

Baltimore Orioles - 1989

Batter	1	2	3	4	5	6	7	8	9	AB	R	H	RBI	BB	SO	LOB	TOP						
Wade Boggs, L OBP: 0.344, SLG: 0.429	3-1 SAFE	4-1 SAFE			F7			6-3		3	0	0	0	1	0	0	Boston Red Sox @ Baltimore Orioles Memorial Stadium, Baltimore, MD Thu Apr 06 1989, 7:05 PM EDT Att: 22,041 - Unknown - 57 F						
Marty Barrett, R OBP: 0.143, SLG: 0.143	F8	G5-4-3			5-3			1B		4	0	1	0	0	0	2							
Dwight Evans, R OBP: 0.222, SLG: 0.250	1B 2B			K				F8		3	1	0	0	1	1								
Mike Greenwell, L OBP: 0.556, SLG: 1.250	2B 1B			G3				F8		4	2	2	1	0	0	0							
Ellis Burks, R OBP: 0.111, SLG: 0.222	1B 2B			F8				K		4	1	1	1	0	1	0							
Jim Rice, R OBP: 0.222, SLG: 0.222	1B			6-3				6-3		4	0	1	2	0	0	0							
Nick Esasky, R OBP: 0.333, SLG: 0.375	F8			5-3				F8		4	0	0	0	0	0	1							
Rich Gedman, L OBP: 0.125, SLG: 0.125		P6		F8				F7		3	0	0	0	0	0	0							
Jody Reed, R OBP: 0.250, SLG: 0.250	1B			F8				1-3		3	0	1	0	0	0	0							
Inning Stats	R: 3 E: 0 K: 0 S: 11	H: 3 LOB: 1 BB: 1 P: 20	R: 0 E: 1 K: 0 S: 8	H: 1 LOB: 1 BB: 1 P: 14	R: 0 E: 0 K: 1 S: 10	H: 0 LOB: 0 BB: 0 P: 11	R: 0 E: 0 K: 0 S: 4	H: 0 LOB: 0 BB: 0 P: 5	R: 0 E: 0 K: 0 S: 7	H: 0 LOB: 0 BB: 0 P: 10	R: 0 E: 0 K: 1 S: 10	H: 0 LOB: 0 BB: 0 P: 11	R: 0 E: 0 K: 0 S: 3	H: 0 LOB: 0 BB: 0 P: 4	R: 0 E: 0 K: 0 S: 9	H: 1 LOB: 1 BB: 0 P: 17		R: 1 E: 0 K: 0 S: 8	H: 1 LOB: 0 BB: 0 P: 17	1B: 4 2B: 1 3B: 0 HR: 1	SF: 0 SAC: 0 DP: 1 HBP: 0	WP: 0 PB: 0 SB: 0 CS: 0	PA: 34
PITCHER	IP WLS BF H R ER SO BB IBB HBP BLK WP HR S P ERA WHIP	IP WLS BF H R ER SO BB IBB HBP BLK WP HR S P ERA WHIP																					
Jose Bautista, R ERA: 4.5	(1, 1)	8.0	W	31	6	4	4	2	2	0	0	0	0	0	0	0	0	0	1	63	94	4.50	1.000
Mark Williamson, R ERA:	(9, 1)	1.0	S	3	0	0	0	0	0	0	0	0	0	0	0	0	0	0	0	7	15	0.00	0.000

AB 32
R 4
H 6
RBI 4
BB 2
SO 2
LOB 4



Batter	1	2	3	4	5	6	7	8	9	AB	R	H	RBI	BB	SO	LOB	BOTTOM					
Brady Anderson, L OBP: 0.667, SLG: 0.857	1B HBP	1B		SH5-4	F8			F9		3	1	1	0	0	0	2	Boston Red Sox @ Baltimore Orioles Memorial Stadium, Baltimore, MD Thu Apr 06 1989, 7:05 PM EDT Att: 22,041 - Unknown - 57 F					
Phil Bradley, R OBP: 0.200, SLG: 0.111	K	K		FC6-4	1B		4-3	K		5	0	1	1	0	3	2						
Joe Orsulak, L OBP: 0.250, SLG: 0.250	1B PB	K		L6			K			4	1	1	0	0	2	2						
Cal Ripken Jr., R OBP: 0.222, SLG: 0.500	1B FC3-6	BB		F9	FC6-4		F9			3	1	0	0	1	0	1						
Larry Sheets, L OBP: 0.333, SLG: 0.444	1B	FC3-6		E6	BB		SH1-3	1B 2B		4	1	2	2	0	0	0						
Mickey Tettleton, S OBP: 0.625, SLG: 1.000	FC3-6	1B		BB			SH1-3	HR		2	1	1	2	1	0	1						
Jim Traber, L OBP: 0.286, SLG: 0.286	1B			F7	K		P6			4	0	1	0	0	1	3						
Francisco Melendez, L ERA:	(9, 3)			F7	K		P6			0	0	0	0	0	0	0						
Craig Worthington, R OBP: 0.333, SLG: 0.333	K			F7	1B		F8			4	0	1	1	0	1	4						
Rene Gonzales, R OBP: 0.250, SLG: 0.375	K			SH5-4	1B 2B		F7			4	1	2	0	0	1	0						
Inning Stats	R: 3 E: 0 K: 2 S: 22	H: 3 LOB: 2 BB: 1 P: 39	R: 0 E: 0 K: 3 S: 11	H: 1 LOB: 1 BB: 0 P: 16	R: 0 E: 1 K: 0 S: 13	H: 0 LOB: 2 BB: 1 P: 25	R: 1 E: 0 K: 0 S: 9	H: 2 LOB: 1 BB: 0 P: 15	R: 1 E: 0 K: 1 S: 12	H: 3 LOB: 2 BB: 0 P: 14	R: 0 E: 0 K: 1 S: 8	H: 0 LOB: 0 BB: 0 P: 9	R: 1 E: 0 K: 0 S: 9	H: 1 LOB: 0 BB: 0 P: 14	R: 0 E: 0 K: 1 S: 9	H: 0 LOB: 0 BB: 0 P: 10	1B: 7 2B: 2 3B: 0 HR: 1	SF: 0 SAC: 2 DP: 0 HBP: 1	WP: 0 PB: 1 SB: 1 CS: 0	PA: 38		
PITCHER	IP WLS BF H R ER SO BB IBB HBP BLK WP HR S P ERA WHIP	IP WLS BF H R ER SO BB IBB HBP BLK WP HR S P ERA WHIP																				
Mike Boddicker, R ERA: 11.57	(1, 1)	2.1	L	15	4	3	3	5	2	0	1	0	0	0	0	0	0	1	41	71	11.57	2.571
Mike Smithson, R ERA: 5.79	(3, 1)	4.2	L	20	6	3	3	2	0	0	0	0	0	0	0	0	0	1	43	61	5.79	1.286
Rob Murphy, L ERA:	(8, 1)	1.0		3	0	0	0	1	0	0	0	0	0	0	0	0	0	0	9	10	0.00	0.000

AB 33
R 6
H 10
RBI 6
BB 2
SO 8
LOB 15



Batter	1	2	3	4	5	6	7	8	9	AB	R	H	RBI	BB	SO	LOB	TOP
Brady Anderson, L (1, 8) OBP: 0.458, SLG: 0.550	G1-3		G4-3			K	L8		L9	5	0	0	0	0	1	3	<p>Baltimore Orioles @ Minnesota Twins Hubert H. Humphrey Metrodome, Minneapolis, MN</p> <p>Sun Apr 09 1989, 4:33 AM EDT Att: 42,307 - Unknown</p> <p>livebaseballscores.com</p>
Phil Bradley, R (1, 7) OBP: 0.360, SLG: 0.571	HR		F8			G1-3		G6-3	HR	5	2	2	2	0	0	0	
Mike Devereaux, R (1, 9) OBP: 0.400, SLG: 0.444	HR		G6-3			HR		F8		4	2	2	0	1	0	0	
Cal Ripken Jr., R (1, 6) OBP: 0.261, SLG: 0.450	K			P3		HR			F9	5	1	2	2	0	1	3	
Randy Milligan, R (1, 3) Francisco Melendez, L (8, 3)	HR			K		P6		E6		4	1	1	3	0	1	1	
Larry Sheets, L (1, 10) OBP: 0.384, SLG: 0.381	K			G6-3				F9		4	0	1	0	0	1	2	
Bob Melvin, R (1, 2) OBP: 0.625, SLG: 0.714		G3				CS		SH3-4		4	1	3	0	0	0	0	
Craig Worthington, R (1, 5) OBP: 0.350, SLG: 0.421		P6				K		SH3-4		3	1	1	1	0	1	1	
Rene Gonzales, R (1, 4) OBP: 0.222, SLG: 0.278				K		K		K	G5-3	4	0	0	0	0	3	3	
Inning Stats	R: 3 H: 2 E: 0 K: 2 S: 20	H: 0 LOB: 0 BB: 1 P: 30	R: 0 H: 0 E: 0 K: 1 S: 9	H: 0 LOB: 0 BB: 0 P: 12	R: 0 H: 0 E: 0 K: 0 S: 9	H: 0 LOB: 0 BB: 0 P: 15	R: 0 H: 0 E: 0 K: 1 S: 17	H: 1 LOB: 0 BB: 0 P: 14	R: 2 H: 2 E: 0 K: 1 S: 12	H: 2 LOB: 2 BB: 0 P: 17	R: 0 H: 2 E: 1 K: 0 S: 12	H: 1 LOB: 2 BB: 0 P: 20	R: 3 H: 4 E: 0 K: 0 S: 19	H: 1 LOB: 1 BB: 0 P: 32	1B: 6 2B: 2 3B: 1 HR: 3	SF: 0 SAC: 1 DP: 0 HBP: 0	WP: 0 PA: 40 PB: 0 SB: 1 CS: 1
PITCHER	IP	WLS	BF	H	R	ER	SO	BB	IBB	HBP	BLK	WP	HR	S	P	ERA	WHIP
Frank Viola, L (1, 1) ERA: 6.0	6.0	L	23	5	5	5	7	1	0	0	0	0	2	76	112	7.50	1.000
Gary Wayne, L (7, 1) ERA: 9.0	3.0		17	7	3	3	1	0	0	0	0	0	1	44	73	9.00	2.333

Batter	1	2	3	4	5	6	7	8	9	AB	R	H	RBI	BB	SO	LOB	BOTTOM		
Dan Gladden, R (1, 7) OBP: 0.308, SLG: 0.320	G5-3		F8		G6-3			G6-3		4	0	0	0	0	0	1	<p>Baltimore Orioles @ Minnesota Twins Hubert H. Humphrey Metrodome, Minneapolis, MN</p> <p>Sun Apr 09 1989, 4:33 AM EDT Att: 42,307 - Unknown</p> <p>livebaseballscores.com</p>		
Wally Backman, S (1, 4) OBP: 0.280, SLG: 0.400	G6-3		L7			L8		G4-3		4	0	0	0	0	0	1			
Kirby Puckett, R (1, 8) OBP: 0.417, SLG: 0.591	2B		FC6-4			F9		G6-3		4	0	2	0	0	0	0			
Gary Gaetti, R (1, 5) OBP: 0.400, SLG: 0.560	G5-3		FC6-4			G5-3			L4-3	4	0	1	0	0	0	3			
Kent Hrbek, L (1, 10) OBP: 0.333, SLG: 0.583		B1		K			HR		L4-3	4	1	1	1	0	1	1			
Gene Larkin, S (1, 3) OBP: 0.304, SLG: 0.300		F9		L8			G5-4-3			3	0	1	0	0	0	0			
Carmen Castillo, R (1, 9) OBP: 0.400, SLG: 0.556		2B		G5-3			L6			3	0	1	0	0	0	1			
Tim Laudner, R (1, 2) OBP: 0.214, SLG: 0.154		G5-3				F9		G5-4-3		3	0	0	0	0	0	2			
Greg Gagne, R (1, 6) OBP: 0.333, SLG: 0.444						L8		L9		3	0	1	0	0	0	0			
Inning Stats	R: 0 H: 1 E: 0 K: 0 S: 9	H: 1 LOB: 1 BB: 0 P: 14	R: 0 H: 1 E: 0 K: 0 S: 5	H: 1 LOB: 1 BB: 0 P: 9	R: 0 H: 2 E: 0 K: 0 S: 10	H: 2 LOB: 2 BB: 0 P: 15	R: 0 H: 0 E: 0 K: 1 S: 6	H: 0 LOB: 0 BB: 0 P: 8	R: 0 H: 0 E: 0 K: 0 S: 4	H: 0 LOB: 0 BB: 0 P: 6	R: 1 H: 2 E: 0 K: 0 S: 8	H: 2 LOB: 0 BB: 0 P: 11	R: 0 H: 0 E: 0 K: 0 S: 7	H: 0 LOB: 0 BB: 0 P: 10	R: 0 H: 1 E: 0 K: 0 S: 3	H: 1 LOB: 0 BB: 0 P: 5	1B: 4 2B: 3 3B: 0 HR: 1	SF: 0 SAC: 0 DP: 2 HBP: 0	WP: 0 PA: 32 PB: 0 SB: 0 CS: 0
PITCHER	IP	WLS	BF	H	R	ER	SO	BB	IBB	HBP	BLK	WP	HR	S	P	ERA	WHIP		
Jeff Ballard, L (1, 1) ERA: 1.0	9.0	W	32	7	1	1	1	0	0	0	0	0	1	61	91	1.00	0.778		

Batter	1	2	3	4	5	6	7	8	9	AB	R	H	RBI	BB	SO	LOB	TOP					
Brady Anderson, L OBP: 0.464, SLG: 0.542										4	0	2	0	0	0	0						
Phil Bradley, R OBP: 0.345, SLG: 0.560										4	0	1	0	0	1	2						
Joe Orsulak, L OBP: 0.250, SLG: 0.313										3	0	0	0	0	0	2						
Cal Ripken Jr., R OBP: 0.231, SLG: 0.391										3	0	0	0	0	0	1						
Larry Sheets, L OBP: 0.320, SLG: 0.333										3	0	0	0	0	2	0						
Mickey Tettleton, S OBP: 0.375, SLG: 0.462										3	0	0	0	0	2	0						
Jim Traber, L OBP: 0.143, SLG: 0.143										3	0	0	0	0	0	0						
Craig Worthington, R OBP: 0.304, SLG: 0.364										3	0	0	0	0	0	0						
Rene Gonzales, R OBP: 0.200, SLG: 0.250 Francisco Melendez, L (9, PH)										2	0	0	0	0	0	0						
Inning Stats	R: 0 E: 0 K: 1 S: 6	H: 1 LOB: 0 BB: 0 P: 8	R: 0 E: 0 K: 1 S: 8	H: 0 LOB: 0 BB: 0 P: 10	R: 0 E: 0 K: 0 S: 14	H: 0 LOB: 0 BB: 0 P: 20	R: 0 E: 0 K: 0 S: 10	H: 1 LOB: 1 BB: 0 P: 15	R: 0 E: 0 K: 2 S: 11	H: 0 LOB: 0 BB: 0 P: 14	R: 0 E: 0 K: 0 S: 7	H: 0 LOB: 0 BB: 0 P: 11	R: 0 E: 0 K: 0 S: 7	H: 0 LOB: 0 BB: 0 P: 10	R: 0 E: 0 K: 1 S: 9	H: 0 LOB: 0 BB: 0 P: 11	R: 0 E: 0 K: 1 S: 10	H: 1 LOB: 1 BB: 0 P: 14	1B: 2 2B: 1 3B: 0 HR: 0	SF: 0 SAC: 0 DP: 1 HBP: 0	WP: 0 PB: 0 CS: 0	PA: 29
PITCHER Bret Saberhagen, R ERA: 1.2	IP: 9.0 WLS: W BF: 29 H: 3 R: 0 ER: 0 SO: 6 BB: 0 IBB: 0 HBP: 0 BLK: 0 WP: 0 HR: 0 S: 82 P: 113 ERA: 0.00 WHIP: 0.333															PITCHER						

Baltimore Orioles @ Kansas City Royals
Royals Stadium, Kansas City, MO
Mon Apr 10 1989, 8:05 PM EDT
Att: 17,476 - Unknown - 40 F

AB 29
R 0
H 3
RBI 0
BB 0
SO 6
LOB 5



Batter	1	2	3	4	5	6	7	8	9	AB	R	H	RBI	BB	SO	LOB	BOTTOM			
Willie Wilson, S OBP: 0.238, SLG: 0.211										3	1	1	0	1	1	0				
Kevin Seitzer, R OBP: 0.379, SLG: 0.320										3	0	1	0	1	0	0				
George Brett, L OBP: 0.267, SLG: 0.222										4	0	1	0	0	1	4				
Danny Tartabull, R OBP: 0.625, SLG: 0.647 Jim Eisenreich, L OBP: 0.395, SLG: 0.333										3	0	2	1	0	0	1				
Pat Tabler, R OBP: 0.308, SLG: 0.261										3	1	1	0	1	0	1				
Bo Jackson, R OBP: 0.185, SLG: 0.370										4	1	0	0	0	1	5				
Bob Boone, R OBP: 0.545, SLG: 0.579										2	0	0	0	2	0	1				
Frank White, R OBP: 0.286, SLG: 0.353										3	0	1	1	0	0	0				
Brad Wellman, R OBP: 0.125, SLG: 0.125										4	0	0	0	0	0	3				
Inning Stats	R: 1 E: 0 K: 1 S: 13	H: 2 LOB: 2 BB: 1 P: 23	R: 0 E: 0 K: 0 S: 6	H: 0 LOB: 0 BB: 0 P: 9	R: 0 E: 0 K: 0 S: 4	H: 0 LOB: 0 BB: 0 P: 5	R: 0 E: 0 K: 0 S: 7	H: 1 LOB: 1 BB: 0 P: 12	R: 0 E: 0 K: 1 S: 10	H: 0 LOB: 2 BB: 2 P: 22	R: 2 E: 0 K: 0 S: 14	H: 2 LOB: 1 BB: 1 P: 26	R: 0 E: 0 K: 1 S: 16	H: 1 LOB: 1 BB: 0 P: 27	R: 0 E: 0 K: 0 S: 10	H: 1 LOB: 2 BB: 1 P: 15	1B: 7 2B: 0 3B: 0 HR: 0	SF: 2 SAC: 0 DP: 0 HBP: 0	WP: 1 PB: 0 SB: 2 CS: 0	PA: 36
PITCHER Pete Harnisch, R ERA: 3.52 Gregg Olson, R ERA: 11.57	IP: 7.2 WLS: L BF: 35 H: 7 R: 3 ER: 3 SO: 3 BB: 5 IBB: 0 HBP: 0 BLK: 1 WP: 0 HR: 0 S: 79 P: 138 ERA: 3.52 WHIP: 1.565															PITCHER				

Baltimore Orioles @ Kansas City Royals
Royals Stadium, Kansas City, MO
Mon Apr 10 1989, 8:05 PM EDT
Att: 17,476 - Unknown - 40 F

AB 29
R 3
H 7
RBI 2
BB 5
SO 3
LOB 15



Batter	1	2	3	4	5	6	7	8	9	AB	R	H	RBI	BB	SO	LOB	TOP								
Brady Anderson, L (1, 8) OBP: 0.469, SLG: 0.500	0-3 K		4-1 SAFE 2B BB		1-3 K			4-2 FC6-4 BB		2	1	0	0	2	2	0	Baltimore Orioles @ Kansas City Royals Royals Stadium, Kansas City, MO Tue Apr 11 1989, 8:05 PM EDT Att: 17,623 - Unknown								
Phil Bradley, R (1, 7) OBP: 0.303, SLG: 0.483	3-2 F8		1-0 L7		1-0 L7			0-2 FC6-4 HR		4	1	0	0	0	0	3									
Mike Devereaux, R (1, 9) OBP: 0.462, SLG: 0.583	3-2 L9		3-2 2B			2-2 L8 S		1-0 HR		3	0	2	2	0	0	0									
Joe Orsulak, L (8, PH) OBP: 0.294, SLG: 0.529			1-H 2-H 2B					1-H HR		1	1	1	2	0	0	0									
Cal Ripken Jr., R (1, 6) OBP: 0.200, SLG: 0.333		3-1 P2	1-1 F7			2-0 F8		3-2 L7		4	0	0	0	0	0	2									
Randy Milligan, R (1, 3) OBP: 0.308, SLG: 0.615		3-2 L9		0-2 G5-3		2-2 L8		3-2 F8		3	0	0	0	0	0	1									
Jim Traber, L (8, PH) OBP: 0.133, SLG: 0.133						1-3 L8				1	0	0	0	0	0	0									
Mickey Tattleton, S (1, 2) OBP: 0.300, SLG: 0.353		3-3 K		3-3 K		0-0 6-3				4	0	0	0	0	3	1									
Bob Melvin, R (1, 10) OBP: 0.583, SLG: 0.727			0-1 F9 1B	0-2 1B			0-0 F8		3-3 K	4	1	2	0	0	1	0									
Craig Worthington, R (1, 5) OBP: 0.289, SLG: 0.320			0-1 F9	0-3 K			0-1 6-3		0-3 K	3	0	0	0	0	1	2									
Larry Sheets, L (8, PH) OBP: 0.308, SLG: 0.320			2-3 2B							1	0	0	0	0	1	0									
Rene Gonzales, R (1, 4) OBP: 0.217, SLG: 0.261			0-0 2B		2-2 P2		0-0 P4			3	1	1	1	0	0	0									
Inning Stats	R: 0 E: 0 K: 1 S: 10	H: 0 LOB: 0 BB: 0 P: 16	R: 0 E: 0 K: 1 S: 8	H: 0 LOB: 0 BB: 0 P: 17	R: 3 E: 0 K: 0 S: 13	H: 3 LOB: 1 BB: 1 P: 21	R: 0 E: 0 K: 2 S: 16	H: 1 LOB: 1 BB: 0 P: 19	R: 0 E: 0 K: 1 S: 7	H: 0 LOB: 0 BB: 0 P: 11	R: 0 E: 0 K: 0 S: 9	H: 1 LOB: 1 BB: 0 P: 14	R: 0 E: 0 K: 0 S: 4	H: 0 LOB: 0 BB: 0 P: 4	R: 2 E: 0 K: 0 S: 14	H: 1 LOB: 0 BB: 0 P: 25	R: 0 E: 0 K: 3 S: 11	H: 0 LOB: 0 BB: 0 P: 15	1B: 3 2B: 2 3B: 0 HR: 1	SF: 0 SAC: 0 DP: 0 HBP: 0	WP: 0 PB: 0 SB: 2 CS: 0	PA: 35			
PITCHER	IP	WLS	BF	H	R	ER	SO	BB	IBB	HBP	BLK	WP	HR	S	P	ERA	WHIP								
Floyd Bannister, L (1, 1) ERA: 4.61	7.0	W	28	5	4	4	5	2	0	0	0	0	0	69	108	5.14	1.000								
Tom Gordon, R (8, 1) ERA: 4.91	1.0		4	1	1	1	0	0	0	0	0	0	1	12	19	9.00	1.000								
Steve Farr, R (8, 1) ERA:	1.0	S	3	0	0	0	3	0	0	0	0	0	0	11	15	0.00	0.000								

Batter	1	2	3	4	5	6	7	8	9	AB	R	H	RBI	BB	SO	LOB	BOTTOM								
Willie Wilson, S (1, 8) OBP: 0.192, SLG: 0.167	1-2 P5		2-1 L7		0-0 L9	1-0 L8		2-3 K		5	0	0	0	0	1	2	Baltimore Orioles @ Kansas City Royals Royals Stadium, Kansas City, MO Tue Apr 11 1989, 8:05 PM EDT Att: 17,623 - Unknown								
Kevin Seitzer, R (1, 5) OBP: 0.424, SLG: 0.333	1-0 1B		4-2 HR BB		4-1 CS BB	2-0 F9				2	1	1	0	2	0	0									
George Brett, L (1, 3) OBP: 0.324, SLG: 0.387	2-1 SAFE 1B		0-0 1-H HR		2-2 1-2 1B	1-0 G6-3				4	1	3	2	0	0	0									
Danny Tartabull, R (1, 10) OBP: 0.607, SLG: 0.750	2-3 K		3-1 HR		0-0 F9	4-0 BB				3	1	1	1	1	1	3									
Pat Tabler, R (1, 9) OBP: 0.310, SLG: 0.269	1-3 K		1-0 G5-3		2-1 HR 1B	3-2 G5-3				3	1	1	0	0	1	2									
Jim Eisenreich, L (7, 9) OBP: 0.357, SLG: 0.308										1	0	0	0	0	0	1									
Bo Jackson, R (1, 7) OBP: 0.194, SLG: 0.452		2-3 K	0-3 K		0-2 1-H HR	2-1 G3				4	1	1	2	0	2	0									
Bob Boone, R (1, 2) OBP: 0.500, SLG: 0.522		1-3 K		2-0 G6-3		2-0 WP G6-4-3 1B		3-2 G3-1		4	1	1	0	0	1	0									
Frank White, R (1, 4) OBP: 0.360, SLG: 0.368		1-1 HBP		0-0 F7		4-2 G6-4-3 BB		1-1 1B		2	0	1	0	1	0	0									
Bill Pecota, R (1, 6) OBP: 0.200, SLG: 0.200		0-1 F9		2-2 G6-3		0-1 G6-4-3		1-2 1B		3	0	0	0	0	0	2									
Brad Wellman, R (8, PR) OBP: 0.125, SLG: 0.125						1-2 3-H 1B				0	0	0	0	0	0	0									
Inning Stats	R: 0 E: 0 K: 2 S: 13	H: 2 LOB: 2 BB: 0 P: 20	R: 0 E: 0 K: 2 S: 9	H: 0 LOB: 0 BB: 0 P: 13	R: 3 E: 0 K: 1 S: 12	H: 2 LOB: 0 BB: 1 P: 22	R: 0 E: 0 K: 0 S: 5	H: 0 LOB: 0 BB: 0 P: 9	R: 0 E: 0 K: 0 S: 6	H: 1 LOB: 1 BB: 1 P: 12	R: 3 E: 0 K: 0 S: 11	H: 3 LOB: 0 BB: 1 P: 20	R: 0 E: 0 K: 0 S: 6	H: 0 LOB: 1 BB: 1 P: 16	R: 0 E: 0 K: 1 S: 15	H: 2 LOB: 2 BB: 0 P: 24	1B: 7 2B: 0 3B: 0 HR: 3	SF: 0 SAC: 0 DP: 1 HBP: 1	WP: 2 PB: 0 SB: 1 CS: 1	PA: 37					
PITCHER	IP	WLS	BF	H	R	ER	SO	BB	IBB	HBP	BLK	WP	HR	S	P	ERA	WHIP								
Jose Bautista, R (1, 1) ERA: 6.92	5.0	L	25	8	6	6	5	2	0	1	0	0	0	3	51	10.80	2.000								
Gregg Olson, R (6, 1) ERA: 8.1	1.0		3	0	0	0	0	1	0	0	0	1	0	5	10	0.00	1.000								
Kevin Hickey, L (7, 1) ERA:	1.0		4	0	0	0	0	1	0	0	0	0	0	6	16	0.00	1.000								
Mark Williamson, R (8, 1) ERA:	1.0		5	2	0	0	1	0	0	0	0	0	0	15	24	0.00	2.000								

AB	33
R	5
H	6
RBI	5
BB	2
SO	8
LOB	9



Batter	1	2	3	4	5	6	7	8	9	10	11	12	13	14	15	AB	R	H	RBI	BB	SO	LOB	TOP					
Brady Anderson, L OBP: 0.436, SLG: 0.455 (1, 8)																7	1	2	0	0	2	3	Baltimore Orioles @ Kansas City Royals Royals Stadium, Kansas City, MO Wed Apr 12 1989, 8:05 PM EDT Att: 20,261 - Unknown livebaseballscorecards.com					
Phil Bradley, R OBP: 0.300, SLG: 0.429 (1, 7)																6	1	1	1	1	3	4						
Joe Orsulak, L OBP: 0.304, SLG: 0.478 (1, 9)															6	1	2	0	0	2	2							
Cal Ripken Jr., R OBP: 0.189, SLG: 0.294 (1, 6)															7	0	1	1	0	0	4							
Larry Sheets, L OBP: 0.323, SLG: 0.333 Mike Devereaux, R OBP: 0.400, SLG: 0.338 (10, PR)																5	1	2	0	0	0	2						
Mickey Tettleton, S OBP: 0.259, SLG: 0.292 (1, 2)																1	0	0	1	0	0	0						
Jim Traber, L OBP: 0.143, SLG: 0.100 (1, 3)																5	0	0	0	1	1	2						
Craig Worthington, R OBP: 0.281, SLG: 0.323 (1, 5)															6	0	2	1	0	1	2							
Rene Gonzales, R OBP: 0.288, SLG: 0.289 Francisco Melendez, L OBP: 0.500, SLG: 0.500 Rick Schu, R (14, 4)															3	1	1	0	2	1	0							
Inning Stats	R: 0 E: 0 K: 0 S: 7	H: 1 LOB: 1 BB: 1 P: 15	R: 0 E: 0 K: 0 S: 4	H: 0 LOB: 0 BB: 0 P: 9	R: 0 E: 0 K: 1 S: 16	H: 1 LOB: 2 BB: 1 P: 27	R: 0 E: 0 K: 0 S: 13	H: 2 LOB: 2 BB: 0 P: 19	R: 0 E: 0 K: 0 S: 17	H: 3 LOB: 1 BB: 0 P: 23	R: 0 E: 0 K: 0 S: 8	H: 0 LOB: 1 BB: 0 P: 13	R: 0 E: 0 K: 0 S: 9	H: 0 LOB: 0 BB: 0 P: 14	R: 0 E: 0 K: 1 S: 13	H: 1 LOB: 2 BB: 0 P: 20	R: 0 E: 0 K: 2 S: 10	H: 0 LOB: 0 BB: 0 P: 13	R: 0 E: 0 K: 2 S: 15	H: 0 LOB: 0 BB: 0 P: 25	R: 1 E: 0 K: 0 S: 16	H: 1 LOB: 0 BB: 0 P: 20		1B: 13 2B: 0 3B: 0 HR: 0	SF: 1 SAC: 1 DP: 1 HBP: 0	WP: 1 PB: 1 SB: 1 CS: 2	PA: 60	
PITCHER	IP 7.1	WLS 8	BF 34	H 4	R 0	ER 0	SO 10	BB 0	IBB 0	HBP 0	BLK 0	WP 0	HR 0	S 70	P 103	ERA 0.00	WHIP 0.600											
Mark Cubica, R ERA: 2.95 Tom Gordon, R ERA: 2.57 Steve Farr, R ERA: 2.25	(1, 1)	(8, 1)	(15, 1)																									

Batter	1	2	3	4	5	6	7	8	9	10	11	12	13	14	15	AB	R	H	RBI	BB	SO	LOB	BOTTOM					
Willie Wilson, S OBP: 0.200, SLG: 0.179 Bo Jackson, R OBP: 0.206, SLG: 0.424 (10, 7)																4	1	1	0	0	1	1	Baltimore Orioles @ Kansas City Royals Royals Stadium, Kansas City, MO Wed Apr 12 1989, 8:05 PM EDT Att: 20,261 - Unknown livebaseballscorecards.com					
Kevin Seitzer, R OBP: 0.425, SLG: 0.333 (1, 5)																6	0	2	1	1	1							
George Brett, L OBP: 0.366, SLG: 0.389 (1, 3)																5	0	2	2	2	1	3						
Danny Tartabull, R OBP: 0.514, SLG: 0.593 (1, 9)																7	0	1	0	0	2	5						
Pat Tabler, R OBP: 0.306, SLG: 0.303 (1, 10)																7	0	2	0	0	0	6						
Jim Eisenreich, L OBP: 0.333, SLG: 0.283 (1, 7)																6	0	1	0	1	1	2						
Bob Boone, R OBP: 0.394, SLG: 0.400 (1, 2)																7	0	0	0	0	0	5						
Frank White, R OBP: 0.355, SLG: 0.400 (1, 4)																6	1	2	0	0	0	1						
Brad Wellman, R OBP: 0.182, SLG: 0.100 Bill Buckner, R OBP: 0.273, SLG: 0.273 Bill Pecota, R (10, 6)															2	0	0	0	1	1	3							
Inning Stats	R: 0 E: 0 K: 1 S: 14	H: 1 LOB: 2 BB: 1 P: 24	R: 0 E: 0 K: 0 S: 10	H: 1 LOB: 1 BB: 0 P: 15	R: 0 E: 0 K: 1 S: 14	H: 1 LOB: 1 BB: 0 P: 18	R: 0 E: 0 K: 0 S: 10	H: 2 LOB: 2 BB: 0 P: 14	R: 1 E: 0 K: 1 S: 12	H: 2 LOB: 1 BB: 0 P: 19	R: 0 E: 0 K: 0 S: 10	H: 0 LOB: 0 BB: 0 P: 15	R: 0 E: 0 K: 0 S: 6	H: 1 LOB: 1 BB: 1 P: 16	R: 0 E: 0 K: 0 S: 9	H: 0 LOB: 0 BB: 0 P: 12	R: 0 E: 0 K: 1 S: 7	H: 0 LOB: 0 BB: 0 P: 11	R: 0 E: 0 K: 0 S: 5	H: 0 LOB: 0 BB: 0 P: 7	R: 0 E: 0 K: 0 S: 8	H: 0 LOB: 2 BB: 2 P: 19		1B: 10 2B: 2 3B: 0 HR: 0	SF: 0 SAC: 0 DP: 2 HBP: 0	WP: 1 PB: 0 SB: 0 CS: 0	PA: 61	
PITCHER	IP 6.1	WLS 6	BF 29	H 4	R 1	ER 1	SO 10	BB 2	IBB 0	HBP 0	BLK 0	WP 0	HR 0	S 75	P 118	ERA 1.42	WHIP 1.579											
Bob Milacki, R ERA: 4.76 Kevin Hickey, L ERA: 7.1 Brian Holton, R ERA: 4.91 Mark Thurmond, L ERA: 9.1 Mark Williamson, R ERA: 9.1	(1, 1)	(7, 1)	(8, 1)	(9, 1)	(9, 1)	(9, 1)																						

AB	54
R	5
H	13
RBI	4
BB	4
SO	11
LOB	22

AB	55
R	4
H	12
RBI	3
BB	6
SO	8
LOB	27

Batter	1	2	3	4	5	6	7	8	9	AB	R	H	RBI	BB	SO	LOB	TOP								
Brady Anderson, L (1, 8) OBP: 0.395, SLG: 0.405	L9		G3-1		K			G4-3		4	0	0	0	0	1	1	Baltimore Orioles @ Boston Red Sox Fenway Park, Boston, MA Fri Apr 14 1989, 7:05 PM EDT Att: 24,460 - Unknown								
Phil Bradley, R (1, 7) OBP: 0.316, SLG: 0.500	HR		F8				K	2B PB BB		3	2	1	1	1	1	0									
Joe Orsulak, L (1, 9) OBP: 0.296, SLG: 0.481	G4-3				K		G4-3	PB E 2B		4	1	1	0	0	1	0									
Cal Ripken Jr., R (1, 6) OBP: 0.220, SLG: 0.278					G5-3			E3		2	0	0	0	2	0	0									
Larry Sheets, L (1, 10) OBP: 0.286, SLG: 0.294					G4-3			G4-3		4	0	0	0	0	2	3									
Mickey Tettleton, S (1, 2) OBP: 0.229, SLG: 0.250										4	0	0	0	0	1	0									
Jim Traber, L (1, 3) OBP: 0.160, SLG: 0.087										3	1	0	0	1	1	0									
Craig Worthington, R (1, 5) OBP: 0.278, SLG: 0.343										4	0	1	1	0	1	0									
Rene Gonzales, R (1, 4) OBP: 0.267, SLG: 0.250										2	0	0	0	0	1	1									
Mike Devereaux, R (8, PH) OBP: 0.375, SLG: 0.500										1	0	0	0	0	0	0									
Billy Ripken, R (8, 4)										0	0	0	0	0	0	0									
Inning Stats	R: 1 E: 0 K: 1 S: 9	H: 1 LOB: 1 BB: 1 P: 20	R: 0 E: 0 K: 2 S: 10	H: 0 LOB: 0 BB: 0 P: 13	R: 0 E: 0 K: 1 S: 10	H: 0 LOB: 0 BB: 0 P: 13	R: 0 E: 0 K: 1 S: 6	H: 0 LOB: 0 BB: 0 P: 7	R: 1 E: 0 K: 1 S: 15	H: 1 LOB: 1 BB: 1 P: 25	R: 0 E: 0 K: 1 S: 10	H: 0 LOB: 1 BB: 1 P: 16	R: 0 E: 0 K: 1 S: 7	H: 0 LOB: 0 BB: 0 P: 11	R: 2 E: 1 K: 0 S: 17	H: 1 LOB: 1 BB: 1 P: 26	R: 0 E: 0 K: 0 S: 6	H: 0 LOB: 0 BB: 0 P: 10	1B: 0 2B: 2 3B: 0 HR: 1	SF: 0 SAC: 0 DP: 0 HBP: 0	WP: 0 PB: 1 SB: 0 CS: 0	PA: 35			
PITCHER	IP	WLS	BF	H	R	ER	SO	BB	IBB	HBP	BLK	WP	HR	S	P	ERA	WHIP								
John Dopson, R (1, 1) ERA: 2.03	7.2	W	31	3	4	2	9	4	0	0	0	0	1	83	130	2.35	0.913								
Bob Stanley, R (8, 1) ERA: 5.0	1.1	S	4	0	0	0	0	0	0	0	0	0	0	7	11	0.00	0.000								

Batter	1	2	3	4	5	6	7	8	9	AB	R	H	RBI	BB	SO	LOB	BOTTOM								
Wade Boggs, L (1, 5) OBP: 0.389, SLG: 0.526	L7		FC6-4 BB		2B	G4-3		F8		4	0	1	0	1	0	2	Baltimore Orioles @ Boston Red Sox Fenway Park, Boston, MA Fri Apr 14 1989, 7:05 PM EDT Att: 24,460 - Unknown								
Marty Barrett, R (1, 4) OBP: 0.447, SLG: 0.606	G6-3		FC6-4 1-2		L7			1B		4	1	1	0	0	0	2									
Ellis Burks, R (1, 8) OBP: 0.395, SLG: 0.500	F8				F7			1B		4	2	2	0	0	0	1									
Mike Greenwell, L (1, 7) OBP: 0.442, SLG: 0.595										4	3	3	1	0	0	0									
Jim Rice, R (1, 10) OBP: 0.366, SLG: 0.475										4	1	2	1	0	0	2									
Dwight Evans, R (1, 9) OBP: 0.386, SLG: 0.444										4	0	3	3	0	0	1									
Nick Esasky, R (1, 3) OBP: 0.308, SLG: 0.417										4	0	0	1	0	0	5									
Rich Gedman, L (1, 2) OBP: 0.200, SLG: 0.296										3	0	0	1	0	0	1									
Jody Reed, R (1, 6) OBP: 0.294, SLG: 0.207										3	0	0	0	1	0	0									
Inning Stats	R: 0 E: 0 K: 0 S: 6	H: 0 LOB: 0 BB: 0 P: 11	R: 0 E: 1 K: 0 S: 9	H: 0 LOB: 1 BB: 0 P: 11	R: 0 E: 0 K: 0 S: 7	H: 0 LOB: 1 BB: 1 P: 13	R: 2 E: 0 K: 0 S: 12	H: 3 LOB: 1 BB: 0 P: 20	R: 0 E: 0 K: 0 S: 7	H: 1 LOB: 1 BB: 0 P: 11	R: 2 E: 0 K: 0 S: 18	H: 3 LOB: 2 BB: 1 P: 30	R: 3 E: 0 K: 0 S: 14	H: 5 LOB: 0 BB: 0 P: 21	R: 0 E: 0 K: 0 S: 4	H: 0 LOB: 0 BB: 0 P: 5	1B: 10 2B: 2 3B: 0 HR: 0	SF: 1 SAC: 0 DP: 1 HBP: 0	WP: 0 PB: 0 SB: 0 CS: 0	PA: 37					
PITCHER	IP	WLS	BF	H	R	ER	SO	BB	IBB	HBP	BLK	WP	HR	S	P	ERA	WHIP								
Dave Schmidt, R (1, 1) ERA: 8.16	5.2	L	27	7	4	4	0	2	0	0	0	0	0	56	90	6.35	1.588								
Mark Thurmond, L (6, 1) ERA: 3.95	2.1		10	5	3	3	0	0	0	0	0	0	0	21	32	11.57	2.143								

Batter	1	2	3	4	5	6	7	8	9	AB	R	H	RBI	BB	SO	LOB	TOP								
Brady Anderson, L (1, 8) OBP: 0.498, SLG: 0.476	1-1 L8		2-2 1B WP	4-1 BB		3-2 F8		2-0 P5	1-0 HR	5	2	3	1	0	1										
Phil Bradley, R (1, 7) OBP: 0.320, SLG: 0.535	1-3 K		1-2 HBP WP SF8	0-0 SF9		1-2 3B		1-2 G4-3	0-0 G5-3	5	1	2	2	0	1	1									
Joe Orsulak, L (1, 9) OBP: 0.300, SLG: 0.448	1-0 F8		4-2 SF8 HBP 1B	0-1 F9		1-3 K				2	1	0	0	1	0	1									
Mike Devereaux, R (6, PH) (6, 9)			1-2 1B							3	1	2	0	0	1	1									
Cal Ripken Jr., R (1, 6) OBP: 0.298, SLG: 0.333		3-1 FC4-6 1B	1-0 1B HBP		0-1 L7		0-1 G4-3			3	1	2	0	2	0	0									
Larry Sheets, L (1, 10) OBP: 0.268, SLG: 0.359	0-1 FC4-6 BB		0-1 SF8		2-2 F8		0-1 G4-3			5	1	1	4	0	0	4									
Jim Traber, L (1, 3) OBP: 0.250, SLG: 0.160	4-2 BB		2-3 3-H		3-1 S		4-1 S			2	0	2	1	1	0	0									
Randy Milligan, R (7, PH) (7, 3)	1-2 BB		1-3 1B		1-2 1B				2B SF8 BB	0	1	0	0	2	0	0									
Mickey Tettleton, S (1, 2) OBP: 0.222, SLG: 0.273	2-3 K		1-0 F7		3-3 K		0-3 K		0-1 HR	5	1	1	0	0	3	7									
Craig Worthington, R (1, 5) OBP: 0.293, SLG: 0.359	2-3 K			1-0 SH1-4 SF9		0-0 G5-3		3-3 K	2B HR	4	1	1	0	0	2	4									
Billy Ripken, R (9, PR) (9, 4)						1-2 K			HR HBP	0	1	0	0	0	0	0									
Rene Gonzales, R (1, 4) OBP: 0.265, SLG: 0.258			2-1 G4-3	0-0 SH1-4		0-0 S 3B 1B		0-0 F9	1-1 SF8	3	1	1	1	0	0	0									
Inning Stats	R: 0 E: 0 K: 1 S: 6	H: 0 LOB: 0 BB: 0 P: 9	R: 0 E: 0 K: 2 S: 12	H: 1 LOB: 2 BB: 1 P: 23	R: 3 E: 0 K: 0 S: 20	H: 3 LOB: 2 BB: 1 P: 34	R: 1 E: 0 K: 0 S: 6	H: 1 LOB: 1 BB: 1 P: 11	R: 0 E: 0 K: 1 S: 10	H: 1 LOB: 1 BB: 0 P: 18	R: 1 E: 0 K: 1 S: 14	H: 2 LOB: 1 BB: 0 P: 19	R: 0 E: 0 K: 2 S: 12	H: 1 LOB: 2 BB: 1 P: 19	R: 0 E: 0 K: 0 S: 5	H: 0 LOB: 0 BB: 0 P: 8	R: 7 E: 0 K: 0 S: 20	H: 5 LOB: 3 BB: 3 P: 41	1B: 8 2B: 3 3B: 1 HR: 2	SF: 3 SAC: 1 DP: 0 HBP: 2	WP: 1 PB: 0 SB: 3 CS: 0	PA: 50			
PITCHER	IP	WLS	BF	H	R	ER	SO	BB	IBB	HBP	BLK	WP	HR	S	P	ERA	WHIP								
Mike Boddicker, R (1, 1) ERA: 6.75	5.1	L	27	7	5	5	4	3	0	1	0	1	0	56	97	8.44	1.875								
Rob Murphy, L (6, 1) ERA: 3.35	2.2		12	3	1	1	3	1	0	0	0	0	0	32	49	3.38	1.500								
Mike Smithson, R (9, 1) ERA: 7.36	0.1		7	3	6	6	0	2	0	1	0	0	2	12	27	162.00	15.000								
Dennis Lamp, R (9, 1) ERA: 2.7	0.2		4	1	0	0	0	1	0	0	0	0	0	5	9	0.00	3.000								

Baltimore Orioles @ Boston Red Sox
Fenway Park, Boston, MA
Sat Apr 15 1989, 3:33 AM EDT
Att: 28,457 - Overcast - 45 F

AB 37
R 12
H 14
RBI 11
BB 7
SO 7
LOB 19



Batter	1	2	3	4	5	6	7	8	9	AB	R	H	RBI	BB	SO	LOB	BOTTOM								
Wade Boggs, L (1, 5) OBP: 0.380, SLG: 0.512	2-3 K		0-2 G6-4-3 1B		0-1 FC6-4		0-2 G1-3		1-0 1B	5	0	2	0	0	1	2									
Marty Barrett, R (1, 4) OBP: 0.395, SLG: 0.541	1-0 G5-3		1-1 G6-4-3		2-0 P2		2-0 F7		3-2 SF8	4	0	0	1	0	0	3									
Ellis Burks, R (1, 8) OBP: 0.354, SLG: 0.442	1-0 P5		2-2 P6		0-1 P3			3-2 G6-3	1-1 FC5	5	0	0	0	0	0	3									
Mike Greenwell, L (1, 7) OBP: 0.404, SLG: 0.537		1-1 G3		1-1 F9		2-2 F7		3-1 F7		4	0	0	0	0	0	0									
Jim Rice, R (1, 10) OBP: 0.356, SLG: 0.455		2-0 FC6-4 BB 1B		0-1 G1-3		0-0 L9		0-0 G6-3		4	1	1	0	0	0	0									
Dwight Evans, R (1, 9) OBP: 0.422, SLG: 0.553		4-2 FC6-4 BB		4-2 BB 1B		0-0 1B			0-1 HR	2	2	2	1	2	0	0									
Nick Esasky, R (1, 3) OBP: 0.302, SLG: 0.385		2-2 FC6-4 1B		4-1 1B BB		0-1 F9			1-2 G5-3	3	0	0	0	1	0	3									
Rick Cerone, R (1, 2) OBP: 0.500, SLG: 0.750		0-0 1B		1-0 PO 1B			2-1 L5		1-0 1B SF8	4	1	3	2	0	0	0									
Jody Reed, R (1, 6) OBP: 0.342, SLG: 0.250		3-1 F8		3-2 PO 1B		2-1 FC6-4 1B		3-2 G1-3 1B		3	0	2	0	1	0	2									
Inning Stats	R: 0 E: 0 K: 1 S: 5	H: 0 LOB: 0 BB: 0 P: 9	R: 1 E: 0 K: 0 S: 11	H: 2 LOB: 2 BB: 1 P: 23	R: 0 E: 0 K: 0 S: 8	H: 1 LOB: 0 BB: 0 P: 11	R: 1 E: 0 K: 0 S: 12	H: 1 LOB: 1 BB: 2 P: 25	R: 0 E: 0 K: 0 S: 7	H: 1 LOB: 1 BB: 0 P: 11	R: 0 E: 0 K: 0 S: 7	H: 1 LOB: 1 BB: 0 P: 9	R: 0 E: 0 K: 0 S: 9	H: 1 LOB: 1 BB: 0 P: 16	R: 0 E: 0 K: 0 S: 6	H: 0 LOB: 0 BB: 0 P: 12	R: 2 E: 0 K: 0 S: 13	H: 3 LOB: 2 BB: 1 P: 24	1B: 8 2B: 1 3B: 0 HR: 1	SF: 1 SAC: 0 DP: 1 HBP: 0	WP: 0 PB: 0 SB: 0 CS: 0	PA: 40			
PITCHER	IP	WLS	BF	H	R	ER	SO	BB	IBB	HBP	BLK	WP	HR	S	P	ERA	WHIP								
Jeff Ballard, L (1, 1) ERA: 1.84	5.2	W	24	6	2	2	1	3	0	0	0	0	0	48	86	3.18	1.588								
Gregg Olson, R (6, 1) ERA: 5.19	3.1	S	15	4	2	2	0	1	0	0	0	0	1	30	54	5.40	1.500								

Baltimore Orioles @ Boston Red Sox
Fenway Park, Boston, MA
Sat Apr 15 1989, 3:33 AM EDT
Att: 28,457 - Overcast - 45 F

AB 34
R 4
H 10
RBI 4
BB 4
SO 1
LOB 13



Batter	1	2	3	4	5	6	7	8	9	AB	R	H	RBI	BB	SO	LOB	TOP		
Brady Anderson, L (1, 8) OBP: 0.396, SLG: 0.478	F7			1B G6-4-3		FC4		B2		4	1	1	1	0	0	1	Baltimore Orioles @ Boston Red Sox Fenway Park, Boston, MA Mon Apr 17 1989, 3:33 AM EDT Att: 32,923 - Sunny - 64 F		
Phil Bradley, R (1, 7) OBP: 0.315, SLG: 0.511	K			1B G6-4-3		P4		G4-3		4	0	1	0	0	1	2			
Mike Devereaux, R (1, 9) OBP: 0.364, SLG: 0.450 Joe Orsulak, L (8, PH) OBP: 0.290, SLG: 0.433 (8, 9)	K			G6-4-3		L5		P9		3	0	0	0	0	1	2			
Cal Ripken Jr., R (1, 6) OBP: 0.314, SLG: 0.349		K		1B						4	1	2	0	0	2	1			
Larry Sheets, L (1, 10) OBP: 0.267, SLG: 0.349		G3		1B						4	1	1	0	0	1	1			
Randy Milligan, R (1, 3) OBP: 0.421, SLG: 0.563										3	0	1	1	1	2	0			
Bob Melvin, R (1, 2) Francisco Melendez, L (9, PH) OBP: 0.333, SLG: 0.333				K		L5		FC3-6		3	0	1	0	0	1	0			
Craig Worthington, R (1, 5) Jim Traher, L (9, PH) OBP: 0.241, SLG: 0.160						G6-3		SF7		3	0	0	0	0	0	2			
Rene Gonzales, R (1, 4) OBP: 0.289, SLG: 0.242								FC6-4		2	1	0	0	2	0	1			
Inning Stats	R: 0 H: 0 E: 0 K: 2 S: 9	H: 0 R: 0 ER: 0 LOB: 0 BB: 0 P: 14	R: 0 H: 0 E: 0 K: 2 S: 13	H: 0 R: 0 ER: 0 LOB: 0 BB: 0 P: 17	R: 0 H: 0 E: 0 K: 1 S: 10	H: 3 R: 0 ER: 0 LOB: 1 BB: 0 P: 15	R: 0 H: 0 E: 0 K: 1 S: 8	H: 0 R: 0 ER: 0 LOB: 1 BB: 1 P: 14	R: 1 H: 0 E: 0 K: 0 S: 17	H: 0 R: 0 ER: 0 LOB: 1 BB: 1 P: 25	R: 0 H: 1 E: 0 K: 0 S: 11	H: 0 R: 0 ER: 0 LOB: 1 BB: 1 P: 16	R: 0 H: 0 E: 0 K: 0 S: 17	H: 0 R: 0 ER: 0 LOB: 1 BB: 0 P: 23	R: 2 H: 3 E: 0 K: 0 S: 20	H: 3 R: 0 ER: 0 LOB: 1 BB: 0 P: 31		1B: 6 2B: 1 3B: 0 HR: 0	SF: 1 2B: 1 3B: 0 DP: 2 HBP: 0
PITCHER	IP	WLS	BF	H	R	ER	SO	BB	IBB	HBP	BLK	WP	HR	S	P	ERA	WHIP		
Wes Gardner, R (1, 1) ERA: 4.91	7.0		27	4	2	2	8	3	0	0	0	0	0	85	129	2.57	1.000		
Lee Smith, R (8, 1) ERA: 27.0	1.0	W	6	3	2	2	0	0	0	0	0	0	0	22	29	18.00	3.000		
Bob Stanley, R (9, 1) ERA: 4.5	1.0	S	3	0	0	0	0	0	0	0	0	0	0	7	13	0.00	0.000		

AB	32
R	4
H	7
RBI	3
BB	3
SO	8
LOB	13



Batter	1	2	3	4	5	6	7	8	9	AB	R	H	RBI	BB	SO	LOB	BOTTOM		
Wade Boggs, L (1, 5) OBP: 0.355, SLG: 0.500	G5-3			L6				K		5	0	1	0	0	2	6	Baltimore Orioles @ Boston Red Sox Fenway Park, Boston, MA Mon Apr 17 1989, 3:33 AM EDT Att: 32,923 - Sunny - 64 F		
Marty Barrett, R (1, 4) OBP: 0.396, SLG: 0.548	BB SF8			G4-3		P6		K		5	1	2	2	0	1	1			
Ellis Burks, R (1, 8) OBP: 0.377, SLG: 0.478	BB			BB		P4		1B		3	1	1	0	2	0	2			
Mike Greenwell, L (1, 7) OBP: 0.412, SLG: 0.591	BB			BB		F8		HR		3	1	1	2	1	0	1			
Jim Rice, R (1, 10) OBP: 0.347, SLG: 0.447 Randy Kutcher, R (8, PR)	SF8			F8		F9		1B BB		3	0	1	1	0	0	1			
Dwight Evans, R (1, 9) OBP: 0.388, SLG: 0.500	F3			L7		P7		P8		4	0	0	0	0	0	3			
Danny Heep, L (1, 3) OBP: 0.200, SLG: 0.200				F8		P7		1B		4	1	1	0	0	0	0			
Jody Reed, R (1, 6) OBP: 0.357, SLG: 0.257				1B		G5-3		BB		3	1	1	0	1	0	1			
Rick Cerone, R (1, 2) OBP: 0.571, SLG: 0.727				1B		G5-3		1B		3	0	2	1	1	0	0			
Inning Stats	R: 1 H: 1 E: 0 K: 0 S: 17	H: 1 R: 0 ER: 1 LOB: 1 BB: 2 P: 28	R: 0 H: 1 E: 1 K: 1 S: 10	H: 1 R: 0 ER: 1 LOB: 1 BB: 0 P: 17	R: 0 H: 2 E: 0 K: 0 S: 12	H: 0 R: 0 ER: 0 LOB: 2 BB: 0 P: 17	R: 0 H: 0 E: 0 K: 0 S: 6	H: 0 R: 0 ER: 0 LOB: 0 BB: 0 P: 10	R: 0 H: 0 E: 0 K: 0 S: 10	H: 0 R: 0 ER: 0 LOB: 1 BB: 0 P: 15	R: 0 H: 1 E: 0 K: 1 S: 10	H: 1 R: 0 ER: 0 LOB: 1 BB: 0 P: 15	R: 5 H: 5 E: 0 K: 1 S: 18	H: 5 R: 0 ER: 0 LOB: 2 BB: 2 P: 33	1B: 6 2B: 2 3B: 1 HR: 1	SF: 1 2B: 2 3B: 0 DP: 0 HBP: 0		WP: 0 PA: 39 PB: 0 SB: 1 CS: 0	
PITCHER	IP	WLS	BF	H	R	ER	SO	BB	IBB	HBP	BLK	WP	HR	S	P	ERA	WHIP		
Jose Bautista, R (1, 1) ERA: 5.21	6.0		25	4	1	1	1	3	0	0	0	0	0	64	104	1.50	1.167		
Brian Holton, R (7, 1) ERA: 8.51	1.1	L	9	5	4	4	1	0	0	0	0	0	1	15	24	27.00	3.750		
Mark Williamson, R (8, 1) ERA: 1.29	0.0		2	0	0	0	0	2	0	0	0	0	0	6	13	∞	∞		
Kevin Hickey, L (8, 1) ERA:	0.2		3	1	1	1	1	0	0	0	0	0	0	7	11	13.50	1.500		



Batter	1	2	3	4	5	6	7	8	9	10	11	12	13	AB	R	H	RBI	BB	SO	LOB	TOP						
Gary Thurman, R OBP: 0.366, SLG: 0.300 Bill Buckner, L OBP: 0.363, SLG: 0.353 Bill Picotta, R OBP: 0.273, SLG: 0.222 (11, 9)	G6-3		G6-3		G6-3		2H 1B		K		1-3 BB 1B		SH5-3	5	0	1	1	0	1	0	0						
Kevin Seltzer, R OBP: 0.377, SLG: 0.308	K		G4-3 1B		G6-3		G1-6-3		G6-3	F8	4-2 BB 1B		G4-3 2B	6	0	2	2	1	1	1	1						
George Brett, L OBP: 0.393, SLG: 0.353	BB HR 1B		G4-3		G6-3		L6		G6-3	P4			G4-3 1BB	5	1	1	0	2	0	5							
Pat Tabler, R OBP: 0.367, SLG: 0.326 Willie Wilson, S OBP: 0.175, SLG: 0.162	HR BB		G4-3 BB		G5-3		G4-3		G4-3	1B			G6-3	3	1	1	0	2	0	1	2						
Jim Eisenreich, L OBP: 0.323, SLG: 0.357 (11, 8)	HR		G6-3		G6-3		L5		G4-3	FC5-4 1BB			G4-3	6	1	1	3	1	0	4							
Bo Jackson, R OBP: 0.264, SLG: 0.480	G5-3				F8		L9		G4-3 1B	FC5-4 1BB			F9	6	0	1	0	0	0	2							
Bob Boone, R OBP: 0.354, SLG: 0.326 Bret Saberhagen, R (13, PR) Mike MacFarlane, R OBP: 0.125, SLG: 0.125			F9		BB		G5-3		F9				F8	5	0	1	0	1	0	1							
Frank White, R OBP: 0.304, SLG: 0.350			G5-3		F9				F9				1B 1B	6	2	2	0	0	1	1							
Kurt Stillwell, S OBP: 0.227, SLG: 0.111 Danny Tartabull, R OBP: 0.510, SLG: 0.553 Brad Wellman, R OBP: 0.316, SLG: 0.278 (11, 6)			G6-3		G4-3		L5		L5				1B 2B	4	0	0	0	0	0	2							
Inning Stats	R: 3 E: 0 K: 1 S: 9	H: 2 LOB: 0 BB: 1 P: 18	R: 0 E: 0 K: 0 S: 8	H: 0 LOB: 0 BB: 0 P: 12	R: 0 E: 0 K: 0 S: 8	H: 1 LOB: 2 BB: 1 P: 22	R: 0 E: 0 K: 0 S: 8	H: 0 LOB: 1 BB: 1 P: 14	R: 0 E: 0 K: 0 S: 6	H: 0 LOB: 0 BB: 0 P: 9	R: 0 E: 0 K: 0 S: 12	H: 2 LOB: 1 BB: 0 P: 17	R: 0 E: 0 K: 0 S: 8	H: 1 LOB: 1 BB: 0 P: 12	R: 0 E: 0 K: 1 S: 10	H: 0 LOB: 0 BB: 2 P: 10	R: 0 E: 0 K: 1 S: 15	H: 1 LOB: 3 BB: 2 P: 27	R: 0 E: 0 K: 0 S: 8	H: 0 LOB: 0 BB: 0 P: 13	R: 0 E: 0 K: 1 S: 11	H: 4 LOB: 2 BB: 1 P: 19	1B: 9 2B: 2 3B: 0 HR: 1	SF: 0 SAC: 1 DP: 0 HBP: 0	W/P: 1 PB: 0 SB: 2 CS: 0	PA: 59	
PITCHER	IP WLS BF H R ER SO ERA WHIP	9.0 37 6 4 4 2 4.00 1.111	1.2 10 2 0 0 1 0.00 2.400	0.1 0 0 0 0 0 0.00 0.000	2.0 L 11 4 3 3 13.50 2.000	9.0 37 6 4 4 2 4.00 1.111	1.2 10 2 0 0 1 0.00 2.400	0.1 0 0 0 0 0 0.00 0.000	2.0 L 11 4 3 3 13.50 2.000	PITCHER													IP WLS BF H R ER SO ERA WHIP	9.0 37 6 4 4 2 4.00 1.111	1.2 10 2 0 0 1 0.00 2.400	0.1 0 0 0 0 0 0.00 0.000	2.0 L 11 4 3 3 13.50 2.000

Kansas City Royals @ Baltimore Orioles
Memorial Stadium, Baltimore, MD
Tue Apr 18 1989, 7:05 PM EDT
Att. 13,408 - Unknown - 68 F

AB 50
R 7
H 12
RBI 7
BB 8
SO 4
LOB 19



Batter	1	2	3	4	5	6	7	8	9	10	11	12	13	AB	R	H	RBI	BB	SO	LOB	BOTTOM							
Brady Anderson, L OBP: 0.390, SLG: 0.451	E7 G3 1B		G3		E S 1B		K		K		P2			5	2	1	0	1	1	1								
Phil Bradley, R OBP: 0.317, SLG: 0.491	G3		G3		FC2-5 1B		K		K2-3		K			6	0	2	1	0	3	4								
Joe Orsulak, L OBP: 0.243, SLG: 0.361	G4-3		G1-3		FC2-5 2B		F8		F8		F7		G4-3	6	1	0	1	0	0	2								
Cal Ripken Jr., R OBP: 0.351, SLG: 0.429	1B		F8		F8 2B		F8		F8		FC6-4 2B		F8	6	0	4	1	0	0	0								
Larry Sheets, L OBP: 0.255, SLG: 0.313	G4-3		K		F8		F7		F7		FC6-4 1BB		F9	5	0	0	0	1	1	3								
Jim Traber, L OBP: 0.229, SLG: 0.194			L6		1B 2B		G4-3		F8		FC6-4 1BB		G5-3	6	1	1	0	0	0	3								
Bob Melvin, R OBP: 0.476, SLG: 0.550	K		K		2H 1B		G4-3		G4-3		G3-1 SH1-4 1B		K2-3	6	0	2	1	0	3	2								
Craig Worthington, R OBP: 0.245, SLG: 0.298	K		K		K		G1-3		G1-3		SH1-4		P3	5	0	0	0	0	2	1								
Rene Gonzales, R OBP: 0.288, SLG: 0.222 Francisco Mendiola, L OBP: 0.250, SLG: 0.250 Billy Ripken, R (10, 4)			K		K		G4-3		G4-3		G3-1		BB	3	0	0	0	0	2	0								
Inning Stats	R: 1 E: 1 K: 0 S: 13	H: 1 LOB: 1 BB: 0 P: 23	R: 0 E: 0 K: 2 S: 7	H: 0 LOB: 0 BB: 0 P: 9	R: 0 E: 0 K: 1 S: 14	H: 1 LOB: 1 BB: 0 P: 12	R: 1 E: 0 K: 2 S: 14	H: 2 LOB: 1 BB: 0 P: 22	R: 2 E: 0 K: 1 S: 12	H: 3 LOB: 1 BB: 0 P: 19	R: 0 E: 0 K: 0 S: 8	H: 0 LOB: 0 BB: 0 P: 11	R: 0 E: 0 K: 0 S: 7	H: 1 LOB: 1 BB: 0 P: 12	R: 0 E: 0 K: 1 S: 9	H: 1 LOB: 2 BB: 1 P: 17	R: 0 E: 0 K: 1 S: 8	H: 1 LOB: 2 BB: 1 P: 17	R: 0 E: 0 K: 1 S: 10	H: 0 LOB: 1 BB: 1 P: 15	R: 0 E: 0 K: 0 S: 7	H: 0 LOB: 0 BB: 0 P: 13	R: 0 E: 0 K: 1 S: 8	H: 0 LOB: 0 BB: 0 P: 12	1B: 7 2B: 3 3B: 0 HR: 0	SF: 0 SAC: 1 DP: 0 HBP: 0	W/P: 0 PB: 0 SB: 2 CS: 0	PA: 53
PITCHER	IP WLS BF H R ER SO ERA WHIP	8.1 35 9 4 3 3 3.24 1.080	3.2 W 15 1 0 0 3 0.00 0.545	1.0 S 3 0 0 0 1 0.00 0.000	8.1 35 9 4 3 3 3.24 1.080	3.2 W 15 1 0 0 3 0.00 0.545	1.0 S 3 0 0 0 1 0.00 0.000	8.1 35 9 4 3 3 3.24 1.080	3.2 W 15 1 0 0 3 0.00 0.545	PITCHER													IP WLS BF H R ER SO ERA WHIP	8.1 35 9 4 3 3 3.24 1.080	3.2 W 15 1 0 0 3 0.00 0.545	1.0 S 3 0 0 0 1 0.00 0.000	8.1 35 9 4 3 3 3.24 1.080	

Kansas City Royals @ Baltimore Orioles
Memorial Stadium, Baltimore, MD
Tue Apr 18 1989, 7:05 PM EDT
Att. 13,408 - Unknown - 68 F

AB 49
R 4
H 10
RBI 4
BB 3
SO 12
LOB 17



Batter	1	2	3	4	5	6	7	8	9	AB	R	H	RBI	BB	SO	LOB	TOP				
Willie Wilson, S (1, 8) OBP: 0.182, SLG: 0.154 Pat Tabler, R (9, PH) OBP: 0.360, SLG: 0.318			G1-3				SF8		F9	2	0	0	1	1	1	0	Kansas City Royals @ Baltimore Orioles Memorial Stadium, Baltimore, MD Wed Apr 19 1989, 7:05 PM EDT Att: 15,354 - Unknown - 58 F livebaseballscorecards.com				
Kevin Seitzer, R (1, 5) OBP: 0.348, SLG: 0.281	G6-3		L7			FC6-4	F7		L9	5	0	0	0	0	0	4					
George Brett, L (1, 3) OBP: 0.385, SLG: 0.400	E4		G4-3							4	1	1	1	0	0						
Danny Tartabull, R (1, 10) OBP: 0.491, SLG: 0.524										4	1	1	0	0	2	1					
Jim Eisenreich, L (1, 9) OBP: 0.314, SLG: 0.375		G4-3								4	1	1	0	0	0						
Bo Jackson, R (1, 7) OBP: 0.283, SLG: 0.519		G5-3								4	1	1	3	0	0						
Mike Macfarlane, R (1, 2) OBP: 0.167, SLG: 0.250										4	0	1	0	0	0						
Frank White, R (1, 4) OBP: 0.327, SLG: 0.357 Bill Buckner, L (9, PH) OBP: 0.389, SLG: 0.389 Gary Thurman, R (9, FR) OBP: 0.364, SLG: 0.300										2	0	1	0	1	0	0					
Kurt Stillwell, S (1, 6) OBP: 0.231, SLG: 0.136										1	0	1	0	0	0	0					
Inning Stats	R: 0 E: 1 K: 2 S: 11	H: 0 LOB: 1 BB: 0 P: 14	R: 0 E: 0 K: 0 S: 11	H: 1 LOB: 2 BB: 1 P: 19	R: 0 E: 0 K: 0 S: 3	H: 0 LOB: 0 BB: 0 P: 5	R: 0 E: 0 K: 1 S: 5	H: 0 LOB: 0 BB: 0 P: 8	R: 3 E: 0 K: 0 S: 12	H: 3 LOB: 2 BB: 1 P: 26	R: 2 E: 1 K: 0 S: 14	H: 2 LOB: 0 BB: 0 P: 19	R: 0 E: 0 K: 0 S: 4	H: 0 LOB: 0 BB: 0 P: 6	R: 0 E: 0 K: 0 S: 12	H: 1 LOB: 2 BB: 0 P: 16		1B: 4 2B: 2 3B: 0 HR: 2	SF: 1 SAC: 0 DP: 0 HBP: 0	WP: 2 PB: 0 SB: 1 CS: 0	PA: 38
PITCHER	IP	WLS	BF	H	R	ER	SO	BB	IBB	HBP	BLK	WP	HR	S	P	ERA	WHIP				
Dave Schmidt, R (1, 1) ERA: 7.71	6.2	W	30	7	5	5	3	2	0	0	0	2	2	66	102	6.75	1.350				
Gregg Olson, R (7, 1) ERA: 3.86	1.1		4	0	0	0	0	0	0	0	0	0	0	9	14	0.00	0.000				
Mark Williamson, R (9, 1) ERA: 3.6	1.0	S	4	1	0	0	0	0	0	0	0	0	0	12	16	0.00	1.000				

Batter	1	2	3	4	5	6	7	8	9	AB	R	H	RBI	BB	SO	LOB	BOTTOM				
Brady Anderson, L (1, 8) OBP: 0.391, SLG: 0.436	G4-3	P5								4	0	1	1	1	0	1	Kansas City Royals @ Baltimore Orioles Memorial Stadium, Baltimore, MD Wed Apr 19 1989, 7:05 PM EDT Att: 15,354 - Unknown - 58 F livebaseballscorecards.com				
Phil Bradley, R (1, 7) OBP: 0.326, SLG: 0.482	G5-3		G4-3							3	0	1	2	1	1	1					
Mike Devereaux, R (1, 9) OBP: 0.346, SLG: 0.391	G5-3		G5-3							3	0	0	0	1	0	3					
Cal Ripken Jr., R (1, 6) OBP: 0.344, SLG: 0.434	G5-3		G3							4	1	1	0	0	1	2					
Randy Milligan, R (1, 3) OBP: 0.391, SLG: 0.474										3	0	0	0	1	1	1					
Bob Melvin, R (1, 10) OBP: 0.440, SLG: 0.500	F7									4	1	1	1	0	1	3					
Mickey Tettleton, S (1, 2) OBP: 0.225, SLG: 0.250										3	1	0	0	1	2	0					
Craig Worthington, R (1, 5) OBP: 0.283, SLG: 0.367										2	2	1	1	2	0	2					
Billy Ripken, R (1, 4) OBP: 0.500, SLG: 0.333										3	1	1	1	0	1	1					
Inning Stats	R: 0 E: 0 K: 0 S: 9	H: 0 LOB: 3 BB: 3 P: 24	R: 1 E: 0 K: 1 S: 10	H: 1 LOB: 0 BB: 0 P: 15	R: 0 E: 0 K: 0 S: 13	H: 0 LOB: 0 BB: 0 P: 19	R: 0 E: 0 K: 2 S: 10	H: 0 LOB: 0 BB: 0 P: 17	R: 1 E: 0 K: 1 S: 11	H: 1 LOB: 1 BB: 1 P: 21	R: 4 E: 0 K: 0 S: 18	H: 4 LOB: 2 BB: 2 P: 34	R: 0 E: 0 K: 2 S: 7	H: 0 LOB: 0 BB: 0 P: 11	R: 0 E: 0 K: 1 S: 6	H: 0 LOB: 1 BB: 1 P: 12		1B: 4 2B: 1 3B: 0 HR: 1	SF: 0 SAC: 1 DP: 0 HBP: 0	WP: 1 PB: 0 SB: 1 CS: 0	PA: 37
PITCHER	IP	WLS	BF	H	R	ER	SO	BB	IBB	HBP	BLK	WP	HR	S	P	ERA	WHIP				
Charlie Leibrand, L (1, 1) ERA: 4.15	5.1	L	25	4	5	5	4	5	0	0	0	1	1	64	113	8.44	1.688				
Luis Aquino, R (6, 1) ERA: 0.75	2.2		12	2	1	1	3	1	1	0	0	0	0	20	40	3.38	1.125				

Batter	1	2	3	4	5	6	7	8	9	AB	R	H	RBI	BB	SO	LOB	TOP			
Willie Wilson, S (1, 8) OBP: 0.188, SLG: 0.163										4	0	1	0	0	1	1				
Kevin Seitzer, R (1, 5) OBP: 0.343, SLG: 0.267										3	0	0	0	1	0	1				
George Brett, L (1, 3) OBP: 0.377, SLG: 0.379										3	0	0	0	1	1	1				
Danny Tartabull, R (1, 9) OBP: 0.509, SLG: 0.543 Gary Thurman, R (9, PR) OBP: 0.354, SLG: 0.300										4	0	3	0	0	0	1				
Pat Tabler, R (1, 10) OBP: 0.352, SLG: 0.313										4	0	1	0	0	0	3				
Bo Jackson, R (1, 7) OBP: 0.262, SLG: 0.500										4	0	1	0	0	2	4				
Bob Boone, R (1, 2) OBP: 0.333, SLG: 0.304										3	0	0	0	0	0	3				
Frank White, R (1, 4) OBP: 0.327, SLG: 0.356										3	0	1	0	0	0	0				
Kurt Stillwell, S (1, 6) OBP: 0.207, SLG: 0.120										3	0	0	0	0	0	1				
Inning Stats	R: 0 E: 0 K: 0 S: 10	H: 1 LOB: 1 BB: 1 P: 18	R: 0 E: 0 K: 0 S: 6	H: 1 LOB: 0 BB: 0 P: 8	R: 0 E: 0 K: 0 S: 4	H: 1 LOB: 0 BB: 0 P: 4	R: 0 E: 0 K: 0 S: 7	H: 1 LOB: 1 BB: 0 P: 10	R: 0 E: 0 K: 1 S: 8	H: 0 LOB: 0 BB: 0 P: 10	R: 0 E: 0 K: 2 S: 12	H: 2 LOB: 2 BB: 0 P: 20	R: 0 E: 0 K: 1 S: 5	H: 0 LOB: 0 BB: 1 P: 9	R: 0 E: 0 K: 1 S: 9	H: 1 LOB: 2 BB: 1 P: 15	1B: 7 2B: 0 3B: 0 HR: 0	SF: 0 SAC: 0 DP: 2 HBP: 0	WP: 0 PB: 0 SB: 0 CS: 1	PA: 34
PITCHER	IP WLS BF H R ER SO BB IBB HBP BLK WP HR S P ERA WHIP																			
Jeff Ballard, L (1, 1) ERA: 1.17	8.1 W 31 7 0 0 3 2 0 0 0 0 0 0 65 98 0.00 1.080																			
Mark Williamson, R (9, 1) ERA: 3.35	0.2 S 2 0 0 0 1 0 0 0 0 0 0 0 5 7 0.00 0.000																			

Kansas City Royals @ Baltimore Orioles
Memorial Stadium, Baltimore, MD
Thu Apr 20 1989, 7:05 PM EDT
Att: 22,925 - Unknown - 65 F

AB 31
R 0
H 7
RBI 0
BB 2
SO 4
LOB 15



Batter	1	2	3	4	5	6	7	8	9	AB	R	H	RBI	BB	SO	LOB	BOTTOM	
Brady Anderson, L (1, 8) OBP: 0.368, SLG: 0.407										4	0	0	0	0	2	0		
Phil Bradley, R (1, 7) OBP: 0.324, SLG: 0.467										4	0	1	0	0	0	0		
Joe Orsulak, L (1, 9) OBP: 0.293, SLG: 0.450										4	1	3	0	0	0	0		
Cal Ripken Jr., R (1, 6) OBP: 0.354, SLG: 0.429										3	1	1	1	1	0	3		
Larry Sheets, L (1, 10) OBP: 0.241, SLG: 0.294										3	0	0	0	0	0	3		
Jim Traber, L (1, 3) OBP: 0.243, SLG: 0.212										2	0	1	0	0	0	1		
Bob Melvin, R (1, 2) OBP: 0.429, SLG: 0.462										2	0	0	0	1	0	1		
Craig Worthington, R (1, 5) OBP: 0.286, SLG: 0.365										3	0	1	1	0	0	1		
Billy Ripken, R (1, 4) OBP: 0.333, SLG: 0.200 Randy Milligan, R (7, PH) OBP: 0.375, SLG: 0.450 Rene Gonzales, R (8, 4) OBP: 0.288, SLG: 0.222										2	0	0	0	0	0	0		
Inning Stats	R: 1 E: 0 K: 1 S: 14	H: 2 LOB: 1 BB: 0 P: 22	R: 0 E: 0 K: 0 S: 11	H: 1 LOB: 0 BB: 0 P: 14	R: 0 E: 0 K: 0 S: 6	H: 1 LOB: 1 BB: 0 P: 14	R: 0 E: 0 K: 0 S: 11	H: 1 LOB: 1 BB: 0 P: 14	R: 0 E: 0 K: 1 S: 10	H: 0 LOB: 0 BB: 0 P: 11	R: 1 E: 1 K: 0 S: 9	H: 1 LOB: 2 BB: 2 P: 21	R: 0 E: 0 K: 0 S: 9	H: 2 LOB: 1 BB: 0 P: 12	1B: 5 2B: 2 3B: 0 HR: 0	SF: 0 SAC: 1 DP: 2 HBP: 0	WP: 0 PB: 0 SB: 0 CS: 1	PA: 31
PITCHER	IP WLS BF H R ER SO BB IBB HBP BLK WP HR S P ERA WHIP																	
Bret Saberhagen, R (1, 1) ERA: 3.81	8.0 L 31 7 2 1 2 1 1 0 0 0 0 0 76 109 1.12 1.000																	

Kansas City Royals @ Baltimore Orioles
Memorial Stadium, Baltimore, MD
Thu Apr 20 1989, 7:05 PM EDT
Att: 22,925 - Unknown - 65 F

AB 28
R 2
H 7
RBI 2
BB 2
SO 2
LOB 12



Batter	1	2	3	4	5	6	7	8	9	AB	R	H	RBI	BB	SO	LOB	TOP										
Wally Backman, S (1,4) Al Newman, S (8,4) OBP: 0.377, SLG: 0.414 OBP: 0.333, SLG: 0.417	F7		G5-3		G4-6-3		F7		K	4	0	3	2	0	0	0	1 0 0 0 0 1 0										
John Moses, S (1,7) Carmen Castillo, R (9,9) OBP: 0.529 OBP: 0.500, SLG: 0.727	F7		G5-3		G4-6-3		F7		G5-3	4	0	0	0	0	0	3	1 0 0 0 0 0 0										
Kirby Puckett, R (1,8) OBP: 0.433, SLG: 0.588	G1-3		G3				F7			4	0	1	0	0	0	2											
Kent Hrbek, L (1,3) Dan Gladden, R (8,PR) OBP: 0.375, SLG: 0.580 OBP: 0.333, SLG: 0.333		HR		G6-3	F8			2B	1B	4	1	2	0	0	0	1	0 1 0 0 0 0 0										
Gary Gaetti, R (1,5) OBP: 0.317, SLG: 0.517	G5-3		G6-3			P5		E6		4	0	0	0	0	0	2											
Randy Bush, L (1,9) OBP: 0.344, SLG: 0.607		HR		F8		G3-1				4	1	2	3	0	0	0											
Gene Larkin, S (1,10) OBP: 0.400, SLG: 0.455	F8				HR	G3-1		F7		4	1	1	0	0	0	2											
Brian Harper, R (1,2) OBP: 0.379, SLG: 0.640	L6				HR			F9		3	2	1	2	0	0	2											
Greg Gagne, R (1,6) OBP: 0.267, SLG: 0.302			P4				K2-3		K	4	1	1	0	0	2	1											
Inning Stats	R: 0 E: 0 K: 0 S: 7	H: 0 LOB: 0 BB: 0 P: 10	R: 2 E: 0 K: 0 S: 15	H: 2 LOB: 0 BB: 0 P: 21	R: 0 E: 0 K: 0 S: 6	H: 1 LOB: 1 BB: 0 P: 10	R: 0 E: 0 K: 0 S: 9	H: 0 LOB: 0 BB: 0 P: 15	R: 3 E: 0 K: 0 S: 10	H: 5 LOB: 1 BB: 0 P: 17	R: 0 E: 0 K: 0 S: 7	H: 0 LOB: 0 BB: 0 P: 11	R: 1 E: 0 K: 1 S: 12	H: 1 LOB: 1 BB: 0 P: 17	R: 1 E: 1 K: 0 S: 9	H: 2 LOB: 2 BB: 0 P: 12	R: 0 E: 0 K: 2 S: 10	H: 0 LOB: 0 BB: 0 P: 18	1B: 7 2B: 2 3B: 0 HR: 2	SF: 0 SAC: 0 DP: 1 HBP: 1	WP: 0 PB: 1 SB: 2 CS: 0	PA: 38					
PITCHER	IP	WLS	BF	H	R	ER	SO	BB	IBB	HBP	BLK	WP	HR	S	P	ERA	WHIP										
Jose Bautista, R (1,1) ERA: 6.26	4.0	L	19	7	5	5	0	0	0	0	0	0	2	44	68	11.25	1.750										
Brian Holton, R (5,1) ERA: 6.39	4.0		16	4	2	1	1	0	0	1	0	0	0	31	45	2.25	1.000										
Kevin Hickey, L (9,1) ERA:	1.0		3	0	0	0	2	0	0	0	0	0	0	10	18	0.00	0.000										

Minnesota Twins @ Baltimore Orioles
Memorial Stadium, Baltimore, MD
Fri Apr 21 1989, 7:05 PM EDT
Att: 24,807 - Unknown

AB 37
R 7
H 11
RBI 7
BB 0
SO 3
LOB 13



Batter	1	2	3	4	5	6	7	8	9	AB	R	H	RBI	BB	SO	LOB	BOTTOM										
Brady Anderson, L (1,8) OBP: 0.356, SLG: 0.406	L6				P5		K		L8	5	0	1	0	0	1	1											
Phil Bradley, R (1,7) OBP: 0.301, SLG: 0.431	G5-3		P6		G5-3		F9		L4	5	0	0	0	0	0	3											
Mike Devereaux, R (1,9) Joe Orsulak, L (6,PH) OBP: 0.286, SLG: 0.439		HR		CS	G5-3		FC6-4		G6-3	1	1	1	1	2	0	0	1 0 0 0 0 0 0										
Cal Ripken Jr., R (1,6) OBP: 0.348, SLG: 0.433		2B		G5-3		FC6-4		F8		4	0	1	0	0	0	2											
Randy Milligan, R (1,3) OBP: 0.393, SLG: 0.435		FC6-4		K			E6		2B	3	0	1	0	1	1	1											
Bob Melvin, R (1,2) Mickey Tettleton, S (7,2) OBP: 0.387, SLG: 0.414 OBP: 0.244, SLG: 0.297		FC6-4			F8		G1-6-3			3	0	0	0	0	0	3											
Larry Sheets, L (1,10) OBP: 0.241, SLG: 0.278					L3				F8	3	0	0	0	1	0	2											
Craig Worthington, R (1,5) OBP: 0.300, SLG: 0.352		G5-3			FC6-4		F7		BLK	2	0	0	0	2	0	1											
Billy Ripken, R (1,4) OBP: 0.300, SLG: 0.222		2B			FC6-4		F7		F9	4	0	1	0	0	0	2											
Inning Stats	R: 1 E: 0 K: 0 S: 18	H: 2 LOB: 2 BB: 1 P: 30	R: 0 E: 0 K: 0 S: 11	H: 2 LOB: 0 BB: 0 P: 18	R: 0 E: 0 K: 1 S: 11	H: 0 LOB: 0 BB: 1 P: 16	R: 0 E: 0 K: 0 S: 8	H: 0 LOB: 1 BB: 1 P: 14	R: 0 E: 1 K: 0 S: 5	H: 0 LOB: 1 BB: 1 P: 11	R: 0 E: 0 K: 1 S: 6	H: 0 LOB: 0 BB: 0 P: 7	R: 0 E: 0 K: 0 S: 11	H: 2 LOB: 2 BB: 0 P: 16	R: 0 E: 0 K: 0 S: 8	H: 0 LOB: 1 BB: 1 P: 15	1B: 2 2B: 3 3B: 0 HR: 1	SF: 0 SAC: 0 DP: 1 HBP: 0	WP: 0 PB: 0 SB: 0 CS: 1	PA: 38							
PITCHER	IP	WLS	BF	H	R	ER	SO	BB	IBB	HBP	BLK	WP	HR	S	P	ERA	WHIP										
Allan Anderson, L (1,1) ERA: 1.29	7.0	W	29	4	1	1	2	5	0	0	0	0	0	71	116	1.29	1.286										
Juan Berenguer, R (8,1) ERA: 1.69	2.0		9	2	0	0	0	1	0	0	1	0	0	19	31	0.00	1.500										

Minnesota Twins @ Baltimore Orioles
Memorial Stadium, Baltimore, MD
Fri Apr 21 1989, 7:05 PM EDT
Att: 24,807 - Unknown

AB 32
R 1
H 6
RBI 1
BB 6
SO 2
LOB 15



Batter	1	2	3	4	5	6	7	8	9	AB	R	H	RBI	BB	SO	LOB	TOP					
Dan Gladden, R (1, 7) OBP: 0.309, SLG: 0.308	L3			G5-3			G6-3			3	0	0	0	0	0	0						
Wally Backman, S (1, 4) OBP: 0.373, SLG: 0.422	G6-3			G6-4-3 1B			G5-3			3	0	1	0	0	0	0						
Kirby Puckett, R (1, 8) OBP: 0.388, SLG: 0.517	G6-3			G6-4-3 1-2			L9			3	0	0	0	0	0	1						
Randy Bush, L (1, 9) OBP: 0.324, SLG: 0.531						K2-3			G1-3	2	0	0	0	1	1	0						
Gary Gaetti, R (1, 5) OBP: 0.328, SLG: 0.508	F7						F7		F7	3	0	1	0	0	0	1						
Gene Larkin, S (1, 3) OBP: 0.351, SLG: 0.392	G2-3					G3-6-3 1B			G4-3	3	0	0	0	0	0	2						
Jim Dwyer, L (1, 10) OBP: 0.333, SLG: 0.143										2	0	1	0	1	0	0						
Tim Laudner, R (1, 2) OBP: 0.188, SLG: 0.167										2	0	0	0	0	1	1						
John Moses, S (9, PH) OBP: 0.492, SLG: 0.476										1	0	0	0	0	0	1						
Al Newman, S (1, 6) OBP: 0.250, SLG: 0.313										3	0	0	0	0	1	0						
Inning Stats	R: 0 H: 0 E: 0 K: 0 S: 6	H: 0 LOB: 0 BB: 0 P: 11	R: 0 H: 0 E: 0 K: 0 S: 7	H: 0 LOB: 0 BB: 1 P: 12	R: 0 H: 0 E: 0 K: 2 S: 9	H: 0 LOB: 0 BB: 0 P: 17	R: 0 H: 1 E: 0 K: 0 S: 6	H: 1 LOB: 0 BB: 0 P: 9	R: 0 H: 1 E: 0 K: 1 S: 10	H: 1 LOB: 0 BB: 0 P: 15	R: 0 H: 0 E: 0 K: 0 S: 4	H: 0 LOB: 0 BB: 1 P: 8	R: 0 H: 0 E: 0 K: 0 S: 6	H: 0 LOB: 0 BB: 0 P: 7	R: 0 H: 0 E: 0 K: 0 S: 8	H: 0 LOB: 0 BB: 0 P: 12	R: 0 H: 1 E: 0 K: 0 S: 6	H: 1 LOB: 0 BB: 0 P: 10	1B: 3 2B: 0 3B: 0 HR: 0	SF: 0 SAC: 0 DP: 4 HBP: 0	WP: 0 PB: 0 SB: 0 CS: 1	PA: 27
PITCHER Bob Milacki, R (1, 1) ERA: 3.07	IP: 9.0 WLS: W BF: 27 H: 3 R: 0 ER: 0 SO: 3 BB: 2 IBB: 0 HBP: 0 BLK: 0 WP: 0 HR: 0 S: 62 P: 101 ERA: 0.00 WHIP: 0.556															PITCHER						

Minnesota Twins @ Baltimore Orioles
Memorial Stadium, Baltimore, MD
Sun Apr 23 1989, 3:33 AM EDT
Att: 35,311 - Sunny - 53 F

AB 25
R 0
H 3
RBI 0
BB 2
SO 3
LOB 6



Batter	1	2	3	4	5	6	7	8	9	AB	R	H	RBI	BB	SO	LOB	BOTTOM					
Brady Anderson, L (1, 8) OBP: 0.354, SLG: 0.431	G4-3		F8		E 3B		P3			4	1	1	0	0	0	0						
Phil Bradley, R (1, 7) OBP: 0.280, SLG: 0.392	L7		K		G4-3		G4-3			4	0	0	0	0	1	1						
Mike Devereaux, R (1, 9) OBP: 0.394, SLG: 0.500	F7				FC4 2B		G1-3			4	1	1	0	0	0	0						
Cal Ripken Jr., R (1, 6) OBP: 0.364, SLG: 0.456		G6-3	G5-3					P6		4	0	1	1	0	0	1						
Randy Milligan, R (1, 3) OBP: 0.344, SLG: 0.370		F7			F8		F9		L7	4	0	0	0	0	0	1						
Mickey Tettleton, S (1, 2) OBP: 0.298, SLG: 0.409			HR		1B BB		F8		K	3	1	1	1	1	1	1						
Larry Sheets, L (1, 10) OBP: 0.262, SLG: 0.283									G3	3	0	2	0	0	0	0						
Craig Worthington, R (1, 5) OBP: 0.313, SLG: 0.339					P9		K			2	0	0	0	1	1	2						
Billy Ripken, R (1, 4) OBP: 0.250, SLG: 0.200					L9		G5-3			3	0	0	0	0	0	4						
Inning Stats	R: 0 H: 0 E: 0 K: 0 S: 8	H: 0 LOB: 0 BB: 0 P: 14	R: 1 H: 2 E: 0 K: 0 S: 8	H: 2 LOB: 2 BB: 1 P: 14	R: 0 H: 1 E: 0 K: 1 S: 11	H: 1 LOB: 1 BB: 0 P: 15	R: 0 H: 1 E: 0 K: 0 S: 8	H: 1 LOB: 2 BB: 1 P: 15	R: 2 H: 2 E: 1 K: 0 S: 16	H: 2 LOB: 1 BB: 0 P: 23	R: 0 H: 0 E: 0 K: 1 S: 8	H: 0 LOB: 0 BB: 0 P: 13	R: 0 H: 0 E: 0 K: 0 S: 6	H: 0 LOB: 0 BB: 0 P: 10	R: 0 H: 0 E: 0 K: 1 S: 6	H: 0 LOB: 0 BB: 0 P: 8	R: 0 H: 0 E: 0 K: 1 S: 6	H: 0 LOB: 0 BB: 0 P: 8	1B: 3 2B: 1 3B: 1 HR: 1	SF: 0 SAC: 0 DP: 0 HBP: 0	WP: 0 PB: 0 SB: 0 CS: 0	PA: 33
PITCHER Shane Rawley, L (1, 1) ERA: 3.0 Jeff Reardon, R (8, 1) ERA: 4.05	IP: 7.0 WLS: L BF: 30 H: 6 R: 3 ER: 1 SO: 2 BB: 2 IBB: 0 HBP: 0 BLK: 0 WP: 0 HR: 1 S: 65 P: 104 ERA: 1.29 WHIP: 1.143															PITCHER						

Minnesota Twins @ Baltimore Orioles
Memorial Stadium, Baltimore, MD
Sun Apr 23 1989, 3:33 AM EDT
Att: 35,311 - Sunny - 53 F

AB 31
R 3
H 6
RBI 2
BB 2
SO 3
LOB 10



Batter	1	2	3	4	5	6	7	8	9	AB	R	H	RBI	BB	SO	LOB	TOP										
Brady Anderson, L (1, 8) OBP: 0.349, SLG: 0.413	1-1 G3		4-0 S SF9 BB		0-1 G5-3			1-0 G3		3	1	0	0	1	0	0	Baltimore Orioles @ California Angels Anaheim Stadium, Anaheim, CA Mon Apr 24 1989, 10:05 PM EDT Att: 22,213 - Unknown - 50 F										
Phil Bradley, R (1, 7) OBP: 0.302, SLG: 0.416	0-2 2B		4-1 SF9 CS BB		3-2 L6			1-0 2B 1B		3	0	2	0	1	0	0											
Mike Devereaux, R (1, 9) Joe Orsulak, L (8, PH) OBP: 0.302, SLG: 0.476	2-1 P2		4-2 BB		2-0 F9			1-0 2B		2	0	0	0	1	0	1											
Cal Ripken Jr., R (1, 6) OBP: 0.370, SLG: 0.457	1-2 P3		0-2 SF9		2-2 G4-6-3 1B			4-0 2B IBB		2	0	1	1	1	0	1											
Randy Milligan, R (1, 3) Jim Traber, L (8, PH) OBP: 0.238, SLG: 0.189		3-2 G5-3	2-0 CS	0-0 WP SF7 2B		0-1 G4-6-3		3-3 K		3	1	1	0	0	0	1											
Mickey Tettleton, S (1, 2) OBP: 0.283, SLG: 0.396	1-0 G4-3 1B		2-3 K		2-3 K			1-2 F7		4	0	1	0	0	2	1											
Larry Sheets, L (1, 10) OBP: 0.246, SLG: 0.270	2-2 G4-3		1-1 SF7		2-1 G3-1			2-3 K		3	0	0	1	0	1	1											
Craig Worthington, R (1, 5) OBP: 0.296, SLG: 0.317	1-2 F3		3-1 F9		2-1 G5-3			0-3 K		4	0	0	0	0	1	1											
Rene Gonzales, R (1, 4) Steve Finley, L (8, PH) Billy Ripken, R (8, 4) OBP: 0.250, SLG: 0.200		2-2 L4		0-1 P7		2-1 G6-3				2	0	0	0	0	0	0											
Inning Stats	R: 0 E: 0 K: 0 S: 14	H: 1 LOB: 1 BB: 0 P: 18	R: 0 E: 0 K: 0 S: 11	H: 1 LOB: 1 BB: 0 P: 18	R: 1 E: 0 K: 0 S: 12	H: 0 LOB: 1 BB: 3 P: 27	R: 1 E: 0 K: 1 S: 8	H: 1 LOB: 0 BB: 0 P: 14	R: 0 E: 0 K: 0 S: 7	H: 0 LOB: 0 BB: 0 P: 10	R: 0 E: 0 K: 0 S: 7	H: 1 LOB: 0 BB: 0 P: 11	R: 0 E: 0 K: 1 S: 7	H: 0 LOB: 0 BB: 0 P: 13	R: 0 E: 0 K: 1 S: 8	H: 2 LOB: 3 BB: 1 P: 20	R: 0 E: 0 K: 2 S: 10	H: 0 LOB: 0 BB: 0 P: 13	1B: 3 2B: 3 3B: 0 HR: 0	SF: 2 SAC: 0 DP: 1 HBP: 0	WP: 1 PB: 0 SB: 3 CS: 1	PA: 36					
PITCHER	IP	WLS	BF	H	R	ER	SO	BB	IBB	HBP	BLK	WP	HR	S	P	ERA	WHIP										
Jim Abbott, L (1, 1) ERA: 3.78	6.0	W	23	4	2	2	1	3	0	0	0	1	0	59	98	3.00	1.167										
Greg Minton, R (7, 1) ERA: 2.19	1.2		8	2	0	0	1	0	1	0	0	0	0	12	27	0.00	1.200										
Bryan Harvey, R (8, 1) ERA:	1.1	S	4	0	0	0	3	0	0	0	0	0	0	13	19	0.00	0.000										

Batter	1	2	3	4	5	6	7	8	9	AB	R	H	RBI	BB	SO	LOB	BOTTOM										
Claudell Washington, L (1, 9) OBP: 0.339, SLG: 0.358	1-0 S 1B 1B		3-3 K		1-1 G4-3 2-3 1B			0-0 F7		4	1	2	0	0	1	0	Baltimore Orioles @ California Angels Anaheim Stadium, Anaheim, CA Mon Apr 24 1989, 10:05 PM EDT Att: 22,213 - Unknown - 50 F										
Johnny Ray, S (1, 4) OBP: 0.071, SLG: 0.071	1-1 CS 1B 1-2 1B		0-0 L4		1-0 G4-3			1-2 F8		4	0	1	1	0	0	1											
Devon White, S (1, 8) OBP: 0.354, SLG: 0.554	1-1 CS 1-2 2-H 1B		1-1 G3-1		2-3 3-H 2-0 F9			0-0 B1-3		4	0	1	1	0	0	1											
Brian Downing, R (1, 10) OBP: 0.329, SLG: 0.377	1-2 G5-3		1-2 G6-3		4-2 G3 BB			2-0 G5-3		3	0	0	0	1	0	2											
Wally Joyner, L (1, 3) OBP: 0.270, SLG: 0.242	0-2 G4-3		2-1 L3		0-3 K			0-1 G3-4-1		4	0	0	0	0	1	2											
Chili Davis, S (1, 7) OBP: 0.277, SLG: 0.383		0-1 G1-3 1B		0-1 G1-3		0-0 G3		1-2		3	0	1	0	0	0	1											
Lance Parrish, R (1, 2) OBP: 0.344, SLG: 0.396		0-3 K		1-0 HR		4-0 BB				2	1	1	1	1	1	1											
Jack Howell, L (1, 5) OBP: 0.200, SLG: 0.172	0-1 G1-3		1-3 K		0-0 G4-3					3	0	0	0	0	1	3											
Kent Anderson, R (1, 6) OBP: 0.346, SLG: 0.348	1-3 K		3-2 1B G4-3 2B		1-0 F9					3	1	1	0	0	1	1											
Inning Stats	R: 1 E: 0 K: 0 S: 12	H: 3 LOB: 1 BB: 0 P: 16	R: 0 E: 0 K: 2 S: 12	H: 1 LOB: 0 BB: 0 P: 13	R: 0 E: 0 K: 1 S: 6	H: 0 LOB: 0 BB: 0 P: 10	R: 0 E: 0 K: 0 S: 7	H: 0 LOB: 0 BB: 0 P: 10	R: 2 E: 0 K: 1 S: 12	H: 3 LOB: 1 BB: 0 P: 21	R: 0 E: 0 K: 1 S: 7	H: 0 LOB: 2 BB: 2 P: 15	R: 0 E: 0 K: 0 S: 5	H: 0 LOB: 0 BB: 0 P: 7	R: 0 E: 0 K: 0 S: 4	H: 0 LOB: 0 BB: 0 P: 6	1B: 5 2B: 1 3B: 0 HR: 1	SF: 0 SAC: 0 DP: 0 HBP: 0	WP: 0 PB: 0 SB: 1 CS: 2	PA: 32							
PITCHER	IP	WLS	BF	H	R	ER	SO	BB	IBB	HBP	BLK	WP	HR	S	P	ERA	WHIP										
Dave Schmidt, R (1, 1) ERA: 6.52	8.0	L	32	7	3	3	5	2	0	0	0	0	1	65	98	3.38	1.125										

AB	29
R	2
H	6
RBI	2
BB	4
SO	5
LOB	9



AB	30
R	3
H	7
RBI	3
BB	2
SO	5
LOB	12



Batter	1	2	3	4	5	6	7	8	9	AB	R	H	RBI	BB	SO	LOB	TOP				
Brady Anderson, L (1, 8) OBP: 0.362, SLG: 0.427 Mike Devereaux, R (8, FH) OBP: 0.405, SLG: 0.467	F8			F8		K		1B BB		3	0	0	0	0	1	0	Baltimore Orioles @ Oakland Athletics Oakland-Alameda County Coliseum, Oakland, CA Wed Apr 26 1989, 7:05 PM PDT Att: 17,060 - Unknown - 50 F livebaseballscorecards.com				
Phil Bradley, R (1, 7) OBP: 0.300, SLG: 0.432	G1-3			G6-3		3B		K		4	0	1	0	0	1	3					
Steve Finley, L (1, 9) OBP: 0.267, SLG: 0.467	G4-3			F5		F7		1B		4	0	1	1	0	0	1					
Cal Ripken Jr., R (1, 6) OBP: 0.348, SLG: 0.423		G1-3			G5-3		G3-1	F4		4	0	0	0	0	0	3					
Larry Sheets, L (1, 10) OBP: 0.250, SLG: 0.275		G5-3			G3-1 2B		K	F9		4	0	1	0	0	1	3					
Mickey Tettleton, S (1, 2) OBP: 0.252, SLG: 0.411		G4-3			G3-1 2-3		4-3		F7	4	0	0	0	0	0	1					
Jim Traber, L (1, 3) Randy Milligan, R (8, PR) OBP: 0.333, SLG: 0.387			G4-3		BB			1B BB BB	K	1	0	0	0	2	0	0					
Craig Worthington, R (1, 5) Joe Orsulak, L (8, PH) Rene Gonzales, R (8, 5) OBP: 0.250, SLG: 0.205			G1-3		K			BB 1B BB	F7	2	0	0	0	0	1	2					
Billy Ripken, R (1, 4) OBP: 0.304, SLG: 0.409			L9			L7		1B BB 1B		3	0	1	0	0	0	0					
Inning Stats	R: 0 E: 0 K: 0 S: 13	H: 0 LOB: 0 BB: 0 P: 17	R: 0 E: 0 K: 0 S: 6	H: 0 LOB: 0 BB: 0 P: 9	R: 0 E: 0 K: 0 S: 7	H: 0 LOB: 0 BB: 0 P: 12	R: 0 E: 0 K: 0 S: 8	H: 0 LOB: 0 BB: 0 P: 13	R: 0 E: 0 K: 1 S: 10	H: 1 LOB: 2 BB: 1 P: 17	R: 0 E: 0 K: 1 S: 8	H: 0 LOB: 0 BB: 0 P: 11	R: 2 E: 0 K: 1 S: 11	H: 2 LOB: 3 BB: 3 P: 24	R: 0 E: 0 K: 1 S: 9	H: 0 LOB: 0 BB: 0 P: 15		1B: 2 2B: 1 3B: 1 HR: 0	SF: 0 SAC: 0 DP: 0 HBP: 0	WP: 0 PB: 0 SB: 0 CS: 0	PA: 35
PITCHER	IP	WLS	BF	H	R	ER	SO	BB	IBB	HBP	BLK	WP	HR	S	P	ERA	WHIP				
Bob Welch, R (1, 1) ERA: 2.31	7.0	L	27	3	2	2	3	3	0	0	0	0	0	64	102	2.57	0.857				
Greg Cadaret, L (8, 1) ERA: 6.35	0.0		1	0	0	0	0	1	0	0	0	0	0	1	5	∞	∞				
Gene Nelson, R (8, 1) ERA:	2.0		7	1	0	0	2	0	0	0	0	0	0	15	23	0.00	0.500				

Batter	1	2	3	4	5	6	7	8	9	AB	R	H	RBI	BB	SO	LOB	BOTTOM				
Luis Polonia, L (1, 7) OBP: 0.236, SLG: 0.275	G6-3		FC6-4 G5-3 1-2F 3-H			F9		F7		4	0	0	1	0	0	1	Baltimore Orioles @ Oakland Athletics Oakland-Alameda County Coliseum, Oakland, CA Wed Apr 26 1989, 7:05 PM PDT Att: 17,060 - Unknown - 50 F livebaseballscorecards.com				
Dave Parker, L (1, 10) OBP: 0.244, SLG: 0.346	G4-3		G5-3 1-3			1B		K		4	0	1	0	0	1	1					
Dave Henderson, R (1, 8) OBP: 0.402, SLG: 0.474	FC5-4 BB		F9			L4		K		3	0	0	0	1	1	1					
Mark McGwire, R (1, 3) OBP: 0.344, SLG: 0.643	FC5-4 1-2F			L8		G6-3		K		4	0	0	0	0	1	1					
Ron Hassey, L (1, 2) OBP: 0.217, SLG: 0.295		G4-3		G4-3 1B		2B				3	0	2	0	0	0	0					
Camey Lansford, R (1, 5) OBP: 0.352, SLG: 0.400		F8		G4-3 1-2F		G6-3				3	0	0	0	0	0	2					
Stan Javier, S (1, 9) OBP: 0.386, SLG: 0.400		G6-3			L9		L9			3	0	0	0	0	0	1					
Walt Weiss, S (1, 6) OBP: 0.355, SLG: 0.434			FC6-4 1B 2B		G4-6-3 BB		F8			2	1	1	0	1	0	0					
Mike Gallego, R (1, 4) OBP: 0.449, SLG: 0.553			FC6-4 2-3 1B		G4-6-3 1-2F		K			3	0	1	0	0	1	1					
Inning Stats	R: 0 E: 0 K: 0 S: 8	H: 0 LOB: 1 BB: 1 P: 15	R: 0 E: 0 K: 0 S: 4	H: 0 LOB: 0 BB: 0 P: 5	R: 1 E: 0 K: 0 S: 12	H: 2 LOB: 1 BB: 0 P: 16	R: 0 E: 0 K: 0 S: 3	H: 1 LOB: 0 BB: 0 P: 5	R: 0 E: 0 K: 0 S: 5	H: 1 LOB: 0 BB: 0 P: 9	R: 0 E: 0 K: 0 S: 6	H: 1 LOB: 1 BB: 0 P: 7	R: 0 E: 0 K: 1 S: 6	H: 0 LOB: 0 BB: 0 P: 11	R: 0 E: 0 K: 3 S: 10	H: 0 LOB: 0 BB: 0 P: 15		1B: 3 2B: 2 3B: 0 HR: 0	SF: 0 SAC: 0 DP: 2 HBP: 0	WP: 0 PB: 0 SB: 1 CS: 0	PA: 31
PITCHER	IP	WLS	BF	H	R	ER	SO	BB	IBB	HBP	BLK	WP	HR	S	P	ERA	WHIP				
Jose Bautista, R (1, 1) ERA: 5.1	7.0	W	25	5	1	1	0	2	0	0	0	0	0	48	75	1.29	1.000				
Gregg Olson, R (8, 1) ERA: 2.7	2.0	S	6	0	0	0	4	0	0	0	0	0	0	16	26	0.00	0.000				



Batter	1	2	3	4	5	6	7	8	9	AB	R	H	RBI	BB	SO	LOB	TOP			
Steve Finley, L (1, 8) OBP: 0.263, SLG: 0.389	G4-3 S BB		G6-3		G6-3			G3-1		3	0	0	0	1	0	0	<p>Baltimore Orioles @ Oakland Athletics Oakland-Alameda County Coliseum, Oakland, CA</p> <p>Thu Apr 27 1989, 3:33 AM PDT Att: 21,423 - Sunny - 60 F</p>			
Phil Bradley, R (1, 7) OBP: 0.309, SLG: 0.471 Rene Gonzales, R (8, 4) OBP: 0.250, SLG: 0.205	K				K			2B 1B		4	2	1	0	2	1	0				
Mike Devereaux, R (1, 9) OBP: 0.375, SLG: 0.424 Joe Orsulak, L (8, PH) OBP: 0.340, SLG: 0.489	G4-3		P4				P2	1B 2B		3	0	0	0	0	0	1				
Cal Ripken Jr., R (1, 6) OBP: 0.333, SLG: 0.402	G6-3		F8				P7	P3		4	0	0	0	0	2					
Randy Milligan, R (1, 3) OBP: 0.350, SLG: 0.412							P3			3	1	1	0	1	1	0				
Mickey Tettleton, S (1, 2) OBP: 0.252, SLG: 0.483							F9			4	1	3	2	0	0	0				
Larry Sheets, L (1, 10) OBP: 0.250, SLG: 0.274	G4-3						L1-3 1B	P2		4	0	1	0	0	0	3				
Craig Worthington, R (1, 5) OBP: 0.284, SLG: 0.282							L1-3	L4		3	0	0	0	1	0	4				
Billy Ripken, R (1, 4) OBP: 0.280, SLG: 0.375 Brady Anderson, L (8, PH) OBP: 0.358, SLG: 0.422	G6-4-3 1-2				G4-3			K		2	0	0	0	0	0	1				
										1	0	0	0	0	1	0				
Inning Stats	R: 0 E: 0 K: 1 S: 8	H: 0 LOB: 1 BB: 1 P: 15	R: 2 E: 0 K: 0 S: 7	H: 2 LOB: 0 BB: 1 P: 16	R: 1 E: 0 K: 0 S: 12	H: 1 LOB: 0 BB: 0 P: 17	R: 0 E: 0 K: 0 S: 9	H: 1 LOB: 1 BB: 1 P: 18	R: 0 E: 0 K: 1 S: 8	H: 0 LOB: 0 BB: 0 P: 11	R: 0 E: 0 K: 0 S: 6	H: 1 LOB: 0 BB: 0 P: 10	R: 1 E: 0 K: 1 S: 13	H: 2 LOB: 1 BB: 0 P: 20	R: 0 E: 0 K: 1 S: 9	H: 1 LOB: 1 BB: 0 P: 15	1B: 4 2B: 3 3B: 0 HR: 2	SF: 0 SAC: 0 DP: 2 HBP: 0	WP: 0 PB: 0 SB: 1 CS: 1	PA: 35
PITCHER	IP WLS BF H R ER SO	IP WLS BF H R ER SO	IP WLS BF H R ER SO	IP WLS BF H R ER SO	IP WLS BF H R ER SO	IP WLS BF H R ER SO	IP WLS BF H R ER SO	IP WLS BF H R ER SO	IP WLS BF H R ER SO	IP WLS BF H R ER SO	IP WLS BF H R ER SO	IP WLS BF H R ER SO	IP WLS BF H R ER SO	IP WLS BF H R ER SO	IP WLS BF H R ER SO	IP WLS BF H R ER SO	ERA WHIP	ERA WHIP	ERA WHIP	
Curt Young, L (1, 1) ERA: 5.47	3.1	16	4	3	3	1	3	0	0	0	1	0	2	33	60	8.10	2.100			
Todd Burns, R (4, 1) ERA: 1.13	4.2	W 15	3	1	1	2	0	0	0	0	0	0	0	38	61	1.93	0.643			
Eric Plunk, R (9, 1) ERA: 2.08	1.0	4	1	0	0	1	0	0	0	0	0	0	0	9	15	0.00	1.000			

Batter	1	2	3	4	5	6	7	8	9	AB	R	H	RBI	BB	SO	LOB	BOTTOM			
Luis Polonia, L (1, 7) OBP: 0.250, SLG: 0.286	P7	L9		G6-4-3 1-2						5	1	2	1	0	0	6	<p>Baltimore Orioles @ Oakland Athletics Oakland-Alameda County Coliseum, Oakland, CA</p> <p>Thu Apr 27 1989, 3:33 AM PDT Att: 21,423 - Sunny - 60 F</p>			
Dave Parker, L (1, 10) OBP: 0.231, SLG: 0.326	L8						L8 P7			5	0	0	0	0	1	3				
Dave Henderson, R (1, 8) OBP: 0.412, SLG: 0.543	1B						P7 1B	G6-3		5	2	3	2	0	0	0				
Mark McGwire, R (1, 3) OBP: 0.351, SLG: 0.788	K						L9	F8		5	2	2	3	0	1	1				
Terry Steinbach, R (1, 2) OBP: 0.387, SLG: 0.409							G6-3	K		4	1	1	0	1	2	0				
Camey Lansford, R (1, 5) OBP: 0.370, SLG: 0.458							2B 1B	G6-3		3	2	2	2	0	0	0				
Stan Javier, S (1, 9) OBP: 0.410, SLG: 0.404							HR	G6-3		2	0	1	0	2	0	1				
Tony Phillips, S (1, 4) OBP: 0.387, SLG: 0.433 Mike Gallego, R (8, 4) OBP: 0.449, SLG: 0.553							G4-6-3 1B	G6-3		3	1	1	1	1	1	4				
Walt Weiss, S (1, 6) OBP: 0.364, SLG: 0.429							1B 1B	1B		0	0	0	0	0	0	0				
										3	0	1	0	1	0	3				
Inning Stats	R: 0 E: 0 K: 1 S: 8	H: 1 LOB: 1 BB: 0 P: 13	R: 0 E: 0 K: 1 S: 13	H: 0 LOB: 2 BB: 2 P: 25	R: 1 E: 0 K: 2 S: 11	H: 1 LOB: 0 BB: 0 P: 12	R: 0 E: 0 K: 0 S: 9	H: 0 LOB: 2 BB: 3 P: 24	R: 1 E: 0 K: 0 S: 11	H: 1 LOB: 0 BB: 0 P: 18	R: 1 E: 0 K: 0 S: 6	H: 2 LOB: 0 BB: 0 P: 9	R: 6 E: 0 K: 0 S: 24	H: 8 LOB: 2 BB: 0 P: 38	R: 0 E: 0 K: 1 S: 7	H: 0 LOB: 0 BB: 0 P: 15	1B: 7 2B: 1 3B: 1 HR: 4	SF: 0 SAC: 0 DP: 2 HBP: 1	WP: 1 PB: 0 SB: 1 CS: 0	PA: 41
PITCHER	IP WLS BF H R ER SO	IP WLS BF H R ER SO	IP WLS BF H R ER SO	IP WLS BF H R ER SO	IP WLS BF H R ER SO	IP WLS BF H R ER SO	IP WLS BF H R ER SO	IP WLS BF H R ER SO	IP WLS BF H R ER SO	IP WLS BF H R ER SO	IP WLS BF H R ER SO	IP WLS BF H R ER SO	IP WLS BF H R ER SO	IP WLS BF H R ER SO	IP WLS BF H R ER SO	IP WLS BF H R ER SO	ERA WHIP	ERA WHIP	ERA WHIP	
Pete Harnisch, R (1, 1) ERA: 3.27	3.1	18	2	1	1	4	5	0	1	0	0	0	0	0	0	0				
Mark Thurmond, L (4, 1) ERA: 3.94	3.0	L 11	4	3	3	0	0	0	0	0	2	22	34	9.00	1.333					
Mark Williamson, R (7, 1) ERA: 6.75	0.1	8	7	5	5	0	0	0	0	0	1	17	28	135.00	21.000					
Brian Holton, R (7, 1) ERA: 5.79	1.1	4	0	0	0	1	0	0	0	0	0	10	20	0.00	0.000					





Batter	1	2	3	4	5	6	7	8	9	AB	R	H	RBI	BB	SO	LOB	TOP										
Brady Anderson, L OBP: 0.360, SLG: 0.425	F8		K	G4-3		BB IBB			1-1 2B	4	0	1	0	1	1	3	Baltimore Orioles @ Seattle Mariners The Kingdome, Seattle, WA Fri Apr 28 1989, 10:05 PM EDT Att: 10,929 - Dome										
Phil Bradley, R OBP: 0.333, SLG: 0.477	FC6-4 1B			1B 1B	4-1 BB	4-0 BB	1-2 2-3 BB		0-3 K	3	1	2	0	2	1	1											
Steve Finley, L OBP: 0.250, SLG: 0.348	FC6-4 1-2 FC5-4			1B 1B	1-1 FC4-6	1-1 F7			3-3 K	5	1	1	0	0	1	6											
Cal Ripken Jr., R OBP: 0.327, SLG: 0.391	FC5-4 1-2			1B 1B	1-1 SAFE L9				1-1 5-3	5	1	1	1	0	0	3											
Larry Sheets, L OBP: 0.250, SLG: 0.273		4-3		1B 1B	1-0 4-3				0-0 F8	4	1	1	0	0	0	1											
Mickey Tettleton, S OBP: 0.275, SLG: 0.453		L9		1B 1B	3-3 K				1-3 K	4	0	0	0	0	2	3											
Jim Traber, L OBP: 0.302, SLG: 0.304		6-3		1B 1B	0-2 E 1B				3-3 K	4	1	2	1	0	1	0											
Craig Worthington, R OBP: 0.294, SLG: 0.293			K	1-2 2-3 3-H 1B	1-0 1B				1-0 P4	4	0	2	1	0	1	0											
Billy Ripken, R OBP: 0.276, SLG: 0.357			K	1-2 2-3 3-H 1B	1-3 FC6-4 BB 1B				1-3 K	4	0	1	1	0	2	1											
Inning Stats	R: 0 E: 0 K: 0 S: 5	H: 1 LOB: 1 BB: 0 P: 9	R: 0 E: 0 K: 0 S: 5	H: 0 LOB: 0 BB: 0 P: 9	R: 0 E: 0 K: 3 S: 10	H: 0 LOB: 0 BB: 0 P: 14	R: 4 E: 0 K: 1 S: 23	H: 7 LOB: 2 BB: 0 P: 38	R: 0 E: 0 K: 0 S: 8	H: 0 LOB: 1 BB: 1 P: 13	R: 1 E: 1 K: 1 S: 12	H: 2 LOB: 2 BB: 2 P: 25	R: 0 E: 0 K: 0 S: 4	H: 0 LOB: 0 BB: 0 P: 5	R: 0 E: 0 K: 2 S: 8	H: 0 LOB: 0 BB: 0 P: 13	R: 0 E: 0 K: 10 S: 10	H: 1 LOB: 1 BB: 0 P: 15	1B: 10 2B: 1 3B: 0 HR: 0	SF: 0 SAC: 0 DP: 1 HBP: 0	WP: 0 PB: 0 SB: 0 CS: 0	PA: 40					
PITCHER	IP	WLS	BF	H	R	ER	SO	BB	IBB	HBP	BLK	WP	HR	S	P	ERA	WHIP										
Erik Hanson, R ERA: 2.23	3.1		18	8	4	4	4	0	0	0	0	0	0	41	67	10.80	2.400										
Steve Trout, L ERA: 7.56	2.0		8	2	1	1	1	1	0	0	0	0	0	17	25	4.50	1.500										
Jerry Reed, R ERA: 3.57	3.2	W	14	1	0	0	4	1	1	0	0	0	0	27	49	0.00	0.545										

Batter	1	2	3	4	5	6	7	8	9	AB	R	H	RBI	BB	SO	LOB	BOTTOM										
Harold Reynolds, S OBP: 0.327, SLG: 0.376	F8	G3		L7		E 1B		P4		5	0	1	2	0	0	0	Baltimore Orioles @ Seattle Mariners The Kingdome, Seattle, WA Fri Apr 28 1989, 10:05 PM EDT Att: 10,929 - Dome										
Darnell Coles, R OBP: 0.284, SLG: 0.329	BB 1B BB	1B		F9		P3		HR 1B		4	2	2	0	1	0	2											
Alvin Davis, L OBP: 0.441, SLG: 0.461	F7	4-3		G6-4-3 1B		E8 1B		L8		5	0	2	0	0	0	3											
Jeffrey Leonard, R OBP: 0.358, SLG: 0.578	BB 2B 1B		1B SF8 1B	G6-4-3 1B		L4		HR		5	3	3	2	0	0	3											
Mickey Brantley, R OBP: 0.250, SLG: 0.259	BB 2B BB		G6-3	P8		P8		P5		4	1	0	0	1	0	1											
Ken Griffey Jr., L OBP: 0.403, SLG: 0.522	2B BB		SF8 1B	3-1		3-1		4-3 1B 2B		3	2	2	1	1	0	0											
Dave Valle, R OBP: 0.319, SLG: 0.475	BLK 1H 2H 3H 2B		SF8	2B BB		4-1 2B BB		4-3		2	1	1	4	1	0	1											
Jim Presley, R OBP: 0.286, SLG: 0.304	G5-3		L8	1B 2B		1-3 1B 2B		1B		4	1	2	1	0	0	2											
Omar Vizquel, S OBP: 0.217, SLG: 0.122		P5		4-1		4-0 1B 1B IBB		K		2	0	0	0	0	0	0											
Scott Bradley, L ERA: 5.3										0	0	0	0	1	0	0											
Mario Diaz, R OBP: 0.267, SLG: 0.467										1	1	0	0	0	1	1											
Inning Stats	R: 4 E: 0 K: 0 S: 12	H: 2 LOB: 3 BB: 3 P: 31	R: 0 E: 0 K: 0 S: 7	H: 1 LOB: 0 BB: 0 P: 12	R: 1 E: 0 K: 0 S: 8	H: 2 LOB: 1 BB: 0 P: 11	R: 0 E: 0 K: 0 S: 7	H: 0 LOB: 0 BB: 0 P: 10	R: 0 E: 0 K: 0 S: 6	H: 1 LOB: 0 BB: 0 P: 7	R: 3 E: 1 K: 0 S: 19	H: 3 LOB: 2 BB: 2 P: 32	R: 1 E: 0 K: 1 S: 10	H: 2 LOB: 1 BB: 0 P: 15	R: 2 E: 0 K: 0 S: 13	H: 2 LOB: 0 BB: 0 P: 23	R: 0 E: 0 K: 9 S: 10	H: 1 LOB: 1 BB: 0 P: 15	1B: 9 2B: 3 3B: 0 HR: 1	SF: 1 SAC: 0 DP: 1 HBP: 0	WP: 0 PB: 0 SB: 1 CS: 0	PA: 41					
PITCHER	IP	WLS	BF	H	R	ER	SO	BB	IBB	HBP	BLK	WP	HR	S	P	ERA	WHIP										
Bob Milacki, R ERA: 4.2	0.2																										
Brian Holton, R ERA: 5.3	4.2	L	18	4	2	2	0	1	0	0	1	0	0	34	52	3.86	1.071										
Gregg Olson, R ERA: 3.18	0.1		4	2	1	1	0	0	1	0	0	0	0	7	16	27.00	6.000										
Kevin Hickey, L ERA: 3.88	2.1		12	5	4	3	1	0	0	0	0	0	1	31	46	11.57	2.143										

AB	37
R	5
H	11
RBI	4
BB	3
SO	9
LOB	18



Batter	1	2	3	4	5	6	7	8	9	AB	R	H	RBI	BB	SO	LOB	TOP										
Brady Anderson, L (1, 8) OBP: 0.365, SLG: 0.444 Steve Finley, L (7, 8) OBP: 0.250, SLG: 0.348	1-2 G6-3 3B		3-2 F9		4-1 CS BB		1-0 L6			3	1	1	0	1	0	1	<p>Baltimore Orioles @ Seattle Mariners The Kingdome, Seattle, WA Sat Apr 29 1989, 10:05 PM EDT Att: 14,688 - Dome</p> <p>livebaseballscorecards.com</p> <p>AB 31 R 3 H 6 RBI 3 BB 5 SO 10 LOB 16</p> 										
Phil Bradley, R (1, 7) OBP: 0.340, SLG: 0.467	4-1 G6-3 1B BB		4-0 2B BB		1-3 K		2-2 G6-3			2	2	0	0	2	1	2											
Mike Devereaux, R (1, 9) OBP: 0.364, SLG: 0.405	2-2 G6-3		1-2 F9		0-0 CS		2-1 P9			4	0	1	1	0	0	3											
Cal Ripken Jr., R (1, 6) OBP: 0.343, SLG: 0.418	2-2 CS 1B		0-0 2B		2-0 BB FC1-5 1B		3-2 G4-3			4	0	3	2	0	0	0											
Randy Milligan, R (1, 3) OBP: 0.318, SLG: 0.368	2-3 K 1-2		1-2 F7		1-1 FC1-5 BB		2-3 K			4	0	0	0	0	2	4											
Mickey Tettleton, S (1, 2) OBP: 0.290, SLG: 0.426		3-3 K		2-3 K		2-0 P9		3-2 P9		4	0	0	0	0	2	2											
Craig Worthington, R (1, 5) Joe Orsulak, L (9, PH) OBP: 0.333, SLG: 0.479		1-3 K		2-3 K		4-2 BB		0-1 L7		2	0	0	0	1	2	0											
Chris Hoiles, R (1, 10) Lary Sheets, L (9, PH) OBP: 0.247, SLG: 0.269		4-2 BB		0-0 P4		2-3 K		1-3 K		2	0	0	0	1	1	3											
Billy Ripken, R (1, 4) Jim Traber, L (9, PH) OBP: 0.296, SLG: 0.298		0-0 F9		2-1 G3		1-2 G6-3 1B		2-3 K		3	0	1	0	0	0	1											
Inning Stats	R: 2 H: 2 E: 0 K: 1 S: 17	WLS: 1 BF: 33 LOB: 1 BB: 1 P: 28	R: 0 H: 0 E: 0 K: 2 S: 10	ER: 0 SO: 1 LOB: 1 BB: 1 P: 18	R: 1 H: 1 E: 0 K: 0 S: 11	LOB: 1 BB: 1 P: 20	R: 0 H: 0 E: 0 K: 2 S: 7	LOB: 0 BB: 0 P: 11	R: 0 H: 2 E: 0 K: 1 S: 14	LOB: 3 BB: 1 P: 27	R: 0 H: 1 E: 0 K: 0 S: 9	LOB: 1 BB: 0 P: 15	R: 0 H: 0 E: 0 K: 1 S: 10	LOB: 0 BB: 0 P: 18	R: 0 H: 0 E: 0 K: 2 S: 8	LOB: 0 BB: 0 P: 11		1B: 4 2B: 2 3B: 1 HR: 0	SF: 0 SAC: 0 DP: 1 HBP: 0	WP: 0 PB: 0 SB: 0 CS: 2	PA: 37						
PITCHER	IP	WLS	BF	H	R	ER	SO	BB	IBB	HBP	BLK	WP	HR	S	P	ERA	WHIP										
Mark Langston, L (1, 1) ERA: 3.45 Mike Schooler, R (9, 1) ERA: 2.89	8.0	W	33	6	3	3	8	5	0	0	0	0	0	84	150	3.38	1.375										

Batter	1	2	3	4	5	6	7	8	9	AB	R	H	RBI	BB	SO	LOB	BOTTOM										
Mickey Brantley, R (1, 7) OBP: 0.262, SLG: 0.271	2-1 S 1B		2-2 G5-3		3-2 1B 1B		0-1 G5-3			5	1	2	0	0	0	5	<p>Baltimore Orioles @ Seattle Mariners The Kingdome, Seattle, WA Sat Apr 29 1989, 10:05 PM EDT Att: 14,688 - Dome</p> <p>livebaseballscorecards.com</p> <p>AB 33 R 4 H 11 RBI 3 BB 2 SO 3 LOB 15</p> 										
Darnell Coles, R (1, 9) OBP: 0.272, SLG: 0.315	2-2 P8		2-1 L9		0-0 P4		1-2 F7			4	0	0	0	0	0	2											
Alvin Davis, L (1, 3) OBP: 0.443, SLG: 0.463	2-2 F9		0-2 P9		2-1 1B SF7 1B		0-1 FC6-4 1B			4	1	2	1	0	0	1											
Jeffrey Leonard, R (1, 10) OBP: 0.364, SLG: 0.570	4-0 BB		1-2 L9		1-1 1B 1B		1-2 FC6-4			3	1	1	0	1	0	1											
Ken Griffey Jr., L (1, 8) OBP: 0.395, SLG: 0.507	2-3 K		1-0 P9		1-0 1B E 1B		0-0 G6-3			4	1	1	0	0	1	2											
Scott Bradley, L (1, 2) OBP: 0.353, SLG: 0.407		1-0 SH5-4 1B		4-1 1B BB		1-0 SF7		2-2 G4-1		2	0	1	1	1	0	0											
Jim Prestley, R (1, 5) OBP: 0.302, SLG: 0.320		0-1 SH5-4 1B		0-3 K		0-1 E7 1B		1-0 P3		4	0	2	1	0	1	1											
Mario Diaz, R (1, 4) OBP: 0.278, SLG: 0.444		0-0 SH5-4		0-2 1B		1-0 G5-3		1-0 P4		3	0	1	0	0	0	1											
Omar Vizquel, S (1, 6) OBP: 0.220, SLG: 0.133		1-3 K		0-1 1B		1-2 F9		2-0 P2		4	0	1	0	0	1	2											
Inning Stats	R: 0 H: 1 E: 0 K: 1 S: 11	H: 2 LOB: 2 BB: 0 P: 12	R: 0 H: 0 E: 0 K: 0 S: 8	H: 0 LOB: 0 BB: 0 P: 11	R: 0 H: 2 E: 0 K: 1 S: 13	LOB: 3 BB: 1 P: 20	R: 3 H: 4 E: 1 K: 0 S: 10	LOB: 1 BB: 0 P: 16	R: 1 H: 2 E: 0 K: 0 S: 16	LOB: 0 BB: 0 P: 21	R: 0 H: 0 E: 0 K: 0 S: 5	LOB: 0 BB: 0 P: 8	R: 0 H: 0 E: 0 K: 0 S: 4	LOB: 0 BB: 0 P: 7	R: 0 H: 0 E: 0 K: 0 S: 4	LOB: 0 BB: 0 P: 7		1B: 11 2B: 0 3B: 0 HR: 0	SF: 1 SAC: 1 DP: 0 HBP: 0	WP: 0 PB: 0 SB: 1 CS: 0	PA: 37						
PITCHER	IP	WLS	BF	H	R	ER	SO	BB	IBB	HBP	BLK	WP	HR	S	P	ERA	WHIP										
Dave Schmidt, R (1, 1) ERA: 6.23 Mark Thurmond, L (6, 1) ERA: 3.44	5.2	L	30	11	4	3	3	0	0	0	0	0	0	12	19	0.00	0.000										

Batter	1	2	3	4	5	6	7	8	9	AB	R	H	RBI	BB	SO	LOB	TOP				
Brady Anderson, L (1, 8) OBP: 0.367, SLG: 0.436										4	1	1	0	1	2	1					
Phil Bradley, R (1, 7) OBP: 0.336, SLG: 0.457										4	0	1	0	0	1	2					
Joe Orsulak, L (1, 9) OBP: 0.333, SLG: 0.471										3	0	1	0	0	1	0					
Cal Ripken Jr., R (1, 6) OBP: 0.349, SLG: 0.432										4	1	2	1	0	0	1					
Larry Sheets, L (1, 10) OBP: 0.258, SLG: 0.305										4	1	2	0	0	1	3					
Mickey Tettleton, S (1, 2) OBP: 0.280, SLG: 0.465										3	1	1	3	0	1	4					
Jim Traber, L (1, 3) OBP: 0.293, SLG: 0.294											4	0	1	0	0	1	0				
Craig Worthington, R (1, 5) OBP: 0.304, SLG: 0.278											2	0	0	0	2	0	1				
Billy Ripken, R (1, 4) OBP: 0.250, SLG: 0.314										4	0	0	0	0	3	2					
Inning Stats	R: 0 E: 0 K: 3 S: 10	H: 0 LOB: 0 BB: 0 P: 14	R: 1 E: 0 K: 1 S: 14	H: 1 LOB: 0 BB: 0 P: 21	R: 0 E: 0 K: 1 S: 9	H: 0 LOB: 0 BB: 0 P: 13	R: 0 E: 0 K: 1 S: 8	H: 1 LOB: 0 BB: 0 P: 10	R: 1 E: 0 K: 1 S: 15	H: 3 LOB: 2 BB: 0 P: 22	R: 0 E: 0 K: 1 S: 7	H: 0 LOB: 2 BB: 2 P: 19	R: 2 E: 0 K: 0 S: 14	H: 2 LOB: 0 BB: 0 P: 25	R: 0 E: 0 K: 1 S: 7	H: 0 LOB: 0 BB: 1 P: 13	1B: 6 2B: 2 3B: 1 HR: 1	SF: 1 SAC: 1 DP: 2 HBP: 0	WP: 0 PB: 0 SB: 0 CS: 0	PA: 37	
PITCHER	IP	WLS	BF	H	R	ER	SO	BB	IBB	HBP	BLK	WP	HR	S	P	ERA	WHIP				
Scott Bankhead, R (1, 1) ERA: 3.82	6.0		24	7	2	2	8	0	0	0	0	0	0	66	94	3.00	1.167				
Michael Jackson, R (7, 1) ERA: 5.27	1.1		7	1	1	1	1	2	0	0	0	0	0	14	32	6.75	2.250				
Steve Trout, L (8, 1) ERA: 7.79	0.2	L	3	1	1	1	0	0	0	0	0	0	1	7	12	13.50	1.500				
Julio Solano, R (9, 1) ERA: 5.99	1.0		3	0	0	0	1	1	0	0	0	0	0	7	13	0.00	1.000				

Baltimore Orioles @ Seattle Mariners
The Kingdome, Seattle, WA
Sun Apr 30 1989, 6:33 AM EDT
Att: 9,452 - Dome

AB 32
R 4
H 9
RBI 4
BB 3
SO 10
LOB 14



Batter	1	2	3	4	5	6	7	8	9	AB	R	H	RBI	BB	SO	LOB	BOTTOM				
Henry Cotto, R (1, 7) OBP: 0.372, SLG: 0.500										4	0	2	0	0	0	0					
Darnell Coles, R (1, 9) OBP: 0.271, SLG: 0.312										4	2	1	0	0	0	2					
Alvin Davis, L (1, 3) OBP: 0.455, SLG: 0.524										4	1	3	3	0	0	0					
Jeffrey Leonard, R (1, 10) OBP: 0.350, SLG: 0.544										4	0	0	0	0	2	2					
Ken Griffey Jr., L (1, 8) OBP: 0.388, SLG: 0.494											4	0	1	0	0	0	1				
Dave Valle, R (1, 2) OBP: 0.315, SLG: 0.462											4	0	1	0	0	0	1				
Jim Prestley, R (1, 5) OBP: 0.281, SLG: 0.296											4	0	0	0	0	1	1				
Mario Diaz, R (1, 4) OBP: 0.286, SLG: 0.400											2	0	0	0	1	0	0				
Omar Vizquel, S (1, 6) OBP: 0.208, SLG: 0.125											3	0	0	0	0	2					
Inning Stats	R: 1 E: 1 K: 1 S: 9	H: 2 LOB: 1 BB: 0 P: 12	R: 0 E: 0 K: 1 S: 6	H: 1 LOB: 0 BB: 0 P: 7	R: 2 E: 0 K: 0 S: 11	H: 2 LOB: 0 BB: 0 P: 17	R: 0 E: 0 K: 0 S: 5	H: 1 LOB: 1 BB: 0 P: 8	R: 0 E: 0 K: 0 S: 7	H: 0 LOB: 0 BB: 0 P: 9	R: 0 E: 1 K: 0 S: 6	H: 0 LOB: 1 BB: 1 P: 12	R: 0 E: 0 K: 1 S: 9	H: 1 LOB: 1 BB: 0 P: 13	R: 0 E: 0 K: 0 S: 7	H: 0 LOB: 0 BB: 0 P: 13	1B: 6 2B: 1 3B: 0 HR: 1	SF: 0 SAC: 0 DP: 2 HBP: 0	WP: 0 PB: 0 SB: 0 CS: 0	PA: 34	
PITCHER	IP	WLS	BF	H	R	ER	SO	BB	IBB	HBP	BLK	WP	HR	S	P	ERA	WHIP				
Jeff Ballard, L (1, 1) ERA: 1.46	7.0		27	7	3	2	2	1	0	0	0	0	0	50	76	2.57	1.143				
Mark Williamson, R (8, 1) ERA: 5.79	2.0	S	7	1	0	0	1	0	0	0	0	0	0	16	26	0.00	0.500				

Baltimore Orioles @ Seattle Mariners
The Kingdome, Seattle, WA
Sun Apr 30 1989, 6:33 AM EDT
Att: 9,452 - Dome

AB 33
R 3
H 8
RBI 3
BB 1
SO 3
LOB 9



Batter	1	2	3	4	5	6	7	8	9	AB	R	H	RBI	BB	SO	LOB	TOP					
Brian Downing, R OBP: 0.354, SLG: 0.448 (1, 10)	F7			G5-3		HR		K		4	1	1	1	0	1	0						
Wally Joyner, L OBP: 0.291, SLG: 0.301 (1, 3)	F9			3B	2B		F8		1B	4	1	2	0	0	0	0						
Johnny Ray, S OBP: 0.239, SLG: 0.333 (1, 4)	F7			1B	3B		F8		F8	4	1	1	1	0	0	1						
Devon White, S OBP: 0.333, SLG: 0.500 (1, 8)		K		1B	G4-3		F9		F7	4	0	1	1	0	1	1						
Lance Parrish, R OBP: 0.330, SLG: 0.372 (1, 2)		1B		G4-3	1-2		G2-3		F7	4	0	1	0	0	0	2						
Chili Davis, S OBP: 0.283, SLG: 0.357 (1, 7)		G4-6-3		K			K			3	0	0	0	0	2	2						
Dante Bichette, R OBP: 0.308, SLG: 0.469 (1, 9)				G6-3			G6-3			3	0	1	0	0	0	0						
Jack Howell, L OBP: 0.244, SLG: 0.273 (1, 5)				F9			G4-6-3		F7	3	0	0	0	0	0	1						
Kent Anderson, R OBP: 0.283, SLG: 0.302 (1, 6)				P2			K		G5-3	3	0	0	0	0	1	0						
Inning Stats	R: 0 E: 0 K: 0 S: 7	H: 0 LOB: 0 BB: 0 P: 10	R: 0 E: 0 K: 1 S: 8	H: 1 LOB: 0 BB: 0 P: 10	R: 0 E: 0 K: 0 S: 6	H: 0 LOB: 0 BB: 0 P: 7	R: 2 E: 0 K: 1 S: 14	H: 3 LOB: 1 BB: 0 P: 23	R: 0 E: 0 K: 1 S: 5	H: 1 LOB: 0 BB: 0 P: 8	R: 1 E: 0 K: 0 S: 5	H: 1 LOB: 0 BB: 0 P: 9	R: 0 E: 0 K: 1 S: 6	H: 0 LOB: 0 BB: 0 P: 7	R: 0 E: 0 K: 0 S: 6	H: 0 LOB: 0 BB: 0 P: 10	R: 0 E: 0 K: 0 S: 9	H: 1 LOB: 1 BB: 0 P: 15	1B: 4 2B: 1 3B: 1 HR: 1	SF: 0 SAC: 0 DP: 2 HBP: 0	WP: 0 PB: 0 SB: 0 CS: 0	PA: 32
PITCHER	IP	WLS	BF	H	R	ER	SO	BB	IBB	HBP	BLK	WP	HR	S	P	ERA	WHIP					
Jose Bautista, R ERA: 4.86 (1, 1)	7.0		25	6	3	3	4	0	0	0	0	0	1	51	74	3.86	0.857					
Gregg Olson, R ERA: 2.84 (8, 1)	2.0	W	7	1	0	0	1	0	0	0	0	0	0	15	25	0.00	0.500					

California Angels @ Baltimore Orioles
Memorial Stadium, Baltimore, MD
Tue May 02 1989, 7:05 PM EDT
Att: 17,668 - Unknown - 55 F

AB 32
R 3
H 7
RBI 3
BB 0
SO 5
LOB 7

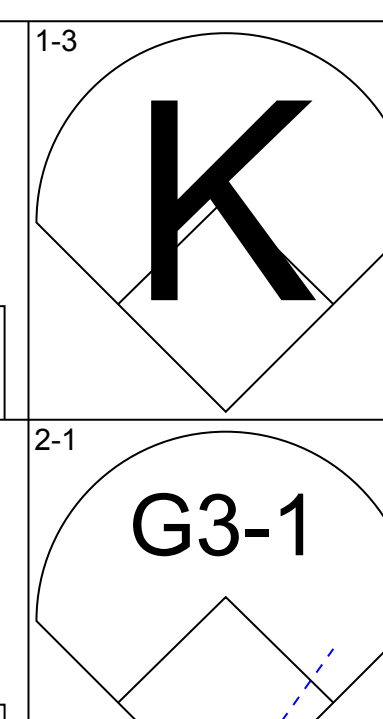
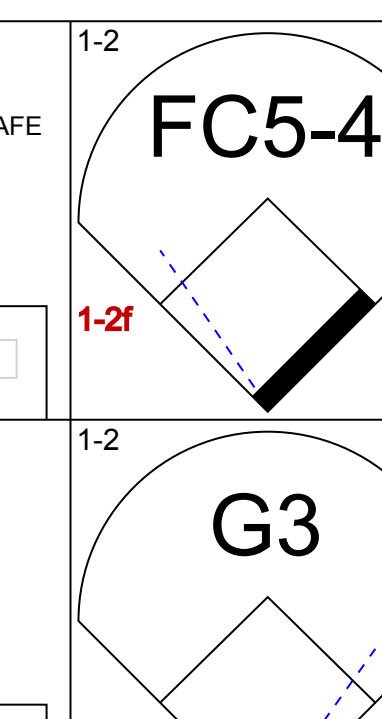
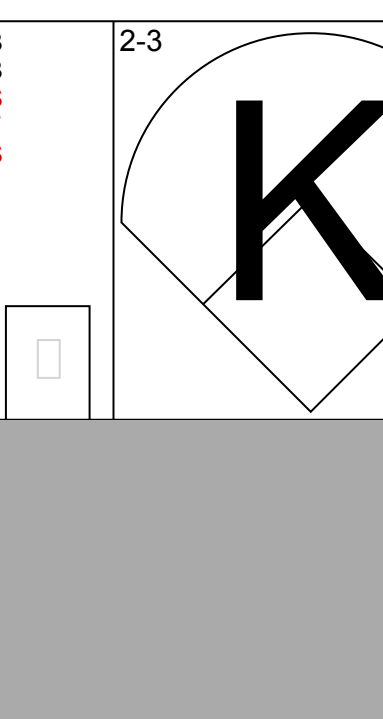
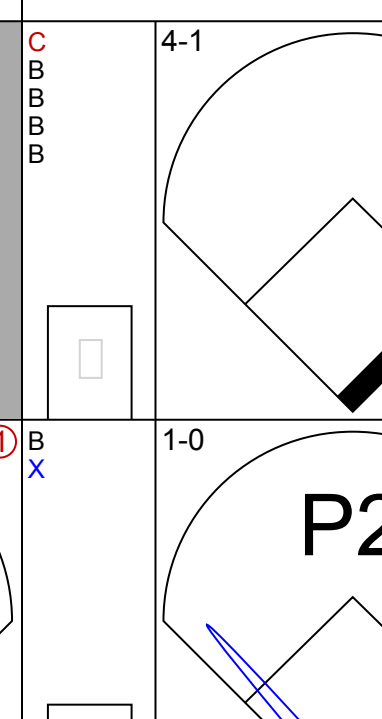
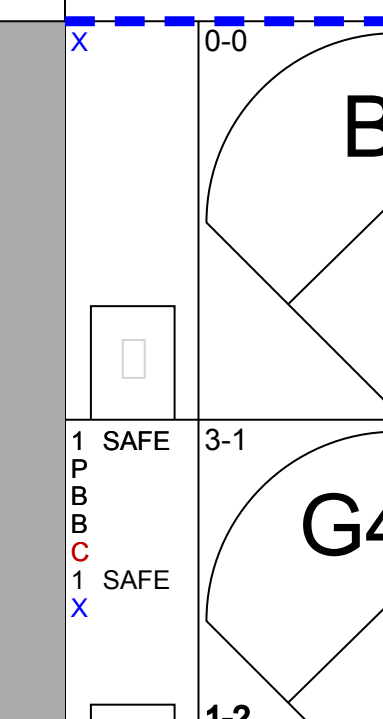
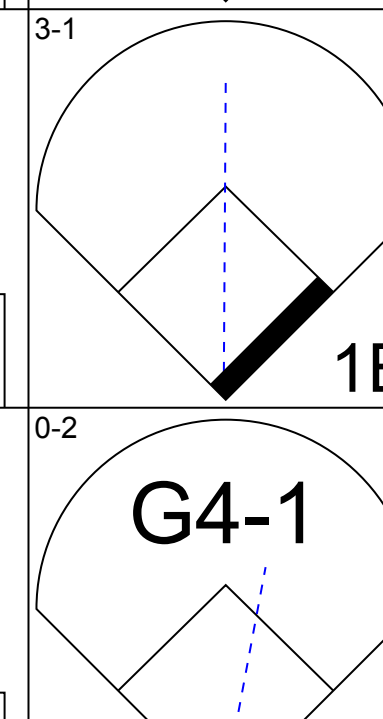

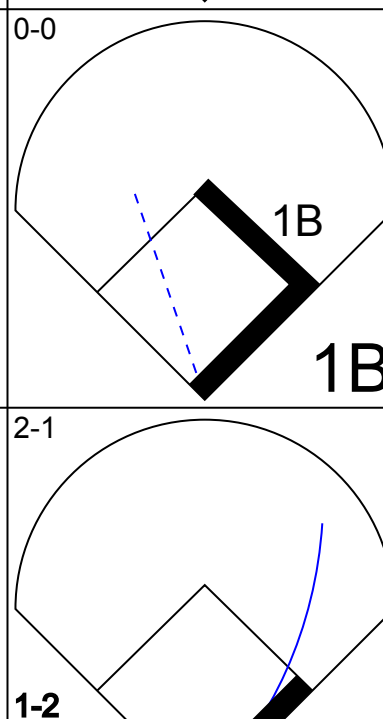

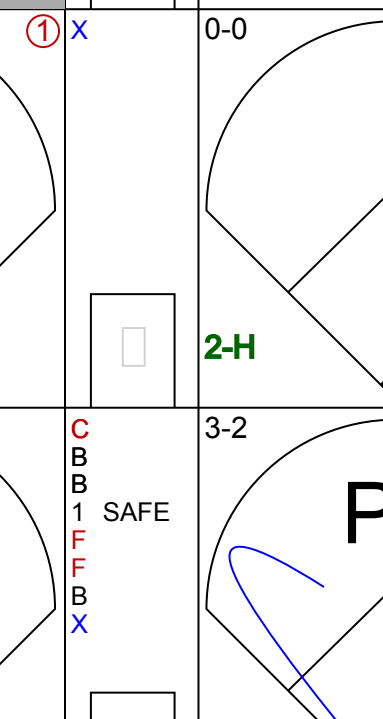

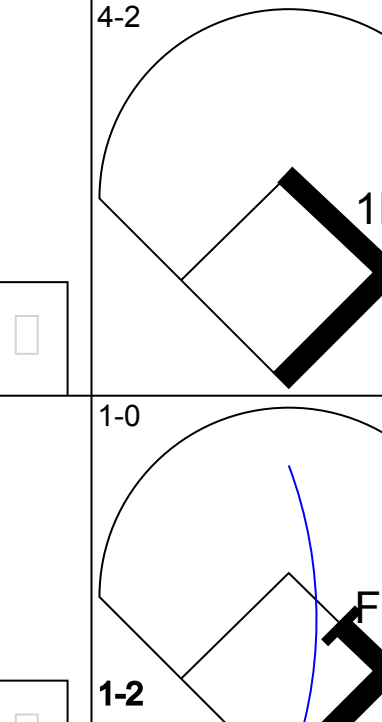
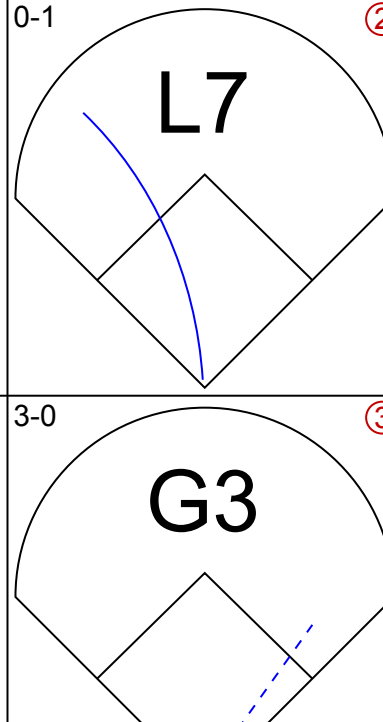
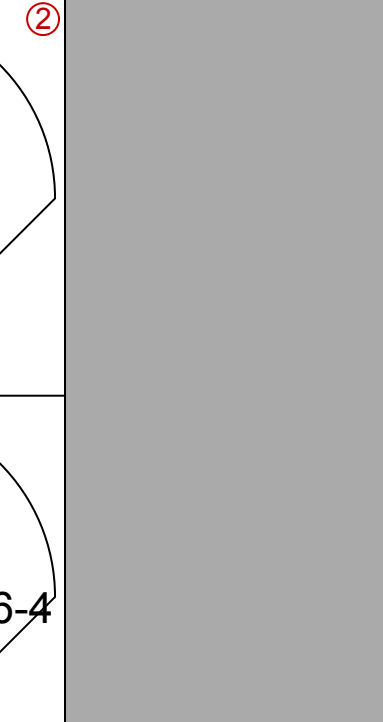

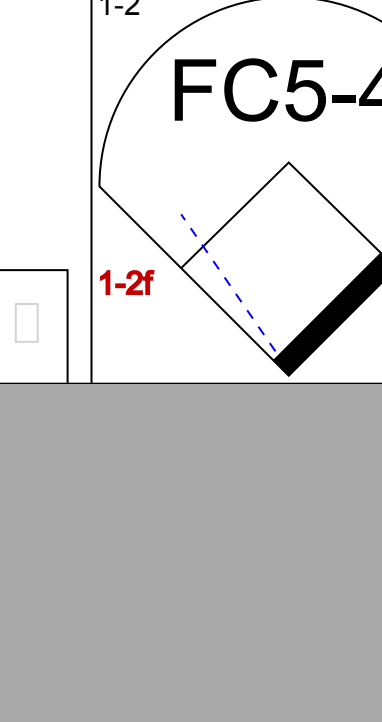

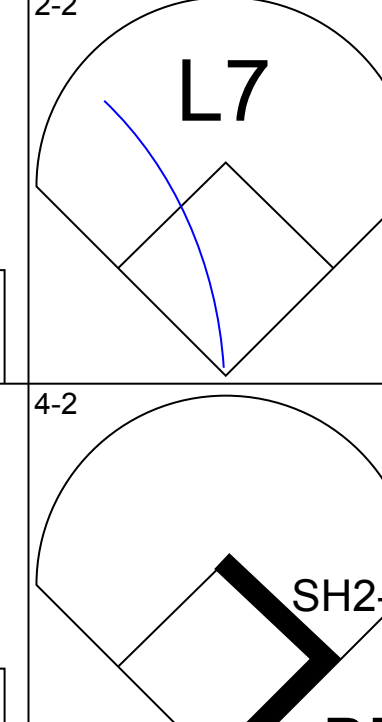
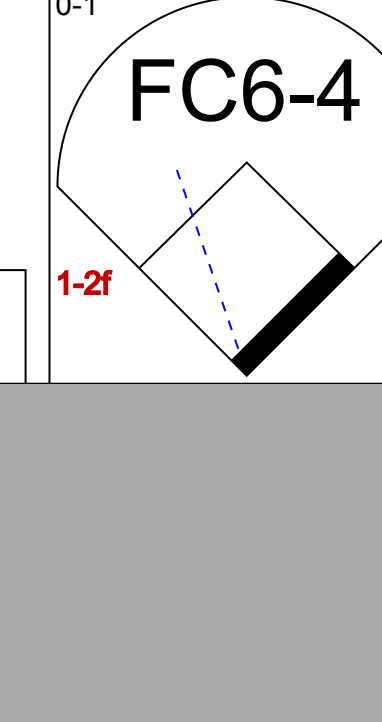
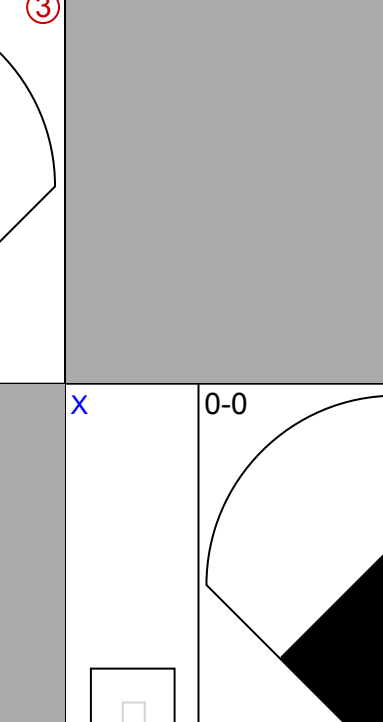
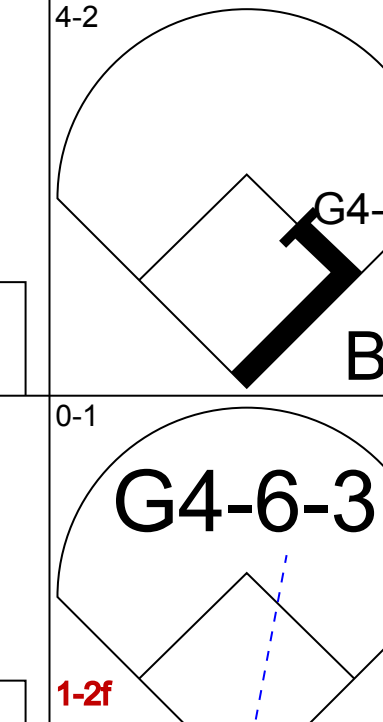
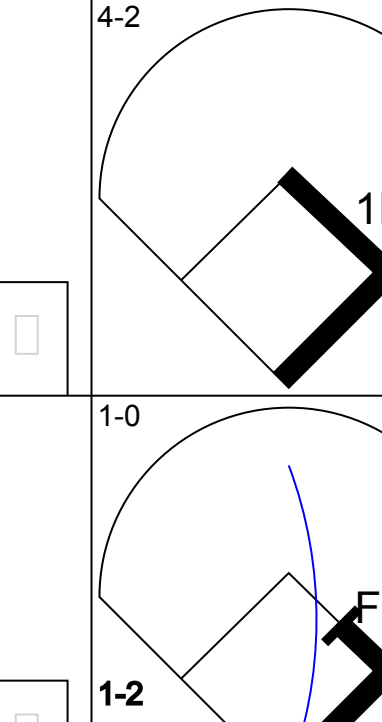
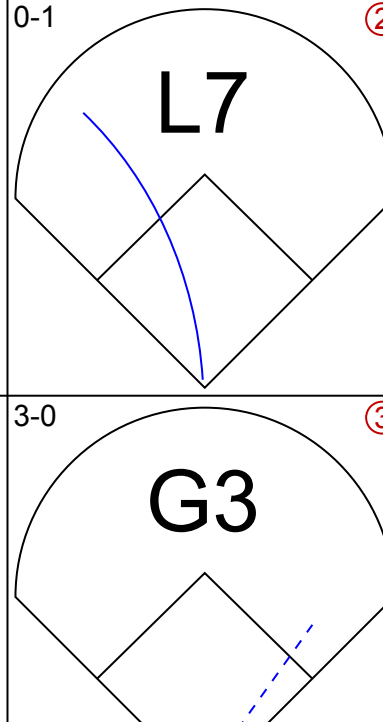
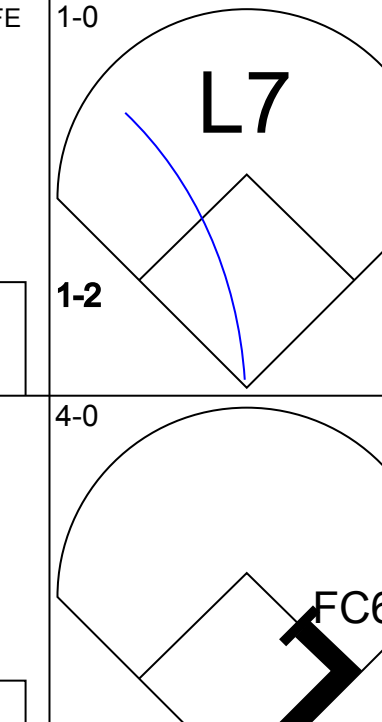
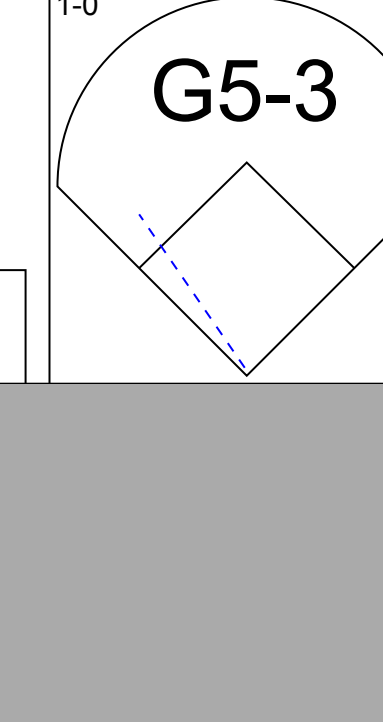
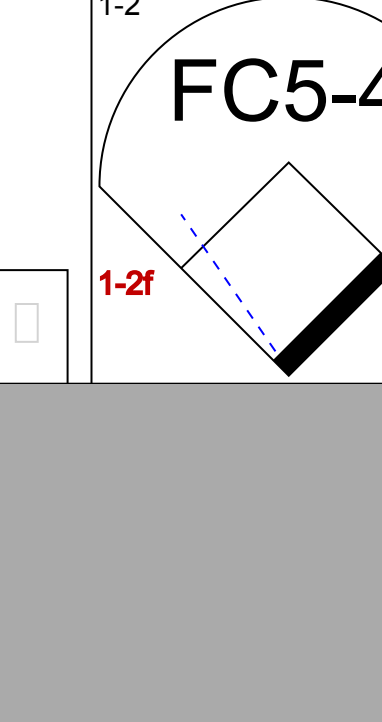

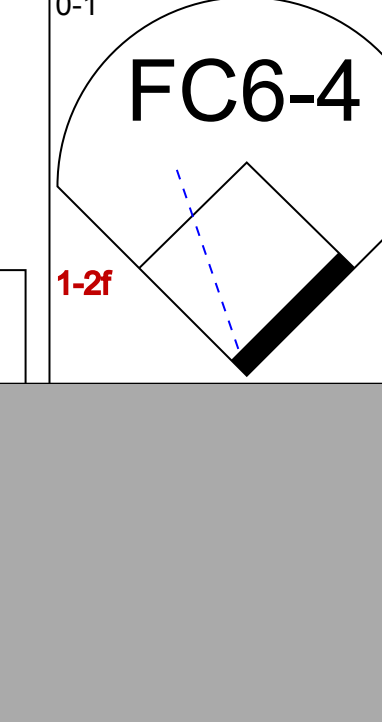

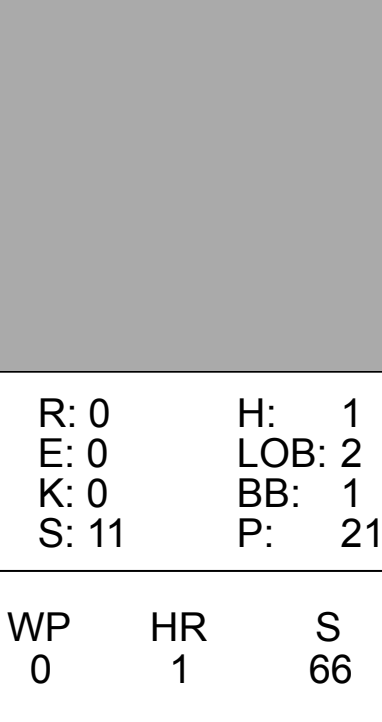
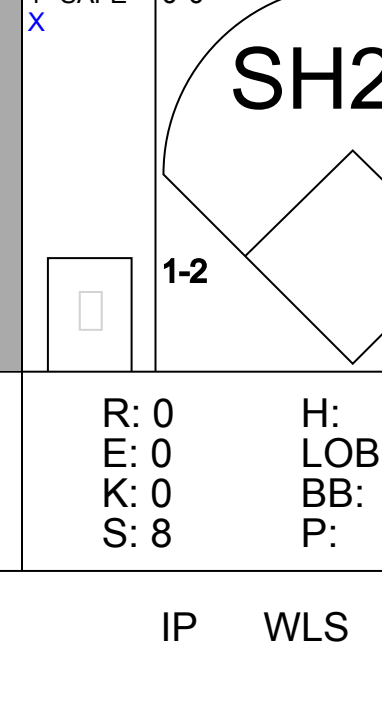
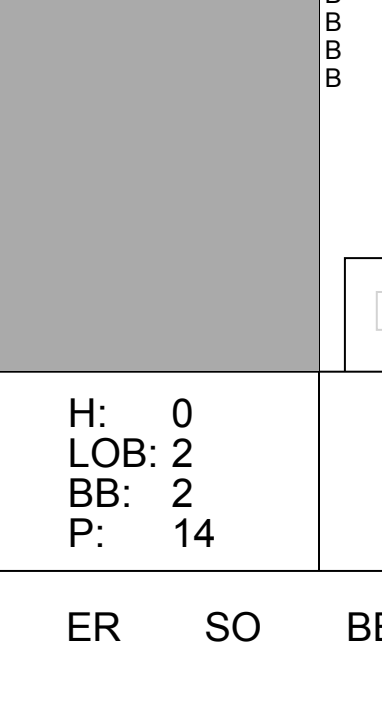
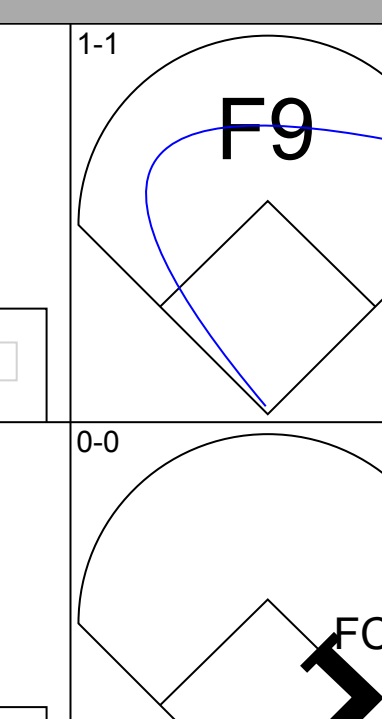
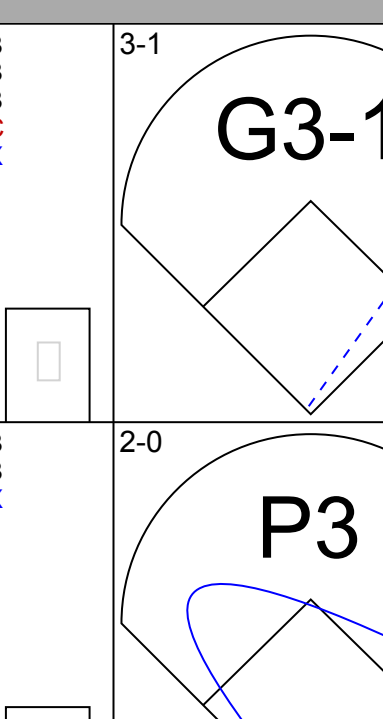
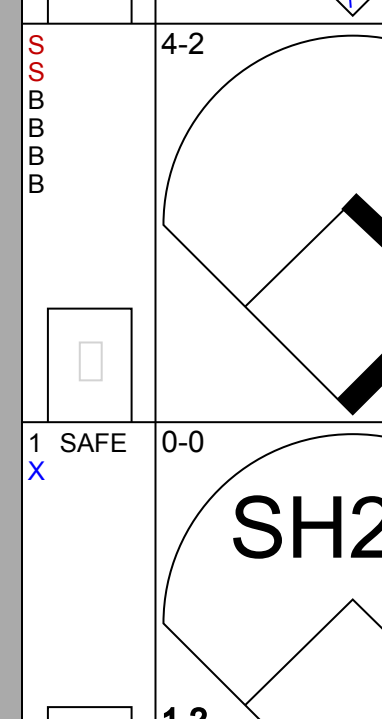
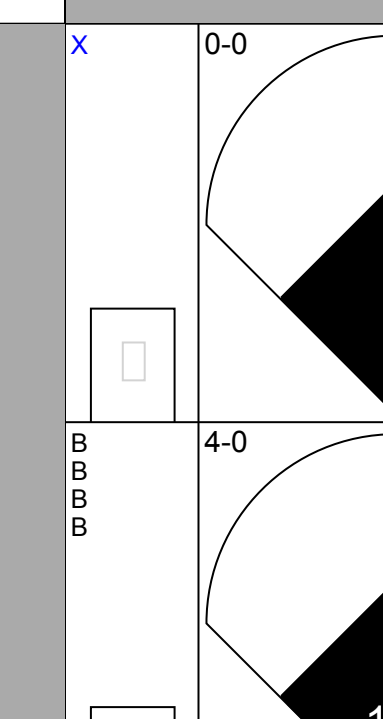
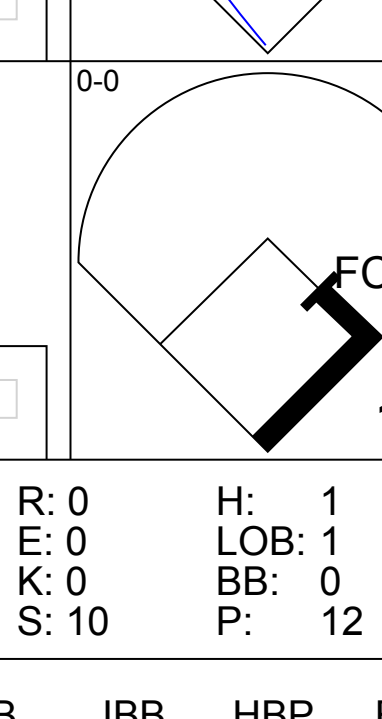
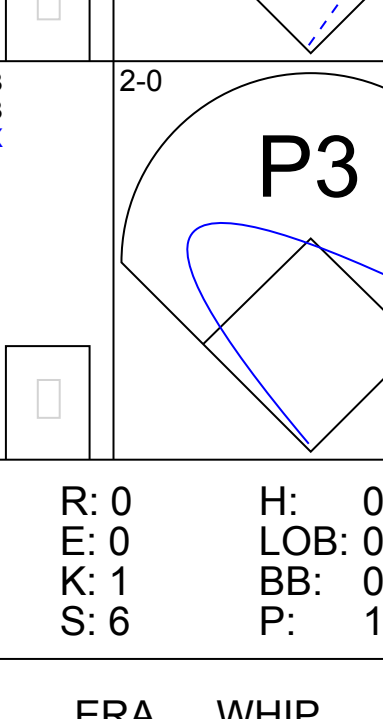
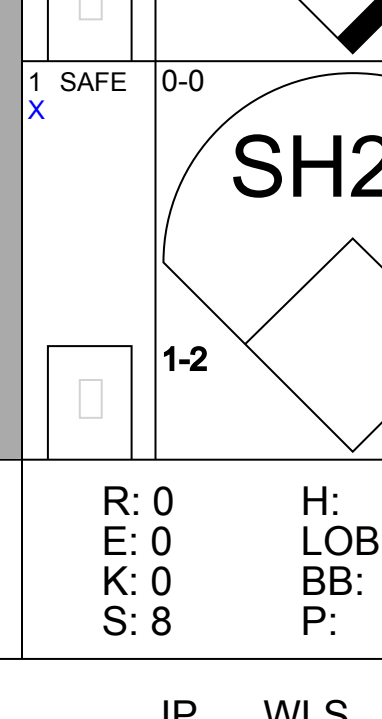
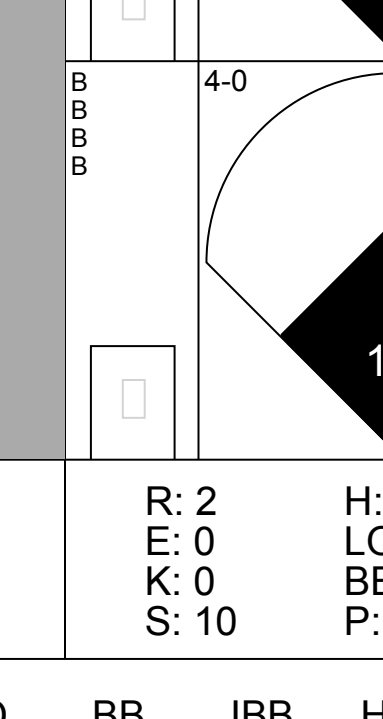


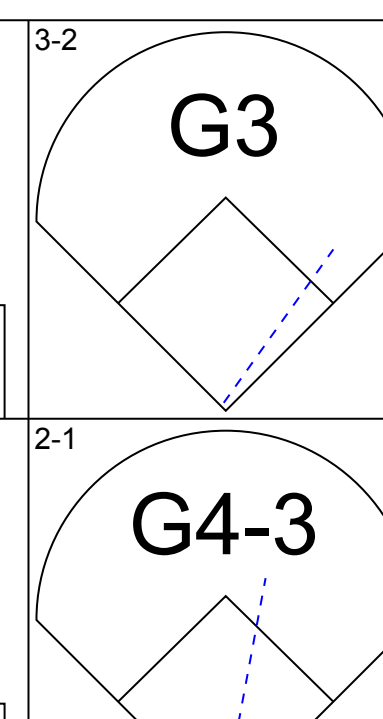
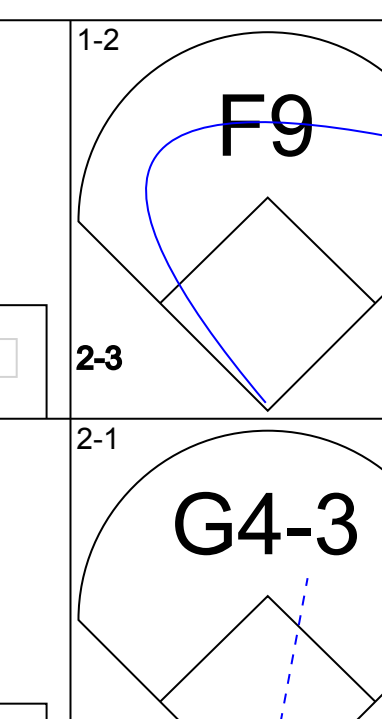
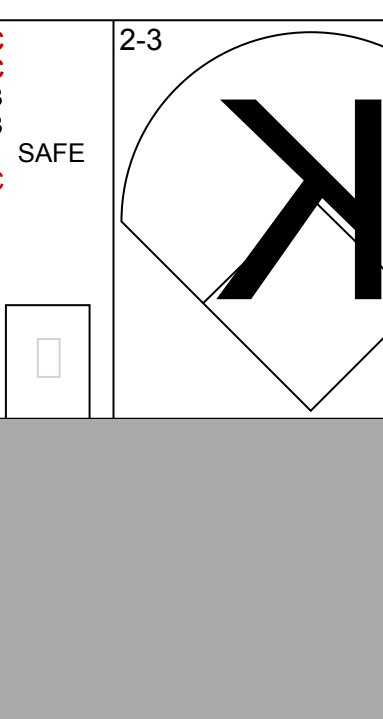
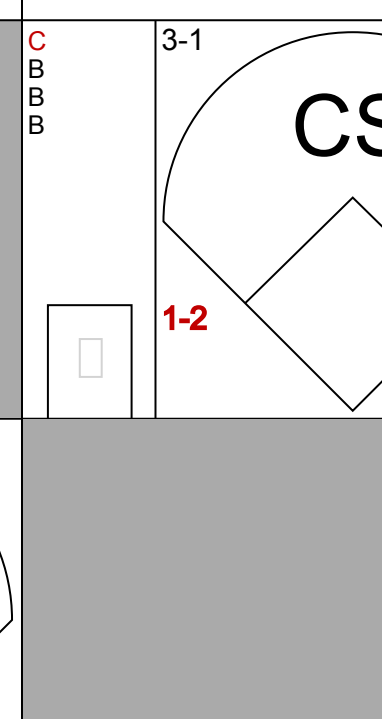
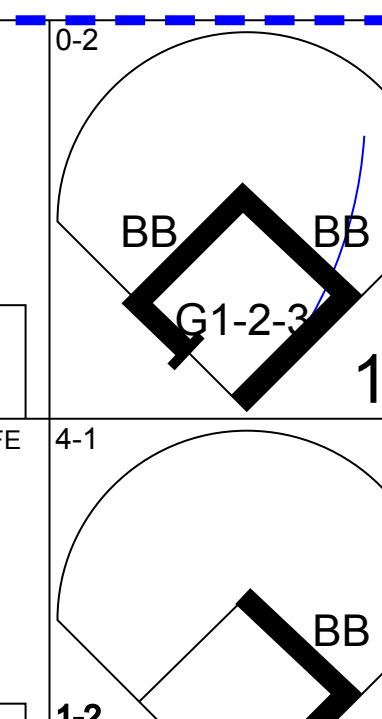
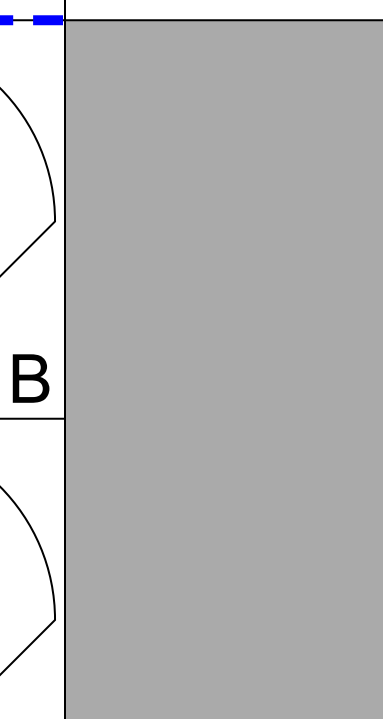
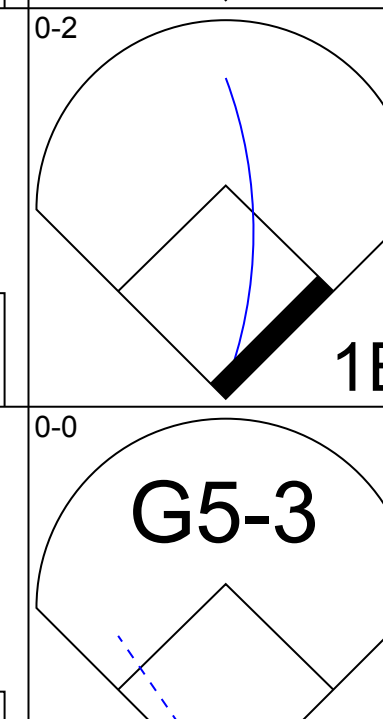

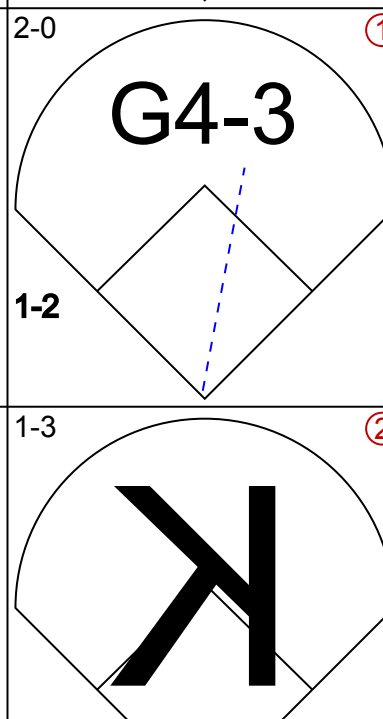

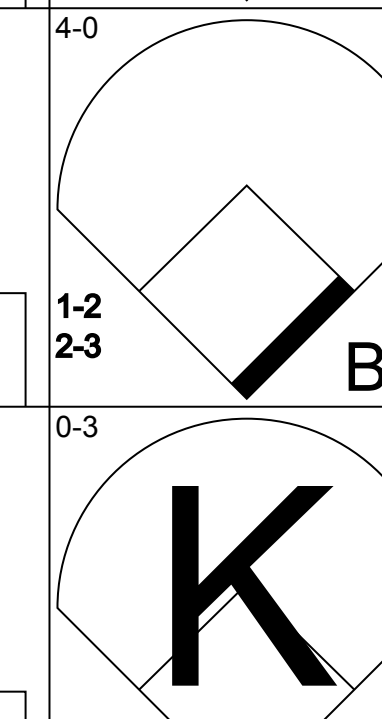
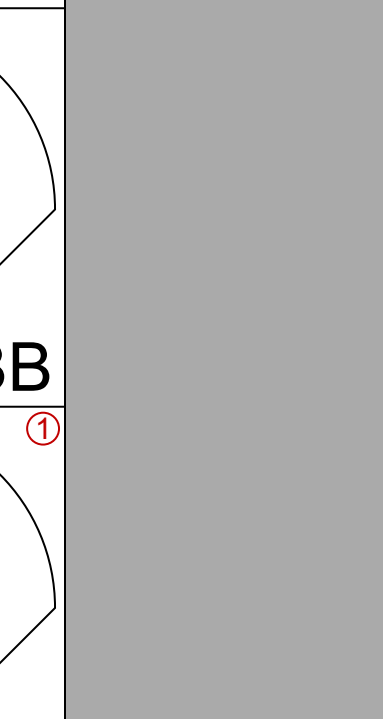

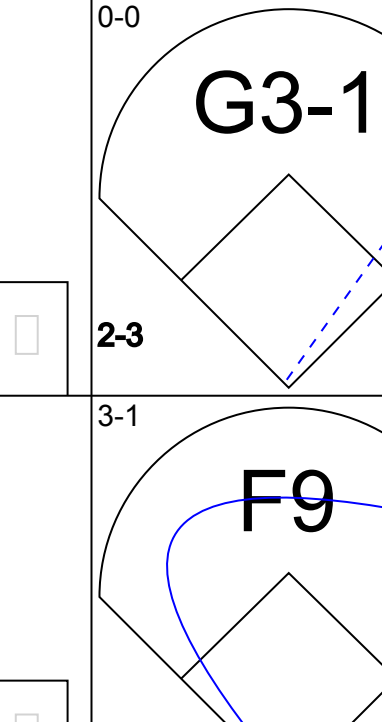

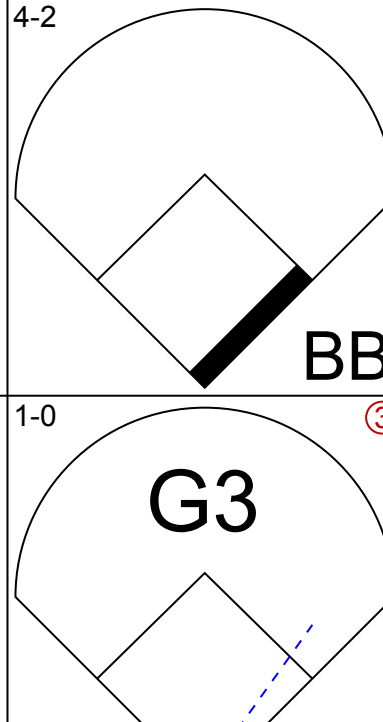

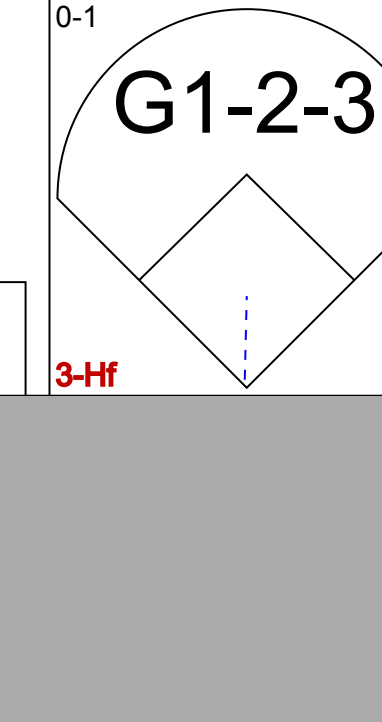




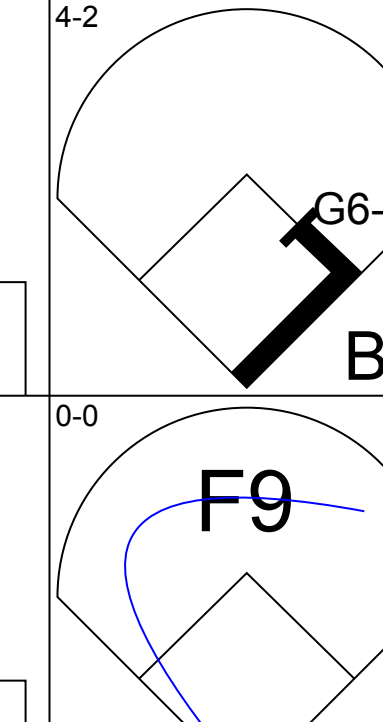
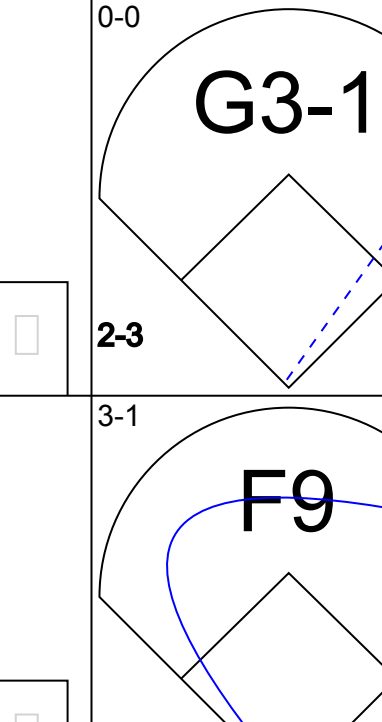
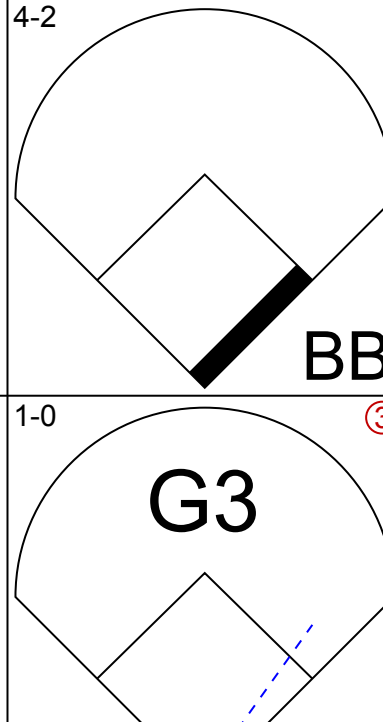
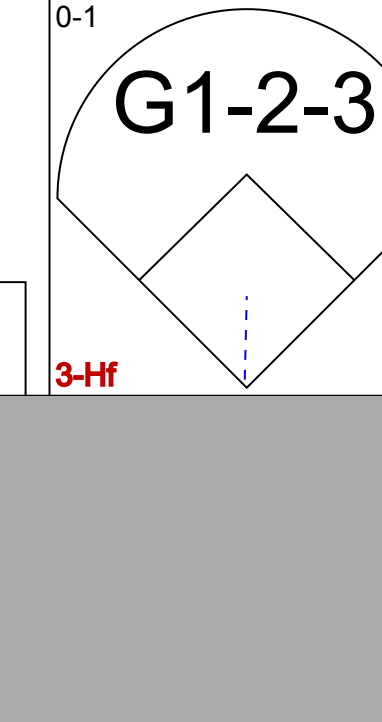
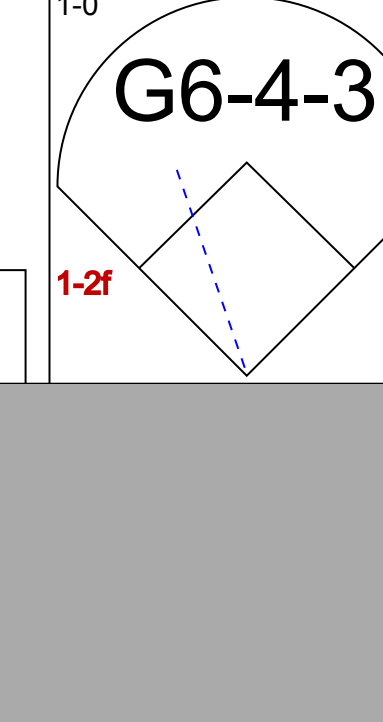


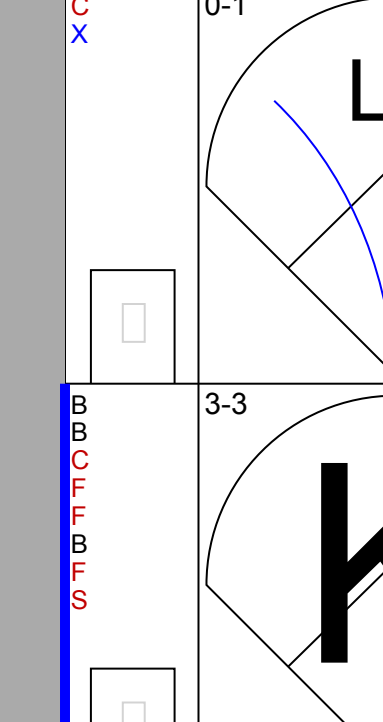

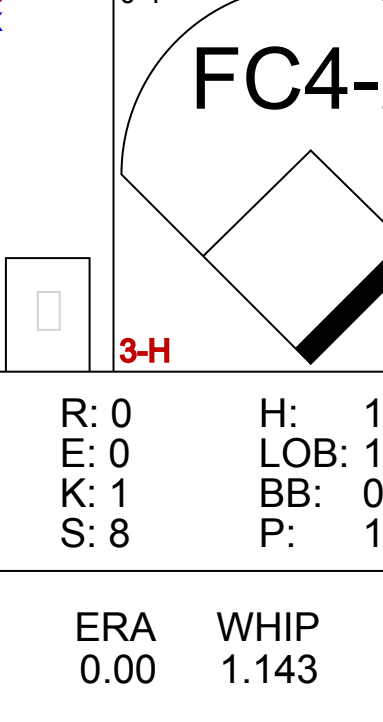
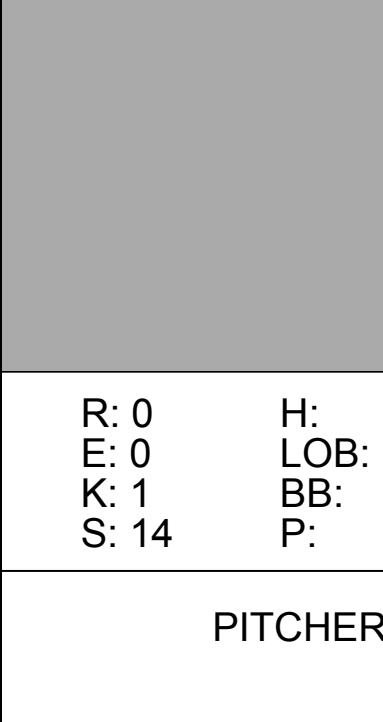
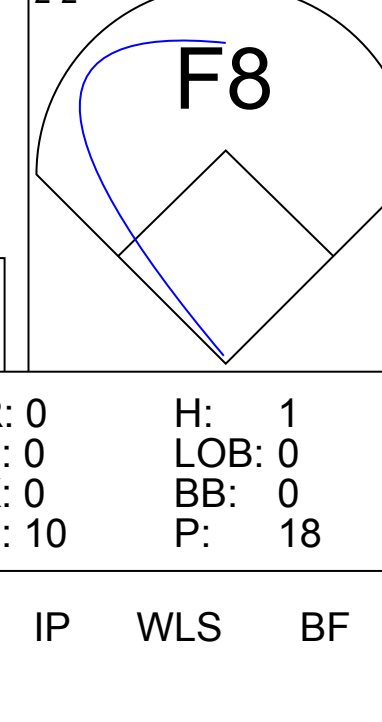
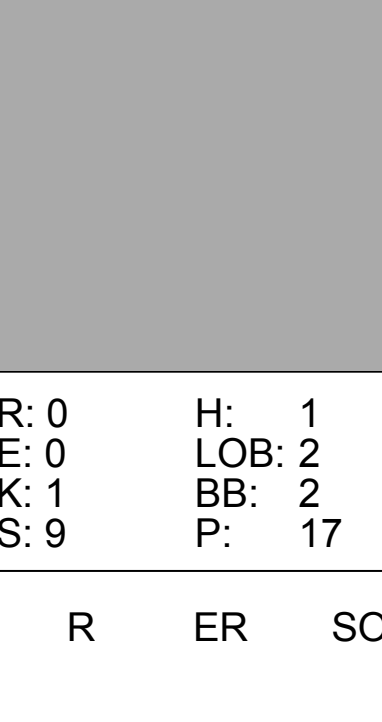

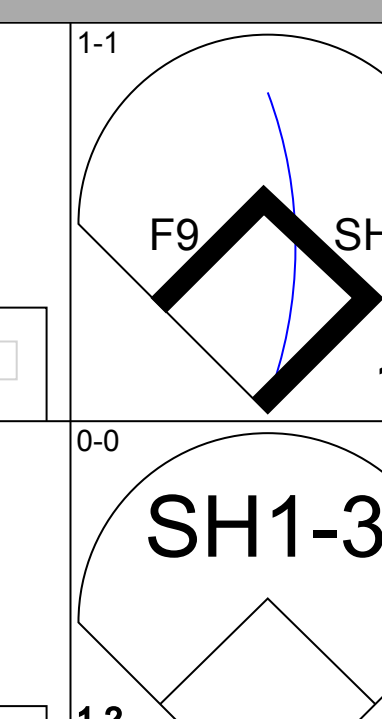

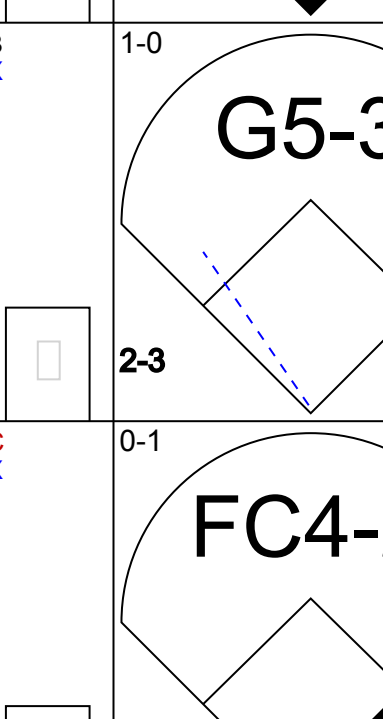
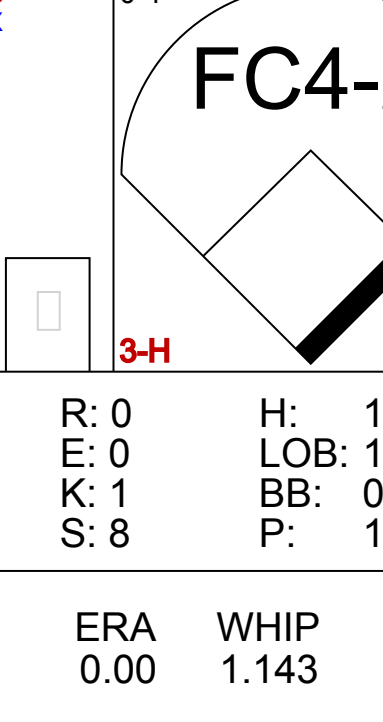

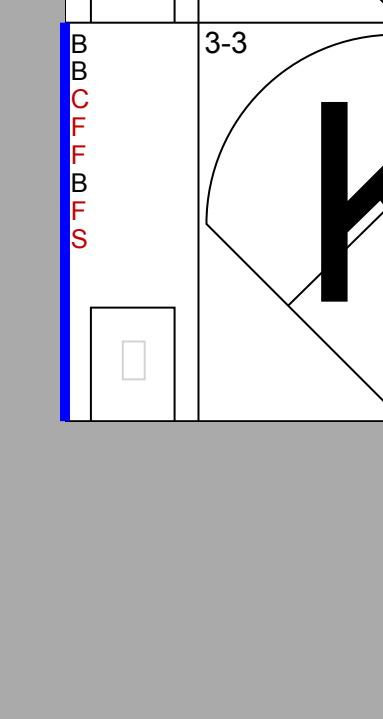
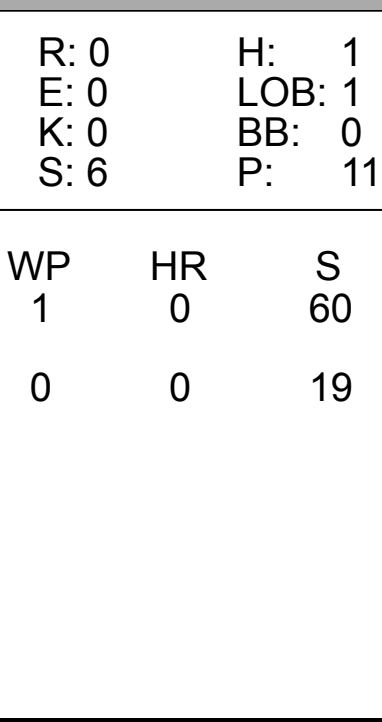
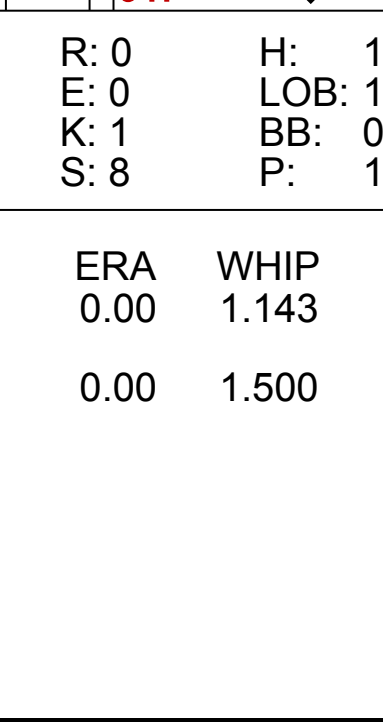
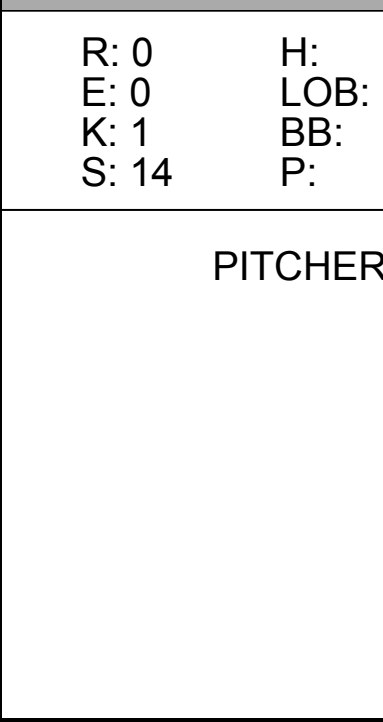
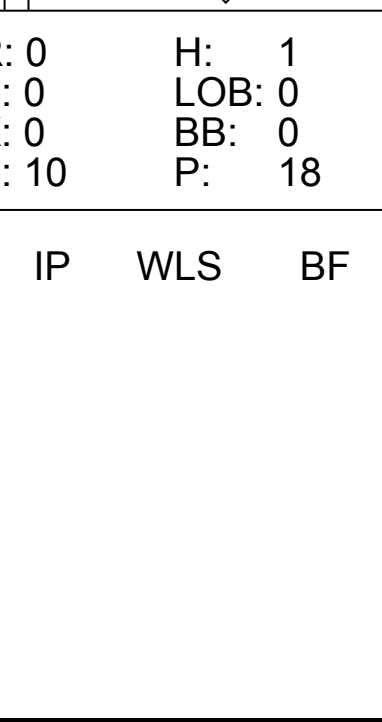



Batter	1	2	3	4	5	6	7	8	9	AB	R	H	RBI	BB	SO	LOB	BOTTOM					
Brady Anderson, L OBP: 0.377, SLG: 0.443 (1, 8)	F8		P2		1B		BB		SH5-3	3	2	1	0	2	0	1						
Phil Bradley, R OBP: 0.351, SLG: 0.464 (1, 7)	G6-3		G5-4-3		1B		F8		SH5-3	3	0	2	1	1	0	2						
Mike Devereaux, R OBP: 0.340, SLG: 0.375 (7, PH)	G6-3		G5-4-3		K				IBB	3	0	0	0	0	1	5						
Joe Orsulak, L OBP: 0.357, SLG: 0.471 (8, 9)									IBB	0	0	0	0	2	0	0						
Cal Ripken Jr., R OBP: 0.360, SLG: 0.429 (1, 6)	G6-3				G3				IBB	3	0	1	1	2	0	3						
Randy Milligan, R OBP: 0.333, SLG: 0.390 (1, 3)									IBB	3	0	1	1	1	1	1						
Jim Traber, L OBP: 0.288, SLG: 0.294 (9, PH)									SF9	0	0	0	1	0	0	0						
Mickey Tettleton, S OBP: 0.247, SLG: 0.440 (1, 2)										4	0	0	0	0	2	5						
Larry Sheets, L OBP: 0.258, SLG: 0.302 (1, 10)									F8	4	0	1	0	0	1	2						
Craig Worthington, R OBP: 0.292, SLG: 0.265 (1, 5)					P2				P2	4	0	0	0	0	2	1						
Billy Ripken, R OBP: 0.300, SLG: 0.324 (1, 4)					1B				L6	2	2	1	0	2	0	0						
Inning Stats	R: 0 E: 0 K: 0 S: 11	H: 1 LOB: 1 BB: 0 P: 18	R: 0 E: 0 K: 3 S: 13	H: 1 LOB: 1 BB: 0 P: 20	R: 0 E: 0 K: 0 S: 7	H: 0 LOB: 2 BB: 2 P: 17	R: 0 E: 0 K: 1 S: 12	H: 1 LOB: 0 BB: 0 P: 18	R: 1 E: 0 K: 1 S: 12	H: 2 LOB: 2 BB: 1 P: 24	R: 0 E: 0 K: 1 S: 8	H: 1 LOB: 1 BB: 0 P: 12	R: 2 E: 0 K: 1 S: 8	H: 0 LOB: 3 BB: 5 P: 31	R: 0 E: 0 K: 0 S: 5	H: 0 LOB: 0 BB: 0 P: 9	R: 1 E: 0 K: 0 S: 9	H: 1 LOB: 2 BB: 2 P: 20	1B: 5 2B: 2 3B: 0 HR: 0	SF: 1 SAC: 1 DP: 1 HBP: 0	WP: 1 PB: 1 SB: 1 CS: 0	PA: 41
PITCHER	IP	WLS	BF	H	R	ER	SO	BB	IBB	HBP	BLK	WP	HR	S	P	ERA	WHIP					
Chuck Finley, L ERA: 2.75 (1, 1)	6.1		28	6	3	3	7	5	0	0	1	0	0	68	124	4.26	1.737					
Greg Minton, R ERA: 1.65 (7, 1)	0.1		4	0	0	0	0	3	0	0	0	1	0	2	14	0.00	9.000					
Bob McClure, L ERA: 1.08 (7, 1)	0.1		1	0	0	0	0	0	0	0	0	0	0	1	2	0.00	0.000					
Willie Fraser, R ERA: 4.97 (8, 1)	1.2	L	8	1	1	1	0	0	2	0	0	0	0	14	29	5.40	0.600					

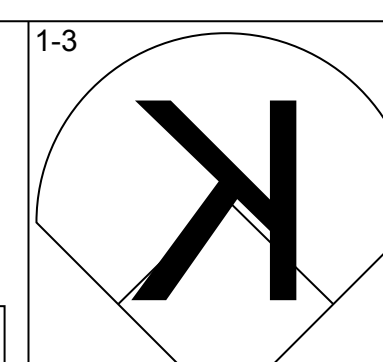
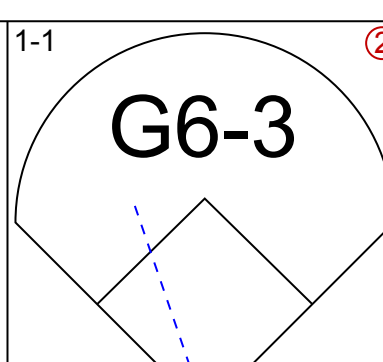
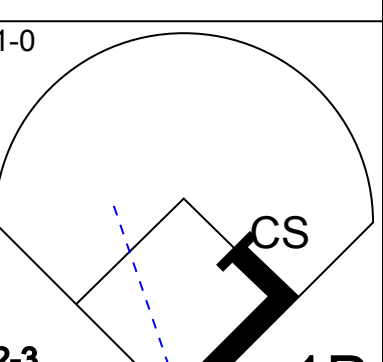
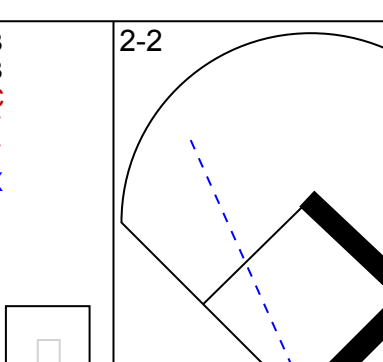
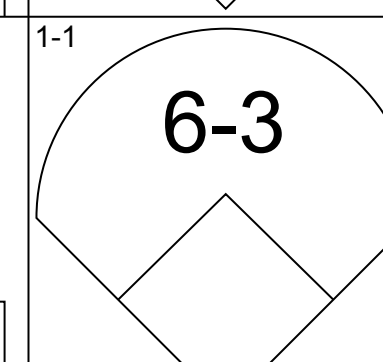
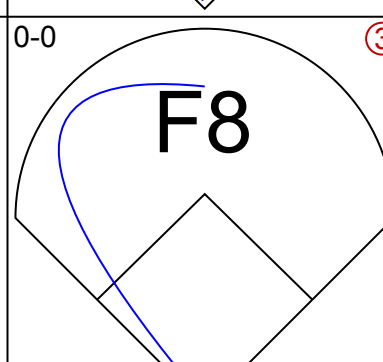
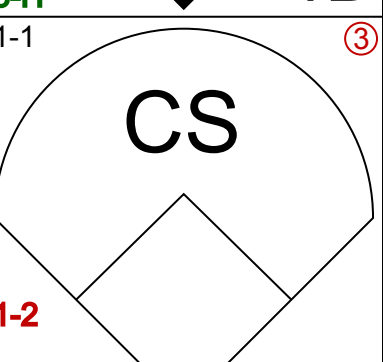
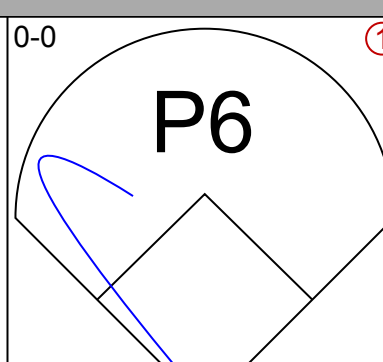
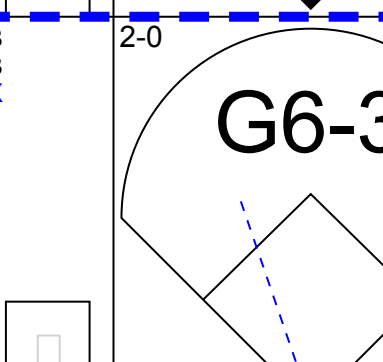
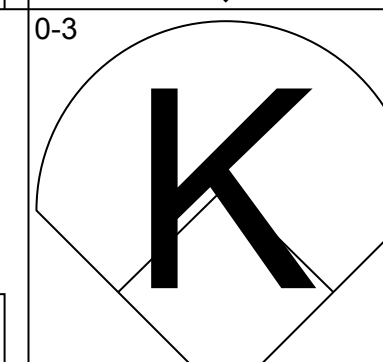
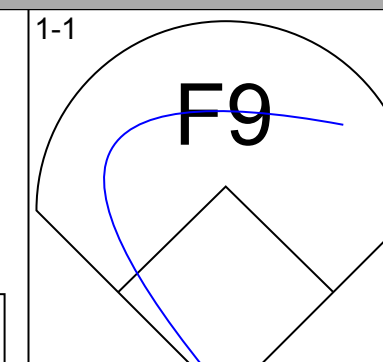
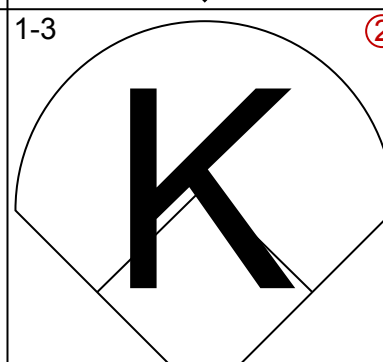
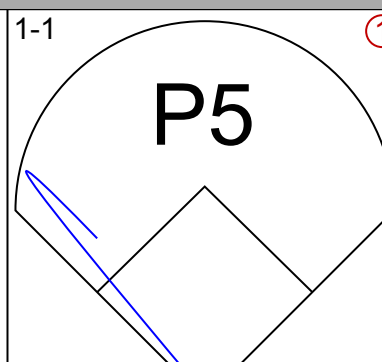
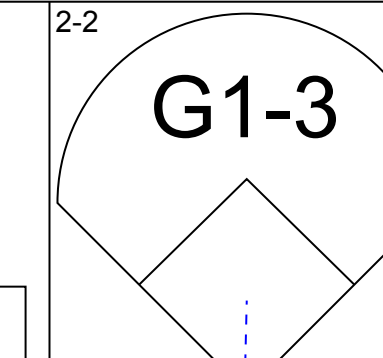
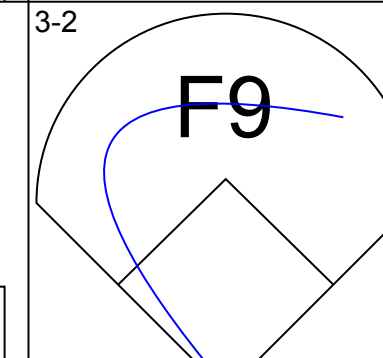
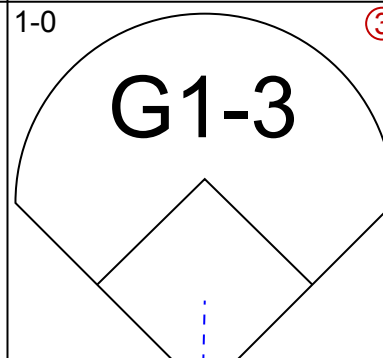
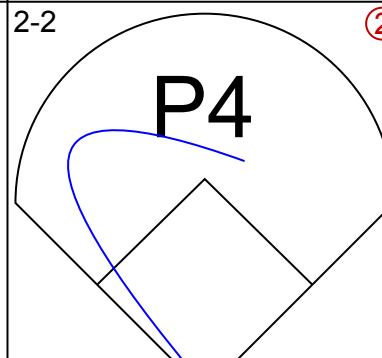
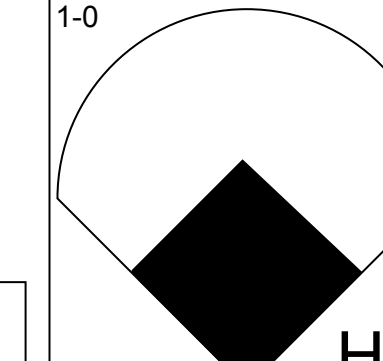
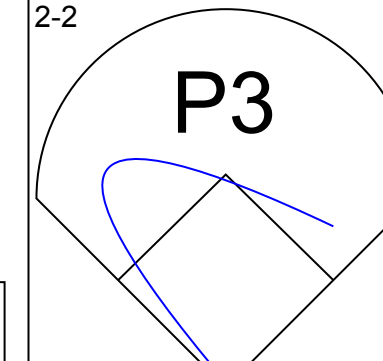
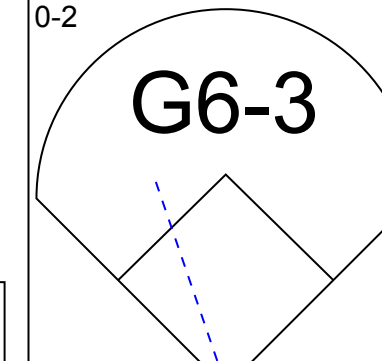
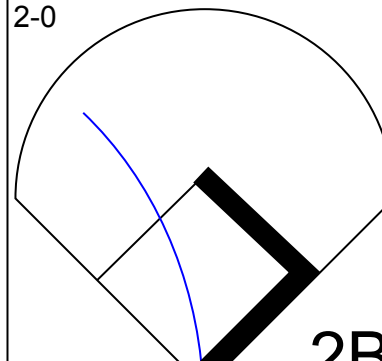
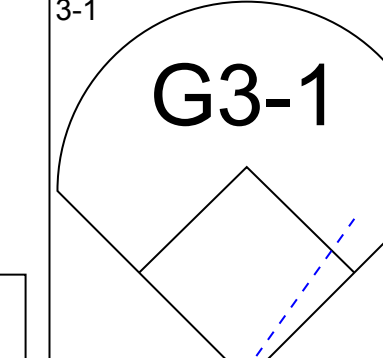
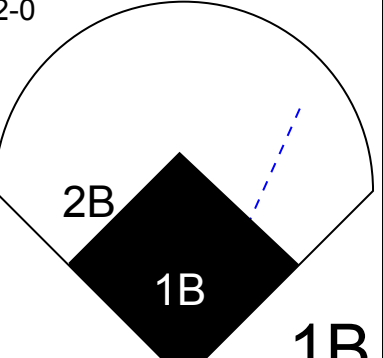
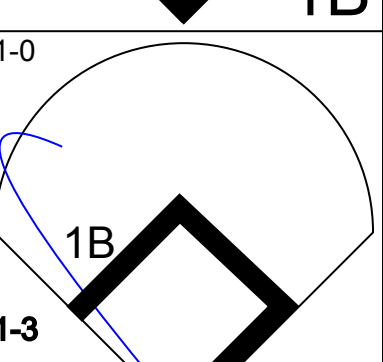
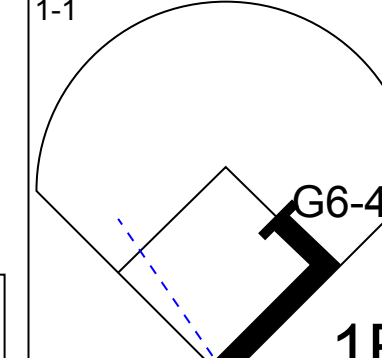
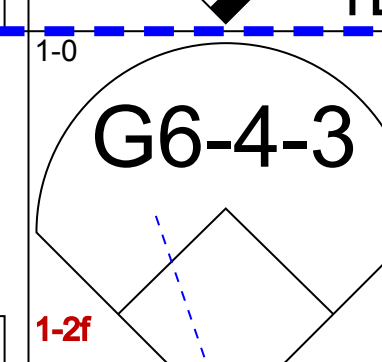
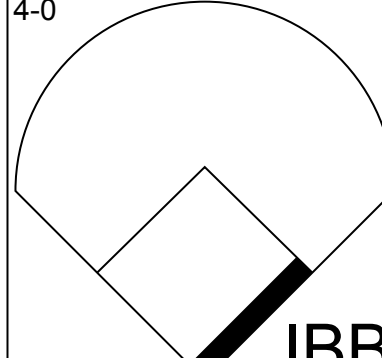
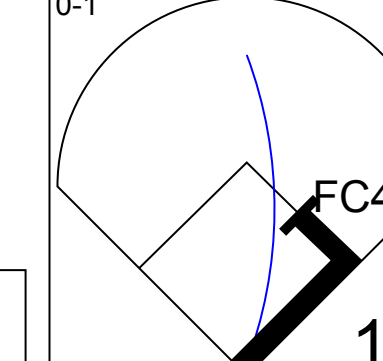
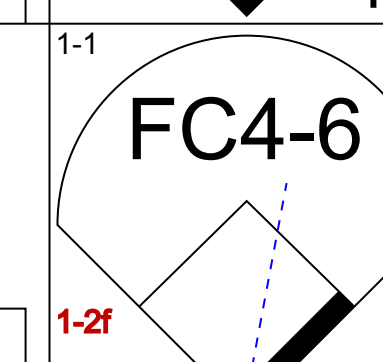
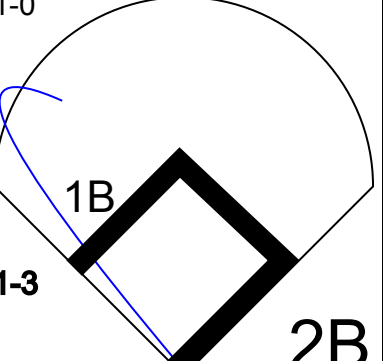
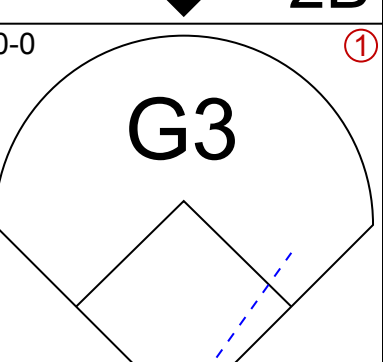
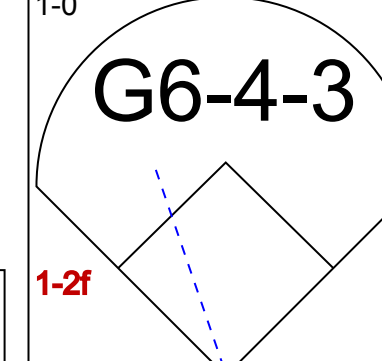

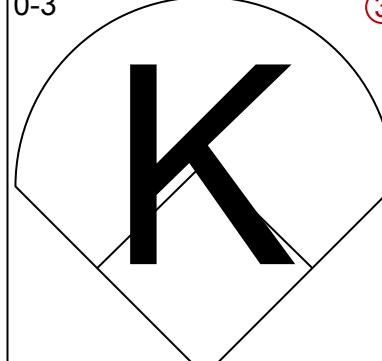
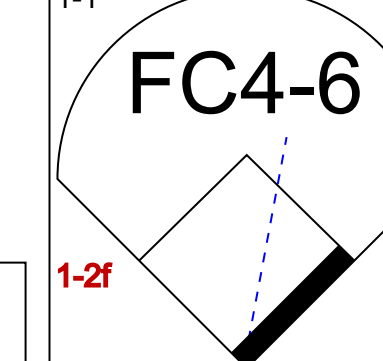

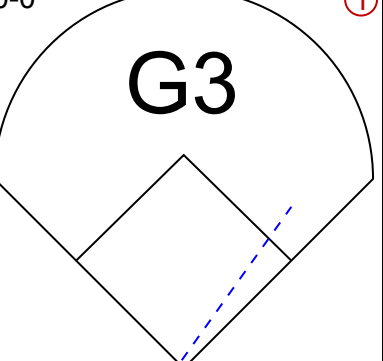
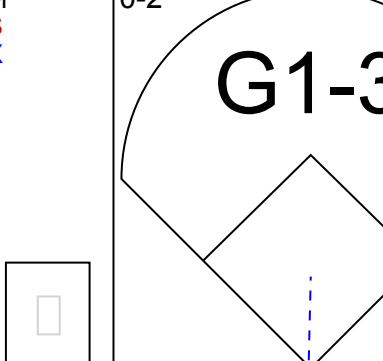
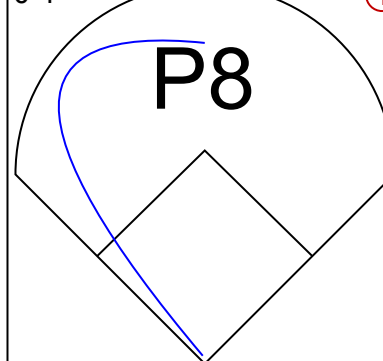
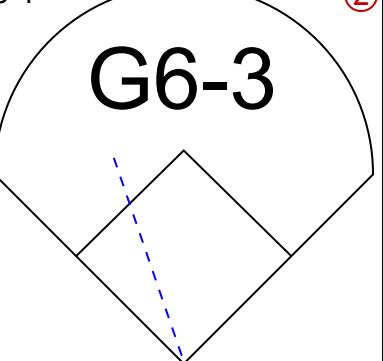
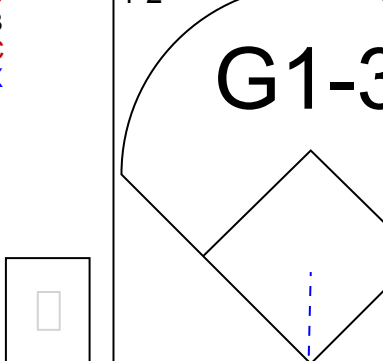
California Angels @ Baltimore Orioles
Memorial Stadium, Baltimore, MD
Tue May 02 1989, 7:05 PM EDT
Att: 17,668 - Unknown - 55 F

AB 29
R 4
H 7
RBI 4
BB 10
SO 7
LOB 20



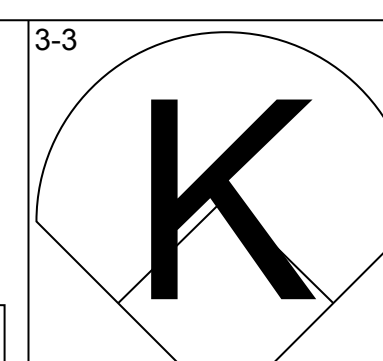
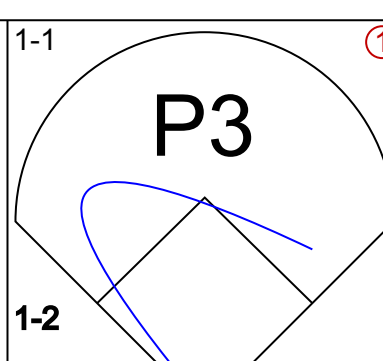
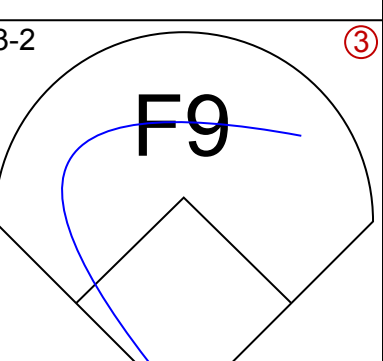
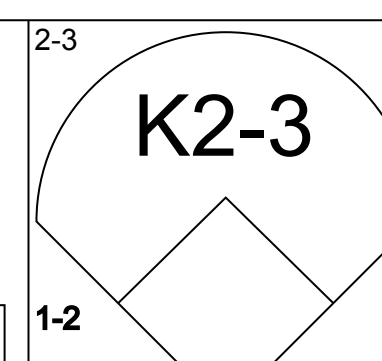
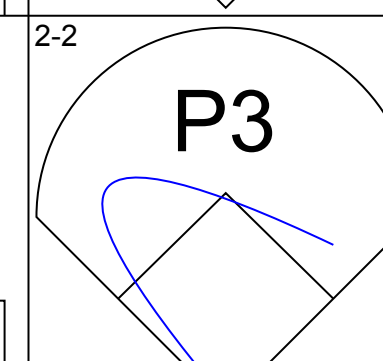
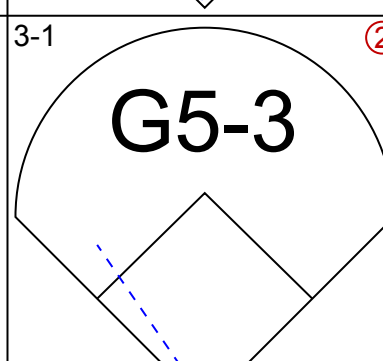
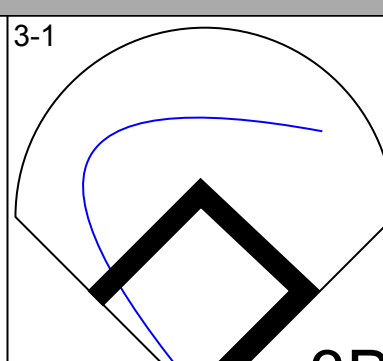
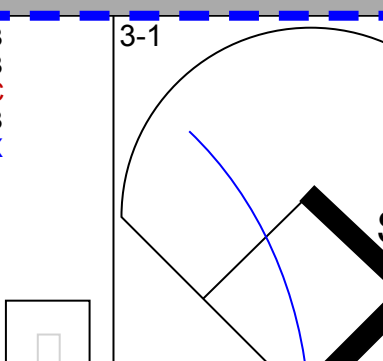

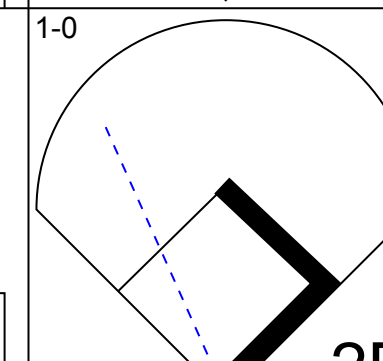
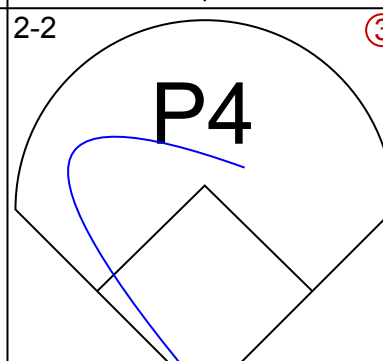
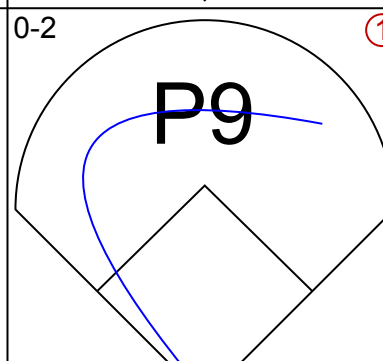
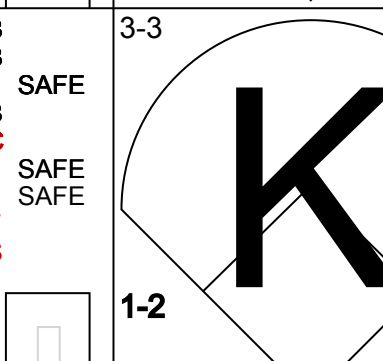
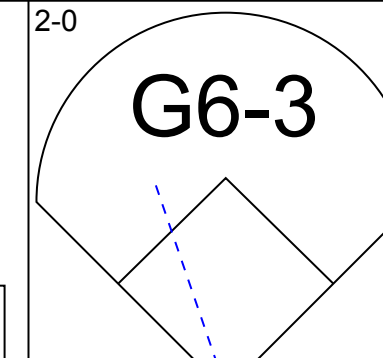
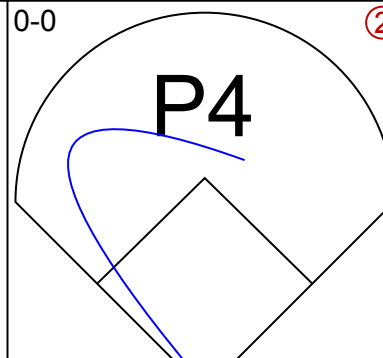
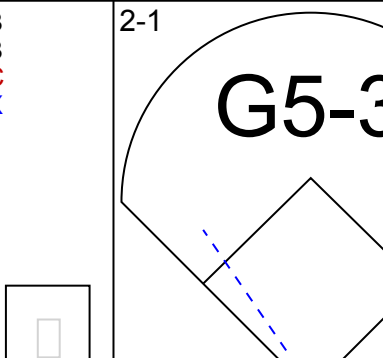

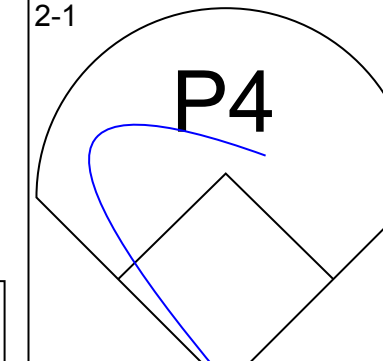
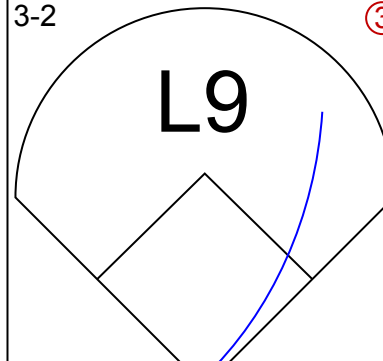
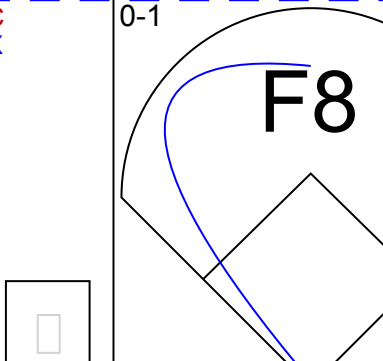
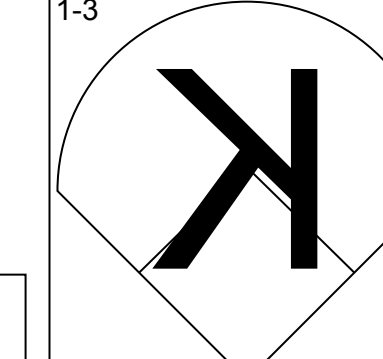
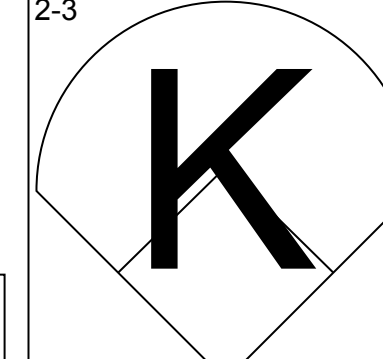


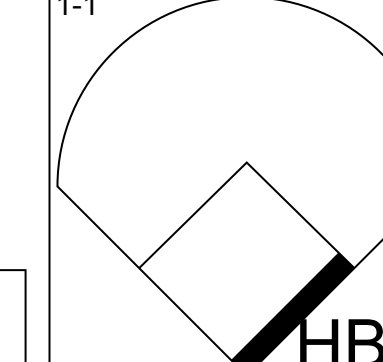

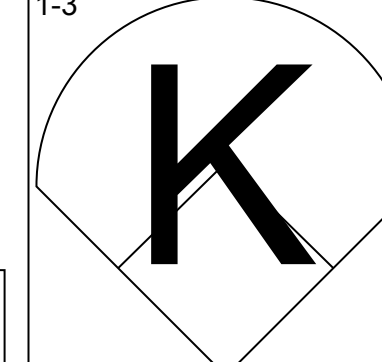
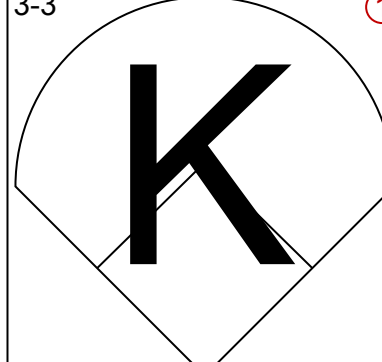
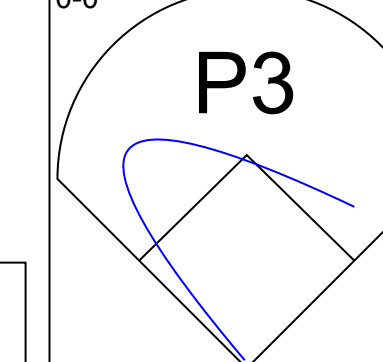

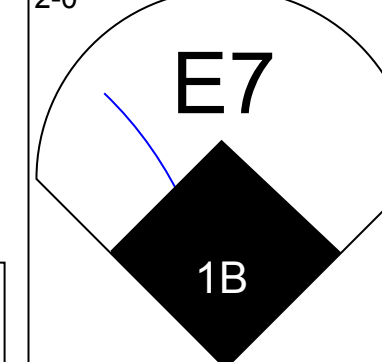
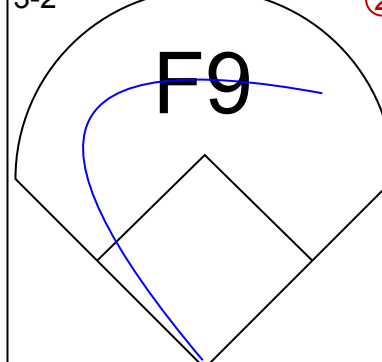

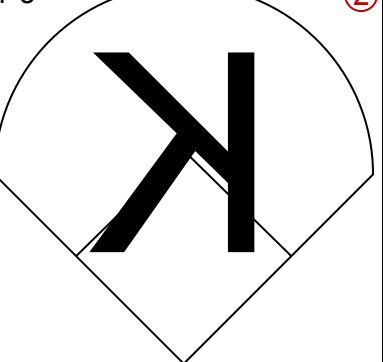
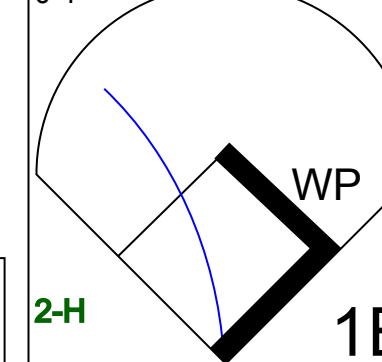
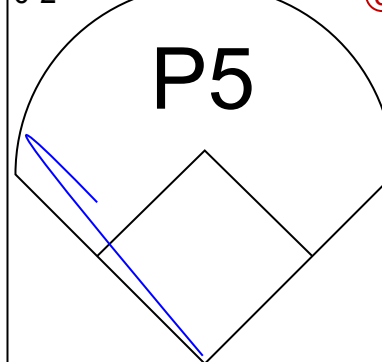
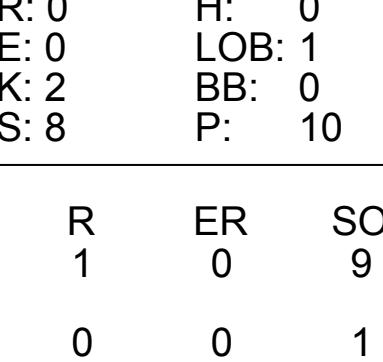
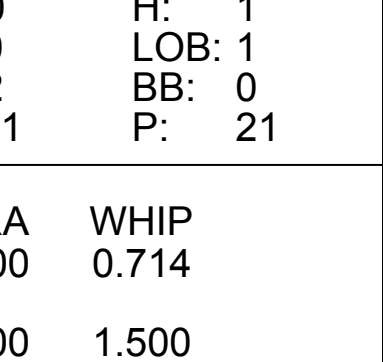
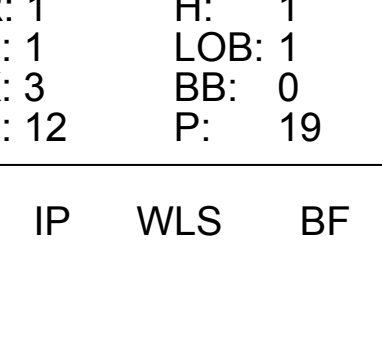

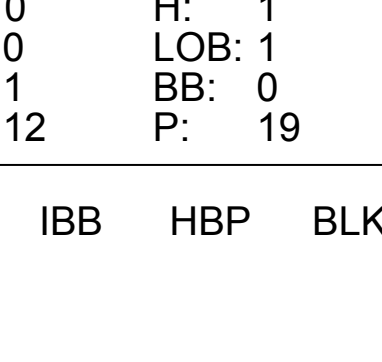

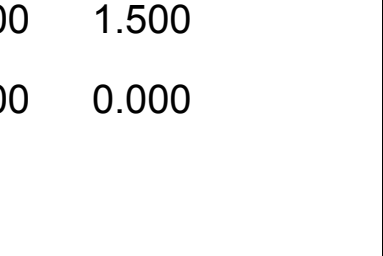


Batter	1	2	3	4	5	6	7	8	9	AB	R	H	RBI	BB	SO	LOB	TOP					
Brian Downing, R OBP: 0.347, SLG: 0.429 (1, 10)										4	0	0	0	1	2	2	California Angels @ Baltimore Orioles Memorial Stadium, Baltimore, MD Wed May 03 1989, 7:05 PM EDT Att: 19,564 - Unknown - 57 F					
Wally Joyner, L OBP: 0.276, SLG: 0.286 (1, 3)										5	0	0	0	0	1	4						
Johnny Ray, S OBP: 0.275, SLG: 0.360 (1, 4)										5	0	3	1	0	0	0						
Devon White, S OBP: 0.336, SLG: 0.491 (1, 8)										4	0	1	0	1	0	2						
Lance Parrish, R OBP: 0.337, SLG: 0.363 (1, 2)										2	0	0	0	2	0	3						
Chili Davis, S OBP: 0.292, SLG: 0.356 (1, 7)										3	0	1	0	1	0	3						
Dante Bichette, R OBP: 0.286, SLG: 0.434 (1, 9)										4	0	0	0	0	0	4						
Jack Howell, L OBP: 0.256, SLG: 0.313 (1, 5)										3	1	1	1	1	0	0						
Kent Anderson, R OBP: 0.306, SLG: 0.311 (1, 6)										2	1	1	0	1	0	0						
Inning Stats	R: 0 E: 0 K: 1 S: 10	H: 1 LOB: 1 BB: 0 P: 16	R: 0 E: 0 K: 0 S: 6	H: 0 LOB: 0 BB: 1 P: 11	R: 0 E: 0 K: 0 S: 10	H: 1 LOB: 1 BB: 0 P: 12	R: 0 E: 0 K: 0 S: 11	H: 1 LOB: 2 BB: 1 P: 21	R: 0 E: 0 K: 1 S: 6	H: 0 LOB: 0 BB: 0 P: 13	R: 0 E: 0 K: 1 S: 9	H: 2 LOB: 2 BB: 0 P: 15	R: 0 E: 0 K: 0 S: 8	H: 0 LOB: 2 BB: 2 P: 19	R: 0 E: 0 K: 0 S: 5	H: 0 LOB: 2 BB: 2 P: 14		R: 2 E: 0 K: 0 S: 10	H: 2 LOB: 1 BB: 1 P: 19	1B: 6 2B: 0 3B: 0 HR: 1	SF: 0 SAC: 1 DP: 1 HBP: 0	WP: 0 PB: 0 SB: 1 CS: 0
PITCHER	IP	WLS	BF	H	R	ER	SO	BB	IBB	HBP	BLK	WP	HR	S	P	ERA	WHIP					
Bob Milacki, R ERA: 3.79 (1, 1)	8.0	L	36	6	2	2	3	6	1	0	0	0	1	66	126	2.25	1.500					
Mark Williamson, R ERA: 5.4 (9, 1)	1.0		4	1	0	0	0	0	0	0	0	0	0	9	14	0.00	1.000					

Batter	1	2	3	4	5	6	7	8	9	AB	R	H	RBI	BB	SO	LOB	BOTTOM					
Brady Anderson, L OBP: 0.373, SLG: 0.436 (1, 8)										4	0	1	0	0	1	2	California Angels @ Baltimore Orioles Memorial Stadium, Baltimore, MD Wed May 03 1989, 7:05 PM EDT Att: 19,564 - Unknown - 57 F					
Phil Bradley, R OBP: 0.357, SLG: 0.460 (1, 7)										3	0	1	0	1	0	1						
Steve Finley, L OBP: 0.321, SLG: 0.385 (1, 9)										3	0	2	0	1	0	1						
Cal Ripken Jr., R OBP: 0.348, SLG: 0.412 (1, 6)										4	0	0	0	0	2	6						
Larry Sheets, L OBP: 0.268, SLG: 0.295 (1, 10)										2	0	0	0	2	0	4						
Mickey Tettleton, S OBP: 0.235, SLG: 0.418 (1, 2)										4	0	0	0	0	0	4						
Jim Traber, L OBP: 0.286, SLG: 0.309 (1, 3)										4	0	1	0	0	0	1						
Rene Gonzales, R OBP: 0.277, SLG: 0.238 (1, 5)										3	0	2	0	0	0	1						
Mike Devereaux, R OBP: 0.333, SLG: 0.366 (9, PH)										1	0	0	0	0	1	0						
Billy Ripken, R OBP: 0.286, SLG: 0.308 (1, 4)										2	0	0	0	0	0	2						
Inning Stats	R: 0 E: 0 K: 0 S: 10	H: 1 LOB: 1 BB: 0 P: 15	R: 0 E: 0 K: 0 S: 4	H: 0 LOB: 0 BB: 1 P: 9	R: 0 E: 0 K: 0 S: 8	H: 1 LOB: 1 BB: 0 P: 12	R: 0 E: 0 K: 0 S: 6	H: 1 LOB: 1 BB: 0 P: 11	R: 0 E: 0 K: 1 S: 8	H: 1 LOB: 1 BB: 0 P: 14	R: 0 E: 0 K: 1 S: 14	H: 1 LOB: 2 BB: 1 P: 22	R: 0 E: 0 K: 0 S: 10	H: 1 LOB: 0 BB: 0 P: 18	R: 0 E: 0 K: 1 S: 9	H: 1 LOB: 2 BB: 2 P: 17	R: 0 E: 0 K: 1 S: 10	H: 0 LOB: 0 BB: 0 P: 15	1B: 6 2B: 1 3B: 0 HR: 0	SF: 0 SAC: 1 DP: 2 HBP: 0	WP: 1 PB: 0 SB: 0 CS: 1	PA: 36
PITCHER	IP	WLS	BF	H	R	ER	SO	BB	IBB	HBP	BLK	WP	HR	S	P	ERA	WHIP					
Bert Blyleven, R ERA: 2.03 (1, 1)	7.0		27	6	0	0	2	2	0	0	0	0	0	60	101	0.00	1.143					
Rich Monteleone, R ERA: (8, 1)	2.0	W	8	1	0	0	2	2	0	0	0	0	0	19	32	0.00	1.500					

Batter	1	2	3	4	5	6	7	8	9	AB	R	H	RBI	BB	SO	LOB	TOP								
Harold Reynolds, S (1.4) OBP: 0.333, SLG: 0.385										4	0	2	1	0	1	0	Seattle Mariners @ Baltimore Orioles Memorial Stadium, Baltimore, MD Sat May 06 1989, 3:33 AM EDT Unknown								
Henry Cotto, R (1.7) OBP: 0.339, SLG: 0.446										4	0	0	0	0	0	1									
Alvin Davis, L (1.3) OBP: 0.436, SLG: 0.495										4	0	0	0	0	2	0									
Jeffrey Leonard, R (1.10) OBP: 0.361, SLG: 0.558										4	0	0	0	0	0	0									
Darnell Coles, R (1.9) OBP: 0.279, SLG: 0.355										4	1	2	1	0	0	0									
Ken Griffey Jr., L (1.8) OBP: 0.390, SLG: 0.467										3	1	2	0	1	0	0									
Jim Presley, R (1.5) OBP: 0.324, SLG: 0.426										4	0	2	0	0	1	3									
Scott Bradley, L (1.2) OBP: 0.350, SLG: 0.424										3	0	0	0	0	0	3									
Omar Vizquel, S (1.6) OBP: 0.194, SLG: 0.123										3	0	0	0	0	0	2									
Inning Stats	R: 0 E: 0 K: 2 S: 9	H: 0 LOB: 0 BB: 0 P: 11	R: 1 E: 0 K: 0 S: 10	H: 2 LOB: 1 BB: 0 P: 17	R: 0 E: 0 K: 0 S: 5	H: 0 LOB: 0 BB: 0 P: 6	R: 0 E: 0 K: 0 S: 9	H: 0 LOB: 0 BB: 0 P: 15	R: 1 E: 0 K: 0 S: 7	H: 3 LOB: 1 BB: 0 P: 15	R: 0 E: 0 K: 1 S: 5	H: 0 LOB: 0 BB: 0 P: 7	R: 0 E: 0 K: 0 S: 6	H: 1 LOB: 0 BB: 0 P: 8	R: 0 E: 0 K: 0 S: 11	H: 1 LOB: 1 BB: 0 P: 16	R: 0 E: 0 K: 1 S: 9	H: 1 LOB: 2 BB: 1 P: 18	1B: 4 2B: 3 HR: 1	SF: 0 SAC: 0 DP: 1 HBP: 0	WP: 0 PB: 0 SB: 0 CS: 1	PA: 35			
PITCHER	IP	WLS	BF	H	R	ER	SO	BB	IBB	HBP	BLK	WP	HR	S	P	ERA	WHIP								
Dave Schmidt, R (1.1) ERA: 5.71	6.1	L	24	6	2	2	3	0	0	0	0	0	1	50	77	2.84	0.947								
Mark Thurmond, L (7.1) ERA: 3.2	1.1		4	1	0	0	0	0	0	0	0	0	0	11	15	0.00	0.750								
Gregg Olson, R (8.1) ERA: 2.66	1.1		6	1	0	0	1	0	1	0	0	0	0	10	21	0.00	0.750								

AB	33
R	2
H	8
RBI	2
BB	1
SO	4
LOB	9



Batter	1	2	3	4	5	6	7	8	9	AB	R	H	RBI	BB	SO	LOB	BOTTOM								
Brady Anderson, L (1.8) OBP: 0.361, SLG: 0.419										4	0	0	0	0	2	3	Seattle Mariners @ Baltimore Orioles Memorial Stadium, Baltimore, MD Sat May 06 1989, 3:33 AM EDT Unknown								
Phil Bradley, R (1.7) OBP: 0.351, SLG: 0.481										4	0	2	0	0	0	1									
Mike Devereaux, R (1.9) OBP: 0.333, SLG: 0.386										3	0	1	0	0	0	2									
Steve Finley, L (8.9) OBP: 0.310, SLG: 0.370										1	0	0	0	0	1	1									
Cal Ripken Jr., R (1.6) OBP: 0.336, SLG: 0.396										4	0	0	0	0	0	3									
Randy Milligan, R (1.3) OBP: 0.314, SLG: 0.364										3	0	0	0	0	1	1									
Joe Orsulak, L (8.9) OBP: 0.351, SLG: 0.462										4	0	1	0	0	3	0									
Billy Ripken, R (9.4) OBP: 0.286, SLG: 0.308										1	0	0	0	0	0	0									
Mickey Tettleton, S (1.2) OBP: 0.236, SLG: 0.410										3	0	0	0	0	3	1									
Larry Sheets, L (1.10) OBP: 0.267, SLG: 0.286										3	0	0	0	0	3	1									
Craig Worthington, R (1.5) OBP: 0.290, SLG: 0.264										4	1	1	0	0	0	2									
Rene Gonzales, R (1.4) OBP: 0.300, SLG: 0.250										2	0	1	1	1	1	1									
Jim Traber, L (9.3) OBP: 0.281, SLG: 0.304										1	0	0	0	0	0	1									
Inning Stats	R: 0 E: 0 K: 1 S: 8	H: 1 LOB: 1 BB: 0 P: 16	R: 0 E: 0 K: 2 S: 8	H: 0 LOB: 0 BB: 0 P: 10	R: 0 E: 0 K: 0 S: 9	H: 0 LOB: 1 BB: 1 P: 19	R: 0 E: 0 K: 1 S: 7	H: 0 LOB: 0 BB: 0 P: 12	R: 0 E: 0 K: 2 S: 11	H: 1 LOB: 1 BB: 0 P: 21	R: 0 E: 0 K: 0 S: 9	H: 1 LOB: 1 BB: 0 P: 15	R: 1 E: 1 K: 3 S: 12	H: 1 LOB: 1 BB: 0 P: 19	R: 0 E: 0 K: 1 S: 9	H: 1 LOB: 1 BB: 0 P: 17	R: 0 E: 0 K: 1 S: 12	H: 1 LOB: 1 BB: 0 P: 19	1B: 4 2B: 1 3B: 1 HR: 0	SF: 0 SAC: 0 DP: 0 HBP: 1	WP: 1 PB: 0 SB: 1 CS: 1	PA: 36			
PITCHER	IP	WLS	BF	H	R	ER	SO	BB	IBB	HBP	BLK	WP	HR	S	P	ERA	WHIP								
Mark Langston, L (1.1) ERA: 2.98	7.0	W	28	4	1	0	9	1	0	1	0	0	0	64	112	0.00	0.714								
Michael Jackson, R (8.1) ERA: 4.5	0.2		3	1	0	0	1	0	0	0	0	0	0	7	15	0.00	1.500								
Steve Trout, L (8.1) ERA: 7.23	0.2		3	1	0	0	1	0	0	0	0	0	0	8	12	0.00	1.500								
Mike Schooler, R (9.1) ERA: 2.03	0.2	S	2	0	0	0	0	0	0	0	0	0	0	6	9	0.00	0.000								

AB	34
R	1
H	6
RBI	1
BB	1
SO	11
LOB	17



Batter	1	2	3	4	5	6	7	8	9	AB	R	H	RBI	BB	SO	LOB	TOP				
Harold Reynolds, S OBP: 0.336, SLG: 0.393 (1, 4)	G4-3	BB		1B			FC5			5	2	2	1	0	0	5	Seattle Mariners @ Baltimore Orioles Memorial Stadium, Baltimore, MD Sat May 06 1989, 7:05 PM EDT Att: 19,975 - Unknown - 55 F				
Henry Cotto, R OBP: 0.344, SLG: 0.433 (1, 8) (8, 7)	F8	BB		P4			F8		1B	4	0	1	0	1	0	1					
Alvin Davis, L OBP: 0.434, SLG: 0.485 (1, 10)	P7	BB		1B			F9		P2	4	0	1	1	1	0	1					
Jeffrey Leonard, R OBP: 0.363, SLG: 0.546 Ken Griffey Jr., L OBP: 0.390, SLG: 0.467 (8, 8)		BB		F7			K		K	4	1	1	1	1	2	2					
Darnell Coles, R OBP: 0.267, SLG: 0.339 (1, 9)		K		K			F8		F8	5	0	0	0	0	2	6					
Jim Presley, R OBP: 0.329, SLG: 0.425 (1, 3)		HR		G5-3			F9		P3	5	1	2	0	0	0	0					
Dave Valle, R OBP: 0.326, SLG: 0.447 (1, 2)		SF9					F9		P6	3	0	2	1	1	0	1					
Edgar Martinez, R OBP: 0.286, SLG: 0.268 (1, 5)		HR		F8			FC5		F9	5	1	3	2	0	0	2					
Mario Diaz, R OBP: 0.276, SLG: 0.308 (1, 6)		2B		K			F9		1-3	3	1	0	0	2	1	4					
Inning Stats	R: 0 E: 0 K: 0 S: 6	H: 0 LOB: 0 BB: 0 P: 10	R: 5 E: 0 K: 1 S: 17	H: 4 LOB: 3 BB: 4 P: 39	R: 0 E: 0 K: 1 S: 11	H: 0 LOB: 1 BB: 1 P: 16	R: 1 E: 0 K: 1 S: 11	H: 2 LOB: 1 BB: 0 P: 17	R: 0 E: 0 K: 0 S: 9	H: 0 LOB: 0 BB: 0 P: 9	R: 0 E: 0 K: 0 S: 9	H: 2 LOB: 2 BB: 1 P: 18	R: 0 E: 0 K: 1 S: 8	H: 1 LOB: 1 BB: 0 P: 11	R: 0 E: 0 K: 0 S: 7	H: 1 LOB: 1 BB: 0 P: 12		1B: 10 2B: 1 3B: 0 HR: 1	SF: 1 SAC: 0 DP: 0 HBP: 0	WP: 0 PB: 1 SB: 2 CS: 0	PA: 45
PITCHER	IP	WLS	BF	H	R	ER	SO	BB	IBB	HBP	BLK	WP	HR	S	P	ERA	WHIP				
Jeff Ballard, L ERA: 2.56 (1, 1)	1.2	L	12	4	5	5	1	2	1	0	0	0	1	21	41	27.00	3.600				
Brian Holton, R ERA: 5.14 (2, 1)	2.1		11	2	1	1	2	2	0	0	0	0	0	24	41	3.86	1.714				
Jay Tibbs, R ERA: (5, 1)	3.0		14	4	0	0	1	1	0	0	0	0	0	23	44	0.00	1.667				
Kevin Hickey, L ERA: 3.12 (8, 1)	1.1		6	2	0	0	1	0	0	0	0	0	0	12	19	0.00	1.500				
Mark Williamson, R ERA: 5.17 (9, 1)	0.2		2	0	0	0	0	0	0	0	0	0	0	3	4	0.00	0.000				

Batter	1	2	3	4	5	6	7	8	9	AB	R	H	RBI	BB	SO	LOB	BOTTOM				
Brady Anderson, L OBP: 0.362, SLG: 0.445 (1, 8)	K	K			K		HR		S	5	1	2	3	0	3	2	Seattle Mariners @ Baltimore Orioles Memorial Stadium, Baltimore, MD Sat May 06 1989, 7:05 PM EDT Att: 19,975 - Unknown - 55 F				
Steve Finley, L OBP: 0.294, SLG: 0.375 (1, 9)	2B	K			G4-3		K		F9	5	1	1	0	0	2	3					
Joe Orsulak, L OBP: 0.333, SLG: 0.436 Mike Devereaux, R OBP: 0.327, SLG: 0.378 (6, PH) (9, 7)	P7			F8			F9		P3	3	0	0	0	0	0	1					
Cal Ripken Jr., R OBP: 0.341, SLG: 0.418 (1, 6)	2B			2B			6-3		F8	4	0	2	1	0	0	0					
Larry Sheets, L OBP: 0.269, SLG: 0.280 Chris Hoiles, R (8, PH) (1, 10)	BB			K			P6		K	2	0	0	0	1	1	1					
Mickey Tettleton, S OBP: 0.237, SLG: 0.402 (1, 2)	F9			P9			F9		1B	4	1	1	0	0	0	3					
Jim Traber, L OBP: 0.269, SLG: 0.288 Randy Milligan, R OBP: 0.327, SLG: 0.378 (9, PH) (1, 3)		F9		F7			G4-3		1B	3	0	0	0	0	0	0					
Craig Worthington, R OBP: 0.298, SLG: 0.275 (1, 5)	1B			P2			K		1B	4	0	2	1	0	1	0					
Billy Ripken, R OBP: 0.311, SLG: 0.333 Phil Bradley, R OBP: 0.358, SLG: 0.476 (9, PH) (1, 4)		1B		6-3			HR		G1-4-3	3	1	2	0	0	0	0					
Inning Stats	R: 1 E: 0 K: 1 S: 12	H: 2 LOB: 2 BB: 1 P: 23	R: 0 E: 0 K: 2 S: 13	H: 2 LOB: 2 BB: 0 P: 16	R: 0 E: 0 K: 1 S: 9	H: 1 LOB: 1 BB: 0 P: 16	R: 0 E: 0 K: 0 S: 7	H: 0 LOB: 0 BB: 0 P: 11	R: 0 E: 0 K: 0 S: 8	H: 0 LOB: 0 BB: 0 P: 10	R: 2 E: 0 K: 2 S: 10	H: 2 LOB: 0 BB: 0 P: 14	R: 0 E: 0 K: 1 S: 13	H: 0 LOB: 0 BB: 0 P: 22	R: 2 E: 0 K: 0 S: 19	H: 4 LOB: 1 BB: 0 P: 29		1B: 7 2B: 3 3B: 0 HR: 1	SF: 0 SAC: 0 DP: 1 HBP: 0	WP: 0 PB: 0 SB: 1 CS: 0	PA: 38
PITCHER	IP	WLS	BF	H	R	ER	SO	BB	IBB	HBP	BLK	WP	HR	S	P	ERA	WHIP				
Scott Bankhead, R ERA: 3.83 (1, 1)	7.0	W	29	7	3	3	7	1	0	0	0	0	0	66	101	3.86	1.143				
Dennis Powell, L ERA: 2.25 (8, 1)	1.0		4	1	1	1	1	0	0	0	0	0	0	17	28	9.00	1.000				
Mike Schooler, R ERA: 2.51 (9, 1)	1.0	S	5	3	1	1	0	0	0	0	0	0	0	15	23	9.00	3.000				



Batter	1	2	3	4	5	6	7	8	9	AB	R	H	RBI	BB	SO	LOB	TOP					
Harold Reynolds, S (1, 4) OBP: 0.338, SLG: 0.394	G4-3		FC6-4 1B	B1-3			F8		1B	5	0	2	0	0	0	1						
Ken Griffey Jr., L (1, 8) OBP: 0.371, SLG: 0.442	K		FC6-4 1B		P8		G3		K	5	0	0	0	0	2	4						
Alvin Davis, L (1, 3) OBP: 0.441, SLG: 0.519	G4-3		FC6-4 1B		HR			K	WP 1B	5	1	3	3	0	1	0						
Jeffrey Leonard, R (1, 10)		G6-3	FC6-4 1B		G6-3			F8	1B	4	0	0	0	1	0	2						
Darnell Coles, R (1, 9) OBP: 0.281, SLG: 0.345		FC6-4 1B		1B BB	F9			1B	K	4	1	2	0	1	1	3						
Jim Prestley, R (1, 5) OBP: 0.336, SLG: 0.429	K			L1-3 SH1-3 1B		G5-3		FC6-4 1B		4	1	2	0	0	1	1						
Mickey Brantley, R (1, 7) OBP: 0.261, SLG: 0.270	FC6-4			SH1-3 L1-3 1B		G6-3		FC6-4		4	0	1	1	0	0	3						
Dave Valle, R (1, 2) OBP: 0.311, SLG: 0.425			G6-3	L1-3		P5			G4-3	4	0	0	0	0	2							
Omar Vizquel, S (1, 6) OBP: 0.215, SLG: 0.150			FC6-4 1B	SH1-3		G3			1B	3	2	2	1	0	0	0						
Inning Stats	R: 0 E: 0 K: 1 S: 10	H: 0 LOB: 0 BB: 0 P: 15	R: 0 E: 0 K: 1 S: 9	H: 1 LOB: 1 BB: 0 P: 15	R: 1 E: 0 K: 0 S: 11	H: 3 LOB: 2 BB: 0 P: 20	R: 2 E: 0 K: 0 S: 10	H: 2 LOB: 1 BB: 1 P: 17	R: 1 E: 0 K: 0 S: 7	H: 1 LOB: 0 BB: 0 P: 11	R: 0 E: 0 K: 0 S: 8	H: 0 LOB: 0 BB: 0 P: 13	R: 0 E: 0 K: 1 S: 5	H: 0 LOB: 2 BB: 0 P: 6	R: 0 E: 0 K: 1 S: 8	H: 2 LOB: 2 BB: 0 P: 12	R: 1 E: 0 K: 2 S: 16	H: 3 LOB: 3 BB: 1 P: 26	1B: 11 2B: 0 3B: 0 HR: 1	SF: 0 SAC: 1 DP: 0 HBP: 0	WP: 1 PB: 0 CS: 0	PA: 41
PITCHER	IP	WLS	BF	H	R	ER	SO	BB	IBB	HBP	BLK	WP	HR	S	P	ERA	WHIP					
Jose Bautista, R (1, 1) ERA: 5.14	5.0	L	23	7	4	4	2	1	0	0	0	0	1	47	78	7.20	1.600					
Brian Holton, R (6, 1) ERA: 4.51	3.1		13	3	1	1	1	0	0	0	0	0	0	25	36	2.70	0.900					
Kevin Hickey, L (9, 1) ERA: 3.0	0.1		3	2	0	0	1	0	0	0	0	0	0	7	11	0.00	6.000					
Gregg Olson, R (9, 1) ERA: 2.61	0.1		2	0	0	0	1	1	0	0	0	1	0	5	10	0.00	3.000					

Seattle Mariners @ Baltimore Orioles
Memorial Stadium, Baltimore, MD
Sun May 07 1989, 3:33 AM EDT
Att: 25,982 - Cloudy - 55 F

AB	38
R	5
H	12
RBI	5
BB	2
SO	5
LOB	16



Batter	1	2	3	4	5	6	7	8	9	AB	R	H	RBI	BB	SO	LOB	BOTTOM					
Brady Anderson, L (1, 8) OBP: 0.359, SLG: 0.439	2B				G4-3				F9	4	1	1	0	0	0	1						
Randy Milligan, R (9, FH) OBP: 0.321, SLG: 0.370	1B									1	0	0	0	0	0	1						
Phil Bradley, R (1, 7) OBP: 0.371, SLG: 0.486	2B				1B HBP		K			2	2	1	0	1	1	0						
Cal Ripken Jr., R (1, 6) OBP: 0.339, SLG: 0.412	G1-3		FC6-4		1B		F9			4	0	1	0	0	0	4						
Joe Orsulak, L (1, 10) OBP: 0.333, SLG: 0.431	G1-3								G6-3	3	0	1	1	0	0	2						
Mike Devereaux, R (8, FH) OBP: 0.321, SLG: 0.370					1B					1	0	0	0	0	0	0						
Jim Traber, L (1, 3) OBP: 0.268, SLG: 0.302	2B				G6-4-3		F8			4	0	1	2	0	0	2						
Steve Finley, L (1, 9) OBP: 0.289, SLG: 0.343	BB				G3-1				B4-3	3	0	0	0	1	0	0						
Mickey Tettleton, S (1, 2) OBP: 0.237, SLG: 0.396	K				G6-3 1B		F7		G6-3	4	0	1	0	0	1	2						
Craig Worthington, R (1, 5) OBP: 0.296, SLG: 0.266		K			G6-3				K	3	0	0	0	1	2	1						
Billy Ripken, R (1, 4) OBP: 0.327, SLG: 0.318		BB			G6-3		L8		BB	2	0	0	0	2	0	1						
Inning Stats	R: 2 E: 0 K: 1 S: 12	H: 3 LOB: 2 BB: 1 P: 26	R: 0 E: 0 K: 1 S: 11	H: 0 LOB: 2 BB: 2 P: 22	R: 0 E: 0 K: 0 S: 7	H: 0 LOB: 0 BB: 0 P: 9	R: 0 E: 0 K: 0 S: 8	H: 1 LOB: 0 BB: 0 P: 12	R: 1 E: 0 K: 0 S: 10	H: 2 LOB: 1 BB: 0 P: 17	R: 0 E: 0 K: 1 S: 9	H: 0 LOB: 1 BB: 1 P: 17	R: 0 E: 0 K: 1 S: 11	H: 0 LOB: 0 BB: 0 P: 16	R: 0 E: 0 K: 0 S: 6	H: 0 LOB: 0 BB: 0 P: 8	R: 0 E: 0 K: 1 S: 8	H: 0 LOB: 1 BB: 1 P: 14	1B: 4 2B: 2 3B: 0 HR: 0	SF: 0 SAC: 0 DP: 2 HBP: 1	WP: 0 PB: 0 CS: 0	PA: 37
PITCHER	IP	WLS	BF	H	R	ER	SO	BB	IBB	HBP	BLK	WP	HR	S	P	ERA	WHIP					
Bill Swift, R (1, 1) ERA: 4.05	5.2	W	26	6	3	3	2	4	0	0	0	0	0	54	99	4.76	1.765					
Jerry Reed, R (6, 1) ERA: 3.32	1.1		4	0	0	0	1	0	0	0	0	0	0	14	20	0.00	0.000					
Dennis Powell, L (8, 1) ERA: 2.0	2.0	S	7	0	0	0	1	1	0	0	0	0	0	14	22	0.00	0.500					

Seattle Mariners @ Baltimore Orioles
Memorial Stadium, Baltimore, MD
Sun May 07 1989, 3:33 AM EDT
Att: 25,982 - Cloudy - 55 F

AB	31
R	3
H	6
RBI	3
BB	5
SO	4
LOB	14



Batter	1	2	3	4	5	6	7	8	9	AB	R	H	RBI	BB	SO	LOB	TOP			
Luis Polonia, L OBP: 0.301, SLG: 0.364 (1, 7)	1-2 2B 1B	3-2 P7		0-0 E1 CS			1-2 G5-4-3 1B	4-1 BB		4	1	2	0	1	0	1	Oakland Athletics @ Baltimore Orioles Memorial Stadium, Baltimore, MD Mon May 08 1989, 7:05 PM EDT Att: 19,159 - Unknown - 61 F			
Dave Henderson, R OBP: 0.401, SLG: 0.500 (1, 8)	3-2 G3-1 1B 1-H 2B	1-2 F8		1-2 CS 1-2	1-0 G4-3		2-2 G5-4-3 1-2	1-1 F8		5	1	1	1	0	0	4				
Dave Parker, L OBP: 0.250, SLG: 0.297 Billy Beane, R OBP: 0.231, SLG: 0.316 (1, 10) (6, PR)	G3-1 2-3			4-1 G5-4-3 BB	0-3 K			4-2 1B 2B BB	2-2 G6-4-3 1B	2	0	0	0	2	1	1				
Mark McGwire, R OBP: 0.316, SLG: 0.671 (1, 3)	4-2 1B BB			2-0 G5-4-3 1-2	2-2 F9			0-0 1B HBP 2B 1B	2-3 K	4	1	1	0	1	1	2				
Terry Steinbach, R OBP: 0.415, SLG: 0.427 (1, 2)	1-1 1-2 1B			1-0 1B		2-0 G6-3 1B		3-2 2B 1B HBP	3-2 G6-4-3	4	1	3	1	0	0	1				
Carney Lansford, R OBP: 0.391, SLG: 0.439 (1, 5)	2-0 P3			1-1 1B		0-0 G6-3		2-0 P4		4	0	1	0	0	0	6				
Stan Javier, S OBP: 0.372, SLG: 0.395 (1, 9)	2-3 K			1-2 G4-3		2-3 K		3-2 1B 2B		4	1	1	2	0	2	5				
Walt Weiss, S OBP: 0.303, SLG: 0.330 (1, 6)				0-1 SH1-4 1B	1-1 G6-4-3 1B			3-2 P3		4	0	3	2	0	0	1				
Mike Gallego, R OBP: 0.392, SLG: 0.464 (1, 4)				0-0 SH1-4	0-0 G6-4-3			1-1 G6-3	0-0 FC6-4 BB	3	0	0	0	0	0	2				
Inning Stats	R: 2 E: 0 K: 1 S: 15	H: 3 LOB: 2 BB: 1 P: 28	R: 0 E: 0 K: 0 S: 12	H: 1 LOB: 1 BB: 0 P: 16	R: 0 E: 0 K: 0 S: 8	H: 2 LOB: 2 BB: 1 P: 17	R: 0 E: 1 K: 0 S: 7	H: 1 LOB: 0 BB: 0 P: 8	R: 0 E: 0 K: 1 S: 10	H: 1 LOB: 1 BB: 0 P: 17	R: 0 E: 0 K: 0 S: 13	H: 1 LOB: 0 BB: 0 P: 15	R: 4 E: 0 K: 0 S: 16	H: 3 LOB: 2 BB: 2 P: 35	R: 0 E: 0 K: 1 S: 12	H: 1 LOB: 0 BB: 0 P: 19		1B: 11 2B: 2 3B: 0 HR: 0	SF: 0 SAC: 1 DP: 4 HBP: 1	WP: 0 PB: 0 SB: 0 CS: 1
PITCHER	IP WLS BF H R ER SO BB IBB HBP BLK WP HR S P ERA WHIP	IP WLS BF H R ER SO BB IBB HBP BLK WP HR S P ERA WHIP																		
Bob Milacki, R ERA: 4.0 (1, 1)	7.0 L 31 10 4 4 3 3 0 0 0 0 0 75 118 5.14 1.857																			
Mark Williamson, R ERA: 5.6 (8, 1)	2.0 10 3 2 2 1 1 0 1 0 0 0 25 47 9.00 2.000																			

AB	35
R	6
H	13
RBI	6
BB	4
SO	4
LOB	23



Batter	1	2	3	4	5	6	7	8	9	AB	R	H	RBI	BB	SO	LOB	BOTTOM					
Brady Anderson, L OBP: 0.356, SLG: 0.427 (1, 8)	3-2 G3			4-1 1-2 BB	0-1 F8			0-1 L7		3	0	0	0	1	0	2	Oakland Athletics @ Baltimore Orioles Memorial Stadium, Baltimore, MD Mon May 08 1989, 7:05 PM EDT Att: 19,159 - Unknown - 61 F					
Phil Bradley, R OBP: 0.355, SLG: 0.468 (1, 7)	1-1 G6-3			1-3 K		1-0 F9		3-2 F9		4	0	0	0	0	1	2						
Joe Orsulak, L OBP: 0.328, SLG: 0.419 (1, 9)	1-2 G3-1			1-1 F9		0-1 1B		1-2 G4-3		4	0	1	0	0	0	0						
Cal Ripken Jr., R OBP: 0.328, SLG: 0.398 (1, 6)				1-1 G4-3	1-1 F7		0-0 L5		2-2 G1-3	4	0	0	0	0	0	1						
Larry Sheets, L OBP: 0.259, SLG: 0.268 (1, 10)				3-1 F7	2-3 K		1-3 K		0-1 G4-3	4	0	0	0	0	2	1						
Mickey Tettleton, S OBP: 0.238, SLG: 0.389 (1, 2)				0-0 P6		3-1 BB 1B		1-2 F8		4	0	1	0	0	1	0						
Jim Traber, L OBP: 0.257, SLG: 0.288 (1, 3)				3-2 L6-3	1-2 F7		0-3 K			3	0	0	0	0	1	1						
Craig Worthington, R OBP: 0.297, SLG: 0.299 (1, 5)				2-1 F8		1-3 K		0-0 HR		3	1	1	1	0	1	1						
Billy Ripken, R OBP: 0.346, SLG: 0.326 (1, 4)				3-2 BB 1B		4-1 BB		0-0 P9		2	0	1	0	1	0	0						
Inning Stats	R: 0 E: 0 K: 0 S: 8	H: 0 LOB: 0 BB: 0 P: 13	R: 0 E: 0 K: 0 S: 5	H: 0 LOB: 0 BB: 0 P: 9	R: 0 E: 0 K: 1 S: 13	H: 1 LOB: 2 BB: 1 P: 26	R: 0 E: 0 K: 1 S: 8	H: 0 LOB: 0 BB: 0 P: 12	R: 0 E: 0 K: 1 S: 13	H: 1 LOB: 2 BB: 1 P: 22	R: 0 E: 0 K: 1 S: 7	H: 1 LOB: 1 BB: 0 P: 9	R: 1 E: 0 K: 1 S: 10	H: 1 LOB: 0 BB: 0 P: 11	R: 0 E: 0 K: 0 S: 8	H: 0 LOB: 0 BB: 0 P: 12		R: 0 E: 0 K: 1 S: 8	H: 0 LOB: 0 BB: 0 P: 11	1B: 3 2B: 0 3B: 0 HR: 1	SF: 0 SAC: 0 DP: 0 HBP: 0	WP: 0 PB: 0 SB: 0 CS: 0
PITCHER	IP WLS BF H R ER SO BB IBB HBP BLK WP HR S P ERA WHIP	IP WLS BF H R ER SO BB IBB HBP BLK WP HR S P ERA WHIP																				
Mike Moore, R ERA: 2.03 (1, 1)	7.0 W 27 4 1 1 5 2 0 0 0 0 0 1 102 1.29 0.857																					
Greg Cadaret, L ERA: 2.57 (8, 1)	2.0 6 0 0 0 0 1 0 0 0 0 0 0 16 23 0.00 0.000																					

AB	31
R	1
H	4
RBI	1
BB	2
SO	6
LOB	8



Batter	1	2	3	4	5	6	7	8	9	AB	R	H	RBI	BB	SO	LOB	TOP								
Ozzie Guillen, L OBP: 0.300, SLG: 0.333										5	2	2	1	0	0	4	Chicago White Sox @ Baltimore Orioles Memorial Stadium, Baltimore, MD Fri May 12 1989, 7:05 PM EDT Att: 20,484 - Unknown								
Dave Gallagher, R OBP: 0.380, SLG: 0.360										3	1	2	1	1	1	0									
Harold Baines, L OBP: 0.453, SLG: 0.496										5	1	1	1	0	2	3									
Ron Kittle, R OBP: 0.328, SLG: 0.495										4	0	1	0	1	1	2									
Ivan Calderon, R OBP: 0.347, SLG: 0.408										5	0	2	2	0	2	3									
Daryl Boston, L OBP: 0.317, SLG: 0.269 Fred Manrique, R OBP: 0.423, SLG: 0.520										4	0	0	0	0	1	5									
Matt Merullo, L OBP: 0.291, SLG: 0.300 Jeff Schaefer, R OBP: 0.100, SLG: 0.100 Ron Karkovics, R OBP: 0.264, SLG: 0.373										3	1	1	0	1	0	0									
Steve Lyons, L OBP: 0.311, SLG: 0.309										4	1	2	0	1	0	1									
Eddie Williams, R OBP: 0.389, SLG: 0.409										3	0	2	1	0	0	1									
Inning Stats	R: 2 E: 1 K: 1 S: 10	H: 3 LOB: 1 BB: 0 P: 11	R: 0 E: 0 K: 0 S: 5	H: 1 LOB: 1 BB: 0 P: 7	R: 0 E: 0 K: 1 S: 11	H: 1 LOB: 2 BB: 1 P: 20	R: 4 E: 0 K: 1 S: 19	H: 4 LOB: 2 BB: 2 P: 40	R: 0 E: 1 K: 0 S: 7	H: 1 LOB: 1 BB: 0 P: 11	R: 0 E: 0 K: 1 S: 12	H: 1 LOB: 1 BB: 0 P: 18	R: 0 E: 0 K: 0 S: 12	H: 2 LOB: 2 BB: 1 P: 19	R: 0 E: 0 K: 1 S: 7	H: 0 LOB: 0 BB: 0 P: 10		R: 0 E: 0 K: 1 S: 12	H: 0 LOB: 1 BB: 1 P: 21	1B: 10 2B: 3 3B: 0 HR: 0	SF: 1 SAC: 1 DP: 0 HBP: 0	WP: 0 PB: 0 SB: 2 CS: 1	PA: 44		
PITCHER	IP	WLS	BF	H	R	ER	SO	BB	IBB	HBP	BLK	WP	HR	S	P	ERA	WHIP								
Dave Schmidt, R ERA: 6.29	3.1		19	7	5	5	2	2	0	0	0	0	0	32	52	13.50	2.700								
Mark Thurmond, L ERA: 3.39	1.2	W	9	3	1	1	1	1	0	0	0	0	0	20	37	5.40	2.400								
Brian Holton, R ERA: 4.5	1.2		8	3	0	0	1	1	0	0	0	0	0	20	32	0.00	2.400								
Kevin Hickey, L ERA: 2.38	2.1	S	8	0	0	0	3	1	0	0	0	0	0	23	36	0.00	0.429								

Batter	1	2	3	4	5	6	7	8	9	AB	R	H	RBI	BB	SO	LOB	BOTTOM								
Brady Anderson, L OBP: 0.354, SLG: 0.444										5	2	2	1	0	0	0	Chicago White Sox @ Baltimore Orioles Memorial Stadium, Baltimore, MD Fri May 12 1989, 7:05 PM EDT Att: 20,484 - Unknown								
Phil Bradley, R OBP: 0.355, SLG: 0.475										5	2	2	1	0	2	1									
Cal Ripken Jr., R OBP: 0.345, SLG: 0.413										4	2	2	2	0	0	1									
Randy Milligan, R OBP: 0.339, SLG: 0.375 Jim Traher, L OBP: 0.255, SLG: 0.271										2	0	1	0	1	0	1									
Mike Devereaux, R OBP: 0.327, SLG: 0.375 Joe Orsulak, L OBP: 0.324, SLG: 0.413										2	1	1	0	0	0	1									
Bob Melvin, R OBP: 0.428, SLG: 0.455										4	1	3	0	0	0	0									
Mickey Tettleton, S OBP: 0.297, SLG: 0.437										4	0	2	3	0	0	2									
Craig Worthington, R OBP: 0.303, SLG: 0.308										3	0	0	1	1	0	3									
Billy Ripken, R OBP: 0.317, SLG: 0.296										4	0	1	0	0	1	3									
Inning Stats	R: 5 E: 0 K: 0 S: 17	H: 7 LOB: 2 BB: 0 P: 22	R: 0 E: 1 K: 0 S: 5	H: 0 LOB: 0 BB: 0 P: 10	R: 0 E: 0 K: 1 S: 16	H: 2 LOB: 3 BB: 1 P: 23	R: 2 E: 0 K: 0 S: 10	H: 2 LOB: 0 BB: 1 P: 20	R: 0 E: 0 K: 1 S: 5	H: 0 LOB: 0 BB: 0 P: 12	R: 0 E: 0 K: 1 S: 5	H: 0 LOB: 0 BB: 0 P: 6	R: 2 E: 0 K: 0 S: 15	H: 3 LOB: 1 BB: 0 P: 23	R: 0 E: 0 K: 1 S: 8	H: 0 LOB: 0 BB: 0 P: 15		1B: 10 2B: 3 3B: 0 HR: 1	SF: 0 SAC: 1 DP: 3 HBP: 0	WP: 2 PB: 0 SB: 0 CS: 0	PA: 38				
PITCHER	IP	WLS	BF	H	R	ER	SO	BB	IBB	HBP	BLK	WP	HR	S	P	ERA	WHIP								
Jerry Reuss, L ERA: 5.61	3.0		19	10	6	6	1	1	0	0	0	1	0	41	59	18.00	3.667								
Tom McCarthy, R ERA: 4.5	3.1	L	12	2	2	2	1	1	0	0	0	1	0	23	41	5.40	0.900								
Donn Pall, R ERA: 4.28	0.2		4	2	1	1	0	0	0	0	0	1	0	11	16	13.50	3.000								
Ken Patterson, L ERA: 5.6	1.0		3	0	0	0	1	0	0	0	0	0	0	8	15	0.00	0.000								

Batter	1	2	3	4	5	6	7	8	9	AB	R	H	RBI	BB	SO	LOB	TOP										
Ozzie Guillen, L OBP: 0.297, SLG: 0.329 (1, 6)	G4-3		K 2B 1B	G1-3		K		K		5	1	1	0	0	2	2	Chicago White Sox @ Baltimore Orioles Memorial Stadium, Baltimore, MD Sat May 13 1989, 7:05 PM EDT Att: 23,032 - Unknown livebaseballscorecards.com										
Dave Gallagher, R OBP: 0.397, SLG: 0.366 (1, 8)	1B 2B BB		F9		1B BB	K			3-2	3	2	1	0	2	1	1											
Harold Baines, L OBP: 0.462, SLG: 0.500 Daryl Boston, L OBP: 0.311, SLG: 0.264 (6, 7)	2B 1B		2B G6-3		1B 2B 1B	G4-3		K	1-3	3	3	2	0	1	0	0											
Ron Kittle, R OBP: 0.333, SLG: 0.509 Carlos Martinez, R OBP: 0.250, SLG: 0.286 (2, 3)	2H 2H 2B		2B		1B 2B 1B	G5-3		P5	1-2	2	1	0	1	2	0	0											
Ivan Calderon, R OBP: 0.342, SLG: 0.400 (6, 9)	P4		G6-3		2B 1B	G4-3		G6-3	0-0	3	5	1	1	1	0	0											
Greg Walker, L OBP: 0.284, SLG: 0.250 (1, 10)	F9		K		2B	F8			3-2	3	4	0	1	3	0	1											
Matt Merullo, L OBP: 0.305, SLG: 0.315 (1, 2)						L9			2-2	1	4	0	2	0	0	0											
Steve Lyons, L OBP: 0.317, SLG: 0.319 (1, 4)									1-1	1	3	0	1	0	1	1											
Eddie Williams, R OBP: 0.377, SLG: 0.395 (1, 5)									2-2	2	4	0	0	0	0	4											
Inning Stats	R: 2 E: 0 K: 0 S: 11	H: 2 LOB: 1 BB: 1 P: 19	R: 0 E: 0 K: 0 S: 7	H: 1 LOB: 0 BB: 0 P: 10	R: 2 E: 0 K: 1 S: 11	H: 2 LOB: 1 BB: 1 P: 18	R: 0 E: 0 K: 0 S: 7	H: 0 LOB: 1 BB: 1 P: 15	R: 4 E: 0 K: 1 S: 18	H: 5 LOB: 1 BB: 1 P: 31	R: 0 E: 0 K: 2 S: 10	H: 0 LOB: 0 BB: 0 P: 14	R: 0 E: 0 K: 0 S: 10	H: 0 LOB: 0 BB: 0 P: 16	R: 0 E: 0 K: 1 S: 12	H: 1 LOB: 1 BB: 0 P: 18	R: 0 E: 0 K: 1 S: 10	H: 1 LOB: 1 BB: 0 P: 15	1B: 7 2B: 5 3B: 0 HR: 0	SF: 0 SAC: 0 DP: 1 HBP: 0	WP: 0 PB: 0 SB: 1 CS: 1	PA: 41					
PITCHER	IP	WLS	BF	H	R	ER	SO	BB	IBB	HBP	BLK	WP	HR	S	P	ERA	WHIP										
Bob Milacki, R ERA: 4.96 (1, 1)	4.0	L	22	7	7	7	1	3	1	0	0	0	0	43	75	15.75	2.500										
Jay Tibbs, R ERA: 1.5 (5, 1)	3.0		11	3	1	1	3	0	0	0	0	0	0	31	48	3.00	1.000										
Mark Williamson, R ERA: 5.03 (8, 1)	2.0		8	2	0	0	2	0	0	0	0	0	0	22	33	0.00	1.000										

Batter	1	2	3	4	5	6	7	8	9	AB	R	H	RBI	BB	SO	LOB	BOTTOM										
Brady Anderson, L OBP: 0.349, SLG: 0.435 (1, 8)	G4-3		K		G1-3		L9		1B 1B	5	0	1	0	0	1	3	Chicago White Sox @ Baltimore Orioles Memorial Stadium, Baltimore, MD Sat May 13 1989, 7:05 PM EDT Att: 23,032 - Unknown livebaseballscorecards.com										
Phil Bradley, R OBP: 0.355, SLG: 0.468 (1, 7)	G6-3		1B BB		F8		E5		1-3	4	0	1	0	1	0	2											
Cal Ripken Jr., R OBP: 0.354, SLG: 0.420 (1, 6)	1B		1B		1B		P5		2-3	5	0	3	1	0	1	4											
Larry Sheets, L OBP: 0.261, SLG: 0.262 (7, PH) Bob Melvin, R OBP: 0.417, SLG: 0.441 (9, PH) Joe Orsulak, L OBP: 0.319, SLG: 0.406 (1, 10)	K		G3-1		K		K		1-2	3	3	0	0	0	2	5											
Steve Finley, L OBP: 0.326, SLG: 0.381 (1, 9)									2-3	3	3	0	1	0	1	1											
Mickey Tettleton, S OBP: 0.257, SLG: 0.458 (1, 2)									3-2	4	1	1	1	0	0	2											
Jim Traber, L OBP: 0.241, SLG: 0.257 (1, 3)									0-0	4	0	0	0	0	1	2											
Craig Worthington, R OBP: 0.293, SLG: 0.296 (1, 5)									2-1	4	0	0	0	0	1	2											
Billy Ripken, R OBP: 0.344, SLG: 0.328 (1, 4)									2-2	4	1	3	0	0	0	0											
Inning Stats	R: 0 E: 0 K: 1 S: 16	H: 1 LOB: 0 BB: 0 P: 22	R: 0 E: 0 K: 0 S: 6	H: 0 LOB: 0 BB: 0 P: 11	R: 0 E: 0 K: 2 S: 11	H: 2 LOB: 3 BB: 1 P: 19	R: 0 E: 0 K: 1 S: 12	H: 1 LOB: 1 BB: 0 P: 18	R: 1 E: 0 K: 1 S: 12	H: 2 LOB: 1 BB: 0 P: 19	R: 0 E: 0 K: 0 S: 8	H: 0 LOB: 1 BB: 1 P: 17	R: 0 E: 1 K: 1 S: 17	H: 1 LOB: 2 BB: 0 P: 24	R: 1 E: 0 K: 1 S: 12	H: 1 LOB: 0 BB: 0 P: 19	R: 0 E: 0 K: 1 S: 22	H: 2 LOB: 2 BB: 0 P: 29	1B: 9 2B: 0 3B: 0 HR: 1	SF: 0 SAC: 0 DP: 0 HBP: 0	WP: 0 PB: 0 SB: 0 CS: 0	PA: 40					
PITCHER	IP	WLS	BF	H	R	ER	SO	BB	IBB	HBP	BLK	WP	HR	S	P	ERA	WHIP										
Eric King, R ERA: 2.22 (7, 1)	1.0		5	1	0	0	1	0	0	0	0	0	0	17	24	0.00	1.000										
Ken Patterson, L ERA: 5.79 (8, 1)	1.0		4	1	1	1	1	0	0	0	0	0	1	12	19	9.00	1.000										
Bobby Thigpen, R ERA: 1.62 (9, 1)	1.0		5	2	0	0	1	0	0	0	0	0	0	22	29	0.00	2.000										

Batter	1	2	3	4	5	6	7	8	9	AB	R	H	RBI	BB	SO	LOB	TOP								
Ozzie Guillen, L (1, 6) OBP: 0.300, SLG: 0.331										5	0	2	0	0	0	2									
Dave Gallagher, R (1, 8) OBP: 0.397, SLG: 0.367										5	1	2	0	0	0	2									
Ron Kittle, R (1, 3) OBP: 0.352, SLG: 0.548										5	3	4	2	0	0	3									
Ivan Calderon, R (1, 9) OBP: 0.344, SLG: 0.430										5	2	2	2	0	0	1									
Greg Walker, L (1, 10) OBP: 0.263, SLG: 0.269										4	0	1	0	0	1	0									
Daryl Boston, L (7, PR) OBP: 0.311, SLG: 0.264										0	0	0	0	0	0	0									
Carlos Martinez, R (9, PH) OBP: 0.276, SLG: 0.286										0	0	0	0	1	0	0									
Dan Paskua, L (1, 7) OBP: 0.394, SLG: 0.556										5	1	2	2	0	1	1									
Fred Manrique, R (1, 4) OBP: 0.419, SLG: 0.586									4	1	1	2	1	0	2										
Steve Lyons, L (1, 5) OBP: 0.323, SLG: 0.325									4	0	2	0	0	1	2										
Ron Karkovice, R (1, 2) OBP: 0.259, SLG: 0.345									4	0	0	0	1	1	4										
Inning Stats	R: 0 E: 0 K: 0 S: 12	H: 1 LOB: 1 BB: 0 P: 20	R: 0 E: 0 K: 1 S: 6	H: 0 LOB: 0 BB: 0 P: 12	R: 0 E: 0 K: 1 S: 9	H: 1 LOB: 0 BB: 0 P: 14	R: 2 E: 0 K: 1 S: 10	H: 2 LOB: 0 BB: 0 P: 14	R: 0 E: 0 K: 0 S: 9	H: 3 LOB: 3 BB: 0 P: 15	R: 2 E: 0 K: 0 S: 14	H: 3 LOB: 1 BB: 0 P: 22	R: 2 E: 0 K: 0 S: 8	H: 3 LOB: 1 BB: 0 P: 14	R: 0 E: 0 K: 0 S: 12	H: 0 LOB: 2 BB: 2 P: 24	R: 2 E: 0 K: 2 S: 17	H: 3 LOB: 2 BB: 1 P: 25	1B: 10 2B: 3 3B: 0 HR: 3	SF: 0 SAC: 1 DP: 0 HBP: 0	WP: 0 PB: 0 SB: 1 CS: 1	PA: 46			
PITCHER	IP	WLS	BF	H	R	ER	SO	BB	IBB	HBP	BLK	WP	HR	S	P	ERA	WHIP								
Jose Bautista, R (1, 1) ERA: 5.01	4.2		20	7	2	2	2	0	0	0	0	0	1	44	72	3.86	1.500								
Brian Holton, R (5, 1) ERA: 4.54	1.1		7	3	2	2	0	0	0	0	0	0	1	16	25	13.50	2.250								
Mark Williamson, R (7, 1) ERA: 5.57	1.1	L	9	3	2	2	0	2	0	0	0	0	1	14	29	13.50	3.750								
Mark Thurmond, L (8, 1) ERA: 3.88	0.2		3	1	1	1	0	0	0	0	0	0	0	8	12	13.50	1.500								
Gregg Olson, R (9, 1) ERA: 3.04	1.0		6	2	1	1	2	1	0	0	0	0	0	15	22	9.00	3.000								

Chicago White Sox @ Baltimore Orioles
Memorial Stadium, Baltimore, MD
 Sun May 14 1989, 3:33 AM EDT
 Att: 35,124 - Overcast - 65 F

AB	41
R	8
H	16
RBI	8
BB	3
SO	4
LOB	17



Batter	1	2	3	4	5	6	7	8	9	AB	R	H	RBI	BB	SO	LOB	BOTTOM								
Brady Anderson, L (1, 8) OBP: 0.351, SLG: 0.430										4	0	1	1	1	0	0									
Steve Finley, L (1, 9) OBP: 0.314, SLG: 0.362										5	0	1	0	0	0	4									
Cal Ripken Jr., R (1, 6) OBP: 0.356, SLG: 0.415										4	0	1	0	1	0	1									
Joe Orsulak, L (1, 7) OBP: 0.333, SLG: 0.433										3	2	2	0	0	0	0									
Phil Bradley, R (9, PH) OBP: 0.337, SLG: 0.464										1	0	0	0	0	0	1									
Randy Milligan, R (1, 3) OBP: 0.350, SLG: 0.431										3	1	1	2	1	0	2									
Mickey Tettleton, S (1, 10) OBP: 0.285, SLG: 0.455										3	1	1	0	1	0	2									
Bob Melvin, R (1, 2) OBP: 0.400, SLG: 0.405										3	0	0	0	1	0	1									
Craig Worthington, R (1, 5) OBP: 0.299, SLG: 0.313										4	1	2	2	0	2	1									
Billy Ripken, R (1, 4) OBP: 0.333, SLG: 0.317										2	0	0	0	0	1	1									
Mike Devereaux, R (8, PH) OBP: 0.321, SLG: 0.367										1	0	0	0	0	0	0									
Rene Gonzales, R (9, 4) OBP: 0.300, SLG: 0.250										0	0	0	0	0	0	0									
Inning Stats	R: 0 E: 0 K: 0 S: 4	H: 0 LOB: 0 BB: 0 P: 8	R: 0 E: 0 K: 0 S: 4	H: 0 LOB: 0 BB: 1 P: 8	R: 1 E: 0 K: 0 S: 9	H: 2 LOB: 1 BB: 0 P: 11	R: 2 E: 0 K: 1 S: 11	H: 2 LOB: 1 BB: 1 P: 16	R: 0 E: 0 K: 1 S: 7	H: 1 LOB: 1 BB: 0 P: 13	R: 2 E: 0 K: 0 S: 21	H: 3 LOB: 3 BB: 2 P: 39	R: 0 E: 0 K: 0 S: 8	H: 1 LOB: 1 BB: 0 P: 12	R: 0 E: 0 K: 1 S: 6	H: 0 LOB: 0 BB: 0 P: 11	R: 0 E: 0 K: 0 S: 9	H: 0 LOB: 1 BB: 1 P: 17	1B: 6 2B: 2 3B: 0 HR: 1	SF: 0 SAC: 2 DP: 1 HBP: 0	WP: 0 PB: 0 SB: 0 CS: 0	PA: 40			
PITCHER	IP	WLS	BF	H	R	ER	SO	BB	IBB	HBP	BLK	WP	HR	S	P	ERA	WHIP								
Shawn Hillegas, R (1, 1) ERA: 5.19	5.1		24	7	5	5	2	2	0	0	0	0	0	5	10	0.00	6.000								
Donn Pail, R (6, 1) ERA: 4.23	0.1		3	1	0	0	0	1	0	0	0	0	0	5	10	0.00	6.000								
Steve Rosenberg, L (6, 1) ERA: 2.79	3.0	W	12	1	0	0	1	2	0	0	0	0	0	26	48	0.00	1.000								
Bobby Thigpen, R (9, 1) ERA: 1.59	0.1	S	1	0	0	0	0	0	0	0	0	0	0	4	6	0.00	0.000								

Chicago White Sox @ Baltimore Orioles
Memorial Stadium, Baltimore, MD
 Sun May 14 1989, 3:33 AM EDT
 Att: 35,124 - Overcast - 65 F

AB	33
R	5
H	9
RBI	5
BB	5
SO	3
LOB	13



Batter	1	2	3	4	5	6	7	8	9	AB	R	H	RBI	BB	SO	LOB	TOP											
Brady Anderson, L OBP: 0.352, SLG: 0.429										5	1	2	1	0	2	2	Baltimore Orioles @ Texas Rangers Arlington Stadium, Arlington, TX Wed May 17 1989, 8:05 PM EDT Att: 12,558 - Unknown											
Phil Bradley, R OBP: 0.365, SLG: 0.465										4	1	2	1	1	0	0												
Cal Ripken Jr., R OBP: 0.357, SLG: 0.414										5	0	2	1	0	0	2												
Jim Traber, L OBP: 0.250, SLG: 0.256										4	0	1	1	1	0	2												
Randy Milligan, R OBP: 0.368, SLG: 0.455										4	1	2	0	1	2	2												
Steve Finley, L OBP: 0.305, SLG: 0.392										4	1	1	1	0	0	4												
Mickey Tettleton, S OBP: 0.279, SLG: 0.478										3	3	1	1	2	1	1		AB 39 R 8 H 14 RBI 8 BB 5 SO 8 LOB 16										
Craig Worthington, R OBP: 0.295, SLG: 0.316										5	0	1	1	0	3	2												
Billy Ripken, R OBP: 0.338, SLG: 0.338										5	1	2	1	0	0	1												
Inning Stats	R: 0 E: 0 K: 1 S: 10	H: 0 LOB: 0 BB: 0 P: 11	R: 0 E: 0 K: 1 S: 8	H: 0 LOB: 0 BB: 15	R: 2 E: 0 K: 1 S: 13	H: 4 LOB: 2 BB: 1 P: 28	R: 0 E: 0 K: 0 S: 8	H: 1 LOB: 1 BB: 0 P: 10	R: 2 E: 0 K: 1 S: 17	H: 4 LOB: 2 BB: 0 P: 27	R: 1 E: 0 K: 1 S: 11	H: 2 LOB: 2 BB: 1 P: 22	R: 3 E: 0 K: 1 S: 10	H: 3 LOB: 1 BB: 1 P: 20	R: 0 E: 0 K: 0 S: 12	H: 0 LOB: 2 BB: 2 P: 28		R: 0 E: 0 K: 2 S: 9	H: 0 LOB: 0 BB: 0 P: 14	1B: 9 2B: 3 3B: 1 HR: 1	SF: 0 SAC: 1 DP: 0 HBP: 0	WP: 0 PB: 1 SB: 1 CS: 0	PA: 45					
PITCHER	IP	WLS	BF	H	R	ER	SO	BB	IBB	HBP	BLK	WP	HR	S	P	ERA	WHIP											
Charlie Hough, R ERA: 6.64	(1, 1)	4.1	L	22	9	4	4	3	1	0	0	0	0	0	50	83	8.31	2.308										
Brad Amsberg, R ERA: 3.42	(5, 1)	1.1		7	2	1	1	2	1	0	0	0	0	1	15	27	6.75	2.250										
Craig McMurtry, R ERA: 5.4	(6, 1)	1.0		7	3	3	3	0	0	1	0	0	0	0	0	19	27.00	3.000										
Kenny Rogers, L ERA: 1.89	(7, 1)	1.1		6	0	0	0	1	2	0	0	0	0	0	15	32	0.00	1.500										
Jeff Russell, R ERA: 0.52	(9, 1)	1.0		3	0	0	0	2	0	0	0	0	0	0	9	14	0.00	0.000										
Batter	1	2	3	4	5	6	7	8	9	AB	R	H	RBI	BB	SO	LOB	BOTTOM											
Cecil Espy, S OBP: 0.307, SLG: 0.303										4	0	0	0	0	0	2	Baltimore Orioles @ Texas Rangers Arlington Stadium, Arlington, TX Wed May 17 1989, 8:05 PM EDT Att: 12,558 - Unknown											
Scott Fletcher, R OBP: 0.373, SLG: 0.301										4	0	0	0	0	0	1												
Rafael Palmeiro, L OBP: 0.411, SLG: 0.514										4	1	1	0	0	0	0												
Ruben Sierra, S OBP: 0.359, SLG: 0.507										4	1	1	0	0	0	0												
Julio Franco, R OBP: 0.367, SLG: 0.466										4	0	1	2	0	0	0												
Geno Petralli, L OBP: 0.351, SLG: 0.379										3	0	0	0	0	0	1												
Pete Incaviglia, R OBP: 0.279, SLG: 0.419										3	0	1	0	0	0	1		AB 31 R 2 H 5 RBI 2 BB 1 SO 0 LOB 8										
Buddy Bell, R OBP: 0.286, SLG: 0.281										2	0	1	0	1	0	0												
Steve Buechele, R OBP: 0.331, SLG: 0.415										3	0	0	0	0	0	3												
Inning Stats	R: 0 E: 0 K: 0 S: 4	H: 0 LOB: 0 BB: 0 P: 6	R: 0 E: 0 K: 0 S: 9	H: 0 LOB: 0 BB: 0 P: 12	R: 0 E: 0 K: 0 S: 7	H: 2 LOB: 1 BB: 0 P: 9	R: 2 E: 0 K: 0 S: 15	H: 3 LOB: 1 BB: 0 P: 22	R: 0 E: 0 K: 0 S: 10	H: 0 LOB: 1 BB: 1 P: 16	R: 0 E: 0 K: 0 S: 10	H: 0 LOB: 0 BB: 0 P: 12	R: 0 E: 0 K: 0 S: 6	H: 0 LOB: 0 BB: 0 P: 8	R: 0 E: 0 K: 0 S: 7	H: 0 LOB: 0 BB: 0 P: 12		R: 0 E: 0 K: 0 S: 6	H: 0 LOB: 0 BB: 0 P: 11	1B: 3 2B: 2 3B: 0 HR: 0	SF: 0 SAC: 0 DP: 1 HBP: 0	WP: 0 PB: 0 SB: 0 CS: 0	PA: 32					
PITCHER	IP	WLS	BF	H	R	ER	SO	BB	IBB	HBP	BLK	WP	HR	S	P	ERA	WHIP											
Dave Schmidt, R ERA: 5.79	(1, 1)	7.0	W	26	5	2	2	0	0	0	0	0	0	61	85	2.57	0.857											
Mark Williamson, R ERA: 5.09	(8, 1)	2.0		6	0	0	0	0	0	0	0	0	0	13	23	0.00	0.000											

Batter	1	2	3	4	5	6	7	8	9	10	AB	R	H	RBI	BB	SO	LOB	TOP	
Oddibe McDowell, L OBP: 0.312, SLG: 0.286 (1, 7)	0-0 1B 1B		4-0 F8 BB		1-2 P5		0-0 P6			2-1 F8 BLK 1B	4	1	2	0	1	0	1	Cleveland Indians @ Baltimore Orioles Memorial Stadium, Baltimore, MD Thu May 18 1989, 7:05 PM EDT Att: 23,576 - Unknown	
Jerry Browne, S OBP: 0.286, SLG: 0.302 (1, 4)	0-0 1B 1-3 1B		1-0 F8			1-1 F7		0-1 G1-3		4-0 1-2 IBB	4	0	1	0	1	0	1		
Joe Carter, R OBP: 0.302, SLG: 0.410 (1, 8)	0-0 P3		4-0 S BB			0-0 HR		1-1 F8		0-1 F8	4	1	1	1	1	0	4		
Pete O'Brien, L OBP: 0.399, SLG: 0.500 (1, 3)	3-0 G5-4-3 1B		2-3 K			0-0 P4		0-0 F9		1-0 F7	5	0	1	1	0	1	4		
Cory Snyder, R OBP: 0.300, SLG: 0.397 (1, 9)	0-1 G5-4-3				0-0 F7		3-1 2B		2-2 P3		4	0	1	0	0	0	2		
Dave Clark, L OBP: 0.333, SLG: 0.487 (1, 10)		0-0 G4-3		2-2 L8		2-2 P6			3-1 G4-3		4	0	0	0	0	0	1		
Brook Jacoby, R OBP: 0.387, SLG: 0.444 (1, 5)		0-0 G4-3 1B		0-0 G4-3			2-1 G5-3			4-2 BB	3	0	1	0	1	0	0		
Andy Allanson, R OBP: 0.277, SLG: 0.277 Mark Salas, L (9, PH)	1-1 G4-3		2-1 G1-3			2-2 F8 2B			0-3 K		3	0	1	0	0	0	1		
Joel Skinner, R OBP: 0.300, SLG: 0.450 (9, 2)	1-2 G4-3					1-0 G4-3					1	0	0	0	0	1	1		
Felix Fermin, R OBP: 0.346, SLG: 0.291 (1, 6)			0-0 G3			1-0 G4-3		0-0 F8		2-2 G6-3	4	0	0	0	0	0	1		
Inning Stats	R: 1 E: 0 K: 0 S: 6	H: 3 LOB: 1 BB: 0 P: 9	R: 0 E: 0 K: 0 S: 4	H: 1 LOB: 0 BB: 0 P: 5	R: 0 E: 0 K: 1 S: 5	H: 0 LOB: 2 BB: 2 P: 16	R: 0 E: 0 K: 0 S: 5	H: 0 LOB: 0 BB: 0 P: 7	R: 0 E: 0 K: 0 S: 9	H: 2 LOB: 1 BB: 0 P: 15	R: 0 E: 0 K: 0 S: 7	H: 1 LOB: 1 BB: 0 P: 11	R: 0 E: 0 K: 1 S: 11	H: 0 LOB: 1 BB: 1 P: 20	R: 0 E: 0 K: 0 S: 8	H: 1 LOB: 2 BB: 1 P: 17	1B: 5 2B: 2 3B: 0 HR: 1	SF: 0 SAC: 0 DP: 2 HBP: 0	WP: 0 PA: 40 PB: 0 SB: 3 CS: 0
PITCHER	IP 9.1	WLS 37	H 8	R 2	ER 2	SO 2	BB 3	IBB 0	HBP 0	BLK 0	WP 0	HR 1	S 66	P 111	ERA 1.93	WHIP 1.179			
Bob Milacki, R ERA: 4.47	(1, 1)																		
Kevin Hickey, L ERA: 2.39	(10, 1)	0.0	1	0	0	0	0	1	0	1	0	0	0	4	∞	∞			
Mark Williamson, R ERA: 4.94	(10, 1)	0.2	W	2	0	0	0	0	0	0	0	0	3	4	0.00	0.000			


Batter	1	2	3	4	5	6	7	8	9	10	AB	R	H	RBI	BB	SO	LOB	BOTTOM	
Brady Anderson, L OBP: 0.348, SLG: 0.417 (1, 8)	2-2 G4-3		0-1 F7			2-2 F9	0-1 F7			4-2 F9 S 1B BB	4	1	0	0	1	0	1	Cleveland Indians @ Baltimore Orioles Memorial Stadium, Baltimore, MD Thu May 18 1989, 7:05 PM EDT Att: 23,576 - Unknown	
Phil Bradley, R OBP: 0.359, SLG: 0.470 (1, 7)	1-2 G5-3			2-2 G5-3		0-0 1B		2-2 G6-3		3-0 F9	5	1	1	0	0	0	1		
Cal Ripken Jr., R OBP: 0.371, SLG: 0.424 (1, 6)	0-2 1B			0-0 1B		1-2 G3 1B		2-2 G6-3		4-0 1B IBB	4	0	3	1	1	0	0		
Randy Milligan, R OBP: 0.357, SLG: 0.424 (1, 3)	2-2 G6-3			0-1 F9		0-0 G3		2-3 K		4-0 1B IBB	4	0	0	0	1	1	3		
Bob Melvin, R OBP: 0.400, SLG: 0.405 (1, 2)		1-0 F9		2-0 FC6-4 1B		0-0 G6-3			0-0 G6-3	1-0 1-2 1B IBB	5	0	2	1	0	0	1		
Mike Devereaux, R OBP: 0.333, SLG: 0.396 (1, 10)		1-1 P6		1-1 FC6-4			0-1 S 2B 1B		3-2 2B		4	1	2	0	0	0	2		
Craig Worthington, R OBP: 0.294, SLG: 0.308 (1, 5)		1-1 G5-3			0-3 K		1-2 G1-3		4-0 IBB		3	0	0	0	1	1	1		
Sveve Finley, L OBP: 0.288, SLG: 0.364 (1, 9)			0-3 K		0-3 K		1-3 K		0-1 P2		4	0	0	0	0	3	3		
Billy Ripken, R OBP: 0.333, SLG: 0.348 (1, 4)			1-2 G6-3			0-0 F8		0-1 2B		0-0 L1	4	0	1	1	0	0	2		
Inning Stats	R: 0 E: 0 K: 0 S: 12	H: 1 LOB: 1 BB: 0 P: 17	R: 0 E: 0 K: 0 S: 5	H: 0 LOB: 0 BB: 0 P: 8	R: 0 E: 0 K: 1 S: 9	H: 2 LOB: 2 BB: 0 P: 14	R: 0 E: 0 K: 2 S: 7	H: 0 LOB: 0 BB: 0 P: 7	R: 1 E: 0 K: 1 S: 12	H: 2 LOB: 1 BB: 0 P: 15	R: 0 E: 0 K: 1 S: 12	H: 0 LOB: 0 BB: 0 P: 18	R: 0 E: 0 K: 0 S: 8	H: 1 LOB: 2 BB: 1 P: 15	R: 1 E: 0 K: 0 S: 6	H: 1 LOB: 3 BB: 3 P: 22	1B: 6 2B: 2 3B: 1 HR: 0		SF: 0 SAC: 0 DP: 0 HBP: 0
PITCHER	IP 9.0	WLS 36	H 8	R 2	ER 2	SO 5	BB 0	IBB 1	HBP 0	BLK 0	WP 0	HR 0	S 88	P 121	ERA 2.00	WHIP 0.889			
Greg Swindell, L ERA: 2.24	(1, 1)																		
Keith Atherton, R ERA: 3.7	(10, 1)	0.1	L	5	1	1	0	1	2	0	0	0	0	6	22	27.00	6.000		

Batter	1	2	3	4	5	6	7	8	9	AB	R	H	RBI	BB	SO	LOB	TOP				
Oddibe McDowell, L (1, 7) OBP: 0.311, SLG: 0.285	0-1 F7		3-2 G1-3		1-1 G1-3			0-0 G3 SH5-3 1B		4	0	1	0	0	0	0	Cleveland Indians @ Baltimore Orioles Memorial Stadium, Baltimore, MD Fri May 19 1989, 7:05 PM EDT Att: 21,933 - Unknown				
Jerry Browne, S (1, 4) OBP: 0.280, SLG: 0.296	1-1 G4-3		2-1 F7		2-1 F7			0-0 SH5-3 1-2		3	0	0	0	0	0	0					
Joe Carter, R (1, 8) OBP: 0.301, SLG: 0.403	0-1 F9			0-1 F9		0-1 G4-3		4-0 G3 IBB		3	0	0	0	1	0	0					
Pete O'Brien, L (1, 3)		1-1 F9		2-0 L8		2-1 F8		3-1 G3 1-2 2-3		4	0	0	0	0	2						
Dave Clark, L (1, 9) OBP: 0.352, SLG: 0.494		1-0 HR 1B		0-0 1B		4-0 HR BB		2-3 K		3	2	0	1	1	2						
Brook Jacoby, R (1, 5) OBP: 0.396, SLG: 0.500		2-0 1-H HR		0-0 1-2 1B		1 SAFE 0-0 1-H HR		3-3 K		4	2	3	4	0	1	0					
Mark Salas, L (1, 10) OBP: 0.167, SLG: 0.167		1-1 1-4-3 1B		0-0 F9 1-2 1B		2-2 G4-3		2-2 F9		4	0	1	0	0	2						
Andy Allanson, R (1, 2) OBP: 0.268, SLG: 0.267		2-0 1-2 1B		3-2 P4		1-1 F8		2-3 K		4	0	0	0	0	1	1					
Felix Fermin, R (1, 6) OBP: 0.338, SLG: 0.283			2-1 F7		1-0 F8		0-0 G4-3			3	0	0	0	0	0	0					
Inning Stats	R: 0 E: 0 K: 0 S: 6	H: 0 LOB: 0 BB: 0 P: 7	R: 2 E: 0 K: 0 S: 7	H: 3 LOB: 0 BB: 0 P: 14	R: 0 E: 0 K: 0 S: 8	H: 0 LOB: 0 BB: 0 P: 15	R: 0 E: 0 K: 0 S: 6	H: 2 LOB: 2 BB: 0 P: 8	R: 0 E: 0 K: 0 S: 6	H: 0 LOB: 0 BB: 0 P: 10	R: 2 E: 0 K: 0 S: 7	H: 1 LOB: 0 BB: 1 P: 14	R: 0 E: 0 K: 1 S: 7	H: 1 LOB: 2 BB: 0 P: 16	R: 0 E: 0 K: 2 S: 10	H: 0 LOB: 0 BB: 0 P: 17	1B: 5 2B: 1 3B: 0 HR: 2	SF: 0 SAC: 1 DP: 1 HBP: 0	WP: 0 PB: 0 SB: 0 CS: 0	PA: 35	
PITCHER	IP	WLS	BF	H	R	ER	SO	BB	IBB	HBP	BLK	WP	HR	S	P	ERA	WHIP				
Jose Bautista, R (1, 1) ERA: 5.03	7.0	L	27	6	4	4	0	1	0	0	0	0	2	46	79	5.14	1.000				
Mark Thurmond, L (8, 1) ERA: 3.52	1.0		5	1	0	0	1	0	1	0	0	0	0	7	16	0.00	1.000				
Gregg Olson, R (9, 1) ERA: 2.92	1.0		3	0	0	0	2	0	0	0	0	0	0	10	17	0.00	0.000				

AB	32
R	4
H	7
RBI	4
BB	2
SO	3
LOB	7



Batter	1	2	3	4	5	6	7	8	9	AB	R	H	RBI	BB	SO	LOB	BOTTOM				
Joe Orsulak, L (1, 9) OBP: 0.355, SLG: 0.451	3-1 G5-4-3 2B 1B		1-0 G6-3 1B			1-3 K		2-1 1B BB 1B		4	1	3	0	0	1	0	Cleveland Indians @ Baltimore Orioles Memorial Stadium, Baltimore, MD Fri May 19 1989, 7:05 PM EDT Att: 21,933 - Unknown				
Phil Bradley, R (1, 7) OBP: 0.363, SLG: 0.467	0-1 G5-4-3 1-2 1B		1-3 K		2-2 L7		4-1 1B 1-2 BB		3	0	1	0	1	1	1						
Cal Ripken Jr., R (1, 6) OBP: 0.368, SLG: 0.419	1-0 G5-4-3 1-2 2-3		0-1 G6-3 1-2		0-1 F9		0-2 1-2 2-3 1B		4	0	1	0	0	0	3						
Jim Traber, L (1, 10) OBP: 0.250, SLG: 0.268	0-1 2B			2-3 K		2-1 G6-3		2-3 K		4	0	1	1	0	2	3					
Randy Milligan, R (1, 3) OBP: 0.351, SLG: 0.403	4-0 BB			2-3 K		0-0 P3		2-3 K		3	0	0	0	1	2	0					
Bob Melvin, R (1, 2) OBP: 0.388, SLG: 0.391	1-0 F8			1-0 G6-3		1-2 FC6 1B		1-1 G6-3		4	0	1	0	0	2						
Steve Finley, L (1, 8) OBP: 0.270, SLG: 0.339		1-1 F7			1-3 K		1-1 FC6 1-2		0-0 P2	4	0	0	0	0	1	1					
Craig Worthington, R (1, 5) OBP: 0.288, SLG: 0.301		3-3 K			0-1 G1-3		1-2 G6-3			3	0	0	0	0	1	0					
Billy Ripken, R (1, 4) OBP: 0.321, SLG: 0.333		1-1 G4-3			1-2 G6-3		3-3 K			3	0	0	0	0	1	0					
Inning Stats	R: 1 E: 0 K: 0 S: 8	H: 3 LOB: 1 BB: 1 P: 17	R: 0 E: 0 K: 1 S: 7	H: 0 LOB: 0 BB: 0 P: 12	R: 0 E: 0 K: 1 S: 6	H: 1 LOB: 0 BB: 0 P: 8	R: 0 E: 0 K: 2 S: 7	H: 0 LOB: 0 BB: 0 P: 12	R: 0 E: 0 K: 1 S: 8	H: 0 LOB: 0 BB: 0 P: 10	R: 0 E: 0 K: 1 S: 8	H: 1 LOB: 1 BB: 0 P: 12	R: 0 E: 0 K: 2 S: 16	H: 2 LOB: 3 BB: 1 P: 28	R: 0 E: 0 K: 1 S: 6	H: 0 LOB: 0 BB: 0 P: 9	1B: 6 2B: 1 3B: 0 HR: 0	SF: 0 SAC: 0 DP: 2 HBP: 0	WP: 0 PB: 0 SB: 0 CS: 0	PA: 34	
PITCHER	IP	WLS	BF	H	R	ER	SO	BB	IBB	HBP	BLK	WP	HR	S	P	ERA	WHIP				
Tom Candiotti, R (1, 1) ERA: 3.17	7.2		29	6	1	1	7	2	0	0	0	0	0	62	102	1.17	1.043				
Doug Jones, R (8, 1) ERA: 2.76	1.1	S	5	1	0	0	2	0	0	0	0	0	0	12	17	0.00	0.750				



Batter	1	2	3	4	5	6	7	8	9	AB	R	H	RBI	BB	SO	LOB	TOP										
Oddibe McDowell, L (1, 7) OBP: 0.303, SLG: 0.277	B1-3		G3-1		L7			F9									4 0 0 0 0 0 1										
Jerry Browne, S (1, 4) OBP: 0.286, SLG: 0.308	G5-3		1B			F7		1B 2B									4 0 2 0 0 0 0										
Joe Carter, R (1, 8) OBP: 0.305, SLG: 0.405	1B		F9			F9		1B									4 0 2 1 0 0 1										
Pete O'Brien, L (1, 3) OBP: 0.380, SLG: 0.473	P4		F7			G3		G3									4 0 0 0 0 0 4										
Brook Jacoby, R (1, 5) OBP: 0.392, SLG: 0.500		G4-3 2B		G1-3		G6-3			K								4 0 1 0 0 1 0										
Luis Medina, R (1, 9) OBP: 0.281, SLG: 0.410		G4-3		L9		K		K									4 0 0 0 0 2 1										
Mike Young, S (1, 10) OBP: 0.294, SLG: 0.200		K		L7		G3-1		G3									4 0 0 0 0 1 1										
Andy Allanson, R (1, 2) OBP: 0.278, SLG: 0.265					G6-3			2B 1B BB									1 1 0 0 2 0 0										
Felix Fermin, R (1, 6) OBP: 0.331, SLG: 0.276		FC4-6		L9				F9									3 0 0 0 0 0 3										
Inning Stats	R: 0 H: 1 E: 0 K: 0 S: 10	H: 1 LOB: 1 BB: 0 P: 14	R: 0 H: 1 E: 0 K: 1 S: 8	H: 2 LOB: 2 BB: 1 P: 17	R: 0 H: 1 E: 0 K: 0 S: 10	H: 1 LOB: 1 BB: 0 P: 15	R: 0 H: 0 E: 0 K: 0 S: 7	H: 0 LOB: 0 BB: 0 P: 11	R: 0 H: 0 E: 0 K: 0 S: 4	H: 0 LOB: 0 BB: 0 P: 7	R: 0 H: 0 E: 0 K: 1 S: 6	H: 0 LOB: 0 BB: 0 P: 8	R: 0 H: 0 E: 0 K: 1 S: 7	H: 0 LOB: 0 BB: 0 P: 11	R: 1 H: 2 E: 0 K: 0 S: 9	H: 2 LOB: 2 BB: 1 P: 20	R: 0 H: 0 E: 0 K: 2 S: 8	H: 0 LOB: 0 BB: 0 P: 11	1B: 3 2B: 2 3B: 0 HR: 0	SF: 0 SAC: 0 DP: 0 HBP: 0	WP: 0 PB: 0 SB: 1 CS: 0	PA: 34					
PITCHER	IP	WLS	BF	H	R	ER	SO	BB	IBB	HBP	BLK	WP	HR	S	P	ERA	WHIP										
Jeff Ballard, L (1, 1) ERA: 2.19	7.2	W	29	4	1	1	2	2	0	0	0	0	0	57	97	1.17	0.783										
Gregg Olson, R (8, 1) ERA: 2.77	1.1		5	1	0	0	2	0	0	0	0	0	0	12	17	0.00	0.750										

Cleveland Indians @ Baltimore Orioles
Memorial Stadium, Baltimore, MD
Sat May 20 1989, 7:05 PM EDT
Att: 30,372 - Unknown


AB 32
R 1
H 5
RBI 1
BB 2
SO 4
LOB 11



Batter	1	2	3	4	5	6	7	8	9	AB	R	H	RBI	BB	SO	LOB	BOTTOM										
Brady Anderson, L (1, 8) OBP: 0.345, SLG: 0.412	G1-3		F8			F7		1B									4 0 1 1 0 0 0										
Phil Bradley, R (1, 7) OBP: 0.354, SLG: 0.454	G6-3		G4-3			K		FC1-6-5									4 0 0 0 0 1 2										
Cal Ripken Jr., R (1, 6) OBP: 0.359, SLG: 0.408	K			K		L7		G4-3									4 0 0 0 0 2 0										
Mickey Tettleton, S (1, 2) OBP: 0.278, SLG: 0.466		K		G2-3				1B BB									3 1 0 0 1 2 0										
Joe Orsulak, L (1, 9) OBP: 0.388, SLG: 0.466		3B 1B			CS BB			E9 1B SF9 1B									2 2 2 0 2 0 0										
Randy Milligan, R (1, 3) OBP: 0.358, SLG: 0.431		1B		CS		G6-3		G6-3									3 1 1 1 1 0 2										
Larry Sheets, L (1, 10) OBP: 0.263, SLG: 0.260		SF8				K											1 0 0 1 1 1 0										
Steve Finley, L (7, PR) OBP: 0.270, SLG: 0.339		SF8						L6									0 1 0 0 0 0 0										
Mike Devereaux, R (8, PH) OBP: 0.328, SLG: 0.389								SF9 1B IBB									1 0 0 0 0 0 2										
Craig Worthington, R (1, 5) OBP: 0.296, SLG: 0.310		G6-3															3 0 2 1 0 0 0										
Billy Ripken, R (1, 4) OBP: 0.309, SLG: 0.324				L9		G5-3		SF9									2 0 0 1 0 0 1										
Inning Stats	R: 0 H: 0 E: 0 K: 1 S: 7	H: 0 LOB: 0 BB: 0 P: 11	R: 2 H: 2 E: 0 K: 1 S: 10	H: 2 LOB: 0 BB: 0 P: 16	R: 0 H: 0 E: 0 K: 0 S: 7	H: 0 LOB: 0 BB: 0 P: 10	R: 0 H: 0 E: 0 K: 1 S: 7	H: 0 LOB: 0 BB: 1 P: 12	R: 0 H: 1 E: 0 K: 1 S: 8	H: 1 LOB: 1 BB: 0 P: 10	R: 0 H: 0 E: 0 K: 1 S: 10	H: 0 LOB: 0 BB: 0 P: 16	R: 3 H: 3 E: 1 K: 0 S: 14	H: 3 LOB: 3 BB: 2 P: 29	R: 0 H: 0 E: 0 K: 1 S: 11	H: 0 LOB: 2 BB: 2 P: 21	1B: 5 2B: 0 3B: 1 HR: 0	SF: 2 SAC: 0 DP: 0 HBP: 0	WP: 0 PB: 0 SB: 1 CS: 1	PA: 35							
PITCHER	IP	WLS	BF	H	R	ER	SO	BB	IBB	HBP	BLK	WP	HR	S	P	ERA	WHIP										
John Farrell, R (1, 1) ERA: 3.88	6.1	L	26	5	5	5	5	2	1	0	0	0	0	60	98	7.11	1.105										
Tim Stoddard, R (7, 1) ERA:	0.2		3	1	0	0	0	0	0	0	0	0	0	3	6	0.00	1.500										
Jesse Orosco, L (8, 1) ERA: 1.86	1.0		5	0	0	0	1	2	0	0	0	0	0	11	21	0.00	2.000										

Cleveland Indians @ Baltimore Orioles
Memorial Stadium, Baltimore, MD
Sat May 20 1989, 7:05 PM EDT
Att: 30,372 - Unknown

AB 27
R 5
H 6
RBI 5
BB 5
SO 6
LOB 7



Batter	1	2	3	4	5	6	7	8	9	AB	R	H	RBI	BB	SO	LOB	TOP										
Oddibe McDowell, L OBP: 0.302, SLG: 0.276	G6-3		1B E		G3-6-1		K			4	1	1	0	0	1	2	Cleveland Indians @ Baltimore Orioles Memorial Stadium, Baltimore, MD Sun May 21 1989, 3:33 AM EDT Att: 35,428 - Sunny - 79 F										
Jerry Browne, S OBP: 0.297, SLG: 0.319	1B		1B E		1B		K			4	0	3	1	0	1	1											
Joe Carter, R OBP: 0.309, SLG: 0.407	1B		K		1B			G3-1		4	0	2	0	0	1	2											
Pete O'Brien, L OBP: 0.371, SLG: 0.460	P5		L9		F7			F8		4	0	0	0	0	5												
Dave Clark, L OBP: 0.347, SLG: 0.482	F7		K					1B		4	0	1	0	0	1	3											
Brook Jacoby, R OBP: 0.389, SLG: 0.493		P7-6		K				K		4	0	1	0	0	2	1											
Mark Salas, L OBP: 0.100, SLG: 0.100	G3-1		L3					K		4	0	0	0	0	2	1											
Joel Skinner, R OBP: 0.292, SLG: 0.458	F9		F8					G5-3		4	0	1	0	0	0	0											
Felix Fermin, R OBP: 0.329, SLG: 0.276			E5		G3-6-1		K	G3		4	1	1	0	0	1	1											
Inning Stats	R: 0 E: 0 K: 0 S: 10	H: 2 LOB: 2 BB: 0 P: 18	R: 0 E: 0 K: 0 S: 6	H: 0 LOB: 0 BB: 0 P: 9	R: 2 E: 2 K: 2 S: 15	H: 2 LOB: 1 BB: 0 P: 19	R: 0 E: 0 K: 1 S: 9	H: 0 LOB: 0 BB: 0 P: 15	R: 0 E: 0 K: 0 S: 9	H: 3 LOB: 2 BB: 0 P: 13	R: 0 E: 0 K: 1 S: 7	H: 1 LOB: 1 BB: 0 P: 10	R: 0 E: 0 K: 3 S: 13	H: 1 LOB: 1 BB: 0 P: 17	R: 0 E: 0 K: 1 S: 9	H: 1 LOB: 1 BB: 0 P: 16		R: 0 E: 0 K: 1 S: 11	H: 0 LOB: 0 BB: 0 P: 16	1B: 9 2B: 2 3B: 0 HR: 0	SF: 0 SAC: 0 DP: 2 HBP: 0	WP: 0 PB: 0 SB: 0 CS: 1	PA: 36				
PITCHER	IP	WLS	BF	H	R	ER	SO	BB	IBB	HBP	BLK	WP	HR	S	P	ERA	WHIP										
Brian Holton, R ERA: 4.05	(1, 1)	6.0	L	25	8	2	0	4	0	0	0	0	0	56	84	0.00	1.333										
Mark Williamson, R ERA: 4.39	(7, 1)	3.0		11	2	0	0	5	0	0	0	0	0	33	49	0.00	0.667										

AB	36
R	2
H	10
RBI	1
BB	0
SO	9
LOB	16



Batter	1	2	3	4	5	6	7	8	9	AB	R	H	RBI	BB	SO	LOB	BOTTOM										
Brady Anderson, L OBP: 0.337, SLG: 0.401	F8		F8		B3			FC3		4	0	0	0	0	0	3	Cleveland Indians @ Baltimore Orioles Memorial Stadium, Baltimore, MD Sun May 21 1989, 3:33 AM EDT Att: 35,428 - Sunny - 79 F										
Steve Finley, L OBP: 0.258, SLG: 0.323	B4-3		P6		F7			G3		3	0	0	0	0	2												
Phil Bradley, R OBP: 0.352, SLG: 0.451										1	0	0	0	0	1												
Cal Ripken Jr., R OBP: 0.351, SLG: 0.397	L6				P8			G6-3		4	0	0	0	0	1												
Mickey Tettleton, S OBP: 0.277, SLG: 0.488		G3-1		FC3-6	1B			G3		4	0	1	0	0	0	0											
Joe Orsulak, L OBP: 0.369, SLG: 0.442		G3-1		FC3-6	2B			P7		4	0	0	0	0	1	1											
Randy Milligan, R OBP: 0.378, SLG: 0.456				S	BB			G6-3		3	0	2	0	1	0	0											
Larry Sheets, L OBP: 0.258, SLG: 0.255	G4-3		G3					G6-4-3		2	0	0	0	0	3												
Bob Melvin, R OBP: 0.380, SLG: 0.383								G6-4-3		1	0	0	0	0	1												
Craig Worthington, R OBP: 0.297, SLG: 0.310					G6-3			G1-3		3	0	1	0	0	0	0											
Billy Ripken, R OBP: 0.321, SLG: 0.329			K					G3	FC3	2	0	1	0	1	1	1											
Inning Stats	R: 0 E: 0 K: 0 S: 6	H: 0 LOB: 0 BB: 0 P: 9	R: 0 E: 0 K: 0 S: 9	H: 0 LOB: 1 BB: 1 P: 21	R: 0 E: 0 K: 1 S: 8	H: 1 LOB: 1 BB: 0 P: 15	R: 0 E: 0 K: 0 S: 12	H: 2 LOB: 2 BB: 0 P: 17	R: 0 E: 0 K: 0 S: 9	H: 0 LOB: 0 BB: 0 P: 14	R: 0 E: 0 K: 0 S: 3	H: 1 LOB: 0 BB: 0 P: 7	R: 0 E: 0 K: 0 S: 12	H: 1 LOB: 1 BB: 0 P: 17	R: 0 E: 0 K: 1 S: 6	H: 0 LOB: 0 BB: 0 P: 6	1B: 4 2B: 1 3B: 0 HR: 0	SF: 0 SAC: 0 DP: 1 HBP: 0	WP: 0 PB: 0 SB: 1 CS: 0	PA: 33							
PITCHER	IP	WLS	BF	H	R	ER	SO	BB	IBB	HBP	BLK	WP	HR	S	P	ERA	WHIP										
Rich Yett, R ERA: 4.2	(1, 1)	6.0		23	3	0	0	1	0	0	0	0	0	9	16	0.00	1.500										
Scott Bailes, L ERA: 3.74	(7, 1)	1.1		5	2	0	0	0	0	0	0	0	0	9	16	0.00	1.500										
Doug Jones, R ERA: 2.5	(8, 1)	1.2	S	5	0	0	0	1	0	0	0	0	0	12	14	0.00	0.000										

AB	31
R	0
H	5
RBI	0
BB	2
SO	2
LOB	13



Batter	1	2	3	4	5	6	7	8	9	AB	R	H	RBI	BB	SO	LOB	TOP			
Brady Anderson, L (1, 8) OBP: 0.345, SLG: 0.419	1-2 G3		4-1 BB		0-0 P3		2-1 HR		4-0 1B BB	3	2	1	1	2	0	1	Baltimore Orioles @ Chicago White Sox Comiskey Park, Chicago, IL Mon May 22 1989, 8:05 PM EDT Att: 8,528 - Unknown			
Phil Bradley, R (1, 7) OBP: 0.353, SLG: 0.449	3-3 K		0-0 P4		0-1 F7		0-2 G4-3 1B		0-1 1B BB	5	0	2	0	0	1	2				
Cal Ripken Jr., R (1, 6) OBP: 0.352, SLG: 0.394	2-3 K			1-1 F9	4-0 BB		2-1 G4-3		0-1 1B	4	0	1	1	1	1	1				
Mickey Tettleton, S (1, 10)		1-2 F9		2-1 F9 3B	2-0 F7				2-3 K	5	1	1	0	0	2	4				
Randy Milligan, R (1, 3)		3-3 K		2-0 F9		4-1 G5-4-3 BB			3-2 E5 WP	3	0	0	0	1	1	1				
Bob Melvin, R (1, 2)		1-0 L7		4-1 3B BB		1-2 G5-4-3			3-0 G5-3	3	1	0	0	1	0	2				
Mike Devereaux, R (1, 9)			1-0 G4-3 SF8	2-1 1-H 3-H 3B		3-1 1-2			2-3 K	4	1	3	2	0	1	1				
Craig Worthington, R (1, 5)			0-0 G4-3	0-1 F9		2-3 K			3-1 F8	4	0	0	0	0	1	3				
Billy Ripken, R (1, 4)			1-0 SF8		2-2 F7 2B		1-1 P6		3-2 F7	3	0	1	1	0	0	0				
Inning Stats	R: 0 E: 0 K: 2 S: 9	H: 0 LOB: 0 BB: 0 P: 15	R: 0 E: 0 K: 1 S: 10	H: 0 LOB: 0 BB: 0 P: 15	R: 1 E: 0 K: 0 S: 5	H: 1 LOB: 1 BB: 1 P: 11	R: 2 E: 0 K: 0 S: 10	H: 2 LOB: 1 BB: 1 P: 21	R: 0 E: 0 K: 1 S: 7	H: 1 LOB: 2 BB: 1 P: 15	R: 1 E: 0 K: 0 S: 9	H: 2 LOB: 0 BB: 0 P: 14	R: 0 E: 1 K: 2 S: 10	H: 0 LOB: 1 BB: 0 P: 20	R: 1 E: 0 K: 1 S: 13	H: 2 LOB: 2 BB: 1 P: 25	1B: 4 2B: 3 3B: 1 HR: 1	SF: 1 SAC: 0 DP: 2 HBP: 0	WP: 1 PB: 0 SB: 1 CS: 0	PA: 40
PITCHER	IP	WLS	BF	H	R	ER	SO	BB	IBB	HBP	BLK	WP	HR	S	P	ERA	WHIP			
Steve Rosenberg, L (1, 1) ERA: 3.93	4.1	L	19	4	3	3	3	2	0	0	0	0	0	38	68	6.23	1.385			
Jeff Bittiger, R (5, 1) ERA: 3.66	4.2		21	5	2	2	4	3	0	0	0	1	1	45	88	3.86	1.714			

AB	34
R	5
H	9
RBI	5
BB	5
SO	7
LOB	15



Batter	1	2	3	4	5	6	7	8	9	AB	R	H	RBI	BB	SO	LOB	BOTTOM			
Ozzie Guillen, L (1, 6) OBP: 0.287, SLG: 0.318	0-1 F7			0-2 P5		0-0 F9			1-2 FC4-6 1B	4	0	0	0	0	0	2	Baltimore Orioles @ Chicago White Sox Comiskey Park, Chicago, IL Mon May 22 1989, 8:05 PM EDT Att: 8,528 - Unknown			
Dave Gallagher, R (1, 8) OBP: 0.372, SLG: 0.347	2-1 L9			1-0 F8			0-1 F8		0-1 FC6-4 1B	4	0	1	0	0	0	0				
Harold Baines, L (1, 10)	0-1 L6			0-1 G6-3			1-1 F9		2-1 P6	4	0	0	0	0	0	2				
Ivan Calderon, R (1, 9) OBP: 0.348, SLG: 0.454		3-3 K			1-0 P4		0-0 L6		0-1 FC6-4	4	0	0	0	0	1	2				
Greg Walker, L (1, 3) OBP: 0.242, SLG: 0.295		1-0 P9			2-3 K				1-1 HR	3	1	1	1	0	1	0				
Dan Pasqua, L (1, 7) OBP: 0.281, SLG: 0.350				1-1 F7		0-1 F9			2-3 K	2	0	0	0	0	0	0				
Carlos Martinez, R (8, FH) OBP: 0.262, SLG: 0.317										1	0	0	0	0	1	0				
Matt Merullo, L (1, 2) OBP: 0.290, SLG: 0.297				0-0 G4-3		1-1 1B			0-1 G5-3	3	0	1	0	0	0	0				
Steve Lyons, L (1, 4) OBP: 0.318, SLG: 0.312				2-1 P3		2-3 K			2-3 K	3	0	0	0	0	2	1				
Eddie Williams, R (1, 5) OBP: 0.372, SLG: 0.372				2-2 P8		2-1 F7			4-2 FC4-6 BB	2	0	0	0	1	0	1				
Inning Stats	R: 0 E: 0 K: 0 S: 6	H: 0 LOB: 0 BB: 0 P: 8	R: 0 E: 0 K: 1 S: 6	H: 0 LOB: 0 BB: 0 P: 11	R: 0 E: 0 K: 0 S: 6	H: 0 LOB: 0 BB: 0 P: 10	R: 0 E: 0 K: 0 S: 8	H: 0 LOB: 0 BB: 0 P: 9	R: 0 E: 0 K: 1 S: 6	H: 1 LOB: 1 BB: 0 P: 13	R: 0 E: 0 K: 0 S: 5	H: 0 LOB: 0 BB: 0 P: 6	R: 1 E: 0 K: 2 S: 12	H: 1 LOB: 0 BB: 0 P: 17	R: 0 E: 0 K: 0 S: 14	H: 1 LOB: 2 BB: 1 P: 21	1B: 2 2B: 0 3B: 0 HR: 1	SF: 0 SAC: 0 DP: 0 HBP: 0	WP: 0 PB: 0 SB: 0 CS: 0	PA: 31
PITCHER	IP	WLS	BF	H	R	ER	SO	BB	IBB	HBP	BLK	WP	HR	S	P	ERA	WHIP			
Dave Schmidt, R (1, 1) ERA: 5.25	7.0	W	23	2	1	1	3	2	1	1	3	0	0	10	14	0.00	0.000			
Kevin Hickey, L (8, 1) ERA: 2.19	1.0		3	0	0	0	2	0	0	0	0	0	0	14	21	0.00	2.000			
Gregg Olson, R (9, 1) ERA: 2.67	1.0		5	1	0	0	0	1	0	0	0	0	0	14	21	0.00	2.000			



Batter	1	2	3	4	5	6	7	8	9	AB	R	H	RBI	BB	SO	LOB	TOP				
Brady Anderson, L OBP: 0.341, SLG: 0.409 (1, 8)	G3			G3			K		G6-3	4	0	0	0	1	1	1					
Phil Bradley, R OBP: 0.362, SLG: 0.452 (1, 7)	P3						G6-3		PB	5	1	3	1	0	1	3					
Cal Ripken Jr., R OBP: 0.344, SLG: 0.379 (1, 6)	P3			F9			F9		PB	4	1	0	0	1	0	2					
Mickey Tettleton, S OBP: 0.290, SLG: 0.504 (1, 2)	K									4	2	2	1	1	1	1					
Joe Orsulak, L OBP: 0.376, SLG: 0.429 (1, 9)										3	2	1	2	2	0	0					
Randy Milligan, R OBP: 0.387, SLG: 0.461 (1, 3)										3	1	1	1	1	0	2					
Larry Sheets, L OBP: 0.266, SLG: 0.289 Steve Finley, L OBP: 0.254, SLG: 0.323 (8, PR)										4	0	1	0	0	0	4					
Craig Worthington, R OBP: 0.292, SLG: 0.299 (1, 5)										4	1	1	1	1	1	4					
Billy Ripken, R OBP: 0.326, SLG: 0.384 (1, 4)										4	0	1	0	0	0	4					
Inning Stats	R: 0 E: 1 K: 1 S: 10	H: 1 LOB: 1 BB: 0 P: 15	R: 1 E: 0 K: 2 S: 16	H: 1 LOB: 3 BB: 2 P: 29	R: 0 E: 0 K: 0 S: 11	H: 1 LOB: 1 BB: 1 P: 18	R: 1 E: 0 K: 0 S: 11	H: 1 LOB: 1 BB: 1 P: 17	R: 0 E: 0 K: 0 S: 7	H: 0 LOB: 0 BB: 0 P: 10	R: 0 E: 0 K: 1 S: 9	H: 0 LOB: 0 BB: 0 P: 10	R: 1 E: 0 K: 0 S: 11	H: 2 LOB: 3 BB: 1 P: 18	R: 5 E: 0 K: 0 S: 17	H: 4 LOB: 1 BB: 2 P: 32	1B: 7 2B: 2 3B: 0 HR: 1	SF: 1 SAC: 1 DP: 0 HBP: 1	WP: 1 PB: 1 CS: 0	PA: 45	
PITCHER	IP	WLS	BF	H	R	ER	SO	BB	IBB	HBP	BLK	WP	HR	S	P	ERA	WHIP				
Eric King, R ERA: 3.0 Bobby Thigpen, R ERA: 3.92	(1, 1)	7.1	L	34	6	3	3	4	5	0	1	0	0	0	21	124	3.68	1.500			
PITCHER	IP	WLS	BF	H	R	ER	SO	BB	IBB	HBP	BLK	WP	HR	S	P	ERA	WHIP				

Baltimore Orioles @ Chicago White Sox
Comiskey Park, Chicago, IL
Wed May 24 1989, 8:05 PM EDT
Att. 7,911 - Unknown - 82 F

AB	35
R	8
H	10
RBI	7
BB	7
SO	4
LOB	21



Batter	1	2	3	4	5	6	7	8	9	AB	R	H	RBI	BB	SO	LOB	BOTTOM			
Ozzie Guillen, L OBP: 0.286, SLG: 0.315 (1, 6)	K									4	0	1	0	0	1	2				
Dave Gallagher, R OBP: 0.373, SLG: 0.348 (1, 8)	G4-3									4	0	0	0	0	0	2				
Harold Baines, L OBP: 0.434, SLG: 0.480 (1, 9)										3	0	1	0	1	0	0				
Ivan Calderon, R OBP: 0.333, SLG: 0.433 (1, 10)	F9									4	0	0	0	0	1	2				
Greg Walker, L OBP: 0.243, SLG: 0.292 (1, 3)										4	0	1	0	0	1	1				
Dan Pasqua, L OBP: 0.323, SLG: 0.346 (1, 7)										3	0	1	0	1	1	1				
Fred Manrique, R OBP: 0.404, SLG: 0.521 (1, 4)										4	0	2	0	0	0	3				
Matt Merullo, L OBP: 0.273, SLG: 0.278 (1, 2)										4	0	1	0	0	0	2				
Carlos Martinez, R OBP: 0.245, SLG: 0.313 (1, 5)										3	0	1	0	0	1	1				
Inning Stats	R: 0 E: 0 K: 1 S: 8	H: 0 LOB: 1 BB: 1 P: 18	R: 0 E: 0 K: 1 S: 7	H: 1 LOB: 0 BB: 0 P: 12	R: 0 E: 0 K: 1 S: 10	H: 1 LOB: 1 BB: 0 P: 14	R: 0 E: 0 K: 0 S: 8	H: 1 LOB: 2 BB: 1 P: 17	R: 0 E: 0 K: 0 S: 9	H: 2 LOB: 1 BB: 0 P: 11	R: 0 E: 0 K: 1 S: 12	H: 1 LOB: 1 BB: 0 P: 15	R: 0 E: 0 K: 0 S: 7	H: 1 LOB: 1 BB: 0 P: 12	R: 0 E: 0 K: 0 S: 7	H: 1 LOB: 0 BB: 0 P: 13	1B: 7 2B: 1 3B: 0 HR: 0	SF: 0 SAC: 0 DP: 0 HBP: 0	WP: 0 PB: 0 CS: 1	PA: 36
PITCHER	IP	WLS	BF	H	R	ER	SO	BB	IBB	HBP	BLK	WP	HR	S	P	ERA	WHIP			
Jay Tibbs, R ERA: 0.75 Mark Williamson, R ERA: 3.94	(1, 1)	6.0	W	25	1	0	0	1	0	0	0	0	0	0	18	0.00	0.333			
PITCHER	IP	WLS	BF	H	R	ER	SO	BB	IBB	HBP	BLK	WP	HR	S	P	ERA	WHIP			

Baltimore Orioles @ Chicago White Sox
Comiskey Park, Chicago, IL
Wed May 24 1989, 8:05 PM EDT
Att. 7,911 - Unknown - 82 F

AB	33
R	0
H	8
RBI	0
BB	2
SO	5
LOB	14



Batter	1	2	3	4	5	6	7	8	9	AB	R	H	RBI	BB	SO	LOB	TOP										
Brady Anderson, L (1, 8) OBP: 0.337, SLG: 0.399										4	1	0	0	1	1	1	Baltimore Orioles @ Cleveland Indians Cleveland Municipal Stadium, Cleveland, OH Fri May 26 1989, 7:05 PM EDT Att: 20,515 - Unknown										
Phil Bradley, R (1, 7) OBP: 0.357, SLG: 0.444										5	0	1	0	0	0	1											
Cal Ripken Jr., R (1, 6) OBP: 0.351, SLG: 0.384										3	1	1	1	2	0	1											
Mickey Tettleton, S (1, 2) OBP: 0.293, SLG: 0.493										3	0	0	0	2	0	2											
Joe Orsulak, L (1, 9) OBP: 0.381, SLG: 0.432										4	1	2	1	0	1	2											
Randy Milligan, R (1, 3) OBP: 0.392, SLG: 0.475										4	1	2	0	0	2	4											
Larry Sheets, L (1, 10) OBP: 0.280, SLG: 0.325										3	1	2	2	1	0	0											
Steve Finley, L (8, PR) OBP: 0.254, SLG: 0.323										0	0	0	0	0	0	0											
Craig Worthington, R (1, 5) OBP: 0.291, SLG: 0.298										4	0	1	1	0	1	2											
Billy Ripken, R (1, 4) OBP: 0.323, SLG: 0.378										4	0	1	0	0	0	4											
Inning Stats	R: 1 E: 0 K: 1 S: 15	H: 1 LOB: 2 BB: 2 P: 29	R: 0 E: 0 K: 1 S: 9	H: 0 LOB: 0 BB: 0 P: 11	R: 1 E: 0 K: 1 S: 14	H: 1 LOB: 2 BB: 2 P: 28	R: 1 E: 0 K: 0 S: 12	H: 2 LOB: 0 BB: 0 P: 18	R: 0 E: 0 K: 0 S: 5	H: 0 LOB: 0 BB: 0 P: 9	R: 1 E: 0 K: 0 S: 15	H: 3 LOB: 1 BB: 0 P: 19	R: 0 E: 0 K: 0 S: 7	H: 1 LOB: 1 BB: 0 P: 12	R: 1 E: 0 K: 1 S: 9	H: 2 LOB: 1 BB: 1 P: 15	R: 0 E: 0 K: 1 S: 10	H: 0 LOB: 1 BB: 1 P: 18	1B: 7 2B: 3 3B: 0 HR: 1	SF: 0 SAC: 0 DP: 3 HBP: 0	WP: 0 PB: 0 SB: 1 CS: 0	PA: 40					
PITCHER	IP	WLS	BF	H	R	ER	SO	BB	IBB	HBP	BLK	WP	HR	S	P	ERA	WHIP										
Rich Yett, R (1, 1) ERA: 4.5	5.0	L	24	6	4	4	3	4	0	0	0	0	1	63	105	7.20	2.000										
Tim Stoddard, R (6, 1) ERA: 1.64	4.0		16	4	1	1	2	1	1	0	0	0	0	33	54	2.25	1.250										

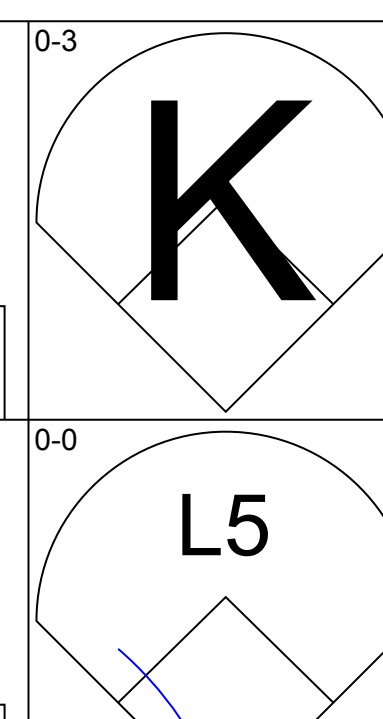
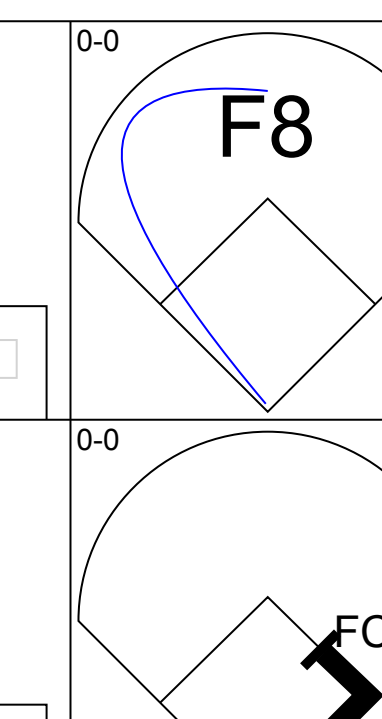
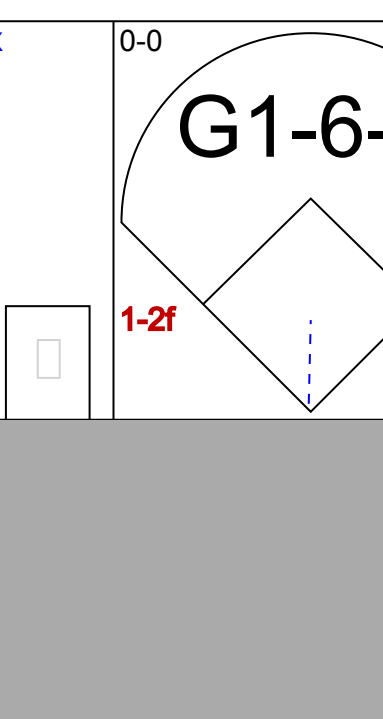
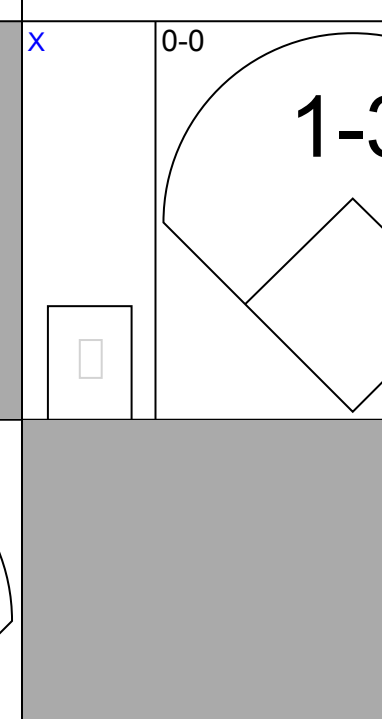
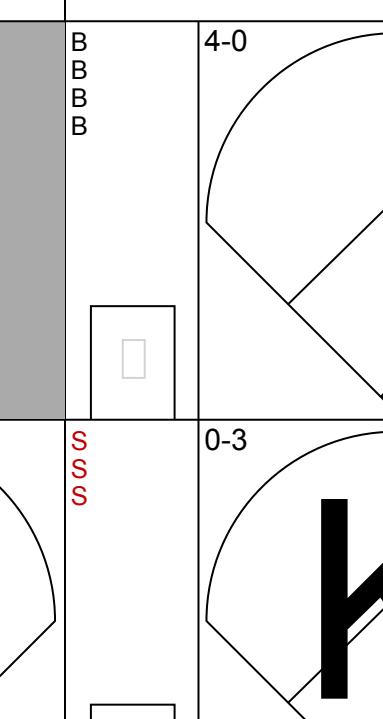
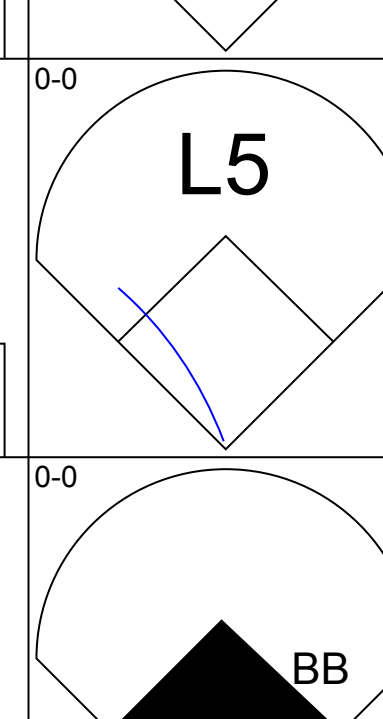
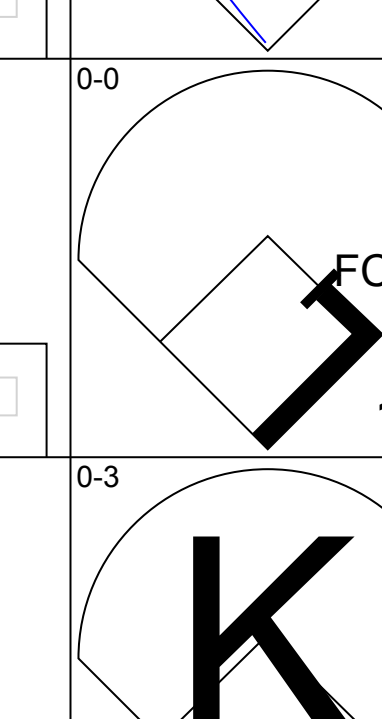
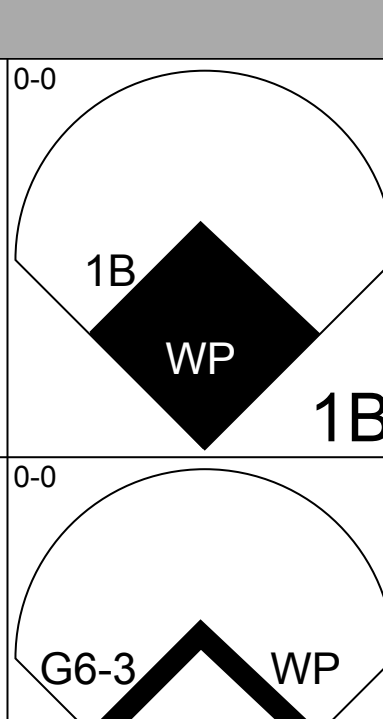
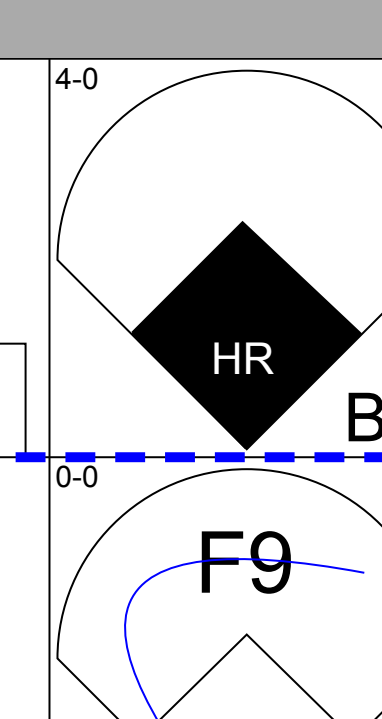
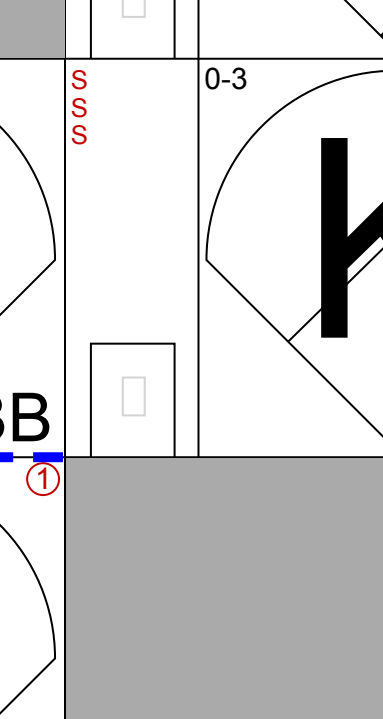
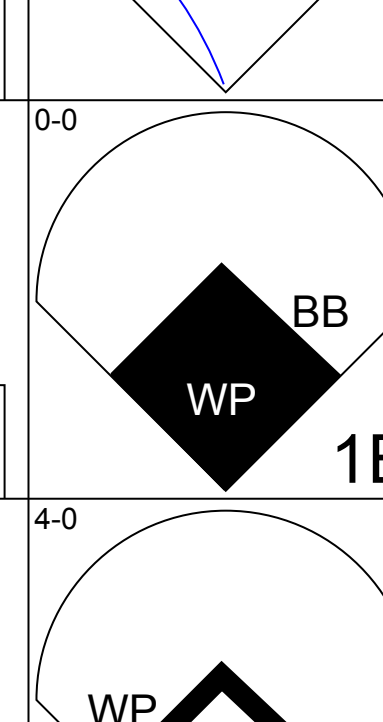
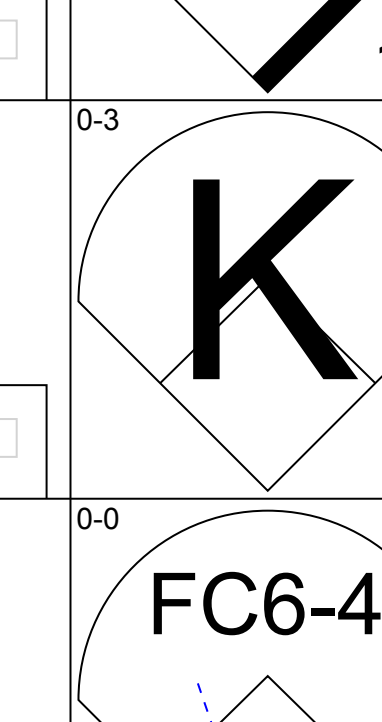
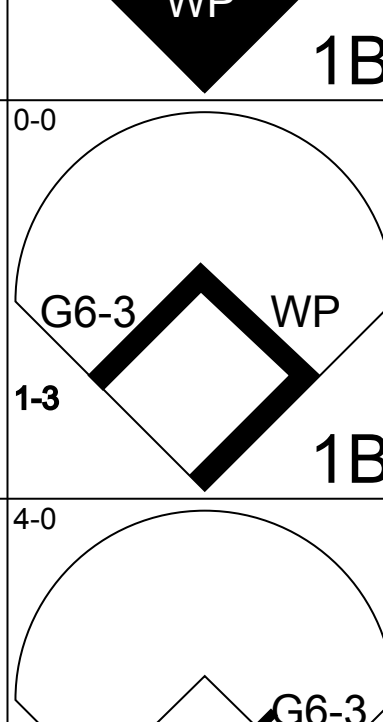
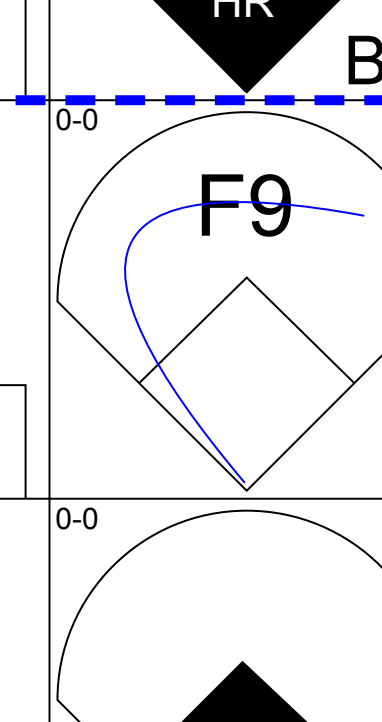
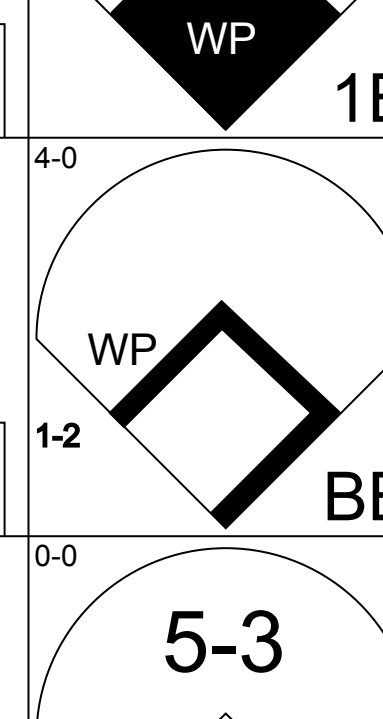
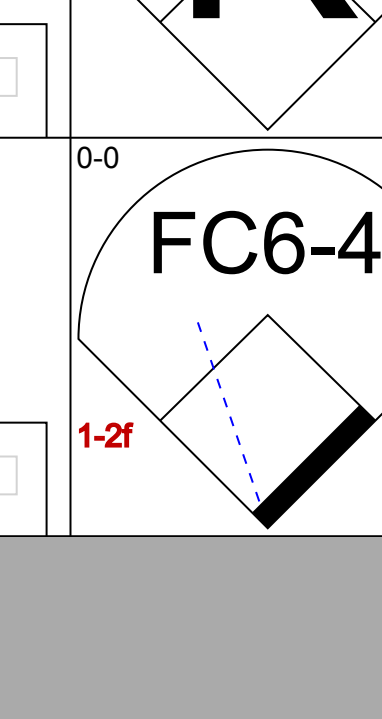
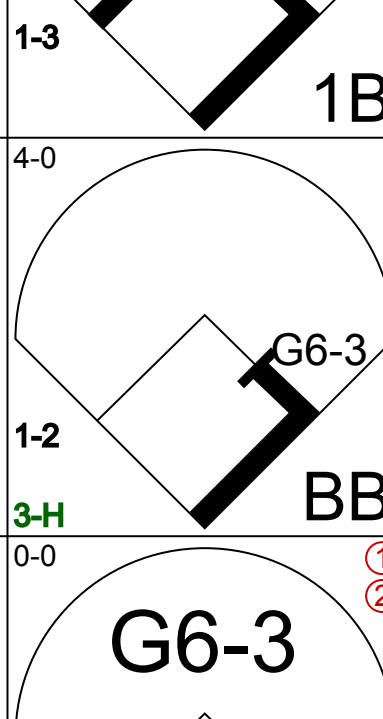
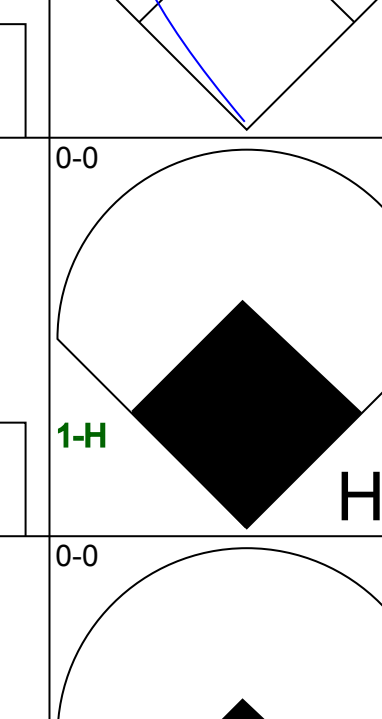
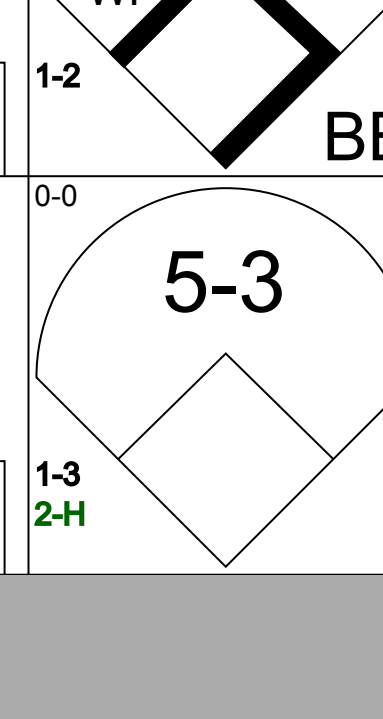
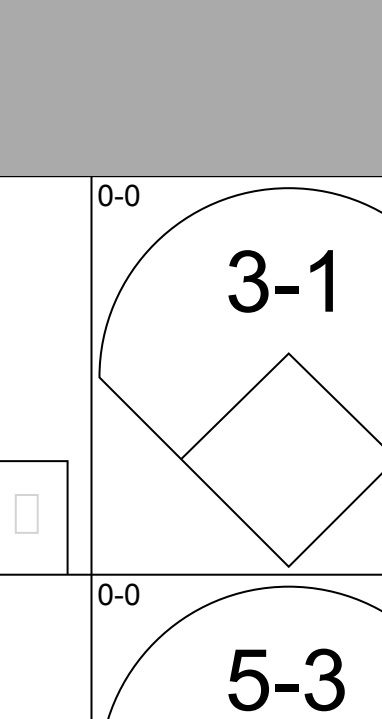
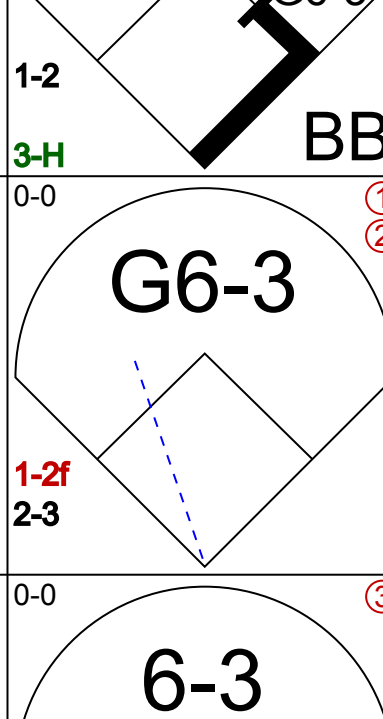
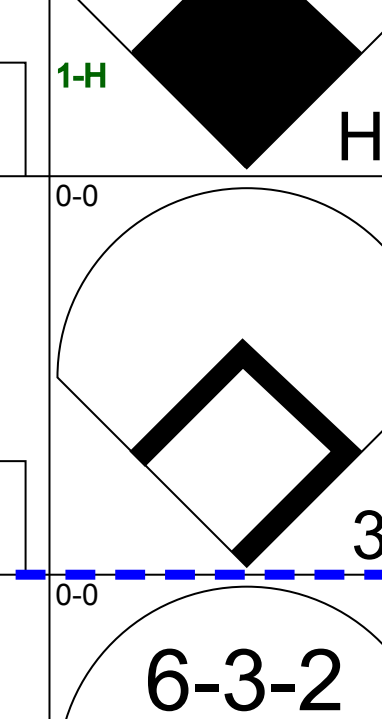
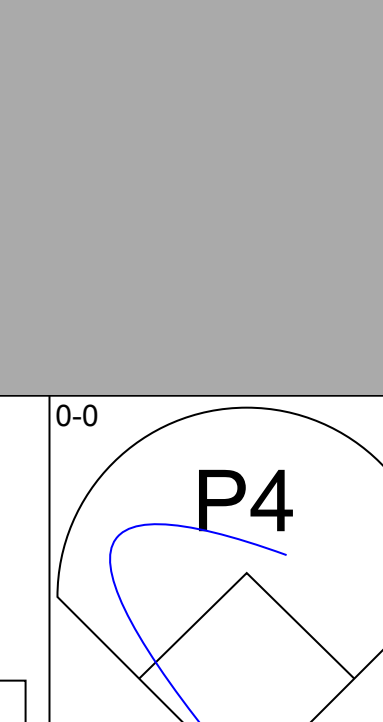
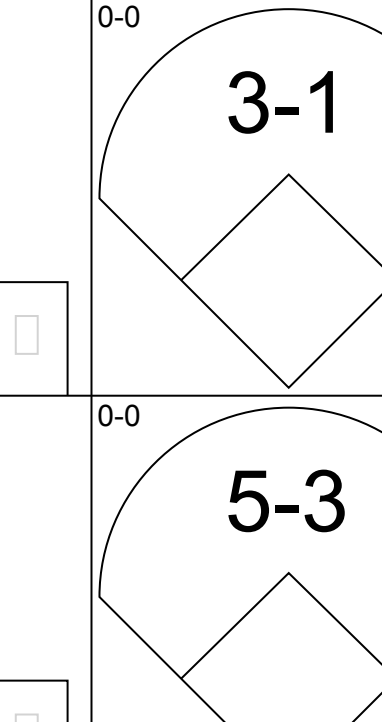
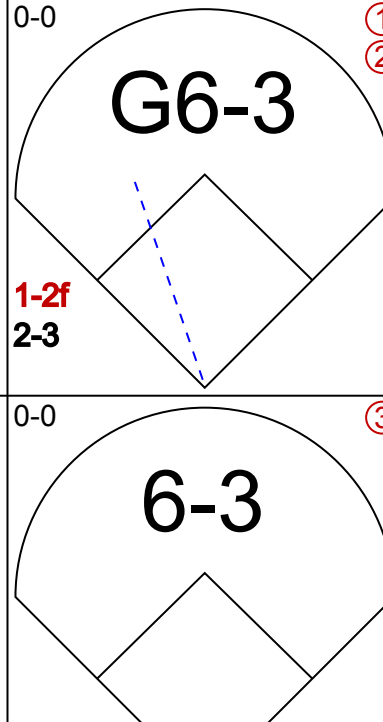
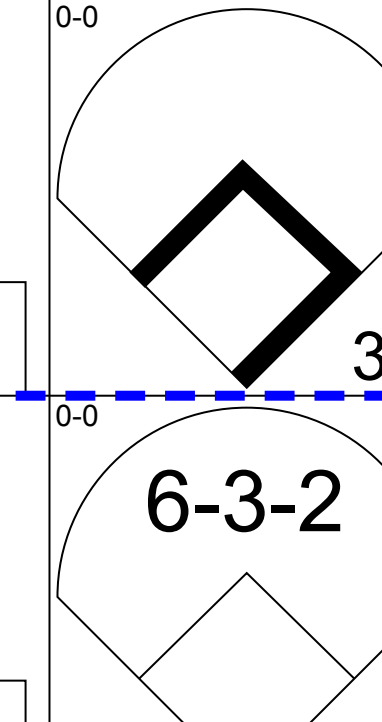
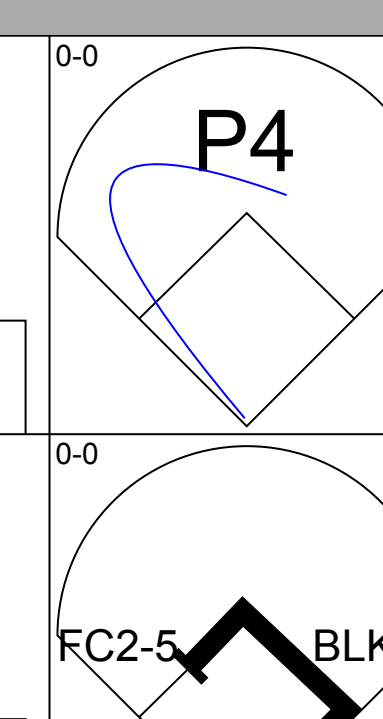
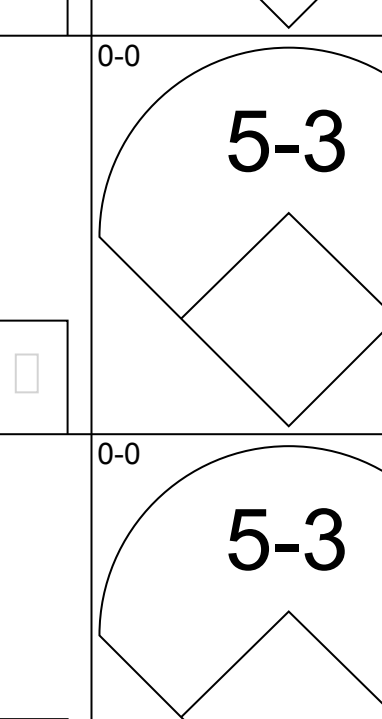
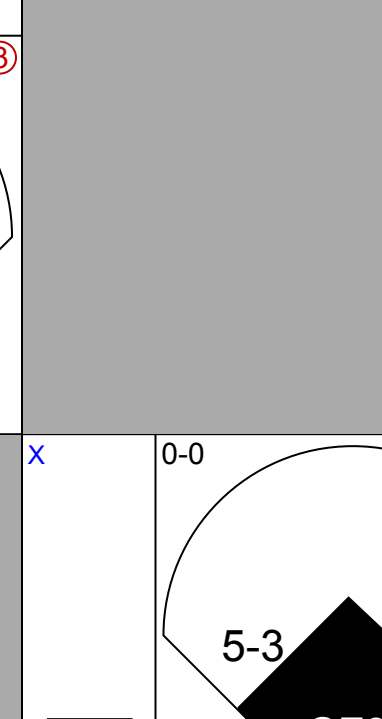
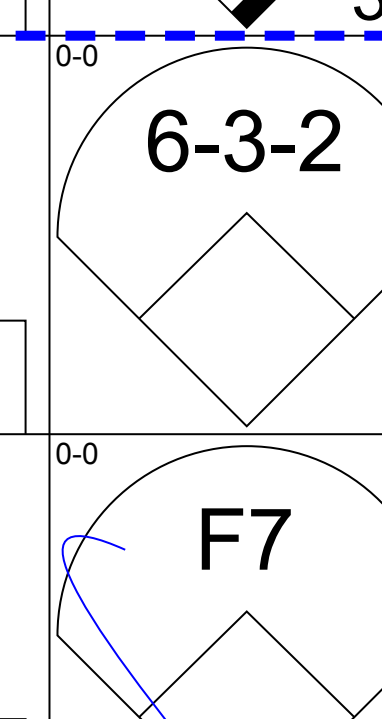
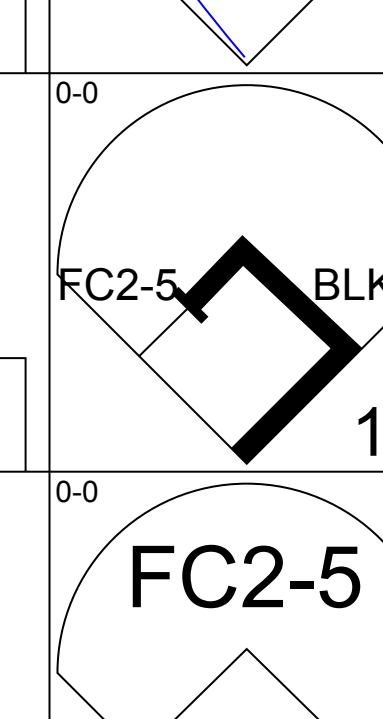

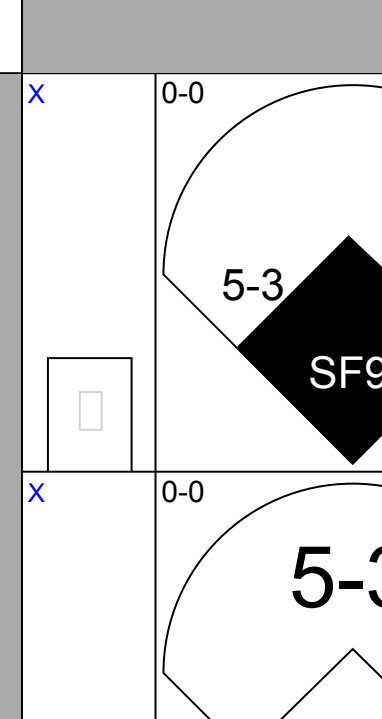
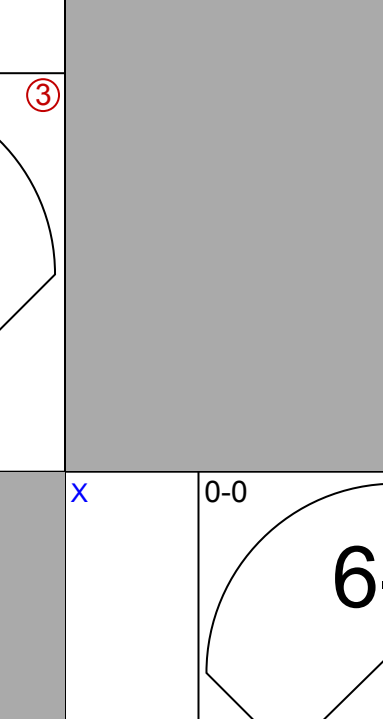
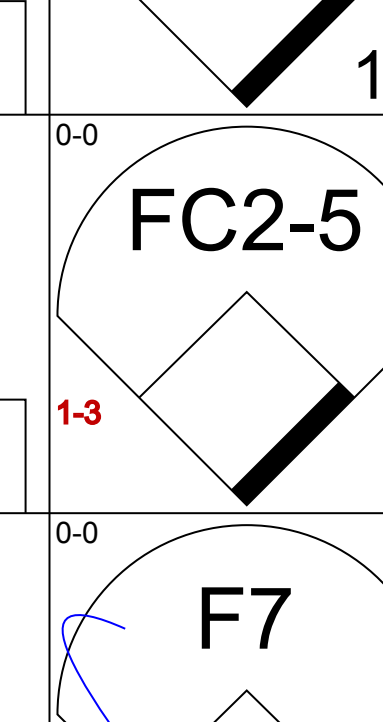
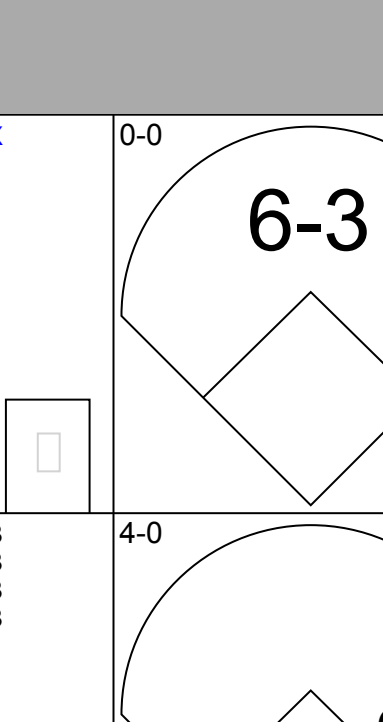
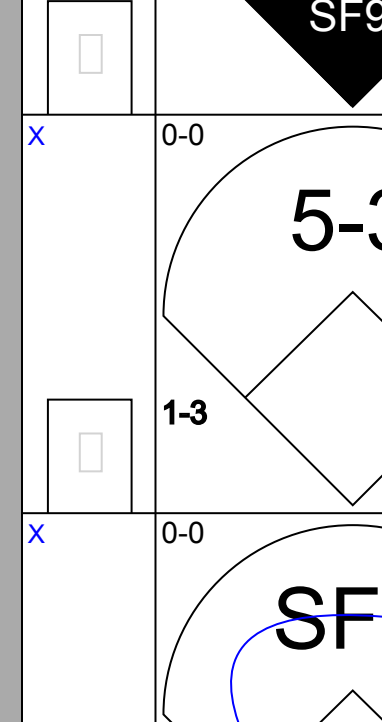
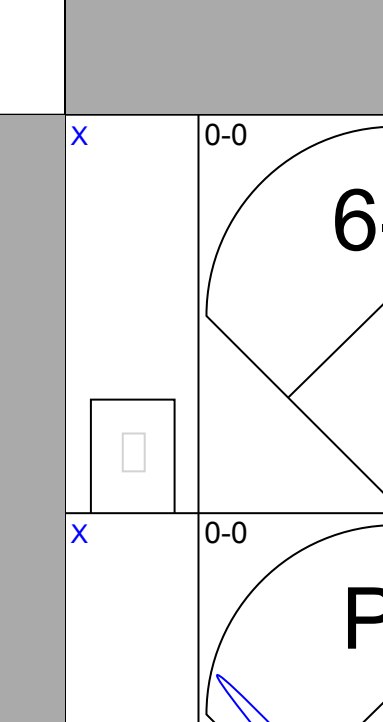
AB	34
R	5
H	10
RBI	5
BB	6
SO	5
LOB	17

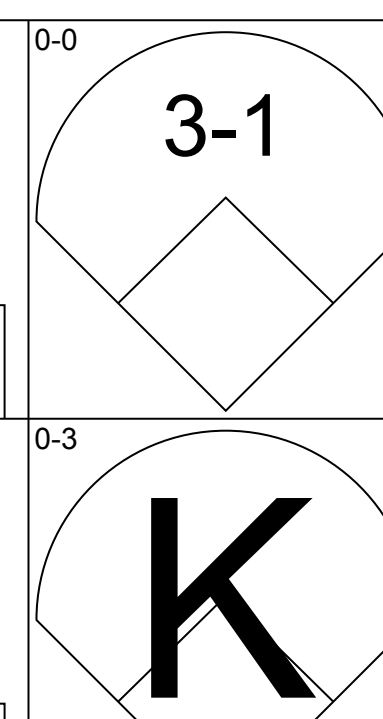
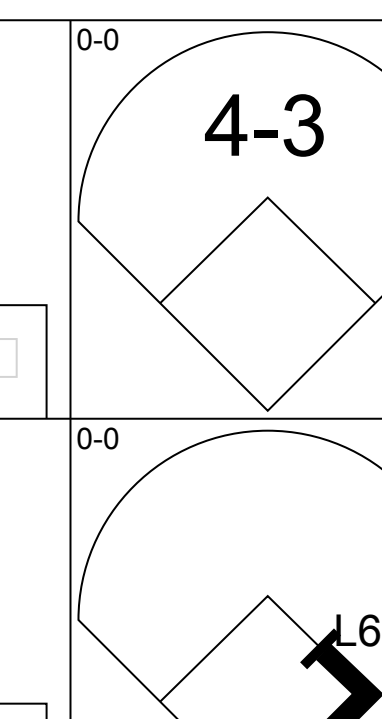
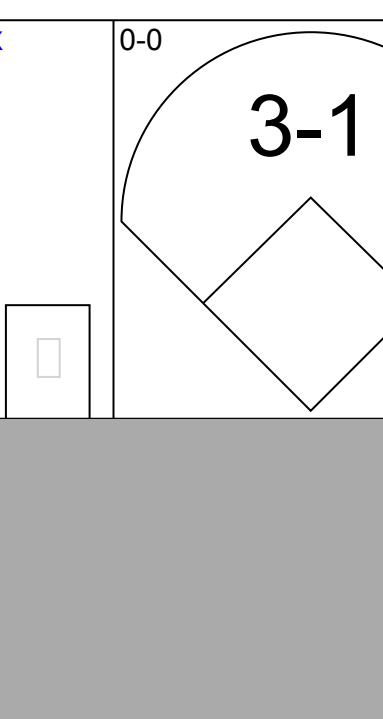
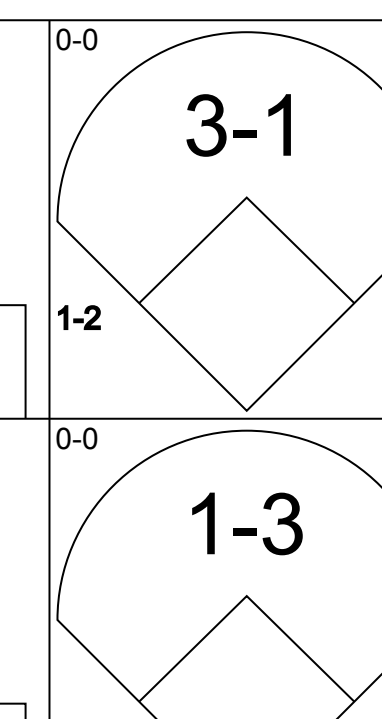
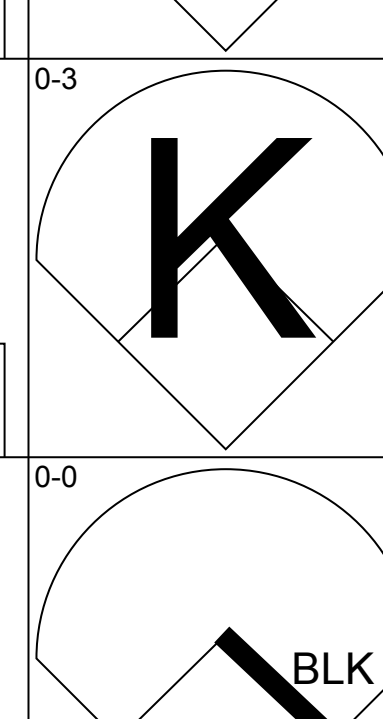
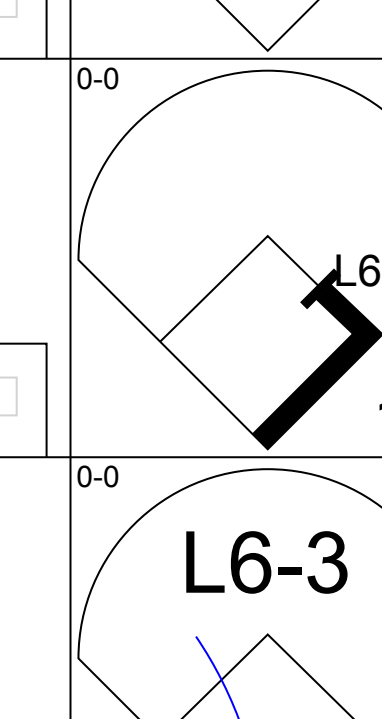
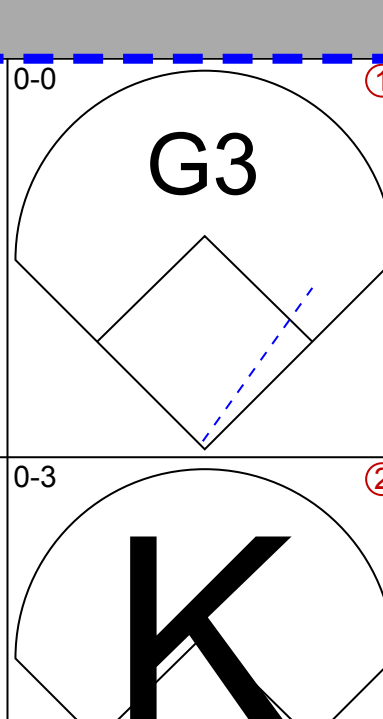
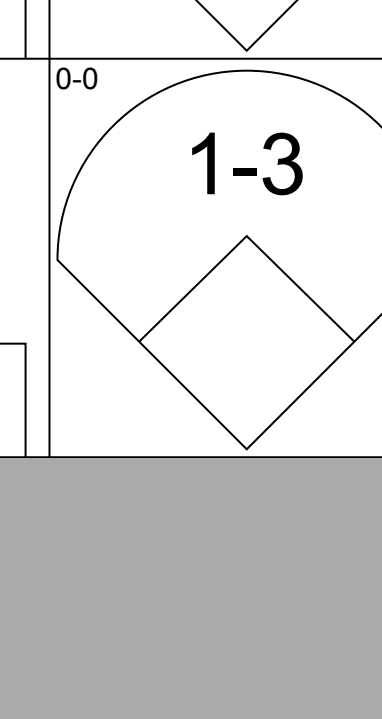
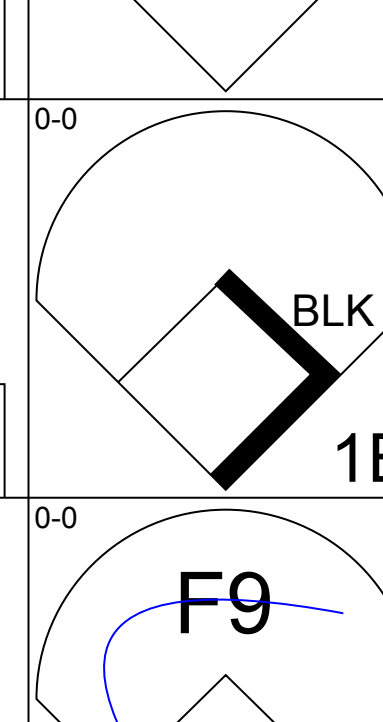
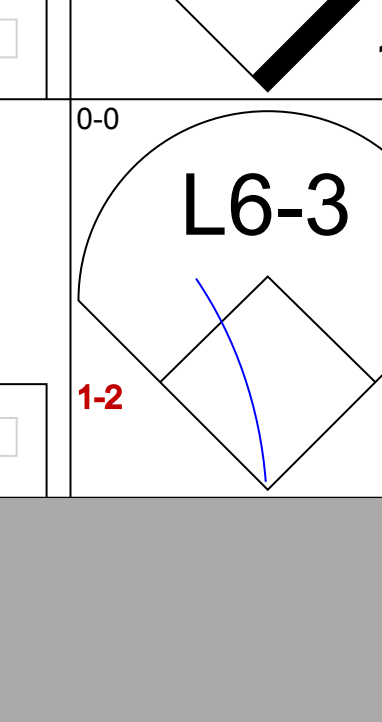
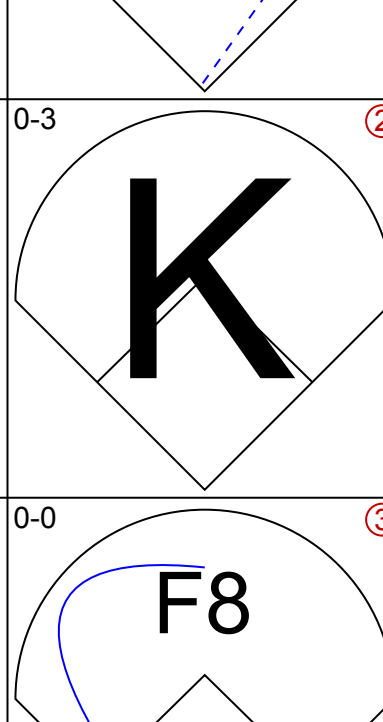

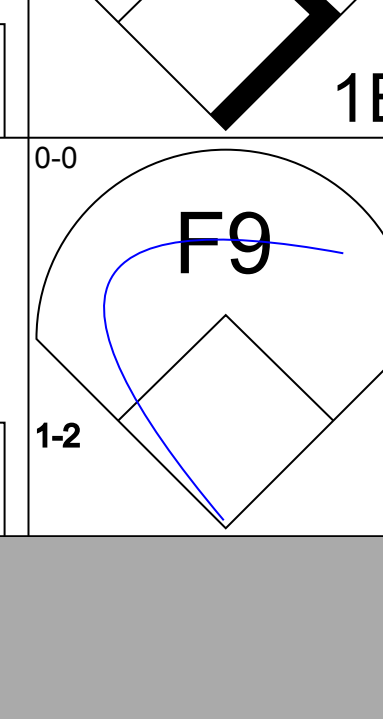
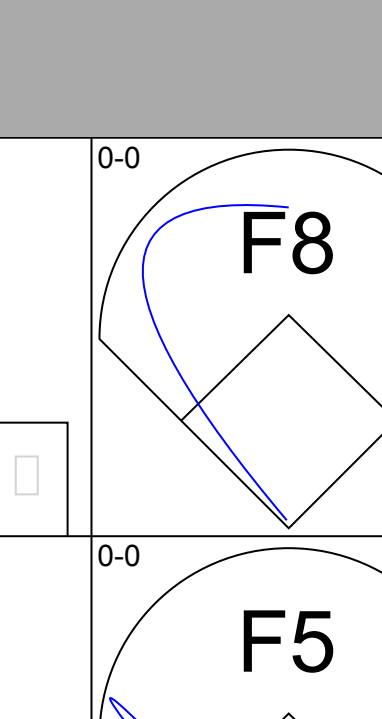
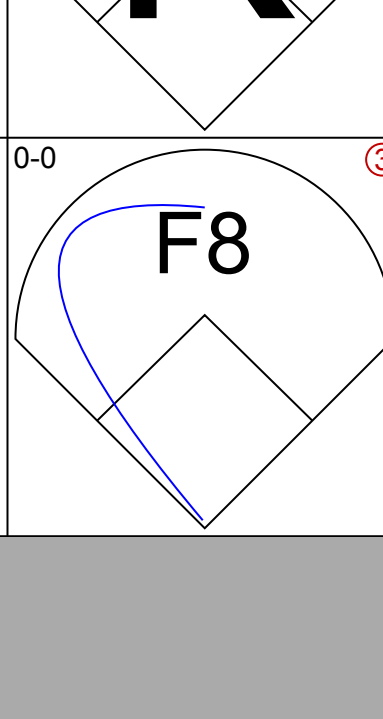

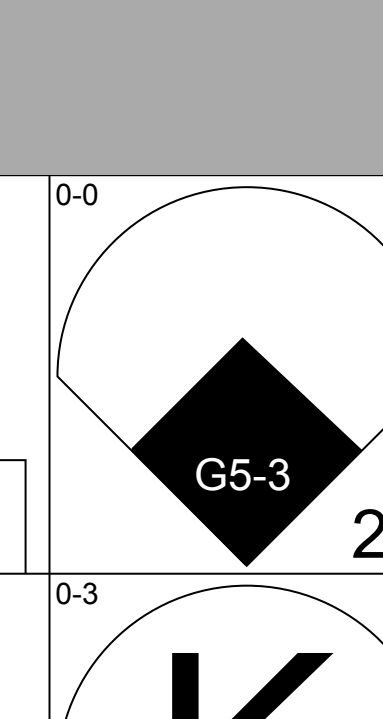
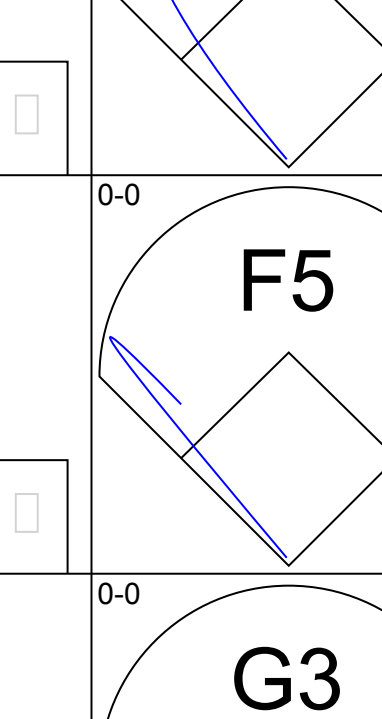
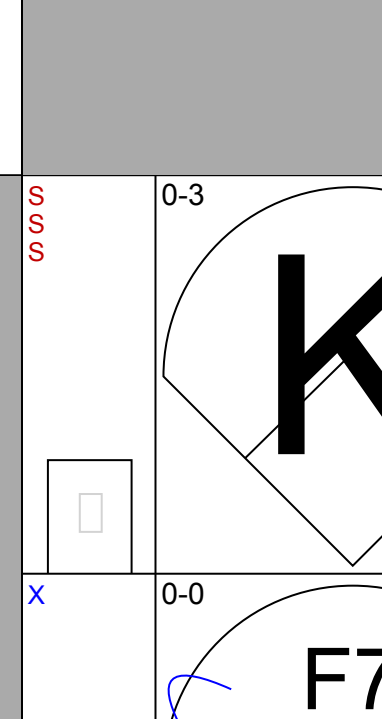
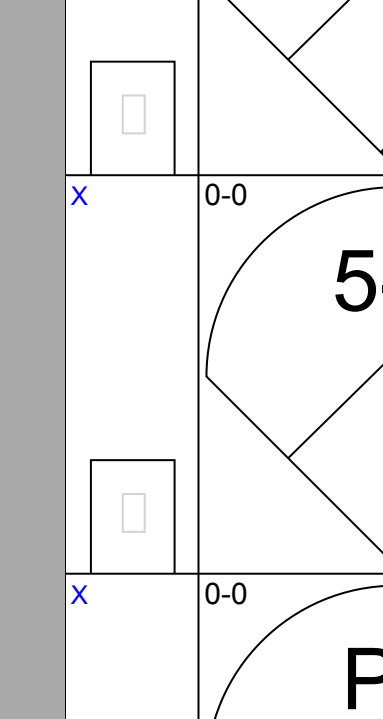
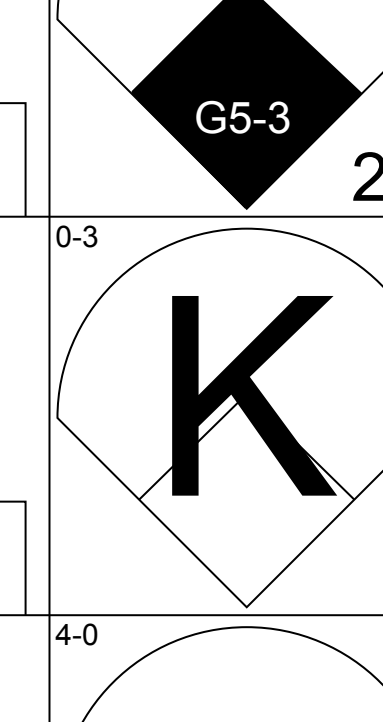
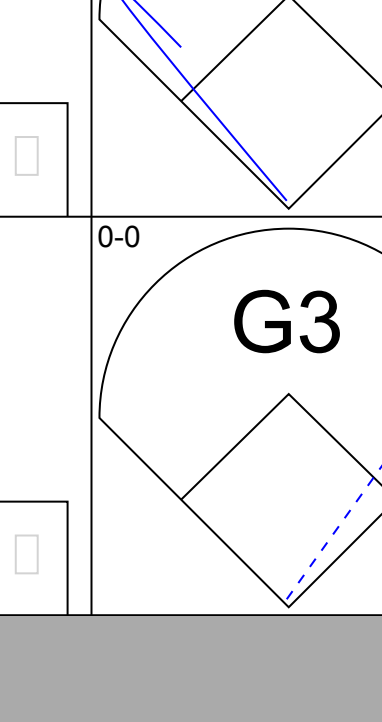
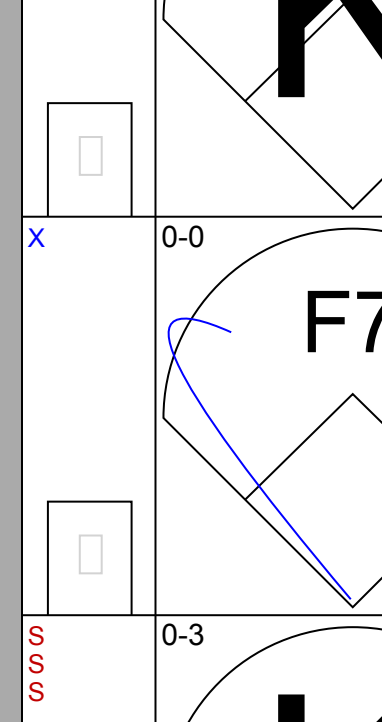
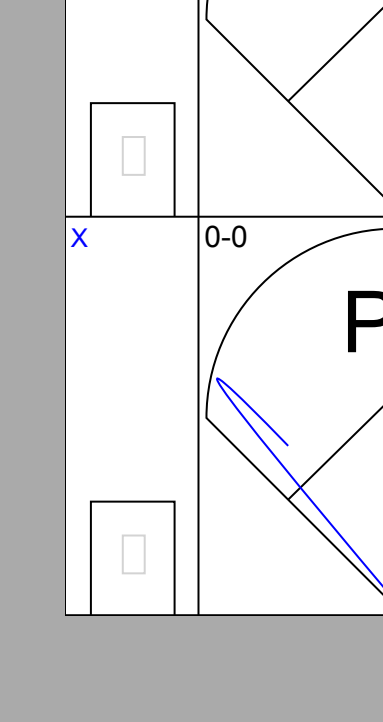
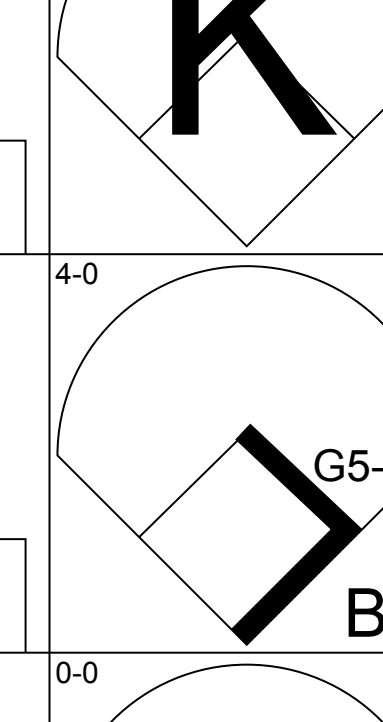
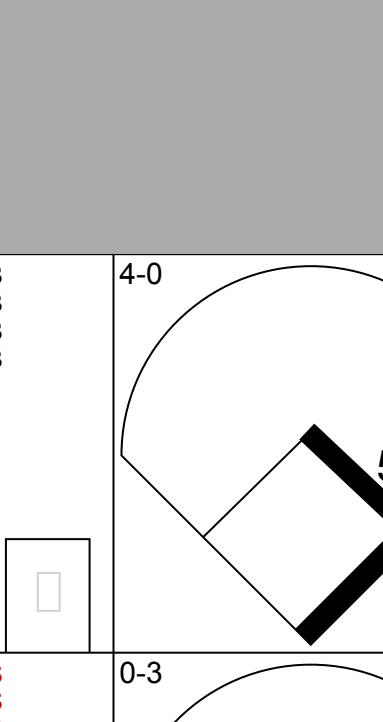
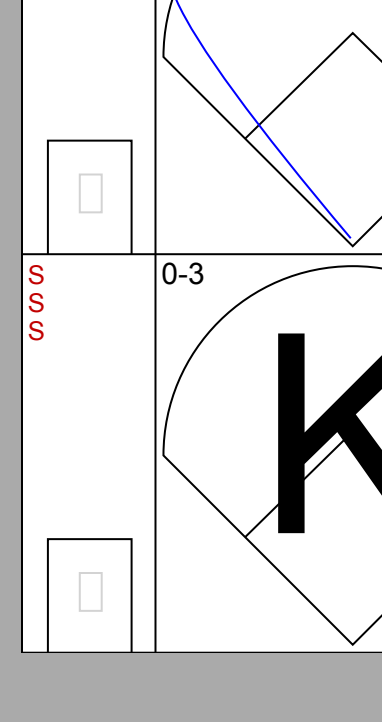
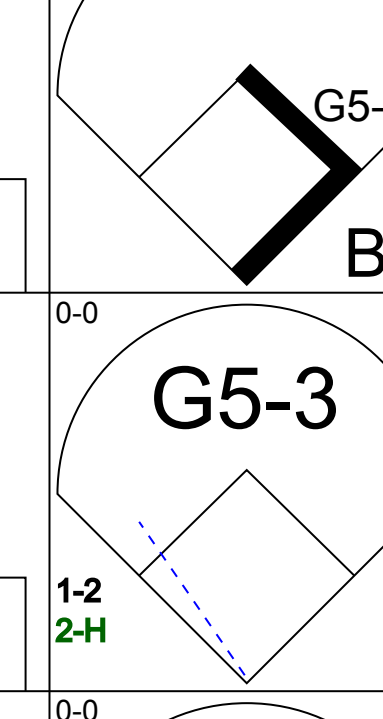
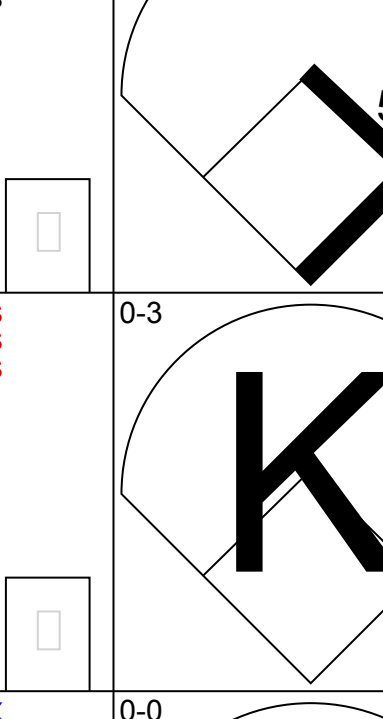
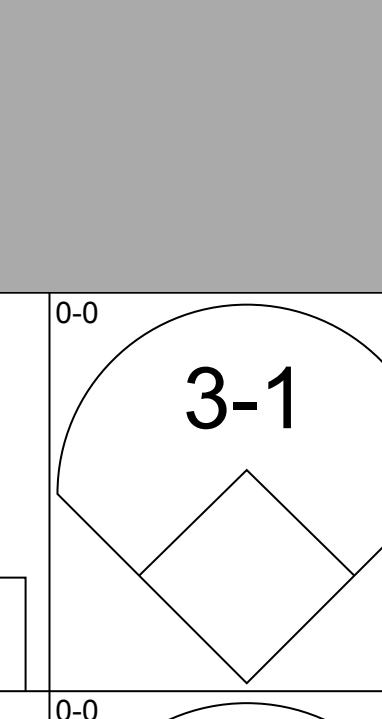
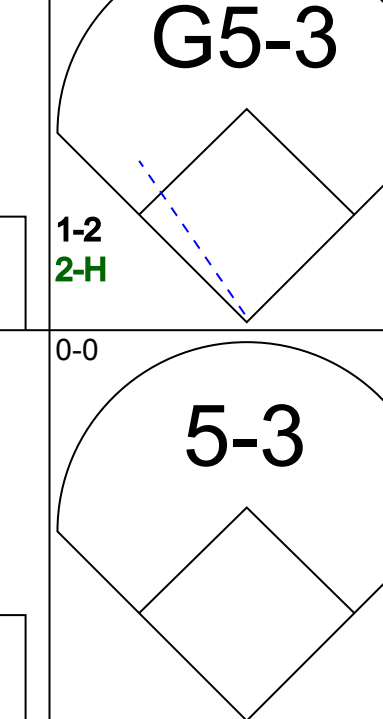
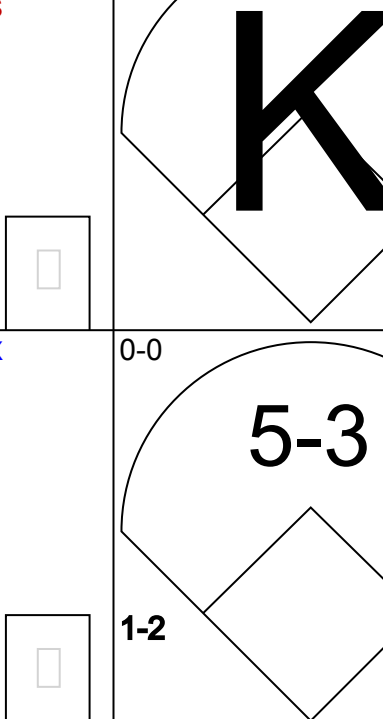
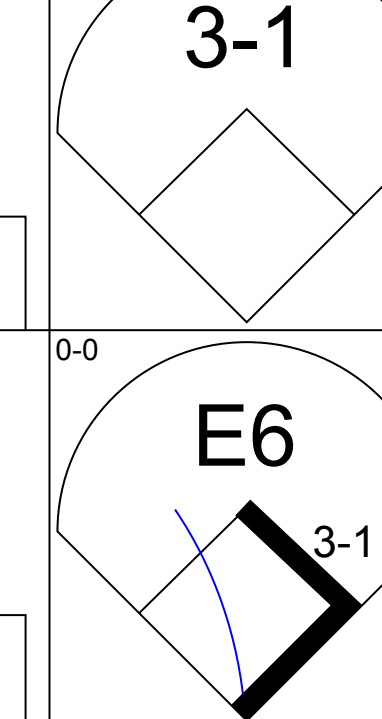



Batter	1	2	3	4	5	6	7	8	9	AB	R	H	RBI	BB	SO	LOB	BOTTOM										
Oddibe McDowell, L (1, 7) OBP: 0.302, SLG: 0.289										3	0	0	0	1	0	2	Baltimore Orioles @ Cleveland Indians Cleveland Municipal Stadium, Cleveland, OH Fri May 26 1989, 7:05 PM EDT Att: 20,515 - Unknown										
Luis Aquayo, R (1, 4) OBP: 0.238, SLG: 0.167										3	0	1	0	0	0	0											
Mark Salas, L (8, PH) OBP: 0.250, SLG: 0.500										1	0	0	0	0	1	2											
Jerry Browne, S (9, 4) OBP: 0.297, SLG: 0.319										0	0	0	0	0	0	0											
Joe Carter, R (1, 8) OBP: 0.302, SLG: 0.406										4	0	0	0	0	1	2											
Cory Snyder, R (1, 9) OBP: 0.295, SLG: 0.384										4	0	1	0	0	0	2											
Pete O'Brien, L (1, 3) OBP: 0.381, SLG: 0.467										4	1	1	0	0	0	1											
Brook Jacoby, R (1, 5) OBP: 0.381, SLG: 0.529										3	1	1	2	0	0	0											
Mike Young, S (1, 10) OBP: 0.318, SLG: 0.490										3	0	1	0	0	0	0											
Andy Allanson, R (1, 2) OBP: 0.284, SLG: 0.272										3	0	2	0	0	0	0											
Felix Fermin, R (1, 6) OBP: 0.314, SLG: 0.266										2	0	0	0	0	0	1											
Luis Medina, R (8, PH) OBP: 0.279, SLG: 0.391										0	0	0	0	0	0	0											
Dave Clark, L (8, PH) OBP: 0.324, SLG: 0.435										1	0	0	0	0	1	2											
Inning Stats	R: 0 E: 0 K: 0 S: 4	H: 0 LOB: 0 BB: 0 P: 7	R: 0 E: 0 K: 0 S: 6	H: 1 LOB: 0 BB: 0 P: 11	R: 0 E: 0 K: 0 S: 9	H: 0 LOB: 0 BB: 0 P: 15	R: 0 E: 0 K: 0 S: 6	H: 1 LOB: 1 BB: 1 P: 12	R: 2 E: 0 K: 0 S: 8	H: 3 LOB: 0 BB: 0 P: 11	R: 0 E: 0 K: 0 S: 5	H: 0 LOB: 0 BB: 0 P: 9	R: 0 E: 0 K: 0 S: 4	H: 0 LOB: 0 BB: 0 P: 6	R: 0 E: 0 K: 2 S: 11	H: 2 LOB: 2 BB: 0 P: 18	R: 0 E: 0 K: 1 S: 8	H: 0 LOB: 0 BB: 0 P: 13	1B: 6 2B: 0 3B: 0 HR: 1	SF: 0 SAC: 0 DP: 2 HBP: 0	WP: 0 PB: 0 SB: 0 CS: 1	PA: 32					
PITCHER	IP	WLS	BF	H	R	ER	SO	BB	IBB	HBP	BLK	WP	HR	S	P	ERA	WHIP										
Jeff Ballard, L (1, 1) ERA: 2.24	7.0	W	26	7	2	2	0	1	0	0	0	0	0	45	77	2.57	1.143										
Gregg Olson, R (8, 1) ERA: 2.46	2.0	S	6	0	0	0	3	0	0	0	0	0	0	16	25	0.00	0.000										


AB	31
R	2
H	7
RBI	2
BB	1
SO	3
LOB	12



Batter	1	2	3	4	5	6	7	8	9	AB	R	H	RBI	BB	SO	LOB	TOP					
Brady Anderson, L (1, 8) OBP: 0.333, SLG: 0.389										4	0	0	0	1	1	1	Baltimore Orioles @ Cleveland Indians Cleveland Municipal Stadium, Cleveland, OH Sat May 27 1989, 7:05 PM EDT Att: 13,260 - Unknown					
Phil Bradley, R (1, 7) OBP: 0.364, SLG: 0.446			 1B			 1B		 BB		4	2	2	0	1	1							
Cal Ripken Jr., R (1, 6) OBP: 0.354, SLG: 0.386	 1B					 1B				4	1	2	0	0	1	2						
Mickey Tettleton, S (1, 10) OBP: 0.305, SLG: 0.514	 BB					 BB		 1H		2	1	1	2	2	0	1						
Randy Milligan, R (1, 3) OBP: 0.388, SLG: 0.488 Jim Traber, L (9, 3) OBP: 0.255, SLG: 0.286								 3B		4	0	1	0	0	0	3						
Bob Melvin, R (1, 2) OBP: 0.345, SLG: 0.333										4	0	0	0	0	0	2						
Mike Devereaux, R (1, 9) OBP: 0.351, SLG: 0.493		 BLK 1B					 1B			4	1	2	0	0	0	1						
Craig Worthington, R (1, 5) OBP: 0.284, SLG: 0.290		 1-3								4	0	0	0	0	0	2						
Billy Ripken, R (1, 4) OBP: 0.320, SLG: 0.370					 BB		 3H			2	0	0	1	1	0	1						
Inning Stats	R: 1 E: 0 K: 1 S: 6	H: 1 LOB: 1 BB: 1 P: 10	R: 0 E: 0 K: 0 S: 4	H: 1 LOB: 1 BB: 0 P: 4	R: 0 E: 0 K: 1 S: 6	H: 1 LOB: 0 BB: 0 P: 6	R: 0 E: 0 K: 0 S: 3	H: 0 LOB: 0 BB: 0 P: 3	R: 0 E: 0 K: 0 S: 2	H: 0 LOB: 0 BB: 1 P: 6	R: 1 E: 0 K: 0 S: 4	H: 2 LOB: 1 BB: 1 P: 8	R: 0 E: 0 K: 0 S: 4	H: 1 LOB: 0 BB: 0 P: 4	R: 2 E: 0 K: 0 S: 5	H: 2 LOB: 1 BB: 1 P: 9		R: 0 E: 0 K: 1 S: 5	H: 0 LOB: 1 BB: 1 P: 9	1B: 6 2B: 0 3B: 1 HR: 1	SF: 1 SAC: 0 DP: 2 HBP: 0	WP: 3 PB: 0 SB: 1 CS: 0
PITCHER	IP	WLS	BF	H	R	ER	SO	BB	IBB	HBP	BLK	WP	HR	S	P	ERA	WHIP					
Bud Black, L (1, 1) ERA: 4.26	7.0	L	29	6	4	4	2	4	0	0	1	2	0	29	45	5.14	1.429					
Keith Atherton, R (8, 1) ERA: 4.0	0.1		3	2	1	1	0	0	0	0	0	0	1	3	3	27.00	6.000					
Jesse Orosco, L (8, 1) ERA: 1.17	1.2		6	0	0	0	1	1	0	0	0	0	0	7	11	0.00	0.600					

Batter	1	2	3	4	5	6	7	8	9	AB	R	H	RBI	BB	SO	LOB	BOTTOM				
Oddibe McDowell, L (1, 7) OBP: 0.296, SLG: 0.282								 1-2		4	0	0	0	0	0	2	Baltimore Orioles @ Cleveland Indians Cleveland Municipal Stadium, Cleveland, OH Sat May 27 1989, 7:05 PM EDT Att: 13,260 - Unknown				
Jerry Browne, S (1, 4) OBP: 0.295, SLG: 0.317			 1B							4	0	1	0	0	1	1					
Joe Carter, R (1, 8) OBP: 0.301, SLG: 0.403	 1B		 1-2							4	0	1	0	0	1	1					
Pete O'Brien, L (1, 3) OBP: 0.378, SLG: 0.468	 1-2									4	0	1	0	0	0	1					
Cory Snyder, R (1, 9) OBP: 0.294, SLG: 0.387		 2B								4	1	1	0	0	1	1					
Dave Clark, L (1, 10) OBP: 0.312, SLG: 0.417										4	0	0	0	0	1	2					
Brook Jacoby, R (1, 5) OBP: 0.386, SLG: 0.526		 BB			 BB					1	0	0	0	2	1	0					
Joel Skinner, R (1, 2) OBP: 0.212, SLG: 0.333 Mark Salas, L (8, PH) OBP: 0.240, SLG: 0.480		 1-2 2H								2	0	0	1	0	1	2					
Felix Fermin, R (1, 6) OBP: 0.308, SLG: 0.260					 1-2			 3-1		3	0	0	0	0	0	2					
Inning Stats	R: 0 E: 0 K: 1 S: 6	H: 1 LOB: 1 BB: 0 P: 6	R: 1 E: 0 K: 1 S: 6	H: 1 LOB: 1 BB: 1 P: 10	R: 0 E: 0 K: 0 S: 3	H: 1 LOB: 0 BB: 0 P: 3	R: 0 E: 0 K: 0 S: 3	H: 0 LOB: 0 BB: 0 P: 3	R: 0 E: 0 K: 1 S: 5	H: 0 LOB: 0 BB: 1 P: 9	R: 0 E: 0 K: 2 S: 7	H: 0 LOB: 0 BB: 0 P: 7	R: 0 E: 1 K: 0 S: 4	H: 0 LOB: 1 BB: 0 P: 4	R: 0 E: 0 K: 0 S: 4	H: 1 LOB: 1 BB: 0 P: 4		1B: 2 2B: 3 3B: 0 HR: 0	SF: 0 SAC: 0 DP: 1 HBP: 0	WP: 0 PB: 0 SB: 0 CS: 0	PA: 33
PITCHER	IP	WLS	BF	H	R	ER	SO	BB	IBB	HBP	BLK	WP	HR	S	P	ERA	WHIP				
Dave Schmidt, R (1, 1) ERA: 4.97	5.0		19	3	1	1	3	2	0	0	0	0	0	23	31	1.80	1.000				
Mark Huisman, R (6, 1) ERA:	4.0	S	14	1	0	0	3	0	0	0	0	0	0	20	20	0.00	0.250				

Batter	1	2	3	4	5	6	7	8	9	AB	R	H	RBI	BB	SO	LOB	TOP
Mike Devereaux, R (1, 8) OBP: 0.359, SLG: 0.486	F9		BB			FC3-6 1B		L6		3	0	1	0	1	0	1	<p>Baltimore Orioles @ Cleveland Indians Cleveland Municipal Stadium, Cleveland, OH</p> <p>Sun May 28 1989, 3:33 AM EDT Att: 33,918 - Unknown</p> <p>livebaseballscores.com</p> <p>AB 28 R 0 H 4 RBI 0 BB 4 SO 2 LOB 13</p> 
Phil Bradley, R (1, 7) OBP: 0.355, SLG: 0.435	K		P4			FC3-6 1-2		CS	L3	4	0	0	0	0	1	3	
Cal Ripken Jr., R (1, 6) OBP: 0.352, SLG: 0.383	L4			K		P8			FC6-4 1B	4	0	1	0	0	1	1	
Mickey Tettleton, S (1, 10)		G6-3 BB		G6-3			1B FC5-2 BB		F9	2	0	0	0	2	0	1	
Randy Milligan, R (1, 3)	F9			F9			FC5-2 1B		FC6-4	4	0	1	0	0	0	2	
Bob Melvin, R (1, 2)	G6-3			G5-3			FC5-2 G6-3			3	0	0	0	0	0	3	
Joe Orsulak, L (1, 9)			F8	P6		G6-3				3	0	0	0	0	0	2	
Craig Worthington, R (1, 5)			G4-3	G6-3				G6-3		3	0	0	0	0	0	0	
Billy Ripken, R (1, 4)			BB BB			F9		CS 1B		2	0	1	0	1	0	0	
Inning Stats	R: 0 H: 0 E: 0 K: 1 S: 7	H: 0 LOB: 0 BB: 0 P: 10	R: 0 H: 0 E: 0 K: 0 S: 8	H: 0 LOB: 0 BB: 1 P: 15	R: 0 H: 0 E: 0 K: 0 S: 9	H: 0 LOB: 2 BB: 2 P: 21	R: 0 H: 0 E: 0 K: 1 S: 7	H: 0 LOB: 0 BB: 0 P: 14	R: 0 H: 1 E: 0 K: 0 S: 6	H: 1 LOB: 1 BB: 0 P: 13	R: 0 H: 1 E: 0 K: 0 S: 6	H: 1 LOB: 0 BB: 0 P: 10	R: 0 H: 1 E: 0 K: 0 S: 5	H: 1 LOB: 1 BB: 0 P: 6	1B: 4 2B: 0 3B: 0 HR: 0	SF: 0 SAC: 0 DP: 2 HBP: 0	WP: 0 PA: 33 PB: 0 SB: 0 CS: 1
PITCHER Greg Swindell, L (1, 1) ERA: 2.59	IP: 9.0 WLS: W BF: 32 H: 4 R: 0 ER: 0 SO: 2 BB: 4 IBB: 0 HBP: 0 BLK: 0 WP: 0 HR: 0 S: 64 P: 117 ERA: 0.00 WHIP: 0.889																

Batter	1	2	3	4	5	6	7	8	9	AB	R	H	RBI	BB	SO	LOB	BOTTOM				
Oddibe McDowell, L (1, 7) OBP: 0.291, SLG: 0.278	P4		K			G4-6-3 1-2			SH5-4	3	0	0	0	0	1	1	<p>Baltimore Orioles @ Cleveland Indians Cleveland Municipal Stadium, Cleveland, OH</p> <p>Sun May 28 1989, 3:33 AM EDT Att: 33,918 - Unknown</p> <p>livebaseballscores.com</p> <p>AB 27 R 1 H 3 RBI 1 BB 2 SO 6 LOB 6</p> 				
Jerry Browne, S (1, 4) OBP: 0.294, SLG: 0.321	2B			K		K		G6-3	4	0	1	0	0	2	1						
Joe Carter, R (1, 8) OBP: 0.305, SLG: 0.402	G5-3			BB			F8		1B	3	0	1	1	1	0	1					
Pete O'Brien, L (1, 3)	L7			P5			F8			3	0	0	0	0	0	2					
Cory Snyder, R (1, 9)		P3		P5			F9			3	0	0	0	0	0	1					
Mark Salas, L (1, 10)		P6			K			K		3	0	0	0	0	2	0					
Brook Jacoby, R (1, 5)		K			F7			P3		3	0	0	0	0	1	0					
Andy Allanson, R (1, 2)					F7			F8		3	0	0	0	0	0	0					
Felix Fermin, R (1, 6)					F9			G4-6-3 1B		2	1	1	0	1	0	0					
Inning Stats	R: 0 H: 1 E: 0 K: 0 S: 12	H: 0 LOB: 0 BB: 0 P: 19	R: 0 H: 0 E: 0 K: 1 S: 10	H: 0 LOB: 0 BB: 0 P: 15	R: 0 H: 0 E: 0 K: 1 S: 6	H: 0 LOB: 0 BB: 0 P: 7	R: 0 H: 0 E: 0 K: 1 S: 8	H: 0 LOB: 1 BB: 1 P: 13	R: 0 H: 0 E: 0 K: 1 S: 6	H: 0 LOB: 0 BB: 0 P: 10	R: 0 H: 1 E: 0 K: 1 S: 5	H: 0 LOB: 0 BB: 0 P: 5	R: 0 H: 0 E: 0 K: 0 S: 8	H: 0 LOB: 0 BB: 0 P: 11	R: 0 H: 0 E: 0 K: 1 S: 8	H: 0 LOB: 0 BB: 0 P: 14		R: 1 H: 1 E: 0 K: 0 S: 7	H: 1 LOB: 1 BB: 1 P: 15	1B: 2 2B: 1 3B: 0 HR: 0	SF: 0 SAC: 1 DP: 1 HBP: 0
PITCHER Bob Milacki, R (1, 1) ERA: 4.03 Mark Williamson, R (9, 1) ERA: 3.85	IP: 8.0 WLS: L BF: 27 H: 2 R: 1 ER: 1 SO: 6 BB: 2 IBB: 0 HBP: 0 BLK: 0 WP: 0 HR: 0 S: 65 P: 100 ERA: 1.12 WHIP: 0.500																				
PITCHER	IP: 0.2 WLS: 3 BF: 1 H: 0 R: 0 ER: 0 SO: 0 BB: 0 IBB: 0 HBP: 0 BLK: 0 WP: 0 HR: 5 S: 9 P: 9 ERA: 0.00 WHIP: 1.500																				

Batter	1	2	3	4	5	6	7	8	9	AB	R	H	RBI	BB	SO	LOB	TOP					
Cecil Espy, S OBP: 0.301, SLG: 0.305 (1, 8)	F8		G4-3		G3-1			FC4-6 BB FC6-4 1B		4	1	1	0	0	0	1						
Scott Fletcher, R OBP: 0.350, SLG: 0.288 (1, 6)	P8			F9		F9		FC4-6 BB		3	0	0	0	1	0	0						
Rafael Palmeiro, L OBP: 0.420, SLG: 0.511 (1, 3)	G4-3			K	G4-3	2B		FC4-6 FC6-4		4	0	1	0	0	1	2						
Ruben Sierra, S OBP: 0.350, SLG: 0.511 (1, 9)		P5		1B	G4-3	2B		FC6-4 BB		4	0	1	1	0	0	2						
Julio Franco, R OBP: 0.402, SLG: 0.512 (1, 4)		1B		BB	BB	BB		BB		1	0	1	0	3	0	0						
Pete Incaviglia, R OBP: 0.285, SLG: 0.405 (1, 7)	F8			BB	K2-3	BB		BB		4	0	0	0	0	3	7						
Rick Leach, L OBP: 0.364, SLG: 0.467 (1, 10)	F6				1B		G1-3		4-2	3	0	1	0	1	0	1						
Steve Buechele, R OBP: 0.325, SLG: 0.413 (1, 5)			G6-4-3 1B		K		K	G6-3		4	0	1	0	0	2	2						
Chad Kreuter, S (1, 2)			G6-4-3 1-2		P8		G4-3		2-3	4	0	0	0	0	1	2						
Inning Stats	R: 0 E: 0 K: 0 S: 7	H: 0 LOB: 0 BB: 0 P: 9	R: 0 E: 0 K: 0 S: 7	H: 1 LOB: 1 BB: 0 P: 13	R: 0 E: 0 K: 0 S: 8	H: 1 LOB: 0 BB: 0 P: 12	R: 0 E: 0 K: 2 S: 12	H: 1 LOB: 2 BB: 1 P: 21	R: 0 E: 0 K: 1 S: 10	H: 1 LOB: 1 BB: 0 P: 18	R: 0 E: 0 K: 1 S: 14	H: 1 LOB: 2 BB: 1 P: 24	R: 0 E: 0 K: 1 S: 6	H: 0 LOB: 0 BB: 0 P: 9	R: 1 E: 0 K: 1 S: 16	H: 1 LOB: 2 BB: 2 P: 29	R: 0 E: 0 K: 1 S: 7	H: 0 LOB: 0 BB: 1 P: 13	1B: 5 2B: 1 3B: 0 HR: 0	SF: 0 SAC: 0 DP: 2 HBP: 0	WP: 0 PB: 0 SB: 3 CS: 0	PA: 36
PITCHER	IP	WLS	BF	H	R	ER	SO	BB	IBB	HBP	BLK	WP	HR	S	P	ERA	WHIP					
Brian Holton, R ERA: 3.46 (1, 1)	5.2	W	23	5	0	0	3	2	0	0	0	0	0	55	94	0.00	1.235					
Mark Huisman, R ERA: (6, 1)	1.1		4	0	0	0	2	0	0	0	0	0	0	9	12	0.00	0.000					
Kevin Hickey, L ERA: 2.77 (8, 1)	0.2		5	1	1	1	0	2	0	0	0	0	0	13	23	13.50	4.500					
Gregg Olson, R ERA: 2.37 (8, 1)	1.1		4	0	0	0	2	1	0	0	0	0	0	10	19	0.00	0.750					

Texas Rangers @ Baltimore Orioles
Memorial Stadium, Baltimore, MD
Mon May 29 1989, 7:05 PM EDT
Att: 32,263 - Unknown - 75 F

AB 31
R 1
H 6
RBI 1
BB 5
SO 7
LOB 17

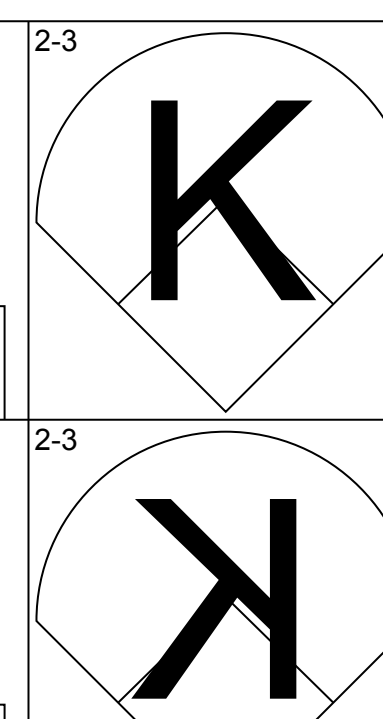
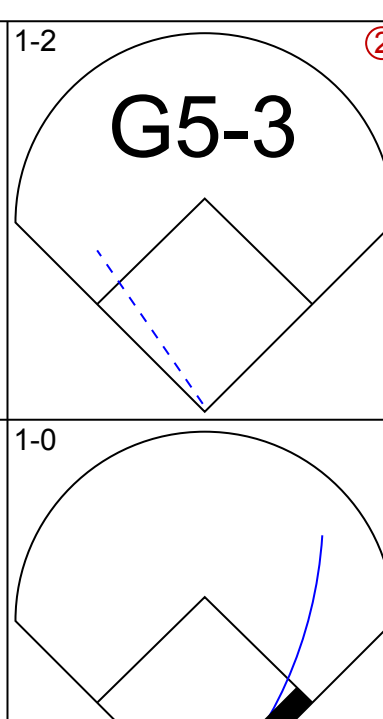
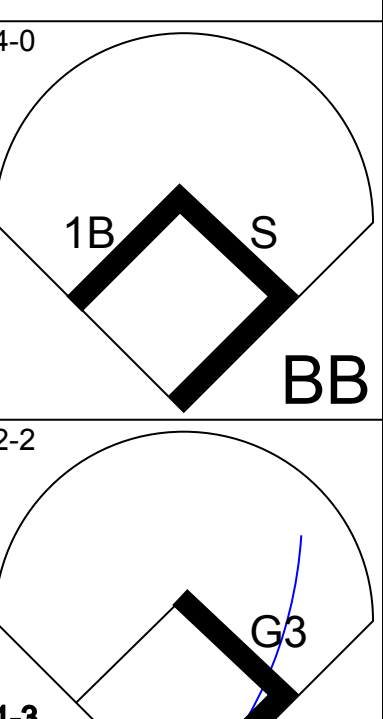
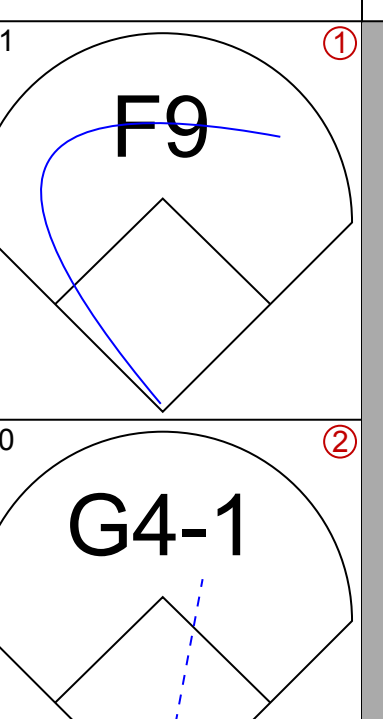
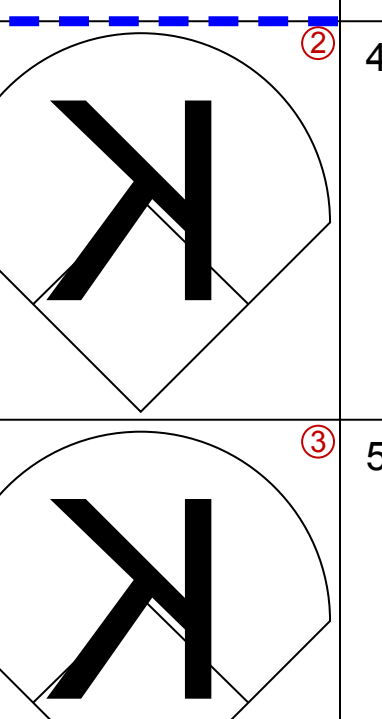
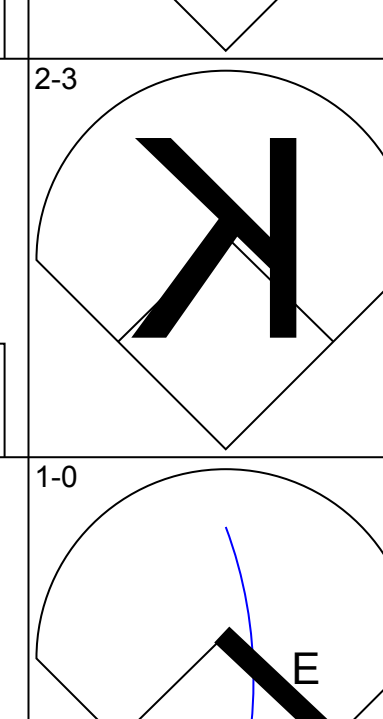
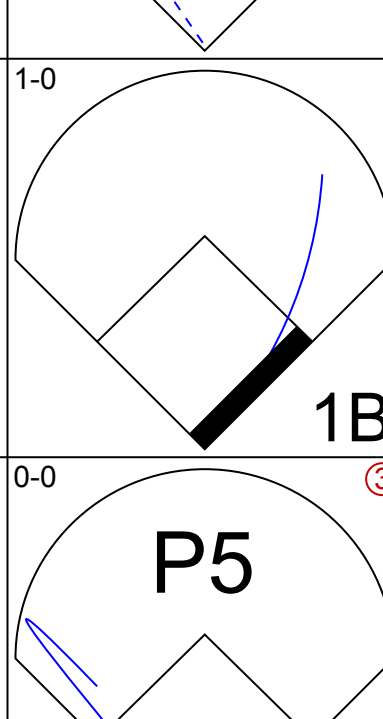
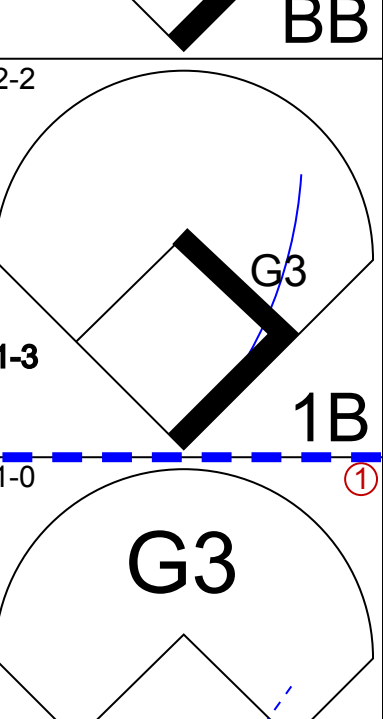
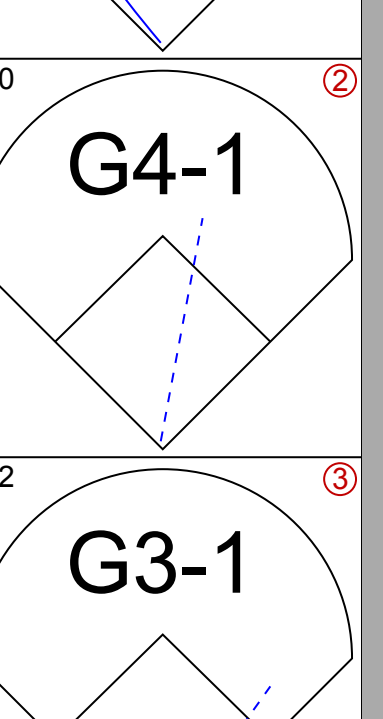

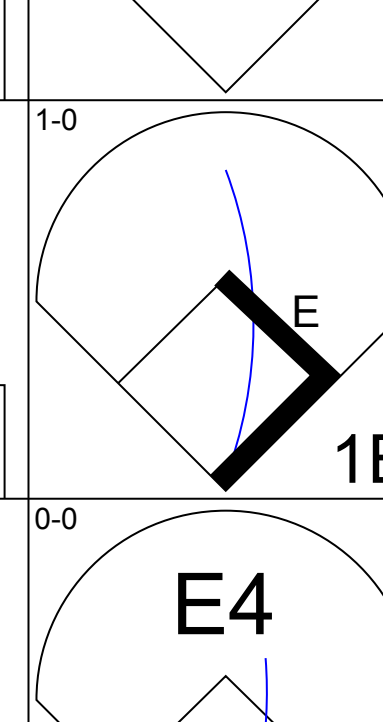
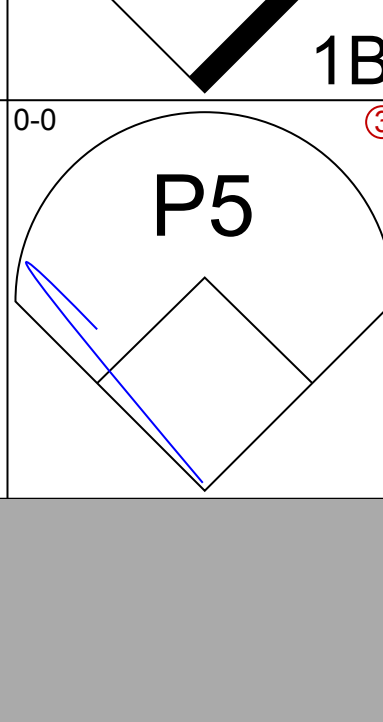
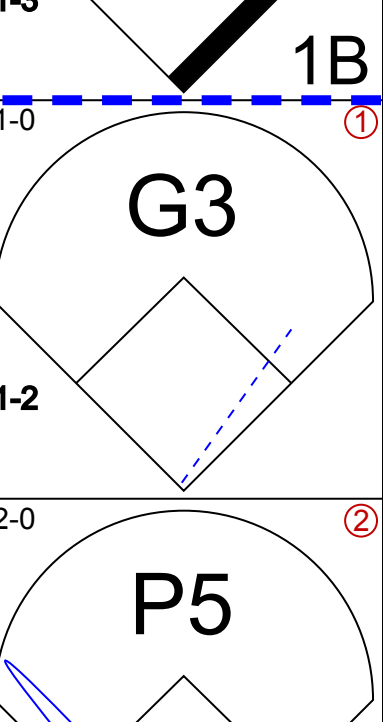
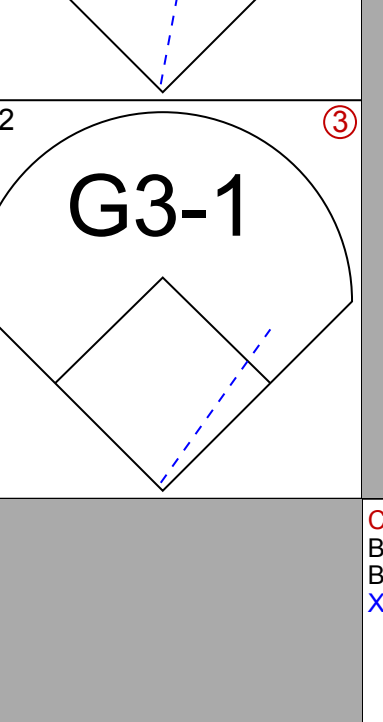
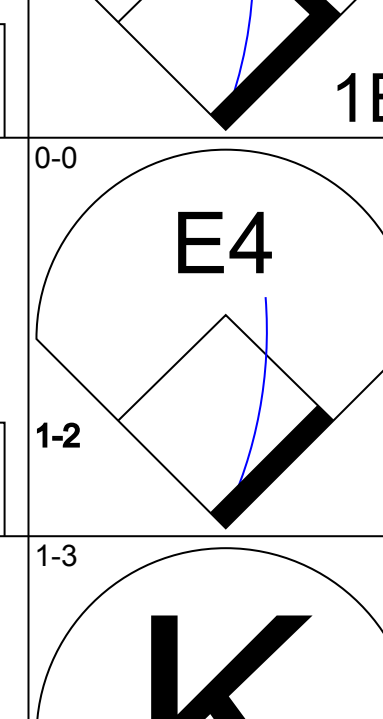
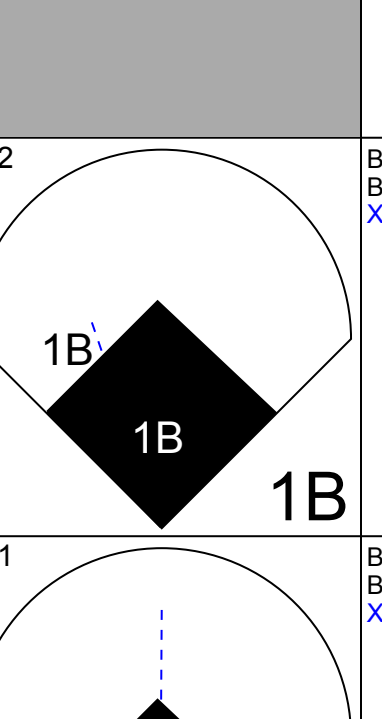
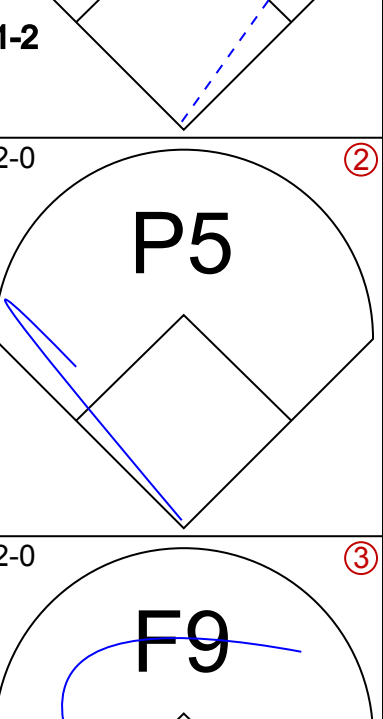
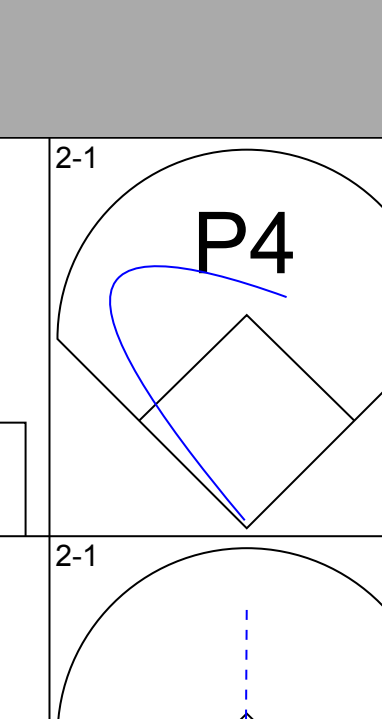
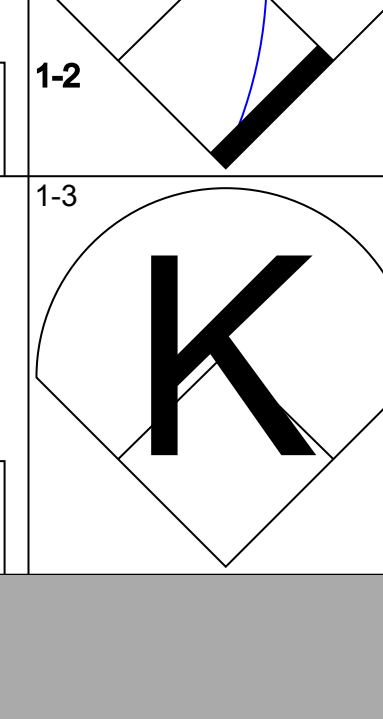
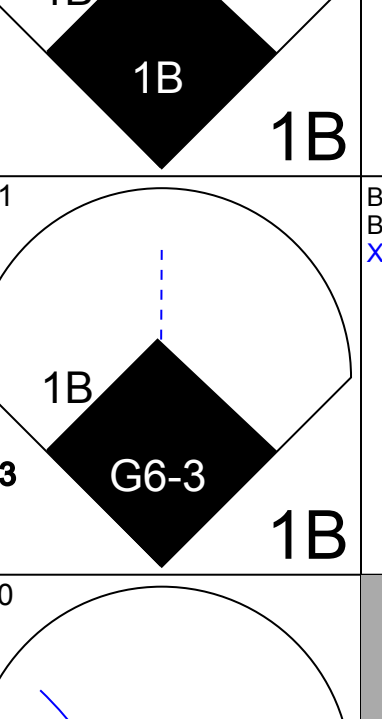
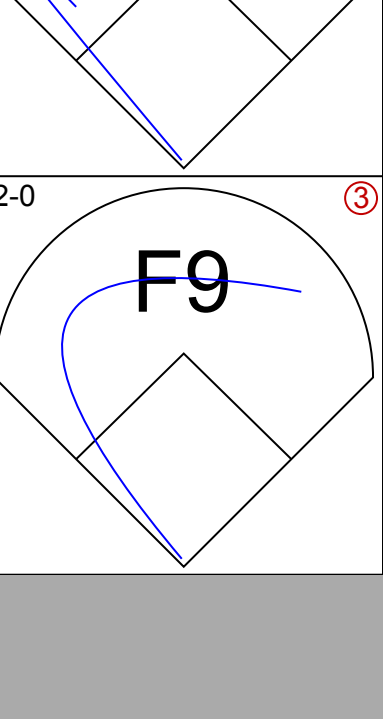
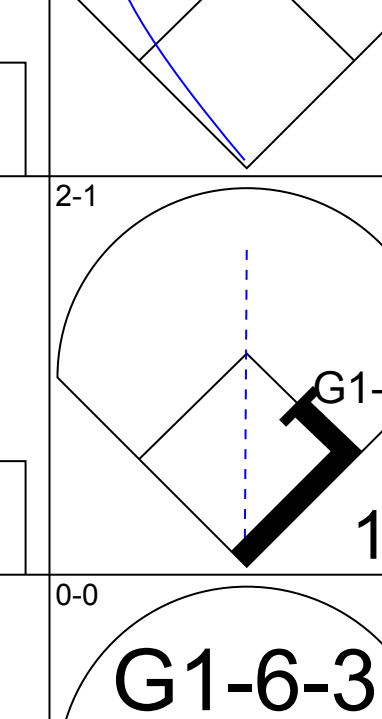
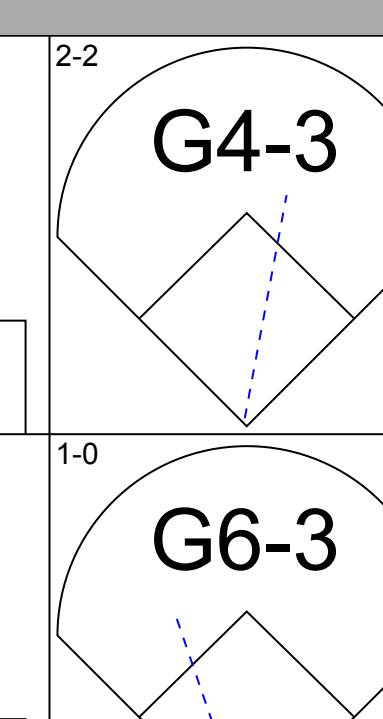
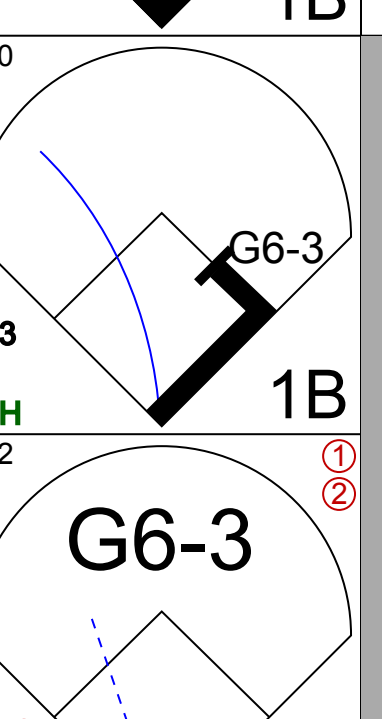
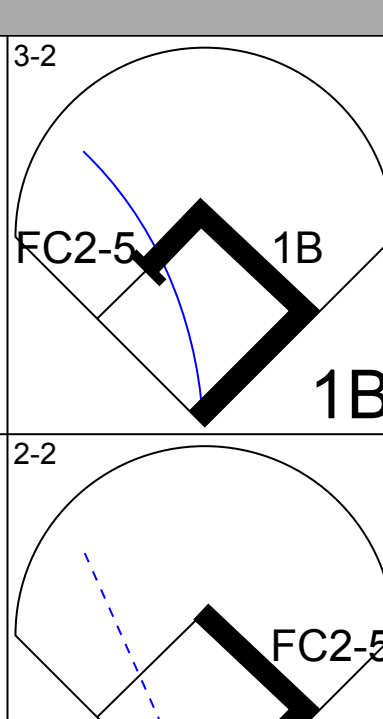
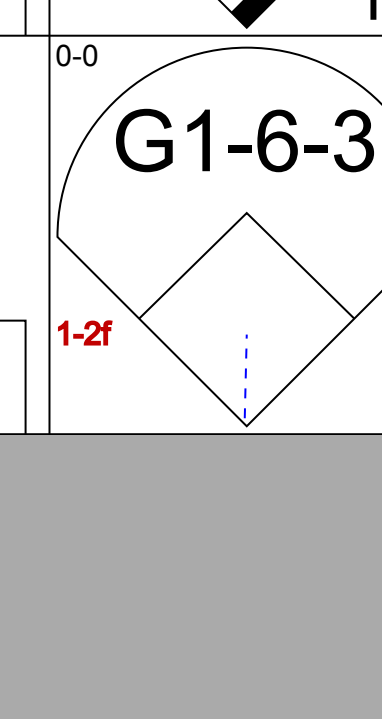
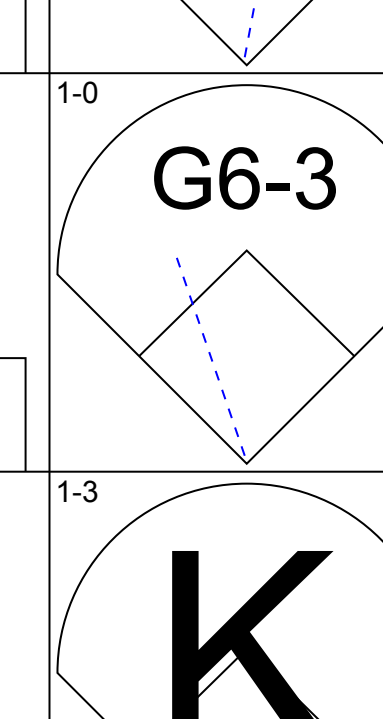
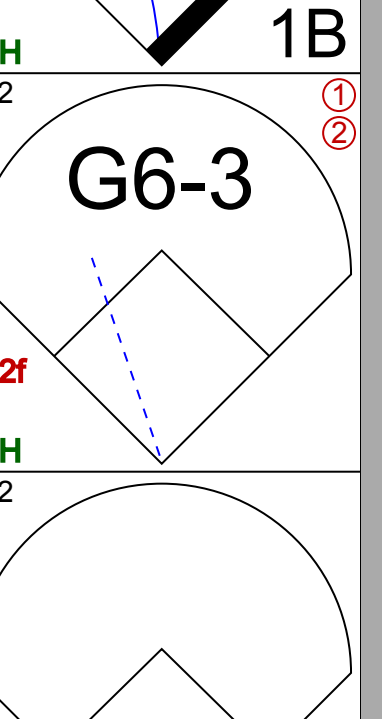
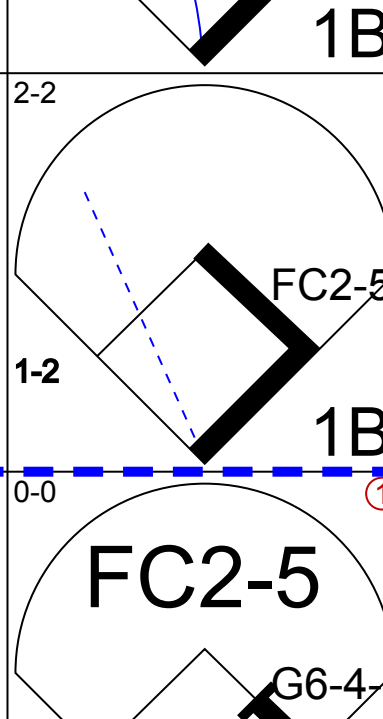
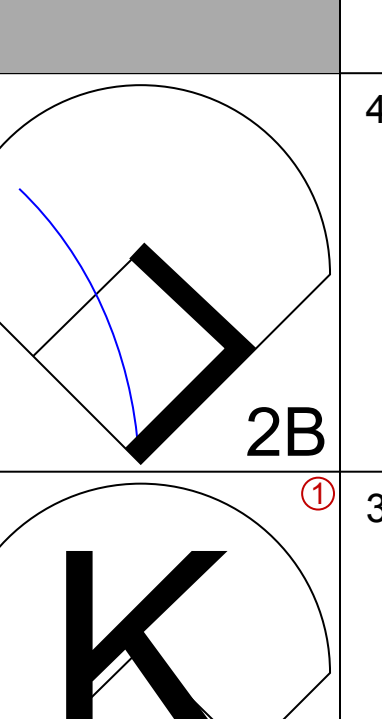
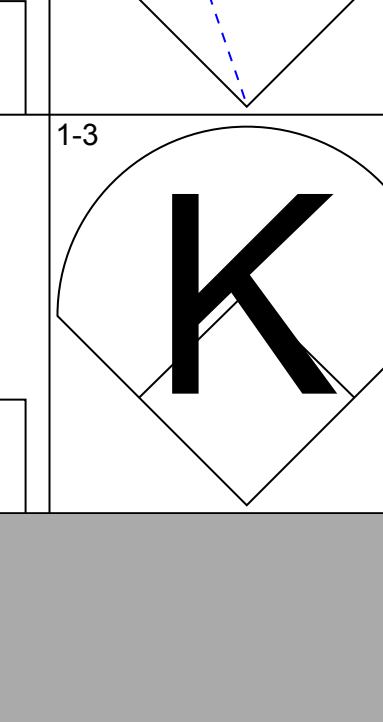

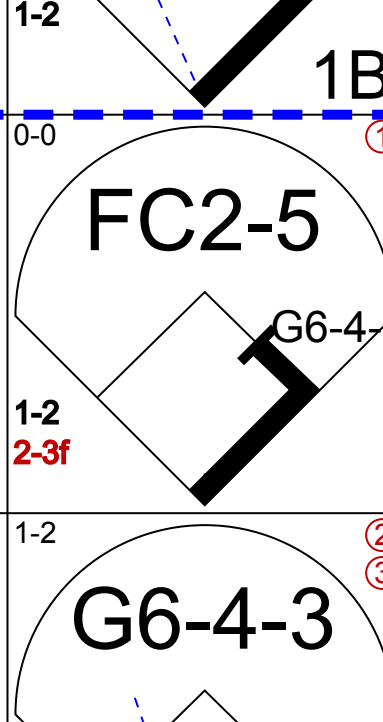
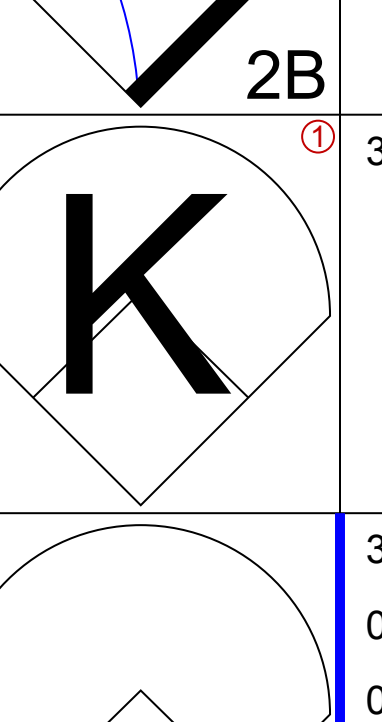
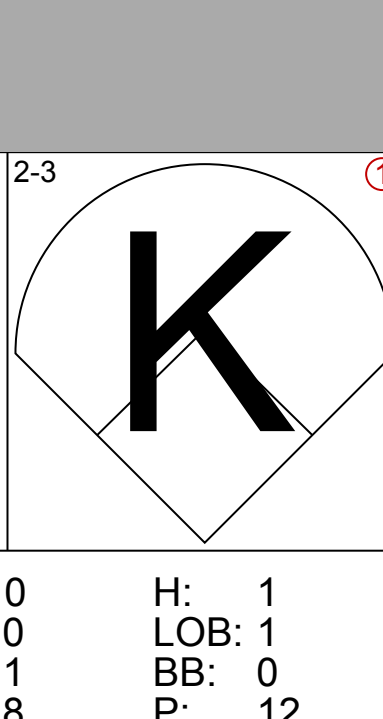

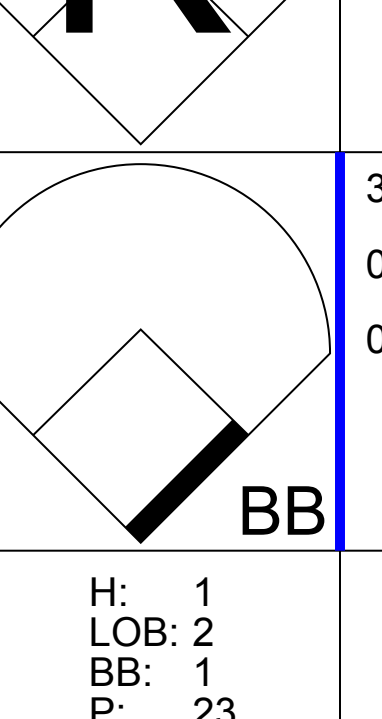
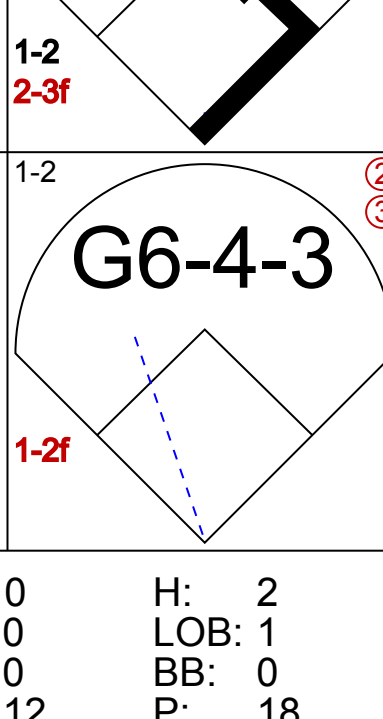


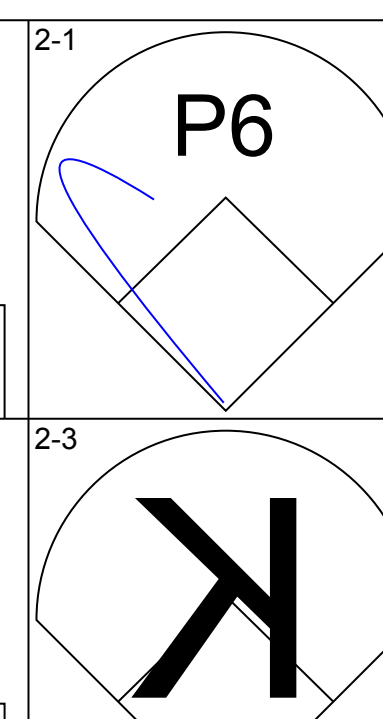
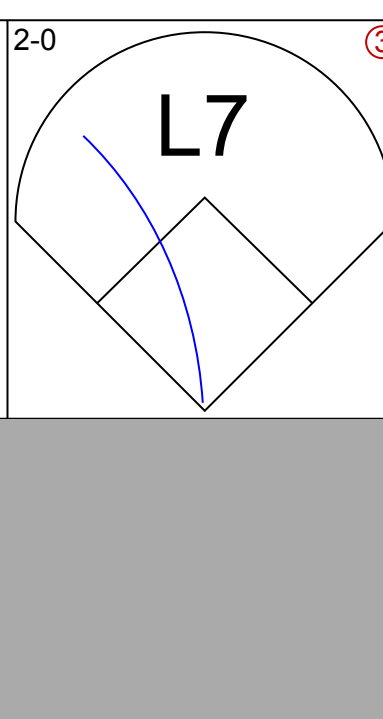
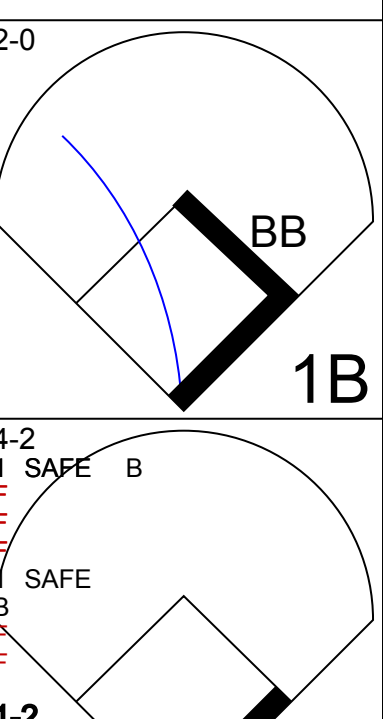
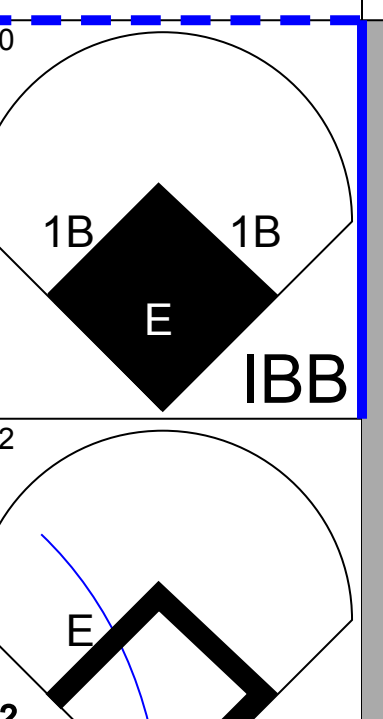
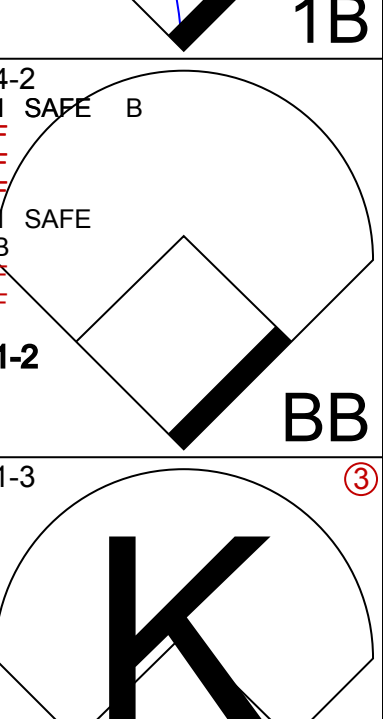
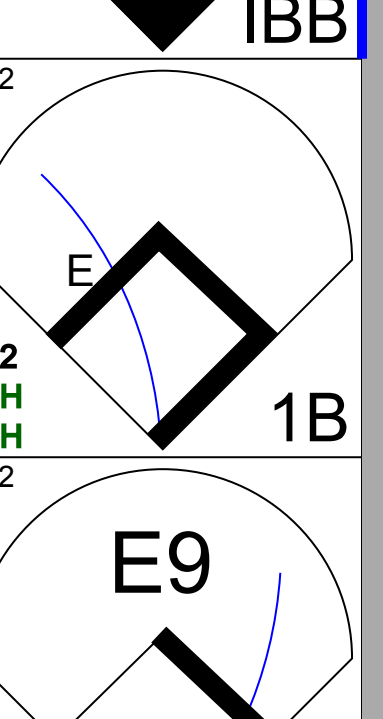
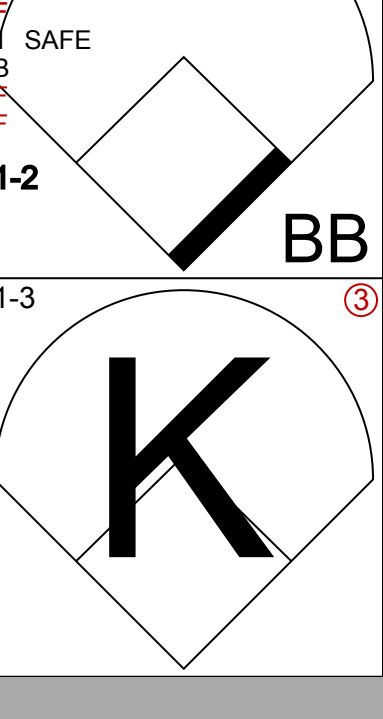
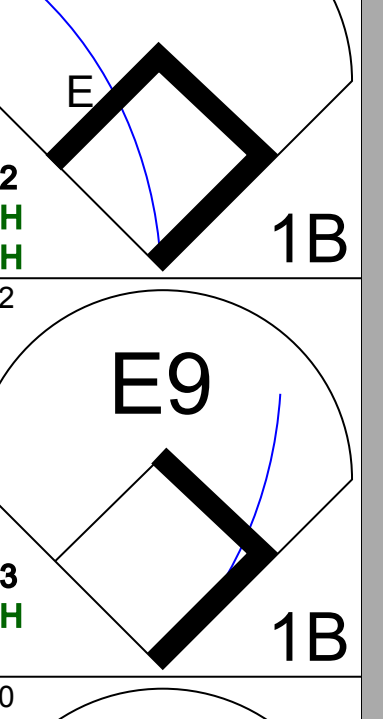
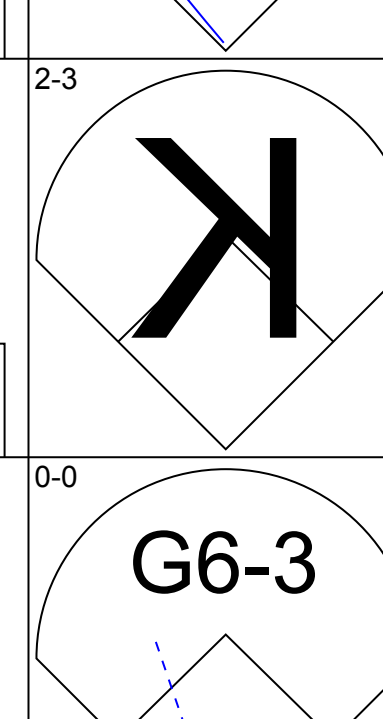
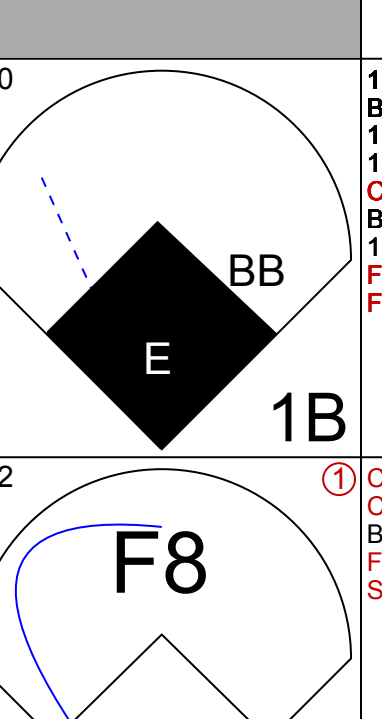
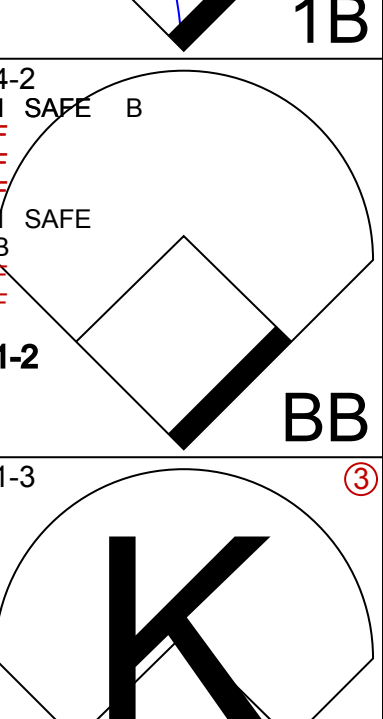
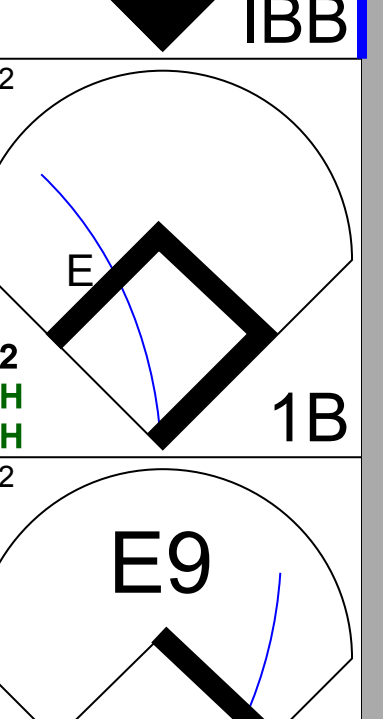
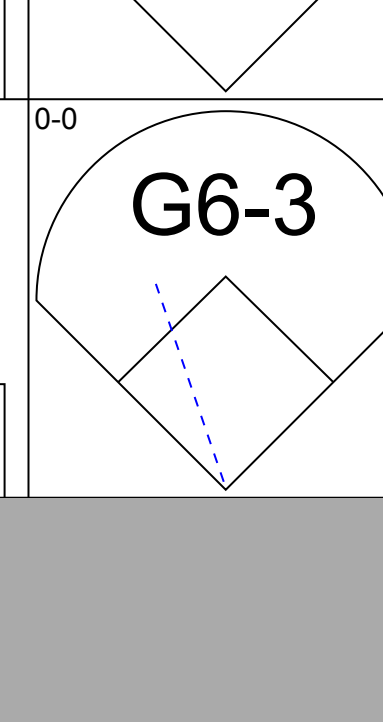
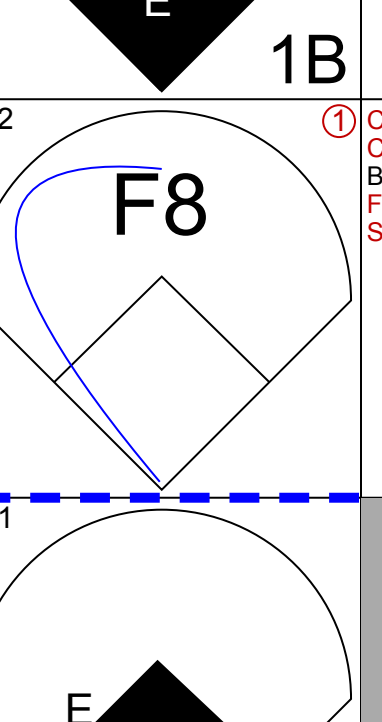

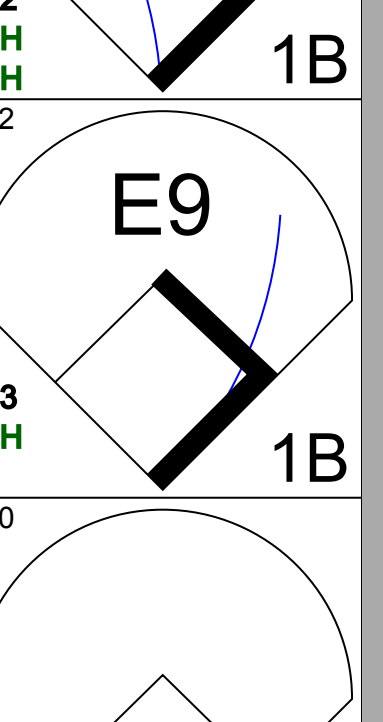
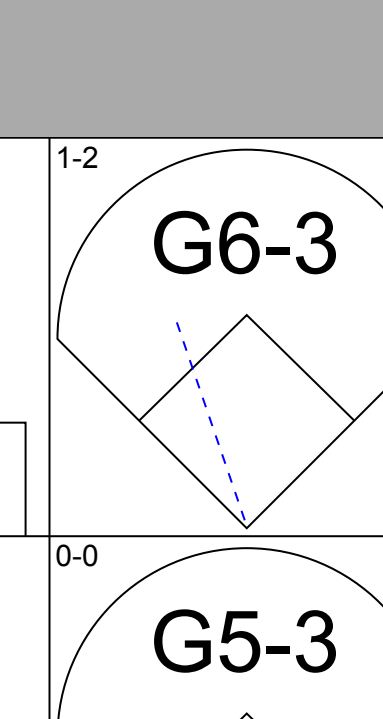
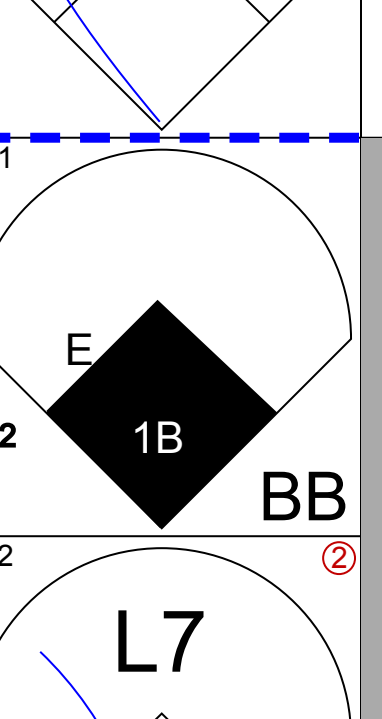
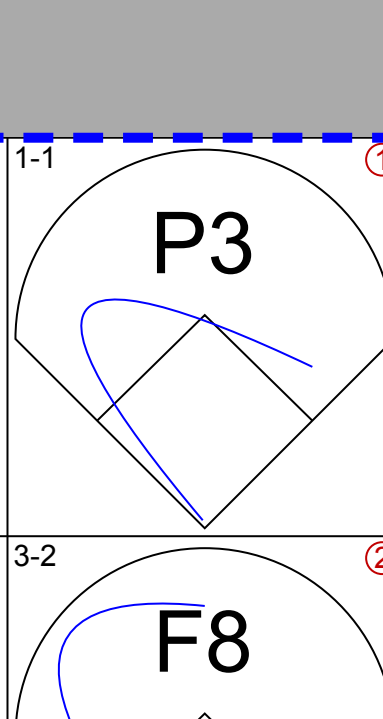

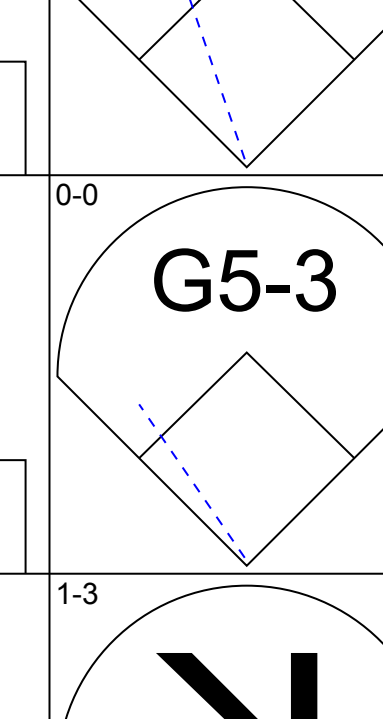
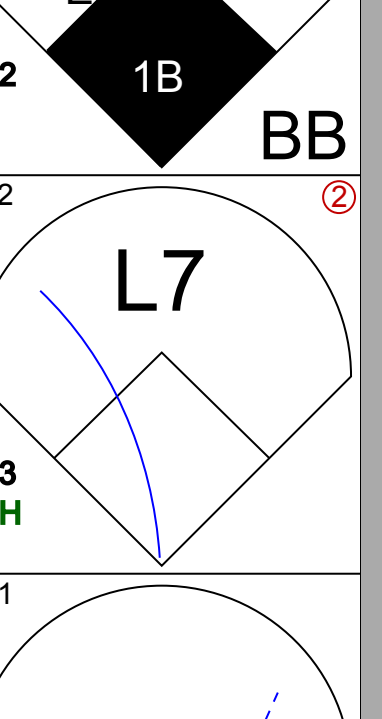
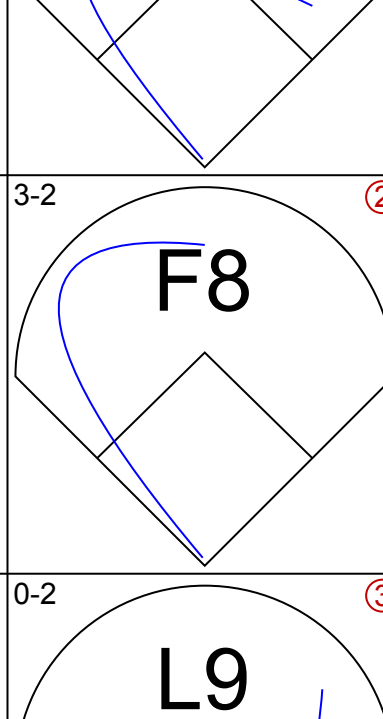

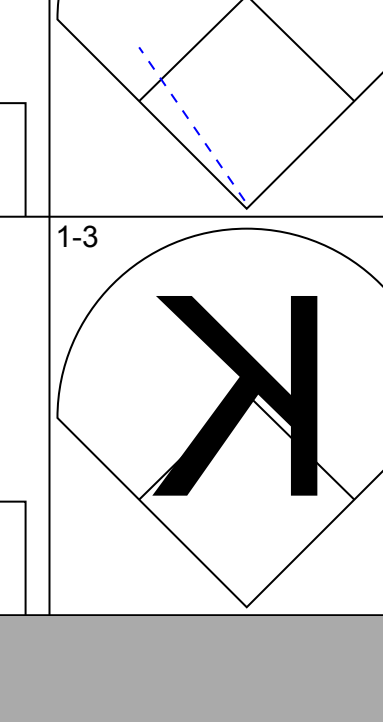
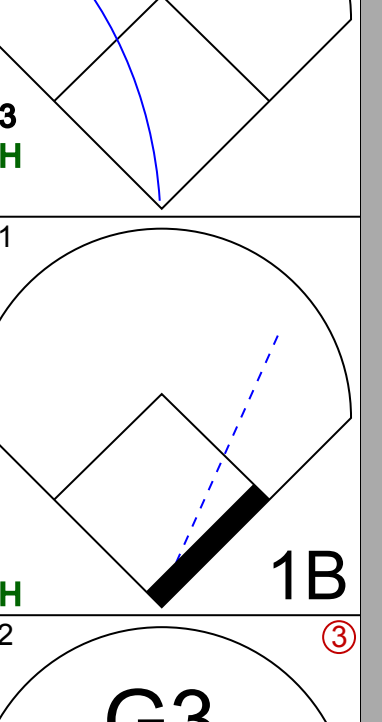
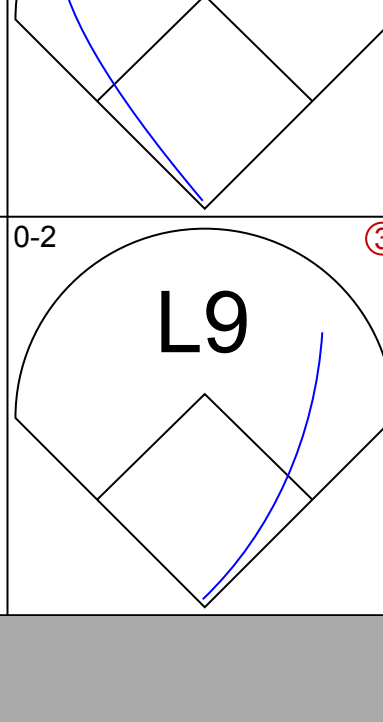

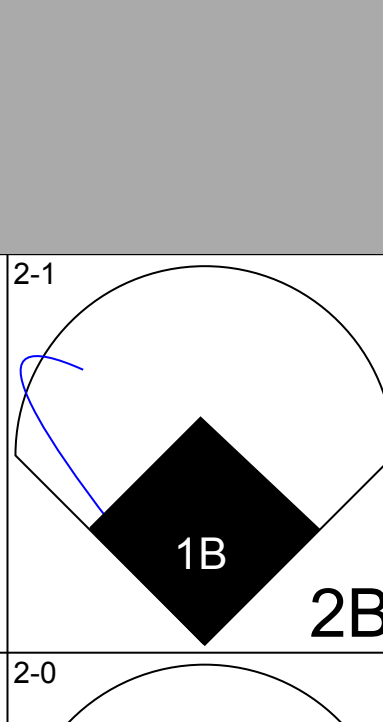

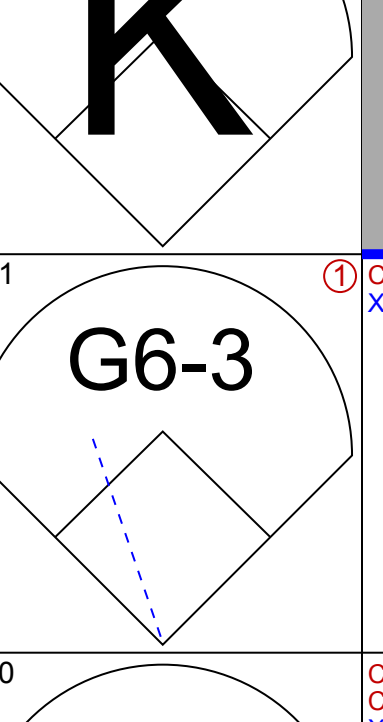
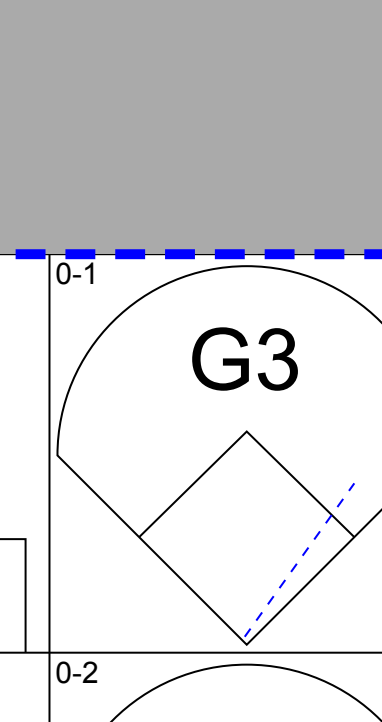
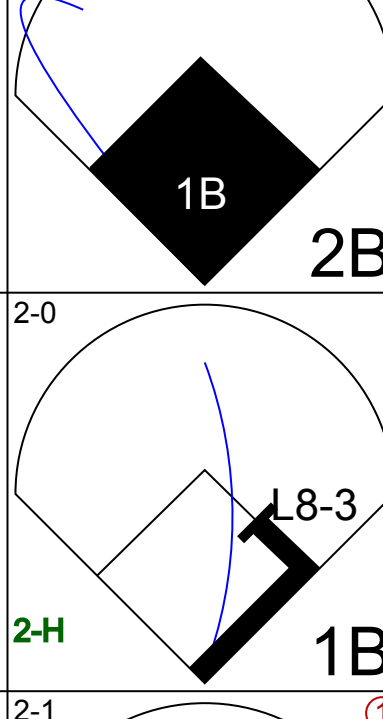
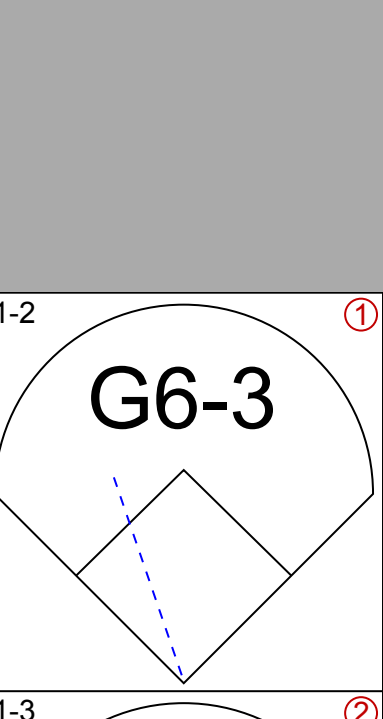
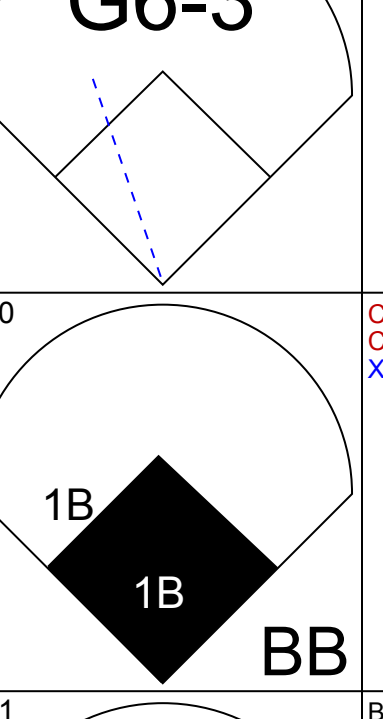
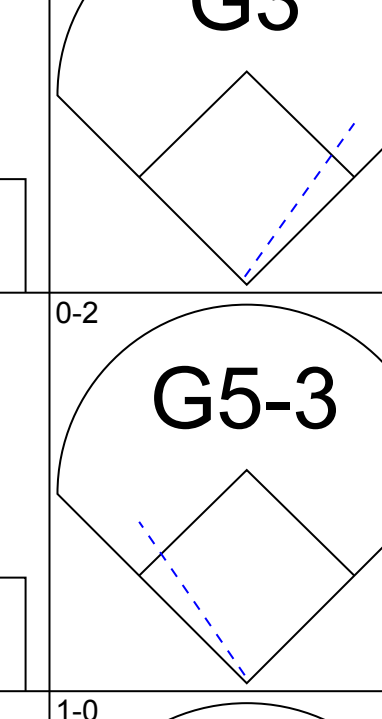
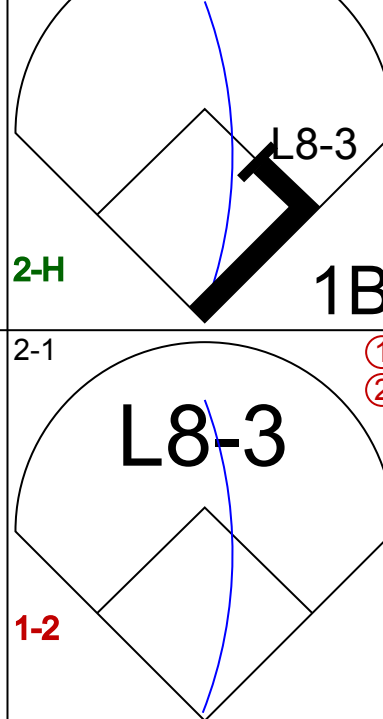
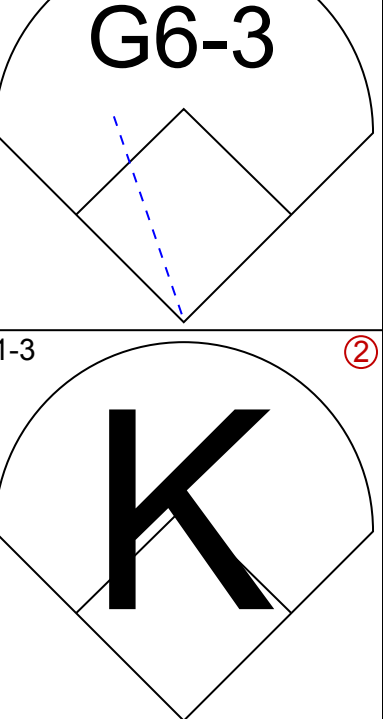
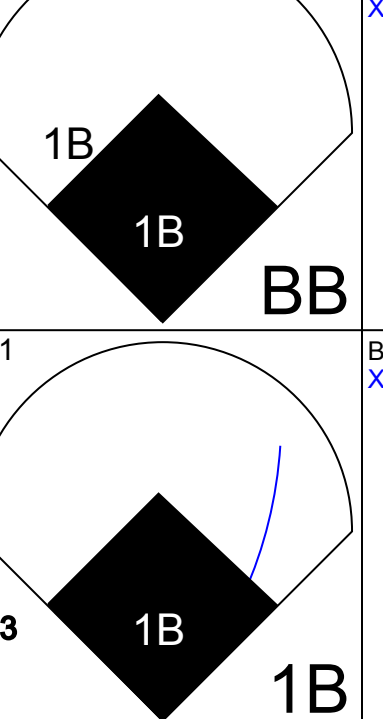
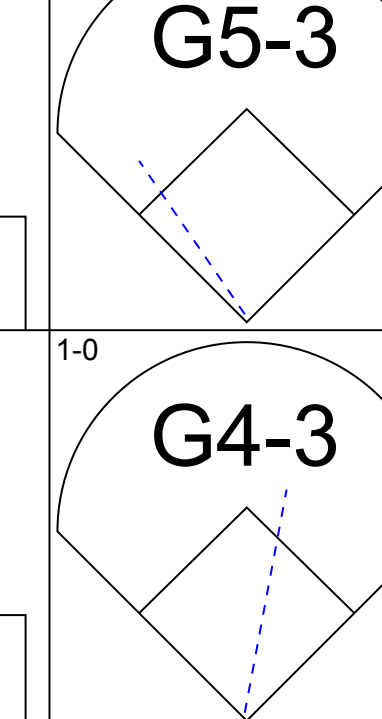
Batter	1	2	3	4	5	6	7	8	9	AB	R	H	RBI	BB	SO	LOB	BOTTOM					
Brady Anderson, L OBP: 0.325, SLG: 0.378 (1, 8)	K	F8		K		F9	F9			5	0	0	0	0	2	6						
Steve Finley, L OBP: 0.250, SLG: 0.313 (1, 9)	P7		F8	F8		1B		G1-3		5	0	1	1	0	0	0						
Cal Ripken Jr., R OBP: 0.353, SLG: 0.400 (1, 6)	K		HR		1B	G6-3		G5-3		5	1	2	1	0	1	1						
Mickey Tettleton, S OBP: 0.319, SLG: 0.531 (1, 2)		HR	1B		K		K	1B		5	2	3	1	0	2	1						
Joe Orsulak, L OBP: 0.362, SLG: 0.417 (1, 7)		P8	E6 1B		K		1B	K2-3		5	1	1	0	0	2	3						
Randy Milligan, R OBP: 0.376, SLG: 0.462 (1, 3)		K	K		BB		F9			3	0	0	0	1	2	3						
Larry Sheets, L OBP: 0.289, SLG: 0.358 ERA: 5.0 (1, 10)										3	1	2	2	0	1	2						
Phil Bradley, R OBP: 0.359, SLG: 0.435 (7, PH)		HR	1B		K		1B	IBB		0	0	0	0	1	0	0						
Craig Worthington, R OBP: 0.290, SLG: 0.287 (1, 5)		1B	K			F9 SH5-3 1B		1B		2	1	1	1	2	1	2						
Billy Ripken, R OBP: 0.339, SLG: 0.375 (1, 4)		1B			K	SH5-3		BB		2	0	1	0	1	1	0						
Inning Stats	R: 0 E: 0 K: 2 S: 8	H: 0 LOB: 0 BB: 0 P: 11	R: 2 E: 0 K: 1 S: 16	H: 3 LOB: 1 BB: 1 P: 28	R: 2 E: 1 K: 2 S: 20	H: 3 LOB: 2 BB: 0 P: 28	R: 0 E: 0 K: 2 S: 9	H: 0 LOB: 0 BB: 0 P: 12	R: 0 E: 0 K: 3 S: 14	H: 1 LOB: 2 BB: 1 P: 24	R: 1 E: 0 K: 0 S: 13	H: 1 LOB: 1 BB: 1 P: 23	R: 1 E: 0 K: 1 S: 16	H: 2 LOB: 3 BB: 2 P: 31	R: 0 E: 0 K: 1 S: 10	H: 1 LOB: 1 BB: 0 P: 15	1B: 7 2B: 1 3B: 0 HR: 3	SF: 0 SAC: 1 DP: 0 HBP: 0	WP: 0 PB: 1 SB: 1 CS: 0	PA: 41		
PITCHER	IP	WLS	BF	H	R	ER	SO	BB	IBB	HBP	BLK	WP	HR	S	P	ERA	WHIP					
Nolan Ryan, R ERA: 3.53 (1, 1)	6.0	L	30	8	5	4	10	3	0	0	0	0	0	3	80	126	6.00	1.833				
Drew Hall, L ERA: 5.0 (7, 1)	0.2		3	1	1	1	1	0	0	0	0	0	0	10	14	13.50	1.500					
Gary Mielke, R ERA: (7, 1)	0.0		3	1	0	0	0	1	1	0	0	0	0	4	12	∞	∞					
Kenny Rogers, L ERA: 1.8 (7, 1)	1.1		5	1	0	0	1	0	0	0	0	0	0	12	20	0.00	0.750					

Texas Rangers @ Baltimore Orioles
Memorial Stadium, Baltimore, MD
Mon May 29 1989, 7:05 PM EDT
Att: 32,263 - Unknown - 75 F

AB 35
R 6
H 11
RBI 6
BB 5
SO 12
LOB 18



Batter	1	2	3	4	5	6	7	8	9	AB	R	H	RBI	BB	SO	LOB	TOP					
Cecil Espy, S OBP: 0.298, SLG: 0.298 (1, 8)										4	0	0	0	1	2	2	Texas Rangers @ Baltimore Orioles Memorial Stadium, Baltimore, MD Tue May 30 1989, 7:05 PM EDT Att: 19,044 - Unknown - 81 F					
Scott Fletcher, R OBP: 0.351, SLG: 0.291 (1, 6)										5	0	2	0	0	2	2						
Rafael Palmeiro, L OBP: 0.416, SLG: 0.505 (1, 3)										4	0	1	0	0	0	3						
Ruben Sierra, S OBP: 0.348, SLG: 0.505 (1, 9)										4	1	1	0	0	0	3						
Julio Franco, R OBP: 0.404, SLG: 0.511 (1, 4)										4	1	2	0	0	1	4						
Rick Leach, L OBP: 0.371, SLG: 0.469 (1, 10)										4	0	2	1	0	0	1						
Steve Buechele, R OBP: 0.329, SLG: 0.421 (1, 5)										4	0	2	0	0	0	1						
Jeff Kunkel, R OBP: 0.333, SLG: 0.556 (1, 7)										3	0	0	0	1	2	3						
Jim Sundberg, R OBP: 0.328, SLG: 0.420 (1, 2)										3	0	0	0	0	1	3						
Buddy Bell, R OBP: 0.228, SLG: 0.192 (9, PH)										0	0	0	0	1	0	0						
Chad Kreuter, S (9, PR)										0	0	0	0	0	0	0						
Inning Stats	R: 0 E: 1 K: 3 S: 12	H: 1 LOB: 2 BB: 0 P: 18	R: 0 E: 0 K: 1 S: 7	H: 0 LOB: 0 BB: 0 P: 11	R: 0 E: 0 K: 1 S: 8	H: 1 LOB: 1 BB: 0 P: 12	R: 2 E: 0 K: 0 S: 15	H: 3 LOB: 1 BB: 1 P: 29	R: 0 E: 0 K: 0 S: 7	H: 1 LOB: 2 BB: 1 P: 18	R: 0 E: 0 K: 0 S: 12	H: 2 LOB: 1 BB: 0 P: 18	R: 0 E: 0 K: 0 S: 6	H: 0 LOB: 0 BB: 0 P: 9	R: 0 E: 0 K: 0 S: 5	H: 1 LOB: 0 BB: 0 P: 9	R: 0 E: 0 K: 3 S: 14	H: 1 LOB: 2 BB: 1 P: 23	1B: 9 2B: 1 3B: 0 HR: 0	SF: 0 SAC: 0 DP: 3 HBP: 0	WP: 0 PB: 0 SB: 1 CS: 0	PA: 38
PITCHER	IP WLS BF H R ER SO BB IBB HBP BLK WP HR S P ERA WHIP																					
Jay Tibbs, R ERA: 1.69 (1, 1)	4.0	20	6	2	2	5	2	0	0	0	0	0	0	0	46	80	4.50	2.000				
Mark Thurmond, L ERA: 3.24 (5, 1)	1.0	5	2	0	0	0	0	0	0	0	0	0	0	11	21	0.00	2.000					
Mark Williamson, R ERA: 3.48 (6, 1)	3.1	W	11	2	0	0	1	0	0	0	0	0	0	21	35	0.00	0.900					
Gregg Olson, R ERA: 2.32 (9, 1)	0.2	S	2	0	0	0	2	0	0	0	0	0	0	8	11	0.00	0.000					

Batter	1	2	3	4	5	6	7	8	9	AB	R	H	RBI	BB	SO	LOB	BOTTOM				
Mike Devereaux, R OBP: 0.358, SLG: 0.479 (1, 8)										3	0	1	0	0	0	0	Texas Rangers @ Baltimore Orioles Memorial Stadium, Baltimore, MD Tue May 30 1989, 7:05 PM EDT Att: 19,044 - Unknown - 81 F				
Larry Sheets, L OBP: 0.294, SLG: 0.358 (7, PH)										0	0	0	0	1	0	0					
Steve Finley, L OBP: 0.250, SLG: 0.313 (7, PR)										0	1	0	0	0	0	0					
Phil Bradley, R OBP: 0.307, SLG: 0.439 (1, 7)										3	1	2	2	1	1	0					
Cal Ripken Jr., R OBP: 0.351, SLG: 0.397 (1, 6)										4	0	1	0	0	1	3					
Mickey Tettleton, S OBP: 0.323, SLG: 0.524 (1, 10)										2	1	0	0	2	0	0					
Randy Milligan, R OBP: 0.363, SLG: 0.442 (1, 3)										4	0	0	0	0	1	4					
Bob Melvin, R OBP: 0.323, SLG: 0.311 (1, 2)										4	0	1	1	0	2	3					
Joe Orsulak, L OBP: 0.358, SLG: 0.420 (1, 9)										4	1	1	0	0	0	1					
Craig Worthington, R OBP: 0.295, SLG: 0.288 (1, 5)										3	1	1	1	1	0	0					
Billy Ripken, R OBP: 0.336, SLG: 0.370 (1, 4)										4	1	1	0	0	1	1					
Inning Stats	R: 0 E: 0 K: 1 S: 6	H: 0 LOB: 0 BB: 0 P: 10	R: 0 E: 0 K: 1 S: 7	H: 0 LOB: 0 BB: 0 P: 9	R: 1 E: 0 K: 0 S: 6	H: 2 LOB: 0 BB: 0 P: 14	R: 2 E: 1 K: 0 S: 14	H: 2 LOB: 1 BB: 1 P: 26	R: 0 E: 0 K: 2 S: 19	H: 1 LOB: 2 BB: 1 P: 28	R: 0 E: 0 K: 0 S: 8	H: 0 LOB: 0 BB: 0 P: 12	R: 3 E: 1 K: 2 S: 19	H: 3 LOB: 3 BB: 3 P: 39	R: 0 E: 0 K: 0 S: 6	H: 0 LOB: 0 BB: 0 P: 7	1B: 7 2B: 2 3B: 0 HR: 0	SF: 0 SAC: 0 DP: 1 HBP: 0	WP: 0 PB: 0 SB: 0 CS: 0	PA: 36	
PITCHER	IP WLS BF H R ER SO BB IBB HBP BLK WP HR S P ERA WHIP																				
Jamie Moyer, L ERA: 4.39 (1, 1)	3.1	L	12	3	2	2	2	0	0	0	0	0	0	29	47	0.00	2.400				
Gary Mielke, R ERA: 6.1 (4, 1)	1.2		9	2	1	0	2	2	0	0	0	0	0	23	40	0.00	2.400				
Drew Hall, L ERA: 6.1 (6, 1)	1.1		6	1	2	2	0	1	0	0	0	0	0	12	23	13.50	1.500				
Cecilio Guante, R ERA: 2.83 (7, 1)	0.2		6	2	1	1	2	0	2	0	0	0	0	15	28	13.50	3.000				
Jeff Russell, R ERA: 1.42 (8, 1)	1.0		3	0	0	0	0	0	0	0	0	0	0	6	7	0.00	0.000				

AB	35
R	2
H	10
RBI	1
BB	3
SO	8
LOB	22



AB	31
R	6
H	8
RBI	4
BB	5
SO	6
LOB	12



Batter	1	2	3	4	5	6	7	8	9	AB	R	H	RBI	BB	SO	LOB	TOP		
Jeff Kunkel, R (1, 8) OBP: 0.317, SLG: 0.526 Cecil Espy, S (6, PH) OBP: 0.295, SLG: 0.294 (6, 8)										3	0	0	0	0	1	2			
Scott Fletcher, R (1, 6) OBP: 0.344, SLG: 0.285										4	0	0	0	0	1	0			
Rafael Palmeiro, L (1, 3) OBP: 0.408, SLG: 0.495										4	0	0	0	0	1	2			
Ruben Sierra, S (1, 9) OBP: 0.350, SLG: 0.510										4	1	2	0	0	0	1			
Julio Franco, R (1, 4) OBP: 0.406, SLG: 0.511										4	1	2	0	0	0	2			
Buddy Bell, R (1, 10) OBP: 0.220, SLG: 0.185 Rick Leach, L (6, PH) OBP: 0.375, SLG: 0.470										2	0	0	0	0	0	3			
Pete Incaviglia, R (1, 7) OBP: 0.269, SLG: 0.401										4	1	1	0	0	0	0			
Steve Buechele, R (1, 5) OBP: 0.328, SLG: 0.423										4	1	1	2	0	0	0			
Jim Sundberg, R (1, 2) OBP: 0.355, SLG: 0.463										4	0	3	1	0	1	0			
Inning Stats	R: 0 E: 1 K: 1 S: 10	H: 0 LOB: 1 BB: 0 P: 14	R: 0 E: 0 K: 0 S: 7	H: 1 LOB: 0 BB: 0 P: 10	R: 0 E: 0 K: 0 S: 10	H: 1 LOB: 0 BB: 0 P: 13	R: 0 E: 1 K: 1 S: 11	H: 1 LOB: 2 BB: 0 P: 16	R: 0 E: 0 K: 0 S: 7	H: 0 LOB: 0 BB: 0 P: 8	R: 0 E: 0 K: 0 S: 8	H: 0 LOB: 0 BB: 0 P: 16	R: 0 E: 0 K: 1 S: 8	H: 0 LOB: 0 BB: 0 P: 9	1B: 7 2B: 3 3B: 0 HR: 0	SF: 0 SAC: 0 DP: 2 HBP: 0	WP: 0 PB: 0 SB: 1 CS: 0	PA: 37	
PITCHER	IP	WLS	BF	H	R	ER	SO	BB	IBB	HBP	BLK	WP	HR	S	P	ERA	WHIP		
Jeff Ballard, L (1, 1) ERA: 2.07 Mark Huisman, R (6, 1) ERA: 8.75 Mark Williamson, R (6, 1) ERA: 3.25 Gregg Olson, R (9, 1) ERA: 2.25	5.0		19	4	0	0	2	0	0	0	0	0	0	45	63	0.00	0.800		

Texas Rangers @ Baltimore Orioles
 Memorial Stadium, Baltimore, MD
 Wed May 31 1989, 7:05 PM EDT
 Att: 25,236 - Unknown

AB	37
R	5
H	10
RBI	5
BB	0
SO	5
LOB	11



Batter	1	2	3	4	5	6	7	8	9	AB	R	H	RBI	BB	SO	LOB	BOTTOM			
Brady Anderson, L (1, 8) OBP: 0.328, SLG: 0.383										3	1	1	1	1	1	1				
Phil Bradley, R (1, 7) OBP: 0.368, SLG: 0.432										3	2	0	0	1	0	3				
Cal Ripken Jr., R (1, 6) OBP: 0.352, SLG: 0.394										4	2	1	1	1	0	2				
Mickey Tettleton, S (1, 2) OBP: 0.331, SLG: 0.543										4	1	2	3	1	1	2				
Randy Milligan, R (1, 3) OBP: 0.381, SLG: 0.449 Jim Traber, L (8, PH) OBP: 0.255, SLG: 0.286 (9, 3)										2	0	2	0	2	0	0				
Steve Finley, L (1, 9) OBP: 0.240, SLG: 0.304 Mike Devereaux, R (6, PH) OBP: 0.349, SLG: 0.467 (7, 9)										2	0	0	2	0	1	3				
Larry Sheets, L (1, 10) OBP: 0.307, SLG: 0.366										3	0	2	0	1	0	2				
Rene Gonzales, R (1, 5) OBP: 0.310, SLG: 0.269										4	0	1	0	0	2	5				
Billy Ripken, R (1, 4) OBP: 0.345, SLG: 0.382										2	2	1	0	1	0	1				
Inning Stats	R: 0 E: 1 K: 2 S: 10	H: 2 LOB: 1 BB: 0 P: 16	R: 0 E: 0 K: 1 S: 9	H: 2 LOB: 0 BB: 0 P: 14	R: 3 E: 0 K: 0 S: 17	H: 1 LOB: 2 BB: 3 P: 35	R: 0 E: 0 K: 0 S: 8	H: 1 LOB: 1 BB: 0 P: 12	R: 1 E: 0 K: 1 S: 11	H: 1 LOB: 2 BB: 2 P: 24	R: 4 E: 0 K: 1 S: 21	H: 3 LOB: 2 BB: 2 P: 39	R: 0 E: 0 K: 1 S: 13	H: 1 LOB: 2 BB: 1 P: 23	R: 0 E: 0 K: 1 S: 10	H: 1 LOB: 1 BB: 0 P: 16	1B: 7 2B: 2 3B: 0 HR: 1	SF: 1 SAC: 2 DP: 1 HBP: 1	WP: 2 PB: 0 SB: 1 CS: 1	PA: 42
PITCHER	IP	WLS	BF	H	R	ER	SO	BB	IBB	HBP	BLK	WP	HR	S	P	ERA	WHIP			
Bobby Witt, R (1, 1) ERA: 6.24 Cecilio Guante, R (6, 1) ERA: 3.41 Drew Hall, L (6, 1) ERA: 5.56 Darrel Akerfelds, R (7, 1) ERA:	5.0		28	7	6	6	4	4	1	1	1	1	1	9	23	54.00	9.000			

Texas Rangers @ Baltimore Orioles
 Memorial Stadium, Baltimore, MD
 Wed May 31 1989, 7:05 PM EDT
 Att: 25,236 - Unknown

AB	30
R	8
H	10
RBI	7
BB	8
SO	7
LOB	22



Batter	1	2	3	4	5	6	7	8	9	AB	R	H	RBI	BB	SO	LOB	TOP				
Brady Anderson, L OBP: 0.327, SLG: 0.368 (1, 8)	G1-3	F8	BB			G1-3		F9		4	0	0	0	1	0	2	Baltimore Orioles @ Detroit Tigers Tiger Stadium, Detroit, MI Fri Jun 02 1989, 7:05 PM EDT Att: 19,758 - Unknown - 75 F				
Phil Bradley, R OBP: 0.360, SLG: 0.416 (1, 7)	G5-3	G4-3	F9			FC5-4 1B		K		5	0	1	0	0	1	5					
Cal Ripken Jr., R OBP: 0.354, SLG: 0.401 (1, 6)	BB 2B		F9 1B 1B	F9		FC5-4 1-2 1-2		G6-3		5	1	2	0	0	0	1					
Mickey Tettleton, S OBP: 0.335, SLG: 0.532 (1, 2)	BB BB		K	G5-3		G4-3		K		4	0	0	0	1	2	2					
Joe Orsulak, L OBP: 0.361, SLG: 0.422 (1, 9)	BB		1B 1B	G4-3			E S 1B	G4-3		4	2	2	0	1	0	0					
Jim Traber, L OBP: 0.252, SLG: 0.315 (1, 3)	F8		F9		L7		FC1-6 1B	F7		5	0	1	1	0	0	5					
Larry Sheets, L OBP: 0.324, SLG: 0.388 (1, 10)		CS BB	1B 2B	L1-5-3 BB		FC1-6 1-2				2	1	1	1	2	0	1					
Rene Gonzales, R OBP: 0.333, SLG: 0.350 (1, 5)	1B 1B	1B 2B	L1-5-3 1B	L1-5-3 1B		L9				4	0	2	1	0	0	2					
Billy Ripken, R OBP: 0.347, SLG: 0.385 (1, 4)	1B	1B	G4-3 2B	G4-3		P6				4	0	2	1	0	0	2					
Inning Stats	R: 0 E: 0 K: 0 S: 10	H: 1 LOB: 3 BB: 2 P: 24	R: 0 E: 0 K: 0 S: 11	H: 2 LOB: 2 BB: 1 P: 18	R: 3 E: 0 K: 1 S: 17	H: 5 LOB: 3 BB: 1 P: 30	R: 0 E: 0 K: 0 S: 6	H: 0 LOB: 0 BB: 0 P: 8	R: 0 E: 0 K: 0 S: 10	H: 0 LOB: 1 BB: 1 P: 16	R: 1 E: 0 K: 0 S: 7	H: 2 LOB: 1 BB: 0 P: 11	R: 0 E: 0 K: 1 S: 9	H: 0 LOB: 0 BB: 0 P: 12	R: 0 E: 0 K: 1 S: 11	H: 0 LOB: 0 BB: 0 P: 18	1B: 9 2B: 2 3B: 0 HR: 0	SF: 0 SAC: 0 DP: 0 HBP: 0	WP: 0 PB: 0 SB: 1 CS: 1	PA: 42	
PITCHER	IP	WLS	BF	H	R	ER	SO	BB	IBB	HBP	BLK	WP	HR	S	P	ERA	WHIP				
Mike Trujillo, R ERA: 5.82 (1, 1)	2.2	L	18	8	3	3	1	3	0	0	0	0	0	35	64	10.12	4.125				
Paul Gibson, L ERA: 4.3 (3, 1)	4.2		19	3	1	1	0	2	0	0	0	0	0	41	67	1.93	1.071				
Mike Henneman, R ERA: 4.95 (8, 1)	1.2		5	0	0	0	2	0	0	0	0	0	0	18	26	0.00	0.000				

AB	37
R	4
H	11
RBI	4
BB	5
SO	3
LOB	20



Batter	1	2	3	4	5	6	7	8	9	AB	R	H	RBI	BB	SO	LOB	BOTTOM					
Gary Pettis, S OBP: 0.370, SLG: 0.379 (1, 8)	S BB		K			G4-3			BB	2	0	0	0	2	1	0	Baltimore Orioles @ Detroit Tigers Tiger Stadium, Detroit, MI Fri Jun 02 1989, 7:05 PM EDT Att: 19,758 - Unknown - 75 F					
Fred Lynn, L OBP: 0.304, SLG: 0.320 (1, 7)	L9			HR		K		K		4	1	1	1	0	2	2						
Lou Whitaker, L OBP: 0.399, SLG: 0.545 (1, 4)	K		G6-4-3 1B			G3-1		L9		4	0	1	0	0	1	2						
Alan Trammell, R OBP: 0.342, SLG: 0.322 (1, 6)	K		G6-4-3 1-2			L9				3	0	0	0	0	1	2						
Keith Moreland, R OBP: 0.378, SLG: 0.466 (1, 10)		L7		G3		G5-3				3	0	0	0	0	0	0						
Matt Nokes, L OBP: 0.282, SLG: 0.421 (1, 2)	P4				P3			K		3	0	0	0	0	1	0						
Pat Sheridan, L OBP: 0.286, SLG: 0.330 (1, 9)	F7				G4-3			G3-1		3	0	0	0	0	0	0						
Dave Bergman, L OBP: 0.339, SLG: 0.311 (1, 3)			F8		P6			P6		3	0	0	0	0	0	0						
Rick Schu, R OBP: 0.380, SLG: 0.419 (1, 5)			F9			L9			K	3	0	0	0	0	1	0						
Inning Stats	R: 0 E: 0 K: 2 S: 10	H: 0 LOB: 1 BB: 1 P: 16	R: 0 E: 0 K: 0 S: 7	H: 0 LOB: 0 BB: 0 P: 12	R: 0 E: 0 K: 1 S: 8	H: 0 LOB: 0 BB: 0 P: 12	R: 1 E: 0 K: 0 S: 7	H: 2 LOB: 0 BB: 0 P: 14	R: 0 E: 0 K: 0 S: 5	H: 0 LOB: 0 BB: 0 P: 9	R: 0 E: 0 K: 1 S: 10	H: 0 LOB: 0 BB: 0 P: 17	R: 0 E: 0 K: 0 S: 7	H: 0 LOB: 0 BB: 0 P: 14	R: 0 E: 0 K: 1 S: 11	H: 0 LOB: 1 BB: 0 P: 17	R: 0 E: 0 K: 2 S: 11	H: 0 LOB: 1 BB: 1 P: 20	1B: 1 2B: 0 3B: 0 HR: 1	SF: 0 SAC: 0 DP: 1 HBP: 0	WP: 0 PB: 0 SB: 1 CS: 0	PA: 30
PITCHER	IP	WLS	BF	H	R	ER	SO	BB	IBB	HBP	BLK	WP	HR	S	P	ERA	WHIP					
Bob Milacki, R ERA: 3.73 (1, 1)	8.1	W	28	2	1	1	6	2	0	0	0	0	0	70	121	1.08	0.480					
Kevin Hickey, L ERA: 2.63 (9, 1)	0.2	S	2	0	0	0	1	0	0	0	0	0	0	6	10	0.00	0.000					


AB	28
R	1
H	2
RBI	1
BB	2
SO	7
LOB	6



Batter	1	2	3	4	5	6	7	8	9	AB	R	H	RBI	BB	SO	LOB	TOP								
Steve Finley, L (1, 8) OBP: 0.228, SLG: 0.288										4	0	0	0	0	2	2									
Phil Bradley, R (1, 7) OBP: 0.361, SLG: 0.410										3	1	0	0	2	0	0									
Cal Ripken Jr., R (1, 6) OBP: 0.351, SLG: 0.411										5	1	1	2	0	0	2									
Mickey Tettleton, S (1, 2)										5	1	2	0	0	2	2									
Joe Orsulak, L (1, 9) OBP: 0.374, SLG: 0.434										4	1	3	0	0	0	0									
Jim Traber, L (1, 3) OBP: 0.262, SLG: 0.323										4	0	2	1	0	0	3									
Larry Sheets, L (1, 10) OBP: 0.325, SLG: 0.382										2	0	0	0	1	0	1									
Brady Anderson, L (8, PH) OBP: 0.325, SLG: 0.366										3	0	0	0	1	1	3									
Rene Gonzales, R (1, 5) OBP: 0.329, SLG: 0.333										4	0	1	0	0	0	2									
Billy Ripken, R (1, 4) OBP: 0.344, SLG: 0.381										4	0	1	0	0	0	2									
Inning Stats	R: 0 E: 0 K: 1 S: 5	H: 0 LOB: 0 BB: 0 P: 7	R: 0 E: 0 K: 0 S: 17	H: 1 LOB: 2 BB: 1 P: 24	R: 0 E: 0 K: 1 S: 9	H: 1 LOB: 2 BB: 1 P: 19	R: 0 E: 0 K: 1 S: 9	H: 1 LOB: 1 BB: 0 P: 15	R: 2 E: 0 K: 0 S: 16	H: 3 LOB: 2 BB: 1 P: 22	R: 0 E: 0 K: 0 S: 8	H: 0 LOB: 0 BB: 0 P: 13	R: 0 E: 0 K: 0 S: 6	H: 0 LOB: 0 BB: 0 P: 9	R: 2 E: 0 K: 2 S: 20	H: 3 LOB: 2 BB: 1 P: 33	R: 0 E: 0 K: 1 S: 8	H: 0 LOB: 0 BB: 0 P: 11	1B: 8 2B: 0 3B: 0 HR: 1	SF: 0 SAC: 1 DP: 0 HBP: 0	WP: 0 PB: 0 SB: 1 CS: 0	PA: 40			
PITCHER	IP	WLS	BF	H	R	ER	SO	BB	IBB	HBP	BLK	WP	HR	S	P	ERA	WHIP								
Doyle Alexander, R (1, 1) ERA: 2.87	7.0	L	31	7	3	3	3	3	0	0	1	0	1	74	116	3.86	1.429								
Willie Hernandez, L (8, PH) ERA: 5.12	0.1		4	2	1	0	1	1	0	0	0	0	0	10	18	0.00	9.000								
Mike Henneman, R (8, 1) ERA: 4.57	1.2		5	0	0	0	2	0	0	0	0	0	0	14	19	0.00	0.000								

Baltimore Orioles @ Detroit Tigers
Tiger Stadium, Detroit, MI
Sat Jun 03 1989, 7:05 PM EDT
Att: 19,738 - Unknown


AB 35
R 4
H 9
RBI 3
BB 4
SO 6
LOB 17



Batter	1	2	3	4	5	6	7	8	9	AB	R	H	RBI	BB	SO	LOB	BOTTOM								
Gary Pettis, S (1, 8) OBP: 0.376, SLG: 0.377										3	1	1	0	1	0	0									
Fred Lynn, L (1, 7) OBP: 0.308, SLG: 0.325										4	0	2	1	0	1	1									
Lou Whitaker, L (1, 4) OBP: 0.392, SLG: 0.533										4	0	0	0	0	1	3									
Alan Trammell, R (1, 6) OBP: 0.335, SLG: 0.314										4	0	0	0	0	3	3									
Keith Moreland, R (1, 10) OBP: 0.374, SLG: 0.460										4	0	1	0	0	0	1									
Matt Nokes, L (1, 2) OBP: 0.285, SLG: 0.410										4	0	0	0	0	0	1									
Pat Sheridan, L (1, 9) OBP: 0.281, SLG: 0.324										2	0	0	0	0	0	0									
Dave Bergman, L (1, 3) OBP: 0.333, SLG: 0.305										2	0	0	0	0	0	0									
Gary Ward, R (7, PH) OBP: 0.298, SLG: 0.329										1	0	0	0	0	0	1									
Al Pedrique, R (8, 5) OBP: 0.237, SLG: 0.250										0	0	0	0	0	0	0									
Rick Schu, R (1, 5) OBP: 0.377, SLG: 0.435										3	0	1	0	0	0	1									
Inning Stats	R: 0 E: 0 K: 1 S: 8	H: 1 LOB: 1 BB: 0 P: 12	R: 0 E: 0 K: 0 S: 4	H: 1 LOB: 0 BB: 0 P: 6	R: 0 E: 0 K: 1 S: 8	H: 0 LOB: 0 BB: 0 P: 13	R: 0 E: 0 K: 0 S: 5	H: 0 LOB: 0 BB: 0 P: 11	R: 2 E: 0 K: 1 S: 15	H: 2 LOB: 1 BB: 1 P: 25	R: 0 E: 1 K: 0 S: 6	H: 0 LOB: 1 BB: 0 P: 9	R: 0 E: 0 K: 1 S: 7	H: 0 LOB: 0 BB: 0 P: 8	R: 0 E: 0 K: 1 S: 8	H: 0 LOB: 0 BB: 0 P: 14	1B: 4 2B: 1 3B: 0 HR: 0	SF: 0 SAC: 1 DP: 1 HBP: 0	WP: 1 PB: 0 SB: 2 CS: 0	PA: 33					
PITCHER	IP	WLS	BF	H	R	ER	SO	BB	IBB	HBP	BLK	WP	HR	S	P	ERA	WHIP								
Brian Holton, R (1, 1) ERA: 3.48	5.0		20	5	2	2	2	1	0	0	0	1	0	6	10	0.00	0.000								
Mark Huisman, R (6, 1) ERA: 5.87	1.0		3	0	0	0	1	0	0	0	0	0	0	6	10	0.00	0.000								
Kevin Hickey, L (7, 1) ERA: 2.3	2.0	W	7	0	0	0	1	0	0	0	0	0	0	13	17	0.00	0.000								
Gregg Olson, R (9, 1) ERA: 2.18	1.0	S	3	0	0	0	1	0	0	0	0	0	0	8	14	0.00	0.000								

Baltimore Orioles @ Detroit Tigers
Tiger Stadium, Detroit, MI
Sat Jun 03 1989, 7:05 PM EDT
Att: 19,738 - Unknown

AB 31
R 1
H 5
RBI 1
BB 1
SO 5
LOB 11



Batter	1	2	3	4	5	6	7	8	9	AB	R	H	RBI	BB	SO	LOB	TOP								
Brady Anderson, L OBP: 0.317, SLG: 0.354	P2	G4-3	FC3-2 HR		G4-3		F8		F7	6	1	0	0	0	0	4	Baltimore Orioles @ New York Yankees Yankee Stadium, Bronx, NY Mon Jun 05 1989, 7:05 PM EDT Att: 24,711 - Unknown - 70 F								
Steve Finley, L OBP: 0.226, SLG: 0.321	G6-3		E3		E1		P5			5	2	1	4	0	0										
Cal Ripken Jr., R OBP: 0.357, SLG: 0.417	BB E 2B		E1		FC5-4				HR BB	4	3	1	0	1	1	2									
Mickey Tettleton, S OBP: 0.350, SLG: 0.544	BB E BB		E4				G4-3		HR	3	2	1	3	2	0	1									
Joe Orsulak, L OBP: 0.371, SLG: 0.421	E BB		2B		P7		E3		K	4	3	1	1	1	1	1									
Jim Traber, L OBP: 0.288, SLG: 0.366	E8		1B		F9		HR		L8	5	2	2	3	0	0	1									
Larry Sheets, L OBP: 0.321, SLG: 0.370	G4-3		1B		K		F8		K	4	0	0	0	1	2	2									
Craig Worthington, R OBP: 0.298, SLG: 0.297		K	FC3-2 HR		G6-3		K		K	5	2	2	1	0	3	0									
Billy Ripken, R OBP: 0.336, SLG: 0.377	G4-3		HR		G6-3		F9		K	5	1	1	0	0	1	1									
Inning Stats	R: 3 E: 1 K: 0 S: 18	H: 1 LOB: 1 BB: 2 P: 32	R: 0 E: 0 K: 1 S: 11	H: 0 LOB: 0 BB: 0 P: 17	R: 8 E: 3 K: 1 S: 23	H: 5 LOB: 0 BB: 1 P: 37	R: 0 E: 0 K: 1 S: 7	H: 0 LOB: 1 BB: 1 P: 13	R: 1 E: 1 K: 0 S: 10	H: 1 LOB: 1 BB: 0 P: 16	R: 2 E: 1 K: 1 S: 13	H: 1 LOB: 0 BB: 0 P: 20	R: 0 E: 0 K: 0 S: 6	H: 0 LOB: 0 BB: 0 P: 14	R: 2 E: 0 K: 2 S: 12	H: 1 LOB: 0 BB: 1 P: 22		R: 0 E: 0 K: 2 S: 7	H: 0 LOB: 0 BB: 0 P: 11	1B: 3 2B: 3 3B: 0 HR: 3	SF: 0 SAC: 0 DP: 0 HBP: 0	WP: 0 PB: 0 SB: 0 CS: 0	PA: 46		
PITCHER	IP	WLS	BF	H	R	ER	SO	BB	IBB	HBP	BLK	WP	HR	S	P	ERA	WHIP								
Andy Hawkins, R ERA: 6.08	2.1	L	18	5	10	1	1	2	1	0	0	0	0	45	75	3.86	3.000								
Chuck Cary, L ERA: 2.16	4.2		20	3	4	1	3	1	0	0	0	0	2	43	74	1.93	0.857								
Lance McCullers, R ERA: 3.86	2.0		8	1	2	2	4	1	0	0	0	0	1	19	33	9.00	1.000								

AB	41
R	16
H	9
RBI	12
BB	5
SO	8
LOB	12



Batter	1	2	3	4	5	6	7	8	9	AB	R	H	RBI	BB	SO	LOB	BOTTOM								
Rickey Henderson, R OBP: 0.398, SLG: 0.377	S BB 1B		G5-3			F9		L7		5	0	2	1	1	0	2	Baltimore Orioles @ New York Yankees Yankee Stadium, Bronx, NY Mon Jun 05 1989, 7:05 PM EDT Att: 24,711 - Unknown - 70 F								
Steve Sax, R OBP: 0.366, SLG: 0.365	B2		1B		F8		1B	E4		5	2	2	0	0	0	4									
Don Mattingly, L OBP: 0.351, SLG: 0.383	BB BB		1B			G4-3		FC4-6		3	0	2	0	1	0	2									
Steve Balboni, R OBP: 0.292, SLG: 0.477	K		1B		G4-3		G5-3	BB		4	0	3	2	1	1	2									
Jesse Barfield, R OBP: 0.296, SLG: 0.399	BB		G5-3		G4-3		G5-3	F7		4	0	0	0	1	0	9									
Mike Pagliarulo, L OBP: 0.277, SLG: 0.306	F8		K		K				G6-3	2	0	0	0	0	1	5									
Wayne Tolleson, S (5, FH) OBP: 0.255, SLG: 0.188										2	0	0	0	1	1	1									
Don Slaught, R OBP: 0.324, SLG: 0.382		G1-6-3			F8		G4-3	P6		2	0	0	0	1	0	0									
Bob Geren, R (7, PH) OBP: 0.409, SLG: 0.667									1B 1B	2	1	1	0	0	0	3									
Alvaro Espinoza, R OBP: 0.299, SLG: 0.277		G1-6-3			G4-3		G6-3	F8		5	0	1	0	0	0	4									
Tom Brookens, R OBP: 0.264, SLG: 0.337	G5-3				BB			FC4-6		4	0	2	0	1	0	2									
Inning Stats	R: 0 E: 0 K: 1 S: 14	H: 1 LOB: 3 BB: 2 P: 27	R: 0 E: 0 K: 0 S: 6	H: 0 LOB: 0 BB: 1 P: 11	R: 1 E: 0 K: 1 S: 12	H: 3 LOB: 2 BB: 0 P: 19	R: 0 E: 0 K: 0 S: 8	H: 1 LOB: 2 BB: 1 P: 13	R: 0 E: 0 K: 0 S: 11	H: 1 LOB: 1 BB: 0 P: 15	R: 0 E: 0 K: 0 S: 12	H: 0 LOB: 3 BB: 1 P: 19	R: 1 E: 1 K: 0 S: 11	H: 3 LOB: 3 BB: 1 P: 19	R: 0 E: 0 K: 0 S: 10	H: 1 LOB: 3 BB: 1 P: 17	R: 1 E: 0 K: 0 S: 11	H: 3 LOB: 2 BB: 0 P: 14	1B: 13 2B: 0 3B: 0 HR: 0	SF: 0 SAC: 0 DP: 2 HBP: 1	WP: 0 PB: 0 SB: 1 CS: 0	PA: 46			
PITCHER	IP	WLS	BF	H	R	ER	SO	BB	IBB	HBP	BLK	WP	HR	S	P	ERA	WHIP								
Jeff Ballard, L ERA: 2.12	7.0	W	35	9	2	2	3	6	0	1	0	0	0	74	123	2.57	2.143								
Mark Thurmond, L ERA: 2.9	2.0		11	4	1	1	0	1	0	0	0	0	0	21	31	4.50	2.500								

AB	38
R	3
H	13
RBI	3
BB	7
SO	3
LOB	34



Batter	1	2	3	4	5	6	7	8	9	AB	R	H	RBI	BB	SO	LOB	TOP																			
Mike Devereaux, R OBP: 0.359, SLG: 0.464 (1, 8)	G4-3		K			CS 1B		1B		4	0	2	0	0	1	1	Baltimore Orioles @ New York Yankees Yankee Stadium, Bronx, NY Tue Jun 06 1989, 7:05 PM EDT Att: 24,260 - Unknown - 65 F																			
Phil Bradley, R OBP: 0.355, SLG: 0.413 (1, 7)	G5-3			F8		L7		G5-3		4	0	0	0	0	2																					
Cal Ripken Jr., R OBP: 0.351, SLG: 0.409 (1, 6)	P2			L7			G6-3		G6-3	4	0	0	0	0	0																					
Mickey Tettleton, S OBP: 0.348, SLG: 0.538 (1, 10)		F7		F8			1B 1B		K	4	0	1	0	0	1	0																				
Randy Milligan, R OBP: 0.381, SLG: 0.467 (1, 3)	G5-3				4-2	FC6 BB	F7		FC6-4 1B	3	0	1	0	1	0	1																				
Bob Melvin, R OBP: 0.315, SLG: 0.319 (1, 2)	F8			F9		F9	FC3-6 1B		FC6-4 1-2f	4	0	1	0	0	2																					
Joe Orsulak, L OBP: 0.363, SLG: 0.411 (1, 9)			F8		0-0	FC6 1-2f	FC3-6 1B			3	0	0	0	0	3																					
Craig Worthington, R OBP: 0.298, SLG: 0.304 (1, 5)			G4-3 2B		1-3	K		G5-3		3	0	1	0	0	1	1																				
Billy Ripken, R OBP: 0.329, SLG: 0.368 (1, 4)	G4-3				1-3	K		K		3	0	0	0	2	1																					
Inning Stats	R: 0 E: 0 K: 0 S: 9	H: 0 LOB: 0 BB: 0 P: 15	R: 0 E: 0 K: 0 S: 6	H: 0 LOB: 0 BB: 0 P: 9	R: 0 E: 0 K: 1 S: 13	H: 1 LOB: 1 BB: 0 P: 22	R: 0 E: 0 K: 0 S: 6	H: 0 LOB: 0 BB: 0 P: 12	R: 0 E: 0 K: 1 S: 7	H: 0 LOB: 1 BB: 1 P: 12	R: 0 E: 0 K: 0 S: 6	H: 1 LOB: 0 BB: 0 P: 9	R: 0 E: 0 K: 0 S: 14	H: 2 LOB: 2 BB: 0 P: 25	R: 0 E: 0 K: 1 S: 13	H: 1 LOB: 1 BB: 0 P: 18	R: 0 E: 0 K: 1 S: 8	H: 1 LOB: 1 BB: 0 P: 15	1B: 5 2B: 1 3B: 0 HR: 0	SF: 0 SAC: 0 DP: 0 HBP: 0	WP: 0 PB: 0 SB: 0 CS: 1	PA: 33														
PITCHER	IP	WLS	BF	H	R	ER	SO	BB	IBB	HBP	BLK	WP	HR	S	P	ERA	WHIP	PITCHER		IP	WLS	BF	H	R	ER	SO	BB	IBB	HBP	BLK	WP	HR	S	P	ERA	WHIP
Dave LaPoint, L ERA: 5.05 (1, 1)	7.0	W	25	4	0	0	3	1	0	0	0	0	0	61	104	0.00	0.714																			
Dave Righetti, L ERA: 2.64 (8, 1)	2.0		8	2	0	0	2	0	0	0	0	0	0	21	33	0.00	1.000																			

Batter	1	2	3	4	5	6	7	8	9	AB	R	H	RBI	BB	SO	LOB	BOTTOM																			
Rickey Henderson, R OBP: 0.396, SLG: 0.371 (1, 7)	G6-3	4-2 BB		G4-3			L1			3	0	0	0	1	0	1	Baltimore Orioles @ New York Yankees Yankee Stadium, Bronx, NY Tue Jun 06 1989, 7:05 PM EDT Att: 24,260 - Unknown - 65 F																			
Steve Sax, R OBP: 0.364, SLG: 0.363 (1, 4)	G3	F9			G6-3		1B			4	0	1	0	0	2																					
Don Mattingly, L OBP: 0.349, SLG: 0.395 (1, 3)	HR		G3		F7		F8			4	1	1	1	0	0	1																				
Mel Hall, L OBP: 0.316, SLG: 0.453 (1, 9)	HR 1B		G4-3 1B		HR		G4-3			4	2	3	1	0	0	1																				
Ken Phelps, L OBP: 0.362, SLG: 0.340 (8, PH)			G4-3		K					3	1	1	2	0	1	1																				
Steve Balboni, R OBP: 0.298, SLG: 0.482 (8, PR)			G4-3							1	0	1	0	0	0	0																				
Wayne Tolleson, S OBP: 0.255, SLG: 0.188 (8, PR)			G4-3					FC4-6 1B		0	0	0	0	0	0	0																				
Mike Pagliarulo, L OBP: 0.270, SLG: 0.297 (1, 5)	G4-3		G1-3			F7		FC4-6 1B		4	0	0	0	0	2																					
Don Slaught, R OBP: 0.328, SLG: 0.385 (1, 2)		P5		G1-3 SH3 1B		F8		G6-4-3 1B		4	0	2	0	0	0	0																				
Alvaro Espinoza, R OBP: 0.305, SLG: 0.297 (1, 6)				SH3				G6-4-3		3	0	2	0	0	2																					
Deion Sanders, L OBP: 0.143, SLG: 0.286 (1, 8)		K		G1-3			P5			3	0	0	0	1	3																					
Inning Stats	R: 3 E: 0 K: 0 S: 15	H: 3 LOB: 0 BB: 0 P: 23	R: 0 E: 0 K: 1 S: 13	H: 1 LOB: 2 BB: 1 P: 22	R: 0 E: 0 K: 0 S: 11	H: 1 LOB: 1 BB: 0 P: 16	R: 0 E: 0 K: 0 S: 5	H: 1 LOB: 0 BB: 0 P: 8	R: 1 E: 0 K: 1 S: 15	H: 1 LOB: 0 BB: 0 P: 17	R: 0 E: 0 K: 0 S: 9	H: 1 LOB: 1 BB: 0 P: 17	R: 0 E: 0 K: 0 S: 6	H: 1 LOB: 1 BB: 0 P: 13	R: 0 E: 0 K: 0 S: 8	H: 2 LOB: 2 BB: 0 P: 13	R: 0 E: 0 K: 0 S: 8	H: 1 LOB: 1 BB: 0 P: 15	1B: 6 2B: 2 3B: 0 HR: 3	SF: 0 SAC: 1 DP: 1 HBP: 0	WP: 0 PB: 0 SB: 0 CS: 0	PA: 35														
PITCHER	IP	WLS	BF	H	R	ER	SO	BB	IBB	HBP	BLK	WP	HR	S	P	ERA	WHIP	PITCHER		IP	WLS	BF	H	R	ER	SO	BB	IBB	HBP	BLK	WP	HR	S	P	ERA	WHIP
Dave Schmidt, R ERA: 5.06 (1, 1)	6.1	L	29	9	4	4	2	1	0	0	0	0	0	3	109	5.68	1.579																			
Kevin Hickey, L ERA: 2.06 (7, 1)	1.2		6	2	0	0	0	0	0	0	0	0	0	11	20	0.00	1.200																			



Batter	1	2	3	4	5	6	7	8	9	AB	R	H	RBI	BB	SO	LOB	TOP					
Paul Moltzer, R OBP: 0.372, SLG: 0.473 (1, 5)	SF8	BB		SF7		L1		F9		3	1	1	1	1	0	1						
Jim Gantner, L OBP: 0.297, SLG: 0.286 (1, 4)	SF8	F8		F7			1B	G4-3		4	1	1	1	1	0	0	3					
Robin Yount, R OBP: 0.367, SLG: 0.450 (1, 10)	K			1B		G6-3		F9	K	5	1	1	0	0	2	1						
Glenn Braggs, R OBP: 0.338, SLG: 0.472 (1, 7)	1B			1B		K		1B	K	5	1	3	1	0	2	0						
Greg Brock, L OBP: 0.250, SLG: 0.323 (1, 3)	G4-3			1B		G1-6-3		1B	1B	4	0	2	1	1	0	1						
Rob Deer, R OBP: 0.320, SLG: 0.453 (1, 9)		1B		P4		1B	1B	1B	K	4	1	2	1	1	1	3						
B.J. Surhoff, L OBP: 0.265, SLG: 0.316 (1, 2)	F9			L3		F9	FC3-2-5-3	1B	1B	4	0	0	0	1	0	6						
Mike Felder, S OBP: 0.283, SLG: 0.250 (1, 8)	1B			SF7	2B	K		G1-3		4	1	2	0	1	1	3						
Bill Spiers, L OBP: 0.311, SLG: 0.297 (1, 6)	K			P6		1B	G4-3			4	0	1	1	0	1	6						
Inning Stats	R: 1 E: 0 K: 1 S: 18	H: 2 LOB: 1 BB: 0 P: 28	R: 0 E: 0 K: 1 S: 9	H: 2 LOB: 3 BB: 1 P: 20	R: 1 E: 0 K: 0 S: 10	H: 3 LOB: 1 BB: 0 P: 17	R: 1 E: 0 K: 0 S: 9	H: 1 LOB: 0 BB: 0 P: 11	R: 0 E: 0 K: 1 S: 6	H: 0 LOB: 0 BB: 0 P: 10	R: 1 E: 0 K: 1 S: 9	H: 1 LOB: 1 BB: 1 P: 15	R: 2 E: 0 K: 0 S: 13	H: 3 LOB: 3 BB: 2 P: 30	R: 0 E: 0 K: 1 S: 13	H: 0 LOB: 0 BB: 0 P: 19	R: 0 E: 0 K: 2 S: 20	H: 1 LOB: 2 BB: 1 P: 30	1B: 11 2B: 2 3B: 1 HR: 0	SF: 2 SAC: 0 DP: 1 HBP: 0	WP: 0 PB: 0 SB: 4 CS: 0	PA: 44
PITCHER	IP WLS BF H R ER SO BB IBB HBP BLK WP HR S P ERA WHIP																					
Bob Milacki, R ERA: 3.9 (1, 1)	5.2 L 27 9 4 4 4 4 2 0 0 0 0 0 0 0 0 60 99 6.35 1.941																					
Mark Huisman, R ERA: 8.75 (6, 1)	0.2 4 2 2 2 0 0 0 0 0 0 0 0 0 0 7 11 27.00 3.000																					
Mark Thurmond, L ERA: 2.76 (7, 1)	1.2 8 1 0 0 1 1 1 0 0 0 0 0 0 0 20 40 0.00 1.200																					
Gregg Olson, R ERA: 2.12 (9, 1)	1.0 5 1 0 0 2 1 0 0 0 0 0 0 0 0 20 30 0.00 2.000																					

Milwaukee Brewers @ Baltimore Orioles
Memorial Stadium, Baltimore, MD
Thu Jun 08 1989, 7:05 PM EDT
Att: 30,378 - Unknown - 77 F

AB 37
R 6
H 13
RBI 6
BB 5
SO 7
LOB 24



Batter	1	2	3	4	5	6	7	8	9	AB	R	H	RBI	BB	SO	LOB	BOTTOM					
Mike Devereaux, R OBP: 0.381, SLG: 0.483 (1, 8)	1B	1B		1B		1B			K	5	1	4	0	0	1	0						
Phil Bradley, R OBP: 0.352, SLG: 0.405 (1, 7)	1B	G6-3		G4-3		K			G3	4	1	0	0	1	1	2						
Cal Ripken Jr., R OBP: 0.348, SLG: 0.404 (1, 6)	K			F8		G3		G5-3	F9	5	0	1	0	0	1	2						
Mickey Tettleton, S OBP: 0.341, SLG: 0.525 (1, 10)	K			F8		G3		G4-3		4	0	0	0	0	1	3						
Randy Milligan, R OBP: 0.385, SLG: 0.458 (1, 3)	1B			1B		FC6-5-4-5		G5-3		2	0	0	0	2	0	1						
Bob Melvin, R OBP: 0.338, SLG: 0.333 (1, 2)	1B			1B		1B			G4-1	3	0	2	2	1	0	0						
Joe Orsulak, L OBP: 0.367, SLG: 0.414 (1, 9)	F8			F9		1B			1B	4	0	2	0	0	0	4						
Craig Worthington, R OBP: 0.292, SLG: 0.297 (1, 5)		G4-3		G1-3		G5-3			P3	4	0	0	0	0	0	4						
Billy Ripken, R OBP: 0.319, SLG: 0.357 (1, 4)	G4-3			G6-3		P3			F7	4	0	0	0	0	0	1						
Inning Stats	R: 2 E: 0 K: 2 S: 15	H: 2 LOB: 2 BB: 2 P: 27	R: 0 E: 0 K: 0 S: 15	H: 1 LOB: 0 BB: 0 P: 22	R: 0 E: 0 K: 0 S: 11	H: 1 LOB: 2 BB: 1 P: 24	R: 0 E: 0 K: 0 S: 4	H: 1 LOB: 0 BB: 0 P: 9	R: 0 E: 0 K: 1 S: 10	H: 2 LOB: 3 BB: 1 P: 17	R: 0 E: 0 K: 1 S: 10	H: 1 LOB: 0 BB: 0 P: 14	R: 0 E: 0 K: 0 S: 10	H: 0 LOB: 0 BB: 0 P: 16	R: 0 E: 0 K: 0 S: 6	H: 1 LOB: 1 BB: 0 P: 9	R: 0 E: 0 K: 1 S: 9	H: 0 LOB: 0 BB: 0 P: 11	1B: 9 2B: 0 3B: 0 HR: 0	SF: 0 SAC: 0 DP: 0 HBP: 0	WP: 0 PB: 0 SB: 3 CS: 0	PA: 39
PITCHER	IP WLS BF H R ER SO BB IBB HBP BLK WP HR S P ERA WHIP																					
Bill Krueger, L ERA: 3.26 (5, 1)	4.2 W 14 2 0 0 2 0 0 0 0 0 0 0 0 38 56 0.00 0.462																					

Milwaukee Brewers @ Baltimore Orioles
Memorial Stadium, Baltimore, MD
Thu Jun 08 1989, 7:05 PM EDT
Att: 30,378 - Unknown - 77 F

AB 35
R 2
H 9
RBI 2
BB 4
SO 4
LOB 17



Batter	1	2	3	4	5	6	7	8	9	AB	R	H	RBI	BB	SO	LOB	TOP										
Paul Moltzer, R OBP: 0.363, SLG: 0.455	4-2 1B 2B BB	2-1 G4-3		2-3 K		0-1 P4		1-1 G1-3		4	1	0	0	1	1	2	Milwaukee Brewers @ Baltimore Orioles Memorial Stadium, Baltimore, MD Sat Jun 10 1989, 7:05 PM EDT Att: 44,294 - Unknown - 76 F										
Robin Yount, R OBP: 0.365, SLG: 0.450	0-2 F9	0-1 G6-3		0-0 FC5-4 1B		0-0 1B 2B		0-1 L6		5	1	2	1	0	0	2											
Rob Deer, R OBP: 0.320, SLG: 0.445	1-0 2B 1B	3-H G6-3		0-3 K		3-1 G5-4-3 1B			1-3 K	5	1	2	1	0	2	1											
Terry Francona, L OBP: 0.237, SLG: 0.298	1-2 2B 1B			0-3 K		2-0 G5-4-3 1B				0	0	0	0	0	0	0											
Glenn Briggs, R OBP: 0.337, SLG: 0.471	1-1 1B 2B			1-1 BB FC4 1B		1-2 FC5-4			1-2 F8	5	1	2	1	0	0	2											
Dave Engle, R OBP: 0.255, SLG: 0.385	0-2 P4			2-1 F9		1-3 K		1-1 P4		5	0	1	0	0	1	3											
Gus Polidor, R OBP: 0.197, SLG: 0.253	1-0 BB 1B			1-1 FC4 BB 1B		1-2 1B 2B		0-3 K		5	1	3	1	0	1	1											
Charlie O'Brien, R OBP: 0.339, SLG: 0.340	2-3 3-H 1B			4-1 FC4 BB		1-2 P4 2B		0-2 G6-3		2	0	0	0	2	0	1											
Mike Felder, S OBP: 0.279, SLG: 0.250	1-3 K			0-0 FC4		2-0 1B		0-0 WP 1B		4	0	2	2	0	1	5											
Jim Gantner, L OBP: 0.305, SLG: 0.295		1-1 G4-3 G6-3 1B		2-0 L4		2-3 K		1-0 F7		4	1	1	0	0	1	4											
Inning Stats	R: 2 E: 0 K: 1 S: 17	H: 3 LOB: 3 BB: 2 P: 29	R: 1 E: 0 K: 0 S: 8	H: 1 LOB: 0 BB: 0 P: 14	R: 1 E: 0 K: 0 S: 9	H: 2 LOB: 2 BB: 1 P: 19	R: 0 E: 0 K: 2 S: 10	H: 1 LOB: 1 BB: 0 P: 13	R: 1 E: 0 K: 2 S: 14	H: 2 LOB: 1 BB: 0 P: 21	R: 1 E: 0 K: 0 S: 6	H: 2 LOB: 0 BB: 0 P: 11	R: 0 E: 0 K: 1 S: 8	H: 0 LOB: 0 BB: 0 P: 9	R: 0 E: 0 K: 0 S: 6	H: 1 LOB: 1 BB: 0 P: 8	R: 0 E: 0 K: 1 S: 10	H: 1 LOB: 1 BB: 0 P: 13	1B: 10 2B: 3 3B: 0 HR: 0	SF: 0 SAC: 0 DP: 1 HBP: 0	WP: 1 PB: 0 CS: 1	PA: 42					
PITCHER	IP	WLS	BF	H	R	ER	SO	BB	IBB	HBP	BLK	WP	HR	S	P	ERA	WHIP										
Jeff Ballard, L ERA: 2.51	3.0	L	18	6	4	4	1	3	0	0	0	0	0	34	62	12.00	3.000										
Mark Huisman, R ERA: 8.35	2.0		9	3	1	1	4	0	0	0	0	0	0	24	34	4.50	1.500										
Mark Thurmond, L ERA: 2.7	4.0		15	4	1	1	2	0	0	0	0	1	0	30	41	2.25	1.000										

Batter	1	2	3	4	5	6	7	8	9	AB	R	H	RBI	BB	SO	LOB	BOTTOM										
Mike Devereaux, R OBP: 0.381, SLG: 0.474	2-2 CS 1B		0-0 G6-3			1-2 G5-3		2-2 E5 1B		4	0	1	0	0	0	0	Milwaukee Brewers @ Baltimore Orioles Memorial Stadium, Baltimore, MD Sat Jun 10 1989, 7:05 PM EDT Att: 44,294 - Unknown - 76 F										
Steve Finley, L OBP: 0.217, SLG: 0.302	2-1 G6-3		0-1 B1-3			2-1 G3		0-2 BB 1B		4	0	1	0	0	0	1											
Cal Ripken Jr., R OBP: 0.349, SLG: 0.398	4-0 BB BB			2-3 K		2-1 G4-3		4-2 BB		2	0	0	0	2	1	0											
Mickey Tettleton, S OBP: 0.352, SLG: 0.560	4-0 FC6-4 BB			3-1 G4-6-3 1B		1-2 WP 1B		2-1 G4-3		3	0	2	0	1	0	3											
Joe Orsulak, L OBP: 0.354, SLG: 0.397	1-1 FC6-4			3-2 G4-6-3		0-0 F9		0-0 F9		4	0	0	0	0	0	4											
Jim Traher, L OBP: 0.283, SLG: 0.376		0-0 F8			3-2 E6 G3 1B		0-0 F8		1-0 F9	4	0	1	0	0	0	1											
Larry Sheets, L OBP: 0.311, SLG: 0.357		1-1 L3			0-0 L7		2-0 L4		0-0 E8 BB	4	0	0	0	0	0	2											
Craig Worthington, R OBP: 0.292, SLG: 0.310		1-0 G5-3			1-2 G3		3-2 G1-3		4-0 BB	3	0	0	0	1	0	1											
Billy Ripken, R OBP: 0.307, SLG: 0.341			3-2 G5-3			0-1 G5-3		1-3 K		3	0	0	0	0	1	1											
Brady Anderson, L OBP: 0.315, SLG: 0.353								2-1 F9		1	0	0	0	0	0	2											
Inning Stats	R: 0 E: 0 K: 0 S: 8	H: 1 LOB: 2 BB: 2 P: 21	R: 0 E: 0 K: 0 S: 4	H: 0 LOB: 0 BB: 0 P: 6	R: 0 E: 0 K: 0 S: 6	H: 0 LOB: 0 BB: 0 P: 9	R: 0 E: 0 K: 1 S: 11	H: 1 LOB: 0 BB: 0 P: 19	R: 0 E: 0 K: 0 S: 12	H: 1 LOB: 1 BB: 0 P: 16	R: 0 E: 0 K: 0 S: 7	H: 0 LOB: 0 BB: 0 P: 12	R: 0 E: 0 K: 0 S: 6	H: 1 LOB: 1 BB: 0 P: 9	R: 0 E: 1 K: 1 S: 19	H: 1 LOB: 3 BB: 1 P: 31	R: 0 E: 1 K: 0 S: 5	H: 0 LOB: 2 BB: 1 P: 12	1B: 5 2B: 0 3B: 0 HR: 0	SF: 0 SAC: 0 DP: 1 HBP: 0	WP: 1 PB: 0 CS: 1	PA: 36					
PITCHER	IP	WLS	BF	H	R	ER	SO	BB	IBB	HBP	BLK	WP	HR	S	P	ERA	WHIP										
Don August, R ERA: 4.07	9.0	W	36	5	0	0	2	4	0	0	0	1	0	78	135	0.00	1.000										

Batter	1	2	3	4	5	6	7	8	9	AB	R	H	RBI	BB	SO	LOB	TOP										
Paul Moltzer, R OBP: 0.359, SLG: 0.454			P9			G4-3		G6-4-3	G1-3	5	1	1	0	0	0	4	Milwaukee Brewers @ Baltimore Orioles Memorial Stadium, Baltimore, MD Sun Jun 11 1989, 3:33 AM EDT Att: 44,993 - Sunny - 70 F										
Jim Gantner, L OBP: 0.395, SLG: 0.301	B3		F9			S		L6-4		3	0	1	0	1	0	1											
Robin Yount, R OBP: 0.364, SLG: 0.447	2-H		G4-3			G6-3		L6-4		4	0	1	1	0	0	3											
Glenn Briggs, R OBP: 0.332, SLG: 0.463	P4					P9		G6-3		4	0	0	0	0	0	1											
Greg Brock, L OBP: 0.225, SLG: 0.282	G3					F7		G5-3		4	0	0	0	0	0	1											
B.J. Surhoff, L OBP: 0.266, SLG: 0.315		F8				FC6-4		F9		4	1	2	0	0	0	0											
Terry Francona, L OBP: 0.239, SLG: 0.299									S	3	0	1	0	0	0	1											
Rob Deer, R OBP: 0.323, SLG: 0.452			FC5-4			FC6-4		L6	1B	1	1	1	1	0	0	0											
Mike Felder, S OBP: 0.306, SLG: 0.269		FC5-4				S		G4-3	1B	3	0	2	0	1	0	1											
Bill Spiers, L OBP: 0.309, SLG: 0.296						G4-3		G6-4-3	G1-3	4	0	1	0	0	1	3											
Inning Stats	R: 1 E: 0 K: 0 S: 12	H: 2 LOB: 1 BB: 0 P: 18	R: 0 E: 0 K: 1 S: 13	H: 1 LOB: 1 BB: 0 P: 19	R: 0 E: 0 K: 0 S: 8	H: 0 LOB: 0 BB: 0 P: 13	R: 0 E: 0 K: 0 S: 7	H: 1 LOB: 1 BB: 0 P: 9	R: 0 E: 0 K: 0 S: 5	H: 0 LOB: 0 BB: 0 P: 9	R: 0 E: 0 K: 0 S: 14	H: 1 LOB: 1 BB: 1 P: 22	R: 0 E: 0 K: 0 S: 5	H: 1 LOB: 0 BB: 0 P: 7	R: 2 E: 0 K: 0 S: 10	H: 3 LOB: 1 BB: 0 P: 19	1B: 7 2B: 4 3B: 0 HR: 0	SF: 0 SAC: 0 DP: 2 HBP: 0	WP: 1 PB: 0 SB: 4 CS: 0	PA: 37							
PITCHER	IP	WLS	BF	H	R	ER	SO	BB	IBB	HBP	BLK	WP	HR	S	P	ERA	WHIP										
Jay Tibbs, R ERA: 1.65	6.1		27	6	1	1	1	2	0	0	0	0	0	65	103	1.42	1.263										
Mark Williamson, R ERA: 3.25	1.2		4	1	0	0	0	0	0	0	0	0	0	8	12	0.00	0.600										
Kevin Hickey, L ERA: 2.41	0.1	L	2	1	1	1	0	0	0	0	0	0	0	3	5	27.00	3.000										
Gregg Olson, R ERA: 2.34	0.2		4	2	1	1	0	0	0	0	0	1	0	7	14	13.50	3.000										

Batter	1	2	3	4	5	6	7	8	9	AB	R	H	RBI	BB	SO	LOB	BOTTOM										
Mike Devereaux, R OBP: 0.385, SLG: 0.495	P1		K			S		SH3-4		4	1	2	0	0	1	2	Milwaukee Brewers @ Baltimore Orioles Memorial Stadium, Baltimore, MD Sun Jun 11 1989, 3:33 AM EDT Att: 44,993 - Sunny - 70 F										
Brady Anderson, L OBP: 0.315, SLG: 0.349	G4-3		L6			SH3-4		G5-4-3		2	0	0	0	1	0	2											
Cal Ripken Jr., R OBP: 0.344, SLG: 0.391	K					P4		G5-4-3		4	0	0	0	0	1	3											
Mickey Tettleton, S OBP: 0.350, SLG: 0.551		P6				E6		FC5-4		3	0	0	0	1	1	0											
Randy Milligan, R OBP: 0.373, SLG: 0.441	F8					G4-3		FC5-4		4	0	0	0	0	0	2											
Bob Melvin, R OBP: 0.321, SLG: 0.316	P9					K		L3		4	0	0	0	0	1	1											
Joe Orsulak, L OBP: 0.353, SLG: 0.396			F8			E9		F8		3	0	1	0	0	0	0											
Craig Worthington, R OBP: 0.292, SLG: 0.306						G3		P3		2	0	0	0	1	0	1											
Rene Gonzales, R OBP: 0.312, SLG: 0.304						F4		G6-3		2	0	0	0	1	0	1											
Inning Stats	R: 0 E: 0 K: 1 S: 8	H: 0 LOB: 0 BB: 0 P: 14	R: 0 E: 0 K: 0 S: 6	H: 0 LOB: 0 BB: 0 P: 12	R: 0 E: 0 K: 1 S: 12	H: 0 LOB: 2 BB: 2 P: 23	R: 0 E: 0 K: 1 S: 8	H: 0 LOB: 0 BB: 0 P: 12	R: 0 E: 1 K: 0 S: 13	H: 1 LOB: 1 BB: 0 P: 17	R: 0 E: 0 K: 0 S: 7	H: 0 LOB: 0 BB: 0 P: 13	R: 0 E: 0 K: 0 S: 7	H: 1 LOB: 1 BB: 1 P: 11	R: 0 E: 0 K: 0 S: 5	H: 0 LOB: 0 BB: 1 P: 12		1B: 2 2B: 1 3B: 1 HR: 0	SF: 0 SAC: 1 DP: 2 HBP: 0	WP: 0 PB: 0 SB: 1 CS: 0	PA: 33						
PITCHER	IP	WLS	BF	H	R	ER	SO	BB	IBB	HBP	BLK	WP	HR	S	P	ERA	WHIP										
Teddy Figueroa, L ERA: 4.04	7.0		26	2	1	0	4	2	0	0	0	0	0	61	102	0.00	0.571										
Chuck Crim, R ERA: 3.49	1.0	W	4	1	0	0	0	0	1	0	0	0	0	7	11	0.00	1.000										
Dan Plesac, L ERA: 2.3	1.0	S	3	0	0	0	0	1	0	0	0	0	0	5	12	0.00	1.000										



Batter	1	2	3	4	5	6	7	8	9	AB	R	H	RBI	BB	SO	LOB	TOP			
Rickey Henderson, R OBP: 0.396, SLG: 0.364	(1, 7) G5-3		(1, 0) F7		(0, 0) L7		(1, 0) G4-3			4	0	0	0	0	0	3	New York Yankees @ Baltimore Orioles Memorial Stadium, Baltimore, MD Tue Jun 13 1989, 7:05 PM EDT Att: 24,674 - Unknown			
Steve Sax, R OBP: 0.371, SLG: 0.367	(1, 4) G4-3				(1, 2) 1B	(1, 2) G5-3		(1, 1) G4-3	4	1	2	0	0	0	0					
Don Mattingly, L OBP: 0.350, SLG: 0.433	(1, 3) L6				(0, 2) 1B	(1, 2) G1-5-3		(2, 0) G4-6-3	4	0	1	0	0	0	1					
Mel Hall, L OBP: 0.342, SLG: 0.457		(3, 1) G4-3			(0, 0) 1B	(0, 0) F8		(0, 0) G4-3	4	0	1	1	0	0	0					
Ken Phelps, L OBP: 0.344, SLG: 0.321 Steve Balboni, R OBP: 0.290, SLG: 0.458	(1, 10) G3-1				(2, 3) K		(1, 1) 1B		(2, 2) F7	3	1	1	0	0	1	2				
Jesse Barfield, R OBP: 0.312, SLG: 0.412	(1, 8) G5-3				(1, 2) P8		(3, 2) P5		(2, 2) 1B	4	0	1	0	0	3					
Mike Pagliarulo, L OBP: 0.277, SLG: 0.322			(3, 2) G5-3		(0, 0) 1B		(1, 1) 1B		(0, 3) K	4	0	2	0	0	1	1				
Don Slaught, R OBP: 0.327, SLG: 0.383			(0, 0) 2B		(2, 3) K		(1, 0) 1B		(3, 2) G1-3	4	0	2	1	0	1	1				
Alvaro Espinoza, R OBP: 0.290, SLG: 0.282	(1, 6) F8		(2, 2) F8		(0, 1) F9		(0, 0) F9			3	0	0	0	0	3					
Inning Stats	R: 0 E: 0 K: 0 S: 8	H: 0 LOB: 0 BB: 0 P: 12	R: 0 E: 0 K: 0 S: 8	H: 0 LOB: 0 BB: 0 P: 17	R: 0 E: 0 K: 0 S: 9	H: 1 LOB: 1 BB: 0 P: 15	R: 1 E: 0 K: 1 S: 15	H: 4 LOB: 3 BB: 0 P: 19	R: 0 E: 0 K: 0 S: 10	H: 0 LOB: 0 BB: 0 P: 12	R: 1 E: 0 K: 0 S: 12	H: 3 LOB: 2 BB: 0 P: 19	R: 0 E: 0 K: 0 S: 4	H: 1 LOB: 0 BB: 0 P: 7	R: 0 E: 0 K: 1 S: 15	H: 1 LOB: 1 BB: 0 P: 22	1B: 9 2B: 1 3B: 0 HR: 0	SF: 0 SAC: 0 DP: 1 HBP: 0	WP: 0 PB: 0 SB: 0 CS: 0	PA: 35
PITCHER	IP WLS BF H R ER SO BB IBB HBP BLK WP HR S P ERA WHIP																			
Dave Schmidt, R ERA: 4.8	(1, 1) 6.0 W 22 5 1 1 2 0 0 0 0 0 0 0 57 84 1.50 0.833																			
Mark Williamson, R ERA: 3.39	(7, 1) 1.0 7 4 1 1 0 0 0 0 0 0 0 14 22 9.00 4.000																			
Kevin Hickey, L ERA: 2.29	(8, 1) 1.0 2 0 0 0 0 0 0 0 0 0 0 2 4 0.00 0.000																			
Gregg Olson, R ERA: 2.27	(9, 1) 1.0 S 4 1 0 0 1 0 0 0 0 0 0 0 15 22 0.00 1.000																			

Batter	1	2	3	4	5	6	7	8	9	AB	R	H	RBI	BB	SO	LOB	BOTTOM			
Mike Devereaux, R OBP: 0.372, SLG: 0.476	(1, 8) L9		(1, 1) P2		(2, 0) P4	(0, 2) P4				4	0	0	0	0	0	2	New York Yankees @ Baltimore Orioles Memorial Stadium, Baltimore, MD Tue Jun 13 1989, 7:05 PM EDT Att: 24,674 - Unknown			
Phil Bradley, R OBP: 0.355, SLG: 0.417 Brady Anderson, L OBP: 0.315, SLG: 0.349	(1, 7) 2B		(0, 1) 2B		(1, 0) 2B		(1, 2) F8			4	1	3	0	0	0	0				
Cal Ripken Jr., R OBP: 0.342, SLG: 0.393	(1, 6) F7		(0, 0) 2B		(1, 2) F8		(0, 3) K			4	0	1	0	0	1	2				
Mickey Tettleton, S OBP: 0.348, SLG: 0.550	(1, 2) 1B		(2, 2) F9		(0, 0) G5-3		(1, 3) K			4	0	1	1	0	1	2				
Randy Milligan, R OBP: 0.384, SLG: 0.452	(1, 3) 1B				(0, 0) L5		(1, 1) 1B		(1, 2) FC1-6	4	1	3	0	0	0	0				
Bob Melvin, R OBP: 0.341, SLG: 0.338		(0, 2) G6-3			(1, 2) 1B		(0, 0) 1B		(1, 1) FC1-6	4	2	3	0	0	0	1				
Joe Orsulak, L OBP: 0.357, SLG: 0.406 Steve Finley, L OBP: 0.217, SLG: 0.302	(1, 9) F9		(1, 0) F9		(0, 0) F9		(2, 1) SF8		(1, 1) G4-3	4	1	2	2	0	0	2				
Craig Worthington, R OBP: 0.291, SLG: 0.301	(1, 5) G6-3		(0, 1) G6-3		(0, 1) F6		(4, 1) SF8		(2, 2) G4-3	3	0	0	1	1	0	2				
Billy Ripken, R OBP: 0.299, SLG: 0.333	(1, 4) G6-3		(1, 1) G6-3		(3, 3) K		(2, 2) SF8		(3, H) G6-3	3	0	0	1	0	1	0				
Inning Stats	R: 1 E: 0 K: 0 S: 8	H: 3 LOB: 2 BB: 0 P: 12	R: 0 E: 0 K: 0 S: 7	H: 1 LOB: 0 BB: 0 P: 7	R: 0 E: 0 K: 0 S: 10	H: 2 LOB: 2 BB: 0 P: 14	R: 0 E: 0 K: 0 S: 7	H: 1 LOB: 1 BB: 0 P: 8	R: 0 E: 0 K: 1 S: 10	H: 1 LOB: 1 BB: 0 P: 17	R: 2 E: 0 K: 0 S: 13	H: 3 LOB: 2 BB: 1 P: 22	R: 0 E: 0 K: 2 S: 9	H: 0 LOB: 0 BB: 0 P: 11	R: 2 E: 0 K: 0 S: 15	H: 2 LOB: 0 BB: 0 P: 21	1B: 9 2B: 4 3B: 0 HR: 0	SF: 1 SAC: 0 DP: 1 HBP: 0	WP: 0 PB: 0 SB: 0 CS: 0	PA: 36
PITCHER	IP WLS BF H R ER SO BB IBB HBP BLK WP HR S P ERA WHIP																			
Dave LaPoint, L ERA: 5.15	(1, 1) 7.1 L 34 13 5 5 3 1 0 0 0 0 0 0 71 101 6.14 1.909																			
Lance McCullers, R ERA: 4.91	(8, 1) 0.2 2 0 0 0 0 0 0 0 0 0 0 0 8 11 0.00 0.000																			



Batter	1	2	3	4	5	6	7	8	9	AB	R	H	RBI	BB	SO	LOB	TOP																			
Rickey Henderson, R OBP: 0.370, SLG: 0.357 (1, 7)	G5-3	CS	G4-3		F9			F9									4 0 0 0 0 0 0																			
Steve Sax, R OBP: 0.370, SLG: 0.363 (1, 4)	1B BB		K			G4-1		F8									3 0 0 0 1 1 0																			
Don Mattingly, L OBP: 0.352, SLG: 0.434 (1, 3)	E5						FC6-4 1B	F9									4 0 2 0 0 0 1																			
Mel Hall, L OBP: 0.337, SLG: 0.446 (1, 10)			L4						L7								4 0 1 0 0 0 2																			
Jesse Barfield, R OBP: 0.311, SLG: 0.408 (1, 9)	K				G5-3												4 1 1 0 0 1 4																			
Mike Pagliarulo, L OBP: 0.272, SLG: 0.315 (9, PH)	L3																3 0 0 0 0 0 3																			
Steve Balboni, R OBP: 0.295, SLG: 0.458 (9, PR)																	0 0 0 0 1 0 0																			
Wayne Tolleson, S OBP: 0.298, SLG: 0.216 (9, 6)																	0 1 0 0 0 0 0																			
Don Slaught, R OBP: 0.335, SLG: 0.396 (1, 2)																	4 0 3 0 0 0 0																			
Alvaro Espinoza, R OBP: 0.285, SLG: 0.277 (9, PH)																	3 0 0 0 0 1 2																			
Ken Phelps, L OBP: 0.349, SLG: 0.327 (9, 5)																	1 0 1 2 0 0 0																			
Tom Brookens, R OBP: 0.263, SLG: 0.345 (1, 8)																	0 0 0 0 0 0 0																			
Roberto Kelly, R OBP: 0.353, SLG: 0.400 (1, 8)																	4 0 1 0 0 1 3																			
Inning Stats	R: 0 E: 1 K: 1 S: 13	H: 1 LOB: 3 BB: 1 P: 22	R: 0 E: 0 K: 0 S: 10	H: 2 LOB: 0 BB: 0 P: 13	R: 0 E: 0 K: 1 S: 12	H: 1 LOB: 1 BB: 0 P: 23	R: 0 E: 0 K: 0 S: 4	H: 0 LOB: 0 BB: 0 P: 5	R: 0 E: 0 K: 2 S: 7	H: 0 LOB: 0 BB: 0 P: 11	R: 0 E: 0 K: 0 S: 10	H: 1 LOB: 1 BB: 0 P: 14	R: 0 E: 0 K: 0 S: 4	H: 1 LOB: 1 BB: 0 P: 4	R: 0 E: 0 K: 0 S: 6	H: 0 LOB: 0 BB: 0 P: 9	R: 2 E: 0 K: 0 S: 16	H: 3 LOB: 2 BB: 1 P: 26	1B: 8 2B: 1 3B: 0 HR: 0	SF: 0 SAC: 0 DP: 2 HBP: 0	WP: 0 PB: 0 SB: 0 CS: 1	PA: 37														
PITCHER	IP WLS BF H R ER SO BB IBB HBP BLK WP HR S P ERA WHIP																																			
Bob Miacki, R ERA: 3.66 (1, 1)	8.1	32	7	1	1	4	1	0	0	0	0	0	0	75	111	1.08	0.960																			
Kevin Hickey, L ERA: 2.75 (9, 1)	0.0	L	1	0	0	0	1	0	0	0	0	0	0	0	4	∞	∞																			
Mark Williamson, R ERA: 3.33 (9, 1)	0.2	3	2	1	1	0	0	0	0	0	0	0	0	7	12	13.50	3.000																			

New York Yankees @ Baltimore Orioles
Memorial Stadium, Baltimore, MD
Wed Jun 14 1989, 7:05 PM EDT
Att: 28,626 - Unknown

AB 34
R 2
H 9
RBI 2
BB 2
SO 4
LOB 15



Batter	1	2	3	4	5	6	7	8	9	AB	R	H	RBI	BB	SO	LOB	BOTTOM																		
Mike Devereaux, R OBP: 0.376, SLG: 0.472 (9, 9)	G5-3		K			SH5-3											3 0 1 0 1 1 1																		
Phil Bradley, R OBP: 0.360, SLG: 0.416 (1, 7)	G1-3																5 0 2 0 0 0 1																		
Cal Ripken Jr., R OBP: 0.340, SLG: 0.389 (1, 6)	G6-3																5 0 1 1 0 1 5																		
Mickey Tettleton, S OBP: 0.351, SLG: 0.552 (1, 10)																	3 0 1 0 1 1 0																		
Randy Milligan, R OBP: 0.378, SLG: 0.444 (6, PH)																	2 0 0 0 0 0 0																		
Jim Traber, L OBP: 0.287, SLG: 0.378 (7, 3)																	2 0 1 0 0 0 3																		
Bob Melvin, R OBP: 0.326, SLG: 0.321 (1, 2)																	4 0 0 0 0 1 5																		
Joe Orsulak, L OBP: 0.354, SLG: 0.408 (9, 8)																	4 0 1 0 0 0 2																		
Brady Anderson, L OBP: 0.315, SLG: 0.349 (1, 5)																	0 0 0 0 0 0 0																		
Craig Worthington, R OBP: 0.296, SLG: 0.306 (1, 4)																	4 0 2 0 0 0 1																		
Billy Ripken, R OBP: 0.297, SLG: 0.338 (1, 4)																	4 1 1 0 0 0 2																		
Inning Stats	R: 0 E: 0 K: 0 S: 9	H: 0 LOB: 0 BB: 0 P: 14	R: 0 E: 0 K: 0 S: 6	H: 0 LOB: 0 BB: 0 P: 13	R: 0 E: 0 K: 1 S: 12	H: 1 LOB: 1 BB: 0 P: 18	R: 0 E: 0 K: 1 S: 7	H: 0 LOB: 0 BB: 0 P: 11	R: 0 E: 0 K: 1 S: 8	H: 1 LOB: 1 BB: 0 P: 15	R: 1 E: 1 K: 1 S: 9	H: 2 LOB: 3 BB: 1 P: 19	R: 0 E: 0 K: 1 S: 15	H: 2 LOB: 3 BB: 1 P: 28	R: 0 E: 0 K: 0 S: 6	H: 2 LOB: 1 BB: 0 P: 10	R: 0 E: 0 K: 0 S: 11	H: 2 LOB: 2 BB: 0 P: 17	1B: 7 2B: 3 3B: 0 HR: 0	SF: 0 SAC: 1 DP: 0 HBP: 0	WP: 0 PB: 0 SB: 0 CS: 1	PA: 39													
PITCHER	IP WLS BF H R ER SO BB IBB HBP BLK WP HR S P ERA WHIP																																		
Chuck Cary, L ERA: 2.84 (6, 1)	0.1	5	2	1	1	0	1	0	0	0	0	0	5	14	27.00	9.000																			
Scott Nielsen, R ERA: 13.5 (6, 1)	2.2	W	12	4	0	0	2	1	0	0	0	0	25	43	0.00	1.875																			
Lee Guetterman, L ERA: 1.43 (9, 1)	1.0	S	5	2	0	0	0	0	0	0	0	0	11	17	0.00	2.000																			

New York Yankees @ Baltimore Orioles
Memorial Stadium, Baltimore, MD
Wed Jun 14 1989, 7:05 PM EDT
Att: 28,626 - Unknown

AB 36
R 1
H 10
RBI 1
BB 2
SO 4
LOB 20



Batter	1	2	3	4	5	6	7	8	9	AB	R	H	RBI	BB	SO	LOB	TOP					
Luis Polonia, L OBP: 0.299, SLG: 0.337	G3		L7		G4-3	L9		L9		5	0	0	0	0	0	1	Oakland Athletics @ Baltimore Orioles Memorial Stadium, Baltimore, MD Fri Jun 16 1989, 7:05 PM EDT Unknown					
Dave Henderson, R OBP: 0.340, SLG: 0.393	F8		G5-3		F8		G6-4-3 BB	G4-3		4	0	0	0	1	0	1						
Dave Parker, L OBP: 0.315, SLG: 0.449	1B			G3-1	1B 2B		G6-4-3 1-2f	G4-3		5	1	2	0	0	0	1						
Mark McGwire, R OBP: 0.349, SLG: 0.517	F8			HR	1B 1B		HR 1B	K		4	3	2	1	1	1	1						
Ron Hassey, L OBP: 0.289, SLG: 0.409		G3-1		1B 2B	1B		HR	G4-3		5	2	3	3	0	0	0						
Tony Phillips, S OBP: 0.381, SLG: 0.395	F8			2B SF9	1B		1B BB			3	1	2	1	1	0	0						
Stan Javier, S OBP: 0.340, SLG: 0.359	G4-3			SF9 3-H	2B		1B			4	0	2	1	0	0	2						
Glenn Hubbard, R OBP: 0.329, SLG: 0.425			SF9				L6	P9		3	0	1	1	0	0	2						
Mike Gallego, R OBP: 0.318, SLG: 0.333	L1-3		G6-3				F9	F8		4	0	0	0	0	0	2						
Inning Stats	R: 0 E: 0 K: 0 S: 6	H: 1 LOB: 1 BB: 0 P: 10	R: 0 E: 0 K: 0 S: 7	H: 0 LOB: 0 BB: 0 P: 12	R: 0 E: 0 K: 0 S: 7	H: 1 LOB: 1 BB: 0 P: 10	R: 3 E: 0 K: 0 S: 14	H: 4 LOB: 1 BB: 0 P: 21	R: 2 E: 0 K: 0 S: 12	H: 3 LOB: 2 BB: 1 P: 23	R: 2 E: 0 K: 0 S: 15	H: 3 LOB: 2 BB: 2 P: 31	R: 0 E: 0 K: 1 S: 9	H: 0 LOB: 0 BB: 0 P: 14	R: 0 E: 0 K: 1 S: 6	H: 0 LOB: 0 BB: 0 P: 10	1B: 7 2B: 3 3B: 0 HR: 2	SF: 1 SAC: 0 DP: 1 HBP: 0	WP: 0 PB: 0 SB: 0 CS: 0	PA: 41		
PITCHER	IP	WLS	BF	H	R	ER	SO	BB	IBB	HBP	BLK	WP	HR	S	P	ERA	WHIP					
Brian Holton, R ERA: 3.88	(1, 1)	5.0	L	25	9	5	5	0	1	0	0	0	0	1	46	76	9.00	2.000				
Mark Thurmond, L ERA: 2.97	(6, 1)	1.2		8	2	2	0	2	0	0	0	0	0	1	16	33	10.80	2.400				
Mark Williamson, R ERA: 3.17	(7, 1)	2.1		8	1	0	0	1	0	0	0	0	0	0	20	32	0.00	0.429				



Batter	1	2	3	4	5	6	7	8	9	AB	R	H	RBI	BB	SO	LOB	BOTTOM					
Brady Anderson, L OBP: 0.316, SLG: 0.353	L1-3		P6		F8				P4	4	0	1	0	0	0	1	Oakland Athletics @ Baltimore Orioles Memorial Stadium, Baltimore, MD Fri Jun 16 1989, 7:05 PM EDT Unknown					
Mike Devereaux, R OBP: 0.373, SLG: 0.468							G4-6-3 1B			1	0	0	0	0	0	0						
Phil Bradley, R OBP: 0.359, SLG: 0.407	HR 1B		G4-3			E BB	G4-6-3 1-2f			3	1	1	0	1	0	2						
Cal Ripken Jr., R OBP: 0.347, SLG: 0.414	HR			1B G4-6-3 BB		E5 BB		BLK 1B		3	3	2	2	1	0	1						
Mickey Tettleton, S OBP: 0.355, SLG: 0.552	G6-3 1B			G4-6-3 1B		P4		G5-3		4	0	2	0	0	0	3						
Joe Orsulak, L OBP: 0.353, SLG: 0.409	G6-3			G4-6-3		G4-6-3 BB		L1		3	0	0	0	1	0	3						
Randy Milligan, R OBP: 0.395, SLG: 0.451			G6-3 BB		G1-3		G4-6-3			1	0	0	0	1	0	0						
Jim Traber, L OBP: 0.296, SLG: 0.386								1B		2	0	1	1	0	0	3						
Larry Sheets, L OBP: 0.351										3	1	1	0	0	0	1						
Bob Melvin, R OBP: 0.322, SLG: 0.318								K		1	0	0	0	0	1	1						
Craig Worthington, R OBP: 0.290, SLG: 0.299	L6									4	0	1	0	0	0	0						
Billy Ripken, R OBP: 0.295, SLG: 0.347			G4-3							4	0	1	1	0	0	1						
Inning Stats	R: 2 E: 0 K: 0 S: 10	H: 3 LOB: 0 BB: 0 P: 20	R: 0 E: 0 K: 0 S: 8	H: 0 LOB: 1 BB: 1 P: 13	R: 0 E: 0 K: 0 S: 9	H: 0 LOB: 0 BB: 0 P: 14	R: 1 E: 0 K: 0 S: 9	H: 1 LOB: 1 BB: 1 P: 17	R: 0 E: 0 K: 0 S: 8	H: 1 LOB: 0 BB: 0 P: 12	R: 0 E: 1 K: 0 S: 12	H: 0 LOB: 2 BB: 2 P: 27	R: 1 E: 0 K: 1 S: 11	H: 2 LOB: 1 BB: 0 P: 18	R: 0 E: 0 K: 0 S: 8	H: 0 LOB: 0 BB: 0 P: 12	1B: 7 2B: 1 3B: 1 HR: 1	SF: 0 SAC: 0 DP: 5 HBP: 0	WP: 0 PB: 0 SB: 0 CS: 0	PA: 37		
PITCHER	IP	WLS	BF	H	R	ER	SO	BB	IBB	HBP	BLK	WP	HR	S	P	ERA	WHIP					
Storm Davis, R ERA: 5.59	(1, 1)	5.0	W	19	5	3	3	0	2	0	0	0	0	0	44	76	5.40	1.400				
Gene Nelson, R ERA: 2.36	(6, 1)	0.0		2	0	0	0	0	1	0	0	0	0	4	11							
Greg Cadaret, L ERA: 2.33	(6, 1)	1.0		4	1	1	1	0	1	0	0	0	0	11	20	9.00	2.000					
Todd Burns, R ERA: 1.81	(7, 1)	1.0		5	3	1	1	0	0	0	0	0	0	8	12	9.00	3.000					
Rick Honeycutt, L ERA: 2.12	(8, 1)	2.0	S	7	1	0	0	1	0	0	0	0	0	18	29	0.00	0.500					



Batter	1	2	3	4	5	6	7	8	9	AB	R	H	RBI	BB	SO	LOB	TOP										
Luis Polonia, L OBP: 0.300, SLG: 0.337 Mike Gallego, R OBP: 0.316, SLG: 0.331	1-1 G6-4-3 1B		1-2 F8		3-2 G6-3			1-3 K		3	0	1	0	0	0	1											
Dave Henderson, R OBP: 0.339, SLG: 0.392 Jamie Quirk, L OBP: 0.185, SLG: 0.083 Glenn Hubbard, R OBP: 0.326, SLG: 0.419	1-0 G6-4-3		1-2 1B 2-H				2-3 K	0-1 F9		3	0	1	1	0	1	1											
Dave Parker, L OBP: 0.318, SLG: 0.454	0-0 2B		0-0 1B				0-1 L7	1-3 K		4	0	2	0	0	1	0											
Mark McGwire, R OBP: 0.343, SLG: 0.505	2-1 F8		0-1 P3				0-0 G1-3		2-2 F8	4	0	0	0	0	0	3											
Terry Steinbach, R OBP: 0.371, SLG: 0.415		1-3 K		0-2 G6-4-3 1B				1-3 K	0-0 G6-4-3 1B	4	0	2	0	0	2	0											
Carney Lansford, R OBP: 0.398, SLG: 0.434		2-3 K		2-0 G6-4-3				3-3 K	1-1 G6-4-3	4	0	0	0	0	2	2											
Tony Phillips, S OBP: 0.381, SLG: 0.391		2-2 F8		2-3 K				4-2 WP BB		2	0	0	0	1	1	0											
Stan Javier, S OBP: 0.340, SLG: 0.355			0-2 L7		2-1 L1-3			4-2 BB	1-3 BB	2	0	0	0	1	0	0											
Lance Blankenship, R OBP: 0.281, SLG: 0.364			1-1 BLK 1B		1-1 F8			1-1 F9		3	1	1	0	0	0	2											
Inning Stats	R: 0 E: 0 K: 0 S: 6	H: 2 LOB: 1 BB: 0 P: 10	R: 0 E: 0 K: 2 S: 10	H: 0 LOB: 0 BB: 0 P: 15	R: 1 E: 0 K: 0 S: 14	H: 3 LOB: 2 BB: 0 P: 17	R: 0 E: 0 K: 1 S: 8	H: 1 LOB: 0 BB: 0 P: 11	R: 0 E: 0 K: 0 S: 9	H: 0 LOB: 0 BB: 0 P: 15	R: 0 E: 0 K: 2 S: 12	H: 0 LOB: 2 BB: 2 P: 25	R: 0 E: 0 K: 0 S: 9	H: 0 LOB: 0 BB: 0 P: 11	R: 0 E: 0 K: 0 S: 6	H: 1 LOB: 0 BB: 0 P: 9	1B: 6 2B: 1 3B: 0 HR: 0	SF: 0 SAC: 0 DP: 3 HBP: 0	WP: 2 PB: 0 SB: 0 CS: 0	PA: 33							
PITCHER	IP	WLS	BF	H	R	ER	SO	BB	IBB	HBP	BLK	WP	HR	S	P	ERA	WHIP										
Jay Tibbs, R ERA: 1.57	7.0	W	27	6	1	1	6	2	0	0	1	1	0	65	101	1.29	1.143										
Kevin Hickey, L ERA: 2.49	2.0		6	1	0	0	2	0	0	0	0	0	0	15	20	0.00	0.500										

Oakland Athletics @ Baltimore Orioles
Memorial Stadium, Baltimore, MD

AB 31
R 1
H 7
RBI 1
BB 2
SO 8
LOB 9



WP: 2 PA: 33
PB: 0
SB: 0
CS: 0

Batter	1	2	3	4	5	6	7	8	9	AB	R	H	RBI	BB	SO	LOB	BOTTOM										
Brady Anderson, L OBP: 0.315, SLG: 0.351	3-3 K		0-0 F9		2-1 S 2B 1B		0-0 G1-3			4	1	1	0	0	1	0											
Steve Finley, L OBP: 0.229, SLG: 0.322	2-1 F7			1-0 G3-1 1B G1-6-3 1B	3-2 1B SF8 2B		3-2 P5			4	2	2	1	0	0	0											
Cal Ripken Jr., R OBP: 0.345, SLG: 0.412	0-1 F8			1-0 G1-6-3 1B	2-0 E 1B		1-1 F8			4	0	1	0	0	0	1											
Mickey Tettleton, S OBP: 0.353, SLG: 0.558		2-1 4-3 3B		2-2 G3-1	0-0 SF8		2-1 F8			3	1	1	1	0	0	1											
Joe Orsulak, L OBP: 0.397, SLG: 0.424 Mike Devereaux, R OBP: 0.373, SLG: 0.468		3-1 4-3		0-1 S 1B	1-2 3-H F6		1-2 FC4-2 3B			4	1	2	2	0	0	1											
Jim Traber, L OBP: 0.302, SLG: 0.385		3-H 1-3 K		2-2 E 1B			1-0 F9	4-1 FC4-2 S BB		3	0	1	1	1	1	0											
Bob Melvin, R OBP: 0.309, SLG: 0.303		2-2 F6		0-1 E5	1-2 F8		2-2 F8	2-2 FC4-2		4	0	0	0	0	0	3											
Craig Worthington, R OBP: 0.290, SLG: 0.298			1-3 K	1-1 F4			1-2 1B	1-3 3-H F7		4	0	1	0	0	1	4											
Rene Gonzales, R OBP: 0.309, SLG: 0.301			1-2 F7		2-0 P3		0-0 F9			3	0	0	0	0	0	1											
Inning Stats	R: 0 E: 0 K: 1 S: 7	H: 0 LOB: 0 BB: 0 P: 12	R: 1 E: 0 K: 1 S: 11	H: 1 LOB: 0 BB: 0 P: 19	R: 0 E: 0 K: 1 S: 7	H: 0 LOB: 0 BB: 0 P: 9	R: 2 E: 1 K: 0 S: 14	H: 3 LOB: 2 BB: 0 P: 21	R: 2 E: 1 K: 0 S: 9	H: 3 LOB: 1 BB: 0 P: 18	R: 0 E: 0 K: 0 S: 9	H: 1 LOB: 0 BB: 0 P: 13	R: 0 E: 0 K: 0 S: 6	H: 0 LOB: 0 BB: 0 P: 10	R: 0 E: 0 K: 0 S: 13	H: 1 LOB: 2 BB: 1 P: 24	1B: 6 2B: 1 3B: 2 HR: 0	SF: 1 SAC: 0 DP: 0 HBP: 0	WP: 0 PB: 0 SB: 3 CS: 0	PA: 35							
PITCHER	IP	WLS	BF	H	R	ER	SO	BB	IBB	HBP	BLK	WP	HR	S	P	ERA	WHIP										
Mike Moore, R ERA: 2.23	7.0	L	30	8	5	3	3	0	0	0	0	0	0	63	102	6.43	1.143										
Eric Plunk, R ERA: 2.59	1.0		5	1	0	0	0	1	0	0	0	0	0	13	24	0.00	2.000										

Oakland Athletics @ Baltimore Orioles
Memorial Stadium, Baltimore, MD

AB 33
R 5
H 9
RBI 5
BB 1
SO 3
LOB 11



WP: 0 PA: 35
PB: 0
SB: 3
CS: 0

Fri Jun 16 1989, 7:05 PM EDT
Att: 40,707 - Unknown - 77 F

livebaseballscores.com

Batter	1	2	3	4	5	6	7	8	9	AB	R	H	RBI	BB	SO	LOB	TOP	
Luis Polonia, L OBP: 0.309, SLG: 0.351	F8	FC6-4			1B			2B		4	0	3	0	0	0	0		
Dave Henderson, R OBP: 0.335, SLG: 0.386	K	FC6-4			F7			P4		4	0	0	0	0	1	4		
Dave Parker, L OBP: 0.317, SLG: 0.450	HR		P6		G6-3			P6		4	1	1	0	0	0	2		
Mark McGwire, R OBP: 0.341, SLG: 0.516	HR		P6		P5			K		4	1	1	2	0	1	1		
Terry Steinbach, R OBP: 0.374, SLG: 0.413 Lance Blankenship, R OBP: 0.261, SLG: 0.364	FC6-4		L6		F8			E		3	0	1	0	1	0	0		
Carney Lansford, R OBP: 0.395, SLG: 0.430 Mike Gallego, R OBP: 0.315, SLG: 0.329 Ron Hassey, L OBP: 0.297, SLG: 0.405	FC6-4		P4		K			K		2	0	0	0	0	0	1		
Tony Phillips, S OBP: 0.373, SLG: 0.382		G6-3		E3				L8		4	0	0	0	0	0	1	AB 34	
Glenn Hubbard, R OBP: 0.322, SLG: 0.403		FC3-6		G5-4-3				5-3		3	0	0	0	1	0	3	R 2	
Stan Javier, S OBP: 0.333, SLG: 0.347		FC3-6		G6-3				L4		4	0	0	0	0	0	3	H 6	
Inning Stats	R: 2 E: 0 K: 1 S: 13	H: 3 LOB: 1 BB: 0 P: 22	R: 0 E: 0 K: 0 S: 12	H: 1 LOB: 2 BB: 1 P: 21	R: 0 E: 0 K: 0 S: 7	H: 0 LOB: 0 BB: 0 P: 11	R: 0 E: 0 K: 0 S: 7	H: 0 LOB: 0 BB: 0 P: 11	R: 0 E: 0 K: 1 S: 11	H: 1 LOB: 1 BB: 0 P: 18	R: 0 E: 0 K: 1 S: 12	H: 1 LOB: 1 BB: 0 P: 18	R: 0 E: 1 K: 1 S: 13	H: 0 LOB: 2 BB: 1 P: 21	1B: 4 2B: 1 3B: 0 HR: 1	SF: 0 SAC: 0 DP: 1 HBP: 0	WP: 0 PB: 0 SB: 0 CS: 0	PA: 36
PITCHER	IP WLS BF H R ER SO BB IBB HBP BLK WP HR S P ERA WHIP																	
Jose Bautista, R ERA: 4.83	(1, 1) 6.0 W 24 5 2 2 2 1 0 0 0 0 0 1 61 100 3.00 1.000																	
Mark Williamson, R ERA: 3.09	(7, 1) 1.1 5 1 0 0 0 0 0 0 0 0 0 0 14 23 0.00 0.750																	
Gregg Olson, R ERA: 2.08	(8, 1) 1.2 S 7 0 0 0 2 1 0 0 0 0 0 0 0 19 31 0.00 0.600																	

Oakland Athletics @ Baltimore Orioles
Memorial Stadium, Baltimore, MD
Sat Jun 17 1989, 3:33 AM EDT
Att: 36,431 - Unknown - 79 F

AB 34
R 2
H 6
RBI 2
BB 2
SO 4
LOB 16



Batter	1	2	3	4	5	6	7	8	9	AB	R	H	RBI	BB	SO	LOB	BOTTOM	
Mike Devereaux, R OBP: 0.382, SLG: 0.464	G4-6-3		S	2B		L8		F8		3	2	1	0	2	0	0		
Phil Bradley, R OBP: 0.361, SLG: 0.418	G4-6-3		L7	2B		K				4	0	2	3	0	1	1		
Cal Ripken Jr., R OBP: 0.344, SLG: 0.407	G4-3		L7	BB		F7				3	0	0	0	1	0	1		
Mickey Tettleton, S OBP: 0.355, SLG: 0.560		FC6-5		K		6-3				3	0	1	0	1	1	2		
Randy Milligan, R OBP: 0.397, SLG: 0.444		F9		FC5-4		1B SH1		G5-3		2	0	0	0	2	0	3		
Bob Melvin, R OBP: 0.309, SLG: 0.304		FC6-5		F7 WP		SH1		G5-3		3	1	1	0	0	0	2		
Joe Orsulak, L OBP: 0.354, SLG: 0.416				K		G6-3		P6		3	0	0	0	1	1	3	AB 29	
Craig Worthington, R OBP: 0.289, SLG: 0.297				F7		F7		F7		4	0	1	0	0	0	3	R 4	
Billy Ripken, R OBP: 0.294, SLG: 0.344				K		FC6-4		P3		4	1	1	1	0	1	2	H 7	
Inning Stats	R: 0 E: 0 K: 0 S: 6	H: 0 LOB: 0 BB: 1 P: 14	R: 0 E: 0 K: 0 S: 14	H: 1 LOB: 2 BB: 1 P: 26	R: 1 E: 0 K: 1 S: 13	H: 1 LOB: 2 BB: 2 P: 26	R: 3 E: 0 K: 2 S: 18	H: 4 LOB: 2 BB: 1 P: 28	R: 0 E: 0 K: 1 S: 10	H: 0 LOB: 0 BB: 0 P: 15	R: 0 E: 0 K: 0 S: 7	H: 0 LOB: 1 BB: 1 P: 12	R: 0 E: 0 K: 0 S: 8	H: 0 LOB: 0 BB: 0 P: 12	1B: 4 2B: 3 3B: 0 HR: 0	SF: 0 SAC: 1 DP: 1 HBP: 0	WP: 1 PB: 0 SB: 1 CS: 0	PA: 37
PITCHER	IP WLS BF H R ER SO BB IBB HBP BLK WP HR S P ERA WHIP																	
Matt Young, L ERA: 7.36	(1, 1) 3.2 L 18 4 3 3 2 4 0 0 0 0 0 0 43 82 7.36 2.182																	
Jim Corsi, R ERA: 0.84	(4, 1) 3.1 16 3 1 1 2 3 0 0 0 0 0 0 38 60 2.70 1.800																	
Eric Plunk, R ERA: 2.49	(8, 1) 1.0 3 0 0 0 0 0 0 0 0 0 0 0 8 12 0.00 0.000																	

Oakland Athletics @ Baltimore Orioles
Memorial Stadium, Baltimore, MD
Sat Jun 17 1989, 3:33 AM EDT
Att: 36,431 - Unknown - 79 F

AB 29
R 4
H 7
RBI 4
BB 7
SO 4
LOB 17



Batter	1	2	3	4	5	6	7	8	9	AB	R	H	RBI	BB	SO	LOB	TOP								
Luis Polonia, L OBP: 0.308, SLG: 0.364 (1, 7)	F9			F7		HR		G6-3		4	1	1	2	0	0	0									
Stan Javier, S OBP: 0.327, SLG: 0.339 (1, 8)	G1-3			G4-3		K			G4-3	4	0	0	0	0	1	0									
Dave Parker, L OBP: 0.312, SLG: 0.443 (1, 10)	P5			F8		P5			G4-3	4	0	0	0	0	0	0									
Mark McGwire, R OBP: 0.339, SLG: 0.508 (1, 3)		G5-3			K				F8	3	0	0	0	1	1	0									
Ron Hassey, L OBP: 0.280, SLG: 0.395 (1, 2)		L8			F8				G4-6-3	3	0	0	0	0	0	1									
Terry Steinbach, R OBP: 0.378, SLG: 0.422 (1, 9)		G5-3			1B				2B	3	0	2	0	0	0	0									
Tony Phillips, S OBP: 0.368, SLG: 0.375 (8, 6)			F9		G4-3				P7	3	0	0	0	0	0	2									
Glenn Hubbard, R OBP: 0.312, SLG: 0.388 (1, 4)			F9			F8			K	3	0	0	0	0	1	0									
Mike Gallego, R OBP: 0.317, SLG: 0.331 Jamie Quirk, L OBP: 0.179, SLG: 0.080 (8, PH)			F8			HR			G5-3	2	1	1	0	0	0	0									
										1	0	0	0	0	0	0									
Inning Stats	R: 0 E: 0 K: 0 S: 8	H: 0 LOB: 0 BB: 0 P: 12	R: 0 E: 0 K: 0 S: 5	H: 0 LOB: 0 BB: 0 P: 7	R: 0 E: 0 K: 0 S: 10	H: 0 LOB: 0 BB: 0 P: 15	R: 0 E: 0 K: 0 S: 4	H: 0 LOB: 0 BB: 0 P: 5	R: 0 E: 0 K: 1 S: 11	H: 1 LOB: 1 BB: 0 P: 16	R: 2 E: 0 K: 1 S: 16	H: 2 LOB: 0 BB: 0 P: 20	R: 0 E: 0 K: 0 S: 10	H: 1 LOB: 1 BB: 1 P: 18	R: 0 E: 0 K: 1 S: 9	H: 0 LOB: 0 BB: 0 P: 15	R: 0 E: 0 K: 0 S: 6	H: 0 LOB: 0 BB: 0 P: 7	1B: 2 2B: 1 3B: 0 HR: 1	SF: 0 SAC: 0 DP: 1 HBP: 0	WP: 0 PB: 0 SB: 0 CS: 0	PA: 31			
PITCHER	IP	WLS	BF	H	R	ER	SO	BB	IBB	HBP	BLK	WP	HR	S	P	ERA	WHIP								
Dave Schmidt, R ERA: 4.67 (1, 1)	6.0	W	22	3	2	2	2	1	0	0	0	0	1	58	83	3.00	0.667								
Mickey Weston, R ERA: (7, 1)	3.0	S	9	1	0	0	1	0	0	0	0	0	0	21	32	0.00	0.333								

Oakland Athletics @ Baltimore Orioles
Memorial Stadium, Baltimore, MD
Sun Jun 18 1989, 3:33 AM EDT
Att: 46,541 - Sunny - 77 F

AB 30
R 2
H 4
RBI 2
BB 1
SO 3
LOB 3





Batter	1	2	3	4	5	6	7	8	9	AB	R	H	RBI	BB	SO	LOB	BOTTOM								
Mike Devereaux, R OBP: 0.367, SLG: 0.444 (1, 8)	G6-3	F7		G4-1		L7		F9		5	0	0	0	0	0	4									
Phil Bradley, R OBP: 0.363, SLG: 0.422 (1, 7)	BB HBP 2B		P9		BLK 2B		G6-3			3	1	1	0	1	0	0									
Cal Ripken Jr., R OBP: 0.343, SLG: 0.402 (1, 6)	SAFE SAFE SAFE 2B HBP		F9		G6-3		F7			3	1	0	0	0	0	1									
Mickey Tettleton, S OBP: 0.358, SLG: 0.555 (1, 10)	K		E6 BB		G6-4-3 BB		BB BB			2	1	0	0	2	1	2									
Randy Milligan, R OBP: 0.408, SLG: 0.440 (1, 3)	2B BB				G6-4-3		1B BB			1	1	0	0	3	0	2									
Bob Melvin, R OBP: 0.317, SLG: 0.323 (1, 2)	1-2 2-3		F8				1B			4	0	2	4	0	0	2									
Joe Orsulak, L OBP: 0.358, SLG: 0.424 (1, 9)	G1-3			G4-3		1B 1B		G6-3		4	0	2	0	0	0	1									
Craig Worthington, R OBP: 0.288, SLG: 0.296 (1, 5)		G6-3		P6		1B 1B				4	0	1	0	0	1	1									
Billy Ripken, R OBP: 0.287, SLG: 0.335 (1, 4)		G1-3		K		K		G6-3		4	0	0	0	0	2	3									
Inning Stats	R: 3 E: 0 K: 1 S: 17	H: 1 LOB: 1 BB: 2 P: 33	R: 0 E: 0 K: 0 S: 6	H: 0 LOB: 0 BB: 0 P: 12	R: 0 E: 1 K: 0 S: 7	H: 0 LOB: 2 BB: 1 P: 13	R: 0 E: 0 K: 1 S: 10	H: 0 LOB: 1 BB: 0 P: 15	R: 0 E: 0 K: 0 S: 6	H: 1 LOB: 1 BB: 1 P: 12	R: 0 E: 0 K: 1 S: 15	H: 2 LOB: 2 BB: 0 P: 20	R: 1 E: 0 K: 0 S: 13	H: 1 LOB: 2 BB: 2 P: 26	R: 0 E: 0 K: 1 S: 7	H: 1 LOB: 1 BB: 0 P: 8	1B: 3 2B: 3 3B: 0 HR: 0	SF: 0 SAC: 0 DP: 1 HBP: 1	WP: 0 PB: 1 SB: 0 CS: 0	PA: 37					
PITCHER	IP	WLS	BF	H	R	ER	SO	BB	IBB	HBP	BLK	WP	HR	S	P	ERA	WHIP								
Curt Young, L ERA: 4.62 (1, 1)	5.1	L	26	4	3	3	2	4	0	1	1	1	0	56	99	5.06	1.500								
Gene Nelson, R ERA: 2.45 (6, 1)	2.2		11	2	1	1	2	2	0	0	0	0	0	25	40	3.38	1.500								

Oakland Athletics @ Baltimore Orioles
Memorial Stadium, Baltimore, MD
Sun Jun 18 1989, 3:33 AM EDT
Att: 46,541 - Sunny - 77 F

AB 30
R 4
H 6
RBI 4
BB 6
SO 4
LOB 16

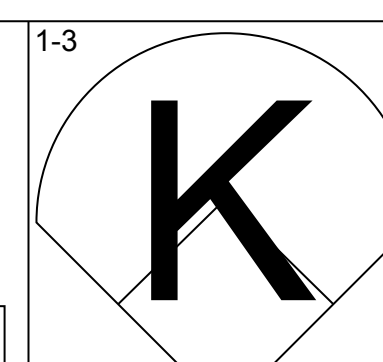
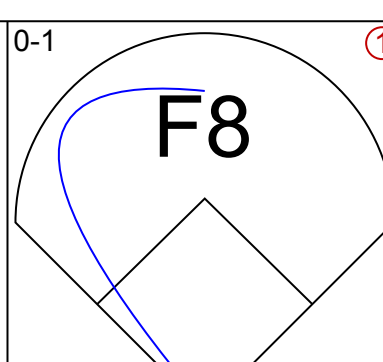
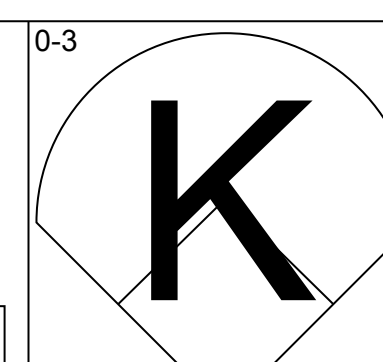
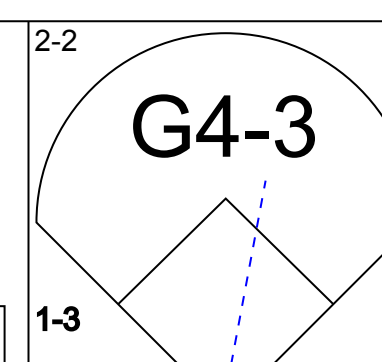
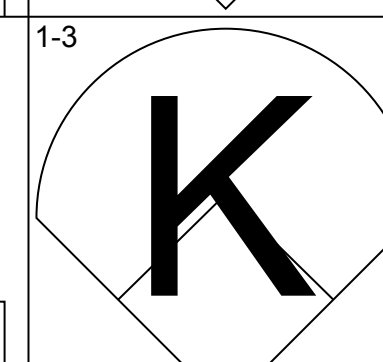
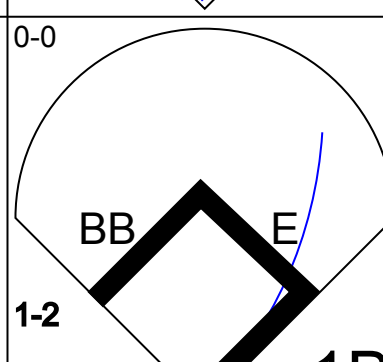
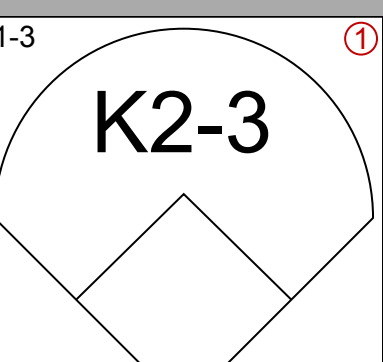
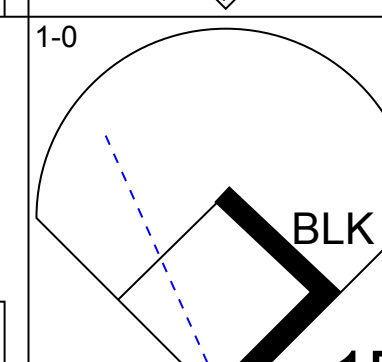
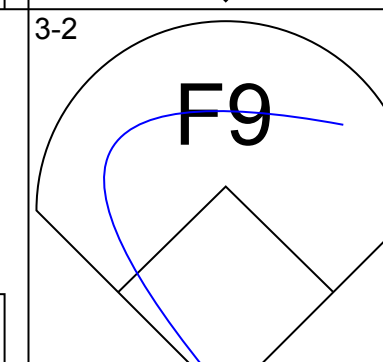
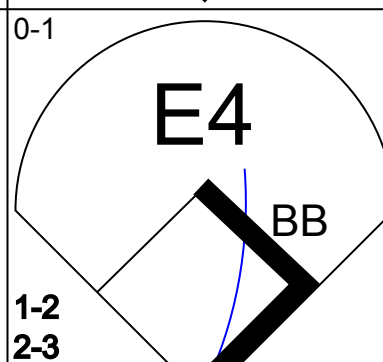
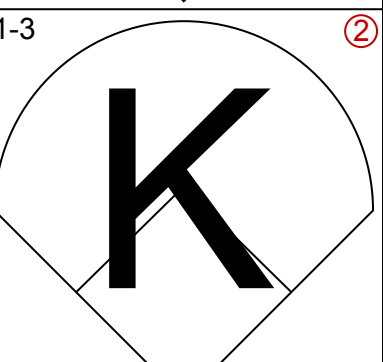
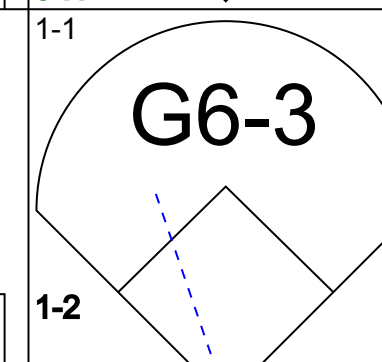
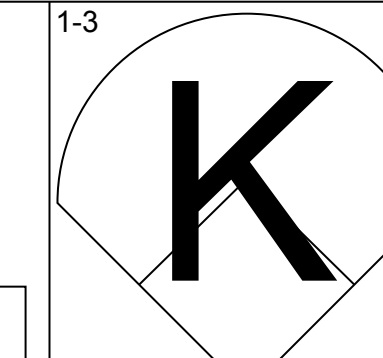
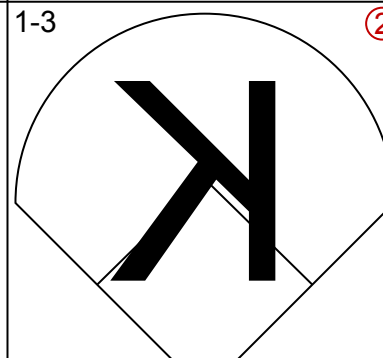
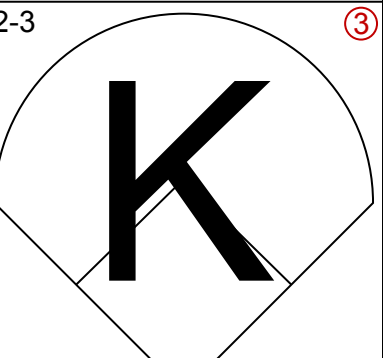
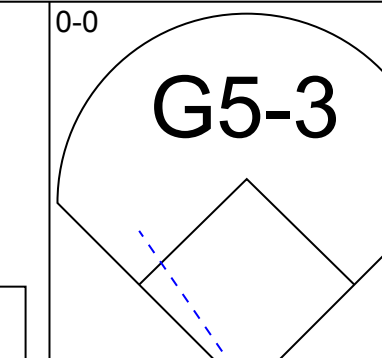
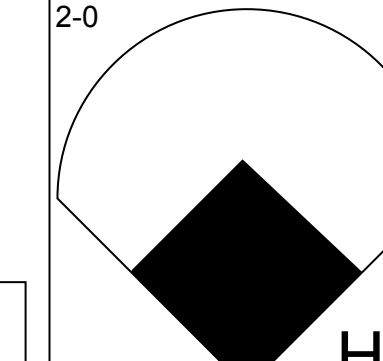
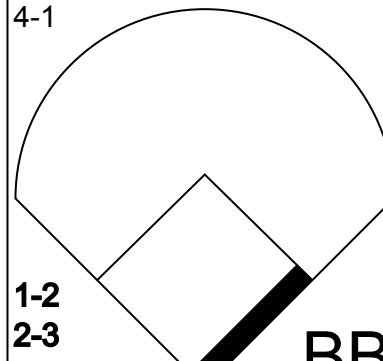
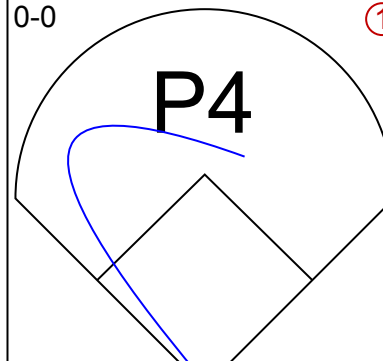
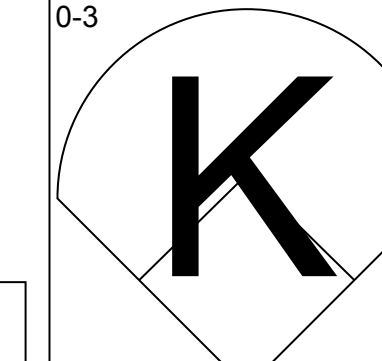

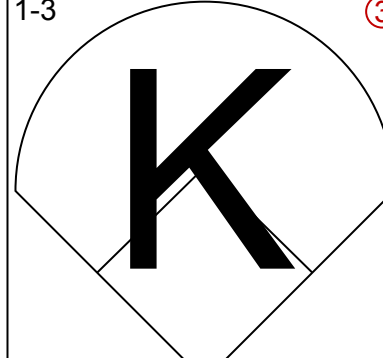
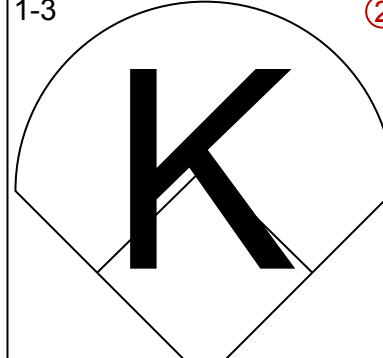
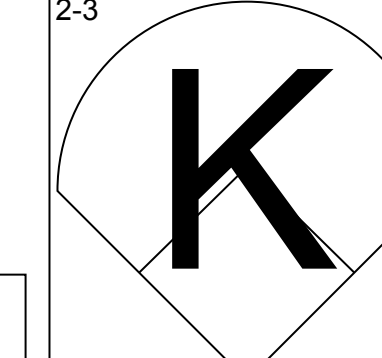
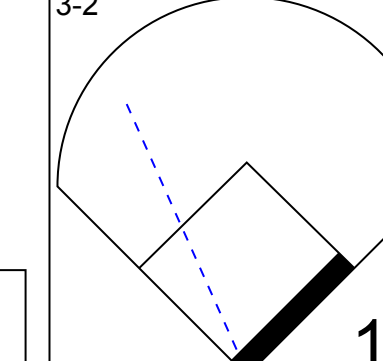
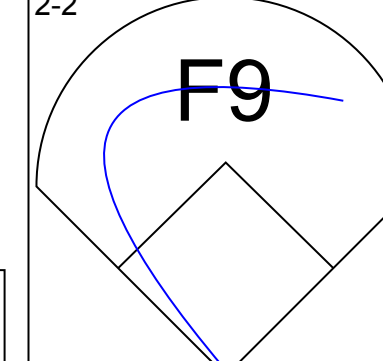
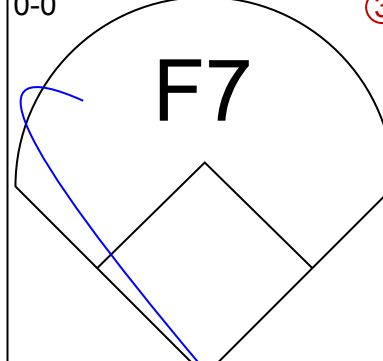
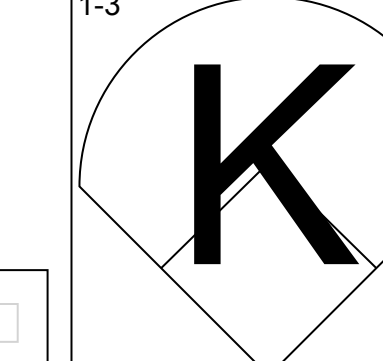
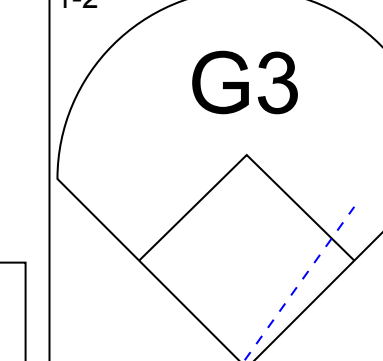
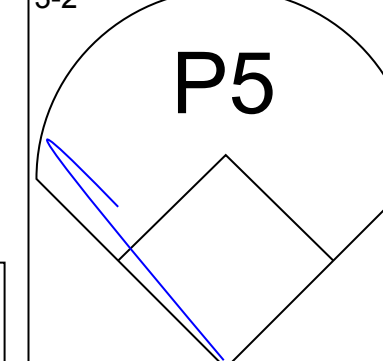
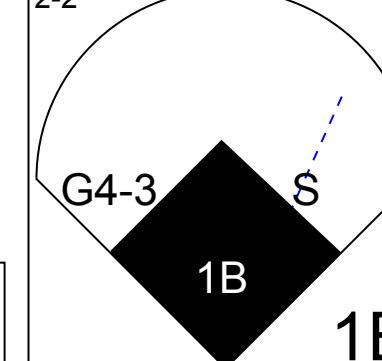
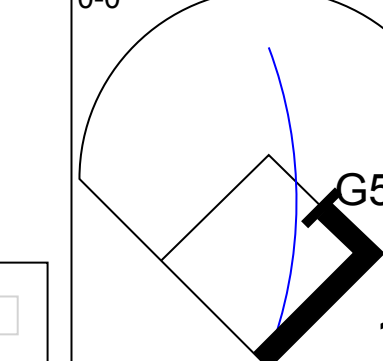
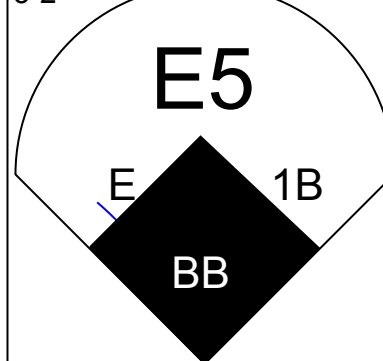
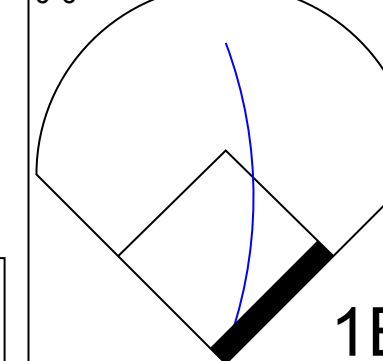
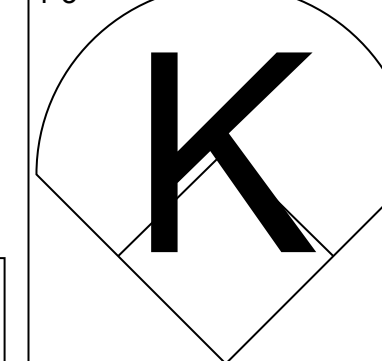
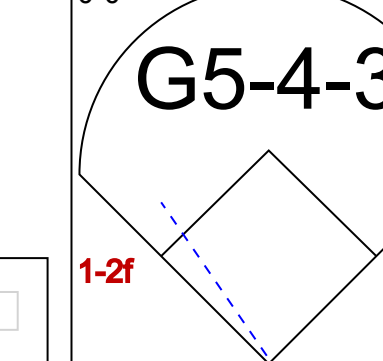


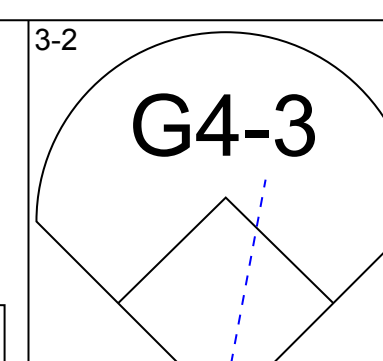
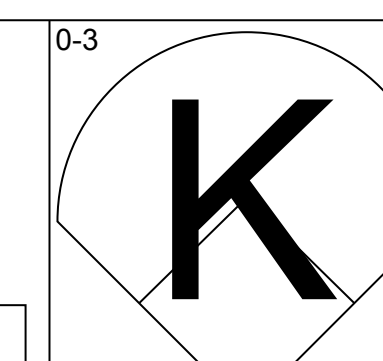
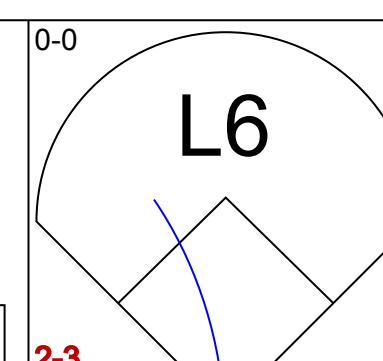
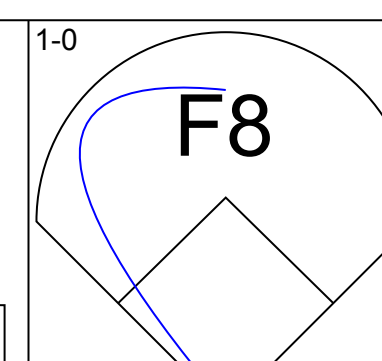

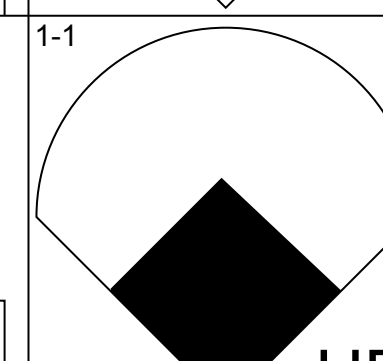
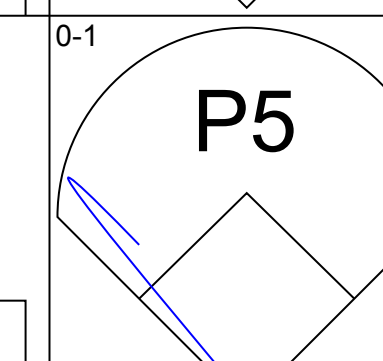
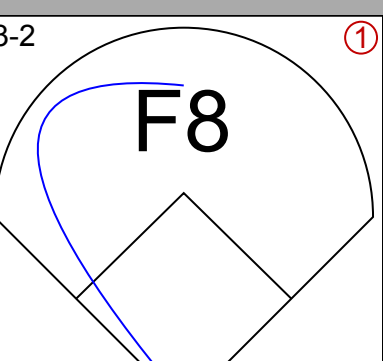
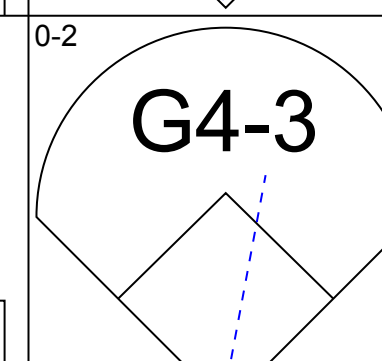
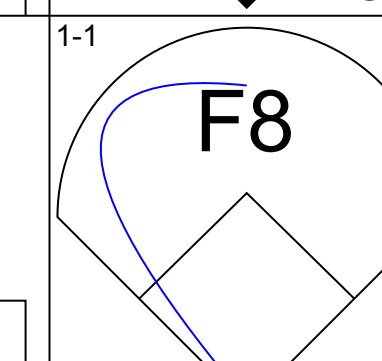
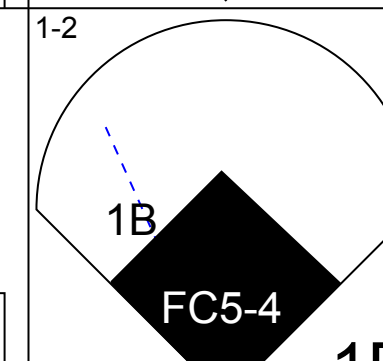
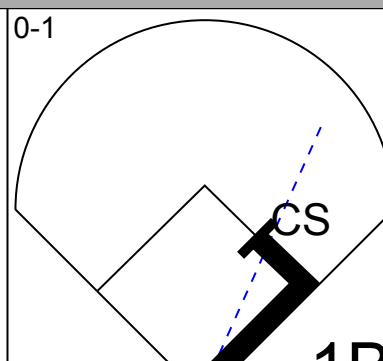
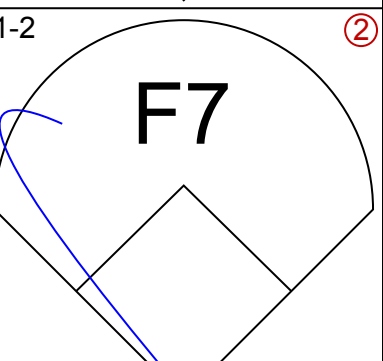
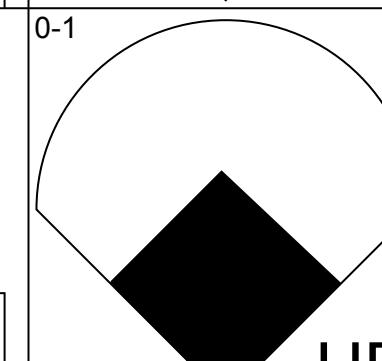
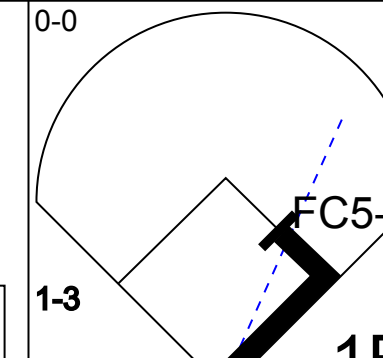
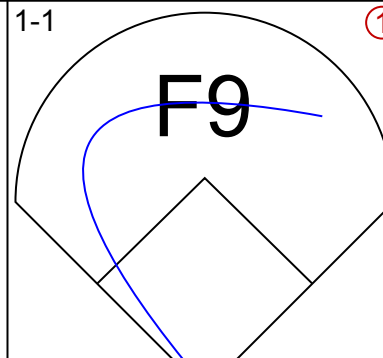
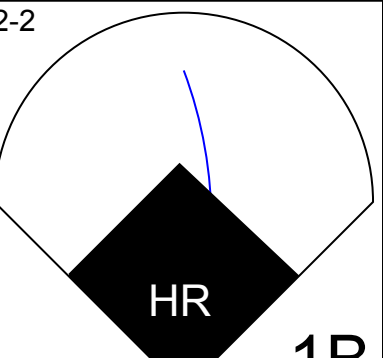
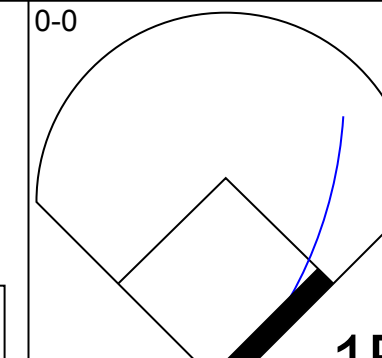
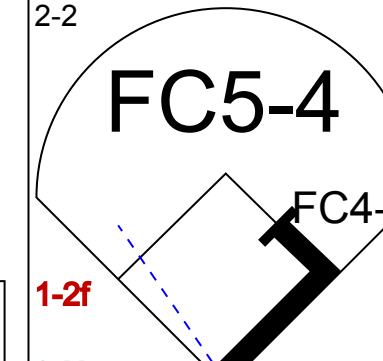
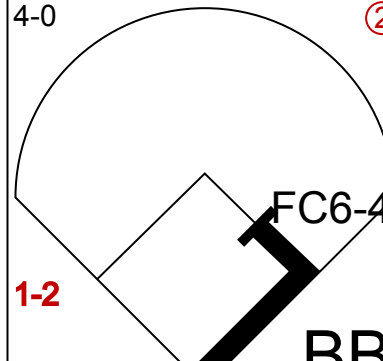
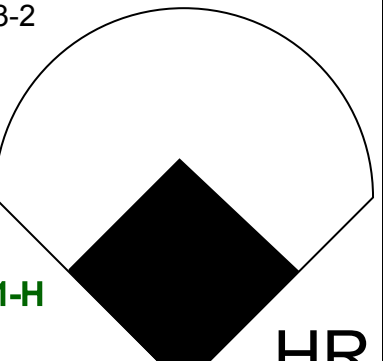
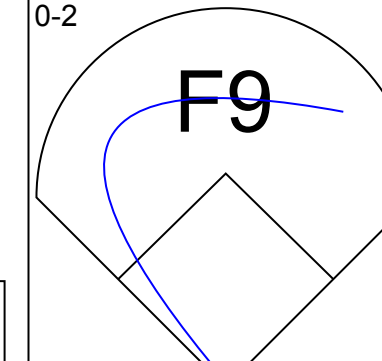
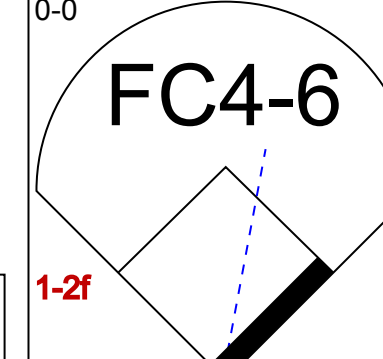
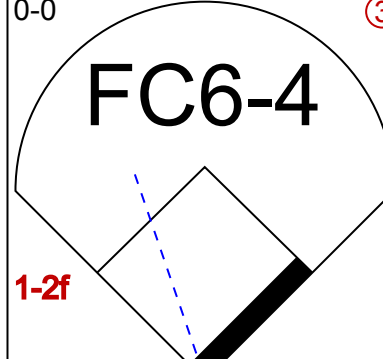
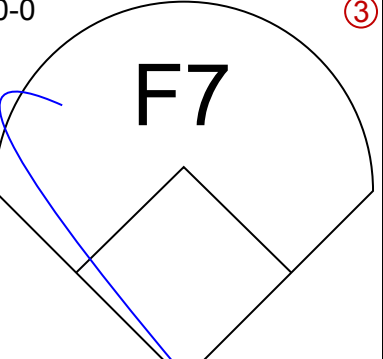
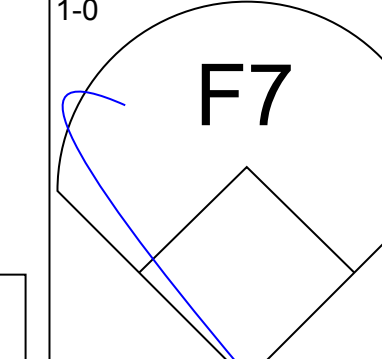
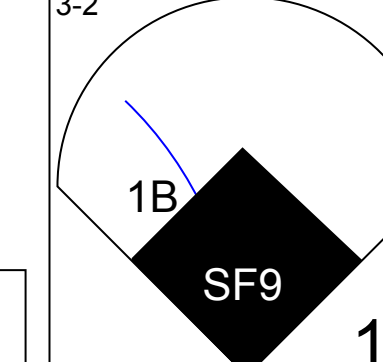
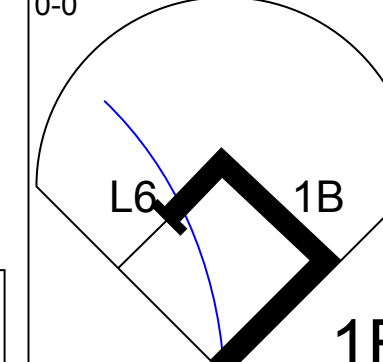
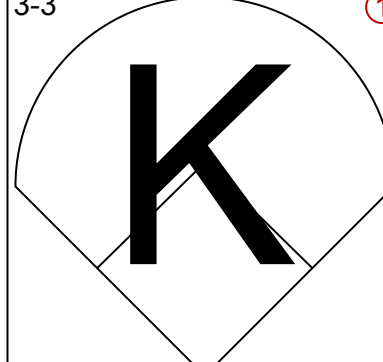
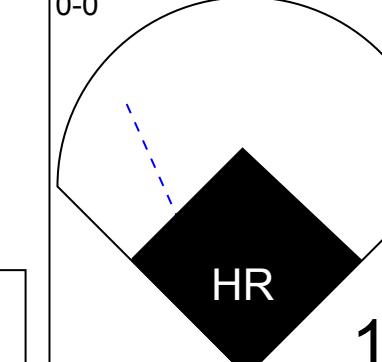
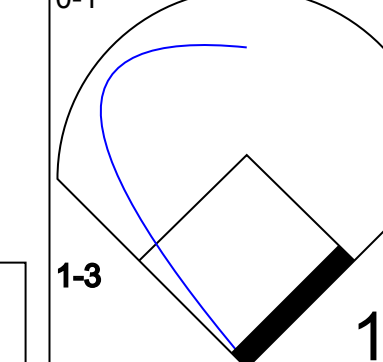
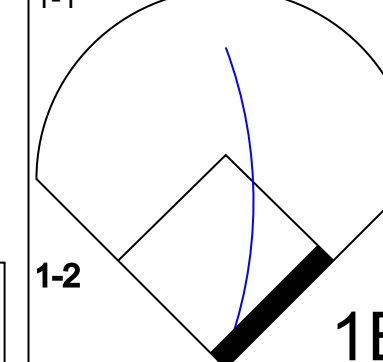
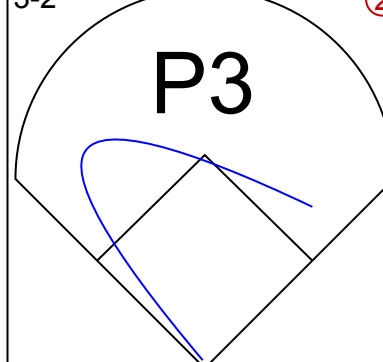
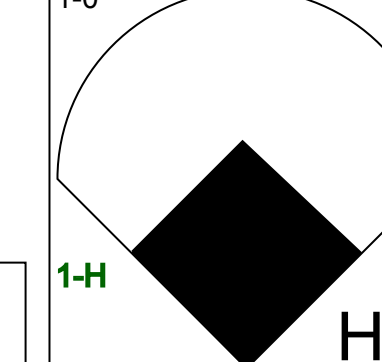
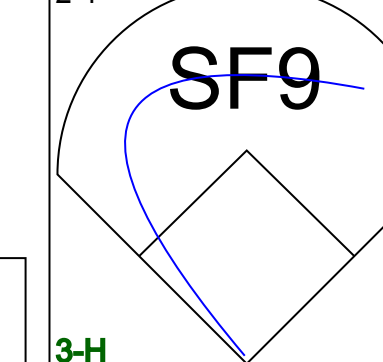
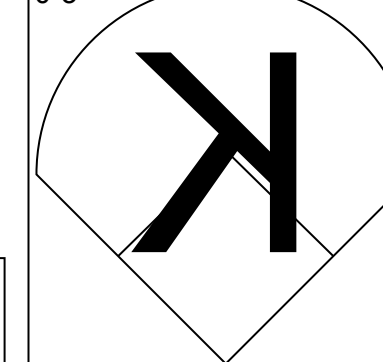

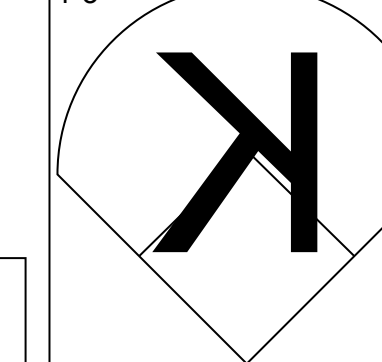
Batter	1	2	3	4	5	6	7	8	9	AB	R	H	RBI	BB	SO	LOB	TOP					
Steve Finley, L (1, 8) OBP: 0.245, SLG: 0.333	1-1 G4-3 1B		3-2 G4-6-3 1B		0-0 G3-1				3-2 F7	6	1	3	0	0	0	2	<p>Baltimore Orioles @ Seattle Mariners The Kingdome, Seattle, WA Mon Jun 19 1989, 10:05 PM EDT Att: 17,623 - Dome</p> <p>livebaseballscores.com</p> <p>AB 38 R 9 H 14 RBI 9 BB 8 SO 5 LOB 23</p> 					
Phil Bradley, R (1, 7) OBP: 0.360, SLG: 0.414 Mike Devereaux, R (8, 8) OBP: 0.372, SLG: 0.444	0-0 G4-3		2-2 G4-6-3		2-2 G4-3				4-0 BB	4	1	0	0	1	0	3						
Cal Ripken Jr., R (1, 6) OBP: 0.339, SLG: 0.408	2-1 E5 BLK			0-1 P7	2-0 L7			2-1 HR	3-2 F8	6	1	1	3	0	0	2						
Mickey Tettleton, S (1, 2) OBP: 0.367, SLG: 0.577	4-1 1-2 BB			2-1 BB 1B				2-1 BB SF	2-3 K	4	3	3	1	1	1	0						
Joe Orsulak, L (1, 9) OBP: 0.364, SLG: 0.423	2-3 K			0-0 P5				4-2 SF BB	4-1 2B 1B	3	1	1	0	2	1	3						
Jim Traber, L (1, 3) OBP: 0.305, SLG: 0.381 Randy Milligan, R (6, PH) OBP: 0.418, SLG: 0.457		3-3 K		4-1 1B 1-2 BB				4-0 CS SF	1-1 1B 2B	1	0	0	0	1	1	0						
Larry Sheets, L (1, 10) OBP: 0.299, SLG: 0.348	1-1 G1-3			2-1 BB 1B				1-1 SF CS	0-0 G4-3	4	0	1	2	0	0	4						
Craig Worthington, R (1, 5) OBP: 0.295, SLG: 0.300	1-1 L7			4-0 1-2 BB				1-2 2-3 2B	1-1 SH1-3 1B	4	1	2	1	1	1	3						
Billy Ripken, R (1, 4) OBP: 0.287, SLG: 0.340			0-0 G1-6-3	3-2 G6-3				2-3 K	0-0 SH1-3	4	0	1	2	0	1	6						
Inning Stats	R: 0 E: 1 K: 1 S: 10	H: 1 LOB: 2 BB: 1 P: 19	R: 0 E: 0 K: 1 S: 9	H: 0 LOB: 0 BB: 0 P: 14	R: 0 E: 0 K: 0 S: 8	H: 1 LOB: 0 BB: 0 P: 12	R: 1 E: 0 K: 0 S: 13	H: 2 LOB: 3 BB: 2 P: 28	R: 0 E: 0 K: 0 S: 5	H: 0 LOB: 0 BB: 0 P: 9	R: 1 E: 1 K: 2 S: 13	H: 1 LOB: 2 BB: 2 P: 28	R: 7 E: 0 K: 0 S: 25	H: 6 LOB: 1 BB: 2 P: 47	R: 0 E: 0 K: 1 S: 14	H: 2 LOB: 2 BB: 1 P: 22	R: 0 E: 0 K: 0 S: 9	H: 1 LOB: 2 BB: 1 P: 17	1B: 9 2B: 3 3B: 0 HR: 2	SF: 1 SAC: 1 DP: 2 HBP: 0	WP: 0 PB: 0 SB: 1 CS: 3	PA: 48
PITCHER	IP WLS BF H R ER SO BB IBB HBP BLK WP HR S P ERA WHIP	5.0 21 4 1 1 1 2 3 0 0 0 0 0 45 82 1.80 1.400	0.0 2 1 1 1 0 1 0 0 0 0 0 4 10 ∞ ∞	1.0 L 9 3 5 5 2 3 0 0 0 0 2 16 39 45.00 6.000	2.0 11 5 2 2 1 0 0 0 0 0 0 32 48 9.00 2.500	1.0 5 1 0 0 0 1 0 0 0 0 0 9 17 0.00 2.000	PITCHER										IP WLS BF H R ER SO BB IBB HBP BLK WP HR S P ERA WHIP	5.0 21 4 1 1 1 2 3 0 0 0 0 0 45 82 1.80 1.400				

Batter	1	2	3	4	5	6	7	8	9	AB	R	H	RBI	BB	SO	LOB	BOTTOM			
Greg Brolley, L (1, 7) OBP: 0.375, SLG: 0.468	1-1 G3-1	0-1 L1		0-0 G4-3		1-3 K		2-3 K		5	0	0	0	0	2	3	<p>Baltimore Orioles @ Seattle Mariners The Kingdome, Seattle, WA Mon Jun 19 1989, 10:05 PM EDT Att: 17,623 - Dome</p> <p>livebaseballscores.com</p> <p>AB 38 R 5 H 11 RBI 5 BB 3 SO 8 LOB 15</p> 			
Harold Reynolds, S (1, 4) OBP: 0.353, SLG: 0.373 Dave Cochrane, S (8, 4) OBP: 0.302, SLG: 0.364	1-3 K		3-1 F9 BB HR 1B	3-2 G3-1			1-1 F8	1-3 K		4	1	1	0	0	1	0				
Alvin Davis, L (1, 3) OBP: 0.434, SLG: 0.495	2-1 1B BB 1B		4-0 1-2 HR BB		2-2 G4-3		2-0 F7		3-1 G1-3	4	1	1	0	1	0	0				
Jay Buhner, R (1, 9) OBP: 0.348, SLG: 0.603	4-2 1B 1-2 BB		2-3 K		3-3 K		0-2 F8		2-3 K	4	0	0	0	1	3	2				
Ken Griffey Jr., L (1, 8) OBP: 0.337, SLG: 0.457	0-0 1-2 2-3 1B		1-2 F9		4-1 1B BB			2-0 F8	0-2 G1-3	4	0	1	0	1	0	2				
Jeffrey Leonard, R (1, 10) OBP: 0.325, SLG: 0.453	1-0 P3		2-0 1H 3H HR		0-0 1-2 1B			1-0 2B 1B		4	2	3	3	0	0	3				
Edgar Martinez, R (1, 5) OBP: 0.333, SLG: 0.375		2-1 F9		2-1 F9				1-0 1H 2B 1B		4	1	2	1	0	0	2				
Scott Bradley, L (1, 2) OBP: 0.283, SLG: 0.362		0-2 G1-6-3		1-0 G6-3		2-3 K		0-1 1B 2B		4	0	1	1	0	1	1				
Omar Vizquel, S (1, 6) OBP: 0.277, SLG: 0.267			0-0 1B		2-2 F8		0-1 L8		1-1 1B	4	0	2	0	0	0	0				
Inning Stats	R: 0 E: 0 K: 1 S: 11	H: 2 LOB: 3 BB: 1 P: 20	R: 0 E: 0 K: 0 S: 8	H: 1 LOB: 1 BB: 0 P: 10	R: 3 E: 0 K: 1 S: 14	H: 3 LOB: 1 BB: 1 P: 29	R: 0 E: 0 K: 0 S: 7	H: 0 LOB: 0 BB: 0 P: 12	R: 0 E: 0 K: 2 S: 9	H: 0 LOB: 0 BB: 0 P: 12	R: 0 E: 0 K: 0 S: 6	H: 0 LOB: 0 BB: 0 P: 9	R: 2 E: 0 K: 2 S: 13	H: 4 LOB: 2 BB: 0 P: 21	R: 0 E: 0 K: 1 S: 10	H: 0 LOB: 0 BB: 0 P: 15	1B: 9 2B: 1 3B: 0 HR: 1	SF: 0 SAC: 0 DP: 0 HBP: 0	WP: 0 PB: 0 SB: 0 CS: 0	PA: 41
PITCHER	IP WLS BF H R ER SO BB IBB HBP BLK WP HR S P ERA WHIP	7.2 37 11 5 5 6 3 0 0 0 0 0 77 132 5.87 1.826	1.1 S 4 0 0 0 2 0 0 0 0 0 13 19 0.00 0.000	PITCHER										IP WLS BF H R ER SO BB IBB HBP BLK WP HR S P ERA WHIP	7.2 37 11 5 5 6 3 0 0 0 0 0 77 132 5.87 1.826					

Batter	1	2	3	4	5	6	7	8	9	AB	R	H	RBI	BB	SO	LOB	TOP			
Steve Finley, L (1, 8) OBP: 0.261, SLG: 0.314	G6-3		1-0 SAFE			L9		G6-3		4	0	1	1	0	0	0	<p>Baltimore Orioles @ California Angels Anaheim Stadium, Anaheim, CA Fri Jun 23 1989, 10:05 PM EDT Att: 45,452 - Unknown</p>			
Phil Bradley, R (1, 7) OBP: 0.364, SLG: 0.408	K		2-3 SAFE			G4-3		F8		4	0	0	0	0	2	2				
Cal Ripken Jr., R (1, 6) OBP: 0.344, SLG: 0.405	F8			1-0		G4-6-3 1B			L7	4	0	2	0	0	0	0				
Mickey Tettleton, S (1, 2)		G3-1		G4-6-3 1-2		L8			K	4	0	0	0	0	1	2				
Joe Orsulak, L (1, 9)		G1-6-3 1B		G6-3			L9		P6	4	0	1	0	0	0	0				
Jim Traber, L (1, 3)	G1-6-3 1-2				G1-3		L8			3	0	0	0	0	0	1				
Larry Sheets, L (1, 10)			1B SH1-4 1B		G3		G1-3			3	0	1	0	0	0	0				
Rene Gonzales, R (1, 5)			SH1-4 1-2		S BB			G6-3 2B		1	1	1	0	1	0	0				
Billy Ripken, R (1, 4)			G5-3		K SAFE 1-2		G6-3			3	0	0	0	0	1	3				
Inning Stats	R: 0 E: 0 K: 1 S: 8	H: 0 LOB: 0 BB: 0 P: 15	R: 0 E: 0 K: 0 S: 4	H: 1 LOB: 0 BB: 0 P: 8	R: 0 E: 0 K: 1 S: 12	H: 2 LOB: 2 BB: 0 P: 21	R: 0 E: 0 K: 0 S: 3	H: 1 LOB: 1 BB: 0 P: 6	R: 0 E: 0 K: 1 S: 7	H: 0 LOB: 1 BB: 1 P: 17	R: 0 E: 0 K: 0 S: 6	H: 0 LOB: 0 BB: 0 P: 9	R: 1 E: 0 K: 0 S: 11	H: 1 LOB: 0 BB: 0 P: 18	R: 0 E: 0 K: 1 S: 10	H: 0 LOB: 0 BB: 0 P: 13	1B: 5 2B: 1 3B: 0 HR: 0	SF: 0 SAC: 1 DP: 2 HBP: 0	WP: 0 PB: 0 SB: 1 CS: 0	PA: 32
PITCHER Mike Witt, R (1, 1) ERA: 4.34	IP: 9.0 WLS: W BF: 32 H: 6 R: 1 ER: 1 SO: 4 BB: 1 IBB: 0 HBP: 0 BLK: 0 WP: 0 HR: 0 S: 68 P: 122 ERA: 1.00 WHIP: 0.778																			

Batter	1	2	3	4	5	6	7	8	9	AB	R	H	RBI	BB	SO	LOB	BOTTOM			
Claudell Washington, L (1, 9) OBP: 0.335, SLG: 0.467 Tony Armas, R (7, PH) OBP: 0.360, SLG: 0.667	F7		P3			HR	FC4-6 1B			3	1	1	1	0	0	0	<p>Baltimore Orioles @ California Angels Anaheim Stadium, Anaheim, CA Fri Jun 23 1989, 10:05 PM EDT Att: 45,452 - Unknown</p>			
Kent Anderson, R (1, 4)	F8			F7		G5-3	FC4-6 1-2			4	0	0	0	0	0	1				
Devon White, S (1, 8)	F9			S E S 1B		F7		G6-3	4	1	1	0	0	0	0					
Wally Joyner, L (1, 3)		G3-1		F7		L4		F8	4	0	0	0	0	0	1					
Brian Downing, R (1, 10)		F9		F9			SH1-3 1B BB	F8	3	1	1	0	1	0	0					
Chili Davis, S (1, 7)		FC6-4 1B		SH1-3 2B			SH1-3 1-2	G4-3	3	0	2	0	0	0	1					
Bill Schroeder, R (1, 2)		FC6-4 1-2		SH1-3			HR 1B		2	1	1	1	0	0	1					
Jack Howell, L (1, 5)			P6		P5		HR		3	1	1	2	0	0	1					
Dick Schofield, R (1, 6)			F8		P3		G6-3		3	0	0	0	0	0	1					
Inning Stats	R: 0 E: 0 K: 0 S: 7	H: 0 LOB: 0 BB: 0 P: 11	R: 0 E: 0 K: 0 S: 9	H: 1 LOB: 1 BB: 0 P: 12	R: 0 E: 0 K: 0 S: 6	H: 0 LOB: 0 BB: 0 P: 9	R: 1 E: 0 K: 0 S: 8	H: 1 LOB: 0 BB: 0 P: 10	R: 0 E: 0 K: 0 S: 11	H: 1 LOB: 1 BB: 0 P: 15	R: 1 E: 0 K: 0 S: 8	H: 3 LOB: 1 BB: 1 P: 15	R: 0 E: 0 K: 0 S: 10	H: 1 LOB: 1 BB: 0 P: 16	R: 0 E: 0 K: 0 S: 10	H: 0 LOB: 0 BB: 0 P: 13	1B: 4 2B: 1 3B: 1 HR: 2	SF: 0 SAC: 2 DP: 0 HBP: 0	WP: 0 PB: 0 SB: 2 CS: 0	PA: 33
PITCHER Dave Schmidt, R (1, 1) ERA: 4.66	IP: 8.0 WLS: L BF: 33 H: 8 R: 5 ER: 4 SO: 0 BB: 1 IBB: 0 HBP: 0 BLK: 0 WP: 0 HR: 2 S: 67 P: 100 ERA: 4.50 WHIP: 1.125																			

Batter	1	2	3	4	5	6	7	8	9	AB	R	H	RBI	BB	SO	LOB	TOP					
Mike Devereaux, R OBP: 0.356, SLG: 0.432 (1, 8)										4	0	0	0	0	2	3	<p>Baltimore Orioles @ California Angels Anaheim Stadium, Anaheim, CA</p> <p>Sat Jun 24 1989, 10:05 PM EDT Att: 45,824 - Unknown - 74 F</p> <p>livebaseballscorecards.com</p>					
Phil Bradley, R OBP: 0.366, SLG: 0.409 (1, 7)										4	0	2	1	0	2	0						
Cal Ripken Jr., R OBP: 0.340, SLG: 0.399 (1, 6)										4	0	0	0	0	1	3						
Mickey Tettleton, S OBP: 0.354, SLG: 0.534 (1, 10)										4	0	0	0	0	3	3						
Randy Milligan, R OBP: 0.412, SLG: 0.456 (1, 3)										3	1	1	2	1	1	0						
Bob Melvin, R OBP: 0.318, SLG: 0.324 (1, 2)										4	0	0	0	0	4	3						
Craig Worthington, R OBP: 0.299, SLG: 0.318 (1, 5)										4	0	1	0	0	1	0						
Steve Finley, L OBP: 0.269, SLG: 0.321 (1, 9)										4	1	2	0	0	0	1						
Billy Ripken, R OBP: 0.284, SLG: 0.328 (1, 4)										4	1	1	0	0	1	2						
Inning Stats	R: 0 E: 0 K: 2 S: 11	H: 0 LOB: 0 BB: 0 P: 16	R: 1 E: 0 K: 2 S: 14	H: 2 LOB: 1 BB: 0 P: 22	R: 1 E: 2 K: 2 S: 15	H: 1 LOB: 3 BB: 1 P: 24	R: 0 E: 0 K: 1 S: 12	H: 1 LOB: 1 BB: 0 P: 17	R: 0 E: 0 K: 3 S: 9	H: 0 LOB: 0 BB: 0 P: 13	R: 0 E: 0 K: 1 S: 5	H: 0 LOB: 0 BB: 0 P: 6	R: 1 E: 0 K: 1 S: 12	H: 2 LOB: 1 BB: 0 P: 19	R: 0 E: 0 K: 2 S: 7	H: 0 LOB: 0 BB: 0 P: 9	R: 0 E: 0 K: 1 S: 5	H: 1 LOB: 0 BB: 0 P: 6	1B: 6 2B: 0 3B: 0 HR: 1	SF: 0 SAC: 0 DP: 1 HBP: 0	WP: 0 PB: 0 SB: 1 CS: 0	PA: 36
PITCHER Chuck Finley, L ERA: 2.36 (1, 1)	IP: 9.0 WLS: W BF: 36 H: 7 R: 3 ER: 2 SO: 15 BB: 1 IBB: 0 HBP: 0 BLK: 1 WP: 0 HR: 1 S: 90 P: 132 ERA: 2.00 WHIP: 0.889															PITCHER						

Batter	1	2	3	4	5	6	7	8	9	AB	R	H	RBI	BB	SO	LOB	BOTTOM			
Claudell Washington, L OBP: 0.332, SLG: 0.470 (1, 9)										5	0	1	0	0	1	3	<p>Baltimore Orioles @ California Angels Anaheim Stadium, Anaheim, CA</p> <p>Sat Jun 24 1989, 10:05 PM EDT Att: 45,824 - Unknown - 74 F</p> <p>livebaseballscorecards.com</p>			
Johnny Ray, S OBP: 0.294, SLG: 0.357 (1, 4)										5	1	1	1	0	0	2				
Devon White, S OBP: 0.311, SLG: 0.472 (1, 8)										4	2	3	1	0	0	0				
Wally Joyner, L OBP: 0.338, SLG: 0.362 (1, 3)										4	1	3	0	0	0	1				
Brian Downing, R OBP: 0.368, SLG: 0.442 (1, 10)										3	1	1	3	1	0	2				
Chili Davis, S OBP: 0.312, SLG: 0.379 (1, 7)										4	0	0	0	0	0	2				
Bill Schroeder, R OBP: 0.311, SLG: 0.521 (1, 2)										4	2	3	0	0	1	0				
Jack Howell, L OBP: 0.321, SLG: 0.394 (1, 5)										4	1	3	2	0	0	0				
Dick Schofield, R OBP: 0.252, SLG: 0.265 (1, 6)										3	0	0	1	0	3	2				
Inning Stats	R: 2 E: 0 K: 0 S: 16	H: 3 LOB: 1 BB: 0 P: 23	R: 1 E: 0 K: 1 S: 12	H: 2 LOB: 1 BB: 0 P: 17	R: 0 E: 0 K: 0 S: 6	H: 1 LOB: 1 BB: 1 P: 10	R: 0 E: 0 K: 1 S: 7	H: 2 LOB: 0 BB: 0 P: 8	R: 2 E: 0 K: 2 S: 13	H: 2 LOB: 0 BB: 0 P: 22	R: 0 E: 0 K: 2 S: 9	H: 0 LOB: 0 BB: 0 P: 17	R: 1 E: 0 K: 0 S: 11	H: 2 LOB: 1 BB: 0 P: 12	R: 2 E: 0 K: 1 S: 10	H: 3 LOB: 1 BB: 0 P: 15	1B: 10 2B: 1 3B: 1 HR: 4	SF: 1 SAC: 0 DP: 1 HBP: 0	WP: 0 PB: 0 SB: 0 CS: 1	PA: 38
PITCHER Bob Milacki, R ERA: 3.97 Jose Bautista, R ERA: 5.15 (4, 1)	IP: 3.0 WLS: L BF: 21 H: 7 R: 5 ER: 5 SO: 4 BB: 0 IBB: 0 HBP: 0 BLK: 0 WP: 0 HR: 3 S: 47 P: 70 ERA: 9.00 WHIP: 1.400															PITCHER				

Batter	1	2	3	4	5	6	7	8	9	AB	R	H	RBI	BB	SO	LOB	TOP									
Mike Devereaux, R OBP: 0.397, SLG: 0.431	(1, 8) C K		(2, 2) F L6-4 1B	(3, 2) G6-3			(1, 2) B F7		(1, 2) B BB 1B	5	1	2	0	0	1	0										
Phil Bradley, R OBP: 0.370, SLG: 0.413	(1, 7) X F9		(1, 2) F 1B		(0, 0) X 4-3 G6-3		(2, 2) B G6-3		(0, 2) C BB 1B	5	0	3	0	0	0	0										
Cal Ripken Jr., R OBP: 0.334, SLG: 0.392	(1, 6) B F8		(2, 1) B L6-4		(1, 2) F G6-3		(2, 2) C L8		(1, 2) B K	5	0	0	0	0	1	6										
Mickey Tettleton, S OBP: 0.358, SLG: 0.534	(1, 2) C K		(0, 0) F 1B		(1, 1) F 4-3			(3, 2) C G3-6 1B	(4, 2) C BB	4	0	2	1	1	1	1										
Brady Anderson, L OBP: 0.315, SLG: 0.351	(9, PR)		(1, 3) F 1B		(2, 3) F 4-3			(1, 2) C BB	(1, 2) C BB	0	0	0	0	0	0	0										
Joe Orsulak, L OBP: 0.361, SLG: 0.435	(1, 9) C HR		(0, 1) F F8		(0, 1) C F9			(0, 0) X G3-6	(4, 2) C BB	4	1	1	2	1	0	4										
Jim Traber, L OBP: 0.310, SLG: 0.412	(1, 3) C 2B		(3, 1) F HR		(2, 1) X HR		(0, 0) X F8		(0, 3) C K	4	1	2	0	1	1	3										
Larry Sheets, L OBP: 0.307, SLG: 0.389	(1, 10) C K		(2, 3) F HR		(2, 1) X HR		(0, 0) X HR		(1, 3) C K	4	2	2	3	0	2	2										
Craig Worthington, R OBP: 0.302, SLG: 0.318	(1, 5) C BB		(4, 1) F BB		(2, 1) X G5-3		(2, 1) C G5-3		(2, 1) C 1B 1B	3	1	1	0	1	0	0										
Rene Gonzales, R OBP: 0.310, SLG: 0.308	(1, 4) C G1-3		(2, 2) F K		(2, 3) X K		(1, 1) X G5-3		(2, 3) C K	4	0	0	0	0	2	3										
Inning Stats	R: 0 E: 0 K: 1 S: 5	H: 0 LOB: 0 BB: 0 P: 10	R: 1 E: 0 K: 2 S: 14	H: 2 LOB: 2 BB: 1 P: 26	R: 0 E: 0 K: 0 S: 11	H: 3 LOB: 2 BB: 0 P: 16	R: 2 E: 0 K: 1 S: 14	H: 2 LOB: 0 BB: 0 P: 25	R: 0 E: 0 K: 0 S: 9	H: 1 LOB: 1 BB: 0 P: 13	R: 1 E: 0 K: 0 S: 6	H: 1 LOB: 0 BB: 0 P: 9	R: 0 E: 0 K: 0 S: 6	H: 0 LOB: 0 BB: 0 P: 11	R: 0 E: 0 K: 1 S: 10	H: 1 LOB: 1 BB: 1 P: 18	R: 2 E: 0 K: 3 S: 22	H: 3 LOB: 3 BB: 2 P: 37	1B: 9 2B: 2 3B: 0 HR: 3	SF: 0 SAC: 0 DP: 2 HBP: 0	WP: 0 PB: 0 SB: 0 CS: 0	PA: 42				
PITCHER	IP	WLS	BF	H	R	ER	SO	BB	IBB	HBP	BLK	WP	HR	S	P	ERA	WHIP									
Kirk McCaskill, R ERA: 3.0	(1, 1)	5.0	W	23	8	3	3	4	1	0	0	0	0	2	53	90	5.40	1.800								
Dan Petry, R ERA: 4.56	(6, 1)	2.0		7	1	1	1	0	0	0	0	0	1	12	20	4.50	0.500									
Bob McClure, L ERA: 1.77	(8, 1)	1.0		4	1	0	0	1	0	0	0	0	0	10	18	0.00	2.000									
Bryan Harvey, R ERA: 3.65	(9, 1)	1.0	S	8	3	2	2	3	2	0	0	0	0	22	37	18.00	5.000									

Baltimore Orioles @ California Angels
Anaheim Stadium, Anaheim, CA
Sun Jun 25 1989, 6:33 AM EDT
Att: 37,528 - Sunny

AB 38
R 6
H 13
RBI 6
BB 4
SO 8
LOB 19



Batter	1	2	3	4	5	6	7	8	9	AB	R	H	RBI	BB	SO	LOB	BOTTOM								
Dick Schofield, R OBP: 0.297, SLG: 0.270	(1, 6) F 1B SH2-3		(2, 2) B G4-3		(1, 2) F G6-4-3		(2, 1) B G5-3		(1, 2) F 1B	5	1	2	0	0	0	4									
Johnny Ray, S OBP: 0.301, SLG: 0.362	(1, 4) X SH2-3		(4, 2) B FC6-4		(0, 0) X F7		(2, 2) B G5-4-3		(2, 2) F S	3	0	2	0	1	0	1									
Devon White, S OBP: 0.309, SLG: 0.467	(1, 8) B 2B		(0, 0) X FC6-4		(3, 0) F P4		(0, 0) X G5-4-3		(1, 3) F K	5	1	1	0	0	1	5									
Wally Joyner, L OBP: 0.341, SLG: 0.381	(1, 3) X 2B		(0, 0) X HR		(3, 2) F G4-3				(0, 1) F G4-3	4	1	2	3	0	0	0									
Brian Downing, R OBP: 0.373, SLG: 0.446	(1, 10) C K		(0, 2) C 1B		(0, 1) X FC6-4		(2, 2) C FC6-4		(2, 2) F 1B	4	1	3	0	0	1	1									
Chili Davis, S OBP: 0.311, SLG: 0.377	(1, 7) C L7		(1, 0) B 1B		(0, 0) X FC6-4				(1, 0) B P3	4	1	1	0	0	0	3									
Tony Armas, R OBP: 0.348, SLG: 0.591	(1, 9) B P2		(2, 2) C WP 1B		(2, 2) F F8		(1, 2) C FC6-4			4	1	1	1	0	0	1									
Bill Schroeder, R OBP: 0.321, SLG: 0.520	(1, 2) B G4-3		(0, 1) F G6-4-3		(3, 2) X G5-3				(0, 0) X G3-1	4	1	2	0	0	0	0									
Jack Howell, L OBP: 0.325, SLG: 0.393	(1, 5) X E4		(4, 2) B G6-4-3		(0, 3) C K				(3, 1) B CS	3	0	1	0	1	1	1									
Inning Stats	R: 2 E: 0 K: 1 S: 14	H: 3 LOB: 1 BB: 0 P: 21	R: 1 E: 1 K: 0 S: 8	H: 1 LOB: 2 BB: 1 P: 15	R: 4 E: 0 K: 0 S: 17	H: 5 LOB: 1 BB: 1 P: 25	R: 0 E: 0 K: 0 S: 7	H: 1 LOB: 1 BB: 0 P: 13	R: 0 E: 0 K: 1 S: 10	H: 0 LOB: 0 BB: 0 P: 15	R: 0 E: 0 K: 0 S: 6	H: 1 LOB: 0 BB: 0 P: 10	R: 0 E: 0 K: 0 S: 12	H: 1 LOB: 1 BB: 0 P: 16	R: 0 E: 0 K: 1 S: 11	H: 3 LOB: 2 BB: 0 P: 20	1B: 13 2B: 1 3B: 0 HR: 1	SF: 0 SAC: 1 DP: 2 HBP: 0	WP: 1 PB: 1 SB: 1 CS: 1	PA: 39					
PITCHER	IP	WLS	BF	H	R	ER	SO	BB	IBB	HBP	BLK	WP	HR	S	P	ERA	WHIP								
Jeff Ballard, L ERA: 3.28	(1, 1)	2.0	L	18	9	7	6	1	2	0	0	0	1	34	55	27.00	5.500								
Brian Holton, R ERA: 3.89	(3, 1)	2.0		6	1	0	0	0	0	0	0	0	0	12	19	0.00	0.500								
Mark Thurmond, L ERA: 3.45	(5, 1)	3.0		10	2	0	0	1	0	0	0	0	0	28	41	0.00	0.667								
Kevin Hickey, L ERA: 2.31	(8, 1)	1.0		5	3	0	0	1	0	0	0	0	0	11	20	0.00	3.000								

Baltimore Orioles @ California Angels
Anaheim Stadium, Anaheim, CA
Sun Jun 25 1989, 6:33 AM EDT
Att: 37,528 - Sunny

AB 36
R 7
H 15
RBI 4
BB 2
SO 3
LOB 16



Batter	1	2	3	4	5	6	7	8	9	AB	R	H	RBI	BB	SO	LOB	TOP											
Junior Felix, S OBP: 0.341, SLG: 0.432	0-1 CS 1B		3-2 S 1B		0-0 L8		0-3 K		2-3 K	5	0	2	0	0	2	5	Toronto Blue Jays @ Baltimore Orioles Memorial Stadium, Baltimore, MD Wed Jun 28 1989, 7:05 PM EDT Att: 35,757 - Unknown											
Tony Fernandez, S OBP: 0.305, SLG: 0.378	2-1 P5		0-0 F8			1-0 F8	1-1 G1-3			4	0	0	0	0	0	5												
Kelly Gruber, R OBP: 0.370, SLG: 0.465	0-0 2B		1-2 G6-3			1-1 G5-3		1-1 G6-3		4	0	1	0	0	0	1												
George Bell, R OBP: 0.306, SLG: 0.420	0-2 G3			3-2 1B		2-2 G5-3		1-3 K		4	0	1	0	0	1	1												
Fred McGriff, L OBP: 0.379, SLG: 0.539		2-3 K		2-0 P5			2-0 HR	2-1 BLK 1B		4	1	2	1	0	1	1												
Lloyd Moseby, L OBP: 0.301, SLG: 0.321		2-2 L9		2-1 F8		3-2 F9 1B	1-2 1B	1-2 G1-3		4	0	1	0	0	0	2												
Ernie Whitt, L OBP: 0.400, SLG: 0.478		4-1 BB		2-1 G6-3		0-0 BB 1B		2-0 S 1B		3	0	2	0	1	0	1												
Tom Lawless, R OBP: 0.278, SLG: 0.194						1-2 1B				0	0	0	0	0	0	0												
Rance Mulliniks, L OBP: 0.305, SLG: 0.289	0-1 G3				0-1 G4-3		3-2 F9	1-3 K		2	0	0	0	0	0	1												
Manuel Lee, S OBP: 0.316, SLG: 0.331						2-3 BB		1-2 K		2	0	0	0	0	1	3												
Nelson Liriano, S OBP: 0.314, SLG: 0.380			2-1 G3		0-0 G4-3		4-0 BB	1-3 K		3	0	0	0	1	1	2												
Inning Stats	R: 0 E: 0 K: 0 S: 8	H: 2 LOB: 1 BB: 0 P: 10	R: 0 E: 0 K: 1 S: 9	H: 0 LOB: 1 BB: 1 P: 17	R: 0 E: 0 K: 0 S: 9	H: 1 LOB: 1 BB: 0 P: 15	R: 0 E: 0 K: 0 S: 9	H: 1 LOB: 1 BB: 0 P: 18	R: 0 E: 0 K: 0 S: 4	H: 0 LOB: 0 BB: 0 P: 4	R: 0 E: 0 K: 0 S: 6	H: 0 LOB: 0 BB: 0 P: 10	R: 1 E: 0 K: 1 S: 16	H: 3 LOB: 3 BB: 1 P: 29	R: 0 E: 0 K: 3 S: 10	H: 1 LOB: 1 BB: 0 P: 15	R: 0 E: 0 K: 3 S: 11	H: 1 LOB: 2 BB: 0 P: 17	1B: 7 2B: 1 3B: 0 HR: 1	SF: 0 SAC: 0 DP: 0 HBP: 0	WP: 0 PB: 0 SB: 2 CS: 1	PA: 37						
PITCHER	IP	WLS	BF	H	R	ER	SO	BB	IBB	HBP	BLK	WP	HR	S	P	ERA	WHIP											
Brian Holton, R ERA: 3.66	(1, 1)	6.0	24	6	1	1	1	1	0	0	0	0	1	52	86	1.50	1.167											
Kevin Hickey, L ERA: 2.13	(7, 1)	2.0	W	9	2	0	0	2	1	0	0	1	0	0	19	32	0.00	1.500										
Gregg Olson, R ERA: 1.85	(9, 1)	1.0	S	4	1	0	0	3	0	0	0	0	0	0	11	17	0.00	1.000										

AB	35
R	1
H	9
RBI	1
BB	2
SO	6
LOB	22



Batter	1	2	3	4	5	6	7	8	9	AB	R	H	RBI	BB	SO	LOB	BOTTOM										
Mike Devereaux, R OBP: 0.348, SLG: 0.418	1-1 F9	2-1 G4-3			2-0 G6-3		0-1 L8			4	0	0	0	0	0	3	Toronto Blue Jays @ Baltimore Orioles Memorial Stadium, Baltimore, MD Wed Jun 28 1989, 7:05 PM EDT Att: 35,757 - Unknown										
Phil Bradley, R OBP: 0.375, SLG: 0.419	1-1 2B		0-0 G1-3		1-0 G4-3			2-1 F9		4	1	1	0	0	0	0											
Steve Finley, L OBP: 0.269, SLG: 0.321										0	0	0	0	0	0	0											
Cal Ripken Jr., R OBP: 0.339, SLG: 0.405	1-2 1B 2B		2-1 G2-3 1B			2-2 F7		1-1 HR		4	1	3	2	0	0	0											
Mickey Tettleton, S OBP: 0.360, SLG: 0.537	2-1 P3		3-2 G2-3			0-0 G6-3		1-3 K		4	0	0	0	0	1	2											
Randy Milligan, R OBP: 0.433, SLG: 0.503	2-2 FC6-4 1B		1-0 L6			4-2 CS BB		4-2 BB		2	0	1	0	2	0	1											
Bob Melvin, R OBP: 0.301, SLG: 0.305	0-1 FC6-4			3-1 L7		1 SAFE 0-0 CS	3-2 1B	1-0 L7		4	0	1	0	0	0	3											
Craig Worthington, R OBP: 0.311, SLG: 0.326		2-1 G4-3 SH3-4 1B		1-3 K			3-1 P9			3	0	1	0	0	1	1											
Joe Orsulak, L OBP: 0.364, SLG: 0.431		0-0 SH3-4		2-2 G4-3			0-0 L9			2	0	0	0	0	0	1											
Rene Gonzales, R OBP: 0.315, SLG: 0.313		3-1 G4-3			0-1 G4-3		3-2 1B			3	0	1	0	0	0	1											
Billy Ripken, R OBP: 0.281, SLG: 0.324							1-2 1B			0	0	0	0	0	0	0											
Inning Stats	R: 1 E: 0 K: 0 S: 14	H: 3 LOB: 2 BB: 0 P: 21	R: 0 E: 0 K: 0 S: 7	H: 1 LOB: 1 BB: 0 P: 14	R: 0 E: 0 K: 1 S: 8	H: 1 LOB: 1 BB: 0 P: 13	R: 0 E: 0 K: 1 S: 8	H: 0 LOB: 0 BB: 0 P: 14	R: 0 E: 0 K: 0 S: 4	H: 0 LOB: 0 BB: 0 P: 7	R: 0 E: 0 K: 0 S: 6	H: 0 LOB: 1 BB: 1 P: 12	R: 0 E: 0 K: 0 S: 12	H: 2 LOB: 2 BB: 0 P: 21	R: 1 E: 0 K: 1 S: 10	H: 1 LOB: 1 BB: 1 P: 19	1B: 5 2B: 2 3B: 0 HR: 1	SF: 0 SAC: 1 DP: 0 HBP: 0	WP: 0 PB: 0 SB: 0 CS: 1	PA: 34							
PITCHER	IP	WLS	BF	H	R	ER	SO	BB	IBB	HBP	BLK	WP	HR	S	P	ERA	WHIP										
John Cerutti, L ERA: 2.6	(1, 1)	7.2	L	32	8	2	2	2	2	0	0	0	0	1	67	2.35	1.304										
David Wells, L ERA: 2.54	(8, 1)	0.1		1	0	0	0	0	0	0	0	0	0	1	2	0.00	0.000										

AB	30
R	2
H	8
RBI	2
BB	2
SO	2
LOB	12



Batter	1	2	3	4	5	6	7	8	9	AB	R	H	RBI	BB	SO	LOB	TOP								
Junior Felix, S OBP: 0.345, SLG: 0.439 (1, 9)	G4-3	SAFE SAFE		2B 1B	E7 G4-3 HR		P6		K	6	2	3	2	0	1	1	Toronto Blue Jays @ Baltimore Orioles Memorial Stadium, Baltimore, MD Thu Jun 29 1989, 7:05 PM EDT Att: 39,528 - Unknown - 73 F								
Tony Fernandez, S OBP: 0.302, SLG: 0.377 (1, 6)	B6-3	G3-1		1B 2B	G4-3		P4		F8	6	1	1	3	0	0	4									
Kelly Gruber, R OBP: 0.370, SLG: 0.475 (1, 5)	1B 1B		G4-3	P6	HR			G5-3		5	2	2	2	0	0	2									
George Bell, R OBP: 0.311, SLG: 0.423 (1, 7)	1B 1B		G4-3	P6	G4-3			G1-3		5	0	3	2	0	0	0									
Fred McGriff, L OBP: 0.379, SLG: 0.535 (1, 3)	1B 1B		F9	K				G3		4	0	1	1	1	1	2									
Lloyd Moseby, L OBP: 0.295, SLG: 0.314 (1, 8)	P5		F8	P4				F8		5	0	0	0	0	0	5									
Ernie Whitt, L OBP: 0.411, SLG: 0.486 (1, 2)				1B 1B	1B BB				3B 1B	3	2	3	0	1	0	0									
Pat Borders, R OBP: 0.290, SLG: 0.348 (8, 2)				1B 1B	1B BB				1B	1	1	1	0	0	0	0									
Rance Mulliniks, L OBP: 0.307, SLG: 0.303 (1, 10)			F8	1B 1B	K			F9		5	1	2	1	0	1	3									
Manuel Lee, S OBP: 0.325, SLG: 0.340 (1, 4)	2B 1B			1B 1B	E G4-3			G4-3	FC3-5	5	2	3	0	0	0	1									
Inning Stats	R: 1 E: 0 K: 0 S: 9	H: 3 LOB: 2 BB: 0 P: 14	R: 0 E: 0 K: 0 S: 14	H: 3 LOB: 2 BB: 0 P: 17	R: 0 E: 0 K: 1 S: 7	H: 1 LOB: 1 BB: 0 P: 12	R: 5 E: 0 K: 1 S: 14	H: 6 LOB: 1 BB: 0 P: 23	R: 4 E: 1 K: 1 S: 17	H: 3 LOB: 0 BB: 1 P: 25	R: 0 E: 0 K: 0 S: 9	H: 1 LOB: 1 BB: 0 P: 17	R: 0 E: 0 K: 0 S: 4	H: 0 LOB: 0 BB: 0 P: 7	R: 0 E: 0 K: 0 S: 5	H: 0 LOB: 1 BB: 1 P: 9	R: 1 E: 0 K: 1 S: 8	H: 2 LOB: 1 BB: 0 P: 13	1B: 15 2B: 2 3B: 1 HR: 1	SF: 0 SAC: 0 DP: 0 HBP: 0	WP: 0 PB: 0 SB: 1 CS: 1	PA: 47			
PITCHER	IP	WLS	BF	H	R	ER	SO	BB	IBB	HBP	BLK	WP	HR	S	P	ERA	WHIP								
Dave Schmidt, R ERA: 5.07 (1, 1)	3.0	L	20	12	6	6	0	0	0	0	0	0	0	37	52	18.00	4.000								
Jose Bautista, R ERA: 5.35 (4, 1)	6.0		27	7	5	5	3	2	0	0	0	0	1	50	85	7.50	1.500								

AB 45
R 11
H 19
RBI 11
BB 2
SO 3
LOB 18



Batter	1	2	3	4	5	6	7	8	9	AB	R	H	RBI	BB	SO	LOB	BOTTOM								
Brady Anderson, L OBP: 0.326, SLG: 0.351 (1, 8)	F8		G3-6 BB		G3				1B	3	0	1	0	2	0	1	Toronto Blue Jays @ Baltimore Orioles Memorial Stadium, Baltimore, MD Thu Jun 29 1989, 7:05 PM EDT Att: 39,528 - Unknown - 73 F								
Steve Finley, L OBP: 0.274, SLG: 0.327 (1, 9)	2B		G3-6 1-2			E BB	F8		F8	4	1	1	0	1	0	5									
Cal Ripken Jr., R OBP: 0.341, SLG: 0.405 (1, 6)	2B BB		K			P4			1B	3	0	1	0	1	1	1									
Mickey Tettleton, S OBP: 0.362, SLG: 0.540 (1, 2)	2B			G4-6-3 1B		E1		F8		4	0	2	1	0	0	2									
Joe Orsulak, L OBP: 0.357, SLG: 0.422 (1, 7)	P6			F9		P6		P1		4	0	0	0	0	0	6									
Jim Traber, L OBP: 0.302, SLG: 0.400 (1, 3)	P4			G4-6-3 1-2		G4-3		P3		4	0	0	0	0	0	6									
Larry Sheets, L OBP: 0.299, SLG: 0.378 (1, 10)		F7			F9			F8	K	4	0	0	0	0	1	0									
Craig Worthington, R OBP: 0.314, SLG: 0.333 (1, 5)		G4-3 1B			WP 2B		L8		G6-3	4	0	2	0	0	0	0									
Billy Ripken, R OBP: 0.286, SLG: 0.328 (1, 4)	G4-3				G1-3			BB 1B	1B	4	0	2	0	0	0	2									
Inning Stats	R: 1 E: 0 K: 0 S: 14	H: 2 LOB: 2 BB: 1 P: 24	R: 0 E: 0 K: 0 S: 4	H: 1 LOB: 0 BB: 0 P: 6	R: 0 E: 0 K: 1 S: 9	H: 0 LOB: 0 BB: 1 P: 15	R: 0 E: 0 K: 0 S: 7	H: 1 LOB: 0 BB: 0 P: 9	R: 0 E: 0 K: 0 S: 10	H: 1 LOB: 1 BB: 0 P: 13	R: 0 E: 1 K: 0 S: 7	H: 0 LOB: 2 BB: 1 P: 17	R: 0 E: 0 K: 0 S: 9	H: 1 LOB: 2 BB: 1 P: 14	R: 0 E: 0 K: 0 S: 8	H: 1 LOB: 1 BB: 0 P: 11	R: 0 E: 0 K: 1 S: 11	H: 2 LOB: 2 BB: 0 P: 16	1B: 6 2B: 3 3B: 0 HR: 0	SF: 0 SAC: 0 DP: 3 HBP: 0	WP: 1 PB: 0 SB: 0 CS: 0	PA: 38			
PITCHER	IP	WLS	BF	H	R	ER	SO	BB	IBB	HBP	BLK	WP	HR	S	P	ERA	WHIP								
Steve Cummings, R ERA: 3.0 (1, 1)	7.0	W	29	6	1	1	1	4	0	0	0	0	0	60	98	1.29	1.429								
Tom Henke, R ERA: 3.48 (8, 1)	1.0		4	1	0	0	0	0	0	0	0	0	0	8	11	0.00	1.000								
Duane Ward, R ERA: 3.39 (9, 1)	1.0		5	2	0	0	1	0	0	0	0	0	0	11	16	0.00	2.000								


AB 34
R 1
H 9
RBI 1
BB 4
SO 2
LOB 23



Batter	1	2	3	4	5	6	7	8	9	AB	R	H	RBI	BB	SO	LOB	TOP								
Gary Pettis, S OBP: 0.372, SLG: 0.325 (1, 8)	4-2 SH1-3 BLK BB		3-3 K		1-3 K		1-1 6-3	2-0 SH1-4	3-2 G4-6-3 1B	4	0	1	0	1	2	0									
Tracy Jones, R OBP: 0.318, SLG: 0.345 (1, 7)	0-0 SH1-3		4-0 CS BB		0-1 5-3		4-1 1B BB	2-3 K	0-1 G4-6-3 1B	3	0	1	0	2	1	2									
Lou Whitaker, L OBP: 0.370, SLG: 0.494 Scott Lusader, L OBP: 0.282, SLG: 0.324 (8, 9)	3-1 P6		0-0 F9		3-2 F8		0-0 FC6-4 1B	4-0 1B IBB	1-1 G4-6-3 1B	4	1	1	0	1	0	2									
Alan Trammell, R OBP: 0.352, SLG: 0.328 (1, 6)	1-0 F9		2-0 CS		1-2 L8		1-2 BB 1B	0-1 1B IBB	1-1 L3	6	2	2	2	0	0	4									
Keith Moreland, R OBP: 0.368, SLG: 0.424 Rick Schu, R OBP: 0.282, SLG: 0.267 (7, 5)		2-2 2B SF9 1B		1-2 6-3		4-0 1B BB	2-0 FC6-4	1-0 1B		3	2	1	0	1	0	2									
Fred Lynn, L OBP: 0.314, SLG: 0.348 Mike Brumley, S OBP: 0.325, SLG: 0.310 (8, 4)		3-2 3-1 2B		2-2 F9		0-0 HR 1B				4	1	3	1	0	0	0									
Chet Lemon, R OBP: 0.345, SLG: 0.328 Mike Schwabe, R (8, 1)		2-1 SF9		3-2 F8		0-1 HR				3	2	2	5	1	0	0									
Dave Bergman, L OBP: 0.355, SLG: 0.331 (1, 3)		0-0 3-1		1-1 L1		0-3 K				5	1	1	1	0	1	3									
Mike Heath, R OBP: 0.366, SLG: 0.476 (1, 2)		2-0 P6		2-1 HR						5	4	4	3	0	0	1									
Inning Stats	R: 0 E: 0 K: 0 S: 9	H: 0 LOB: 1 BB: 1 P: 17	R: 1 E: 0 K: 0 S: 10	H: 2 LOB: 1 BB: 0 P: 19	R: 0 E: 0 K: 1 S: 5	H: 0 LOB: 0 BB: 1 P: 13	R: 0 E: 0 K: 0 S: 11	H: 0 LOB: 0 BB: 0 P: 15	R: 1 E: 0 K: 1 S: 10	H: 1 LOB: 0 BB: 0 P: 17	R: 4 E: 0 K: 1 S: 15	H: 3 LOB: 0 BB: 1 P: 23	R: 1 E: 0 K: 0 S: 10	H: 2 LOB: 2 BB: 1 P: 20	R: 8 E: 0 K: 1 S: 18	H: 7 LOB: 1 BB: 2 P: 42	R: 1 E: 0 K: 0 S: 14	H: 3 LOB: 1 BB: 0 P: 23	1B: 13 2B: 2 3B: 0 HR: 3	SF: 1 SAC: 2 DP: 1 HBP: 0	WP: 1 PB: 0 SB: 0 CS: 1	PA: 50			
PITCHER	IP	WLS	BF	H	R	ER	SO	BB	IBB	HBP	BLK	WP	HR	S	P	ERA	WHIP								
Bob Milacki, R ERA: 4.25 (1, 1)	5.2	L	25	6	6	6	2	3	0	0	1	0	2	57	101	9.53	1.588								
Mark Thurmond, L ERA: 3.5 (6, 1)	0.2		5	2	1	1	1	1	0	0	0	0	1	9	16	13.50	4.500								
Mike Smith, R ERA: 54.0 (7, 1)	1.1		13	7	8	8	1	1	0	0	0	1	0	20	45	54.00	6.000								
Kevin Hickey, L ERA: 2.36 (8, 1)	1.1		6	3	1	1	0	0	0	0	0	0	0	16	27	6.75	2.250								

Detroit Tigers @ Baltimore Orioles
Memorial Stadium, Baltimore, MD
Fri Jun 30 1989, 7:05 PM EDT
Att: 40,594 - Unknown - 79 F


AB 39
R 16
H 17
RBI 13
BB 6
SO 4
LOB 16



Batter	1	2	3	4	5	6	7	8	9	AB	R	H	RBI	BB	SO	LOB	BOTTOM								
Brady Anderson, L OBP: 0.328, SLG: 0.349 (1, 8)	3-1 1-3		3-2 BB 1B	4-0 FC6-4 IBB		0-1 4-3			0-2 6-3	4	1	1	0	1	0	0									
Phil Bradley, R OBP: 0.370, SLG: 0.415 (1, 7)	0-1 6-3		2-0 BB 2B	0-1 FC6-4 1B		2-1 6-3			0-0 5-3	5	1	1	1	0	0	2									
Cal Ripken Jr., R OBP: 0.348, SLG: 0.409 (1, 6)	2-1 1B		4-1 BB BB	2-1 1B		2-1 5-3			0-1 1B	4	1	3	1	1	0	0									
Mickey Tettleton, S OBP: 0.359, SLG: 0.532 (1, 2)	2-3 K		4-1 2B BB	0-0 L8		0-2 4-3			0-0 P6	4	0	0	1	1	1	4									
Joe Orsulak, L OBP: 0.355, SLG: 0.423 (1, 9)		0-2 4-3	1-1 2B		2-1 E8		0-0 F9			4	0	1	2	0	0	0									
Jim Traber, L OBP: 0.294, SLG: 0.388 (1, 3)		3-3 K	2-1 F7		1-3 K			1-1 F8		4	0	0	0	0	2	3									
Larry Sheets, L OBP: 0.303, SLG: 0.386 (1, 10)		3-1 G3		2-2 FC6-4 1B		2-2 6-3		0-2 3-1 2B		4	1	2	0	0	0	1									
Craig Worthington, R OBP: 0.317, SLG: 0.331 (1, 5)			4-2 BB	4-0 FC6-4 1B		3-2 F9		1-1 3-1 2B		2	1	0	0	2	0	2									
Rene Gonzales, R OBP: 0.302, SLG: 0.299 (1, 4)			1-1 G5-4-3	1-0 4-3		3-2 4-3		1-0 3-1		4	0	0	0	0	0	4									
Inning Stats	R: 0 E: 0 K: 1 S: 9	H: 1 LOB: 1 BB: 0 P: 16	R: 0 E: 0 K: 1 S: 8	H: 0 LOB: 0 BB: 0 P: 14	R: 3 E: 0 K: 0 S: 17	H: 3 LOB: 2 BB: 3 P: 36	R: 2 E: 0 K: 0 S: 10	H: 2 LOB: 2 BB: 2 P: 23	R: 0 E: 0 K: 1 S: 12	H: 0 LOB: 1 BB: 0 P: 20	R: 0 E: 0 K: 0 S: 9	H: 0 LOB: 0 BB: 0 P: 14	R: 0 E: 0 K: 0 S: 6	H: 0 LOB: 0 BB: 0 P: 8	R: 0 E: 0 K: 0 S: 8	H: 1 LOB: 1 BB: 0 P: 11	R: 0 E: 0 K: 0 S: 7	H: 1 LOB: 1 BB: 0 P: 7	1B: 6 2B: 2 3B: 0 HR: 0	SF: 0 SAC: 0 DP: 1 HBP: 0	WP: 0 PB: 0 SB: 0 CS: 0	PA: 40			
PITCHER	IP	WLS	BF	H	R	ER	SO	BB	IBB	HBP	BLK	WP	HR	S	P	ERA	WHIP								
David Palmer, R ERA: 7.79 (1, 1)	2.2		14	4	3	3	2	3	0	0	0	0	0	54	87	2.84	0.789								
Mike Schwabe, R ERA: 4.24 (3, 1)	6.1	W	26	4	2	2	1	1	1	0	0	0	0	54	87	2.84	0.789								
Mike Schwabe, R ERA: 4.24 (8, 1)	6.1	W	26	4	2	2	1	1	1	0	0	0	0	54	87	2.84	0.789								

Detroit Tigers @ Baltimore Orioles
Memorial Stadium, Baltimore, MD
Fri Jun 30 1989, 7:05 PM EDT
Att: 40,594 - Unknown - 79 F

AB 35
R 5
H 8
RBI 5
BB 5
SO 3
LOB 16



Batter	1	2	3	4	5	6	7	8	9	AB	R	H	RBI	BB	SO	LOB	TOP		
Gary Pettis, S OBP: 0.370, SLG: 0.321	0-2 1B 1B	1-3 K		0-0 G6-3		1-0 G4-3			2-2 FC4-6 HR	5	2	1	0	0	1	4			
Tracy Jones, R OBP: 0.311, SLG: 0.338	1-1 1B SF9	1-2 F9			2-3 K		0-0 B1-3		2-0 HR	5	2	2	0	0	1	1			
Lou Whitaker, L OBP: 0.369, SLG: 0.504	2-1 1B 1B		3-2 P6		2-2 2B		2-2 G4-3		0-0 HR	5	1	3	4	0	0	0			
Alan Trammell, R OBP: 0.343, SLG: 0.318	0-0 SF9		3-2 F7		0-1 F9		2-3 K		0-0 F9	4	0	0	1	0	1	1			
Fred Lynn, L OBP: 0.311, SLG: 0.344	1-1 L4		2-3 K					3-3 K		2	0	0	0	0	1	1			
Gary Ward, R OBP: 0.321, SLG: 0.365										2	0	0	0	0	2	1			
Chet Lemon, R OBP: 0.342, SLG: 0.322	2-2 1B			4-1 G5-3 BB		1-1 E5 2B		1-0 G5-3		3	2	1	0	1	0	0			
Dave Bergman, L OBP: 0.348, SLG: 0.323	2-2 F8			0-1 L8		3-2 F8		0-0 P9		4	0	0	0	0	0	4			
Mike Heath, R OBP: 0.355, SLG: 0.466				0-1 G5-3		0-0 G6-3		2-2 G6-3		4	0	1	1	0	0	1			
Rick Schu, R OBP: 0.298, SLG: 0.273				3-2 1B		0-3 K		4-1 BB		0	0	0	0	0	0	0			
Inning Stats	R: 2 E: 0 K: 0 S: 18	H: 4 LOB: 2 BB: 0 P: 26	R: 0 E: 0 K: 1 S: 9	H: 0 LOB: 1 BB: 1 P: 16	R: 0 E: 0 K: 1 S: 10	H: 0 LOB: 0 BB: 0 P: 18	R: 1 E: 0 K: 0 S: 9	H: 1 LOB: 1 BB: 1 P: 16	R: 0 E: 0 K: 1 S: 13	H: 0 LOB: 0 BB: 0 P: 12	R: 0 E: 0 K: 1 S: 5	H: 0 LOB: 0 BB: 0 P: 9	R: 3 E: 0 K: 0 S: 11	H: 2 LOB: 0 BB: 1 P: 20	1B: 6 2B: 2 3B: 0 HR: 1	SF: 1 SAC: 0 DP: 0 HBP: 0	WP: 0 PB: 0 SB: 0 CS: 0	PA: 40	
PITCHER	IP WLS BF H R ER SO BB IBB HBP BLK WP HR S P ERA WHIP																		
Jay Tibbs, R ERA: 2.82	(1, 1) 3.0 L 11 2 2 2 2 1 0 0 0 0 0 37 60 6.00 1.667																		
Mark Thurmond, L ERA: 3.42	(4, 1) 2.1 L 11 2 2 1 2 1 0 0 0 0 0 27 45 3.86 1.286																		
Mark Williamson, R ERA: 3.12	(6, 1) 3.1 L 13 2 2 2 3 1 0 0 0 0 0 28 46 5.40 0.900																		
Mark Williamson, R ERA: 3.12	(9, 1) 3.1 L 13 2 2 2 3 1 0 0 0 0 0 28 46 5.40 0.900																		
Kevin Hickey, L ERA: 2.67	(9, 1) 0.1 L 2 1 1 1 0 0 0 0 0 0 1 2 2 27.00 3.000																		

Detroit Tigers @ Baltimore Orioles
Memorial Stadium, Baltimore, MD
Sun Jul 02 1989, 3:33 AM EDT
Att: 39,609 - Cloudy - 83 F

livebaseballscorecards.com

AB	34
R	7
H	8
RBI	6
BB	1
SO	6
LOB	13

Batter	1	2	3	4	5	6	7	8	9	AB	R	H	RBI	BB	SO	LOB	BOTTOM			
Mike Devereaux, R OBP: 0.345, SLG: 0.409	2-2 G5-3	0-1 F9		1-0 P8			1-1 F7		4-1 G6-4-3 BB	3	0	0	0	0	0	2				
Brady Anderson, L OBP: 0.327, SLG: 0.344										1	0	0	0	1	0	0				
Phil Bradley, R OBP: 0.375, SLG: 0.425	1-2 G4-3		1-0 HR		0-1 BB BB 1B		3-2 L4		0-1 G6-4-3	5	1	2	1	0	0	1				
Cal Ripken Jr., R OBP: 0.346, SLG: 0.415	2-2 1B		3-2 P8		1-0 F8		1-0 G6-3			4	0	1	0	0	0	1				
Mickey Tettleton, S OBP: 0.363, SLG: 0.539	2-3 K		0-0 HR		4-2 BB BB		1-2 BB		0-2 BB 1B	3	1	2	1	1	1	1				
Randy Milligan, R OBP: 0.441, SLG: 0.517		4-2 1B BB	2-0 G6-3		4-1 L4-3 BB		1-2 BB		4-1 BB	1	1	0	0	3	0	0				
Bob Melvin, R OBP: 0.307, SLG: 0.311	1-2 FC1-5 1B		0-1 FC5-4 1B		3-2 L4-3		3-2 K		1-3 K	3	0	2	0	0	0	3				
Joe Orsulak, L OBP: 0.355, SLG: 0.423										1	0	0	0	0	1	2				
Craig Worthington, R OBP: 0.319, SLG: 0.342	3-2 FC1-5 1B		2-2 FC5-4			0-1 G5-3		2-0 F2		4	0	1	1	0	0	3				
Steve Finley, L OBP: 0.275, SLG: 0.319	0-1 FC1-5			3-2 L8		2-3 K		2-2 G4-3		3	0	0	0	0	1	2				
Jim Traber, L OBP: 0.292, SLG: 0.386										1	0	0	0	0	0	2				
Mark Williamson, R										0	0	0	0	0	0	0				
Kevin Hickey, L										0	0	0	0	0	0	0				
Billy Ripken, R OBP: 0.284, SLG: 0.325	0-1 L7			1-0 F8		1-1 G6-3			0-1 F7	4	0	0	0	0	0	2				
Inning Stats	R: 0 E: 0 K: 1 S: 17	H: 1 LOB: 1 BB: 0 P: 24	R: 1 E: 0 K: 0 S: 14	H: 2 LOB: 2 BB: 1 P: 22	R: 2 E: 0 K: 0 S: 16	H: 3 LOB: 1 BB: 0 P: 24	R: 0 E: 0 K: 0 S: 5	H: 0 LOB: 0 BB: 0 P: 10	R: 0 E: 0 K: 1 S: 7	H: 0 LOB: 0 BB: 0 P: 10	R: 0 E: 0 K: 0 S: 11	H: 0 LOB: 0 BB: 0 P: 16	R: 0 E: 0 K: 1 S: 13	H: 1 LOB: 2 BB: 1 P: 22	R: 0 E: 0 K: 0 S: 5	H: 0 LOB: 0 BB: 1 P: 9	1B: 6 2B: 1 3B: 0 HR: 2	SF: 0 SAC: 0 DP: 2 HBP: 0	WP: 0 PB: 0 SB: 0 CS: 0	PA: 38
PITCHER	IP WLS BF H R ER SO BB IBB HBP BLK WP HR S P ERA WHIP																			
Paul Gibson, L ERA: 5.14	(1, 1) 4.1 W 5 0 0 0 1 1 0 0 0 0 0 14 24 0.00 0.600																			
Ed Nunez, R ERA: 3.0	(5, 1) 1.2 W 5 0 0 0 1 1 0 0 0 0 0 14 24 0.00 0.600																			
Mike Henneman, R ERA: 3.21	(7, 1) 3.0 S 11 1 0 0 1 2 0 0 0 0 0 29 47 0.00 1.000																			

Detroit Tigers @ Baltimore Orioles
Memorial Stadium, Baltimore, MD
Sun Jul 02 1989, 3:33 AM EDT
Att: 39,609 - Cloudy - 83 F

livebaseballscorecards.com

AB	33
R	3
H	8
RBI	3
BB	5
SO	3
LOB	19

Batter	1	2	3	4	5	6	7	8	9	AB	R	H	RBI	BB	SO	LOB	TOP			
Gary Pettis, S OBP: 0.371, SLG: 0.319	1-2 G1-3		4-2 G5-3 1B BB	3-2 P5			3-3 K		1-1 FC4-6 1B	4	1	1	0	1	1	2	Detroit Tigers @ Baltimore Orioles Memorial Stadium, Baltimore, MD Mon Jul 03 1989, 7:05 PM EDT Att: 35,656 - Unknown - 85 F			
Tracy Jones, R OBP: 0.394, SLG: 0.329 Scott Lusader, L OBP: 0.268, SLG: 0.308	0-0 E5 2B		1-2 G5-3	2-1 G6-3			0-1 F9		1-0 FC4-6	4	1	0	0	0	0	3				
Lou Whitaker, L OBP: 0.367, SLG: 0.498 Matt Sinatro, R	2-1 F9		4-1 1B BB		1-3 K		3-2 F8			3	0	0	0	1	1	1				
Keith Moreland, R OBP: 0.378, SLG: 0.442 Rick Schu, R OBP: 0.304, SLG: 0.306	2-1 1-H 2B		0-1 1B		1-1 G4-6-3 1B			1-0 HR		3	0	3	2	0	0	0				
Fred Lynn, L OBP: 0.305, SLG: 0.337	0-0 G3		3-1 F9 1B		0-0 G4-6-3 1-2f			1-2 G4-3		4	0	0	0	0	0	4				
Chet Lemon, R OBP: 0.344, SLG: 0.325		2-3 K		1-2 BB 1B			0-1 FC3-6 1B		2-3 K	4	1	2	0	0	2	0				
Dave Bergman, L OBP: 0.346, SLG: 0.317		1-0 F8		4-2 SH1-4 1B BB			3-2 FC3-6 1-2f		3-2 G3-1	3	0	0	0	1	0	1				
Mike Heath, R OBP: 0.353, SLG: 0.460		0-0 G5-3		2-2 SH1-4 1B			1-3 K		0-0 F9	4	0	1	1	0	1	1				
Mike Brumley, S OBP: 0.313, SLG: 0.297			1-1 F9	0-0 SH1-4			1-0 F7		1-0 P6	3	0	0	0	0	0	1				
Inning Stats	R: 1 E: 1 K: 0 S: 9	H: 1 LOB: 1 BB: 0 P: 14	R: 0 E: 0 K: 1 S: 6	H: 0 LOB: 0 BB: 0 P: 9	R: 1 E: 0 K: 0 S: 14	H: 1 LOB: 2 BB: 2 P: 27	R: 1 E: 0 K: 0 S: 15	H: 2 LOB: 0 BB: 1 P: 27	R: 0 E: 0 K: 1 S: 6	H: 1 LOB: 1 BB: 0 P: 14	R: 0 E: 0 K: 1 S: 9	H: 0 LOB: 0 BB: 0 P: 15	R: 1 E: 0 K: 1 S: 12	H: 1 LOB: 1 BB: 0 P: 19	R: 0 E: 0 K: 0 S: 5	H: 1 LOB: 1 BB: 0 P: 8		1B: 6 2B: 1 3B: 0 HR: 1	SF: 0 SAC: 1 DP: 1 HBP: 0	WP: 0 PB: 0 SB: 0 CS: 0
PITCHER	IP WLS BF H R ER SO	IP WLS BF H R ER SO	IP WLS BF H R ER SO	IP WLS BF H R ER SO	IP WLS BF H R ER SO	IP WLS BF H R ER SO	IP WLS BF H R ER SO	IP WLS BF H R ER SO	IP WLS BF H R ER SO	IP WLS BF H R ER SO	IP WLS BF H R ER SO	IP WLS BF H R ER SO	IP WLS BF H R ER SO	IP WLS BF H R ER SO	IP WLS BF H R ER SO	IP WLS BF H R ER SO	ERA WHIP	ERA WHIP		
Brian Holton, R ERA: 3.76	(1, 1) 3.0 W 17 4 3 2 1	(1, 1) 3.0 W 17 4 3 2 1	(1, 1) 3.0 W 17 4 3 2 1	(1, 1) 3.0 W 17 4 3 2 1	(1, 1) 3.0 W 17 4 3 2 1	(1, 1) 3.0 W 17 4 3 2 1	(1, 1) 3.0 W 17 4 3 2 1	(1, 1) 3.0 W 17 4 3 2 1	(1, 1) 3.0 W 17 4 3 2 1	(1, 1) 3.0 W 17 4 3 2 1	(1, 1) 3.0 W 17 4 3 2 1	(1, 1) 3.0 W 17 4 3 2 1	(1, 1) 3.0 W 17 4 3 2 1	(1, 1) 3.0 W 17 4 3 2 1	(1, 1) 3.0 W 17 4 3 2 1	(1, 1) 3.0 W 17 4 3 2 1	6.00 2.333	6.00 2.333		
Mike Smith, R ERA: 13.5	(4, 1) 4.0 W 13 2 0 0 3	(4, 1) 4.0 W 13 2 0 0 3	(4, 1) 4.0 W 13 2 0 0 3	(4, 1) 4.0 W 13 2 0 0 3	(4, 1) 4.0 W 13 2 0 0 3	(4, 1) 4.0 W 13 2 0 0 3	(4, 1) 4.0 W 13 2 0 0 3	(4, 1) 4.0 W 13 2 0 0 3	(4, 1) 4.0 W 13 2 0 0 3	(4, 1) 4.0 W 13 2 0 0 3	(4, 1) 4.0 W 13 2 0 0 3	(4, 1) 4.0 W 13 2 0 0 3	(4, 1) 4.0 W 13 2 0 0 3	(4, 1) 4.0 W 13 2 0 0 3	(4, 1) 4.0 W 13 2 0 0 3	(4, 1) 4.0 W 13 2 0 0 3	0.00 0.500	0.00 0.500		
Mark Thurmond, L ERA: 3.47	(8, 1) 2.0 8 2 1 1 1	(8, 1) 2.0 8 2 1 1 1	(8, 1) 2.0 8 2 1 1 1	(8, 1) 2.0 8 2 1 1 1	(8, 1) 2.0 8 2 1 1 1	(8, 1) 2.0 8 2 1 1 1	(8, 1) 2.0 8 2 1 1 1	(8, 1) 2.0 8 2 1 1 1	(8, 1) 2.0 8 2 1 1 1	(8, 1) 2.0 8 2 1 1 1	(8, 1) 2.0 8 2 1 1 1	(8, 1) 2.0 8 2 1 1 1	(8, 1) 2.0 8 2 1 1 1	(8, 1) 2.0 8 2 1 1 1	(8, 1) 2.0 8 2 1 1 1	(8, 1) 2.0 8 2 1 1 1	4.50 1.000	4.50 1.000		

Batter	1	2	3	4	5	6	7	8	9	AB	R	H	RBI	BB	SO	LOB	BOTTOM			
Brady Anderson, L OBP: 0.335, SLG: 0.344	2-2 2B G5-3 HBP		1-1 G3-1		3-2 3B 1B		1-2 G4-3	4-2 BB		3	2	1	0	2	0	2	Detroit Tigers @ Baltimore Orioles Memorial Stadium, Baltimore, MD Mon Jul 03 1989, 7:05 PM EDT Att: 35,656 - Unknown - 85 F			
Phil Bradley, R OBP: 0.381, SLG: 0.442 Steve Finley, L OBP: 0.271, SLG: 0.314	2-1 G5-3	4-1 G6-4-3 BB	4-1 G6-4-3 BB	2-2 HR 1B	2-1 1-H 2-H 3B		0-1 F8	0-1 FC5		3	2	3	3	1	0	0				
Cal Ripken Jr., R OBP: 0.346, SLG: 0.416	0-1 G5-3	2-2 G6-4-3	2-2 G6-4-3	4-1 HR 1B	0-0 L6		1-1 2B			4	1	1	1	1	0	5				
Mickey Tettleton, S OBP: 0.367, SLG: 0.550	2-1 G3-4-1		1-0 1B SF7	1-0 HR 1B	3-1 G4-3		4-1 FC6-4 BB			4	2	2	4	1	0	1				
Joe Orsulak, L OBP: 0.360, SLG: 0.425	2-1 1B		0-1 1B 1B	2-2 G4-3		4-2 G3 1B BB	0-1 FC6-4			4	2	2	0	1	0	2				
Jim Traber, L OBP: 0.289, SLG: 0.379	0-3 K		1-2 P5	1-2 F8		2-2 G3 1B		2-1 P3		5	0	1	0	0	1	3				
Larry Sheets, L OBP: 0.296, SLG: 0.383		1-2 SH1-4 BB 2B	0-1 SF7	1-0 F8		1-2 G3		0-2 G5-3		4	1	1	1	0	0	2				
Craig Worthington, R OBP: 0.329, SLG: 0.344 Rene Gonzales, R OBP: 0.309, SLG: 0.307		4-1 BB SH1-4 BB	4-1 1B BB	1-2 BB	2-2 G1-3 3B HBP		1-2 G6-4-3 1B		1-0 BB 1B	1	1	1	1	2	0	0				
Billy Ripken, R OBP: 0.288, SLG: 0.328		0-0 SH1-4	0-2 SH1-4	1-2 1B		1-2 G1-3		2-2 FC5 BB 1B		4	0	2	1	0	0	3				
Inning Stats	R: 2 E: 0 K: 1 S: 15	H: 2 LOB: 1 BB: 0 P: 23	R: 1 E: 0 K: 0 S: 9	H: 1 LOB: 3 BB: 3 P: 24	R: 2 E: 0 K: 0 S: 14	H: 3 LOB: 2 BB: 1 P: 21	R: 3 E: 0 K: 0 S: 15	H: 2 LOB: 0 BB: 1 P: 25	R: 2 E: 0 K: 0 S: 16	H: 2 LOB: 1 BB: 0 P: 27	R: 1 E: 0 K: 0 S: 17	H: 2 LOB: 1 BB: 1 P: 26	R: 0 E: 0 K: 0 S: 10	H: 1 LOB: 2 BB: 1 P: 16	R: 0 E: 0 K: 0 S: 14	H: 2 LOB: 3 BB: 1 P: 23		1B: 10 2B: 3 3B: 1 HR: 1	SF: 1 SAC: 1 DP: 2 HBP: 2	WP: 0 PB: 0 SB: 0 CS: 0
PITCHER	IP WLS BF H R ER SO	IP WLS BF H R ER SO	IP WLS BF H R ER SO	IP WLS BF H R ER SO	IP WLS BF H R ER SO	IP WLS BF H R ER SO	IP WLS BF H R ER SO	IP WLS BF H R ER SO	IP WLS BF H R ER SO	IP WLS BF H R ER SO	IP WLS BF H R ER SO	IP WLS BF H R ER SO	IP WLS BF H R ER SO	IP WLS BF H R ER SO	IP WLS BF H R ER SO	IP WLS BF H R ER SO	ERA WHIP	ERA WHIP		
Doyle Alexander, R ERA: 3.71	(1, 1) 2.2 L 18 6 5 5 1	(1, 1) 2.2 L 18 6 5 5 1	(1, 1) 2.2 L 18 6 5 5 1	(1, 1) 2.2 L 18 6 5 5 1	(1, 1) 2.2 L 18 6 5 5 1	(1, 1) 2.2 L 18 6 5 5 1	(1, 1) 2.2 L 18 6 5 5 1	(1, 1) 2.2 L 18 6 5 5 1	(1, 1) 2.2 L 18 6 5 5 1	(1, 1) 2.2 L 18 6 5 5 1	(1, 1) 2.2 L 18 6 5 5 1	(1, 1) 2.2 L 18 6 5 5 1	(1, 1) 2.2 L 18 6 5 5 1	(1, 1) 2.2 L 18 6 5 5 1	(1, 1) 2.2 L 18 6 5 5 1	(1, 1) 2.2 L 18 6 5 5 1	16.88 3.375	16.88 3.375		
Mike Schwabe, R ERA: 5.2	(3, 1) 2.1 13 4 5 5 0	(3, 1) 2.1 13 4 5 5 0	(3, 1) 2.1 13 4 5 5 0	(3, 1) 2.1 13 4 5 5 0	(3, 1) 2.1 13 4 5 5 0	(3, 1) 2.1 13 4 5 5 0	(3, 1) 2.1 13 4 5 5 0	(3, 1) 2.1 13 4 5 5 0	(3, 1) 2.1 13 4 5 5 0	(3, 1) 2.1 13 4 5 5 0	(3, 1) 2.1 13 4 5 5 0	(3, 1) 2.1 13 4 5 5 0	(3, 1) 2.1 13 4 5 5 0	(3, 1) 2.1 13 4 5 5 0	(3, 1) 2.1 13 4 5 5 0	(3, 1) 2.1 13 4 5 5 0	19.29 2.143	19.29 2.143		
Ed Nunez, R ERA: 3.38	(6, 1) 2.0 10 3 1 1 0	(6, 1) 2.0 10 3 1 1 0	(6, 1) 2.0 10 3 1 1 0	(6, 1) 2.0 10 3 1 1 0	(6, 1) 2.0 10 3 1 1 0	(6, 1) 2.0 10 3 1 1 0	(6, 1) 2.0 10 3 1 1 0	(6, 1) 2.0 10 3 1 1 0	(6, 1) 2.0 10 3 1 1 0	(6, 1) 2.0 10 3 1 1 0	(6, 1) 2.0 10 3 1 1 0	(6, 1) 2.0 10 3 1 1 0	(6, 1) 2.0 10 3 1 1 0	(6, 1) 2.0 10 3 1 1 0	(6, 1) 2.0 10 3 1 1 0	(6, 1) 2.0 10 3 1 1 0	4.50 2.500	4.50 2.500		
Willie Hernandez, L ERA: 5.4	(8, 1) 1.0 6 2 0 0 0	(8, 1) 1.0 6 2 0 0 0	(8, 1) 1.0 6 2 0 0 0	(8, 1) 1.0 6 2 0 0 0	(8, 1) 1.0 6 2 0 0 0	(8, 1) 1.0 6 2 0 0 0	(8, 1) 1.0 6 2 0 0 0	(8, 1) 1.0 6 2 0 0 0	(8, 1) 1.0 6 2 0 0 0	(8, 1) 1.0 6 2 0 0 0	(8, 1) 1.0 6 2 0 0 0	(8, 1) 1.0 6 2 0 0 0	(8, 1) 1.0 6 2 0 0 0	(8, 1) 1.0 6 2 0 0 0	(8, 1) 1.0 6 2 0 0 0	(8, 1) 1.0 6 2 0 0 0	0.00 3.000	0.00 3.000		



Batter	1	2	3	4	5	6	7	8	9	AB	R	H	RBI	BB	SO	LOB	TOP		
Brady Anderson, L (1, 8) OBP: 0.332, SLG: 0.341 Mike Devereaux, R (7, PH) OBP: 0.347, SLG: 0.407	F9		SH1-4		K2-3		6-3		4-1 S 1B BB	2	0	0	0	0	1	0	Baltimore Orioles @ Toronto Blue Jays SkyDome, Toronto, ON Tue Jul 04 1989, 7:05 PM EDT Att: 44,025 - Unknown - 83 F		
Phil Bradley, R (1, 7) OBP: 0.394, SLG: 0.451	F9		1-3		3B		HR 1B		1-2 1B HBP	4	2	2	0	0	0	1			
Cal Ripken Jr., R (1, 6) OBP: 0.347, SLG: 0.425	P6		4-3		K		HR		1-1 1B 3B 1B	5	2	2	3	0	1	2			
Mickey Tettleton, S (1, 2)			K		CS 1B		F9		2-2 3B 1B	4	1	2	1	1	1	0			
Joe Orsulak, L (1, 9) OBP: 0.361, SLG: 0.434			CS 1B		F7		F8		0-0 3B	5	0	2	2	0	0	2			
Jim Traber, L (1, 3) OBP: 0.293, SLG: 0.376			1B		BB		5-3		1-1 P5	4	0	1	0	1	0	2			
Larry Sheets, L (1, 10) OBP: 0.299, SLG: 0.380			K		1B		4-3		1-2 3-1	4	0	1	0	1	1	3			
Craig Worthington, R (1, 5) OBP: 0.331, SLG: 0.356			E BB		K		P4		2-2 HR	3	2	1	1	1	1	4			
Billy Ripken, R (1, 4) OBP: 0.283, SLG: 0.322			E5 SH1-4 1-H		F7		5-3		0-0 6-3	4	0	0	0	0	0	0			
Inning Stats	R: 0 E: 0 K: 0 S: 6	H: 0 LOB: 0 BB: 0 P: 11	R: 0 E: 0 K: 2 S: 12	H: 2 LOB: 2 BB: 0 P: 21	R: 1 E: 1 K: 0 S: 12	H: 0 LOB: 1 BB: 1 P: 21	R: 0 E: 0 K: 1 S: 14	H: 2 LOB: 2 BB: 1 P: 20	R: 0 E: 0 K: 0 S: 11	H: 0 LOB: 2 BB: 0 P: 22	R: 2 E: 0 K: 0 S: 13	H: 2 LOB: 0 BB: 0 P: 21	R: 0 E: 0 K: 0 S: 4	H: 0 LOB: 0 BB: 0 P: 5	R: 5 E: 0 K: 0 S: 20	H: 4 LOB: 1 BB: 1 P: 32	1B: 7 2B: 1 3B: 2 HR: 2	SF: 0 SAC: 1 DP: 1 HBP: 1	WP: 0 PA: 43 PB: 0 CS: 1 SB: 2
PITCHER	IP WLS BF H R ER SO BB IBB HBP BLK WP HR S P ERA WHIP	IP WLS BF H R ER SO BB IBB HBP BLK WP HR S P ERA WHIP	IP WLS BF H R ER SO BB IBB HBP BLK WP HR S P ERA WHIP	IP WLS BF H R ER SO BB IBB HBP BLK WP HR S P ERA WHIP	IP WLS BF H R ER SO BB IBB HBP BLK WP HR S P ERA WHIP	IP WLS BF H R ER SO BB IBB HBP BLK WP HR S P ERA WHIP	IP WLS BF H R ER SO BB IBB HBP BLK WP HR S P ERA WHIP	IP WLS BF H R ER SO BB IBB HBP BLK WP HR S P ERA WHIP	IP WLS BF H R ER SO BB IBB HBP BLK WP HR S P ERA WHIP	IP WLS BF H R ER SO BB IBB HBP BLK WP HR S P ERA WHIP	IP WLS BF H R ER SO BB IBB HBP BLK WP HR S P ERA WHIP	IP WLS BF H R ER SO BB IBB HBP BLK WP HR S P ERA WHIP	IP WLS BF H R ER SO BB IBB HBP BLK WP HR S P ERA WHIP	IP WLS BF H R ER SO BB IBB HBP BLK WP HR S P ERA WHIP	IP WLS BF H R ER SO BB IBB HBP BLK WP HR S P ERA WHIP	IP WLS BF H R ER SO BB IBB HBP BLK WP HR S P ERA WHIP	IP WLS BF H R ER SO BB IBB HBP BLK WP HR S P ERA WHIP		
Dave Steb, R (1, 1) ERA: 4.31	6.0	L	26	5	1	0	5	3	1	0	0	0	0	0	0	0	0.00	1.333	
David Welts, L (7, 1) ERA: 3.25	1.0	S	5	2	2	2	0	0	0	0	0	0	0	0	1	13	18.00	2.000	
Xavier Hernandez, R (8, 1) ERA: 4.79	2.0	S	12	4	5	5	0	1	0	1	0	0	0	0	1	24	22.50	2.500	

Batter	1	2	3	4	5	6	7	8	9	AB	R	H	RBI	BB	SO	LOB	BOTTOM		
Tony Fernandez, S (1, 6) OBP: 0.292, SLG: 0.361	F7			F7					G3	4	0	1	0	0	0	0	Baltimore Orioles @ Toronto Blue Jays SkyDome, Toronto, ON Tue Jul 04 1989, 7:05 PM EDT Att: 44,025 - Unknown - 83 F		
Nelson Lirio, S (1, 4) OBP: 0.310, SLG: 0.366	4-3			F9			1B BB			2	0	0	0	1	0	0			
Kelly Gruber, R (1, 9) OBP: 0.359, SLG: 0.453	4-3			5-3			G6-4-3 1B			3	0	1	0	0	0	0			
George Bell, R (1, 7) OBP: 0.314, SLG: 0.421				5-3			F7		G6-4-3 1-2	3	0	0	0	0	0	2			
Fred McGriff, L (1, 3) OBP: 0.381, SLG: 0.536				G3			4-1		4-3	3	0	0	0	0	0	0			
Lloyd Moseby, L (1, 8) OBP: 0.289, SLG: 0.298				F7			4-1		P5	3	0	0	0	0	0	0			
Ernie Whitt, L (1, 10) OBP: 0.393, SLG: 0.455				K			P3		G3	3	0	0	0	0	1	0			
Greg Myers, L (1, 2)				4-1			4-3		P6	3	0	0	0	0	0	0			
Manuel Lee, S (1, 5) OBP: 0.321, SLG: 0.327				F8			P6		1-6-3	3	0	0	0	0	0	0			
Inning Stats	R: 0 E: 0 K: 0 S: 7	H: 0 LOB: 0 BB: 0 P: 8	R: 0 E: 0 K: 0 S: 8	H: 0 LOB: 0 BB: 0 P: 12	R: 0 E: 0 K: 1 S: 10	H: 0 LOB: 0 BB: 0 P: 12	R: 0 E: 0 K: 0 S: 5	H: 0 LOB: 0 BB: 0 P: 6	R: 0 E: 0 K: 0 S: 5	H: 0 LOB: 0 BB: 0 P: 6	R: 0 E: 0 K: 0 S: 6	H: 2 LOB: 1 BB: 1 P: 11	R: 0 E: 0 K: 0 S: 9	H: 0 LOB: 0 BB: 0 P: 15	R: 0 E: 0 K: 0 S: 6	H: 0 LOB: 0 BB: 0 P: 10	1B: 2 2B: 0 3B: 0 HR: 0	SF: 0 SAC: 0 DP: 1 HBP: 0	WP: 0 PA: 28 PB: 0 CS: 0 SB: 0
PITCHER	IP WLS BF H R ER SO BB IBB HBP BLK WP HR S P ERA WHIP	IP WLS BF H R ER SO BB IBB HBP BLK WP HR S P ERA WHIP	IP WLS BF H R ER SO BB IBB HBP BLK WP HR S P ERA WHIP	IP WLS BF H R ER SO BB IBB HBP BLK WP HR S P ERA WHIP	IP WLS BF H R ER SO BB IBB HBP BLK WP HR S P ERA WHIP	IP WLS BF H R ER SO BB IBB HBP BLK WP HR S P ERA WHIP	IP WLS BF H R ER SO BB IBB HBP BLK WP HR S P ERA WHIP	IP WLS BF H R ER SO BB IBB HBP BLK WP HR S P ERA WHIP	IP WLS BF H R ER SO BB IBB HBP BLK WP HR S P ERA WHIP	IP WLS BF H R ER SO BB IBB HBP BLK WP HR S P ERA WHIP	IP WLS BF H R ER SO BB IBB HBP BLK WP HR S P ERA WHIP	IP WLS BF H R ER SO BB IBB HBP BLK WP HR S P ERA WHIP	IP WLS BF H R ER SO BB IBB HBP BLK WP HR S P ERA WHIP	IP WLS BF H R ER SO BB IBB HBP BLK WP HR S P ERA WHIP	IP WLS BF H R ER SO BB IBB HBP BLK WP HR S P ERA WHIP	IP WLS BF H R ER SO BB IBB HBP BLK WP HR S P ERA WHIP	IP WLS BF H R ER SO BB IBB HBP BLK WP HR S P ERA WHIP		
Dave Schmidt, R (1, 1) ERA: 4.76	6.1	W	21	2	0	0	1	1	0	0	0	0	0	0	0	0	0.00	0.474	
Mark Williamson, R (7, 1) ERA: 2.96	2.2	S	7	0	0	0	0	0	0	0	0	0	0	0	17	27	0.00	0.000	

AB	36
R	8
H	11
RBI	7
BB	5
SO	5
LOB	14



Batter	1	2	3	4	5	6	7	8	9	AB	R	H	RBI	BB	SO	LOB	TOP										
Mike Devereaux, R OBP: 0.337, SLG: 0.394 (1, 8)	6-3		4-3	P5		L4		K		5	0	0	0	0	1	3											
Phil Bradley, R OBP: 0.381, SLG: 0.457 Steve Finley, L OBP: 0.271, SLG: 0.314 (1, 7)	HR		F7	5-3			F8	4-3		5	1	1	1	0	0	1											
Cal Ripken Jr., R OBP: 0.346, SLG: 0.422 (1, 6)	P3		1B	1B	K2-3		F8			4	1	1	0	0	1	1											
Mickey Tettleton, S OBP: 0.372, SLG: 0.546 (1, 10)	K		1B	1B		G6-4-3	5-3			3	1	1	0	1	1	0											
Randy Milligan, R OBP: 0.438, SLG: 0.510 (1, 3)		6-3			G6-4-3			5-3		4	1	1	1	0	0	1											
Bob Melvin, R OBP: 0.321, SLG: 0.333 (1, 2)					1-3					4	1	3	2	0	0	0											
Craig Worthington, R OBP: 0.333, SLG: 0.363 (1, 5)							1-3			4	0	2	1	0	0	1											
Joe Orsulak, L OBP: 0.364, SLG: 0.440 Brady Anderson, L OBP: 0.332, SLG: 0.341 (1, 9)										4	0	2	0	0	0	3											
Billy Ripken, R OBP: 0.287, SLG: 0.335 (1, 4)										4	0	2	0	0	0	3											
Inning Stats	R: 1 E: 0 K: 1 S: 8	H: 1 LOB: 0 BB: 0 P: 14	R: 0 E: 0 K: 0 S: 9	H: 2 LOB: 2 BB: 0 P: 13	R: 4 E: 0 K: 0 S: 20	H: 6 LOB: 2 BB: 0 P: 31	R: 0 E: 0 K: 1 S: 9	H: 1 LOB: 1 BB: 0 P: 16	R: 0 E: 0 K: 0 S: 13	H: 0 LOB: 0 BB: 1 P: 11	R: 0 E: 0 K: 0 S: 13	H: 1 LOB: 1 BB: 0 P: 18	R: 0 E: 0 K: 0 S: 7	H: 0 LOB: 0 BB: 0 P: 9	R: 0 E: 0 K: 0 S: 7	H: 1 LOB: 1 BB: 0 P: 10	R: 0 E: 0 K: 1 S: 6	H: 1 LOB: 0 BB: 0 P: 6	1B: 8 2B: 3 3B: 1 HR: 1	SF: 0 SAC: 0 DP: 1 HBP: 0	WP: 0 PB: 0 SB: 1 CS: 1	PA: 38					
PITCHER	IP	WLS	BF	H	R	ER	SO	BB	IBB	HBP	BLK	WP	HR	S	P	ERA	WHIP										
Jimmy Key, L ERA: 3.65 Tom Henke, R ERA: 3.5 (1, 1)	8.0	L	35	12	5	5	2	1	0	0	0	0	1	76	122	5.62	1.625										
(9, 1)	1.0		3	1	0	0	1	0	0	0	0	0	0	6	6	0.00	1.000										

Baltimore Orioles @ Toronto Blue Jays
SkyDome, Toronto, ON
Wed Jul 05 1989, 7:05 PM EDT
Att: 49,239 - Unknown - 79 F

AB 37
R 5
H 13
RBI 5
BB 1
SO 3
LOB 13



Batter	1	2	3	4	5	6	7	8	9	AB	R	H	RBI	BB	SO	LOB	BOTTOM										
Junior Felix, S OBP: 0.329, SLG: 0.412 (1, 8)	F9		3-1		6-3			K	G3	5	0	0	0	0	1	1											
Tony Fernandez, S OBP: 0.295, SLG: 0.367 (1, 6)	4-3		2B		G3			1B		4	1	2	1	0	0	0											
Kelly Gruber, R OBP: 0.361, SLG: 0.454 (1, 9)	6-3		4-3			G4-6-3		1B		4	0	2	0	0	0	1											
George Bell, R OBP: 0.319, SLG: 0.429 Tom Lawless, R OBP: 0.276, SLG: 0.194 (8, PR)			6-3					1B		4	0	3	1	0	0	1											
Fred McGriff, L OBP: 0.379, SLG: 0.543 (1, 3)								1B		4	1	1	1	0	2	5											
Ernie Whitt, L OBP: 0.394, SLG: 0.452 Pat Borders, R OBP: 0.287, SLG: 0.343 (6, PH)										1	0	0	0	1	1	0											
Rance Mulliniks, L OBP: 0.307, SLG: 0.293 (8, PH)										1	0	0	0	0	1	1											
Greg Myers, L (1, 10)										0	0	0	0	1	0	0											
Bob Brenly, R OBP: 0.271, SLG: 0.289 Lloyd Moseby, L OBP: 0.288, SLG: 0.297 (8, PH)										1	0	1	0	0	0	0											
Manuel Lee, S OBP: 0.320, SLG: 0.331 (9, 9)										1	0	0	0	0	3												
Nelson Liriano, S OBP: 0.309, SLG: 0.368 (1, 4)										2	0	0	0	0	2												
Inning Stats	R: 0 E: 0 K: 0 S: 4	H: 0 LOB: 0 BB: 0 P: 6	R: 0 E: 0 K: 1 S: 6	H: 1 LOB: 1 BB: 1 P: 12	R: 2 E: 0 K: 0 S: 13	H: 3 LOB: 1 BB: 0 P: 19	R: 1 E: 0 K: 1 S: 12	H: 1 LOB: 0 BB: 0 P: 18	R: 0 E: 0 K: 1 S: 14	H: 2 LOB: 1 BB: 0 P: 21	R: 0 E: 0 K: 0 S: 12	H: 1 LOB: 0 BB: 0 P: 20	R: 1 E: 0 K: 2 S: 13	H: 3 LOB: 3 BB: 1 P: 22	R: 0 E: 0 K: 1 S: 9	H: 0 LOB: 0 BB: 0 P: 16	1B: 6 2B: 4 3B: 0 HR: 1	SF: 0 SAC: 0 DP: 3 HBP: 0	WP: 0 PB: 0 SB: 1 CS: 0	PA: 37							
PITCHER	IP	WLS	BF	H	R	ER	SO	BB	IBB	HBP	BLK	WP	HR	S	P	ERA	WHIP										
Bob Milacki, R ERA: 4.3 Mark Thurmond, L ERA: 3.33 Gregg Olson, R ERA: 1.93 (1, 1)	5.0	W	22	7	3	3	3	1	0	0	0	0	0	17	28	0.00	0.500										
(8, 1)	2.0	S	10	3	1	1	3	0	1	0	0	0	0	22	38	4.50	1.500										

Baltimore Orioles @ Toronto Blue Jays
SkyDome, Toronto, ON
Wed Jul 05 1989, 7:05 PM EDT
Att: 49,239 - Unknown - 79 F

AB 35
R 4
H 11
RBI 4
BB 2
SO 7
LOB 16



Batter	1	2	3	4	5	6	7	8	9	AB	R	H	RBI	BB	SO	LOB	TOP				
Steve Finley, L (1, 8) OBP: 0.270, SLG: 0.306 Randy Milligan, R (9, PH) OBP: 0.435, SLG: 0.507	P4		G3		G3				K	3	0	0	0	1	0	0	<p>Baltimore Orioles @ Toronto Blue Jays SkyDome, Toronto, ON Thu Jul 06 1989, 7:05 PM EDT Att: 46,629 - Unknown - 84 F</p>				
Phil Bradley, R (1, 7) OBP: 0.392, SLG: 0.454	FC5-4 BB		K		K				1B	4	0	1	0	1	3	2					
Cal Ripken Jr., R (1, 6) OBP: 0.344, SLG: 0.417	FC5-4 1-2							F9	PO	F9	4	0	0	0	1	0		3			
Mickey Tettleton, S (1, 2) OBP: 0.370, SLG: 0.546	F8		L9						K		4	1	1	0	0	1		2			
Joe Orsulak, L (1, 9) OBP: 0.370, SLG: 0.455		P2									4	0	3	1	0	0		0			
Jim Traber, L (1, 3) OBP: 0.292, SLG: 0.373		K			F9						4	0	1	0	0	1		2			
Larry Sheets, L (1, 10) OBP: 0.298, SLG: 0.377		FC5 BB 1B			G1-3 1-2				K		4	0	1	0	0	1		4			
Craig Worthington, R (1, 5) OBP: 0.336, SLG: 0.362					K						3	0	1	0	1	2		1			
Billy Ripken, R (1, 4) OBP: 0.288, SLG: 0.332 Brady Anderson, L (9, PH) OBP: 0.331, SLG: 0.339		FC5 2-3f			K				K		2	0	0	0	1	1	2				
Inning Stats	R: 0 E: 0 K: 0 S: 7	H: 0 LOB: 1 BB: 1 P: 16	R: 0 E: 0 K: 1 S: 12	H: 1 LOB: 2 BB: 1 P: 18	R: 0 E: 0 K: 1 S: 9	H: 0 LOB: 1 BB: 1 P: 17	R: 0 E: 0 K: 1 S: 8	H: 1 LOB: 1 BB: 0 P: 12	R: 0 E: 0 K: 2 S: 14	H: 2 LOB: 1 BB: 0 P: 18	R: 0 E: 0 K: 2 S: 13	H: 0 LOB: 1 BB: 2 P: 25	R: 0 E: 0 K: 2 S: 9	H: 2 LOB: 2 BB: 0 P: 12	R: 0 E: 0 K: 2 S: 16	H: 2 LOB: 2 BB: 0 P: 25	1B: 6 2B: 1 3B: 1 HR: 0	SF: 0 SAC: 0 DP: 0 HBP: 0	WP: 0 PB: 0 SB: 0 CS: 0	PA: 40	
PITCHER	IP WLS BF H R ER SO BB IBB HBP BLK WP HR S P ERA WHIP	IP WLS BF H R ER SO BB IBB HBP BLK WP HR S P ERA WHIP	IP WLS BF H R ER SO BB IBB HBP BLK WP HR S P ERA WHIP	IP WLS BF H R ER SO BB IBB HBP BLK WP HR S P ERA WHIP	IP WLS BF H R ER SO BB IBB HBP BLK WP HR S P ERA WHIP	IP WLS BF H R ER SO BB IBB HBP BLK WP HR S P ERA WHIP	IP WLS BF H R ER SO BB IBB HBP BLK WP HR S P ERA WHIP	IP WLS BF H R ER SO BB IBB HBP BLK WP HR S P ERA WHIP	IP WLS BF H R ER SO BB IBB HBP BLK WP HR S P ERA WHIP	IP WLS BF H R ER SO BB IBB HBP BLK WP HR S P ERA WHIP	IP WLS BF H R ER SO BB IBB HBP BLK WP HR S P ERA WHIP	IP WLS BF H R ER SO BB IBB HBP BLK WP HR S P ERA WHIP	IP WLS BF H R ER SO BB IBB HBP BLK WP HR S P ERA WHIP	IP WLS BF H R ER SO BB IBB HBP BLK WP HR S P ERA WHIP	IP WLS BF H R ER SO BB IBB HBP BLK WP HR S P ERA WHIP	IP WLS BF H R ER SO BB IBB HBP BLK WP HR S P ERA WHIP	IP WLS BF H R ER SO BB IBB HBP BLK WP HR S P ERA WHIP	IP WLS BF H R ER SO BB IBB HBP BLK WP HR S P ERA WHIP	IP WLS BF H R ER SO BB IBB HBP BLK WP HR S P ERA WHIP	IP WLS BF H R ER SO BB IBB HBP BLK WP HR S P ERA WHIP	IP WLS BF H R ER SO BB IBB HBP BLK WP HR S P ERA WHIP

AB	34
R	1
H	8
RBI	1
BB	5
SO	11
LOB	18



Batter	1	2	3	4	5	6	7	8	9	AB	R	H	RBI	BB	SO	LOB	BOTTOM				
Junior Felix, S (1, 8) OBP: 0.328, SLG: 0.409	CS 1B 2B		L1		G3				K2-3	4	1	1	0	0	1	2	<p>Baltimore Orioles @ Toronto Blue Jays SkyDome, Toronto, ON Thu Jul 06 1989, 7:05 PM EDT Att: 46,629 - Unknown - 84 F</p>				
Tony Fernandez, S (1, 6) OBP: 0.298, SLG: 0.372	CS 1B		G5-3		L3				2B	4	0	2	0	0	0	0					
Kelly Gruber, R (1, 5) OBP: 0.359, SLG: 0.451	F8		HR		L8				F8	4	1	1	0	0	0	3					
George Bell, R (1, 7) OBP: 0.324, SLG: 0.436			HR		HR				G6-3	4	1	3	1	0	0	1					
Fred McGriff, L (1, 3) OBP: 0.378, SLG: 0.549	F7		HR		K				K	4	1	1	3	0	2	2					
Pat Borders, R (1, 2) OBP: 0.286, SLG: 0.340		P4			F9				F8	4	0	1	0	0	0	0					
Manuel Lee, S (1, 4) OBP: 0.318, SLG: 0.329		G6-3			G6-3				FC3-6 1B	4	0	1	0	0	0	1					
Bob Brenly, R (1, 10) OBP: 0.273, SLG: 0.291		1B 1B			G6-3				FC3-6 1-2	3	0	1	0	0	0	1					
Tom Lawless, R (1, 9) OBP: 0.282, SLG: 0.206		1B			F8				G1-3	3	0	1	0	0	0	1					
Inning Stats	R: 1 E: 0 K: 0 S: 8	H: 3 LOB: 1 BB: 0 P: 14	R: 0 E: 0 K: 0 S: 8	H: 2 LOB: 2 BB: 0 P: 10	R: 3 E: 0 K: 0 S: 12	H: 3 LOB: 0 BB: 0 P: 20	R: 0 E: 0 K: 0 S: 7	H: 0 LOB: 0 BB: 0 P: 10	R: 0 E: 0 K: 1 S: 11	H: 1 LOB: 1 BB: 0 P: 16	R: 0 E: 0 K: 0 S: 7	H: 1 LOB: 1 BB: 0 P: 10	R: 0 E: 0 K: 1 S: 7	H: 1 LOB: 0 BB: 0 P: 7	R: 0 E: 0 K: 1 S: 7	H: 1 LOB: 0 BB: 0 P: 10	1B: 9 2B: 2 3B: 0 HR: 1	SF: 0 SAC: 0 DP: 1 HBP: 0	WP: 0 PB: 0 SB: 0 CS: 2	PA: 34	
PITCHER	IP WLS BF H R ER SO BB IBB HBP BLK WP HR S P ERA WHIP	IP WLS BF H R ER SO BB IBB HBP BLK WP HR S P ERA WHIP	IP WLS BF H R ER SO BB IBB HBP BLK WP HR S P ERA WHIP	IP WLS BF H R ER SO BB IBB HBP BLK WP HR S P ERA WHIP	IP WLS BF H R ER SO BB IBB HBP BLK WP HR S P ERA WHIP	IP WLS BF H R ER SO BB IBB HBP BLK WP HR S P ERA WHIP	IP WLS BF H R ER SO BB IBB HBP BLK WP HR S P ERA WHIP	IP WLS BF H R ER SO BB IBB HBP BLK WP HR S P ERA WHIP	IP WLS BF H R ER SO BB IBB HBP BLK WP HR S P ERA WHIP	IP WLS BF H R ER SO BB IBB HBP BLK WP HR S P ERA WHIP	IP WLS BF H R ER SO BB IBB HBP BLK WP HR S P ERA WHIP	IP WLS BF H R ER SO BB IBB HBP BLK WP HR S P ERA WHIP	IP WLS BF H R ER SO BB IBB HBP BLK WP HR S P ERA WHIP	IP WLS BF H R ER SO BB IBB HBP BLK WP HR S P ERA WHIP	IP WLS BF H R ER SO BB IBB HBP BLK WP HR S P ERA WHIP	IP WLS BF H R ER SO BB IBB HBP BLK WP HR S P ERA WHIP	IP WLS BF H R ER SO BB IBB HBP BLK WP HR S P ERA WHIP	IP WLS BF H R ER SO BB IBB HBP BLK WP HR S P ERA WHIP	IP WLS BF H R ER SO BB IBB HBP BLK WP HR S P ERA WHIP	IP WLS BF H R ER SO BB IBB HBP BLK WP HR S P ERA WHIP	IP WLS BF H R ER SO BB IBB HBP BLK WP HR S P ERA WHIP



Batter	1	2	3	4	5	6	7	8	9	AB	R	H	RBI	BB	SO	LOB	TOP								
Brady Anderson, L (1, 8) OBP: 0.331, SLG: 0.336 Mike Devereaux, R (8, PH) OBP: 0.335, SLG: 0.391 (8, 8)	G5-3		G3					G5-3		2	1	0	0	1	0	0	Baltimore Orioles @ Milwaukee Brewers Milwaukee County Stadium, Milwaukee, WI Fri Jul 07 1989, 8:05 PM EDT Att: 27,313 - Unknown - 86 F livebaseballscorecards.com								
Phil Bradley, R (1, 7) OBP: 0.295, SLG: 0.462	1B		G5-3			3B BB		K		4	1	2	2	0	1	0									
Cal Ripken Jr., R (1, 6) OBP: 0.343, SLG: 0.424	K					HR 3B		L7		4	1	1	2	0	1	1									
Mickey Tettleton, S (1, 2) OBP: 0.369, SLG: 0.540	BB					HR		G6-3		3	0	0	0	1	2	0									
Joe Orsulak, L (1, 9) OBP: 0.364, SLG: 0.447	G3-1					B3		P9		4	0	0	0	0	0	2									
Jim Traber, L (1, 3) OBP: 0.288, SLG: 0.368 Randy Milligan, R (6, PH) OBP: 0.436, SLG: 0.503 (6, 3)	G4-3					K		BB		2	0	0	0	0	0	0									
Larry Sheets, L (1, 10) OBP: 0.295, SLG: 0.373 Bob Melvin, R (7, PH) OBP: 0.316, SLG: 0.328	P4					G3-1		F8		2	0	0	0	0	0	1									
Craig Worthington, R (1, 5) OBP: 0.332, SLG: 0.358	G5-3					L5		F8		3	0	0	0	0	0	0									
Billy Ripken, R (1, 4) OBP: 0.288, SLG: 0.332			K			BB 3B 1B		G4-3		3	1	1	0	0	1	0									
Inning Stats	R: 0 E: 0 K: 1 S: 11	H: 1 LOB: 2 BB: 1 P: 20	R: 0 E: 0 K: 0 S: 9	H: 0 LOB: 0 BB: 0 P: 14	R: 0 E: 0 K: 1 S: 8	H: 0 LOB: 0 BB: 0 P: 13	R: 0 E: 0 K: 1 S: 8	H: 0 LOB: 0 BB: 0 P: 15	R: 0 E: 0 K: 0 S: 6	H: 0 LOB: 0 BB: 0 P: 11	R: 4 E: 0 K: 2 S: 12	H: 3 LOB: 0 BB: 1 P: 19	R: 0 E: 0 K: 0 S: 7	H: 0 LOB: 0 BB: 0 P: 11	R: 0 E: 0 K: 1 S: 8	H: 0 LOB: 0 BB: 0 P: 13		R: 0 E: 0 K: 0 S: 11	H: 0 LOB: 1 BB: 1 P: 17	1B: 2 2B: 0 3B: 1 HR: 1	SF: 0 SAC: 0 DP: 0 HBP: 0	WP: 0 PB: 0 SB: 1 CS: 0	PA: 34		
PITCHER	IP	WLS	BF	H	R	ER	SO	BB	IBB	HBP	BLK	WP	HR	S	P	ERA	WHIP								
Don August, R (1, 1) ERA: 4.42	5.0	W	21	4	4	4	3	2	0	0	0	0	1	47	85	7.20	1.200								
Bill Krueger, L (6, 1) ERA: 4.34	3.0		9	0	0	0	3	0	0	0	0	0	0	22	31	0.00	0.000								
Dan Plesac, L (9, 1) ERA: 2.35	1.0	S	4	0	0	0	0	1	0	0	0	0	0	11	17	0.00	1.000								

Batter	1	2	3	4	5	6	7	8	9	AB	R	H	RBI	BB	SO	LOB	BOTTOM								
Paul Moltor, R (1, 5) OBP: 0.376, SLG: 0.449	G3		SF 1B			G6-3 WP 1B		1B		4	1	3	0	0	0	0	Baltimore Orioles @ Milwaukee Brewers Milwaukee County Stadium, Milwaukee, WI Fri Jul 07 1989, 8:05 PM EDT Att: 27,313 - Unknown - 86 F livebaseballscorecards.com								
Robin Yount, R (1, 8) OBP: 0.368, SLG: 0.466	HR		SF 1B BB			FC5 G6-3 BB		G5-3		2	2	1	1	2	0	2									
Glenn Braggs, R (1, 7) OBP: 0.315, SLG: 0.413	F9		SF 1B			G6-3		G6-3		3	1	0	1	0	0	2									
Greg Brock, L (1, 3) OBP: 0.379, SLG: 0.412	K		G5-4-3 1B			G3		G3		4	0	2	2	0	1	2									
Rob Deer, R (1, 9) OBP: 0.321, SLG: 0.476	P5		G5-4-3 1B			G3		1B		3	0	0	0	1	0	2									
Gary Sheffield, R (1, 6) OBP: 0.316, SLG: 0.342	F8		L9			IBB		P4		4	0	0	0	0	0	4									
B.J. Surhoff, L (1, 2) OBP: 0.279, SLG: 0.333	1B					G1-3		G4-3		4	0	1	0	0	0	0									
Joey Meyer, R (1, 10) OBP: 0.277, SLG: 0.357			HR			G6-3		K		4	1	1	1	0	1	0									
Jim Gantner, L (1, 4) OBP: 0.300, SLG: 0.298			1B SF HBP			G5-3		1B		3	1	1	0	0	0	0									
Inning Stats	R: 1 E: 0 K: 1 S: 10	H: 1 LOB: 0 BB: 0 P: 19	R: 0 E: 0 K: 0 S: 10	H: 1 LOB: 1 BB: 0 P: 17	R: 5 E: 1 K: 0 S: 15	H: 3 LOB: 0 BB: 1 P: 27	R: 0 E: 0 K: 0 S: 6	H: 0 LOB: 0 BB: 0 P: 10	R: 0 E: 0 K: 1 S: 10	H: 1 LOB: 3 BB: 2 P: 26	R: 0 E: 0 K: 0 S: 6	H: 2 LOB: 0 BB: 0 P: 10	R: 0 E: 0 K: 0 S: 5	H: 1 LOB: 1 BB: 0 P: 8	R: 0 E: 0 K: 0 S: 5	H: 0 LOB: 0 BB: 0 P: 8		1B: 7 2B: 0 3B: 0 HR: 2	SF: 1 SAC: 0 DP: 1 HBP: 1	WP: 1 PB: 0 SB: 2 CS: 0	PA: 36				
PITCHER	IP	WLS	BF	H	R	ER	SO	BB	IBB	HBP	BLK	WP	HR	S	P	ERA	WHIP								
Pete Harnisch, R (1, 1) ERA: 6.23	2.0	L	12	4	6	5	1	1	0	0	0	1	0	26	49	22.50	2.500								
Kevin Hickey, L (3, 1) ERA: 2.43	2.2		11	2	0	0	0	1	1	0	0	1	0	24	47	0.00	1.125								
Mike Smith, R (5, 1) ERA: 8.64	1.1		6	2	0	0	1	0	0	0	0	0	0	11	18	0.00	1.500								
Mark Williamson, R (7, 1) ERA: 2.89	2.0		7	1	0	0	0	0	0	0	0	0	0	11	18	0.00	0.500								

Batter	1	2	3	4	5	6	7	8	9	AB	R	H	RBI	BB	SO	LOB	TOP										
Phil Bradley, R OBP: 0.389, SLG: 0.466 Steve Finley, L OBP: 0.270, SLG: 0.306	0-0 CS 1B			0-0 1B		0-0 1B SF8 1B	1-0 E HBP	0-0 4-3		4	1	3	0	0	0	2											
Cal Ripken Jr., R OBP: 0.339, SLG: 0.419	0-0 5-3			0-0 F7		0-0 SF8	0-0 E6		0-0 6-3	4	0	0	1	0	0	4											
Mickey Tettleton, S OBP: 0.369, SLG: 0.534	0-0 4-3			0-0 F9		0-0 1B BB	0-0 F7		4-0 G5-4-3 BB	3	1	0	0	2	0	4											
Randy Milligan, R OBP: 0.435, SLG: 0.497		0-0 F2		0-0 F9		0-0 1B 1B		4-0 1B E BB	0-0 G5-4-3	4	1	1	0	1	0	2											
Bob Melvin, R OBP: 0.314, SLG: 0.326		0-0 F9			0-0 5-3	0-0 1B		0-0 F8		4	0	1	2	0	0	1											
Mike Devereaux, R OBP: 0.333, SLG: 0.388		0-3 K			0-3 K	0-0 F7		0-0 S 1B		4	1	1	0	0	2	2											
Craig Worthington, R OBP: 0.331, SLG: 0.356			0-3 K		0-3 K		0-0 6-3	0-0 FC6-4 1B		4	0	1	1	0	2	0											
Joe Orsulak, L OBP: 0.360, SLG: 0.441 Brady Anderson, L OBP: 0.333, SLG: 0.339			0-0 1-3		0-0 F7	0-0 P6		0-0 FC6-4 1B		3	0	0	0	0	0	0											
Billy Ripken, R OBP: 0.292, SLG: 0.332			0-0 6-3		0-0 1B SF8 1B	0-0 E HBP BB		0-0 FC6-4		3	1	1	0	1	0	2											
Inning Stats	R: 0 E: 0 K: 0 S: 3	H: 1 LOB: 0 BB: 0 P: 3	R: 0 E: 0 K: 1 S: 5	H: 0 LOB: 0 BB: 0 P: 5	R: 0 E: 0 K: 1 S: 5	H: 0 LOB: 0 BB: 0 P: 5	R: 0 E: 0 K: 0 S: 4	H: 1 LOB: 1 BB: 0 P: 4	R: 0 E: 0 K: 2 S: 7	H: 0 LOB: 0 BB: 0 P: 7	R: 3 E: 0 K: 0 S: 7	H: 4 LOB: 2 BB: 1 P: 11	R: 0 E: 1 K: 0 S: 4	H: 0 LOB: 3 BB: 1 P: 9	R: 2 E: 0 K: 0 S: 6	H: 3 LOB: 2 BB: 1 P: 10	R: 0 E: 0 K: 0 S: 2	H: 0 LOB: 0 BB: 1 P: 6	1B: 9 2B: 0 3B: 0 HR: 0	SF: 1 SAC: 0 DP: 1 HBP: 1	WP: 0 PA: 40 PB: 0 SB: 2 CS: 1						
PITCHER	IP	WLS	BF	H	R	ER	SO	BB	IBB	HBP	BLK	WP	HR	S	P	ERA	WHIP										
Teddy Higuera, L ERA: 3.71	6.2	L	28	6	3	3	4	2	0	1	0	0	0	33	42	4.05	1.200										
Chuck Cirm, R ERA: 3.5	0.2		6	2	2	2	0	1	0	0	0	0	0	5	9	27.00	4.500										
Tony Fossas, L ERA: 2.29	0.0		1	1	0	0	0	0	0	0	0	0	0	1	1	∞	∞										
Jay Aldrich, R ERA: 3.96	1.2		5	0	0	0	0	1	0	0	0	0	0	4	8	0.00	0.600										

Baltimore Orioles @ Milwaukee Brewers
Milwaukee County Stadium, Milwaukee, WI

AB 34
R 5
H 9
RBI 4
BB 4
SO 4
LOB 17



WP: 0 PA: 40
PB: 0
SB: 2
CS: 1

Sat Jul 08 1989, 8:05 PM EDT
Att: 42,237 - Unknown

Batter	1	2	3	4	5	6	7	8	9	AB	R	H	RBI	BB	SO	LOB	BOTTOM										
Paul Molitor, R OBP: 0.374, SLG: 0.443	0-0 F8		4-0 BB		0-0 F7		0-0 F8		0-0 F8	4	0	0	0	1	0	3											
Robin Yount, R OBP: 0.371, SLG: 0.469	4-0 G6-4-3 BB		0-0 1-3		0-0 FC6-4 1B		0-0 1B		0-0 4-3	4	0	2	2	1	0	2											
Glenn Braggs, R OBP: 0.312, SLG: 0.410	0-0 G6-4-3			4-0 BB S BB	0-0 FC6-4		0-0 F9			3	0	0	0	1	0	4											
Greg Brock, L OBP: 0.368, SLG: 0.398		0-0 4-3		0-0 F9		0-0 G3		0-0 F7		4	0	0	0	0	0	1											
Rob Deer, R OBP: 0.323, SLG: 0.474		0-3 K		4-0 BB BB		0-3 K		0-0 1B		3	0	1	0	1	2	0											
Gary Sheffield, R OBP: 0.315, SLG: 0.344		0-0 2B		0-0 P5		0-3 K		0-0 P4		4	0	1	0	0	1	3											
B.J. Surhoff, L OBP: 0.276, SLG: 0.329		0-0 4-3		4-0 1-2 2-3 BB		0-0 1-3		0-0 F7		3	0	0	0	1	0	2											
Joey Meyer, R OBP: 0.279, SLG: 0.356 Mike Felder, S OBP: 0.290, SLG: 0.293			0-3 K	0-0 L6		0-0 F8 E 2B 1B		4-0 DI BB		3	0	1	0	0	1	3											
Jim Gantner, L OBP: 0.296, SLG: 0.293			0-0 F8		0-0 G3		0-0 FC6 2B		0-3 K	4	1	0	0	0	1	2											
Inning Stats	R: 0 E: 0 K: 0 S: 2	H: 0 LOB: 1 BB: 0 P: 6	R: 0 E: 0 K: 1 S: 6	H: 1 LOB: 0 BB: 0 P: 6	R: 0 E: 0 K: 1 S: 5	H: 0 LOB: 1 BB: 1 P: 9	R: 0 E: 0 K: 0 S: 3	H: 0 LOB: 3 BB: 3 P: 15	R: 0 E: 0 K: 0 S: 4	H: 1 LOB: 1 BB: 0 P: 4	R: 0 E: 0 K: 2 S: 7	H: 0 LOB: 0 BB: 0 P: 7	R: 2 E: 1 K: 0 S: 6	H: 2 LOB: 2 BB: 0 P: 6	R: 0 E: 0 K: 0 S: 4	H: 1 LOB: 1 BB: 0 P: 4	R: 0 E: 0 K: 1 S: 5	H: 0 LOB: 1 BB: 1 P: 9	1B: 3 2B: 2 3B: 0 HR: 0	SF: 0 SAC: 0 DP: 1 HBP: 0	WP: 0 PA: 38 PB: 0 SB: 1 CS: 0						
PITCHER	IP	WLS	BF	H	R	ER	SO	BB	IBB	HBP	BLK	WP	HR	S	P	ERA	WHIP										
Brian Holton, R ERA: 3.45	6.1	W	27	3	2	0	4	5	0	0	0	0	0	30	50	0.00	1.263										
Mark Williamson, R ERA: 2.81	1.2		7	2	0	0	0	0	0	0	0	0	0	7	7	0.00	1.200										
Gregg Olson, R ERA: 1.89	1.0	S	4	0	0	0	1	1	0	0	0	0	0	5	9	0.00	1.000										

Baltimore Orioles @ Milwaukee Brewers
Milwaukee County Stadium, Milwaukee, WI

AB 32
R 2
H 5
RBI 2
BB 6
SO 5
LOB 20



WP: 0 PA: 38
PB: 0
SB: 1
CS: 0

Sat Jul 08 1989, 8:05 PM EDT
Att: 42,237 - Unknown

Batter	1	2	3	4	5	6	7	8	9	AB	R	H	RBI	BB	SO	LOB	TOP
Phil Bradley, R OBP: 0.398, SLG: 0.478 (1, 7)										5	0	5	1	0	0	0	<p>Baltimore Orioles @ Milwaukee Brewers Milwaukee County Stadium, Milwaukee, WI</p> <p>Sun Jul 09 1989, 4:33 AM EDT Att: 39,328 - Sunny - 86 F</p> <p>livebaseballscores.com</p>
Joe Orsulak, L OBP: 0.352, SLG: 0.431 (1, 9)										5	0	0	0	0	1	6	
Cal Ripken Jr., R OBP: 0.337, SLG: 0.416 (1, 6)										5	0	1	0	0	1	4	
Mickey Tettleton, S OBP: 0.368, SLG: 0.528 (1, 10)										3	0	0	0	1	1	2	
Jim Traber, L OBP: 0.295, SLG: 0.373 (8, PH) Randy Milligan, R OBP: 0.433, SLG: 0.494 (8, 3)										3	1	2	0	0	0	2	
Bob Melvin, R OBP: 0.307, SLG: 0.319 (1, 2)										3	0	0	0	0	1	2	
Brady Anderson, L OBP: 0.336, SLG: 0.339 (1, 8)										3	1	1	0	1	1	1	
Craig Worthington, R OBP: 0.333, SLG: 0.358 (1, 5)										4	0	2	0	0	0	2	
Rene Gonzales, R OBP: 0.307, SLG: 0.315 (1, 4)										4	0	1	1	0	1	3	
Inning Stats	R: 0 E: 0 K: 1 S: 6	H: 1 LOB: 2 BB: 1 P: 10	R: 0 E: 0 K: 1 S: 6	H: 1 LOB: 1 BB: 0 P: 6	R: 0 E: 0 K: 0 S: 4	H: 1 LOB: 2 BB: 0 P: 4	R: 0 E: 0 K: 0 S: 4	H: 1 LOB: 0 BB: 0 P: 5	R: 0 E: 0 K: 0 S: 4	H: 1 LOB: 1 BB: 0 P: 4	R: 0 E: 0 K: 3 S: 10	H: 1 LOB: 1 BB: 0 P: 10	R: 1 E: 0 K: 0 S: 6	H: 3 LOB: 2 BB: 0 P: 6	1B: 10 2B: 3 3B: 0 HR: 0	SF: 0 SAC: 1 DP: 1 HBP: 0	WP: 0 PA: 39 PB: 0 SB: 0 CS: 0
PITCHER	IP WLS BF H R ER SO BB IBB HBP BLK WP HR S P ERA WHIP																
Chris Bosio, R ERA: 2.76 (1, 1)	7.0 W 30 9 1 1 4 2 0 0 0 0 0 0 36 44 1.29 1.571																
Tony Fossas, L ERA: 2.49 (8, 1)	2.0 9 3 1 1 3 0 0 0 0 0 0 0 15 15 4.50 1.500																

Batter	1	2	3	4	5	6	7	8	9	AB	R	H	RBI	BB	SO	LOB	BOTTOM
Paul Moltor, R OBP: 0.377, SLG: 0.446 (1, 5)										5	0	3	1	0	0	3	<p>Baltimore Orioles @ Milwaukee Brewers Milwaukee County Stadium, Milwaukee, WI</p> <p>Sun Jul 09 1989, 4:33 AM EDT Att: 39,328 - Sunny - 86 F</p> <p>livebaseballscores.com</p>
Robin Yount, R OBP: 0.369, SLG: 0.468 (1, 8)										5	3	1	1	0	0	5	
Glenn Braggs, R OBP: 0.319, SLG: 0.414 (1, 7)										4	1	3	0	1	1	1	
Greg Brock, L OBP: 0.369, SLG: 0.393 (1, 3)										4	0	1	0	1	1	4	
Rob Deer, R OBP: 0.327, SLG: 0.476 (1, 9)										5	1	3	3	0	0	2	
Gary Sheffield, R OBP: 0.311, SLG: 0.339 (1, 6)										5	0	0	0	0	0	7	
Joey Meyer, R OBP: 0.282, SLG: 0.371 (1, 10)										3	0	1	0	0	0	0	
Terry Francona, L OBP: 0.250, SLG: 0.330 (6, PR) Mike Felder, S OBP: 0.290, SLG: 0.293 (7, PR)										2	1	1	1	1	0	0	
Charlie O'Brien, R OBP: 0.321, SLG: 0.370 (1, 2)										3	1	1	0	1	0	2	
Jim Gantner, L OBP: 0.298, SLG: 0.294 (1, 4)										3	1	1	0	1	0	2	
Inning Stats	R: 1 E: 1 K: 0 S: 6	H: 3 LOB: 2 BB: 0 P: 6	R: 0 E: 0 K: 0 S: 3	H: 0 LOB: 0 BB: 0 P: 3	R: 0 E: 0 K: 0 S: 3	H: 0 LOB: 0 BB: 0 P: 3	R: 3 E: 0 K: 1 S: 8	H: 3 LOB: 2 BB: 2 P: 16	R: 0 E: 0 K: 0 S: 4	H: 1 LOB: 1 BB: 1 P: 8	R: 2 E: 0 K: 1 S: 8	H: 3 LOB: 2 BB: 1 P: 12	R: 1 E: 0 K: 0 S: 5	H: 2 LOB: 2 BB: 1 P: 9	1B: 12 2B: 2 3B: 0 HR: 0	SF: 0 SAC: 1 DP: 1 HBP: 0	WP: 1 PA: 42 PB: 0 SB: 2 CS: 0
PITCHER	IP WLS BF H R ER SO BB IBB HBP BLK WP HR S P ERA WHIP																
Dave Schmidt, R ERA: 4.91 (1, 1)	6.0 L 30 10 5 5 1 0 0 0 0 0 1 0 3 3 7.50 1.833																
Mark Thurmond, L ERA: 3.31 (7, 1)	0.1 1 0 0 0 1 0 0 0 0 0 1 0 3 3 0.00 0.000																
Bob Milacki, R ERA: 4.39 (7, 1)	1.2 11 4 2 2 0 1 1 0 0 0 0 0 9 17 10.80 3.000																

Batter	1	2	3	4	5	6	7	8	9	AB	R	H	RBI	BB	SO	LOB	TOP										
Dick Schofield, R OBP: 0.286, SLG: 0.311	L8		FC4-6 1B 2B	E5 1B FC6-4		FC5-4 1B 1B	F8		HR	6	4	3	3	0	0	0											
Johnny Ray, S OBP: 0.306, SLG: 0.356	K		K	FC6-4 1B		FC5-4 1B 1B	WP BB		F8 1B	5	1	3	0	1	2	1											
Devon White, S OBP: 0.293, SLG: 0.427 Max Venable, L (7, PR) (7, 8)	L9		FC4-6 1B	FC6-4		FC5-4 BB 1B	BB		F8	5	0	2	1	0	0	3											
Wally Joyner, L OBP: 0.339, SLG: 0.374		G1-3 1B 1B	FC4-6 BB 2B	K		BB 1B	F8		BB 1B	6	1	3	1	0	1	4											
Brian Downing, R OBP: 0.391, SLG: 0.463		G1-3 1B	2B WP BB			FC4-6 BB			G4-3 F8	4	1	1	0	2	0	2											
Chili Davis, S OBP: 0.306, SLG: 0.394	G1-3		WP 1B 2B			FC4-6			G3	5	1	1	2	1	0	5											
Tony Armas, R OBP: 0.347, SLG: 0.569	P4		FC5-4 1B			P3			F8 G4-3	6	0	1	1	0	1	5											
Lance Parrish, R OBP: 0.330, SLG: 0.430			FC5-4 BB			HR	HR BB		E5 1B HR	3	3	1	1	2	0	1											
Jack Howell, L OBP: 0.330, SLG: 0.418	G4-3			K		HR	HR		HR 1B	5	2	2	2	0	2	3											
Inning Stats	R: 0 E: 0 K: 1 S: 9	H: 0 LOB: 0 BB: 0 P: 14	R: 0 E: 0 K: 0 S: 11	H: 2 LOB: 3 BB: 1 P: 20	R: 4 E: 0 K: 1 S: 16	H: 4 LOB: 1 BB: 1 P: 31	R: 1 E: 1 K: 2 S: 18	H: 1 LOB: 1 BB: 0 P: 24	R: 0 E: 0 K: 0 S: 4	H: 0 LOB: 0 BB: 0 P: 6	R: 2 E: 0 K: 1 S: 25	H: 4 LOB: 3 BB: 1 P: 39	R: 3 E: 0 K: 0 S: 10	H: 2 LOB: 1 BB: 2 P: 25	R: 0 E: 0 K: 0 S: 5	H: 0 LOB: 0 BB: 0 P: 8	R: 3 E: 1 K: 1 S: 20	H: 4 LOB: 3 BB: 1 P: 35	1B: 13 2B: 1 3B: 0 HR: 3	SF: 0 SAC: 0 DP: 0 HBP: 0	WP: 2 PB: 0 SB: 0 CS: 0	PA: 52					
PITCHER	IP	WLS	BF	H	R	ER	SO	BB	IBB	HBP	BLK	WP	HR	S	P	ERA	WHIP										
Jeff Ballard, L ERA: 3.53	3.1		20	7	5	4	3	2	0	0	0	1	0	47	80	10.80	2.700										
Mark Thurmond, L ERA: 3.5	2.1	L	11	4	2	2	2	0	0	0	0	0	1	32	44	7.71	1.714										
Mike Smith, R ERA: 10.32	3.0		20	6	6	5	0	4	0	0	0	1	2	36	74	15.00	3.333										
Pete Harnisch, R ERA: 6.08	0.1		1	0	0	0	1	0	0	0	0	0	0	3	4	0.00	0.000										

California Angels @ Baltimore Orioles
Memorial Stadium, Baltimore, MD

AB 46
R 13
H 17
RBI 11
BB 6
SO 6
LOB 25



Thu Jul 13 1989, 7:05 PM EDT
Att: 29,750 - Unknown - 63 F

Batter	1	2	3	4	5	6	7	8	9	AB	R	H	RBI	BB	SO	LOB	BOTTOM										
Phil Bradley, R OBP: 0.401, SLG: 0.480	SH1-3 1B	1B 1B		F4				FC5-4		5	2	3	1	0	0	1											
Steve Finley, L OBP: 0.277, SLG: 0.307	SH1-3	1B 1B		G1-3		G1-3			K	3	0	1	1	1	1	1											
Cal Ripken Jr., R OBP: 0.335, SLG: 0.413	G6-3			G5-3					K	5	0	1	1	0	1	2											
Mickey Tettleton, S OBP: 0.371, SLG: 0.535	1B BB	K				SF8 3B			G3	4	1	2	0	1	1	2											
Joe Orsulak, L OBP: 0.351, SLG: 0.430	P7					SF8			L9	3	0	1	2	0	0	3											
Jim Traber, L OBP: 0.288, SLG: 0.364	F8			F8		K			F7	4	0	0	0	0	1	3											
Larry Sheets, L OBP: 0.294, SLG: 0.371				G1-3		K			B5-3	4	0	1	0	0	1	0											
Craig Worthington, R OBP: 0.332, SLG: 0.354	FC3-6 1B			F7		G6-3			FC5-4 BB	3	1	0	0	1	0	1											
Rene Gonzales, R OBP: 0.305, SLG: 0.313						P9			K	4	1	1	0	0	1	1											
Inning Stats	R: 1 E: 0 K: 0 S: 11	H: 2 LOB: 2 BB: 1 P: 20	R: 3 E: 0 K: 1 S: 15	H: 5 LOB: 0 BB: 0 P: 25	R: 0 E: 0 K: 0 S: 3	H: 0 LOB: 0 BB: 0 P: 6	R: 0 E: 0 K: 0 S: 11	H: 0 LOB: 1 BB: 1 P: 16	R: 1 E: 0 K: 2 S: 11	H: 1 LOB: 0 BB: 0 P: 17	R: 0 E: 0 K: 0 S: 6	H: 1 LOB: 1 BB: 0 P: 8	R: 0 E: 0 K: 0 S: 12	H: 1 LOB: 1 BB: 0 P: 16	R: 0 E: 0 K: 1 S: 7	H: 0 LOB: 1 BB: 1 P: 13	R: 0 E: 0 K: 2 S: 8	H: 0 LOB: 0 BB: 0 P: 14	1B: 9 2B: 0 3B: 1 HR: 0	SF: 1 SAC: 1 DP: 0 HBP: 0	WP: 0 PB: 0 SB: 0 CS: 0	PA: 40					
PITCHER	IP	WLS	BF	H	R	ER	SO	BB	IBB	HBP	BLK	WP	HR	S	P	ERA	WHIP										
Bert Blyleven, R ERA: 2.39	6.0		29	9	5	5	3	2	0	0	0	0	0	57	92	7.50	1.833										
Rich Monteleone, R ERA: 1.53	1.0		4	1	0	0	0	0	0	0	0	0	0	12	16	0.00	1.000										
Bob McClure, L ERA: 1.69	1.0		4	0	0	0	1	1	0	0	0	0	0	7	13	0.00	1.000										
Bryan Harvey, R ERA: 3.03	1.0		3	0	0	0	2	0	0	0	0	0	0	8	14	0.00	0.000										

California Angels @ Baltimore Orioles
Memorial Stadium, Baltimore, MD

AB 35
R 5
H 10
RBI 5
BB 3
SO 6
LOB 14



Thu Jul 13 1989, 7:05 PM EDT
Att: 29,750 - Unknown - 63 F

Batter	1	2	3	4	5	6	7	8	9	AB	R	H	RBI	BB	SO	LOB	TOP					
Dick Schofield, R OBP: 0.293, SLG: 0.311	0-0 P6		3-3 K		1-0 1B	4-2 1B BB		4-1 BB BB		3	0	1	0	2	1	1	California Angels @ Baltimore Orioles Memorial Stadium, Baltimore, MD Fri Jul 14, 1989, 7:05 PM EDT Att: 45,921 - Unknown - 79 F					
Johnny Ray, S OBP: 0.316, SLG: 0.361	1-2 G3-1		0-1 1B		1-1 1B	2-0 1B		4-0 BB		4	0	3	3	1	0	0						
Devon White, S OBP: 0.292, SLG: 0.424	0-3 K		2-1 1B		1-0 P6	1-3 2-H 2-H 3-H 0-1		1-2 P6		5	0	1	0	0	1	7						
Wally Joyner, L OBP: 0.334, SLG: 0.368		0-0 F7	2-1 F7		0-0 F8		2-1 P3	2-3 K		5	0	0	0	0	1	7						
Brian Downing, R OBP: 0.388, SLG: 0.459	1-2 G4-3			2-2 1B	3-3 K		0-1 E9		3-2 G5-3	5	0	1	0	0	1	2						
Chili Davis, S OBP: 0.304, SLG: 0.389	4-2 FC6-4 BB		0-0 F9		1-0 F8		1-3 K		0-1 F7	4	0	0	0	1	1	2						
Tony Armas, R OBP: 0.350, SLG: 0.558	0-0 FC6-4		0-2 P6		1-1 BB 1B		0-0 P3		1-2 WP 1B	5	1	2	0	0	0	3						
Lance Parrish, R OBP: 0.334, SLG: 0.435 Max Venable, L (9, PR)			2-1 1B 2B	1-3 K		1-0 BB 1B		3-3 K	4-2 BB	4	2	2	0	1	2	1						
Jack Howell, L OBP: 0.331, SLG: 0.427			1-3 K		0-0 HR	2-3 K		4-2 BB BB	2-3 K	4	1	1	1	1	3	5						
Inning Stats	R: 0 E: 0 K: 1 S: 7	H: 0 LOB: 0 BB: 0 P: 8	R: 0 E: 0 K: 0 S: 7	H: 0 LOB: 1 BB: 1 P: 12	R: 1 E: 0 K: 2 S: 14	H: 3 LOB: 2 BB: 0 P: 24	R: 0 E: 0 K: 1 S: 10	H: 1 LOB: 1 BB: 0 P: 13	R: 1 E: 0 K: 1 S: 10	H: 3 LOB: 2 BB: 0 P: 16	R: 2 E: 0 K: 1 S: 13	H: 3 LOB: 2 BB: 1 P: 24	R: 0 E: 1 K: 1 S: 8	H: 0 LOB: 1 BB: 0 P: 11	R: 0 E: 0 K: 2 S: 13	H: 0 LOB: 3 BB: 3 P: 31		R: 0 E: 0 K: 1 S: 13	H: 1 LOB: 2 BB: 1 P: 23	1B: 9 2B: 1 3B: 0 HR: 1	SF: 0 SAC: 0 DP: 0 HBP: 0	WP: 1 PB: 0 SB: 1 CS: 0
PITCHER	IP WLS BF H R ER SO BB IBB HBP BLK WP HR S P ERA WHIP																					
Brian Holton, R ERA: 3.56	(1, 1) 5.1 W 25 8 3 3 5 1 0 0 0 0 0 1 51 78 5.06 1.688																					
Mark Williamson, R ERA: 2.95	(6, 1) 2.0 12 2 1 1 3 3 0 0 0 0 0 0 25 48 4.50 2.500																					
Gregg Olson, R ERA: 1.82	(8, 1) 1.2 S 8 1 0 0 2 2 0 0 0 1 0 0 19 36 0.00 1.800																					

Batter	1	2	3	4	5	6	7	8	9	AB	R	H	RBI	BB	SO	LOB	BOTTOM			
Phil Bradley, R OBP: 0.402, SLG: 0.480	0-0 WP BLK 1B	1-0 1-H 3-H 1B		1-0 L4			1-0 G6-3			4	0	2	1	0	0	0	California Angels @ Baltimore Orioles Memorial Stadium, Baltimore, MD Fri Jul 14, 1989, 7:05 PM EDT Att: 45,921 - Unknown - 79 F			
Steve Finley, L OBP: 0.276, SLG: 0.305	2-2 SAFE 1 SAFE 1 SAFE 1 B 1 B X		1-2 1B S 1B	1-2 L4		1-3 K				4	1	1	0	0	1	1				
Cal Ripken Jr., R OBP: 0.339, SLG: 0.424	1-0 SAFE 2 X		4-2 1B BB		2-2 G3-4 1B		0-2 HR			3	2	2	1	1	0	1				
Mickey Tettleton, S OBP: 0.370, SLG: 0.531	2-3 K		3-1 1B		1-1 G3-4-1		0-0 G4-3			4	0	1	0	0	1	2				
Randy Milligan, R OBP: 0.434, SLG: 0.488		4-1 S 1B SF9 BB	0-0 F8		4-0 BB		2-2 G6-3			2	1	0	0	2	0	3				
Joe Orsulak, L OBP: 0.349, SLG: 0.427		2-0 SF9 BB WP 1B	1-3 K		1-1 F8		0-1 F8			4	1	1	0	0	1	4				
Mike Devereaux, R OBP: 0.332, SLG: 0.384		2-1 SAFE 1 B 1 B X	1-0 P4		1-0 FC5-4 1B		0-0 G5-3		2-3 K	4	0	1	2	0	1	2				
Craig Worthington, R OBP: 0.332, SLG: 0.352	4-2 SAFE 1 B 1 B X		4-2 WP 1B BB		0-2 FC5-4		1-0 P5			2	1	0	0	1	0	2				
Billy Ripken, R OBP: 0.288, SLG: 0.329		0-1 SF9		1-3 K		2-2 G3-1				2	0	0	1	0	1	0				
Inning Stats	R: 0 E: 0 K: 1 S: 8	H: 1 LOB: 1 BB: 0 P: 13	R: 3 E: 0 K: 0 S: 9	H: 2 LOB: 1 BB: 2 P: 22	R: 2 E: 0 K: 1 S: 16	H: 3 LOB: 2 BB: 1 P: 26	R: 0 E: 0 K: 1 S: 8	H: 0 LOB: 0 BB: 0 P: 11	R: 0 E: 0 K: 0 S: 7	H: 1 LOB: 1 BB: 1 P: 16	R: 0 E: 0 K: 0 S: 7	H: 0 LOB: 0 BB: 0 P: 10	R: 1 E: 0 K: 1 S: 8	H: 1 LOB: 0 BB: 0 P: 10	R: 0 E: 0 K: 1 S: 8	H: 0 LOB: 0 BB: 0 P: 12		1B: 7 2B: 0 3B: 0 HR: 1	SF: 1 SAC: 0 DP: 1 HBP: 0	WP: 2 PB: 0 SB: 2 CS: 0
PITCHER	IP WLS BF H R ER SO BB IBB HBP BLK WP HR S P ERA WHIP																			
Kirk McCaskill, R ERA: 3.14	(1, 1) 2.2 L 16 6 5 5 2 3 0 0 0 0 0 1 34 50 2.08 0.692																			
Willie Fraser, R ERA: 3.21	(3, 1) 4.1 15 2 1 1 2 1 0 0 0 0 0 1 34 50 2.08 0.692																			
Greg Minton, R ERA: 1.74	(8, 1) 1.0 3 0 0 0 1 0 0 0 0 0 0 0 8 12 0.00 0.000																			

Batter	1	2	3	4	5	6	7	8	9	AB	R	H	RBI	BB	SO	LOB	TOP					
Dick Schofield, R OBP: 0.295, SLG: 0.328	0-1 HR		1-2 1B SF8		0-1 G6-3		1-2 G4-3	1-1 FC5-4		5	2	2	1	0	0	3						
Max Venable, L OBP: 0.667, SLG: 0.667	1-0 1B		1-1 1B		1-2 1B		0-0 1B	1-1 P6		5	1	4	2	0	0	0						
Johnny Ray, S OBP: 0.317, SLG: 0.363	0-1 G3-6-1		0-0 SF8		2-2 P6		1-3 1B	2-1 2B 1B		4	1	2	1	0	0	2						
Wally Joyner, L OBP: 0.335, SLG: 0.372	0-0 F7		0-0 3-5		2-1 F8		1-0 G6-4-3	0-0 1B 2B		5	0	2	1	0	0	0						
Brian Downing, R OBP: 0.386, SLG: 0.455		2-2 G5-3		0-2 1B		1-2 G5-3	2-1 G6-4-3	1-0 P9		5	0	1	0	0	0	4						
Devon White, S OBP: 0.299, SLG: 0.427		2-3 K		2-1 1B		0-0 1B	1-2 1B SF8	4-0 1B		4	2	3	0	1	1	0						
Tony Armas, R OBP: 0.353, SLG: 0.549		1-2 G4-3		0-0 G6-4-3		1-1 1B	0-1 F9	1-1 FC6-4		5	0	2	2	0	0	3						
Lance Parrish, R OBP: 0.336, SLG: 0.446			3-2 HR		1-0 F9		1-3 K	2-1 FC6-4		5	1	2	1	0	1	4						
Jack Howell, L OBP: 0.333, SLG: 0.432			0-0 P6		4-0 G6-3		0-0 G4-3	2-0 SF8		2	2	1	1	1	0	0						
Inning Stats	R: 1 E: 0 K: 0 S: 6	H: 2 LOB: 0 BB: 7	R: 0 E: 0 K: 1 S: 9	H: 0 LOB: 0 BB: 14	R: 2 E: 1 K: 0 S: 10	H: 3 LOB: 1 BB: 15	R: 0 E: 0 K: 0 S: 9	H: 2 LOB: 1 BB: 13	R: 1 E: 0 K: 0 S: 10	H: 1 LOB: 1 BB: 17	R: 1 E: 0 K: 1 S: 14	H: 2 LOB: 1 BB: 19	R: 2 E: 0 K: 0 S: 13	H: 4 LOB: 1 BB: 19	R: 1 E: 0 K: 0 S: 11	H: 2 LOB: 1 BB: 16	R: 1 E: 0 K: 0 S: 9	H: 3 LOB: 3 BB: 18	1B: 15 2B: 2 3B: 0 HR: 2	SF: 2 SAC: 0 DP: 3 HBP: 0	WP: 0 PB: 0 SB: 2 CS: 0	PA: 44
PITCHER	IP WLS BF H R ER SO BB IBB HBP BLK WP HR S P ERA WHIP																					
Dave Schmidt, R ERA: 5.06	(1, 1) 5.2 26 10 5 5 1 1 0 0 0 0 0 2 55 81 7.94 1.941																					
Mike Smith, R ERA: 10.03	(6, 1) 0.1 1 0 0 0 1 0 0 0 0 0 0 0 3 4 0.00 0.000																					
Mark Thurmond, L ERA: 3.76	(7, 1) 1.0 6 4 2 2 0 0 0 0 0 0 0 0 13 19 18.00 4.000																					
Mark Williamson, R ERA: 3.04	(8, 1) 2.0 W 12 5 2 2 0 0 1 0 0 0 0 0 20 34 9.00 2.500																					

California Angels @ Baltimore Orioles
Memorial Stadium, Baltimore, MD
Sat Jul 15 1989, 7:05 PM EDT
Att: 47,393 - Unknown

AB	40
R	9
H	19
RBI	9
BB	2
SO	2
LOB	16



Batter	1	2	3	4	5	6	7	8	9	AB	R	H	RBI	BB	SO	LOB	BOTTOM			
Phil Bradley, R OBP: 0.402, SLG: 0.476	1-0 P4		4-2 1B BB		1-2 G6-3		3-2 G4-3	4-2 BB		3	0	0	1	2	0	2				
Billy Ripken, R OBP: 0.289, SLG: 0.329	0-2 G5-3		3-2 1B		0-3 K2-3		1-0 K	1-3 K		3	0	1	1	0	1	0				
Joe Orsulak, L OBP: 0.352, SLG: 0.438	(7, PH)		1-3 2-H		2-3 K2-3		2-H 3-H	3-2 3B		1	0	1	2	0	0	0				
Rene Gonzales, R OBP: 0.302, SLG: 0.309			2-3 K2-3		4-2 BB BB		2-H 3-H	3-2 G5-3		4	0	0	0	1	1	2				
Cal Ripken Jr., R OBP: 0.338, SLG: 0.419	1-0 L8								0-1 P3											
Mickey Tettleton, S OBP: 0.370, SLG: 0.531		1-2 G6-3		2-1 G6-3		3-3 K	1-0 G4-3	4-2 WP WP		4	2	1	0	1	1	2				
Randy Milligan, R OBP: 0.438, SLG: 0.503		1-1 HR		3-3 K		4-1 BB		0-0 L1	4-1 WP		3	2	1	1	2	1				
Bob Melvin, R OBP: 0.306, SLG: 0.312		3-3 K		0-1 G6-3		1-2 BB		4-2 F8	2-1 1B BB		3	1	0	1	1	2				
Larry Sheets, L OBP: 0.297, SLG: 0.374									1-2 1B BB		1	0	1	2	0	0				
Brady Anderson, L OBP: 0.336, SLG: 0.339									1-H 2-H		0	1	0	0	0	0				
Mike Devereaux, R OBP: 0.339, SLG: 0.405		0-2 G6-3		3-H 1-0				4-0 1B BB	2-2 BB F8		4	2	2	2	1	0				
Craig Worthington, R OBP: 0.331, SLG: 0.348			1-2 G6-3		0-0 F7			4-1 G4-3	2-2 F8		3	1	0	0	1	0				
Steve Finley, L OBP: 0.289, SLG: 0.313			1-2 1B		1-3 K			1-1 G4-3	4-0 BB		3	2	2	1	1	0				
Inning Stats	R: 0 E: 0 K: 0 S: 5	H: 0 LOB: 0 BB: 7	R: 1 E: 0 K: 1 S: 13	H: 1 LOB: 0 BB: 18	R: 1 E: 0 K: 1 S: 16	H: 2 LOB: 1 BB: 27	R: 1 E: 0 K: 1 S: 11	H: 1 LOB: 0 BB: 17	R: 0 E: 0 K: 3 S: 13	H: 0 LOB: 2 BB: 26	R: 3 E: 0 K: 0 S: 12	H: 2 LOB: 1 BB: 29	R: 1 E: 0 K: 1 S: 16	H: 1 LOB: 3 BB: 33	R: 4 E: 0 K: 0 S: 9	H: 2 LOB: 1 BB: 20	1B: 5 2B: 1 3B: 1 HR: 2	SF: 0 SAC: 0 DP: 0 HBP: 0	WP: 2 PB: 0 SB: 2 CS: 0	PA: 43
PITCHER	IP WLS BF H R ER SO BB IBB HBP BLK WP HR S P ERA WHIP																			
Chuck Finley, L ERA: 2.48	(1, 1) 6.0 25 4 4 4 7 4 0 0 0 0 0 0 19 38 6.00 1.333																			
Greg Minton, R ERA: 2.09	(7, 1) 1.1 9 3 3 3 0 2 0 0 0 0 0 0 19 38 20.25 3.750																			
Bryan Harvey, R ERA: 3.82	(8, 1) 1.0 L 8 1 3 3 1 4 0 0 0 0 2 0 16 37 27.00 5.000																			
Bob McClure, L ERA: 2.11	(9, 1) 0.0 1 1 1 1 0 0 0 0 0 0 0 1 2 3 ∞ ∞																			

California Angels @ Baltimore Orioles
Memorial Stadium, Baltimore, MD
Sat Jul 15 1989, 7:05 PM EDT
Att: 47,393 - Unknown

AB	33
R	11
H	9
RBI	11
SO	8
LOB	14



Batter	1	2	3	4	5	6	7	8	9	10	11	AB	R	H	RBI	BB	SO	LOB	TOP						
Max Venable, L OBP: 0.500, SLG: 0.583 (1, 9)	F7		BB 1B		2B		K			K	FC4-6	6	0	2	0	0	2	3							
Johnny Ray, S OBP: 0.315, SLG: 0.361 (1, 4)	F9		BB 1B		F7			P4		L1		5	0	1	0	0	0	1							
Devon White, S OBP: 0.300, SLG: 0.428 (1, 8)	K				G6-3			B1-3			2B	4	0	1	0	1	1	1							
Wally Joyner, L OBP: 0.336, SLG: 0.382 (1, 3)			G6-3					P5			F8	5	1	2	1	0	0	4							
Brian Downing, R OBP: 0.391, SLG: 0.456 (1, 10)	F8				G4-6-3			HR			SH5-3	2	1	1	0	3	0	1							
Chili Davis, S OBP: 0.300, SLG: 0.383 (1, 7)	K				G4-6-3			BB			BB WP	4	0	0	0	0	2	4							
Bill Schroeder, R OBP: 0.303, SLG: 0.477 Lance Parrish, R OBP: 0.337, SLG: 0.444 (9, PH) (9, 2)	K							G4-6-3			SH5-3	3	0	1	0	0	2	1							
Jack Howell, L OBP: 0.331, SLG: 0.427 (1, 5)			K		F8			K			IBB	1	0	0	0	1	1	1							
Dick Schofield, R OBP: 0.293, SLG: 0.322 (1, 6)			G6-3					B5-3			FC4-6	4	0	0	0	1	1	1							
Inning Stats	R: 0 E: 0 K: 1 S: 6	H: 0 LOB: 0 BB: 0 P: 10	R: 0 E: 0 K: 2 S: 12	H: 1 LOB: 1 BB: 0 P: 19	R: 0 E: 0 K: 1 S: 13	H: 2 LOB: 3 BB: 1 P: 20	R: 0 E: 0 K: 0 S: 8	H: 2 LOB: 1 BB: 0 P: 10	R: 0 E: 0 K: 0 S: 9	H: 1 LOB: 0 BB: 0 P: 17	R: 0 E: 0 K: 2 S: 8	H: 0 LOB: 0 BB: 0 P: 10	R: 0 E: 0 K: 0 S: 4	H: 0 LOB: 0 BB: 0 P: 5	R: 1 E: 0 K: 2 S: 11	H: 1 LOB: 1 BB: 1 P: 19	R: 0 E: 0 K: 1 S: 9	H: 1 LOB: 1 BB: 0 P: 15	R: 0 E: 0 K: 2 S: 9	H: 0 LOB: 3 BB: 3 P: 27	1B: 6 2B: 2 3B: 0 HR: 1	SF: 0 SAC: 1 DP: 2 HBP: 0	WP: 1 PB: 0 SB: 0 CS: 0	PA: 46	
PITCHER	IP 7.0	WLS 2.0	BF 8	H 1	R 1	ER 1	SO 7	BB 2	IBB 0	HBP 0	BLK 0	WP 0	HR 0	S 65	P 100	ERA 4.21	WHIP 1.286								
Bob Milacki, R ERA: 4.21 (8, 1)	2.0	8	1	1	1	2	1	0	0	0	0	0	0	15	24	4.50	1.000								
Gregg Olson, R ERA: 1.93 (10, 1)	1.2	8	1	0	0	3	1	1	0	0	1	0	0	16	36	0.00	1.200								
Kevin Hickey, L ERA: 2.3 (11, 1)	0.1	W	2	0	0	0	0	1	0	0	0	0	0	2	6	0.00	3.000								

California Angels @ Baltimore Orioles
Memorial Stadium, Baltimore, MD
Sun Jul 16 1989, 3:33 AM EDT
Att: 40,526 - Overcast

livebaseballscores.com

AB 39
R 2
H 9
RBI 2
BB 6
SO 12
LOB 20



Batter	1	2	3	4	5	6	7	8	9	10	11	AB	R	H	RBI	BB	SO	LOB	BOTTOM						
Randy Milligan, R OBP: 0.428, SLG: 0.487 Craig Worthington, R OBP: 0.330, SLG: 0.347 (8, 5)	G6-3		F9							G1-4-3		2	0	0	0	2	0	0							
Steve Finley, L OBP: 0.296, SLG: 0.309 (1, 8)					F7			K		P6		5	0	1	0	0	1	4							
Cal Ripken Jr., R OBP: 0.336, SLG: 0.414 (1, 6)	G5-3				F8			P6			F7	4	1	0	0	1	0	2							
Mickey Tettleton, S OBP: 0.374, SLG: 0.538 (1, 2)	G3										2B	5	1	3	1	0	1	1							
Joe Orsulak, L OBP: 0.346, SLG: 0.430 (1, 7)			L6		F9						2B	4	0	0	0	0	2	2							
Larry Sheets, L OBP: 0.298, SLG: 0.373 Brady Anderson, L OBP: 0.335, SLG: 0.338 (7, PR) (8, 3)	G4-3											3	0	1	0	0	0	0							
Mike Devereaux, R OBP: 0.342, SLG: 0.407 (1, 9)	L4											4	0	2	1	0	1	0							
Rene Gonzales, R OBP: 0.296, SLG: 0.303 Jim Traher, L OBP: 0.291, SLG: 0.366 (8, 3)	G5-3											2	0	0	0	0	0	1							
Billy Ripken, R OBP: 0.294, SLG: 0.323 (1, 4)	G5-3											4	0	0	0	0	0	3							
Inning Stats	R: 0 E: 0 K: 0 S: 11	H: 1 LOB: 1 BB: 0 P: 16	R: 0 E: 0 K: 0 S: 5	H: 0 LOB: 0 BB: 0 P: 8	R: 0 E: 0 K: 0 S: 6	H: 0 LOB: 0 BB: 0 P: 11	R: 0 E: 0 K: 0 S: 8	H: 1 LOB: 1 BB: 0 P: 11	R: 0 E: 0 K: 0 S: 7	H: 0 LOB: 0 BB: 0 P: 15	R: 2 E: 0 K: 1 S: 18	H: 4 LOB: 3 BB: 1 P: 30	R: 0 E: 0 K: 2 S: 8	H: 0 LOB: 0 BB: 0 P: 12	R: 0 E: 0 K: 1 S: 7	H: 0 LOB: 0 BB: 0 P: 10	R: 0 E: 0 K: 0 S: 7	H: 0 LOB: 0 BB: 0 P: 10	R: 1 E: 0 K: 0 S: 5	H: 1 LOB: 1 BB: 1 P: 11	1B: 6 2B: 2 3B: 0 HR: 0	SF: 0 SAC: 0 DP: 0 HBP: 0	WP: 0 PB: 0 SB: 1 CS: 1	PA: 40	
PITCHER	IP 9.0	WLS 1.0	BF 5	H 1	R 1	ER 1	SO 0	BB 2	IBB 0	HBP 0	BLK 0	WP 0	HR 0	S 76	P 124	ERA 2.00	WHIP 1.000								
Mike Witt, R ERA: 3.97 (10, 1)	1.0	L	5	1	1	1	0	1	0	0	0	0	0	12	21	9.00	2.000								

California Angels @ Baltimore Orioles
Memorial Stadium, Baltimore, MD
Sun Jul 16 1989, 3:33 AM EDT
Att: 40,526 - Overcast

livebaseballscores.com

AB 37
R 3
H 8
RBI 3
BB 3
SO 5
LOB 13



Batter	1	2	3	4	5	6	7	8	9	AB	R	H	RBI	BB	SO	LOB	TOP				
Harold Reynolds, S OBP: 0.356, SLG: 0.367	G6-3		2B FC6-4	P5		P7			HR 1B	4	2	1	0	1	0	2					
Greg Britley, L OBP: 0.357, SLG: 0.483	G4-3		FC6-4 1B	F7					HR	5	2	3	2	2	0	1					
Alvin Davis, L OBP: 0.444, SLG: 0.464			FC6-4 BB						BB	1	0	0	0	4	0	1					
Jeffrey Leonard, R OBP: 0.330, SLG: 0.452	F9		FC6-4 1B						G6-4-3 BB	5	0	0	1	0	0	6					
Ken Griffey Jr., L OBP: 0.348, SLG: 0.464			FC5-4 1B							4	0	2	1	0	0	2					
Darnell Coles, R OBP: 0.301, SLG: 0.389	K		P3							4	0	0	0	0	1	4					
Jim Presley, R OBP: 0.309, SLG: 0.409	FC5-4 1B		F8							4	0	1	0	0	0	3					
Dave Valle, R OBP: 0.345, SLG: 0.437										4	0	1	0	0	0	2					
Omar Vizquel, S OBP: 0.291, SLG: 0.278	G5-3									3	0	0	0	1	0	3					
Inning Stats	R: 0 E: 0 K: 0 S: 7	H: 0 LOB: 1 BB: 1 P: 12	R: 0 E: 0 K: 1 S: 11	H: 2 LOB: 2 BB: 0 P: 16	R: 2 E: 0 K: 0 S: 16	H: 2 LOB: 2 BB: 2 P: 24	R: 0 E: 0 K: 0 S: 11	H: 0 LOB: 1 BB: 1 P: 17	R: 0 E: 0 K: 0 S: 7	H: 0 LOB: 1 BB: 1 P: 12	R: 0 E: 0 K: 0 S: 6	H: 1 LOB: 1 BB: 0 P: 10	R: 0 E: 1 K: 0 S: 8	H: 0 LOB: 0 BB: 0 P: 9	R: 2 E: 0 K: 0 S: 9	H: 2 LOB: 0 BB: 1 P: 16	1B: 5 2B: 2 3B: 0 HR: 1	SF: 0 SAC: 0 DP: 2 HBP: 0	WP: 0 PB: 0 SB: 0 CS: 0	PA: 40	
PITCHER	IP	WLS	BF	H	R	ER	SO	BB	IBB	HBP	BLK	WP	HR	S	P	ERA	WHIP				
Pete Harnisch, R ERA: 5.4	8.1	W	39	8	4	4	1	6	0	0	0	0	1	82	127	4.32	1.680				
Mark Williamson, R ERA: 3.01	0.2		1	0	0	0	0	0	0	0	0	0	0	4	6	0.00	0.000				

Seattle Mariners @ Baltimore Orioles
Memorial Stadium, Baltimore, MD
Mon Jul 17 1989, 7:05 PM EDT
Att: 36,129 - Unknown - 77 F

AB 34
R 4
H 8
RBI 4
BB 6
SO 1
LOB 24



Batter	1	2	3	4	5	6	7	8	9	AB	R	H	RBI	BB	SO	LOB	BOTTOM				
Phil Bradley, R OBP: 0.401, SLG: 0.473	WP SH1-3 1B									4	1	1	1	0	0	3					
Steve Finley, L OBP: 0.286, SLG: 0.309										0	0	0	0	0	0	0					
Joe Orsulak, L OBP: 0.346, SLG: 0.435	SH1-3									2	1	1	2	0	0	1					
Cal Ripken Jr., R OBP: 0.337, SLG: 0.415	2H E 1B									4	1	2	2	0	0	0					
Mickey Tettleton, S OBP: 0.378, SLG: 0.540	4-2 E BB									3	1	2	0	1	0	0					
Randy Milligan, R OBP: 0.438, SLG: 0.491	P8									4	0	1	0	0	1	4					
Jim Traber, L OBP: 0.295, SLG: 0.365	E8 1H 2H 1B									3	0	1	1	1	1	1					
Mike Devereaux, R OBP: 0.340, SLG: 0.490	F8									3	1	0	0	1	2	3					
Craig Worthington, R OBP: 0.335, SLG: 0.363										4	2	3	1	0	0	0					
Billy Ripken, R OBP: 0.286, SLG: 0.329	SH1-4									2	1	1	0	0	0	0					
Inning Stats	R: 3 E: 1 K: 0 S: 13	H: 3 LOB: 1 BB: 1 P: 25	R: 0 E: 0 K: 0 S: 4	H: 1 LOB: 1 BB: 0 P: 5	R: 0 E: 0 K: 1 S: 9	H: 1 LOB: 2 BB: 1 P: 16	R: 2 E: 0 K: 0 S: 11	H: 2 LOB: 0 BB: 0 P: 15	R: 0 E: 0 K: 1 S: 6	H: 1 LOB: 0 BB: 0 P: 10	R: 3 E: 0 K: 0 S: 15	H: 3 LOB: 1 BB: 1 P: 23	R: 0 E: 0 K: 1 S: 7	H: 1 LOB: 0 BB: 0 P: 12	R: 0 E: 0 K: 1 S: 9	H: 0 LOB: 0 BB: 0 P: 11	1B: 9 2B: 2 3B: 0 HR: 1	SF: 1 SAC: 3 DP: 2 HBP: 0	WP: 1 PB: 0 SB: 0 CS: 0	PA: 36	
PITCHER	IP	WLS	BF	H	R	ER	SO	BB	IBB	HBP	BLK	WP	HR	S	P	ERA	WHIP				
Mike Dunne, R ERA: 7.04	5.0	L	25	8	6	5	2	3	0	0	0	0	1	44	76	9.00	2.200				
Bill Swift, R ERA: 5.86	2.0		8	4	2	2	1	0	0	0	0	0	0	21	30	9.00	2.000				
Keith Comstock, L ERA:	1.0		3	0	0	0	1	0	0	0	0	0	0	9	11	0.00	0.000				

Seattle Mariners @ Baltimore Orioles
Memorial Stadium, Baltimore, MD
Mon Jul 17 1989, 7:05 PM EDT
Att: 36,129 - Unknown - 77 F

AB 29
R 8
H 12
RBI 7
BB 3
SO 4
LOB 12



Batter	1	2	3	4	5	6	7	8	9	AB	R	H	RBI	BB	SO	LOB	TOP								
Harold Reynolds, S (1,4) OBP: 0.357, SLG: 0.368	G6-3		F8				1B		FC3-6	5	0	2	0	0	0	1									
Henry Cotto, R (1,7) OBP: 0.292, SLG: 0.367	G6-3		L5				1B		K	3	0	0	0	0	1	1									
Greg Briley, L (7,7) OBP: 0.359, SLG: 0.483	G6-3						CS		K	2	0	1	0	0	1	1									
Alvin Davis, L (1,3) OBP: 0.442, SLG: 0.461	P7								K	4	0	1	0	0	1	1									
Jeffrey Leonard, R (1,10) OBP: 0.326, SLG: 0.447		E5 SH3					P4		K	4	1	0	0	0	1	2									
Darnell Coles, R (1,9) OBP: 0.305, SLG: 0.395		SH3					G5-3			3	0	2	0	0	0	0									
Ken Griffey Jr., L (1,8) OBP: 0.359, SLG: 0.464							HR		K	2	1	1	1	1	1	2									
Dave Valle, R (1,2) OBP: 0.343, SLG: 0.429							P9		G5-3	3	0	0	0	1	0	6									
Jim Presley, R (1,5) OBP: 0.308, SLG: 0.419							HR		K	4	1	1	2	0	3	1									
Omar Vizquel, S (1,6) OBP: 0.287, SLG: 0.274							L1-3			3	0	0	0	0	0	0									
Scott Bradley, L (9,PH) OBP: 0.322, SLG: 0.385									FC3-6	1	0	1	0	0	0	0									
Gene Harris, R (9,PR)										0	0	0	0	0	0	0									
Inning Stats	R: 0 E: 0 K: 0 S: 8	H: 0 LOB: 0 BB: 0 P: 9	R: 1 E: 1 K: 1 S: 12	H: 0 LOB: 1 BB: 1 P: 21	R: 0 E: 0 K: 0 S: 7	H: 0 LOB: 0 BB: 0 P: 9	R: 0 E: 0 K: 0 S: 4	H: 0 LOB: 0 BB: 0 P: 9	R: 2 E: 0 K: 1 S: 12	H: 3 LOB: 1 BB: 0 P: 17	R: 0 E: 0 K: 1 S: 15	H: 2 LOB: 2 BB: 0 P: 23	R: 0 E: 0 K: 1 S: 9	H: 1 LOB: 0 BB: 0 P: 17	R: 0 E: 0 K: 2 S: 13	H: 2 LOB: 3 BB: 1 P: 22	R: 0 E: 0 K: 2 S: 11	H: 1 LOB: 1 BB: 0 P: 17	1B: 7 2B: 1 3B: 0 HR: 1	SF: 1 SAC: 1 DP: 0 HBP: 0	WP: 0 PB: 0 SB: 3 CS: 1	PA: 39			
PITCHER	IP	WLS	BF	H	R	ER	SO	BB	IBB	HBP	BLK	WP	HR	S	P	ERA	WHIP								
Jeff Ballard, L (1,1) ERA: 3.52	5.1	W	23	5	3	2	2	1	0	0	0	0	0	3	4	0.00	0.000								
Mark Thurmond, L (6,1) ERA: 3.74	0.1	1	0	0	0	1	0	0	0	0	0	0	0	3	4	0.00	0.000								
Mike Smith, R (6,1) ERA: 9.0	1.0	4	1	0	0	1	0	0	0	0	0	0	0	11	19	0.00	1.000								
Kevin Hickey, L (7,1) ERA: 2.25	0.2	2	1	0	0	1	0	0	0	0	0	0	0	5	10	0.00	1.500								
Kevin Hickey, L (8,1) ERA: 2.25	0.2	2	1	0	0	1	0	0	0	0	0	0	0	5	10	0.00	1.500								

Seattle Mariners @ Baltimore Orioles
Memorial Stadium, Baltimore, MD
Tue Jul 18, 1989, 7:05 PM EDT
Att: 29,705 - Unknown - 81 F

AB 34
R 3
H 9
RBI 3
BB 2
SO 8
LOB 15



Batter	1	2	3	4	5	6	7	8	9	AB	R	H	RBI	BB	SO	LOB	BOTTOM								
Phil Bradley, R (1,7) OBP: 0.396, SLG: 0.467	G4-3									4	0	0	0	0	0	3									
Steve Finley, L (8,7) OBP: 0.286, SLG: 0.309	G4-3									0	0	0	0	0	0	0									
Billy Ripken, R (1,4) OBP: 0.289, SLG: 0.329	G5-3									3	0	1	0	1	1	0									
Cal Ripken Jr., R (1,6) OBP: 0.337, SLG: 0.412	L8									3	0	0	0	1	0	2									
Mickey Tettleton, S (1,10) OBP: 0.382, SLG: 0.551										3	1	2	1	1	0	0									
Randy Milligan, R (1,3) OBP: 0.441, SLG: 0.509										2	1	1	1	1	0	0									
Bob Melvin, R (1,2) OBP: 0.306, SLG: 0.312										3	0	1	0	0	0	3									
Larry Sheets, L (7,PH) OBP: 0.296, SLG: 0.371										1	0	0	0	0	0	3									
Kevin Hickey, L (8,1) S: 7										0	0	0	0	0	0	0									
Gregg Olson, R (8,1) ERA: 1.87										0	0	0	0	0	0	0									
Mike Devereaux, R (1,8) OBP: 0.343, SLG: 0.395										2	1	0	0	2	1	0									
Craig Worthington, R (1,5) OBP: 0.338, SLG: 0.376										4	1	2	2	0	1	2									
Joe Orsulak, L (1,9) OBP: 0.341, SLG: 0.428										4	0	0	0	0	0	3									
Inning Stats	R: 0 E: 0 K: 0 S: 7	H: 0 LOB: 0 BB: 0 P: 11	R: 2 E: 0 K: 0 S: 12	H: 3 LOB: 2 BB: 1 P: 24	R: 0 E: 0 K: 0 S: 16	H: 1 LOB: 2 BB: 2 P: 29	R: 2 E: 0 K: 0 S: 13	H: 1 LOB: 1 BB: 2 P: 28	R: 0 E: 0 K: 0 S: 6	H: 0 LOB: 0 BB: 0 P: 10	R: 0 E: 0 K: 1 S: 14	H: 1 LOB: 1 BB: 0 P: 20	R: 0 E: 0 K: 1 S: 8	H: 1 LOB: 2 BB: 1 P: 17	R: 0 E: 0 K: 1 S: 8	H: 0 LOB: 0 BB: 0 P: 14	1B: 4 2B: 0 3B: 0 HR: 3	SF: 0 SAC: 0 DP: 2 HBP: 1	WP: 0 PB: 0 SB: 0 CS: 0	PA: 36					
PITCHER	IP	WLS	BF	H	R	ER	SO	BB	IBB	HBP	BLK	WP	HR	S	P	ERA	WHIP								
Randy Johnson, L (1,1) ERA: 4.63	6.0	L	28	6	4	4	1	5	0	0	0	0	0	12	22	6.00	1.833								
Michael Jackson, R (7,1) ERA: 3.94	2.0	8	1	0	0	2	1	0	0	1	0	0	0	16	31	0.00	1.000								

Seattle Mariners @ Baltimore Orioles
Memorial Stadium, Baltimore, MD
Tue Jul 18, 1989, 7:05 PM EDT
Att: 29,705 - Unknown - 81 F

AB 29
R 4
H 7
RBI 4
BB 6
SO 3
LOB 16



Batter	1	2	3	4	5	6	7	8	9	AB	R	H	RBI	BB	SO	LOB	TOP										
Harold Reynolds, S OBP: 0.357, SLG: 0.368 (1,4)	0-1 F7	3-0 G3		1-0 CS 1B			2-1 E G3 1B	2-2 F8		5	1	2	0	0	0	2											
Greg Britley, L OBP: 0.360, SLG: 0.514 (1,7)	1-0 HR	1-1 P5		2-1 CS 1-2	3-1 F7		2-0 G3		2-0 HR	5	2	2	2	0	0	2											
Alvin Davis, L OBP: 0.447, SLG: 0.463 (1,10)	4-2 G6-4-3 BB		0-2 1B G6-4-3 1B		2-0 1B		4-0 G6-3 1B IBB		1-1 P7	3	1	2	0	2	0	0											
Darnell Coles, R OBP: 0.309, SLG: 0.399 (1,9)	2-0 G6-4-3		0-2 G6-4-3 1B		0-0 1B		0-0 G6-3 1B		1-2 L8	5	0	3	1	0	0	1											
Ken Griffey Jr., L OBP: 0.353, SLG: 0.465 (1,8)		1-1 HR 1B	1-0 G6-4-3 1B		0-0 F8		0-1 G6-3		4-2 BB	4	1	2	0	1	0	4											
Jim Presley, R OBP: 0.306, SLG: 0.414 (1,3)	0-0 HR 1B		1-0 G6-4-3		1-3 K		3-2 G6-3		0-0 L5	5	1	1	0	0	1	7											
Scott Bradley, L OBP: 0.320, SLG: 0.400 (1,2)	1-2 HR		1-2 G1-3		0-0 G6-3		1-1 G6-3			4	1	1	3	0	0	1											
Edgar Martinez, R OBP: 0.310, SLG: 0.314 (1,5)	4-1 G3-1 S BB		3-3 K		1-0 F7		1-1 G6-3			3	0	0	0	1	1	0											
Omar Vizquel, S OBP: 0.287, SLG: 0.271 (1,6)	1-2 G3-1		0-0 G4-3		2-1 G5-3		4-0 BB			3	0	0	0	1	0	1											
Inning Stats	R: 1 E: 0 K: 0 S: 6	H: 1 LOB: 0 BB: 1 P: 13	R: 3 E: 0 K: 0 S: 15	H: 3 LOB: 1 BB: 1 P: 26	R: 1 E: 0 K: 0 S: 13	H: 3 LOB: 1 BB: 0 P: 17	R: 0 E: 0 K: 1 S: 6	H: 1 LOB: 0 BB: 0 P: 12	R: 0 E: 0 K: 0 S: 8	H: 0 LOB: 2 BB: 0 P: 14	R: 1 E: 1 K: 0 S: 9	H: 2 LOB: 2 BB: 1 P: 20	R: 0 E: 0 K: 0 S: 7	H: 0 LOB: 1 BB: 1 P: 15	R: 1 E: 0 K: 0 S: 10	H: 1 LOB: 1 BB: 1 P: 18	1B: 10 2B: 0 3B: 0 HR: 3	SF: 0 SAC: 0 DP: 2 HBP: 0	WP: 0 PB: 0 SB: 1 CS: 1	PA: 43							
PITCHER	IP	WLS	BF	H	R	ER	SO	BB	IBB	HBP	BLK	WP	HR	S	P	ERA	WHIP										
Brian Holton, R ERA: 4.01 (1,1)	2.0	L	13	6	5	5	0	2	0	0	0	0	0	28	46	22.50	4.000										
Mark Thurmond, L ERA: 3.49 (3,1)	4.0		14	4	0	0	2	0	0	0	0	0	0	24	43	0.00	1.000										
Mike Smith, R ERA: 7.8 (7,1)	2.0		10	2	1	0	0	1	1	0	0	0	0	16	35	0.00	1.500										
Kevin Hickey, L ERA: 2.45 (9,1)	1.0		5	1	1	1	0	1	0	0	0	0	1	10	18	9.00	2.000										
Batter	1	2	3	4	5	6	7	8	9	AB	R	H	RBI	BB	SO	LOB	BOTTOM										
Phil Bradley, R OBP: 0.392, SLG: 0.461 (1,7)	1-3 K		3-2 G1-3		3-3 K			0-1 G6-3		4	0	0	0	0	2	2											
Steve Finley, L OBP: 0.297, SLG: 0.317 (1,8)	0-0 G3			3-2 G4-3 1B			1-2 F8 1B		4-1 FC6-4 BB	3	0	2	0	1	0	0											
Cal Ripken Jr., R OBP: 0.336, SLG: 0.410 (1,6)	3-1 G6-3			3-1 L5			2-1 1B		2-2 P3	4	0	1	0	0	0	2											
Mickey Tettleton, S OBP: 0.380, SLG: 0.547 (1,2)			3-1 L3-6 1B		1-0 G4-3		2-3 K		1-1 FC6-4	4	0	1	0	0	1	4											
Joe Orsulak, L OBP: 0.339, SLG: 0.425 (1,9)		2-2 1B		2-0 F9			0-1 F8		0-0 P5	4	0	1	0	0	0	3											
Jim Traber, L OBP: 0.289, SLG: 0.357 (1,3)		1-2 1B		2-3 K			2-3 P8		3-2 G3	4	0	0	0	0	1	4											
Larry Sheets, L OBP: 0.296, SLG: 0.369 (1,10)		1-0 L3-6		0-0 1B			2-1 P7		1-3 K	4	0	1	0	0	1	2											
Craig Worthington, R OBP: 0.334, SLG: 0.372 (1,5)			2-2 G6-3		2-3 K		0-0 G4-3			3	0	0	0	0	1	1											
Billy Ripken, R OBP: 0.290, SLG: 0.329 (1,4)			0-3 K		2-0 1B		3-2 G4-3			3	0	1	0	0	1	0											
Inning Stats	R: 0 E: 0 K: 1 S: 7	H: 0 LOB: 0 BB: 0 P: 11	R: 0 E: 0 K: 1 S: 9	H: 2 LOB: 1 BB: 0 P: 17	R: 0 E: 0 K: 1 S: 9	H: 0 LOB: 0 BB: 0 P: 14	R: 0 E: 0 K: 0 S: 7	H: 1 LOB: 1 BB: 0 P: 16	R: 0 E: 0 K: 2 S: 13	H: 2 LOB: 2 BB: 0 P: 22	R: 0 E: 0 K: 1 S: 13	H: 2 LOB: 2 BB: 0 P: 20	R: 0 E: 0 K: 0 S: 6	H: 0 LOB: 0 BB: 0 P: 11	R: 0 E: 0 K: 0 S: 8	H: 0 LOB: 1 BB: 1 P: 15	R: 0 E: 0 K: 1 S: 9	H: 0 LOB: 0 BB: 0 P: 13	1B: 7 2B: 1 3B: 0 HR: 0	SF: 0 SAC: 0 DP: 1 HBP: 0	WP: 0 PB: 0 SB: 0 CS: 0	PA: 34					
PITCHER	IP	WLS	BF	H	R	ER	SO	BB	IBB	HBP	BLK	WP	HR	S	P	ERA	WHIP										
Brian Holman, R ERA: 3.65 (1,1)	7.0	W	27	7	0	0	6	1	0	0	0	0	0	64	111	0.00	1.000										
Jerry Reed, R ERA: 3.11 (8,1)	0.2		3	0	0	0	0	1	0	0	0	0	0	6	12	0.00	1.500										
Keith Comstock, L ERA: (8,1)	1.1		4	0	0	0	1	0	0	0	0	0	0	11	16	0.00	0.000										

Seattle Mariners @ Baltimore Orioles
Memorial Stadium, Baltimore, MD
Wed Jul 19 1989, 3:33 AM EDT
Att: 35,691 - Overcast

AB 37
R 7
H 13
RBI 6
BB 5
SO 2
LOB 18



Seattle Mariners @ Baltimore Orioles
Memorial Stadium, Baltimore, MD
Wed Jul 19 1989, 3:33 AM EDT
Att: 35,691 - Overcast

AB 33
R 0
H 7
RBI 0
BB 1
SO 7
LOB 18



Batter	1	2	3	4	5	6	7	8	9	AB	R	H	RBI	BB	SO	LOB	TOP			
Phil Bradley R (1, 10) OBP: 0.389, SLG: 0.460	K2-3		K		FC4-6			1B 2B		4	1	1	0	0	2	1	Baltimore Orioles @ Oakland Athletics Oakland-Alameda County Coliseum, Oakland, CA Fri Jul 21 1989, 7:05 PM PDT Att: 30,848 - Unknown - 66 F			
Steve Finley L (1, 8) OBP: 0.301, SLG: 0.320	B1-3		CS 1B				K	1B 1B		4	1	2	1	0	1	0				
Cal Ripken Jr. R (1, 6) OBP: 0.336, SLG: 0.409	G3-1		CS	E3 G4-3			F7	1B		4	0	1	0	0	0	0				
Mickey Tettleton S (1, 2)		BB 1B			K		F7	1B		4	0	2	1	0	1	1				
Joe Orsulak L (1, 7)		F7		G4-3				L6		4	0	0	0	0	0	4				
Randy Milligan R (1, 3)		F9		K			K			4	0	0	0	0	3	2				
Mike Devereaux R (1, 9)		BB			P3		F8		G1-3	3	0	0	0	1	0	0				
Craig Worthington R (1, 5)		K			FC4-6 1B			F7	F9	4	0	1	0	0	1	2				
Billy Ripken R (1, 4) OBP: 0.289, SLG: 0.332			G5-3		L9			G4-3		2	0	0	0	0	0	1				
Larry Sheets L (8, PH) OBP: 0.289, SLG: 0.360										1	0	0	0	0	0	0				
Rene Gonzales R (8, 4) OBP: 0.296, SLG: 0.303										0	0	0	0	0	0	0				
Inning Stats	R: 0 E: 0 K: 1 S: 10	H: 0 LOB: 0 BB: 0 P: 11	R: 0 E: 0 K: 1 S: 13	H: 1 LOB: 2 BB: 1 P: 24	R: 0 E: 0 K: 1 S: 10	H: 1 LOB: 0 BB: 0 P: 15	R: 0 E: 1 K: 2 S: 12	H: 0 LOB: 1 BB: 0 P: 15	R: 0 E: 0 K: 0 S: 10	H: 0 LOB: 0 BB: 0 P: 8	R: 0 E: 0 K: 1 S: 6	H: 0 LOB: 0 BB: 0 P: 7	R: 0 E: 0 K: 0 S: 21	H: 4 LOB: 2 BB: 0 P: 37	R: 0 E: 0 K: 1 S: 7	H: 0 LOB: 0 BB: 0 P: 12	1B: 6 2B: 1 3B: 0 HR: 0	SF: 0 SAC: 0 DP: 0 HBP: 0	WP: 0 PB: 0 SB: 0 CS: 1	PA: 36
PITCHER Mike Moore R (1, 1) ERA: 2.12	IP: 9.0 WLS: W BF: 35 H: 7 R: 2 ER: 2 SO: 8 BB: 1 IBB: 0 HBP: 0 BLK: 0 WP: 0 HR: 0 S: 95 P: 143 ERA: 2.00 WHIP: 0.889																			

Batter	1	2	3	4	5	6	7	8	9	AB	R	H	RBI	BB	SO	LOB	BOTTOM					
Rickey Henderson R (1, 7) OBP: 0.413, SLG: 0.398	DJ 2B		G6-3		G6-3		G6-3		1B	5	0	2	1	0	0	1	Baltimore Orioles @ Oakland Athletics Oakland-Alameda County Coliseum, Oakland, CA Fri Jul 21 1989, 7:05 PM PDT Att: 30,848 - Unknown - 66 F					
Cammy Lansford R (1, 5) OBP: 0.411, SLG: 0.412	B1		1B			L8		F9		4	0	1	0	0	0	1						
Dave Parker L (1, 10) OBP: 0.319, SLG: 0.447	F7		G3			1B 1B		F6		4	0	1	0	0	0	2						
Mark McGwire R (1, 3) OBP: 0.332, SLG: 0.479	L9			FC5-4 1B		F9		G6-3		4	0	1	0	0	0	2						
Dave Henderson R (1, 8) OBP: 0.318, SLG: 0.364		K		K		1B		SH5-4 WP BB		3	1	1	0	1	2	1						
Jose Canseco R (1, 9) OBP: 0.345, SLG: 0.640		HR		L5		G1-3		WP SH5-4 1B BB		3	2	1	1	1	0	3						
Terry Steinbach R (1, 2) OBP: 0.354, SLG: 0.415		G5-3		FC5-4		G5-3		SH5-4		3	0	0	0	0	0	1						
Tony Phillips S (1, 4) OBP: 0.359, SLG: 0.356		L7				F9		1B IBB		2	0	0	0	2	0	0						
Mike Gallego R (1, 6) OBP: 0.321, SLG: 0.339						F4		1B		3	0	0	0	0	0	1						
Ron Hassey L (9, PH) OBP: 0.306, SLG: 0.369										0	0	0	0	1	0	0						
Glenn Hubbard R (9, PR) OBP: 0.303, SLG: 0.314										0	0	0	0	0	0	0						
Inning Stats	R: 0 E: 0 K: 0 S: 8	H: 1 LOB: 1 BB: 0 P: 13	R: 1 E: 0 K: 1 S: 11	H: 1 LOB: 0 BB: 0 P: 18	R: 0 E: 0 K: 0 S: 7	H: 1 LOB: 1 BB: 0 P: 8	R: 0 E: 0 K: 1 S: 11	H: 1 LOB: 0 BB: 0 P: 18	R: 0 E: 0 K: 0 S: 3	H: 0 LOB: 0 BB: 0 P: 6	R: 0 E: 0 K: 0 S: 8	H: 2 LOB: 2 BB: 0 P: 14	R: 0 E: 0 K: 0 S: 9	H: 0 LOB: 1 BB: 1 P: 18	R: 0 E: 0 K: 0 S: 7	H: 0 LOB: 0 BB: 0 P: 10	R: 2 E: 0 K: 0 S: 5	H: 1 LOB: 3 BB: 4 P: 25	1B: 5 2B: 1 3B: 0 HR: 1	SF: 0 SAC: 1 DP: 0 HBP: 0	WP: 1 PB: 0 SB: 0 CS: 0	PA: 37
PITCHER Bob Milacki R (1, 1) ERA: 4.03	IP: 8.0 WLS: L BF: 5 H: 6 R: 1 ER: 1 SO: 1 BB: 1 IBB: 0 HBP: 0 BLK: 0 WP: 1 HR: 0 S: 64 P: 105 ERA: 1.12 WHIP: 0.875																					
Gregg Olson R (9, 1) ERA: 2.19	0.1	L	5	0	2	2	0	3	1	0	0	0	0	1	0	3	20	54.00	9.000			
Mark Williamson R (9, 1) ERA: 3.06	0.0	1	1	0	0	0	0	0	0	0	0	0	0	0	2	5	∞	∞				



Batter	1	2	3	4	5	6	7	8	9	AB	R	H	RBI	BB	SO	LOB	TOP										
Phil Bradley, R OBP: 0.385, SLG: 0.454 (1, 7)	G5-3		K					G1-3		4	0	0	0	0	2	1	Baltimore Orioles @ Oakland Athletics Oakland-Alameda County Coliseum, Oakland, CA Sat Jul 22 1989, 3:33 AM PDT Att: 37,241 - Sunny - 70 F livebaseballscores.com										
Steve Finley, L OBP: 0.294, SLG: 0.312 (1, 8)	F7		F9					G4-3		4	0	0	0	0	0	1											
Cal Ripken Jr., R OBP: 0.336, SLG: 0.408 (1, 6)	BB 1B		G5-3					G5-3		4	1	1	0	0	0	0											
Mickey Tettleton, S OBP: 0.384, SLG: 0.541 (1, 2)	BB 1B			K					K	2	0	0	0	2	2	0											
Randy Milligan, R OBP: 0.432, SLG: 0.492 (1, 3)	BB 1B			BB 1B					K	4	0	2	1	0	2	1											
Jim Traber, L OBP: 0.288, SLG: 0.354 (1, 10)	P6			CS 1B					P3	4	0	1	0	0	0	3											
Mike Devereaux, R OBP: 0.335, SLG: 0.380 (1, 9)			K							3	0	0	0	0	1	2											
Craig Worthington, R OBP: 0.329, SLG: 0.363 (1, 5)		G6-3				L6				3	0	0	0	0	0	0											
Billy Ripken, R OBP: 0.290, SLG: 0.332 (1, 4)		G5-3								3	0	1	0	0	0	0											
Inning Stats	R: 1 E: 0 K: 0 S: 13	H: 2 LOB: 2 BB: 1 P: 21	R: 0 E: 0 K: 1 S: 14	H: 0 LOB: 0 BB: 0 P: 16	R: 0 E: 0 K: 1 S: 9	H: 0 LOB: 0 BB: 0 P: 14	R: 0 E: 0 K: 1 S: 10	H: 2 LOB: 1 BB: 0 P: 17	R: 0 E: 0 K: 1 S: 11	H: 0 LOB: 1 BB: 1 P: 14	R: 0 E: 0 K: 0 S: 6	H: 0 LOB: 0 BB: 0 P: 10	R: 0 E: 0 K: 0 S: 10	H: 0 LOB: 0 BB: 0 P: 15	R: 0 E: 0 K: 2 S: 10	H: 0 LOB: 0 BB: 0 P: 11	1B: 5 2B: 0 3B: 0 HR: 0	SF: 0 SAC: 0 DP: 0 HBP: 0	WP: 0 PB: 0 SB: 0 CS: 1	PA: 33							
PITCHER	IP	WLS	BF	H	R	ER	SO	BB	IBB	HBP	BLK	WP	HR	S	P	ERA	WHIP										
Bob Welch, R ERA: 2.96 (1, 1)	7.0	W	27	5	1	1	5	2	0	0	0	0	0	74	109	1.29	1.000										
Rick Honeycutt, L ERA: 2.42 (8, 1)	1.0		3	0	0	0	0	0	0	0	0	0	0	10	15	0.00	0.000										
Dennis Eckersley, R ERA: 1.19 (9, 1)	1.0	S	3	0	0	0	2	0	0	0	0	0	0	10	11	0.00	0.000										

Batter	1	2	3	4	5	6	7	8	9	AB	R	H	RBI	BB	SO	LOB	BOTTOM										
Rickey Henderson, R OBP: 0.412, SLG: 0.396 (1, 7)	L9			SF9				CS		2	0	0	1	1	1	1	Baltimore Orioles @ Oakland Athletics Oakland-Alameda County Coliseum, Oakland, CA Sat Jul 22 1989, 3:33 AM PDT Att: 37,241 - Sunny - 70 F livebaseballscores.com										
Carney Lansford, R OBP: 0.406, SLG: 0.406 (1, 5)	L4			F8						4	0	0	0	0	0	4											
Dave Parker, L OBP: 0.318, SLG: 0.445 (1, 10)	BB 1B			F8						4	0	1	0	0	0	0											
Mark McGwire, R OBP: 0.334, SLG: 0.478 (1, 3)	K			BB 1B						3	0	1	0	1	1	1											
Dave Henderson, R OBP: 0.320, SLG: 0.365 (1, 8)										4	1	2	0	0	1	1											
Jose Canseco, R OBP: 0.333, SLG: 0.690 (1, 9)										4	1	1	1	0	1	4											
Ron Hassey, L OBP: 0.304, SLG: 0.362 (1, 2)										3	1	0	0	1	2	1											
Tony Phillips, S OBP: 0.364, SLG: 0.363 (1, 4)										3	0	2	1	1	0	0											
Mike Gallego, R OBP: 0.324, SLG: 0.339 (1, 6)										3	0	1	0	1	1	3											
Inning Stats	R: 0 E: 0 K: 1 S: 12	H: 1 LOB: 1 BB: 0 P: 19	R: 1 E: 0 K: 0 S: 13	H: 2 LOB: 3 BB: 2 P: 27	R: 0 E: 0 K: 2 S: 11	H: 1 LOB: 1 BB: 0 P: 17	R: 1 E: 0 K: 1 S: 19	H: 1 LOB: 1 BB: 1 P: 29	R: 0 E: 0 K: 0 S: 8	H: 0 LOB: 0 BB: 0 P: 9	R: 1 E: 0 K: 2 S: 13	H: 2 LOB: 1 BB: 0 P: 19	R: 0 E: 0 K: 0 S: 16	H: 1 LOB: 2 BB: 1 P: 27	R: 0 E: 0 K: 1 S: 9	H: 0 LOB: 1 BB: 1 P: 18	1B: 6 2B: 1 3B: 0 HR: 1	SF: 1 SAC: 0 DP: 0 HBP: 0	WP: 0 PB: 0 SB: 2 CS: 1	PA: 37							
PITCHER	IP	WLS	BF	H	R	ER	SO	BB	IBB	HBP	BLK	WP	HR	S	P	ERA	WHIP										
Pete Harnisch, R ERA: 5.08 (1, 1)	6.2	L	32	8	3	3	6	4	0	0	0	0	0	84	137	4.05	1.800										
Mike Smith, R ERA: 7.16 (7, 1)	1.1		4	0	0	0	1	1	0	0	0	0	0	17	28	0.00	0.750										



Batter	1	2	3	4	5	6	7	8	9	AB	R	H	RBI	BB	SO	LOB	TOP								
Phil Bradley, R OBP: 0.384, SLG: 0.452 (1, 7)										4	0	1	0	0	0	1									
Steve Finley, L OBP: 0.293, SLG: 0.310 (1, 8)										4	1	1	0	0	0	2									
Cal Ripken Jr., R OBP: 0.335, SLG: 0.414 (1, 6)										4	1	1	2	0	1	1									
Mickey Tettleton, S OBP: 0.383, SLG: 0.537 (1, 10)										4	0	1	0	0	1	0									
Joe Orsulak, L OBP: 0.326, SLG: 0.407 (1, 9)										4	0	0	0	0	1	1									
Randy Milligan, R OBP: 0.435, SLG: 0.497 (1, 3)										2	0	1	0	1	0	0									
Bob Melvin, R OBP: 0.300, SLG: 0.306 (1, 2)										3	0	0	0	0	1	3									
Craig Worthington, R OBP: 0.326, SLG: 0.359 (1, 5)										3	0	0	0	0	0	0									
Billy Ripken, R OBP: 0.287, SLG: 0.329 (1, 4)										2	0	0	0	0	0	0									
Larry Sheets, L OBP: 0.292, SLG: 0.363 (8, PH)										1	0	1	0	0	0	0									
Rene Gonzales, R OBP: 0.296, SLG: 0.303 (8, PR)										0	0	0	0	0	0	0									
Inning Stats	R: 0 E: 0 K: 0 S: 14	H: 1 LOB: 0 BB: 0 P: 23	R: 0 E: 0 K: 0 S: 6	H: 0 LOB: 0 BB: 0 P: 10	R: 0 E: 0 K: 0 S: 6	H: 0 LOB: 0 BB: 0 P: 9	R: 0 E: 0 K: 0 S: 6	H: 0 LOB: 0 BB: 0 P: 9	R: 0 E: 0 K: 2 S: 10	H: 1 LOB: 1 BB: 0 P: 16	R: 0 E: 0 K: 0 S: 8	H: 0 LOB: 0 BB: 0 P: 12	R: 2 E: 1 K: 1 S: 15	H: 3 LOB: 1 BB: 1 P: 27	R: 0 E: 0 K: 0 S: 11	H: 1 LOB: 1 BB: 0 P: 14	R: 0 E: 0 K: 1 S: 5	H: 0 LOB: 0 BB: 0 P: 5	1B: 4 2B: 1 3B: 0 HR: 1	SF: 0 SAC: 0 DP: 1 HBP: 0	WP: 0 PB: 0 SB: 1 CS: 1	PA: 33			
PITCHER	IP	WLS	BF	H	R	ER	SO	BB	IBB	HBP	BLK	WP	HR	S	P	ERA	WHIP								
Storm Davis, R ERA: 5.24 (1, 1)	6.0	W	22	5	2	2	2	0	0	0	0	0	1	56	90	3.00	0.833								
Matt Young, L ERA: 5.64 (7, 1)	0.1		1	0	0	0	1	0	0	0	0	0	0	3	6	0.00	0.000								
Todd Burns, R ERA: 2.09 (7, 1)	1.2		6	1	0	0	0	1	0	0	0	0	0	17	24	0.00	1.200								
Dennis Eckerlesley, R ERA: 1.14 (9, 1)	1.0	S	3	0	0	0	1	0	0	0	0	0	0	5	5	0.00	0.000								

Baltimore Orioles @ Oakland Athletics
Oakland-Alameda County Coliseum, Oakland, CA

AB 31
R 2
H 6
RBI 2
BB 1
SO 4
LOB 8



WP: 0 PA: 33
PB: 0
SB: 1
CS: 1

Baltimore Orioles @ Oakland Athletics
Oakland-Alameda County Coliseum, Oakland, CA

AB 26
R 3
H 4
RBI 3
BB 3
SO 0
LOB 7



Batter	1	2	3	4	5	6	7	8	9	AB	R	H	RBI	BB	SO	LOB	BOTTOM								
Rickey Henderson, R OBP: 0.410, SLG: 0.397 (1, 7)										4	1	1	0	0	0	0									
Lance Blankenship, R OBP: 0.260, SLG: 0.268 (1, 10)										3	1	0	0	1	0	1									
Dave Henderson, R OBP: 0.322, SLG: 0.365 (1, 8)										3	0	1	0	1	0	1									
Mark McGwire, R OBP: 0.331, SLG: 0.474 (1, 3)										2	0	0	1	0	0	2									
Jose Canseco, R OBP: 0.361, SLG: 0.774 (1, 9)										2	1	1	2	1	0	0									
Terry Steinbach, R OBP: 0.354, SLG: 0.414 (1, 2)										3	0	1	0	0	0	2									
Glenn Hubbard, R OBP: 0.297, SLG: 0.306 (1, 4)										3	0	0	0	0	0	1									
Tony Phillips, S OBP: 0.361, SLG: 0.359 (1, 5)										3	0	0	0	0	0	0									
Mike Gallego, R OBP: 0.320, SLG: 0.335 (1, 6)										3	0	0	0	0	0	0									
Inning Stats	R: 0 E: 0 K: 0 S: 7	H: 1 LOB: 1 BB: 0 P: 14	R: 0 E: 0 K: 0 S: 9	H: 1 LOB: 0 BB: 0 P: 14	R: 0 E: 0 K: 0 S: 6	H: 0 LOB: 0 BB: 0 P: 10	R: 2 E: 0 K: 0 S: 6	H: 1 LOB: 0 BB: 1 P: 14	R: 0 E: 0 K: 0 S: 8	H: 0 LOB: 0 BB: 0 P: 12	R: 1 E: 0 K: 0 S: 7	H: 1 LOB: 2 BB: 2 P: 20	R: 0 E: 0 K: 0 S: 6	H: 0 LOB: 0 BB: 0 P: 10	R: 0 E: 0 K: 0 S: 4	H: 0 LOB: 0 BB: 0 P: 8	R: 0 E: 0 K: 0 S: 5	H: 0 LOB: 0 BB: 0 P: 5	1B: 2 2B: 1 3B: 0 HR: 1	SF: 1 SAC: 0 DP: 0 HBP: 0	WP: 0 PB: 0 SB: 2 CS: 1	PA: 31			
PITCHER	IP	WLS	BF	H	R	ER	SO	BB	IBB	HBP	BLK	WP	HR	S	P	ERA	WHIP								
Jeff Ballard, L ERA: 3.51 (1, 1)	8.0	L	30	4	3	3	0	2	1	0	0	0	1	53	102	3.38	0.750								

WP: 0 PA: 31
PB: 0
SB: 2
CS: 1

Batter	1	2	3	4	5	6	7	8	9	AB	R	H	RBI	BB	SO	LOB	TOP				
Mike Devereaux, R (1, 8) <small>OBP: 0.332, SLG: 0.374</small> Steve Finley, L (9, PH) <small>OBP: 0.291, SLG: 0.308</small>										4	0	0	0	0	0	2					
Phil Bradley, R (1, 7) <small>OBP: 0.390, SLG: 0.450</small>										3	1	1	0	1	0	0					
Cal Ripken Jr., R (1, 6) <small>OBP: 0.336, SLG: 0.418</small>										4	1	1	1	0	1	2					
Mickey Tettleton, S (1, 2) <small>OBP: 0.383, SLG: 0.535</small>										3	1	2	0	1	0	0					
Randy Milligan, R (1, 3) <small>OBP: 0.424, SLG: 0.482</small>										4	1	1	1	0	0	2					
Larry Sheets, L (1, 10) <small>OBP: 0.290, SLG: 0.359</small>										4	0	0	0	0	2	3					
Craig Worthington, R (1, 5) <small>OBP: 0.330, SLG: 0.361</small> Rene Gonzales, R (9, PR) <small>OBP: 0.296, SLG: 0.303</small>										3	0	1	2	1	0	0					
Billy Ripken, R (1, 4) <small>OBP: 0.286, SLG: 0.324</small>										3	0	0	0	1	1	2					
Joe Orsulak, L (1, 9) <small>OBP: 0.325, SLG: 0.404</small>										4	0	1	0	0	1	3					
Inning Stats	R: 4 E: 0 K: 1 S: 17	H: 4 LOB: 1 BB: 1 P: 33	R: 0 E: 0 K: 0 S: 6	H: 1 LOB: 1 BB: 1 P: 13	R: 0 E: 0 K: 1 S: 7	H: 0 LOB: 0 BB: 0 P: 15	R: 0 E: 0 K: 0 S: 12	H: 0 LOB: 1 BB: 1 P: 19	R: 0 E: 0 K: 1 S: 9	H: 0 LOB: 0 BB: 0 P: 16	R: 0 E: 0 K: 1 S: 4	H: 0 LOB: 0 BB: 0 P: 8	R: 0 E: 0 K: 1 S: 10	H: 1 LOB: 1 BB: 0 P: 15	R: 0 E: 0 K: 1 S: 9	H: 0 LOB: 2 BB: 1 P: 14	1B: 5 2B: 1 3B: 1 HR: 0	SF: 0 SAC: 0 DP: 1 HBP: 0	WP: 0 PB: 0 SB: 0 CS: 0	PA: 37	
PITCHER	IP	WLS	BF	H	R	ER	SO	BB	IBB	HBP	BLK	WP	HR	S	P	ERA	WHIP				
Shane Rawley, L (1, 1) ERA: 4.51	7.0		29	6	4	4	3	3	0	0	0	0	0	62	115	5.14	1.286				
Gary Wayne, L (8, 1) ERA: 3.57	1.2		7	1	0	0	2	1	0	0	0	0	0	17	26	0.00	1.200				
Jeff Reardon, R (9, 1) ERA: 4.37	0.1	W	1	0	0	0	0	0	0	0	0	0	0	2	3	0.00	0.000				

Baltimore Orioles @ Minnesota Twins
 Hubert H. Humphrey Metrodome, Minneapolis, MN
 Wed Jul 26 1989, 8:05 PM EDT
 Att: 28,321 - Dome

AB 33
 R 4
 H 7
 RBI 4
 BB 4
 SO 5
 LOB 16



Batter	1	2	3	4	5	6	7	8	9	AB	R	H	RBI	BB	SO	LOB	BOTTOM					
Randy Bush, L (1, 7) <small>OBP: 0.326, SLG: 0.421</small>										2	1	0	0	2	1	0						
Doug Baker, S (1, 6) <small>OBP: 0.469, SLG: 0.556</small>										4	0	2	2	1	0	2						
Kirby Puckett, R (1, 8) <small>OBP: 0.382, SLG: 0.492</small>										4	1	1	0	0	1	2						
Kent Hrbek, L (1, 3) <small>OBP: 0.360, SLG: 0.519</small>										3	2	2	3	1	0	0						
Gary Gaetti, R (1, 5) <small>OBP: 0.289, SLG: 0.437</small>										4	0	1	0	0	1	0						
Jim Dwyer, L (1, 10) <small>OBP: 0.403, SLG: 0.401</small>										4	0	0	0	0	0	2						
Gene Larkin, S (1, 9) <small>OBP: 0.353, SLG: 0.324</small>										4	0	0	0	0	1	0						
Tim Laudner, R (1, 2) <small>OBP: 0.284, SLG: 0.333</small> Greg Gagne, R (9, PR) <small>OBP: 0.234, SLG: 0.382</small>										4	0	1	0	0	0	0						
Al Newman, S (1, 4) <small>OBP: 0.323, SLG: 0.287</small>										4	0	2	0	0	0	0						
Inning Stats	R: 0 E: 0 K: 1 S: 8	H: 0 LOB: 0 BB: 1 P: 15	R: 1 E: 0 K: 0 S: 9	H: 1 LOB: 0 BB: 0 P: 11	R: 0 E: 0 K: 0 S: 6	H: 0 LOB: 0 BB: 0 P: 11	R: 0 E: 0 K: 0 S: 9	H: 1 LOB: 2 BB: 1 P: 17	R: 0 E: 0 K: 1 S: 13	H: 1 LOB: 2 BB: 1 P: 24	R: 2 E: 0 K: 0 S: 15	H: 2 LOB: 0 BB: 0 P: 22	R: 1 E: 0 K: 1 S: 12	H: 1 LOB: 1 BB: 0 P: 22	R: 0 E: 0 K: 1 S: 7	H: 0 LOB: 0 BB: 0 P: 14	R: 1 E: 0 K: 0 S: 8	H: 3 LOB: 3 BB: 1 P: 17	1B: 4 2B: 2 3B: 2 HR: 2	SF: 0 SAC: 0 DP: 1 HBP: 1	WP: 0 PB: 0 SB: 0 CS: 0	PA: 38
PITCHER	IP	WLS	BF	H	R	ER	SO	BB	IBB	HBP	BLK	WP	HR	S	P	ERA	WHIP					
Bob Milacki, R (1, 1) ERA: 4.09	6.2		29	6	4	4	2	3	0	1	0	0	0	69	116	5.40	1.350					
Mike Smith, R (7, 1) ERA: 6.02	1.1		4	0	0	0	2	0	0	0	0	0	0	10	20	0.00	0.000					
Mark Williamson, R (9, 1) ERA: 3.17	0.1	L	5	3	1	1	0	0	1	0	0	0	0	8	17	27.00	9.000					

Baltimore Orioles @ Minnesota Twins
 Hubert H. Humphrey Metrodome, Minneapolis, MN
 Wed Jul 26 1989, 8:05 PM EDT
 Att: 28,321 - Dome

AB 33
 R 5
 H 9
 RBI 5
 BB 4
 SO 4
 LOB 6



Batter	1	2	3	4	5	6	7	8	9	10	11	12	13	AB	R	H	RBI	BB	SO	LOB	TOP			
Brady Anderson, L OBP: 0.339, SLG: 0.335	G4-3		G3-1 1B	1-2 BB			F7		G4-3			2-1 CS 1B		5	0	2	1	1	0	0				
Steve Finley, L OBP: 0.295, SLG: 0.311 Mike Devereaux, R OBP: 0.332, SLG: 0.389	G6-3 1B		K	1-2 F7			G6-3		CS 1B			2-3 SAFE SAFE SAFE SAFE 1-2	K	5	0	2	0	0	1	5				
Cal Ripken Jr., R OBP: 0.330, SLG: 0.409	G6-3		G3-1		G4-3		G4-3		CS 1B			2-2 P6		6	0	0	1	0	1	3				
Mickey Tettleton, S OBP: 0.391, SLG: 0.527	BB		K				G3-6 1B		SH3 2B 1B					5	1	2	0	1	2	1				
Joe Orsulak, L OBP: 0.325, SLG: 0.402	P5			2B BB 1B	G3-6		G3-6		SH3					5	2	2	0	0	0	3				
Jim Traber, L OBP: 0.279, SLG: 0.341		G3-1		CS 1B			F7		L7					6	0	0	0	0	2	3				
Larry Sheets, L OBP: 0.295, SLG: 0.360	L5			BB 2B			K		2B IBB					5	0	1	0	1	1	2				
Craig Worthington, R OBP: 0.336, SLG: 0.375 Rene Gonzalez, R OBP: 0.296, SLG: 0.303	K			P3			FC6-4 BB		1-3 2-H 2B					3	0	1	1	2	1	2				
Billy Ripken, R OBP: 0.289, SLG: 0.320			1B G3-1 BB		FC6-4		K		1-2					3	1	0	0	2	2	4				
Inning Stats	R: 0 E: 0 K: 0 S: 12	H: 1 LOB: 2 BB: 1 P: 24	R: 0 E: 0 K: 1 S: 8	H: 0 LOB: 0 BB: 0 P: 14	R: 1 E: 0 K: 2 S: 15	H: 1 LOB: 1 BB: 1 P: 25	R: 1 E: 0 K: 1 S: 18	H: 2 LOB: 3 BB: 2 P: 30	R: 0 E: 0 K: 0 S: 7	H: 0 LOB: 1 BB: 0 P: 11	R: 0 E: 0 K: 0 S: 13	H: 0 LOB: 0 BB: 0 P: 12	R: 0 E: 0 K: 1 S: 12	H: 1 LOB: 0 BB: 0 P: 18	R: 0 E: 0 K: 1 S: 6	H: 0 LOB: 0 BB: 0 P: 7	R: 0 E: 0 K: 1 S: 9	H: 1 LOB: 0 BB: 0 P: 14	R: 1 E: 2 K: 1 S: 15	H: 1 LOB: 0 BB: 0 P: 21	1B: 8 2B: 2 3B: 0 HR: 0	SF: 0 SAC: 1 DP: 1 HBP: 0	WIP: 1 PB: 0 SB: 1 CS: 3	PA: 53
PITCHER	IP	WLS	BF	H	R	ER	SO	BB	IBB	HBP	BLK	WP	HR	S	P	ERA	WHIP							
Mark Gubicza, R ERA: 2.98	7.2		35	7	3	3	5	5	1	0	0	0	0	0	91	155	3.52	1.565						
Steve Crawford, R ERA: 4.4	2.2		9	1	0	0	3	1	0	0	0	0	0	27	44	0.00	0.750							
Jeff Montgomery, R ERA: 1.34	2.2	L	9	2	1	0	3	0	0	0	0	1	0	27	41	0.00	0.750							

Baltimore Orioles @ Kansas City Royals
Royals Stadium, Kansas City, MO
Fri Jul 28 1989, 8:05 PM EDT
Att: 38,606 - Unknown

AB 45
R 4
H 10
RBI 3
BB 7
SO 11
LOB 25



Batter	1	2	3	4	5	6	7	8	9	10	11	12	13	AB	R	H	RBI	BB	SO	LOB	BOTTOM									
Willie Wilson, S OBP: 0.308, SLG: 0.318	G4-3		FC1-4-6 1B		F9			G4-3	L6			SH3-4	P2	6	0	1	1	0	0	5										
Kevin Seitzer, R OBP: 0.394, SLG: 0.333	F9		FC1-4-6 S		L5			F7		G1-3		IBB IBB		5	0	0	0	1	0	1										
George Brett, L OBP: 0.326, SLG: 0.397	G3-1		G3-1		L7			G4-3	G4-3	G4-3		IBB IBB		5	0	0	0	1	0	1										
Pat Tabler, R OBP: 0.327, SLG: 0.312		1B		L5		G4-3		G4-3	1B 1B	2B		K		6	1	3	0	0	1	3										
Matt Winters, L OBP: 0.369, SLG: 0.408 Danny Tartabull, R OBP: 0.356, SLG: 0.429 Rey Palacios, R OBP: 0.196, SLG: 0.231	F9		F9	1B 1B	G1-3			1B 1B	1B 1B	K		F9		3	0	1	0	0	0	1										
Bob Boone, R OBP: 0.368, SLG: 0.350	F8		F8	1B 1B	F7			F7	1B 1B			F9		6	0	3	1	0	0	1										
Bill Pecota, R OBP: 0.296, SLG: 0.482 Bill Buckner, L OBP: 0.252, SLG: 0.264 Frank White, R OBP: 0.297, SLG: 0.291	P3		P3	F8	G5-3			G5-3	BB 1B BB	G6-3		IBB 1B		3	0	0	0	0	0	3										
Brad Wellman, R OBP: 0.299, SLG: 0.266 Mike MacFarlane, R OBP: 0.285, SLG: 0.327 Luis de los Santos, R OBP: 0.279, SLG: 0.284	G4-3		G4-3	F7	L6			L6	BB 1B BB	F7		F7		3	0	0	0	0	0	2										
Gary Thurman, R OBP: 0.370, SLG: 0.359	1B 3B		1B 3B		F8			K	1B 2B BB			SH3-4 2B	F9	5	1	2	0	1	1	2										
Inning Stats	R: 0 E: 0 K: 0 S: 7	H: 0 LOB: 0 BB: 0 P: 9	R: 0 E: 0 K: 0 S: 9	H: 1 LOB: 1 BB: 0 P: 13	R: 1 E: 0 K: 0 S: 10	H: 2 LOB: 1 BB: 0 P: 10	R: 0 E: 0 K: 0 S: 9	H: 2 LOB: 2 BB: 0 P: 12	R: 0 E: 0 K: 0 S: 5	H: 0 LOB: 0 BB: 0 P: 8	R: 0 E: 0 K: 0 S: 6	H: 0 LOB: 0 BB: 0 P: 8	R: 0 E: 0 K: 1 S: 13	H: 0 LOB: 0 BB: 0 P: 19	R: 0 E: 0 K: 0 S: 6	H: 0 LOB: 0 BB: 0 P: 7	R: 2 E: 0 K: 0 S: 14	H: 4 LOB: 3 BB: 2 P: 25	R: 0 E: 0 K: 1 S: 14	H: 1 LOB: 1 BB: 0 P: 23	R: 0 E: 0 K: 0 S: 5	H: 1 LOB: 0 BB: 0 P: 9	R: 0 E: 0 K: 1 S: 12	H: 1 LOB: 3 BB: 2 P: 25	R: 0 E: 0 K: 1 S: 13	H: 1 LOB: 2 BB: 1 P: 20	1B: 10 2B: 2 3B: 1 HR: 0	SF: 0 SAC: 1 DP: 0 HBP: 0	WIP: 0 PB: 0 SB: 1 CS: 1	PA: 55
PITCHER	IP	WLS	BF	H	R	ER	SO	BB	IBB	HBP	BLK	WP	HR	S	P	ERA	WHIP													
Jeff Ballard, L ERA: 3.42	8.1		31	6	2	2	1	0	0	0	0	0	0	66	92	2.16	0.720													
Gregg Olson, R ERA: 2.25	1.2		10	4	1	1	1	2	0	0	0	0	0	24	42	5.40	3.600													
Mark Williamson, R ERA: 3.04	3.0	W	14	3	0	0	1	1	2	0	0	0	0	30	54	0.00	1.333													

Baltimore Orioles @ Kansas City Royals
Royals Stadium, Kansas City, MO
Fri Jul 28 1989, 8:05 PM EDT
Att: 38,606 - Unknown

AB 49
R 3
H 13
RBI 3
BB 5
SO 3
LOB 24



Batter	1	2	3	4	5	6	7	8	9	AB	R	H	RBI	BB	SO	LOB	TOP			
Brady Anderson, L OBP: 0.334, SLG: 0.329 (1, 8)	F7		G4-3			F8			G3-1	4	0	0	0	0	0	0				
Phil Bradley, R OBP: 0.376, SLG: 0.443 (1, 7)	G5-3			G4-3			G6-3		K	4	0	0	0	0	1	0				
Cal Ripken Jr., R OBP: 0.331, SLG: 0.410 (1, 6)				G1-3			1B		P6	4	0	2	0	0	0	0				
Mickey Tettleton, S OBP: 0.378, SLG: 0.522 (1, 2)	P6			G3			F8			3	0	0	0	0	0	2				
Joe Orsulak, L OBP: 0.329, SLG: 0.403 (1, 9)		G4-3			G4-6-3		FC6-4			2	0	1	0	1	0	0				
Randy Milligan, R OBP: 0.418, SLG: 0.472 (1, 3)	F4			G4-6-3			FC6-4			3	0	0	0	0	0	3				
Larry Sheets, L OBP: 0.291, SLG: 0.355 (1, 10)	G4-3			F7				K		3	0	0	0	0	1	0				
Craig Worthington, R OBP: 0.333, SLG: 0.371 (1, 5)			G1-3			F9		F8		3	0	0	0	0	0	0				
Billy Ripken, R OBP: 0.286, SLG: 0.316 (1, 4)			G4-3			G5-3		F8		3	0	0	0	0	0	0				
Inning Stats	R: 0 H: 1 E: 0 K: 0 S: 12	H: 1 LOB: 1 BB: 0 P: 19	R: 0 H: 0 E: 0 K: 0 S: 8	H: 0 LOB: 0 BB: 0 P: 15	R: 0 H: 0 E: 0 K: 0 S: 5	H: 0 LOB: 0 BB: 0 P: 8	R: 0 H: 0 E: 0 K: 0 S: 7	H: 0 LOB: 0 BB: 1 P: 11	R: 0 H: 0 E: 0 K: 0 S: 4	H: 0 LOB: 0 BB: 1 P: 9	R: 0 H: 2 E: 0 K: 0 S: 10	H: 2 LOB: 2 BB: 0 P: 13	R: 0 H: 0 E: 0 K: 1 S: 7	H: 0 LOB: 0 BB: 0 P: 11	R: 0 H: 0 E: 0 K: 1 S: 8	H: 0 LOB: 0 BB: 0 P: 12	1B: 3 2B: 0 3B: 0 HR: 0	SF: 0 SAC: 0 DP: 1 HBP: 0	WP: 0 PB: 0 SB: 0 CS: 0	PA: 30
PITCHER Luis Aquino, R ERA: 2.76 (1, 1)	IP: 9.0 WLS: W BF: 30 H: 3 R: 0 ER: 0 SO: 2 BB: 1 IBB: 0 HBP: 0 BLK: 0 WP: 0 HR: 0 S: 68 P: 107 ERA: 0.00 WHIP: 0.444															PITCHER				

Baltimore Orioles @ Kansas City Royals
Royals Stadium, Kansas City, MO
Sat Jul 29 1989, 8:05 PM EDT
Att: 40,053 - Cloudy - 88 F

AB 29
R 0
H 3
RBI 0
BB 1
SO 2
LOB 5



Batter	1	2	3	4	5	6	7	8	9	AB	R	H	RBI	BB	SO	LOB	BOTTOM	
Willie Wilson, S OBP: 0.315, SLG: 0.330 (1, 8)	P5					FC5-4				4	0	3	5	0	0	0		
Kevin Seitzer, R OBP: 0.392, SLG: 0.332 (1, 5)				G4-3		FC5-4				4	0	1	0	0	0	4		
Bill Buckner, L OBP: 0.258, SLG: 0.271 (1, 10)	L7						F8			4	0	2	0	0	0	1		
George Brett, L OBP: 0.322, SLG: 0.390 (1, 3)	F7			G3-6-3			F7			4	0	0	0	0	0	3		
Matt Winters, L OBP: 0.364, SLG: 0.400 (1, 9)										4	1	1	0	0	0	1		
Bill Pecota, R OBP: 0.286, SLG: 0.482 (8, 7)										0	0	0	0	0	0	0		
Mike Macfarlane, R OBP: 0.284, SLG: 0.324 (1, 2)										4	1	1	0	0	0	1		
Frank White, R OBP: 0.296, SLG: 0.290 (1, 4)										4	1	1	0	0	0	2		
Brad Wellman, R OBP: 0.259, SLG: 0.265 (1, 6)										4	1	1	0	0	0	2		
Gary Thurman, R OBP: 0.388, SLG: 0.366 (8, 9)										2	1	1	0	1	1	2		
Inning Stats	R: 0 H: 1 E: 0 K: 0 S: 6	H: 3 LOB: 2 BB: 1 P: 22	R: 2 H: 3 E: 0 K: 0 S: 13	H: 3 LOB: 0 BB: 0 P: 10	R: 2 H: 3 E: 0 K: 1 S: 16	H: 3 LOB: 1 BB: 0 P: 22	R: 0 H: 1 E: 0 K: 0 S: 11	H: 1 LOB: 1 BB: 0 P: 14	R: 1 H: 2 E: 0 K: 0 S: 11	H: 2 LOB: 1 BB: 0 P: 16	R: 0 H: 0 E: 0 K: 0 S: 4	H: 0 LOB: 0 BB: 0 P: 5	R: 0 H: 0 E: 0 K: 0 S: 6	H: 0 LOB: 0 BB: 0 P: 9	1B: 10 2B: 1 3B: 0 HR: 0	SF: 0 SAC: 0 DP: 1 HBP: 0	WP: 0 PB: 0 SB: 1 CS: 0	PA: 35
PITCHER Dave Schmidt, R ERA: 5.34 (1, 1)	IP: 4.0 WLS: L BF: 20 H: 8 R: 4 ER: 4 SO: 1 BB: 1 IBB: 0 HBP: 0 BLK: 0 WP: 0 HR: 0 S: 42 P: 62 ERA: 9.00 WHIP: 2.250															PITCHER		
Mark Thurmond, L ERA: 3.53 (5, 1)	IP: 3.0 WLS: L BF: 12 H: 3 R: 1 ER: 1 SO: 0 BB: 0 IBB: 0 HBP: 0 BLK: 0 WP: 0 HR: 0 S: 26 P: 35 ERA: 3.00 WHIP: 1.000															PITCHER		
Kevin Hickey, L ERA: 2.31 (8, 1)	IP: 1.0 WLS: L BF: 3 H: 0 R: 0 ER: 0 SO: 0 BB: 0 IBB: 0 HBP: 0 BLK: 0 WP: 0 HR: 0 S: 6 P: 9 ERA: 0.00 WHIP: 0.000															PITCHER		

Baltimore Orioles @ Kansas City Royals
Royals Stadium, Kansas City, MO
Sat Jul 29 1989, 8:05 PM EDT
Att: 40,053 - Cloudy - 88 F


AB 34
R 5
H 11
RBI 5
BB 1
SO 1
LOB 16



Batter	1	2	3	4	5	6	7	8	9	AB	R	H	RBI	BB	SO	LOB	TOP										
Mike Devereaux, R OBP: 0.338, SLG: 0.399	3-2 CS 1B	1-1 1B 2B		0-1 SAFE G6-3		0-2 S 1B			1-3 K	5	1	3	0	0	1	1											
Phil Bradley, R OBP: 0.377, SLG: 0.452	3-2 SAFE 1B SAFE 1-2 HR	3-2 BLK 1B		2-0 SF8		1-1 G4-3			1-3 K	4	1	2	3	0	1	1											
Cal Ripken Jr., R OBP: 0.328, SLG: 0.405	1-1 F9	3-2 SAFE F9		0-1 6-1 G5-3			3-1 G5-3		1-1 F7	5	0	0	0	0	0	1											
Keith Moreland, R OBP: 0.356, SLG: 0.393	4-2 1B 1B BB		1-0 F9		1-1 L4			1-1 G3-1		3	1	0	0	1	0	0											
Randy Milligan, R OBP: 0.423, SLG: 0.502	3-2 1B 1-3 1B		2-2 FC6-4 3B		0-1 HR			0-1 F9		4	2	3	1	0	0	0											
Craig Worthington, R OBP: 0.335, SLG: 0.371	0-1 FC5-4 1-2 3-H 1B		4-0 FC6-4 IBB		2-3 K			3-3 K		3	0	1	1	1	2	0											
Bob Melvin, R OBP: 0.293, SLG: 0.305	2-1 FC5-4 1-2 1B		1-0 FC6-4		1-1 G6-3			0-2 G3		4	0	0	1	0	0	3											
Rene Gonzales, R OBP: 0.295, SLG: 0.301		1-0 L8	0-0 F8		1-0 F7			0-0 1B		4	0	1	0	0	0	1											
Brady Anderson, L OBP: 0.333, SLG: 0.325	2-3 K		4-2 G6-3 E SF8 BB		2-1 L9			2-1 L4		3	1	0	0	1	1	1											
Inning Stats	R: 2 E: 0 K: 0 S: 17	H: 4 LOB: 2 BB: 1 P: 33	R: 1 E: 0 K: 1 S: 12	H: 2 LOB: 1 BB: 0 P: 22	R: 1 E: 0 K: 0 S: 6	H: 1 LOB: 1 BB: 1 P: 14	R: 1 E: 1 K: 0 S: 7	H: 0 LOB: 0 BB: 1 P: 13	R: 1 E: 0 K: 1 S: 10	H: 1 LOB: 0 BB: 0 P: 14	R: 0 E: 0 K: 0 S: 8	H: 1 LOB: 1 BB: 0 P: 12	R: 0 E: 0 K: 0 S: 6	H: 0 LOB: 0 BB: 0 P: 10	R: 0 E: 0 K: 1 S: 10	H: 1 LOB: 1 BB: 0 P: 15	R: 0 E: 0 K: 2 S: 8	H: 0 LOB: 0 BB: 0 P: 11	1B: 6 2B: 1 3B: 1 HR: 2	SF: 1 SAC: 0 DP: 0 HBP: 0	WP: 0 PB: 0 SB: 1 CS: 1	PA: 39					
PITCHER	IP	WLS	BF	H	R	ER	SO	BB	IBB	HBP	BLK	WP	HR	S	P	ERA	WHIP										
Charlie Leibrandt, L ERA: 4.72	(1, 1)	2.1	14	7	4	4	1	1	0	0	1	0	1	33	62	15.43	3.429										
Terry Leach, R ERA: 4.5	(3, 1)	3.2	15	2	2	1	1	1	1	0	0	0	1	27	46	2.46	0.818										
Steve Farr, R ERA: 3.95	(7, 1)	2.0	W	7	1	0	1	0	0	0	0	0	0	16	25	0.00	0.500										
Jeff Montgomery, R ERA: 1.32	(9, 1)	1.0	S	3	0	0	2	0	0	0	0	0	0	8	11	0.00	0.000										

Baltimore Orioles @ Kansas City Royals
Royals Stadium, Kansas City, MO
Sun Jul 30 1989, 4:33 AM EDT
Att: 30,208 - Overcast - 75 F


AB 35
R 6
H 10
RBI 6
BB 3
SO 5
LOB 8



Batter	1	2	3	4	5	6	7	8	9	AB	R	H	RBI	BB	SO	LOB	BOTTOM										
Willie Wilson, S OBP: 0.324, SLG: 0.332	4-0 G6-3 BB	2-1 G4-3		0-0 F9 S 1B		4-1 FC3-6 BB 1-2 BB		4-2 FC5-2 1B 1-2 BB		2	1	1	0	3	0	2											
Kevin Seitzer, R OBP: 0.395, SLG: 0.337	1-2 G6-3 1-2 1B		3-1 FC5 2B	2-0 F9		4-1 FC3-6 BB 1-2 BB		1-1 FC5-2 1B		4	1	2	0	1	0	2											
George Brett, L OBP: 0.323, SLG: 0.386	4-0 HR BB		4-0 BB FC5 2B BB	2-1 F8		1-0 FC3-6 1-2 2-3 3-H		1-1 FC5-2 1B		3	2	0	1	2	0	6											
Danny Tartabull, R OBP: 0.360, SLG: 0.443	0-2 HR		1-0 FC5 BB 2B		1-2 G5-4-3 1B		1-1 F4		1-1 1B	5	2	3	4	0	0	4											
Rey Palacios, R OBP: 0.196, SLG: 0.231	1-H HR		1-2 2-3 2B		1-0 G5-4-3 1B		1-1 F4		1-3 2-H 3-H 1B	0	0	0	0	0	0	0											
Matt Winters, L OBP: 0.355, SLG: 0.380	1-0 G1-3		4-2 2B BB	1-2 2-3 BB		1-0 G5-4-3		4-3 G4-3		4	0	0	0	1	1	3											
Bob Boone, R OBP: 0.370, SLG: 0.349		4-2 2B BB	2-1 P4		2-1 1B		3-2 F7			3	0	1	0	1	0	3											
Frank White, R OBP: 0.299, SLG: 0.300		1-1 2B	2-2 2B		3-3 K		1-0 G6-3			4	0	2	2	0	1	1											
Bill Pecota, R OBP: 0.288, SLG: 0.466	2-2 G1-3		0-1 F7		4-0 BB FC3-6 BB		4-0 1B BB FC5-2 BB			2	1	0	0	1	0	4											
Pat Tabler, R OBP: 0.329, SLG: 0.312	(8, PH)									0	0	0	0	1	0	0											
Brad Wellman, R OBP: 0.259, SLG: 0.265	(8, PR)									0	0	0	0	0	0	0											
Gary Thurman, R OBP: 0.358, SLG: 0.333	(9, 6)									4	0	0	0	0	2	4											
Inning Stats	R: 2 E: 0 K: 0 S: 7	H: 1 LOB: 0 BB: 2 P: 17	R: 0 E: 0 K: 1 S: 12	H: 1 LOB: 2 BB: 1 P: 22	R: 2 E: 0 K: 0 S: 12	H: 2 LOB: 2 BB: 2 P: 28	R: 0 E: 0 K: 0 S: 5	H: 1 LOB: 1 BB: 0 P: 9	R: 0 E: 0 K: 1 S: 9	H: 2 LOB: 1 BB: 0 P: 16	R: 1 E: 0 K: 0 S: 8	H: 0 LOB: 2 BB: 3 P: 24	R: 0 E: 0 K: 0 S: 6	H: 0 LOB: 0 BB: 0 P: 10	R: 2 E: 0 K: 1 S: 13	H: 2 LOB: 2 BB: 2 P: 27	R: 2 E: 0 K: 1 S: 13	H: 2 LOB: 2 BB: 2 P: 27	1B: 5 2B: 3 3B: 0 HR: 1	SF: 0 SAC: 0 DP: 2 HBP: 0	WP: 0 PB: 0 SB: 2 CS: 0	PA: 41					
PITCHER	IP	WLS	BF	H	R	ER	SO	BB	IBB	HBP	BLK	WP	HR	S	P	ERA	WHIP										
Mike Smith, R ERA: 7.78	(1, 1)	2.0	12	3	4	4	1	4	0	0	0	0	0	29	62	2.70	2.400										
Brian Holton, R ERA: 4.23	(3, 1)	3.1	17	4	1	1	2	4	0	0	0	0	0	9	16	0.00	0.000										
Kevin Hickey, L ERA: 2.45	(6, 1)	1.2	5	0	0	0	0	0	0	0	0	0	0	13	27	18.00	4.000										
Gregg Olson, R ERA: 2.37	(8, 1)	1.0	L	7	2	2	1	2	0	0	0	0	0	13	27	18.00	4.000										

Baltimore Orioles @ Kansas City Royals
Royals Stadium, Kansas City, MO
Sun Jul 30 1989, 4:33 AM EDT
Att: 30,208 - Overcast - 75 F

AB 31
R 7
H 9
RBI 7
BB 10
SO 4
LOB 29



Batter	1	2	3	4	5	6	7	8	9	AB	R	H	RBI	BB	SO	LOB	TOP				
Brady Anderson, L (1, 8) OBP: 0.336, SLG: 0.325										3	1	1	0	1	1	2	Baltimore Orioles @ Boston Red Sox Fenway Park, Boston, MA Mon Jul 31 1989, 7:05 PM EDT Att: 33,826 - Unknown				
Larry Sheets, L (8, PH) OBP: 0.290, SLG: 0.354										4	0	1	0	1	0	2					
Rene Gonzales, R (8, 4) OBP: 0.295, SLG: 0.301										5	0	3	1	0	0	1					
Phil Bradley, R (1, 7) OBP: 0.377, SLG: 0.449										3	1	1	1	2	0	3					
Cal Ripken Jr., R (1, 6) OBP: 0.330, SLG: 0.410										5	1	1	2	0	1	6					
Mickey Tettleton, S (1, 2) OBP: 0.380, SLG: 0.523										4	2	1	1	1	1	0					
Keith Moreland, R (1, 10) OBP: 0.354, SLG: 0.399										4	0	1	0	0	1	0					
Joe Orsulak, L (1, 9) OBP: 0.330, SLG: 0.412										4	0	1	1	0	0	0					
Randy Milligan, R (1, 3) OBP: 0.420, SLG: 0.498										2	1	1	0	1	1	2					
Craig Worthington, R (1, 5) OBP: 0.334, SLG: 0.370										1	0	0	0	0	0	0					
Billy Ripken, R (1, 4) OBP: 0.290, SLG: 0.318										0	0	0	0	0	0	0					
Jim Traber, L (8, PH) OBP: 0.277, SLG: 0.339										0	0	0	0	0	0	0					
Mike Devereaux, R (8, 8) OBP: 0.338, SLG: 0.399										0	0	0	0	0	0	0					
Inning Stats	R: 0 E: 0 K: 1 S: 11	H: 1 LOB: 2 BB: 1 P: 21	R: 1 E: 0 K: 0 S: 11	H: 3 LOB: 2 BB: 0 P: 19	R: 2 E: 0 K: 1 S: 15	H: 2 LOB: 0 BB: 2 P: 23	R: 2 E: 0 K: 0 S: 19	H: 2 LOB: 2 BB: 2 P: 32	R: 1 E: 0 K: 1 S: 8	H: 2 LOB: 1 BB: 1 P: 14	R: 0 E: 0 K: 1 S: 11	H: 0 LOB: 2 BB: 0 P: 8	R: 0 E: 0 K: 1 S: 11	H: 0 LOB: 1 BB: 1 P: 19	R: 0 E: 0 K: 0 S: 7	H: 0 LOB: 0 BB: 1 P: 12	1B: 7 2B: 2 3B: 0 HR: 2	SF: 0 SAC: 0 DP: 2 HBP: 0	WP: 0 PB: 0 SB: 0 CS: 0	PA: 42	
PITCHER	IP	WLS	BF	H	R	ER	SO	BB	IBB	HBP	BLK	WP	HR	S	P	ERA	WHIP				
Eric Hetzel, R (1, 1) ERA: 4.35	3.1		21	8	5	5	2	3	0	0	0	0	2	51	88	13.50	3.300				
Bob Stanley, R (4, 1) ERA: 5.29	3.2	W	14	3	1	1	3	1	0	0	0	0	0	29	45	2.46	1.091				
Lee Smith, R (8, 1) ERA: 4.57	2.0	S	7	0	0	0	1	2	0	0	0	0	0	18	31	0.00	1.000				

AB	36
R	6
H	11
RBI	6
BB	6
SO	6
LOB	16





Batter	1	2	3	4	5	6	7	8	9	AB	R	H	RBI	BB	SO	LOB	BOTTOM				
Wade Boggs, L (1, 5) OBP: 0.337, SLG: 0.471										4	2	2	0	1	0	2	Baltimore Orioles @ Boston Red Sox Fenway Park, Boston, MA Mon Jul 31 1989, 7:05 PM EDT Att: 33,826 - Unknown				
Jody Read, R (1, 4) OBP: 0.354, SLG: 0.349										5	1	2	2	0	0	2					
Kevin Romine, R (1, 8) OBP: 0.340, SLG: 0.400										4	0	0	2	0	1	4					
Danny Heep, L (1, 7) OBP: 0.371, SLG: 0.403										4	0	2	1	0	0	1					
Randy Kutcher, R (6, PR) OBP: 0.277, SLG: 0.339										1	0	0	0	0	0	0					
Dwight Evans, R (1, 9) OBP: 0.390, SLG: 0.452										4	1	2	1	1	1	1					
Nick Easkey, R (1, 3) OBP: 0.335, SLG: 0.462										3	1	0	0	2	0	3					
Jim Rice, R (1, 10) OBP: 0.280, SLG: 0.347										5	1	0	0	0	1	4					
Luis Rivera, R (1, 6) OBP: 0.319, SLG: 0.389										4	2	3	1	0	1	1					
Rick Cerone, R (1, 2) OBP: 0.346, SLG: 0.348										4	1	2	2	0	0	2					
Inning Stats	R: 0 E: 1 K: 1 S: 14	H: 0 LOB: 1 BB: 0 P: 22	R: 6 E: 1 K: 0 S: 17	H: 6 LOB: 1 BB: 0 P: 26	R: 0 E: 0 K: 1 S: 10	H: 0 LOB: 1 BB: 1 P: 18	R: 1 E: 0 K: 0 S: 13	H: 1 LOB: 0 BB: 0 P: 19	R: 1 E: 2 K: 0 S: 13	H: 3 LOB: 2 BB: 0 P: 18	R: 0 E: 0 K: 0 S: 8	H: 1 LOB: 2 BB: 1 P: 15	R: 1 E: 0 K: 1 S: 11	H: 2 LOB: 2 BB: 1 P: 20	R: 0 E: 0 K: 1 S: 8	H: 0 LOB: 1 BB: 1 P: 16	1B: 6 2B: 6 3B: 0 HR: 1	SF: 1 SAC: 0 DP: 0 HBP: 0	WP: 0 PB: 0 SB: 0 CS: 0	PA: 43	
PITCHER	IP	WLS	BF	H	R	ER	SO	BB	IBB	HBP	BLK	WP	HR	S	P	ERA	WHIP				
Bob Milacki, R (1, 1) ERA: 4.24	1.2	L	13	6	6	3	1	0	0	0	0	0	0	29	44	16.20	3.600				
Mark Thurmond, L (2, 1) ERA: 3.51	3.0		13	3	2	1	1	1	0	0	0	0	0	34	54	3.00	1.333				
Dave Schmidt, R (5, 1) ERA: 5.3	1.0		6	2	0	0	0	1	0	0	0	0	0	10	17	0.00	3.000				
Gregg Olson, R (6, 1) ERA: 2.47	1.1		7	2	1	1	1	0	1	0	0	0	0	13	23	6.75	1.500				
Brian Holton, R (8, 1) ERA: 4.18	1.0		4	0	0	0	1	1	0	0	0	0	0	8	16	0.00	1.000				



Batter	1	2	3	4	5	6	7	8	9	AB	R	H	RBI	BB	SO	LOB	TOP					
Joe Orsulak L (1, 7) OBP: 0.334, SLG: 0.411										3	0	1	2	1	1	0	<p>Baltimore Orioles @ Boston Red Sox Fenway Park, Boston, MA Tue Aug 01 1989, 7:05 PM EDT Att: 34,901 - Unknown - 67 F</p> <p>AB 31 R 2 H 5 RBI 2 BB 3 SO 8 LOB 10</p>					
Brady Anderson L (1, 8) OBP: 0.331, SLG: 0.320										4	0	0	0	0	1	2						
Mike Devereaux R (1, 9) OBP: 0.342, SLG: 0.395										3	0	2	0	1	1	0						
Cal Ripken Jr. R (1, 6) OBP: 0.333, SLG: 0.409										4	0	1	0	0	0	3						
Jim Traber L (1, 3) OBP: 0.272, SLG: 0.332											4	0	0	0	1	2						
Larry Sheets L (1, 10) OBP: 0.290, SLG: 0.352											4	1	1	0	0	1		0				
Craig Worthington R (1, 5) OBP: 0.333, SLG: 0.369											4	0	0	0	0	2		1				
Bob Melvin R (1, 2) OBP: 0.294, SLG: 0.301											2	0	0	0	1	0						
Rene Gonzales R (1, 4) OBP: 0.296, SLG: 0.295										2	1	0	0	0	0	2						
Randy Milligan R (8, PH) OBP: 0.420, SLG: 0.495										1	0	0	0	0	1	0						
Billy Ripken R (8, 4) OBP: 0.286, SLG: 0.313										0	0	0	0	0	0	0						
Inning Stats	R: 0 H: 0 E: 0 K: 2 S: 10	H: 0 LOB: 0 BB: 0 P: 15	R: 0 H: 0 E: 0 K: 1 S: 8	H: 0 LOB: 0 BB: 0 P: 8	R: 0 H: 0 E: 0 K: 0 S: 5	H: 2 LOB: 2 BB: 0 P: 9	R: 0 H: 2 E: 0 K: 1 S: 12	H: 2 LOB: 1 BB: 1 P: 16	R: 2 H: 2 E: 0 K: 1 S: 14	H: 2 LOB: 1 BB: 0 P: 24	R: 0 H: 0 E: 0 K: 0 S: 11	H: 0 LOB: 0 BB: 0 P: 15	R: 0 H: 0 E: 0 K: 0 S: 8	H: 0 LOB: 2 BB: 2 P: 11	R: 0 H: 0 E: 0 K: 1 S: 9	H: 0 LOB: 2 BB: 2 P: 20	R: 0 H: 0 E: 0 K: 2 S: 11	H: 0 LOB: 0 BB: 0 P: 16	1B: 4 2B: 1 3B: 0 HR: 0	SF: 0 SAC: 0 DP: 1 HBP: 0	WP: 0 PB: 0 SB: 0 CS: 0	PA: 34
PITCHER	IP WLS BF H R ER SO BB IBB HBP BLK WP HR S P ERA WHIP																					
Wes Gardner R (1, 1) ERA: 5.92	7.2 W 29 5 2 2 6 2 0 0 0 0 0 0 75 110 2.35 0.913																					
Lee Smith R (8, 1) ERA: 4.33	1.1 5 0 0 0 2 1 0 0 0 0 0 0 13 24 0.00 0.750																					

Batter	1	2	3	4	5	6	7	8	9	AB	R	H	RBI	BB	SO	LOB	BOTTOM			
Ellis Burks R (1, 8) OBP: 0.347, SLG: 0.471										5	1	0	0	0	1	2	<p>Baltimore Orioles @ Boston Red Sox Fenway Park, Boston, MA Tue Aug 01 1989, 7:05 PM EDT Att: 34,901 - Unknown - 67 F</p> <p>AB 34 R 6 H 11 RBI 6 BB 2 SO 2 LOB 12</p>			
Jody Read R (1, 4) OBP: 0.353, SLG: 0.350										4	0	1	0	0	0	1				
Wade Boggs L (1, 5) OBP: 0.439, SLG: 0.478										3	2	1	0	0	1	1				
Danny Heep L (1, 7) OBP: 0.373, SLG: 0.392										2	1	0	0	1	0	1				
Randy Kutcher R (7, 7) OBP: 0.291, SLG: 0.342										1	0	1	1	0	0	0				
Dwight Evans R (1, 10) OBP: 0.392, SLG: 0.450										3	1	2	2	1	0	0				
Nick Esasky R (1, 3) OBP: 0.336, SLG: 0.467										4	1	2	3	0	0	3				
Kevin Romine R (1, 9) OBP: 0.340, SLG: 0.392											4	0	1	0	0	0		0		
Luis Rivera R (1, 6) OBP: 0.322, SLG: 0.409											4	0	2	0	0	2				
Rich Gedman L (1, 2) OBP: 0.273, SLG: 0.274										3	0	1	0	0	0	1				
Ed Romero R (7, PR) OBP: 0.260, SLG: 0.248										0	0	0	0	0	0	0				
Rick Cerone R (8, 2) OBP: 0.347, SLG: 0.355										1	0	0	0	0	0	1				
Inning Stats	R: 0 H: 1 E: 0 K: 1 S: 7	H: 1 LOB: 1 BB: 0 P: 10	R: 0 H: 1 E: 0 K: 0 S: 4	H: 1 LOB: 0 BB: 0 P: 8	R: 0 H: 0 E: 0 K: 1 S: 8	H: 0 LOB: 0 BB: 0 P: 10	R: 4 H: 4 E: 0 K: 0 S: 22	H: 4 LOB: 1 BB: 1 P: 35	R: 0 H: 0 E: 0 K: 0 S: 6	H: 0 LOB: 0 BB: 0 P: 9	R: 0 H: 1 E: 0 K: 0 S: 15	H: 1 LOB: 2 BB: 1 P: 24	R: 2 H: 3 E: 0 K: 0 S: 16	H: 3 LOB: 2 BB: 0 P: 30	R: 0 H: 1 E: 0 K: 0 S: 8	H: 1 LOB: 1 BB: 0 P: 11	1B: 8 2B: 2 3B: 0 HR: 1	SF: 0 SAC: 0 DP: 0 HBP: 1	WP: 0 PB: 0 SB: 0 CS: 0	PA: 37
PITCHER	IP WLS BF H R ER SO BB IBB HBP BLK WP HR S P ERA WHIP																			
Dave Johnson R (1, 1) ERA: 6.75	6.2 L 29 8 5 5 2 2 0 0 1 0 0 0 70 108 6.75 1.500																			
Kevin Hickey L (7, 1) ERA: 2.61	0.0 1 0 0 0 0 0 0 0 1 0 0 0 0 3 ∞ ∞																			
Mark Williamson R (7, 1) ERA: 2.99	1.1 7 3 1 1 0 0 0 0 0 0 0 0 16 26 6.75 2.250																			

Batter	1	2	3	4	5	6	7	8	9	AB R H RBI BB SO LOB	TOP																
Mike Devereaux, R OBP: 0.342, SLG: 0.394 (1, 8)	2-3 K		3-2 E5 1B		1-3 K	1-1 1-2 3-H 1B		0-0 G6-3	1-0 2-3 1B	6 0 2 1 0 2 0	<p>Baltimore Orioles @ Boston Red Sox Fenway Park, Boston, MA Wed Aug 02 1989, 7:05 PM EDT Att: 34,970 - Unknown</p> <p>AB 39 R 9 H 17 RBI 9 BB 6 SO 8 LOB 23</p> 																
Phil Bradley, R OBP: 0.376, SLG: 0.442 (1, 7)	1-2 F9		1-0 F7		4-2 BB	0-0 G1-3		4-0 2B BB	1-2 1-3 3-H	4 1 0 0 2 0 5																	
Cal Ripken Jr., R OBP: 0.338, SLG: 0.415 (1, 6)	4-1 BB		1-1 G5-4-3 1B		2-3 K		0-1 HR 1B	2-2 BB 1-H SF7 2B		4 2 3 1 1 1 1																	
Mickey Tettleton, S OBP: 0.379, SLG: 0.524 (1, 2)	1-3 K		1-0 G5-4-3			2-1 HR	4-1 HR BB	4-0 BB 1B IBB		3 3 1 1 2 1 3																	
Keith Moreland, R OBP: 0.362, SLG: 0.402 (1, 10)		0-1 1B 1B		0-0 FC5-4 1B		0-1 2B 1B 1B	1-0 P9	4-0 1B 1-2 2-3 BB		4 1 3 0 1 0 2																	
Randy Milligan, R OBP: 0.416, SLG: 0.505 (1, 3)	0-0 L9		1-1 F8		1-3 K	3-1 HR	3-2 SF7			4 1 1 4 0 1 3																	
Craig Worthington, R OBP: 0.337, SLG: 0.378 (1, 5)	2-3 K		1-0 FC5-4 1-2		2-0 1B 2B	0-1 1B 2B	0-2 1B			5 1 3 1 0 1 2																	
Billy Ripken, R OBP: 0.295, SLG: 0.322 (1, 4)	0-0 1-2 1B		1-3 K		2-2 1B	1-1 G6-4-3 1B		1-0 1B SH5-3 1B		5 0 4 1 0 1 1																	
Joe Orsulak, L OBP: 0.331, SLG: 0.407 Bob Melvin, R OBP: 0.292, SLG: 0.299 Brady Anderson, L OBP: 0.331, SLG: 0.320 (1, 9)	3-3 K		2-1 G4-3		3-1 F9	0-0 G6-4-3		0-1 SH5-3		3 0 0 0 0 1 4 1 0 0 0 0 0 2 0 0 0 0 0 0 0																	
Inning Stats	R: 0 E: 0 K: 2 S: 12	H: 0 LOB: 1 BB: 1 P: 20	R: 0 E: 0 K: 2 S: 14	H: 2 LOB: 2 BB: 0 P: 19	R: 0 E: 1 K: 0 S: 7	H: 1 LOB: 1 BB: 0 P: 13	R: 0 E: 0 K: 1 S: 9	H: 1 LOB: 1 BB: 0 P: 12	R: 0 E: 0 K: 2 S: 14	H: 0 LOB: 1 BB: 1 P: 23		R: 3 E: 0 K: 1 S: 17	H: 5 LOB: 2 BB: 1 P: 28	R: 3 E: 0 K: 0 S: 11	H: 4 LOB: 1 BB: 1 P: 20	R: 3 E: 0 K: 0 S: 11	H: 2 LOB: 2 BB: 3 P: 28	R: 0 E: 0 K: 0 S: 7	H: 2 LOB: 1 BB: 0 P: 10	1B: 12 2B: 4 3B: 0 HR: 2	SF: 1 SAC: 1 DP: 3 HBP: 0	WP: 0 PB: 0 SB: 1 CS: 0	PA: 47				
PITCHER	IP WLS BF H R ER SO BB IBB HBP BLK WP HR S P ERA WHIP											PITCHER	IP WLS BF H R ER SO BB IBB HBP BLK WP HR S P ERA WHIP														
Joe Price, L ERA: 4.66 Bob Stanley, R ERA: 5.65 Rob Murphy, L ERA: 2.28 Eric Hetzel, R ERA: 5.17 Mike Smithson, R ERA: 4.69 (1, 1)	5.1 0.2 1.0 0.1 1.2	WLS 7 5 L 7	BF 24 4 4 3	H 6 3 1 4	R 2 3 1 3	ER 8 3 0 3	SO 8 0 0 0	BB 2 0 0 1	IBB 0 0 0 0	HBP 0 0 0 0	BLK 0 0 0 0	WP 0 0 0 0	HR 1 8 4 0	S 63 13 8 4	P 97 25 13 14	ERA 3.38 40.50 9.00 81.00	WHIP 1.500 7.500 3.000 6.000										

Batter	1	2	3	4	5	6	7	8	9	AB R H RBI BB SO LOB	BOTTOM																
Ellis Burks, R OBP: 0.344, SLG: 0.466 (1, 8)	0-0 1B 1B	2-2 L7	2-2 E5			1-1 G6-3		0-0 G4-6-3 1-2		5 1 1 0 0 0 3	<p>Baltimore Orioles @ Boston Red Sox Fenway Park, Boston, MA Wed Aug 02 1989, 7:05 PM EDT Att: 34,970 - Unknown</p> <p>AB 40 R 8 H 14 RBI 7 BB 2 SO 7 LOB 20</p> 																
Jody Read, R OBP: 0.349, SLG: 0.345 (1, 4)	0-1 L8	0-1 G6-3	2-2 P6			0-2 F7			0-0 P3	5 0 0 0 0 0 4																	
Wade Boggs, L OBP: 0.443, SLG: 0.482 (1, 5)	0-1 1B 1-3 1B		0-2 1B 1B	0-1 G6-4-3 1B		1-2 F9			3-2 HR 1B	5 2 4 0 0 0 0																	
Dwight Evans, R OBP: 0.390, SLG: 0.445 (1, 9)	2-3 K		4-1 1B 1B	0-0 G6-4-3 1-2		1-2 P2			2-3 K	4 1 0 0 1 2 4																	
Nick Esasky, R OBP: 0.339, SLG: 0.483 (1, 3)	2-1 1-3 3-H 1B		1-3 K	3-2 G3-1		1-0 3B			1-0 HR	5 1 3 3 0 1 2																	
Kevin Romine, R OBP: 0.344, SLG: 0.391 Danny Heep, L OBP: 0.373, SLG: 0.392 Randy Kutcher, R OBP: 0.279, SLG: 0.339 (1, 7)	1-3 K		0-0 1B 1B E 1B		2-3 K	4-2 FC6-4 BB		0-2 G6-3		3 1 1 1 1 1 2 0 0 0 0 0 0 0 1 0 0 0 0 0 0																	
Jim Rice, R OBP: 0.280, SLG: 0.350 (1, 10)		2-0 G1-3	2-1 E 1B 1-2 2-H 1B		2-1 F7	1-1 FC6-4				4 0 1 1 0 0 2																	
Luis Rivera, R OBP: 0.326, SLG: 0.411 (1, 6)		2-2 HR 1B	2-2 E 1B		3-2 F8			2-2 G4-3		4 1 2 0 0 0 0																	
Rick Cerone, R OBP: 0.350, SLG: 0.376 (1, 2)		2-2 HR	1-3 K		2-3 K			2-1 G4-6-3 1B		4 1 2 2 0 2 3																	
Inning Stats	R: 1 E: 0 K: 2 S: 14	H: 3 LOB: 2 BB: 0 P: 19	R: 2 E: 0 K: 0 S: 13	H: 2 LOB: 0 BB: 0 P: 21	R: 3 E: 1 K: 2 S: 27	H: 4 LOB: 3 BB: 1 P: 41	R: 0 E: 0 K: 0 S: 6	H: 1 LOB: 0 BB: 0 P: 9	R: 0 E: 0 K: 1 S: 8	H: 0 LOB: 0 BB: 0 P: 15		R: 0 E: 0 K: 1 S: 8	H: 0 LOB: 0 BB: 0 P: 11	R: 0 E: 0 K: 0 S: 11	H: 1 LOB: 2 BB: 1 P: 19	R: 0 E: 0 K: 0 S: 7	H: 1 LOB: 0 BB: 0 P: 11	R: 2 E: 0 K: 1 S: 11	H: 2 LOB: 0 BB: 0 P: 17	1B: 11 2B: 0 3B: 1 HR: 2	SF: 0 SAC: 0 DP: 2 HBP: 0	WP: 0 PB: 0 SB: 0 CS: 0	PA: 42				
PITCHER	IP WLS BF H R ER SO BB IBB HBP BLK WP HR S P ERA WHIP											PITCHER	IP WLS BF H R ER SO BB IBB HBP BLK WP HR S P ERA WHIP														
Jeff Ballard, L ERA: 3.71 Brian Holton, R ERA: 3.99 Mark Williamson, R ERA: 3.14 Mark Thurmond, L ERA: 3.49 (1, 1)	2.1 4.1 2.0 0.1	WLS 15 18 W S	BF 15 8 3	H 7 6 3	R 0 0 2	ER 5 0 2	SO 3 1 1	BB 1 0 0	IBB 0 0 0	HBP 0 0 0	BLK 0 0 0	WP 0 0 0	HR 1 48 17	S 37 77 28	P 55 77 28	ERA 19.29 0.00 9.00	WHIP 3.429 1.154 1.500										

Batter	1	2	3	4	5	6	7	8	9	AB	R	H	RBI	BB	SO	LOB	TOP										
Fred Manrique, R OBP: 0.344, SLG: 0.433 (1, 5)	1-0 1B 1B	0-1 SH1-3		1-3 K		0-2 3-H 1B			2-3 K	4	1	2	1	0	2	0											
Rafael Palmeiro, L OBP: 0.361, SLG: 0.403 (1, 3)	0-2 1B HR	3-2 1B		0-1 FC5-4 1B		2-3 K			1-3 K2-3	5	1	3	1	0	2	1											
Ruben Sierra, S OBP: 0.367, SLG: 0.571 (1, 9)	0-1 HR	0-0 G6-4-3 1B		2-0 FC5-4 1-2			2-2 F9		0-3 K	5	1	2	1	0	1	1											
Harold Baines, L OBP: 0.418, SLG: 0.504 (1, 10)	0-0 P5	3-1 G6-4-3 1-2			0-0 G4-3			1-1 G6-3		4	0	0	0	0	0	4											
Julio Franco, R OBP: 0.386, SLG: 0.477 (1, 4)	0-1 HR		0-3 K		1-0 F8			1-3 K		4	1	1	3	0	2	0											
Pete Incaviglia, R OBP: 0.277, SLG: 0.439 (1, 7)	0-0 G4-3		0-0 FC6-2 3B		0-0 G6-3			0-1 L7		4	0	1	0	0	0	0											
Jeff Kunkel, R OBP: 0.322, SLG: 0.458 (1, 6)	3-2 1B		1-2 FC6-2 FC5-4			1-1 1B 3B		0-0 S 1B		4	1	3	0	0	0	1											
Jim Sundberg, R OBP: 0.312, SLG: 0.308 (1, 2)	0-0 L9		0-0 FC5-4 1-2			2-1 P3		2-3 K		4	0	0	0	0	1	4											
Cecil Espy, S OBP: 0.306, SLG: 0.325 (1, 8)		0-0 SH1-3 1B S		3-2 F8		0-0 G5-3		0-1 F8		4	1	1	0	0	0	2											
Inning Stats	R: 4 E: 0 K: 0 S: 15	H: 5 LOB: 1 BB: 0 P: 20	R: 1 E: 0 K: 0 S: 9	H: 3 LOB: 1 BB: 0 P: 15	R: 0 E: 0 K: 1 S: 8	H: 1 LOB: 1 BB: 0 P: 9	R: 0 E: 0 K: 1 S: 12	H: 1 LOB: 0 BB: 0 P: 18	R: 0 E: 0 K: 0 S: 3	H: 0 LOB: 0 BB: 0 P: 4	R: 1 E: 0 K: 1 S: 12	H: 2 LOB: 1 BB: 0 P: 17	R: 0 E: 0 K: 1 S: 9	H: 0 LOB: 0 BB: 0 P: 13	R: 0 E: 0 K: 1 S: 8	H: 1 LOB: 1 BB: 0 P: 10	R: 0 E: 0 K: 3 S: 9	H: 0 LOB: 0 BB: 0 P: 12	1B: 10 2B: 0 3B: 2 HR: 1	SF: 0 SAC: 1 DP: 1 HBP: 0	WP: 0 PB: 0 SB: 2 CS: 0	PA: 39					
PITCHER	IP	WLS	BF	H	R	ER	SO	BB	IBB	HBP	BLK	WP	HR	S	P	ERA	WHIP										
Dave Schmidt, R ERA: 5.59 (1, 1)	1.1	L	11	7	5	5	0	0	0	0	0	0	1	21	29	33.75	5.250										
Mark Thurmond, L ERA: 3.39 (2, 1)	4.2		18	5	1	1	3	0	0	0	0	0	0	38	54	1.93	1.071										
Kevin Hickey, L ERA: 2.48 (7, 1)	2.0		7	1	0	0	2	0	0	0	0	0	0	17	23	0.00	0.500										
Gregg Olson, R ERA: 2.43 (9, 1)	1.0		3	0	0	0	3	0	0	0	0	0	0	9	12	0.00	0.000										

Texas Rangers @ Baltimore Orioles
Memorial Stadium, Baltimore, MD
Fri Aug 04 1989, 7:05 PM EDT
Att: 37,754 - Unknown - 91 F

AB 38
R 6
H 13
RBI 6
BB 0
SO 8
LOB 13

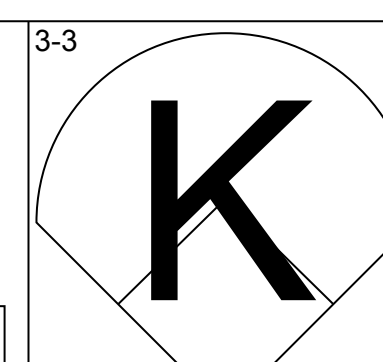
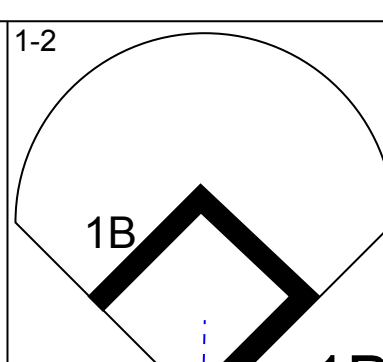
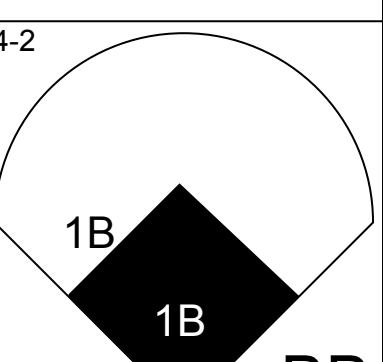
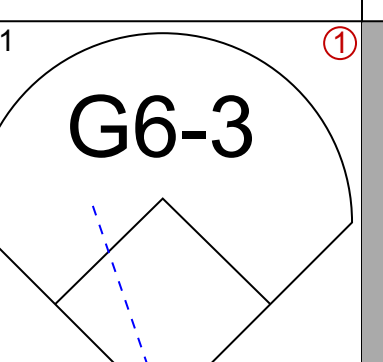
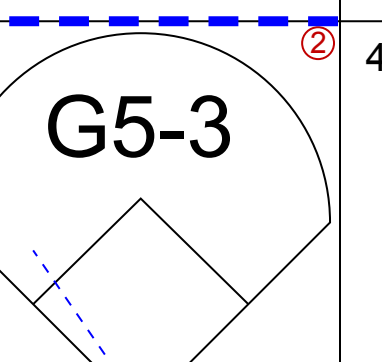
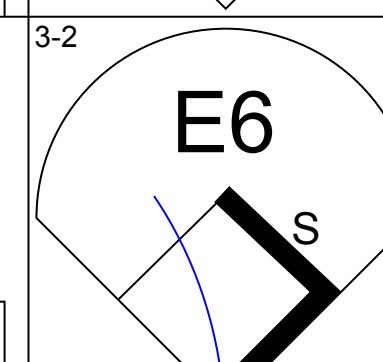
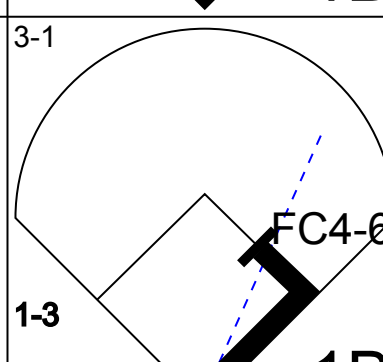
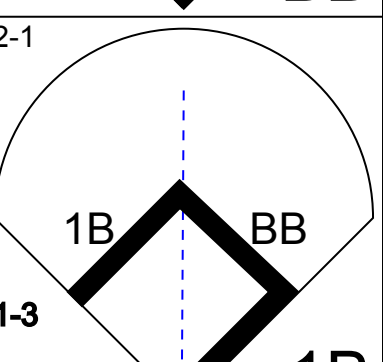
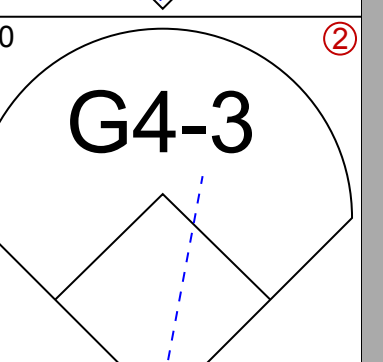
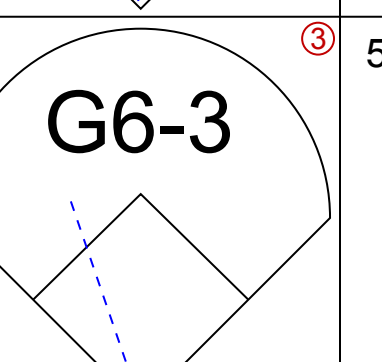
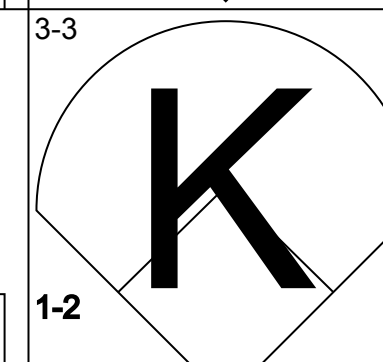
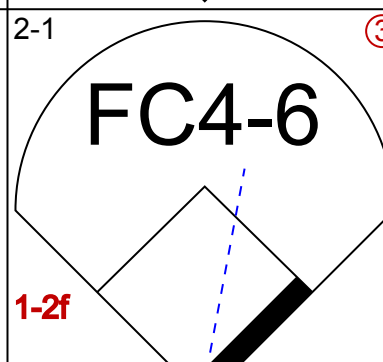
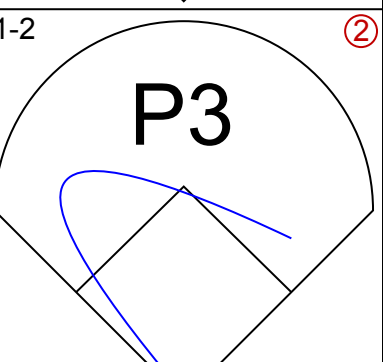
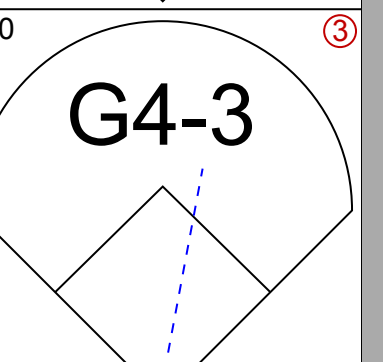
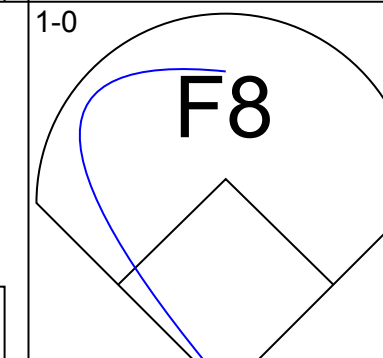
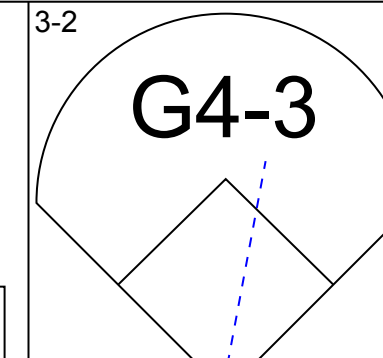
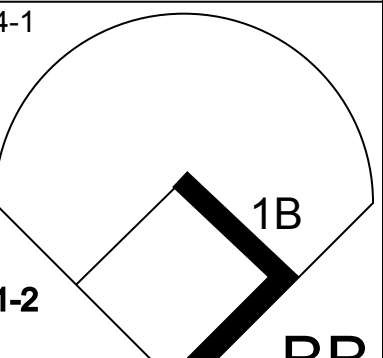
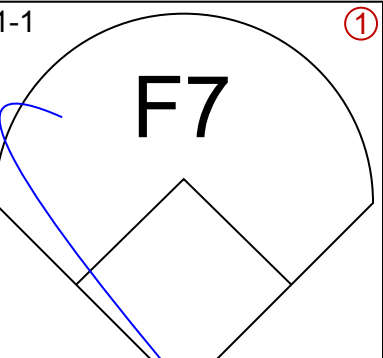
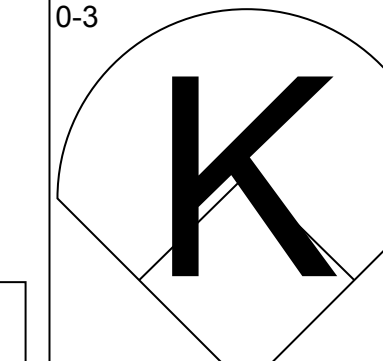
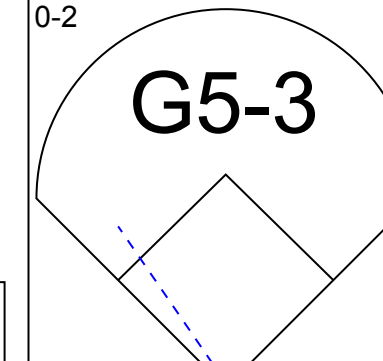
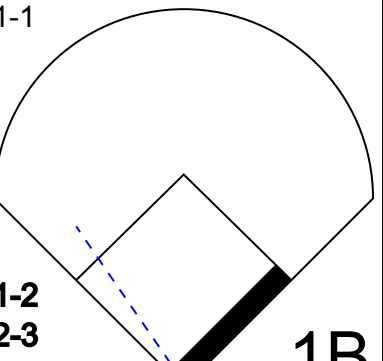
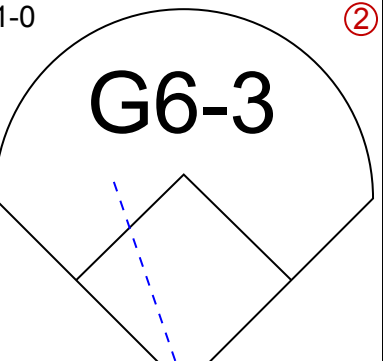
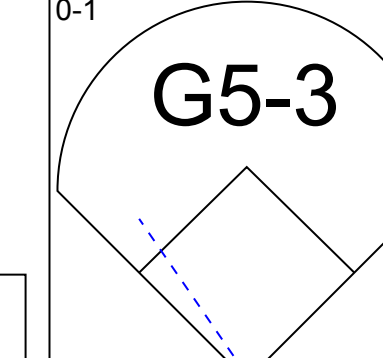
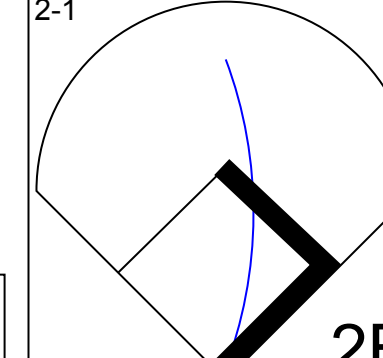
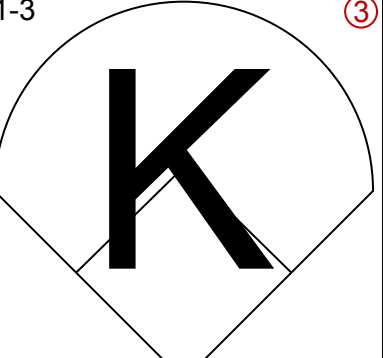
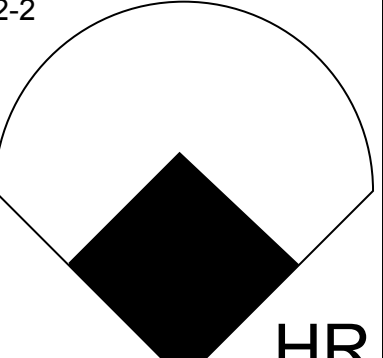
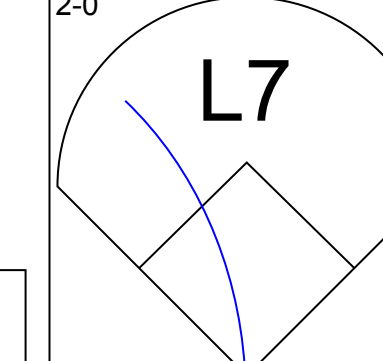
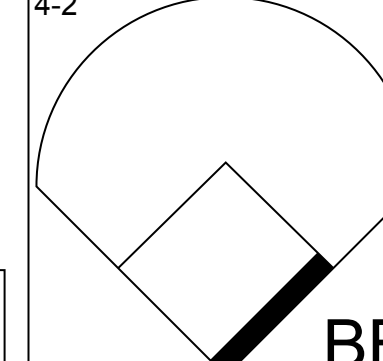
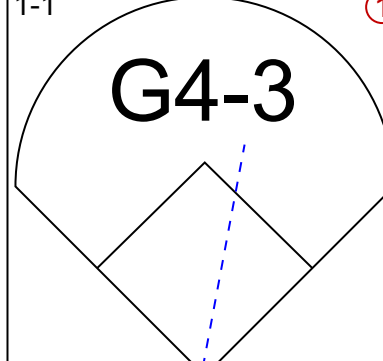
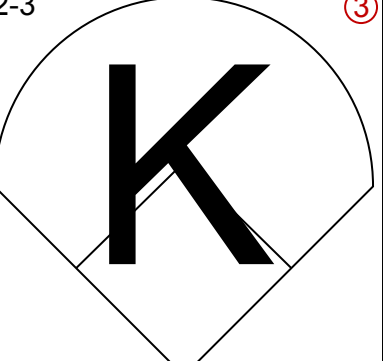
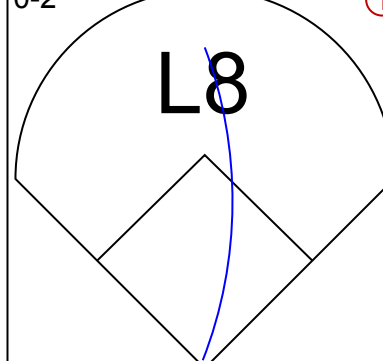
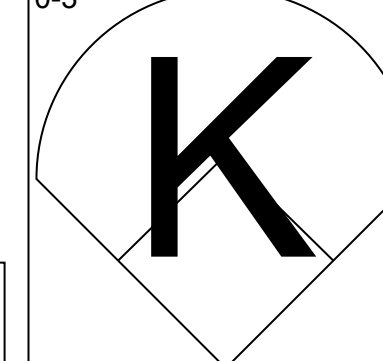
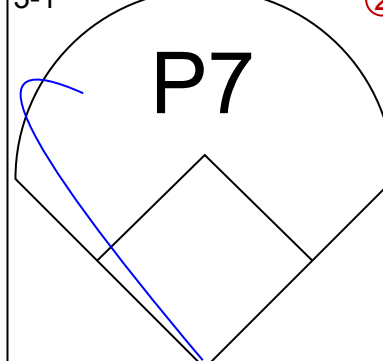
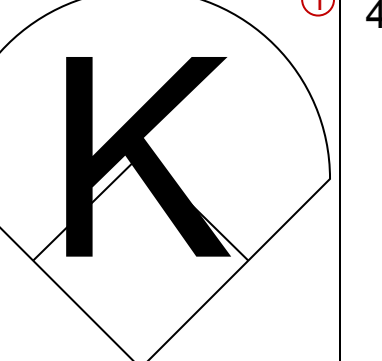
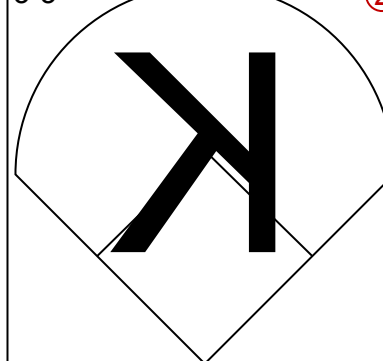
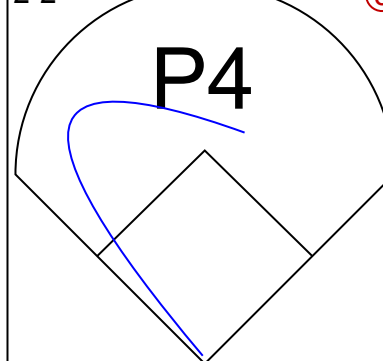
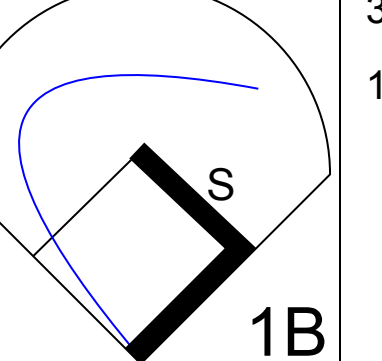
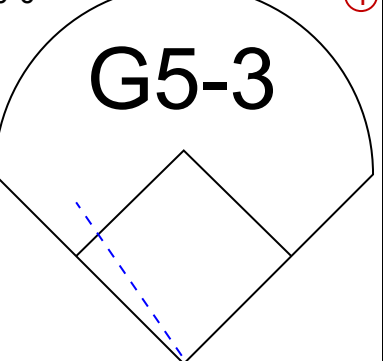
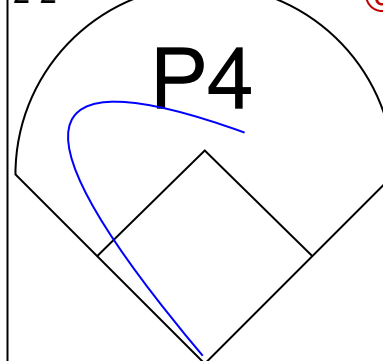


Batter	1	2	3	4	5	6	7	8	9	AB	R	H	RBI	BB	SO	LOB	BOTTOM										
Mike Devereaux, R OBP: 0.343, SLG: 0.388 (1, 9)	4-2 CS BB		3-2 L6-3 1-2		2-2 G1-4-3 1-2			3-2 G5-3	4-0 E BB BB	3	0	0	0	2	0	2											
Phil Bradley, R OBP: 0.377, SLG: 0.437 (1, 7)	2-2 G6-3 1-2			2-2 E5 1B		1-2 E9 G5-3		1-2 E4 G4-3	4-1 E BB BB	4	0	0	1	1	0	1											
Cal Ripken Jr., R OBP: 0.336, SLG: 0.412 (1, 6)	3-2 1B			1-1 P3		1-2 F8		2-1 G4-3	2-2 E6	5	0	1	0	0	0	5											
Mickey Tettleton, S OBP: 0.382, SLG: 0.523 (1, 2)	1-1 F8			0-1 G6-4-3 1B		4-2 G5-3 BB		4-2 BB	0-3 K	3	0	1	0	2	1	4											
Keith Moreland, R OBP: 0.358, SLG: 0.398 (1, 10)		1-1 P4		2-0 G6-4-3 1-2		1-0 G5-3		3-2 G3		4	0	0	0	0	0	6											
Jim Traber, L OBP: 0.271, SLG: 0.326 (1, 3)		2-2 F8			4-0 HR BB	0-1 P6			2-2 F7	3	1	0	0	1	0	2											
Craig Worthington, R OBP: 0.339, SLG: 0.367 (1, 5)			3-3 K			3-2 HR		1-0 P6	4-2 BB BB BB	3	2	1	2	1	1	0											
Brady Anderson, L OBP: 0.327, SLG: 0.315 (1, 8)					3-2 G4-3		0-0 B2		1-0 L8	4	0	0	0	0	0	1											
Billy Ripken, R OBP: 0.298, SLG: 0.323 Joe Orsulak, L OBP: 0.333, SLG: 0.407 (9, PH)					3-2 L6-3 1B		4-0 G1-4-3 BB		4-2 BB BB E BB	2	0	1	0	1	0	0											
Inning Stats	R: 0 E: 0 K: 0 S: 13	H: 1 LOB: 1 BB: 1 P: 23	R: 0 E: 0 K: 1 S: 9	H: 0 LOB: 0 BB: 0 P: 15	R: 0 E: 0 K: 0 S: 9	H: 1 LOB: 0 BB: 0 P: 18	R: 0 E: 1 K: 0 S: 8	H: 1 LOB: 1 BB: 0 P: 13	R: 2 E: 0 K: 0 S: 11	H: 1 LOB: 2 BB: 1 P: 27	R: 0 E: 1 K: 0 S: 11	H: 0 LOB: 0 BB: 1 P: 18	R: 0 E: 0 K: 0 S: 4	H: 0 LOB: 0 BB: 0 P: 6	R: 0 E: 1 K: 0 S: 20	H: 0 LOB: 2 BB: 1 P: 33	R: 2 E: 1 K: 1 S: 26	H: 0 LOB: 3 BB: 4 P: 47	1B: 3 2B: 1 3B: 0 HR: 1	SF: 0 SAC: 0 DP: 3 HBP: 0	WP: 0 PB: 0 SB: 0 CS: 1	PA: 40					
PITCHER	IP	WLS	BF	H	R	ER	SO	BB	IBB	HBP	BLK	WP	HR	S	P	ERA	WHIP										
Charlie Hough, R ERA: 4.9 (1, 1)	7.2	W	31	4	2	2	1	5	0	0	0	0	0	81	146	2.35	1.174										
Jeff Russell, R ERA: 1.75 (8, 1)	1.1	S	9	0	2	1	1	4	0	0	0	0	0	30	54	6.75	3.000										

Texas Rangers @ Baltimore Orioles
Memorial Stadium, Baltimore, MD
Fri Aug 04 1989, 7:05 PM EDT
Att: 37,754 - Unknown - 91 F

AB 31
R 4
H 4
RBI 3
BB 9
SO 2
LOB 21




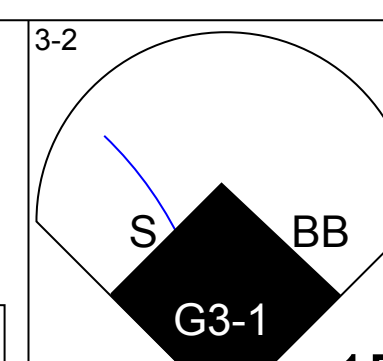
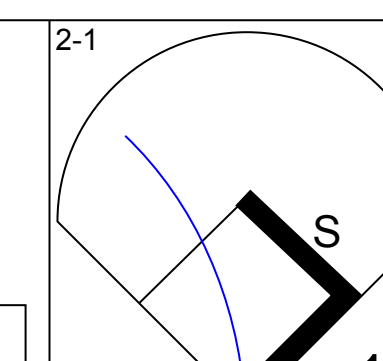
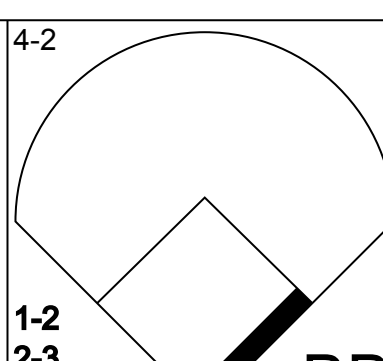
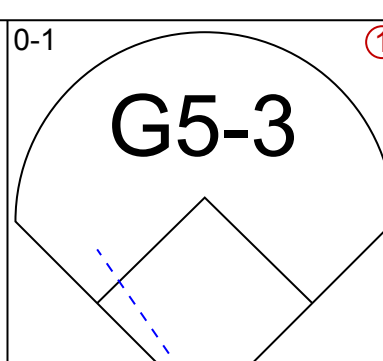
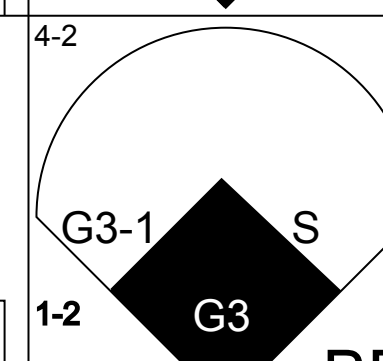
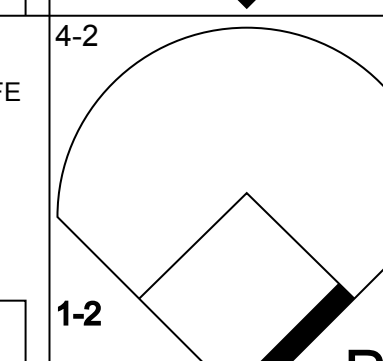
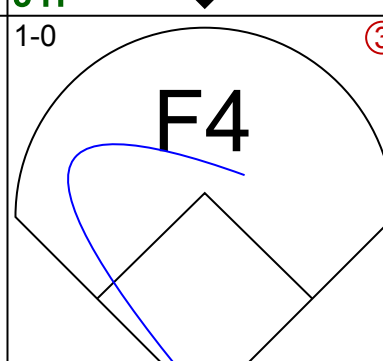
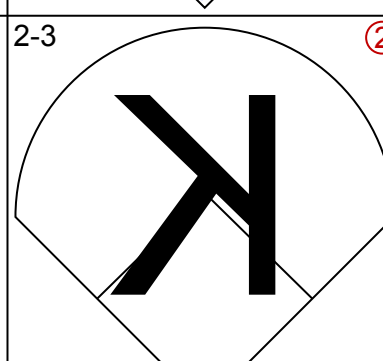
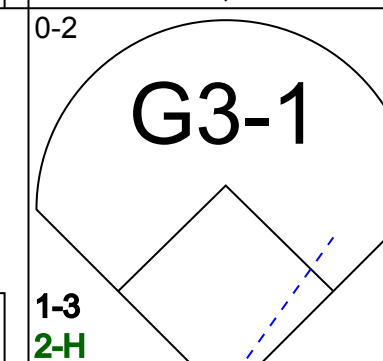
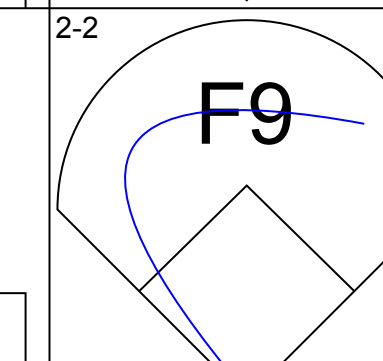
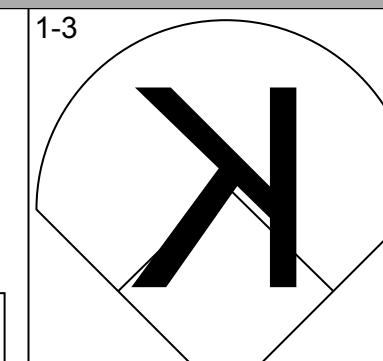
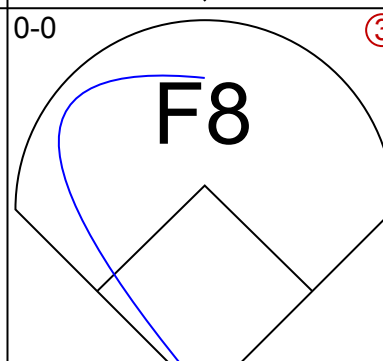
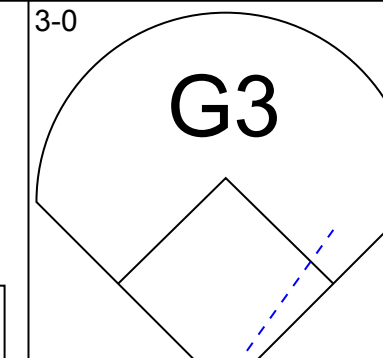
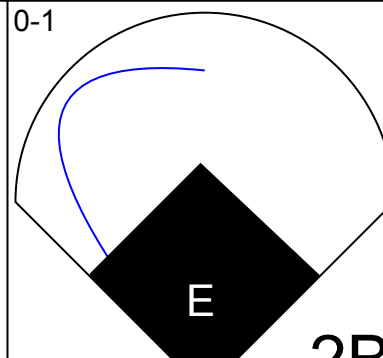
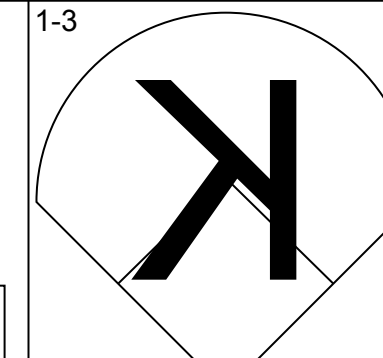
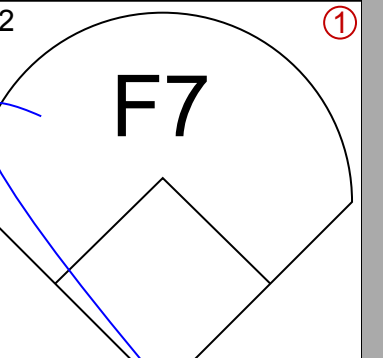

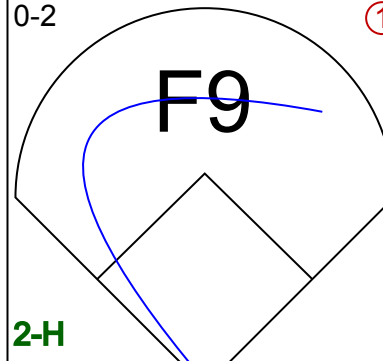
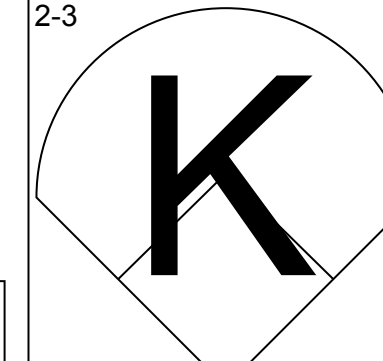
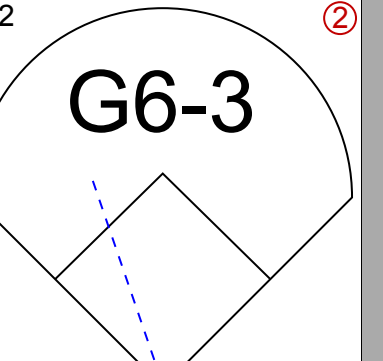
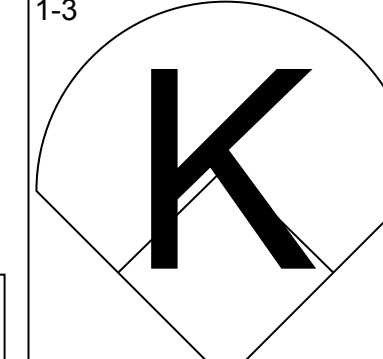
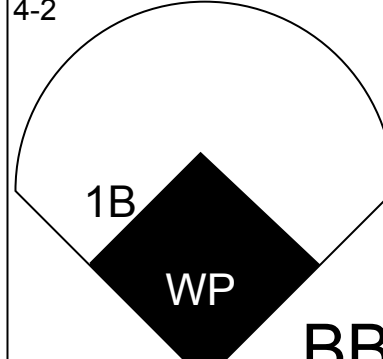
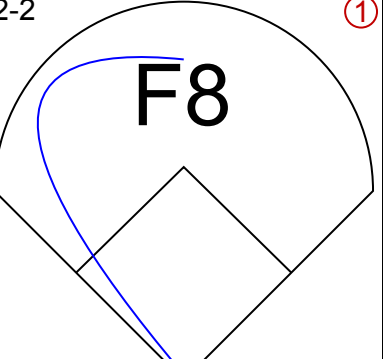
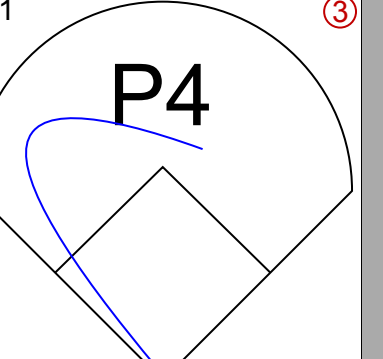
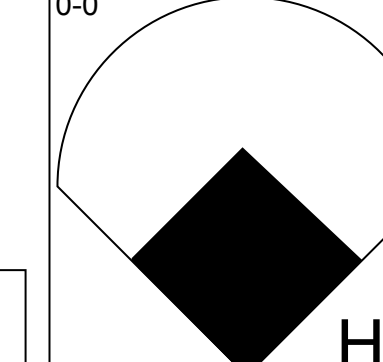
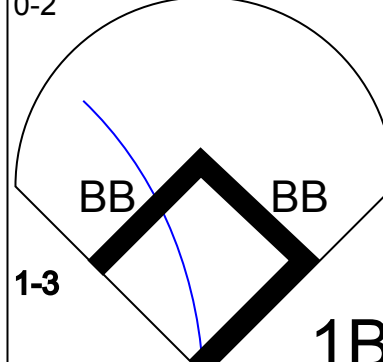
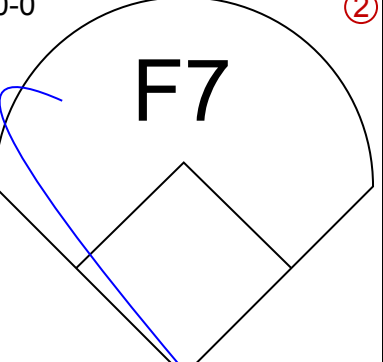
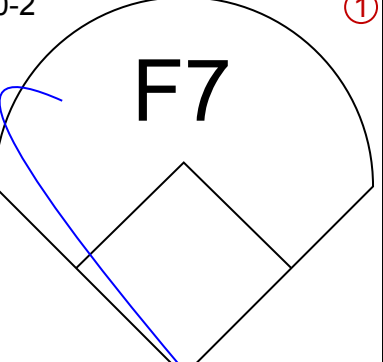
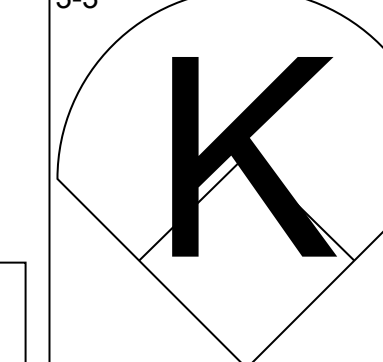
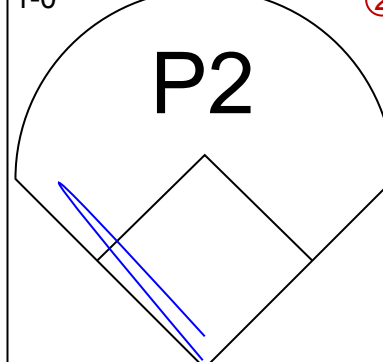
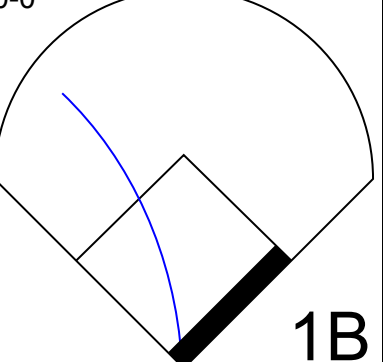
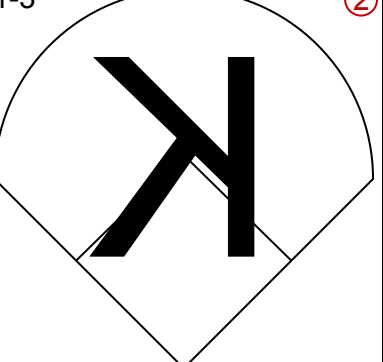
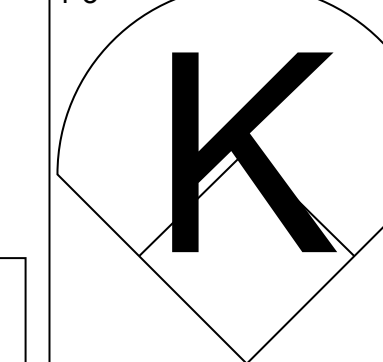
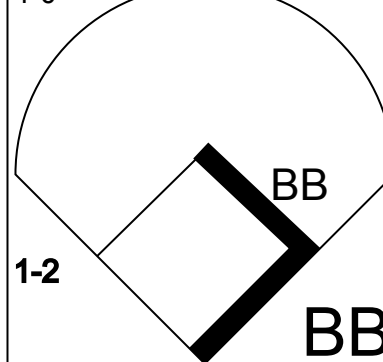
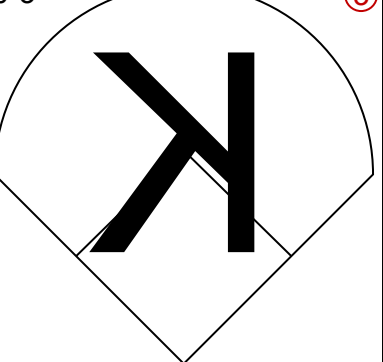
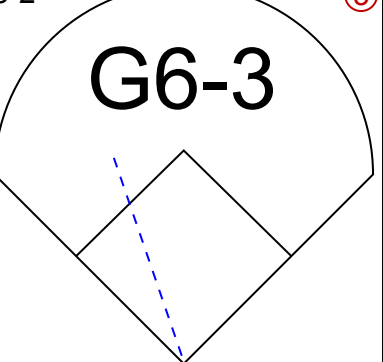
Batter	1	2	3	4	5	6	7	8	9	AB	R	H	RBI	BB	SO	LOB	TOP					
Fred Manrique, R OBP: 0.345, SLG: 0.430 (1, 6)										4	1	1	0	1	1	1						
Rafael Palmeiro, L OBP: 0.362, SLG: 0.403 (1, 3)										5	0	2	0	0	0	1						
Ruben Sierra, S OBP: 0.364, SLG: 0.566 (1, 8)										4	0	0	0	0	1	5						
Harold Baines, L OBP: 0.417, SLG: 0.500 (1, 9)										3	0	0	0	1	0	1						
Julio Franco, R OBP: 0.384, SLG: 0.475 (1, 4)										4	0	1	1	0	1	0						
Pete Incaviglia, R OBP: 0.280, SLG: 0.453 (1, 7)										4	1	2	1	0	1	3						
Rick Leach, L OBP: 0.365, SLG: 0.373 (1, 10)										3	0	0	0	1	1	0						
Steve Buechele, R OBP: 0.298, SLG: 0.378 (1, 5)										4	0	0	0	0	2	2						
Chad Kreuter, S OBP: 0.254, SLG: 0.190 (1, 2)										3	0	0	0	0	1	0						
Jack Daugherty, S OBP: 0.324, SLG: 0.353 (9, PH)										1	0	1	0	0	0	0						
Inning Stats	R: 0 E: 1 K: 2 S: 10	H: 0 LOB: 1 BB: 0 P: 20	R: 0 E: 0 K: 1 S: 7	H: 0 LOB: 2 BB: 0 P: 9	R: 0 E: 0 K: 1 S: 13	H: 2 LOB: 2 BB: 0 P: 22	R: 0 E: 0 K: 1 S: 17	H: 1 LOB: 2 BB: 1 P: 26	R: 1 E: 0 K: 0 S: 17	H: 2 LOB: 3 BB: 2 P: 30	R: 0 E: 0 K: 0 S: 7	H: 0 LOB: 0 BB: 0 P: 13	R: 0 E: 0 K: 0 S: 4	H: 0 LOB: 0 BB: 0 P: 6	R: 1 E: 0 K: 1 S: 9	H: 1 LOB: 0 BB: 0 P: 15	R: 0 E: 0 K: 1 S: 10	H: 1 LOB: 1 BB: 0 P: 14	1B: 5 2B: 1 3B: 0 HR: 1	SF: 0 SAC: 0 DP: 0 HBP: 0	WP: 0 PB: 0 SB: 2 CS: 0	PA: 38
PITCHER	IP	WLS	BF	H	R	ER	SO	BB	IBB	HBP	BLK	WP	HR	S	P	ERA	WHIP					
Bob Milacki, R ERA: 4.12 (1, 1)	8.1	W	36	7	2	2	8	3	0	0	0	0	1	90	149	2.16	1.200					
Gregg Olson, R ERA: 2.4 (9, 1)	0.2	S	2	0	0	0	0	0	0	0	0	0	0	4	6	0.00	0.000					

Texas Rangers @ Baltimore Orioles
Memorial Stadium, Baltimore, MD
Sat Aug 05 1989, 7:05 PM EDT
Att: 48,776 - Unknown - 89 F

livebaseballscorecards.com

AB 35
R 2
H 7
RBI 2
BB 3
SO 8
LOB 13



Batter	1	2	3	4	5	6	7	8	9	AB	R	H	RBI	BB	SO	LOB	BOTTOM					
Mike Devereaux, R OBP: 0.349, SLG: 0.392 (1, 8)										3	1	2	0	1	0	0						
Phil Bradley, R OBP: 0.376, SLG: 0.435 (1, 7)										2	1	0	0	2	1	3						
Cal Ripken Jr., R OBP: 0.333, SLG: 0.409 (1, 6)										4	0	0	1	0	1	3						
Larry Sheets, L OBP: 0.289, SLG: 0.354 (1, 10)										4	1	1	1	0	1	0						
Randy Milligan, R OBP: 0.413, SLG: 0.498 (1, 3)										3	0	0	0	1	1	0						
Joe Orsulak, L OBP: 0.332, SLG: 0.403 (1, 9)										3	1	0	0	1	1	1						
Craig Worthington, R OBP: 0.340, SLG: 0.397 (1, 5)										4	1	2	1	0	0	0						
Bob Melvin, R OBP: 0.291, SLG: 0.297 (1, 2)										4	0	1	0	0	2	2						
Billy Ripken, R OBP: 0.298, SLG: 0.320 (1, 4)										3	0	0	0	1	2	1						
Inning Stats	R: 2 E: 0 K: 1 S: 17	H: 1 LOB: 2 BB: 2 P: 32	R: 1 E: 0 K: 2 S: 16	H: 2 LOB: 1 BB: 1 P: 28	R: 2 E: 1 K: 0 S: 15	H: 2 LOB: 3 BB: 3 P: 29	R: 0 E: 0 K: 3 S: 9	H: 0 LOB: 0 BB: 0 P: 13	R: 0 E: 0 K: 1 S: 8	H: 1 LOB: 1 BB: 0 P: 10	R: 0 E: 0 K: 1 S: 6	H: 0 LOB: 0 BB: 0 P: 8	R: 0 E: 0 K: 0 S: 9	H: 0 LOB: 0 BB: 0 P: 12	R: 0 E: 0 K: 1 S: 9	H: 0 LOB: 0 BB: 0 P: 13	R: 0 E: 0 K: 1 S: 10	H: 0 LOB: 0 BB: 0 P: 13	1B: 4 2B: 1 3B: 0 HR: 1	SF: 0 SAC: 0 DP: 0 HBP: 0	WP: 1 PB: 0 SB: 3 CS: 0	PA: 36
PITCHER	IP	WLS	BF	H	R	ER	SO	BB	IBB	HBP	BLK	WP	HR	S	P	ERA	WHIP					
Nolan Ryan, R ERA: 3.38 (1, 1)	7.0	L	33	6	5	5	8	6	0	0	0	0	1	80	132	6.43	1.714					
Cecilio Guante, R ERA: 3.67 (8, 1)	1.0		3	0	0	0	1	0	0	0	0	0	0	9	13	0.00	0.000					

Texas Rangers @ Baltimore Orioles
Memorial Stadium, Baltimore, MD
Sat Aug 05 1989, 7:05 PM EDT
Att: 48,776 - Unknown - 89 F

livebaseballscorecards.com

AB 30
R 5
H 6
RBI 3
BB 6
SO 9
LOB 10



Batter	1	2	3	4	5	6	7	8	9	AB	R	H	RBI	BB	SO	LOB	TOP				
Al Newman, S (1,4) OBP: 0.342, SLG: 0.299	0-1 S SF9 2B		2-2 F9			1-1 G4-3		1-2 SH 1B	1-2 G4-3	5	2	2	0	0	0	0					
Dan Gladden, R (1,10) OBP: 0.333, SLG: 0.386	3-2 F7		3-1 G6-3			2-0 1B 1B		0-0 SH 1B E		3	2	1	0	0	0	1					
Kirby Puckett, R (1,8) OBP: 0.385, SLG: 0.478	1-1 SF9 2H		1-1 G4-3			3-1 F9		0-1 E7 1H 2H 1B		3	0	1	2	0	0	1					
Gary Gaetti, R (1,5) OBP: 0.281, SLG: 0.416	0-2 2B 1B			2-2 G4-3		2-1 1B 1B		0-3 K		4	0	2	0	0	1	1					
Gene Larkin, S (1,9) OBP: 0.357, SLG: 0.340	1-0 1-3 2B			1-1 F9		1-0 1-2 1B		1-3 K		4	0	2	1	0	1	1					
John Moses, S (8,7) OBP: 0.332, SLG: 0.364										0	0	0	0	0	0	0					
Kent Hrbek, L (1,3) OBP: 0.372, SLG: 0.537	0-0 G3-1			2-2 1B		1-2 F8		4-0 IBB		3	0	1	0	1	0	4					
Brian Harper, R (1,2) OBP: 0.339, SLG: 0.420		0-2 G1-6-3 1B			1-0 L6		0-0 G6-3	2-1 F9		4	0	1	0	0	0	2					
Carmen Castillo, R (1,7) OBP: 0.307, SLG: 0.452		1-1 F8			1-2 L5		3-1 G6-3		0-0 F7	4	0	0	0	0	0	1					
Greg Gagne, R (1,6) OBP: 0.290, SLG: 0.407		0-0 G1-6-3			0-1 P3		3-2 G6-3		3-1 G5-3	4	0	0	0	0	0	1					
Inning Stats	R: 1 E: 0 K: 0 S: 13	H: 3 LOB: 2 BB: 0 P: 18	R: 0 E: 0 K: 0 S: 6	H: 1 LOB: 0 BB: 0 P: 7	R: 0 E: 0 K: 0 S: 7	H: 0 LOB: 0 BB: 0 P: 13	R: 0 E: 0 K: 0 S: 8	H: 1 LOB: 1 BB: 0 P: 13	R: 0 E: 0 K: 0 S: 6	H: 0 LOB: 0 BB: 0 P: 8	R: 1 E: 0 K: 0 S: 11	H: 3 LOB: 2 BB: 0 P: 21	R: 0 E: 0 K: 0 S: 6	H: 0 LOB: 0 BB: 0 P: 12	R: 2 E: 2 K: 2 S: 16	H: 2 LOB: 2 BB: 1 P: 24	R: 0 E: 0 K: 0 S: 6	H: 0 LOB: 0 BB: 0 P: 10	1B: 8 2B: 2 3B: 0 HR: 0	SF: 1 SAC: 1 DP: 1 HBP: 0	WP: 0 PA: 37 PB: 0 SB: 1 CS: 0
PITCHER	IP	WLS	BF	H	R	ER	SO	BB	IBB	HBP	BLK	WP	HR	S	P	ERA	WHIP				
Jeff Ballard, L (1,1) ERA: 3.72	7.0	L	30	10	4	3	0	0	0	0	0	0	0	63	99	3.86	1.429				
Mark Williamson, R (8,1) ERA: 3.04	1.0		4	0	0	0	2	0	1	0	0	0	0	10	17	0.00	0.000				
Dave Schmidt, R (9,1) ERA: 5.55	1.0		3	0	0	0	0	0	0	0	0	0	0	6	10	0.00	0.000				

Minnesota Twins @ Baltimore Orioles
Memorial Stadium, Baltimore, MD
 Mon Aug 07 1989, 7:05 PM EDT
 Att: 36,180 - Unknown - 73 F

AB	34
R	4
H	10
RBI	3
BB	1
SO	2
LOB	12



Batter	1	2	3	4	5	6	7	8	9	AB	R	H	RBI	BB	SO	LOB	BOTTOM				
Mike Devereaux, R (1,8) OBP: 0.347, SLG: 0.398	1-3 K		4-2 S BB		2-1 F9		1-1 F7		2-1 1B	4	0	1	0	1	1	1					
Phil Bradley, R (1,7) OBP: 0.375, SLG: 0.428	1-3 K		2-3 K		1-1 G4-3		4-0 IBB		2-2 G4-3	4	0	0	0	1	2	2					
Cal Ripken Jr., R (1,6) OBP: 0.333, SLG: 0.407	0-2 B1-3			1-3 K		1-2 G4-3		0-0 F9		0	0	0	0	0	0	0					
Rene Gonzales, R (1,PH) OBP: 0.283, SLG: 0.282										4	0	0	0	0	1	2					
Keith Moreland, R (1,10) OBP: 0.358, SLG: 0.400		2-2 P3		0-1 1B 1B 1B		1-0 F7		2-1 G5-3		4	1	1	0	0	0	0					
Joe Orsulak, L (1,9) OBP: 0.339, SLG: 0.403		3-2 P4		1-2 1B FC1-2 1B		1-0 WP HBP		2-1 HBP		2	0	1	0	0	0	0					
Randy Milligan, R (1,3) OBP: 0.412, SLG: 0.493		0-1 G3		2-2 1B 1B		3-3 K		0-3 K		4	0	1	0	0	2	2					
Craig Worthington, R (1,5) OBP: 0.339, SLG: 0.395			1-2 G4-3 E 2B		1-2 L4		1-2 G4-3		0-3 K	4	1	1	0	0	1	5					
Bob Melvin, R (1,2) OBP: 0.297, SLG: 0.309			2-0 G4-3		2-2 1B		1-1 SH1-4 1B		1-0 F9	3	0	2	1	0	0	1					
Jim Traher, L (9,PH) OBP: 0.270, SLG: 0.325			2-3 K		1-2 2-3 3-H 1B		1-0 SH1-4			1	0	0	0	0	0	0					
Billy Ripken, R (1,4) OBP: 0.294, SLG: 0.315			2-3 K		0-0 FC1-2				3-1 G4-3	2	0	0	0	0	1	4					
Larry Sheets, L (9,PH) OBP: 0.287, SLG: 0.351										1	0	0	0	0	0	0					
Inning Stats	R: 0 E: 0 K: 2 S: 10	H: 0 LOB: 0 BB: 0 P: 12	R: 0 E: 0 K: 0 S: 8	H: 0 LOB: 0 BB: 0 P: 13	R: 1 E: 0 K: 2 S: 14	H: 1 LOB: 1 BB: 1 P: 25	R: 1 E: 0 K: 1 S: 19	H: 4 LOB: 3 BB: 0 P: 26	R: 0 E: 0 K: 0 S: 7	H: 0 LOB: 0 BB: 0 P: 11	R: 0 E: 0 K: 1 S: 8	H: 0 LOB: 1 BB: 0 P: 14	R: 0 E: 0 K: 0 S: 6	H: 1 LOB: 2 BB: 1 P: 13	R: 0 E: 0 K: 2 S: 9	H: 0 LOB: 1 BB: 0 P: 13	R: 0 E: 0 K: 0 S: 9	H: 1 LOB: 1 BB: 0 P: 17	1B: 6 2B: 1 3B: 0 HR: 0	SF: 0 SAC: 1 DP: 0 HBP: 2	WP: 1 PA: 38 PB: 0 SB: 2 CS: 0
PITCHER	IP	WLS	BF	H	R	ER	SO	BB	IBB	HBP	BLK	WP	HR	S	P	ERA	WHIP				
Roy Smith, R (1,1) ERA: 3.94	7.0	W	30	6	2	1	0	0	1	1	0	0	0	72	114	1.29	1.000				
Mike Dyer, R (8,1) ERA: 5.02	1.0		4	0	0	0	2	0	0	1	0	0	0	9	13	0.00	0.000				
Jeff Reardon, R (9,1) ERA: 3.83	1.0	S	4	1	0	0	0	0	0	0	0	0	0	9	17	0.00	1.000				

Minnesota Twins @ Baltimore Orioles
Memorial Stadium, Baltimore, MD
 Mon Aug 07 1989, 7:05 PM EDT
 Att: 36,180 - Unknown - 73 F

AB	33
R	2
H	7
RBI	1
BB	2
SO	8
LOB	17



Batter	1	2	3	4	5	6	7	8	9	AB	R	H	RBI	BB	SO	LOB	TOP					
Wade Boggs, L (1, 5) OBP: 0.340, SLG: 0.480	F8		G3-1			F9	L8		G4-3	5	0	0	0	0	0	2						
Jody Reed, R (1, 4) OBP: 0.357, SLG: 0.356	F7			F7		1B	G5-3			4	1	1	0	0	0	0						
Ellis Burks, R (1, 8) OBP: 0.358, SLG: 0.473	L1-3			K		2B				4	1	2	1	0	1	0						
Danny Heep, L (1, 9) OBP: 0.371, SLG: 0.435 Kevin Romine, R (7, 9) OBP: 0.324, SLG: 0.366		P9		K		3B	F8			4	1	1	0	0	1	1						
Dwight Evans, R (1, 10) OBP: 0.391, SLG: 0.451		G6-3			HR	1B			K	4	2	2	2	0	1	0						
Nick Esasky, R (1, 3) OBP: 0.344, SLG: 0.491				K		HR				4	1	3	3	0	1	0						
Luis Rivera, R (1, 6) OBP: 0.333, SLG: 0.418			G1-3		L6				G4-3	2	0	0	0	2	0	1						
Rick Cerone, R (1, 2) OBP: 0.341, SLG: 0.364 Carlos Quintana, R (9, PH) OBP: 0.250, SLG: 0.179 Rich Gedman, L (9, 2) OBP: 0.275, SLG: 0.283			G1-3		G6-3	F9			B5-6-3	3	0	0	0	1	0	3						
Randy Kutcher, R (1, 7) OBP: 0.270, SLG: 0.355			K		F9				B5-6-3	4	0	0	0	0	2	4						
Inning Stats	R: 0 E: 0 K: 0 S: 9	H: 0 LOB: 0 BB: 0 P: 16	R: 0 E: 0 K: 1 S: 9	H: 0 LOB: 0 BB: 0 P: 14	R: 0 E: 0 K: 1 S: 8	H: 0 LOB: 1 BB: 1 P: 17	R: 0 E: 0 K: 2 S: 9	H: 0 LOB: 0 BB: 0 P: 12	R: 2 E: 0 K: 0 S: 14	H: 2 LOB: 0 BB: 0 P: 25	R: 4 E: 0 K: 1 S: 24	H: 5 LOB: 2 BB: 1 P: 37	R: 0 E: 0 K: 0 S: 8	H: 1 LOB: 1 BB: 0 P: 15	R: 0 E: 0 K: 1 S: 8	H: 1 LOB: 0 BB: 0 P: 13	R: 0 E: 0 K: 0 S: 7	H: 0 LOB: 1 BB: 1 P: 12	1B: 6 2B: 1 3B: 1 HR: 1	SF: 0 SAC: 0 DP: 2 HBP: 0	WP: 0 PB: 0 SB: 0 CS: 0	PA: 37
PITCHER	IP	WLS	BF	H	R	ER	SO	BB	IBB	HBP	BLK	WP	HR	S	P	ERA	WHIP					
Bob Milacki, R (1, 1) ERA: 4.33	5.1	L	23	6	6	6	4	1	0	0	0	0	1	62	104	10.12	1.312					
Mark Williamson, R (6, 1) ERA: 2.94	2.2		11	3	0	0	2	1	0	0	0	0	0	27	45	0.00	1.500					
Kevin Hickey, L (9, 1) ERA: 2.41	1.0		3	0	0	0	0	1	0	0	0	0	0	7	12	0.00	1.000					

Boston Red Sox @ Baltimore Orioles
Memorial Stadium, Baltimore, MD
Fri Aug 11 1989, 7:05 PM EDT
Cloudy - 67 F

AB 34
R 6
H 9
RBI 6
BB 3
SO 6
LOB 11



Batter	1	2	3	4	5	6	7	8	9	AB	R	H	RBI	BB	SO	LOB	BOTTOM					
Mike Devereaux, R (1, 8) OBP: 0.349, SLG: 0.405	K	F8			F8		G6-3		2B	4	1	0	0	1	1	1						
Joe Orsulak, L (1, 9) OBP: 0.336, SLG: 0.401	E4	K			G3		K		BB	5	1	1	1	0	2	1						
Cal Ripken Jr., R (1, 6) OBP: 0.330, SLG: 0.403	1B		L7		1B		P3		SF8	2	0	0	1	2	0	0						
Larry Sheets, L (1, 10) OBP: 0.291, SLG: 0.353 Keith Moreland, R (8, PH) OBP: 0.349, SLG: 0.389			K		K		1B		F8	2	0	1	1	1	1	0						
Jim Traber, L (1, 3) OBP: 0.271, SLG: 0.325 Randy Milligan, R (8, PH) OBP: 0.415, SLG: 0.487	K		K		K		1B		K	2	0	0	0	0	1	1						
Craig Worthington, R (1, 5) OBP: 0.342, SLG: 0.390	L7			G5-3	G5-3				F8	4	0	0	0	0	0	6						
Stan Jefferson, S (1, 7) OBP: 0.150, SLG: 0.263			HR		CS		K		F9	3	1	1	1	1	1	1						
Bob Melvin, R (1, 2) OBP: 0.304, SLG: 0.308		F8		E6		K			P4	3	0	0	0	1	1	1						
Billy Ripken, R (1, 4) OBP: 0.292, SLG: 0.313 Jamie Quirk, L (9, PH) OBP: 0.211, SLG: 0.206		SH1-4		P6		F9			BB	2	0	0	0	0	0	1						
Inning Stats	R: 1 E: 1 K: 2 S: 15	H: 1 LOB: 2 BB: 1 P: 27	R: 1 E: 0 K: 1 S: 10	H: 1 LOB: 1 BB: 1 P: 19	R: 0 E: 0 K: 2 S: 10	H: 0 LOB: 0 BB: 0 P: 14	R: 0 E: 1 K: 0 S: 8	H: 0 LOB: 1 BB: 1 P: 16	R: 0 E: 0 K: 0 S: 8	H: 1 LOB: 3 BB: 2 P: 19	R: 0 E: 0 K: 2 S: 9	H: 0 LOB: 0 BB: 0 P: 15	R: 0 E: 0 K: 1 S: 9	H: 0 LOB: 1 BB: 0 P: 15	R: 0 E: 0 K: 0 S: 7	H: 0 LOB: 1 BB: 1 P: 12	R: 2 E: 0 K: 1 S: 12	H: 1 LOB: 1 BB: 2 P: 23	1B: 2 2B: 1 3B: 0 HR: 1	SF: 1 SAC: 1 DP: 0 HBP: 0	WP: 0 PB: 0 SB: 0 CS: 1	PA: 40
PITCHER	IP	WLS	BF	H	R	ER	SO	BB	IBB	HBP	BLK	WP	HR	S	P	ERA	WHIP					
Roger Clemens, R (1, 1) ERA: 3.29	7.0	W	30	3	2	1	8	5	0	0	0	0	1	69	125	1.29	1.143					
Rob Murphy, L (8, 1) ERA: 2.13	1.0		4	0	0	0	0	1	0	0	0	0	0	7	12	0.00	1.000					
Lee Smith, R (9, 1) ERA: 4.4	1.0		6	1	2	2	1	2	0	0	0	0	0	12	23	18.00	3.000					

Boston Red Sox @ Baltimore Orioles
Memorial Stadium, Baltimore, MD
Fri Aug 11 1989, 7:05 PM EDT
Cloudy - 67 F

AB 30
R 4
H 4
RBI 4
BB 8
SO 9
LOB 14



Batter	1	2	3	4	5	6	7	8	9	AB	R	H	RBI	BB	SO	LOB	TOP			
Wade Boggs, L (1, 5) OBP: 0.339, SLG: 0.478	1-3 K			3-2 2B 1B		3-2 G6-3			2-2 G6-3	4	1	1	0	0	1	0	Boston Red Sox @ Baltimore Orioles Memorial Stadium, Baltimore, MD Fri Aug 11 1989, 7:05 PM EDT Att: 49,003 - Unknown - 65 F livebaseballscorecards.com			
Marty Barrett, R (1, 4) OBP: 0.309, SLG: 0.325	1-0 F7			2-2 F9		0-0 F9			2-2 G6-3	4	0	0	0	0	0	1				
Ellis Burks, R (1, 8) OBP: 0.356, SLG: 0.473	2-3 K			0-0 1B 1-3 2B		1-1 P3			3-3 K	4	0	1	0	0	2	0				
Danny Heep, L (1, 9) OBP: 0.376, SLG: 0.435		4-2 G6-4-3 BB		3-2 2-3 3-H 1B			3-1 F9			2	0	1	1	1	0	0				
Dwight Evans, R (1, 10) OBP: 0.388, SLG: 0.447		1-2 P6		2-1 2-1 P3			0-0 F8			3	0	0	0	0	0	3				
Nick Esasky, R (1, 3) OBP: 0.342, SLG: 0.487		0-0 G6-4-3 1-2		2-1 2-1 F8			2-2 G5-3			3	0	0	0	0	0	3				
Luis Rivera, R (1, 6) OBP: 0.329, SLG: 0.412			2-1 F8		2-3 K			0-0 F8		3	0	0	0	0	1	0				
Rich Gedman, L (1, 2) OBP: 0.272, SLG: 0.279			1-3 K		1-1 G3			0-3 K		3	0	0	0	0	2	0				
Kevin Romine, R (1, 7) OBP: 0.318, SLG: 0.360			1-3 K		0-1 F8			1-1 F9		3	0	0	0	0	1	0				
Inning Stats	R: 0 E: 0 K: 2 S: 7	H: 0 LOB: 0 BB: 0 P: 11	R: 0 E: 0 K: 0 S: 7	H: 0 LOB: 0 BB: 1 P: 12	R: 0 E: 0 K: 2 S: 11	H: 0 LOB: 0 BB: 0 P: 15	R: 1 E: 0 K: 0 S: 15	H: 3 LOB: 2 BB: 0 P: 27	R: 0 E: 0 K: 1 S: 7	H: 0 LOB: 0 BB: 0 P: 10	R: 0 E: 0 K: 0 S: 6	H: 0 LOB: 0 BB: 0 P: 11	R: 0 E: 0 K: 1 S: 6	H: 0 LOB: 0 BB: 0 P: 7	R: 0 E: 0 K: 1 S: 11	H: 0 LOB: 0 BB: 0 P: 18	1B: 2 2B: 1 3B: 0 HR: 0	SF: 0 SAC: 0 DP: 1 HBP: 0	WP: 0 PB: 0 SB: 0 CS: 0	PA: 30
PITCHER Pete Harnisch, R (1, 1) ERA: 4.84	IP: 9.0 WLS: W BF: 30 H: 3 R: 1 ER: 1 SO: 7 BB: 1 IBB: 0 HBP: 0 BLK: 0 WP: 0 HR: 0 S: 76 P: 121 ERA: 1.00 WHIP: 0.444															PITCHER				


Batter	1	2	3	4	5	6	7	8	9	AB	R	H	RBI	BB	SO	LOB	BOTTOM			
Mike Devereaux, R (1, 8) OBP: 0.348, SLG: 0.400	1-0 L8		1-1 FC6-4 BB E HBP		1-2 F9		1-1 G6-3			3	1	0	0	0	0	0	Boston Red Sox @ Baltimore Orioles Memorial Stadium, Baltimore, MD Fri Aug 11 1989, 7:05 PM EDT Att: 49,003 - Unknown - 65 F livebaseballscorecards.com			
Phil Bradley, R (1, 7) OBP: 0.376, SLG: 0.434	2-0 G5-3		4-1 FC6-4 BB		0-0 HR		2-2 E S BLK 1B			3	2	2	1	1	0	0				
Cal Ripken Jr., R (1, 6) OBP: 0.327, SLG: 0.399	0-2 G6-3		1-1 FC6-4 E		0-2 F8		1-3 K			4	0	0	1	0	1	3				
Keith Moreland, R (1, 10) OBP: 0.350, SLG: 0.390		1-2 1B 1B	0-2 E6		3-0 1B		1-3 K			4	0	2	0	0	1	1				
Joe Orsulak, L (1, 9) OBP: 0.335, SLG: 0.399		2-2 L4-3 1B	0-2 F7		3-2 G4-3			0-1 G6-3		4	0	1	0	0	0	3				
Randy Milligan, R (1, 3) OBP: 0.412, SLG: 0.483		1-0 F9		0-0 G3		1-1 S CS 1B		2-2 P4		4	0	1	0	0	0	2				
Craig Worthington, R (1, 5) OBP: 0.343, SLG: 0.399		3-2 L4-3 1-2		4-0 BB		1-2 1B		3-3 K		3	0	1	0	1	1	2				
Jamie Quirk, L (1, 2) OBP: 0.195, SLG: 0.189			1-2 F8		1-0 F7		2-3 K			3	0	0	0	0	1	3				
Rene Gonzales, R (1, 4) OBP: 0.281, SLG: 0.280			2-1 BB FC6-4 HBP 1B		0-1 B1-3		2-1 G5-3 3-H			3	1	1	0	0	0	3				
Inning Stats	R: 0 E: 0 K: 0 S: 5	H: 2 LOB: 1 BB: 0 P: 8	R: 0 E: 0 K: 0 S: 10	H: 2 LOB: 1 BB: 0 P: 17	R: 2 E: 1 K: 0 S: 15	H: 1 LOB: 2 BB: 1 P: 24	R: 0 E: 0 K: 0 S: 4	H: 0 LOB: 1 BB: 1 P: 9	R: 1 E: 0 K: 1 S: 12	H: 2 LOB: 1 BB: 0 P: 19	R: 0 E: 0 K: 2 S: 11	H: 2 LOB: 1 BB: 0 P: 16	R: 1 E: 0 K: 2 S: 15	H: 1 LOB: 0 BB: 0 P: 20	R: 0 E: 0 K: 1 S: 8	H: 0 LOB: 0 BB: 0 P: 13	1B: 7 2B: 1 3B: 0 HR: 1	SF: 0 SAC: 0 DP: 1 HBP: 1	WP: 0 PB: 0 SB: 2 CS: 1	PA: 34
PITCHER Mike Smithson, R (1, 1) ERA: 4.43 Dennis Lamp, R (6, 1) ERA: 2.85	IP: 5.0 WLS: L BF: 25 H: 7 R: 3 ER: 2 SO: 2 BB: 2 IBB: 0 HBP: 1 BLK: 0 WP: 0 HR: 1 S: 51 P: 84 ERA: 3.60 WHIP: 1.800															PITCHER				

Batter	1	2	3	4	5	6	7	8	9	10	11	12	13	AB	R	H	RBI	BB	SO	LOB	TOP								
Wade Boggs, L OBP: 0.458, SLG: 0.475 (1, 5)	F9		FC1-4 1B	K	1-2 1B		G3		FC5 BB 1BB		G5-4-3 1-2		6-3	7	0	2	1	1	1	1	3								
Marty Barrett, R OBP: 0.317, SLG: 0.333 (1, 4)	G5-4-3 1B		F8		1B								1B	7	1	4	0	0	1	5									
Rich Gedman, L OBP: 0.275, SLG: 0.287 (11, 2)													2B	1	1	1	1	0	0	0									
Ellis Burks, R OBP: 0.363, SLG: 0.484 (1, 8)	G5-4-3 1-2		FC1-4 1B		1B		L4				5-3		1B	6	2	3	1	2	0	3									
Dwight Evans, R OBP: 0.390, SLG: 0.447 (1, 10)		HR	FC1-4 BB		1B	HR			G3	FC5			BB	7	2	3	1	1	1	5									
Nick Esasky, R OBP: 0.347, SLG: 0.498 (1, 3)		HR			1B								1B	6	2	3	4	2	2	2									
Carlos Quintana, R OBP: 0.235, SLG: 0.167 (5, PH)	G1-3		F8		1B									2	0	0	0	0	0	3									
Danny Heep, L OBP: 0.378, SLG: 0.431 (5, 9)														2	0	0	0	0	0	4									
Randy Kutcher, R OBP: 0.280, SLG: 0.360 (8, PR)														1	0	1	0	1	0	0									
Jody Reed, R OBP: 0.353, SLG: 0.355 (1, 6)	F9				2B									7	1	1	0	0	1	8									
Kevin Romine, R OBP: 0.322, SLG: 0.355 (1, 7)	FC4-6 1B		F9		1B									5	1	1	0	2	0	7									
Rick Cerone, R OBP: 0.342, SLG: 0.362 (1, 2)	FC4-6												2B	4	0	1	2	1	0	2									
Luis Rivera, R OBP: 0.329, SLG: 0.412 (11, 6)	FC4-6 1-2		G5-3		1B		G4-3		SH1-4		G5-4-3 BB		SH3-4 2B	0	0	0	0	0	0	0									
Inning Stats	R: 0 E: 0 K: 0 S: 4	H: 1 LOB: 0 BB: 0 P: 4	R: 2 E: 0 K: 0 S: 11	H: 2 LOB: 1 BB: 1 P: 20	R: 0 E: 0 K: 1 S: 11	H: 1 LOB: 1 BB: 0 P: 18	R: 5 E: 0 K: 0 S: 20	H: 6 LOB: 2 BB: 0 P: 31	R: 1 E: 0 K: 0 S: 8	H: 2 LOB: 2 BB: 1 P: 16	R: 0 E: 0 K: 0 S: 6	H: 1 LOB: 1 BB: 0 P: 17	R: 0 E: 0 K: 0 S: 9	H: 1 LOB: 2 BB: 0 P: 8	R: 0 E: 0 K: 1 S: 14	H: 0 LOB: 3 BB: 3 P: 24	R: 0 E: 0 K: 1 S: 14	H: 0 LOB: 1 BB: 1 P: 24	R: 0 E: 0 K: 0 S: 3	H: 1 LOB: 1 BB: 1 P: 7	R: 0 E: 0 K: 1 S: 6	H: 1 LOB: 1 BB: 0 P: 6	R: 2 E: 0 K: 1 S: 7	H: 2 LOB: 2 BB: 2 P: 15	1B: 15 2B: 3 3B: 0 HR: 2	SF: 0 SAC: 2 DP: 3 HBP: 1	W/P: 0 PB: 0 SB: 0 CS: 0	PA: 68	
PITCHER	IP WLS BF H R ER SO P ERA WHIP	4.0 2.2 6 3 2 0 0 0 9.00 2.500	4.0 0.2 6 3 2 0 0 0 9.00 4.500	5.1 0.0 1 1 1 0 0 0 9.00 ∞	5.1 2.1 11 3 1 1 0 1 3.86 1.714	6.1 3.0 14 1 0 0 3 3 1 1 0 0 0 0 0 31 56 0.00 1.333	11.1 2.2 12 3 2 2 1 1 6.75 1.875	13.1 0.1 3 1 0 0 1 1 0 0 0 0 0 0 4 8 0.00 6.000																					

Boston Red Sox @ Baltimore Orioles
Memorial Stadium, Baltimore, MD
Sat Aug 12 1989, 7:05 PM EDT
Att. 50,865 - Unknown - 75 F

livebaseballscores.com

AB 55
R 10
H 20
RBI 10
BB 10
SO 6
LOB 42




Batter	1	2	3	4	5	6	7	8	9	10	11	12	13	AB	R	H	RBI	BB	SO	LOB	BOTTOM								
Stan Jefferson, S OBP: 0.160, SLG: 0.250 (1, 8)	HR			G4-3		K		L9			6-3			5	1	1	0	1	0	5									
Jamie Quirk, L OBP: 0.209, SLG: 0.231 (9, 2)	1B	F8											2B	2	0	1	0	0	0	0									
Phil Bradley, R OBP: 0.377, SLG: 0.432 (1, 7)	HR	FC6-4		SF8			S	F9			K		BB	4	2	1	1	2	1	3									
Cal Ripken Jr., R OBP: 0.325, SLG: 0.402 (1, 6)	HR		F7	G5-3			F9		F8		F9		F7	7	1	1	3	0	0	3									
Larry Sheets, L OBP: 0.285, SLG: 0.348 (1, 10)	HR													3	0	0	0	0	1	0									
Keith Moreland, R OBP: 0.348, SLG: 0.387 (7, PH)	G3		F7			K			K					3	0	0	0	0	2	1									
Randy Milligan, R OBP: 0.411, SLG: 0.475 (1, 3)	L7		K			F9		1B	BB					4	0	0	0	2	1	0									
Joe Orsulak, L OBP: 0.341, SLG: 0.400 (1, 9)	BB			1B	G4-3			1B		P2				4	1	2	1	2	0	1									
Craig Worthington, R OBP: 0.343, SLG: 0.388 (1, 5)	K			1B		K		F7			G5-4-3 1B		FC6-4 1B	6	1	2	0	0	2	4									
Bob Melvin, R OBP: 0.314, SLG: 0.314 (1, 2)		G6-3												3	1	2	1	1	0	0									
Mike Devereaux, R OBP: 0.345, SLG: 0.397 (8, PR)				E	G4-3			SH5-4 BB			K			2	0	0	0	0	1	1									
Billy Ripken, R OBP: 0.291, SLG: 0.312 (1, 4)														4	1	1	0	0	1	3									
Jim Taber, L OBP: 0.270, SLG: 0.322 (13, PH)	FC6-4 1B			E1	G4-3 SF8			SH5-4		G5-4-3			6-3	1	0	0	0	0	0	0									
Inning Stats	R: 3 E: 0 K: 1 S: 20	H: 3 LOB: 1 BB: 1 P: 35	R: 0 E: 0 K: 0 S: 12	H: 1 LOB: 1 BB: 0 P: 14	R: 0 E: 0 K: 1 S: 9	H: 0 LOB: 0 BB: 0 P: 13	R: 4 E: 1 K: 0 S: 14	H: 2 LOB: 0 BB: 1 P: 20	R: 0 E: 0 K: 1 S: 7	H: 0 LOB: 0 BB: 0 P: 10	R: 0 E: 0 K: 3 S: 10	H: 1 LOB: 1 BB: 0 P: 15	R: 1 E: 0 K: 1 S: 10	H: 1 LOB: 2 BB: 2 P: 26	R: 0 E: 0 K: 0 S: 6	H: 0 LOB: 2 BB: 1 P: 10	R: 0 E: 0 K: 1 S: 9	H: 0 LOB: 1 BB: 1 P: 15	R: 0 E: 0 K: 1 S: 5	H: 1 LOB: 0 BB: 0 P: 5	R: 0 E: 0 K: 1 S: 4	H: 1 LOB: 1 BB: 0 P: 4	R: 0 E: 0 K: 0 S: 4	H: 1 LOB: 2 BB: 1 P: 8	1B: 9 2B: 1 3B: 0 HR: 1	SF: 1 SAC: 1 DP: 1 HBP: 0	W/P: 0 PB: 0 SB: 2 CS: 0	PA: 57	
PITCHER	IP WLS BF H R ER SO P ERA WHIP	3.0 3.0 11 1 1 0 4 0 0 0 12.00 2.667	4.1 1.1 8 1 1 1 0 4 0 0 14 34 6.75 2.250	7.1 2.2 9 1 0 0 2 1 0 0 16 22 0.00 0.750	8.1 3.0 12 2 0 0 1 1 0 0 0 0 0 13 17 0.00 1.000																								

Boston Red Sox @ Baltimore Orioles
Memorial Stadium, Baltimore, MD
Sat Aug 12 1989, 7:05 PM EDT
Att. 50,865 - Unknown - 75 F

livebaseballscores.com

AB 48
R 8
H 11
RBI 7
BB 7
SO 10
LOB 21



Batter	1	2	3	4	5	6	7	8	9	AB	R	H	RBI	BB	SO	LOB	TOP			
Wade Boggs, L (1,5) OBP: 0.335, SLG: 0.470	G3		F7		G6-4-3			G6-3		4	0	0	0	0	0	1	Boston Red Sox @ Baltimore Orioles Memorial Stadium, Baltimore, MD Sun Aug 13 1989, 3:33 AM EDT Att: 46,335 - Cloudy - 83 F			
Marty Barrett, R (1,4) OBP: 0.320, SLG: 0.341	1B 2B		G4-3 1B			G6-3		F9		4	1	2	0	0	0	0				
Ellis Burks, R (1,8) OBP: 0.364, SLG: 0.485	1B 2H 1B		G4-3 1-2			BB 1B		P3		4	0	2	1	0	0	1				
Danny Heep, L (1,9) OBP: 0.377, SLG: 0.429	1-2 1B		F9			4-0 BB 1-2 BB		F8		3	0	1	0	1	0	1				
Dwight Evans, R (1,10) OBP: 0.387, SLG: 0.442	K			F8		1-2 P1		P3		4	0	0	0	0	1	4				
Nick Esasky, R (1,3) OBP: 0.344, SLG: 0.493	P4			P7		1-1 P8		K		4	0	0	0	0	1	4				
Luis Rivera, R (1,6) OBP: 0.329, SLG: 0.411		G4-6-3 1B		F8			P2			3	0	1	0	0	0	0				
Kevin Romine, R (1,7) OBP: 0.317, SLG: 0.349		G4-6-3 1-2			K		P4			3	0	0	0	0	1	1				
Rick Cerone, R (1,2) OBP: 0.342, SLG: 0.358		L7			G6-4-3 BB		F7			2	0	0	0	1	0	0				
Inning Stats	R: 1 E: 0 K: 1 S: 14	H: 3 LOB: 2 BB: 0 P: 18	R: 0 E: 0 K: 0 S: 4	H: 1 LOB: 0 BB: 0 P: 6	R: 0 E: 0 K: 0 S: 10	H: 1 LOB: 1 BB: 0 P: 13	R: 0 E: 0 K: 0 S: 9	H: 0 LOB: 0 BB: 0 P: 13	R: 0 E: 0 K: 1 S: 8	H: 1 LOB: 2 BB: 1 P: 14	R: 0 E: 0 K: 0 S: 10	H: 0 LOB: 0 BB: 1 P: 9	R: 0 E: 0 K: 1 S: 5	H: 0 LOB: 0 BB: 0 P: 9	R: 0 E: 0 K: 1 S: 6	H: 0 LOB: 0 BB: 0 P: 10	1B: 5 2B: 1 3B: 0 HR: 0	SF: 0 SAC: 0 DP: 2 HBP: 0	WP: 0 PB: 0 SB: 0 CS: 0	PA: 33
PITCHER Dave Johnson, R (1,1) ERA: 2.55	IP: 9.0 WLS: W BF: 33	H: 6 R: 1 ER: 1 SO: 3	BB: 2 IBB: 0 HBP: 0 BLK: 0	WP: 0 HR: 0 S: 72 P: 109	ERA: 1.00 WHIP: 0.889	PITCHER										IP: 9.0 WLS: W BF: 33	H: 6 R: 1 ER: 1 SO: 3	BB: 2 IBB: 0 HBP: 0 BLK: 0	WP: 0 HR: 0 S: 72 P: 109	ERA: 1.00 WHIP: 0.889

Batter	1	2	3	4	5	6	7	8	9	AB	R	H	RBI	BB	SO	LOB	BOTTOM			
Mike Devereaux, R (1,8) OBP: 0.391, SLG: 0.402	1B		E F8 2B 1B	FC6						4	1	3	0	0	0	2	Boston Red Sox @ Baltimore Orioles Memorial Stadium, Baltimore, MD Sun Aug 13 1989, 3:33 AM EDT Att: 46,335 - Cloudy - 83 F			
Phil Bradley, R (1,7) OBP: 0.375, SLG: 0.428	F8		F8		P7			F9		4	0	0	0	0	0	3				
Cal Ripken Jr., R (1,6) OBP: 0.324, SLG: 0.400	F8		K		G1-3 1B			K		4	0	1	0	0	2	2				
Keith Moreland, R (1,10) OBP: 0.344, SLG: 0.383	K		E6 2B		G1-3			G5-3		4	1	0	0	0	1	3				
Randy Milligan, R (1,3) OBP: 0.415, SLG: 0.479		HR BB	1-H 3-H 2B		F9			BB		2	1	1	2	2	0	1				
Craig Worthington, R (1,5) OBP: 0.342, SLG: 0.395		HR			G5-3			E6 1B SF8		4	2	1	2	0	1	1				
Stan Jefferson, S (1,9) OBP: 0.172, SLG: 0.250		G4-3			G4-3			G4-3		4	1	1	0	0	0	0				
Bob Melvin, R (1,2) OBP: 0.307, SLG: 0.309		K			E5 1B			K		3	0	0	1	0	2	0				
Billy Ripken, R (1,4) OBP: 0.291, SLG: 0.311		G5-3			FC6 1B			L7		4	0	1	0	0	1	0				
Inning Stats	R: 0 E: 0 K: 1 S: 10	H: 1 LOB: 1 BB: 0 P: 15	R: 2 E: 0 K: 1 S: 11	H: 1 LOB: 0 BB: 1 P: 18	R: 2 E: 1 K: 1 S: 11	H: 2 LOB: 1 BB: 0 P: 17	R: 0 E: 1 K: 0 S: 15	H: 1 LOB: 2 BB: 0 P: 22	R: 0 E: 0 K: 1 S: 6	H: 1 LOB: 1 BB: 0 P: 8	R: 2 E: 1 K: 1 S: 15	H: 2 LOB: 1 BB: 0 P: 25	R: 0 E: 0 K: 2 S: 12	H: 0 LOB: 1 BB: 1 P: 24	R: 0 E: 0 K: 1 S: 7	H: 0 LOB: 0 BB: 0 P: 11	1B: 6 2B: 1 3B: 0 HR: 1	SF: 1 SAC: 0 DP: 0 HBP: 0	WP: 0 PB: 0 SB: 2 CS: 0	PA: 36
PITCHER Tom Bolton, L (1,1) ERA: 6.75 Dennis Lamp, R (4,1) ERA: 2.75 Greg Harris, R (7,1) ERA: 3.38	IP: 3.2 WLS: L BF: 18	H: 5 R: 4 ER: 2 SO: 3	BB: 1 IBB: 0 HBP: 0 BLK: 0	WP: 0 HR: 1 S: 44 P: 68	ERA: 4.91 WHIP: 1.636	PITCHER										IP: 2.1 WLS: 11 BF: 3	H: 3 R: 2 ER: 0 SO: 1	BB: 0 IBB: 0 HBP: 0 BLK: 0	WP: 0 HR: 0 S: 24 P: 37	ERA: 0.00 WHIP: 1.286

Batter	1	2	3	4	5	6	7	8	9	10	AB	R	H	RBI	BB	SO	LOB	TOP			
Mike Devereaux, R (1, 8) OBP: 0.346, SLG: 0.396	K			K		F8			P3		4	0	0	0	0	2	1				
Stan Jefferson, S (1, 9) OBP: 0.182, SLG: 0.344	B5-3			HR		L4			K		4	1	1	1	0	1	1				
Cal Ripken Jr., R (1, 6) OBP: 0.322, SLG: 0.397	G6-3			G6-3		G5-3			L5		4	0	0	0	0	0	0				
Larry Sheets, L (1, 10) OBP: 0.287, SLG: 0.347		P6		G4-3		F7			HR	BB	4	1	1	0	0	0	0				
Randy Milligan, R (1, 3) OBP: 0.410, SLG: 0.471		G1			G3				L9		4	0	0	0	0	1	1				
Joe Orsulak, L (1, 7) OBP: 0.343, SLG: 0.397		F9			K				HR	BB	2	1	0	0	2	1	0				
Craig Worthington, R (1, 5) OBP: 0.341, SLG: 0.402			G1-3		K				HR	BB	4	1	1	3	0	2	1				
Bob Melvin, R (1, 2) OBP: 0.306, SLG: 0.308			F9			K			G4-3	BB	4	0	1	0	0	1	1				
Billy Ripken, R (1, 4) OBP: 0.290, SLG: 0.310			G6-3			1B			P4	G6-3	4	0	1	0	0	0	1				
Inning Stats	R: 0 E: 0 K: 1 S: 6	H: 0 LOB: 0 BB: 0 P: 8	R: 0 E: 0 K: 0 S: 4	H: 0 LOB: 0 BB: 0 P: 7	R: 0 E: 0 K: 0 S: 6	H: 0 LOB: 0 BB: 0 P: 14	R: 1 E: 0 K: 1 S: 8	H: 1 LOB: 0 BB: 0 P: 13	R: 0 E: 0 K: 2 S: 9	H: 0 LOB: 0 BB: 0 P: 13	R: 0 E: 0 K: 1 S: 7	H: 0 LOB: 0 BB: 0 P: 15	R: 0 E: 0 K: 1 S: 6	H: 0 LOB: 0 BB: 1 P: 11	R: 0 E: 0 K: 1 S: 10	H: 0 LOB: 0 BB: 0 P: 13	R: 3 E: 0 K: 0 S: 12	H: 3 LOB: 1 BB: 1 P: 22	1B: 3 2B: 0 3B: 0 HR: 2	SF: 0 SAC: 0 DP: 1 HBP: 0	WP: 0 PA: 36
PITCHER Jack Morris, R ERA: 4.5	IP: 10.0 WLS: L BF: 36 H: 5 R: 4 ER: 4 SO: 8 BB: 2 IBB: 0 HBP: 0 BLK: 0 WP: 0 HR: 2 S: 75 P: 126 ERA: 3.60 WHIP: 0.700																				

Baltimore Orioles @ Detroit Tigers
Tiger Stadium, Detroit, MI
Mon Aug 14 1989, 7:05 PM EDT
Att: 17,447 - Unknown - 82 F

AB	34
R	4
H	5
RBI	4
BB	2
SO	8
LOB	6



Batter	1	2	3	4	5	6	7	8	9	10	AB	R	H	RBI	BB	SO	LOB	BOTTOM			
Gary Pettis, S (1, 8) OBP: 0.380, SLG: 0.322	G4-3 1B					G4-3		K			4	1	2	0	0	1	0				
Dave Bergman, L (1, 3) OBP: 0.335, SLG: 0.331	G4-3		F8			G4-3			G5-3		4	0	0	0	0	0	2				
Lou Whitaker, L (1, 4) OBP: 0.368, SLG: 0.494	G4-3			L4		2B BB			F9		3	0	0	1	1	0	0				
Fred Lynn, L (1, 7) OBP: 0.314, SLG: 0.317	G6-3			P4		BB			F9		1	0	0	0	0	0	0				
Gary Ward, R (4, PH) (5, 7) OBP: 0.309, SLG: 0.426						2B			F9		3	0	1	0	0	0	0				
Matt Nokes, L (1, 10) OBP: 0.287, SLG: 0.390		F8				G6-3			K2-3		2	0	0	0	0	1	0				
Tracy Jones, R (7, PH) OBP: 0.292, SLG: 0.322				K							2	0	0	0	0	1	2				
Doug Strange, S (1, 5) OBP: 0.225, SLG: 0.244		P7			G3			L3		BB	4	0	1	0	0	0	2				
Mike Heath, R (1, 2) OBP: 0.313, SLG: 0.439				G6-3				K		BB	3	0	0	0	1	2	2				
Kenny Williams, R (1, 9) OBP: 0.257, SLG: 0.298			G6-3		G6-3				F7		4	0	0	0	0	0	2				
Mike Brumley, S (1, 6) OBP: 0.281, SLG: 0.280			G4-3			G5-3			G4-3		4	0	0	0	0	0	2				
Inning Stats	R: 1 E: 0 K: 0 S: 9	H: 1 LOB: 0 BB: 0 P: 14	R: 0 E: 0 K: 1 S: 5	H: 0 LOB: 0 BB: 0 P: 7	R: 0 E: 0 K: 0 S: 7	H: 1 LOB: 1 BB: 0 P: 12	R: 0 E: 0 K: 1 S: 8	H: 0 LOB: 0 BB: 0 P: 14	R: 0 E: 0 K: 0 S: 3	H: 0 LOB: 0 BB: 0 P: 6	R: 0 E: 0 K: 1 S: 9	H: 1 LOB: 2 BB: 1 P: 17	R: 0 E: 0 K: 1 S: 7	H: 0 LOB: 0 BB: 0 P: 9	R: 0 E: 0 K: 0 S: 9	H: 0 LOB: 0 BB: 0 P: 13	R: 0 E: 0 K: 1 S: 18	H: 1 LOB: 2 BB: 1 P: 30	1B: 3 2B: 1 3B: 0 HR: 0	SF: 0 SAC: 0 DP: 0 HBP: 0	WP: 0 PA: 36
PITCHER Brian Holton, R ERA: 3.96	IP: 3.0 WLS: 11 BF: 11 H: 1 R: 0 ER: 1 SO: 1 BB: 1 IBB: 0 HBP: 0 BLK: 0 WP: 0 HR: 0 S: 21 P: 33 ERA: 3.00 WHIP: 0.667																				
Mark Thurmond, L ERA: 3.69	IP: 4.1 WLS: 9 BF: 0 H: 0 R: 0 ER: 0 SO: 0 BB: 0 IBB: 0 HBP: 0 BLK: 0 WP: 0 HR: 0 S: 22 P: 40 ERA: 0.00 WHIP: 0.000																				
Dave Schmidt, R ERA: 5.29	IP: 7.1 WLS: 9 BF: 0 H: 0 R: 0 ER: 2 SO: 0 BB: 0 IBB: 0 HBP: 0 BLK: 0 WP: 0 HR: 0 S: 23 P: 33 ERA: 0.00 WHIP: 0.000																				
Gregg Olson, R ERA: 2.22	IP: 10.1 WLS: 5 BF: 1 H: 0 R: 0 ER: 0 SO: 1 BB: 0 IBB: 0 HBP: 0 BLK: 0 WP: 0 HR: 0 S: 18 P: 30 ERA: 0.00 WHIP: 2.000																				

Baltimore Orioles @ Detroit Tigers
Tiger Stadium, Detroit, MI
Mon Aug 14 1989, 7:05 PM EDT
Att: 17,447 - Unknown - 82 F

AB	34
R	1
H	4
RBI	1
BB	2
SO	5
LOB	12



Batter	1	2	3	4	5	6	7	8	9	AB	R	H	RBI	BB	SO	LOB	TOP		
Mike Devereaux, R (1, 8) OBP: 0.341, SLG: 0.390	G6-3		G6-3		P2			F7		4	0	0	0	0	0	0	Baltimore Orioles @ Detroit Tigers Tiger Stadium, Detroit, MI Tue Aug 15 1989, 7:05 PM EDT Att: 16,203 - Unknown - 70 F		
Phil Bradley, R (1, 7) OBP: 0.372, SLG: 0.425	BB		G5-3		F8			G4-3		3	0	0	0	1	0				
Cal Ripken Jr., R (1, 6) OBP: 0.321, SLG: 0.402	P4				F7			G5-3		4	1	1	1	0	0	1			
Larry Sheets, L (1, 10) OBP: 0.283, SLG: 0.341	G1-3				G4-3			L3		4	0	0	0	0	1	1			
Joe Orsulak, L (1, 9) OBP: 0.342, SLG: 0.405			F8		HR			F7		4	1	1	1	0	0	0			
Jim Traber, L (1, 3) OBP: 0.274, SLG: 0.327					BB			K		4	0	2	0	0	2	0			
Craig Worthington, R (1, 5) OBP: 0.341, SLG: 0.399			K		1B					2	0	0	0	1	1	1			
Jamie Quirk, L (1, 2) OBP: 0.196, SLG: 0.214			G4-3		F7			G4-3		3	0	0	0	0	0	3			
Billy Ripken, R (1, 4) OBP: 0.288, SLG: 0.307			G6-3					G5-3		3	0	0	0	0	0	0			
Inning Stats	R: 0 H: 0 E: 0 K: 0 S: 9	H: 0 LOB: 1 BB: 1 P: 17	R: 0 H: 1 E: 0 K: 1 S: 17	LOB: 1 BB: 0 P: 25	R: 0 H: 0 E: 0 K: 0 S: 6	LOB: 0 BB: 0 P: 7	R: 1 H: 2 E: 0 K: 0 S: 15	LOB: 2 BB: 1 P: 24	R: 0 H: 0 E: 0 K: 0 S: 7	LOB: 0 BB: 0 P: 8	R: 0 H: 0 E: 0 K: 0 S: 5	LOB: 0 BB: 0 P: 11	R: 0 H: 0 E: 0 K: 2 S: 11	LOB: 0 BB: 0 P: 13	R: 0 H: 0 E: 0 K: 2 S: 8	LOB: 0 BB: 0 P: 12	1B: 2 2B: 0 3B: 0 HR: 2	SF: 0 SAC: 0 DP: 0 HBP: 0	WP: 0 PA: 33 PB: 0 SB: 1 CS: 0
PITCHER	IP	WLS	BF	H	R	ER	SO	BB	IBB	HBP	BLK	WP	HR	S	P	ERA	WHIP		
Doyle Alexander, R (1, 1) ERA: 4.35	7.0	L	27	4	2	2	2	2	0	0	0	0	2	70	109	2.57	0.857		
Mike Henneman, R (8, 1) ERA: 4.34	1.0		3	0	0	0	0	0	0	0	0	0	0	11	13	0.00	0.000		
Paul Gibson, L (9, 1) ERA: 4.46	1.0		3	0	0	0	2	0	0	0	0	0	0	8	12	0.00	0.000		

AB	31
R	2
H	4
RBI	2
BB	2
SO	4
LOB	6



Batter	1	2	3	4	5	6	7	8	9	AB	R	H	RBI	BB	SO	LOB	BOTTOM		
Gary Pettis, S (1, 8) OBP: 0.381, SLG: 0.320	G4-3		K			F7		BB		2	0	0	0	2	1	0	Baltimore Orioles @ Detroit Tigers Tiger Stadium, Detroit, MI Tue Aug 15 1989, 7:05 PM EDT Att: 16,203 - Unknown - 70 F		
Alan Trammell, R (1, 6) OBP: 0.308, SLG: 0.320	F9				P4	F8		G3		4	0	0	0	0	2				
Lou Whitaker, L (1, 4) OBP: 0.367, SLG: 0.490	G4-3				BB	G3-1				3	0	0	0	1	0	1			
Fred Lynn, L (1, 7) OBP: 0.313, SLG: 0.313	K				K			G4-3		3	0	0	0	1	2	2			
Dave Bergman, L (1, 3) OBP: 0.333, SLG: 0.329			L7		F7			L6		4	0	1	0	0	0	2			
Matt Nokes, L (1, 10) OBP: 0.286, SLG: 0.387			G1-3			G4-3		G3		4	0	1	0	0	0	1			
Doug Strange, S (1, 5) OBP: 0.217, SLG: 0.235			G3			K		G4-6-3		3	0	0	0	0	1	2			
Mike Heath, R (1, 2) OBP: 0.314, SLG: 0.437			G5-3					P4		3	0	1	0	0	0	0			
Kenny Williams, R (1, 9) OBP: 0.253, SLG: 0.293			K					F8		3	0	0	0	0	1	1			
Inning Stats	R: 0 H: 0 E: 0 K: 1 S: 12	H: 0 LOB: 1 BB: 1 P: 23	R: 0 H: 0 E: 0 K: 0 S: 5	LOB: 0 BB: 0 P: 12	R: 0 H: 0 E: 0 K: 2 S: 10	LOB: 0 BB: 0 P: 14	R: 0 H: 0 E: 0 K: 1 S: 10	LOB: 1 BB: 1 P: 15	R: 0 H: 1 E: 0 K: 0 S: 4	LOB: 1 BB: 1 P: 5	R: 0 H: 1 E: 0 K: 0 S: 7	LOB: 1 BB: 1 P: 14	R: 0 H: 0 E: 0 K: 0 S: 7	LOB: 0 BB: 1 P: 13	R: 0 H: 1 E: 0 K: 0 S: 7	LOB: 1 BB: 0 P: 12	1B: 3 2B: 0 3B: 0 HR: 0	SF: 0 SAC: 0 DP: 1 HBP: 0	WP: 0 PA: 33 PB: 0 SB: 1 CS: 0
PITCHER	IP	WLS	BF	H	R	ER	SO	BB	IBB	HBP	BLK	WP	HR	S	P	ERA	WHIP		
Bob Miliacki, R (1, 1) ERA: 4.09	9.0	W	33	3	0	0	5	4	0	0	0	0	0	69	119	0.00	0.778		



Batter	1	2	3	4	5	6	7	8	9	AB	R	H	RBI	BB	SO	LOB	TOP					
Mike Devereaux, R OBP: 0.337, SLG: 0.384 (1, 8)	F9		K			G6-3		FC3-6		4	0	0	0	0	1	2						
Phil Bradley, R OBP: 0.369, SLG: 0.420 (1, 7)	K		K			L9		K		4	0	0	0	0	3	2						
Cal Ripken Jr., R OBP: 0.321, SLG: 0.401 (1, 6)	L9									4	0	1	0	0	1	0						
Keith Moreland, R OBP: 0.341, SLG: 0.378 (1, 10)		K				P3		P3		4	0	0	0	0	1	1						
Randy Milligan, R OBP: 0.408, SLG: 0.466 (1, 3)		G6-3						K		3	0	0	0	1	2	0						
Craig Worthington, R OBP: 0.343, SLG: 0.388 (1, 5)										1	0	0	0	1	1	1						
Stan Jefferson, S OBP: 0.167, SLG: 0.314 (1, 9)										3	0	0	0	0	0	2						
Bob Melvin, R OBP: 0.306, SLG: 0.308 (1, 2)										3	0	1	0	0	1	0						
Billy Ripken, R OBP: 0.286, SLG: 0.305 (1, 4)										2	0	0	0	0	0	0						
Inning Stats	R: 0 E: 0 K: 1 S: 10	H: 0 LOB: 0 BB: 0 P: 12	R: 0 E: 0 K: 1 S: 8	H: 0 LOB: 1 BB: 0 P: 15	R: 0 E: 0 K: 2 S: 10	H: 1 LOB: 1 BB: 0 P: 15	R: 0 E: 0 K: 1 S: 8	H: 1 LOB: 1 BB: 1 P: 20	R: 0 E: 0 K: 1 S: 6	H: 0 LOB: 0 BB: 0 P: 12	R: 0 E: 0 K: 1 S: 9	H: 0 LOB: 0 BB: 0 P: 13	R: 0 E: 0 K: 1 S: 11	H: 0 LOB: 1 BB: 1 P: 20	R: 0 E: 1 K: 1 S: 11	H: 0 LOB: 1 BB: 0 P: 15	R: 0 E: 0 K: 1 S: 8	H: 0 LOB: 0 BB: 0 P: 14	1B: 2 2B: 0 3B: 0 HR: 0	SF: 0 SAC: 1 DP: 0 HBP: 1	WP: 0 PB: 0 SB: 0 CS: 1	PA: 32
PITCHER Frank Tanana, L ERA: 3.52 (1, 1)	IP: 9.0 WLS: W BF: 32 H: 2 R: 0 ER: 0 SO: 10 BB: 2 IBB: 0 HBP: 1 BLK: 0 WP: 0 HR: 0 S: 81 P: 136 ERA: 0.00 WHIP: 0.444															PITCHER						

Baltimore Orioles @ Detroit Tigers
Tiger Stadium, Detroit, MI
Wed Aug 16 1989, 7:05 PM EDT
Att: 17,092 - Unknown - 72 F

AB 28
R 0
H 2
RBI 0
BB 2
SO 10
LOB 8



Batter	1	2	3	4	5	6	7	8	9	AB	R	H	RBI	BB	SO	LOB	BOTTOM					
Gary Pettis, S OBP: 0.383, SLG: 0.323 (1, 8)	K		K							3	1	1	0	1	2	0						
Alan Trammell, R OBP: 0.310, SLG: 0.326 (1, 6)	K									3	0	1	2	1	1	2						
Lou Whitaker, L OBP: 0.366, SLG: 0.486 (1, 4)	F9		F8							3	0	0	0	1	1	3						
Fred Lynn, L OBP: 0.310, SLG: 0.310 (1, 7)										3	0	0	0	0	1	0						
Gary Ward, R OBP: 0.308, SLG: 0.424 (7, PH) (8, 7)										1	0	0	0	0	0	2						
Dave Bergman, L OBP: 0.339, SLG: 0.349 (1, 3)										3	2	2	1	1	0	0						
Matt Nokes, L OBP: 0.280, SLG: 0.390 (1, 10)										4	0	2	1	0	1	3						
Doug Strange, S OBP: 0.216, SLG: 0.235 (1, 5)										4	0	1	0	0	1	1						
Mike Heath, R OBP: 0.313, SLG: 0.434 (1, 2)										4	0	1	0	0	1	2						
Kenny Williams, R OBP: 0.254, SLG: 0.290 (1, 9)										2	1	0	0	1	1	0						
Inning Stats	R: 0 E: 0 K: 2 S: 8	H: 2 LOB: 2 BB: 0 P: 10	R: 0 E: 0 K: 1 S: 12	H: 2 LOB: 0 BB: 0 P: 18	R: 0 E: 0 K: 2 S: 7	H: 0 LOB: 1 BB: 1 P: 16	R: 1 E: 0 K: 0 S: 7	H: 2 LOB: 0 BB: 0 P: 11	R: 0 E: 0 K: 1 S: 12	H: 1 LOB: 2 BB: 1 P: 20	R: 1 E: 0 K: 1 S: 11	H: 1 LOB: 0 BB: 0 P: 13	R: 2 E: 0 K: 2 S: 21	H: 2 LOB: 3 BB: 3 P: 41	R: 0 E: 0 K: 0 S: 7	H: 0 LOB: 0 BB: 0 P: 12	R: 0 E: 0 K: 0 S: 8	H: 0 LOB: 0 BB: 0 P: 14	1B: 4 2B: 2 3B: 1 HR: 1	SF: 0 SAC: 1 DP: 1 HBP: 0	WP: 0 PB: 0 SB: 0 CS: 0	PA: 36
PITCHER Pete Harnisch, R ERA: 4.92 Kevin Hickey, L ERA: 2.99 (7, 1)	IP: 6.1 WLS: L BF: 30 H: 8 R: 4 ER: 4 SO: 8 BB: 3 IBB: 1 HBP: 0 BLK: 0 WP: 0 HR: 1 S: 70 P: 112 ERA: 5.68 WHIP: 1.737															PITCHER						

Baltimore Orioles @ Detroit Tigers
Tiger Stadium, Detroit, MI
Wed Aug 16 1989, 7:05 PM EDT
Att: 17,092 - Unknown - 72 F

AB 30
R 4
H 8
RBI 4
BB 5
SO 9
LOB 13



Batter	1	2	3	4	5	6	7	8	9	AB	R	H	RBI	BB	SO	LOB	TOP								
Lloyd Moseby, L OBP: 0.304, SLG: 0.363 (1, 8)	P5		K	FC6-4		G3		F7		5	0	0	0	0	1	3									
Mookie Wilson, S OBP: 0.252, SLG: 0.331 (1, 9)	K		HR	FC3-6		G6-3			1B	5	3	2	3	0	1	1									
George Bell, R OBP: 0.336, SLG: 0.466 (1, 7)	HR		G4-3	1B		2B			2B	5	2	4	3	0	0	0									
Fred McGriff, L OBP: 0.398, SLG: 0.577 (1, 3)	1B		1B	BB		P5			F8	4	0	1	0	1	1	3									
Ernie Whitt, L OBP: 0.368, SLG: 0.433 (1, 2)	F7		1B			L9			1B	5	0	2	0	0	0	1									
Tony Fernandez, S OBP: 0.276, SLG: 0.361 (1, 6)		K	K			P6			G6-3	5	0	0	1	0	2	3									
Lee Mazzilli, S OBP: 0.385, SLG: 0.430 (1, 10)	G4-3			HR		1B			1B	3	2	2	1	2	0	0									
Rance Mulliniks, L OBP: 0.303, SLG: 0.317 (1, 5)	G4-3		FC6-4	BB		1B			1B	5	1	3	1	0	1	1									
Manuel Lee, S OBP: 0.304, SLG: 0.350 (1, 4)	K		FC6-4	BB		G3			K	3	1	1	0	1	2	1									
Inning Stats	R: 1 E: 0 K: 1 S: 17	H: 2 LOB: 1 BB: 0 P: 23	R: 0 E: 0 K: 2 S: 10	H: 1 LOB: 1 BB: 0 P: 14	R: 1 E: 0 K: 2 S: 18	H: 2 LOB: 2 BB: 1 P: 26	R: 3 E: 0 K: 1 S: 17	H: 3 LOB: 1 BB: 1 P: 27	R: 1 E: 1 K: 0 S: 9	H: 1 LOB: 1 BB: 1 P: 16	R: 1 E: 0 K: 0 S: 11	H: 2 LOB: 1 BB: 0 P: 15	R: 0 E: 0 K: 0 S: 6	H: 0 LOB: 0 BB: 0 P: 9	R: 0 E: 0 K: 2 S: 7	H: 0 LOB: 0 BB: 0 P: 9	R: 2 E: 0 K: 0 S: 12	H: 4 LOB: 2 BB: 1 P: 23	1B: 7 2B: 5 3B: 0 HR: 3	SF: 0 SAC: 0 DP: 0 HBP: 0	WP: 0 PB: 0 SB: 1 CS: 1	PA: 44			
PITCHER	IP	WLS	BF	H	R	ER	SO	BB	IBB	HBP	BLK	WP	HR	S	P	ERA	WHIP								
Dave Johnson, R ERA: 3.9 (1, 1)	3.0	L	18	7	5	5	5	2	0	0	0	0	0	3	49	74	15.00	3.000							
Brian Holton, R ERA: 3.97 (4, 1)	2.0		9	3	2	1	1	1	0	0	0	0	0	26	37	4.50	2.000								
Mark Thurmond, L ERA: 3.59 (6, 1)	2.0		7	1	0	0	0	0	0	0	0	0	0	13	19	0.00	0.500								
Dave Schmidt, R ERA: 5.34 (8, 1)	2.0		10	4	2	2	2	1	0	0	0	0	0	19	32	9.00	2.500								

Toronto Blue Jays @ Baltimore Orioles
Memorial Stadium, Baltimore, MD
Fri Aug 18 1989, 7:05 PM EDT
Att: 31,668 - Unknown - 71 F

AB 40
R 9
H 15
RBI 9
BB 4
SO 8
LOB 13



Batter	1	2	3	4	5	6	7	8	9	AB	R	H	RBI	BB	SO	LOB	BOTTOM							
Phil Bradley, R OBP: 0.371, SLG: 0.429 (1, 7)	1B		G1-3		G5-3		G4-3			4	1	1	0	0	0	2								
Stan Jefferson, S OBP: 0.205, SLG: 0.395 (1, 9)	F8		K			1B			K	4	0	1	0	0	2	1								
Cal Ripken Jr., R OBP: 0.323, SLG: 0.408 (1, 6)	1B		K			G6-3			G6-3	4	0	1	0	0	1	1								
Joe Orsulak, L OBP: 0.344, SLG: 0.411 (1, 10)	SF7				F9	G5-3			K	3	1	2	1	0	1	0								
Randy Milligan, R OBP: 0.404, SLG: 0.459 (1, 3)	F8		F9		G5-4-3	1B			1B	4	0	1	0	0	0	4								
Craig Worthington, R OBP: 0.344, SLG: 0.399 (1, 5)	G6-3		G5-3		G5-3	1B			K	3	0	1	1	1	1	1								
Mike Devereaux, R OBP: 0.333, SLG: 0.376 (1, 8)	G6-3		F7			1B			K	4	0	1	0	0	1	2								
Bob Melvin, R OBP: 0.299, SLG: 0.301 (1, 2)	F9				G4-3				K	4	0	0	0	0	1	4								
Rene Gonzales, R OBP: 0.277, SLG: 0.275 (1, 4)	F8				G6-3					2	0	0	0	0	0	1								
Larry Sheets, L ERA: 2.63 (7, PH)										1	0	1	0	0	0	0								
Billy Ripken, R OBP: 0.285, SLG: 0.304 (7, PR) (8, 4)										0	0	0	0	0	0	0								
Inning Stats	R: 1 E: 0 K: 0 S: 12	H: 2 LOB: 1 BB: 0 P: 22	R: 0 E: 0 K: 0 S: 8	H: 1 LOB: 0 BB: 0 P: 14	R: 0 E: 0 K: 2 S: 8	H: 0 LOB: 0 BB: 0 P: 14	R: 1 E: 0 K: 0 S: 7	H: 1 LOB: 0 BB: 0 P: 11	R: 0 E: 0 K: 0 S: 7	H: 0 LOB: 0 BB: 0 P: 10	R: 0 E: 0 K: 0 S: 7	H: 2 LOB: 1 BB: 0 P: 10	R: 0 E: 0 K: 0 S: 10	H: 2 LOB: 2 BB: 1 P: 15	R: 0 E: 0 K: 2 S: 12	H: 0 LOB: 0 BB: 0 P: 14	R: 0 E: 0 K: 3 S: 12	H: 1 LOB: 1 BB: 0 P: 16	1B: 7 2B: 2 3B: 0 HR: 0	SF: 1 SAC: 0 DP: 1 HBP: 0	WP: 0 PB: 0 SB: 0 CS: 0	PA: 35		
PITCHER	IP	WLS	BF	H	R	ER	SO	BB	IBB	HBP	BLK	WP	HR	S	P	ERA	WHIP							
Mauro Gozzo, R ERA: 1.35 (1, 1)	7.0	W	28	8	2	2	2	1	0	0	0	0	0	12	14	0.00	0.000							
David Wells, L ERA: 2.63 (8, 1)	1.0		3	0	0	0	2	0	0	0	0	0	0	12	14	0.00	0.000							
Tom Henke, R ERA: 2.55 (9, 1)	1.0		4	1	0	0	3	0	0	0	0	0	0	12	16	0.00	1.000							

Toronto Blue Jays @ Baltimore Orioles
Memorial Stadium, Baltimore, MD
Fri Aug 18 1989, 7:05 PM EDT
Att: 31,668 - Unknown - 71 F

AB 33
R 2
H 9
RBI 2
BB 1
SO 7
LOB 16



Batter	1	2	3	4	5	6	7	8	9	AB	R	H	RBI	BB	SO	LOB	TOP					
Lloyd Moseby, L (1, 10) OBP: 0.302, SLG: 0.363	G3		P2		G4-3		1B 2B		L3	5	1	1	0	0	0	0	Toronto Blue Jays @ Baltimore Orioles Memorial Stadium, Baltimore, MD Sun Aug 20 1989, 3:33 AM EDT Att: 37,242 - Sunny - 91 F					
Mookie Wilson, S (1, 8) OBP: 0.254, SLG: 0.331	1B		B1-3		2B 1B		K		G4-3	5	0	2	0	0	1	2						
George Bell, R (1, 7) OBP: 0.337, SLG: 0.467	K		K		2B		1B			4	0	2	2	0	2	1						
Fred McGriff, L (1, 3) OBP: 0.394, SLG: 0.567	K			L7	K		G5-3			4	0	0	0	0	2	4						
Ernie Whitt, L (1, 2) OBP: 0.366, SLG: 0.433 Pat Borders, R (8, PH) OBP: 0.297, SLG: 0.348 (8, 2)		P4		K		P5		E5		3	0	0	0	0	1	0						
Tony Fernandez, S (1, 6) OBP: 0.275, SLG: 0.361	1B		2B		F6		FC6-4		FC6-4	4	0	2	0	0	0	1						
Rance Mulliniks, L (1, 5) OBP: 0.307, SLG: 0.316 Manuel Lee, S (8, PH) OBP: 0.303, SLG: 0.349 (8, 5)	1B	BB		BB		P6		K		1	0	0	0	2	0	0						
Nelson Liriano, S (1, 4) OBP: 0.319, SLG: 0.363	1B		F7				2B 1B		G5-3	3	1	1	0	1	0	3						
Junior Felix, S (1, 9) OBP: 0.318, SLG: 0.394	G4-3				P4		K		F9	4	0	0	0	0	1	3						
Inning Stats	R: 0 E: 0 K: 2 S: 19	H: 1 LOB: 1 BB: 0 P: 27	R: 0 E: 0 K: 0 S: 16	H: 2 LOB: 2 BB: 1 P: 24	R: 0 E: 0 K: 1 S: 8	H: 0 LOB: 0 BB: 0 P: 11	R: 0 E: 0 K: 1 S: 16	H: 1 LOB: 2 BB: 1 P: 27	R: 0 E: 0 K: 1 S: 14	H: 2 LOB: 2 BB: 0 P: 17	R: 0 E: 0 K: 0 S: 10	H: 0 LOB: 0 BB: 0 P: 13	R: 2 E: 0 K: 2 S: 16	H: 2 LOB: 1 BB: 1 P: 26	R: 0 E: 1 K: 1 S: 10	H: 0 LOB: 1 BB: 0 P: 14		R: 0 E: 0 K: 0 S: 6	H: 0 LOB: 0 BB: 0 P: 10	1B: 5 2B: 3 3B: 0 HR: 0	SF: 0 SAC: 0 DP: 0 HBP: 0	WP: 0 PB: 0 SB: 1 CS: 0
PITCHER	IP	WLS	BF	H	R	ER	SO	BB	IBB	HBP	BLK	WP	HR	S	P	ERA	WHIP					
Pete Harnisch, R (1, 1) ERA: 4.73	6.1	W	28	7	2	2	6	3	0	0	0	0	0	89	131	2.84	1.579					
Mark Thurmond, L (7, 1) ERA: 3.47	2.2	S	10	1	0	0	2	0	0	0	0	0	0	26	38	0.00	0.375					

Batter	1	2	3	4	5	6	7	8	9	AB	R	H	RBI	BB	SO	LOB	BOTTOM				
Phil Bradley, R (1, 7) OBP: 0.371, SLG: 0.429	F9		K		K		SH3-4		G3-1	4	0	0	0	0	2	2	Toronto Blue Jays @ Baltimore Orioles Memorial Stadium, Baltimore, MD Sun Aug 20 1989, 3:33 AM EDT Att: 37,242 - Sunny - 91 F				
Jim Traber, L (1, 3) OBP: 0.277, SLG: 0.325	F6		BB		1B		K			3	0	1	0	1	1	1					
Cal Ripken Jr., R (1, 6) OBP: 0.320, SLG: 0.403	K		FC5		K		1B			4	1	1	1	0	2	3					
Joe Orsulak, L (1, 9) OBP: 0.347, SLG: 0.410	G4-3			SH2-4	P2		1B			2	2	0	0	2	0	1					
Craig Worthington, R (1, 5) OBP: 0.343, SLG: 0.395	G1-3		SH2-4			G5-4-3	1B		1B	2	0	1	1	1	0	0					
Larry Sheets, L (1, 10) OBP: 0.291, SLG: 0.349	K		E9		HR		1B		G5-4-3	4	1	3	2	0	1	0					
Mike Devereaux, R (1, 8) OBP: 0.335, SLG: 0.386			1B	HR		G5-4-3			P5	3	2	1	2	1	0	4					
Rene Gonzales, R (1, 4) OBP: 0.269, SLG: 0.266	G4-3		G4-3		G5-3		L6		G4-3	4	0	0	0	0	2	2					
Jamie Quirk, L (1, 2) OBP: 0.216, SLG: 0.217	FC5		1B		G4-3		SH3-4		K	3	1	1	0	1	1	0					
Inning Stats	R: 0 E: 0 K: 1 S: 10	H: 0 LOB: 0 BB: 0 P: 16	R: 0 E: 0 K: 1 S: 6	H: 0 LOB: 0 BB: 0 P: 10	R: 1 E: 0 K: 1 S: 11	H: 1 LOB: 2 BB: 2 P: 21	R: 3 E: 1 K: 0 S: 9	H: 2 LOB: 0 BB: 1 P: 16	R: 0 E: 0 K: 2 S: 10	H: 1 LOB: 1 BB: 0 P: 14	R: 0 E: 0 K: 0 S: 7	H: 1 LOB: 1 BB: 1 P: 13	R: 3 E: 0 K: 1 S: 20	H: 3 LOB: 2 BB: 2 P: 34	R: 0 E: 0 K: 1 S: 9	H: 0 LOB: 0 BB: 0 P: 11		1B: 7 2B: 0 3B: 0 HR: 1	SF: 0 SAC: 2 DP: 1 HBP: 0	WP: 1 PB: 0 SB: 0 CS: 0	PA: 37
PITCHER	IP	WLS	BF	H	R	ER	SO	BB	IBB	HBP	BLK	WP	HR	S	P	ERA	WHIP				
Dave Stieb, R (1, 1) ERA: 3.97	6.0	L	26	5	4	4	5	4	0	0	0	0	0	53	90	6.00	1.500				
Duane Ward, R (7, 1) ERA: 3.92	1.0		8	3	3	3	1	1	1	0	0	0	0	20	34	27.00	4.000				
Tony Castillo, L (8, 1) ERA: 6.11	1.0		3	0	0	0	1	0	0	0	0	0	0	9	11	0.00	0.000				

AB	35
R	2
H	8
RBI	2
BB	3
SO	8
LOB	15



AB	29
R	7
H	8
RBI	6
BB	6
SO	7
LOB	13



Batter	1	2	3	4	5	6	7	8	9	AB	R	H	RBI	BB	SO	LOB	TOP			
Paul Molitor, R OBP: 0.363, SLG: 0.399	F8			2B		FC6-4		FC6-4		3	0	1	0	0	0	1	Milwaukee Brewers @ Baltimore Orioles Memorial Stadium, Baltimore, MD Mon Aug 21 1989, 7:05 PM EDT Att: 31,912 - Unknown livebaseballscores.com			
Gus Polidor, R OBP: 0.223, SLG: 0.243	G5-3			1B		FC6-4		FC6-4		4	0	1	0	0	0	2				
Glenn Braggs, R OBP: 0.305, SLG: 0.375	1B			P3		G5-3			G4-3	4	0	1	0	0	0	3				
Robin Yount, R OBP: 0.387, SLG: 0.510	CS			1B		P4			F8	4	0	1	0	0	0	2				
Greg Brock, L OBP: 0.369, SLG: 0.424				F8		G4-3			P4	4	0	1	0	0	0	2				
Greg Vaughn, R OBP: 0.370, SLG: 0.520				G5-3		L6			FC4-6	4	0	1	0	0	0	1				
Charlie O'Brien, R OBP: 0.331, SLG: 0.382						L7			FC4-6	2	0	0	0	0	0	1				
Joey Meyer, R OBP: 0.273, SLG: 0.366				G6-4-3		G6-3			F8	3	0	0	0	0	0	1				
Bill Spiers, L OBP: 0.288, SLG: 0.276				P5		B1-3			FC6-4	3	0	1	0	0	0	0				
Inning Stats	R: 0 E: 0 K: 0 S: 5	H: 1 LOB: 0 BB: 0 P: 9	R: 0 E: 0 K: 0 S: 9	H: 1 LOB: 0 BB: 0 P: 13	R: 0 E: 0 K: 0 S: 7	H: 0 LOB: 0 BB: 0 P: 10	R: 0 E: 0 K: 0 S: 14	H: 2 LOB: 2 BB: 0 P: 20	R: 0 E: 0 K: 0 S: 3	H: 0 LOB: 0 BB: 0 P: 4	R: 0 E: 0 K: 0 S: 9	H: 1 LOB: 1 BB: 0 P: 12	R: 0 E: 0 K: 0 S: 9	H: 1 LOB: 1 BB: 0 P: 15	R: 0 E: 0 K: 0 S: 10	H: 1 LOB: 1 BB: 0 P: 15	1B: 6 2B: 1 3B: 0 HR: 0	SF: 0 SAC: 0 DP: 1 HBP: 2	WP: 0 PB: 0 SB: 0 CS: 1	PA: 34
PITCHER Jeff Ballard, L ERA: 3.73	IP: 9.0 WLS: W BF: 33 H: 7 R: 0 ER: 0 SO: 0	IP: 9.0 WLS: W BF: 33 H: 7 R: 0 ER: 0 SO: 0	IP: 9.0 WLS: W BF: 33 H: 7 R: 0 ER: 0 SO: 0	IP: 9.0 WLS: W BF: 33 H: 7 R: 0 ER: 0 SO: 0	IP: 9.0 WLS: W BF: 33 H: 7 R: 0 ER: 0 SO: 0	IP: 9.0 WLS: W BF: 33 H: 7 R: 0 ER: 0 SO: 0	IP: 9.0 WLS: W BF: 33 H: 7 R: 0 ER: 0 SO: 0	IP: 9.0 WLS: W BF: 33 H: 7 R: 0 ER: 0 SO: 0	IP: 9.0 WLS: W BF: 33 H: 7 R: 0 ER: 0 SO: 0	IP: 9.0 WLS: W BF: 33 H: 7 R: 0 ER: 0 SO: 0	IP: 9.0 WLS: W BF: 33 H: 7 R: 0 ER: 0 SO: 0	IP: 9.0 WLS: W BF: 33 H: 7 R: 0 ER: 0 SO: 0	IP: 9.0 WLS: W BF: 33 H: 7 R: 0 ER: 0 SO: 0	IP: 9.0 WLS: W BF: 33 H: 7 R: 0 ER: 0 SO: 0	IP: 9.0 WLS: W BF: 33 H: 7 R: 0 ER: 0 SO: 0	IP: 9.0 WLS: W BF: 33 H: 7 R: 0 ER: 0 SO: 0	IP: 9.0 WLS: W BF: 33 H: 7 R: 0 ER: 0 SO: 0	IP: 9.0 WLS: W BF: 33 H: 7 R: 0 ER: 0 SO: 0	ERA: 0.00 WHIP: 0.778	ERA: 0.00 WHIP: 0.778

Batter	1	2	3	4	5	6	7	8	9	AB	R	H	RBI	BB	SO	LOB	BOTTOM			
Phil Bradley, R OBP: 0.374, SLG: 0.431	F9			1B				FC5-4		3	2	2	0	1	1	2	Milwaukee Brewers @ Baltimore Orioles Memorial Stadium, Baltimore, MD Mon Aug 21 1989, 7:05 PM EDT Att: 31,912 - Unknown livebaseballscores.com			
Mike Devereaux, R OBP: 0.334, SLG: 0.384	F8			P9			FC5-4		FC6-4	4	1	1	0	0	0	2				
Cal Ripken Jr., R OBP: 0.321, SLG: 0.409	1B			G4-3			FC6-4		FC6-4	3	1	1	3	1	0	1				
Randy Milligan, R OBP: 0.406, SLG: 0.454	F9			CS			G6-3		K	3	0	0	0	1	1	3				
Keith Moreland, R OBP: 0.340, SLG: 0.376	1B			CS			P5		F8	4	0	2	1	0	0	0				
Craig Worthington, R OBP: 0.340, SLG: 0.391	K			G5-3			F9		G5-3	4	0	0	0	0	1	3				
Stan Jefferson, S OBP: 0.212, SLG: 0.451				K			G3		2B	4	1	2	1	0	1	0				
Bob Melvin, R OBP: 0.295, SLG: 0.296	CS			1B			F8		L6	4	0	1	0	0	0	1				
Billy Ripken, R OBP: 0.287, SLG: 0.306	CS			1B			F9		G5-3	3	0	1	0	0	0	0				
Inning Stats	R: 1 E: 0 K: 1 S: 12	H: 1 LOB: 2 BB: 2 P: 27	R: 0 E: 0 K: 2 S: 12	H: 2 LOB: 1 BB: 0 P: 18	R: 0 E: 0 K: 0 S: 9	H: 0 LOB: 0 BB: 1 P: 18	R: 1 E: 0 K: 0 S: 6	H: 1 LOB: 0 BB: 0 P: 10	R: 3 E: 0 K: 0 S: 14	H: 4 LOB: 1 BB: 0 P: 25	R: 0 E: 0 K: 0 S: 4	H: 0 LOB: 0 BB: 0 P: 9	R: 0 E: 0 K: 1 S: 11	H: 1 LOB: 1 BB: 0 P: 14	R: 0 E: 0 K: 0 S: 7	H: 1 LOB: 1 BB: 0 P: 12	1B: 7 2B: 1 3B: 0 HR: 2	SF: 0 SAC: 0 DP: 0 HBP: 0	WP: 0 PB: 0 SB: 1 CS: 3	PA: 36
PITCHER Jerry Reuss, L ERA: 4.94 Mark Knudson, R ERA: 4.24	IP: 0.2 WLS: L BF: 5 H: 1 R: 1 ER: 1 SO: 0	IP: 0.2 WLS: L BF: 5 H: 1 R: 1 ER: 1 SO: 0	IP: 0.2 WLS: L BF: 5 H: 1 R: 1 ER: 1 SO: 0	IP: 0.2 WLS: L BF: 5 H: 1 R: 1 ER: 1 SO: 0	IP: 0.2 WLS: L BF: 5 H: 1 R: 1 ER: 1 SO: 0	IP: 0.2 WLS: L BF: 5 H: 1 R: 1 ER: 1 SO: 0	IP: 0.2 WLS: L BF: 5 H: 1 R: 1 ER: 1 SO: 0	IP: 0.2 WLS: L BF: 5 H: 1 R: 1 ER: 1 SO: 0	IP: 0.2 WLS: L BF: 5 H: 1 R: 1 ER: 1 SO: 0	IP: 0.2 WLS: L BF: 5 H: 1 R: 1 ER: 1 SO: 0	IP: 0.2 WLS: L BF: 5 H: 1 R: 1 ER: 1 SO: 0	IP: 0.2 WLS: L BF: 5 H: 1 R: 1 ER: 1 SO: 0	IP: 0.2 WLS: L BF: 5 H: 1 R: 1 ER: 1 SO: 0	IP: 0.2 WLS: L BF: 5 H: 1 R: 1 ER: 1 SO: 0	IP: 0.2 WLS: L BF: 5 H: 1 R: 1 ER: 1 SO: 0	IP: 0.2 WLS: L BF: 5 H: 1 R: 1 ER: 1 SO: 0	IP: 0.2 WLS: L BF: 5 H: 1 R: 1 ER: 1 SO: 0	IP: 0.2 WLS: L BF: 5 H: 1 R: 1 ER: 1 SO: 0	ERA: 13.50 WHIP: 4.500	ERA: 4.91 WHIP: 1.364

Batter	1	2	3	4	5	6	7	8	9	AB	R	H	RBI	BB	SO	LOB	TOP					
Paul Moltzer, R (1, 10) OBP: 0.362, SLG: 0.398										4	0	1	0	0	0	1	Milwaukee Brewers @ Baltimore Orioles Memorial Stadium, Baltimore, MD Tue Aug 22 1989, 7:05 PM EDT Att: 31,726 - Unknown - 81 F livebaseballscorecards.com					
Billy Bates, L (1, 4) OBP: 0.182, SLG: 0.182 Glenn Braggs, R (4, 9) OBP: 0.302, SLG: 0.373										2	0	1	0	0	0	1						
B.J. Surhoff, L (1, 5) OBP: 0.282, SLG: 0.333										4	0	0	0	0	0	1						
Robin Yount, R (1, 8) OBP: 0.386, SLG: 0.507										3	0	0	0	0	0	1						
Greg Brock, L (1, 3) OBP: 0.367, SLG: 0.421										4	1	1	0	0	1	1						
Charlie O'Brien, R (1, 2) OBP: 0.325, SLG: 0.374										3	0	0	0	0	0	1						
Greg Vaughn, R (1, 7) OBP: 0.400, SLG: 0.519										2	1	1	0	1	0	0						
Mike Felder, S (1, 9) OBP: 0.296, SLG: 0.305										3	0	1	1	0	0	1						
Bill Spiers, L (1, 6) OBP: 0.287, SLG: 0.275 Gus Polidor, R (3, 6) OBP: 0.220, SLG: 0.240										1	0	0	0	0	0	0						
Inning Stats	R: 0 E: 0 K: 0 S: 7	H: 1 LOB: 0 BB: 0 P: 11	R: 0 E: 0 K: 1 S: 7	H: 0 LOB: 0 BB: 0 P: 12	R: 0 E: 0 K: 0 S: 5	H: 0 LOB: 0 BB: 0 P: 5	R: 0 E: 0 K: 0 S: 6	H: 1 LOB: 1 BB: 0 P: 9	R: 2 E: 0 K: 0 S: 16	H: 2 LOB: 1 BB: 1 P: 27	R: 0 E: 0 K: 0 S: 6	H: 0 LOB: 0 BB: 0 P: 10	R: 0 E: 0 K: 0 S: 8	H: 1 LOB: 1 BB: 0 P: 13	R: 0 E: 0 K: 0 S: 6	H: 0 LOB: 0 BB: 0 P: 8	R: 0 E: 0 K: 0 S: 9	H: 0 LOB: 0 BB: 0 P: 12	1B: 4 2B: 1 3B: 0 HR: 0	SF: 0 SAC: 0 DP: 1 HBP: 1	WP: 0 PB: 0 SB: 0 CS: 1	PA: 32
PITCHER Dave Johnson, R (1, 1) ERA: 3.44	IP: 9.0 WLS: W BF: 32 H: 5 R: 2 ER: 2 SO: 1 BB: 1 IBB: 0 HBP: 1 BLK: 0 WP: 0 HR: 0 S: 70 P: 107 ERA: 2.00 WHIP: 0.667															PITCHER						

Batter	1	2	3	4	5	6	7	8	9	AB	R	H	RBI	BB	SO	LOB	BOTTOM			
Phil Bradley, R (1, 7) OBP: 0.377, SLG: 0.433										3	0	2	0	1	0	2	Milwaukee Brewers @ Baltimore Orioles Memorial Stadium, Baltimore, MD Tue Aug 22 1989, 7:05 PM EDT Att: 31,726 - Unknown - 81 F livebaseballscorecards.com			
Stan Jefferson, S (1, 8) OBP: 0.196, SLG: 0.418										4	1	0	1	0	0	5				
Cal Ripken Jr., R (1, 6) OBP: 0.323, SLG: 0.408										3	0	1	1	1	1	1				
Joe Orsulak, L (1, 9) OBP: 0.343, SLG: 0.406 Randy Milligan, R (9, 3) OBP: 0.406, SLG: 0.454										3	0	0	1	0	0	2				
Jim Traber, L (1, 3) OBP: 0.276, SLG: 0.324 Mike Devereaux, R (8, PR) OBP: 0.334, SLG: 0.384										4	0	1	0	0	0	1				
Craig Worthington, R (1, 5) OBP: 0.339, SLG: 0.390										4	0	1	0	0	2	1				
Larry Sheets, L (1, 10) OBP: 0.291, SLG: 0.347										4	1	1	0	0	1	2				
Bob Melvin, R (1, 2) OBP: 0.296, SLG: 0.297										3	1	1	0	0	1	1				
Billy Ripken, R (1, 4) OBP: 0.288, SLG: 0.307 Rene Gonzales, R (6, 4) OBP: 0.267, SLG: 0.264										2	1	1	1	0	1	0				
Inning Stats	R: 1 E: 0 K: 0 S: 9	H: 1 LOB: 1 BB: 1 P: 16	R: 3 E: 1 K: 0 S: 18	H: 4 LOB: 2 BB: 0 P: 23	R: 0 E: 0 K: 1 S: 11	H: 1 LOB: 1 BB: 0 P: 18	R: 0 E: 0 K: 1 S: 7	H: 1 LOB: 0 BB: 0 P: 8	R: 0 E: 0 K: 1 S: 10	H: 0 LOB: 0 BB: 0 P: 15	R: 0 E: 0 K: 1 S: 6	H: 0 LOB: 0 BB: 0 P: 9	R: 0 E: 0 K: 0 S: 13	H: 0 LOB: 1 BB: 1 P: 19	R: 0 E: 0 K: 2 S: 11	H: 1 LOB: 1 BB: 0 P: 14	1B: 8 2B: 0 3B: 0 HR: 0	SF: 1 SAC: 0 DP: 1 HBP: 0	WP: 0 PB: 0 SB: 3 CS: 0	PA: 34
PITCHER Chris Bosio, R (1, 1) ERA: 2.54	IP: 8.0 WLS: L BF: 34 H: 8 R: 4 ER: 2 SO: 6 BB: 2 IBB: 0 HBP: 0 BLK: 0 WP: 0 HR: 0 S: 85 P: 122 ERA: 2.25 WHIP: 1.250															PITCHER				



Batter	1	2	3	4	5	6	7	8	9	AB	R	H	RBI	BB	SO	LOB	TOP					
Paul Mollitor, R (1, 10) OBP: 0.361, SLG: 0.397										4	0	1	0	0	2	1	Milwaukee Brewers @ Baltimore Orioles Memorial Stadium, Baltimore, MD Wed Aug 23 1989, 7:05 PM EDT Att: 32,702 - Unknown - 87 F					
Ed Romero, R (1, 4) OBP: 0.287, SLG: 0.287										4	0	2	1	0	0	1						
B.J. Surhoff, L (1, 5) OBP: 0.282, SLG: 0.332										4	0	1	0	0	0	3						
Robin Yount, R (1, 8) OBP: 0.383, SLG: 0.503										4	0	0	0	0	0	2						
Greg Brock, L (1, 3) OBP: 0.372, SLG: 0.425										2	0	1	0	2	0	0						
Charlie O'Brien, R (1, 2) OBP: 0.321, SLG: 0.369										2	0	0	0	0	0	1						
Terry Francona, L (9, PH) OBP: 0.252, SLG: 0.318										1	0	0	0	0	0	1						
Greg Vaughn, R (1, 7) OBP: 0.364, SLG: 0.467										3	0	0	0	0	0	2						
Glenn Braggs, R (7, 7) OBP: 0.301, SLG: 0.372										1	0	0	0	0	1	1						
Mike Felder, S (1, 9) OBP: 0.295, SLG: 0.308										4	1	1	0	0	1	2						
Gus Polidor, R (1, 6) OBP: 0.216, SLG: 0.236										3	0	0	0	0	0	1						
Inning Stats	R: 0 E: 0 K: 1 S: 10	H: 1 LOB: 1 BB: 0 P: 13	R: 0 E: 0 K: 1 S: 8	H: 0 LOB: 1 BB: 1 P: 17	R: 0 E: 0 K: 0 S: 10	H: 1 LOB: 1 BB: 0 P: 16	R: 0 E: 0 K: 0 S: 9	H: 1 LOB: 1 BB: 0 P: 16	R: 1 E: 0 K: 0 S: 7	H: 2 LOB: 1 BB: 0 P: 8	R: 0 E: 0 K: 0 S: 7	H: 0 LOB: 0 BB: 0 P: 12	R: 0 E: 0 K: 0 S: 6	H: 0 LOB: 0 BB: 0 P: 12	R: 0 E: 0 K: 1 S: 13	H: 1 LOB: 1 BB: 1 P: 17	R: 0 E: 0 K: 1 S: 9	H: 0 LOB: 1 BB: 1 P: 14	1B: 4 2B: 2 3B: 0 HR: 0	SF: 0 SAC: 1 DP: 0 HBP: 0	WP: 0 PB: 0 SB: 0 CS: 0	PA: 35
PITCHER	IP WLS BF H R ER SO BB IBB HBP BLK WP HR S P ERA WHIP																					
Bob Milacki, R (1, 1) ERA: 3.99	8.0 W 32 6 1 1 3 2 0 0 0 0 0 0 70 115 1.12 1.000																					
Gregg Olson, R (9, 1) ERA: 2.14	1.0 S 3 0 0 0 1 0 0 0 0 0 0 0 9 10 0.00 0.000																					

Batter	1	2	3	4	5	6	7	8	9	AB	R	H	RBI	BB	SO	LOB	BOTTOM			
Phil Bradley, R (1, 7) OBP: 0.376, SLG: 0.431										4	0	1	0	0	1	4	Milwaukee Brewers @ Baltimore Orioles Memorial Stadium, Baltimore, MD Wed Aug 23 1989, 7:05 PM EDT Att: 32,702 - Unknown - 87 F			
Stan Jefferson, S (1, 8) OBP: 0.183, SLG: 0.350										4	0	0	0	0	1	1				
Cal Ripken Jr., R (1, 6) OBP: 0.320, SLG: 0.405										4	0	0	0	0	1	0				
Joe Orsulak, L (1, 9) OBP: 0.343, SLG: 0.405										3	1	1	0	0	0	0				
Mike Devereaux, R (8, PH) OBP: 0.333, SLG: 0.383										1	0	0	0	0	0	0				
Randy Milligan, R (1, 3) OBP: 0.412, SLG: 0.468										3	1	3	0	0	0	0				
Larry Sheets, L (1, 10) OBP: 0.295, SLG: 0.348										2	1	1	0	1	0	1				
Bob Melvin, R (1, 2) OBP: 0.293, SLG: 0.294										2	0	0	0	0	0	3				
Jim Traber, L (7, PH) OBP: 0.276, SLG: 0.324										0	0	0	0	0	0	0				
Keith Moreland, R (7, PH) OBP: 0.341, SLG: 0.380										1	0	1	2	0	0	0				
Jamie Quirk, L (7, PR) OBP: 0.216, SLG: 0.217										0	0	0	0	0	0	0				
Rene Gonzales, R (1, 4) OBP: 0.268, SLG: 0.266										3	0	1	1	0	0	1				
Tim Hulett, R (1, 5) OBP: 0.333, SLG: 0.333										3	0	1	0	0	1	3				
Inning Stats	R: 0 E: 0 K: 2 S: 9	H: 1 LOB: 0 BB: 0 P: 14	R: 0 E: 0 K: 0 S: 11	H: 2 LOB: 1 BB: 0 P: 17	R: 0 E: 0 K: 0 S: 6	H: 1 LOB: 0 BB: 0 P: 13	R: 0 E: 0 K: 0 S: 7	H: 0 LOB: 0 BB: 0 P: 11	R: 0 E: 0 K: 1 S: 8	H: 0 LOB: 0 BB: 0 P: 10	R: 3 E: 0 K: 1 S: 12	H: 4 LOB: 3 BB: 1 P: 23	R: 0 E: 0 K: 0 S: 6	H: 0 LOB: 0 BB: 0 P: 8	R: 0 E: 0 K: 0 S: 9	H: 0 LOB: 1 BB: 1 P: 14	1B: 6 2B: 5 3B: 0 HR: 0	SF: 0 SAC: 0 DP: 3 HBP: 0	WP: 0 PB: 0 SB: 0 CS: 1	PA: 31
PITCHER	IP WLS BF H R ER SO BB IBB HBP BLK WP HR S P ERA WHIP																			
Tom Filer, R (1, 1) ERA: 3.05	6.1 L 24 7 3 3 3 0 0 0 0 0 0 1 3 4.26 1.105																			
Tony Fossas, L (7, 1) ERA: 3.51	0.0 1 1 0 0 0 0 0 0 0 0 0 0 1 3 0.00 0.000																			
Chuck Crim, R (7, 1) ERA: 3.18	0.2 3 1 0 0 1 0 0 0 0 0 0 0 7 11 0.00 1.500																			
Dan Plesac, L (8, 1) ERA: 2.36	1.0 3 0 0 0 0 0 0 0 0 0 0 0 6 8 0.00 0.000																			

AB	32
R	1
H	6
RBI	1
BB	2
SO	4
LOB	15



AB	30
R	3
H	9
RBI	3
BB	1
SO	4
LOB	13



Batter	1	2	3	4	5	6	7	8	9	AB	R	H	RBI	BB	SO	LOB	TOP					
Phil Bradley, R OBP: 0.375, SLG: 0.427 (1, 7)	F9		K		L5			K		4	0	0	0	0	2	1	Baltimore Orioles @ New York Yankees Yankee Stadium, Bronx, NY Thu Aug 24 1989, 3:33 AM EDT Sunny - 81 F					
Stan Jefferson, S OBP: 0.172, SLG: 0.365 (1, 9)	P2		K			G5-3		F7		4	0	0	0	0	1	0						
Cal Ripken Jr., R OBP: 0.321, SLG: 0.408 (1, 6)	1B				G5-3		2B	P3		4	0	2	0	0	0	0						
Randy Milligan, R OBP: 0.407, SLG: 0.461 (1, 3)	K				G5-3		F8		G5-3	4	0	0	0	0	1	2						
Keith Moreland, R OBP: 0.340, SLG: 0.381 (1, 10)		2B			F8		F9		B2	4	0	1	0	0	0	1						
Mike Devereaux, R OBP: 0.332, SLG: 0.381 (1, 8)	F9					F7		P4		4	0	1	0	0	0	1						
Bob Melvin, R OBP: 0.292, SLG: 0.290 (1, 2)	F7					K		BB		3	0	0	0	1	2	2						
Tim Hulett, R OBP: 0.333, SLG: 0.833 (1, 5)	F7					HR		F9		3	1	1	1	0	0	2						
Rene Gonzales, R OBP: 0.270, SLG: 0.267 (1, 4)			P8					P3		3	0	1	0	0	0	1						
Inning Stats	R: 0 E: 0 K: 1 S: 10	H: 1 LOB: 1 BB: 0 P: 14	R: 0 E: 0 K: 0 S: 5	H: 1 LOB: 1 BB: 0 P: 11	R: 0 E: 0 K: 2 S: 13	H: 0 LOB: 0 BB: 0 P: 17	R: 0 E: 0 K: 0 S: 7	H: 0 LOB: 0 BB: 0 P: 15	R: 1 E: 0 K: 1 S: 13	H: 2 LOB: 1 BB: 0 P: 22	R: 0 E: 0 K: 0 S: 15	H: 1 LOB: 1 BB: 0 P: 24	R: 0 E: 0 K: 0 S: 8	H: 0 LOB: 1 BB: 1 P: 18	R: 0 E: 0 K: 1 S: 7	H: 0 LOB: 0 BB: 0 P: 12	R: 0 E: 0 K: 1 S: 10	H: 1 LOB: 1 BB: 0 P: 14	1B: 3 2B: 2 3B: 0 HR: 1	SF: 0 SAC: 0 DP: 0 HBP: 0	WP: 0 PB: 0 SB: 0 CS: 0	PA: 34
PITCHER	IP	WLS	BF	H	R	ER	SO	BB	IBB	HBP	BLK	WP	HR	S	P	ERA	WHIP					
Chuck Cary, L ERA: 3.01 (1, 1)	8.0	W	30	5	1	1	5	1	0	0	0	0	1	78	133	1.12	0.750					
Dave Righetti, L ERA: 2.78 (9, 1)	1.0		4	1	0	0	1	0	0	0	0	0	0	10	14	0.00	1.000					


AB	33
R	1
H	6
RBI	1
BB	1
SO	6
LOB	10




Batter	1	2	3	4	5	6	7	8	9	AB	R	H	RBI	BB	SO	LOB	BOTTOM				
Steve Sax, R OBP: 0.377, SLG: 0.396 (1, 4)	G4-3		G6-4-3 1B			G6-3		FC4-6 BB 1B WP		4	1	2	0	0	0	0	Baltimore Orioles @ New York Yankees Yankee Stadium, Bronx, NY Thu Aug 24 1989, 3:33 AM EDT Sunny - 81 F				
Luis Polonia, L OBP: 0.331, SLG: 0.381 (1, 7)			G6-4-3 1B					FC4-6 BB		2	1	1	0	1	0	2					
Don Slaught, R OBP: 0.322, SLG: 0.386 (8, PH)			G6-4-3 1B					FC4-6 BB		0	0	0	0	1	0	0					
Dave Righetti, L OBP: 0.322, SLG: 0.386 (9, 1)			G6-4-3 1B					FC4-6 BB		0	0	0	0	0	0	0					
Don Mattingly, L OBP: 0.345, SLG: 0.457 (1, 3)	F7				G4-3			FC4-6 WP 1B		4	1	1	2	0	0	3					
Mel Hall, L OBP: 0.310, SLG: 0.408 (1, 10)	G1-3				P2			G1-3		4	0	0	0	0	1	3					
Jesse Barfield, R OBP: 0.353, SLG: 0.439 (1, 9)			F7		K			G1-3		3	1	0	0	1	2	1					
Bob Geren, R OBP: 0.367, SLG: 0.500 (1, 2)			F8		P6			1B 1B 1B		4	0	1	1	0	0	1					
Alvaro Espinoza, R OBP: 0.311, SLG: 0.329 (1, 6)			L7					1B 1B		4	0	1	1	0	0	0					
Hensley Meulens, R OBP: 0.250, SLG: 0.143 (1, 5)			K					F8		4	0	0	0	0	1	2					
Roberto Kelly, R OBP: 0.388, SLG: 0.445 (1, 8)			1B 1B					F7		3	1	2	0	0	0	0					
Inning Stats	R: 0 E: 0 K: 0 S: 12	H: 1 LOB: 1 BB: 0 P: 15	R: 0 E: 0 K: 0 S: 11	H: 0 LOB: 0 BB: 0 P: 16	R: 0 E: 0 K: 1 S: 11	H: 2 LOB: 1 BB: 0 P: 16	R: 0 E: 0 K: 1 S: 14	H: 0 LOB: 1 BB: 0 P: 19	R: 0 E: 0 K: 0 S: 4	H: 0 LOB: 0 BB: 0 P: 7	R: 1 E: 0 K: 2 S: 14	H: 1 LOB: 1 BB: 1 P: 24	R: 0 E: 0 K: 0 S: 6	H: 0 LOB: 0 BB: 0 P: 9	R: 4 E: 0 K: 0 S: 15	H: 4 LOB: 2 BB: 2 P: 34	1B: 7 2B: 1 3B: 0 HR: 0	SF: 0 SAC: 0 DP: 1 HBP: 0	WP: 2 PB: 0 SB: 1 CS: 0	PA: 35	
PITCHER	IP	WLS	BF	H	R	ER	SO	BB	IBB	HBP	BLK	WP	HR	S	P	ERA	WHIP				
Pete Harnisch, R ERA: 4.66 (1, 1)	7.0	L	28	6	3	3	4	6	3	3	4	1	0	75	114	3.86	1.000				
Kevin Hickey, L ERA: 2.93 (8, 1)	0.2		3	0	0	0	0	1	0	0	0	1	0	4	10	0.00	1.500				
Mark Williamson, R ERA: 3.13 (8, 1)	0.1		4	2	2	2	0	1	0	0	0	0	0	8	16	54.00	9.000				

AB	32
R	5
H	8
RBI	4
BB	3
SO	4
LOB	12



Batter	1	2	3	4	5	6	7	8	9	AB	R	H	RBI	BB	SO	LOB	TOP
Phil Bradley, R OBP: 0.369, SLG: 0.421 (1, 7)	G1-3	FC3-6 BB				1B BLK 1B		G5-3		4	1	1	0	1	1	1	Baltimore Orioles @ New York Yankees Yankee Stadium, Bronx, NY Fri Aug 25 1989, 7:05 PM EDT Att: 30,177 - Unknown - 75 F AB 35 R 3 H 9 RBI 2 BB 5 SO 7 LOB 17 
Stan Jefferson, S OBP: 0.189, SLG: 0.361 Mike Devereaux, R OBP: 0.332, SLG: 0.381 (9, 8)	G4-3	FC3-6			P6				K	5	0	1	1	0	1	4	
Cal Ripken Jr., R OBP: 0.325, SLG: 0.407 (1, 6)	1B				G3				G4-3	4	0	3	0	1	0	0	
Joe Orsulak, L OBP: 0.347, SLG: 0.411 (1, 9)	1B				G3				G6-3	5	0	2	1	0	1	3	
Randy Milligan, R OBP: 0.404, SLG: 0.462 (1, 3)	K				P3					3	0	0	0	1	1	3	
Larry Sheets, L OBP: 0.297, SLG: 0.360 Keith Moreland, R OBP: 0.339, SLG: 0.379 (5, PH)		G4-3			K				G6-4-3	2	0	0	0	0	1	1	
Bob Melvin, R OBP: 0.298, SLG: 0.297 (1, 2)		G5-3			G1-3				F8	2	0	0	0	0	1	1	
Tim Hulett, R OBP: 0.357, SLG: 0.538 (1, 5)		BB			G5-3				L8	2	0	0	0	0	1	1	
Rene Gonzales, R OBP: 0.268, SLG: 0.255 (1, 4)		BB			K				F9	2	0	0	0	0	3	3	
Inning Stats	R: 0 H: 2 E: 0 K: 1 S: 13	H: 0 R: 1 ER: 1 SO: 3 BB: 0 LOB: 19	R: 0 H: 0 E: 0 K: 0 S: 12	H: 0 R: 1 ER: 1 SO: 3 BB: 0 LOB: 25	R: 0 H: 1 E: 0 K: 1 S: 13	H: 0 R: 0 ER: 0 SO: 12 BB: 0 LOB: 12	R: 1 H: 3 E: 0 K: 0 S: 19	H: 3 R: 1 ER: 2 SO: 29 BB: 1 LOB: 30	R: 0 H: 0 E: 0 K: 0 S: 6	H: 0 R: 0 ER: 0 SO: 9 BB: 0 LOB: 9	R: 0 H: 0 E: 0 K: 1 S: 6	H: 0 R: 0 ER: 0 SO: 7 BB: 0 LOB: 7	1B: 7 2B: 2 3B: 0 HR: 0	SF: 0 SAC: 0 DP: 1 HBP: 0	WP: 0 PB: 0 SB: 0 CS: 0	PA: 40	
PITCHER	IP	WLS	BF	H	R	ER	SO	BB	IBB	HBP	BLK	WP	HR	S	P	ERA	WHIP
Clay Parker, R ERA: 4.03 (1, 1)	4.1	L	23	6	1	1	3	4	0	0	1	0	0	55	99	2.08	2.308
Lee Guetterman, L ERA: 2.77 (5, 1)	3.2		14	3	2	1	3	0	1	0	0	0	0	31	49	2.46	0.818
Dave Righetti, L ERA: 2.73 (9, 1)	1.0		3	0	0	0	1	0	0	0	0	0	0	6	7	0.00	0.000

Batter	1	2	3	4	5	6	7	8	9	AB	R	H	RBI	BB	SO	LOB	BOTTOM
Steve Sax, R OBP: 0.378, SLG: 0.398 (1, 4)	G5-3		G4-3			G1-6-3 1B		1B	G6-3	5	0	2	0	0	0	2	Baltimore Orioles @ New York Yankees Yankee Stadium, Bronx, NY Fri Aug 25 1989, 7:05 PM EDT Att: 30,177 - Unknown - 75 F AB 35 R 1 H 10 RBI 1 BB 2 SO 5 LOB 21 
Alvaro Espinoza, R OBP: 0.315, SLG: 0.332 (1, 6)	1B				F8	G1-6-3		1B		4	0	2	0	0	0	1	
Don Mattingly, L OBP: 0.343, SLG: 0.456 (1, 3)	F8				K			K		4	0	0	0	0	3	3	
Jesse Barfield, R OBP: 0.353, SLG: 0.439 (1, 9)	G4-3				F9			G5-3		4	0	1	0	0	0	3	
Don Slaught, R OBP: 0.323, SLG: 0.390 (1, 10)		G4-3				L5			1B	4	1	2	0	0	0	1	
Bob Geren, R OBP: 0.364, SLG: 0.493 (1, 2)		G6-3			G1-3			P2		4	0	1	0	0	0	2	
Mel Hall, L OBP: 0.301, SLG: 0.395 (1, 7)		G4-1			P4			L5		4	0	0	0	0	1	4	
Roberto Kelly, R OBP: 0.388, SLG: 0.442 (1, 8)					G6-4-3 1B			1B		2	0	1	0	2	0	2	
Hensley Meulens, R OBP: 0.188, SLG: 0.133 (1, 5)					G6-4-3			K		4	0	1	1	0	1	3	
Inning Stats	R: 0 H: 1 E: 0 K: 0 S: 8	H: 0 R: 0 ER: 0 SO: 9 BB: 0 LOB: 14	R: 0 H: 0 E: 0 K: 0 S: 6	H: 0 R: 1 ER: 1 SO: 9 BB: 0 LOB: 9	R: 0 H: 0 E: 0 K: 1 S: 7	H: 0 R: 0 ER: 0 SO: 12 BB: 0 LOB: 12	R: 0 H: 1 E: 0 K: 1 S: 8	H: 1 R: 0 ER: 2 SO: 14 BB: 0 LOB: 14	R: 0 H: 2 E: 0 K: 2 S: 12	H: 2 R: 1 ER: 2 SO: 15 BB: 1 LOB: 15	R: 1 H: 2 E: 0 K: 0 S: 10	H: 2 R: 0 ER: 0 SO: 15 BB: 1 LOB: 15	1B: 7 2B: 3 3B: 0 HR: 0	SF: 0 SAC: 0 DP: 2 HBP: 0	WP: 0 PB: 0 SB: 0 CS: 0	PA: 37	
PITCHER	IP	WLS	BF	H	R	ER	SO	BB	IBB	HBP	BLK	WP	HR	S	P	ERA	WHIP
Jeff Ballard, L ERA: 3.59 (1, 1)	8.2	W	36	10	1	1	5	1	0	0	0	0	0	68	109	1.04	1.269
Gregg Olson, R ERA: 2.13 (9, 1)	0.1	S	1	0	0	0	0	0	0	0	0	0	0	3	3	0.00	0.000

Batter	1	2	3	4	5	6	7	8	9	AB	R	H	RBI	BB	SO	LOB	TOP								
Phil Bradley, R OBP: 0.366, SLG: 0.417 (1, 7) C X	0-1 G6-3	1-1 FC5-2		1-1 G5-3		2-3 K		0-3 K		5	0	0	0	0	2	3									
Stan Jefferson, S OBP: 0.203, SLG: 0.364 (1, 8) B X	2-1 1B SF7	2-0 G4-3		1-1 1B		2-3 K		1-2 F7		5	1	2	0	0	1	3									
Cal Ripken Jr., R OBP: 0.324, SLG: 0.405 (1, 6) B C X SAFE	1-1 1B FC6-4		0-1 F8	1-2 G4-3		1-2 G4-3		2-3 K		5	0	1	0	0	1	1									
Joe Orsulak, L OBP: 0.353, SLG: 0.434 (1, 9) B F X	2-2 SF7		3-2 2B 1B		2-1 HR		0-1 HR		4-2 2B BB	3	4	3	3	1	0	0									
Keith Moreland, R OBP: 0.341, SLG: 0.384 Larry Sheets, L OBP: 0.259, SLG: 0.364 (7, PH) Randy Milligan, R OBP: 0.404, SLG: 0.462 (9, PR) X	0-0 FC6-4		0-0 1B 2B		2-2 G3 E 1B		2-0 P4		0-2 G3 2B	3	1	2	0	0	0	1									
Jim Traher, L OBP: 0.289, SLG: 0.324 (1, 3) B C X		4-2 1B 1B FC5-2 BB	4-0 1B BB		2-3 K 1B		4-2 BB BB		1-1 G3	2	0	0	0	3	1	2									
Tim Hulett, R OBP: 0.316, SLG: 0.444 (1, 5) B C X		2-3 K BB	1-2 G6-4-3 1B		3-1 E5 G3 1B		0-3 K BB		0-1 G6-3	5	0	1	2	0	2	4									
Jamie Quirk, L OBP: 0.246, SLG: 0.235 (1, 2) B C X		0-0 FC5-2 1B	1-2 G6-4-3 1B		0-1 G3		4-1 BB			3	0	1	0	1	0	4									
Rene Gonzales, R OBP: 0.268, SLG: 0.255 (1, 4) B C X		0-0 FC5-2 1B		1-0 G6-3		1-3 K		1-3 K		4	0	1	0	0	2	4									
Inning Stats	R: 1 E: 0 K: 0 S: 10	H: 2 LOB: 1 BB: 0 P: 15	R: 0 E: 0 K: 1 S: 14	H: 2 LOB: 3 BB: 1 P: 23	R: 2 E: 0 K: 0 S: 14	H: 3 LOB: 1 BB: 1 P: 24	R: 0 E: 0 K: 0 S: 8	H: 1 LOB: 1 BB: 0 P: 12	R: 1 E: 0 K: 2 S: 15	H: 2 LOB: 2 BB: 0 P: 25	R: 0 E: 0 K: 2 S: 11	H: 0 LOB: 0 BB: 0 P: 16	R: 1 E: 0 K: 2 S: 14	H: 1 LOB: 2 BB: 2 P: 25	R: 0 E: 0 K: 2 S: 9	H: 0 LOB: 0 BB: 0 P: 12	R: 1 E: 0 K: 0 S: 11	H: 1 LOB: 1 BB: 1 P: 16	1B: 8 2B: 2 3B: 0 HR: 2	SF: 1 SAC: 0 DP: 1 HBP: 0	WP: 0 PB: 0 SB: 0 CS: 0	PA: 43			
PITCHER	IP	WLS	BF	H	R	ER	SO	BB	IBB	HBP	BLK	WP	HR	S	P	ERA	WHIP								
Walt Terrell, R ERA: 4.66 Lance McCullers, R ERA: 4.96	(1, 1) 6.0	L 31	11	5	5	5	5	2	0	0	0	0	2	74	117	7.50	2.167								

Baltimore Orioles @ New York Yankees
Yankee Stadium, Bronx, NY
Sat Aug 26 1989, 3:33 AM EDT
Att: 38,021 - Sunny - 75 F

AB 37
R 6
H 12
RBI 6
BB 5
SO 9
LOB 22




Batter	1	2	3	4	5	6	7	8	9	AB	R	H	RBI	BB	SO	LOB	BOTTOM								
Steve Sax, R OBP: 0.377, SLG: 0.398 (1, 4) C X	0-1 G6-3		0-1 E SF8 2B		2-1 G4-3		0-2 G3		0-0 F8	5	1	1	0	0	0	1									
Alvaro Espinoza, R OBP: 0.311, SLG: 0.328 (1, 6) C X	0-1 F9		0-0 G4-3		0-0 G1-3		0-0 F7		0-0 P6	5	0	0	0	0	0	3									
Don Mattingly, L OBP: 0.342, SLG: 0.453 (1, 3) B X	1-0 F7		3-1 E4		0-2 L8				1-2 E1	5	0	1	1	0	0	2									
Mel Hall, L OBP: 0.306, SLG: 0.402 (1, 7) B C X		2-2 2B	0-0 SF8		0-0 F8-6 1B		4-2 SH1-3 BB		1-2 G3	3	0	2	1	1	0	2									
Ken Phelps, L OBP: 0.341, SLG: 0.383 Don Slaught, R OBP: 0.323, SLG: 0.390 (8, PH) X		3-3 K	0-0 F7		1-0 F8-6		0-0 SH1-3		1-2 SH1-3	3	0	0	0	0	1	3									
Jesse Barfield, R OBP: 0.352, SLG: 0.436 (1, 9) B C X		2-0 P6		1-1 P6		1-0 F8		4-2 FC6-4 BB		3	0	0	0	1	0	1									
Roberto Kelly, R OBP: 0.392, SLG: 0.442 (1, 8) B C X		3-1 HBP		2-1 CS 1B		4-2 HR BB		1-3 K		2	1	1	0	1	1	3									
Bob Geren, R OBP: 0.368, SLG: 0.514 (1, 2) B C X		2-1 F8		2-2 1B		0-0 HR		0-0 FC6-4		4	1	2	2	0	0	5									
Hensley Meulens, R OBP: 0.211, SLG: 0.167 Luis Polonia, L OBP: 0.333, SLG: 0.382 (9, PH) X			1-2 2B E 1B		0-0 F8		1-0 F9		2-2 E 1B	3	1	1	0	0	0	1									
Inning Stats	R: 0 E: 0 K: 0 S: 5	H: 0 LOB: 0 BB: 0 P: 6	R: 0 E: 1 K: 1 S: 10	H: 1 LOB: 2 BB: 0 P: 22	R: 2 E: 1 K: 0 S: 12	H: 2 LOB: 1 BB: 0 P: 16	R: 0 E: 0 K: 0 S: 8	H: 2 LOB: 0 BB: 0 P: 13	R: 0 E: 0 K: 0 S: 3	H: 1 LOB: 0 BB: 0 P: 5	R: 2 E: 0 K: 0 S: 11	H: 1 LOB: 0 BB: 1 P: 16	R: 0 E: 0 K: 1 S: 14	H: 1 LOB: 3 BB: 2 P: 25	R: 0 E: 1 K: 0 S: 13	H: 1 LOB: 2 BB: 0 P: 17	1B: 6 2B: 3 3B: 0 HR: 1	SF: 1 SAC: 1 DP: 1 HBP: 1	WP: 0 PB: 1 SB: 0 CS: 1	PA: 40					
PITCHER	IP	WLS	BF	H	R	ER	SO	BB	IBB	HBP	BLK	WP	HR	S	P	ERA	WHIP								
Dave Johnson, R ERA: 3.5 Kevin Hickey, L ERA: 2.93 Mark Williamson, R ERA: 3.09 Gregg Olson, R ERA: 2.1	(1, 1) 7.0	W 29	29	4	4	3	1	1	0	0	0	0	0	55	86	3.86	1.143								

Baltimore Orioles @ New York Yankees
Yankee Stadium, Bronx, NY
Sat Aug 26 1989, 3:33 AM EDT
Att: 38,021 - Sunny - 75 F

AB 34
R 4
H 9
RBI 4
BB 3
SO 2
LOB 21



Batter	1	2	3	4	5	6	7	8	9	AB	R	H	RBI	BB	SO	LOB	TOP				
Phil Bradley, R OBP: 0.362, SLG: 0.412 (1, 7)	1-3 K	3-2 G6-3		3-3 K		3-3 K		0-1 P4		5	0	0	0	0	3	4					
Stan Jefferson, S OBP: 0.214, SLG: 0.366 (1, 9)	2-0 L7		3-2 G6-3 1B	1-1 WP		1-1 G1-3		0-1 G3		5	0	2	1	0	0	1					
Cal Ripken Jr., R OBP: 0.324, SLG: 0.411 (1, 6)	1-2 F9		0-0 G6-3 1B	1-1 G4-3			0-1 HR		2-1 F7	5	1	2	1	0	0	2					
Keith Moreland, R OBP: 0.339, SLG: 0.382 (1, 10)		2-1 1B BB E	2-1 G6-3		0-1 G6-3		0-1 F8		2-1 G5-3	5	1	1	0	0	0	2					
Randy Milligan, R OBP: 0.404, SLG: 0.462 (1, 3)	4-2 E 1-2 HR BB		1-2 L7		0-1 P4		0-2 3B 2B		1-1 G6-3	4	2	1	0	1	0	1					
Mike Devereaux, R OBP: 0.337, SLG: 0.386 (1, 8)	0-0 E5 1-3 2-H HR 1B			0-1 E 1B 1B	2-1 E9		1-2 G5-3			4	2	3	0	0	0	1					
Bob Melvin, R OBP: 0.306, SLG: 0.329 (1, 2)	0-0 1-H 3-H HR		1-1 1B 1B E	1-2 WP 1B	0-2 G6-3		0-0 2-H 3B			4	2	3	4	0	0	1					
Tim Hulett, R OBP: 0.261, SLG: 0.364 (1, 5)	1-0 L8		0-0 E1 WP 1B		1-2 SH1-4		1-0 G5-3			4	0	0	0	0	0	3					
Rene Gonzales, R OBP: 0.263, SLG: 0.250 (1, 4)	1-0 G6-3		0-3 K		1-1 SH1-4		0-0 G4-3			3	0	0	0	0	1	3					
Inning Stats	R: 0 E: 0 K: 1 S: 7	H: 0 LOB: 0 BB: 0 P: 11	R: 4 E: 1 K: 0 S: 12	H: 3 LOB: 0 BB: 1 P: 23	R: 0 E: 0 K: 0 S: 9	H: 2 LOB: 1 BB: 0 P: 15	R: 2 E: 1 K: 2 S: 16	H: 3 LOB: 2 BB: 0 P: 22	R: 0 E: 1 K: 0 S: 10	H: 1 LOB: 1 BB: 0 P: 12	R: 2 E: 0 K: 0 S: 12	H: 3 LOB: 1 BB: 0 P: 14	R: 0 E: 0 K: 0 S: 5	H: 0 LOB: 0 BB: 0 P: 5	R: 0 E: 0 K: 0 S: 6	H: 0 LOB: 0 BB: 0 P: 11	1B: 8 2B: 1 3B: 1 HR: 2	SF: 0 SAC: 1 DP: 1 HBP: 0	WP: 1 PB: 0 SB: 0 CS: 0	PA: 41	
PITCHER	IP	WLS	BF	H	R	ER	SO	BB	IBB	HBP	BLK	WP	HR	S	P	ERA	WHIP				
Greg Cadaret, L ERA: 3.59 (1, 1)	4.0	L	21	8	6	4	3	1	0	0	0	1	1	44	71	9.00	2.250				
John Candelaria, L ERA: 5.14 (5, 1)	3.0		14	4	2	2	1	0	0	0	0	0	1	32	42	6.00	1.333				
Lee Guetterman, L ERA: 2.71 (8, 1)	2.0		6	0	0	0	0	0	0	0	0	0	0	11	16	0.00	0.000				

Baltimore Orioles @ New York Yankees
Yankee Stadium, Bronx, NY
Sun Aug 27 1989, 3:33 AM EDT
Att: 43,799 - Cloudy - 75 F

AB 39
R 8
H 12
RBI 6
BB 1
SO 4
LOB 18

Batter	1	2	3	4	5	6	7	8	9	AB	R	H	RBI	BB	SO	LOB	BOTTOM					
Steve Sax, R OBP: 0.376, SLG: 0.397 (1, 4)	2-1 F8		0-0 1B G4-6-3		0-1 G6-3			2-2 G6-3		4	1	1	0	0	0	0						
Luis Polonia, L OBP: 0.334, SLG: 0.383 (1, 7)	1-2 L5		0-1 G4-6-3 1B		0-0 G6-3			0-0 HR 1B		4	1	2	0	0	0	0						
Don Mattingly, L OBP: 0.342, SLG: 0.458 (1, 3)	1-0 F8		0-1 G4-6-3		2-2 L7		0-1 HR 1B			4	1	1	2	0	0	1						
Jesse Barfield, R OBP: 0.349, SLG: 0.432 (1, 9)		0-0 G4-3	3-3 K		1-1 G6-3		2-3 K			4	0	0	0	0	2	0						
Mel Hall, L OBP: 0.306, SLG: 0.400 (1, 10)		2-0 HR 1B		2-3 K		0-0 L8		3-2 F7		4	1	1	0	0	1	0						
Bob Geren, R OBP: 0.385, SLG: 0.527 (1, 2)		0-2 HR		1-1 G4-3		1-3 K		2-3 K		4	1	1	2	0	2	0						
Roberto Kelly, R OBP: 0.393, SLG: 0.441 (1, 8)		1-3 K		4-2 FC4-6 BB		1-2 G4-3		3-2 1B		3	0	1	0	1	1	0						
Alvaro Espinoza, R OBP: 0.310, SLG: 0.330 (1, 6)		0-0 2B		0-0 FC4-6		1-0 G4-3		0-1 L6		4	0	1	0	0	0	2						
Hensley Meulens, R OBP: 0.182, SLG: 0.143 (1, 5)	0-1 P4				2-2 G6-3		1-2 G6-3			3	0	0	0	0	0	1						
Inning Stats	R: 0 E: 0 K: 0 S: 8	H: 0 LOB: 0 BB: 0 P: 12	R: 2 E: 0 K: 1 S: 12	H: 3 LOB: 1 BB: 0 P: 15	R: 1 E: 0 K: 1 S: 10	H: 2 LOB: 0 BB: 0 P: 13	R: 0 E: 0 K: 1 S: 9	H: 0 LOB: 1 BB: 1 P: 16	R: 0 E: 0 K: 0 S: 6	H: 0 LOB: 0 BB: 0 P: 8	R: 0 E: 0 K: 0 S: 9	H: 0 LOB: 0 BB: 0 P: 12	R: 0 E: 0 K: 1 S: 7	H: 0 LOB: 0 BB: 0 P: 10	R: 2 E: 0 K: 1 S: 13	H: 2 LOB: 0 BB: 0 P: 18	R: 0 E: 0 K: 1 S: 15	H: 1 LOB: 1 BB: 0 P: 23	1B: 5 2B: 1 3B: 0 HR: 2	SF: 0 SAC: 0 DP: 1 HBP: 0	WP: 0 PB: 0 SB: 0 CS: 0	PA: 35
PITCHER	IP	WLS	BF	H	R	ER	SO	BB	IBB	HBP	BLK	WP	HR	S	P	ERA	WHIP					
Bob Milacki, R ERA: 4.03 (1, 1)	9.0	W	35	8	5	5	6	1	0	0	0	0	2	89	127	5.00	1.000					

Baltimore Orioles @ New York Yankees
Yankee Stadium, Bronx, NY
Sun Aug 27 1989, 3:33 AM EDT
Att: 43,799 - Cloudy - 75 F

AB 34
R 5
H 8
RBI 4
BB 1
SO 6
LOB 4



Batter	1	2	3	4	5	6	7	8	9	AB	R	H	RBI	BB	SO	LOB	TOP								
Phil Bradley, R OBP: 0.363, SLG: 0.414 (1, 7)	1-0 2B		2-2 FC3 HBP		1-0 F9			2-3 K		3	0	1	0	0	1	0									
Jim Traber, L OBP: 0.285, SLG: 0.318 (1, 3)	2-2 F7		0-0 FC3 G6-4-3			2-2 P5		1-1 P5		4	0	0	0	0	0	3									
Cal Ripken Jr., R OBP: 0.324, SLG: 0.412 (1, 6)	0-2 F7		1-2 2-3 G6-4-3			1-0 G4-3		0-1 1B		4	1	1	0	0	0	4									
Joe Orsulak, L OBP: 0.355, SLG: 0.435 (1, 9)	2-0 G4-3			1-1 F9		0-0 1B		1-2 1B		4	0	2	1	0	0	1									
Mike Devereaux, R OBP: 0.333, SLG: 0.381 (1, 8)		3-1 G5-3		2-3 K		3-2 G5-3		2-2 F9		4	0	0	0	0	1	2									
Larry Sheets, L OBP: 0.305, SLG: 0.368 (9, FR)		2-1 G5-4-3 HBP		3-2 1B			0-0 F7		0-0 SH1-4 1B	3	0	2	0	0	0	0									
Stan Jefferson, S OBP: 0.214, SLG: 0.366 (9, FR)										0	0	0	0	0	0	0									
Bob Melvin, R OBP: 0.302, SLG: 0.324 (1, 2)		0-1 G5-4-3		2-0 G1-3			1-1 F8		1-1 SH1-4 1B	3	0	0	0	0	0	2									
Tim Hulett, R OBP: 0.259, SLG: 0.320 (1, 5)			3-3 K		2-1 F8		4-1 BB		2-1 G6-3	3	0	0	0	1	1	2									
Rene Gonzales, R OBP: 0.263, SLG: 0.250 (1, 4)			0-0 FC3 HBP 1B		1-2 G3-1		0-0 B2-3		0-0 G5-3	4	0	1	0	0	0	3									
Inning Stats	R: 0 E: 0 K: 0 S: 9	H: 1 LOB: 1 BB: 0 P: 14	R: 0 E: 0 K: 0 S: 5	H: 0 LOB: 0 BB: 0 P: 10	R: 0 E: 0 K: 1 S: 10	H: 1 LOB: 2 BB: 0 P: 15	R: 0 E: 0 K: 1 S: 9	H: 1 LOB: 1 BB: 0 P: 17	R: 0 E: 0 K: 0 S: 6	H: 0 LOB: 0 BB: 0 P: 10	R: 0 E: 0 K: 0 S: 8	H: 1 LOB: 1 BB: 0 P: 14	R: 0 E: 0 K: 0 S: 5	H: 0 LOB: 1 BB: 1 P: 10	R: 1 E: 0 K: 1 S: 14	H: 2 LOB: 1 BB: 0 P: 20	R: 0 E: 0 K: 0 S: 6	H: 1 LOB: 2 BB: 0 P: 9	1B: 5 2B: 2 3B: 0 HR: 0	SF: 0 SAC: 1 DP: 2 HBP: 2	WP: 0 PB: 0 SB: 1 CS: 0	PA: 36			
PITCHER	IP	WLS	BF	H	R	ER	SO	BB	IBB	HBP	BLK	WP	HR	S	P	ERA	WHIP								
Tom Candiotti, R ERA: 2.85 (1, 1)	7.0		27	4	0	0	2	1	0	2	0	0	0	52	90	0.00	0.714								
Doug Jones, R ERA: 2.49 (8, 1)	2.0	W	9	3	1	1	1	0	0	0	0	0	0	20	29	4.50	1.500								

Baltimore Orioles @ Cleveland Indians
Cleveland Municipal Stadium, Cleveland, OH
Tue Aug 29 1989, 7:05 PM EDT
Att: 10,035 - Unknown

AB 32
R 1
H 7
RBI 1
BB 1
SO 3
LOB 17



Batter	1	2	3	4	5	6	7	8	9	AB	R	H	RBI	BB	SO	LOB	BOTTOM								
Jerry Browne, S OBP: 0.384, SLG: 0.416 (1, 4)	1-2 L7		2-1 F7		1-1 SH1 2B		0-0 G3-4-3-4-3			4	0	1	0	0	0	2									
Felix Fermin, R OBP: 0.309, SLG: 0.268 (1, 6)	4-2 1B BB		0-0 1B 1B		0-1 SH1		0-0 G4-3			2	1	1	0	1	0	1									
Dion James, L OBP: 0.361, SLG: 0.355 (1, 10)	1-1 F7		1-0 F8		1-1 F9			2-1 F7		4	0	0	0	0	0	3									
Joe Carter, R OBP: 0.295, SLG: 0.465 (1, 7)	0-1 1B		0-2 1B		0-0 G4-3			0-3 K		4	0	2	0	0	1	1									
Pete O'Brien, L OBP: 0.365, SLG: 0.381 (1, 3)	1-3 K		0-1 1B		4-2 G1-6-3 BB		1-0 P6			3	0	1	1	1	1	2									
Brook Jacoby, R OBP: 0.395, SLG: 0.426 (9, FR)		0-1 L8	1-3 K		0-0 G1-6-3			1-2 HR 1B		4	0	1	0	0	1	3									
Paul Zuvella, R OBP: 0.235, SLG: 0.313 (9, FR)					1-2 2-H					0	1	0	0	0	0	0									
Cory Snyder, R OBP: 0.249, SLG: 0.363 (1, 9)		0-0 2B		1-2 F9		1-1 F9		2-1 L7		4	0	1	0	0	0	1									
Brad Komminsk, R OBP: 0.368, SLG: 0.541 (1, 8)		0-0 G5-3		2-1 G5-3			1-1 1B		2-0 HR	4	1	2	2	0	0	1									
Andy Allanson, R OBP: 0.283, SLG: 0.285 (1, 2)		3-1 G4-3		1-0 P4			4-2 BB			2	0	0	0	1	0	1									
Inning Stats	R: 0 E: 0 K: 1 S: 14	H: 1 LOB: 2 BB: 1 P: 21	R: 0 E: 0 K: 0 S: 6	H: 1 LOB: 0 BB: 0 P: 9	R: 1 E: 0 K: 1 S: 12	H: 3 LOB: 2 BB: 0 P: 16	R: 0 E: 0 K: 0 S: 7	H: 0 LOB: 0 BB: 0 P: 11	R: 0 E: 0 K: 0 S: 6	H: 1 LOB: 1 BB: 1 P: 11	R: 0 E: 0 K: 0 S: 10	H: 1 LOB: 0 BB: 1 P: 15	R: 0 E: 0 K: 1 S: 6	H: 0 LOB: 0 BB: 0 P: 9	R: 2 E: 0 K: 0 S: 9	H: 2 LOB: 1 BB: 0 P: 14	R: 0 E: 0 K: 0 S: 9	H: 2 LOB: 1 BB: 0 P: 14	1B: 6 2B: 2 3B: 0 HR: 1	SF: 0 SAC: 1 DP: 2 HBP: 0	WP: 0 PB: 0 SB: 1 CS: 0	PA: 35			
PITCHER	IP	WLS	BF	H	R	ER	SO	BB	IBB	HBP	BLK	WP	HR	S	P	ERA	WHIP								
Pete Harnisch, R ERA: 4.52 (1, 1)	8.1	L	35	9	3	3	3	3	0	0	0	0	1	77	115	3.24	1.440								

Baltimore Orioles @ Cleveland Indians
Cleveland Municipal Stadium, Cleveland, OH
Tue Aug 29 1989, 7:05 PM EDT
Att: 10,035 - Unknown

AB 31
R 3
H 9
RBI 3
BB 3
SO 3
LOB 15



Batter	1	2	3	4	5	6	7	8	9	AB	R	H	RBI	BB	SO	LOB	TOP										
Phil Bradley, R OBP: 0.366, SLG: 0.419 (1, 7)										4	1	2	2	1	0	0	Baltimore Orioles @ Cleveland Indians Cleveland Municipal Stadium, Cleveland, OH Wed Aug 30 1989, 7:05 PM EDT Att: 13,020 - Sunny										
Stan Jefferson, S OBP: 0.202, SLG: 0.345 (1, 9)										5	0	0	0	0	1	4											
Cal Ripken Jr., R OBP: 0.323, SLG: 0.409 (1, 6)										4	1	0	0	1	0	1											
Keith Moreland, R OBP: 0.339, SLG: 0.380 (1, 10)										4	1	1	2	0	0	0											
Randy Milligan, R OBP: 0.405, SLG: 0.461 (1, 3)										3	1	1	0	1	0	0											
Mike Devereaux, R OBP: 0.332, SLG: 0.379 (1, 8)										4	1	1	0	0	1	1											
Bob Melvin, R OBP: 0.297, SLG: 0.318 (1, 2)										4	0	0	0	0	0	3											
Tim Hulett, R OBP: 0.323, SLG: 0.379 (1, 5)										4	1	3	2	0	0	0											
Rene Gonzales, R OBP: 0.262, SLG: 0.257 (1, 4)										4	1	1	1	0	0	2											
Inning Stats	R: 7 E: 0 K: 0 S: 31	H: 6 LOB: 1 BB: 2 P: 46	R: 0 E: 0 K: 0 S: 8	H: 0 LOB: 0 BB: 0 P: 11	R: 0 E: 0 K: 0 S: 6	H: 1 LOB: 1 BB: 0 P: 10	R: 0 E: 1 K: 0 S: 7	H: 0 LOB: 0 BB: 0 P: 11	R: 0 E: 0 K: 1 S: 9	H: 1 LOB: 2 BB: 1 P: 17	R: 0 E: 0 K: 0 S: 12	H: 1 LOB: 1 BB: 0 P: 15	R: 0 E: 0 K: 0 S: 10	H: 0 LOB: 0 BB: 0 P: 19	R: 0 E: 0 K: 0 S: 6	H: 0 LOB: 0 BB: 0 P: 7	1B: 6 2B: 4 3B: 0 HR: 0	SF: 0 SAC: 0 DP: 1 HBP: 0	WP: 0 PB: 0 SB: 2 CS: 0	PA: 39							
PITCHER	IP	WLS	BF	H	R	ER	SO	BB	IBB	HBP	BLK	WP	HR	S	P	ERA	WHIP										
Greg Swindell, L ERA: 3.03 (1, 1)	0.2	L	8	4	6	6	0	2	0	0	0	0	0	23	37	81.00	9.000										
Rod Nichols, R ERA: 4.89 (1, 1)	6.1		25	5	1	1	2	1	0	0	0	0	0	57	84	1.42	0.947										
Steve Olin, R ERA: 1.96 (8, 1)	2.0		6	0	0	0	0	0	0	0	0	0	0	16	26	0.00	0.000										

AB	36
R	7
H	9
RBI	7
BB	3
SO	2
LOB	11



Batter	1	2	3	4	5	6	7	8	9	AB	R	H	RBI	BB	SO	LOB	BOTTOM										
Jerry Browne, S OBP: 0.381, SLG: 0.412 (1, 4)										4	0	0	0	0	0	1	Baltimore Orioles @ Cleveland Indians Cleveland Municipal Stadium, Cleveland, OH Wed Aug 30 1989, 7:05 PM EDT Att: 13,020 - Sunny										
Felix Fermin, R OBP: 0.309, SLG: 0.268 (1, 6)										3	0	1	0	0	0	0											
Dion James, L OBP: 0.360, SLG: 0.354 (8, FH)										1	0	0	0	0	0	0											
Paul Zuvella, R OBP: 0.235, SLG: 0.313 (9, 6)										0	0	0	0	0	0	0											
Brad Komminsk, R OBP: 0.359, SLG: 0.526 (1, 8)										4	0	0	0	0	1	1											
Joe Carter, R OBP: 0.292, SLG: 0.461 (1, 7)										4	0	0	0	0	0	1											
Pete O'Brien, L OBP: 0.364, SLG: 0.380 (1, 3)										4	0	1	0	0	0	0											
Brook Jacoby, R OBP: 0.352, SLG: 0.422 (1, 5)										4	0	0	0	0	0	1											
Cory Snyder, R OBP: 0.249, SLG: 0.365 (1, 9)										4	2	1	0	0	1	2											
Albert Belle, R OBP: 0.267, SLG: 0.439 (1, 10)										3	2	2	4	0	1	1											
Andy Allanson, R OBP: 0.284, SLG: 0.285 (1, 2)										3	0	1	0	0	0	0											
Inning Stats	R: 0 E: 0 K: 0 S: 8	H: 1 LOB: 1 BB: 0 P: 13	R: 0 E: 0 K: 1 S: 8	H: 1 LOB: 0 BB: 0 P: 13	R: 0 E: 0 K: 0 S: 7	H: 0 LOB: 0 BB: 0 P: 11	R: 0 E: 0 K: 0 S: 5	H: 0 LOB: 0 BB: 0 P: 8	R: 2 E: 0 K: 0 S: 7	H: 2 LOB: 0 BB: 0 P: 12	R: 0 E: 0 K: 0 S: 7	H: 0 LOB: 0 BB: 0 P: 8	R: 2 E: 1 K: 0 S: 13	H: 2 LOB: 1 BB: 0 P: 21	R: 0 E: 0 K: 1 S: 10	H: 0 LOB: 0 BB: 0 P: 15	R: 0 E: 0 K: 1 S: 8	H: 0 LOB: 0 BB: 0 P: 12	1B: 3 2B: 1 3B: 0 HR: 2	SF: 0 SAC: 0 DP: 0 HBP: 0	WP: 0 PB: 0 SB: 0 CS: 0	PA: 34					
PITCHER	IP	WLS	BF	H	R	ER	SO	BB	IBB	HBP	BLK	WP	HR	S	P	ERA	WHIP										
Jeff Ballard, L ERA: 3.54 (1, 1)	7.0	W	28	6	4	2	1	0	0	0	0	0	0	55	86	2.57	0.857										
Gregg Olson, R ERA: 2.04 (8, 1)	2.0	S	6	0	0	0	2	0	0	0	0	0	0	18	27	0.00	0.000										

AB	34
R	4
H	6
RBI	4
BB	0
SO	3
LOB	7



Batter	1	2	3	4	5	6	7	8	9	AB	R	H	RBI	BB	SO	LOB	TOP			
Phil Bradley, R (1, 7) OBP: 0.365, SLG: 0.417	P9		G1-6-3			S		P3		4	0	1	0	0	0	2	<p>Baltimore Orioles @ Cleveland Indians Cleveland Municipal Stadium, Cleveland, OH</p> <p>Thu Aug 31 1989, 7:05 PM EDT Alt. 9,735 - Unknown - 80 F</p> <p>livebaseballscorecards.com</p>			
Stan Jefferson, S (1, 8) OBP: 0.204, SLG: 0.341	K		K			F8		F8	1B	4	0	1	0	0	2	1				
Cal Ripken Jr., R (1, 6) OBP: 0.324, SLG: 0.409	E					F7			BB	4	0	2	0	0	0	1				
Joe Orsulak, L (1, 9) OBP: 0.351, SLG: 0.430	E3					L6			F7	4	0	0	0	0	0	3				
Larry Sheets, L (1, 10) OBP: 0.301, SLG: 0.362	K					P9			F8	4	0	0	0	0	1	4				
Craig Worthington, R (1, 5) OBP: 0.338, SLG: 0.387		G4-3				F8				3	0	0	0	1	0	0				
Jim Traber, L (1, 3) OBP: 0.280, SLG: 0.312	K					G3-1			P8	4	0	0	0	0	1	3				
Tim Hulett, R (1, 4) OBP: 0.324, SLG: 0.355	G6-3					G6-3				2	0	0	0	1	0	0				
Jamie Quirk, L (1, 2) OBP: 0.250, SLG: 0.241						P9			K	3	0	1	0	0	1	1				
Inning Stats	R: 0 E: 1 K: 2 S: 15	H: 1 LOB: 2 BB: 0 P: 20	R: 0 E: 0 K: 1 S: 11	H: 0 LOB: 0 BB: 0 P: 15	R: 0 E: 0 K: 1 S: 8	H: 1 LOB: 0 BB: 0 P: 9	R: 0 E: 0 K: 0 S: 10	H: 0 LOB: 0 BB: 0 P: 13	R: 0 E: 0 K: 0 S: 7	H: 0 LOB: 0 BB: 0 P: 12	R: 0 E: 0 K: 0 S: 10	H: 1 LOB: 1 BB: 0 P: 15	R: 0 E: 0 K: 0 S: 11	H: 0 LOB: 0 BB: 0 P: 15	R: 0 E: 0 K: 1 S: 10	H: 2 LOB: 3 BB: 1 P: 16	1B: 5 2B: 0 3B: 0 HR: 0	SF: 0 SAC: 0 DP: 1 HBP: 0	WP: 0 PB: 0 SB: 1 CS: 0	PA: 34
PITCHER John Farrell, R (1, 1) ERA: 3.96	IP: 9.0 WLS: W BF: 34 H: 5 R: 0 ER: 0 SO: 5 BB: 2 IBB: 0 HBP: 0 BLK: 0 WP: 0 HR: 0 S: 91 P: 132 ERA: 0.00 WHIP: 0.778															PITCHER				


Batter	1	2	3	4	5	6	7	8	9	AB	R	H	RBI	BB	SO	LOB	BOTTOM			
Jerry Browne, S (1, 4) OBP: 0.385, SLG: 0.416	SH3		P3			SH3		HR		5	2	4	1	0	0	0	<p>Baltimore Orioles @ Cleveland Indians Cleveland Municipal Stadium, Cleveland, OH</p> <p>Thu Aug 31 1989, 7:05 PM EDT Alt. 9,735 - Unknown - 80 F</p> <p>livebaseballscorecards.com</p>			
Felix Fermin, R (1, 6) OBP: 0.307, SLG: 0.267	SH3		G6-3		SH3	4-3		SF7		2	0	0	2	0	0	1				
Joe Carter, R (1, 7) OBP: 0.295, SLG: 0.473					HR	HR		P3		4	2	2	3	1	1	2				
Pete O'Brien, L (1, 3) OBP: 0.364, SLG: 0.387	L9				G3			F7		5	2	2	2	0	0	2				
Brook Jacoby, R (1, 5) OBP: 0.355, SLG: 0.432	F9				1B	1B		K		5	2	3	0	0	1	2				
Cory Snyder, R (1, 9) OBP: 0.248, SLG: 0.363			G6-3		L6-4	1B		P3		4	0	1	1	0	1	2				
Brad Komminsk, R (1, 8) OBP: 0.369, SLG: 0.529	K				1B	1B		K		3	1	2	2	1	1	0				
Albert Belle, R (1, 10) OBP: 0.266, SLG: 0.434			G4-3		L6-4	1B		K		4	1	1	0	0	1	3				
Andy Allanson, R (1, 2) OBP: 0.283, SLG: 0.282					P4	P3		P4		3	1	0	0	1	0	3				
Inning Stats	R: 0 E: 0 K: 0 S: 7	H: 1 LOB: 2 BB: 1 P: 13	R: 0 E: 0 K: 1 S: 5	H: 0 LOB: 0 BB: 0 P: 6	R: 0 E: 0 K: 0 S: 8	H: 0 LOB: 0 BB: 0 P: 12	R: 3 E: 0 K: 0 S: 12	H: 5 LOB: 1 BB: 0 P: 17	R: 2 E: 0 K: 0 S: 15	H: 3 LOB: 1 BB: 0 P: 19	R: 2 E: 0 K: 0 S: 14	H: 2 LOB: 1 BB: 1 P: 22	R: 1 E: 0 K: 2 S: 12	H: 2 LOB: 1 BB: 0 P: 16	R: 3 E: 0 K: 2 S: 12	H: 2 LOB: 0 BB: 1 P: 19	1B: 10 2B: 2 3B: 1 HR: 3	SF: 1 SAC: 2 DP: 1 HBP: 0	WP: 0 PB: 0 SB: 1 CS: 0	PA: 41
PITCHER Dave Johnson, R (1, 1) ERA: 3.86 Dave Schmidt, R (4, 1) ERA: 5.27 Mark Thurmond, L (6, 1) ERA: 3.63 Brian Holton, R (8, 1) ERA: 4.19	IP: 3.0 WLS: L BF: 16 H: 6 R: 3 ER: 3 SO: 3 BB: 1 IBB: 0 HBP: 0 BLK: 0 WP: 0 HR: 1 S: 29 P: 43 ERA: 9.00 WHIP: 2.333															PITCHER				



Batter	1	2	3	4	5	6	7	8	9	AB	R	H	RBI	BB	SO	LOB	TOP										
Phil Bradley, R OBP: 0.362, SLG: 0.414 (1, 7)	G6-3		K		FC5-4			G6-3		4	0	0	0	0	1	1											
Mike Deversaux, R OBP: 0.334, SLG: 0.379 (1, 8)	CS S BB			F 1B G6-3		F9		F9		3	1	1	0	1	0	0											
Cal Ripken Jr., R OBP: 0.323, SLG: 0.408 (1, 6)	1-3 1B			P6		G6-3		F7		4	0	1	0	0	0	1											
Joe Orsulak, L OBP: 0.350, SLG: 0.428 (1, 9)	F7			E8 G6-3 1B		G4-3		F7		4	0	1	0	0	0	1											
Randy Milligan, R OBP: 0.405, SLG: 0.459 (1, 3)		G1-6-3 1B		G6-3				F8		3	0	1	1	0	0	1											
Larry Sheets, L OBP: 0.298, SLG: 0.358 (1, 10)	F7			F7				F8		3	0	0	0	0	0	2											
Craig Worthington, R OBP: 0.339, SLG: 0.394 (1, 5)		G1-6-3			K			G1-3		3	0	0	0	0	1	1											
Bob Melvin, R OBP: 0.293, SLG: 0.314 (1, 2)			F8		K			G4-3		3	0	0	0	0	1	0											
Tim Hulett, R OBP: 0.306, SLG: 0.333 (1, 4)					E5 FC5-4			F7		2	0	0	0	0	0	0											
Stan Jefferson, S OBP: 0.202, SLG: 0.337 (8, PH)										1	0	0	0	0	0	0											
Rene Gonzales, R OBP: 0.262, SLG: 0.257 (8, 4)										0	0	0	0	0	0	0											
Inning Stats	R: 0 E: 0 K: 0 S: 15	H: 1 LOB: 1 BB: 1 P: 26	R: 0 E: 0 K: 0 S: 7	H: 1 LOB: 0 BB: 0 P: 13	R: 0 E: 0 K: 1 S: 10	H: 0 LOB: 0 BB: 0 P: 14	R: 1 E: 1 K: 0 S: 10	H: 2 LOB: 1 BB: 0 P: 18	R: 0 E: 0 K: 2 S: 10	H: 0 LOB: 1 BB: 0 P: 17	R: 0 E: 0 K: 0 S: 6	H: 0 LOB: 0 BB: 0 P: 9	R: 0 E: 0 K: 0 S: 6	H: 0 LOB: 0 BB: 0 P: 10	R: 0 E: 0 K: 0 S: 9	H: 0 LOB: 0 BB: 0 P: 13	R: 0 E: 0 K: 0 S: 5	H: 0 LOB: 0 BB: 0 P: 7	1B: 4 2B: 0 3B: 0 HR: 0	SF: 0 SAC: 0 DP: 1 HBP: 0	WP: 0 PB: 0 SB: 1 CS: 1	PA: 31					
PITCHER	IP	WLS	BF	H	R	ER	SO	BB	IBB	HBP	BLK	WP	HR	S	P	ERA	WHIP										
Eric King, R ERA: 3.61 (1, 1)	7.0	W	25	4	1	0	3	1	0	0	0	0	0	64	107	0.00	0.714										
Shawn Hillegas, R ERA: 4.7 (8, 1)	2.0		6	0	0	0	0	0	0	0	0	0	0	14	20	0.00	0.000										

Baltimore Orioles @ Chicago White Sox
Comiskey Park, Chicago, IL
Fri Sep 01 1989, 8:05 PM EDT
Att: 11,574 - Unknown - 74 F


AB 30
R 1
H 4
RBI 1
BB 1
SO 3
LOB 7



Batter	1	2	3	4	5	6	7	8	9	AB	R	H	RBI	BB	SO	LOB	BOTTOM										
Lance Johnson, L OBP: 0.378, SLG: 0.405 (1, 7)	BB S HR 1B	G1-3			F9		S SF7 1B	1-2 1B		5	2	3	0	0	0	0											
Scott Fletcher, R OBP: 0.335, SLG: 0.301 (1, 4)	F9	F8			L6		SF7	G6-4-3 1B		4	0	1	2	0	0	1											
Ivan Calderon, R OBP: 0.332, SLG: 0.443 (1, 10)	E1 BB HR 1B		G5-3				P3	G6-4-3 1B		5	1	1	0	0	0	3											
Carlton Fisk, R OBP: 0.345, SLG: 0.474 (1, 2)	HR BB		F9		F8			1B 1B 1B		3	2	1	0	1	0	1											
Daryl Boston, L OBP: 0.323, SLG: 0.379 (1, 9)			F9				G3-1	1B 1B 1B		4	2	2	4	0	0	0											
Dave Gallagher, R OBP: 0.325, SLG: 0.315 (9, 9)	HR							1-3 1B 1B		0	0	0	0	0	0	0											
Carlos Martinez, R OBP: 0.346, SLG: 0.414 (1, 5)	1B			P2		1B 2B		1-3 1B 1B		4	1	3	1	0	0	0											
Steve Lyons, L OBP: 0.310, SLG: 0.322 (1, 3)	F8			F7		G4-6-3 1B		1-2 FC4-6 1B		4	1	2	1	0	0	1											
Sammy Sosa, R OBP: 0.298, SLG: 0.378 (1, 8)	F8				G4-6-3			FC4-6 1B		4	0	2	1	0	0	3											
Ozzie Guillen, L OBP: 0.274, SLG: 0.323 (1, 6)		F9						1-2 1B		4	1	0	1	0	1	2											
Russ Morman, R OBP: 0.309, SLG: 0.265 (9, 3)				P6			K	FC4-6 1B		0	0	0	0	0	0	0											
Inning Stats	R: 4 E: 1 K: 0 S: 15	H: 3 LOB: 1 BB: 1 P: 29	R: 0 E: 0 K: 0 S: 8	H: 0 LOB: 0 BB: 0 P: 11	R: 0 E: 0 K: 0 S: 9	H: 0 LOB: 0 BB: 0 P: 17	R: 0 E: 0 K: 0 S: 15	H: 1 LOB: 1 BB: 0 P: 21	R: 0 E: 0 K: 0 S: 9	H: 1 LOB: 1 BB: 0 P: 15	R: 0 E: 0 K: 0 S: 6	H: 2 LOB: 1 BB: 0 P: 8	R: 1 E: 0 K: 1 S: 10	H: 1 LOB: 0 BB: 0 P: 17	R: 5 E: 0 K: 0 S: 19	H: 7 LOB: 1 BB: 0 P: 27	1B: 13 2B: 1 3B: 0 HR: 1	SF: 1 SAC: 0 DP: 2 HBP: 0	WP: 0 PB: 0 SB: 3 CS: 0	PA: 39							
PITCHER	IP	WLS	BF	H	R	ER	SO	BB	IBB	HBP	BLK	WP	HR	S	P	ERA	WHIP										
Bob Milacki, R ERA: 4.07 (1, 1)	7.0	L	30	8	5	4	1	1	0	0	0	0	0	72	118	5.14	1.286										
Mickey Weston, R ERA: 7.89 (8, 1)	0.1		8	7	5	5	0	0	0	0	0	0	0	18	26	135.00	21.000										
Kevin Hickey, L ERA: 2.89 (8, 1)	0.2		1	0	0	0	0	0	0	0	0	0	0	1	1	0.00	0.000										

Baltimore Orioles @ Chicago White Sox
Comiskey Park, Chicago, IL
Fri Sep 01 1989, 8:05 PM EDT
Att: 11,574 - Unknown - 74 F

AB 37
R 10
H 15
RBI 10
BB 1
SO 1
LOB 11



Batter	1	2	3	4	5	6	7	8	9	AB	R	H	RBI	BB	SO	LOB	TOP
Mike Devereaux, R OBP: 0.335, SLG: 0.377 (1, 8)	4-1 G5-3 SF7 BB	2-3 K		1-1 CS 1-2	1-0 CS 1B		0-1 G5-3		3-1 FC6-4 1-2	4	1	1	0	1	1	3	
Phil Bradley, R OBP: 0.361, SLG: 0.412 (1, 7)	3-2 G5-3 1-3		0-1 G2-3 1B		1-1 G5-3 1-2		1-0 L9			4	0	1	0	0	0	2	
Cal Ripken Jr., R OBP: 0.323, SLG: 0.408 (1, 6)	0-1 SF7 3-H 2-0		2-0 G2-3 1-2		2-2 1B			1-1 G6-3		3	0	1	1	0	0	1	
Keith Moreland, R OBP: 0.336, SLG: 0.377 (1, 10)	2-0 G2-3		1-0 G1-3		0-0 G1-3			1-3 K		4	0	0	0	0	1	2	
Randy Milligan, R OBP: 0.408, SLG: 0.462 (1, 3)		2-2 SH5-4 1B		4-0 BB			3-2 G6-3		0-0 1B	3	1	2	0	1	0	0	
Craig Worthington, R OBP: 0.335, SLG: 0.383 (1, 5)	2-2 1B SH5-4 FC5-2 1B		3-2 G4-3		0-0 G6-3			0-0 L9		4	0	1	0	0	0	3	
Bob Melvin, R OBP: 0.293, SLG: 0.314 (1, 2)	0-1 SH5-4 1-2 2-3			3-1 G5-3		1-2 1B		2-2 F8		3	0	1	0	0	0	0	
Tim Hulett, R OBP: 0.300, SLG: 0.324 (1, 4)	2-0 FC5-2 1B 2-3 3-H			2-2 F9		2-3 K		3-1 F8		4	0	1	1	0	1	1	
Stan Jefferson, S OBP: 0.214, SLG: 0.337 (9, PR)	1-2 FC5-2 3-H			1-0 CS 1B			2-3 K		2-2 FC6-4 HBP	3	0	1	0	0	1	2	
Steve Finley, L OBP: 0.295, SLG: 0.311 (9, 9)										0	0	0	0	0	0	0	
Inning Stats	R: 1 E: 0 K: 0 S: 7	H: 0 LOB: 0 BB: 1 P: 16	R: 1 E: 0 K: 1 S: 13	H: 3 LOB: 2 BB: 0 P: 22	R: 0 E: 0 K: 0 S: 8	H: 1 LOB: 0 BB: 1 P: 14	R: 0 E: 0 K: 1 S: 7	H: 2 LOB: 1 BB: 0 P: 11	R: 0 E: 0 K: 1 S: 10	H: 0 LOB: 0 BB: 0 P: 10	R: 0 E: 0 K: 1 S: 8	H: 1 LOB: 1 BB: 0 P: 10	R: 0 E: 0 K: 1 S: 10	H: 0 LOB: 0 BB: 0 P: 20	1B: 9 2B: 0 3B: 0 HR: 0	SF: 1 SAC: 1 DP: 0 HBP: 1	WP: 0 PA: 38 CS: 2
PITCHER Greg Hibbard, L ERA: 3.06 (1, 1)	IP: 9.0 WLS: L BF: 37 H: 9 R: 2 ER: 2 SO: 4 BB: 2 IBB: 0 HBP: 1 BLK: 0 WP: 0 HR: 0 S: 77 P: 137 ERA: 2.00 WHIP: 1.222											PITCHER	IP: 9.0 WLS: L BF: 37 H: 9 R: 2 ER: 2 SO: 4 BB: 2 IBB: 0 HBP: 1 BLK: 0 WP: 0 HR: 0 S: 77 P: 137 ERA: 2.00 WHIP: 1.222				

Baltimore Orioles @ Chicago White Sox
Comiskey Park, Chicago, IL
Sat Sep 02 1989, 8:05 PM EDT
Att: 17,678 - Unknown

AB 32
R 2
H 9
RBI 2
BB 2
SO 4
LOB 14



Batter	1	2	3	4	5	6	7	8	9	AB	R	H	RBI	BB	SO	LOB	BOTTOM		
Lance Johnson, L OBP: 0.368, SLG: 0.386 (1, 7)	0-0 F7	0-1 G4-3			4-1 WP BB		2-2 G4-3		0-3 K2-3 1-2	4	0	0	0	1	1	3			
Scott Fletcher, R OBP: 0.337, SLG: 0.301 (1, 4)	4-2 BB BB		0-1 G4-6-3 1B		2-2 F8 1-2		0-0 P4		4-0 BB	3	0	1	0	2	0	1			
Ivan Calderon, R OBP: 0.329, SLG: 0.439 (1, 10)	2-3 K		0-0 G4-6-3 1-2		1-2 P6			1-0 G6-3	2-2 G6-3	5	0	0	0	0	1	5			
Carlton Fisk, R OBP: 0.350, SLG: 0.473 (1, 2)	4-1 BB 1-2 BB		4-1 BB BB		4-0 BB BB			1-2 F9		1	0	0	0	3	0	0			
Daryl Boston, L OBP: 0.327, SLG: 0.390 (9, 9)	2-3 K		4-0 BB BB		3-2 G3-1			0-2 1B 3B		3	1	1	0	1	1	4			
Dave Gallagher, R OBP: 0.325, SLG: 0.315 (9, 9)			1-2 BB					2-2 1B 3-H		0	0	0	0	0	0	0			
Carlos Martinez, R OBP: 0.352, SLG: 0.419 (1, 5)		1-2 FC4-6 1B		0-2 F9		0-0 CS 1B		2-2 1B 3-H		4	0	3	1	0	0	2			
Steve Lyons, L OBP: 0.307, SLG: 0.319 (1, 3)		0-1 FC4-6 1-2		2-1 G6-3		1-2 P4		0-0 P2		4	0	0	0	0	0	3			
Sammy Sosa, R OBP: 0.296, SLG: 0.369 (1, 8)		4-1 BB 1-2 BB		2-3 K		3-3 K 1-2		1-0 B1-3		3	0	0	0	1	2	1			
Ozzie Guillen, L OBP: 0.274, SLG: 0.322 (1, 6)		1-3 K		1-2 L1-3			2-1 G4-3		0-1 BLK 1B	4	0	1	0	0	1	2			
Inning Stats	R: 0 E: 0 K: 2 S: 12	H: 0 LOB: 2 BB: 2 P: 24	R: 0 E: 0 K: 1 S: 13	H: 1 LOB: 1 BB: 1 P: 19	R: 0 E: 0 K: 0 S: 7	H: 1 LOB: 2 BB: 2 P: 15	R: 0 E: 0 K: 1 S: 8	H: 0 LOB: 0 BB: 0 P: 13	R: 0 E: 0 K: 1 S: 10	H: 1 LOB: 1 BB: 0 P: 11	R: 0 E: 0 K: 0 S: 6	H: 0 LOB: 0 BB: 0 P: 10	R: 1 E: 0 K: 0 S: 12	H: 2 LOB: 1 BB: 0 P: 16	R: 0 E: 0 K: 1 S: 10	H: 1 LOB: 2 BB: 1 P: 17	1B: 5 2B: 1 3B: 1 HR: 0	SF: 0 SAC: 0 DP: 2 HBP: 0	WP: 1 PA: 39 CS: 1
PITCHER Pete Harnisch, R ERA: 4.32 Brian Holton, R ERA: 4.12 Mark Thurmond, L ERA: 3.6 Mark Williamson, R ERA: 3.16 Gregg Olson, R ERA: 2.0	IP: 4.0 WLS: W BF: 7 H: 1 R: 0 ER: 0 SO: 4 BB: 6 IBB: 0 HBP: 0 BLK: 0 WP: 1 HR: 0 S: 41 P: 76 ERA: 0.00 WHIP: 1.000											PITCHER	IP: 4.0 WLS: W BF: 7 H: 1 R: 0 ER: 0 SO: 4 BB: 6 IBB: 0 HBP: 0 BLK: 0 WP: 1 HR: 0 S: 41 P: 76 ERA: 0.00 WHIP: 1.000						

Baltimore Orioles @ Chicago White Sox
Comiskey Park, Chicago, IL
Sat Sep 02 1989, 8:05 PM EDT
Att: 17,678 - Unknown

AB 31
R 1
H 6
RBI 1
BB 8
SO 6
LOB 21



Batter	1	2	3	4	5	6	7	8	9	AB	R	H	RBI	BB	SO	LOB	TOP					
Phil Bradley, R OBP: 0.362, SLG: 0.411 (1, 7)	4-1 SH1-3 BB		0-1 G6-3			4-2 1B G6-4-3 BB		2-2 L4		2	1	0	0	2	0	0	Baltimore Orioles @ Chicago White Sox Comiskey Park, Chicago, IL Sun Sep 03 1989, 4:33 AM EDT Att: 17,101 - Unknown					
Steve Finley, L OBP: 0.301, SLG: 0.318 (1, 8)	0-0 SH1-3		1-1 L3			0-0 G6-4-3 1B		3-2 1B		3	0	2	0	0	0	0						
Cal Ripken Jr., R OBP: 0.321, SLG: 0.405 (1, 6)	0-3 K		2-2 F7			0-1 G6-4-3 1-2 3-H 1-2		0-1 L7		4	0	0	0	0	1	3						
Joe Orsulak, L OBP: 0.349, SLG: 0.426 (1, 9)	2-2 F7			2-0 P6		1-2 1B		1-0 P6		4	0	1	0	0	0	2						
Randy Milligan, R OBP: 0.404, SLG: 0.455 (1, 3)		2-3 K		2-1 F9		1-3 K		3-2 L6		4	0	0	0	0	2	1						
Larry Sheets, L OBP: 0.297, SLG: 0.357 (1, 10)		3-2 E6 1B WP		0-0 P5			1-2 L7		0-2 G1	4	1	1	0	0	0	0						
Craig Worthington, R OBP: 0.339, SLG: 0.383 (1, 5)		3-2 1B 2-H 1B			2-3 K		4-2 BB		4-0 BB	2	0	1	1	2	1	0						
Jamie Quirk, L OBP: 0.242, SLG: 0.232 (1, 2)		1-3 K			0-3 K		2-2 F8		0-1 G1-3	2	0	0	0	0	2	1						
Jim Traber, L OBP: 0.391, SLG: 0.311 (7, PH)										1	0	0	0	0	0	1						
Bob Melvin, R OBP: 0.292, SLG: 0.313 (7, 2)										1	0	0	0	0	0	1						
Rene Gonzales, R OBP: 0.265, SLG: 0.260 (1, 4)		2-2 1B			1-3 K		0-3 K			2	0	1	0	0	1	0						
Mickey Tettleton, S OBP: 0.351, SLG: 0.521 (7, PH)										1	0	0	0	0	1	1						
Tim Lulett, R OBP: 0.300, SLG: 0.324 (7, 4)										0	0	0	0	0	0	0						
Inning Stats	R: 0 E: 0 K: 1 S: 9	H: 0 LOB: 1 BB: 1 P: 15	R: 1 E: 1 K: 2 S: 20	H: 3 LOB: 2 BB: 0 P: 31	R: 0 E: 0 K: 0 S: 7	H: 0 LOB: 0 BB: 0 P: 10	R: 0 E: 0 K: 0 S: 4	H: 0 LOB: 0 BB: 0 P: 8	R: 0 E: 0 K: 3 S: 10	H: 0 LOB: 0 BB: 0 P: 13	R: 1 E: 0 K: 1 S: 12	H: 2 LOB: 1 BB: 1 P: 18	R: 0 E: 0 K: 1 S: 13	H: 0 LOB: 1 BB: 1 P: 20	R: 0 E: 0 K: 0 S: 10	H: 1 LOB: 1 BB: 0 P: 16	R: 0 E: 0 K: 0 S: 8	H: 0 LOB: 1 BB: 1 P: 15	1B: 6 2B: 0 3B: 0 HR: 0	SF: 0 SAC: 1 DP: 1 HBP: 0	WP: 1 PB: 0 SB: 0 CS: 0	PA: 35
PITCHER	IP WLS BF H R ER SO BB IBB HBP BLK WP HR S P ERA WHIP	IP WLS BF H R ER SO BB IBB HBP BLK WP HR S P ERA WHIP															IP WLS BF H R ER SO BB IBB HBP BLK WP HR S P ERA WHIP					
Melido Perez, R ERA: 5.23 (1, 1)	7.1 W 29 6 2 2 8 3 0 0 0 1 0 82 127 2.46 1.227	1.2 S 6 0 0 0 0 1 0 0 0 0 0 11 19 0.00 0.600																				
Bobby Thigpen, R ERA: 3.68 (8, 1)																						

AB	30
R	2
H	6
RBI	1
BB	4
SO	8
LOB	10



Batter	1	2	3	4	5	6	7	8	9	AB	R	H	RBI	BB	SO	LOB	BOTTOM			
Dave Gallagher, R OBP: 0.325, SLG: 0.314 (1, 7)	1-2 P3		4-2 1B BB		1-0 F8		1-0 SH1-3			2	1	0	0	1	0	0	Baltimore Orioles @ Chicago White Sox Comiskey Park, Chicago, IL Sun Sep 03 1989, 4:33 AM EDT Att: 17,101 - Unknown			
Scott Fletcher, R OBP: 0.337, SLG: 0.301 (1, 4)	1-1 L9		0-1 1B		0-1 L9		3-2 F8			4	1	1	1	0	0	1				
Ivan Calderon, R OBP: 0.328, SLG: 0.436 (1, 9)	3-1 G6-3		4-1 1B BB		1-0 F8		0-0 G1-3			3	0	0	0	1	0	1				
Steve Lyons, L OBP: 0.307, SLG: 0.319 (8, 3)										0	0	0	0	0	0	0				
Carlton Fisk, R OBP: 0.352, SLG: 0.473 (1, 10)		0-0 F9	1-1 1B		2-2 G4-3 1B		2-2 G6-3			4	0	2	2	0	0	0				
Carlos Martinez, R OBP: 0.347, SLG: 0.413 (1, 5)		3-3 K		2-0 G3		2-1 G4-3 1-2		2-2 F7		4	0	0	0	0	1	1				
Sammy Sosa, R OBP: 0.310, SLG: 0.400 (1, 8)		3-1 CS 1B		2-1 HR		4-0 IBB		1-2 P5		3	1	2	1	1	0	0				
Russ Morman, R OBP: 0.309, SLG: 0.265 (1, 3)		3-1 CS		0-0 HR		0-3 IBB				0	0	0	0	0	0	0				
Lance Johnson, L OBP: 0.367, SLG: 0.407 (2, PH)			1-2 G1-3		0-0 FC4-2 3B		0-3 K			3	0	1	0	0	1	2				
Ron Karkovice, R OBP: 0.310, SLG: 0.407 (1, 2)			4-1 WP 1B BB		1-2 FC4-2		3-3 K			2	1	0	0	1	1	3				
Ozzie Guillen, L OBP: 0.274, SLG: 0.322 (1, 6)			2-2 P6		3-H B2-3		0-1 SH1-3 1B			3	0	1	0	0	0	2				
Inning Stats	R: 0 E: 0 K: 0 S: 7	H: 0 LOB: 0 BB: 0 P: 12	R: 0 E: 0 K: 1 S: 10	H: 1 LOB: 0 BB: 0 P: 19	R: 3 E: 0 K: 0 S: 18	H: 2 LOB: 2 BB: 3 P: 34	R: 1 E: 0 K: 0 S: 9	H: 2 LOB: 1 BB: 0 P: 14	R: 0 E: 0 K: 2 S: 15	H: 1 LOB: 2 BB: 1 P: 25	R: 0 E: 0 K: 0 S: 8	H: 1 LOB: 1 BB: 0 P: 11	R: 0 E: 0 K: 0 S: 9	H: 0 LOB: 0 BB: 0 P: 14	R: 0 E: 0 K: 0 S: 8	H: 0 LOB: 0 BB: 0 P: 14	1B: 5 2B: 0 3B: 1 HR: 1	SF: 0 SAC: 1 DP: 0 HBP: 0	WP: 1 PB: 0 SB: 0 CS: 1	PA: 34
PITCHER	IP WLS BF H R ER SO BB IBB HBP BLK WP HR S P ERA WHIP	IP WLS BF H R ER SO BB IBB HBP BLK WP HR S P ERA WHIP															IP WLS BF H R ER SO BB IBB HBP BLK WP HR S P ERA WHIP			
Jeff Ballard, L ERA: 3.62 (1, 1)	6.1 L 28 7 4 4 3 3 0 0 0 0 0 67 114 5.68 1.579	1.2 5 0 0 0 0 0 0 0 0 0 0 0 13 21 0.00 0.000																		
Dave Schmidt, R ERA: 5.21 (7, 1)																				

AB	28
R	4
H	7
RBI	4
BB	4
SO	3
LOB	10



Batter	1	2	3	4	5	6	7	8	9	AB	R	H	RBI	BB	SO	LOB	TOP							
Jerry Browne, S (1, 4) OBP: 0.384, SLG: 0.414	3-2 1B SH3 SF9	1-0 CS		4-0 IBB		3-2 P4		0-0 P4		4	1	2	0	1	0	4								
Felix Fermin, R (1, 6) OBP: 0.300, SLG: 0.261	0-0 SH3	1-3 SAFE		2-2 FC5			1-0 G4-3		1-0 P3	2	0	0	0	0	1	4								
Dave Clark, L (7, PH) OBP: 0.312, SLG: 0.376										1	0	0	0	0	0	0								
Paul Zuvella, R (7, 6) OBP: 0.222, SLG: 0.294	1-2									1	0	0	0	0	0	0								
Dion James, L (1, 10) OBP: 0.365, SLG: 0.362	0-2 HBP 1B	1-0 CS	3-2 F9		1-2 F7		3-2 CS 1B		1-1 P5	5	1	2	0	0	0	0								
Joe Carter, R (1, 7) OBP: 0.294, SLG: 0.470	2-2 SF9		1-1 P5		1-0 P8		1-1 P6		2-2 G6-3	4	0	0	1	0	0	1								
Pete O'Brien, L (1, 3) OBP: 0.363, SLG: 0.388	4-2 HBP 1B BB		1-0 G4-3		0-0 P6		3-2 CS	0-0 G6-3		3	1	0	0	1	0	0								
Brook Jacoby, R (1, 5) OBP: 0.353, SLG: 0.426	1-2 1B HBP			3-2 F8		1-1 F9		0-0 G5-3		3	0	0	0	0	0	0								
Cory Snyder, R (1, 9) OBP: 0.261, SLG: 0.373	0-0 1B			0-0 G5-3 BB 1B		0-1 1B 1B		1-1 1B 2B		4	1	4	2	0	0	0								
Brad Komminsk, R (1, 8) OBP: 0.345, SLG: 0.477	0-3 K			4-1 FC5 G5-3 BB		0-0 F8		4-2 1B BB		2	0	0	0	2	1	3								
Andy Allanson, R (1, 2) OBP: 0.285, SLG: 0.296			1-1 G6-3		0-1 G5-3		0-0 1B	2-1 1B		3	0	1	0	0	0	2								
Mike Young, S (8, PH) OBP: 0.291, SLG: 0.265					1-2 2-3			1-3 2-H		1	0	1	1	0	0	0								
Joel Skinner, R (8, 2) OBP: 0.276, SLG: 0.294										0	0	0	0	0	0	0								
Inning Stats	R: 3 H: 3 E: 1 K: 1 S: 23	L: 3 R: 3 ER: 2 SO: 33	R: 0 H: 1 E: 0 K: 1 S: 7	L: 1 R: 0 ER: 0 SO: 10	R: 0 H: 0 E: 0 K: 0 S: 6	L: 0 R: 0 ER: 0 SO: 11	R: 0 H: 1 E: 0 K: 0 S: 12	L: 1 R: 0 ER: 0 SO: 25	R: 0 H: 0 E: 0 K: 0 S: 5	L: 0 R: 0 ER: 0 SO: 7	R: 0 H: 2 E: 0 K: 0 S: 9	L: 2 R: 0 ER: 0 SO: 13	R: 0 H: 1 E: 0 K: 0 S: 9	L: 1 R: 0 ER: 0 SO: 17	R: 1 H: 2 E: 0 K: 0 S: 9	L: 2 R: 0 ER: 0 SO: 16	R: 0 H: 0 E: 0 K: 0 S: 8	L: 0 R: 0 ER: 0 SO: 12	1B: 9 2B: 1 3B: 0 HR: 0	SF: 1 SAC: 1 DP: 0 HBP: 1	WP: 0 PB: 0 SB: 0 CS: 2	PA: 42		
PITCHER	IP WLS BF H R ER SO BB IBB HBP BLK WP HR S P ERA WHIP	IP WLS BF H R ER SO BB IBB HBP BLK WP HR S P ERA WHIP	IP WLS BF H R ER SO BB IBB HBP BLK WP HR S P ERA WHIP	IP WLS BF H R ER SO BB IBB HBP BLK WP HR S P ERA WHIP	IP WLS BF H R ER SO BB IBB HBP BLK WP HR S P ERA WHIP	IP WLS BF H R ER SO BB IBB HBP BLK WP HR S P ERA WHIP	IP WLS BF H R ER SO BB IBB HBP BLK WP HR S P ERA WHIP	IP WLS BF H R ER SO BB IBB HBP BLK WP HR S P ERA WHIP	IP WLS BF H R ER SO BB IBB HBP BLK WP HR S P ERA WHIP	IP WLS BF H R ER SO BB IBB HBP BLK WP HR S P ERA WHIP	IP WLS BF H R ER SO BB IBB HBP BLK WP HR S P ERA WHIP	IP WLS BF H R ER SO BB IBB HBP BLK WP HR S P ERA WHIP	IP WLS BF H R ER SO BB IBB HBP BLK WP HR S P ERA WHIP	IP WLS BF H R ER SO BB IBB HBP BLK WP HR S P ERA WHIP	IP WLS BF H R ER SO BB IBB HBP BLK WP HR S P ERA WHIP	IP WLS BF H R ER SO BB IBB HBP BLK WP HR S P ERA WHIP	IP WLS BF H R ER SO BB IBB HBP BLK WP HR S P ERA WHIP	IP WLS BF H R ER SO BB IBB HBP BLK WP HR S P ERA WHIP	IP WLS BF H R ER SO BB IBB HBP BLK WP HR S P ERA WHIP	IP WLS BF H R ER SO BB IBB HBP BLK WP HR S P ERA WHIP	IP WLS BF H R ER SO BB IBB HBP BLK WP HR S P ERA WHIP	IP WLS BF H R ER SO BB IBB HBP BLK WP HR S P ERA WHIP	IP WLS BF H R ER SO BB IBB HBP BLK WP HR S P ERA WHIP	IP WLS BF H R ER SO BB IBB HBP BLK WP HR S P ERA WHIP

Cleveland Indians @ Baltimore Orioles
 Memorial Stadium, Baltimore, MD
 Mon Sep 04 1989, 7:05 PM EDT
 Att: 32,875 - Unknown - 73 F


AB	33
R	4
H	10
RBI	4
BB	4
SO	2
LOB	14



Batter	1	2	3	4	5	6	7	8	9	AB	R	H	RBI	BB	SO	LOB	BOTTOM							
Mike Devereaux, R (1, 8) OBP: 0.337, SLG: 0.382	1-2 E 2B	3-2 F9		1-0 1B			1-1 G6-3			4	1	2	0	0	0	1								
Phil Bradley, R (1, 7) OBP: 0.363, SLG: 0.410	4-2 E G4-3 BB		0-0 HR 1B	2-2 G6-3			1-3 K			3	2	1	0	1	1	2								
Cal Ripken Jr., R (1, 6) OBP: 0.320, SLG: 0.409	1-0 P6		2-0 1-H HR		2-3 K			0-3 K		4	1	1	2	0	2	2								
Keith Moreland, R (1, 10) OBP: 0.335, SLG: 0.375	3-2 E5 G4-3 1B		2-1 L5		1-1 G6-3		0-1 G3			4	0	1	1	0	0	0								
Randy Milligan, R (1, 3) OBP: 0.399, SLG: 0.449	1-0 G4-3		0-0 G4-3		2-2 F9		1-1 G5-3			4	0	0	1	0	0	1								
Craig Worthington, R (1, 5) OBP: 0.336, SLG: 0.380	2-3 3-H F8		1-2 G6-3			0-0 P4			0-0 P5	4	0	0	0	0	0	1								
Bob Melvin, R (1, 2) OBP: 0.287, SLG: 0.308		1-2 F9		0-0 F8		0-1 G5-3			1-1 F9	4	0	0	0	0	0	0								
Tim Hulett, R (1, 4) OBP: 0.341, SLG: 0.439		1-1 1B 1B		2-2 1B 1B		3-3 K			2-2 HR	4	1	3	1	0	1	0								
Stan Jefferson, S (1, 9) OBP: 0.208, SLG: 0.327		0-2 F9		0-2 P5			1-2 G4-3			3	0	0	0	0	0	2								
Inning Stats	R: 2 H: 2 E: 1 K: 0 S: 14	L: 2 R: 18 ER: 1 SO: 25	R: 0 H: 1 E: 0 K: 0 S: 12	L: 1 R: 0 ER: 0 SO: 17	R: 2 H: 2 E: 0 K: 0 S: 8	L: 2 R: 0 ER: 0 SO: 13	R: 0 H: 2 E: 0 K: 0 S: 11	L: 2 R: 0 ER: 0 SO: 16	R: 0 H: 0 E: 0 K: 1 S: 9	L: 0 R: 0 ER: 0 SO: 14	R: 0 H: 0 E: 0 K: 1 S: 8	L: 0 R: 0 ER: 0 SO: 11	R: 0 H: 0 E: 0 K: 1 S: 7	L: 0 R: 0 ER: 0 SO: 8	R: 1 H: 1 E: 0 K: 0 S: 10	L: 1 R: 0 ER: 0 SO: 13	1B: 5 2B: 1 3B: 0 HR: 2	SF: 0 SAC: 0 DP: 0 HBP: 0	WP: 0 PB: 0 SB: 0 CS: 0	PA: 35				
PITCHER	IP WLS BF H R ER SO BB IBB HBP BLK WP HR S P ERA WHIP	IP WLS BF H R ER SO BB IBB HBP BLK WP HR S P ERA WHIP	IP WLS BF H R ER SO BB IBB HBP BLK WP HR S P ERA WHIP	IP WLS BF H R ER SO BB IBB HBP BLK WP HR S P ERA WHIP	IP WLS BF H R ER SO BB IBB HBP BLK WP HR S P ERA WHIP	IP WLS BF H R ER SO BB IBB HBP BLK WP HR S P ERA WHIP	IP WLS BF H R ER SO BB IBB HBP BLK WP HR S P ERA WHIP	IP WLS BF H R ER SO BB IBB HBP BLK WP HR S P ERA WHIP	IP WLS BF H R ER SO BB IBB HBP BLK WP HR S P ERA WHIP	IP WLS BF H R ER SO BB IBB HBP BLK WP HR S P ERA WHIP	IP WLS BF H R ER SO BB IBB HBP BLK WP HR S P ERA WHIP	IP WLS BF H R ER SO BB IBB HBP BLK WP HR S P ERA WHIP	IP WLS BF H R ER SO BB IBB HBP BLK WP HR S P ERA WHIP	IP WLS BF H R ER SO BB IBB HBP BLK WP HR S P ERA WHIP	IP WLS BF H R ER SO BB IBB HBP BLK WP HR S P ERA WHIP	IP WLS BF H R ER SO BB IBB HBP BLK WP HR S P ERA WHIP	IP WLS BF H R ER SO BB IBB HBP BLK WP HR S P ERA WHIP	IP WLS BF H R ER SO BB IBB HBP BLK WP HR S P ERA WHIP	IP WLS BF H R ER SO BB IBB HBP BLK WP HR S P ERA WHIP	IP WLS BF H R ER SO BB IBB HBP BLK WP HR S P ERA WHIP	IP WLS BF H R ER SO BB IBB HBP BLK WP HR S P ERA WHIP	IP WLS BF H R ER SO BB IBB HBP BLK WP HR S P ERA WHIP	IP WLS BF H R ER SO BB IBB HBP BLK WP HR S P ERA WHIP	IP WLS BF H R ER SO BB IBB HBP BLK WP HR S P ERA WHIP

Cleveland Indians @ Baltimore Orioles
 Memorial Stadium, Baltimore, MD
 Mon Sep 04 1989, 7:05 PM EDT
 Att: 32,875 - Unknown - 73 F

AB	34
R	5
H	8
RBI	5
BB	1
SO	4
LOB	9



Batter	1	2	3	4	5	6	7	8	9	AB	R	H	RBI	BB	SO	LOB	TOP										
Jerry Browne, S (1,4) OBP: 0.383, SLG: 0.412	F9		1B		F9			G5-3	K	5	0	1	0	0	1	2	Cleveland Indians @ Baltimore Orioles Memorial Stadium, Baltimore, MD Tue Sep 05 1989, 7:05 PM EDT Att: 19,985 - Unknown										
Felix Fermin, R (1,6) OBP: 0.298, SLG: 0.259	G4-3		K		G6-3			1B		3	0	0	0	0	1	1											
Dave Clark, L (8,PH) OBP: 0.315, SLG: 0.379								1B		1	0	1	0	0	0	0											
Paul Zuvella, R (8,PR) OBP: 0.222, SLG: 0.294								1B		0	0	0	0	0	0	0											
Dion James, L (1,10) OBP: 0.367, SLG: 0.363	1B		1B			P5		L8		4	0	2	0	0	0	1											
Joe Carter, R (1,7) OBP: 0.295, SLG: 0.470	P4		K			1B	G1-6-3	1B		4	0	2	0	0	1	3											
Pete O'Brien, L (1,3) OBP: 0.362, SLG: 0.387					G6-3			K		4	0	1	0	0	1	3											
Cory Snyder, R (1,9) OBP: 0.281, SLG: 0.379	F8								K	4	1	1	1	0	1	1											
Brook Jacoby, R (1,5) OBP: 0.350, SLG: 0.422					HR					4	0	0	0	0	1	1											
Tommy Hinzo, S (9,PR)	K				G5-3			G5-3	E4	0	0	0	0	0	0	0											
Brad Komminsk, R (1,8) OBP: 0.348, SLG: 0.471					P3					2	0	0	0	2	1	1											
Andy Allanson, R (1,2) OBP: 0.283, SLG: 0.293					F8			G4-3	P5	3	0	0	0	0	0	1											
Mike Young, S (8,PH) OBP: 0.286, SLG: 0.260										1	0	0	0	0	0	2											
Inning Stats	R: 0 H: 1 E: 0 K: 0 S: 7	H: 1 LOB: 1 BB: 0 P: 12	R: 0 H: 1 E: 0 K: 2 S: 8	H: 1 LOB: 1 BB: 0 P: 11	R: 0 H: 2 E: 0 K: 2 S: 9	H: 2 LOB: 2 BB: 0 P: 13	R: 1 H: 1 E: 0 K: 0 S: 7	H: 1 LOB: 0 BB: 0 P: 11	R: 0 H: 0 E: 0 K: 0 S: 4	H: 1 LOB: 0 BB: 0 P: 6	R: 0 H: 0 E: 0 K: 0 S: 7	H: 0 LOB: 1 BB: 1 P: 11	R: 0 H: 2 E: 0 K: 1 S: 12	H: 2 LOB: 2 BB: 0 P: 20	R: 0 H: 0 E: 1 K: 2 S: 8	H: 0 LOB: 2 BB: 1 P: 16	1B: 7 2B: 0 3B: 0 HR: 1	SF: 0 SAC: 0 DP: 1 HBP: 0	WP: 0 PB: 0 SB: 0 CS: 0	PA: 37							
PITCHER	IP	WLS	BF	H	R	ER	SO	BB	IBB	HBP	BLK	WP	HR	S	P	ERA	WHIP										
Bob Milacki, R (1,1) ERA: 3.97	7.1	W	29	7	1	1	4	1	0	0	0	0	1	55	84	1.23	1.091										
Gregg Olson, R (8,1) ERA: 1.95	1.2	S	8	1	0	0	3	1	0	0	0	0	0	15	27	0.00	1.200										

AB	35
R	1
H	8
RBI	1
BB	2
SO	7
LOB	16



Batter	1	2	3	4	5	6	7	8	9	AB	R	H	RBI	BB	SO	LOB	BOTTOM										
Phil Bradley, R (1,7) OBP: 0.364, SLG: 0.410	K				1B			K		3	0	1	0	1	2	0	Cleveland Indians @ Baltimore Orioles Memorial Stadium, Baltimore, MD Tue Sep 05 1989, 7:05 PM EDT Att: 19,985 - Unknown										
Steve Finley, L (1,9) OBP: 0.300, SLG: 0.316	G6-3		K		F9			E		4	1	1	0	0	1	3											
Cal Ripken Jr., R (1,6) OBP: 0.323, SLG: 0.418	HR				G4-3			E6		4	2	3	2	0	0	0											
Larry Sheets, L (1,10) OBP: 0.300, SLG: 0.360	WP				F8			2B		3	0	1	1	1	1	2											
Brady Anderson, L (7,PR) OBP: 0.327, SLG: 0.315	1B				K			2B		0	0	0	0	0	0	0											
Craig Worthington, R (1,5) OBP: 0.338, SLG: 0.381	WP				F9			G4-3		4	0	2	0	0	0	1											
Mike Devereaux, R (1,8) OBP: 0.333, SLG: 0.377	1B									4	0	0	0	0	4	3											
Jim Traber, L (1,3) OBP: 0.274, SLG: 0.305			K		K			E3		4	0	0	0	0	2	1											
Bob Melvin, R (1,2) OBP: 0.283, SLG: 0.303			K		G5-3			K		4	0	0	0	0	2	1											
Tim Hulett, R (1,4) OBP: 0.340, SLG: 0.419					F9			P3		2	0	0	0	1	0	0											
Inning Stats	R: 1 H: 2 E: 0 K: 2 S: 14	H: 2 LOB: 2 BB: 1 P: 26	R: 0 H: 0 E: 0 K: 3 S: 16	H: 0 LOB: 2 BB: 2 P: 30	R: 0 H: 0 E: 0 K: 0 S: 6	H: 0 LOB: 0 BB: 0 P: 6	R: 0 H: 0 E: 0 K: 2 S: 9	H: 0 LOB: 0 BB: 0 P: 14	R: 0 H: 2 E: 0 K: 1 S: 17	H: 2 LOB: 2 BB: 0 P: 22	R: 0 H: 1 E: 1 K: 1 S: 8	H: 1 LOB: 0 BB: 0 P: 10	R: 2 H: 3 E: 1 K: 1 S: 17	H: 3 LOB: 1 BB: 0 P: 24	R: 0 H: 0 E: 0 K: 2 S: 12	H: 0 LOB: 0 BB: 0 P: 16	1B: 5 2B: 2 3B: 0 HR: 1	SF: 0 SAC: 0 DP: 0 HBP: 0	WP: 1 PB: 0 SB: 1 CS: 1	PA: 35							
PITCHER	IP	WLS	BF	H	R	ER	SO	BB	IBB	HBP	BLK	WP	HR	S	P	ERA	WHIP										
John Farrell, R (1,1) ERA: 3.97	6.2	L	31	8	3	3	10	3	0	0	0	0	0	15	28	4.05	1.650										
Steve Olin, R (7,1) ERA: 2.73	1.1		4	0	0	0	2	0	0	0	0	0	0	15	20	0.00	0.000										

AB	32
R	3
H	8
RBI	3
BB	3
SO	12
LOB	11



Batter	1	2	3	4	5	6	7	8	9	AB	R	H	RBI	BB	SO	LOB	TOP								
Jerry Browne, S OBP: 0.382, SLG: 0.409 Tommy Hinzo, S (8, FH) (8, 4)	F7		K		F8 BLK BB	K		4-3		3	1	0	0	1	2	1	Cleveland Indians @ Baltimore Orioles Memorial Stadium, Baltimore, MD Wed Sep 06 1989, 7:05 PM EDT Att: 29,405 - Unknown								
Paul Zivella, R OBP: 0.293, SLG: 0.359	HR		1B		F8	1B				5	3	4	0	0	0	1									
Dion James, L OBP: 0.369, SLG: 0.375	HR		1B		1-3	1B		F9		5	2	3	3	0	0	2									
Joe Carter, R OBP: 0.299, SLG: 0.474 Dave Clark, L OBP: 0.314, SLG: 0.377	K		1B					6-3		4	0	3	2	0	1	0									
Pete O'Brien, L OBP: 0.361, SLG: 0.385	6-3							F9		5	0	1	1	0	1	3									
Cory Snyder, R OBP: 0.282, SLG: 0.386			G6-4-3					K		5	1	2	1	0	1	2									
Brook Jacoby, R OBP: 0.347, SLG: 0.418 Luis Aguayo, R OBP: 0.233, SLG: 0.242	K				4-3	4-3		G5-4-3		4	0	0	0	0	1	1									
Brad Komminsk, R OBP: 0.351, SLG: 0.488					K	HR		5-3		3	1	1	1	1	1	0									
Joel Skinner, R OBP: 0.276, SLG: 0.293	F8		K			1B		F4		4	1	1	0	0	1	1									
Inning Stats	R: 2 E: 0 K: 1 S: 7	H: 2 LOB: 0 BB: 0 P: 7	R: 0 E: 0 K: 1 S: 5	H: 0 LOB: 1 BB: 1 P: 9	R: 2 E: 0 K: 1 S: 8	H: 4 LOB: 1 BB: 0 P: 8	R: 0 E: 0 K: 2 S: 7	H: 0 LOB: 0 BB: 0 P: 7	R: 1 E: 0 K: 0 S: 4	H: 1 LOB: 1 BB: 1 P: 8	R: 4 E: 0 K: 2 S: 13	H: 6 LOB: 2 BB: 0 P: 13	R: 0 E: 0 K: 0 S: 3	H: 1 LOB: 0 BB: 0 P: 3	R: 0 E: 0 K: 0 S: 4	H: 1 LOB: 0 BB: 0 P: 4		R: 0 E: 0 K: 1 S: 5	H: 0 LOB: 0 BB: 0 P: 5	1B: 11 2B: 1 3B: 0 HR: 3	SF: 0 SAC: 0 DP: 2 HBP: 0	WP: 0 PB: 0 SB: 1 CS: 0	PA: 42		
PITCHER	IP	WLS	BF	H	R	ER	SO	BB	IBB	HBP	BLK	WP	HR	S	P	ERA	WHIP								
Curt Schilling, R ERA: 15.43	2.1	L	14	6	4	4	3	1	0	0	0	0	1	19	23	15.43	3.000								
Ben McDonald, R ERA: 3.39	2.2		9	1	1	1	2	1	0	0	1	0	0	12	16	3.38	0.750								
Dave Schmidt, R ERA: 5.42	0.2		8	6	4	4	1	0	0	0	0	0	2	10	10	54.00	9.000								
Mark Thurmond, L ERA: 3.59	0.1		1	0	0	0	1	0	0	0	0	0	0	3	3	0.00	0.000								
Mickey Weston, R ERA: 6.3	2.0		7	2	0	0	0	0	0	0	0	0	0	7	7	0.00	1.000								
PITCHER	IP	WLS	BF	H	R	ER	SO	BB	IBB	HBP	BLK	WP	HR	S	P	ERA	WHIP								
Brian Holton, R ERA: 4.08	1.0		3	0	0	0	1	0	0	0	0	0	0	5	5	0.00	0.000								
Batter	1	2	3	4	5	6	7	8	9	AB	R	H	RBI	BB	SO	LOB	BOTTOM								
Mike Devereaux, R OBP: 0.332, SLG: 0.375	F9		BB			F8		F9		4	0	1	0	0	0	2	Cleveland Indians @ Baltimore Orioles Memorial Stadium, Baltimore, MD Wed Sep 06 1989, 7:05 PM EDT Att: 29,405 - Unknown								
Phil Bradley, R OBP: 0.364, SLG: 0.408 Butch Davis, R (7, 7)	F4		1B			F8		1-3		2	0	0	0	1	0	0									
Cal Ripken Jr., R OBP: 0.321, SLG: 0.415	P3		F7			6-3		F7		4	0	0	0	0	0	3									
Keith Moreland, R OBP: 0.283, SLG: 0.373 Mickey Tettleton, S OBP: 0.379, SLG: 0.518	6-3				L6			K		2	0	0	0	0	0	0									
Randy Milligan, R OBP: 0.395, SLG: 0.443	6-3				F8			L4		4	0	0	0	0	0	0									
Craig Worthington, R OBP: 0.335, SLG: 0.378 Juan Bell, R (8, 4)	6-3				F9			5-3		3	0	0	0	0	0	0									
Bob Melvin, R OBP: 0.333, SLG: 0.303 Jamie Quirk, L OBP: 0.242, SLG: 0.232			5-3			K		1B		3	0	1	0	0	1	0									
Tim Hulett, R OBP: 0.340, SLG: 0.435 (8, 5)			1B			F8		P2		3	0	1	0	0	0	1									
Stan Jefferson, S OBP: 0.212, SLG: 0.327			F9			K		1B		3	0	1	0	0	1	1									
Inning Stats	R: 0 E: 0 K: 0 S: 3	H: 0 LOB: 0 BB: 0 P: 3	R: 0 E: 0 K: 0 S: 5	H: 2 LOB: 3 BB: 1 P: 9	R: 0 E: 0 K: 0 S: 3	H: 0 LOB: 0 BB: 0 P: 3	R: 0 E: 0 K: 2 S: 7	H: 0 LOB: 0 BB: 0 P: 7	R: 0 E: 0 K: 0 S: 3	H: 0 LOB: 0 BB: 0 P: 3	R: 0 E: 0 K: 0 S: 5	H: 2 LOB: 2 BB: 0 P: 5	R: 0 E: 0 K: 1 S: 5	H: 0 LOB: 0 BB: 0 P: 5	1B: 3 2B: 1 3B: 0 HR: 0	SF: 0 SAC: 0 DP: 0 HBP: 0		WP: 0 PB: 0 SB: 0 CS: 0	PA: 32						
PITCHER	IP	WLS	BF	H	R	ER	SO	BB	IBB	HBP	BLK	WP	HR	S	P	ERA	WHIP								
Bud Black, L ERA: 3.88	9.0	W	32	4	0	0	3	1	0	0	0	0	0	37	41	0.00	0.556								
PITCHER	IP	WLS	BF	H	R	ER	SO	BB	IBB	HBP	BLK	WP	HR	S	P	ERA	WHIP								

Batter	1	2	3	4	5	6	7	8	9	AB	R	H	RBI	BB	SO	LOB	TOP								
Phil Bradley, R OBP: 0.362, SLG: 0.407 (1, 7)										6	0	1	0	0	5	1									
Steve Finley, L OBP: 0.303, SLG: 0.318 (1, 9)										5	2	2	0	0	3	1									
Cal Ripken Jr., R OBP: 0.325, SLG: 0.419 (1, 6)										3	3	2	1	2	0	1									
Larry Sheets, L OBP: 0.311, SLG: 0.368 Brady Anderson, L OBP: 0.327, SLG: 0.315 (8, PR)										2	2	2	1	2	0	0									
Mike Devereaux, R OBP: 0.336, SLG: 0.388 (1, 8)										5	1	3	5	0	0	5									
Jim Traber, L OBP: 0.270, SLG: 0.300 Randy Milligan, R OBP: 0.397, SLG: 0.443 (8, 3)										4	0	0	1	0	0	5									
Craig Worthington, R OBP: 0.334, SLG: 0.376 (1, 5)										5	0	1	0	0	4	4									
Bob Melvin, R OBP: 0.282, SLG: 0.301 (1, 2)										5	0	1	0	0	3	0									
Tim Luetz, R OBP: 0.327, SLG: 0.400 (1, 4)										4	0	0	0	1	1	2									
Inning Stats	R: 2 H: 3 E: 0 K: 2 S: 18	H: 3 R: 0 ER: 0 LOB: 1 BB: 0 P: 34	R: 0 H: 0 E: 0 K: 2 S: 9	H: 0 R: 0 ER: 0 LOB: 3 BB: 2 P: 15	R: 0 H: 1 E: 0 K: 1 S: 11	H: 1 R: 0 ER: 0 LOB: 1 BB: 1 P: 25	R: 0 H: 0 E: 0 K: 3 S: 12	H: 0 R: 0 ER: 0 LOB: 1 BB: 1 P: 18	R: 2 H: 3 E: 0 K: 1 S: 17	H: 3 R: 0 ER: 0 LOB: 1 BB: 0 P: 27	R: 0 H: 0 E: 0 K: 1 S: 8	H: 0 R: 0 ER: 0 LOB: 2 BB: 1 P: 12	R: 3 H: 4 E: 0 K: 1 S: 23	H: 4 R: 0 ER: 0 LOB: 2 BB: 1 P: 39	R: 1 H: 1 E: 0 K: 3 S: 16	H: 1 R: 0 ER: 0 LOB: 3 BB: 2 P: 31	R: 0 H: 0 E: 0 K: 2 S: 9	H: 0 R: 0 ER: 0 LOB: 0 BB: 0 P: 10	1B: 8 2B: 3 3B: 0 HR: 1	SF: 0 SAC: 0 DP: 0 HBP: 1	WP: 2 PB: 1 SB: 4 CS: 0	PA: 46			
PITCHER	IP	WLS	BF	H	R	ER	SO	BB	IBB	HBP	BLK	WP	HR	S	P	ERA	WHIP								
Nolan Ryan, R ERA: 3.39	6.1	L	32	9	7	7	10	3	1	0	0	1	1	85	150	9.95	1.895								
Kenny Rogers, L ERA: 3.15	0.1		3	2	0	0	0	0	0	0	0	0	0	9	13	0.00	6.000								
Cecilio Guante, R ERA: 3.68	0.1		1	0	0	0	1	0	0	0	0	0	0	4	7	0.00	0.000								
Craig McMurtry, R ERA: 8.64	0.2		5	1	1	1	2	1	0	1	0	0	0	9	20	13.50	3.000								
Drew Hall, L ERA: 4.02	0.1		2	0	0	0	1	1	0	0	0	0	0	7	11	0.00	3.000								

Baltimore Orioles @ Texas Rangers
Arlington Stadium, Arlington, TX
Thu Sep 07 1989, 8:05 PM EDT
Unknown

AB 39
R 8
H 12
RBI 8
BB 6
SO 16
LOB 19



Batter	1	2	3	4	5	6	7	8	9	AB	R	H	RBI	BB	SO	LOB	BOTTOM								
Jeff Kunkel, R OBP: 0.309, SLG: 0.434 Rafael Palmeiro, L OBP: 0.345, SLG: 0.374 Rick Leach, L OBP: 0.360, SLG: 0.365 (8, PH)										3	0	0	1	0	0	2									
Steve Buechele, R OBP: 0.298, SLG: 0.403 Thad Bosley, L OBP: 0.227, SLG: 0.333 Fred Manrique, R OBP: 0.344, SLG: 0.421 (8, PH)										3	0	0	0	0	1	1									
Julio Franco, R OBP: 0.384, SLG: 0.462 (1, 4)										4	0	0	0	0	0	1									
Ruben Sierra, S OBP: 0.350, SLG: 0.548 Scott Coolbaugh, R OBP: 0.200, SLG: 0.111 (9, 5)										3	1	1	1	1	0	1									
Harold Baines, L OBP: 0.406, SLG: 0.482 (1, 10)										4	0	1	0	0	1	1									
Pete Incaviglia, R OBP: 0.278, SLG: 0.425 (1, 7)										4	1	1	0	0	1	1									
Mike Stanley, R OBP: 0.321, SLG: 0.243 Jack Daugherty, S OBP: 0.354, SLG: 0.404 (7, PH)										2	1	2	0	0	0	0									
Juan Gonzalez, R OBP: 0.188, SLG: 0.133 Cecil Espy, S OBP: 0.256, SLG: 0.315 (7, PH)										2	0	1	1	0	0	1									
Chad Kreuter, S OBP: 0.273, SLG: 0.241 Geno Petralli, L OBP: 0.379, SLG: 0.424 (7, PH)										2	0	0	0	0	1	0									
Inning Stats	R: 0 H: 0 E: 0 K: 0 S: 8	H: 0 R: 0 ER: 0 LOB: 0 BB: 0 P: 12	R: 0 H: 0 E: 0 K: 1 S: 8	H: 0 R: 0 ER: 0 LOB: 0 BB: 0 P: 11	R: 0 H: 2 E: 0 K: 0 S: 6	H: 1 R: 0 ER: 0 LOB: 1 BB: 0 P: 7	R: 1 H: 2 E: 0 K: 1 S: 11	H: 2 R: 0 ER: 0 LOB: 0 BB: 0 P: 17	R: 2 H: 3 E: 1 K: 0 S: 12	H: 3 R: 0 ER: 1 LOB: 1 BB: 0 P: 19	R: 0 H: 0 E: 0 K: 0 S: 6	H: 0 R: 0 ER: 0 LOB: 0 BB: 1 P: 12	R: 0 H: 0 E: 0 K: 1 S: 8	H: 0 R: 0 ER: 0 LOB: 0 BB: 0 P: 8	R: 0 H: 1 E: 0 K: 1 S: 10	H: 1 R: 0 ER: 0 LOB: 2 BB: 0 P: 16	R: 0 H: 2 E: 0 K: 2 S: 11	H: 2 R: 0 ER: 0 LOB: 0 BB: 0 P: 18	1B: 8 2B: 1 3B: 0 HR: 1	SF: 0 SAC: 1 DP: 1 HBP: 0	WP: 0 PB: 0 SB: 0 CS: 1	PA: 37			
PITCHER	IP	WLS	BF	H	R	ER	SO	BB	IBB	HBP	BLK	WP	HR	S	P	ERA	WHIP								
Jeff Ballard, L ERA: 3.65	6.0	W	24	7	3	3	2	1	0	0	0	0	0	51	78	4.50	1.333								
Mark Williamson, R ERA: 3.01	3.0	S	12	3	0	0	4	0	0	0	0	0	0	29	42	0.00	1.000								

Baltimore Orioles @ Texas Rangers
Arlington Stadium, Arlington, TX
Thu Sep 07 1989, 8:05 PM EDT
Unknown

AB 34
R 3
H 10
RBI 3
BB 1
SO 6
LOB 11



Batter	1	2	3	4	5	6	7	8	9	AB	R	H	RBI	BB	SO	LOB	TOP																					
Mike Devereaux, R OBP: 0.337, SLG: 0.388	F7	3B 1B		F9		F9		K		5	1	2	1	0	1	2	<p>Baltimore Orioles @ Texas Rangers Arlington Stadium, Arlington, TX Thu Sep 07 1989, 8:05 PM EDT Att: 15,759 - Unknown</p>																					
Steve Finley, L OBP: 0.310, SLG: 0.337	S	1B 3B		F4		G1-2-3		G5-4-3		5	1	3	2	0	0	3																						
Cal Ripken Jr., R OBP: 0.324, SLG: 0.417	K	1B						G5-4-3		5	0	1	1	0	2	4																						
Larry Sheets, L OBP: 0.309, SLG: 0.365 Juan Bell, R (9, PR)	F9	K							1B S	5	0	1	0	0	1	2																						
Randy Milligan, R OBP: 0.397, SLG: 0.444		K		4-3					K	4	1	1	0	1	2	1																						
Craig Worthington, R OBP: 0.335, SLG: 0.379	1B	2B		4-3		P3		1B		5	1	2	0	0	0	2																						
Stan Jefferson, S OBP: 0.229, SLG: 0.352	1B S	1B		G4-6-3		E5		E		4	3	3	3	0	0	0																						
Tim Hulett, R OBP: 0.322, SLG: 0.377 Brady Anderson, L OBP: 0.327, SLG: 0.315 Billy Ripken, R OBP: 0.288, SLG: 0.307	K	K		G4-6-3		1B BB		E5		3	0	0	0	1	1	3																						
Jamie Quirk, L OBP: 0.273, SLG: 0.254	1B 3B	1B		L4		1B BB		1B		0	0	0	0	0	0	0																						
Inning Stats	R: 0 E: 0 K: 1 S: 6	H: 1 LOB: 1 BB: 0 P: 6	R: 5 E: 0 K: 3 S: 15	H: 6 LOB: 1 BB: 0 P: 15	R: 1 E: 0 K: 0 S: 4	H: 2 LOB: 0 BB: 0 P: 4	R: 0 E: 0 K: 0 S: 3	H: 0 LOB: 0 BB: 0 P: 3	R: 0 E: 0 K: 0 S: 3	H: 0 LOB: 0 BB: 0 P: 3	R: 1 E: 0 K: 0 S: 4	H: 1 LOB: 1 BB: 1 P: 12	R: 0 E: 0 K: 1 S: 5	H: 0 LOB: 1 BB: 1 P: 9	R: 1 E: 1 K: 1 S: 8	H: 3 LOB: 3 BB: 0 P: 8		R: 1 E: 0 K: 1 S: 6	H: 2 LOB: 1 BB: 0 P: 6	1B: 11 2B: 4 3B: 1 HR: 0	SF: 1 SAC: 0 DP: 4 HBP: 0	WP: 1 PA: 43 PB: 0 SB: 3 CS: 0																
PITCHER	IP	WLS	BF	H	R	ER	SO	BB	IBB	HBP	BLK	WP	HR	S	P	ERA	WHIP	PITCHER				IP	WLS	BF	H	R	ER	SO	BB	IBB	HBP	BLK	WP	HR	S	P	ERA	WHIP
Bobby Witt, R ERA: 5.53	1.2	L	12	7	5	5	3	0	0	0	0	0	0	18	18	27.00	4.200																					
John Barfield, L ERA: 1.53	3.2		15	2	2	1	1	2	0	0	0	1	0	15	23	2.46	1.091																					
Brad Amberg, R ERA: 4.85	1.2		9	3	1	1	1	1	0	0	0	0	0	10	14	5.40	2.400																					
Cecilio Guante, R ERA: 3.71	2.0		7	3	1	1	2	0	0	0	0	0	0	11	11	4.50	1.500																					

Batter	1	2	3	4	5	6	7	8	9	AB	R	H	RBI	BB	SO	LOB	BOTTOM																						
Fred Manrique, R OBP: 0.345, SLG: 0.418	K		1B BB		F4	G4-6-3		L3		4	0	1	2	1	1	0	<p>Baltimore Orioles @ Texas Rangers Arlington Stadium, Arlington, TX Thu Sep 07 1989, 8:05 PM EDT Att: 15,759 - Unknown</p>																						
Rafael Palmeiro, L OBP: 0.346, SLG: 0.373 Scott Coolbaugh, R OBP: 0.200, SLG: 0.111 Cecil Espy, S OBP: 0.299, SLG: 0.319	BB		F8		1B	G4-6-3		1B WP		3	0	1	0	1	0	3																							
Harold Baines, L OBP: 0.410, SLG: 0.488	F7		1B		1B			2B		5	2	4	0	0	0	1																							
Ruben Sierra, S OBP: 0.348, SLG: 0.544	FC6-4		K		K			6-3		4	0	0	1	1	2	5																							
Julio Franco, R OBP: 0.381, SLG: 0.458	FC6-4		F4		F8			5-3		5	0	0	0	0	0	5																							
Geno Petralli, L OBP: 0.383, SLG: 0.431 Pete Incaviglia, R OBP: 0.281, SLG: 0.429 Chad Kreuter, S OBP: 0.273, SLG: 0.241 Jack Daugherty, S OBP: 0.350, SLG: 0.400		3-1		G3		BB BB		G3		2	1	1	0	0	0	0																							
Rick Leach, L OBP: 0.358, SLG: 0.360		3-1		4-3		1B BB		6-3		3	1	0	0	1	0	2																							
Dean Palmer, R OBP: 0.143, SLG: 0.286 Thad Bosley, L OBP: 0.250, SLG: 0.318		K		K		1B BB		K		2	0	0	0	0	2	1																							
Juan Gonzalez, R OBP: 0.200, SLG: 0.158		6-3				1B BB		K		1	1	0	0	1	1	0																							
Inning Stats	R: 0 E: 0 K: 1 S: 5	H: 0 LOB: 2 BB: 2 P: 13	R: 0 E: 0 K: 1 S: 6	H: 1 LOB: 1 BB: 0 P: 6	R: 0 E: 0 K: 1 S: 6	H: 1 LOB: 2 BB: 1 P: 10	R: 0 E: 0 K: 1 S: 5	H: 0 LOB: 0 BB: 0 P: 5	R: 0 E: 0 K: 0 S: 7	H: 2 LOB: 2 BB: 0 P: 7	R: 3 E: 0 K: 0 S: 4	H: 2 LOB: 1 BB: 2 P: 13	R: 1 E: 0 K: 0 S: 5	H: 2 LOB: 1 BB: 0 P: 5	R: 0 E: 0 K: 2 S: 7	H: 0 LOB: 0 BB: 0 P: 7		R: 2 E: 0 K: 0 S: 5	H: 2 LOB: 0 BB: 0 P: 5	1B: 6 2B: 4 3B: 0 HR: 0	SF: 0 SAC: 0 DP: 1 HBP: 1	WP: 1 PA: 42 PB: 1 SB: 0 CS: 0																	
PITCHER	IP	WLS	BF	H	R	ER	SO	BB	IBB	HBP	BLK	WP	HR	S	P	ERA	WHIP	PITCHER				IP	WLS	BF	H	R	ER	SO	BB	IBB	HBP	BLK	WP	HR	S	P	ERA	WHIP	
Pete Harnisch, R ERA: 4.36	1.1		6	3	1	1	0	0	0	0	0	0	0	6	6	6.75	2.250																						
Mark Thurmond, L ERA: 3.63	1.2		8	3	2	1	2	0	0	0	0	1	0	12	12	5.40	1.800																						
Brian Holton, R ERA: 4.1	0.2		2	0	0	0	0	0	0	0	0	0	0	2	2	0.00	0.000																						



Batter	1	2	3	4	5	6	7	8	9	10	AB	R	H	RBI	BB	SO	LOB	TOP							
Mike Devereaux, R OBP: 0.337, SLG: 0.390 (1, 8)	K		K			CS 4-3 2B	FC1 G4-6-3		F8		5	1	1	0	0	2	2								
Phil Bradley, R OBP: 0.364, SLG: 0.406 (1, 7)			6-3			E5 4-3 5-3 BB	G4-6-3 1-2		F9		3	0	1	0	1	0	3								
Billy Ripken, R OBP: 0.288, SLG: 0.307 (7, 4)	BB 1B										0	0	0	0	0	0	0								
Butch Davis, R (10, PH)											1	0	0	0	0	0	0								
Rene Gonzales, R OBP: 0.265, SLG: 0.260 (10, 4)											0	0	0	0	0	0	0								
Cal Ripken Jr., R OBP: 0.322, SLG: 0.414 (1, 6)	G6-4-3 BB					5-3 1-2			K		4	0	0	0	1	1	2								
Keith Moreland, R OBP: 0.332, SLG: 0.370 (8, PR)											3	0	0	1	1	0	3								
Brady Anderson, L OBP: 0.327, SLG: 0.315 (10, PH)	G6-4-3					4-3					0	0	0	0	0	0	0								
Mickey Tettleton, S OBP: 0.381, SLG: 0.520 (10, PR)											1	0	1	0	0	0	0								
Juan Bell, R (10, PR)											0	1	0	0	0	0	0								
Randy Milligan, R OBP: 0.309, SLG: 0.463 (1, 3)		F8				F8					5	1	3	2	0	0	1								
Craig Worthington, R OBP: 0.330, SLG: 0.375 (1, 5)						2B																			
Stan Jefferson, S OBP: 0.230, SLG: 0.358 (1, 9)	FC6-4 1B										4	1	1	0	0	1	4								
Bob Melvin, R OBP: 0.280, SLG: 0.298 (7, PH)											2	0	0	0	0	0	1								
Joe Orsulak, L OBP: 0.352, SLG: 0.427 (7, 2)	FC5-4										0	0	0	0	1	0	0								
Jamie Quirk, L OBP: 0.288, SLG: 0.238 (7, 2)											1	0	0	0	0	0	0								
Tim Hulett, R OBP: 0.328, SLG: 0.388 (7, PH)											2	0	0	0	0	1	0								
Steve Finley, L OBP: 0.312, SLG: 0.344 (7, 7)	K										2	0	1	1	0	1	0								
Inning Stats	R: 0 E: 0 K: 1 S: 5	H: 1 LOB: 1 BB: 1 P: 9	R: 0 E: 0 K: 0 S: 4	H: 1 LOB: 0 BB: 0 P: 4	R: 0 E: 0 K: 2 S: 7	H: 0 LOB: 0 BB: 0 P: 7	R: 0 E: 0 K: 0 S: 4	H: 1 LOB: 1 BB: 0 P: 4	R: 0 E: 0 K: 0 S: 3	H: 0 LOB: 0 BB: 0 P: 3	R: 1 E: 1 K: 0 S: 4	H: 1 LOB: 1 BB: 1 P: 8	R: 1 E: 1 K: 1 S: 7	H: 2 LOB: 2 BB: 1 P: 11	R: 0 E: 0 K: 2 S: 8	H: 1 LOB: 3 BB: 1 P: 12	R: 0 E: 0 K: 1 S: 5	H: 0 LOB: 0 BB: 0 P: 6	R: 2 E: 0 K: 1 S: 7	H: 2 LOB: 1 BB: 0 P: 7	1B: 3 2B: 5 3B: 0 HR: 1	SF: 0 SAC: 0 DP: 2 HBP: 0	WP: 0 PB: 0 SB: 1 CS: 1	PA: 42	
PITCHER	IP	WLS	BF	H	R	ER	SO	BB	IBB	HBP	BLK	WP	HR	S	P	ERA	WHIP								
Mike Jeffcoat, L ERA: 3.9	6.1		25	5	2	1	4	2	0	0	0	0	0	31	39	1.42	1.105								
Cecilio Guante, R ERA: 3.71	0.0		1	0	0	0	0	1	0	0	0	0	0	0	4	∞	∞								
Kenny Rogers, L ERA: 3.12	0.0		2	1	0	0	0	0	0	0	0	0	0	2	2	∞	∞								
Gary Mielke, R ERA: 3.27	1.2		6	1	0	0	2	1	0	0	0	0	0	9	13	0.00	1.200								
Drew Hall, L ERA: 4.07	1.2	L	6	1	1	1	1	0	0	0	0	0	0	8	8	5.40	0.600								

Baltimore Orioles @ Texas Rangers
Arlington Stadium, Arlington, TX
Sat Sep 09 1989, 8:05 PM EDT
Att: 30,332 - Unknown

AB	38
R	4
H	9
RBI	4
BB	4
SO	8
LOB	21



Batter	1	2	3	4	5	6	7	8	9	10	AB	R	H	RBI	BB	SO	LOB	BOTTOM							
Fred Manrique, R OBP: 0.340, SLG: 0.411 (1, 6)	L6		6-3						SH1 1-2	K	4	0	0	0	0	1	2								
Rafael Palmeiro, L OBP: 0.349, SLG: 0.376 (1, 3)											2	0	1	0	1	0	0								
Mike Stanley, R OBP: 0.329, SLG: 0.243 (8, PH)	1B										0	0	0	0	1	0	0								
Jack Daugherty, S OBP: 0.347, SLG: 0.396 (9, 3)	BB										1	0	0	0	0	1	0								
Harold Baines, L OBP: 0.409, SLG: 0.486 (1, 10)	F9		6-3								5	0	0	0	0	0	4								
Ruben Sierra, S OBP: 0.350, SLG: 0.546 (1, 9)						K2-3					4	0	1	0	1	2	0								
Gene Petrall, L OBP: 0.376, SLG: 0.421 (1, 2)											3	0	0	0	0	0	2								
Chad Kreuter, S OBP: 0.268, SLG: 0.236 (7, 2)	4-3										0	0	0	0	0	0	0								
Thad Bosley, L OBP: 0.240, SLG: 0.304 (8, PH)											1	0	0	0	0	0	3								
Jim Sundberg, R OBP: 0.302, SLG: 0.297 (9, 2)											0	0	0	0	0	0	0								
Pete Incaviglia, R OBP: 0.278, SLG: 0.431 (1, 7)											4	0	0	0	0	2	0								
Juan Gonzalez, R OBP: 0.217, SLG: 0.143 (9, PH)											2	1	0	0	1	0	0								
Rick Leach, L OBP: 0.357, SLG: 0.359 (10, 8)											1	0	0	0	0	0	0								
Cecil Espy, S OBP: 0.300, SLG: 0.318 (10, 8)											0	0	0	0	0	0	0								
Steve Buechele, R OBP: 0.301, SLG: 0.409 (1, 4)											3	1	1	2	1	0	0								
Scott Coolbaugh, R OBP: 0.167, SLG: 0.091 (8, PH)											2	0	0	0	0	0	0								
Julio Franco, R OBP: 0.382, SLG: 0.459 (9, 4)											2	0	2	0	0	0	0								
Inning Stats	R: 0 E: 0 K: 0 S: 4	H: 1 LOB: 2 BB: 1 P: 8	R: 0 E: 0 K: 0 S: 3	H: 0 LOB: 0 BB: 0 P: 3	R: 0 E: 0 K: 0 S: 4	H: 1 LOB: 1 BB: 0 P: 4	R: 0 E: 0 K: 1 S: 5	H: 0 LOB: 0 BB: 0 P: 5	R: 2 E: 0 K: 0 S: 4	H: 1 LOB: 3 BB: 2 P: 12	R: 0 E: 0 K: 2 S: 8	H: 1 LOB: 2 BB: 0 P: 12	R: 0 E: 0 K: 1 S: 5	H: 1 LOB: 0 BB: 0 P: 5	R: 0 E: 0 K: 0 S: 4	H: 1 LOB: 3 BB: 2 P: 12	R: 0 E: 0 K: 1 S: 5	H: 1 LOB: 0 BB: 0 P: 5	1B: 2 2B: 2 3B: 0 HR: 1	SF: 0 SAC: 1 DP: 0 HBP: 0	WP: 0 PB: 0 SB: 0 CS: 0	PA: 40			
PITCHER	IP	WLS	BF	H	R	ER	SO	BB	IBB	HBP	BLK	WP	HR	S	P	ERA	WHIP								
Bob Milacki, R ERA: 3.92	7.1		28	4	2	2	3	2	0	0	0	0	0	1	32	2.46	0.818								
Kevin Hickey, L ERA: 2.85	0.1		3	0	0	0	0	1	1	0	0	0	0	1	9	0.00	3.000								
Mark Williamson, R ERA: 2.98	1.0		5	1	0	0	1	1	0	0	0	0	0	6	10	0.00	2.000								
Gregg Olson, R ERA: 1.9	1.1	W	4	0	0	0	2	0	0	0	0	0	0	8	8	0.00	0.000								

Baltimore Orioles @ Texas Rangers
Arlington Stadium, Arlington, TX
Sat Sep 09 1989, 8:05 PM EDT
Att: 30,332 - Unknown

AB	34
R	2
H	5
RBI	2
BB	5
SO	6
LOB	11



Batter	1	2	3	4	5	6	7	8	9	AB	R	H	RBI	BB	SO	LOB	TOP
Mike Devereaux, R OBP: 0.336, SLG: 0.391	3-1		2B		F7			F9		4	0	1	0	0	0	0	<p>Baltimore Orioles @ Texas Rangers</p> <p>Arlington Stadium, Arlington, TX</p> <p>Sun Sep 10 1989, 4:33 AM EDT</p> <p>Att: 13,783 - Unknown</p>
Phil Bradley, R OBP: 0.363, SLG: 0.411	HR		F8			F3		1-3		4	1	1	1	0	0	1	
Cal Ripken Jr., R OBP: 0.323, SLG: 0.414	G5-4-3 1B		BB		F8			5-3		3	0	1	0	1	0	0	
Keith Moreland, R OBP: 0.330, SLG: 0.367	G5-4-3		L7						4-0	3	0	0	0	0	0	3	
Mickey Tettleton, S OBP: 0.382, SLG: 0.520	1-2				1-3				BB	0	0	0	0	1	0	0	
Randy Milligan, R OBP: 0.395, SLG: 0.457		G3		K				F8		4	0	0	0	0	2	1	
Craig Worthington, R OBP: 0.334, SLG: 0.376		FC5-4 1B		L5					K	4	0	2	0	0	1	1	
Stan Jefferson, S OBP: 0.222, SLG: 0.345		F8		F8				F4		4	0	0	0	0	0	3	
Bob Melvin, R OBP: 0.280, SLG: 0.299		FC5-4			F8					3	0	1	0	0	0	1	
Chris Hoiles, R (7.2)		1-2						FC5-4 1B		0	0	0	0	0	0	0	
Tim Hulett, R OBP: 0.318, SLG: 0.356				L5						2	0	0	0	0	0	0	
Billy Ripken, R OBP: 0.287, SLG: 0.306					5-3			FC5-4		1	0	0	0	0	0	2	
Inning Stats	R: 1 E: 0 K: 0 S: 4	H: 2 LOB: 0 BB: 0 P: 4	R: 0 E: 0 K: 0 S: 4	H: 1 LOB: 1 BB: 0 P: 4	R: 0 E: 0 K: 0 S: 4	H: 1 LOB: 2 BB: 1 P: 8	R: 0 E: 0 K: 1 S: 5	H: 0 LOB: 0 BB: 0 P: 5	R: 0 E: 0 K: 0 S: 3	H: 0 LOB: 0 BB: 0 P: 3	R: 0 E: 0 K: 0 S: 5	H: 2 LOB: 2 BB: 0 P: 5	R: 0 E: 0 K: 0 S: 3	H: 0 LOB: 1 BB: 1 P: 11	1B: 4 2B: 1 3B: 0 HR: 1	SF: 0 SAC: 0 DP: 1 HBP: 0	WP: 0 PA: 34 PB: 0 SB: 0 CS: 0
PITCHER Jamie Moyer, L ERA: 3.91	IP: 9.0 WLS: W BF: 34 H: 6 R: 1 ER: 1 SO: 3 BB: 2 IBB: 0 HBP: 0 BLK: 0 WP: 0 HR: 1 S: 38 P: 46 ERA: 1.00 WHIP: 0.889											PITCHER	IP: 9.0 WLS: W BF: 34 H: 6 R: 1 ER: 1 SO: 3 BB: 2 IBB: 0 HBP: 0 BLK: 0 WP: 0 HR: 1 S: 38 P: 46 ERA: 1.00 WHIP: 0.889				

Batter	1	2	3	4	5	6	7	8	9	AB	R	H	RBI	BB	SO	LOB	BOTTOM		
Fred Manrique, R OBP: 0.337, SLG: 0.407	4-3		F7		4-3			6-3		5	0	1	1	0	0	0	<p>Baltimore Orioles @ Texas Rangers</p> <p>Arlington Stadium, Arlington, TX</p> <p>Sun Sep 10 1989, 4:33 AM EDT</p> <p>Att: 13,783 - Unknown</p>		
Rafael Palmeiro, L OBP: 0.348, SLG: 0.375					F7					4	1	1	0	0	0	2			
Jack Daugherty, S OBP: 0.353, SLG: 0.424	1B					F5				1	0	1	0	0	0	0			
Harold Baines, L OBP: 0.409, SLG: 0.488										4	1	2	0	0	0	0			
Dean Palmer, R OBP: 0.125, SLG: 0.250	2B	4-3			F7			K		1	0	0	0	0	1	1			
Ruben Sierra, S OBP: 0.349, SLG: 0.547	1B									3	0	1	1	0	0	1			
Thad Bosley, L OBP: 0.231, SLG: 0.292	SF8	G1				F7		4-3		1	0	0	0	0	0	1			
Julio Franco, R OBP: 0.386, SLG: 0.465	3H									2	2	2	0	2	0	0			
Steve Buechele, R OBP: 0.301, SLG: 0.409	E9									0	0	0	0	0	0	0			
Rick Leach, L OBP: 0.359, SLG: 0.358	2B	1B			4-3					3	1	1	1	1	0	4			
Mike Stanley, R OBP: 0.325, SLG: 0.257	2B									4	1	1	3	0	2	1			
Scott Coolbaugh, R OBP: 0.250, SLG: 0.400	1B									4	2	2	2	0	1	0			
Cecil Espy, S OBP: 0.301, SLG: 0.318	1B									3	0	1	0	0	0	0			
Juan Gonzalez, R OBP: 0.208, SLG: 0.136	1B				G3					1	0	0	0	0	0	0			
Inning Stats	R: 6 E: 1 K: 0 S: 10	H: 7 LOB: 2 BB: 1 P: 14	R: 1 E: 0 K: 1 S: 7	H: 2 LOB: 1 BB: 0 P: 7	R: 0 E: 0 K: 0 S: 3	H: 0 LOB: 0 BB: 0 P: 3	R: 0 E: 0 K: 0 S: 4	H: 1 LOB: 2 BB: 1 P: 8	R: 1 E: 0 K: 0 S: 4	H: 1 LOB: 0 BB: 0 P: 4	R: 0 E: 0 K: 0 S: 4	H: 1 LOB: 2 BB: 1 P: 8	R: 0 E: 0 K: 2 S: 7	H: 0 LOB: 0 BB: 0 P: 7	R: 0 E: 0 K: 1 S: 6	H: 1 LOB: 1 BB: 0 P: 6	1B: 7 2B: 3 3B: 2 HR: 1	SF: 1 SAC: 0 DP: 0 HBP: 0	WP: 0 PA: 40 PB: 0 SB: 0 CS: 0
PITCHER Dave Schmidt, R ERA: 5.75	IP: 0.2 WLS: L BF: 20 H: 6 R: 2 ER: 2 SO: 1 BB: 1 IBB: 0 HBP: 0 BLK: 0 WP: 0 HR: 0 S: 7 P: 11 ERA: 81.00 WHIP: 9.000											PITCHER	IP: 0.2 WLS: L BF: 20 H: 6 R: 2 ER: 2 SO: 1 BB: 1 IBB: 0 HBP: 0 BLK: 0 WP: 0 HR: 0 S: 7 P: 11 ERA: 81.00 WHIP: 9.000						
Jose Bautista, R ERA: 5.23	IP: 4.1 WLS: 0 BF: 20 H: 6 R: 2 ER: 2 SO: 1 BB: 1 IBB: 0 HBP: 0 BLK: 0 WP: 0 HR: 1 S: 21 P: 25 ERA: 4.15 WHIP: 1.615											PITCHER	IP: 4.1 WLS: 0 BF: 20 H: 6 R: 2 ER: 2 SO: 1 BB: 1 IBB: 0 HBP: 0 BLK: 0 WP: 0 HR: 1 S: 21 P: 25 ERA: 4.15 WHIP: 1.615						
Curt Schilling, R ERA: 8.31	IP: 2.0 WLS: 0 BF: 8 H: 1 R: 0 ER: 0 SO: 2 BB: 1 IBB: 0 HBP: 0 BLK: 0 WP: 0 HR: 0 S: 11 P: 15 ERA: 0.00 WHIP: 1.000											PITCHER	IP: 2.0 WLS: 0 BF: 8 H: 1 R: 0 ER: 0 SO: 2 BB: 1 IBB: 0 HBP: 0 BLK: 0 WP: 0 HR: 0 S: 11 P: 15 ERA: 0.00 WHIP: 1.000						
Mickey Weston, R ERA: 5.73	IP: 1.0 WLS: 0 BF: 4 H: 1 R: 0 ER: 0 SO: 1 BB: 0 IBB: 0 HBP: 0 BLK: 0 WP: 0 HR: 0 S: 6 P: 6 ERA: 0.00 WHIP: 1.000											PITCHER	IP: 1.0 WLS: 0 BF: 4 H: 1 R: 0 ER: 0 SO: 1 BB: 0 IBB: 0 HBP: 0 BLK: 0 WP: 0 HR: 0 S: 6 P: 6 ERA: 0.00 WHIP: 1.000						

AB 32
R 1
H 6
RBI 1
BB 2
SO 3
LOB 12



Batter	1	2	3	4	5	6	7	8	9	AB	R	H	RBI	BB	SO	LOB	TOP										
Lance Johnson, L (1, 7) OBP: 0.370, SLG: 0.390	2-2 CS S 1B		0-1 G1-3		0-1 F8		3-2 P5		2-3 K	5	0	1	0	0	1	1	Chicago White Sox @ Baltimore Orioles Memorial Stadium, Baltimore, MD Mon Sep 11 1989, 7:05 PM EDT Att: 21,581 - Unknown - 83 F										
Scott Fletcher, R (1, 4) OBP: 0.335, SLG: 0.299	1-3 SAFE K		3-1 2B		2-3 K		2-2 G6-3			4	0	1	0	0	2	2											
Ivan Calderon, R (1, 3) OBP: 0.328, SLG: 0.438	1-0 SAFE F9		1-1 F7		1-0 2B 1B		1-0 F8			4	1	1	0	0	0	2											
Carlton Fisk, R (1, 10) OBP: 0.315, SLG: 0.452		2-2 G5-6-3	0-1 P3		0-0 1B 2B		0-0 F7			4	0	1	1	0	0	1											
Carlos Martinez, R (1, 5) OBP: 0.346, SLG: 0.418		1-0 1B 1B		1-0 G5-3		0-0 P4		0-0 G6-3		4	1	1	0	0	0	1											
Sammy Sosa, R (1, 8) OBP: 0.297, SLG: 0.366		2-1 SAFE S 1B E 1B		0-0 F7		2-2 P8		0-1 1B		4	1	2	0	0	0	1											
Ron Karkovics, R (1, 2) Daryl Boston, L (8, PH) Wayne Edwards, L (8, 1)		2-1 SAFE G1 E 1B		0-1 G5-3		4-1 1B BB		2-2 G3		2	0	1	1	1	0	0											
Ozzie Guillen, L (1, 6) OBP: 0.280, SLG: 0.335		1-1 G1		1-2 F8		0-2 1B		2-1 L8		4	0	1	0	0	0	1											
Dave Gallagher, R (1, 9) Steve Lyons, L (9, PH) OBP: 0.313, SLG: 0.336		2-1 G5-3		1-1 2B		0-1 P4		0-3 K		3	0	1	0	0	0	4											
Inning Stats	R: 0 E: 0 K: 1 S: 9	H: 1 LOB: 0 BB: 0 P: 13	R: 2 E: 0 K: 0 S: 12	H: 3 LOB: 1 BB: 0 P: 22	R: 0 E: 0 K: 0 S: 8	H: 1 LOB: 0 BB: 0 P: 12	R: 0 E: 0 K: 0 S: 4	H: 0 LOB: 0 BB: 0 P: 5	R: 0 E: 0 K: 1 S: 11	H: 1 LOB: 3 BB: 0 P: 15	R: 1 E: 0 K: 0 S: 12	H: 3 LOB: 0 BB: 1 P: 19	R: 0 E: 0 K: 0 S: 8	H: 0 LOB: 0 BB: 0 P: 14	R: 0 E: 0 K: 1 S: 9	H: 1 LOB: 1 BB: 0 P: 11		R: 0 E: 0 K: 2 S: 9	H: 0 LOB: 0 BB: 0 P: 13	1B: 7 2B: 3 3B: 0 HR: 0	SF: 0 SAC: 0 DP: 0 HBP: 0	WP: 0 PB: 0 SB: 2 CS: 1	PA: 37				
PITCHER	IP	WLS	BF	H	R	ER	SO	BB	IBB	HBP	BLK	WP	HR	S	P	ERA	WHIP										
Jeff Ballard, L (1, 1) ERA: 3.62	6.1	W	28	9	3	2	2	1	0	0	0	0	0	60	93	2.84	1.579										
Mark Williamson, R (7, 1) ERA: 2.93	1.2		6	1	0	0	0	0	0	0	0	0	0	13	18	0.00	0.600										
Gregg Olson, R (9, 1) ERA: 1.88	1.0	S	3	0	0	0	2	0	0	0	0	0	0	9	13	0.00	0.000										

Batter	1	2	3	4	5	6	7	8	9	AB	R	H	RBI	BB	SO	LOB	BOTTOM										
Phil Bradley, R (1, 7) OBP: 0.367, SLG: 0.418	1-0 S SF7 2B		0-0 G3-6-3 1B		0-2 E S WP 1B		1-2 1B			4	2	4	0	0	0	0	Chicago White Sox @ Baltimore Orioles Memorial Stadium, Baltimore, MD Mon Sep 11 1989, 7:05 PM EDT Att: 21,581 - Unknown - 83 F										
Steve Finley, L (1, 9) OBP: 0.311, SLG: 0.339	2-2 G5-3		0-0 G3-6-3 1-2		4-2 SAFE HR BB		2-1 G4-3			3	1	0	0	1	0	3											
Cal Ripken Jr., R (1, 6) OBP: 0.323, SLG: 0.419	2-2 SF7		2-3 K		2-1 HR		1-1 E5 S			3	1	1	3	0	1	0											
Mickey Tettleton, S (1, 10) OBP: 0.383, SLG: 0.528	2-1 HR				2-3 K		0-0 PB 1B 1B		3-3 K	4	1	2	1	0	2	1											
Randy Milligan, R (1, 3) OBP: 0.391, SLG: 0.451	0-3 K				1-2 L9		3-3 K		1-2 K	4	0	0	0	0	3	2											
Mike Devereaux, R (1, 8) OBP: 0.340, SLG: 0.394		1-2 E 1B 1B		4-1 BB BB	2-2 PB 1B		2-1 G5-3			3	1	2	0	1	0	1											
Craig Worthington, R (1, 5) OBP: 0.337, SLG: 0.377	1-3 SAFE 1B		4-1 BB		3-2 F8		4-2 G5-4-3 BB			2	0	1	1	2	0	2											
Bob Melvin, R (1, 2) OBP: 0.280, SLG: 0.295		4-1 CS BB		2-3 K		1-3 K		1-2 G5-4-3		3	0	0	0	1	2	3											
Billy Ripken, R (1, 4) OBP: 0.284, SLG: 0.302		2-3 K			2-3 K		1-0 G6-3		1-3 K	4	0	0	0	0	3	1											
Inning Stats	R: 2 E: 0 K: 1 S: 13	H: 2 LOB: 0 BB: 1 P: 20	R: 1 E: 1 K: 1 S: 10	H: 2 LOB: 0 BB: 1 P: 19	R: 0 E: 0 K: 1 S: 7	H: 1 LOB: 0 BB: 0 P: 9	R: 0 E: 0 K: 3 S: 11	H: 0 LOB: 2 BB: 2 P: 23	R: 3 E: 0 K: 1 S: 25	H: 4 LOB: 2 BB: 1 P: 39	R: 0 E: 0 K: 1 S: 11	H: 1 LOB: 0 BB: 0 P: 15	R: 0 E: 1 K: 2 S: 11	H: 0 LOB: 1 BB: 0 P: 20	R: 0 E: 0 K: 1 S: 10	H: 0 LOB: 0 BB: 1 P: 16		1B: 7 2B: 1 3B: 0 HR: 2	SF: 1 SAC: 0 DP: 2 HBP: 0	WP: 1 PB: 1 SB: 3 CS: 1	PA: 36						
PITCHER	IP	WLS	BF	H	R	ER	SO	BB	IBB	HBP	BLK	WP	HR	S	P	ERA	WHIP										
Steve Rosenberg, L (1, 1) ERA: 5.05	1.1	L	8	4	3	2	1	1	0	0	0	1	1	39	66	5.40	2.400										
Bill Long, R (2, 1) ERA: 4.59	3.1		16	5	3	2	6	3	0	0	0	0	0	29	45	0.00	0.429										
Barry Jones, R (5, 1) ERA: 3.38	2.1		9	1	0	0	3	0	0	0	0	0	0	10	16	0.00	1.000										
Wayne Edwards, L (8, 1) ERA:	1.0		3	0	0	0	1	1	0	0	0	0	0	10	16	0.00	1.000										

AB	36
R	3
H	10
RBI	2
BB	1
SO	4
LOB	14

AB	30
R	6
H	10
RBI	5
BB	5
SO	11
LOB	13



Batter	1	2	3	4	5	6	7	8	9	AB	R	H	RBI	BB	SO	LOB	TOP					
Lance Johnson, L (1, 7) OBP: 0.384, SLG: 0.406	G4-3		E 2B		1B 1B	FC6-4 1B			L4	5	2	3	0	0	0	0						
Scott Fletcher, R (1, 4) OBP: 0.336, SLG: 0.311	FC6-4 1B		E8 G3 2-H		1B 1B	FC6-4 1-2			3B	5	0	3	0	0	0	1						
Ivan Calderon, R (1, 10) OBP: 0.331, SLG: 0.442	L8		G3		P3				F7	5	0	0	0	0	0	5						
Carlton Fisk, R (1, 2) OBP: 0.342, SLG: 0.462	FC6-4 1-2		P4		1B				F7	4	0	1	0	0	0	2						
Steve Lyons, L (1, 9) (9, 3)			F9		G5-3 2B				G3	3	1	1	1	1	0	0						
Carlos Martinez, R (1, 3) OBP: 0.343, SLG: 0.410			F7		G5-3				G5-3	4	0	0	0	0	0	4						
Dave Gallagher, R (9, 9) OBP: 0.321, SLG: 0.311					1-2					0	0	0	0	0	0	0						
Robin Ventura, L (1, 5) OBP: 0.444, SLG: 0.625					2B				G4-3	4	0	2	1	0	0	3						
Sammy Sosa, R (1, 8) OBP: 0.299, SLG: 0.356			G6-3		F8				P3	4	0	0	0	0	0	2						
Ozzie Guillen, L (1, 6) OBP: 0.279, SLG: 0.333			P3		G3-1				F7	4	0	0	0	0	0	1						
Inning Stats	R: 0 E: 0 K: 0 S: 6	H: 1 LOB: 1 BB: 0 P: 9	R: 0 E: 0 K: 0 S: 9	H: 1 LOB: 1 BB: 0 P: 12	R: 1 E: 1 K: 0 S: 10	H: 1 LOB: 0 BB: 0 P: 13	R: 1 E: 0 K: 0 S: 7	H: 1 LOB: 1 BB: 1 P: 13	R: 1 E: 0 K: 0 S: 9	H: 4 LOB: 3 BB: 0 P: 14	R: 0 E: 0 K: 0 S: 6	H: 1 LOB: 0 BB: 0 P: 9	R: 0 E: 0 K: 0 S: 5	H: 0 LOB: 0 BB: 0 P: 9	R: 0 E: 0 K: 0 S: 7	H: 0 LOB: 0 BB: 0 P: 12	R: 0 E: 0 K: 0 S: 8	H: 1 LOB: 1 BB: 0 P: 10	1B: 6 2B: 3 3B: 1 HR: 0	SF: 0 SAC: 0 DP: 0 HBP: 0	WP: 0 PB: 0 SB: 0 CS: 0	PA: 39
PITCHER Dave Johnson, R (1, 1) ERA: 3.62	IP: 9.0 WLS: L BF: 39 H: 10 R: 3 ER: 2 SO: 0 BB: 1 IBB: 0 HBP: 0 BLK: 0 WP: 0 HR: 0 S: 67 P: 101 ERA: 2.00 WHIP: 1.222																					

Chicago White Sox @ Baltimore Orioles
 Memorial Stadium, Baltimore, MD
 Wed Sep 13 1989, 7:05 PM EDT
 Att: 16,484 - Unknown

AB	38
R	3
H	10
RBI	2
BB	1
SO	0
LOB	18



Batter	1	2	3	4	5	6	7	8	9	AB	R	H	RBI	BB	SO	LOB	BOTTOM					
Phil Bradley, R (1, 7) OBP: 0.367, SLG: 0.416	G6-3		F9		P4				G3 1B	4	0	1	0	0	0	1						
Joe Orsulak, L (1, 9) OBP: 0.350, SLG: 0.422	G1-3		BB						G3	3	0	0	0	1	0	1						
Cal Ripken Jr., R (1, 6) OBP: 0.319, SLG: 0.413	K		FC5 2-3f						F8	4	0	0	0	0	1	4						
Mickey Tettleton, S (1, 10) OBP: 0.381, SLG: 0.523			G4-3 2B		P3				G6-3	4	0	1	0	0	1	1						
Randy Milligan, R (1, 3) OBP: 0.393, SLG: 0.453			G4-3 2-3		1B				BB	3	0	1	0	1	0	2						
Craig Worthington, R (1, 5) OBP: 0.334, SLG: 0.373			G5-3		K				F8	3	0	0	0	0	2	2						
Steve Finley, L (9, PH) OBP: 0.308, SLG: 0.335					K					1	0	0	0	0	0	1						
Mike Devereaux, R (1, 8) OBP: 0.335, SLG: 0.387			G4-3		F7				K	4	0	0	0	0	1	3						
Bob Melvin, R (1, 2) OBP: 0.280, SLG: 0.296			FC5 SH3-1 1B						F8	3	0	1	0	0	0	0						
Billy Ripken, R (1, 4) OBP: 0.281, SLG: 0.298			SH3-1							1	0	0	0	0	0	0						
Tim Lincecum, R (8, PH) OBP: 0.313, SLG: 0.350					G6-3				L7	1	0	0	0	0	0	0						
Inning Stats	R: 0 E: 0 K: 1 S: 9	H: 0 LOB: 0 BB: 0 P: 14	R: 0 E: 0 K: 0 S: 8	H: 1 LOB: 1 BB: 0 P: 14	R: 0 E: 0 K: 0 S: 11	H: 1 LOB: 2 BB: 1 P: 17	R: 0 E: 0 K: 1 S: 11	H: 1 LOB: 1 BB: 0 P: 16	R: 0 E: 0 K: 0 S: 6	H: 0 LOB: 0 BB: 0 P: 9	R: 0 E: 1 K: 1 S: 14	H: 0 LOB: 1 BB: 0 P: 17	R: 0 E: 0 K: 1 S: 6	H: 0 LOB: 0 BB: 0 P: 11	R: 0 E: 0 K: 0 S: 7	H: 1 LOB: 1 BB: 0 P: 11	R: 0 E: 0 K: 1 S: 9	H: 0 LOB: 1 BB: 1 P: 17	1B: 3 2B: 1 3B: 0 HR: 0	SF: 0 SAC: 1 DP: 0 HBP: 0	WP: 0 PB: 0 SB: 0 CS: 0	PA: 34
PITCHER Greg Hibbard, L (1, 1) ERA: 3.08	IP: 8.1 WLS: W BF: 32 H: 4 R: 0 ER: 0 SO: 4 BB: 2 IBB: 0 HBP: 0 BLK: 0 WP: 0 HR: 0 S: 76 P: 119 ERA: 0.00 WHIP: 0.720																					
PITCHER Bobby Thigpen, R (9, 1) ERA: 3.93	IP: 0.2 WLS: S BF: 2 H: 0 R: 0 ER: 0 SO: 1 BB: 0 IBB: 0 HBP: 0 BLK: 0 WP: 0 HR: 0 S: 5 P: 7 ERA: 0.00 WHIP: 0.000																					

Chicago White Sox @ Baltimore Orioles
 Memorial Stadium, Baltimore, MD
 Wed Sep 13 1989, 7:05 PM EDT
 Att: 16,484 - Unknown

AB	31
R	0
H	4
RBI	0
BB	2
SO	5
LOB	15



Batter	1	2	3	4	5	6	7	8	9	AB	R	H	RBI	BB	SO	LOB	TOP				
Kevin Seitzer , R (1, 5) OBP: 0.386, SLG: 0.333	G4-3	1-2	1-2	G1-6-3		G4-3			B1-3	5	0	2	0	0	0	3	Kansas City Royals @ Baltimore Orioles Memorial Stadium, Baltimore, MD Fri Sep 15 1989, 7:05 PM EDT Att: 38,029 - Unknown - 71 F livebaseballscorecards.com				
Willie Wilson , S (1, 8) OBP: 0.296, SLG: 0.344	G6-3	G4-3			G4-3		F7		B1-3	5	1	1	0	0	0	3					
George Brett , L (1, 3) OBP: 0.359, SLG: 0.433	G6-3			FC1-4					G6-3	5	0	3	0	0	0	2					
Bo Jackson , R (1, 7) OBP: 0.316, SLG: 0.515				F9		F9			F9	5	0	1	1	0	1	4					
Jim Eisenreich , L (1, 9) OBP: 0.347, SLG: 0.440			FC1-4		G4-3					2	0	0	0	2	0	2					
Danny Tartabull , R (1, 10) OBP: 0.389, SLG: 0.449										3	1	0	0	1	2	5					
Kurt Stillwell , S (1, 6) OBP: 0.336, SLG: 0.401					G1-5-3				G1-3	4	0	1	0	0	0	0					
Bob Boone , R (1, 2) OBP: 0.354, SLG: 0.319						SH3-4				3	0	1	0	0	1	0					
Brad Wellman , R (1, 4) OBP: 0.284, SLG: 0.271										2	0	2	0	0	0	0					
Bill Buckner , L (6, PH) OBP: 0.237, SLG: 0.259										1	0	0	1	0	0	1					
Bill Pecota , R (6, 4) OBP: 0.259, SLG: 0.390										0	0	0	0	0	0	0					
Pat Tabler , R (8, 4) OBP: 0.331, SLG: 0.317										1	0	0	0	0	0	0					
Inning Stats	R: 1 E: 0 K: 1 S: 13	H: 2 LOB: 2 BB: 1 P: 22	R: 0 E: 0 K: 0 S: 12	H: 2 LOB: 2 BB: 0 P: 18	R: 0 E: 0 K: 1 S: 8	H: 1 LOB: 1 BB: 0 P: 11	R: 0 E: 0 K: 0 S: 9	H: 2 LOB: 1 BB: 0 P: 15	R: 0 E: 0 K: 0 S: 8	H: 1 LOB: 1 BB: 0 P: 11	R: 0 E: 0 K: 1 S: 7	H: 1 LOB: 2 BB: 1 P: 17	R: 0 E: 0 K: 1 S: 9	H: 0 LOB: 0 BB: 0 P: 12	R: 0 E: 0 K: 0 S: 7	H: 1 LOB: 1 BB: 0 P: 12	1B: 9 2B: 2 3B: 0 HR: 0	SF: 0 SAC: 1 DP: 1 HBP: 0	WP: 1 PB: 0 SB: 0 CS: 0	PA: 40	
PITCHER	IP	WLS	BF	H	R	ER	SO	BB	IBB	HBP	BLK	WP	HR	S	P	ERA	WHIP				
Bob Milacki , R (1, 1) ERA: 3.86	8.0	W	37	11	2	2	4	2	1	0	0	1	0	79	131	2.25	1.625				
Gregg Olson , R (9, 1) ERA: 1.85	1.0	S	3	0	0	0	0	0	0	0	0	0	0	5	8	0.00	0.000				

Batter	1	2	3	4	5	6	7	8	9	AB	R	H	RBI	BB	SO	LOB	BOTTOM				
Phil Bradley , R (1, 7) OBP: 0.366, SLG: 0.415			P6			G5-3			SH1-4	4	0	1	0	0	1	2	Kansas City Royals @ Baltimore Orioles Memorial Stadium, Baltimore, MD Fri Sep 15 1989, 7:05 PM EDT Att: 38,029 - Unknown - 71 F livebaseballscorecards.com				
Mike Devereaux , R (1, 8) OBP: 0.336, SLG: 0.387	F8					F8				5	0	2	1	0	1	3					
Cal Ripken Jr. , R (1, 6) OBP: 0.317, SLG: 0.410	G6-3									4	1	0	1	0	0	2					
Mickey Tettleton , S (1, 10) OBP: 0.381, SLG: 0.520										2	0	0	0	1	2	0					
Brady Anderson , L (6, PR) OBP: 0.325, SLG: 0.313										0	1	0	0	0	0	0					
Larry Sheets , L (7, PH) OBP: 0.299, SLG: 0.361										0	0	0	0	0	0	0					
Keith Moreland , R (7, PH) OBP: 0.331, SLG: 0.369										1	0	1	0	0	0	0					
Juan Bell , R (7, PR)										0	0	0	0	0	0	0					
Randy Milligan , R (1, 3) OBP: 0.391, SLG: 0.451										4	0	1	1	0	0	1					
Craig Worthington , R (1, 5) OBP: 0.337, SLG: 0.373										2	1	1	1	2	0	2					
Stan Jefferson , S (1, 9) ERA: 4.03										4	0	2	1	0	1	1					
Steve Finley , L (9, 9) OBP: 0.308, SLG: 0.335										0	0	0	0	0	0	0					
Bob Melvin , R (1, 2) OBP: 0.276, SLG: 0.291										4	0	0	0	0	2	2					
Billy Ripken , R (1, 4) OBP: 0.285, SLG: 0.306										2	1	2	0	0	0	0					
Rene Gonzales , R (6, 4) OBP: 0.272, SLG: 0.263										1	1	1	0	1	0	0					
Inning Stats	R: 0 E: 0 K: 1 S: 12	H: 0 LOB: 0 BB: 0 P: 15	R: 0 E: 0 K: 1 S: 13	H: 0 LOB: 1 BB: 1 P: 25	R: 1 E: 0 K: 0 S: 14	H: 2 LOB: 1 BB: 0 P: 22	R: 1 E: 0 K: 1 S: 12	H: 1 LOB: 1 BB: 1 P: 21	R: 0 E: 0 K: 0 S: 10	H: 1 LOB: 1 BB: 0 P: 12	R: 1 E: 0 K: 0 S: 17	H: 2 LOB: 2 BB: 1 P: 28	R: 2 E: 0 K: 0 S: 13	H: 4 LOB: 4 BB: 0 P: 19	R: 0 E: 0 K: 2 S: 11	H: 1 LOB: 2 BB: 1 P: 23	1B: 10 2B: 1 3B: 0 HR: 0	SF: 0 SAC: 1 DP: 0 HBP: 0	WP: 2 PB: 0 SB: 0 CS: 0	PA: 38	
PITCHER	IP	WLS	BF	H	R	ER	SO	BB	IBB	HBP	BLK	WP	HR	S	P	ERA	WHIP				
Larry McWilliams , L (1, 1) ERA: 4.03	5.0		20	4	2	2	4	2	0	0	0	0	0	61	95	3.60	1.200				
Steve Crawford , R (6, 1) ERA: 3.07	1.2	L	10	4	3	3	1	1	0	0	0	0	0	24	38	16.20	3.000				
Jerry Don Gleaton , L (7, 1) ERA: 5.64	0.0		1	1	0	0	0	0	0	0	0	0	0	2	3	∞	∞				
Rick Luecken , R (7, 1) ERA: 3.38	1.1		7	2	0	0	2	1	0	0	0	0	0	15	29	0.00	2.250				


Batter	1	2	3	4	5	6	7	8	9	AB	R	H	RBI	BB	SO	LOB	TOP								
Kevin Seitzer, R OBP: 0.385, SLG: 0.332	1-2 G4-3	3-3 K		2-2 G6-3		1-2 F8		1-0 1B		5	0	1	1	0	1	4	Kansas City Royals @ Baltimore Orioles Memorial Stadium, Baltimore, MD Sat Sep 16 1989, 7:05 PM EDT Att: 44,591 - Unknown livebaseballscorecards.com								
Kurt Stillwell, S OBP: 0.337, SLG: 0.402	1-0 2B		0-0 G4-3		0-0 B2-3	4-1 BB		1-3 K		4	0	1	0	1	1	2									
George Brett, L OBP: 0.357, SLG: 0.430	3-3 K		0-0 G4-3		2-3 K	0-0 G3		0-0 1B		5	0	1	1	0	2	2									
Bo Jackson, R OBP: 0.315, SLG: 0.512	3-1 L7		1-3 K		3-2 BB 1B		1-3 K	2-3 K		5	0	1	0	0	3	3									
Jim Eisenreich, L OBP: 0.350, SLG: 0.443		4-1 G6-3 1B BB		0-0 F7	1-0 BB		1-2 F7		0-0 FC5-4 2B	4	1	2	0	1	0	0									
Danny Tartabull, R OBP: 0.389, SLG: 0.446	0-1 SAFE G6-3		3-3 K		4-0 FC6-4 BB		2-3 K		4-0 FC5-4 BB	3	0	0	0	2	2	1									
Pat Tabler, R OBP: 0.335, SLG: 0.322		0-0 G6-3 1B		2-2 BB	1-0 FC6-4		0-2 BB		0-2 FC5-4	4	1	3	1	0	0	3									
Gary Thurman, R OBP: 0.312, SLG: 0.263										0	1	0	0	0	0	0									
Rey Palacios, R OBP: 0.191, SLG: 0.233										0	0	0	0	0	0	0									
Bill Buckner, L OBP: 0.235, SLG: 0.258										1	0	0	0	0	0	2									
Jeff Schulz, L OBP: 0.500, SLG: 0.500		2-H 1B			1-2 1B				1-2 2-3	0	0	0	0	0	0	0									
Mike Macfarlane, R OBP: 0.283, SLG: 0.324		2-2 G6-3		4-0 1B		1-0 G6-3		4-2 1B	1-2 G4-6-3	2	0	1	0	2	0	0									
Willie Wilson, S OBP: 0.295, SLG: 0.343		1-2 1B		1-2 BB				1-2 1B	1-2 G4-6-3	1	1	0	0	0	0	2									
Brad Wellman, R OBP: 0.271, SLG: 0.297		3-2 G6-3		0-0 1B				1-3 K		3	1	2	2	0	0	2									
Matt Winters, L OBP: 0.339, SLG: 0.370		1-2 G6-3		1-3 1B						1	0	0	0	0	1	2									
Bill Pecota, R OBP: 0.259, SLG: 0.390		1-2 2-3		1-3 1B						0	0	0	0	0	0	0									
Inning Stats	R: 0 E: 0 K: 1 S: 9	H: 1 LOB: 1 BB: 0 P: 17	R: 1 E: 0 K: 1 S: 13	H: 2 LOB: 2 BB: 1 P: 25	R: 0 E: 0 K: 1 S: 5	H: 0 LOB: 0 BB: 0 P: 6	R: 1 E: 0 K: 1 S: 12	H: 2 LOB: 2 BB: 1 P: 23	R: 0 E: 0 K: 0 S: 10	H: 2 LOB: 3 BB: 1 P: 21	R: 1 E: 0 K: 0 S: 7	H: 1 LOB: 1 BB: 1 P: 13	R: 0 E: 0 K: 2 S: 11	H: 0 LOB: 0 BB: 0 P: 15	R: 2 E: 0 K: 3 S: 21	H: 3 LOB: 2 BB: 1 P: 30	R: 0 E: 0 K: 0 S: 7	H: 1 LOB: 2 BB: 1 P: 12	1B: 9 2B: 2 3B: 0 HR: 1	SF: 0 SAC: 0 DP: 1 HBP: 0	WP: 0 PB: 0 SB: 1 CS: 0	PA: 44			
PITCHER	IP	WLS	BF	H	R	ER	SO	BB	IBB	HBP	BLK	WP	HR	S	P	ERA	WHIP								
Jeff Ballard, L ERA: 3.66	5.2		29	8	3	3	5	4	0	0	0	0	1	55	104	4.76	2.118								
Kevin Hickey, L ERA: 2.53	0.1		1	0	0	0	0	0	0	0	0	0	0	1	1	0.00	0.000								
Mark Williamson, R ERA: 3.07	1.1	W	7	2	2	2	3	1	0	0	0	0	0	20	30	13.50	2.250								
Gregg Olson, R ERA: 1.82	1.2		7	2	0	0	2	1	0	0	0	0	0	19	27	0.00	1.800								

Batter	1	2	3	4	5	6	7	8	9	AB	R	H	RBI	BB	SO	LOB	BOTTOM								
Phil Bradley, R OBP: 0.367, SLG: 0.418	2-2 1B 2B		0-0 F8		0-0 CS 1B		1-1 G5-3			4	1	2	0	0	0	2	Kansas City Royals @ Baltimore Orioles Memorial Stadium, Baltimore, MD Sat Sep 16 1989, 7:05 PM EDT Att: 44,591 - Unknown livebaseballscorecards.com								
Joe Orsulak, L OBP: 0.354, SLG: 0.424	0-2 G5-4-3 2H 1B		1-1 1B		3-3 K		4-2 FC6-4 BB			3	0	2	1	1	1	1									
Cal Ripken Jr., R OBP: 0.317, SLG: 0.409	1-2 G5-4-3 1-2 1B		2-0 1B		2-1 P3		1-1 FC6-4			4	0	1	0	0	0	3									
Mickey Tettleton, S OBP: 0.379, SLG: 0.525	3-1 F7		1-1 L6			0-0 HR		0-1 G3		4	1	1	1	0	0	2									
Randy Milligan, R OBP: 0.395, SLG: 0.468		3-1 HR		0-1 G6-3 3B		3-3 K		4-2 1B BB		3	3	2	1	1	1	0									
Mike Devereaux, R OBP: 0.333, SLG: 0.384		2-1 G6-3		0-0 G6-3		0-1 G6-3		1-2 1B		3	0	0	1	0	0	0									
Larry Sheets, L OBP: 0.308, SLG: 0.364										1	0	1	0	0	0	0									
Steve Finley, L OBP: 0.306, SLG: 0.335								1-3 1B		0	1	0	0	0	0	0									
Craig Worthington, R OBP: 0.337, SLG: 0.379		1-2 F9		3-H HR		3-3 K		2-3 K		4	1	1	1	0	2	2									
Jamie Quirk, L OBP: 0.273, SLG: 0.224		2-3 K		2-2 F8			4-2 CS E BB	1-0 FC6-4 1B		2	0	0	0	1	1	0									
Brady Anderson, L OBP: 0.325, SLG: 0.313								2-H 3-H		0	0	0	0	0	0	0									
Bob Melvin, R OBP: 0.279, SLG: 0.294								0-1 FC6-4		1	0	1	2	0	0	0									
Rene Gonzales, R OBP: 0.266, SLG: 0.256			1-1 G5-3		1-2 G6-3		1-0 E6 CS	0-1 FC6-4		4	0	0	0	0	0	2									
Inning Stats	R: 1 E: 0 K: 0 S: 11	H: 2 LOB: 0 BB: 0 P: 17	R: 1 E: 0 K: 1 S: 11	H: 1 LOB: 0 BB: 0 P: 19	R: 0 E: 0 K: 0 S: 8	H: 2 LOB: 0 BB: 0 P: 13	R: 2 E: 0 K: 0 S: 11	H: 2 LOB: 0 BB: 0 P: 14	R: 0 E: 0 K: 1 S: 6	H: 1 LOB: 0 BB: 0 P: 11	R: 1 E: 0 K: 2 S: 10	H: 1 LOB: 0 BB: 0 P: 16	R: 0 E: 1 K: 0 S: 10	H: 0 LOB: 2 BB: 2 P: 21	R: 2 E: 0 K: 1 S: 16	H: 2 LOB: 1 BB: 1 P: 24		1B: 6 2B: 2 3B: 1 HR: 3	SF: 0 SAC: 0 DP: 2 HBP: 0	WP: 0 PB: 0 SB: 1 CS: 3	PA: 36				
PITCHER	IP	WLS	BF	H	R	ER	SO	BB	IBB	HBP	BLK	WP	HR	S	P	ERA	WHIP								
Mark Gubicza, R ERA: 2.91	6.0		25	9	5	5	4	0	0	0	0	0	0	19	35	7.50	1.500								
Terry Leach, R ERA: 4.15	1.1	L	8	1	2	2	0	3	0	0	0	0	0	7	10	0.00	1.500								
Steve Farr, R ERA: 4.62	0.2		3	1	0	0	1	0	0	0	0	0	0	7	10	0.00	1.500								

Batter	1	2	3	4	5	6	7	8	9	AB	R	H	RBI	BB	SO	LOB	TOP				
Gary Pettis, S OBP: 0.377, SLG: 0.309	B1-3		K		FC4-6		G3			4	0	0	0	0	1	2					
Alan Trammell, R OBP: 0.307, SLG: 0.327	BB		K			G6-3	P4			3	0	0	0	1	1	1					
Lou Whitaker, L OBP: 0.363, SLG: 0.473	F8		G3			1B	BB	P6		3	1	0	0	1	0	2					
Dave Bergman, L OBP: 0.342, SLG: 0.365	BB			L8		1B	BB	G4-3		3	1	1	0	1	0	0					
Matt Nokes, L OBP: 0.293, SLG: 0.371	G3			P4		FC4-6	1B	G4-3		4	0	1	1	0	0	2					
Scott Lusader, L OBP: 0.333, SLG: 0.356		P7		G6-3		FC4-6	1B		K	4	0	1	0	0	1	0					
Rob Richie, L OBP: 0.366, SLG: 0.514	F7				FC6-4	1B			K	2	0	1	0	0	0	0					
Gary Ward, R OBP: 0.311, SLG: 0.410					FC4-6	1B			K	2	0	0	1	0	1	2					
Mike Heath, R OBP: 0.317, SLG: 0.409					FC6-4	FC4-6	F9		G6-3	4	0	0	0	0	1	3					
Doug Strange, S OBP: 0.291, SLG: 0.286				L4			F9			2	0	0	0	0	1	0					
Inning Stats	R: 0 E: 0 K: 0 S: 8	H: 0 LOB: 2 BB: 2 P: 16	R: 0 E: 0 K: 1 S: 7	H: 0 LOB: 0 BB: 1 P: 13	R: 0 E: 0 K: 2 S: 11	H: 0 LOB: 1 BB: 1 P: 20	R: 0 E: 0 K: 0 S: 10	H: 0 LOB: 0 BB: 0 P: 15	R: 0 E: 0 K: 0 S: 11	H: 1 LOB: 1 BB: 0 P: 17	R: 2 E: 0 K: 0 S: 16	H: 3 LOB: 2 BB: 1 P: 30	R: 0 E: 0 K: 0 S: 11	H: 0 LOB: 0 BB: 0 P: 17	R: 0 E: 0 K: 2 S: 10	H: 0 LOB: 0 BB: 0 P: 13	1B: 4 2B: 0 3B: 0 HR: 0	SF: 0 SAC: 0 DP: 0 HBP: 0	WP: 0 PB: 0 SB: 0 CS: 0	PA: 35	
PITCHER	IP	WLS	BF	H	R	ER	SO	BB	IBB	HBP	BLK	WP	HR	S	P	ERA	WHIP				
Bob Milacki, R ERA: 3.85	5.1	W	24	4	2	2	3	4	0	0	0	0	0	60	104	3.38	1.500				
Mark Thurmond, L ERA: 3.79	0.1		1	0	0	0	0	0	0	0	0	0	0	2	4	0.00	0.000				
Mark Williamson, R ERA: 2.97	3.1	S	10	0	0	0	2	0	0	0	0	0	0	30	43	0.00	0.000				

Detroit Tigers @ Baltimore Orioles
Memorial Stadium, Baltimore, MD
 Tue Sep 19 1989, 7:05 PM EDT
 Att: 22,378 - Unknown - 65 F

AB 31
 R 2
 H 4
 RBI 2
 BB 4
 SO 5
 LOB 13



Batter	1	2	3	4	5	6	7	8	9	AB	R	H	RBI	BB	SO	LOB	BOTTOM				
Steve Finley, L OBP: 0.303, SLG: 0.325	K	G4-3			1B	FC4				3	1	0	0	1	1	3					
Joe Orsulak, L OBP: 0.353, SLG: 0.420	K		G4-3		BB					3	0	1	0	1	1	0					
Cal Ripken Jr., R OBP: 0.315, SLG: 0.406	1B		F8		1B	P6				4	0	1	0	0	0	2					
Larry Sheets, L OBP: 0.304, SLG: 0.359	F9		K		G4-3	F7				4	0	0	0	0	1	2					
Randy Milligan, R OBP: 0.394, SLG: 0.468			K		G6-3	WP	G6-3			4	1	1	0	0	1	1					
Mike Devereaux, R OBP: 0.330, SLG: 0.380			K		F7	G5-3		G6-3		4	0	0	0	0	1	1					
Craig Worthington, R OBP: 0.339, SLG: 0.363		2B			HR	BB	HBP	L7		2	2	1	1	1	0	0					
Jamie Quirk, L OBP: 0.265, SLG: 0.236	1B	2B			K	SF7		L9		3	1	1	2	0	1	0					
Tim Hulett, R OBP: 0.343, SLG: 0.419		1B			HR	BB				2	1	2	2	1	0	0					
Inning Stats	R: 0 E: 0 K: 2 S: 9	H: 1 LOB: 1 BB: 0 P: 13	R: 2 E: 0 K: 2 S: 18	H: 2 LOB: 1 BB: 1 P: 31	R: 0 E: 0 K: 1 S: 7	H: 0 LOB: 0 BB: 0 P: 9	R: 1 E: 0 K: 1 S: 10	H: 1 LOB: 0 BB: 0 P: 17	R: 2 E: 0 K: 0 S: 4	H: 2 LOB: 0 BB: 1 P: 9	R: 1 E: 0 K: 0 S: 14	H: 1 LOB: 2 BB: 1 P: 21	R: 0 E: 0 K: 0 S: 15	H: 0 LOB: 1 BB: 1 P: 25	R: 0 E: 0 K: 0 S: 6	H: 0 LOB: 0 BB: 0 P: 9	1B: 3 2B: 2 3B: 0 HR: 2	SF: 1 SAC: 0 DP: 1 HBP: 1	WP: 1 PB: 0 SB: 0 CS: 0	PA: 35	
PITCHER	IP	WLS	BF	H	R	ER	SO	BB	IBB	HBP	BLK	WP	HR	S	P	ERA	WHIP				
Jack Morris, R ERA: 4.87	5.2	L	27	7	6	6	6	3	0	1	0	0	0	61	99	9.53	1.765				
Frank Williams, R ERA: 3.44	2.1		8	0	0	0	0	1	0	0	0	0	0	22	35	0.00	0.429				

Detroit Tigers @ Baltimore Orioles
Memorial Stadium, Baltimore, MD
 Tue Sep 19 1989, 7:05 PM EDT
 Att: 22,378 - Unknown - 65 F


AB 29
 R 6
 H 7
 RBI 5
 BB 4
 SO 6
 LOB 9



Batter	1	2	3	4	5	6	7	8	9	AB	R	H	RBI	BB	SO	LOB	TOP					
Gary Pettis, S OBP: 0.374, SLG: 0.306	2-2 P6		0-2 G3					2-2 L9		4	0	0	0	0	0	1						
Alan Trammell, R OBP: 0.306, SLG: 0.329	0-1 E		1-1 F7					2-2 F9		4	1	1	0	0	1	1						
Lou Whitaker, L OBP: 0.361, SLG: 0.470	3-3 K		1-1 F9					2-1 F9		3	0	0	0	0	1	1						
Mike Brumley, S OBP: 0.251, SLG: 0.255										1	0	0	0	0	0	0						
Gary Ward, R OBP: 0.312, SLG: 0.407	3-2 E4									2	1	0	0	1	0	0						
Scott Lusader, L OBP: 0.330, SLG: 0.352	1B 2H									1	0	0	0	0	1	0						
Rick Schu, R OBP: 0.292, SLG: 0.354	0-1 1B									0	0	0	0	0	0	0						
Matt Nokes, L OBP: 0.292, SLG: 0.370	1-3 1B									1	0	0	0	0	0	0						
Mike Heath, R OBP: 0.315, SLG: 0.405	1-1 F9									3	0	0	1	0	0	3						
Jeff Datz, R OBP: 0.429, SLG: 0.200										1	0	1	0	0	0	0						
Kenny Williams, R OBP: 0.274, SLG: 0.302										3	0	0	0	0	1	1						
Rob Richie, L OBP: 0.357, SLG: 0.500										1	0	0	0	0	1	1						
Dave Bergman, L OBP: 0.342, SLG: 0.365										3	0	1	0	0	1	1						
Doug Strange, S OBP: 0.292, SLG: 0.287										3	0	1	0	0	0	1						
Inning Stats	R: 1 E: 1 K: 1 S: 16	H: 2 LOB: 2 BB: 0 P: 25	R: 0 E: 0 K: 2 S: 8	H: 0 LOB: 0 BB: 0 P: 14	R: 0 E: 0 K: 0 S: 7	H: 0 LOB: 0 BB: 0 P: 9	R: 1 E: 0 K: 0 S: 11	H: 1 LOB: 1 BB: 1 P: 18	R: 0 E: 0 K: 0 S: 7	H: 0 LOB: 0 BB: 0 P: 9	R: 0 E: 0 K: 0 S: 8	H: 0 LOB: 0 BB: 0 P: 11	R: 0 E: 0 K: 0 S: 5	H: 1 LOB: 1 BB: 0 P: 8	R: 0 E: 0 K: 0 S: 8	H: 0 LOB: 1 BB: 0 P: 14	R: 0 E: 0 K: 2 S: 12	H: 1 LOB: 1 BB: 0 P: 16	1B: 4 2B: 2 3B: 0 HR: 0	SF: 0 SAC: 0 DP: 0 HBP: 0	WP: 0 PB: 0 SB: 0 CS: 1	PA: 34
PITCHER	IP WLS BF H R ER SO BB IBB HBP BLK WP HR S P ERA WHIP	7.0 W 27 5 2 1 4 1 0 0 0 0 0 0 62 94 1.29 0.857	1.0 3 0 0 0 0 0 0 0 0 0 0 0 0 8 14 0.00 0.000	1.0 4 1 0 0 0 2 0 0 0 0 0 0 0 12 16 0.00 1.000											IP WLS BF H R ER SO BB IBB HBP BLK WP HR S P ERA WHIP							
Jeff Ballard, L ERA: 3.57											7.0 W 27 5 2 1 4 1 0 0 0 0 0 0 62 94 1.29 0.857											
Kevin Hickey, L ERA: 2.77											1.0 3 0 0 0 0 0 0 0 0 0 0 0 0 8 14 0.00 0.000											
Gregg Olson, R ERA: 1.79											1.0 4 1 0 0 0 2 0 0 0 0 0 0 0 12 16 0.00 1.000											

Detroit Tigers @ Baltimore Orioles
Memorial Stadium, Baltimore, MD
 Wed Sep 20 1989, 7:05 PM EDT
 Att: 30,644 - Unknown


AB 30
 R 2
 H 4
 RBI 1
 BB 1
 SO 6
 LOB 10



Batter	1	2	3	4	5	6	7	8	9	AB	R	H	RBI	BB	SO	LOB	BOTTOM				
Phil Bradley, R OBP: 0.367, SLG: 0.416	1-0 F9									4	1	2	0	1	1	2					
Steve Finley, L OBP: 0.302, SLG: 0.324										1	0	0	0	0	0	0					
Tim Lincecum, R OBP: 0.368, SLG: 0.441	2-2 1B									6	2	4	1	0	1	3					
Cal Ripken Jr., R OBP: 0.317, SLG: 0.404	4-2 1B									3	1	0	0	3	1	4					
Mickey Tettleton, S OBP: 0.379, SLG: 0.530	2-1 1B									5	1	3	4	0	2	5					
Randy Milligan, R OBP: 0.397, SLG: 0.469	1-2 1B									4	1	2	1	1	0	5					
Craig Worthington, R OBP: 0.340, SLG: 0.387	2-1 1B									4	1	3	1	0	1	0					
Mike Devereaux, R OBP: 0.331, SLG: 0.381	2-2 G4-3									4	1	1	2	1	1	3					
Bob Melvin, R OBP: 0.279, SLG: 0.291										3	0	0	0	1	2	4					
Stan Jefferson, S OBP: 0.246, SLG: 0.355										4	1	2	0	1	1	0					
Inning Stats	R: 2 E: 0 K: 0 S: 17	H: 4 LOB: 2 BB: 1 P: 30	R: 0 E: 0 K: 2 S: 13	H: 1 LOB: 1 BB: 0 P: 20	R: 2 E: 0 K: 1 S: 15	H: 3 LOB: 1 BB: 0 P: 21	R: 0 E: 0 K: 1 S: 17	H: 2 LOB: 3 BB: 1 P: 24	R: 4 E: 0 K: 1 S: 23	H: 4 LOB: 2 BB: 2 P: 38	R: 0 E: 0 K: 3 S: 18	H: 1 LOB: 2 BB: 1 P: 30	R: 1 E: 0 K: 2 S: 18	H: 1 LOB: 3 BB: 3 P: 34	R: 0 E: 0 K: 0 S: 10	H: 1 LOB: 1 BB: 0 P: 12	1B: 15 2B: 1 3B: 0 HR: 1	SF: 1 SAC: 1 DP: 0 HBP: 0	WP: 0 PB: 0 SB: 4 CS: 0	PA: 48	
PITCHER	IP WLS BF H R ER SO BB IBB HBP BLK WP HR S P ERA WHIP	3.1 L 10 4 4 4 2 1 1 0 0 0 0 0 26 40 27.00 3.750	2.0 12 2 1 1 4 4 0 0 0 0 0 0 0 35 65 4.50 3.000	1.1 5 1 0 0 1 0 0 0 0 0 0 0 0 14 17 0.00 0.750											IP WLS BF H R ER SO BB IBB HBP BLK WP HR S P ERA WHIP						
Frank Tanana, L ERA: 3.69											3.1 L 10 4 4 4 2 1 1 0 0 0 0 0 26 40 27.00 3.750										
Ed Nunez, R ERA: 4.09											2.0 12 2 1 1 4 4 0 0 0 0 0 0 0 35 65 4.50 3.000										
Shawn Holman, R ERA: 2.16											1.1 5 1 0 0 1 0 0 0 0 0 0 0 0 14 17 0.00 0.750										
Mike Henneman, R ERA: 3.75											1.1 5 1 0 0 1 0 0 0 0 0 0 0 0 14 17 0.00 0.750										

Detroit Tigers @ Baltimore Orioles
Memorial Stadium, Baltimore, MD
 Wed Sep 20 1989, 7:05 PM EDT
 Att: 30,644 - Unknown

AB 38
 R 9
 H 17
 RBI 9
 BB 8
 SO 10
 LOB 26



Batter	1	2	3	4	5	6	7	8	9	AB	R	H	RBI	BB	SO	LOB	TOP					
Steve Sax, R OBP: 0.369, SLG: 0.393 (1, 4)	L8		2B 1B		CS 2B		1-2 1B		G6-3	5	1	3	0	0	0	1						
Alvaro Espinoza, R OBP: 0.301, SLG: 0.325 (1, 6)	K		SF8 2B		G3-1		K		L6	5	1	1	1	0	2	4						
Don Mattingly, L OBP: 0.350, SLG: 0.481 (1, 10)	G4-3		SF8			F7	P2			3	0	0	1	0	0	2						
Mel Hall, L OBP: 0.294, SLG: 0.419 (1, 7)		P6	F9			HR		G4-3		4	1	1	1	0	0	0						
Steve Balboni, R OBP: 0.294, SLG: 0.465 (1, 3)		HR		G5-3		L7				3	1	1	1	1	0	0						
Jesse Barfield, R OBP: 0.347, SLG: 0.411 (1, 9)	F9		FC4 1B		FC4 1B		F9			4	0	2	0	0	0	1						
Randy Velarde, R OBP: 0.370, SLG: 0.477 (1, 5)	HR		FC4 WP		FC6-4		L8			4	1	1	1	0	0	3						
Bob Geren, R OBP: 0.335, SLG: 0.462 (1, 2)	K		K				K		K	4	0	0	0	0	4	1						
Roberto Kelly, R OBP: 0.375, SLG: 0.429 (1, 8)			G6-3		G6-3		1B HBP		S 1B	3	0	1	0	0	0	0						
Inning Stats	R: 0 E: 0 K: 1 S: 7	H: 0 LOB: 0 BB: 0 P: 11	R: 2 E: 0 K: 1 S: 13	H: 2 LOB: 0 BB: 0 P: 17	R: 2 E: 0 K: 0 S: 10	H: 2 LOB: 0 BB: 0 P: 15	R: 0 E: 0 K: 1 S: 10	H: 1 LOB: 1 BB: 0 P: 19	R: 0 E: 0 K: 0 S: 6	H: 1 LOB: 0 BB: 0 P: 10	R: 1 E: 0 K: 0 S: 7	H: 2 LOB: 1 BB: 0 P: 14	R: 0 E: 0 K: 2 S: 13	H: 1 LOB: 2 BB: 0 P: 21	R: 0 E: 0 K: 0 S: 12	H: 0 LOB: 1 BB: 1 P: 20	R: 0 E: 0 K: 1 S: 10	H: 1 LOB: 1 BB: 0 P: 16	1B: 5 2B: 2 3B: 0 HR: 3	SF: 1 SAC: 0 DP: 0 HBP: 1	WP: 1 PB: 0 SB: 1 CS: 1	PA: 38
PITCHER	IP	WLS	BF	H	R	ER	SO	BB	IBB	HBP	BLK	WP	HR	S	P	ERA	WHIP					
Dave Johnson, R ERA: 4.17 (1, 1)	3.0		13	4	4	4	2	0	0	0	0	0	2	30	43	12.00	1.333					
Brian Holton, R ERA: 4.02 (4, 1)	3.0	L	12	4	1	1	1	0	0	0	0	1	1	23	43	3.00	1.333					
Mark Williamson, R ERA: 2.91 (7, 1)	2.0		9	1	0	0	2	1	0	1	0	0	0	25	41	0.00	1.000					
Gregg Olson, R ERA: 1.77 (9, 1)	1.0		4	1	0	0	1	0	0	0	0	0	0	10	16	0.00	1.000					

New York Yankees @ Baltimore Orioles
Memorial Stadium, Baltimore, MD

AB 35
R 5
H 10
RBI 5
BB 1
SO 6
LOB 12



WP: 1 PA: 38
PB: 0
SB: 1
CS: 1

Batter	1	2	3	4	5	6	7	8	9	AB	R	H	RBI	BB	SO	LOB	BOTTOM					
Phil Bradley, R OBP: 0.366, SLG: 0.413 (1, 7)	G6-3		G6-3		G4-3 G6-3 HBP		F8			3	0	0	0	0	0	0						
Joe Orsulak, L OBP: 0.350, SLG: 0.415 (1, 9)	G6-3			G4-3	G6-3			G4-3		4	0	0	0	0	0	1						
Cal Ripken Jr., R OBP: 0.318, SLG: 0.405 (1, 6)	BB			E5 1B SF8	G4-3			2B		3	1	1	0	1	0	1						
Mickey Tettleton, S OBP: 0.380, SLG: 0.528 (1, 10)	F7			1B 2B 1B	K			G4-6-3 BB		3	1	1	0	1	1	2						
Brady Anderson, L OBP: 0.324, SLG: 0.312 (8, PR)				1B 2B 1B						0	0	0	0	0	0	0						
Randy Milligan, R OBP: 0.393, SLG: 0.465 (1, 3)		G6-3		SF8		G4-3		G4-6-3		3	0	0	1	0	0	2						
Craig Worthington, R OBP: 0.341, SLG: 0.388 (1, 5)			G6-4-3 1B	2B 1B 1B		G3			K	4	1	2	0	0	1	0						
Mike Devereaux, R OBP: 0.330, SLG: 0.382 (1, 8)		G6-4-3		1B 2B		G6-3			G6-3	4	1	1	1	0	0	1						
Jamie Quirk, L OBP: 0.279, SLG: 0.253 (1, 2)			G4-6-3 1B	1B	2B 1B				K	3	0	2	2	0	0	0						
Keith Moreland, R OBP: 0.330, SLG: 0.368 (9, PH)				1B	1B					1	0	0	0	0	1	0						
Tim Lincecum, R OBP: 0.354, SLG: 0.423 (1, 4)			G4-6-3	G1-3			L7			3	0	0	0	0	0	2						
Inning Stats	R: 0 E: 0 K: 0 S: 8	H: 0 LOB: 1 BB: 1 P: 15	R: 0 E: 0 K: 0 S: 5	H: 1 LOB: 0 BB: 0 P: 6	R: 0 E: 0 K: 0 S: 6	H: 1 LOB: 0 BB: 0 P: 10	R: 4 E: 1 K: 0 S: 14	H: 4 LOB: 1 BB: 0 P: 21	R: 0 E: 0 K: 1 S: 9	H: 0 LOB: 1 BB: 0 P: 15	R: 0 E: 0 K: 0 S: 8	H: 0 LOB: 0 BB: 0 P: 11	R: 0 E: 0 K: 0 S: 7	H: 0 LOB: 0 BB: 0 P: 11	R: 0 E: 0 K: 0 S: 7	H: 1 LOB: 2 BB: 1 P: 16	R: 0 E: 0 K: 2 S: 7	H: 0 LOB: 0 BB: 0 P: 10	1B: 5 2B: 2 3B: 0 HR: 0	SF: 1 SAC: 0 DP: 3 HBP: 1	WP: 0 PB: 0 SB: 0 CS: 0	PA: 35
PITCHER	IP	WLS	BF	H	R	ER	SO	BB	IBB	HBP	BLK	WP	HR	S	P	ERA	WHIP					
Walt Terrell, R ERA: 4.7 (1, 1)	7.0		28	8	4	0	1	1	0	0	0	0	0	57	89	0.00	1.000					
Rich Gossage, R ERA: 2.95 (8, 1)	1.0		4	1	0	0	0	1	0	0	0	0	0	7	16	0.00	2.000					
Dave Righetti, L ERA: 3.09 (9, 1)	1.0	S	3	0	0	0	2	0	0	0	0	0	0	7	10	0.00	0.000					

New York Yankees @ Baltimore Orioles
Memorial Stadium, Baltimore, MD

AB 31
R 4
H 7
RBI 4
BB 2
SO 3
LOB 9



WP: 0 PA: 35
PB: 0
SB: 0
CS: 0

Batter	1	2	3	4	5	6	7	8	9	AB	R	H	RBI	BB	SO	LOB	TOP																					
Steve Sax, R (1,4) OBP: 0.367, SLG: 0.390 Wayne Tolleson, S (8,4) OBP: 0.256, SLG: 0.252	L4		SH1-4	F8		G6-3		G2-3		4	0	0	0	0	0	5																						
Alvaro Espinoza, R (1,6) OBP: 0.301, SLG: 0.325 Mike Blowers, R (6,5) OBP: 0.273, SLG: 0.273	1B		P4		L7			G1-3		3	0	1	0	0	0	2																						
Don Mattingly, L (1,3) OBP: 0.350, SLG: 0.478	K				G5-3 1B		L8	G5-3		3	1	0	0	2	1	1																						
Mel Hall, L (1,7) OBP: 0.292, SLG: 0.415	G4-3		G4-3		G5-3			G4-3		5	0	1	0	0	0	5																						
Steve Balboni, R (1,10) OBP: 0.300, SLG: 0.467		K			1B					3	1	2	1	1	1	0																						
Jesse Barfield, R (1,9) OBP: 0.345, SLG: 0.407	G6-3				F7			FC5-4		4	0	0	0	0	0	4																						
Randy Velarde, R (1,5) OBP: 0.385, SLG: 0.483	K				1B			FC5-4 1B		3	0	2	0	1	1	0																						
Don Slaught, R (1,2) OBP: 0.315, SLG: 0.371 Bob Geren, R (4,2) OBP: 0.332, SLG: 0.457			SH1-4 1B		P4		K	FC5-4 G5-3		1	0	0	0	1	0	2																						
Roberto Kelly, R (1,8) OBP: 0.378, SLG: 0.431			SH1-4 1B		1-2 2-H			G5-3		3	0	2	1	1	0	1																						
Inning Stats	R: 0 E: 0 K: 1 S: 14	H: 1 LOB: 1 BB: 0 P: 21	R: 0 E: 0 K: 2 S: 9	H: 0 LOB: 0 BB: 0 P: 13	R: 0 E: 0 K: 0 S: 8	H: 1 LOB: 3 BB: 2 P: 17	R: 1 E: 0 K: 0 S: 13	H: 2 LOB: 2 BB: 1 P: 25	R: 1 E: 0 K: 0 S: 12	H: 1 LOB: 1 BB: 1 P: 21	R: 0 E: 0 K: 1 S: 10	H: 1 LOB: 1 BB: 1 P: 17	R: 0 E: 0 K: 0 S: 8	H: 1 LOB: 1 BB: 0 P: 15	R: 0 E: 0 K: 0 S: 7	H: 1 LOB: 1 BB: 0 P: 10	R: 0 E: 0 K: 0 S: 6	H: 0 LOB: 0 BB: 0 P: 8	1B: 8 2B: 0 3B: 0 HR: 0	SF: 0 SAC: 1 DP: 1 HBP: 0	WP: 0 PB: 0 SB: 0 CS: 0	PA: 40																
PITCHER	IP	WLS	BF	H	R	ER	SO	BB	IBB	HBP	BLK	WP	HR	S	P	ERA	WHIP	PITCHER				IP	WLS	BF	H	R	ER	SO	BB	IBB	HBP	BLK	WP	HR	S	P	ERA	WHIP
Bob Milacki, R (1,1) ERA: 3.81 Dave Schmidt, R (8,1) ERA: 5.64	7.0	W	33	7	2	2	4	6	0	0	0	0	0	74	129	2.57	1.857					2.0		7	1	0	0	0	0	0	0	0	0	0	0	0	0.00	0.500

New York Yankees @ Baltimore Orioles
Memorial Stadium, Baltimore, MD

AB 33
R 2
H 8
RBI 2
BB 6
SO 4
LOB 22



WP: 0 PA: 40
PB: 0
SB: 0
CS: 0

New York Yankees @ Baltimore Orioles
Memorial Stadium, Baltimore, MD

AB 37
R 10
H 14
RBI 8
BB 5
SO 7
LOB 21



WP: 1 PA: 44
PB: 0
SB: 1
CS: 0

Batter	1	2	3	4	5	6	7	8	9	AB	R	H	RBI	BB	SO	LOB	BOTTOM																					
Steve Finley, L (1,8) OBP: 0.300, SLG: 0.321	K	G3		FC3 G3	1B		G1-3			5	1	1	1	0	1	3																						
Joe Orsulak, L (1,7) OBP: 0.349, SLG: 0.414 Brady Anderson, L (7, PH) OBP: 0.326, SLG: 0.314	G6-3		F9	G3	1B					4	0	1	1	0	0	2																						
Cal Ripken Jr., R (1,6) OBP: 0.318, SLG: 0.404	K				1B		G1-3			3	0	0	0	2	1	3																						
Mickey Tettleton, S (1,10) OBP: 0.377, SLG: 0.523 Larry Sheets, L (8, PH) OBP: 0.307, SLG: 0.361	K	K	K			G6-3		2B 1B		4	0	0	0	0	3	2																						
Randy Milligan, R (1,3) OBP: 0.398, SLG: 0.466 Jim Traber, L (8,3) OBP: 0.268, SLG: 0.297	BB 1B	F9			FC5-4 1B	E 1B		L8		3	2	2	0	1	0	1																						
Craig Worthington, R (1,5) OBP: 0.342, SLG: 0.396	K			HR	FC5-4 1B	E5 1B		2B		5	2	2	1	0	1	3																						
Stan Jefferson, S (1,9) OBP: 0.267, SLG: 0.376	BB 1B			1B SH3 FC3 1B	1B SF8 2B	G3-6-3 1B		G1-3		4	3	3	1	1	0	2																						
Jamie Quirk, L (1,2) OBP: 0.289, SLG: 0.256	1B BB			SH3	1B	G3-6-3		P5		3	1	1	1	1	0	4																						
Tim Lincecum, R (1,4) OBP: 0.361, SLG: 0.432 Billy Ripken, R (9,4) OBP: 0.285, SLG: 0.306	1-2 2-H			G3 FC3 WP 1B	SF8		K			3	1	2	3	0	1	0																						
Inning Stats	R: 2 E: 0 K: 2 S: 9	H: 2 LOB: 2 BB: 2 P: 28	R: 0 E: 0 K: 1 S: 8	H: 0 LOB: 1 BB: 1 P: 16	R: 4 E: 0 K: 1 S: 23	H: 3 LOB: 1 BB: 1 P: 39	R: 3 E: 0 K: 0 S: 15	H: 5 LOB: 2 BB: 0 P: 27	R: 1 E: 1 K: 0 S: 8	H: 1 LOB: 1 BB: 1 P: 15	R: 0 E: 0 K: 1 S: 15	H: 1 LOB: 1 BB: 0 P: 19	R: 0 E: 0 K: 0 S: 12	H: 2 LOB: 2 BB: 0 P: 19	R: 0 E: 0 K: 0 S: 6	H: 0 LOB: 0 BB: 0 P: 8	1B: 11 2B: 2 3B: 0 HR: 1	SF: 1 SAC: 1 DP: 1 HBP: 0	WP: 1 PB: 0 SB: 1 CS: 0	PA: 44																		
PITCHER	IP	WLS	BF	H	R	ER	SO	BB	IBB	HBP	BLK	WP	HR	S	P	ERA	WHIP	PITCHER				IP	WLS	BF	H	R	ER	SO	BB	IBB	HBP	BLK	WP	HR	S	P	ERA	WHIP
Eric Plunk, R (1,1) ERA: 3.55 Dale Mohorovic, R (5,1) ERA: 4.99 Jimmy Jones, R (5,1) ERA: 5.82	4.0	L	22	5	3	5	6	4	0	0	0	0	0	12	23	40.50	7.500					3.1		15	4	1	0	1	1	0	0	0	0	0.00	1.500			

WP: 1 PA: 44
PB: 0
SB: 1
CS: 0

Batter	1	2	3	4	5	6	7	8	9	AB	R	H	RBI	BB	SO	LOB	TOP					
Steve Sax, R OBP: 0.367, SLG: 0.390	3-2 SH2-3 1B		0-1 G4-3		1 SAFE 0-0 SH1-3 1-2		0-2 G4-3			3	0	1	0	0	0	0						
Alvaro Espinoza, R OBP: 0.299, SLG: 0.323	1 SAFE 0-0 SH2-3 1-2		1-1 L7		0-1 G6-3 2-3			0-1 G6-3		3	0	0	0	0	0	1						
Don Mattingly, L OBP: 0.352, SLG: 0.479	4-2 G6-4-3 BB		1-1 1B		3-2 FC6-4 1B			2-2 P6		3	0	2	1	1	0	0						
Steve Balboni, R OBP: 0.296, SLG: 0.460	1-1 G6-4-3 1-2		1-0 F9		3-H 1-0 FC6-4 1-2			2-0 G1-3		4	0	0	0	0	0	4						
Jesse Barfield, R OBP: 0.344, SLG: 0.406		3-3 K		0-0 F9				2-1 G6-3		4	0	1	0	0	1	0						
Randy Velarde, R OBP: 0.384, SLG: 0.489		1-2 2B		1-0 E6 FC6-4				0-0 G4-3		3	1	1	0	0	0	0						
Roberto Kelly, R OBP: 0.377, SLG: 0.428		1-2 2B		1-2 FC6-4 FC6-4 1-2				1-2 G6-3		3	0	0	0	1	0	2						
Bob Geren, R OBP: 0.330, SLG: 0.458		2-2 2B		1-2 FC6-4 1-2				0-1 G5-3		4	0	1	1	0	0	3						
Marcus Lawton, S OBP: 0.200, SLG: 0.200		2-2 G5-3			0-1 G6-3 SH1-3 1B			0-0 G3		3	1	1	0	0	0	1						
Inning Stats	R: 0 E: 0 K: 0 S: 9	H: 1 LOB: 1 BB: 1 P: 17	R: 1 E: 0 K: 1 S: 15	H: 2 LOB: 1 BB: 0 P: 24	R: 0 E: 0 K: 0 S: 7	H: 1 LOB: 1 BB: 0 P: 10	R: 0 E: 1 K: 0 S: 8	H: 0 LOB: 1 BB: 0 P: 11	R: 1 E: 0 K: 0 S: 9	H: 2 LOB: 1 BB: 0 P: 13	R: 0 E: 0 K: 0 S: 6	H: 0 LOB: 0 BB: 0 P: 9	R: 0 E: 0 K: 0 S: 6	H: 0 LOB: 0 BB: 0 P: 6	R: 0 E: 0 K: 0 S: 7	H: 0 LOB: 0 BB: 1 P: 11	R: 0 E: 0 K: 0 S: 4	H: 1 LOB: 1 BB: 1 P: 10	1B: 5 2B: 2 3B: 0 HR: 0	SF: 0 SAC: 0 DP: 2 HBP: 0	WP: 0 PB: 0 SB: 0 CS: 0	PA: 35
PITCHER Jeff Ballard, L ERA: 3.5	IP: 9.0 WLS: L BF: 35 H: 7 R: 2 ER: 2 SO: 1 BB: 1 IBB: 1 HBP: 0 BLK: 0 WP: 0 HR: 0 S: 71 P: 111 ERA: 2.00 WHIP: 0.889															PITCHER						

New York Yankees @ Baltimore Orioles
Memorial Stadium, Baltimore, MD
Sun Sep 24 1989, 3:33 AM EDT
Att: 51,173 - Sunny - 65 F

AB 30
R 2
H 7
RBI 2
BB 2
SO 1
LOB 11



Batter	1	2	3	4	5	6	7	8	9	AB	R	H	RBI	BB	SO	LOB	BOTTOM					
Phil Bradley, R OBP: 0.365, SLG: 0.412	1-1 L1		1-3 K			0-1 G3		2-1 1B		4	0	1	0	0	1	0						
Tim Lueftl, R OBP: 0.345, SLG: 0.410	2-2 F9		2-2 P3			1-3 K		2-1 F7		4	0	0	0	0	1	2						
Cal Ripken Jr., R OBP: 0.318, SLG: 0.402	3-1 G5-3			1-3 K			4-2 FC4-6 1B BB	2-3 K		3	0	0	0	1	2	2						
Mickey Tettleton, S OBP: 0.376, SLG: 0.520		1-3 K		1-2 G6-3			2-3 K		1-2 FC3-6 1B	4	0	1	0	0	2	1						
Billy Ripken, R OBP: 0.285, SLG: 0.306										0	0	0	0	0	0	0						
Randy Milligan, R OBP: 0.397, SLG: 0.465		4-2 1B BB		1-3 K			1-2 FC4-6 1B		2-2 FC3-6 FC5-4 1B 1-2	3	0	1	0	1	1	1						
Craig Worthington, R OBP: 0.343, SLG: 0.397		3-2 FC6-4			1-3 K		0-1 FC4-6		1-2 FC5-4	4	0	2	0	0	1	2						
Brady Anderson, L OBP: 0.320, SLG: 0.314							1-2 1B		1-2 1B	0	0	0	0	0	0	0						
Mike Devereaux, R OBP: 0.327, SLG: 0.378			1-3 K		2-2 F9		1-3 K		1-2 FC5-4	4	0	0	0	0	2	6						
Bob Melvin, R OBP: 0.279, SLG: 0.288		0-0 FC6-4			0-1 G5-3			4-2 1B BB	1-0 P4	2	0	0	0	1	0	2						
Juan Bell, R										0	0	0	0	0	0	0						
Jamie Quirk, L OBP: 0.289, SLG: 0.256										0	0	0	0	0	0	0						
Keith Moreland, R OBP: 0.330, SLG: 0.367										1	0	0	0	0	0	2						
Stan Jefferson, S OBP: 0.261, SLG: 0.367			2-3 K			2-0 P7		1-2 F8		3	0	0	0	0	1	1						
Inning Stats	R: 0 E: 0 K: 0 S: 7	H: 0 LOB: 0 BB: 0 P: 13	R: 0 E: 0 K: 2 S: 15	H: 1 LOB: 2 BB: 1 P: 24	R: 0 E: 0 K: 2 S: 11	H: 0 LOB: 0 BB: 0 P: 16	R: 0 E: 0 K: 2 S: 10	H: 0 LOB: 0 BB: 0 P: 13	R: 0 E: 0 K: 1 S: 10	H: 0 LOB: 0 BB: 0 P: 13	R: 0 E: 0 K: 1 S: 6	H: 0 LOB: 0 BB: 0 P: 9	R: 0 E: 0 K: 2 S: 16	H: 1 LOB: 2 BB: 1 P: 24	R: 0 E: 0 K: 1 S: 17	H: 1 LOB: 2 BB: 1 P: 28	R: 0 E: 0 K: 0 S: 15	H: 2 LOB: 2 BB: 0 P: 21	1B: 5 2B: 0 3B: 0 HR: 0	SF: 0 SAC: 0 DP: 0 HBP: 0	WP: 0 PB: 0 SB: 0 CS: 0	PA: 35
PITCHER Chuck Cary, L ERA: 3.26	IP: 7.0 WLS: W BF: 26 H: 2 R: 0 ER: 0 SO: 10 BB: 3 IBB: 0 HBP: 0 BLK: 0 WP: 0 HR: 0 S: 81 P: 122 ERA: 0.00 WHIP: 0.714															PITCHER						
Lee Guetterman, L ERA: 2.53	0.2	3	1	0	0	0	0	0	0	0	0	7	12	0.00	1.500							
Lance McCullers, R ERA: 4.63	0.1	1	0	0	0	1	0	0	0	0	0	4	6	0.00	0.000							
Dave Righetti, L ERA: 3.04	1.0	S	5	2	0	0	0	0	0	0	0	15	21	0.00	2.000							

New York Yankees @ Baltimore Orioles
Memorial Stadium, Baltimore, MD
Sun Sep 24 1989, 3:33 AM EDT
Att: 51,173 - Sunny - 65 F

AB 32
R 0
H 5
RBI 0
BB 3
SO 11
LOB 19



Batter	1	2	3	4	5	6	7	8	9	AB	R	H	RBI	BB	SO	LOB	TOP										
Phil Bradley, R OBP: 0.364, SLG: 0.412 Steve Finley, L OBP: 0.300, SLG: 0.321	F9		1B	G6-3			F8		F7	5	1	1	1	0	0	1											
Tim Hulett, R OBP: 0.341, SLG: 0.402	K		2B				G5-3			4	1	1	1	0	2	0											
Cal Ripken Jr., R OBP: 0.319, SLG: 0.403	K		1B				G6-3			3	0	1	1	1	1	0											
Mickey Tettleton, S OBP: 0.373, SLG: 0.515		K					F7		F8	4	0	0	0	0	2	2											
Randy Milligan, R OBP: 0.398, SLG: 0.463		G6-3					FC5-4		G6-3	4	0	1	0	0	0	1											
Craig Worthington, R OBP: 0.341, SLG: 0.384	G4-1								E5	4	1	0	0	0	1	1											
Mike Devereaux, R OBP: 0.326, SLG: 0.377									F8	4	1	1	0	0	0	1											
Bob Melvin, R OBP: 0.282, SLG: 0.295									F9	4	0	2	1	0	0	0											
Stan Jefferson, S OBP: 0.261, SLG: 0.374 Brady Anderson, L OBP: 0.326, SLG: 0.314									K	3	1	1	1	0	1	1											
Inning Stats	R: 0 H: 0 E: 0 K: 2 S: 9	H: 0 LOB: 0 BB: 0 P: 13	R: 0 H: 0 E: 0 K: 1 S: 8	H: 0 LOB: 0 BB: 0 P: 13	R: 3 H: 4 E: 0 K: 1 S: 14	H: 4 LOB: 1 BB: 0 P: 18	R: 2 H: 3 E: 0 K: 0 S: 13	H: 3 LOB: 1 BB: 0 P: 21	R: 0 H: 0 E: 0 K: 1 S: 9	H: 0 LOB: 1 BB: 1 P: 16	R: 0 H: 1 E: 0 K: 1 S: 6	H: 1 LOB: 1 BB: 0 P: 8	R: 0 H: 0 E: 1 K: 0 S: 7	H: 0 LOB: 1 BB: 0 P: 13	R: 0 H: 0 E: 0 K: 0 S: 9	H: 0 LOB: 1 BB: 0 P: 14	R: 0 H: 0 E: 0 K: 1 S: 7	H: 0 LOB: 0 BB: 0 P: 11	1B: 4 2B: 4 3B: 0 HR: 0	SF: 1 SAC: 0 DP: 0 HBP: 0	WP: 0 PA: 37 PB: 0 SB: 0 CS: 0						
PITCHER	IP	WLS	BF	H	R	ER	SO	BB	IBB	HBP	BLK	WP	HR	S	P	ERA	WHIP										
Teddy Higuera, L ERA: 3.46 Mark Knudson, R ERA: 3.51	3.2	L	18	7	5	5	4	0	0	0	0	0	0	40	58	12.27	1.909										

Baltimore Orioles @ Milwaukee Brewers
Milwaukee County Stadium, Milwaukee, WI

AB 35
R 5
H 8
RBI 5
BB 1
SO 7
LOB 7



Mon Sep 25 1989, 8:05 PM EDT
Att: 12,284 - Unknown - 64 F

Batter	1	2	3	4	5	6	7	8	9	AB	R	H	RBI	BB	SO	LOB	BOTTOM										
Bill Spiers, L OBP: 0.294, SLG: 0.313	G4-3		F7					F8		4	1	1	0	0	1	0											
B.J. Surhoff, L OBP: 0.287, SLG: 0.346	G4-3								G4-3	4	0	0	0	0	0	1											
Paul Molitor, R OBP: 0.381, SLG: 0.435	SF9									3	1	2	1	0	0	0											
Robin Yount, R OBP: 0.385, SLG: 0.507	K									3	0	0	0	1	2	2											
Greg Brock, L OBP: 0.343, SLG: 0.403										4	1	1	2	0	1	2											
Rob Deer, R OBP: 0.302, SLG: 0.425										3	0	0	0	0	2	0											
Gary Sheffield, R OBP: 0.301, SLG: 0.322										3	0	0	0	0	0	0											
Glenn Braggs, R OBP: 0.304, SLG: 0.370										3	0	0	0	0	1	0											
Terry Francona, L OBP: 0.258, SLG: 0.326										3	0	0	0	0	0	0											
Inning Stats	R: 1 H: 1 E: 0 K: 1 S: 14	H: 1 LOB: 0 BB: 0 P: 22	R: 0 H: 0 E: 0 K: 1 S: 10	H: 0 LOB: 0 BB: 0 P: 13	R: 0 H: 0 E: 0 K: 0 S: 6	H: 0 LOB: 0 BB: 0 P: 11	R: 0 H: 0 E: 0 K: 1 S: 8	H: 0 LOB: 1 BB: 1 P: 14	R: 0 H: 0 E: 0 K: 1 S: 9	H: 0 LOB: 0 BB: 0 P: 12	R: 0 H: 0 E: 0 K: 1 S: 5	H: 0 LOB: 0 BB: 0 P: 7	R: 2 H: 2 E: 0 K: 1 S: 11	H: 2 LOB: 0 BB: 0 P: 14	R: 0 H: 0 E: 0 K: 0 S: 7	H: 0 LOB: 0 BB: 0 P: 10	R: 0 H: 1 E: 0 K: 1 S: 10	H: 1 LOB: 1 BB: 0 P: 15	1B: 2 2B: 1 3B: 0 HR: 1	SF: 1 SAC: 0 DP: 0 HBP: 0	WP: 0 PA: 32 PB: 0 SB: 2 CS: 0						
PITCHER	IP	WLS	BF	H	R	ER	SO	BB	IBB	HBP	BLK	WP	HR	S	P	ERA	WHIP										
Pete Harnisch, R ERA: 4.62 Mark Williamson, R ERA: 2.66 Gregg Olson, R ERA: 1.75	6.1	W	23	3	3	3	5	3	3	3	5	0	0	13	19	0.00	0.632										

Baltimore Orioles @ Milwaukee Brewers
Milwaukee County Stadium, Milwaukee, WI


AB 30
R 3
H 4
RBI 3
BB 1
SO 7
LOB 5




Mon Sep 25 1989, 8:05 PM EDT
Att: 12,284 - Unknown - 64 F

Batter	1	2	3	4	5	6	7	8	9	AB	R	H	RBI	BB	SO	LOB	TOP					
Phil Bradley, R OBP: 0.362, SLG: 0.409 (1, 7)	G1-3		F9		L6			F8		4	0	0	0	0	0	4	<p>Baltimore Orioles @ Milwaukee Brewers Milwaukee County Stadium, Milwaukee, WI</p> <p>Tue Sep 26 1989, 8:05 PM EDT Att: 12,814 - Unknown - 54 F</p> <p>livebaseballscores.com</p>					
Joe Orsulak, L OBP: 0.350, SLG: 0.422 (1, 9)	F7		G4-3			G5-4-3 1B		HR		4	1	2	2	0	0	1						
Cal Ripken Jr., R OBP: 0.317, SLG: 0.400 (1, 6)	F9			P5		P5		F8		4	0	0	0	0	0	1						
Mickey Tettleton, S OBP: 0.370, SLG: 0.510 (1, 10)		G4-3		K		G5-4-3 1-2		F7		4	0	0	0	0	1	1						
Randy Milligan, R OBP: 0.397, SLG: 0.463 (1, 3)		WP 1B		F8			G6-4-3 1B	F9		4	1	2	0	0	0	0						
Craig Worthington, R OBP: 0.338, SLG: 0.390 (1, 5)	F7				P6		P2	G5-3		4	0	0	0	0	0	2						
Mike Devereaux, R OBP: 0.329, SLG: 0.379 (1, 8)		CS 1B				G6-4-3 1-2				3	0	2	1	0	0	1						
Jamie Quirk, L OBP: 0.280, SLG: 0.247 (1, 2)	CS		F8		F7			G6-3		3	0	0	0	0	0	1						
Tim Hulett, R OBP: 0.362, SLG: 0.422 (1, 4)								HR		1	1	1	0	2	0	0						
Inning Stats	R: 0 E: 0 K: 0 S: 6	H: 0 LOB: 0 BB: 0 P: 7	R: 1 E: 0 K: 0 S: 11	H: 2 LOB: 0 BB: 0 P: 18	R: 0 E: 0 K: 1 S: 10	H: 1 LOB: 0 BB: 0 P: 15	R: 0 E: 0 K: 1 S: 7	H: 0 LOB: 0 BB: 0 P: 13	R: 0 E: 0 K: 0 S: 7	H: 1 LOB: 0 BB: 0 P: 16	R: 0 E: 0 K: 0 S: 5	H: 1 LOB: 0 BB: 0 P: 8	R: 0 E: 0 K: 0 S: 10	H: 1 LOB: 0 BB: 0 P: 17	R: 2 E: 0 K: 0 S: 9	H: 1 LOB: 0 BB: 1 P: 14	R: 0 E: 0 K: 0 S: 6	H: 0 LOB: 0 BB: 0 P: 11	1B: 5 2B: 1 3B: 0 HR: 1	SF: 0 SAC: 0 DP: 2 HBP: 0	WP: 1 PB: 0 SB: 0 CS: 1	PA: 34
PITCHER Jaime Navarro, R ERA: 2.99 (1, 1)	IP: 9.0 WLS: W BF: 33 H: 7 R: 3 ER: 3 SO: 1 BB: 2 IBB: 0 HBP: 0 BLK: 0 WP: 1 HR: 1 S: 71 P: 119 ERA: 3.00 WHIP: 1.000															PITCHER						

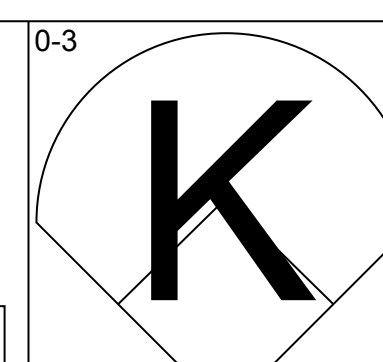
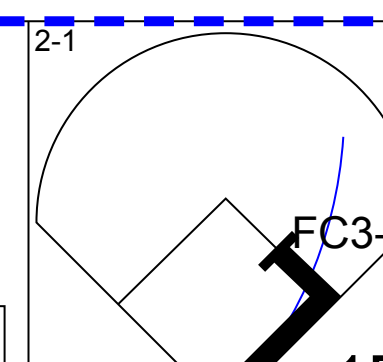
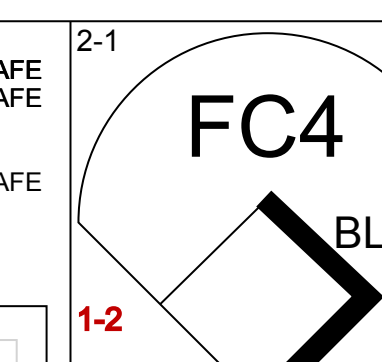
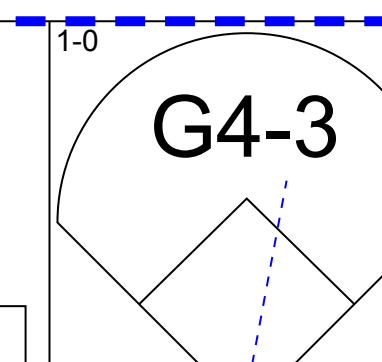
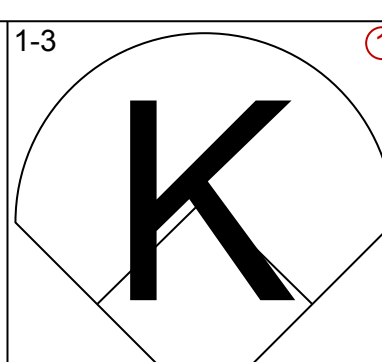
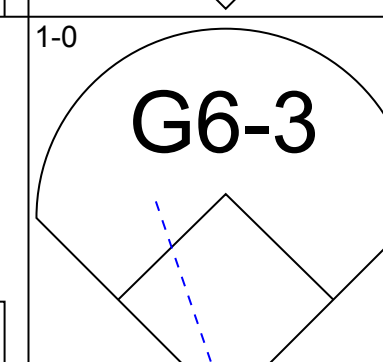
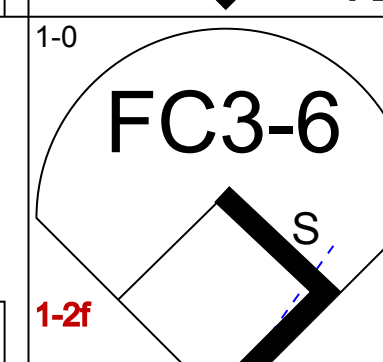
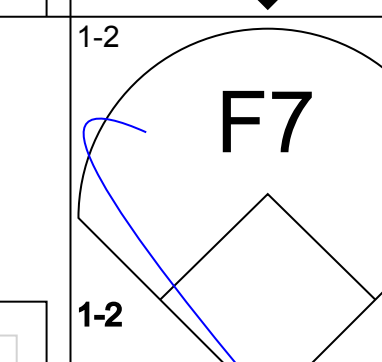
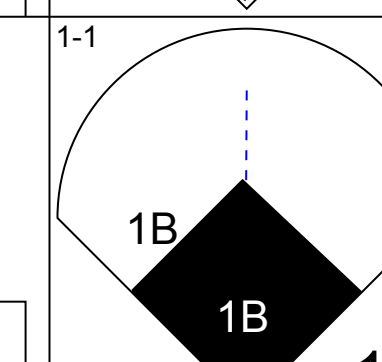
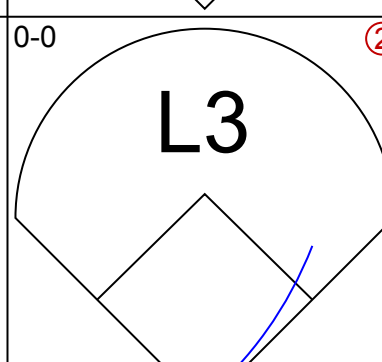
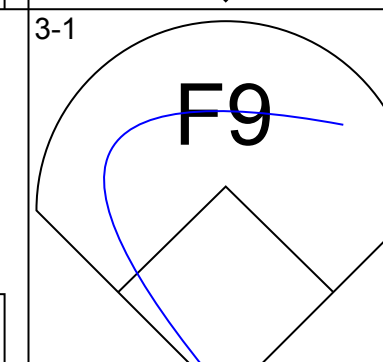
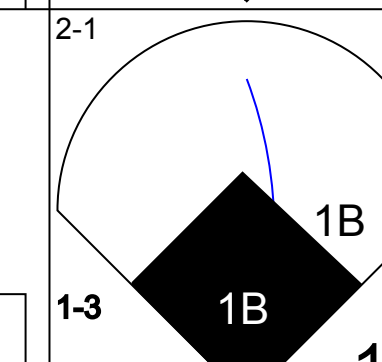
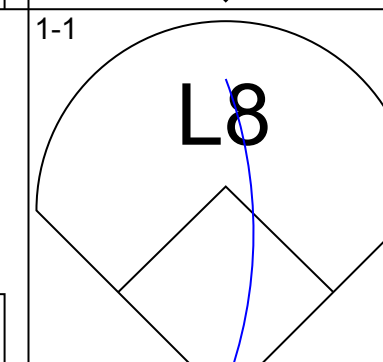
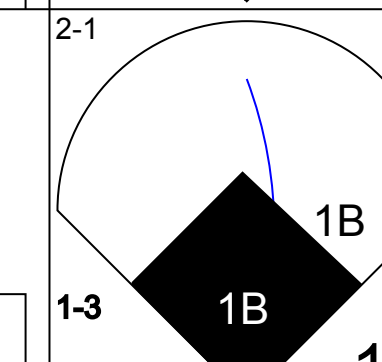
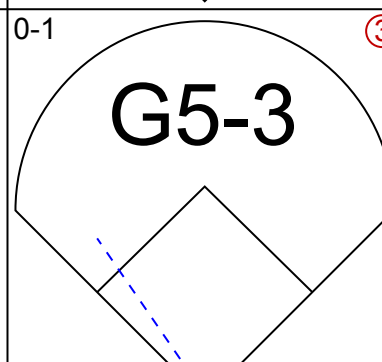
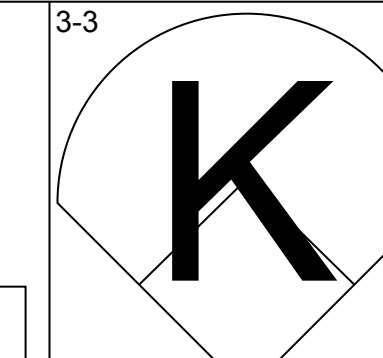
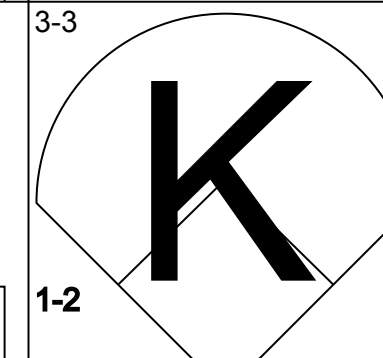
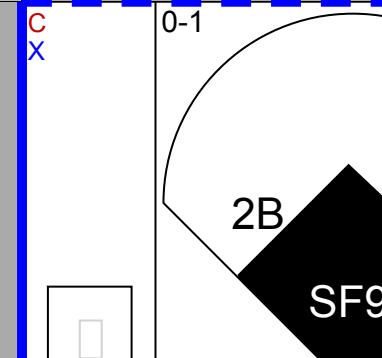

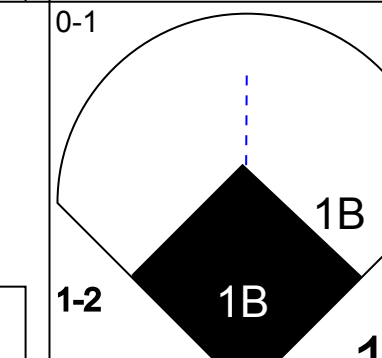
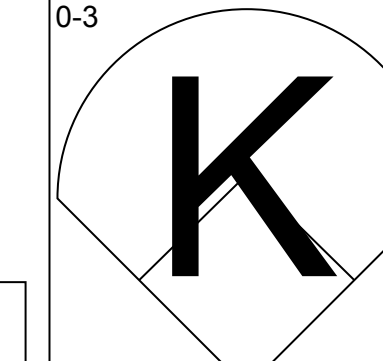
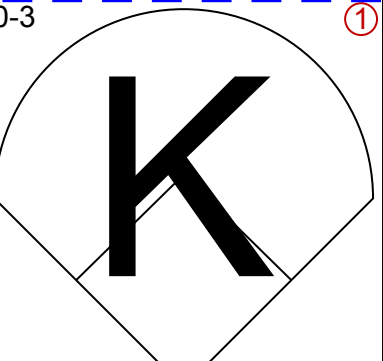
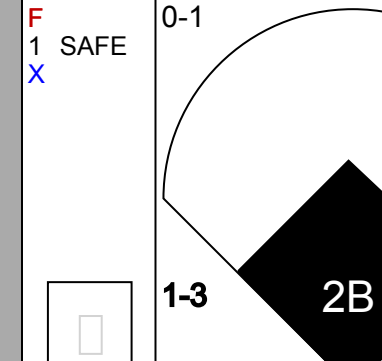

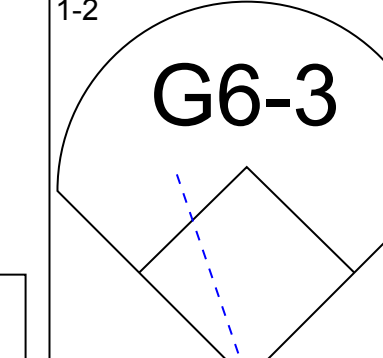
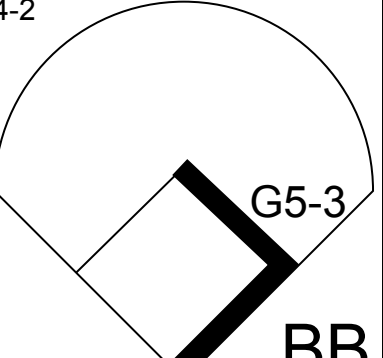
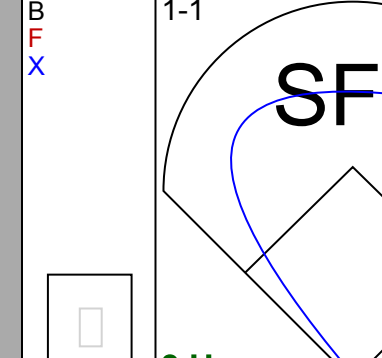

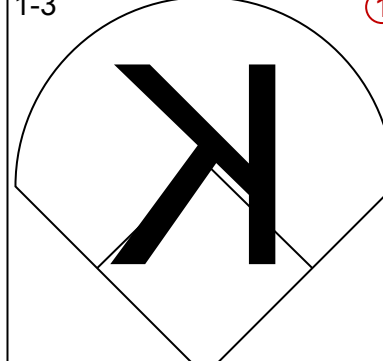
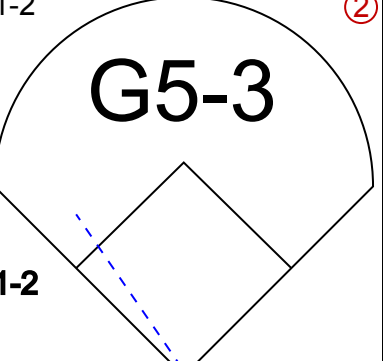
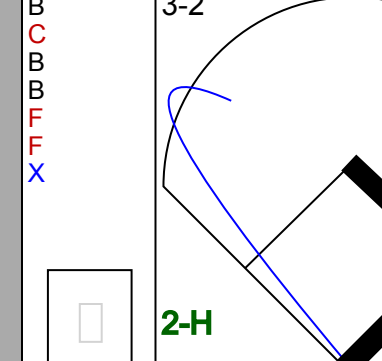

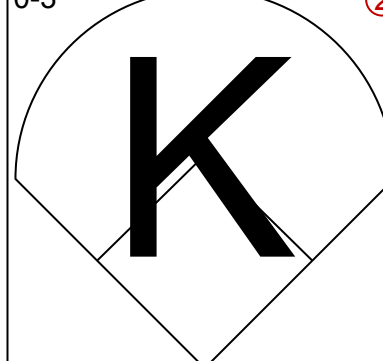
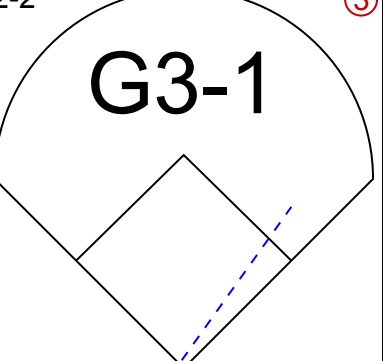
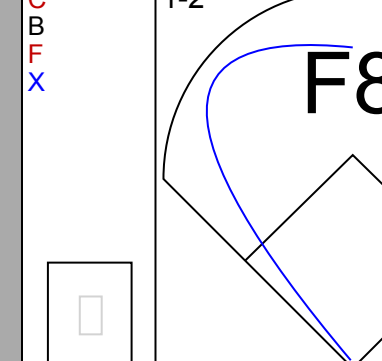


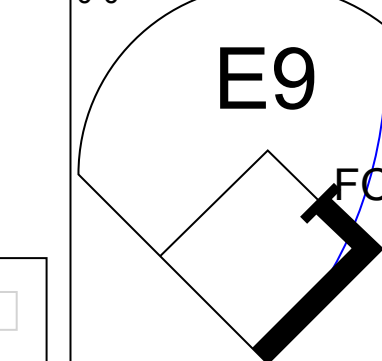
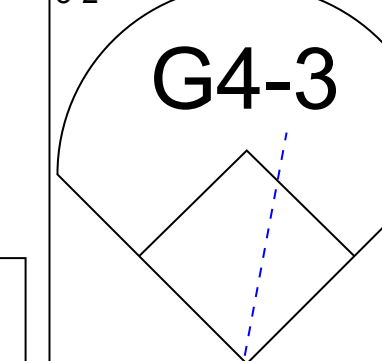

Batter	1	2	3	4	5	6	7	8	9	AB	R	H	RBI	BB	SO	LOB	BOTTOM			
Mike Felder, S OBP: 0.294, SLG: 0.331 (1, 9)	IHR		CS BB		3B 1B		CS 1B			3	2	3	2	1	0	0	<p>Baltimore Orioles @ Milwaukee Brewers Milwaukee County Stadium, Milwaukee, WI</p> <p>Tue Sep 26 1989, 8:05 PM EDT Att: 12,814 - Unknown - 54 F</p> <p>livebaseballscores.com</p>			
Bill Spiers, L OBP: 0.296, SLG: 0.324 (1, 6)	G4-3		L7		2H 3H 3B		1-2 HR	2B		4	1	2	2	0	0	1				
Paul Molitor, R OBP: 0.360, SLG: 0.439 (1, 4)	G5-3		K		G5-3		2H HR			4	1	1	2	0	1	2				
Billy Bates, L OBP: 0.167, SLG: 0.167 (8, 4)										0	0	0	0	0	0	0				
Robin Yount, R OBP: 0.382, SLG: 0.503 (1, 8)	F9			K		G6-3		G4-3		4	0	0	0	0	1	0				
Greg Brock, L OBP: 0.343, SLG: 0.401 (1, 10)		L4		F7		FC4-6 1B		F8		4	0	1	0	0	0	0				
Gary Sheffield, R OBP: 0.300, SLG: 0.330 (1, 5)		HR		K		F9		F7		4	1	1	1	0	1	1				
B.J. Surhoff, L OBP: 0.289, SLG: 0.346 (1, 2)		BLK BB		SH1-4 BLK 1B		FC4-6 1-2		G4-3		3	1	1	0	1	0	1				
Greg Vaughn, R OBP: 0.361, SLG: 0.468 (1, 7)		K		E3 SH1-4 1B				F9		3	0	0	0	0	1	2				
George Canale, L OBP: 0.250, SLG: 0.391 (1, 3)		G4-3		SH1-4				1B 2B		2	1	1	0	0	0	1				
Inning Stats	R: 1 E: 0 K: 0 S: 11	H: 1 LOB: 0 BB: 1 P: 18	R: 1 E: 0 K: 1 S: 13	H: 1 LOB: 1 BB: 1 P: 24	R: 0 E: 0 K: 1 S: 5	H: 0 LOB: 0 BB: 1 P: 13	R: 0 E: 0 K: 2 S: 7	H: 0 LOB: 0 BB: 0 P: 9	R: 2 E: 1 K: 0 S: 10	H: 3 LOB: 1 BB: 0 P: 19	R: 0 E: 0 K: 0 S: 8	H: 1 LOB: 1 BB: 0 P: 17	R: 3 E: 0 K: 0 S: 10	H: 4 LOB: 0 BB: 0 P: 16	R: 0 E: 0 K: 0 S: 7	H: 0 LOB: 0 BB: 0 P: 14	1B: 5 2B: 1 3B: 1 HR: 3	SF: 0 SAC: 1 DP: 0 HBP: 0	WP: 0 PB: 0 SB: 0 CS: 2	PA: 34
PITCHER Dave Johnson, R ERA: 4.37 (1, 1)	IP: 4.2 WLS: L BF: 19 H: 4 R: 4 ER: 4 SO: 4 BB: 2 IBB: 0 HBP: 0 BLK: 2 WP: 0 HR: 1 S: 42 P: 76 ERA: 7.71 WHIP: 1.286															PITCHER				
Mark Thurmond, L ERA: 3.9 (5, 1)	IP: 2.0 WLS: L BF: 10 H: 5 R: 2 ER: 2 SO: 0 BB: 0 IBB: 0 HBP: 0 BLK: 0 WP: 0 HR: 0 S: 19 P: 34 ERA: 9.00 WHIP: 2.500															PITCHER				
Dave Schmidt, R ERA: 5.69 (7, 1)	IP: 0.1 WLS: L BF: 2 H: 1 R: 1 ER: 1 SO: 0 BB: 0 IBB: 0 HBP: 0 BLK: 0 WP: 0 HR: 1 S: 3 P: 6 ERA: 27.00 WHIP: 3.000															PITCHER				
Ben McDonald, R ERA: 9.95 (8, 1)	IP: 1.0 WLS: L BF: 3 H: 0 R: 0 ER: 0 SO: 0 BB: 0 IBB: 0 HBP: 0 BLK: 0 WP: 0 HR: 0 S: 7 P: 14 ERA: 0.00 WHIP: 0.000															PITCHER				

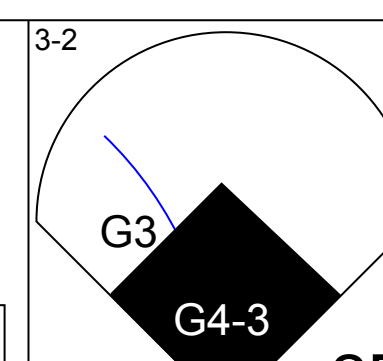
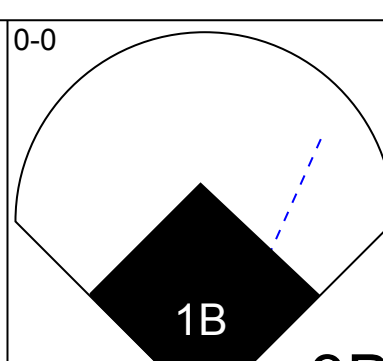
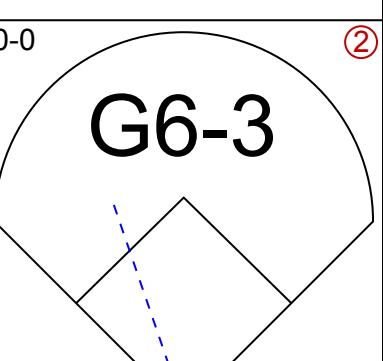
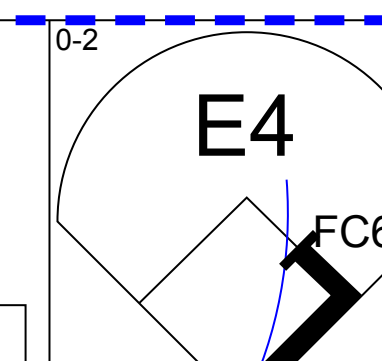
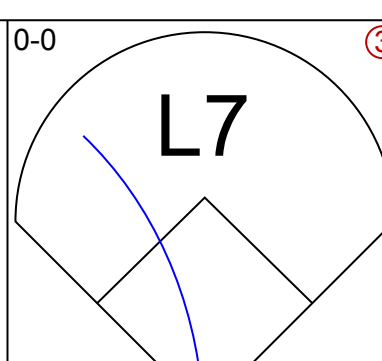
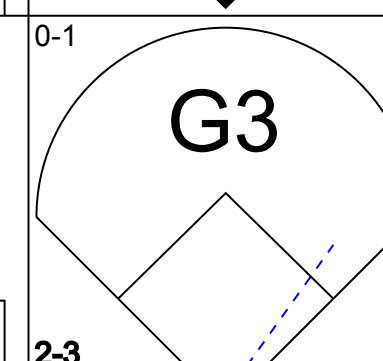
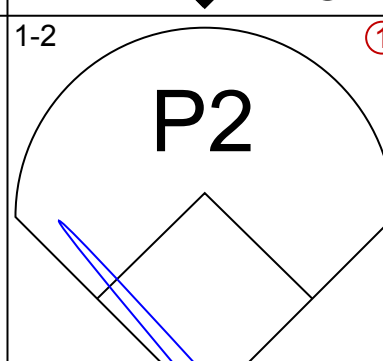
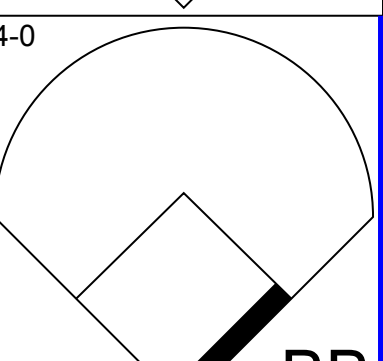
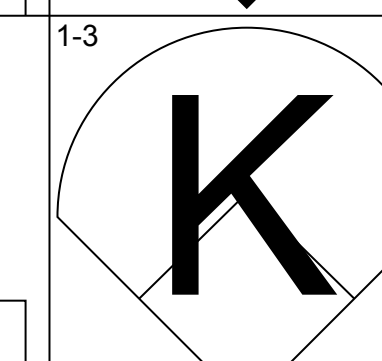
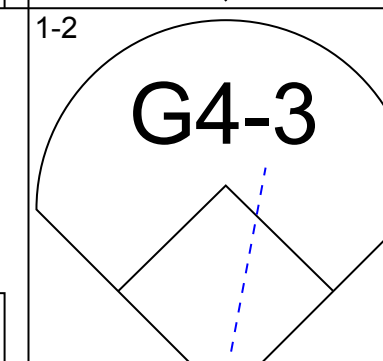
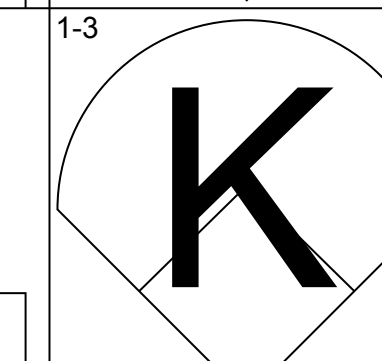
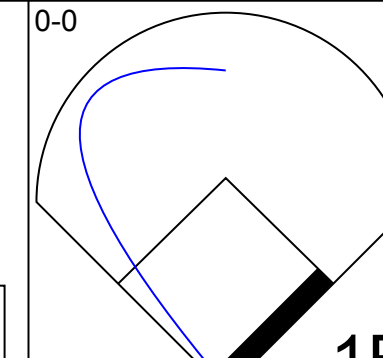
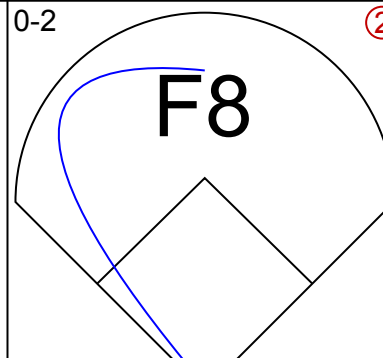

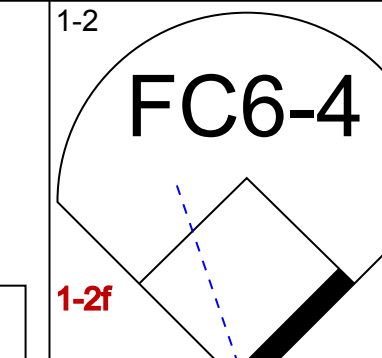
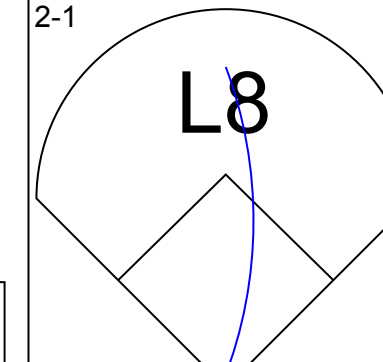
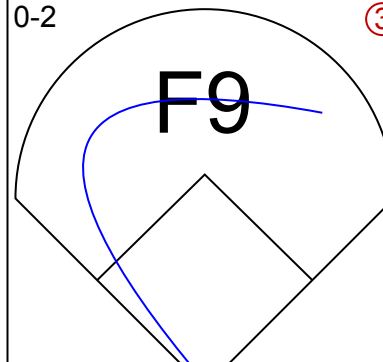
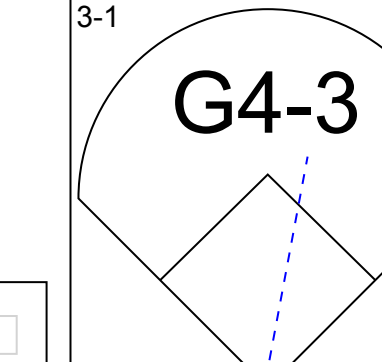



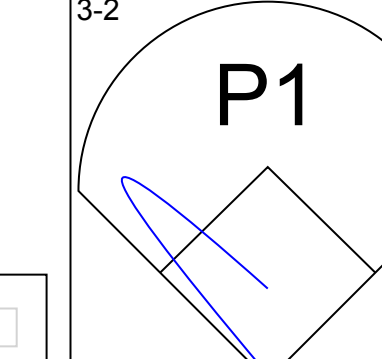
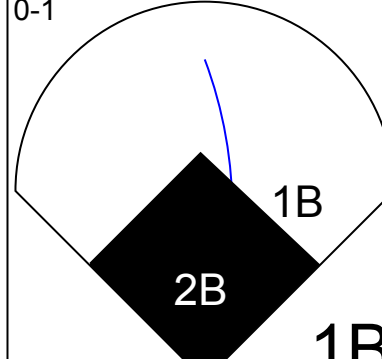
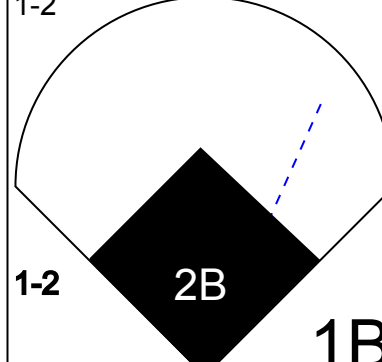
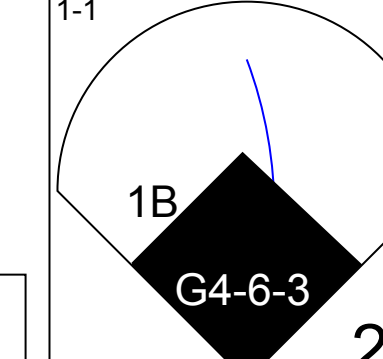
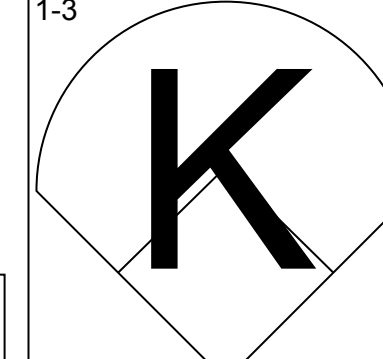
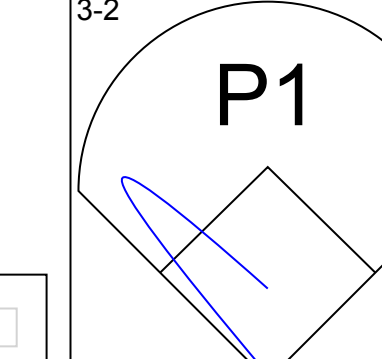
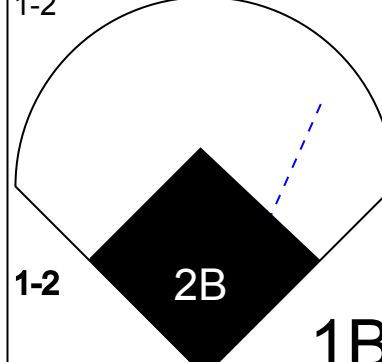
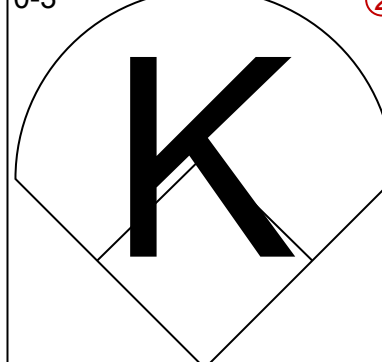
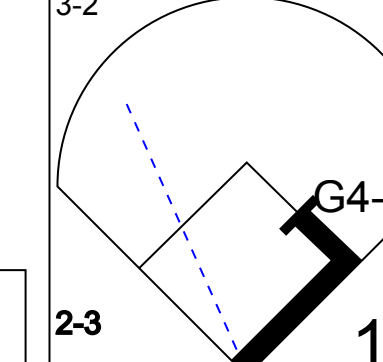
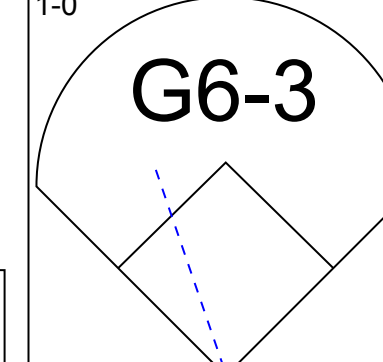

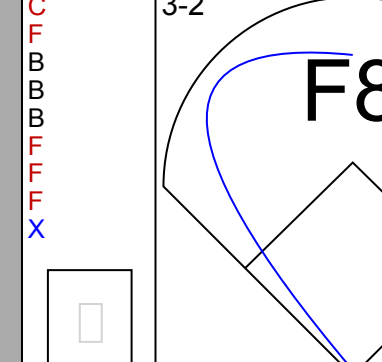
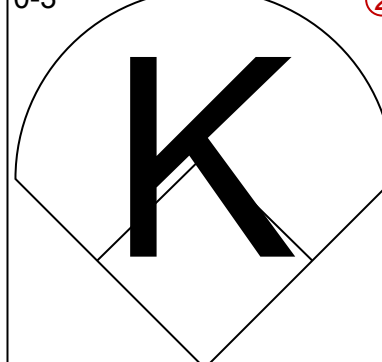
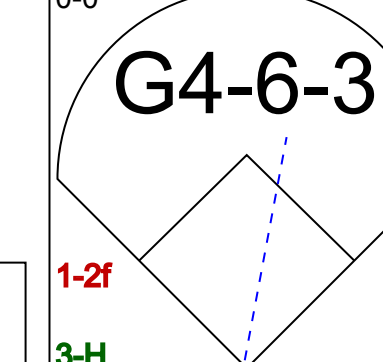
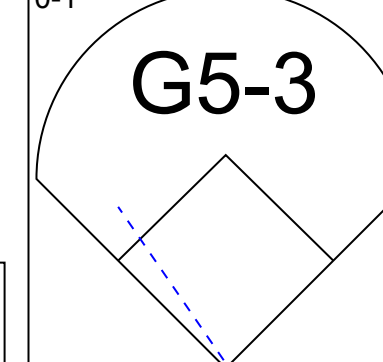

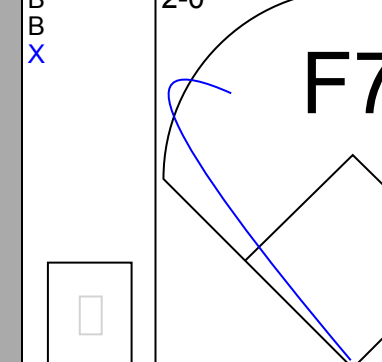
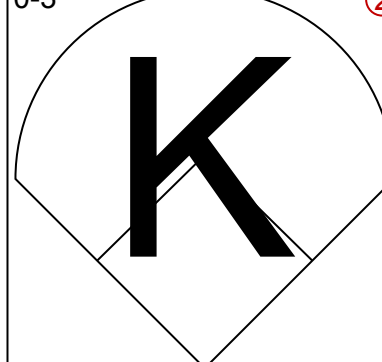
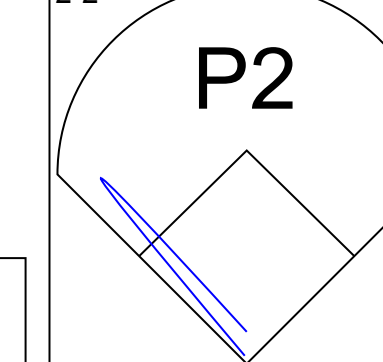
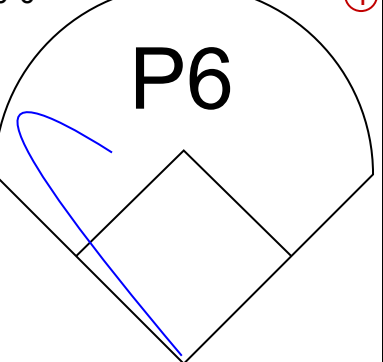
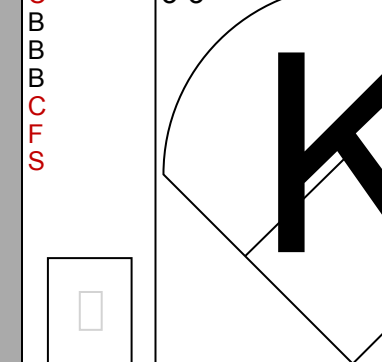
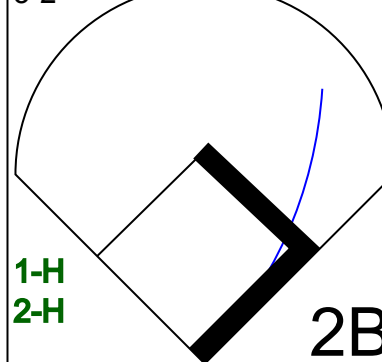
Batter	1	2	3	4	5	6	7	8	9	AB	R	H	RBI	BB	SO	LOB	TOP								
Phil Bradley, R OBP: 0.363, SLG: 0.410 (1, 7)	G6-3			1B	CS	1B		SH1-4		3	0	2	0	0	0	0	Baltimore Orioles @ Milwaukee Brewers Milwaukee County Stadium, Milwaukee, WI Wed Sep 27 1989, 8:05 PM EDT Att: 14,463 - Unknown - 57 F AB 31 R 4 H 7 RBI 4 BB 3 SO 3 LOB 11 								
Tim Lincecum, R OBP: 0.351, SLG: 0.407 (1, 4)	G5-3			G6-3		SH3		K		3	0	0	0	0	1										
Cal Ripken Jr., R OBP: 0.318, SLG: 0.400 (1, 6)	G6-3			F8				1B		3	0	1	1	1	0										
Randy Milligan, R OBP: 0.395, SLG: 0.459 (1, 3)		L8			1B	F9		G6-3		3	1	0	0	1	0										
Craig Worthington, R OBP: 0.339, SLG: 0.391 (1, 5)		K			1B	G4-3			G3	4	1	2	0	0	1										
Mickey Tettleton, S OBP: 0.369, SLG: 0.515 (1, 10)		G4-3			HR		F9		G3	4	1	1	3	0	0										
Mike Devereaux, R OBP: 0.328, SLG: 0.376 (1, 8)				G3	G5-3		G5-3		BB	3	0	0	0	1	0										
Bob Melvin, R OBP: 0.278, SLG: 0.291 (1, 2)				G5-3	F9		G5-3		K	4	0	0	0	0	1										
Stan Jefferson, S OBP: 0.257, SLG: 0.368 (1, 9)				G2-3	E6			SH1-4	G4-3	2	0	0	0	0	0										
Steve Finley, L OBP: 0.301, SLG: 0.322 (5, PR)								1B		2	1	1	0	0	0										
Inning Stats	R: 0 H: 0 E: 0 K: 0 S: 10	H: 0 LOB: 0 BB: 0 P: 14	R: 0 H: 0 E: 0 K: 1 S: 7	H: 0 LOB: 0 BB: 0 P: 10	R: 0 H: 0 E: 0 K: 0 S: 6	H: 0 LOB: 0 BB: 0 P: 7	R: 0 H: 1 E: 0 K: 0 S: 7	H: 1 LOB: 0 BB: 0 P: 11	R: 3 H: 2 E: 1 K: 0 S: 13	H: 2 LOB: 1 BB: 1 P: 23	R: 0 H: 1 E: 0 K: 0 S: 8	H: 1 LOB: 2 BB: 1 P: 13	R: 0 H: 0 E: 0 K: 0 S: 7	H: 0 LOB: 0 BB: 0 P: 11	R: 1 H: 2 E: 0 K: 1 S: 11	H: 2 LOB: 1 BB: 0 P: 17	R: 0 H: 1 E: 0 K: 1 S: 10	H: 1 LOB: 2 BB: 1 P: 18	1B: 6 2B: 0 3B: 0 HR: 1	SF: 0 SAC: 2 DP: 0 HBP: 0	WP: 0 PB: 0 SB: 1 CS: 1	PA: 37			
PITCHER	IP	WLS	BF	H	R	ER	SO	BB	IBB	HBP	BLK	WP	HR	S	P	ERA	WHIP								
Jerry Reuss, L ERA: 5.13 (1, 1)	7.0	L	27	5	4	4	1	2	0	0	0	0	1	59	90	5.14	1.000								
Chuck Crim, R ERA: 2.53 (8, 1)	1.2		8	2	0	0	2	1	0	0	0	0	0	19	32	0.00	1.800								
Tony Fossas, L ERA: 3.45 (9, 1)	0.1		1	0	0	0	0	0	0	0	0	0	0	1	2	0.00	0.000								

Batter	1	2	3	4	5	6	7	8	9	AB	R	H	RBI	BB	SO	LOB	BOTTOM								
Mike Felder, S OBP: 0.297, SLG: 0.331 (1, 9)	G4-3		G4-6-3	1B		BB		P4		3	0	1	0	1	0	2	Baltimore Orioles @ Milwaukee Brewers Milwaukee County Stadium, Milwaukee, WI Wed Sep 27 1989, 8:05 PM EDT Att: 14,463 - Unknown - 57 F AB 31 R 0 H 6 RBI 0 BB 5 SO 1 LOB 19 								
Bill Spillers, L OBP: 0.293, SLG: 0.320 (1, 6)	F7		P4		F8		G6-3			4	0	0	0	0	4										
Paul Molitor, R OBP: 0.381, SLG: 0.439 (1, 4)	E7		G4-6-3	1B		FC6-4		G6-3		4	0	2	0	0	1										
Robin Yount, R OBP: 0.382, SLG: 0.501 (1, 8)	BB			BB	F9	FC6-4		G6-3		3	0	0	0	1	0										
Greg Brock, L OBP: 0.347, SLG: 0.403 (1, 10)	BB			1B		G6-4-3		F7		3	0	2	0	1	0										
Gary Sheffield, R OBP: 0.300, SLG: 0.329 (1, 5)	F8			F9		G6-4-3			1B	4	0	1	0	0	6										
B.J. Surhoff, L OBP: 0.289, SLG: 0.343 (1, 2)		G4-3		P4		FC6-4		P5		3	0	0	0	1	0										
Greg Vaughn, R OBP: 0.348, SLG: 0.449 (1, 7)		P7			G6-3	FC6-4		K		4	0	0	0	0	1										
George Canale, L OBP: 0.250, SLG: 0.346 (1, 3)		G6-3			F7		BB	G5-3		3	0	0	0	1	0										
Inning Stats	R: 0 H: 1 E: 1 K: 0 S: 13	H: 0 LOB: 3 BB: 2 P: 27	R: 0 H: 0 E: 0 K: 0 S: 7	H: 0 LOB: 0 BB: 0 P: 10	R: 0 H: 1 E: 0 K: 0 S: 5	H: 1 LOB: 0 BB: 0 P: 6	R: 0 H: 1 E: 0 K: 0 S: 9	H: 1 LOB: 1 BB: 0 P: 10	R: 0 H: 2 E: 0 K: 0 S: 9	H: 2 LOB: 1 BB: 0 P: 13	R: 0 H: 0 E: 0 K: 0 S: 6	H: 0 LOB: 2 BB: 2 P: 18	R: 0 H: 0 E: 0 K: 0 S: 7	H: 0 LOB: 0 BB: 0 P: 12	R: 0 H: 1 E: 0 K: 1 S: 7	H: 1 LOB: 1 BB: 0 P: 10	1B: 6 2B: 0 3B: 0 HR: 0	SF: 0 SAC: 0 DP: 2 HBP: 0	WP: 0 PB: 0 SB: 0 CS: 0	PA: 36					
PITCHER	IP	WLS	BF	H	R	ER	SO	BB	IBB	HBP	BLK	WP	HR	S	P	ERA	WHIP								
Bob Milacki, R ERA: 3.71 (1, 1)	6.1	W	27	5	0	0	0	5	0	0	0	0	0	52	88	0.00	1.579								
Kevin Hickey, L ERA: 2.74 (7, 1)	0.2		2	0	0	0	0	0	0	0	0	0	0	4	7	0.00	0.000								
Mark Williamson, R ERA: 2.81 (8, 1)	2.0		7	1	0	0	1	0	0	0	0	0	0	14	22	0.00	0.500								

Batter	1	2	3	4	5	6	7	8	9	AB	R	H	RBI	BB	SO	LOB	TOP							
Phil Bradley, R OBP: 0.364, SLG: 0.417 (1, 7)	F9		2B	1B			FC6-5			4	1	2	1	0	0	1	<p>Baltimore Orioles @ Toronto Blue Jays</p> <p>SkyDome, Toronto, ON</p> <p>Sat Sep 30 1989, 3:33 AM EDT</p> <p>Att: 49,553 - Sunny - 65 F</p>							
Stan Jefferson, S OBP: 0.257, SLG: 0.372 Steve Finley, L OBP: 0.300, SLG: 0.321 (1, 9)	2B		K	K			L4			4	0	1	0	0	2	4								
Cal Ripken Jr., R OBP: 0.318, SLG: 0.402 (1, 6)	P2		1B	2B			CS	G5-3		4	1	1	1	0	1	1								
Randy Milligan, R OBP: 0.394, SLG: 0.458 (1, 3)	K		2B	1B			P7	P3		4	0	1	1	0	1	1								
Craig Worthington, R OBP: 0.334, SLG: 0.384 (1, 5)		F7	K				G5-3	G6-3		4	0	0	0	0	1	1								
Mickey Tettleton, S OBP: 0.369, SLG: 0.509 (1, 10)		K		K			F8			4	0	0	0	0	3	0								
Mike Devereaux, R OBP: 0.329, SLG: 0.379 Joe Orsulak, L OBP: 0.351, SLG: 0.421 (9, PH)			2B	1B			F8	G5-3		3	1	2	0	0	0	0								
Bob Melvin, R OBP: 0.279, SLG: 0.295 Larry Sheets, L OBP: 0.305, SLG: 0.359 (9, PH)	G4-3			1B			G6-3	K		3	0	1	0	0	0	1								
Tim Hulett, R OBP: 0.337, SLG: 0.398 (1, 4)			G5-3	P5			FC6-5	2B		3	0	1	0	0	0	2								
Inning Stats	R: 0 E: 0 K: 1 S: 9	H: 1 LOB: 1 BB: 0 P: 19	R: 0 E: 0 K: 1 S: 9	H: 1 LOB: 1 BB: 0 P: 16	R: 2 E: 0 K: 2 S: 18	H: 3 LOB: 1 BB: 0 P: 27	R: 1 E: 0 K: 2 S: 13	H: 3 LOB: 2 BB: 0 P: 22	R: 0 E: 0 K: 0 S: 8	H: 0 LOB: 0 BB: 0 P: 12	R: 0 E: 0 K: 0 S: 9	H: 1 LOB: 0 BB: 0 P: 14	R: 0 E: 0 K: 0 S: 4	H: 0 LOB: 0 BB: 0 P: 9	R: 0 E: 0 K: 2 S: 8	H: 0 LOB: 0 BB: 0 P: 12		1B: 4 2B: 5 3B: 0 HR: 0	SF: 0 SAC: 0 DP: 0 HBP: 0	WP: 0 PB: 0 SB: 1 CS: 1	PA: 36			
PITCHER	IP WLS BF H R ER SO BB IBB HBP BLK WP HR S P ERA WHIP	4.0 W 12 1 0 0 6 0 0 0 0 0 49 84 6.75 2.000	5.1 W 12 1 0 0 1 0 0 0 0 0 28 44 0.00 0.250	9.1 S 3 0 0 0 2 0 0 0 0 0 8 12 0.00 0.000																				

Batter	1	2	3	4	5	6	7	8	9	AB	R	H	RBI	BB	SO	LOB	BOTTOM						
Lloyd Moseby, L OBP: 0.306, SLG: 0.349 (1, 8)	G4-3		F8			F8		SH2-4		2	1	0	0	1	0	0	<p>Baltimore Orioles @ Toronto Blue Jays</p> <p>SkyDome, Toronto, ON</p> <p>Sat Sep 30 1989, 3:33 AM EDT</p> <p>Att: 49,553 - Sunny - 65 F</p>						
Mookie Wilson, S OBP: 0.273, SLG: 0.329 (1, 7)	G6-3		L9			G3-1		1B		4	1	1	1	0	0	1							
Fred McGriff, L OBP: 0.400, SLG: 0.527 (1, 3)	G4-3			L7		F7		1B		4	0	1	1	0	0	1							
George Bell, R OBP: 0.330, SLG: 0.458 (1, 10)				F8			F8	SF9		3	0	1	2	0	0	0							
Tony Fernandez, S OBP: 0.292, SLG: 0.390 (1, 6)	F7			F8			F8	G6-3		4	0	0	0	0	0	2							
Ernie Whitt, L OBP: 0.348, SLG: 0.416 (1, 2)		P5			G4-3			BB		2	0	0	0	1	0	0							
Kelly Gruber, R OBP: 0.328, SLG: 0.448 (1, 5)		P2				F8				3	0	1	0	0	0	1							
Nelson Liriano, S OBP: 0.331, SLG: 0.377 (1, 4)		F7			P5			SH2-4	BB	2	1	0	0	1	0	1							
Junior Felix, S OBP: 0.314, SLG: 0.388 Manuel Lee, S OBP: 0.306, SLG: 0.334 Rob Ducey, L OBP: 0.286, SLG: 0.250 (8, PH)			F7			F9		1B	SH2-4	2	0	0	0	0	0	1							
Inning Stats	R: 1 E: 0 K: 0 S: 10	H: 1 LOB: 1 BB: 1 P: 20	R: 0 E: 0 K: 0 S: 4	H: 0 LOB: 0 BB: 0 P: 8	R: 0 E: 0 K: 0 S: 5	H: 0 LOB: 0 BB: 0 P: 7	R: 0 E: 0 K: 0 S: 6	H: 0 LOB: 0 BB: 0 P: 8	R: 0 E: 0 K: 0 S: 5	H: 1 LOB: 1 BB: 0 P: 10	R: 0 E: 0 K: 0 S: 5	H: 0 LOB: 0 BB: 0 P: 10	R: 0 E: 0 K: 0 S: 7	H: 0 LOB: 1 BB: 1 P: 14	R: 3 E: 0 K: 0 S: 13	H: 2 LOB: 1 BB: 2 P: 30		1B: 3 2B: 1 3B: 0 HR: 0	SF: 1 SAC: 1 DP: 0 HBP: 0	WP: 0 PB: 0 SB: 0 CS: 0	PA: 32		
PITCHER	IP WLS BF H R ER SO BB IBB HBP BLK WP HR S P ERA WHIP	7.0 L 5 2 2 2 0 0 0 0 0 0 3 7 ∞ ∞	8.1 L 5 2 2 2 0 0 0 0 0 0 10 19 18.00 2.000																				

Batter	1	2	3	4	5	6	7	8	9	AB	R	H	RBI	BB	SO	LOB	TOP				
Brady Anderson, L (1, 8) OBP: 0.324, SLG: 0.312										5	0	1	0	0	2	1	Baltimore Orioles @ Toronto Blue Jays SkyDome, Toronto, ON Sun Oct 01 1989, 3:33 AM EDT Att: 49,469 - Sunny - 65 F				
Steve Finley, L (1, 9) OBP: 0.296, SLG: 0.318										5	1	1	0	0	0	2					
Cal Ripken Jr., R (1, 6) OBP: 0.317, SLG: 0.401										2	0	0	0	0	0	1					
Rene Gonzales, R (4, 4)										3	1	1	0	0	1	1					
Jim Traber, L (1, 10) OBP: 0.266, SLG: 0.295										2	0	0	0	0	2	1					
Stan Jefferson, S (7, PH) OBP: 0.297, SLG: 0.381										2	2	2	1	0	0	0					
Butch Davis, R (1, 7) OBP: 0.167, SLG: 0.333										4	1	1	0	0	3	2					
Francisco Melendez, L (1, 3) OBP: 0.398, SLG: 0.273										2	1	1	3	1	0	0					
Tim Hulett, R (1, 5) OBP: 0.343, SLG: 0.423										4	1	2	2	0	1	1					
Chris Hoiles, R (1, 2) OBP: 0.200, SLG: 0.222										4	0	1	1	0	1	2					
Juan Bell, R (1, 4) (4, 6)										4	0	0	0	0	1	2					
Inning Stats	R: 0 E: 0 K: 1 S: 6	H: 0 LOB: 0 BB: 0 P: 8	R: 0 E: 0 K: 2 S: 9	H: 0 LOB: 0 BB: 0 P: 13	R: 0 E: 0 K: 3 S: 12	H: 0 LOB: 0 BB: 0 P: 15	R: 0 E: 0 K: 1 S: 8	H: 1 LOB: 1 BB: 0 P: 17	R: 0 E: 0 K: 1 S: 16	H: 0 LOB: 1 BB: 0 P: 23	R: 2 E: 0 K: 0 S: 16	H: 3 LOB: 1 BB: 0 P: 24	R: 5 E: 0 K: 1 S: 19	H: 6 LOB: 1 BB: 0 P: 29	R: 0 E: 0 K: 1 S: 6	H: 0 LOB: 0 BB: 0 P: 7	1B: 6 2B: 4 3B: 0 HR: 0	SF: 1 SAC: 0 DP: 0 HBP: 0	WP: 0 PB: 0 SB: 1 CS: 0	PA: 39	
PITCHER	IP	WLS	BF	H	R	ER	SO	BB	IBB	HBP	BLK	WP	HR	S	P	ERA	WHIP				
Jose Antonio Nunez, R (1, 1) ERA: 2.53	3.0		9	0	0	0	6	0	0	0	0	0	0	27	36	0.00	0.000				
John Cerutti, L (4, 1) ERA: 3.07	1.0		4	1	0	0	1	0	0	0	0	0	0	8	17	0.00	1.000				
David Wells, L (5, 1) ERA: 2.4	2.0		8	0	0	0	2	1	0	0	1	0	0	26	38	0.00	0.500				
Duane Ward, R (7, 1) ERA: 3.77	1.0		6	3	2	2	0	0	0	0	0	0	0	16	24	18.00	3.000				
Mauro Gozzo, R (8, 1) ERA: 4.83	2.0	L	12	6	5	5	2	0	0	0	0	0	0	25	36	22.50	3.000				

Batter	1	2	3	4	5	6	7	8	9	AB	R	H	RBI	BB	SO	LOB	BOTTOM					
Junior Felix, S (1, 8) OBP: 0.315, SLG: 0.395										5	2	2	0	0	0	1	Baltimore Orioles @ Toronto Blue Jays SkyDome, Toronto, ON Sun Oct 01 1989, 3:33 AM EDT Att: 49,469 - Sunny - 65 F					
Nelson Liriano, S (1, 4) OBP: 0.331, SLG: 0.376										2	0	0	0	1	0	2						
Manuel Lee, S (6, 4) OBP: 0.305, SLG: 0.333										1	0	0	0	0	1	1						
Fred McGriff, L (1, 10) OBP: 0.399, SLG: 0.525										4	0	1	2	0	1	2						
Glenallen Hill, R (1, 9) OBP: 0.327, SLG: 0.346										4	0	1	0	0	0	2						
Tony Fernandez, S (1, 6) OBP: 0.291, SLG: 0.389										1	0	0	0	0	0	1						
Alexis Infante, R (2, 6) OBP: 0.167, SLG: 0.167										3	0	0	0	0	0	1						
Rance Mulliniks, L (1, 5) OBP: 0.320, SLG: 0.326										2	1	1	0	0	1	0						
Tom Lawless, R (6, 5) OBP: 0.295, SLG: 0.243										2	1	1	0	0	0	0						
John Olerud, L (1, 3) OBP: 0.375, SLG: 0.375										4	1	2	0	0	0	0						
Greg Myers, L (1, 2) OBP: 0.152, SLG: 0.159										4	0	0	0	0	1	3						
Rob Ducey, L (1, 7) OBP: 0.284, SLG: 0.263										4	0	1	2	0	1	0						
Inning Stats	R: 1 E: 0 K: 0 S: 12	H: 2 LOB: 1 BB: 0 P: 18	R: 1 E: 0 K: 0 S: 10	H: 2 LOB: 0 BB: 0 P: 16	R: 1 E: 0 K: 0 S: 15	H: 2 LOB: 1 BB: 0 P: 16	R: 0 E: 0 K: 1 S: 7	H: 0 LOB: 0 BB: 0 P: 9	R: 0 E: 0 K: 0 S: 3	H: 0 LOB: 1 BB: 1 P: 7	R: 0 E: 0 K: 0 S: 8	H: 0 LOB: 0 BB: 0 P: 15	R: 0 E: 0 K: 1 S: 11	H: 0 LOB: 0 BB: 0 P: 19	R: 0 E: 1 K: 2 S: 16	H: 0 LOB: 1 BB: 0 P: 19	R: 2 E: 0 K: 1 S: 16	H: 3 LOB: 1 BB: 0 P: 20	1B: 5 2B: 3 3B: 1 HR: 0	SF: 0 SAC: 0 DP: 1 HBP: 0	WP: 0 PB: 0 SB: 0 CS: 0	PA: 37
PITCHER	IP	WLS	BF	H	R	ER	SO	BB	IBB	HBP	BLK	WP	HR	S	P	ERA	WHIP					
Bob Milacki, R (1, 1) ERA: 3.74	5.0		21	6	3	3	1	0	0	0	0	0	0	47	66	5.40	1.400					
Curt Schilling, R (6, 1) ERA: 6.23	1.0		3	0	0	0	0	0	0	0	0	0	0	8	15	0.00	0.000					
Ben McDonald, R (7, 1) ERA: 8.59	1.0	W	3	0	0	0	1	0	0	0	0	0	0	11	19	0.00	0.000					
Jose Bautista, R (8, 1) ERA: 5.31	2.0		10	3	2	2	3	0	0	0	0	0	0	32	39	9.00	1.500					

AB 37
R 7
H 10
RBI 7
BB 1
SO 11
LOB 13



AB 36
R 5
H 9
RBI 4
BB 1
SO 5
LOB 13



WP: 0
PB: 0
SB: 0
CS: 0