

Baltimore Orioles - 1990

Batter	1	2	3	4	5	6	7	8	9	AB	R	H	RBI	BB	SO	LOB	TOP					
Steve Finley, L (1, 8) OBP: 0.571, SLG: 0.800										3	2	2	0	1	0	0	<p>Baltimore Orioles @ Detroit Tigers Tiger Stadium, Detroit, MI Fri Apr 13 1990, 7:05 PM EDT Att: 11,871 - Unknown - 39 F</p> <p>AB 31 R 6 H 6 RBI 4 BB 6 SO 9 LOB 12</p>					
Joe Orsulak, L (1, 7) OBP: 0.333, SLG: 0.364										4	1	1	1	1	1	2						
Cal Ripken Jr., R (1, 6) OBP: 0.571, SLG: 0.500										3	1	1	2	1	1	3						
Mickey Tettleton, S (1, 2) OBP: 0.214, SLG: 0.083										3	0	0	0	1	3	3						
Randy Milligan, R (1, 3) OBP: 0.231, SLG: 0.231										4	0	0	0	0	0	2						
Sam Horn, L (1, 10) Marty Brown, R (8, PR)										3	0	0	0	1	2	0						
Stan Jefferson, S (1, 9)										3	1	0	0	1	1	1						
Craig Worthington, R (1, 5) OBP: 0.231, SLG: 0.308										4	1	1	0	0	1	1						
Billy Ripken, R (1, 4) Brady Anderson, L (7, PH) Rene Gonzales, R (7, 4)										2	0	0	0	0	0	0						
Inning Stats	R: 3 E: 0 K: 1 S: 11	H: 3 LOB: 0 BB: 1 P: 21	R: 0 E: 0 K: 0 S: 7	H: 0 LOB: 0 BB: 0 P: 12	R: 1 E: 0 K: 2 S: 10	H: 0 LOB: 1 BB: 2 P: 22	R: 0 E: 0 K: 3 S: 10	H: 0 LOB: 0 BB: 0 P: 16	R: 0 E: 0 K: 1 S: 8	H: 1 LOB: 1 BB: 0 P: 11	R: 0 E: 0 K: 1 S: 6	H: 0 LOB: 0 BB: 0 P: 6	R: 2 E: 0 K: 1 S: 11	H: 2 LOB: 2 BB: 2 P: 25	R: 0 E: 0 K: 0 S: 11	H: 0 LOB: 1 BB: 1 P: 20		R: 0 E: 0 K: 0 S: 6	H: 0 LOB: 0 BB: 0 P: 7	1B: 4 2B: 0 3B: 2 HR: 0	SF: 0 SAC: 1 DP: 1 HBP: 0	WP: 1 PB: 0 SB: 2 CS: 0
PITCHER	IP WLS BF H R ER SO BB IBB HBP BLK WP HR S P ERA WHIP	7.0 W 31 6 6 6 9 4 1 0 0 1 0 0 63 113 7.71 1.429	1.0 4 0 0 0 0 1 0 0 0 0 0 0 11 20 0.00 1.000	1.0 3 0 0 0 0 0 0 0 0 0 0 0 6 7 0.00 0.000	PITCHER										IP WLS BF H R ER SO BB IBB HBP BLK WP HR S P ERA WHIP	2.0 0 0 0 2 0 4 2 1 0 0 1 0 0 11 20 0.00 1.000						

Batter	1	2	3	4	5	6	7	8	9	AB	R	H	RBI	BB	SO	LOB	BOTTOM			
Tony Phillips, S (1, 5) OBP: 0.391, SLG: 0.300										2	1	0	0	2	0	4	<p>Baltimore Orioles @ Detroit Tigers Tiger Stadium, Detroit, MI Fri Apr 13 1990, 7:05 PM EDT Att: 11,871 - Unknown - 39 F</p> <p>AB 35 R 10 H 13 RBI 10 BB 6 SO 5 LOB 25</p>			
Alan Trammell, R (1, 6) OBP: 0.348, SLG: 0.381										3	1	1	2	1	0	1				
Lou Whitaker, L (1, 4) OBP: 0.273, SLG: 0.353										2	1	0	1	2	0	2				
Cecil Fielder, R (1, 3) OBP: 0.273, SLG: 0.158										5	1	1	0	0	2	6				
Lloyd Moseby, L (1, 8) OBP: 0.409, SLG: 0.450										4	2	3	2	1	0	1				
Matt Nokes, L (1, 10) Chet Lemon, R (7, PH) Dave Bergman, L (8, PH)										3	1	1	1	0	0	3				
Gary Ward, R (1, 9) OBP: 0.294, SLG: 0.438										5	1	2	4	0	0	1				
Larry Sheets, L (1, 7) Kenny Williams, R (8, 9)										4	1	2	0	0	1	1				
Mike Heath, R (1, 2) OBP: 0.667, SLG: 1.000										4	1	3	0	0	1	1				
Inning Stats	R: 0 E: 0 K: 1 S: 19	H: 0 LOB: 3 BB: 3 P: 37	R: 0 E: 0 K: 0 S: 8	H: 2 LOB: 1 BB: 0 P: 10	R: 0 E: 0 K: 0 S: 8	H: 0 LOB: 0 BB: 0 P: 14	R: 6 E: 1 K: 0 S: 24	H: 7 LOB: 1 BB: 0 P: 34	R: 0 E: 0 K: 1 S: 7	H: 0 LOB: 0 BB: 0 P: 12	R: 0 E: 0 K: 1 S: 8	H: 1 LOB: 2 BB: 1 P: 16	R: 1 E: 1 K: 1 S: 14	H: 1 LOB: 1 BB: 0 P: 22	R: 3 E: 1 K: 1 S: 16	H: 2 LOB: 2 BB: 2 P: 31		1B: 9 2B: 3 3B: 0 HR: 1	SF: 1 SAC: 2 DP: 1 HBP: 0	WP: 0 PB: 1 SB: 0 CS: 0
PITCHER	IP WLS BF H R ER SO BB IBB HBP BLK WP HR S P ERA WHIP	3.0 15 5 3 3 2 0 1 0 0 0 0 0 28 47 9.00 1.667	0.0 L 1 1 1 0 0 0 0 0 0 0 0 3 5 ∞ ∞	1.1 9 1 3 1 1 1 1 0 0 0 0 0 19 36 6.75 1.500	0.2 3 1 0 0 1 0 0 0 0 0 0 8 12 0.00 1.500	PITCHER										IP WLS BF H R ER SO BB IBB HBP BLK WP HR S P ERA WHIP	3.0 5 3 3 2 0 1 0 0 0 0 0 3 5 ∞ ∞			

Batter	1	2	3	4	5	6	7	8	9	AB	R	H	RBI	BB	SO	LOB	TOP										
Steve Finley, L (1, 9) OBP: 0.438, SLG: 0.500	G3		L8		L8		G3		G3	5	0	0	0	0	0	2	<p>Baltimore Orioles @ Detroit Tigers Tiger Stadium, Detroit, MI Sun Apr 15 1990, 3:33 AM EDT Att: 10,632 - Overcast - 45 F</p>										
Phil Bradley, R (1, 7) OBP: 0.300, SLG: 0.278	G1-3		F7			F8			G5-3	5	0	1	0	0	0	1											
Cal Ripken Jr., R (1, 6) OBP: 0.478, SLG: 0.375	G4-3		K			2B			K	4	1	1	0	0	2	2											
Sam Horn, L (1, 10) OBP: 0.364, SLG: 0.667		G3		P2		K			P5	4	0	0	0	0	1	1											
Randy Milligan, R (1, 3) OBP: 0.408, SLG: 0.368		1B 2B BB		E 1B		WP 1B 2B			G4-3	3	2	2	1	1	0	0											
Craig Worthington, R (1, 5) OBP: 0.238, SLG: 0.250		K		E5 G6-4-3		2H 1B			FC5-4 BB	3	0	1	1	1	1	2											
Mike Devereaux, R (1, 8) OBP: 0.222, SLG: 0.176		2B 1B		G6-4-3 1-2		P6			FC5-4 1-2	4	1	1	0	0	0	4											
Bob Melvin, R (1, 2) OBP: 0.400, SLG: 0.889		1-H 3-H 2B		G4-3		K			K	4	0	1	2	0	2	0											
Billy Ripken, R (1, 4) OBP: 0.250, SLG: 0.077		G5-3		F8					G3 1B	2	0	0	0	1	0	1											
Brady Anderson, L (9, PH) OBP: 1.000, SLG: 1.000									G3 1B	1	0	1	0	0	0	0											
Inning Stats	R: 0 E: 0 K: 0 S: 8	H: 0 LOB: 0 BB: 0 P: 11	R: 2 E: 0 K: 1 S: 16	H: 2 LOB: 1 BB: 1 P: 26	R: 0 E: 0 K: 1 S: 6	H: 0 LOB: 0 BB: 0 P: 11	R: 0 E: 1 K: 0 S: 8	H: 1 LOB: 1 BB: 0 P: 13	R: 0 E: 0 K: 0 S: 10	H: 0 LOB: 0 BB: 0 P: 15	R: 2 E: 0 K: 1 S: 14	H: 3 LOB: 1 BB: 0 P: 23	R: 0 E: 0 K: 2 S: 13	H: 1 LOB: 2 BB: 1 P: 25	R: 0 E: 0 K: 0 S: 7	H: 0 LOB: 1 BB: 1 P: 11	R: 0 E: 0 K: 1 S: 9	H: 1 LOB: 1 BB: 0 P: 12	1B: 6 2B: 2 HR: 0	SF: 0 SAC: 0 DP: 1 HBP: 0	WP: 1 PB: 0 SB: 0 CS: 0	PA: 38					
PITCHER	IP	WLS	BF	H	R	ER	SO	BB	IBB	HBP	BLK	WP	HR	S	P	ERA	WHIP										
Jeff Robinson, R (1, 1) ERA: 3.75	6.0		25	6	4	4	3	1	0	0	0	1	0	62	99	6.00	1.167										
Dan Petry, R (7, 1) ERA:	2.0	W	9	1	0	0	2	2	0	0	0	0	0	20	36	0.00	1.500										
Mike Henneman, R (9, 1) ERA: 2.25	1.0	S	4	1	0	0	1	0	0	0	0	0	0	9	12	0.00	1.000										

Batter	1	2	3	4	5	6	7	8	9	AB	R	H	RBI	BB	SO	LOB	BOTTOM										
Tony Phillips, S (1, 5) OBP: 0.313, SLG: 0.241	B5-3		K	G3			SH1-4	F7		4	0	0	0	0	1	2	<p>Baltimore Orioles @ Detroit Tigers Tiger Stadium, Detroit, MI Sun Apr 15 1990, 3:33 AM EDT Att: 10,632 - Overcast - 45 F</p>										
Alan Trammell, R (1, 6) OBP: 0.375, SLG: 0.414	F9		1B		F8		FC5-4 BB			3	0	1	0	1	0	0											
Lou Whitaker, L (1, 4) OBP: 0.233, SLG: 0.280	F7		P2		P5		FC5-4 1B 1-2 2-3			4	0	0	0	0	0	3											
Matt Nokes, L (1, 10) OBP: 0.364, SLG: 0.316		G3		BB 1B 1B		F9				3	1	1	0	0	0	0											
Chet Lemon, R (7, PH) OBP: 0.235, SLG: 0.133				BB 1B 1B		F9		1-3 3-H 1B		1	0	1	1	0	0	0											
Lloyd Moseby, L (1, 8) OBP: 0.433, SLG: 0.444		S 1B		BB 1B 1B		G3-1		F7		4	1	2	0	0	0	2											
Gary Ward, R (1, 9) OBP: 0.440, SLG: 0.476				FC3-6 FC5-4 BB						2	1	1	0	2	1	1											
Kenny Williams, R (8, FR) (9, 9)		K		FC3-6 FC5-4 BB		E G3 BB		G6-3 SH1-4 1B		0	1	0	0	0	0	0											
Dave Bergman, L (1, 3) OBP: 0.300, SLG: 0.222						G3		SH1-4		2	0	1	2	1	0	1											
Ed Romero, R (8, PH) (9, 3)				FC3-6 1B		G3		SH1-4		0	0	0	0	0	0	0											
Cecil Fielder, R (9, 3) OBP: 0.269, SLG: 0.304		BB		1-2 2-H 3-H 1B		G3-1		G6-3		0	0	0	0	0	0	0											
Larry Sheets, L (1, 7) OBP: 0.409, SLG: 0.524		G1-3		FC3-6 FC5-4		G3-1		G6-3		3	0	0	0	0	0	5											
Tracy Jones, R (8, PH) (9, 7)				1-2 2-3						1	0	0	0	0	0	2											
Mike Heath, R (1, 2) OBP: 0.538, SLG: 0.727			G6-3		FC5-4		FC5-4 SH1-4 1B			2	0	0	1	0	0	1											
Mark Salas, L (7, PH) OBP: 0.750, SLG: 2.000 (8, 2)				1-2 3-H				HR		1	2	1	2	1	0	0											
Inning Stats	R: 0 E: 0 K: 0 S: 6	H: 0 LOB: 0 BB: 0 P: 11	R: 0 E: 0 K: 1 S: 16	H: 1 LOB: 2 BB: 1 P: 25	R: 0 E: 0 K: 1 S: 8	H: 1 LOB: 1 BB: 0 P: 12	R: 3 E: 0 K: 0 S: 11	H: 3 LOB: 1 BB: 1 P: 18	R: 0 E: 0 K: 0 S: 4	H: 0 LOB: 0 BB: 0 P: 9	R: 0 E: 1 K: 0 S: 4	H: 0 LOB: 1 BB: 1 P: 10	R: 1 E: 0 K: 0 S: 12	H: 1 LOB: 2 BB: 2 P: 26	R: 2 E: 0 K: 0 S: 7	H: 2 LOB: 1 BB: 0 P: 14	R: 2 E: 0 K: 0 S: 7	H: 2 LOB: 1 BB: 0 P: 14	1B: 7 2B: 0 3B: 0 HR: 1	SF: 0 SAC: 2 DP: 0 HBP: 0	WP: 0 PB: 0 SB: 1 CS: 0	PA: 37					
PITCHER	IP	WLS	BF	H	R	ER	SO	BB	IBB	HBP	BLK	WP	HR	S	P	ERA	WHIP										
Bob Milacki, R (1, 1) ERA: 4.76	6.1		29	5	4	4	2	5	0	0	0	0	0	3	6	0.00	0.000										
Kevin Hickey, L (7, 1) ERA:	0.1		1	0	0	0	0	0	0	0	0	0	0	3	6	0.00	0.000										
Jay Aldrich, R (7, 1) ERA: 3.86	0.1	L	3	2	1	1	0	0	0	0	0	0	0	5	10	27.00	6.000										
Joe Price, L (8, 1) ERA: 18.0	0.1		1	0	0	0	0	0	0	0	0	0	0	2	5	0.00	0.000										
Jose Bautista, R (8, 1) ERA: 2.7	0.2		3	1	1	1	0	0	0	0	0	0	1	4	6	13.50	1.500										

AB	35
R	4
H	8
RBI	4
BB	3
SO	6
LOB	13



Batter	1	2	3	4	5	6	7	8	9	AB	R	H	RBI	BB	SO	LOB	TOP							
Mike Devereaux, R (1, 8) OBP: 0.190, SLG: 0.150 Joe Orsulak, L (8, PH) OBP: 0.308, SLG: 0.333 (8, 9)	G5-3		P3			K		G3-1		3	0	0	0	0	1	0								
Phil Bradley, R (1, 7) OBP: 0.292, SLG: 0.273	F7			G1-3		HR		K		4	1	1	0	0	1	0								
Cal Ripken Jr., R (1, 6) OBP: 0.444, SLG: 0.500	P7			G6-3		HR		L1		4	1	1	2	0	0	0								
Mickey Tettleton, S (1, 10) OBP: 0.333, SLG: 0.214		G4-3 FC5 2B		K		G6-3 BB		F8 1B BB		2	0	1	0	2	1	0								
Randy Milligan, R (1, 3) OBP: 0.423, SLG: 0.391	G4-3			1B		G6-3		1B		4	0	2	0	0	0	2								
Stan Jefferson, S (1, 9) (8, 8)	FC5			K				B2		4	0	0	0	0	2	4								
Craig Worthington, R (1, 5) OBP: 0.412, SLG: 0.217 Sam Horn, L (9, PH) OBP: 0.348, SLG: 0.636	K			K		G6-3		F8		3	0	0	0	0	2	2								
Bob Melvin, R (1, 2) OBP: 0.429, SLG: 0.769			G6-3		1B			F8		4	0	2	0	0	0	2								
Rene Gonzales, R (1, 4) Steve Finley, L (7, PH) OBP: 0.412, SLG: 0.467 Billy Ripken, R (7, 4) OBP: 0.250, SLG: 0.077			K		G1-3		K2-3			2	0	0	0	0	1	2								
Inning Stats	R: 0 E: 0 K: 0 S: 7	H: 0 LOB: 0 BB: 0 P: 11	R: 0 E: 0 K: 1 S: 11	H: 1 LOB: 1 BB: 0 P: 17	R: 0 E: 0 K: 1 S: 7	H: 0 LOB: 0 BB: 0 P: 10	R: 0 E: 0 K: 1 S: 8	H: 0 LOB: 0 BB: 0 P: 13	R: 0 E: 0 K: 2 S: 16	H: 2 LOB: 2 BB: 0 P: 21	R: 2 E: 0 K: 1 S: 9	H: 2 LOB: 0 BB: 1 P: 16	R: 0 E: 0 K: 2 S: 10	H: 1 LOB: 1 BB: 0 P: 17	R: 0 E: 0 K: 1 S: 8	H: 0 LOB: 0 BB: 0 P: 10	R: 0 E: 0 K: 0 S: 9	H: 1 LOB: 2 BB: 1 P: 16	1B: 5 2B: 1 3B: 0 HR: 1	SF: 0 SAC: 0 DP: 1 HBP: 0	WP: 0 PB: 0 SB: 0 CS: 0	PA: 35		
PITCHER	IP	WLS	BF	H	R	ER	SO	BB	IBB	HBP	BLK	WP	HR	S	P	ERA	WHIP							
John Cerutti, L (1, 1) ERA: 7.94	5.0	W	18	3	0	0	5	0	0	0	0	0	0	49	72	0.00	0.600							
Frank Willis, R (6, 1) ERA: 4.5	2.0		9	3	2	2	3	1	0	0	0	0	1	19	33	9.00	2.000							
Tom Henke, R (8, 1) ERA:	2.0	S	8	1	0	0	1	1	0	0	0	0	0	17	26	0.00	1.000							

Baltimore Orioles @ Toronto Blue Jays
SkyDome, Toronto, ON
Mon Apr 16 1990, 3:33 AM EDT
Att: 40,301 - Unknown

AB	33
R	2
H	7
RBI	2
BB	2
SO	9
LOB	15



Batter	1	2	3	4	5	6	7	8	9	AB	R	H	RBI	BB	SO	LOB	BOTTOM							
Tony Fernandez, S (1, 6) OBP: 0.353, SLG: 0.406	G4-3		1B		K		1B			4	1	2	0	0	1	0								
Mookie Wilson, S (1, 8) OBP: 0.273, SLG: 0.290	1B		1B		G4-3		G5-3			4	2	2	0	0	0	1								
Kelly Gruber, R (1, 5) OBP: 0.394, SLG: 0.517	G6-3		G6-4-3 1B		G5-3			G3 HBP		3	0	1	1	0	0	1								
George Bell, R (1, 7) OBP: 0.303, SLG: 0.469	1B		G6-4-3				1B	F9		4	0	2	1	0	0	2								
Fred McGriff, L (1, 3) OBP: 0.313, SLG: 0.429	K		G4-3				F9	G3		4	0	0	0	0	1	3								
John Olerud, L (1, 10) OBP: 0.280, SLG: 0.190		WP SF7 BB		G6-3 1B		F7		BB		2	1	1	0	2	0	1								
Greg Myers, L (1, 2) OBP: 0.300, SLG: 0.294	SF7		G6-3		G4-3			L9		3	0	0	1	0	0	4								
Nelson Liriano, S (1, 4) OBP: 0.350, SLG: 0.294	CS BB		FC5-4 1B				G3			2	0	1	0	1	0	0								
Junior Felix, S (1, 9) OBP: 0.393, SLG: 0.680	K		FC5-4				G4-3			3	0	0	0	0	1	2								
Inning Stats	R: 1 E: 0 K: 1 S: 13	H: 2 LOB: 1 BB: 0 P: 20	R: 1 E: 0 K: 1 S: 7	H: 0 LOB: 2 BB: 2 P: 20	R: 2 E: 0 K: 0 S: 11	H: 3 LOB: 0 BB: 0 P: 14	R: 0 E: 0 K: 0 S: 7	H: 2 LOB: 1 BB: 0 P: 12	R: 0 E: 0 K: 1 S: 5	H: 0 LOB: 0 BB: 0 P: 7	R: 0 E: 0 K: 0 S: 7	H: 1 LOB: 1 BB: 0 P: 11	R: 0 E: 0 K: 0 S: 8	H: 1 LOB: 1 BB: 0 P: 10	R: 0 E: 0 K: 0 S: 6	H: 0 LOB: 2 BB: 1 P: 13	1B: 9 2B: 0 3B: 0 HR: 0	SF: 1 SAC: 0 DP: 2 HBP: 1	WP: 2 PB: 0 SB: 1 CS: 1	PA: 34				
PITCHER	IP	WLS	BF	H	R	ER	SO	BB	IBB	HBP	BLK	WP	HR	S	P	ERA	WHIP							
Jay Tibbs, R (1, 1) ERA: 7.2	5.0	L	21	7	4	4	3	2	0	0	0	0	0	43	73	7.20	1.800							
John Mitchell, R (6, 1) ERA: 4.5	3.0		13	2	0	0	0	1	0	1	0	0	0	21	34	0.00	1.000							

Baltimore Orioles @ Toronto Blue Jays
SkyDome, Toronto, ON
Mon Apr 16 1990, 3:33 AM EDT
Att: 40,301 - Unknown

AB	29
R	4
H	9
RBI	3
BB	3
SO	3
LOB	14



Batter	1	2	3	4	5	6	7	8	9	AB	R	H	RBI	BB	SO	LOB	TOP										
Stan Jefferson, S (1, 9) (6, 8)	G4-3 ①		F7 ①		P5 ③		G4-6-3 BB			3	0	0	0	1	0	2	Baltimore Orioles @ Toronto Blue Jays SkyDome, Toronto, ON Tue Apr 17 1990, 7:05 PM EDT Att: 38,212 - Unknown										
Phil Bradley, R OBP: 0.266, SLG: 0.308 (1, 7)	F8 ②		G4-6-3 ② ③ 1-2f			2B ②	G4-6-3 ② ③ 1-2f			4	1	1	0	0	0	2											
Cal Ripken Jr., R OBP: 0.419, SLG: 0.458 (1, 6)	P3 ③			P5 ①		E5 2B FC4-6		1B ①		4	1	1	0	0	0	1											
Mickey Tettleton, S OBP: 0.318, SLG: 0.278 (1, 2)		G1-3 ①		P9 ②		FC4-6 1-3 2H 2B		P3 ①		4	0	1	1	0	0	1											
Randy Milligan, R OBP: 0.467, SLG: 0.375 (1, 3)		1B BB		FC6-4 BB		FC4-6 BB		F9 ②		1	0	0	0	3	0	1											
Mike Devereaux, R OBP: 0.174, SLG: 0.136 Joe Orsulak, L OBP: 0.267, SLG: 0.286 (6, PH) (6, 9)	L4 ②			FC6-4 ③ 1-2f		FC4-6 ①		F7 ③		2	0	0	0	0	0	2											
						1-2f 2-3 3-H				2	0	0	1	0	0	3											
Craig Worthington, R OBP: 0.250, SLG: 0.231 (1, 5)						P6 ②				3	0	1	0	1	1	2											
Bob Melvin, R OBP: 0.389, SLG: 0.647 (1, 10)		FC6-4 ③ 1-2f				L7 ③		G4-3 ②		4	0	1	0	0	0	4											
Billy Ripken, R OBP: 0.250, SLG: 0.118 (1, 4)						G6-3 ① ② 1-3 2-3		L3 ①		4	0	1	0	0	0	2											
								G6-3 ③		4	0	1	0	0	0	2											
Inning Stats	R: 0 E: 0 K: 0 S: 9	H: 0 LOB: 0 BB: 0 P: 12	R: 0 E: 0 K: 0 S: 12	H: 1 LOB: 2 BB: 1 P: 18	R: 0 E: 0 K: 0 S: 6	H: 1 LOB: 0 BB: 0 P: 7	R: 0 E: 0 K: 0 S: 9	H: 0 LOB: 1 BB: 1 P: 19	R: 0 E: 0 K: 0 S: 6	H: 1 LOB: 1 BB: 1 P: 10	R: 2 E: 1 K: 0 S: 14	H: 2 LOB: 2 BB: 1 P: 27	R: 0 E: 0 K: 0 S: 4	H: 0 LOB: 0 BB: 1 P: 11	R: 0 E: 0 K: 1 S: 7	H: 1 LOB: 1 BB: 0 P: 10	R: 0 E: 0 K: 1 S: 7	H: 0 LOB: 0 BB: 0 P: 10	1B: 4 2B: 2 3B: 0 HR: 0	SF: 0 SAC: 0 DP: 2 HBP: 0	WP: 0 PB: 0 SB: 0 CS: 2	PA: 36					
PITCHER	IP	WLS	BF	H	R	ER	SO	BB	IBB	HBP	BLK	WP	HR	S	P	ERA	WHIP										
Mike Flanagan, L ERA: 1.8 (1, 1)	5.0	W	20	4	1	1	0	3	0	0	0	0	0	43	67	1.80	1.400										
Jim Acker, R ERA: 1.93 (6, 1)	1.0		6	1	1	0	0	1	0	0	0	0	0	13	26	0.00	2.000										
David Wells, L ERA: 1.35 (7, 1)	2.0		7	1	0	0	0	1	0	0	0	0	0	10	21	0.00	1.000										
Duane Ward, R ERA: (9, 1)	1.0		3	0	0	0	1	0	0	0	0	0	0	7	10	0.00	0.000										

Batter	1	2	3	4	5	6	7	8	9	AB	R	H	RBI	BB	SO	LOB	BOTTOM										
Tony Fernandez, S OBP: 0.359, SLG: 0.417 (1, 6)	G4-6-3 BB		L8 ③			K ③		G4-3 ② ③ 1-2		4	0	1	2	1	1	1	Baltimore Orioles @ Toronto Blue Jays SkyDome, Toronto, ON Tue Apr 17 1990, 7:05 PM EDT Att: 38,212 - Unknown										
Mookie Wilson, S OBP: 0.283, SLG: 0.306 (1, 10)	G4-6-3 ② ③ 1-2f			F8 ①		1B FC1-5-2 2B		G1-3 ③	G3-1 ③	5	0	1	0	0	0	4											
Kelly Gruber, R OBP: 0.405, SLG: 0.606 (1, 5)	G6-3 ③			HR		1B FC1-5-2 2-3		F7 ①		4	1	2	1	0	0	0											
George Bell, R OBP: 0.270, SLG: 0.417 (1, 7)		F8 ①		P9 ②		FC1-5-2 ①		G4-3 ②		4	0	0	0	0	0	2											
Fred McGriff, L OBP: 0.333, SLG: 0.400 (1, 3)		G3-1 ②		K ③		IBB		1B BB		2	1	0	0	2	1	0											
Glenallen Hill, R OBP: 0.200, SLG: 0.300 (1, 9)		G6-3 ③				P6 ②		1B 1B		4	1	1	0	0	0	3											
Pat Borders, R OBP: 0.300, SLG: 1.000 Greg Myers, L OBP: 0.318, SLG: 0.316 (6, PH) (7, 2)				HR		P2 ③		1B 1B 2B 1B		2	2	2	1	0	0	0											
								1B 2B 1B		2	1	1	1	0	0	3											
Manuel Lee, S OBP: 0.462, SLG: 0.417 (1, 4)		G3 ①				G6-3 ②		K ①		4	1	1	1	0	1	1											
Junior Felix, S OBP: 0.438, SLG: 0.786 (1, 8)				G6-3 ②		HR ② 2H		G4-3 BB		3	1	2	2	1	0	0											
								1B 2B 1B		4	1	1	1	0	1	1											
Inning Stats	R: 0 E: 0 K: 0 S: 4	H: 0 LOB: 0 BB: 1 P: 8	R: 0 E: 0 K: 0 S: 6	H: 0 LOB: 0 BB: 0 P: 9	R: 1 E: 0 K: 0 S: 6	H: 1 LOB: 0 BB: 0 P: 11	R: 1 E: 0 K: 1 S: 8	H: 1 LOB: 0 BB: 0 P: 14	R: 2 E: 0 K: 1 S: 9	H: 2 LOB: 3 BB: 1 P: 13	R: 0 E: 0 K: 0 S: 11	H: 2 LOB: 3 BB: 1 P: 19	R: 0 E: 0 K: 1 S: 10	H: 0 LOB: 1 BB: 1 P: 16	R: 4 E: 0 K: 0 S: 20	H: 5 LOB: 2 BB: 1 P: 33	R: 0 E: 0 K: 0 S: 7	H: 1 LOB: 0 BB: 1 P: 10	1B: 5 2B: 3 3B: 0 HR: 3	SF: 0 SAC: 0 DP: 1 HBP: 0	WP: 0 PB: 0 SB: 0 CS: 0	PA: 38					
PITCHER	IP	WLS	BF	H	R	ER	SO	BB	IBB	HBP	BLK	WP	HR	S	P	ERA	WHIP										
Jeff Ballard, L ERA: 5.59 Brian Holton, R ERA: 11.57 (6, 1)	3.0	L	18	6	4	4	1	2	1	0	0	0	0	38	64	12.00	2.667										



Batter	1	2	3	4	5	6	7	8	9	AB	R	H	RBI	BB	SO	LOB	TOP					
Mike Devereaux, R (1.8) OBP: 0.179, SLG: 0.148	G1-3		G6-3			L3		F8		5	0	1	0	0	0	2	Baltimore Orioles @ Toronto Blue Jays SkyDome, Toronto, ON Wed Apr 18, 1990, 7:05 PM EDT Att: 41,181 - Dome - 70 F					
Phil Bradley, R (1.7) OBP: 0.303, SLG: 0.323	G1-3			1B HR		F8		K		5	1	2	0	0	1							
Cal Ripken Jr., R (1.6) OBP: 0.444, SLG: 0.483				1B HR		G5-3		BB 1B		5	2	3	0	0	2							
Randy Milligan, R (1.3) OBP: 0.514, SLG: 0.536	F9			1B HR		G6-3		BB		4	3	3	3	1	0							
Bob Melvin, R (1.2) OBP: 0.304, SLG: 0.500				G1-3		G6-3		P9		5	0	0	0	0	1							
Mickey Tettleton, S (1.10) OBP: 0.370, SLG: 0.286				L7						3	1	1	0	2	0							
Craig Worthington, R (1.5) OBP: 0.303, SLG: 0.387				F7						5	1	3	4	0	0							
Stan Jefferson, S (1.9) Joe Orsulak, L (6, PH) OBP: 0.697, SLG: 1.000				K		K				2	0	0	0	0	2							
Billy Ripken, R (1.4) Brady Anderson, L (6, PH) Rene Gonzales, R (6.4)				G6-3		F8		SF9		2	0	1	0	0	0							
								FC5		2	0	0	0	0	0							
										2	0	0	0	0	0							
										2	0	0	0	0	0							
										2	0	0	0	0	3							
Inning Stats	R: 0 E: 0 K: 0 S: 7	H: 1 LOB: 1 BB: 0 P: 15	R: 0 E: 0 K: 0 S: 5	H: 0 LOB: 0 BB: 0 P: 9	R: 0 E: 0 K: 1 S: 8	H: 0 LOB: 0 BB: 0 P: 12	R: 3 E: 0 K: 1 S: 18	H: 4 LOB: 1 BB: 0 P: 25	R: 0 E: 0 K: 0 S: 7	H: 1 LOB: 1 BB: 0 P: 11	R: 2 E: 0 K: 0 S: 11	H: 3 LOB: 2 BB: 1 P: 20	R: 2 E: 0 K: 1 S: 13	H: 3 LOB: 3 BB: 2 P: 28	R: 0 E: 0 K: 1 S: 11	H: 1 LOB: 2 BB: 0 P: 21	R: 1 E: 0 K: 0 S: 9	H: 1 LOB: 0 BB: 0 P: 12	1B: 12 2B: 0 3B: 0 HR: 2	SF: 1 SAC: 0 DP: 0 HBP: 0	WP: 0 PB: 0 SB: 1 CS: 0	PA: 45
PITCHER	IP WLS BF H R ER SO BB IBB HBP BLK WP HR S P ERA WHIP																					
Jimmy Key, L (1.1) ERA: 3.27	5.0	21	6	3	3	2	0	0	0	0	0	0	0	0	1	45	72	5.40	1.200			
Frank Wilks, R (6.1) ERA: 7.11	0.1	5	3	2	2	0	1	0	0	0	0	0	0	0	9	16	54.00	12.000				
Paul Kilgus, L (6.1) ERA: 9.39	1.1	7	2	2	2	1	1	0	0	0	0	0	0	11	24	13.50	2.250					
Willie Blair, R (7.1) ERA: 2.7	1.1	8	2	0	0	1	1	1	0	0	0	0	0	15	29	0.00	2.250					
Tom Henke, R (9.1) ERA: 1.8	1.0	4	1	1	1	0	0	0	0	0	0	0	1	9	12	9.00	1.000					

Batter	1	2	3	4	5	6	7	8	9	AB	R	H	RBI	BB	SO	LOB	BOTTOM					
Tony Fernandez, S (1.6) OBP: 0.341, SLG: 0.415	F7			F7					F7	5	0	1	1	0	1	2	Baltimore Orioles @ Toronto Blue Jays SkyDome, Toronto, ON Wed Apr 18, 1990, 7:05 PM EDT Att: 41,181 - Dome - 70 F					
Mookie Wilson, S (1.8) OBP: 0.278, SLG: 0.317			B3			K		1B		5	2	2	0	0	1							
Kelly Gruber, R (1.5) OBP: 0.390, SLG: 0.568			P5			G6-3		F7		4	0	1	1	0	2							
George Bell, R (1.7) OBP: 0.268, SLG: 0.400			L7			P2				4	1	1	0	0	1							
Fred McGriff, L (1.3) OBP: 0.325, SLG: 0.382			G5-3			P5		G3		4	0	1	1	0	0							
John Olerud, L (1.10) Tom Lawless, R (8, FR)			G3-1			K				4	1	2	2	0	1							
Greg Myers, L (1.2) OBP: 0.308, SLG: 0.304			L9			F7		G3		4	0	1	0	0	2							
Nelson Liriano, S (1.4) OBP: 0.292, SLG: 0.238			F8					G3		4	0	0	0	0	1							
Junior Felix, S (1.9) OBP: 0.444, SLG: 0.742								P7		3	1	1	0	1	0							
										3	1	1	0	1	0							
										3	1	1	0	1	0							
										3	1	1	0	1	0							
Inning Stats	R: 1 E: 0 K: 0 S: 15	H: 2 LOB: 1 BB: 0 P: 17	R: 0 E: 0 K: 0 S: 7	H: 0 LOB: 0 BB: 0 P: 10	R: 1 E: 0 K: 1 S: 10	H: 1 LOB: 1 BB: 1 P: 16	R: 1 E: 0 K: 1 S: 17	H: 3 LOB: 2 BB: 0 P: 22	R: 0 E: 0 K: 1 S: 10	H: 0 LOB: 0 BB: 0 P: 14	R: 0 E: 0 K: 1 S: 5	H: 0 LOB: 0 BB: 0 P: 7	R: 0 E: 0 K: 0 S: 8	H: 0 LOB: 0 BB: 0 P: 13	R: 2 E: 0 K: 0 S: 15	H: 4 LOB: 3 BB: 0 P: 19	R: 0 E: 0 K: 0 S: 6	H: 0 LOB: 0 BB: 0 P: 11	1B: 8 2B: 1 3B: 0 HR: 1	SF: 0 SAC: 0 DP: 0 HBP: 0	WP: 0 PB: 0 SB: 1 CS: 0	PA: 38
PITCHER	IP WLS BF H R ER SO BB IBB HBP BLK WP HR S P ERA WHIP																					
Pete Harnisch, R (1.1) ERA: 6.0	6.0	25	6	3	3	4	1	0	0	0	0	0	0	19	27	13.50	2.250					
Jay Aldrich, R (7.1) ERA: 6.0	1.1	7	3	2	2	1	0	0	0	0	0	0	0	10	16	0.00	0.600					
Gregg Olson, R (8.1) ERA:	1.2	6	1	0	0	0	0	0	0	0	0	0	0	10	16	0.00	0.600					


AB	40
R	8
H	14
RBI	8
BB	4
SO	4
LOB	16



Batter	1	2	3	4	5	6	7	8	9	AB	R	H	RBI	BB	SO	LOB	TOP			
Tony Phillips, S OBP: 0.300, SLG: 0.261	1-2 G3-1		1-0 G3			4-2 G5-4-3 BB		2-2 F9		3	0	0	0	1	0	0				
Alan Trammell, R OBP: 0.400, SLG: 0.409	4-0 BB			2-0 L7		0-0 G5-4-3			2-3 K	3	0	0	0	1	1	2				
Lou Whitaker, L OBP: 0.225, SLG: 0.235	0-3 K			2-3 K		2-1 G6-3			0-1 P7	4	0	0	0	0	2	2				
Gary Ward, R OBP: 0.452, SLG: 0.583	2-2 G5-3			1-2 P3			1-1 G6-4-3 1B		2-2 G6-3	4	0	1	0	0	0	1				
Lloyd Moseby, L OBP: 0.366, SLG: 0.351		3-1 F8			2-3 K		1-0 G6-4-3 1B			3	0	1	0	0	1	0				
Matt Nokes, L OBP: 0.323, SLG: 0.321	1-1 G4-3				1-1 F8		0-1 G6-4-3			2	0	0	0	0	0	0				
Chet Lemon, R OBP: 0.182, SLG: 0.105							1-2 2-3			1	0	0	0	0	0	2				
Dave Bergman, L OBP: 0.357, SLG: 0.250		1-1 G4-1			4-1 BB		1-1 P3			1	0	0	0	1	0	0				
Cecil Fielder, R OBP: 0.300, SLG: 0.353										1	0	0	0	0	0	1				
Larry Sheets, L OBP: 0.355, SLG: 0.414			0-1 G6-3			0-0 F7		2-3 K		2	0	0	0	0	0	1				
Tracy Jones, R OBP: 0.357, SLG: 0.250										1	0	0	0	0	1	0				
Mike Heath, R OBP: 0.500, SLG: 0.700			3-2 G4-3			1-1 G5-4-3 BB 1B		0-0 G6-3		3	0	1	0	0	0	0				
Inning Stats	R: 0 E: 0 K: 1 S: 9	H: 0 LOB: 1 BB: 1 P: 16	R: 0 E: 0 K: 0 S: 6	H: 0 LOB: 0 BB: 0 P: 11	R: 0 E: 0 K: 1 S: 6	H: 0 LOB: 0 BB: 0 P: 10	R: 0 E: 0 K: 1 S: 9	H: 0 LOB: 0 BB: 0 P: 14	R: 0 E: 0 K: 1 S: 7	H: 1 LOB: 1 BB: 1 P: 14	R: 0 E: 0 K: 0 S: 7	H: 2 LOB: 1 BB: 0 P: 10	R: 0 E: 0 K: 1 S: 11	H: 0 LOB: 0 BB: 0 P: 15	R: 0 E: 0 K: 1 S: 9	H: 0 LOB: 0 BB: 0 P: 13	1B: 3 2B: 0 3B: 0 HR: 0	SF: 0 SAC: 0 DP: 2 HBP: 0	WP: 0 PB: 0 SB: 0 CS: 0	PA: 31
PITCHER	IP	WLS	BF	H	R	ER	SO	BB	IBB	HBP	BLK	WP	HR	S	P	ERA	WHIP			
Bob Milacki, R ERA: 3.12	(1, 1)	6.0	W	23	3	0	0	3	3	0	0	0	0	47	84	0.00	1.000			
Kevin Hickey, L ERA:	(7, 1)	2.0		5	0	0	0	1	0	0	0	0	0	15	20	0.00	0.000			
Brian Holton, R ERA: 8.1	(9, 1)	1.0		3	0	0	0	1	0	0	0	0	0	9	13	0.00	0.000			

Detroit Tigers @ Baltimore Orioles
Memorial Stadium, Baltimore, MD
 Fri Apr 20 1990, 7:05 PM EDT
 Att: 22,382 - Cloudy - 67 F


AB 28
 R 0
 H 3
 RBI 0
 BB 3
 SO 5
 LOB 9



Batter	1	2	3	4	5	6	7	8	9	AB	R	H	RBI	BB	SO	LOB	BOTTOM			
Phil Bradley, R OBP: 0.349, SLG: 0.375	0-0 G5-3	2-1 BB SF9 1B	2-1 2-H 3-H 1B		0-1 2B		3-2 G3			5	1	3	2	0	0	1				
Steve Finley, L OBP: 0.407, SLG: 0.500	1-0 2B	4-0 SF9 BB IBB	0-0 G4-3		0-3 K		1-0 2-H 1B			4	1	2	1	1	1	2				
Cal Ripken Jr., R OBP: 0.435, SLG: 0.459	2-2 BB 2B	4-1 1-2 2-3 3-H BB		1-0 F8		1-1 FC6-4 1B		3-2 F7		4	0	2	2	1	0	1				
Randy Milligan, R OBP: 0.467, SLG: 0.441	1-3 K	0-0 SF9		4-2 1B BB		2-2 FC6-4 BB		4-0 BB		2	0	0	1	2	1	2				
Sam Horn, L OBP: 0.344, SLG: 0.517	4-0 BB IBB	1-3 K		3-0 F8		1-3 K		0-0 L7		4	0	0	0	1	2	5				
Mickey Tettleton, S OBP: 0.417, SLG: 0.333	4-0 BB		3-3 K		2-1 1B		4-1 BB		2-3 K	3	0	1	0	2	2	1				
Joe Orsulak, L OBP: 0.333, SLG: 0.261	1-2 2-3 BB		1-0 F8		1-0 P6		0-1 G4-3		1-0 F8	5	0	0	0	0	1	8				
Craig Worthington, R OBP: 0.317, SLG: 0.343		4-0 FC1-8 BB	4-1 2B 1B BB		3-1 G5-3		4-2 G3 1B BB			1	2	0	0	3	0	0				
Billy Ripken, R OBP: 0.300, SLG: 0.231		0-1 FC1-6 1B BB	3-2 1B 2B		1-1 G3		1-1 B1			4	2	1	0	0	0	2				
Inning Stats	R: 1 E: 0 K: 2 S: 14	H: 2 LOB: 3 BB: 2 P: 26	R: 2 E: 0 K: 1 S: 9	H: 1 LOB: 2 BB: 3 P: 24	R: 2 E: 0 K: 1 S: 11	H: 2 LOB: 1 BB: 1 P: 24	R: 0 E: 0 K: 0 S: 8	H: 1 LOB: 2 BB: 1 P: 19	R: 0 E: 0 K: 1 S: 9	H: 1 LOB: 1 BB: 0 P: 13	R: 0 E: 0 K: 1 S: 12	H: 1 LOB: 1 BB: 1 P: 20	R: 1 E: 0 K: 0 S: 14	H: 1 LOB: 1 BB: 1 P: 26	R: 0 E: 0 K: 1 S: 5	H: 0 LOB: 1 BB: 1 P: 12	1B: 5 2B: 3 3B: 1 HR: 0	SF: 1 SAC: 0 DP: 0 HBP: 0	WP: 0 PB: 0 SB: 1 CS: 0	PA: 43
PITCHER	IP	WLS	BF	H	R	ER	SO	BB	IBB	HBP	BLK	WP	HR	S	P	ERA	WHIP			
Jeff Robinson, R ERA: 6.14	(1, 1)	2.2	L	19	5	5	4	2	0	0	0	0	0	30	53	0.00	1.500			
Ed Nunez, R ERA: 2.79	(3, 1)	3.1		15	3	0	0	2	2	0	0	0	0	19	38	4.50	1.500			
Steve Wapnick, R ERA: 1.59	(7, 1)	2.0		9	1	1	1	1	2	0	0	0	0	19	38	4.50	1.500			

Detroit Tigers @ Baltimore Orioles
Memorial Stadium, Baltimore, MD
 Fri Apr 20 1990, 7:05 PM EDT
 Att: 22,382 - Cloudy - 67 F


AB 32
 R 6
 H 9
 RBI 6
 BB 10
 SO 7
 LOB 22



Batter	1	2	3	4	5	6	7	8	9	AB	R	H	RBI	BB	SO	LOB	TOP				
Tony Phillips, S (1.5) OBP: 0.291, SLG: 0.255	F7		F7			4-3		2B 1B	5-3	5	1	1	0	0	0	2					
Alan Trammell, R (1.6) OBP: 0.426, SLG: 0.458	F9			G4-3-6 1B		BB 1B		1B 2B		4	1	3	1	0	0	0					
Lou Whitaker, L (1.4) OBP: 0.273, SLG: 0.250	4-3			G4-3-6 1B		FC6-4 BB		1B IBB		2	0	1	0	2	0	0					
Gary Ward, R (1.7) OBP: 0.435, SLG: 0.550		P3		G4-3-6 1-2 2-3		FC6-4 1-2		G6-4-3 1B		4	0	1	2	0	0	4					
Lloyd Moseby, L (1.8) OBP: 0.356, SLG: 0.341	P5			F8				K		4	0	1	0	0	1	4					
Cecil Fielder, R (1.3) OBP: 0.273, SLG: 0.316	5-3				K		F9	G6-4-3		4	0	0	0	0	1	4					
Matt Nokes, L (1.10) OBP: 0.286, SLG: 0.281			G3		K		F7	F7		4	0	0	0	0	1	1					
Mark Salas, L (1.2) OBP: 0.429, SLG: 0.800			P6		K		F9	F7		3	0	0	0	0	1	1					
Mike Heath, R (8.2) OBP: 0.476, SLG: 0.667										1	0	0	0	0	0	0					
Kenny Williams, R (1.9) OBP: 0.364, SLG: 0.222										2	0	1	0	0	0	0					
Larry Sheets, L (8, PH) OBP: 0.375, SLG: 0.414										0	0	0	0	1	0	0					
Johnny Paredes, R (8, PR) OBP: 0.500, SLG: 0.333										0	1	0	0	0	0	0					
Chet Lemon, R (8.9) OBP: 0.217, SLG: 0.105						6-3		1B 2B BB		0	0	0	0	1	0	0					
Inning Stats	R: 0 E: 0 K: 0 S: 11	H: 0 LOB: 0 BB: 0 P: 18	R: 0 E: 0 K: 0 S: 8	H: 0 LOB: 0 BB: 0 P: 14	R: 0 E: 0 K: 0 S: 8	H: 1 LOB: 1 BB: 0 P: 13	R: 0 E: 0 K: 3 S: 9	H: 2 LOB: 1 BB: 0 P: 9	R: 0 E: 0 K: 0 S: 10	H: 1 LOB: 2 BB: 1 P: 19	R: 0 E: 0 K: 0 S: 4	H: 1 LOB: 1 BB: 0 P: 5	R: 3 E: 0 K: 1 S: 15	H: 3 LOB: 2 BB: 2 P: 27	R: 0 E: 0 K: 0 S: 5	H: 0 LOB: 1 BB: 1 P: 10	1B: 7 2B: 1 3B: 0 HR: 0	SF: 0 SAC: 0 DP: 2 HBP: 0	WP: 0 PB: 0 SB: 0 CS: 0	PA: 37	
PITCHER	IP WLS BF H R ER SO BB IBB HBP BLK WP HR S P ERA WHIP	IP WLS BF H R ER SO BB IBB HBP BLK WP HR S P ERA WHIP	IP WLS BF H R ER SO BB IBB HBP BLK WP HR S P ERA WHIP	IP WLS BF H R ER SO BB IBB HBP BLK WP HR S P ERA WHIP	IP WLS BF H R ER SO BB IBB HBP BLK WP HR S P ERA WHIP	IP WLS BF H R ER SO BB IBB HBP BLK WP HR S P ERA WHIP	IP WLS BF H R ER SO BB IBB HBP BLK WP HR S P ERA WHIP	IP WLS BF H R ER SO BB IBB HBP BLK WP HR S P ERA WHIP	IP WLS BF H R ER SO BB IBB HBP BLK WP HR S P ERA WHIP	IP WLS BF H R ER SO BB IBB HBP BLK WP HR S P ERA WHIP	IP WLS BF H R ER SO BB IBB HBP BLK WP HR S P ERA WHIP	IP WLS BF H R ER SO BB IBB HBP BLK WP HR S P ERA WHIP	IP WLS BF H R ER SO BB IBB HBP BLK WP HR S P ERA WHIP	IP WLS BF H R ER SO BB IBB HBP BLK WP HR S P ERA WHIP	IP WLS BF H R ER SO BB IBB HBP BLK WP HR S P ERA WHIP	IP WLS BF H R ER SO BB IBB HBP BLK WP HR S P ERA WHIP	IP WLS BF H R ER SO BB IBB HBP BLK WP HR S P ERA WHIP	IP WLS BF H R ER SO BB IBB HBP BLK WP HR S P ERA WHIP	IP WLS BF H R ER SO BB IBB HBP BLK WP HR S P ERA WHIP	IP WLS BF H R ER SO BB IBB HBP BLK WP HR S P ERA WHIP	IP WLS BF H R ER SO BB IBB HBP BLK WP HR S P ERA WHIP
Jay Tibbs, R (1.1) ERA: 3.27	6.0	22	4	0	0	3	1	0	0	0	0	0	0	0	54	88	0.00	0.833			
Jay Aldrich, R (7.1) ERA: 9.0	1.0	L	9	4	3	3	0	1	1	0	0	0	0	0	13	23	27.00	5.000			
Joe Price, L (8.1) ERA: 11.25	2.0	6	0	0	0	1	1	0	0	0	0	0	0	0	11	19	0.00	0.500			

Detroit Tigers @ Baltimore Orioles
Memorial Stadium, Baltimore, MD
 Sat Apr 21 1990, 3:33 AM EDT
 Att: 20,512 - Cloudy - 65 F

AB 33
 R 3
 H 8
 RBI 3
 BB 4
 SO 4
 LOB 16



Batter	1	2	3	4	5	6	7	8	9	AB	R	H	RBI	BB	SO	LOB	BOTTOM				
Phil Bradley, R (1.7) OBP: 0.362, SLG: 0.386	BB BB G4-6-3 1B	K			4-3 1B		SH1-4		L6	4	1	2	0	0	1	0					
Steve Finley, L (1.8) OBP: 0.419, SLG: 0.481	1 SAFE BB 1 SAFE BB 1 SAFE BB G4-6-3 BB		FC5-4 1B		4-3		4-3			3	0	1	0	1	0	2					
Cal Ripken Jr., R (1.6) OBP: 0.420, SLG: 0.425	4-2 1-2 2-3 BB		FC5-4 1-2		P4		F7			3	0	0	0	1	0	3					
Mickey Tettleton, S (1.10) OBP: 0.400, SLG: 0.355	1-2 2-3 3-H G4-6-3		K			2B 2B		K		4	1	1	0	0	2	3					
Sam Horn, L (1.3) OBP: 0.389, SLG: 0.563	4-1 BB BB BB BB		F9			SH1-4 2H 2B		1B		3	0	2	1	1	0	1					
Brady Anderson, L (8, PR) OBP: 0.867, SLG: 1.000										0	0	0	0	0	0	0					
Randy Milligan, R (9.3) OBP: 0.467, SLG: 0.441										0	0	0	0	0	0	0					
Craig Worthington, R (1.5) OBP: 0.341, SLG: 0.333	4-0 1-2 BB			G6-3 BB		SH1-4		K		1	0	0	0	2	1	1					
Joe Orsulak, L (1.9) OBP: 0.323, SLG: 0.231	0-3 K			G6-3 1-2		G5-4-3 HBP		F8		3	0	0	0	0	1	5					
Bob Melvin, R (1.2) OBP: 0.259, SLG: 0.423		1-3		5-3		G5-4-3 1-2		F8		4	0	0	0	0	2						
Rene Gonzales, R (1.4) OBP: 0.125, SLG: 0.125		1-3				F7				3	0	1	0	0	0	0					
Stan Jefferson, S (9, PH)						4-3 SH1-4 1B		F8		1	0	0	0	0	0	0					
Inning Stats	R: 1 E: 0 K: 1 S: 9	H: 1 LOB: 3 BB: 4 P: 27	R: 0 E: 0 K: 1 S: 7	H: 0 LOB: 0 BB: 0 P: 12	R: 0 E: 0 K: 1 S: 8	H: 1 LOB: 0 BB: 0 P: 13	R: 0 E: 0 K: 0 S: 5	H: 0 LOB: 0 BB: 1 P: 11	R: 0 E: 0 K: 0 S: 8	H: 1 LOB: 1 BB: 0 P: 13	R: 1 E: 0 K: 0 S: 11	H: 2 LOB: 1 BB: 0 P: 14	R: 0 E: 0 K: 2 S: 8	H: 1 LOB: 0 BB: 0 P: 10	R: 0 E: 0 K: 0 S: 6	H: 0 LOB: 0 BB: 0 P: 10	1B: 5 2B: 2 3B: 0 HR: 0	SF: 0 SAC: 2 DP: 3 HBP: 1	WP: 0 PB: 0 SB: 0 CS: 0	PA: 37	
PITCHER	IP WLS BF H R ER SO BB IBB HBP BLK WP HR S P ERA WHIP	IP WLS BF H R ER SO BB IBB HBP BLK WP HR S P ERA WHIP	IP WLS BF H R ER SO BB IBB HBP BLK WP HR S P ERA WHIP	IP WLS BF H R ER SO BB IBB HBP BLK WP HR S P ERA WHIP	IP WLS BF H R ER SO BB IBB HBP BLK WP HR S P ERA WHIP	IP WLS BF H R ER SO BB IBB HBP BLK WP HR S P ERA WHIP	IP WLS BF H R ER SO BB IBB HBP BLK WP HR S P ERA WHIP	IP WLS BF H R ER SO BB IBB HBP BLK WP HR S P ERA WHIP	IP WLS BF H R ER SO BB IBB HBP BLK WP HR S P ERA WHIP	IP WLS BF H R ER SO BB IBB HBP BLK WP HR S P ERA WHIP	IP WLS BF H R ER SO BB IBB HBP BLK WP HR S P ERA WHIP	IP WLS BF H R ER SO BB IBB HBP BLK WP HR S P ERA WHIP	IP WLS BF H R ER SO BB IBB HBP BLK WP HR S P ERA WHIP	IP WLS BF H R ER SO BB IBB HBP BLK WP HR S P ERA WHIP	IP WLS BF H R ER SO BB IBB HBP BLK WP HR S P ERA WHIP	IP WLS BF H R ER SO BB IBB HBP BLK WP HR S P ERA WHIP	IP WLS BF H R ER SO BB IBB HBP BLK WP HR S P ERA WHIP	IP WLS BF H R ER SO BB IBB HBP BLK WP HR S P ERA WHIP	IP WLS BF H R ER SO BB IBB HBP BLK WP HR S P ERA WHIP	IP WLS BF H R ER SO BB IBB HBP BLK WP HR S P ERA WHIP	IP WLS BF H R ER SO BB IBB HBP BLK WP HR S P ERA WHIP
Dan Petry, R (1.1) ERA: 1.38	5.0	23	5	2	2	3	0	0	0	0	0	0	0	0	43	84	0.00	2.000			
Urbano Lugo, R (6.1) ERA: 3.0	2.0	W	7	1	0	0	0	0	1	0	0	0	0	14	20	0.00	0.500				
Mike Henneman, R (8.1) ERA: 1.17	2.0	S	7	1	0	0	2	0	0	0	0	0	0	14	20	0.00	0.500				

Detroit Tigers @ Baltimore Orioles
Memorial Stadium, Baltimore, MD
 Sat Apr 21 1990, 3:33 AM EDT
 Att: 20,512 - Cloudy - 65 F

AB 29
 R 2
 H 7
 RBI 1
 BB 5
 SO 5
 LOB 17



Batter	1	2	3	4	5	6	7	8	9	10	11	12	AB	R	H	RBI	BB	SO	LOB	TOP						
Tony Phillips, S OBP: 0.283, SLG: 0.250			P3		P5					SH		FC4-6	5	0	1	0	0	1	1							
Alan Trammell, R OBP: 0.407, SLG: 0.423	F8		G6-3		G6-3		F9			SH3			4	0	0	0	1	0	1							
Tracy Jones, R OBP: 0.389, SLG: 0.333																										
Dave Bergman, L OBP: 0.357, SLG: 0.250																										
Ed Romero, R OBP: 0.276, SLG: 0.273	HBP				P6																					
12																										
Gary Ward, R OBP: 0.392, SLG: 0.489	G6-3				G3-1		F9		F7																	
12																										
Chet Lemon, R OBP: 0.250, SLG: 0.167		F8																								
12																										
Cecil Fielder, R OBP: 0.286, SLG: 0.419							F8			G6-3		K	5	1	2	2	0	1	1							
12																										
Kenny Williams, R OBP: 0.444, SLG: 0.167		F8																								
Lloyd Moseby, L OBP: 0.340, SLG: 0.326					P9																					
12																										
Mike Heath, R OBP: 0.444, SLG: 0.583																										
Mark Salas, L OBP: 0.500, SLG: 0.800					G4-3		F9																			
12																										
Johnny Paredes, R OBP: 0.286, SLG: 0.167																										
Lou Whitaker, L OBP: 0.283, SLG: 0.243	F9				G4-3																					
12																										
Inning Stats	R: 0 E: 1 K: 11 S: 11	H: 0 LOB: 1 BB: 0 P: 18	R: 0 E: 0 K: 8 S: 8	H: 1 LOB: 2 BB: 1 P: 18	R: 0 E: 0 K: 0 S: 11	H: 1 LOB: 1 BB: 0 P: 18	R: 2 E: 0 K: 0 S: 6	H: 2 LOB: 0 BB: 0 P: 6	R: 0 E: 0 K: 0 S: 6	H: 0 LOB: 0 BB: 0 P: 6	R: 0 E: 0 K: 0 S: 9	H: 1 LOB: 1 BB: 0 P: 13	R: 0 E: 0 K: 0 S: 5	H: 0 LOB: 0 BB: 0 P: 9	R: 0 E: 0 K: 1 S: 7	H: 0 LOB: 0 BB: 0 P: 11	R: 0 E: 0 K: 0 S: 5	H: 0 LOB: 2 BB: 2 P: 14	R: 0 E: 0 K: 2 S: 8	H: 0 LOB: 2 BB: 2 P: 14	R: 0 E: 0 K: 0 S: 11	H: 0 LOB: 2 BB: 2 P: 21	1B: 3 2B: 2 3B: 0 HR: 1	SF: 0 SAC: 2 DP: 1 HBP: 1	WP: 0 PB: 0 SB: 1 CS: 0	PA: 48
PITCHER	IP	WLS	BF	H	R	ER	SO	BB	IBB	HBP	BLK	WP	HR	S	P	ERA	WHIP									
Jeff Ballard, L ERA: 4.08	(1, 1)	8.0	32	6	2	2	2	1	0	0	0	0	0	10	18	0.00	0.750									
Mark Williamson, R ERA:	(9, 1)	1.1	6	0	0	0	1	1	0	0	0	0	0	0	10	18	0.00	0.750								
Kevin Hickey, L ERA:	(10, 1)	0.0	1	0	0	0	0	0	1	0	0	0	0	0	4	∞	∞									
Gregg Olson, R ERA:	(10, 1)	2.2	9	0	0	0	2	1	1	0	0	0	0	0	21	38	0.00	0.375								

Detroit Tigers @ Baltimore Orioles
Memorial Stadium, Baltimore, MD

Sun Apr 22 1990, 3:33 AM EDT
Att. 31,873 - Sunny - 67 F

AB 40
R 2
H 6
RBI 2
BB 5
SO 5
LOB 15



Batter	1	2	3	4	5	6	7	8	9	10	11	12	AB	R	H	RBI	BB	SO	LOB	BOTTOM								
Phil Bradley, R OBP: 0.321, SLG: 0.340	L8		G6-4-3		F8		P3		G3		G6-3		6	0	0	0	0	0	6									
Steve Finley, L OBP: 0.412, SLG: 0.448	P1												2	0	0	0	1	0	0									
Randy Milligan, R OBP: 0.478, SLG: 0.441													0	0	0	0	1	0	0									
Mike Devereaux, R OBP: 0.200, SLG: 0.143													1	0	0	0	1	0	0									
Cal Ripken Jr., R OBP: 0.411, SLG: 0.386	G3-1												4	0	0	0	2	1	2									
Mickey Tettleton, S OBP: 0.391, SLG: 0.351													6	0	2	0	0	2	5									
Sam Horn, L OBP: 0.357, SLG: 0.486													5	0	0	0	1	2	4									
Craig Worthington, R OBP: 0.360, SLG: 0.452													6	1	3	1	0	2	4									
Rene Gonzales, R OBP: 0.125, SLG: 0.125													0	1	0	0	0	0	0									
Joe Orsulak, L OBP: 0.405, SLG: 0.419													5	1	4	1	1	0	0									
Billy Ripken, R OBP: 0.343, SLG: 0.300													4	0	2	0	1	0	1									
Brady Anderson, L OBP: 0.776, SLG: 0.750													2	0	1	1	4	0	2									
Inning Stats	R: 0 E: 0 K: 0 S: 5	H: 0 LOB: 0 BB: 0 P: 6	R: 0 E: 0 K: 3 S: 12	H: 0 LOB: 0 BB: 0 P: 19	R: 0 E: 0 K: 0 S: 12	H: 1 LOB: 1 BB: 1 P: 13	R: 0 E: 0 K: 2 S: 12	H: 0 LOB: 2 BB: 2 P: 24	R: 0 E: 0 K: 0 S: 13	H: 1 LOB: 1 BB: 1 P: 22	R: 0 E: 1 K: 0 S: 9	H: 1 LOB: 2 BB: 0 P: 13	R: 1 E: 0 K: 0 S: 19	H: 2 LOB: 3 BB: 2 P: 38	R: 1 E: 0 K: 1 S: 10	H: 2 LOB: 1 BB: 1 P: 16	R: 0 E: 0 K: 1 S: 7	H: 0 LOB: 1 BB: 1 P: 18	R: 0 E: 0 K: 0 S: 7	H: 2 LOB: 2 BB: 1 P: 17	R: 0 E: 0 K: 0 S: 10	H: 1 LOB: 2 BB: 1 P: 18	R: 1 E: 0 K: 0 S: 7	H: 2 LOB: 3 BB: 2 P: 18	1B: 8 2B: 3 3B: 0 HR: 2	SF: 0 SAC: 1 DP: 2 HBP: 0	WP: 0 PB: 0 SB: 2 CS: 2	PA: 54
PITCHER	IP	WLS	BF	H	R	ER	SO	BB	IBB	HBP	BLK	WP	HR	S	P	ERA	WHIP											
Jack Morris, R ERA: 3.96	(1, 1)	6.1	27	5	1	1	5	4	0	0	0	0	0	1	67	113	1.42	1.421										
Ed Nunez, R ERA: 2	(7, 1)	0.1	1	0	0	0	0	0	0	0	0	0	0	0	4	6	0.00	0.000										
Jerry Don Gleaton, L ERA: 1.93	(7, 1)	0.0	1	0	0	0	0	1	0	0	0	0	0	0	4	8	∞	∞										
Urbano Lugo, R ERA: 3.72	(7, 1)	0.2	5	2	1	1	0	1	0	0	0	0	0	1	8	16	13.50	4.500										
Paul Gibson, L ERA: 2.54	(8, 1)	2.2	11	2	0	0	2	2	1	0	0	0	0	0	22	43	0.00	1.500										

Detroit Tigers @ Baltimore Orioles
Memorial Stadium, Baltimore, MD

Sun Apr 22 1990, 3:33 AM EDT
Att. 31,873 - Sunny - 67 F

AB 41
R 3
H 12
RBI 3
BB 12
SO 7
LOB 24



Batter	1	2	3	4	5	6	7	8	9	AB	R	H	RBI	BB	SO	LOB	TOP			
Gerald Perry, L OBP: 0.340, SLG: 0.318 (1, 10)	G4-3		P8			P4		G6-3		4	0	0	0	0	0	1				
Kevin Seitzer, R OBP: 0.250, SLG: 0.255 (1, 5)	F8		F8			F8			G6-3	4	0	0	0	0	0	0				
George Brett, L OBP: 0.302, SLG: 0.250 (1, 3)	K			P9			1B 1B		F8 1B HR	3	2	1	0	1	1	0				
Bo Jackson, R OBP: 0.392, SLG: 0.468 (1, 7)		G1-3		K2-3			1B 1B		F8 1B HR	4	1	2	0	0	1	0				
Jim Eisenreich, L OBP: 0.286, SLG: 0.426 (1, 9)		2B G6-3 BB		G3			K		F8	3	1	0	0	1	1	4				
Willie Wilson, S OBP: 0.526, SLG: 0.735 (1, 8)		2-2 1-3 2B			G6-3		1-2 2-H 1B	G6-4-3 1B	1-2 1-H 3-H HR	4	1	3	4	0	0	0				
Frank White, R OBP: 0.139, SLG: 0.235 (8, PH) Pat Tabler, R OBP: 0.154, SLG: 0.231 (8, PH)		G6-3			P2		G6-4-3 1-2 1-2		G3-1	3	0	0	1	0	0	3	AB 32 R 5 H 7 RBI 5 BB 2 SO 3 LOB 9			
Mike Macfarlane, R OBP: 0.214, SLG: 0.357 (1, 2)		3-H 1-0 F9			G5-3				P3	3	0	0	0	0	0	1				
Steve Jeltz, S (1, 6) Kurt Stillwell, S OBP: 0.444, SLG: 0.531 (8, PH) (8, 6)				G4-3					G6-3 1B	2	0	0	0	0	0	0				
Inning Stats	R: 0 E: 0 K: 1 S: 7	H: 0 LOB: 0 BB: 0 P: 11	R: 1 E: 0 K: 0 S: 15	H: 1 LOB: 1 BB: 1 P: 23	R: 0 E: 0 K: 0 S: 8	H: 0 LOB: 0 BB: 0 P: 13	R: 0 E: 0 K: 1 S: 9	H: 0 LOB: 0 BB: 0 P: 11	R: 0 E: 0 K: 0 S: 5	H: 0 LOB: 0 BB: 0 P: 7	R: 1 E: 0 K: 1 S: 13	H: 3 LOB: 1 BB: 0 P: 22	R: 0 E: 0 K: 0 S: 10	H: 1 LOB: 0 BB: 1 P: 14	R: 3 E: 0 K: 0 S: 11	H: 2 LOB: 0 BB: 1 P: 20	1B: 5 2B: 1 3B: 0 HR: 1	SF: 0 SAC: 0 DP: 2 HBP: 0	WP: 0 PB: 0 SB: 0 CS: 0	PA: 34
PITCHER	IP WLS BF H R ER SO	IP WLS BF H R ER SO	IP WLS BF H R ER SO	IP WLS BF H R ER SO	IP WLS BF H R ER SO	IP WLS BF H R ER SO	IP WLS BF H R ER SO	IP WLS BF H R ER SO	IP WLS BF H R ER SO	IP WLS BF H R ER SO	IP WLS BF H R ER SO	IP WLS BF H R ER SO	IP WLS BF H R ER SO	IP WLS BF H R ER SO	IP WLS BF H R ER SO	IP WLS BF H R ER SO	ERA WHIP	ERA WHIP		
Pete Harnisch, R ERA: 4.7 Jay Aldrich, R ERA: 9.31	(1, 1) (7, 1)	(1, 1) (7, 1)	(1, 1) (7, 1)	(1, 1) (7, 1)	(1, 1) (7, 1)	(1, 1) (7, 1)	(1, 1) (7, 1)	(1, 1) (7, 1)	(1, 1) (7, 1)	(1, 1) (7, 1)	(1, 1) (7, 1)	(1, 1) (7, 1)	(1, 1) (7, 1)	(1, 1) (7, 1)	(1, 1) (7, 1)	(1, 1) (7, 1)	2.84 0.789	10.12 1.500		

Kansas City Royals @ Baltimore Orioles
Memorial Stadium, Baltimore, MD
Mon Apr 23 1990, 7:05 PM EDT
Att: 15,978 - Unknown - 85 F



Batter	1	2	3	4	5	6	7	8	9	AB	R	H	RBI	BB	SO	LOB	BOTTOM			
Phil Bradley, R OBP: 0.326, SLG: 0.333 (1, 7) Mike Devereaux, R OBP: 0.200, SLG: 0.143 (8, 8)	1B BB			E5 1B		G5-3		SH1-4 1B BB		4	1	1	0	1	0	2				
Steve Finley, L OBP: 0.421, SLG: 0.455 (1, 8) (9, 7)	BB 1B			1-2 2-3 3-H 1B		K		SH1-4		4	1	2	1	0	1	0				
Cal Ripken Jr., R OBP: 0.426, SLG: 0.370 (1, 6)	1B BB			P6 1B		P6		1B IBB		2	1	0	0	3	0	3				
Mickey Tettleton, S OBP: 0.412, SLG: 0.366 (1, 2)	1B BB			G3		K		1B		4	1	2	3	1	1	3				
Sam Horn, L OBP: 0.348, SLG: 0.463 (1, 3) Randy Milligan, R OBP: 0.468, SLG: 0.429 (8, 3)	1B			G4-3		G3		K		4	0	1	2	0	1	5				
Craig Worthington, R OBP: 0.345, SLG: 0.426 (1, 5)	K			G4-3		K		G4-6-3 1B		5	0	1	0	0	2	4				
Joe Orsulak, L OBP: 0.439, SLG: 0.514 (1, 9)				SH 1B		SH 1B		G4-6-3 1-2		4	1	3	1	0	0	1	AB 34 R 8 H 11 RBI 7 BB 5 SO 8 LOB 26			
Billy Ripken, R OBP: 0.333, SLG: 0.294 (1, 4)	F7			E SH 1B		P5		F7		4	1	1	0	0	0	3				
Brady Anderson, L OBP: 0.667, SLG: 0.500 (1, 10)	K			SH 1B		K		SH1-4 WP 1B HBP		2	1	0	0	0	2	3				
Inning Stats	R: 4 E: 0 K: 2 S: 17	H: 4 LOB: 2 BB: 2 P: 32	R: 0 E: 0 K: 0 S: 7	H: 0 LOB: 0 BB: 0 P: 10	R: 0 E: 0 K: 0 S: 9	H: 0 LOB: 0 BB: 0 P: 14	R: 2 E: 1 K: 1 S: 20	H: 3 LOB: 3 BB: 0 P: 26	R: 0 E: 0 K: 2 S: 13	H: 1 LOB: 1 BB: 0 P: 23	R: 0 E: 0 K: 2 S: 10	H: 1 LOB: 2 BB: 1 P: 21	R: 0 E: 0 K: 0 S: 9	H: 1 LOB: 0 BB: 0 P: 15	R: 2 E: 0 K: 1 S: 13	H: 1 LOB: 2 BB: 2 P: 28	1B: 10 2B: 0 3B: 1 HR: 0	SF: 0 SAC: 2 DP: 1 HBP: 1	WP: 1 PB: 0 SB: 0 CS: 0	PA: 42
PITCHER	IP WLS BF H R ER SO	IP WLS BF H R ER SO	IP WLS BF H R ER SO	IP WLS BF H R ER SO	IP WLS BF H R ER SO	IP WLS BF H R ER SO	IP WLS BF H R ER SO	IP WLS BF H R ER SO	IP WLS BF H R ER SO	IP WLS BF H R ER SO	IP WLS BF H R ER SO	IP WLS BF H R ER SO	IP WLS BF H R ER SO	IP WLS BF H R ER SO	IP WLS BF H R ER SO	IP WLS BF H R ER SO	ERA WHIP	ERA WHIP		
Storm Davis, R ERA: 3.63 Luis Aquino, R ERA: 4.76 Larry McWilliams, L ERA: 17.36 Steve Farr, R ERA: 3.6	(1, 1) (6, 1) (8, 1) (8, 1)	(1, 1) (6, 1) (8, 1) (8, 1)	(1, 1) (6, 1) (8, 1) (8, 1)	(1, 1) (6, 1) (8, 1) (8, 1)	(1, 1) (6, 1) (8, 1) (8, 1)	(1, 1) (6, 1) (8, 1) (8, 1)	(1, 1) (6, 1) (8, 1) (8, 1)	(1, 1) (6, 1) (8, 1) (8, 1)	(1, 1) (6, 1) (8, 1) (8, 1)	(1, 1) (6, 1) (8, 1) (8, 1)	(1, 1) (6, 1) (8, 1) (8, 1)	(1, 1) (6, 1) (8, 1) (8, 1)	(1, 1) (6, 1) (8, 1) (8, 1)	(1, 1) (6, 1) (8, 1) (8, 1)	(1, 1) (6, 1) (8, 1) (8, 1)	(1, 1) (6, 1) (8, 1) (8, 1)	(1, 1) (6, 1) (8, 1) (8, 1)	9.00 0.00 54.00 0.00	2.000 1.500 6.000 0.000	

Kansas City Royals @ Baltimore Orioles
Memorial Stadium, Baltimore, MD
Mon Apr 23 1990, 7:05 PM EDT
Att: 15,978 - Unknown - 85 F



Batter	1	2	3	4	5	6	7	8	9	AB R H RBI BB SO LOB	TOP							
Felix Jose, S OBP: 0.409, SLG: 0.700 (1, 7)	1-2 1B 1B	0-0 1B		0-0 4-3			0-0 HR		0-0 1B	5 2 4 4 0 0 0	Oakland Athletics @ Baltimore Orioles Memorial Stadium, Baltimore, MD Thu Apr 26 1990, 7:05 PM EDT Att: 27,195 - Unknown - 93 F livebaseballscorecards.com							
Carney Lansford, R OBP: 0.382, SLG: 0.469 (1, 5)	2-1 F8 1B	0-0 P4 1B			1-1 5-3		1-1 G5-3		0-2 F9 1B	5 0 1 0 0 0 3								
Jose Canseco, R OBP: 0.472, SLG: 0.554 (1, 9)	2-3 K	2-2 6-3			2-2 5-3		1-3 K		3-2 L4	5 0 0 0 0 2 5								
Mark McGwire, R OBP: 0.393, SLG: 0.553 (1, 3)	0-0 BB 1B			0-0 F9					0-0 G4-3-6 1B	4 0 2 1 0 0 0								
Dave Henderson, R OBP: 0.293, SLG: 0.404 (1, 8)	2-1 F8 2-3		2-2 L7			0-0 G3-1		1-1 G4-3-6 1-2		4 0 0 0 0 0 3								
Ken Phelps, L OBP: 0.273, SLG: 0.259 (1, 10)	4-1 FC5-4 BB		3-3 K			1-3 K		2-3 K		3 0 0 0 1 3 0								
Terry Steinbach, R OBP: 0.286, SLG: 0.356 (9, PR)	1-2 FC5-4 1-2			0-1 6-3			2-2 F8		4-2 SH5-3 1B BB	3 0 0 0 1 0 3 0 1 0 0 0 0 0								
Mike Gallego, R OBP: 0.195, SLG: 0.194 (9, 4)																		
Walt Weiss, S OBP: 0.305, SLG: 0.431 (1, 6)		2-0 G6-3 1B 2B		2-2 HR			1-2 E4 SH1-4 HR		0-1 SH5-3	3 3 2 1 0 0 0								
Lance Blankenship, R OBP: 0.105, SLG: 0.105 (9, PH)		0-1 G6-3		0-0 L4			1-0 SH1-4		4-0 F9 1B IBB	2 0 0 0 0 0 1 0 0 0 0 1 0 0								
Ron Hassey, L OBP: 0.358, SLG: 0.251 (9, 2)																		
Inning Stats	R: 1 H: 3 E: 0 K: 1 S: 19	WLS: 3 BF: 29 LOB: 3 BB: 1 P: 31	R: 1 H: 2 E: 0 K: 0 S: 8	WLS: 2 BF: 12 LOB: 0 BB: 0 P: 12	R: 0 H: 0 E: 0 K: 1 S: 9	WLS: 0 BF: 14 LOB: 0 BB: 0 P: 14	R: 1 H: 1 E: 0 K: 0 S: 7	WLS: 1 BF: 10 LOB: 0 BB: 0 P: 10	R: 2 H: 1 E: 1 K: 1 S: 13	WLS: 1 BF: 17 LOB: 0 BB: 0 P: 17	R: 0 H: 1 E: 0 K: 1 S: 7	WLS: 1 BF: 10 LOB: 0 BB: 0 P: 10	R: 1 H: 1 E: 0 K: 0 S: 11	WLS: 2 BF: 22 LOB: 2 BB: 2 P: 22	1B: 6 2B: 1 3B: 0 HR: 2	SF: 0 SAC: 2 DP: 1 HBP: 0	WP: 0 PA: 39 PB: 0 SB: 0 CS: 0	
PITCHER	IP WLS BF H R ER SO BB IBB HBP BLK WP HR S P ERA WHIP																	
Jay Tibbs, R ERA: 4.08 (1, 1)	6.2 L	29	7	5	4	3	1	0	0	0	0	2	64	98	5.40	1.200		
Jay Aldrich, R ERA: 8.25 (7, 1)	2.1	10	2	1	1	2	1	1	0	0	0	0	23	38	3.86	1.286		

Batter	1	2	3	4	5	6	7	8	9	AB R H RBI BB SO LOB	BOTTOM										
Phil Bradley, R OBP: 0.282, SLG: 0.284 (1, 7)	0-0 6-3	1-2 4-3		1-1 1-3		2-0 G6-3			1-2 F9	5 0 0 0 0 0 2	Oakland Athletics @ Baltimore Orioles Memorial Stadium, Baltimore, MD Thu Apr 26 1990, 7:05 PM EDT Att: 27,195 - Unknown - 93 F livebaseballscorecards.com										
Steve Finley, L OBP: 0.423, SLG: 0.444 (9, 9)	4-2 1B BB	4-1 BB 1B BB		0-0 CS 1B		0-2 F7		2-1 1B	2-1 1B	3 1 2 1 2 0 0											
Cal Ripken Jr., R OBP: 0.413, SLG: 0.407 (1, 6)	2-2 1B SF8	2-2 BB 1B		2-2 6-3		1-3 K BB		2-3 K	2-3 K	5 1 2 1 0 2 2											
Mickey Tettleton, S OBP: 0.403, SLG: 0.327 (1, 2)	3-1 BB	4-1 1B			2-3 K		0-3 K		2-3 K	4 0 1 1 1 3 2											
Randy Milligan, R OBP: 0.417, SLG: 0.341 (1, 3)	1-0 SF8	0-3 K			2-3 K		4-1 BB		1-2 BB	2 0 0 1 1 2 3											
Sam Horn, L OBP: 0.385, SLG: 0.455 (1, 10)	4-0 BB		2-0 G4-3		4-2 BB		0-1 G6-3			1 0 0 0 2 0 0 1 0 0 0 0 0 2											
Bob Melvin, R OBP: 0.212, SLG: 0.355 (7, PH)																					
Joe Orsulak, L OBP: 0.385, SLG: 0.455 (1, 9)	1-1 4-3		2-0 G4-3		1-0 F9			0-2 F9		3 0 0 0 0 0 3 1 0 0 0 0 0 0											
Mike Devereaux, R OBP: 0.200, SLG: 0.152 (9, 8)																					
Craig Worthington, R OBP: 0.324, SLG: 0.390 (1, 5)		2-2 4-3 1B 2B		1-2 CS 1B		0-0 G3		1-3 K		4 1 2 0 0 1 0											
Billy Ripken, R OBP: 0.292, SLG: 0.279 (8, PH)		1-1 G6-3		3-2 CS		0-1 F7		1-2 P5		3 1 1 0 0 0 1 1 0 0 0 0 0 0 0 0 0 0 0 0 0											
Brady Anderson, L OBP: 0.588, SLG: 0.333 (8, PH)																					
Rene Gonzales, R OBP: 0.125, SLG: 0.125 (9, 4)				1-2 1B 2B																	
Inning Stats	R: 2 H: 2 E: 0 K: 0 S: 12	WLS: 2 BF: 27 LOB: 2 BB: 2 P: 27	R: 1 H: 2 E: 0 K: 1 S: 16	WLS: 2 BF: 30 LOB: 3 BB: 2 P: 30	R: 0 H: 1 E: 0 K: 0 S: 7	WLS: 1 BF: 15 LOB: 0 BB: 0 P: 15	R: 1 H: 2 E: 0 K: 0 S: 8	WLS: 2 BF: 11 LOB: 0 BB: 0 P: 11	R: 0 H: 0 E: 0 K: 2 S: 11	WLS: 0 BF: 20 LOB: 1 BB: 1 P: 20	R: 0 H: 0 E: 0 K: 0 S: 4	WLS: 0 BF: 9 LOB: 0 BB: 0 P: 9	R: 0 H: 0 E: 0 K: 2 S: 12	WLS: 0 BF: 17 LOB: 2 BB: 1 P: 17	R: 0 H: 0 E: 0 K: 1 S: 13	WLS: 0 BF: 15 LOB: 0 BB: 0 P: 15	R: 0 H: 1 E: 0 K: 2 S: 11	WLS: 1 BF: 18 LOB: 1 BB: 0 P: 18	1B: 6 2B: 2 3B: 0 HR: 0	SF: 1 SAC: 0 DP: 0 HBP: 0	WP: 1 PA: 41 PB: 0 SB: 0 CS: 2
PITCHER	IP WLS BF H R ER SO BB IBB HBP BLK WP HR S P ERA WHIP																				
Mike Moore, R ERA: 6.08 (1, 1)	6.0	W 28	7	4	4	3	5	0	0	0	0	0	58	112	6.00	2.000					
Todd Burns, R ERA: 6.75 (7, 1)	0.2	4	0	0	0	2	1	0	0	0	1	0	10	15	0.00	1.500					
Joe Klink, L ERA: 3.6 (7, 1)	0.2	2	0	0	0	0	0	0	0	0	0	0	9	9	0.00	0.000					
Dennis Eckersley, R ERA: (8, 1)	1.2	S 6	1	0	0	3	0	0	0	0	0	0	17	26	0.00	0.600					



Batter	1	2	3	4	5	6	7	8	9	AB	R	H	RBI	BB	SO	LOB	TOP					
Harold Reynolds, S (1,4) OBP: 0.263, SLG: 0.310	G6-3			G6-3	K			F7									4 0 0 0 0 1 0					
Henry Cotto, R (1,9) OBP: 0.280, SLG: 0.348	G5-3			F7	F7			E5 1B									4 1 0 0 0 0 0					
Alvin Davis, L (1,10) OBP: 0.357, SLG: 0.356	G1-3			1B 2B				G5-3									4 1 1 0 0 0 1					
Jeffrey Leonard, R (1,7)				F7	2B 1B			P2									4 0 2 1 0 0 0					
Ken Griffey Jr., L (1,8) OBP: 0.397, SLG: 0.565	G3			1B				G3									4 0 2 1 0 0 1					
Pete O'Brien, L (1,3) OBP: 0.235, SLG: 0.242	G3-1			3H G3				G3									4 0 0 0 0 0 3					
Edgar Martinez, R (1,5) OBP: 0.378, SLG: 0.476				F8	HR 1B			K									4 1 1 0 0 1 0					
Dave Valle, R (1,2) OBP: 0.296, SLG: 0.471				F7	1H HR			F7									4 1 1 2 0 0 0					
Mike Brumley, S (1,6) OBP: 0.216, SLG: 0.242				G5-3	G5-3			G1-3									3 0 0 0 0 0 0					
Inning Stats	R: 0 E: 0 K: 0 S: 10	H: 0 LOB: 0 BB: 0 P: 15	R: 0 E: 0 K: 0 S: 6	H: 0 LOB: 0 BB: 0 P: 8	R: 0 E: 0 K: 0 S: 10	H: 0 LOB: 0 BB: 0 P: 16	R: 1 E: 0 K: 0 S: 8	H: 3 LOB: 2 BB: 0 P: 11	R: 2 E: 0 K: 1 S: 13	H: 2 LOB: 0 BB: 0 P: 19	R: 0 E: 0 K: 0 S: 7	H: 1 LOB: 1 BB: 0 P: 11	R: 0 E: 0 K: 1 S: 9	H: 0 LOB: 0 BB: 0 P: 15	R: 1 E: 1 K: 0 S: 13	H: 1 LOB: 1 BB: 0 P: 14	R: 0 E: 0 K: 0 S: 5	H: 0 LOB: 0 BB: 0 P: 11	1B: 5 2B: 1 3B: 0 HR: 1	SF: 0 SAC: 0 DP: 0 HBP: 0	WP: 0 PB: 0 SB: 0 CS: 0	PA: 35
PITCHER	IP	WLS	BF	H	R	ER	SO	BB	IBB	HBP	BLK	WP	HR	S	P	ERA	WHIP					
Jeff Ballard, L (1,1) ERA: 3.91	7.2	L	30	6	4	3	2	0	0	0	0	0	1	70	102	3.52	0.783					
Gregg Olson, R (8,1) ERA:	1.1	S	5	1	0	0	0	0	0	0	0	0	0	11	18	0.00	0.750					

Seattle Mariners @ Baltimore Orioles
Memorial Stadium, Baltimore, MD
 Fri Apr 27 1990, 7:05 PM EDT
 Att: 23,183 - Unknown - 91 F

AB 35
R 4
H 7
RBI 4
BB 0
SO 2
LOB 5



Batter	1	2	3	4	5	6	7	8	9	AB	R	H	RBI	BB	SO	LOB	BOTTOM					
Phil Bradley, R (1,7) OBP: 0.267, SLG: 0.268	G5-3			K				G5-3									4 0 0 0 0 2 1					
Steve Finley, L (1,8) OBP: 0.393, SLG: 0.408	B1-3			G3-1				G3-1									4 0 0 0 0 1 0					
Cal Ripken Jr., R (1,6) OBP: 0.405, SLG: 0.397	P3			G6-3				WP 1B									4 0 1 0 0 0 0					
Mickey Tettleton, S (1,2) OBP: 0.394, SLG: 0.308				K				K									3 0 0 0 1 3 1					
Randy Milligan, R (1,3) OBP: 0.422, SLG: 0.404				L9				K									3 2 1 1 1 1 2					
Sam Horn, L (1,10) OBP: 0.375, SLG: 0.438				K				1B G6-3 BB									4 0 1 0 0 2 2					
Brady Anderson, L (8,FR) OBP: 0.588, SLG: 0.333				K				G6-3									0 0 0 0 0 0 0					
Joe Orsulak, L (1,9) OBP: 0.370, SLG: 0.438				F9				G6-3 WP 1B									4 1 1 0 0 0 2					
Craig Worthington, R (1,5) OBP: 0.310, SLG: 0.371				G4-3				G6-3									3 0 0 1 0 0 1					
Rene Gonzales, R (1,4) OBP: 0.182, SLG: 0.182				G5-3				3H 1B									3 0 1 1 0 0 0					
Inning Stats	R: 0 E: 0 K: 0 S: 4	H: 0 LOB: 0 BB: 0 P: 6	R: 0 E: 0 K: 1 S: 10	H: 0 LOB: 1 BB: 1 P: 17	R: 0 E: 0 K: 1 S: 10	H: 0 LOB: 0 BB: 0 P: 17	R: 0 E: 0 K: 1 S: 7	H: 0 LOB: 0 BB: 0 P: 8	R: 2 E: 0 K: 2 S: 18	H: 2 LOB: 1 BB: 1 P: 27	R: 0 E: 0 K: 2 S: 12	H: 1 LOB: 1 BB: 0 P: 19	R: 0 E: 0 K: 0 S: 8	H: 0 LOB: 0 BB: 0 P: 12	R: 0 E: 0 K: 1 S: 9	H: 0 LOB: 0 BB: 0 P: 13	R: 1 E: 0 K: 1 S: 13	H: 2 LOB: 1 BB: 0 P: 17	1B: 4 2B: 0 3B: 0 HR: 1	SF: 0 SAC: 0 DP: 0 HBP: 0	WP: 2 PB: 0 SB: 0 CS: 0	PA: 34
PITCHER	IP	WLS	BF	H	R	ER	SO	BB	IBB	HBP	BLK	WP	HR	S	P	ERA	WHIP					
Erik Hanson, R (1,1) ERA: 3.13	8.0	W	29	3	2	2	8	2	0	0	0	0	0	78	119	2.25	0.625					
Mike Schooler, R (9,1) ERA: 3.39	1.0	S	5	2	1	1	1	0	0	0	0	0	1	13	17	9.00	2.000					

Seattle Mariners @ Baltimore Orioles
Memorial Stadium, Baltimore, MD
 Fri Apr 27 1990, 7:05 PM EDT
 Att: 23,183 - Unknown - 91 F

AB 32
R 3
H 5
RBI 3
BB 2
SO 9
LOB 9



Batter	1	2	3	4	5	6	7	8	9	AB	R	H	RBI	BB	SO	LOB	TOP										
Harold Reynolds, S OBP: 0.259, SLG: 0.293 (1, 4)	G1-3	K				G4-3		L8		4	0	0	0	1	1	2											
Greg Britley, L OBP: 0.213, SLG: 0.311 Henry Cotto, R OBP: 0.308, SLG: 0.375 (9, PH) (9, 9)	1B	2B				F7		G6-3	F8	4	1	2	1	0	0	1											
Alvin Davis, L OBP: 0.367, SLG: 0.361 Mike Schooler, R (9, 1)	1B					FC6-4		G5-3	F8	2	0	1	0	3	0	1											
Jeffrey Leonard, R OBP: 0.303, SLG: 0.444 (1, 7)	L3	K				FC6-4		G5-3	SF7	4	0	0	1	0	1	8											
Ken Griffey Jr., L OBP: 0.410, SLG: 0.603 (1, 8)	1B					G4-3			K	4	1	2	2	1	1	0											
Pete O'Brien, L OBP: 0.222, SLG: 0.227 (9, 3)	L7					G3		F8		4	0	0	0	0	0	4											
Edgar Martinez, R OBP: 0.367, SLG: 0.457 (1, 5)						G3-1		F7		4	0	1	0	0	1	2											
Scott Bradley, L OBP: 0.316, SLG: 0.474 (1, 2)	1B	2B				F9		G3-1	F9	4	1	1	0	0	0	1											
Mike Brumley, S OBP: 0.220, SLG: 0.243 (1, 6)	2B	1B				G6-3		K	G4-3	4	0	1	0	0	1	0											
Inning Stats	R: 1 E: 0 K: 0 S: 16	H: 2 LOB: 2 BB: 1 P: 26	R: 1 E: 0 K: 2 S: 20	H: 3 LOB: 3 BB: 1 P: 28	R: 0 E: 0 K: 0 S: 12	H: 1 LOB: 1 BB: 0 P: 15	R: 0 E: 0 K: 0 S: 11	H: 0 LOB: 2 BB: 2 P: 22	R: 1 E: 0 K: 1 S: 9	H: 1 LOB: 0 BB: 0 P: 13	R: 0 E: 0 K: 0 S: 8	H: 0 LOB: 0 BB: 0 P: 11	R: 0 E: 0 K: 0 S: 7	H: 1 LOB: 2 BB: 1 P: 11	R: 0 E: 0 K: 0 S: 7	H: 0 LOB: 0 BB: 0 P: 10	R: 1 E: 0 K: 1 S: 10	H: 1 LOB: 0 BB: 0 P: 15	1B: 5 2B: 3 3B: 0 HR: 1	SF: 1 SAC: 0 DP: 0 HBP: 0	WP: 0 PB: 0 SB: 2 CS: 0	PA: 41					
PITCHER	IP	WLS	BF	H	R	ER	SO	BB	IBB	HBP	BLK	WP	HR	S	P	ERA	WHIP										
Pete Harnisch, R ERA: 4.43 (1, 1)	7.0		34	8	3	3	4	2	3	0	0	0	1	83	126	3.86	1.429										
Kevin Hickey, L ERA: 2.94 (8, 1)	1.1	L	5	1	1	1	0	0	0	0	0	0	0	13	19	6.75	0.750										
Mark Williamson, R ERA: (9, 1)	0.2		2	0	0	0	1	0	0	0	0	0	0	4	6	0.00	0.000										
Batter	1	2	3	4	5	6	7	8	9	AB	R	H	RBI	BB	SO	LOB	BOTTOM										
Phil Bradley, R OBP: 0.276, SLG: 0.280 (1, 7)	F9		CS			G4-3		SH1		4	2	2	0	0	0	0											
Rene Gonzales, R OBP: 0.286, SLG: 0.167 (1, 4)	G6-3		G6-4-3			PB		SH1		1	0	0	0	2	0	0											
Cal Ripken Jr., R OBP: 0.398, SLG: 0.388 (1, 6)	2B	1B	G6-4-3			F7		F7		4	1	1	0	0	0	3											
Randy Milligan, R OBP: 0.426, SLG: 0.400 (1, 3)	2B	BB	P6			K		K		3	0	1	1	1	1	1											
Craig Worthington, R OBP: 0.307, SLG: 0.379 (1, 5)	2B		P5			K		K		4	0	1	1	0	2	2											
Mike Devereaux, R OBP: 0.185, SLG: 0.143 Joe Orsulak, L OBP: 0.357, SLG: 0.420 (6, PH) (7, 9)	G5-3		F9			F9		K		2	0	0	0	0	0	2											
Bob Melvin, R OBP: 0.222, SLG: 0.333 Steve Finley, L OBP: 0.386, SLG: 0.400 (9, PH)			F8			F8		G4-3		2	0	0	0	1	0	0											
Stan Jefferson, S (7, 8)			FC5-4			K		K		3	0	0	0	0	2	1											
Mickey Tettleton, S OBP: 0.368, SLG: 0.302 (9, PH)			G4-6-3			K		K		1	0	0	0	0	0	0											
Marty Brown, R OBP: 0.200, SLG: 0.200 (1, 10)			G4-6-3			K		K		3	0	0	0	0	2	1											
Inning Stats	R: 1 E: 0 K: 0 S: 13	H: 2 LOB: 2 BB: 1 P: 23	R: 0 E: 0 K: 0 S: 3	H: 0 LOB: 1 BB: 1 P: 11	R: 1 E: 0 K: 0 S: 14	H: 1 LOB: 0 BB: 1 P: 21	R: 0 E: 0 K: 0 S: 7	H: 0 LOB: 0 BB: 0 P: 12	R: 0 E: 0 K: 2 S: 11	H: 0 LOB: 0 BB: 0 P: 14	R: 0 E: 0 K: 3 S: 11	H: 0 LOB: 2 BB: 1 P: 21	R: 0 E: 0 K: 2 S: 8	H: 0 LOB: 0 BB: 0 P: 11	R: 1 E: 0 K: 1 S: 12	H: 2 LOB: 1 BB: 0 P: 18	R: 0 E: 0 K: 1 S: 6	H: 0 LOB: 0 BB: 0 P: 9	1B: 4 2B: 1 3B: 0 HR: 0	SF: 0 SAC: 1 DP: 2 HBP: 0	WP: 0 PB: 1 SB: 0 CS: 1	PA: 35					
PITCHER	IP	WLS	BF	H	R	ER	SO	BB	IBB	HBP	BLK	WP	HR	S	P	ERA	WHIP										
Matt Young, L ERA: 5.03 (1, 1)	5.0		20	3	2	1	2	4	0	0	0	0	0	19	28	0.00	0.000										
Gene Harris, R ERA: (6, 1)	2.0		7	0	0	0	5	0	0	0	0	0	0	12	18	9.00	2.000										
Michael Jackson, R ERA: 2.79 (8, 1)	1.0	W	5	2	1	1	1	0	0	0	0	0	0	6	9	0.00	0.000										
Mike Schooler, R ERA: 3.0 (9, 1)	1.0	S	3	0	0	0	1	0	0	0	0	0	0	6	9	0.00	0.000										

Seattle Mariners @ Baltimore Orioles
Memorial Stadium, Baltimore, MD
Sat Apr 28, 1990, 7:05 PM EDT
Att: 31,017 - Unknown - 90 F

AB 35
R 4
H 9
RBI 4
BB 5
SO 5
LOB 19



Seattle Mariners @ Baltimore Orioles
Memorial Stadium, Baltimore, MD
Sat Apr 28, 1990, 7:05 PM EDT
Att: 31,017 - Unknown - 90 F

AB 30
R 3
H 5
RBI 2
BB 4
SO 9
LOB 12



Batter	1	2	3	4	5	6	7	8	9	AB	R	H	RBI	BB	SO	LOB	TOP								
Max Venable, L (1, 7) OBP: 0.222, SLG: 0.360	2-1 HR		0-1 F8	0-3 K		1 SAFE K		2-3 K	1-3 K	5	1	1	1	0	3	2									
Devon White, S (1, 8) OBP: 0.237, SLG: 0.268	2-1 G4-3		2-1 G6-3		1-1 G6-3		0-3 K		1-0 1B	5	0	1	0	0	1	0									
Wally Joyner, L (1, 3) OBP: 0.322, SLG: 0.385	0-1 L8		2-2 G1-3		4-2 BB		2-0 1B		0-0 L8	4	0	1	0	1	0	1									
Chili Davis, S (1, 10) OBP: 0.326, SLG: 0.380	1-1 G4-1			1-0 G4-3	2-1 F8		1-2 G5-4-3		2-2 G1-3	5	0	0	0	0	0	3									
Dante Bichette, R (1, 9) OBP: 0.317, SLG: 0.494		3-3 K		2-0 BB		0-3 K			3-2 HR	4	2	2	1	0	2	1									
Jack Howell, L (1, 5) OBP: 0.381, SLG: 0.434	0-1 G3-1			4-2 HR		2-3 K			0-0 L9	3	1	0	0	1	1	0									
Lance Parrish, R (1, 2) OBP: 0.304, SLG: 0.519	2-2 HR			1-0 HR		2-2 G4-3			1-1 E7	4	3	4	4	0	0	0									
Kent Anderson, R (1, 6) OBP: 0.357, SLG: 0.359	0-1 1B			4-0 BB		0-1 G4-3			0-0 G6-3	3	0	1	0	1	0	2									
Mark McLemore, S (1, 4) OBP: 0.222, SLG: 0.125	1-3 K			1-2 L3		0-0 1B			3-2 G3	4	0	1	1	0	1	3									
Inning Stats	R: 1 E: 0 K: 0 S: 8	H: 1 LOB: 0 BB: 0 P: 13	R: 1 E: 0 K: 2 S: 14	H: 2 LOB: 1 BB: 0 P: 20	R: 0 E: 0 K: 0 S: 7	H: 0 LOB: 0 BB: 0 P: 11	R: 3 E: 0 K: 1 S: 12	H: 2 LOB: 1 BB: 2 P: 25	R: 0 E: 0 K: 1 S: 10	H: 0 LOB: 1 BB: 1 P: 17	R: 1 E: 0 K: 2 S: 15	H: 2 LOB: 1 BB: 0 P: 21	R: 0 E: 0 K: 1 S: 7	H: 1 LOB: 0 BB: 0 P: 10	R: 1 E: 1 K: 0 S: 10	H: 2 LOB: 1 BB: 0 P: 17	R: 0 E: 0 K: 1 S: 9	H: 1 LOB: 1 BB: 0 P: 13	1B: 6 2B: 1 3B: 0 HR: 4	SF: 0 SAC: 0 DP: 1 HBP: 0	WP: 0 PB: 0 SB: 0 CS: 0	PA: 40			
PITCHER	IP	WLS	BF	H	R	ER	SO	BB	IBB	HBP	BLK	WP	HR	S	P	ERA	WHIP								
Jay Tibbs, R (1, 1) ERA: 5.57	3.1	L	17	5	5	5	2	2	0	0	0	0	3	34	61	13.50	2.100								
Joe Price, L (4, 1) ERA: 5.59	3.2		14	3	1	1	5	1	0	0	0	0	0	39	56	2.46	1.091								
Brian Holton, R (8, 1) ERA: 7.45	2.0		9	3	1	1	1	0	0	0	0	0	1	19	30	4.50	1.500								

California Angels @ Baltimore Orioles
Memorial Stadium, Baltimore, MD
Tue May 01 1990, 7:05 PM EDT
Att: 21,141 - Unknown - 77 F

livebaseballscores.com

AB 37
R 7
H 11
RBI 7
BB 3
SO 8
LOB 12



Batter	1	2	3	4	5	6	7	8	9	AB	R	H	RBI	BB	SO	LOB	BOTTOM								
Phil Bradley, R (1, 7) OBP: 0.275, SLG: 0.277	2-0 L6		2-2 G5-3		1-0 P3		1-2 E6		1-0 P3	4	0	1	0	0	0	0									
Steve Finley, L (1, 9) OBP: 0.346, SLG: 0.371	0-2 G1-3		0-0 B1		1-2 G3		2-2 P2		2-2 P2	4	0	0	0	0	0	1									
Cal Ripken Jr., R (1, 6) OBP: 0.375, SLG: 0.346	4-0 BB		0-1 2B		4-0 FC6-4		1-0 P3		1-0 P3	2	0	1	0	2	0	0									
Randy Milligan, R (1, 3) OBP: 0.420, SLG: 0.393	4-0 BB		2-1 1B		1-0 FC6-4		2-1 G5-3		2-1 G5-3	3	0	1	0	1	0	1									
Craig Worthington, R (1, 5) OBP: 0.330, SLG: 0.390	2-2 G4-3		0-3 K		1-3 K		1-3 K		1-0 P2	4	0	0	0	0	2	5									
Mike Devereaux, R (1, 8) OBP: 0.238, SLG: 0.231		1-2 G6-3		0-2 F9		3-2 2B			1-3 K	4	1	2	0	0	1	0									
Bob Melvin, R (1, 2) OBP: 0.182, SLG: 0.268		1-0 G6-3		0-1 F9		0-1 G5-3			1-3 K	4	0	0	1	0	1	2									
Billy Ripken, R (1, 4) OBP: 0.269, SLG: 0.255		1-2 F9		1-2 F8			3-2 G5-3		1-1 F9	4	0	0	0	0	0	0									
Marty Brown, R (1, 10) OBP: 0.125, SLG: 0.125		2-3 K			0-1 G5-3		2-1 G6-3			3	0	0	0	0	1	0									
Inning Stats	R: 0 E: 0 K: 0 S: 9	H: 0 LOB: 2 BB: 2 P: 21	R: 1 E: 0 K: 1 S: 11	H: 1 LOB: 0 BB: 0 P: 16	R: 0 E: 0 K: 1 S: 13	H: 2 LOB: 2 BB: 0 P: 17	R: 0 E: 0 K: 0 S: 10	H: 0 LOB: 0 BB: 0 P: 11	R: 0 E: 0 K: 0 S: 7	H: 0 LOB: 0 BB: 0 P: 9	R: 0 E: 0 K: 1 S: 10	H: 1 LOB: 2 BB: 1 P: 19	R: 0 E: 1 K: 0 S: 12	H: 1 LOB: 1 BB: 0 P: 20	R: 0 E: 0 K: 0 S: 4	H: 0 LOB: 0 BB: 0 P: 8	R: 0 E: 0 K: 2 S: 8	H: 0 LOB: 0 BB: 0 P: 11	1B: 2 2B: 3 3B: 0 HR: 0	SF: 0 SAC: 0 DP: 0 HBP: 0	WP: 0 PB: 0 SB: 1 CS: 0	PA: 35			
PITCHER	IP	WLS	BF	H	R	ER	SO	BB	IBB	HBP	BLK	WP	HR	S	P	ERA	WHIP								
Jim Abbott, L (1, 1) ERA: 4.63	7.0	W	29	5	1	1	3	3	0	0	0	0	0	72	113	1.29	1.143								
Bryan Harvey, R (8, 1) ERA: 5.23	2.0		6	0	0	0	2	0	0	0	0	0	0	12	19	0.00	0.000								

California Angels @ Baltimore Orioles
Memorial Stadium, Baltimore, MD
Tue May 01 1990, 7:05 PM EDT
Att: 21,141 - Unknown - 77 F

livebaseballscores.com

AB 32
R 1
H 5
RBI 1
BB 3
SO 5
LOB 9



Batter	1	2	3	4	5	6	7	8	9	AB	R	H	RBI	BB	SO	LOB	TOP										
Mark McLemore, S (1, 4) OBP: 0.195, SLG: 0.108	G6-3		B2		FC6-4		G5-3		L7	5	0	0	0	0	0	4											
Devon White, S (1, 8) OBP: 0.235, SLG: 0.303	K		K			HR		E5 SH3 SF8	G6-3	5	2	1	1	0	2	0											
Wally Joyner, L (1, 3) OBP: 0.312, SLG: 0.370	G3-1			P5		G5-3		SH3		3	0	0	0	0	0	0											
Chili Davis, S (1, 10) OBP: 0.323, SLG: 0.378		G5-3		G6-4-3 1B		F7		SF8		3	0	1	1	0	0	0											
Dante Bichette, R (1, 9) OBP: 0.326, SLG: 0.506		1B FC1-2 1B		G6-4-3 1-2		G3		1B 2B		4	1	2	0	0	0	1											
Lance Parrish, R (1, 2) OBP: 0.335, SLG: 0.527		1B FC1-5-2 1B			G5-3		S 1B	1B IBB		3	0	2	0	1	0	0											
Rick Schu, R (1, 7) Max Venable, L (7, 7) OBP: 0.250, SLG: 0.385		FC1-5-2 1B			G5-3		L8	1B 1-2 2-H		3	0	0	0	0	0	3											
Jack Howell, L (1, 5) OBP: 0.373, SLG: 0.421	G1-3						K	K		4	0	1	0	0	2	5											
Kent Anderson, R (1, 6) Luis Polonia, L (9, PH) Donnie Hill, S (9, 6) OBP: 0.368, SLG: 0.444			F8						G4-3	2	0	1	0	1	0	0											
										1	0	0	0	0	0	0											
										0	0	0	0	0	0	0											
Inning Stats	R: 0 E: 0 K: 1 S: 9	H: 0 LOB: 0 BB: 0 P: 16	R: 0 E: 0 K: 0 S: 13	H: 2 LOB: 2 BB: 0 P: 19	R: 0 E: 0 K: 1 S: 6	H: 0 LOB: 0 BB: 0 P: 9	R: 0 E: 0 K: 0 S: 5	H: 1 LOB: 0 BB: 0 P: 7	R: 0 E: 0 K: 0 S: 5	H: 2 LOB: 2 BB: 0 P: 11	R: 1 E: 0 K: 0 S: 7	H: 1 LOB: 0 BB: 0 P: 9	R: 0 E: 0 K: 1 S: 11	H: 1 LOB: 2 BB: 1 P: 19	R: 2 E: 1 K: 1 S: 9	H: 2 LOB: 2 BB: 1 P: 16	R: 0 E: 0 K: 0 S: 4	H: 0 LOB: 0 BB: 0 P: 4	1B: 7 2B: 1 3B: 0 HR: 1	SF: 1 SAC: 1 DP: 1 HBP: 0	WP: 0 PB: 0 SB: 1 CS: 0	PA: 38					
PITCHER	IP	WLS	BF	H	R	ER	SO	BB	IBB	HBP	BLK	WP	HR	S	P	ERA	WHIP										
Jeff Ballard, L (1, 1) ERA: 3.27	7.2	L	34	9	3	1	3	0	2	0	0	0	1	62	103	1.17	1.174										
Mark Williamson, R (8, 1) ERA:	1.1		4	0	0	0	1	0	0	0	0	0	0	7	7	0.00	0.000										

California Angels @ Baltimore Orioles
Memorial Stadium, Baltimore, MD
Wed May 02 1990, 7:05 PM EDT
Att: 19,086 - Unknown - 67 F

AB 34
R 3
H 9
RBI 3
BB 2
SO 4
LOB 13



Batter	1	2	3	4	5	6	7	8	9	AB	R	H	RBI	BB	SO	LOB	BOTTOM										
Phil Bradley, R (1, 7) OBP: 0.283, SLG: 0.271	G4-3		FC6-4 HBP				FC4-6			2	0	0	0	1	0	1											
Steve Finley, L (1, 8) OBP: 0.325, SLG: 0.348	K		K			BB			G3	4	0	0	0	0	3	5											
Cal Ripken Jr., R (1, 6) OBP: 0.360, SLG: 0.329	F9		FC6-4				L4		G5-3	4	0	0	0	0	0	3											
Joe Orsulak, L (1, 9) OBP: 0.377, SLG: 0.419		CS 1B			K		1B		F8	4	0	2	0	0	1	0											
Randy Milligan, R (1, 3) OBP: 0.400, SLG: 0.369		G6-3		F8		K			K	4	0	0	0	0	2	2											
Sam Horn, L (1, 10) OBP: 0.353, SLG: 0.400		G4-3		P9		K			G3	4	0	0	0	0	1	1											
Mickey Tettleton, S (1, 2) OBP: 0.360, SLG: 0.279			K						G4-3	4	0	1	0	0	2	0											
Craig Worthington, R (1, 5) OBP: 0.330, SLG: 0.388			HBP 1B		P3		G3			3	0	1	0	0	0	1											
Billy Ripken, R (1, 4) OBP: 0.309, SLG: 0.300			HBP 1B						FC4-6 1B	3	0	3	0	0	0	0											
Inning Stats	R: 0 E: 0 K: 1 S: 6	H: 0 LOB: 0 BB: 0 P: 8	R: 0 E: 0 K: 0 S: 4	H: 1 LOB: 0 BB: 0 P: 6	R: 0 E: 0 K: 2 S: 13	H: 2 LOB: 3 BB: 0 P: 17	R: 0 E: 0 K: 1 S: 9	H: 0 LOB: 0 BB: 0 P: 13	R: 0 E: 0 K: 2 S: 15	H: 1 LOB: 2 BB: 1 P: 22	R: 0 E: 0 K: 2 S: 11	H: 1 LOB: 1 BB: 0 P: 18	R: 0 E: 0 K: 0 S: 8	H: 2 LOB: 1 BB: 0 P: 11	R: 0 E: 0 K: 0 S: 7	H: 0 LOB: 0 BB: 0 P: 12	R: 0 E: 0 K: 1 S: 7	H: 0 LOB: 0 BB: 0 P: 9	1B: 7 2B: 0 3B: 0 HR: 0	SF: 0 SAC: 0 DP: 1 HBP: 1	WP: 0 PB: 0 SB: 0 CS: 1	PA: 34					
PITCHER	IP	WLS	BF	H	R	ER	SO	BB	IBB	HBP	BLK	WP	HR	S	P	ERA	WHIP										
Bert Blyleven, R (1, 1) ERA: 6.84	6.0	W	24	5	0	0	8	1	0	1	0	0	0	8	11	0.00	2.000										
Mike Witt, R (7, 1) ERA: 2.77	1.0		4	2	0	0	0	0	0	0	0	0	0	8	11	0.00	2.000										
Mark Eichhorn, R (8, 1) ERA: 0.93	2.0	S	6	0	0	0	1	0	0	0	0	0	0	14	21	0.00	0.000										

California Angels @ Baltimore Orioles
Memorial Stadium, Baltimore, MD
Wed May 02 1990, 7:05 PM EDT
Att: 19,086 - Unknown - 67 F

AB 32
R 0
H 7
RBI 0
BB 1
SO 9
LOB 13



Batter	1	2	3	4	5	6	7	8	9	AB	R	H	RBI	BB	SO	LOB	TOP					
Phil Bradley, R OBP: 0.301, SLG: 0.277 (1, 7)	G5-3		G5-3				G1-3		G6-3	5	1	1	0	0	0	1						
Steve Finley, L OBP: 0.337, SLG: 0.355 (1, 8)	G4-3		K				F9			4	0	1	0	0	1	2						
Cal Ripken Jr., R OBP: 0.376, SLG: 0.330 (1, 6)	E4		BB				P3			3	0	1	1	1	0	1						
Joe Orsulak, L OBP: 0.397, SLG: 0.464 (1, 9)	F9		BB				F9			3	0	1	1	1	0	2						
Mickey Tettleton, S OBP: 0.333, SLG: 0.246 (1, 2)		K	G4-3				K		G4-3	4	0	0	0	0	2	4						
Randy Milligan, R OBP: 0.404, SLG: 0.366 (1, 3)		FC5-4					F9		P4	3	0	1	0	1	0	2						
Sam Horn, L OBP: 0.329, SLG: 0.412 (1, 10)		BB					G1-3		G4-3	4	0	0	0	0	0	2						
Craig Worthington, R OBP: 0.310, SLG: 0.393 (1, 5)		FC5-4					K		F7	4	0	0	0	0	2	2						
Billy Ripken, R OBP: 0.317, SLG: 0.333 (1, 4)							G5-3		P7	3	1	1	0	0	0	1						
Brady Anderson, L OBP: 0.500, SLG: 0.286 (9, PH)										1	0	0	0	0	0	0						
Inning Stats	R: 0 E: 1 K: 0 S: 8	H: 0 LOB: 1 BB: 0 P: 11	R: 0 E: 0 K: 1 S: 9	H: 0 LOB: 1 BB: 1 P: 16	R: 1 E: 0 K: 1 S: 13	H: 2 LOB: 2 BB: 1 P: 26	R: 0 E: 0 K: 1 S: 12	H: 1 LOB: 1 BB: 0 P: 16	R: 1 E: 0 K: 1 S: 15	H: 2 LOB: 2 BB: 1 P: 22	R: 0 E: 0 K: 1 S: 8	H: 0 LOB: 0 BB: 0 P: 11	R: 0 E: 0 K: 0 S: 11	H: 1 LOB: 1 BB: 0 P: 17	R: 0 E: 0 K: 0 S: 7	H: 0 LOB: 0 BB: 0 P: 13	R: 0 E: 0 K: 0 S: 6	H: 0 LOB: 0 BB: 0 P: 11	1B: 3 2B: 2 3B: 1 HR: 0	SF: 0 SAC: 0 DP: 0 HBP: 0	WP: 1 PB: 0 SB: 1 CS: 0	PA: 37
PITCHER	IP	WLS	BF	H	R	ER	SO	BB	IBB	HBP	BLK	WP	HR	S	P	ERA	WHIP					
Brian Holman, R ERA: 3.62 (1, 1)	7.0	W	31	6	2	2	5	3	0	0	0	1	0	76	119	2.57	1.286					
Bill Swift, R ERA: 3.0 (8, 1)	1.0		3	0	0	0	0	0	0	0	0	0	0	7	13	0.00	0.000					
Mike Schooler, R ERA: 2.19 (9, 1)	1.0	S	3	0	0	0	0	0	0	0	0	0	0	6	11	0.00	0.000					

Baltimore Orioles @ Seattle Mariners
The Kingdome, Seattle, WA
Sat May 05 1990, 10:05 PM EDT
Att: 16,489 - Dome

AB 34
R 2
H 6
RBI 2
BB 3
SO 5
LOB 17



Batter	1	2	3	4	5	6	7	8	9	AB	R	H	RBI	BB	SO	LOB	BOTTOM					
Harold Reynolds, S OBP: 0.274, SLG: 0.282 (1, 4)	F9		F9				G3		K	4	0	0	0	0	1	2						
Greg Britley, L OBP: 0.286, SLG: 0.456 (1, 7)	K		SF9				1B		1B	3	1	2	1	0	1	0						
Alvin Davis, L OBP: 0.398, SLG: 0.403 (1, 3)	F9		HBP				FC6-4		F9	4	1	2	1	0	0	1						
Jeffrey Leonard, R OBP: 0.311, SLG: 0.480 (1, 10)		1B	1B				FC6-4		G6-3	3	1	1	0	0	0	2						
Ken Griffey Jr., L OBP: 0.404, SLG: 0.560 (1, 8)	F8		HBP				L7		IBB	3	0	1	1	1	0	2						
Edgar Martinez, R OBP: 0.380, SLG: 0.493 (1, 5)	FC4-6		F9				BLK		F7	4	1	2	0	0	0	4						
Scott Bradley, L OBP: 0.296, SLG: 0.407 (1, 2)	FC4-6		FC5-4				E1		F8	4	0	1	1	0	0	1						
Darnell Coles, R OBP: 0.174, SLG: 0.256 (1, 9)	FC5-4		G1-3				L9		G5-3	4	0	0	0	0	0	2						
Mike Brumley, S OBP: 0.281, SLG: 0.333 (1, 6)			F9				K		G3	4	1	1	0	0	2	1						
Inning Stats	R: 0 E: 0 K: 1 S: 8	H: 0 LOB: 0 BB: 0 P: 11	R: 1 E: 0 K: 0 S: 16	H: 2 LOB: 1 BB: 0 P: 23	R: 2 E: 0 K: 0 S: 10	H: 3 LOB: 2 BB: 0 P: 17	R: 0 E: 0 K: 1 S: 6	H: 0 LOB: 0 BB: 0 P: 10	R: 1 E: 0 K: 2 S: 10	H: 2 LOB: 1 BB: 0 P: 13	R: 1 E: 1 K: 2 S: 16	H: 2 LOB: 1 BB: 0 P: 22	R: 0 E: 0 K: 0 S: 10	H: 1 LOB: 2 BB: 1 P: 20	R: 0 E: 0 K: 0 S: 5	H: 0 LOB: 0 BB: 0 P: 9	R: 0 E: 0 K: 0 S: 5	H: 0 LOB: 0 BB: 0 P: 9	1B: 8 2B: 2 3B: 0 HR: 0	SF: 1 SAC: 0 DP: 0 HBP: 1	WP: 0 PB: 0 SB: 1 CS: 0	PA: 36
PITCHER	IP	WLS	BF	H	R	ER	SO	BB	IBB	HBP	BLK	WP	HR	S	P	ERA	WHIP					
Dave Johnson, R ERA: 5.28 (1, 1)	5.0	L	24	8	5	5	2	0	0	0	0	0	0	18	26	0.00	1.500					
Joe Price, L ERA: 4.91 (6, 1)	1.1		6	2	0	0	2	0	0	0	1	0	0	18	26	0.00	1.500					
Brian Holton, R ERA: 6.35 (7, 1)	1.2		6	0	0	0	0	0	1	0	0	0	0	11	23	0.00	0.000					

Baltimore Orioles @ Seattle Mariners
The Kingdome, Seattle, WA
Sat May 05 1990, 10:05 PM EDT
Att: 16,489 - Dome

AB 33
R 5
H 10
RBI 4
BB 1
SO 4
LOB 15



Batter	1	2	3	4	5	6	7	8	9	AB	R	H	RBI	BB	SO	LOB	TOP										
Phil Bradley, R OBP: 0.306, SLG: 0.268 (1, 7)	F9	1B					E5 G6-3		P4	3	1	0	0	2	0	0	Baltimore Orioles @ Seattle Mariners The Kingdome, Seattle, WA Sun May 06 1990, 6:33 AM EDT Att: 36,919 - Dome - 72 F										
Mike Devereaux, R OBP: 0.239, SLG: 0.233 Joe Orsulak, L OBP: 0.392, SLG: 0.457 (9, PH)	G6-3	1B					G6-3		G3	4	0	1	2	0	0	4											
Cal Ripken Jr., R OBP: 0.372, SLG: 0.326 (1, 6)	1B	F7					E5			4	0	1	1	0	0	5											
Randy Milligan, R OBP: 0.398, SLG: 0.351 (1, 3)	F8						F9			3	0	0	0	1	0	2											
Craig Worthington, R OBP: 0.298, SLG: 0.376 (1, 5)		E5					F9		G1-3	4	1	0	0	0	0	2											
Brad Komminsk, R OBP: 0.273, SLG: 0.111 (1, 9)		WP					K			3	1	0	0	1	1	0											
Mickey Tettleton, S OBP: 0.318, SLG: 0.233 (1, 10)		P4					F9		G4-3	4	0	0	0	0	1	2											
Bob Melvin, R OBP: 0.208, SLG: 0.289 (1, 2)		WP					K		G3	4	1	2	0	0	1	0											
Billy Ripken, R OBP: 0.318, SLG: 0.350 Brady Anderson, L OBP: 0.478, SLG: 0.267 (9, PH)		K					F9		K	3	0	1	0	0	1	3											
Inning Stats	R: 0 E: 0 K: 0 S: 12	H: 1 LOB: 1 BB: 0 P: 18	R: 3 E: 1 K: 1 S: 16	H: 2 LOB: 2 BB: 2 P: 32	R: 0 E: 0 K: 0 S: 3	H: 0 LOB: 0 BB: 1 P: 10	R: 0 E: 0 K: 0 S: 17	H: 2 LOB: 3 BB: 1 P: 26	R: 0 E: 0 K: 1 S: 7	H: 0 LOB: 0 BB: 0 P: 11	R: 0 E: 0 K: 2 S: 10	H: 0 LOB: 0 BB: 0 P: 16	R: 1 E: 2 K: 0 S: 13	H: 0 LOB: 1 BB: 0 P: 20	R: 0 E: 0 K: 0 S: 6	H: 0 LOB: 0 BB: 0 P: 10	R: 0 E: 0 K: 1 S: 8	H: 0 LOB: 0 BB: 0 P: 11	1B: 4 2B: 1 3B: 0 HR: 0	SF: 0 SAC: 0 DP: 1 HBP: 0	WP: 1 PB: 0 SB: 0 CS: 0	PA: 38					
PITCHER	IP	WLS	BF	H	R	ER	SO	BB	IBB	HBP	BLK	WP	HR	S	P	ERA	WHIP										
Randy Johnson, L ERA: 4.04 (1, 1)	6.1		30	5	4	0	4	4	0	0	0	1	0	74	129	0.00	1.421										
Bill Swift, R ERA: 2.7 (7, 1)	1.2	W	5	0	0	0	0	0	0	0	0	0	0	10	14	0.00	0.000										
Mike Schooler, R ERA: 2.03 (9, 1)	1.0	S	3	0	0	0	1	0	0	0	0	0	0	8	11	0.00	0.000										

Batter	1	2	3	4	5	6	7	8	9	AB	R	H	RBI	BB	SO	LOB	BOTTOM										
Harold Reynolds, S OBP: 0.271, SLG: 0.278 (1, 4)	L9			G4-3						5	0	1	1	0	0	3	Baltimore Orioles @ Seattle Mariners The Kingdome, Seattle, WA Sun May 06 1990, 6:33 AM EDT Att: 36,919 - Dome - 72 F										
Greg Britley, L OBP: 0.355, SLG: 0.437 Henry Cotto, R OBP: 0.278, SLG: 0.324 (8, 7)	P5			K						3	0	0	0	0	1	3											
Alvin Davis, L OBP: 0.398, SLG: 0.395 (1, 3)	F9			F9						2	0	0	0	0	1	2											
Jeffrey Leonard, R OBP: 0.300, SLG: 0.462 (1, 10)		G6-3								4	0	0	0	0	0	2											
Ken Griffey Jr., L OBP: 0.425, SLG: 0.596 (1, 8)		1B								4	2	4	1	0	0	0											
Edgar Martinez, R OBP: 0.386, SLG: 0.480 (1, 5)		K								2	1	0	0	2	1	2											
Scott Bradley, L OBP: 0.284, SLG: 0.452 Brian Giles, R OBP: 0.312, SLG: 0.391 (9, 2)		1B								4	0	3	1	0	0	2											
Darnell Coles, R OBP: 0.200, SLG: 0.277 (1, 9)		1B								0	1	0	0	0	0	0											
Mike Brumley, S OBP: 0.294, SLG: 0.344 (1, 6)	G4-3									0	0	0	0	0	0	0											
Inning Stats	R: 0 E: 0 K: 0 S: 7	H: 0 LOB: 0 BB: 0 P: 11	R: 1 E: 0 K: 1 S: 19	H: 3 LOB: 2 BB: 0 P: 25	R: 0 E: 0 K: 1 S: 9	H: 0 LOB: 0 BB: 0 P: 16	R: 2 E: 0 K: 0 S: 18	H: 4 LOB: 3 BB: 1 P: 29	R: 0 E: 0 K: 2 S: 7	H: 2 LOB: 2 BB: 1 P: 15	R: 0 E: 0 K: 2 S: 7	H: 0 LOB: 0 BB: 0 P: 11	R: 1 E: 0 K: 0 S: 12	H: 1 LOB: 1 BB: 1 P: 20	R: 1 E: 0 K: 2 S: 17	H: 3 LOB: 2 BB: 0 P: 23	1B: 12 2B: 0 3B: 1 HR: 0	SF: 0 SAC: 0 DP: 1 HBP: 0	WP: 0 PB: 0 SB: 2 CS: 0	PA: 39							
PITCHER	IP	WLS	BF	H	R	ER	SO	BB	IBB	HBP	BLK	WP	HR	S	P	ERA	WHIP										
Bob Milacki, R ERA: 3.34 (4, 1)	3.1		18	7	3	3	2	2	0	0	0	0	0	29	44	3.00	1.333										
Joe Price, L ERA: 4.5 (7, 1)	1.1	L	8	4	1	1	2	0	0	0	0	0	0	20	27	6.75	3.000										
Kevin Hickey, L ERA: 2.57 (8, 1)	0.1		1	0	0	0	0	0	0	0	0	0	0	3	5	0.00	0.000										

AB	34
R	4
H	5
RBI	3
BB	4
SO	5
LOB	18



Batter	1	2	3	4	5	6	7	8	9	AB	R	H	RBI	BB	SO	LOB	TOP								
Phil Bradley, R OBP: 0.327, SLG: 0.290 (1, 7)	1-2 G6-3 HBP		0-3 K			0-2 G4-6-3 1B	2-0 2B		4-1 BB	3	0	2	2	1	1	0									
Steve Finley, L OBP: 0.318, SLG: 0.333 (1, 8)	0-0 G6-3			2-0 G3		0-1 G4-6-3 1-2f	0-3 K		3-2 G4-3	5	0	0	0	0	1	5									
Cal Ripken Jr., R OBP: 0.368, SLG: 0.354 (1, 6)	3-2 F7			2-2 G5-3			1-0 G6-3		1-0 HR	4	1	1	1	0	0	0									
Joe Orsulak, L OBP: 0.373, SLG: 0.432 (1, 9)		0-0 G4-3		1-2 P5			1-1 F8		1-1 G4-3	4	0	0	0	0	0	0									
Randy Milligan, R OBP: 0.402, SLG: 0.385 (1, 3)		2-1 2B			2-2 P4		0-0 1B 2B		3-3 K	4	1	2	0	0	1	0									
Sam Horn, L OBP: 0.329, SLG: 0.423 Brady Anderson, L OBP: 0.500, SLG: 0.313 (8, PH)		1-3 K			0-0 2B		0-0 1B E 2B		2-0 CS 1B	3	1	1	0	0	1	2									
Craig Worthington, R Rene Gonzales, R (9, PH)		0-1 F7			1-0 P7		0-0 1B E		3-0 CS	3	1	1	1	0	0	2									
Bob Melvin, R OBP: 0.212, SLG: 0.286 (1, 2)			1-3 K				0-0 F9		1-3 K	4	1	1	0	0	2	2									
Billy Ripken, R OBP: 0.314, SLG: 0.344 (1, 4)			1-1 G4-3			1-0 G1-3		0-1 2B 1B	1-3 K	4	1	1	1	0	1	1									
Inning Stats	R: 0 E: 0 K: 0 S: 6	H: 0 LOB: 0 BB: 0 P: 10	R: 0 E: 0 K: 1 S: 8	H: 1 LOB: 1 BB: 0 P: 11	R: 0 E: 0 K: 2 S: 8	H: 0 LOB: 0 BB: 0 P: 10	R: 0 E: 0 K: 0 S: 7	H: 0 LOB: 0 BB: 0 P: 12	R: 0 E: 0 K: 0 S: 6	H: 1 LOB: 1 BB: 0 P: 9	R: 0 E: 0 K: 0 S: 6	H: 1 LOB: 0 BB: 0 P: 7	R: 5 E: 2 K: 1 S: 13	H: 5 LOB: 1 BB: 0 P: 17	R: 1 E: 0 K: 1 S: 8	H: 2 LOB: 0 BB: 0 P: 18	R: 0 E: 0 K: 2 S: 17	H: 0 LOB: 2 BB: 2 P: 30	1B: 5 2B: 4 3B: 0 HR: 1	SF: 0 SAC: 0 DP: 2 HBP: 1	WP: 0 PB: 0 SB: 0 CS: 1	PA: 39			
PITCHER	IP	WLS	BF	H	R	ER	SO	BB	IBB	HBP	BLK	WP	HR	S	P	ERA	WHIP								
Bert Blyleven, R ERA: 5.4 (1, 1)	6.2		26	6	4	1	3	0	0	1	0	0	0	48	68	1.35	0.900								
Mark Eichhorn, R ERA: 1.99 (7, 1)	1.1	L	7	4	2	1	2	0	0	0	0	0	1	14	26	6.75	3.000								
Mark Clear, R ERA: (9, 1)	1.0		5	0	0	0	2	2	0	0	0	0	0	17	30	0.00	2.000								

Baltimore Orioles @ California Angels
Anaheim Stadium, Anaheim, CA

AB 35
R 6
H 10
RBI 5
BB 2
SO 7
LOB 12



WP: 0 PA: 39
PB: 0
SB: 0
CS: 1

Mon May 07 1990, 10:05 PM EDT
Att: 23,126 - Unknown - 75 F

Batter	1	2	3	4	5	6	7	8	9	AB	R	H	RBI	BB	SO	LOB	BOTTOM								
Luis Polonia, L OBP: 0.267, SLG: 0.372 (1, 7)	1-1 G6-3	0-0 P7			1-2 G3-1		1-3 K		0-0 G3	5	0	0	0	0	1	2									
Donnie Hill, S OBP: 0.357, SLG: 0.462 (1, 4)	3-2 G3-1 2B	3-1 F7			2-1 F8		2-2 F7			4	1	1	0	0	0	1									
Devon White, S OBP: 0.245, SLG: 0.333 (1, 8)	3-2 G3-1	2-2 F8			0-0 G4-3			2-1 WP SF8 1B		4	1	1	0	0	0	1									
Chili Davis, S OBP: 0.325, SLG: 0.376 (1, 10)	4-1 2B BB		0-0 G1-3			1-2 FC4-6 1B		1-3 K		3	1	1	0	1	1	1									
Wally Joyner, L OBP: 0.316, SLG: 0.351 (1, 3)	1-0 2B		0-1 F8			2-0 FC4-6		0-0 SF8		3	1	1	2	0	0	1									
Dante Bichette, R OBP: 0.327, SLG: 0.485 (1, 9)	1-3 3H 2B	1-0 1B 2B		3-2 P3		0-0 P9		3-3 K		4	1	1	2	0	1	1									
Jack Howell, L OBP: 0.333, SLG: 0.406 (1, 5)	4-0 1B IBB			3-1 G4-3		0-0 G4-3			3-3 K	3	0	0	0	1	1	1									
John Orton, R OBP: 0.300, SLG: 0.333 Max Venafre, L OBP: 0.241, SLG: 0.370 (9, PH)	2-0 FC5-4 1B			1-1 G6-3			3-2 G5-3		0-3 K	3	0	1	1	0	0	0									
Kent Anderson, R OBP: 0.328, SLG: 0.302 Johanny Ray, S OBP: 0.293, SLG: 0.288 Mark McLemore, S OBP: 0.205, SLG: 0.125 (9, PR)	1-2 FC5-4			2-3 K			4-1 BB		4-2 BB	2	0	0	0	1	1	2									
Inning Stats	R: 4 E: 0 K: 0 S: 18	H: 4 LOB: 2 BB: 2 P: 38	R: 0 E: 0 K: 0 S: 6	H: 0 LOB: 0 BB: 0 P: 11	R: 0 E: 0 K: 1 S: 7	H: 0 LOB: 0 BB: 0 P: 13	R: 0 E: 0 K: 0 S: 6	H: 1 LOB: 1 BB: 0 P: 9	R: 0 E: 0 K: 1 S: 12	H: 0 LOB: 1 BB: 1 P: 22	R: 1 E: 0 K: 2 S: 9	H: 1 LOB: 0 BB: 0 P: 15	R: 0 E: 0 K: 2 S: 12	H: 0 LOB: 1 BB: 1 P: 19	1B: 3 2B: 3 3B: 0 HR: 0	SF: 1 SAC: 0 DP: 0 HBP: 0	WP: 2 PB: 0 SB: 0 CS: 0	PA: 37							
PITCHER	IP	WLS	BF	H	R	ER	SO	BB	IBB	HBP	BLK	WP	HR	S	P	ERA	WHIP								
Jay Tibbs, R ERA: 5.6 (1, 1)	6.1	W	27	5	4	4	1	2	1	0	0	0	0	53	100	5.68	1.105								
Kevin Hickey, L ERA: 2.35 (7, 1)	0.2		2	0	0	0	1	0	0	0	0	0	0	8	11	0.00	0.000								
Gregg Olson, R ERA: 0.55 (8, 1)	2.0	S	8	1	1	1	4	1	0	0	0	1	0	21	34	4.50	1.000								

Baltimore Orioles @ California Angels
Anaheim Stadium, Anaheim, CA

AB 32
R 5
H 6
RBI 5
BB 4
SO 6
LOB 10



WP: 2 PA: 37
PB: 0
SB: 0
CS: 0

Mon May 07 1990, 10:05 PM EDT
Att: 23,126 - Unknown - 75 F

Batter	1	2	3	4	5	6	7	8	9	AB	R	H	RBI	BB	SO	LOB	TOP			
Phil Bradley, R (1, 7) OBP: 0.319, SLG: 0.282 Brady Anderson, L (6, 7) OBP: 0.480, SLG: 0.294	G4-3			F9		K		G6-3		3	0	0	0	0	1	2				
Billy Ripken, R (1, 4) OBP: 0.297, SLG: 0.324	K			G6-3		P6			P3	4	0	0	0	0	1	2				
Cal Ripken Jr., R (1, 6) OBP: 0.355, SLG: 0.340	G5-3			G5-3			L8		P3	4	0	0	0	0	0	0				
Randy Milligan, R (1, 10) OBP: 0.406, SLG: 0.375						K				2	0	0	0	2	2	0				
Brad Komminsk, R (1, 9) OBP: 0.267, SLG: 0.154	K						E5			4	0	1	0	0	2	2				
David Segui, S (1, 3) OBP: 0.333, SLG: 0.667										3	0	1	0	0	0	2				
Mike Devereaux, R (1, 8) OBP: 0.224, SLG: 0.217										3	0	0	0	0	0	2				
Bob Melvin, R (1, 2) OBP: 0.218, SLG: 0.308										3	0	1	0	0	0	0				
Rene Gonzales, R (1, 5) OBP: 0.320, SLG: 0.333										2	0	0	0	1	0	0				
Inning Stats	R: 0 E: 0 K: 1 S: 10	H: 0 LOB: 0 BB: 0 P: 15	R: 0 E: 0 K: 1 S: 7	H: 0 LOB: 0 BB: 1 P: 14	R: 0 E: 0 K: 0 S: 8	H: 0 LOB: 0 BB: 0 P: 12	R: 0 E: 0 K: 0 S: 9	H: 1 LOB: 0 BB: 0 P: 14	R: 0 E: 0 K: 1 S: 10	H: 1 LOB: 2 BB: 1 P: 18	R: 0 E: 1 K: 1 S: 14	H: 1 LOB: 2 BB: 0 P: 19	R: 0 E: 0 K: 0 S: 6	H: 0 LOB: 0 BB: 0 P: 10	R: 0 E: 0 K: 1 S: 7	H: 0 LOB: 1 BB: 1 P: 13	1B: 1 2B: 2 3B: 0 HR: 0	SF: 0 SAC: 0 DP: 2 HBP: 0	WP: 0 PB: 0 SB: 0 CS: 0	PA: 32
PITCHER Chuck Finley, L (1, 1) ERA: 1.58	IP: 9.0 WLS: W BF: 32 H: 3 R: 0 ER: 0 SO: 6 BB: 3 IBB: 0 HBP: 0 BLK: 0 WP: 0 HR: 0 S: 80 P: 127 ERA: 0.00 WHIP: 0.667															PITCHER				

Baltimore Orioles @ California Angels
Anaheim Stadium, Anaheim, CA
Tue May 08 1990, 10:05 PM EDT
Att: 22,803 - Unknown

AB 29
R 0
H 3
RBI 0
BB 3
SO 6
LOB 10



Batter	1	2	3	4	5	6	7	8	9	AB	R	H	RBI	BB	SO	LOB	BOTTOM			
Brian Downing, R (1, 10) OBP: 0.288, SLG: 0.348	G5-3 HR BB	P6				G6-4-3				3	2	1	2	1	0	1				
Donnie Hill, S (1, 4) OBP: 0.344, SLG: 0.433	G5-3			F8						4	0	1	0	0	0	1				
Devon White, S (1, 8) OBP: 0.236, SLG: 0.320	L7			G5-3						4	0	0	0	0	0	2				
Chili Davis, S (1, 7) OBP: 0.339, SLG: 0.429				G4-3						4	2	3	2	0	0	0				
Wally Joyner, L (1, 3) OBP: 0.339, SLG: 0.394										2	1	2	1	2	0	0				
Dante Bichette, R (1, 9) OBP: 0.342, SLG: 0.490										3	0	2	1	0	0	2				
Lance Parrish, R (1, 2) OBP: 0.288, SLG: 0.441	FC6-4									4	0	0	0	0	1	5				
Rick Schu, R (1, 5) OBP: 0.233, SLG: 0.214 Jack Howell, L (6, PH) OBP: 0.337, SLG: 0.408										2	0	0	0	0	0	1				
Kent Anderson, R (1, 6) OBP: 0.323, SLG: 0.298										2	0	1	0	0	0	0				
										4	1	1	0	0	1	1				
Inning Stats	R: 2 E: 0 K: 0 S: 12	H: 2 LOB: 2 BB: 1 P: 20	R: 0 E: 0 K: 0 S: 5	H: 0 LOB: 0 BB: 0 P: 6	R: 0 E: 0 K: 0 S: 4	H: 0 LOB: 0 BB: 0 P: 6	R: 1 E: 0 K: 0 S: 8	H: 2 LOB: 0 BB: 0 P: 9	R: 3 E: 0 K: 0 S: 17	H: 4 LOB: 2 BB: 1 P: 31	R: 0 E: 0 K: 0 S: 6	H: 1 LOB: 0 BB: 0 P: 9	R: 0 E: 0 K: 0 S: 11	H: 2 LOB: 2 BB: 1 P: 20	R: 0 E: 0 K: 2 S: 9	H: 0 LOB: 0 BB: 0 P: 12	1B: 7 2B: 1 3B: 0 HR: 3	SF: 0 SAC: 0 DP: 3 HBP: 1	WP: 0 PB: 0 SB: 0 CS: 0	PA: 36
PITCHER Jeff Ballard, L (1, 1) ERA: 4.3 Brian Holton, R (5, 1) ERA: 6.0 Mark Williamson, R (6, 1) ERA: 3.0 Joe Price, L (8, 1) ERA: 4.2	IP: 4.2 WLS: L BF: 23 H: 7 R: 6 ER: 6 SO: 6 BB: 2 IBB: 0 HBP: 1 BLK: 0 WP: 0 HR: 3 S: 42 P: 67 ERA: 11.57 WHIP: 1.929															PITCHER				

Baltimore Orioles @ California Angels
Anaheim Stadium, Anaheim, CA
Tue May 08 1990, 10:05 PM EDT
Att: 22,803 - Unknown

AB 32
R 6
H 11
RBI 6
BB 3
SO 2
LOB 13



Batter	1	2	3	4	5	6	7	8	9	AB	R	H	RBI	BB	SO	LOB	TOP			
Phil Bradley, R OBP: 0.320, SLG: 0.273 (1, 7)										4	0	0	0	0	2	1	Baltimore Orioles @ Oakland Athletics Oakland-Alameda County Coliseum, Oakland, CA Fri May 11 1990, 7:05 PM PDT Att: 36,892 - Unknown - 58 F			
Steve Finley, L OBP: 0.319, SLG: 0.318 (1, 8)										3	0	0	0	1	0	0				
Cal Ripken Jr., R OBP: 0.366, SLG: 0.364 (1, 6)										4	0	1	0	0	0	0				
Joe Orsulak, L OBP: 0.379, SLG: 0.462 (1, 9)										4	0	2	0	0	0	2				
Randy Milligan, R OBP: 0.397, SLG: 0.352 (1, 10)										4	0	0	0	0	3	4				
Mickey Tettleton, S OBP: 0.315, SLG: 0.224 (1, 2)										3	0	0	0	1	1	1				
David Segui, S OBP: 0.364, SLG: 0.333 (1, 3)										3	0	0	0	0	1	1				
Craig Worthington, R OBP: 0.313, SLG: 0.373 (1, 5)										3	0	2	0	0	1	0				
Billy Ripken, R OBP: 0.305, SLG: 0.342 (1, 4)										3	0	0	0	0	0	2				
Inning Stats	R: 0 E: 0 K: 1 S: 8	H: 0 LOB: 0 BB: 0 P: 11	R: 0 E: 0 K: 1 S: 8	H: 0 LOB: 1 BB: 1 P: 17	R: 0 E: 0 K: 0 S: 7	H: 1 LOB: 0 BB: 0 P: 9	R: 0 E: 0 K: 1 S: 9	H: 1 LOB: 1 BB: 0 P: 11	R: 0 E: 0 K: 1 S: 10	H: 1 LOB: 2 BB: 1 P: 13	R: 0 E: 0 K: 2 S: 8	H: 0 LOB: 0 BB: 0 P: 12	R: 0 E: 0 K: 1 S: 6	H: 0 LOB: 0 BB: 0 P: 9	R: 0 E: 0 K: 0 S: 9	H: 1 LOB: 1 BB: 0 P: 14	1B: 3 2B: 2 3B: 0 HR: 0	SF: 0 SAC: 0 DP: 1 HBP: 0	WP: 0 PB: 0 SB: 0 CS: 0	PA: 33
PITCHER Bob Welch, R ERA: 1.41 (1, 1)	IP: 9.0 WLS: W BF: 33	H: 5 R: 0 ER: 0 SO: 8	BB: 2 IBB: 0 HBP: 0 BLK: 0	WP: 0 HR: 0 S: 75 P: 117	ERA: 0.00 WHIP: 0.778											ERA: 0.00 WHIP: 0.778				

Batter	1	2	3	4	5	6	7	8	9	AB	R	H	RBI	BB	SO	LOB	BOTTOM			
Rickey Henderson, R OBP: 0.439, SLG: 0.602 (1, 7)										3	1	1	0	1	0	1	Baltimore Orioles @ Oakland Athletics Oakland-Alameda County Coliseum, Oakland, CA Fri May 11 1990, 7:05 PM PDT Att: 36,892 - Unknown - 58 F			
Carney Lansford, R OBP: 0.348, SLG: 0.376 (1, 5)										4	0	2	1	0	0	1				
Jose Canseco, R OBP: 0.430, SLG: 0.535 (1, 10)										3	0	0	1	0	1	4				
Mark McGwire, R OBP: 0.375, SLG: 0.528 (1, 3)										4	2	3	2	0	0	0				
Dave Henderson, R OBP: 0.333, SLG: 0.410 (1, 8)										3	1	2	0	1	0	0				
Ron Hassey, L OBP: 0.327, SLG: 0.375 (1, 2)										4	0	2	0	0	0	2				
Felix Jose, S OBP: 0.333, SLG: 0.483 (1, 9)										3	0	0	0	1	0	2				
Walt Weiss, S OBP: 0.346, SLG: 0.410 (1, 6)										2	1	0	0	2	0	1				
Mike Gallego, R OBP: 0.256, SLG: 0.296 (1, 4)										4	0	1	0	0	0	5				
Inning Stats	R: 0 E: 0 K: 0 S: 7	H: 0 LOB: 0 BB: 0 P: 8	R: 1 E: 0 K: 0 S: 12	H: 1 LOB: 2 BB: 3 P: 29	R: 1 E: 0 K: 0 S: 9	H: 0 LOB: 0 BB: 1 P: 14	R: 0 E: 0 K: 0 S: 4	H: 1 LOB: 0 BB: 0 P: 7	R: 0 E: 0 K: 0 S: 8	H: 3 LOB: 2 BB: 0 P: 12	R: 0 E: 0 K: 0 S: 11	H: 2 LOB: 1 BB: 0 P: 15	R: 1 E: 0 K: 1 S: 12	H: 1 LOB: 1 BB: 1 P: 22	R: 2 E: 1 K: 0 S: 13	H: 3 LOB: 1 BB: 0 P: 19	1B: 9 2B: 1 3B: 0 HR: 2	SF: 1 SAC: 0 DP: 3 HBP: 0	WP: 0 PB: 0 SB: 3 CS: 0	PA: 36
PITCHER Bob Milacki, R ERA: 3.46 (1, 1)	IP: 6.2 WLS: L BF: 29	H: 8 R: 3 ER: 3 SO: 0	BB: 5 IBB: 0 HBP: 0 BLK: 0	WP: 0 HR: 1 S: 60 P: 102	ERA: 4.05 WHIP: 1.950											ERA: 4.05 WHIP: 1.950				
Brian Holton, R ERA: 6.09 (7, 1)	IP: 1.1 WLS: 7 BF: 3	H: 2 R: 1 ER: 1 SO: 1	BB: 0 IBB: 0 HBP: 0 BLK: 1	WP: 0 HR: 1 S: 16 P: 24	ERA: 6.75 WHIP: 2.250											ERA: 6.75 WHIP: 2.250				



Batter	1	2	3	4	5	6	7	8	9	AB	R	H	RBI	BB	SO	LOB	TOP								
Phil Bradley, R OBP: 0.316, SLG: 0.272 (1, 7)										4	0	1	0	0	2	0	Baltimore Orioles @ Oakland Athletics Oakland-Alameda County Coliseum, Oakland, CA Sat May 12 1990, 3:33 AM PDT Att: 40,958 - Sunny - 59 F								
Randy Milligan, R OBP: 0.392, SLG: 0.341 (1, 3)										3	0	0	0	1	0	0									
Cal Ripken Jr., R OBP: 0.378, SLG: 0.432 (1, 6)										4	2	3	2	0	0	0									
Mickey Tettleton, S OBP: 0.302, SLG: 0.213 (1, 10)										4	0	0	0	0	1	1									
Craig Worthington, R OBP: 0.319, SLG: 0.377 (1, 5)										4	0	2	0	0	1	0									
Mike Devereaux, R OBP: 0.203, SLG: 0.200 (1, 8)										4	0	0	0	0	0	2									
Bob Melvin, R OBP: 0.270, SLG: 0.356 (1, 2)										2	1	1	0	1	1	0									
Brad Komminsk, R OBP: 0.238, SLG: 0.211 (1, 9)										3	0	1	1	0	0	1									
Billy Ripken, R OBP: 0.298, SLG: 0.333 (8, PH)										2	0	0	0	0	0	1									
Brady Anderson, L OBP: 0.462, SLG: 0.278 (8, PH)										1	0	0	0	0	0	0									
Rene Gonzales, R OBP: 0.320, SLG: 0.333 (8, 4)										0	0	0	0	0	0	0									
Inning Stats	R: 0 E: 0 K: 0 S: 9	H: 2 LOB: 1 BB: 1 P: 15	R: 1 E: 0 K: 0 S: 14	H: 2 LOB: 1 BB: 0 P: 21	R: 0 E: 0 K: 1 S: 8	H: 0 LOB: 0 BB: 0 P: 15	R: 0 E: 0 K: 1 S: 11	H: 1 LOB: 0 BB: 0 P: 16	R: 0 E: 0 K: 1 S: 8	H: 0 LOB: 0 BB: 0 P: 13	R: 1 E: 0 K: 0 S: 7	H: 1 LOB: 0 BB: 0 P: 12	R: 0 E: 0 K: 0 S: 10	H: 1 LOB: 1 BB: 1 P: 19	R: 0 E: 0 K: 1 S: 8	H: 0 LOB: 0 BB: 0 P: 9	R: 1 E: 0 K: 1 S: 7	H: 1 LOB: 0 BB: 0 P: 10	1B: 4 2B: 3 3B: 0 HR: 2	SF: 0 SAC: 0 DP: 2 HBP: 0	WP: 0 PB: 0 SB: 0 CS: 1	PA: 33			
PITCHER	IP	WLS	BF	H	R	ER	SO	BB	IBB	HBP	BLK	WP	HR	S	P	ERA	WHIP								
Curt Young, L ERA: 6.18 (1, 1)	6.2		25	7	2	2	3	2	0	0	0	0	1	65	108	2.70	1.350								
Gene Nelson, R ERA: 1.1 (7, 1)	2.1	L	8	1	1	1	2	0	0	0	0	0	1	17	22	3.86	0.429								

Batter	1	2	3	4	5	6	7	8	9	AB	R	H	RBI	BB	SO	LOB	BOTTOM								
Rickey Henderson, R OBP: 0.429, SLG: 0.583 (1, 10)										5	0	1	0	0	0	3	Baltimore Orioles @ Oakland Athletics Oakland-Alameda County Coliseum, Oakland, CA Sat May 12 1990, 3:33 AM PDT Att: 40,958 - Sunny - 59 F								
Camey Lansford, R OBP: 0.359, SLG: 0.385 (1, 5)										5	1	3	0	0	0	0									
Jose Canseco, R OBP: 0.429, SLG: 0.558 (1, 9)										5	1	2	2	0	2	3									
Mark McGwire, R OBP: 0.379, SLG: 0.516 (1, 3)										2	0	0	0	2	2	1									
Dave Henderson, R OBP: 0.320, SLG: 0.391 (1, 8)										4	0	0	0	0	1	6									
Felix Jose, S OBP: 0.343, SLG: 0.484 (1, 7)										4	0	2	0	0	0	0									
Terry Steinbach, R OBP: 0.284, SLG: 0.333 (1, 2)										3	0	1	0	0	0	1									
Walt Weiss, S OBP: 0.333, SLG: 0.394 (1, 6)										4	0	0	0	0	1	4									
Mike Gallego, R OBP: 0.250, SLG: 0.288 (7, PH)										2	0	0	0	0	0	2									
Ken Phelps, L OBP: 0.347, SLG: 0.282 (7, PH)										0	0	0	0	1	0	0									
Lance Blankenship, R OBP: 0.206, SLG: 0.100 (8, 4)										1	0	0	0	0	1	1									
Inning Stats	R: 0 E: 0 K: 1 S: 14	H: 2 LOB: 2 BB: 1 P: 22	R: 0 E: 0 K: 1 S: 15	H: 2 LOB: 0 BB: 0 P: 22	R: 0 E: 0 K: 2 S: 11	H: 1 LOB: 1 BB: 0 P: 14	R: 0 E: 0 K: 0 S: 7	H: 0 LOB: 0 BB: 0 P: 11	R: 2 E: 0 K: 1 S: 12	H: 2 LOB: 0 BB: 0 P: 16	R: 0 E: 1 K: 0 S: 11	H: 0 LOB: 1 BB: 0 P: 16	R: 0 E: 0 K: 0 S: 11	H: 1 LOB: 3 BB: 2 P: 19	R: 0 E: 0 K: 1 S: 12	H: 1 LOB: 1 BB: 0 P: 16	R: 0 E: 0 K: 1 S: 7	H: 0 LOB: 0 BB: 0 P: 12	1B: 8 2B: 0 3B: 0 HR: 1	SF: 0 SAC: 1 DP: 0 HBP: 0	WP: 0 PB: 0 SB: 0 CS: 0	PA: 39			
PITCHER	IP	WLS	BF	H	R	ER	SO	BB	IBB	HBP	BLK	WP	HR	S	P	ERA	WHIP								
Dave Johnson, R ERA: 4.84 (1, 1)	6.1		29	8	2	2	5	2	0	0	0	0	0	74	109	2.84	1.579								
Mark Williamson, R ERA: 2.63 (7, 1)	1.2	W	7	1	0	0	1	1	0	0	0	0	0	19	27	0.00	1.200								
Gregg Olson, R ERA: 0.52 (8, 1)	1.0	S	3	0	0	0	1	0	0	0	0	0	0	7	12	0.00	0.000								



Batter	1	2	3	4	5	6	7	8	9	AB	R	H	RBI	BB	SO	LOB	TOP								
Brady Anderson, L (1, 10) OBP: 0.419, SLG: 0.261	1-1 G1-3			2-2 G4-3	0-2 G4-3		0-1 F7		3-2 1B	5	0	1	0	0	0	3	Baltimore Orioles @ Oakland Athletics Oakland-Alameda County Coliseum, Oakland, CA Sun May 13 1990, 3:33 AM PDT Att: 36,394 - Sunny - 66 F								
Steve Finley, L (1, 7) OBP: 0.316, SLG: 0.307	4-2 CS BB			0-0 F8	0-0 B1			0-1 P4		3	0	0	0	1	0	1									
Cal Ripken Jr., R (1, 6) OBP: 0.374, SLG: 0.426	3-2 P4			2-0 WP 1B		2-2 P3		1-1 G6-3		4	1	1	0	0	0	1									
Joe Orsulak, L (1, 9) OBP: 0.374, SLG: 0.451	3-2 CS	2-1 G4-3		2-2 2B 1B		0-1 G4-3		2-0 L4		4	1	1	1	0	0	0									
Mickey Tettleton, S (1, 2)		1-0 F8		3-2 1B		3-3 K		4-2 G3 SH1 1B BB		3	1	1	1	1	1	0									
Craig Worthington, R (1, 5) OBP: 0.320, SLG: 0.370		1-3 K		0-1 G4-3			4-2 G4-6-3 BB		1-0 SH1	2	0	0	0	1	1	1									
David Segui, S (1, 3) OBP: 0.333, SLG: 0.308			2-1 G1-3		1-0 SH5-4 2B 1B		1-0 G4-6-3		0-0 G3	4	1	1	0	0	0	2									
Billy Ripken, R (1, 4) OBP: 0.310, SLG: 0.346			1-3 K		1-0 SH5-4		0-1 1B		3-2 1B	3	0	2	1	0	1	0									
Mike Devereaux, R (1, 8) OBP: 0.238, SLG: 0.254			1-0 G1-4-3		0-0 G4-3 2B		2-2 1B		1-1 1B	4	0	3	1	0	0	0									
Inning Stats	R: 0 E: 0 K: 0 S: 10	H: 0 LOB: 0 BB: 1 P: 21	R: 0 E: 0 K: 1 S: 6	H: 0 LOB: 0 BB: 0 P: 10	R: 0 E: 0 K: 1 S: 9	H: 0 LOB: 0 BB: 0 P: 13	R: 2 E: 0 K: 0 S: 15	H: 3 LOB: 1 BB: 0 P: 24	R: 1 E: 0 K: 0 S: 8	H: 2 LOB: 1 BB: 0 P: 10	R: 0 E: 0 K: 1 S: 9	H: 0 LOB: 2 BB: 1 P: 14	R: 0 E: 0 K: 0 S: 10	H: 2 LOB: 2 BB: 1 P: 17	R: 0 E: 0 K: 0 S: 5	H: 0 LOB: 0 BB: 0 P: 8	R: 1 E: 0 K: 0 S: 12	H: 3 LOB: 2 BB: 1 P: 24	1B: 8 2B: 2 3B: 0 HR: 0	SF: 0 SAC: 2 DP: 1 HBP: 0	WP: 1 PB: 0 SB: 0 CS: 1	PA: 38			
PITCHER	IP	WLS	BF	H	R	ER	SO	BB	IBB	HBP	BLK	WP	HR	S	P	ERA	WHIP								
Mike Moore, R (1, 1) ERA: 4.43	7.0	L	28	7	3	3	3	2	0	0	0	1	0	67	109	3.86	1.286								
Joe Klimk, L (8, 1) ERA: 2.94	1.0		3	0	0	0	0	0	0	0	0	0	0	5	8	0.00	0.000								
Mike Norris, R (9, 1) ERA: 6.0	1.0		6	3	1	1	0	1	0	0	0	0	0	12	24	9.00	4.000								

Batter	1	2	3	4	5	6	7	8	9	AB	R	H	RBI	BB	SO	LOB	BOTTOM								
Rickey Henderson, R (1, 7) OBP: 0.431, SLG: 0.604	3-2 G4-3		2-1 HR		2-2 F8			4-2 CS BB		3	1	1	1	1	0	1	Baltimore Orioles @ Oakland Athletics Oakland-Alameda County Coliseum, Oakland, CA Sun May 13 1990, 3:33 AM PDT Att: 36,394 - Sunny - 66 F								
Carney Lansford, R (1, 5) OBP: 0.356, SLG: 0.376	3-1 P9		0-0 G5-3			1-0 L7		4-0 CS BB		3	0	0	0	1	0	0									
Jose Canseco, R (1, 9) OBP: 0.431, SLG: 0.551	4-0 BB			0-1 G6-3 1B		1-2 F9		0-2 F9		3	0	1	0	1	0	2									
Mark McGwire, R (1, 3) OBP: 0.375, SLG: 0.500	1-1 F8			0-1 L7		0-0 L6		4-1 BB		3	0	0	0	1	0	2									
Dave Henderson, R (1, 8) OBP: 0.317, SLG: 0.385		1-0 G5-3		2-0 G6-3		1-0 1B		0-1 F9		4	0	1	0	0	0	3									
Felix Jose, S (1, 10) OBP: 0.324, SLG: 0.456		0-1 G5-3		1-3 F8		2-2 L4		0-3 K		4	0	0	0	0	1	2									
Terry Steinbach, R (1, 2) OBP: 0.275, SLG: 0.353		0-1 L9			0-0 G3 2B		0-0 1B		2-1 F8	4	0	2	0	0	0	0									
Walt Weiss, S (1, 6) OBP: 0.322, SLG: 0.380			1-3 K		0-0 G3		1-2 L3		0-1 G3-1	4	0	0	0	0	1	3									
Mike Gallego, R (1, 4) OBP: 0.244, SLG: 0.280			0-0 F7		0-0 F9		1-3 K			2	0	0	0	0	0	1									
Ron Hassey, L (7, PH) OBP: 0.327, SLG: 0.375										0	0	0	0	0	0	0									
Lance Blankenship, R (7, PH) OBP: 0.200, SLG: 0.097										1	0	0	0	0	1	2									
Inning Stats	R: 0 E: 0 K: 0 S: 8	H: 0 LOB: 1 BB: 1 P: 19	R: 0 E: 0 K: 0 S: 5	H: 0 LOB: 0 BB: 0 P: 6	R: 1 E: 0 K: 1 S: 7	H: 1 LOB: 0 BB: 0 P: 10	R: 0 E: 0 K: 0 S: 6	H: 1 LOB: 1 BB: 0 P: 8	R: 0 E: 0 K: 0 S: 6	H: 1 LOB: 1 BB: 0 P: 8	R: 0 E: 0 K: 0 S: 5	H: 0 LOB: 0 BB: 0 P: 7	R: 0 E: 0 K: 1 S: 14	H: 2 LOB: 2 BB: 0 P: 19	R: 0 E: 0 K: 0 S: 8	H: 0 LOB: 2 BB: 3 P: 20	R: 0 E: 0 K: 1 S: 7	H: 0 LOB: 0 BB: 0 P: 9	1B: 3 2B: 1 3B: 0 HR: 1	SF: 0 SAC: 0 DP: 0 HBP: 0	WP: 0 PB: 0 SB: 2 CS: 2	PA: 35			
PITCHER	IP	WLS	BF	H	R	ER	SO	BB	IBB	HBP	BLK	WP	HR	S	P	ERA	WHIP								
Jay Tibbs, R (1, 1) ERA: 4.81	6.1	W	25	5	1	1	1	1	0	0	0	0	0	3	4	0.00	0.947								
Brian Holton, R (7, 1) ERA: 5.93	0.1		1	0	0	0	0	0	0	0	0	0	0	3	4	0.00	0.000								
Joe Price, L (7, 1) ERA: 4.11	0.1		1	0	0	0	1	0	0	0	0	0	0	5	6	0.00	0.000								
Mark Williamson, R (8, 1) ERA: 2.63	0.0		2	0	0	0	0	2	0	0	0	0	0	2	10	∞	∞								
Gregg Olson, R (8, 1) ERA: 0.47	2.0	S	6	0	0	0	1	1	0	0	0	0	0	13	19	0.00	0.500								

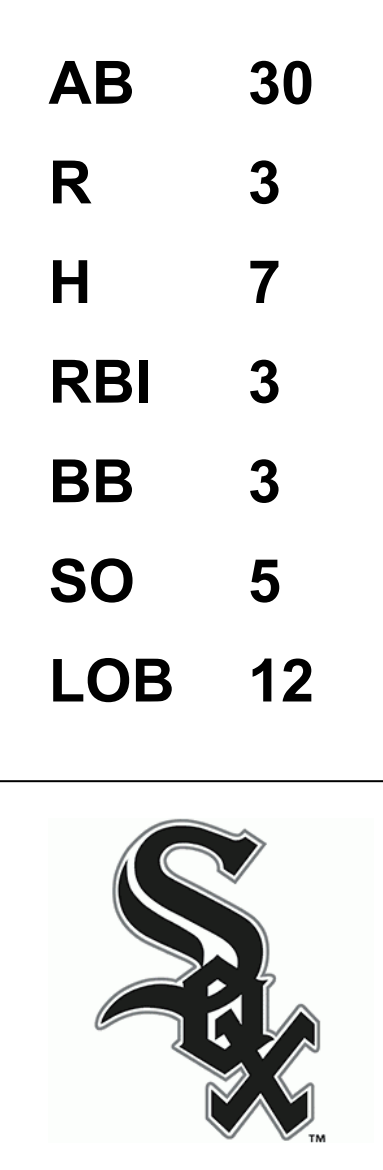


Batter	1	2	3	4	5	6	7	8	9	AB	R	H	RBI	BB	SO	LOB	TOP					
Phil Bradley, R OBP: 0.323, SLG: 0.280 (1, 7)	F7		1B		SH5-3	F8		1B		0	0	0	0	0	0	0	Baltimore Orioles @ Chicago White Sox Comiskey Park, Chicago, IL Tue May 15 1990, 8:05 PM EDT Att: 8,343 - Unknown - 48 F					
Mike Devereaux, R OBP: 0.221, SLG: 0.234 (1, 8)	G5-3		FC5		G6-3		L7	E5		5	0	0	1	0	0	4						
Cal Ripken Jr., R OBP: 0.375, SLG: 0.429 (1, 6)	K				P3		BB	FC4		4	0	1	0	1	1	2						
Randy Milligan, R OBP: 0.400, SLG: 0.340 (1, 3)		F9			G1		G1-3			3	0	1	0	2	0	2						
Mickey Tettleton, S OBP: 0.305, SLG: 0.227 (1, 10)		K			G1		G5-3			5	0	1	0	0	2	3						
Craig Worthington, R OBP: 0.323, SLG: 0.366 (1, 5)	G5-3				G1		HBP			4	1	1	0	1	0	3						
Bob Melvin, R OBP: 0.269, SLG: 0.349 (1, 2)					G4-3		G1-4-3			4	0	1	0	0	0	5						
Brad Komminsk, R OBP: 0.280, SLG: 0.227 (1, 9)					F7		SH5-3			3	1	1	0	0	1	0						
Billy Ripken, R OBP: 0.311, SLG: 0.349 (1, 4)					FC5		SH			2	0	1	1	0	0	0						
Inning Stats	R: 0 E: 0 K: 1 S: 8	H: 0 LOB: 0 BB: 0 P: 14	R: 0 E: 0 K: 1 S: 6	H: 0 LOB: 0 BB: 0 P: 10	R: 0 E: 0 K: 0 S: 7	H: 2 LOB: 2 BB: 0 P: 10	R: 0 E: 0 K: 0 S: 17	H: 2 LOB: 2 BB: 0 P: 24	R: 1 E: 0 K: 0 S: 9	H: 1 LOB: 2 BB: 1 P: 14	R: 0 E: 0 K: 0 S: 13	H: 2 LOB: 2 BB: 0 P: 23	R: 0 E: 0 K: 1 S: 22	H: 1 LOB: 3 BB: 2 P: 32	R: 0 E: 1 K: 1 S: 14	H: 1 LOB: 2 BB: 0 P: 19	R: 0 E: 0 K: 0 S: 6	H: 0 LOB: 0 BB: 1 P: 12	1B: 8 2B: 1 3B: 0 HR: 0	SF: 1 SAC: 2 DP: 1 HBP: 1	WP: 0 PB: 0 CS: 0	PA: 42
PITCHER	IP	WLS	BF	H	R	ER	SO	BB	IBB	HBP	BLK	WP	HR	S	P	ERA	WHIP					
Greg Hibbard, L ERA: 3.16 (1, 1)	6.0		28	7	2	2	2	0	1	1	0	0	0	60	95	3.00	1.167					
Wayne Edwards, L ERA: 1.59 (7, 1)	0.2		5	1	0	0	1	2	0	0	0	0	0	20	30	0.00	4.500					
Donn Pall, R ERA: 3.6 (7, 1)	1.0		5	1	0	0	1	0	0	0	0	0	0	14	19	0.00	1.000					
Barry Jones, R ERA: 1.26 (8, 1)	0.1	W	1	0	0	0	0	0	0	0	0	0	0	2	2	0.00	0.000					
Bobby Thigpen, R ERA: 2.6 (9, 1)	1.0	S	3	0	0	0	0	1	0	0	0	0	0	6	12	0.00	1.000					

AB	30
R	2
H	7
RBI	2
BB	4
SO	4
LOB	19



Batter	1	2	3	4	5	6	7	8	9	AB	R	H	RBI	BB	SO	LOB	BOTTOM				
Sammy Sosa, R OBP: 0.318, SLG: 0.429 (1, 9)	G4-3		FC4-6		F8		F8			4	1	2	0	0	0	3	Baltimore Orioles @ Chicago White Sox Comiskey Park, Chicago, IL Tue May 15 1990, 8:05 PM EDT Att: 8,343 - Unknown - 48 F				
Lance Johnson, L OBP: 0.330, SLG: 0.309 (1, 8)	G4-3		FC4-6			B5-3		G4-3		4	0	0	0	0	0	3					
Ivan Calderon, R OBP: 0.375, SLG: 0.490 Rodney McCray, R (9, 7)	G4-3		G4-3					G6-3		4	0	1	1	0	0	2					
Ron Kittle, R OBP: 0.326, SLG: 0.488 Dan Pasqua, L OBP: 0.462, SLG: 0.545 (8, PH)	K							HR		3	0	0	0	0	3	1					
Carlton Fisk, R OBP: 0.354, SLG: 0.367 (1, 2)								HR		3	1	1	2	1	1	1					
Carlos Martinez, R OBP: 0.245, SLG: 0.356 (1, 3)								F9		4	0	0	0	0	0	1					
Robin Ventura, L OBP: 0.300, SLG: 0.270 (1, 5)										3	0	0	0	0	1	0					
Scott Fletcher, R OBP: 0.312, SLG: 0.267 (1, 4)										1	0	0	0	2	0	0					
Ozzie Guillen, L OBP: 0.353, SLG: 0.448 (1, 6)										3	0	2	0	0	0	1					
Inning Stats	R: 1 E: 0 K: 1 S: 9	H: 1 LOB: 0 BB: 0 P: 13	R: 0 E: 0 K: 1 S: 8	H: 0 LOB: 0 BB: 0 P: 9	R: 0 E: 0 K: 0 S: 16	H: 1 LOB: 2 BB: 1 P: 23	R: 0 E: 0 K: 1 S: 9	H: 0 LOB: 0 BB: 1 P: 15	R: 0 E: 0 K: 2 S: 13	H: 1 LOB: 1 BB: 0 P: 19	R: 0 E: 0 K: 0 S: 11	H: 1 LOB: 2 BB: 1 P: 19	R: 2 E: 0 K: 0 S: 17	H: 2 LOB: 0 BB: 0 P: 23	R: 0 E: 0 K: 0 S: 6	H: 0 LOB: 0 BB: 0 P: 12	1B: 4 2B: 0 3B: 2 HR: 1	SF: 0 SAC: 0 DP: 1 HBP: 0	WP: 0 PB: 0 CS: 0	PA: 33	
PITCHER	IP	WLS	BF	H	R	ER	SO	BB	IBB	HBP	BLK	WP	HR	S	P	ERA	WHIP				
Pete Harnisch, R ERA: 3.74 (1, 1)	8.0	L	33	7	3	3	5	3	0	0	0	0	1	97	139	3.38	1.250				



Batter	1	2	3	4	5	6	7	8	9	AB	R	H	RBI	BB	SO	LOB	TOP										
Phil Bradley, R (1, 7) OBP: 0.314, SLG: 0.270	G5-3		G1-3			F9		G6-3		0	0	0	0	0	0	0											
Mike Devereaux, R (1, 8) OBP: 0.214, SLG: 0.227	E5		G6-3						G3	2	1	0	0	0	0	0											
Steve Finley, L (4, 8) OBP: 0.323, SLG: 0.315	3B									1	0	1	0	0	0	0											
Bob Melvin, R (9, PH) OBP: 0.269, SLG: 0.349										0	0	0	0	0	0	0											
Brady Anderson, L (9, PH) OBP: 0.406, SLG: 0.250						1B				1	0	0	0	0	0	0											
Cal Ripken Jr., R (1, 6) OBP: 0.372, SLG: 0.439	2B					L4			G6-3	4	1	1	1	0	1	1											
Joe Orsulak, L (1, 9) OBP: 0.389, SLG: 0.471	CS					L7				3	0	2	1	1	0	0											
Randy Milligan, R (1, 10) OBP: 0.388, SLG: 0.327	P3									4	0	0	0	0	2	3											
Mickey Tettleton, S (1, 2) OBP: 0.306, SLG: 0.242										3	0	1	0	0	1	0											
Craig Worthington, R (1, 5) OBP: 0.315, SLG: 0.357										3	0	0	0	0	2	1											
David Segui, S (1, 3) OBP: 0.278, SLG: 0.250										3	0	0	0	0	0	0											
Billy Ripken, R (1, 4) OBP: 0.301, SLG: 0.337										3	0	0	0	0	1	0											
Inning Stats	R: 2 H: 2 E: 1 K: 0 S: 9	H: 2 LOB: 0 BB: 0 P: 16	R: 0 H: 0 E: 0 K: 2 S: 9	H: 0 LOB: 0 BB: 0 P: 13	R: 0 H: 0 E: 0 K: 2 S: 9	H: 0 LOB: 0 BB: 0 P: 16	R: 0 H: 0 E: 0 K: 2 S: 7	H: 0 LOB: 0 BB: 0 P: 11	R: 0 H: 1 E: 0 K: 1 S: 11	H: 1 LOB: 1 BB: 0 P: 16	R: 0 H: 1 E: 0 K: 1 S: 9	H: 1 LOB: 1 BB: 1 P: 19	R: 0 H: 0 E: 0 K: 1 S: 8	H: 0 LOB: 0 BB: 0 P: 8	R: 0 H: 1 E: 0 K: 1 S: 10	H: 1 LOB: 1 BB: 0 P: 16	1B: 2 2B: 2 3B: 1 HR: 0	SF: 0 SAC: 0 DP: 1 HBP: 0	WP: 0 PB: 0 SB: 0 CS: 1	PA: 32							
PITCHER	IP	WLS	BF	H	R	ER	SO	BB	IBB	HBP	BLK	WP	HR	S	P	ERA	WHIP										
Jerry Kutzler, R (1, 1) ERA: 4.87	6.0	W	22	3	2	1	4	1	0	0	0	0	0	55	89	1.50	0.667										
Scott Radinsky, L (7, 1) ERA: 0.68	2.0		6	1	0	0	2	0	0	0	0	0	0	16	22	0.00	0.500										
Bobby Thigpen, R (9, 1) ERA: 2.45	1.0	S	4	1	0	0	1	0	0	0	0	0	0	10	16	0.00	1.000										

Baltimore Orioles @ Chicago White Sox
Comiskey Park, Chicago, IL
Wed May 16 1990, 8:05 PM EDT
Att: 20,042 - Unknown - 72 F

AB	27
R	2
H	5
RBI	2
BB	1
SO	7
LOB	5



Batter	1	2	3	4	5	6	7	8	9	AB	R	H	RBI	BB	SO	LOB	BOTTOM										
Sammy Sosa, R (1, 9) OBP: 0.306, SLG: 0.412	G4-3						G5-3			4	0	0	0	0	1	2											
Lance Johnson, L (1, 8) OBP: 0.336, SLG: 0.317	BB						F8			4	1	2	0	0	0	1											
Ivan Calderon, R (1, 7) OBP: 0.387, SLG: 0.486	FC6-4						F8			1	2	0	0	3	0	0											
Dan Pasqua, L (1, 10) OBP: 0.442, SLG: 0.500	FC6-4						F8			3	0	0	0	1	2	2											
Carlton Fisk, R (1, 2) OBP: 0.359, SLG: 0.359	FC6-4						F8			2	0	0	2	2	0	2											
Carlos Martinez, R (1, 3) OBP: 0.255, SLG: 0.404	2B						F9			4	1	2	2	0	0	3											
Robin Ventura, L (1, 5) OBP: 0.287, SLG: 0.256	G6-3						G6-3			4	0	0	0	0	1	3											
Scott Fletcher, R (1, 4) OBP: 0.304, SLG: 0.258										3	0	0	0	0	1	0											
Ozzie Guillen, L (1, 6) OBP: 0.362, SLG: 0.455										3	0	2	0	0	0	0											
Inning Stats	R: 2 H: 2 E: 0 K: 0 S: 11	H: 1 LOB: 1 BB: 0 P: 12	R: 2 H: 1 E: 0 K: 2 S: 11	H: 1 LOB: 0 BB: 1 P: 21	R: 0 H: 1 E: 0 K: 1 S: 9	H: 1 LOB: 0 BB: 0 P: 13	R: 0 H: 0 E: 0 K: 1 S: 5	H: 0 LOB: 0 BB: 0 P: 12	R: 0 H: 0 E: 0 K: 0 S: 7	H: 0 LOB: 1 BB: 1 P: 16	1B: 4 2B: 1 3B: 0 HR: 1	SF: 0 SAC: 0 DP: 0 HBP: 0	WP: 0 PB: 0 SB: 4 CS: 2	PA: 35													
PITCHER	IP	WLS	BF	H	R	ER	SO	BB	IBB	HBP	BLK	WP	HR	S	P	ERA	WHIP										
Bob Milacki, R (1, 1) ERA: 4.03	3.0	L	16	4	4	4	2	3	0	0	0	0	0	29	57	12.00	2.333										
Joe Price, L (4, 1) ERA: 3.44	3.0		11	2	0	0	3	2	0	0	0	0	0	29	49	0.00	1.333										
Mark Williamson, R (7, 1) ERA: 2.3	2.0		7	0	0	0	0	1	0	0	0	0	0	12	28	0.00	0.500										

Baltimore Orioles @ Chicago White Sox
Comiskey Park, Chicago, IL
Wed May 16 1990, 8:05 PM EDT
Att: 20,042 - Unknown - 72 F

AB	28
R	4
H	6
RBI	4
BB	6
SO	5
LOB	13



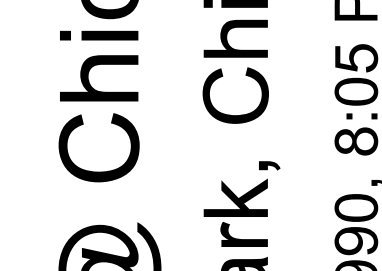
Batter	1	2	3	4	5	6	7	8	9	AB	R	H	RBI	BB	SO	LOB	TOP								
Brady Anderson, L OBP: 0.389, SLG: 0.222	F7		SH5-3 HBP		F8			P6		3	0	0	0	0	0	0	Baltimore Orioles @ Chicago White Sox Comiskey Park, Chicago, IL Thu May 17 1990, 8:05 PM EDT Att. 9,655 - Unknown - 60 F								
Steve Finley, L OBP: 0.324, SLG: 0.315	G4-3 1B		SH5-3			G4-3		G1-3		3	0	1	0	0	0	0									
Cal Ripken Jr., R OBP: 0.368, SLG: 0.433	G4-3		F8			G5-3			1B	4	0	1	0	0	0	2									
Joe Orsulak, L OBP: 0.374, SLG: 0.449	P4		G6-3			G4-3		G3		4	0	0	0	0	0	3									
Randy Milligan, R OBP: 0.383, SLG: 0.317		F7		P4			HR BB		E5 FC3-6	3	1	0	0	1	0	0									
Mickey Tettleton, S OBP: 0.321, SLG: 0.305		2B		G5-4-3 1B			HR		FC3-6 1-2f	4	2	3	2	0	0	1									
Craig Worthington, R OBP: 0.313, SLG: 0.361		G3 2H		G5-4-3 1-2f			K		K	4	0	1	1	0	2	2									
David Segui, S OBP: 0.227, SLG: 0.200		G3			F7		G4-3		K	4	0	0	0	0	1	2									
Billy Ripken, R OBP: 0.292, SLG: 0.326		G5-3			P6		G5-3			3	0	0	0	0	0	1									
Inning Stats	R: 0 E: 0 K: 0 S: 9	H: 1 LOB: 1 BB: 0 P: 12	R: 1 E: 0 K: 0 S: 10	H: 2 LOB: 1 BB: 0 P: 14	R: 0 E: 0 K: 0 S: 7	H: 0 LOB: 1 BB: 0 P: 13	R: 0 E: 0 K: 0 S: 7	H: 1 LOB: 0 BB: 0 P: 11	R: 0 E: 0 K: 0 S: 6	H: 0 LOB: 0 BB: 0 P: 9	R: 0 E: 0 K: 0 S: 7	H: 0 LOB: 0 BB: 0 P: 13	R: 2 E: 0 K: 1 S: 11	H: 1 LOB: 1 BB: 1 P: 21	R: 0 E: 0 K: 0 S: 8	H: 1 LOB: 1 BB: 0 P: 13	R: 0 E: 1 K: 2 S: 11	H: 0 LOB: 1 BB: 0 P: 16	1B: 3 2B: 2 3B: 0 HR: 1	SF: 0 SAC: 1 DP: 1 HBP: 1	WP: 0 PB: 0 CS: 0	PA: 35			
PITCHER	IP	WLS	BF	H	R	ER	SO	BB	IBB	HBP	BLK	WP	HR	S	P	ERA	WHIP								
Eric King, R ERA: 2.63	6.0		24	5	3	3	0	1	0	1	0	0	1	49	81	4.50	1.000								
Barry Jones, R ERA: 1.1	2.0	W	7	1	0	0	1	0	0	0	0	0	0	16	25	0.00	0.500								
Donn Pall, R ERA: 3.43	1.0		4	0	0	0	2	0	0	0	0	0	0	11	16	0.00	0.000								

Batter	1	2	3	4	5	6	7	8	9	AB	R	H	RBI	BB	SO	LOB	BOTTOM								
Sammy Sosa, R OBP: 0.302, SLG: 0.411	K		F8			G4-3	BB 2B	G1-3		5	1	1	1	0	1	1	Baltimore Orioles @ Chicago White Sox Comiskey Park, Chicago, IL Thu May 17 1990, 8:05 PM EDT Att. 9,655 - Unknown - 60 F								
Lance Johnson, L OBP: 0.360, SLG: 0.337	G6-4-3 1B			G4-3 1B		1B	BB WP BB			3	2	3	0	1	0	0									
Ivan Calderon, R OBP: 0.391, SLG: 0.481	G6-4-3 1-2f			G4-3 1-2f		1B	WP BB BB			3	2	1	0	1	0	2									
Ron Kittle, R OBP: 0.344, SLG: 0.494		F7				E4				3	0	2	2	1	0	0									
Rodney McCray, R ERA: 7.07				1B		1B	BB			0	1	0	0	0	0	0									
Carlton Fisk, R OBP: 0.355, SLG: 0.347		F8				G5-3	E3 G4-3 2H 1-2 2H 3H			3	0	0	1	1	0	1									
Carlos Martinez, R OBP: 0.255, SLG: 0.392		G5-3			P4		G4-3			3	0	0	0	1	0	3									
Craig Grebeck, R OBP: 0.136, SLG: 0.100			K			L6	F8	G4-3		4	0	0	0	0	1	4									
Scott Fletcher, R OBP: 0.293, SLG: 0.247			F7			G5-3		K	F8	4	0	0	0	0	1	0									
Ozzie Guillen, L OBP: 0.367, SLG: 0.456					F8			F8		4	1	2	0	0	0	0									
Inning Stats	R: 0 E: 0 K: 1 S: 5	H: 1 LOB: 0 BB: 0 P: 6	R: 0 E: 0 K: 0 S: 4	H: 0 LOB: 0 BB: 0 P: 8	R: 0 E: 0 K: 1 S: 14	H: 1 LOB: 1 BB: 0 P: 16	R: 0 E: 0 K: 0 S: 11	H: 2 LOB: 2 BB: 1 P: 19	R: 0 E: 0 K: 0 S: 8	H: 0 LOB: 0 BB: 0 P: 8	R: 2 E: 1 K: 0 S: 11	H: 3 LOB: 2 BB: 1 P: 19	R: 5 E: 1 K: 1 S: 22	H: 2 LOB: 2 BB: 3 P: 41	R: 0 E: 0 K: 0 S: 5	H: 0 LOB: 0 BB: 0 P: 9	1B: 8 2B: 1 3B: 0 HR: 0	SF: 0 SAC: 0 DP: 2 HBP: 0	WP: 1 PB: 0 SB: 1 CS: 0	PA: 37					
PITCHER	IP	WLS	BF	H	R	ER	SO	BB	IBB	HBP	BLK	WP	HR	S	P	ERA	WHIP								
Jeff Ballard, L ERA: 3.92	6.0		25	7	2	1	2	1	0	0	0	0	0	53	76	1.50	1.333								
Brian Holton, R ERA: 7.07	0.1	L	3	2	2	2	1	0	0	0	0	0	0	7	9	54.00	6.000								
Kevin Hickey, L ERA: 3.52	0.0		1	0	0	0	0	1	0	0	0	0	0	1	5	∞	∞								
Mark Williamson, R ERA: 2.6	1.2		8	0	3	2	0	2	0	0	0	1	0	19	36	10.80	1.200								

AB 32
R 3
H 6
RBI 3
BB 1
SO 3
LOB 11




AB 32
R 7
H 9
RBI 4
BB 5
SO 3
LOB 11



Batter	1	2	3	4	5	6	7	8	9	AB	R	H	RBI	BB	SO	LOB	TOP						
Jeff Huson, L OBP: 0.415, SLG: 0.430 (1, 6)										4	0	1	0	0	0	0							
Rafael Palmeiro, L OBP: 0.356, SLG: 0.483 (1, 3)										4	0	2	0	0	0	1							
Harold Baines, L OBP: 0.345, SLG: 0.438 Thad Bosley, L OBP: 0.259, SLG: 0.261 (6, 9)										3	0	1	0	0	1	2							
Ruben Sierra, S OBP: 0.360, SLG: 0.512 Cecil Espy, S OBP: 0.214, SLG: 0.043 (1, 10)										4	0	1	0	0	0	3							
Julio Franco, R OBP: 0.360, SLG: 0.404 Jeff Kunkel, R OBP: 0.143, SLG: 0.150 (7, PR)										3	0	1	0	0	1	2							
Geno Petralli, L OBP: 0.387, SLG: 0.351 John Russell, R OBP: 0.500, SLG: 0.500 (7, PH)										2	0	0	0	0	0	0							
Pete Incaviglia, R OBP: 0.278, SLG: 0.424 (1, 7)										4	0	1	1	0	0	1							
Scott Coolbaugh, R OBP: 0.231, SLG: 0.169 (1, 5)										3	0	0	0	0	2	2							
Gary Pettis, S OBP: 0.320, SLG: 0.291 (1, 8)										3	0	0	0	0	1	2							
Inning Stats	R: 0 E: 0 K: 1 S: 12	H: 2 LOB: 2 BB: 0 P: 19	R: 0 E: 0 K: 1 S: 12	H: 0 LOB: 0 BB: 0 P: 19	R: 0 E: 0 K: 2 S: 13	H: 1 LOB: 1 BB: 0 P: 23	R: 0 E: 0 K: 0 S: 5	H: 0 LOB: 0 BB: 0 P: 9	R: 0 E: 0 K: 0 S: 8	H: 0 LOB: 0 BB: 0 P: 11	R: 0 E: 0 K: 0 S: 6	H: 1 LOB: 1 BB: 0 P: 10	R: 1 E: 0 K: 1 S: 13	H: 2 LOB: 2 BB: 0 P: 18	R: 0 E: 0 K: 0 S: 4	H: 0 LOB: 0 BB: 0 P: 4	R: 0 E: 0 K: 0 S: 11	H: 2 LOB: 1 BB: 0 P: 16	1B: 7 2B: 1 3B: 0 HR: 0	SF: 0 SAC: 0 DP: 1 HBP: 0	WP: 0 PB: 0 SB: 0 CS: 0	PA: 34	
PITCHER Dave Johnson, R ERA: 4.06 (1, 1)	IP: 9.0 WLS: W BF: 34 H: 8 R: 1 ER: 1 SO: 5 BB: 0 IBB: 0 HBP: 0 BLK: 0 WP: 0 HR: 0 S: 84 P: 129 ERA: 1.00 WHIP: 0.889											PITCHER	IP: 9.0 WLS: W BF: 34 H: 8 R: 1 ER: 1 SO: 5 BB: 0 IBB: 0 HBP: 0 BLK: 0 WP: 0 HR: 0 S: 84 P: 129 ERA: 1.00 WHIP: 0.889										

Texas Rangers @ Baltimore Orioles
Memorial Stadium, Baltimore, MD
Fri May 18 1990, 7:05 PM EDT
Att: 34,256 - Unknown - 73 F


AB	34
R	1
H	8
RBI	1
BB	0
SO	5
LOB	15



Batter	1	2	3	4	5	6	7	8	9	AB	R	H	RBI	BB	SO	LOB	BOTTOM						
Phil Bradley, R OBP: 0.319, SLG: 0.272 Brad Komminsk, R OBP: 0.296, SLG: 0.217 (7, 7)										3	0	1	1	1	0	2							
Steve Finley, L OBP: 0.315, SLG: 0.299 (1, 8)										5	1	0	0	1	0	7							
Cal Ripken Jr., R OBP: 0.363, SLG: 0.424 (1, 6)										5	1	1	0	0	1	5							
Joe Orsulak, L OBP: 0.394, SLG: 0.500 (1, 9)										5	3	4	2	0	0	0							
Randy Milligan, R OBP: 0.394, SLG: 0.327 Marty Brown, R OBP: 0.111, SLG: 0.111 (8, PH)										3	2	2	1	1	0	1							
Mickey Tettleton, S OBP: 0.342, SLG: 0.340 (1, 2)										5	3	4	2	0	1	1							
Craig Worthington, R OBP: 0.372, SLG: 0.358 Rene Gonzales, R OBP: 0.346, SLG: 0.333 (7, 5)										4	1	1	0	0	1	4							
David Segui, S OBP: 0.296, SLG: 0.292 (1, 3)										4	1	2	4	1	0	0							
Billy Ripken, R OBP: 0.297, SLG: 0.330 (1, 4)										5	0	2	2	0	1	3							
Inning Stats	R: 7 E: 1 K: 0 S: 28	H: 8 LOB: 2 BB: 1 P: 44	R: 0 E: 0 K: 1 S: 9	H: 1 LOB: 1 BB: 0 P: 16	R: 0 E: 0 K: 2 S: 8	H: 0 LOB: 0 BB: 0 P: 9	R: 0 E: 0 K: 1 S: 7	H: 0 LOB: 0 BB: 0 P: 9	R: 2 E: 0 K: 0 S: 18	H: 1 LOB: 2 BB: 2 P: 33	R: 1 E: 0 K: 0 S: 14	H: 3 LOB: 2 BB: 1 P: 28	R: 0 E: 0 K: 0 S: 9	H: 1 LOB: 2 BB: 1 P: 14	R: 0 E: 1 K: 0 S: 16	H: 3 LOB: 2 BB: 1 P: 28	1B: 14 2B: 3 3B: 0 HR: 1	SF: 0 SAC: 0 DP: 2 HBP: 0	WP: 0 PB: 0 SB: 1 CS: 1	PA: 47			
PITCHER Bobby Witt, R ERA: 5.18 Gary Mielke, R ERA: 4.32 Kenny Rogers, L ERA: 7.4 (8, 1)	IP: 4.1 WLS: L BF: 26 H: 10 R: 9 ER: 9 SO: 4 BB: 3 IBB: 0 HBP: 0 BLK: 0 WP: 0 HR: 0 S: 66 P: 106 ERA: 18.69 WHIP: 3.000											PITCHER	IP: 4.1 WLS: L BF: 26 H: 10 R: 9 ER: 9 SO: 4 BB: 3 IBB: 0 HBP: 0 BLK: 0 WP: 0 HR: 0 S: 66 P: 106 ERA: 18.69 WHIP: 3.000										

Texas Rangers @ Baltimore Orioles
Memorial Stadium, Baltimore, MD
Fri May 18 1990, 7:05 PM EDT
Att: 34,256 - Unknown - 73 F

AB	41
R	13
H	17
RBI	12
BB	6
SO	4
LOB	25



Batter	1	2	3	4	5	6	7	8	9	AB	R	H	RBI	BB	SO	LOB	TOP										
Jeff Huson, L OBP: 0.418, SLG: 0.434 (1, 6)	L9		2B E 1B		F8		G3 1B			4	1	2	0	0	0	1											
Rafael Palmeiro, L OBP: 0.360, SLG: 0.492 (1, 3)	G5-3		E9 G5-3 2B				G3 1B			4	1	2	2	0	0	1											
Julio Franco, R OBP: 0.357, SLG: 0.396 (1, 4)	FC4-6 BB		G5-3		P4		G4-3			3	0	0	1	1	0	2											
Ruben Sierra, S OBP: 0.357, SLG: 0.500 (1, 10)	FC4-6 1-2		G1-3			BB BB		K		3	0	0	0	1	1	1											
Harold Baines, L OBP: 0.342, SLG: 0.424 (1, 9)					F9					3	0	0	0	1	1	1											
Cecil Espy, S OBP: 0.214, SLG: 0.043 (8, 9)						F9		K		0	0	0	0	0	0	0											
Geno Petralli, L OBP: 0.372, SLG: 0.350 (1, 2)	G6-4-3 1-2					G4-6-3 1B		G1-3		3	0	1	0	1	0	1											
Pete Incaviglia, R OBP: 0.277, SLG: 0.443 (1, 7)					G4-6-3 1-2		G5-4-3			4	1	1	1	0	1	3											
Mike Stanley, R OBP: 0.261, SLG: 0.262 (1, 5)										2	1	1	0	0	0	0											
Scott Coolbaugh, R OBP: 0.239, SLG: 0.180 (5, 5)	G6-3					SH1-4 1B		G4-3		2	1	1	0	0	0	0											
Gary Pettis, S OBP: 0.315, SLG: 0.286 (1, 8)						SH1-4 1B				2	0	0	0	0	2	0											
Inning Stats	R: 0 E: 0 K: 0 S: 9	H: 0 LOB: 1 BB: 1 P: 18	R: 1 E: 0 K: 0 S: 9	H: 1 LOB: 0 BB: 1 P: 16	R: 2 E: 1 K: 1 S: 10	H: 2 LOB: 0 BB: 0 P: 17	R: 0 E: 0 K: 0 S: 6	H: 1 LOB: 0 BB: 0 P: 7	R: 1 E: 0 K: 0 S: 13	H: 2 LOB: 1 BB: 0 P: 24	R: 0 E: 0 K: 0 S: 5	H: 0 LOB: 1 BB: 2 P: 16	R: 1 E: 0 K: 0 S: 5	H: 2 LOB: 0 BB: 0 P: 7	R: 0 E: 0 K: 2 S: 9	H: 0 LOB: 0 BB: 0 P: 17	R: 0 E: 0 K: 2 S: 9	H: 0 LOB: 0 BB: 0 P: 14	1B: 6 2B: 1 3B: 0 HR: 1	SF: 0 SAC: 2 DP: 3 HBP: 0	WP: 0 PB: 0 SB: 0 CS: 0	PA: 36					
PITCHER	IP	WLS	BF	H	R	ER	SO	BB	IBB	HBP	BLK	WP	HR	S	P	ERA	WHIP										
Jay Tibbs, R ERA: 4.97 (1, 1)	4.1	L	18	5	4	3	1	2	0	0	0	0	1	38	64	6.23	1.615										
Joe Price, L ERA: 3.26 (5, 1)	1.0		6	1	0	0	0	2	0	0	0	0	0	12	31	0.00	3.000										
Mark Williamson, R ERA: 2.84 (6, 1)	1.2		6	2	1	1	0	0	0	0	0	0	0	7	10	5.40	1.200										
Kevin Hickey, L ERA: 3.12 (8, 1)	1.0		3	0	0	0	2	0	0	0	0	0	0	9	17	0.00	0.000										
Gregg Olson, R ERA: 0.44 (9, 1)	1.0		3	0	0	0	2	0	0	0	0	0	0	9	14	0.00	0.000										

Texas Rangers @ Baltimore Orioles
Memorial Stadium, Baltimore, MD
Sat May 19 1990, 7:05 PM EDT
Att: 34,670 - Unknown - 77 F

AB	30
R	5
H	8
RBI	4
BB	4
SO	5
LOB	10



Batter	1	2	3	4	5	6	7	8	9	AB	R	H	RBI	BB	SO	LOB	BOTTOM										
Phil Bradley, R OBP: 0.310, SLG: 0.264 (1, 7)	F8		G6-3			P4		G4-6-3 1-2		4	0	0	0	0	0	1											
Steve Finley, L OBP: 0.313, SLG: 0.307 (1, 8)	G4-3				F8		FC4-6 HR 2B		G4-3	4	1	1	0	0	0	0											
Cal Ripken Jr., R OBP: 0.360, SLG: 0.415 (1, 6)	P4				P3		FC4-6 HBP		G6-3	3	0	0	0	0	0	0											
Joe Orsulak, L OBP: 0.380, SLG: 0.480 (1, 9)			F9		K		FC4-6 HR		K	4	1	0	0	0	2	2											
Randy Milligan, R OBP: 0.388, SLG: 0.318 (1, 3)			F7		F8		F8			3	0	0	0	0	0	2											
Mickey Tettleton, S OBP: 0.350, SLG: 0.379 (1, 2)					F8					3	1	2	3	0	0	0											
Craig Worthington, R OBP: 0.309, SLG: 0.349 (1, 5)							HR		G4-3	3	0	0	0	0	2	1											
David Segui, S OBP: 0.267, SLG: 0.259 (1, 10)			F9						G3-1	3	0	0	0	0	0	0											
Billy Ripken, R OBP: 0.291, SLG: 0.323 (1, 4)			F9							2	0	0	0	0	1	0											
Brad Komminsk, R OBP: 0.321, SLG: 0.250 (8, PH)										1	0	1	0	0	0	0											
Rene Gonzales, R OBP: 0.346, SLG: 0.333 (9, 4)									G4-6-3 1B	0	0	0	0	0	0	0											
Inning Stats	R: 0 E: 0 K: 0 S: 4	H: 0 LOB: 0 BB: 0 P: 8	R: 0 E: 0 K: 1 S: 12	H: 1 LOB: 0 BB: 0 P: 19	R: 0 E: 0 K: 0 S: 6	H: 0 LOB: 0 BB: 0 P: 10	R: 0 E: 0 K: 1 S: 9	H: 0 LOB: 0 BB: 0 P: 14	R: 0 E: 0 K: 1 S: 9	H: 0 LOB: 0 BB: 0 P: 15	R: 0 E: 0 K: 1 S: 7	H: 0 LOB: 0 BB: 0 P: 8	R: 3 E: 0 K: 0 S: 11	H: 2 LOB: 0 BB: 0 P: 24	R: 0 E: 0 K: 0 S: 8	H: 1 LOB: 0 BB: 0 P: 11	R: 0 E: 0 K: 1 S: 7	H: 0 LOB: 0 BB: 0 P: 8	1B: 2 2B: 1 3B: 0 HR: 1	SF: 0 SAC: 0 DP: 1 HBP: 1	WP: 0 PB: 0 SB: 0 CS: 0	PA: 31					
PITCHER	IP	WLS	BF	H	R	ER	SO	BB	IBB	HBP	BLK	WP	HR	S	P	ERA	WHIP										
Charlie Hough, R ERA: 3.98 (1, 1)	8.0	W	28	4	3	3	4	0	0	1	0	0	0	66	109	3.38	0.500										
Jeff Russell, R ERA: 5.06 (9, 1)	1.0	S	3	0	0	0	1	0	0	0	0	0	0	7	8	0.00	0.000										

Texas Rangers @ Baltimore Orioles
Memorial Stadium, Baltimore, MD
Sat May 19 1990, 7:05 PM EDT
Att: 34,670 - Unknown - 77 F


AB	30
R	3
H	4
RBI	3
BB	0
SO	5
LOB	6



Batter	1	2	3	4	5	6	7	8	9	AB	R	H	RBI	BB	SO	LOB	TOP					
Jeff Huson, L OBP: 0.412, SLG: 0.425 (1, 6)										4	0	1	0	0	1	3						
Rafael Palmeiro, L OBP: 0.357, SLG: 0.484 (1, 3)										4	0	1	0	0	0	2						
Julio Franco, R OBP: 0.354, SLG: 0.387 (1, 4)										3	0	0	0	1	2	2						
Ruben Sierra, S OBP: 0.347, SLG: 0.485 (1, 9)										4	0	0	0	0	0	3						
Harold Baines, L OBP: 0.342, SLG: 0.416 (1, 10)										2	0	0	0	1	1	1						
Jack Daugherty, S OBP: 0.288, SLG: 0.315 (1, 7)										3	0	0	0	0	1	1						
Geno Petralli, L OBP: 0.361, SLG: 0.337 (1, 2)										3	0	0	0	0	0	0						
Scott Coolbaugh, R OBP: 0.232, SLG: 0.175 (8, PH)										2	0	0	0	0	0	0						
Thad Bosley, L OBP: 0.275, SLG: 0.292 (8, PR)										1	0	1	0	0	0	0						
Cecil Espy, S OBP: 0.214, SLG: 0.043 (8, 8)										0	0	0	0	0	0	0						
Gary Pettis, S OBP: 0.318, SLG: 0.283 (8, PH)										1	0	0	0	1	0	0						
Pete Incaviglia, R OBP: 0.275, SLG: 0.439 (8, 6)										1	0	0	0	0	1	1						
Jeff Kunkel, R OBP: 0.143, SLG: 0.150 (8, 6)										0	0	0	0	0	0	0						
Inning Stats	R: 0 E: 0 K: 0 S: 6	H: 1 LOB: 1 BB: 1 P: 16	R: 0 E: 0 K: 1 S: 9	H: 0 LOB: 0 BB: 0 P: 15	R: 0 E: 0 K: 0 S: 7	H: 0 LOB: 0 BB: 0 P: 9	R: 0 E: 0 K: 1 S: 7	H: 1 LOB: 1 BB: 0 P: 12	R: 0 E: 0 K: 0 S: 16	H: 0 LOB: 0 BB: 0 P: 21	R: 0 E: 0 K: 0 S: 11	H: 0 LOB: 1 BB: 1 P: 20	R: 0 E: 0 K: 1 S: 7	H: 0 LOB: 1 BB: 1 P: 16	R: 0 E: 0 K: 2 S: 11	H: 1 LOB: 2 BB: 0 P: 13	R: 0 E: 0 K: 1 S: 7	H: 0 LOB: 0 BB: 0 P: 9	1B: 3 2B: 1 3B: 0 HR: 0	SF: 0 SAC: 0 DP: 2 HBP: 0	WP: 0 PB: 0 SB: 2 CS: 1	PA: 31
PITCHER	IP	WLS	BF	H	R	ER	SO	BB	IBB	HBP	BLK	WP	HR	S	P	ERA	WHIP					
Pete Harnisch, R ERA: 3.25 (1, 1)	7.0	W	24	2	0	0	3	3	0	0	0	0	0	63	109	0.00	0.714					
Gregg Olson, R ERA: 0.4 (8, 1)	2.0	S	7	1	0	0	3	0	0	0	0	0	0	18	22	0.00	0.500					

Texas Rangers @ Baltimore Orioles
Memorial Stadium, Baltimore, MD
Sun May 20 1990, 3:33 AM EDT
Att: 39,104 - Cloudy - 77 F

AB 28
R 0
H 3
RBI 0
BB 3
SO 6
LOB 13



Batter	1	2	3	4	5	6	7	8	9	AB	R	H	RBI	BB	SO	LOB	BOTTOM				
Phil Bradley, R OBP: 0.315, SLG: 0.271 (1, 7)										4	0	2	0	0	1	1					
Randy Milligan, R OBP: 0.382, SLG: 0.309 (1, 3)										3	0	0	0	1	0	2					
Cal Ripken Jr., R OBP: 0.352, SLG: 0.403 (1, 6)										4	1	0	0	0	0	3					
Joe Orsulak, L OBP: 0.384, SLG: 0.470 (1, 9)										2	1	0	0	2	0	0					
Mickey Tettleton, S OBP: 0.355, SLG: 0.406 (1, 10)										3	1	1	3	1	1	0					
Craig Worthington, R OBP: 0.308, SLG: 0.357 (7, PR)										3	0	1	0	0	0	3					
Brady Anderson, L OBP: 0.389, SLG: 0.222 (8, 4)										0	1	0	0	0	0	0					
Billy Ripken, R OBP: 0.288, SLG: 0.320 (8, 4)										1	0	0	0	0	0	0					
Bob Melvin, R OBP: 0.257, SLG: 0.333 (1, 2)										3	0	0	0	0	0	1					
Brad Komminsk, R OBP: 0.323, SLG: 0.231 (1, 8)										2	0	0	0	1	0	0					
Rene Gonzales, R OBP: 0.345, SLG: 0.333 (8, 5)										3	0	1	0	0	0	2					
Inning Stats	R: 0 E: 0 K: 1 S: 8	H: 0 LOB: 0 BB: 0 P: 11	R: 0 E: 0 K: 1 S: 10	H: 0 LOB: 0 BB: 0 P: 18	R: 0 E: 0 K: 0 S: 5	H: 0 LOB: 0 BB: 0 P: 10	R: 0 E: 0 K: 0 S: 15	H: 1 LOB: 3 BB: 2 P: 26	R: 0 E: 0 K: 0 S: 7	H: 1 LOB: 1 BB: 0 P: 12	R: 0 E: 0 K: 0 S: 5	H: 0 LOB: 0 BB: 1 P: 11	R: 0 E: 0 K: 0 S: 11	H: 1 LOB: 1 BB: 1 P: 21	R: 3 E: 0 K: 0 S: 11	H: 2 LOB: 0 BB: 1 P: 20	1B: 3 2B: 1 3B: 0 HR: 1	SF: 0 SAC: 0 DP: 1 HBP: 0	WP: 1 PB: 0 SB: 0 CS: 0	PA: 33	
PITCHER	IP	WLS	BF	H	R	ER	SO	BB	IBB	HBP	BLK	WP	HR	S	P	ERA	WHIP				
Kevin Brown, R ERA: 3.99 (1, 1)	7.2	L	31	4	3	3	2	5	0	0	0	0	0	67	121	3.52	1.174				
Mike Jeffcoat, L ERA: 2.55 (8, 1)	0.1		2	1	1	1	0	0	0	0	0	0	1	5	8	27.00	3.000				

Texas Rangers @ Baltimore Orioles
Memorial Stadium, Baltimore, MD
Sun May 20 1990, 3:33 AM EDT
Att: 39,104 - Cloudy - 77 F

AB 28
R 4
H 5
RBI 3
BB 5
SO 2
LOB 12



Batter	1	2	3	4	5	6	7	8	9	AB	R	H	RBI	BB	SO	LOB	TOP											
Dan Gladden, R OBP: 0.359, SLG: 0.490	4-1 S 1B	1-2 F9			0-0 G6-3		0-0 FC6-4 1B FC4-6		3-2 HR	4	3	1	1	1	0	2												
Al Newman, S OBP: 0.321, SLG: 0.329	0-2 S 1B 2B	2-3 K2-3			1-2 G3		1-0 FC4-6 1B		2-1 G6-3	5	1	2	1	0	1	1												
Kirby Puckett, R OBP: 0.393, SLG: 0.500	2-1 S 2B SF8				2-1 L9		1-1 FC4-6		0-1 G4-3	5	1	1	1	0	0	1												
Shane Mack, R OBP: 0.460, SLG: 0.476	1-3 SF8 1B				1-3 L9		1-1 FC4-6		3-3 G4-3	0	0	0	0	0	0	0												
Kent Hrbek, L OBP: 0.425, SLG: 0.563	0-0 SF8 1B				1-3 K		1-1 HR		0-0 G1-6-3	5	2	2	2	0	2	1												
Gary Gaetti, R OBP: 0.299, SLG: 0.426	0-1 SF8				0-0 G5-3		2-2 P5		2-1 E5 1B	3	0	0	1	0	0	0												
Gene Larkin, S OBP: 0.376, SLG: 0.414	3-0 L6-3 1B				2-1 G4-6-3 1B		4-2 WP BB		1-0 F8	3	0	2	1	1	0	1												
John Moses, S OBP: 0.435, SLG: 0.351	0-0 L6-3				2-0 G4-6-3		1-0 IBB		1-1 1B	3	0	1	0	1	0	2												
Greg Gagne, R OBP: 0.339, SLG: 0.450					1-0 F7		2-1 L8		0-0 F9	4	0	0	0	0	0	4												
Junior Ortiz, R OBP: 0.259, SLG: 0.346							1-2 G1-3		1-1 G5-3	4	0	2	0	0	0	2												
Inning Stats	R: 4 E: 0 K: 0 S: 13	H: 4 LOB: 0 BB: 1 P: 22	R: 0 E: 0 K: 1 S: 9	H: 1 LOB: 1 BB: 0 P: 13	R: 0 E: 0 K: 1 S: 6	H: 0 LOB: 0 BB: 0 P: 9	R: 0 E: 0 K: 0 S: 5	H: 1 LOB: 0 BB: 0 P: 9	R: 0 E: 0 K: 0 S: 7	H: 0 LOB: 0 BB: 0 P: 9	R: 1 E: 0 K: 0 S: 15	H: 1 LOB: 2 BB: 2 P: 30	R: 1 E: 0 K: 1 S: 9	H: 2 LOB: 1 BB: 0 P: 14	R: 0 E: 1 K: 0 S: 8	H: 1 LOB: 2 BB: 0 P: 13	R: 1 E: 0 K: 0 S: 8	H: 1 LOB: 0 BB: 0 P: 13	1B: 7 2B: 3 3B: 0 HR: 2	SF: 1 SAC: 0 DP: 2 HBP: 0	WP: 1 PB: 0 SB: 2 CS: 0	PA: 40						
PITCHER	IP	WLS	BF	H	R	ER	SO	BB	IBB	HBP	BLK	WP	HR	S	P	ERA	WHIP											
Bob Milacki, R ERA: 4.8	(1, 1)	0.1	L	6	4	4	4	0	1	0	0	0	0	0	12	21	108.00	15.000										
Brian Holton, R ERA: 5.3	(1, 1)	4.2		14	2	0	0	2	0	0	0	0	0	0	28	41	0.00	0.429										
Mickey Weston, R ERA: 6.0	(6, 1)	3.0		16	4	2	2	1	1	1	0	0	1	1	32	57	6.00	1.667										
Kevin Hickey, L ERA: 3.72	(9, 1)	1.0		4	1	1	1	0	0	0	0	0	0	1	8	13	9.00	1.000										

Minnesota Twins @ Baltimore Orioles
Memorial Stadium, Baltimore, MD
Mon May 21 1990, 7:05 PM EDT
Att: 20,353 - Unknown - 57 F

AB 36
R 7
H 11
RBI 7
BB 3
SO 3
LOB 14



Batter	1	2	3	4	5	6	7	8	9	AB	R	H	RBI	BB	SO	LOB	BOTTOM											
Phil Bradley, R OBP: 0.316, SLG: 0.277	3-2 2B	4-1 BB BB		3-1 G1-3		2-1 G5-3			3-2 F9	4	0	1	0	1	0	2												
Joe Orsulak, L OBP: 0.379, SLG: 0.456	1-1 F8	4-2 FC6-4 BB		1-1 L4			1-3 K		1-2 1B	3	0	0	1	1	1	2												
Steve Finley, L OBP: 0.319, SLG: 0.314		1-2 2-3 3-H BB		1-2 F7			1-2 G6-3		1-2 1B	1	0	1	0	0	0	0												
Cal Ripken Jr., R OBP: 0.341, SLG: 0.389	1-0 F8			1-2 F7			1-2 G6-3		0-1 L3	5	0	0	0	0	1	7												
Mickey Tettleton, S OBP: 0.364, SLG: 0.404	4-1 BB	3-1 FC6-4		4-2 1B BB			1-2 F9		3-1 1B	3	0	1	1	2	0	3												
Craig Worthington, R OBP: 0.302, SLG: 0.351	2-2 L8			1-0 P5			3-2 P3		2-2 F8	5	0	1	0	0	0	5												
Brad Komminsk, R OBP: 0.371, SLG: 0.433		2-0 HR		2-1 2B			3-2 CS 1B		3-3 K	4	1	3	1	0	1	1												
Bob Melvin, R OBP: 0.243, SLG: 0.314		2-2 P9		0-1 G6-3			3-2 P3		0-2 P3	4	0	0	0	0	0	4												
David Segui, S OBP: 0.265, SLG: 0.290		0-0 1B BB 2B		0-0 P3			1-0 F9		1-0 P2	4	1	1	0	0	0	2												
Billy Ripken, R OBP: 0.299, SLG: 0.323		2-2 BB BB 1B		4-2 G1-3 BB			3-2 F8		4-2 1B BB	2	0	1	0	1	0	0												
Rene Gonzales, R OBP: 0.367, SLG: 0.333										0	1	0	0	1	0	0												
Inning Stats	R: 0 E: 0 K: 0 S: 11	H: 1 LOB: 2 BB: 1 P: 22	R: 2 E: 0 K: 1 S: 20	H: 3 LOB: 3 BB: 2 P: 39	R: 0 E: 0 K: 0 S: 6	H: 1 LOB: 1 BB: 0 P: 9	R: 0 E: 0 K: 0 S: 10	H: 0 LOB: 1 BB: 1 P: 19	R: 0 E: 0 K: 0 S: 11	H: 1 LOB: 1 BB: 1 P: 24	R: 0 E: 0 K: 0 S: 7	H: 0 LOB: 0 BB: 0 P: 13	R: 0 E: 0 K: 1 S: 10	H: 0 LOB: 0 BB: 0 P: 13	R: 0 E: 0 K: 1 S: 9	H: 1 LOB: 1 BB: 0 P: 13	R: 1 E: 0 K: 0 S: 16	H: 2 LOB: 2 BB: 1 P: 29	1B: 5 2B: 3 3B: 0 HR: 1	SF: 0 SAC: 0 DP: 0 HBP: 0	WP: 0 PB: 0 SB: 0 CS: 1	PA: 41						
PITCHER	IP	WLS	BF	H	R	ER	SO	BB	IBB	HBP	BLK	WP	HR	S	P	ERA	WHIP											
David West, L ERA: 4.68	(1, 1)	4.0		21	5	2	2	1	4	0	0	0	0	0	46	89	4.50	2.250										
Mark Guthrie, L ERA: 2.39	(5, 1)	4.1	W	17	3	1	1	2	2	0	0	0	0	0	46	80	2.08	1.154										
John Candelaria, L ERA: 3.41	(9, 1)	0.2		3	1	0	0	0	0	0	0	0	0	7	12	0.00	1.500											

Minnesota Twins @ Baltimore Orioles
Memorial Stadium, Baltimore, MD
Mon May 21 1990, 7:05 PM EDT
Att: 20,353 - Unknown - 57 F

AB 35
R 3
H 9
RBI 3
BB 6
SO 3
LOB 26



Batter	1	2	3	4	5	6	7	8	9	AB	R	H	RBI	BB	SO	LOB	TOP										
Dan Gladden, R OBP: 0.348, SLG: 0.473	G5-3	FC5-4		G4-3		P3		K		5	0	0	0	0	1	6	Minnesota Twins @ Baltimore Orioles Memorial Stadium, Baltimore, MD Tue May 22 1990, 7:05 PM EDT Att: 18,892 - Unknown - 63 F livebaseballscorecards.com										
Al Newman, S OBP: 0.315, SLG: 0.321	BB	G5-3		G4-3		F7		L6		5	0	1	1	0	0	5											
Kirby Puckett, R Fred Manrique, R OBP: 0.398, SLG: 0.507 OBP: 0.240, SLG: 0.372	BB		SH1-3	K		G6-3		L4		2	0	1	0	1	1	1											
Gary Gaetti, R Carmen Castillo, R OBP: 0.299, SLG: 0.420 OBP: 0.195, SLG: 0.175	P8		SH1-3	BB		E5		K		2	0	0	0	1	0	2											
Gene Larkin, S Jim Dwyer, L OBP: 0.372, SLG: 0.407 OBP: 0.296, SLG: 0.174	L9		SH1-3	BB		F7		K		2	0	0	0	0	0	3											
Brian Harper, R Junior Ortiz, R OBP: 0.345, SLG: 0.505 OBP: 0.259, SLG: 0.346	WP	BB	G5-3			F9				4	1	2	0	0	0	4											
Kent Hrbek, L John Moses, S OBP: 0.549 OBP: 0.447, SLG: 0.368	K		L6			G3-6-1		WP		3	0	0	0	0	1	5											
Shane Mack, R OBP: 0.481, SLG: 0.511	FC5-4		G4-3			G4-3		WP		3	1	2	0	1	0	0											
Greg Gagne, R OBP: 0.344, SLG: 0.446	FC5-4		G4-3			F9		F9		3	0	1	1	1	0	2											
Inning Stats	R: 0 E: 0 K: 0 S: 6	H: 1 LOB: 2 BB: 1 P: 15	R: 1 E: 0 K: 1 S: 11	H: 2 LOB: 2 BB: 1 P: 23	R: 0 E: 0 K: 0 S: 6	H: 1 LOB: 1 BB: 1 P: 11	R: 1 E: 0 K: 1 S: 11	H: 1 LOB: 1 BB: 1 P: 17	R: 0 E: 0 K: 0 S: 8	H: 0 LOB: 0 BB: 0 P: 9	R: 0 E: 0 K: 0 S: 7	H: 2 LOB: 2 BB: 0 P: 11	R: 0 E: 0 K: 1 S: 9	H: 2 LOB: 2 BB: 0 P: 15	R: 0 E: 0 K: 2 S: 10	H: 0 LOB: 0 BB: 0 P: 13		1B: 7 2B: 3 3B: 0 HR: 0	SF: 0 SAC: 1 DP: 1 HBP: 0	WP: 2 PB: 0 SB: 1 CS: 0	PA: 41						
PITCHER	IP	WLS	BF	H	R	ER	SO	BB	IBB	HBP	BLK	WP	HR	S	P	ERA	WHIP										
Jeff Ballard, L ERA: 4.05	(1, 1)	3.0	18	5	2	2	1	4	0	0	0	1	0	24	54	6.00	3.000										
Mark Williamson, R ERA: 2.35	(4, 1)	4.0	W	15	3	0	0	1	0	0	0	0	0	32	45	0.00	0.750										
Joe Price, L ERA: 2.95	(8, 1)	2.0		8	2	0	0	3	0	0	0	1	0	19	28	0.00	1.000										

Batter	1	2	3	4	5	6	7	8	9	AB	R	H	RBI	BB	SO	LOB	BOTTOM										
Steve Finley, L OBP: 0.336, SLG: 0.355	BB		K		BB	HBP		BB		5	2	4	1	0	1	0	Minnesota Twins @ Baltimore Orioles Memorial Stadium, Baltimore, MD Tue May 22 1990, 7:05 PM EDT Att: 18,892 - Unknown - 63 F livebaseballscorecards.com										
Randy Milligan, R OBP: 0.383, SLG: 0.307	S		G1-3		BB	K		P3		4	1	1	1	1	1	2											
Brady Anderson, L OBP: 0.390, SLG: 0.226	K		F7		BB			L4		4	1	1	1	0	1	2											
Cal Ripken Jr., R Marty Brown, R OBP: 0.339, SLG: 0.392 OBP: 0.111, SLG: 0.111	P8		F7		HR					4	1	1	2	0	0	3											
Mickey Tettleton, S OBP: 0.368, SLG: 0.429	K		HR		BB			E5		3	2	1	1	1	1	1											
Joe Orsulak, L Brad Kommink, R OBP: 0.387, SLG: 0.519 OBP: 0.389, SLG: 0.433	HR		F7		HR			G6-4-3		3	2	2	4	0	0	0											
Craig Worthington, R OBP: 0.294, SLG: 0.341	K		K		G5-3			G6-4-3		4	0	0	0	0	2	2											
David Segui, S OBP: 0.263, SLG: 0.286	K		K		F7			F7		4	1	1	0	0	1	1											
Rene Gonzales, R OBP: 0.333, SLG: 0.296	F9				G6-3			G3		3	0	0	0	0	0	0											
Inning Stats	R: 1 E: 0 K: 2 S: 11	H: 2 LOB: 1 BB: 0 P: 17	R: 1 E: 0 K: 2 S: 8	H: 1 LOB: 0 BB: 0 P: 13	R: 0 E: 0 K: 1 S: 8	H: 0 LOB: 0 BB: 0 P: 11	R: 1 E: 0 K: 1 S: 11	H: 1 LOB: 0 BB: 0 P: 17	R: 6 E: 0 K: 0 S: 15	H: 4 LOB: 0 BB: 2 P: 29	R: 1 E: 0 K: 1 S: 17	H: 2 LOB: 2 BB: 0 P: 26	R: 0 E: 1 K: 0 S: 11	H: 0 LOB: 1 BB: 1 P: 20	R: 0 E: 0 K: 0 S: 11	H: 1 LOB: 1 BB: 0 P: 16		1B: 6 2B: 1 3B: 1 HR: 3	SF: 0 SAC: 1 DP: 1 HBP: 1	WP: 0 PB: 0 SB: 1 CS: 0	PA: 39						
PITCHER	IP	WLS	BF	H	R	ER	SO	BB	IBB	HBP	BLK	WP	HR	S	P	ERA	WHIP										
Kevin Tapani, R ERA: 3.91	(1, 1)	4.2	L	23	7	8	6	2	0	0	0	0	1	20	29	13.50	2.250										
Juan Berenguer, R ERA: 5.04	(5, 1)	1.1		8	3	2	2	1	0	0	1	0	0	22	36	0.00	1.000										
Gary Wayne, L ERA: 1.84	(7, 1)	2.0		8	1	0	0	0	1	0	0	0	0	22	36	0.00	1.000										

Batter	1	2	3	4	5	6	7	8	9	10	11	AB	R	H	RBI	BB	SO	LOB	TOP					
Phil Bradley, R OBP: 0.333, SLG: 0.288 (1, 7)			G5-3		E6 WP G4-3 1B	FC4-6 S G4-3 1-2 2-3			SH1-3 1B		SH1-4	4	1	2	0	1	0	2						
Joe Orsulak, L OBP: 0.406, SLG: 0.566 (1, 9)			E4		G4-3	K		SH1-3			E IBB	4	1	0	1	1	2	2						
Cal Ripken Jr., R OBP: 0.347, SLG: 0.369 (1, 6)	G5-3		L8		WP BB		F8		IBB		K	4	0	0	0	2	1	1						
Mickey Tettleton, S OBP: 0.372, SLG: 0.426 (1, 10)		1B BB		2B BB		K		K			P1	4	2	0	0	2	3	3						
Randy Milligan, R OBP: 0.361, SLG: 0.297 (1, 3)	1B 1B			1B 2B		BB		G1-3		F7		4	1	2	1	1	0	0						
Craig Worthington, R OBP: 0.266, SLG: 0.331 (1, 5)	L4			1B		K		F9		L9		5	0	1	1	0	1	4						
Bob Melvin, R OBP: 0.265, SLG: 0.380 (1, 2)				L5		G5-3		L4			2B	5	0	2	1	0	0	1						
Brad Kommsk, R OBP: 0.349, SLG: 0.378 Steve Finley, L OBP: 0.321, SLG: 0.331 (10, PH)	G1-6-3			K		FC4-6 E 1B		G5-3		F9		4	1	1	0	0	1	3						
Billy Ripken, R OBP: 0.299, SLG: 0.324 (1, 4)			G5-3		K				L8		S E SH1-4 BB	4	1	1	0	1	1	1						
Inning Stats	R: 0 E: 0 K: 1 S: 6	H: 0 LOB: 0 BB: 1 P: 14	R: 1 E: 0 K: 0 S: 6	H: 2 LOB: 1 BB: 1 P: 13	R: 0 E: 1 K: 0 S: 9	H: 0 LOB: 1 BB: 0 P: 15	R: 2 E: 0 K: 2 S: 14	H: 2 LOB: 1 BB: 1 P: 25	R: 1 E: 1 K: 2 S: 13	H: 1 LOB: 2 BB: 2 P: 25	R: 1 E: 0 K: 1 S: 10	H: 0 LOB: 0 BB: 0 P: 14	R: 0 E: 0 K: 0 S: 9	H: 0 LOB: 0 BB: 0 P: 14	R: 0 E: 0 K: 1 S: 9	H: 1 LOB: 2 BB: 1 P: 16	R: 0 E: 0 K: 0 S: 7	H: 1 LOB: 1 BB: 0 P: 10	R: 2 E: 1 K: 1 S: 7	H: 0 LOB: 0 BB: 2 P: 18	1B: 7 2B: 2 3B: 0 HR: 0	SF: 0 SAC: 2 DP: 1 HBP: 0	WP: 2 PB: 0 SB: 4 CS: 0	PA: 49
PITCHER	IP WLS BF H R ER SO BB IBB HBP BLK WP HR S P ERA WHIP	PITCHER										IP WLS BF H R ER SO BB IBB HBP BLK WP HR S P ERA WHIP												
Brian Bohanon, L ERA: 5.81 Brad Amberg, R ERA: 3.38 Kenny Rogers, L ERA: 5.16 Jeff Russell, R ERA: 4.66 (1, 1) (4, 1) (6, 1) (10, 1)	3.0 2.2 4.0 1.1	0 13 15 L	15 3 2 0	4 2 0 2	3 1 0 0	1 4 3 1	0 2 0 1	0 0 0 0	0 2 0 0	0 0 0 0	0 29 38 8	56 49 59 19	9.00 3.38 0.00 0.00	2.333 1.875 0.500 0.750										

Baltimore Orioles @ Texas Rangers
Arlington Stadium, Arlington, TX
Sat May 26 1990, 8:05 PM EDT
Att. 31,026 - Unknown - 88 F

livebaseballscorecards.com

AB 39
R 7
H 9
RBI 4
BB 8
SO 9
LOB 18

Batter	1	2	3	4	5	6	7	8	9	10	11	AB	R	H	RBI	BB	SO	LOB	BOTTOM							
Cecil Espy, S OBP: 0.205, SLG: 0.061 Steve Buechele, R OBP: 0.372, SLG: 0.556 Jack Daugherty, S OBP: 0.333, SLG: 0.349 (1, 8) (5, 5) (11, PH)		P5		S 1B		G1-3			1B BB		G4-3	3	0	1	0	0	1	2								
Rafael Palmeiro, L OBP: 0.361, SLG: 0.490 (1, 3)		E4		2B		G3-1		L9			F8	4	0	1	2	2	0	1								
Harold Baines, L OBP: 0.329, SLG: 0.408 (1, 10)		F9		G3-1				K		IBB	1B	5	0	1	0	0	2	4								
Ruben Sierra, S OBP: 0.321, SLG: 0.434 (1, 9)	G3-1		L8		1B 2B		G3-1		G3-1		IBB	4	1	1	0	1	0	1								
Julio Franco, R OBP: 0.352, SLG: 0.383 (1, 4)		G4-3		F9		G3-1		G3-1		K		5	0	1	1	0	1	3								
Geno Petralli, L OBP: 0.366, SLG: 0.333 Jeff Huson, L OBP: 0.385, SLG: 0.386 John Russell, R OBP: 0.429, SLG: 0.429 (1, 2) (10, PR) (11, 2)		HR 1B		1B		1B		G3-1		G3-1	CS BB	4	1	2	0	1	0	1								
Pete Incaviglia, R OBP: 0.265, SLG: 0.428 (1, 7)		HR		P5		L8		F9		K		5	1	1	2	0	1	3								
Mike Stanley, R OBP: 0.250, SLG: 0.296 Gary Pettit, S OBP: 0.301, SLG: 0.268 (1, 5) (5, 8)		2B E BB		G4-3		K		K		K		1	1	0	0	1	0	0								
Jeff Kunkel, R OBP: 0.171, SLG: 0.194 (1, 6)			G4-3		G4-3			F9			K	5	1	1	0	0	2	0								
Inning Stats	R: 0 E: 0 K: 2 S: 12	H: 0 LOB: 1 BB: 1 P: 22	R: 4 E: 1 K: 0 S: 13	H: 4 LOB: 1 BB: 1 P: 23	R: 0 E: 0 K: 0 S: 6	H: 1 LOB: 1 BB: 0 P: 12	R: 0 E: 0 K: 0 S: 7	H: 1 LOB: 2 BB: 1 P: 15	R: 1 E: 0 K: 1 S: 15	H: 2 LOB: 1 BB: 0 P: 22	R: 0 E: 0 K: 0 S: 6	H: 0 LOB: 0 BB: 0 P: 8	R: 0 E: 0 K: 1 S: 7	H: 0 LOB: 0 BB: 0 P: 9	R: 0 E: 0 K: 1 S: 10	H: 0 LOB: 0 BB: 0 P: 15	R: 0 E: 0 K: 2 S: 13	H: 1 LOB: 3 BB: 2 P: 27	R: 0 E: 0 K: 2 S: 8	H: 0 LOB: 1 BB: 1 P: 15	R: 0 E: 0 K: 1 S: 7	H: 0 LOB: 0 BB: 0 P: 10	1B: 5 2B: 4 3B: 0 HR: 1	SF: 0 SAC: 0 DP: 1 HBP: 0	WP: 0 PB: 0 SB: 2 CS: 1	PA: 47
PITCHER	IP WLS BF H R ER SO BB IBB HBP BLK WP HR S P ERA WHIP	PITCHER										IP WLS BF H R ER SO BB IBB HBP BLK WP HR S P ERA WHIP														
Bob Milacki, R ERA: 5.33 Mark Williamson, R ERA: 2.0 Gregg Olson, R ERA: 0.34 (1, 1) (5, 1) (9, 1)	4.0 4.0 3.0	0 12 W	23 8 12	5 0 0	3 0 0	2 0 1	0 0 0	0 0 0	0 0 0	0 0 0	0 33 28	43 45 52	11.25 0.00 0.00	2.500 0.000 1.000												

Baltimore Orioles @ Texas Rangers
Arlington Stadium, Arlington, TX
Sat May 26 1990, 8:05 PM EDT
Att. 31,026 - Unknown - 88 F

livebaseballscorecards.com

AB 41
R 5
H 9
RBI 5
BB 6
SO 10
LOB 17

Batter	1	2	3	4	5	6	7	8	9	AB	R	H	RBI	BB	SO	LOB	TOP								
Phil Bradley, R OBP: 0.339, SLG: 0.291 (1, 7)	F8		HBP		K	1B		FC4-6 1B	K	5	0	2	1	0	2	0									
Steve Finley, L OBP: 0.317, SLG: 0.333 (1, 8)	G3-1		P8				F9	FC4-6 1B		5	1	1	1	0	0	3									
Cal Ripken Jr., R OBP: 0.348, SLG: 0.372 (1, 6)	K2-3			P4			F8	1B		4	1	1	1	1	1	0									
Joe Orsulak, L OBP: 0.413, SLG: 0.560 (1, 9)		G4-3		1B	G3-1			BB	BB	3	1	1	2	2	0	2									
Mickey Tettleton, S OBP: 0.379, SLG: 0.437 (1, 10)		K		BB			1B	BB	BB	4	2	2	0	1	2	1									
Randy Milligan, R OBP: 0.395, SLG: 0.302 (1, 3)		S	BB	BB	BB		S	BB	BB	1	2	1	0	4	0	0									
Bob Melvin, R OBP: 0.261, SLG: 0.369 (1, 2)		K		1B			F4			5	0	1	2	0	1	7									
Craig Worthington, R OBP: 0.299, SLG: 0.329 (1, 5)			F9	P6			1B	1B	G6-3	4	1	1	1	1	0	1									
Billy Ripken, R OBP: 0.294, SLG: 0.318 (1, 4)			G6-3				K		G4-3	2	0	0	0	0	1	0									
Brady Anderson, L OBP: 0.358, SLG: 0.233 (6, PH)							K			1	0	0	0	0	1	2									
Rene Gonzales, R OBP: 0.326, SLG: 0.308 (6, 4)							K			2	1	1	1	0	0	0									
Inning Stats	R: 0 E: 0 K: 1 S: 8	H: 0 LOB: 0 BB: 0 P: 12	R: 0 E: 0 K: 2 S: 10	H: 0 LOB: 1 BB: 1 P: 20	R: 0 E: 0 K: 0 S: 7	H: 0 LOB: 1 BB: 0 P: 13	R: 2 E: 0 K: 0 S: 16	H: 2 LOB: 2 BB: 2 P: 29	R: 0 E: 0 K: 2 S: 15	H: 1 LOB: 2 BB: 1 P: 26	R: 2 E: 0 K: 1 S: 15	H: 4 LOB: 2 BB: 0 P: 26	R: 0 E: 0 K: 1 S: 10	H: 0 LOB: 1 BB: 1 P: 18	R: 5 E: 0 K: 0 S: 16	H: 4 LOB: 3 BB: 4 P: 40	R: 0 E: 0 K: 1 S: 8	H: 0 LOB: 0 BB: 0 P: 12	1B: 8 2B: 3 3B: 0 HR: 0	SF: 0 SAC: 0 DP: 0 HBP: 1	WP: 0 PB: 1 SB: 3 CS: 0	PA: 46			
PITCHER	IP	WLS	BF	H	R	ER	SO	BB	IBB	HBP	BLK	WP	HR	S	P	ERA	WHIP								
Bobby Witt, R ERA: 5.02 (1, 1)	6.0	L	28	7	4	4	6	4	0	1	0	0	0	71	126	6.00	1.833								
Jamie Moyer, L ERA: 3.95 (7, 1)	1.1		7	0	2	2	1	3	0	0	0	0	0	12	28	13.50	2.250								
Gary Mielke, R ERA: 6.75 (8, 1)	0.1		7	4	3	3	0	1	1	0	0	0	0	10	23	81.00	15.000								
Brad Amsberg, R ERA: 2.25 (8, 1)	1.1		4	0	0	0	1	0	0	0	0	0	0	12	19	0.00	0.000								

Baltimore Orioles @ Texas Rangers
Arlington Stadium, Arlington, TX
Sun May 27 1990, 4:33 AM EDT
Att: 24,050 - Sunny - 86 F

AB 36
R 9
H 11
RBI 9
BB 9
SO 8
LOB 16



Batter	1	2	3	4	5	6	7	8	9	AB	R	H	RBI	BB	SO	LOB	BOTTOM								
Gary Pettis, S OBP: 0.305, SLG: 0.280 (1, 8)	K		P4						F9	5	0	2	1	0	1	0									
Rafael Palmeiro, L OBP: 0.351, SLG: 0.474 (1, 10)	F9			P5	P4		L8		G4-3	5	0	0	0	0	0	3									
Julio Franco, R OBP: 0.355, SLG: 0.404 (1, 4)				F8	S	1B				4	1	2	1	0	0	2									
Ruben Sierra, S OBP: 0.314, SLG: 0.423 (1, 9)	G4-3			F8				L9		4	0	0	0	0	0	1									
Pete Incaviglia, R OBP: 0.278, SLG: 0.424 (1, 7)			F9					1B	BB	1	0	0	0	3	0	0									
Jack Daugherty, S OBP: 0.328, SLG: 0.343 (1, 3)		G5-3		F9				L9		4	0	1	0	0	0	3									
Mike Stanley, R OBP: 0.236, SLG: 0.281 (1, 2)			F8							3	0	0	0	0	0	2									
Geno Petralli, L OBP: 0.372, SLG: 0.340 (9, 2)					F9	FC5-4				1	0	1	0	0	0	0									
Steve Buechele, R OBP: 0.391, SLG: 0.579 (8, PH)										2	1	1	0	1	0	0									
Harold Baines, L OBP: 0.326, SLG: 0.405 (8, PH)			F9							1	0	0	0	0	1	2									
John Russell, R OBP: 0.429, SLG: 0.429 (9, 5)										0	0	0	0	0	0	0									
Jeff Kunkel, R OBP: 0.167, SLG: 0.189 (1, 6)										2	0	0	0	0	0	1									
Jeff Huson, L OBP: 0.378, SLG: 0.379 (8, 6)			L8						G3	2	0	0	0	0	0	1									
Inning Stats	R: 1 E: 0 K: 1 S: 10	H: 1 LOB: 0 BB: 0 P: 17	R: 0 E: 0 K: 0 S: 6	H: 0 LOB: 0 BB: 0 P: 10	R: 0 E: 0 K: 0 S: 4	H: 0 LOB: 0 BB: 0 P: 6	R: 0 E: 0 K: 0 S: 8	H: 1 LOB: 2 BB: 1 P: 17	R: 1 E: 0 K: 0 S: 12	H: 2 LOB: 1 BB: 0 P: 22	R: 0 E: 0 K: 0 S: 8	H: 1 LOB: 2 BB: 1 P: 14	R: 0 E: 0 K: 0 S: 9	H: 1 LOB: 2 BB: 1 P: 15	R: 0 E: 0 K: 1 S: 11	H: 1 LOB: 2 BB: 1 P: 18	R: 0 E: 0 K: 0 S: 5	H: 0 LOB: 0 BB: 0 P: 9	1B: 4 2B: 2 3B: 0 HR: 1	SF: 0 SAC: 0 DP: 0 HBP: 0	WP: 0 PB: 1 SB: 1 CS: 0	PA: 38			
PITCHER	IP	WLS	BF	H	R	ER	SO	BB	IBB	HBP	BLK	WP	HR	S	P	ERA	WHIP								
Jeff Ballard, L ERA: 3.93 (1, 1)	6.0	W	26	5	2	2	1	3	0	0	0	0	0	3	4	0.00	3.000								
Mickey Weston, R ERA: 3.6 (7, 1)	0.1		2	1	0	0	0	0	0	0	0	0	0	3	4	0.00	3.000								
Kevin Hickey, L ERA: 4.22 (7, 1)	0.1		1	0	0	0	0	0	0	0	0	0	0	2	3	0.00	0.000								
Mark Williamson, R ERA: 1.98 (7, 1)	0.1		1	0	0	0	0	0	0	0	0	0	0	2	2	0.00	0.000								
Brian Holton, R ERA: 4.37 (8, 1)	2.0		8	1	0	0	1	1	0	0	0	0	0	16	27	0.00	1.000								

Baltimore Orioles @ Texas Rangers
Arlington Stadium, Arlington, TX
Sun May 27 1990, 4:33 AM EDT
Att: 24,050 - Sunny - 86 F

AB 34
R 2
H 7
RBI 2
BB 4
SO 2
LOB 15



Batter	1	2	3	4	5	6	7	8	9	AB	R	H	RBI	BB	SO	LOB	TOP										
Phil Bradley, R OBP: 0.335, SLG: 0.284 (1, 7)	G4-3		FC3-6 BB	K			G6-3		F9	4	0	0	0	1	1	1	Baltimore Orioles @ Minnesota Twins Hubert H. Humphrey Metrodome, Minneapolis, MN Mon May 28 1990, 4:33 AM EDT Att: 21,226 - Dome										
Joe Orsulak, L OBP: 0.406, SLG: 0.566 (1, 9)	SF7 3B		FC3-6 BB 1-2 WP		F7		K			4	2	1	0	0	1	1											
Cal Ripken Jr., R OBP: 0.347, SLG: 0.367 (1, 6)	SF7		WP BB 1-2 BB		P4		F9			2	0	0	1	1	0	0											
Mickey Tettleton, S OBP: 0.376, SLG: 0.426 (1, 10)	P6		WP BB 1-2 2-3 BB		K			K		3	0	0	0	1	2	0											
Randy Milligan, R OBP: 0.412, SLG: 0.331 (1, 3)		HR	FC6-4 BB 1-2 2-3 3H			SH5-4 BB		G4-3-6 BB		1	1	1	1	3	0	0											
Craig Worthington, R OBP: 0.236, SLG: 0.322 (1, 5)	G5-3		FC6-4 BB 1-2 3H			SH5-4 BB		G4-3-6 1-2		3	0	0	0	1	0	4											
Bob Melvin, R OBP: 0.275, SLG: 0.384 (1, 2)	F9			SH1-4 G6-3 2B		SH5-4			4-1 FC6-4 BB	2	1	1	0	1	0	0											
Brad Komminsk, R OBP: 0.341, SLG: 0.368 (6, PH)	K			SH1-4		K		FC6-4 1-2	0-0 FC6-4	1	0	0	0	0	1	0											
Steve Finley, L OBP: 0.312, SLG: 0.328 (6, 8)									1-2 FC6-4	2	0	0	0	0	1	3											
Rene Gonzales, R OBP: 0.300, SLG: 0.279 (1, 4)			F8	G6-3		F8		L7	1-0 L7	4	0	0	1	0	0	3											
Inning Stats	R: 1 E: 0 K: 0 S: 5	H: 1 LOB: 0 BB: 0 P: 8	R: 1 E: 0 K: 1 S: 10	H: 1 LOB: 0 BB: 0 P: 15	R: 1 E: 0 K: 0 S: 9	H: 0 LOB: 3 BB: 4 P: 27	R: 1 E: 0 K: 1 S: 8	H: 1 LOB: 0 BB: 0 P: 10	R: 0 E: 0 K: 1 S: 7	H: 0 LOB: 2 BB: 2 P: 12	R: 0 E: 0 K: 1 S: 8	H: 0 LOB: 0 BB: 0 P: 11	R: 0 E: 0 K: 1 S: 7	H: 0 LOB: 0 BB: 1 P: 14	R: 0 E: 0 K: 0 S: 6	H: 0 LOB: 1 BB: 1 P: 12	1B: 0 2B: 1 3B: 1 HR: 1	SF: 1 SAC: 2 DP: 1 HBP: 0	WP: 1 PB: 0 SB: 0 CS: 0	PA: 37							
PITCHER	IP	WLS	BF	H	R	ER	SO	BB	IBB	HBP	BLK	WP	HR	S	P	ERA	WHIP										
David West, L ERA: 5.05 (1, 1)	4.0		19	3	4	4	2	4	0	0	0	1	1	32	60	9.00	1.750										
Tim Drummond, R ERA: 3.95 (5, 1)	1.1	6	0	0	0	0	1	2	0	0	0	0	0	11	24	0.00	1.500										
Juan Berenguer, R ERA: 4.67 (6, 1)	2.0	W	7	0	0	0	3	1	0	0	0	0	0	15	26	0.00	0.500										
Terry Leach, R ERA: 2.03 (8, 1)	0.2		2	0	0	0	0	1	0	0	0	0	0	5	9	0.00	1.500										
John Canetaria, L ERA: 4.54 (9, 1)	1.0	S	3	0	0	0	0	0	0	0	0	0	0	5	7	0.00	0.000										

Batter	1	2	3	4	5	6	7	8	9	AB	R	H	RBI	BB	SO	LOB	BOTTOM										
Dan Gladden, R OBP: 0.361, SLG: 0.479 (1, 7)	P3		FC4-6 1B		P3		HR 1B			4	1	2	0	0	0	0	Baltimore Orioles @ Minnesota Twins Hubert H. Humphrey Metrodome, Minneapolis, MN Mon May 28 1990, 4:33 AM EDT Att: 21,226 - Dome										
Fred Manrique, R OBP: 0.282, SLG: 0.389 (1, 4)	G6-3		FC4-6 FC4-6 1-2		G5-3		K			4	0	0	0	0	1	3											
Al Newman, S OBP: 0.290, SLG: 0.296 (8, 4)			FC4-6 1-2				K			0	0	0	0	0	0	0											
Kirby Puckett, R OBP: 0.406, SLG: 0.588 (1, 8)	HR		FC4-6 1-2			SH1-5 BB 1B		HR		4	2	3	4	0	0	1											
Kent Hrbek, L OBP: 0.401, SLG: 0.507 (1, 3)	G4-3			G4-6-3 1B		SH1-5 BB		G6-3		3	0	1	0	1	0	0											
Gary Gaetti, R OBP: 0.301, SLG: 0.436 (1, 5)		P4		G4-6-3 1-2		SH1-5		HR		3	1	1	1	0	0	1											
Gene Larkin, S OBP: 0.386, SLG: 0.489 (1, 9)								HR		3	1	2	1	1	0	2											
John Moses, S OBP: 0.403, SLG: 0.346 (9, 9)				HR			P9	G6-4-3 BB		0	0	0	0	0	0	0											
Jim Dwyer, L OBP: 0.286, SLG: 0.167 (1, 10)			F8			G5-3		G6-4-3 1-2		2	0	1	0	0	0	1											
Carmen Castillo, R OBP: 0.196, SLG: 0.178 (6, PH)										2	0	0	0	0	0	3											
Greg Gagne, R OBP: 0.309, SLG: 0.397 (1, 6)			K					G5-3		4	0	0	0	0	3	2											
Junior Ortiz, R OBP: 0.281, SLG: 0.387 (1, 2)			P4					F9		3	1	1	0	0	0	0											
Inning Stats	R: 1 E: 0 K: 0 S: 6	H: 1 LOB: 0 BB: 0 P: 9	R: 0 E: 0 K: 1 S: 8	H: 1 LOB: 1 BB: 0 P: 14	R: 0 E: 0 K: 0 S: 5	H: 1 LOB: 1 BB: 0 P: 7	R: 1 E: 0 K: 1 S: 11	H: 3 LOB: 1 BB: 0 P: 15	R: 0 E: 0 K: 0 S: 5	H: 0 LOB: 0 BB: 0 P: 8	R: 0 E: 0 K: 0 S: 8	H: 1 LOB: 2 BB: 1 P: 17	R: 3 E: 0 K: 2 S: 17	H: 3 LOB: 0 BB: 0 P: 27	R: 1 E: 0 K: 0 S: 5	H: 1 LOB: 0 BB: 1 P: 10	1B: 5 2B: 2 3B: 0 HR: 4	SF: 0 SAC: 1 DP: 2 HBP: 0	WP: 0 PB: 0 SB: 0 CS: 0	PA: 35							
PITCHER	IP	WLS	BF	H	R	ER	SO	BB	IBB	HBP	BLK	WP	HR	S	P	ERA	WHIP										
Dave Johnson, R ERA: 4.31 (1, 1)	5.1		23	7	2	2	2	1	0	0	0	0	2	39	61	3.38	1.500										
Joe Price, L ERA: 4.07 (6, 1)	1.2	L	10	4	4	4	2	1	0	0	0	0	2	24	43	21.60	3.000										
Mickey Weston, R ERA: 3.0 (8, 1)	1.0		2	0	0	0	0	0	0	0	0	0	0	2	3	0.00	0.000										



Batter	1	2	3	4	5	6	7	8	9	AB	R	H	RBI	BB	SO	LOB	TOP								
Phil Bradley, R OBP: 0.326, SLG: 0.277 (1, 7)	G6-3		FC6-4		G5-3		G6-3			4	0	0	0	0	0	2	Baltimore Orioles @ Minnesota Twins Hubert H. Humphrey Metrodome, Minneapolis, MN Tue May 29 1990, 8:05 PM EDT Att: 15,225 - Dome								
Joe Orsulak, L OBP: 0.397, SLG: 0.549 (1, 9)	L4		G5-3		P6			L8		4	0	0	0	0	2										
Cal Ripken Jr., R OBP: 0.345, SLG: 0.371 (1, 6)	P6			P3		2B		K		4	1	1	0	0	1										
Mickey Tettleton, S OBP: 0.366, SLG: 0.414 (1, 10)		G1-3		G4-3		K		P5		4	0	0	0	0	1										
Randy Milligan, R OBP: 0.420, SLG: 0.396 (1, 3)		HR		K					HR	4	2	3	3	0	1										
Craig Worthington, R OBP: 0.297, SLG: 0.327 (1, 5)	G6-3				2B		F7		K	4	1	1	0	0	1										
Bob Melvin, R OBP: 0.284, SLG: 0.400 (1, 2)	G6-3				2B		K			4	0	2	1	0	1										
Brad Komminsk, R OBP: 0.354, SLG: 0.390 (1, 8)			FC1-5		1B	CS		FC6-4		3	1	1	0	1	0										
Rene Gonzales, R OBP: 0.296, SLG: 0.277 (1, 4)			FC1-5		1B	WP		G4-3		4	0	1	0	0	2										
Inning Stats	R: 0 E: 0 K: 0 S: 5	H: 0 LOB: 0 BB: 0 P: 8	R: 1 E: 0 K: 0 S: 11	H: 1 LOB: 0 BB: 0 P: 19	R: 0 E: 0 K: 0 S: 7	H: 1 LOB: 1 BB: 0 P: 10	R: 0 E: 0 K: 1 S: 7	H: 0 LOB: 0 BB: 0 P: 9	R: 2 E: 0 K: 0 S: 15	H: 3 LOB: 1 BB: 1 P: 27	R: 1 E: 0 K: 2 S: 12	H: 2 LOB: 1 BB: 0 P: 16	R: 0 E: 0 K: 0 S: 9	H: 0 LOB: 0 BB: 0 P: 12	R: 0 E: 0 K: 1 S: 8	H: 0 LOB: 0 BB: 0 P: 12	R: 1 E: 0 K: 1 S: 11	H: 2 LOB: 1 BB: 0 P: 13	1B: 2 2B: 5 3B: 0 HR: 2	SF: 0 SAC: 0 DP: 0 HBP: 0	WP: 1 PB: 0 SB: 0 CS: 2	PA: 36			
PITCHER	IP	WLS	BF	H	R	ER	SO	BB	IBB	HBP	BLK	WP	HR	S	P	ERA	WHIP								
Allan Anderson, L ERA: 5.13 (1, 1)	5.1	L	23	7	4	4	2	1	0	0	0	1	1	51	83	6.75	1.500								
Terry Leach, R ERA: 2.09 (6, 1)	3.2		13	2	1	1	3	0	0	0	0	0	1	34	43	2.46	0.545								



Batter	1	2	3	4	5	6	7	8	9	AB	R	H	RBI	BB	SO	LOB	BOTTOM								
Dan Gladden, R OBP: 0.359, SLG: 0.474 (1, 7)	FC4-6		G6-3		F8		G1-3			4	0	1	0	0	0	2	Baltimore Orioles @ Minnesota Twins Hubert H. Humphrey Metrodome, Minneapolis, MN Tue May 29 1990, 8:05 PM EDT Att: 15,225 - Dome								
Al Newman, S OBP: 0.286, SLG: 0.294 (1, 4)	FC4-6		2B		G4-3			P6		4	1	1	0	0	0	2									
Kirby Puckett, R OBP: 0.408, SLG: 0.589 (1, 8)	F9		1B		F9			G4-6-3		3	0	1	1	1	0	1									
Kent Hrbek, L OBP: 0.392, SLG: 0.493 (1, 3)	F7		K				K			4	0	0	0	0	2	3									
Gary Gaetti, R OBP: 0.300, SLG: 0.438 (1, 5)		L5		P4		2B		L5		4	0	1	0	0	0	0									
Gene Larkin, S OBP: 0.389, SLG: 0.489 (1, 10)		1B		P3		F9		1B		4	0	2	0	0	0	1									
Brian Harper, R OBP: 0.331, SLG: 0.473 (1, 2)		F9		G6-3				K		4	0	0	0	0	1	2									
John Moses, S OBP: 0.394, SLG: 0.339 (1, 9)		G4-3		K				G1-3		4	0	1	0	0	1	2									
Greg Gagne, R OBP: 0.310, SLG: 0.395 (1, 6)			P2		B3		B3			3	0	1	0	0	0	1									
Inning Stats	R: 0 E: 0 K: 0 S: 7	H: 1 LOB: 1 BB: 0 P: 11	R: 0 E: 0 K: 0 S: 8	H: 1 LOB: 0 BB: 0 P: 13	R: 1 E: 0 K: 1 S: 12	H: 2 LOB: 1 BB: 0 P: 18	R: 0 E: 0 K: 0 S: 4	H: 0 LOB: 0 BB: 0 P: 7	R: 0 E: 0 K: 1 S: 10	H: 1 LOB: 1 BB: 0 P: 14	R: 0 E: 0 K: 1 S: 12	H: 1 LOB: 1 BB: 0 P: 16	R: 0 E: 0 K: 0 S: 6	H: 1 LOB: 0 BB: 0 P: 9	R: 0 E: 0 K: 0 S: 5	H: 0 LOB: 0 BB: 1 P: 12	R: 0 E: 0 K: 1 S: 11	H: 1 LOB: 1 BB: 0 P: 17	1B: 6 2B: 2 3B: 0 HR: 0	SF: 0 SAC: 0 DP: 1 HBP: 0	WP: 0 PB: 0 SB: 1 CS: 0	PA: 35			
PITCHER	IP	WLS	BF	H	R	ER	SO	BB	IBB	HBP	BLK	WP	HR	S	P	ERA	WHIP								
Bob Milacki, R ERA: 4.88 (1, 1)	6.1	W	26	7	1	1	3	0	0	0	0	0	0	56	85	1.42	1.105								
Mark Williamson, R ERA: 1.95 (7, 1)	1.2		5	0	0	0	0	1	0	0	0	0	0	8	15	0.00	0.600								
Gregg Olson, R ERA: 0.33 (9, 1)	1.0		4	1	0	0	1	0	0	0	0	0	0	11	17	0.00	1.000								



Batter	1	2	3	4	5	6	7	8	9	AB	R	H	RBI	BB	SO	LOB	TOP								
Phil Bradley , R OBP: 0.332, SLG: 0.292 (1, 7)											4	0	2	0	1	1	0								
Steve Finley , L OBP: 0.307, SLG: 0.328 (1, 8)											4	0	2	0	0	1	1								
Cal Ripken Jr. , R OBP: 0.339, SLG: 0.385 (1, 6)											5	1	1	0	0	1	5								
Mickey Tettleton , S OBP: 0.377, SLG: 0.401 (1, 2)											2	1	0	0	3	2	2								
Joe Orsulak , L OBP: 0.384, SLG: 0.521 (1, 9)											5	1	1	0	0	0	8								
Randy Milligan , R OBP: 0.424, SLG: 0.420 (1, 3)											4	0	2	2	0	1	0								
Sam Horn , L OBP: 0.341, SLG: 0.421 (1, 10)											1	0	1	0	1	0	0								
Bob Melvin , R OBP: 0.279, SLG: 0.394 (6, PH)											2	1	1	0	0	0	0								
Craig Worthington , R OBP: 0.299, SLG: 0.329 (1, 5)											4	0	2	0	0	1	3								
Billy Ripken , R OBP: 0.291, SLG: 0.314 (1, 4)											4	0	1	1	0	0	4								
Inning Stats	R: 0 E: 0 K: 1 S: 10	H: 1 LOB: 2 BB: 1 P: 20	R: 0 E: 0 K: 0 S: 7	H: 1 LOB: 1 BB: 1 P: 12	R: 0 E: 0 K: 3 S: 10	H: 1 LOB: 1 BB: 0 P: 16	R: 1 E: 0 K: 0 S: 10	H: 3 LOB: 1 BB: 0 P: 17	R: 2 E: 0 K: 0 S: 14	H: 3 LOB: 2 BB: 1 P: 27	R: 1 E: 0 K: 1 S: 10	H: 2 LOB: 0 BB: 0 P: 20	R: 0 E: 0 K: 1 S: 9	H: 1 LOB: 1 BB: 0 P: 14	R: 0 E: 0 K: 1 S: 9	H: 1 LOB: 2 BB: 2 P: 14	R: 0 E: 0 K: 0 S: 10	H: 0 LOB: 2 BB: 2 P: 21	1B: 10 2B: 3 3B: 0 HR: 0	SF: 0 SAC: 1 DP: 2 HBP: 0	WP: 0 PB: 0 SB: 0 CS: 0	PA: 41			
PITCHER	IP	WLS	BF	H	R	ER	SO	BB	IBB	HBP	BLK	WP	HR	S	P	ERA	WHIP								
Tim Leary , R (1, 1)	5.0	L	24	9	3	3	4	3	0	0	0	0	0	51	92	5.40	2.400								
Greg Cadaret , L (6, 1)	2.0		8	3	1	1	2	0	0	0	0	0	0	19	34	4.50	1.500								
Eric Plunk , R (8, 1)	1.2		8	1	0	0	1	2	0	0	0	0	0	17	30	0.00	1.800								
Lee Guetterman , L (9, 1)	0.1		1	0	0	0	0	0	0	0	0	0	0	2	5	0.00	0.000								

Baltimore Orioles @ New York Yankees
Yankee Stadium, Bronx, NY
Sat Jun 02 1990, 7:05 PM EDT
Att: 27,569 - Unknown - 80 F

AB 35
R 4
H 13
RBI 3
BB 5
SO 7
LOB 23



Batter	1	2	3	4	5	6	7	8	9	AB	R	H	RBI	BB	SO	LOB	BOTTOM								
Deion Sanders , L OBP: 0.232, SLG: 0.275 (1, 8)										4	0	0	0	0	0	2									
Steve Sax , R OBP: 0.340, SLG: 0.328 (1, 4)										4	1	2	0	0	0	0									
Don Mattingly , L OBP: 0.328, SLG: 0.411 (1, 3)										4	0	1	0	0	0	2									
Steve Balboni , R OBP: 0.321, SLG: 0.455 (1, 10)										3	0	1	1	0	1	1									
Roberto Kelly , R OBP: 0.320, SLG: 0.380 (8, PR)										0	0	0	0	0	0	0									
Mel Hall , L OBP: 0.252, SLG: 0.442 (1, 7)										4	0	2	0	0	1	0									
Jesse Barfield , R OBP: 0.358, SLG: 0.514 (1, 9)										3	1	2	1	1	1	2									
Randy Velarde , R OBP: 0.288, SLG: 0.254 (1, 5)										4	0	1	0	0	1	2									
Bob Geren , R OBP: 0.266, SLG: 0.347 (1, 2)										4	0	1	0	0	0	1									
Alvaro Espinoza , R OBP: 0.224, SLG: 0.228 (1, 6)										3	0	1	0	0	0	1									
Claudell Washington , L OBP: 0.214, SLG: 0.255 (8, PH)										1	0	0	0	0	0	0									
Inning Stats	R: 0 E: 0 K: 0 S: 8	H: 1 LOB: 0 BB: 0 P: 11	R: 1 E: 0 K: 0 S: 15	H: 3 LOB: 0 BB: 0 P: 19	R: 1 E: 0 K: 0 S: 11	H: 2 LOB: 1 BB: 0 P: 16	R: 0 E: 0 K: 0 S: 4	H: 1 LOB: 0 BB: 0 P: 8	R: 0 E: 0 K: 2 S: 11	H: 1 LOB: 1 BB: 1 P: 18	R: 0 E: 0 K: 0 S: 6	H: 0 LOB: 0 BB: 0 P: 8	R: 0 E: 0 K: 1 S: 9	H: 2 LOB: 2 BB: 0 P: 15	R: 0 E: 0 K: 1 S: 6	H: 0 LOB: 0 BB: 0 P: 9	1B: 8 2B: 2 3B: 0 HR: 1	SF: 1 SAC: 0 DP: 2 HBP: 0	WP: 0 PB: 0 SB: 0 CS: 0	PA: 36					
PITCHER	IP	WLS	BF	H	R	ER	SO	BB	IBB	HBP	BLK	WP	HR	S	P	ERA	WHIP								
Dave Johnson , R (1, 1)	5.0	W	21	8	2	2	0	0	0	0	0	0	0	17	26	3.60	1.600								
Mark Williamson , R (6, 1)	2.0		7	1	0	0	2	1	0	0	0	0	0	17	26	0.00	1.000								
Gregg Olson , R (8, 1)	2.0	S	8	2	0	0	2	0	0	0	0	0	0	15	24	0.00	1.000								

Baltimore Orioles @ New York Yankees
Yankee Stadium, Bronx, NY
Sat Jun 02 1990, 7:05 PM EDT
Att: 27,569 - Unknown - 80 F

AB 34
R 2
H 11
RBI 2
BB 1
SO 4
LOB 11



Batter	1	2	3	4	5	6	7	8	9	AB	R	H	RBI	BB	SO	LOB	TOP								
Steve Finley, L (1, 8) OBP: 0.312, SLG: 0.340	F7		G4-3			G4-3	G4-3			4	2	2	0	0	0	1	Baltimore Orioles @ New York Yankees Yankee Stadium, Bronx, NY Sun Jun 03 1990, 3:33 AM EDT Att: 42,673 - Cloudy - 74 F								
Brady Anderson, L (1, 7) OBP: 0.356, SLG: 0.245	G5-3		G4-3			G4-3		K		4	0	1	1	0	1	1									
Cal Ripken Jr., R (1, 6) OBP: 0.342, SLG: 0.384	G3		G5-3					HR		3	1	1	1	1	0	1									
Mickey Tettleton, S (1, 2)		F8				K		HR		4	1	1	2	0	2	1									
Joe Orsulak, L (1, 9) OBP: 0.389, SLG: 0.520								HR		2	0	1	0	1	0	0									
Brad Komminsk, R (8, PH) OBP: 0.400, SLG: 0.400								F9		1	0	0	0	0	0	0									
Randy Milligan, R (1, 3) OBP: 0.415, SLG: 0.408								K		4	0	0	0	0	2	3									
Sam Horn, L (1, 10) OBP: 0.330, SLG: 0.405								K		3	0	0	0	0	1	1									
Phil Bradley, R (9, PH) OBP: 0.330, SLG: 0.291										1	0	0	0	0	0	0									
Rene Gonzales, R (1, 5) OBP: 0.306, SLG: 0.291										4	0	0	0	0	0	0									
Billy Ripken, R (1, 4) OBP: 0.290, SLG: 0.311										4	0	1	0	0	1	0									
Inning Stats	R: 0 E: 0 K: 0 S: 9	H: 0 LOB: 0 BB: 0 P: 13	R: 0 E: 0 K: 2 S: 11	H: 1 LOB: 1 BB: 0 P: 20	R: 1 E: 0 K: 1 S: 14	H: 2 LOB: 1 BB: 0 P: 19	R: 0 E: 0 K: 1 S: 10	H: 0 LOB: 0 BB: 0 P: 15	R: 0 E: 0 K: 1 S: 4	H: 0 LOB: 0 BB: 0 P: 7	R: 1 E: 0 K: 1 S: 11	H: 2 LOB: 2 BB: 1 P: 21	R: 0 E: 0 K: 0 S: 9	H: 1 LOB: 1 BB: 0 P: 13	R: 2 E: 0 K: 2 S: 15	H: 1 LOB: 0 BB: 1 P: 28	R: 0 E: 0 K: 0 S: 6	H: 0 LOB: 0 BB: 0 P: 10	1B: 5 2B: 1 3B: 0 HR: 1	SF: 0 SAC: 0 DP: 0 HBP: 0	WP: 0 PB: 0 SB: 3 CS: 0	PA: 36			
PITCHER	IP	WLS	BF	H	R	ER	SO	BB	IBB	HBP	BLK	WP	HR	S	P	ERA	WHIP								
Mike Witt, R (1, 1) ERA: 3.09	7.1	L	31	7	4	4	6	1	1	0	0	0	1	77	125	4.91	1.091								
Lee Guetterman, L (8, 1) ERA: 2.15	1.2		5	0	0	0	1	0	0	0	0	0	0	12	21	0.00	0.000								

Batter	1	2	3	4	5	6	7	8	9	AB	R	H	RBI	BB	SO	LOB	BOTTOM								
Steve Sax, R (1, 4) OBP: 0.338, SLG: 0.326	L9		G6-3							4	1	1	0	0	0	0	Baltimore Orioles @ New York Yankees Yankee Stadium, Bronx, NY Sun Jun 03 1990, 3:33 AM EDT Att: 42,673 - Cloudy - 74 F								
Roberto Kelly, R (1, 8)			K							4	1	2	0	0	2	0									
Don Mattingly, L (1, 3) OBP: 0.332, SLG: 0.413										4	0	2	2	0	0	0									
Mel Hall, L (1, 10) OBP: 0.254, SLG: 0.439										3	0	1	0	0	1	0									
Steve Balboni, R (8, PH) OBP: 0.316, SLG: 0.448										1	0	0	0	0	0	2									
Jesse Barfield, R (1, 9) OBP: 0.361, SLG: 0.531										3	1	1	1	1	0	4									
Rick Cerone, R (1, 2) OBP: 0.356, SLG: 0.457										4	0	3	0	0	0	0									
Wayne Tolleson, S (9, FR) OBP: 0.214, SLG: 0.385										0	0	0	0	0	0	0									
Randy Velarde, R (1, 5) OBP: 0.289, SLG: 0.257										3	0	1	0	0	1	1									
Alvaro Espinoza, R (1, 6) OBP: 0.219, SLG: 0.221										3	0	0	0	0	0	3									
Claudei Washington, L (9, PH) OBP: 0.212, SLG: 0.253										1	0	0	0	0	1	2									
Deion Sanders, L (1, 7) OBP: 0.217, SLG: 0.255										4	0	0	0	0	1	3									
Inning Stats	R: 1 E: 0 K: 0 S: 13	H: 3 LOB: 1 BB: 0 P: 21	R: 0 E: 0 K: 0 S: 10	H: 1 LOB: 0 BB: 0 P: 15	R: 0 E: 0 K: 1 S: 10	H: 0 LOB: 0 BB: 0 P: 15	R: 1 E: 0 K: 0 S: 9	H: 3 LOB: 1 BB: 0 P: 12	R: 0 E: 0 K: 1 S: 7	H: 0 LOB: 0 BB: 0 P: 9	R: 0 E: 0 K: 1 S: 7	H: 0 LOB: 0 BB: 1 P: 12	R: 0 E: 0 K: 1 S: 9	H: 0 LOB: 0 BB: 0 P: 11	R: 1 E: 0 K: 1 S: 11	H: 3 LOB: 2 BB: 0 P: 17	R: 0 E: 0 K: 1 S: 8	H: 1 LOB: 2 BB: 0 P: 16	1B: 10 2B: 0 3B: 0 HR: 1	SF: 0 SAC: 1 DP: 2 HBP: 0	WP: 0 PB: 0 SB: 3 CS: 1	PA: 37			
PITCHER	IP	WLS	BF	H	R	ER	SO	BB	IBB	HBP	BLK	WP	HR	S	P	ERA	WHIP								
Bob Milacki, R (1, 1) ERA: 4.74	0.0		1	1	0	0	0	0	0	0	0	0	0	3	5	∞	∞								
Mark Williamson, R (8, 1) ERA: 1.74	0.0		1	1	0	0	0	0	0	0	0	0	0	1	1	∞	∞								
Kevin Hickey, L (8, 1) ERA: 3.86	0.0		1	1	0	0	0	0	0	0	0	0	0	1	1	∞	∞								
Gregg Olson, R (8, 1) ERA: 0.29	1.2	S	6	1	0	0	1	0	0	0	0	0	0	10	20	0.00	0.600								

Batter	1	2	3	4	5	6	7	8	9	AB	R	H	RBI	BB	SO	LOB	TOP										
Phil Bradley, R OBP: 0.337, SLG: 0.299	F9	G4-3	F9			F9		1-H		5	0	3	2	0	0	3	Baltimore Orioles @ Milwaukee Brewers Milwaukee County Stadium, Milwaukee, WI Mon Jun 04 1990, 8:05 PM EDT Att: 12,022 - Unknown - 62 F										
Steve Finley, L OBP: 0.395, SLG: 0.333 Brad Komminsk, R OBP: 0.404, SLG: 0.404	K	G4-3		G4-3		K		FC6-4		3	0	0	1	0	1	2											
Cal Ripken Jr., R OBP: 0.339, SLG: 0.378		P4		P3		SF8		FC6-4		2	0	1	0	0	3												
Mickey Tettleton, S OBP: 0.375, SLG: 0.413	G3			K		F9				4	0	1	0	1	1	3											
Joe Orsulak, L OBP: 0.384, SLG: 0.510		1B	FC5-4			G6-3		G4-6-3		5	2	1	0	0	1	2											
Randy Milligan, R OBP: 0.410, SLG: 0.401	F9	F9	BB	HBP		L6		G3		5	0	1	0	0	0	1											
Greg Walker, L OBP: 0.275, SLG: 0.286 Bob Melvin, R OBP: 0.276, SLG: 0.390	1B	1B	1B	HBP		K		F9		2	1	1	0	0	1	0											
Craig Worthington, R OBP: 0.309, SLG: 0.335	1B	1B	1B	HBP				K		3	2	2	2	1	1	0											
Billy Ripken, R OBP: 0.299, SLG: 0.320	G4-3	G4-3	P4			SH		BLK		3	1	2	0	0	0	3											
Inning Stats	R: 0 E: 0 K: 1 S: 11	H: 0 LOB: 1 BB: 1 P: 21	R: 3 E: 0 K: 0 S: 19	H: 5 LOB: 0 BB: 0 P: 26	R: 1 E: 0 K: 0 S: 11	H: 1 LOB: 3 BB: 2 P: 26	R: 0 E: 0 K: 1 S: 7	H: 0 LOB: 0 BB: 0 P: 10	R: 0 E: 0 K: 1 S: 8	H: 0 LOB: 0 BB: 0 P: 11	R: 1 E: 1 K: 1 S: 12	H: 2 LOB: 2 BB: 0 P: 18	R: 0 E: 0 K: 1 S: 7	H: 0 LOB: 0 BB: 0 P: 10	R: 1 E: 0 K: 1 S: 14	H: 3 LOB: 1 BB: 0 P: 18		R: 0 E: 0 K: 0 S: 7	H: 1 LOB: 0 BB: 0 P: 9	1B: 12 2B: 0 3B: 0 HR: 0	SF: 1 SAC: 1 DP: 1 HBP: 1	WP: 0 PB: 0 SB: 0 CS: 0	PA: 42				
PITCHER	IP	WLS	BF	H	R	ER	SO	BB	IBB	HBP	BLK	WP	HR	S	P	ERA	WHIP										
Chris Bosio, R ERA: 2.83	2.1		17	6	4	4	1	3	0	1	0	0	0	39	69	15.43	3.857										
Bill Krueger, L ERA: 3.25	4.2	L	17	2	1	0	4	0	0	0	0	0	0	36	53	0.00	0.429										
Chuck Crim, R ERA: 3.26	2.0		8	4	1	1	1	0	0	0	1	0	0	21	27	4.50	2.000										

Batter	1	2	3	4	5	6	7	8	9	AB	R	H	RBI	BB	SO	LOB	BOTTOM										
Mike Felder, S OBP: 0.348, SLG: 0.263	F9			F8	FC6-4			G2-3		4	1	1	0	1	0	3	Baltimore Orioles @ Milwaukee Brewers Milwaukee County Stadium, Milwaukee, WI Mon Jun 04 1990, 8:05 PM EDT Att: 12,022 - Unknown - 62 F										
Robin Yount, R OBP: 0.321, SLG: 0.328	BB	F8		K		P4		F8		4	0	0	0	1	1	2											
Paul Molitor, R OBP: 0.353, SLG: 0.486	F9			1B	BB	G5-3		2B		4	1	2	0	1	0	2											
Dave Parker, L OBP: 0.374, SLG: 0.506	E7			F7		K		K		4	0	0	0	1	2	3											
Gary Sheffield, R OBP: 0.395, SLG: 0.447				1B	1B			CS		3	1	3	1	2	0	0											
B.J. Surhoff, L OBP: 0.323, SLG: 0.414	K			P5	1B	SH		SH		4	1	1	0	0	1	6											
Greg Brock, L OBP: 0.302, SLG: 0.319	P5			K				P6		4	0	0	0	1	1	8											
Darryl Hamilton, L OBP: 0.393, SLG: 0.360		F7		L8		L4		L4		5	0	1	2	0	1	3											
Bill Spiers, L OBP: 0.259, SLG: 0.212	P4				B2			K		3	0	0	0	1	1	4											
Inning Stats	R: 1 E: 1 K: 1 S: 19	H: 0 LOB: 3 BB: 3 P: 38	R: 0 E: 0 K: 0 S: 11	H: 1 LOB: 1 BB: 0 P: 16	R: 0 E: 0 K: 1 S: 14	H: 1 LOB: 2 BB: 1 P: 20	R: 0 E: 0 K: 1 S: 9	H: 0 LOB: 1 BB: 1 P: 17	R: 3 E: 0 K: 1 S: 17	H: 4 LOB: 2 BB: 1 P: 29	R: 0 E: 0 K: 1 S: 10	H: 0 LOB: 0 BB: 0 P: 15	R: 0 E: 1 K: 1 S: 11	H: 1 LOB: 2 BB: 0 P: 17	R: 0 E: 0 K: 0 S: 12	H: 1 LOB: 1 BB: 1 P: 22		R: 0 E: 0 K: 1 S: 9	H: 0 LOB: 1 BB: 1 P: 15	1B: 6 2B: 2 3B: 0 HR: 0	SF: 0 SAC: 1 DP: 0 HBP: 0	WP: 0 PB: 0 SB: 1 CS: 1	PA: 45				
PITCHER	IP	WLS	BF	H	R	ER	SO	BB	IBB	HBP	BLK	WP	HR	S	P	ERA	WHIP										
Pete Harnisch, R ERA: 4.03	4.1		26	6	4	3	4	6	0	0	0	0	0	25	38	0.00	0.375										
Joe Price, L ERA: 3.67	2.2	W	10	1	0	0	2	0	0	0	0	0	0	12	22	0.00	2.000										
Mark Williamson, R ERA: 1.69	1.0		4	1	0	0	0	1	0	0	0	0	0	9	15	0.00	1.000										
Gregg Olson, R ERA: 0.28	1.0	S	4	0	0	0	1	1	0	0	0	0	0	9	15	0.00	1.000										

Batter	1	2	3	4	5	6	7	8	9	AB	R	H	RBI	BB	SO	LOB	TOP		
Phil Bradley, R (1, 7) OBP: 0.333, SLG: 0.297	F8		G3			K		FC5-4 1B	G6-4-3	5	1	1	0	0	1	2	Baltimore Orioles @ Milwaukee Brewers Milwaukee County Stadium, Milwaukee, WI Tue Jun 05 1990, 8:05 PM EDT Att: 16,255 - Unknown - 63 F		
Steve Finley, L (1, 8) OBP: 0.311, SLG: 0.333	F8		F7-2 BB			K		FC5-4 1B		3	0	1	0	1	1	0			
Cal Ripken Jr., R (1, 6) OBP: 0.338, SLG: 0.372	G5-3		BB					FC5-4 HR		3	1	0	0	1	0	2			
Mickey Tettleton, S (1, 2)		G3	BB					HR		3	1	2	4	1	0	0			
Joe Orsulak, L (1, 9) OBP: 0.383, SLG: 0.506		BB	BB					HR		3	0	1	0	0	0	4			
Brad Komminsk, R (8, PH) OBP: 0.414, SLG: 0.404		1B	F7-2					BB		0	0	0	0	1	0	0			
Randy Milligan, R (1, 3) OBP: 0.402, SLG: 0.391		G6-3						L8		4	0	0	0	0	0	3			
Greg Walker, L (1, 10) OBP: 0.357, SLG: 0.250		BB						L8		1	0	0	0	1	1	0			
Bob Melvin, R (7, PH) OBP: 0.271, SLG: 0.382								F8		2	0	0	0	0	0	1			
Craig Worthington, R (1, 5) OBP: 0.308, SLG: 0.333		G3-1						L9		4	0	1	0	0	0	2			
Billy Ripken, R (1, 4) OBP: 0.299, SLG: 0.315								G6-3		2	1	0	0	1	0	0			
Chris Hoiles, R (9, PH)			S G3 BB					F9		1	0	0	0	0	0	1			
Inning Stats	R: 0 E: 0 K: 0 S: 9	H: 0 LOB: 0 BB: 0 P: 14	R: 0 E: 0 K: 0 S: 11	H: 1 LOB: 2 BB: 1 P: 20	R: 1 E: 0 K: 0 S: 7	H: 0 LOB: 2 BB: 4 P: 24	R: 0 E: 0 K: 1 S: 8	H: 0 LOB: 0 BB: 0 P: 13	R: 0 E: 0 K: 2 S: 7	H: 1 LOB: 1 BB: 0 P: 16	R: 0 E: 0 K: 0 S: 6	H: 0 LOB: 0 BB: 0 P: 8	R: 3 E: 0 K: 0 S: 19	H: 3 LOB: 1 BB: 1 P: 32	R: 0 E: 0 K: 0 S: 7	H: 1 LOB: 0 BB: 0 P: 9	1B: 5 2B: 1 3B: 0 HR: 1	SF: 0 SAC: 0 DP: 2 HBP: 0	WP: 0 PA: 37 PB: 0 SB: 3 CS: 0
PITCHER	IP WLS BF H R ER SO BB IBB HBP BLK WP HR S P ERA WHIP																		
Jaime Navarro, R (1, 1) ERA: 6.1	6.0 W 24 2 1 1 3 4 1 0 0 0 0 50 96 1.50 1.000																		
Tony Fossas, L (7, 1) ERA: 6.17	1.1 7 3 3 3 0 0 0 0 0 0 1 19 27 20.25 2.250																		
Chuck Crim, R (8, 1) ERA: 3.09	1.2 S 6 1 0 0 0 1 0 0 0 0 0 0 13 22 0.00 1.200																		

Batter	1	2	3	4	5	6	7	8	9	AB	R	H	RBI	BB	SO	LOB	BOTTOM		
Mike Felder, S (1, 7) OBP: 0.351, SLG: 0.274	G4-3		1B			E1		G6-3		5	0	2	0	0	0	0	Baltimore Orioles @ Milwaukee Brewers Milwaukee County Stadium, Milwaukee, WI Tue Jun 05 1990, 8:05 PM EDT Att: 16,255 - Unknown - 63 F		
Robin Yount, R (1, 8) OBP: 0.318, SLG: 0.326	L8		SF8			FC1-6 BB		F8		4	0	1	1	0	0	2			
Paul Molitor, R (1, 4) OBP: 0.490, SLG: 0.490			G2-3			FC1-6 BB		1B		3	1	1	0	1	0	2			
Edgar Diaz, R (8, 4) OBP: 0.308, SLG: 0.256		G6-3				BB		G5-3		1	0	0	0	0	0	1			
Dave Parker, L (1, 10) OBP: 0.366, SLG: 0.497		G3				G4-3		SF7		3	0	0	1	0	0	2			
Gary Sheffield, R (1, 5) OBP: 0.397, SLG: 0.444		K				P3		F9 1B		3	1	1	0	1	1	0			
B.J. Surhoff, L (1, 2) OBP: 0.333, SLG: 0.444		K				HR		1B		4	1	3	1	0	1	0			
Greg Brock, L (1, 3) OBP: 0.301, SLG: 0.319			SF7			F8		F9		3	1	1	1	0	0	2			
Darryl Hamilton, L (1, 9) OBP: 0.375, SLG: 0.379			F6			G3-1		K		4	1	1	0	0	1	4			
Bill Spiers, L (1, 6) OBP: 0.274, SLG: 0.268			SF8 1B			G4-3		F7		4	1	2	1	0	0	0			
Inning Stats	R: 0 E: 0 K: 0 S: 8	H: 0 LOB: 0 BB: 0 P: 12	R: 0 E: 0 K: 2 S: 7	H: 0 LOB: 0 BB: 0 P: 14	R: 1 E: 0 K: 0 S: 13	H: 3 LOB: 2 BB: 0 P: 19	R: 1 E: 0 K: 0 S: 14	H: 2 LOB: 1 BB: 0 P: 20	R: 0 E: 0 K: 0 S: 8	H: 1 LOB: 2 BB: 1 P: 14	R: 3 E: 1 K: 0 S: 18	H: 3 LOB: 1 BB: 0 P: 27	R: 1 E: 0 K: 1 S: 11	H: 2 LOB: 2 BB: 1 P: 22	R: 0 E: 0 K: 0 S: 9	H: 1 LOB: 1 BB: 0 P: 10	1B: 8 2B: 2 3B: 1 HR: 1	SF: 3 SAC: 0 DP: 0 HBP: 0	WP: 0 PA: 39 PB: 0 SB: 2 CS: 0
PITCHER	IP WLS BF H R ER SO BB IBB HBP BLK WP HR S P ERA WHIP																		
Jay Tibbs, R (1, 1) ERA: 5.25	3.1 L 14 4 2 2 2 0 0 0 0 0 0 31 49 7.71 2.571																		
Kevin Hickey, L (4, 1) ERA: 4.5	2.1 13 5 3 2 0 1 0 0 0 0 1 31 49 7.71 2.571																		
Brian Holton, R (6, 1) ERA: 4.55	2.1 12 3 1 1 1 1 0 0 1 0 0 25 39 3.86 1.714																		

Batter	1	2	3	4	5	6	7	8	9	AB	R	H	RBI	BB	SO	LOB	TOP								
Phil Bradley, R OBP: 0.329, SLG: 0.289 (1, 7)	F7		G4-3	HBP		F9		E5 SH SF7	FC5-4	5	1	0	0	0	0	1	Baltimore Orioles @ Milwaukee Brewers Milwaukee County Stadium, Milwaukee, WI Wed Jun 06 1990, 8:05 PM EDT Att: 15,016 - Overcast - 75 F								
Billy Ripken, R OBP: 0.298, SLG: 0.313 (1, 4)	F8		G6-3	K		BB BB 1B		SH SF7		4	0	1	0	0	1	2									
Cal Ripken Jr., R OBP: 0.339, SLG: 0.378 (1, 6)	F8			1B	2B	1B	F8	K		5	2	2	0	0	1	3									
Mickey Tettleton, S OBP: 0.394, SLG: 0.445 (5, 2)		1B 1B BB		CS G5-4-3 2H	1B	1B	BB	SF7		2	1	2	2	2	0	0									
Randy Milligan, R OBP: 0.407, SLG: 0.400 (1, 3)	1B		G5-4-3	1B	1B	BB		K		4	0	2	2	1	1	2									
Brad Komminsk, R OBP: 0.413, SLG: 0.392 (1, 8) (5, 9)	1B		1B	1B	K		F9			4	1	1	0	1	1	4									
Craig Worthington, R OBP: 0.315, SLG: 0.354 (1, 5)	K		1B	1B	IBB		L6		HR	4	2	2	1	1	1	3									
Bob Melvin, R OBP: 0.273, SLG: 0.381 (1, 2)	G6-3		1B	1B	K		F8		F7	3	1	1	1	0	1	5									
Steve Finley, L OBP: 0.307, SLG: 0.329 (5, 8)	1-2		2B	1B	K		F8		F7	2	0	0	0	0	0	0									
Chris Hoiles, R OBP: 0.333, SLG: 0.500 (1, 10)			P1	1-1	F7		F9		FC5-4 1B	5	0	2	2	0	0	2									
Brady Anderson, L OBP: 0.356, SLG: 0.245 (9, PR)			1-1	1-1	2B					0	0	0	0	0	0	0									
Inning Stats	R: 0 E: 0 K: 0 S: 4	H: 0 LOB: 0 BB: 0 P: 5	R: 0 E: 0 K: 1 S: 10	H: 2 LOB: 2 BB: 1 P: 18	R: 0 E: 0 K: 0 S: 6	H: 0 LOB: 0 BB: 0 P: 7	R: 4 E: 0 K: 1 S: 20	H: 5 LOB: 2 BB: 1 P: 37	R: 2 E: 0 K: 2 S: 11	H: 3 LOB: 2 BB: 1 P: 23	R: 0 E: 0 K: 0 S: 12	H: 1 LOB: 3 BB: 2 P: 25	R: 0 E: 0 K: 0 S: 8	H: 0 LOB: 0 BB: 0 P: 10	R: 1 E: 2 K: 2 S: 10	H: 0 LOB: 1 BB: 0 P: 15	R: 1 E: 0 K: 0 S: 6	H: 2 LOB: 1 BB: 0 P: 9	1B: 9 2B: 3 HR: 1	SF: 1 SAC: 1 DP: 1 HBP: 1	WP: 0 PB: 0 SB: 0 CS: 1	PA: 46			
PITCHER	IP	WLS	BF	H	R	ER	SO	BB	IBB	HBP	BLK	WP	HR	S	P	ERA	WHIP								
Teddy Higuera, L ERA: 1.79 (1, 1)	3.0		11	2	0	0	1	1	0	0	0	0	0	20	30	0.00	1.000								
Tom Edens, R ERA: 7.0 (4, 1)	0.2	6	4	4	4	0	1	0	0	0	0	0	0	13	24	54.00	7.500								
Mike Capel, R ERA: 54.0 (4, 1)	0.1	5	3	2	2	1	0	0	0	1	0	0	0	10	19	54.00	9.000								
Bill Krueger, L ERA: 3.07 (5, 1)	5.0	L	24	4	2	1	4	2	1	0	0	0	1	44	76	1.80	1.200								

Batter	1	2	3	4	5	6	7	8	9	AB	R	H	RBI	BB	SO	LOB	BOTTOM								
Mike Felder, S OBP: 0.367, SLG: 0.328 (1, 7)	HR	G6-3		BLK			1B	FC4-6		5	2	3	1	0	0	1	Baltimore Orioles @ Milwaukee Brewers Milwaukee County Stadium, Milwaukee, WI Wed Jun 06 1990, 8:05 PM EDT Att: 15,016 - Overcast - 75 F								
Robin Yount, R OBP: 0.324, SLG: 0.354 (1, 8)	HR		G4-3	F9		1B	1B	K		5	2	3	3	0	1	2									
Paul Molitor, R OBP: 0.352, SLG: 0.486 (1, 4)	G4-3		G4-3		G6-3		K		G6-3	5	0	1	0	0	1	2									
Dave Parker, L OBP: 0.367, SLG: 0.494 (1, 10)	K		1B	CS	K		FC6-4		K	5	0	2	1	0	3	1									
Gary Sheffield, R OBP: 0.391, SLG: 0.443 (1, 5)	G4-3		F7		2B		K		K	5	0	1	0	0	2	4									
Rob Deer, R OBP: 0.385, SLG: 0.444 (1, 3)	FC5-4		F7		G5-3		FC6-4			3	0	0	0	1	0	3									
Greg Brock, L OBP: 0.301, SLG: 0.319 (9, 3)	BB									0	0	0	0	0	0	0									
Glenn Braggs, R OBP: 0.339, SLG: 0.385 (1, 9)	FC5-4			2B		P2		SH2-4 1B BB		3	2	1	0	1	0	2									
B.J. Surhoff, L OBP: 0.327, SLG: 0.435 (1, 2)		G4-3		K		G6-3		SH2-4		3	0	0	0	0	1	1									
Bill Spiers, L OBP: 0.288, SLG: 0.300 (1, 6)		G1-3		1B		F9		FC4-6 1B		4	1	2	2	0	0	0									
Inning Stats	R: 2 E: 0 K: 1 S: 16	H: 3 LOB: 2 BB: 1 P: 27	R: 0 E: 0 K: 0 S: 8	H: 0 LOB: 0 BB: 0 P: 15	R: 1 E: 0 K: 0 S: 7	H: 2 LOB: 0 BB: 0 P: 11	R: 2 E: 0 K: 1 S: 14	H: 3 LOB: 1 BB: 0 P: 24	R: 0 E: 0 K: 0 S: 8	H: 1 LOB: 1 BB: 0 P: 12	R: 0 E: 0 K: 0 S: 4	H: 0 LOB: 0 BB: 0 P: 6	R: 1 E: 0 K: 2 S: 14	H: 3 LOB: 2 BB: 0 P: 20	R: 1 E: 0 K: 1 S: 10	H: 1 LOB: 1 BB: 1 P: 15	R: 0 E: 0 K: 2 S: 11	H: 0 LOB: 0 BB: 0 P: 16	1B: 5 2B: 7 HR: 1	SF: 0 SAC: 1 DP: 0 HBP: 0	WP: 0 PB: 0 SB: 1 CS: 1	PA: 41			
PITCHER	IP	WLS	BF	H	R	ER	SO	BB	IBB	HBP	BLK	WP	HR	S	P	ERA	WHIP								
Jeff Ballard, L ERA: 4.5 (1, 1)			27	9	5	5	3	1	0	0	0	0	0	24	35	9.00	2.500								
Mark Williamson, R ERA: 2.12 (7, 1)	2.0	W	11	4	2	2	3	1	0	0	0	0	0	11	16	0.00	0.000								
Gregg Olson, R ERA: 0.27 (9, 1)	1.0	S	3	0	0	0	2	0	0	0	0	0	0	11	16	0.00	0.000								

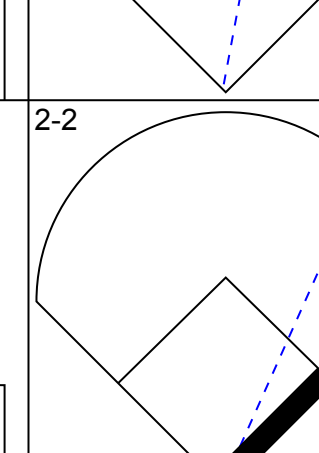
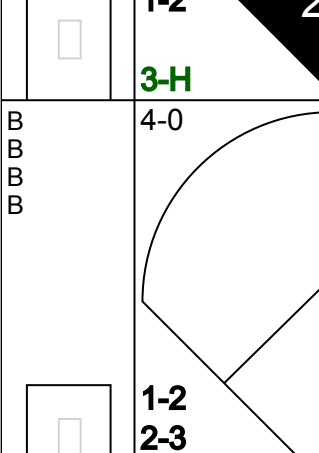

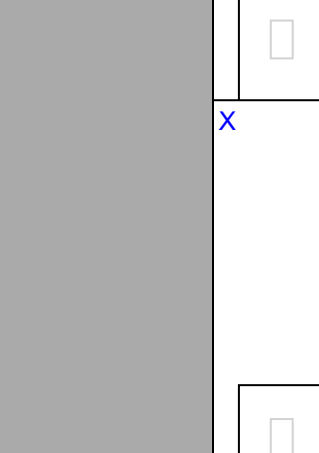
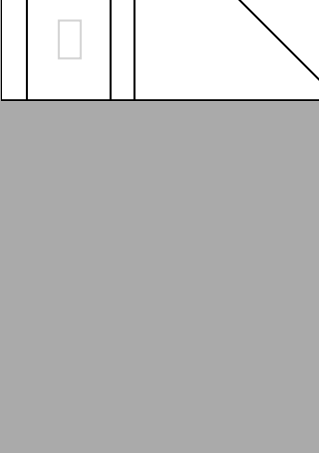
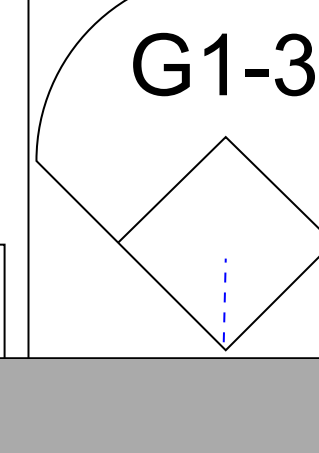
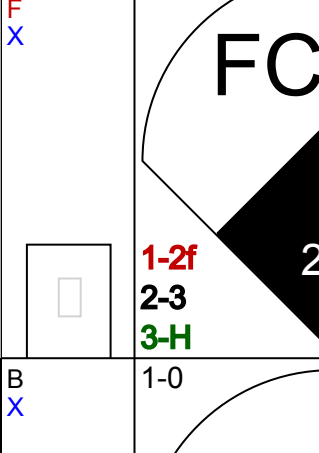
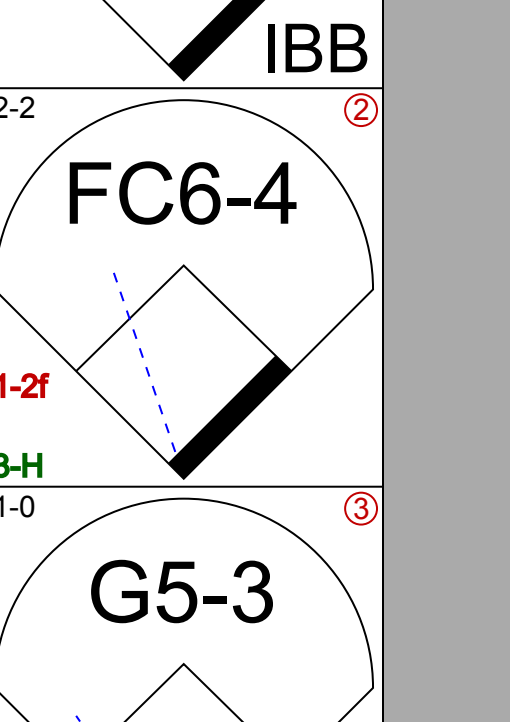
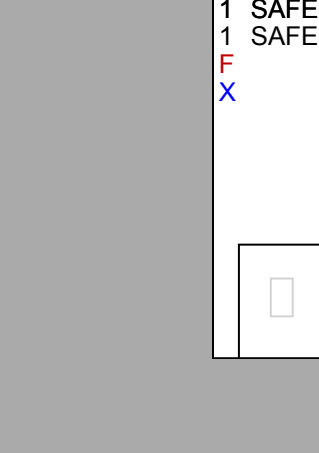


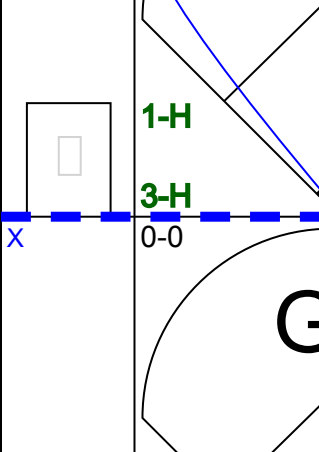
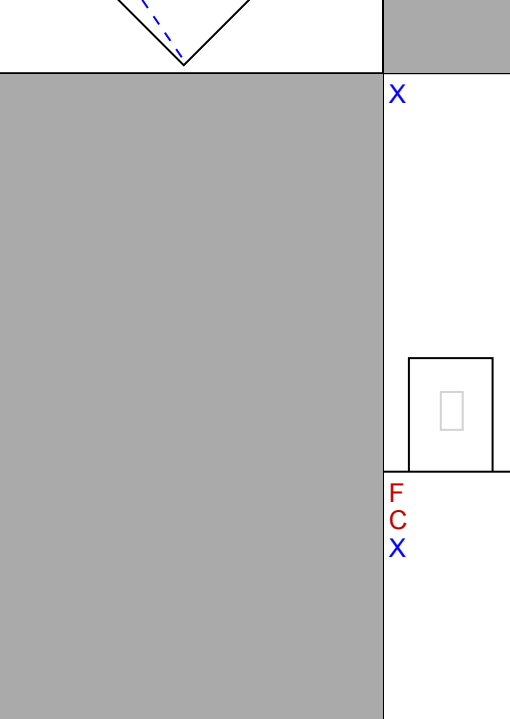

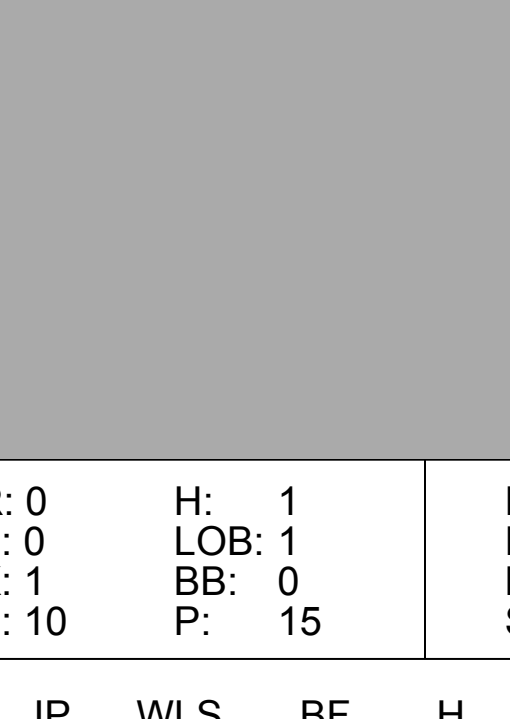

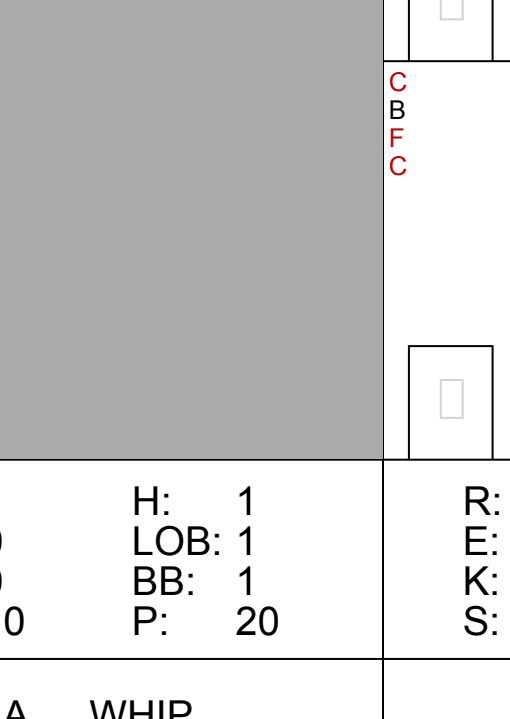
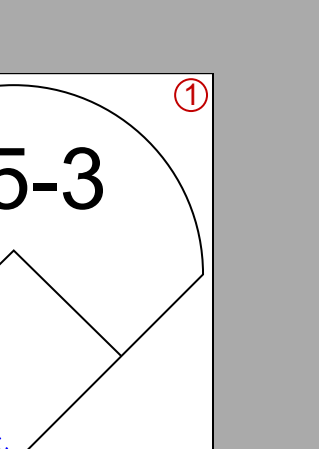
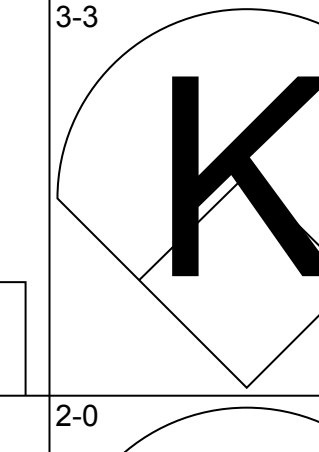
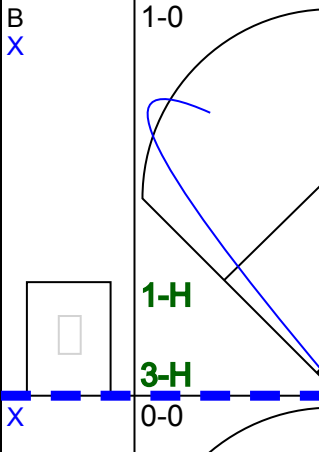
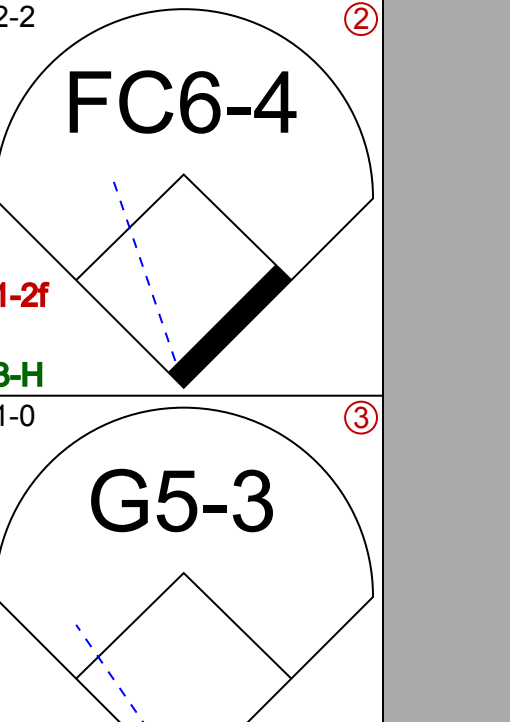
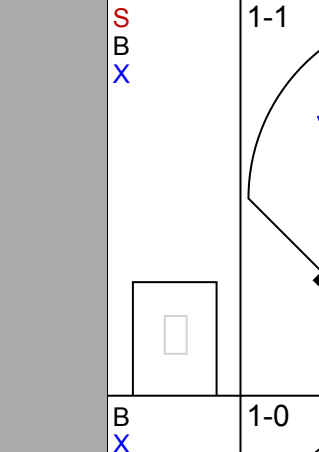

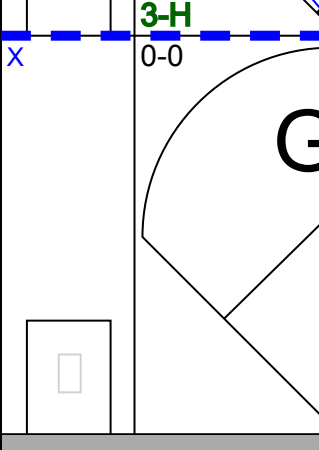
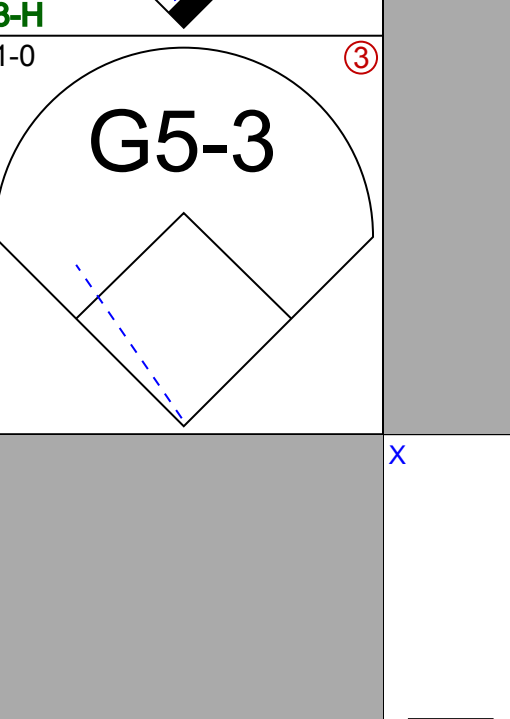
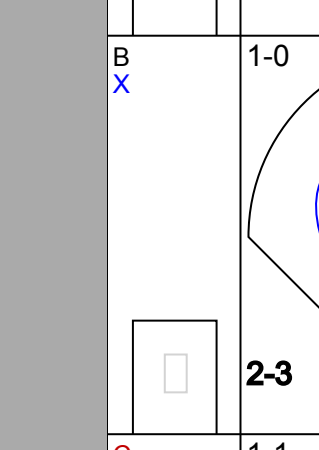

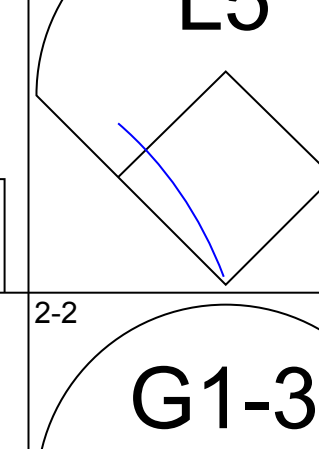
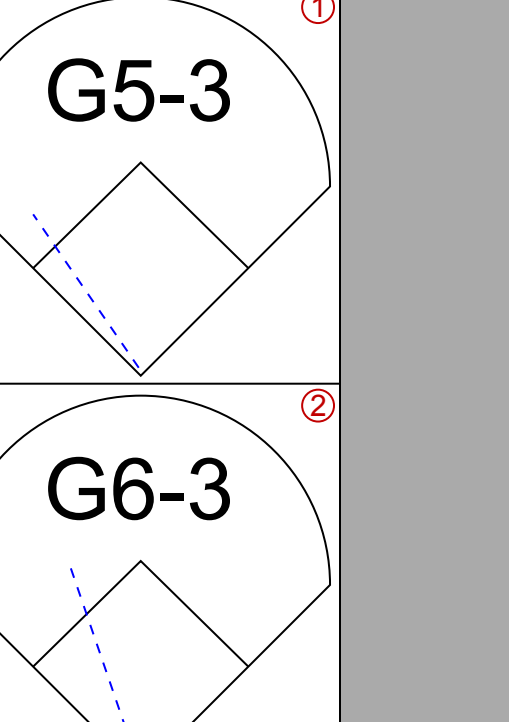
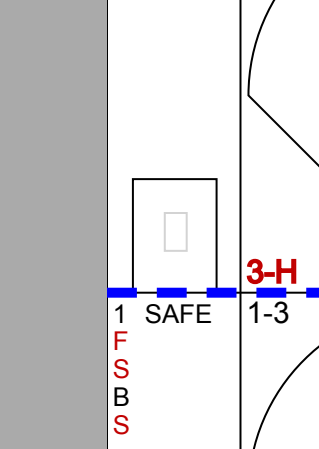
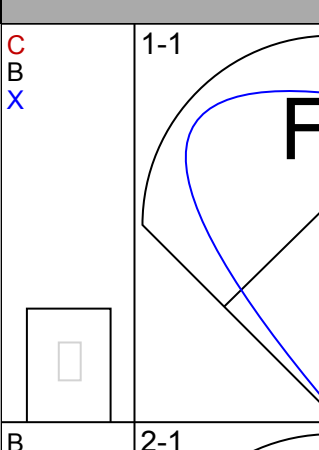
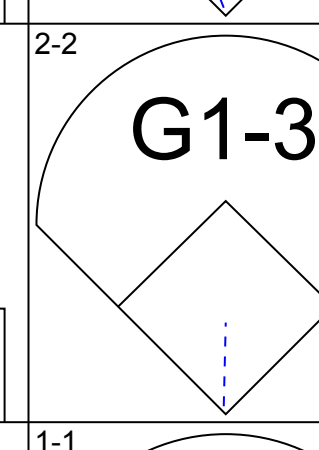
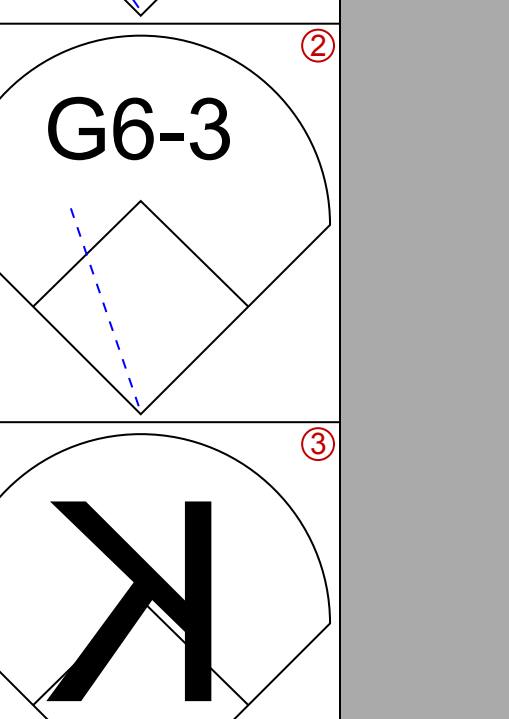
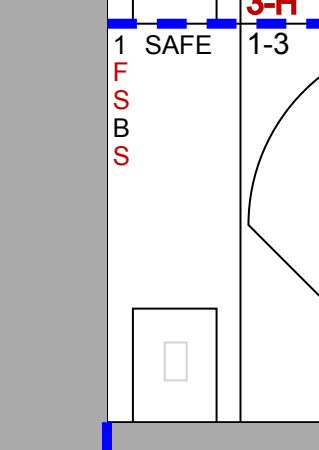
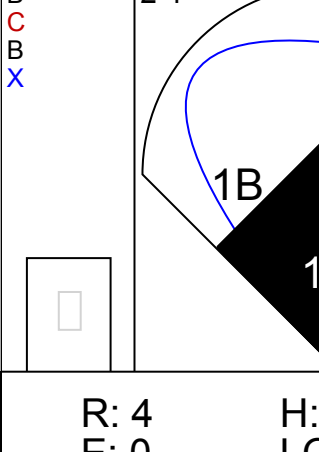
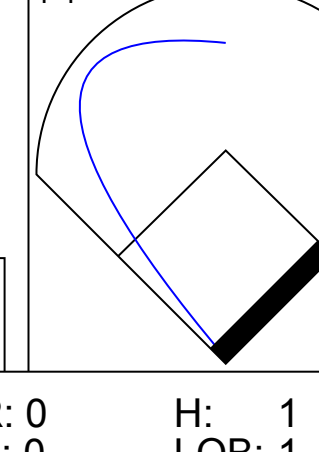
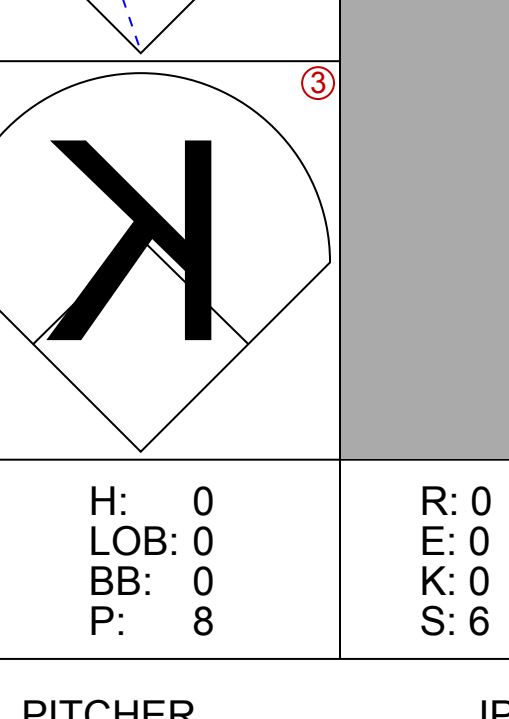
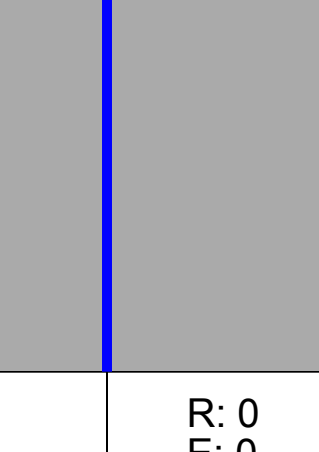


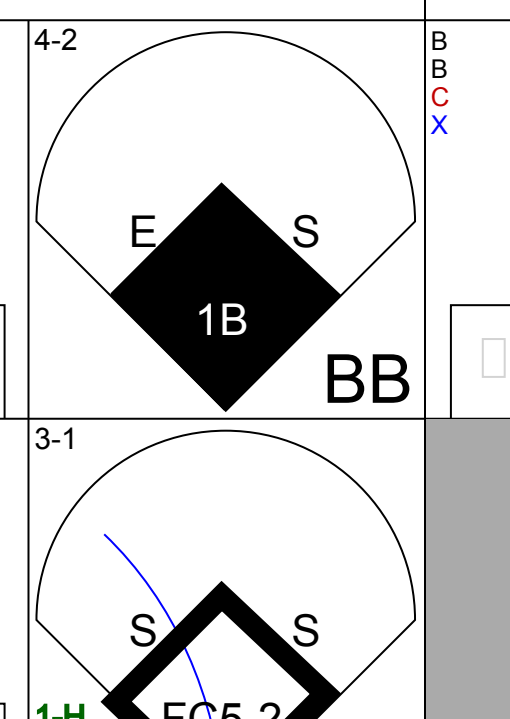
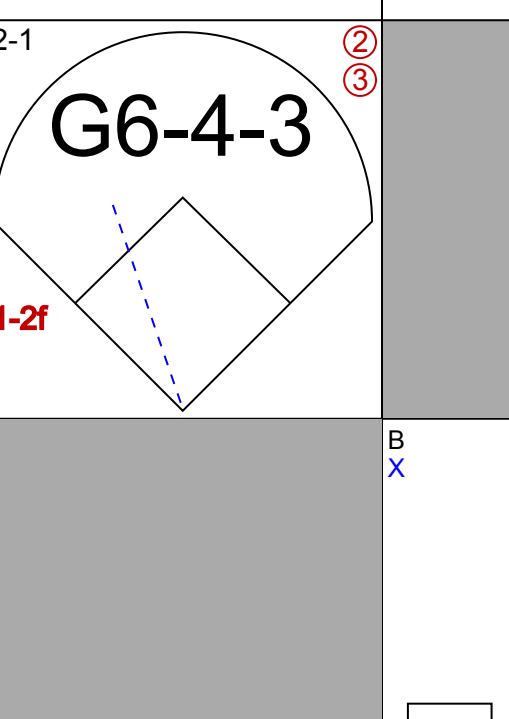
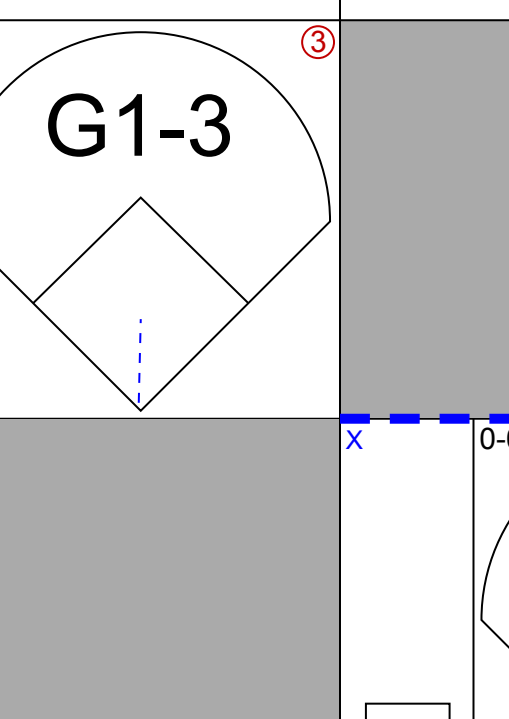
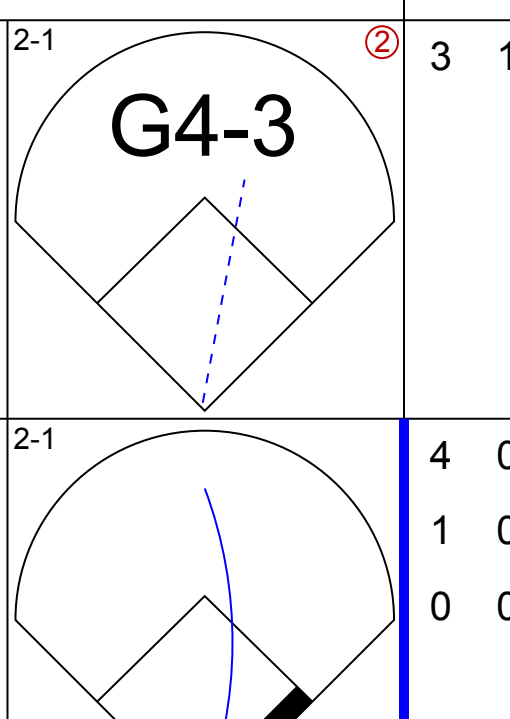
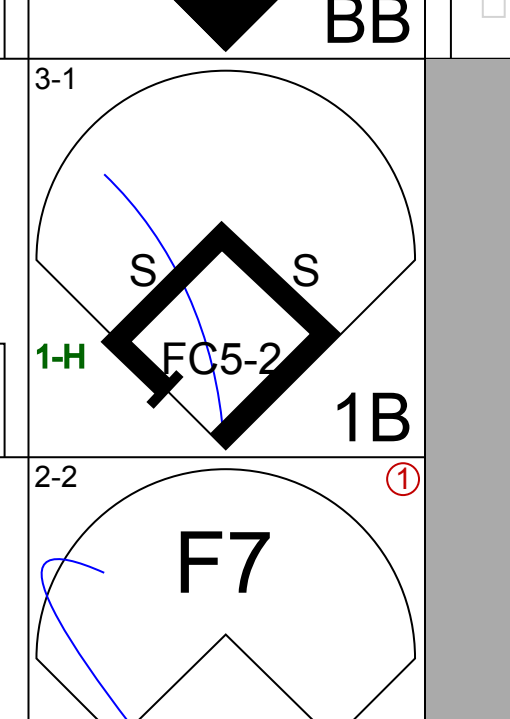
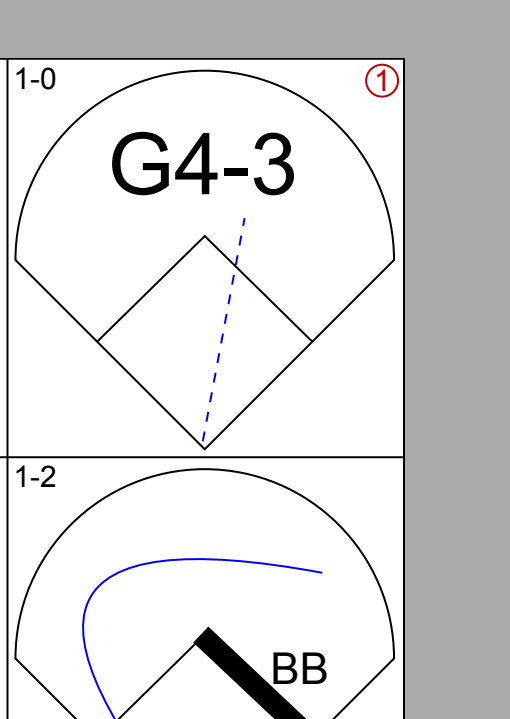
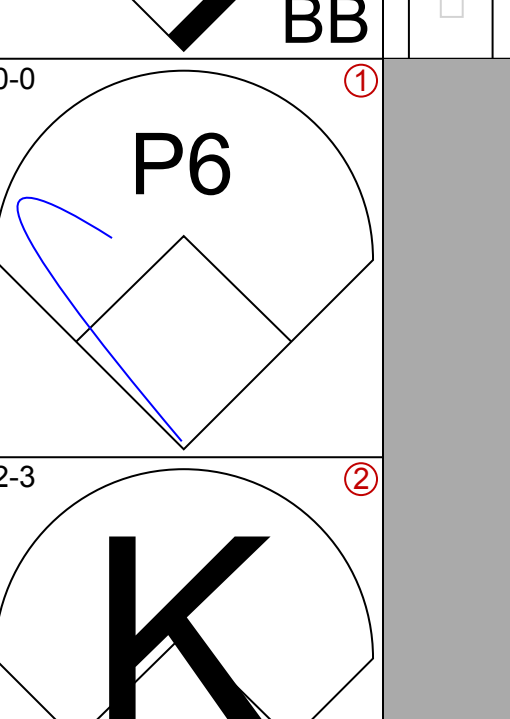
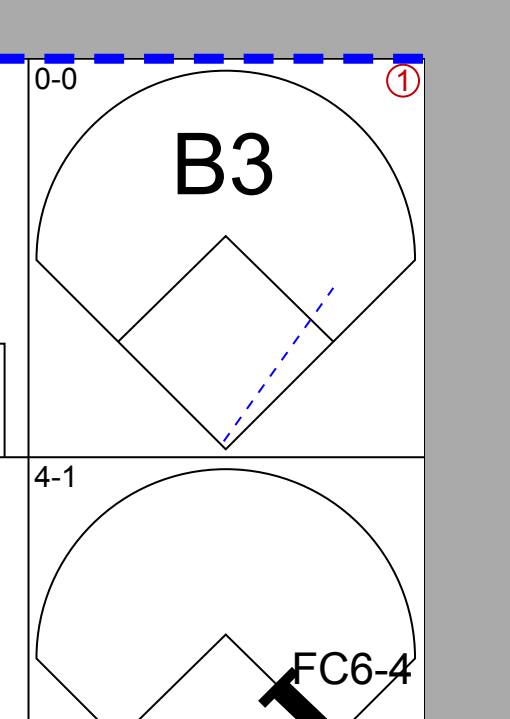
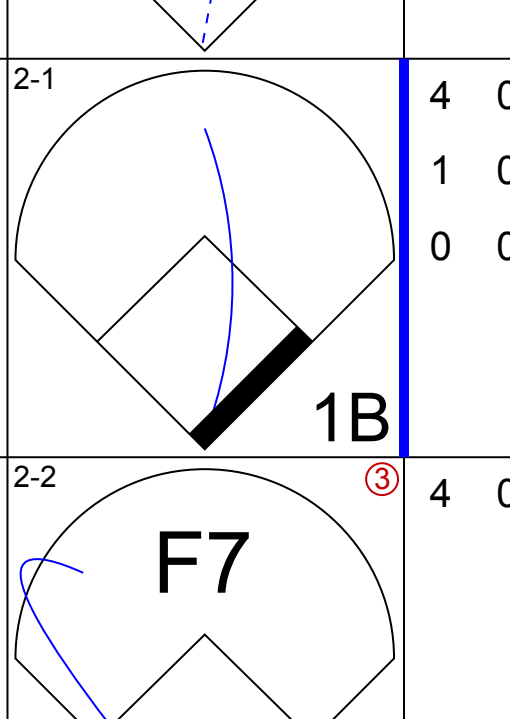
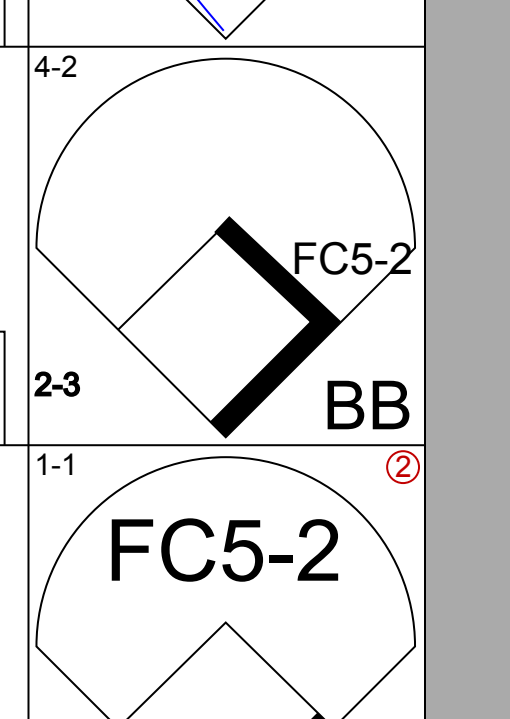
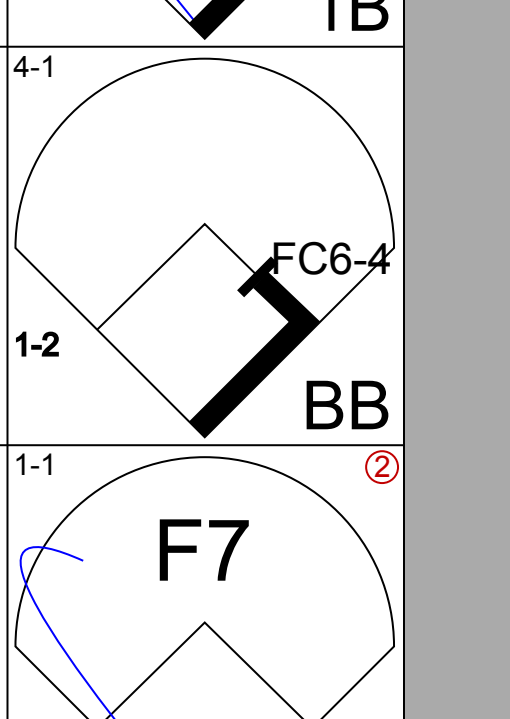
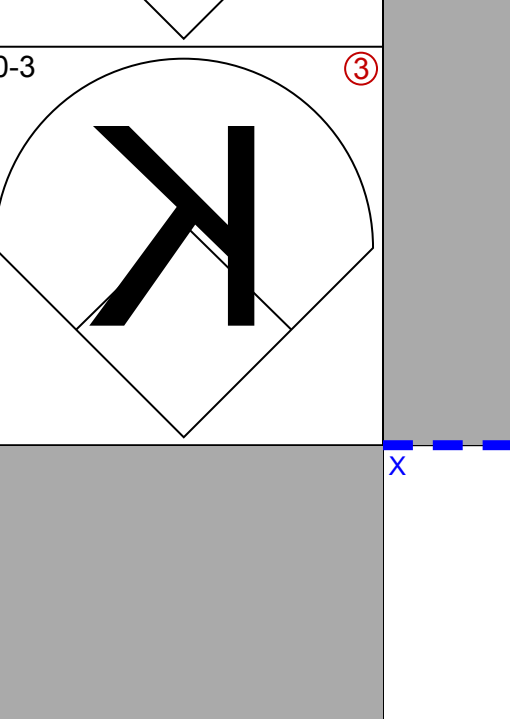
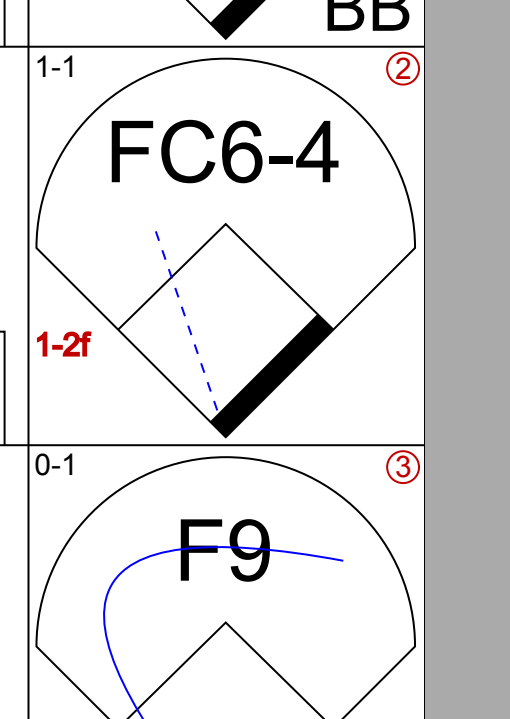

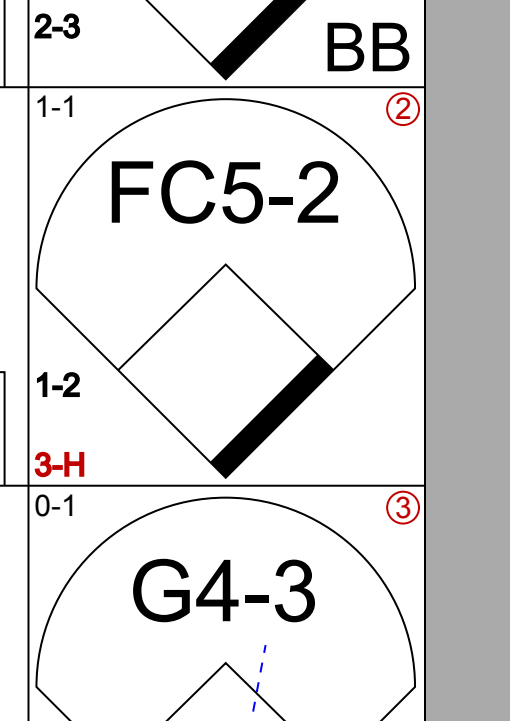
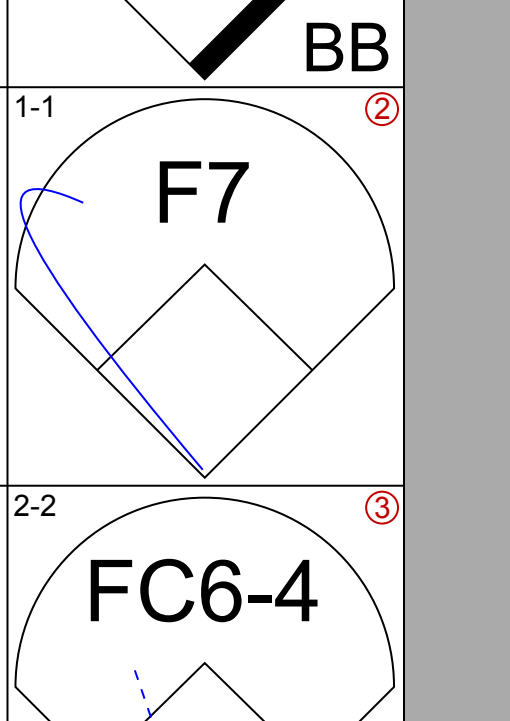
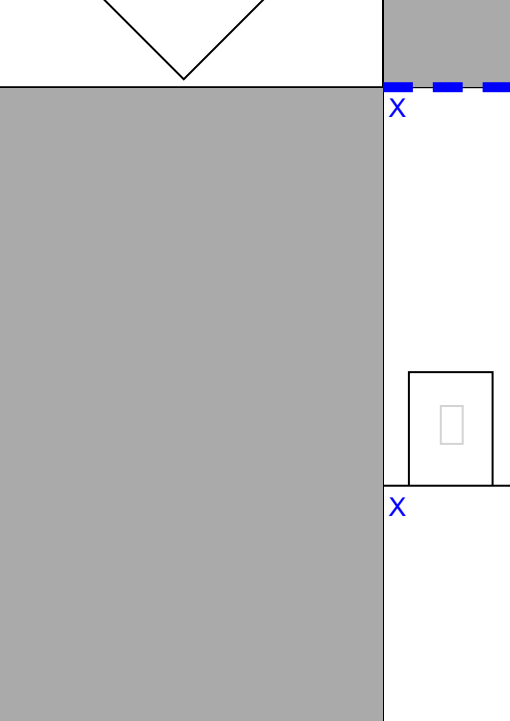
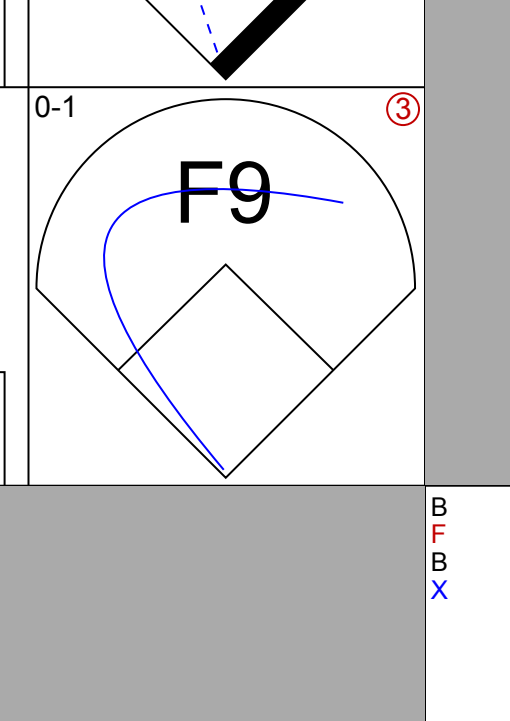
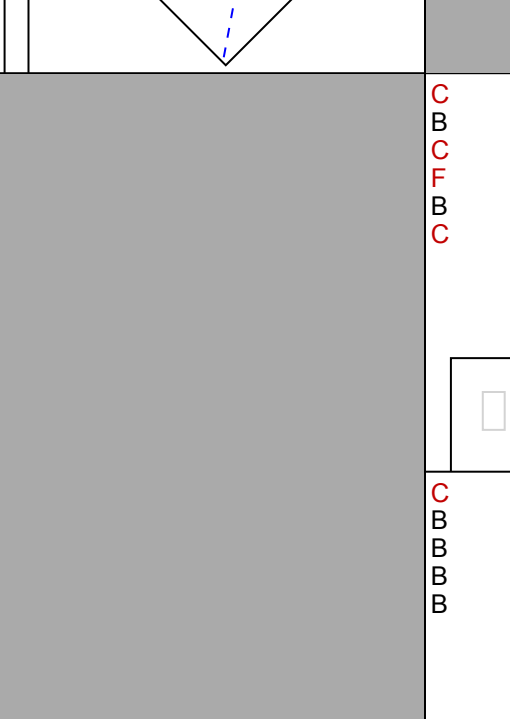
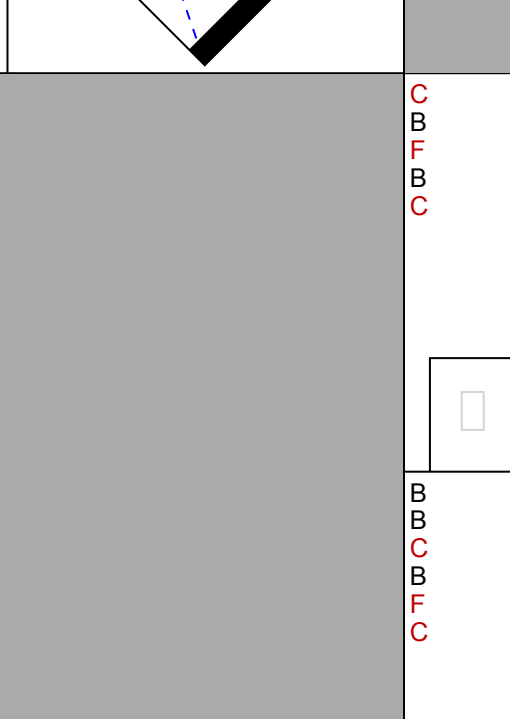
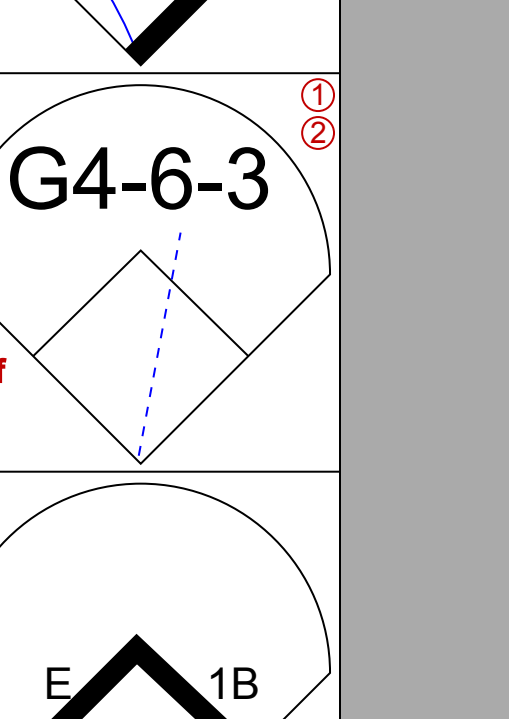
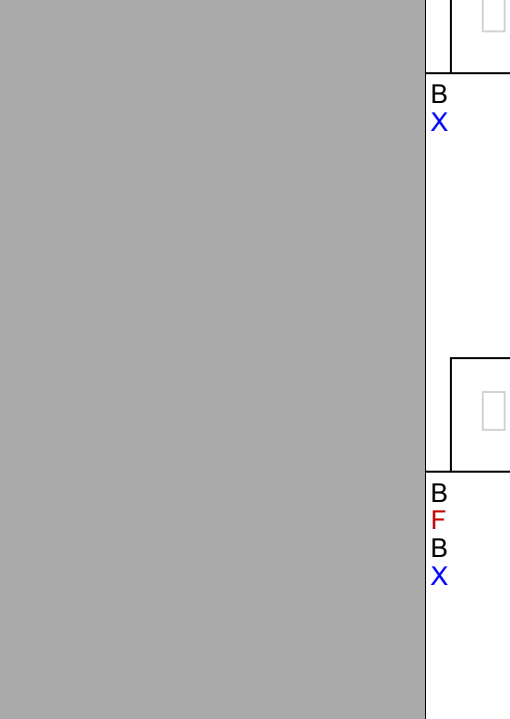
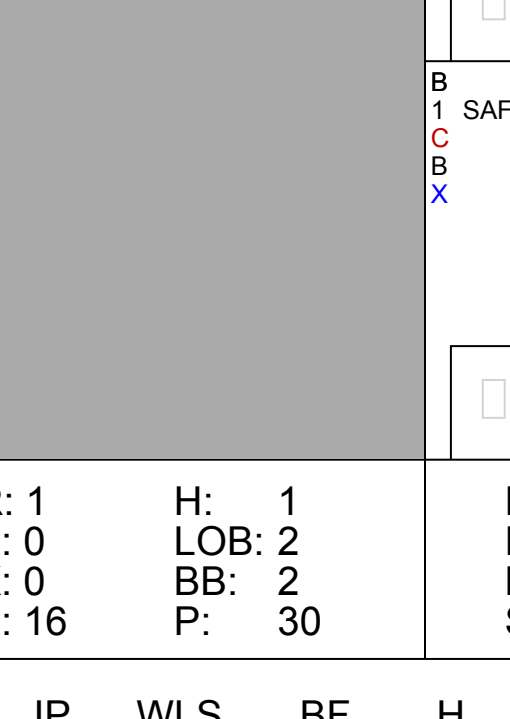
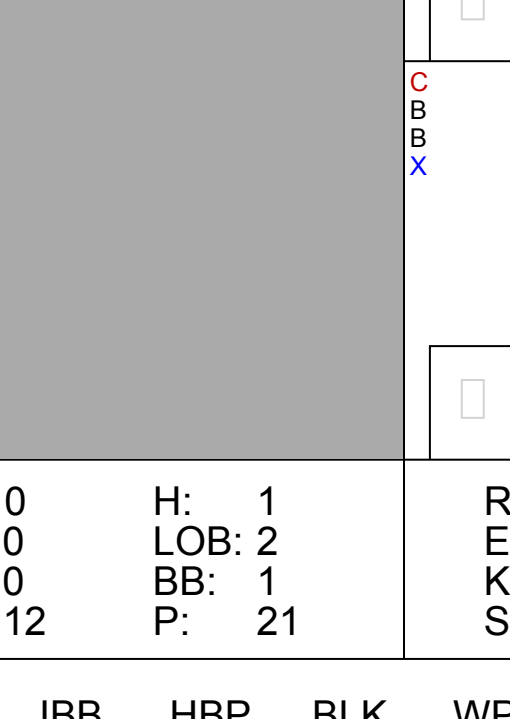
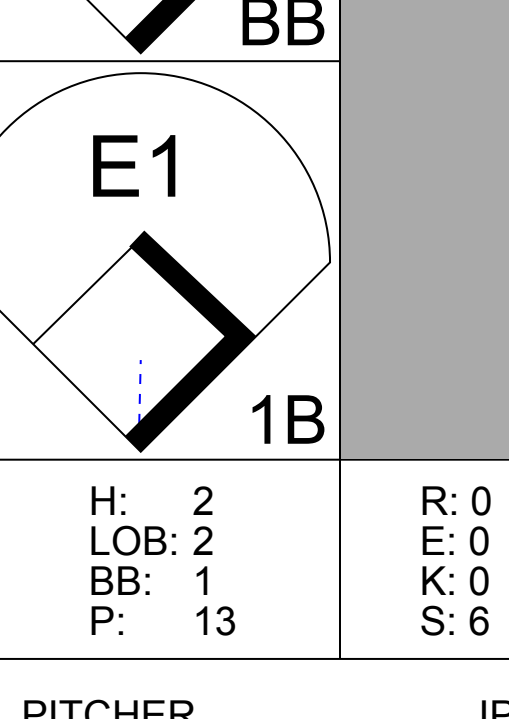
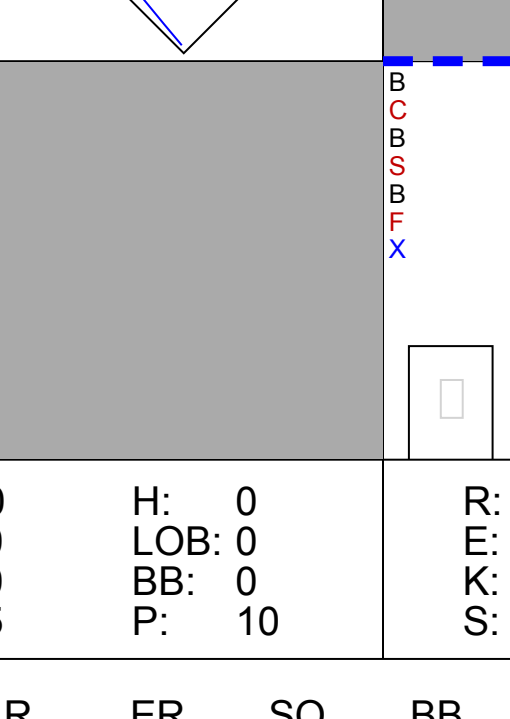
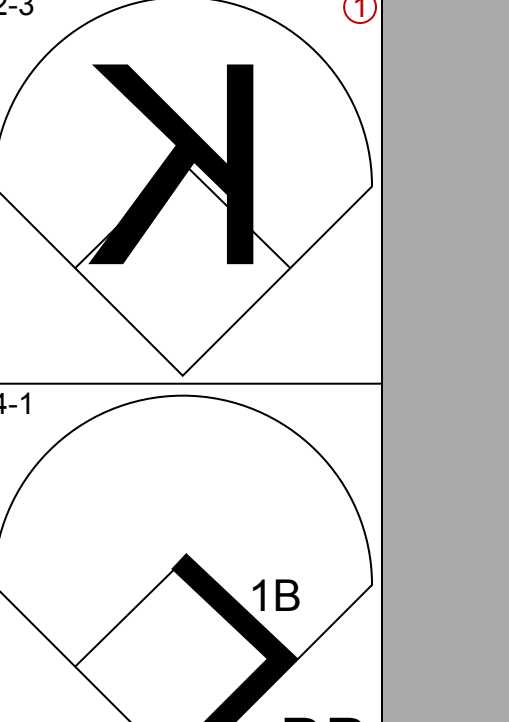
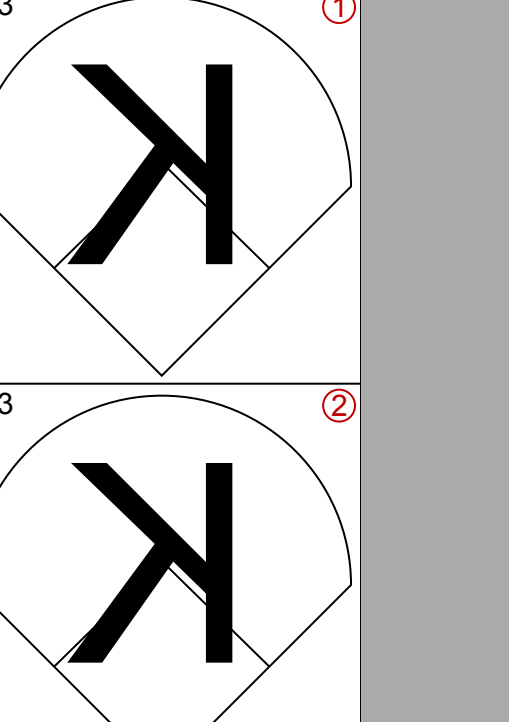
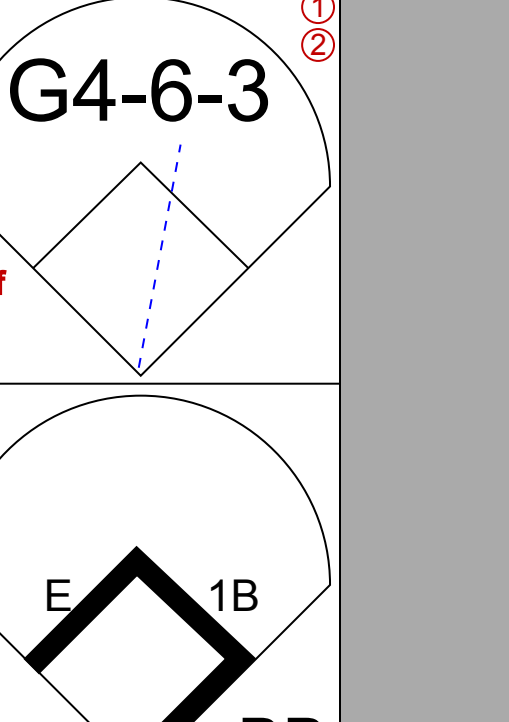
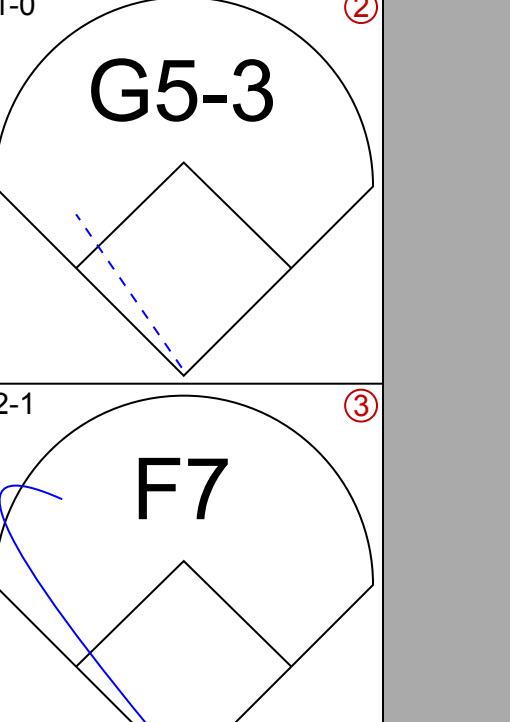
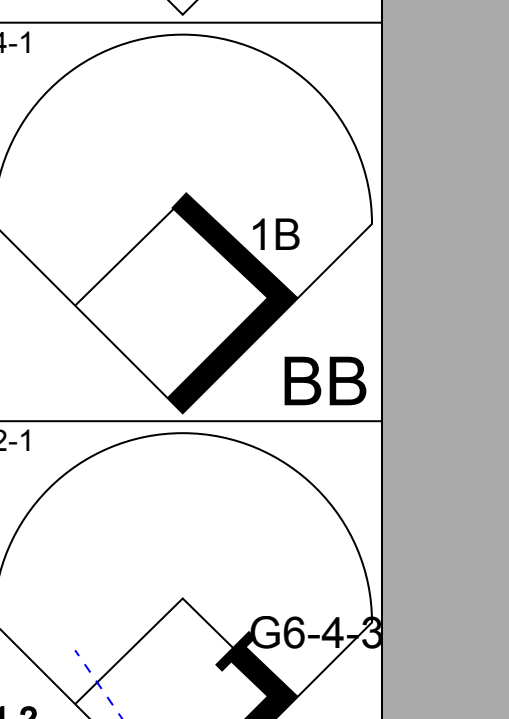
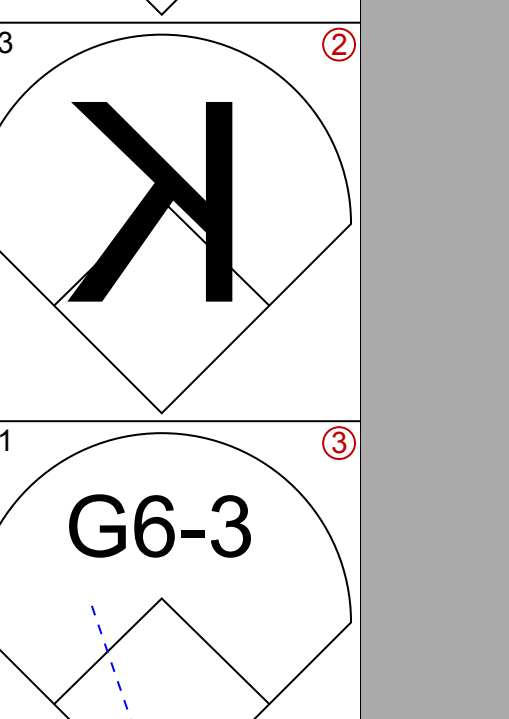
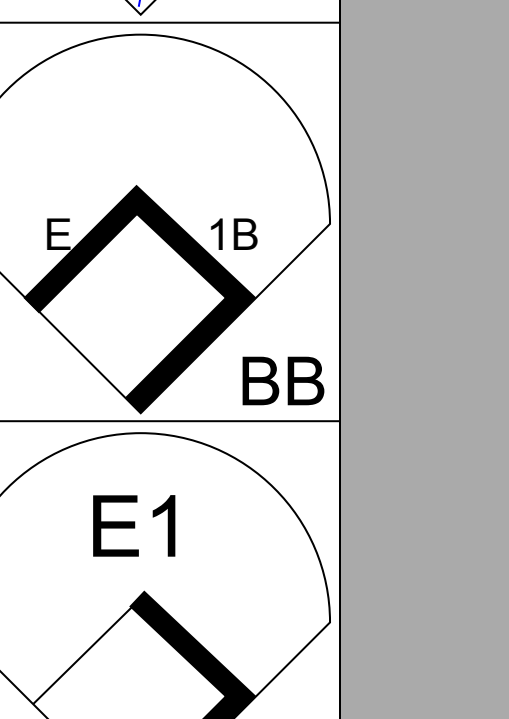
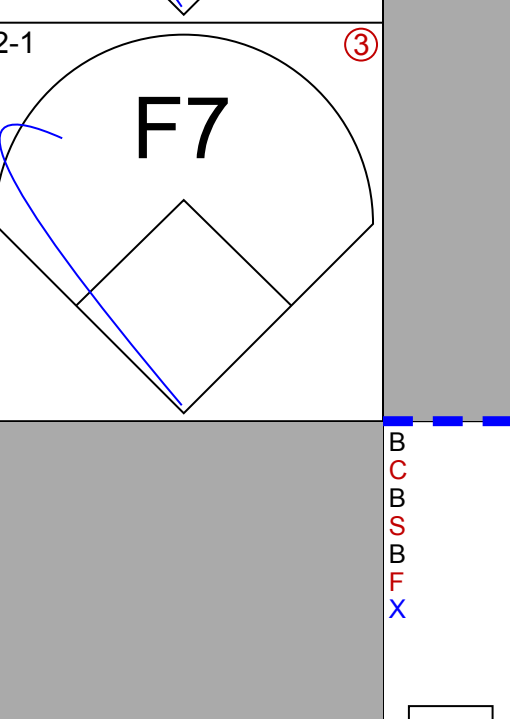
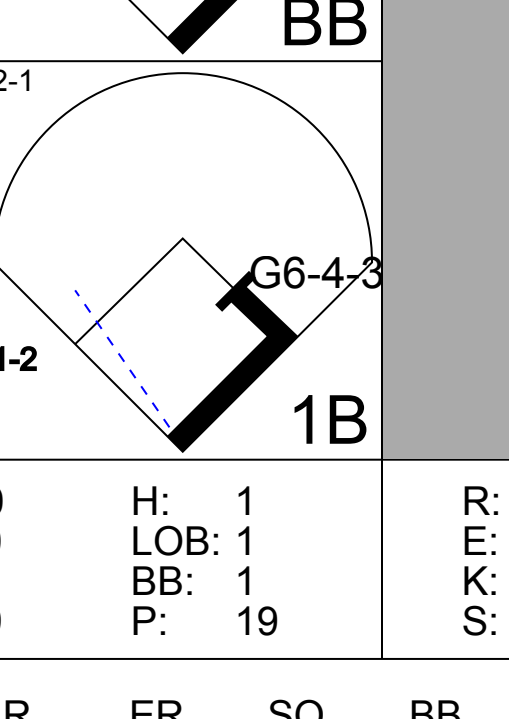
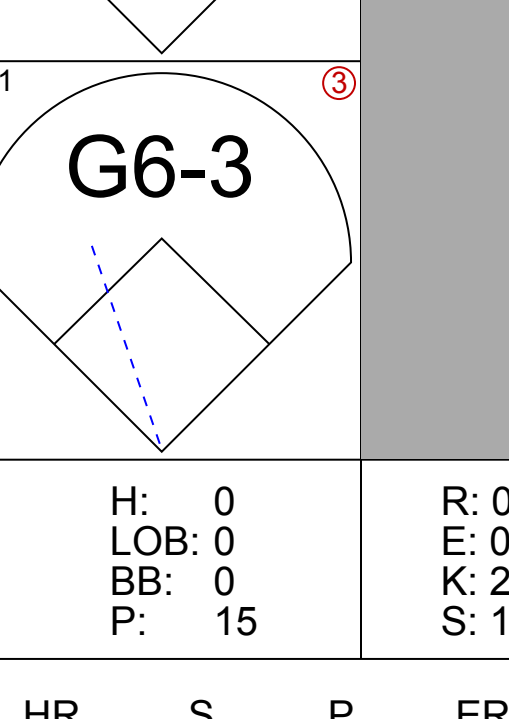
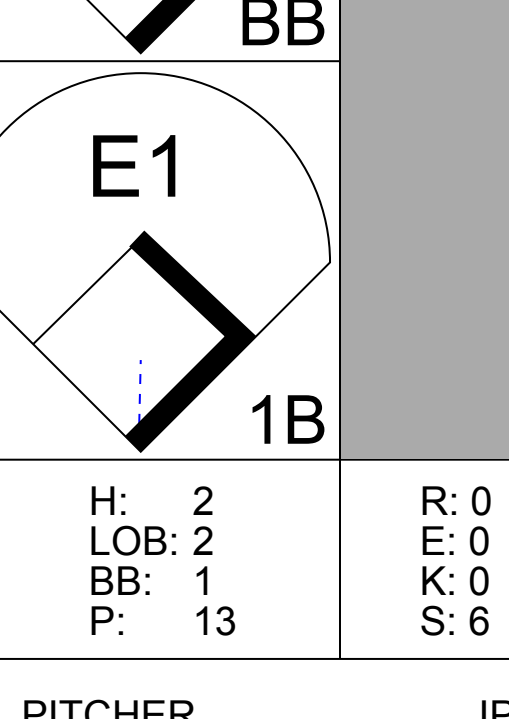
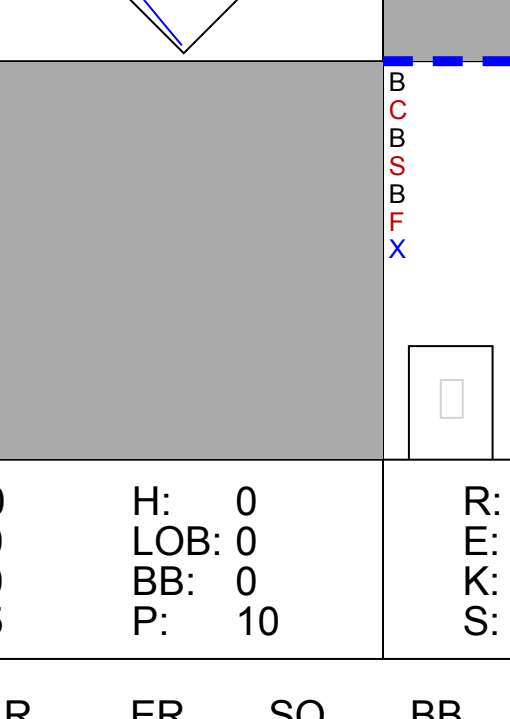
Batter	1	2	3	4	5	6	7	8	9	AB	R	H	RBI	BB	SO	LOB	TOP								
Phil Bradley, R OBP: 0.330, SLG: 0.284 Steve Finley, L OBP: 0.307, SLG: 0.329	F9		G4-3		1B		G4-3		K	3	1	0	0	2	1	0	Baltimore Orioles @ Milwaukee Brewers Milwaukee County Stadium, Milwaukee, WI Thu Jun 07 1990, 4:33 AM EDT Att: 20,362 - Unknown - 80 F								
Joe Orsulak, L OBP: 0.376, SLG: 0.497	G3-1		L6		1B		G4-6-3		F9	5	0	1	2	0	0	1									
Cal Ripken Jr., R OBP: 0.342, SLG: 0.385	F7				G6-3				F7	4	1	2	1	0	0	0									
Mickey Tettleton, S OBP: 0.391, SLG: 0.440		FC5-4			K				F7	4	0	1	0	0	1	3									
Randy Milligan, R OBP: 0.404, SLG: 0.399	F8				F8				SF9	3	0	1	1	0	0	3									
Craig Worthington, R OBP: 0.319, SLG: 0.370		FC5-4			FC4-6				HR	3	1	1	1	1	0	1									
Bob Melvin, R OBP: 0.272, SLG: 0.376	FC5-4				G6-3				1B	4	0	1	0	0	1	2									
Brad Komminsk, R OBP: 0.403, SLG: 0.382	FC5-4				G5-3				K	4	1	1	0	0	1	3									
Billy Ripken, R OBP: 0.297, SLG: 0.311			F8		1B				F9	4	1	1	0	0	0	0									
Inning Stats	R: 0 E: 0 K: 0 S: 10	H: 0 LOB: 0 BB: 0 P: 13	R: 0 E: 0 K: 0 S: 7	H: 1 LOB: 2 BB: 1 P: 16	R: 0 E: 0 K: 0 S: 10	H: 0 LOB: 0 BB: 0 P: 13	R: 0 E: 0 K: 1 S: 10	H: 1 LOB: 1 BB: 0 P: 15	R: 3 E: 0 K: 0 S: 18	H: 4 LOB: 2 BB: 1 P: 29	R: 0 E: 0 K: 0 S: 7	H: 0 LOB: 0 BB: 0 P: 11	R: 0 E: 0 K: 0 S: 6	H: 0 LOB: 0 BB: 1 P: 14	R: 2 E: 0 K: 1 S: 14	H: 3 LOB: 1 BB: 0 P: 23	R: 0 E: 0 K: 1 S: 6	H: 0 LOB: 0 BB: 0 P: 9	1B: 7 2B: 1 HR: 1	SF: 1 SAC: 0 DP: 1 HBP: 0	WP: 0 PB: 0 SB: 0 CS: 0	PA: 38			
PITCHER	IP	WLS	BF	H	R	ER	SO	BB	IBB	HBP	BLK	WP	HR	S	P	ERA	WHIP								
Paul Mirabella, L ERA: 4.05	4.1	L	19	4	3	3	1	2	0	0	0	0	0	48	78	6.23	1.385								
Tony Fossas, L ERA: 6.09	0.1		3	2	0	0	0	0	0	0	0	0	0	4	5	0.00	6.000								
Tom Edens, R ERA: 5.56	2.1		7	0	0	0	1	1	0	0	0	0	0	16	28	0.00	0.429								
Randy Veres, R ERA: 18.0	1.0		6	3	2	2	1	0	0	0	0	0	1	14	23	18.00	3.000								
Dan Plesac, L ERA: 4.71	1.0		3	0	0	0	1	0	0	0	0	0	0	6	9	0.00	0.000								

Batter	1	2	3	4	5	6	7	8	9	AB	R	H	RBI	BB	SO	LOB	BOTTOM								
Mike Felder, S OBP: 0.349, SLG: 0.310	K		F7		G4-3				F7	4	0	0	0	0	1	2	Baltimore Orioles @ Milwaukee Brewers Milwaukee County Stadium, Milwaukee, WI Thu Jun 07 1990, 4:33 AM EDT Att: 20,362 - Unknown - 80 F								
Robin Yount, R OBP: 0.327, SLG: 0.357	BB		1B		G5-3				F8	4	0	2	0	0	0	2									
Paul Molitor, R OBP: 0.355, SLG: 0.507	F7		1B		1B				HR	4	1	2	2	0	0	1									
Dave Parker, L OBP: 0.365, SLG: 0.486	BB		G3						F7	3	0	0	0	1	0	2									
Gary Sheffield, R OBP: 0.381, SLG: 0.431	K		F8		F8				F7	4	0	0	0	0	1	2									
B.J. Surhoff, L OBP: 0.319, SLG: 0.424	G3		G3-1		G3-1				G4-3	4	0	0	0	0	0	0									
Greg Brock, L OBP: 0.300, SLG: 0.324	F9		G4-3						2B	4	0	1	0	0	0	0									
Darryl Hamilton, L OBP: 0.333, SLG: 0.333	G3		G3-1						G4-3	4	0	0	0	0	0	1									
Bill Spiers, L OBP: 0.304, SLG: 0.333	F8		G4-3		2B				HR	3	1	2	0	0	0	0									
Inning Stats	R: 0 E: 0 K: 2 S: 11	H: 1 LOB: 2 BB: 1 P: 19	R: 0 E: 0 K: 0 S: 6	H: 0 LOB: 0 BB: 0 P: 9	R: 0 E: 0 K: 0 S: 9	H: 2 LOB: 0 BB: 0 P: 13	R: 0 E: 0 K: 0 S: 7	H: 0 LOB: 0 BB: 0 P: 12	R: 0 E: 0 K: 0 S: 5	H: 1 LOB: 1 BB: 0 P: 7	R: 0 E: 0 K: 0 S: 6	H: 0 LOB: 0 BB: 0 P: 9	R: 0 E: 0 K: 0 S: 9	H: 0 LOB: 0 BB: 0 P: 13	R: 2 E: 0 K: 0 S: 12	H: 2 LOB: 0 BB: 0 P: 22	R: 0 E: 0 K: 0 S: 10	H: 1 LOB: 1 BB: 0 P: 16	1B: 4 2B: 2 HR: 1	SF: 0 SAC: 0 DP: 0 HBP: 0	WP: 0 PB: 0 SB: 0 CS: 0	PA: 35			
PITCHER	IP	WLS	BF	H	R	ER	SO	BB	IBB	HBP	BLK	WP	HR	S	P	ERA	WHIP								
Dave Johnson, R ERA: 4.04	7.2	W	30	6	2	2	2	1	0	0	0	0	0	63	101	2.35	0.913								
Kevin Hickey, L ERA: 4.4	0.1		1	0	0	0	0	0	0	0	0	0	0	2	3	0.00	0.000								
Gregg Olson, R ERA: 0.26	1.0	S	4	1	0	0	0	0	0	0	0	0	0	10	16	0.00	1.000								

Batter	1	2	3	4	5	6	7	8	9	AB	R	H	RBI	BB	SO	LOB	TOP					
Steve Sax, R (1,4) OBP: 0.321, SLG: 0.306										4	0	1	0	0	2	0	New York Yankees @ Baltimore Orioles Memorial Stadium, Baltimore, MD Sat Jun 09 1990, 7:05 PM EDT Att: 45,092 - Unknown - 75 F					
Alvaro Espinoza, R (1,6) OBP: 0.225, SLG: 0.247										2	0	1	0	0	1	0						
Wayne Tolleson, S (6,PH) OBP: 0.211, SLG: 0.333										2	0	1	0	0	1	1						
Don Mattingly, L (1,3) OBP: 0.318, SLG: 0.388										3	0	0	0	0	2							
Steve Balboni, R (6,3) OBP: 0.293, SLG: 0.390										0	0	0	0	1	0	0						
Mel Hall, L (1,10) OBP: 0.247, SLG: 0.429										4	0	0	0	0	3							
Roberto Kelly, R (1,8) OBP: 0.306, SLG: 0.357										4	0	0	0	0	3	1						
Jesse Barfield, R (1,9) OBP: 0.382, SLG: 0.516										3	0	0	0	0	2	0						
Jim Leyritz, R (7,9) OBP: 0.500, SLG: 0.500										1	0	0	0	0	1	1						
Matt Nokes, L (1,2) OBP: 0.299, SLG: 0.389										2	1	0	0	1	0	0						
Randy Velarde, R (1,5) OBP: 0.280, SLG: 0.308										3	0	1	1	0	0	0						
Deion Sanders, L (1,7) OBP: 0.197, SLG: 0.215										3	0	0	0	0	1	1						
Inning Stats	R: 0 H: 0 E: 0 K: 2 S: 8	H: 0 R: 0 ER: 0 LOB: 0 BB: 0 P: 12	R: 0 H: 0 E: 0 K: 2 S: 8	H: 0 R: 0 ER: 0 LOB: 0 BB: 0 P: 12	R: 0 H: 0 E: 0 K: 0 S: 13	H: 0 R: 0 ER: 0 LOB: 0 BB: 0 P: 18	R: 0 H: 1 E: 0 K: 1 S: 15	H: 1 R: 0 ER: 0 LOB: 1 BB: 0 P: 20	R: 1 H: 1 E: 0 K: 3 S: 14	H: 1 R: 0 ER: 0 LOB: 1 BB: 0 P: 23	R: 0 H: 1 E: 0 K: 0 S: 7	H: 1 R: 0 ER: 0 LOB: 0 BB: 0 P: 11	R: 0 H: 0 E: 0 K: 1 S: 12	H: 0 R: 0 ER: 0 LOB: 0 BB: 0 P: 16	R: 0 H: 1 E: 0 K: 1 S: 11	H: 1 R: 0 ER: 0 LOB: 1 BB: 1 P: 13	R: 0 H: 0 E: 0 K: 1 S: 9	H: 0 R: 0 ER: 0 LOB: 1 BB: 1 P: 16	1B: 3 2B: 0 3B: 1 HR: 0	SF: 0 SAC: 0 DP: 0 HBP: 0	WP: 0 PB: 0 SB: 0 CS: 0	PA: 33
PITCHER	IP WLS BF H R ER SO BB IBB HBP BLK WP HR S P ERA WHIP																					
Pete Harnisch, R (1,1) ERA: 3.72	8.0 W 29 4 1 1 10 1 0 0 0 0 0 88 125 1.12 0.625																					
Jose Bautista, R (9,1) ERA: 1.69	1.0 4 0 0 0 1 1 0 0 0 0 0 9 16 0.00 1.000																					

Batter	1	2	3	4	5	6	7	8	9	AB	R	H	RBI	BB	SO	LOB	BOTTOM			
Phil Bradley, R (1,7) OBP: 0.342, SLG: 0.322										4	1	1	0	0	0	2	New York Yankees @ Baltimore Orioles Memorial Stadium, Baltimore, MD Sat Jun 09 1990, 7:05 PM EDT Att: 45,092 - Unknown - 75 F			
Steve Finley, L (7,8) OBP: 0.310, SLG: 0.331										1	0	0	0	0	0	0				
Joe Orsulak, L (1,9) OBP: 0.365, SLG: 0.476										4	0	1	0	0	1	2				
Cal Ripken Jr., R (1,6) OBP: 0.335, SLG: 0.380										3	1	1	1	0	0	0				
Rene Gonzales, R (5,6) OBP: 0.302, SLG: 0.286										1	0	0	0	0	0	1				
Mickey Tettleton, S (1,10) OBP: 0.388, SLG: 0.440										3	2	1	0	1	1	0				
Randy Milligan, R (1,3) OBP: 0.419, SLG: 0.471										3	3	3	6	1	0	0				
Craig Worthington, R (1,5) OBP: 0.319, SLG: 0.365										4	0	0	0	0	0	1				
Bob Melvin, R (1,2) OBP: 0.267, SLG: 0.374										4	1	1	0	0	2	1				
Brad Komminsk, R (1,8) OBP: 0.408, SLG: 0.458										4	2	2	2	0	1	0				
Billy Ripken, R (1,4) OBP: 0.301, SLG: 0.336										4	0	2	1	0	1	0				
Inning Stats	R: 6 H: 6 E: 0 K: 0 S: 22	H: 6 R: 2 ER: 0 LOB: 1 BB: 1 P: 41	R: 2 H: 2 E: 0 K: 0 S: 12	H: 2 R: 0 ER: 0 LOB: 0 BB: 0 P: 17	R: 1 H: 2 E: 0 K: 2 S: 13	H: 2 R: 0 ER: 0 LOB: 1 BB: 0 P: 20	R: 1 H: 1 E: 0 K: 0 S: 9	H: 1 R: 0 ER: 0 LOB: 0 BB: 0 P: 12	R: 0 H: 0 E: 0 K: 3 S: 10	H: 0 R: 0 ER: 0 LOB: 0 BB: 0 P: 14	R: 0 H: 1 E: 0 K: 0 S: 7	H: 1 R: 0 ER: 0 LOB: 0 BB: 0 P: 10	R: 0 H: 0 E: 0 K: 1 S: 11	H: 0 R: 0 ER: 0 LOB: 1 BB: 1 P: 19	R: 0 H: 0 E: 0 K: 0 S: 7	H: 0 R: 0 ER: 0 LOB: 0 BB: 0 P: 9	1B: 3 2B: 4 3B: 1 HR: 4	SF: 0 SAC: 0 DP: 1 HBP: 0	WP: 0 PB: 0 SB: 0 CS: 0	PA: 37
PITCHER	IP WLS BF H R ER SO BB IBB HBP BLK WP HR S P ERA WHIP																			
Chuck Cary, L (1,1) ERA: 5.56	0.2 L 9 6 6 6 0 1 0 0 0 0 3 73 106 4.91 0.955																			
Andy Hawkins, R (1,1) ERA: 8.01	7.1 28 6 4 4 6 1 0 0 0 0 0 3 73 106 4.91 0.955																			

Batter	1	2	3	4	5	6	7	8	9	AB	R	H	RBI	BB	SO	LOB	TOP		
Roberto Kelly, R OBP: 0.304, SLG: 0.353 (1, 8)										5	1	1	0	0	3	1	New York Yankees @ Baltimore Orioles Memorial Stadium, Baltimore, MD Sun Jun 10 1990, 3:33 AM EDT Att: 47,617 - Cloudy - 83 F		
Steve Sax, R OBP: 0.326, SLG: 0.318 (1, 4)										5	2	3	1	0	1	0			
Don Mattingly, L OBP: 0.322, SLG: 0.388 (1, 3)										3	0	1	0	1	0	2			
Mel Hall, L OBP: 0.247, SLG: 0.420 (1, 10)										3	1	0	1	1	0	4			
Jesse Barfield, R OBP: 0.365, SLG: 0.527 (1, 9)										4	0	2	3	0	1	1			
Claudell Washington, L OBP: 0.200, SLG: 0.236 (1, 7)										4	0	0	0	0	0	3			
Randy Velarde, R OBP: 0.279, SLG: 0.305 (7, 5)										4	0	1	0	0	1	0			
Bob Geren, R OBP: 0.254, SLG: 0.330 (1, 2)										4	0	0	0	0	1	1			
Jim Leyritz, R OBP: 0.600, SLG: 0.800 Alvaro Espinoza, R OBP: 0.224, SLG: 0.245 (7, 6)										3	1	2	0	0	1	0			
Inning Stats	R: 0 E: 0 K: 1 S: 10	H: 1 LOB: 1 BB: 0 P: 15	R: 0 E: 0 K: 2 S: 9	H: 0 LOB: 0 BB: 0 P: 16	R: 4 E: 0 K: 0 S: 11	H: 4 LOB: 1 BB: 1 P: 23	R: 0 E: 0 K: 1 S: 11	H: 1 LOB: 1 BB: 0 P: 17	R: 1 E: 0 K: 0 S: 10	H: 1 LOB: 1 BB: 1 P: 20	R: 0 E: 0 K: 0 S: 6	H: 1 LOB: 1 BB: 0 P: 7	R: 0 E: 0 K: 1 S: 8	H: 2 LOB: 1 BB: 0 P: 12	R: 0 E: 0 K: 2 S: 9	H: 0 LOB: 0 BB: 0 P: 12		1B: 6 2B: 4 3B: 0 HR: 0	SF: 0 SAC: 0 DP: 0 HBP: 0
PITCHER	IP	WLS	BF	H	R	ER	SO	BB	IBB	HBP	BLK	WP	HR	S	P	ERA	WHIP		
Jay Tibbs, R ERA: 5.68 (1, 1)	2.2	L	14	5	4	4	3	1	0	0	0	0	0	29	53	13.50	2.250		
Brian Holton, R ERA: 4.04 (3, 1)	5.0		20	5	1	1	2	0	1	0	0	0	0	40	61	1.80	1.000		
Jose Bautista, R ERA: 1.35 (8, 1)	1.1		4	0	0	0	3	0	0	0	0	0	0	12	16	0.00	0.000		

Batter	1	2	3	4	5	6	7	8	9	AB	R	H	RBI	BB	SO	LOB	BOTTOM		
Phil Bradley, R OBP: 0.343, SLG: 0.317 (1, 7)										3	1	0	0	2	0	4	New York Yankees @ Baltimore Orioles Memorial Stadium, Baltimore, MD Sun Jun 10 1990, 3:33 AM EDT Att: 47,617 - Cloudy - 83 F		
Steve Finley, L OBP: 0.308, SLG: 0.329 Bob Melvin, R OBP: 0.273, SLG: 0.379 Rene Gonzales, R OBP: 0.302, SLG: 0.286 (9, PH)										4	0	1	1	0	0	1			
Cal Ripken Jr., R OBP: 0.336, SLG: 0.377 (1, 6)										4	0	1	0	1	1	3			
Mickey Tettleton, S OBP: 0.390, SLG: 0.435 (1, 2)										2	0	0	0	2	1	2			
Joe Orsulak, L OBP: 0.365, SLG: 0.480 Brad Komminsk, R OBP: 0.403, SLG: 0.450 (7, PH)										3	1	1	0	0	0	4			
Randy Milligan, R OBP: 0.412, SLG: 0.460 (1, 3)										4	0	0	0	0	0	5			
Craig Worthington, R OBP: 0.313, SLG: 0.358 (1, 5)										4	0	0	0	0	2	2			
Chris Hoiles, R OBP: 0.455, SLG: 0.375 (1, 10)										2	0	0	0	2	1	0			
Billy Ripken, R OBP: 0.306, SLG: 0.340 (1, 4)										4	0	2	1	0	0	0			
Inning Stats	R: 1 E: 0 K: 0 S: 16	H: 1 LOB: 2 BB: 2 P: 30	R: 0 E: 0 K: 1 S: 9	H: 1 LOB: 1 BB: 1 P: 19	R: 0 E: 0 K: 0 S: 12	H: 1 LOB: 2 BB: 1 P: 21	R: 0 E: 0 K: 2 S: 8	H: 0 LOB: 0 BB: 0 P: 15	R: 0 E: 0 K: 0 S: 7	H: 0 LOB: 1 BB: 1 P: 13	R: 0 E: 0 K: 0 S: 6	H: 0 LOB: 1 BB: 1 P: 11	R: 0 E: 0 K: 0 S: 5	H: 0 LOB: 0 BB: 0 P: 10	R: 0 E: 0 K: 0 S: 12	H: 1 LOB: 1 BB: 0 P: 21		1B: 5 2B: 1 3B: 0 HR: 0	SF: 0 SAC: 0 DP: 2 HBP: 0
PITCHER	IP	WLS	BF	H	R	ER	SO	BB	IBB	HBP	BLK	WP	HR	S	P	ERA	WHIP		
Jimmy Jones, R ERA: 1.8 (1, 1)	5.0	W	22	3	1	1	0	1	0	0	0	0	0	7	13	9.00	3.000		
Jeff Robinson, R ERA: 4.4 (6, 1)	1.0		6	2	1	1	0	1	0	0	0	0	0	11	21	0.00	0.500		
Lee Guetterman, L ERA: 1.91 (7, 1)	2.0		7	0	0	0	0	1	0	0	0	0	0	12	21	0.00	1.000		
Dave Righetti, L ERA: 4.02 (9, 1)	1.0	S	4	1	0	0	0	0	0	0	0	0	0	12	21	0.00	1.000		

Batter	1	2	3	4	5	6	7	8	9	10	AB	R	H	RBI	BB	SO	LOB	TOP				
Paul Molitor, R OBP: 0.339, SLG: 0.474 (1, 4)											4	0	1	0	1	0	4					
Gary Sheffield, R OBP: 0.372, SLG: 0.430 (1, 5)											4	0	1	1	0	0	1					
Robin Yount, R OBP: 0.331, SLG: 0.341 (1, 8)											5	0	1	0	0	2	4					
Dave Parker, L OBP: 0.304, SLG: 0.475 (1, 10)											4	0	0	0	0	2	2					
B.J. Surhoff, L OBP: 0.359, SLG: 0.456 (1, 2)											5	1	2	1	0	0	1					
Rob Deer, R OBP: 0.361, SLG: 0.448 (1, 9)											4	1	2	1	1	1	0					
Greg Brock, L OBP: 0.299, SLG: 0.321 (1, 3)											4	0	0	0	1	0	4					
Greg Vaughn, R OBP: 0.367, SLG: 0.490 Mike Felder, S OBP: 0.323, SLG: 0.284 (7, PR)											3	0	2	0	0	0	0					
Bill Spiers, L OBP: 0.329, SLG: 0.359 (1, 6)											3	0	2	0	1	0	0					
Inning Stats	R: 0 E: 0 K: 0 S: 9	H: 1 LOB: 1 BB: 0 P: 14	R: 1 E: 0 K: 13 S: 13	H: 2 LOB: 2 BB: 0 P: 25	R: 0 E: 0 K: 0 S: 9	H: 1 LOB: 1 BB: 0 P: 16	R: 0 E: 0 K: 2 S: 5	H: 1 LOB: 0 BB: 0 P: 6	R: 0 E: 0 K: 1 S: 11	H: 0 LOB: 0 BB: 0 P: 15	R: 2 E: 0 K: 1 S: 13	H: 3 LOB: 2 BB: 1 P: 22	R: 0 E: 0 K: 0 S: 6	H: 0 LOB: 0 BB: 0 P: 11	R: 0 E: 0 K: 1 S: 9	H: 1 LOB: 1 BB: 0 P: 15	R: 0 E: 0 K: 1 S: 16	H: 2 LOB: 3 BB: 1 P: 21	1B: 6 2B: 4 3B: 0 HR: 2	SF: 1 SAC: 0 DP: 2 HBP: 1	WP: 0 PB: 0 SB: 0 CS: 1	PA: 43
PITCHER	IP	WLS	BF	H	R	ER	SO	BB	IBB	HBP	BLK	WP	HR	S	P	ERA	WHIP					
Jeff Ballard, L ERA: 4.48 Kevin Hickey, L ERA: 4.4 Mark Williamson, R ERA: 1.86 Gregg Olson, R ERA: 0.51	(1, 1)	6.1	26	7	3	3	3	2	0	0	0	0	2	60	97	4.26	1.421					
	(7, 1)	0.0	1	1	0	0	0	0	0	0	0	0	1	2	∞	∞						
	(7, 1)	3.1	14	3	0	0	2	0	1	0	0	0	30	47	0.00	0.900						
	(10, 1)	0.1	W	2	0	0	0	1	0	0	0	0	6	10	0.00	3.000						

Milwaukee Brewers @ Baltimore Orioles
Memorial Stadium, Baltimore, MD
Tue Jun 12 1990, 7:05 PM EDT
Att: 27,599 - Unknown - 81 F

AB	37
R	3
H	11
RBI	3
BB	4
SO	5
LOB	16



Batter	1	2	3	4	5	6	7	8	9	10	AB	R	H	RBI	BB	SO	LOB	BOTTOM						
Phil Bradley, R OBP: 0.349, SLG: 0.320 (1, 7)											4	1	2	0	1	0	2							
Steve Finley, L OBP: 0.307, SLG: 0.323 Tim Hulett, R ERA: 4.4 Rene Gonzales, R OBP: 0.302, SLG: 0.286 (10, 9)											3	0	0	0	0	0	4							
Cal Ripken Jr., R OBP: 0.333, SLG: 0.370 (1, 6)											4	0	0	0	1	1	3							
Mickey Tettleton, S OBP: 0.391, SLG: 0.448 (1, 2)											4	2	1	1	1	2	4							
Joe Orsulak, L OBP: 0.304, SLG: 0.474 Brad Komminsk, R OBP: 0.405, SLG: 0.452 (8, 9)											2	0	0	0	1	0	0							
Randy Milligan, R OBP: 0.418, SLG: 0.492 (1, 3)											5	1	3	2	0	0	3							
Greg Walker, L OBP: 0.313, SLG: 0.214 (1, 10)											4	0	1	0	0	1	3							
Craig Worthington, R OBP: 0.317, SLG: 0.357 (1, 5)											3	0	1	0	1	0	0							
Billy Ripken, R OBP: 0.300, SLG: 0.333 (1, 4)											3	0	0	0	0	0	2							
Inning Stats	R: 0 E: 0 K: 0 S: 8	H: 1 LOB: 3 BB: 2 P: 16	R: 0 E: 0 K: 10 S: 10	H: 2 LOB: 2 BB: 0 P: 15	R: 0 E: 0 K: 2 S: 8	H: 0 LOB: 0 BB: 0 P: 13	R: 0 E: 0 K: 0 S: 7	H: 0 LOB: 0 BB: 0 P: 14	R: 0 E: 0 K: 1 S: 13	H: 1 LOB: 2 BB: 1 P: 26	R: 0 E: 0 K: 0 S: 14	H: 1 LOB: 2 BB: 1 P: 25	R: 2 E: 0 K: 1 S: 23	H: 3 LOB: 2 BB: 1 P: 35	R: 0 E: 0 K: 0 S: 6	H: 0 LOB: 0 BB: 0 P: 8	R: 1 E: 0 K: 0 S: 14	H: 1 LOB: 0 BB: 0 P: 22	R: 1 E: 0 K: 0 S: 1	H: 1 LOB: 0 BB: 0 P: 2	1B: 5 2B: 2 3B: 0 HR: 2	SF: 0 SAC: 1 DP: 0 HBP: 1	WP: 1 PB: 0 SB: 0 CS: 0	PA: 42
PITCHER	IP	WLS	BF	H	R	ER	SO	BB	IBB	HBP	BLK	WP	HR	S	P	ERA	WHIP							
Ron Robinson, R ERA: 4.21 Bob Sebra, R ERA: 10.9 Tony Fossas, L ERA: 5.84 Chuck Crim, R ERA: 3.71 Dan Plesac, L ERA: 5.47	(1, 1)	5.0	22	3	0	0	3	3	0	0	0	1	0	46	84	0.00	1.200							
	(6, 1)	1.2	9	2	2	2	0	2	0	0	0	0	0	29	48	10.80	2.400							
	(7, 1)	0.0	1	1	0	0	0	0	0	0	0	0	4	6	∞	∞								
	(7, 1)	1.1	5	1	0	0	1	0	0	0	0	0	10	14	0.00	0.750								
	(9, 1)	1.0	L	5	2	2	0	0	0	0	0	0	2	15	24	18.00	2.000							

Milwaukee Brewers @ Baltimore Orioles
Memorial Stadium, Baltimore, MD
Tue Jun 12 1990, 7:05 PM EDT
Att: 27,599 - Unknown - 81 F

AB	35
R	4
H	9
RBI	4
BB	5
SO	4
LOB	21



Batter	1	2	3	4	5	6	7	8	9	AB	R	H	RBI	BB	SO	LOB	TOP									
Paul Moltzer, R OBP: 0.345, SLG: 0.474 Edgar Diaz, R OBP: 0.307, SLG: 0.256	2-1 1B SF7	4-2 FC5-4 BB		1-3 K		1-2 F9		1-0 E5 SF7 1B		4	2	2	0	1	1	0	Milwaukee Brewers @ Baltimore Orioles Memorial Stadium, Baltimore, MD Wed Jun 13 1990, 7:05 PM EDT Att: 27,825 - Unknown - 83 F									
Gary Sheffield, R OBP: 0.367, SLG: 0.426	3-2 F7	0-0 P5		2-2 F7			1-1 1B	0-0 SF7		4	0	1	1	0	0	4										
Robin Yount, R OBP: 0.332, SLG: 0.343	1-2 SF7 1B	0-0 FC5-4			0-0 G5-3		1-2 HR 1B	2-3 K		5	1	2	0	0	1	3										
Dave Parker, L OBP: 0.365, SLG: 0.490 Darryl Hamilton, L OBP: 0.300, SLG: 0.297	1-2 SF7		0-0 F7		0-2 P8		1-2 HR		2-2 2B 1B	4	1	2	3	0	0	0										
B.J. Surhoff, L OBP: 0.347, SLG: 0.477	3-2 F9		0-1 HR 1B		1-0 2B		3-2 S 1B	1-0 2B		5	1	4	0	0	0	1										
Rob Deer, R OBP: 0.356, SLG: 0.434		3-2 F8	2-2 P6		4-0 IBB		2-3 K		2-3 K	4	0	0	0	1	2	5										
Greg Brock, L OBP: 0.313, SLG: 0.345		1-1 HBP 2B 1B	2-0 HR		2-1 L1-3		4-0 IBB		4-0 G5-4-3 IBB	3	2	2	2	2	0	2										
Greg Vaughn, R OBP: 0.360, SLG: 0.472	1-2 2B HBP	1-2 G6-3			1-3 K		0-2 G4-3		1-2 G5-4-3	4	0	0	0	0	1	5										
Bill Spiers, L OBP: 0.326, SLG: 0.366	0-2 2B		0-0 F8		1-2 L9			2-0 P5		4	0	1	1	0	0	0										
Inning Stats	R: 1 E: 0 K: 0 S: 18	H: 2 LOB: 1 BB: 0 P: 28	R: 1 E: 0 K: 0 S: 17	H: 2 LOB: 3 BB: 1 P: 26	R: 2 E: 0 K: 0 S: 10	H: 2 LOB: 0 BB: 0 P: 16	R: 0 E: 0 K: 1 S: 7	H: 0 LOB: 0 BB: 0 P: 10	R: 0 E: 0 K: 0 S: 10	H: 1 LOB: 2 BB: 1 P: 14	R: 0 E: 0 K: 1 S: 10	H: 0 LOB: 0 BB: 0 P: 13	R: 2 E: 0 K: 1 S: 18	H: 4 LOB: 2 BB: 1 P: 30	R: 1 E: 1 K: 1 S: 6	H: 1 LOB: 0 BB: 0 P: 11		R: 0 E: 0 K: 1 S: 12	H: 2 LOB: 3 BB: 1 P: 22	1B: 9 2B: 3 3B: 0 HR: 2	SF: 2 SAC: 0 DP: 1 HBP: 1	WP: 0 PB: 0 SB: 1 CS: 0	PA: 44			
PITCHER	IP	WLS	BF	H	R	ER	SO	BB	IBB	HBP	BLK	WP	HR	S	P	ERA	WHIP									
Dave Johnson, R ERA: 4.38	(1, 1)	3.0	L	17	6	4	4	0	1	0	1	0	0	1	45	70	12.00	2.333								
Joe Price, L ERA: 3.3	(4, 1)	3.0		11	1	0	0	2	0	1	0	0	0	0	24	37	0.00	0.333								
Jose Bautista, R ERA: 2.79	(7, 1)	3.0		16	7	3	2	3	0	2	0	0	0	1	36	63	6.00	2.333								

Batter	1	2	3	4	5	6	7	8	9	AB	R	H	RBI	BB	SO	LOB	BOTTOM									
Phil Bradley, R OBP: 0.354, SLG: 0.324	0-2 G5-4-3 1B			0-2 BB S 1B	4-1 BB		2-2 G6-3		0-1 G1-3	4	1	2	0	1	0	2	Milwaukee Brewers @ Baltimore Orioles Memorial Stadium, Baltimore, MD Wed Jun 13 1990, 7:05 PM EDT Att: 27,825 - Unknown - 83 F									
Joe Orsulak, L OBP: 0.362, SLG: 0.469	1-2 P4			2-0 F7	0-0 L9			1-1 S 1B G3-1		4	1	1	0	0	0	4										
Randy Milligan, R OBP: 0.421, SLG: 0.500	0-0 G5-4-3			4-0 1B BB	1-2 BB		1-0 F8 2B	1-0 G3-1 S 1B		3	0	2	0	1	0	1										
Mickey Tettleton, S OBP: 0.388, SLG: 0.440		3-3 K		4-2 1B BB	1-2 2-3		0-0 F8	3-3 K		3	0	0	0	1	2	3										
Craig Worthington, R OBP: 0.316, SLG: 0.355		3-2 F8		1-2 G6-3 1B			0-3 K	1-0 G3-1		4	0	1	2	0	1	2										
Cal Ripken Jr., R OBP: 0.328, SLG: 0.364		1-1 G5-3		1-2 2-3 3-H 1B	0-1 G6-3		1-1 G4-3	2-3 3-H G1-3		4	0	0	0	0	0	5										
Bob Melvin, R OBP: 0.272, SLG: 0.375			3-2 P3		1-0 F9			0-0 G5-3 1B		4	0	1	0	0	1	0										
Brad Komminsk, R OBP: 0.410, SLG: 0.446			1-1 G5-3		1-2 S 1B			3-3 K		3	0	1	0	1	1	1										
Billy Ripken, R OBP: 0.294, SLG: 0.327 Rene Gonzales, R OBP: 0.297, SLG: 0.281			0-0 F7		2-1 F7		1-2 G5-3		0-0 G4-3	3	0	0	0	0	0	2										
			1-2 G4-3					1-2		1	0	0	0	0	0	1										
Inning Stats	R: 0 E: 0 K: 0 S: 7	H: 1 LOB: 0 BB: 0 P: 8	R: 0 E: 0 K: 1 S: 9	H: 0 LOB: 0 BB: 0 P: 16	R: 0 E: 0 K: 0 S: 6	H: 0 LOB: 0 BB: 0 P: 10	R: 1 E: 0 K: 0 S: 12	H: 2 LOB: 2 BB: 2 P: 23	R: 0 E: 0 K: 1 S: 7	H: 1 LOB: 1 BB: 0 P: 9	R: 0 E: 0 K: 1 S: 15	H: 1 LOB: 1 BB: 0 P: 21	R: 1 E: 0 K: 1 S: 9	H: 2 LOB: 1 BB: 0 P: 17	R: 0 E: 0 K: 1 S: 8	H: 0 LOB: 1 BB: 1 P: 13	R: 0 E: 0 K: 1 S: 8	H: 0 LOB: 1 BB: 1 P: 13	1B: 7 2B: 1 3B: 0 HR: 0	SF: 0 SAC: 0 DP: 2 HBP: 0	WP: 0 PB: 0 SB: 4 CS: 0	PA: 37				
PITCHER	IP	WLS	BF	H	R	ER	SO	BB	IBB	HBP	BLK	WP	HR	S	P	ERA	WHIP									
Teddy Higuera, L ERA: 1.78	(1, 1)			1	0	0	0	0	0	0	0	0	0	0	58	96	1.35	1.200								
Mark Knudson, R ERA: 3.89	(1, 1)	6.2	W	26	5	1	1	3	3	0	0	0	0	0	17	30	4.50	1.500								
Randy Veres, R ERA: 6.0	(8, 1)	2.0		9	2	1	1	2	1	0	0	0	0	0	0	0										

Batter	1	2	3	4	5	6	7	8	9	AB	R	H	RBI	BB	SO	LOB	TOP										
Luis Rivera, R OBP: 0.299, SLG: 0.357 (1,6)										5	0	0	0	0	2	4	Boston Red Sox @ Baltimore Orioles Memorial Stadium, Baltimore, MD Fri Jun 15 1990, 7:05 PM EDT Att: 45,503 - Unknown - 77 F livebaseballscorecards.com										
Jody Reed, R OBP: 0.370, SLG: 0.390 (1,4)										3	2	1	0	2	0	2											
Mike Greenwell, L OBP: 0.361, SLG: 0.329 (1,7)										4	1	2	0	1	0	2											
Danny Heep, L OBP: 0.264, SLG: 0.250 (8, PH)										3	0	1	2	1	1	2											
Carlos Quintana, R OBP: 0.352, SLG: 0.379 (8, 3)										1	0	0	0	0	0	1											
Dwight Evans, R OBP: 0.357, SLG: 0.360 (1, 10)										3	0	1	1	2	0	3											
Ellis Burks, R OBP: 0.341, SLG: 0.487 (1, 8)										4	0	1	1	1	0	4											
Tom Brunansky, R OBP: 0.351, SLG: 0.411 (1, 9)										4	0	0	0	1	0	3											
John Marzano, R OBP: 0.400, SLG: 0.474 (1, 2)										4	0	1	0	0	1	1											
Randy Kutcher, R OBP: 0.383, SLG: 0.436 (1, 5)										4	1	2	0	0	1	3											
Inning Stats	R: 2 E: 0 K: 2 S: 19	H: 4 LOB: 2 BB: 0 P: 28	R: 2 E: 0 K: 1 S: 17	H: 2 LOB: 3 BB: 3 P: 37	R: 0 E: 1 K: 1 S: 9	H: 1 LOB: 2 BB: 1 P: 18	R: 0 E: 0 K: 0 S: 6	H: 0 LOB: 0 BB: 0 P: 10	R: 0 E: 0 K: 0 S: 7	H: 0 LOB: 0 BB: 0 P: 10	R: 0 E: 0 K: 0 S: 12	H: 1 LOB: 3 BB: 2 P: 26	R: 0 E: 0 K: 1 S: 10	H: 0 LOB: 1 BB: 1 P: 18	R: 0 E: 0 K: 0 S: 10	H: 1 LOB: 1 BB: 0 P: 17	R: 0 E: 0 K: 0 S: 5	H: 0 LOB: 0 BB: 1 P: 12	1B: 8 2B: 1 3B: 0 HR: 0	SF: 0 SAC: 0 DP: 1 HBP: 0	WP: 0 PB: 0 SB: 2 CS: 0	PA: 43					
PITCHER	IP	WLS	BF	H	R	ER	SO	BB	IBB	HBP	BLK	WP	HR	S	P	ERA	WHIP										
Pete Harnisch, R ERA: 4.11 (1, 1)	1.2	L	14	6	4	4	3	3	0	0	0	0	0	31	58	21.60	5.400										
Brian Holton, R ERA: 3.64 (2, 1)	3.2		15	2	0	0	1	2	0	0	0	0	0	34	60	0.00	1.091										
Joe Price, L ERA: 3.03 (6, 1)	2.2		11	1	0	0	1	2	0	0	0	0	0	25	46	0.00	1.125										
Gregg Olson, R ERA: 0.5 (9, 1)	1.0		3	0	0	0	0	1	0	0	0	0	0	5	12	0.00	1.000										

Batter	1	2	3	4	5	6	7	8	9	AB	R	H	RBI	BB	SO	LOB	BOTTOM										
Phil Bradley, R OBP: 0.346, SLG: 0.315 (1, 7)										5	0	1	0	0	1	1	Boston Red Sox @ Baltimore Orioles Memorial Stadium, Baltimore, MD Fri Jun 15 1990, 7:05 PM EDT Att: 45,503 - Unknown - 77 F livebaseballscorecards.com										
Steve Finley, L OBP: 0.299, SLG: 0.314 (1, 8)										4	0	0	0	0	0	1											
Randy Milligan, R OBP: 0.418, SLG: 0.487 (1, 3)										2	1	0	0	2	1	0											
Mickey Tettleton, S OBP: 0.399, SLG: 0.461 (1, 10)										3	1	1	0	1	2	1											
Joe Orsulak, L OBP: 0.357, SLG: 0.460 (1, 9)										4	0	1	1	0	0	2											
Cal Ripken Jr., R OBP: 0.337, SLG: 0.377 (1, 6)										4	0	2	1	0	0	0											
Craig Worthington, R OBP: 0.313, SLG: 0.365 (1, 5)										4	1	2	1	0	0	2											
Bob Melvin, R OBP: 0.271, SLG: 0.379 (1, 2)										4	0	1	0	0	1	2											
Billy Ripken, R OBP: 0.288, SLG: 0.325 (1, 4)										3	0	0	0	0	0	1											
Greg Walker, L OBP: 0.361, SLG: 0.278 (9, PH)										0	0	0	0	1	0	0											
Mike Devereaux, R OBP: 0.214, SLG: 0.227 (9, PR)										0	0	0	0	0	0	0											
Inning Stats	R: 2 E: 0 K: 0 S: 15	H: 3 LOB: 2 BB: 2 P: 29	R: 0 E: 0 K: 2 S: 9	H: 0 LOB: 0 BB: 0 P: 14	R: 0 E: 0 K: 0 S: 10	H: 1 LOB: 1 BB: 0 P: 18	R: 0 E: 0 K: 0 S: 9	H: 1 LOB: 1 BB: 0 P: 15	R: 0 E: 0 K: 1 S: 6	H: 0 LOB: 0 BB: 0 P: 7	R: 0 E: 0 K: 0 S: 11	H: 2 LOB: 2 BB: 0 P: 17	R: 0 E: 0 K: 0 S: 7	H: 0 LOB: 0 BB: 0 P: 11	R: 0 E: 0 K: 1 S: 7	H: 0 LOB: 1 BB: 1 P: 13	R: 1 E: 0 K: 0 S: 9	H: 1 LOB: 1 BB: 1 P: 19	1B: 5 2B: 2 3B: 0 HR: 1	SF: 0 SAC: 0 DP: 1 HBP: 0	WP: 0 PB: 0 SB: 0 CS: 1	PA: 37					
PITCHER	IP	WLS	BF	H	R	ER	SO	BB	IBB	HBP	BLK	WP	HR	S	P	ERA	WHIP										
Wes Gardner, R ERA: 6.85 (1, 1)	5.2	W	24	6	2	2	4	2	0	0	0	0	0	18	31	0.00	0.857										
Dennis Lamp, R ERA: 2.53 (6, 1)	2.1		8	1	0	0	1	1	0	0	0	0	0	18	31	0.00	0.857										
Jeff Reardon, R ERA: 2.32 (9, 1)	1.0	S	5	1	1	1	0	1	0	0	0	0	1	9	19	9.00	2.000										



Batter	1	2	3	4	5	6	7	8	9	AB	R	H	RBI	BB	SO	LOB	TOP										
Wade Boggs, L (1, 5) OBP: 0.308, SLG: 0.425	G6-3		SF7	FC1-5-3-6-3		2-1			2-1	5	2	3	2	0	0	1	Boston Red Sox @ Baltimore Orioles Memorial Stadium, Baltimore, MD Sat Jun 16 1990, 3:33 AM EDT Att: 42,837 - Sunny - 80 F										
Jody Read, R (1, 4) OBP: 0.374, SLG: 0.397	2B		2B	G6-3		4-1			0-1	4	1	2	0	1	0	0											
Mike Greenwell, L (1, 7) OBP: 0.362, SLG: 0.327	BB		2B	1B		2-0			0-0	4	1	1	0	1	0	3											
Tom Brunansky, R (1, 9) Kevin Romine, R (9, 9) OBP: 0.347, SLG: 0.406 OBP: 0.256, SLG: 0.275	L8		P4	G5-4-3		1-2			2-2	5	0	1	0	0	0	6											
Dwight Evans, R (1, 10) OBP: 0.360, SLG: 0.362	G6-3		SF7	BB		4-0			2-2	0	0	0	0	0	0	0											
Ellis Burks, R (1, 8) OBP: 0.340, SLG: 0.487		F8	1B	P4		1-1			2-0	4	1	1	1	0	0	2											
Carlos Quintana, R (1, 3) OBP: 0.355, SLG: 0.389	G6-3		2B	SH1-3		1-1			2-3	4	1	2	2	0	1	0											
John Marzano, R (1, 2) OBP: 0.391, SLG: 0.500	2B		G5-3	SH1-3		0-0			1-0	3	0	1	0	0	0	1											
Luis Rivera, R (1, 6) OBP: 0.304, SLG: 0.352	G5-3		WP	2B		1-1			1-3	2	0	0	0	1	1	1											
Inning Stats	R: 0 E: 0 K: 0 S: 10	H: 1 LOB: 2 BB: 1 P: 24	R: 0 E: 0 K: 0 S: 6	H: 1 LOB: 1 BB: 0 P: 9	R: 4 E: 0 K: 0 S: 15	H: 5 LOB: 1 BB: 0 P: 22	R: 0 E: 0 K: 0 S: 5	H: 0 LOB: 0 BB: 1 P: 12	R: 0 E: 1 K: 0 S: 4	H: 0 LOB: 1 BB: 1 P: 12	R: 1 E: 0 K: 0 S: 9	H: 2 LOB: 2 BB: 1 P: 17	R: 0 E: 0 K: 0 S: 6	H: 2 LOB: 0 BB: 0 P: 12	R: 0 E: 0 K: 2 S: 7	H: 0 LOB: 0 BB: 0 P: 11	R: 1 E: 0 K: 0 S: 8	H: 1 LOB: 0 BB: 0 P: 12	1B: 6 2B: 6 3B: 0 HR: 1	SF: 1 SAC: 1 DP: 4 HBP: 1	WP: 1 PB: 0 SB: 0 CS: 0	PA: 40					
PITCHER	IP	WLS	BF	H	R	ER	SO	BB	IBB	HBP	BLK	WP	HR	S	P	ERA	WHIP										
John Mitchell, R (1, 1) ERA: 5.02	5.1	L	27	8	5	5	0	3	0	0	0	1	0	44	85	8.44	2.062										
Kevin Hickey, L (6, 1) ERA: 3.95	1.2		6	3	0	0	0	1	0	0	0	0	0	11	23	0.00	2.400										
Mark Williamson, R (8, 1) ERA: 1.88	2.0		7	1	1	1	2	0	0	0	0	0	1	15	23	4.50	0.500										

Batter	1	2	3	4	5	6	7	8	9	AB	R	H	RBI	BB	SO	LOB	BOTTOM										
Phil Bradley, R (1, 7) OBP: 0.356, SLG: 0.332	G1-6-3			FC6-4		0-0			2-2	4	1	4	0	0	0	0	Boston Red Sox @ Baltimore Orioles Memorial Stadium, Baltimore, MD Sat Jun 16 1990, 3:33 AM EDT Att: 42,837 - Sunny - 80 F										
Steve Finley, L (1, 8) OBP: 0.293, SLG: 0.306	G1-6-3		1B	FC6-4		0-0			1-1	4	1	0	0	0	4												
Randy Milligan, R (1, 3) OBP: 0.415, SLG: 0.482	K			K		0-0			2-0	4	0	1	1	0	2												
Mickey Tettleton, S (1, 2) OBP: 0.401, SLG: 0.473	K			1B		0-0			0-0	4	1	2	1	0	1												
Greg Walker, L (1, 10) OBP: 0.333, SLG: 0.238	G3-1			G4-3		2-1			1-2	3	0	0	0	0	1												
Mike Devereaux, R (9, PH) OBP: 0.211, SLG: 0.227	G3-1			G4-3		0-0			3H	0	0	0	1	0	0												
Cal Ripken Jr., R (1, 6) OBP: 0.332, SLG: 0.371	G4-3			G6-3		3-1			0-1	4	0	0	0	0	0												
Craig Worthington, R (1, 5) OBP: 0.312, SLG: 0.360			K	F7		1-0			0-1	3	0	0	0	1	1												
Brad Komminsk, R (1, 9) OBP: 0.390, SLG: 0.420			F9	P3		0-2			3-3	3	0	0	0	0	1												
Tim Lueti, R (1, 4) OBP: 0.332, SLG: 0.371			K	F9		1-3			1-2	3	0	0	0	0	2												
Inning Stats	R: 0 E: 0 K: 1 S: 7	H: 1 LOB: 0 BB: 0 P: 11	R: 0 E: 0 K: 1 S: 8	H: 0 LOB: 0 BB: 0 P: 12	R: 0 E: 0 K: 2 S: 8	H: 0 LOB: 0 BB: 0 P: 15	R: 1 E: 0 K: 1 S: 11	H: 2 LOB: 1 BB: 0 P: 17	R: 0 E: 0 K: 0 S: 8	H: 0 LOB: 0 BB: 0 P: 9	R: 1 E: 0 K: 1 S: 7	H: 2 LOB: 1 BB: 0 P: 8	R: 0 E: 0 K: 1 S: 10	H: 0 LOB: 1 BB: 1 P: 22	R: 0 E: 0 K: 0 S: 10	H: 1 LOB: 0 BB: 0 P: 16	R: 1 E: 0 K: 0 S: 9	H: 1 LOB: 0 BB: 0 P: 10	1B: 5 2B: 1 3B: 1 HR: 0	SF: 1 SAC: 0 DP: 1 HBP: 0	WP: 0 PB: 0 SB: 1 CS: 0	PA: 34					
PITCHER	IP	WLS	BF	H	R	ER	SO	BB	IBB	HBP	BLK	WP	HR	S	P	ERA	WHIP										
Mike Boddicker, R (1, 1) ERA: 3.21	8.0	W	31	7	3	3	7	1	0	0	0	0	0	70	111	3.38	1.000										
Rob Murphy, L (9, 1) ERA: 6.12	1.0		3	0	0	0	0	0	0	0	0	0	0	8	9	0.00	0.000										

Batter	1	2	3	4	5	6	7	8	9	AB R H RBI BB SO LOB	TOP									
Wade Boggs, L (1.5) OBP: 0.308, SLG: 0.424	2-1 G4-6-3 1B		3-3 K		0-2 P7		1-1 2B 1B		2-1 G6-3	5 1 2 0 0 1 0	Boston Red Sox @ Baltimore Orioles Memorial Stadium, Baltimore, MD Sun Jun 17 1990, 3:33 AM EDT Att: 47,534 - Cloudy - 87 F									
Jody Read, R (1.4) OBP: 0.375, SLG: 0.402	0-1 G4-6-3 1-2		1-0 1B		2-1 G6-3		3-1 1-H 2-H 3-H 4-0 2B		3-2 P3	5 0 2 3 0 0 1										
Mike Greenwell, L (1.7) OBP: 0.358, SLG: 0.322	1-0 L7		2-1 F7		0-0 L4		1-1 G5-4-3 IBB		1-0 F7	4 0 0 0 1 0 1										
Dwight Evans, R (1.10) OBP: 0.358, SLG: 0.356		1-2 P4		1-1 G6-3		4-0 CS BB		2-0 G5-4-3 1-2		3 0 0 0 1 0 2										
Ellis Burks, R (1.8) OBP: 0.342, SLG: 0.485		4-1 CS BB		2-1 1B HR 1B		1-2 F8		0-2 G4-3		3 1 1 0 1 0 1										
Tony Peña, R (1.2) OBP: 0.299, SLG: 0.382		3-2 E5 1B 1-2		1-1 HR 1B 1-3		2-3 K 1-2		0-0 G6-3		4 1 1 0 0 1 2										
Carlos Quintana, R (1.3) OBP: 0.304, SLG: 0.413		0-0 1B 1-2		2-1 HR 1-H 3-H 1-0			2-3 K 1-2	4-2 FC5 BB BB		3 1 2 3 1 1 0										
Kevin Romine, R (1.9) OBP: 0.298, SLG: 0.326		1-1 G1-3		1-1 L3 1B 1-2		0-1 1B 2B 2B		4-2 BB 1-2		3 1 2 0 1 0 2										
Luis Rivera, R (1.6) OBP: 0.303, SLG: 0.344			2-3 K 1-2	0-0 L3 1-2		4-0 1B 2B BB		0-2 FC5 2-3		3 1 0 0 1 1 3										
Inning Stats	R: 0 E: 0 K: 0 S: 5	H: 1 LOB: 0 BB: 0 P: 8	R: 0 E: 1 K: 0 S: 10	H: 1 LOB: 2 BB: 1 P: 19	R: 0 E: 0 K: 2 S: 9	H: 1 LOB: 1 BB: 0 P: 17	R: 3 E: 0 K: 0 S: 10	H: 4 LOB: 0 BB: 0 P: 17	R: 0 E: 0 K: 1 S: 6	H: 0 LOB: 0 BB: 1 P: 14	R: 3 E: 0 K: 1 S: 11	H: 3 LOB: 1 BB: 2 P: 27	R: 0 E: 0 K: 0 S: 14	H: 0 LOB: 2 BB: 2 P: 22	R: 0 E: 0 K: 0 S: 6	H: 0 LOB: 0 BB: 0 P: 12	1B: 7 2B: 3 3B: 0 HR: 1	SF: 0 SAC: 0 DP: 3 HBP: 0	WP: 0 PB: 0 SB: 1 CS: 2	PA: 39
PITCHER	IP WLS BF H R ER SO BB IBB HBP BLK WP HR S P ERA WHIP											IP WLS BF H R ER SO BB IBB HBP BLK WP HR S P ERA WHIP								
Jeff Ballard, L (1.1) ERA: 4.81	6.1 L 28 9 6 6 4 3 0 0 0 0 1 55 98 8.53 1.895																			
Brian Holton, R (7.1) ERA: 3.59	0.2 3 1 0 0 0 0 1 0 0 0 0 3 12 0.00 1.500																			
Mark Williamson, R (8.1) ERA: 1.8	2.0 8 0 0 0 0 2 0 0 0 0 0 20 34 0.00 1.000																			

AB	33
R	6
H	10
RBI	6
BB	6
SO	4
LOB	12



Batter	1	2	3	4	5	6	7	8	9	AB R H RBI BB SO LOB	BOTTOM											
Steve Finley, L (1.7) OBP: 0.295, SLG: 0.311	4-0 1B 2B BB	1-2 G3			0-0 B3		1-0 1B 2B		2-1 L5	4 1 1 0 1 0 0	Boston Red Sox @ Baltimore Orioles Memorial Stadium, Baltimore, MD Sun Jun 17 1990, 3:33 AM EDT Att: 47,534 - Cloudy - 87 F											
Mike Devereaux, R (1.8) OBP: 0.211, SLG: 0.229	1-2 2B 1B		0-1 P6		1-3 K		0-0 SF8 3-H		0-2 G3	4 1 1 1 0 1 0												
Randy Milligan, R (1.3) OBP: 0.423, SLG: 0.490	2-0 FC2-6 1-H 2-H 2B		4-0 G4-6-3 BB			1-2 F8		4-2 1B BB		3 0 2 2 2 0 0												
Mickey Tettleton, S (1.10) OBP: 0.405, SLG: 0.473	4-2 FC2-6 BB		1-0 G4-6-3 1-2			3-1 1B		1-2 1B 1-2 2-3		4 0 2 0 1 1 2												
Joe Orsulak, L (1.9) OBP: 0.355, SLG: 0.455	0-0 FC2-6 FC5-4 1-2 2-3			0-0 1B		0-1 P4		1-0 P6		4 0 1 0 0 0 6												
Cal Ripken Jr., R (1.6) OBP: 0.331, SLG: 0.381	1-3 K			0-0 P6		2-0 G4-3		2-1 HR		4 1 1 1 0 1 4												
Craig Worthington, R (1.5) OBP: 0.311, SLG: 0.372	0-1 FC5-4 1-2			1-0 F7			0-1 HR	2-1 G5-3		4 1 1 1 0 0 3												
Chris Hoiles, R (1.2) OBP: 0.333, SLG: 0.250		2-1 F9		3-2 G4-3			1-3 HR K	1-1 F8		4 0 0 0 0 1 1												
Billy Ripken, R (1.4) OBP: 0.289, SLG: 0.325 Greg Walker, L (8, PH) OBP: 0.320, SLG: 0.227 Rene Gonzales, R (9.4) OBP: 0.297, SLG: 0.281		0-0 G6-3			1-0 F9		1-0 2B SF8 1B	3-3 K		3 1 1 0 0 0 0 1 0 0 0 0 1 0 0 0 0 0 0 0 0												
Inning Stats	R: 2 E: 0 K: 1 S: 12	H: 2 LOB: 2 BB: 2 P: 24	R: 0 E: 0 K: 0 S: 6	H: 0 LOB: 0 BB: 0 P: 9	R: 0 E: 0 K: 0 S: 3	H: 0 LOB: 0 BB: 1 P: 8	R: 0 E: 0 K: 0 S: 6	H: 1 LOB: 1 BB: 0 P: 10	R: 0 E: 0 K: 1 S: 5	H: 0 LOB: 0 BB: 0 P: 7	R: 0 E: 0 K: 0 S: 8	H: 1 LOB: 1 BB: 0 P: 14	R: 2 E: 0 K: 1 S: 14	H: 4 LOB: 3 BB: 1 P: 23	R: 1 E: 0 K: 1 S: 10	H: 1 LOB: 0 BB: 0 P: 18	R: 0 E: 0 K: 1 S: 11	H: 1 LOB: 1 BB: 0 P: 17	1B: 6 2B: 2 3B: 0 HR: 2	SF: 1 SAC: 0 DP: 1 HBP: 0	WP: 0 PB: 0 SB: 0 CS: 0	PA: 40
PITCHER	IP WLS BF H R ER SO BB IBB HBP BLK WP HR S P ERA WHIP											IP WLS BF H R ER SO BB IBB HBP BLK WP HR S P ERA WHIP										
Greg Harris, R (1.1) ERA: 3.54	6.1 W 27 6 4 4 3 3 0 0 0 0 0 1 46 80 5.68 1.421																					
Dennis Lamp, R (7.1) ERA: 2.68	0.2 6 3 1 1 0 1 0 0 0 0 0 1 10 19 13.50 6.000																					
Jeff Gray, R (8.1) ERA: 6.06	1.2 6 1 0 0 1 0 0 0 0 0 0 16 27 0.00 0.600																					
Rob Murphy, L (9.1) ERA: 6.06	0.1 S 1 0 0 0 1 0 0 0 0 0 0 3 4 0.00 0.000																					

AB	35
R	5
H	10
RBI	5
BB	4
SO	5
LOB	16



Batter	1	2	3	4	5	6	7	8	9	AB	R	H	RBI	BB	SO	LOB	TOP			
Wade Boggs, L (1.5) OBP: 0.306, SLG: 0.425	G6-3	F8			2B		P6			4	0	1	0	0	0	3	Boston Red Sox @ Baltimore Orioles Memorial Stadium, Baltimore, MD Mon Jun 18 1990, 7:05 PM EDT Att: 31,582 - Unknown - 79 F livebaseballscorecards.com			
Jody Reed, R (1.4) OBP: 0.373, SLG: 0.399	FC5-4 1B		G5-3		F8		F7			4	0	1	0	0	0	1				
Mike Greenwell, L (1.7) OBP: 0.353, SLG: 0.316	FC5-4 1-2		G5-3		F7		P5			4	0	0	0	0	0	2				
Dwight Evans, R (1.10) OBP: 0.352, SLG: 0.350	F9		F7		F8		F9			4	0	0	0	0	0	1				
Ellis Burks, R (1.8) OBP: 0.349, SLG: 0.502		BB 1B		HR	G6-4-3 1B		L3			4	2	3	1	0	0	0				
Tony Peña, R (1.2) OBP: 0.298, SLG: 0.385	P9		G5-3		G6-4-3 1-2		1B 2B			4	0	1	0	0	0	2				
Carlos Quintana, R (1.3) OBP: 0.367, SLG: 0.411		1B BB	F8		F8		G6-4-3 1B			3	0	1	0	1	0	0				
Kevin Romine, R (1.9) OBP: 0.314, SLG: 0.340		1B	F8		F8		G6-4-3 1B			4	0	2	1	0	0	2				
Luis Rivera, R (1.6) OBP: 0.297, SLG: 0.336	P3		G6-3		F8					3	0	0	0	0	0	3				
Inning Stats	R: 0 E: 0 K: 0 S: 8	H: 1 LOB: 1 BB: 0 P: 12	R: 1 E: 0 K: 0 S: 13	H: 2 LOB: 2 BB: 1 P: 29	R: 0 E: 0 K: 0 S: 4	H: 0 LOB: 0 BB: 0 P: 4	R: 1 E: 0 K: 0 S: 12	H: 1 LOB: 0 BB: 0 P: 19	R: 0 E: 0 K: 0 S: 6	H: 1 LOB: 1 BB: 0 P: 8	R: 0 E: 0 K: 0 S: 7	H: 1 LOB: 1 BB: 0 P: 12	R: 0 E: 0 K: 0 S: 7	H: 0 LOB: 0 BB: 0 P: 14	R: 0 E: 0 K: 0 S: 6	H: 2 LOB: 1 BB: 0 P: 8	1B: 6 2B: 2 3B: 0 HR: 1	SF: 0 SAC: 0 DP: 2 HBP: 0	WP: 0 PB: 0 SB: 0 CS: 0	PA: 35
PITCHER Dave Johnson, R (1.1) ERA: 4.11	IP: 9.0 WLS: W BF: 35 H: 9 R: 2 ER: 2 SO: 0 BB: 1 IBB: 0 HBP: 0 BLK: 0 WP: 0 HR: 1 S: 66 P: 112 ERA: 2.00 WHIP: 1.111															PITCHER				

Batter	1	2	3	4	5	6	7	8	9	AB	R	H	RBI	BB	SO	LOB	BOTTOM			
Steve Finley, L (1.7) OBP: 0.293, SLG: 0.308	E SF7 1B	K	K		G4-3			P4		5	1	1	0	0	2	5	Boston Red Sox @ Baltimore Orioles Memorial Stadium, Baltimore, MD Mon Jun 18 1990, 7:05 PM EDT Att: 31,582 - Unknown - 79 F livebaseballscorecards.com			
Mike Devereaux, R (1.8) OBP: 0.196, SLG: 0.213	K	E6 1B	G5-3		G5-3		L6			5	1	0	1	0	1	4				
Randy Milligan, R (1.3) OBP: 0.424, SLG: 0.487	1B BB	1B 1B	G5-3		F8					3	1	1	2	1	0	1				
Mickey Tettleton, S (1.2) OBP: 0.402, SLG: 0.471	SF7	K			F8		1B			3	0	1	1	0	1	2				
Joe Orsulak, L (1.9) OBP: 0.358, SLG: 0.456	1B	1B 1B	F8		F8		F7			4	0	2	1	0	0	1				
Cal Ripken Jr., R (1.6) OBP: 0.330, SLG: 0.379	G3	1B	G4-3		G4-3		F8			4	0	1	1	0	0	2				
Greg Walker, L (1.10) OBP: 0.310, SLG: 0.200		E BB	F7		P6		G3			3	1	0	0	1	0	2				
Tim Lulett, R (1.5) OBP: 0.333, SLG: 0.333		E 1B 1B	2B 1B		1B		G6-3			4	2	3	0	0	0	0				
Billy Ripken, R (1.4) OBP: 0.294, SLG: 0.335		E 1B 1B	1H 2B		P9		F9			4	1	2	1	0	0	1				
Inning Stats	R: 1 E: 0 K: 1 S: 12	H: 2 LOB: 2 BB: 1 P: 18	R: 5 E: 1 K: 2 S: 20	H: 5 LOB: 1 BB: 1 P: 33	R: 1 E: 0 K: 1 S: 16	H: 2 LOB: 1 BB: 0 P: 23	R: 0 E: 0 K: 0 S: 5	H: 0 LOB: 0 BB: 0 P: 10	R: 0 E: 0 K: 0 S: 7	H: 1 LOB: 1 BB: 0 P: 11	R: 0 E: 0 K: 0 S: 8	H: 1 LOB: 1 BB: 0 P: 12	R: 0 E: 0 K: 0 S: 5	H: 0 LOB: 0 BB: 0 P: 5	R: 0 E: 0 K: 0 S: 7	H: 0 LOB: 0 BB: 0 P: 9	1B: 10 2B: 1 3B: 0 HR: 0	SF: 1 SAC: 0 DP: 0 HBP: 0	WP: 0 PB: 0 SB: 1 CS: 0	PA: 38
PITCHER Roger Clemens, R (1.1) ERA: 2.81 Jerry Reed, R (2.1) ERA: 3.07 Tom Bolton, L (8.1) ERA:	IP: 1.2 WLS: L BF: 15 H: 7 R: 6 ER: 3 SO: 3 BB: 2 IBB: 0 HBP: 0 BLK: 0 WP: 0 HR: 0 S: 30 P: 48 ERA: 16.20 WHIP: 5.400															PITCHER				

Batter	1	2	3	4	5	6	7	8	9	AB	R	H	RBI	BB	SO	LOB	TOP								
Steve Finley, L (1, 7) OBP: 0.296, SLG: 0.318										5	0	1	0	0	0	4									
Donell Nixon, R (1, 10) OBP: 0.500, SLG: 0.500										4	0	2	0	1	1	0									
Randy Milligan, R (1, 3) OBP: 0.429, SLG: 0.507										5	2	3	1	0	0	3									
Mickey Tettleton, S (1, 2) OBP: 0.404, SLG: 0.464										3	1	1	0	1	1	3									
Joe Orsulak, L (1, 9) OBP: 0.360, SLG: 0.453 Brad Kommink, R (7, PH) (7, 9) OBP: 0.381, SLG: 0.408										2	0	1	1	1	0	2									
Cal Ripken Jr., R (1, 6) OBP: 0.326, SLG: 0.373										5	0	1	0	0	0	7									
Tim Lueft, R (1, 5) OBP: 0.389, SLG: 0.353										5	0	2	1	0	1	3	AB 38								
Billy Ripken, R (1, 4) OBP: 0.291, SLG: 0.331										5	0	1	0	0	0	3	R 3								
Mike Devereaux, R (1, 8) OBP: 0.236, SLG: 0.235										2	0	1	0	2	1	1	H 13								
Inning Stats	R: 0 E: 0 K: 1 S: 6	H: 1 LOB: 2 BB: 1 P: 10	R: 0 E: 0 K: 0 S: 5	H: 2 LOB: 2 BB: 0 P: 5	R: 0 E: 0 K: 0 S: 4	H: 1 LOB: 3 BB: 2 P: 12	R: 0 E: 0 K: 0 S: 2	H: 0 LOB: 0 BB: 1 P: 6	R: 1 E: 1 K: 0 S: 5	H: 2 LOB: 1 BB: 0 P: 5	R: 0 E: 0 K: 1 S: 4	H: 0 LOB: 3 BB: 1 P: 8	R: 0 E: 0 K: 1 S: 7	H: 2 LOB: 0 BB: 0 P: 8	R: 0 E: 0 K: 1 S: 6	H: 1 LOB: 1 BB: 0 P: 6	R: 2 E: 0 K: 1 S: 9	H: 4 LOB: 2 BB: 0 P: 9	1B: 12 2B: 0 3B: 0 HR: 1	SF: 0 SAC: 0 DP: 1 HBP: 1	WP: 0 PB: 0 CS: 2 SB: 1	PA: 45			
PITCHER	IP	WLS	BF	H	R	ER	SO	BB	IBB	HBP	BLK	WP	HR	S	P	ERA	WHIP								
Tom Candiotti, R (1, 1) ERA: 3.64	6.1		31	8	1	0	2	5	0	1	0	0	0	29	50	0.00	2.053								
Jesse Orsoco, L (7, 1) ERA: 3.91	2.0	L	9	3	2	2	3	0	0	0	0	0	1	15	15	9.00	1.500								
Cecilio Guante, R (9, 1) ERA: 3.73	0.2		4	2	0	0	0	0	0	0	0	0	0	4	4	0.00	3.000								

Baltimore Orioles @ Cleveland Indians
Cleveland Municipal Stadium, Cleveland, OH
Wed Jun 20 1990, 7:05 PM EDT
Att: 8,796 - Unknown - 65 F

AB 38
R 3
H 13
RBI 3
BB 5
SO 5
LOB 30



Batter	1	2	3	4	5	6	7	8	9	AB	R	H	RBI	BB	SO	LOB	BOTTOM								
Jerry Browne, S (1, 4) OBP: 0.290, SLG: 0.303										4	0	2	1	0	1	0									
Felix Fermin, R (1, 6) OBP: 0.281, SLG: 0.317 Dion James, L (9, PH) (9, PH) OBP: 0.329, SLG: 0.328 Stan Jefferson, S (9, PR) (9, PR) OBP: 0.224, SLG: 0.140										3	0	0	0	0	0	2									
Sandy Alomar Jr., R (1, 2) OBP: 0.335, SLG: 0.408										4	0	0	0	0	1	2									
Candy Maldonado, R (1, 7) OBP: 0.341, SLG: 0.489										4	0	0	0	0	1	3									
Ken Phelps, L (1, 10) OBP: 0.338, SLG: 0.277										4	0	1	0	0	1	3									
Brook Jacoby, R (1, 3) OBP: 0.352, SLG: 0.491										3	0	0	0	0	0	1									
Cory Snyder, R (1, 9) OBP: 0.288, SLG: 0.470										3	0	1	0	0	0	0	AB 31								
Carlos Baerga, S (1, 5) OBP: 0.269, SLG: 0.331										2	1	1	0	1	0	1	R 1								
Mitch Webster, S (1, 8) OBP: 0.287, SLG: 0.413										3	0	1	0	0	1	1	H 7								
Inning Stats	R: 0 E: 0 K: 1 S: 5	H: 0 LOB: 0 BB: 0 P: 5	R: 0 E: 0 K: 1 S: 5	H: 0 LOB: 0 BB: 0 P: 5	R: 0 E: 0 K: 0 S: 3	H: 1 LOB: 0 BB: 0 P: 3	R: 0 E: 0 K: 0 S: 3	H: 0 LOB: 0 BB: 0 P: 3	R: 1 E: 0 K: 0 S: 5	H: 3 LOB: 1 BB: 0 P: 5	R: 0 E: 0 K: 0 S: 3	H: 0 LOB: 0 BB: 0 P: 3	R: 0 E: 0 K: 0 S: 3	H: 0 LOB: 1 BB: 1 P: 7	R: 0 E: 0 K: 2 S: 9	H: 2 LOB: 3 BB: 0 P: 9	1B: 6 2B: 3 3B: 0 HR: 0	SF: 0 SAC: 0 DP: 3 HBP: 0	WP: 0 PB: 0 CS: 0	PA: 32					
PITCHER	IP	WLS	BF	H	R	ER	SO	BB	IBB	HBP	BLK	WP	HR	S	P	ERA	WHIP								
Pete Harnisch, R (1, 1) ERA: 3.83	8.0		27	5	1	1	3	1	0	0	0	0	0	9	9	0.00	1.12								
Gregg Olson, R (9, 1) ERA: 0.7	1.0	S	5	2	0	0	2	0	0	0	0	0	0	9	9	0.00	2.000								

Baltimore Orioles @ Cleveland Indians
Cleveland Municipal Stadium, Cleveland, OH
Wed Jun 20 1990, 7:05 PM EDT
Att: 8,796 - Unknown - 65 F

AB 31
R 1
H 7
RBI 1
BB 1
SO 5
LOB 13



Batter	1	2	3	4	5	6	7	8	9	10	AB	R	H	RBI	BB	SO	LOB	TOP		
Donell Nixon, R OBP: 0.375, SLG: 0.286 Steve Finley, L OBP: 0.320, SLG: 0.320 (7, 7)	K		K		K		P6		1B		3	0	0	0	0	3	1			
Billy Ripken, R OBP: 0.294, SLG: 0.333 (1, 4)	F8		BB		G5-3		P3		1B		5	0	2	0	0	0	1			
Randy Milligan, R OBP: 0.432, SLG: 0.519 (1, 3)	HR		BB		K		K		BB		3	1	1	1	2	2	1			
Mickey Tettleton, S OBP: 0.495, SLG: 0.477 (1, 10)	1B		BB		HR		HR		K		3	1	1	1	2	2	3			
Cal Ripken Jr., R OBP: 0.334, SLG: 0.379 (1, 6)	1B		G6-4-3		1B		1B		BB		4	1	3	0	1	0	3			
Tim Lincecum, R OBP: 0.478, SLG: 0.455 (1, 5)	1B		BB		1B		1B		1B		5	0	4	0	0	1	1			
Brad Komminsk, R OBP: 0.372, SLG: 0.397 Joe Orsulak, L OBP: 0.356, SLG: 0.446 (6, 9)			P2		F8		G4-1		G4-3		2	0	0	0	0	0	0			
Bob Melvin, R OBP: 0.261, SLG: 0.364 (1, 2)			L4		L4		G1-3		L6		5	0	0	0	0	1	3			
Mike Devereaux, R OBP: 0.237, SLG: 0.247 (1, 8)	F8		F8		G5-3		K		K		4	0	1	0	0	2	1			
Inning Stats	R: 1 E: 0 K: 1 S: 15	H: 3 LOB: 2 BB: 1 P: 27	R: 0 E: 0 K: 1 S: 7	H: 0 LOB: 0 BB: 0 P: 11	R: 0 E: 0 K: 1 S: 10	H: 1 LOB: 2 BB: 2 P: 19	R: 0 E: 0 K: 0 S: 8	H: 1 LOB: 0 BB: 0 P: 11	R: 0 E: 0 K: 2 S: 13	H: 3 LOB: 1 BB: 0 P: 15	R: 0 E: 0 K: 1 S: 10	H: 0 LOB: 0 BB: 0 P: 17	R: 0 E: 0 K: 2 S: 12	H: 2 LOB: 3 BB: 1 P: 19	R: 0 E: 0 K: 0 S: 8	H: 2 LOB: 1 BB: 0 P: 11	1B: 10 2B: 1 3B: 0 HR: 2	SF: 0 SAC: 0 DP: 2 HBP: 0	WP: 1 PA: 44	
PITCHER	IP WLS BF H R ER SO	IP WLS BF H R ER SO	IP WLS BF H R ER SO	IP WLS BF H R ER SO	IP WLS BF H R ER SO	IP WLS BF H R ER SO	IP WLS BF H R ER SO	IP WLS BF H R ER SO	IP WLS BF H R ER SO	IP WLS BF H R ER SO	IP WLS BF H R ER SO	IP WLS BF H R ER SO	IP WLS BF H R ER SO	IP WLS BF H R ER SO	IP WLS BF H R ER SO	IP WLS BF H R ER SO	IP WLS BF H R ER SO	IP WLS BF H R ER SO	IP WLS BF H R ER SO	
Greg Swindell, L ERA: 5.47 Sergio Valdez, R ERA: 4.99 Doug Jones, R ERA: 1.49	5.0 3.2 1.1	24 14 6	9 2 2	3 0 0	3 0 0	5 5 1	3 1 1	0 0 0	0 0 0	0 1 0	2 35 13	56 52 22	90 0.00 0.00	5.40 0.818 2.250						

Baltimore Orioles @ Cleveland Indians
Cleveland Municipal Stadium, Cleveland, OH
Thu Jun 21 1990, 7:05 PM EDT
Att: 12,433 - Unknown

AB 39
R 3
H 13
RBI 2
BB 5
SO 11
LOB 18



Batter	1	2	3	4	5	6	7	8	9	10	AB	R	H	RBI	BB	SO	LOB	BOTTOM	
Jerry Browne, S OBP: 0.289, SLG: 0.299 (1, 4)	G4-3		G4-3			G1-4-3		P7		SH1-4	3	0	0	0	1	0	2		
Felix Fermin, R OBP: 0.263, SLG: 0.318 Carlos Baerga, S OBP: 0.279, SLG: 0.344 (9, 6)	2B		G5-3			F9		BB		1B	3	1	1	0	0	0	1		
Chris James, R OBP: 0.305, SLG: 0.402 (1, 10)	2B		K			G1-4-3		BB		L8	4	0	1	0	1	1	3		
Candy Maldonado, R OBP: 0.342, SLG: 0.485 (1, 7)	SF8		G6-3			G6-3		BB		1B	2	0	0	1	2	0	0		
Ken Phelps, L OBP: 0.325, SLG: 0.265 Tom Brookens, R OBP: 0.321, SLG: 0.347 (9, 5)	K		G6-3			P6		FC6-4		1B	3	0	0	0	0	1	1		
Brook Jacoby, R OBP: 0.346, SLG: 0.482 (9, 3)	G5-3		G4-3			F8		G5-3			4	0	0	0	0	0	0		
Cory Snyder, R OBP: 0.287, SLG: 0.471 (1, 9)	L5		F9			SH3-4		G6-3			4	1	1	0	0	0	0		
Sandy Alomar Jr., R OBP: 0.338, SLG: 0.412 (1, 2)	2B		K			K		SH3-4		P6	3	1	1	0	1	1	0		
Mitch Webster, S OBP: 0.288, SLG: 0.411 (1, 8)	K		P6			SH3-4		1B		1B	3	1	1	0	0	1	1		
Inning Stats	R: 1 E: 0 K: 1 S: 8	H: 2 LOB: 1 BB: 0 P: 11	R: 0 E: 0 K: 1 S: 11	H: 1 LOB: 1 BB: 0 P: 14	R: 0 E: 0 K: 1 S: 6	H: 0 LOB: 0 BB: 0 P: 12	R: 0 E: 0 K: 0 S: 5	H: 0 LOB: 0 BB: 0 P: 8	R: 0 E: 0 K: 1 S: 5	H: 0 LOB: 0 BB: 1 P: 13	R: 0 E: 0 K: 0 S: 9	H: 2 LOB: 3 BB: 3 P: 24	R: 0 E: 0 K: 0 S: 4	H: 0 LOB: 0 BB: 0 P: 5	R: 1 E: 0 K: 0 S: 6	H: 2 LOB: 3 BB: 2 P: 16	1B: 3 2B: 4 3B: 0 HR: 0	SF: 1 SAC: 2 DP: 1 HBP: 0	WP: 0 PA: 41
PITCHER	IP WLS BF H R ER SO	IP WLS BF H R ER SO	IP WLS BF H R ER SO	IP WLS BF H R ER SO	IP WLS BF H R ER SO	IP WLS BF H R ER SO	IP WLS BF H R ER SO	IP WLS BF H R ER SO	IP WLS BF H R ER SO	IP WLS BF H R ER SO	IP WLS BF H R ER SO	IP WLS BF H R ER SO	IP WLS BF H R ER SO	IP WLS BF H R ER SO	IP WLS BF H R ER SO	IP WLS BF H R ER SO	IP WLS BF H R ER SO	IP WLS BF H R ER SO	IP WLS BF H R ER SO
John Mitchell, R ERA: 4.5 Mark Williamson, R ERA: 1.75 Kevin Hickey, L ERA: 3.78 Brian Holton, R ERA: 3.65	7.2 0.0 0.1 1.2	29 2 1 9	5 0 0 2	3 0 0 1	3 0 0 1	4 0 0 10	4 1 1 21	84 9 1 21	3.52 ∞ 0.00 5.40	0.913 ∞ 0.000 1.800									

Baltimore Orioles @ Cleveland Indians
Cleveland Municipal Stadium, Cleveland, OH
Thu Jun 21 1990, 7:05 PM EDT
Att: 12,433 - Unknown

AB 32
R 4
H 7
RBI 4
BB 6
SO 4
LOB 11



Batter	1	2	3	4	5	6	7	8	9	AB	R	H	RBI	BB	SO	LOB	TOP					
Steve Finley, L (1, 7) OBP: 0.296, SLG: 0.315 Tim Hulett, R (9, FH) OBP: 0.458, SLG: 0.435	G6-3		FC4-6		SH1-4 BB		P2		F9	3	0	0	0	1	0	1						
Billy Ripken, R (1, 4) OBP: 0.295, SLG: 0.333 Brad Komminsk, R (9, FH) OBP: 0.368, SLG: 0.392	F9		K		SH1-4		BB		K	3	0	1	0	0	1	1						
Randy Milligan, R (1, 3) OBP: 0.433, SLG: 0.516	K				G6-3		BB			3	1	1	0	1	1	1						
Mickey Tettleton, S (1, 2) OBP: 0.405, SLG: 0.470		P7			P2					3	0	0	0	1	1	3						
Joe Orsulak, L (1, 9) OBP: 0.358, SLG: 0.447	G4-3		FC3-6		P2					4	1	2	0	0	0	2						
Cal Ripken Jr., R (1, 6) OBP: 0.340, SLG: 0.385			FC3-6		1B		1B			4	1	3	1	0	0	1						
Greg Walker, L (1, 10) OBP: 0.270, SLG: 0.182			WP		1B		1B			4	0	1	1	0	0	4						
Craig Worthington, R (1, 5) OBP: 0.301, SLG: 0.359			F9		G6-3					4	0	0	1	0	0	2						
Mike Devereaux, R (1, 8) OBP: 0.247, SLG: 0.250					K					3	0	1	0	1	1	1						
Inning Stats	R: 0 E: 0 K: 1 S: 7	H: 0 LOB: 0 BB: 0 P: 9	R: 0 E: 0 K: 0 S: 9	H: 1 LOB: 1 BB: 0 P: 12	R: 0 E: 0 K: 1 S: 8	H: 1 LOB: 1 BB: 0 P: 11	R: 3 E: 0 K: 1 S: 14	H: 3 LOB: 1 BB: 1 P: 26	R: 0 E: 0 K: 0 S: 4	H: 0 LOB: 1 BB: 1 P: 10	R: 0 E: 0 K: 0 S: 6	H: 2 LOB: 1 BB: 1 P: 11	R: 0 E: 0 K: 1 S: 10	H: 1 LOB: 2 BB: 1 P: 18	R: 0 E: 0 K: 0 S: 8	H: 1 LOB: 0 BB: 0 P: 10	R: 0 E: 0 K: 1 S: 9	H: 0 LOB: 1 BB: 1 P: 17	1B: 9 2B: 1 3B: 0 HR: 0	SF: 0 SAC: 1 DP: 1 HBP: 0	WP: 1 PB: 0 SB: 0 CS: 1	PA: 38
PITCHER	IP	WLS	BF	H	R	ER	SO	BB	IBB	HBP	BLK	WP	HR	S	P	ERA	WHIP					
Mike Boddicker, R (1, 1) ERA: 3.21	8.1	W	36	9	3	3	4	4	0	0	0	1	0	71	119	3.24	1.560					
Rob Murphy, L (9, 1) ERA: 5.92	0.2	S	2	0	0	0	1	0	0	0	0	0	0	4	5	0.00	0.000					

Baltimore Orioles @ Boston Red Sox
Fenway Park, Boston, MA
Fri Jun 22 1990, 7:05 PM EDT
Att: 34,711 - Unknown - 84 F

AB	33
R	3
H	9
RBI	3
BB	4
SO	5
LOB	18



Batter	1	2	3	4	5	6	7	8	9	AB	R	H	RBI	BB	SO	LOB	BOTTOM				
Wade Boggs, L (1, 5) OBP: 0.308, SLG: 0.423	F9		2B		E					3	1	2	0	2	1	0					
Jody Read, R (1, 4) OBP: 0.374, SLG: 0.404			2B		SF3					4	1	2	1	0	1	1					
Mike Greenwell, L (1, 7) OBP: 0.344, SLG: 0.312	P6		K		F8					5	0	0	0	0	1	7					
Tom Brunansky, R (1, 9) OBP: 0.350, SLG: 0.413 Randy Kutcher, R (9, 9) OBP: 0.393, SLG: 0.436	F9		2B		G3-1					4	1	2	2	0	0	2					
Dwight Evans, R (1, 10) OBP: 0.355, SLG: 0.362			2B		2B					0	0	0	0	0	0	0					
Ellis Burks, R (1, 8) OBP: 0.352, SLG: 0.510			BB		2B					3	0	1	0	1	1	3					
Tony Peña, R (1, 2) OBP: 0.296, SLG: 0.376	G3		L9		G6-3					4	0	1	0	0	0	3					
Carlos Quintana, R (1, 3) OBP: 0.356, SLG: 0.397					G6-3					3	0	1	1	1	0	0					
Luis Rivera, R (1, 6) OBP: 0.295, SLG: 0.326			F8		F9					4	1	1	0	0	1	4					
					BB					4	0	1	0	0	0	0					
Inning Stats	R: 0 E: 0 K: 1 S: 11	H: 2 LOB: 2 BB: 0 P: 17	R: 0 E: 0 K: 0 S: 9	H: 0 LOB: 0 BB: 0 P: 15	R: 2 E: 0 K: 1 S: 22	H: 3 LOB: 2 BB: 1 P: 35	R: 1 E: 1 K: 0 S: 8	H: 2 LOB: 2 BB: 1 P: 14	R: 0 E: 0 K: 0 S: 5	H: 1 LOB: 2 BB: 1 P: 15	R: 0 E: 0 K: 2 S: 9	H: 0 LOB: 0 BB: 0 P: 13	R: 1 E: 0 K: 1 S: 15	H: 3 LOB: 2 BB: 0 P: 19	R: 0 E: 0 K: 0 S: 5	H: 0 LOB: 1 BB: 1 P: 11	1B: 8 2B: 3 3B: 0 HR: 0	SF: 1 SAC: 0 DP: 0 HBP: 0	WP: 0 PB: 0 SB: 0 CS: 0	PA: 39	
PITCHER	IP	WLS	BF	H	R	ER	SO	BB	IBB	HBP	BLK	WP	HR	S	P	ERA	WHIP				
Jeff Ballard, L (1, 1) ERA: 4.86	6.2	L	34	11	4	4	4	3	0	0	0	0	0	75	124	5.40	2.100				
Brian Holton, R (7, 1) ERA: 3.63	0.1		1	0	0	0	1	0	0	0	0	0	0	4	4	0.00	0.000				
Joe Price, L (8, 1) ERA: 2.94	1.0		4	0	0	0	0	1	0	0	0	0	0	5	11	0.00	1.000				

Baltimore Orioles @ Boston Red Sox
Fenway Park, Boston, MA
Fri Jun 22 1990, 7:05 PM EDT
Att: 34,711 - Unknown - 84 F

AB	34
R	4
H	11
RBI	4
BB	4
SO	5
LOB	20



Batter	1	2	3	4	5	6	7	8	9	10	AB	R	H	RBI	BB	SO	LOB	TOP										
Steve Finley, L OBP: 0.306, SLG: 0.315 Brad Kommins, R OBP: 0.368, SLG: 0.392	G1-3		G4-6-3 SH BB		FC6-4 1B		FC4-6 1-2		G3-6-3 HBP		3	0	1	0	1	0	1	Baltimore Orioles @ Boston Red Sox Fenway Park, Boston, MA Sat Jun 23 1990, 3:33 AM EDT Att: 33,767 - Cloudy - 86 F										
Billy Ripken, R OBP: 0.289, SLG: 0.326	F7		SH G4-6-3		FC6-4 1-2 2-3		G6-3 1-2		G3-6-3 1-2		4	0	0	0	0	0	4											
Randy Milligan, R OBP: 0.429, SLG: 0.509	1B		G4-6-3 1-2 2-3		K 1-2 2-3				F7 3-2		5	0	1	0	0	1	4											
Mickey Tettleton, S OBP: 0.495, SLG: 0.481	G4-3		G3-1				G3-1 0-1		G5-3 BB		4	2	1	1	1	0	2											
Joe Orsulak, L OBP: 0.244, SLG: 0.445		1B BB		G4-3		1B		G5-3 1-2		HR	3	0	1	0	2	0	1											
Cal Ripken Jr., R OBP: 0.348, SLG: 0.391		G4-6-3 1B		G3-6-3 1B		F8		E IBB		CS 1B BB	4	0	3	0	1	0	1											
Greg Walker, L OBP: 0.244, SLG: 0.162 Donell Nixon, R OBP: 0.375, SLG: 0.286 Bob Melvin, R OBP: 0.267, SLG: 0.364	K		G3-6-3 1-2		G3-6-3 1-2		F8 0-0		E4 S		4	0	0	0	0	1	5											
Craig Worthington, R OBP: 0.303, SLG: 0.357	G4-6-3 1-2				FC6-4 1B		FC4-6 BB		K 1-2		4	0	1	0	1	2	6											
Mike Devereaux, R OBP: 0.238, SLG: 0.239			E6 SH BB G4-6-3		F9 3-2		F9 1-2		K 1-3 2-4		4	1	0	0	0	1	2											
Inning Stats	R: 0 E: 0 K: 0 S: 8	H: 1 LOB: 1 BB: 0 P: 12	R: 0 E: 0 K: 1 S: 7	H: 1 LOB: 1 BB: 1 P: 16	R: 1 E: 2 K: 0 S: 11	H: 0 LOB: 1 BB: 1 P: 21	R: 0 E: 0 K: 0 S: 6	H: 1 LOB: 0 BB: 0 P: 8	R: 0 E: 0 K: 1 S: 12	H: 2 LOB: 2 BB: 0 P: 19	R: 0 E: 0 K: 0 S: 9	H: 1 LOB: 1 BB: 0 P: 9	R: 0 E: 0 K: 0 S: 8	H: 0 LOB: 1 BB: 1 P: 14	R: 1 E: 1 K: 1 S: 17	H: 0 LOB: 3 BB: 2 P: 30	R: 0 E: 0 K: 1 S: 8		H: 0 LOB: 1 BB: 0 P: 12	R: 1 E: 0 K: 1 S: 10	H: 2 LOB: 2 BB: 2 P: 24	1B: 7 2B: 0 3B: 0 HR: 1	SF: 0 SAC: 1 DP: 4 HBP: 1	WP: 0 PB: 0 SB: 1 CS: 2	PA: 44			
PITCHER	IP	WLS	BF	H	R	ER	SO	BB	IBB	HBP	BLK	WP	HR	S	P	ERA	WHIP											
Roger Clemens, R ERA: 2.59	9.0		38	6	2	0	4	4	1	0	0	0	0	0	86	141	0.00	1.111										
Rob Murphy, L ERA: 6.03	0.1		4	2	1	1	0	1	0	0	0	0	1	5	12	27.00	9.000											
Jeff Gray, R ERA: 4.5	0.2	W	2	0	0	0	1	1	0	0	0	0	0	5	12	0.00	1.500											

AB	35
R	3
H	8
RBI	1
BB	7
SO	5
LOB	26



Batter	1	2	3	4	5	6	7	8	9	10	AB	R	H	RBI	BB	SO	LOB	BOTTOM									
Wade Boggs, L OBP: 0.405, SLG: 0.422	1B SF8 2B	G4-3			G4-3		F8 2-2		F9 0-1		5	1	1	0	0	0	1	Baltimore Orioles @ Boston Red Sox Fenway Park, Boston, MA Sat Jun 23 1990, 3:33 AM EDT Att: 33,767 - Cloudy - 86 F									
Jody Reed, R OBP: 0.370, SLG: 0.404	L9		F7		F8 2B		P2		G6-3		5	0	1	0	0	0	1										
Mike Greenwell, L OBP: 0.345, SLG: 0.313	1B 1B		F8 1B		F8 2-3		P5		F7		5	0	2	0	0	0	1										
Tom Brunansky, R OBP: 0.347, SLG: 0.410 Randy Kutcher, R OBP: 0.383, SLG: 0.436	SF8		F9		G6-3		F8		F8 WP HR 1B		4	0	1	1	0	0	2										
Dwight Evans, R OBP: 0.380, SLG: 0.393	FC5-4 1B		P5				G5-3		HR		5	2	3	3	0	0	1										
Ellis Burks, R OBP: 0.354, SLG: 0.508	FC5-4 1-2				G6-3		1B		HR		3	0	1	0	1	0	2										
Tony Peña, R OBP: 0.300, SLG: 0.373		BB			G5-3 BB		F8		G4-3		2	0	0	0	2	0	2										
Carlos Quintana, R OBP: 0.349, SLG: 0.388	L9				G5-3		P3		L9		4	0	0	0	0	0	3										
Luis Rivera, R OBP: 0.288, SLG: 0.318	F7				F8		P4		F9		4	0	0	0	0	0	2										
Inning Stats	R: 1 E: 0 K: 0 S: 9	H: 3 LOB: 2 BB: 0 P: 14	R: 0 E: 0 K: 0 S: 5	H: 0 LOB: 1 BB: 1 P: 12	R: 0 E: 0 K: 0 S: 7	H: 1 LOB: 1 BB: 1 P: 10	R: 0 E: 0 K: 0 S: 4	H: 0 LOB: 1 BB: 1 P: 12	R: 0 E: 0 K: 0 S: 8	H: 1 LOB: 1 BB: 0 P: 15	R: 0 E: 0 K: 0 S: 8	H: 1 LOB: 1 BB: 0 P: 12	R: 0 E: 0 K: 0 S: 7	H: 0 LOB: 0 BB: 1 P: 13	R: 1 E: 0 K: 0 S: 7	H: 1 LOB: 1 BB: 1 P: 16	R: 0 E: 0 K: 0 S: 6		H: 0 LOB: 0 BB: 0 P: 9	R: 2 E: 0 K: 0 S: 9	H: 2 LOB: 1 BB: 0 P: 15	1B: 5 2B: 2 3B: 0 HR: 2	SF: 1 SAC: 0 DP: 0 HBP: 0	WP: 1 PB: 0 SB: 0 CS: 0	PA: 41		
PITCHER	IP	WLS	BF	H	R	ER	SO	BB	IBB	HBP	BLK	WP	HR	S	P	ERA	WHIP										
Dave Johnson, R ERA: 3.98	7.2		33	7	2	2	0	3	0	0	0	0	1	53	101	2.35	1.304										
Mark Williamson, R ERA: 1.7	1.1		4	0	0	0	0	0	0	0	0	0	0	9	12	0.00	0.000										
Gregg Olson, R ERA: 1.15	0.2	L	4	2	2	2	0	0	0	0	0	1	1	9	15	27.00	3.000										

AB	37
R	4
H	9
RBI	4
BB	3
SO	0
LOB	15



Batter	1	2	3	4	5	6	7	8	9	AB	R	H	RBI	BB	SO	LOB	TOP				
Jerry Browne, S OBP: 0.307, SLG: 0.306 (1, 4)	0-1 SAFE SAFE SAFE E 1B	0-0 SAFE SAFE SAFE 1-H 1B			4-0 BB			1-0 F9	4-1 BB	3	1	2	1	2	0	0	Cleveland Indians @ Baltimore Orioles Memorial Stadium, Baltimore, MD Tue Jun 26 1990, 7:05 PM EDT Att: 35,093 - Unknown				
Mitch Webster, S OBP: 0.285, SLG: 0.402 (1, 8)	0-3 SAFE SAFE SAFE K		0-0 G4-3		2-0 F9			2-1 F8	0-1 F7	5	0	0	0	0	1	5					
Dion James, L OBP: 0.333, SLG: 0.336 (1, 7)	0-0 SAFE SAFE SAFE E8 1-H 1B		1-3 K		0-2 F7			0-0 G6-3		4	0	1	0	0	1	0					
Chris James, R OBP: 0.327, SLG: 0.416 (1, 10)	2-2 G5-3		2-1 P4		1-0 F7				1-0 P6	4	0	0	0	0	0	1					
Ken Phelps, L OBP: 0.337, SLG: 0.265 (9, PR)	2-3 K			4-1 G4-6-3 BB				1-3 K	4-1 S S 1B BB	2	0	0	0	2	2	1					
Stan Jefferson, S OBP: 0.220, SLG: 0.137 (9, 5)										0	1	0	0	0	0	0					
Tom Brookens, R OBP: 0.315, SLG: 0.340 (1, 5)										0	0	0	0	0	0	0					
Brook Jacoby, R OBP: 0.365, SLG: 0.510 (9, 3)		1-0 HR		1-2 G4-6-3 1-2F				2-2 G5-3	4-2 SAFE SAFE SAFE SAFE BB 1B BB BB	3	2	1	1	1	0	1					
Cory Snyder, R OBP: 0.286, SLG: 0.475 (1, 9)		1-3 K		1-1 F9				2-0 HR	3-2 P3	4	1	1	1	0	1	2					
Sandy Alomar Jr., R OBP: 0.338, SLG: 0.401 (1, 2)		1-0 FC5-4 1B			3-3 K			0-0 P4	0-2 BB BB 1B	4	0	2	1	0	1	0					
Felix Fermin, R OBP: 0.261, SLG: 0.305 (1, 6)		1-2 FC5-4 1B 1-2F			0-0 G5-3			2-2 F9	4-2 1-2 2-3 BB	3	0	0	0	1	0	1					
Inning Stats	R: 1 E: 1 K: 2 S: 14	H: 2 LOB: 1 BB: 0 P: 18	R: 1 E: 0 K: 1 S: 10	H: 3 LOB: 2 BB: 0 P: 14	R: 0 E: 0 K: 1 S: 6	H: 0 LOB: 0 BB: 0 P: 9	R: 0 E: 0 K: 0 S: 6	H: 0 LOB: 1 BB: 1 P: 12	R: 0 E: 0 K: 1 S: 6	H: 0 LOB: 0 BB: 0 P: 10	R: 1 E: 0 K: 0 S: 8	H: 1 LOB: 0 BB: 0 P: 14	R: 0 E: 0 K: 0 S: 4	H: 0 LOB: 0 BB: 0 P: 7	R: 2 E: 0 K: 0 S: 15	H: 1 LOB: 3 BB: 4 P: 35	1B: 5 2B: 0 3B: 0 HR: 2	SF: 0 SAC: 0 DP: 1 HBP: 0	WP: 0 PB: 0 SB: 2 CS: 0	PA: 38	
PITCHER	IP WLS BF H R ER SO BB IBB HBP BLK WP HR S P ERA WHIP	8.1 L 33 6 5 4 6 4 0 0 0 0 2 66 112 4.32 1.200	0.2 5 1 0 0 0 2 0 0 0 0 0 0 11 22 0.00 4.500																		

AB	32
R	5
H	7
RBI	4
BB	6
SO	6
LOB	11



Batter	1	2	3	4	5	6	7	8	9	AB	R	H	RBI	BB	SO	LOB	BOTTOM					
Mike Devereaux, R OBP: 0.229, SLG: 0.230 (1, 8)	1-2 P2		0-0 CS 2B 1B	0-2 L6-3 1-2			2-0 F8		0-1 P6	5	1	1	0	0	0	2	Cleveland Indians @ Baltimore Orioles Memorial Stadium, Baltimore, MD Tue Jun 26 1990, 7:05 PM EDT Att: 35,093 - Unknown					
Tim Hulett, R OBP: 0.424, SLG: 0.419 (1, 5)	0-0 P2		3-2 SAFE 1-H 2B	4-1 BB			3-2 F7		2-2 G5-3	4	0	1	1	1	0	0						
Randy Milligan, R OBP: 0.427, SLG: 0.504 (1, 3)	2-2 2B		4-1 BB	3-1 F7			2-1 P3			3	0	1	0	1	0	2						
Mickey Tettleton, S OBP: 0.397, SLG: 0.465 (1, 2)	4-0 BB		2-3 K		1-1 G6-3			0-0 P3		3	0	0	0	1	1	2						
Cal Ripken Jr., R OBP: 0.351, SLG: 0.405 (1, 6)	3-2 G5-3		2-2 P4		2-2 L4			1-2 1B 2B		4	1	1	0	0	0	4						
Chris Hoiles, R OBP: 0.283, SLG: 0.188 (8, PH)		2-3 K	3-2 F9		0-3 K			1-3 K		3	0	0	0	0	2	2						
Greg Walker, L OBP: 0.238, SLG: 0.158 (8, PH)										1	0	0	0	0	1	1						
Brad Komminsk, R OBP: 0.355, SLG: 0.375 (6, PH)		2-2 P3		1-2 2B 1B 1B			1-3 K		2-2 2-H 1B	3	1	1	0	0	1	0						
Joe Orsulak, L OBP: 0.364, SLG: 0.444 (9, 9)										1	0	1	1	0	0	0						
Billy Ripken, R OBP: 0.293, SLG: 0.340 (1, 4)	1-2 2B		1-2 1B 2B		2-1 P6			1-0 G5-3		4	0	2	0	0	0	1						
Donell Nixon, R OBP: 0.286, SLG: 0.231 (9, 7)		2-3 K		0-1 L6-3 1B 2-3 3-H			0-3 K		2-2 G1-3	3	0	1	1	0	2	1						
Inning Stats	R: 0 E: 0 K: 0 S: 10	H: 1 LOB: 2 BB: 1 P: 20	R: 0 E: 0 K: 2 S: 12	H: 1 LOB: 0 BB: 0 P: 19	R: 1 E: 0 K: 1 S: 16	H: 2 LOB: 1 BB: 1 P: 30	R: 0 E: 0 K: 0 S: 14	H: 3 LOB: 2 BB: 1 P: 23	R: 0 E: 0 K: 1 S: 12	H: 0 LOB: 0 BB: 0 P: 15	R: 0 E: 0 K: 2 S: 8	H: 0 LOB: 0 BB: 0 P: 11	R: 0 E: 0 K: 0 S: 8	H: 0 LOB: 0 BB: 0 P: 15	R: 1 E: 0 K: 1 S: 18	H: 2 LOB: 1 BB: 0 P: 23	R: 0 E: 0 K: 0 S: 8	H: 0 LOB: 0 BB: 0 P: 12	1B: 4 2B: 6 3B: 0 HR: 0	SF: 0 SAC: 0 DP: 1 HBP: 0	WP: 0 PB: 0 SB: 0 CS: 1	PA: 38
PITCHER	IP WLS BF H R ER SO BB IBB HBP BLK WP HR S P ERA WHIP	6.2 1 29 7 2 1 6 3 0 0 0 0 0 2 4 0.00 0.000	2.0 W 8 2 1 1 1 0 0 0 0 0 0 26 35 4.50 1.000																			

AB	35
R	3
H	9
RBI	3
BB	3
SO	7
LOB	15





Batter	1	2	3	4	5	6	7	8	9	10	AB	R	H	RBI	BB	SO	LOB	TOP				
Jerry Browne, S OBP: 0.309, SLG: 0.320 (1, 4)	F8		HR		L8		1B			K	5	1	2	1	0	1	0	Cleveland Indians @ Baltimore Orioles Memorial Stadium, Baltimore, MD Wed Jun 27 1990, 7:05 PM EDT Att: 29,310 - Unknown - 91 F				
Mitch Webster, S OBP: 0.283, SLG: 0.402 (1, 8)	G3		K			G4-3	G3-1			K	5	0	1	0	0	2	2					
Candy Maldonado, R OBP: 0.333, SLG: 0.478 (1, 7)	G5-3		G6-3			G4-3				F8	4	0	0	0	0	0	1					
Chris James, R OBP: 0.322, SLG: 0.408 (1, 10)		P7				G6-3				K	4	0	0	0	0	2	1					
Ken Phelps, L OBP: 0.333, SLG: 0.256 (1, 3)	F7					G4-3				K	3	0	0	0	1	0	0					
Brook Jacoby, R OBP: 0.267, SLG: 0.508 (1, 5)	2B	1B				IBB				L7	3	1	1	0	1	0	2					
Cory Snyder, R OBP: 0.285, SLG: 0.476 (1, 9)	1B	2B				L9				F8	4	1	1	1	0	1	1					
Sandy Alomar Jr., R OBP: 0.336, SLG: 0.398 (1, 2)	2B	CS				G6-3				F9	4	0	1	1	0	0	0					
Felix Fermin, R OBP: 0.263, SLG: 0.306 Carlos Baerga, S OBP: 0.268, SLG: 0.328 (10, 6)	CS	G6-3				G6-3				K	3	0	1	0	0	0	0					
Inning Stats	R: 0 E: 0 K: 0 S: 4	H: 0 LOB: 0 BB: 0 P: 9	R: 2 E: 0 K: 0 S: 9	H: 3 LOB: 0 BB: 13	R: 1 E: 0 K: 1 S: 9	H: 1 LOB: 0 BB: 0 P: 15	R: 0 E: 0 K: 1 S: 7	H: 0 LOB: 1 BB: 1 P: 14	R: 0 E: 0 K: 0 S: 5	H: 1 LOB: 2 BB: 1 P: 17	R: 0 E: 0 K: 1 S: 7	H: 2 LOB: 2 BB: 0 P: 14	R: 0 E: 0 K: 1 S: 9	H: 0 LOB: 0 BB: 0 P: 15	R: 0 E: 0 K: 0 S: 8	H: 0 LOB: 0 BB: 0 P: 12	R: 0 E: 0 K: 3 S: 9		H: 0 LOB: 0 BB: 0 P: 13	1B: 4 2B: 2 3B: 0 HR: 1	SF: 0 SAC: 0 DP: 0 HBP: 0	WP: 0 PB: 0 SB: 0 CS: 1
PITCHER	IP	WLS	BF	H	R	ER	SO	BB	IBB	HBP	BLK	WP	HR	S	P	ERA	WHIP					
John Mitchell, R ERA: 4.4 (1, 1)	6.2		28	7	3	3	3	1	0	0	0	0	1	47	89	4.05	1.200					
Mark Williamson, R ERA: 1.62 (7, 1)	2.1		7	0	0	0	1	0	0	0	0	0	0	18	30	0.00	0.000					
Gregg Olson, R ERA: 1.13 (10, 1)	1.0	W	3	0	0	0	3	0	0	0	0	0	0	9	13	0.00	0.000					

Batter	1	2	3	4	5	6	7	8	9	10	AB	R	H	RBI	BB	SO	LOB	BOTTOM			
Donell Nixon, R OBP: 0.278, SLG: 0.294 Steve Finley, L OBP: 0.302, SLG: 0.310 (10, 7)	2B	L8		K			F8		F8		4	1	1	0	0	1	0	Cleveland Indians @ Baltimore Orioles Memorial Stadium, Baltimore, MD Wed Jun 27 1990, 7:05 PM EDT Att: 29,310 - Unknown - 91 F			
Mike Devereaux, R OBP: 0.237, SLG: 0.260 (1, 8)	K	HR		G6-3			G6-3		G4-3	BB	4	1	1	1	1	1	0				
Tim Hulett, R OBP: 0.447, SLG: 0.514 (1, 4)	HR	1B			G5-3		BB	BB	G4-3		4	1	2	1	1	0	1				
Randy Milligan, R OBP: 0.430, SLG: 0.500 (1, 3)	BB	P4			L8		BB	BB		DI	2	0	0	0	3	0	1				
Cal Ripken Jr., R OBP: 0.349, SLG: 0.401 (1, 6)	BB	1B			G4-3		F9		F9	K	5	0	1	0	0	1	4				
Bob Melvin, R OBP: 0.261, SLG: 0.356 Mickey Tettleton, S OBP: 0.401, SLG: 0.465 (9, 2)	F9			K			L7			SH1-4	3	0	0	0	0	1	2				
Craig Worthington, R OBP: 0.307, SLG: 0.351 Rene Gonzales, R OBP: 0.297, SLG: 0.281 (9, 9)	BB					G5-3		K		SH1-4	2	0	0	0	0	2	1				
Brad Kommink, R OBP: 0.354, SLG: 0.366 Joe Orsulak, L OBP: 0.365, SLG: 0.442 (9, 9)	K							F7		HR	2	0	0	0	1	2	4				
Chris Hoiles, R OBP: 0.250, SLG: 0.333 (1, 10)		K			L8		F9		P5		5	1	1	3	0	1	2				
Inning Stats	R: 2 E: 1 K: 2 S: 23	H: 3 LOB: 3 BB: 2 P: 35	R: 1 E: 0 K: 1 S: 13	H: 2 LOB: 1 BB: 0 P: 26	R: 0 E: 0 K: 2 S: 12	H: 0 LOB: 1 BB: 1 P: 18	R: 0 E: 0 K: 1 S: 8	H: 0 LOB: 0 BB: 0 P: 10	R: 0 E: 0 K: 0 S: 8	H: 0 LOB: 2 BB: 2 P: 17	R: 0 E: 0 K: 1 S: 5	H: 0 LOB: 1 BB: 1 P: 9	R: 0 E: 0 K: 1 S: 9	H: 0 LOB: 2 BB: 2 P: 24	R: 3 E: 0 K: 0 S: 4	H: 1 LOB: 0 BB: 2 P: 13	1B: 2 2B: 1 3B: 0 HR: 3		SF: 0 SAC: 1 DP: 0 HBP: 0	WP: 0 PB: 0 SB: 2 CS: 0	PA: 45
PITCHER	IP	WLS	BF	H	R	ER	SO	BB	IBB	HBP	BLK	WP	HR	S	P	ERA	WHIP				
Bud Black, L ERA: 3.49 (1, 1)	6.2		31	5	3	3	6	2	1	0	0	0	0	78	132	4.05	1.650				
Rudy Seanez, R ERA: 3.86 (7, 1)	2.1		10	0	0	0	2	2	1	0	0	0	0	15	36	0.00	0.857				
Sergio Valdez, R ERA: 5.89 (10, 1)	0.1	L	4	1	3	3	0	1	1	0	0	0	1	4	13	81.00	6.000				

Batter	1	2	3	4	5	6	7	8	9	AB	R	H	RBI	BB	SO	LOB	TOP					
Mike Devereaux, R (1, 8) OBP: 0.252, SLG: 0.310										5	0	2	1	0	1	1	<p>Baltimore Orioles @ Minnesota Twins Hubert H. Humphrey Metrodome, Minneapolis, MN Fri Jun 29 1990, 8:05 PM EDT Att: 20,110 - Dome</p> <p>livebaseballscores.com</p> <p>AB 35 R 6 H 12 RBI 6 BB 3 SO 5 LOB 12</p>					
Billy Ripken, R (1, 4) OBP: 0.288, SLG: 0.333										5	0	2	0	0	0	2						
Randy Milligan, R (1, 3) OBP: 0.429, SLG: 0.504										3	1	0	0	1	0	2						
Mickey Tettleton, S (1, 10)										3	1	2	0	1	1	0						
Cal Ripken Jr., R (1, 6) OBP: 0.353, SLG: 0.398										3	1	1	0	1	0	2						
Craig Worthington, R (1, 5) OBP: 0.312, SLG: 0.353										4	1	1	1	0	1	3						
Bob Melvin, R (1, 2) OBP: 0.268, SLG: 0.360										4	0	2	2	0	0	0						
Brad Komminsk, R (1, 9) OBP: 0.347, SLG: 0.357										2	0	0	0	0	2	1						
Tim Hulett, R (7, PH) OBP: 0.436, SLG: 0.500										1	1	0	1	0	0	1						
Joe Orsulak, L (7, 9) OBP: 0.358, SLG: 0.432										1	0	0	0	0	0	0						
Donell Nixon, R (1, 7) OBP: 0.286, SLG: 0.350										3	0	1	1	0	0	0						
Steve Finley, L (7, 7) OBP: 0.303, SLG: 0.316										1	1	1	0	0	0	0						
Inning Stats	R: 0 E: 0 K: 0 S: 8	H: 1 LOB: 0 BB: 0 P: 14	R: 0 E: 0 K: 1 S: 9	H: 0 LOB: 0 BB: 0 P: 13	R: 0 E: 0 K: 1 S: 8	H: 0 LOB: 0 BB: 0 P: 11	R: 0 E: 0 K: 0 S: 4	H: 1 LOB: 1 BB: 0 P: 7	R: 1 E: 0 K: 1 S: 11	H: 2 LOB: 1 BB: 1 P: 18	R: 0 E: 0 K: 1 S: 6	H: 0 LOB: 0 BB: 0 P: 9	R: 4 E: 0 K: 0 S: 18	H: 3 LOB: 1 BB: 2 P: 36	R: 0 E: 0 K: 1 S: 11	H: 3 LOB: 2 BB: 0 P: 13	R: 1 E: 0 K: 0 S: 10	H: 2 LOB: 1 BB: 0 P: 14	1B: 9 2B: 3 3B: 0 HR: 0	SF: 0 SAC: 0 DP: 2 HBP: 0	WP: 0 PB: 0 SB: 0 CS: 2	PA: 38
PITCHER	IP WLS BF H R ER SO BB IBB HBP BLK WP HR S P ERA WHIP																					
Allan Anderson, L (1, 1) ERA: 5.63	6.0 L 22 4 3 3 4 3 0 0 0 0 0 0 52 86 4.50 1.167																					
Jack Savage, R (7, 1) ERA: 8.31	0.1 3 2 0 0 0 0 0 0 0 0 0 0 5 10 0.00 6.000																					
John Candelaria, L (7, 1) ERA: 3.6	1.2 8 4 2 2 1 0 0 0 0 0 0 0 18 25 10.80 2.400																					
Rick Aguilera, R (9, 1) ERA: 1.85	1.0 5 2 1 1 0 0 0 0 0 0 0 0 10 14 9.00 2.000																					

Batter	1	2	3	4	5	6	7	8	9	AB	R	H	RBI	BB	SO	LOB	BOTTOM					
Dan Gladden, R (1, 7) OBP: 0.331, SLG: 0.409										5	0	1	0	0	2	1	<p>Baltimore Orioles @ Minnesota Twins Hubert H. Humphrey Metrodome, Minneapolis, MN Fri Jun 29 1990, 8:05 PM EDT Att: 20,110 - Dome</p> <p>livebaseballscores.com</p> <p>AB 35 R 2 H 8 RBI 2 BB 2 SO 7 LOB 10</p>					
Gene Larkin, S (1, 9) OBP: 0.351, SLG: 0.426										2	0	0	0	2	0	0						
Kirby Puckett, R (1, 8) OBP: 0.379, SLG: 0.518										4	0	0	0	0	2	3						
Kent Hrbek, L (1, 3) OBP: 0.360, SLG: 0.447										4	2	3	1	0	0	0						
Gary Gaetti, R (1, 5) OBP: 0.291, SLG: 0.423										4	0	1	0	0	1	1						
Brian Harper, R (1, 2) OBP: 0.341, SLG: 0.444										4	0	1	1	0	0	1						
Paul Sorrento, L (1, 10) OBP: 0.391, SLG: 0.500										4	0	1	0	0	1	3						
Greg Gagne, R (1, 6) OBP: 0.286, SLG: 0.385										4	0	0	0	0	1	1						
Al Newman, S (1, 4) OBP: 0.282, SLG: 0.280										4	0	1	0	0	0	0						
Inning Stats	R: 0 E: 0 K: 1 S: 9	H: 0 LOB: 0 BB: 0 P: 13	R: 0 E: 0 K: 1 S: 9	H: 1 LOB: 1 BB: 0 P: 13	R: 0 E: 0 K: 0 S: 7	H: 0 LOB: 0 BB: 0 P: 14	R: 1 E: 0 K: 0 S: 9	H: 3 LOB: 2 BB: 0 P: 14	R: 0 E: 0 K: 0 S: 5	H: 1 LOB: 2 BB: 1 P: 11	R: 1 E: 0 K: 2 S: 12	H: 2 LOB: 1 BB: 0 P: 17	R: 0 E: 0 K: 2 S: 10	H: 0 LOB: 1 BB: 1 P: 19	R: 0 E: 0 K: 1 S: 9	H: 0 LOB: 0 BB: 0 P: 14		R: 0 E: 0 K: 2 S: 18	H: 1 LOB: 1 BB: 0 P: 26	1B: 4 2B: 3 3B: 0 HR: 1	SF: 0 SAC: 0 DP: 0 HBP: 0	WP: 0 PB: 0 SB: 0 CS: 0
PITCHER	IP WLS BF H R ER SO BB IBB HBP BLK WP HR S P ERA WHIP																					
Dave Johnson, R (1, 1) ERA: 3.87	6.2 W 29 7 2 2 3 2 0 0 0 0 0 0 30 44 0.00 0.429																					
Curt Schilling, R (7, 1) ERA:	2.1 S 8 1 0 0 4 0 0 0 0 0 0 0 30 44 0.00 0.429																					

Batter	1	2	3	4	5	6	7	8	9	AB	R	H	RBI	BB	SO	LOB	TOP																
Steve Finley, L (1, 9) OBP: 0.307, SLG: 0.330	1-1 P6		1-2 1B		0-1 HR		0-2 F8	4-0 IBB		4	1	2	1	1	0	0	<p>Baltimore Orioles @ Minnesota Twins Hubert H. Humphrey Metrodome, Minneapolis, MN</p> <p>Sun Jul 01 1990, 8:05 PM EDT Att: 31,785 - Dome - 72 F</p> <p>livebaseballscores.com</p> <p>AB 39 R 3 H 12 RBI 3 BB 3 SO 11 LOB 25</p> 																
Tim Lincecum, R (1, 4) OBP: 0.406, SLG: 0.489	3-2 F8		2-0 P3		2-3 K		1-0 F8	1-3 K		5	0	1	0	0	2	4																	
Randy Milligan, R (1, 3) OBP: 0.424, SLG: 0.494	3-2 1B		2-0 G6-3		4-1 BB		1-1 F8		3-3 K	4	0	1	0	1	1	2																	
Mickey Tettleton, S (1, 10)	3-1 P3			2-1 1B			3-3 K		4-0 BB	4	0	1	0	1	2	3																	
Joe Orsulak, L (1, 7)		1-1 FC5-4 1B		1-3 K		1-2 G3-1		0-0 1B 2B	2-3 K	5	1	2	0	0	2	2																	
Cal Ripken Jr., R (1, 6)		1-2 FC5-4 WP 1-2t		3-2 1B		0-1 HR		0-1 1B 2H	0-1 F7	5	1	3	2	0	0	2																	
Craig Worthington, R (1, 5) Donell Nixon, R (8, PR) Brad Kaminski, R (8, 9)		3-2 P4 1-2		0-1 F8		0-3 K		2-0 1B	1-3 1B	4	0	1	0	0	1	3																	
Bob Melvin, R (1, 2)		0-3 K		1-1 L7		3-2 FC6-4 1B		1-3 K	1-2 K	4	0	1	0	0	2	5																	
Mike Devereaux, R (1, 8) Greg Walker, L (8, PH) Rene Gonzales, R (8, 5)			2-2 P3		1-0 F7	2-1 FC6-4 1-2t		3-3 K		3	0	0	0	0	0	1																	
										1	0	0	0	0	1	3																	
										0	0	0	0	0	0	0																	
Inning Stats	R: 0 E: 0 K: 1 S: 10	H: 1 LOB: 1 BB: 0 P: 20	R: 0 E: 0 K: 1 S: 11	H: 1 LOB: 1 BB: 0 P: 16	R: 0 E: 0 K: 1 S: 9	H: 1 LOB: 1 BB: 0 P: 15	R: 0 E: 0 K: 1 S: 12	H: 2 LOB: 2 BB: 0 P: 19	R: 1 E: 0 K: 2 S: 10	H: 1 LOB: 1 BB: 1 P: 20	R: 1 E: 0 K: 1 S: 13	H: 2 LOB: 1 BB: 0 P: 19	R: 0 E: 0 K: 1 S: 9	H: 1 LOB: 1 BB: 0 P: 14	R: 1 E: 0 K: 3 S: 14	H: 3 LOB: 3 BB: 1 P: 25	R: 0 E: 0 K: 2 S: 11	H: 0 LOB: 1 BB: 1 P: 20	1B: 8 2B: 2 3B: 0 HR: 2	SF: 0 SAC: 0 DP: 0 HBP: 0	WP: 1 PB: 0 SB: 1 CS: 0	PA: 42											
PITCHER	IP WLS BF H R ER SO BB IBB HBP BLK WP HR S P ERA WHIP																																
Roy Smith, R (1, 1) ERA: 4.58	6.0	27	8	2	2	5	1	0	0	0	0	1	2	65	109	3.00	1.500																
Juan Berenguer, R (7, 1) ERA: 4.31	1.0	7	4	1	1	1	0	0	0	0	0	0	0	13	20	9.00	4.000																
Rick Aguilera, R (8, 1) ERA: 1.75	2.0	W	8	0	0	0	5	1	1	0	0	0	0	21	39	0.00	0.500																

Batter	1	2	3	4	5	6	7	8	9	AB	R	H	RBI	BB	SO	LOB	BOTTOM																
Al Newman, S (1, 4) OBP: 0.295, SLG: 0.286	1-1 S 1B		4-2 BB 1B		0-2 G4-3		2-1 1B	4-0 BB		3	0	2	0	2	0	2	<p>Baltimore Orioles @ Minnesota Twins Hubert H. Humphrey Metrodome, Minneapolis, MN</p> <p>Sun Jul 01 1990, 8:05 PM EDT Att: 31,785 - Dome - 72 F</p> <p>livebaseballscores.com</p> <p>AB 38 R 4 H 14 RBI 4 BB 4 SO 5 LOB 19</p> 																
Gene Larkin, S (1, 9)	0-0 L9		0-1 L9		1-1 HR 1B		1-0 L9	3-3 K		5	1	1	0	0	1	5																	
Kirby Puckett, R (1, 8)	1-3 K		0-0 FC5 1B		1-2 HR 1B		0-1 FC5-4 1B	4-1 1B BB		4	2	3	0	1	1	1																	
Kent Hrbek, L (1, 3)	1-1 G4-3		4-2 BB		2-1 HR		2-1 P4	1-2 FC6-4 1B		4	1	2	3	1	0	2																	
Gary Gaetti, R (1, 5)		1-2 G6-3	2-2 FC5		2-1 L4-3 1B		0-0 FC5-4 1-2t	2-0 FC6-4 1B		5	0	1	0	0	0	6																	
Brian Harper, R (1, 2)	0-1 F8			0-2 F9	0-1 L4-3 1-2		0-1 F8	1-1 1-2 2H 1B		5	0	1	1	0	0	2																	
Paul Sorrento, L (1, 10)	0-1 2B			1-2 F7	3-3 K			1-3 K2-3		4	0	1	0	0	2	0																	
John Moses, S (1, 7)		3-3 K		0-2 1B		1-0 G4-3		2-0 F8		4	0	1	0	0	1	1																	
Greg Gagne, R (1, 6)			2-0 L9	2-2 1B		0-2 L8		2-1 WP BB 1B		4	0	2	0	0	0	0																	
										1B: 12 2B: 2 3B: 0 HR: 1	SF: 0 SAC: 0 DP: 1 HBP: 0	WP: 1 PB: 0 SB: 1 CS: 0	PA: 42																				
PITCHER	IP WLS BF H R ER SO BB IBB HBP BLK WP HR S P ERA WHIP																																
Pete Harnisch, R (1, 1) ERA: 3.91	6.0	29	10	3	3	3	2	0	0	0	0	0	0	7	9	0.00	1.000																
Curt Schilling, R (7, 1) ERA: 1.31	1.0	4	1	0	0	0	0	0	0	0	0	0	0	7	9	0.00	1.000																
Gregg Olson, R (8, 1) ERA: 1.31	1.1	L	9	3	1	1	2	2	0	0	0	1	0	18	37	6.75	3.750																

Batter	1	2	3	4	5	6	7	8	9	AB	R	H	RBI	BB	SO	LOB	TOP					
Steve Finley, L OBP: 0.306, SLG: 0.329	1-2 L8		1-2 CS 1B			2-3 K		0-0 G3-1		4	0	1	0	0	1	0	<p>Baltimore Orioles @ Texas Rangers Arlington Stadium, Arlington, TX Tue Jul 03 1990, 8:05 PM EDT Att: 20,750 - Unknown - 99 F</p> <p>livebaseballscores.com</p>					
Joe Orsulak, L OBP: 0.369, SLG: 0.457	3-2 HR		1-2 G4-3			1-2 1B		2-1 1B		4	1	3	1	0	0	1						
Randy Milligan, R OBP: 0.422, SLG: 0.488	1-2 F8			4-2 G3-6 BB		1-2 F9		2-3 K		3	0	0	0	1	1	2						
Mickey Tettleton, S OBP: 0.409, SLG: 0.454	4-0 BB			2-1 G3-6		2-3 K		1-1 F8		3	0	0	0	1	1	3						
Cal Ripken Jr., R OBP: 0.359, SLG: 0.409	1-3 K			0-0 1B			4-2 G4-6-3 BB		0-1 E5 WP SF8	3	1	1	0	1	1	1						
Sam Horn, L OBP: 0.315, SLG: 0.390		1-3 K		1-2 P6			1-2 G4-6-3		3-1 SF8	3	0	0	1	0	1	2						
Craig Worthington, R OBP: 0.310, SLG: 0.350		1-0 G5-3			2-2 G5-3		2-2 BB 1B		2-3 K	4	0	1	0	0	1	0						
Billy Ripken, R OBP: 0.293, SLG: 0.330		0-0 G4-3			1-2 G3-1		4-0 BB		0-0 L6	3	0	0	0	1	0	0						
Mike Devereaux, R OBP: 0.241, SLG: 0.287			0-1 G1-4-3		1-0 P6		1-3 K			3	0	0	0	0	1	2						
Inning Stats	R: 1 E: 0 K: 1 S: 17	H: 1 LOB: 1 BB: 1 P: 27	R: 0 E: 0 K: 1 S: 6	H: 0 LOB: 0 BB: 0 P: 8	R: 0 E: 0 K: 0 S: 8	H: 1 LOB: 0 BB: 0 P: 10	R: 0 E: 0 K: 0 S: 9	H: 1 LOB: 1 BB: 1 P: 16	R: 0 E: 0 K: 0 S: 7	H: 0 LOB: 0 BB: 0 P: 11	R: 0 E: 0 K: 1 S: 13	H: 1 LOB: 1 BB: 2 P: 19	R: 0 E: 0 K: 1 S: 12	H: 1 LOB: 2 BB: 2 P: 24	R: 0 E: 0 K: 1 S: 8	H: 1 LOB: 1 BB: 0 P: 13	R: 1 E: 1 K: 1 S: 9	H: 0 LOB: 0 BB: 0 P: 14	1B: 5 2B: 0 3B: 0 HR: 1	SF: 1 SAC: 0 DP: 2 HBP: 0	WP: 1 PB: 0 SB: 0 CS: 1	PA: 35
PITCHER Bobby Witt, R ERA: 4.35	IP: 9.0 WLS: W BF: 35 H: 6 R: 2 ER: 1 SO: 7 BB: 4 IBB: 0 HBP: 0 BLK: 0 WP: 1 HR: 1 S: 89 P: 142 ERA: 1.00 WHIP: 1.111															PITCHER	IP: WLS: BF: H: R: ER: SO: BB: IBB: HBP: BLK: WP: HR: S: P: ERA: WHIP:					


Batter	1	2	3	4	5	6	7	8	9	AB	R	H	RBI	BB	SO	LOB	BOTTOM						
Jeff Huson, L OBP: 0.353, SLG: 0.333	2-1 F8	1-1 G4-3		3-2 G6-3			2-1 F8			4	0	0	0	0	0	0	<p>Baltimore Orioles @ Texas Rangers Arlington Stadium, Arlington, TX Tue Jul 03 1990, 8:05 PM EDT Att: 20,750 - Unknown - 99 F</p> <p>livebaseballscores.com</p>						
Jack Daugherty, S OBP: 0.348, SLG: 0.415	1-0 FC4 1B		2-2 1B	2-0 G4-6-3 1B			3-2 F8			4	2	3	0	0	0	0							
Rafael Palmeiro, L OBP: 0.356, SLG: 0.463	4-1 FC4 BB		1-2 2B	2-0 G4-6-3 1B			0-0 F8			3	1	1	1	1	0	1							
Ruben Sierra, S OBP: 0.331, SLG: 0.429	1-0 FC4 1B 2B		2-2 2B	1-0 G5-3			2-2 L4			4	2	1	1	0	0	2							
Harold Baines, L OBP: 0.388, SLG: 0.468 (3, PH) Kevin Reimer, L OBP: 0.340, SLG: 0.591 (6, PH) John Russell, R OBP: 0.328, SLG: 0.417	0-0 2B		1-0 2B	2-3 K			2-3 K			1	1	1	1	0	0	0							
Pete Incaviglia, R OBP: 0.310, SLG: 0.437	1-3 3H 1B		2H 2B	2-2 F9			4-1 BB 3B			3	1	1	2	1	1	1							
Geno Petralli, L OBP: 0.343, SLG: 0.305 Mike Stanley, R OBP: 0.291, SLG: 0.316 (9, 2)	1-2 F9		4-0 IBB	3-1 F7			0-0 3B			2	0	0	0	1	0	1							
Scott Coolbaugh, R OBP: 0.286, SLG: 0.289		0-0 G1-3	2-0 F9	2-2 F9			3-2 G4-3			4	0	0	0	0	0	3							
Gary Green, R OBP: 0.188, SLG: 0.133		1-2 F9	0-0 P6	0-3 K						3	0	0	0	0	1	2							
Inning Stats	R: 3 E: 0 K: 0 S: 10	H: 3 LOB: 1 BB: 1 P: 22	R: 0 E: 0 K: 0 S: 7	H: 0 LOB: 0 BB: 0 P: 9	R: 3 E: 0 K: 1 S: 19	H: 4 LOB: 2 BB: 1 P: 32	R: 0 E: 0 K: 0 S: 5	H: 1 LOB: 0 BB: 0 P: 12	R: 0 E: 0 K: 1 S: 8	H: 0 LOB: 0 BB: 0 P: 13	R: 0 E: 0 K: 1 S: 8	H: 0 LOB: 0 BB: 0 P: 13	R: 0 E: 0 K: 0 S: 7	H: 0 LOB: 0 BB: 0 P: 12	R: 1 E: 0 K: 1 S: 13	H: 1 LOB: 1 BB: 1 P: 24		R: 1 E: 0 K: 1 S: 9	H: 0 LOB: 0 BB: 0 P: 14	1B: 3 2B: 5 3B: 1 HR: 0	SF: 0 SAC: 0 DP: 1 HBP: 0	WP: 0 PB: 0 SB: 0 CS: 0	PA: 35
PITCHER John Mitchell, R ERA: 5.87 Brian Holton, R ERA: 3.44 Jeff Ballard, L ERA: 5.16 Ben McDonald, R ERA: Kevin Hickey, L ERA: 3.66	IP: 2.0 WLS: L BF: 13 H: 6 R: 6 ER: 6 SO: 6 BB: 1 IBB: 0 HBP: 0 BLK: 0 WP: 0 HR: 0 S: 30 P: 49 ERA: 27.00 WHIP: 3.500															PITCHER		IP: WLS: BF: H: R: ER: SO: BB: IBB: HBP: BLK: WP: HR: S: P: ERA: WHIP:					

AB 30
R 2
H 6
RBI 2
BB 4
SO 7
LOB 11



AB 32
R 7
H 9
RBI 7
BB 3
SO 4
LOB 10




Batter	1	2	3	4	5	6	7	8	9	AB	R	H	RBI	BB	SO	LOB	TOP				
Steve Finley, L (1, 9) OBP: 0.312, SLG: 0.336	2-1 G6-3 1B	3-1 E7 1-H 1B			1-2 G4-3	0-0 SF9	1-0 E9 1B			4	0	3	3	0	0	0					
Billy Ripken, R (1, 4) OBP: 0.295, SLG: 0.329	0-0 G6-3	1-0 P2			4-0 PB BB	1-1 1B	2-1 G1-3			4	0	1	1	1	0	3					
Randy Milligan, R (1, 3) OBP: 0.425, SLG: 0.486	2-1 G6-3				4-0 BB	3-2 FC4-6 1B		4-2 1B BB		3	0	1	0	2	0	1					
Mickey Tettleton, S (1, 2) OBP: 0.405, SLG: 0.446	4-1 BB				3-3 K	1-0 FC4-6 1B		3-3 K		4	0	0	0	1	2	5					
Joe Orsulak, L (1, 7) OBP: 0.370, SLG: 0.456	2-1 G4-3				0-1 G4-3	0-1 WP 1B		3-1 G6-4-3 1B		5	1	2	0	0	0	2					
Cal Ripken Jr., R (1, 6) OBP: 0.359, SLG: 0.407		1-1 1B SF9 1B			4-1 HR BB	2-2 P3		0-1 G6-4-3		4	2	1	0	1	0	3					
Sam Horn, L (1, 10) Tim Hulett, R (7, PH) OBP: 0.392, SLG: 0.468		0-0 WP E 1B			4-0 G4-3 BB	2-0 HR BB		1-0 G6-3		2	2	2	2	1	0	0	AB 35 R 9 H 12 RBI 8 BB 8 SO 3 LOB 19				
Craig Worthington, R (1, 5) OBP: 0.316, SLG: 0.351		2-1 SF9			3-2 G4-3	4-2 1B SF9 BB		1-1 E 1B		2	2	1	2	2	0	1					
Mike Devereaux, R (1, 8) OBP: 0.239, SLG: 0.283		0-2 P3			1-1 G2-3	1-2 SF9 1B		0-1 E6 1B		5	2	1	0	0	0	3					
Inning Stats	R: 0 E: 0 K: 0 S: 8	H: 1 LOB: 2 BB: 1 P: 18	R: 2 E: 1 K: 0 S: 11	H: 3 LOB: 1 BB: 0 P: 18	R: 0 E: 0 K: 0 S: 5	H: 0 LOB: 0 BB: 0 P: 10	R: 0 E: 0 K: 0 S: 5	H: 0 LOB: 2 BB: 2 P: 13	R: 0 E: 0 K: 1 S: 10	H: 0 LOB: 2 BB: 2 P: 23	R: 4 E: 0 K: 0 S: 16	H: 4 LOB: 1 BB: 2 P: 32	R: 3 E: 2 K: 0 S: 13	H: 3 LOB: 1 BB: 0 P: 20	R: 0 E: 0 K: 1 S: 10	H: 1 LOB: 1 BB: 1 P: 20	R: 0 E: 0 K: 1 S: 6	H: 0 LOB: 0 BB: 1 P: 13	1B: 11 SF: 2 2B: 0 3B: 0 HR: 1	WP: 2 PA: 45 PB: 1 SB: 0 CS: 0	
PITCHER	IP WLS BF H R ER SO BB IBB HBP BLK WP HR S P ERA WHIP	5.2 L 29 7 6 6 1 6 0 0 0 1 1 51 106 9.53 2.294	0.1 2 1 0 0 0 0 0 0 0 0 0 0 4 8 0.00 3.000	0.1 2 1 1 1 0 0 0 0 0 0 0 1 0 5 7 27.00 3.000	0.2 5 2 2 0 0 0 0 0 0 0 0 0 8 13 0.00 3.000	2.0 7 1 0 0 2 2 0 0 0 0 0 0 16 33 0.00 1.500															

Baltimore Orioles @ Texas Rangers
Arlington Stadium, Arlington, TX
Wed Jul 04 1990, 8:05 PM EDT
Att: 41,242 - Unknown - 97 F

livebaseballscorecards.com



Batter	1	2	3	4	5	6	7	8	9	AB	R	H	RBI	BB	SO	LOB	BOTTOM				
Jeff Huson, L (1, 4) OBP: 0.352, SLG: 0.337	2-2 P7			1-1 L3		1-1 G5-3 1B	1-3 K			4	1	1	1	0	1	2					
Jack Daugherty, S (1, 7) OBP: 0.338, SLG: 0.403	0-0 F7			2-1 G4-3		0-0 G5-3	1-0 L5			4	0	0	0	0	0	3					
Rafael Palmeiro, L (1, 3) OBP: 0.358, SLG: 0.461	2-3 K			0-3 K		1-0 G4-3 1B		4-2 FC3-4 BB		3	0	1	1	1	2	0					
Ruben Sierra, S (1, 9) OBP: 0.330, SLG: 0.437		1-0 G4-3			2-0 HR	3-2 G4-3		1-1 FC3-4		4	1	1	1	0	0	2					
Kevin Reimer, L (1, 10) Julio Franco, R (6, PH) OBP: 0.320, SLG: 0.542 OBP: 0.367, SLG: 0.410		2-0 F9			1-0 L4	4-1 FC6-4 BB		1-0 G4-6-3		2	0	0	0	0	0	0					
Pete Incaviglia, R (1, 8) OBP: 0.310, SLG: 0.446		1-3 K			0-0 HR	0-1 FC6-4		1-2 P4		4	1	1	1	0	1	2					
Geno Petralli, L (1, 2) OBP: 0.341, SLG: 0.303				1-0 G6-4-3 1B		1-0 G4-3		2-3 K		4	0	1	0	0	1	0	AB 33 R 4 H 8 RBI 4 BB 2 SO 7 LOB 12				
Scott Coolbaugh, R (1, 5) OBP: 0.285, SLG: 0.288				1-3 K		0-0 P4		1-3 K		4	0	1	0	0	2	1					
Gary Green, R (1, 6) Gary Pettis, S (6, PH) John Russell, R (7, 2) OBP: 0.176, SLG: 0.125 OBP: 0.333, SLG: 0.353 OBP: 0.338, SLG: 0.426				0-2 G6-4-3		3-2 E9 2B 1B		1-1 1B		1	0	0	0	0	0	1					
Inning Stats	R: 0 E: 0 K: 1 S: 7	H: 0 LOB: 0 BB: 0 P: 11	R: 0 E: 0 K: 1 S: 5	H: 0 LOB: 0 BB: 0 P: 9	R: 0 E: 0 K: 1 S: 7	H: 1 LOB: 0 BB: 0 P: 9	R: 0 E: 0 K: 1 S: 8	H: 0 LOB: 0 BB: 0 P: 11	R: 2 E: 0 K: 0 S: 5	H: 2 LOB: 2 BB: 1 P: 9	R: 2 E: 1 K: 0 S: 15	H: 3 LOB: 2 BB: 1 P: 27	R: 0 E: 0 K: 2 S: 12	H: 2 LOB: 2 BB: 0 P: 17	R: 0 E: 0 K: 0 S: 5	H: 0 LOB: 1 BB: 1 P: 11	R: 0 E: 0 K: 1 S: 8	H: 0 LOB: 0 BB: 0 P: 9	1B: 5 SF: 0 2B: 1 3B: 0 HR: 2	WP: 0 PA: 35 PB: 0 SB: 0 CS: 0	
PITCHER	IP WLS BF H R ER SO BB IBB HBP BLK WP HR S P ERA WHIP	5.0 W 19 5 4 4 4 4 0 0 0 0 2 39 7.20 1.000	0.2 3 1 0 0 0 0 0 0 0 0 0 0 5 9 0.00 1.500	1.1 7 2 0 0 2 1 0 0 0 0 0 0 15 24 0.00 2.250	0.1 2 0 0 0 0 1 0 0 0 0 0 0 4 9 0.00 3.000	1.2 4 0 0 0 1 0 0 0 0 0 0 0 9 11 0.00 0.000															


Baltimore Orioles @ Texas Rangers
Arlington Stadium, Arlington, TX
Wed Jul 04 1990, 8:05 PM EDT
Att: 41,242 - Unknown - 97 F


livebaseballscorecards.com



Batter	1	2	3	4	5	6	7	8	9	AB	R	H	RBI	BB	SO	LOB	TOP										
Steve Finley, L OBP: 0.313, SLG: 0.342 (1, 9)										5	1	2	0	0	3	3	<p>Baltimore Orioles @ Chicago White Sox Comiskey Park, Chicago, IL Fri Jul 06 1990, 8:05 PM EDT Att: 28,172 - Unknown - 63 F</p> <p>livebaseballscores.com</p> <p>AB 36 R 2 H 7 RBI 1 BB 0 SO 10 LOB 11</p>										
Joe Orsulak, L OBP: 0.394, SLG: 0.447 (1, 7)										4	0	0	0	0	1	3											
Randy Milligan, R OBP: 0.421, SLG: 0.490 (1, 3)										4	1	1	1	0	1	1											
Mickey Tettleton, S OBP: 0.402, SLG: 0.441 (1, 2)										4	0	0	0	0	2	0											
Cal Ripken Jr., R OBP: 0.357, SLG: 0.404 (1, 6)										3	0	0	0	0	1	0											
Sam Horn, L OBP: 0.323, SLG: 0.420 (1, 10)										4	0	0	0	0	2	2											
Craig Worthington, R OBP: 0.307, SLG: 0.340 (1, 5)										4	0	0	0	0	0	0											
Billy Ripken, R OBP: 0.302, SLG: 0.340 (1, 4)										4	0	2	0	0	0	0											
Mike Devereaux, R OBP: 0.247, SLG: 0.311 (1, 8)										4	0	2	0	0	0	2											
Inning Stats	R: 1 H: 1 E: 1 K: 2 S: 15	H: 1 R: 2 ER: 0 LOB: 2 BB: 0 P: 23	R: 0 H: 1 E: 0 K: 1 S: 9	H: 1 R: 2 ER: 0 LOB: 0 BB: 0 P: 16	R: 1 H: 1 E: 0 K: 1 S: 10	H: 1 R: 2 ER: 0 LOB: 0 BB: 0 P: 17	R: 0 H: 0 E: 1 K: 0 S: 7	H: 0 R: 0 ER: 1 LOB: 1 BB: 0 P: 9	R: 0 H: 0 E: 0 K: 2 S: 7	H: 0 R: 0 ER: 0 LOB: 0 BB: 0 P: 11	R: 0 H: 0 E: 0 K: 2 S: 10	H: 2 R: 0 ER: 0 LOB: 0 BB: 0 P: 13	R: 0 H: 2 E: 0 K: 1 S: 10	H: 0 R: 0 ER: 0 LOB: 0 BB: 0 P: 15	R: 0 H: 0 E: 0 K: 1 S: 11	H: 0 R: 0 ER: 0 LOB: 0 BB: 0 P: 17	R: 0 H: 2 E: 0 K: 1 S: 16	H: 2 R: 2 ER: 0 LOB: 2 BB: 0 P: 22	1B: 4 2B: 2 3B: 0 HR: 1	SF: 0 SAC: 0 DP: 0 HBP: 1	WP: 0 PB: 0 SB: 0 CS: 0	PA: 37					
PITCHER	IP	WLS	BF	H	R	ER	SO	BB	IBB	HBP	BLK	WP	HR	S	P	ERA	WHIP										
Melido Perez, R ERA: 3.88 (1, 1)	7.0	W	29	5	2	1	8	0	0	1	0	0	1	68	104	1.29	0.714										
Barry Jones, R ERA: 1.95 (8, 1)	1.0		3	0	0	0	1	0	0	0	0	0	0	11	17	0.00	0.000										
Bobby Thigpen, R ERA: 1.65 (9, 1)	1.0	S	5	2	0	0	1	0	0	0	0	0	0	16	22	0.00	2.000										

Batter	1	2	3	4	5	6	7	8	9	AB	R	H	RBI	BB	SO	LOB	BOTTOM										
Lance Johnson, L OBP: 0.317, SLG: 0.333 (1, 8)										4	0	1	2	0	0	1	<p>Baltimore Orioles @ Chicago White Sox Comiskey Park, Chicago, IL Fri Jul 06 1990, 8:05 PM EDT Att: 28,172 - Unknown - 63 F</p> <p>livebaseballscores.com</p> <p>AB 31 R 4 H 9 RBI 4 BB 2 SO 7 LOB 12</p>										
Robin Ventura, L OBP: 0.323, SLG: 0.310 (1, 5)										4	0	0	0	0	1	1											
Carlton Fisk, R OBP: 0.381, SLG: 0.417 (1, 2)										3	1	1	0	1	0	0											
Dan Pasqua, L OBP: 0.388, SLG: 0.564 (1, 7)										3	1	2	1	0	0	0											
Dave Gallagher, R OBP: 0.327, SLG: 0.346 (7, PH) (8, 7)										1	0	0	0	0	1	2											
Ron Kittle, R OBP: 0.311, SLG: 0.500 (1, 10)										4	0	2	1	0	1	1											
Steve Lyons, L OBP: 0.258, SLG: 0.272 (1, 3)										4	0	0	0	0	1	3											
Sammy Sosa, R OBP: 0.304, SLG: 0.461 (1, 9)										4	0	1	0	0	3	1											
Scott Fletcher, R OBP: 0.314, SLG: 0.317 (1, 4)										1	1	1	0	1	0	0											
Ozzie Guillen, L OBP: 0.349, SLG: 0.393 (1, 6)										3	1	1	0	0	0	3											
Inning Stats	R: 2 H: 3 E: 0 K: 0 S: 13	H: 1 R: 4 ER: 0 LOB: 1 BB: 0 P: 21	R: 0 H: 1 E: 0 K: 0 S: 10	H: 1 R: 4 ER: 0 LOB: 1 BB: 0 P: 16	R: 0 H: 0 E: 0 K: 0 S: 11	H: 0 R: 0 ER: 0 LOB: 0 BB: 0 P: 12	R: 0 H: 2 E: 0 K: 2 S: 14	H: 2 R: 0 ER: 0 LOB: 2 BB: 0 P: 22	R: 0 H: 0 E: 0 K: 0 S: 7	H: 1 R: 0 ER: 0 LOB: 0 BB: 0 P: 8	R: 0 H: 1 E: 0 K: 1 S: 9	H: 2 R: 0 ER: 0 LOB: 2 BB: 2 P: 13	R: 2 H: 2 E: 0 K: 3 S: 13	H: 2 R: 0 ER: 0 LOB: 2 BB: 2 P: 28	R: 0 H: 0 E: 0 K: 1 S: 7	H: 0 R: 0 ER: 0 LOB: 0 BB: 0 P: 12	1B: 7 2B: 1 3B: 1 HR: 0	SF: 0 SAC: 1 DP: 0 HBP: 0	WP: 1 PB: 0 SB: 0 CS: 1	PA: 34							
PITCHER	IP	WLS	BF	H	R	ER	SO	BB	IBB	HBP	BLK	WP	HR	S	P	ERA	WHIP										
Pete Harnisch, R ERA: 4.02 (1, 1)	6.1	L	28	9	4	4	4	1	0	0	1	1	0	71	105	5.68	1.579										
Jeff Ballard, L ERA: 5.12 (7, 1)	0.1		2	0	0	0	1	0	1	0	0	0	0	3	10	0.00	0.000										
Curt Schilling, R ERA: (7, 1)	1.1		4	0	0	0	2	0	0	0	0	0	0	10	17	0.00	0.000										


Batter	1	2	3	4	5	6	7	8	9	AB	R	H	RBI	BB	SO	LOB	TOP								
Mike Devereaux, R (1, 8) OBP: 0.252, SLG: 0.314	0-1 1B		1-1 FC6-4 1B	1-0 F8		2-1 1B			1-0 P6	5	0	2	1	0	0	2	Baltimore Orioles @ Chicago White Sox Comiskey Park, Chicago, IL Sat Jul 07 1990, 8:05 PM EDT Att: 32,151 - Unknown - 72 F AB 35 R 4 H 10 RBI 4 BB 2 SO 2 LOB 14 								
Joe Orsulak, L (1, 7) OBP: 0.395, SLG: 0.446	0-0 F9		1-0 1B		1-1 PB WP 1B	0-1 FC5			1-2 P4	5	0	2	0	0	0	3									
Randy Milligan, R (1, 3) OBP: 0.414, SLG: 0.481	1-0 F8		2-2 P3		3-2 P4				1-1 P2	5	0	0	0	0	0	4									
Mickey Tettleton, S (1, 10) OBP: 0.400, SLG: 0.442	1-2 P6			1-0 3B	0-2 P3				0-3 K	4	1	1	0	0	1	2									
Cal Ripken Jr., R (1, 6) OBP: 0.356, SLG: 0.400		3-1 F7		4-2 3B	0-0 P2				1-1 F4	3	1	0	0	1	0	1									
Tim Lincecum, R (1, 5) OBP: 0.390, SLG: 0.491	0-1 F8			1-0 3B		1-0 G4-3			2-1 SH1-3 1B	4	1	2	2	0	0	0									
Craig Worthington, R (8, 5) OBP: 0.307, SLG: 0.340				1-1 SF9					0-0 SH1-3	2	0	0	1	0	0	0									
Bob Melvin, R (1, 2) OBP: 0.261, SLG: 0.342	1-1 G5-3			1-0 SF9					1-2 F9	2	0	0	1	0	0	0									
Brad Komminsk, R (1, 9) OBP: 0.330, SLG: 0.337			0-0 G1-3		2-2 F9				2-3 K	4	1	1	0	0	1	1									
Billy Ripken, R (1, 4) OBP: 0.310, SLG: 0.344			1-0 FC6-4 1B		2-1 1B				0-1 G4-3	3	0	2	0	1	0	1									
Inning Stats	R: 0 E: 0 K: 0 S: 7	H: 1 LOB: 1 BB: 0 P: 9	R: 0 E: 0 K: 0 S: 6	H: 0 LOB: 0 BB: 0 P: 10	R: 0 E: 0 K: 0 S: 8	H: 2 LOB: 2 BB: 0 P: 13	R: 3 E: 0 K: 0 S: 9	H: 3 LOB: 1 BB: 1 P: 20	R: 0 E: 0 K: 0 S: 9	H: 1 LOB: 0 BB: 0 P: 13	R: 0 E: 0 K: 0 S: 7	H: 0 LOB: 0 BB: 0 P: 9	R: 0 E: 0 K: 1 S: 11	H: 1 LOB: 1 BB: 0 P: 15	R: 0 E: 0 K: 0 S: 7	H: 0 LOB: 0 BB: 0 P: 10	1B: 8 2B: 1 3B: 1 HR: 0	SF: 1 SAC: 1 DP: 0 HBP: 0	WP: 1 PB: 1 SB: 0 CS: 0	PA: 39					
PITCHER	IP	WLS	BF	H	R	ER	SO	BB	IBB	HBP	BLK	WP	HR	S	P	ERA	WHIP								
Greg Hibbard, L (1, 1) ERA: 2.58	4.0	L	20	7	3	3	0	1	0	0	0	0	0	32	55	6.75	2.000								
Adam Peterson, R (5, 1) ERA: 3.35	5.0		19	3	1	1	2	1	0	0	0	1	0	43	65	1.80	0.800								

Batter	1	2	3	4	5	6	7	8	9	AB	R	H	RBI	BB	SO	LOB	BOTTOM								
Lance Johnson, L (1, 8) OBP: 0.319, SLG: 0.333	2-2 FC6-4 SF8 1B				4-2 G4-3 BB				0-0 L6	3	1	1	0	1	0	1	Baltimore Orioles @ Chicago White Sox Comiskey Park, Chicago, IL Sat Jul 07 1990, 8:05 PM EDT Att: 32,151 - Unknown - 72 F AB 30 R 1 H 7 RBI 1 BB 2 SO 2 LOB 12 								
Robin Ventura, L (1, 5) OBP: 0.322, SLG: 0.306	4-0 FC6-4 BB		2-1 F7		2-2 G4-3			3-2 G4-3		3	0	0	0	1	0	1									
Carlton Fisk, R (1, 2) OBP: 0.374, SLG: 0.410	2-0 FC6-4 1B		3-1 G6-3		0-0 G5-3			2-2 G4-3		4	0	0	0	0	0	3									
Dan Pasqua, L (1, 7) OBP: 0.391, SLG: 0.566	2-1 SF8		2-0 1B		1-0 FC6-4 1B			1-2 G3-1		3	0	2	1	0	0	0									
Ron Kittle, R (1, 10) OBP: 0.310, SLG: 0.496	1-0 1B		0-0 F7		2-3 K			1-2 G6-3		4	0	1	0	0	1	2									
Sammy Sosa, R (1, 9) OBP: 0.300, SLG: 0.454	0-0 FC6-4			2-3 K		2-0 FC6-4 CS		3-2 F9		4	0	0	0	0	1	3									
Carlos Martinez, R (1, 3) OBP: 0.259, SLG: 0.319		2-1 G1-6-3 1B		0-0 G6-3		1-0 CS		0-0 G6-4-3 1B		3	0	2	0	0	0	0									
Scott Fletcher, R (1, 4) OBP: 0.311, SLG: 0.313		1-0 G1-6-3		1-1 G5-3		1-2 G6-4-3				3	0	0	0	0	0	2									
Ozzie Guillen, L (1, 6) OBP: 0.348, SLG: 0.392	0-1 1B				2-2 F8			0-0 G6-3		3	0	1	0	0	0	0									
Inning Stats	R: 1 E: 0 K: 0 S: 9	H: 2 LOB: 2 BB: 1 P: 19	R: 0 E: 0 K: 0 S: 6	H: 2 LOB: 1 BB: 0 P: 9	R: 0 E: 0 K: 1 S: 6	H: 1 LOB: 1 BB: 0 P: 13	R: 0 E: 0 K: 0 S: 9	H: 0 LOB: 0 BB: 1 P: 17	R: 0 E: 0 K: 1 S: 5	H: 1 LOB: 0 BB: 0 P: 11	R: 0 E: 0 K: 0 S: 8	H: 0 LOB: 0 BB: 0 P: 13	R: 0 E: 0 K: 0 S: 9	H: 0 LOB: 0 BB: 0 P: 14	R: 0 E: 0 K: 0 S: 7	H: 0 LOB: 0 BB: 0 P: 10	1B: 7 2B: 0 3B: 0 HR: 0	SF: 1 SAC: 0 DP: 2 HBP: 0	WP: 0 PB: 0 SB: 0 CS: 1	PA: 34					
PITCHER	IP	WLS	BF	H	R	ER	SO	BB	IBB	HBP	BLK	WP	HR	S	P	ERA	WHIP								
John Mitchell, R (1, 1) ERA: 4.89	8.0	W	30	7	1	1	2	2	0	0	0	0	0	9	14	0.00	0.000								
Gregg Olson, R (9, 1) ERA: 1.25	1.0	S	3	0	0	0	0	0	0	0	0	0	0	9	14	0.00	0.000								

Batter	1	2	3	4	5	6	7	8	9	AB	R	H	RBI	BB	SO	LOB	TOP					
Kevin Seitzer, R OBP: 0.360, SLG: 0.407 (1, 5)	G6-3	G1-3	1-2 3-H 1B			F7		P3		5	0	1	1	0	0	3						
Kurt Stillwell, S OBP: 0.346, SLG: 0.393 (1, 6)	F8		E3			K			K	5	1	0	0	0	2	2						
George Brett, L OBP: 0.345, SLG: 0.365 (1, 3)			G4-3 1-H G3-1	K		G6-3			BB 2B	5	1	3	1	0	1	0						
Bo Jackson, R OBP: 0.345, SLG: 0.484 (1, 8)			G4-3				K		BB 2B	3	0	1	0	2	1	1						
Danny Tartabull, R OBP: 0.287, SLG: 0.428 (1, 10)	F8		G3-1	G4-3			G6-3		K	5	0	0	1	0	1	5						
Jim Eisenreich, L OBP: 0.345, SLG: 0.391 (1, 9)		G6-3	1-0 1B				F7			4	1	2	0	1	0	0						
Willie Wilson, S OBP: 0.343, SLG: 0.354 (1, 7)		1B BB	2-2 2B 1B				F7		K	3	1	1	1	2	1	3						
Mike Macfarlane, R OBP: 0.309, SLG: 0.391 (1, 2)		P4	1-3 1B			K				4	1	2	0	0	1	2						
Frank White, R OBP: 0.263, SLG: 0.346 (1, 4)			1-3 1B			G6-3		F7		4	0	2	1	0	0	2						
Inning Stats	R: 0 E: 0 K: 0 S: 14	H: 1 LOB: 2 BB: 1 P: 26	R: 0 E: 0 K: 0 S: 10	H: 1 LOB: 2 BB: 1 P: 18	R: 5 E: 1 K: 0 S: 23	H: 6 LOB: 2 BB: 0 P: 36	R: 0 E: 0 K: 1 S: 7	H: 1 LOB: 0 BB: 0 P: 8	R: 0 E: 0 K: 1 S: 11	H: 1 LOB: 1 BB: 1 P: 18	R: 0 E: 0 K: 1 S: 9	H: 0 LOB: 0 BB: 0 P: 14	R: 0 E: 0 K: 1 S: 8	H: 0 LOB: 0 BB: 0 P: 14	R: 0 E: 0 K: 0 S: 5	H: 1 LOB: 1 BB: 0 P: 10	R: 0 E: 0 K: 3 S: 13	H: 1 LOB: 3 BB: 2 P: 27	1B: 6 2B: 6 3B: 0 HR: 0	SF: 0 SAC: 0 DP: 0 HBP: 0	WP: 1 PB: 0 SB: 0 CS: 2	PA: 43
PITCHER	IP	WLS	BF	H	R	ER	SO	BB	IBB	HBP	BLK	WP	HR	S	P	ERA	WHIP					
Bob Milacki, R ERA: 4.23 (1, 1)	2.2		17	6	5	0	0	2	0	0	0	0	0	41	70	0.00	3.000					
Brian Holton, R ERA: 3.42 (3, 1)	0.1		3	2	0	0	0	0	0	0	0	0	0	6	10	0.00	6.000					
Ben McDonald, R ERA: (4, 1)	2.0		7	2	0	0	2	1	0	0	0	1	0	18	26	0.00	1.500					
Curt Schilling, R ERA: (6, 1)	2.0	W	6	0	0	0	2	0	0	0	0	0	0	17	28	0.00	0.000					
Mark Williamson, R ERA: 1.46 (8, 1)	1.0		4	1	0	0	0	0	0	0	0	0	0	5	10	0.00	1.000					

Kansas City Royals @ Baltimore Orioles
Memorial Stadium, Baltimore, MD
Wed Jul 11 1990, 7:05 PM EDT
Att: 20,187 - Unknown - 74 F


AB 38
R 5
H 12
RBI 5
BB 5
SO 7
LOB 18





Batter	1	2	3	4	5	6	7	8	9	AB	R	H	RBI	BB	SO	LOB	BOTTOM					
Mike Devereaux, R OBP: 0.261, SLG: 0.322 (1, 8)	P3	K		K			1B 1B			4	1	1	0	0	2	0						
Joe Orsulak, L OBP: 0.359, SLG: 0.448 (1, 7)	G4-3		F8		F8		S 1B			4	0	1	1	0	0	0						
Randy Milligan, R OBP: 0.415, SLG: 0.493 (1, 3)	1B BB		F7		F8		BB 1B			3	1	1	1	1	0	0						
Mickey Tettleton, S OBP: 0.395, SLG: 0.432 (1, 10)	1B		F8		K		FC5-4 BB			3	0	1	0	1	1	0						
Cal Ripken Jr., R OBP: 0.358, SLG: 0.397 (1, 6)	1-2 2-H 1B			1B BB		G5-4-3 BB		P5		2	1	1	1	2	0	3						
Craig Worthington, R OBP: 0.339, SLG: 0.336 (1, 5)	L4			1B E		K	FC5-4			4	1	1	0	0	1	6						
Bob Melvin, R OBP: 0.261, SLG: 0.340 (1, 2)		F8		E8 G4-3 G6-3		G5-4-3		K		4	1	1	1	0	1	1						
Billy Ripken, R OBP: 0.312, SLG: 0.342 (1, 4)		G6-3		G4-3			1B SH1-4 1B	G1-6-3 BB		3	1	1	0	1	0	1						
Brad Komminsk, R OBP: 0.333, SLG: 0.364 (1, 9)		HR		G6-3			SH1-4	G1-6-3		3	1	1	2	0	0	1						
Inning Stats	R: 1 E: 0 K: 0 S: 12	H: 2 LOB: 2 BB: 1 P: 17	R: 1 E: 0 K: 1 S: 11	H: 1 LOB: 0 BB: 0 P: 16	R: 0 E: 0 K: 0 S: 9	H: 0 LOB: 0 BB: 0 P: 15	R: 3 E: 1 K: 1 S: 16	H: 2 LOB: 0 BB: 1 P: 31	R: 0 E: 0 K: 1 S: 6	H: 0 LOB: 0 BB: 0 P: 11	R: 0 E: 0 K: 1 S: 10	H: 0 LOB: 0 BB: 1 P: 17	R: 2 E: 0 K: 0 S: 13	H: 4 LOB: 3 BB: 1 P: 23	R: 0 E: 0 K: 1 S: 5	H: 0 LOB: 0 BB: 1 P: 10	R: 0 E: 0 K: 3 S: 13	H: 0 LOB: 0 BB: 1 P: 27	1B: 8 2B: 0 3B: 0 HR: 1	SF: 0 SAC: 1 DP: 2 HBP: 0	WP: 0 PB: 0 SB: 1 CS: 0	PA: 36
PITCHER	IP	WLS	BF	H	R	ER	SO	BB	IBB	HBP	BLK	WP	HR	S	P	ERA	WHIP					
Pete Filson, L ERA: 21.6 (1, 1)	3.0		16	5	5	4	1	2	0	0	0	0	0	24	64	0.00	2.333					
Andy McGaffigan, R ERA: 5.66 (4, 1)	3.0		9	0	0	0	3	1	0	0	0	0	0	24	43	0.00	0.333					
Steve Farr, R ERA: 2.51 (7, 1)	0.1	L	6	4	2	2	0	1	0	0	0	0	0	8	16	54.00	15.000					
Luis Aquino, R ERA: 3.42 (7, 1)	1.2		5	0	0	0	1	1	0	0	0	0	0	10	17	0.00	0.600					

Kansas City Royals @ Baltimore Orioles
Memorial Stadium, Baltimore, MD
Wed Jul 11 1990, 7:05 PM EDT
Att: 20,187 - Unknown - 74 F

AB 30
R 7
H 9
RBI 6
BB 5
SO 5
LOB 12



Batter	1	2	3	4	5	6	7	8	9	AB	R	H	RBI	BB	SO	LOB	TOP											
Dan Gladden, R (1, 7) OBP: 0.334, SLG: 0.403	4-1 F7-3 BB		0-0 G4-3		1-1 1B		1-0 G6-3 2B		1-3 K	4	0	2	0	1	1	1	<p>Minnesota Twins @ Baltimore Orioles Memorial Stadium, Baltimore, MD</p> <p>Fri Jul 13 1990, 7:05 PM EDT Overcast - 65 F</p> <p>livebaseballscores.com</p> <p>AB 36 R 5 H 9 RBI 5 BB 3 SO 7 LOB 14</p> 											
Gene Larkin, S (1, 9) OBP: 0.357, SLG: 0.422	1-1 F7-3		1-2 E5		2-2 P6		1-1 G6-3		4-0 BB	2	0	0	0	0	0	1												
John Moses, S (3, 9) OBP: 0.328, SLG: 0.270	1-2				1-2		2-3		1-2 BB	2	0	0	0	1	0	2												
Kirby Puckett, R (1, 8) OBP: 0.382, SLG: 0.511	2-0 G4-3		2-2 G3		1-2 G6-3		2-1 G4-3		0-0 P3	5	0	0	0	0	0	5												
Kent Hrbek, L (1, 3) OBP: 0.385, SLG: 0.481		0-2 HR 1B		4-2 HR BB		2-1 HR		1-0 G1-5-3		3	3	2	1	1	0	0												
Gary Gaetti, R (1, 5) OBP: 0.302, SLG: 0.424	1-2 F7		2-2 HR		3-3 K		3-2 P4			4	1	1	2	0	1	1												
Brian Harper, R (1, 2) OBP: 0.352, SLG: 0.455	3-0 P6		0-0 G5-3		1-1 FC6-4 1B		1-2 1B			4	0	2	0	0	0	1												
Paul Sorrento, L (1, 10) OBP: 0.267, SLG: 0.352	3-2 HR		1-3 K		2-3 K		0-3 K			4	1	1	2	0	3	2												
Greg Gagne, R (1, 6) OBP: 0.280, SLG: 0.384	1-3 K		0-0 G5-3		0-0 FC6-4				0-0 F9	4	0	0	0	0	1	1												
Al Newman, S (1, 4) OBP: 0.288, SLG: 0.273			0-2 F7		2-3 K		0-0 G1-3		1-1 BB 1B	4	0	1	0	0	1	0												
Inning Stats	R: 0 E: 0 K: 0 S: 4	H: 0 LOB: 0 BB: 1 P: 11	R: 2 E: 0 K: 1 S: 13	H: 2 LOB: 0 BB: 21	R: 0 E: 1 K: 0 S: 12	H: 0 LOB: 1 BB: 0 P: 15	R: 2 E: 0 K: 1 S: 13	H: 1 LOB: 0 BB: 20	R: 0 E: 0 K: 1 S: 13	H: 1 LOB: 1 BB: 0 P: 19	R: 1 E: 0 K: 2 S: 11	H: 2 LOB: 1 BB: 0 P: 19	R: 0 E: 0 K: 0 S: 6	H: 1 LOB: 1 BB: 0 P: 10	R: 0 E: 0 K: 1 S: 14	H: 1 LOB: 1 BB: 0 P: 19	R: 0 E: 0 K: 1 S: 8	H: 1 LOB: 2 BB: 1 P: 14	1B: 5 2B: 2 3B: 0 HR: 3	SF: 0 SAC: 0 DP: 1 HBP: 0	WP: 0 PB: 0 SB: 1 CS: 0	PA: 39						
PITCHER	IP	WLS	BF	H	R	ER	SO	BB	IBB	HBP	BLK	WP	HR	S	P	ERA	WHIP											
Pete Harnisch, R (1, 1) ERA: 4.23	5.1		24	6	5	5	4	2	0	0	0	0	0	3	62	99	8.44	1.500										
Jeff Ballard, L (6, 1) ERA: 5.03	0.2		2	0	0	0	1	0	0	0	0	0	0	4	6	0.00	0.000											
Mark Williamson, R (7, 1) ERA: 1.41	2.0	W	8	2	0	0	1	0	0	0	0	0	0	20	29	0.00	1.000											
Gregg Olson, R (9, 1) ERA: 1.17	1.0	S	5	1	0	0	1	1	0	0	0	0	0	8	14	0.00	2.000											

Batter	1	2	3	4	5	6	7	8	9	AB	R	H	RBI	BB	SO	LOB	BOTTOM											
Steve Finley, L (1, 9) OBP: 0.315, SLG: 0.340	0-0 1B S 1B		0-2 G4-3		1-1 G4-3		1-1 G3		4-1 HR IBB	4	1	1	0	0	0	3	<p>Minnesota Twins @ Baltimore Orioles Memorial Stadium, Baltimore, MD</p> <p>Fri Jul 13 1990, 7:05 PM EDT Overcast - 65 F</p> <p>livebaseballscores.com</p> <p>AB 30 R 8 H 9 RBI 8 BB 10 SO 4 LOB 18</p> 											
Bob Melvin, R (8, PH) OBP: 0.265, SLG: 0.340										0	0	0	0	1	0	0												
Brad Kommsk, R (8, PR) OBP: 0.333, SLG: 0.364										0	1	0	0	0	0	0												
Joe Orsulak, L (1, 7) OBP: 0.361, SLG: 0.447	3-2 BB 1B		4-2 1B F7-2 BB		2-2 G4-3		1-0 F8		1-0 HR	3	1	1	0	1	0	0												
Phil Bradley, R (8, PH) OBP: 0.361, SLG: 0.348	1-3 1B		2-2 BB 1B		0-0 HR		3-2 HR		1-1 2-H 3-H 0-0 G4-3	4	2	3	2	1	0	1												
Randy Milligan, R (1, 3) OBP: 0.421, SLG: 0.518	4-1 BB 1B		2-2 BB 1B		0-0 HR		3-2 HR			4	2	3	2	1	0	1												
Mickey Tettleton, S (1, 2) OBP: 0.395, SLG: 0.429	1-2 G4-6-3 1B		4-2 BB 1B		3-2 F7		1-0 G3		3-3 K	4	0	1	2	1	1	1												
Cal Ripken Jr., R (1, 6) OBP: 0.359, SLG: 0.402	0-1 F8		0-1 F7-2		1-2 2B		2-2 1B			4	0	2	0	0	0	5												
Sam Horn, L (1, 10) OBP: 0.318, SLG: 0.406	0-0 G4-6-3		2-2 P5		2-3 K		0-3 K			4	0	0	0	0	2	4												
Tim Lueft, R (1, 4) OBP: 0.397, SLG: 0.474		1-0 G6-3		4-0 BB BB		4-2 BB		1-2 F9		2	0	0	0	2	0	0												
Craig Worthington, R (1, 5) OBP: 0.311, SLG: 0.333		4-0 BB		2-1 F7		2-2 F7		4-2 S BB HR BB		2	0	0	0	2	0	2												
Rene Gonzales, R (8, PR) OBP: 0.297, SLG: 0.281										0	1	0	0	0	0	0												
Mike Devereaux, R (1, 8) OBP: 0.267, SLG: 0.318		1-0 G6-4-3		4-2 BB		1-3 K		4-0 S HR BB		2	1	0	0	2	1	2												
Inning Stats	R: 2 E: 0 K: 0 S: 11	H: 3 LOB: 1 BB: 1 P: 19	R: 0 E: 0 K: 0 S: 2	H: 0 LOB: 0 BB: 1 P: 8	R: 0 E: 0 K: 0 S: 16	H: 1 LOB: 2 BB: 2 P: 26	R: 0 E: 0 K: 0 S: 9	H: 0 LOB: 2 BB: 2 P: 22	R: 1 E: 0 K: 1 S: 17	H: 2 LOB: 1 BB: 0 P: 25	R: 0 E: 0 K: 1 S: 13	H: 0 LOB: 1 BB: 1 P: 21	R: 1 E: 0 K: 1 S: 13	H: 2 LOB: 1 BB: 0 P: 20	R: 4 E: 0 K: 1 S: 13	H: 1 LOB: 1 BB: 3 P: 30	1B: 5 2B: 2 3B: 0 HR: 3	SF: 0 SAC: 0 DP: 3 HBP: 0	WP: 0 PB: 0 SB: 3 CS: 0	PA: 40								
PITCHER	IP	WLS	BF	H	R	ER	SO	BB	IBB	HBP	BLK	WP	HR	S	P	ERA	WHIP											
Kevin Tapani, R (1, 1) ERA: 4.1	4.2		21	4	1	1	0	6	0	0	0	0	0	1	48	88	1.93	2.143										
Scott Erickson, R (1, 1) ERA: 4.7	2.2	L	13	2	3	3	3	3	0	0	0	0	0	1	35	61	10.12	1.875										
Juan Berenguer, R (8, 1) ERA: 4.39	0.2		4	1	2	2	1	0	1	0	0	0	0	1	7	15	27.00	1.500										

Batter	1	2	3	4	5	6	7	8	9	AB	R	H	RBI	BB	SO	LOB	TOP			
Shane Mack, R OBP: 0.380, SLG: 0.458 (1, 7)										3	1	1	0	1	1	0	Minnesota Twins @ Baltimore Orioles Memorial Stadium, Baltimore, MD Fri Jul 13 1990, 7:05 PM EDT Att: 32,915 - Unknown - 63 F			
John Moses, S OBP: 0.326, SLG: 0.296 (1, 8)										4	1	1	2	0	0	1				
Kent Hrbek, L OBP: 0.387, SLG: 0.496 (1, 10)										4	1	2	1	0	0	0				
Gary Gaetti, R OBP: 0.301, SLG: 0.420 (1, 5)										3	0	0	0	1	0	0				
Paul Sorrento, L OBP: 0.250, SLG: 0.328 (1, 3)										4	0	0	0	0	1	2				
Fred Manrique, R OBP: 0.256, SLG: 0.340 Al Newman, S OBP: 0.288, SLG: 0.273 (1, 4) (9, 4)										4	0	0	0	0	0	2				
Carmen Castillo, R OBP: 0.169, SLG: 0.160 Dan Gladden, R OBP: 0.334, SLG: 0.403 (1, 9) (9, 7)										3	0	0	0	0	0	2				
Junior Ortiz, R OBP: 0.410, SLG: 0.468 (1, 2)										3	0	0	0	0	1	0				
Greg Gagne, R OBP: 0.276, SLG: 0.379 (1, 6)										3	0	0	0	0	0	0				
Inning Stats	R: 2 H: 2 E: 0 K: 0 S: 19	H: 2 LOB: 2 BB: 2 P: 31	R: 0 H: 1 E: 0 K: 1 S: 12	LOB: 1 BB: 0 P: 17	R: 0 H: 0 E: 0 K: 1 S: 7	LOB: 0 BB: 0 P: 11	R: 0 H: 0 E: 0 K: 0 S: 5	H: 0 LOB: 0 BB: 0 P: 6	R: 0 H: 0 E: 0 K: 0 S: 9	H: 1 LOB: 0 BB: 0 P: 15	R: 0 H: 0 E: 0 K: 0 S: 5	H: 0 LOB: 0 BB: 0 P: 9	R: 0 H: 0 E: 0 K: 1 S: 5	H: 0 LOB: 0 BB: 0 P: 6	R: 0 H: 0 E: 0 K: 0 S: 5	H: 0 LOB: 0 BB: 0 P: 8	1B: 1 2B: 1 3B: 0 HR: 2	SF: 0 SAC: 0 DP: 0 HBP: 0	WP: 0 PB: 0 SB: 0 CS: 0	PA: 33
PITCHER Dave Johnson, R ERA: 4.2 (1, 1)	IP: 9.0 WLS: L BF: 33 H: 4 R: 3 ER: 3 SO: 3 BB: 2 IBB: 0 HBP: 0 BLK: 0 WP: 0 HR: 2 S: 76 P: 115 ERA: 3.00 WHIP: 0.667															PITCHER				

Batter	1	2	3	4	5	6	7	8	9	AB	R	H	RBI	BB	SO	LOB	BOTTOM					
Mike Devereaux, R OBP: 0.278, SLG: 0.331 (1, 8)										3	0	2	1	1	1	1	Minnesota Twins @ Baltimore Orioles Memorial Stadium, Baltimore, MD Fri Jul 13 1990, 7:05 PM EDT Att: 32,915 - Unknown - 63 F					
Phil Bradley, R OBP: 0.355, SLG: 0.342 (1, 7)										4	0	0	0	0	1	4						
Randy Milligan, R OBP: 0.419, SLG: 0.513 (1, 3)										3	0	0	0	1	0	3						
Mickey Tettleton, S OBP: 0.393, SLG: 0.424 (1, 10)										3	0	0	0	1	1	1						
Cal Ripken Jr., R OBP: 0.358, SLG: 0.400 (1, 6)										4	0	1	0	0	1	0						
Tim Lincecum, R OBP: 0.388, SLG: 0.450 (1, 5)										3	0	0	0	1	2	2						
Bob Melvin, R OBP: 0.251, SLG: 0.333 Steve Finley, L OBP: 0.314, SLG: 0.339 (1, 2) (9, PH)										3	0	0	0	0	2	1						
Billy Ripken, R OBP: 0.311, SLG: 0.341 (1, 4)										4	1	1	0	0	0	1						
Brad Komminsk, R OBP: 0.339, SLG: 0.369 (1, 9)										4	0	2	0	0	1	0						
Inning Stats	R: 0 H: 0 E: 0 K: 2 S: 9	H: 0 LOB: 1 BB: 2 P: 22	R: 0 H: 0 E: 0 K: 1 S: 14	LOB: 1 BB: 1 P: 23	R: 0 H: 1 E: 0 K: 1 S: 12	LOB: 0 BB: 0 P: 17	R: 0 H: 0 E: 0 K: 1 S: 13	H: 0 LOB: 0 BB: 0 P: 19	R: 0 H: 1 E: 0 K: 2 S: 9	H: 1 LOB: 1 BB: 0 P: 11	R: 0 H: 1 E: 0 K: 1 S: 11	H: 3 LOB: 2 BB: 0 P: 17	R: 1 H: 3 E: 0 K: 0 S: 13	H: 0 LOB: 0 BB: 0 P: 21	R: 0 H: 0 E: 0 K: 1 S: 9	H: 0 LOB: 0 BB: 0 P: 13	R: 0 H: 0 E: 0 K: 0 S: 7	H: 0 LOB: 0 BB: 0 P: 10	1B: 5 2B: 2 3B: 0 HR: 0	SF: 0 SAC: 0 DP: 1 HBP: 0	WP: 0 PB: 0 SB: 0 CS: 1	PA: 36
PITCHER David West, L ERA: 4.5 Terry Leach, R ERA: 2.55 (1, 1) (7, 1)	IP: 6.1 WLS: W BF: 27 H: 5 R: 1 ER: 1 SO: 8 BB: 4 IBB: 0 HBP: 0 BLK: 0 WP: 0 HR: 0 S: 77 P: 124 ERA: 1.42 WHIP: 1.421															PITCHER						

AB	31
R	3
H	4
RBI	3
BB	2
SO	3
LOB	7




AB	32
R	1
H	6
RBI	1
BB	4
SO	9
LOB	13



Batter	1	2	3	4	5	6	7	8	9	AB	R	H	RBI	BB	SO	LOB	TOP					
Shane Mack, R OBP: 0.381, SLG: 0.455	0-1 2B HR 1B	2-2 FC6-4 2B	2-0 G6-3		1-0 G6-3		1-2 G6-3			5	2	2	0	0	0	3						
Al Newman, S OBP: 0.289, SLG: 0.280	1-3 HR 2B	1-0 HR 2B		1-2 G4-3	2-0 G3-1			0-0 F7		5	2	2	1	0	0	2						
Kirby Puckett, R OBP: 0.394, SLG: 0.526 John Moses, S OBP: 0.321, SLG: 0.292	1-1 HR	2-0 HR		4-1 HR BB		3-1 G6-3		3-2 P6		3	3	2	5	1	0	0						
Kent Hrbek, L OBP: 0.396, SLG: 0.507	2-2 P5	4-2 HR		3-2 HR BB		3-1 G6-3		4-2 BB		3	1	2	2	2	0	0						
Dan Gladden, R OBP: 0.336, SLG: 0.403	3-0 G4-3	0-0 P4		0-0 HR 1B		0-0 G4-6-3 1B		2-2 F8		5	0	1	0	0	0	3						
Paul Sorrento, L OBP: 0.284, SLG: 0.323 Carmen Castillo, R OBP: 0.177, SLG: 0.169	4-2 BB		2-2 HR 1B		2-2 L3		0-0 G5-3		0-0 G6-4-3 1B	2	1	1	0	1	0	1						
Fred Manrique, R OBP: 0.254, SLG: 0.350	1-3 K		0-0 HR		1-2 G5-3		2-3 K		1-0 G6-4-3	5	1	1	2	0	2	2						
Junior Ortiz, R OBP: 0.409, SLG: 0.463		1-1 FC6-4 1B	0-1 G5-3		2-0 G6-3		3-2 2B 1B		1-0 G5-3	5	0	2	0	0	0	0						
Greg Gagne, R OBP: 0.275, SLG: 0.379	1-0 P3		1-1 G6-3		0-0 1B		1-1 1B			4	0	2	0	0	0	1						
Inning Stats	R: 3 E: 0 K: 1 S: 17	H: 3 LOB: 1 BB: 1 P: 28	R: 3 E: 0 K: 0 S: 13	H: 3 LOB: 1 BB: 1 P: 24	R: 2 E: 0 K: 0 S: 9	H: 2 LOB: 0 BB: 0 P: 14	R: 2 E: 0 K: 0 S: 13	H: 2 LOB: 0 BB: 1 P: 23	R: 0 E: 0 K: 0 S: 8	H: 2 LOB: 2 BB: 0 P: 14	R: 0 E: 0 K: 1 S: 12	H: 2 LOB: 2 BB: 0 P: 19	R: 0 E: 0 K: 0 S: 10	H: 0 LOB: 1 BB: 1 P: 19	R: 0 E: 0 K: 0 S: 3	H: 1 LOB: 0 BB: 0 P: 5	1B: 9 2B: 4 3B: 0 HR: 4	SF: 0 SAC: 0 DP: 3 HBP: 0	WP: 0 PB: 0 SB: 1 CS: 0	PA: 44		
PITCHER	IP WLS BF H R ER SO BB IBB HBP BLK WP HR S P ERA WHIP	IP WLS BF H R ER SO BB IBB HBP BLK WP HR S P ERA WHIP	IP WLS BF H R ER SO BB IBB HBP BLK WP HR S P ERA WHIP	IP WLS BF H R ER SO BB IBB HBP BLK WP HR S P ERA WHIP	IP WLS BF H R ER SO BB IBB HBP BLK WP HR S P ERA WHIP	IP WLS BF H R ER SO BB IBB HBP BLK WP HR S P ERA WHIP	IP WLS BF H R ER SO BB IBB HBP BLK WP HR S P ERA WHIP	IP WLS BF H R ER SO BB IBB HBP BLK WP HR S P ERA WHIP	IP WLS BF H R ER SO BB IBB HBP BLK WP HR S P ERA WHIP	IP WLS BF H R ER SO BB IBB HBP BLK WP HR S P ERA WHIP	IP WLS BF H R ER SO BB IBB HBP BLK WP HR S P ERA WHIP	IP WLS BF H R ER SO BB IBB HBP BLK WP HR S P ERA WHIP	IP WLS BF H R ER SO BB IBB HBP BLK WP HR S P ERA WHIP	IP WLS BF H R ER SO BB IBB HBP BLK WP HR S P ERA WHIP	IP WLS BF H R ER SO BB IBB HBP BLK WP HR S P ERA WHIP	IP WLS BF H R ER SO BB IBB HBP BLK WP HR S P ERA WHIP	IP WLS BF H R ER SO BB IBB HBP BLK WP HR S P ERA WHIP	IP WLS BF H R ER SO BB IBB HBP BLK WP HR S P ERA WHIP	IP WLS BF H R ER SO BB IBB HBP BLK WP HR S P ERA WHIP	IP WLS BF H R ER SO BB IBB HBP BLK WP HR S P ERA WHIP	IP WLS BF H R ER SO BB IBB HBP BLK WP HR S P ERA WHIP	IP WLS BF H R ER SO BB IBB HBP BLK WP HR S P ERA WHIP

Minnesota Twins @ Baltimore Orioles
Memorial Stadium, Baltimore, MD
Sun Jul 15 1990, 3:33 AM EDT
Att. 42,817 - Overcast - 89 F


AB 40
R 10
H 16
RBI 10
BB 4
SO 2
LOB 12



Batter	1	2	3	4	5	6	7	8	9	AB	R	H	RBI	BB	SO	LOB	BOTTOM						
Mike Devereaux, R OBP: 0.282, SLG: 0.333	2-2 F7		3-2 PB 1B SF9 1B		2-2 F7			1-0 L7		4	1	1	0	0	0	1							
Phil Bradley, R OBP: 0.353, SLG: 0.345 Steve Finley, L OBP: 0.311, SLG: 0.332	1-0 2B		0-0 PB 1B		1-0 F7			1-0 G6-3		4	1	2	0	0	0	1							
Randy Milligan, R OBP: 0.421, SLG: 0.530 Sam Horn, L OBP: 0.339, SLG: 0.480	3-2 2B		3-2 SF9		1-0 F9			2-0 HR		2	0	1	2	0	0	0							
Mickey Tettleton, S OBP: 0.386, SLG: 0.411	3-2 F8		1-3 K		2-2 G5-3			2-3 K		4	0	0	0	0	2	2							
Cal Ripken Jr., R OBP: 0.354, SLG: 0.398 Rene Gonzales, R OBP: 0.294, SLG: 0.279	1-2 P3		1-0 P2		0-2 G5-3			1-0 G5-3		2	0	0	0	0	0	1							
Craig Worthington, R OBP: 0.312, SLG: 0.331		2-2 G4-3		1-2 G5-4-3 1B			1-1 G6-3		0-1 P3	4	0	1	0	0	0	0							
Bob Melvin, R OBP: 0.256, SLG: 0.327		1-3 K		0-0 G5-4-3			2-0 F8			3	0	0	0	0	1	1							
Billy Ripken, R OBP: 0.314, SLG: 0.343		3-2 F9			2-2 1B		1-2 G1-3			3	0	1	0	0	0	0							
Brad Komminsk, R OBP: 0.336, SLG: 0.358			2-1 G5-3		3-2 F7			2-1 F8		3	0	0	0	0	0	1							
Inning Stats	R: 1 E: 0 K: 0 S: 14	H: 2 LOB: 1 BB: 0 P: 24	R: 0 E: 0 K: 1 S: 11	H: 0 LOB: 0 BB: 0 P: 17	R: 1 E: 0 K: 1 S: 12	H: 2 LOB: 1 BB: 0 P: 21	R: 0 E: 0 K: 0 S: 5	H: 1 LOB: 0 BB: 0 P: 7	R: 0 E: 0 K: 0 S: 15	H: 1 LOB: 1 BB: 0 P: 23	R: 0 E: 0 K: 0 S: 7	H: 0 LOB: 0 BB: 0 P: 10	R: 0 E: 0 K: 0 S: 8	H: 0 LOB: 0 BB: 0 P: 12	R: 0 E: 0 K: 0 S: 4	H: 0 LOB: 0 BB: 0 P: 8	R: 1 E: 0 K: 1 S: 8	H: 1 LOB: 0 BB: 0 P: 13	1B: 4 2B: 2 3B: 0 HR: 1	SF: 1 SAC: 0 DP: 1 HBP: 0	WP: 0 PB: 1 SB: 0 CS: 0	PA: 33	
PITCHER	IP WLS BF H R ER SO BB IBB HBP BLK WP HR S P ERA WHIP	IP WLS BF H R ER SO BB IBB HBP BLK WP HR S P ERA WHIP	IP WLS BF H R ER SO BB IBB HBP BLK WP HR S P ERA WHIP	IP WLS BF H R ER SO BB IBB HBP BLK WP HR S P ERA WHIP	IP WLS BF H R ER SO BB IBB HBP BLK WP HR S P ERA WHIP	IP WLS BF H R ER SO BB IBB HBP BLK WP HR S P ERA WHIP	IP WLS BF H R ER SO BB IBB HBP BLK WP HR S P ERA WHIP	IP WLS BF H R ER SO BB IBB HBP BLK WP HR S P ERA WHIP	IP WLS BF H R ER SO BB IBB HBP BLK WP HR S P ERA WHIP	IP WLS BF H R ER SO BB IBB HBP BLK WP HR S P ERA WHIP	IP WLS BF H R ER SO BB IBB HBP BLK WP HR S P ERA WHIP	IP WLS BF H R ER SO BB IBB HBP BLK WP HR S P ERA WHIP	IP WLS BF H R ER SO BB IBB HBP BLK WP HR S P ERA WHIP	IP WLS BF H R ER SO BB IBB HBP BLK WP HR S P ERA WHIP	IP WLS BF H R ER SO BB IBB HBP BLK WP HR S P ERA WHIP	IP WLS BF H R ER SO BB IBB HBP BLK WP HR S P ERA WHIP	IP WLS BF H R ER SO BB IBB HBP BLK WP HR S P ERA WHIP	IP WLS BF H R ER SO BB IBB HBP BLK WP HR S P ERA WHIP	IP WLS BF H R ER SO BB IBB HBP BLK WP HR S P ERA WHIP	IP WLS BF H R ER SO BB IBB HBP BLK WP HR S P ERA WHIP	IP WLS BF H R ER SO BB IBB HBP BLK WP HR S P ERA WHIP	IP WLS BF H R ER SO BB IBB HBP BLK WP HR S P ERA WHIP	IP WLS BF H R ER SO BB IBB HBP BLK WP HR S P ERA WHIP

Minnesota Twins @ Baltimore Orioles
Memorial Stadium, Baltimore, MD
Sun Jul 15 1990, 3:33 AM EDT
Att. 42,817 - Overcast - 89 F

AB 32
R 3
H 7
RBI 3
BB 0
SO 3
LOB 7



Batter	1	2	3	4	5	6	7	8	9	AB	R	H	RBI	BB	SO	LOB	TOP										
Gary Pettis, S OBP: 0.319, SLG: 0.341 (1, 8)	G5-3		P9			K	G1-3			4	0	0	0	0	1	1											
Julio Franco, R OBP: 0.372, SLG: 0.410 (1, 4)	L9			HR		L3		G5-3		4	1	1	0	0	0	0											
Rafael Palmeiro, L OBP: 0.362, SLG: 0.466 (1, 3)	F7			HR		1B	1B	G3	2B	4	3	3	2	0	0	0											
Ruben Sierra, S OBP: 0.332, SLG: 0.446 (1, 9)		G5-4-3		F9		1B	2B	G3		4	1	2	0	0	0	1											
Pete Incaviglia, R OBP: 0.310, SLG: 0.460 (1, 7)	G5-4-3			G5-3		2B	1B			4	1	2	2	0	0	1											
Jack Daugherty, S OBP: 0.361, SLG: 0.459 (1, 10)	G4-3			G5-3		2B	2B	G4-1		4	0	1	2	0	0	1											
Mike Stanley, R OBP: 0.302, SLG: 0.321 (6, PH)						G6-3				2	0	1	0	0	0	0											
Geno Petralli, L OBP: 0.337, SLG: 0.291 (6, 2)			WP			G3			P6	2	0	0	0	0	0	1											
Scott Coolbaugh, R OBP: 0.268, SLG: 0.261 (1, 5)			F8			F9		G6-3	G4-3	4	0	0	0	0	0	1											
Gary Green, R OBP: 0.154, SLG: 0.120 (7, PH)			L6			G4-3			G6-3	2	0	0	0	0	0	1											
Jeff Huson, L OBP: 0.352, SLG: 0.328 (7, 6)								K		2	0	0	0	0	1	0											
Inning Stats	R: 0 E: 0 K: 0 S: 6	H: 0 LOB: 0 BB: 0 P: 8	R: 0 E: 0 K: 0 S: 4	H: 1 LOB: 0 BB: 0 P: 5	R: 0 E: 0 K: 0 S: 12	H: 1 LOB: 1 BB: 0 P: 20	R: 2 E: 0 K: 0 S: 12	H: 2 LOB: 0 BB: 0 P: 17	R: 0 E: 0 K: 0 S: 6	H: 0 LOB: 0 BB: 0 P: 9	R: 3 E: 0 K: 1 S: 21	H: 4 LOB: 1 BB: 0 P: 31	R: 0 E: 0 K: 1 S: 7	H: 0 LOB: 0 BB: 0 P: 11	R: 1 E: 0 K: 0 S: 16	H: 2 LOB: 1 BB: 0 P: 24	R: 0 E: 0 K: 0 S: 6	H: 0 LOB: 0 BB: 0 P: 11	1B: 7 2B: 2 3B: 0 HR: 1	SF: 0 SAC: 0 DP: 1 HBP: 0	WP: 1 PB: 0 SB: 0 CS: 0	PA: 36					
PITCHER	IP	WLS	BF	H	R	ER	SO	BB	IBB	HBP	BLK	WP	HR	S	P	ERA	WHIP										
Jeff Ballard, L ERA: 4.95 (1, 1)	5.0		18	4	2	2	0	0	0	0	0	1	1	40	59	3.60	0.800										
Curt Schilling, R ERA: 2.7 (6, 1)	0.2		6	4	3	3	1	0	0	0	0	0	0	18	25	40.50	6.000										
Joe Price, L ERA: 2.7 (7, 1)	0.1		1	0	0	0	0	0	0	0	0	0	0	3	6	0.00	0.000										
Ben McDonald, R ERA: 1.04 (9, 1)	2.0	W	3	0	0	0	0	0	0	0	0	0	0	23	35	4.50	1.000										
Gregg Olson, R ERA: 1.14 (9, 1)	1.0		3	0	0	0	0	0	0	0	0	0	0	6	11	0.00	0.000										

Texas Rangers @ Baltimore Orioles
Memorial Stadium, Baltimore, MD
Mon Jul 16 1990, 7:05 PM EDT
Att: 30,718 - Unknown - 87 F

AB 36
R 6
H 10
RBI 6
BB 0
SO 2
LOB 7



Batter	1	2	3	4	5	6	7	8	9	AB	R	H	RBI	BB	SO	LOB	BOTTOM										
Steve Finley, L OBP: 0.313, SLG: 0.335 (9, PH)	FC4-6	G4-6-3			HR		G6-3		1B	4	1	2	0	0	0	2											
Brad Komminsk, R OBP: 0.341, SLG: 0.358 (9, PH)									BB	0	1	0	0	1	0	0											
Phil Bradley, R OBP: 0.354, SLG: 0.358 (1, 7)	FC4-6	F8			HR		P6		BB	5	2	2	4	0	0	2											
Randy Milligan, R OBP: 0.420, SLG: 0.525 (1, 3)	F9		F8		F8-6		K		BB	3	0	0	0	2	1	1											
Mickey Tettleton, S OBP: 0.389, SLG: 0.410 (1, 2)	1B		K		BB		BB		BB	3	0	1	1	2	1	0											
Cal Ripken Jr., R OBP: 0.353, SLG: 0.396 (1, 6)	1B		G5-3		K		K		F7	4	0	1	1	0	1	2											
Sam Horn, L OBP: 0.330, SLG: 0.466 (8, PH)	G1-3				F8-6				E6	3	0	0	0	0	1	4											
Tim Hulett, R OBP: 0.382, SLG: 0.443 (8, PH)									WP	1	0	0	0	0	0	0											
Craig Worthington, R OBP: 0.314, SLG: 0.331 (1, 5)		1B	SH		P8		B5-3		BB	3	1	1	0	1	0	0											
Billy Ripken, R OBP: 0.310, SLG: 0.339 (1, 4)		SH			G5-3		L6		G4-3	3	0	0	0	0	2												
Mike Devereaux, R OBP: 0.293, SLG: 0.339 (1, 8)							K		BB	3	2	2	0	1	1	0											
Inning Stats	R: 1 E: 0 K: 0 S: 11	H: 3 LOB: 2 BB: 0 P: 17	R: 1 E: 1 K: 0 S: 10	H: 2 LOB: 1 BB: 0 P: 16	R: 0 E: 0 K: 1 S: 9	H: 0 LOB: 0 BB: 0 P: 13	R: 0 E: 0 K: 1 S: 8	H: 0 LOB: 0 BB: 0 P: 13	R: 3 E: 0 K: 1 S: 10	H: 2 LOB: 1 BB: 3 P: 26	R: 0 E: 0 K: 1 S: 7	H: 0 LOB: 0 BB: 0 P: 9	R: 0 E: 0 K: 1 S: 6	H: 0 LOB: 0 BB: 0 P: 10	R: 0 E: 0 K: 0 S: 10	H: 0 LOB: 2 BB: 1 P: 16	R: 2 E: 0 K: 0 S: 8	H: 2 LOB: 3 BB: 3 P: 21	1B: 8 2B: 1 3B: 0 HR: 1	SF: 0 SAC: 1 DP: 2 HBP: 0	WP: 1 PB: 0 SB: 0 CS: 0	PA: 40					
PITCHER	IP	WLS	BF	H	R	ER	SO	BB	IBB	HBP	BLK	WP	HR	S	P	ERA	WHIP										
Charlie Hough, R ERA: 4.49 (8, 1)	0.1	L	5	1	2	2	0	2	0	0	0	1	0	9	18	54.00	9.000										
Kenny Rogers, L ERA: 4.42 (9, 1)	0.0		3	1	0	0	0	1	1	0	0	0	0	5	14	∞	∞										

Texas Rangers @ Baltimore Orioles
Memorial Stadium, Baltimore, MD
Mon Jul 16 1990, 7:05 PM EDT
Att: 30,718 - Unknown - 87 F

AB 32
R 7
H 9
RBI 6
BB 7
SO 5
LOB 13



Batter	1	2	3	4	5	6	7	8	9	AB	R	H	RBI	BB	SO	LOB	TOP				
Jeff Huson, L OBP: 0.347, SLG: 0.322 (1,5)	G4-3		G4-3			F9			F7	4	0	0	0	0	0	1					
Julio Franco, R OBP: 0.373, SLG: 0.414 (1,4)	1B SF7			K			K		1B 2B	4	2	2	0	0	2	0					
Rafael Palmeiro, L OBP: 0.363, SLG: 0.466 (1,3)	CS			G3-1			G4-3		DI 1B	4	0	2	2	0	0	0					
Ruben Sierra, S OBP: 0.329, SLG: 0.442 (1,9)	SF7			P5			F9		K	3	0	0	1	0	1	1					
Jack Daugherty, S OBP: 0.355, SLG: 0.451 (1,7)	CS	K			L8				G6-3	3	0	0	0	0	1	0					
Pete Incaviglia, R OBP: 0.307, SLG: 0.456 (1,8)			K						K	3	0	0	0	0	3	0					
Kevin Reimer, L OBP: 0.358, SLG: 0.521 (1,10)			K						G4-3	3	0	0	0	0	1	0					
Geno Petralli, L OBP: 0.337, SLG: 0.291 (1,2)			F8						G6-3	3	1	1	0	0	0	0					
Gary Green, R OBP: 0.143, SLG: 0.111 (1,6)			F7						2B 1B	2	0	0	0	0	0	0					
Gary Pettis, S OBP: 0.318, SLG: 0.339 (9,PH)						G3			K	1	0	0	0	0	1	1					
Inning Stats	R: 1 E: 0 K: 0 S: 13	H: 2 LOB: 0 BB: 0 P: 17	R: 0 E: 0 K: 3 S: 13	H: 0 LOB: 0 BB: 0 P: 17	R: 0 E: 0 K: 0 S: 8	H: 0 LOB: 0 BB: 0 P: 14	R: 0 E: 0 K: 1 S: 9	H: 0 LOB: 0 BB: 0 P: 11	R: 0 E: 0 K: 1 S: 10	H: 0 LOB: 0 BB: 0 P: 17	R: 0 E: 0 K: 1 S: 9	H: 0 LOB: 0 BB: 0 P: 11	R: 0 E: 0 K: 1 S: 6	H: 0 LOB: 0 BB: 0 P: 10	R: 2 E: 0 K: 2 S: 17	H: 3 LOB: 1 BB: 0 P: 23	1B: 4 2B: 1 3B: 0 HR: 0	SF: 1 SAC: 0 DP: 0 HBP: 0	WP: 0 PB: 0 SB: 0 CS: 1	PA: 32	
PITCHER	IP WLS BF H R ER SO BB IBB HBP BLK WP HR S P ERA WHIP	IP WLS BF H R ER SO BB IBB HBP BLK WP HR S P ERA WHIP	IP WLS BF H R ER SO BB IBB HBP BLK WP HR S P ERA WHIP	IP WLS BF H R ER SO BB IBB HBP BLK WP HR S P ERA WHIP	IP WLS BF H R ER SO BB IBB HBP BLK WP HR S P ERA WHIP	IP WLS BF H R ER SO BB IBB HBP BLK WP HR S P ERA WHIP	IP WLS BF H R ER SO BB IBB HBP BLK WP HR S P ERA WHIP	IP WLS BF H R ER SO BB IBB HBP BLK WP HR S P ERA WHIP	IP WLS BF H R ER SO BB IBB HBP BLK WP HR S P ERA WHIP	IP WLS BF H R ER SO BB IBB HBP BLK WP HR S P ERA WHIP	IP WLS BF H R ER SO BB IBB HBP BLK WP HR S P ERA WHIP	IP WLS BF H R ER SO BB IBB HBP BLK WP HR S P ERA WHIP	IP WLS BF H R ER SO BB IBB HBP BLK WP HR S P ERA WHIP	IP WLS BF H R ER SO BB IBB HBP BLK WP HR S P ERA WHIP	IP WLS BF H R ER SO BB IBB HBP BLK WP HR S P ERA WHIP	IP WLS BF H R ER SO BB IBB HBP BLK WP HR S P ERA WHIP	IP WLS BF H R ER SO BB IBB HBP BLK WP HR S P ERA WHIP	IP WLS BF H R ER SO BB IBB HBP BLK WP HR S P ERA WHIP	IP WLS BF H R ER SO BB IBB HBP BLK WP HR S P ERA WHIP	IP WLS BF H R ER SO BB IBB HBP BLK WP HR S P ERA WHIP	IP WLS BF H R ER SO BB IBB HBP BLK WP HR S P ERA WHIP

Texas Rangers @ Baltimore Orioles
Memorial Stadium, Baltimore, MD
Tue Jul 17 1990, 7:05 PM EDT
Att: 25,134 - Unknown - 85 F

AB 30
R 3
H 5
RBI 3
BB 0
SO 9
LOB 3





Batter	1	2	3	4	5	6	7	8	9	AB	R	H	RBI	BB	SO	LOB	BOTTOM				
Phil Bradley, R OBP: 0.351, SLG: 0.352 (1,7)	G1-3	G5-3		HR BB		G6-3		G6-3		4	1	0	0	1	0	1					
Joe Orsulak, L OBP: 0.365, SLG: 0.463 (1,9)			G4-3			P5				4	1	2	3	0	0	0					
Steve Finley, L OBP: 0.313, SLG: 0.335 (9,9)	2B			HR						0	0	0	0	0	0	0					
Randy Milligan, R OBP: 0.418, SLG: 0.519 (1,3)	G6-3		1B BB	K			E6 SF7			3	1	0	0	1	1	1					
Mickey Tettleton, S OBP: 0.390, SLG: 0.410 (1,2)			1B		G4-3		G4-3			3	0	1	0	1	0	1					
Cal Ripken Jr., R OBP: 0.352, SLG: 0.392 (1,6)	G6-3		L6		F9		SF7 IBB			3	0	0	0	1	0	4					
Sam Horn, L OBP: 0.336, SLG: 0.467 (1,10)		FC1-6 BB	G6-3		1B		SF7		1B	2	0	1	1	1	0	2					
Craig Worthington, R OBP: 0.317, SLG: 0.333 (1,5)		K		G6-4-3 HR 1B	1B		P6			4	1	2	0	0	1	2					
Tim Lulett, R OBP: 0.375, SLG: 0.431 (1,4)		FC1-6 2B		G6-4-3 1B					K	4	1	1	0	0	1	3					
Billy Ripken, R OBP: 0.310, SLG: 0.339 (9,4)				G6-4-3 1B					K	0	0	0	0	0	0	0					
Mike Devereaux, R OBP: 0.292, SLG: 0.343 (1,8)		1-H 2B		G6-4-3			F8		K	4	0	1	1	0	1	2					
Inning Stats	R: 0 E: 0 K: 0 S: 9	H: 1 LOB: 2 BB: 1 P: 21	R: 1 E: 0 K: 1 S: 11	H: 1 LOB: 1 BB: 1 P: 20	R: 0 E: 0 K: 0 S: 10	H: 1 LOB: 2 BB: 1 P: 17	R: 3 E: 0 K: 1 S: 12	H: 3 LOB: 0 BB: 1 P: 25	R: 0 E: 0 K: 0 S: 7	H: 2 LOB: 2 BB: 0 P: 13	R: 0 E: 0 K: 0 S: 7	H: 0 LOB: 0 BB: 0 P: 9	R: 1 E: 1 K: 0 S: 8	H: 0 LOB: 1 BB: 1 P: 21	R: 0 E: 0 K: 2 S: 9	H: 0 LOB: 0 BB: 0 P: 14	1B: 5 2B: 2 3B: 0 HR: 1	SF: 1 SAC: 0 DP: 1 HBP: 0	WP: 0 PB: 0 SB: 0 CS: 0	PA: 37	
PITCHER	IP WLS BF H R ER SO BB IBB HBP BLK WP HR S P ERA WHIP	IP WLS BF H R ER SO BB IBB HBP BLK WP HR S P ERA WHIP	IP WLS BF H R ER SO BB IBB HBP BLK WP HR S P ERA WHIP	IP WLS BF H R ER SO BB IBB HBP BLK WP HR S P ERA WHIP	IP WLS BF H R ER SO BB IBB HBP BLK WP HR S P ERA WHIP	IP WLS BF H R ER SO BB IBB HBP BLK WP HR S P ERA WHIP	IP WLS BF H R ER SO BB IBB HBP BLK WP HR S P ERA WHIP	IP WLS BF H R ER SO BB IBB HBP BLK WP HR S P ERA WHIP	IP WLS BF H R ER SO BB IBB HBP BLK WP HR S P ERA WHIP	IP WLS BF H R ER SO BB IBB HBP BLK WP HR S P ERA WHIP	IP WLS BF H R ER SO BB IBB HBP BLK WP HR S P ERA WHIP	IP WLS BF H R ER SO BB IBB HBP BLK WP HR S P ERA WHIP	IP WLS BF H R ER SO BB IBB HBP BLK WP HR S P ERA WHIP	IP WLS BF H R ER SO BB IBB HBP BLK WP HR S P ERA WHIP	IP WLS BF H R ER SO BB IBB HBP BLK WP HR S P ERA WHIP	IP WLS BF H R ER SO BB IBB HBP BLK WP HR S P ERA WHIP	IP WLS BF H R ER SO BB IBB HBP BLK WP HR S P ERA WHIP	IP WLS BF H R ER SO BB IBB HBP BLK WP HR S P ERA WHIP	IP WLS BF H R ER SO BB IBB HBP BLK WP HR S P ERA WHIP	IP WLS BF H R ER SO BB IBB HBP BLK WP HR S P ERA WHIP	IP WLS BF H R ER SO BB IBB HBP BLK WP HR S P ERA WHIP

Texas Rangers @ Baltimore Orioles
Memorial Stadium, Baltimore, MD
Tue Jul 17 1990, 7:05 PM EDT
Att: 25,134 - Unknown - 85 F

AB 31
R 5
H 8
RBI 5
BB 5
SO 4
LOB 16



Batter	1	2	3	4	5	6	7	8	9	AB	R	H	RBI	BB	SO	LOB	TOP					
Jeff Huson, L OBP: 0.352, SLG: 0.325 (1, 6)	L9		1-0 SAFE 1-3 HR 1B		4-0 1B BB	0-1 3-H 1B			0-0 G4-3	4	2	1	1	0	0		<p>Texas Rangers @ Baltimore Orioles Memorial Stadium, Baltimore, MD</p> <p>Wed Jul 18 1990, 7:05 PM EDT Att: 26,866 - Unknown - 89 F</p> <p>livebaseballscores.com</p> <p>AB 34 R 7 H 13 RBI 7 BB 3 SO 6 LOB 14</p> 					
Julio Franco, R OBP: 0.376, SLG: 0.416 (1, 4)	4-2 1B BB		0-2 SF9		1-0 1B BB	1-3 3-H 1B			1-2 G4-6-3 1B	3	1	2	2	1	1	2						
Rafael Palmeiro, L OBP: 0.369, SLG: 0.480 (1, 3)	1-0 SAFE 1-2 G4-6-3 1B		0-0 1-H HR		1-0 1-3 3-H 1B				0-0 FC3-6 1B	5	1	4	3	0	0	1						
Ruben Sierra, S OBP: 0.325, SLG: 0.438 (1, 9)	2-1 G4-6-3		3-2 F8		1-1 3-H SF7				0-0 FC3-6 G5-4-3 1B	3	0	0	1	0	0	3						
Jack Daugherty, S OBP: 0.353, SLG: 0.446 (1, 10)			1-0 G4-6-3 1B		2-1 F7				1-1 G5-4-3	4	0	1	0	0	1	2						
Pete Incaviglia, R OBP: 0.307, SLG: 0.453 (1, 7)			0-3 K		3-0 G6-3				1-1 1B 1B	4	1	1	0	0	1	1						
Geno Petralli, L OBP: 0.330, SLG: 0.285 (1, 2)			0-0 G4-6-3		1-3 K				0-1 F7	4	0	0	0	0	1	2						
Scott Coolbaugh, R OBP: 0.273, SLG: 0.274 (1, 5)			3-3 K		1-0 1B 2B				3-2 F7	4	1	2	0	0	1	1						
Gary Pettis, S OBP: 0.321, SLG: 0.339 (1, 8)			4-2 1B SF9 BB		1-3 K				1-1 1B	3	1	1	0	1	1	2						
Inning Stats	R: 0 E: 0 K: 0 S: 8	H: 1 LOB: 1 BB: 1 P: 15	R: 0 E: 0 K: 1 S: 5	H: 1 LOB: 0 BB: 0 P: 6	R: 3 E: 0 K: 1 S: 16	H: 2 LOB: 0 BB: 1 P: 26	R: 0 E: 0 K: 1 S: 6	H: 0 LOB: 0 BB: 0 P: 12	R: 3 E: 0 K: 2 S: 11	H: 3 LOB: 1 BB: 1 P: 21	R: 1 E: 0 K: 1 S: 16	H: 3 LOB: 2 BB: 0 P: 22	R: 0 E: 0 K: 0 S: 4	H: 1 LOB: 0 BB: 0 P: 5	R: 0 E: 0 K: 0 S: 9	H: 1 LOB: 1 BB: 0 P: 14	R: 0 E: 0 K: 0 S: 5	H: 1 LOB: 0 BB: 0 P: 7	1B: 11 2B: 1 3B: 0 HR: 1	SF: 2 SAC: 0 DP: 4 HBP: 0	WP: 0 PB: 0 SB: 0 CS: 0	PA: 39
PITCHER	IP WLS BF H R ER SO BB IBB HBP BLK WP HR S P ERA WHIP	4.1 L 20 6 6 6 4 3 0 0 0 0 1 40 71 12.46 2.077	5.1 0.2 3 1 0 0 1 0 0 0 0 0 0 6 9 0.00 1.500	6.1 2.0 9 4 1 1 1 0 0 0 0 0 0 26 27 4.50 2.000	8.1 1.0 4 1 0 0 0 0 0 0 0 0 0 9 14 0.00 1.000	9.1 1.0 3 1 0 0 0 0 0 0 0 0 0 5 7 0.00 1.000	PITCHER										IP WLS BF H R ER SO BB IBB HBP BLK WP HR S P ERA WHIP					

Batter	1	2	3	4	5	6	7	8	9	AB	R	H	RBI	BB	SO	LOB	BOTTOM					
Steve Finley, L OBP: 0.311, SLG: 0.329 (1, 8)	K		0-1 G6-3		2-1 F9				4-2 BB	4	0	0	0	1	1	0	<p>Texas Rangers @ Baltimore Orioles Memorial Stadium, Baltimore, MD</p> <p>Wed Jul 18 1990, 7:05 PM EDT Att: 26,866 - Unknown - 89 F</p> <p>livebaseballscores.com</p> <p>AB 32 R 1 H 5 RBI 1 BB 8 SO 11 LOB 23</p> 					
Phil Bradley, R OBP: 0.349, SLG: 0.349 (1, 7)	K		1-2 1B		0-0 G5-3				0-1 P3	5	0	1	0	0	1	1						
Randy Milligan, R OBP: 0.424, SLG: 0.533 (1, 3)	4-2 BB S BB		0-2 1-2 1B		1-0 HR				1-3 K	4	1	3	1	1	1	1						
Mickey Tettleton, S OBP: 0.387, SLG: 0.404 (1, 2)	4-2 SAFE FC5 BB 1-2 BB		2-3 K		2-3 K				1-2 F8	4	0	0	0	1	2	4						
Joe Orsulak, L OBP: 0.367, SLG: 0.461 (1, 9)	4-1 BB 1-2 2-3 BB		0-3 K		0-0 BB 1B				0-1 G3	3	0	1	0	1	1	2						
Cal Ripken Jr., R OBP: 0.354, SLG: 0.390 (1, 6)	0-0 FC5				2-2 G5-3				4-2 FC5 BB BB	2	0	0	0	2	0	3						
Sam Horn, L OBP: 0.341, SLG: 0.458 (1, 10)			3-3 K		4-2 BB				4-2 BB BB	2	0	0	0	2	2	2						
Craig Worthington, R OBP: 0.313, SLG: 0.329 (1, 5)			0-3 K		2-2 F8				1-3 K	4	0	0	0	0	2	5						
Billy Ripken, R OBP: 0.306, SLG: 0.333 (1, 4)			0-1 F9		1-0 G4-3				1-0 FC5	4	0	0	0	0	1	5						
Inning Stats	R: 0 E: 0 K: 2 S: 17	H: 0 LOB: 3 BB: 3 P: 35	R: 0 E: 0 K: 2 S: 9	H: 0 LOB: 0 BB: 0 P: 12	R: 0 E: 0 K: 0 S: 14	H: 2 LOB: 2 BB: 0 P: 17	R: 0 E: 0 K: 0 S: 11	H: 0 LOB: 1 BB: 1 P: 20	R: 1 E: 0 K: 1 S: 7	H: 1 LOB: 0 BB: 0 P: 12	R: 0 E: 0 K: 3 S: 14	H: 1 LOB: 2 BB: 1 P: 21	R: 0 E: 0 K: 0 S: 6	H: 1 LOB: 1 BB: 0 P: 10	R: 0 E: 0 K: 0 S: 13	H: 0 LOB: 2 BB: 2 P: 24	R: 0 E: 0 K: 1 S: 15	H: 0 LOB: 1 BB: 1 P: 21	1B: 4 2B: 0 3B: 0 HR: 1	SF: 0 SAC: 0 DP: 0 HBP: 0	WP: 0 PB: 0 SB: 1 CS: 0	PA: 40
PITCHER	IP WLS BF H R ER SO BB IBB HBP BLK WP HR S P ERA WHIP	7.0 W 31 5 0 0 1 5 0 0 0 0 1 78 127 1.29 1.429	8.1 2.0 9 0 0 0 1 3 0 0 0 0 0 28 45 0.00 1.500	PITCHER										IP WLS BF H R ER SO BB IBB HBP BLK WP HR S P ERA WHIP								

Batter	1	2	3	4	5	6	7	8	9	AB	R	H	RBI	BB	SO	LOB	TOP			
Lance Johnson, L OBP: 0.314, SLG: 0.333		G1-3			G4-3			F9		4	1	1	0	0	0	2	Chicago White Sox @ Baltimore Orioles Memorial Stadium, Baltimore, MD Thu Jul 19 1990, 7:05 PM EDT Att: 27,267 - Unknown - 93 F			
Robin Ventura, L OBP: 0.313, SLG: 0.300			G3		G4-3			F8		4	0	1	1	0	0	0				
Ivan Calderon, R OBP: 0.366, SLG: 0.449									P3	4	0	2	0	0	0	1				
Dan Pasqua, L OBP: 0.387, SLG: 0.591						F8		F9		4	0	0	0	0	1	3				
Carlton Fisk, R OBP: 0.378, SLG: 0.403 Ron Karkovics, R OBP: 0.359, SLG: 0.484										4	0	1	0	0	0	2				
Ron Kittle, R OBP: 0.309, SLG: 0.477 Steve Lyons, L OBP: 0.271, SLG: 0.276										0	0	0	0	0	0	0				
Scott Fletcher, R OBP: 0.317, SLG: 0.336										3	0	1	0	1	0	2				
Sammy Sosa, R OBP: 0.297, SLG: 0.446										3	0	0	0	0	2	3				
Ozzie Guillen, L OBP: 0.340, SLG: 0.374										3	0	1	0	0	0	0				
Inning Stats	R: 1 E: 0 K: 1 S: 9	H: 2 LOB: 1 BB: 0 P: 11	R: 0 E: 0 K: 1 S: 9	H: 1 LOB: 2 BB: 1 P: 16	R: 0 E: 0 K: 0 S: 6	H: 1 LOB: 0 BB: 0 P: 11	R: 0 E: 0 K: 0 S: 6	H: 1 LOB: 1 BB: 0 P: 16	R: 0 E: 0 K: 1 S: 5	H: 0 LOB: 0 BB: 0 P: 8	R: 0 E: 0 K: 1 S: 6	H: 0 LOB: 0 BB: 0 P: 8	R: 0 E: 0 K: 0 S: 4	H: 0 LOB: 0 BB: 0 P: 5	R: 0 E: 0 K: 0 S: 5	H: 1 LOB: 2 BB: 1 P: 12		1B: 6 2B: 1 3B: 0 HR: 0	SF: 0 SAC: 0 DP: 3 HBP: 0	WP: 0 PB: 0 SB: 0 CS: 0
PITCHER	IP WLS BF H R ER SO BB IBB HBP BLK WP HR S P ERA WHIP																			
John Mitchell, R ERA: 4.02	(1, 1) 8.2 W 32 7 1 1 3 2 0 0 0 0 0 0 55 92 1.04 1.038																			
Gregg Olson, R ERA: 1.13	(9, 1) 0.1 S 2 0 0 0 0 1 0 0 0 0 0 0 1 5 0.00 3.000																			

Batter	1	2	3	4	5	6	7	8	9	AB	R	H	RBI	BB	SO	LOB	BOTTOM			
Phil Bradley, R OBP: 0.347, SLG: 0.359 Steve Finley, L OBP: 0.311, SLG: 0.329		L8		G4-3						4	0	1	1	0	0	0	Chicago White Sox @ Baltimore Orioles Memorial Stadium, Baltimore, MD Thu Jul 19 1990, 7:05 PM EDT Att: 27,267 - Unknown - 93 F			
Joe Orsulak, L OBP: 0.368, SLG: 0.460					G3					3	1	1	0	1	0	0				
Randy Milligan, R OBP: 0.424, SLG: 0.529										2	1	0	0	2	0	1				
Mickey Tettleton, S OBP: 0.386, SLG: 0.412					K					4	1	1	1	0	1	3				
Cal Ripken Jr., R OBP: 0.353, SLG: 0.391					F7					4	0	1	2	0	0	1				
Tim Lincecum, R OBP: 0.373, SLG: 0.426 Craig Worthington, R OBP: 0.313, SLG: 0.329										3	0	1	0	0	1	1				
Bob Melvin, R OBP: 0.251, SLG: 0.321										3	0	0	0	0	0	3				
Billy Ripken, R OBP: 0.302, SLG: 0.329										3	0	0	0	0	0	0				
Mike Devereaux, R OBP: 0.287, SLG: 0.337										3	0	0	0	0	1	0				
Inning Stats	R: 3 E: 0 K: 0 S: 13	H: 3 LOB: 1 BB: 1 P: 23	R: 0 E: 0 K: 0 S: 10	H: 0 LOB: 0 BB: 0 P: 12	R: 1 E: 1 K: 0 S: 15	H: 2 LOB: 2 BB: 1 P: 26	R: 0 E: 0 K: 1 S: 9	H: 0 LOB: 0 BB: 0 P: 13	R: 0 E: 0 K: 1 S: 8	H: 0 LOB: 1 BB: 1 P: 16	R: 0 E: 0 K: 1 S: 9	H: 0 LOB: 0 BB: 0 P: 12	R: 0 E: 0 K: 0 S: 6	H: 0 LOB: 0 BB: 0 P: 9	R: 0 E: 0 K: 0 S: 7	H: 0 LOB: 0 BB: 0 P: 12		1B: 2 2B: 1 3B: 0 HR: 2	SF: 0 SAC: 0 DP: 1 HBP: 0	WP: 0 PB: 0 SB: 0 CS: 0
PITCHER	IP WLS BF H R ER SO BB IBB HBP BLK WP HR S P ERA WHIP																			
Adam Peterson, R ERA: 4.14	(1, 1) 8.0 L 32 5 4 4 3 3 0 0 0 0 0 2 77 123 4.50 1.000																			

Batter	1	2	3	4	5	6	7	8	9	AB	R	H	RBI	BB	SO	LOB	TOP			
Lance Johnson, L OBP: 0.311, SLG: 0.330	G4-3		P6			G6-3			G3	4	0	0	0	0	0	1	Chicago White Sox @ Baltimore Orioles Memorial Stadium, Baltimore, MD Sat Jul 21 1990, 7:05 PM EDT Att: 38,819 - Unknown			
Robin Ventura, L OBP: 0.314, SLG: 0.311	G4-3		1B			G5-3			F7	4	0	1	0	0	0	0				
Ivan Calderon, R OBP: 0.360, SLG: 0.439	L9		L3			K			G1-3	4	0	0	0	0	1	2				
Dan Pasqua, L OBP: 0.380, SLG: 0.574		F7		K					K	3	0	0	0	0	2	0				
Ron Kittle, R OBP: 0.308, SLG: 0.471		1B		1B					P4	0	0	0	0	0	0	0				
Ron Karkovics, R OBP: 0.349, SLG: 0.469		FC6-4		G1-6-3					G5-3	3	0	0	0	0	0	2				
Scott Fletcher, R OBP: 0.313, SLG: 0.329		1B							L9	2	0	0	0	1	0	0				
Sammy Sosa, R OBP: 0.293, SLG: 0.440		G4-3							F7	3	0	0	0	0	1	2				
Ozzie Guillen, L OBP: 0.335, SLG: 0.369			1B						K	3	0	1	0	0	1	0				
Inning Stats	R: 0 E: 0 K: 0 S: 5	H: 0 LOB: 0 BB: 0 P: 7	R: 0 E: 0 K: 0 S: 8	H: 1 LOB: 2 BB: 1 P: 17	R: 0 E: 0 K: 0 S: 10	H: 2 LOB: 1 BB: 0 P: 13	R: 0 E: 0 K: 1 S: 5	H: 1 LOB: 0 BB: 0 P: 6	R: 0 E: 0 K: 1 S: 7	H: 0 LOB: 0 BB: 0 P: 8	R: 0 E: 0 K: 1 S: 6	H: 0 LOB: 0 BB: 0 P: 9	R: 0 E: 0 K: 1 S: 6	H: 0 LOB: 0 BB: 0 P: 9	R: 0 E: 0 K: 0 S: 4	H: 0 LOB: 0 BB: 0 P: 5	1B: 4 2B: 1 3B: 0 HR: 0	SF: 0 SAC: 0 DP: 2 HBP: 0	WP: 0 PB: 0 SB: 0 CS: 0	PA: 30
PITCHER Ben McDonald, R ERA: 0.48	IP: 9.0 WLS: W BF: 30 H: 4 R: 0 ER: 0 SO: 5 BB: 1 IBB: 0 HBP: 0 BLK: 0 WP: 0 HR: 0 S: 56 P: 85 ERA: 0.00 WHIP: 0.556																			

Batter	1	2	3	4	5	6	7	8	9	AB	R	H	RBI	BB	SO	LOB	BOTTOM			
Phil Bradley, R OBP: 0.350, SLG: 0.352				K					G4-3	2	0	0	0	1	1	1	Chicago White Sox @ Baltimore Orioles Memorial Stadium, Baltimore, MD Sat Jul 21 1990, 7:05 PM EDT Att: 38,819 - Unknown			
Steve Finley, L OBP: 0.311, SLG: 0.329										0	0	0	0	0	0	0				
Joe Orsulak, L OBP: 0.367, SLG: 0.459	HBP	BB							P4	4	0	2	1	0	0	1				
Randy Milligan, R OBP: 0.417, SLG: 0.517	1B	2B							P5	4	0	0	0	0	0	4				
Mickey Tettleton, S OBP: 0.386, SLG: 0.411	K								G3	4	0	0	0	0	4	2				
Cal Ripken Jr., R OBP: 0.346, SLG: 0.382	K								K	4	0	0	0	0	1	2				
Tim Lincecum, R OBP: 0.386, SLG: 0.405									P5	4	0	0	0	0	1	2				
Craig Worthington, R OBP: 0.313, SLG: 0.329									F8	2	1	1	0	1	0	0				
Bob Melvin, R OBP: 0.247, SLG: 0.314		1B							1B	0	0	0	0	0	0	0				
Billy Ripken, R OBP: 0.300, SLG: 0.327		BB							K	3	1	1	0	0	2	1				
Mike Devereaux, R OBP: 0.287, SLG: 0.331		1B							K	3	0	1	1	0	0	0				
Inning Stats	R: 0 E: 0 K: 2 S: 13	H: 1 LOB: 2 BB: 0 P: 17	R: 2 E: 0 K: 1 S: 15	H: 3 LOB: 2 BB: 2 P: 28	R: 0 E: 0 K: 2 S: 13	H: 1 LOB: 1 BB: 0 P: 19	R: 0 E: 0 K: 1 S: 9	H: 0 LOB: 1 BB: 1 P: 17	R: 0 E: 0 K: 1 S: 7	H: 0 LOB: 0 BB: 0 P: 11	R: 0 E: 0 K: 1 S: 6	H: 0 LOB: 0 BB: 0 P: 7	R: 0 E: 0 K: 1 S: 7	H: 0 LOB: 0 BB: 0 P: 12	R: 0 E: 0 K: 1 S: 9	H: 0 LOB: 0 BB: 0 P: 14	1B: 4 2B: 1 3B: 0 HR: 0	SF: 0 SAC: 0 DP: 0 HBP: 1	WP: 0 PB: 0 SB: 0 CS: 1	PA: 32
PITCHER Jack McDowell, R ERA: 4.16	IP: 8.0 WLS: L BF: 32 H: 5 R: 2 ER: 2 SO: 10 BB: 3 IBB: 0 HBP: 1 BLK: 0 WP: 0 HR: 0 S: 79 P: 125 ERA: 2.25 WHIP: 1.000																			

Batter	1	2	3	4	5	6	7	8	9	AB	R	H	RBI	BB	SO	LOB	TOP										
Phil Bradley, R OBP: 0.343, SLG: 0.342 Steve Finley, L OBP: 0.309, SLG: 0.327			G5-3	G4-3		F9			F9	6	0	0	0	0	1	4											
Joe Orsulak, L OBP: 0.370, SLG: 0.459	F8		2B	F9					BB	5	2	2	1	1	0	3											
Randy Milligan, R OBP: 0.424, SLG: 0.537	K		BB	F9		P3			BB	5	2	2	1	0	1	2											
Mickey Tettleton, S OBP: 0.389, SLG: 0.408	K		BB				F9		BB	2	2	0	0	3	1	0											
Cal Ripken Jr., R OBP: 0.353, SLG: 0.382 Rene Gonzales, R OBP: 0.290, SLG: 0.274	FC6-4		BB				K		BB	3	2	2	2	2	1	0											
Craig Worthington, R OBP: 0.339, SLG: 0.321	F7		HR			K			E6	4	2	0	2	1	2	4											
Mike Devereaux, R OBP: 0.290, SLG: 0.361	FC6-4		HR			K			BB	5	2	2	6	0	1	3											
Bob Melvin, R OBP: 0.257, SLG: 0.331			F8			F7			BB	5	0	1	1	0	0	2											
Billy Ripken, R OBP: 0.301, SLG: 0.328			G4-3			G5-3			E5	5	1	2	0	0	0	1											
Inning Stats	R: 0 E: 0 K: 2 S: 14	H: 0 LOB: 0 BB: 0 P: 20	R: 0 E: 0 K: 1 S: 10	H: 1 LOB: 1 BB: 0 P: 13	R: 7 E: 0 K: 0 S: 21	H: 4 LOB: 0 BB: 3 P: 43	R: 0 E: 0 K: 0 S: 12	H: 1 LOB: 1 BB: 0 P: 18	R: 0 E: 0 K: 2 S: 12	H: 0 LOB: 2 BB: 2 P: 22	R: 0 E: 0 K: 2 S: 9	H: 0 LOB: 0 BB: 0 P: 16	R: 0 E: 0 K: 0 S: 3	H: 0 LOB: 0 BB: 0 P: 4	R: 6 E: 2 K: 0 S: 24	H: 5 LOB: 2 BB: 1 P: 37	1B: 7 2B: 2 3B: 1 HR: 1	SF: 0 SAC: 0 DP: 0 HBP: 0	WP: 0 PA: 47 PB: 0 SB: 0 CS: 0								
PITCHER	IP	WLS	BF	H	R	ER	SO	BB	IBB	HBP	BLK	WP	HR	S	P	ERA	WHIP										
Frank Tanana, L ERA: 6.1	2.2	L	15	4	6	6	3	3	0	0	0	0	0	40	68	20.25	2.625										
Clay Parkes, R ERA: 3.27	5.1		21	2	1	1	4	3	0	0	0	0	1	48	83	1.69	0.938										
Mike Henneman, R ERA: 3.67	0.2		10	5	6	5	0	1	0	0	0	0	0	21	34	67.50	9.000										
Jerry Don Gleaton, L ERA: 3.04	0.1		1	0	0	0	0	0	0	0	0	0	0	3	3	0.00	0.000										

Baltimore Orioles @ Detroit Tigers
Tiger Stadium, Detroit, MI
Mon Jul 23 1990, 7:05 PM EDT
Att: 14,458 - Unknown - 78 F

AB 40
R 13
H 11
RBI 13
BB 7
SO 7
LOB 19



Batter	1	2	3	4	5	6	7	8	9	AB	R	H	RBI	BB	SO	LOB	BOTTOM											
Lou Whitaker, L OBP: 0.314, SLG: 0.389 Darnell Coles, R OBP: 0.285, SLG: 0.328	K		P5						BB	4	0	2	1	0	1	0												
Tony Phillips, S OBP: 0.347, SLG: 0.338	F8-4		K			L6			P3	5	0	1	0	0	2	4												
Alan Trammell, R OBP: 0.384, SLG: 0.416	F8-4		L1							4	1	1	0	0	0	1												
Cecil Fielder, R OBP: 0.379, SLG: 0.602		P4			F7					3	0	1	1	1	0	0												
Larry Sheets, L OBP: 0.316, SLG: 0.385	F7				K			F9		4	0	0	0	0	2	2												
Lloyd Moseby, L OBP: 0.339, SLG: 0.390		HBP			G5-3			F8		3	0	0	0	1	0	2												
Chet Lemon, R OBP: 0.362, SLG: 0.432 Scott Lusader, L OBP: 0.348, SLG: 0.377		HBP				BB				3	1	1	0	0	2	1												
Mike Heath, R OBP: 0.340, SLG: 0.433 Mark Salas, L OBP: 0.352, SLG: 0.506			HBP			BB				0	0	0	0	0	0	0												
Mike Heath, R OBP: 0.340, SLG: 0.433 Mark Salas, L OBP: 0.352, SLG: 0.506						BB				3	0	1	0	0	2	2												
Mark Salas, L OBP: 0.352, SLG: 0.506										1	0	0	0	0	0	0												
Travis Fryman, R OBP: 0.313, SLG: 0.483										4	1	2	1	0	1	1												
Inning Stats	R: 0 E: 0 K: 1 S: 6	H: 1 LOB: 0 BB: 0 P: 8	R: 0 E: 0 K: 1 S: 11	H: 0 LOB: 2 BB: 1 P: 20	R: 1 E: 0 K: 1 S: 14	H: 1 LOB: 0 BB: 0 P: 17	R: 0 E: 0 K: 1 S: 7	H: 0 LOB: 0 BB: 0 P: 8	R: 1 E: 0 K: 1 S: 11	H: 3 LOB: 1 BB: 0 P: 13	R: 0 E: 0 K: 0 S: 7	H: 0 LOB: 1 BB: 1 P: 15	R: 0 E: 0 K: 3 S: 13	H: 2 LOB: 2 BB: 0 P: 17	R: 1 E: 0 K: 2 S: 12	H: 2 LOB: 1 BB: 0 P: 18	R: 0 E: 0 K: 0 S: 8	H: 0 LOB: 1 BB: 1 P: 14	1B: 6 2B: 3 3B: 0 HR: 1	SF: 0 SAC: 0 DP: 1 HBP: 1	WP: 0 PA: 38 PB: 0 SB: 0 CS: 0							
PITCHER	IP	WLS	BF	H	R	ER	SO	BB	IBB	HBP	BLK	WP	HR	S	P	ERA	WHIP											
Dave Johnson, R ERA: 4.4	6.2	W	28	7	2	2	7	2	0	0	0	0	0	1	66	95	2.70	1.350										
Mark Williamson, R ERA: 1.36	1.1		6	2	1	1	3	0	0	0	0	0	0	15	21	6.75	1.500											
Jeff Ballard, L ERA: 4.9	1.0		4	0	0	0	0	1	0	0	0	0	0	8	14	0.00	1.000											

Baltimore Orioles @ Detroit Tigers
Tiger Stadium, Detroit, MI
Mon Jul 23 1990, 7:05 PM EDT
Att: 14,458 - Unknown - 78 F

AB 34
R 3
H 9
RBI 3
BB 3
SO 10
LOB 13



Batter	1	2	3	4	5	6	7	8	9	AB	R	H	RBI	BB	SO	LOB	TOP		
Brady Anderson, L (1, 7) OBP: 0.377, SLG: 0.397	G1-3		FC6-2 BB		K			HR		3	1	1	1	1	1	0	Baltimore Orioles @ Detroit Tigers Tiger Stadium, Detroit, MI Tue Jul 24 1990, 7:05 PM EDT Att: 16,693 - Unknown - 79 F		
Billy Ripken, R (1, 4) OBP: 0.298, SLG: 0.324 Steve Finley, L (8, FH) OBP: 0.308, SLG: 0.325	K		FC6-2 BB		K			F8		3	0	0	0	0	2	1			
Randy Milligan, R (1, 3) OBP: 0.425, SLG: 0.534								G5-3		2	0	0	0	2	1	0			
Joe Orsulak, L (1, 9) OBP: 0.366, SLG: 0.453 Rene Gonzales, R (8, 4) OBP: 0.290, SLG: 0.274	G4-3		F8					L3		4	0	0	0	0	0	3			
Cal Ripken Jr., R (1, 6) OBP: 0.352, SLG: 0.379		G8								3	0	0	0	0	1	0			
Sam Horn, L (1, 10) OBP: 0.336, SLG: 0.473 Tim Hulett, R (9, FH) OBP: 0.361, SLG: 0.400	G3		G4-6-3					FC5-4		3	0	0	0	0	0	1			
Craig Worthington, R (1, 5) OBP: 0.315, SLG: 0.320										1	0	0	0	3	1	1			
Bob Melvin, R (1, 2) OBP: 0.251, SLG: 0.324										4	0	0	0	0	0	5			
Mike Devereaux, R (1, 8) OBP: 0.289, SLG: 0.374										4	1	1	1	0	1	2			
Inning Stats	R: 0 E: 0 K: 1 S: 5	H: 0 LOB: 1 BB: 1 P: 11	R: 0 E: 0 K: 0 S: 9	H: 0 LOB: 1 BB: 1 P: 19	R: 0 E: 0 K: 1 S: 11	H: 0 LOB: 2 BB: 2 P: 25	R: 0 E: 0 K: 0 S: 10	H: 0 LOB: 1 BB: 1 P: 21	R: 0 E: 0 K: 2 S: 12	H: 0 LOB: 0 BB: 0 P: 17	R: 0 E: 0 K: 1 S: 8	H: 0 LOB: 0 BB: 0 P: 12	R: 2 E: 0 K: 0 S: 15	H: 2 LOB: 0 BB: 0 P: 19	R: 0 E: 1 K: 0 S: 6	H: 0 LOB: 2 BB: 1 P: 11		1B: 0 2B: 0 3B: 0 HR: 2	SF: 0 SAC: 0 DP: 2 HBP: 1
PITCHER	IP	WLS	BF	H	R	ER	SO	BB	IBB	HBP	BLK	WP	HR	S	P	ERA	WHIP		
Jeff Robinson, R (1, 1) ERA: 5.04	8.0	W	31	2	2	2	7	5	0	1	0	0	2	77	136	2.25	0.875		
Jerry Don Gleaton, L (9, 1) ERA: 2.98	1.0		5	0	0	0	0	1	0	0	0	0	0	6	11	0.00	1.000		

AB	29
R	2
H	2
RBI	2
BB	6
SO	7
LOB	14



Batter	1	2	3	4	5	6	7	8	9	AB	R	H	RBI	BB	SO	LOB	BOTTOM		
Lou Whitaker, L (1, 4) OBP: 0.315, SLG: 0.390	K		K					G4-6-3		4	1	1	0	1	2	0	Baltimore Orioles @ Detroit Tigers Tiger Stadium, Detroit, MI Tue Jul 24 1990, 7:05 PM EDT Att: 16,693 - Unknown - 79 F		
Tony Phillips, S (1, 5) OBP: 0.345, SLG: 0.334	G4-3		G5-3					G4-6-3		4	1	0	0	1	0	1			
Cecil Fielder, R (1, 3) OBP: 0.380, SLG: 0.610	G5-3									4	2	2	1	0	1	2			
Larry Sheets, L (1, 7) OBP: 0.324, SLG: 0.403 Scott Lusader, L (7, PR) OBP: 0.348, SLG: 0.377										3	1	2	3	1	0	0			
Dave Bergman, L (1, 10) OBP: 0.354, SLG: 0.363										0	1	0	0	0	0	0			
Lloyd Moseby, L (1, 8) OBP: 0.341, SLG: 0.408										4	1	2	3	0	0	3			
Chet Lemon, R (1, 9) OBP: 0.365, SLG: 0.427										2	0	0	0	2	0	0			
Mark Salas, L (1, 2) OBP: 0.337, SLG: 0.481										4	0	0	0	0	1	5			
Travis Fryman, R (1, 6) OBP: 0.306, SLG: 0.545										4	1	1	1	0	2	3			
Inning Stats	R: 0 E: 0 K: 1 S: 11	H: 1 LOB: 3 BB: 2 P: 23	R: 0 E: 0 K: 1 S: 11	H: 1 LOB: 2 BB: 1 P: 23	R: 1 E: 0 K: 0 S: 11	H: 1 LOB: 0 BB: 0 P: 18	R: 1 E: 0 K: 0 S: 11	H: 1 LOB: 0 BB: 0 P: 20	R: 3 E: 0 K: 2 S: 15	H: 2 LOB: 1 BB: 2 P: 31	R: 1 E: 0 K: 0 S: 11	H: 1 LOB: 0 BB: 0 P: 15	R: 2 E: 0 K: 1 S: 18	H: 3 LOB: 1 BB: 1 P: 30	R: 0 E: 0 K: 1 S: 6	H: 0 LOB: 0 BB: 1 P: 15		1B: 3 2B: 2 3B: 0 HR: 4	SF: 0 SAC: 0 DP: 1 HBP: 0
PITCHER	IP	WLS	BF	H	R	ER	SO	BB	IBB	HBP	BLK	WP	HR	S	P	ERA	WHIP		
John Mitchell, R (1, 1) ERA: 4.47	4.2	L	23	5	5	5	5	4	0	0	0	0	1	14	20	6.75	0.750		
Joe Price, L (5, 1) ERA: 2.75	1.1		5	1	1	1	0	0	0	0	0	0	0	14	20	6.75	0.750		
Brian Holton, R (7, 1) ERA: 4.07	1.0		7	3	2	2	1	1	0	0	0	0	0	18	30	18.00	4.000		
Gregg Olson, R (8, 1) ERA: 1.1	1.0		3	0	0	0	1	1	0	0	0	0	0	6	15	0.00	1.000		

AB	32
R	8
H	9
RBI	8
BB	6
SO	7
LOB	16



Batter	1	2	3	4	5	6	7	8	9	AB	R	H	RBI	BB	SO	LOB	TOP										
Phil Bradley, R OBP: 0.347, SLG: 0.347 (1, 7)	G6-3			SH3-4 1B			1-2 1B		G6-3	5	0	3	1	0	0	0	<p>Baltimore Orioles @ Detroit Tigers Tiger Stadium, Detroit, MI Wed Jul 25 1990, 3:33 AM EDT Att: 23,684 - Sunny - 83 F</p>										
Joe Orsulak, L OBP: 0.361, SLG: 0.447 (1, 9)	P6			SH3-4 1-2	F9		G1-3		G3	4	0	0	0	0	0	4											
Randy Milligan, R OBP: 0.421, SLG: 0.527 (1, 3)	L9			K		G4-3		F8		4	0	0	0	0	1	1											
Mickey Tettleton, S OBP: 0.387, SLG: 0.405 (1, 10)		K		P5		K		FC6-4 1B		4	0	1	0	0	2	1											
Cal Ripken Jr., R OBP: 0.355, SLG: 0.394 (1, 6)		K			HR	FC5 2B		FC6-4 1B		4	1	3	1	0	1	0											
Tim Lincecum, R OBP: 0.349, SLG: 0.385 Craig Worthington, R OBP: 0.314, SLG: 0.318 (7, 5)		K			K	FC5 2-3		FC6-4 1-2 2-3		3	0	0	0	0	2	1											
Bob Melvin, R OBP: 0.251, SLG: 0.323 (1, 2)					F8		G4-3	F7		4	0	1	0	0	0	2											
Billy Ripken, R OBP: 0.301, SLG: 0.324 (1, 4)					G6-3 1-2		1B BB		G6-3	3	1	1	0	1	0	1											
Mike Devereaux, R OBP: 0.293, SLG: 0.393 (1, 8)					G6-3		1B		HR	4	1	2	1	0	0	1											
Inning Stats	R: 0 E: 0 K: 0 S: 5	H: 0 LOB: 0 BB: 0 P: 8	R: 0 E: 0 K: 3 S: 10	H: 0 LOB: 0 BB: 0 P: 15	R: 0 E: 0 K: 0 S: 6	H: 1 LOB: 0 BB: 0 P: 10	R: 0 E: 0 K: 1 S: 13	H: 1 LOB: 1 BB: 0 P: 20	R: 2 E: 0 K: 1 S: 13	H: 3 LOB: 2 BB: 1 P: 21	R: 0 E: 0 K: 0 S: 8	H: 1 LOB: 1 BB: 0 P: 15	R: 0 E: 0 K: 0 S: 7	H: 2 LOB: 2 BB: 0 P: 13	R: 0 E: 0 K: 0 S: 11	H: 2 LOB: 2 BB: 0 P: 14		R: 1 E: 0 K: 0 S: 12	H: 1 LOB: 0 BB: 0 P: 14	1B: 8 2B: 1 3B: 0 HR: 2	SF: 0 SAC: 1 DP: 1 HBP: 0	WP: 0 PB: 0 SB: 0 CS: 0	PA: 38				
PITCHER	IP	WLS	BF	H	R	ER	SO	BB	IBB	HBP	BLK	WP	HR	S	P	ERA	WHIP										
Steve Searcy, L ERA: 4.24 (1, 1)	7.0		29	8	2	2	6	1	0	0	0	0	1	62	102	2.57	1.286										
Mike Henneman, R ERA: 3.72 (8, 1)	1.2	W	8	3	1	1	0	0	0	0	0	0	1	22	27	5.40	1.800										
Jerry Don Gleaton, L ERA: 2.96 (9, 1)	0.1	S	1	0	0	0	0	0	0	0	0	0	0	1	1	0.00	0.000										

Batter	1	2	3	4	5	6	7	8	9	AB	R	H	RBI	BB	SO	LOB	BOTTOM										
Lou Whitaker, L OBP: 0.312, SLG: 0.385 (1, 4)	F7	F7			P6		F8			4	0	0	0	0	0	4	<p>Baltimore Orioles @ Detroit Tigers Tiger Stadium, Detroit, MI Wed Jul 25 1990, 3:33 AM EDT Att: 23,684 - Sunny - 83 F</p>										
Tony Phillips, S OBP: 0.344, SLG: 0.333 (1, 5)	L7		G4-3		K			HR 1B		4	1	1	0	0	1	1											
Cecil Fielder, R OBP: 0.377, SLG: 0.603 (1, 3)	G6-3		G6-3			G6-3		K		4	0	0	0	0	1	1											
Larry Sheets, L OBP: 0.322, SLG: 0.414 (1, 10)		G4-3	P3			F8		HR		4	1	1	2	0	0	0											
Lloyd Moseby, L OBP: 0.344, SLG: 0.405 (1, 8)		1B SF8 BB		G4-3				G4-3		2	1	0	0	2	0	0											
John Shelby, S OBP: 0.280, SLG: 0.364 (1, 7)					K		G4-3		K	4	0	1	0	0	2	1											
Scott Lusader, L OBP: 0.337, SLG: 0.367 (1, 9)			SF8		P4				P5	2	0	0	1	0	0	0											
Mark Salas, L OBP: 0.347, SLG: 0.524 (1, 2)					P3			HR		3	1	2	1	0	0	0											
Travis Fryman, R OBP: 0.333, SLG: 0.543 Alan Trammell, R OBP: 0.384, SLG: 0.416 (9, 6)								G5-3		2	0	1	0	1	0	0											
Inning Stats	R: 0 E: 0 K: 0 S: 9	H: 0 LOB: 0 BB: 0 P: 14	R: 1 E: 0 K: 0 S: 14	H: 2 LOB: 3 BB: 2 P: 31	R: 0 E: 0 K: 0 S: 7	H: 0 LOB: 0 BB: 0 P: 12	R: 0 E: 0 K: 1 S: 9	H: 0 LOB: 0 BB: 0 P: 12	R: 0 E: 0 K: 1 S: 12	H: 1 LOB: 1 BB: 0 P: 20	R: 0 E: 0 K: 0 S: 10	H: 0 LOB: 1 BB: 1 P: 18	R: 1 E: 0 K: 0 S: 7	H: 1 LOB: 0 BB: 0 P: 10	R: 2 E: 0 K: 2 S: 12	H: 2 LOB: 0 BB: 0 P: 21		R: 0 E: 0 K: 0 S: 12	H: 0 LOB: 0 BB: 0 P: 14	1B: 4 2B: 0 3B: 0 HR: 2	SF: 1 SAC: 0 DP: 0 HBP: 0	WP: 0 PB: 0 SB: 2 CS: 0	PA: 33				
PITCHER	IP	WLS	BF	H	R	ER	SO	BB	IBB	HBP	BLK	WP	HR	S	P	ERA	WHIP										
Bob Milacki, R ERA: 4.5 (1, 1)	7.0	L	29	5	3	3	2	3	0	0	0	0	1	69	118	3.86	1.143										
Mark Williamson, R ERA: 1.47 (8, 1)	1.0		4	1	1	1	2	0	0	0	0	0	1	11	20	9.00	1.000										



Batter	1	2	3	4	5	6	7	8	9	AB	R	H	RBI	BB	SO	LOB	TOP								
Phil Bradley, R OBP: 0.346, SLG: 0.347 (1, 7)	1-3 K	0-0 F9		1-0 G5-3	1-0 FC4 HR		0-3 K		1-2 E6	6	1	0	1	0	2	3	Baltimore Orioles @ Kansas City Royals Royals Stadium, Kansas City, MO Sat Jul 28, 1990, 4:33 AM EDT Cloudy - 86 F								
Brady Anderson, L OBP: 0.438, SLG: 0.515 (1, 9)	4-0 PB SF9 BB	1-2 1B		1-1 2B	3-2 HR		3-1 1B		1-3 K2-3	5	2	4	2	1	1	1									
Randy Milligan, R OBP: 0.414, SLG: 0.514 (1, 3)	1 SAFE SF9 PB HR BB	1-2 F7		1-2 G5-3	1-1 G6-3		2-3 K		3-3 K	5	1	0	0	1	2	5									
Cal Ripken Jr., R OBP: 0.352, SLG: 0.392 (1, 6)	1-0 SF9 2-H 2-H		2-1 G6-3		4-2 BB 1B		0-1 G3		3-2 2B	3	1	1	1	1	0	0									
Tim Lincecum, R OBP: 0.354, SLG: 0.407 (1, 10)	2-2 HR		2-1 F9		4-0 1B 1B BB		4-2 BB		2-3 K	3	2	1	2	2	1	1									
Mike Devereaux, R OBP: 0.300, SLG: 0.403 (1, 8)	0-0 2B		0-1 1B		3-2 1B 1B		0-2 F9		1-0 P3	5	1	3	1	0	0	2									
Craig Worthington, R OBP: 0.321, SLG: 0.320 (1, 5)	4-1 FC6-4 BB		4-2 1B		3-1 1B FC4 1B		2-3 K		4-2 BB	2	1	1	1	3	1	1									
Bob Melvin, R OBP: 0.246, SLG: 0.316 Joe Orsulak, L OBP: 0.361, SLG: 0.444 Mickey Tettleton, S OBP: 0.387, SLG: 0.401 (1, 2) (8, PH) (8, 2)	2-0 FC6-4		0-0 F8		0-3 K		1-2 G3		0-0 L8	4	0	0	0	0	1	6									
Billy Ripken, R OBP: 0.313, SLG: 0.346 Sam Horn, L OBP: 0.336, SLG: 0.487 (1, 4) (9, PH)		4-0 1B BB		0-0 P9	1-0 FC4 1B		3-2 1B 2B		1-1 G6-3	3	0	2	1	1	0	0									
Inning Stats	R: 3 E: 0 K: 1 S: 11	H: 2 LOB: 2 BB: 3 P: 29	R: 0 E: 0 K: 0 S: 9	H: 1 LOB: 1 BB: 1 P: 15	R: 0 E: 0 K: 0 S: 9	H: 1 LOB: 2 BB: 1 P: 17	R: 0 E: 0 K: 0 S: 7	H: 1 LOB: 1 BB: 0 P: 10	R: 6 E: 0 K: 1 S: 19	H: 4 LOB: 0 BB: 2 P: 38	R: 0 E: 0 K: 1 S: 10	H: 0 LOB: 1 BB: 1 P: 16	R: 0 E: 0 K: 2 S: 15	H: 2 LOB: 2 BB: 0 P: 24	R: 0 E: 0 K: 1 S: 10	H: 1 LOB: 2 BB: 0 P: 20		R: 0 E: 1 K: 2 S: 12	H: 0 LOB: 1 BB: 0 P: 18	1B: 6 2B: 4 3B: 0 HR: 2	SF: 1 SAC: 0 DP: 0 HBP: 0	WP: 0 PB: 1 SB: 3 CS: 0	PA: 48		
PITCHER	IP	WLS	BF	H	R	ER	SO	BB	IBB	HBP	BLK	WP	HR	S	P	ERA	WHIP								
Mark Davis, L ERA: 6.23 (1, 1)	4.0		24	6	6	6	1	7	0	0	0	0	1	42	88	13.50	3.250								
Steve Crawford, R ERA: 3.92 (5, 1)	3.0	W	15	5	3	3	4	1	0	0	0	0	1	38	61	9.00	2.000								
Jeff Montgomery, R ERA: 2.29 (8, 1)	2.0	S	9	1	0	0	3	1	0	0	0	0	0	22	38	0.00	1.000								

Batter	1	2	3	4	5	6	7	8	9	AB	R	H	RBI	BB	SO	LOB	BOTTOM								
Kevin Seitzer, R OBP: 0.349, SLG: 0.385 (1, 5)	1-3 K		0-1 BB 1B		0-0 G6-3		1-1 P6		1-0 F8	5	1	1	0	0	1	1	Baltimore Orioles @ Kansas City Royals Royals Stadium, Kansas City, MO Sat Jul 28, 1990, 4:33 AM EDT Cloudy - 86 F								
Bill Pecota, R OBP: 0.370, SLG: 0.421 (1, 4)	2-3 K		4-1 1B HR BB		2-2 1B		2-2 G6-4-3		1-0 G5-3	4	1	1	0	1	1	1									
Gerald Perry, L OBP: 0.312, SLG: 0.368 (1, 10)	0-2 P4		0-1 HR 1B		0-0 G1-3		0-1 2B E 1B		0-1 L3	5	2	2	1	0	0	1									
George Brett, L OBP: 0.377, SLG: 0.466 (1, 3)		2-3 K	1-2 HR		1-0 F8		1-0 E SF7 2B		1-2 1B	5	2	3	3	0	1	0									
Jim Eisenreich, L OBP: 0.345, SLG: 0.403 (1, 8)		3-1 G3 2B	4-0 CS BB		2-1 E 3B		1-1 E3 1B G5-3		1-2 G3-1	4	2	2	1	1	0	2									
Jeff Schultz, L OBP: 0.520, SLG: 0.632 (1, 7)		0-0 G3	4-0 BB		0-0 E6 G5-3		2-3 3-H G5-3		1-2 G5-3	3	0	0	1	1	0	3									
Pat Tabler, R OBP: 0.341, SLG: 0.361 Steve Jeltz, S OBP: 0.188, SLG: 0.200 (1, 9) (9, 9)		4-1 BB	4-1 BB		3-H G5-3		0-0 SF7			1	0	0	1	2	0	1									
Rey Palacios, R OBP: 0.316, SLG: 0.423 Mike Macfarlane, R OBP: 0.326, SLG: 0.413 (1, 2) (7, PH) (8, 2)		1-3 K	2-1 P2		2-2 P9		3-H 1-2 HR 1B			3	0	0	0	0	1	5									
Kurt Stillwell, S OBP: 0.327, SLG: 0.372 (1, 6)			3-1 F7		1-1 F8		4-1 BB G6-4-3		2-0 HR	3	1	1	2	1	0	0									
Inning Stats	R: 0 E: 0 K: 2 S: 10	H: 0 LOB: 0 BB: 0 P: 13	R: 0 E: 0 K: 2 S: 12	H: 1 LOB: 2 BB: 1 P: 22	R: 4 E: 0 K: 0 S: 13	H: 3 LOB: 2 BB: 4 P: 35	R: 0 E: 0 K: 0 S: 11	H: 1 LOB: 1 BB: 0 P: 14	R: 1 E: 1 K: 0 S: 11	H: 1 LOB: 1 BB: 0 P: 17	R: 0 E: 0 K: 0 S: 6	H: 0 LOB: 0 BB: 1 P: 13	R: 5 E: 1 K: 0 S: 13	H: 4 LOB: 0 BB: 0 P: 20	R: 0 E: 0 K: 0 S: 9	H: 1 LOB: 1 BB: 0 P: 12		1B: 6 2B: 2 3B: 1 HR: 2	SF: 1 SAC: 0 DP: 1 HBP: 0	WP: 0 PB: 0 SB: 0 CS: 1	PA: 41				
PITCHER	IP	WLS	BF	H	R	ER	SO	BB	IBB	HBP	BLK	WP	HR	S	P	ERA	WHIP								
Pete Harnisch, R ERA: 4.31 (1, 1)	5.0		27	6	6	5	4	6	0	0	0	0	0	12	18	9.00	2.400								
Joe Price, L ERA: 2.88 (6, 1)	1.1		6	2	3	3	0	0	0	0	0	0	0	15	22	20.25	1.500								
Mark Williamson, R ERA: 1.7 (7, 1)	1.2	L	8	3	2	0	0	0	0	0	0	0	1	15	22	0.00	1.800								

Batter	1	2	3	4	5	6	7	8	9	AB	R	H	RBI	BB	SO	LOB	TOP										
Phil Bradley , R (1, 7) OBP: 0.352, SLG: 0.349	1-2 FC5-4 HBP		2-2 F8		2-2 G5-4-3			2-2 SH3-4 1B	0-2 1B	4	1	2	1	0	0	1	Baltimore Orioles @ Kansas City Royals Royals Stadium, Kansas City, MO Sat Jul 28 1990, 4:38 AM EDT Att: 35,592 - Overcast livebaseballscorecards.com										
Joe Orsulak , L (1, 9) OBP: 0.393, SLG: 0.443	1-3 K		2-2 1B		2-1 G4-3			1-0 SH3-4	4-0 IBB	3	0	1	0	1	1	1											
Randy Milligan , R (1, 3) OBP: 0.410, SLG: 0.506	2-2 FC5-4 1B		3-2 L7			0-3 K		1-2 L8	0-2 F9	5	0	0	0	0	1	5											
Cal Ripken Jr. , R (1, 6) OBP: 0.358, SLG: 0.396	0-1 FC5-4 1B			4-2 BB		4-2 BB		0-1 BB 1B		2	0	2	1	2	0	0											
Tim Hulett , R (1, 10) OBP: 0.347, SLG: 0.398 Brady Anderson , L (6, PH) OBP: 0.439, SLG: 0.507	0-1 FC5-4			0-0 F9		3-2 G4-3		4-2 BB 1B		2	0	0	0	0	0	3											
Mickey Tettleton , S (1, 2) OBP: 0.386, SLG: 0.397		0-0 G6-3		3-2 P3			4-2 BB	1-0 G3		3	0	0	0	1	0	3											
Mike Devereaux , R (1, 8) OBP: 0.300, SLG: 0.400		2-2 G5-3		2-0 L8			1-1 F9		1-2 SH1-4 1B	4	1	1	0	0	0	2											
Craig Worthington , R (1, 5) OBP: 0.321, SLG: 0.330		2-1 P6			3-2 HR		2-2 G1-3		2-1 SH1-4	3	1	1	1	0	0	1											
Rene Gonzales , R (1, 4) OBP: 0.292, SLG: 0.266 Steve Finley , L (9, PH) OBP: 0.307, SLG: 0.324 Billy Ripken , R (9, 4) OBP: 0.313, SLG: 0.346			0-1 F8		4-0 BB		0-3 K		2-3 K	2	0	0	0	1	1	1											
Inning Stats	R: 0 E: 0 K: 1 S: 15	H: 1 LOB: 2 BB: 0 P: 19	R: 0 E: 0 K: 0 S: 6	H: 0 LOB: 0 BB: 0 P: 10	R: 0 E: 0 K: 0 S: 12	H: 1 LOB: 1 BB: 0 P: 19	R: 0 E: 0 K: 0 S: 8	H: 0 LOB: 1 BB: 1 P: 17	R: 1 E: 0 K: 0 S: 8	H: 1 LOB: 0 BB: 1 P: 19	R: 0 E: 0 K: 1 S: 9	H: 0 LOB: 0 BB: 1 P: 16	R: 0 E: 0 K: 1 S: 13	H: 0 LOB: 1 BB: 1 P: 20	R: 1 E: 0 K: 0 S: 15	H: 2 LOB: 2 BB: 1 P: 24		R: 1 E: 0 K: 1 S: 16	H: 2 LOB: 2 BB: 1 P: 25	1B: 6 2B: 0 3B: 0 HR: 1	SF: 0 SAC: 2 DP: 2 HBP: 1	WP: 0 PB: 0 SB: 0 CS: 0	PA: 39				
PITCHER	IP	WLS	BF	H	R	ER	SO	BB	IBB	HBP	BLK	WP	HR	S	P	ERA	WHIP										
Pete Filson , L (1, 1) ERA: 5.73	5.0		20	3	1	1	1	2	0	1	0	0	1	49	84	1.80	1.000										
Steve Farr , R (6, 1) ERA: 2.29	4.0	L	19	4	2	2	3	3	1	0	0	0	0	53	85	4.50	1.750										

Batter	1	2	3	4	5	6	7	8	9	AB	R	H	RBI	BB	SO	LOB	BOTTOM										
Kevin Seitzer , R (1, 5) OBP: 0.346, SLG: 0.381	3-2 F9		0-0 G4-3			1-0 F7		0-3 K		4	0	0	0	0	1	0	Baltimore Orioles @ Kansas City Royals Royals Stadium, Kansas City, MO Sat Jul 28 1990, 4:38 AM EDT Att: 35,592 - Overcast livebaseballscorecards.com										
Bill Pecota , R (1, 4) OBP: 0.358, SLG: 0.405	2-3 K			0-1 F7		3-2 P4			2-0 F7	4	0	0	0	0	1	0											
Gerald Perry , L (1, 3) OBP: 0.312, SLG: 0.370	1-1 2B			0-2 F7		1-2 G3			2-1 G3-1	4	0	1	0	0	0	0											
George Brett , L (1, 10) OBP: 0.376, SLG: 0.466	2-1 L4			0-0 3B 2B			2-0 F9		2-2 G4-3	4	1	1	0	0	0	1											
Jim Eisenreich , L (1, 8) OBP: 0.345, SLG: 0.408		1-1 G4-3		2-0 3B		2-2 F8				3	0	1	1	0	0	0											
Jeff Schultz , L (1, 7) OBP: 0.500, SLG: 0.591		1-0 F8		0-0 F7			0-0 1B			3	0	1	0	0	0	1											
Pat Tabler , R (1, 9) OBP: 0.335, SLG: 0.354		1-2 F7			1-1 P4					3	0	0	0	0	0	1											
Mike Macfarlane , R (1, 2) OBP: 0.322, SLG: 0.408			1-1 F8		0-0 G6-3			1-1 F9		3	0	0	0	0	0	0											
Kurt Stillwell , S (1, 6) OBP: 0.324, SLG: 0.369			0-1 G4-3		3-2 F7			2-3 K		3	0	0	0	0	1	0											
Inning Stats	R: 0 E: 0 K: 1 S: 10	H: 1 LOB: 1 BB: 0 P: 18	R: 0 E: 0 K: 0 S: 7	H: 0 LOB: 0 BB: 0 P: 10	R: 0 E: 0 K: 0 S: 5	H: 0 LOB: 0 BB: 0 P: 6	R: 1 E: 0 K: 0 S: 8	H: 2 LOB: 1 BB: 0 P: 10	R: 0 E: 0 K: 0 S: 7	H: 0 LOB: 0 BB: 0 P: 11	R: 0 E: 0 K: 0 S: 10	H: 0 LOB: 0 BB: 0 P: 15	R: 0 E: 0 K: 0 S: 6	H: 1 LOB: 1 BB: 0 P: 10	R: 0 E: 0 K: 2 S: 8	H: 0 LOB: 0 BB: 0 P: 11		R: 0 E: 0 K: 0 S: 7	H: 0 LOB: 0 BB: 0 P: 13	1B: 1 2B: 2 3B: 1 HR: 0	SF: 0 SAC: 0 DP: 0 HBP: 0	WP: 0 PB: 0 SB: 0 CS: 0	PA: 31				
PITCHER	IP	WLS	BF	H	R	ER	SO	BB	IBB	HBP	BLK	WP	HR	S	P	ERA	WHIP										
Dave Johnson , R (1, 1) ERA: 4.24	7.0		25	4	1	1	1	0	0	0	0	0	0	53	80	1.29	0.571										
Gregg Olson , R (8, 1) ERA: 1.06	2.0	S	6	0	0	0	2	0	0	0	0	0	0	15	24	0.00	0.000										

Batter	1	2	3	4	5	6	7	8	9	AB	R	H	RBI	BB	SO	LOB	TOP								
Brady Anderson, L OBP: 0.437, SLG: 0.514	0-1 F8 2B	1-3 K	1-0 G3			1-2 P5			2-1 G4-3 SH1-3 1B	5	1	2	0	0	1	2									
Mike Deversaux, R OBP: 0.303, SLG: 0.407	1-1 F8 2-3	0-0 BB 2B		0-1 S 1B		0-1 F9			0-0 SH1-3 1-2	4	0	2	1	0	0	1									
Joe Orsulak, L OBP: 0.360, SLG: 0.438	0-3 K	4-1 BB BB		1-1 F8			0-0 P4		1-1 G4-3 2-3	4	0	0	0	1	1	3									
Sam Horn, L OBP: 0.341, SLG: 0.492 Randy Milligan, R OBP: 0.409, SLG: 0.505	0-1 1B 2B	4-1 BB BB		0-1 F8			0-0 G3		1-1 G6-3	3	1	1	1	1	0	1									
Cal Ripken Jr., R OBP: 0.357, SLG: 0.394	1-2 1B 2H	2-3 L7		2-3 K			1-1 P4			4	0	1	1	0	1	4									
Mickey Tettleton, S OBP: 0.387, SLG: 0.402	2-2 1B		1-0 1B 2B			0-3 K			2-2 G4-3	4	1	2	0	0	1	0									
Craig Worthington, R OBP: 0.317, SLG: 0.326	2-2 F9		0-2 G1-3			1-3 K			2-1 F7	4	0	0	0	0	1	3									
Billy Ripken, R OBP: 0.319, SLG: 0.352		1-1 SH3 2B 1B	3-1 1B 2H 1B			2-2 G5-3			1-1 1B	4	1	3	1	0	0	0									
Steve Finley, L OBP: 0.307, SLG: 0.324		0-0 SH3 1-2	0-0 1B			0-1 G3			0-1 P5	3	0	1	0	0	0	1									
Inning Stats	R: 2 E: 0 K: 1 S: 18	H: 4 LOB: 2 BB: 0 P: 24	R: 1 E: 0 K: 1 S: 12	H: 2 LOB: 3 BB: 2 P: 24	R: 1 E: 0 K: 0 S: 10	H: 3 LOB: 1 BB: 0 P: 15	R: 0 E: 0 K: 1 S: 10	H: 1 LOB: 1 BB: 0 P: 12	R: 0 E: 0 K: 2 S: 10	H: 0 LOB: 0 BB: 0 P: 13	R: 0 E: 0 K: 0 S: 7	H: 0 LOB: 0 BB: 0 P: 8	R: 0 E: 0 K: 0 S: 4	H: 0 LOB: 0 BB: 0 P: 5	R: 0 E: 0 K: 0 S: 9	H: 1 LOB: 1 BB: 0 P: 14	R: 0 E: 0 K: 0 S: 7	H: 1 LOB: 1 BB: 0 P: 11	1B: 8 2B: 4 3B: 0 HR: 0	SF: 0 SAC: 2 DP: 0 HBP: 0	WP: 0 PB: 0 SB: 1 CS: 0	PA: 40			
PITCHER	IP	WLS	BF	H	R	ER	SO	BB	IBB	HBP	BLK	WP	HR	S	P	ERA	WHIP								
Tom Gordon, R ERA: 3.69	(1, 1)	3.0	L	19	9	4	4	2	2	0	0	0	0	40	63	12.00	3.667								
Mel Stottlemyre, R ERA: 4.5	(4, 1)	6.0		21	3	0	0	3	0	0	0	0	0	47	63	0.00	0.500								

Baltimore Orioles @ Kansas City Royals
Royals Stadium, Kansas City, MO
Sun Jul 29 1990, 4:33 AM EDT
Att: 32,801 - Sunny

AB	36
R	4
H	12
RBI	4
BB	2
SO	5
LOB	16



Batter	1	2	3	4	5	6	7	8	9	AB	R	H	RBI	BB	SO	LOB	BOTTOM								
Kevin Seitzer, R OBP: 0.345, SLG: 0.380	2-3 K		2-2 G6-3		1-0 P7			0-0 1B		4	0	1	0	0	1	1									
Gerald Perry, L OBP: 0.314, SLG: 0.372	1-0 L9		4-1 BB			1-0 L8 G4-3 2B		3-1 P5		3	1	1	0	1	0	1									
George Brett, L OBP: 0.372, SLG: 0.461	0-3 K		1-0 F9			2-1 L8		1-1 F7		4	0	0	0	0	1	3									
Jim Eisenreich, L OBP: 0.341, SLG: 0.404		0-0 F8		0-0 F9		1-0 G4-3			1-0 L3	4	0	0	1	0	0	0									
Jeff Schultz, L OBP: 0.469, SLG: 0.577		1-1 FC5 2B		1-0 G1-3		3-1 F7		0-0 G4-3		4	0	1	0	0	0	0									
Pat Tabler, R OBP: 0.327, SLG: 0.344		0-1 FC5		1-0 F8			2-1 G5-3		1-0 F7	4	0	0	0	0	0	1									
Kurt Stillwell, S OBP: 0.324, SLG: 0.371		0-3 K			0-0 2B		2-2 F8			3	0	1	0	0	1	2									
Bob Boone, R OBP: 0.333, SLG: 0.293		0-0 P7			2-2 G6-3		1-0 L7			3	0	0	0	0	0	3									
Steve Jeltz, S OBP: 0.181, SLG: 0.192			1-3 K2-3		2-2 L5			2-1 G6-3		3	0	0	0	0	1	1									
Inning Stats	R: 0 E: 0 K: 2 S: 7	H: 0 LOB: 0 BB: 0 P: 10	R: 0 E: 0 K: 1 S: 9	H: 1 LOB: 2 BB: 0 P: 10	R: 0 E: 0 K: 1 S: 10	H: 0 LOB: 1 BB: 1 P: 18	R: 0 E: 0 K: 0 S: 3	H: 0 LOB: 0 BB: 0 P: 5	R: 0 E: 0 K: 0 S: 11	H: 1 LOB: 1 BB: 0 P: 16	R: 1 E: 0 K: 0 S: 5	H: 1 LOB: 0 BB: 0 P: 9	R: 0 E: 0 K: 0 S: 6	H: 0 LOB: 0 BB: 0 P: 11	R: 0 E: 0 K: 0 S: 7	H: 1 LOB: 1 BB: 0 P: 13	R: 0 E: 0 K: 0 S: 6	H: 0 LOB: 0 BB: 0 P: 8	1B: 1 2B: 3 3B: 0 HR: 0	SF: 0 SAC: 0 DP: 0 HBP: 0	WP: 0 PB: 0 SB: 0 CS: 0	PA: 33			
PITCHER	IP	WLS	BF	H	R	ER	SO	BB	IBB	HBP	BLK	WP	HR	S	P	ERA	WHIP								
John Mitchell, R ERA: 4.11	(1, 1)	7.1	W	28	4	1	1	4	0	0	0	0	0	4	8	0.00	0.682								
Jeff Ballard, L ERA: 4.8	(8, 1)	0.2		2	0	0	0	0	0	0	0	0	0	4	8	0.00	0.000								
Gregg Olson, R ERA: 1.04	(9, 1)	1.0	S	3	0	0	0	0	0	0	0	0	0	6	8	0.00	0.000								

Baltimore Orioles @ Kansas City Royals
Royals Stadium, Kansas City, MO
Sun Jul 29 1990, 4:33 AM EDT
Att: 32,801 - Sunny

AB	32
R	1
H	4
RBI	1
BB	1
SO	4
LOB	12



Batter	1	2	3	4	5	6	7	8	9	AB	R	H	RBI	BB	SO	LOB	TOP			
Mookie Wilson, S OBP: 0.291, SLG: 0.322 Kenny Williams, R OBP: 0.185, SLG: 0.167 (8, FH)	K		2B	1B		SF9		G5-3		4	2	3	0	0	1	0	4 2 3 0 0 1 0 1 0 0 0 0 0 0			
Tony Fernandez, S OBP: 0.338, SLG: 0.368 Luis Sojo, R OBP: 0.321, SLG: 0.269	K		SF8		F8		SF9	F8		2	0	0	2	0	1	1	2 0 0 2 0 1 1 1 0 0 0 0 0 0			
Kelly Gruber, R OBP: 0.338, SLG: 0.522 Rance Mulliniks, L OBP: 0.394, SLG: 0.365	F7		WP	2B		G1-3	1B		K	5	2	3	3	0	1	0	5 2 3 3 0 1 0 0 0 0 0 0 0 0			
George Bell, R OBP: 0.325, SLG: 0.489 Mark Whiten, S OBP: 0.274, SLG: 0.322		HR			F8		K		1B	4	1	1	1	0	2	2	4 1 1 1 0 2 2 1 0 1 0 0 0 0			
Fred McGriff, L OBP: 0.388, SLG: 0.503			K		G1-3	G4-3			K	4	0	0	0	1	2	3	4 0 0 0 1 2 3			
John Olerud, L OBP: 0.372, SLG: 0.455	F7			HR	1B		K		F8	4	1	1	1	1	1	2	4 1 1 1 1 1 2			
Pat Borders, R OBP: 0.321, SLG: 0.545	F9			HR	1B		G4-3			4	1	2	2	0	0	1	4 1 2 2 0 0 1			
Manuel Lee, S OBP: 0.276, SLG: 0.377	F7		G3-1		FC4-6		G3			4	0	0	0	0	0	3	4 0 0 0 0 0 3			
Glenallen Hill, R OBP: 0.286, SLG: 0.445			1B					K		4	2	2	0	0	2	0	4 2 2 0 0 2 0			
Inning Stats	R: 0 E: 0 K: 2 S: 7	H: 0 LOB: 0 BB: 0 P: 11	R: 1 E: 0 K: 0 S: 9	H: 1 LOB: 1 BB: 1 P: 20	R: 2 E: 0 K: 2 S: 13	H: 3 LOB: 1 BB: 0 P: 18	R: 2 E: 0 K: 1 S: 14	H: 2 LOB: 1 BB: 1 P: 26	R: 1 E: 0 K: 0 S: 12	H: 3 LOB: 0 BB: 0 P: 16	R: 3 E: 0 K: 1 S: 17	H: 3 LOB: 0 BB: 0 P: 29	R: 0 E: 0 K: 1 S: 6	H: 0 LOB: 0 BB: 0 P: 8	R: 0 E: 0 K: 2 S: 8	H: 1 LOB: 1 BB: 0 P: 15	1B: 8 2B: 2 3B: 0 HR: 3	SF: 2 SAC: 0 DP: 0 HBP: 0	WP: 1 PB: 0 SB: 2 CS: 0	PA: 42
PITCHER	IP WLS BF H R ER SO BB IBB HBP BLK WP HR S P ERA WHIP																			
Bob Milacki, R ERA: 4.63	2.1 L 12 4 3 3 2 1 0 0 0 0 0 1 1 36 57 11.57 2.143																			
Brian Holton, R ERA: 4.5	3.1 2.2 15 6 4 4 3 1 0 0 0 0 1 1 36 57 13.50 2.625																			
Mark Williamson, R ERA: 1.9	6.1 2.0 8 2 2 2 2 0 0 0 0 0 0 1 22 35 9.00 1.000																			
Curt Schilling, R ERA: 2.6	8.1 1.0 3 0 0 0 1 0 0 0 0 0 0 0 8 12 0.00 0.000																			
Joe Price, L ERA: 2.51	9.1 1.0 4 1 0 0 2 0 0 0 0 0 0 0 9 15 0.00 1.000																			

Toronto Blue Jays @ Baltimore Orioles
Memorial Stadium, Baltimore, MD
Mon Jul 30 1990, 7:05 PM EDT
Att: 43,638 - Unknown

AB 38
R 9
H 13
RBI 9
BB 2
SO 10
LOB 12



Batter	1	2	3	4	5	6	7	8	9	AB	R	H	RBI	BB	SO	LOB	BOTTOM			
Brady Anderson, L OBP: 0.440, SLG: 0.513	L5		F7		E		1B			4	0	2	0	0	0	0	4 0 2 0 0 0 0			
Mike Devereaux, R OBP: 0.307, SLG: 0.409	P3			F8	E5		1B	G6-4-3		4	0	2	0	0	0	1	4 0 2 0 0 0 1			
Randy Milligan, R OBP: 0.406, SLG: 0.500 Tim Hulett, R OBP: 0.343, SLG: 0.393	G6-3			F8	F8			G6-4-3		3	0	0	0	0	0	3	3 0 0 0 0 0 3 1 0 0 0 0 0 2			
Sam Horn, L OBP: 0.338, SLG: 0.492	L3			K		G4-3	2B		K	4	1	1	0	0	2	1	4 1 1 0 0 2 1			
Cal Ripken Jr., R OBP: 0.359, SLG: 0.395 Rene Gonzales, R OBP: 0.288, SLG: 0.262		FC3-6				G4-3			K	2	0	1	0	1	0	1	2 0 1 0 1 0 1 1 0 0 0 0 1 0			
Joe Orsulak, L OBP: 0.380, SLG: 0.440 Steve Finley, L OBP: 0.306, SLG: 0.323		FC3-6		P3					P5	3	0	1	1	0	0	3	3 0 1 1 0 0 3 1 0 0 0 0 0 0			
Mickey Tettleton, S OBP: 0.353, SLG: 0.397	K				G3	P4			K	4	0	0	0	0	2	2	4 0 0 0 0 2 2			
Craig Worthington, R OBP: 0.314, SLG: 0.321			G6-3		G3	F7			G4-3	4	0	0	0	0	0	1	4 0 0 0 0 0 1			
Billy Ripken, R OBP: 0.321, SLG: 0.353 Ron Kittle, R OBP: 0.309, SLG: 0.466			G6-3				F7		G6-3	2	1	1	0	0	0	0	2 1 1 0 0 0 0 2 0 0 0 0 0 0			
Inning Stats	R: 0 E: 0 K: 0 S: 9	H: 0 LOB: 0 BB: 0 P: 15	R: 0 E: 0 K: 1 S: 8	H: 1 LOB: 1 BB: 0 P: 16	R: 0 E: 0 K: 0 S: 8	H: 0 LOB: 0 BB: 0 P: 11	R: 0 E: 0 K: 1 S: 12	H: 1 LOB: 2 BB: 1 P: 22	R: 1 E: 1 K: 0 S: 14	H: 2 LOB: 2 BB: 0 P: 24	R: 1 E: 0 K: 0 S: 9	H: 2 LOB: 1 BB: 0 P: 16	R: 0 E: 0 K: 2 S: 10	H: 0 LOB: 0 BB: 0 P: 14	R: 0 E: 0 K: 1 S: 7	H: 0 LOB: 0 BB: 0 P: 8	1B: 6 2B: 2 3B: 0 HR: 0	SF: 0 SAC: 0 DP: 1 HBP: 0	WP: 0 PB: 0 SB: 1 CS: 0	PA: 36
PITCHER	IP WLS BF H R ER SO BB IBB HBP BLK WP HR S P ERA WHIP																			
Todd Stottlemyre, R ERA: 4.47	6.0 W 26 6 2 1 2 1 0 0 0 0 0 0 0 23 32 0.00 0.667																			
Duane Ward, R ERA: 3.65	7.1 3.0 S 10 2 0 0 3 0 0 0 0 0 0 0 23 32 0.00 0.667																			

Toronto Blue Jays @ Baltimore Orioles
Memorial Stadium, Baltimore, MD
Mon Jul 30 1990, 7:05 PM EDT
Att: 43,638 - Unknown

AB 35
R 2
H 8
RBI 1
BB 1
SO 5
LOB 14



Batter	1	2	3	4	5	6	7	8	9	AB	R	H	RBI	BB	SO	LOB	TOP								
Mookie Wilson, S OBP: 0.293, SLG: 0.321	1-1 SAFE 1B	2-2 G6-3			1-3 K		2-2 E1		4-0 BB	4	0	1	0	1	1	1	Toronto Blue Jays @ Baltimore Orioles Memorial Stadium, Baltimore, MD Tue Jul 31 1990, 7:05 PM EDT Att: 37,771 - Unknown								
Tony Fernandez, S OBP: 0.334, SLG: 0.363	0-0 SAFE F7		2-3 K		0-1 G3-1		1-1 P6	2-1 F9	5	0	0	0	0	1	4										
Kelly Gruber, R OBP: 0.334, SLG: 0.515	2-1 P4		0-0 G5-3		0-0 G4-3		2-1 P5	2-3 K	5	0	0	0	0	1	4										
George Bell, R OBP: 0.321, SLG: 0.482	3-1 SAFE F9		3-1 F9		0-1 G4-3		2-1 G4-3	1-3 K	5	0	0	0	0	1	3										
Fred McGriff, L OBP: 0.394, SLG: 0.515		1-0 WP G6-3 1B		2-2 FC3-6 1B		0-1 1B SF7 2B		0-0 1B 2B	4	3	4	0	0	0	0										
John Olerud, L OBP: 0.374, SLG: 0.456		1-2 G6-3 WP E 1B		1-1 FC3-6 G3 1B 1-2		2-2 FC6-4 1B		2-3 K	4	1	2	0	0	1	2										
Greg Myers, L OBP: 0.287, SLG: 0.344		2-2 F7		2-0 G3 1B		0-0 SF7		3-1 2-H 1B	2	0	1	1	0	0	2										
Pat Borders, R OBP: 0.323, SLG: 0.547				1-2 G3 1B		3-H 1-1 FC6-4		2-3 K	1	0	1	1	0	0	0										
Glenallen Hill, R OBP: 0.279, SLG: 0.435		1-0 G6-3		0-2 G3		1-1 SAFE 1-2 FC6-4		1-1 SAFE 2-3 K	4	0	0	1	0	1	5										
Luis Sojo, R OBP: 0.313, SLG: 0.241		0-2 E9		1-1 F8		1-2 G1-3		4-2 BB BB	3	0	0	0	1	0	2										
Inning Stats	R: 0 E: 0 K: 0 S: 9	H: 1 LOB: 1 BB: 0 P: 13	R: 2 E: 1 K: 0 S: 15	H: 2 LOB: 1 BB: 0 P: 22	R: 0 E: 0 K: 1 S: 6	H: 0 LOB: 0 BB: 0 P: 11	R: 0 E: 0 K: 0 S: 11	H: 2 LOB: 2 BB: 0 P: 17	R: 0 E: 0 K: 1 S: 6	H: 0 LOB: 0 BB: 0 P: 7	R: 1 E: 0 K: 0 S: 13	H: 2 LOB: 1 BB: 0 P: 16	R: 0 E: 1 K: 0 S: 14	H: 0 LOB: 1 BB: 0 P: 20	R: 1 E: 0 K: 2 S: 12	H: 2 LOB: 1 BB: 2 P: 21	R: 0 E: 0 K: 2 S: 10	H: 0 LOB: 2 BB: 2 P: 23	1B: 7 2B: 2 3B: 0 HR: 0	SF: 1 SAC: 0 DP: 0 HBP: 0	WP: 1 PB: 0 SB: 1 CS: 0	PA: 40			
PITCHER	IP WLS BF H R ER SO BB IBB HBP BLK WP HR S P ERA WHIP	7.0 W 30 7 3 2 2 0 0 0 0 1 0 74 106 2.57 1.000	0.2 3 1 1 1 1 0 0 0 0 0 0 6 10 13.50 1.500	1.1 S 7 1 0 0 3 2 0 0 0 0 0 16 34 0.00 2.250																					

AB	37
R	4
H	9
RBI	3
BB	2
SO	6
LOB	23



Batter	1	2	3	4	5	6	7	8	9	AB	R	H	RBI	BB	SO	LOB	BOTTOM							
Brady Anderson, L OBP: 0.442, SLG: 0.506	4-0 HR BB	1-2 G5-4-3 1B			2-2 F7	1-1 G1-3				3	1	1	1	1	0	0	Toronto Blue Jays @ Baltimore Orioles Memorial Stadium, Baltimore, MD Tue Jul 31 1990, 7:05 PM EDT Att: 37,771 - Unknown							
Mike Devereaux, R OBP: 0.306, SLG: 0.406	1-1 P4	1-0 G5-4-3			2-0 WP S 2B 1B		2-3 K		4	1	1	0	0	1	3									
Randy Milligan, R OBP: 0.409, SLG: 0.500	2-2 HR 1B		4-1 CS WP BB		4-1 2B WP BB		2-3 K		2	2	1	0	2	1	0									
Ron Kittle, R OBP: 0.309, SLG: 0.466	0-0 P4		3-2 P3		2-3 K		0-0 2B		4	0	1	0	0	1	5									
Cal Ripken Jr., R OBP: 0.365, SLG: 0.406	2-2 HR		0-0 1B		4-0 2B IBB		4-0 IBB		2	1	2	3	2	0	0									
Craig Worthington, R OBP: 0.313, SLG: 0.324	1-1 G5-3		1-0 P5		1-0 2B		2-3 K		4	0	1	2	0	1	3									
Bob Melvin, R OBP: 0.241, SLG: 0.309		1-1 F8		0-0 F9	0-0 F7		1-3 K		4	0	0	0	0	1	2									
Steve Finley, L OBP: 0.306, SLG: 0.322		1-2 1B 1B		3-2 G3-1		1-1 G4-3		2-1 E4	4	1	1	0	0	0	0									
Billy Ripken, R OBP: 0.320, SLG: 0.351		1-1 SAFE 1B		3-1 G5-3		2-1 G3		1-3 K	4	0	1	0	0	1	1									
Inning Stats	R: 3 E: 0 K: 0 S: 11	H: 2 LOB: 0 BB: 1 P: 21	R: 1 E: 0 K: 0 S: 14	H: 3 LOB: 1 BB: 0 P: 20	R: 0 E: 0 K: 0 S: 7	H: 1 LOB: 1 BB: 1 P: 15	R: 0 E: 0 K: 0 S: 7	H: 0 LOB: 0 BB: 0 P: 13	R: 2 E: 0 K: 1 S: 13	H: 2 LOB: 2 BB: 2 P: 27	R: 0 E: 0 K: 0 S: 6	H: 0 LOB: 0 BB: 0 P: 10	R: 0 E: 0 K: 3 S: 10	H: 1 LOB: 2 BB: 1 P: 20	R: 0 E: 1 K: 2 S: 8	H: 0 LOB: 0 BB: 0 P: 12	1B: 6 2B: 2 3B: 0 HR: 1	SF: 0 SAC: 0 DP: 1 HBP: 0	WP: 2 PB: 0 SB: 1 CS: 2	PA: 36				
PITCHER	IP WLS BF H R ER SO BB IBB HBP BLK WP HR S P ERA WHIP	4.2 L 24 8 6 6 1 3 0 1 0 0 0 0 17 31 0.00 0.429	2.1 9 1 0 0 3 0 0 0 0 0 0 8 12 0.00 0.000	1.0 3 0 0 0 2 0 0 0 0 0 0 8 12 0.00 0.000																				


AB	31
R	6
H	9
RBI	6
BB	5
SO	6
LOB	14



Batter	1	2	3	4	5	6	7	8	9	AB	R	H	RBI	BB	SO	LOB	TOP								
Kevin Seitzer, R (1.5) OBP: 0.344, SLG: 0.379	G4-3			G4-3	L7			G4-3		4	0	0	0	0	0	1	Kansas City Royals @ Baltimore Orioles Memorial Stadium, Baltimore, MD Thu Aug 02 1990, 7:05 PM EDT Att: 22,791 - Unknown								
Bill Pecota, R (1.4) OBP: 0.348, SLG: 0.381	G5-3			G6-3		P4		BB		3	0	0	0	1	0										
George Brett, L (1.10) OBP: 0.366, SLG: 0.455	G3			1B 2B		F7		P3		4	1	1	0	0	1										
Danny Tartabull, R (1.9) OBP: 0.317, SLG: 0.444		F9		BB 2H 1B		G5-3		F9		4	0	1	1	0	1										
Gerald Perry, L (1.3) OBP: 0.322, SLG: 0.379	K			BB		G4-3		BB 1B		3	0	1	0	1	1	0									
Jim Eisenreich, L (1.7) OBP: 0.344, SLG: 0.408	K			BB		G4-3	2B 1B	P5		4	0	1	0	0	1	3									
Willie Wilson, S (1.8) OBP: 0.348, SLG: 0.374				F7	F8		2B 1B	BB		3	0	1	0	1	0	0									
Bob Boone, R (1.2) OBP: 0.322, SLG: 0.282				G4-3	P2		K	K		3	0	0	0	0	1	2									
Mike Macfarlane, R (9, PH) OBP: 0.320, SLG: 0.405				G4-3	P2		K	K		1	0	0	0	0	1	2									
Kurt Stillwell, S (1.6) OBP: 0.321, SLG: 0.371				G3-1	2B		P4	K		4	0	1	0	0	1	4									
Inning Stats	R: 0 E: 0 K: 0 S: 8	H: 0 LOB: 0 BB: 0 P: 13	R: 0 E: 0 K: 2 S: 11	H: 0 LOB: 0 BB: 0 P: 16	R: 0 E: 0 K: 0 S: 7	H: 0 LOB: 0 BB: 0 P: 9	R: 1 E: 0 K: 0 S: 15	H: 2 LOB: 2 BB: 1 P: 27	R: 0 E: 0 K: 0 S: 12	H: 1 LOB: 1 BB: 0 P: 18	R: 0 E: 0 K: 0 S: 14	H: 0 LOB: 0 BB: 0 P: 19	R: 0 E: 0 K: 1 S: 11	H: 2 LOB: 2 BB: 0 P: 16	R: 0 E: 0 K: 0 S: 8	H: 0 LOB: 1 BB: 1 P: 13	R: 0 E: 0 K: 2 S: 15	H: 1 LOB: 2 BB: 1 P: 22	1B: 3 2B: 3 3B: 0 HR: 0	SF: 0 SAC: 0 DP: 0 HBP: 0	WP: 0 PB: 0 SB: 0 CS: 0	PA: 36			
PITCHER	IP	WLS	BF	H	R	ER	SO	BB	IBB	HBP	BLK	WP	HR	S	P	ERA	WHIP								
Dave Johnson, R (1.1) ERA: 4.13	5.2	W	21	3	1	1	2	1	0	0	0	0	0	63	95	1.59	0.706								
Joe Price, L (6.1) ERA: 2.76	0.2		4	2	0	0	0	0	0	0	0	0	0	10	16	0.00	3.000								
Curt Schilling, R (7.1) ERA: 2.33	2.0		9	1	0	0	1	2	0	0	0	0	0	18	30	0.00	1.500								
Gregg Olson, R (9.1) ERA: 1.0	0.2	S	2	0	0	0	2	0	0	0	0	0	0	10	12	0.00	0.000								

Batter	1	2	3	4	5	6	7	8	9	AB	R	H	RBI	BB	SO	LOB	BOTTOM								
Brady Anderson, L (1.7) OBP: 0.413, SLG: 0.460	G4-3	B3		G3			F7			4	0	0	0	0	0	1	Kansas City Royals @ Baltimore Orioles Memorial Stadium, Baltimore, MD Thu Aug 02 1990, 7:05 PM EDT Att: 22,791 - Unknown								
Dave Gallagher, R (1.9) OBP: 0.313, SLG: 0.342	E9 3B	F8			G1-3		G6-4-3 1B			4	1	1	0	0	0	1									
Randy Milligan, R (1.3) OBP: 0.411, SLG: 0.501	E 3B BB	F8			3B		G6-4-3 1-2			3	1	1	0	1	0	2									
Ron Kittle, R (1.10) OBP: 0.308, SLG: 0.462	E5 3B			P3			K			3	1	0	0	0	1	3									
Steve Finley, L (6, PR) OBP: 0.306, SLG: 0.322	E5 3B			P3			K	S HBP		0	0	0	0	0	0	0									
Cal Ripken Jr., R (1.6) OBP: 0.365, SLG: 0.410	1B 3B			G5-3			P4	L8		4	1	1	3	0	0	2									
Mike Devereaux, R (1.8) OBP: 0.294, SLG: 0.389	P5			F7			G5-3	K		4	0	0	0	0	1	2									
Craig Worthington, R (1.5) OBP: 0.314, SLG: 0.325							E5			1	0	1	1	0	0	0									
Tim Hulett, R (2.5) OBP: 0.333, SLG: 0.380							E5			3	0	0	0	0	2	2									
Bob Melvin, R (1.2) OBP: 0.243, SLG: 0.325	G4-3			HR			F8			3	1	1	1	0	0	2									
Billy Ripken, R (1.4) OBP: 0.319, SLG: 0.353				G4-3			L3			3	0	1	0	0	0	1									
Inning Stats	R: 4 E: 2 K: 0 S: 19	H: 2 LOB: 1 BB: 1 P: 33	R: 0 E: 0 K: 0 S: 8	H: 1 LOB: 1 BB: 0 P: 15	R: 0 E: 0 K: 0 S: 5	H: 0 LOB: 0 BB: 0 P: 10	R: 1 E: 0 K: 1 S: 13	H: 1 LOB: 0 BB: 0 P: 22	R: 0 E: 1 K: 0 S: 17	H: 1 LOB: 1 BB: 0 P: 24	R: 0 E: 0 K: 0 S: 8	H: 0 LOB: 1 BB: 0 P: 10	R: 0 E: 0 K: 0 S: 5	H: 1 LOB: 0 BB: 0 P: 7	R: 0 E: 0 K: 2 S: 10	H: 0 LOB: 2 BB: 0 P: 14	1B: 2 2B: 1 3B: 2 HR: 1	SF: 0 SAC: 0 DP: 1 HBP: 1	WP: 0 PB: 0 SB: 1 CS: 0	PA: 34					
PITCHER	IP	WLS	BF	H	R	ER	SO	BB	IBB	HBP	BLK	WP	HR	S	P	ERA	WHIP								
Pete Filson, L (1.1) ERA: 5.0	5.0	L	23	5	5	1	2	1	0	0	0	0	0	62	104	1.80	1.200								
Mel Stottlemyre, R (6.1) ERA: 3.86	2.0		7	1	0	0	0	0	0	0	0	0	0	13	17	0.00	0.500								
Jeff Montgomery, R (8.1) ERA: 2.49	1.0		4	0	0	0	2	0	0	1	0	0	0	10	14	0.00	0.000								

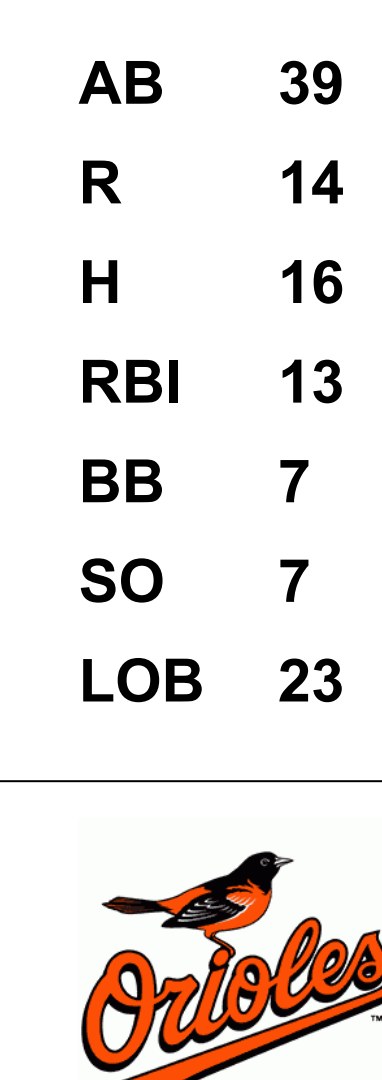
AB	33
R	1
H	6
RBI	1
BB	3
SO	5
LOB	14



Batter	1	2	3	4	5	6	7	8	9	AB	R	H	RBI	BB	SO	LOB	TOP					
Kevin Seitzer, R (1.5) OBP: 0.345, SLG: 0.380	G4-3		BB BB 1B		E5 F9 G3-1 1B		E3 1-2			4	1	2	0	0	0	1	Kansas City Royals @ Baltimore Orioles Memorial Stadium, Baltimore, MD Fri Aug 03 1990, 7:05 PM EDT Att: 39,756 - Unknown - 89 F livebaseballscorecards.com					
Bill Pecota, R (1.4) OBP: 0.345, SLG: 0.372	G5-3		BB 1-2 BB		F9 2-3		P7-4 2-3f			3	0	0	0	1	0	3						
George Brett, L (1.3) OBP: 0.365, SLG: 0.451	G4-3		1-2 2-3 BB		G3-1 3-H 1-2		G3			3	0	0	1	1	0	0						
Danny Tartabull, R (1.9) OBP: 0.311, SLG: 0.434		K 2-3	K 0-3		L7 1-2		P7 0-0			4	0	0	0	0	2	3						
Gerald Perry, L (1.10) OBP: 0.324, SLG: 0.378		FC4-6 BB 2-0		P5 0-0		G6-3 1B 1-2f		L7 2-1		3	0	1	0	1	0	0						
Jim Eisenreich, L (1.7) OBP: 0.344, SLG: 0.407	FC4-6 1-2f		FC6-4 1B 1-2f		G6-3 1B 1-2f		F9 0-1			3	0	1	0	0	0	2						
Pat Tabler, R (6.7) OBP: 0.339, SLG: 0.358										1	0	0	0	0	0	0						
Willie Wilson, S (1.8) OBP: 0.347, SLG: 0.372	L8 SAFE		FC6-4 1B 1-2		K 2-3		G6-3 0-0			4	0	1	0	0	1	1						
Mike Macfarlane, R (1.2) OBP: 0.323, SLG: 0.407			FC6-4 1B 1-2f 2-3		FC6-4 1B 1-2f		F9 0-0			4	0	2	0	0	0	2						
Steve Jeltz, S (1.6) OBP: 0.174, SLG: 0.185			F7 0-0		FC6-4 1-2f		FC4-6 1B 1-2f			3	0	0	0	0	0	3						
Inning Stats	R: 0 E: 0 K: 0 S: 6	H: 0 LOB: 0 BB: 0 P: 8	R: 0 E: 0 K: 1 S: 8	H: 0 LOB: 1 BB: 1 P: 18	R: 0 E: 0 K: 1 S: 12	H: 2 LOB: 2 BB: 2 P: 25	R: 0 E: 0 K: 0 S: 8	H: 2 LOB: 2 BB: 0 P: 12	R: 1 E: 1 K: 0 S: 9	H: 1 LOB: 0 BB: 0 P: 14	R: 0 E: 0 K: 1 S: 6	H: 1 LOB: 0 BB: 0 P: 10	R: 0 E: 1 K: 0 S: 6	H: 1 LOB: 1 BB: 0 P: 11	R: 0 E: 0 K: 0 S: 4	H: 0 LOB: 0 BB: 0 P: 4	R: 0 E: 0 K: 0 S: 4	H: 0 LOB: 0 BB: 0 P: 4	1B: 7 2B: 1 3B: 0 HR: 0	SF: 0 SAC: 0 DP: 2 HBP: 0	WP: 0 PB: 0 SB: 0 CS: 0	PA: 35
PITCHER	IP WLS BF H R ER SO BB IBB HBP BLK WP HR S P ERA WHIP	IP WLS BF H R ER SO BB IBB HBP BLK WP HR S P ERA WHIP	IP WLS BF H R ER SO BB IBB HBP BLK WP HR S P ERA WHIP	IP WLS BF H R ER SO BB IBB HBP BLK WP HR S P ERA WHIP	IP WLS BF H R ER SO BB IBB HBP BLK WP HR S P ERA WHIP	IP WLS BF H R ER SO BB IBB HBP BLK WP HR S P ERA WHIP	IP WLS BF H R ER SO BB IBB HBP BLK WP HR S P ERA WHIP	IP WLS BF H R ER SO BB IBB HBP BLK WP HR S P ERA WHIP	IP WLS BF H R ER SO BB IBB HBP BLK WP HR S P ERA WHIP	IP WLS BF H R ER SO BB IBB HBP BLK WP HR S P ERA WHIP	IP WLS BF H R ER SO BB IBB HBP BLK WP HR S P ERA WHIP	IP WLS BF H R ER SO BB IBB HBP BLK WP HR S P ERA WHIP	IP WLS BF H R ER SO BB IBB HBP BLK WP HR S P ERA WHIP	IP WLS BF H R ER SO BB IBB HBP BLK WP HR S P ERA WHIP	IP WLS BF H R ER SO BB IBB HBP BLK WP HR S P ERA WHIP	IP WLS BF H R ER SO BB IBB HBP BLK WP HR S P ERA WHIP	IP WLS BF H R ER SO BB IBB HBP BLK WP HR S P ERA WHIP					
John Mitchell, R (1.1) ERA: 3.75	6.1	W	27	7	1	0	3	3	0	0	0	0	0	0	0	0	0.00	1.579				
Mickey Weston, R (7.1) ERA: 5.92	2.2		8	0	0	0	0	0	0	0	0	0	0	0	0	0	0.00	0.000				

Batter	1	2	3	4	5	6	7	8	9	AB	R	H	RBI	BB	SO	LOB	BOTTOM					
Brady Anderson, L (1.8) OBP: 0.413, SLG: 0.451	F7	K	K		WP G4-3 1B	1B 1-2 2-3 HBP		2B BB		4	0	1	0	0	2	3	Kansas City Royals @ Baltimore Orioles Memorial Stadium, Baltimore, MD Fri Aug 03 1990, 7:05 PM EDT Att: 39,756 - Unknown - 89 F livebaseballscorecards.com					
Dave Gallagher, R (6.7) OBP: 0.321, SLG: 0.342										0	0	0	0	1	0	0						
Joe Orsulak, L (1.7) OBP: 0.382, SLG: 0.448	4-2	3-2	0-2		0-1	2-0		0-1		4	2	2	4	1	0	3						
Mike Devereaux, R (6.7) OBP: 0.297, SLG: 0.396	BB HR	2-H HR	P5		G4-3 1-2	1-3 2-H 3-H 1B		1-3 3-H 2B		1	0	1	1	0	0	0						
Randy Milligan, R (1.3) OBP: 0.407, SLG: 0.494	F9	K			4-1	1-3		L8 0-0		5	0	0	0	1	3	6						
Sam Horn, L (1.10) OBP: 0.351, SLG: 0.508	4-1		2-2		0-1	2-2		1-2 HR BB		4	3	2	1	1	0	1						
Cal Ripken Jr., R (1.6) OBP: 0.365, SLG: 0.426	3-1		0-1		1-2	3-2		1-1 P5		5	3	2	4	0	0	2						
Mickey Tettleton, S (1.2) OBP: 0.384, SLG: 0.396	1-1		3-2		4-2	2-3		2-1 G1-3		4	1	2	0	1	1	1						
Tim Lincecum, R (1.5) OBP: 0.355, SLG: 0.402	2-3		2-2		0-0	1-1		0-0 G4-3 G5-3 2B 1B		5	2	4	1	0	1	1						
Steve Finley, L (1.9) OBP: 0.307, SLG: 0.325		4-2	2-1		0-1	1-0		1-2 G5-3		4	2	1	1	1	0	5						
Billy Ripken, R (1.4) OBP: 0.321, SLG: 0.356		0-0	2-2		1-1	4-2		0-0 G4-3		1	0	1	1	0	0	0						
Rene Gonzales, R (5.4) OBP: 0.289, SLG: 0.254		SH1-3 HR BB	1-3 3-H 1B		F8	4-2		2-3 G4-3		2	1	0	0	1	0	1						
Inning Stats	R: 3 E: 0 K: 1 S: 17	H: 2 LOB: 1 BB: 2 P: 36	R: 2 E: 0 K: 2 S: 14	H: 1 LOB: 0 BB: 1 P: 25	R: 3 E: 0 K: 1 S: 26	H: 5 LOB: 2 BB: 0 P: 38	R: 1 E: 1 K: 0 S: 12	H: 1 LOB: 2 BB: 2 P: 21	R: 0 E: 0 K: 1 S: 11	H: 1 LOB: 1 BB: 0 P: 16	R: 4 E: 0 K: 2 S: 20	H: 4 LOB: 2 BB: 1 P: 37	R: 0 E: 0 K: 0 S: 5	H: 0 LOB: 0 BB: 0 P: 9	R: 1 E: 0 K: 0 S: 12	H: 2 LOB: 2 BB: 1 P: 17	R: 0 E: 0 K: 0 S: 12	H: 0 LOB: 0 BB: 1 P: 17	1B: 10 2B: 2 3B: 0 HR: 4	SF: 0 SAC: 1 DP: 0 HBP: 1	WP: 1 PB: 1 SB: 0 CS: 0	PA: 48
PITCHER	IP WLS BF H R ER SO BB IBB HBP BLK WP HR S P ERA WHIP	IP WLS BF H R ER SO BB IBB HBP BLK WP HR S P ERA WHIP	IP WLS BF H R ER SO BB IBB HBP BLK WP HR S P ERA WHIP	IP WLS BF H R ER SO BB IBB HBP BLK WP HR S P ERA WHIP	IP WLS BF H R ER SO BB IBB HBP BLK WP HR S P ERA WHIP	IP WLS BF H R ER SO BB IBB HBP BLK WP HR S P ERA WHIP	IP WLS BF H R ER SO BB IBB HBP BLK WP HR S P ERA WHIP	IP WLS BF H R ER SO BB IBB HBP BLK WP HR S P ERA WHIP	IP WLS BF H R ER SO BB IBB HBP BLK WP HR S P ERA WHIP	IP WLS BF H R ER SO BB IBB HBP BLK WP HR S P ERA WHIP	IP WLS BF H R ER SO BB IBB HBP BLK WP HR S P ERA WHIP	IP WLS BF H R ER SO BB IBB HBP BLK WP HR S P ERA WHIP	IP WLS BF H R ER SO BB IBB HBP BLK WP HR S P ERA WHIP	IP WLS BF H R ER SO BB IBB HBP BLK WP HR S P ERA WHIP	IP WLS BF H R ER SO BB IBB HBP BLK WP HR S P ERA WHIP	IP WLS BF H R ER SO BB IBB HBP BLK WP HR S P ERA WHIP						
Tom Gordon, R (1.1) ERA: 4.24	2.0	L	15	6	8	8	3	3	0	0	0	0	0	0	0	0	9.82	2.727				
Luis Encarnacion, R (3.1) ERA: 7.71	3.2		21	7	5	4	3	3	0	0	0	0	0	0	0	0	0.00	0.750				
Steve Crawford, R (6.1) ERA: 3.83	1.1		6	1	0	0	1	0	0	0	0	0	0	0	0	0	9.00	3.000				
Mel Stottlemyre, R (8.1) ERA: 4.2	1.0		6	2	1	1	0	1	0	0	0	0	0	0	0	0	9.00	3.000				

AB	32
R	1
H	7
RBI	1
BB	3
SO	3
LOB	15



Batter	1	2	3	4	5	6	7	8	9	AB	R	H	RBI	BB	SO	LOB	TOP								
Kevin Seitzer, R OBP: 0.342, SLG: 0.375 (1, 5)	G4-3	L9		K		G5-3			P4	5	0	0	0	0	1	2									
Bill Pecota, R OBP: 0.353, SLG: 0.376 (1, 4)	G5-3	G4-6-3 1B		FC6-4 1B			HR BB		L4	4	1	2	0	1	0	0									
George Brett, L OBP: 0.365, SLG: 0.461 (1, 3)		G4-6-3 2B		FC6-4 1-2 2-3			P6		HR	5	1	2	1	0	0	5									
Danny Tartabull, R OBP: 0.313, SLG: 0.466 (1, 9)	K			K			HR		K	5	2	2	3	0	3	3									
Jim Eisenreich, L OBP: 0.346, SLG: 0.408 (6, 8)		E HR 1B	G1-3 1B		K		G5-3			4	2	2	0	0	1	0									
Gerald Perry, L OBP: 0.323, SLG: 0.377 (1, 10)		E HR 1B	G1-3		K		F7			4	1	1	0	0	1	1									
Willie Wilson, S OBP: 0.343, SLG: 0.367 Pat Tabler, R OBP: 0.337, SLG: 0.356 (6, 7)		E4 HR	K		G3-1				P5	3	1	0	0	0	1	3	AB 39								
Mike Macfarlane, R OBP: 0.325, SLG: 0.419 (1, 2)		HR					F8		L8	4	1	2	5	0	0	0	R 9								
Kurt Stillwell, S OBP: 0.323, SLG: 0.373 (1, 6)		HR 1B		FC6-4 1B			F9		F7	4	0	2	0	0	0	0	H 13								
Inning Stats	R: 0 E: 0 K: 1 S: 12	H: 1 LOB: 1 BB: 0 P: 15	R: 4 E: 1 K: 0 S: 16	H: 5 LOB: 1 BB: 0 P: 26	R: 2 E: 0 K: 1 S: 14	H: 3 LOB: 1 BB: 0 P: 21	R: 0 E: 0 K: 2 S: 11	H: 2 LOB: 2 BB: 0 P: 18	R: 0 E: 0 K: 0 S: 9	H: 0 LOB: 0 BB: 0 P: 13	R: 0 E: 0 K: 0 S: 5	H: 0 LOB: 0 BB: 0 P: 9	R: 2 E: 0 K: 0 S: 15	H: 1 LOB: 0 BB: 1 P: 22	R: 0 E: 0 K: 0 S: 8	H: 0 LOB: 0 BB: 0 P: 11	R: 1 E: 0 K: 1 S: 8	H: 1 LOB: 0 BB: 0 P: 14	1B: 8 2B: 1 3B: 0 HR: 4	SF: 0 SAC: 0 DP: 1 HBP: 0	WP: 0 PB: 0 SB: 0 CS: 0	PA: 40			
PITCHER	IP	WLS	BF	H	R	ER	SO	BB	IBB	HBP	BLK	WP	HR	S	P	ERA	WHIP								
Pete Harnisch, R ERA: 4.48 Mark Williamson, R ERA: 2.13 Jeff Ballard, L ERA: 4.89 Joe Price, L ERA: 2.91	1.1	L	11	6	4	3	1	0	0	0	0	0	1	26	38	20.25	4.500								
	2.2		11	5	2	2	3	0	0	0	0	0	1	27	42	6.75	1.875								
	4.0		14	1	2	2	2	1	0	0	0	0	1	37	55	4.50	0.500								
	1.0		4	1	1	1	1	0	0	0	0	0	1	8	14	9.00	1.000								

Kansas City Royals @ Baltimore Orioles
Memorial Stadium, Baltimore, MD
Sat Aug 04 1990, 7:05 PM EDT
Att: 48,160 - Unknown - 89 F

livebaseballscorecards.com

AB 39
R 9
H 13
RBI 9
BB 1
SO 7
LOB 14



Batter	1	2	3	4	5	6	7	8	9	AB	R	H	RBI	BB	SO	LOB	BOTTOM								
Brady Anderson, L OBP: 0.407, SLG: 0.436 (1, 8)	G3-1		K			K			G3-6 BB	3	0	0	0	1	2	0									
Joe Orsulak, L OBP: 0.358, SLG: 0.442 (1, 7)	L6		F7			K			G3-6 1-2	4	0	0	0	0	1	1									
Randy Milligan, R OBP: 0.407, SLG: 0.493 Ron Kittle, R OBP: 0.307, SLG: 0.460 (7, 3)				G5-3		F9			K	3	0	1	0	0	0	0									
Sam Horn, L OBP: 0.355, SLG: 0.504 (1, 10)				G4-3					1B	3	0	1	0	1	1	0									
Cal Ripken Jr., R OBP: 0.366, SLG: 0.426 (1, 6)				K					1B	4	1	2	0	0	1	2									
Mickey Tettleton, S OBP: 0.381, SLG: 0.391 (1, 2)			F9			K			P6	4	0	0	0	0	1	3									
Tim Hulett, R OBP: 0.360, SLG: 0.416 (1, 5)			G4-3			FC6-4 1B			K	4	0	2	1	0	1	2	AB 32								
Steve Finley, L OBP: 0.304, SLG: 0.321 (1, 9)			F8			FC6-4 1-2				3	0	0	0	0	0	2	R 1								
Billy Ripken, R OBP: 0.319, SLG: 0.353 Rene Gonzales, R OBP: 0.286, SLG: 0.250 (8, 4)				P3		FC6-4 1-2			G6-3	2	0	0	0	0	0	1	H 6								
Inning Stats	R: 0 E: 0 K: 0 S: 19	H: 1 LOB: 2 BB: 1 P: 29	R: 0 E: 0 K: 0 S: 7	H: 0 LOB: 0 BB: 0 P: 14	R: 0 E: 0 K: 1 S: 9	H: 0 LOB: 0 BB: 0 P: 12	R: 0 E: 0 K: 1 S: 9	H: 0 LOB: 0 BB: 0 P: 15	R: 0 E: 0 K: 2 S: 10	H: 1 LOB: 1 BB: 0 P: 13	R: 0 E: 0 K: 0 S: 10	H: 0 LOB: 0 BB: 0 P: 15	R: 1 E: 0 K: 1 S: 15	H: 2 LOB: 1 BB: 0 P: 20	R: 0 E: 0 K: 0 S: 6	H: 0 LOB: 0 BB: 1 P: 12	R: 0 E: 0 K: 2 S: 12	H: 2 LOB: 2 BB: 0 P: 17	1B: 5 2B: 1 3B: 0 HR: 0	SF: 0 SAC: 0 DP: 1 HBP: 0	WP: 0 PB: 0 SB: 0 CS: 0	PA: 34			
PITCHER	IP	WLS	BF	H	R	ER	SO	BB	IBB	HBP	BLK	WP	HR	S	P	ERA	WHIP								
Andy McGaffigan, R ERA: 3.41 Steve Farr, R ERA: 2.55 Jeff Montgomery, R ERA: 2.45	6.0	W	21	2	1	1	1	1	0	0	0	0	0	21	32	4.50	1.500								
	2.0		8	2	1	1	1	1	0	0	0	0	0	21	32	4.50	1.500								
	1.0		5	2	0	0	2	0	0	0	0	0	0	12	17	0.00	2.000								

Kansas City Royals @ Baltimore Orioles
Memorial Stadium, Baltimore, MD
Sat Aug 04 1990, 7:05 PM EDT
Att: 48,160 - Unknown - 89 F

livebaseballscorecards.com


AB 32
R 1
H 6
RBI 1
BB 2
SO 8
LOB 11





Batter	1	2	3	4	5	6	7	8	9	AB	R	H	RBI	BB	SO	LOB	TOP								
Brady Anderson, L (1, 7) OBP: 0.393, SLG: 0.418	F7		G6-3		G4-3		P4			4	0	0	0	0	0	0	Baltimore Orioles @ Oakland Athletics Oakland-Alameda County Coliseum, Oakland, CA Tue Aug 07 1990, 7:05 PM PDT Att: 40,117 - Unknown - 70 F livebaseballscorecards.com								
Joe Orsulak, L (1, 9) OBP: 0.360, SLG: 0.441	1B 2B		K		K			BB	3	1	1	0	1	2	0										
Randy Milligan, R (1, 3) OBP: 0.408, SLG: 0.494 Ron Kittle, R (1, 3) OBP: 0.307, SLG: 0.459	2B 1B		1B		P4			F7	1	1	1	0	0	0	0										
Sam Horn, L (1, 10) OBP: 0.365, SLG: 0.526	1B		1B		G4-3			L8	4	0	3	2	0	0	1										
Cal Ripken Jr., R (1, 6) OBP: 0.363, SLG: 0.422	L6		K		G4-3			P4	4	0	0	0	0	1	5										
Mickey Tettleton, S (1, 2) OBP: 0.383, SLG: 0.392 Bob Melvin, R (7, 2) OBP: 0.242, SLG: 0.323	P6								2	0	1	0	0	0	0										
Mike Devereaux, R (1, 8) OBP: 0.292, SLG: 0.389		L7		F8		K		G3	4	0	0	0	0	1	3										
Tim Lulett, R (1, 5) OBP: 0.348, SLG: 0.400	G6-3		K				F9	K	4	0	0	0	0	2	1										
Rene Gonzales, R (1, 4) OBP: 0.275, SLG: 0.239	G4-3				G6-3		K		3	0	0	0	0	1	0										
Inning Stats	R: 2 E: 0 K: 0 S: 11	H: 3 LOB: 1 BB: 0 P: 16	R: 0 E: 0 K: 0 S: 5	H: 0 LOB: 0 BB: 0 P: 8	R: 0 E: 0 K: 2 S: 12	H: 2 LOB: 1 BB: 0 P: 16	R: 0 E: 0 K: 1 S: 10	H: 1 LOB: 1 BB: 0 P: 17	R: 0 E: 0 K: 1 S: 10	H: 0 LOB: 0 BB: 0 P: 13	R: 0 E: 0 K: 1 S: 11	H: 0 LOB: 0 BB: 0 P: 12	R: 0 E: 0 K: 0 S: 6	H: 0 LOB: 1 BB: 1 P: 13	R: 0 E: 0 K: 1 S: 6	H: 0 LOB: 0 BB: 0 P: 7		1B: 5 2B: 3 3B: 0 HR: 0	SF: 0 SAC: 0 DP: 1 HBP: 1	WP: 0 PB: 0 SB: 0 CS: 1	PA: 35				
PITCHER	IP	WLS	BF	H	R	ER	SO	BB	IBB	HBP	BLK	WP	HR	S	P	ERA	WHIP								
Bob Welch, R (1, 1) ERA: 3.16	7.0	W	29	7	2	2	6	1	0	1	0	0	0	72	108	2.57	1.143								
Rick Honeycutt, L (8, 1) ERA: 2.66	0.2		2	0	0	0	0	0	0	0	0	0	0	4	7	0.00	0.000								
Dennis Eckersley, R (8, 1) ERA: 0.73	1.1	S	4	0	0	0	1	0	0	0	0	0	0	7	8	0.00	0.000								


Batter	1	2	3	4	5	6	7	8	9	AB	R	H	RBI	BB	SO	LOB	BOTTOM								
Rickey Henderson, R (1, 7) OBP: 0.435, SLG: 0.592 Doug Jennings, L (6, 7) OBP: 0.290, SLG: 0.277	G5-3		P4		G5-3			BB		3	0	0	0	0	0	1	Baltimore Orioles @ Oakland Athletics Oakland-Alameda County Coliseum, Oakland, CA Tue Aug 07 1990, 7:05 PM PDT Att: 40,117 - Unknown - 70 F livebaseballscorecards.com								
Carney Lansford, R (1, 5) OBP: 0.322, SLG: 0.327	F8 2B		E5 WP		K		L7		4	1	1	0	0	1	3										
Jose Canseco, R (1, 10) OBP: 0.386, SLG: 0.623	F8		G5-3		F7			G4-3	4	0	0	0	0	0	2										
Dave Henderson, R (1, 8) OBP: 0.332, SLG: 0.478	1B 2B		P5		F8			F9	4	1	1	1	0	0	1										
Mark McGwire, R (1, 3) OBP: 0.354, SLG: 0.475	1B		G1-3		P4			BB	3	0	1	1	1	0	0										
Ron Hassey, L (1, 2) OBP: 0.273, SLG: 0.320	G4-3		G6-3		G6-3		SH1-3 1B	G3	4	1	1	0	0	0	2										
Felix Jose, S (1, 9) OBP: 0.310, SLG: 0.398		F8		K			SH1-3		2	0	0	0	0	1	0										
Walt Weiss, S (1, 6) OBP: 0.334, SLG: 0.339		F8			SH1 1B		BB 1B		3	0	2	1	0	0	0										
Mike Gallego, R (1, 4) OBP: 0.268, SLG: 0.290		G6-3			SH1		L7		2	0	0	0	0	0	1										
Inning Stats	R: 2 E: 0 K: 0 S: 8	H: 3 LOB: 1 BB: 0 P: 17	R: 0 E: 0 K: 0 S: 8	H: 0 LOB: 0 BB: 0 P: 14	R: 0 E: 1 K: 0 S: 10	H: 0 LOB: 1 BB: 0 P: 14	R: 0 E: 0 K: 1 S: 7	H: 0 LOB: 0 BB: 0 P: 9	R: 0 E: 0 K: 1 S: 10	H: 1 LOB: 1 BB: 0 P: 15	R: 0 E: 0 K: 0 S: 5	H: 0 LOB: 0 BB: 0 P: 9	R: 1 E: 0 K: 0 S: 14	H: 2 LOB: 2 BB: 1 P: 25	R: 0 E: 0 K: 0 S: 7	H: 0 LOB: 1 BB: 1 P: 15		1B: 4 2B: 2 3B: 0 HR: 0	SF: 0 SAC: 2 DP: 0 HBP: 0	WP: 1 PB: 0 SB: 0 CS: 0	PA: 33				
PITCHER	IP	WLS	BF	H	R	ER	SO	BB	IBB	HBP	BLK	WP	HR	S	P	ERA	WHIP								
John Mitchell, R (1, 1) ERA: 3.78	6.2	L	28	6	3	3	2	1	0	0	0	0	0	56	94	4.05	1.050								
Curt Schilling, R (7, 1) ERA: 2.16	1.1		5	0	0	0	0	1	0	0	0	0	0	13	24	0.00	0.750								



Batter	1	2	3	4	5	6	7	8	9	AB	R	H	RBI	BB	SO	LOB	TOP										
Steve Finley, L (1, 9) OBP: 0.302, SLG: 0.319	L9	G6-3		L9	G3			1B		5	0	1	0	0	0	7	<p>Baltimore Orioles @ Oakland Athletics Oakland-Alameda County Coliseum, Oakland, CA</p> <p>Wed Aug 08 1990, 3:33 AM PDT Att: 30,739 - Sunny - 78 F</p> <p>livebaseballscores.com</p> <p>AB 35 R 4 H 9 RBI 4 BB 7 SO 5 LOB 21</p> 										
Brady Anderson, L (1, 8) OBP: 0.402, SLG: 0.426	BB		F7	2B		K		1B		3	0	1	2	2	1	0											
Cal Ripken Jr., R (1, 6) OBP: 0.364, SLG: 0.422	K		1B	G6-3		L3		1B		5	0	2	0	0	1	2											
Sam Horn, L (1, 3) OBP: 0.360, SLG: 0.511	BB		P6		F7			K		3	0	0	0	1	0	1											
Mickey Tettleton, S (8, PH) OBP: 0.383, SLG: 0.392	BB				P6					1	0	0	0	0	1	3											
Ron Kittle, R (1, 10) OBP: 0.306, SLG: 0.458	P6		F7		BB	1B		G6-3		5	1	1	0	0	1	3											
Joe Orsulak, L (1, 7) OBP: 0.363, SLG: 0.445		BB		SH3	1B	BB		P6		4	1	2	0	1	0	0											
Tim Lulett, R (1, 5) OBP: 0.345, SLG: 0.389	L9		SH3		BB	1B		P3		3	0	0	0	1	0	1											
Bob Melvin, R (1, 2) OBP: 0.246, SLG: 0.327	L5		L9	BB	2B	1B		P4		4	1	2	2	0	0	1											
Jeff McKnight, S (1, 4) OBP: 0.272, SLG: 0.236	BB		BB	BB	2B	BB		K		1	0	0	0	2	0	3											
Rene Gonzales, R (7, 4) OBP: 0.272, SLG: 0.236	BB		BB	BB	2B	BB				1	0	0	0	0	1	0											
Inning Stats	R: 0 E: 0 K: 1 S: 13	H: 0 LOB: 2 BB: 2 P: 20	R: 0 E: 0 K: 0 S: 9	H: 1 LOB: 2 BB: 1 P: 17	R: 0 E: 0 K: 0 S: 10	H: 1 LOB: 1 BB: 0 P: 15	R: 3 E: 0 K: 0 S: 9	H: 3 LOB: 1 BB: 1 P: 18	R: 1 E: 0 K: 0 S: 12	H: 2 LOB: 3 BB: 2 P: 27	R: 0 E: 0 K: 1 S: 8	H: 0 LOB: 0 BB: 0 P: 9	R: 0 E: 0 K: 0 S: 4	H: 0 LOB: 0 BB: 0 P: 8	R: 0 E: 0 K: 2 S: 14	H: 2 LOB: 3 BB: 1 P: 23	R: 0 E: 0 K: 1 S: 6	H: 0 LOB: 0 BB: 0 P: 9	1B: 6 2B: 3 3B: 0 HR: 0	SF: 0 SAC: 1 DP: 0 HBP: 0	WP: 0 PB: 0 SB: 1 CS: 0	PA: 43					
PITCHER	IP	WLS	BF	H	R	ER	SO	BB	IBB	HBP	BLK	WP	HR	S	P	ERA	WHIP										
Scott Sanderson, R (1, 1) ERA: 3.65	4.1	L	26	7	4	4	1	5	1	0	0	0	0	50	91	8.31	2.769										
Joe Klimk, L (5, 1) ERA: 2.28	1.2		5	0	0	0	1	0	0	0	0	0	0	11	15	0.00	0.000										
Reggie Harris, R (7, 1) ERA: 2.6	2.0		9	2	0	0	2	1	0	0	0	0	0	18	31	0.00	1.500										
Gene Nelson, R (9, 1) ERA: 1.41	1.0		3	0	0	0	1	0	0	0	0	0	0	6	9	0.00	0.000										

Batter	1	2	3	4	5	6	7	8	9	AB	R	H	RBI	BB	SO	LOB	BOTTOM										
Doug Jennings, L (1, 7) OBP: 0.268, SLG: 0.264	K		K			F7		G4-3		4	0	0	0	0	2	0	<p>Baltimore Orioles @ Oakland Athletics Oakland-Alameda County Coliseum, Oakland, CA</p> <p>Wed Aug 08 1990, 3:33 AM PDT Att: 30,739 - Sunny - 78 F</p> <p>livebaseballscores.com</p> <p>AB 30 R 1 H 5 RBI 1 BB 4 SO 5 LOB 14</p> 										
Carney Lansford, R (1, 5) OBP: 0.324, SLG: 0.327	BB			G5-3		1B		P3		3	1	1	0	1	0	0											
Jose Canseco, R (1, 10) OBP: 0.367, SLG: 0.625	F7			F8		1B		2B		4	0	2	0	0	0	1											
Dave Henderson, R (1, 8) OBP: 0.331, SLG: 0.476	F9			F8		FC6		K		4	0	1	1	0	1	2											
Mark McGwire, R (1, 3) OBP: 0.353, SLG: 0.471	K			G3-1	1B	L7		P3		3	0	0	0	1	1	2											
Felix Jose, S (1, 9) OBP: 0.306, SLG: 0.392	L4			L5		FC6		F7		4	0	0	0	0	0	3											
Terry Steinbach, R (1, 2) OBP: 0.280, SLG: 0.354	L6			G3-1	1B	L1-6-3		K		3	0	1	0	1	1	0											
Walt Weiss, S (1, 6) OBP: 0.334, SLG: 0.337				F8		G3-1		L1-6-3		2	0	0	0	1	0	2											
Willie Randolph, R (1, 4) OBP: 0.321, SLG: 0.319				G6-3		G4-3		L1-6-3		3	0	0	0	0	0	4											
Inning Stats	R: 0 E: 0 K: 1 S: 13	H: 0 LOB: 1 BB: 1 P: 23	R: 0 E: 0 K: 1 S: 5	H: 0 LOB: 0 BB: 0 P: 7	R: 0 E: 0 K: 1 S: 6	H: 0 LOB: 0 BB: 0 P: 10	R: 0 E: 0 K: 0 S: 6	H: 0 LOB: 0 BB: 0 P: 11	R: 0 E: 0 K: 0 S: 13	H: 1 LOB: 2 BB: 1 P: 22	R: 1 E: 0 K: 0 S: 5	H: 3 LOB: 2 BB: 0 P: 17	R: 0 E: 0 K: 0 S: 5	H: 0 LOB: 2 BB: 2 P: 13	R: 0 E: 0 K: 1 S: 8	H: 1 LOB: 1 BB: 0 P: 13		R: 0 E: 0 K: 1 S: 7	H: 0 LOB: 0 BB: 0 P: 9	1B: 4 2B: 1 3B: 1 HR: 0	SF: 0 SAC: 0 DP: 0 HBP: 0	WP: 0 PB: 0 SB: 0 CS: 0	PA: 34				
PITCHER	IP	WLS	BF	H	R	ER	SO	BB	IBB	HBP	BLK	WP	HR	S	P	ERA	WHIP										
Ben McDonald, R (1, 1) ERA: 1.43	5.1	W	22	4	1	1	3	2	0	0	0	0	0	6	14	0.00	3.000										
Mark Williamson, R (6, 1) ERA: 2.11	0.2		4	0	0	0	0	2	0	0	0	0	0	6	14	0.00	3.000										
Jeff Ballard, L (7, 1) ERA: 4.83	1.1		2	0	0	0	0	0	0	0	0	0	0	2	3	0.00	0.000										
Gregg Olson, R (8, 1) ERA: 0.97	1.2	S	6	1	0	0	2	0	0	0	0	0	0	14	20	0.00	0.600										

Batter	1	2	3	4	5	6	7	8	9	AB	R	H	RBI	BB	SO	LOB	TOP					
Dave Gallagher, R (1, 8) OBP: 0.322, SLG: 0.346	2-1 F9-3 1B		1-1 G6-3		0-0 SF8	3-2 L7		1-2 E6	2 0 1 1 0 0 0 2 0 0 0 0 0 3								<p>Baltimore Orioles @ Oakland Athletics Oakland-Alameda County Coliseum, Oakland, CA</p> <p>Thu Aug 09 1990, 3:33 AM PDT Att: 28,008 - Sunny - 72 F</p> <p>livebaseballscores.com</p> <p>AB 33 R 2 H 8 RBI 2 BB 6 SO 5 LOB 23</p> 					
Brady Anderson, L (6, FH) OBP: 0.395, SLG: 0.417																						
Steve Finley, L (1, 9) OBP: 0.304, SLG: 0.318	0-0 F8		2-1 S 1B		0-1 G4-3		4-1 L9 1B BB	1-0 F9	4 0 1 0 1 0 3													
Cal Ripken Jr., R (1, 6) OBP: 0.364, SLG: 0.420	2-1 F9-3 1-2		0-3 K 1B		4-2 BB		0-1 BB	3-1 F9	4 0 1 0 1 1 3													
Sam Horn, L (1, 3) OBP: 0.349, SLG: 0.493		0-0 F8	2-1 F4 1-2		2-0 G3		0-1 L9	0-0 P2	5 0 0 0 0 0 6													
Mickey Tettleton, S (1, 10) OBP: 0.381, SLG: 0.388		4-2 BB 1B BB		3-2 G3		2-3 K	2-3 K		3 1 0 0 1 2 2													
Joe Orsulak, L (1, 7) OBP: 0.359, SLG: 0.440	3-2 F7		1-0 G4-3		2-1 G4-3		0-3 K		4 0 0 0 0 1 3													
Craig Worthington, R (1, 5) OBP: 0.319, SLG: 0.326	4-1 1B BB		1-2 G6-3		4-2 WP 1B BB		2-2 G4-6-3 1B		2 0 1 0 2 0 0													
Bob Melvin, R (1, 2) OBP: 0.256, SLG: 0.335	2-2 2H 1B		1-1 2B SF8 1B		2-2 WP 1B		0-2 G4-6-3 1-2		4 1 3 1 0 0 1													
Jeff McKnight, S (1, 4) OBP: 0.571, SLG: 0.500	1-2 F7		1-0 G4-3 2B		4-1 1-2 2-3 BB		3-3 K		3 0 1 0 1 1 2													
Inning Stats	R: 0 E: 0 K: 0 S: 5	H: 1 LOB: 0 BB: 0 P: 9	R: 1 E: 0 K: 0 S: 14	H: 1 LOB: 2 BB: 2 P: 28	R: 0 E: 0 K: 1 S: 9	H: 1 LOB: 1 BB: 0 P: 14	R: 0 E: 0 K: 0 S: 8	H: 0 LOB: 0 BB: 0 P: 13	R: 1 E: 0 K: 0 S: 10	H: 2 LOB: 2 BB: 1 P: 18	R: 0 E: 0 K: 1 S: 16	H: 1 LOB: 3 BB: 2 P: 33	R: 0 E: 0 K: 2 S: 12	H: 1 LOB: 2 BB: 1 P: 18	R: 0 E: 0 K: 1 S: 11	H: 1 LOB: 0 BB: 0 P: 16	R: 0 E: 1 K: 0 S: 8	H: 0 LOB: 1 BB: 0 P: 13	1B: 7 2B: 2 3B: 0 HR: 0	SF: 1 SAC: 0 DP: 2 HBP: 0	WP: 1 PB: 0 SB: 1 CS: 0	PA: 40
PITCHER	IP WLS BF H R ER SO BB IBB HBP BLK WP HR S P ERA WHIP																					
Mike Moore, R (1, 1) ERA: 4.27	5.2 W 26 6 2 2 2 4 0 0 0 0 0 0 58 104 3.18 1.765																					
Todd Burns, R (6, 1) ERA: 2.78	0.1 3 0 0 0 0 2 0 0 0 0 1 0 5 16 0.00 6.000																					
Joe Klink, L (7, 1) ERA: 2.2	1.0 4 1 0 0 2 0 0 0 0 0 0 0 11 13 0.00 1.000																					
Gene Nelson, R (8, 1) ERA: 1.38	1.0 3 1 0 0 1 0 0 0 0 0 0 0 11 16 0.00 1.000																					
Dennis Eckersley, R (9, 1) ERA: 0.72	1.0 S 4 0 0 0 0 0 0 0 0 0 0 0 8 13 0.00 0.000																					

Batter	1	2	3	4	5	6	7	8	9	AB	R	H	RBI	BB	SO	LOB	BOTTOM					
Carney Lansford, R (1, 5) OBP: 0.323, SLG: 0.324	0-1 P2	0-0 E3 2H			2-3 K		4-0 IBB		3 0 0 0 1 1 0								<p>Baltimore Orioles @ Oakland Athletics Oakland-Alameda County Coliseum, Oakland, CA</p> <p>Thu Aug 09 1990, 3:33 AM PDT Att: 28,008 - Sunny - 72 F</p> <p>livebaseballscores.com</p> <p>AB 28 R 5 H 5 RBI 4 BB 4 SO 8 LOB 9</p> 					
Doug Jennings, L (1, 7) OBP: 0.287, SLG: 0.264	2-2 2B 1B	1 SAFE F8			1-1 F8		3-2 F7		4 1 1 0 0 0 3													
Jose Canseco, R (1, 10) OBP: 0.388, SLG: 0.625	1-2 2B SF8 2B		0-0 F7		4-1 HR BB		1-3 K		3 2 1 0 1 1 2													
Dave Henderson, R (1, 8) OBP: 0.333, SLG: 0.486	1-0 F 2B		1-3 K		1-0 HR		1-3 K		4 1 2 3 0 2 0													
Mark McGwire, R (1, 3) OBP: 0.350, SLG: 0.467	2-3 3H SF8		1-3 K		2-3 K		1-3 K		3 0 0 1 0 3 0													
Felix Jose, S (1, 9) OBP: 0.305, SLG: 0.388	2-3 3H G6-3			1-2 L7		1-2 F7		4-1 FC6-4 BB	3 0 0 0 1 0 1													
Terry Steinbach, R (1, 2) OBP: 0.279, SLG: 0.356		1-2 E 2B		0-0 F9		1-0 F9		0-0 FC6-4 1-2	4 1 1 0 0 0 1													
Walt Weiss, S (1, 6) OBP: 0.334, SLG: 0.335		1-3 K		1-0 F8		4-1 SH1-4 BB			2 0 0 0 1 1 1													
Mike Gallego, R (1, 4) OBP: 0.266, SLG: 0.288		2-2 F9		1-2 F6		1-0 SH1-4			2 0 0 0 0 0 1													
Inning Stats	R: 2 E: 1 K: 0 S: 11	H: 3 LOB: 1 BB: 0 P: 15	R: 1 E: 1 K: 1 S: 12	H: 1 LOB: 1 BB: 0 P: 17	R: 0 E: 0 K: 2 S: 9	H: 0 LOB: 0 BB: 0 P: 11	R: 0 E: 0 K: 0 S: 5	H: 0 LOB: 0 BB: 0 P: 7	R: 0 E: 0 K: 1 S: 8	H: 0 LOB: 0 BB: 0 P: 12	R: 2 E: 0 K: 1 S: 10	H: 1 LOB: 0 BB: 1 P: 19	R: 0 E: 0 K: 1 S: 8	H: 0 LOB: 2 BB: 2 P: 21	R: 0 E: 0 K: 2 S: 9	H: 0 LOB: 1 BB: 1 P: 15	R: 0 E: 0 K: 2 S: 8	H: 0 LOB: 1 BB: 1 P: 15	1B: 1 2B: 3 3B: 0 HR: 1	SF: 1 SAC: 1 DP: 0 HBP: 0	WP: 0 PB: 0 SB: 0 CS: 0	PA: 34
PITCHER	IP WLS BF H R ER SO BB IBB HBP BLK WP HR S P ERA WHIP																					
Dave Johnson, R (1, 1) ERA: 4.21	6.0 L 26 5 5 4 5 2 0 0 0 0 0 0 56 86 6.00 1.167																					
Joe Price, L (7, 1) ERA: 2.86	0.2 3 0 0 0 0 0 1 0 0 0 0 0 4 12 0.00 0.000																					
Curt Schilling, R (7, 1) ERA: 2.05	1.1 5 0 0 0 3 1 0 0 0 0 0 0 12 19 0.00 0.750																					

Batter	1	2	3	4	5	6	7	8	9	10	AB	R	H	RBI	BB	SO	LOB	TOP			
Dave Gallagher, R OBP: 0.322, SLG: 0.345 (1, 8)											3	0	1	0	0	0	2				
Steve Finley, L OBP: 0.303, SLG: 0.320 (1, 9)											4	1	1	0	0	0	4				
Cal Ripken Jr., R OBP: 0.363, SLG: 0.418 (1, 6)											4	0	1	1	0	0	2				
Sam Horn, L OBP: 0.341, SLG: 0.480 (1, 3)											4	0	0	0	0	1	1				
Ron Kittle, R OBP: 0.302, SLG: 0.452 (1, 10)											4	0	0	0	0	2	0				
Jos Orsulak, L OBP: 0.355, SLG: 0.434 (1, 7)											4	0	0	0	0	1	0				
Craig Worthington, R OBP: 0.321, SLG: 0.326 (1, 5)											3	0	1	0	1	0	0				
Bob Melvin, R OBP: 0.251, SLG: 0.329 (1, 2)											4	0	0	0	0	0	2				
Rene Gonzales, R OBP: 0.277, SLG: 0.243 Brady Anderson, L OBP: 0.400, SLG: 0.423 Tim Hulett, R OBP: 0.342, SLG: 0.385 (8, PH)											2	0	1	0	0	0	0				
											1	0	1	0	0	0	0				
											1	0	0	0	0	0	0				
Inning Stats	R: 0 E: 0 K: 0 S: 8	H: 1 LOB: 0 BB: 0 P: 12	R: 0 E: 0 K: 2 S: 8	H: 0 LOB: 0 BB: 0 P: 9	R: 0 E: 0 K: 1 S: 5	H: 0 LOB: 0 BB: 0 P: 7	R: 0 E: 0 K: 0 S: 8	H: 0 LOB: 0 BB: 0 P: 13	R: 1 E: 0 K: 0 S: 10	H: 2 LOB: 1 BB: 0 P: 16	R: 0 E: 0 K: 0 S: 6	H: 1 LOB: 1 BB: 0 P: 11	R: 0 E: 0 K: 0 S: 7	H: 1 LOB: 1 BB: 0 P: 9	R: 0 E: 0 K: 1 S: 7	H: 0 LOB: 0 BB: 0 P: 10	R: 0 E: 0 K: 0 S: 6	H: 0 LOB: 0 BB: 0 P: 13	1B: 5 2B: 1 3B: 0 HR: 0	SF: 0 SAC: 1 DP: 0 HBP: 0	WP: 0 PA: 36 PB: 0 SB: 0 CS: 1
PITCHER	IP 6.0	WLS 22	BF 4	H 1	R 1	ER 1	SO 3	BB 1	IBB 0	HBP 0	BLK 0	WP 0	HR 0	S 52	P 78	ERA 1.50	WHIP 0.833				
PITCHER	IP 4.0	WLS 14	BF 2	H 0	R 0	ER 0	SO 1	BB 0	IBB 0	HBP 0	BLK 0	WP 0	HR 0	S 26	P 43	ERA 0.00	WHIP 0.500				

Baltimore Orioles @ California Angels
Anaheim Stadium, Anaheim, CA
Fri Aug 10 1990, 10:05 PM EDT
Att. 42,195 - Unknown

AB 34
R 1
H 6
RBI 1
BB 1
SO 4
LOB 11



Batter	1	2	3	4	5	6	7	8	9	10	AB	R	H	RBI	BB	SO	LOB	BOTTOM			
Luis Polonia, L OBP: 0.338, SLG: 0.377 (1, 10)											5	0	2	0	0	1	3				
Max Venable, L OBP: 0.342, SLG: 0.421 (1, 9)											3	1	1	1	2	0	3				
Devon White, S OBP: 0.267, SLG: 0.356 (1, 8)											5	0	0	0	0	1	8				
Chili Davis, S OBP: 0.366, SLG: 0.419 (1, 7)											3	1	1	0	2	2	1				
Lee Stevens, L OBP: 0.347, SLG: 0.473 (1, 3)											2	0	0	0	2	1	1				
Lance Parrish, R OBP: 0.353, SLG: 0.474 Johnny Ray, S OBP: 0.299, SLG: 0.342 (10, PH)											4	0	0	0	0	2	4				
Donnie Hill, S OBP: 0.307, SLG: 0.343 Brian Downing, R OBP: 0.371, SLG: 0.479 (10, PH)												4	0	1	0	0	4				
											1	0	0	0	0	3					
											4	0	2	1	1	1	1				
											1	0	0	0	1	0	0				
Inning Stats	R: 0 E: 0 K: 1 S: 12	H: 1 LOB: 1 BB: 0 P: 17	R: 0 E: 0 K: 1 S: 11	H: 0 LOB: 1 BB: 1 P: 17	R: 1 E: 0 K: 1 S: 7	H: 1 LOB: 0 BB: 0 P: 10	R: 0 E: 0 K: 2 S: 9	H: 0 LOB: 0 BB: 0 P: 14	R: 0 E: 0 K: 0 S: 14	H: 1 LOB: 3 BB: 2 P: 25	R: 0 E: 0 K: 1 S: 17	H: 1 LOB: 2 BB: 1 P: 25	R: 0 E: 1 K: 0 S: 6	H: 1 LOB: 1 BB: 0 P: 8	R: 0 E: 0 K: 0 S: 12	H: 1 LOB: 2 BB: 1 P: 24	R: 1 E: 0 K: 0 S: 13	H: 1 LOB: 3 BB: 3 P: 28	1B: 5 2B: 1 3B: 0 HR: 1	SF: 0 SAC: 3 DP: 1 HBP: 0	WP: 0 PA: 44 PB: 0 SB: 1 CS: 0
PITCHER	IP 7.0	WLS 30	BF 4	H 1	R 1	ER 1	SO 8	BB 3	IBB 2	HBP 0	BLK 0	WP 0	HR 1	S 82	P 129	ERA 1.29	WHIP 1.000				
PITCHER	IP 0.0	WLS 2	BF 1	H 0	R 0	ER 0	SO 0	BB 0	IBB 0	HBP 0	BLK 0	WP 0	HR 0	S 3	P 4	ERA ∞	WHIP ∞				
PITCHER	IP 2.0	WLS 9	BF 1	H 1	R 1	ER 1	SO 0	BB 3	IBB 0	HBP 0	BLK 0	WP 0	HR 0	S 20	P 40	ERA 4.50	WHIP 2.000				
PITCHER	IP 0.1	WLS 3	BF 1	H 0	R 0	ER 0	SO 0	BB 1	IBB 0	HBP 0	BLK 0	WP 0	HR 0	S 8	P 16	ERA 0.00	WHIP 6.000				

Baltimore Orioles @ California Angels
Anaheim Stadium, Anaheim, CA
Fri Aug 10 1990, 10:05 PM EDT
Att. 42,195 - Unknown

AB 32
R 2
H 7
RBI 2
BB 9
SO 8
LOB 28



Batter	1	2	3	4	5	6	7	8	9	AB	R	H	RBI	BB	SO	LOB	TOP											
Dave Gallagher, R OBP: 0.305, SLG: 0.326 (1, 7)	1-1 P3	0-0 P8							1-0 G5-3	5	0	0	0	0	0	5	Baltimore Orioles @ California Angels Anaheim Stadium, Anaheim, CA Sat Aug 11 1990, 10:05 PM EDT Att: 30,040 - Sunny											
Steve Finley, L OBP: 0.311, SLG: 0.329 (1, 9)	2-1 1B		2-2 G3						1-1 1B	5	0	4	2	0	0	0												
Cal Ripken Jr., R OBP: 0.363, SLG: 0.425 Tim Lincecum, R OBP: 0.336, SLG: 0.378 (7, 4)	1-3 1B		3-2 HR						1-1 1B	3	1	1	1	0	1	2												
Mickey Tettleton, S OBP: 0.380, SLG: 0.385 (1, 10)	3-2 1B		1-2 F8						1-2 1B	3	0	0	0	1	0	2												
Mike Devereaux, R OBP: 0.287, SLG: 0.383 (1, 8)		1-3 K	0-0 G6-3						1-2 1B	4	0	0	0	0	1	2												
Ron Kittle, R OBP: 0.302, SLG: 0.449 Jeff McKnight, S OBP: 0.625, SLG: 0.600 (6, 3)		4-2 BB							3-1 1B	2	0	0	0	1	0	0												
Craig Worthington, R OBP: 0.320, SLG: 0.325 (1, 5)		2-2 BB							2-3 K	4	0	1	0	0	1	2												
Bob Melvin, R OBP: 0.256, SLG: 0.329 (1, 2)		4-2 BB							0-0 1B	3	1	1	0	1	0	1												
Rene Gonzales, R OBP: 0.287, SLG: 0.247 (7, 6)		4-1 BB							1-2 1B	3	1	1	1	1	1	1												
Inning Stats	R: 0 E: 0 K: 1 S: 12	H: 1 LOB: 1 BB: 0 P: 19	R: 0 E: 0 K: 1 S: 13	H: 0 LOB: 3 BB: 3 P: 28	R: 1 E: 0 K: 0 S: 13	H: 1 LOB: 0 BB: 0 P: 19	R: 0 E: 0 K: 1 S: 15	H: 1 LOB: 1 BB: 0 P: 24	R: 0 E: 0 K: 0 S: 9	H: 0 LOB: 0 BB: 0 P: 10	R: 0 E: 0 K: 0 S: 6	H: 0 LOB: 0 BB: 0 P: 12	R: 0 E: 0 K: 0 S: 4	H: 0 LOB: 0 BB: 0 P: 8	R: 0 E: 0 K: 0 S: 7	H: 1 LOB: 1 BB: 1 P: 11		R: 3 E: 0 K: 1 S: 14	H: 4 LOB: 1 BB: 0 P: 23	1B: 8 2B: 0 3B: 0 HR: 1	SF: 0 SAC: 0 DP: 1 HBP: 0	WP: 0 PB: 0 SB: 1 CS: 0	PA: 39					
PITCHER	IP	WLS	BF	H	R	ER	SO	BB	IBB	HBP	BLK	WP	HR	S	P	ERA	WHIP											
Chuck Finley, L ERA: 2.36 Mike Fetters, R ERA: 4.73	(1, 1)	7.0	W	28	4	1	1	3	3	0	0	0	0	1	72	120	1.29	1.000										
(8, 1)	2.0		11	5	3	3	1	1	0	0	0	0	0	0	21	34	13.50	3.000										


AB 35
R 4
H 9
RBI 4
BB 4
SO 4
LOB 17





Batter	1	2	3	4	5	6	7	8	9	AB	R	H	RBI	BB	SO	LOB	BOTTOM											
Luis Polonia, L OBP: 0.338, SLG: 0.376 Dante Bichette, R OBP: 0.278, SLG: 0.415 (6, 9)	0-1 F9		0-1 G4-3	0-2 FC4					3-2 1B	3	0	1	1	0	0	1	Baltimore Orioles @ California Angels Anaheim Stadium, Anaheim, CA Sat Aug 11 1990, 10:05 PM EDT Att: 30,040 - Sunny											
Max Venable, L OBP: 0.338, SLG: 0.417 (6, 8)	1-2 F9		0-0 1B	2-2 FC4					1-0 SF8	4	1	1	2	0	0	2												
Chili Davis, S OBP: 0.364, SLG: 0.425 (1, 7)	1-0 G4-3		2-3 1B	3-2 K					3-2 L9	5	1	1	3	0	1	2												
Lee Stevens, L OBP: 0.333, SLG: 0.454 (1, 3)		1-0 F8		0-2 K					0-1 G3-1	4	1	0	0	0	1	0												
Brian Downing, R OBP: 0.382, SLG: 0.509 (1, 10)		3-2 HR		0-0 1B	4-0 BB				1-2 2B	3	3	3	2	1	0	0												
Lance Parrish, R OBP: 0.354, SLG: 0.483 (1, 2)		2-1 P8		0-0 1B	0-0 HR				1-3 K	4	1	2	3	0	1	1												
Donnie Hill, S OBP: 0.306, SLG: 0.342 (1, 4)		0-1 G6-3		0-0 1B	0-0 P7				1-0 F8	4	1	1	0	0	0	1												
Kent Anderson, R OBP: 0.376, SLG: 0.398 (1, 5)			1-0 G4-3	0-2 1B	2-0 1B				2-0 SF8	4	3	4	0	0	0	0												
Dick Schofield, R OBP: 0.325, SLG: 0.247 (1, 6)			0-0 SH2-3	3-2 FC4	1-2 G4-6-3				0-1 G1-3	3	1	1	1	0	0	2												
Inning Stats	R: 0 E: 0 K: 0 S: 7	H: 0 LOB: 0 BB: 0 P: 9	R: 1 E: 0 K: 0 S: 10	H: 1 LOB: 0 BB: 0 P: 16	R: 1 E: 0 K: 1 S: 9	H: 2 LOB: 1 BB: 0 P: 12	R: 7 E: 1 K: 1 S: 26	H: 7 LOB: 0 BB: 0 P: 35	R: 2 E: 0 K: 0 S: 6	H: 2 LOB: 0 BB: 1 P: 13	R: 0 E: 0 K: 1 S: 10	H: 0 LOB: 0 BB: 0 P: 13	R: 0 E: 0 K: 1 S: 10	H: 1 LOB: 1 BB: 0 P: 13	R: 1 E: 0 K: 0 S: 13	H: 2 LOB: 1 BB: 0 P: 21		1B: 9 2B: 3 3B: 0 HR: 3	SF: 1 SAC: 1 DP: 1 HBP: 0	WP: 0 PB: 0 SB: 0 CS: 0	PA: 39							
PITCHER	IP	WLS	BF	H	R	ER	SO	BB	IBB	HBP	BLK	WP	HR	S	P	ERA	WHIP											
Mickey Weston, R ERA: 7.0 Joe Price, L ERA: 3.47 Mark Williamson, R ERA: 2.17	(1, 1)	3.1	L	18	8	7	6	1	0	0	0	0	0	2	31	47	10.12	1.875										
(7, 1)	2.0		9	3	1	1	1	0	0	0	0	0	0	0	23	34	4.50	1.500										


AB 36
R 12
H 15
RBI 12
BB 1
SO 4
LOB 9



Batter	1	2	3	4	5	6	7	8	9	AB R H RBI BB SO LOB	TOP												
Steve Finley, L (1.9) OBP: 0.312, SLG: 0.329	P5	G4-3	BB 1B		FC5-4 1B		B2		K	6 0 2 1 0 1 4	<p>Baltimore Orioles @ California Angels Anaheim Stadium, Anaheim, CA</p> <p>Sun Aug 12 1990, 6:33 AM EDT Att: 33,657 - Sunny - 88 F</p> <p>livebaseballscores.com</p> <p>AB 42 R 11 H 16 RBI 11 BB 4 SO 8 LOB 25</p> 												
Mike Devereaux, R (1.8) OBP: 0.289, SLG: 0.379	G6-3		FC5-4 1B		FC5-4 1B		E1	E3	5 0 1 1 1 0 4														
Brady Anderson, L (1.7) OBP: 0.389, SLG: 0.413	K		FC5-4 1B		1-3 1B		SF9	P3	5 1 1 1 0 1 5														
Cal Ripken Jr., R (1.6) OBP: 0.361, SLG: 0.421				L1-5-3	P4		K2-3		4 1 0 0 1 1 5														
Mickey Tettleton, S (1.10) OBP: 0.380, SLG: 0.385	K	K	BB 1B			G6-4-3 1B		K	5 1 2 1 0 3 1														
Craig Worthington, R (1.5) OBP: 0.324, SLG: 0.328	1B 3B	1B BB	1B BB		1B	K		G5-3	3 2 1 0 2 1 1														
Bob Melvin, R (1.2) OBP: 0.299, SLG: 0.330	K	1B 2B	1B 2B		G6-4-3 1B		G6-3		5 1 2 1 0 1 3														
Jeff McKnight, S (1.3) OBP: 0.269, SLG: 0.278	3B 1B	2B 1B	1B 1B		FC5-4 1B		E 1B SF9 1B	E G4-3 HBP	4 4 4 2 0 0 0														
Rene Gonzales, R (1.4) OBP: 0.304, SLG: 0.305	1-1H 3H 3B	1-1H 3H 1B	1-1H 3H 2B		F8		SF9 E 1B	G4-3	5 1 3 4 0 0 2														
Inning Stats	R: 0 E: 0 K: 1 S: 7	H: 0 LOB: 0 BB: 0 P: 10	R: 3 E: 0 K: 2 S: 12	H: 2 LOB: 1 BB: 2 P: 26	R: 6 E: 0 K: 0 S: 22	H: 6 LOB: 2 BB: 2 P: 44	R: 0 E: 0 K: 1 S: 6	H: 2 LOB: 2 BB: 0 P: 7	R: 1 E: 0 K: 0 S: 12	H: 3 LOB: 2 BB: 0 P: 20		R: 0 E: 0 K: 1 S: 7	H: 1 LOB: 0 BB: 0 P: 10	R: 1 E: 1 K: 1 S: 14	H: 2 LOB: 2 BB: 0 P: 17	R: 0 E: 0 K: 1 S: 6	H: 0 LOB: 0 BB: 0 P: 6	R: 0 E: 0 K: 1 S: 10	H: 0 LOB: 2 BB: 0 P: 13	1B: 13 2B: 2 3B: 1 HR: 0	SF: 1 SAC: 0 DP: 1 HBP: 1	WP: 0 PB: 0 SB: 0 CS: 0	PA: 48
PITCHER	IP WLS BF H R ER SO BB IBB HBP BLK WP HR S P ERA WHIP											PITCHER	IP WLS BF H R ER SO BB IBB HBP BLK WP HR S P ERA WHIP										
Mark Langston, L (1.1) ERA: 4.79	2.2 L 17 6 8 8 3 3 0 0 0 0 0 33 63 27.00 3.375																						
Cliff Young, L (3.1) ERA: 4.08	4.0 22 10 3 2 2 1 0 0 0 0 0 44 68 4.50 2.750																						
Mark Eichhorn, R (7.1) ERA: 3.31	2.1 9 0 0 0 3 0 0 1 0 0 0 19 22 0.00 0.000																						

Batter	1	2	3	4	5	6	7	8	9	AB R H RBI BB SO LOB	BOTTOM												
Max Venable, L (1.8) OBP: 0.339, SLG: 0.426	P9		BB G1-4-3 BB		G3		3B		F7	4 0 1 0 1 0 1	<p>Baltimore Orioles @ California Angels Anaheim Stadium, Anaheim, CA</p> <p>Sun Aug 12 1990, 6:33 AM EDT Att: 33,657 - Sunny - 88 F</p> <p>livebaseballscores.com</p> <p>AB 35 R 6 H 12 RBI 6 BB 4 SO 6 LOB 16</p> 												
Johnny Ray, S (1.4) OBP: 0.301, SLG: 0.347	PO 1B		G1-4-3		G4-3		K		1B SF9 2B	5 1 2 0 0 1 2													
Chili Davis, S (1.7) OBP: 0.367, SLG: 0.426	F8		BB			E 1B SF8 1B	K		3-1 1B	4 1 2 1 1 1 2													
Dave Winfield, R (1.9) OBP: 0.324, SLG: 0.435	PO	F7 1B 2B	1-2 2-3 BB			E7 HR 1B	K		SF9	3 2 2 1 1 1 1													
Lee Stevens, L (1.3) OBP: 0.318, SLG: 0.436		F7	F7			SF8		F8	K	4 0 0 1 0 1 5													
Brian Downing, R (1.10) OBP: 0.387, SLG: 0.525		1B		G5-4-3 BB		HR		G6-3		3 1 2 3 1 0 0													
Bill Schroeder, R (1.2) OBP: 0.297, SLG: 0.667	P4		G5-4-3		G5-4-3	K		1B		4 0 1 0 0 1 2													
Kent Anderson, R (1.5) OBP: 0.372, SLG: 0.394	K		F8		F8			G4-3		4 0 1 0 0 1 2													
Dick Schofield, R (1.6) OBP: 0.323, SLG: 0.247			P3		L4		G4-3		2B 1B 1B	4 1 1 0 0 0 1													
Inning Stats	R: 0 E: 0 K: 0 S: 8	H: 1 LOB: 0 BB: 0 P: 14	R: 1 E: 0 K: 1 S: 10	H: 2 LOB: 1 BB: 0 P: 18	R: 0 E: 0 K: 0 S: 12	H: 0 LOB: 3 BB: 3 P: 26	R: 0 E: 0 K: 0 S: 6	H: 0 LOB: 0 BB: 1 P: 12	R: 0 E: 1 K: 3 S: 11	H: 4 LOB: 1 BB: 0 P: 18		R: 0 E: 0 K: 0 S: 7	H: 1 LOB: 1 BB: 0 P: 10	R: 0 E: 0 K: 1 S: 14	H: 3 LOB: 1 BB: 0 P: 23	1B: 8 2B: 2 3B: 1 HR: 1	SF: 2 SAC: 0 DP: 1 HBP: 0	WP: 0 PB: 0 SB: 0 CS: 0	PA: 42				
PITCHER	IP WLS BF H R ER SO BB IBB HBP BLK WP HR S P ERA WHIP											PITCHER	IP WLS BF H R ER SO BB IBB HBP BLK WP HR S P ERA WHIP										
John Mitchell, R (1.1) ERA: 3.95	5.2 W 26 7 4 4 4 4 0 0 0 0 0 57 99 6.35 1.941																						
Mark Williamson, R (6.1) ERA: 2.3	3.1 S 15 5 2 2 4 0 0 0 0 0 0 35 57 5.40 1.500																						

Batter	1	2	3	4	5	6	7	8	9	AB	R	H	RBI	BB	SO	LOB	TOP			
Steve Finley, L (1, 9) OBP: 0.311, SLG: 0.328	1-3 K		0-0 B2-3		0-3 K		0-0 1B			4	0	1	0	0	2	0	<p>Baltimore Orioles @ Seattle Mariners The Kingdome, Seattle, WA Mon Aug 13 1990, 10:05 PM EDT Att: 21,233 - Dome</p> <p>livebaseballscores.com</p> <p>AB 31 R 3 H 6 RBI 3 BB 4 SO 7 LOB 10</p> 			
Mike Devereaux, R (1, 8) OBP: 0.286, SLG: 0.377	1-2 G6-3		1-1 G6-4-3 1B		0-3 K		3-3 K 1-2			4	0	1	0	0	2	1				
Brady Anderson, L (1, 7) OBP: 0.393, SLG: 0.405	4-2 2B BB		1-0 G6-4-3 1-2		4-1 BB			3-2 F7		2	1	0	0	2	0	1				
Cal Ripken Jr., R (1, 6) OBP: 0.362, SLG: 0.424	1-0 1-H 2B			1-2 1B FC5-4 1B		1-0 P2		2-2 G5-3		4	1	2	1	0	0	1				
Mickey Tettleton, S (1, 2) OBP: 0.382, SLG: 0.383	4-0 BB			2-1 P5				2-3 K		2	0	0	0	2	1	1				
Joe Orsulak, L (1, 10) OBP: 0.354, SLG: 0.432	0-1 G3			0-1 FC5-4 1B		0-0 FC4-6 1-2			1-2 G3-1	4	0	1	0	0	0	3				
Chris Holmes, R (1, 3) OBP: 0.229, SLG: 0.258		1-3 K		2-2 FC5-4 1B		2-1 F9			1-2 G1-3-4	3	1	0	1	0	1	2				
Jeff McKnight, S (8, 3) OBP: 0.714, SLG: 0.700				1-2 1B BLK						1	0	0	0	0	0	0				
Craig Worthington, R (1, 5) OBP: 0.323, SLG: 0.327		2-2 P3		1-3 1B		2-2 2-6 1-2		0-3 K		4	0	1	1	0	1	0				
Rene Gonzales, R (1, 4) OBP: 0.295, SLG: 0.294		1-1 G4-3		0-0 L8			1-2 G5-3			3	0	0	0	0	0	1				
Inning Stats	R: 1 E: 0 K: 1 S: 11	H: 1 LOB: 2 BB: 2 P: 22	R: 0 E: 0 K: 1 S: 8	H: 0 LOB: 0 BB: 0 P: 12	R: 0 E: 0 K: 0 S: 4	H: 1 LOB: 0 BB: 0 P: 6	R: 2 E: 0 K: 0 S: 14	H: 3 LOB: 1 BB: 0 P: 21	R: 0 E: 0 K: 2 S: 8	H: 0 LOB: 1 BB: 1 P: 13	R: 0 E: 0 K: 0 S: 8	H: 1 LOB: 1 BB: 0 P: 15	R: 0 E: 0 K: 1 S: 9	H: 0 LOB: 0 BB: 0 P: 16	R: 0 E: 0 K: 0 S: 12	H: 0 LOB: 0 BB: 0 P: 15	1B: 5 2B: 1 3B: 0 HR: 0	SF: 0 SAC: 0 DP: 1 HBP: 0	WP: 0 PB: 0 SB: 1 CS: 0	PA: 35
PITCHER Brian Holman, R (1, 1) ERA: 3.82	IP: 9.0 WLS: L BF: 36	H: 6 R: 3 ER: 3 SO: 7	BB: 4 IBB: 0 HBP: 0 BLK: 1	WP: 0 HR: 0 S: 85 P: 136	ERA: 3.00 WHIP: 1.111	PITCHER										IP: 9.0 WLS: L BF: 36	H: 6 R: 3 ER: 3 SO: 7	BB: 4 IBB: 0 HBP: 0 BLK: 1	WP: 0 HR: 0 S: 85 P: 136	ERA: 3.00 WHIP: 1.111

Batter	1	2	3	4	5	6	7	8	9	AB	R	H	RBI	BB	SO	LOB	BOTTOM			
Harold Reynolds, S (1, 4) OBP: 0.342, SLG: 0.341	2-1 F7		2-1 L9		4-1 BB			2-2 F7		3	0	0	0	1	0	1	<p>Baltimore Orioles @ Seattle Mariners The Kingdome, Seattle, WA Mon Aug 13 1990, 10:05 PM EDT Att: 21,233 - Dome</p> <p>livebaseballscores.com</p> <p>AB 31 R 2 H 5 RBI 2 BB 3 SO 3 LOB 10</p> 			
Greg Britley, L (1, 9) OBP: 0.293, SLG: 0.351	1-0 F7		2-2 G3 1-2		1-3 K			0-3 K		4	0	0	0	0	2	2				
Ken Griffey Jr., L (1, 8) OBP: 0.385, SLG: 0.498	4-0 1B BB		2-2 F8			2-2 P6			0-1 L4	3	0	0	0	1	0	1				
Alvin Davis, L (1, 10) OBP: 0.390, SLG: 0.403	2-2 1B			2-1 F8		2-1 G3-1			3-1 BB 1B	4	1	2	0	0	0	0				
Pete O'Brien, L (1, 3) OBP: 0.290, SLG: 0.291	0-1 L8			1-1 G1		2-1 G4-3			2-2 P5	4	0	0	0	0	0	3				
Jeffrey Leonard, R (1, 7) OBP: 0.275, SLG: 0.343		0-3 K		0-0 F8			1-0 F8		4-0 1B BB	3	0	0	0	1	1	0				
Edgar Martinez, R (1, 5) OBP: 0.400, SLG: 0.446		1-2 G6-3			2-2 G4-3 SF8 2B		0-1 F9		3-1 1-2 2-H 1B	4	1	2	1	0	0	0				
Scott Bradley, L (1, 2) OBP: 0.268, SLG: 0.291		1-1 G1-3			0-0 G4-3		0-2 G1-3		2-2 L4	4	0	0	0	0	0	3				
Omar Vizquel, S (1, 6) OBP: 0.278, SLG: 0.327			2-2 G3 1B		0-0 SF8 3-H			2-1 F7		2	0	1	1	0	0	0				
Inning Stats	R: 0 E: 0 K: 0 S: 8	H: 1 LOB: 2 BB: 1 P: 17	R: 0 E: 0 K: 1 S: 8	H: 0 LOB: 0 BB: 0 P: 10	R: 0 E: 0 K: 0 S: 5	H: 0 LOB: 0 BB: 0 P: 8	R: 1 E: 0 K: 1 S: 9	H: 1 LOB: 1 BB: 1 P: 16	R: 0 E: 0 K: 0 S: 8	H: 0 LOB: 0 BB: 0 P: 14	R: 0 E: 0 K: 1 S: 6	H: 0 LOB: 0 BB: 0 P: 7	R: 0 E: 0 K: 1 S: 8	H: 0 LOB: 0 BB: 0 P: 12	R: 1 E: 0 K: 0 S: 12	H: 2 LOB: 2 BB: 1 P: 26	1B: 4 2B: 1 3B: 0 HR: 0	SF: 1 SAC: 0 DP: 0 HBP: 0	WP: 0 PB: 0 SB: 0 CS: 0	PA: 35
PITCHER Ben McDonald, R (1, 1) ERA: 1.55 Gregg Olson, R (9, 1) ERA: 1.09	IP: 0.1 WLS: S BF: 2	H: 1 R: 0 ER: 0 SO: 0	BB: 3 IBB: 0 HBP: 0 BLK: 0	WP: 0 HR: 0 S: 5 P: 10	ERA: 0.00 WHIP: 3.000	PITCHER										IP: 0.1 WLS: S BF: 2	H: 1 R: 0 ER: 0 SO: 0	BB: 3 IBB: 0 HBP: 0 BLK: 0	WP: 0 HR: 0 S: 5 P: 10	ERA: 0.00 WHIP: 3.000

Batter	1	2	3	4	5	6	7	8	9	AB	R	H	RBI	BB	SO	LOB	TOP			
Dave Gallagher, R OBP: 0.313, SLG: 0.333 (1, 7)	3-2 SH1-3 E 1B		3-3 K			0-0 G3-6-3 1B		1-0 G5-3		4	0	2	0	0	1	1				
Steve Finley, L OBP: 0.307, SLG: 0.323 (1, 9)	0-0 E1 SH1-3		2-1 G6-3			1-0 G3-6-3 1-2		1-0 G1		4	0	0	0	0	0	3				
Mike Devereaux, R OBP: 0.288, SLG: 0.373 (1, 8)	0-0 SH1-3			1-0 F9		1-1 G4-3			4-0 1B 1B BB	2	1	0	0	1	0	0				
Cal Ripken Jr., R OBP: 0.364, SLG: 0.423 Jeff McKnight, S OBP: 0.097, SLG: 0.636 (7, 6)	4-0 G6-4-3 IBB			1-2 G6-3			4-0 BB		2-2 F8	1	0	0	0	2	0	0				
Mickey Tettleton, S OBP: 0.383, SLG: 0.382 (1, 10)	2-1 G6-4-3			4-1 BB			0-2 F9		0-0 1B 1-2 1B	3	0	1	0	1	0	4				
Tim Lincecum, R OBP: 0.333, SLG: 0.374 (1, 5)		1-0 F9		1-3 K			1-3 K		1-2 1B 1-2 2-H 1B	4	0	1	1	0	2	2				
Bob Melvin, R OBP: 0.254, SLG: 0.324 (1, 2)		1-2 G3			1-0 L4		1-1 F9		1-2 F9	4	0	0	0	0	0	3				
Chris Hoiles, R OBP: 0.205, SLG: 0.229 (1, 3)		1-1 F9			1-1 G5-3			0-0 P3	2-0 F8	4	0	0	0	0	0	2				
Rene Gonzales, R OBP: 0.296, SLG: 0.295 (1, 4)			1-0 G6-3		1-2 G4-3			0-1 G5-3 1B		3	0	1	0	0	0	0				
Inning Stats	R: 0 E: 1 K: 0 S: 8	H: 1 LOB: 2 BB: 1 P: 17	R: 0 E: 0 K: 0 S: 6	H: 0 LOB: 0 BB: 0 P: 9	R: 0 E: 0 K: 1 S: 9	H: 0 LOB: 0 BB: 0 P: 15	R: 0 E: 0 K: 1 S: 9	H: 0 LOB: 1 BB: 1 P: 16	R: 0 E: 0 K: 0 S: 4	H: 1 LOB: 0 BB: 0 P: 6	R: 0 E: 0 K: 1 S: 8	H: 0 LOB: 1 BB: 1 P: 14	R: 0 E: 0 K: 0 S: 5	H: 1 LOB: 2 BB: 1 P: 7	R: 1 E: 0 K: 0 S: 13	H: 2 LOB: 2 BB: 1 P: 23	1B: 5 2B: 0 3B: 0 HR: 0	SF: 0 SAC: 1 DP: 2 HBP: 0	WP: 0 PB: 0 SB: 0 CS: 0	PA: 35
PITCHER Matt Young, L ERA: 3.39 (1, 1)	IP: 9.0 WLS: W BF: 35 H: 5 R: 1 ER: 1 SO: 3 BB: 3 IBB: 1 HBP: 0 BLK: 0 WP: 0 HR: 0 S: 70 P: 118 ERA: 1.00 WHIP: 0.889															PITCHER				

Baltimore Orioles @ Seattle Mariners
The Kingdome, Seattle, WA
Tue Aug 14 1990, 10:05 PM EDT
Att: 11,239 - Dome

AB 30
R 1
H 5
RBI 1
BB 4
SO 3
LOB 16



Batter	1	2	3	4	5	6	7	8	9	AB	R	H	RBI	BB	SO	LOB	BOTTOM			
Harold Reynolds, S OBP: 0.342, SLG: 0.343 Jeff Schaefer, R OBP: 0.180, SLG: 0.186 (6, FH) (7, 4) (8, 5)	2-2 HR 2B		B1 FC6-4			0-0 P4		0-2 L5		3	1	1	0	0	0	3				
Greg Britley, L OBP: 0.302, SLG: 0.377 (1, 9)	2-1 HR 2-H		3-2 HR 1B BB	4-2 1B BB		2-2 P4		4-2 BB		3	3	2	3	2	0	0				
Ken Griffey Jr., L OBP: 0.387, SLG: 0.501 (1, 8)	1-0 G4-3		1-1 2B 2B	2-0 G5-4-3 1-H 1B		1-0 1B 1B		3-1 L7		5	1	3	1	0	0	1				
Alvin Davis, L OBP: 0.393, SLG: 0.405 (1, 10)	2-2 P4		4-0 2B BB BB	1-1 G5-4-3 1B		2-2 1B 1-3 1B		1-1 F7		4	1	2	0	1	0	1				
Jeffrey Leonard, R OBP: 0.276, SLG: 0.345 Henry Cotto, R OBP: 0.315, SLG: 0.359 (6, FH) (7, 7)	0-0 L3		1-1 BB 1B 2B	2-2 G5-4-3		2-0 L7				3	1	1	1	0	0	2				
Pete O'Brien, L OBP: 0.290, SLG: 0.291 (1, 3)		1-0 G6-4-3 1B	3-2 P6	1-3 2-H 2-3 3-H 1B 2B	1-3 K		0-1 G4-3			4	0	1	0	0	1	3				
Edgar Martinez, R OBP: 0.400, SLG: 0.444 Mike Brumley, S OBP: 0.266, SLG: 0.316 (7, FH) (8, 4)		1-1 G6-4-3	4-0 1B BB IBB		3-1 F9		2-1 2B			2	0	0	0	1	0	1				
Scott Bradley, L OBP: 0.278, SLG: 0.298 (1, 2)		3-2 2B	4-0 1B BB	1-2 2-3 3-H BB		0-0 G3-1		4-1 G4-6-3 BB		2	0	1	1	2	0	0				
Omar Vizquel, S OBP: 0.277, SLG: 0.325 (1, 6)		0-2 F8	0-2 FC6-4 1B	1-1 1B		3-2 G5-3		2-1 G4-6-3		4	0	1	1	0	0	3				
Inning Stats	R: 2 E: 0 K: 0 S: 11	H: 2 LOB: 1 BB: 0 P: 18	R: 0 E: 0 K: 0 S: 9	H: 2 LOB: 0 BB: 0 P: 14	R: 4 E: 0 K: 0 S: 18	H: 4 LOB: 3 BB: 3 P: 39	R: 1 E: 0 K: 1 S: 12	H: 2 LOB: 1 BB: 1 P: 22	R: 0 E: 0 K: 0 S: 6	H: 0 LOB: 0 BB: 0 P: 12	R: 0 E: 0 K: 0 S: 9	H: 2 LOB: 2 BB: 0 P: 16	R: 0 E: 0 K: 0 S: 7	H: 1 LOB: 1 BB: 1 P: 15	R: 0 E: 0 K: 0 S: 10	H: 0 LOB: 1 BB: 1 P: 18	1B: 6 2B: 5 3B: 0 HR: 2	SF: 0 SAC: 0 DP: 3 HBP: 0	WP: 0 PB: 0 SB: 0 CS: 0	PA: 40
PITCHER Dave Johnson, R ERA: 4.39 Jeff Ballard, L ERA: 4.92 Curt Schilling, R ERA: 1.85 (1, 1) (3, 1) (7, 1)	IP: 2.1 WLS: L BF: 12 H: 6 R: 3 ER: 3 SO: 1 BB: 3 IBB: 0 HBP: 0 BLK: 0 WP: 0 HR: 0 S: 36 P: 76 ERA: 7.36 WHIP: 2.455															PITCHER				

Baltimore Orioles @ Seattle Mariners
The Kingdome, Seattle, WA
Tue Aug 14 1990, 10:05 PM EDT
Att: 11,239 - Dome

AB 34
R 7
H 13
RBI 7
BB 6
SO 1
LOB 16



Batter	1	2	3	4	5	6	7	8	9	AB	R	H	RBI	BB	SO	LOB	TOP					
Dave Gallagher, R (1, 7) OBP: 0.304, SLG: 0.323										3	0	0	0	0	0	2	Baltimore Orioles @ Seattle Mariners The Kingdome, Seattle, WA Wed Aug 15 1990, 10:05 PM EDT Att. 15,308 - Dome					
Ron Kittle, R (8, FH) OBP: 0.301, SLG: 0.447										1	0	0	0	0	1	1						
Steve Finley, L (8, 7) OBP: 0.307, SLG: 0.323										0	0	0	0	0	0	0						
Jeff McKnight, S (1, 9) OBP: 0.526, SLG: 0.467										4	0	0	0	0	0	1						
Mike Devereaux, R (1, 8) OBP: 0.284, SLG: 0.367										4	0	0	0	0	0	1						
Cal Ripken Jr., R (1, 6) OBP: 0.365, SLG: 0.425										3	0	1	0	1	0	0						
Mickey Tettleton, S (1, 10) OBP: 0.379, SLG: 0.378										4	0	0	0	0	3	2						
Bob Melvin, R (1, 2) OBP: 0.254, SLG: 0.327										4	0	1	0	0	1	0						
Craig Worthington, R (1, 5) OBP: 0.320, SLG: 0.324										3	0	0	0	0	1	2						
Chris Hoiles, R (1, 3) OBP: 0.214, SLG: 0.237										3	0	1	0	0	1	2						
Rene Gonzales, R (1, 4) OBP: 0.307, SLG: 0.300										2	0	1	0	1	1	0						
Inning Stats	R: 0 E: 0 K: 0 S: 8	H: 0 LOB: 0 BB: 0 P: 13	R: 0 E: 0 K: 2 S: 12	H: 1 LOB: 2 BB: 1 P: 21	R: 0 E: 0 K: 1 S: 7	H: 0 LOB: 0 BB: 0 P: 11	R: 0 E: 0 K: 1 S: 7	H: 0 LOB: 0 BB: 0 P: 9	R: 0 E: 0 K: 2 S: 13	H: 1 LOB: 2 BB: 1 P: 19	R: 0 E: 0 K: 1 S: 8	H: 1 LOB: 1 BB: 0 P: 12	R: 0 E: 0 K: 0 S: 7	H: 0 LOB: 0 BB: 0 P: 10	R: 0 E: 0 K: 2 S: 10	H: 1 LOB: 1 BB: 0 P: 14	R: 0 E: 0 K: 0 S: 9	H: 0 LOB: 0 BB: 0 P: 13	1B: 2 2B: 2 3B: 0 HR: 0	SF: 0 SAC: 0 DP: 0 HBP: 0	WP: 0 PB: 0 SB: 0 CS: 0	PA: 33
PITCHER Randy Johnson, L (1, 1) ERA: 3.29	IP: 9.0 WLS: W BF: 33 H: 4 R: 0 ER: 0 SO: 9 BB: 2 IBB: 0 HBP: 0 BLK: 0 WP: 0 HR: 0 S: 81 P: 122 ERA: 0.00 WHIP: 0.667															PITCHER						


Batter	1	2	3	4	5	6	7	8	9	AB	R	H	RBI	BB	SO	LOB	BOTTOM			
Harold Reynolds, S (1, 4) OBP: 0.344, SLG: 0.343										3	0	1	0	2	0	2	Baltimore Orioles @ Seattle Mariners The Kingdome, Seattle, WA Wed Aug 15 1990, 10:05 PM EDT Att. 15,308 - Dome			
Greg Britley, L (1, 9) OBP: 0.307, SLG: 0.379										4	1	2	0	1	0	3				
Ken Griffey Jr., L (1, 8) OBP: 0.387, SLG: 0.500										5	0	2	0	0	0	4				
Alvin Davis, L (1, 10) OBP: 0.393, SLG: 0.412										3	1	1	2	1	0	4				
Jeffrey Leonard, R (1, 7) OBP: 0.279, SLG: 0.345										3	0	1	0	2	1	5				
Pete O'Brien, L (1, 3) OBP: 0.292, SLG: 0.290										4	0	1	0	1	1	3				
Edgar Martinez, R (1, 5) OBP: 0.400, SLG: 0.446										3	0	1	0	1	0	4				
Jeff Schaefer, R (7, PR) OBP: 0.180, SLG: 0.186										0	0	0	0	0	0	0				
Dave Valle, R (1, 2) OBP: 0.296, SLG: 0.309										3	0	0	0	1	0	4				
Omar Vizquel, S (1, 6) OBP: 0.279, SLG: 0.325										3	0	1	0	0	1	1				
Inning Stats	R: 0 E: 0 K: 0 S: 10	H: 0 LOB: 2 BB: 2 P: 22	R: 0 E: 0 K: 1 S: 10	H: 1 LOB: 2 BB: 1 P: 19	R: 1 E: 0 K: 0 S: 13	H: 2 LOB: 2 BB: 2 P: 27	R: 0 E: 0 K: 0 S: 9	H: 1 LOB: 1 BB: 1 P: 19	R: 1 E: 0 K: 0 S: 11	H: 3 LOB: 2 BB: 0 P: 18	R: 0 E: 0 K: 1 S: 13	H: 1 LOB: 3 BB: 2 P: 25	R: 0 E: 0 K: 1 S: 14	H: 1 LOB: 1 BB: 0 P: 19	R: 0 E: 1 K: 0 S: 17	H: 1 LOB: 3 BB: 1 P: 29	1B: 8 2B: 1 3B: 0 HR: 1	SF: 1 SAC: 1 DP: 1 HBP: 0	WP: 0 PB: 0 SB: 0 CS: 0	PA: 42
PITCHER Pete Harnisch, R (1, 1) ERA: 4.28	IP: 5.1 WLS: L BF: 29 H: 7 R: 2 ER: 2 SO: 2 BB: 7 IBB: 0 HBP: 0 BLK: 0 WP: 0 HR: 1 S: 59 P: 117 ERA: 3.38 WHIP: 2.812															PITCHER				
Joe Price, L (6, 1) ERA: 3.45	0.1	2	0	0	0	0	0	0	0	0	3	7	0.00	3.000						
Mark Williamson, R (6, 1) ERA: 2.25	2.0	9	2	0	0	2	0	0	0	0	28	41	0.00	1.000						
Gregg Olson, R (8, 1) ERA: 1.08	0.1	2	0	0	0	0	1	0	0	0	7	13	0.00	3.000						

AB	31
R	0
H	4
RBI	0
BB	2
SO	9
LOB	11




Batter	1	2	3	4	5	6	7	8	9	AB	R	H	RBI	BB	SO	LOB	TOP							
Rickey Henderson, R OBP: 0.439, SLG: 0.589 (1, 10)											3	1	1	1	2	1	0	Oakland Athletics @ Baltimore Orioles Memorial Stadium, Baltimore, MD Fri Aug 17 1990, 7:05 PM EDT Att: 45,379 - Unknown - 84 F						
Carney Lansford, R OBP: 0.338, SLG: 0.339 (1, 5)										5	1	2	2	0	1	1								
Dave Henderson, R OBP: 0.332, SLG: 0.474 (1, 8)										5	0	2	0	0	1	4								
Mark McGwire, R OBP: 0.349, SLG: 0.481 (1, 3)										5	1	1	3	0	1	5								
Jose Canseco, R OBP: 0.386, SLG: 0.616 Doug Jennings, L OBP: 0.283, SLG: 0.283 (9, PR) (9, 9)											4	1	1	0	1	1	1							
Ron Hassey, L OBP: 0.286, SLG: 0.314 (1, 2)											3	1	1	0	2	0	1							
Felix Jose, S OBP: 0.314, SLG: 0.386 (1, 7)											5	1	3	1	0	1	1							
Walt Weiss, S OBP: 0.332, SLG: 0.335 (1, 6)											4	1	1	0	1	0	6							
Mike Gallego, R OBP: 0.269, SLG: 0.283 (1, 4)											5	1	1	1	0	0	4							
Inning Stats	R: 0 E: 0 K: 1 S: 5	H: 0 LOB: 0 BB: 0 P: 10	R: 0 E: 0 K: 0 S: 8	H: 0 LOB: 1 BB: 1 P: 16	R: 0 E: 0 K: 0 S: 5	H: 0 LOB: 0 BB: 1 P: 9	R: 0 E: 0 K: 1 S: 9	H: 1 LOB: 1 BB: 0 P: 14	R: 7 E: 0 K: 0 S: 30	H: 7 LOB: 2 BB: 2 P: 46	R: 0 E: 0 K: 2 S: 9	H: 1 LOB: 2 BB: 1 P: 16	R: 0 E: 0 K: 1 S: 8	H: 0 LOB: 0 BB: 0 P: 10	R: 1 E: 0 K: 1 S: 19	H: 3 LOB: 2 BB: 0 P: 27	R: 0 E: 0 K: 0 S: 13		H: 1 LOB: 2 BB: 1 P: 20	1B: 8 2B: 4 3B: 0 HR: 1	SF: 0 SAC: 0 DP: 1 HBP: 0	WP: 0 PB: 0 SB: 0 CS: 0	PA: 45	
PITCHER	IP WLS BF H R ER SO BB IBB HBP BLK WP HR S P ERA WHIP	IP WLS BF H R ER SO BB IBB HBP BLK WP HR S P ERA WHIP	IP WLS BF H R ER SO BB IBB HBP BLK WP HR S P ERA WHIP	IP WLS BF H R ER SO BB IBB HBP BLK WP HR S P ERA WHIP	IP WLS BF H R ER SO BB IBB HBP BLK WP HR S P ERA WHIP	IP WLS BF H R ER SO BB IBB HBP BLK WP HR S P ERA WHIP	IP WLS BF H R ER SO BB IBB HBP BLK WP HR S P ERA WHIP	IP WLS BF H R ER SO BB IBB HBP BLK WP HR S P ERA WHIP	IP WLS BF H R ER SO BB IBB HBP BLK WP HR S P ERA WHIP	IP WLS BF H R ER SO BB IBB HBP BLK WP HR S P ERA WHIP	IP WLS BF H R ER SO BB IBB HBP BLK WP HR S P ERA WHIP	IP WLS BF H R ER SO BB IBB HBP BLK WP HR S P ERA WHIP	IP WLS BF H R ER SO BB IBB HBP BLK WP HR S P ERA WHIP	IP WLS BF H R ER SO BB IBB HBP BLK WP HR S P ERA WHIP	IP WLS BF H R ER SO BB IBB HBP BLK WP HR S P ERA WHIP	IP WLS BF H R ER SO BB IBB HBP BLK WP HR S P ERA WHIP	IP WLS BF H R ER SO BB IBB HBP BLK WP HR S P ERA WHIP	IP WLS BF H R ER SO BB IBB HBP BLK WP HR S P ERA WHIP	IP WLS BF H R ER SO BB IBB HBP BLK WP HR S P ERA WHIP	IP WLS BF H R ER SO BB IBB HBP BLK WP HR S P ERA WHIP	IP WLS BF H R ER SO BB IBB HBP BLK WP HR S P ERA WHIP	IP WLS BF H R ER SO BB IBB HBP BLK WP HR S P ERA WHIP	IP WLS BF H R ER SO BB IBB HBP BLK WP HR S P ERA WHIP	IP WLS BF H R ER SO BB IBB HBP BLK WP HR S P ERA WHIP

AB	39
R	8
H	13
RBI	8
BB	6
SO	6
LOB	23



Batter	1	2	3	4	5	6	7	8	9	AB	R	H	RBI	BB	SO	LOB	BOTTOM							
Brady Anderson, L OBP: 0.381, SLG: 0.391 (1, 8)										4	0	0	0	0	0	2	Oakland Athletics @ Baltimore Orioles Memorial Stadium, Baltimore, MD Fri Aug 17 1990, 7:05 PM EDT Att: 45,379 - Unknown - 84 F							
Steve Finley, L OBP: 0.306, SLG: 0.322 (1, 9)										4	0	1	0	0	0	2								
Cal Ripken Jr., R OBP: 0.364, SLG: 0.430 (1, 6)										4	1	1	1	0	2	3								
Sam Horn, L OBP: 0.345, SLG: 0.500 (1, 10)										4	1	2	1	0	1	0								
Joe Orsulak, L OBP: 0.353, SLG: 0.430 (1, 7)										4	0	1	0	0	0	1								
Mickey Tettleton, S OBP: 0.382, SLG: 0.378 (1, 2)										2	1	1	0	2	0	1								
Craig Worthington, R OBP: 0.317, SLG: 0.320 (1, 5)											4	0	0	0	0	4								
David Segui, S OBP: 0.245, SLG: 0.261 (1, 3)											4	0	2	1	0	0								
Jeff McKnight, S OBP: 0.478, SLG: 0.421 (1, 4)											4	0	1	0	0	1								
Inning Stats	R: 0 E: 0 K: 1 S: 6	H: 0 LOB: 0 BB: 0 P: 10	R: 2 E: 0 K: 0 S: 16	H: 2 LOB: 1 BB: 1 P: 26	R: 0 E: 0 K: 0 S: 5	H: 1 LOB: 0 BB: 0 P: 7	R: 0 E: 0 K: 1 S: 9	H: 1 LOB: 1 BB: 1 P: 17	R: 0 E: 0 K: 1 S: 17	H: 2 LOB: 2 BB: 0 P: 25	R: 0 E: 0 K: 0 S: 9	H: 1 LOB: 1 BB: 0 P: 12	R: 0 E: 0 K: 0 S: 6	H: 0 LOB: 0 BB: 0 P: 9	R: 1 E: 0 K: 0 S: 6	H: 2 LOB: 1 BB: 0 P: 7		R: 0 E: 0 K: 0 S: 7	H: 0 LOB: 0 BB: 0 P: 11	1B: 7 2B: 0 3B: 0 HR: 2	SF: 0 SAC: 0 DP: 2 HBP: 0	WP: 0 PB: 1 SB: 0 CS: 0	PA: 36	
PITCHER	IP WLS BF H R ER SO BB IBB HBP BLK WP HR S P ERA WHIP	IP WLS BF H R ER SO BB IBB HBP BLK WP HR S P ERA WHIP	IP WLS BF H R ER SO BB IBB HBP BLK WP HR S P ERA WHIP	IP WLS BF H R ER SO BB IBB HBP BLK WP HR S P ERA WHIP	IP WLS BF H R ER SO BB IBB HBP BLK WP HR S P ERA WHIP	IP WLS BF H R ER SO BB IBB HBP BLK WP HR S P ERA WHIP	IP WLS BF H R ER SO BB IBB HBP BLK WP HR S P ERA WHIP	IP WLS BF H R ER SO BB IBB HBP BLK WP HR S P ERA WHIP	IP WLS BF H R ER SO BB IBB HBP BLK WP HR S P ERA WHIP	IP WLS BF H R ER SO BB IBB HBP BLK WP HR S P ERA WHIP	IP WLS BF H R ER SO BB IBB HBP BLK WP HR S P ERA WHIP	IP WLS BF H R ER SO BB IBB HBP BLK WP HR S P ERA WHIP	IP WLS BF H R ER SO BB IBB HBP BLK WP HR S P ERA WHIP	IP WLS BF H R ER SO BB IBB HBP BLK WP HR S P ERA WHIP	IP WLS BF H R ER SO BB IBB HBP BLK WP HR S P ERA WHIP	IP WLS BF H R ER SO BB IBB HBP BLK WP HR S P ERA WHIP	IP WLS BF H R ER SO BB IBB HBP BLK WP HR S P ERA WHIP	IP WLS BF H R ER SO BB IBB HBP BLK WP HR S P ERA WHIP	IP WLS BF H R ER SO BB IBB HBP BLK WP HR S P ERA WHIP	IP WLS BF H R ER SO BB IBB HBP BLK WP HR S P ERA WHIP	IP WLS BF H R ER SO BB IBB HBP BLK WP HR S P ERA WHIP	IP WLS BF H R ER SO BB IBB HBP BLK WP HR S P ERA WHIP	IP WLS BF H R ER SO BB IBB HBP BLK WP HR S P ERA WHIP	IP WLS BF H R ER SO BB IBB HBP BLK WP HR S P ERA WHIP



Batter	1	2	3	4	5	6	7	8	9	AB	R	H	RBI	BB	SO	LOB	TOP								
Rickey Henderson, R OBP: 0.438, SLG: 0.595 (1, 7)	P3		S 1B 1B		P6		HR		K	5	1	2	2	0	1	2	Oakland Athletics @ Baltimore Orioles Memorial Stadium, Baltimore, MD Sat Aug 18 1990, 7:05 PM EDT Att: 49,417 - Unknown livebaseballscorecards.com								
Carney Lansford, R OBP: 0.337, SLG: 0.338 (1, 5)	G3		1B		L4		G3			4	0	1	0	0	0	1									
Dave Henderson, R OBP: 0.331, SLG: 0.472 (1, 8)	K		K			1B FC6-4	G6-3			4	1	1	0	0	2	2									
Mark McGwire, R OBP: 0.348, SLG: 0.478 (1, 3)		L9	P6			1B FC6-4		F7		4	0	1	0	0	0	2									
Jose Canseco, R OBP: 0.395, SLG: 0.612 (1, 10)		BB 1B		G5-3		1B FC6-4		K		4	0	1	1	0	1	1									
Felix Jose, S OBP: 0.310, SLG: 0.381 (1, 9)		K		F7		P7		G3		4	0	0	0	0	1	2									
Jamie Quirk, L OBP: 0.327, SLG: 0.414 (1, 2)		BB		F7		G4-3		F7		3	0	0	0	1	0	1									
Walt Weiss, S OBP: 0.336, SLG: 0.339 (1, 6)		P7			SH3 BB		G4-3 HR 2B		S BB	2	1	1	0	2	0	2									
Willie Randolph, R OBP: 0.316, SLG: 0.312 (1, 4)			F8		SH3		G4-3		L4	3	0	0	0	0	0	2									
Inning Stats	R: 0 E: 0 K: 1 S: 6	H: 0 LOB: 0 BB: 0 P: 11	R: 0 E: 0 K: 1 S: 9	H: 1 LOB: 2 BB: 1 P: 19	R: 0 E: 0 K: 1 S: 10	H: 2 LOB: 2 BB: 0 P: 13	R: 0 E: 0 K: 0 S: 4	H: 0 LOB: 0 BB: 0 P: 11	R: 0 E: 0 K: 0 S: 8	H: 0 LOB: 1 BB: 1 P: 17	R: 1 E: 0 K: 0 S: 11	H: 2 LOB: 1 BB: 0 P: 18	R: 2 E: 0 K: 0 S: 11	H: 2 LOB: 0 BB: 0 P: 18	R: 0 E: 0 K: 1 S: 7	H: 0 LOB: 0 BB: 0 P: 11	R: 0 E: 0 K: 1 S: 8	H: 0 LOB: 1 BB: 1 P: 16	1B: 5 2B: 1 3B: 0 HR: 1	SF: 0 SAC: 1 DP: 0 HBP: 0	WP: 0 PB: 0 SB: 2 CS: 0	PA: 37			
PITCHER	IP	WLS	BF	H	R	ER	SO	BB	IBB	HBP	BLK	WP	HR	S	P	ERA	WHIP								
Ben McDonald, R ERA: 1.86 (1, 1)	7.0	L	30	7	3	3	3	2	0	0	0	0	1	59	107	3.86	1.286								
Mark Williamson, R ERA: 2.21 (8, 1)	1.1		4	0	0	0	1	0	0	0	0	0	0	8	12	0.00	0.000								
Gregg Olson, R ERA: 1.07 (9, 1)	0.2		3	0	0	0	1	1	0	0	0	0	0	7	15	0.00	1.500								

Batter	1	2	3	4	5	6	7	8	9	AB	R	H	RBI	BB	SO	LOB	BOTTOM								
Dave Gallagher, R OBP: 0.305, SLG: 0.323 (1, 7)	L4		CS 1B		G3		K			3	0	1	0	0	0	1	Oakland Athletics @ Baltimore Orioles Memorial Stadium, Baltimore, MD Sat Aug 18 1990, 7:05 PM EDT Att: 49,417 - Unknown livebaseballscorecards.com								
Brady Anderson, L OBP: 0.379, SLG: 0.388 (7, PH)										1	0	0	0	0	1	0									
Tim Lincecum, R OBP: 0.326, SLG: 0.364 (1, 4)	G6-3		P9		F7			P5		3	0	0	0	0	0	2									
Steve Finley, L OBP: 0.305, SLG: 0.321 (8, PH)										1	0	0	0	0	0	0									
Mike Devereaux, R OBP: 0.284, SLG: 0.365 (1, 8)	E6		CS 1-2		P4		WP S 1B	G5-3		4	0	1	0	0	0	0									
Cal Ripken Jr., R OBP: 0.363, SLG: 0.427 (1, 6)	L5			E BB			P4	K2-3		3	0	0	0	1	1	2									
Mickey Tettleton, S OBP: 0.379, SLG: 0.374 (1, 10)		K		E5 CS		G5-3		P3		4	0	0	0	0	1	2									
Craig Worthington, R OBP: 0.320, SLG: 0.320 (1, 5)		F8						K		1	0	0	0	2	0	0									
Joe Orsulak, L OBP: 0.352, SLG: 0.429 (9, PH)								K		1	0	0	0	0	1	0									
Bob Melvin, R OBP: 0.254, SLG: 0.339 (1, 2)		HR		G4-3			P3	G4-3		4	1	1	1	0	0	4									
Chris Hoiles, R OBP: 0.227, SLG: 0.250 (1, 3)					G3 SH3 1B					2	0	1	0	0	0	0									
David Segui, S OBP: 0.240, SLG: 0.255 (7, 3)		G5-3								1	0	0	0	0	1	0									
Jeff McKnight, S OBP: 0.440, SLG: 0.381 (9, 4)			G6-3		SH3		G3			2	0	0	0	0	0	0									
Inning Stats	R: 0 E: 1 K: 0 S: 12	H: 0 LOB: 1 BB: 0 P: 17	R: 1 E: 0 K: 1 S: 11	H: 1 LOB: 0 BB: 0 P: 14	R: 0 E: 0 K: 0 S: 9	H: 1 LOB: 0 BB: 0 P: 15	R: 0 E: 1 K: 0 S: 12	H: 0 LOB: 2 BB: 2 P: 24	R: 0 E: 0 K: 0 S: 9	H: 1 LOB: 1 BB: 0 P: 13	R: 0 E: 0 K: 2 S: 10	H: 0 LOB: 0 BB: 0 P: 12	R: 0 E: 0 K: 1 S: 6	H: 0 LOB: 0 BB: 0 P: 11	R: 0 E: 0 K: 1 S: 10	H: 0 LOB: 0 BB: 0 P: 12	1B: 3 2B: 0 3B: 0 HR: 1	SF: 0 SAC: 1 DP: 0 HBP: 0	WP: 1 PB: 0 SB: 1 CS: 2	PA: 35					
PITCHER	IP	WLS	BF	H	R	ER	SO	BB	IBB	HBP	BLK	WP	HR	S	P	ERA	WHIP								
Curt Young, L ERA: 4.16 (1, 1)	5.2		24	4	1	1	1	3	0	0	0	0	0	60	100	1.59	1.235								
Gene Nelson, R ERA: 1.4 (6, 1)	2.1	W	7	0	0	0	3	0	0	0	0	0	0	17	24	0.00	0.000								
Dennis Eckersley, R ERA: 0.69 (9, 1)	1.0	S	3	0	0	0	1	0	0	0	0	0	0	10	12	0.00	0.000								

Batter	1	2	3	4	5	6	7	8	9	AB	R	H	RBI	BB	SO	LOB	TOP					
Rickey Henderson, R OBP: 0.436, SLG: 0.590 Lance Blankenship, R OBP: 0.245, SLG: 0.179	G6-3		PO BB			G6-4-3		P4		3	0	0	0	1	0	2						
Carney Lansford, R OBP: 0.336, SLG: 0.337	G5-3		PO	G6-3		F8			FC5-4 1B	4	0	1	0	0	0	0						
Jose Canseco, R OBP: 0.383, SLG: 0.607	G5-3			P8					FC5-4 HR	3	1	0	0	1	0	1						
Mark McGwire, R OBP: 0.349, SLG: 0.485		BB		P9					HR	3	1	1	2	1	0	1						
Ron Hassey, L OBP: 0.285, SLG: 0.310 Willie Randolph, R OBP: 0.316, SLG: 0.312	F7				G1-3				HR	3	0	0	0	1	0	2						
Felix Jose, S OBP: 0.306, SLG: 0.376	F9				G3				BB	4	0	0	0	0	0	3						
Terry Steinbach, R OBP: 0.280, SLG: 0.346	G5-3									4	0	1	0	0	0	2						
Walt Weiss, S OBP: 0.336, SLG: 0.339			G4-3		G4-3					3	0	1	0	0	0	1						
Mike Gallego, R OBP: 0.271, SLG: 0.282 Doug Jennings, L OBP: 0.281, SLG: 0.280			L9					F8		1	0	0	0	1	0	0						
										1	0	0	0	0	0	1						
Inning Stats	R: 0 H: 0 E: 0 K: 0 S: 6	H: 0 LOB: 0 BB: 0 P: 13	R: 0 H: 0 E: 0 K: 0 S: 8	H: 0 LOB: 1 BB: 1 P: 16	R: 0 H: 0 E: 0 K: 0 S: 6	H: 0 LOB: 0 BB: 1 P: 14	R: 0 H: 0 E: 0 K: 0 S: 4	H: 0 LOB: 0 BB: 0 P: 8	R: 0 H: 1 E: 0 K: 0 S: 9	H: 1 LOB: 1 BB: 0 P: 17	R: 0 H: 0 E: 0 K: 0 S: 6	H: 0 LOB: 0 BB: 1 P: 14	R: 0 H: 0 E: 0 K: 0 S: 5	H: 0 LOB: 1 BB: 1 P: 11	R: 0 H: 1 E: 0 K: 0 S: 8	H: 1 LOB: 1 BB: 0 P: 14	R: 2 H: 2 E: 0 K: 0 S: 14	H: 2 LOB: 1 BB: 1 P: 20	1B: 3 2B: 0 3B: 0 HR: 1	SF: 0 SAC: 0 DP: 1 HBP: 0	WP: 0 PB: 0 SB: 0 CS: 0	PA: 35
PITCHER	IP	WLS	BF	H	R	ER	SO	BB	IBB	HBP	BLK	WP	HR	S	P	ERA	WHIP					
Anthony Telford, R ERA: 1.53	7.0	W	24	1	0	0	0	4	0	0	0	0	0	44	93	0.00	0.714					
Curt Schilling, R ERA: 1.53	1.0		4	1	0	0	0	0	0	0	0	0	0	8	14	0.00	1.000					
Gregg Olson, R ERA: 1.35	1.0	S	6	2	2	2	0	1	0	0	0	0	1	14	20	18.00	3.000					

Oakland Athletics @ Baltimore Orioles
Memorial Stadium, Baltimore, MD
Sun Aug 19 1990, 3:33 AM EDT
Att. 47,756 - Overcast - 91 F

AB 29
R 2
H 4
RBI 2
BB 5
SO 0
LOB 13



Batter	1	2	3	4	5	6	7	8	9	AB	R	H	RBI	BB	SO	LOB	BOTTOM					
Brady Anderson, L OBP: 0.382, SLG: 0.387	F8	1B			HR BB					3	1	1	0	1	0	0						
Joe Orsulak, L OBP: 0.351, SLG: 0.435	K	L3			HR					4	1	1	2	0	2	2						
Cal Ripken Jr., R OBP: 0.363, SLG: 0.432	HR		G5-3		G6-3			F8		4	1	1	1	0	0	0						
Sam Horn, L OBP: 0.348, SLG: 0.497	1B BB		F8		WP 1B			K		3	0	1	0	1	1	0						
Mickey Tettleton, S OBP: 0.378, SLG: 0.372	1B		F9		G1-3			K		4	0	1	0	0	1	1						
Tim Lincecum, R OBP: 0.328, SLG: 0.364 Craig Worthington, R OBP: 0.320, SLG: 0.320	K			K						3	0	1	0	0	2	2						
David Segui, S OBP: 0.226, SLG: 0.240		G1-3		G5-3				K		3	0	0	0	0	1	0						
Rene Gonzales, R OBP: 0.298, SLG: 0.290		K		K				G5-3		3	0	0	0	0	2	0						
Steve Finley, L OBP: 0.309, SLG: 0.323		1B BB							P2	2	0	1	0	1	0	0						
Inning Stats	R: 1 H: 2 E: 0 K: 2 S: 17	H: 2 LOB: 2 BB: 1 P: 27	R: 0 H: 1 E: 0 K: 1 S: 11	H: 1 LOB: 2 BB: 1 P: 20	R: 0 H: 0 E: 0 K: 0 S: 7	H: 0 LOB: 0 BB: 0 P: 12	R: 0 H: 0 E: 0 K: 2 S: 9	H: 0 LOB: 0 BB: 0 P: 12	R: 2 H: 3 E: 0 K: 0 S: 14	H: 3 LOB: 1 BB: 1 P: 23	R: 0 H: 1 E: 0 K: 1 S: 9	H: 0 LOB: 0 BB: 0 P: 12	R: 0 H: 0 E: 0 K: 1 S: 11	H: 0 LOB: 0 BB: 0 P: 16	R: 0 H: 0 E: 0 K: 2 S: 8	H: 0 LOB: 0 BB: 0 P: 12	R: 0 H: 0 E: 0 K: 2 S: 8	H: 0 LOB: 0 BB: 0 P: 12	1B: 5 2B: 0 3B: 0 HR: 2	SF: 0 SAC: 0 DP: 0 HBP: 0	WP: 1 PB: 0 SB: 0 CS: 1	PA: 32
PITCHER	IP	WLS	BF	H	R	ER	SO	BB	IBB	HBP	BLK	WP	HR	S	P	ERA	WHIP					
Scott Sanderson, R ERA: 3.48	6.0	L	26	7	3	3	6	3	0	0	0	0	0	67	106	4.50	1.667					
Joe Klimk, L ERA: 2.12	1.0		3	0	0	0	1	0	0	0	0	0	0	11	16	0.00	0.000					
Todd Burns, R ERA: 2.72	1.0		3	0	0	0	2	0	0	0	0	0	0	8	12	0.00	0.000					

Oakland Athletics @ Baltimore Orioles
Memorial Stadium, Baltimore, MD
Sun Aug 19 1990, 3:33 AM EDT
Att. 47,756 - Overcast - 91 F

AB 29
R 3
H 7
RBI 3
BB 3
SO 9
LOB 5



Batter	1	2	3	4	5	6	7	8	9	AB	R	H	RBI	BB	SO	LOB	TOP			
Brady Anderson, L OBP: 0.378, SLG: 0.382 (1, 7)										4	0	1	0	0	0	1	Baltimore Orioles @ Boston Red Sox Fenway Park, Boston, MA Mon Aug 20 1990, 7:05 PM EDT Att: 35,060 - Unknown - 64 F livebaseballscorecards.com			
Joe Orsulak, L OBP: 0.349, SLG: 0.431 (1, 9)										4	0	0	0	1	1	3				
Cal Ripken Jr., R OBP: 0.364, SLG: 0.434 (1, 6)										3	0	1	0	1	1	1				
Sam Horn, L OBP: 0.346, SLG: 0.488 (1, 10)										3	0	0	0	1	1	4				
Mickey Tettleton, S OBP: 0.374, SLG: 0.368 (1, 2)										4	0	0	0	0	2	4				
Mike Devereaux, R OBP: 0.290, SLG: 0.364 (1, 8)										1	1	0	0	3	0	0				
Craig Worthington, R OBP: 0.319, SLG: 0.317 (1, 5)										3	0	0	0	1	0	2				
David Segui, S OBP: 0.214, SLG: 0.226 (1, 3)										3	0	0	1	0	1	3				
Chris Holles, R OBP: 0.222, SLG: 0.244 (9, PH)										1	0	0	0	0	1	0				
Billy Ripken, R OBP: 0.319, SLG: 0.353 (1, 4)										3	0	1	0	0	1	1				
Ron Kittle, R OBP: 0.303, SLG: 0.449 (9, PH)										1	0	1	0	0	0	0				
Steve Finley, L OBP: 0.306, SLG: 0.323 (9, PR)										0	0	0	0	0	0	0				
Inning Stats	R: 0 E: 0 K: 2 S: 12	H: 1 LOB: 2 BB: 1 P: 22	R: 0 E: 0 K: 1 S: 9	H: 0 LOB: 1 BB: 1 P: 20	R: 0 E: 0 K: 2 S: 19	H: 1 LOB: 2 BB: 1 P: 30	R: 1 E: 0 K: 1 S: 10	H: 0 LOB: 0 BB: 1 P: 17	R: 0 E: 0 K: 0 S: 8	H: 0 LOB: 2 BB: 2 P: 17	R: 0 E: 0 K: 0 S: 8	H: 1 LOB: 2 BB: 1 P: 16	R: 0 E: 0 K: 0 S: 7	H: 0 LOB: 1 BB: 0 P: 11	R: 0 E: 0 K: 2 S: 9	H: 1 LOB: 1 BB: 0 P: 14	1B: 3 2B: 1 3B: 0 HR: 0	SF: 0 SAC: 1 DP: 0 HBP: 0	WP: 0 PB: 0 SB: 3 CS: 0	PA: 38
PITCHER	IP WLS BF H R ER SO BB IBB HBP BLK WP HR S P ERA WHIP																			
Greg Harris, R ERA: 3.33 (1, 1)	8.0 W 34 3 1 1 6 6 1 0 0 0 0 0 81 144 1.12 1.125																			
Jeff Gray, R ERA: 3.96 (9, 1)	1.0 S 4 1 0 0 2 0 0 0 0 0 0 0 9 14 0.00 1.000																			

Batter	1	2	3	4	5	6	7	8	9	AB	R	H	RBI	BB	SO	LOB	BOTTOM			
Jody Reed, R OBP: 0.379, SLG: 0.423 (1, 4)										3	0	0	0	1	0	2	Baltimore Orioles @ Boston Red Sox Fenway Park, Boston, MA Mon Aug 20 1990, 7:05 PM EDT Att: 35,060 - Unknown - 64 F livebaseballscorecards.com			
Carlos Quintana, R OBP: 0.376, SLG: 0.423 (1, 3)										2	1	1	0	2	0	0				
Wade Boggs, L OBP: 0.394, SLG: 0.430 (1, 5)										4	0	1	1	0	0	5				
Ellis Burks, R OBP: 0.352, SLG: 0.481 (1, 8)										2	0	0	1	1	1	2				
Mike Greenwell, L OBP: 0.360, SLG: 0.371 (1, 7)										4	0	1	0	0	0	2				
Mike Marshall, R OBP: 0.278, SLG: 0.407 (1, 10)										4	0	1	0	0	1	1				
Tom Brunansky, R OBP: 0.336, SLG: 0.390 (1, 9)										3	0	0	0	0	1	1				
Tony Peña, R OBP: 0.301, SLG: 0.340 (1, 2)										0	1	0	0	3	0	0				
Luis Rivera, R OBP: 0.264, SLG: 0.306 (1, 6)										1	0	0	0	1	0	1				
Inning Stats	R: 0 E: 0 K: 0 S: 7	H: 0 LOB: 0 BB: 0 P: 12	R: 0 E: 0 K: 1 S: 15	H: 0 LOB: 0 BB: 1 P: 24	R: 0 E: 0 K: 0 S: 20	H: 0 LOB: 3 BB: 3 P: 39	R: 0 E: 0 K: 2 S: 10	H: 2 LOB: 1 BB: 0 P: 12	R: 1 E: 0 K: 0 S: 9	H: 0 LOB: 2 BB: 3 P: 22	R: 0 E: 0 K: 0 S: 8	H: 0 LOB: 0 BB: 1 P: 11	R: 0 E: 0 K: 0 S: 7	H: 2 LOB: 1 BB: 0 P: 16	R: 1 E: 1 K: 0 S: 9	H: 2 LOB: 1 BB: 0 P: 16		1B: 3 2B: 2 3B: 0 HR: 0	SF: 1 SAC: 1 DP: 1 HBP: 0	WP: 1 PB: 0 SB: 1 CS: 2
PITCHER	IP WLS BF H R ER SO BB IBB HBP BLK WP HR S P ERA WHIP																			
Pete Harnisch, R ERA: 4.14 (1, 1)	7.0 L 29 3 2 1 3 8 0 0 0 0 0 0 78 135 1.29 1.571																			
Jeff Ballard, L ERA: 4.92 (8, 1)	0.0 1 1 0 0 0 0 0 0 0 0 0 2 5 ∞ ∞																			
Curt Schilling, R ERA: 1.57 (8, 1)	1.0 3 0 0 0 0 0 0 0 0 0 0 5 7 0.00 0.000																			

Baltimore Orioles @ Boston Red Sox
 Fenway Park, Boston, MA
 Mon Aug 20 1990, 7:05 PM EDT
 Att: 35,060 - Unknown - 64 F

AB 30
 R 1
 H 4
 RBI 1
 BB 7
 SO 8
 LOB 19



Baltimore Orioles @ Boston Red Sox
 Fenway Park, Boston, MA
 Mon Aug 20 1990, 7:05 PM EDT
 Att: 35,060 - Unknown - 64 F

AB 23
 R 2
 H 4
 RBI 2
 BB 8
 SO 3
 LOB 14



Batter	1	2	3	4	5	6	7	8	9	AB	R	H	RBI	BB	SO	LOB	TOP										
Brady Anderson, L (1, 8) OBP: 0.387, SLG: 0.387 Mike Devereaux, R (3, PH) OBP: 0.291, SLG: 0.364 (3, 8)	4-1 BB 1B BB	2-2 E 1B	1-0 SAFE 1-2 3-H 1B		0-3 K			1-0 G4-3		1	2	1	1	1	0	0											
Steve Finley, L (1, 9) OBP: 0.316, SLG: 0.328	1-2 SAFE 1B BB	4-1 FC6-4 BB	2-3 K		0-0 1B			3-2 1B		4	1	3	0	1	1	2											
Cal Ripken Jr., R (1, 6) OBP: 0.364, SLG: 0.432	4-1 1B BB	2-2 FC6-4 1-2 2-H	3-1 F8		0-3 K			0-1 1B G6-4-3		4	1	1	0	1	1	4											
Sam Horn, L (1, 10) OBP: 0.348, SLG: 0.488 Ron Kittle, R (4, PH) OBP: 0.301, SLG: 0.444	2-1 1B G4-6-3 1B	3-2 G4-3			0-0 F8			1-0 1B G6-4-3		2	1	1	1	0	0	1											
Joe Orsulak, L (1, 7) OBP: 0.353, SLG: 0.434 Dave Gallagher, R (3, 7) OBP: 0.296, SLG: 0.314	2-1 1-3 2-H 3-H 1B		0-0 1B 2B 1B		2-3 K			1-1 1B G6-3		2	1	2	2	0	0	0											
Mickey Tettleton, S (1, 2) OBP: 0.375, SLG: 0.372	2-1 G4-6-3		0-1 SAFE 2B E 1B		0-2 2B			1-1 1B G6-3		5	1	2	0	0	1	1											
Tim Lincecum, R (1, 5) OBP: 0.336, SLG: 0.394 Craig Worthington, R (9, 5) OBP: 0.319, SLG: 0.317	2-2 G6-3		1-2 WP 1-H 3-H 1B 2B		4-2 BB			1-2 1B G1-3		4	1	2	1	1	0	0											
Chris Hoiles, R (1, 3) OBP: 0.204, SLG: 0.222 David Segui, S (7, 3) OBP: 0.226, SLG: 0.226		2-2 F9	1-1 F8		0-3 K			2-0 1B G5-3		4	0	0	0	0	1	3											
Billy Ripken, R (1, 4) OBP: 0.323, SLG: 0.357 Rene Gonzales, R (5, 4) OBP: 0.292, SLG: 0.284		0-1 1B 2B	4-1 1B BB		1-2 G6-3			0-2 1B G5-3		2	1	1	0	1	0	0											
Inning Stats	R: 4 E: 0 K: 0 S: 15	H: 3 LOB: 0 BB: 2 P: 32	R: 2 E: 1 K: 0 S: 16	H: 2 LOB: 1 BB: 1 P: 29	R: 3 E: 1 K: 1 S: 15	H: 4 LOB: 2 BB: 1 P: 27	R: 0 E: 0 K: 2 S: 17	H: 1 LOB: 2 BB: 1 P: 23	R: 0 E: 0 K: 2 S: 10	H: 0 LOB: 0 BB: 0 P: 11	R: 0 E: 0 K: 1 S: 7	H: 0 LOB: 0 BB: 0 P: 10	R: 0 E: 0 K: 0 S: 7	H: 2 LOB: 1 BB: 0 P: 12	R: 0 E: 0 K: 1 S: 8	H: 1 LOB: 2 BB: 1 P: 18	1B: 10 2B: 4 3B: 0 HR: 0	SF: 0 SAC: 0 DP: 2 HBP: 0	WP: 1 PB: 0 SB: 0 CS: 0	PA: 45							
PITCHER	IP	WLS	BF	H	R	ER	SO	BB	IBB	HBP	BLK	WP	HR	S	P	ERA	WHIP										
Dana Kiecker, R (1, 1) ERA: 4.53	0.0	L	5	3	4	4	0	2	0	0	0	0	0	10	23	∞	∞										
Dennis Lamp, R (1, 1) ERA: 4.39	2.0		11	5	5	4	0	1	0	0	0	0	0	27	45	18.00	3.000										
Joe Hesketh, L (3, 1) ERA: 4.97	4.0		17	3	0	0	6	2	0	0	0	1	0	43	65	0.00	1.250										
Daryl Irvine, R (7, 1) ERA: 7.11	3.0		12	3	0	0	1	0	1	0	0	0	0	22	40	0.00	1.000										

Baltimore Orioles @ Boston Red Sox
Fenway Park, Boston, MA
Tue Aug 21 1990, 7:05 PM EDT
Att: 35,022 - Unknown - 64 F

AB 39
R 9
H 14
RBI 6
BB 6
SO 7
LOB 15



Batter	1	2	3	4	5	6	7	8	9	AB	R	H	RBI	BB	SO	LOB	BOTTOM										
Jody Reed, R (1, 4) OBP: 0.377, SLG: 0.420 (9, 6)	2-1 G5-3		1-2 L7		1-2 E8 1B 1B			2-1 F8		5	1	1	1	0	1	0											
Carlos Quintana, R (1, 3) OBP: 0.379, SLG: 0.427	4-2 G5-4-3 BB		1-0 G6-3		0-0 1B 1B 1B			3-2 G5-3		4	0	2	1	1	0	0											
Wade Boggs, L (1, 5) OBP: 0.394, SLG: 0.430	2-0 G5-4-3 1-2		2-1 G4-3		3-2 F7			1-0 1B 2B		4	0	1	0	1	0	2											
Ellis Burks, R (1, 8) OBP: 0.354, SLG: 0.482		3-2 1B E 1B		0-0 G5-3				1-0 1B 1B		5	1	3	0	0	1	2											
Mike Greenwell, L (1, 7) OBP: 0.360, SLG: 0.372		0-1 E9 1B 1B		2-1 G3				2-3 1B G4-3		5	0	2	0	0	0	4											
Mike Marshall, R (1, 10) OBP: 0.277, SLG: 0.421		2-2 G5-3		0-3 K				3-1 FC4-6 1-2 2-3 1B		4	1	1	1	0	1	4											
Tom Brunansky, R (1, 9) OBP: 0.338, SLG: 0.394		1-2 1B			3-2 E 2B			3-2 F7		4	1	2	0	0	0	0											
Tony Peña, R (1, 2) OBP: 0.298, SLG: 0.336		1-3 K			0-0 F9			1-2 P5		4	0	0	0	0	1	3											
Luis Rivera, R (1, 6) OBP: 0.265, SLG: 0.311 Phil Plantier, L (8, PH)		0-1 P2			1-0 E8			0-0 F7		3	1	1	1	0	0	2											
Marty Barrett, R (9, 4) OBP: 0.296, SLG: 0.254					2-H E 2B			3-2 K		1	0	0	0	0	0	0											
Inning Stats	R: 0 E: 0 K: 0 S: 5	H: 0 LOB: 0 BB: 1 P: 13	R: 1 E: 1 K: 1 S: 20	H: 3 LOB: 2 BB: 0 P: 27	R: 0 E: 0 K: 0 S: 7	H: 0 LOB: 0 BB: 0 P: 11	R: 0 E: 0 K: 1 S: 6	H: 0 LOB: 0 BB: 0 P: 8	R: 3 E: 2 K: 0 S: 23	H: 6 LOB: 3 BB: 0 P: 34	R: 0 E: 0 K: 0 S: 11	H: 0 LOB: 0 BB: 0 P: 15	R: 0 E: 0 K: 0 S: 11	H: 2 LOB: 2 BB: 0 P: 19	R: 1 E: 0 K: 1 S: 11	H: 1 LOB: 0 BB: 0 P: 18	R: 0 E: 0 K: 2 S: 13	H: 1 LOB: 2 BB: 1 P: 22	1B: 8 2B: 4 3B: 0 HR: 1	SF: 0 SAC: 0 DP: 1 HBP: 0	WP: 0 PB: 0 SB: 0 CS: 0	PA: 41					
PITCHER	IP	WLS	BF	H	R	ER	SO	BB	IBB	HBP	BLK	WP	HR	S	P	ERA	WHIP										
John Mitchell, R (1, 1) ERA: 4.52	6.2	W	31	11	4	4	2	1	0	0	0	0	0	79	122	5.40	1.800										
Joe Price, L (7, 1) ERA: 3.65	0.1		2	1	1	1	0	0	0	0	0	0	1	7	11	27.00	3.000										
Curt Schilling, R (8, 1) ERA: 1.5	1.1		6	1	0	0	2	1	0	0	0	0	0	17	28	0.00	1.500										
Gregg Olson, R (9, 1) ERA: 1.34	0.2	S	2	0	0	0	1	0	0	0	0	0	0	4	6	0.00	0.000										

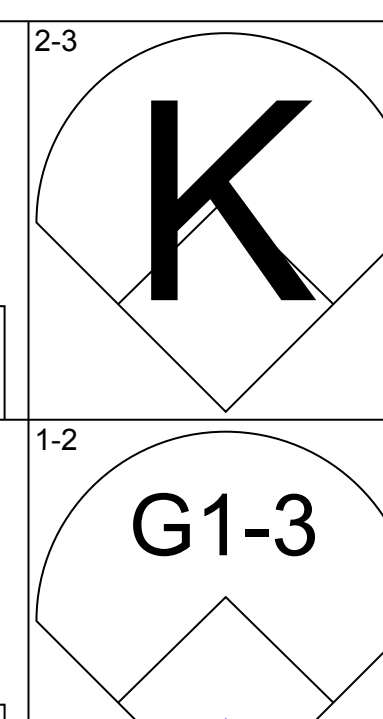
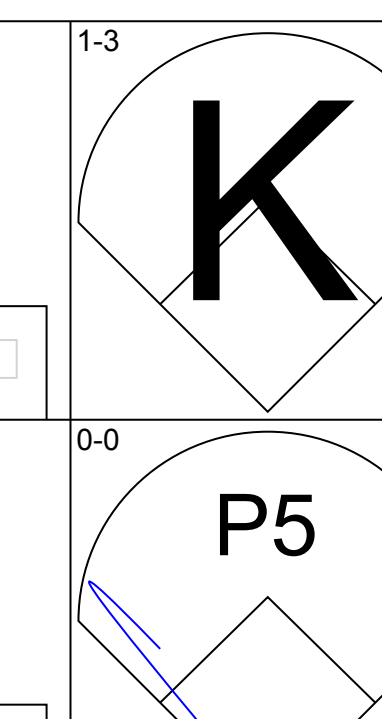
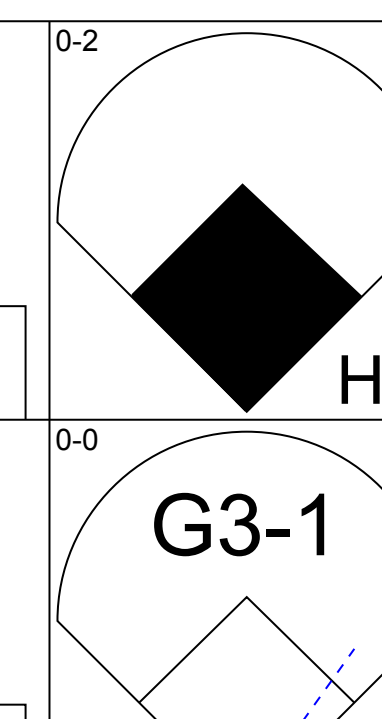
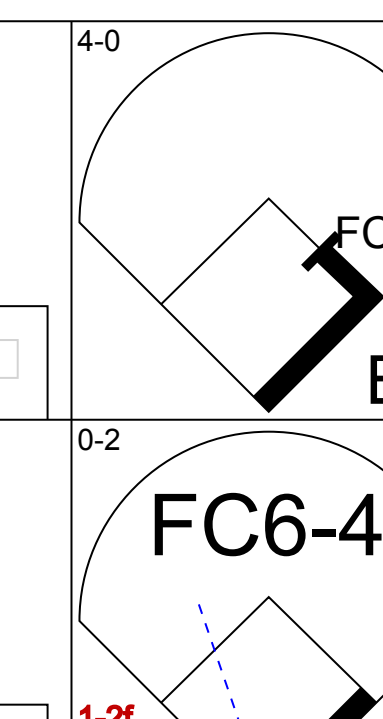
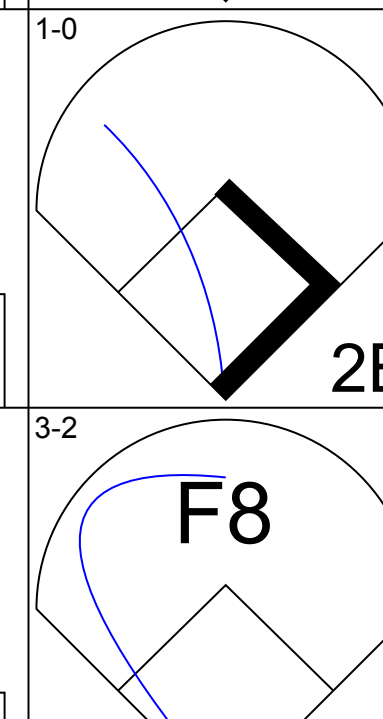
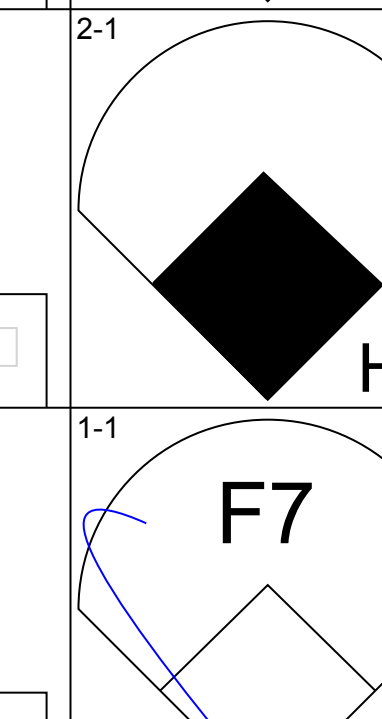
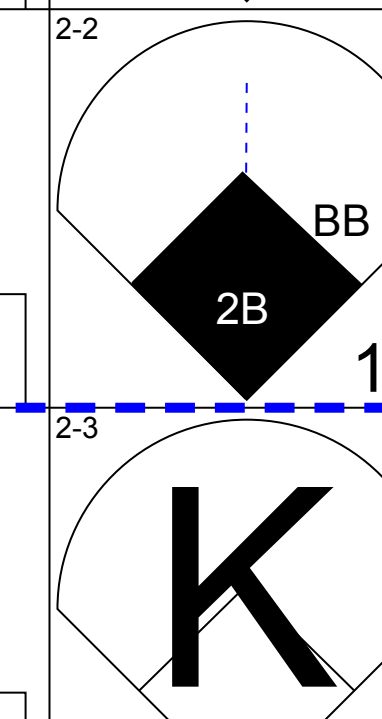




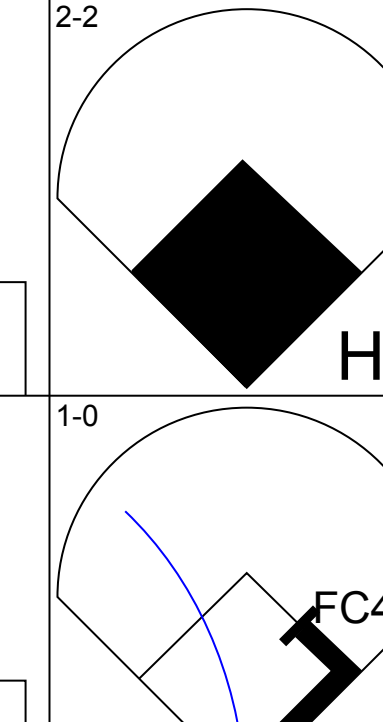
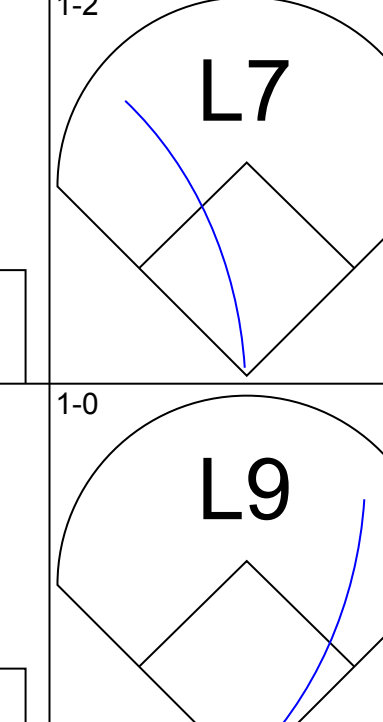
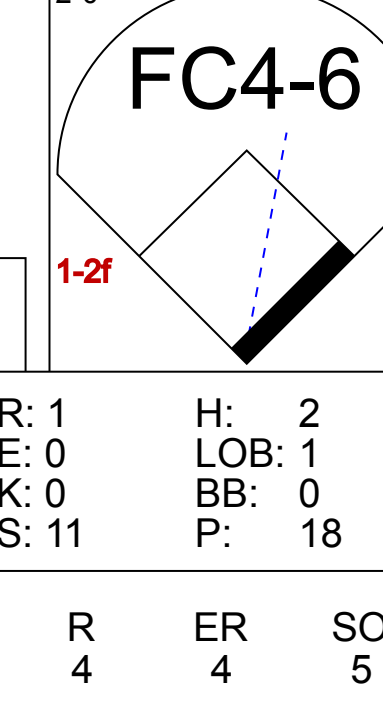

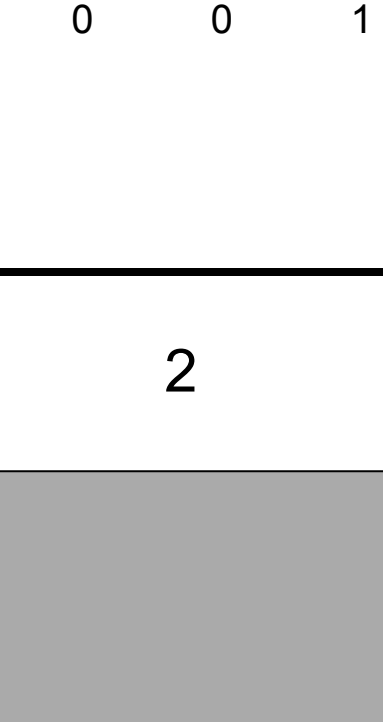

Baltimore Orioles @ Boston Red Sox
Fenway Park, Boston, MA
Tue Aug 21 1990, 7:05 PM EDT
Att: 35,022 - Unknown - 64 F

AB 39
R 5
H 13
RBI 4
BB 2
SO 5
LOB 17



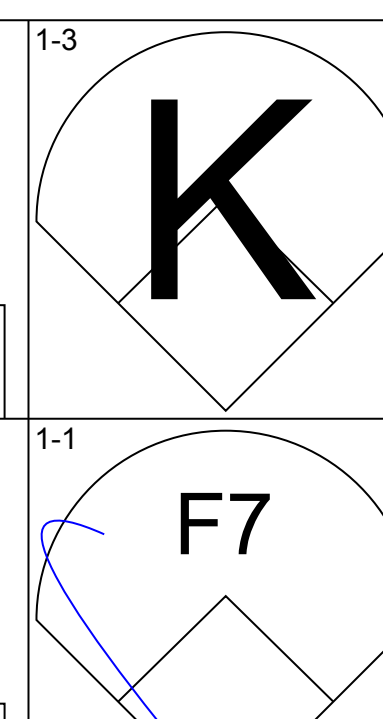
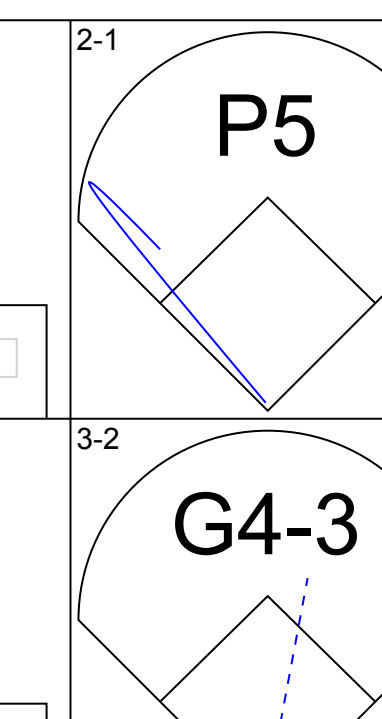
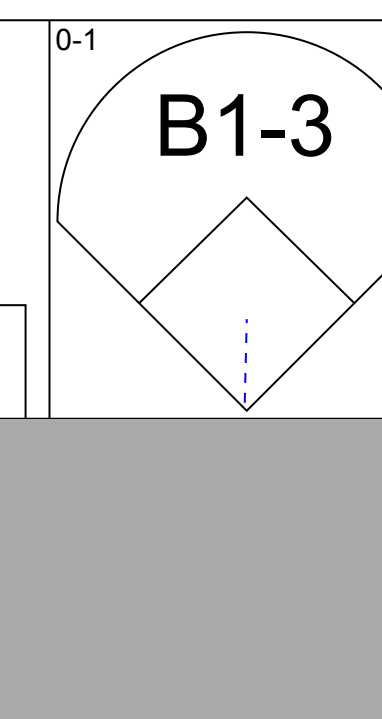
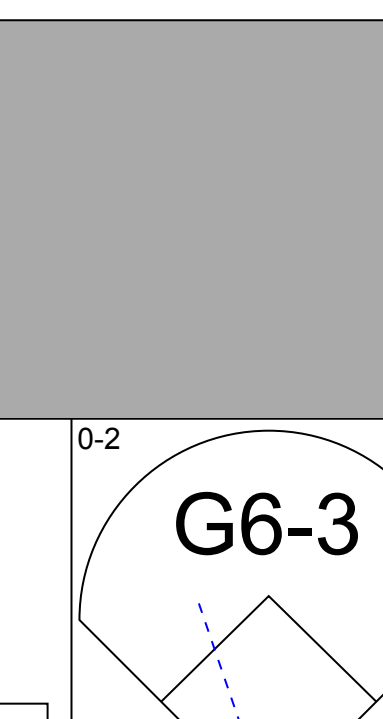
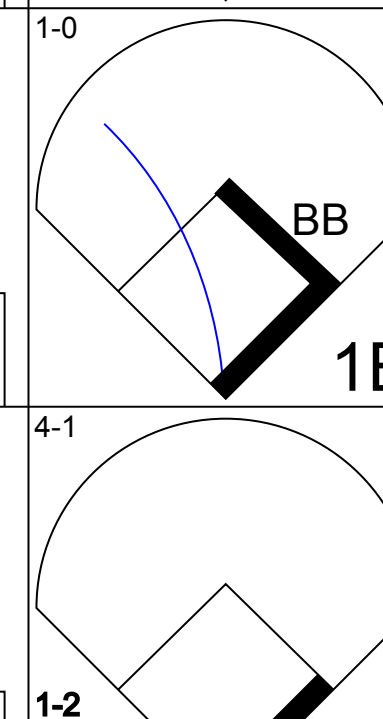

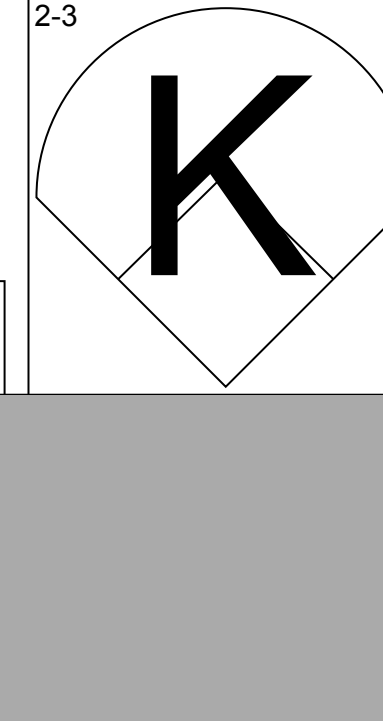


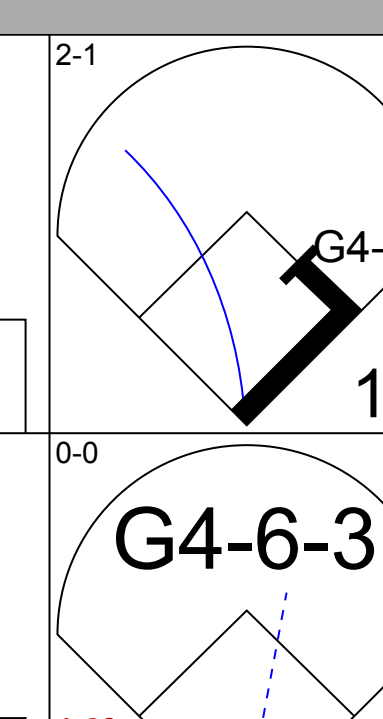


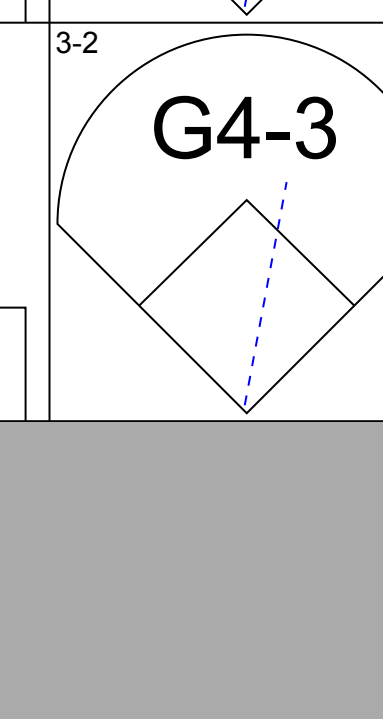
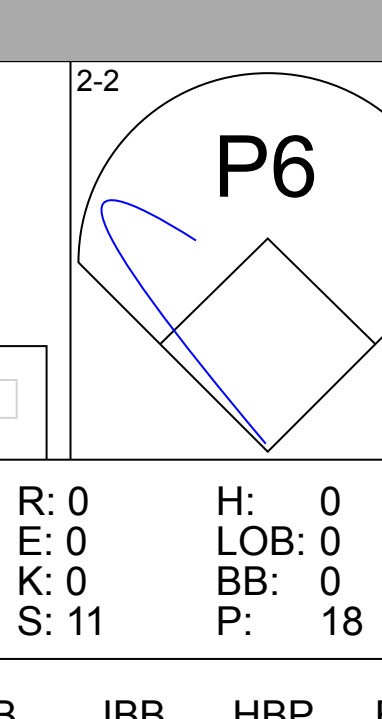
Batter	1	2	3	4	5	6	7	8	9	AB	R	H	RBI	BB	SO	LOB	TOP		
Brady Anderson, L (1, 8) OBP: 0.394, SLG: 0.391 (8, 7)	F7		G6-4-3 1B		G6-4-3 1-2			FC4-6 1B	BB	4	0	2	0	1	0	1	Baltimore Orioles @ Boston Red Sox Fenway Park, Boston, MA Wed Aug 22 1990, 3:33 AM EDT Att: 35,189 - Unknown		
Steve Finley, L (1, 9) OBP: 0.314, SLG: 0.324	1B S BB		F3		4-3			FC4-6 1B	F7	4	1	0	0	1	0	5			
Cal Ripken Jr., R (1, 6) OBP: 0.363, SLG: 0.431	G4-6-3 1B		G6-4-3 1-2					P4		4	0	1	0	0	1	3			
Sam Horn, L (1, 10) OBP: 0.342, SLG: 0.479 Ron Kittle, R (8, PH) OBP: 0.303, SLG: 0.446	G4-6-3 1-2				F8			1B	1B	3	0	0	0	0	0	2			
Joe Orsulak, L (1, 7) OBP: 0.352, SLG: 0.433 Mike Devereaux, R (8, PH) OBP: 0.293, SLG: 0.366			K		S 1B 1B			1B	1B	3	0	1	0	0	1	0			
Tim Lincecum, R (1, 5) OBP: 0.340, SLG: 0.383	1B BB				1-2 S 1B			1B	1B	3	0	1	0	1	2	2			
Bob Melvin, R (1, 2) OBP: 0.254, SLG: 0.338					K			L1	6-3	4	0	1	0	0	1	2			
Chris Hoiles, R (1, 3) OBP: 0.189, SLG: 0.204			K		1-2 2-3 K			5-3	5-3	4	0	0	0	0	2	4			
Billy Ripken, R (1, 4) OBP: 0.328, SLG: 0.358	FC5-4 1-2				G6-4-3 BB			FC4-6 1B 1B	BB	2	1	1	0	2	0	2			
Inning Stats	R: 0 E: 0 K: 0 S: 3	H: 1 LOB: 1 BB: 1 P: 7	R: 0 E: 0 K: 2 S: 8	H: 1 LOB: 2 BB: 1 P: 12	R: 0 E: 0 K: 2 S: 9	H: 2 LOB: 2 BB: 0 P: 9	R: 0 E: 0 K: 1 S: 5	H: 0 LOB: 0 BB: 0 P: 5	R: 0 E: 0 K: 1 S: 5	H: 0 LOB: 0 BB: 0 P: 5	R: 2 E: 1 K: 1 S: 9	H: 4 LOB: 2 BB: 2 P: 9	R: 0 E: 0 K: 0 S: 3	H: 0 LOB: 2 BB: 2 P: 11	1B: 9 2B: 0 3B: 0 HR: 0	SF: 0 SAC: 0 DP: 3 HBP: 0		WP: 0 PB: 0 SB: 3 CS: 0	PA: 38
PITCHER	IP	WLS	BF	H	R	ER	SO	BB	IBB	HBP	BLK	WP	HR	S	P	ERA	WHIP		
Mike Boddicker, R (1, 1) ERA: 3.52	7.2	W	30	7	2	2	6	3	0	0	0	0	0	39	51	2.35	1.304		
Rob Murphy, L (8, 1) ERA: 6.34	1.1		8	2	0	0	1	2	0	0	0	0	0	8	16	0.00	3.000		

Batter	1	2	3	4	5	6	7	8	9	AB	R	H	RBI	BB	SO	LOB	BOTTOM			
Jody Reed, R (1, 4) OBP: 0.376, SLG: 0.421	4-3		F7		1-1 2-2 2B			F7		4	0	1	2	1	0	1	Baltimore Orioles @ Boston Red Sox Fenway Park, Boston, MA Wed Aug 22 1990, 3:33 AM EDT Att: 35,189 - Unknown			
Carlos Quintana, R (1, 3) OBP: 0.376, SLG: 0.422	6-3		F9		F9			1B E BB		4	1	0	0	1	0	3				
Wade Boggs, L (1, 5) OBP: 0.394, SLG: 0.429	6-3				HR BB			E 1B 1B		4	2	1	0	1	1	0				
Ellis Burks, R (1, 8) OBP: 0.357, SLG: 0.491			4-3		1-1 HR			E5 1B 1B		5	3	3	2	0	0	0				
Mike Greenwell, L (1, 7) OBP: 0.361, SLG: 0.382 Kevin Romine, R (8, PH) OBP: 0.331, SLG: 0.395			P4		1B 2B			1-1 2-2 HR		4	2	2	2	0	0	0				
Phil Plantier, L (1, 10) Tom Brunansky, R (8, PH) OBP: 0.338, SLG: 0.397					K			2-2 3-3 HR		2	0	0	0	1	1	1				
Mike Marshall, R (1, 9) OBP: 0.277, SLG: 0.417			F8		2B 1B			FC5-4 1B		2	1	1	0	0	0	1				
Tony Peña, R (1, 2) OBP: 0.303, SLG: 0.335					S BB			4-3		4	1	1	1	0	0	2				
Luis Rivera, R (1, 6) OBP: 0.264, SLG: 0.322			F8		2-2 2B 1B			1-1 3-3 HR		1	2	0	0	3	1	0				
Inning Stats	R: 0 E: 0 K: 0 S: 3	H: 0 LOB: 0 BB: 0 P: 3	R: 0 E: 0 K: 0 S: 3	H: 0 LOB: 1 BB: 1 P: 7	R: 0 E: 0 K: 0 S: 3	H: 0 LOB: 1 BB: 1 P: 7	R: 5 E: 0 K: 1 S: 9	H: 4 LOB: 1 BB: 2 P: 17	R: 2 E: 0 K: 1 S: 7	H: 2 LOB: 0 BB: 0 P: 7	R: 0 E: 0 K: 1 S: 5	H: 0 LOB: 1 BB: 1 P: 9	R: 0 E: 0 K: 0 S: 3	H: 0 LOB: 0 BB: 0 P: 3	R: 6 E: 1 K: 0 S: 8	H: 5 LOB: 1 BB: 2 P: 16		1B: 5 2B: 3 3B: 0 HR: 3	SF: 0 SAC: 0 DP: 0 HBP: 0	WP: 0 PB: 0 SB: 1 CS: 0
PITCHER	IP	WLS	BF	H	R	ER	SO	BB	IBB	HBP	BLK	WP	HR	S	P	ERA	WHIP			
Ben McDonald, R (1, 1) ERA: 2.53	3.2	L	19	4	5	5	1	4	0	0	0	0	1	17	33	12.27	2.182			
Jose Bautista, R (4, 1) ERA: 3.46	3.1		13	2	2	2	2	1	0	0	0	0	1	16	20	5.40	0.900			
Jeff Ballard, L (8, 1) ERA: 5.27	1.0		10	5	6	5	0	1	1	0	0	0	1	8	16	45.00	6.000			

Batter	1	2	3	4	5	6	7	8	9	AB	R	H	RBI	BB	SO	LOB	TOP										
Roberto Kelly, R OBP: 0.331, SLG: 0.442 (1, 8)										4	1	1	1	1	2	1	New York Yankees @ Baltimore Orioles Memorial Stadium, Baltimore, MD Mon Aug 27 1990, 7:05 PM EDT Att: 24,589 - Unknown - 91 F										
Oscar Azocar, L OBP: 0.272, SLG: 0.386 (1, 7)										5	0	0	0	0	1	2											
Matt Nokes, L OBP: 0.350, SLG: 0.490 (1, 10)										4	1	3	1	0	0	0											
Wayne Tolleson, S OBP: 0.227, SLG: 0.230 (6, PR)										0	1	0	0	0	0	0											
Kevin Maas, L OBP: 0.364, SLG: 0.573 (1, 3)										4	0	1	0	0	1	2											
Jesse Barfield, R OBP: 0.343, SLG: 0.453 (1, 9)										3	1	1	1	1	0	0											
Rick Cerone, R OBP: 0.353, SLG: 0.438 (1, 2)										4	0	2	1	0	0	0											
Jim Leyritz, R OBP: 0.366, SLG: 0.260 (7, PR)										3	0	1	0	0	1	1											
Randy Velarde, R OBP: 0.263, SLG: 0.260 (7, 5)										1	0	0	0	0	1	2											
Alvaro Espinoza, R OBP: 0.246, SLG: 0.273 (1, 6)										4	0	0	0	0	1	2											
Steve Sax, R OBP: 0.307, SLG: 0.314 (1, 4)										4	0	1	0	0	0	2											
Inning Stats	R: 0 H: 1 E: 0 K: 1 S: 12	H: 1 LOB: 1 BB: 0 P: 19	R: 1 H: 2 E: 0 K: 0 S: 11	H: 2 LOB: 1 BB: 0 P: 18	R: 1 H: 1 E: 0 K: 1 S: 8	H: 1 LOB: 0 BB: 0 P: 12	R: 0 H: 0 E: 0 K: 1 S: 9	H: 0 LOB: 0 BB: 0 P: 15	R: 0 H: 1 E: 0 K: 2 S: 9	H: 1 LOB: 1 BB: 0 P: 13	R: 0 H: 1 E: 0 K: 0 S: 7	H: 1 LOB: 1 BB: 0 P: 14	R: 2 H: 3 E: 0 K: 2 S: 17	H: 3 LOB: 2 BB: 1 P: 27	R: 0 H: 0 E: 0 K: 0 S: 11	H: 0 LOB: 1 BB: 1 P: 17	1B: 5 2B: 2 3B: 0 HR: 3	SF: 0 SAC: 0 DP: 0 HBP: 0	WP: 0 PA: 38 PB: 0 SB: 1 CS: 0								
PITCHER	IP	WLS	BF	H	R	ER	SO	BB	IBB	HBP	BLK	WP	HR	S	P	ERA	WHIP										
Ben McDonald, R ERA: 2.8 (1, 1)	7.1	L	30	9	4	4	5	0	0	0	0	0	3	74	115	4.91	1.227										
Joe Price, L ERA: 4.08 (8, 1)	0.1		1	0	0	0	1	0	0	0	0	0	0	3	5	0.00	0.000										
Curt Schilling, R ERA: 1.31 (8, 1)	1.1		7	1	0	0	1	2	0	0	0	0	0	16	28	0.00	2.250										

AB	36
R	4
H	10
RBI	4
BB	2
SO	7
LOB	12



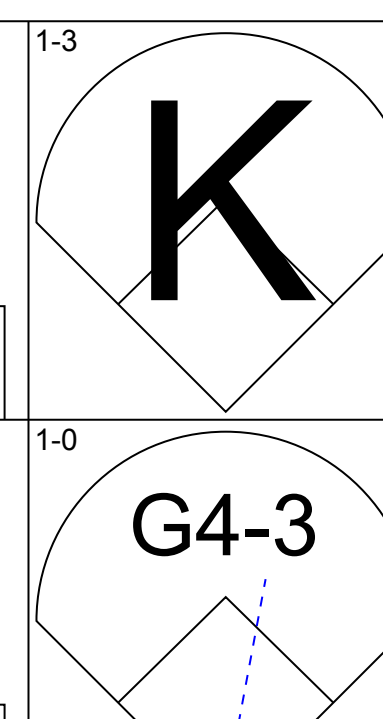
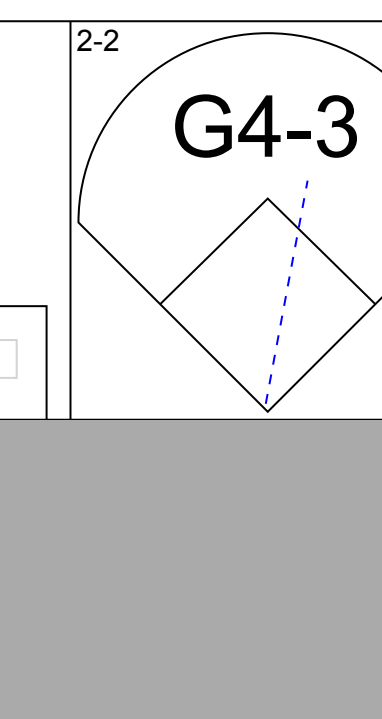
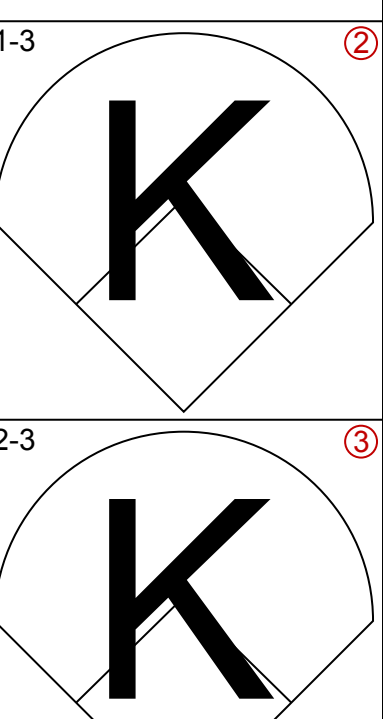
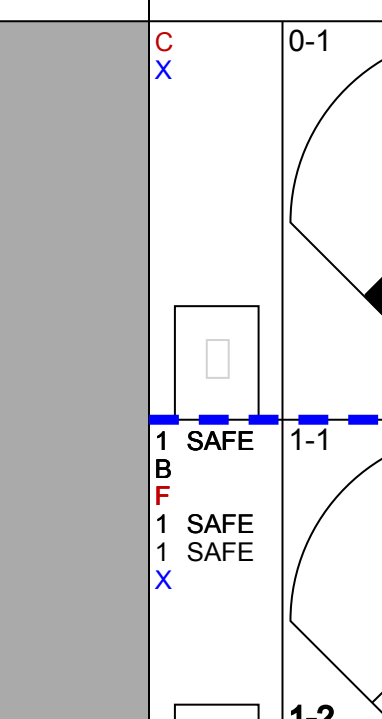
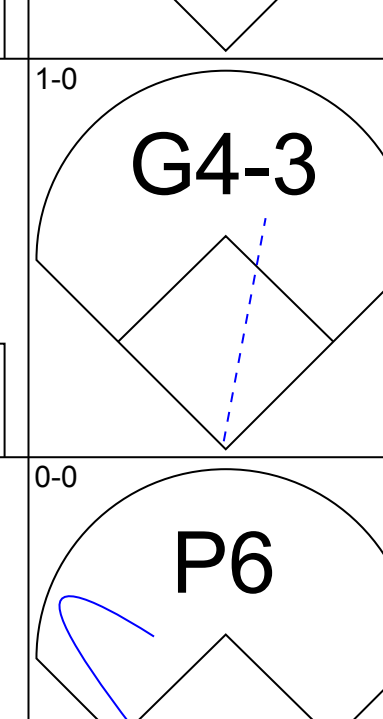
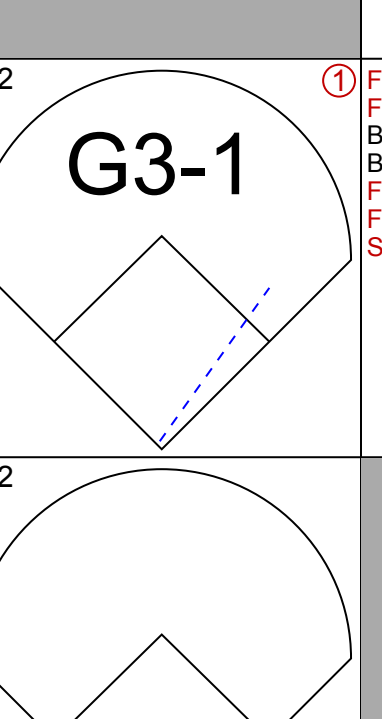
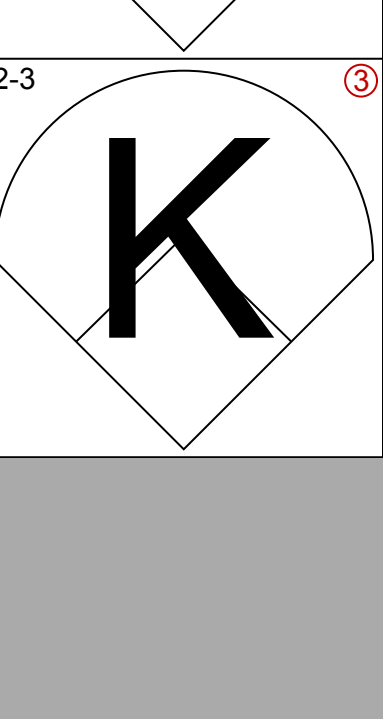
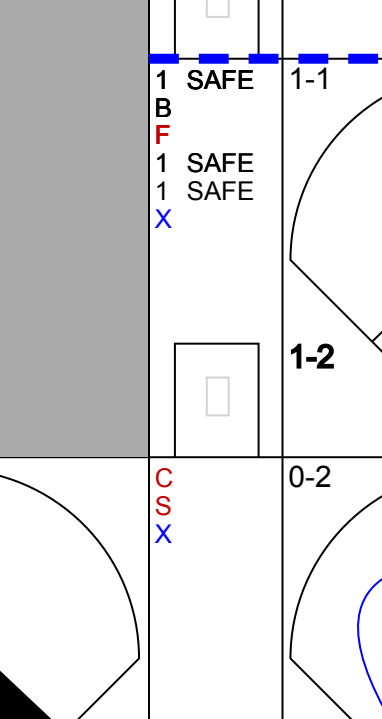
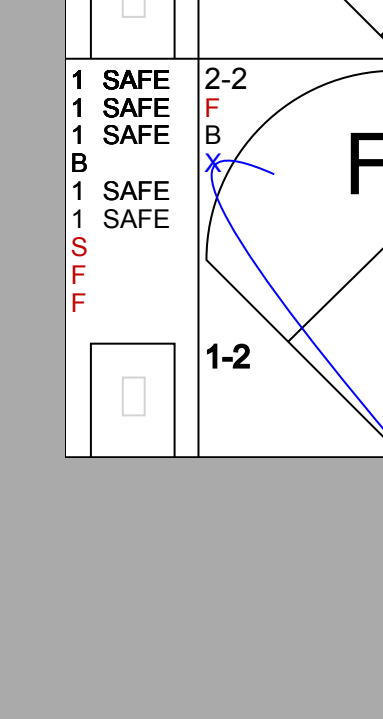
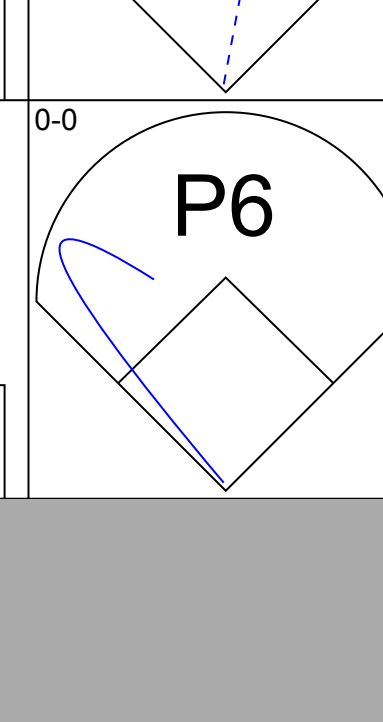
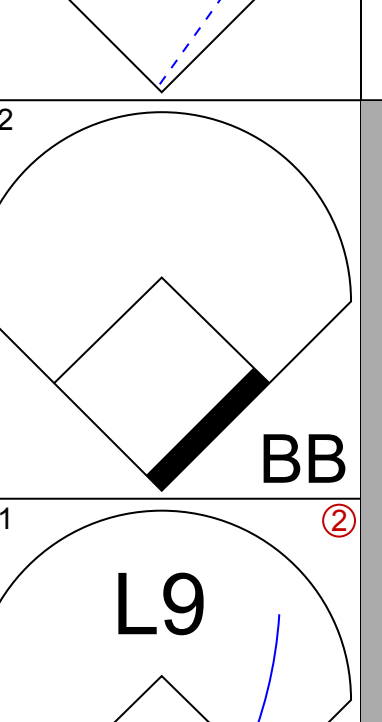
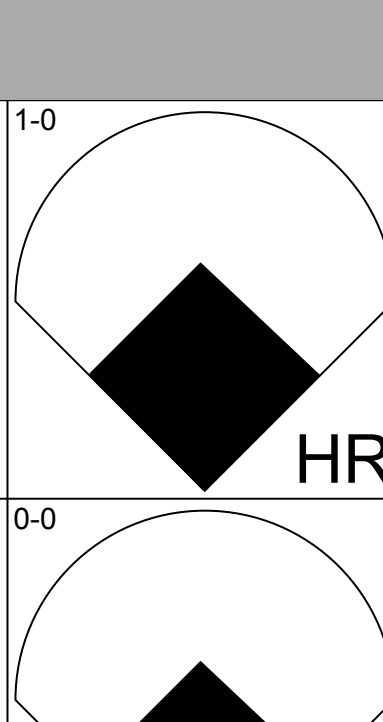
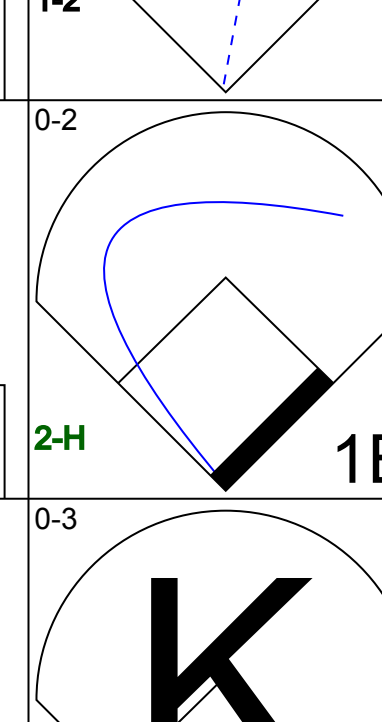
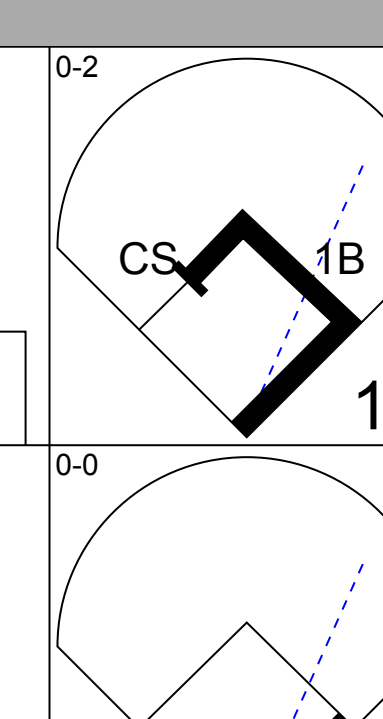
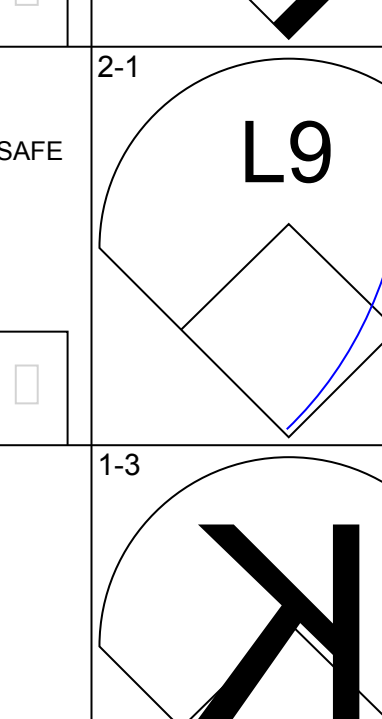
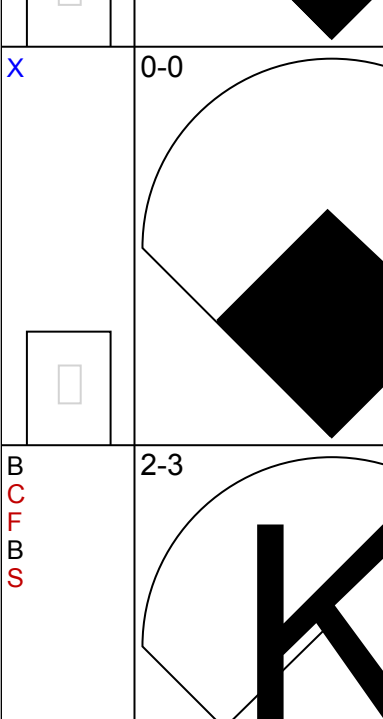
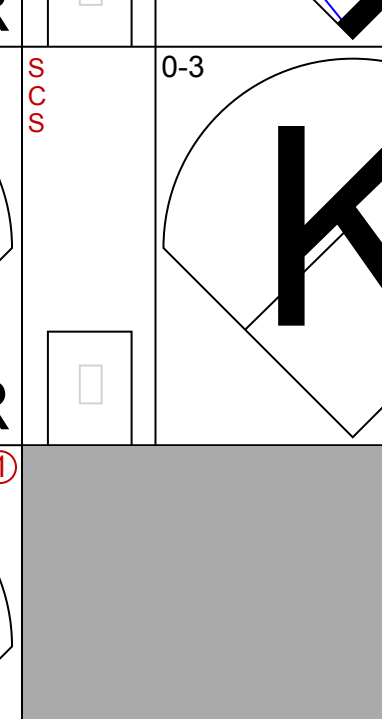
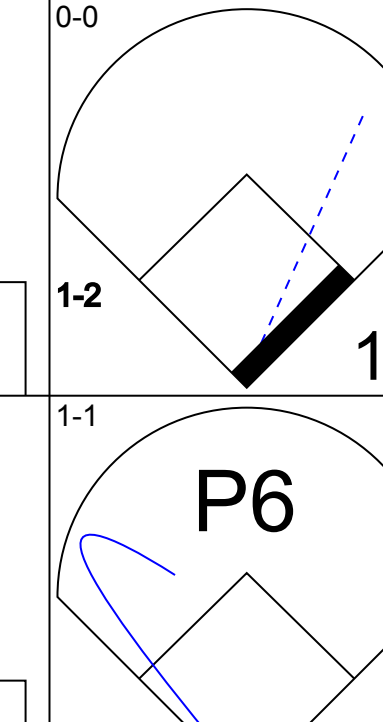
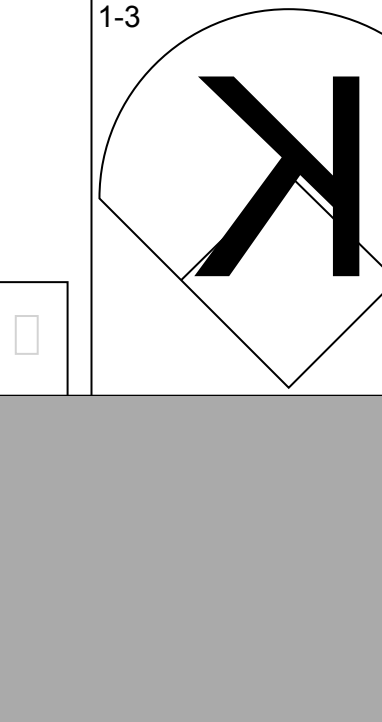
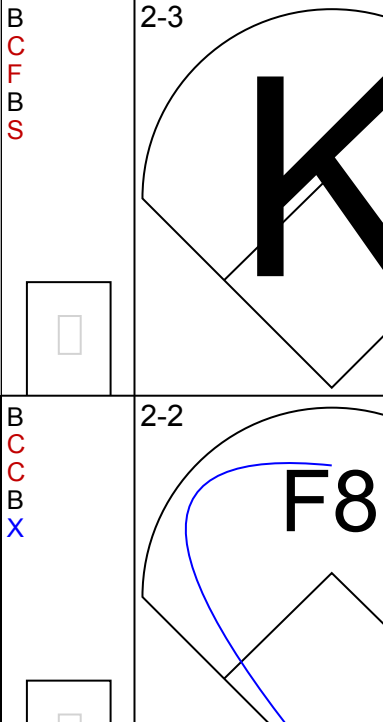
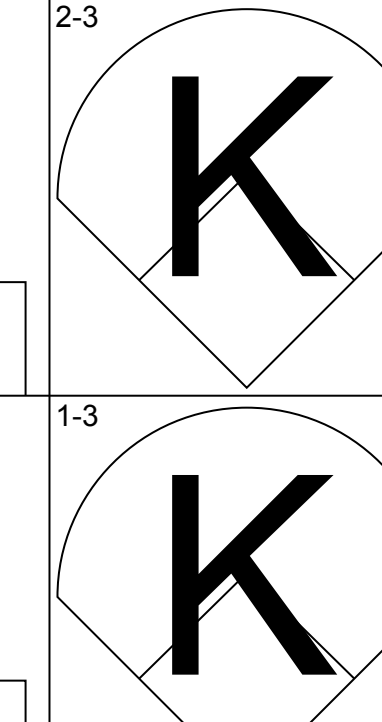
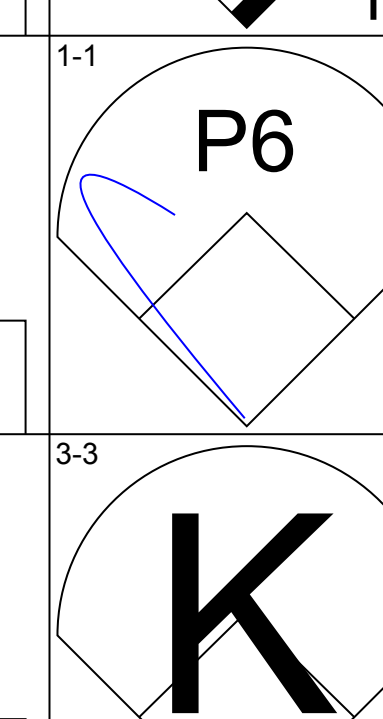
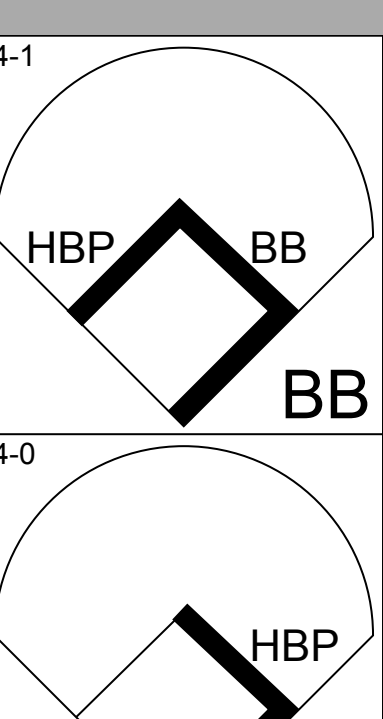
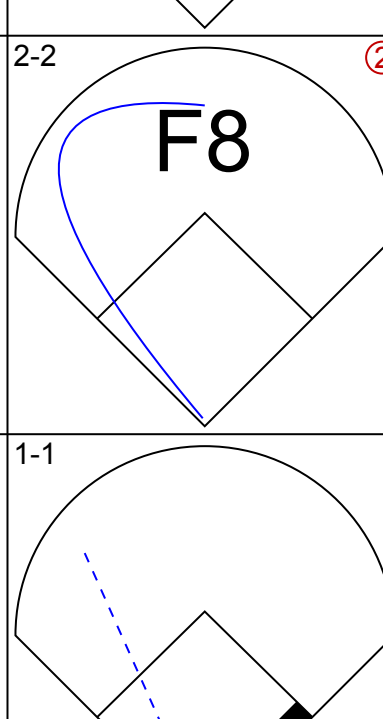
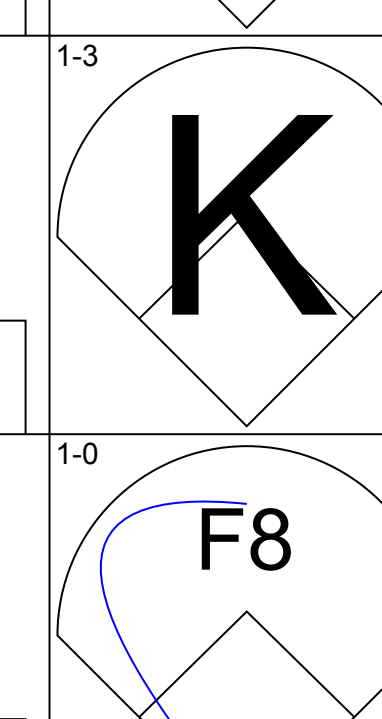
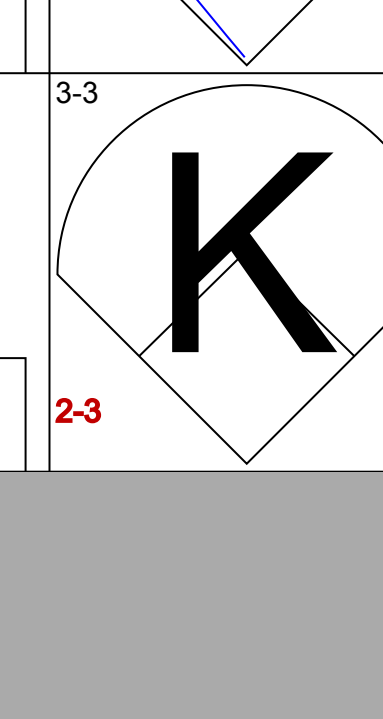
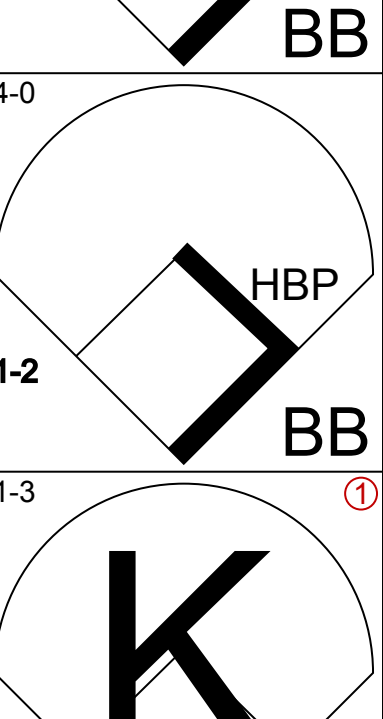
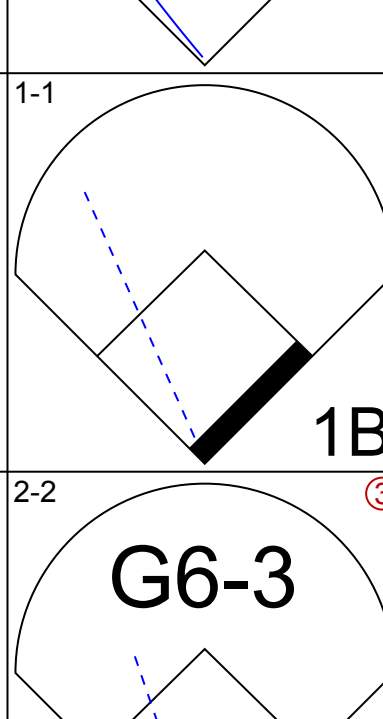
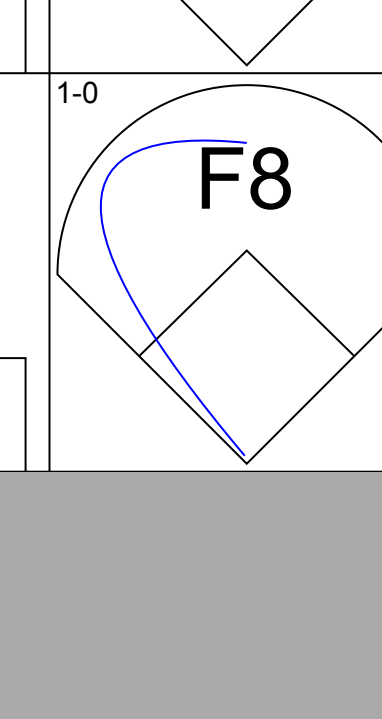
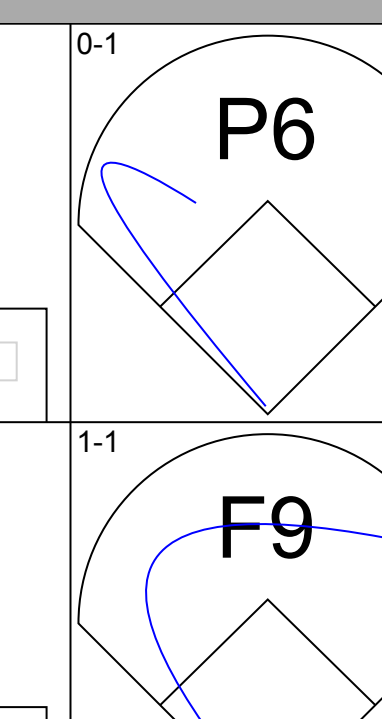
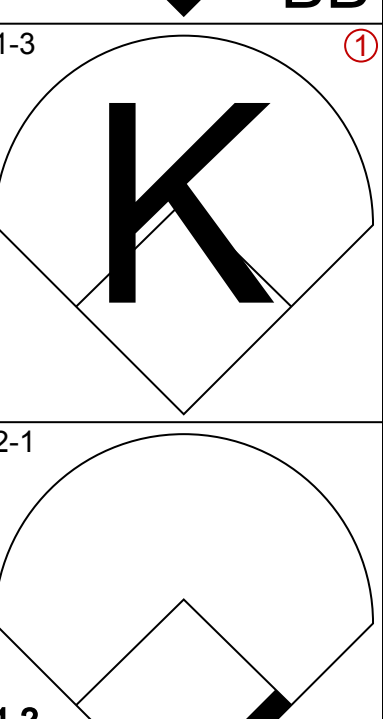
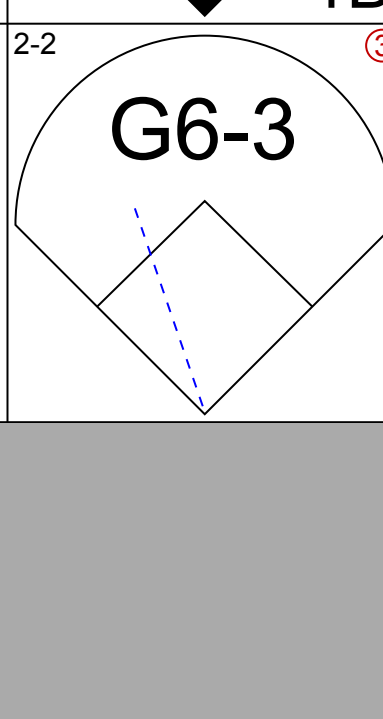
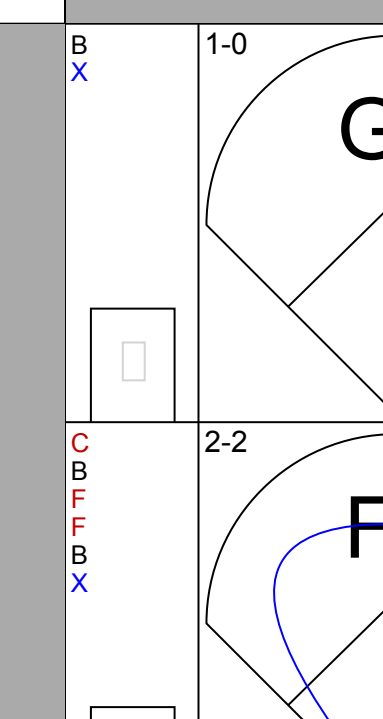
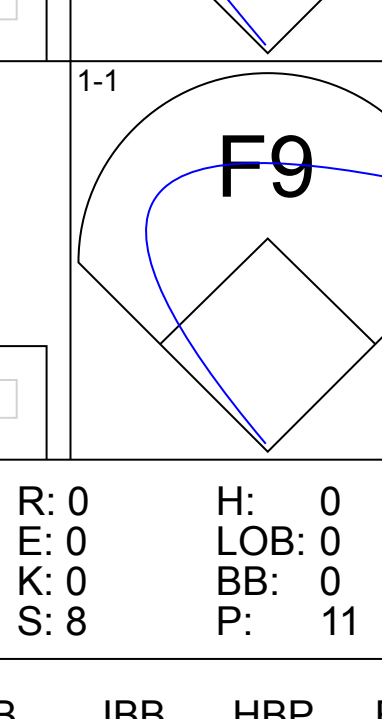
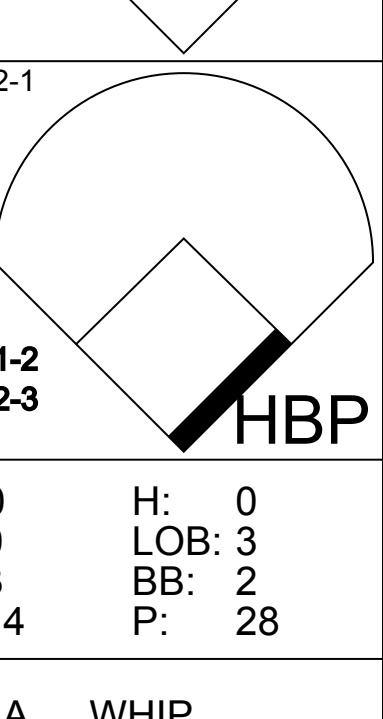
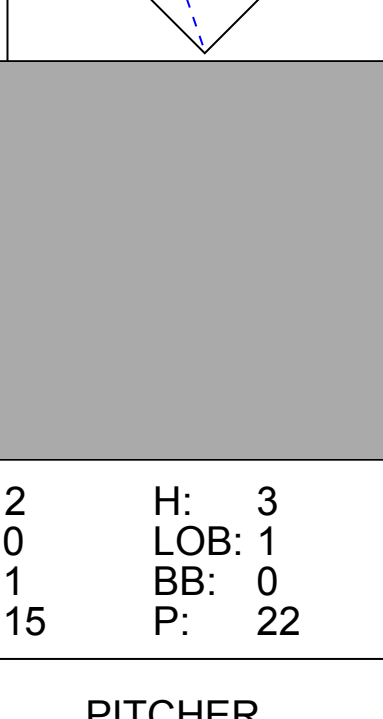
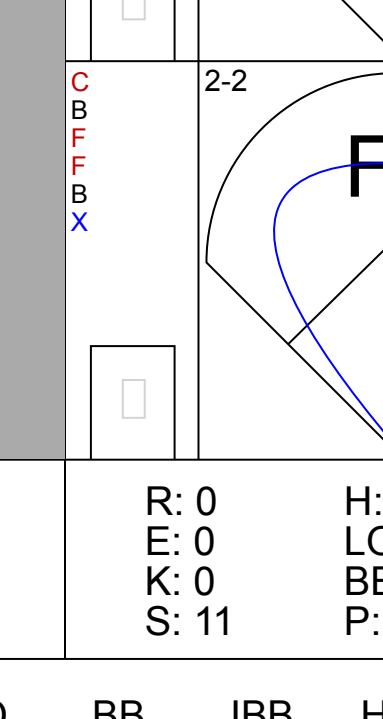
Batter	1	2	3	4	5	6	7	8	9	AB	R	H	RBI	BB	SO	LOB	BOTTOM										
Brady Anderson, L OBP: 0.381, SLG: 0.371 (1, 8)										4	0	0	0	0	2	1	New York Yankees @ Baltimore Orioles Memorial Stadium, Baltimore, MD Mon Aug 27 1990, 7:05 PM EDT Att: 24,589 - Unknown - 91 F										
Joe Orsulak, L OBP: 0.352, SLG: 0.423 (1, 7)										3	0	0	0	1	0	0											
Cal Ripken Jr., R OBP: 0.363, SLG: 0.434 (1, 6)										4	0	1	0	0	0	2											
Sam Horn, L OBP: 0.335, SLG: 0.451 (1, 10)										2	0	0	0	2	0	2											
Mickey Tettleton, S OBP: 0.382, SLG: 0.374 (1, 2)										4	0	1	0	0	1	2											
Tim Lincecum, R OBP: 0.342, SLG: 0.385 (1, 5)										3	0	1	0	1	0	0											
David Segui, S OBP: 0.246, SLG: 0.232 (1, 3)										3	0	1	0	0	0	1											
Ron Kittle, R OBP: 0.300, SLG: 0.446 (6, PH)										1	0	0	0	0	0	3											
Steve Finley, L OBP: 0.309, SLG: 0.319 (1, 9)										3	0	0	0	0	0	1											
Billy Ripken, R OBP: 0.337, SLG: 0.369 (1, 4)										2	0	0	0	1	0	0											
Inning Stats	R: 0 H: 1 E: 0 K: 2 S: 10	H: 1 LOB: 2 BB: 1 P: 19	R: 0 H: 1 E: 0 K: 0 S: 6	H: 1 LOB: 0 BB: 0 P: 11	R: 0 H: 0 E: 0 K: 0 S: 5	H: 0 LOB: 0 BB: 0 P: 9	R: 0 H: 1 E: 0 K: 0 S: 6	H: 1 LOB: 0 BB: 0 P: 11	R: 0 H: 0 E: 0 K: 1 S: 9	H: 0 LOB: 2 BB: 2 P: 19	R: 0 H: 0 E: 0 K: 0 S: 7	H: 0 LOB: 0 BB: 0 P: 9	R: 0 H: 0 E: 0 K: 0 S: 6	H: 0 LOB: 0 BB: 0 P: 8	R: 0 H: 1 E: 0 K: 0 S: 12	H: 1 LOB: 3 BB: 2 P: 23	1B: 3 2B: 1 3B: 0 HR: 0	SF: 0 SAC: 0 DP: 2 HBP: 0	WP: 0 PA: 34 PB: 0 SB: 0 CS: 0								
PITCHER	IP	WLS	BF	H	R	ER	SO	BB	IBB	HBP	BLK	WP	HR	S	P	ERA	WHIP										
Andy Hawkins, R ERA: 5.02 (1, 1)	8.2	W	33	4	0	0	3	5	0	0	0	0	0	69	123	0.00	1.038										
Dave Righetti, L ERA: 4.06 (9, 1)	0.1	S	1	0	0	0	0	0	0	0	0	0	0	3	4	0.00	0.000										

AB	29
R	0
H	4
RBI	0
BB	5
SO	3
LOB	12



Batter	1	2	3	4	5	6	7	8	9	AB	R	H	RBI	BB	SO	LOB	TOP											
Roberto Kelly, R OBP: 0.330, SLG: 0.439 (1, 8)	F9		K		G4-3		G6-3 BB		K	4	0	0	0	1	2	3	New York Yankees @ Baltimore Orioles Memorial Stadium, Baltimore, MD Tue Aug 28 1990, 7:05 PM EDT Att: 23,900 - Unknown - 95 F											
Oscar Azocar, L OBP: 0.270, SLG: 0.380 (1, 7)	F8		G4-3		F8		G6-3		1B WP	5	1	1	2	0	0	2												
Matt Nokes, L OBP: 0.320, SLG: 0.398 (1, 2) Wayne Tolleson, S OBP: 0.227, SLG: 0.230 (9, PR) (9, 6)	G3			HR BB		K2-3	G4-3		2B 1B	4	1	1	0	1	1	1												
Kevin Maas, L OBP: 0.370, SLG: 0.586 (1, 3)		L9 1B 2B		F8		BB HR 1B		K	3B 2B	5	3	3	1	0	1	1												
Mel Hall, L OBP: 0.275, SLG: 0.436 (1, 10) Steve Balboni, R OBP: 0.308, SLG: 0.407 (8, PH)	L9		F9		P5		K		P7	3	0	0	0	0	0	3												
Jesse Barfield, R OBP: 0.351, SLG: 0.472 (1, 9)	G5-3 1B		HR		HR BB		HR BB		3B	4	2	4	4	1	0	0												
Randy Velarde, R OBP: 0.261, SLG: 0.278 (1, 5)	G5-3		L8		HR		HR		G5-3	5	1	1	3	0	0	4												
Alvaro Espinoza, R OBP: 0.246, SLG: 0.271 (1, 6) Bob Geren, R OBP: 0.297, SLG: 0.356 (9, 2)	G5-3		L4		F9		F9		1B 1B HBP	3	1	0	0	0	0	1												
Steve Sax, R OBP: 0.308, SLG: 0.316 (1, 4)			L9		BLK 1B		G6-3		1B 1B	4	1	2	0	0	0	0												
Inning Stats	R: 0 E: 0 K: 0 S: 9	H: 0 LOB: 0 BB: 0 P: 11	R: 1 E: 0 K: 0 S: 9	H: 2 LOB: 1 BB: 0 P: 15	R: 0 E: 0 K: 1 S: 6	H: 0 LOB: 0 BB: 0 P: 10	R: 2 E: 0 K: 0 S: 12	H: 1 LOB: 0 BB: 1 P: 17	R: 0 E: 0 K: 0 S: 10	H: 1 LOB: 1 BB: 0 P: 15	R: 3 E: 0 K: 1 S: 7	H: 2 LOB: 1 BB: 1 P: 15	R: 0 E: 0 K: 0 S: 5	H: 0 LOB: 1 BB: 1 P: 11	R: 0 E: 0 K: 2 S: 13	H: 1 LOB: 1 BB: 0 P: 19		R: 5 E: 0 K: 1 S: 12	H: 5 LOB: 2 BB: 0 P: 19	1B: 7 2B: 2 3B: 1 HR: 2	SF: 0 SAC: 0 DP: 0 HBP: 1	WP: 1 PB: 0 SB: 2 CS: 0	PA: 43					
PITCHER	IP	WLS	BF	H	R	ER	SO	BB	IBB	HBP	BLK	WP	HR	S	P	ERA		WHIP										
Jose Mesa, R ERA: 8.1 (1, 1)	6.2	L	29	6	6	6	2	3	0	0	1	0	2	57	93	8.10		1.350										
Joe Price, L ERA: 3.98 (7, 1)	1.1		5	1	0	0	2	0	0	0	0	0	0	14	20	0.00		0.750										
Gregg Olson, R ERA: 2.14 (9, 1)	0.1		6	4	5	5	1	0	0	1	0	0	0	8	12	135.00	12.000											
Jose Bautista, R ERA: 3.98 (9, 1)	0.2		3	1	0	0	0	0	0	0	0	0	0	4	7	0.00	1.500											

Batter	1	2	3	4	5	6	7	8	9	AB	R	H	RBI	BB	SO	LOB	BOTTOM											
Steve Finley, L OBP: 0.314, SLG: 0.327 (1, 9)	G4-3		2B			FC4-6 1B		S 1B		4	0	3	0	0	0	0	New York Yankees @ Baltimore Orioles Memorial Stadium, Baltimore, MD Tue Aug 28 1990, 7:05 PM EDT Att: 23,900 - Unknown - 95 F											
Brady Anderson, L OBP: 0.378, SLG: 0.392 (1, 7)	HR		K			FC4-6 3B		SF9		3	2	1	2	0	1	2												
Cal Ripken Jr., R OBP: 0.362, SLG: 0.437 (1, 6)	G6-3		L8			1-H 3B		G5-3		4	0	1	1	0	0	1												
Mickey Tettleton, S OBP: 0.379, SLG: 0.370 (1, 2)	K		B2-3			G4-3		F9		4	0	0	0	0	1	1												
Joe Orsulak, L OBP: 0.348, SLG: 0.418 (1, 10)	K		K			G3		G3-1		4	0	0	0	0	2	0												
Craig Worthington, R OBP: 0.315, SLG: 0.311 (1, 5)	G6-3		G4-6-3 BB			G5-3		G5-3		3	0	0	0	1	0	0												
Mike Devereaux, R OBP: 0.295, SLG: 0.362 (1, 8)	L9		K			G6-3				3	0	0	0	0	1	1												
David Segui, S OBP: 0.250, SLG: 0.237 (1, 3)	G3		G3			G4-6-3		1B SF9 1B		3	1	1	0	0	0	1												
Rene Gonzales, R OBP: 0.294, SLG: 0.286 (1, 4)	CS 1B		P4			K		K		3	0	1	0	0	1	1												
Inning Stats	R: 1 E: 0 K: 1 S: 9	H: 1 LOB: 0 BB: 0 P: 13	R: 0 E: 0 K: 1 S: 6	H: 0 LOB: 0 BB: 0 P: 11	R: 0 E: 0 K: 1 S: 10	H: 2 LOB: 1 BB: 0 P: 17	R: 0 E: 0 K: 1 S: 7	H: 0 LOB: 0 BB: 0 P: 8	R: 0 E: 0 K: 0 S: 4	H: 0 LOB: 0 BB: 0 P: 7	R: 1 E: 0 K: 1 S: 11	H: 2 LOB: 1 BB: 0 P: 20	R: 0 E: 0 K: 0 S: 5	H: 0 LOB: 0 BB: 0 P: 9	1B: 4 2B: 1 3B: 1 HR: 1	SF: 1 SAC: 0 DP: 1 HBP: 0		WP: 0 PB: 0 SB: 1 CS: 1	PA: 33									
PITCHER	IP	WLS	BF	H	R	ER	SO	BB	IBB	HBP	BLK	WP	HR	S	P	ERA		WHIP										
Mike Witt, R ERA: 3.81 (1, 1)	8.0	W	30	7	3	3	6	1	0	0	0	0	0	5	9	0.00		0.000										
Lee Guetterman, L ERA: 2.76 (9, 1)	1.0		3	0	0	0	0	0	0	0	0	0	0	5	9	0.00		0.000										

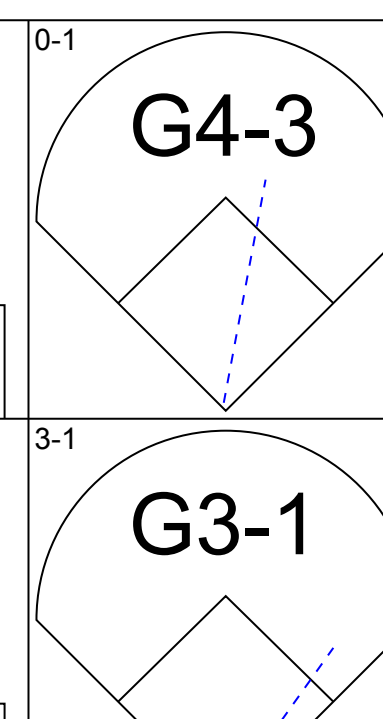
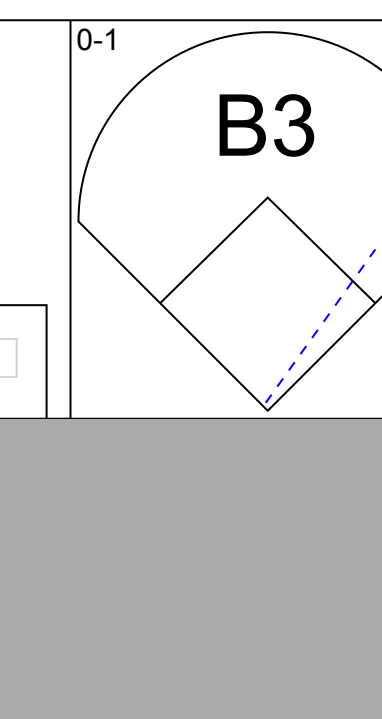
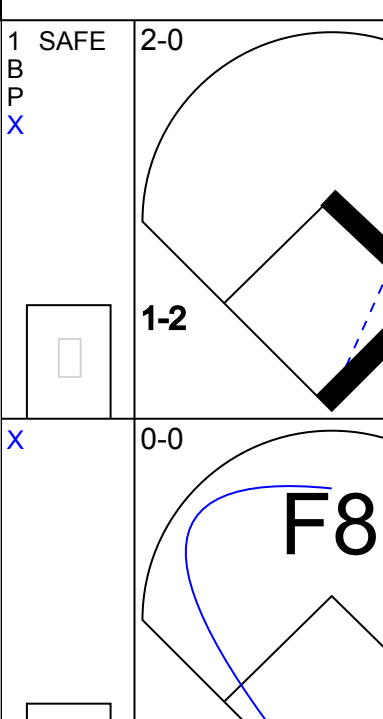
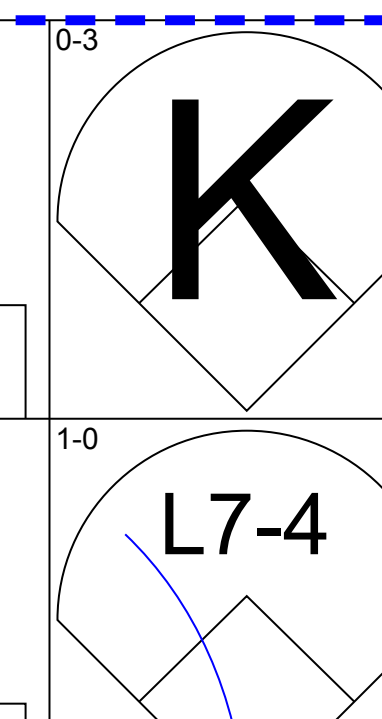
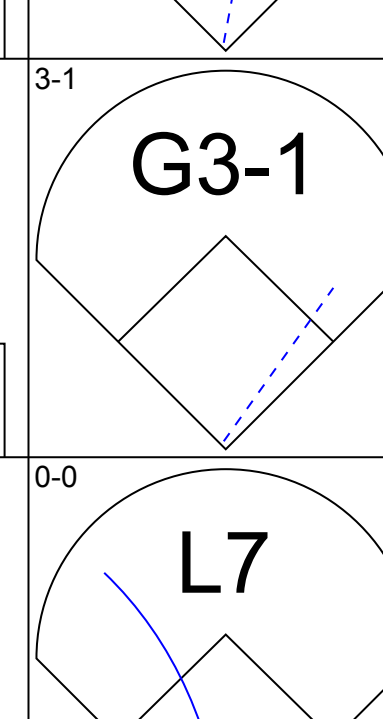
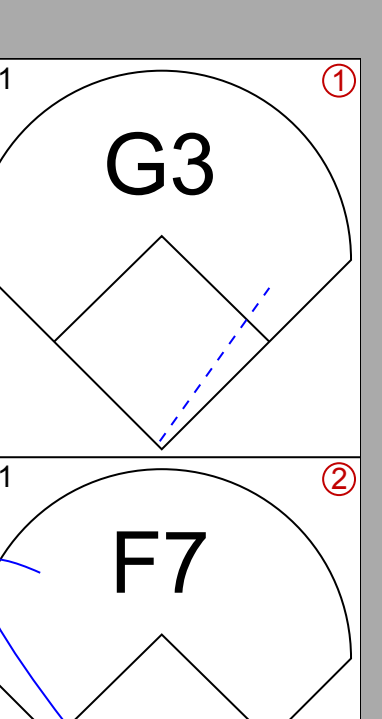
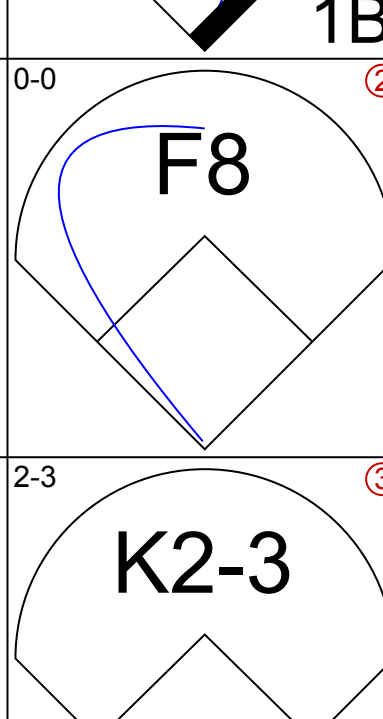
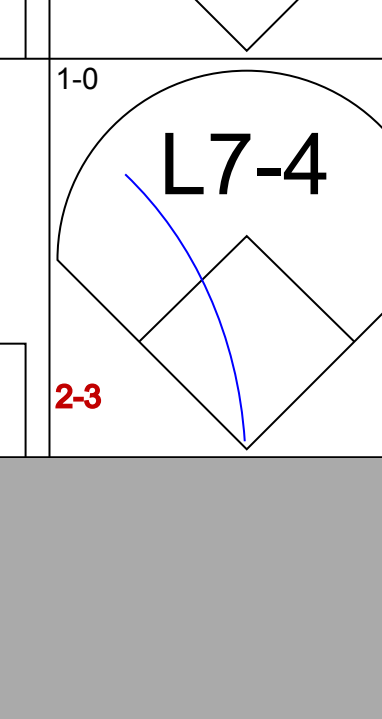
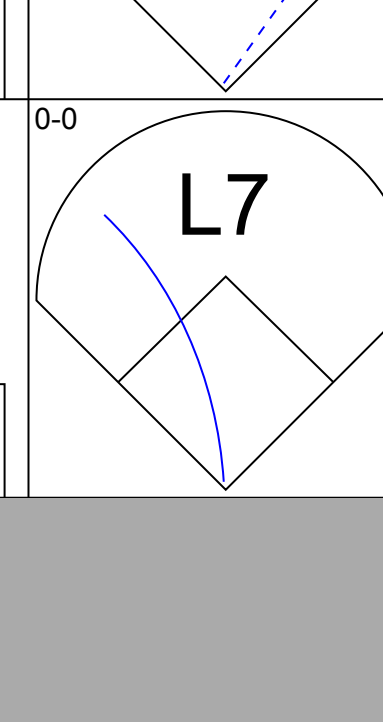
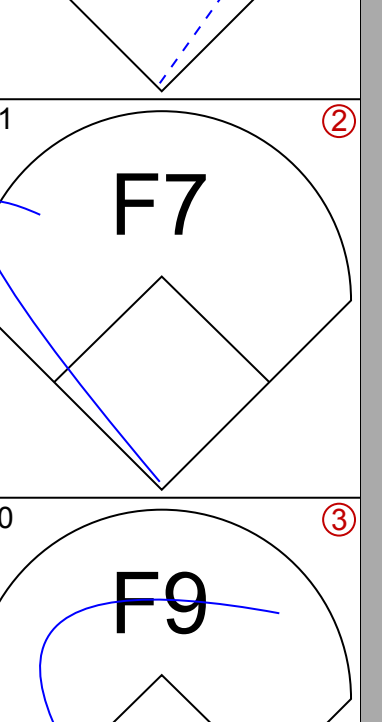
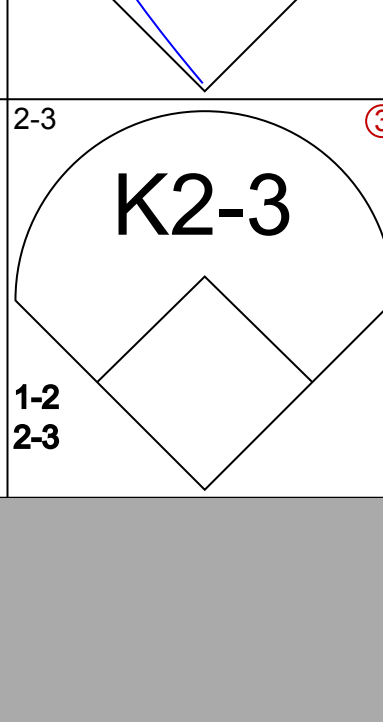

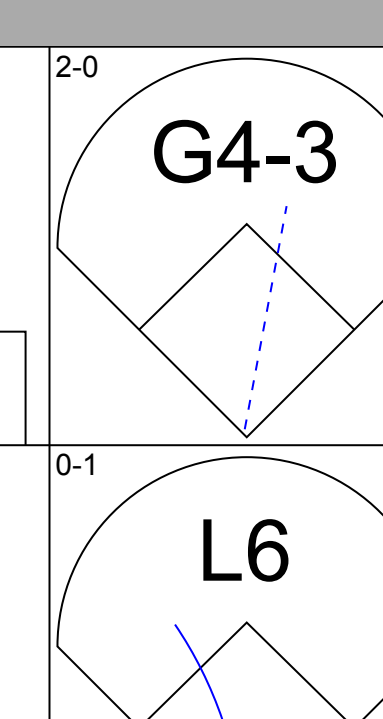
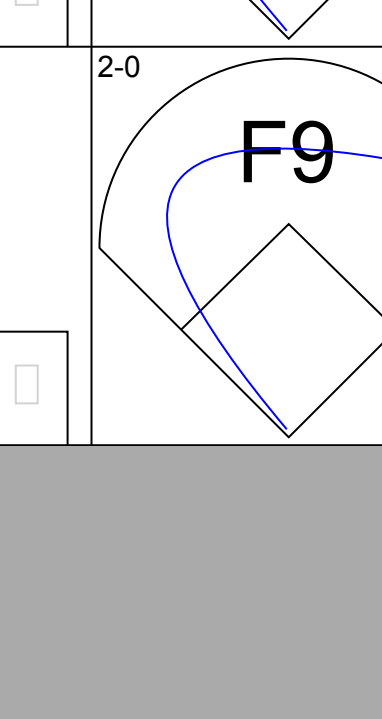


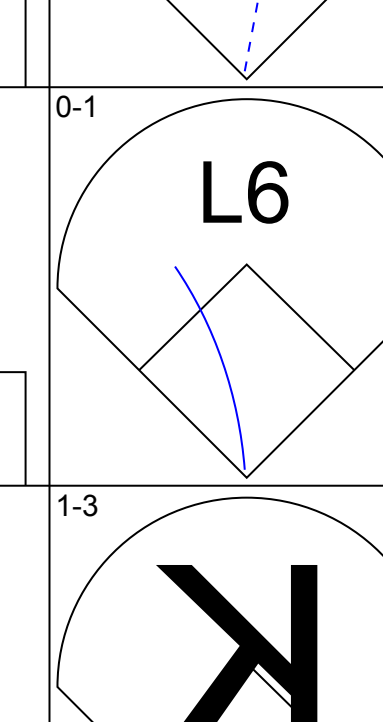
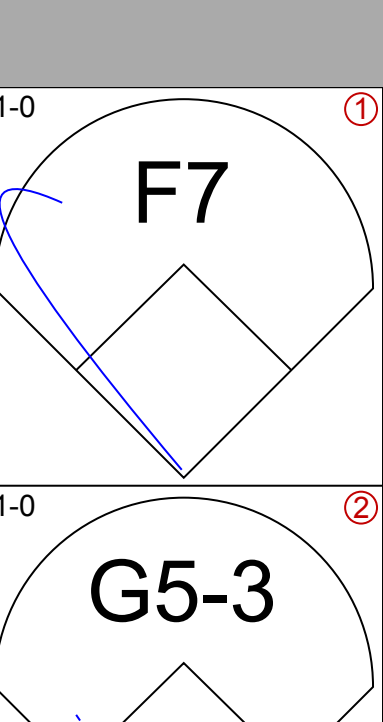

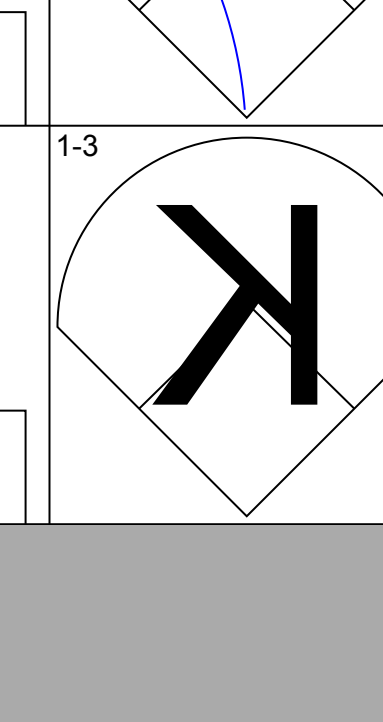
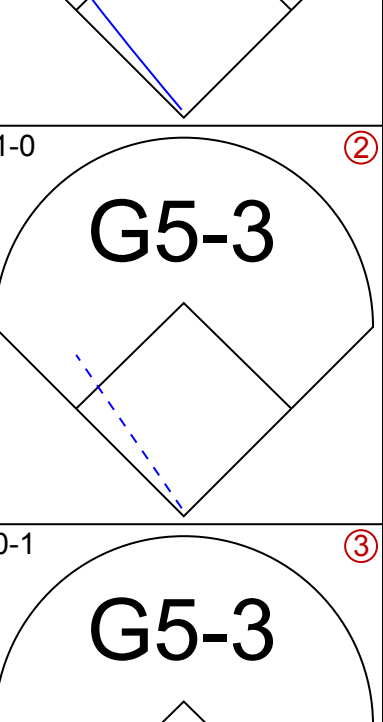

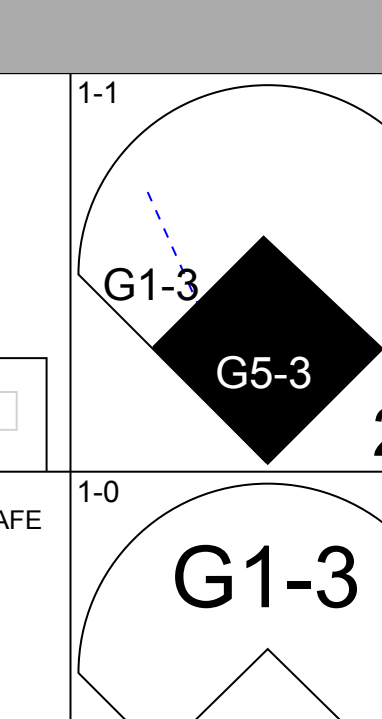
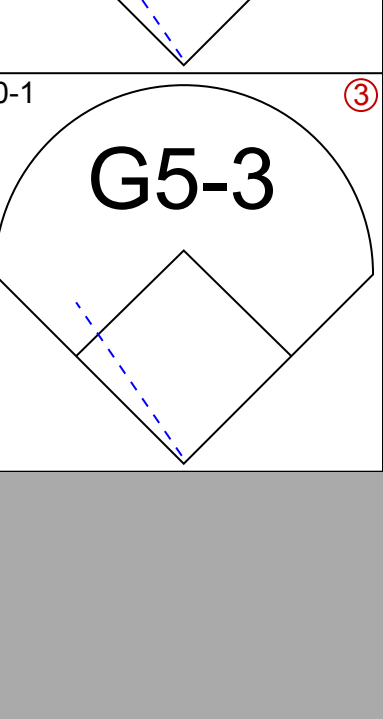
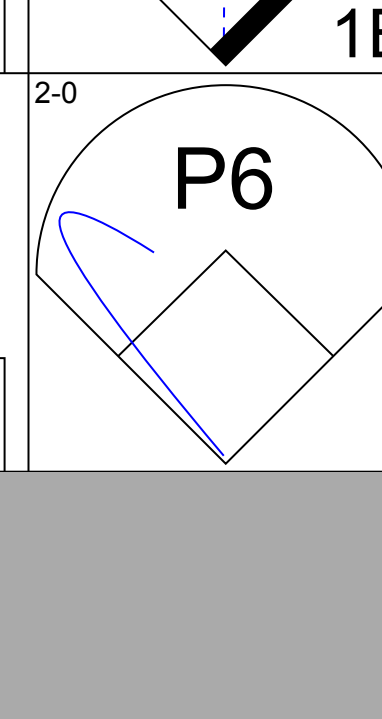
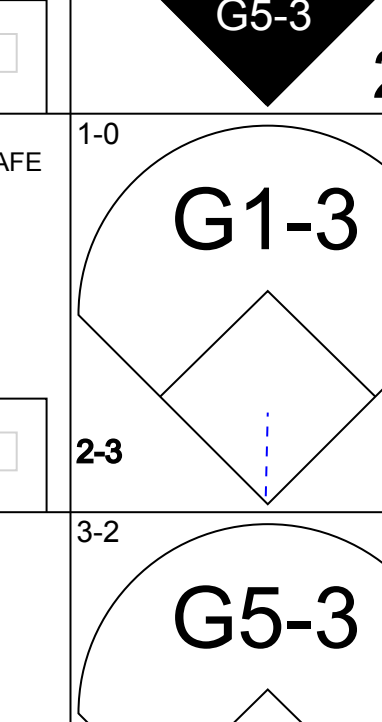

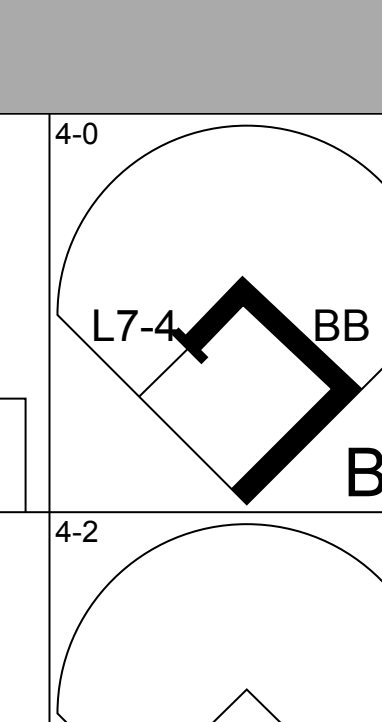
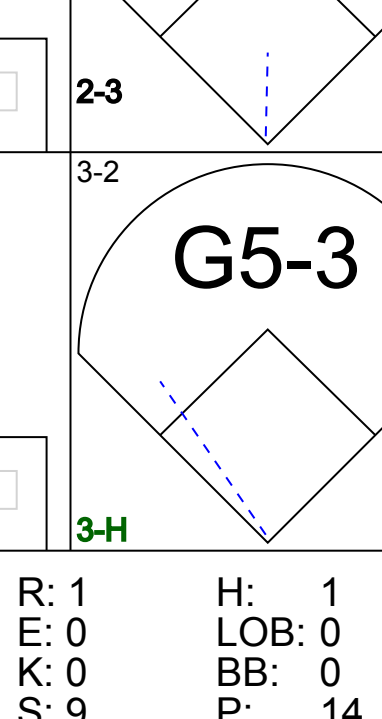

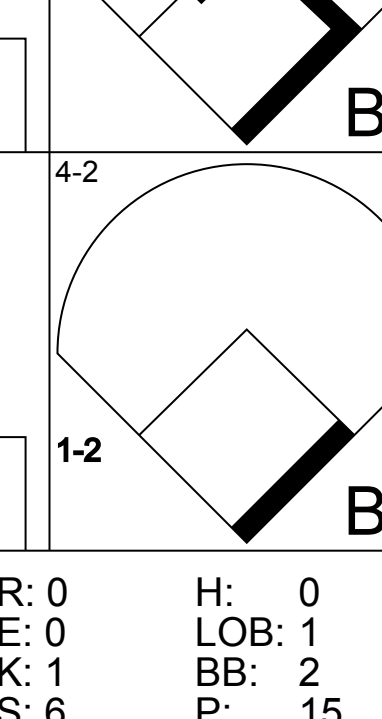
Batter	1	2	3	4	5	6	7	8	9	AB	R	H	RBI	BB	SO	LOB	TOP					
Roberto Kelly, R OBP: 0.331, SLG: 0.438 (1, 8)																	5 1 2 0 0 2 3					
Oscar Azocar, L OBP: 0.263, SLG: 0.369 (1, 7)																	5 0 0 0 0 1 5					
Matt Nokes, L OBP: 0.325, SLG: 0.411 Bob Geren, R OBP: 0.267, SLG: 0.356 (1, 2) (9, 2)																	3 1 2 2 1 0 0 0 0 0 0 0 0 0					
Kevin Maas, L OBP: 0.373, SLG: 0.602 (1, 3)																	4 1 2 1 0 1 2					
Mel Hall, L OBP: 0.275, SLG: 0.434 (1, 10)																	4 0 1 0 0 3 1					
Jesse Barfield, R OBP: 0.350, SLG: 0.468 (1, 9)																	3 0 0 0 1 1 2					
Randy Velarde, R OBP: 0.266, SLG: 0.279 (1, 5)																	3 0 1 0 1 1 2					
Alvaro Espinoza, R OBP: 0.243, SLG: 0.268 (1, 6)																	4 0 0 0 0 1 3					
Steve Sax, R OBP: 0.308, SLG: 0.314 (1, 4)																	3 0 0 0 0 0 0					
Inning Stats	R: 0 E: 0 K: 1 S: 5	H: 0 LOB: 0 BB: 0 P: 7	R: 0 E: 0 K: 1 S: 10	H: 2 LOB: 2 BB: 0 P: 14	R: 0 E: 0 K: 0 S: 8	H: 0 LOB: 0 BB: 0 P: 11	R: 0 E: 0 K: 1 S: 10	H: 0 LOB: 1 BB: 1 P: 18	R: 0 E: 0 K: 3 S: 14	H: 0 LOB: 3 BB: 2 P: 28	R: 2 E: 0 K: 1 S: 15	H: 3 LOB: 1 BB: 0 P: 22	R: 1 E: 0 K: 1 S: 12	H: 2 LOB: 1 BB: 0 P: 15	R: 0 E: 0 K: 2 S: 9	H: 0 LOB: 1 BB: 2 P: 13	R: 0 E: 0 K: 0 S: 11	H: 1 LOB: 1 BB: 0 P: 16	1B: 6 2B: 1 3B: 0 HR: 2	SF: 0 SAC: 0 DP: 1 HBP: 1	WP: 0 PB: 0 SB: 1 CS: 1	PA: 38
PITCHER	IP	WLS	BF	H	R	ER	SO	BB	IBB	HBP	BLK	WP	HR	S	P	ERA	WHIP					
Anthony Telford, R ERA: 2.45 Jeff Ballard, L ERA: 5.13	(1, 1) 6.1	L 10	28	6	3	3	7	3	0	1	0	0	2	66	106	4.26	1.421					
PITCHER	IP	WLS	BF	H	R	ER	SO	BB	IBB	HBP	BLK	WP	HR	S	P	ERA	WHIP					

New York Yankees @ Baltimore Orioles
Memorial Stadium, Baltimore, MD

Wed Aug 29 1990, 7:05 PM EDT
Att: 22,887 - Unknown - 75 F



AB	34
R	3
H	8
RBI	3
BB	3
SO	10
LOB	18

Batter	1	2	3	4	5	6	7	8	9	AB	R	H	RBI	BB	SO	LOB	BOTTOM				
Steve Finley, L OBP: 0.313, SLG: 0.326 (1, 9)										4	0	1	0	0	1	2					
Brady Anderson, L OBP: 0.371, SLG: 0.384 Ron Kittle, R OBP: 0.299, SLG: 0.445 Dave Gallagher, R OBP: 0.283, SLG: 0.299 (1, 7) (8, PH) (9, 7)										3	0	0	0	0	0	2					
Cal Ripken Jr., R OBP: 0.360, SLG: 0.433 (1, 6)										0	0	0	0	0	0	0					
Mickey Tettleton, S OBP: 0.376, SLG: 0.366 (1, 2)																	4 0 0 0 0 0 0				
Joe Orsulak, L OBP: 0.346, SLG: 0.415 Tim Hulett, R OBP: 0.347, SLG: 0.412 (1, 10) (9, PH)										3	0	0	0	0	0	0	1 1 1 1 0 0 0				
Craig Worthington, R OBP: 0.315, SLG: 0.310 (1, 5)										4	0	1	0	0	1	0					
Mike Devereaux, R OBP: 0.295, SLG: 0.365 (1, 8)										3	1	1	0	0	0	1					
David Segui, S OBP: 0.269, SLG: 0.246 (1, 3)										2	0	1	0	1	0	1					
Billy Ripken, R OBP: 0.335, SLG: 0.367 Sam Horn, L OBP: 0.330, SLG: 0.451 Rene Gonzales, R OBP: 0.294, SLG: 0.286 (1, 4) (8, PH) (8, PR) (9, 4)										2	0	0	1	0	0	1	0 0 0 0 1 0 0 0 0 0 0 0 0 0				
Inning Stats	R: 0 E: 0 K: 0 S: 5	H: 0 LOB: 0 BB: 0 P: 8	R: 0 E: 0 K: 1 S: 6	H: 0 LOB: 0 BB: 0 P: 9	R: 0 E: 0 K: 0 S: 9	H: 1 LOB: 0 BB: 0 P: 14	R: 0 E: 0 K: 0 S: 5	H: 0 LOB: 0 BB: 0 P: 8	R: 0 E: 0 K: 1 S: 10	H: 2 LOB: 2 BB: 0 P: 18	R: 0 E: 0 K: 0 S: 7	H: 1 LOB: 1 BB: 0 P: 11	R: 0 E: 0 K: 1 S: 6	H: 0 LOB: 1 BB: 2 P: 15	R: 0 E: 0 K: 0 S: 11	H: 1 LOB: 0 BB: 0 P: 18	1B: 3 2B: 2 3B: 0 HR: 1	SF: 0 SAC: 0 DP: 1 HBP: 0	WP: 1 PB: 0 SB: 0 CS: 0	PA: 33	
PITCHER	IP	WLS	BF	H	R	ER	SO	BB	IBB	HBP	BLK	WP	HR	S	P	ERA	WHIP				
Tim Leary, R ERA: 3.98 Lee Guetterman, L ERA: 2.72 Dave Righetti, L ERA: 4.17	(1, 1) 7.0	W 2	27	4	1	1	2	2	0	0	0	0	0	4	5	0.00	0.857				
PITCHER	IP	WLS	BF	H	R	ER	SO	BB	IBB	HBP	BLK	WP	HR	S	P	ERA	WHIP				

New York Yankees @ Baltimore Orioles
Memorial Stadium, Baltimore, MD

Wed Aug 29 1990, 7:05 PM EDT
Att: 22,887 - Unknown - 75 F



AB	31
R	2
H	5
RBI	2
BB	2
SO	3
LOB	11

Batter	1	2	3	4	5	6	7	8	9	AB	R	H	RBI	BB	SO	LOB	TOP					
Steve Finley, L (1, 9) OBP: 0.314, SLG: 0.327	1-1 F8		1-2 1B		1-2 1B		1-1 G1-3			4	0	2	0	0	0	0						
Brady Anderson, L (1, 8) OBP: 0.369, SLG: 0.380	0-1 G6-3		1-2 1B		2-1 F8			2-2 G4-3		4	0	1	0	0	0	1						
Cal Ripken Jr., R (1, 6) OBP: 0.358, SLG: 0.432	0-1 F4		0-0 L6		0-0 F7			0-0 G3 1B		4	0	1	0	0	0	3						
Sam Horn, L (1, 10)		0-1 1B	0-1 1B		2-3 K			1-1 G3		4	1	2	0	0	1	2						
Mickey Tettleton, S (1, 3)		2-2 F9	1-3 K		3-1 G3-1			1-0 F7		4	0	0	0	0	1	5						
Joe Orsulak, L (1, 7) OBP: 0.341, SLG: 0.408	1-1 F7		0-0 F9		1-2 F9			1-2 P3		4	0	0	0	0	0	4						
Craig Worthington, R (1, 5) OBP: 0.319, SLG: 0.317	2-2 1B				0-0 F7			0-0 F8		4	0	1	0	0	0	0						
Bob Melvin, R (1, 2) OBP: 0.249, SLG: 0.328	3-2 1B				1-0 G6-3			1-0 G5-3		4	0	1	1	0	0	0						
Billy Ripken, R (1, 4) OBP: 0.335, SLG: 0.364	0-3 K				0-1 L4			1-1 G5-3		3	0	0	0	0	1	2						
Inning Stats	R: 0 E: 0 K: 0 S: 6	H: 0 LOB: 0 BB: 0 P: 7	R: 1 E: 0 K: 1 S: 20	H: 3 LOB: 2 BB: 0 P: 28	R: 0 E: 0 K: 1 S: 14	H: 3 LOB: 3 BB: 0 P: 17	R: 0 E: 0 K: 0 S: 4	H: 0 LOB: 0 BB: 0 P: 5	R: 0 E: 0 K: 1 S: 9	H: 1 LOB: 1 BB: 0 P: 14	R: 0 E: 0 K: 0 S: 9	H: 0 LOB: 0 BB: 0 P: 13	R: 0 E: 0 K: 0 S: 5	H: 0 LOB: 0 BB: 0 P: 8	R: 0 E: 0 K: 0 S: 8	H: 1 LOB: 1 BB: 0 P: 12	R: 0 E: 0 K: 0 S: 6	H: 0 LOB: 0 BB: 0 P: 10	1B: 8 2B: 0 3B: 0 HR: 0	SF: 0 SAC: 0 DP: 0 HBP: 0	WP: 0 PB: 0 SB: 0 CS: 0	PA: 35
PITCHER Ron Robinson, R (1, 1) ERA: 3.6	IP: 9.0 WLS: W BF: 35 H: 8 R: 1 ER: 1 SO: 3 BB: 0 IBB: 0 HBP: 0 BLK: 0 WP: 0 HR: 0 S: 81 P: 114 ERA: 1.00 WHIP: 0.889															PITCHER						

Baltimore Orioles @ Milwaukee Brewers
 Milwaukee County Stadium, Milwaukee, WI
 Fri Aug 31 1990, 8:05 PM EDT
 Att: 16,735 - Unknown - 74 F

livebaseballscorecards.com

AB 35
 R 1
 H 8
 RBI 1
 BB 0
 SO 3
 LOB 17




Batter	1	2	3	4	5	6	7	8	9	AB	R	H	RBI	BB	SO	LOB	BOTTOM			
Paul Molitor, R (1, 5) OBP: 0.365, SLG: 0.489	0-1 G5-3		1-0 G6-3		2-0 F9		1-3 K			4	0	0	0	0	1	3				
Jim Gantner, L (1, 4) OBP: 0.326, SLG: 0.303	2-2 E 1B		0-1 G1-3		0-0 G4-3		1-1 CS		1-1 1B	4	0	2	0	0	0	0				
Robin Yount, R (1, 8) OBP: 0.324, SLG: 0.354	1-2 F8				2-0 SH E 1B		2-0 G5-3		0-1 F9	4	1	1	0	0	0	2				
Dave Parker, L (1, 10) OBP: 0.349, SLG: 0.496	1-1 E8				1-2 E SF8 1B		1-1 1B		0-2 P6	4	1	3	0	0	0	1				
B.J. Surhoff, L (1, 2) OBP: 0.332, SLG: 0.385	1-1 F7				0-0 SH SF8 SF7 1B		0-0 1B		0-0 1B	3	1	2	0	0	0	2				
Rob Deer, R (1, 9) OBP: 0.333, SLG: 0.484		0-1 L5			4-2 1B SF7 BB		1-3 K		2-3 K	3	0	0	0	1	2	4				
Mike Felder, S (8, 9) OBP: 0.315, SLG: 0.344										0	0	0	0	0	0	0				
Greg Brock, L (1, 3) OBP: 0.321, SLG: 0.368		2-1 F9			0-1 SF8		2-0 HR		2-1 P2	3	1	1	2	0	0	0				
Greg Vaughn, R (1, 7) OBP: 0.277, SLG: 0.411		3-2 G6-3			1-0 SF7		1-1 G6-3		2-3 K	3	0	0	1	0	1	0				
Bill Spiers, L (1, 6) OBP: 0.274, SLG: 0.320			2-2 G3-1		1-2 1B		1-2 CS 1B		0-1 F8	4	0	2	0	0	0	0				
Inning Stats	R: 0 E: 1 K: 0 S: 12	H: 2 LOB: 2 BB: 0 P: 17	R: 0 E: 0 K: 0 S: 7	H: 0 LOB: 0 BB: 0 P: 12	R: 0 E: 0 K: 0 S: 7	H: 0 LOB: 0 BB: 0 P: 10	R: 3 E: 1 K: 0 S: 15	H: 3 LOB: 2 BB: 1 P: 26	R: 0 E: 0 K: 1 S: 9	H: 2 LOB: 2 BB: 0 P: 13	R: 1 E: 0 K: 1 S: 11	H: 2 LOB: 0 BB: 0 P: 17	R: 0 E: 0 K: 1 S: 12	H: 2 LOB: 2 BB: 0 P: 15	R: 0 E: 0 K: 1 S: 8	H: 0 LOB: 0 BB: 0 P: 12	1B: 10 2B: 0 3B: 0 HR: 1	SF: 2 SAC: 1 DP: 0 HBP: 0	WP: 0 PB: 0 SB: 0 CS: 1	PA: 37
PITCHER John Mitchell, R (1, 1) ERA: 4.56 Jose Bautista, R (6, 1) ERA: 3.66 Joe Price, L (7, 1) ERA: 3.83	IP: 5.1 WLS: L BF: 27 H: 9 R: 4 ER: 2 SO: 1 BB: 0 IBB: 0 HBP: 0 BLK: 0 WP: 0 HR: 1 S: 56 P: 88 ERA: 3.38 WHIP: 1.875															PITCHER				


Baltimore Orioles @ Milwaukee Brewers
 Milwaukee County Stadium, Milwaukee, WI
 Fri Aug 31 1990, 8:05 PM EDT
 Att: 16,735 - Unknown - 74 F

livebaseballscorecards.com

AB 32
 R 4
 H 11
 RBI 3
 BB 1
 SO 4
 LOB 12



Batter	1	2	3	4	5	6	7	8	9	AB	R	H	RBI	BB	SO	LOB	TOP										
Mike Devereaux, R (1, 8) OBP: 0.299, SLG: 0.380	F9		F7		SH5-4 2B		1-2 1B	G6-3		5	0	2	0	0	0	2	<p>Baltimore Orioles @ Milwaukee Brewers Milwaukee County Stadium, Milwaukee, WI</p> <p>Sat Sep 01 1990, 8:05 PM EDT Att: 18,601 - Unknown - 84 F</p> <p>livebaseballscores.com</p> <p>AB 37 R 3 H 11 RBI 3 BB 2 SO 3 LOB 20</p> 										
Joe Orsulak, L (1, 7) OBP: 0.341, SLG: 0.406	1B		L6		SH5-4		F8	G5-4-3 BB		2	0	0	0	1	0	2											
Dave Gallagher, R (9, FH) OBP: 0.302, SLG: 0.321	BB				2-3					0	0	0	0	1	0	0											
Cal Ripken Jr., R (1, 6) OBP: 0.355, SLG: 0.428	P5		P3		G6-3		F7	K		5	0	0	0	0	1	5											
Ron Kittle, R (1, 10) OBP: 0.299, SLG: 0.452	1B				HR		L7	G5-3 G5-4-3		5	1	2	1	0	0	2											
Mickey Tettleton, S (1, 3) OBP: 0.373, SLG: 0.364	L8				E5 1B			2B 1B		4	1	1	0	0	1	2											
Tim Lincecum, R (1, 4) OBP: 0.333, SLG: 0.394		P4			P5		P3	K		4	0	0	0	0	1	2											
Craig Worthington, R (1, 5) OBP: 0.320, SLG: 0.322		G5-3			1B		F9	1B 2B		4	1	2	0	0	0	0											
Bob Melvin, R (1, 2) OBP: 0.250, SLG: 0.328					F9		F7	1B		3	0	1	0	0	0	2											
Sam Horn, L (8, FH) OBP: 0.343, SLG: 0.453								1B		1	0	1	2	0	0	0											
Jeff McKnight, S (8, FR) OBP: 0.440, SLG: 0.381	1B							1B		0	0	0	0	0	0	0											
Steve Finley, L (1, 9) OBP: 0.316, SLG: 0.329	L7				G5-3		1B	1B		4	0	2	0	0	0	3											
Inning Stats	R: 0 E: 0 K: 0 S: 9	H: 1 LOB: 2 BB: 1 P: 17	R: 0 E: 0 K: 0 S: 7	H: 1 LOB: 1 BB: 0 P: 10	R: 0 E: 0 K: 0 S: 5	H: 0 LOB: 0 BB: 0 P: 8	R: 1 E: 1 K: 0 S: 13	H: 2 LOB: 2 BB: 0 P: 20	R: 0 E: 0 K: 1 S: 4	H: 0 LOB: 0 BB: 0 P: 10	R: 0 E: 0 K: 0 S: 8	H: 2 LOB: 2 BB: 0 P: 9	R: 2 E: 0 K: 1 S: 19	H: 4 LOB: 2 BB: 0 P: 28	R: 0 E: 0 K: 1 S: 10	H: 0 LOB: 0 BB: 1 P: 16	1B: 8 2B: 2 3B: 0 HR: 1	SF: 0 SAC: 1 DP: 1 HBP: 0	WP: 0 PB: 0 SB: 0 CS: 0	PA: 40							
PITCHER	IP	WLS	BF	H	R	ER	SO	BB	IBB	HBP	BLK	WP	HR	S	P	ERA	WHIP										
Teddy Higuera, L (1, 1) ERA: 3.21	7.2	W	34	9	3	3	2	1	0	0	0	0	1	65	100	3.52	1.304										
Chuck Crim, R (8, 1) ERA: 3.39	0.1		3	2	0	0	0	0	0	0	0	0	0	7	10	0.00	6.000										
Dan Plesac, L (9, 1) ERA: 4.28	1.0	S	3	0	0	0	1	1	0	0	0	0	0	10	16	0.00	1.000										

Batter	1	2	3	4	5	6	7	8	9	AB	R	H	RBI	BB	SO	LOB	BOTTOM										
Paul Molitor, R (1, 5) OBP: 0.366, SLG: 0.497	F8		F7		S 1B BB		HR			3	2	1	1	1	0	1	<p>Baltimore Orioles @ Milwaukee Brewers Milwaukee County Stadium, Milwaukee, WI</p> <p>Sat Sep 01 1990, 8:05 PM EDT Att: 18,601 - Unknown - 84 F</p> <p>livebaseballscores.com</p> <p>AB 30 R 4 H 5 RBI 4 BB 3 SO 3 LOB 12</p> 										
Jim Gantner, L (1, 4) OBP: 0.321, SLG: 0.297	E5		G4-3		F8		F7			4	0	0	0	0	0	3											
Robin Yount, R (1, 8) OBP: 0.324, SLG: 0.353	P9				2-3 1B		G4-3			4	0	1	2	0	0	0											
Dave Parker, L (1, 10) OBP: 0.350, SLG: 0.495		G4-3 S 1B			G6-3		G4-3			3	1	1	0	1	0	1											
B.J. Surhoff, L (1, 2) OBP: 0.331, SLG: 0.384		G4-3			G4-3		G4-3			4	0	1	0	0	0	1											
Rob Deer, R (1, 9) OBP: 0.330, SLG: 0.479		G6-3			FC5-4 1B		P2			4	0	0	1	0	1	2											
Greg Brock, L (1, 3) OBP: 0.322, SLG: 0.365		K			K		BB			2	0	0	0	1	2	2											
Greg Vaughn, R (1, 7) OBP: 0.274, SLG: 0.407					B5-3		E6 FC2-6			3	0	0	0	0	0	1											
Mike Felder, S (9, 7) OBP: 0.315, SLG: 0.344							P6			0	0	0	0	0	0	0											
Bill Spiers, L (1, 6) OBP: 0.275, SLG: 0.320					FC2-6 F8 S 1B		F8			3	1	1	0	0	0	1											
Inning Stats	R: 0 E: 1 K: 0 S: 9	H: 0 LOB: 0 BB: 0 P: 11	R: 1 E: 0 K: 1 S: 11	H: 1 LOB: 0 BB: 0 P: 18	R: 0 E: 0 K: 0 S: 7	H: 1 LOB: 1 BB: 0 P: 11	R: 0 E: 0 K: 1 S: 9	H: 1 LOB: 2 BB: 1 P: 14	R: 2 E: 0 K: 0 S: 6	H: 0 LOB: 1 BB: 1 P: 14	R: 1 E: 0 K: 0 S: 8	H: 1 LOB: 0 BB: 0 P: 9	R: 0 E: 0 K: 1 S: 6	H: 0 LOB: 0 BB: 0 P: 10	R: 0 E: 0 K: 1 S: 10	H: 0 LOB: 0 BB: 0 P: 10	1B: 4 2B: 0 3B: 0 HR: 1	SF: 0 SAC: 0 DP: 0 HBP: 0	WP: 0 PB: 0 SB: 3 CS: 0	PA: 33							
PITCHER	IP	WLS	BF	H	R	ER	SO	BB	IBB	HBP	BLK	WP	HR	S	P	ERA	WHIP										
Ben McDonald, R (1, 1) ERA: 2.78	7.0	L	30	5	4	2	2	3	0	0	0	0	0	59	96	2.57	1.143										
Curt Schilling, R (8, 1) ERA: 1.27	1.0		3	0	0	0	1	0	0	0	0	0	0	6	10	0.00	0.000										

Batter	1	2	3	4	5	6	7	8	9	AB	R	H	RBI	BB	SO	LOB	TOP					
Steve Finley, L (1, 9) OBP: 0.315, SLG: 0.329	2-1 F8		1-2 G3-1		1-2 G4-3			0-0 FC6-4 1B		4	0	1	0	0	0	0	Baltimore Orioles @ Milwaukee Brewers Milwaukee County Stadium, Milwaukee, WI Sun Sep 02 1990, 4:33 AM EDT Att: 18,396 - Sunny - 81 F					
Brady Anderson, L (1, 7) OBP: 0.366, SLG: 0.377	2-2 G6-3		2-3 K			1-0 G1-3		0-0 FC6-4 1B		4	0	1	0	0	1	0						
Cal Ripken Jr., R (1, 6) OBP: 0.354, SLG: 0.425	4-0 FC4-6 BB		0-2 G4-3			2-2 G6-3		1-2 FC6-4		3	0	0	0	1	0	2						
Sam Horn, L (1, 10) OBP: 0.336, SLG: 0.443	0-0 FC4-6 1-2			3-3 K		0-1 G4-3		1-3 K		4	0	0	0	0	2	3						
Mickey Tettleton, S (1, 2) OBP: 0.370, SLG: 0.361		3-3 K		2-0 F7			3-2 G3		0-0 F8		4	0	0	0	0	1		0				
Craig Worthington, R (1, 5) OBP: 0.322, SLG: 0.326		2-1 L7		1-2 2B			1-0 G6-3		2-1 E9 1B		4	1	2	0	0	0		0				
Mike Devereaux, R (1, 8) OBP: 0.305, SLG: 0.399		0-1 1B		2-0 F9			0-1 2B		1-0 2H HR		4	1	3	2	0	0		1				
Billy Ripken, R (1, 4) OBP: 0.335, SLG: 0.364		0-0 FC6			0-0 B5-3		1-2 F9		1-2 G4-3		3	0	1	0	0	0		1				
Joe Orsulak, L (9, PH) OBP: 0.340, SLG: 0.405		1-2 1B								1	0	0	0	0	0	0		0				
Jeff McKnight, S (1, 3) OBP: 0.379, SLG: 0.320		2-2 FC6 1-2			0-0 P8			2-2 L7	1-2 P2	4	0	0	0	0	0	2						
Inning Stats	R: 0 E: 0 K: 0 S: 7	H: 0 LOB: 1 BB: 1 P: 15	R: 0 E: 0 K: 1 S: 12	H: 2 LOB: 2 BB: 0 P: 19	R: 0 E: 0 K: 1 S: 12	H: 0 LOB: 0 BB: 0 P: 15	R: 0 E: 0 K: 1 S: 9	H: 1 LOB: 1 BB: 0 P: 17	R: 0 E: 0 K: 0 S: 5	H: 0 LOB: 0 BB: 0 P: 6	R: 0 E: 0 K: 0 S: 6	H: 0 LOB: 0 BB: 0 P: 9	R: 0 E: 0 K: 0 S: 9	H: 1 LOB: 1 BB: 0 P: 14	R: 0 E: 0 K: 1 S: 11	H: 2 LOB: 2 BB: 0 P: 15	R: 2 E: 1 K: 0 S: 11	H: 2 LOB: 0 BB: 0 P: 16	1B: 5 2B: 2 3B: 0 HR: 1	SF: 0 SAC: 0 DP: 0 HBP: 0	WP: 0 PB: 0 SB: 0 CS: 0	PA: 36
PITCHER	IP WLS BF H R ER SO BB IBB HBP BLK WP HR S P ERA WHIP																					
Jaime Navarro, R (1, 1) ERA: 4.78	8.1 W 34 8 2 2 4 1 0 0 0 0 1 75 117 2.16 1.080																					
Chuck Cnn, R (9, 1) ERA: 3.33	0.2 S 2 0 0 0 0 0 0 0 0 0 0 7 9 0.00 0.000																					

AB	35
R	2
H	8
RBI	2
BB	1
SO	4
LOB	9



Batter	1	2	3	4	5	6	7	8	9	AB	R	H	RBI	BB	SO	LOB	BOTTOM					
Paul Moltor, R (1, 4) OBP: 0.362, SLG: 0.491	3-1 G6-3		2-0 F9		1-0 L7	0-0 P3				4	0	0	0	0	0	1	Baltimore Orioles @ Milwaukee Brewers Milwaukee County Stadium, Milwaukee, WI Sun Sep 02 1990, 4:33 AM EDT Att: 18,396 - Sunny - 81 F					
Jim Gantner, L (1, 5) OBP: 0.320, SLG: 0.293	3-1 F8		1-2 F7		1-1 1B E HBP		1-1 P6			3	1	0	0	0	0	0						
Robin Yount, R (1, 8) OBP: 0.322, SLG: 0.350	2-1 G6-3		2-2 P6		2-2 F7		1-2 L7			4	0	0	0	0	0	1						
Dave Parker, L (1, 10) OBP: 0.351, SLG: 0.495		1-3 K		2-0 SH5-4 1B SF9 1B	0-0 E 1B		0-3 K			4	1	2	0	0	2	0						
B.J. Surhoff, L (1, 2) OBP: 0.337, SLG: 0.389		4-2 BB 1B WP BB		1-0 SF9 SH5-4 1B	1-0 E9 1B		0-1 G5-4-3 1B			3	1	3	1	1	0	0						
Greg Vaughn, R (1, 7) OBP: 0.275, SLG: 0.406		2-1 WP BB 1B		0-0 SH5-4 1-2 2-3	1-0 F8		0-0 G5-4-3 1-2			3	0	1	0	0	0	3						
Greg Brock, L (1, 3) OBP: 0.321, SLG: 0.374		1-3 K		0-0 SF9 2-3 3-H		0-0 F9		1-0 HR		3	1	1	2	0	1	2						
Mike Felder, S (1, 9) OBP: 0.318, SLG: 0.340		4-0 WP BB 1-2 2-3		4-0 BB		2-3 K		0-0 L4		2	0	0	0	2	1	0						
Bill Spiers, L (1, 6) OBP: 0.275, SLG: 0.318		1-3 K 1-2 2-3 3-H		0-0 G4-3		4-0 BB				2	0	0	0	1	1	4						
Inning Stats	R: 0 E: 0 K: 0 S: 6	H: 0 LOB: 0 BB: 0 P: 14	R: 1 E: 0 K: 3 S: 16	H: 1 LOB: 2 BB: 2 P: 29	R: 0 E: 0 K: 0 S: 7	H: 0 LOB: 0 BB: 0 P: 12	R: 1 E: 0 K: 0 S: 5	H: 2 LOB: 2 BB: 1 P: 12	R: 1 E: 1 K: 0 S: 9	H: 2 LOB: 2 BB: 0 P: 15	R: 0 E: 0 K: 1 S: 5	H: 0 LOB: 1 BB: 1 P: 11	R: 0 E: 0 K: 1 S: 8	H: 0 LOB: 0 BB: 0 P: 10	R: 1 E: 0 K: 0 S: 5	H: 2 LOB: 0 BB: 0 P: 6		R: 1 E: 0 K: 0 S: 5	H: 2 LOB: 0 BB: 0 P: 6	1B: 6 2B: 0 3B: 0 HR: 1	SF: 1 SAC: 1 DP: 1 HBP: 1	WP: 1 PB: 0 SB: 0 CS: 0
PITCHER	IP WLS BF H R ER SO BB IBB HBP BLK WP HR S P ERA WHIP																					
Jose Mesa, R (1, 1) ERA: 6.39	6.0 L 28 5 3 3 4 4 0 0 1 0 0 48 93 4.50 1.500																					
Jeff Ballard, L (7, 1) ERA: 5.12	2.0 7 2 1 1 1 0 0 0 0 0 0 1 13 16 4.50 1.000																					

AB	28
R	4
H	7
RBI	3
BB	4
SO	5
LOB	11



Batter	1	2	3	4	5	6	7	8	9	AB	R	H	RBI	BB	SO	LOB	TOP																					
Harold Reynolds, S OBP: 0.333, SLG: 0.334 (1, 4)										4	2	1	2	1	1	5	Seattle Mariners @ Baltimore Orioles Memorial Stadium, Baltimore, MD Mon Sep 03 1990, 3:33 AM EDT Att: 23,981 - Sunny - 81 F																					
Ken Griffey, L OBP: 0.288, SLG: 0.278 (1, 7)										3	0	1	0	2	0	2																						
Henry Cotto, R OBP: 0.305, SLG: 0.340 (8, 7) (9, 9)										0	0	0	0	0	0	0																						
Ken Griffey Jr., L OBP: 0.375, SLG: 0.480 (1, 8)										5	1	2	0	0	1	2																						
Avin Davis, L OBP: 0.406, SLG: 0.426 (1, 10)										2	2	1	0	3	0	2																						
Pete O'Brien, L OBP: 0.304, SLG: 0.309 (1, 3)										5	0	1	2	0	0	6																						
Greg Britley, L OBP: 0.308, SLG: 0.362 (1, 9)										3	0	0	0	1	1	4																						
Jeffrey Leonard, R OBP: 0.281, SLG: 0.343 (9, PH) (9, 7)										1	0	1	1	0	0	0																						
Dave Valle, R OBP: 0.292, SLG: 0.310 (1, 2)										4	0	0	0	1	1	3																						
Jeff Schaefer, R OBP: 0.222, SLG: 0.221 (1, 5)										5	0	1	0	0	1	3																						
Omar Vizquel, S OBP: 0.273, SLG: 0.295 (1, 6)										5	1	2	0	0	0	5																						
Inning Stats	R: 1 E: 1 K: 0 S: 15	H: 1 LOB: 2 BB: 2 P: 29	R: 0 E: 0 K: 0 S: 7	H: 1 LOB: 2 BB: 1 P: 13	R: 2 E: 1 K: 1 S: 16	H: 3 LOB: 3 BB: 1 P: 27	R: 0 E: 0 K: 0 S: 11	H: 1 LOB: 2 BB: 1 P: 22	R: 2 E: 0 K: 1 S: 11	H: 2 LOB: 1 BB: 1 P: 24	R: 0 E: 0 K: 1 S: 6	H: 0 LOB: 0 BB: 1 P: 12	R: 0 E: 0 K: 1 S: 8	H: 0 LOB: 0 BB: 0 P: 16	R: 0 E: 0 K: 1 S: 7	H: 0 LOB: 0 BB: 0 P: 10	R: 1 E: 0 K: 0 S: 11	H: 2 LOB: 2 BB: 1 P: 22	1B: 6 2B: 3 3B: 0 HR: 1	SF: 0 SAC: 0 DP: 1 HBP: 0	WP: 0 PB: 0 SB: 0 CS: 1	PA: 45																
PITCHER	IP	WLS	BF	H	R	ER	SO	BB	IBB	HBP	BLK	WP	HR	S	P	ERA	WHIP	PITCHER				IP	WLS	BF	H	R	ER	SO	BB	IBB	HBP	BLK	WP	HR	S	P	ERA	WHIP
Anthony Telford, R ERA: 3.1 (1, 1)	2.0	L	15	5	3	2	0	4	0	0	0	0	0	30	58	9.00	4.500																					
Bob Milacki, R ERA: 4.89 (3, 1)	2.2		13	3	2	2	2	1	0	0	0	0	1	27	48	6.75	1.500																					
Kevin Hickey, L ERA: 3.86 (5, 1)	0.1		2	0	0	0	0	1	0	0	0	0	0	3	9	0.00	3.000																					
Joe Price, L ERA: 3.77 (6, 1)	3.1		11	0	1	1	3	2	0	0	0	0	0	23	44	2.70	0.600																					
Jose Bautista, R ERA: 3.74 (9, 1)	0.2		4	2	0	0	0	0	0	0	0	0	0	9	16	0.00	3.000																					

AB 37
R 6
H 10
RBI 5
BB 8
SO 5
LOB 32



Batter	1	2	3	4	5	6	7	8	9	AB	R	H	RBI	BB	SO	LOB	BOTTOM																					
Dave Gallagher, R OBP: 0.308, SLG: 0.321 (1, 7)										3	1	1	0	1	0	0	Seattle Mariners @ Baltimore Orioles Memorial Stadium, Baltimore, MD Mon Sep 03 1990, 3:33 AM EDT Att: 23,981 - Sunny - 81 F																					
Jeff McKnight, S OBP: 0.367, SLG: 0.308 (9, PH)										1	0	0	0	0	1	1																						
Mike Deversaux, R OBP: 0.304, SLG: 0.395 (1, 8)										3	1	0	0	1	0	1																						
Cal Ripken Jr., R OBP: 0.355, SLG: 0.424 (1, 6)										3	0	1	0	1	0	0																						
Ron Kittle, R OBP: 0.296, SLG: 0.446 (1, 10)										4	0	0	0	0	1	4																						
Mickey Tettleton, S OBP: 0.369, SLG: 0.362 (1, 3)										4	0	1	0	0	3	3																						
Craig Worthington, R OBP: 0.323, SLG: 0.326 (1, 5)										3	0	1	2	1	1	1																						
Bob Melvin, R OBP: 0.251, SLG: 0.328 (1, 2)										3	0	1	0	0	0	2																						
Brady Anderson, L OBP: 0.364, SLG: 0.374 (9, PH)										1	0	0	0	0	0	0																						
Billy Ripken, R OBP: 0.335, SLG: 0.364 (1, 4)										3	0	1	0	0	1	2																						
Joe Orsulak, L OBP: 0.339, SLG: 0.404 (9, PH)										1	0	0	0	0	0	0																						
Steve Finley, L OBP: 0.314, SLG: 0.328 (1, 9)										4	0	1	0	0	0	1																						
Inning Stats	R: 0 E: 0 K: 0 S: 6	H: 0 LOB: 0 BB: 0 P: 11	R: 0 E: 0 K: 2 S: 11	H: 1 LOB: 2 BB: 1 P: 20	R: 0 E: 0 K: 0 S: 4	H: 0 LOB: 0 BB: 0 P: 5	R: 0 E: 0 K: 1 S: 7	H: 1 LOB: 0 BB: 0 P: 13	R: 0 E: 0 K: 0 S: 10	H: 1 LOB: 1 BB: 0 P: 15	R: 2 E: 0 K: 2 S: 16	H: 2 LOB: 2 BB: 2 P: 29	R: 0 E: 0 K: 0 S: 9	H: 0 LOB: 1 BB: 1 P: 18	R: 0 E: 0 K: 1 S: 9	H: 1 LOB: 1 BB: 0 P: 10	R: 0 E: 0 K: 1 S: 11	H: 1 LOB: 1 BB: 0 P: 15	1B: 6 2B: 1 3B: 0 HR: 0	SF: 0 SAC: 0 DP: 1 HBP: 0	WP: 0 PB: 0 SB: 0 CS: 0	PA: 37																
PITCHER	IP	WLS	BF	H	R	ER	SO	BB	IBB	HBP	BLK	WP	HR	S	P	ERA	WHIP	PITCHER				IP	WLS	BF	H	R	ER	SO	BB	IBB	HBP	BLK	WP	HR	S	P	ERA	WHIP
Matt Young, L ERA: 3.39 (1, 1)	7.0		29	5	2	2	5	4	0	0	0	0	0	63	111	2.57	1.286																					
Bill Swift, R ERA: 2.06 (8, 1)	1.0		4	1	0	0	1	0	0	0	0	0	0	9	10	0.00	1.000																					
Michael Jackson, R ERA: 4.63 (9, 1)	1.0		4	1	0	0	1	0	0	0	0	0	0	11	15	0.00	1.000																					

AB 33
R 2
H 7
RBI 2
BB 4
SO 7
LOB 15



Batter	1	2	3	4	5	6	7	8	9	AB	R	H	RBI	BB	SO	LOB	TOP								
Harold Reynolds, S OBP: 0.335, SLG: 0.337 (1,4)	G4-3	4-2 2B			L7	1-0 FC3-6 1B			F9 SF7 2B	4	2	2	1	1	0	0	Seattle Mariners @ Baltimore Orioles Memorial Stadium, Baltimore, MD Tue Sep 04 1990, 7:05 PM EDT Att: 22,315 - Unknown - 80 F								
Ken Griffey, L OBP: 0.310, SLG: 0.316 (1,7)	1-1 1B	3-2 2B			1-2 1B	FC3-6			F9	4	0	3	3	0	0	2									
Henry Cotto, R OBP: 0.304, SLG: 0.339 (7,7)	1-1 1B	1-1 2B			1-2 1B	FC3-6			F9	1	0	0	0	0	0	1									
Ken Griffey Jr., L OBP: 0.373, SLG: 0.478 (1,8)	2-2 1B	G4-3			2-2 P5	G4-3			SF7	4	0	1	1	0	0	4									
Alvin Davis, L OBP: 0.402, SLG: 0.421 (1,10)	3-2 F8				0-1 F9				F8	5	0	0	0	0	0	3									
Pete O'Brien, L OBP: 0.303, SLG: 0.311 (1,3)	2-1 F7				0-0 1B	1-1 P4				4	1	1	0	0	0	2									
Greg Britley, L OBP: 0.311, SLG: 0.362 (1,9)		4-0 FC5-6 S BB			2-1 G3	1-0 SH5-4 1B			G5-3	3	1	1	0	1	0	0									
Dave Valle, R OBP: 0.295, SLG: 0.310 (1,2)		4-2 FC4-6 2B FC5-6 BB			0-2 F9	1-1 1B			G6-3	3	2	1	1	1	0	0									
Jeff Schaefer, R OBP: 0.226, SLG: 0.225 (1,5)		0-0 FC5-6 FC4-6			1-3 K	0-0 SH5-4			G6-4-3 1B	3	0	1	0	0	1	2									
Omar Vizquel, S OBP: 0.273, SLG: 0.294 (1,6)		1-1 FC4-6 2B			0-0 G3-1	3-2 FC3-6 1B			G6-4-3	4	1	1	1	0	0	3									
Inning Stats	R: 0 E: 0 K: 0 S: 11	H: 2 LOB: 2 BB: 0 P: 19	R: 3 E: 0 K: 0 S: 22	H: 1 LOB: 1 BB: 3 P: 40	R: 0 E: 0 K: 1 S: 6	H: 0 LOB: 0 BB: 0 P: 11	R: 0 E: 0 K: 1 S: 7	H: 0 LOB: 0 BB: 0 P: 8	R: 0 E: 0 K: 0 S: 10	H: 1 LOB: 1 BB: 0 P: 14	R: 3 E: 0 K: 0 S: 12	H: 5 LOB: 2 BB: 0 P: 23	R: 0 E: 0 K: 0 S: 8	H: 0 LOB: 0 BB: 0 P: 14	R: 0 E: 0 K: 0 S: 4	H: 1 LOB: 0 BB: 0 P: 8	R: 1 E: 0 K: 0 S: 10	H: 1 LOB: 0 BB: 0 P: 19	1B: 8 2B: 3 3B: 0 HR: 0	SF: 1 SAC: 1 DP: 1 HBP: 0	WP: 0 PB: 0 SB: 1 CS: 0	PA: 40			
PITCHER	IP	WLS	BF	H	R	ER	SO	BB	IBB	HBP	BLK	WP	HR	S	P	ERA	WHIP								
Pete Harnisch, R ERA: 4.4 (1,1)	5.1	L	26	7	6	6	1	3	0	0	0	0	0	61	99	10.12	1.875								
Dave Johnson, R ERA: 4.39 (6,1)	0.0		2	2	0	0	0	0	0	0	0	0	0	4	8	∞	∞								
Jeff Ballard, L ERA: 5.01 (6,1)	2.2		8	1	0	0	0	0	0	0	0	0	0	15	30	0.00	0.375								
Curt Schilling, R ERA: 1.49 (9,1)	1.0		4	1	1	1	0	0	0	0	0	0	0	10	19	9.00	1.000								

Batter	1	2	3	4	5	6	7	8	9	AB	R	H	RBI	BB	SO	LOB	BOTTOM								
Steve Finley, L OBP: 0.314, SLG: 0.330 (1,9)	G6-3 2B		F9			F7			B3	4	0	1	0	0	0	0	Seattle Mariners @ Baltimore Orioles Memorial Stadium, Baltimore, MD Tue Sep 04 1990, 7:05 PM EDT Att: 22,315 - Unknown - 80 F								
Billy Ripken, R OBP: 0.337, SLG: 0.373 (1,4)	G6-3		3-2 HR			4-1 2B			F8	3	2	1	1	1	0	1									
Brady Anderson, L OBP: 0.362, SLG: 0.377 (1,8)	2-3 K		2-0 G3-1			1-2 G5-3 2B			K	4	0	1	0	0	2	1									
Cal Ripken Jr., R OBP: 0.353, SLG: 0.421 (1,6)	1-1 F9				2-2 G6-3	1-2 G5-3			G5-3	4	0	0	1	0	0	2									
Sam Horn, L OBP: 0.330, SLG: 0.434 (1,10)			1-3 K		1-2 G3	1-1 G3			K	4	0	0	0	0	2	1									
Joe Orsulak, L OBP: 0.339, SLG: 0.404 (1,7)			1-2 B1-3 1B		2-3 K				K	3	0	1	0	0	2	0									
Craig Worthington, R OBP: 0.321, SLG: 0.324 (1,5)			0-0 B1-3			2-1 G5-3			K	3	0	0	0	0	1	1									
Bob Melvin, R OBP: 0.248, SLG: 0.324 (1,2)			2-2 F8			2-2 G5-3			K	3	0	0	0	0	1	1									
Jeff McKnight, S OBP: 0.333, SLG: 0.276 (1,3)			3-2 L9			0-3 K			L1	3	0	0	0	0	1	0									
Inning Stats	R: 0 E: 0 K: 1 S: 16	H: 1 LOB: 1 BB: 0 P: 24	R: 0 E: 0 K: 1 S: 11	H: 1 LOB: 0 BB: 0 P: 15	R: 1 E: 0 K: 0 S: 18	H: 1 LOB: 0 BB: 0 P: 28	R: 0 E: 0 K: 1 S: 13	H: 0 LOB: 0 BB: 0 P: 18	R: 0 E: 0 K: 0 S: 8	H: 0 LOB: 0 BB: 0 P: 12	R: 1 E: 0 K: 0 S: 12	H: 1 LOB: 1 BB: 1 P: 20	R: 0 E: 0 K: 3 S: 9	H: 0 LOB: 0 BB: 0 P: 18	R: 0 E: 0 K: 0 S: 8	H: 0 LOB: 0 BB: 0 P: 14	R: 0 E: 0 K: 2 S: 10	H: 0 LOB: 0 BB: 0 P: 13	1B: 1 2B: 2 3B: 0 HR: 1	SF: 0 SAC: 0 DP: 0 HBP: 0	WP: 0 PB: 0 SB: 0 CS: 0	PA: 32			
PITCHER	IP	WLS	BF	H	R	ER	SO	BB	IBB	HBP	BLK	WP	HR	S	P	ERA	WHIP								
Erik Hanson, R ERA: 3.5 (1,1)	7.0	W	26	4	2	2	7	1	0	0	0	0	0	87	135	2.57	0.714								
Keith Comstock, L ERA: 2.56 (8,1)	2.0		6	0	0	0	2	0	0	0	0	0	0	18	27	0.00	0.000								

Batter	1	2	3	4	5	6	7	8	9	AB	R	H	RBI	BB	SO	LOB	TOP										
Harold Reynolds, S (1, 4) OBP: 0.338, SLG: 0.349										4	4	3	5	1	0	1											
Ken Griffey, L (1, 7) OBP: 0.323, SLG: 0.341										6	0	3	2	0	0	2											
Jay Buhner, R (9, 9) OBP: 0.356, SLG: 0.500										0	0	0	0	0	0	0											
Ken Griffey Jr., L (1, 8) OBP: 0.373, SLG: 0.476										6	0	2	1	0	1	2											
Alvin Davis, L (1, 10) OBP: 0.400, SLG: 0.416										5	0	0	0	1	0	3											
Pete O'Brien, L (1, 3) OBP: 0.305, SLG: 0.313										5	0	2	0	0	1	4											
Greg Britley, L (1, 9) OBP: 0.318, SLG: 0.366										2	1	2	0	2	0	0											
Henry Cotto, R (9, PH) OBP: 0.307, SLG: 0.341										1	1	1	0	0	0	0											
Scott Bradley, L (1, 2) OBP: 0.285, SLG: 0.288										4	0	1	0	0	0	5											
Dave Valle, R (9, 2) OBP: 0.295, SLG: 0.310										0	0	0	0	0	0	0											
Jeff Schaefer, R (1, 5) OBP: 0.230, SLG: 0.229										3	1	1	1	0	0	0											
Jeffrey Leonard, R (7, PH) OBP: 0.290, SLG: 0.342										1	0	0	0	0	1	2											
Edgar Martinez, R (7, 5) OBP: 0.395, SLG: 0.443										0	1	0	0	1	0	0											
Omar Vizquel, S (1, 6) OBP: 0.281, SLG: 0.298											4	1	2	0	1	0											
Inning Stats	R: 1 E: 0 K: 0 S: 8	H: 2 LOB: 1 BB: 1 P: 16	R: 2 E: 0 K: 0 S: 10	H: 3 LOB: 1 BB: 0 P: 19	R: 0 E: 0 K: 0 S: 7	H: 1 LOB: 2 BB: 1 P: 17	R: 0 E: 0 K: 0 S: 9	H: 1 LOB: 2 BB: 1 P: 14	R: 0 E: 0 K: 0 S: 6	H: 2 LOB: 1 BB: 0 P: 16	R: 0 E: 0 K: 2 S: 13	H: 2 LOB: 2 BB: 0 P: 20	R: 1 E: 0 K: 0 S: 17	H: 2 LOB: 2 BB: 2 P: 29	R: 4 E: 0 K: 0 S: 8	H: 3 LOB: 1 BB: 2 P: 20	1B: 13 2B: 3 3B: 0 HR: 1	SF: 1 SAC: 1 DP: 1 HBP: 0	WP: 0 PB: 0 CS: 0	PA: 49							
PITCHER	IP	WLS	BF	H	R	ER	SO	BB	IBB	HBP	BLK	WP	HR	S	P	ERA	WHIP										
John Mitchell, R (1, 1) ERA: 4.65	5.2		29	10	4	4	0	3	0	0	0	0	0	46	89	6.35	2.294										
Joe Price, L (6, 1) ERA: 3.71	1.0		5	2	0	0	2	0	0	0	0	0	0	13	23	0.00	2.000										
Jose Bautista, R (7, 1) ERA: 3.68	0.1		1	0	0	0	1	0	0	0	0	0	0	3	3	0.00	0.000										
Curt Schilling, R (8, 1) ERA: 1.72	0.1		4	2	1	1	0	1	0	0	0	0	0	9	16	27.00	9.000										
Kevin Hickey, L (8, 1) ERA: 5.16	1.2	L	10	3	4	4	0	1	1	0	0	0	1	16	33	21.60	2.400										

Seattle Mariners @ Baltimore Orioles
Memorial Stadium, Baltimore, MD
Wed Sep 05 1990, 7:05 PM EDT
Att: 18,742 - Unknown - 85 F

AB 41
R 9
H 17
RBI 9
BB 6
SO 3
LOB 19



Batter	1	2	3	4	5	6	7	8	9	AB	R	H	RBI	BB	SO	LOB	BOTTOM										
Steve Finley, L (1, 9) OBP: 0.315, SLG: 0.331										4	0	1	2	1	1	2											
Billy Ripken, R (1, 4) OBP: 0.335, SLG: 0.370										5	0	1	2	0	0	3											
Mike Devereaux, R (1, 8) OBP: 0.309, SLG: 0.394										3	1	1	0	2	1	1											
Cal Ripken Jr., R (1, 6) OBP: 0.350, SLG: 0.417										5	0	0	0	0	0	6											
Craig Worthington, R (1, 5) OBP: 0.322, SLG: 0.321										3	0	0	0	2	1	2											
Tim Lulett, R (1, 10) OBP: 0.333, SLG: 0.389										2	1	0	0	1	0	1											
Joe Orsulak, L (7, PH) OBP: 0.342, SLG: 0.405										1	0	1	0	1	0	0											
Bob Melvin, R (1, 2) OBP: 0.255, SLG: 0.330										5	2	3	1	0	1	2											
Brady Anderson, L (1, 7) OBP: 0.359, SLG: 0.374										4	0	1	0	0	2	6											
Jeff McKnight, S (1, 3) OBP: 0.306, SLG: 0.250										3	1	0	0	0	0	4											
Inning Stats	R: 0 E: 0 K: 1 S: 8	H: 1 LOB: 1 BB: 0 P: 13	R: 3 E: 0 K: 1 S: 25	H: 2 LOB: 3 BB: 4 P: 46	R: 0 E: 0 K: 0 S: 8	H: 0 LOB: 0 BB: 0 P: 14	R: 0 E: 0 K: 0 S: 9	H: 1 LOB: 1 BB: 0 P: 16	R: 0 E: 0 K: 0 S: 8	H: 0 LOB: 1 BB: 1 P: 14	R: 1 E: 1 K: 0 S: 10	H: 1 LOB: 1 BB: 0 P: 17	R: 1 E: 0 K: 1 S: 14	H: 1 LOB: 2 BB: 2 P: 29	R: 0 E: 0 K: 1 S: 10	H: 0 LOB: 0 BB: 0 P: 16	R: 0 E: 0 K: 2 S: 14	H: 2 LOB: 2 BB: 0 P: 20	1B: 7 2B: 1 3B: 0 HR: 0	SF: 0 SAC: 1 DP: 0 HBP: 0	WP: 0 PB: 0 CS: 0	PA: 43					
PITCHER	IP	WLS	BF	H	R	ER	SO	BB	IBB	HBP	BLK	WP	HR	S	P	ERA	WHIP										
Randy Johnson, L (1, 1) ERA: 3.49	6.0		30	5	5	0	0	6	0	0	0	0	0	9	15	6.00	1.833										
Bill Swift, R (7, 1) ERA: 2.06	0.2		4	1	0	0	0	1	0	0	0	0	0	9	18	0.00	3.000										
Keith Comstock, L (7, 1) ERA: 2.5	1.1	W	4	0	0	0	2	0	0	0	0	0	0	14	22	0.00	0.000										
Michael Jackson, R (9, 1) ERA: 4.57	1.0		5	2	0	0	2	0	0	0	0	0	0	14	20	0.00	2.000										

Seattle Mariners @ Baltimore Orioles
Memorial Stadium, Baltimore, MD
Wed Sep 05 1990, 7:05 PM EDT
Att: 18,742 - Unknown - 85 F

AB 35
R 5
H 8
RBI 5
BB 7
SO 6
LOB 27



Batter	1	2	3	4	5	6	7	8	9	AB	R	H	RBI	BB	SO	LOB	TOP					
Luis Polonia, L OBP: 0.342, SLG: 0.388										4	0	2	0	0	0	1						
Devon White, S OBP: 0.282, SLG: 0.349										2	0	0	0	0	2	2						
Max Venable, L OBP: 0.337, SLG: 0.415										2	0	0	0	0	0	1						
Dante Bichette, R OBP: 0.301, SLG: 0.448										4	0	1	0	0	2	2						
Lance Parrish, R OBP: 0.345, SLG: 0.452										3	1	0	0	1	1	2						
Brian Downing, R OBP: 0.378, SLG: 0.498										4	1	1	2	0	1	1						
Lee Stevens, L OBP: 0.273, SLG: 0.331										4	0	0	0	0	0	1						
Johnny Ray, S OBP: 0.311, SLG: 0.358										3	0	0	0	0	0	0						
Jack Howell, L OBP: 0.329, SLG: 0.381										3	0	1	0	0	0	0						
Dick Schofield, R OBP: 0.357, SLG: 0.265										2	0	0	0	0	1	0						
Inning Stats	R: 0 E: 0 K: 3 S: 16	H: 1 LOB: 1 BB: 0 P: 22	R: 0 E: 0 K: 0 S: 9	H: 0 LOB: 0 BB: 0 P: 16	R: 0 E: 0 K: 1 S: 11	H: 1 LOB: 1 BB: 0 P: 16	R: 0 E: 0 K: 0 S: 8	H: 0 LOB: 0 BB: 0 P: 11	R: 0 E: 0 K: 0 S: 7	H: 0 LOB: 0 BB: 0 P: 13	R: 0 E: 0 K: 1 S: 10	H: 1 LOB: 1 BB: 0 P: 11	R: 2 E: 0 K: 0 S: 6	H: 1 LOB: 0 BB: 1 P: 12	R: 0 E: 0 K: 1 S: 13	H: 0 LOB: 0 BB: 0 P: 18	R: 0 E: 0 K: 1 S: 7	H: 1 LOB: 1 BB: 0 P: 8	1B: 4 2B: 0 3B: 0 HR: 1	SF: 0 SAC: 1 DP: 0 HBP: 0	WP: 0 PB: 0 SB: 2 CS: 0	PA: 33
PITCHER	IP WLS BF H R ER SO BB IBB HBP BLK WP HR S P ERA WHIP																					
Ben McDonald, R ERA: 2.72	(1, 1) 8.0 W 29 4 2 2 6 1 0 0 0 0 0 1 80 119 2.25 0.625																					
Gregg Olson, R ERA: 2.11	(9, 1) 1.0 4 1 0 0 1 0 0 0 0 0 0 0 7 8 0.00 1.000																					

California Angels @ Baltimore Orioles
Memorial Stadium, Baltimore, MD

AB 31
R 2
H 5
RBI 2
BB 1
SO 7
LOB 10



WP: 0 PA: 33
PB: 0
SB: 2
CS: 0

Batter	1	2	3	4	5	6	7	8	9	AB	R	H	RBI	BB	SO	LOB	BOTTOM			
Steve Finley, L OBP: 0.322, SLG: 0.339										4	1	4	0	0	0	0				
Brady Anderson, L OBP: 0.354, SLG: 0.367										3	0	0	0	0	0	4				
Billy Ripken, R OBP: 0.335, SLG: 0.370										0	0	0	0	0	0	0				
Joe Orsulak, L OBP: 0.344, SLG: 0.405										0	0	0	0	1	0	0				
Dave Gallagher, R OBP: 0.308, SLG: 0.321										0	1	0	0	0	0	0				
Cal Ripken Jr., R OBP: 0.348, SLG: 0.414										4	1	0	0	0	1	4				
Sam Horn, L OBP: 0.338, SLG: 0.461										4	2	3	4	0	0	0				
Mickey Tettleton, S OBP: 0.374, SLG: 0.369										3	0	3	0	1	0	0				
Craig Worthington, R OBP: 0.321, SLG: 0.319										3	0	0	1	1	1	4				
Mike Devereaux, R OBP: 0.305, SLG: 0.389										4	0	0	0	0	1	5				
Jeff McKnight, S OBP: 0.275, SLG: 0.222										4	0	0	0	0	1	2				
Rene Gonzales, R OBP: 0.301, SLG: 0.297										3	1	1	0	1	0	0				
Inning Stats	R: 0 E: 0 K: 1 S: 9	H: 1 LOB: 0 BB: 0 P: 15	R: 0 E: 0 K: 0 S: 13	H: 1 LOB: 1 BB: 1 P: 23	R: 0 E: 0 K: 1 S: 11	H: 1 LOB: 1 BB: 1 P: 19	R: 1 E: 1 K: 1 S: 12	H: 1 LOB: 2 BB: 1 P: 19	R: 0 E: 0 K: 0 S: 13	H: 1 LOB: 0 BB: 0 P: 19	R: 1 E: 0 K: 0 S: 7	H: 2 LOB: 0 BB: 0 P: 8	R: 4 E: 0 K: 1 S: 16	H: 4 LOB: 1 BB: 1 P: 26	R: 0 E: 0 K: 0 S: 7	H: 0 LOB: 0 BB: 0 P: 10	1B: 7 2B: 4 3B: 0 HR: 1	SF: 0 SAC: 0 DP: 2 HBP: 0	WP: 1 PB: 0 SB: 0 CS: 0	PA: 37
PITCHER	IP WLS BF H R ER SO BB IBB HBP BLK WP HR S P ERA WHIP																			
Joe Grahe, R ERA: 6.29	(1, 1) 6.1 L 27 8 3 2 3 3 0 0 0 0 0 0 2 2 2.84 1.737																			
Bob McClure, L ERA: 4.15	(7, 1) 0.0 1 1 0 0 0 0 0 0 0 0 0 0 2 2 ∞ ∞																			
Mike Fetters, R ERA: 4.34	(7, 1) 1.2 8 2 3 3 1 1 0 0 1 0 1 18 29 16.20 1.800																			

California Angels @ Baltimore Orioles
Memorial Stadium, Baltimore, MD

AB 32
R 6
H 11
RBI 5
BB 4
SO 4
LOB 19



WP: 1 PA: 37
PB: 0
SB: 0
CS: 0

Batter	1	2	3	4	5	6	7	8	9	AB	R	H	RBI	BB	SO	LOB	TOP										
Luis Polonia, L OBP: 0.342, SLG: 0.387 Dante Bichette, R OBP: 0.299, SLG: 0.445	G6-3		G5-3			F7	F4			3	0	0	0	0	0	0											
Max Venable, L OBP: 0.340, SLG: 0.419	2B		B1			2B G6-3 BB		F8		3	1	1	0	1	0	0											
Brian Downing, R OBP: 0.374, SLG: 0.491	K		G5-3			1-1 2B		G6-3		4	0	1	0	0	1	1											
Dave Winfield, R OBP: 0.327, SLG: 0.420	K				G5-6-3	G6-3		G6-3		4	0	0	1	0	1	2											
Jack Howell, L OBP: 0.323, SLG: 0.370		G1-3		G4-3		F7			F7	4	0	0	0	0	0	1											
Bill Schroeder, R OBP: 0.237, SLG: 0.483 Devon White, S OBP: 0.283, SLG: 0.347	K			F8				G5-3		3	0	0	0	0	1	0											
Rick Schu, R OBP: 0.307, SLG: 0.415 Johnny Ray, S OBP: 0.309, SLG: 0.357	1B BB				F8			2B 1B	G5-3	2	0	1	0	1	0	0											
Pete Coachman, R OBP: 0.405, SLG: 0.436		1-2 1B			P3			1-3 2B		3	0	2	0	0	0	0											
Dick Schofield, R OBP: 0.359, SLG: 0.267		F8			F8			K		3	0	0	0	0	1	4											
Inning Stats	R: 0 E: 0 K: 2 S: 12	H: 1 LOB: 1 BB: 0 P: 20	R: 0 E: 0 K: 1 S: 10	H: 1 LOB: 2 BB: 1 P: 19	R: 0 E: 0 K: 0 S: 6	H: 0 LOB: 0 BB: 0 P: 8	R: 0 E: 0 K: 0 S: 8	H: 0 LOB: 0 BB: 0 P: 13	R: 0 E: 0 K: 0 S: 4	H: 0 LOB: 0 BB: 0 P: 6	R: 1 E: 0 K: 0 S: 10	H: 1 LOB: 1 BB: 1 P: 16	R: 0 E: 0 K: 1 S: 15	H: 2 LOB: 2 BB: 0 P: 21	R: 0 E: 0 K: 0 S: 5	H: 0 LOB: 0 BB: 0 P: 7	R: 0 E: 0 K: 1 S: 9	H: 0 LOB: 0 BB: 0 P: 16	1B: 2 2B: 3 3B: 0 HR: 0	SF: 0 SAC: 0 DP: 0 HBP: 0	WP: 0 PB: 0 SB: 0 CS: 0	PA: 34					
PITCHER	IP	WLS	BF	H	R	ER	SO	BB	IBB	HBP	BLK	WP	HR	S	P	ERA	WHIP										
Anthony Telford, R ERA: 2.7	6.1	W	26	5	1	1	3	2	0	0	0	0	0	55	91	1.42	1.105										
Jose Bautista, R ERA: 3.53	0.1		1	0	0	0	1	0	0	0	0	0	0	3	5	0.00	0.000										
Joe Price, L ERA: 3.57	0.2		2	0	0	0	0	0	0	0	0	0	0	8	9	0.00	0.000										
Curt Schilling, R ERA: 1.64	0.2		2	0	0	0	0	0	0	0	0	0	0	4	5	0.00	0.000										
Gregg Olson, R ERA: 2.09	1.0	S	3	0	0	0	1	0	0	0	0	0	0	9	16	0.00	0.000										

California Angels @ Baltimore Orioles
Memorial Stadium, Baltimore, MD
Sun Sep 09 1990, 3:33 AM EDT
Att: 30,066 - Cloudy - 75 F

AB 32
R 1
H 5
RBI 1
BB 2
SO 5
LOB 10



Batter	1	2	3	4	5	6	7	8	9	AB	R	H	RBI	BB	SO	LOB	BOTTOM										
Steve Finley, L OBP: 0.320, SLG: 0.335	G4-3 FC5-2 1B	E4		E3			SH1-3			3	0	1	0	0	0	2											
Brady Anderson, L OBP: 0.350, SLG: 0.362	G4-3		F7	P8			F7			4	0	0	0	0	0	4											
Cal Ripken Jr., R OBP: 0.346, SLG: 0.413	FC5-2		1B 2B		G5-3		F8			4	1	1	0	0	0	2											
Sam Horn, L OBP: 0.341, SLG: 0.467 Mike Devereaux, R OBP: 0.305, SLG: 0.387	G4-3		1B		G4-3		G3 2B			4	0	2	1	0	0	1											
Joe Orsulak, L OBP: 0.342, SLG: 0.402		G6-3	L4		G3-1		F8			4	0	0	0	0	0	2											
Mickey Tettleton, S OBP: 0.374, SLG: 0.399		1B BB	F7			K		G3		3	1	0	0	1	1	2											
Craig Worthington, R OBP: 0.325, SLG: 0.323	F8			K		G4-6-3 1B		G6-3		4	0	1	0	0	1	3											
David Segui, S OBP: 0.286, SLG: 0.266		1B E 1B		E G1-3 1B		G4-6-3				3	1	2	0	0	0	1											
Billy Ripken, R OBP: 0.337, SLG: 0.369		E4 1B		G1-3			E6 SH1-3			3	0	1	1	0	0	1											
Inning Stats	R: 0 E: 0 K: 0 S: 10	H: 1 LOB: 1 BB: 0 P: 14	R: 2 E: 1 K: 0 S: 9	H: 2 LOB: 2 BB: 1 P: 16	R: 1 E: 0 K: 0 S: 11	H: 2 LOB: 1 BB: 0 P: 14	R: 0 E: 0 K: 1 S: 11	H: 1 LOB: 2 BB: 0 P: 19	R: 0 E: 0 K: 0 S: 5	H: 0 LOB: 0 BB: 0 P: 12	R: 0 E: 0 K: 1 S: 9	H: 1 LOB: 0 BB: 0 P: 15	R: 0 E: 1 K: 0 S: 5	H: 0 LOB: 1 BB: 0 P: 6	R: 0 E: 0 K: 0 S: 10	H: 1 LOB: 2 BB: 0 P: 17	1B: 6 2B: 2 3B: 0 HR: 0	SF: 0 SAC: 1 DP: 1 HBP: 0	WP: 0 PB: 0 SB: 1 CS: 0	PA: 34							
PITCHER	IP	WLS	BF	H	R	ER	SO	BB	IBB	HBP	BLK	WP	HR	S	P	ERA	WHIP										
Kirk McCaskill, R ERA: 2.81	8.0	L	34	8	3	2	2	1	0	0	0	0	0	70	113	2.25	1.125										

California Angels @ Baltimore Orioles
Memorial Stadium, Baltimore, MD
Sun Sep 09 1990, 3:33 AM EDT
Att: 30,066 - Cloudy - 75 F

AB 32
R 3
H 8
RBI 2
BB 1
SO 2
LOB 18



Batter	1	2	3	4	5	6	7	8	9	AB	R	H	RBI	BB	SO	LOB	TOP										
Tony Phillips, S OBP: 0.382, SLG: 0.350	F8		G6-3					2B		3	1	1	0	1	0	0	Detroit Tigers @ Baltimore Orioles Memorial Stadium, Baltimore, MD Tue Sep 11 1990, 7:05 PM EDT Att: 26,836 - Unknown										
Lou Whitaker, L OBP: 0.339, SLG: 0.410	1B		K				P3	P4		4	0	1	0	0	1	4											
Alan Trammell, R OBP: 0.391, SLG: 0.473	K				L8			L7		4	0	2	2	0	1	1											
Cecil Fielder, R OBP: 0.387, SLG: 0.607	G1-3				FC6-4			L7		3	0	0	0	1	0	3											
Lloyd Moseby, L OBP: 0.334, SLG: 0.405					FC6-4			P3		4	0	1	0	0	0	3											
Larry Sheets, L OBP: 0.316, SLG: 0.419	L7									3	0	1	0	0	0	1											
Darnell Coles, R OBP: 0.275, SLG: 0.292							G4-3			1	0	1	0	0	0	0											
John Shelby, S OBP: 0.294, SLG: 0.406										3	0	1	0	0	0	1											
Chet Lemon, R OBP: 0.365, SLG: 0.382	G4-3							G1-3		1	0	0	0	0	0	1											
Rich Rowland, R OBP: 0.250, SLG: 0.200	K							F9		4	0	0	0	0	1	2											
Mitt Cuyler, S OBP: 0.450, SLG: 0.500										3	1	2	0	0	0	0											
Inning Stats	R: 0 H: 1 E: 0 K: 1 S: 9	H: 1 LOB: 1 BB: 0 P: 15	R: 0 H: 1 E: 0 K: 1 S: 8	H: 1 LOB: 1 BB: 0 P: 11	R: 0 H: 0 E: 0 K: 1 S: 11	H: 0 LOB: 0 BB: 0 P: 16	R: 0 H: 1 E: 0 K: 0 S: 8	H: 1 LOB: 2 BB: 1 P: 12	R: 0 H: 1 E: 0 K: 0 S: 5	H: 1 LOB: 0 BB: 0 P: 7	R: 0 H: 1 E: 0 K: 0 S: 10	H: 1 LOB: 0 BB: 0 P: 14	R: 2 H: 3 E: 0 K: 0 S: 17	H: 3 LOB: 1 BB: 0 P: 26	R: 0 H: 1 E: 0 K: 0 S: 9	H: 1 LOB: 0 BB: 0 P: 14		1B: 7 2B: 3 3B: 0 HR: 0	SF: 0 SAC: 0 DP: 1 HBP: 0	WP: 0 PB: 0 SB: 0 CS: 2	PA: 36						
PITCHER	IP	WLS	BF	H	R	ER	SO	BB	IBB	HBP	BLK	WP	HR	S	P	ERA	WHIP										
Dave Johnson, R ERA: 4.19	7.0		26	6	0	0	3	2	0	0	0	0	0	60	92	0.00	1.143										
Curt Schilling, R ERA: 2.11	0.0	L	2	2	2	2	0	0	0	0	0	0	0	6	10	∞	∞										
Jeff Ballard, L ERA: 5.04	0.1		1	0	0	0	0	0	0	0	0	0	0	5	8	0.00	0.000										
Gregg Olson, R ERA: 2.06	0.2		3	1	0	0	0	0	0	0	0	0	0	6	8	0.00	1.500										
Joe Price, L ERA: 3.52	1.0		3	1	0	0	0	0	0	0	0	0	0	9	14	0.00	1.000										

Batter	1	2	3	4	5	6	7	8	9	AB	R	H	RBI	BB	SO	LOB	BOTTOM										
Steve Finley, L OBP: 0.319, SLG: 0.341	E3		K					HR		4	1	1	1	0	1	0	Detroit Tigers @ Baltimore Orioles Memorial Stadium, Baltimore, MD Tue Sep 11 1990, 7:05 PM EDT Att: 26,836 - Unknown										
Billy Ripken, R OBP: 0.336, SLG: 0.369	F9		E2					F9		3	0	1	0	0	1	1											
Tim Lincecum, R OBP: 0.331, SLG: 0.386			2B							1	0	0	0	0	0	0											
Cal Ripken Jr., R OBP: 0.345, SLG: 0.411	G6-4-3		G5-3					B1		4	0	1	0	0	0	2											
Ron Kittle, R OBP: 0.296, SLG: 0.443										4	0	2	0	0	0	0											
Dave Gallagher, R OBP: 0.308, SLG: 0.321	G5-3							S		0	0	0	0	0	0	0											
Mickey Tettleton, S OBP: 0.375, SLG: 0.367	1B							K		2	0	0	0	0	2	2											
Craig Worthington, R OBP: 0.328, SLG: 0.328	BB							1B		3	0	1	0	1	1	5											
Mike Devereaux, R ERA: 5.45										3	0	0	0	0	0	6											
Joe Orsulak, L OBP: 0.342, SLG: 0.402	P3							G5-3		0	0	0	0	0	0	0											
Bob Melvin, R OBP: 0.254, SLG: 0.338										1	0	0	0	0	0	0											
Brady Anderson, L OBP: 0.338, SLG: 0.348	G3-1									4	0	0	0	0	1	2											
David Segui, S OBP: 0.273, SLG: 0.254										4	0	0	0	0	1	0											
Inning Stats	R: 0 H: 0 E: 1 K: 0 S: 7	H: 0 LOB: 0 BB: 0 P: 10	R: 0 H: 1 E: 0 K: 0 S: 6	H: 1 LOB: 1 BB: 1 P: 15	R: 0 H: 1 E: 1 K: 2 S: 12	H: 1 LOB: 1 BB: 0 P: 15	R: 0 H: 0 E: 0 K: 1 S: 7	H: 0 LOB: 1 BB: 1 P: 16	R: 0 H: 2 E: 0 K: 2 S: 15	H: 2 LOB: 3 BB: 1 P: 21	R: 1 H: 1 E: 0 K: 0 S: 11	H: 1 LOB: 0 BB: 0 P: 19	R: 0 H: 1 E: 0 K: 1 S: 12	H: 1 LOB: 2 BB: 0 P: 18	R: 0 H: 0 E: 0 K: 1 S: 6	H: 0 LOB: 0 BB: 0 P: 10	1B: 4 2B: 1 3B: 0 HR: 1	SF: 0 SAC: 0 DP: 1 HBP: 0	WP: 0 PB: 0 SB: 1 CS: 0	PA: 36							
PITCHER	IP	WLS	BF	H	R	ER	SO	BB	IBB	HBP	BLK	WP	HR	S	P	ERA	WHIP										
Steve Seary, L ERA: 5.45	6.0		25	4	0	0	5	3	0	0	0	0	0	54	89	0.00	1.167										
Paul Gibson, L ERA: 3.21	1.0	W	4	1	1	1	0	0	0	0	0	0	1	11	19	9.00	1.000										
Mike Henneman, R ERA: 0.14	1.0		4	1	0	0	1	0	0	0	0	0	0	12	18	0.00	1.000										
Jerry Don Gleaton, L ERA: 3.04	1.0	S	3	0	0	0	1	0	0	0	0	0	0	6	10	0.00	0.000										



Batter	1	2	3	4	5	6	7	8	9	AB	R	H	RBI	BB	SO	LOB	TOP					
Tony Phillips, S OBP: 0.363, SLG: 0.348 (1, 5)										2	1	0	0	2	0	0	Detroit Tigers @ Baltimore Orioles Memorial Stadium, Baltimore, MD Wed Sep 12 1990, 7:05 PM EDT Att: 23,350 - Unknown					
Lou Whitaker, L OBP: 0.336, SLG: 0.408 (1, 4)										4	0	1	0	0	0	1						
Alan Trammell, R OBP: 0.388, SLG: 0.469 (1, 6)										4	0	0	0	0	0	3						
Cecil Fielder, R OBP: 0.388, SLG: 0.606 (1, 3)										4	0	2	1	0	0	0						
Larry Sheets, L OBP: 0.313, SLG: 0.414 (1, 10)										4	0	0	0	0	3	2						
Gary Ward, R OBP: 0.322, SLG: 0.389 (1, 7)										2	0	0	0	1	0	0						
John Shelby, S OBP: 0.290, SLG: 0.400 (1, 9)										3	0	0	0	0	1	2						
Mike Heath, R OBP: 0.330, SLG: 0.412 (1, 2)										3	0	0	0	0	1	2						
Mitt Cuyler, S OBP: 0.391, SLG: 0.429 (1, 8)										3	0	0	0	0	2	0						
Inning Stats	R: 1 E: 0 K: 1 S: 15	H: 1 LOB: 1 BB: 1 P: 23	R: 0 E: 0 K: 2 S: 9	H: 0 LOB: 0 BB: 0 P: 14	R: 0 E: 0 K: 1 S: 12	H: 1 LOB: 1 BB: 1 P: 20	R: 0 E: 0 K: 0 S: 8	H: 0 LOB: 0 BB: 0 P: 11	R: 0 E: 0 K: 1 S: 7	H: 0 LOB: 0 BB: 0 P: 9	R: 0 E: 0 K: 0 S: 4	H: 0 LOB: 0 BB: 0 P: 8	R: 0 E: 0 K: 1 S: 10	H: 1 LOB: 2 BB: 1 P: 17	R: 0 E: 0 K: 0 S: 6	H: 0 LOB: 0 BB: 0 P: 11	R: 0 E: 0 K: 1 S: 9	H: 0 LOB: 0 BB: 0 P: 12	1B: 3 2B: 1 3B: 0 HR: 0	SF: 0 SAC: 0 DP: 1 HBP: 0	WP: 0 PB: 0 SB: 0 CS: 0	PA: 32
PITCHER Ben McDonald, R ERA: 2.55 (1, 1)	IP: 9.0 WLS: W BF: 32 H: 3 R: 1 ER: 1 SO: 7 BB: 3 IBB: 0 HBP: 0 BLK: 0 WP: 0 HR: 0 S: 80 P: 125 ERA: 1.00 WHIP: 0.667															PITCHER						

Batter	1	2	3	4	5	6	7	8	9	AB	R	H	RBI	BB	SO	LOB	BOTTOM					
Steve Finley, L OBP: 0.321, SLG: 0.343 (1, 9)										4	0	2	0	0	1	0	Detroit Tigers @ Baltimore Orioles Memorial Stadium, Baltimore, MD Wed Sep 12 1990, 7:05 PM EDT Att: 23,350 - Unknown					
Brady Anderson, L OBP: 0.336, SLG: 0.342 (1, 8)										3	0	0	0	1	1	1						
Cal Ripken Jr., R OBP: 0.346, SLG: 0.411 (1, 6)										3	0	1	1	1	0	0						
Sam Horn, L OBP: 0.339, SLG: 0.460 (1, 10)										3	0	0	0	1	2	3						
Mickey Tettleton, S OBP: 0.372, SLG: 0.363 (1, 2)										4	0	0	0	0	1	6						
Tim Lincecum, R OBP: 0.325, SLG: 0.378 Craig Worthington, R OBP: 0.329, SLG: 0.328 (1, 5) (9, 5)										3	0	0	0	0	1	0						
Jeff McKnight, S OBP: 0.296, SLG: 0.310 (1, 7)										3	1	1	1	0	2	0						
David Segui, S OBP: 0.288, SLG: 0.274 (1, 3)										2	0	1	0	1	0	0						
Billy Ripken, R OBP: 0.333, SLG: 0.365 (1, 4)										3	1	0	0	0	0	2						
Inning Stats	R: 0 E: 0 K: 1 S: 6	H: 0 LOB: 0 BB: 0 P: 9	R: 0 E: 0 K: 1 S: 6	H: 0 LOB: 0 BB: 0 P: 8	R: 0 E: 0 K: 1 S: 7	H: 0 LOB: 0 BB: 0 P: 9	R: 0 E: 0 K: 1 S: 9	H: 0 LOB: 2 BB: 2 P: 20	R: 0 E: 0 K: 1 S: 10	H: 1 LOB: 1 BB: 0 P: 17	R: 0 E: 0 K: 0 S: 5	H: 1 LOB: 0 BB: 0 P: 8	R: 0 E: 0 K: 2 S: 9	H: 0 LOB: 0 BB: 0 P: 11	R: 2 E: 0 K: 1 S: 13	H: 3 LOB: 3 BB: 2 P: 27	R: 0 E: 0 K: 1 S: 9	H: 0 LOB: 0 BB: 0 P: 12	1B: 3 2B: 2 3B: 0 HR: 1	SF: 0 SAC: 0 DP: 2 HBP: 0	WP: 1 PB: 0 SB: 2 CS: 0	PA: 32
PITCHER Jack Morris, R ERA: 4.94 (1, 1)	IP: 8.0 WLS: L BF: 32 H: 5 R: 2 ER: 2 SO: 8 BB: 3 IBB: 1 HBP: 0 BLK: 0 WP: 1 HR: 1 S: 65 P: 109 ERA: 2.25 WHIP: 1.000															PITCHER						

Batter	1	2	3	4	5	6	7	8	9	AB	R	H	RBI	BB	SO	LOB	TOP								
Steve Finley, L (1,9) OBP: 0.322, SLG: 0.344	G3		P7						F7	5	0	2	2	0	0	0	<p>Baltimore Orioles @ Toronto Blue Jays SkyDome, Toronto, ON Thu Sep 13 1990, 7:05 PM EDT Att: 49,875 - Unknown</p>								
Brady Anderson, L (1,7) OBP: 0.333, SLG: 0.339	G1-3			B1-3	K				P5	5	0	1	0	0	1	3									
Cal Ripken Jr., R (1,6) OBP: 0.345, SLG: 0.411	F7			G6-3					F8	5	1	1	0	0	0	0									
Sam Horn, L (1,10)										3	1	2	0	1	1	0									
Mickey Tettleton, S (1,2)										3	1	1	1	1	1	2									
Craig Worthington, R (1,5) OBP: 0.332, SLG: 0.329										2	1	1	0	2	0	1									
Mike Devereaux, R (1,8) OBP: 0.296, SLG: 0.375										4	0	0	0	0	1	6									
David Segui, S (1,3) OBP: 0.298, SLG: 0.299										4	1	2	2	0	0	0									
Billy Ripken, R (1,4) OBP: 0.332, SLG: 0.364										4	0	1	0	0	1	2									
Inning Stats	R: 0 E: 0 K: 0 S: 6	H: 0 LOB: 0 BB: 0 P: 10	R: 0 E: 0 K: 1 S: 15	H: 2 LOB: 1 BB: 0 P: 23	R: 0 E: 0 K: 0 S: 8	H: 0 LOB: 0 BB: 0 P: 14	R: 0 E: 0 K: 0 S: 8	H: 1 LOB: 1 BB: 0 P: 14	R: 0 E: 0 K: 1 S: 15	H: 3 LOB: 3 BB: 1 P: 20	R: 5 E: 0 K: 1 S: 20	H: 5 LOB: 2 BB: 2 P: 40	R: 0 E: 0 K: 1 S: 7	H: 0 LOB: 1 BB: 1 P: 16	R: 0 E: 0 K: 1 S: 9	H: 0 LOB: 0 BB: 0 P: 12	R: 0 E: 0 K: 0 S: 11	H: 0 LOB: 0 BB: 0 P: 17	1B: 9 2B: 2 3B: 0 HR: 0	SF: 0 SAC: 0 DP: 1 HBP: 0	WP: 0 PB: 0 SB: 0 CS: 1	PA: 39			
PITCHER	IP	WLS	BF	H	R	ER	SO	BB	IBB	HBP	BLK	WP	HR	S	P	ERA	WHIP								
Dave Stieb, R (1,1) ERA: 2.93	5.2	L	28	10	5	5	3	3	0	0	0	0	0	69	116	7.94	2.294								
Jim Acker, R (6,1) ERA: 3.74	0.1		1	1	0	0	0	0	0	0	0	0	0	3	5	0.00	3.000								
Al Leiter, L (7,1) ERA:	3.0		10	0	0	0	2	1	0	0	0	0	0	27	45	0.00	0.333								

Batter	1	2	3	4	5	6	7	8	9	AB	R	H	RBI	BB	SO	LOB	BOTTOM								
Mookie Wilson, S (1,8) OBP: 0.305, SLG: 0.363	K		K						G4-3	5	0	2	0	0	2	1	<p>Baltimore Orioles @ Toronto Blue Jays SkyDome, Toronto, ON Thu Sep 13 1990, 7:05 PM EDT Att: 49,875 - Unknown</p>								
Tony Fernandez, S (1,6) OBP: 0.340, SLG: 0.376			G3-1						G4-3	4	0	1	0	1	0	1									
Kelly Gruber, R (1,5) OBP: 0.320, SLG: 0.485										4	0	1	0	0	0	3									
George Bell, R (1,10) OBP: 0.300, SLG: 0.429										4	0	1	0	0	1	2									
Fred McGriff, L (1,3) OBP: 0.409, SLG: 0.562										4	0	1	0	0	0	2									
Rob Ducey, L (1,7) OBP: 0.433, SLG: 0.400										1	1	0	0	2	0	0									
Kenny Williams, R (8,PH) OBP: 0.209, SLG: 0.206										1	1	0	0	0	0	1									
Pat Borders, R (1,2) OBP: 0.322, SLG: 0.514										3	1	2	1	0	0	2									
Rance Mulliniks, L (8,PH) OBP: 0.427, SLG: 0.402										1	0	1	1	0	0	0									
Carlos Diaz, R (9,2) OBP: 0.333, SLG: 0.333										0	0	0	0	0	0	0									
Manuel Lee, S (1,4) OBP: 0.283, SLG: 0.335										2	0	0	0	1	0	2									
John Olerud, L (8,PH) OBP: 0.394, SLG: 0.433										1	0	0	0	0	1	1									
Luis Sojo, R (9,4) OBP: 0.273, SLG: 0.306										0	0	0	0	0	0	0									
Junior Felix, S (1,9) OBP: 0.333, SLG: 0.438										3	0	0	1	1	1	1									
Inning Stats	R: 0 E: 0 K: 1 S: 7	H: 1 LOB: 1 BB: 0 P: 11	R: 0 E: 0 K: 0 S: 8	H: 1 LOB: 0 BB: 0 P: 11	R: 0 E: 0 K: 1 S: 5	H: 0 LOB: 0 BB: 1 P: 10	R: 0 E: 0 K: 0 S: 10	H: 1 LOB: 2 BB: 1 P: 19	R: 0 E: 0 K: 1 S: 5	H: 0 LOB: 0 BB: 1 P: 12	R: 0 E: 0 K: 1 S: 8	H: 1 LOB: 1 BB: 0 P: 10	R: 2 E: 0 K: 0 S: 12	H: 2 LOB: 2 BB: 2 P: 25	R: 1 E: 1 K: 1 S: 10	H: 2 LOB: 1 BB: 0 P: 18	R: 0 E: 0 K: 1 S: 12	H: 1 LOB: 0 BB: 0 P: 18	1B: 7 2B: 2 3B: 0 HR: 0	SF: 0 SAC: 0 DP: 2 HBP: 0	WP: 0 PB: 0 SB: 0 CS: 1	PA: 38			
PITCHER	IP	WLS	BF	H	R	ER	SO	BB	IBB	HBP	BLK	WP	HR	S	P	ERA	WHIP								
Jose Mesa, R (1,1) ERA: 5.04	6.2	W	28	6	2	2	3	4	0	0	0	0	0	52	91	2.70	1.500								
Joe Price, L (7,1) ERA: 3.52	0.0		1	0	0	0	0	1	0	0	0	0	0	2	6	∞	∞								
Jose Bautista, R (7,1) ERA: 3.57	0.1		2	1	1	0	0	0	0	0	0	0	0	3	6	0.00	3.000								
Jeff Ballard, L (8,1) ERA: 5.01	0.2		2	0	0	0	0	0	0	0	0	0	0	3	4	0.00	0.000								
Gregg Olson, R (8,1) ERA: 2.01	1.1	S	5	2	0	0	2	0	0	0	0	0	0	17	27	0.00	1.500								


AB	35
R	5
H	11
RBI	5
BB	4
SO	5
LOB	14



Batter	1	2	3	4	5	6	7	8	9	AB	R	H	RBI	BB	SO	LOB	TOP										
Steve Finley, L (1.9) OBP: 0.320, SLG: 0.343	G3			B1-3			G6-3		SF8	4	1	1	2	0	0	0											
Dave Gallagher, R (1.7) OBP: 0.303, SLG: 0.316	G5-3			F9					F8	2	0	0	0	0	0	0											
Brady Anderson, L (6.7) OBP: 0.338, SLG: 0.337										1	1	0	0	1	0	0											
Cal Ripken Jr., R (1.6) OBP: 0.344, SLG: 0.409	F9			F7					G1-3	5	1	1	0	0	0	3											
Mickey Tettleton, S (1.10)										2	1	0	1	1	2	0											
Craig Worthington, R (1.5) OBP: 0.330, SLG: 0.328										2	0	0	0	0	0	0											
Sam Horn, L (6.7) OBP: 0.349, SLG: 0.480										1	1	1	4	0	0	0											
Rene Gonzales, R (6.5) OBP: 0.296, SLG: 0.291										1	0	0	0	0	0	1											
Bob Melvin, R (1.2) OBP: 0.258, SLG: 0.338										3	1	1	0	1	0	0											
Mike Devereaux, R (1.8) OBP: 0.295, SLG: 0.373										4	0	1	0	0	0	1											
David Segui, S (1.3) OBP: 0.299, SLG: 0.313										3	1	1	0	0	2	0											
Billy Ripken, R (1.4) OBP: 0.330, SLG: 0.361										3	0	0	0	0	1	1											
Joe Orsulak, L (9.7) OBP: 0.344, SLG: 0.402										0	0	0	0	1	0	0											
Tim Hulett, R (9.4) OBP: 0.325, SLG: 0.378										0	0	0	0	0	0	0											
Inning Stats	R: 0 E: 0 K: 0 S: 7	H: 0 LOB: 0 BB: 0 P: 9	R: 0 E: 0 K: 1 S: 8	H: 0 LOB: 0 BB: 0 P: 13	R: 0 E: 0 K: 1 S: 10	H: 0 LOB: 0 BB: 0 P: 15	R: 0 E: 0 K: 0 S: 7	H: 0 LOB: 0 BB: 0 P: 11	R: 0 E: 0 K: 1 S: 10	H: 0 LOB: 1 BB: 1 P: 21	R: 6 E: 0 K: 0 S: 19	H: 4 LOB: 0 BB: 2 P: 34	R: 0 E: 0 K: 2 S: 8	H: 0 LOB: 0 BB: 0 P: 11	R: 0 E: 0 K: 0 S: 7	H: 0 LOB: 1 BB: 0 P: 16	R: 1 E: 0 K: 0 S: 8	H: 2 LOB: 3 BB: 1 P: 17	1B: 4 2B: 1 3B: 0 HR: 1	SF: 1 SAC: 1 DP: 0 HBP: 2	WP: 0 PB: 0 SB: 0 CS: 0	PA: 39					
PITCHER	IP	WLS	BF	H	R	ER	SO	BB	IBB	HBP	BLK	WP	HR	S	P	ERA	WHIP										
Jimmy Key, L (1.1) ERA: 4.06	5.0		17	1	1	1	3	1	0	0	0	0	0	43	71	1.80	0.400										
Duane Ward, R (6.1) ERA: 3.46	2.0		11	3	5	5	2	2	0	0	0	0	1	26	43	22.50	2.500										
Jim Acker, R (8.1) ERA: 3.78	1.1		8	2	1	1	0	0	1	1	0	0	0	13	28	6.75	1.500										
John Cerutti, L (9.1) ERA: 4.84	0.1		2	0	0	0	0	0	0	1	0	0	0	1	4	0.00	0.000										
Willie Blair, R (9.1) ERA: 4.14	0.1	W	1	0	0	0	0	0	0	0	0	0	0	1	1	0.00	0.000										

Baltimore Orioles @ Toronto Blue Jays
SkyDome, Toronto, ON
Fri Sep 14 1990, 7:05 PM EDT
Att: 49,893 - Dome

AB 31
R 7
H 6
RBI 7
BB 4
SO 5
LOB 6



Batter	1	2	3	4	5	6	7	8	9	AB	R	H	RBI	BB	SO	LOB	BOTTOM										
Mookie Wilson, S (1.8) OBP: 0.306, SLG: 0.365	F8								G6-3	5	1	2	0	0	0	2											
Tony Fernandez, S (1.6) OBP: 0.342, SLG: 0.378										5	1	3	1	0	1	3											
Kelly Gruber, R (1.5) OBP: 0.324, SLG: 0.491	L7									5	2	4	2	0	0	1											
George Bell, R (1.10) OBP: 0.301, SLG: 0.426										3	1	0	0	2	0	5											
Fred McGriff, L (1.3) OBP: 0.407, SLG: 0.557	G4-3									4	1	0	0	1	1	4											
Rob Ducey, L (1.7) OBP: 0.424, SLG: 0.393										3	0	1	1	0	1	0											
Kenny Williams, R (8.7) OBP: 0.214, SLG: 0.211										1	0	1	0	0	0	0											
Rance Mulliniks, L (9.7) OBP: 0.432, SLG: 0.409										1	0	1	2	0	0	0											
Pat Borders, R (1.2) OBP: 0.318, SLG: 0.509										3	0	0	1	0	1	1											
John Olerud, L (9.7) OBP: 0.365, SLG: 0.435										1	0	1	1	0	0	0											
Manuel Lee, S (1.4) OBP: 0.285, SLG: 0.337										4	1	2	0	0	0	0											
Junior Felix, S (1.9) OBP: 0.333, SLG: 0.436										4	1	1	0	0	0	2											
Inning Stats	R: 0 E: 0 K: 0 S: 11	H: 1 LOB: 2 BB: 1 P: 19	R: 0 E: 0 K: 0 S: 7	H: 0 LOB: 0 BB: 0 P: 10	R: 0 E: 0 K: 1 S: 6	H: 1 LOB: 0 BB: 0 P: 11	R: 2 E: 0 K: 1 S: 10	H: 2 LOB: 0 BB: 1 P: 18	R: 1 E: 0 K: 0 S: 15	H: 3 LOB: 2 BB: 0 P: 25	R: 0 E: 0 K: 1 S: 7	H: 0 LOB: 0 BB: 0 P: 11	R: 2 E: 0 K: 0 S: 18	H: 3 LOB: 1 BB: 0 P: 28	R: 0 E: 0 K: 1 S: 14	H: 2 LOB: 2 BB: 0 P: 24	R: 3 E: 0 K: 0 S: 15	H: 4 LOB: 2 BB: 1 P: 24	1B: 13 2B: 3 3B: 0 HR: 0	SF: 1 SAC: 0 DP: 0 HBP: 0	WP: 0 PB: 0 SB: 1 CS: 1	PA: 44					
PITCHER	IP	WLS	BF	H	R	ER	SO	BB	IBB	HBP	BLK	WP	HR	S	P	ERA	WHIP										
Anthony Telford, R (1.1) ERA: 3.16	4.2		21	7	3	3	2	2	0	0	0	0	0	16	24	13.50	1.500										
Bob Milacki, R (5.1) ERA: 4.7	1.1		6	2	2	2	1	0	0	0	0	0	0	6	12	0.00	1.500										
Jeff Ballard, L (7.1) ERA: 4.99	0.2		3	1	0	0	0	0	0	0	0	0	0	6	6	0.00	0.000										
Curt Schilling, R (7.1) ERA: 2.09	0.1		1	0	0	0	0	0	0	0	0	0	0	6	6	0.00	0.000										
Joe Price, L (8.1) ERA: 3.48	0.2		4	2	0	0	1	0	0	0	0	0	0	11	18	0.00	3.000										

Baltimore Orioles @ Toronto Blue Jays
SkyDome, Toronto, ON
Fri Sep 14 1990, 7:05 PM EDT
Att: 49,893 - Dome

AB 39
R 8
H 16
RBI 8
BB 3
SO 4
LOB 18



Batter	1	2	3	4	5	6	7	8	9	AB	R	H	RBI	BB	SO	LOB	TOP				
Jody Reed, R OBP: 0.369, SLG: 0.399	2-2 FC6-4 BB 1B		4-0 BB	2-2 F9		2-1 F8	1-1 F7			4	0	1	0	1	0	3	Boston Red Sox @ Baltimore Orioles Memorial Stadium, Baltimore, MD Mon Sep 17 1990, 7:05 PM EDT Att: 22,826 - Unknown - 65 F				
Dwight Evans, R OBP: 0.385, SLG: 0.401	4-2 FC6-4 BB		0-1 SF9	3-1 E5 1B		1-2 1B		2-1 E5 1B		3	0	1	1	1	0	1					
Randy Kutcher, R OBP: 0.380, SLG: 0.394	1-2 FC6-4 BB		2-3 3-H 2-1	1-2 2-H		1-2 1B				0	0	0	0	0	0	0					
Wade Boggs, L OBP: 0.397, SLG: 0.428	1-2 FC6-4 G5-4-3		3-1 SF8	0-2 FC6-4 1B		1-2 1B		2-3 K		4	0	2	1	0	1	3					
Ellis Burks, R OBP: 0.353, SLG: 0.497	1-2 G5-4-3		3-H 2-1 F9	2-1 FC6-4		2-3 K		1-1 G3-6 1B		5	0	1	0	0	1	8					
Mike Greenwell, L OBP: 0.357, SLG: 0.405		1-2 G3		0-3 K	0-0 P5		1-0 L8	0-0 G3-6		5	0	0	0	0	1	2					
Kevin Romine, R OBP: 0.333, SLG: 0.377		0-3 K		4-2 2B WP BB	3-2 FC5-4 1B		1-0 WP E 1B		3-3 K	4	2	2	0	1	2	0					
Mike Marshall, R OBP: 0.289, SLG: 0.443				0-0 WP 2B	0-0 FC5-4		3-3 K		1-3 K	4	1	1	0	0	2	2					
Billy Jo Robidoux, L OBP: 0.288, SLG: 0.341				1-3 2B	1-2		1-2 K			1	0	0	0	0	1	0					
Tony Peña, R OBP: 0.322, SLG: 0.336			4-1 1B SF9 BB	3-0 WP E 2B	0-1 G4-3		3-1 2B E 1B		2-1 P3	4	3	2	2	1	0	1					
Luis Rivera, R OBP: 0.283, SLG: 0.357			0-2 SF9 BB 1B	4-2 1B E BB		0-0 G1-3	1-1 E9 2B			3	1	2	0	1	0	0					
Inning Stats	R: 0 E: 0 K: 0 S: 12	H: 1 LOB: 1 BB: 1 P: 20	R: 0 E: 0 K: 2 S: 9	H: 0 LOB: 0 BB: 0 P: 10	R: 2 E: 0 K: 0 S: 10	H: 1 LOB: 1 BB: 2 P: 23	R: 3 E: 1 K: 1 S: 19	H: 3 LOB: 3 BB: 2 P: 37	R: 0 E: 0 K: 1 S: 12	H: 2 LOB: 2 BB: 0 P: 18	R: 2 E: 2 K: 1 S: 12	H: 3 LOB: 1 BB: 0 P: 22	R: 0 E: 1 K: 1 S: 8	H: 1 LOB: 2 BB: 0 P: 13	R: 0 E: 0 K: 2 S: 9	H: 0 LOB: 0 BB: 0 P: 15	1B: 9 2B: 3 3B: 0 HR: 0	SF: 2 SAC: 0 DP: 2 HBP: 0	WP: 3 PB: 0 SB: 0 CS: 0	PA: 44	
PITCHER	IP WLS BF H R ER SO	IP WLS BF H R ER SO	IP WLS BF H R ER SO	IP WLS BF H R ER SO	IP WLS BF H R ER SO	IP WLS BF H R ER SO	IP WLS BF H R ER SO	IP WLS BF H R ER SO	IP WLS BF H R ER SO	IP WLS BF H R ER SO	IP WLS BF H R ER SO	IP WLS BF H R ER SO	IP WLS BF H R ER SO	IP WLS BF H R ER SO	IP WLS BF H R ER SO	IP WLS BF H R ER SO	ERA WHIP	ERA WHIP			
Ben McDonald, R ERA: 2.84	(1, 1) 3.2 L 20	(4, 1) 1.1 6 2 0 0 0	(6, 1) 2.0 11 5 2 1 2	(8, 1) 1.0 4 1 0 0 1	(9, 1) 1.0 3 0 0 0 2	(1, 1) 3.2 L 20	(4, 1) 1.1 6 2 0 0 0	(6, 1) 2.0 11 5 2 1 2	(8, 1) 1.0 4 1 0 0 1	(9, 1) 1.0 3 0 0 0 2	(1, 1) 3.2 L 20	(4, 1) 1.1 6 2 0 0 0	(6, 1) 2.0 11 5 2 1 2	(8, 1) 1.0 4 1 0 0 1	(9, 1) 1.0 3 0 0 0 2	(1, 1) 3.2 L 20	9.82 2.455	0.00 1.500	4.50 2.500	0.00 1.000	0.00 0.000

Batter	1	2	3	4	5	6	7	8	9	AB	R	H	RBI	BB	SO	LOB	BOTTOM										
Steve Finley, L OBP: 0.316, SLG: 0.346	0-2 G6-3		2-1 G4-3		1-1 G4-3	0-1 1B		3-2 F9		5	0	1	0	0	0	1	Boston Red Sox @ Baltimore Orioles Memorial Stadium, Baltimore, MD Mon Sep 17 1990, 7:05 PM EDT Att: 22,826 - Unknown - 65 F										
Brady Anderson, L OBP: 0.345, SLG: 0.335	4-2 G5-3 BB		1-1 1B		4-1 2B BB	0-3 K		0-3 K		3	1	1	0	2	2	1											
Cal Ripken Jr., R OBP: 0.342, SLG: 0.411	1-0 G5-3		1-1 P3		2-2 2B	1-3 K		0-2 1B		5	1	2	0	0	1	4											
Sam Horn, L OBP: 0.343, SLG: 0.477	1-3 K		2-2 F7		0-0 2B	1-3 K		1-3 K		5	1	1	2	0	3	4											
Mickey Tettleton, S OBP: 0.373, SLG: 0.362		2-1 G4-3		4-2 BB BB	0-0 1B FC3-2 2B	2-3 K		1-3 K		4	0	1	1	1	2	1											
Leo Gomez, R OBP: 0.750, SLG: 0.667		3-2 1B		1-2 F7	2-1 FC3-2 1B	4-2 BB				3	0	2	0	1	0	1											
David Segui, S OBP: 0.305, SLG: 0.356		1-0 F7		4-2 BB	2-0 FC3-2	1-3 K				3	0	0	0	1	1	4											
Jeff McKnight, S OBP: 0.291, SLG: 0.320		0-3 K		1-3 K	1-2 G3			1-2 G4-3		4	0	0	0	0	2	5											
Billy Ripken, R OBP: 0.332, SLG: 0.369			3-1 E6 G4-3	1-3 K		3-2 F9		0-3 K		4	0	0	0	0	2	2											
Inning Stats	R: 0 E: 0 K: 1 S: 10	H: 0 LOB: 1 BB: 1 P: 16	R: 0 E: 0 K: 1 S: 10	H: 1 LOB: 0 BB: 0 P: 16	R: 0 E: 1 K: 0 S: 12	H: 1 LOB: 2 BB: 0 P: 21	R: 0 E: 0 K: 2 S: 13	H: 0 LOB: 2 BB: 2 P: 24	R: 3 E: 0 K: 0 S: 16	H: 4 LOB: 2 BB: 1 P: 28	R: 0 E: 0 K: 2 S: 14	H: 1 LOB: 1 BB: 0 P: 18	R: 0 E: 0 K: 3 S: 13	H: 0 LOB: 0 BB: 1 P: 21	R: 0 E: 0 K: 1 S: 11	H: 0 LOB: 0 BB: 0 P: 15		R: 0 E: 0 K: 3 S: 18	H: 1 LOB: 1 BB: 0 P: 20	1B: 6 2B: 2 3B: 0 HR: 0	SF: 0 SAC: 0 DP: 0 HBP: 0	WP: 0 PB: 0 SB: 0 CS: 0	PA: 41				
PITCHER	IP WLS BF H R ER SO	IP WLS BF H R ER SO	IP WLS BF H R ER SO	IP WLS BF H R ER SO	IP WLS BF H R ER SO	IP WLS BF H R ER SO	IP WLS BF H R ER SO	IP WLS BF H R ER SO	IP WLS BF H R ER SO	IP WLS BF H R ER SO	IP WLS BF H R ER SO	IP WLS BF H R ER SO	IP WLS BF H R ER SO	IP WLS BF H R ER SO	IP WLS BF H R ER SO	IP WLS BF H R ER SO	ERA WHIP	ERA WHIP									
Mike Boddicker, R ERA: 3.41	(1, 1) 6.0 W 30	(7, 1) 2.0 7 0 0 0 4	(9, 1) 1.0 4 1 0 0 3	(1, 1) 3.2 L 20	(4, 1) 1.1 6 2 0 0 0	(6, 1) 2.0 11 5 2 1 2	(8, 1) 1.0 4 1 0 0 1	(9, 1) 1.0 3 0 0 0 2	(1, 1) 3.2 L 20	(4, 1) 1.1 6 2 0 0 0	(6, 1) 2.0 11 5 2 1 2	(8, 1) 1.0 4 1 0 0 1	(9, 1) 1.0 3 0 0 0 2	(1, 1) 3.2 L 20	(4, 1) 1.1 6 2 0 0 0	(6, 1) 2.0 11 5 2 1 2	(8, 1) 1.0 4 1 0 0 1	(9, 1) 1.0 3 0 0 0 2	(1, 1) 3.2 L 20	(4, 1) 1.1 6 2 0 0 0	(6, 1) 2.0 11 5 2 1 2	(8, 1) 1.0 4 1 0 0 1	(9, 1) 1.0 3 0 0 0 2	(1, 1) 3.2 L 20	4.50 1.833	0.00 0.500	0.00 1.000



Batter	1	2	3	4	5	6	7	8	9	AB	R	H	RBI	BB	SO	LOB	TOP					
Jody Reed, R OBP: 0.368, SLG: 0.400 (1, 4)	2-2 SF7 1B	G1-3		1-1 F7			0-2 FC5-4 1B		0-0 F7	5	1	2	0	0	0	3						
Carlos Quintana, R OBP: 0.363, SLG: 0.397 (1, 3)	0-0 1B		3-2 G4-3		1-2 G6-3		0-1 FC5-4 1-2		0-0 P3	5	0	1	0	0	0	1						
Wade Boggs, L OBP: 0.393, SLG: 0.423 (1, 5)	1-0 SF7		1-2 G5-3		2-1 P5		2-1 F7		2-2 L6	4	0	0	1	0	0	1						
Ellis Burks, R OBP: 0.352, SLG: 0.494 (1, 8)	3-H 1-2 1B		1-0 L5		1-3 K		1-2 F8			4	0	1	0	0	1	1						
Mike Greenwell, L OBP: 0.358, SLG: 0.412 (1, 7)	2-0 P5			1-2 BB 1B		2-0 HR		3-2 FC6-5 2B		4	2	3	1	0	0	2						
Dwight Evans, R OBP: 0.353, SLG: 0.398 (1, 10)	1-2 P3			1-1 F9		2-1 G2-3 G5-3 1B		0-0 FC6-5 1B SF9		4	1	1	0	0	0	4						
Mike Marshall, R OBP: 0.298, SLG: 0.442 (1, 9)		1-1 P5		4-2 WP 1B BB		2-2 G5-3		0-1 1B		3	0	1	0	1	0	1						
Tony Peña, R OBP: 0.323, SLG: 0.336 (1, 2)		4-2 S BB		1-2 WP 1B		0-1 G2-3		0-2 SF9		2	0	1	2	1	0	1						
Luis Rivera, R OBP: 0.282, SLG: 0.353 (1, 6)		1-3 K		2-2 P3		2-2 P6		3-H L8		2	0	0	0	0	1	3						
Danny Heep, L OBP: 0.260, SLG: 0.217 (6, PH)										1	0	0	0	0	0	1						
Marty Barrett, R OBP: 0.294, SLG: 0.252 (6, PH)										0	0	0	0	0	0	0						
Phil Plantier, L OBP: 0.300, SLG: 0.071 (8, PH)										1	0	0	0	0	0	1						
Jim Pankovits, R (8, 4)										0	0	0	0	0	0	0						
Inning Stats	R: 1 E: 0 K: 0 S: 13	H: 3 LOB: 2 BB: 0 P: 20	R: 0 E: 0 K: 1 S: 9	H: 0 LOB: 1 BB: 1 P: 17	R: 0 E: 0 K: 0 S: 8	H: 0 LOB: 0 BB: 0 P: 13	R: 1 E: 0 K: 0 S: 17	H: 2 LOB: 2 BB: 1 P: 27	R: 0 E: 0 K: 1 S: 9	H: 0 LOB: 0 BB: 0 P: 13	R: 1 E: 0 K: 0 S: 13	H: 2 LOB: 1 BB: 0 P: 21	R: 0 E: 0 K: 0 S: 12	H: 1 LOB: 1 BB: 0 P: 15	R: 1 E: 0 K: 0 S: 12	H: 2 LOB: 1 BB: 0 P: 16	R: 0 E: 0 K: 0 S: 5	H: 0 LOB: 0 BB: 0 P: 7	1B: 8 2B: 1 3B: 0 HR: 1	SF: 2 SAC: 0 DP: 0 HBP: 0	WP: 1 PB: 0 SB: 1 CS: 0	PA: 39
PITCHER	IP WLS BF H R ER SO BB IBB HBP BLK WP HR S P ERA WHIP	IP WLS BF H R ER SO BB IBB HBP BLK WP HR S P ERA WHIP															IP WLS BF H R ER SO BB IBB HBP BLK WP HR S P ERA WHIP					
Anthony Telford, R ERA: 3.47 (1, 1)	5.0 W 24 7 3 3 2 2 0 0 0 1 1 59 97 5.40 1.800	4.0 S 15 3 1 1 0 0 0 0 0 0 0 39 52 2.25 0.750															4.0 S 15 3 1 1 0 0 0 0 0 0 0 39 52 2.25 0.750					
Curt Schilling, R ERA: 2.27 (6, 1)															4.0 S 15 3 1 1 0 0 0 0 0 0 0 39 52 2.25 0.750							

Boston Red Sox @ Baltimore Orioles
Memorial Stadium, Baltimore, MD
Wed Sep 19 1990, 7:05 PM EDT
Att: 25,598 - Unknown - 65 F

AB 35
R 4
H 10
RBI 4
BB 2
SO 2
LOB 19



Batter	1	2	3	4	5	6	7	8	9	AB	R	H	RBI	BB	SO	LOB	BOTTOM			
Steve Finley, L OBP: 0.317, SLG: 0.344 (1, 9)	2-1 G3-1		2-1 P6		2-1 HR G3-1 1B	0-0 1B 2-H 1B		3-2 F7		5	1	2	1	0	0	1				
Brady Anderson, L OBP: 0.343, SLG: 0.333 (1, 8)	0-0 L9		3-2 WP 1B		2-2 G3-1	0-3 K		0-0 G5-3		3	0	1	0	0	0	1				
Mike Devereaux, R OBP: 0.293, SLG: 0.366 (7, 8)			1-3 1B		1-2 1B			1-0 1B		2	0	0	0	0	1	1				
Cal Ripken Jr., R OBP: 0.345, SLG: 0.412 (1, 6)	2-1 1B		1-0 F7		4-1 HR BB	3-2 G6-4-3 1B		1-0 1B		4	1	3	0	1	0	1				
Sam Horn, L OBP: 0.343, SLG: 0.491 (1, 10)	1-0 F8		0-2 G3		1-2 HR	1-2 G6-4-3		2-3 K		5	1	1	3	0	1	5				
Leo Gomez, R OBP: 0.333, SLG: 0.200 (1, 5)		1-3 K		0-0 G6-3	1-0 F7		0-2 F8			4	0	0	0	0	1	0				
Joe Orsulak, L OBP: 0.345, SLG: 0.400 (1, 7)		2-2 G4-3		1-2 G4-3	4-1 BB		4-1 S 1B BB			2	1	0	0	2	0	0				
David Segui, S OBP: 0.324, SLG: 0.391 (1, 3)		3-3 K		4-0 1B BB	1-1 G5-3		1-1 1B			3	0	1	1	1	1	1				
Chris Hoiles, R OBP: 0.230, SLG: 0.281 (1, 2)			1-0 1B 2B		1-1 1B		3-2 SH 2B		1-0 F7	4	2	3	0	0	0	1				
Billy Ripken, R OBP: 0.332, SLG: 0.372 (1, 4)			1-2 1B WP 1B		0-0 F8		0-0 SH 1B		2-1 P7	3	2	1	1	0	0	3				
Inning Stats	R: 0 E: 0 K: 0 S: 6	H: 1 LOB: 1 BB: 0 P: 11	R: 0 E: 0 K: 2 S: 10	H: 0 LOB: 0 BB: 0 P: 16	R: 2 E: 0 K: 0 S: 19	H: 3 LOB: 1 BB: 0 P: 27	R: 0 E: 0 K: 0 S: 7	H: 1 LOB: 2 BB: 1 P: 13	R: 3 E: 0 K: 1 S: 14	H: 2 LOB: 1 BB: 2 P: 29	R: 2 E: 1 K: 1 S: 15	H: 3 LOB: 1 BB: 0 P: 22	R: 1 E: 0 K: 0 S: 10	H: 1 LOB: 1 BB: 1 P: 20	R: 0 E: 0 K: 1 S: 8	H: 1 LOB: 1 BB: 0 P: 14	1B: 9 2B: 2 3B: 0 HR: 1	SF: 0 SAC: 1 DP: 1 HBP: 0	WP: 1 PB: 0 SB: 1 CS: 0	PA: 40
PITCHER	IP WLS BF H R ER SO BB IBB HBP BLK WP HR S P ERA WHIP	IP WLS BF H R ER SO BB IBB HBP BLK WP HR S P ERA WHIP															IP WLS BF H R ER SO BB IBB HBP BLK WP HR S P ERA WHIP			
Greg Harris, R ERA: 3.71 (1, 1)	0.1 L 3 1 2 2 0 0 0 0 0 0 6 10 54.00 3.000	0.0 1 1 0 0 0 0 0 0 0 0 0 1 1 ∞ ∞	2.0 8 2 1 1 1 1 0 0 0 0 0 20 34 4.50 1.500	1.0 4 1 0 0 1 0 0 0 0 0 0 8 14 0.00 1.000															1.0 4 1 0 0 1 0 0 0 0 0 0 8 14 0.00 1.000	
Dennis Lamp, R ERA: 4.38 (5, 1)															1.0 4 1 0 0 1 0 0 0 0 0 0 8 14 0.00 1.000					
Joe Hesketh, L ERA: 4.26 (6, 1)															1.0 4 1 0 0 1 0 0 0 0 0 0 8 14 0.00 1.000					
Wes Gardner, R ERA: 4.5 (6, 1)															1.0 4 1 0 0 1 0 0 0 0 0 0 8 14 0.00 1.000					
Rob Murphy, L ERA: 6.19 (8, 1)															1.0 4 1 0 0 1 0 0 0 0 0 0 8 14 0.00 1.000					

Boston Red Sox @ Baltimore Orioles
Memorial Stadium, Baltimore, MD
Wed Sep 19 1990, 7:05 PM EDT
Att: 25,598 - Unknown - 65 F

AB 35
R 8
H 12
RBI 6
BB 4
SO 4
LOB 14



Batter	1	2	3	4	5	6	7	8	9	AB	R	H	RBI	BB	SO	LOB	TOP										
Mike Felder, S OBP: 0.321, SLG: 0.344	P6		P5			G3		1B	K	5	0	1	0	0	1	1											
B.J. Surhoff, L OBP: 0.336, SLG: 0.381	CS		G6-3			P5		1B	P8	4	0	1	0	1	0	1											
Paul Molitor, R OBP: 0.351, SLG: 0.472	K		G4-3			BB		P6		3	0	0	0	1	1	3											
Dave Parker, L OBP: 0.347, SLG: 0.479		BB				F7		K		4	1	1	0	0	2	3											
Greg Brock, L OBP: 0.320, SLG: 0.364	K					F8		G3		4	0	0	0	0	1	3											
Greg Vaughn, R OBP: 0.279, SLG: 0.424	F8					P3		F9		3	1	1	1	1	0	1											
Darryl Hamilton, L Rob Deer, R OBP: 0.319, SLG: 0.448	FC6-4					F7		1B	1B	3	0	2	0	0	0	0											
Jim Gantner, L OBP: 0.316, SLG: 0.300	F8					K		P7		4	0	1	0	0	1	4											
Bill Spiers, L OBP: 0.269, SLG: 0.309	FC6-4					F9		K		3	0	0	1	0	1	4											
Inning Stats	R: 0 E: 0 K: 1 S: 7	H: 0 LOB: 1 BB: 1 P: 16	R: 1 E: 0 K: 1 S: 18	H: 2 LOB: 2 BB: 1 P: 27	R: 0 E: 0 K: 0 S: 8	H: 0 LOB: 0 BB: 0 P: 12	R: 0 E: 0 K: 1 S: 6	H: 0 LOB: 0 BB: 0 P: 8	R: 0 E: 0 K: 1 S: 11	H: 0 LOB: 0 BB: 0 P: 13	R: 0 E: 0 K: 0 S: 5	H: 0 LOB: 1 BB: 1 P: 11	R: 0 E: 1 K: 1 S: 8	H: 1 LOB: 2 BB: 0 P: 10	R: 0 E: 0 K: 1 S: 13	H: 2 LOB: 2 BB: 0 P: 18	R: 2 E: 0 K: 1 S: 9	H: 3 LOB: 1 BB: 0 P: 15	1B: 7 2B: 1 3B: 0 HR: 1	SF: 1 SAC: 0 DP: 1 HBP: 0	WP: 0 PB: 0 SB: 0 CS: 1	PA: 38					
PITCHER	IP	WLS	BF	H	R	ER	SO	BB	IBB	HBP	BLK	WP	HR	S	P	ERA	WHIP										
Pete Harnisch, R ERA: 4.34	7.0	W	29	5	1	1	5	3	0	0	0	0	0	68	103	1.29	1.143										
Jose Bautista, R ERA: 3.33	0.1		1	0	0	0	0	0	0	0	0	0	0	2	3	0.00	0.000										
Jeff Ballard, L ERA: 5.03	0.2		3	1	1	1	1	0	0	0	0	0	1	7	10	13.50	1.500										
Gregg Olson, R ERA: 2.42	1.0	S	5	2	1	1	1	0	0	0	0	0	0	8	14	9.00	2.000										

Milwaukee Brewers @ Baltimore Orioles
Memorial Stadium, Baltimore, MD
Fri Sep 21 1990, 7:05 PM EDT
Att: 34,646 - Unknown - 71 F

AB 34
R 3
H 8
RBI 2
BB 3
SO 7
LOB 20



Batter	1	2	3	4	5	6	7	8	9	AB	R	H	RBI	BB	SO	LOB	BOTTOM										
Steve Finley, L OBP: 0.314, SLG: 0.340	G4-3		G3-1		E4			G6-3		4	1	0	0	0	0	1											
Brady Anderson, L OBP: 0.342, SLG: 0.330	G4-3		SF9		IBB			P2		2	0	0	1	1	0	0											
Cal Ripken Jr., R OBP: 0.343, SLG: 0.410	G5-3		F8		SF8-2-5-4-6			G5-3		3	0	0	1	0	0	0											
Sam Horn, L OBP: 0.343, SLG: 0.486	G4-3				K			G6-4-3		2	0	0	0	1	1	0											
Leo Gomez, R OBP: 0.333, SLG: 0.167					F8			G6-4-3		2	0	0	0	1	0	1											
Joe Orsulak, L OBP: 0.343, SLG: 0.398			K		G3			F7		3	0	0	0	0	1	1											
David Segui, S OBP: 0.324, SLG: 0.389	G4-3							G3		3	0	1	0	0	0	1											
Chris Hoiles, R OBP: 0.250, SLG: 0.300								P4		3	2	2	0	0	0	0											
Billy Ripken, R OBP: 0.332, SLG: 0.374								P5		3	2	1	1	0	0	2											
Inning Stats	R: 0 E: 0 K: 0 S: 6	H: 0 LOB: 0 BB: 0 P: 9	R: 0 E: 0 K: 1 S: 10	H: 0 LOB: 1 BB: 1 P: 17	R: 2 E: 0 K: 0 S: 8	H: 2 LOB: 0 BB: 0 P: 14	R: 0 E: 0 K: 1 S: 8	H: 0 LOB: 0 BB: 0 P: 13	R: 3 E: 1 K: 0 S: 11	H: 2 LOB: 0 BB: 1 P: 21	R: 0 E: 0 K: 0 S: 8	H: 0 LOB: 0 BB: 1 P: 14	R: 0 E: 0 K: 0 S: 7	H: 0 LOB: 0 BB: 0 P: 11	R: 0 E: 0 K: 0 S: 8	H: 0 LOB: 0 BB: 0 P: 15	1B: 3 2B: 2 3B: 0 HR: 0	SF: 2 SAC: 0 DP: 2 HBP: 0	WP: 0 PB: 0 SB: 0 CS: 0	PA: 30							
PITCHER	IP	WLS	BF	H	R	ER	SO	BB	IBB	HBP	BLK	WP	HR	S	P	ERA	WHIP										
Ron Robinson, R ERA: 3.4	8.0	L	30	4	5	2	2	2	1	0	0	0	0	66	114	2.25	0.750										

Milwaukee Brewers @ Baltimore Orioles
Memorial Stadium, Baltimore, MD
Fri Sep 21 1990, 7:05 PM EDT
Att: 34,646 - Unknown - 71 F

AB 25
R 5
H 4
RBI 3
BB 3
SO 2
LOB 6

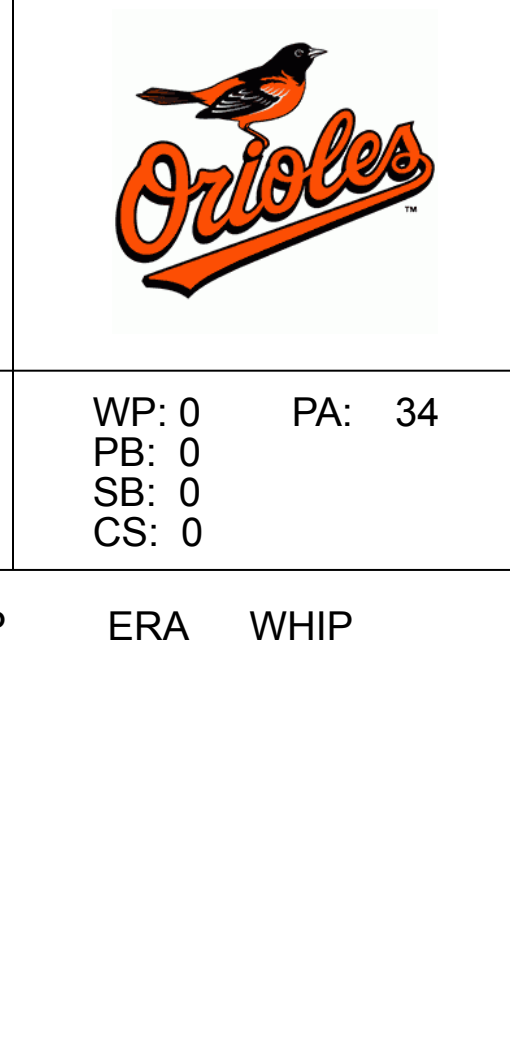


Batter	1	2	3	4	5	6	7	8	9	AB	R	H	RBI	BB	SO	LOB	TOP										
Mike Felder, S OBP: 0.323, SLG: 0.347 (1, 8)	G3-1		FC5-4 BB		F8 2B		G3		K	4	0	1	0	1	1	2	Milwaukee Brewers @ Baltimore Orioles Memorial Stadium, Baltimore, MD Sat Sep 22 1990, 7:05 PM EDT Att: 27,215 - Unknown - 75 F										
B.J. Surhoff, L OBP: 0.335, SLG: 0.379 (1, 2)	CS 1B		P5		F8		G4-3			4	0	1	1	0	0	3											
Paul Molitor, R OBP: 0.348, SLG: 0.468 (1, 4)	F9		FC5-4		K		L8			4	0	0	0	0	1	4											
Dave Parker, L OBP: 0.347, SLG: 0.476 (1, 10)		K		2B G6-3 BB		L8		G3		3	1	0	0	1	1	0											
Greg Brock, L OBP: 0.324, SLG: 0.369 (1, 3)	1B BB		G6-3 2B		FC4-6 1B		F7			3	0	2	0	1	0	0											
Greg Vaughn, R OBP: 0.281, SLG: 0.428 (1, 7)	1-2 1B		G5-3		FC4-6 1-2		FC4-6 2B			4	0	2	0	0	0	3											
Darryl Hamilton, L OBP: 0.316, SLG: 0.364 (8, PH) Rob Deer, R OBP: 0.319, SLG: 0.447 (8, 9)	F9		G6-3		F8		F8		P3	3	0	0	1	0	0	4											
Jim Cantner, L OBP: 0.317, SLG: 0.303 (1, 5)	P3		L9				1B G4-3 2B		G1-3	4	1	1	0	0	0	3											
Bill Spiers, L OBP: 0.268, SLG: 0.308 (1, 6)			F7		G3		G4-3 WP 1B		G6-3	4	0	1	0	0	0	0											
Inning Stats	R: 0 E: 0 K: 0 S: 8	H: 1 LOB: 0 BB: 0 P: 15	R: 0 E: 0 K: 1 S: 9	H: 1 LOB: 2 BB: 1 P: 17	R: 0 E: 0 K: 0 S: 4	H: 0 LOB: 1 BB: 1 P: 12	R: 1 E: 0 K: 0 S: 9	H: 1 LOB: 1 BB: 0 P: 15	R: 0 E: 0 K: 0 S: 9	H: 1 LOB: 1 BB: 0 P: 11	R: 0 E: 0 K: 0 S: 8	H: 1 LOB: 1 BB: 0 P: 13	R: 1 E: 0 K: 0 S: 13	H: 2 LOB: 1 BB: 0 P: 17	R: 0 E: 0 K: 0 S: 8	H: 1 LOB: 1 BB: 0 P: 12		R: 0 E: 0 K: 1 S: 10	H: 0 LOB: 0 BB: 0 P: 17	1B: 4 2B: 4 3B: 0 HR: 0	SF: 0 SAC: 0 DP: 0 HBP: 0	WP: 1 PB: 0 SB: 0 CS: 1	PA: 37				
PITCHER	IP	WLS	BF	H	R	ER	SO	BB	IBB	HBP	BLK	WP	HR	S	P	ERA	WHIP										
Dave Johnson, R ERA: 4.3 (1, 1)	6.0	W	27	7	2	2	2	3	0	0	0	0	0	50	88	3.00	1.667										
Danny Boone, L ERA: 4.3 (7, 1)	1.2		6	1	0	0	0	0	0	0	0	1	0	15	18	0.00	0.600										
Jose Bautista, R ERA: 3.28 (8, 1)	0.1		1	0	0	0	0	0	0	0	0	0	0	3	6	0.00	0.000										
Kevin Hickey, L ERA: 5.47 (9, 1)	1.0	S	3	0	0	0	1	0	0	0	0	0	0	10	17	0.00	0.000										

Batter	1	2	3	4	5	6	7	8	9	AB	R	H	RBI	BB	SO	LOB	BOTTOM										
Steve Finley, L OBP: 0.312, SLG: 0.337 (1, 9)	G3		G6-3		K		L1			4	0	0	0	0	1	1	Milwaukee Brewers @ Baltimore Orioles Memorial Stadium, Baltimore, MD Sat Sep 22 1990, 7:05 PM EDT Att: 27,215 - Unknown - 75 F										
Billy Ripken, R OBP: 0.332, SLG: 0.375 (1, 4)	E7 2B		K		F9		F8			4	0	1	0	0	1	0											
Leo Gomez, R OBP: 0.316, SLG: 0.133 (8, PR) Juan Bell, R OBP: 0.327, SLG: 0.320 (9, 5)	G6-3		G4-3		L9		2B BB			3	0	0	0	1	0	1											
Cal Ripken Jr., R OBP: 0.344, SLG: 0.413 (1, 6)	G5-3			1B HR 1B		E6		1-3 2B		4	1	2	0	0	0	1											
Chris Hoiles, R OBP: 0.250, SLG: 0.286 (1, 2)		E5 1B FC3-2		L4		F9		4-0 IBB		3	0	0	0	1	0	2											
David Segui, S OBP: 0.321, SLG: 0.384 (1, 3)		FC3-2 1B		F9		K		2-2 L6		4	0	1	0	0	1	5											
Bob Melvin, R OBP: 0.261, SLG: 0.339 (1, 10)		FC3-2		HR 1B		F7		L8		4	1	1	0	0	0	6											
Mike Devereaux, R OBP: 0.297, SLG: 0.377 (1, 8)		L8		HR				L1 SH1-3 BB		2	1	1	3	1	0	2											
Brady Anderson, L OBP: 0.339, SLG: 0.327 (1, 7)		G3-1		G3				SH1-3		2	0	0	0	0	0	2											
Inning Stats	R: 0 E: 1 K: 0 S: 12	H: 1 LOB: 1 BB: 0 P: 23	R: 0 E: 1 K: 0 S: 11	H: 1 LOB: 2 BB: 0 P: 19	R: 0 E: 0 K: 1 S: 7	H: 0 LOB: 0 BB: 0 P: 12	R: 3 E: 0 K: 0 S: 14	H: 3 LOB: 0 BB: 0 P: 20	R: 0 E: 0 K: 1 S: 5	H: 0 LOB: 0 BB: 0 P: 6	R: 0 E: 1 K: 1 S: 6	H: 0 LOB: 1 BB: 0 P: 9	R: 0 E: 0 K: 0 S: 4	H: 0 LOB: 0 BB: 1 P: 9	R: 0 E: 0 K: 0 S: 15	H: 1 LOB: 3 BB: 2 P: 29		R: 0 E: 0 K: 0 S: 15	H: 0 LOB: 0 BB: 0 P: 17	1B: 3 2B: 2 3B: 0 HR: 1	SF: 0 SAC: 1 DP: 0 HBP: 0	WP: 0 PB: 0 SB: 0 CS: 0	PA: 34				
PITCHER	IP	WLS	BF	H	R	ER	SO	BB	IBB	HBP	BLK	WP	HR	S	P	ERA	WHIP										
Kevin Brown, L ERA: 1.88 (1, 1)	7.0	L	28	5	3	3	3	1	0	0	0	0	0	59	98	3.86	0.857										
Julio Machado, R ERA: 2.99 (8, 1)	0.1		4	1	0	0	0	1	1	0	0	0	0	11	22	0.00	6.000										
Mark Lee, L ERA: 1.08 (8, 1)	0.2		2	0	0	0	0	0	0	0	0	0	0	4	7	0.00	0.000										

AB	34
R	2
H	8
RBI	2
BB	3
SO	3
LOB	20

AB	30
R	3
H	6
RBI	3
BB	3
SO	3
LOB	20



Batter	1	2	3	4	5	6	7	8	9	10	AB	R	H	RBI	BB	SO	LOB	TOP			
Paul Molitor, R OBP: 0.346, SLG: 0.464 (1, 4)											5	0	1	0	0	0	2				
Mike Felder, S OBP: 0.325, SLG: 0.347 (1, 8)											3	0	1	0	1	0	1				
B.J. Surhoff, L OBP: 0.333, SLG: 0.376 (1, 2)											4	0	0	0	0	0	4				
Dave Parker, L OBP: 0.346, SLG: 0.475 George Canale, L OBP: 1.000, SLG: 2.000 (1, 10) (9, PR)											4	0	1	0	0	0	2				
Greg Brock, L OBP: 0.321, SLG: 0.365 (1, 3)											4	0	0	0	0	0	1				
Greg Vaughn, R OBP: 0.281, SLG: 0.434 (1, 7)											4	1	1	1	0	0	1				
Darryl Hamilton, L OBP: 0.344, SLG: 0.364 Rob Deer, R OBP: 0.318, SLG: 0.446 (1, 9) (10, PH) (10, 9)											3	0	1	0	0	0	0				
Jim Gantner, L OBP: 0.316, SLG: 0.300 (1, 5)											3	0	0	0	1	0	1				
Bill Spiers, L OBP: 0.269, SLG: 0.309 (1, 6)											3	0	1	0	0	0	1				
Inning Stats	R: 0 E: 0 K: 0 S: 13	H: 1 LOB: 1 BB: 0 P: 19	R: 1 E: 0 K: 0 S: 6	H: 1 LOB: 0 BB: 0 P: 11	R: 0 E: 0 K: 0 S: 4	H: 0 LOB: 0 BB: 0 P: 5	R: 0 E: 0 K: 0 S: 8	H: 0 LOB: 0 BB: 0 P: 12	R: 0 E: 0 K: 0 S: 5	H: 1 LOB: 1 BB: 0 P: 16	R: 0 E: 0 K: 0 S: 5	H: 1 LOB: 1 BB: 0 P: 5	R: 0 E: 0 K: 0 S: 9	H: 0 LOB: 0 BB: 0 P: 15	R: 0 E: 0 K: 0 S: 6	H: 1 LOB: 1 BB: 0 P: 9	R: 0 E: 0 K: 1 S: 13	H: 1 LOB: 1 BB: 0 P: 22	1B: 5 2B: 0 3B: 0 HR: 1	SF: 0 SAC: 1 DP: 1 HBP: 0	WP: 0 PA: 37
PITCHER	IP WLS BF H R ER SO BB IBB HBP BLK WP HR S P ERA WHIP	9.0 L 33 5 1 0 0 2 0 0 0 0 0 1 72 118 1.00 0.778	1.0 W 4 1 0 0 1 0 0 0 0 0 0 13 22 0.00 1.000																		

Milwaukee Brewers @ Baltimore Orioles
Memorial Stadium, Baltimore, MD
Sun Sep 23 1990, 3:33 AM EDT
Att: 29,907 - Cloudy - 67 F

livebaseballscorecards.com


AB 34
R 1
H 6
RBI 1
BB 2
SO 1
LOB 13

Batter	1	2	3	4	5	6	7	8	9	10	AB	R	H	RBI	BB	SO	LOB	BOTTOM					
Steve Finley, L OBP: 0.309, SLG: 0.334 (1, 9)											4	0	0	0	0	2	0						
Billy Ripken, R OBP: 0.333, SLG: 0.378 (1, 4)											3	1	1	0	1	0	0						
Leo Gomez, R OBP: 0.375, SLG: 0.250 (1, 5)											5	0	3	0	0	1	3						
Cal Ripken Jr., R OBP: 0.345, SLG: 0.411 (1, 6)											4	0	1	0	1	1	5						
Chris Hoiles, R OBP: 0.250, SLG: 0.286 Bob Melvin, R OBP: 0.260, SLG: 0.336 (1, 2) (1, PH) (2, 2)											0	0	0	0	0	0	0						
Mickey Tettleton, S OBP: 0.372, SLG: 0.359 (1, 10)											3	0	0	0	1	1	1						
David Segui, S OBP: 0.310, SLG: 0.369 (1, 3)											4	0	0	0	0	0	2						
Mike Devereaux, R OBP: 0.299, SLG: 0.385 (1, 8)											3	1	1	1	1	1	1						
Brady Anderson, L OBP: 0.337, SLG: 0.325 (1, 7)											4	0	1	0	0	0	1						
Inning Stats	R: 0 E: 0 K: 1 S: 11	H: 2 LOB: 2 BB: 0 P: 13	R: 0 E: 0 K: 0 S: 7	H: 0 LOB: 1 BB: 1 P: 14	R: 0 E: 0 K: 1 S: 9	H: 1 LOB: 1 BB: 0 P: 11	R: 0 E: 0 K: 1 S: 7	H: 0 LOB: 0 BB: 1 P: 13	R: 1 E: 0 K: 1 S: 12	H: 2 LOB: 2 BB: 0 P: 17	R: 0 E: 0 K: 0 S: 8	H: 0 LOB: 1 BB: 1 P: 16	R: 0 E: 0 K: 0 S: 10	H: 1 LOB: 2 BB: 0 P: 18	R: 0 E: 0 K: 0 S: 5	H: 0 LOB: 0 BB: 0 P: 6	R: 0 E: 0 K: 2 S: 10	H: 0 LOB: 0 BB: 0 P: 15	R: 1 E: 0 K: 1 S: 6	H: 1 LOB: 1 BB: 1 P: 14	1B: 5 2B: 1 3B: 0 HR: 1	SF: 1 SAC: 2 DP: 1 HBP: 0	WP: 0 PA: 41
PITCHER	IP WLS BF H R ER SO BB IBB HBP BLK WP HR S P ERA WHIP	9.2 L 41 7 2 2 8 4 1 0 0 0 1 85 137 1.86 1.138																					

Milwaukee Brewers @ Baltimore Orioles
Memorial Stadium, Baltimore, MD
Sun Sep 23 1990, 3:33 AM EDT
Att: 29,907 - Cloudy - 67 F

livebaseballscorecards.com

AB 33
R 2
H 7
RBI 2
BB 5
SO 8
LOB 15

Batter	1	2	3	4	5	6	7	8	9	AB	R	H	RBI	BB	SO	LOB	TOP										
Steve Finley, L (1, 9) OBP: 0.307, SLG: 0.332	G4-3		G3-1		K		G3			4	0	0	0	0	1	1	<p>Baltimore Orioles @ New York Yankees Yankee Stadium, Bronx, NY Tue Sep 25 1990, 7:05 PM EDT Att: 17,548 - Unknown</p>										
Brady Anderson, L (1, 7) OBP: 0.341, SLG: 0.324	BB		E6 PB G6-3		1B			K		3	1	1	0	1	1	0											
Cal Ripken Jr., R (1, 6) OBP: 0.343, SLG: 0.413 Jeff McKnight, S (6, 4)	G6-3		G6-3		G5-3			L3		3	0	0	1	0	0	3											
Sam Horn, L (1, 10) OBP: 0.342, SLG: 0.483	F7		K					WP 1B		4	0	1	0	0	1	1											
David Segui, S (1, 3) OBP: 0.311, SLG: 0.360		HR 1B			G6-3			G4-3		4	1	1	0	0	0	1											
Mickey Tattleton, S (1, 2) OBP: 0.374, SLG: 0.365		HR			G3			BB		3	1	2	2	1	0	0											
Mike Devereaux, R (1, 8) OBP: 0.295, SLG: 0.382		P2			F8			G5-3		4	0	0	0	0	0	2											
Leo Gomez, R (1, 5) OBP: 0.364, SLG: 0.222		G6-3			F8			K		4	0	0	0	0	2	1											
Billy Ripken, R (1, 4) OBP: 0.335, SLG: 0.380 Juan Bell, R (6, 6)		G6-3			1B BB			K		1	0	0	0	1	0	0											
										2	0	0	0	0	1	1											
Inning Stats	R: 0 E: 0 K: 0 S: 6	H: 0 LOB: 1 BB: 1 P: 16	R: 2 E: 0 K: 0 S: 12	H: 2 LOB: 0 BB: 0 P: 18	R: 1 E: 1 K: 1 S: 8	H: 0 LOB: 0 BB: 0 P: 13	R: 0 E: 0 K: 0 S: 7	H: 0 LOB: 0 BB: 0 P: 9	R: 0 E: 0 K: 1 S: 11	H: 1 LOB: 2 BB: 1 P: 17	R: 0 E: 0 K: 2 S: 9	H: 0 LOB: 0 BB: 0 P: 9	R: 0 E: 0 K: 1 S: 11	H: 1 LOB: 1 BB: 0 P: 19	R: 0 E: 0 K: 1 S: 14	H: 0 LOB: 1 BB: 1 P: 22	1B: 4 2B: 0 3B: 0 HR: 1	SF: 0 SAC: 0 DP: 0 HBP: 0	WP: 1 PB: 1 SB: 1 CS: 0	PA: 36							
PITCHER	IP	WLS	BF	H	R	ER	SO	BB	IBB	HBP	BLK	WP	HR	S	P	ERA	WHIP										
Dave Eiland, R (1, 1) ERA: 3.55	7.0	W	28	4	3	2	4	2	0	0	0	0	1	58	89	2.57	0.857										
Jimmy Jones, R (8, 1) ERA: 6.3	1.0		4	1	0	0	1	0	0	0	0	1	0	11	19	0.00	1.000										
Alan Mills, R (9, 1) ERA: 3.86	1.0		4	0	0	0	1	1	0	0	0	0	0	14	22	0.00	1.000										

Batter	1	2	3	4	5	6	7	8	9	AB	R	H	RBI	BB	SO	LOB	BOTTOM										
Roberto Kelly, R (1, 8) OBP: 0.323, SLG: 0.425	HR		F7		G6-3		FC5-4			5	1	1	1	0	0	2	<p>Baltimore Orioles @ New York Yankees Yankee Stadium, Bronx, NY Tue Sep 25 1990, 7:05 PM EDT Att: 17,548 - Unknown</p>										
Steve Sax, R (1, 4) OBP: 0.310, SLG: 0.324 Jim Walewander, S (5, FH)	1B				G6-3		FC4-6			3	1	1	0	0	0	0											
Don Mattingly, L (1, 10) OBP: 0.309, SLG: 0.337	1B 1B 1B		HR 1B		G4-3		G4-3			4	3	2	0	1	0	1											
Kevin Maas, L (1, 3) OBP: 0.370, SLG: 0.546	1B 1B		HR 1B		HR 2B		BB			4	3	3	2	1	0	0											
Hensley Meulens, R (1, 7) OBP: 0.369, SLG: 0.561	1B 1B		L4		HR		K			5	2	2	4	0	2	1											
Matt Nokes, L (1, 2) OBP: 0.309, SLG: 0.377 Brian Dorsett, R (6, FH)	1B		G4-3		1B		F9			3	1	2	2	0	0	0											
Jim Leyritz, R (1, 5) OBP: 0.335, SLG: 0.358	HR 1B		G6-3		F8		P3			4	1	1	1	0	0	2											
Randy Velarde, R (1, 6) OBP: 0.283, SLG: 0.325	HR		K		K		FC5-4 FC4-6 1B BB			3	2	1	3	1	2	1											
Oscar Azocar, L (1, 9) OBP: 0.257, SLG: 0.355	G4-3		1B		HR		FC5-4 1B			4	1	3	1	0	0	0											
Inning Stats	R: 8 E: 0 K: 0 S: 22	H: 8 LOB: 0 BB: 0 P: 34	R: 2 E: 0 K: 0 S: 11	H: 2 LOB: 0 BB: 0 P: 19	R: 0 E: 0 K: 1 S: 5	H: 1 LOB: 0 BB: 0 P: 6	R: 3 E: 0 K: 1 S: 14	H: 3 LOB: 1 BB: 1 P: 26	R: 1 E: 0 K: 0 S: 6	H: 1 LOB: 0 BB: 0 P: 10	R: 0 E: 0 K: 1 S: 12	H: 0 LOB: 1 BB: 1 P: 18	R: 1 E: 0 K: 0 S: 5	H: 1 LOB: 1 BB: 1 P: 11	R: 0 E: 0 K: 1 S: 10	H: 0 LOB: 0 BB: 0 P: 17	1B: 10 2B: 1 3B: 0 HR: 5	SF: 0 SAC: 0 DP: 0 HBP: 0	WP: 0 PB: 0 SB: 0 CS: 0	PA: 42							
PITCHER	IP	WLS	BF	H	R	ER	SO	BB	IBB	HBP	BLK	WP	HR	S	P	ERA	WHIP										
Anthony Telford, R (1, 1) ERA: 4.95	0.0	L	6	6	6	6	0	0	0	0	0	0	1	13	20	∞	∞										
Mickey Weston, R (1, 1) ERA: 7.71	3.0		13	5	4	4	1	0	0	0	0	0	2	25	39	12.00	1.667										
Mike Smith, R (4, 1) ERA: 18.0	2.0		11	4	4	4	1	1	0	0	0	0	2	20	36	18.00	2.500										
Dorn Taylor, R (6, 1) ERA	1.0		4	0	0	0	1	1	0	0	0	0	0	12	18	0.00	1.000										
John Mitchell, R (7, 1) ERA: 4.63	2.0		8	1	1	1	1	1	0	0	0	0	0	15	28	4.50	1.000										

Batter	1	2	3	4	5	6	7	8	9	AB	R	H	RBI	BB	SO	LOB	TOP										
Steve Finley, L (1, 9) OBP: 0.306, SLG: 0.332	G6-3		B3							3	0	1	1	1	0	0	Baltimore Orioles @ New York Yankees Yankee Stadium, Bronx, NY Wed Sep 26 1990, 7:05 PM EDT Att: 17,544 - Unknown - 67 F										
Billy Ripken, R (1, 4) OBP: 0.334, SLG: 0.378	K		K							4	0	1	0	0	3	1											
Leo Gomez, R (1, 5) OBP: 0.351, SLG: 0.200	P6									3	0	0	0	1	1	3											
Cal Ripken Jr., R (1, 6) OBP: 0.343, SLG: 0.417	K									4	1	1	1	0	1	2											
Craig Worthington, R (1, 10) OBP: 0.324, SLG: 0.317 Juan Bell, R (8, PR)	K									4	0	0	0	0	2	0											
David Segui, S (1, 3) OBP: 0.310, SLG: 0.357										4	0	1	0	0	0	1											
Mike Devereaux, R (1, 8) OBP: 0.295, SLG: 0.381										4	0	1	0	0	0	0											
Bob Melvin, R (1, 2) OBP: 0.260, SLG: 0.338										4	1	1	0	0	0	2											
Jeff McKnight, S (1, 7) OBP: 0.279, SLG: 0.304										4	0	0	0	0	2	3											
Inning Stats	R: 0 E: 0 K: 2 S: 9	H: 0 LOB: 1 BB: 0 P: 13	R: 0 E: 0 K: 1 S: 9	H: 2 LOB: 2 BB: 0 P: 16	R: 0 E: 0 K: 1 S: 9	H: 0 LOB: 1 BB: 1 P: 15	R: 0 E: 0 K: 0 S: 6	H: 0 LOB: 0 BB: 1 P: 11	R: 0 E: 0 K: 2 S: 8	H: 1 LOB: 1 BB: 0 P: 15	R: 1 E: 0 K: 0 S: 6	H: 1 LOB: 0 BB: 0 P: 12	R: 1 E: 0 K: 2 S: 14	H: 3 LOB: 2 BB: 0 P: 22	R: 0 E: 0 K: 1 S: 6	H: 0 LOB: 1 BB: 0 P: 9	R: 0 E: 0 K: 0 S: 6	H: 0 LOB: 0 BB: 0 P: 8	1B: 4 2B: 1 3B: 0 HR: 1	SF: 0 SAC: 0 DP: 1 HBP: 0	WP: 1 PB: 1 SB: 0 CS: 0	PA: 36					
PITCHER	IP	WLS	BF	H	R	ER	SO	BB	IBB	HBP	BLK	WP	HR	S	P	ERA	WHIP										
Chuck Cary, L (1, 1) ERA: 4.33	6.2	W	28	5	2	2	7	2	0	0	0	1	1	56	97	2.70	1.050										
Jeff Robinson, R (7, 1) ERA: 3.45	1.1		5	1	0	0	2	0	0	0	0	0	0	11	16	0.00	0.750										
Dave Righetti, L (9, 1) ERA: 3.63	1.0	S	3	0	0	0	0	0	0	0	0	0	0	6	8	0.00	0.000										

Batter	1	2	3	4	5	6	7	8	9	AB	R	H	RBI	BB	SO	LOB	BOTTOM										
Roberto Kelly, R (1, 8) OBP: 0.322, SLG: 0.423	P4		L5							3	0	0	0	0	0	2	Baltimore Orioles @ New York Yankees Yankee Stadium, Bronx, NY Wed Sep 26 1990, 7:05 PM EDT Att: 17,544 - Unknown - 67 F										
Steve Sax, R (1, 4) OBP: 0.313, SLG: 0.324	G1 S BB		FC4-6 1B							2	1	1	0	2	0	1											
Kevin Maas, L (1, 3) OBP: 0.368, SLG: 0.539	G1		FC4-6 1-2							3	0	0	0	1	0	3											
Steve Balboni, R (1, 10) OBP: 0.291, SLG: 0.413	K									4	1	1	1	0	2	3											
Jesse Barfield, R (1, 9) OBP: 0.362, SLG: 0.458			G3-1 G6-3 1B							4	2	3	1	0	0	0											
Hensley Meulens, R (1, 7) OBP: 0.362, SLG: 0.541			G6-3							4	0	1	0	0	0	3											
Jim Leyritz, R (1, 5) OBP: 0.335, SLG: 0.361 Wayne Tolleson, S (9, 6) OBP: 0.215, SLG: 0.194			G3-1							3	0	1	1	0	0	1											
Bob Geren, R (1, 2) OBP: 0.256, SLG: 0.332			F8							3	0	0	0	1	1	2											
Randy Velarde, R (1, 6) OBP: 0.278, SLG: 0.319			G4-3							4	0	0	1	0	1	3											
Inning Stats	R: 0 E: 0 K: 1 S: 10	H: 1 LOB: 1 BB: 1 P: 18	R: 0 E: 0 K: 0 S: 7	H: 1 LOB: 0 BB: 0 P: 16	R: 0 E: 0 K: 0 S: 5	H: 1 LOB: 1 BB: 0 P: 8	R: 2 E: 1 K: 0 S: 15	H: 2 LOB: 1 BB: 0 P: 26	R: 0 E: 0 K: 1 S: 11	H: 0 LOB: 1 BB: 1 P: 21	R: 0 E: 0 K: 0 S: 14	H: 2 LOB: 2 BB: 1 P: 22	R: 1 E: 0 K: 0 S: 13	H: 1 LOB: 1 BB: 1 P: 25	R: 0 E: 0 K: 2 S: 9	H: 0 LOB: 0 BB: 0 P: 12	R: 0 E: 0 K: 0 S: 9	H: 0 LOB: 0 BB: 0 P: 12	1B: 5 2B: 1 3B: 0 HR: 1	SF: 0 SAC: 1 DP: 0 HBP: 0	WP: 0 PB: 1 SB: 1 CS: 1	PA: 36					
PITCHER	IP	WLS	BF	H	R	ER	SO	BB	IBB	HBP	BLK	WP	HR	S	P	ERA	WHIP										
Jeff Ballard, L (1, 1) ERA: 4.93	5.1	L	25	6	3	2	2	2	0	0	0	0	0	8	17	13.50	3.000										
Jose Bautista, R (6, 1) ERA: 3.51	0.2		4	0	1	1	0	2	0	0	0	0	0	8	17	0.00	1.000										
Danny Boone, L (7, 1) ERA: 2.38	1.0		4	1	0	0	0	0	0	0	0	0	0	9	17	0.00	1.000										
Curt Schilling, R (8, 1) ERA: 2.38	1.0		3	0	0	0	2	0	0	0	0	0	0	9	12	0.00	0.000										

Batter	1	2	3	4	5	6	7	8	9	AB	R	H	RBI	BB	SO	LOB	TOP								
Steve Finley, L (1, 9) OBP: 0.310, SLG: 0.333	1-1 F8		2-2 G4-3		0-0 1B		1-1 1B	0-3 K		5	0	2	1	0	1	2	Baltimore Orioles @ Cleveland Indians Cleveland Municipal Stadium, Cleveland, OH Thu Sep 27 1990, 7:05 PM EDT Att. 4,794 - Unknown - 63 F								
Brady Anderson, L (1, 7) OBP: 0.338, SLG: 0.321	1-1 P3			1-0 G5-4-3 1B	2-3 K		3-2 G6-3	1-0 G4-3		5	0	1	0	0	1	5									
Cal Ripken Jr., R (1, 6) OBP: 0.345, SLG: 0.417	0-3 K			0-0 G5-4-3 1-2	4-0 IBB		4-0 IBB		0-2 G4-3 1B	3	0	1	0	2	1	1									
Sam Horn, L (1, 10) OBP: 0.338, SLG: 0.476 Jeff McKnight, S (7, PH) OBP: 0.270, SLG: 0.293		0-1 F9		2-2 G4-3	3-2 G4-3		0-3 K		3-3 K	3	0	0	0	0	0	3									
David Segui, S (1, 3) OBP: 0.313, SLG: 0.358	1-1 F8				1-2 1B	0-1 1B	0-0 F7		0-1 G4-3	5	1	2	0	0	0	3									
Mickey Tettleton, S (1, 2) OBP: 0.376, SLG: 0.388	0-3 K				2-2 1B	3-3 K		2-0 1B FC6	4-0 FC6-4 IBB	4	2	2	0	1	2	1									
Mike Devereaux, R (1, 8) OBP: 0.296, SLG: 0.390			1-1 HR		0-3 K	2-2 F9		1-0 CS 1B	1-2 FC6-4	5	1	2	1	0	1	5									
Leo Gomez, R (1, 5) OBP: 0.366, SLG: 0.235			1-3 K		1-0 1B	1-0 FC6-4		2-0 G5-3		4	1	2	1	0	1	2									
Billy Ripken, R (1, 4) OBP: 0.333, SLG: 0.377			2-2 F9		2-2 1B	2-2 FC6-4		0-0 FC6		4	0	1	2	0	0	3									
Inning Stats	R: 0 E: 0 K: 1 S: 7	H: 0 LOB: 0 BB: 0 P: 9	R: 0 E: 0 K: 1 S: 7	H: 0 LOB: 0 BB: 0 P: 8	R: 1 E: 0 K: 1 S: 12	H: 1 LOB: 0 BB: 0 P: 18	R: 0 E: 0 K: 0 S: 5	H: 1 LOB: 0 BB: 0 P: 8	R: 3 E: 0 K: 2 S: 24	H: 5 LOB: 3 BB: 1 P: 39	R: 0 E: 0 K: 1 S: 15	H: 2 LOB: 2 BB: 0 P: 23	R: 0 E: 0 K: 1 S: 12	H: 1 LOB: 2 BB: 1 P: 18	R: 1 E: 0 K: 1 S: 9	H: 2 LOB: 2 BB: 0 P: 14	R: 0 E: 0 K: 1 S: 12	H: 1 LOB: 2 BB: 1 P: 19	1B: 11 2B: 1 3B: 0 HR: 1	SF: 0 SAC: 0 DP: 1 HBP: 0	WP: 0 PB: 0 SB: 3 CS: 1	PA: 43			
PITCHER	IP	WLS	BF	H	R	ER	SO	BB	IBB	HBP	BLK	WP	HR	S	P	ERA	WHIP								
John Farrell, R (1, 1) ERA: 4.28	4.1	L	19	7	4	4	4	0	0	0	0	0	1	49	67	8.31	1.615								
Efrain Valdez, L (5, 1) ERA: 3.18	2.0		11	3	0	0	2	0	2	0	0	0	0	29	52	0.00	1.500								
Colby Ward, R (7, 1) ERA: 4.25	0.2		4	2	1	1	1	0	0	0	0	0	0	6	9	13.50	3.000								
Steve Olin, R (8, 1) ERA: 3.51	2.0		9	1	0	0	2	0	1	0	0	0	0	19	28	0.00	0.500								

AB 40
R 5
H 13
RBI 5
BB 3
SO 9
LOB 28



Batter	1	2	3	4	5	6	7	8	9	AB	R	H	RBI	BB	SO	LOB	BOTTOM								
Alex Cole, L (1, 8) OBP: 0.376, SLG: 0.367	3-1 E 1B		4-2 F7 S BB		1-2 L7			1-2 L3	0-2 G4-3	4	1	1	0	1	0	3	Baltimore Orioles @ Cleveland Indians Cleveland Municipal Stadium, Cleveland, OH Thu Sep 27 1990, 7:05 PM EDT Att. 4,794 - Unknown - 63 F								
Felix Fermin, R (1, 6) OBP: 0.298, SLG: 0.306	1-2 F8		1-1 F7		0-3 K			2-1 G6-3		4	0	0	0	0	1	3									
Carlos Baerga, S (1, 4) OBP: 0.295, SLG: 0.392	1-0 1B		3-2 G4-3				1-2 F8	0-0 1B		4	0	2	1	0	0	1									
Candy Maldonado, R (1, 10) OBP: 0.330, SLG: 0.446	3-2 G4-3 1B				0-2 F9		0-3 K	0-1 G4-3		4	0	1	0	0	1	1									
Turner Ward, S (1, 9) OBP: 0.395, SLG: 0.500 Mitch Webster, S (2, 7) OBP: 0.286, SLG: 0.413	0-0 G4-6-3				1-0 F8		0-0 F7		1-3 K2-3	1	0	0	0	0	0	2									
Brook Jacoby, R (1, 5) OBP: 0.388, SLG: 0.434		0-3 K			0-0 2B			G4-3	0-1 2B 1B	4	1	2	0	0	1	0									
Jeff Manto, R (1, 3) OBP: 0.386, SLG: 0.375		4-1 G1-3-5 BB			2-2 G4-3			0-0 F9	2-1 1B 2B	3	0	1	0	1	0	1									
Joel Skinner, R (1, 2) OBP: 0.273, SLG: 0.331 Sandy Alomar Jr., R (8, PH) OBP: 0.328, SLG: 0.413		1-1 G1-3-5			0-0 1B			2-2 HR	0-2 2B 1B	3	1	2	1	0	0	1									
Stan Jefferson, S (1, 7) OBP: 0.289, SLG: 0.353			2-2 CS 1B		0-1 F7			0-1 G3-1	1-3 K	4	0	1	0	0	1	3									
Inning Stats	R: 1 E: 1 K: 0 S: 11	H: 3 LOB: 1 BB: 0 P: 19	R: 0 E: 0 K: 1 S: 6	H: 0 LOB: 1 BB: 1 P: 11	R: 0 E: 0 K: 0 S: 16	H: 1 LOB: 1 BB: 1 P: 25	R: 0 E: 0 K: 0 S: 8	H: 1 LOB: 0 BB: 0 P: 11	R: 0 E: 0 K: 1 S: 9	H: 0 LOB: 0 BB: 0 P: 9	R: 1 E: 0 K: 0 S: 9	H: 1 LOB: 0 BB: 0 P: 11	R: 0 E: 0 K: 0 S: 9	H: 1 LOB: 1 BB: 0 P: 12	R: 1 E: 0 K: 2 S: 17	H: 3 LOB: 2 BB: 0 P: 21	1B: 8 2B: 3 3B: 0 HR: 1	SF: 0 SAC: 0 DP: 2 HBP: 0	WP: 0 PB: 0 SB: 1 CS: 1	PA: 37					
PITCHER	IP	WLS	BF	H	R	ER	SO	BB	IBB	HBP	BLK	WP	HR	S	P	ERA	WHIP								
Dave Johnson, R (1, 1) ERA: 4.2	8.0	W	31	8	2	2	3	2	0	0	0	0	0	76	108	2.25	1.250								
Gregg Olson, R (9, 1) ERA: 2.46	1.0	S	6	3	1	1	2	0	0	0	0	0	0	17	21	9.00	3.000								

AB 35
R 3
H 11
RBI 3
BB 2
SO 5
LOB 15



Batter	1	2	3	4	5	6	7	8	9	AB	R	H	RBI	BB	SO	LOB	TOP					
Steve Finley, L (1, 9) OBP: 0.306, SLG: 0.330	4-1 G6-3 BB	0-3 K			2-1 G4-3		0-0 G4-3			3	0	0	0	1	1	1						
Brady Anderson, L (1, 7) OBP: 0.337, SLG: 0.317	0-0 F7	0-0 B1			2-1 G3			4-1 G4-6-3 BB		3	0	0	0	1	0	2						
Cal Ripken Jr., R (1, 6) OBP: 0.344, SLG: 0.416	3-2 G6-3 1-2		0-3 K		0-0 1B			0-1 G4-6-3 1-2		4	0	1	0	0	1	2						
Sam Horn, L (1, 10) OBP: 0.337, SLG: 0.470	4-1 BB		0-0 G3		1-1 F7			2-3 K		3	0	0	0	1	1	1						
Jeff McKnight, S (1, 3) OBP: 0.254, SLG: 0.274	1-2 P6		0-3 K		2-1 G4-3				1-3 K	4	0	0	0	0	2	2						
Mike Devereaux, R (1, 8) OBP: 0.296, SLG: 0.391		0-1 G5-3 1B		2-2 G5-3		1-0 G4-3			3-2 G1-3	4	1	1	0	0	0	0						
Bob Melvin, R (1, 2) OBP: 0.260, SLG: 0.334		0-1 G5-3 2B		4-1 2B BB		1-0 F8			0-3 K	3	0	0	0	1	1	1	AB 29 R 2 H 4 RBI 1 BB 5 SO 6 LOB 10					
Leo Gomez, R (1, 5) OBP: 0.364, SLG: 0.222		4-1 1B E BB		1-2 F8			3-2 L7			2	1	0	0	1	0	1						
Billy Ripken, R (1, 4) OBP: 0.336, SLG: 0.382	1-0 E1 1-H 3-H 1B			0-0 1-H 2B			3-2 F7			3	0	2	1	0	0	0						
Inning Stats	R: 0 H: 0 E: 0 K: 0 S: 10	H: 0 LOB: 2 BB: 2 P: 22	R: 2 H: 2 E: 1 K: 1 S: 10	H: 2 LOB: 1 BB: 1 P: 15	R: 0 H: 0 E: 0 K: 2 S: 7	H: 0 LOB: 0 BB: 0 P: 7	R: 0 H: 1 E: 0 K: 0 S: 9	H: 1 LOB: 2 BB: 1 P: 16	R: 0 H: 1 E: 0 K: 0 S: 7	H: 1 LOB: 1 BB: 0 P: 12	R: 0 H: 0 E: 0 K: 0 S: 4	H: 0 LOB: 0 BB: 0 P: 8	R: 0 H: 0 E: 0 K: 0 S: 7	H: 0 LOB: 0 BB: 0 P: 13	R: 0 H: 0 E: 0 K: 2 S: 6	H: 0 LOB: 0 BB: 0 P: 12	R: 0 H: 0 E: 0 K: 2 S: 9	H: 0 LOB: 0 BB: 0 P: 13	1B: 2 2B: 2 HR: 0	SF: 0 SAC: 0 HBP: 0	WP: 0 PB: 0 CS: 0	PA: 34
PITCHER	IP WLS BF L	H R ER SO	BB IBB HBP BLK	WP HR S P	ERA WHIP	PITCHER	IP WLS BF L	H R ER SO	BB IBB HBP BLK	WP HR S P	ERA WHIP											
Sergio Valdez, R (1, 1) ERA: 4.96	8.0 L	31 4 2 1 4	5 0 0 0 0	0 0 0 0 0	0 0 60 105	1.12 1.125																
Steve Olin, R (9, 1) ERA: 3.47	1.0 3	0 0 0 0 2	0 0 0 0 0	0 0 9 13	0.00 0.000																	

Baltimore Orioles @ Cleveland Indians
Cleveland Municipal Stadium, Cleveland, OH
Fri Sep 28, 1990, 7:05 PM EDT
Att. 8,641 - Overcast - 75 F

AB 29
R 2
H 4
RBI 1
BB 5
SO 6
LOB 10



Batter	1	2	3	4	5	6	7	8	9	AB	R	H	RBI	BB	SO	LOB	BOTTOM			
Alex Cole, L (1, 8) OBP: 0.370, SLG: 0.360	3-2 G4-3		2-3 K		1-0 FC6-4 1-2			1-1 L8		4	0	0	0	0	1	2				
Jerry Browne, S (1, 4) OBP: 0.348, SLG: 0.369	3-2 G6-3		0-0 P4		2-1 L8			3-1 L8		4	0	0	0	0	0	0				
Carlos Baerga, S (1, 5) OBP: 0.292, SLG: 0.387	0-3 K		0-1 L4		1-3 K2-3			1-2 F7		4	0	0	0	0	2	0				
Candy Maldonado, R (1, 9) OBP: 0.330, SLG: 0.444		1-2 F8		1-0 F9		3-2 1B		2-1 F9		4	0	1	0	0	0	0				
Chris James, R (1, 10) OBP: 0.340, SLG: 0.443		1-0 G1-3		1-1 F7		0-0 P6		0-1 L9		4	0	0	0	0	0	1				
Sandy Alomar Jr., R (1, 2) OBP: 0.328, SLG: 0.417		1-0 2B			0-0 1B 1B		2-1 F7			3	0	2	0	0	0	0				
Brook Jacoby, R (1, 3) OBP: 0.368, SLG: 0.433		4-1 BB			0-0 P8		2-0 F9			2	0	0	0	1	0	1	AB 31 R 0 H 4 RBI 0 BB 1 SO 4 LOB 8			
Felix Fermin, R (1, 6) OBP: 0.299, SLG: 0.307		2-3 K			0-0 FC6-4 1B			0-0 G6-3		3	0	1	0	0	1	2				
Stan Jefferson, S (1, 7) OBP: 0.282, SLG: 0.343			2-1 P5		1-1 F8			3-2 G4-3		3	0	0	0	0	0	2				
Inning Stats	R: 0 H: 0 E: 0 K: 1 S: 9	H: 1 LOB: 2 BB: 1 P: 18	R: 0 H: 0 E: 0 K: 1 S: 7	H: 0 LOB: 0 BB: 0 P: 11	R: 0 H: 0 E: 0 K: 0 S: 5	H: 0 LOB: 0 BB: 0 P: 7	R: 0 H: 2 E: 0 K: 0 S: 6	H: 2 LOB: 2 BB: 0 P: 8	R: 0 H: 1 E: 0 K: 1 S: 11	H: 1 LOB: 1 BB: 0 P: 17	R: 0 H: 0 E: 0 K: 0 S: 4	H: 0 LOB: 0 BB: 0 P: 8	R: 0 H: 0 E: 0 K: 0 S: 7	H: 0 LOB: 0 BB: 0 P: 14	R: 0 H: 0 E: 0 K: 0 S: 7	H: 0 LOB: 0 BB: 0 P: 10	1B: 3 2B: 1 HR: 0	SF: 0 SAC: 0 HBP: 0	WP: 0 PB: 0 CS: 0	PA: 32
PITCHER	IP WLS BF W	H R ER SO	BB IBB HBP BLK	WP HR S P	ERA WHIP	PITCHER	IP WLS BF W	H R ER SO	BB IBB HBP BLK	WP HR S P	ERA WHIP									
Ben McDonald, R (1, 1) ERA: 2.45	9.0 W	32 4 0 0 4	1 0 0 0 0	0 0 65 108	0.00 0.556															

Baltimore Orioles @ Cleveland Indians
Cleveland Municipal Stadium, Cleveland, OH
Fri Sep 28, 1990, 7:05 PM EDT
Att. 8,641 - Overcast - 75 F

AB 31
R 0
H 4
RBI 0
BB 1
SO 4
LOB 8



Batter	1	2	3	4	5	6	7	8	9	AB R H RBI BB SO LOB	TOP											
Steve Finley, L (1, 9) OBP: 0.307, SLG: 0.327	G4-3		F8		P6		SH1-3		G6-3	4 0 0 0 0 0 1	Baltimore Orioles @ Cleveland Indians Cleveland Municipal Stadium, Cleveland, OH Sun Sep 30 1990, 3:33 AM EDT Sunny - 58 F											
Billy Ripken, R (1, 4) OBP: 0.336, SLG: 0.382	K		G5-3		FC6-4 1B		1B 2H 1B		K	5 1 2 1 0 2 0												
Mike Devereaux, R (1, 8) OBP: 0.294, SLG: 0.389	1B		F9		SF9		G5-3		P3	4 0 1 1 0 0 1												
Cal Ripken Jr., R (1, 6) OBP: 0.345, SLG: 0.421	P4				FC6-4 HR		1B 1B			3 2 1 1 1 0 2												
Bob Melvin, R (1, 2)			SH5-3 1B		P3		1B G6-4-3 2B		1B 1B	4 1 3 0 0 0 0												
Randy Milligan, R (1, 10) OBP: 0.411, SLG: 0.497			SH5-3 1B		G5-3		G6-4-3 1B		1B	4 0 3 2 0 0 0												
Leo Gomez, R (1, 5) OBP: 0.362, SLG: 0.231			SH5-3		1B		G6-4-3		K	3 0 1 0 0 1 1												
Jeff McKnight, S (1, 3) OBP: 0.239, SLG: 0.258			P3		P6		P5		F7	4 0 0 0 0 0 3												
Dave Gallagher, R (1, 7) OBP: 0.301, SLG: 0.306	G4-3				SF9 BB		1B SH1-3 1B		G5-3	3 2 1 0 1 0 2												
Inning Stats	R: 0 E: 0 K: 1 S: 13	H: 1 LOB: 1 BB: 0 P: 18	R: 0 E: 0 K: 0 S: 9	H: 2 LOB: 2 BB: 0 P: 15	R: 0 E: 0 K: 0 S: 7	H: 0 LOB: 0 BB: 0 P: 10	R: 1 E: 0 K: 0 S: 10	H: 2 LOB: 1 BB: 0 P: 17	R: 1 E: 0 K: 0 S: 9	H: 1 LOB: 1 BB: 1 P: 19	R: 1 E: 0 K: 0 S: 8	H: 2 LOB: 0 BB: 0 P: 14	R: 3 E: 0 K: 0 S: 12	H: 4 LOB: 2 BB: 1 P: 23	R: 0 E: 0 K: 1 S: 9	H: 0 LOB: 0 BB: 0 P: 14	R: 0 E: 0 K: 1 S: 5	H: 0 LOB: 0 BB: 0 P: 11	1B: 10 2B: 1 3B: 0 HR: 1	SF: 1 SAC: 2 DP: 1 HBP: 0	WP: 0 PB: 0 SB: 0 CS: 0	PA: 39
PITCHER	IP WLS BF H R ER SO BB IBB HBP BLK WP HR S P ERA WHIP											PITCHER	IP WLS BF H R ER SO BB IBB HBP BLK WP HR S P ERA WHIP									
Greg Swindell, L (1, 1) ERA: 4.4	6.1 L 29 10 5 5 1 1 0 0 0 0 0 1 62 102 7.11 1.737																					
Mike Walker, R (7, 1) ERA: 4.89	1.2 7 2 1 1 1 0 1 0 0 0 0 0 15 28 5.40 1.200																					
Jesse Orosco, L (9, 1) ERA: 3.9	1.0 3 0 0 0 0 1 0 0 0 0 0 0 5 11 0.00 0.000																					

AB	34
R	6
H	12
RBI	5
BB	2
SO	3
LOB	10



Batter	1	2	3	4	5	6	7	8	9	AB R H RBI BB SO LOB	BOTTOM											
Stan Jefferson, S (1, 7) OBP: 0.281, SLG: 0.349	G3		K			G4-3			1B 2B	4 1 1 0 0 1 0	Baltimore Orioles @ Cleveland Indians Cleveland Municipal Stadium, Cleveland, OH Sun Sep 30 1990, 3:33 AM EDT Sunny - 58 F											
Jerry Browne, S (1, 4) OBP: 0.351, SLG: 0.371	F8		BB			P9-5 1B			2B G6-3 1B	3 1 2 1 1 0 0												
Chris James, R (1, 10) OBP: 0.339, SLG: 0.443	L8		F8			P9-5			G3-1 1B 2B	4 1 1 0 0 0 2												
Candy Maldonado, R (1, 9) OBP: 0.329, SLG: 0.443			BB 1B		F7		G6-3		G6-3	4 0 1 1 0 0 1												
Sandy Alomar Jr., R (1, 2) OBP: 0.326, SLG: 0.414			K		G6-3		F7		G3-1	4 0 0 0 0 1 2												
Carlos Baerga, S (1, 5) OBP: 0.291, SLG: 0.385			F9		F9		G3-1-3		1B	4 0 1 1 0 0 1												
Brook Jacoby, R (1, 3) OBP: 0.367, SLG: 0.430					G6-3				P4 F9	3 0 0 0 1 0 1												
Felix Fermin, R (1, 6) OBP: 0.297, SLG: 0.304			F7		K		F9			3 0 0 0 0 1 2												
Mitch Webster, S (1, 8) OBP: 0.284, SLG: 0.410			B1		K		L9			3 0 0 0 0 1 0												
Inning Stats	R: 0 E: 0 K: 0 S: 11	H: 0 LOB: 0 BB: 0 P: 16	R: 0 E: 0 K: 1 S: 11	H: 1 LOB: 2 BB: 1 P: 17	R: 0 E: 0 K: 1 S: 7	H: 0 LOB: 1 BB: 1 P: 15	R: 0 E: 0 K: 0 S: 7	H: 0 LOB: 0 BB: 0 P: 11	R: 0 E: 0 K: 2 S: 12	H: 0 LOB: 0 BB: 0 P: 18	R: 0 E: 0 K: 0 S: 6	H: 1 LOB: 0 BB: 0 P: 8	R: 0 E: 0 K: 0 S: 6	H: 0 LOB: 0 BB: 0 P: 8	R: 0 E: 0 K: 0 S: 5	H: 0 LOB: 0 BB: 0 P: 8	R: 3 E: 0 K: 0 S: 20	H: 4 LOB: 1 BB: 0 P: 30	1B: 4 2B: 3 3B: 0 HR: 0	SF: 0 SAC: 0 DP: 1 HBP: 0	WP: 0 PB: 0 SB: 0 CS: 0	PA: 34
PITCHER	IP WLS BF H R ER SO BB IBB HBP BLK WP HR S P ERA WHIP											PITCHER	IP WLS BF H R ER SO BB IBB HBP BLK WP HR S P ERA WHIP									
Bob Milacki, R (1, 1) ERA: 4.46	7.0 W 24 10 5 5 0 1 0 0 0 0 0 0 60 93 0.00 0.571																					
Jose Bautista, R (8, 1) ERA: 4.05	1.0 5 2 2 2 0 0 0 0 0 0 0 0 9 13 18.00 2.000																					
Curt Schilling, R (9, 1) ERA: 2.54	0.2 4 2 1 1 0 0 0 0 0 0 0 0 12 18 13.50 3.000																					
Gregg Olson, R (9, 1) ERA: 2.47	0.1 S 1 0 0 0 0 0 0 0 0 0 0 0 4 7 0.00 0.000																					



Batter	1	2	3	4	5	6	7	8	9	AB	R	H	RBI	BB	SO	LOB	TOP			
Steve Finley, L (1, 9) OBP: 0.305, SLG: 0.326										5	1	1	0	0	0	1	Baltimore Orioles @ Cleveland Indians Cleveland Municipal Stadium, Cleveland, OH Sun Sep 30 1990, 3:38 AM EDT Att: 14,049 - Sunny - 65 F			
Brady Anderson, L (1, 7) OBP: 0.336, SLG: 0.316										4	0	1	0	0	1	2				
Cal Ripken Jr., R (1, 6) OBP: 0.346, SLG: 0.420										3	0	1	0	1	0	1				
Sam Horn, L (1, 10) OBP: 0.336, SLG: 0.467										4	0	1	2	0	1	2				
David Segui, S (1, 3) OBP: 0.311, SLG: 0.350										3	0	0	0	1	0	2				
Mickey Tettleton, S (1, 2) OBP: 0.377, SLG: 0.375 Juan Bell, R (8, PR) Bob Melvin, R (8, 2) OBP: 0.266, SLG: 0.344										3	1	1	1	1	1	0				
Mike Devereaux, R (1, 8) OBP: 0.294, SLG: 0.390										4	0	1	0	0	0	3				
Craig Worthington, R (1, 5) OBP: 0.326, SLG: 0.317										3	0	1	0	1	1	0				
Tim Hulett, R (1, 4) OBP: 0.321, SLG: 0.373										4	1	1	0	0	1	3				
Inning Stats	R: 0 E: 0 K: 0 S: 7	H: 1 LOB: 1 BB: 0 P: 13	R: 1 E: 0 K: 1 S: 15	H: 1 LOB: 0 BB: 21	R: 2 E: 1 K: 0 S: 11	H: 3 LOB: 1 BB: 1 P: 22	R: 0 E: 0 K: 0 S: 10	H: 1 LOB: 1 BB: 1 P: 16	R: 0 E: 0 K: 1 S: 8	H: 0 LOB: 0 BB: 0 P: 11	R: 0 E: 0 K: 1 S: 8	H: 1 LOB: 1 BB: 0 P: 9	R: 0 E: 0 K: 1 S: 12	H: 1 LOB: 3 BB: 2 P: 24	R: 0 E: 0 K: 1 S: 8	H: 0 LOB: 0 BB: 15	1B: 6 2B: 1 3B: 0 HR: 1	SF: 0 SAC: 0 DP: 2 HBP: 0	WP: 0 PB: 0 SB: 1 CS: 0	PA: 37
PITCHER	IP WLS BF H R ER SO BB IBB HBP BLK WP HR S P ERA WHIP																			
Charles Nagy, R (1, 1) ERA: 5.91	6.0 W 24 6 3 3 3 1 1 0 0 0 0 1 58 96 4.50 1.167																			
Steve Olin, R (7, 1) ERA: 3.41	1.2 9 2 0 0 1 2 0 0 0 0 0 0 17 29 0.00 2.400																			
Doug Jones, R (8, 1) ERA: 2.59	1.1 S 4 0 0 0 1 0 0 0 0 0 0 0 11 19 0.00 0.000																			

AB	33
R	3
H	8
RBI	3
BB	4
SO	5
LOB	14



Batter	1	2	3	4	5	6	7	8	9	AB	R	H	RBI	BB	SO	LOB	BOTTOM			
Mitch Webster, S (1, 8) OBP: 0.285, SLG: 0.407										3	1	0	0	2	0	1	Baltimore Orioles @ Cleveland Indians Cleveland Municipal Stadium, Cleveland, OH Sun Sep 30 1990, 3:38 AM EDT Att: 14,049 - Sunny - 65 F			
Tom Brookens, R (1, 4) OBP: 0.322, SLG: 0.357										5	0	3	1	0	0	0				
Carlos Baerga, S (1, 6) OBP: 0.293, SLG: 0.387										4	2	1	1	0	0	5				
Candy Maldonado, R (1, 10) OBP: 0.333, SLG: 0.450										4	1	3	3	1	0	2				
Jeff Manto, R (1, 5) OBP: 0.398, SLG: 0.397										4	1	2	0	1	1	2				
Brook Jacoby, R (1, 3) OBP: 0.367, SLG: 0.430										5	0	2	2	0	0	3				
Turner Ward, S (1, 9) OBP: 0.375, SLG: 0.489										5	0	1	0	0	1	2				
Joel Skinner, R (1, 2) OBP: 0.280, SLG: 0.331										3	0	1	0	1	0	2				
Stan Jefferson, S (1, 7) OBP: 0.280, SLG: 0.339										3	2	0	0	1	0	2				
Inning Stats	R: 1 E: 0 K: 0 S: 9	H: 3 LOB: 2 BB: 0 P: 16	R: 0 E: 0 K: 0 S: 10	H: 1 LOB: 0 BB: 0 P: 15	R: 0 E: 0 K: 0 S: 8	H: 0 LOB: 3 BB: 2 P: 24	R: 0 E: 0 K: 0 S: 4	H: 0 LOB: 1 BB: 1 P: 12	R: 2 E: 0 K: 1 S: 19	H: 5 LOB: 2 BB: 0 P: 31	R: 3 E: 1 K: 1 S: 14	H: 3 LOB: 2 BB: 1 P: 27	R: 1 E: 0 K: 0 S: 11	H: 1 LOB: 2 BB: 2 P: 25	R: 0 E: 0 K: 1 S: 6	H: 0 LOB: 0 BB: 0 P: 9	1B: 9 2B: 3 3B: 0 HR: 1	SF: 0 SAC: 0 DP: 1 HBP: 1	WP: 0 PB: 1 SB: 0 CS: 0	PA: 43
PITCHER	IP WLS BF H R ER SO BB IBB HBP BLK WP HR S P ERA WHIP																			
Danny Boone, L (1, 1) ERA: 2.79	4.2 L 7 3 3 1 0 1 0 0 0 0 0 0 12 22 13.50 6.000																			
Dom Taylor, R (5, 1) ERA: 2.45	1.2 9 2 1 1 1 2 0 0 0 0 0 0 18 38 5.40 2.400																			
John Mitchell, R (6, 1) ERA: 4.64	1.0 3 0 0 0 0 1 0 0 0 0 0 0 6 9 0.00 0.000																			
Mike Smith, R (8, 1) ERA: 12.0																				

AB	36
R	7
H	13
RBI	7
BB	6
SO	2
LOB	19



Batter	1	2	3	4	5	6	7	8	9	AB	R	H	RBI	BB	SO	LOB	TOP					
Mookie Wilson, S (1, 8) OBP: 0.300, SLG: 0.355	L7		K						G6-3	5	0	2	0	0	1	0						
Tony Fernandez, S (1, 6) OBP: 0.392, SLG: 0.391	K									3	0	1	0	2	2	3						
Kelly Gruber, R (1, 5) OBP: 0.330, SLG: 0.512	F7		G1-3							5	0	1	0	0	0	6						
Fred McGriff, L (1, 3) OBP: 0.400, SLG: 0.530										5	1	1	0	0	1	2						
George Bell, R (1, 7) OBP: 0.303, SLG: 0.422										4	0	2	0	0	2	1						
John Olerud, L (1, 10) OBP: 0.394, SLG: 0.430										4	1	1	2	0	1	2						
Pat Borders, R (1, 2) OBP: 0.319, SLG: 0.497										3	0	1	0	1	1	1						
Luis Sojo, R (1, 4) OBP: 0.271, SLG: 0.300										4	0	0	0	0	0	3						
Junior Felix, S (1, 9) OBP: 0.328, SLG: 0.441										4	0	1	0	0	1	0						
Inning Stats	R: 0 E: 0 K: 1 S: 8	H: 0 LOB: 0 BB: 0 P: 15	R: 0 E: 1 K: 1 S: 10	H: 1 LOB: 2 BB: 1 P: 17	R: 0 E: 0 K: 1 S: 11	H: 0 LOB: 1 BB: 1 P: 19	R: 0 E: 0 K: 1 S: 9	H: 1 LOB: 0 BB: 0 P: 15	R: 0 E: 0 K: 1 S: 13	H: 3 LOB: 3 BB: 0 P: 16	R: 0 E: 0 K: 1 S: 9	H: 0 LOB: 1 BB: 0 P: 10	R: 0 E: 0 K: 1 S: 9	H: 1 LOB: 2 BB: 1 P: 15	R: 2 E: 0 K: 2 S: 12	H: 2 LOB: 0 BB: 0 P: 18	R: 0 E: 0 K: 0 S: 14	H: 2 LOB: 2 BB: 0 P: 18	1B: 9 2B: 0 3B: 0 HR: 1	SF: 0 SAC: 0 DP: 0 HBP: 0	WP: 1 PB: 0 SB: 0 CS: 0	PA: 40
PITCHER	IP	WLS	BF	H	R	ER	SO	BB	IBB	HBP	BLK	WP	HR	S	P	ERA	WHIP					
Ben McDonald, R (1, 1) ERA: 2.43	8.2		39	10	2	2	9	3	0	0	0	1	1	94	140	2.08	1.500					
Gregg Olson, R (9, 1) ERA: 2.42	0.1	W	1	0	0	0	0	0	0	0	0	0	0	1	3	0.00	0.000					

Toronto Blue Jays @ Baltimore Orioles
Memorial Stadium, Baltimore, MD
Wed Oct 03 1990, 7:05 PM EDT
Att: 26,913 - Unknown - 73 F

AB	37
R	2
H	10
RBI	2
BB	3
SO	9
LOB	18



Batter	1	2	3	4	5	6	7	8	9	AB	R	H	RBI	BB	SO	LOB	BOTTOM					
Steve Finley, L (1, 9) OBP: 0.304, SLG: 0.328	K		G4-3							3	0	1	2	0	1	1						
Brady Anderson, L (1, 7) OBP: 0.327, SLG: 0.308	K									4	0	0	0	0	2	4						
Cal Ripken Jr., R (1, 6) OBP: 0.341, SLG: 0.415	F9									4	0	0	0	0	1	1						
Sam Horn, L (1, 10) OBP: 0.332, SLG: 0.472										4	0	0	0	0	2	0						
Mickey Tettleton, S (1, 2) OBP: 0.376, SLG: 0.381										4	1	1	1	0	1	0						
Mike Devereaux, R (1, 8) OBP: 0.291, SLG: 0.392										3	0	1	0	0	0	0						
Jeff McKnight, S (1, 3) OBP: 0.259, SLG: 0.267										3	1	1	0	0	0	0						
Craig Worthington, R (1, 5) OBP: 0.328, SLG: 0.322										3	0	1	0	0	0	0						
Rene Gonzales, R (8, PR) OBP: 0.296, SLG: 0.291										0	0	0	0	0	0	0						
Billy Ripken, R (1, 4) OBP: 0.342, SLG: 0.387										2	1	2	0	0	0	0						
Inning Stats	R: 0 E: 0 K: 2 S: 12	H: 0 LOB: 0 BB: 0 P: 19	R: 0 E: 0 K: 0 S: 6	H: 0 LOB: 0 BB: 0 P: 11	R: 0 E: 0 K: 0 S: 10	H: 1 LOB: 1 BB: 0 P: 20	R: 0 E: 0 K: 2 S: 9	H: 0 LOB: 0 BB: 0 P: 14	R: 0 E: 0 K: 0 S: 9	H: 0 LOB: 0 BB: 0 P: 15	R: 1 E: 0 K: 1 S: 12	H: 2 LOB: 1 BB: 0 P: 18	R: 0 E: 0 K: 1 S: 7	H: 1 LOB: 0 BB: 0 P: 10	R: 1 E: 0 K: 0 S: 14	H: 2 LOB: 2 BB: 0 P: 21	R: 1 E: 0 K: 1 S: 7	H: 1 LOB: 0 BB: 0 P: 9	1B: 3 2B: 3 3B: 1 HR: 1	SF: 1 SAC: 0 DP: 1 HBP: 1	WP: 0 PB: 0 SB: 0 CS: 0	PA: 33
PITCHER	IP	WLS	BF	H	R	ER	SO	BB	IBB	HBP	BLK	WP	HR	S	P	ERA	WHIP					
Dave Stieb, R (1, 1) ERA: 2.93	7.0		27	6	2	2	6	0	0	1	0	0	1	12	17	5.40	0.600					
Tom Henke, R (8, 1) ERA: 2.17	1.2	L	5	1	1	1	1	0	0	0	0	0	1	12	17	5.40	0.600					

Toronto Blue Jays @ Baltimore Orioles
Memorial Stadium, Baltimore, MD
Wed Oct 03 1990, 7:05 PM EDT
Att: 26,913 - Unknown - 73 F

AB	30
R	3
H	7
RBI	3
BB	0
SO	7
LOB	6

