

# Baltimore Orioles - 1991

Batter	1	2	3	4	5	6	7	8	9	AB	R	H	RBI	BB	SO	LOB	TOP																					
Tim Raines, S (1, 10)	G1-3		F7			P4			G6-3	5	0	0	0	0	0	2																						
Lance Johnson, L (1, 8)	G3		P6			G3	L8		K	5	0	0	0	0	1	0																						
Robin Ventura, L (1, 5) OBP: 0.250, SLG: 0.250	K		K			1B	G6-3			4	1	1	0	0	2	0																						
Frank Thomas, R (1, 3) OBP: 0.250, SLG: 0.250		F8		F7		1B	F9			4	1	1	0	0	0	0																						
Carlton Fisk, R (1, 2) OBP: 0.667, SLG: 0.667 Ron Karkovics, R (7, 2) OBP: 1.000, SLG: 1.000		E		K		1B		G1-4-3		3	2	2	1	0	1	0																						
Cory Snyder, R (1, 7) OBP: 0.250, SLG: 0.250		E5		G6-3		1B		G1-4-3		4	2	1	1	0	0	2																						
Sammy Sosa, R (1, 9) OBP: 0.750, SLG: 2.250		HR		F9		BB		HR		4	3	3	5	0	0	0																						
Ozzie Guillen, L (1, 6)		G6-3		G3-1		BB		G2-3		3	0	0	0	1	0	0																						
Scott Fletcher, R (1, 4) OBP: 0.250, SLG: 0.500 Joey Cora, S (9, 4)		L8		F8		2B		G6-3		4	0	1	2	0	0	0																						
<b>Inning Stats</b>	R: 0 H: 0 E: 0 K: 1 S: 9	H: 0 LOB: 0 BB: 0 P: 13	R: 3 H: 2 E: 1 K: 0 S: 12	H: 2 LOB: 0 BB: 0 P: 18	R: 0 H: 0 E: 0 K: 1 S: 6	H: 0 LOB: 0 BB: 0 P: 12	R: 0 H: 0 E: 0 K: 1 S: 10	H: 0 LOB: 0 BB: 0 P: 15	R: 0 H: 0 E: 0 K: 0 S: 4	H: 0 LOB: 0 BB: 0 P: 7	R: 5 H: 6 E: 0 K: 0 S: 19	H: 6 LOB: 2 BB: 1 P: 34	R: 0 H: 0 E: 0 K: 0 S: 5	H: 0 LOB: 0 BB: 0 P: 8	R: 1 H: 2 E: 0 K: 0 S: 7	H: 2 LOB: 2 BB: 0 P: 14	R: 0 H: 0 E: 0 K: 1 S: 6	H: 0 LOB: 0 BB: 0 P: 8	1B: 7 2B: 1 3B: 0 HR: 2	SF: 0 SAC: 0 DP: 1 HBP: 0	WP: 0 PA: 38 SB: 0 CS: 0																	
<b>PITCHER</b>	IP	WLS	BF	H	R	ER	SO	BB	IBB	HBP	BLK	WP	HR	S	P	ERA	WHIP	<b>PITCHER</b>				IP	WLS	BF	H	R	ER	SO	BB	IBB	HBP	BLK	WP	HR	S	P	ERA	WHIP
Jeff Ballard, L (1, 1) ERA: 9.53	5.2	L	24	6	7	6	3	0	0	0	0	0	1	52	83	9.53	1.059																					
Jose Bautista, R (6, 1) ERA:	0.0		3	2	1	1	0	1	0	0	0	0	0	5	12	∞	∞																					
Paul Kilgus, L (6, 1) ERA: 3.86	2.1		8	2	1	1	0	0	0	0	0	0	0	1	15	26	3.86	0.857																				
Mike Flanagan, L (9, 1) ERA:	1.0		3	0	0	0	1	0	0	0	0	0	0	6	8	0.00	0.000																					

Chicago White Sox @ Baltimore Orioles  
 Memorial Stadium, Baltimore, MD  
 Mon Apr 08 1991, 3:33 AM EDT  
 Att: 50,213 - Cloudy - 89 F

AB	37
R	9
H	10
RBI	9
BB	1
SO	4
LOB	4



Batter	1	2	3	4	5	6	7	8	9	AB	R	H	RBI	BB	SO	LOB	BOTTOM																					
Mike Devereaux, R (1, 8) OBP: 0.250, SLG: 0.500	F8		K			WP		G5-3		4	0	1	0	0	1	0																						
Randy Milligan, R (1, 7) OBP: 0.250, SLG: 0.250	P9		1B			G6-3		G4-3		4	0	1	0	0	0	1																						
Cal Ripken Jr., R (1, 6) OBP: 0.250, SLG: 0.250		2B	F9			K		F9		4	1	1	0	0	1	2																						
Glenn Davis, R (1, 3) OBP: 0.250, SLG: 0.500		2B	F8			F8		F7		4	0	1	1	0	0	1																						
Dwight Evans, R (1, 9)		K	F9			G5-3		G5-3		4	0	0	0	0	1	1																						
Sam Horn, L (1, 10)		K	K			BB				2	0	0	0	1	2	0																						
Craig Worthington, R (1, 5)		G6-3				K		P6		3	0	0	0	0	1	1																						
Bob Melvin, R (1, 2)		K				K		K		3	0	0	0	0	3	1																						
Billy Ripken, R (1, 4)			G6-3			P4		K		3	0	0	0	0	1	0																						
<b>Inning Stats</b>	R: 1 H: 2 E: 0 K: 1 S: 14	H: 2 LOB: 1 BB: 0 P: 20	R: 0 H: 0 E: 0 K: 2 S: 9	H: 0 LOB: 0 BB: 0 P: 13	R: 0 H: 1 E: 0 K: 1 S: 9	H: 1 LOB: 1 BB: 0 P: 13	R: 0 H: 0 E: 0 K: 1 S: 12	H: 0 LOB: 0 BB: 0 P: 16	R: 0 H: 0 E: 0 K: 2 S: 10	H: 0 LOB: 0 BB: 0 P: 14	R: 0 H: 1 E: 0 K: 1 S: 11	H: 1 LOB: 1 BB: 0 P: 13	R: 0 H: 0 E: 0 K: 1 S: 9	H: 0 LOB: 1 BB: 1 P: 18	R: 0 H: 0 E: 0 K: 1 S: 8	H: 0 LOB: 0 BB: 0 P: 8	R: 0 H: 0 E: 0 K: 0 S: 8	H: 0 LOB: 0 BB: 0 P: 9	1B: 2 2B: 2 3B: 0 HR: 0	SF: 0 SAC: 0 DP: 0 HBP: 0	WP: 1 PA: 32 SB: 0 CS: 0																	
<b>PITCHER</b>	IP	WLS	BF	H	R	ER	SO	BB	IBB	HBP	BLK	WP	HR	S	P	ERA	WHIP	<b>PITCHER</b>				IP	WLS	BF	H	R	ER	SO	BB	IBB	HBP	BLK	WP	HR	S	P	ERA	WHIP
Jack McDowell, R (1, 1) ERA: 1.0	9.0	W	32	4	1	1	10	1	0	0	0	1	0	90	124	1.00	0.556																					

Chicago White Sox @ Baltimore Orioles  
 Memorial Stadium, Baltimore, MD  
 Mon Apr 08 1991, 3:33 AM EDT  
 Att: 50,213 - Cloudy - 89 F

AB	31
R	1
H	4
RBI	1
BB	1
SO	10
LOB	7





Batter	1	2	3	4	5	6	7	8	9	AB	R	H	RBI	BB	SO	LOB	TOP					
Tim Raines, S (1, 7)	G6-3	G6-3			F8	L4			K	5	0	0	0	0	1	4	Chicago White Sox @ Baltimore Orioles Memorial Stadium, Baltimore, MD Wed Apr 10 1991, 7:05 PM EDT Att: 24,973 - Sunny - 71 F					
Lance Johnson, L OBP: 0.111, SLG: 0.111 (1, 8)	K		G3		S		G4-3			4	0	1	0	0	1	0						
Robin Ventura, L OBP: 0.250, SLG: 0.143 (1, 5)	E3		G3-1		1B		G1-3			3	0	0	0	1	0	0						
Frank Thomas, R OBP: 0.250, SLG: 0.143 (1, 3)			G1-3				K			3	0	0	0	1	2	2						
Carlton Fisk, R OBP: 0.429, SLG: 0.429 (1, 2)	P3			G5-3		F7		K		4	0	1	0	0	1	2						
Dan Pasqua, L (1, 10)		G3-1		P5		K		F8		3	0	0	0	0	1	1						
Cory Snyder, R OBP: 0.200, SLG: 0.200 (8, FH)										1	0	0	0	0	0	0						
Sammy Sosa, R OBP: 0.500, SLG: 1.286 (1, 9)	K		G5-3		1B	2B		F7		3	1	0	0	1	1	1						
Ozzie Guillen, L OBP: 0.375, SLG: 0.286 (1, 6)				G1-3		1B		L8		4	1	2	0	0	0	1						
Scott Fletcher, R OBP: 0.500, SLG: 0.875 (1, 4)					F9			2B		4	0	3	2	0	0	0						
<b>Inning Stats</b>	R: 0 E: 1 K: 1 S: 11	H: 0 LOB: 2 BB: 1 P: 24	R: 0 E: 0 K: 1 S: 13	H: 2 LOB: 2 BB: 0 P: 19	R: 0 E: 0 K: 0 S: 9	H: 0 LOB: 0 BB: 0 P: 14	R: 0 E: 0 K: 0 S: 7	H: 1 LOB: 1 BB: 0 P: 8	R: 0 E: 0 K: 1 S: 14	H: 1 LOB: 2 BB: 1 P: 23	R: 2 E: 0 K: 1 S: 13	H: 2 LOB: 1 BB: 1 P: 25	R: 0 E: 0 K: 1 S: 7	H: 0 LOB: 0 BB: 0 P: 10	R: 0 E: 0 K: 1 S: 8	H: 0 LOB: 0 BB: 0 P: 12	R: 0 E: 0 K: 1 S: 6	H: 1 LOB: 1 BB: 0 P: 11	1B: 5 2B: 2 3B: 0 HR: 0	SF: 0 SAC: 0 DP: 0 HBP: 0	WP: 0 PB: 0 SB: 1 CS: 0	PA: 37
<b>PITCHER</b>	IP	WLS	BF	H	R	ER	SO	BB	IBB	HBP	BLK	WP	HR	S	P	ERA	WHIP					
Jose Mesa, R ERA: 3.0 (1, 1)	6.0	L	28	6	2	2	4	3	0	0	0	0	0	67	113	3.00	1.500					
Mike Flanagan, L ERA: (7, 1)	2.0		6	0	0	0	2	0	0	0	0	0	0	15	22	0.00	0.000					
Gregg Olson, R ERA: (9, 1)	1.0		3	1	0	0	1	0	0	0	0	0	0	6	11	0.00	1.000					

Batter	1	2	3	4	5	6	7	8	9	AB	R	H	RBI	BB	SO	LOB	BOTTOM					
Mike Devereaux, R OBP: 0.250, SLG: 0.286 (1, 8)	FC6-4		P3		K			G4-3		3	0	0	0	1	1	3	Chicago White Sox @ Baltimore Orioles Memorial Stadium, Baltimore, MD Wed Apr 10 1991, 7:05 PM EDT Att: 24,973 - Sunny - 71 F					
Randy Milligan, R OBP: 0.250, SLG: 0.143 (1, 7)	L7			F8		G6-4-3		G5-3		3	0	0	0	1	0	1						
Cal Ripken Jr., R OBP: 0.250, SLG: 0.143 (1, 6)	FC6-4			G1-3		K			BB	3	0	0	0	1	1	2						
Glenn Davis, R OBP: 0.125, SLG: 0.250 (1, 3)	FC6-4			K		G6-4-3		P8		4	0	0	0	0	1	3						
Dwight Evans, R OBP: 0.125, SLG: 0.125 (1, 9)					P8		P6		K	4	0	1	0	0	1	1						
Craig Worthington, R OBP: 0.333, SLG: 0.400 Sam Horn, L (9, FH)				F8		1B			K	2	0	1	0	1	0	1						
Leo Gomez, R OBP: 0.333, SLG: 0.333 (1, 10)				G6-4-3		2B		F9		3	0	1	0	0	0	2						
Chris Hoiles, R (1, 2)				G6-3		1B		P6		2	0	0	0	1	0	1						
Billy Ripken, R (1, 4)				F8		K		P9		3	0	0	0	0	1	3						
<b>Inning Stats</b>	R: 0 E: 0 K: 0 S: 8	H: 0 LOB: 1 BB: 1 P: 15	R: 0 E: 0 K: 0 S: 3	H: 1 LOB: 0 BB: 0 P: 4	R: 0 E: 0 K: 0 S: 6	H: 0 LOB: 0 BB: 0 P: 10	R: 0 E: 0 K: 1 S: 7	H: 0 LOB: 0 BB: 0 P: 11	R: 0 E: 0 K: 2 S: 15	H: 2 LOB: 3 BB: 1 P: 26	R: 0 E: 0 K: 1 S: 5	H: 0 LOB: 0 BB: 1 P: 10	R: 0 E: 0 K: 0 S: 5	H: 0 LOB: 1 BB: 1 P: 12	R: 0 E: 0 K: 0 S: 8	H: 0 LOB: 0 BB: 0 P: 12		R: 0 E: 0 K: 2 S: 13	H: 0 LOB: 1 BB: 1 P: 20	1B: 2 2B: 1 3B: 0 HR: 0	SF: 0 SAC: 0 DP: 2 HBP: 0	WP: 0 PB: 0 SB: 0 CS: 0
<b>PITCHER</b>	IP	WLS	BF	H	R	ER	SO	BB	IBB	HBP	BLK	WP	HR	S	P	ERA	WHIP					
Greg Hibbard, L ERA: (1, 1)	8.0	W	29	3	0	0	4	4	0	0	0	0	0	57	100	0.00	0.875					
Bobby Thigpen, R ERA: (9, 1)	1.0	S	4	0	0	0	2	1	0	0	0	0	0	13	20	0.00	1.000					

AB	34
R	2
H	7
RBI	2
BB	3
SO	7
LOB	11



AB	28
R	0
H	3
RBI	0
BB	5
SO	6
LOB	18





Batter	1	2	3	4	5	6	7	8	9	AB	R	H	RBI	BB	SO	LOB	TOP								
<b>Brady Anderson, L</b> OBP: 1.000, SLG: 1.000 (1, 8)	4-1 PB S FC6-4 BB		4-1 E SF9 BB	4-2 BB		0-0 CS 1B			1-1 SH1-4	1	2	1	0	3	0	0									
<b>Randy Milligan, R</b> OBP: 0.250, SLG: 0.111 <b>Mike Devereaux, R</b> OBP: 0.222, SLG: 0.250 (7, 8)	4-1 FC6-4 BB		1-2 SF9	0-3 K		1-1 CS	3-2 G6-3		1-0 F8	2	2	0	0	1	1	1	3								
<b>Cal Ripken Jr., R</b> OBP: 0.385, SLG: 0.200 (1, 6)	4-0 FC6-4 BB		4-2 S BB		2-1 2B 1B		3-2 P5		0-1 G4-3	3	3	1	1	0	2	0	1								
<b>Glenn Davis, R</b> OBP: 0.167, SLG: 0.333 (1, 3)	0-1 FC6-4		3-3 K		2-0 1B		0-2 F8				4	0	1	2	0	1	3								
<b>Sam Horn, L</b> (1, 10) <b>Leo Gomez, R</b> OBP: 0.500, SLG: 0.333 (8, PH)	1-3 K		3-3 K		0-3 K				4-1 WP SH1-4 BB		3	0	0	0	0	3	4								
<b>Craig Worthington, R</b> OBP: 0.222, SLG: 0.250 (1, 5)	2-3 K			1-1 F8	2-0 G5-3			1 SAFE SH1-4		3	0	0	0	0	1	3									
<b>Joe Orsulak, L</b> (1, 9) <b>Dwight Evans, R</b> OBP: 0.111, SLG: 0.111 (8, PH)		1-1 G4-3		1-2 L7	1-0 G3			1-2 G5-3		3	0	0	0	0	0	1									
<b>Chris Hoiles, R</b> OBP: 0.286, SLG: 0.167 (1, 2)		2-3 K		2-1 BB 1B		3-1 F8		3-2 G4-3		4	0	1	0	0	1	1									
<b>Billy Ripken, R</b> OBP: 0.200, SLG: 0.111 (1, 4)		0-1 F8		0-0 BB 1B		1-0 P4			4-1 SH1-4 BB		3	0	1	0	1	0	0								
<b>Inning Stats</b>	R: 1 E: 0 K: 2 S: 10	H: 0 LOB: 2 BB: 3 P: 25	R: 0 E: 0 K: 1 S: 8	H: 0 LOB: 0 BB: 0 P: 11	R: 1 E: 1 K: 2 S: 13	H: 0 LOB: 1 BB: 2 P: 28	R: 0 E: 0 K: 1 S: 14	H: 2 LOB: 3 BB: 1 P: 22	R: 1 E: 0 K: 1 S: 8	H: 2 LOB: 1 BB: 0 P: 15	R: 0 E: 0 K: 0 S: 5	H: 1 LOB: 0 BB: 0 P: 10	R: 0 E: 0 K: 0 S: 11	H: 0 LOB: 0 BB: 0 P: 17	R: 0 E: 0 K: 0 S: 8	H: 0 LOB: 1 BB: 1 P: 16	R: 0 E: 0 K: 0 S: 6	H: 0 LOB: 1 BB: 1 P: 12	1B: 4 2B: 1 3B: 0 HR: 0	SF: 1 SAC: 2 DP: 0 HBP: 0	WP: 1 PB: 1 SB: 2 CS: 1	PA: 40			
<b>PITCHER</b>	IP	WLS	BF	H	R	ER	SO	BB	IBB	HBP	BLK	WP	HR	S	P	ERA	WHIP								
<b>Bobby Witt, R</b> ERA: 2.57 (1, 1)	7.0	L	31	5	3	2	7	6	0	0	0	0	0	69	128	2.57	1.571								
<b>Mike Jeffcoat, L</b> ERA: (8, 1)	0.1		2	0	0	0	0	1	0	0	0	0	0	2	6	0.00	3.000								
<b>Rich Gossage, R</b> ERA: (8, 1)	1.2		6	0	0	0	0	1	0	0	0	1	0	12	22	0.00	0.600								

**Baltimore Orioles @ Texas Rangers**  
Arlington Stadium, Arlington, TX  
Fri Apr 12 1991, 8:05 PM EDT  
Att: 15,932 - Overcast - 79 F

AB 28  
R 3  
H 5  
RBI 3  
BB 8  
SO 7  
LOB 18



Batter	1	2	3	4	5	6	7	8	9	AB	R	H	RBI	BB	SO	LOB	BOTTOM								
<b>Julio Franco, R</b> OBP: 0.083, SLG: 0.083 (1, 4)	1-1 G4-3		0-3 K			2-1 F8		2-0 F8		4	0	0	0	0	1	1									
<b>Denny Walling, L</b> (1, 7)	1-3 K		1-2 G4-3			0-2 G1-3			1-3 K1-3	4	0	0	0	0	2	0									
<b>Rafael Palmeiro, L</b> OBP: 0.417, SLG: 0.750 (1, 3)				1-2 BB 1B		3-2 G4-3			3-1 P5	4	0	2	0	0	0	0									
<b>Ruben Sierra, S</b> OBP: 0.500, SLG: 0.917 (1, 9)	1-1 G4-3			2-2 L1-3		0-0 BB 1B			2-0 G3-1	4	0	1	0	0	0	2									
<b>Kevin Reimer, L</b> OBP: 0.200, SLG: 0.500 (1, 10)			0-3 K		1-0 F9		2-1 BB 1B			3	0	1	0	0	1	0									
<b>Geno Petralli, L</b> OBP: 0.200, SLG: 0.200 <b>Mike Stanley, R</b> (7, PH)		1-0 P6			3-2 F8		3-2 L7			2	0	0	0	0	0	0									
<b>Steve Buechele, R</b> OBP: 0.222, SLG: 0.250 (1, 5)		4-0 BB			1-2 F7		0-0 F8			2	0	0	0	1	0	2									
<b>Mario Diaz, R</b> (1, 6)		2-2 F7			1-2 G3-1			1-2 G6-3		3	0	0	0	0	0	1									
<b>Gary Pettis, S</b> OBP: 0.200, SLG: 0.111 (1, 8)			4-2 CS BB			1-1 P6			1-3 K	2	0	0	0	1	1	0									
<b>Inning Stats</b>	R: 0 E: 1 K: 1 S: 10	H: 1 LOB: 1 BB: 0 P: 13	R: 0 E: 0 K: 1 S: 7	H: 0 LOB: 1 BB: 1 P: 14	R: 0 E: 0 K: 1 S: 8	H: 0 LOB: 0 BB: 0 P: 11	R: 0 E: 0 K: 0 S: 7	H: 1 LOB: 0 BB: 0 P: 11	R: 0 E: 0 K: 0 S: 9	H: 0 LOB: 0 BB: 0 P: 14	R: 0 E: 0 K: 0 S: 7	H: 0 LOB: 0 BB: 0 P: 10	R: 0 E: 0 K: 0 S: 10	H: 2 LOB: 2 BB: 0 P: 18	R: 0 E: 0 K: 1 S: 8	H: 0 LOB: 0 BB: 0 P: 12	R: 0 E: 0 K: 1 S: 7	H: 0 LOB: 0 BB: 0 P: 13	1B: 3 2B: 2 3B: 0 HR: 0	SF: 0 SAC: 0 DP: 1 HBP: 0	WP: 0 PB: 0 SB: 0 CS: 1	PA: 31			
<b>PITCHER</b>	IP	WLS	BF	H	R	ER	SO	BB	IBB	HBP	BLK	WP	HR	S	P	ERA	WHIP								
<b>Dave Johnson, R</b> ERA: (1, 1)	6.1	W	23	4	0	0	3	2	0	0	0	0	0	54	86	0.00	0.947								
<b>Paul Kilgus, L</b> ERA: 3.39 (7, 1)	0.1		1	0	0	0	0	0	0	0	0	0	0	3	6	0.00	0.000								
<b>Mark Williamson, R</b> ERA: (7, 1)	1.1		4	0	0	0	1	0	0	0	0	0	0	9	13	0.00	0.000								
<b>Gregg Olson, R</b> ERA: (9, 1)	1.0	S	3	0	0	0	1	0	0	0	0	0	0	7	13	0.00	0.000								

**Baltimore Orioles @ Texas Rangers**  
Arlington Stadium, Arlington, TX  
Fri Apr 12 1991, 8:05 PM EDT  
Att: 15,932 - Overcast - 79 F

AB 29  
R 0  
H 4  
RBI 0  
BB 2  
SO 5  
LOB 8





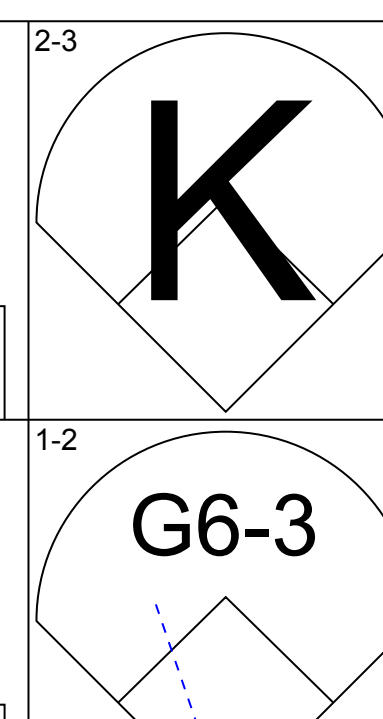
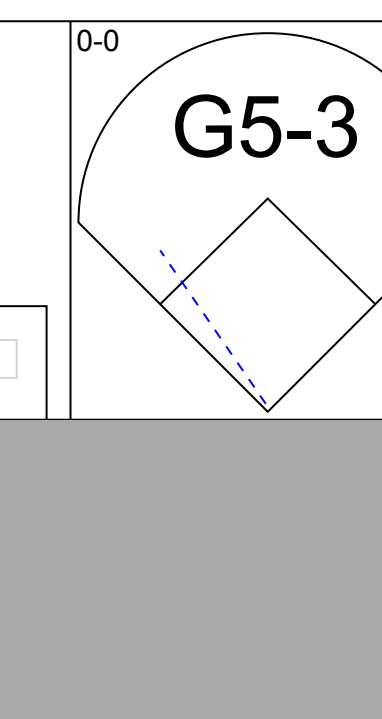
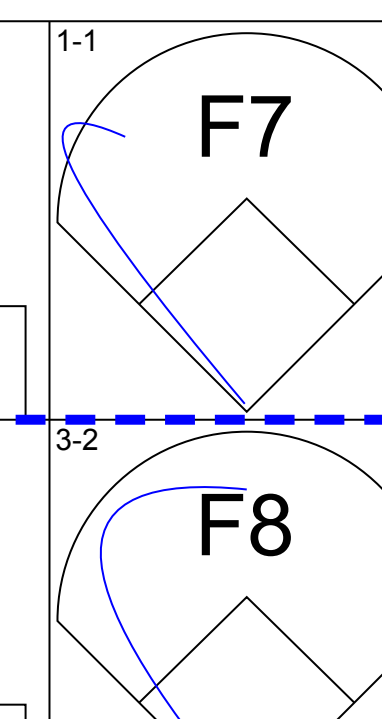
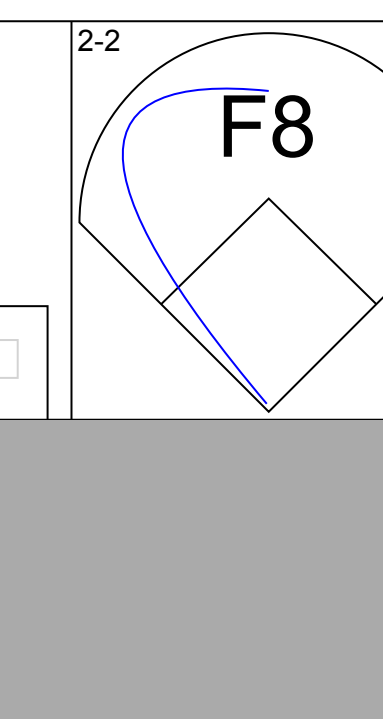
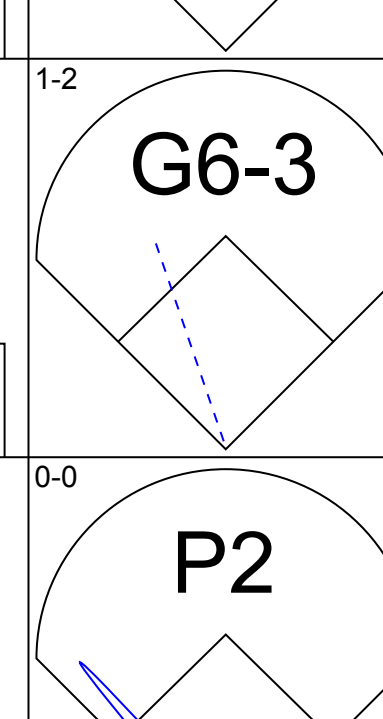
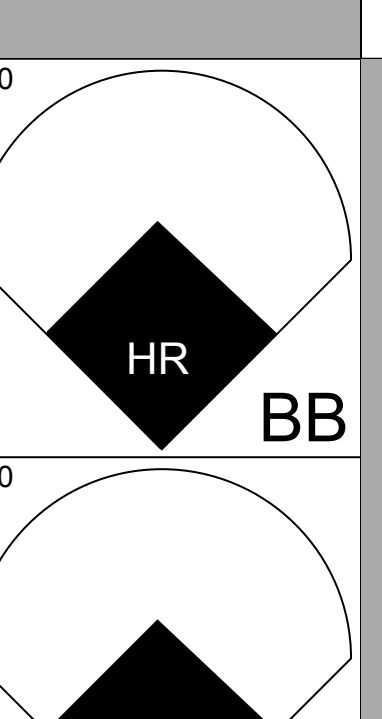
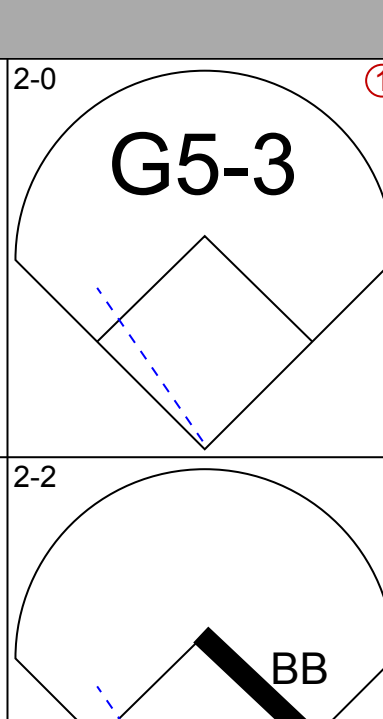
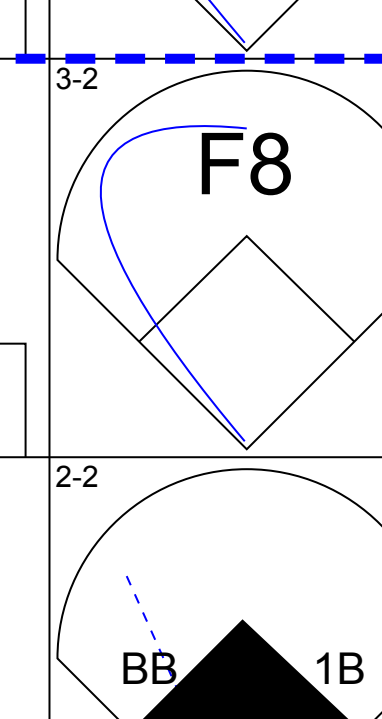
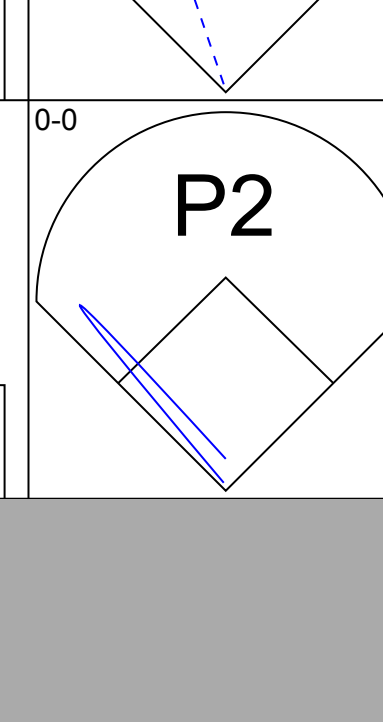
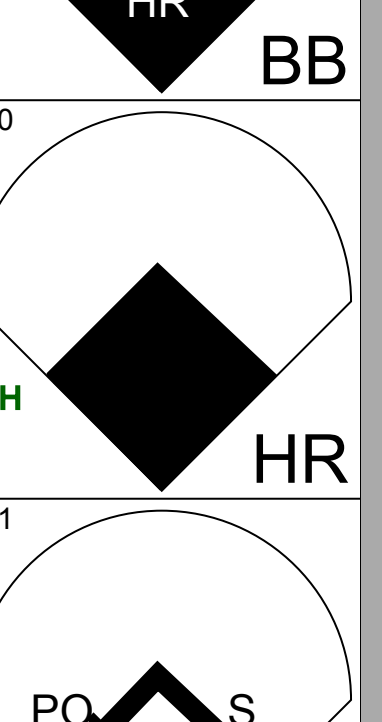
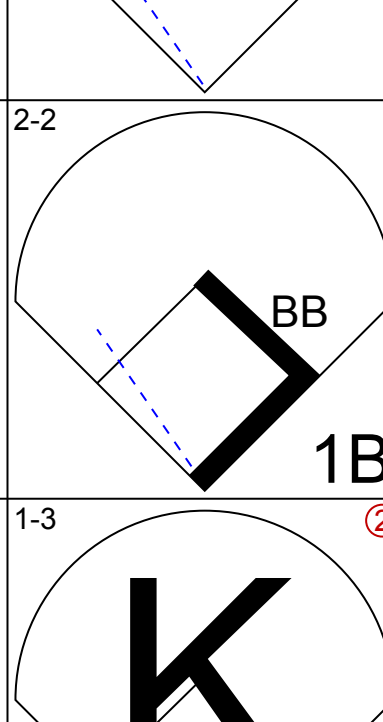
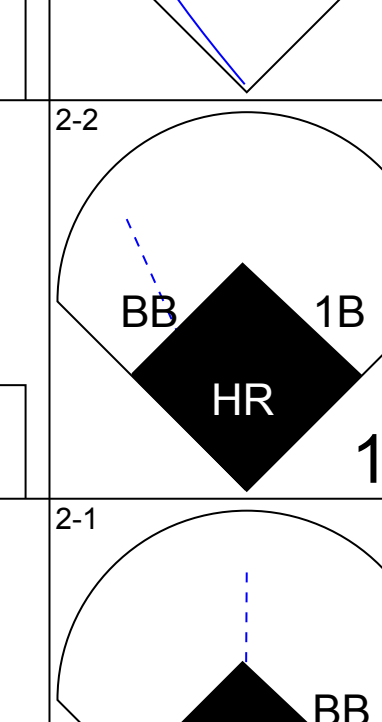

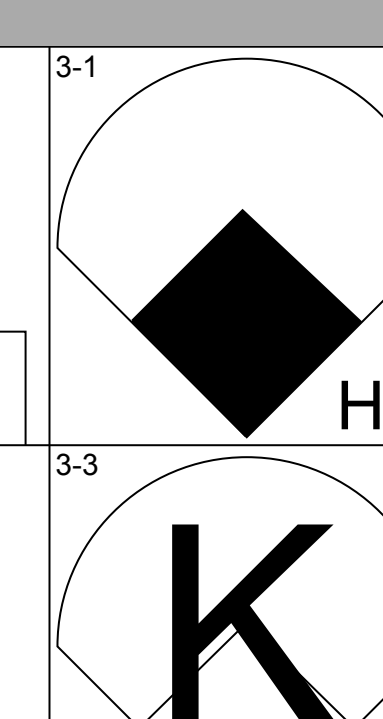
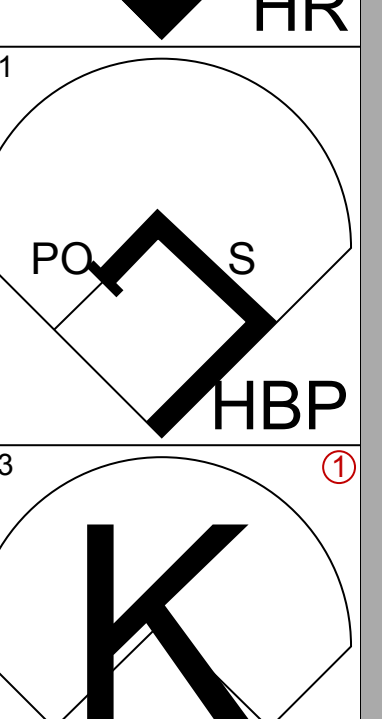
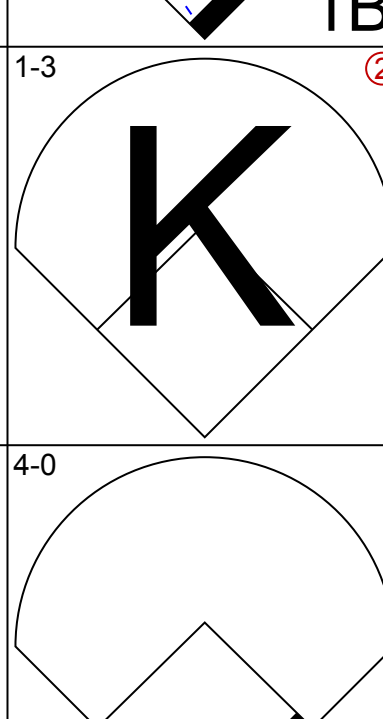
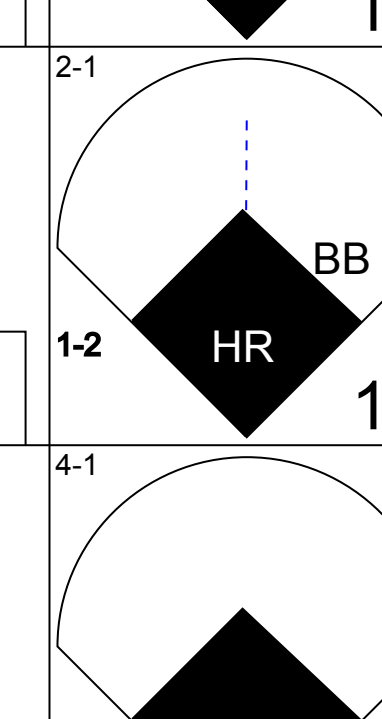


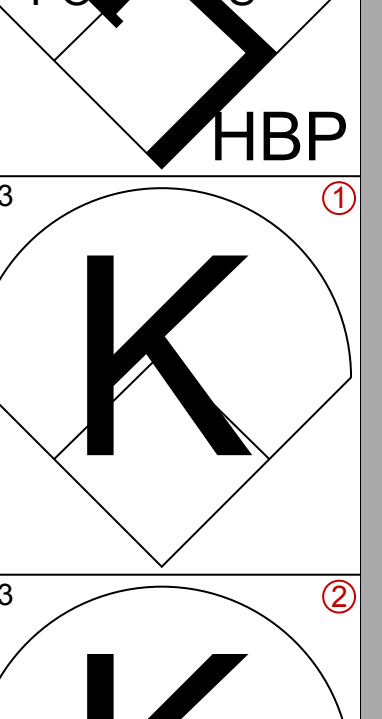
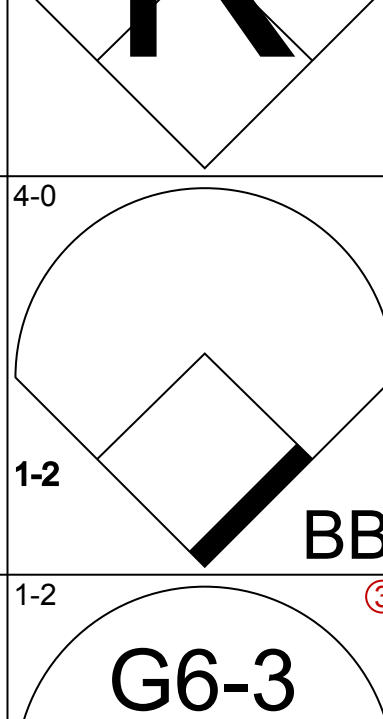
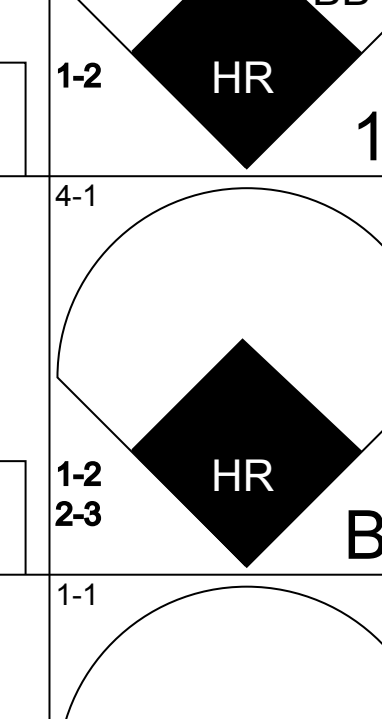


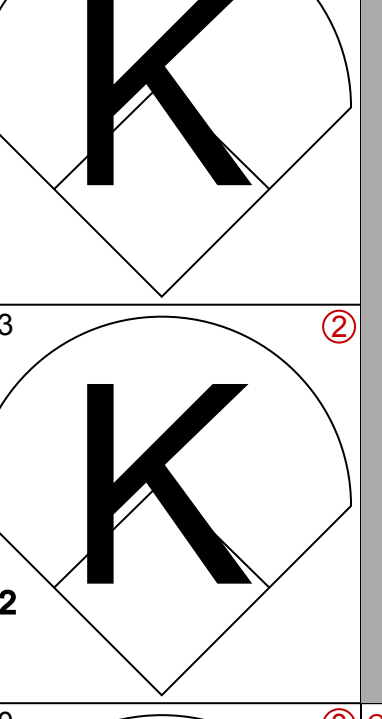
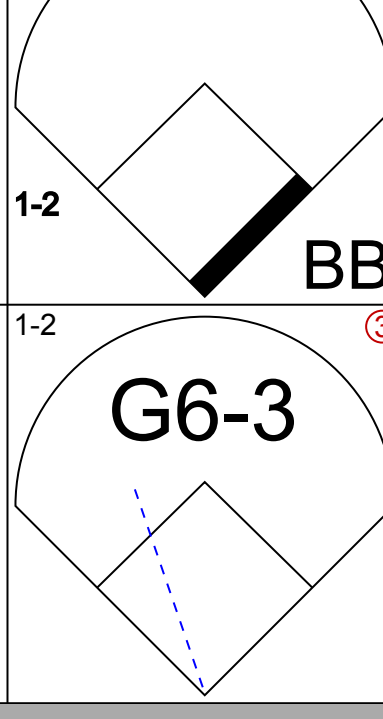
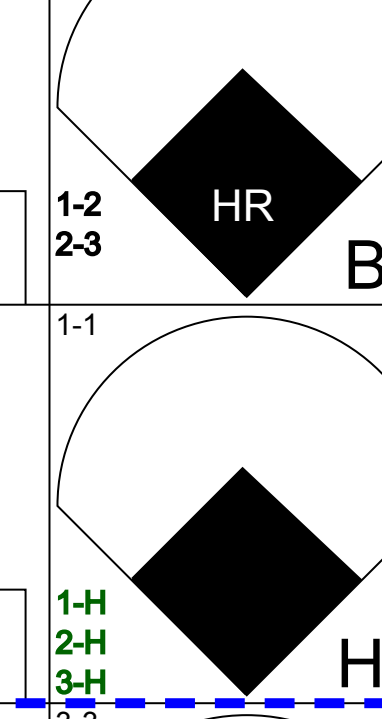

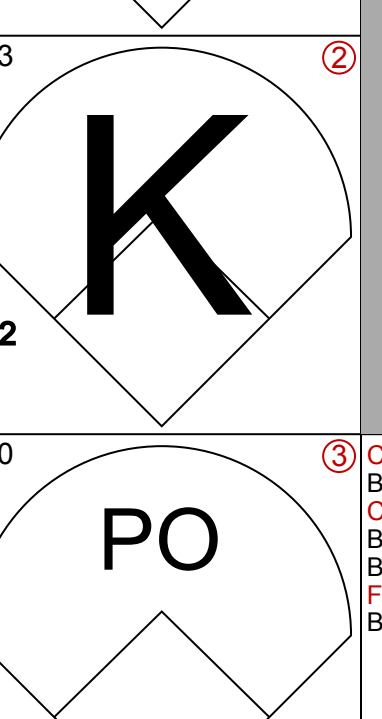
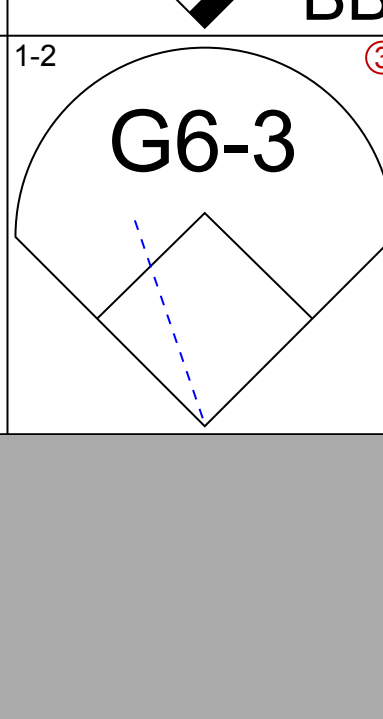
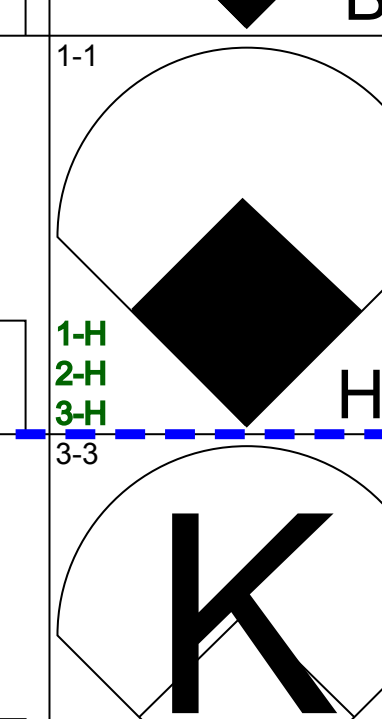

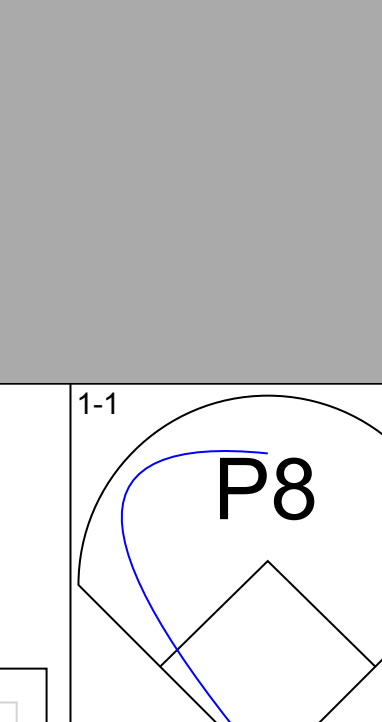
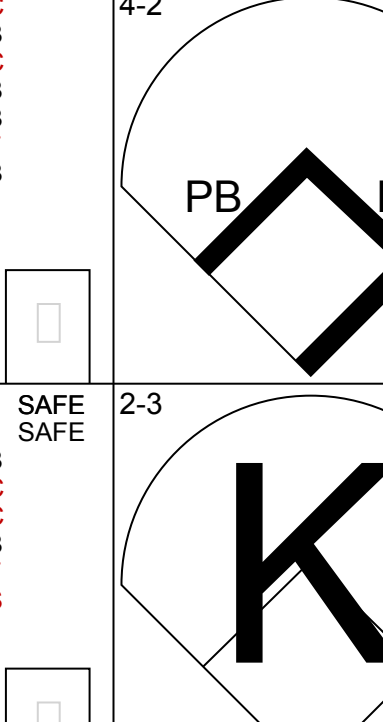

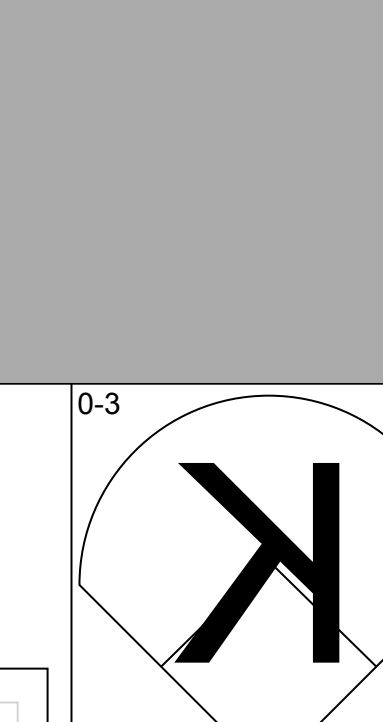

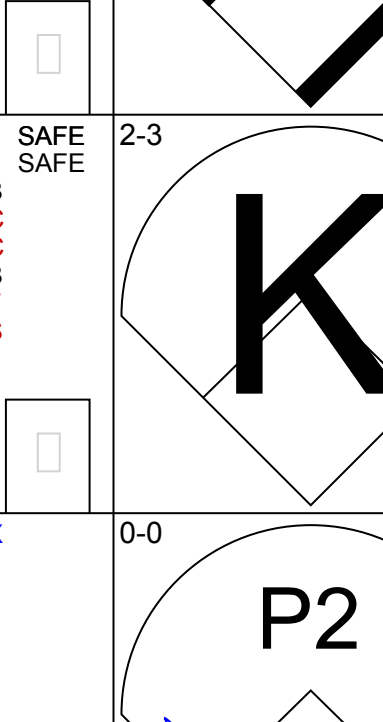

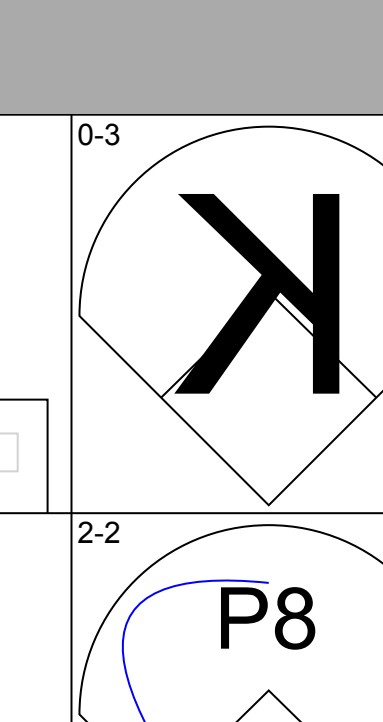




Batter	1	2	3	4	5	6	7	8	9	AB	R	H	RBI	BB	SO	LOB	TOP				
<b>Brady Anderson, L</b> (1, 8) OBP: 0.625, SLG: 0.600	3-2 B4-3	1-3 K			1-3 K			2-1 1B 2B		4	0	1	0	0	2	0	<b>Baltimore Orioles @ Texas Rangers</b> Arlington Stadium, Arlington, TX Sun Apr 14 1991, 4:33 AM EDT Att: 24,084 - Cloudy - 77 F				
<b>Randy Milligan, R</b> (1, 7) OBP: 0.333, SLG: 0.133	2-2 F9		3-2 F7		1-3 K			3-2 1B		4	0	1	0	0	1	0					
<b>Cal Ripken Jr., R</b> (1, 6) OBP: 0.824, SLG: 0.875 <b>Tim Lincecum, R</b> (8, 6) OBP: 0.875, SLG: 0.875	4-1 BB HR		4-1 1B BB		0-0 L8			3-3 K		1	1	0	0	2	0	0					
<b>Glenn Davis, R</b> (1, 3) OBP: 0.286, SLG: 0.278 <b>Leo Gomez, R</b> (8, 3) OBP: 0.556, SLG: 0.429	4-0 HR BB		0-2 G4-6-3 1B		2-3 K			0-3 K		3	1	1	0	1	2	2					
<b>Sam Horn, L</b> (1, 10) OBP: 0.182, SLG: 0.400	0-0 1-H 2-H HR		0-1 G4-6-3		3-3 K			0-0 G6-3		4	1	1	3	0	1	2					
<b>Craig Worthington, R</b> (1, 5) OBP: 0.278, SLG: 0.438	4-2 BB		2-2 F9		1-0 P5			2-1 BB 1B		3	0	1	0	1	0	0					
<b>Joe Orsulak, L</b> (1, 9)	0-1 P6		1-3 K		1-2 F9			4-1 1-2 BB		3	0	0	0	1	1	1					
<b>Ernie Whitt, L</b> (1, 2)		0-3 K		1-3 K		3-3 K		1-3 K		4	0	0	0	0	4	2					
<b>Juan Bell, R</b> (1, 4)	1-0 F8				0-0 F8			0-0 G4-3 F8		4	0	0	0	0	0	2					
<b>Inning Stats</b>	R: 3 E: 0 K: 0 S: 12	H: 1 LOB: 1 BB: 3 P: 29	R: 0 E: 0 K: 2 S: 7	H: 0 LOB: 1 BB: 0 P: 9	R: 0 E: 0 K: 0 S: 10	H: 1 LOB: 1 BB: 1 P: 17	R: 0 E: 0 K: 2 S: 9	H: 0 LOB: 0 BB: 0 P: 13	R: 0 E: 0 K: 2 S: 9	H: 0 LOB: 0 BB: 0 P: 11	R: 0 E: 0 K: 1 S: 8	H: 0 LOB: 0 BB: 0 P: 13	R: 0 E: 0 K: 2 S: 14	H: 2 LOB: 2 BB: 0 P: 22	R: 0 E: 0 K: 1 S: 8	H: 1 LOB: 2 BB: 1 P: 15		1B: 3 2B: 1 3B: 0 HR: 1	SF: 0 SAC: 0 DP: 1 HBP: 0	WP: 0 PB: 0 SB: 0 CS: 0	PA: 36
<b>PITCHER</b>	IP	WLS	BF	H	R	ER	SO	BB	IBB	HBP	BLK	WP	HR	S	P	ERA	WHIP				
<b>Nolan Ryan, R</b> (1, 1) ERA: 5.14	7.0	W	26	2	3	3	9	4	0	0	0	0	1	62	104	3.86	0.857				
<b>Rich Gossage, R</b> (8, 1) ERA:	1.0		5	2	0	0	2	0	0	0	0	0	0	14	22	0.00	2.000				
<b>Mike Jeffcoat, L</b> (9, 1) ERA:	0.2		4	1	0	0	1	1	0	0	0	0	0	7	14	0.00	3.000				
<b>Jeff Russell, R</b> (9, 1) ERA:	0.1		1	0	0	0	0	0	0	0	0	0	0	1	1	0.00	0.000				

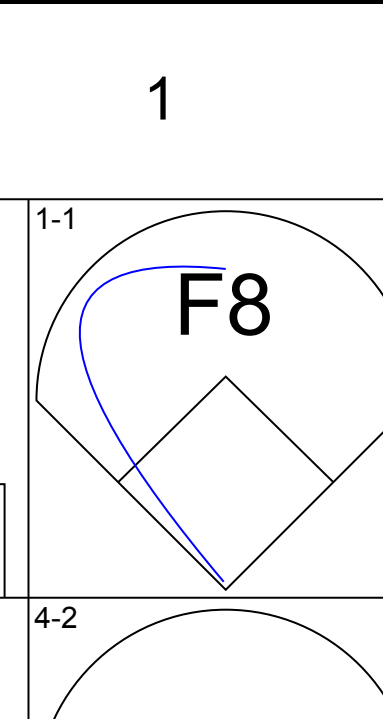
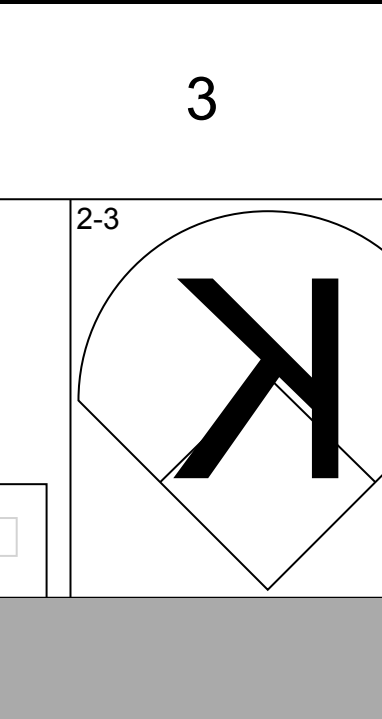
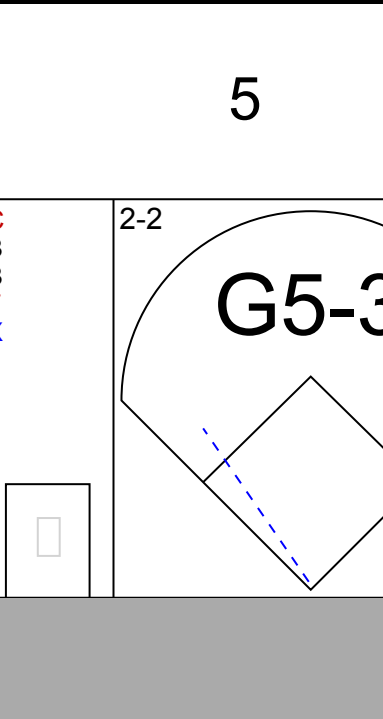

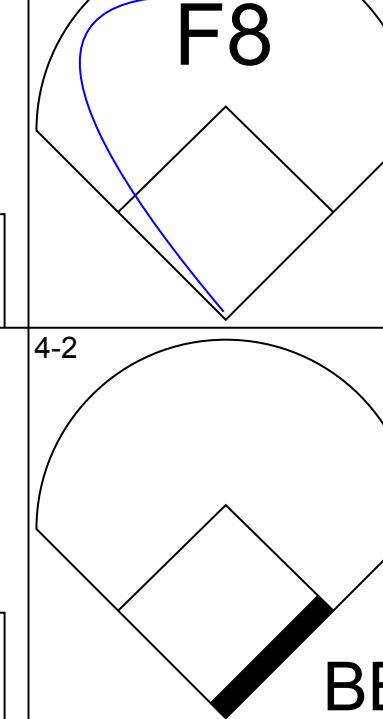
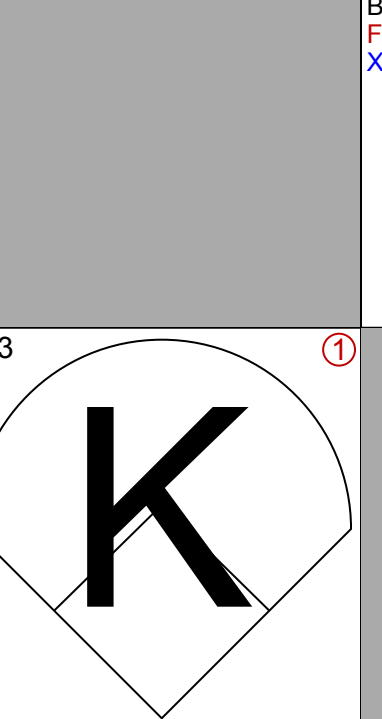
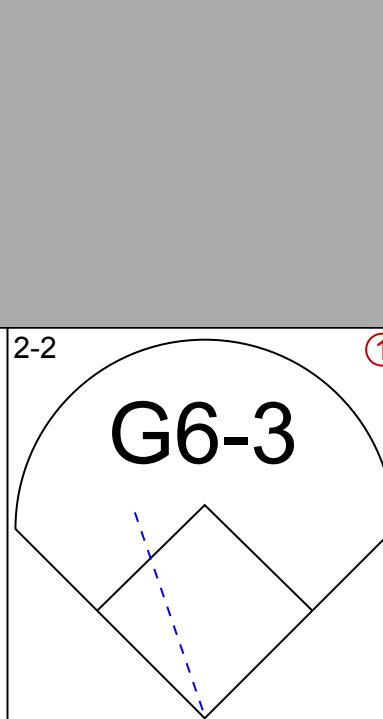
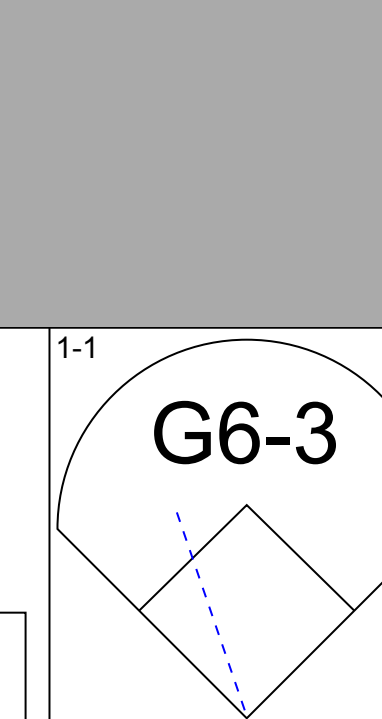

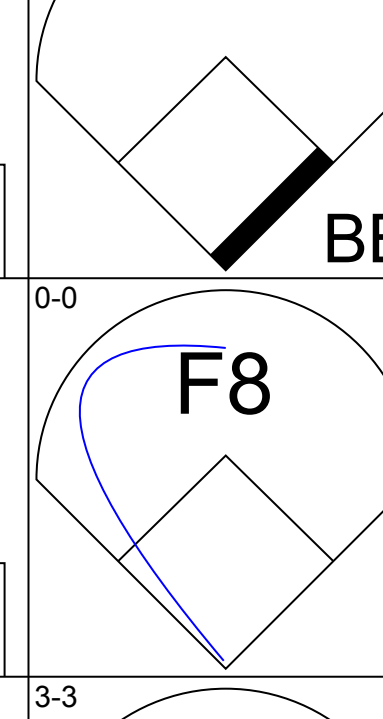
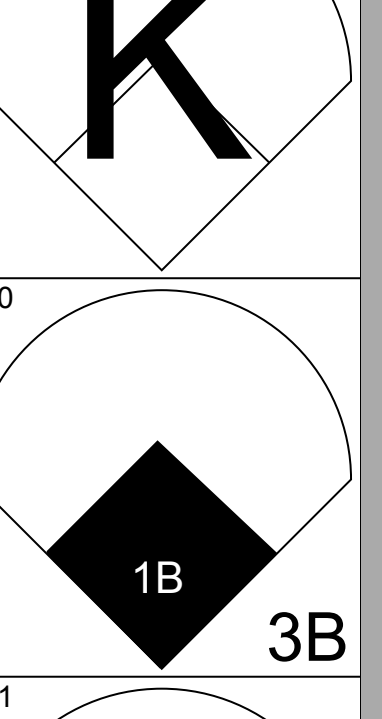
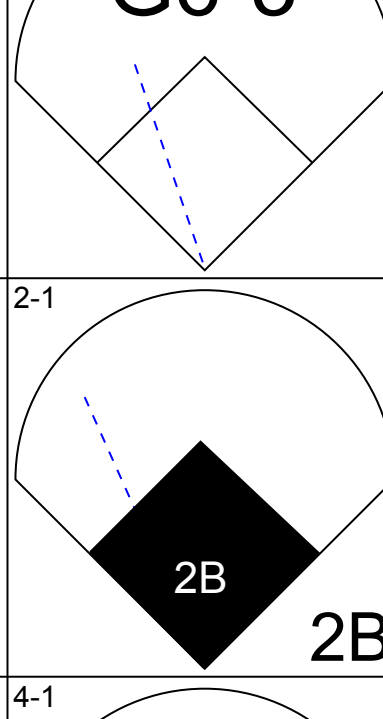
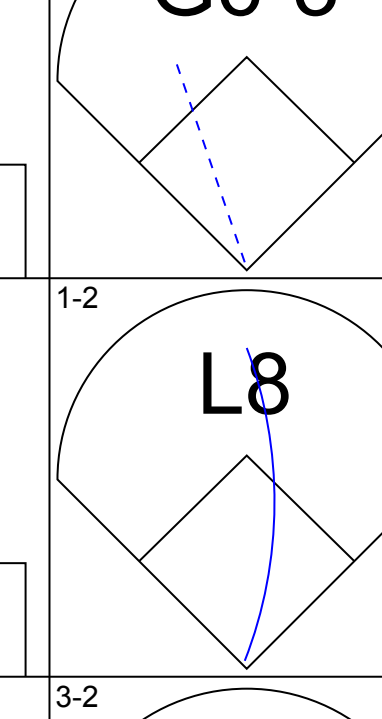
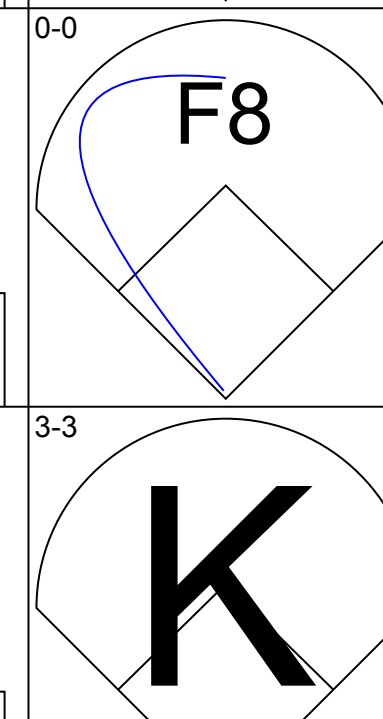
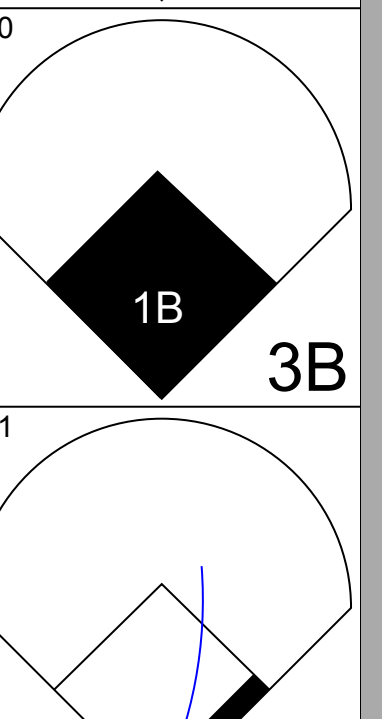
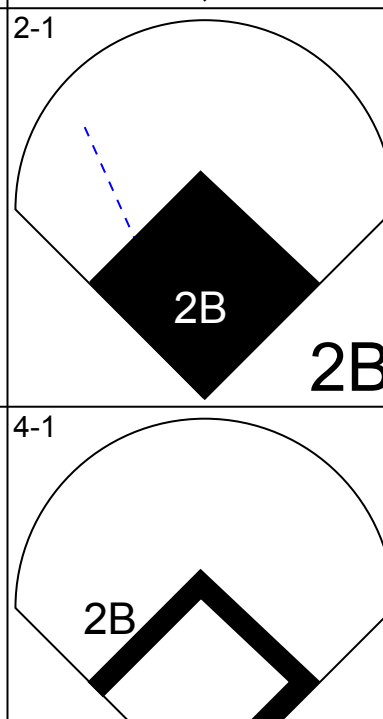
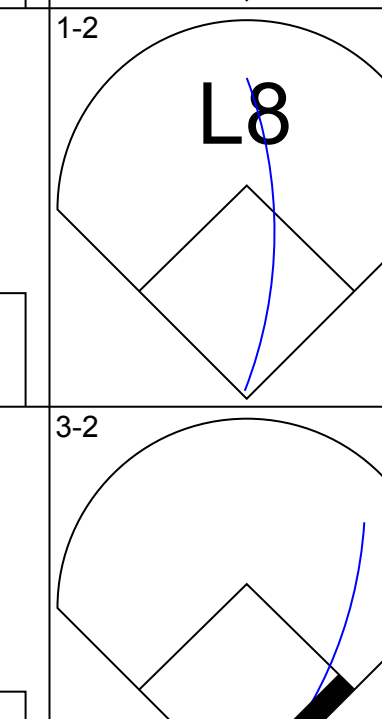
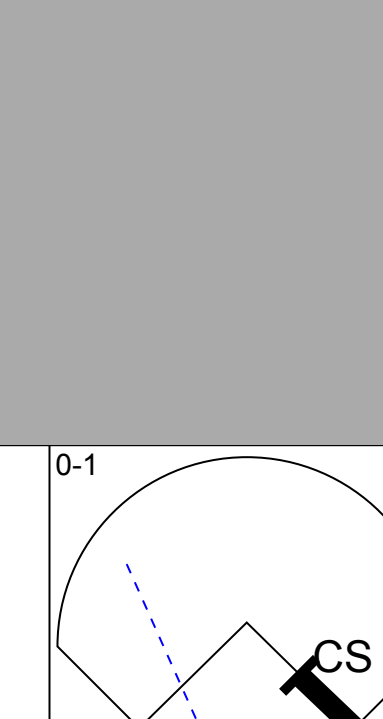
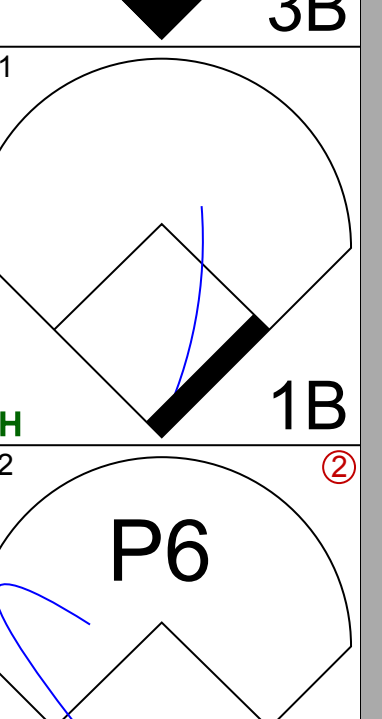
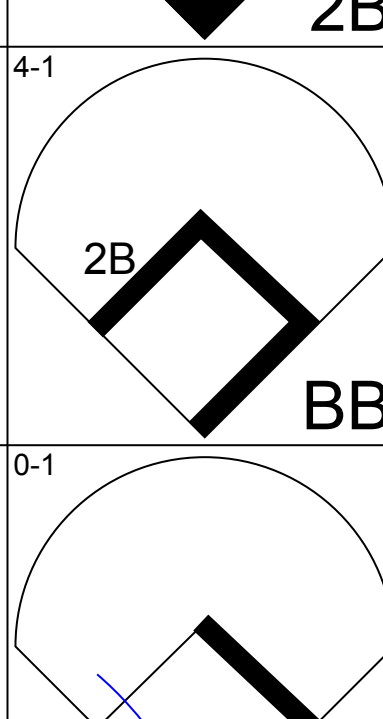
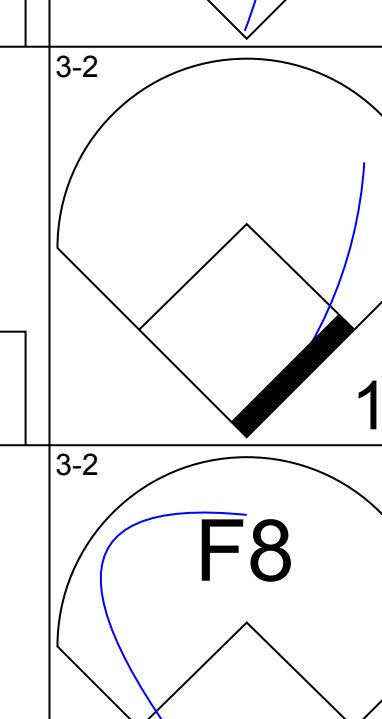
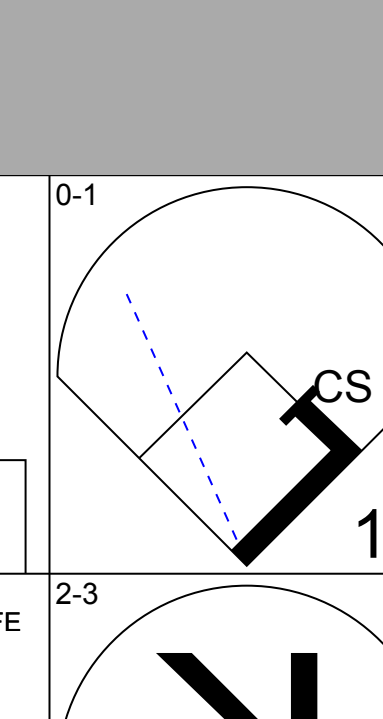
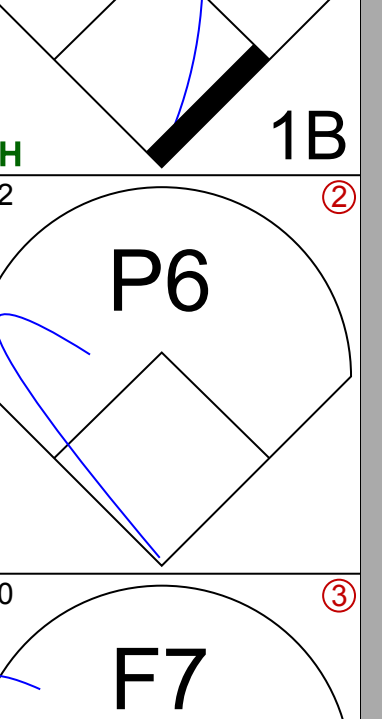
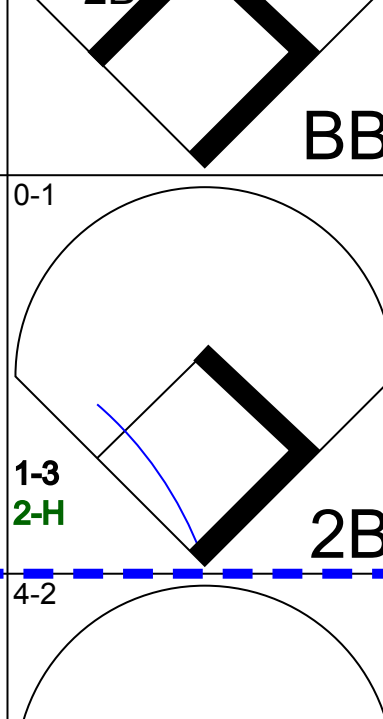
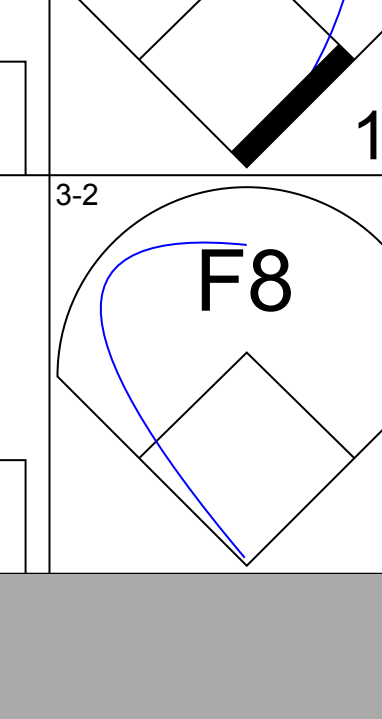
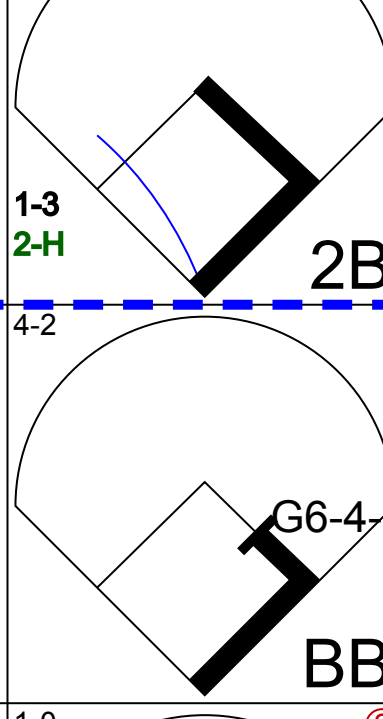
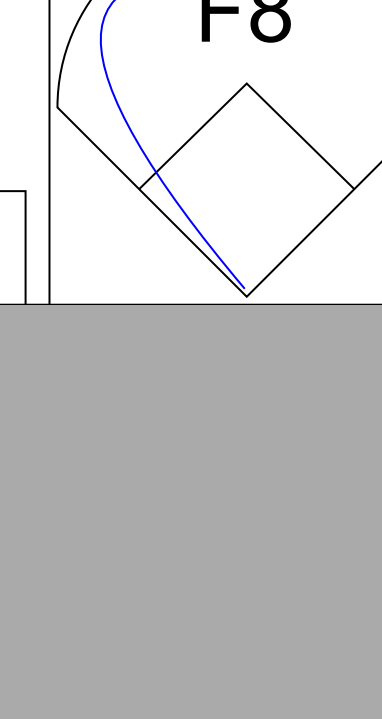
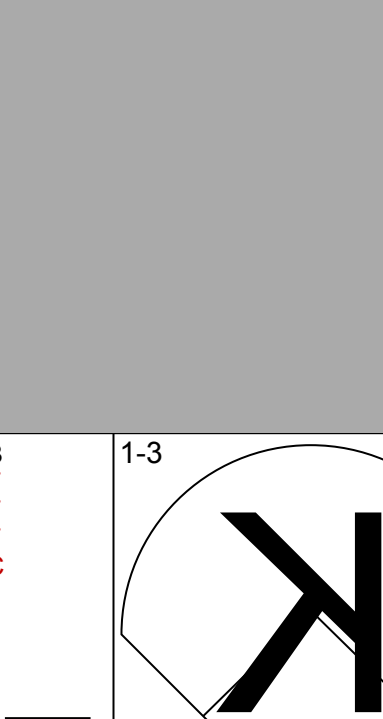

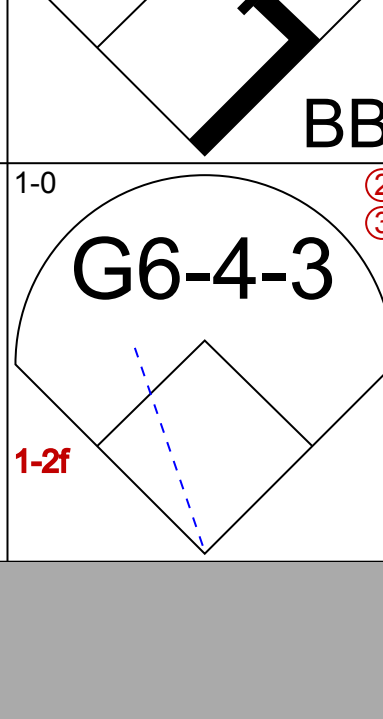

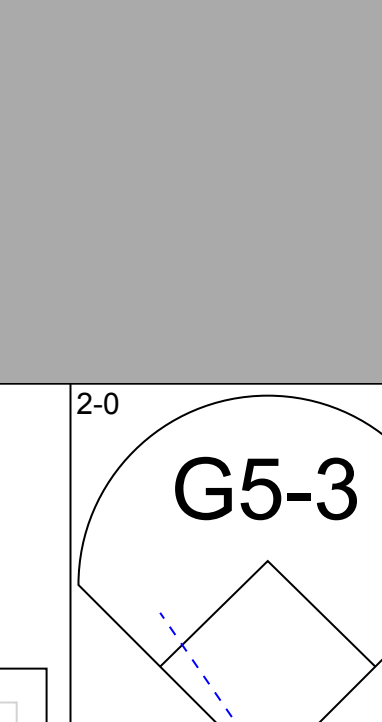


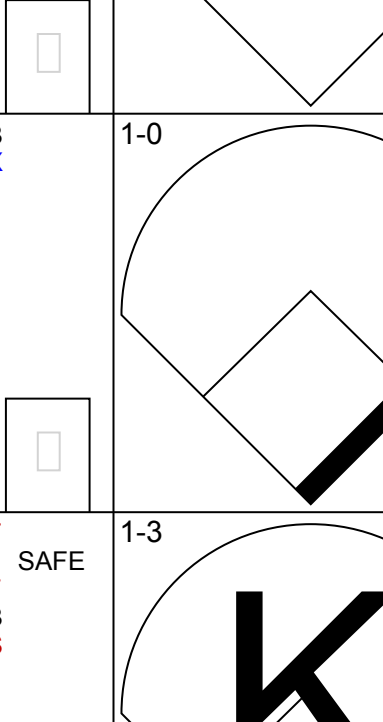

Batter	1	2	3	4	5	6	7	8	9	AB	R	H	RBI	BB	SO	LOB	BOTTOM				
<b>Brian Downing, R</b> (1, 10) OBP: 0.800, SLG: 1.167	1-0 F7	4-1 G6-4-3 BB		1-0 2-H HR		0-2 1B 2-H 1B	1-1 1B 1B			3	3	2	3	1	0	0	<b>Baltimore Orioles @ Texas Rangers</b> Arlington Stadium, Arlington, TX Sun Apr 14 1991, 4:33 AM EDT Att: 24,084 - Cloudy - 77 F				
<b>Jeff Huson, L</b> (1, 6) OBP: 0.482, SLG: 0.364	1-1 2B	3-2 G6-4-3		3-2 G3-1		1 SAFE F7 1B	0-0 1B 2B			5	3	3	2	0	0	2					
<b>Rafael Palmeiro, L</b> (1, 3) OBP: 0.545, SLG: 0.952	3-2 G6-3 1-H HR		3-2 1B	4-1 BB		1-1 1B F7	1-1 1B F7			4	3	4	3	1	0	0					
<b>Ruben Sierra, S</b> (1, 9) OBP: 0.364, SLG: 0.636	3-1 G6-3		2-1 G6-3	1 SAFE 1-3 K		1-2 3-H F7	1-1 1B			5	0	2	2	0	1	4					
<b>Julio Franco, R</b> (1, 4) OBP: 0.182, SLG: 0.190	4-0 HR		3-2 G6-3		2-1 G6-3	1-0 WP	1-0 F7			4	1	1	1	1	0	2					
<b>Kevin Reimer, L</b> (1, 7) OBP: 0.286, SLG: 0.714 <b>Tony Scruggs, R</b> (7, 7)	1-1 HR		2-3 K	1-1 CS		2-2 F8		1-2 G1-3		4	1	2	3	0	1	2					
<b>Geno Petralli, L</b> (1, 2) OBP: 0.182, SLG: 0.100	1-3 K2-3		0-0 G3	1-2 G4-3		1-2 G4-3		0-1 G3		5	0	0	0	0	1	2					
<b>Steve Buechele, R</b> (1, 5) OBP: 0.412, SLG: 0.714 <b>Mario Diaz, R</b> (8, 5) OBP: 0.714, SLG: 0.714		2-2 F8		2-2 SH5-4 HR HBP		1-1 G5-3	2-2 HBP 1B	0-2 F9		3	2	1	0	0	0	0					
<b>Gary Pettis, S</b> (1, 8) OBP: 0.385, SLG: 0.300		4-1 S BB		0-1 SH5-4		1-2 1B	4-2 HBP 1B			1	2	1	0	2	0	0					
<b>Inning Stats</b>	R: 4 E: 0 K: 1 S: 13	H: 3 LOB: 0 BB: 1 P: 27	R: 0 E: 0 K: 0 S: 8	H: 0 LOB: 2 BB: 2 P: 21	R: 1 E: 0 K: 1 S: 12	H: 2 LOB: 1 BB: 0 P: 22	R: 2 E: 0 K: 1 S: 12	H: 1 LOB: 1 BB: 1 P: 23	R: 0 E: 0 K: 0 S: 8	H: 1 LOB: 0 BB: 0 P: 14	R: 4 E: 0 K: 0 S: 21	H: 5 LOB: 1 BB: 0 P: 31	R: 4 E: 0 K: 0 S: 12	H: 4 LOB: 1 BB: 1 P: 23	R: 0 E: 0 K: 0 S: 8	H: 0 LOB: 0 BB: 0 P: 9		1B: 9 2B: 5 3B: 0 HR: 2	SF: 0 SAC: 1 DP: 1 HBP: 2	WP: 1 PB: 0 SB: 1 CS: 1	PA: 44
<b>PITCHER</b>	IP	WLS	BF	H	R	ER	SO	BB	IBB	HBP	BLK	WP	HR	S	P	ERA	WHIP				
<b>Jeff Robinson, R</b> (1, 1) ERA: 22.5	2.0	L	13	5	5	5	1	3	0	0	0	0	1	26	58	22.50	4.000				
<b>Paul Kilgus, L</b> (3, 1) ERA: 4.79	3.0		12	2	2	2	2	1	0	1	0	0	1	27	49	6.00	1.000				
<b>Jose Bautista, R</b> (6, 1) ERA: 20.25	3.0		19	9	8	8	0	1	0	1	0	1	0	41	63	24.00	3.333				



Batter	1	2	3	4	5	6	7	8	9	AB	R	H	RBI	BB	SO	LOB	TOP				
Mike Devereaux, R OBP: 0.211, SLG: 0.333 (1, 8)										5	0	0	0	0	1	1	<b>Baltimore Orioles @ Milwaukee Brewers</b> Milwaukee County Stadium, Milwaukee, WI Mon Apr 15 1991, 4:33 AM EDT Att: 50,058 - Cloudy - 55 F				
Randy Milligan, R OBP: 0.320, SLG: 0.111 Brady Anderson, L OBP: 0.625, SLG: 0.600 (1, 7) (8, 7)										3	1	0	0	1	0	0					
Cal Ripken Jr., R OBP: 0.560, SLG: 1.000 (1, 6)										4	2	3	2	0	0	0					
Glenn Davis, R OBP: 0.360, SLG: 0.476 (1, 3)										3	2	2	1	0	1	1					
Dwight Evans, R OBP: 0.278, SLG: 0.188 (1, 9)										2	1	0	0	2	2	1					
Sam Horn, L OBP: 0.200, SLG: 0.571 (1, 10)										4	1	1	4	0	2	3					
Craig Worthington, R OBP: 0.273, SLG: 0.368 (1, 5)										3	0	0	0	1	1	0					
Chris Hoiles, R OBP: 0.125, SLG: 0.067 (1, 2)										4	0	0	0	0	2	1					
Billy Ripken, R OBP: 0.167, SLG: 0.118 (1, 4)										4	0	0	0	0	0	1					
<b>Inning Stats</b>	R: 0 E: 0 K: 1 S: 7	H: 0 LOB: 0 BB: 0 P: 10	R: 1 E: 0 K: 2 S: 11	H: 1 LOB: 0 BB: 0 P: 23	R: 0 E: 0 K: 0 S: 5	H: 0 LOB: 0 BB: 0 P: 7	R: 2 E: 0 K: 2 S: 10	H: 1 LOB: 1 BB: 1 P: 22	R: 0 E: 0 K: 1 S: 12	H: 1 LOB: 2 BB: 1 P: 21	R: 0 E: 0 K: 0 S: 8	H: 0 LOB: 0 BB: 0 P: 11	R: 4 E: 0 K: 1 S: 18	H: 3 LOB: 0 BB: 1 P: 34	R: 0 E: 0 K: 1 S: 9	H: 0 LOB: 0 BB: 0 P: 13		1B: 3 2B: 0 3B: 0 HR: 3	SF: 0 SAC: 0 DP: 0 HBP: 1	WP: 0 PB: 2 SB: 1 CS: 0	PA: 38
<b>PITCHER</b>	IP	WLS	BF	H	R	ER	SO	BB	IBB	HBP	BLK	WP	HR	S	P	ERA	WHIP				
Chris Bosio, R ERA: 1.8 (1, 1)	7.0	L	27	3	3	3	7	3	0	1	0	0	2	65	116	3.86	0.857				
Chuck Crim, R ERA: 8.44 (8, 1)	0.2		5	2	3	3	0	1	0	0	0	0	0	11	23	40.50	4.500				
Ed Nunez, R ERA: 4.15 (8, 1)	1.1		5	1	1	1	2	0	0	0	0	0	1	16	24	6.75	0.750				

AB 32  
R 7  
H 6  
RBI 7  
BB 4  
SO 9  
LOB 8



Batter	1	2	3	4	5	6	7	8	9	AB	R	H	RBI	BB	SO	LOB	BOTTOM				
Paul Moltzer, R OBP: 0.387, SLG: 0.393 (1, 10)										3	0	0	0	1	1	1	<b>Baltimore Orioles @ Milwaukee Brewers</b> Milwaukee County Stadium, Milwaukee, WI Mon Apr 15 1991, 4:33 AM EDT Att: 50,058 - Cloudy - 55 F				
Robin Yount, R OBP: 0.310, SLG: 0.393 (1, 8)										3	0	0	0	1	1	0					
Gary Sheffield, R OBP: 0.267, SLG: 0.357 (1, 5)										4	2	2	0	0	0	1					
Greg Brock, L OBP: 0.429, SLG: 0.273 (1, 3)										3	0	2	1	1	1	1					
Dante Bichette, R OBP: 0.310, SLG: 0.464 (1, 9)										4	0	2	1	0	0	2					
Darryl Hamilton, L (1, 7)										2	0	0	0	0	1	2					
Greg Vaughn, R OBP: 0.214, SLG: 0.385 (6, PH) (7, 7)										1	0	0	0	1	0	0					
Jim Gantner, L OBP: 0.214, SLG: 0.385 (1, 4)										2	0	0	0	0	2	0					
Willie Randolph, R OBP: 0.429, SLG: 0.273 (6, PH) (7, 4)										2	0	1	0	0	0	3					
B.J. Surhoff, L OBP: 0.091, SLG: 0.048 (1, 2)										4	0	1	0	0	0	1					
Bill Spiers, L OBP: 0.333, SLG: 0.727 (1, 6)										3	0	0	0	0	1	1					
<b>Inning Stats</b>	R: 0 E: 0 K: 1 S: 11	H: 0 LOB: 1 BB: 1 P: 19	R: 0 E: 0 K: 2 S: 10	H: 1 LOB: 0 BB: 0 P: 13	R: 0 E: 0 K: 1 S: 7	H: 0 LOB: 0 BB: 0 P: 14	R: 1 E: 0 K: 1 S: 11	H: 2 LOB: 1 BB: 0 P: 15	R: 0 E: 0 K: 0 S: 11	H: 1 LOB: 2 BB: 2 P: 24	R: 0 E: 0 K: 0 S: 3	H: 0 LOB: 0 BB: 1 P: 8	R: 0 E: 0 K: 0 S: 12	H: 1 LOB: 1 BB: 0 P: 20	R: 0 E: 0 K: 0 S: 3	H: 1 LOB: 0 BB: 0 P: 3	1B: 5 2B: 3 3B: 1 HR: 0	SF: 0 SAC: 0 DP: 3 HBP: 0	WP: 0 PB: 0 SB: 0 CS: 2	PA: 36	
<b>PITCHER</b>	IP	WLS	BF	H	R	ER	SO	BB	IBB	HBP	BLK	WP	HR	S	P	ERA	WHIP				
Jose Mesa, R ERA: 3.18 (1, 1)	5.1	W	23	6	2	2	7	2	0	0	0	0	5	58	93	3.38	1.500				
Mike Flanagan, L ERA: (6, 1)	1.1		4	0	0	0	0	1	0	0	0	0	0	5	10	0.00	0.750				
Mark Williamson, R ERA: (7, 1)	2.1	S	8	2	0	0	0	1	0	0	0	0	0	16	29	0.00	1.286				

AB 31  
R 2  
H 8  
RBI 2  
BB 4  
SO 7  
LOB 12













Batter	1	2	3	4	5	6	7	8	9	AB	R	H	RBI	BB	SO	LOB	TOP										
Brian Downing, R (1, 10) OBP: 0.833, SLG: 1.000	0-1 G5-4-3 1B		4-0 1-2 BB		1-2 1B			3-1 FC6-4 1B		3	0	3	0	1	0	0	<b>Texas Rangers @ Baltimore Orioles</b> Memorial Stadium, Baltimore, MD Fri Apr 19 1991, 7:05 PM EDT Att: 21,834 - Cloudy - 51 F										
Jeff Huson, L (1, 6) OBP: 0.300, SLG: 0.235	2-2 G5-4-3		3-2 F8		2-3 K			2-1 F8		3	0	0	0	0	1	5											
Mario Diaz, R (8, PH) OBP: 0.167, SLG: 0.091	1-2									1	0	0	0	0	0	1											
Rafael Palmeiro, L (1, 3) OBP: 0.371, SLG: 0.618	0-0 P6		3-1 L8			1-3 K		0-1 L4		4	0	0	0	0	1	3											
Ruben Sierra, S (1, 9) OBP: 0.314, SLG: 0.471		4-2 G6-4-3 BB		3-2 G3		2-2 1B		0-0 FC6-4		3	0	1	0	1	0	1											
Julio Franco, R (1, 4) OBP: 0.171, SLG: 0.265	0-1 G6-4-3		2-3 K		2-2 F7			2-3 K		4	0	0	0	0	2	2											
Kevin Reimer, L (1, 7) OBP: 0.273, SLG: 0.545	0-0		0-0 P5		1-3 K			4-0 FC5-4 BB		3	0	1	0	0	1	1											
Mike Stanley, R (9, PH) OBP: 0.333, SLG: 0.200	1B									0	0	0	0	1	0	0											
Geno Petralli, L (1, 2) OBP: 0.116, SLG: 0.063	3-2 G4-3		2-1 F7		2-1 G4-3		0-1 G4-3	2-2 FC5-4 FC6-4		3	0	0	0	0	0	1											
John Russell, R (9, PH) OBP: 0.125, SLG: 0.125								1-2		1	0	0	0	0	0	1											
Steve Buechele, R (1, 5) OBP: 0.310, SLG: 0.462			2-1 F7		2-3 K		1-0 F7	2-1 FC6-4		4	0	0	0	0	1	1											
Gary Pettis, S (1, 8) OBP: 0.500, SLG: 0.353			4-2 BB		4-2 1B		1-2 G4-3			1	0	0	0	2	0	0											
<b>Inning Stats</b>	R: 0 E: 0 K: 0 S: 8	H: 1 LOB: 0 BB: 0 P: 9	R: 0 E: 0 K: 0 S: 10	H: 1 LOB: 1 BB: 1 P: 17	R: 0 E: 0 K: 0 S: 11	H: 0 LOB: 2 BB: 2 P: 27	R: 0 E: 0 K: 1 S: 10	H: 0 LOB: 0 BB: 0 P: 15	R: 0 E: 0 K: 2 S: 16	H: 1 LOB: 2 BB: 1 P: 26	R: 0 E: 0 K: 0 S: 14	H: 0 LOB: 1 BB: 0 P: 20	R: 0 E: 0 K: 0 S: 6	H: 0 LOB: 0 BB: 0 P: 8	R: 0 E: 0 K: 0 S: 7	H: 1 LOB: 1 BB: 0 P: 12	R: 0 E: 0 K: 1 S: 8	H: 0 LOB: 1 BB: 1 P: 18	1B: 5 2B: 0 3B: 0 HR: 0	SF: 0 SAC: 0 DP: 2 HBP: 0	WP: 0 PB: 0 SB: 0 CS: 0	PA: 35					
<b>PITCHER</b>	IP	WLS	BF	H	R	ER	SO	BB	IBB	HBP	BLK	WP	HR	S	P	ERA	WHIP										
Jeff Robinson, R ERA: 5.0	7.0	W	27	4	0	0	5	4	0	0	0	0	0	75	122	0.00	1.143										
Paul Kilgus, L ERA: 2.53	2.0		8	1	0	0	1	1	0	0	0	0	0	15	30	0.00	1.000										

Batter	1	2	3	4	5	6	7	8	9	AB	R	H	RBI	BB	SO	LOB	BOTTOM										
Mike Devereaux, R (1, 8) OBP: 0.179, SLG: 0.259	3-1 CS 1B				1-1 G1-3			1-1 G6-3		4	0	1	0	0	1	1	<b>Texas Rangers @ Baltimore Orioles</b> Memorial Stadium, Baltimore, MD Fri Apr 19 1991, 7:05 PM EDT Att: 21,834 - Cloudy - 51 F										
Randy Milligan, R (1, 7) OBP: 0.364, SLG: 0.240	4-2		3-3 K		3-2 1B		4-1 CS BB		2	1	1	0	1	1	0	0											
Brady Anderson, L (6, 7) OBP: 0.500, SLG: 0.400	1-2 BB				2B				0	0	0	0	1	0	0	0											
Cal Ripken Jr., R (1, 6) OBP: 0.487, SLG: 0.758	2-3 K		0-3 K		0-0 1B WP		1-1 1B		4	1	2	1	0	2	1												
Glenn Davis, R (1, 3) OBP: 0.385, SLG: 0.500	3-1 F7		2-0 HR		2-0 1B WP		1-0 L7		4	1	2	1	0	0	2												
Dwight Evans, R (1, 9) OBP: 0.387, SLG: 0.320		4-2 SH1-4 1B BB		0-0	2-3 K		2-0 G4-3		3	1	1	0	1	1	2												
Craig Worthington, R (1, 5) OBP: 0.287, SLG: 0.333	2-2 1B SH1-4		2-0 G1-3		1-2 F9		1-3 K		4	1	1	0	0	1	2												
Leo Gomez, R (1, 10) OBP: 0.353, SLG: 0.267	0-0 SH1-4			2-0 CS 1B		2-1 G6-3		2-3 K		2	0	1	0	0	0	0											
Sam Horn, L (8, PH) OBP: 0.292, SLG: 0.476	1-2 2-3			3-3 K		1-2 G6-3			1	0	0	0	0	1	0												
Bob Melvin, R (1, 2) OBP: 0.200, SLG: 0.200	0-1 SH1-3 1B			1-2 K					3	0	1	1	0	1	1												
Billy Ripken, R (1, 4) OBP: 0.222, SLG: 0.160	2-3 3-H		0-0 SH1-3		2-2 F9		1-0 G1-3		2	0	0	1	0	0	0												
<b>Inning Stats</b>	R: 0 E: 0 K: 1 S: 9	H: 1 LOB: 1 BB: 1 P: 21	R: 2 E: 0 K: 1 S: 12	H: 2 LOB: 1 BB: 1 P: 19	R: 1 E: 0 K: 2 S: 9	H: 2 LOB: 1 BB: 0 P: 16	R: 0 E: 0 K: 1 S: 7	H: 1 LOB: 0 BB: 0 P: 14	R: 2 E: 0 K: 1 S: 13	H: 3 LOB: 1 BB: 0 P: 22	R: 0 E: 0 K: 0 S: 7	H: 0 LOB: 0 BB: 0 P: 11	R: 0 E: 0 K: 0 S: 6	H: 1 LOB: 1 BB: 1 P: 13	R: 0 E: 0 K: 2 S: 7	H: 0 LOB: 0 BB: 0 P: 12	1B: 8 2B: 2 3B: 0 HR: 1	SF: 0 SAC: 2 DP: 1 HBP: 0	WP: 1 PB: 0 SB: 0 CS: 3	PA: 34							
<b>PITCHER</b>	IP	WLS	BF	H	R	ER	SO	BB	IBB	HBP	BLK	WP	HR	S	P	ERA	WHIP										
Kenny Rogers, L ERA: 15.88	4.1	L	21	8	5	5	5	2	0	0	0	0	0	43	80	10.38	2.308										
Brad Arnsberg, R ERA: 5.0	1.2		6	1	0	0	1	0	0	0	0	1	0	14	23	0.00	0.600										
Rich Gossage, R ERA:	1.2		6	1	0	0	1	1	0	0	0	0	0	10	20	0.00	1.200										
Mike Jeffcoat, L ERA:	0.1		1	0	0	0	1	0	0	0	0	0	0	3	5	0.00	0.000										

AB	30
R	0
H	5
RBI	0
BB	5
SO	6
LOB	16





Batter	1	2	3	4	5	6	7	8	9	AB	R	H	RBI	BB	SO	LOB	TOP								
<b>Brian Downing, R</b> OBP: 0.750, SLG: 0.833 (1, 10)	4-2 SH5-3 BB		3-0 F7		3-3 K		2-2 G5-3			3	0	0	0	1	1	2									
<b>Geno Petralli, L</b> OBP: 0.200, SLG: 0.111 (1, 2)	0-0 SH5-3		4-1 BB		1-0 1B		0-1 L8			2	0	1	0	1	0	0									
<b>Rafael Palmeiro, L</b> OBP: 0.333, SLG: 0.568 (1, 3)	2-3 K		0-0 G3-1		1-0 SF7			2-2 G2-3		3	0	0	1	0	1	3									
<b>Ruben Sierra, S</b> OBP: 0.308, SLG: 0.447 (1, 9)	2-1 P5			2-2 G3		0-0 FC5-4 1B		0-0 F8		4	0	1	0	0	0	1									
<b>Julio Franco, R</b> OBP: 0.179, SLG: 0.263 (1, 4)		1-3 K		2-2 F9 HBP 1B		1-1 FC5-4		1-0 G6-3		4	0	1	0	0	1	2									
<b>Kevin Reimer, L</b> OBP: 0.320, SLG: 0.522 (6, PR)		3-2 P6		1-2 1B		4-1 F9-3 BB		0-0 G5-3		1	0	0	0	1	0	0									
<b>Tony Scruggs, R</b> (6, 7)				1-2 HBP						0	0	0	0	0	0	0									
<b>Jack Daugherty, S</b> (9, PH)				0-0 F9		0-0 F8		3-1 G6-3		1	0	0	0	0	0	0									
<b>Steve Buechele, R</b> OBP: 0.273, SLG: 0.400 (1, 5)		1-1 F8		2-3 F9		3-2 F8		1-0 G6-3		4	0	0	0	0	0	3									
<b>Jeff Huson, L</b> OBP: 0.250, SLG: 0.190 (1, 6)			0-1 G5-3	1-3 K		3-2 F9-3		1-0 F9		4	0	0	0	0	1	3									
<b>Gary Pettis, S</b> OBP: 0.519, SLG: 0.368 (1, 8)			4-2 S BB		2-1 1B S SF7 1B		1-0 G6-3			2	1	1	0	1	0	0									
<b>Inning Stats</b>	R: 0 E: 0 K: 1 S: 8	H: 0 LOB: 1 BB: 1 P: 16	R: 0 E: 0 K: 1 S: 13	H: 0 LOB: 0 BB: 0 P: 18	R: 0 E: 0 K: 0 S: 11	H: 0 LOB: 2 BB: 2 P: 20	R: 0 E: 0 K: 1 S: 14	H: 1 LOB: 2 BB: 0 P: 20	R: 1 E: 0 K: 0 S: 10	H: 3 LOB: 1 BB: 1 P: 18	R: 0 E: 0 K: 0 S: 6	H: 0 LOB: 0 BB: 0 P: 13	R: 0 E: 0 K: 0 S: 8	H: 0 LOB: 0 BB: 0 P: 11	R: 0 E: 0 K: 0 S: 5	H: 0 LOB: 0 BB: 0 P: 8	R: 0 E: 0 K: 0 S: 4	H: 0 LOB: 0 BB: 0 P: 8	1B: 4 2B: 1 3B: 0 HR: 0	SF: 1 SAC: 1 DP: 1 HBP: 1	WP: 0 PB: 0 SB: 2 CS: 0	PA: 35			
<b>PITCHER</b>	IP	WLS	BF	H	R	ER	SO	BB	IBB	HBP	BLK	WP	HR	S	P	ERA	WHIP								
<b>Jose Mesa, R</b> ERA: 2.45 (1, 1)	7.0	L	29	4	1	1	4	4	0	1	0	0	0	70	116	1.29	1.143								
<b>Mark Williamson, R</b> ERA: (8, 1)	2.0		6	0	0	0	0	0	0	0	0	0	0	9	16	0.00	0.000								

Texas Rangers @ Baltimore Orioles  
Memorial Stadium, Baltimore, MD

AB 28  
R 1  
H 4  
RBI 1  
BB 4  
SO 4  
LOB 14



WP: 0 PA: 35  
PB: 0  
SB: 2  
CS: 0


Sat Apr 20 1991, 3:33 AM EDT  
Att: 22,448 - Overcast - 49 F

livebaseballscores.com

Batter	1	2	3	4	5	6	7	8	9	AB	R	H	RBI	BB	SO	LOB	BOTTOM								
<b>Mike Devereaux, R</b> OBP: 0.188, SLG: 0.290 (1, 8)	2-3 K		3-2 G5-3		2-0 F7			1-2 E 2B		4	0	1	0	0	1	1									
<b>Randy Milligan, R</b> OBP: 0.324, SLG: 0.207 (1, 7)	2-3 K		0-0 P4		2-3 K			0-0 F8		4	0	0	0	0	2	2									
<b>Tim Hulett, R</b> (9, 4)										0	0	0	0	0	0	0									
<b>Cal Ripken Jr., R</b> OBP: 0.442, SLG: 0.676 (1, 6)	2-2 F9			1-0 F8		0-1 P2		0-0 E6		4	0	0	0	0	0	1									
<b>Glenn Davis, R</b> OBP: 0.381, SLG: 0.471 (1, 3)		1-1 G5-3		4-1 1B BB		2-3 K		3-3 K		2	0	0	0	1	1	0									
<b>Leo Gomez, R</b> OBP: 0.333, SLG: 0.250 (7, 3)				1-2 1B		2-3 K				1	0	0	0	0	1	2									
<b>Sam Horn, L</b> OBP: 0.286, SLG: 0.440 (1, 10)		1-3 K		1-2 1B		2-3 K			1-3 K	4	0	1	0	0	3	0									
<b>Joe Orsulak, L</b> OBP: 0.188, SLG: 0.133 (1, 9)		0-1 WP 1B		2-3 K		1-0 P6		3-1 F8		4	0	1	0	0	1	2									
<b>Craig Worthington, R</b> OBP: 0.265, SLG: 0.300 (1, 5)		1 SAFE 4-0 1B BB		3-2 G6-3		2-3 K		1-0 G5-3		3	0	0	0	1	1	2									
<b>Chris Hoiles, R</b> OBP: 0.174, SLG: 0.136 (1, 2)		2-2 F9			1-3 K		2-3 K			3	0	0	0	0	2	2									
<b>Billy Ripken, R</b> OBP: 0.241, SLG: 0.185 (1, 4)			0-0 F9		2-1 1B			1-0 F7		2	0	1	0	0	0	0									
<b>Brady Anderson, L</b> OBP: 0.467, SLG: 0.364 (8, PH)										1	0	0	0	0	0	0									
<b>Inning Stats</b>	R: 0 E: 0 K: 2 S: 9	H: 0 LOB: 0 BB: 0 P: 15	R: 0 E: 0 K: 1 S: 11	H: 1 LOB: 2 BB: 1 P: 19	R: 0 E: 0 K: 0 S: 8	H: 0 LOB: 0 BB: 0 P: 11	R: 0 E: 0 K: 1 S: 11	H: 1 LOB: 2 BB: 1 P: 22	R: 0 E: 0 K: 2 S: 11	H: 1 LOB: 1 BB: 0 P: 18	R: 0 E: 0 K: 2 S: 8	H: 0 LOB: 0 BB: 0 P: 12	R: 0 E: 0 K: 2 S: 7	H: 0 LOB: 0 BB: 0 P: 12	R: 0 E: 1 K: 1 S: 10	H: 1 LOB: 2 BB: 0 P: 15	R: 0 E: 0 K: 1 S: 7	H: 0 LOB: 0 BB: 0 P: 12	1B: 3 2B: 1 3B: 0 HR: 0	SF: 0 SAC: 0 DP: 0 HBP: 0	WP: 1 PB: 0 SB: 0 CS: 0	PA: 34			
<b>PITCHER</b>	IP	WLS	BF	H	R	ER	SO	BB	IBB	HBP	BLK	WP	HR	S	P	ERA	WHIP								
<b>Nolan Ryan, R</b> ERA: 3.38 (1, 1)	7.1	W	28	4	0	0	10	2	0	0	0	0	0	69	115	0.00	0.818								
<b>Jeff Russell, R</b> ERA: (8, 1)	1.2	S	6	0	0	0	2	0	0	0	0	0	0	13	21	0.00	0.000								

Texas Rangers @ Baltimore Orioles  
Memorial Stadium, Baltimore, MD

AB 32  
R 0  
H 4  
RBI 0  
BB 2  
SO 12  
LOB 12





WP: 1 PA: 34  
PB: 0  
SB: 0  
CS: 0

Sat Apr 20 1991, 3:33 AM EDT  
Att: 22,448 - Overcast - 49 F

livebaseballscores.com



Batter	1	2	3	4	5	6	7	8	9	AB	R	H	RBI	BB	SO	LOB	TOP			
Mike Devereaux, R (1, 8) OBP: 0.194, SLG: 0.265 Sam Horn, L (9, PH) OBP: 0.310, SLG: 0.500	2-2 P4		2-1 P4		4-0 1B FC4-6 BB		0-1 G5-4-3		1-1 1B 2B	3	1	0	0	1	0	1	<p><b>Baltimore Orioles @ Chicago White Sox</b> Comiskey Park, Chicago, IL Mon Apr 22 1991, 8:05 PM EDT Att: 30,480 - Cloudy - 61 F</p> <p>livebaseballscorecards.com</p> <p>AB 35 R 7 H 10 RBI 7 BB 5 SO 6 LOB 16</p> 			
Joe Orsulak, L (1, 7) OBP: 0.238, SLG: 0.200	3-1 FC1-6 1B		0-0 G6-3		0-0 FC4-6 1B		2-1 P5		3-3 K	5	0	2	1	0	1	2				
Cal Ripken Jr., R (1, 6) OBP: 0.438, SLG: 0.714	1-2 FC1-6 HR			0-0 F9	1-2 FC4-6			2-0 HR	1-2 2H 1B	5	2	2	3	0	0	2				
Glenn Davis, R (1, 10) OBP: 0.362, SLG: 0.513	1-1 HR			3-3 K	1-1 F9			0-2 P2	2-2 G6-3	5	1	1	2	0	1	2				
Dwight Evans, R (1, 9) OBP: 0.429, SLG: 0.357	2-3 K			1-0 2B 1B				2-1 FC5 BB 1B		3	1	2	0	1	1	0				
Randy Milligan, R (1, 3)		4-1 G6-3 BB		1-2 2B 1B				2-3 K		3	0	1	1	1	2	2				
Craig Worthington, R (1, 5) OBP: 0.293, SLG: 0.273 Juan Bell, R (8, PR) (8, 4)	1-3 K			2-0 G6-3				4-2 BB		3	0	0	0	1	1	3				
Chris Hoiles, R (1, 2) OBP: 0.148, SLG: 0.115	0-1 G6-3				0-1 F9			1-1 FC5		4	0	0	0	0	0	4				
Billy Ripken, R (1, 4) OBP: 0.258, SLG: 0.207 Ernie Whitt, L (7, PH) Tim Hulett, R (7, PR) (7, 4) (8, 5)			1-1 F9		0-2 BB 1B			4-0 G5-4-3 BB	3-2 P6	2	1	1	0	0	0	0				
<b>Inning Stats</b>	R: 2 E: 0 K: 1 S: 13	H: 2 LOB: 0 BB: 0 P: 22	R: 0 E: 0 K: 1 S: 6	H: 0 LOB: 0 BB: 1 P: 11	R: 0 E: 0 K: 0 S: 5	H: 2 LOB: 1 BB: 0 P: 16	R: 1 E: 0 K: 1 S: 9	H: 2 LOB: 1 BB: 1 P: 18	R: 0 E: 0 K: 1 S: 9	H: 0 LOB: 1 BB: 1 P: 16	R: 0 E: 0 K: 0 S: 4	H: 0 LOB: 1 BB: 1 P: 10	R: 1 E: 0 K: 1 S: 14	H: 2 LOB: 2 BB: 1 P: 25	R: 1 E: 0 K: 1 S: 17	H: 2 LOB: 1 BB: 0 P: 27		1B: 6 2B: 2 3B: 0 HR: 2	SF: 0 SAC: 0 DP: 2 HBP: 0	WP: 0 PB: 0 SB: 1 CS: 1
<b>PITCHER</b>	IP WLS BF H R ER SO BB IBB HBP BLK WP HR S P ERA WHIP																			
Alex Fernandez, R (1, 1) ERA: 7.63	7.0 W 30 7 6 6 4 4 0 0 0 0 2 60 104 7.71 1.571																			
Brian Drahman, R (8, 1) ERA: 12.46	1.0 5 1 0 0 1 1 0 0 0 0 0 13 22 0.00 2.000																			
Bobby Thigpen, R (9, 1) ERA: 4.32	1.0 S 5 2 1 1 1 0 0 0 0 0 0 17 27 9.00 2.000																			

Batter	1	2	3	4	5	6	7	8	9	AB	R	H	RBI	BB	SO	LOB	BOTTOM	
Tim Raines, S (1, 7) OBP: 0.222, SLG: 0.149	1-0 G6-3	2-0 F7		1-0 P5		4-0 FC1-6 IBB		0-0 G4-3		4	0	0	0	1	0	5	<p><b>Baltimore Orioles @ Chicago White Sox</b> Comiskey Park, Chicago, IL Mon Apr 22 1991, 8:05 PM EDT Att: 30,480 - Cloudy - 61 F</p> <p>livebaseballscorecards.com</p> <p>AB 33 R 8 H 11 RBI 8 BB 7 SO 4 LOB 17</p> 	
Lance Johnson, L (1, 8) OBP: 0.234, SLG: 0.222	1-2 P6		4-1 BB		1-1 G4-3	0-0 FC1-6		2-1 F8		4	0	0	0	1	0	2		
Robin Ventura, L (1, 5) OBP: 0.395, SLG: 0.447	2-2 F7		1-0 F8		4-0 2B BB	1-1 F7		2-1 G4-3		4	1	0	0	1	0	3		
Carlton Fisk, R (1, 2) OBP: 0.436, SLG: 0.457 Joey Cors, S (8, PR) Ron Karkovics, R (9, 2) OBP: 0.357, SLG: 0.500		1-0 G1-3	1-0 P6		2-1 1H HR 2B		1-0 P5	4-0 BB		4	1	1	1	1	0	1		
Matt Merullo, L (1, 10) OBP: 0.286, SLG: 0.286 Cory Snyder, R (7, PH) OBP: 0.208, SLG: 0.217		3-2 WP 1B 1B	2-2 G4-3		1-3 K		1-2 1B 2B	0-3 K		3	1	1	0	0	1	2		
Frank Thomas, R (1, 3) OBP: 0.313, SLG: 0.409		3-3 K		0-0 2B		3-2 HR 3B 1B		1-0 3B 1B		4	2	3	2	0	1	1		
Dan Pasqua, L (1, 9) OBP: 0.158, SLG: 0.059 Sammy Sosa, R (6, PH) OBP: 0.263, SLG: 0.500		4-2 1B 2B BB		2-3 K	0-0 G4-3		3-1 1B 3B			1	1	0	0	1	1	1		
Ozzie Guillen, L (1, 6) OBP: 0.350, SLG: 0.297		2-1 2B 1B		1-2 G5-3		0-1 FC1-6 SH1-3 1B	2-2 S 1B			4	1	3	2	0	0	1		
Scott Fletcher, R (1, 4) OBP: 0.447, SLG: 0.647		1-2 1H 3H 2B		4-0 BB		0-0 SH1-3	1-2 BB			1	0	1	2	2	0	0		
<b>Inning Stats</b>	R: 0 E: 0 K: 0 S: 10	H: 0 LOB: 0 BB: 0 P: 14	R: 3 E: 0 K: 1 S: 22	H: 3 LOB: 1 BB: 1 P: 38	R: 0 E: 0 K: 0 S: 8	H: 1 LOB: 2 BB: 1 P: 16	R: 0 E: 0 K: 1 S: 8	H: 1 LOB: 2 BB: 1 P: 23	R: 0 E: 0 K: 0 S: 6	H: 1 LOB: 2 BB: 1 P: 11	R: 2 E: 0 K: 0 S: 13	H: 4 LOB: 2 BB: 1 P: 25	R: 0 E: 0 K: 1 S: 7	H: 0 LOB: 1 BB: 1 P: 15	1B: 5 2B: 4 3B: 1 HR: 1	SF: 0 SAC: 1 DP: 0 HBP: 0		WP: 1 PB: 0 SB: 1 CS: 0
<b>PITCHER</b>	IP WLS BF H R ER SO BB IBB HBP BLK WP HR S P ERA WHIP																	
Ben McDonald, R (1, 1) ERA: 11.57	4.2 L 24 6 6 6 3 4 0 0 0 0 1 59 106 11.57 2.143																	
Mike Flanagan, L (5, 1) ERA: 0.79	2.0 9 3 1 1 0 0 1 0 0 0 0 12 20 4.50 1.500																	
Mark Williamson, R (7, 1) ERA: 1.13	1.1 8 2 1 1 1 2 0 0 0 0 0 15 32 6.75 3.000																	







Batter	1	2	3	4	5	6	7	8	9	AB	R	H	RBI	BB	SO	LOB	TOP					
Brady Anderson, L (1, 8) Mike Devereaux, R (8, PH) OBP: 0.286, SLG: 0.297			G4-3	FC1-6 HBP BB		G4-3 BB		G4-3 1B		2	1	0	0	1	0	2	2 1 0 0 1 0 2 1 0 1 0 0 0 0					
Randy Milligan, R (1, 3) OBP: 0.340, SLG: 0.250	K		2B	BB HBP		G4-3		L9		4	1	1	0	1	1	4	4 1 1 0 1 1 4					
Cal Ripken Jr., R (1, 6) OBP: 0.429, SLG: 0.646			1B	BB		G1-3		F8		3	0	0	1	1	1	4	3 0 0 1 1 1 4					
Dwight Evans, R (1, 9) OBP: 0.395, SLG: 0.314	K		2B	BB		G6-3		K		4	1	1	1	1	2	1	4 1 1 1 1 2 1					
Joe Orsulak, L (1, 7) OBP: 0.290, SLG: 0.400	G4-3		2B	P6		G3-1		1B		5	0	2	2	0	0	3	5 0 2 2 0 0 3					
Sam Horn, L (1, 10) Glenn Davis, R (7, PH) OBP: 0.276, SLG: 0.424 OBP: 0.367, SLG: 0.585	K		K			K		F8		3	0	0	0	0	3	1	3 0 0 0 0 0 3 1 2 1 1 1 1 0 0 1					
Leo Gomez, R (1, 5) OBP: 0.333, SLG: 0.292	BB			G6-3		G5-3		1B		4	0	1	0	1	0	0	4 0 1 0 1 0 0					
Ernie Whitt, L (1, 2) OBP: 0.400, SLG: 0.250				P6		P6		1B		3	1	2	0	1	0	0	3 1 2 0 1 0 0					
Juan Bell, R (1, 4) Billy Ripken, R (8, 4) OBP: 0.200, SLG: 0.200 OBP: 0.242, SLG: 0.194	G4-3			FC1-6 HBP		G6-3		K		4	0	1	0	0	1	3	4 0 1 0 0 1 3 0 0 0 0 0 0 0 0					
<b>Inning Stats</b>	R: 0 H: 0 E: 0 K: 2 S: 10	H: 0 LOB: 1 BB: 1 P: 21	R: 0 H: 0 E: 0 K: 1 S: 9	H: 0 LOB: 2 BB: 2 P: 22	R: 2 H: 3 E: 0 K: 2 S: 17	H: 3 LOB: 1 BB: 0 P: 31	R: 2 H: 2 E: 0 K: 0 S: 17	H: 2 LOB: 3 BB: 2 P: 40	R: 0 H: 0 E: 0 K: 1 S: 9	H: 0 LOB: 0 BB: 0 P: 13	R: 0 H: 0 E: 0 K: 0 S: 9	H: 0 LOB: 1 BB: 1 P: 18	R: 1 H: 1 E: 0 K: 0 S: 10	H: 1 LOB: 0 BB: 0 P: 12	R: 0 H: 2 E: 0 K: 1 S: 14	H: 2 LOB: 2 BB: 0 P: 24	R: 0 H: 2 E: 0 K: 1 S: 11	H: 2 LOB: 2 BB: 0 P: 17	1B: 8 2B: 1 3B: 0 HR: 1	SF: 0 SAC: 0 DP: 0 HBP: 2	WP: 0 PB: 0 SB: 0 CS: 1	PA: 43
<b>PITCHER</b>	IP WLS BF H R ER SO BB IBB HBP BLK WP HR S P ERA WHIP																					
Charlie Hough, R (1, 1) ERA: 7.94	3.2 L 22 5 4 4 5 5 0 2 0 0 0 0 52 112 9.82 2.727																					
Wayne Edwards, L (4, 1) ERA: 6.53	3.1 12 1 1 1 1 1 0 0 0 0 0 1 29 45 2.70 0.600																					
Scott Radinsky, L (8, 1) ERA: 2.25	0.2 4 2 0 0 1 0 0 0 0 0 0 0 13 23 0.00 3.000																					
Brian Drahman, R (8, 1) ERA: 11.57	0.1 1 0 0 0 0 0 0 0 0 0 0 0 1 1 0.00 0.000																					
Donn Falt, R (9, 1) ERA:	1.0 4 2 0 0 1 0 0 0 0 0 0 0 11 17 0.00 2.000																					

**Baltimore Orioles @ Chicago White Sox**  
Comiskey Park, Chicago, IL  
Wed Apr 24 1991, 8:05 PM EDT  
Att: 26,121 - Cloudy - 55 F

livebaseballscores.com

AB 35  
R 5  
H 10  
RBI 5  
BB 6  
SO 8  
LOB 19

Batter	1	2	3	4	5	6	7	8	9	AB	R	H	RBI	BB	SO	LOB	BOTTOM			
Tim Raines, S (1, 7) OBP: 0.238, SLG: 0.179	G6-4-3 1B			G6-3			G4-3		K	4	0	1	0	0	1	2	4 0 1 0 0 1 2			
Robin Ventura, L (1, 5) Craig Grebeck, R (8, PR) OBP: 0.404, SLG: 0.489 OBP: 0.500, SLG: 0.750	F7			K			G5-3		1B	4	0	1	1	0	1	1	4 0 1 1 0 1 1 0 0 0 0 0 0 0			
Carlton Fisk, R (1, 10) OBP: 0.404, SLG: 0.405	G6-4-3 1-2			G5-3			K		F7	4	0	0	0	0	1	3	4 0 0 0 0 1 3			
Cory Snyder, R (1, 9) OBP: 0.219, SLG: 0.258	G4-3						F8		G4-3	3	0	0	0	0	0	0	3 0 0 0 0 0 0			
Frank Thomas, R (1, 3) OBP: 0.375, SLG: 0.529	CS 1B						G6-4-3 1B		F9	3	0	2	0	0	0	0	3 0 2 0 0 0 0			
Sammy Sosa, R (1, 8) OBP: 0.296, SLG: 0.447	K			G6-4-3 1-2			G6-4-3 1-2		F9	3	0	0	0	0	1	2	3 0 0 0 0 1 2			
Ron Karkovics, R (1, 2) OBP: 0.389, SLG: 0.500	CS			P3			1B		WP 1B 1B	3	1	2	0	0	0	0	3 1 2 0 0 0 0			
Ozzie Guillen, L (1, 6) OBP: 0.326, SLG: 0.279				F9			K		1B WP 1B	3	0	1	0	0	1	0	3 0 1 0 0 1 0			
Scott Fletcher, R (1, 4) OBP: 0.409, SLG: 0.564				G5-3			G4-3		F9	3	0	0	0	0	0	2	3 0 0 0 0 0 2			
<b>Inning Stats</b>	R: 0 H: 1 E: 0 K: 0 S: 7	H: 1 LOB: 0 BB: 0 P: 12	R: 0 H: 1 E: 0 K: 1 S: 11	H: 1 LOB: 0 BB: 0 P: 18	R: 0 H: 0 E: 0 K: 0 S: 7	H: 0 LOB: 0 BB: 0 P: 10	R: 0 H: 0 E: 0 K: 1 S: 8	H: 0 LOB: 0 BB: 0 P: 11	R: 0 H: 1 E: 0 K: 1 S: 5	H: 1 LOB: 0 BB: 0 P: 8	R: 0 H: 0 E: 0 K: 1 S: 6	H: 0 LOB: 0 BB: 0 P: 9	R: 0 H: 0 E: 0 K: 0 S: 5	H: 0 LOB: 0 BB: 0 P: 10	R: 1 H: 3 E: 0 K: 1 S: 11	H: 3 LOB: 2 BB: 0 P: 21	1B: 7 2B: 0 3B: 0 HR: 0	SF: 0 SAC: 0 DP: 2 HBP: 0	WP: 1 PB: 0 SB: 0 CS: 1	PA: 31
<b>PITCHER</b>	IP WLS BF H R ER SO BB IBB HBP BLK WP HR S P ERA WHIP																			
Jeff Ballard, L (1, 1) ERA: 4.5	8.0 W 26 6 1 1 4 0 0 0 0 0 0 0 57 93 1.12 0.750																			
Gregg Olson, R (9, 1) ERA:	1.0 4 1 0 0 1 0 0 0 0 0 1 0 9 17 0.00 1.000																			

**Baltimore Orioles @ Chicago White Sox**  
Comiskey Park, Chicago, IL  
Wed Apr 24 1991, 8:05 PM EDT  
Att: 26,121 - Cloudy - 55 F

livebaseballscores.com

AB 30  
R 1  
H 7  
RBI 1  
BB 0  
SO 5  
LOB 10



Batter	1	2	3	4	5	6	7	8	9	AB	R	H	RBI	BB	SO	LOB	TOP									
Paul Moltis, R OBP: 0.373, SLG: 0.473 (1, 10)										5	0	3	1	0	1	1	<b>Milwaukee Brewers @ Baltimore Orioles</b> Memorial Stadium, Baltimore, MD Fri Apr 26 1991, 7:05 PM EDT Att: 28,657 - Cloudy - 73 F									
Jim Gantner, L OBP: 0.244, SLG: 0.270 (1, 4)										4	0	0	0	0	1	3										
Gary Sheffield, R OBP: 0.319, SLG: 0.419 (1, 5)										4	1	1	0	1	0	2										
Robin Yount, R OBP: 0.352, SLG: 0.636 (1, 8)										4	1	2	0	1	0	2										
Franklin Stubbs, L OBP: 0.280, SLG: 0.311 (1, 3)										4	0	1	1	0	1	2										
Dante Bichette, R OBP: 0.254, SLG: 0.344 (1, 9)										4	0	1	1	0	0	1										
Greg Vaughn, R OBP: 0.372, SLG: 0.722 Darryl Hamilton, L OBP: 0.324, SLG: 0.241 (8, 7)										2	2	1	1	2	1	0										
B.J. Surhoff, L OBP: 0.120, SLG: 0.102 (1, 2)										3	1	1	0	0	0	3										
Bill Spiers, L OBP: 0.314, SLG: 0.457 (1, 6)										3	0	1	1	0	0	3										
<b>Inning Stats</b>	R: 0 E: 0 K: 0 S: 9	H: 2 LOB: 1 BB: 0 P: 13	R: 0 E: 0 K: 1 S: 8	H: 0 LOB: 0 BB: 0 P: 14	R: 0 E: 0 K: 1 S: 8	H: 0 LOB: 0 BB: 0 P: 10	R: 1 E: 0 K: 0 S: 8	H: 1 LOB: 1 BB: 1 P: 15	R: 2 E: 0 K: 0 S: 12	H: 3 LOB: 1 BB: 0 P: 16	R: 0 E: 0 K: 0 S: 5	H: 0 LOB: 0 BB: 0 P: 9	R: 1 E: 0 K: 1 S: 12	H: 1 LOB: 1 BB: 1 P: 20	R: 1 E: 0 K: 0 S: 13	H: 3 LOB: 3 BB: 1 P: 27		R: 0 E: 0 K: 1 S: 11	H: 1 LOB: 2 BB: 1 P: 18	1B: 8 2B: 3 3B: 0 HR: 1	SF: 1 SAC: 3 DP: 1 HBP: 0	WP: 0 PB: 0 SB: 0 CS: 0	PA: 41			
<b>PITCHER</b>	IP	WLS	BF	H	R	ER	SO	BB	IBB	HBP	BLK	WP	HR	S	P	ERA	WHIP									
Jose Mesa, R ERA: 3.33 Paul Kilgus, L ERA: 2.57 Mark Williamson, R ERA: 2.0 Mike Flanagan, L ERA: 0.69	(1, 1) (7, 1) (7, 1) (8, 1)	6.0 0.1 1.0 1.2	L 2 7 7	25 1 3 1	6 0 1 0	4 0 1 0	4 0 1 0	2 0 1 1	2 0 1 0	0 0 0 1	0 0 0 0	0 0 0 0	0 0 0 0	1 4 16 15	51 4 31 24	82 0 5 24	6.00 0.00 9.00 0.00	1.333 3.000 4.000 0.600								

AB 33  
R 5  
H 11  
RBI 5  
BB 4  
SO 4  
LOB 17



Batter	1	2	3	4	5	6	7	8	9	AB	R	H	RBI	BB	SO	LOB	BOTTOM									
Mike Devereaux, R OBP: 0.326, SLG: 0.475 (1, 8)										3	2	2	2	1	0	1	<b>Milwaukee Brewers @ Baltimore Orioles</b> Memorial Stadium, Baltimore, MD Fri Apr 26 1991, 7:05 PM EDT Att: 28,657 - Cloudy - 73 F									
Joe Orsulak, L OBP: 0.257, SLG: 0.353 Chris Hoiles, R OBP: 0.143, SLG: 0.111 (9, PH)										4	0	0	0	0	1	3										
Cal Ripken Jr., R OBP: 0.400, SLG: 0.596 (1, 6)										4	0	0	0	0	0	3										
Dwight Evans, R OBP: 0.404, SLG: 0.316 (1, 9)										3	0	1	0	1	0	0										
Leo Gomez, R OBP: 0.355, SLG: 0.333 (1, 10)										3	1	1	0	1	0	1										
Randy Milligan, R OBP: 0.333, SLG: 0.250 (1, 3)										4	1	1	0	0	2	3										
Craig Worthington, R OBP: 0.298, SLG: 0.278 Sam Horn, L OBP: 0.278, SLG: 0.424 Tim Hultett, R OBP: 0.200, SLG: 0.800 (8, PH) (8, PH) (9, 5)										3	0	1	1	0	0	1										
Bob Melvin, R OBP: 0.167, SLG: 0.222 (1, 2)										4	0	1	0	0	0	2										
Billy Ripken, R OBP: 0.278, SLG: 0.235 (1, 4)										3	0	2	1	0	0	0										
<b>Inning Stats</b>	R: 1 E: 0 K: 0 S: 14	H: 1 LOB: 1 BB: 1 P: 29	R: 1 E: 0 K: 0 S: 7	H: 2 LOB: 1 BB: 0 P: 13	R: 0 E: 0 K: 1 S: 7	H: 0 LOB: 0 BB: 0 P: 10	R: 0 E: 0 K: 1 S: 6	H: 0 LOB: 0 BB: 0 P: 9	R: 0 E: 0 K: 0 S: 8	H: 1 LOB: 2 BB: 1 P: 15	R: 1 E: 0 K: 1 S: 17	H: 2 LOB: 1 BB: 0 P: 22	R: 0 E: 0 K: 0 S: 6	H: 1 LOB: 1 BB: 0 P: 10	R: 0 E: 0 K: 1 S: 13	H: 1 LOB: 2 BB: 1 P: 23		R: 1 E: 0 K: 1 S: 11	H: 1 LOB: 0 BB: 0 P: 16	1B: 5 2B: 3 3B: 0 HR: 2	SF: 0 SAC: 2 DP: 1 HBP: 0	WP: 0 PB: 0 SB: 0 CS: 1	PA: 38			
<b>PITCHER</b>	IP	WLS	BF	H	R	ER	SO	BB	IBB	HBP	BLK	WP	HR	S	P	ERA	WHIP									
Kevin Brown, L ERA: 5.17 Darren Holmes, R ERA: 2.08 Chuck Crim, R ERA: 5.91 Mark Lee, L ERA: 0.79 Ed Nunez, R ERA: 5.63	(1, 1) (6, 1) (8, 1) (8, 1) (9, 1)	5.1 1.2 0.1 1.1 0.1	W 9 1 4 S	23 9 0 1 1	3 0 0 1 0	3 0 0 1 0	3 2 0 1 0	2 1 0 1 0	0 0 0 0 0	0 0 0 0 0	0 0 0 0 0	0 0 0 0 0	0 0 0 0 0	1 23 5 12 3	46 35 7 19 4	82 35 7 19 4	5.06 0.00 0.00 6.75 0.00	1.312 2.400 0.000 0.750 0.000								

AB 33  
R 4  
H 9  
RBI 4  
BB 3  
SO 5  
LOB 16





Batter	1	2	3	4	5	6	7	8	9	AB	R	H	RBI	BB	SO	LOB	TOP	
Paul Moltzer, R OBP: 0.391, SLG: 0.475 (1, 10)										4	2	2	0	1	0	1	<b>Milwaukee Brewers @ Baltimore Orioles</b> Memorial Stadium, Baltimore, MD Sat Apr 27 1991, 7:05 PM EDT Att: 31,488 - Cloudy - 79 F	
Jim Gantner, L OBP: 0.235, SLG: 0.286 (1, 4)										5	0	1	2	0	0	3		
Gary Sheffield, R OBP: 0.324, SLG: 0.418 (1, 5)										5	1	2	2	0	2			
Robin Yount, R OBP: 0.368, SLG: 0.643 (1, 8)										4	0	2	1	1	1	1		
Franklin Stubbs, L OBP: 0.278, SLG: 0.292 (1, 3)										3	0	0	0	1	1	2		
Dante Bichette, R OBP: 0.239, SLG: 0.324 (1, 9)										4	0	0	0	0	1	5		
Greg Vaughn, R OBP: 0.362, SLG: 0.675 Darryl Hamilton, L OBP: 0.324, SLG: 0.241 (8, 7)										4	0	1	0	0	1	1		
B.J. Surhoff, L OBP: 0.167, SLG: 0.151 (1, 2)										4	1	3	0	0	0	1		
Bill Spiers, L OBP: 0.309, SLG: 0.440 (1, 6)										4	1	1	0	0	1	2		
<b>Inning Stats</b>	R: 0 E: 0 K: 0 S: 11	H: 1 LOB: 3 BB: 2 P: 21	R: 0 E: 0 K: 0 S: 9	H: 1 LOB: 1 BB: 0 P: 11	R: 0 E: 0 K: 1 S: 8	H: 1 LOB: 0 BB: 0 P: 11	R: 0 E: 0 K: 1 S: 12	H: 0 LOB: 0 BB: 0 P: 21	R: 2 E: 0 K: 0 S: 8	H: 4 LOB: 1 BB: 0 P: 8	R: 0 E: 0 K: 2 S: 11	H: 1 LOB: 1 BB: 0 P: 16	R: 3 E: 0 K: 1 S: 13	H: 3 LOB: 1 BB: 1 P: 26	1B: 10 2B: 2 3B: 0 HR: 0	SF: 0 SAC: 0 DP: 1 HBP: 0		WP: 0 PB: 0 SB: 1 CS: 0
<b>PITCHER</b>	IP WLS BF H R ER SO BB IBB HBP BLK WP HR S P ERA WHIP	IP WLS BF H R ER SO BB IBB HBP BLK WP HR S P ERA WHIP	IP WLS BF H R ER SO BB IBB HBP BLK WP HR S P ERA WHIP	IP WLS BF H R ER SO BB IBB HBP BLK WP HR S P ERA WHIP	IP WLS BF H R ER SO BB IBB HBP BLK WP HR S P ERA WHIP	IP WLS BF H R ER SO BB IBB HBP BLK WP HR S P ERA WHIP	IP WLS BF H R ER SO BB IBB HBP BLK WP HR S P ERA WHIP	IP WLS BF H R ER SO BB IBB HBP BLK WP HR S P ERA WHIP	IP WLS BF H R ER SO BB IBB HBP BLK WP HR S P ERA WHIP	IP WLS BF H R ER SO BB IBB HBP BLK WP HR S P ERA WHIP	IP WLS BF H R ER SO BB IBB HBP BLK WP HR S P ERA WHIP	IP WLS BF H R ER SO BB IBB HBP BLK WP HR S P ERA WHIP	IP WLS BF H R ER SO BB IBB HBP BLK WP HR S P ERA WHIP	IP WLS BF H R ER SO BB IBB HBP BLK WP HR S P ERA WHIP	IP WLS BF H R ER SO BB IBB HBP BLK WP HR S P ERA WHIP	IP WLS BF H R ER SO BB IBB HBP BLK WP HR S P ERA WHIP	IP WLS BF H R ER SO BB IBB HBP BLK WP HR S P ERA WHIP	IP WLS BF H R ER SO BB IBB HBP BLK WP HR S P ERA WHIP
Jeff Robinson, R ERA: 4.02 Mark Williamson, R ERA: 1.74 Mike Flanagan, L ERA: 1.98 Gregg Olson, R ERA: 1.69 (9, 1)	6.2 L 29 8 2 2 2 2 0 0 0 0 0 0 62 91 2.70 1.500	1.1 5 1 0 0 2 0 0 0 0 0 0 0 0 12 17 0.00 0.750	0.2 4 1 2 2 1 0 0 0 0 0 0 0 0 6 12 27.00 6.000	0.1 2 2 1 1 0 0 0 0 0 0 0 0 0 6 12 27.00 6.000														

AB	37
R	5
H	12
RBI	5
BB	3
SO	5
LOB	18



Batter	1	2	3	4	5	6	7	8	9	AB	R	H	RBI	BB	SO	LOB	BOTTOM					
Mike Devereaux, R OBP: 0.300, SLG: 0.432 (1, 8)										4	0	0	0	0	0	2	<b>Milwaukee Brewers @ Baltimore Orioles</b> Memorial Stadium, Baltimore, MD Sat Apr 27 1991, 7:05 PM EDT Att: 31,488 - Cloudy - 79 F					
Joe Orsulak, L OBP: 0.283, SLG: 0.351 Tim Hulett, R OBP: 0.167, SLG: 0.667 (9, PH)										3	0	1	0	0	0	0						
Cal Ripken Jr., R OBP: 0.406, SLG: 0.661 (1, 6)										4	2	2	1	0	0	1						
Dwight Evans, R OBP: 0.392, SLG: 0.333 (1, 9)										4	0	1	1	0	1	0						
Sam Horn, L OBP: 0.289, SLG: 0.429 Leo Gomez, R OBP: 0.333, SLG: 0.310 (7, PH)										2	0	1	0	0	0	0						
Randy Milligan, R OBP: 0.310, SLG: 0.229 (1, 3)										4	0	0	0	0	1	2						
Craig Worthington, R OBP: 0.273, SLG: 0.262 (1, 5)										3	0	1	0	0	0	1						
Bob Melvin, R OBP: 0.150, SLG: 0.200 Ernie White, L OBP: 0.455, SLG: 0.333 (8, PH)										2	0	0	0	0	1	2						
Billy Ripken, R OBP: 0.263, SLG: 0.222 Juan Bell, R OBP: 0.182, SLG: 0.182 (8, PH)										2	0	0	0	0	1	1						
<b>Inning Stats</b>	R: 0 E: 0 K: 0 S: 9	H: 0 LOB: 0 BB: 0 P: 13	R: 0 E: 0 K: 0 S: 6	H: 0 LOB: 0 BB: 0 P: 12	R: 0 E: 1 K: 1 S: 11	H: 1 LOB: 1 BB: 0 P: 16	R: 0 E: 0 K: 1 S: 5	H: 1 LOB: 0 BB: 0 P: 7	R: 0 E: 0 K: 1 S: 8	H: 1 LOB: 0 BB: 0 P: 12	R: 0 E: 0 K: 1 S: 9	H: 0 LOB: 0 BB: 0 P: 14	R: 1 E: 0 K: 0 S: 9	H: 1 LOB: 0 BB: 0 P: 14	R: 0 E: 0 K: 0 S: 6	H: 1 LOB: 1 BB: 0 P: 8		R: 1 E: 0 K: 0 S: 13	H: 2 LOB: 1 BB: 0 P: 20	1B: 4 2B: 2 3B: 0 HR: 1	SF: 0 SAC: 0 DP: 1 HBP: 0	WP: 0 PB: 0 SB: 0 CS: 0
<b>PITCHER</b>	IP WLS BF H R ER SO BB IBB HBP BLK WP HR S P ERA WHIP	IP WLS BF H R ER SO BB IBB HBP BLK WP HR S P ERA WHIP	IP WLS BF H R ER SO BB IBB HBP BLK WP HR S P ERA WHIP	IP WLS BF H R ER SO BB IBB HBP BLK WP HR S P ERA WHIP	IP WLS BF H R ER SO BB IBB HBP BLK WP HR S P ERA WHIP	IP WLS BF H R ER SO BB IBB HBP BLK WP HR S P ERA WHIP	IP WLS BF H R ER SO BB IBB HBP BLK WP HR S P ERA WHIP	IP WLS BF H R ER SO BB IBB HBP BLK WP HR S P ERA WHIP	IP WLS BF H R ER SO BB IBB HBP BLK WP HR S P ERA WHIP	IP WLS BF H R ER SO BB IBB HBP BLK WP HR S P ERA WHIP	IP WLS BF H R ER SO BB IBB HBP BLK WP HR S P ERA WHIP	IP WLS BF H R ER SO BB IBB HBP BLK WP HR S P ERA WHIP	IP WLS BF H R ER SO BB IBB HBP BLK WP HR S P ERA WHIP	IP WLS BF H R ER SO BB IBB HBP BLK WP HR S P ERA WHIP	IP WLS BF H R ER SO BB IBB HBP BLK WP HR S P ERA WHIP	IP WLS BF H R ER SO BB IBB HBP BLK WP HR S P ERA WHIP	IP WLS BF H R ER SO BB IBB HBP BLK WP HR S P ERA WHIP	IP WLS BF H R ER SO BB IBB HBP BLK WP HR S P ERA WHIP				
Don August, R ERA: 7.62 Mark Lee, L ERA: 0.77 Chuck Crim, R ERA: 5.25 Dan Plesac, L ERA: 4.82 (9, 1)	6.1 W 22 4 1 1 4 0 0 0 0 0 0 3 5 0.00 0.000	0.1 1 0 0 0 0 0 0 0 0 0 0 0 7 9 0.00 0.750	1.0 5 2 1 1 0 0 0 0 0 0 0 0 13 20 9.00 2.000																			

AB	33
R	2
H	7
RBI	2
BB	0
SO	4
LOB	11





Batter	1	2	3	4	5	6	7	8	9	AB	R	H	RBI	BB	SO	LOB	TOP										
Paul Moltor, R OBP: 0.377, SLG: 0.469 (1, 10)	G4-3		SH1-3 2B	P4		F9			G1-3	5	1	1	0	0	0	1											
Jim Gantner, L OBP: 0.245, SLG: 0.311 (1, 4)	1B 2B		SH1-3	G1-3			L6			3	1	1	0	0	0	0											
Gary Sheffield, R Dale Sveum, S OBP: 0.329, SLG: 0.435 (3, 5)	K		1B 2B		F9		P3			2	1	1	1	0	1	1											
Robin Yount, R OBP: 0.388, SLG: 0.644 (1, 8)	2H 1B		1B 1B		BB BB		G6-3			3	1	2	2	1	0	0											
Franklin Stubbs, L OBP: 0.276, SLG: 0.288 (1, 3)	P4		1B		F8			K		4	0	1	0	0	1	2											
Darryl Hamilton, L OBP: 0.342, SLG: 0.250 (1, 9)		F7	1B 1B		BB SAFE 1B SAFE			F7		3	0	1	1	1	0	0											
Greg Vaughn, R OBP: 0.373, SLG: 0.659 (1, 7)		1B	1B 1B		F8			G5-3		4	0	2	0	0	0	2											
B.J. Surhoff, L OBP: 0.172, SLG: 0.158 (1, 2)		F7	1B		G4-1			G1-3		4	0	1	0	0	0	1											
Bill Spiers, L OBP: 0.305, SLG: 0.426 (1, 6)		P6		G3		G1-3			CS 1B	4	0	1	0	0	0	1											
<b>Inning Stats</b>	R: 1 E: 0 K: 1 S: 13	H: 2 LOB: 1 BB: 0 P: 17	R: 0 E: 0 K: 0 S: 11	H: 1 LOB: 1 BB: 0 P: 14	R: 3 E: 0 K: 0 S: 12	H: 7 LOB: 2 BB: 0 P: 16	R: 0 E: 0 K: 0 S: 9	H: 0 LOB: 0 BB: 0 P: 13	R: 0 E: 0 K: 0 S: 8	H: 0 LOB: 0 BB: 2 P: 22	R: 0 E: 0 K: 0 S: 6	H: 0 LOB: 0 BB: 0 P: 11	R: 0 E: 0 K: 1 S: 6	H: 0 LOB: 0 BB: 0 P: 11	R: 0 E: 0 K: 1 S: 6	H: 0 LOB: 0 BB: 0 P: 11	R: 0 E: 0 K: 0 S: 8	H: 1 LOB: 0 BB: 0 P: 10	1B: 8 2B: 3 3B: 0 HR: 0	SF: 0 SAC: 1 DP: 0 HBP: 0	WP: 0 PB: 0 SB: 1 CS: 1	PA: 37					
<b>PITCHER</b>	IP	WLS	BF	H	R	ER	SO	BB	IBB	HBP	BLK	WP	HR	S	P	ERA	WHIP										
Ben McDonald, R ERA: 12.27 (1, 1)	2.2		16	9	4	4	1	0	0	0	0	0	0	35	46	13.50	3.375										
Bob Milacki, R ERA: (3, 1)	5.1	W	18	1	0	0	1	2	0	0	0	0	0	36	69	0.00	0.562										
Gregg Olson, R ERA: 1.42 (9, 1)	1.0	S	3	1	0	0	0	0	0	0	0	0	0	8	10	0.00	1.000										

Milwaukee Brewers @ Baltimore Orioles  
Memorial Stadium, Baltimore, MD  
Sun Apr 28 1991, 3:33 AM EDT  
Att: 32,989 - Cloudy - 73 F

AB 34  
R 4  
H 11  
RBI 4  
BB 2  
SO 2  
LOB 8



Batter	1	2	3	4	5	6	7	8	9	AB	R	H	RBI	BB	SO	LOB	BOTTOM										
Mike Devereaux, R OBP: 0.333, SLG: 0.489 (1, 8)	SH1-3 G4-3 2B		1B 2B		S SH3-4 1B HBP		K			3	3	2	0	0	1	0											
Brady Anderson, L OBP: 0.409, SLG: 0.250 (1, 7)	SH1-3		G5-3		SH3-4		B1-3			2	0	0	0	0	0	2											
Cal Ripken Jr., R OBP: 0.426, SLG: 0.667 (1, 6)	G4-3		1B 2H 3H		G1-3 1B			F9 1B 1B		4	1	3	4	0	0	0											
Joe Orsulak, L OBP: 0.286, SLG: 0.350 (1, 9)	BB		G6-4-3 1B		G1-3			F9		3	0	1	0	1	0	2											
Leo Gomez, R OBP: 0.324, SLG: 0.303 (1, 3)	F9		G6-4-3		F9			1B 1B		4	0	1	0	0	0	4											
Randy Milligan, R OBP: 0.310, SLG: 0.229 (9, 3)			1-2f					1B 1B		0	0	0	0	0	0	0											
Sam Horn, L OBP: 0.282, SLG: 0.385 (1, 10)		G6-3		K		K		F9		4	0	0	0	0	2	2											
Craig Worthington, R OBP: 0.292, SLG: 0.302 (1, 5)		G3		G6-4-3 1B 1B		G6-3		1B 1B		4	0	2	1	0	0	0											
Ernie Whitt, L OBP: 0.400, SLG: 0.308 (1, 2)		G3		G6-4-3 1B		P6		F7		4	0	1	0	0	0	2											
Billy Ripken, R OBP: 0.268, SLG: 0.211 (1, 4)			2B 1B BB	G6-4-3		P5				2	1	0	0	1	0	2											
<b>Inning Stats</b>	R: 1 E: 0 K: 0 S: 14	H: 1 LOB: 1 BB: 1 P: 19	R: 0 E: 0 K: 0 S: 8	H: 0 LOB: 0 BB: 0 P: 12	R: 2 E: 0 K: 0 S: 12	H: 3 LOB: 1 BB: 1 P: 21	R: 0 E: 0 K: 1 S: 10	H: 2 LOB: 1 BB: 0 P: 15	R: 1 E: 0 K: 0 S: 6	H: 1 LOB: 1 BB: 0 P: 13	R: 0 E: 0 K: 1 S: 8	H: 0 LOB: 0 BB: 0 P: 16	R: 0 E: 0 K: 1 S: 6	H: 0 LOB: 0 BB: 0 P: 11	R: 1 E: 0 K: 0 S: 18	H: 3 LOB: 2 BB: 0 P: 27	1B: 8 2B: 2 3B: 0 HR: 0	SF: 0 SAC: 2 DP: 2 HBP: 1	WP: 0 PB: 0 SB: 1 CS: 0	PA: 35							
<b>PITCHER</b>	IP	WLS	BF	H	R	ER	SO	BB	IBB	HBP	BLK	WP	HR	S	P	ERA	WHIP										
Jaime Navarro, R ERA: 6.27 (1, 1)	2.1		13	4	3	3	0	2	0	0	0	0	0	30	45	11.57	2.571										
Julio Machado, R ERA: 3.99 (3, 1)	3.2		13	3	1	1	2	0	0	1	0	0	0	28	51	2.46	0.818										
Darren Holmes, R ERA: 2.4 (7, 1)	2.0	L	9	3	1	1	1	0	0	0	0	0	0	24	38	4.50	1.500										

Milwaukee Brewers @ Baltimore Orioles  
Memorial Stadium, Baltimore, MD  
Sun Apr 28 1991, 3:33 AM EDT  
Att: 32,989 - Cloudy - 73 F

AB 30  
R 5  
H 10  
RBI 5  
BB 2  
SO 3  
LOB 14





Batter	1	2	3	4	5	6	7	8	9	AB	R	H	RBI	BB	SO	LOB	TOP								
<b>Harold Reynolds, S</b> (1,4) OBP: 0.272, SLG: 0.282	P4			F7		P4		F8		5	0	1	2	0	0	2	<b>Seattle Mariners @ Baltimore Orioles</b> Memorial Stadium, Baltimore, MD Mon Apr 29 1991, 7:05 PM EDT Att: 18,892 - Cloudy - 63 F								
<b>Ken Griffey, L</b> (1,7) OBP: 0.382, SLG: 0.333	G4-3	G4-3								4	1	1	0	0	1	1									
<b>Henry Cotto, R</b> (6,7) OBP: 0.381, SLG: 0.571						K				1	1	1	2	0	0	0									
<b>Ken Griffey Jr., L</b> (1,8) OBP: 0.361, SLG: 0.432	P4		G4-3							5	1	1	0	0	0	0									
<b>Edgar Martinez, R</b> (1,5) OBP: 0.565, SLG: 0.594										4	1	2	0	0	1	1									
<b>Jeff Schaefer, R</b> (9, PH) OBP: 0.222, SLG: 0.231										1	0	0	0	0	0	0									
<b>Pete O'Brien, L</b> (1,3) OBP: 0.310, SLG: 0.403										3	2	2	1	0	0	1									
<b>Alvin Davis, L</b> (1,10) OBP: 0.328, SLG: 0.303										3	0	1	0	1	0	3									
<b>Tracy Jones, R</b> (9, PH) OBP: 0.304, SLG: 0.429										1	0	1	0	0	0	0									
<b>Greg Briley, L</b> (1,9) OBP: 0.333, SLG: 0.326										5	1	1	2	0	1	4									
<b>Omar Vizquel, S</b> (1,6) OBP: 0.300, SLG: 0.289										5	2	2	1	0	0	1									
<b>Dave Valle, R</b> (1,2) OBP: 0.323, SLG: 0.278										4	1	2	1	0	0	3									
<b>Matt Sinatro, R</b> (9,2)										0	0	0	0	0	0	0									
<b>Inning Stats</b>	R: 0 E: 0 K: 0 S: 8	H: 0 LOB: 0 BB: 0 P: 12	R: 4 E: 0 K: 0 S: 17	H: 5 LOB: 1 BB: 0 P: 26	R: 0 E: 0 K: 1 S: 8	H: 1 LOB: 1 BB: 0 P: 16	R: 0 E: 0 K: 0 S: 9	H: 1 LOB: 1 BB: 0 P: 12	R: 2 E: 0 K: 0 S: 11	H: 3 LOB: 1 BB: 0 P: 16	R: 1 E: 0 K: 1 S: 10	H: 1 LOB: 0 BB: 0 P: 14	R: 0 E: 0 K: 1 S: 12	H: 1 LOB: 2 BB: 1 P: 22	R: 2 E: 0 K: 0 S: 14	H: 2 LOB: 0 BB: 0 P: 20	R: 1 E: 0 K: 0 S: 10	H: 1 LOB: 1 BB: 0 P: 17	1B: 12 2B: 1 3B: 0 HR: 2	SF: 1 SAC: 0 DP: 0 HBP: 1	WP: 1 PB: 1 SB: 0 CS: 0	PA: 44			
<b>PITCHER</b>	IP	WLS	BF	H	R	ER	SO	BB	IBB	HBP	BLK	WP	HR	S	P	ERA	WHIP								
<b>Dave Johnson, R</b> (1,1) ERA: 9.82	4.0	L	21	9	6	6	1	0	0	0	0	0	0	45	70	13.50	2.250								
<b>Paul Kilgus, L</b> (5,1) ERA: 3.79	5.0		23	6	4	4	2	1	0	1	0	1	2	54	85	7.20	1.400								

AB	41
R	10
H	15
RBI	9
BB	1
SO	3
LOB	16



Batter	1	2	3	4	5	6	7	8	9	AB	R	H	RBI	BB	SO	LOB	BOTTOM								
<b>Mike Devereaux, R</b> (1,8) OBP: 0.310, SLG: 0.451	K		F8				F7			4	0	0	0	0	1	1	<b>Seattle Mariners @ Baltimore Orioles</b> Memorial Stadium, Baltimore, MD Mon Apr 29 1991, 7:05 PM EDT Att: 18,892 - Cloudy - 63 F								
<b>Joe Orsulak, L</b> (1,7) OBP: 0.304, SLG: 0.349							G4-3			3	0	1	0	1	0	1									
<b>Cal Ripken Jr., R</b> (1,6) OBP: 0.431, SLG: 0.672										4	0	2	0	0	0	2									
<b>Juan Bell, R</b> (9,6) OBP: 0.182, SLG: 0.182										0	0	0	0	0	0	0									
<b>Dwight Evans, R</b> (1,9) OBP: 0.382, SLG: 0.326										4	0	1	0	0	1	2									
<b>Sam Horn, L</b> (1,10) OBP: 0.311, SLG: 0.475										1	1	1	1	2	0	0									
<b>Tim Hulett, R</b> (8, PH) OBP: 0.143, SLG: 0.571										1	0	0	0	0	0	1									
<b>Randy Milligan, R</b> (1,3) OBP: 0.323, SLG: 0.250										4	0	2	0	0	1	2									
<b>Craig Worthington, R</b> (1,5) OBP: 0.269, SLG: 0.277										4	0	0	0	0	1	4									
<b>Chris Hoiles, R</b> (1,2) OBP: 0.156, SLG: 0.129										4	0	1	0	0	0	1									
<b>Billy Ripken, R</b> (1,4) OBP: 0.244, SLG: 0.190										4	0	0	0	0	0	3									
<b>Inning Stats</b>	R: 0 E: 0 K: 1 S: 7	H: 1 LOB: 0 BB: 0 P: 9	R: 1 E: 0 K: 1 S: 11	H: 2 LOB: 1 BB: 0 P: 18	R: 0 E: 0 K: 1 S: 8	H: 0 LOB: 1 BB: 1 P: 15	R: 0 E: 0 K: 1 S: 8	H: 1 LOB: 1 BB: 1 P: 16	R: 0 E: 1 K: 0 S: 9	H: 0 LOB: 1 BB: 0 P: 12	R: 0 E: 0 K: 0 S: 10	H: 2 LOB: 2 BB: 1 P: 17	R: 0 E: 0 K: 0 S: 8	H: 0 LOB: 0 BB: 0 P: 11	R: 0 E: 0 K: 0 S: 9	H: 1 LOB: 1 BB: 0 P: 15	R: 0 E: 1 K: 1 S: 13	H: 1 LOB: 1 BB: 0 P: 22	1B: 6 2B: 1 3B: 0 HR: 1	SF: 0 SAC: 0 DP: 4 HBP: 0	WP: 0 PB: 0 SB: 0 CS: 0	PA: 36			
<b>PITCHER</b>	IP	WLS	BF	H	R	ER	SO	BB	IBB	HBP	BLK	WP	HR	S	P	ERA	WHIP								
<b>Rich DeLucia, R</b> (1,1) ERA: 5.26	7.2		31	7	1	1	3	3	0	0	0	0	0	67	107	1.17	1.304								
<b>Bill Krueger, L</b> (8,1) ERA: 5.66	1.1		5	1	0	0	1	0	0	0	0	0	0	16	28	0.00	0.750								

AB	33
R	1
H	8
RBI	1
BB	3
SO	4
LOB	17





Batter	1	2	3	4	5	6	7	8	9	AB	R	H	RBI	BB	SO	LOB	TOP								
<b>Henry Cotto, R</b> OBP: 0.346, SLG: 0.500 (1, 7)	L5		L7		FC5-2 1B		K			5	1	1	0	0	1	4	<b>Seattle Mariners @ Baltimore Orioles</b> Memorial Stadium, Baltimore, MD Tue Apr 30 1991, 7:05 PM EDT Att: 18,743 - Cloudy - 75 F								
<b>Omar Vizquel, S</b> OBP: 0.273, SLG: 0.260 (1, 6)	F9		G6-3		E5 1B		G6-3		G1-6-3	5	0	0	0	0	0	4									
<b>Ken Griffey Jr., L</b> OBP: 0.365, SLG: 0.427 (4, 7)	G3				G4-6-3 BB					1	0	0	0	1	0	0									
<b>Tracy Jones, R</b> OBP: 0.360, SLG: 0.478 (8, FR)										2	0	2	2	0	0	0									
<b>Greg Briley, L</b> OBP: 0.333, SLG: 0.326 (8, 7)										0	0	0	0	0	0	0									
<b>Edgar Martinez, R</b> OBP: 0.551, SLG: 0.574 (1, 5)		F7			G4-6-3		L4			4	0	1	0	0	0	3									
<b>Pete O'Brien, L</b> OBP: 0.307, SLG: 0.395 (1, 3)		G3-1			G4-3				L4	4	0	1	0	0	0	2									
<b>Alvin Davis, L</b> OBP: 0.325, SLG: 0.290 (1, 10)					G4-3				L4	3	0	0	0	1	1	3									
<b>Jay Buhner, R</b> OBP: 0.333, SLG: 0.558 (1, 9)										4	2	3	1	0	0	0									
<b>Jeff Schaefer, R</b> OBP: 0.226, SLG: 0.233 (1, 4)					G1-3					4	1	1	0	0	0	3									
<b>Dave Valle, R</b> OBP: 0.333, SLG: 0.333 (1, 2)										3	2	1	2	1	1	1									
<b>Inning Stats</b>	R: 0 E: 0 K: 0 S: 6	H: 0 LOB: 0 BB: 7 P: 7	R: 0 E: 0 K: 1 S: 8	H: 0 LOB: 0 BB: 0 P: 14	R: 2 E: 0 K: 0 S: 7	H: 2 LOB: 0 BB: 0 P: 11	R: 0 E: 0 K: 0 S: 7	H: 0 LOB: 0 BB: 1 P: 13	R: 3 E: 1 K: 0 S: 13	H: 2 LOB: 2 BB: 2 P: 25	R: 0 E: 0 K: 0 S: 4	H: 1 LOB: 1 BB: 0 P: 5	R: 0 E: 0 K: 2 S: 12	H: 1 LOB: 1 BB: 0 P: 20	R: 0 E: 0 K: 0 S: 11	H: 2 LOB: 2 BB: 0 P: 16	R: 1 E: 0 K: 0 S: 10	H: 2 LOB: 1 BB: 0 P: 18	1B: 7 2B: 0 3B: 1 HR: 2	SF: 0 SAC: 0 DP: 2 HBP: 0	WP: 0 PB: 0 SB: 0 CS: 2	PA: 38			
<b>PITCHER</b>	IP	WLS	BF	H	R	ER	SO	BB	IBB	HBP	BLK	WP	HR	S	P	ERA	WHIP								
<b>Jeff Ballard, L</b> ERA: 4.4 (1, 1)	4.2	L	21	4	5	2	1	3	0	0	0	0	1	40	69	3.86	1.500								
<b>Mike Flanagan, L</b> ERA: 1.59 (5, 1)	3.1		12	4	0	0	2	0	0	0	0	0	0	28	42	0.00	1.200								
<b>Mark Williamson, R</b> ERA: 2.38 (9, 1)	1.0		5	2	1	1	0	0	0	0	0	0	1	10	18	9.00	2.000								

AB	35
R	6
H	10
RBI	5
BB	3
SO	3
LOB	20



Batter	1	2	3	4	5	6	7	8	9	AB	R	H	RBI	BB	SO	LOB	BOTTOM								
<b>Brady Anderson, L</b> OBP: 0.385, SLG: 0.263 (1, 8)	K				G1-3					3	0	1	2	0	1	0	<b>Seattle Mariners @ Baltimore Orioles</b> Memorial Stadium, Baltimore, MD Tue Apr 30 1991, 7:05 PM EDT Att: 18,743 - Cloudy - 75 F								
<b>Craig Worthington, R</b> OBP: 0.264, SLG: 0.271 (9, PH)										1	0	0	0	0	1	0									
<b>Joe Orsulak, L</b> OBP: 0.306, SLG: 0.333 (1, 7)	L9									2	0	0	0	1	1	0									
<b>Mike Devereaux, R</b> OBP: 0.300, SLG: 0.434 (6, PH)										2	0	0	0	0	0	2									
<b>Cal Ripken Jr., R</b> OBP: 0.408, SLG: 0.632 (1, 6)	E6 1B									4	0	0	0	0	0	2									
<b>Dwight Evans, R</b> OBP: 0.390, SLG: 0.400 (1, 9)					P5					4	1	2	1	0	0	0									
<b>Sam Horn, L</b> OBP: 0.327, SLG: 0.452 (1, 10)										2	0	0	0	2	0	0									
<b>Randy Milligan, R</b> OBP: 0.303, SLG: 0.232 (1, 3)										4	0	0	0	0	0	4									
<b>Leo Gomez, R</b> OBP: 0.366, SLG: 0.333 (1, 5)										3	2	2	0	1	1	0									
<b>Chris Hoiles, R</b> OBP: 0.194, SLG: 0.176 (1, 2)										3	0	1	0	0	0	2									
<b>Juan Bell, R</b> OBP: 0.143, SLG: 0.143 (9, PH)										3	0	0	0	0	1	4									
<b>Bob Melvin, R</b> OBP: 0.143, SLG: 0.190 (9, PH)										1	0	0	0	0	0	0									
<b>Inning Stats</b>	R: 0 E: 1 K: 1 S: 9	H: 1 LOB: 3 BB: 1 P: 16	R: 1 E: 0 K: 0 S: 11	H: 2 LOB: 2 BB: 1 P: 20	R: 0 E: 0 K: 0 S: 15	H: 0 LOB: 2 BB: 2 P: 25	R: 0 E: 0 K: 1 S: 8	H: 0 LOB: 0 BB: 0 P: 14	R: 1 E: 0 K: 0 S: 7	H: 1 LOB: 0 BB: 0 P: 13	R: 1 E: 0 K: 1 S: 14	H: 2 LOB: 1 BB: 0 P: 22	R: 0 E: 0 K: 0 S: 4	H: 0 LOB: 0 BB: 0 P: 5	R: 0 E: 0 K: 1 S: 10	H: 0 LOB: 0 BB: 0 P: 14	R: 0 E: 0 K: 1 S: 6	H: 0 LOB: 0 BB: 0 P: 9	1B: 4 2B: 1 3B: 0 HR: 1	SF: 1 SAC: 0 DP: 1 HBP: 1	WP: 0 PB: 0 SB: 0 CS: 0	PA: 38			
<b>PITCHER</b>	IP	WLS	BF	H	R	ER	SO	BB	IBB	HBP	BLK	WP	HR	S	P	ERA	WHIP								
<b>Erik Hanson, R</b> ERA: 3.28 (1, 1)	5.1	W	28	6	3	3	3	4	0	1	0	0	0	63	109	5.06	1.875								
<b>Russ Swan, L</b> ERA: 0.69 (6, 1)	3.2	S	10	0	0	0	2	0	0	0	0	0	0	21	29	0.00	0.000								





Batter	1	2	3	4	5	6	7	8	9	AB	R	H	RBI	BB	SO	LOB	TOP			
Harold Reynolds, S OBP: 0.288, SLG: 0.270 (1, 4)										4	1	0	0	1	1	6				
Ken Griffey, L OBP: 0.359, SLG: 0.343 (1, 7)										5	0	1	0	0	1	5				
Ken Griffey Jr., L OBP: 0.371, SLG: 0.443 (1, 8)										4	0	2	1	0	0	1				
Edgar Martinez, R OBP: 0.527, SLG: 0.542 (1, 5)										4	0	0	0	0	0	3				
Pete O'Brien, L OBP: 0.315, SLG: 0.386 (1, 3)										2	0	0	0	2	0	1				
Alvin Davis, L OBP: 0.322, SLG: 0.288 (1, 10)										4	0	1	0	0	2	2				
Greg Briley, L OBP: 0.370, SLG: 0.391 (8, PH)										3	0	3	0	0	0	0				
Jay Buhner, R OBP: 0.344, SLG: 0.558 (8, 9)										0	0	0	0	1	0	0				
Omar Vizquel, S OBP: 0.288, SLG: 0.250 (1, 6)										2	0	0	0	2	0	3				
Dave Valle, R OBP: 0.333, SLG: 0.322 (9, PH)										2	0	0	0	1	0	4				
Scott Bradley, L OBP: 0.100, SLG: 0.100 (9, PH)										1	0	0	0	0	0	0				
<b>Inning Stats</b>	R: 1 E: 0 K: 0 S: 10	H: 1 LOB: 1 BB: 1 P: 20	R: 0 E: 0 K: 1 S: 14	H: 2 LOB: 3 BB: 1 P: 24	R: 0 E: 0 K: 0 S: 8	H: 0 LOB: 1 BB: 1 P: 15	R: 0 E: 0 K: 0 S: 11	H: 1 LOB: 2 BB: 1 P: 17	R: 0 E: 0 K: 1 S: 12	H: 1 LOB: 1 BB: 1 P: 20	R: 0 E: 0 K: 0 S: 6	H: 1 LOB: 0 BB: 0 P: 8	R: 0 E: 0 K: 1 S: 9	H: 0 LOB: 1 BB: 1 P: 16	R: 0 E: 0 K: 1 S: 7	H: 0 LOB: 0 BB: 0 P: 11	1B: 4 2B: 4 3B: 0 HR: 0	SF: 0 SAC: 0 DP: 3 HBP: 0	WP: 1 PB: 0 SB: 0 CS: 0	PA: 38
<b>PITCHER</b>	IP WLS BF H R ER SO BB IBB HBP BLK WP HR S P ERA WHIP																			
Jose Mesa, R ERA: 2.87 (1, 1)	7.0 W 31 7 1 1 2 6 0 0 0 0 1 0 65 115 1.29 1.857																			
Mike Flanagan, L ERA: 1.53 (8, 1)	0.2 2 0 0 0 1 0 0 0 0 0 0 0 5 8 0.00 0.000																			
Mark Williamson, R ERA: 2.31 (8, 1)	0.1 2 0 0 0 0 1 0 0 0 0 0 0 4 8 0.00 3.000																			
Gregg Olson, R ERA: 1.23 (9, 1)	1.0 S 3 0 0 0 1 0 0 0 0 0 0 0 7 11 0.00 0.000																			

Seattle Mariners @ Baltimore Orioles  
Memorial Stadium, Baltimore, MD  
Wed May 01 1991, 7:05 PM EDT  
Att: 19,918 - Cloudy - 81 F

livebaseballscorecards.com

AB 31  
R 1  
H 7  
RBI 1  
BB 7  
SO 4  
LOB 25

Batter	1	2	3	4	5	6	7	8	9	AB	R	H	RBI	BB	SO	LOB	BOTTOM			
Mike Devereaux, R OBP: 0.297, SLG: 0.411 (1, 8)										3	1	0	0	1	3	2				
Randy Milligan, R OBP: 0.300, SLG: 0.220 (1, 3)										3	0	0	0	1	2	4				
Cal Ripken Jr., R OBP: 0.400, SLG: 0.606 (1, 6)										3	0	0	0	1	0	1				
Dwight Evans, R OBP: 0.381, SLG: 0.377 (1, 9)										3	0	0	1	1	0	1				
Joe Orsulak, L OBP: 0.306, SLG: 0.333 (9, 9)										0	0	0	0	0	0	0				
Bob Melvin, R OBP: 0.240, SLG: 0.250 (1, 2)										3	0	2	1	1	1	0				
Leo Gomez, R OBP: 0.333, SLG: 0.300 (1, 10)										4	0	0	0	0	1	5				
Craig Worthington, R OBP: 0.298, SLG: 0.290 (1, 5)										2	0	1	0	1	1	0				
Juan Bell, R OBP: 0.143, SLG: 0.143 (7, PR)										0	0	0	0	0	0	0				
Tim Hulett, R OBP: 0.125, SLG: 0.500 (8, 5)										1	0	0	0	0	0	2				
Brady Anderson, L OBP: 0.393, SLG: 0.250 (1, 7)										1	1	0	0	1	1	1				
Billy Ripken, R OBP: 0.234, SLG: 0.182 (1, 4)										2	0	0	0	0	2					
<b>Inning Stats</b>	R: 0 E: 0 K: 2 S: 7	H: 0 LOB: 0 BB: 0 P: 9	R: 0 E: 0 K: 1 S: 10	H: 0 LOB: 0 BB: 0 P: 15	R: 0 E: 0 K: 1 S: 7	H: 0 LOB: 0 BB: 1 P: 11	R: 0 E: 0 K: 1 S: 11	H: 0 LOB: 1 BB: 1 P: 20	R: 0 E: 0 K: 1 S: 8	H: 0 LOB: 0 BB: 1 P: 12	R: 2 E: 0 K: 2 S: 17	H: 1 LOB: 3 BB: 4 P: 34	R: 0 E: 1 K: 1 S: 13	H: 1 LOB: 2 BB: 0 P: 17	R: 0 E: 1 K: 0 S: 9	H: 1 LOB: 2 BB: 0 P: 15	1B: 3 2B: 0 3B: 0 HR: 0	SF: 0 SAC: 2 DP: 1 HBP: 0	WP: 0 PB: 0 SB: 0 CS: 1	PA: 34
<b>PITCHER</b>	IP WLS BF H R ER SO BB IBB HBP BLK WP HR S P ERA WHIP																			
Randy Johnson, L ERA: 4.59 (1, 1)	6.0 L 26 2 2 2 8 7 0 0 0 0 0 0 67 109 3.00 1.500																			
Bill Swift, R ERA: 2.7 (7, 1)	2.0 8 1 0 0 1 0 0 0 0 0 0 0 15 24 0.00 0.500																			

Seattle Mariners @ Baltimore Orioles  
Memorial Stadium, Baltimore, MD  
Wed May 01 1991, 7:05 PM EDT  
Att: 19,918 - Cloudy - 81 F

livebaseballscorecards.com

AB 25  
R 2  
H 3  
RBI 2  
BB 7  
SO 9  
LOB 18



Batter	1	2	3	4	5	6	7	8	9	AB	R	H	RBI	BB	SO	LOB	TOP					
Mike Devereaux, R OBP: 0.333, SLG: 0.525	F8		HR		SH5-4 FC6-2		PB		BLK	5	1	4	1	0	0	0						
Brady Anderson, L OBP: 0.406, SLG: 0.227	F8		B1-3		SH5-4				BB	2	0	0	0	2	0	0						
Cal Ripken Jr., R OBP: 0.400, SLG: 0.605			1B		FC6-2				P4	5	0	2	0	0	1	5						
Joe Orsulak, L OBP: 0.302, SLG: 0.327	G4-3		1B		F8					4	0	1	0	0	0	4						
Sam Horn, L OBP: 0.321, SLG: 0.500			P5						G1-3	4	1	1	1	0	1	2						
Randy Milligan, R OBP: 0.297, SLG: 0.222					G4-3				G5-3	4	0	1	0	0	0	0						
Craig Worthington, R OBP: 0.267, SLG: 0.259					G5-3				G5-3	4	0	0	0	0	0	1						
Ernie Whitt, L OBP: 0.368, SLG: 0.294									F8	4	0	1	0	0	0	1						
Billy Ripken, R OBP: 0.216, SLG: 0.167			G3-1		F8				K	4	0	0	0	0	1	1						
<b>Inning Stats</b>	R: 0 E: 0 K: 0 S: 11	H: 1 LOB: 1 BB: 0 P: 16	R: 0 E: 0 K: 1 S: 8	H: 1 LOB: 1 BB: 0 P: 15	R: 1 E: 0 K: 0 S: 9	H: 3 LOB: 2 BB: 0 P: 12	R: 0 E: 0 K: 0 S: 8	H: 1 LOB: 1 BB: 0 P: 14	R: 0 E: 0 K: 0 S: 4	H: 1 LOB: 1 BB: 0 P: 8	R: 1 E: 0 K: 0 S: 9	H: 1 LOB: 2 BB: 1 P: 14	R: 0 E: 0 K: 1 S: 12	H: 1 LOB: 2 BB: 1 P: 22	R: 0 E: 0 K: 0 S: 8	H: 0 LOB: 0 BB: 0 P: 12	R: 0 E: 0 K: 1 S: 14	H: 1 LOB: 2 BB: 1 P: 23	1B: 5 2B: 3 3B: 0 HR: 2	SF: 0 SAC: 1 DP: 0 HBP: 0	WP: 1 PB: 1 SB: 0 CS: 0	PA: 39
<b>PITCHER</b>	IP	WLS	BF	H	R	ER	SO	BB	IBB	HBP	BLK	WP	HR	S	P	ERA	WHIP					
Kirk McCaskill, R ERA: 2.84	6.1	L	28	9	2	2	1	0	0	0	0	1	2	55	90	2.84	1.421					
Scott Bailes, L ERA: 3.12	0.0		1	0	0	0	0	1	0	0	0	0	0	1	3	∞	∞					
Mark Eichhorn, R ERA: 0.64	2.1		8	1	0	0	2	0	0	0	0	0	0	22	51	0.00	0.429					
Bob McClure, L ERA:	0.0		1	0	0	0	0	1	0	0	1	0	0	4	8	∞	∞					
Jeff Robinson, R ERA: 2.51	0.1		1	0	0	0	0	0	0	0	0	0	0	1	2	0.00	0.000					

Baltimore Orioles @ California Angels  
Anaheim Stadium, Anaheim, CA  
Fri May 03 1991, 10:05 PM EDT  
Att: 37,085 - Sunny - 69 F

AB	36
R	2
H	10
RBI	2
BB	2
SO	3
LOB	14



Batter	1	2	3	4	5	6	7	8	9	AB	R	H	RBI	BB	SO	LOB	BOTTOM					
Luis Polonia, L OBP: 0.413, SLG: 0.383	1B									2	0	1	0	2	1	0						
Luis Sojo, R OBP: 0.266, SLG: 0.290	G6-3		G5-3						G6-3	4	0	2	0	0	0	3						
Wally Joyner, L OBP: 0.407, SLG: 0.425	G6-3				F9				F8	4	0	0	0	0	0	2						
Dave Winfield, R OBP: 0.212, SLG: 0.422	G4-3				K				K	4	0	0	0	0	2	1						
Dave Parker, L OBP: 0.239, SLG: 0.286			G4-3		F9				K	4	0	0	0	0	1	0						
Gary Gaetti, R OBP: 0.295, SLG: 0.415			G5-3						F8	3	0	0	0	0	0	0						
Lance Parrish, R OBP: 0.354, SLG: 0.408			G5-3						FC4-6	3	0	1	0	0	0	0						
Junior Felix, S OBP: 0.241, SLG: 0.267									FC4-6	3	0	0	0	0	2	1						
Dick Schofield, R OBP: 0.382, SLG: 0.263					F9				1B	3	0	1	0	0	0	0						
<b>Inning Stats</b>	R: 0 E: 0 K: 0 S: 8	H: 1 LOB: 1 BB: 1 P: 14	R: 0 E: 0 K: 0 S: 8	H: 0 LOB: 0 BB: 0 P: 12	R: 0 E: 0 K: 1 S: 8	H: 0 LOB: 1 BB: 1 P: 15	R: 0 E: 0 K: 1 S: 6	H: 0 LOB: 0 BB: 0 P: 8	R: 0 E: 0 K: 1 S: 7	H: 0 LOB: 0 BB: 0 P: 13	R: 0 E: 0 K: 1 S: 9	H: 1 LOB: 1 BB: 0 P: 16	R: 0 E: 0 K: 0 S: 10	H: 0 LOB: 0 BB: 0 P: 17	R: 0 E: 0 K: 0 S: 9	H: 3 LOB: 2 BB: 0 P: 17	R: 0 E: 0 K: 2 S: 10	H: 0 LOB: 0 BB: 0 P: 13	1B: 5 2B: 0 3B: 0 HR: 0	SF: 0 SAC: 0 DP: 0 HBP: 0	WP: 0 PB: 0 SB: 0 CS: 1	PA: 32
<b>PITCHER</b>	IP	WLS	BF	H	R	ER	SO	BB	IBB	HBP	BLK	WP	HR	S	P	ERA	WHIP					
Ben McDonald, R ERA: 6.75	6.0	W	21	2	0	0	4	2	0	0	0	0	0	46	78	0.00	0.667					
Mark Williamson, R ERA: 2.03	1.2		6	2	0	0	0	0	0	0	0	0	0	16	29	0.00	1.200					
Mike Flanagan, L ERA: 1.5	0.1		2	1	0	0	0	0	0	0	0	0	0	3	5	0.00	3.000					
Gregg Olson, R ERA: 1.08	1.0	S	3	0	0	0	2	0	0	0	0	0	0	10	13	0.00	0.000					

Baltimore Orioles @ California Angels  
Anaheim Stadium, Anaheim, CA  
Fri May 03 1991, 10:05 PM EDT  
Att: 37,085 - Sunny - 69 F

AB	30
R	0
H	5
RBI	0
BB	2
SO	6
LOB	7





Batter	1	2	3	4	5	6	7	8	9	AB	R	H	RBI	BB	SO	LOB	TOP										
<b>Mike Devereaux, R</b> OBP: 0.324, SLG: 0.500 (1, 8)	4-2 S BB	1-0 SF9		3-2 F9			1-0 G1-3		1-2 G4-3	3	0	0	1	1	0	1	<b>Baltimore Orioles @ California Angels</b> Anaheim Stadium, Anaheim, CA Sat May 04 1991, 10:05 PM EDT Att: 29,612 - Sunny - 73 F										
<b>Randy Milligan, R</b> OBP: 0.291, SLG: 0.209 (1, 3)	1-2 P4	3-3 K			1-0 F8		4-2 2B BB		2-3 K	4	1	0	0	1	2	2											
<b>Cal Ripken Jr., R</b> OBP: 0.400, SLG: 0.593 (1, 6)	2-3 K			0-0 FC5-4 1B	1-0 P3		0-0 F8		0-0 FC5-4 1B	5	0	2	0	0	1	2											
<b>Dwight Evans, R</b> OBP: 0.397, SLG: 0.393 (1, 9)	4-0 BB			0-0 P3	4-1 BB		3-1 2B		2-1 FC5-4	3	0	1	1	2	0	2											
<b>Bob Melvin, R</b> OBP: 0.207, SLG: 0.214 (1, 2)	2-3 K			2-0 FC5-4	1-1 G6-3		0-0 G1-3			4	0	0	0	0	1	5											
<b>Leo Gomez, R</b> OBP: 0.306, SLG: 0.273 (1, 10)			0-0 F9	1-3 K		2-1 P4		1-3 K		4	0	0	0	0	2	1											
<b>Craig Worthington, R</b> OBP: 0.297, SLG: 0.286 (1, 5)		3-2 1B 2B		4-2 G6-3 BB		1-1 G4-3		4-1 BB		2	1	1	0	2	0	0											
<b>Joe Orsulak, L</b> OBP: 0.316, SLG: 0.327 (1, 7)		1-1 2B SF9		0-0 F7		4-2 BB		0-3 K		3	1	1	0	1	1	2											
<b>Billy Ripken, R</b> OBP: 0.222, SLG: 0.196 (8, PH)		2-3 1B		2-0 G6-3		0-0 F8		0-3 K		3	0	1	1	0	0	2											
<b>Sam Horn, L</b> OBP: 0.315, SLG: 0.489 (8, 4)		1-3 3H 2B		1-2						1	0	0	0	0	1	1											
<b>Juan Bell, R</b> OBP: 0.143, SLG: 0.143 (8, 4)										0	0	0	0	0	0	0											
<b>Inning Stats</b>	R: 0 E: 0 K: 2 S: 13	H: 0 LOB: 2 BB: 2 P: 26	R: 2 E: 0 K: 1 S: 12	H: 3 LOB: 1 BB: 0 P: 22	R: 0 E: 0 K: 1 S: 6	H: 1 LOB: 1 BB: 0 P: 9	R: 0 E: 0 K: 0 S: 8	H: 0 LOB: 1 BB: 1 P: 17	R: 0 E: 0 K: 0 S: 5	H: 0 LOB: 1 BB: 1 P: 12	R: 1 E: 0 K: 0 S: 7	H: 1 LOB: 1 BB: 1 P: 15	R: 0 E: 0 K: 3 S: 11	H: 0 LOB: 1 BB: 1 P: 16	R: 0 E: 0 K: 1 S: 9	H: 1 LOB: 1 BB: 0 P: 14	1B: 3 2B: 3 3B: 0 HR: 0	SF: 1 SAC: 0 DP: 0 HBP: 0	WP: 0 PB: 0 SB: 1 CS: 0	PA: 40							
<b>PITCHER</b>	IP	WLS	BF	H	R	ER	SO	BB	IBB	HBP	BLK	WP	HR	S	P	ERA	WHIP										
<b>Mark Langston, L</b> ERA: 4.26 (1, 1)	7.0	W	32	5	3	3	4	6	0	0	0	0	0	59	116	3.86	1.571										
<b>Jeff Robinson, R</b> ERA: 2.35 (8, 1)	1.0		4	0	0	0	3	1	0	0	0	0	0	11	16	0.00	1.000										
<b>Bryan Harvey, R</b> ERA: 0.79 (9, 1)	1.0	S	4	1	0	0	1	0	0	0	0	0	0	9	14	0.00	1.000										

Batter	1	2	3	4	5	6	7	8	9	AB	R	H	RBI	BB	SO	LOB	BOTTOM										
<b>Luis Polonia, L</b> OBP: 0.417, SLG: 0.393 (1, 7)				2-2 G3		0-1 FC1-6				3	1	1	0	1	0	1	<b>Baltimore Orioles @ California Angels</b> Anaheim Stadium, Anaheim, CA Sat May 04 1991, 10:05 PM EDT Att: 29,612 - Sunny - 73 F										
<b>Donnie Hill, S</b> OBP: 0.483, SLG: 0.514 (1, 6)				0-0 G6-3		1-1 G5-3				3	0	0	0	0	1	4											
<b>Dick Schofield, R</b> OBP: 0.377, SLG: 0.259 (6, PH)				FC6-4						1	0	0	0	0	0	1											
<b>Wally Joyner, L</b> OBP: 0.411, SLG: 0.429 (1, 3)	2 SAFE BB 2B	2-2 1B	2-2	0-0 G4-3		1-1 F7				4	1	2	1	0	0	0											
<b>Gary Gaetti, R</b> OBP: 0.293, SLG: 0.407 (1, 5)	2-2 BB 2B	3-2 F8		1-3 K		2-2 P4				4	1	1	0	0	1	1											
<b>Dave Parker, L</b> OBP: 0.239, SLG: 0.276 (1, 10)	4-2 2B 1B	3-2 F8		2-2 G5-3		0-3 K				3	1	0	0	1	1	1											
<b>Dave Winfield, R</b> OBP: 0.214, SLG: 0.426 (1, 9)	1-2 2-3 1B BB	0-1 G6-3		0-0 G6-3		1-1 F8				4	1	1	2	0	0	1											
<b>Lance Parrish, R</b> OBP: 0.360, SLG: 0.453 (1, 2)	0-0 BB 1B		3-3 K		2-0 HR		1-3 K			4	1	2	2	0	2	0											
<b>Jack Howell, L</b> OBP: 0.393, SLG: 0.478 (1, 4)	0-0 BB 1B		2-2 G4-3		1-0 F7		1-0 G6-3			4	0	1	1	0	0	0											
<b>Dave Gallagher, R</b> OBP: 0.571, SLG: 0.500 (1, 8)	1-3 3H K		1-0 G6-3		0-0 FC1-6 1B					3	0	1	0	0	1	2											
<b>Inning Stats</b>	R: 5 E: 0 K: 2 S: 25	H: 6 LOB: 3 BB: 2 P: 45	R: 0 E: 0 K: 0 S: 13	H: 1 LOB: 1 BB: 0 P: 21	R: 0 E: 0 K: 1 S: 9	H: 0 LOB: 0 BB: 0 P: 15	R: 0 E: 0 K: 0 S: 5	H: 0 LOB: 0 BB: 0 P: 7	R: 0 E: 0 K: 0 S: 7	H: 2 LOB: 1 BB: 0 P: 11	R: 0 E: 0 K: 1 S: 8	H: 0 LOB: 0 BB: 0 P: 11	R: 0 E: 0 K: 1 S: 6	H: 0 LOB: 0 BB: 0 P: 9	R: 0 E: 0 K: 1 S: 9	H: 0 LOB: 0 BB: 0 P: 9	1B: 6 2B: 2 3B: 0 HR: 1	SF: 0 SAC: 0 DP: 0 HBP: 0	WP: 0 PB: 0 SB: 0 CS: 0	PA: 35							
<b>PITCHER</b>	IP	WLS	BF	H	R	ER	SO	BB	IBB	HBP	BLK	WP	HR	S	P	ERA	WHIP										
<b>Jeff Robinson, R</b> ERA: 6.75 (1, 1)	0.1	L	7	5	5	5	1	1	0	0	0	0	1	17	31	135.00	18.000										
<b>Bob Miliacki, R</b> ERA: 0.97 (1, 1)	5.0		20	4	1	1	3	1	0	0	0	0	1	45	73	1.80	1.000										
<b>Paul Kilgus, L</b> ERA: 3.48 (6, 1)	1.2		5	0	0	0	1	0	0	0	0	0	0	12	16	0.00	0.000										
<b>Dave Johnson, R</b> ERA: 9.31 (8, 1)	1.0		3	0	0	0	1	0	0	0	0	0	0	6	9	0.00	0.000										

AB	32
R	3
H	6
RBI	3
BB	7
SO	8
LOB	18









Batter	1	2	3	4	5	6	7	8	9	AB	R	H	RBI	BB	SO	LOB	TOP					
Mike Devereaux, R (1, 8) OBP: 0.349, SLG: 0.542										4	1	2	1	1	1	0	<p><b>Baltimore Orioles @ California Angels</b>  <b>Anaheim Stadium, Anaheim, CA</b>            Mon May 06 1991, 10:05 PM EDT            Att: 19,972 - Cloudy - 75 F</p> <p>livebaseballscores.com</p> <p>AB 35 R 7 H 10 RBI 7 BB 4 SO 8 LOB 11</p>					
Brady Anderson, L (1, 7) OBP: 0.375, SLG: 0.267										4	0	1	0	0	1	1						
Dwight Evans, R (9, PH) OBP: 0.411, SLG: 0.390										4	1	2	2	0	1	0						
Cal Ripken Jr., R (1, 6) OBP: 0.394, SLG: 0.618										3	0	0	0	1	0	0						
Sam Horn, L (1, 10) OBP: 0.310, SLG: 0.460										1	0	0	0	0	1	2						
Leo Gomez, R (9, PH) OBP: 0.300, SLG: 0.267										1	0	0	0	0	1	2						
Randy Milligan, R (1, 3) OBP: 0.276, SLG: 0.200										4	0	0	0	0	2	2						
Joe Orsulak, L (1, 9) OBP: 0.306, SLG: 0.316										4	0	1	0	0	1	0						
Chris Hoiles, R (1, 2) OBP: 0.250, SLG: 0.231										3	2	1	0	1	0	1						
Craig Worthington, R (1, 5) OBP: 0.306, SLG: 0.333										3	2	1	2	1	0	1						
Tim Hulett, R (1, 4) OBP: 0.200, SLG: 0.600										4	1	1	1	0	1	4						
<b>Inning Stats</b>	R: 0 E: 0 K: 1 S: 10	H: 0 LOB: 0 BB: 0 P: 15	R: 0 E: 0 K: 1 S: 8	H: 0 LOB: 0 BB: 0 P: 12	R: 3 E: 0 K: 2 S: 22	H: 4 LOB: 2 BB: 2 P: 38	R: 0 E: 0 K: 0 S: 13	H: 0 LOB: 0 BB: 0 P: 19	R: 2 E: 0 K: 0 S: 12	H: 3 LOB: 0 BB: 0 P: 19	R: 0 E: 1 K: 1 S: 14	H: 1 LOB: 2 BB: 0 P: 22	R: 0 E: 0 K: 2 S: 10	H: 0 LOB: 0 BB: 0 P: 13	R: 0 E: 0 K: 0 S: 7	H: 0 LOB: 0 BB: 0 P: 10	R: 2 E: 0 K: 1 S: 18	H: 2 LOB: 2 BB: 2 P: 33	1B: 4 2B: 3 3B: 0 HR: 4	SF: 1 SAC: 0 DP: 1 HBP: 0	WP: 0 PB: 1 SB: 0 CS: 1	PA: 40
<b>PITCHER</b>	IP WLS BF H R ER SO BB IBB HBP BLK WP HR S P ERA WHIP																					
Scott Lewis, R (1, 1) ERA: 5.81	4.0 L 19 6 5 5 4 2 0 0 0 0 3 57 88 11.25 2.000																					
Floyd Bannister, L (5, 1) ERA: 2.08	4.1 18 3 2 2 3 1 1 0 0 0 1 49 81 4.15 0.923																					
Mark Eichhorn, R (9, 1) ERA: 0.54	0.1 2 1 0 0 0 0 0 0 0 0 0 5 6 0.00 3.000																					
Scott Bailes, L (9, 1) ERA: 3.0	0.1 1 0 0 0 1 0 0 0 0 0 0 3 6 0.00 0.000																					


Batter	1	2	3	4	5	6	7	8	9	AB	R	H	RBI	BB	SO	LOB	BOTTOM					
Luis Polonia, L (1, 7) OBP: 0.413, SLG: 0.413										4	0	2	0	0	0	1	<p><b>Baltimore Orioles @ California Angels</b>  <b>Anaheim Stadium, Anaheim, CA</b>            Mon May 06 1991, 10:05 PM EDT            Att: 19,972 - Cloudy - 75 F</p> <p>livebaseballscores.com</p> <p>AB 33 R 0 H 7 RBI 0 BB 0 SO 2 LOB 11</p>					
Luis Sejo, R (1, 4) OBP: 0.254, SLG: 0.275										4	0	0	0	0	5							
Wally Joyner, L (1, 3) OBP: 0.398, SLG: 0.424										4	0	1	0	0	0	1						
Gary Gaetti, R (1, 5) OBP: 0.290, SLG: 0.426										4	0	1	0	0	0	0						
Dave Parker, L (1, 10) OBP: 0.229, SLG: 0.264										4	0	0	0	0	2							
Dave Winfield, R (1, 9) OBP: 0.205, SLG: 0.395										4	0	0	0	0	1	0						
Lance Parrish, R (1, 2) OBP: 0.355, SLG: 0.439										3	0	1	0	0	0	0						
Junior Felix, S (1, 8) OBP: 0.244, SLG: 0.269										3	0	1	0	0	1	0						
Dick Schofield, R (1, 6) OBP: 0.387, SLG: 0.297										3	0	1	0	0	2							
<b>Inning Stats</b>	R: 0 E: 0 K: 0 S: 13	H: 2 LOB: 2 BB: 0 P: 17	R: 0 E: 0 K: 1 S: 6	H: 0 LOB: 0 BB: 0 P: 9	R: 0 E: 0 K: 0 S: 12	H: 1 LOB: 0 BB: 0 P: 19	R: 0 E: 0 K: 0 S: 7	H: 0 LOB: 0 BB: 0 P: 10	R: 0 E: 0 K: 0 S: 16	H: 3 LOB: 3 BB: 0 P: 24	R: 0 E: 0 K: 0 S: 7	H: 0 LOB: 0 BB: 0 P: 12	R: 0 E: 0 K: 0 S: 6	H: 0 LOB: 0 BB: 0 P: 8	R: 0 E: 1 K: 0 S: 11	H: 1 LOB: 1 BB: 0 P: 18	R: 0 E: 0 K: 1 S: 9	H: 0 LOB: 0 BB: 0 P: 11	1B: 7 2B: 0 3B: 0 HR: 0	SF: 0 SAC: 0 DP: 0 HBP: 0	WP: 0 PB: 0 SB: 0 CS: 1	PA: 34
<b>PITCHER</b>	IP WLS BF H R ER SO BB IBB HBP BLK WP HR S P ERA WHIP																					
Jose Mesa, R (1, 1) ERA: 2.23	9.0 W 33 7 0 0 2 0 0 0 0 0 0 87 128 0.00 0.778																					



Batter	1	2	3	4	5	6	7	8	9	AB	R	H	RBI	BB	SO	LOB	TOP	
Mike Devereaux, R OBP: 0.352, SLG: 0.520 (1, 8)	F8		G3 S BB	FC4-6 BB		K		F9		3	0	0	0	2	1	1		
Joe Orsulak, L OBP: 0.294, SLG: 0.290 (1, 7)	K		G3	FC4-6		L8		F9		5	0	0	0	0	1	4		
Cal Ripken Jr., R OBP: 0.398, SLG: 0.641 Juan Bell, R OBP: 0.118, SLG: 0.118 (1, 6) (6, 6)	K					G5-3		L8		3	1	1	1	1	1	0		
Dwight Evans, R OBP: 0.395, SLG: 0.371 Brady Anderson, L OBP: 0.357, SLG: 0.250 (1, 9) (5, 9)		G6-3	G4-3		K		L4		K	3	0	0	0	0	1	2		
Sam Horn, L OBP: 0.339, SLG: 0.500 (1, 10)							F8			4	1	3	0	0	0	0		
Jeff McKnight, S OBP: 0.250, SLG: 0.250 (1, 3)	K				F7		F7			4	0	1	0	0	1	2		
Craig Worthington, R OBP: 0.316, SLG: 0.333 (1, 5)						L9		G5-3		3	0	1	0	1	0	2		
Ernie Whitt, L OBP: 0.304, SLG: 0.238 (1, 2)	F7				P5		G4-3		F8	4	0	0	0	0	0	6		
Tim Hulett, R OBP: 0.316, SLG: 0.778 (1, 4)			F7							3	1	2	2	1	0	0		
<b>Inning Stats</b>	R: 0 H: 0 E: 0 K: 2 S: 10	H: 0 R: 1 ER: 0 LOB: 0 BB: 1 P: 18	R: 0 H: 1 E: 0 K: 1 S: 12	H: 0 R: 0 ER: 0 LOB: 2 BB: 2 P: 22	R: 0 H: 0 E: 0 K: 0 S: 11	H: 3 R: 2 ER: 0 LOB: 3 BB: 1 P: 23	R: 1 H: 3 E: 0 K: 1 S: 10	H: 1 R: 0 ER: 0 LOB: 0 BB: 0 P: 18	R: 0 H: 0 E: 0 K: 0 S: 8	H: 0 R: 0 ER: 0 LOB: 1 BB: 1 P: 15	R: 0 H: 0 E: 0 K: 1 S: 7	H: 0 R: 0 ER: 0 LOB: 0 BB: 0 P: 9	1B: 5 2B: 1 3B: 0 HR: 2	SF: 0 SAC: 0 DP: 0 HBP: 0	WP: 0 PB: 0 SB: 1 CS: 0	PA: 40		
<b>PITCHER</b>	IP	WLS	BF	H	R	ER	SO	BB	IBB	HBP	BLK	WP	HR	S	P	ERA	WHIP	
Mike Moore, R ERA: 3.38 (1, 1)	7.0	W	33	8	3	3	5	4	0	0	0	0	2	75	136	3.86	1.714	
Eric Show, R ERA: 18.99 (8, 1)	1.0		4	0	0	0	0	1	0	0	0	0	0	8	15	0.00	1.000	
John Briscoe, R ERA: 9.95 (9, 1)	1.0		3	0	0	0	1	0	0	0	0	0	0	7	9	0.00	0.000	

Baltimore Orioles @ Oakland Athletics  
Oakland-Alameda County Coliseum, Oakland, CA  
Tue May 07 1991, 7:05 PM PDT  
Att: 22,908 - Cloudy - 59 F


AB 35  
R 3  
H 8  
RBI 3  
BB 5  
SO 6  
LOB 17




Batter	1	2	3	4	5	6	7	8	9	AB	R	H	RBI	BB	SO	LOB	BOTTOM	
Rickey Henderson, R OBP: 0.362, SLG: 0.350 Doug Jennings, L (1, 7) (8, 7)	2B E BB			1B HR 1B	P4			G3		2	2	1	0	2	0	1		
Dave Henderson, R OBP: 0.425, SLG: 0.731 Brad Komminsk, R OBP: 0.083, SLG: 0.083 (1, 8) (8, 8)	E 2B	K		F7		F8		L7		4	1	1	0	0	1	2		
Jose Canseco, R OBP: 0.415, SLG: 0.492 Lance Blankenship, R OBP: 0.339, SLG: 0.283 (1, 9) (8, 9)	E6 HR		S 2B 1B	HR 1B		F9		BB BB BB		4	3	2	1	0	0	0		
Harold Baines, L OBP: 0.341, SLG: 0.530 (1, 10)	HR		G6-4-3 2B	HR 2B		HR		BB BB		4	4	4	7	1	0	0		
Mark McGwire, R OBP: 0.375, SLG: 0.321 Jamie Quirk, L OBP: 0.414, SLG: 0.346 (1, 3) (8, 2)	K		G6-4-3 BB	F9		K		BB BB		3	0	0	0	1	2	0		
Terry Steinbach, R OBP: 0.318, SLG: 0.390 (1, 2) (8, 3)	K		G6-4-3		G3 1B 2B		F8	G5-3		5	1	1	0	0	1	5		
Ernest Riles, L OBP: 0.338, SLG: 0.393 (1, 5)	G4-3				G3		F9			4	0	1	1	0	0	1		
Walt Weiss, S OBP: 0.304, SLG: 0.310 (1, 6)		K	G6-3		P3			1B		4	0	1	0	0	1	2		
Mike Gallego, R OBP: 0.361, SLG: 0.250 (1, 4)	F9				L9		G4-3			4	0	1	1	0	0	1		
<b>Inning Stats</b>	R: 4 H: 2 E: 1 K: 2 S: 17	H: 0 R: 0 ER: 0 LOB: 1 BB: 1 P: 15	R: 2 H: 3 E: 0 K: 0 S: 10	H: 3 R: 0 ER: 0 LOB: 1 BB: 1 P: 25	R: 3 H: 3 E: 0 K: 0 S: 16	H: 2 R: 1 ER: 0 LOB: 1 BB: 0 P: 11	R: 1 H: 1 E: 0 K: 1 S: 8	H: 1 R: 0 ER: 0 LOB: 0 BB: 0 P: 13	R: 0 H: 0 E: 0 K: 0 S: 5	H: 1 R: 0 ER: 0 LOB: 3 BB: 3 P: 27	R: 0 H: 0 E: 0 K: 0 S: 9	H: 0 R: 0 ER: 0 LOB: 0 BB: 0 P: 9	1B: 5 2B: 4 3B: 0 HR: 3	SF: 0 SAC: 0 DP: 1 HBP: 0	WP: 0 PB: 0 SB: 1 CS: 0	PA: 42		
<b>PITCHER</b>	IP	WLS	BF	H	R	ER	SO	BB	IBB	HBP	BLK	WP	HR	S	P	ERA	WHIP	
Ben McDonald, R ERA: 8.8 (1, 1)	2.0	L	14	4	6	5	4	3	0	0	0	0	1	30	56	22.50	3.500	
Dave Johnson, R ERA: 9.67 (3, 1)	3.0		14	6	4	4	0	0	0	0	0	0	1	32	45	12.00	2.000	
Jeff Robinson, R ERA: 6.5 (6, 1)	2.0		8	2	1	1	1	0	0	0	0	0	1	13	21	4.50	1.000	
Bob Milacki, R ERA: 0.79 (8, 1)	1.0		6	0	0	0	0	3	0	0	0	0	0	9	27	0.00	3.000	


Baltimore Orioles @ Oakland Athletics  
Oakland-Alameda County Coliseum, Oakland, CA  
Tue May 07 1991, 7:05 PM PDT  
Att: 22,908 - Cloudy - 59 F

AB 36  
R 11  
H 12  
RBI 10  
BB 6  
SO 5  
LOB 12





Batter	1	2	3	4	5	6	7	8	9	AB	R	H	RBI	BB	SO	LOB	TOP										
Mike Devereaux, R OBP: 0.366, SLG: 0.538 (1, 8)	2-1 G4-3 1B		3-2 BB 1B		2-2 F8		1-2 2B 2B		2-3 K	5	1	3	1	0	1	2	<p>Baltimore Orioles @ Oakland Athletics Oakland-Alameda County Coliseum, Oakland, CA</p> <p>Wed May 08 1991, 3:33 AM PDT Att: 23,528 - Cloudy - 58 F</p> <p>livebaseballscorecards.com</p> <p>AB 34 R 3 H 9 RBI 3 BB 5 SO 5 LOB 23</p> 										
Brady Anderson, L OBP: 0.340, SLG: 0.270 (1, 7)	2-0 F7		2-1 F7		1-3 K		2-2 2B 2B		1-2 F9	5	0	1	2	0	1	5											
Cal Ripken Jr., R OBP: 0.396, SLG: 0.628 Juan Bell, R OBP: 0.105, SLG: 0.105 (1, 6) (6, 6)	2-1 G4-3		4-2 BB		2-1 P5		2-1 K2-3		3-2 L9	2	0	0	0	1	0	1											
Sam Horn, L OBP: 0.333, SLG: 0.491 Bob Melvin, R OBP: 0.219, SLG: 0.226 (3, PH)		3-3 K	2-0 L6		2-0 P4		1-1 FC6-4 1B			1	0	0	0	0	1	0											
Dwight Evans, R OBP: 0.388, SLG: 0.354 (1, 9)	2-1 G5-3			3-1 P3		3-2 L7		4-1 FC6-4 BB		3	0	0	0	1	0	0											
Jeff McKnight, S OBP: 0.375, SLG: 0.375 (1, 3)	2-1 1B			2-1 1B			0-0 G4-3	1-1 FC6-4 G4-6-3		4	0	2	0	0	0	2											
Chris Holmes, R OBP: 0.220, SLG: 0.220 Ernie Whitt, L OBP: 0.320, SLG: 0.227 (5, 2)	3-2 F8			2-1 F7			4-1 2B BLK BB	2-1 G4-6-3		2	0	0	0	0	0	2											
Craig Worthington, R OBP: 0.325, SLG: 0.348 (1, 5)			2-2 G4-3	2-0 G5-3			4-2 2B 2B BB		1-2 2B	3	1	1	0	1	0	1											
Tim Hulett, R OBP: 0.348, SLG: 0.714 (1, 4)			4-0 BB 1B BB		0-1 G5-3		1-3 K	0-2 1B		3	0	1	0	1	1	2											
<b>Inning Stats</b>	R: 0 E: 0 K: 0 S: 5	H: 1 LOB: 0 BB: 0 P: 11	R: 0 E: 0 K: 1 S: 11	H: 1 LOB: 1 BB: 0 P: 21	R: 0 E: 0 K: 0 S: 11	H: 1 LOB: 3 BB: 2 P: 28	R: 0 E: 0 K: 0 S: 7	H: 0 LOB: 1 BB: 0 P: 16	R: 0 E: 0 K: 1 S: 11	H: 0 LOB: 0 BB: 0 P: 14	R: 3 E: 0 K: 2 S: 20	H: 2 LOB: 1 BB: 2 P: 33	R: 0 E: 0 K: 0 S: 7	H: 1 LOB: 1 BB: 0 P: 15	R: 0 E: 0 K: 1 S: 19	H: 2 LOB: 2 BB: 0 P: 26		1B: 6 2B: 3 3B: 0 HR: 0	SF: 0 SAC: 0 DP: 2 HBP: 0	WP: 0 PA: 39 PB: 0 SB: 0 CS: 0							
<b>PITCHER</b>	IP	WLS	BF	H	R	ER	SO	BB	IBB	HBP	BLK	WP	HR	S	P	ERA	WHIP										
Dave Stewart, R ERA: 5.58 (1, 1)	1.1		4	1	0	0	1	0	0	0	0	0	0	8	17	0.00	0.750										
Curt Young, L ERA: 2.7 (2, 1)	3.2	W	16	3	0	0	1	2	0	0	0	0	0	37	73	0.00	1.364										
Steve Chitren, R ERA: 2.51 (6, 1)	1.2		9	2	3	3	1	2	0	0	1	0	0	24	43	16.20	2.400										
Joe Klink, L ERA: 1.38 (7, 1)	1.1		5	1	0	0	1	1	0	0	0	0	0	10	19	0.00	1.500										
Dennis Eckersley, R ERA: 4.95 (9, 1)	1.0		5	2	0	0	1	0	0	0	0	0	0	19	26	0.00	2.000										

Batter	1	2	3	4	5	6	7	8	9	AB	R	H	RBI	BB	SO	LOB	BOTTOM											
Rickey Henderson, R OBP: 0.373, SLG: 0.455 Ernest Riles, L OBP: 0.333, SLG: 0.387 (1, 7) (8, PH) (9, 5)	1B HR 2B	1 SAFE 2-1 F9			HR K			2-2 F8		4	2	2	1	0	1	2	<p>Baltimore Orioles @ Oakland Athletics Oakland-Alameda County Coliseum, Oakland, CA</p> <p>Wed May 08 1991, 3:33 AM PDT Att: 23,528 - Cloudy - 58 F</p> <p>livebaseballscorecards.com</p> <p>AB 35 R 9 H 11 RBI 9 BB 2 SO 6 LOB 8</p> 											
Dave Henderson, R OBP: 0.431, SLG: 0.722 (1, 8)	1-1 HR 1B		3-1 G6-3		3-2 1B HR 1B	2-2 P4				4	2	2	0	0	0	0												
Jose Canseco, R OBP: 0.409, SLG: 0.472 (1, 10)	1-3 K		0-2 G6-3		0-2 1B HR 1B	3-3 K				4	1	1	0	0	2	2												
Mark McGwire, R OBP: 0.389, SLG: 0.405 (1, 3)	0-0 HR		4-0 FC6-4 BB		0-0 HR	1-2 G5-3				3	2	2	6	1	0	0												
Terry Steinbach, R OBP: 0.315, SLG: 0.395 (1, 2)	2-0 G3-1		2-1 FC6-4		2-1 WP 3B 2B		3-1 G5-3			4	1	1	0	0	0	1												
Willie Wilson, S OBP: 0.309, SLG: 0.403 (1, 9)	1-1 F8				2-2 F9		3-2 FC6-4 3B	0-3 K		4	1	1	1	0	1	0												
Lance Blankenship, R OBP: 0.317, SLG: 0.260 (1, 5) (9, 7)		1-3 K			2-2 G6-3		3-1 F9	2-2 G6-3		4	0	0	0	0	1	1												
Mike Gallego, R OBP: 0.368, SLG: 0.254 (1, 4)		0-2 L4			1-2 FC5-4 1B		4-0 FC6-4 BB	3-3 K		3	0	1	0	1	1	0												
Walt Weiss, S OBP: 0.300, SLG: 0.304 (1, 6)		1-0 1B			2-0 FC5-4		2-2 FC6-4	1-0 F9		4	0	1	1	0	0	2												
<b>Inning Stats</b>	R: 3 E: 0 K: 1 S: 12	H: 3 LOB: 0 BB: 0 P: 19	R: 0 E: 0 K: 1 S: 11	H: 1 LOB: 1 BB: 0 P: 15	R: 0 E: 0 K: 0 S: 7	H: 1 LOB: 1 BB: 1 P: 16	R: 0 E: 0 K: 0 S: 12	H: 1 LOB: 0 BB: 0 P: 19	R: 6 E: 0 K: 1 S: 22	H: 6 LOB: 1 BB: 1 P: 43	R: 0 E: 0 K: 1 S: 9	H: 0 LOB: 0 BB: 0 P: 15	R: 0 E: 0 K: 1 S: 8	H: 0 LOB: 0 BB: 0 P: 13	R: 0 E: 0 K: 1 S: 9	H: 0 LOB: 0 BB: 0 P: 15		1B: 5 2B: 2 3B: 1 HR: 3	SF: 0 SAC: 0 DP: 0 HBP: 0	WP: 1 PA: 37 PB: 0 SB: 0 CS: 0								
<b>PITCHER</b>	IP	WLS	BF	H	R	ER	SO	BB	IBB	HBP	BLK	WP	HR	S	P	ERA	WHIP											
Mike Flanagan, L ERA: 3.27 (1, 1)	4.0	L	20	7	5	5	2	1	0	0	0	0	1	1	9	14	∞	∞										
Mark Williamson, R ERA: 4.4 (5, 1)	0.0		4	4	3	3	0	0	0	0	0	0	1	1	9	14	∞	∞										
Paul Kilgus, L ERA: 3.04 (5, 1)	3.0		10	0	1	1	3	1	0	0	0	0	0	25	47	3.00	0.333											
Gregg Olson, R ERA: 0.96 (8, 1)	1.0		3	0	0	0	1	0	0	0	0	0	0	9	15	0.00	0.000											



Batter	1	2	3	4	5	6	7	8	9	AB	R	H	RBI	BB	SO	LOB	TOP										
Mike Devereaux, R OBP: 0.347, SLG: 0.506	0-2 G6-3	1-1 SAFE P4			1-3 K		0-1 F7		1-0 G5-3	5	0	0	0	0	1	2											
Joe Orsulak, L OBP: 0.286, SLG: 0.292	1-2 BB		1-0 F7		1-0 F8		0-0 P4			3	0	1	0	0	0	0											
Jeff McKnight, S OBP: 0.333, SLG: 0.333	BB									1	0	0	0	0	0	1											
Cal Ripken Jr., R OBP: 0.391, SLG: 0.608	1-2 BB	4-2 SAFE BB	2-1 G5-3		0-0 F7			0-1 L9		3	0	0	0	1	0	0											
Sam Horn, L OBP: 0.333, SLG: 0.474	1-2 F8		4-2 BB		2-3 K			1-1 2B		2	0	0	0	1	1	2											
Tim Hulett, R OBP: 0.375, SLG: 0.727										1	0	1	0	0	0	0											
Dwight Evans, R OBP: 0.393, SLG: 0.353	4-1 BB		2-3 K		2-1 1B			1-3 K		3	0	1	0	1	2	2											
Randy Milligan, R OBP: 0.275, SLG: 0.215	2-3 K			1-1 P6		3-3 K		0-0 2B		4	0	1	0	0	2	4											
Craig Worthington, R OBP: 0.321, SLG: 0.394		0-3 K		2-1 P6			1-0 HR	1-2 G1-3		4	1	1	1	0	1	2											
Chris Hoiles, R OBP: 0.220, SLG: 0.200		0-1 P6		1-3 K			2-2 F8		3-3 K	4	0	0	0	0	2	0											
Billy Ripken, R OBP: 0.237, SLG: 0.200	3-2 1B				0-0 F9			1-1 F7		2	0	1	0	1	0	0											
Juan Bell, R OBP: 0.100, SLG: 0.100							4-2 BB			1	0	0	0	0	0	0											
<b>Inning Stats</b>	R: 0 E: 0 K: 1 S: 16	H: 1 LOB: 3 BB: 2 P: 28	R: 0 E: 0 K: 1 S: 10	H: 1 LOB: 1 BB: 0 P: 14	R: 0 E: 0 K: 1 S: 9	H: 0 LOB: 1 BB: 1 P: 18	R: 0 E: 0 K: 1 S: 7	H: 0 LOB: 0 BB: 0 P: 11	R: 0 E: 0 K: 2 S: 10	H: 1 LOB: 1 BB: 0 P: 17	R: 1 E: 0 K: 0 S: 15	H: 1 LOB: 1 BB: 1 P: 22	R: 0 E: 0 K: 1 S: 11	H: 2 LOB: 2 BB: 0 P: 14	R: 0 E: 0 K: 1 S: 7	H: 0 LOB: 0 BB: 0 P: 12	1B: 4 2B: 1 3B: 0 HR: 1	SF: 0 SAC: 0 DP: 0 HBP: 0	WP: 0 PB: 0 SB: 0 CS: 0	PA: 37							
<b>PITCHER</b>	IP	WLS	BF	H	R	ER	SO	BB	IBB	HBP	BLK	WP	HR	S	P	ERA	WHIP										
Scott Bankhead, R ERA: 3.86	2.0		10	2	0	0	2	2	0	0	0	0	0	26	42	0.00	2.000										
Rich DeLucia, R ERA: 4.46	4.2	W	18	2	1	1	5	2	0	0	0	0	1	45	74	1.93	0.857										
Russ Swan, L ERA: 1.04	0.2		3	1	0	0	0	0	0	0	0	0	0	5	6	0.00	1.500										
Michael Jackson, R ERA: 2.84	1.2	S	6	1	0	0	2	0	0	0	0	0	0	14	21	0.00	0.600										

Baltimore Orioles @ Seattle Mariners  
The Kingdome, Seattle, WA  
Fri May 10 1991, 10:05 PM EDT  
Att: 24,553 - Dome - 70 F

AB	33
R	1
H	6
RBI	1
BB	4
SO	9
LOB	13



Batter	1	2	3	4	5	6	7	8	9	AB	R	H	RBI	BB	SO	LOB	BOTTOM										
Henry Cotto, R OBP: 0.333, SLG: 0.421	4-2 1B		0-0 1B		0-1 L9		3-2 F8			3	2	2	0	1	0	1											
Harold Reynolds, S OBP: 0.338, SLG: 0.358	2-2 FC6-4		0-0 1B		4-0 1B		3-1 F8			3	0	2	1	1	0	1											
Ken Griffey Jr., L OBP: 0.397, SLG: 0.476	1-0 P6		0-1 SF9		3-1 L9			1-1 G4-3		3	0	0	1	0	0	4											
Edgar Martinez, R OBP: 0.505, SLG: 0.540	3-1 FC6-4		3-1 P3		0-1 G6-4-3			2-2 FC5-4		4	0	1	0	0	0	4											
Tracy Jones, R OBP: 0.294, SLG: 0.355	1-0 G6-3		2-2 F8			1-3 K		0-1 FC5-4		4	0	0	0	0	1	3											
Pete O'Brien, L OBP: 0.285, SLG: 0.381		2-2 P4		0-0 1B		2-1 G3		0-0 F7		4	0	1	0	0	0	1											
Jay Buhner, R OBP: 0.329, SLG: 0.478		1-1 F8		2-3 K		1-3 K				3	0	0	0	0	2	1											
Omar Vizquel, S OBP: 0.306, SLG: 0.321		0-1 G6-3		0-1 1B			1-3 K			3	0	1	0	0	1	0											
Dave Valle, R OBP: 0.315, SLG: 0.257			4-0 1B		1-1 G6-4-3		4-0 BB			1	1	0	0	2	0	2											
<b>Inning Stats</b>	R: 1 E: 1 K: 0 S: 11	H: 1 LOB: 1 BB: 1 P: 22	R: 0 E: 0 K: 0 S: 7	H: 0 LOB: 0 BB: 0 P: 10	R: 2 E: 0 K: 0 S: 9	H: 2 LOB: 1 BB: 1 P: 18	R: 0 E: 0 K: 1 S: 8	H: 2 LOB: 1 BB: 0 P: 11	R: 0 E: 0 K: 2 S: 8	H: 0 LOB: 0 BB: 0 P: 12	R: 0 E: 0 K: 1 S: 9	H: 0 LOB: 1 BB: 1 P: 20	R: 0 E: 0 K: 0 S: 8	H: 1 LOB: 1 BB: 0 P: 11	1B: 7 2B: 0 3B: 0 HR: 0	SF: 1 SAC: 0 DP: 2 HBP: 0	WP: 0 PB: 0 SB: 1 CS: 0	PA: 33									
<b>PITCHER</b>	IP	WLS	BF	H	R	ER	SO	BB	IBB	HBP	BLK	WP	HR	S	P	ERA	WHIP										
Jeff Ballard, L ERA: 4.43	3.0	L	14	3	3	2	0	2	0	0	0	0	0	27	50	6.00	1.667										
Jeff Robinson, R ERA: 5.16	4.2		18	4	0	0	4	2	0	0	0	0	0	38	66	0.00	1.286										
Paul Kilgus, L ERA: 3.0	0.1		1	0	0	0	0	0	0	0	0	0	0	1	1	0.00	0.000										

Baltimore Orioles @ Seattle Mariners  
The Kingdome, Seattle, WA  
Fri May 10 1991, 10:05 PM EDT  
Att: 24,553 - Dome - 70 F

AB	28
R	3
H	7
RBI	2
BB	4
SO	4
LOB	17





Batter	1	2	3	4	5	6	7	8	9	AB	R	H	RBI	BB	SO	LOB	TOP								
Mike Devereaux, R (1, 8) OBP: 0.359, SLG: 0.556	G6-3		2B 1B		HR	K		2B		5	2	3	2	0	1	0	<p><b>Baltimore Orioles @ Seattle Mariners</b> The Kingdome, Seattle, WA Sat May 11 1991, 10:05 PM EDT Att: 26,338 - Dome - 70 F</p>								
Brady Anderson, L (1, 7) OBP: 0.346, SLG: 0.293	K		1B 2B		BB	G4-3		F8		4	1	1	2	1	1	1									
Cal Ripken Jr., R (1, 6) OBP: 0.417, SLG: 0.620	1B		1B		BB			IBB		3	1	3	0	2	0	0									
Sam Horn, L (1, 10) OBP: 0.324, SLG: 0.458	G3		G4-6-3		BB	G5-3		P4		2	0	0	0	0	0	3									
Tim Hulett, R (5, PH) OBP: 0.370, SLG: 0.720			1-2		2B					3	1	1	2	0	0	3									
Dwight Evans, R (1, 9) OBP: 0.404, SLG: 0.403					BB					4	2	2	1	1	1	0									
Joe Orsulak, L (9, PR) OBP: 0.286, SLG: 0.292					HR			1B		0	1	0	0	0	0	0									
Randy Milligan, R (1, 3) OBP: 0.292, SLG: 0.229					BB					4	1	2	0	1	1	1									
Craig Worthington, R (1, 5) OBP: 0.329, SLG: 0.385					1B					5	0	2	3	0	1	2									
Chris Hoiles, R (1, 2) OBP: 0.255, SLG: 0.208					1B					3	1	1	0	2	0	2									
Billy Ripken, R (1, 4) OBP: 0.219, SLG: 0.183					BB					5	1	0	0	0	1	4									
<b>Inning Stats</b>	R: 0 E: 0 K: 1 S: 8	H: 1 LOB: 1 BB: 0 P: 14	R: 0 E: 0 K: 1 S: 8	H: 0 LOB: 0 BB: 1 P: 17	R: 2 E: 0 K: 0 S: 7	H: 3 LOB: 1 BB: 1 P: 17	R: 1 E: 0 K: 2 S: 14	H: 3 LOB: 1 BB: 0 P: 23	R: 6 E: 1 K: 0 S: 14	H: 5 LOB: 0 BB: 2 P: 27	R: 0 E: 0 K: 1 S: 10	H: 0 LOB: 1 BB: 1 P: 20	R: 0 E: 0 K: 1 S: 5	H: 0 LOB: 0 BB: 0 P: 10	R: 1 E: 0 K: 0 S: 7	H: 1 LOB: 2 BB: 2 P: 17	R: 1 E: 0 K: 0 S: 13	H: 2 LOB: 1 BB: 0 P: 21	1B: 10 2B: 3 3B: 0 HR: 2	SF: 0 SAC: 0 DP: 3 HBP: 0	WP: 0 PB: 1 SB: 0 CS: 1	PA: 45			
<b>PITCHER</b>	IP	WLS	BF	H	R	ER	SO	BB	IBB	HBP	BLK	WP	HR	S	P	ERA	WHIP								
Erik Hanson, R (1, 1) ERA: 3.45	4.0		18	7	3	3	4	2	0	0	0	0	1	37	71	6.75	2.250								
Bill Krueger, L (5, 1) ERA: 6.92	0.0	L	5	3	5	5	0	2	0	0	0	0	1	9	19	∞	∞								
Bill Swift, R (5, 1) ERA: 1.59	2.0		8	2	1	0	1	1	0	0	0	0	0	15	28	0.00	1.500								
Rob Murphy, L (7, 1) ERA: 1.64	2.0		9	1	1	1	1	1	1	0	0	0	0	12	27	4.50	1.000								
Russ Swan, L (9, 1) ERA: 0.99	1.0		5	2	1	0	0	0	0	0	0	0	0	13	21	0.00	2.000								

Batter	1	2	3	4	5	6	7	8	9	AB	R	H	RBI	BB	SO	LOB	BOTTOM								
Greg Briley, L (1, 9) OBP: 0.305, SLG: 0.351	G6-3		2B 1B		P6					4	0	1	0	0	0	2	<p><b>Baltimore Orioles @ Seattle Mariners</b> The Kingdome, Seattle, WA Sat May 11 1991, 10:05 PM EDT Att: 26,338 - Dome - 70 F</p>								
Jay Buhner, R (9, PH) OBP: 0.325, SLG: 0.471										1	0	0	0	0	0	1									
Harold Reynolds, S (1, 4) OBP: 0.348, SLG: 0.379	G6-3 1B		IHR 2B							4	3	2	0	1	0	1									
Ken Griffey Jr., L (1, 8) OBP: 0.393, SLG: 0.472	G6-3		IHR							1	0	0	0	0	0	1									
Henry Cotto, R (3, 8) OBP: 0.381, SLG: 0.525	1-2		3H							2	1	2	3	1	0	0									
Ken Griffey, L (1, 7) OBP: 0.397, SLG: 0.429	1B		G4-3		F7					4	0	1	1	0	0	2									
Edgar Martinez, R (1, 5) OBP: 0.487, SLG: 0.516	K				F7					4	0	0	0	0	1	2									
Pete O'Brien, L (1, 3) OBP: 0.283, SLG: 0.371	G3-1				1B					3	1	0	0	1	0	0									
Alvin Davis, L (1, 10) OBP: 0.293, SLG: 0.242					BB					3	0	1	0	0	0	0									
Tracy Jones, R (6, PH) OBP: 0.286, SLG: 0.344	F9				2B					1	0	0	0	0	1	0									
Omar Vizquel, S (1, 6) OBP: 0.303, SLG: 0.329	P6				1B					4	0	1	1	0	0	0									
Dave Valle, R (1, 2) OBP: 0.312, SLG: 0.256	G6-3				P2					4	0	1	0	0	0	2									
<b>Inning Stats</b>	R: 1 E: 0 K: 1 S: 9	H: 1 LOB: 1 BB: 1 P: 21	R: 0 E: 0 K: 0 S: 5	H: 0 LOB: 0 BB: 0 P: 9	R: 2 E: 0 K: 0 S: 12	H: 3 LOB: 0 BB: 0 P: 19	R: 1 E: 0 K: 0 S: 8	H: 2 LOB: 2 BB: 1 P: 16	R: 0 E: 0 K: 0 S: 11	H: 0 LOB: 0 BB: 1 P: 20	R: 0 E: 0 K: 0 S: 6	H: 0 LOB: 0 BB: 0 P: 9	R: 1 E: 0 K: 0 S: 11	H: 2 LOB: 1 BB: 0 P: 15	R: 0 E: 0 K: 1 S: 9	H: 0 LOB: 0 BB: 0 P: 15	R: 0 E: 0 K: 0 S: 6	H: 1 LOB: 1 BB: 0 P: 12	1B: 5 2B: 3 3B: 0 HR: 1	SF: 0 SAC: 0 DP: 0 HBP: 0	WP: 0 PB: 0 SB: 1 CS: 0	PA: 38			
<b>PITCHER</b>	IP	WLS	BF	H	R	ER	SO	BB	IBB	HBP	BLK	WP	HR	S	P	ERA	WHIP								
Jose Mesa, R (1, 1) ERA: 2.83	7.1	W	32	8	5	5	1	3	0	0	0	0	0	65	112	6.14	1.500								
Mike Flanagan, L (8, 1) ERA: 3.04	1.2		6	1	0	0	1	0	0	0	0	0	0	12	24	0.00	0.600								









Batter	1	2	3	4	5	6	7	8	9	AB	R	H	RBI	BB	SO	LOB	TOP										
Rickey Henderson, R OBP: 0.355, SLG: 0.339	G4-3		K	P3		G6-4-3			L7	5	0	0	0	0	1	4											
Ernest Riles, L OBP: 0.310, SLG: 0.351	L4		1B		F7		B3		G1-3	5	1	1	0	0	0	0											
Jose Canseco, R OBP: 0.403, SLG: 0.449	1B		F8		2B		P4		F9	5	0	2	0	0	0	1											
Harold Baines, L OBP: 0.376, SLG: 0.526	1B		1B		2B		G4-3			4	0	3	1	0	0	0											
Dave Henderson, R OBP: 0.403, SLG: 0.664	L5		K		FC5-2-5				G3	4	0	0	0	0	1	5											
Mark McCwire, R OBP: 0.408, SLG: 0.436		G3		K					BB	3	0	1	0	1	2	2											
Jamie Quirk, L OBP: 0.341, SLG: 0.289	G3		1B			G4-3			F9	4	0	1	0	0	0	2											
Walt Weiss, S OBP: 0.361, SLG: 0.418	P5									3	0	1	0	1	1	2											
Mike Gallego, R OBP: 0.376, SLG: 0.259										2	0	1	0	1	1	1											
Willie Wilson, S OBP: 0.300, SLG: 0.392										1	0	0	0	0	0	2											
Vance Law, R OBP: 0.250, SLG: 0.316									L7	0	0	0	0	0	0	0											
<b>Inning Stats</b>	R: 0 E: 0 K: 0 S: 13	H: 2 LOB: 2 BB: 0 P: 19	R: 0 E: 0 K: 1 S: 8	H: 0 LOB: 1 BB: 1 P: 17	R: 1 E: 0 K: 2 S: 13	H: 2 LOB: 1 BB: 0 P: 18	R: 0 E: 0 K: 2 S: 16	H: 2 LOB: 2 BB: 0 P: 25	R: 0 E: 0 K: 1 S: 11	H: 1 LOB: 1 BB: 0 P: 16	R: 0 E: 0 K: 0 S: 6	H: 0 LOB: 0 BB: 0 P: 11	R: 0 E: 0 K: 0 S: 8	H: 1 LOB: 2 BB: 1 P: 15	R: 0 E: 0 K: 0 S: 8	H: 0 LOB: 0 BB: 0 P: 13	1B: 8 2B: 2 3B: 0 HR: 0	SF: 0 SAC: 0 DP: 1 HBP: 0	WP: 0 PB: 0 SB: 0 CS: 0	PA: 39							
<b>PITCHER</b>	IP	WLS	BF	H	R	ER	SO	BB	IBB	HBP	BLK	WP	HR	S	P	ERA	WHIP										
Jeff Robinson, R ERA: 4.15	7.2	W	35	10	1	1	6	3	0	0	0	0	0	83	133	1.17	1.696										
Mark Williamson, R ERA: 3.94	1.1		4	0	0	0	0	0	0	0	0	0	0	10	17	0.00	0.000										

Oakland Athletics @ Baltimore Orioles  
Memorial Stadium, Baltimore, MD  
Tue May 14 1991, 7:05 PM EDT  
Att: 24,006 - Cloudy - 82 F

AB 36  
R 1  
H 10  
RBI 1  
BB 3  
SO 6  
LOB 19



Batter	1	2	3	4	5	6	7	8	9	AB	R	H	RBI	BB	SO	LOB	BOTTOM										
Mike Devereaux, R OBP: 0.372, SLG: 0.571	K	K				G3		K		4	1	1	1	1	3	1											
Brady Anderson, L OBP: 0.333, SLG: 0.267	L5		L4		F9	G3		WP		4	0	0	0	1	0	1											
Cal Ripken Jr., R OBP: 0.444, SLG: 0.689	HR		S		G1			F9		3	2	2	1	2	0	1											
Joe Orsulak, L OBP: 0.284, SLG: 0.333	HR		K		G1					3	1	1	1	0	1	2											
Dwight Evans, R OBP: 0.415, SLG: 0.392	HR		K		G1					1	0	0	0	0	1	2											
Randy Milligan, R OBP: 0.298, SLG: 0.225	G4-3		F9		1B					2	0	0	0	2	0	1											
Sam Horn, L OBP: 0.319, SLG: 0.444		K			1B					3	0	1	1	0	2	0											
Tim Hulett, R OBP: 0.344, SLG: 0.621					1B					1	0	0	0	0	1	1											
Craig Worthington, R OBP: 0.320, SLG: 0.372		WP			P4					4	1	2	0	0	0	3											
Chris Hoiles, R OBP: 0.254, SLG: 0.269		2B			1B					4	1	1	1	0	1	3											
Billy Ripken, R OBP: 0.211, SLG: 0.194		K			K					4	0	1	1	0	1	1											
<b>Inning Stats</b>	R: 2 E: 0 K: 1 S: 10	H: 2 LOB: 0 BB: 0 P: 16	R: 1 E: 0 K: 3 S: 19	H: 2 LOB: 1 BB: 0 P: 28	R: 0 E: 0 K: 1 S: 9	H: 0 LOB: 1 BB: 1 P: 21	R: 0 E: 0 K: 2 S: 10	H: 1 LOB: 1 BB: 0 P: 18	R: 2 E: 0 K: 0 S: 12	H: 3 LOB: 2 BB: 1 P: 23	R: 1 E: 0 K: 1 S: 13	H: 1 LOB: 2 BB: 2 P: 23	R: 0 E: 0 K: 1 S: 11	H: 0 LOB: 1 BB: 1 P: 18	R: 0 E: 0 K: 1 S: 7	H: 0 LOB: 1 BB: 1 P: 14	1B: 4 2B: 1 3B: 0 HR: 4	SF: 0 SAC: 0 DP: 0 HBP: 0	WP: 2 PB: 0 SB: 2 CS: 0	PA: 39							
<b>PITCHER</b>	IP	WLS	BF	H	R	ER	SO	BB	IBB	HBP	BLK	WP	HR	S	P	ERA	WHIP										
Joe Slusarski, R ERA: 3.68	4.2	L	24	5	1	1	0	2	0	0	0	0	1	12	23	9.00	3.000										
Bruce Walton, R ERA: 3.0	1.0		6	1	1	1	0	2	0	0	0	0	0	14	21	0.00	0.750										
Dana Allison, L ERA: 9.82	1.1		5	0	0	0	2	1	0	0	0	0	0	7	14	0.00	1.000										
John Briscoe, R ERA: 7.27	1.0		4	0	0	0	1	1	0	0	0	1	0	7	14	0.00	1.000										

Oakland Athletics @ Baltimore Orioles  
Memorial Stadium, Baltimore, MD  
Tue May 14 1991, 7:05 PM EDT  
Att: 24,006 - Cloudy - 82 F

AB 33  
R 6  
H 9  
RBI 6  
BB 6  
SO 10  
LOB 16





Batter	1	2	3	4	5	6	7	8	9	AB	R	H	RBI	BB	SO	LOB	TOP					
Rickey Henderson, R OBP: 0.346, SLG: 0.528 (1, 7)	G5-3		E5		P6		1B	K		5	2	1	0	0	1	2						
Dave Henderson, R OBP: 0.418, SLG: 0.667 (1, 8)	WP 1B		F9		CS		G6-4-3 1B	S		4	1	3	0	1	0	1						
Jose Canseco, R OBP: 0.396, SLG: 0.432 (1, 9)	K		E		K		G6-4-3	K		4	0	0	0	1	3	4						
Mark McGwire, R OBP: 0.407, SLG: 0.429 (1, 3)	1B		K		K		K	G1-3		4	1	1	0	1	2	2						
Harold Baines, L OBP: 0.377, SLG: 0.515 (1, 10)	1-3 2-H 1B		F9		P4		G1-3	IBB		4	0	1	1	1	0	2						
Terry Steinbach, R OBP: 0.308, SLG: 0.410 (1, 2)	G1-3				G5-3		L6	K		5	1	1	0	0	1	5						
Lance Blankenship, R OBP: 0.365, SLG: 0.511 Walt Weiss, S OBP: 0.370, SLG: 0.426 (6, 6)		G2-3		L4 1B		1B	2B	G6-3 1B		3	1	2	1	0	0	0						
Vance Law, R OBP: 0.333, SLG: 0.391 (1, 5)		G5-3					1B	G6-3 1B		4	0	3	2	0	0	0						
Mike Gallego, R OBP: 0.362, SLG: 0.247 (6, 4)		G4-3		L4		L4		G6-3		4	0	0	0	0	0	5						
<b>Inning Stats</b>	R: 1 E: 0 K: 1 S: 17	H: 1 LOB: 2 BB: 2 P: 32	R: 0 E: 0 K: 0 S: 7	H: 0 LOB: 0 BB: 0 P: 7	R: 1 E: 2 K: 1 S: 10	H: 0 LOB: 1 BB: 1 P: 22	R: 0 E: 0 K: 0 S: 8	H: 2 LOB: 1 BB: 0 P: 10	R: 0 E: 0 K: 1 S: 8	H: 1 LOB: 1 BB: 0 P: 13	R: 2 E: 0 K: 0 S: 16	H: 3 LOB: 1 BB: 0 P: 22	R: 1 E: 0 K: 1 S: 6	H: 2 LOB: 0 BB: 0 P: 8	R: 1 E: 0 K: 1 S: 17	H: 3 LOB: 2 BB: 0 P: 29	R: 0 E: 0 K: 2 S: 13	H: 1 LOB: 2 BB: 1 P: 21	1B: 11 2B: 4 3B: 0 HR: 0	SF: 0 SAC: 0 DP: 3 HBP: 0	WP: 1 PB: 0 SB: 1 CS: 1	PA: 42
<b>PITCHER</b>	IP	WLS	BF	H	R	ER	SO	BB	IBB	HBP	BLK	WP	HR	S	P	ERA	WHIP					
Jeff Ballard, L ERA: 4.47 (1, 1)	5.2	L	26	7	4	3	3	3	0	0	0	1	0	61	99	4.76	1.765					
Dave Johnson, R ERA: 9.51 (6, 1)	1.1		5	2	1	1	1	0	0	0	0	0	0	11	15	6.75	1.500					
Mike Flanagan, L ERA: 3.38 (8, 1)	0.1		4	3	1	1	0	0	0	0	0	0	0	8	14	27.00	9.000					
Mark Williamson, R ERA: 3.78 (8, 1)	0.2		2	0	0	0	1	0	0	0	0	0	0	9	15	0.00	0.000					
Gregg Olson, R ERA: 2.45 (9, 1)	1.0		5	1	0	0	2	0	1	0	0	0	0	13	21	0.00	1.000					

Oakland Athletics @ Baltimore Orioles  
Memorial Stadium, Baltimore, MD  
Wed May 15 1991, 7:05 PM EDT  
Att: 32,596 - Cloudy - 87 F

AB 38  
R 6  
H 13  
RBI 4  
BB 4  
SO 7  
LOB 21



Batter	1	2	3	4	5	6	7	8	9	AB	R	H	RBI	BB	SO	LOB	BOTTOM					
Mike Devereaux, R OBP: 0.356, SLG: 0.544 (1, 8)	K2-3		E8	G4-3			P3		K	5	0	0	0	0	2	4						
Dwight Evans, R OBP: 0.494, SLG: 0.372 (1, 9)	BB		G5-3		K		G5-3		P5	4	0	0	0	1	1	3						
Cal Ripken Jr., R OBP: 0.430, SLG: 0.664 (1, 6)	F7		L7		G6-3		P4			4	0	0	0	0	0	2						
Joe Orsulak, L OBP: 0.269, SLG: 0.315 (1, 7)	G4-3		G4-3		G4-3			L7		4	0	0	0	0	0	2						
Randy Milligan, R OBP: 0.308, SLG: 0.301 (1, 3)		K		HR		HR		G5-3		4	2	2	2	0	1	0						
Sam Horn, L OBP: 0.320, SLG: 0.431 Tim Hulett, R OBP: 0.333, SLG: 0.600 (8, PH)		G6-3 BB		G4-3		G1		K		2	0	0	0	1	0	0						
Craig Worthington, R OBP: 0.327, SLG: 0.411 (1, 5)		G6-3		1B		HR		F8		4	1	2	1	0	0	1						
Chris Hoiles, R OBP: 0.258, SLG: 0.259 Jeff McKnight, S OBP: 0.286, SLG: 0.286 (9, PH)		BB		F8		K		1B		2	0	0	0	1	1	1						
Billy Ripken, R OBP: 0.216, SLG: 0.200 Ernie Whitt, L OBP: 0.346, SLG: 0.261 (9, PH)		F9		1-3 1B		G1-3		1B		3	0	1	0	0	0	2						
<b>Inning Stats</b>	R: 0 E: 0 K: 1 S: 13	H: 0 LOB: 1 BB: 1 P: 24	R: 0 E: 0 K: 1 S: 11	H: 0 LOB: 2 BB: 2 P: 25	R: 0 E: 1 K: 0 S: 10	H: 0 LOB: 1 BB: 0 P: 11	R: 1 E: 0 K: 0 S: 13	H: 3 LOB: 2 BB: 0 P: 23	R: 0 E: 0 K: 1 S: 6	H: 0 LOB: 0 BB: 0 P: 12	R: 2 E: 0 K: 1 S: 13	H: 2 LOB: 0 BB: 0 P: 19	R: 0 E: 0 K: 0 S: 9	H: 0 LOB: 0 BB: 0 P: 14	R: 0 E: 0 K: 1 S: 11	H: 0 LOB: 0 BB: 0 P: 16	R: 0 E: 0 K: 1 S: 18	H: 2 LOB: 2 BB: 0 P: 29	1B: 4 2B: 0 3B: 0 HR: 3	SF: 0 SAC: 0 DP: 0 HBP: 0	WP: 0 PB: 0 SB: 0 CS: 0	PA: 38
<b>PITCHER</b>	IP	WLS	BF	H	R	ER	SO	BB	IBB	HBP	BLK	WP	HR	S	P	ERA	WHIP					
Bob Welch, R ERA: 3.51 (1, 1)	5.1	W	25	5	3	3	3	3	0	0	0	0	0	14	21	0.00	0.000					
Steve Chitren, R ERA: 3.06 (8, 1)	1.2		5	0	0	0	1	0	0	0	0	0	0	8	12	0.00	0.000					
Joe Klink, L ERA: 2.93 (8, 1)	0.2		2	0	0	0	0	0	0	0	0	0	0	21	33	0.00	1.500					
Dennis Eckersley, R ERA: 4.11 (8, 1)	1.1	S	6	2	0	0	2	0	0	0	0	0	0	21	33	0.00	1.500					

Oakland Athletics @ Baltimore Orioles  
Memorial Stadium, Baltimore, MD  
Wed May 15 1991, 7:05 PM EDT  
Att: 32,596 - Cloudy - 87 F

AB 35  
R 3  
H 7  
RBI 3  
BB 3  
SO 6  
LOB 15









Batter	1	2	3	4	5	6	7	8	9	AB	R	H	RBI	BB	SO	LOB	TOP			
Luis Polonia, L (1,7) OBP: 0.418, SLG: 0.443	1-2 SF7 3B		0-1 S 1B		2-1 L8		0-0 E8			4	1	2	0	0	0	1	California Angels @ Baltimore Orioles Memorial Stadium, Baltimore, MD Fri May 17 1991, 7:05 PM EDT Att: 34,209 - Cloudy - 77 F			
Wally Joyner, L (1,3) OBP: 0.451, SLG: 0.565	2-1 SF7		2-1 F7			3-1 1B	0-0 CS	0-1 G4-3		3	0	1	1	0	0	1				
Dave Winfield, R (1,9) OBP: 0.252, SLG: 0.443	3-H 2B		4-0 BB			0-1 P6		0-0 G6-3		3	0	1	0	1	0	1				
Dave Parker, L (1,10) OBP: 0.234, SLG: 0.231	0-1 F7		0-1 F8			1-3 K		2-1 G4-3		4	0	0	0	0	1	4				
Gary Gaetti, R (1,5) OBP: 0.292, SLG: 0.419	2-2 G5-3			2-0 G5-3		0-1 1B		1-1 G6-3		4	0	1	0	0	0	1				
Lance Parrish, R (1,2) OBP: 0.316, SLG: 0.429		2-3 K		3-1 G4-3		1-3 K		2-1 G6-3		4	0	0	0	0	2	2				
Donnie Hill, S (1,4) OBP: 0.424, SLG: 0.420		1-0 F8		3-2 F9			1-2 G4-3		2-2 G3		4	0	0	0	0	0				
Max Venable, L (1,8) OBP: 0.222, SLG: 0.200		2-1 G4-3			0-0 P6		1-1 P5			3	0	0	0	0	0	0				
Dick Schofield, R (1,6) OBP: 0.365, SLG: 0.330			1-2 G4-3		0-2 F8		0-0 E 1B			3	0	1	0	0	0	0				
<b>Inning Stats</b>	R: 1 E: 0 K: 0 S: 14	H: 2 LOB: 1 BB: 0 P: 22	R: 0 E: 0 K: 1 S: 9	H: 0 LOB: 0 BB: 0 P: 14	R: 0 E: 0 K: 0 S: 11	H: 1 LOB: 2 BB: 1 P: 18	R: 0 E: 0 K: 0 S: 6	H: 0 LOB: 0 BB: 0 P: 14	R: 0 E: 0 K: 2 S: 12	H: 2 LOB: 2 BB: 0 P: 17	R: 0 E: 1 K: 0 S: 9	H: 1 LOB: 1 BB: 0 P: 11	R: 0 E: 0 K: 0 S: 5	H: 0 LOB: 0 BB: 0 P: 7	R: 0 E: 0 K: 0 S: 7	H: 0 LOB: 0 BB: 0 P: 12	1B: 4 2B: 1 3B: 1 HR: 0	SF: 1 SAC: 0 DP: 0 HBP: 0	WP: 0 PB: 0 SB: 2 CS: 1	PA: 35
<b>PITCHER</b> Ben McDonald, R (1,1) ERA: 5.52	IP: 9.0 WLS: W BF: 34 H: 6 R: 1 ER: 1 SO: 3 BB: 1 IBB: 0 HBP: 0 BLK: 0 WP: 0 HR: 0 S: 80 P: 124 ERA: 1.00 WHIP: 0.778															<b>PITCHER</b>				

Batter	1	2	3	4	5	6	7	8	9	AB	R	H	RBI	BB	SO	LOB	BOTTOM			
Mike Devereaux, R (1,8) OBP: 0.375, SLG: 0.554	1-2 1B FC6-4		3-2 S 1B		0-2 L8	2-3 K		3-2 S 1B		5	2	3	0	0	1	2	California Angels @ Baltimore Orioles Memorial Stadium, Baltimore, MD Fri May 17 1991, 7:05 PM EDT Att: 34,209 - Cloudy - 77 F			
Dwight Evans, R (1,9) OBP: 0.396, SLG: 0.369	0-0 FC6-4		1 SAFE E 1B		1-3 K	2-3 K		2-3 K		4	0	2	1	0	2	2				
Brady Anderson, L (8,7) OBP: 0.317, SLG: 0.250	1-3 1B		1-H 1B							1	0	0	0	0	1	1				
Cal Ripken Jr., R (1,6) OBP: 0.428, SLG: 0.639	1-0 FC6-4 B2-3		0-0 L7		0-2 1B		2-1 G5-3	0-0 G5-3		5	1	1	1	0	0	3				
Joe Orsulak, L (1,7) OBP: 0.299, SLG: 0.354	0-0 B2-3		3-1 E3		1-1 1B		0-1 FC3-6 BB			4	1	2	1	0	0	2				
Randy Milligan, R (1,3) OBP: 0.328, SLG: 0.306	1-2 G5-3		1-3 1B		1-2 1B		3-H 1B			3	0	1	1	1	1	2				
Jeff McKnight, S (1,10) OBP: 0.273, SLG: 0.318		3-2 F7		1-3 K	0-2 1B		0-2 FC3-6			4	0	1	1	0	1	2				
Craig Worthington, R (1,5) OBP: 0.321, SLG: 0.385		4-0 BB		1-2 G3-1	3-H 1B		4-2 HBP			2	0	0	0	1	0	2				
Ernie Whitt, L (1,2) OBP: 0.313, SLG: 0.241		2-3 K		3-2 F7		2-2 G4-3	2-2 G3-1			4	0	0	0	0	1	4				
Billy Ripken, R (1,4) OBP: 0.225, SLG: 0.200		1-0 F8			4-0 1B BB		0-0 G6-3			3	1	1	0	1	0	1				
<b>Inning Stats</b>	R: 1 E: 0 K: 0 S: 9	H: 2 LOB: 1 BB: 0 P: 11	R: 0 E: 1 K: 1 S: 7	H: 0 LOB: 1 BB: 1 P: 17	R: 1 E: 1 K: 1 S: 14	H: 2 LOB: 1 BB: 0 P: 23	R: 0 E: 0 K: 1 S: 9	H: 0 LOB: 0 BB: 0 P: 14	R: 3 E: 0 K: 1 S: 23	H: 4 LOB: 2 BB: 1 P: 33	R: 0 E: 0 K: 2 S: 12	H: 1 LOB: 1 BB: 0 P: 18	R: 0 E: 0 K: 0 S: 13	H: 1 LOB: 3 BB: 1 P: 25	R: 0 E: 0 K: 1 S: 9	H: 1 LOB: 1 BB: 0 P: 14	1B: 11 2B: 0 3B: 0 HR: 0	SF: 0 SAC: 0 DP: 0 HBP: 1	WP: 0 PB: 0 SB: 4 CS: 0	PA: 39
<b>PITCHER</b> Scott Lewis, R (1,1) ERA: 6.21	IP: 4.2 WLS: L BF: 23 H: 7 R: 5 ER: 5 SO: 4 BB: 2 IBB: 0 HBP: 0 BLK: 0 WP: 0 HR: 0 S: 55 P: 90 ERA: 9.64 WHIP: 1.929															<b>PITCHER</b>				
Floyd Bannister, L (5,1) ERA: 1.69	0.2	4	2	0	0	0	0	0	0	12	15	0.00	3.000							
Jeff Robinson, R (6,1) ERA: 1.69	1.2	8	1	0	0	2	1	0	1	0	20	0.00	1.200							
Bryan Harvey, R (8,1) ERA: 0.59	1.0	4	1	0	0	1	0	0	0	0	9	0.00	1.000							

AB 32  
R 1  
H 6  
RBI 1  
BB 1  
SO 3  
LOB 10



AB 35  
R 5  
H 11  
RBI 5  
BB 3  
SO 7  
LOB 21





Batter	1	2	3	4	5	6	7	8	9	AB R H RBI BB SO LOB	TOP							
Luis Polonia, L (1, 7) OBP: 0.411, SLG: 0.434	F8		HR		G6-3		L8		K	5 1 1 0 0 1 3	<b>California Angels @ Baltimore Orioles</b> Memorial Stadium, Baltimore, MD Sat May 18 1991, 7:05 PM EDT Att: 31,728 - Cloudy - 65 F							
Wally Joyner, L (1, 3) OBP: 0.463, SLG: 0.594	G5-4-3		HR		K		FC6-4		1B	4 1 3 4 1 1 0								
Dave Winfield, R (1, 9) OBP: 0.250, SLG: 0.433	G5-4-3		F8			P3	FC6-4		1B	5 0 1 0 0 0 2								
Dave Parker, L (1, 10) OBP: 0.240, SLG: 0.244		G4-3				WP		G4-3	K	5 0 2 0 0 1 2								
Gary Gaetti, R (1, 5) OBP: 0.297, SLG: 0.421	F8							G5-3		4 0 2 0 0 0 0								
Lance Parrish, R (1, 2) OBP: 0.314, SLG: 0.418					FC5-4-2			K		3 0 0 0 1 2 4								
Junior Felix, S (1, 8) OBP: 0.275, SLG: 0.318			K						S SH1	2 1 1 0 2 1 1								
Luis Sojo, R (1, 4) OBP: 0.253, SLG: 0.283			F7		L7				SH1	3 0 0 0 0 1 5								
Dick Schofield, R (1, 6) OBP: 0.370, SLG: 0.323	F8						P5		S	2 1 0 0 1 0 0								
									1B	1B: 8 SF: 0 2B: 2 SAC: 1 3B: 0 DP: 3 HR: 1 HBP: 1		WP: 2 PA: 40 FB: 0 SB: 2 CS: 0						
<b>Inning Stats</b>	R: 0 E: 0 K: 0 S: 6	H: 1 LOB: 0 BB: 0 P: 8	R: 0 E: 0 K: 1 S: 11	H: 0 LOB: 1 BB: 1 P: 18	R: 2 E: 0 K: 0 S: 11	H: 2 LOB: 0 BB: 0 P: 17	R: 0 E: 0 K: 0 S: 12	H: 3 LOB: 2 BB: 0 P: 17	R: 0 E: 0 K: 2 S: 16	H: 2 LOB: 3 BB: 1 P: 29	R: 0 E: 0 K: 1 S: 9	H: 0 LOB: 1 BB: 1 P: 17	R: 0 E: 0 K: 1 S: 7	H: 0 LOB: 0 BB: 0 P: 11	R: 2 E: 0 K: 2 S: 23	H: 2 LOB: 2 BB: 2 P: 39	1B: 8 SF: 0 2B: 2 SAC: 1 3B: 0 DP: 3 HR: 1 HBP: 1	WP: 2 PA: 40 FB: 0 SB: 2 CS: 0
<b>PITCHER</b>	IP WLS BF H R ER SO BB IBB HBP BLK WP HR S P ERA WHIP											IP WLS BF H R ER SO BB IBB HBP BLK WP HR S P ERA WHIP						
Jeff Robinson, R (1, 1) ERA: 3.76	8.0	L 3	0 2 2 0	1 1 0 0	0 0 5 13	2.25	1.375											
Mark Williamson, R (9, 1) ERA: 4.79	0.1	L 3	0 2 2 0	1 1 0 0	0 0 5 13	54.00	3.000											
Mike Flanagan, L (9, 1) ERA: 3.28	0.2	4 2	0 0 2 0	0 0 0 0	0 0 18 26	0.00	3.000											

Batter	1	2	3	4	5	6	7	8	9	AB R H RBI BB SO LOB	BOTTOM									
Mike Devereaux, R (1, 8) OBP: 0.369, SLG: 0.544	P2		FC5-2				K2-3		G4-3	2 0 0 0 0 0 2	<b>California Angels @ Baltimore Orioles</b> Memorial Stadium, Baltimore, MD Sat May 18 1991, 7:05 PM EDT Att: 31,728 - Cloudy - 65 F									
Joe Orsulak, L (3, FR) OBP: 0.300, SLG: 0.353			1B		G6-4-3				1B	3 0 1 0 0 1 1										
Dwight Evans, R (1, 9) OBP: 0.382, SLG: 0.352	F9		K		P3		F9		G1-3	4 0 0 0 0 1 4										
Sam Horn, L (9, PH) OBP: 0.316, SLG: 0.424										1 0 0 0 0 0 1										
Cal Ripken Jr., R (1, 6) OBP: 0.423, SLG: 0.626	G6-3				G6-4-3			G4-3		4 0 1 1 0 0 2										
Randy Milligan, R (1, 3) OBP: 0.333, SLG: 0.307		L9				FC1-5			1B	3 0 1 0 1 1 2										
Chris Hoiles, R (1, 10) OBP: 0.284, SLG: 0.339		HR			F9		FC1-5		1B	4 1 3 1 0 0 0										
Bob Melvin, R (1, 2) OBP: 0.310, SLG: 0.282					G4-6-3		FC1-5		K	3 0 1 0 1 1 4										
Jeff McKnight, S (1, 7) OBP: 0.231, SLG: 0.269			G4-6-3		G5-3		K		P4	4 0 0 0 0 1 6										
Tim Hulett, R (1, 5) OBP: 0.306, SLG: 0.545					E5				G4-3	3 0 0 0 0 2 3										
Brady Anderson, L (9, PH) OBP: 0.326, SLG: 0.250			1B		K				BB	0 0 0 0 1 0 0										
Billy Ripken, R (1, 4) OBP: 0.241, SLG: 0.218									K	3 1 2 0 0 0 0										
Ernie Whitt, L (9, PH) OBP: 0.303, SLG: 0.233			FC5-2				F8		K	1 0 0 0 0 1 1										
									1B	1B: 8 SF: 0 2B: 0 SAC: 0 3B: 0 DP: 2 HR: 1 HBP: 0	WP: 0 PA: 38 FB: 0 SB: 1 CS: 0									
<b>Inning Stats</b>	R: 0 E: 0 K: 0 S: 6	H: 0 LOB: 0 BB: 0 P: 11	R: 1 E: 0 K: 0 S: 6	H: 2 LOB: 0 BB: 0 P: 10	R: 1 E: 1 K: 2 S: 16	H: 2 LOB: 2 BB: 0 P: 26	R: 0 E: 0 K: 1 S: 11	H: 0 LOB: 1 BB: 1 P: 19	R: 0 E: 0 K: 2 S: 9	H: 2 LOB: 1 BB: 0 P: 13	R: 0 E: 0 K: 2 S: 10	H: 1 LOB: 2 BB: 1 P: 19	R: 0 E: 0 K: 1 S: 7	H: 0 LOB: 0 BB: 0 P: 10	R: 0 E: 0 K: 1 S: 13	H: 2 LOB: 2 BB: 0 P: 22	R: 0 E: 0 K: 1 S: 14	H: 0 LOB: 1 BB: 1 P: 19	1B: 8 SF: 0 2B: 0 SAC: 0 3B: 0 DP: 2 HR: 1 HBP: 0	WP: 0 PA: 38 FB: 0 SB: 1 CS: 0
<b>PITCHER</b>	IP WLS BF H R ER SO BB IBB HBP BLK WP HR S P ERA WHIP											IP WLS BF H R ER SO BB IBB HBP BLK WP HR S P ERA WHIP								
Chuck Finley, L (1, 1) ERA: 3.47	8.0	W 34	9 2 1 0	1 7	1 0 0 0	0 0 14 19	0.00	1.000												
Bryan Harvey, R (9, 1) ERA: 0.55	1.0	S 4	0 0 0 1	1 1	0 0 0 0	0 0 14 19	0.00	1.000												







Batter	1	2	3	4	5	6	7	8	9	AB	R	H	RBI	BB	SO	LOB	TOP				
<b>Brady Anderson, L</b> (1, 8) OBP: 0.329, SLG: 0.250	G4-3		S 1B	1B SF9 1B		K		F8		5	2	2	1	0	1	1	<b>Baltimore Orioles @ Detroit Tigers</b> Tiger Stadium, Detroit, MI Mon May 20 1991, 7:05 PM EDT Att: 22,231 - Sunny - 71 F				
<b>Dwight Evans, R</b> (1, 9) <b>Randy Milligan, R</b> (4, FR) OBP: 0.325, SLG: 0.299	K		1B 1B	1B 1B		G4-3		G1-3		3	1	2	2	0	1	0					
<b>Cal Ripken Jr., R</b> (1, 6) OBP: 0.417, SLG: 0.606	G6-3		1B 1B	1B 1B		P3			F8	5	0	2	0	0	0	0					
<b>Sam Horn, L</b> (1, 10) <b>Bob Melvin, R</b> (4, PH) <b>Ernie Whitt, L</b> (9, PH) OBP: 0.286, SLG: 0.219		K	BB 1B	SF9			FC3-6 1B		P5	2	0	1	1	0	1	0					
<b>David Segui, S</b> (1, 3) (4, 9)	G1-4-3		1B 1B	P8			P9		K	4	0	0	0	1	1	3					
<b>Joe Orsulak, L</b> (1, 7) OBP: 0.306, SLG: 0.355	WP 1B		G3			G5-4-3 1B		FC3-6 1-2		4	0	2	0	0	0	4					
<b>Craig Worthington, R</b> (1, 5) <b>Tim Hulett, R</b> (6, 5)	G6-3		G6-3 1B	G5-4-3 1B		G5-4-3		P2		3	1	1	0	0	0	2					
<b>Chris Hoiles, R</b> (1, 2) OBP: 0.311, SLG: 0.369			G6-3	1B G6-3 1B				2-2 1B		4	1	3	0	0	0	0					
<b>Billy Ripken, R</b> (1, 4) OBP: 0.233, SLG: 0.212			L9	G6-3		G5-3		L5		4	0	0	0	0	0	4					
<b>Inning Stats</b>	R: 0 E: 0 K: 1 S: 8	H: 0 LOB: 0 BB: 9	R: 0 E: 0 K: 1 S: 12	H: 1 LOB: 1 BB: 20	R: 2 E: 0 K: 0 S: 16	H: 4 LOB: 3 BB: 1 P: 24	R: 3 E: 0 K: 0 S: 20	H: 5 LOB: 2 BB: 0 P: 29	R: 0 E: 0 K: 1 S: 7	H: 0 LOB: 0 BB: 0 P: 10	R: 0 E: 0 K: 0 S: 8	H: 1 LOB: 1 BB: 0 P: 11	R: 0 E: 0 K: 0 S: 13	H: 1 LOB: 1 BB: 0 P: 18	R: 0 E: 0 K: 1 S: 7	H: 0 LOB: 0 BB: 0 P: 8		1B: 13 2B: 1 3B: 0 HR: 0	SF: 1 SAC: 0 DP: 1 HBP: 0	WP: 1 PB: 0 SB: 1 CS: 0	PA: 41
<b>PITCHER</b>	IP WLS BF H R ER SO	IP WLS BF H R ER SO	IP WLS BF H R ER SO	IP WLS BF H R ER SO	IP WLS BF H R ER SO	IP WLS BF H R ER SO	IP WLS BF H R ER SO	IP WLS BF H R ER SO	IP WLS BF H R ER SO	IP WLS BF H R ER SO	IP WLS BF H R ER SO	IP WLS BF H R ER SO	IP WLS BF H R ER SO	IP WLS BF H R ER SO	IP WLS BF H R ER SO	IP WLS BF H R ER SO		ERA WHIP	ERA WHIP		
<b>Walt Terrell, R</b> (1, 1) ERA: 4.47	3.1	20	9	5	5	2	1	0	0	0	0	0	1	0	44	66		13.50	3.000		
<b>Mark Leiter, R</b> (4, 1) ERA: 2.37	0.0	1	1	0	0	0	0	0	0	0	0	0	0	0	6	8	∞	∞			
<b>Jerry Don Gleaton, L</b> (4, 1) ERA: 3.86	3.2	W	13	3	0	0	1	0	0	0	0	0	0	0	29	41	0.00	0.818			
<b>Mike Henneman, R</b> (8, 1) ERA: 1.82	2.0	7	1	0	0	1	0	0	0	0	0	0	0	0	20	26	0.00	0.500			

Batter	1	2	3	4	5	6	7	8	9	AB	R	H	RBI	BB	SO	LOB	BOTTOM				
<b>Tony Phillips, S</b> (1, 9) OBP: 0.369, SLG: 0.402	BB S BB	G6-3		G4-6-3 1B	1-2 1B		1B			4	1	3	1	1	0	0	<b>Baltimore Orioles @ Detroit Tigers</b> Tiger Stadium, Detroit, MI Mon May 20 1991, 7:05 PM EDT Att: 22,231 - Sunny - 71 F				
<b>Lou Whitaker, L</b> (1, 4) OBP: 0.373, SLG: 0.380	P2	2B 1B		G4-6-3 1-2	L7		F9			5	1	1	0	0	0	5					
<b>Alan Trammell, R</b> (1, 6) OBP: 0.333, SLG: 0.357	BB HR BB	P4			2B F9		P8			4	2	1	0	1	0	4					
<b>Cecil Fielder, R</b> (1, 3) OBP: 0.331, SLG: 0.404	HR BB	1-1 2B		1B 2B BB		P8		K		3	2	1	1	2	1	0					
<b>Mickey Tettleton, S</b> (1, 2) OBP: 0.394, SLG: 0.433	HR BB	P7		2B 1B 1B		1B		F9		4	2	2	2	1	0	1					
<b>Pete Incaviglia, R</b> (1, 7) OBP: 0.297, SLG: 0.394	HR		K	1B 2B BB		1B		BB		4	2	3	5	1	1	0					
<b>Mark Salas, L</b> (1, 10) <b>Luis de los Santos, R</b> (3, PH) <b>Dave Bergman, L</b> (5, PH) <b>Rob Deer, R</b> (6, PH) OBP: 0.345, SLG: 0.439	HR	G3-1		1B 2B IBB		1B		P9		1	0	0	0	0	1	0					
<b>Travis Fryman, R</b> (1, 5) OBP: 0.282, SLG: 0.412	BB	P3		1B 1B		G4-3				3	0	1	2	1	0	2					
<b>Mitt Cuyler, S</b> (1, 8) OBP: 0.364, SLG: 0.345	P8		G4-3	K				G6-3		4	0	0	0	0	1	3					
<b>Inning Stats</b>	R: 5 E: 0 K: 1 S: 17	H: 1 LOB: 1 BB: 5 P: 40	R: 1 E: 0 K: 0 S: 9	H: 2 LOB: 1 BB: 0 P: 17	R: 0 E: 0 K: 1 S: 9	H: 0 LOB: 0 BB: 0 P: 16	R: 0 E: 0 K: 0 S: 5	H: 1 LOB: 0 BB: 0 P: 9	R: 5 E: 0 K: 1 S: 18	H: 5 LOB: 2 BB: 2 P: 35	R: 0 E: 0 K: 0 S: 13	H: 2 LOB: 2 BB: 0 P: 24	R: 0 E: 0 K: 0 S: 7	H: 1 LOB: 1 BB: 0 P: 12	R: 0 E: 0 K: 1 S: 6	H: 0 LOB: 1 BB: 1 P: 15		1B: 8 2B: 3 3B: 0 HR: 1	SF: 0 SAC: 0 DP: 1 HBP: 0	WP: 0 PB: 0 SB: 1 CS: 0	PA: 43
<b>PITCHER</b>	IP WLS BF H R ER SO	IP WLS BF H R ER SO	IP WLS BF H R ER SO	IP WLS BF H R ER SO	IP WLS BF H R ER SO	IP WLS BF H R ER SO	IP WLS BF H R ER SO	IP WLS BF H R ER SO	IP WLS BF H R ER SO	IP WLS BF H R ER SO	IP WLS BF H R ER SO	IP WLS BF H R ER SO	IP WLS BF H R ER SO	IP WLS BF H R ER SO	IP WLS BF H R ER SO	IP WLS BF H R ER SO		ERA WHIP	ERA WHIP		
<b>Bob Milacki, R</b> (1, 1) ERA: 4.32	0.2	L	8	1	5	5	1	0	0	0	0	0	0	0	19	39		67.50	9.000		
<b>Kevin Hickey, L</b> (1, 1) ERA: 3.66	2.1	9	2	1	1	1	1	0	0	0	0	0	0	0	19	34	3.86	0.857			
<b>Mark Williamson, R</b> (4, 1) ERA: 6.87	1.1	11	6	5	5	1	1	1	1	0	0	0	0	0	19	38	33.75	5.250			
<b>Jeff Ballard, L</b> (5, 1) ERA: 4.27	3.2	15	3	0	0	1	1	0	0	0	0	0	0	30	57	0.00	1.091				





Batter	1	2	3	4	5	6	7	8	9	AB	R	H	RBI	BB	SO	LOB	TOP		
<b>Brady Anderson, L</b> OBP: 0.333, SLG: 0.237	2-2 G1-3	0-1 G4-3		4-0 BB			4-1 BB		1-3 K	3	0	0	0	2	1	1			
<b>Tim Lincecum, R</b> OBP: 0.310, SLG: 0.579	4-0 1B E BB		1-1 G6-3	0-0 F7			3-2 F8		0-2 HR	4	2	1	2	1	0	4			
<b>Cal Ripken Jr., R</b> OBP: 0.417, SLG: 0.606	0-0 E 1B		0-1 P5		1-1 P2		0-1 P6		0-0 2B	5	1	2	0	0	0	1			
<b>Randy Milligan, R</b> OBP: 0.328, SLG: 0.321	1-2 E6		1-1 1B		0-0 G5-3			1-3 K	3-3 K	5	1	2	2	0	2	2			
<b>Joe Orsulak, L</b> OBP: 0.306, SLG: 0.355	2-H 3B									0	0	0	0	0	0	0			
<b>Bob Melvin, R</b> OBP: 0.294, SLG: 0.277	1-0 P3		0-0 P4		1-0 G6-3			0-1 P8	4-0 IBB	4	0	0	0	0	0	1			
<b>Sam Horn, L</b> OBP: 0.338, SLG: 0.435										0	0	0	0	1	0	0			
<b>Chris Hoiles, R</b> OBP: 0.316, SLG: 0.362	0-2 1B			0-0 L7			1-2 F9		1-2 F7	4	0	1	0	1	0	2			
<b>David Segui, S</b> OBP: 0.200, SLG: 0.111	1-0 L9			2-0 G5-3			0-0 P8		1-2 1B	4	0	1	0	0	0	1			
<b>Jeff McKnight, S</b> OBP: 0.265, SLG: 0.250		3-2 L9		4-1 BB 1B BB			2-0 G6-3		2-1 F8	3	0	0	0	1	0	2			
<b>Billy Ripken, R</b> OBP: 0.245, SLG: 0.225	1-0 F9			0-1 BB 1B					0-0 1B	4	0	2	0	0	0	0			
<b>Juan Bell, R</b> OBP: 0.087, SLG: 0.087				1-2 BB 1B			0-0 G6-3		0-0 HR 1B	0	1	0	0	0	0	0			
<b>Inning Stats</b>	R: 3 H: 3 E: 1 K: 0 S: 14	H: 3 R: 3 ER: 0 LOB: 1 BB: 1 P: 23	R: 0 H: 0 E: 0 K: 0 S: 6	H: 0 R: 0 ER: 0 LOB: 1 BB: 0 P: 10	R: 0 H: 1 E: 0 K: 0 S: 7	H: 1 R: 0 ER: 0 LOB: 3 BB: 2 P: 16	R: 0 H: 0 E: 0 K: 0 S: 4	H: 0 R: 0 ER: 0 LOB: 0 BB: 0 P: 6	R: 0 H: 0 E: 0 K: 0 S: 8	H: 0 R: 0 ER: 0 LOB: 1 BB: 1 P: 14	R: 0 H: 1 E: 0 K: 1 S: 14	H: 1 R: 2 ER: 0 LOB: 2 BB: 1 P: 22	R: 2 H: 3 E: 0 K: 2 S: 18	H: 3 R: 3 ER: 0 LOB: 2 BB: 1 P: 27	1B: 6 2B: 1 3B: 1 HR: 1	SF: 0 SAC: 0 DP: 0 HBP: 0	WP: 0 PA: 42 PB: 0 SB: 0 CS: 0		
<b>PITCHER</b>	IP	WLS	BF	H	R	ER	SO	BB	IBB	HBP	BLK	WP	HR	S	P	ERA	WHIP		
<b>John Cerutti, L</b> ERA: 3.48	(1, 1)	6.2	29	5	3	3	0	4	0	0	0	0	0	50	87	4.05	1.350		
<b>Paul Gibson, L</b> ERA: 2.3	(7, 1)	1.2	L 10	4	2	2	2	1	0	0	0	0	1	25	34	10.80	3.000		
<b>Mike Henneman, R</b> ERA: 1.78	(9, 1)	0.2	3	0	0	0	1	0	1	0	0	0	0	9	17	0.00	0.000		

Baltimore Orioles @ Detroit Tigers  
Tiger Stadium, Detroit, MI  
Tue May 21 1991, 7:05 PM EDT  
Att: 11,339 - Cloudy - 77 F

AB	36
R	5
H	9
RBI	4
BB	6
SO	3
LOB	14



Batter	1	2	3	4	5	6	7	8	9	AB	R	H	RBI	BB	SO	LOB	BOTTOM		
<b>Tony Phillips, S</b> OBP: 0.377, SLG: 0.400	4-0 1B 1B BB	4-0 2B BB		3-2 L4		1-1 1B			0-1 G1-3	3	2	1	0	2	0	0			
<b>Lou Whitaker, L</b> OBP: 0.374, SLG: 0.392	1-1 G5-4-3 1B	1-2 1H 2B		0-2 F8			3-2 G3		1-1 P8	5	1	2	1	0	0	0			
<b>Alan Trammell, R</b> OBP: 0.349, SLG: 0.381	0-1 G5-4-3 1B	1-0 2H 2B		0-3 K			0-0 1B		0-1 1B	5	0	4	2	0	1	0			
<b>Cecil Fielder, R</b> OBP: 0.327, SLG: 0.397	0-0 G5-4-3 1B	3-3 K			0-0 L3 1B		3-2 G5-3		0-3 K	5	0	1	0	0	2	5			
<b>Mickey Tettleton, S</b> OBP: 0.405, SLG: 0.462	4-1 BB BB		3-2 HR		2-1 L3		4-0 IBB			2	1	1	1	2	0	1			
<b>Rob Deer, R</b> OBP: 0.342, SLG: 0.427	4-2 1B BB		1-2 P5		0-3 K		3-3 K			3	0	0	0	1	2	2			
<b>Lloyd Moseby, L</b> OBP: 0.291, SLG: 0.327	1-1 F7		3-1 G3-1			4-2 FC3-6 BB		1-1 G4-3		3	0	0	0	1	0	3			
<b>Pete Incaviglia, R</b> OBP: 0.286, SLG: 0.383		0-0 F9	4-1 BB			1-2 F8		0-3 K		3	0	0	0	1	1	1			
<b>Mitt Cuyler, S</b> OBP: 0.350, SLG: 0.330		0-0 G3	1-1 G4-3			1-1 FC3-6 1B		1-0 P4		4	0	0	0	0	2				
<b>Inning Stats</b>	R: 1 H: 2 E: 0 K: 0 S: 12	H: 2 R: 4 ER: 0 LOB: 3 BB: 3 P: 26	R: 2 H: 2 E: 0 K: 1 S: 10	H: 2 R: 4 ER: 0 LOB: 1 BB: 1 P: 19	R: 1 H: 1 E: 0 K: 0 S: 12	H: 1 R: 0 ER: 0 LOB: 1 BB: 1 P: 24	R: 0 H: 0 E: 0 K: 1 S: 9	H: 0 R: 0 ER: 0 LOB: 0 BB: 0 P: 12	R: 0 H: 1 E: 0 K: 0 S: 11	H: 1 R: 0 ER: 0 LOB: 2 BB: 1 P: 18	R: 0 H: 1 E: 0 K: 1 S: 13	H: 1 R: 0 ER: 0 LOB: 2 BB: 1 P: 26	R: 0 H: 0 E: 0 K: 1 S: 6	H: 0 R: 0 ER: 0 LOB: 0 BB: 0 P: 8	R: 0 H: 1 E: 0 K: 1 S: 9	H: 1 R: 2 ER: 0 LOB: 1 BB: 0 P: 10	1B: 6 2B: 3 3B: 0 HR: 1	SF: 0 SAC: 0 DP: 2 HBP: 0	WP: 0 PA: 40 PB: 0 SB: 2 CS: 0
<b>PITCHER</b>	IP	WLS	BF	H	R	ER	SO	BB	IBB	HBP	BLK	WP	HR	S	P	ERA	WHIP		
<b>Jose Mesa, R</b> ERA: 3.9	(1, 1)	6.1	30	8	4	4	3	6	0	0	0	0	0	64	114	5.68	2.211		
<b>Mark Williamson, R</b> ERA: 6.63	(7, 1)	0.2	3	0	0	0	1	0	1	0	0	0	0	9	19	0.00	0.000		
<b>Mike Flanagan, L</b> ERA: 3.16	(8, 1)	1.0	W 3	0	0	0	1	0	0	0	0	0	0	6	8	0.00	0.000		
<b>Gregg Olson, R</b> ERA: 2.77	(9, 1)	1.0	S 4	1	0	0	1	0	0	0	0	0	0	9	10	0.00	1.000		

Baltimore Orioles @ Detroit Tigers  
Tiger Stadium, Detroit, MI  
Tue May 21 1991, 7:05 PM EDT  
Att: 11,339 - Cloudy - 77 F

AB	33
R	4
H	9
RBI	4
BB	7
SO	6
LOB	14





Batter	1	2	3	4	5	6	7	8	9	AB	R	H	RBI	BB	SO	LOB	TOP					
<b>Brady Anderson, L</b> (1, 8) OBP: 0.316, SLG: 0.226	2-2 F8		0-0 F8					1-2 G4-3		3	0	0	1	0	0	1						
<b>Tim Lincecum, R</b> (1, 5) OBP: 0.326, SLG: 0.595	1-0 2B		2-1 FC6-4					2-0 HR		4	1	2	0	0	0	2						
<b>Cal Ripken Jr., R</b> (1, 6) OBP: 0.413, SLG: 0.617	0-1 G6-3			0-1 B1-3				0-0 HR		4	1	1	2	0	0	1						
<b>Sam Horn, L</b> (1, 10)	0-1 G1-3			1-0 F8				1-0 HR		4	1	1	1	0	1	1						
<b>Randy Milligan, R</b> (1, 3)				2-0 F8				4-1 HR		3	0	0	0	1	0	0						
<b>Joe Orsulak, L</b> (1, 7) OBP: 0.314, SLG: 0.371				0-1 P4				1-3 K		4	1	2	0	0	1	1						
<b>Chris Hoiles, R</b> (1, 2) OBP: 0.301, SLG: 0.342				1-2 F8				4-1 BB		4	0	0	0	0	0	2						
<b>David Segui, S</b> (1, 9) OBP: 0.214, SLG: 0.154				0-2 G6-3				2-2 L6		4	1	1	1	0	0	0						
<b>Juan Bell, R</b> (1, 4) OBP: 0.148, SLG: 0.185				2-0 FC6-4				2-3 K		4	0	2	0	0	1	0						
<b>Inning Stats</b>	R: 0 E: 0 K: 0 S: 9	H: 1 LOB: 1 BB: 0 P: 12	R: 0 E: 0 K: 0 S: 7	H: 0 LOB: 0 BB: 0 P: 9	R: 0 E: 0 K: 0 S: 8	H: 1 LOB: 1 BB: 0 P: 12	R: 0 E: 0 K: 0 S: 4	H: 0 LOB: 0 BB: 0 P: 7	R: 2 E: 0 K: 0 S: 17	H: 3 LOB: 1 BB: 0 P: 25	R: 0 E: 0 K: 0 S: 9	H: 0 LOB: 0 BB: 0 P: 12	R: 0 E: 0 K: 0 S: 4	H: 1 LOB: 0 BB: 0 P: 7	R: 3 E: 0 K: 1 S: 11	H: 3 LOB: 1 BB: 1 P: 21	R: 0 E: 0 K: 1 S: 10	H: 0 LOB: 0 BB: 0 P: 16	1B: 4 2B: 3 3B: 0 HR: 2	SF: 1 SAC: 0 DP: 1 HBP: 0	WP: 0 PB: 0 SB: 0 CS: 0	PA: 36
<b>PITCHER</b>	IP	WLS	BF	H	R	ER	SO	BB	IBB	HBP	BLK	WP	HR	S	P	ERA	WHIP					
<b>Bill Glickson, R</b> (1, 1) ERA: 5.03	7.2	W	31	9	5	5	1	0	0	0	0	0	2	65	96	5.87	1.174					
<b>Mark Leiter, R</b> (8, 1) ERA: 2.37	0.0		1	0	0	0	0	1	0	0	0	0	0	1	5	∞	∞					
<b>Jerry Don Gleaton, L</b> (8, 1) ERA: 3.63	1.1		4	0	0	0	2	0	0	0	0	0	0	13	20	0.00	0.000					

**Baltimore Orioles @ Detroit Tigers**  
**Tiger Stadium, Detroit, MI**  
 Wed May 22 1991, 7:05 PM EDT  
 Att. 13,440 - Sunny - 85 F

AB	34
R	5
H	9
RBI	5
BB	1
SO	3
LOB	8



Batter	1	2	3	4	5	6	7	8	9	AB	R	H	RBI	BB	SO	LOB	BOTTOM				
<b>Lloyd Moseby, L</b> (1, 7) OBP: 0.283, SLG: 0.316	2-1 P5	1-0 G4-3		0-0 P6				1-3 K		5	0	1	1	0	1	2					
<b>Lou Whitaker, L</b> (1, 4) OBP: 0.376, SLG: 0.396	1-0 G1-6-3	0-2 G4-3		1-1 HR				0-0 P5		4	1	2	2	0	0	1					
<b>Alan Trammell, R</b> (1, 6) OBP: 0.340, SLG: 0.370	3-2 P3	2-2 G4-3		0-1 P6				0-0 F8		4	0	0	0	0	0	3					
<b>Cecil Fielder, R</b> (1, 3) OBP: 0.331, SLG: 0.441				3-1 HR				0-0 P9		4	2	2	3	0	0	2					
<b>Mickey Tettleton, S</b> (1, 2) OBP: 0.410, SLG: 0.463		4-0 1B	2-2 BB	2-3 K				2-0 G3-1		2	1	1	0	1	1	0					
<b>Andy Allanson, R</b> (6, 2) OBP: 0.222, SLG: 0.296		2B	BB	1B				1-0 E		1	0	0	0	0	0	0					
<b>Rob Deer, R</b> (1, 9) OBP: 0.347, SLG: 0.425	3-2 2B	1-2 1B	4-1 BB	1-2 BB				0-0 P3		3	1	1	0	1	0	0					
<b>Pete Incaviglia, R</b> (1, 10) OBP: 0.293, SLG: 0.405	0-2 BB	1H 2H G4-3	2-3 K	1-0 E				2-1 L4		4	2	2	2	0	1	2					
<b>John Shelby, S</b> (1, 8) OBP: 0.333, SLG: 0.429	4-1 G4-3	BB	0-0 L7	1-0 E4				1-1 L7		3	1	0	0	1	0	2					
<b>Milt Cuyler, S</b> (9, 8) OBP: 0.350, SLG: 0.330		BB	BB	2H G5-4-3				1-1 G6-3		0	0	0	0	0	0	0					
<b>Travis Fryman, R</b> (1, 5) OBP: 0.281, SLG: 0.402	4-2 1B	BB	0-0 P8	0-0 G5-4-3						3	1	0	0	1	0	3					
<b>Inning Stats</b>	R: 0 E: 0 K: 0 S: 6	H: 0 LOB: 0 BB: 0 P: 12	R: 6 E: 0 K: 0 S: 21	H: 4 LOB: 1 BB: 3 P: 43	R: 0 E: 0 K: 1 S: 11	H: 1 LOB: 2 BB: 1 P: 19	R: 2 E: 0 K: 1 S: 10	H: 2 LOB: 0 BB: 0 P: 16	R: 1 E: 1 K: 0 S: 7	H: 1 LOB: 0 BB: 0 P: 11	R: 0 E: 0 K: 0 S: 5	H: 1 LOB: 1 BB: 0 P: 6	R: 0 E: 0 K: 0 S: 4	H: 0 LOB: 0 BB: 0 P: 8	R: 0 E: 0 K: 1 S: 7	H: 0 LOB: 0 BB: 0 P: 10	1B: 5 2B: 2 3B: 0 HR: 2	SF: 0 SAC: 0 DP: 1 HBP: 0	WP: 0 PB: 0 SB: 0 CS: 0	PA: 37	
<b>PITCHER</b>	IP	WLS	BF	H	R	ER	SO	BB	IBB	HBP	BLK	WP	HR	S	P	ERA	WHIP				
<b>Ben McDonald, R</b> (1, 1) ERA: 7.03	1.0	L	9	3	6	6	0	3	0	0	0	0	1	17	39	54.00	6.000				
<b>Bob Miliacki, R</b> (2, 1) ERA: 4.15	5.0		22	6	3	2	2	1	0	0	0	0	0	43	68	3.60	1.400				
<b>Paul Kilgus, L</b> (7, 1) ERA: 3.77	1.0		3	0	0	0	0	0	0	0	0	0	0	4	8	0.00	0.000				
<b>Gregg Olson, R</b> (8, 1) ERA: 2.57	1.0		3	0	0	0	1	0	0	0	0	0	0	7	10	0.00	0.000				

**Baltimore Orioles @ Detroit Tigers**  
**Tiger Stadium, Detroit, MI**  
 Wed May 22 1991, 7:05 PM EDT  
 Att. 13,440 - Sunny - 85 F

AB	33
R	9
H	9
RBI	8
BB	4
SO	3
LOB	15





Batter	1	2	3	4	5	6	7	8	9	AB	R	H	RBI	BB	SO	LOB	TOP								
<b>Roberto Kelly, R</b> OBP: 0.342, SLG: 0.411	F9		G5-3	WP 2B		G5-3	F9			4	1	1	1	1	0	2	<b>New York Yankees @ Baltimore Orioles</b> Memorial Stadium, Baltimore, MD Fri May 24 1991, 7:05 PM EDT Att: 30,436 - Cloudy - 88 F								
<b>Steve Sax, R</b> OBP: 0.285, SLG: 0.292	F9		E6 BB	WP 2B		G5-3		P6		5	0	1	1	0	0	2									
<b>Don Mattingly, L</b> OBP: 0.365, SLG: 0.365	P2		P2	G4-3			FC3-6 BB WP	E1		5	1	1	0	0	0	2									
<b>Kevin Maas, L</b> OBP: 0.446, SLG: 0.508		HR					FC3-6 BB	K		3	1	1	1	2	2	1									
<b>Mel Hall, L</b> OBP: 0.264, SLG: 0.466	1B		P6			G5-3	FC3-6 BB WP	F8		5	1	1	0	0	0	5									
<b>Matt Nokes, L</b> OBP: 0.319, SLG: 0.551	1B			E BB		F8	K			4	1	1	0	1	1	2									
<b>Jesse Barfield, R</b> OBP: 0.333, SLG: 0.429	K			K		F8 G5-3 1B	K BB 2B	F9		5	1	1	0	0	3	4									
<b>Alvaro Espinoza, R</b> OBP: 0.308, SLG: 0.377	K		E6 2B			G5-3	2B BB			4	1	2	1	1	1	3									
<b>Pat Kelly, R</b> OBP: 0.200, SLG: 0.286	K		K			F8	F8 2B	F9		5	0	1	2	0	2	5									
<b>Inning Stats</b>	R: 0 E: 0 K: 0 S: 9	H: 0 LOB: 0 BB: 0 P: 13	R: 1 E: 0 K: 3 S: 14	H: 3 LOB: 2 BB: 0 P: 23	R: 0 E: 1 K: 0 S: 12	H: 0 LOB: 2 BB: 1 P: 19	R: 3 E: 1 K: 2 S: 18	H: 3 LOB: 1 BB: 1 P: 30	R: 0 E: 0 K: 1 S: 8	H: 0 LOB: 0 BB: 0 P: 14	R: 0 E: 0 K: 0 S: 10	H: 1 LOB: 2 BB: 1 P: 16	R: 3 E: 0 K: 2 S: 19	H: 2 LOB: 2 BB: 2 P: 32	R: 0 E: 1 K: 1 S: 7	H: 0 LOB: 1 BB: 0 P: 12	R: 0 E: 0 K: 0 S: 6	H: 1 LOB: 1 BB: 0 P: 11	1B: 5 2B: 4 3B: 0 HR: 1	SF: 0 SAC: 0 DP: 0 HBP: 0	WP: 3 PB: 0 SB: 0 CS: 0	PA: 45			
<b>PITCHER</b>	IP	WLS	BF	H	R	ER	SO	BB	IBB	HBP	BLK	WP	HR	S	P	ERA	WHIP								
<b>Jeff Robinson, R</b> ERA: 4.29	3.2	L	20	6	4	4	5	2	0	0	0	1	1	50	80	9.82	2.182								
<b>Paul Kilgus, L</b> ERA: 3.51	2.1		9	1	0	0	1	1	0	0	0	0	0	21	35	0.00	0.857								
<b>Kevin Hickey, L</b> ERA: 9.0	0.2		4	1	2	2	1	1	0	0	0	0	0	7	14	27.00	3.000								
<b>Mark Williamson, R</b> ERA: 6.64	1.1		8	1	1	1	2	1	0	0	0	1	0	19	30	6.75	1.500								
<b>Mike Flanagan, L</b> ERA: 3.04	1.0		4	1	0	0	0	0	0	0	0	0	0	6	11	0.00	1.000								

Batter	1	2	3	4	5	6	7	8	9	AB	R	H	RBI	BB	SO	LOB	BOTTOM								
<b>Brady Anderson, L</b> OBP: 0.301, SLG: 0.212	P2			G3-1		F7		K		4	0	0	0	0	1	0	<b>New York Yankees @ Baltimore Orioles</b> Memorial Stadium, Baltimore, MD Fri May 24 1991, 7:05 PM EDT Att: 30,436 - Cloudy - 88 F								
<b>Tim Lincecum, R</b> OBP: 0.320, SLG: 0.565	K			G5-3		G5-3		G6-4-3 1B		4	0	1	0	0	1	0									
<b>Cal Ripken Jr., R</b> OBP: 0.409, SLG: 0.614	L6			E5			2B	P3		4	1	1	0	0	0	1									
<b>Joe Orsulak, L</b> OBP: 0.311, SLG: 0.376		G4-3		F9			G1-3 2B	G6-4-3		4	0	1	1	0	0	2									
<b>Randy Milligan, R</b> OBP: 0.326, SLG: 0.308		F7			G4-1 BB		F8			2	0	0	0	1	0	1									
<b>Sam Horn, L</b> OBP: 0.326, SLG: 0.453			P6		G4-1		G1-3			2	0	0	0	0	0	1									
<b>Jeff McKnight, S</b> OBP: 0.257, SLG: 0.242										1	0	0	0	0	0	1									
<b>David Segui, S</b> OBP: 0.176, SLG: 0.125			F8		F8		G6-3			3	0	0	0	0	0	2									
<b>Bob Melvin, R</b> OBP: 0.288, SLG: 0.271			F9					F7		1	0	0	0	0	0	0									
<b>Ernie Whitt, L</b> OBP: 0.278, SLG: 0.212										1	0	0	0	0	1	1									
<b>Chris Hoiles, R</b> OBP: 0.298, SLG: 0.338										1	0	0	0	0	0	0									
<b>Billy Ripken, R</b> OBP: 0.237, SLG: 0.217			G6-3			G4-3		G3		3	0	0	0	0	0	0									
<b>Inning Stats</b>	R: 0 E: 0 K: 1 S: 9	H: 0 LOB: 0 BB: 0 P: 13	R: 0 E: 0 K: 0 S: 11	H: 0 LOB: 0 BB: 0 P: 16	R: 0 E: 0 K: 0 S: 8	H: 0 LOB: 0 BB: 0 P: 11	R: 0 E: 0 K: 0 S: 6	H: 0 LOB: 1 BB: 0 P: 9	R: 0 E: 0 K: 1 S: 9	H: 0 LOB: 0 BB: 1 P: 20	R: 0 E: 0 K: 0 S: 4	H: 0 LOB: 0 BB: 0 P: 8	R: 1 E: 0 K: 0 S: 10	H: 2 LOB: 1 BB: 0 P: 14	R: 0 E: 0 K: 1 S: 7	H: 0 LOB: 0 BB: 0 P: 10	R: 0 E: 0 K: 0 S: 5	H: 1 LOB: 0 BB: 0 P: 7	1B: 1 2B: 2 3B: 0 HR: 0	SF: 0 SAC: 0 DP: 1 HBP: 0	WP: 0 PB: 0 SB: 0 CS: 0	PA: 31			
<b>PITCHER</b>	IP	WLS	BF	H	R	ER	SO	BB	IBB	HBP	BLK	WP	HR	S	P	ERA	WHIP								
<b>Scott Sanderson, R</b> ERA: 4.17	5.0	W	17	0	0	0	2	1	0	0	0	0	0	43	69	0.00	0.200								
<b>Greg Cadaret, L</b> ERA: 3.13	2.0		8	2	1	1	0	0	0	0	0	0	0	14	22	4.50	1.000								
<b>Lee Guetterman, L</b> ERA: 1.53	1.0		3	0	0	0	1	0	0	0	0	0	0	7	10	0.00	0.000								
<b>Steve Farr, R</b> ERA: 2.25	1.0		3	1	0	0	0	0	0	0	0	0	0	5	7	0.00	1.000								

AB	40
R	7
H	10
RBI	6
BB	5
SO	9
LOB	26






Batter	1	2	3	4	5	6	7	8	9	AB	R	H	RBI	BB	SO	LOB	TOP								
<b>Roberto Kelly, R</b> OBP: 0.337, SLG: 0.404 (1, 8)	L8		FC5-4			G5-3	P6		1B	5	0	1	1	0	0	4	<b>New York Yankees @ Baltimore Orioles</b> Memorial Stadium, Baltimore, MD Sat May 25 1991, 7:05 PM EDT Att: 36,459 - Cloudy - 94 F								
<b>Steve Sax, R</b> OBP: 0.287, SLG: 0.287 (1, 5)	G6-3			L8		SF8		G1-3	IBB	3	0	0	1	1	0	0									
<b>Don Mattingly, L</b> OBP: 0.360, SLG: 0.382 (1, 10)	F8			G4-3		K		HR	SF9-6-4	4	1	1	2	0	1	0									
<b>Kevin Maas, L</b> OBP: 0.434, SLG: 0.489 (1, 3)		K		K			L9	F8	G5-3	5	0	0	0	0	2	1									
<b>Jesse Barfield, R</b> OBP: 0.338, SLG: 0.426 (1, 9)	P4				F7		BB	1B	HBP	3	1	1	0	1	0	0									
<b>Hensley Meulens, R</b> OBP: 0.277, SLG: 0.382 (7, PH)										2	0	1	0	0	1	0									
<b>Mel Hall, L</b> OBP: 0.280, SLG: 0.466 (7, 7)	K2-3									0	1	0	0	1	0	0									
<b>Alvaro Espinoza, R</b> OBP: 0.306, SLG: 0.373 (1, 6)				L5						4	0	1	0	0	1	4									
<b>Bob Geren, R</b> OBP: 0.250, SLG: 0.216 (7, PH)										2	0	1	0	0	1	1									
<b>Matt Nokes, L</b> OBP: 0.330, SLG: 0.556 (7, 2)				FC5-4		K			BLK	1	1	1	1	1	0	0									
<b>Pat Kelly, R</b> OBP: 0.316, SLG: 0.412 (1, 4)	F8									3	2	2	1	1	0	1									
<b>Inning Stats</b>	R: 0 E: 0 K: 0 S: 9	H: 0 LOB: 0 BB: 0 P: 14	R: 0 E: 0 K: 2 S: 10	H: 0 LOB: 0 BB: 0 P: 13	R: 0 E: 0 K: 0 S: 8	H: 1 LOB: 1 BB: 0 P: 14	R: 0 E: 0 K: 1 S: 6	H: 0 LOB: 0 BB: 0 P: 8	R: 0 E: 0 K: 1 S: 8	H: 2 LOB: 1 BB: 0 P: 9	R: 1 E: 0 K: 1 S: 8	H: 1 LOB: 0 BB: 0 P: 14	R: 2 E: 0 K: 0 S: 18	H: 3 LOB: 2 BB: 1 P: 30	R: 1 E: 0 K: 1 S: 10	H: 1 LOB: 2 BB: 1 P: 17	R: 2 E: 0 K: 0 S: 13	H: 1 LOB: 1 BB: 3 P: 26	1B: 7 2B: 2 3B: 0 HR: 1	SF: 2 SAC: 0 DP: 1 HBP: 1	WP: 0 PB: 0 SB: 0 CS: 0	PA: 40			
<b>PITCHER</b>	IP	WLS	BF	H	R	ER	SO	BB	IBB	HBP	BLK	WP	HR	S	P	ERA	WHIP								
<b>Jeff Ballard, L</b> ERA: 3.97 (1, 1)	6.1		22	4	1	1	5	0	0	0	0	0	0	51	74	1.42	0.632								
<b>Roy Smith, R</b> ERA: (7, 1)	0.0	1	1	0	0	0	0	0	0	0	0	0	0	2	4	∞	∞								
<b>Kevin Hickey, L</b> ERA: (7, 1)	0.0	1	0	0	0	0	0	1	0	0	0	0	0	2	6	∞	∞								
<b>Mark Williamson, R</b> ERA: 6.65 (7, 1)	1.1	8	3	3	3	0	1	0	0	0	0	0	1	19	30	20.25	3.000								
<b>Mike Flanagan, L</b> ERA: 3.54 (8, 1)	1.1	L	8	1	2	2	1	2	1	1	1	0	0	16	31	13.50	2.250								

Batter	1	2	3	4	5	6	7	8	9	AB	R	H	RBI	BB	SO	LOB	BOTTOM								
<b>Mike Devereaux, R</b> OBP: 0.366, SLG: 0.534 (1, 8)	G6-3				SH1-4				1B	4	0	1	1	0	2	2	<b>New York Yankees @ Baltimore Orioles</b> Memorial Stadium, Baltimore, MD Sat May 25 1991, 7:05 PM EDT Att: 36,459 - Cloudy - 94 F								
<b>Brady Anderson, L</b> OBP: 0.287, SLG: 0.200 (1, 7)									1B	4	0	0	0	0	2	1									
<b>Jeff McKnight, S</b> OBP: 0.250, SLG: 0.235 (9, PH)	K			F9					K	1	0	0	0	0	1	2									
<b>Cal Ripken Jr., R</b> OBP: 0.408, SLG: 0.633 (1, 6)	E1			E5					P4	5	2	2	2	0	0	2									
<b>Joe Orsulak, L</b> OBP: 0.300, SLG: 0.362 (1, 9)	G4-1			FC3-6					2B	4	0	0	0	0	0	3									
<b>Randy Milligan, R</b> OBP: 0.324, SLG: 0.306 (1, 10)		P3		FC6-4						4	0	1	1	0	0	1									
<b>David Segui, S</b> OBP: 0.190, SLG: 0.150 (1, 3)	F8				G4-3					4	0	1	0	0	1	1									
<b>Tim Lulett, R</b> OBP: 0.333, SLG: 0.560 (1, 5)										4	2	2	0	0	0	1									
<b>Chris Hoiles, R</b> OBP: 0.295, SLG: 0.333 (1, 2)										4	0	1	0	0	1	2									
<b>Billy Ripken, R</b> OBP: 0.250, SLG: 0.232 (1, 4)										3	1	2	1	0	0	0									
<b>Sam Horn, L</b> OBP: 0.326, SLG: 0.453 (9, PH)										0	0	0	0	0	0	0									
<b>Dwight Evans, R</b> OBP: 0.395, SLG: 0.370 (9, PH)										1	0	1	0	0	0	0									
<b>Juan Bell, R</b> OBP: 0.148, SLG: 0.185 (9, PR)										0	0	0	0	0	0	0									
<b>Inning Stats</b>	R: 0 E: 1 K: 1 S: 12	H: 3 LOB: 2 BB: 0 P: 19	R: 1 E: 1 K: 1 S: 12	H: 3 LOB: 0 BB: 0 P: 20	R: 0 E: 1 K: 0 S: 11	H: 0 LOB: 1 BB: 0 P: 21	R: 0 E: 0 K: 0 S: 6	H: 0 LOB: 0 BB: 0 P: 8	R: 2 E: 0 K: 1 S: 9	H: 2 LOB: 0 BB: 0 P: 13	R: 0 E: 0 K: 1 S: 9	H: 1 LOB: 1 BB: 0 P: 12	R: 0 E: 0 K: 1 S: 5	H: 0 LOB: 0 BB: 0 P: 8	R: 1 E: 0 K: 1 S: 11	H: 2 LOB: 0 BB: 0 P: 17	R: 1 E: 0 K: 1 S: 14	H: 3 LOB: 2 BB: 0 P: 22	1B: 9 2B: 1 3B: 0 HR: 1	SF: 0 SAC: 1 DP: 0 HBP: 0	WP: 0 PB: 0 SB: 0 CS: 1	PA: 39			
<b>PITCHER</b>	IP	WLS	BF	H	R	ER	SO	BB	IBB	HBP	BLK	WP	HR	S	P	ERA	WHIP								
<b>Pascual Perez, R</b> ERA: 1.53 (1, 1)	6.0		26	6	3	3	4	0	0	0	0	0	0	5	9	0.00	1.000								
<b>John Habyan, R</b> ERA: 2.19 (7, 1)	1.0	3	0	0	0	1	0	0	0	0	0	0	0	5	8	0.00	0.000								
<b>Steve Farr, R</b> ERA: 2.95 (8, 1)	1.1	W	6	3	2	2	1	0	0	0	0	0	0	16	25	13.50	2.250								
<b>Lee Guetterman, L</b> ERA: 1.47 (9, 1)	0.2	S	4	2	0	0	1	0	0	0	0	0	0	9	14	0.00	3.000								

AB 32  
R 6  
H 9  
RBI 6  
BB 5  
SO 6  
LOB 11



AB 38  
R 5  
H 11  
RBI 5  
SO 7  
LOB 15





Batter	1	2	3	4	5	6	7	8	9	10	11	AB	R	H	RBI	BB	SO	LOB	TOP								
<b>Roberto Kelly, R</b> OBP: 0.337, SLG: 0.401 (1, 8)	G5-3		1B		1B			F8	K		G6-3	6	0	2	0	0	1	3									
<b>Steve Sax, R</b> OBP: 0.283, SLG: 0.282 (1, 4)	P3		1B		K			F9		G5-3	F8	6	0	1	0	0	1	3									
<b>Don Mattingly, L</b> OBP: 0.302, SLG: 0.376 (1, 10)	G3-1		F8				F8	1B				4	0	1	0	1	0	2									
<b>Kevin Maas, L</b> OBP: 0.438, SLG: 0.493 (1, 3)		G6-4-3 1B		G3				K				5	0	3	0	0	1	1									
<b>Mel Hall, L</b> OBP: 0.286, SLG: 0.495 (9, 7)		G6-4-3 1B		G4-3				FC4-6 1B				5	1	2	1	0	1	3									
<b>Matt Nokes, L</b> OBP: 0.328, SLG: 0.545 (1, 2)				G3-1								4	0	1	0	0	0	3									
<b>Pat Sheridan, L</b> OBP: 0.250, SLG: 0.375 (9, PR)				F7								0	0	0	0	0	0	0									
<b>Alvaro Escobar, R</b> OBP: 0.304, SLG: 0.370 (9, 6)												1	0	0	0	0	0	2									
<b>Hensley Meulens, R</b> OBP: 0.278, SLG: 0.374 (1, 7)												2	0	0	0	1	0	2									
<b>Bob Geren, R</b> OBP: 0.268, SLG: 0.237 (9, 2)				G6-4-3								1	1	1	0	0	0	0									
<b>Randy Velarde, R</b> OBP: 0.283, SLG: 0.234 (1, 6)												3	0	0	0	0	1	1									
<b>Jesse Barfield, R</b> OBP: 0.340, SLG: 0.423 (9, PH)				G1-3								1	0	0	0	1	0	1									
<b>Pat Kelly, R</b> OBP: 0.292, SLG: 0.409 (1, 5)				P8								5	0	1	1	0	1	3									
<b>Inning Stats</b>	R: 0 E: 0 K: 7 S: 7	H: 0 LOB: 0 BB: 0 P: 10	R: 0 E: 0 K: 6 S: 6	H: 2 LOB: 1 BB: 0 P: 9	R: 0 E: 0 K: 16 S: 16	H: 2 LOB: 2 BB: 0 P: 24	R: 0 E: 0 K: 6 S: 6	H: 0 LOB: 0 BB: 0 P: 12	R: 0 E: 0 K: 3 S: 16	H: 1 LOB: 2 BB: 1 P: 24	R: 0 E: 0 K: 0 S: 7	H: 1 LOB: 1 BB: 0 P: 13	R: 0 E: 0 K: 1 S: 9	H: 1 LOB: 1 BB: 0 P: 15	R: 0 E: 0 K: 1 S: 11	H: 2 LOB: 2 BB: 1 P: 23	R: 0 E: 0 K: 1 S: 10	H: 1 LOB: 1 BB: 1 P: 21	R: 1 E: 0 K: 0 S: 16	H: 2 LOB: 1 BB: 0 P: 25	1B: 10 2B: 1 3B: 0 HR: 1	SF: 0 SAC: 1 DP: 1 HBP: 0	WP: 0 PB: 1 SB: 0 CS: 0	PA: 47			
<b>PITCHER</b>	IP 7.0	WLS 2.1	BF 27	H 6	R 0	ER 0	SO 3	BB 2	IBB 0	HBP 0	BLK 0	WP 0	HR 1	S 66	P 105	ERA 0.00	WHIP 1.000										
<b>Jose Mesa, R</b> ERA: 3.47 (1, 1)																											
<b>Gregg Olson, R</b> ERA: 2.76 (8, 1)																											
<b>Mike Flanagan, L</b> ERA: 3.64 (10, 1)																											

**New York Yankees @ Baltimore Orioles**  
Memorial Stadium, Baltimore, MD  
Sun May 26 1991, 3:33 AM EDT  
Att: 39,259 - Sunny - 93 F

AB 43  
R 2  
H 12  
RBI 2  
BB 3  
SO 6  
LOB 24



Batter	1	2	3	4	5	6	7	8	9	10	11	AB	R	H	RBI	BB	SO	LOB	BOTTOM								
<b>Mike Devereaux, R</b> OBP: 0.364, SLG: 0.532 (1, 8)	G5-3		K		G6-3 2B						G3	6	0	2	0	0	1	1									
<b>Billy Ripken, R</b> OBP: 0.260, SLG: 0.253 (1, 4)	PB 2B		1B		G6-3							4	1	2	0	0	1	1									
<b>Cal Ripken Jr., R</b> OBP: 0.414, SLG: 0.627 (1, 6)	FC1-5-2 2-H		1B		G5-4-3 IBB							3	0	1	0	2	0	1									
<b>Randy Milligan, R</b> OBP: 0.324, SLG: 0.301 (1, 3)					G5-4-3							2	0	0	0	1	1	3									
<b>Joe Orsulak, C</b> OBP: 0.235, SLG: 0.355 (8, 9)	K											2	0	0	0	0	0	2									
<b>Dwight Evans, R</b> OBP: 0.412, SLG: 0.379 (1, 10)												3	0	2	1	2	1	0									
<b>Tim Lueftl, R</b> OBP: 0.305, SLG: 0.509 (1, 5)		G6-4-3		FC6-4 1B								5	0	0	0	0	0	8									
<b>David Segui, S</b> OBP: 0.192, SLG: 0.200 (1, 7)												5	0	1	0	0	0	1									
<b>Jeff McKnight, S</b> OBP: 0.231, SLG: 0.216 (1, 9)												3	0	0	0	0	1	2									
<b>Brady Anderson, L</b> OBP: 0.303, SLG: 0.211 (8, 7)												1	0	1	0	1	0	0									
<b>Bob Melvin, R</b> OBP: 0.263, SLG: 0.245 (1, 2)												5	0	0	0	0	0	2									
<b>Inning Stats</b>	R: 0 E: 0 K: 12 S: 12	H: 1 LOB: 1 BB: 0 P: 19	R: 0 E: 0 K: 11 S: 11	H: 2 LOB: 1 BB: 0 P: 17	R: 1 E: 0 K: 17 S: 17	H: 3 LOB: 3 BB: 1 P: 28	R: 0 E: 0 K: 0 S: 7	H: 0 LOB: 0 BB: 0 P: 9	R: 0 E: 0 K: 0 S: 7	H: 0 LOB: 1 BB: 1 P: 14	R: 0 E: 0 K: 1 S: 10	H: 0 LOB: 0 BB: 0 P: 14	R: 0 E: 0 K: 1 S: 7	H: 0 LOB: 0 BB: 0 P: 11	R: 0 E: 0 K: 0 S: 7	H: 1 LOB: 1 BB: 0 P: 13	R: 0 E: 0 K: 0 S: 11	H: 1 LOB: 3 BB: 2 P: 23	R: 0 E: 0 K: 0 S: 7	H: 0 LOB: 1 BB: 1 P: 16	1B: 6 2B: 3 3B: 0 HR: 0	SF: 0 SAC: 1 DP: 2 HBP: 0	WP: 0 PB: 1 SB: 0 CS: 0	PA: 46			
<b>PITCHER</b>	IP 6.0	WLS 2.1	BF 26	H 7	R 0	ER 0	SO 2	BB 2	IBB 1	HBP 0	BLK 0	WP 0	HR 0	S 62	P 101	ERA 1.50	WHIP 1.500										
<b>Chuck Cary, L</b> ERA: 5.91 (7, 1)																											
<b>Eric Plunk, R</b> ERA: 8.14 (9, 1)																											
<b>Steve Howe, L</b> ERA: 2.0 (10, 1)																											
<b>John Habyan, R</b> ERA: 2.16 (11, 1)																											
<b>Greg Cadaret, L</b> ERA: 3.0 (8, 3)																											

**New York Yankees @ Baltimore Orioles**  
Memorial Stadium, Baltimore, MD  
Sun May 26 1991, 3:33 AM EDT  
Att: 39,259 - Sunny - 93 F

AB 39  
R 1  
H 9  
RBI 1  
BB 6  
SO 5  
LOB 21






Batter	1	2	3	4	5	6	7	8	9	AB	R	H	RBI	BB	SO	LOB	TOP																					
Alex Cole, L (1, 8) OBP: 0.353, SLG: 0.397	G3		P3				G4-3			4	0	1	0	0	0	0	<b>Cleveland Indians @ Baltimore Orioles</b> <b>Memorial Stadium, Baltimore, MD</b> Mon May 27 1991, 7:05 PM EDT Att: 23,338 - Cloudy - 93 F																					
Felix Fermin, R (1, 6) OBP: 0.294, SLG: 0.256	G5-3		G5-3				G6-3			4	0	1	1	0	0	0																						
Carlos Baerga, S (1, 5) OBP: 0.368, SLG: 0.449				G3-1	FC3-2					4	0	1	0	0	1	2																						
Albert Belle, R (1, 7) OBP: 0.333, SLG: 0.538				G6-3	G1-3					3	0	0	0	1	1	2																						
Beau Alford, L (1, 9) OBP: 0.394, SLG: 0.417										4	1	2	1	0	2	2																						
Chris James, R (1, 10) OBP: 0.310, SLG: 0.358			F9	P4						4	0	0	0	0	1	1																						
Brook Jacoby, R (1, 3) OBP: 0.263, SLG: 0.358										4	1	2	1	0	0	0																						
Joel Skinner, R (1, 2) OBP: 0.327, SLG: 0.440										4	1	2	0	0	0	1																						
Mark Lewis, R (1, 4) OBP: 0.380, SLG: 0.420										4	0	0	0	0	1	2																						
<b>Inning Stats</b>	R: 0 E: 0 K: 1 S: 11	H: 1 LOB: 2 BB: 1 P: 20	R: 0 E: 0 K: 0 S: 6	H: 1 LOB: 0 BB: 0 P: 9	R: 0 E: 0 K: 0 S: 6	H: 0 LOB: 0 BB: 0 P: 6	R: 0 E: 0 K: 0 S: 11	H: 1 LOB: 1 BB: 0 P: 15	R: 2 E: 0 K: 0 S: 13	H: 4 LOB: 2 BB: 0 P: 24	R: 1 E: 0 K: 0 S: 8	H: 2 LOB: 1 BB: 0 P: 17	R: 0 E: 0 K: 1 S: 9	H: 0 LOB: 0 BB: 0 P: 15	R: 0 E: 0 K: 3 S: 10	H: 0 LOB: 0 BB: 0 P: 14	R: 0 E: 0 K: 1 S: 6	H: 0 LOB: 0 BB: 0 P: 9	1B: 6 2B: 1 3B: 0 HR: 2	SF: 0 SAC: 0 DP: 1 HBP: 0	WP: 0 PB: 0 SB: 0 CS: 0	PA: 36																
<b>PITCHER</b>	IP	WLS	BF	H	R	ER	SO	BB	IBB	HBP	BLK	WP	HR	S	P	ERA	WHIP	<b>PITCHER</b>				IP	WLS	BF	H	R	ER	SO	BB	IBB	HBP	BLK	WP	HR	S	P	ERA	WHIP
Bob Milacki, R (1, 1) ERA: 4.39	5.0	L	23	8	3	3	1	1	0	0	0	0	2	49	79	5.40	1.800					5.0	L	13	1	0	0	5	0	0	0	0	0	31	50	0.00	0.250	
Mark Williamson, R (6, 1) ERA: 5.61	4.0		13	1	0	0	5	0	0	0	0	0	0	31	50	0.00	0.250					4.0		13	1	0	0	5	0	0	0	0	0	31	50	0.00	0.250	

AB	35
R	3
H	9
RBI	3
BB	1
SO	6
LOB	10



Batter	1	2	3	4	5	6	7	8	9	AB	R	H	RBI	BB	SO	LOB	BOTTOM																					
Mike Devereaux, R (1, 8) OBP: 0.366, SLG: 0.527										5	1	2	0	0	1	2	<b>Cleveland Indians @ Baltimore Orioles</b> <b>Memorial Stadium, Baltimore, MD</b> Mon May 27 1991, 7:05 PM EDT Att: 23,338 - Cloudy - 93 F																					
Brady Anderson, L (1, 7) OBP: 0.290, SLG: 0.200										4	0	0	0	0	1	3																						
Cal Ripken Jr., R (1, 6) OBP: 0.421, SLG: 0.631										4	1	3	0	0	0	0																						
Joe Orsulak, L (1, 9) OBP: 0.302, SLG: 0.355										3	0	1	0	1	0	2																						
Randy Milligan, R (1, 3) OBP: 0.328, SLG: 0.307										4	0	2	1	0	0	2																						
Sam Horn, L (1, 10) OBP: 0.311, SLG: 0.430										4	0	0	0	0	2	4																						
Tim Hulett, R (1, 5) OBP: 0.290, SLG: 0.483										3	0	0	0	0	1	2																						
Ernie Whitt, L (9, PH) OBP: 0.297, SLG: 0.212										0	0	0	0	1	0	0																						
Billy Ripken, R (9, PR) OBP: 0.260, SLG: 0.253										0	0	0	0	0	0	0																						
Chris Hoiles, R (1, 2) OBP: 0.293, SLG: 0.321										3	0	0	0	1	1	1																						
Juan Bell, R (1, 4) OBP: 0.133, SLG: 0.167										3	0	0	0	0	3	1																						
Dwight Evans, R (9, PH) OBP: 0.417, SLG: 0.385										1	0	1	0	0	0	0																						
Jeff McKnight, S (9, PR) OBP: 0.231, SLG: 0.216										0	0	0	0	0	0	0																						
<b>Inning Stats</b>	R: 0 E: 0 K: 2 S: 7	H: 0 LOB: 0 BB: 0 P: 11	R: 0 E: 0 K: 0 S: 4	H: 0 LOB: 0 BB: 1 P: 9	R: 0 E: 0 K: 1 S: 8	H: 0 LOB: 0 BB: 0 P: 12	R: 2 E: 1 K: 2 S: 17	H: 4 LOB: 2 BB: 0 P: 25	R: 0 E: 0 K: 1 S: 6	H: 0 LOB: 0 BB: 0 P: 13	R: 0 E: 0 K: 0 S: 8	H: 2 LOB: 2 BB: 0 P: 11	R: 0 E: 0 K: 1 S: 12	H: 1 LOB: 2 BB: 1 P: 23	R: 0 E: 0 K: 0 S: 6	H: 1 LOB: 0 BB: 0 P: 8	R: 0 E: 0 K: 2 S: 16	H: 1 LOB: 2 BB: 1 P: 24	1B: 9 2B: 0 3B: 0 HR: 0	SF: 0 SAC: 0 DP: 2 HBP: 0	WP: 0 PB: 0 SB: 0 CS: 0	PA: 37																
<b>PITCHER</b>	IP	WLS	BF	H	R	ER	SO	BB	IBB	HBP	BLK	WP	HR	S	P	ERA	WHIP	<b>PITCHER</b>				IP	WLS	BF	H	R	ER	SO	BB	IBB	HBP	BLK	WP	HR	S	P	ERA	WHIP
Tom Candiotti, R (1, 1) ERA: 2.38	7.0		29	7	2	1	7	2	0	0	0	0	0	62	104	1.29	1.286					7.0	S	8	2	0	0	2	1	0	0	2	1	0	22	32	0.00	1.500
Shawn Hillegas, R (8, 1) ERA: 2.0	2.0		8	2	0	0	2	1	0	0	0	0	0	22	32	0.00	1.500					2.0		8	2	0	0	2	1	0	0	0	0	22	32	0.00	1.500	





Batter	1	2	3	4	5	6	7	8	9	AB	R	H	RBI	BB	SO	LOB	TOP										
Alex Cole, L OBP: 0.366, SLG: 0.409 Mike Huff, R OBP: 0.403, SLG: 0.337	0-0 G6-3 S G4-3 1B		1-1 F7		1-1 G4-6-3 1B		2-1 G6-3			3	1	2	0	0	0	0											
Felix Fermin, R OBP: 0.254, SLG: 0.244	1-2 G6-3		1-0 F8		1-0 G4-6-3 1B			1-2 F9		4	0	0	0	0	0	3											
Carlos Baerga, S OBP: 0.359, SLG: 0.437	3-1 G4-3		2-1 P6			1-2 G1-3		1-2 G6-3		4	0	0	1	0	0	0											
Albert Belle, R OBP: 0.331, SLG: 0.531	1-1 F7			0-0 1B		1-1 G6-3		3-3 K		4	0	1	0	0	1	0											
Beau Alford, L OBP: 0.398, SLG: 0.414		4-2 1B BB		0-0 P2		1-2 F9			3-2 1B	3	0	1	0	1	0	1											
Brook Jacoby, R OBP: 0.254, SLG: 0.345		0-1 F9		3-1 F9			0-1 G6-3		1-3 K	4	0	0	0	0	1	3											
Mark Lewis, R OBP: 0.384, SLG: 0.422	1-0 1B		0-3 K			1-2 2B 1B		1-0 F9		4	1	2	0	0	1	2											
Joel Skinner, R OBP: 0.339, SLG: 0.463 Turner Ward, S OBP: 0.296, SLG: 0.310	1-1 F7			2-2 L3		3-2 G1-3 1-H 2B		1-2 1B		4	0	2	1	0	0	2											
Jerry Browne, S OBP: 0.220, SLG: 0.216	1-1 F7			4-1 1B BB		0-2 G1-3		0-0 G3		3	0	0	0	1	0	5											
<b>Inning Stats</b>	R: 1 E: 0 K: 0 S: 8	H: 1 LOB: 0 BB: 0 P: 13	R: 0 E: 0 K: 0 S: 9	H: 1 LOB: 2 BB: 1 P: 16	R: 0 E: 0 K: 0 S: 5	H: 0 LOB: 0 BB: 0 P: 9	R: 0 E: 0 K: 1 S: 7	H: 1 LOB: 1 BB: 0 P: 10	R: 0 E: 0 K: 0 S: 10	H: 0 LOB: 0 BB: 0 P: 13	R: 1 E: 0 K: 0 S: 14	H: 2 LOB: 1 BB: 0 P: 20	R: 0 E: 0 K: 1 S: 10	H: 0 LOB: 0 BB: 0 P: 15	R: 0 E: 0 K: 1 S: 11	H: 2 LOB: 2 BB: 0 P: 17	1B: 7 2B: 1 3B: 0 HR: 0	SF: 0 SAC: 0 DP: 1 HBP: 0	WP: 0 PB: 0 SB: 1 CS: 0	PA: 36							
<b>PITCHER</b>	IP	WLS	BF	H	R	ER	SO	BB	IBB	HBP	BLK	WP	HR	S	P	ERA	WHIP										
Roy Smith, R ERA: 4.05	6.2	W	27	6	2	2	1	2	0	0	0	0	0	58	92	2.70	1.200										
Paul Kilgus, L ERA: 3.48	0.1		1	0	0	0	0	0	0	0	0	0	0	2	4	0.00	0.000										
Todd Frohwirth, R ERA:	1.0	3	0	0	0	1	0	0	0	0	0	0	0	10	15	0.00	0.000										
Gregg Olson, R ERA: 2.6	1.0	S	5	2	0	0	1	0	0	0	0	0	0	11	17	0.00	2.000										

Cleveland Indians @ Baltimore Orioles  
Memorial Stadium, Baltimore, MD  
Tue May 28 1991, 7:05 PM EDT  
Att. 19,349 - Sunny - 91 F

AB 34  
R 2  
H 8  
RBI 2  
BB 2  
SO 3  
LOB 17



Batter	1	2	3	4	5	6	7	8	9	AB	R	H	RBI	BB	SO	LOB	BOTTOM										
Mike Devereaux, R OBP: 0.362, SLG: 0.519	1-0 G1-4-3 1B		2-2 G6-3	0-1 FC5-4 1-2f			1-0 F8			4	0	1	0	0	0	2											
Tim Lincecum, R OBP: 0.288, SLG: 0.516	1-1 F8		0-0 HR		2-3 K			0-0 G6-3		4	1	1	1	0	1	1											
Cal Ripken Jr., R OBP: 0.412, SLG: 0.615	1-2 G1-4-3 1-2f		3-2 G5-3		0-0 G5-3			1-1 G5-3		4	0	0	0	0	0	1											
Joe Orsulak, L OBP: 0.317, SLG: 0.372		4-0 WP HR BB	1-0 2B		2-0 G3			1-2 S 1B		3	2	2	0	1	0	0											
Dwight Evans, R OBP: 0.411, SLG: 0.374		0-1 L7	3-2 G5-3			3-3 K		4-0 1B		3	0	0	0	1	1	2											
Sam Horn, L OBP: 0.323, SLG: 0.432 Chris Hoiles, R OBP: 0.301, SLG: 0.329	1-2 HR 1B			4-2 1B BB		2-3 K		1-1 1B		2	1	1	0	1	1	0											
Randy Milligan, R OBP: 0.333, SLG: 0.336	0-1 HR 1H 2H			0-0 FC5-4 1B		2-0 G6-3		2-3 K		4	1	2	3	0	1	2											
Bob Melvin, R OBP: 0.250, SLG: 0.232	0-0 P3			2-2 F9			0-0 G6-3			3	0	0	0	0	0	2											
Billy Ripken, R OBP: 0.252, SLG: 0.245				3-2 L7			1-0 L3			3	0	0	0	0	1	2											
<b>Inning Stats</b>	R: 0 E: 0 K: 0 S: 6	H: 1 LOB: 0 BB: 0 P: 9	R: 3 E: 0 K: 1 S: 11	H: 2 LOB: 1 BB: 1 P: 17	R: 1 E: 0 K: 0 S: 12	H: 2 LOB: 1 BB: 0 P: 21	R: 0 E: 0 K: 0 S: 15	H: 1 LOB: 2 BB: 1 P: 24	R: 0 E: 0 K: 1 S: 5	H: 0 LOB: 0 BB: 0 P: 9	R: 0 E: 0 K: 2 S: 9	H: 0 LOB: 0 BB: 0 P: 16	R: 0 E: 0 K: 0 S: 3	H: 0 LOB: 0 BB: 0 P: 5	R: 1 E: 0 K: 1 S: 12	H: 2 LOB: 2 BB: 1 P: 21	1B: 5 2B: 1 3B: 0 HR: 2	SF: 0 SAC: 0 DP: 1 HBP: 0	WP: 1 PB: 0 SB: 1 CS: 0	PA: 34							
<b>PITCHER</b>	IP	WLS	BF	H	R	ER	SO	BB	IBB	HBP	BLK	WP	HR	S	P	ERA	WHIP										
Charles Nagy, R ERA: 4.19	5.0	L	22	6	4	4	2	2	0	0	0	0	0	19	34	3.38	0.375										
Sergio Valdez, R ERA: 4.05	2.2		10	1	1	1	2	0	1	0	0	0	0	2	3	∞	∞										
Jesse Orosco, L ERA: 3.0	0.0		1	0	0	0	0	0	0	0	0	0	0	2	3	∞	∞										
Mike Walker, R ERA:	0.1		1	0	0	0	1	0	0	0	0	0	0	3	5	0.00	0.000										

Cleveland Indians @ Baltimore Orioles  
Memorial Stadium, Baltimore, MD  
Tue May 28 1991, 7:05 PM EDT  
Att. 19,349 - Sunny - 91 F

AB 31  
R 5  
H 8  
RBI 5  
BB 3  
SO 5  
LOB 12





Batter	1	2	3	4	5	6	7	8	9	AB	R	H	RBI	BB	SO	LOB	TOP				
Alex Cole, L OBP: 0.360, SLG: 0.400 (1, 8)	B5-3		F9		F7			1B		4	0	1	0	0	0	0	<b>Cleveland Indians @ Baltimore Orioles</b> Memorial Stadium, Baltimore, MD Wed May 29 1991, 7:05 PM EDT Att: 23,328 - Cloudy - 83 F				
Felix Fermin, R OBP: 0.253, SLG: 0.239 (1, 6)	BB		FC6-4 HBP		G6-3			F8		2	0	0	0	1	0	1					
Carlos Baerga, S OBP: 0.351, SLG: 0.426 (1, 5)	F7		FC6-4		F8			G3		4	0	0	0	0	0	3					
Albert Belle, R OBP: 0.329, SLG: 0.530 (1, 10)	P5				G6-3			F9		4	1	1	0	0	0	1					
Beau Alford, L OBP: 0.393, SLG: 0.400 (1, 7)		K			G3-1			G6-4-3 BB		3	0	0	0	1	2	1					
Brook Jacoby, R OBP: 0.246, SLG: 0.333 (1, 3)		K			K			G6-4-3		4	0	0	0	0	2	2					
Mark Lewis, R OBP: 0.391, SLG: 0.429 (1, 4)					K			G6-3		3	0	2	1	0	0	0					
Joel Skinner, R OBP: 0.322, SLG: 0.439 (1, 2)					L6			L7		3	0	0	0	0	0	2					
Turner Ward, S OBP: 0.289, SLG: 0.300 (1, 9)					L6			F8		3	0	0	0	0	1	0					
					F9			P6		3	0	0	0	0	1	0					
<b>Inning Stats</b>	R: 0 E: 0 K: 0 S: 10	H: 0 LOB: 1 BB: 1 P: 19	R: 0 E: 0 K: 2 S: 13	H: 1 LOB: 1 BB: 0 P: 17	R: 0 E: 0 K: 1 S: 13	H: 0 LOB: 1 BB: 0 P: 18	R: 1 E: 0 K: 1 S: 12	H: 2 LOB: 1 BB: 0 P: 16	R: 0 E: 0 K: 0 S: 8	H: 0 LOB: 0 BB: 0 P: 9	R: 0 E: 0 K: 0 S: 5	H: 0 LOB: 0 BB: 0 P: 8	R: 0 E: 0 K: 0 S: 8	H: 1 LOB: 1 BB: 1 P: 12	R: 0 E: 0 K: 0 S: 8	H: 0 LOB: 0 BB: 1 P: 12	1B: 3 2B: 1 3B: 0 HR: 0	SF: 0 SAC: 0 DP: 1 HBP: 1	WP: 0 PB: 0 SB: 1 CS: 1	PA: 33	
<b>PITCHER</b>	IP	WLS	BF	H	R	ER	SO	BB	IBB	HBP	BLK	WP	HR	S	P	ERA	WHIP				
Jeff Robinson, R ERA: 3.83 (1, 1)	7.1	W	28	4	1	1	5	1	0	1	0	0	0	70	102	1.23	0.682				
Todd Frohwrth, R ERA: (8, 1)	0.2		2	0	0	0	0	0	0	0	0	0	0	4	6	0.00	0.000				
Gregg Olson, R ERA: 2.45 (9, 1)	1.0	S	3	0	0	0	0	1	0	0	0	0	0	8	12	0.00	1.000				

Batter	1	2	3	4	5	6	7	8	9	AB	R	H	RBI	BB	SO	LOB	BOTTOM				
Mike Devereaux, R OBP: 0.359, SLG: 0.511 (1, 8)	G6-3		CS		F8		G5-3			4	0	1	0	0	0	3	<b>Cleveland Indians @ Baltimore Orioles</b> Memorial Stadium, Baltimore, MD Wed May 29 1991, 7:05 PM EDT Att: 23,328 - Cloudy - 83 F				
Tim Hulett, R OBP: 0.286, SLG: 0.492 (1, 5)	F9		CS		G4-3			K		3	0	0	0	1	1	0					
Cal Ripken Jr., R OBP: 0.419, SLG: 0.642 (1, 6)	1B				HR			F9		4	1	3	1	0	0	1					
Joe Orsulak, L OBP: 0.306, SLG: 0.359 (1, 7)	P4				K			K2-3		4	0	0	0	0	2	3					
Dwight Evans, R OBP: 0.398, SLG: 0.359 (1, 9)		L8			K			K		4	0	0	0	0	2	1					
Sam Horn, L OBP: 0.323, SLG: 0.440 (1, 10)		G6-3			K			1B		3	0	1	0	0	1	0					
Juan Bell, R OBP: 0.133, SLG: 0.167 (7, FR)					K			2B		0	1	0	0	0	0	0					
Randy Milligan, R OBP: 0.340, SLG: 0.338 (1, 3)		K			1B			FC3-6 1B IBB		2	0	1	0	1	1	0					
Bob Melvin, R OBP: 0.254, SLG: 0.237 (1, 2)					L7			F9		3	0	1	1	0	0	1					
Billy Ripken, R OBP: 0.245, SLG: 0.238 (1, 4)					L9			FC3-6 1B		3	0	0	0	0	1	3					
<b>Inning Stats</b>	R: 0 E: 0 K: 0 S: 9	H: 1 LOB: 1 BB: 0 P: 13	R: 0 E: 0 K: 1 S: 7	H: 0 LOB: 0 BB: 0 P: 10	R: 0 E: 0 K: 0 S: 8	H: 1 LOB: 0 BB: 0 P: 12	R: 1 E: 0 K: 2 S: 10	H: 1 LOB: 0 BB: 0 P: 14	R: 0 E: 0 K: 2 S: 13	H: 1 LOB: 1 BB: 0 P: 19	R: 0 E: 0 K: 1 S: 10	H: 0 LOB: 1 BB: 1 P: 15	R: 1 E: 0 K: 1 S: 11	H: 2 LOB: 3 BB: 1 P: 22	R: 0 E: 0 K: 1 S: 7	H: 1 LOB: 1 BB: 0 P: 11	1B: 4 2B: 2 3B: 0 HR: 1	SF: 0 SAC: 0 DP: 0 HBP: 0	WP: 0 PB: 0 SB: 0 CS: 1	PA: 33	
<b>PITCHER</b>	IP	WLS	BF	H	R	ER	SO	BB	IBB	HBP	BLK	WP	HR	S	P	ERA	WHIP				
Rod Nichols, R ERA: 2.83 (1, 1)	6.0		22	4	1	1	6	1	0	0	0	0	0	11	22	9.00	2.000				
Mike Walker, R ERA: 3.66 (7, 1)	1.0	L	6	2	1	1	1	0	1	0	0	0	0	7	11	0.00	1.000				
Doug Jones, R ERA: 8.1 (8, 1)	1.0		4	1	0	0	1	0	0	0	0	0	0	7	11	0.00	1.000				





Batter	1	2	3	4	5	6	7	8	9	AB	R	H	RBI	BB	SO	LOB	TOP					
<b>Mike Devereaux, R</b> OBP: 0.367, SLG: 0.518 (1, 8)										4	0	2	2	1	1	1	<b>Baltimore Orioles @ Boston Red Sox</b> Fenway Park, Boston, MA Thu May 30 1991, 7:05 PM EDT Att: 33,795 - Cloudy - 68 F					
<b>Tim Hulett, R</b> OBP: 0.267, SLG: 0.457 (1, 5)										5	0	0	0	0	0	4						
<b>Cal Ripken Jr., R</b> OBP: 0.414, SLG: 0.629 (1, 6)											5	0	1	0	0	2						
<b>Randy Milligan, R</b> OBP: 0.348, SLG: 0.350 (1, 3)											4	1	2	0	1	1						
<b>Joe Orsulak, L</b> OBP: 0.306, SLG: 0.359 (9, PR) (9, 7)											4	2	1	0	1	1						
<b>Dwight Evans, R</b> OBP: 0.398, SLG: 0.355 (1, 9)											4	2	1	0	1	1						
<b>Chris Hoiles, R</b> OBP: 0.320, SLG: 0.325 (1, 10)											1	1	0	0	3	1						
<b>Sam Horn, L</b> OBP: 0.330, SLG: 0.482 (9, PH)											4	2	1	2	1	1						
<b>David Segui, S</b> OBP: 0.226, SLG: 0.241 (1, 7) (9, 3)											5	1	2	1	0	1						
<b>Bob Melvin, R</b> OBP: 0.265, SLG: 0.250 (1, 2)										3	0	0	1	0	0	3						
<b>Billy Ripken, R</b> OBP: 0.237, SLG: 0.231 (1, 4)																						
<b>Inning Stats</b>	R: 0 E: 0 K: 2 S: 14	H: 1 LOB: 1 BB: 0 P: 19	R: 0 E: 0 K: 1 S: 7	H: 0 LOB: 0 BB: 0 P: 10	R: 0 E: 0 K: 0 S: 12	H: 1 LOB: 1 BB: 0 P: 19	R: 0 E: 0 K: 1 S: 7	H: 0 LOB: 0 BB: 0 P: 12	R: 2 E: 1 K: 0 S: 12	H: 2 LOB: 2 BB: 2 P: 25	R: 4 E: 0 K: 0 S: 15	H: 2 LOB: 1 BB: 3 P: 33	R: 0 E: 0 K: 1 S: 10	H: 1 LOB: 2 BB: 1 P: 18	R: 0 E: 0 K: 0 S: 15	H: 0 LOB: 1 BB: 0 P: 24	R: 3 E: 0 K: 1 S: 15	H: 3 LOB: 1 BB: 0 P: 20	1B: 6 2B: 3 3B: 0 HR: 1	SF: 1 SAC: 0 DP: 1 HBP: 0	WP: 0 PB: 0 SB: 0 CS: 0	PA: 44
<b>PITCHER</b>	IP	WLS	BF	H	R	ER	SO	BB	IBB	HBP	BLK	WP	HR	S	P	ERA	WHIP					
<b>Matt Young, L</b> ERA: 4.2 (1, 1)	5.0	L	24	4	5	5	4	5	0	0	0	0	0	57	102	9.00	1.800					
<b>Greg Harris, R</b> ERA: 4.5 (6, 1)	3.0		14	3	1	1	1	2	0	0	0	0	0	35	58	3.00	1.667					
<b>Jeff Gray, R</b> ERA: 3.07 (9, 1)	1.0		6	3	3	3	1	0	0	0	0	0	1	15	20	27.00	3.000					

AB	36
R	9
H	10
RBI	9
BB	7
SO	6
LOB	16



Batter	1	2	3	4	5	6	7	8	9	AB	R	H	RBI	BB	SO	LOB	BOTTOM					
<b>Jody Reed, R</b> OBP: 0.301, SLG: 0.290 (1, 4)										3	0	0	0	1	0	0	<b>Baltimore Orioles @ Boston Red Sox</b> Fenway Park, Boston, MA Thu May 30 1991, 7:05 PM EDT Att: 33,795 - Cloudy - 68 F					
<b>Carlos Quintana, R</b> OBP: 0.361, SLG: 0.411 (1, 3)										3	0	0	0	1	0	0						
<b>Wade Boggs, L</b> OBP: 0.445, SLG: 0.479 (1, 5)										4	0	1	0	0	1	2						
<b>Tom Brunansky, R</b> OBP: 0.303, SLG: 0.452 (1, 9)										4	1	1	1	0	0	3						
<b>Mike Greenwell, L</b> OBP: 0.356, SLG: 0.450 (1, 7)										4	1	2	0	0	1	3						
<b>Ellis Burks, R</b> OBP: 0.356, SLG: 0.406 (1, 8)											4	1	1	0	0	2						
<b>Mike Marshall, R</b> OBP: 0.286, SLG: 0.408 (1, 10)										4	0	1	2	0	1	1						
<b>Tony Peña, R</b> OBP: 0.302, SLG: 0.362 (1, 2)										4	0	0	0	0	1	2						
<b>Luis Rivera, R</b> OBP: 0.364, SLG: 0.484 (1, 6)										1	0	0	0	0	0	0						
<b>Mike Brumley, S</b> OBP: 0.167, SLG: 0.167 (4, 6)										2	0	0	0	0	0	1						
<b>Inning Stats</b>	R: 0 E: 0 K: 0 S: 4	H: 0 LOB: 0 BB: 0 P: 8	R: 1 E: 0 K: 0 S: 11	H: 2 LOB: 1 BB: 0 P: 19	R: 0 E: 0 K: 0 S: 6	H: 0 LOB: 0 BB: 0 P: 10	R: 0 E: 0 K: 1 S: 9	H: 1 LOB: 1 BB: 0 P: 12	R: 0 E: 0 K: 0 S: 9	H: 0 LOB: 0 BB: 0 P: 13	R: 0 E: 0 K: 0 S: 7	H: 0 LOB: 0 BB: 0 P: 8	R: 2 E: 0 K: 1 S: 15	H: 3 LOB: 1 BB: 0 P: 23	R: 0 E: 0 K: 1 S: 10	H: 0 LOB: 2 BB: 2 P: 24	R: 0 E: 0 K: 1 S: 5	H: 0 LOB: 0 BB: 0 P: 8	1B: 2 2B: 3 3B: 0 HR: 1	SF: 0 SAC: 0 DP: 0 HBP: 0	WP: 0 PB: 0 SB: 0 CS: 0	PA: 35
<b>PITCHER</b>	IP	WLS	BF	H	R	ER	SO	BB	IBB	HBP	BLK	WP	HR	S	P	ERA	WHIP					
<b>Jeff Ballard, L</b> ERA: 3.99 (1, 1)	6.1	W	25	6	3	3	1	0	0	0	0	0	0	9	20	0.00	3.000					
<b>Mark Williamson, R</b> ERA: 5.47 (7, 1)	0.2		4	0	0	0	1	2	0	0	0	0	0	9	20	0.00	3.000					
<b>Kevin Hickey, L</b> ERA: 10.8 (8, 1)	0.1		1	0	0	0	1	0	0	0	0	0	0	3	6	0.00	0.000					
<b>Todd Frohwrth, R</b> ERA: (8, 1)	0.1		1	0	0	0	0	0	0	0	0	0	0	1	2	0.00	0.000					
<b>Mike Flanagan, L</b> ERA: 3.48 (8, 1)	1.1	S	4	0	0	0	1	0	0	0	0	0	0	9	14	0.00	0.000					

AB	33
R	3
H	6
RBI	3
BB	2
SO	4
LOB	14





Batter	1	2	3	4	5	6	7	8	9	AB	R	H	RBI	BB	SO	LOB	TOP				
<b>Mike Devereaux, R</b> (1, 8) OBP: 0.394, SLG: 0.510	G4-3		1B		K2-3		G5-4-3			4	1	1	0	0	1	1	<b>Baltimore Orioles @ Boston Red Sox</b> Fenway Park, Boston, MA Fri May 31 1991, 7:05 PM EDT Att: 33,744 - Cloudy - 62 F				
<b>Tim Lincecum, R</b> (1, 5) OBP: 0.286, SLG: 0.446	K		1B		G5-3			K		4	0	1	0	0	2	0					
<b>Cal Ripken Jr., R</b> (1, 6) OBP: 0.410, SLG: 0.621	G5-3		1B		K			P4		4	0	1	1	0	1	0					
<b>Joe Orsulak, L</b> (1, 7) OBP: 0.305, SLG: 0.355		G3-1	F7					P6		4	0	1	0	0	0	2					
<b>Dwight Evans, R</b> (1, 9) OBP: 0.394, SLG: 0.345		BB	FC6-4					P5		3	1	0	0	1	0	3					
<b>Sam Horn, L</b> (1, 10) OBP: 0.327, SLG: 0.466		1B			G3			K		3	0	0	0	1	2	1					
<b>Randy Milligan, R</b> (1, 3) OBP: 0.345, SLG: 0.348		1B			G5-3			K		4	0	1	1	0	1	1					
<b>Bob Melvin, R</b> (1, 2) OBP: 0.268, SLG: 0.254		G6-4-3			E6			G5-4-3		3	0	1	0	0	0	2					
<b>Billy Ripken, R</b> (1, 4) OBP: 0.231, SLG: 0.225			G5-3		G4-3			F9		3	0	0	0	0	0	2					
<b>Inning Stats</b>	R: 0 E: 0 K: 1 S: 10	H: 0 LOB: 0 BB: 0 P: 16	R: 1 E: 0 K: 0 S: 9	H: 1 LOB: 2 BB: 2 P: 21	R: 1 E: 0 K: 0 S: 14	H: 3 LOB: 2 BB: 0 P: 21	R: 0 E: 1 K: 0 S: 6	H: 0 LOB: 1 BB: 0 P: 9	R: 0 E: 0 K: 2 S: 9	H: 1 LOB: 1 BB: 0 P: 13	R: 0 E: 0 K: 0 S: 7	H: 1 LOB: 0 BB: 0 P: 12	R: 0 E: 0 K: 1 S: 11	H: 0 LOB: 0 BB: 0 P: 18	R: 0 E: 0 K: 1 S: 10	H: 0 LOB: 0 BB: 0 P: 16	1B: 6 2B: 0 3B: 0 HR: 0	SF: 0 SAC: 0 DP: 2 HBP: 0	WP: 0 PB: 0 SB: 0 CS: 0	PA: 34	
<b>PITCHER</b>	IP	WLS	BF	H	R	ER	SO	BB	IBB	HBP	BLK	WP	HR	S	P	ERA	WHIP				
<b>Mike Gardiner, R</b> (1, 1) ERA: 2.57	7.0	W	28	6	2	2	5	2	0	0	0	0	0	65	105	2.57	1.143				
<b>Jeff Gray, R</b> (8, 1) ERA: 2.87	2.0		6	0	0	0	2	0	0	0	0	0	0	21	34	0.00	0.000				

AB	32
R	2
H	6
RBI	2
BB	2
SO	7
LOB	12



Batter	1	2	3	4	5	6	7	8	9	AB	R	H	RBI	BB	SO	LOB	BOTTOM				
<b>Jody Reed, R</b> (1, 4) OBP: 0.309, SLG: 0.310	1B	1B	2B		P6			SH1-3	FC5-4	5	3	3	1	0	0	2	<b>Baltimore Orioles @ Boston Red Sox</b> Fenway Park, Boston, MA Fri May 31 1991, 7:05 PM EDT Att: 33,744 - Cloudy - 62 F				
<b>Carlos Quintana, R</b> (1, 3) OBP: 0.360, SLG: 0.410	1B	G4-3			G3-1			SH1-3		3	1	1	1	0	0	0					
<b>Wade Boggs, L</b> (1, 5) OBP: 0.451, SLG: 0.482	2B	G4-3						1B	IBB	3	1	2	0	1	0	0					
<b>Tom Brunansky, R</b> (1, 9) OBP: 0.308, SLG: 0.459	G4-3				L6			G3-6-1		4	1	2	3	0	1	1					
<b>Mike Greenwell, L</b> (1, 7) OBP: 0.349, SLG: 0.439	G4-3				G3			G3-6-1		4	0	0	1	0	0	3					
<b>Ellis Burks, R</b> (1, 8) OBP: 0.348, SLG: 0.396	G5-3				P3			F7		4	0	0	0	0	0	0					
<b>Mike Marshall, R</b> (1, 10) OBP: 0.332, SLG: 0.434	K							F9		4	0	2	0	0	1	0					
<b>Kevin Romine, R</b> (8, PR) OBP: 0.222, SLG: 0.320										0	0	0	0	0	0	0					
<b>Tony Peña, R</b> (1, 2) OBP: 0.313, SLG: 0.373		G1-3	F8							4	1	3	0	0	0	1					
<b>Mike Brumley, S</b> (1, 6) OBP: 0.100, SLG: 0.100		G1-3			K			K		4	0	0	0	0	2	4					
<b>Inning Stats</b>	R: 4 E: 0 K: 1 S: 17	H: 4 LOB: 0 BB: 0 P: 26	R: 2 E: 0 K: 1 S: 11	H: 3 LOB: 1 BB: 0 P: 18	R: 0 E: 0 K: 0 S: 9	H: 1 LOB: 1 BB: 0 P: 13	R: 0 E: 0 K: 1 S: 10	H: 0 LOB: 0 BB: 0 P: 15	R: 0 E: 0 K: 1 S: 8	H: 1 LOB: 1 BB: 0 P: 12	R: 1 E: 0 K: 0 S: 5	H: 2 LOB: 1 BB: 1 P: 12	R: 0 E: 0 K: 0 S: 13	H: 2 LOB: 2 BB: 0 P: 20	R: 0 E: 0 K: 0 S: 10	H: 0 LOB: 0 BB: 0 P: 16	1B: 10 2B: 2 3B: 1 HR: 0	SF: 0 SAC: 1 DP: 1 HBP: 0	WP: 1 PB: 0 SB: 0 CS: 0	PA: 37	
<b>PITCHER</b>	IP	WLS	BF	H	R	ER	SO	BB	IBB	HBP	BLK	WP	HR	S	P	ERA	WHIP				
<b>Jose Mesa, R</b> (1, 1) ERA: 4.06	6.1	L	31	11	7	7	4	1	0	0	0	0	0	66	104	9.95	1.737				
<b>Paul Kilgus, L</b> (7, 1) ERA: 3.31	1.2		6	2	0	0	0	0	0	0	0	0	0	14	22	0.00	1.200				







Batter	1	2	3	4	5	6	7	8	9	AB	R	H	RBI	BB	SO	LOB	TOP		
Mike Devereaux, R (1, 8) OBP: 0.365, SLG: 0.523	1-2 P3		3-3 K		1-1 FC6-4		1-1 HR		4-0 FC6-4 BB	4	1	1	3	1	1	1	<b>Baltimore Orioles @ Boston Red Sox</b> Fenway Park, Boston, MA Sat Jun 01 1991, 3:33 AM EDT Att: 33,648 - Cloudy - 69 F		
Tim Hulett, R (1, 5) OBP: 0.274, SLG: 0.443	1-2 1B		1-2 1B		2-0 F9		3-2 F8		2-3 K	5	0	2	0	0	1	2			
Cal Ripken Jr., R (1, 6) OBP: 0.405, SLG: 0.609	0-1 L7		0-0 P3		0-1 1B		0-0 F7		0-1 FC6-4	5	0	1	0	0	0	3			
Joe Orsulak, L (1, 7) OBP: 0.303, SLG: 0.347	0-3 K		3-3 K		1-2 P4		4-2 P4-3 BB			3	0	0	0	1	2	2			
Dwight Evans, R (1, 9) OBP: 0.390, SLG: 0.342		0-0 F8		1-1 F8		2-2 1B		3-2 P4-3		4	0	1	0	0	0	1			
Sam Horn, L (1, 10) OBP: 0.324, SLG: 0.451 Jeff McKnight, S (8, PR) OBP: 0.231, SLG: 0.216		1-2 F7		1-2 P5		0-0 F7		4-0 WP 1B BB		3	0	0	0	1	0	2			
David Segui, S (1, 3) OBP: 0.286, SLG: 0.333		0-1 1B				3-2 WP FC6-4 2B		0-1 WP 1B		4	1	3	0	0	1	2			
Ernie Whitt, L (1, 2) OBP: 0.300, SLG: 0.200 Chris Holles, R (8, PH) OBP: 0.316, SLG: 0.321		3-2 F9				4-2 FC6-4 BB		1-2 G6-3		2	0	0	0	1	0	1			
Juan Bell, R (1, 4) OBP: 0.147, SLG: 0.206				0-0 G4-3		1-3 K		3-2 HR 2B		4	1	1	0	0	2	2			
<b>Inning Stats</b>	R: 0 E: 0 K: 1 S: 15	H: 1 LOB: 1 BB: 0 P: 17	R: 0 E: 0 K: 0 S: 10	H: 1 LOB: 1 BB: 0 P: 14	R: 0 E: 0 K: 1 S: 9	H: 0 LOB: 0 BB: 0 P: 14	R: 1 E: 1 K: 1 S: 13	H: 1 LOB: 1 BB: 1 P: 24	R: 0 E: 0 K: 0 S: 14	H: 2 LOB: 2 BB: 0 P: 18	R: 2 E: 0 K: 0 S: 17	H: 2 LOB: 0 BB: 0 P: 27	R: 0 E: 0 K: 0 S: 12	H: 1 LOB: 3 BB: 2 P: 24	R: 0 E: 0 K: 2 S: 9	H: 0 LOB: 1 BB: 1 P: 15		1B: 6 2B: 3 3B: 0 HR: 1	SF: 0 SAC: 0 DP: 1 HBP: 0
<b>PITCHER</b>	IP WLS BF H R ER SO BB IBB HBP BLK WP HR S P ERA WHIP																		
Danny Darwin, R (1, 1) ERA: 5.17	6.1 L 28 8 3 3 5 1 0 0 0 0 1 1 82 119 4.26 1.421																		
Greg Harris, R (7, 1) ERA: 4.38	1.1 6 1 0 0 0 2 0 0 0 0 0 0 13 27 0.00 2.250																		
Joe Hesketh, L (8, 1) ERA: 3.86	1.1 5 0 0 0 2 1 0 0 0 0 1 0 13 20 0.00 0.750																		

Batter	1	2	3	4	5	6	7	8	9	AB	R	H	RBI	BB	SO	LOB	BOTTOM		
Jody Reed, R (1, 4) OBP: 0.313, SLG: 0.307	2-2 G6-3		4-1 S BB			4-2 SH2-4 BB		1-2 FC6-4		2	0	0	0	2	0	1	<b>Baltimore Orioles @ Boston Red Sox</b> Fenway Park, Boston, MA Sat Jun 01 1991, 3:33 AM EDT Att: 33,648 - Cloudy - 69 F		
Carlos Quintana, R (1, 3) OBP: 0.354, SLG: 0.402	1-1 G5-3		2-3 K			0-1 SH2-4		0-0 FC6-4		3	0	0	0	0	1	2			
Wade Boggs, L (1, 5) OBP: 0.352, SLG: 0.480	1-1 G3-1		3-2 L7			4-0 IBB		3-1 1B		3	0	1	0	1	0	1			
Tom Brunansky, R (1, 9) OBP: 0.301, SLG: 0.448		2-3 K		1-3 K		1-2 F7		0-0 L5		4	0	0	0	0	2	4			
Mike Greenwell, L (1, 7) OBP: 0.352, SLG: 0.443		4-1 E 1B BB		3-1 G6-3		0-1 L7			0-1 2B	3	1	1	0	1	0	2			
Ellis Burks, R (1, 8) OBP: 0.341, SLG: 0.387		0-1 G1-3		2-1 G6-3			2-2 G6-3		1-2 G5-3	4	0	0	0	0	0	2			
Mike Marshall, R (1, 10) OBP: 0.298, SLG: 0.421		0-1 1B					1-1 G5-3		1-2 L4	4	0	1	1	0	1	1			
Tony Peña, R (1, 2) OBP: 0.305, SLG: 0.363		0-1 F9					3-2 G4-3		1-3 K	4	0	0	0	0	2	2			
Mike Brumley, S (1, 6) OBP: 0.083, SLG: 0.083 Steve Lyons, L (8, PH) OBP: 0.333, SLG: 0.536				0-1 G4-3			1-3 K		1-3 K FC6-4	2	0	0	0	0	1	0			
<b>Inning Stats</b>	R: 0 E: 0 K: 0 S: 7	H: 0 LOB: 0 BB: 0 P: 11	R: 1 E: 1 K: 1 S: 11	H: 1 LOB: 1 BB: 1 P: 17	R: 0 E: 0 K: 1 S: 8	H: 0 LOB: 0 BB: 0 P: 14	R: 0 E: 0 K: 3 S: 11	H: 0 LOB: 0 BB: 0 P: 14	R: 0 E: 0 K: 0 S: 9	H: 0 LOB: 2 BB: 2 P: 18	R: 0 E: 0 K: 0 S: 8	H: 0 LOB: 0 BB: 0 P: 14	R: 0 E: 0 K: 1 S: 10	H: 1 LOB: 2 BB: 0 P: 15	R: 0 E: 0 K: 1 S: 12	H: 1 LOB: 1 BB: 0 P: 15		1B: 2 2B: 1 3B: 0 HR: 0	SF: 0 SAC: 1 DP: 0 HBP: 0
<b>PITCHER</b>	IP WLS BF H R ER SO BB IBB HBP BLK WP HR S P ERA WHIP																		
Bob Milacki, R (1, 1) ERA: 3.62	5.2 22 1 0 0 0 0 0 0 0 0 0 0 55 92 0.00 0.706																		
Kevin Hickey, L (6, 1) ERA: 9.92	0.1 W 1 0 0 0 0 0 0 0 0 0 0 0 2 2 0.00 0.000																		
Todd Frohwrth, R (7, 1) ERA:	1.2 6 0 0 0 1 0 0 0 0 0 0 0 15 23 0.00 0.000																		
Mike Flanagan, L (8, 1) ERA: 3.48	0.0 1 1 0 0 0 0 0 0 0 0 0 0 2 5 ∞ ∞																		
Gregg Olson, R (8, 1) ERA: 2.29	1.1 S 5 1 0 0 1 0 0 0 0 0 0 0 13 16 0.00 0.750																		



Batter	1	2	3	4	5	6	7	8	9	AB	R	H	RBI	BB	SO	LOB	TOP										
Mike Devereaux, R (1, 8) OBP: 0.363, SLG: 0.516	G6-3		P3		G4-6-3			1B		4	1	1	0	0	0	1	<b>Baltimore Orioles @ Boston Red Sox</b> Fenway Park, Boston, MA Sun Jun 02 1991, 3:33 AM EDT Att: 34,305 - Cloudy - 81 F										
Tim Hulett, R (1, 5) OBP: 0.273, SLG: 0.434	F8		G6-3			G6-3		1B		4	0	1	0	0	0	0											
Cal Ripken Jr., R (1, 6) OBP: 0.407, SLG: 0.607	P3		G6-3			G6-3		1B		4	0	2	1	0	0	0											
Joe Orsulak, L (1, 7) OBP: 0.301, SLG: 0.344		E		F7		G6-3		L4		4	1	1	0	0	0	3											
Dwight Evans, R (1, 9) OBP: 0.393, SLG: 0.373	E9	1-H							P5	4	1	2	1	0	0	0											
Sam Horn, L (1, 10) OBP: 0.321, SLG: 0.474	K			P4			L9			4	1	1	1	0	1	1											
Randy Milligan, R (1, 3) OBP: 0.349, SLG: 0.368				F8			G6-3		HR	3	1	1	1	1	0	1											
Chris Hoiles, R (1, 2) OBP: 0.314, SLG: 0.318	P3				FC2-6			P4	G6-3	4	0	1	0	0	0	1											
Juan Bell, R (1, 4) OBP: 0.132, SLG: 0.184	K				FC2-6	G4-6-3		K	G4-3	4	0	0	0	0	2	2											
<b>Inning Stats</b>	R: 0 E: 0 K: 0 S: 8	H: 0 LOB: 0 BB: 0 P: 11	R: 2 E: 1 K: 2 S: 16	H: 2 LOB: 1 BB: 1 P: 27	R: 0 E: 0 K: 0 S: 10	H: 0 LOB: 0 BB: 0 P: 13	R: 0 E: 0 K: 0 S: 10	H: 1 LOB: 1 BB: 0 P: 15	R: 0 E: 0 K: 0 S: 5	H: 1 LOB: 0 BB: 0 P: 5	R: 0 E: 0 K: 0 S: 10	H: 1 LOB: 0 BB: 0 P: 17	R: 0 E: 0 K: 0 S: 7	H: 0 LOB: 0 BB: 0 P: 13	R: 1 E: 0 K: 1 S: 15	H: 3 LOB: 2 BB: 0 P: 23	R: 2 E: 0 K: 0 S: 10	H: 2 LOB: 0 BB: 0 P: 18	1B: 6 2B: 1 3B: 1 HR: 2	SF: 0 SAC: 0 DP: 2 HBP: 0	WP: 0 PB: 0 SB: 0 CS: 0	PA: 36					
<b>PITCHER</b>	IP	WLS	BF	H	R	ER	SO	BB	IBB	HBP	BLK	WP	HR	S	P	ERA	WHIP										
Roger Clemens, R (1, 1) ERA: 2.33	8.0	L	31	8	3	2	3	1	0	0	0	0	0	81	124	2.25	1.125										
Jeff Reardon, R (9, 1) ERA: 3.6	1.0	S	5	2	2	2	0	0	0	0	0	0	2	10	18	18.00	2.000										

Batter	1	2	3	4	5	6	7	8	9	AB	R	H	RBI	BB	SO	LOB	BOTTOM										
Jody Reed, R (1, 4) OBP: 0.312, SLG: 0.311	P8			1B		G5-3			P6	4	1	1	0	0	0	1	<b>Baltimore Orioles @ Boston Red Sox</b> Fenway Park, Boston, MA Sun Jun 02 1991, 3:33 AM EDT Att: 34,305 - Cloudy - 81 F										
Carlos Quintana, R (1, 3) OBP: 0.352, SLG: 0.399	K			G4-6-3		G3-1			P3	4	0	1	0	0	1	1											
Wade Boggs, L (1, 5) OBP: 0.445, SLG: 0.474	G4-3			SF7						2	0	0	1	0	0	0											
Tom Brunansky, R (1, 9) OBP: 0.296, SLG: 0.440	G4-3			G4-6-3			F7			3	0	0	0	0	0	1											
Mike Greenwell, L (1, 7) OBP: 0.347, SLG: 0.436	G4-3			G5-3			F9			3	0	0	0	0	0	0											
Ellis Burks, R (1, 8) OBP: 0.341, SLG: 0.386	L5			G4-3				FC5-4		3	0	1	0	0	0	0											
Jack Clark, R (1, 10) OBP: 0.356, SLG: 0.313			F8		G6-3			FC5-4	G6-4-3	3	0	0	0	0	0	1											
Kevin Romine, R (6, PR) OBP: 0.222, SLG: 0.320										0	0	0	0	0	0	0											
John Marzano, R (1, 2) OBP: 0.280, SLG: 0.360			P4				G4-3		G6-4-3	3	0	1	0	0	0	1											
Mike Brumley, S (1, 6) OBP: 0.071, SLG: 0.071										2	0	0	0	0	1	1											
Steve Lyons, L (9, PH) OBP: 0.323, SLG: 0.517			K				G4-3		P6	1	0	0	0	0	0	0											
<b>Inning Stats</b>	R: 0 E: 0 K: 1 S: 6	H: 0 LOB: 0 BB: 0 P: 9	R: 0 E: 0 K: 0 S: 6	H: 0 LOB: 0 BB: 0 P: 6	R: 0 E: 0 K: 1 S: 8	H: 0 LOB: 0 BB: 0 P: 10	R: 1 E: 0 K: 0 S: 8	H: 2 LOB: 0 BB: 0 P: 14	R: 0 E: 0 K: 0 S: 8	H: 0 LOB: 0 BB: 0 P: 11	R: 0 E: 0 K: 0 S: 7	H: 1 LOB: 1 BB: 0 P: 10	R: 0 E: 0 K: 0 S: 7	H: 0 LOB: 0 BB: 0 P: 12	R: 0 E: 0 K: 0 S: 6	H: 1 LOB: 1 BB: 0 P: 8	R: 0 E: 0 K: 0 S: 4	H: 0 LOB: 0 BB: 0 P: 4	1B: 3 2B: 1 3B: 0 HR: 0	SF: 1 SAC: 0 DP: 2 HBP: 0	WP: 0 PB: 0 SB: 0 CS: 0	PA: 29					
<b>PITCHER</b>	IP	WLS	BF	H	R	ER	SO	BB	IBB	HBP	BLK	WP	HR	S	P	ERA	WHIP										
Roy Smith, R (1, 1) ERA: 2.63	7.0	W	24	4	1	1	2	0	0	0	0	0	0	53	76	1.29	0.571										
Mark Williamson, R (8, 1) ERA: 5.09	2.0	S	5	0	0	0	0	0	0	0	0	0	0	7	8	0.00	0.000										



Batter	1	2	3	4	5	6	7	8	9	AB	R	H	RBI	BB	SO	LOB	TOP		
<b>Mike Devereaux, R</b> OBP: 0.354, SLG: 0.503 (1, 8)	0-2 P6		1 SAFE 3-1 FC5-4			0-2 P4		1-2 P6		4	0	0	0	0	0	1			
<b>Tim Lincecum, R</b> OBP: 0.272, SLG: 0.419 (1, 5)	1-3 K		3-3 K			4-0 2B		0-2 G6-3		3	1	0	0	1	2	1			
<b>Cal Ripken Jr., R</b> OBP: 0.413, SLG: 0.615 (1, 6)	1-1 1B			1-0 L9		0-1 2B			1-1 2B	4	1	3	1	0	0	0			
<b>Joe Mauer, L</b> OBP: 0.293, SLG: 0.333 (1, 9)	2-3 K			1-2 F3		2-1 L6			0-3 K	4	0	0	0	0	2	3			
<b>Randy Milligan, R</b> OBP: 0.343, SLG: 0.361 (9, PH)		2-1 P6		3-2 F7			1-3 K		1-0 2B	3	0	0	0	0	1	0			
<b>Sam Horn, L</b> OBP: 0.327, SLG: 0.490 (9, PR)									1-0 2B	1	0	1	1	0	0	0			
<b>Chris Hoiles, R</b> OBP: 0.314, SLG: 0.318 (9, PR)									1-0 2B	0	0	0	0	0	0	0			
<b>David Segui, S</b> OBP: 0.308, SLG: 0.351 (1, 3)		2-1 G3-6-3 1B			2-1 G6-4-3 1B		1-1 F9		1-1 FC1-6-5 BB	4	0	2	0	0	0	1			
<b>Ernie Whitt, L</b> OBP: 0.318, SLG: 0.237 (1, 2)			3-1 G3-6-3 1-2		0-1 G6-4-3 1-2		2-2 2B		4-0 1-2 BB	3	0	1	0	1	0	2			
<b>Jeff McKnight, S</b> OBP: 0.209, SLG: 0.195 (1, 7)			2-2 G4-3		0-1 G1-3		2-3 K		0-2 P5	4	0	0	0	0	1	3			
<b>Billy Ripken, R</b> OBP: 0.235, SLG: 0.230 (8, PH)			1-2 FC5-4 1B			2-1 G6-3			3-2 F8	2	0	1	0	0	0	0			
<b>Dwight Evans, R</b> OBP: 0.399, SLG: 0.370 (8, 4)										1	0	0	0	0	0	0			
<b>Juan Bell, R</b> OBP: 0.132, SLG: 0.184 (8, 4)										0	0	0	0	0	0	0			
<b>Inning Stats</b>	R: 0 H: 1 E: 0 K: 2 S: 14	H: 1 LOB: 1 BB: 0 P: 18	R: 0 H: 1 E: 0 K: 0 S: 6	H: 1 LOB: 0 BB: 0 P: 13	R: 0 H: 1 E: 0 K: 1 S: 13	H: 1 LOB: 1 BB: 0 P: 21	R: 0 H: 0 E: 0 K: 0 S: 9	H: 0 LOB: 0 BB: 0 P: 14	R: 0 H: 1 E: 0 K: 0 S: 6	H: 1 LOB: 1 BB: 1 P: 8	R: 0 H: 1 E: 0 K: 2 S: 12	H: 1 LOB: 1 BB: 0 P: 18	R: 0 H: 0 E: 0 K: 0 S: 13	H: 0 LOB: 0 BB: 0 P: 17	R: 1 H: 2 E: 0 K: 1 S: 13	H: 2 LOB: 2 BB: 1 P: 20	1B: 5 2B: 3 3B: 0 HR: 0	SF: 0 SAC: 0 DP: 2 HBP: 0	WP: 0 PA: 35 PB: 0 SB: 0 CS: 0
<b>PITCHER</b>	IP WLS BF H R ER SO BB IBB HBP BLK WP HR S P ERA WHIP																		
<b>Jack Morris, R</b> ERA: 4.25 (1, 1)	8.0 W 30 7 2 2 5																		
<b>Rick Aguilera, R</b> ERA: 1.75 (9, 1)	1.0 S 5 1 0 0 1																		

Baltimore Orioles @ Minnesota Twins  
Hubert H. Humphrey Metrodome, Minneapolis, MN  
Mon Jun 03 1991, 8:05 PM EDT  
Att: 12,497 - Dome - 70 F

AB 33  
R 2  
H 8  
RBI 2  
BB 2  
SO 6  
LOB 11



Batter	1	2	3	4	5	6	7	8	9	AB	R	H	RBI	BB	SO	LOB	BOTTOM		
<b>Greg Gagne, R</b> OBP: 0.374, SLG: 0.514 (1, 6)	3-1 F7		0-1 G3		1-1 1B		1-0 P4			4	1	1	0	0	0	1			
<b>Chuck Knoblauch, R</b> OBP: 0.352, SLG: 0.364 (1, 4)	0-0 2B		0-0 F8		0-2 F8		0-0 F8			4	0	1	0	0	0	2			
<b>Kirby Puckett, R</b> OBP: 0.357, SLG: 0.493 (1, 8)	2-3 K			0-0 G6-3	1-0 2B		1-1 G4-3			4	1	1	1	0	1	1			
<b>Kent Hrbek, L</b> OBP: 0.347, SLG: 0.393 (1, 3)	3-3 K			0-1 HR	1-2 2B			1-0 G1		4	1	2	2	0	1	1			
<b>Chili Davis, S</b> OBP: 0.389, SLG: 0.549 (1, 10)		3-1 L4-3 1B		0-0 G6-3	4-0 FC4-6 1B			2-3 K		3	0	2	0	1	1	0			
<b>Brian Harper, R</b> OBP: 0.349, SLG: 0.471 (1, 2)		3-2 L4-3 1-2		0-0 G6-3	1-1 FC4-6			3-3 K		4	0	0	0	0	1	4			
<b>Gene Larkin, S</b> OBP: 0.326, SLG: 0.330 (4, PR)										1	0	0	0	0	0	0			
<b>Dan Gladden, R</b> OBP: 0.310, SLG: 0.361 (5, 7)										1	0	0	0	0	1	0			
<b>Mike Pagliarulo, L</b> OBP: 0.250, SLG: 0.336 (1, 5)										3	0	0	0	0	1	2			
<b>Al Newman, S</b> OBP: 0.284, SLG: 0.225 (7, 5)										0	0	0	0	0	0	0			
<b>Pedro Munoz, R</b> OBP: 0.349, SLG: 0.421 (5, 9)										3	0	1	0	0	0	0			
<b>Inning Stats</b>	R: 0 H: 1 E: 0 K: 2 S: 14	H: 1 LOB: 1 BB: 0 P: 22	R: 0 H: 1 E: 0 K: 0 S: 8	H: 1 LOB: 0 BB: 0 P: 14	R: 0 H: 1 E: 0 K: 1 S: 7	H: 1 LOB: 1 BB: 0 P: 8	R: 1 H: 2 E: 0 K: 0 S: 10	H: 2 LOB: 2 BB: 0 P: 14	R: 2 H: 3 E: 0 K: 0 S: 13	H: 3 LOB: 2 BB: 1 P: 21	R: 0 H: 0 E: 0 K: 1 S: 6	H: 0 LOB: 0 BB: 0 P: 8	R: 0 H: 0 E: 0 K: 0 S: 4	H: 0 LOB: 0 BB: 0 P: 6	R: 0 H: 0 E: 0 K: 2 S: 11	H: 0 LOB: 0 BB: 0 P: 17	1B: 3 2B: 5 3B: 0 HR: 1	SF: 0 SAC: 0 DP: 1 HBP: 1	WP: 0 PA: 33 PB: 0 SB: 0 CS: 0
<b>PITCHER</b>	IP WLS BF H R ER SO BB IBB HBP BLK WP HR S P ERA WHIP																		
<b>Jeff Robinson, R</b> ERA: 4.0 (1, 1)	4.2 L 23 8 3 3 3																		
<b>Todd Frohwrth, R</b> ERA: (5, 1)	2.1 7 0 0 0 1																		
<b>Paul Kilgus, L</b> ERA: 3.22 (8, 1)	1.0 3 0 0 0 2																		

Baltimore Orioles @ Minnesota Twins  
Hubert H. Humphrey Metrodome, Minneapolis, MN  
Mon Jun 03 1991, 8:05 PM EDT  
Att: 12,497 - Dome - 70 F

AB 31  
R 3  
H 8  
RBI 3  
BB 1  
SO 6  
LOB 11





Batter	1	2	3	4	5	6	7	8	9	10	AB	R	H	RBI	BB	SO	LOB	TOP				
Mike Devereaux, R OBP: 0.356, SLG: 0.500	G6-3	K			2B		G1-3		L4		5	1	2	0	0	1	2					
Tim Hulett, R OBP: 0.258, SLG: 0.396	F9			L4	F7		G6-3		L4		5	0	0	0	0	0	3					
Cal Ripken Jr., R OBP: 0.418, SLG: 0.625	L6			G5-4-3	2B		G5-3			F7	5	0	3	1	0	0	0					
Randy Milligan, R OBP: 0.339, SLG: 0.351		K		G5-4-3	K		F9			G4-6-3	4	0	0	0	1	2	2					
Dwight Evans, R OBP: 0.354, SLG: 0.356		S		G4-3	G5-3		F7			F7	4	1	0	0	1	0	3					
Chris Hoiles, R OBP: 0.321, SLG: 0.337	F8			G3-1	2B		G6-3			G4-6-3	4	0	2	0	0	0	1					
Sam Horn, L OBP: 0.324, SLG: 0.485											1	0	0	0	0	0	2					
Joe Orsuta, L OBP: 0.299, SLG: 0.338											4	1	2	0	0	0	1					
Bob Melvin, R OBP: 0.280, SLG: 0.257											3	0	1	0	1	1	3					
Billy Ripken, R OBP: 0.242, SLG: 0.237											1	0	1	2	0	0	0					
Juan Bell, R OBP: 0.122, SLG: 0.171											3	0	0	0	0	0	4					
<b>Inning Stats</b>	R: 0 E: 0 K: 0 S: 8	H: 0 LOB: 0 BB: 0 P: 13	R: 2 E: 0 K: 2 S: 18	H: 2 LOB: 2 BB: 2 P: 32	R: 0 E: 0 K: 0 S: 7	H: 1 LOB: 0 BB: 0 P: 11	R: 0 E: 0 K: 1 S: 10	H: 2 LOB: 2 BB: 0 P: 13	R: 1 E: 0 K: 1 S: 14	H: 2 LOB: 1 BB: 0 P: 21	R: 0 E: 0 K: 0 S: 7	H: 0 LOB: 0 BB: 0 P: 9	R: 0 E: 0 K: 0 S: 7	H: 0 LOB: 0 BB: 0 P: 10	R: 0 E: 0 K: 0 S: 17	H: 2 LOB: 2 BB: 0 P: 23	R: 0 E: 0 K: 0 S: 7	H: 1 LOB: 1 BB: 1 P: 18	1B: 8 2B: 3 3B: 0 HR: 0	SF: 0 SAC: 0 DP: 2 HBP: 0	WP: 0 PB: 0 SB: 1 CS: 0	PA: 42
<b>PITCHER</b>	IP	WLS	BF	H	R	ER	SO	BB	IBB	HBP	BLK	WP	HR	S	P	ERA	WHIP					
Mark Guthrie, L ERA: 4.54	(1, 1)	5.1	25	8	3	3	4	2	0	0	0	0	0	62	98	5.06	1.875					
Terry Leach, R ERA: 3.09	(6, 1)	1.2	5	0	0	0	0	0	0	0	0	0	0	7	11	0.00	0.000					
Steve Bedrosian, R ERA: 3.9	(8, 1)	2.0	10	3	0	0	0	1	0	0	0	0	0	26	41	0.00	2.000					
Carl Willis, R ERA: 3.22	(10, 1)	1.0	W	2	0	0	0	0	0	0	0	0	0	5	10	0.00	0.000					

Baltimore Orioles @ Minnesota Twins  
 Hubert H. Humphrey Metrodome, Minneapolis, MN  
 Tue Jun 04 1991, 8:05 PM EDT  
 Att. 11,672 - Dome - 70 F

AB 39  
 R 3  
 H 11  
 RBI 3  
 BB 3  
 SO 4  
 LOB 21



Batter	1	2	3	4	5	6	7	8	9	10	AB	R	H	RBI	BB	SO	LOB	BOTTOM				
Dan Gladden, R OBP: 0.312, SLG: 0.363	F8				WP		K		F9		5	0	2	1	0	1	1					
Chuck Knoblauch, R OBP: 0.343, SLG: 0.354	F9	F9			F9		F9		F8		5	0	0	0	0	0	3					
Kirby Puckett, R OBP: 0.358, SLG: 0.505					F9					P3	5	1	2	1	0	0	1					
Chili Davis, S OBP: 0.369, SLG: 0.540										G6-3	3	0	0	0	2	0	1					
Brian Harper, R OBP: 0.358, SLG: 0.482											5	0	3	0	0	0	3					
Pedro Munoz, R OBP: 0.349, SLG: 0.421											0	1	0	0	0	0	0					
Kent Hrbek, L OBP: 0.348, SLG: 0.390											4	0	1	0	1	1	1					
Shane Mack, R OBP: 0.311, SLG: 0.432											4	0	1	0	0	1	2					
Randy Bush, L OBP: 0.271, SLG: 0.208											1	0	1	1	0	0	0					
Scott Leius, R OBP: 0.377, SLG: 0.313											4	1	2	0	0	0	1					
Greg Gagne, R OBP: 0.377, SLG: 0.524											3	1	1	1	1	0	0					
<b>Inning Stats</b>	R: 1 E: 1 K: 0 S: 11	H: 2 LOB: 2 BB: 1 P: 23	R: 2 E: 0 K: 0 S: 11	H: 3 LOB: 1 BB: 0 P: 19	R: 0 E: 0 K: 0 S: 6	H: 1 LOB: 1 BB: 0 P: 8	R: 0 E: 0 K: 0 S: 10	H: 1 LOB: 0 BB: 0 P: 15	R: 0 E: 0 K: 0 S: 9	H: 1 LOB: 2 BB: 1 P: 18	R: 0 E: 0 K: 2 S: 11	H: 0 LOB: 0 BB: 0 P: 9	R: 0 E: 0 K: 0 S: 12	H: 2 LOB: 2 BB: 0 P: 20	R: 0 E: 0 K: 0 S: 9	H: 0 LOB: 1 BB: 1 P: 15	R: 1 E: 0 K: 0 S: 7	H: 2 LOB: 2 BB: 1 P: 14	1B: 10 2B: 1 3B: 1 HR: 1	SF: 0 SAC: 0 DP: 1 HBP: 0	WP: 2 PB: 0 SB: 2 CS: 1	PA: 44
<b>PITCHER</b>	IP	WLS	BF	H	R	ER	SO	BB	IBB	HBP	BLK	WP	HR	S	P	ERA	WHIP					
Jeff Ballard, L ERA: 4.15	(1, 1)	4.0	19	8	3	3	0	1	0	0	1	0	0	39	68	6.75	2.250					
Mark Williamson, R ERA: 4.6	(5, 1)	3.0	11	2	0	0	3	1	0	0	0	0	0	29	46	0.00	1.000					
Mike Flanagan, L ERA: 3.27	(8, 1)	2.0	8	1	0	0	0	1	0	0	0	1	0	18	30	0.00	1.000					
Gregg Olson, R ERA: 2.66	(10, 1)	0.2	L	5	2	1	0	1	0	0	0	0	0	7	14	13.50	4.500					

Baltimore Orioles @ Minnesota Twins  
 Hubert H. Humphrey Metrodome, Minneapolis, MN  
 Tue Jun 04 1991, 8:05 PM EDT  
 Att. 11,672 - Dome - 70 F

AB 39  
 R 4  
 H 13  
 RBI 4  
 BB 4  
 SO 3  
 LOB 13





Batter	1	2	3	4	5	6	7	8	9	AB	R	H	RBI	BB	SO	LOB	TOP								
<b>Mike Devereaux, R</b> OBP: 0.359, SLG: 0.500 (1, 8)	G6-3		1B			BB 1B		K		4	1	2	0	0	1	0	<b>Baltimore Orioles @ Minnesota Twins</b> Hubert H. Humphrey Metrodome, Minneapolis, MN Wed Jun 05 1991, 8:05 PM EDT Att: 12,464 - Dome - 70 F <a href="http://livebaseballscorecards.com">livebaseballscorecards.com</a>								
<b>Tim Hulett, R</b> OBP: 0.287, SLG: 0.394 (1, 5)	K		F7			E 1B BB		1B		3	0	1	0	1	1										
<b>Cal Ripken Jr., R</b> OBP: 0.419, SLG: 0.622 (1, 6)	1B					P6		1B		4	0	2	0	0	2										
<b>Joe Orsulak, L</b> OBP: 0.297, SLG: 0.336 (1, 7)	G4-3					E7		G4-3		4	0	1	1	0	3										
<b>Sam Horn, L</b> OBP: 0.313, SLG: 0.465 (1, 10)			F8			P3				4	0	0	0	0	1										
<b>Randy Milligan, R</b> OBP: 0.343, SLG: 0.374 (1, 3)	G5-3					1B				4	1	2	1	0	1	0									
<b>David Segui, S</b> OBP: 0.302, SLG: 0.415 (1, 9)	F7					F7		G6-3		4	1	1	1	0	0	1									
<b>Chris Hoiles, R</b> OBP: 0.309, SLG: 0.323 (1, 2)			K			F7		G6-3		4	0	0	0	0	2	1									
<b>Juan Bell, R</b> OBP: 0.114, SLG: 0.159 <b>Ernie Whitt, L</b> OBP: 0.311, SLG: 0.231 (9, PH)	G4-3		G4-3			P6		G4-3		3	0	0	0	0	0	1									
<b>Inning Stats</b>	R: 0 E: 0 K: 1 S: 7	H: 1 LOB: 1 BB: 0 P: 13	R: 0 E: 0 K: 0 S: 7	H: 0 LOB: 0 BB: 0 P: 10	R: 0 E: 0 K: 1 S: 10	H: 1 LOB: 1 BB: 0 P: 13	R: 0 E: 0 K: 0 S: 6	H: 0 LOB: 0 BB: 0 P: 7	R: 0 E: 0 K: 0 S: 5	H: 1 LOB: 1 BB: 0 P: 7	R: 1 E: 1 K: 0 S: 13	H: 2 LOB: 1 BB: 1 P: 20	R: 0 E: 0 K: 1 S: 8	H: 0 LOB: 0 BB: 0 P: 11	R: 0 E: 0 K: 1 S: 11	H: 2 LOB: 2 BB: 0 P: 18		R: 2 E: 0 K: 3 S: 18	H: 2 LOB: 0 BB: 0 P: 25	1B: 7 2B: 0 3B: 0 HR: 2	SF: 0 SAC: 0 DP: 0 HBP: 0	WP: 0 PB: 0 SB: 0 CS: 0	PA: 36		
<b>PITCHER</b>	IP	WLS	BF	H	R	ER	SO	BB	IBB	HBP	BLK	WP	HR	S	P	ERA	WHIP								
<b>Kevin Tapani, R</b> ERA: 3.66 <b>Rick Aguilera, R</b> ERA: 2.33	(1, 1)	7.2	W	30	7	1	1	4	1	0	0	0	0	66	98	1.17	1.043								
(8, 1)	1.1	S	6	2	2	2	3	0	0	0	0	0	2	19	26	13.50	1.500								

Batter	1	2	3	4	5	6	7	8	9	AB	R	H	RBI	BB	SO	LOB	BOTTOM									
<b>Dan Gladden, R</b> OBP: 0.306, SLG: 0.354 (1, 7)	G5-3		F8			F8		F8		4	0	0	0	0	0	0	<b>Baltimore Orioles @ Minnesota Twins</b> Hubert H. Humphrey Metrodome, Minneapolis, MN Wed Jun 05 1991, 8:05 PM EDT Att: 12,464 - Dome - 70 F <a href="http://livebaseballscorecards.com">livebaseballscorecards.com</a>									
<b>Al Newman, S</b> OBP: 0.271, SLG: 0.213 (7, 5)	G4-3					G4-3		G6-3		4	0	0	0	0	0	0										
<b>Kirby Puckett, R</b> OBP: 0.356, SLG: 0.498 (1, 8)	F9					1B BB		G4-3		3	0	0	0	1	0	0										
<b>Kent Hrbek, L</b> OBP: 0.346, SLG: 0.386 (1, 3)			G5-3			P4		K		4	1	1	0	0	1	1										
<b>Chili Davis, S</b> OBP: 0.395, SLG: 0.545 (1, 10)	G3					1B		1B		4	1	3	0	0	0	0										
<b>Shane Mack, R</b> OBP: 0.319, SLG: 0.429 (1, 9)	BB					K		F9		3	0	1	1	1	1	3										
<b>Mike Pagliarulo, L</b> OBP: 0.269, SLG: 0.339 <b>Chuck Knoblauch, R</b> OBP: 0.346, SLG: 0.354 (6, PR)	G4-3					HR		1B		2	1	1	0	1	0	1										
<b>Lenny Webster, R</b> OBP: 0.500, SLG: 1.333 (1, 2)						1B		1B		0	0	0	0	1	0	0										
<b>Greg Gagne, R</b> OBP: 0.370, SLG: 0.514 (1, 6)			G6-3			K		F8		4	1	1	2	0	1	4										
<b>Inning Stats</b>	R: 0 E: 0 K: 0 S: 6	H: 0 LOB: 0 BB: 0 P: 9	R: 0 E: 0 K: 0 S: 9	H: 0 LOB: 1 BB: 1 P: 16	R: 0 E: 0 K: 0 S: 8	H: 0 LOB: 0 BB: 0 P: 14	R: 0 E: 0 K: 1 S: 8	H: 1 LOB: 2 BB: 1 P: 19	R: 2 E: 0 K: 0 S: 11	H: 2 LOB: 0 BB: 0 P: 17	R: 2 E: 1 K: 1 S: 11	H: 3 LOB: 3 BB: 1 P: 20	R: 0 E: 0 K: 0 S: 8	H: 0 LOB: 0 BB: 0 P: 12	R: 0 E: 0 K: 1 S: 14	H: 1 LOB: 2 BB: 1 P: 26		1B: 6 2B: 0 3B: 0 HR: 1	SF: 0 SAC: 0 DP: 0 HBP: 0	WP: 0 PB: 0 SB: 2 CS: 0	PA: 35					
<b>PITCHER</b>	IP	WLS	BF	H	R	ER	SO	BB	IBB	HBP	BLK	WP	HR	S	P	ERA	WHIP									
<b>Jose Mesa, R</b> ERA: 4.14 <b>Todd Frohwrth, R</b> ERA: <b>Kevin Hickey, L</b> ERA: 7.71	(1, 1)	5.1	L	25	6	4	3	1	2	1	0	0	0	0	0	0	5.06	1.500								
(6, 1)	1.2		5	0	0	0	1	0	0	0	0	0	0	12	20	0.00	0.000									
(8, 1)	1.0		5	1	0	0	1	1	0	0	0	0	0	14	26	0.00	2.000									





Batter	1	2	3	4	5	6	7	8	9	AB	R	H	RBI	BB	SO	LOB	TOP										
<b>Devon White, S</b> OBP: 0.362, SLG: 0.408 (1, 8)	G3-1	G6-3		K			G1-3 1B		K	5	0	1	0	0	2	3	<b>Toronto Blue Jays @ Baltimore Orioles</b> Memorial Stadium, Baltimore, MD Thu Jun 06 1991, 7:05 PM EDT Att: 26,539 - Cloudy - 71 F										
<b>Mookie Wilson, S</b> OBP: 0.271, SLG: 0.389 (1, 7)	L8		G4-3	G1-3			G1-3			4	0	0	0	0	0	2											
<b>Roberto Alomar, S</b> OBP: 0.343, SLG: 0.460 (1, 4)			E7		G4-3		G5-3			4	1	1	0	0	0	1											
<b>Joe Carter, R</b> OBP: 0.350, SLG: 0.495 (1, 9)	CS		E7		K			CS 1B		3	2	2	1	1	1	0											
<b>Rance Mulliniks, L</b> OBP: 0.435, SLG: 0.510 <b>Pat Tabler, R</b> OBP: 0.333, SLG: 0.263 (8, PH)			1B 2B		F9			G1-3 BB		3	1	2	2	0	0	0											
<b>Greg Myers, L</b> OBP: 0.326, SLG: 0.392 (1, 2)			2B		K		G4-3	G1-3		4	0	1	0	0	1	2											
<b>John Olerud, L</b> OBP: 0.303, SLG: 0.361 (1, 3)			K		K		G1-3	G3		4	0	0	0	0	2	4											
<b>Ed Sprague, R</b> OBP: 0.430, SLG: 0.478 (1, 5)							K		K	4	0	2	1	0	2	0											
<b>Manuel Lee, S</b> OBP: 0.352, SLG: 0.351 (1, 6)			K		K		G6-3	K2-3		4	0	0	0	0	3	3											
<b>Inning Stats</b>	R: 0 E: 0 K: 0 S: 9	H: 1 LOB: 0 BB: 0 P: 14	R: 2 E: 0 K: 2 S: 22	H: 3 LOB: 2 BB: 1 P: 36	R: 2 E: 2 K: 2 S: 13	H: 2 LOB: 1 BB: 0 P: 18	R: 0 E: 0 K: 2 S: 10	H: 1 LOB: 1 BB: 0 P: 14	R: 0 E: 0 K: 1 S: 7	H: 0 LOB: 0 BB: 0 P: 13	R: 0 E: 0 K: 1 S: 9	H: 0 LOB: 0 BB: 0 P: 16	R: 0 E: 0 K: 0 S: 8	H: 1 LOB: 1 BB: 0 P: 9	R: 0 E: 0 K: 0 S: 8	H: 1 LOB: 1 BB: 1 P: 17		R: 0 E: 0 K: 3 S: 9	H: 0 LOB: 0 BB: 0 P: 12	1B: 6 2B: 3 3B: 0 HR: 0	SF: 0 SAC: 0 DP: 0 HBP: 0	WP: 0 PB: 0 SB: 1 CS: 2	PA: 38				
<b>PITCHER</b>	IP	WLS	BF	H	R	ER	SO	BB	IBB	HBP	BLK	WP	HR	S	P	ERA	WHIP										
<b>Bob Milacki, R</b> ERA: 3.72	6.1	W	28	8	4	3	8	1	0	0	0	0	0	74	116	4.26	1.421										
<b>Paul Kilgus, L</b> ERA: 3.16	0.2		3	1	0	0	0	0	0	0	0	0	0	5	6	0.00	1.500										
<b>Todd Frohwrth, R</b> ERA:	0.2		2	0	0	0	0	1	0	0	0	0	0	3	8	0.00	1.500										
<b>Mike Flanagan, L</b> ERA: 3.24	0.1		1	0	0	0	0	0	0	0	0	0	0	4	7	0.00	0.000										
<b>Gregg Olson, R</b> ERA: 2.53	1.0	S	3	0	0	0	3	0	0	0	0	0	0	9	12	0.00	0.000										

Batter	1	2	3	4	5	6	7	8	9	AB	R	H	RBI	BB	SO	LOB	BOTTOM										
<b>Mike Devereaux, R</b> OBP: 0.351, SLG: 0.488 (1, 8)	G6-3	G5-3			L7	E6				4	0	0	0	0	0	2	<b>Toronto Blue Jays @ Baltimore Orioles</b> Memorial Stadium, Baltimore, MD Thu Jun 06 1991, 7:05 PM EDT Att: 26,539 - Cloudy - 71 F										
<b>Tim Hulett, R</b> OBP: 0.287, SLG: 0.388 (1, 4)	K		F8		F7					4	1	1	0	0	1	1											
<b>Cal Ripken Jr., R</b> OBP: 0.416, SLG: 0.615 (1, 6)			G5-3		P4			P4		4	0	1	0	0	0	2											
<b>Joe Orsulak, L</b> OBP: 0.296, SLG: 0.329 (1, 9)	G6-3		K		BB 1B HBP			K		3	1	0	0	0	2	1											
<b>Randy Milligan, R</b> OBP: 0.341, SLG: 0.372 <b>Dwight Evans, R</b> OBP: 0.390, SLG: 0.360 (4, 9)		K		CS BB	BB 1B			G6-3		1	0	0	0	0	1	0											
<b>Sam Horn, L</b> OBP: 0.328, SLG: 0.495 (1, 10)		HR		CS BB	BB 1B			K		2	1	1	1	2	1	0											
<b>Leo Gomez, R</b> OBP: 0.315, SLG: 0.327 (1, 5)		SF7 3B		K	BB 1B			G5-3		4	1	2	2	0	1	2											
<b>David Segui, S</b> OBP: 0.277, SLG: 0.386 (1, 7)	SF7		G1-3		F9			K		3	0	0	1	0	1	3											
<b>Chris Hoiles, R</b> OBP: 0.319, SLG: 0.320 (1, 2)		BB			HBP 1B BB			F8		1	1	0	0	2	0	0											
<b>Inning Stats</b>	R: 0 E: 0 K: 1 S: 8	H: 1 LOB: 1 BB: 0 P: 12	R: 2 E: 0 K: 1 S: 13	H: 2 LOB: 1 BB: 1 P: 21	R: 0 E: 0 K: 1 S: 9	H: 0 LOB: 0 BB: 0 P: 15	R: 0 E: 0 K: 1 S: 6	H: 0 LOB: 1 BB: 2 P: 19	R: 4 E: 0 K: 0 S: 20	H: 3 LOB: 2 BB: 2 P: 33	R: 0 E: 1 K: 0 S: 8	H: 0 LOB: 0 BB: 0 P: 14	R: 0 E: 0 K: 1 S: 9	H: 0 LOB: 0 BB: 0 P: 15	R: 0 E: 0 K: 2 S: 8	H: 0 LOB: 0 BB: 0 P: 11		R: 0 E: 0 K: 2 S: 8	H: 0 LOB: 0 BB: 0 P: 11	1B: 4 2B: 1 3B: 1 HR: 1	SF: 1 SAC: 0 DP: 1 HBP: 1	WP: 0 PB: 0 SB: 0 CS: 3	PA: 35				
<b>PITCHER</b>	IP	WLS	BF	H	R	ER	SO	BB	IBB	HBP	BLK	WP	HR	S	P	ERA	WHIP										
<b>Jim Acker, R</b> ERA: 4.96	4.1		20	4	4	4	4	4	0	0	0	0	0	13	20	54.00	9.000										
<b>Mike Timlin, R</b> ERA: 4.02	0.1	L	5	2	2	2	0	1	0	1	0	0	0	0	0	0.00	0.000										
<b>Bob MacDonald, L</b> ERA: 1.59	2.1		7	0	0	0	1	0	0	0	0	0	0	18	30	0.00	0.000										
<b>Duane Ward, R</b> ERA: 2.12	1.0		3	0	0	0	2	0	0	0	0	0	0	8	11	0.00	0.000										

AB 35  
R 4  
H 9  
RBI 4  
BB 2  
SO 11  
LOB 15



AB 28  
R 6  
H 6  
RBI 6  
BB 5  
SO 7  
LOB 11










Batter	1	2	3	4	5	6	7	8	9	AB	R	H	RBI	BB	SO	LOB	TOP										
<b>Devon White, S</b> OBP: 0.361, SLG: 0.402	G1-3	CS	1B	G3-1			F7	2B 1B BB		4	2	1	1	1	0	1	<b>Toronto Blue Jays @ Baltimore Orioles</b> Memorial Stadium, Baltimore, MD Sat Jun 08 1991, 7:05 PM EDT Att: 45,569 - Sunny - 85 F										
<b>Mookie Wilson, S</b> OBP: 0.273, SLG: 0.385	F8		K	G6-3			F8	1B 2B		5	1	1	2	0	1	2											
<b>Roberto Alomar, S</b> OBP: 0.346, SLG: 0.455	1B		F9				BB	G5-3		4	1	2	0	1	0	3											
<b>Joe Carter, R</b> OBP: 0.354, SLG: 0.505	1B BB		1B	L9			G6-3	BB 1B		4	0	2	3	1	0	2											
<b>Rance Mulliniks, L</b> OBP: 0.449, SLG: 0.500										2	0	2	1	1	0	0											
<b>Pat Tabler, R</b> OBP: 0.348, SLG: 0.263										0	0	0	0	0	2	0											
<b>Greg Myers, L</b> OBP: 0.322, SLG: 0.380	F8									4	1	0	0	1	0	7											
<b>John Olerud, L</b> OBP: 0.299, SLG: 0.360		G4-3	G3				K	1B BB 2B	G6-3	5	1	1	0	0	1	3											
<b>Ed Sprague, R</b> OBP: 0.425, SLG: 0.453		K2-3		F9			K	BB 1B 2B IBB	K	3	0	0	0	1	2	0											
<b>Rene Gonzales, R</b> OBP: 0.321, SLG: 0.250										1	1	0	0	0	1	0											
<b>Manuel Lee, S</b> OBP: 0.356, SLG: 0.363				G3-1			G4-3	BB 2B 1B	F9	5	1	3	1	0	0	0											
<b>Inning Stats</b>	R: 1 E: 0 K: 0 S: 12	H: 2 LOB: 2 BB: 1 P: 19	R: 0 E: 0 K: 1 S: 10	H: 1 LOB: 0 BB: 0 P: 17	R: 1 E: 0 K: 1 S: 20	H: 3 LOB: 3 BB: 1 P: 32	R: 0 E: 0 K: 0 S: 9	H: 1 LOB: 1 BB: 0 P: 13	R: 0 E: 0 K: 2 S: 5	H: 0 LOB: 0 BB: 1 P: 12	R: 0 E: 0 K: 0 S: 8	H: 0 LOB: 1 BB: 1 P: 15	R: 6 E: 0 K: 0 S: 15	H: 4 LOB: 2 BB: 4 P: 38	R: 0 E: 0 K: 1 S: 7	H: 0 LOB: 0 BB: 0 P: 10	1B: 9 2B: 3 3B: 0 HR: 0	SF: 0 SAC: 0 DP: 1 HBP: 0	WP: 0 PB: 0 SB: 5 CS: 1	PA: 46							
<b>PITCHER</b>	IP	WLS	BF	H	R	ER	SO	BB	IBB	HBP	BLK	WP	HR	S	P	ERA	WHIP										
<b>Jeff Robinson, R</b> ERA: 3.86	(1, 1)	6.2	30	8	2	2	4	4	0	0	0	0	0	70	118	2.70	1.800										
<b>Mark Williamson, R</b> ERA: 4.41	(7, 1)	0.1	1	0	0	0	0	0	0	0	0	0	0	3	4	0.00	0.000										
<b>Paul Kilgus, L</b> ERA: 4.1	(8, 1)	0.1	L	5	2	4	4	0	1	0	0	0	0	7	19	108.00	9.000										
<b>Todd Frohwirth, R</b> ERA: 2.0	(8, 1)	0.2	6	2	2	2	0	2	0	0	0	0	0	8	19	27.00	6.000										
<b>Kevin Hickey, L</b> ERA: 6.35	(9, 1)	1.0	3	0	0	0	1	0	0	0	0	0	0	7	10	0.00	0.000										
<b>Batter</b>	<b>1</b>	<b>2</b>	<b>3</b>	<b>4</b>	<b>5</b>	<b>6</b>	<b>7</b>	<b>8</b>	<b>9</b>	<b>AB</b>	<b>R</b>	<b>H</b>	<b>RBI</b>	<b>BB</b>	<b>SO</b>	<b>LOB</b>	<b>BOTTOM</b>										
<b>Mike Devereaux, R</b> OBP: 0.348, SLG: 0.492	G6-3		G4-3		G6-3		G5-3		DI 1B	5	1	2	1	0	0	1	<b>Toronto Blue Jays @ Baltimore Orioles</b> Memorial Stadium, Baltimore, MD Sat Jun 08 1991, 7:05 PM EDT Att: 45,569 - Sunny - 85 F										
<b>Tim Lincecum, R</b> OBP: 0.276, SLG: 0.371	1B BB		G4-3		E5 BB 1B		1B		F8	4	0	1	1	1	0	1											
<b>Cal Ripken Jr., R</b> OBP: 0.413, SLG: 0.603	G1-4-3 1B		P4		BB 1B		FC5 1B		F9	5	0	3	0	0	0	1											
<b>Dwight Evans, R</b> OBP: 0.389, SLG: 0.356	G1-4-3		G6-3		FC6-4 BB		FC5		G4-3	3	0	0	0	1	0	4											
<b>Juan Bell, R</b> OBP: 0.111, SLG: 0.156	1-2									1	0	0	0	0	0	1											
<b>Leo Gomez, R</b> OBP: 0.355, SLG: 0.333		FC6-4 1B		G6-3		FC6-4		K		4	0	1	0	0	1	3											
<b>Chris Hoiles, R</b> OBP: 0.310, SLG: 0.310		F8		L8		G1-3		G1-3		3	0	0	0	0	0	1											
<b>Joe Orsulak, L</b> OBP: 0.293, SLG: 0.320										1	0	0	0	0	0	0											
<b>David Segui, S</b> OBP: 0.291, SLG: 0.385		F8				F9		G1-3		4	0	1	0	0	0	1											
<b>Bob Melvin, R</b> OBP: 0.280, SLG: 0.250		FC6-4		G6-3		G6-3				3	0	0	0	0	0	2											
<b>Ernie Whit, L</b> OBP: 0.326, SLG: 0.231									HR BB	0	1	0	0	1	0	0											
<b>Billy Ripken, R</b> OBP: 0.252, SLG: 0.256									HR	3	1	2	0	0	0	0											
<b>Sam Horn, L</b> OBP: 0.331, SLG: 0.514			E7 3B 2B		G6-3		F7			1	1	1	2	0	0	0											
<b>Inning Stats</b>	R: 0 E: 0 K: 0 S: 7	H: 1 LOB: 1 BB: 1 P: 15	R: 0 E: 0 K: 0 S: 7	H: 1 LOB: 0 BB: 0 P: 12	R: 2 E: 1 K: 0 S: 9	H: 2 LOB: 0 BB: 0 P: 13	R: 0 E: 0 K: 0 S: 9	H: 1 LOB: 1 BB: 0 P: 17	R: 0 E: 0 K: 0 S: 13	H: 2 LOB: 3 BB: 1 P: 27	R: 0 E: 0 K: 0 S: 13	H: 0 LOB: 0 BB: 0 P: 19	R: 0 E: 0 K: 0 S: 9	H: 2 LOB: 2 BB: 0 P: 15	R: 0 E: 0 K: 1 S: 9	H: 0 LOB: 0 BB: 0 P: 11	R: 2 E: 0 K: 0 S: 12	H: 2 LOB: 1 BB: 1 P: 23	1B: 8 2B: 1 3B: 1 HR: 1	SF: 0 SAC: 0 DP: 2 HBP: 0	WP: 0 PB: 0 SB: 0 CS: 0	PA: 40					
<b>PITCHER</b>	IP	WLS	BF	H	R	ER	SO	BB	IBB	HBP	BLK	WP	HR	S	P	ERA	WHIP										
<b>Jimmy Key, L</b> ERA: 2.63	(1, 1)	7.0	31	9	2	2	0	2	0	0	0	0	0	67	118	2.57	1.571										
<b>Mike Timlin, R</b> ERA: 3.92	(8, 1)	1.0	3	0	0	0	1	0	0	0	0	0	0	9	11	0.00	0.000										
<b>Tom Henke, R</b> ERA: 2.61	(9, 1)	1.0	6	2	2	2	0	1	0	0	0	0	1	12	23	18.00	3.000										



Batter	1	2	3	4	5	6	7	8	9	AB	R	H	RBI	BB	SO	LOB	TOP				
Devon White, S (1, 8) OBP: 0.363, SLG: 0.415	L4			HR		1B BB		K		3	2	1	1	1	1	0	Toronto Blue Jays @ Baltimore Orioles Memorial Stadium, Baltimore, MD Sun Jun 09 1991, 7:05 PM EDT Att: 27,783 - Sunny - 87 F				
Roberto Alomar, S (1, 4) OBP: 0.344, SLG: 0.451	F9			K		1B		G1-3		4	0	1	0	0	1	0					
Joe Carter, R (1, 10) OBP: 0.356, SLG: 0.505	P3			CS 1B		1B		G5-3		4	0	2	1	0	0	0					
Pat Tabler, R (1, 3) OBP: 0.344, SLG: 0.263		G6-3				F8		F7		4	0	1	0	0	0	2					
Ed Sprague, R (1, 5) OBP: 0.418, SLG: 0.443 Rene Gonzales, R (9, PR) OBP: 0.321, SLG: 0.250	F9			CS		G5-3		K		4	0	1	0	0	1	1					
Mark Whiten, S (1, 9) OBP: 0.289, SLG: 0.346	G1-3					WP 1B		K		4	1	2	0	0	1	2					
Pat Borders, R (1, 2) OBP: 0.264, SLG: 0.274				F9		F7		B2		4	0	0	0	0	0	4					
Manuel Lee, S (1, 6) OBP: 0.354, SLG: 0.360				L9		FC6-4 1B		K		4	0	1	1	0	1	3					
Glenallen Hill, R (1, 7) OBP: 0.259, SLG: 0.410				L9		FC6-4		FC6-4		3	0	0	0	0	0	2					
<b>Inning Stats</b>	R: 0 E: 0 K: 0 S: 9	H: 0 LOB: 0 BB: 0 P: 15	R: 0 E: 0 K: 0 S: 5	H: 0 LOB: 0 BB: 0 P: 8	R: 0 E: 0 K: 0 S: 7	H: 0 LOB: 0 BB: 0 P: 13	R: 1 E: 0 K: 1 S: 10	H: 2 LOB: 0 BB: 0 P: 17	R: 1 E: 0 K: 1 S: 13	H: 2 LOB: 1 BB: 1 P: 20	R: 0 E: 0 K: 1 S: 8	H: 1 LOB: 1 BB: 0 P: 12	R: 0 E: 0 K: 1 S: 8	H: 0 LOB: 0 BB: 0 P: 9	R: 0 E: 0 K: 1 S: 15	H: 2 LOB: 2 BB: 0 P: 21	1B: 8 2B: 0 3B: 0 HR: 1	SF: 0 SAC: 0 DP: 0 HBP: 0	WP: 1 PB: 0 SB: 0 CS: 1	PA: 36	
<b>PITCHER</b>	IP	WLS	BF	H	R	ER	SO	BB	IBB	HBP	BLK	WP	HR	S	P	ERA	WHIP				
Jeff Ballard, L (1, 1) ERA: 4.18	6.0	L	24	7	3	3	2	1	0	0	0	1	1	53	85	4.50	1.333				
Mark Williamson, R (7, 1) ERA: 4.04	3.0		11	2	0	0	3	0	0	0	0	0	0	30	40	0.00	0.667				

Batter	1	2	3	4	5	6	7	8	9	AB	R	H	RBI	BB	SO	LOB	BOTTOM				
Mike Devereaux, R (1, 8) OBP: 0.347, SLG: 0.484	E BB		G5-3		G5-3			G6-3		3	0	0	0	1	0	1	Toronto Blue Jays @ Baltimore Orioles Memorial Stadium, Baltimore, MD Sun Jun 09 1991, 7:05 PM EDT Att: 27,783 - Sunny - 87 F				
Joe Orsulak, L (1, 9) OBP: 0.292, SLG: 0.318	P5		L6				1B	K		4	0	1	0	0	1	2					
Cal Ripken Jr., R (1, 6) OBP: 0.406, SLG: 0.592	P3		G1-3				P3	G5-3		4	0	0	0	0	0	3					
Sam Horn, L (1, 10) OBP: 0.336, SLG: 0.509 Juan Bell, R (9, PR) OBP: 0.111, SLG: 0.156	G3						P5			3	0	1	0	1	0	2					
Leo Gomez, R (1, 5) OBP: 0.348, SLG: 0.379				BB			P4			0	1	0	0	0	0	0					
David Segui, S (1, 7) OBP: 0.271, SLG: 0.357				HR			P9	P3		4	1	1	1	0	0	3					
Randy Milligan, R (1, 3) OBP: 0.344, SLG: 0.371				G1			F7	G3		4	0	0	0	0	0	2					
Bob Melvin, R (1, 2) OBP: 0.271, SLG: 0.241 Ernie Whitl, (9, PH) OBP: 0.340, SLG: 0.231				F9			K			3	0	1	1	1	1	1					
Billy Ripken, R (1, 4) OBP: 0.254, SLG: 0.267 Dwight Evans, R (9, PH) OBP: 0.387, SLG: 0.353				G4-3			K			0	0	0	0	1	0	0					
<b>Inning Stats</b>	R: 0 E: 1 K: 0 S: 7	H: 0 LOB: 1 BB: 1 P: 14	R: 1 E: 0 K: 0 S: 9	H: 1 LOB: 0 BB: 0 P: 14	R: 0 E: 0 K: 0 S: 10	H: 1 LOB: 1 BB: 0 P: 13	R: 0 E: 0 K: 1 S: 10	H: 0 LOB: 0 BB: 1 P: 19	R: 0 E: 0 K: 2 S: 8	H: 0 LOB: 0 BB: 0 P: 12	R: 0 E: 0 K: 0 S: 8	H: 1 LOB: 1 BB: 0 P: 12	R: 0 E: 0 K: 1 S: 9	H: 0 LOB: 0 BB: 0 P: 10	R: 1 E: 0 K: 0 S: 12	H: 2 LOB: 2 BB: 1 P: 21	1B: 3 2B: 1 3B: 0 HR: 1	SF: 0 SAC: 0 DP: 0 HBP: 0	WP: 1 PB: 0 SB: 0 CS: 0	PA: 36	
<b>PITCHER</b>	IP	WLS	BF	H	R	ER	SO	BB	IBB	HBP	BLK	WP	HR	S	P	ERA	WHIP				
Todd Stottlemyre, R (1, 1) ERA: 3.35	7.0	W	27	3	1	1	4	3	0	0	0	0	1	60	98	1.29	0.857				
Duane Ward, R (8, 1) ERA: 2.16	1.2		8	2	1	1	1	1	0	0	0	1	0	20	29	5.40	1.800				
Tom Henke, R (9, 1) ERA: 2.53	0.1	S	1	0	0	0	0	0	0	0	0	0	0	1	2	0.00	0.000				

AB 34  
R 3  
H 9  
RBI 3  
BB 1  
SO 5  
LOB 14



AB 32  
R 2  
H 5  
RBI 2  
BB 4  
SO 5  
LOB 18





Batter	1	2	3	4	5	6	7	8	9	AB	R	H	RBI	BB	SO	LOB	TOP										
<b>Brian McRae, S</b> (1, 8) OBP: 0.265, SLG: 0.333	1-3 <b>K</b>		0-0 <b>P6</b>	1-2 <b>F9</b>		0-1 <b>G5-3</b>			2-2 <b>G6-3</b>	5	0	0	0	0	1	0	<b>Kansas City Royals @ Baltimore Orioles</b> Memorial Stadium, Baltimore, MD Tue Jun 11 1991, 7:05 PM EDT Att: 29,472 - Cloudy - 91 F										
<b>Kirk Gibson, L</b> (1, 7) OBP: 0.318, SLG: 0.390	0-0 <b>G4-3</b>		2-1 <b>2B</b>	1-0 <b>F8</b>		2-0 <b>L6</b>			0-0 <b>G6-3</b> <b>1B</b>	4	1	1	0	0	0	0											
<b>Gary Thurman, R</b> (7, 7)										1	1	1	0	0	0	0											
<b>George Brett, L</b> (1, 10) OBP: 0.325, SLG: 0.345	1-0 <b>F7</b>		1-0 <b>1B</b> <b>2B</b>	2-0 <b>1B</b>					1-0 <b>G6-3</b>	4	1	2	1	0	1	0											
<b>David Howard, S</b> (9, PH) OBP: 0.185, SLG: 0.083									2-3 <b>G6-3</b> <b>1B</b>	1	0	0	0	0	0	1											
<b>Jim Eisenreich, L</b> (1, 9) OBP: 0.341, SLG: 0.406		1-2 <b>L1</b>	0-0 <b>1B</b> <b>2B</b>	3-1 <b>G1-3</b>					0-0 <b>1B</b> <b>HR</b>	5	2	2	1	0	0	1											
<b>Mike Macfarlane, R</b> (1, 2) OBP: 0.318, SLG: 0.469		0-1 <b>1B</b> <b>E</b>	1-0 <b>2B</b> <b>1B</b>			2-1 <b>G6-3</b>			2-2 <b>HR</b>	5	3	4	1	0	0	0											
<b>Kevin Seitzer, R</b> (1, 5) OBP: 0.282, SLG: 0.242		0-1 <b>E</b>	4-1 <b>2B</b> <b>BB</b>			1-0 <b>G4-3</b>			1-0 <b>1B</b>	3	1	2	0	1	0	1											
<b>Bill Pecota, R</b> (8, 5) OBP: 0.319, SLG: 0.388		1-3 <b>1B</b>	1-2 <b>2B</b> <b>BB</b>			1-2 <b>1B</b>			1-0 <b>HR</b>	1	1	1	3	0	0	0											
<b>Carmelo Martinez, R</b> (1, 3) OBP: 0.320, SLG: 0.287		0-0 <b>F9</b>	0-0 <b>2B</b>			0-2 <b>G4-3</b>			3-1 <b>E8</b> <b>G5-4-3</b>	5	0	1	3	0	1	2											
<b>Kurt Stillwell, S</b> (1, 6) OBP: 0.292, SLG: 0.317		1-2 <b>3-H</b> <b>F7</b>	0-1 <b>2-H</b> <b>3-H</b>			1-0 <b>F9</b>			2-3 <b>K</b>	4	0	1	0	0	1	3											
<b>Terry Shumpert, R</b> (1, 4) OBP: 0.257, SLG: 0.328						1-0 <b>G5-3</b>			1-0 <b>G5-4-3</b>	4	1	1	1	0	1	2											
<b>Inning Stats</b>	R: 0 E: 0 K: 1 S: 5	H: 0 LOB: 0 BB: 0 P: 7	R: 1 E: 1 K: 0 S: 13	H: 2 LOB: 1 BB: 0 P: 17	R: 6 E: 0 K: 1 S: 16	H: 7 LOB: 1 BB: 1 P: 28	R: 0 E: 0 K: 0 S: 8	H: 1 LOB: 1 BB: 0 P: 15	R: 0 E: 0 K: 0 S: 7	H: 1 LOB: 1 BB: 0 P: 11	R: 0 E: 0 K: 1 S: 13	H: 1 LOB: 1 BB: 0 P: 20	R: 0 E: 1 K: 1 S: 6	H: 0 LOB: 0 BB: 0 P: 12	R: 4 E: 0 K: 1 S: 16	H: 4 LOB: 0 BB: 0 P: 25	1B: 9 2B: 5 3B: 0 HR: 2	SF: 0 SAC: 0 DP: 1 HBP: 0	WP: 0 PB: 0 SB: 1 CS: 0	PA: 43							
<b>PITCHER</b>	IP	WLS	BF	H	R	ER	SO	BB	IBB	HBP	BLK	WP	HR	S	P	ERA	WHIP										
<b>Jose Mesa, R</b> (1, 1) ERA: 4.6	2.1	L	14	7	6	5	1	0	0	0	0	0	1	27	39	19.29	3.000										
<b>Mike Flanagan, L</b> (3, 1) ERA: 3.16	3.2		15	4	1	1	1	1	0	0	0	0	0	26	46	2.46	1.364										
<b>Kevin Hickey, L</b> (7, 1) ERA: 5.4	1.0		4	1	0	0	1	0	0	0	0	0	0	13	20	0.00	1.000										
<b>Gregg Olson, R</b> (8, 1) ERA: 2.28	1.0		3	0	0	0	1	0	0	0	0	0	0	6	12	0.00	0.000										
<b>Paul Kilgus, L</b> (9, 1) ERA: 4.93	1.0		7	4	4	4	1	0	0	0	0	0	1	16	25	36.00	4.000										

AB	42
R	11
H	16
RBI	10
BB	1
SO	5
LOB	10



Batter	1	2	3	4	5	6	7	8	9	AB	R	H	RBI	BB	SO	LOB	BOTTOM										
<b>Mike Devereaux, R</b> (1, 8) OBP: 0.350, SLG: 0.481	1-1 <b>G1-6-3</b> <b>1B</b>		4-1 <b>1B</b> <b>BB</b>			1-3 <b>K</b>			2-3 <b>K</b>	3	0	1	0	1	2	0	<b>Kansas City Royals @ Baltimore Orioles</b> Memorial Stadium, Baltimore, MD Tue Jun 11 1991, 7:05 PM EDT Att: 29,472 - Cloudy - 91 F										
<b>Joe Orsulak, L</b> (1, 9) OBP: 0.291, SLG: 0.316	1-2 <b>G1-6-3</b> <b>1-2F</b>		3-2 <b>FC6</b> <b>1B</b>			0-0 <b>G3</b>			2-3 <b>K</b>	4	0	1	0	0	1	1											
<b>Cal Ripken Jr., R</b> (1, 6) OBP: 0.401, SLG: 0.583	0-0 <b>P6</b>		0-1 <b>FC6</b>			3-2 <b>G6-3</b>			3-3 <b>K</b>	3	0	0	0	0	0	2											
<b>Juan Bell, R</b> (9, 6) OBP: 0.109, SLG: 0.152										1	0	0	0	0	1	0											
<b>Sam Horn, L</b> (1, 10) OBP: 0.341, SLG: 0.509		3-3 <b>K</b>				2-2 <b>G6-4-3</b> <b>1B</b>			2-1 <b>1B</b>	4	0	2	0	0	2	0											
<b>Leo Gomez, R</b> (1, 5) OBP: 0.343, SLG: 0.371		0-1 <b>G1-3</b>				1-0 <b>G6-4-3</b> <b>1-2F</b>			3-1 <b>F7</b>	4	0	1	0	0	0	2											
<b>Randy Milligan, R</b> (1, 3) OBP: 0.347, SLG: 0.370		4-2 <b>BB</b>				0-0 <b>G5-3</b>			3-3 <b>K</b>	3	0	1	0	1	1	1											
<b>David Segui, S</b> (1, 7) OBP: 0.258, SLG: 0.339		3-1 <b>G4-3</b>				1-0 <b>G1-3</b>			1-3 <b>K</b>	3	0	0	0	0	1	3											
<b>Bob Melvin, R</b> (1, 2) OBP: 0.273, SLG: 0.244			1-0 <b>G5-3</b>			3-1 <b>G5-4-3</b> <b>1B</b>			0-1 <b>F8</b>	3	0	1	0	0	0	2											
<b>Billy Ripken, R</b> (1, 4) OBP: 0.248, SLG: 0.260			1-3 <b>K</b>			1-1 <b>G5-4-3</b> <b>1-2F</b>			3-2 <b>F7</b>	3	0	0	0	0	1	1											
<b>Inning Stats</b>	R: 0 E: 0 K: 0 S: 6	H: 1 LOB: 0 BB: 0 P: 8	R: 0 E: 0 K: 1 S: 9	H: 0 LOB: 1 BB: 1 P: 19	R: 0 E: 0 K: 1 S: 13	H: 1 LOB: 2 BB: 1 P: 22	R: 0 E: 0 K: 0 S: 5	H: 1 LOB: 0 BB: 0 P: 8	R: 0 E: 0 K: 0 S: 5	H: 1 LOB: 0 BB: 0 P: 10	R: 0 E: 0 K: 1 S: 8	H: 0 LOB: 0 BB: 0 P: 12	R: 0 E: 0 K: 2 S: 13	H: 2 LOB: 2 BB: 0 P: 17	R: 0 E: 0 K: 2 S: 9	H: 0 LOB: 0 BB: 0 P: 16	R: 0 E: 0 K: 2 S: 11	H: 1 LOB: 1 BB: 0 P: 22	1B: 7 2B: 0 3B: 0 HR: 0	SF: 0 SAC: 0 DP: 3 HBP: 0	WP: 0 PB: 0 SB: 0 CS: 0	PA: 33					
<b>PITCHER</b>	IP	WLS	BF	H	R	ER	SO	BB	IBB	HBP	BLK	WP	HR	S	P	ERA	WHIP										
<b>Mark Gubicza, R</b> (1, 1) ERA: 3.34	6.0		21	4	0	0	3	2	0	0	0	0	0	46	79	0.00	1.000										
<b>Steve Crawford, R</b> (7, 1) ERA: 3.52	3.0	S	12	3	0	0	6	0	0	0	0	0	0	33	55	0.00	1.000										

AB	31
R	0
H	7
RBI	0
BB	2
SO	9
LOB	12





Batter	1	2	3	4	5	6	7	8	9	10	AB	R	H	RBI	BB	SO	LOB	TOP				
<b>Brian McRae, S</b> OBP: 0.258, SLG: 0.325	(1, 8) 1-3 K		(2, 3) K		(1, 0) F7	(1, 3) K			(0, 0) B3		5	0	0	0	0	3	3	<b>Kansas City Royals @ Baltimore Orioles</b> Memorial Stadium, Baltimore, MD Wed Jun 12 1991, 7:05 PM EDT Att: 22,758 - Cloudy - 90 F				
<b>Kirk Gibson, L</b> OBP: 0.320, SLG: 0.384	(1, 7) 2-2 F7		(4, 2) 2B		(4, 2) 1B	(3, 3) K			(1, 2) P6		3	2	0	0	2	1	1					
<b>George Brett, L</b> OBP: 0.328, SLG: 0.356	(1, 10) 0-0 G4-3		(0, 0) 2B		(0, 0) HR	(1, 2) K			(2, 0) F7		5	2	2	2	0	0	0					
<b>Danny Tartabull, R</b> OBP: 0.325, SLG: 0.503	(1, 9) 2-1 F9		(0, 0) 2B		(2, 2) HR	(1, 0) E5			(0, 0) HR		5	2	3	6	0	0	0					
<b>Mike MacLarnie, R</b> OBP: 0.239, SLG: 0.455	(1, 2) 2-0 G6-3		(1, 1) F8		(1, 3) K	(2, 2) F8			(0, 0) L5		5	0	0	0	0	1	2					
<b>Kevin Seitzer, R</b> OBP: 0.226, SLG: 0.255	(1, 5) 4-2 CS				(1, 1) F8				(1, 2) G4-3		3	1	1	0	2	0	1					
<b>Carmelo Martinez, R</b> OBP: 0.323, SLG: 0.279	(1, 3) 2-2 CS		(4, 1) SH2-4		(0, 0) F8				(4, 0) FC4-6		3	1	0	0	2	1	2					
<b>Kurt Stillwell, S</b> OBP: 0.300, SLG: 0.321	(1, 6) 2-2 SH2-4		(1, 2) 2B		(1, 0) G5-4-3				(1, 2) FC4-6		4	1	2	1	1	0	1					
<b>Terry Shumpert, R</b> OBP: 0.252, SLG: 0.321	(1, 4) 0-0 SH2-4		(0, 0) G5-4-3		(1, 1) F8				(3, 2) P5		3	0	0	0	0	0	2					
<b>Inning Stats</b>	R: 0 E: 0 K: 1 S: 7	H: 0 LOB: 0 BB: 0 P: 10	R: 0 E: 0 K: 0 S: 7	H: 0 LOB: 0 BB: 1 P: 17	R: 4 E: 0 K: 1 S: 19	H: 3 LOB: 1 BB: 2 P: 32	R: 1 E: 0 K: 0 S: 7	H: 2 LOB: 0 BB: 0 P: 9	R: 3 E: 0 K: 2 S: 15	H: 2 LOB: 1 BB: 2 P: 27	R: 0 E: 1 K: 0 S: 11	H: 0 LOB: 1 BB: 0 P: 15	R: 0 E: 0 K: 0 S: 10	H: 0 LOB: 0 BB: 0 P: 17	R: 0 E: 0 K: 0 S: 5	H: 0 LOB: 0 BB: 0 P: 8	R: 1 E: 0 K: 0 S: 8		H: 1 LOB: 1 BB: 1 P: 14	1B: 3 2B: 3 3B: 0 HR: 2	SF: 0 SAC: 1 DP: 1 HBP: 0	WP: 0 PB: 0 SB: 0 CS: 1
<b>PITCHER</b>	IP WLS BF H R ER SO BB IBB HBP BLK WP HR S P ERA WHIP	4.1 1.1 7 6 7 7 2 4 0 0 0 0 0 1 15 78 14.54 2.308	5.1 2.61 2 0 0 0 1 0 0 0 0 0 0 6 9 27 6.75 2.250	6.1 4.91 0.2 2 0 0 0 1 0 0 0 0 0 6 9 9 0.00 0.000	7.1 3.89 3.2 L 14 1 1 1 0 1 0 0 0 0 1 31 51 2.46 0.545	<b>PITCHER</b>	IP WLS BF H R ER SO BB IBB HBP BLK WP HR S P ERA WHIP	0-1 F8 2-2 F8 0-1 F8 3-1 2B 0-1 2B 3-1 2B 1-1 E4 4-2 E8 1-2 FC6-4 1-0 P4 1-2 F8 1-2 G3 3-2 E G3-1 2-2 G3-1 1-3 K	0-1 G6-3 1-1 F7 0-1 F8 0-1 2B 2B 3-1 2B 2B 2B 1-1 E4 1-1 FC6-4 1-2 FC6-4 1-2 F8 2-1 G3 1-3 K	0-1 F8 2-2 F8 0-1 2B 2B 3-1 2B 2B 2B 1-1 E4 1-1 FC6-4 1-2 FC6-4 1-2 F8 2-1 G3 1-3 K	1-2 P4 1-2 F8 4-1 BB 3-1 G1-3 0-0 G5-3 1-2 G5-3 1-2 G5-3 0-0 G5-3 1-2 2B 0-2 F9 1-1 G4-3 1-3 K	5 0 0 1 0 1 1 5 2 2 2 0 1 2 5 2 3 2 0 0 0 4 0 1 0 1 0 0 0 0 0 0 0 5 2 2 0 0 1 2 4 1 1 1 0 1 0 4 1 1 1 0 1 0	AB R H RBI BB SO LOB	42 8 11 7 2 5 11	PA: 44							



Batter	1	2	3	4	5	6	7	8	9	AB	R	H	RBI	BB	SO	LOB	TOP			
<b>Brian McRae, S</b> (1, 8) OBP: 0.266, SLG: 0.342	F9		1B	G6-3			3B		HR	5	2	3	0	0	0	1	<b>Kansas City Royals @ Baltimore Orioles</b> Memorial Stadium, Baltimore, MD Thu Jun 13 1991, 7:05 PM EDT Att: 27,012 - Sunny - 84 F			
<b>Kirk Gibson, L</b> (1, 7) OBP: 0.317, SLG: 0.395	F9		F8				G1-3		HR	5	1	1	2	0	1	2				
<b>George Brett, L</b> (1, 10) OBP: 0.331, SLG: 0.347	G6-3		1B				G3-1		G4-3	3	0	0	0	2	0	0				
<b>Danny Tartabull, R</b> (1, 9) OBP: 0.337, SLG: 0.525		HR	1B				G6-4-3		1B	4	1	3	2	1	0	2				
<b>Mike Macfarlane, R</b> (1, 2) OBP: 0.317, SLG: 0.456		G6-3	K						1B	4	1	2	0	1	2	2				
<b>Kevin Seitzer, R</b> (1, 5) OBP: 0.301, SLG: 0.255	G6-3						G1-3		BB	4	1	1	0	1	0	5				
<b>Carmelo Martinez, R</b> (1, 3) OBP: 0.321, SLG: 0.278	G6-3						L4		1B	4	0	1	1	0	1	1				
<b>Kurt Stillwell, S</b> (1, 6) OBP: 0.294, SLG: 0.316	G3-1						K		K	3	0	0	1	0	2	1				
<b>Terry Shumpert, R</b> (1, 4) OBP: 0.253, SLG: 0.321							K		K	3	0	1	0	0	1	1				
<b>Jim Eisenreich, L</b> (9, PH) OBP: 0.339, SLG: 0.404							K		K	1	0	0	0	0	1	0				
<b>Bill Pecota, R</b> (9, 4) OBP: 0.319, SLG: 0.388							K		K	0	0	0	0	0	0	0				
<b>Inning Stats</b>	R: 0 E: 0 K: 0 S: 8	H: 0 LOB: 0 BB: 0 P: 11	R: 2 E: 0 K: 0 S: 12	H: 2 LOB: 0 BB: 0 P: 21	R: 1 E: 0 K: 1 S: 14	H: 3 LOB: 2 BB: 1 P: 26	R: 1 E: 0 K: 0 S: 13	H: 1 LOB: 1 BB: 1 P: 21	R: 0 E: 0 K: 2 S: 9	H: 0 LOB: 0 BB: 0 P: 13	R: 0 E: 0 K: 0 S: 6	H: 1 LOB: 1 BB: 1 P: 13	R: 0 E: 0 K: 3 S: 11	H: 1 LOB: 1 BB: 0 P: 18	R: 2 E: 0 K: 1 S: 17	H: 3 LOB: 2 BB: 1 P: 26	1B: 9 2B: 0 3B: 1 HR: 2	SF: 1 SAC: 0 DP: 1 HBP: 0	WP: 0 PB: 0 SB: 4 CS: 1	PA: 42
<b>PITCHER</b>	IP	WLS	BF	H	R	ER	SO	BB	IBB	HBP	BLK	WP	HR	S	P	ERA	WHIP			
<b>Roy Smith, R</b> (1, 1) ERA: 3.6	4.2		23	7	4	3	2	3	0	0	0	0	1	54	95	5.79	2.143			
<b>Todd Frothingham, R</b> (5, 1) ERA: 1.99	3.1		12	2	0	0	5	0	1	0	0	0	0	27	49	0.00	0.600			
<b>Paul Kilgus, L</b> (9, 1) ERA: 5.31	0.2	L	5	3	2	2	1	0	0	0	0	0	1	15	19	27.00	4.500			
<b>Gregg Olson, R</b> (9, 1) ERA: 2.25	0.1		2	0	0	0	0	1	0	0	0	0	0	2	7	0.00	3.000			

Batter	1	2	3	4	5	6	7	8	9	AB	R	H	RBI	BB	SO	LOB	BOTTOM					
<b>Mike Devereaux, R</b> (1, 8) OBP: 0.333, SLG: 0.456	F8		P5	F9			G5-3		K	5	0	0	0	0	1	1	<b>Kansas City Royals @ Baltimore Orioles</b> Memorial Stadium, Baltimore, MD Thu Jun 13 1991, 7:05 PM EDT Att: 27,012 - Sunny - 84 F					
<b>Joe Orsulak, L</b> (1, 9) OBP: 0.280, SLG: 0.303	F7		L8				F9		L9	5	0	1	0	0	0	0						
<b>Cal Ripken Jr., R</b> (1, 6) OBP: 0.407, SLG: 0.585	1B						G5-3		FC6-4	4	1	2	0	0	0	1						
<b>Sam Horn, L</b> (1, 10) OBP: 0.343, SLG: 0.529	G6-3						K		F8	2	0	0	0	1	1	2						
<b>Dwight Evans, R</b> (9, PH) OBP: 0.391, SLG: 0.388							1B		1B	1	0	0	0	0	0	0						
<b>Leo Gomez, R</b> (1, 5) OBP: 0.354, SLG: 0.386	G5-3						1B		BB	4	1	2	0	0	0	1						
<b>Randy Milligan, R</b> (1, 3) OBP: 0.342, SLG: 0.359	K						L1		1B	3	1	1	1	1	1	0						
<b>David Segui, S</b> (1, 7) OBP: 0.273, SLG: 0.365	1B						G4-3		K	4	1	2	1	0	1	2						
<b>Tim Lincecum, R</b> (1, 4) OBP: 0.268, SLG: 0.363	F8						F7		K	4	0	0	0	0	1	5						
<b>Bob Melvin, R</b> (1, 2) OBP: 0.275, SLG: 0.247							K		G5-3	3	0	1	2	0	1	0						
<b>Ernie Whitt, L</b> (9, PH) OBP: 0.340, SLG: 0.267							K			1	0	0	0	0	0	0						
<b>Inning Stats</b>	R: 0 E: 0 K: 0 S: 7	H: 1 LOB: 1 BB: 0 P: 13	R: 0 E: 0 K: 1 S: 10	H: 1 LOB: 0 BB: 0 P: 18	R: 0 E: 0 K: 0 S: 6	H: 0 LOB: 0 BB: 0 P: 9	R: 4 E: 0 K: 1 S: 19	H: 5 LOB: 1 BB: 0 P: 34	R: 0 E: 0 K: 0 S: 13	H: 0 LOB: 0 BB: 1 P: 20	R: 0 E: 0 K: 0 S: 6	H: 0 LOB: 0 BB: 0 P: 8	R: 0 E: 0 K: 1 S: 13	H: 1 LOB: 1 BB: 0 P: 16	R: 0 E: 0 K: 2 S: 11	H: 1 LOB: 2 BB: 1 P: 21	R: 0 E: 0 K: 1 S: 7	H: 0 LOB: 0 BB: 0 P: 10	1B: 8 2B: 1 3B: 0 HR: 0	SF: 0 SAC: 0 DP: 0 HBP: 0	WP: 0 PB: 0 SB: 0 CS: 0	PA: 38
<b>PITCHER</b>	IP	WLS	BF	H	R	ER	SO	BB	IBB	HBP	BLK	WP	HR	S	P	ERA	WHIP					
<b>Kevin Appier, R</b> (1, 1) ERA: 3.96	7.0		30	8	4	4	3	1	0	0	0	0	0	74	118	5.14	1.286					
<b>Mark Davis, L</b> (8, 1) ERA: 5.4	1.0	W	5	1	0	0	2	1	0	0	0	0	0	11	21	0.00	2.000					
<b>Jeff Montgomery, R</b> (9, 1) ERA: 3.24	1.0	S	3	0	0	0	1	0	0	0	0	0	0	7	10	0.00	0.000					



Batter	1	2	3	4	5	6	7	8	9	AB	R	H	RBI	BB	SO	LOB	TOP					
Mike Devereaux, R OBP: 0.327, SLG: 0.447	F9		FC6-4		F8		G6-4-3			4	0	0	0	0	0	4						
Joe Orsulak, L OBP: 0.274, SLG: 0.296	F8				G3-1		G6-3		G6-3	4	0	0	0	0	0	0						
Cal Ripken Jr., R OBP: 0.408, SLG: 0.588	P3						G6-3		G3	4	0	2	0	0	0	0						
Sam Horn, L OBP: 0.340, SLG: 0.520		F7			F8		1B		G3	4	1	1	0	0	0	2						
Leo Gomez, R OBP: 0.349, SLG: 0.378	G6-3				F7		1B		K	4	0	1	0	0	1	2						
Randy Milligan, R OBP: 0.340, SLG: 0.356		F8				G5-3			K	4	0	1	1	0	1	0						
Ernie Whitt, L OBP: 0.333, SLG: 0.265			K			1B	G4-1		P2	4	0	1	0	0	1	2						
Tim Hulett, R OBP: 0.260, SLG: 0.350			P6			K			F9	4	0	0	0	0	1	1						
Brady Anderson, L OBP: 0.313, SLG: 0.221										2	0	2	0	1	0	0						
<b>Inning Stats</b>	R: 0 E: 0 K: 0 S: 5	H: 0 LOB: 0 BB: 0 P: 6	R: 0 E: 0 K: 0 S: 10	H: 0 LOB: 0 BB: 0 P: 14	R: 0 E: 0 K: 1 S: 14	H: 1 LOB: 1 BB: 0 P: 21	R: 0 E: 0 K: 0 S: 6	H: 1 LOB: 1 BB: 0 P: 7	R: 0 E: 0 K: 1 S: 9	H: 2 LOB: 2 BB: 0 P: 14	R: 1 E: 0 K: 0 S: 12	H: 3 LOB: 2 BB: 1 P: 16	R: 0 E: 0 K: 0 S: 6	H: 0 LOB: 0 BB: 1 P: 13	R: 0 E: 0 K: 1 S: 11	H: 1 LOB: 1 BB: 0 P: 18	R: 0 E: 0 K: 1 S: 6	H: 0 LOB: 0 BB: 0 P: 9	1B: 7 2B: 1 3B: 0 HR: 0	SF: 0 SAC: 0 DP: 1 HBP: 0	WP: 0 PB: 0 SB: 0 CS: 0	PA: 35
<b>PITCHER</b>	IP	WLS	BF	H	R	ER	SO	BB	IBB	HBP	BLK	WP	HR	S	P	ERA	WHIP					
Todd Stottlemeyer, R ERA: 3.13	(1, 1)	8.0	W	32	8	1	1	3	1	0	0	0	0	73	109	1.12	1.125					
Duane Ward, R ERA: 1.93	(9, 1)	1.0		3	0	0	0	1	0	0	0	0	0	6	9	0.00	0.000					

Baltimore Orioles @ Toronto Blue Jays  
SkyDome, Toronto, ON  
Fri Jun 14 1991, 7:05 PM EDT  
Att: 50,287 - Sunny - 73 F

AB 34  
R 1  
H 8  
RBI 1  
BB 1  
SO 4  
LOB 11



Batter	1	2	3	4	5	6	7	8	9	AB	R	H	RBI	BB	SO	LOB	BOTTOM					
Devon White, S OBP: 0.348, SLG: 0.391	G6-3		K			G1-3	G6-3			5	0	0	0	0	2	4						
Roberto Alomar, S OBP: 0.341, SLG: 0.437	HR				1B	G6-3			1B	2	3	1	0	3	0	0						
Kelly Gruber, R OBP: 0.340, SLG: 0.430	1H		F7		1B	1B			FC6-4	4	1	3	2	1	0	1						
Joe Carter, R OBP: 0.351, SLG: 0.487	K		P6		G6-3				SF9	4	0	1	1	0	1	1						
Rance Mulliniks, L OBP: 0.457, SLG: 0.469	2B					G6-3			FC6-4	2	2	0	0	2	0	2						
Pat Tabler, R OBP: 0.353, SLG: 0.262	BB		HR			G6-3			3B	1	1	0	0	0	0	1						
John Olerud, L OBP: 0.305, SLG: 0.392	1H		HR			FC6-4			F7	4	1	3	4	1	0	0						
Greg Myers, L OBP: 0.323, SLG: 0.376	G3					F8			G4-3	5	0	2	0	0	0	3						
Mark Whiten, S OBP: 0.277, SLG: 0.345			HR			P4			K	3	1	1	1	1	1	2						
Manuel Lee, S OBP: 0.340, SLG: 0.356			K			FC6-4				4	0	1	0	0	2	3						
<b>Inning Stats</b>	R: 3 E: 0 K: 1 S: 16	H: 2 LOB: 1 BB: 2 P: 29	R: 1 E: 0 K: 2 S: 9	H: 1 LOB: 1 BB: 1 P: 13	R: 2 E: 0 K: 2 S: 15	H: 2 LOB: 2 BB: 2 P: 30	R: 1 E: 0 K: 0 S: 8	H: 1 LOB: 0 BB: 1 P: 14	R: 0 E: 0 K: 0 S: 7	H: 0 LOB: 1 BB: 1 P: 14	R: 0 E: 0 K: 0 S: 11	H: 1 LOB: 2 BB: 1 P: 21	R: 0 E: 0 K: 1 S: 10	H: 2 LOB: 2 BB: 0 P: 11	R: 2 E: 0 K: 0 S: 14	H: 3 LOB: 1 BB: 0 P: 23	1B: 5 2B: 3 3B: 1 HR: 3	SF: 1 SAC: 0 DP: 1 HBP: 0	WP: 1 PB: 0 SB: 0 CS: 0	PA: 43		
<b>PITCHER</b>	IP	WLS	BF	H	R	ER	SO	BB	IBB	HBP	BLK	WP	HR	S	P	ERA	WHIP					
Jeff Robinson, R ERA: 4.66	(1, 1)	3.0	L	20	5	7	7	5	6	0	0	0	0	3	40	76	21.00	3.667				
Mike Flanagan, L ERA: 2.95	(4, 1)	4.0		17	4	0	0	1	2	0	0	0	0	36	56	0.00	1.500					
Kevin Hickey, L ERA: 6.48	(8, 1)	1.0		6	3	2	2	0	0	0	0	0	0	14	23	18.00	3.000					

Baltimore Orioles @ Toronto Blue Jays  
SkyDome, Toronto, ON  
Fri Jun 14 1991, 7:05 PM EDT  
Att: 50,287 - Sunny - 73 F

AB 34  
R 9  
H 12  
RBI 8  
BB 8  
SO 6  
LOB 17















Batter	1	2	3	4	5	6	7	8	9	AB	R	H	RBI	BB	SO	LOB	TOP										
<b>Chuck Knoblauch, R</b> OBP: 0.354, SLG: 0.346 (1, 4)	F9		P3				F7	FC6-4		5	0	1	1	0	0	2	<b>Minnesota Twins @ Baltimore Orioles</b> Memorial Stadium, Baltimore, MD Mon Jun 17 1991, 7:05 PM EDT Att: 25,600 - Cloudy - 89 F										
<b>Shane Mack, R</b> OBP: 0.326, SLG: 0.467 (1, 7) (8, 9)	P6		L8				K			5	0	0	0	0	2	3											
<b>Kirby Puckett, R</b> OBP: 0.357, SLG: 0.494 (1, 8)	2B		CS		G6-3		1B			5	1	3	1	0	0	1											
<b>Kent Hrbek, L</b> OBP: 0.366, SLG: 0.412 (1, 3)	K				G6-3		2B			5	0	2	1	0	1	4											
<b>Chili Davis, S</b> OBP: 0.389, SLG: 0.559 (1, 10)		HR					G6-3			4	1	1	1	1	1	3											
<b>Brian Harper, R</b> OBP: 0.376, SLG: 0.489 <b>Dan Gladden, R</b> OBP: 0.317, SLG: 0.351 (8, 7)	L8				G6-3		2B			4	0	2	0	0	0	2											
<b>Pedro Munoz, R</b> OBP: 0.351, SLG: 0.292 <b>Junior Ortiz, R</b> OBP: 0.351, SLG: 0.292 (8, 2)	L4-6				P5		K			3	0	1	0	0	1	3											
<b>Mike Pagliarulo, L</b> OBP: 0.267, SLG: 0.333 <b>Gene Larkin, S</b> OBP: 0.345, SLG: 0.349 <b>Greg Gagne, R</b> OBP: 0.345, SLG: 0.461 (8, 6)	L4-6						F9			2	1	1	0	1	0	1											
<b>Al Newman, S</b> OBP: 0.296, SLG: 0.232 (8, 5)							FC6-4			4	1	3	1	0	0	2											
<b>Inning Stats</b>	R: 0 E: 0 K: 1 S: 9	H: 1 LOB: 1 BB: 0 P: 14	R: 1 E: 0 K: 0 S: 7	H: 2 LOB: 0 BB: 0 P: 9	R: 0 E: 0 K: 0 S: 8	H: 1 LOB: 0 BB: 0 P: 10	R: 0 E: 0 K: 0 S: 13	H: 1 LOB: 2 BB: 1 P: 29	R: 2 E: 0 K: 1 S: 11	H: 3 LOB: 1 BB: 0 P: 16	R: 0 E: 0 K: 1 S: 10	H: 1 LOB: 2 BB: 1 P: 17	R: 1 E: 0 K: 1 S: 13	H: 2 LOB: 1 BB: 0 P: 22	R: 1 E: 0 K: 0 S: 8	H: 2 LOB: 1 BB: 0 P: 13		R: 0 E: 0 K: 2 S: 11	H: 1 LOB: 2 BB: 0 P: 16	1B: 9 2B: 5 3B: 0 HR: 1	SF: 0 SAC: 1 DP: 1 HBP: 0	WP: 1 PB: 0 SB: 3 CS: 1	PA: 43				
<b>PITCHER</b>	IP	WLS	BF	H	R	ER	SO	BB	IBB	HBP	BLK	WP	HR	S	P	ERA	WHIP										
<b>Bob Milacki, R</b> ERA: 4.84 (1, 1)	5.1		24	9	3	3	1	1	0	0	0	0	1	50	80	5.06	1.875										
<b>Mike Flanagan, L</b> ERA: 3.14 (6, 1)	2.0		10	3	2	2	2	1	0	0	0	0	0	24	41	9.00	2.000										
<b>Mark Williamson, R</b> ERA: 3.48 (8, 1)	1.2	W	8	2	0	0	2	0	0	0	0	1	0	16	25	0.00	1.200										

Batter	1	2	3	4	5	6	7	8	9	AB	R	H	RBI	BB	SO	LOB	BOTTOM										
<b>Mike Devereaux, R</b> OBP: 0.328, SLG: 0.467 (1, 8)	G4-3		HR		E4		SH1-4			4	1	2	1	0	0	1	<b>Minnesota Twins @ Baltimore Orioles</b> Memorial Stadium, Baltimore, MD Mon Jun 17 1991, 7:05 PM EDT Att: 25,600 - Cloudy - 89 F										
<b>Billy Ripken, R</b> OBP: 0.255, SLG: 0.277 <b>Joe Orsulak, L</b> OBP: 0.273, SLG: 0.313 (8, 4) (8, PH)	2B		G6-3		SF7		SH1-4			2	0	1	1	0	0	0											
<b>Cal Ripken Jr., R</b> OBP: 0.411, SLG: 0.614 (1, 6)	1B				F8		F9-2			4	2	2	1	1	0	2											
<b>Randy Milligan, R</b> OBP: 0.364, SLG: 0.388 (1, 3)	P4		G4-1		G4-3					4	0	2	2	1	0	2											
<b>Leo Gomez, R</b> OBP: 0.361, SLG: 0.407 (1, 5)	BB		G4-1		F9		F8			2	0	0	0	2	0	1											
<b>Bob Melvin, R</b> OBP: 0.304, SLG: 0.333 <b>Ernie Whitt, L</b> OBP: 0.356, SLG: 0.294 (1, 2) (8, PH)	P4		G4-1		F8					3	0	0	0	0	0	5											
<b>Chris Hoiles, R</b> OBP: 0.292, SLG: 0.292 <b>Sam Horn, L</b> OBP: 0.340, SLG: 0.508 (1, 10) (8, PH)			K		P3		F9			3	0	0	0	0	1	2											
<b>David Segui, S</b> OBP: 0.284, SLG: 0.366 <b>Juan Bell, R</b> OBP: 0.109, SLG: 0.152 (9, PH)	CS				G5-3		G5-3			4	0	2	0	0	0	0											
<b>Brady Anderson, L</b> OBP: 0.312, SLG: 0.218 (1, 9)	K						G5-3			4	2	2	0	0	1	1											
<b>Inning Stats</b>	R: 0 E: 0 K: 0 S: 13	H: 2 LOB: 3 BB: 1 P: 19	R: 0 E: 0 K: 2 S: 8	H: 1 LOB: 0 BB: 0 P: 12	R: 2 E: 0 K: 0 S: 11	H: 3 LOB: 2 BB: 1 P: 19	R: 1 E: 1 K: 0 S: 14	H: 1 LOB: 1 BB: 0 P: 20	R: 0 E: 0 K: 0 S: 7	H: 0 LOB: 0 BB: 0 P: 11	R: 0 E: 0 K: 0 S: 6	H: 0 LOB: 0 BB: 0 P: 8	R: 0 E: 0 K: 0 S: 7	H: 1 LOB: 0 BB: 0 P: 13	R: 0 E: 0 K: 0 S: 5	H: 1 LOB: 1 BB: 1 P: 13		R: 3 E: 0 K: 0 S: 11	H: 3 LOB: 2 BB: 1 P: 18	1B: 7 2B: 5 3B: 0 HR: 2	SF: 2 SAC: 2 DP: 3 HBP: 0	WP: 0 PB: 0 SB: 0 CS: 1	PA: 40				
<b>PITCHER</b>	IP	WLS	BF	H	R	ER	SO	BB	IBB	HBP	BLK	WP	HR	S	P	ERA	WHIP										
<b>Allan Anderson, L</b> ERA: 4.26 (1, 1)	6.1		29	8	3	2	2	2	0	0	0	0	2	63	96	2.84	1.579										
<b>Steve Bedrosian, R</b> ERA: 3.97 (7, 1)	1.2		5	1	0	0	0	1	0	0	0	0	0	8	19	0.00	1.200										
<b>Rick Aguilera, R</b> ERA: 2.97 (9, 1)	0.2	L	6	3	3	3	0	0	1	0	0	0	0	11	18	40.50	4.500										

**AB 39**  
**R 5**  
**H 14**  
**RBI 5**  
**BB 2**  
**SO 5**  
**LOB 25**



**AB 32**  
**R 6**  
**H 12**  
**RBI 6**  
**BB 4**  
**SO 2**  
**LOB 16**





Batter	1	2	3	4	5	6	7	8	9	AB	R	H	RBI	BB	SO	LOB	TOP						
Dan Gladden, R OBP: 0.323, SLG: 0.351	L8	FC6-4 1B BB		F9		S		BB		3	2	1	0	2	0	1	<b>Minnesota Twins @ Baltimore Orioles</b> Memorial Stadium, Baltimore, MD Tue Jun 18 1991, 7:05 PM EDT Att: 26,401 - Cloudy - 65 F						
Chuck Knoblauch, R OBP: 0.355, SLG: 0.347	G3-1	FC6-4 1B		L8		1B		F7		5	0	2	1	0	0	3							
Kirby Puckett, R OBP: 0.359, SLG: 0.494	2B	FC6-4 1B		P4		1B		SF8		4	1	2	1	0	0	3							
Pedro Munoz, R OBP: 0.351, SLG: 0.471	1B	FC6-4 1B				1B				0	0	0	1	0	0	0							
Kent Hrbek, L OBP: 0.368, SLG: 0.419	WP BLK 2B							G6-3		4	1	2	2	0	0	2							
Gene Larkin, S OBP: 0.342, SLG: 0.346	1H 2B							G6-3		1	0	0	0	0	0	1							
Chili Davis, S OBP: 0.391, SLG: 0.547	K	F7								5	0	0	0	0	1	2							
Shane Mack, R OBP: 0.343, SLG: 0.496		2B 1B		F9						3	2	2	1	2	0	0							
Mike Pagliarulo, L OBP: 0.340, SLG: 0.340		1B 2B		G3-1						3	1	1	1	0	0	1							
Scott Leius, R OBP: 0.407, SLG: 0.364	1H 1B 2B			G4-3				P4		1	0	0	0	1	0	1							
Junior Ortiz, R OBP: 0.355, SLG: 0.302		FC1-6 1B		F9				K		5	0	2	1	0	1	2							
Greg Gagne, R OBP: 0.343, SLG: 0.453	FC1-6 1B FC6-4					WP BB		E6 SF8		3	2	0	0	1	0	2							
<b>Inning Stats</b>	R: 2 H: 2 E: 0 K: 1 S: 12	H: 2 R: 0 ER: 0 SO: 1 LOB: 0 BB: 0 P: 21	R: 4 H: 5 E: 0 K: 0 S: 15	H: 0 R: 0 ER: 0 SO: 1 LOB: 0 BB: 0 P: 13	R: 0 H: 0 E: 0 K: 0 S: 8	H: 0 R: 0 ER: 0 SO: 1 LOB: 1 BB: 1 P: 16	R: 0 H: 0 E: 0 K: 0 S: 9	H: 0 R: 0 ER: 0 SO: 1 LOB: 1 BB: 1 P: 16	R: 1 H: 4 E: 0 K: 0 S: 18	H: 0 R: 0 ER: 0 SO: 1 LOB: 1 BB: 1 P: 13	R: 1 H: 0 E: 1 K: 0 S: 8	H: 0 R: 0 ER: 0 SO: 1 LOB: 1 BB: 1 P: 14	R: 1 H: 1 E: 0 K: 0 S: 5	H: 1 R: 0 ER: 0 SO: 1 LOB: 1 BB: 1 P: 12	1B: 9 2B: 2 3B: 0 HR: 1	SF: 1 SAC: 0 DP: 1 HBP: 0	WP: 2 PB: 0 SB: 2 CS: 1	PA: 44					
<b>PITCHER</b>	IP WLS BF H R ER SO BB IBB HBP BLK WP HR S P ERA WHIP	IP WLS BF H R ER SO BB IBB HBP BLK WP HR S P ERA WHIP	IP WLS BF H R ER SO BB IBB HBP BLK WP HR S P ERA WHIP	IP WLS BF H R ER SO BB IBB HBP BLK WP HR S P ERA WHIP	IP WLS BF H R ER SO BB IBB HBP BLK WP HR S P ERA WHIP	IP WLS BF H R ER SO BB IBB HBP BLK WP HR S P ERA WHIP	IP WLS BF H R ER SO BB IBB HBP BLK WP HR S P ERA WHIP	IP WLS BF H R ER SO BB IBB HBP BLK WP HR S P ERA WHIP	IP WLS BF H R ER SO BB IBB HBP BLK WP HR S P ERA WHIP	IP WLS BF H R ER SO BB IBB HBP BLK WP HR S P ERA WHIP	IP WLS BF H R ER SO BB IBB HBP BLK WP HR S P ERA WHIP	IP WLS BF H R ER SO BB IBB HBP BLK WP HR S P ERA WHIP	IP WLS BF H R ER SO BB IBB HBP BLK WP HR S P ERA WHIP	IP WLS BF H R ER SO BB IBB HBP BLK WP HR S P ERA WHIP	IP WLS BF H R ER SO BB IBB HBP BLK WP HR S P ERA WHIP	IP WLS BF H R ER SO BB IBB HBP BLK WP HR S P ERA WHIP	IP WLS BF H R ER SO BB IBB HBP BLK WP HR S P ERA WHIP	IP WLS BF H R ER SO BB IBB HBP BLK WP HR S P ERA WHIP	IP WLS BF H R ER SO BB IBB HBP BLK WP HR S P ERA WHIP				
Roy Smith, R ERA: 4.99	5.2	L	30	11	7	7	1	3	0	0	0	1	2	0	0	0	0	0	18	32	0.00	0.857	
Paul Kligus, L ERA: 4.53	2.1		10	0	1	0	1	2	0	0	0	0	0	0	0	0	0	0	1	5	12	9.00	2.000
Kevin Hickey, L ERA: 6.75	1.0		4	1	1	1	0	1	0	0	0	0	0	0	1	5	12	9.00	2.000				

AB	37
R	9
H	12
RBI	8
BB	6
SO	2
LOB	18



Batter	1	2	3	4	5	6	7	8	9	AB	R	H	RBI	BB	SO	LOB	BOTTOM					
Mike Devereaux, R OBP: 0.331, SLG: 0.470	G4-3 2B									3	0	1	0	1	0	1	<b>Minnesota Twins @ Baltimore Orioles</b> Memorial Stadium, Baltimore, MD Tue Jun 18 1991, 7:05 PM EDT Att: 26,401 - Cloudy - 65 F					
Tim Hulett, R OBP: 0.256, SLG: 0.336										1	0	0	0	0	0	1						
Brady Anderson, L OBP: 0.316, SLG: 0.211	G4-3									3	1	0	0	2	0	3						
Cal Ripken Jr., R OBP: 0.407, SLG: 0.607	2-3 K									3	0	0	0	0	1	3						
Juan Bell, R OBP: 0.128, SLG: 0.152										0	1	0	0	1	0	0						
Sam Horn, L OBP: 0.344, SLG: 0.500										2	0	0	0	2	0	2						
Randy Milligan, R OBP: 0.357, SLG: 0.380										4	0	0	1	0	1	5						
Leo Gomez, R OBP: 0.366, SLG: 0.404										3	0	1	1	1	1	2						
Joe Orsulak, L OBP: 0.267, SLG: 0.306										4	0	0	0	0	0	2						
Bob Melvin, R OBP: 0.311, SLG: 0.340										4	0	2	0	0	0	1						
Billy Ripken, R OBP: 0.250, SLG: 0.271										3	0	0	0	0	0	1						
David Segui, S OBP: 0.280, SLG: 0.361										1	0	0	0	0	0	1						
<b>Inning Stats</b>	R: 0 H: 1 E: 0 K: 2 S: 15	H: 1 R: 0 ER: 0 SO: 3 LOB: 0 BB: 0 P: 13	R: 0 H: 0 E: 1 K: 1 S: 9	H: 0 R: 0 ER: 0 SO: 3 LOB: 1 BB: 1 P: 15	R: 0 H: 0 E: 0 K: 0 S: 4	H: 0 R: 0 ER: 0 SO: 1 LOB: 0 BB: 0 P: 10	R: 0 H: 0 E: 0 K: 0 S: 6	H: 0 R: 0 ER: 0 SO: 1 LOB: 2 BB: 2 P: 10	R: 0 H: 1 E: 0 K: 0 S: 7	H: 1 R: 0 ER: 0 SO: 1 LOB: 1 BB: 0 P: 8	R: 2 H: 1 E: 0 K: 0 S: 12	H: 1 R: 0 ER: 0 SO: 1 LOB: 1 BB: 2 P: 25	R: 0 H: 1 E: 0 K: 0 S: 8	H: 1 R: 0 ER: 0 SO: 1 LOB: 1 BB: 0 P: 11	1B: 3 2B: 1 3B: 0 HR: 0	SF: 0 SAC: 0 DP: 1 HBP: 0	WP: 0 PB: 0 SB: 0 CS: 0	PA: 38				
<b>PITCHER</b>	IP WLS BF H R ER SO BB IBB HBP BLK WP HR S P ERA WHIP	IP WLS BF H R ER SO BB IBB HBP BLK WP HR S P ERA WHIP	IP WLS BF H R ER SO BB IBB HBP BLK WP HR S P ERA WHIP	IP WLS BF H R ER SO BB IBB HBP BLK WP HR S P ERA WHIP	IP WLS BF H R ER SO BB IBB HBP BLK WP HR S P ERA WHIP	IP WLS BF H R ER SO BB IBB HBP BLK WP HR S P ERA WHIP	IP WLS BF H R ER SO BB IBB HBP BLK WP HR S P ERA WHIP	IP WLS BF H R ER SO BB IBB HBP BLK WP HR S P ERA WHIP	IP WLS BF H R ER SO BB IBB HBP BLK WP HR S P ERA WHIP	IP WLS BF H R ER SO BB IBB HBP BLK WP HR S P ERA WHIP	IP WLS BF H R ER SO BB IBB HBP BLK WP HR S P ERA WHIP	IP WLS BF H R ER SO BB IBB HBP BLK WP HR S P ERA WHIP	IP WLS BF H R ER SO BB IBB HBP BLK WP HR S P ERA WHIP	IP WLS BF H R ER SO BB IBB HBP BLK WP HR S P ERA WHIP	IP WLS BF H R ER SO BB IBB HBP BLK WP HR S P ERA WHIP	IP WLS BF H R ER SO BB IBB HBP BLK WP HR S P ERA WHIP	IP WLS BF H R ER SO BB IBB HBP BLK WP HR S P ERA WHIP	IP WLS BF H R ER SO BB IBB HBP BLK WP HR S P ERA WHIP	IP WLS BF H R ER SO BB IBB HBP BLK WP HR S P ERA WHIP			
Scott Erickson, R ERA: 1.51	6.0	W	24	3	2	2	0	2	0	0	0	0	0	0	0	0	0	0	27	44	6.00	1.667
Carl Willis, R ERA: 3.14	3.0	S	14	3	2	2	0	2	0	0	0	0	0	0	0	0	0	0	27	44	6.00	1.667

AB	31
R	2
H	4
RBI	2
BB	7
SO	3
LOB	22





Batter	1	2	3	4	5	6	7	8	9	AB	R	H	RBI	BB	SO	LOB	TOP								
<b>Al Newman, S</b> (1, 4) OBP: 0.286, SLG: 0.222	G6-3	F7			G4-3		K		WP	4	0	0	0	0	1	2	<b>Minnesota Twins @ Baltimore Orioles</b> Memorial Stadium, Baltimore, MD Wed Jun 19 1991, 3:33 AM EDT Att: 44,742 - Cloudy - 66 F								
<b>Randy Bush, L</b> (9, PH) OBP: 0.303, SLG: 0.246									IBB	0	0	0	0	1	0	0									
<b>Scott Lewis, R</b> (9, PR) OBP: 0.407, SLG: 0.364										0	1	0	0	0	0	0									
<b>Shane Mack, R</b> (1, 7) OBP: 0.338, SLG: 0.480	G6-3	K			G5-3			F8	1B	4	1	0	0	1	1	2									
<b>Kirby Puckett, R</b> (1, 8) OBP: 0.360, SLG: 0.490	1B HR			K	G3			K	FC4-6	4	1	1	1	0	2	0									
<b>Kent Hrbek, L</b> (1, 3) OBP: 0.369, SLG: 0.424	HR			F9		G1-4-3			F8	5	1	2	0	0	0	3									
<b>Chili Davis, S</b> (1, 10) OBP: 0.378, SLG: 0.553				K		G3-1		F8	FC4-6	5	1	1	3	0	1	4									
<b>Brian Harper, R</b> (1, 2) OBP: 0.373, SLG: 0.483	G6-3			G1-6-3		E5			1B	4	0	1	0	0	0	0									
<b>Dan Gladden, R</b> (9, PR) OBP: 0.323, SLG: 0.351						L3			1B	0	1	0	0	0	0	0									
<b>Pedro Munoz, R</b> (1, 9) OBP: 0.338, SLG: 0.452		G1-3		G6-3					1B	3	0	0	0	0	0	1									
<b>Gene Larkin, S</b> (9, PH) OBP: 0.347, SLG: 0.352									1B	1	0	1	0	0	0	0									
<b>Chuck Knoblauch, R</b> (9, PR) OBP: 0.355, SLG: 0.347									1B	0	1	0	0	0	0	0									
<b>Mike Pagliarulo, L</b> (1, 5) OBP: 0.280, SLG: 0.347							G6-3		1B	3	1	2	1	0	0	0									
<b>Junior Ortiz, R</b> (9, 2) OBP: 0.355, SLG: 0.302		2B							1B	0	0	0	0	0	0	0									
<b>Greg Gagne, R</b> (1, 6) OBP: 0.342, SLG: 0.454					P4		G5-3		1B	4	0	1	0	0	1	3									
<b>Inning Stats</b>	R: 3 E: 0 K: 0 S: 12	H: 2 LOB: 0 BB: 0 P: 18	R: 0 E: 0 K: 1 S: 8	H: 1 LOB: 2 BB: 0 P: 13	R: 0 E: 0 K: 2 S: 8	H: 0 LOB: 0 BB: 0 P: 15	R: 0 E: 0 K: 0 S: 10	H: 1 LOB: 1 BB: 0 P: 17	R: 0 E: 0 K: 0 S: 5	H: 0 LOB: 0 BB: 0 P: 9	R: 0 E: 0 K: 0 S: 8	H: 0 LOB: 0 BB: 0 P: 12	R: 0 E: 0 K: 1 S: 7	H: 0 LOB: 0 BB: 0 P: 11	R: 0 E: 0 K: 1 S: 12	H: 1 LOB: 1 BB: 0 P: 13	R: 5 E: 0 K: 1 S: 21	H: 4 LOB: 3 BB: 2 P: 36	1B: 6 2B: 2 3B: 0 HR: 1	SF: 0 SAC: 0 DP: 0 HBP: 2	WP: 4 PB: 0 SB: 0 CS: 0	PA: 41			
<b>PITCHER</b>	IP	WLS	BF	H	R	ER	SO	BB	IBB	HBP	BLK	WP	HR	S	P	ERA	WHIP								
<b>Jeff Robinson, R</b> (1, 1) ERA: 4.54	7.2		31	5	3	3	5	0	0	2	0	0	1	67	105	3.52	0.652								
<b>Gregg Olson, R</b> (8, 1) ERA: 3.86	0.2	L	8	4	5	5	1	1	1	0	0	2	0	22	35	67.50	7.500								
<b>Kevin Hickey, L</b> (9, 1) ERA: 6.3	0.2		2	0	0	0	0	0	0	0	0	0	0	2	4	0.00	0.000								

AB	37
R	8
H	9
RBI	5
BB	2
SO	6
LOB	15



Batter	1	2	3	4	5	6	7	8	9	AB	R	H	RBI	BB	SO	LOB	BOTTOM								
<b>Mike Devereaux, R</b> (1, 8) OBP: 0.329, SLG: 0.466	K		G5-3			CS		K		4	0	1	0	0	2	0	<b>Minnesota Twins @ Baltimore Orioles</b> Memorial Stadium, Baltimore, MD Wed Jun 19 1991, 3:33 AM EDT Att: 44,742 - Cloudy - 66 F								
<b>Brady Anderson, L</b> (1, 7) OBP: 0.305, SLG: 0.202	F7		F7			1B		G4-3		4	0	0	0	0	1	1									
<b>Cal Ripken Jr., R</b> (1, 6) OBP: 0.401, SLG: 0.597	P1			G6-3		G6-3		G6-3		4	0	0	0	0	0	0									
<b>Sam Horn, L</b> (1, 10) OBP: 0.340, SLG: 0.493		F9							K	2	0	0	0	0	1	0									
<b>Randy Milligan, R</b> (7, PH) OBP: 0.354, SLG: 0.376									K	2	0	0	0	0	2	0									
<b>Joe Orsulak, L</b> (1, 9) OBP: 0.272, SLG: 0.306		HR		F7		BB		1B	P2	3	2	1	0	1	0	0									
<b>Leo Gomez, R</b> (1, 5) OBP: 0.381, SLG: 0.440					F9	1B		1B	G3	2	2	1	2	2	0	0									
<b>David Segui, S</b> (1, 3) OBP: 0.295, SLG: 0.373		G4-3			G6-3			1B		3	0	2	1	0	0	0									
<b>Ernie Whitt, L</b> (1, 2) OBP: 0.355, SLG: 0.296					F9			1B		3	0	1	1	0	0	2									
<b>Bob Melvin, R</b> (9, 2) OBP: 0.311, SLG: 0.340								G6-3		0	0	0	0	0	0	0									
<b>Billy Ripken, R</b> (1, 4) OBP: 0.245, SLG: 0.265			G6-3		G6-3			G6-3		3	0	0	0	0	0	4									
<b>Inning Stats</b>	R: 0 E: 0 K: 1 S: 9	H: 0 LOB: 0 BB: 0 P: 13	R: 2 E: 0 K: 0 S: 8	H: 1 LOB: 1 BB: 1 P: 16	R: 0 E: 0 K: 0 S: 6	H: 0 LOB: 0 BB: 0 P: 8	R: 0 E: 0 K: 1 S: 8	H: 0 LOB: 0 BB: 0 P: 11	R: 0 E: 0 K: 0 S: 9	H: 1 LOB: 1 BB: 1 P: 15	R: 0 E: 0 K: 1 S: 10	H: 1 LOB: 0 BB: 0 P: 13	R: 2 E: 0 K: 1 S: 15	H: 3 LOB: 1 BB: 1 P: 22	R: 0 E: 0 K: 1 S: 6	H: 0 LOB: 0 BB: 0 P: 7		R: 0 E: 0 K: 1 S: 6	H: 0 LOB: 0 BB: 0 P: 11	1B: 5 2B: 1 3B: 0 HR: 1	SF: 0 SAC: 0 DP: 3 HBP: 0	WP: 0 PB: 0 SB: 0 CS: 1	PA: 33		
<b>PITCHER</b>	IP	WLS	BF	H	R	ER	SO	BB	IBB	HBP	BLK	WP	HR	S	P	ERA	WHIP								
<b>Jack Morris, R</b> (1, 1) ERA: 3.71	9.0	W	33	6	4	4	6	3	0	0	0	0	1	77	116	4.00	1.000								





Batter	1	2	3	4	5	6	7	8	9	10	AB	R	H	RBI	BB	SO	LOB	TOP						
Mike Devereaux, R OBP: 0.335, SLG: 0.469	(1, 8) WP B1-3 1B		(2, 1) FC5-4			(2, 1) P5		(3, 2) SH3-4 1B		(0, 1) CS 1B	5	1	3	0	0	0	1							
Brady Anderson, L OBP: 0.303, SLG: 0.214	(1, 7) F8		(2, 3) K			(0, 1) 2B		(0, 0) SH3-4		(3, 3) K	4	0	1	0	0	2	3							
Cal Ripken Jr., R OBP: 0.395, SLG: 0.587	(1, 6) B1-3				(0, 0) G6-3		(3, 1) G5-3		(3, 2) G5-3									4	0	0	0	0	0	3
Joe Orsulak, L OBP: 0.276, SLG: 0.310	(1, 9) F7				(1, 2) F9			(0, 0) HBP 1B		(0, 1) FC5-4 1B								4	1	2	1	0	0	1
Leo Gomez, R OBP: 0.376, SLG: 0.426					(3, 3) K			(1, 2) F9 1B		(3, 2) FC5-4 1B								3	0	0	0	0	1	2
Randy Milligan, R OBP: 0.348, SLG: 0.368					(3, 2) G4-6-3			(1, 0) F9		(3, 2) G3								4	0	0	0	0	0	2
Sam Horn, L OBP: 0.350, SLG: 0.489					(4, 2) BB			(2, 1) G4-3		(4, 1) BB								1	0	0	0	2	0	0
Juan Bell, R OBP: 0.128, SLG: 0.152								(1, 2) HBP		(3, 2) BB								0	0	0	0	0	0	0
Bob Melvin, R OBP: 0.309, SLG: 0.337					(0, 0) P4			(1, 1) F8		(1, 0) G6-4-3								4	0	1	1	0	0	2
Billy Ripken, R OBP: 0.247, SLG: 0.266								(0, 2) P3		(2, 1) F8								3	0	1	0	0	0	2
David Segui, S OBP: 0.291, SLG: 0.368								(0, 2) G1-3										1	0	0	0	0	0	0
Tim Hulett, R OBP: 0.256, SLG: 0.336																		0	0	0	0	0	0	0
<b>Inning Stats</b>	R: 0 E: 0 K: 0 S: 7	H: 1 LOB: 1 BB: 0 P: 10	R: 0 E: 0 K: 0 S: 7	H: 0 LOB: 1 BB: 1 P: 15	R: 0 E: 0 K: 1 S: 7	H: 1 LOB: 0 BB: 0 P: 12	R: 0 E: 0 K: 1 S: 7	H: 0 LOB: 0 BB: 0 P: 11	R: 0 E: 0 K: 0 S: 7	H: 0 LOB: 0 BB: 0 P: 13	R: 0 E: 0 K: 0 S: 9	H: 1 LOB: 1 BB: 0 P: 13	R: 1 E: 0 K: 0 S: 13	H: 2 LOB: 2 BB: 0 P: 23	R: 1 E: 0 K: 0 S: 12	H: 2 LOB: 1 BB: 0 P: 20	R: 0 E: 0 K: 0 S: 5	H: 0 LOB: 1 BB: 1 P: 13	R: 0 E: 0 K: 1 S: 7	H: 1 LOB: 0 BB: 0 P: 12	1B: 7 2B: 1 3B: 0 HR: 0	SF: 0 SAC: 1 DP: 2 HBP: 2	WP: 1 PB: 0 SB: 0 CS: 1	PA: 38
<b>PITCHER</b>	IP WLS BF H R ER SO BB IBB HBP BLK WP HR S P ERA WHIP	IP WLS BF H R ER SO BB IBB HBP BLK WP HR S P ERA WHIP	IP WLS BF H R ER SO BB IBB HBP BLK WP HR S P ERA WHIP	IP WLS BF H R ER SO BB IBB HBP BLK WP HR S P ERA WHIP	IP WLS BF H R ER SO BB IBB HBP BLK WP HR S P ERA WHIP	IP WLS BF H R ER SO BB IBB HBP BLK WP HR S P ERA WHIP	IP WLS BF H R ER SO BB IBB HBP BLK WP HR S P ERA WHIP	IP WLS BF H R ER SO BB IBB HBP BLK WP HR S P ERA WHIP	IP WLS BF H R ER SO BB IBB HBP BLK WP HR S P ERA WHIP	IP WLS BF H R ER SO BB IBB HBP BLK WP HR S P ERA WHIP	IP WLS BF H R ER SO BB IBB HBP BLK WP HR S P ERA WHIP	IP WLS BF H R ER SO BB IBB HBP BLK WP HR S P ERA WHIP	IP WLS BF H R ER SO BB IBB HBP BLK WP HR S P ERA WHIP	IP WLS BF H R ER SO BB IBB HBP BLK WP HR S P ERA WHIP	IP WLS BF H R ER SO BB IBB HBP BLK WP HR S P ERA WHIP	IP WLS BF H R ER SO BB IBB HBP BLK WP HR S P ERA WHIP	IP WLS BF H R ER SO BB IBB HBP BLK WP HR S P ERA WHIP	IP WLS BF H R ER SO BB IBB HBP BLK WP HR S P ERA WHIP	IP WLS BF H R ER SO BB IBB HBP BLK WP HR S P ERA WHIP	IP WLS BF H R ER SO BB IBB HBP BLK WP HR S P ERA WHIP	IP WLS BF H R ER SO BB IBB HBP BLK WP HR S P ERA WHIP	IP WLS BF H R ER SO BB IBB HBP BLK WP HR S P ERA WHIP	IP WLS BF H R ER SO BB IBB HBP BLK WP HR S P ERA WHIP	

Baltimore Orioles @ Kansas City Royals  
 Royals Stadium, Kansas City, MO  
 Thu Jun 20 1991, 8:05 PM EDT  
 Att. 35,520 - Sunny - 86 F

AB	33
R	2
H	8
RBI	2
BB	2
SO	3
LOB	16



Batter	1	2	3	4	5	6	7	8	9	10	AB	R	H	RBI	BB	SO	LOB	BOTTOM						
Brian McRae, S OBP: 0.287, SLG: 0.362	(1, 8) F8		(0, 1) P4		(0, 1) L3		(1, 0) F8			(2, 2) 1B	5	0	1	1	0	0	5							
Kirk Gibson, L OBP: 0.339, SLG: 0.447	(1, 7) B1-3		(3, 3) K			(2, 2) F9		(2, 1) F7			4	0	0	0	0	1	2							
George Brett, L OBP: 0.317, SLG: 0.367	(1, 10) F8				(1, 0) G4-3		(1, 3) K		(1, 0) G4-3									4	0	0	0	1	0	
Danny Tartabull, R OBP: 0.332, SLG: 0.519					(1, 0) L8		(3, 2) G6-3		(0, 0) G4-3									4	0	0	0	0	1	0
Mike MacLarnie, R OBP: 0.306, SLG: 0.453					(1, 0) G5-3		(1, 0) 3B		(2, 1) L7									4	0	1	0	0	0	0
Kevin Seitzer, R OBP: 0.329, SLG: 0.315					(0, 1) P6		(0, 0) F9		(3, 1) 2B									4	1	1	0	0	0	1
Carmelo Martinez, R OBP: 0.347, SLG: 0.363																		3	1	3	2	1	0	0
Gary Thuman, R OBP: 0.309, SLG: 0.377																		0	0	0	0	0	0	0
Bill Pecota, R OBP: 0.326, SLG: 0.396																		0	0	0	0	0	0	0
Kurt Stillwell, S OBP: 0.311, SLG: 0.355																		3	1	2	0	1	0	1
Terry Shumpert, R OBP: 0.266, SLG: 0.333																		3	0	1	0	0	1	3
<b>Inning Stats</b>	R: 0 E: 0 K: 0 S: 6	H: 0 LOB: 0 BB: 0 P: 7	R: 0 E: 0 K: 1 S: 6	H: 0 LOB: 0 BB: 0 P: 9	R: 0 E: 0 K: 2 S: 11	H: 1 LOB: 2 BB: 1 P: 18	R: 0 E: 0 K: 0 S: 5	H: 1 LOB: 1 BB: 0 P: 7	R: 1 E: 0 K: 0 S: 9	H: 2 LOB: 0 BB: 0 P: 13	R: 0 E: 0 K: 1 S: 10	H: 0 LOB: 0 BB: 0 P: 16	R: 1 E: 0 K: 0 S: 13	H: 3 LOB: 2 BB: 0 P: 24	R: 0 E: 0 K: 0 S: 4	H: 0 LOB: 0 BB: 0 P: 7	R: 0 E: 0 K: 0 S: 6	H: 1 LOB: 1 BB: 1 P: 12	R: 1 E: 0 K: 0 S: 7	H: 1 LOB: 1 BB: 1 P: 13	1B: 5 2B: 3 3B: 1 HR: 1	SF: 0 SAC: 1 DP: 1 HBP: 0	WP: 0 PB: 0 SB: 0 CS: 1	PA: 38
<b>PITCHER</b>	IP WLS BF H R ER SO BB IBB HBP BLK WP HR S P ERA WHIP	IP WLS BF H R ER SO BB IBB HBP BLK WP HR S P ERA WHIP	IP WLS BF H R ER SO BB IBB HBP BLK WP HR S P ERA WHIP	IP WLS BF H R ER SO BB IBB HBP BLK WP HR S P ERA WHIP	IP WLS BF H R ER SO BB IBB HBP BLK WP HR S P ERA WHIP	IP WLS BF H R ER SO BB IBB HBP BLK WP HR S P ERA WHIP	IP WLS BF H R ER SO BB IBB HBP BLK WP HR S P ERA WHIP	IP WLS BF H R ER SO BB IBB HBP BLK WP HR S P ERA WHIP	IP WLS BF H R ER SO BB IBB HBP BLK WP HR S P ERA WHIP	IP WLS BF H R ER SO BB IBB HBP BLK WP HR S P ERA WHIP	IP WLS BF H R ER SO BB IBB HBP BLK WP HR S P ERA WHIP	IP WLS BF H R ER SO BB IBB HBP BLK WP HR S P ERA WHIP	IP WLS BF H R ER SO BB IBB HBP BLK WP HR S P ERA WHIP	IP WLS BF H R ER SO BB IBB HBP BLK WP HR S P ERA WHIP	IP WLS BF H R ER SO BB IBB HBP BLK WP HR S P ERA WHIP	IP WLS BF H R ER SO BB IBB HBP BLK WP HR S P ERA WHIP	IP WLS BF H R ER SO BB IBB HBP BLK WP HR S P ERA WHIP	IP WLS BF H R ER SO BB IBB HBP BLK WP HR S P ERA WHIP	IP WLS BF H R ER SO BB IBB HBP BLK WP HR S P ERA WHIP	IP WLS BF H R ER SO BB IBB HBP BLK WP HR S P ERA WHIP	IP WLS BF H R ER SO BB IBB HBP BLK WP HR S P ERA WHIP	IP WLS BF H R ER SO BB IBB HBP BLK WP HR S P ERA WHIP	IP WLS BF H R ER SO BB IBB HBP BLK WP HR S P ERA WHIP	

Baltimore Orioles @ Kansas City Royals  
 Royals Stadium, Kansas City, MO  
 Thu Jun 20 1991, 8:05 PM EDT  
 Att. 35,520 - Sunny - 86 F

AB	34
R	3
H	9
RBI	3
BB	2
SO	4
LOB	12





Batter	1	2	3	4	5	6	7	8	9	AB	R	H	RBI	BB	SO	LOB	TOP				
<b>Mike Devereaux, R</b> (1, 8) OBP: 0.332, SLG: 0.472										5	0	1	0	0	2	2	<b>Baltimore Orioles @ Kansas City Royals</b> Royals Stadium, Kansas City, MO Sat Jun 22 1991, 8:05 PM EDT Att: 36,141 - Cloudy - 73 F				
<b>Brady Anderson, L</b> (1, 7) OBP: 0.307, SLG: 0.208										3	0	0	0	1	2	2					
<b>Cal Ripken Jr., R</b> (1, 6) OBP: 0.393, SLG: 0.580										3	1	0	0	1	1	4					
<b>Sam Horn, L</b> (1, 10)										4	0	0	0	0	3	6					
<b>Leo Gomez, R</b> (1, 5)										1	0	0	0	2	0	3					
<b>Joe Orsulak, L</b> (1, 9)										4	0	0	0	0	1	4					
<b>David Segui, S</b> (1, 3)										4	0	1	1	0	0	1					
<b>Bob Melvin, R</b> (1, 2)										4	0	1	0	0	2	3					
<b>Billy Ripken, R</b> (1, 4) OBP: 0.247, SLG: 0.261										3	0	0	0	1	0	0					
<b>Inning Stats</b>	R: 0 E: 0 K: 2 S: 7	H: 0 LOB: 0 BB: 0 P: 11	R: 0 E: 0 K: 0 S: 4	H: 0 LOB: 0 BB: 0 P: 5	R: 0 E: 0 K: 1 S: 12	H: 1 LOB: 2 BB: 1 P: 19	R: 1 E: 0 K: 3 S: 13	H: 1 LOB: 2 BB: 2 P: 24	R: 0 E: 0 K: 1 S: 12	H: 0 LOB: 1 BB: 1 P: 15	R: 0 E: 0 K: 1 S: 18	H: 0 LOB: 0 BB: 0 P: 30	R: 0 E: 0 K: 0 S: 5	H: 0 LOB: 0 BB: 0 P: 8	R: 0 E: 0 K: 1 S: 7	H: 0 LOB: 0 BB: 0 P: 11	1B: 2 2B: 0 3B: 1 HR: 0	SF: 0 SAC: 0 DP: 1 HBP: 2	WP: 1 PB: 1 SB: 1 CS: 0	PA: 38	
<b>PITCHER</b>	IP	WLS	BF	H	R	ER	SO	BB	IBB	HBP	BLK	WP	HR	S	P	ERA	WHIP				
<b>Tom Gordon, R</b> (1, 1) ERA: 3.46	7.0	L	32	3	1	1	10	5	0	2	0	1	0	74	123	1.29	1.143				
<b>Storm Davis, R</b> (8, 1) ERA: 4.3	2.0		6	0	0	0	1	0	0	0	0	0	0	12	19	0.00	0.000				

Batter	1	2	3	4	5	6	7	8	9	AB	R	H	RBI	BB	SO	LOB	BOTTOM					
<b>Brian McRae, S</b> (1, 8) OBP: 0.283, SLG: 0.356										4	0	0	0	0	1	0	<b>Baltimore Orioles @ Kansas City Royals</b> Royals Stadium, Kansas City, MO Sat Jun 22 1991, 8:05 PM EDT Att: 36,141 - Cloudy - 73 F					
<b>Kirk Gibson, L</b> (1, 7) OBP: 0.335, SLG: 0.441										3	0	0	0	0	1	0						
<b>George Brett, L</b> (1, 10) OBP: 0.312, SLG: 0.359										3	0	0	0	0	2	0						
<b>Danny Tartabull, R</b> (1, 9) OBP: 0.336, SLG: 0.521										3	0	2	0	0	0	0						
<b>Jim Eisenreich, L</b> (1, 3) OBP: 0.330, SLG: 0.395										3	0	0	0	0	0	2						
<b>Kevin Seitzer, R</b> (1, 5) OBP: 0.322, SLG: 0.307										3	0	0	0	0	0	1						
<b>Mike Macfarlane, R</b> (1, 2) OBP: 0.307, SLG: 0.451										3	0	1	0	0	0	1						
<b>Kurt Stillwell, S</b> (1, 6) OBP: 0.307, SLG: 0.350										3	0	0	0	0	2	1						
<b>Terry Shumpert, R</b> (1, 4) OBP: 0.283, SLG: 0.329										2	0	0	0	0	0	1						
<b>Warren Cromartie, L</b> (8, PH) OBP: 0.366, SLG: 0.464										1	0	0	0	0	1	0						
<b>Inning Stats</b>	R: 0 E: 0 K: 1 S: 9	H: 0 LOB: 0 BB: 0 P: 12	R: 0 E: 0 K: 0 S: 5	H: 0 LOB: 0 BB: 0 P: 10	R: 0 E: 0 K: 0 S: 6	H: 0 LOB: 0 BB: 0 P: 9	R: 0 E: 0 K: 2 S: 9	H: 0 LOB: 0 BB: 0 P: 13	R: 0 E: 0 K: 0 S: 3	H: 1 LOB: 0 BB: 0 P: 4	R: 0 E: 0 K: 1 S: 7	H: 0 LOB: 0 BB: 0 P: 8	R: 0 E: 0 K: 1 S: 5	H: 0 LOB: 0 BB: 0 P: 7	R: 0 E: 0 K: 0 S: 7	H: 1 LOB: 1 BB: 0 P: 9	R: 0 E: 0 K: 2 S: 9	H: 0 LOB: 0 BB: 0 P: 13	1B: 3 2B: 0 3B: 0 HR: 0	SF: 0 SAC: 0 DP: 2 HBP: 0	WP: 0 PB: 0 SB: 0 CS: 0	PA: 28
<b>PITCHER</b>	IP	WLS	BF	H	R	ER	SO	BB	IBB	HBP	BLK	WP	HR	S	P	ERA	WHIP					
<b>Bob Milacki, R</b> (1, 1) ERA: 4.15	8.0	W	25	3	0	0	5	0	0	0	0	0	0	51	72	0.00	0.375					
<b>Gregg Olson, R</b> (8, 1) ERA: 3.71	1.0	S	3	0	0	0	2	0	0	0	0	0	0	9	13	0.00	0.000					















Batter	1	2	3	4	5	6	7	8	9	AB	R	H	RBI	BB	SO	LOB	TOP					
<b>Mike Devereaux, R</b> (1, 8) OBP: 0.325, SLG: 0.450	L7		F9		L5-4		FC1-5 BB	G5-3		4	0	0	0	1	0	5	<b>Baltimore Orioles @ Cleveland Indians</b> Cleveland Municipal Stadium, Cleveland, OH Wed Jun 26 1991, 7:05 PM EDT Att: 10,457 - Cloudy - 79 F					
<b>Billy Ripken, R</b> (1, 4) OBP: 0.245, SLG: 0.258	K		F9			G4-3	P4		F7	3	0	0	0	0	1	1						
<b>Sam Horn, L</b> (7, PH) OBP: 0.331, SLG: 0.484										1	0	0	0	0	0	2						
<b>Juan Bell, R</b> (7, 6) OBP: 0.185, SLG: 0.192										1	0	0	0	0	0	0						
<b>Cal Ripken Jr., R</b> (1, 6) OBP: 0.406, SLG: 0.595	G5-3		L6			HR	FC1-5 BB		FC6-4 1B	4	1	1	0	0	0	3						
<b>Mike Flanagan, L</b> (7, 1) OBP: 0.348, SLG: 0.293										0	0	0	0	0	0	0						
<b>Ernie Whitt, L</b> (9, PH) OBP: 0.348, SLG: 0.293										1	0	1	0	0	0	0						
<b>Randy Milligan, R</b> (1, 3) OBP: 0.356, SLG: 0.392		1B			F9				FC6-4 FC4-6	4	2	2	2	1	0	1						
<b>Leo Gomez, R</b> (1, 5) OBP: 0.387, SLG: 0.426		G1-4-3 1B				HR				5	1	2	0	0	1	4						
<b>Tim Hulett, R</b> (1, 10) OBP: 0.286, SLG: 0.355										4	0	2	1	0	0	1						
<b>David Segui, S</b> (1, 7) OBP: 0.323, SLG: 0.360		G1-4-3				L5-4 BB			G1-3 BB	3	0	2	1	1	0	2						
<b>Joe Orsulak, L</b> (1, 9) OBP: 0.278, SLG: 0.298										2	0	0	0	0	1	2						
<b>Chris Holles, R</b> (6, PH) OBP: 0.307, SLG: 0.333										1	0	0	0	0	1	1						
<b>Brady Anderson, L</b> (6, 9) OBP: 0.315, SLG: 0.254										1	0	0	0	0	0	2						
<b>Bob Melvin, R</b> (1, 2) OBP: 0.322, SLG: 0.351										3	0	2	0	1	0	2						
<b>Inning Stats</b>	R: 0 E: 0 K: 1 S: 8	H: 0 LOB: 0 BB: 0 P: 13	R: 1 E: 0 K: 1 S: 12	H: 3 LOB: 1 BB: 0 P: 15	R: 0 E: 0 K: 0 S: 7	H: 1 LOB: 1 BB: 0 P: 10	R: 0 E: 0 K: 1 S: 8	H: 0 LOB: 0 BB: 0 P: 13	R: 0 E: 0 K: 0 S: 8	H: 1 LOB: 1 BB: 1 P: 14	R: 3 E: 0 K: 1 S: 16	H: 4 LOB: 1 BB: 0 P: 25	R: 0 E: 0 K: 0 S: 12	H: 1 LOB: 3 BB: 2 P: 24	R: 0 E: 0 K: 0 S: 14	H: 1 LOB: 2 BB: 1 P: 27	R: 0 E: 0 K: 0 S: 4	H: 1 LOB: 1 BB: 0 P: 6	1B: 10 2B: 2 3B: 0 HR: 1	SF: 0 SAC: 0 DP: 2 HBP: 0	WP: 0 PB: 0 SB: 0 CS: 0	PA: 41
<b>PITCHER</b>	IP	WLS	BF	H	R	ER	SO	BB	IBB	HBP	BLK	WP	HR	S	P	ERA	WHIP					
<b>Greg Swindell, L</b> (1, 1) ERA: 2.86	6.0	W	28	10	4	4	4	2	0	0	0	0	1	63	101	6.00	2.000					
<b>Jeff Shaw, R</b> (7, 1) ERA: 5.99	3.0	S	13	2	0	0	0	2	0	0	0	0	0	26	46	0.00	1.333					


Batter	1	2	3	4	5	6	7	8	9	AB	R	H	RBI	BB	SO	LOB	BOTTOM					
<b>Mike Huff, R</b> (1, 8) OBP: 0.383, SLG: 0.358	1B				F9			F9		4	3	2	1	1	0	1	<b>Baltimore Orioles @ Cleveland Indians</b> Cleveland Municipal Stadium, Cleveland, OH Wed Jun 26 1991, 7:05 PM EDT Att: 10,457 - Cloudy - 79 F					
<b>Jerry Browne, S</b> (1, 10) OBP: 0.262, SLG: 0.245	B2		G6-3			G5-3		F9		5	1	1	2	0	0	2						
<b>Carlos Baerga, S</b> (1, 5) OBP: 0.352, SLG: 0.421	1B		F9			F9		G4-3		5	1	2	1	0	0	1						
<b>Albert Belle, R</b> (1, 7) OBP: 0.321, SLG: 0.500	2B		G6-3			G6-3				4	1	2	3	0	0	0						
<b>Sandy Alomar Jr., R</b> (1, 2) OBP: 0.239, SLG: 0.241	L9				G6-3			FC6 1B		4	0	1	0	0	0	3						
<b>Chris James, R</b> (1, 9) OBP: 0.314, SLG: 0.361	BB 1B BB	L9			G5-3			L8		3	1	0	0	1	0	1						
<b>Brook Jacoby, R</b> (1, 3) OBP: 0.267, SLG: 0.326	BB 1B				F9			L8		4	1	2	1	0	0	1						
<b>Felix Fermin, R</b> (1, 6) OBP: 0.285, SLG: 0.282	BB 1B BB	G6-3				G6-3		FC6		3	1	0	0	1	0	2						
<b>Mark Lewis, R</b> (1, 4) OBP: 0.306, SLG: 0.322	BB 1B	G6-3				G3-1				4	1	2	2	0	0	1						
<b>Inning Stats</b>	R: 9 E: 0 K: 0 S: 24	H: 8 LOB: 2 BB: 3 P: 44	R: 0 E: 0 K: 0 S: 13	H: 1 LOB: 0 BB: 0 P: 19	R: 1 E: 0 K: 0 S: 7	H: 1 LOB: 0 BB: 0 P: 10	R: 0 E: 0 K: 0 S: 4	H: 0 LOB: 0 BB: 0 P: 6	R: 0 E: 0 K: 0 S: 8	H: 0 LOB: 0 BB: 0 P: 14	R: 0 E: 0 K: 0 S: 9	H: 0 LOB: 0 BB: 0 P: 13	R: 0 E: 0 K: 0 S: 7	H: 1 LOB: 1 BB: 0 P: 12	R: 0 E: 0 K: 0 S: 8	H: 1 LOB: 1 BB: 0 P: 14		R: 0 E: 0 K: 0 S: 4	H: 1 LOB: 1 BB: 0 P: 6	1B: 9 2B: 2 3B: 0 HR: 1	SF: 0 SAC: 0 DP: 0 HBP: 0	WP: 0 PB: 0 SB: 0 CS: 0
<b>PITCHER</b>	IP	WLS	BF	H	R	ER	SO	BB	IBB	HBP	BLK	WP	HR	S	P	ERA	WHIP					
<b>Jeff Ballard, L</b> (1, 1) ERA: 5.06	3.0	L	22	10	10	10	0	3	0	0	0	0	1	44	73	30.00	4.333					
<b>Mike Flanagan, L</b> (4, 1) ERA: 2.65	5.0		17	2	0	0	0	0	0	0	0	0	0	36	59	0.00	0.400					
<b>Mike Flanagan, L</b> (7, 1) ERA: 2.65	5.0		17	2	0	0	0	0	0	0	0	0	0	36	59	0.00	0.400					


AB	37
R	4
H	12
RBI	4
BB	4
SO	4
LOB	26

AB	36
R	10
H	12
RBI	10
BB	3
SO	0
LOB	12





Batter	1	2	3	4	5	6	7	8	9	AB	R	H	RBI	BB	SO	LOB	TOP										
Mike Devereaux, R OBP: 0.326, SLG: 0.461	(1, 8) F7		(1, 0) 1B	(1, 2) F8		(1, 0) SH 1B	(1, 2) P4			5	2	2	0	0	0	1	<b>Baltimore Orioles @ Cleveland Indians</b> Cleveland Municipal Stadium, Cleveland, OH Thu Jun 27 1991, 7:05 PM EDT Att: 18,889 - Sunny - 74 F										
Billy Ripken, R OBP: 0.252, SLG: 0.265	(1, 4) L9		(0, 1) 2B 1B	(0, 1) 1B		(1, 1) SH 1B	(2, 3) K			4	2	2	1	0	1	0											
Cal Ripken Jr., R OBP: 0.409, SLG: 0.602	(1, 6) 1B		(1, 1) 1B	(3, 1) F9		(1, 2) E 1B	(3, 3) K			5	3	3	1	0	1	2											
Randy Milligan, R OBP: 0.365, SLG: 0.401	(1, 3) FC6-4		(1, 1) G1		(3, 2) G6-3	(3, 2) E8		(1, 2) G3		5	0	4	3	0	0	0											
Leo Gomez, R OBP: 0.371, SLG: 0.410	(1, 5) FC6-4		(1, 0) G1		(1, 0) F9	(1, 2) SF7		(1, 2) G5-3		4	0	0	2	0	0	3											
Chris Hoiles, R OBP: 0.303, SLG: 0.328		(3, 2) F8	(0, 2) F9		(0, 0) G6-3	(3, 2) L8		(0, 1) G5-3		5	0	1	0	0	0	2											
David Segui, S OBP: 0.317, SLG: 0.362		(0, 1) G6-3	(0, 1) G4-3		(2, 2) G6-3	(1, 0) 2B		(0, 1) F9		5	0	1	0	0	0	3											
Bob Melvin, R OBP: 0.341, SLG: 0.359	(2, 1) FC6-4		(1, 1) SH5-3		(4, 0) IBB	(4, 0) IBB		(0, 0) G1-3		3	0	2	0	2	0	0											
Brady Anderson, L OBP: 0.307, SLG: 0.246	(1, 9) FC6-4		(0, 0) SH5-3		(1, 3) K	(1, 3) K		(2, 1) G6-3		4	0	0	0	0	2	7											
<b>Inning Stats</b>	R: 1 E: 0 K: 0 S: 14	H: 2 LOB: 1 BB: 0 P: 21	R: 0 E: 0 K: 0 S: 11	H: 1 LOB: 1 BB: 0 P: 18	R: 3 E: 0 K: 0 S: 15	H: 4 LOB: 2 BB: 0 P: 19	R: 0 E: 0 K: 1 S: 10	H: 2 LOB: 3 BB: 1 P: 15	R: 0 E: 0 K: 1 S: 12	H: 0 LOB: 0 BB: 0 P: 22	R: 3 E: 1 K: 1 S: 20	H: 4 LOB: 3 BB: 1 P: 35	R: 0 E: 0 K: 0 S: 9	H: 0 LOB: 0 BB: 0 P: 17	R: 0 E: 0 K: 0 S: 8	H: 0 LOB: 0 BB: 0 P: 10		R: 0 E: 0 K: 0 S: 5	H: 0 LOB: 0 BB: 0 P: 7	1B: 10 2B: 4 3B: 1 HR: 0	SF: 1 SAC: 2 DP: 0 HBP: 0	WP: 0 PB: 0 SB: 0 CS: 0	PA: 45				
<b>PITCHER</b>	IP	WLS	BF	H	R	ER	SO	BB	IBB	HBP	BLK	WP	HR	S	P	ERA	WHIP										
Jeff Mutis, L ERA: 11.68	(1, 1) 5.0	L	29	12	6	6	1	0	1	0	0	0	0	65	100	10.80	2.400										
Jesse Orosco, L ERA: 2.74	(6, 1) 3.0		13	3	1	1	3	0	1	0	0	0	0	34	57	3.00	1.000										
Doug Jones, R ERA: 7.71	(9, 1) 1.0		3	0	0	0	0	0	0	0	0	0	0	5	7	0.00	0.000										

Batter	1	2	3	4	5	6	7	8	9	AB	R	H	RBI	BB	SO	LOB	BOTTOM										
Alex Cole, L OBP: 0.369, SLG: 0.341	(1, 8) K		(1, 1) F8		(1, 2) E3			(2, 2) G6-3	(4, 2) FC4-6	4	0	0	0	1	1	1	<b>Baltimore Orioles @ Cleveland Indians</b> Cleveland Municipal Stadium, Cleveland, OH Thu Jun 27 1991, 7:05 PM EDT Att: 18,889 - Sunny - 74 F										
Jerry Browne, S OBP: 0.260, SLG: 0.243	(1, 4) 1B		(2, 2) F7		(0, 0) L1-3			(0, 2) G3-1	(1, 2) FC4-6	5	1	1	0	0	0	5											
Carlos Baerga, S OBP: 0.355, SLG: 0.422	(1, 5) 1B		(0, 2) G3			(1, 2) G4-3		(0, 0) 1B		4	0	2	0	0	0	0											
Albert Belle, R OBP: 0.324, SLG: 0.506	(1, 10) 1B			(0, 0) 2B		(2, 1) F7		(1, 1) F7		4	0	2	1	0	0	1											
Mark Whiten, S OBP: 0.280, SLG: 0.346	(1, 9) K			(1, 0) G4-3					(0, 0) G3	4	1	2	0	0	1	2											
Sandy Alomar Jr., R OBP: 0.231, SLG: 0.233	(1, 2) L8			(0, 0) E5		(3, 2) G4-3			(0, 0) G3	4	0	0	0	0	0	4											
Chris James, R OBP: 0.309, SLG: 0.355		(0, 0) G4-3		(1, 2) F7			(1, 1) F9		(0, 2) G6-3	4	0	0	1	0	0	1											
Glenallen Hill, R OBP: 0.304, SLG: 0.437		(0, 0) F6			(3, 2) E		(0, 3) K		(1, 1) 1B	4	0	2	0	0	1	0											
Mark Lewis, R OBP: 0.305, SLG: 0.321		(0, 2) F9			(2, 3) K		(1, 0) G3-1		(1, 1) BB	4	0	1	0	0	1	1											
<b>Inning Stats</b>	R: 1 E: 0 K: 2 S: 12	H: 3 LOB: 2 BB: 0 P: 20	R: 0 E: 0 K: 0 S: 6	H: 0 LOB: 0 BB: 0 P: 6	R: 0 E: 0 K: 0 S: 9	H: 0 LOB: 0 BB: 0 P: 12	R: 0 E: 1 K: 0 S: 6	H: 1 LOB: 1 BB: 0 P: 8	R: 0 E: 1 K: 1 S: 14	H: 1 LOB: 1 BB: 0 P: 20	R: 0 E: 0 K: 0 S: 9	H: 1 LOB: 1 BB: 0 P: 16	R: 0 E: 0 K: 0 S: 6	H: 0 LOB: 0 BB: 0 P: 8	R: 0 E: 0 K: 0 S: 9	H: 1 LOB: 1 BB: 0 P: 12		R: 1 E: 0 K: 0 S: 15	H: 3 LOB: 3 BB: 1 P: 22	1B: 7 2B: 4 3B: 0 HR: 0	SF: 0 SAC: 0 DP: 1 HBP: 0	WP: 0 PB: 0 SB: 1 CS: 0	PA: 38				
<b>PITCHER</b>	IP	WLS	BF	H	R	ER	SO	BB	IBB	HBP	BLK	WP	HR	S	P	ERA	WHIP										
Bob Milacki, R ERA: 3.88	(1, 1) 8.2	W	37	10	2	2	4	0	0	0	0	0	0	83	120	2.08	1.269										
Gregg Olson, R ERA: 3.66	(9, 1) 0.1	S	1	0	0	0	0	0	0	0	0	0	0	3	4	0.00	0.000										



Batter	1	2	3	4	5	6	7	8	9	AB	R	H	RBI	BB	SO	LOB	TOP					
<b>Ellis Burks, R</b> OBP: 0.309, SLG: 0.413 (1, 8)	G1-3		1B	L6				K		4	1	1	0	1	1	0	<b>Boston Red Sox @ Baltimore Orioles</b> Memorial Stadium, Baltimore, MD Fri Jun 28 1991, 7:05 PM EDT Att: 48,327 - Sunny - 95 F					
<b>Jody Read, R</b> OBP: 0.306, SLG: 0.327 (1, 4)	F7		BB 1B	K			K	K		5	1	1	1	0	3	1						
<b>Wade Boggs, L</b> OBP: 0.478, SLG: 0.444 (1, 5)	1B		BB 1B				F7	G3-1		5	1	2	1	0	0	0						
<b>Jack Clark, R</b> OBP: 0.356, SLG: 0.373 (1, 10)	K		BB 1B	K			BB 1B		HR	4	3	2	1	1	2	1						
<b>Mike Greenwell, L</b> OBP: 0.369, SLG: 0.428 (1, 7)		G6-3	BB 1B				K	G3-1		4	1	1	1	1	1	1						
<b>Mo Vaughn, L</b> OBP: 0.333, SLG: 0.250 (7, PH) <b>Carlos Quintana, R</b> OBP: 0.376, SLG: 0.405 (7, 3)	G4-3		SF9				BB	G6-3		2	0	1	1	0	0	0						
<b>Tom Brunansky, R</b> OBP: 0.293, SLG: 0.397 (1, 9)	1B		G5-3				BB			4	0	1	1	1	1	3						
<b>Tony Peña, R</b> OBP: 0.320, SLG: 0.372 (1, 2)	F8		PO 1B				K			4	0	2	3	0	1	1						
<b>Luis Rivera, R</b> OBP: 0.356, SLG: 0.445 (1, 6)			1B	K			K	G1-3		4	1	1	0	0	2	2						
<b>Inning Stats</b>	R: 0 E: 0 K: 1 S: 15	H: 1 LOB: 1 BB: 0 P: 19	R: 0 E: 0 K: 0 S: 10	H: 1 LOB: 1 BB: 0 P: 15	R: 6 E: 0 K: 0 S: 23	H: 5 LOB: 0 BB: 2 P: 39	R: 0 E: 0 K: 2 S: 9	H: 0 LOB: 0 BB: 0 P: 11	R: 0 E: 0 K: 1 S: 10	H: 2 LOB: 2 BB: 0 P: 17	R: 0 E: 0 K: 3 S: 14	H: 0 LOB: 1 BB: 1 P: 22	R: 2 E: 0 K: 1 S: 15	H: 3 LOB: 2 BB: 1 P: 23	R: 0 E: 0 K: 2 S: 8	H: 0 LOB: 0 BB: 0 P: 8		R: 1 E: 0 K: 1 S: 8	H: 1 LOB: 0 BB: 0 P: 12	1B: 12 2B: 0 3B: 0 HR: 1	SF: 1 SAC: 0 DP: 0 HBP: 0	WP: 0 PB: 0 SB: 1 CS: 0
<b>PITCHER</b>	IP	WLS	BF	H	R	ER	SO	BB	IBB	HBP	BLK	WP	HR	S	P	ERA	WHIP					
<b>Jose Mesa, R</b> ERA: 5.75 (1, 1)	2.0	L	14	6	6	6	1	2	0	0	0	0	0	35	55	27.00	4.000					
<b>Todd Frothing, R</b> ERA: 1.3 (3, 1)	4.0		15	3	0	0	6	1	0	0	0	0	0	46	68	0.00	1.000					
<b>Paul Kilgus, L</b> ERA: 5.05 (7, 1)	3.0		14	4	3	3	4	1	0	0	0	0	1	31	43	9.00	1.667					

Batter	1	2	3	4	5	6	7	8	9	AB	R	H	RBI	BB	SO	LOB	BOTTOM					
<b>Mike Devereaux, R</b> OBP: 0.324, SLG: 0.454 (1, 8)	P6		G6-3						FC6-4	4	1	0	0	1	0	1	<b>Boston Red Sox @ Baltimore Orioles</b> Memorial Stadium, Baltimore, MD Fri Jun 28 1991, 7:05 PM EDT Att: 48,327 - Sunny - 95 F					
<b>Brady Anderson, L</b> OBP: 0.305, SLG: 0.254 (1, 7)	L8		F7				G3			4	0	1	2	0	0	0						
<b>Cal Ripken Jr., R</b> OBP: 0.410, SLG: 0.599 (1, 6)	1B			E3			G3	F9		3	1	1	0	1	0	1						
<b>Sam Horn, L</b> OBP: 0.335, SLG: 0.490 (1, 10)	1B						G3			4	0	2	0	0	1	1						
<b>Randy Milligan, R</b> OBP: 0.363, SLG: 0.403 (1, 3)	G4-3			G2-3						4	0	1	1	0	1	4						
<b>Leo Gomez, R</b> OBP: 0.359, SLG: 0.394 (1, 5)			K				K			4	0	0	0	0	3	3						
<b>Joe Orsulak, L</b> OBP: 0.276, SLG: 0.297 (1, 9)			K				G6-3			4	0	1	0	0	1	2						
<b>Bob Melvin, R</b> OBP: 0.333, SLG: 0.350 (1, 2) <b>Ernie Whitl, L</b> OBP: 0.343, SLG: 0.288 (9, PH)			K				G3	FC5-4	L7	3	1	0	0	0	1	1						
<b>Billy Ripken, R</b> OBP: 0.247, SLG: 0.259 (1, 4) <b>David Segui, S</b> OBP: 0.314, SLG: 0.358 (9, PH)			K				G4-3		E3	1	0	0	0	0	0	0						
<b>Inning Stats</b>	R: 0 E: 0 K: 0 S: 12	H: 2 LOB: 2 BB: 0 P: 17	R: 0 E: 0 K: 3 S: 10	H: 0 LOB: 0 BB: 0 P: 14	R: 0 E: 0 K: 1 S: 12	H: 0 LOB: 0 BB: 0 P: 16	R: 0 E: 1 K: 0 S: 13	H: 1 LOB: 2 BB: 0 P: 20	R: 0 E: 0 K: 0 S: 4	H: 0 LOB: 0 BB: 0 P: 5	R: 1 E: 0 K: 1 S: 11	H: 1 LOB: 1 BB: 1 P: 19	R: 2 E: 0 K: 1 S: 15	H: 2 LOB: 1 BB: 1 P: 21	R: 0 E: 0 K: 3 S: 11	H: 0 LOB: 0 BB: 0 P: 17		R: 0 E: 1 K: 0 S: 8	H: 0 LOB: 1 BB: 0 P: 11	1B: 3 2B: 3 3B: 0 HR: 0	SF: 0 SAC: 0 DP: 0 HBP: 0	WP: 0 PB: 0 SB: 0 CS: 0
<b>PITCHER</b>	IP	WLS	BF	H	R	ER	SO	BB	IBB	HBP	BLK	WP	HR	S	P	ERA	WHIP					
<b>Greg Harris, R</b> ERA: 4.39 (1, 1)	6.2	W	29	6	3	3	6	2	0	0	0	0	0	72	107	4.05	1.200					
<b>Jeff Grey, R</b> ERA: 2.2 (7, 1)	1.1		4	0	0	0	3	0	0	0	0	0	0	16	22	0.00	0.000					
<b>Jeff Reardon, R</b> ERA: 2.89 (9, 1)	1.0		4	0	0	0	0	0	0	0	0	0	0	8	11	0.00	0.000					







Batter	1	2	3	4	5	6	7	8	9	AB	R	H	RBI	BB	SO	LOB	TOP										
Steve Lyons, L OBP: 0.297, SLG: 0.426 (1, 8)	P2		F9					P5		4	0	1	1	0	0	1	<b>Boston Red Sox @ Baltimore Orioles</b> Memorial Stadium, Baltimore, MD Sun Jun 30 1991, 3:33 AM EDT Att: 47,274 - Sunny - 97 F										
Jody Read, R OBP: 0.308, SLG: 0.330 (1, 4)	G6-3			G5-3	CS	F9		F8		4	0	0	0	0	0												
Wade Boggs, L OBP: 0.447, SLG: 0.447 Ellis Burks, R OBP: 0.308, SLG: 0.411 (1, 5)	G3			K		F7		K		3	0	0	0	0	1	0											
Jack Clark, R OBP: 0.358, SLG: 0.372 (1, 10)		F7			BB				F9	3	1	1	0	1	0	0											
Mike Greenwell, L OBP: 0.366, SLG: 0.434 (1, 7)		G6-4-3		F8	BB			L8		4	1	2	2	0	0	1											
Mo Vaughn, L OBP: 0.308, SLG: 0.545 (1, 3)	G6-4-3					L4		K		4	1	1	1	0	1	1											
Carlos Quintana, R OBP: 0.381, SLG: 0.412 (1, 9)			G6-3		F9	G4-3		G4-6-3		2	1	1	0	1	0	0											
Tony Peña, R OBP: 0.316, SLG: 0.367 (1, 2)			L6		G4-3			G4-6-3		3	0	0	0	0	0	2											
Mike Brumley, S OBP: 0.235, SLG: 0.219 (1, 6)					F9			G3-1		2	0	0	0	1	0	1											
<b>Inning Stats</b>	R: 0 E: 0 K: 0 S: 6	H: 0 LOB: 0 BB: 0 P: 8	R: 0 E: 0 K: 0 S: 8	H: 1 LOB: 0 BB: 0 P: 12	R: 0 E: 0 K: 0 S: 11	H: 0 LOB: 1 BB: 1 P: 16	R: 0 E: 0 K: 1 S: 9	H: 0 LOB: 1 BB: 1 P: 16	R: 2 E: 0 K: 0 S: 10	H: 2 LOB: 0 BB: 1 P: 19	R: 2 E: 0 K: 0 S: 14	H: 2 LOB: 0 BB: 0 P: 25	R: 0 E: 0 K: 0 S: 7	H: 1 LOB: 0 BB: 0 P: 10	R: 0 E: 0 K: 1 S: 8	H: 0 LOB: 0 BB: 0 P: 14	R: 0 E: 0 K: 1 S: 9	H: 0 LOB: 0 BB: 0 P: 15	1B: 4 2B: 0 3B: 0 HR: 2	SF: 0 SAC: 0 DP: 2 HBP: 0	WP: 0 PB: 0 SB: 0 CS: 1	PA: 34					
<b>PITCHER</b>	IP	WLS	BF	H	R	ER	SO	BB	IBB	HBP	BLK	WP	HR	S	P	ERA	WHIP										
Jeff Robinson, R ERA: 4.46 (1, 1)	5.2		22	4	3	3	1	3	0	0	0	0	1	53	87	4.76	1.235										
Kevin Hickey, L ERA: 6.09 (6, 1)	0.1		2	1	1	1	0	0	0	0	0	0	1	5	9	27.00	3.000										
Mark Williamson, R ERA: 4.06 (7, 1)	2.0	W	6	1	0	0	1	0	0	0	0	0	0	15	24	0.00	0.500										
Gregg Olson, R ERA: 3.55 (9, 1)	1.0	S	3	0	0	0	1	0	0	0	0	0	0	9	15	0.00	0.000										

Batter	1	2	3	4	5	6	7	8	9	AB	R	H	RBI	BB	SO	LOB	BOTTOM										
Mike Devereaux, R OBP: 0.318, SLG: 0.440 (1, 8)	F9		1B			K		SH2-4		3	0	0	0	1	2	2	<b>Boston Red Sox @ Baltimore Orioles</b> Memorial Stadium, Baltimore, MD Sun Jun 30 1991, 3:33 AM EDT Att: 47,274 - Sunny - 97 F										
Tim Hulett, R OBP: 0.289, SLG: 0.354 Sam Horn, L OBP: 0.342, SLG: 0.503 Bob Melvin, R OBP: 0.333, SLG: 0.350 Ernie Whitt, L OBP: 0.338, SLG: 0.283 (1, 10)	K		F9			K		G4-3		3	1	1	0	0	1	2											
Cal Ripken Jr., R OBP: 0.413, SLG: 0.614 (1, 6)	F8		1B		HR	E9		IBB		3	1	1	2	2	0	0											
Randy Milligan, R OBP: 0.374, SLG: 0.441 (1, 3)		F8			HR	F8		F9		5	1	3	2	0	0	3											
Leo Gomez, R OBP: 0.353, SLG: 0.374 (1, 5)	F8		K		P4			IBB		3	0	0	0	1	1	4											
Chris Hoiles, R OBP: 0.307, SLG: 0.338 (1, 2)	G1-3				2B					4	0	2	0	0	1	2											
David Segui, S OBP: 0.302, SLG: 0.343 Brady Anderson, L OBP: 0.319, SLG: 0.264 (1, 7)	L7				G5-3	K				3	0	0	0	0	1	3											
Joe Orsulak, L OBP: 0.277, SLG: 0.300 (1, 9)			G4-3		F8			G4-3		4	1	1	0	0	0	2											
Billy Ripken, R OBP: 0.257, SLG: 0.265 (1, 4)			F9		K			G4-3		3	2	2	0	1	1	1											
<b>Inning Stats</b>	R: 0 E: 0 K: 1 S: 7	H: 0 LOB: 0 BB: 0 P: 10	R: 0 E: 0 K: 0 S: 8	H: 1 LOB: 0 BB: 0 P: 14	R: 1 E: 0 K: 1 S: 9	H: 2 LOB: 3 BB: 2 P: 19	R: 0 E: 0 K: 1 S: 9	H: 1 LOB: 1 BB: 0 P: 12	R: 3 E: 0 K: 2 S: 15	H: 4 LOB: 1 BB: 0 P: 21	R: 2 E: 1 K: 2 S: 16	H: 2 LOB: 1 BB: 0 P: 24	R: 0 E: 0 K: 2 S: 13	H: 0 LOB: 1 BB: 1 P: 17	R: 0 E: 0 K: 0 S: 9	H: 0 LOB: 2 BB: 2 P: 21	1B: 6 2B: 2 3B: 0 HR: 2	SF: 0 SAC: 1 DP: 0 HBP: 0	WP: 0 PB: 0 SB: 1 CS: 0	PA: 40							
<b>PITCHER</b>	IP	WLS	BF	H	R	ER	SO	BB	IBB	HBP	BLK	WP	HR	S	P	ERA	WHIP										
Joe Hesketh, L ERA: 4.06 (1, 1)	5.0	L	26	9	5	4	5	1	0	0	0	0	0	13	21	0.00	1.000										
Dennis Lamp, R ERA: 4.65 (6, 1)	1.0		5	1	1	0	2	0	0	0	0	0	0	13	21	0.00	1.000										
Tony Fossas, L ERA: 2.66 (7, 1)	1.1		6	0	0	0	2	2	0	0	0	0	0	16	24	0.00	1.500										
Jeff Gray, R ERA: 2.17 (8, 1)	0.2		3	0	0	0	0	0	1	0	0	0	0	6	14	0.00	0.000										





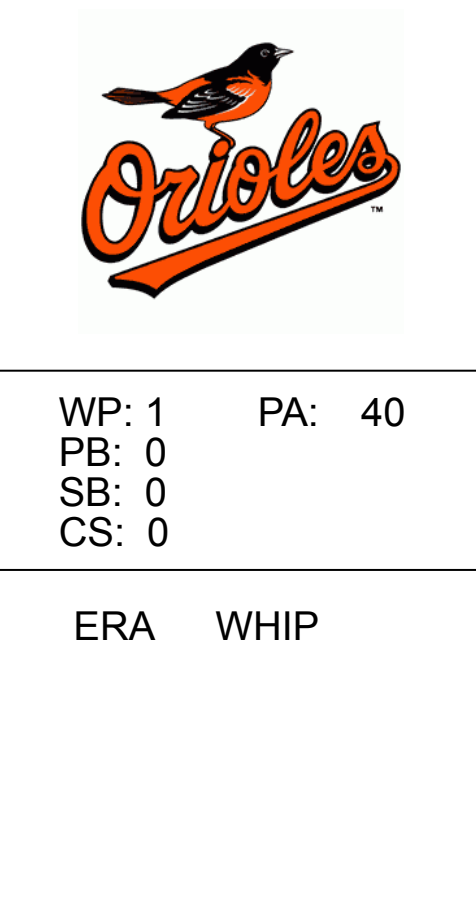


Batter	1	2	3	4	5	6	7	8	9	AB	R	H	RBI	BB	SO	LOB	TOP										
<b>Tony Phillips, S</b> OBP: 0.390, SLG: 0.428 (1, 4)										4	1	3	1	1	0	1											
<b>Travis Fryman, R</b> OBP: 0.280, SLG: 0.378 (1, 6)										5	1	1	1	1	0	4											
<b>Rob Deer, R</b> OBP: 0.311, SLG: 0.401 (1, 9)										5	0	0	0	0	1	3											
<b>Cecil Fielder, R</b> OBP: 0.372, SLG: 0.521 (1, 3)										4	1	2	2	0	0	0											
<b>Mickey Tettleton, S</b> OBP: 0.388, SLG: 0.493 (1, 10)										4	0	0	0	0	0	1											
<b>Skeeter Barnes, R</b> OBP: 0.320, SLG: 0.652 (1, 5)										4	0	1	0	0	0	1											
<b>John Shelby, S</b> OBP: 0.239, SLG: 0.349 (1, 7)										4	0	0	0	0	0	2											
<b>Andy Allanson, R</b> OBP: 0.250, SLG: 0.341 (1, 2)										4	0	1	0	0	1	0											
<b>Mitt Cuyler, S</b> OBP: 0.313, SLG: 0.333 (1, 8)										4	1	2	0	0	0	1											
<b>Inning Stats</b>	R: 2 H: 3 E: 0 K: 0 S: 12	H: 3 LOB: 2 BB: 1 P: 20	R: 1 H: 2 E: 0 K: 1 S: 14	H: 2 LOB: 1 BB: 0 P: 21	R: 0 H: 0 E: 0 K: 0 S: 6	H: 0 LOB: 0 BB: 0 P: 9	R: 0 H: 1 E: 0 K: 0 S: 9	H: 1 LOB: 1 BB: 0 P: 15	R: 1 H: 1 E: 1 K: 0 S: 8	H: 1 LOB: 1 BB: 0 P: 13	R: 0 H: 2 E: 0 K: 0 S: 8	H: 2 LOB: 2 BB: 0 P: 12	R: 0 H: 0 E: 0 K: 1 S: 8	H: 0 LOB: 0 BB: 0 P: 8	R: 0 H: 0 E: 0 K: 0 S: 8	H: 0 LOB: 0 BB: 0 P: 10	R: 0 H: 1 E: 0 K: 0 S: 5	H: 1 LOB: 1 BB: 0 P: 7	1B: 5 2B: 4 3B: 0 HR: 1	SF: 0 SAC: 0 DP: 0 HBP: 0	WP: 0 PB: 0 SB: 0 CS: 0	PA: 39					
<b>PITCHER</b>	IP	WLS	BF	H	R	ER	SO	BB	IBB	HBP	BLK	WP	HR	S	P	ERA	WHIP										
<b>Jeff Ballard, L</b> ERA: 5.14 (1, 1)	5.2	L	28	9	4	4	1	1	0	0	0	0	1	56	89	6.35	1.765										
<b>Todd Frohwrth, R</b> ERA: 1.19 (6, 1)	2.2		9	1	0	0	1	0	0	0	0	0	0	19	23	0.00	0.375										
<b>Gregg Olson, R</b> ERA: 3.48 (9, 1)	0.2		2	0	0	0	0	0	0	0	0	0	0	3	3	0.00	0.000										

**Detroit Tigers @ Baltimore Orioles**  
**Memorial Stadium, Baltimore, MD**  
Tue Jul 02 1991, 7:05 PM EDT  
Att: 30,898 - Cloudy - 85 F

Batter	1	2	3	4	5	6	7	8	9	AB	R	H	RBI	BB	SO	LOB	BOTTOM										
<b>Mike Devereaux, R</b> OBP: 0.326, SLG: 0.447 (1, 8)										5	1	4	1	0	1	0											
<b>Brady Anderson, L</b> OBP: 0.324, SLG: 0.268 (1, 7)										4	0	2	1	0	0	1											
<b>Cal Ripken Jr., R</b> OBP: 0.405, SLG: 0.609 (1, 6)										5	0	0	0	0	2	6											
<b>Sam Horn, L</b> OBP: 0.340, SLG: 0.512 (1, 10)										3	0	0	0	0	0	0											
<b>Tim Hulett, R</b> OBP: 0.272, SLG: 0.352 (6, PH)										1	0	0	0	1	0	2											
<b>Randy Milligan, R</b> OBP: 0.374, SLG: 0.434 (1, 3)										3	0	0	0	1	0	1											
<b>Joe Orsulak, L</b> OBP: 0.288, SLG: 0.313 (1, 9)										4	1	2	0	0	0	1											
<b>Leo Gomez, R</b> OBP: 0.354, SLG: 0.407 (1, 5)										4	0	1	0	0	1	3											
<b>Bob Melvin, R</b> OBP: 0.333, SLG: 0.358 (1, 2)										3	1	1	0	0	2	2											
<b>Ernie Whit, L</b> OBP: 0.333, SLG: 0.279 (6, PH) (9, 2)										1	0	0	0	0	1	2											
<b>Juan Bell, R</b> OBP: 0.169, SLG: 0.175 (1, 4)										3	0	0	1	0	0	1											
<b>David Segui, S</b> OBP: 0.297, SLG: 0.365 (9, PH)										1	0	0	0	0	0	0											
<b>Inning Stats</b>	R: 0 H: 1 E: 0 K: 0 S: 7	H: 2 LOB: 2 BB: 0 P: 11	R: 0 H: 2 E: 0 K: 1 S: 12	H: 2 LOB: 0 BB: 0 P: 18	R: 0 H: 0 E: 0 K: 1 S: 10	H: 0 LOB: 0 BB: 0 P: 14	R: 0 H: 0 E: 0 K: 1 S: 6	H: 0 LOB: 0 BB: 0 P: 8	R: 3 H: 3 E: 2 K: 1 S: 18	H: 3 LOB: 1 BB: 0 P: 24	R: 0 H: 1 E: 0 K: 0 S: 10	H: 1 LOB: 2 BB: 1 P: 18	R: 0 H: 1 E: 0 K: 1 S: 14	H: 1 LOB: 2 BB: 0 P: 18	R: 0 H: 0 E: 1 K: 1 S: 13	H: 0 LOB: 2 BB: 1 P: 23	R: 0 H: 2 E: 0 K: 1 S: 14	H: 2 LOB: 2 BB: 0 P: 20	1B: 8 2B: 2 3B: 0 HR: 0	SF: 0 SAC: 0 DP: 1 HBP: 1	WP: 1 PB: 0 SB: 0 CS: 0	PA: 40					
<b>PITCHER</b>	IP	WLS	BF	H	R	ER	SO	BB	IBB	HBP	BLK	WP	HR	S	P	ERA	WHIP										
<b>Bill Gullickson, R</b> ERA: 3.74 (1, 1)	5.2	W	24	7	3	0	0	1	0	0	0	0	0	18	24	0.00	0.750										
<b>Mark Leiter, R</b> ERA: 4.22 (6, 1)	1.1		6	1	0	0	1	0	0	1	0	0	0	4	4	0.00	0.750										
<b>Paul Gibson, L</b> ERA: 3.75 (8, 1)	0.0		1	0	0	0	0	1	0	0	0	0	0	0	4	∞	∞										
<b>Mike Henneman, R</b> ERA: 2.84 (8, 1)	2.0	S	9	2	0	0	2	0	0	0	0	1	0	27	39	0.00	1.000										

**Detroit Tigers @ Baltimore Orioles**  
**Memorial Stadium, Baltimore, MD**  
Tue Jul 02 1991, 7:05 PM EDT  
Att: 30,898 - Cloudy - 85 F





Batter	1	2	3	4	5	6	7	8	9	AB	R	H	RBI	BB	SO	LOB	TOP								
Tony Phillips, S OBP: 0.390, SLG: 0.431 (1, 5)	F7		HR 1B		K		K		1B 2B	5	2	2	1	0	2	1									
Lou Whitaker, L OBP: 0.384, SLG: 0.456 (1, 4)	P4		HR			1B SH3 1B	L8		1B	5	2	3	3	0	0	0									
Travis Fryman, R OBP: 0.276, SLG: 0.373 (1, 6)	F7		G1-3			SH3		K	K	4	0	0	0	0	2	1									
Cecil Fielder, R OBP: 0.376, SLG: 0.522 (1, 3)		G6-3		G6-3 BB		1B 1B		1B		3	1	2	0	1	0	0									
Mickey Tettleton, S OBP: 0.386, SLG: 0.489 (1, 2)	P4		G6-3			BB 1B	L7			4	1	1	1	0	0	2									
Mark Salas, L OBP: 0.105, SLG: 0.108 (6, PH)	P9					1B BB	L9			2	0	0	0	0	1	0									
Rob Deer, R OBP: 0.312, SLG: 0.399 (6, PH)										1	0	0	0	1	0	1									
Skeeter Barnes, R OBP: 0.379, SLG: 0.692 (1, 9)			G3 1B 2B		P5	G4-6-3 1B		S SF7 BB		3	2	2	2	1	0	0									
John Shelby, S OBP: 0.231, SLG: 0.336 (1, 7)			G3		L8	G4-6-3		P3		4	0	0	0	0	0	4									
Mitt Cuyler, S OBP: 0.312, SLG: 0.338 (1, 8)			K					SF7		3	0	1	1	0	2	1									
<b>Inning Stats</b>	R: 0 E: 0 K: 0 S: 5	H: 0 LOB: 0 BB: 0 P: 9	R: 0 E: 0 K: 0 S: 8	H: 0 LOB: 0 BB: 0 P: 12	R: 3 E: 0 K: 1 S: 12	H: 3 LOB: 0 BB: 0 P: 18	R: 0 E: 0 K: 1 S: 8	H: 0 LOB: 0 BB: 1 P: 17	R: 0 E: 0 K: 1 S: 10	H: 1 LOB: 1 BB: 0 P: 14	R: 3 E: 0 K: 0 S: 17	H: 4 LOB: 1 BB: 1 P: 29	R: 0 E: 0 K: 2 S: 9	H: 0 LOB: 0 BB: 0 P: 13	R: 0 E: 0 K: 1 S: 10	H: 1 LOB: 1 BB: 0 P: 15	R: 2 E: 0 K: 1 S: 12	H: 2 LOB: 1 BB: 1 P: 21	1B: 7 2B: 3 3B: 0 HR: 1	SF: 1 SAC: 1 DP: 2 HBP: 0	WP: 0 PB: 0 SB: 2 CS: 0	PA: 39			
<b>PITCHER</b>	IP	WLS	BF	H	R	ER	SO	BB	IBB	HBP	BLK	WP	HR	S	P	ERA	WHIP								
Bob Milacki, R ERA: 4.35 (1, 1)	5.1	L	23	7	6	6	3	1	0	0	0	0	1	54	85	10.12	1.500								
Kevin Hickey, L ERA: 6.09 (6, 1)	0.0		1	0	0	0	0	1	0	0	0	0	0	1	5	∞	∞								
Mark Williamson, R ERA: 3.93 (6, 1)	1.2		5	1	0	0	2	0	0	0	0	0	0	14	22	0.00	0.600								
Mike Flanagan, L ERA: 2.5 (8, 1)	1.0		4	1	0	0	1	0	0	0	0	0	0	10	15	0.00	1.000								
Paul Kilgus, L ERA: 5.59 (9, 1)	1.0		6	2	2	2	1	1	0	0	0	0	0	12	21	18.00	3.000								

**Detroit Tigers @ Baltimore Orioles**  
 Memorial Stadium, Baltimore, MD  
 Wed Jul 03 1991, 7:05 PM EDT  
 Att: 46,702 - Cloudy - 83 F

AB	34
R	8
H	11
RBI	8
BB	3
SO	7
LOB	10



Batter	1	2	3	4	5	6	7	8	9	AB	R	H	RBI	BB	SO	LOB	BOTTOM								
Mike Devereaux, R OBP: 0.327, SLG: 0.444 (1, 8)	G4-6-3 BB		G4-6-3 1B		P5		P6		F9	4	0	1	0	1	0	1									
Billy Ripken, R OBP: 0.283, SLG: 0.262 (1, 4)	G4-6-3		G4-6-3				L4		F8	4	0	1	0	0	0	3									
Ernie Whitt, L OBP: 0.329, SLG: 0.274 (9, PH)										1	0	0	0	0	0	0									
Cal Ripken Jr., R OBP: 0.406, SLG: 0.606 (1, 6)	E8			BB SF8 BB	F9					3	1	1	0	1	0	1									
Randy Milligan, R OBP: 0.375, SLG: 0.435 (1, 3)	G5-3			G5-3		G2-3 1B				4	0	2	0	0	0	2									
Leo Gomez, R OBP: 0.351, SLG: 0.397 (1, 5)		G6-3		BB BB		G2-3		K		3	0	0	0	1	1	2									
Chris Hoiles, R OBP: 0.304, SLG: 0.329 (1, 10)				BB BB		P4		F9		3	0	1	0	1	0	2									
Joe Orsulak, L OBP: 0.283, SLG: 0.309 (1, 9)			F8		SF8		G4-3		E3	3	0	0	1	0	0	3									
David Segui, S OBP: 0.296, SLG: 0.370 (1, 7)			K		G4-3				F7	4	1	1	0	0	1	5									
Bob Melvin, R OBP: 0.333, SLG: 0.365 (1, 2)										3	0	1	1	0	1	0									
Brady Anderson, L OBP: 0.322, SLG: 0.266 (9, PH)			K		G5-3				K	1	0	0	0	0	1	0									
<b>Inning Stats</b>	R: 0 E: 1 K: 0 S: 9	H: 0 LOB: 1 BB: 1 P: 17	R: 0 E: 0 K: 1 S: 8	H: 1 LOB: 0 BB: 0 P: 12	R: 0 E: 0 K: 1 S: 8	H: 1 LOB: 0 BB: 0 P: 13	R: 1 E: 0 K: 0 S: 8	H: 0 LOB: 2 BB: 3 P: 23	R: 0 E: 0 K: 0 S: 7	H: 1 LOB: 1 BB: 0 P: 11	R: 0 E: 0 K: 0 S: 10	H: 1 LOB: 1 BB: 0 P: 16	R: 0 E: 0 K: 0 S: 9	H: 3 LOB: 0 BB: 0 P: 14	R: 0 E: 1 K: 1 S: 13	H: 1 LOB: 2 BB: 0 P: 16	R: 0 E: 0 K: 1 S: 10	H: 0 LOB: 0 BB: 0 P: 15	1B: 6 2B: 2 3B: 0 HR: 0	SF: 1 SAC: 0 DP: 2 HBP: 0	WP: 0 PB: 0 SB: 0 CS: 0	PA: 38			
<b>PITCHER</b>	IP	WLS	BF	H	R	ER	SO	BB	IBB	HBP	BLK	WP	HR	S	P	ERA	WHIP								
Frank Tanana, L ERA: 3.43 (1, 1)	7.0	W	30	7	2	2	2	4	0	0	0	0	0	59	106	2.57	1.571								
Mark Leiter, R ERA: 3.97 (8, 1)	2.0		8	1	0	0	2	0	0	0	0	0	0	23	31	0.00	0.500								

**Detroit Tigers @ Baltimore Orioles**  
 Memorial Stadium, Baltimore, MD  
 Wed Jul 03 1991, 7:05 PM EDT  
 Att: 46,702 - Cloudy - 83 F

AB	33
R	2
H	8
RBI	2
BB	4
SO	4
LOB	19





Batter	1	2	3	4	5	6	7	8	9	AB	R	H	RBI	BB	SO	LOB	TOP								
Mike Devereaux, R (1, 8) OBP: 0.326, SLG: 0.439	G5-3		G6-3					G6-3		3	0	0	0	1	0	0	<p><b>Baltimore Orioles @ New York Yankees</b> Yankee Stadium, Bronx, NY Thu Jul 04 1991, 3:33 AM EDT Att: 31,309 - Cloudy - 81 F</p>								
Tim Hulett, R (1, 10) OBP: 0.287, SLG: 0.345 Sam Horn, L (8, FH) OBP: 0.338, SLG: 0.509	G4-3		P3					K		3	0	0	0	0	1	2									
Cal Ripken Jr., R (1, 6) OBP: 0.404, SLG: 0.601	G5-3		G5-3					F9		4	0	1	0	0	0	0									
Randy Milligan, R (1, 3) OBP: 0.377, SLG: 0.434	CS		FC6-4 1B					F9		3	1	1	0	1	0	0									
Leo Gomez, R (1, 5) OBP: 0.349, SLG: 0.392			FC6-4 1B					F8		4	0	1	0	0	0	1									
Chris Hoiles, R (1, 2) OBP: 0.302, SLG: 0.347			FC6-4 1B					G6-4-3		4	1	1	1	0	0	3									
Joe Orsulak, L (1, 7) OBP: 0.280, SLG: 0.305			K					F8		3	0	0	0	0	1	2									
David Segui, S (1, 9) OBP: 0.305, SLG: 0.378			FC4-6 1B					G5-3		3	0	2	1	0	0	0									
Billy Ripken, R (1, 4) OBP: 0.258, SLG: 0.257	FC4-6		FC6-4 BB					L9		3	0	0	0	0	0	3									
<b>Inning Stats</b>	R: 0 E: 0 K: 0 S: 6	H: 1 LOB: 0 BB: 0 P: 8	R: 1 E: 0 K: 1 S: 12	H: 3 LOB: 2 BB: 0 P: 21	R: 0 E: 0 K: 0 S: 5	H: 0 LOB: 0 BB: 0 P: 10	R: 0 E: 0 K: 0 S: 8	H: 0 LOB: 0 BB: 0 P: 14	R: 0 E: 0 K: 1 S: 10	H: 1 LOB: 2 BB: 1 P: 19	R: 0 E: 0 K: 0 S: 5	H: 0 LOB: 0 BB: 0 P: 10	R: 1 E: 0 K: 0 S: 5	H: 1 LOB: 0 BB: 0 P: 7	R: 0 E: 0 K: 1 S: 7	H: 0 LOB: 0 BB: 1 P: 10	R: 0 E: 0 K: 0 S: 4	H: 0 LOB: 0 BB: 1 P: 10	1B: 5 2B: 0 3B: 0 HR: 1	SF: 0 SAC: 0 DP: 1 HBP: 0	WP: 0 PB: 0 SB: 0 CS: 1	PA: 34			
<b>PITCHER</b>	IP	WLS	BF	H	R	ER	SO	BB	IBB	HBP	BLK	WP	HR	S	P	ERA	WHIP								
Jeff Johnson, L (1, 1) ERA: 3.93	7.0		27	6	2	2	2	1	0	0	0	0	1	51	89	2.57	1.000								
Eric Plunk, R (8, 1) ERA: 5.44	1.0	W	4	0	0	0	1	1	0	0	0	0	0	9	16	0.00	1.000								
Lee Guetterman, L (9, 1) ERA: 1.83	1.0	S	2	0	0	0	0	0	0	0	0	0	0	2	4	0.00	0.000								

Batter	1	2	3	4	5	6	7	8	9	AB	R	H	RBI	BB	SO	LOB	BOTTOM								
Steve Sax, R (1, 4) OBP: 0.339, SLG: 0.388	P2			G6-3				P5		4	1	1	1	0	0	1	<p><b>Baltimore Orioles @ New York Yankees</b> Yankee Stadium, Bronx, NY Thu Jul 04 1991, 3:33 AM EDT Att: 31,309 - Cloudy - 81 F</p>								
Roberto Kelly, R (1, 8) OBP: 0.319, SLG: 0.414	F7			CS 1B				G6-3		4	0	2	1	0	0	0									
Don Mattingly, L (1, 3) OBP: 0.359, SLG: 0.415	F8			F8				F8		4	0	0	0	0	1	2									
Mel Hall, L (1, 7) OBP: 0.327, SLG: 0.533				G3				F9		3	1	1	1	0	0	0									
Kevin Maas, L (1, 10) OBP: 0.383, SLG: 0.457				F9				HR		3	0	2	0	0	0	0									
Jesse Barfield, R (1, 9) OBP: 0.314, SLG: 0.471				F8				G5-4-3		2	0	0	0	1	0	1									
Matt Nokes, L (1, 2) OBP: 0.316, SLG: 0.498				L4				F8		2	0	0	0	1	0	2									
Alvaro Espinoza, R (1, 6) OBP: 0.290, SLG: 0.351				F7				P4		3	0	1	0	0	0	3									
Pat Kelly, R (1, 5) OBP: 0.292, SLG: 0.385				F7				K		3	1	1	0	0	1	2									
<b>Inning Stats</b>	R: 0 E: 0 K: 0 S: 6	H: 0 LOB: 0 BB: 0 P: 12	R: 0 E: 0 K: 0 S: 5	H: 0 LOB: 0 BB: 0 P: 8	R: 0 E: 0 K: 0 S: 4	H: 1 LOB: 0 BB: 0 P: 5	R: 0 E: 0 K: 0 S: 5	H: 1 LOB: 0 BB: 0 P: 10	R: 1 E: 0 K: 1 S: 10	H: 2 LOB: 1 BB: 1 P: 18	R: 1 E: 0 K: 0 S: 9	H: 1 LOB: 0 BB: 0 P: 17	R: 0 E: 0 K: 0 S: 7	H: 1 LOB: 1 BB: 1 P: 12	R: 1 E: 0 K: 1 S: 9	H: 2 LOB: 1 BB: 0 P: 15	R: 0 E: 0 K: 0 S: 4	H: 0 LOB: 0 BB: 0 P: 10	1B: 5 2B: 2 3B: 0 HR: 2	SF: 0 SAC: 0 DP: 2 HBP: 0	WP: 0 PB: 0 SB: 1 CS: 2	PA: 30			
<b>PITCHER</b>	IP	WLS	BF	H	R	ER	SO	BB	IBB	HBP	BLK	WP	HR	S	P	ERA	WHIP								
Roy Smith, R (1, 1) ERA: 5.21	7.0	L	27	7	3	3	1	2	0	0	0	0	0	48	84	3.86	1.286								
Todd Frohwrith, R (8, 1) ERA: 1.17	0.1		2	1	0	0	0	0	0	0	0	0	0	3	6	0.00	3.000								
Mike Flanagan, L (8, 1) ERA: 2.47	0.2		1	0	0	0	1	0	0	0	0	0	0	4	7	0.00	0.000								

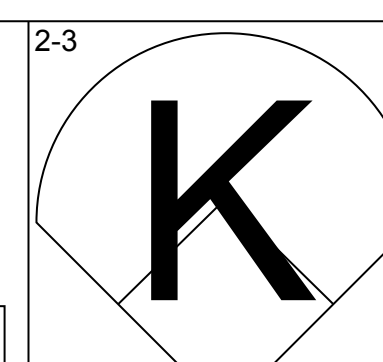
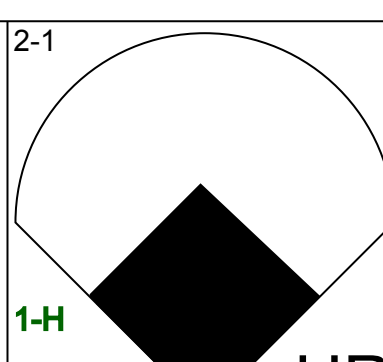
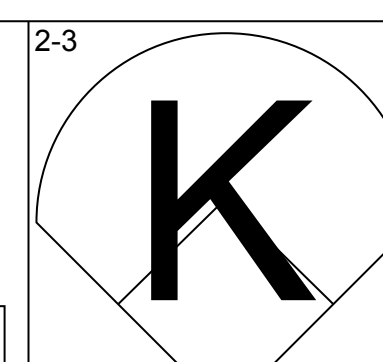
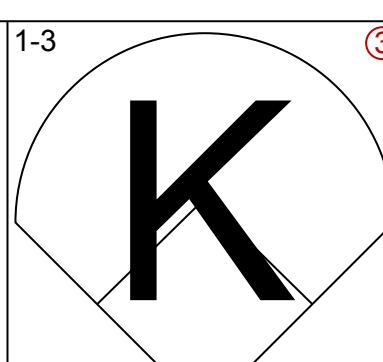
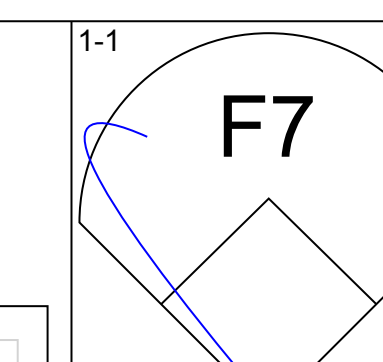
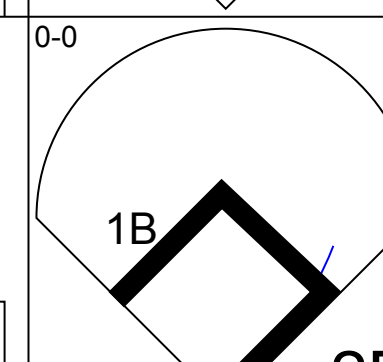
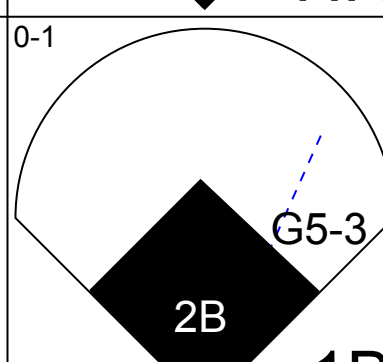
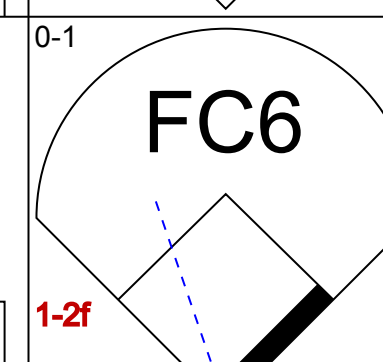
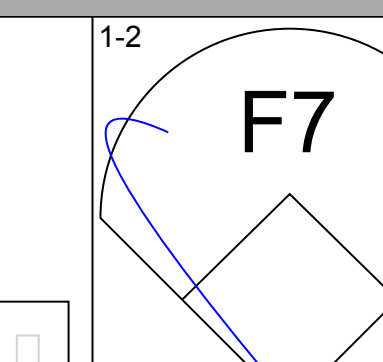
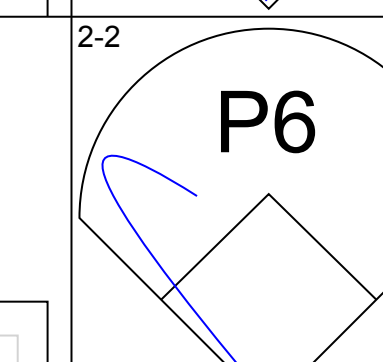
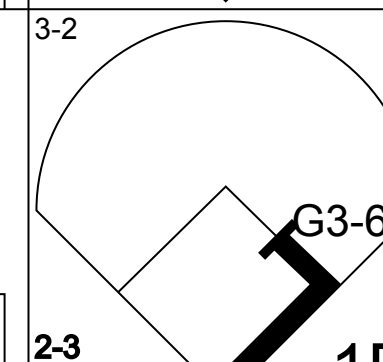
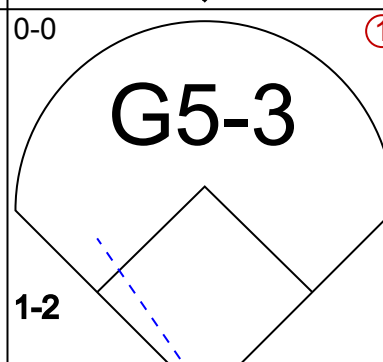
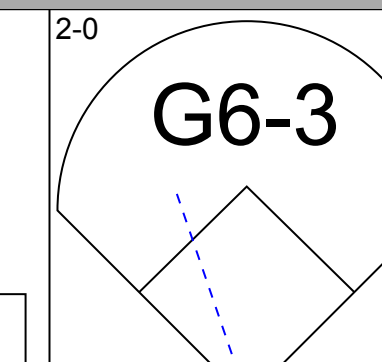
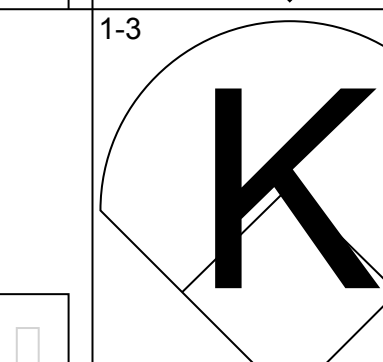
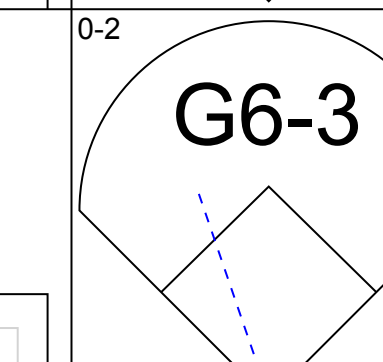
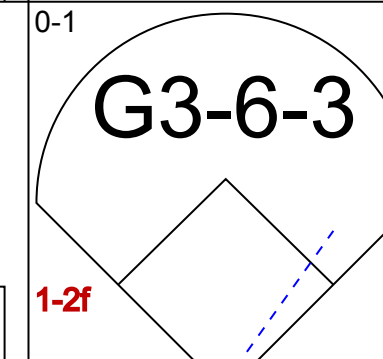
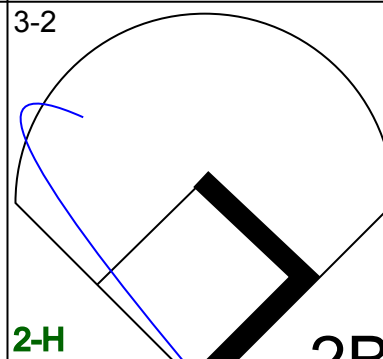
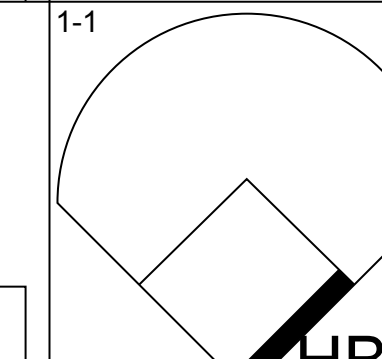
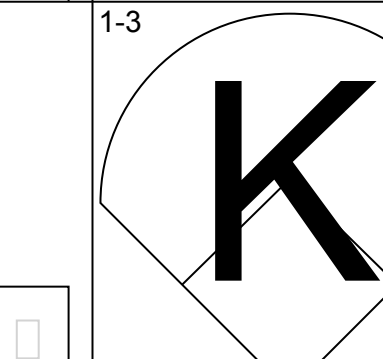
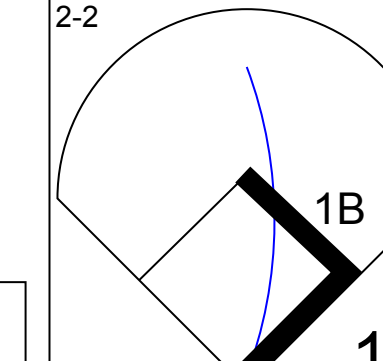
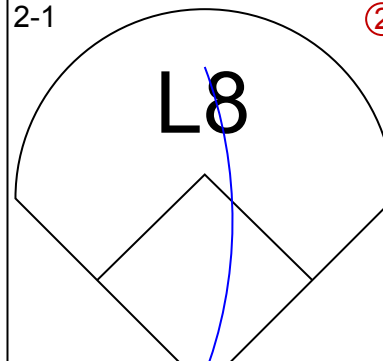
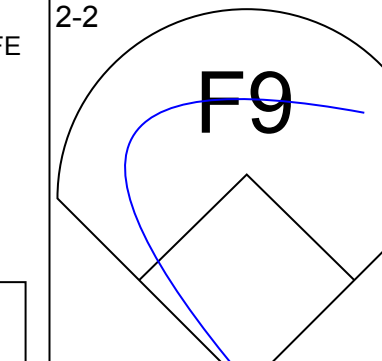
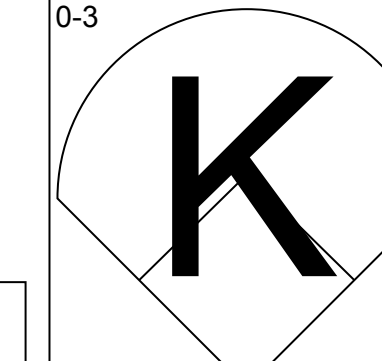
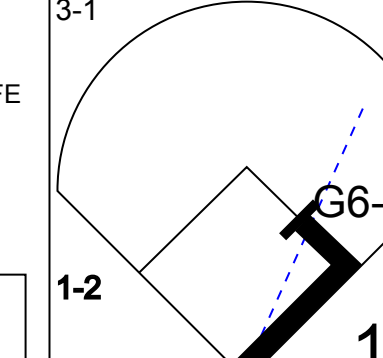
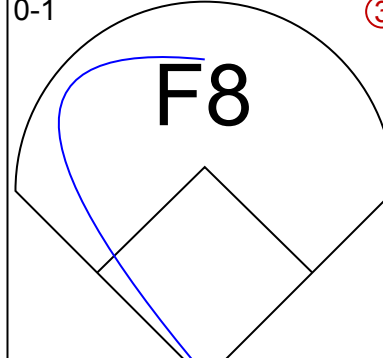
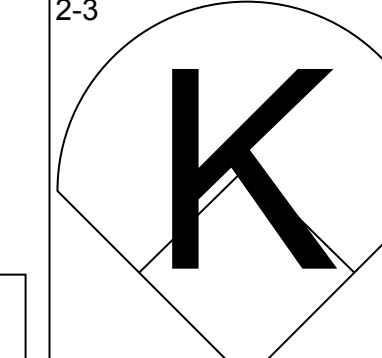
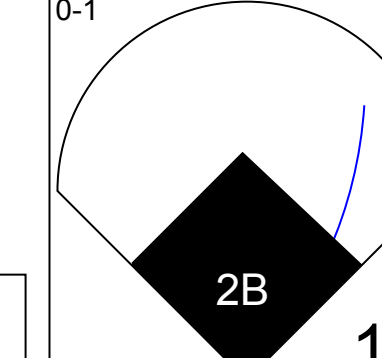
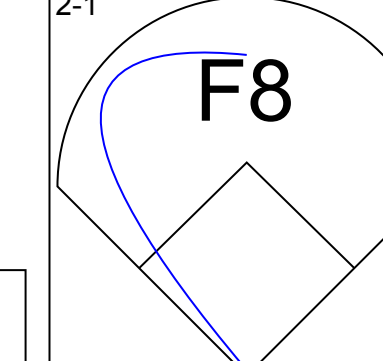
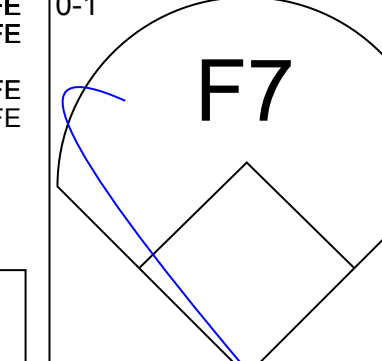
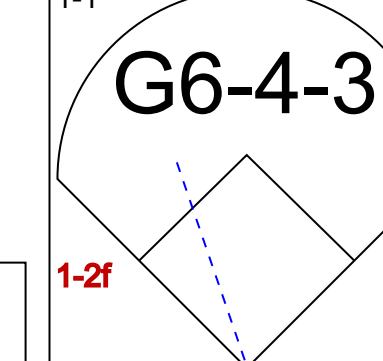
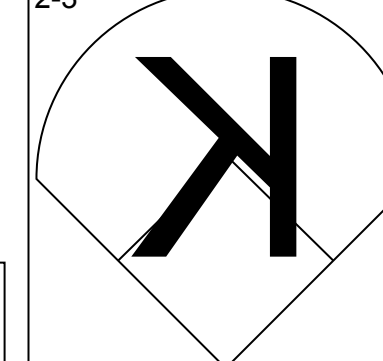
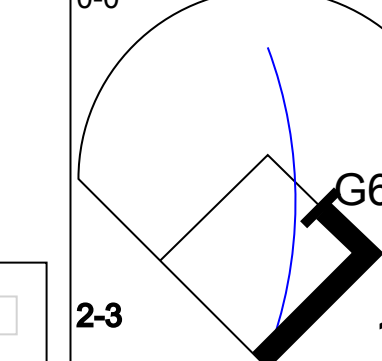
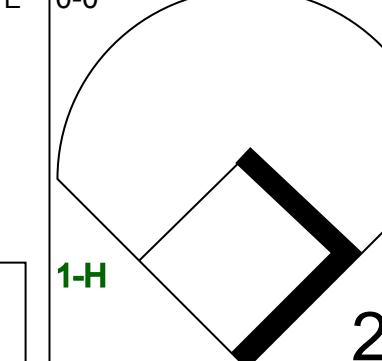

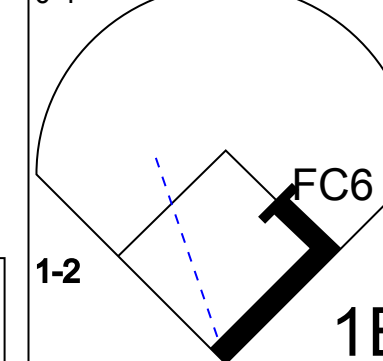
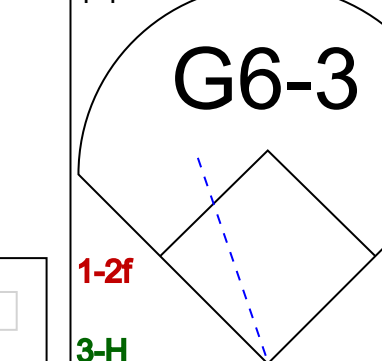
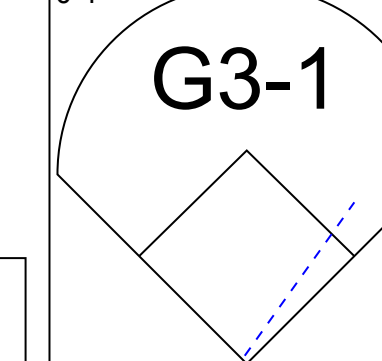

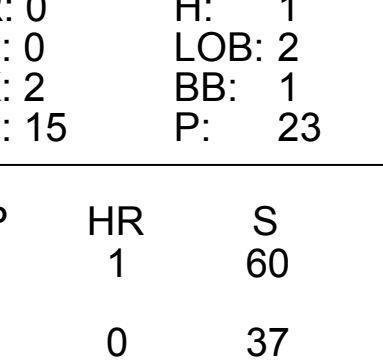
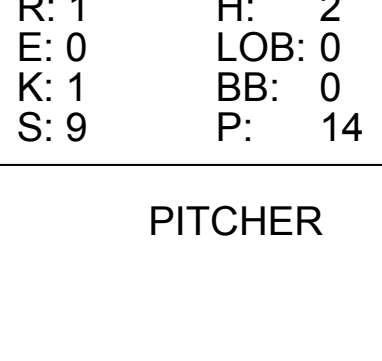
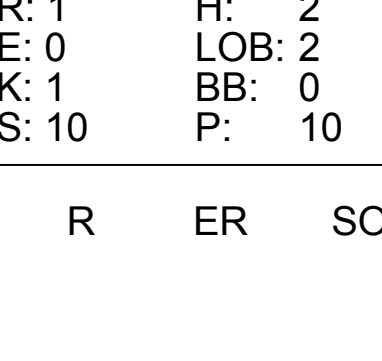


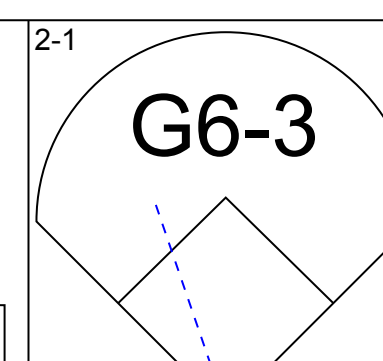
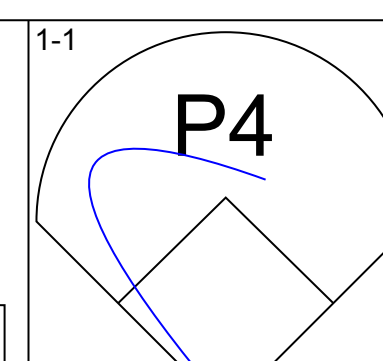
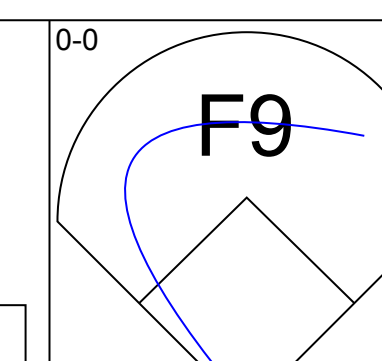
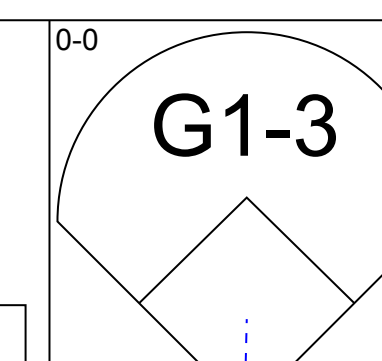
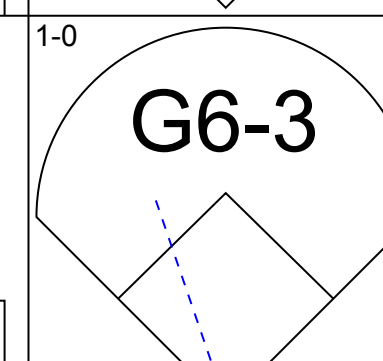
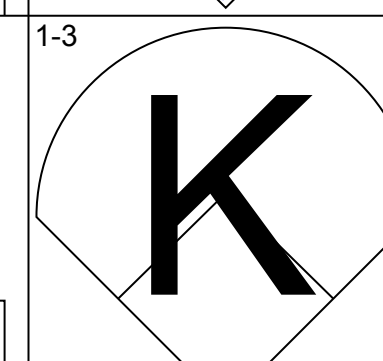
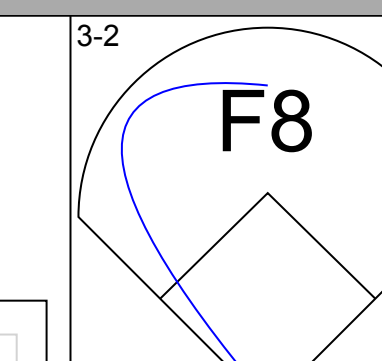
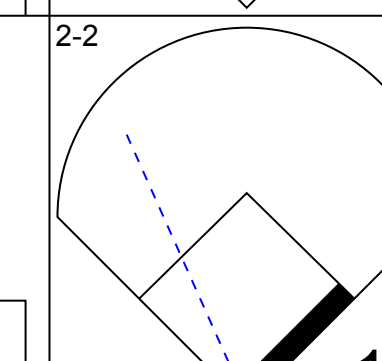
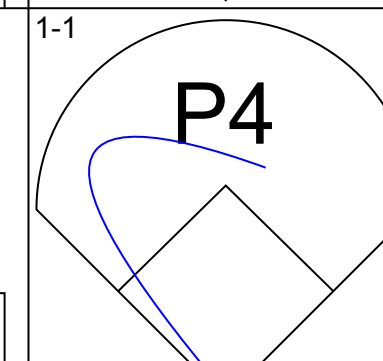
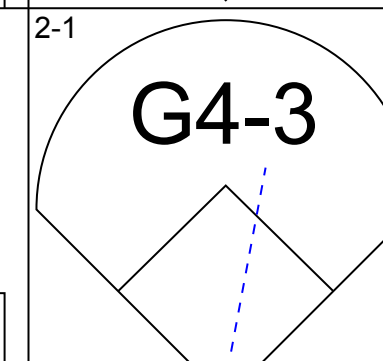
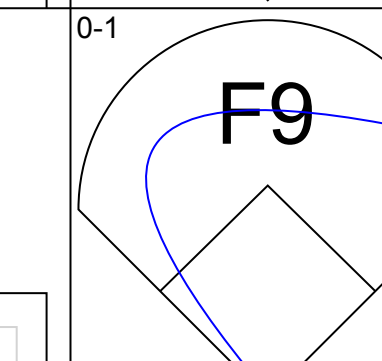
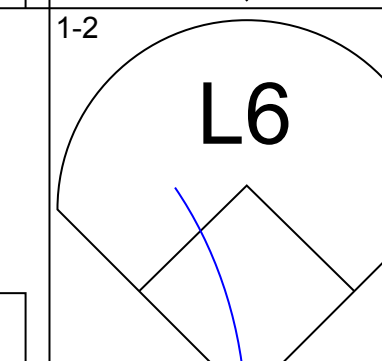
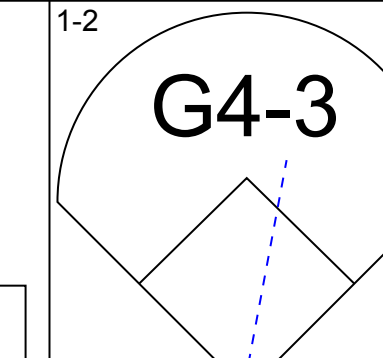
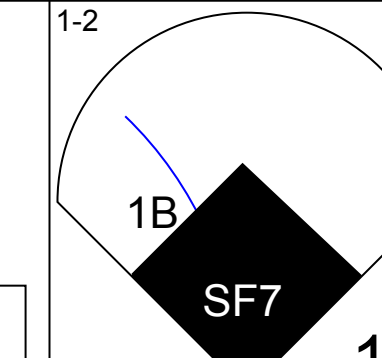
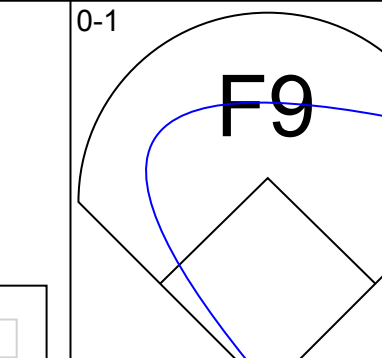
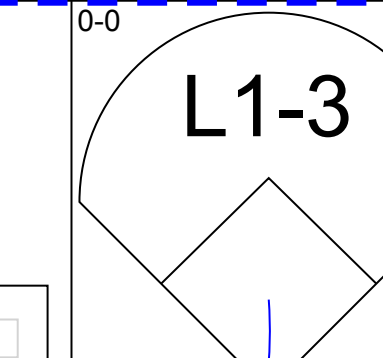
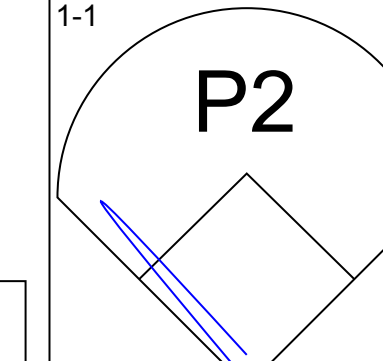
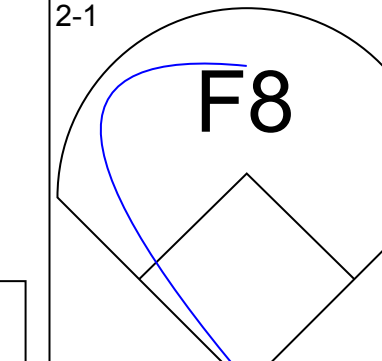
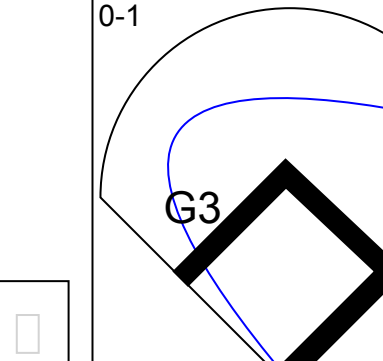
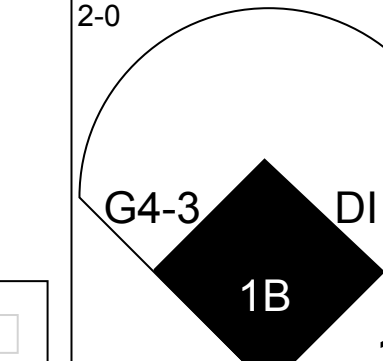
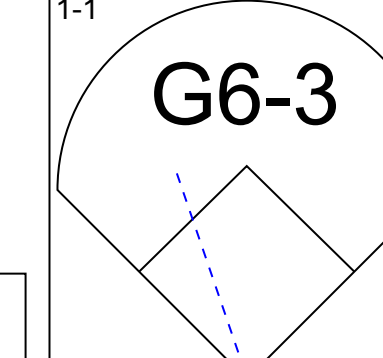
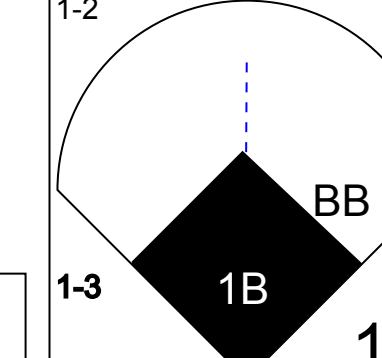
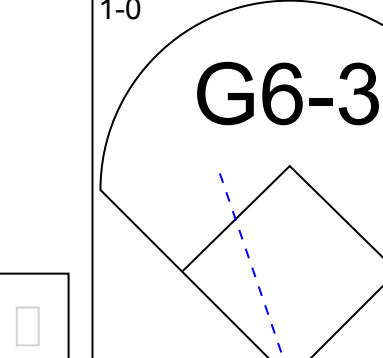
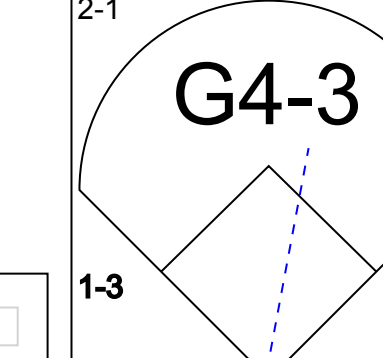

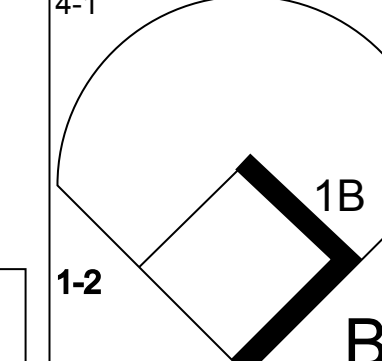
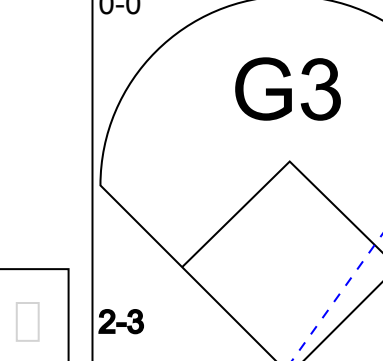
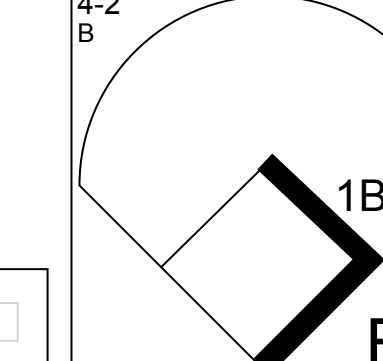
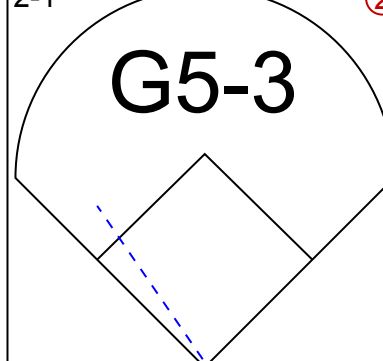
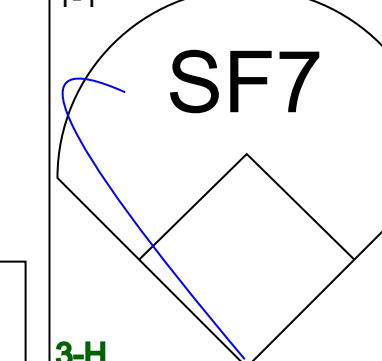
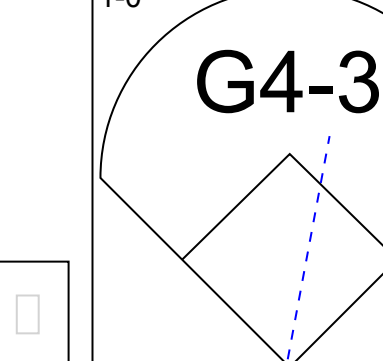
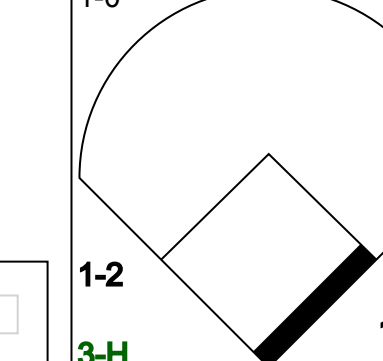
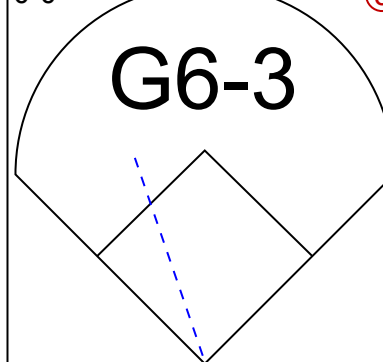
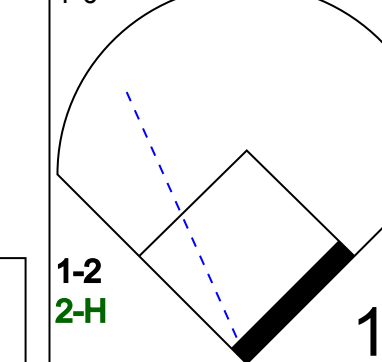

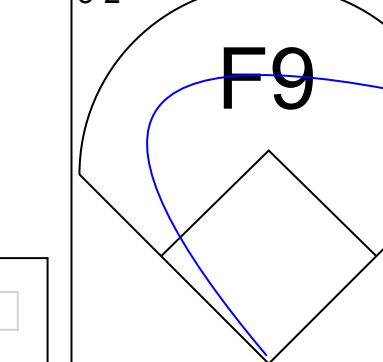
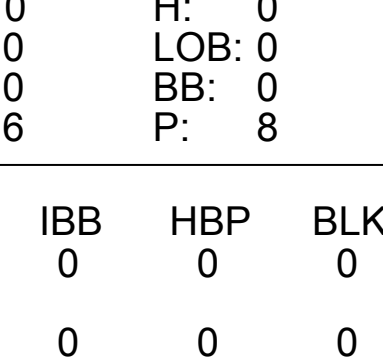
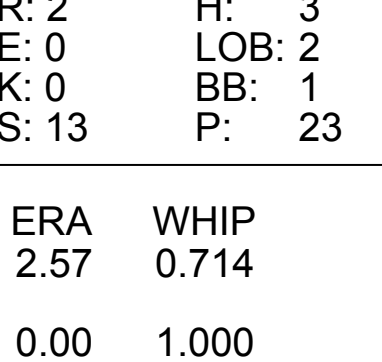
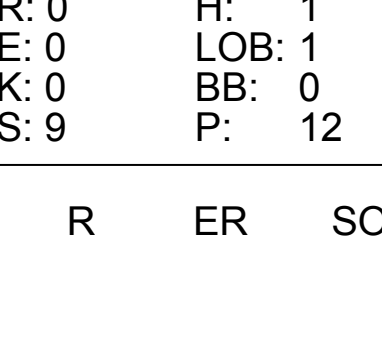
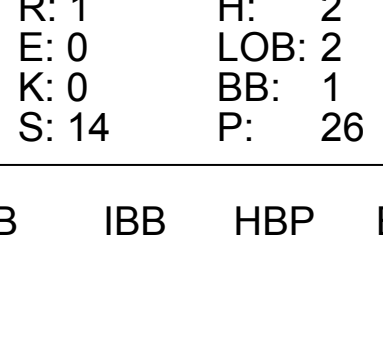








Batter	1	2	3	4	5	6	7	8	9	AB	R	H	RBI	BB	SO	LOB	TOP
<b>Mike Devereaux, R</b> OBP: 0.326, SLG: 0.445 (1, 8)										5	1	1	2	0	3	2	<b>Baltimore Orioles @ New York Yankees</b> Yankee Stadium, Bronx, NY Sun Jul 07 1991, 3:33 AM EDT Att: 43,505 - Cloudy - 80 F
<b>Joe Orsulak, L</b> OBP: 0.280, SLG: 0.312 (1, 7) (8, 9)									5	1	2	0	0	0	2		
<b>Cal Ripken Jr., R</b> OBP: 0.405, SLG: 0.596 (1, 6)									5	0	1	0	0	1	1		
<b>Sam Horn, L</b> OBP: 0.350, SLG: 0.547 (1, 10)									3	0	1	1	0	1	2		
<b>Randy Milligan, R</b> OBP: 0.381, SLG: 0.440 (1, 3)									4	0	1	0	0	1	2		
<b>Chito Martinez, L</b> OBP: 0.385, SLG: 0.462 (1, 9)									4	0	2	0	0	1	2		
<b>Brady Anderson, L</b> OBP: 0.328, SLG: 0.282 (8, FR)									0	1	0	0	0	0	0		
<b>Leo Gomez, R</b> OBP: 0.352, SLG: 0.404 (1, 5)									3	1	1	0	1	0	3		
<b>Chris Hoiles, R</b> OBP: 0.304, SLG: 0.353 (1, 2)									4	0	2	1	0	1	3		
<b>Billy Ripken, R</b> OBP: 0.263, SLG: 0.258 (1, 4)									4	1	2	0	0	0	3		
<b>Inning Stats</b>	R: 0 E: 0 K: 1 S: 10	H: 2 LOB: 1 BB: 0 P: 15	R: 0 E: 0 K: 0 S: 10	H: 2 LOB: 1 BB: 0 P: 18	R: 3 E: 0 K: 0 S: 13	H: 4 LOB: 1 BB: 0 P: 20	R: 0 E: 0 K: 2 S: 15	H: 1 LOB: 2 BB: 1 P: 23	R: 0 E: 0 K: 1 S: 8	H: 0 LOB: 1 BB: 0 P: 15	R: 1 E: 0 K: 1 S: 10	H: 2 LOB: 2 BB: 0 P: 10	R: 0 E: 0 K: 0 S: 12	H: 0 LOB: 0 BB: 0 P: 15	1B: 8 2B: 4 3B: 0 HR: 1	SF: 0 SAC: 0 DP: 3 HBP: 1	WP: 0 PA: 39 PB: 0 SB: 0 CS: 0
<b>PITCHER</b>	IP WLS BF H R ER SO BB IBB HBP BLK WP HR S P ERA WHIP																
<b>Wade Taylor, R</b> ERA: 5.94 (1, 1)	5.0 L 26 11 4 4 4 4 1 0 1 0 0 1 60 98 7.20 2.400																
<b>John Habyan, R</b> ERA: 2.44 (6, 1)	4.0 13 2 1 1 4 0 0 0 0 0 0 0 37 45 2.25 0.500																

Batter	1	2	3	4	5	6	7	8	9	AB	R	H	RBI	BB	SO	LOB	BOTTOM				
<b>Steve Sax, R</b> OBP: 0.340, SLG: 0.390 (1, 4)										4	0	0	0	0	0	2	<b>Baltimore Orioles @ New York Yankees</b> Yankee Stadium, Bronx, NY Sun Jul 07 1991, 3:33 AM EDT Att: 43,505 - Cloudy - 80 F				
<b>Randy Velarde, R</b> OBP: 0.305, SLG: 0.306 (1, 6)									4	0	1	0	0	1	0						
<b>Don Mattingly, L</b> OBP: 0.351, SLG: 0.408 (1, 3)									4	0	0	0	0	0	1						
<b>Jesse Barfield, R</b> OBP: 0.317, SLG: 0.464 (1, 9)									4	1	1	0	0	0	0						
<b>Kevin Maas, L</b> OBP: 0.383, SLG: 0.453 (1, 10)									4	1	2	0	0	0	1						
<b>Hensley Meulens, R</b> OBP: 0.259, SLG: 0.318 (1, 7)									3	1	1	0	0	0	1						
<b>Mel Hall, L</b> OBP: 0.330, SLG: 0.536 (9, FH)									1	0	0	0	0	0	1						
<b>Matt Nokes, L</b> OBP: 0.320, SLG: 0.521 (1, 2)									2	0	0	0	2	0	1						
<b>Bernie Williams, S</b> OBP: 0.250, SLG: 0.333 (1, 8)									3	0	1	2	0	0	1						
<b>Pat Kelly, R</b> OBP: 0.310, SLG: 0.386 (1, 5)									4	0	1	1	0	0	2						
<b>Inning Stats</b>	R: 0 E: 0 K: 0 S: 5	H: 0 LOB: 0 BB: 0 P: 9	R: 0 E: 0 K: 0 S: 7	H: 0 LOB: 0 BB: 0 P: 10	R: 0 E: 0 K: 0 S: 6	H: 0 LOB: 0 BB: 0 P: 8	R: 0 E: 0 K: 1 S: 7	H: 0 LOB: 0 BB: 0 P: 11	R: 2 E: 0 K: 0 S: 13	H: 3 LOB: 2 BB: 1 P: 23	R: 0 E: 0 K: 0 S: 7	H: 0 LOB: 0 BB: 0 P: 10	R: 0 E: 0 K: 0 S: 5	H: 1 LOB: 1 BB: 0 P: 7	R: 0 E: 0 K: 0 S: 9	H: 1 LOB: 1 BB: 0 P: 12	R: 1 E: 0 K: 0 S: 14	H: 2 LOB: 2 BB: 1 P: 26	1B: 6 2B: 1 3B: 0 HR: 0	SF: 1 SAC: 0 DP: 0 HBP: 0	WP: 0 PA: 36 PB: 0 SB: 0 CS: 0
<b>PITCHER</b>	IP WLS BF H R ER SO BB IBB HBP BLK WP HR S P ERA WHIP																				
<b>Jeff Ballard, L</b> ERA: 4.96 (1, 1)	7.0 W 26 4 2 2 1 1 0 0 0 0 0 0 50 78 2.57 0.714																				
<b>Mike Flanagan, L</b> ERA: 2.34 (8, 1)	1.0 4 1 0 0 0 0 0 0 0 0 0 0 9 12 0.00 1.000																				
<b>Gregg Olson, R</b> ERA: 3.53 (9, 1)	1.0 S 6 2 1 1 0 1 0 0 0 0 0 0 14 26 9.00 3.000																				



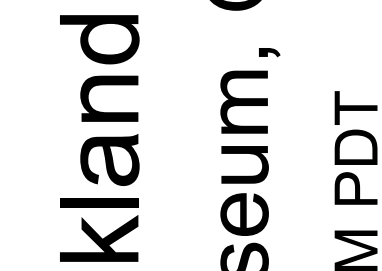
Batter	1	2	3	4	5	6	7	8	9	AB	R	H	RBI	BB	SO	LOB	TOP										
Mike Devereaux, R (1, 8) OBP: 0.325, SLG: 0.446	P3			FC6-5 2B		K		G6-3		4	0	1	0	0	1	0	<b>Baltimore Orioles @ Oakland Athletics</b> Oakland-Alameda County Coliseum, Oakland, CA Thu Jul 11 1991, 7:05 PM PDT Att: 34,015 - Sunny - 62 F										
Brady Anderson, L (1, 7) OBP: 0.326, SLG: 0.276	G5-3			F8		G5-3		G5-4-3 BB		3	0	0	0	1	0	1											
Cal Ripken Jr., R (1, 6) OBP: 0.401, SLG: 0.588	K2-3			FC6-5		E5		G5-4-3		4	0	0	0	0	1	2											
Juan Bell, R (8, 6) OBP: 0.159, SLG: 0.164				2-3				1-2		0	0	0	0	0	0	0											
Joe Orsulak, L (1, 9) OBP: 0.281, SLG: 0.312				F8		G4-3				3	0	1	0	0	0	2											
David Segui, S (9, PH) OBP: 0.314, SLG: 0.386								G4-6-3		1	0	1	0	0	0	0											
Randy Milligan, R (1, 3) OBP: 0.376, SLG: 0.434	G6-4-3					F8		G4-6-3		4	0	0	0	0	0	2											
Dwight Evans, R (1, 10) OBP: 0.393, SLG: 0.383										2	0	0	0	2	2	0											
Leo Gomez, R (1, 5) OBP: 0.361, SLG: 0.414										4	0	3	0	0	0	1											
Chris Hoiles, R (1, 2) OBP: 0.299, SLG: 0.346										3	0	0	0	0	3	4											
Billy Ripken, R (1, 4) OBP: 0.260, SLG: 0.256										2	0	0	0	0	1	3											
Chito Martinez, L (8, PH) OBP: 0.429, SLG: 0.714										1	1	1	1	0	0	0											
Tim Lincecum, R (8, 4) OBP: 0.267, SLG: 0.345										0	0	0	0	0	0	0											
																	HR										
<b>Inning Stats</b>	R: 0 E: 0 K: 1 S: 9	H: 0 LOB: 0 BB: 0 P: 13	R: 0 E: 0 K: 1 S: 6	H: 1 LOB: 0 BB: 0 P: 12	R: 0 E: 0 K: 1 S: 11	H: 1 LOB: 0 BB: 0 P: 17	R: 0 E: 0 K: 0 S: 8	H: 1 LOB: 1 BB: 0 P: 14	R: 0 E: 0 K: 2 S: 11	H: 0 LOB: 1 BB: 0 P: 20	R: 0 E: 0 K: 1 S: 13	H: 1 LOB: 1 BB: 0 P: 18	R: 1 E: 0 K: 0 S: 11	H: 1 LOB: 0 BB: 1 P: 19	R: 0 E: 0 K: 0 S: 6	H: 1 LOB: 1 BB: 1 P: 10	1B: 5 2B: 1 3B: 0 HR: 1	SF: 0 SAC: 0 DP: 4 HBP: 0	WP: 0 PA: 34 PB: 0 SB: 0 CS: 0								
<b>PITCHER</b>	IP	WLS	BF	H	R	ER	SO	BB	IBB	HBP	BLK	WP	HR	S	P	ERA	WHIP										
Dave Stewart, R (1, 1) ERA: 5.11	7.0	W	26	5	0	0	8	1	0	0	0	0	0	69	114	0.00	0.857										
Gene Nelson, R (8, 1) ERA: 10.89	1.0		4	1	1	1	0	1	0	0	0	0	1	11	19	9.00	2.000										
Rick Honeycutt, L (9, 1) ERA: 5.4	1.0		4	1	0	0	0	1	0	0	0	0	0	6	10	0.00	2.000										

Batter	1	2	3	4	5	6	7	8	9	AB	R	H	RBI	BB	SO	LOB	BOTTOM										
Rickey Henderson, R (1, 7) OBP: 0.429, SLG: 0.382				L9				FC3-6		3	1	1	0	1	0	2	<b>Baltimore Orioles @ Oakland Athletics</b> Oakland-Alameda County Coliseum, Oakland, CA Thu Jul 11 1991, 7:05 PM PDT Att: 34,015 - Sunny - 62 F										
Wille Wilson, S (8, 7) OBP: 0.299, SLG: 0.303								FC6-4		1	0	0	0	0	0	1											
Ernest Riles, L (1, 5) OBP: 0.327, SLG: 0.342				P2				FC6-4		5	1	1	0	0	0	2											
Jose Canseco, R (1, 9) OBP: 0.375, SLG: 0.556										4	2	3	1	0	0	0											
Lance Blankenship, R (8, 9) OBP: 0.311, SLG: 0.331										1	0	0	0	0	1	1											
Harold Baines, L (1, 10) OBP: 0.407, SLG: 0.536										4	2	2	0	0	0	1											
Dave Henderson, R (1, 8) OBP: 0.373, SLG: 0.543										4	0	0	0	0	1	4											
Jamie Quirk, L (9, 2) OBP: 0.333, SLG: 0.297										0	0	0	0	0	0	0											
Mark McSwire, R (1, 3) OBP: 0.360, SLG: 0.400										1	2	1	1	3	0	0											
Vance Law, R (9, 7) OBP: 0.287, SLG: 0.282										0	0	0	0	0	0	0											
Terry Steinbach, R (1, 2) OBP: 0.328, SLG: 0.432										3	0	1	2	0	0	2											
Mike Gallego, R (1, 4) OBP: 0.350, SLG: 0.326										4	0	2	3	0	0	1											
Mike Bordick, R (1, 6) OBP: 0.313, SLG: 0.333										4	0	1	0	0	0	4											
																	FC3-6										
<b>Inning Stats</b>	R: 5 E: 0 K: 0 S: 18	H: 5 LOB: 2 BB: 2 P: 34	R: 0 E: 0 K: 0 S: 12	H: 0 LOB: 0 BB: 0 P: 19	R: 1 E: 2 K: 0 S: 9	H: 0 LOB: 1 BB: 1 P: 19	R: 0 E: 0 K: 0 S: 7	H: 1 LOB: 1 BB: 0 P: 12	R: 0 E: 0 K: 0 S: 5	H: 0 LOB: 0 BB: 1 P: 12	R: 0 E: 0 K: 0 S: 7	H: 1 LOB: 1 BB: 0 P: 14	R: 2 E: 0 K: 1 S: 16	H: 4 LOB: 2 BB: 0 P: 27	R: 0 E: 0 K: 1 S: 9	H: 1 LOB: 1 BB: 0 P: 11	1B: 12 2B: 0 3B: 0 HR: 0	SF: 1 SAC: 0 DP: 2 HBP: 0	WP: 1 PA: 39 PB: 0 SB: 1 CS: 0								
<b>PITCHER</b>	IP	WLS	BF	H	R	ER	SO	BB	IBB	HBP	BLK	WP	HR	S	P	ERA	WHIP										
Jeff Robinson, R (1, 1) ERA: 4.97	0.1	L	8	5	5	5	0	2	0	0	0	0	0	15	30	135.00	21.000										
Todd Frohwrith, R (1, 1) ERA: 1.35	2.2		10	0	1	0	0	1	0	0	0	0	0	24	42	0.00	0.375										
Paul Kilgus, L (4, 1) ERA: 5.26	3.0		11	2	0	0	0	1	0	0	0	0	0	19	38	0.00	1.000										
Mark Williamson, R (7, 1) ERA: 4.45	1.0		6	4	2	2	1	0	0	0	0	0	0	16	27	18.00	4.000										
Gregg Olson, R (8, 1) ERA: 3.44	1.0		4	1	0	0	1	0	0	0	0	0	0	9	11	0.00	1.000										

AB 31  
R 1  
H 7  
RBI 1  
BB 3  
SO 8  
LOB 15



AB 34  
R 8  
H 12  
RBI 7  
BB 4  
SO 2  
LOB 18





Batter	1	2	3	4	5	6	7	8	9	AB	R	H	RBI	BB	SO	LOB	TOP								
<b>Mike Devereaux, R</b> OBP: 0.332, SLG: 0.446 (1, 8)	4-0 1B SF7 1B BB	4-1 BB		1-2 2H 2H 1B			4-2 FC3-5 S BB		3-2 G5-3	2	1	1	2	3	0	0									
<b>Joe Orsulak, L</b> OBP: 0.283, SLG: 0.314 (1, 7) (8, 9)	1-1 1B SAFE	3-2 L4		1-0 G3			2-1 FC3-5 HR		1-1 FC6-4 1B	5	1	2	0	0	0	4									
<b>Cal Ripken Jr., R</b> OBP: 0.403, SLG: 0.601 (1, 6)	2-1 1B		3-2 F8-5 2B		0-1 F8		2-0 HR		0-0 FC6-4 1-2	5	1	3	2	0	0	1									
<b>Sam Horn, L</b> OBP: 0.348, SLG: 0.544 (1, 10)	2-2 SF7		2-2 F8-5		3-2 G1-6-3 1B		1-3 K			3	0	1	1	0	1	1									
<b>Randy Milligan, R</b> OBP: 0.371, SLG: 0.427 (1, 3)	3-H K		1-3 F9		1-2 G1-6-3		1-0 P3			4	0	0	0	0	1	3									
<b>Chito Martinez, L</b> OBP: 0.389, SLG: 0.611 <b>Brady Anderson, L</b> OBP: 0.326, SLG: 0.276 (8, PR) (8, 7)	1-3 K			1-3 K			2-3 K		0-1 G6-3 1B	4	0	1	0	0	3	2									
<b>Leo Gomez, R</b> OBP: 0.353, SLG: 0.403 (1, 5)		2-0 F8		1-0 F8			1-1 G6-3		2-3 K	4	0	0	0	0	1	1	AB 35								
<b>Chris Hoiles, R</b> OBP: 0.309, SLG: 0.381 (1, 2)		3-2 G3 2B		2-2 2B 1B			1-0 HR		2-2 G6-3 1-2	4	2	3	1	0	0	1	R 6								
<b>Billy Ripken, R</b> OBP: 0.260, SLG: 0.261 (1, 4)	0-1 G3			1-1 1B 2B			2-1 G5-3		2-1 F7	4	1	1	0	0	0	1	H 12								
<b>Inning Stats</b>	R: 1 E: 0 K: 2 S: 14	H: 2 LOB: 2 BB: 1 P: 25	R: 0 E: 0 K: 0 S: 14	H: 1 LOB: 2 BB: 1 P: 26	R: 0 E: 0 K: 0 S: 7	H: 1 LOB: 0 BB: 0 P: 12	R: 2 E: 0 K: 1 S: 13	H: 3 LOB: 1 BB: 0 P: 20	R: 0 E: 0 K: 0 S: 8	H: 1 LOB: 0 BB: 0 P: 12	R: 1 E: 0 K: 1 S: 8	H: 1 LOB: 0 BB: 0 P: 14	R: 2 E: 0 K: 1 S: 10	H: 1 LOB: 1 BB: 1 P: 20	R: 0 E: 0 K: 1 S: 9	H: 1 LOB: 0 BB: 0 P: 13	R: 0 E: 0 K: 0 S: 8	H: 1 LOB: 1 BB: 0 P: 14	1B: 7 2B: 4 3B: 0 HR: 2	SF: 1 SAC: 0 DP: 3 HBP: 0	WP: 0 PB: 0 SB: 1 CS: 0	PA: 39			
<b>PITCHER</b>	IP	WLS	BF	H	R	ER	SO	BB	IBB	HBP	BLK	WP	HR	S	P	ERA	WHIP								
<b>Bob Welch, R</b> ERA: 4.08 <b>Curt Young, L</b> ERA: 4.1 <b>Todd Burns, R</b> ERA: 3.46 <b>Joe Klink, L</b> ERA: 2.6 <b>Steve Chitren, R</b> ERA: 3.7	(1, 1) (4, 1) (7, 1) (7, 1) (8, 1)	3.2 2.1 0.1 0.2 1.0	19 8 3 2 3	7 2 1 0 1	3 1 2 0 0	3 1 2 0 0	3 1 0 1 1	2 0 0 0 0	0 0 0 0 0	0 0 0 0 0	0 0 0 0 0	0 0 0 0 0	0 1 1 0 9	47 17 6 4 9	81 28 14 6 13	7.36 3.86 54.00 0.00 0.00	2.455 0.857 6.000 0.000 1.000								

Baltimore Orioles @ Oakland Athletics  
Oakland-Alameda County Coliseum, Oakland, CA

AB 35  
R 6  
H 12  
RBI 6  
BB 3  
SO 6  
LOB 14



WP: 0 PA: 39  
PB: 0  
SB: 1  
CS: 0

Batter	1	2	3	4	5	6	7	8	9	AB	R	H	RBI	BB	SO	LOB	BOTTOM								
<b>Rickey Henderson, R</b> OBP: 0.426, SLG: 0.384 (1, 7)	3-2 S G4-3 2B		0-0 G4-3		0-0 E3		2-3 K			4	1	1	0	0	1	0									
<b>Ernest Riles, L</b> OBP: 0.322, SLG: 0.335 (1, 5)	1-3 K		3-3 K		0-1 F7				2-3 K	4	0	0	0	0	3	2									
<b>Jose Canseco, R</b> OBP: 0.374, SLG: 0.550 (1, 9)	4-0 G4-3 S 1B BB		2-3 K				0-0 P2		3-2 F9	3	1	0	0	1	1	0									
<b>Harold Baines, L</b> OBP: 0.405, SLG: 0.532 (1, 10)	2-2 G4-3			1-1 F7			0-1 G1-3 1B		0-0 F8	4	0	1	1	0	0	1									
<b>Dave Henderson, R</b> OBP: 0.372, SLG: 0.539 (1, 8)	3-2 3-H 1B			2-2 L9			1-1 G1-3		3-2 P3	4	0	1	1	0	0	1									
<b>Mark McSwire, R</b> OBP: 0.359, SLG: 0.395 (1, 3)	1-0 F9			3-3 K			4-0 BB		3-3 K	3	0	0	0	1	2	1									
<b>Terry Steinbach, R</b> OBP: 0.323, SLG: 0.425 (1, 2)		2-0 P4			1-0 G6-3		1-0 F9		1-1 G5-3	4	0	0	0	0	2		AB 32								
<b>Mike Gallego, R</b> OBP: 0.350, SLG: 0.327 (1, 4)		2-0 F8			2-2 E 1B				1-3 K	3	1	1	0	0	1	0	R 3								
<b>Mike Bordick, R</b> OBP: 0.286, SLG: 0.303 (1, 6)		2-2 G6-3			1-3 K				0-0 G4-3	3	0	0	0	0	1	1	H 4								
<b>Inning Stats</b>	R: 2 E: 0 K: 1 S: 14	H: 2 LOB: 1 BB: 1 P: 28	R: 0 E: 0 K: 0 S: 6	H: 0 LOB: 0 BB: 0 P: 12	R: 0 E: 0 K: 2 S: 9	H: 0 LOB: 0 BB: 0 P: 14	R: 0 E: 0 K: 1 S: 10	H: 0 LOB: 0 BB: 0 P: 16	R: 1 E: 1 K: 1 S: 11	H: 1 LOB: 1 BB: 0 P: 15	R: 0 E: 0 K: 0 S: 6	H: 1 LOB: 2 BB: 1 P: 12	R: 0 E: 0 K: 2 S: 8	H: 0 LOB: 0 BB: 0 P: 11	R: 0 E: 0 K: 1 S: 9	H: 0 LOB: 0 BB: 0 P: 14	R: 0 E: 0 K: 1 S: 8	H: 0 LOB: 0 BB: 0 P: 15	1B: 3 2B: 1 3B: 0 HR: 0	SF: 0 SAC: 0 DP: 0 HBP: 0	WP: 0 PB: 0 SB: 2 CS: 0	PA: 34			
<b>PITCHER</b>	IP	WLS	BF	H	R	ER	SO	BB	IBB	HBP	BLK	WP	HR	S	P	ERA	WHIP								
<b>Ben McDonald, R</b> ERA: 5.43 <b>Gregg Olson, R</b> ERA: 3.35	(1, 1) (9, 1)	8.0 1.0	31 3	4 0	3 0	2 0	8 1	0 0	0 0	0 0	0 0	0 0	0 8	73 15	122 15	2.25 0.00	0.750 0.000								


Baltimore Orioles @ Oakland Athletics  
Oakland-Alameda County Coliseum, Oakland, CA


AB 32  
R 3  
H 4  
RBI 2  
BB 2  
SO 9  
LOB 8



WP: 0 PA: 34  
PB: 0  
SB: 2  
CS: 0



Batter	1	2	3	4	5	6	7	8	9	AB	R	H	RBI	BB	SO	LOB	TOP										
Mike Devereaux, R (1.8) OBP: 0.337, SLG: 0.460	1-1 P4		3-2 CS 1B			2-2 HR		1-0 1B		4	1	3	1	0	0	0	<p><b>Baltimore Orioles @ Oakland Athletics</b> Oakland-Alameda County Coliseum, Oakland, CA</p> <p>Sat Jul 13 1991, 3:33 AM PDT Att: 40,047 - Cloudy - 62 F</p> <p>livebaseballscores.com</p> <p>AB 32 R 2 H 6 RBI 2 BB 3 SO 3 LOB 11</p> 										
Joe Orsulak, L (1.7) OBP: 0.279, SLG: 0.309	0-0 F8		2-2 CS 1-2	1-0 L7		2-1 F9		2-3 K		4	0	0	0	0	1	1											
Cal Ripken Jr., R (1.6) OBP: 0.399, SLG: 0.593	1-1 G1-3			1-1 P3		3-1 F7		2-1 F7		4	0	0	0	0	0	1											
Sam Horn, L (1.10) OBP: 0.347, SLG: 0.538 David Segui, S (9, PH) OBP: 0.311, SLG: 0.383		1-1 L6		1-0 G3		4-1 FC6-4 BB		1-0 G1		2	0	0	0	1	0	0											
Randy Milligan, R (1.3) OBP: 0.373, SLG: 0.426		2-2 G3-4 1B			0-0 G6-3	0-0 FC6-4 1-2		4-1 BB BB		3	0	1	0	1	0	1											
Chito Martinez, L (1.9) OBP: 0.409, SLG: 0.619 Brady Anderson, L (9, PR) OBP: 0.326, SLG: 0.276		0-1 G3-4-1			2-1 E 1B		1-0 G4-3		4-2 BB 1-2 BB	3	1	1	0	1	0	1											
Leo Gomez, R (1.5) OBP: 0.345, SLG: 0.392		3-2 F9		1-1 P2		0-2 L6		2-3 K		4	0	0	0	0	1	4											
Chris Hoiles, R (1.2) OBP: 0.308, SLG: 0.378			0-1 G6-3		0-1 FC6-4 1B		0-1 F7		1-3 K	4	0	1	1	0	1	2											
Billy Ripken, R (1.4) OBP: 0.256, SLG: 0.257			0-0 F9		3-H 2-2 FC6-4 1-2			2-2 G6-3		3	0	0	0	0	0	1											
<b>Inning Stats</b>	R: 0 E: 0 K: 0 S: 5	H: 0 LOB: 0 BB: 0 P: 7	R: 0 E: 0 K: 0 S: 12	H: 1 LOB: 1 BB: 0 P: 18	R: 0 E: 0 K: 0 S: 10	H: 1 LOB: 0 BB: 0 P: 15	R: 0 E: 0 K: 0 S: 4	H: 0 LOB: 0 BB: 0 P: 7	R: 1 E: 1 K: 0 S: 11	H: 2 LOB: 1 BB: 0 P: 16	R: 1 E: 0 K: 0 S: 9	H: 1 LOB: 1 BB: 1 P: 20	R: 0 E: 0 K: 0 S: 6	H: 0 LOB: 0 BB: 0 P: 7	R: 0 E: 0 K: 0 S: 10	H: 1 LOB: 1 BB: 0 P: 17		R: 0 E: 0 K: 2 S: 12	H: 0 LOB: 0 BB: 2 P: 24	1B: 4 2B: 1 3B: 0 HR: 1	SF: 0 SAC: 0 DP: 0 HBP: 0	WP: 0 PB: 0 SB: 0 CS: 1	PA: 36				
<b>PITCHER</b>	IP	WLS	BF	H	R	ER	SO	BB	IBB	HBP	BLK	WP	HR	S	P	ERA	WHIP										
Eric Show, R (1.1) ERA: 10.47	7.0	L	26	5	2	2	0	1	0	0	0	0	1	57	90	2.57	0.857										
Steve Chitren, R (8.1) ERA: 3.67	0.1		2	1	0	0	0	0	0	0	0	0	0	5	8	0.00	3.000										
Joe Klink, L (8.1) ERA: 2.54	0.2		2	0	0	0	1	0	0	0	0	0	0	5	9	0.00	0.000										
Dennis Eckersley, R (9.1) ERA: 2.29	1.0		5	0	0	0	2	2	0	0	0	0	0	12	24	0.00	2.000										

Batter	1	2	3	4	5	6	7	8	9	AB	R	H	RBI	BB	SO	LOB	BOTTOM										
Willie Wilson, S (1.7) OBP: 0.280, SLG: 0.297 Lance Blankenship, R (9.4) OBP: 0.311, SLG: 0.531	1-2 G4-3		2-1 F7			0-0 G1-3		3-2 G4-3		4	0	0	0	0	0	0	<p><b>Baltimore Orioles @ Oakland Athletics</b> Oakland-Alameda County Coliseum, Oakland, CA</p> <p>Sat Jul 13 1991, 3:33 AM PDT Att: 40,047 - Cloudy - 62 F</p> <p>livebaseballscores.com</p> <p>AB 27 R 0 H 0 RBI 0 BB 4 SO 5 LOB 4</p> 										
Dave Henderson, R (1.8) OBP: 0.370, SLG: 0.534	1-2 F8			0-0 G1-3		4-1 BB		1-1 G6-3		3	0	0	0	1	0	0											
Jose Canseco, R (1.9) OBP: 0.372, SLG: 0.544	4-0 FC4-6 BB			1-3 K		2-3 K		1-3 K		3	0	0	0	1	3	1											
Harold Baines, L (1.10) OBP: 0.403, SLG: 0.526	0-2 FC4-6 1-2			4-1 BB			0-1 G6-3		2-3 K	3	0	0	0	1	1	1											
Mark McGwire, R (1.3) OBP: 0.356, SLG: 0.391		3-1 G3		2-1 F8		1-0 F8				3	0	0	0	0	0	1											
Jamie Quirk, L (1.2) OBP: 0.328, SLG: 0.292 Vance Law, R (7, PH) OBP: 0.293, SLG: 0.282		3-1 F7			1-0 G3-1		4-2 BB			2	0	0	0	0	0	0											
Ernest Riles, L (1.5) OBP: 0.319, SLG: 0.332 Terry Steinbach, R (7, PH) OBP: 0.321, SLG: 0.423		1-0 F7			0-0 P5		1-0 G6-3			2	0	0	0	0	0	0											
Mike Gallego, R (1.4) OBP: 0.346, SLG: 0.323			3-2 P4		2-3 K			2-1 P3		3	0	0	0	0	1	0											
Mike Bordick, R (1.6) OBP: 0.270, SLG: 0.286 Rickey Henderson, R (8, PH) OBP: 0.425, SLG: 0.383			0-0 F9			1-2 G5-3		3-1 G5-3		2	0	0	0	0	0	0											
<b>Inning Stats</b>	R: 0 E: 0 K: 0 S: 9	H: 0 LOB: 1 BB: 1 P: 15	R: 0 E: 0 K: 0 S: 5	H: 0 LOB: 0 BB: 0 P: 12	R: 0 E: 0 K: 0 S: 6	H: 0 LOB: 0 BB: 0 P: 11	R: 0 E: 0 K: 1 S: 7	H: 0 LOB: 1 BB: 1 P: 14	R: 0 E: 0 K: 1 S: 10	H: 0 LOB: 0 BB: 0 P: 11	R: 0 E: 0 K: 0 S: 6	H: 0 LOB: 1 BB: 1 P: 12	R: 0 E: 0 K: 0 S: 9	H: 0 LOB: 0 BB: 0 P: 17	R: 0 E: 0 K: 2 S: 8	H: 0 LOB: 0 BB: 0 P: 12		1B: 0 2B: 0 3B: 0 HR: 0	SF: 0 SAC: 0 DP: 0 HBP: 0	WP: 0 PB: 0 SB: 0 CS: 0	PA: 31						
<b>PITCHER</b>	IP	WLS	BF	H	R	ER	SO	BB	IBB	HBP	BLK	WP	HR	S	P	ERA	WHIP										
Bob Milacki, R (1.1) ERA: 4.01	6.0	W	21	0	0	0	3	3	0	0	0	0	0	45	80	0.00	0.500										
Mike Flanagan, L (7.1) ERA: 2.3	1.0		4	0	0	0	0	1	0	0	0	0	0	6	12	0.00	1.000										
Mark Williamson, R (8.1) ERA: 4.37	1.0		3	0	0	0	0	0	0	0	0	0	0	9	17	0.00	0.000										
Gregg Olson, R (9.1) ERA: 3.26	1.0	S	3	0	0	0	2	0	0	0	0	0	0	8	12	0.00	0.000										







Batter	1	2	3	4	5	6	7	8	9	AB	R	H	RBI	BB	SO	LOB	TOP										
Mike Devereaux, R (1.8) OBP: 0.333, SLG: 0.448	G5-3		F9		G6-3			BB		3	0	0	0	1	0	1											
Joe Orsulak, L (1.7) OBP: 0.281, SLG: 0.307	F7		FC6-4 1B		B1-3			F7		4	0	1	0	0	0	1											
Cal Ripken Jr., R (1.6) OBP: 0.389, SLG: 0.578	G6-3		FC6-4 1-2		F7			G6-3		4	0	0	0	0	0	2											
Sam Horn, L (1.10) OBP: 0.341, SLG: 0.521		G1		F8		F9			K	4	0	0	0	0	1	0											
Randy Milligan, R (1.3) OBP: 0.378, SLG: 0.425 Brady Anderson, L (9, PR) OBP: 0.324, SLG: 0.274		K 1B BB				G5-3			S HR 1B	2	0	1	0	2	0	0											
Chito Martinez, L (1.9) OBP: 0.407, SLG: 0.692 David Segui, S (9, 3) OBP: 0.323, SLG: 0.395					K			G1-3		4	1	2	2	0	1	1											
Leo Gomez, R (1.5) OBP: 0.339, SLG: 0.379								F9		4	0	0	0	0	1	4											
Chris Hoiles, R (1.2) OBP: 0.305, SLG: 0.373			G6-3		F9			F8		4	0	0	0	0	1	2											
Juan Bell, R (1.4) OBP: 0.164, SLG: 0.169			1B 1B		G4-3			G4-3		3	0	1	0	0	0	0											
<b>Inning Stats</b>	R: 0 E: 0 K: 0 S: 6	H: 0 LOB: 0 BB: 0 P: 9	R: 0 E: 0 K: 1 S: 11	H: 1 LOB: 1 BB: 1 P: 20	R: 0 E: 0 K: 0 S: 8	H: 2 LOB: 2 BB: 0 P: 13	R: 0 E: 0 K: 1 S: 10	H: 0 LOB: 1 BB: 1 P: 22	R: 0 E: 0 K: 0 S: 6	H: 0 LOB: 0 BB: 0 P: 12	R: 0 E: 0 K: 0 S: 4	H: 0 LOB: 0 BB: 0 P: 5	R: 0 E: 0 K: 0 S: 3	H: 0 LOB: 0 BB: 0 P: 5	R: 0 E: 0 K: 0 S: 8	H: 0 LOB: 1 BB: 1 P: 17	R: 2 E: 1 K: 2 S: 13	H: 2 LOB: 2 BB: 0 P: 16	1B: 4 2B: 0 3B: 0 HR: 1	SF: 0 SAC: 0 DP: 0 HBP: 0	WP: 0 PB: 0 SB: 1 CS: 0	PA: 35					
<b>PITCHER</b>	IP	WLS	BF	H	R	ER	SO	BB	IBB	HBP	BLK	WP	HR	S	P	ERA	WHIP										
Kirk McCaskill, R (1.1) ERA: 3.75	8.0		29	3	0	0	2	3	0	0	0	0	0	56	103	0.00	0.750										
Bryan Harvey, R (9, 1) ERA: 1.54	1.0	L	6	2	2	2	2	0	0	0	0	0	1	13	16	18.00	2.000										

Baltimore Orioles @ California Angels  
Anaheim Stadium, Anaheim, CA  
Mon Jul 15 1991, 10:05 PM EDT  
Att: 22,896 - Sunny - 72 F

AB 32  
R 2  
H 5  
RBI 2  
BB 3  
SO 4  
LOB 11



Batter	1	2	3	4	5	6	7	8	9	AB	R	H	RBI	BB	SO	LOB	BOTTOM										
Dick Schofield, R (1.6) OBP: 0.356, SLG: 0.306	G6-4-3 1B		F8					G5-3		4	0	2	1	0	0	1											
Bobby Rose, R (1.7) OBP: 0.324, SLG: 0.429 Max Venable, L (9, 7) OBP: 0.295, SLG: 0.317					G6-4-3 1-2			F7		4	0	2	0	0	0	1											
Wally Joyner, L (1.3) OBP: 0.376, SLG: 0.486			F8		P5			K		4	0	0	0	0	1	4											
Dave Winfield, R (1.9) OBP: 0.319, SLG: 0.528					F8			L1-3 1B		4	0	2	0	0	1	0											
Lance Parrish, R (1.10) OBP: 0.319, SLG: 0.412					G5-3			L1-3		4	0	0	0	0	1	2											
Gary Gaetti, R (1.5) OBP: 0.287, SLG: 0.369					K			F8		4	0	1	0	0	1	0											
Dave Gallagher, R (1.8) OBP: 0.352, SLG: 0.336					F8-2			G5-3		3	0	0	0	0	0	2											
Luis Sojo, R (1.4) OBP: 0.262, SLG: 0.285					F8			G6-3 1B		3	1	2	0	0	0	0											
Ron Tingley, R (1.2) OBP: 0.272, SLG: 0.293					1B 1B			G6-4-3 1B		3	0	1	0	0	0	2											
<b>Inning Stats</b>	R: 0 E: 0 K: 0 S: 7	H: 1 LOB: 0 BB: 0 P: 8	R: 0 E: 0 K: 0 S: 9	H: 2 LOB: 1 BB: 0 P: 12	R: 0 E: 0 K: 0 S: 12	H: 2 LOB: 2 BB: 0 P: 18	R: 0 E: 0 K: 1 S: 7	H: 0 LOB: 0 BB: 0 P: 15	R: 1 E: 0 K: 0 S: 12	H: 3 LOB: 2 BB: 0 P: 18	R: 0 E: 0 K: 0 S: 8	H: 1 LOB: 0 BB: 0 P: 11	R: 0 E: 0 K: 0 S: 7	H: 1 LOB: 0 BB: 0 P: 7	R: 0 E: 0 K: 1 S: 10	H: 0 LOB: 0 BB: 0 P: 12	R: 0 E: 0 K: 2 S: 9	H: 0 LOB: 0 BB: 0 P: 10	1B: 10 2B: 2 3B: 0 HR: 0	SF: 0 SAC: 0 DP: 4 HBP: 0	WP: 0 PB: 0 SB: 0 CS: 0	PA: 33					
<b>PITCHER</b>	IP	WLS	BF	H	R	ER	SO	BB	IBB	HBP	BLK	WP	HR	S	P	ERA	WHIP										
Jeff Ballard, L (1.1) ERA: 4.69	8.0		30	10	1	1	2	0	0	0	0	0	0	72	101	1.12	1.250										
Todd Frohwrth, R (9, 1) ERA: 1.31	1.0	S	3	0	0	0	2	0	0	0	0	0	0	9	10	0.00	0.000										

Baltimore Orioles @ California Angels  
Anaheim Stadium, Anaheim, CA  
Mon Jul 15 1991, 10:05 PM EDT  
Att: 22,896 - Sunny - 72 F

AB 33  
R 1  
H 10  
RBI 1  
BB 0  
SO 4  
LOB 12

















Batter	1	2	3	4	5	6	7	8	9	AB	R	H	RBI	BB	SO	LOB	TOP										
<b>Edgar Martinez, R</b> OBP: 0.397, SLG: 0.440 (1, 5)	F9		K			HR		G6-3		4	1	1	1	0	1	1	<b>Seattle Mariners @ Baltimore Orioles</b> Memorial Stadium, Baltimore, MD Fri Jul 19 1991, 7:05 PM EDT Att: 39,384 - Cloudy - 93 F										
<b>Harold Reynolds, S</b> OBP: 0.338, SLG: 0.338 (1, 4)	CS BB			L3		F8		F8		3	0	0	0	1	0	0											
<b>Ken Griffey Jr., L</b> OBP: 0.373, SLG: 0.455 (1, 8)	K			F9 WP 1B		G3			DI 1B	4	0	2	0	0	1	1											
<b>Alvin Davis, L</b> OBP: 0.313, SLG: 0.352 (1, 10)		G3		F9		L9			K	3	0	0	0	0	0	1											
<b>Tracy Jones, R</b> OBP: 0.347, SLG: 0.461 (9, PH)										0	0	0	0	0	0	0											
<b>Pete O'Brien, L</b> OBP: 0.289, SLG: 0.390 (9, PH)										1	0	0	0	0	1	1											
<b>Jay Buhner, R</b> OBP: 0.326, SLG: 0.495 (1, 9)				P6					G5-3	4	0	1	0	0	0	2											
<b>Dave Cochrane, S</b> OBP: 0.308, SLG: 0.345 (1, 3)	K					L8		G3-1		4	0	0	0	0	1	2											
<b>Greg Briley, L</b> OBP: 0.254, SLG: 0.270 (1, 7)	G5-3									3	0	2	0	0	0	1											
<b>Scott Bradley, L</b> OBP: 0.293, SLG: 0.265 (1, 2)			F8			F7		F7		3	0	0	0	0	0	2											
<b>Omar Vizquel, S</b> OBP: 0.302, SLG: 0.291 (1, 6)			G4-3			B5-3			G6-3 1B	3	0	1	0	0	0	1											
<b>Inning Stats</b>	R: 0 E: 0 K: 1 S: 6	H: 0 LOB: 0 BB: 1 P: 12	R: 0 E: 0 K: 1 S: 9	H: 1 LOB: 1 BB: 0 P: 17	R: 0 E: 0 K: 1 S: 12	H: 0 LOB: 0 BB: 0 P: 18	R: 0 E: 0 K: 0 S: 8	H: 1 LOB: 1 BB: 0 P: 16	R: 0 E: 0 K: 0 S: 5	H: 1 LOB: 0 BB: 0 P: 6	R: 1 E: 0 K: 0 S: 6	H: 1 LOB: 0 BB: 0 P: 14	R: 0 E: 0 K: 0 S: 5	H: 1 LOB: 0 BB: 0 P: 7	R: 0 E: 0 K: 0 S: 5	H: 1 LOB: 1 BB: 0 P: 6	R: 0 E: 0 K: 1 S: 8	H: 1 LOB: 1 BB: 0 P: 9	1B: 5 2B: 1 3B: 0 HR: 1	SF: 0 SAC: 0 DP: 1 HBP: 0	WP: 1 PB: 0 SB: 0 CS: 1	PA: 33					
<b>PITCHER</b>	IP	WLS	BF	H	R	ER	SO	BB	IBB	HBP	BLK	WP	HR	S	P	ERA	WHIP										
<b>Roy Smith, R</b> ERA: 4.19 (1, 1)	7.0	W	27	6	1	1	3	1	0	0	0	1	1	53	92	1.29	1.000										
<b>Mike Flanagan, L</b> ERA: 2.31 (8, 1)	1.0		3	1	0	0	0	0	0	0	0	0	0	6	7	0.00	1.000										
<b>Gregg Olson, R</b> ERA: 3.35 (9, 1)	1.0	S	3	0	0	0	1	0	0	0	0	0	0	5	6	0.00	0.000										

Batter	1	2	3	4	5	6	7	8	9	AB	R	H	RBI	BB	SO	LOB	BOTTOM										
<b>Mike Devereaux, R</b> OBP: 0.326, SLG: 0.440 (1, 8)	G5-3		L1			G6-3		E5 HBP G6-3		4	0	0	0	0	0	1	<b>Seattle Mariners @ Baltimore Orioles</b> Memorial Stadium, Baltimore, MD Fri Jul 19 1991, 7:05 PM EDT Att: 39,384 - Cloudy - 93 F										
<b>Joe Orsulak, L</b> OBP: 0.285, SLG: 0.314 (1, 7)	G6-3 1B		HR			P5		L6		4	2	2	0	0	0	2											
<b>Cal Ripken Jr., R</b> OBP: 0.390, SLG: 0.578 (1, 6)	G6-3		HR			F8		G6-3		4	1	1	2	0	0	2											
<b>Sam Horn, L</b> OBP: 0.339, SLG: 0.505 (1, 10)	1B		F9			F9		HBP IBB		3	0	1	1	1	0	0											
<b>Randy Milligan, R</b> OBP: 0.383, SLG: 0.431 (1, 3)	F7					F9		HBP		3	0	1	0	0	0	1											
<b>Chito Martinez, L</b> OBP: 0.350, SLG: 0.615 (1, 9)						FC4-6 1B				4	1	1	1	0	1	4											
<b>Brady Anderson, L</b> OBP: 0.330, SLG: 0.288 (9, 9)			K			FC4-6 CS		G4-3		0	0	0	0	0	0	0											
<b>Leo Gomez, R</b> OBP: 0.330, SLG: 0.375 (1, 5)						G5-3				3	0	0	0	0	0	1											
<b>Chris Hoiles, R</b> OBP: 0.310, SLG: 0.380 (1, 2)								L6		3	0	1	0	0	0	0											
<b>Juan Bell, R</b> OBP: 0.159, SLG: 0.163 (1, 4)						G5-3		SH3 1B		2	0	0	0	0	0	0											
<b>Inning Stats</b>	R: 1 E: 0 K: 0 S: 14	H: 2 LOB: 1 BB: 0 P: 20	R: 0 E: 0 K: 1 S: 6	H: 0 LOB: 0 BB: 0 P: 10	R: 2 E: 0 K: 0 S: 8	H: 2 LOB: 0 BB: 0 P: 10	R: 0 E: 0 K: 0 S: 6	H: 1 LOB: 0 BB: 0 P: 12	R: 0 E: 0 K: 0 S: 11	H: 1 LOB: 1 BB: 0 P: 16	R: 0 E: 0 K: 0 S: 5	H: 0 LOB: 0 BB: 0 P: 10	R: 1 E: 0 K: 0 S: 8	H: 1 LOB: 0 BB: 0 P: 16	R: 0 E: 1 K: 0 S: 14	H: 0 LOB: 3 BB: 1 P: 28	R: 0 E: 0 K: 0 HR: 2	H: 0 LOB: 0 BB: 0 HBP: 1	1B: 5 2B: 0 3B: 0	SF: 0 SAC: 1 DP: 0	WP: 0 PB: 0 SB: 0 CS: 1	PA: 33					
<b>PITCHER</b>	IP	WLS	BF	H	R	ER	SO	BB	IBB	HBP	BLK	WP	HR	S	P	ERA	WHIP										
<b>Rich DeLucia, R</b> ERA: 4.6 (1, 1)	7.0	L	27	7	4	4	1	0	0	0	0	0	0	14	28	0.00	0.000										
<b>Bill Swift, R</b> ERA: 2.44 (8, 1)	1.0		6	0	0	0	0	0	1	1	0	0	0	0	0	0.00	0.000										





Batter	1	2	3	4	5	6	7	8	9	AB	R	H	RBI	BB	SO	LOB	TOP										
<b>Henry Cotto, R</b> OBP: 0.345, SLG: 0.465 (1, 7)	1-1 G5-3	1-0 G1-3			0-1 HR		3-2 G1-3		1-0 1B	5	1	2	1	0	0	3	<b>Seattle Mariners @ Baltimore Orioles</b> Memorial Stadium, Baltimore, MD Sat Jul 20 1991, 7:05 PM EDT Att: 35,535 - Cloudy - 95 F										
<b>Harold Reynolds, S</b> OBP: 0.336, SLG: 0.347 (1, 4)	1-2 G6-3		0-0 FC5-4 1B		1-0 HR		1-1 G6-3		1-2 G1-3	5	1	2	1	0	0	2											
<b>Ken Griffey Jr., L</b> OBP: 0.377, SLG: 0.454 (1, 8)	4-0 FC6-4 BB		4-1 FC5-4 1B		0-2 F8		4-0 CS			1	0	0	0	3	0	0											
<b>Tracy Jones, R</b> OBP: 0.337, SLG: 0.446 (1, 10)	1-1 FC6-4		0-0 FC5-4		0-0 P2		0-2 CS		4-1 G6-4-3 BB	3	0	0	0	0	0	3											
<b>Alvin Davis, L</b> OBP: 0.315, SLG: 0.352 (7, PH)	1-2 FC6-4		1-2 FC5-4				1-2 3-H			0	0	0	0	1	0	0											
<b>Jay Buhner, R</b> OBP: 0.325, SLG: 0.505 (1, 9)		0-2 G5-3	2-1 FC5-4			1-1 HR			2-2 G6-4-3	4	1	1	1	0	0	2											
<b>Edgar Martinez, R</b> OBP: 0.396, SLG: 0.439 (1, 5)		3-2 1B 1B		1-2 P2		2-2 G5-3			4-0 BB	3	1	1	0	1	0	0											
<b>Alonzo Powell, R</b> OBP: 0.239, SLG: 0.295 (1, 3)		0-2 1B		1-1 G4-3		2-2 G5-3			2-0 L9	3	0	1	0	0	0	0											
<b>Pete O'Brien, L</b> OBP: 0.288, SLG: 0.389 (7, 3)		1-2 1B		3-2 G5-3		3-2 G5-3				1	0	0	0	0	0	1											
<b>Dave Valle, R</b> OBP: 0.243, SLG: 0.213 (1, 2)		0-0		0-0 G5-3		3-2 G5-3			2-1 G5-3	0	0	0	0	0	0	0											
<b>Dave Cochrane, S</b> OBP: 0.305, SLG: 0.341 (1, 2)		1-2 2-H 1B								4	0	1	1	0	0	0											
<b>Jeff Schaefer, R</b> OBP: 0.247, SLG: 0.319 (1, 6)		2-2 L9		1-2 F9			1-2 G1-3 CS 1B		0-0 G6-3	4	1	1	0	0	0	2											
<b>Inning Stats</b>	R: 0 E: 0 K: 0 S: 7	H: 0 LOB: 1 BB: 1 P: 14	R: 1 E: 0 K: 0 S: 15	H: 3 LOB: 2 BB: 0 P: 21	R: 0 E: 0 K: 0 S: 5	H: 1 LOB: 1 BB: 1 P: 11	R: 0 E: 0 K: 0 S: 8	H: 0 LOB: 0 BB: 0 P: 13	R: 2 E: 0 K: 0 S: 12	H: 2 LOB: 0 BB: 0 P: 14	R: 1 E: 0 K: 0 S: 12	H: 1 LOB: 0 BB: 0 P: 20	R: 1 E: 0 K: 0 S: 11	H: 1 LOB: 1 BB: 1 P: 20	R: 0 E: 0 K: 0 S: 5	H: 0 LOB: 1 BB: 2 P: 17	R: 0 E: 0 K: 0 S: 7	H: 1 LOB: 1 BB: 0 P: 11	1B: 6 2B: 1 3B: 0 HR: 3	SF: 0 SAC: 0 DP: 2 HBP: 0	WP: 0 PB: 0 SB: 1 CS: 2	PA: 39					
<b>PITCHER</b>	IP	WLS	BF	H	R	ER	SO	BB	IBB	HBP	BLK	WP	HR	S	P	ERA	WHIP										
<b>Jeff Ballard, L</b> ERA: 4.76 (1, 1)	6.0	L	26	7	4	4	0	2	0	0	0	0	3	59	93	6.00	1.500										
<b>Todd Frothing, R</b> ERA: 1.5 (7, 1)	0.2		4	1	1	1	0	0	1	0	0	0	0	8	17	13.50	1.500										
<b>Paul Kilgus, L</b> ERA: 5.12 (7, 1)	2.1		8	1	0	0	0	2	0	0	0	0	0	15	31	0.00	1.286										

Batter	1	2	3	4	5	6	7	8	9	AB	R	H	RBI	BB	SO	LOB	BOTTOM										
<b>Mike Devereaux, R</b> OBP: 0.328, SLG: 0.439 (1, 8)	1-0 B1-3 1B		1-3 K		3-1 G6-3		4-2			3	0	1	0	1	1	2	<b>Seattle Mariners @ Baltimore Orioles</b> Memorial Stadium, Baltimore, MD Sat Jul 20 1991, 7:05 PM EDT Att: 35,535 - Cloudy - 95 F										
<b>Chito Martinez, L</b> OBP: 0.318, SLG: 0.558 (1, 9)	0-0 F7		3-1 F8		0-3 K2-3		2-2 BB			4	0	0	0	0	1	4											
<b>Cal Ripken Jr., R</b> OBP: 0.388, SLG: 0.582 (1, 6)	1-0 B1-3		0-3 K2-3		0-0 HR				2-1 G5-3	4	1	1	1	0	1	1											
<b>Randy Milligan, R</b> OBP: 0.384, SLG: 0.430 (1, 3)	0-2 G6-3			4-1 F9-4-6 1B BB		1-1 G4-6-3 1B			0-3 K	3	0	1	0	1	1	1											
<b>Dwight Evans, R</b> OBP: 0.389, SLG: 0.367 (1, 10)		3-2 F9 1B 1B		0-1 P6		1-3 K			4-2 BB	3	0	1	0	1	1	2											
<b>David Segui, S</b> OBP: 0.333, SLG: 0.403 (1, 7)		0-0 FC5-4 1B		1-0 1B		0-0 G4-6-3			0-1 F7	4	0	2	0	0	0	2											
<b>Leo Gomez, R</b> OBP: 0.324, SLG: 0.367 (1, 5)		0-0 L8		2-2 F9-4-6					0-0 F7	4	0	0	0	0	0	4											
<b>Chris Hoiles, R</b> OBP: 0.313, SLG: 0.383 (1, 2)		1-0 F9		0-0 G6-3 1B		2-2			1-0 L7	4	0	2	0	0	0	2											
<b>Juan Bell, R</b> OBP: 0.165, SLG: 0.169 (9, PH)		1-2 FC5-4		0-0 G6-3					0-0 F9	3	0	1	0	0	0	3											
<b>Bob Melvin, R</b> OBP: 0.327, SLG: 0.355 (9, PH)		1-2		1-2 1B						1	0	0	0	0	0	0											
<b>Inning Stats</b>	R: 0 E: 0 K: 0 S: 7	H: 1 LOB: 1 BB: 0 P: 9	R: 0 E: 0 K: 0 S: 9	H: 2 LOB: 2 BB: 0 P: 14	R: 0 E: 0 K: 2 S: 8	H: 0 LOB: 0 BB: 0 P: 12	R: 0 E: 0 K: 0 S: 7	H: 1 LOB: 1 BB: 1 P: 14	R: 0 E: 0 K: 1 S: 7	H: 2 LOB: 1 BB: 0 P: 10	R: 1 E: 0 K: 1 S: 7	H: 2 LOB: 0 BB: 0 P: 9	R: 0 E: 0 K: 0 S: 15	H: 1 LOB: 2 BB: 1 P: 23	R: 0 E: 0 K: 1 S: 11	H: 0 LOB: 1 BB: 1 P: 17		R: 0 E: 0 K: 0 S: 8	H: 0 LOB: 0 BB: 0 P: 11	1B: 8 2B: 1 3B: 0 HR: 1	SF: 0 SAC: 0 DP: 3 HBP: 0	WP: 0 PB: 0 SB: 0 CS: 0	PA: 36				
<b>PITCHER</b>	IP	WLS	BF	H	R	ER	SO	BB	IBB	HBP	BLK	WP	HR	S	P	ERA		WHIP									
<b>Bill Krueger, L</b> ERA: 2.94 (1, 1)	5.0	W	21	7	1	1	3	1	0	0	0	0	0	21	31	0.00	1.500										
<b>Michael Jackson, R</b> ERA: 3.4 (6, 1)	2.0		8	2	0	0	1	1	0	0	0	0	0	21	31	0.00	1.500										
<b>Mike Schooler, R</b> ERA: 4.15 (8, 1)	1.0		4	0	0	0	1	1	0	0	0	0	0	11	17	0.00	1.000										
<b>Rob Murphy, L</b> ERA: 2.31 (9, 1)	1.0		3	0	0	0	0	0	0	0	0	0	0	8	11	0.00	0.000										



Batter	1	2	3	4	5	6	7	8	9	AB	R	H	RBI	BB	SO	LOB	TOP								
Greg Briley, L OBP: 0.248, SLG: 0.263 (1, 7)	F7		P5		F7	K			G6-3	5	0	0	0	0	1	3									
Harold Reynolds, S OBP: 0.338, SLG: 0.344 (1, 4)	P3		F8		HR		K			3	1	0	0	1	1	2									
Ken Griffey Jr., L OBP: 0.381, SLG: 0.471 (1, 8)	1B		G4-3		HR				G1-6-3	4	2	3	3	0	0	2									
Pete O'Brien, L OBP: 0.290, SLG: 0.390 (1, 3)	2B				HR				1B	4	1	2	1	0	0	1									
Alvin Davis, L OBP: 0.314, SLG: 0.361 (1, 10)		F9		F7		HR			P5	4	1	1	2	0	0	0									
Jay Buhner, R OBP: 0.323, SLG: 0.498 (1, 9)	G1-3			2B		K			G5-3	3	0	0	0	1	1	0									
Dave Cochrane, S OBP: 0.303, SLG: 0.348 Jeff Schaefer, R OBP: 0.247, SLG: 0.319 (1, 5) (8, 5)	P6				G4-3				G5-3	4	0	1	0	0	0	0									
Scott Bradley, L OBP: 0.291, SLG: 0.259 (1, 2)			1B	G3-1		K			G6-3	3	0	0	0	1	1	2									
Omar Vizquel, S OBP: 0.305, SLG: 0.295 (1, 6)					HR				G1-3	4	1	2	0	0	0	0									
<b>Inning Stats</b>	R: 1 E: 0 K: 0 S: 7	H: 2 LOB: 1 BB: 0 P: 13	R: 0 E: 0 K: 0 S: 4	H: 0 LOB: 0 BB: 0 P: 6	R: 0 E: 0 K: 0 S: 13	H: 1 LOB: 2 BB: 1 P: 20	R: 0 E: 0 K: 0 S: 13	H: 1 LOB: 2 BB: 1 P: 23	R: 5 E: 1 K: 1 S: 14	H: 4 LOB: 0 BB: 1 P: 29	R: 0 E: 0 K: 2 S: 9	H: 0 LOB: 0 BB: 0 P: 13	R: 0 E: 0 K: 1 S: 6	H: 1 LOB: 0 BB: 0 P: 7	R: 0 E: 0 K: 0 S: 8	H: 0 LOB: 0 BB: 0 P: 13	R: 0 E: 0 K: 0 S: 4	H: 0 LOB: 0 BB: 0 P: 7	1B: 5 2B: 2 3B: 0 HR: 2	SF: 0 SAC: 0 DP: 1 HBP: 0	WP: 0 PB: 0 SB: 0 CS: 0	PA: 37			
<b>PITCHER</b>	IP	WLS	BF	H	R	ER	SO	BB	IBB	HBP	BLK	WP	HR	S	P	ERA	WHIP								
Jeff Robinson, R ERA: 4.86 Mike Flanagan, L ERA: 2.28 (1, 1) (5, 1)	4.1	L	22	7	5	5	0	3	0	0	0	0	1	46	83	10.38	2.308								
1.93	0.429																								

Seattle Mariners @ Baltimore Orioles  
Memorial Stadium, Baltimore, MD  
Sun Jul 21 1991, 3:33 AM EDT  
Att: 32,901 - Cloudy - 101 F

AB 34  
R 6  
H 9  
RBI 6  
BB 3  
SO 4  
LOB 10



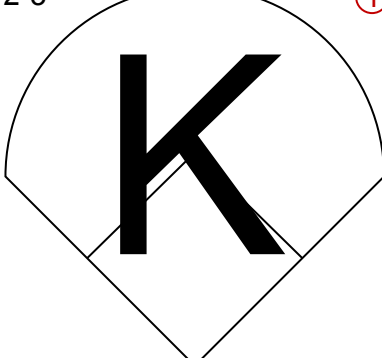
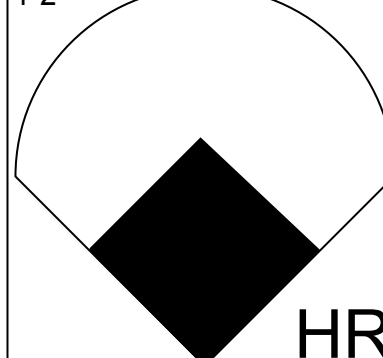
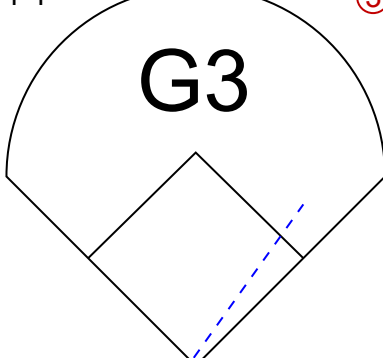
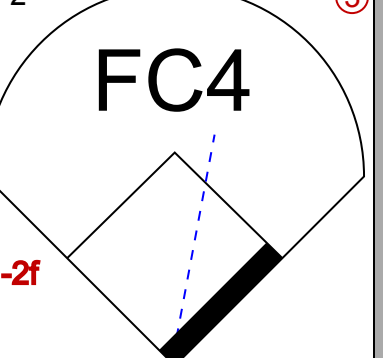
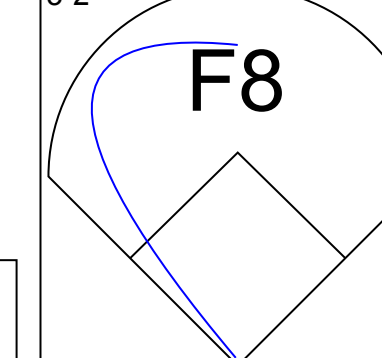
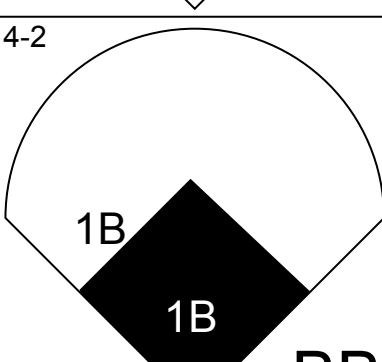
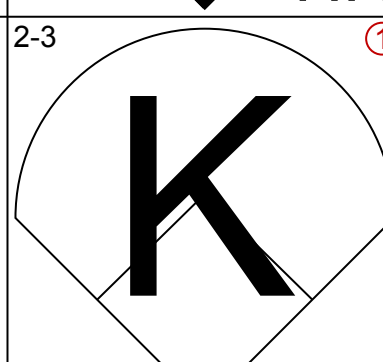
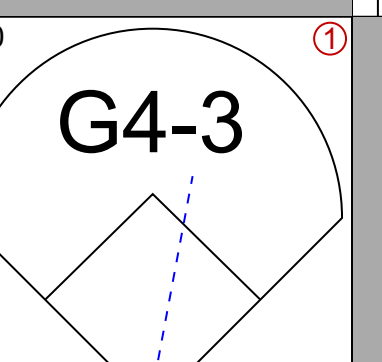
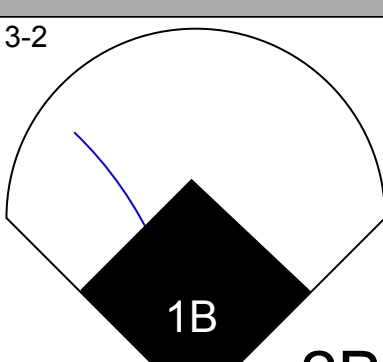
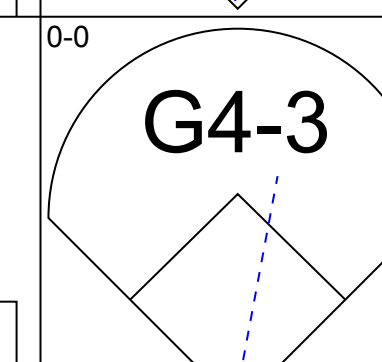
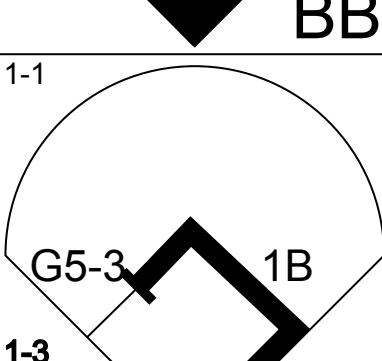
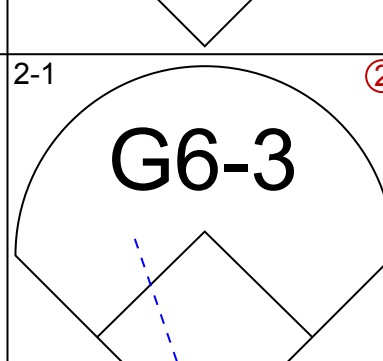
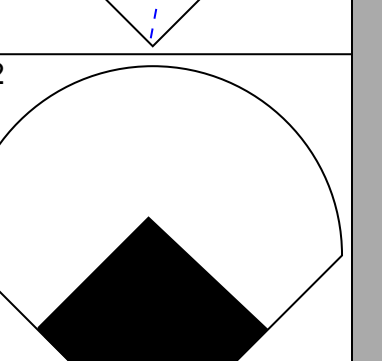
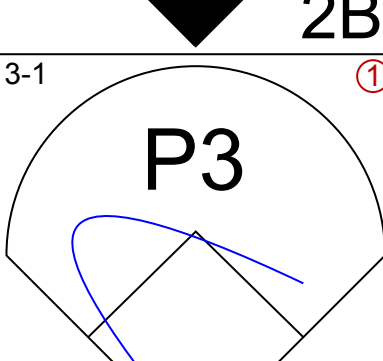
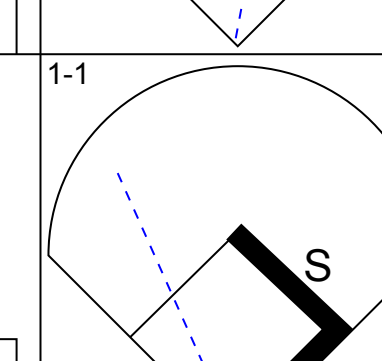
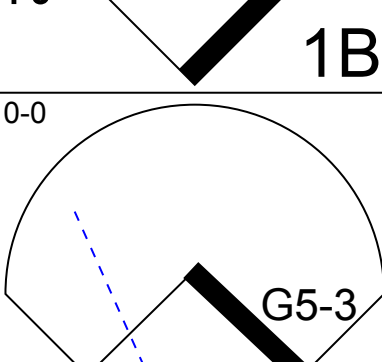
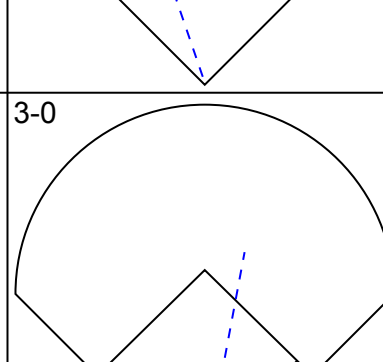
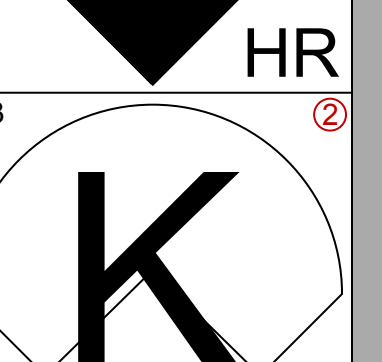
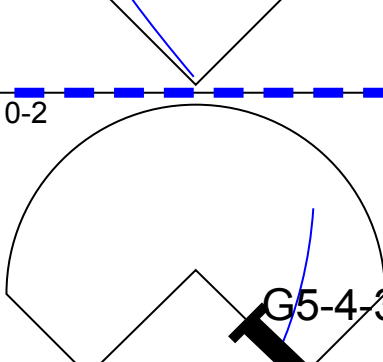
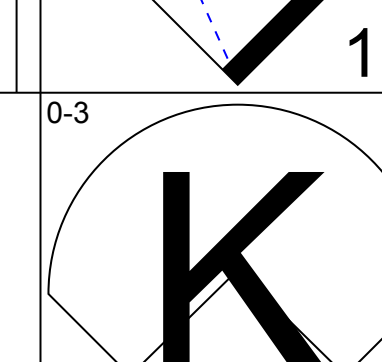
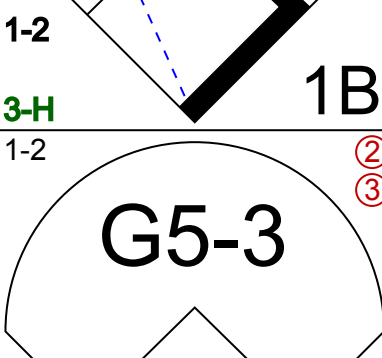
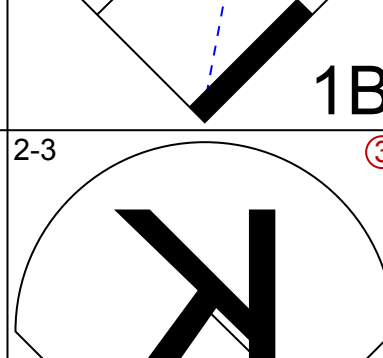
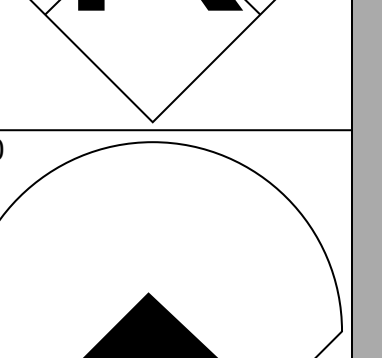
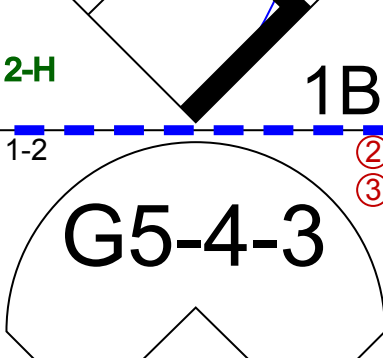
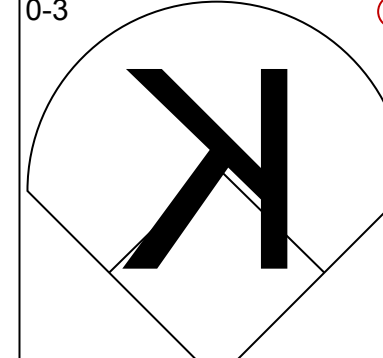
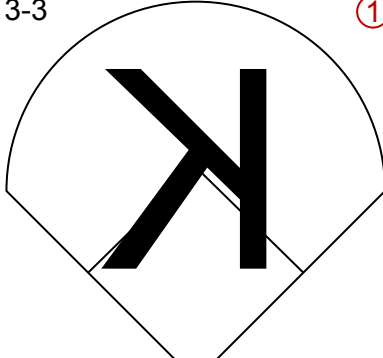

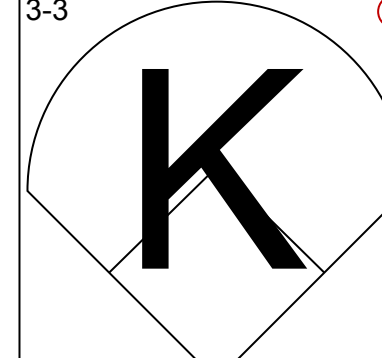
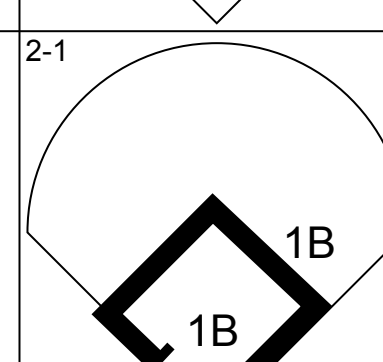
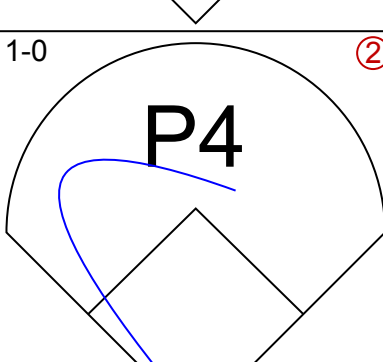
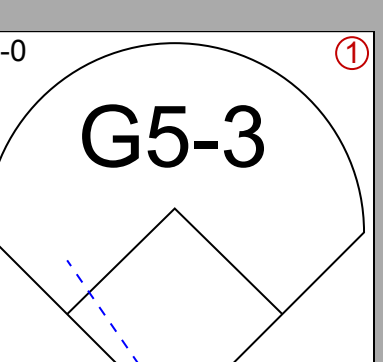
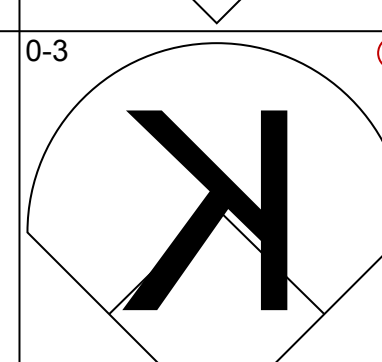
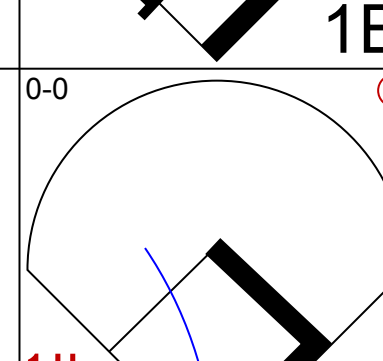
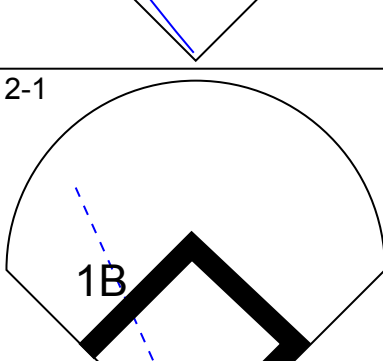
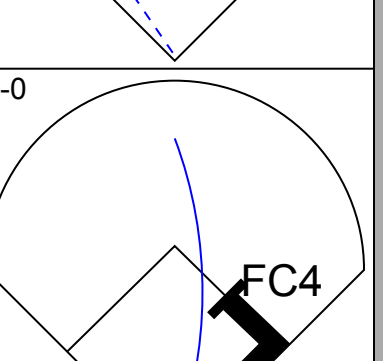
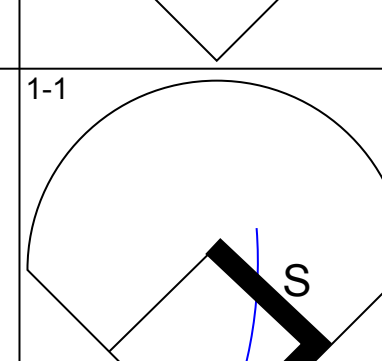
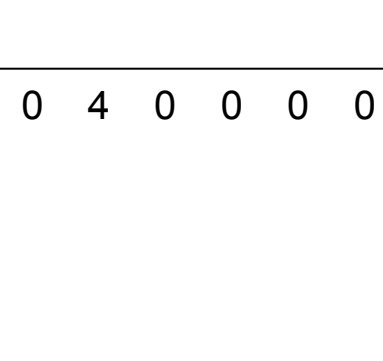
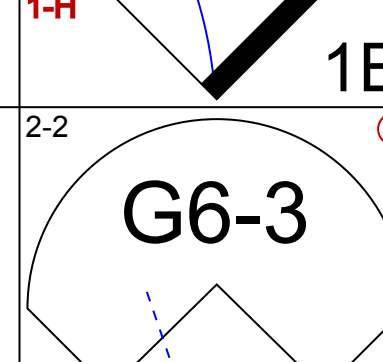
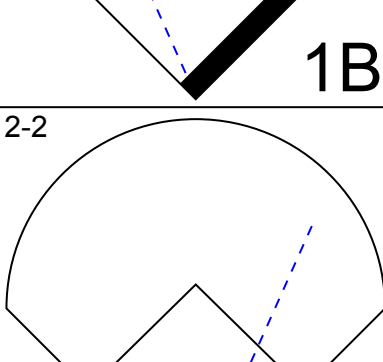
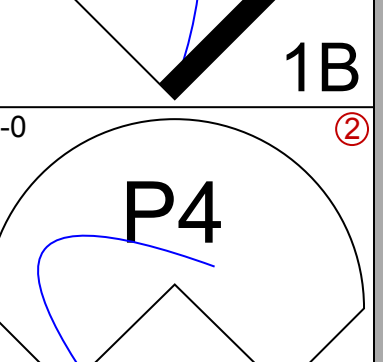
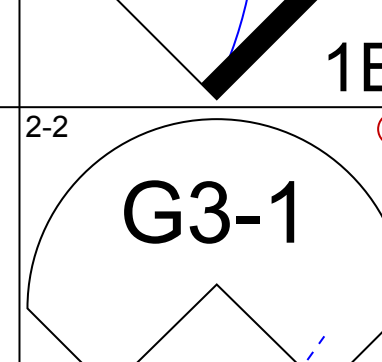
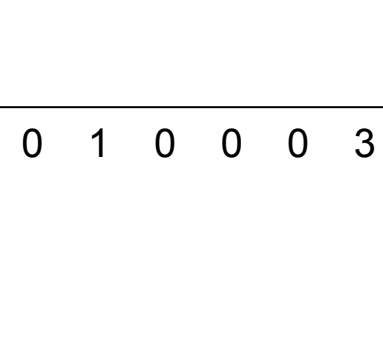
Batter	1	2	3	4	5	6	7	8	9	AB	R	H	RBI	BB	SO	LOB	BOTTOM								
Brady Anderson, L OBP: 0.340, SLG: 0.297 Mike Devereaux, R OBP: 0.326, SLG: 0.437 (7, PH) (8, 8)	1B		G4-6-3		BB		G1-3		K	2	1	2	0	1	0	0									
Joe Orsulak, L OBP: 0.287, SLG: 0.316 (1, 7)	1B		G4-6-3		L5		G6-3			5	0	2	0	0	0	3									
Cal Ripken Jr., R OBP: 0.386, SLG: 0.576 (1, 6)	F9		E5		G4-6-3		G5-3		P4	4	1	0	0	1	0	4									
Sam Horn, L OBP: 0.343, SLG: 0.522 Dwight Evans, R OBP: 0.392, SLG: 0.367 (8, PH) (1, 10)	1B		HR		G4-6-3				G3	3	1	2	3	0	0	1									
Chito Martinez, L OBP: 0.313, SLG: 0.532 (1, 9)	K		L4		WP				G3	4	0	1	0	0	1	3									
David Segui, S OBP: 0.324, SLG: 0.391 (1, 3)	G1-3				G6-3		F9		G1-3	4	0	0	0	0	0	4									
Leo Gomez, R OBP: 0.322, SLG: 0.370 (1, 5)		F7		1B		K			K	4	1	1	0	0	2	1									
Bob Melvin, R OBP: 0.331, SLG: 0.359 Shane Turner, L (9, PR) (1, 2)	G6-3				G1-3		G4-3		1B	4	0	2	1	0	0	0									
Juan Bell, R OBP: 0.159, SLG: 0.163 Randy Milligan, R OBP: 0.383, SLG: 0.428 (9, PH) (1, 4)	G6-3				G1-3		B5-3		K	3	0	0	0	0	0	1									
<b>Inning Stats</b>	R: 1 E: 1 K: 1 S: 10	H: 3 LOB: 2 BB: 0 P: 16	R: 0 E: 0 K: 0 S: 7	H: 0 LOB: 0 BB: 0 P: 13	R: 2 E: 1 K: 0 S: 10	H: 2 LOB: 0 BB: 0 P: 15	R: 1 E: 0 K: 0 S: 14	H: 2 LOB: 1 BB: 1 P: 27	R: 0 E: 0 K: 1 S: 6	H: 1 LOB: 1 BB: 0 P: 15	R: 0 E: 0 K: 1 S: 9	H: 0 LOB: 0 BB: 0 P: 7	R: 0 E: 0 K: 0 S: 9	H: 0 LOB: 1 BB: 1 P: 16	R: 0 E: 0 K: 2 S: 12	H: 2 LOB: 2 BB: 0 P: 13	1B: 8 2B: 1 3B: 0 HR: 1	SF: 0 SAC: 0 DP: 2 HBP: 0	WP: 2 PB: 0 SB: 0 CS: 0	PA: 39					
<b>PITCHER</b>	IP	WLS	BF	H	R	ER	SO	BB	IBB	HBP	BLK	WP	HR	S	P	ERA	WHIP								
Brian Holman, R ERA: 3.3 Russ Swan, L ERA: 2.61 Mike Schooler, R ERA: 3.6 Bill Swift, R ERA: 2.39 (1, 1) (5, 1) (8, 1) (9, 1)	3.1	W	11	1	0	0	1	1	0	0	0	0	0	5	7	0.00	0.000								
1.0	S	5	2	0	0	2	0	0	0	0	0	0	0	12	13	0.00	2.000								

Seattle Mariners @ Baltimore Orioles  
Memorial Stadium, Baltimore, MD  
Sun Jul 21 1991, 3:33 AM EDT  
Att: 32,901 - Cloudy - 101 F

AB 36  
R 4  
H 10  
RBI 4  
BB 3  
SO 5  
LOB 19



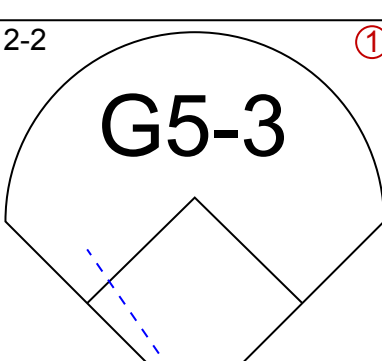
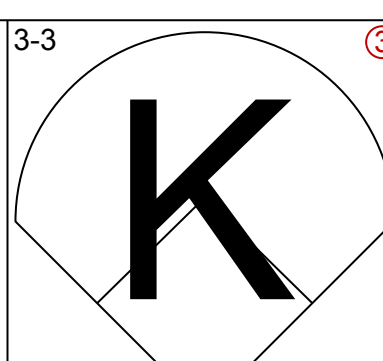
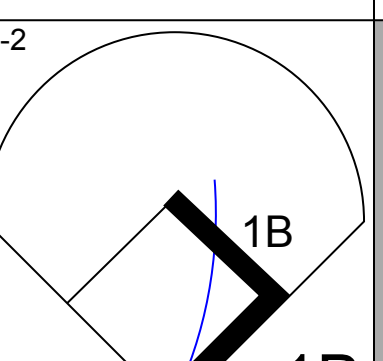
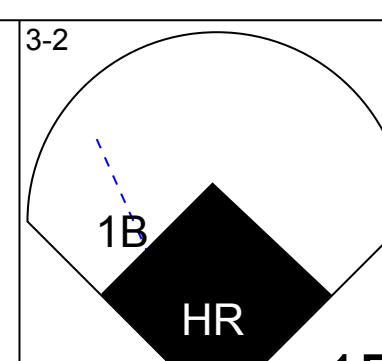
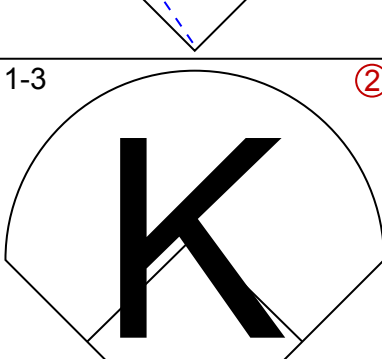
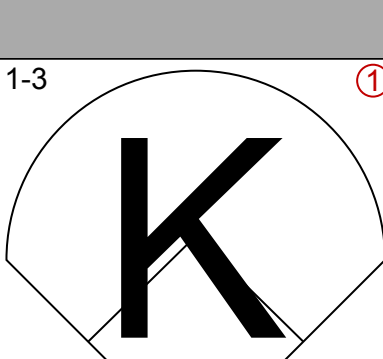
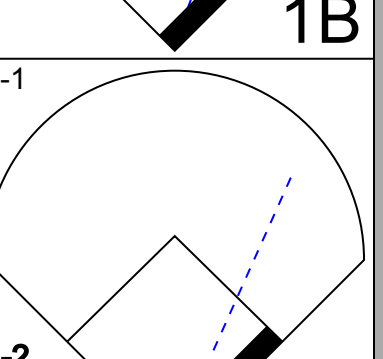
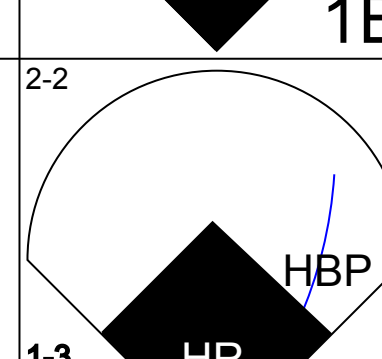
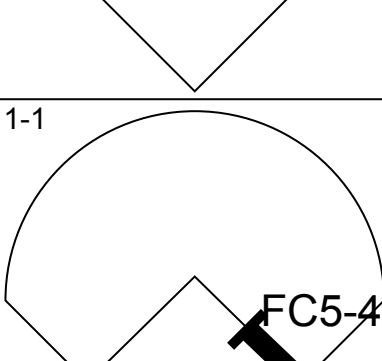
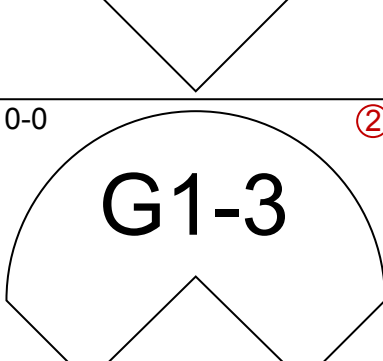
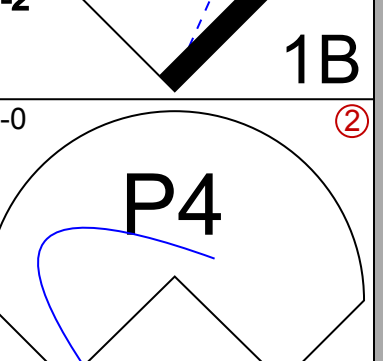
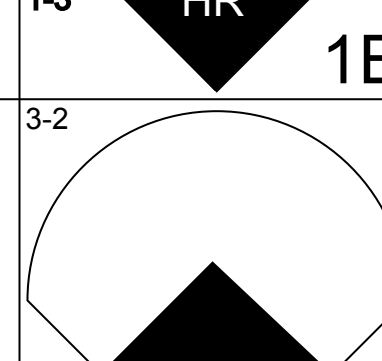
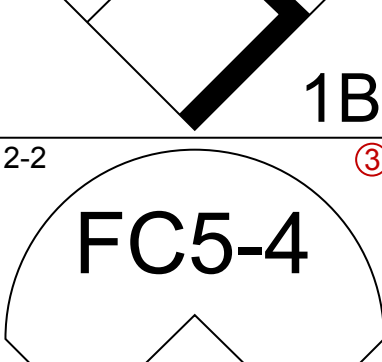
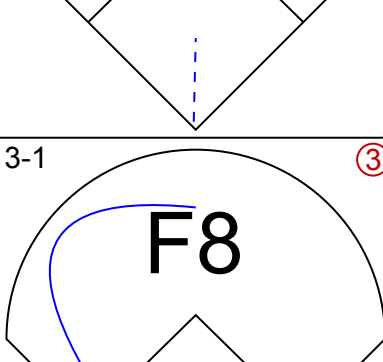
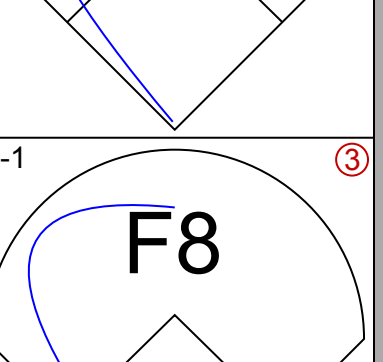
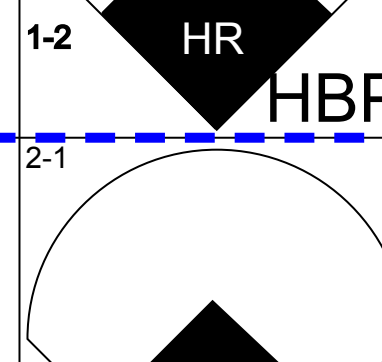
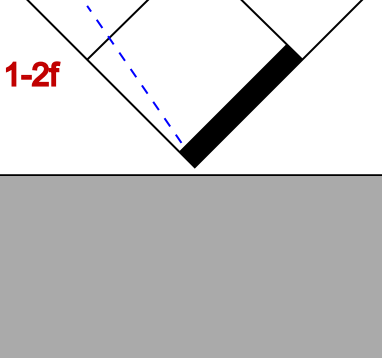
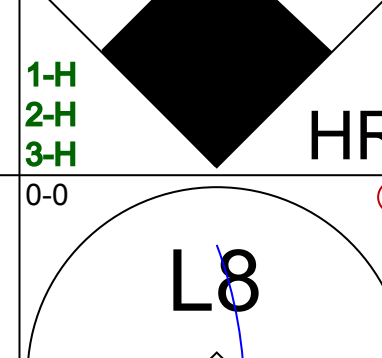
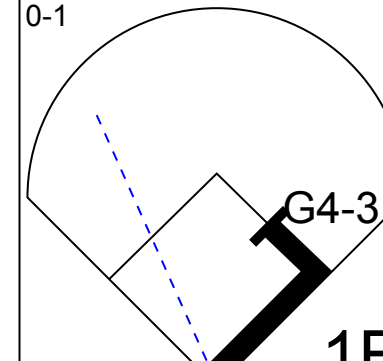
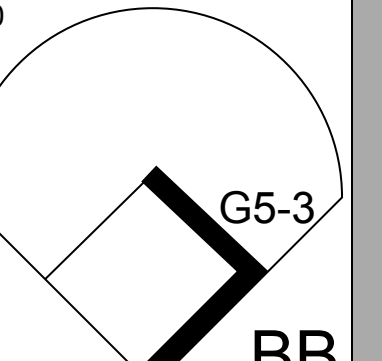
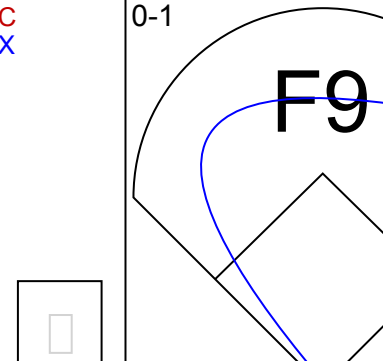
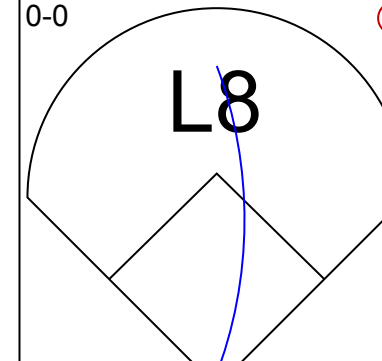
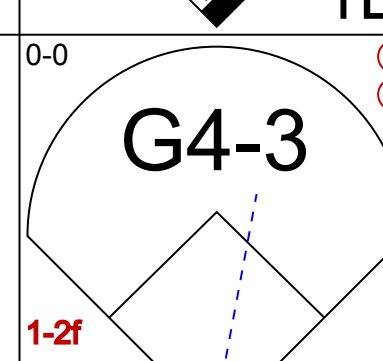
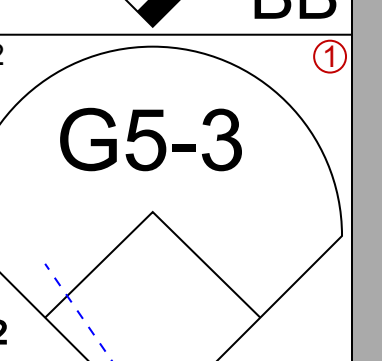
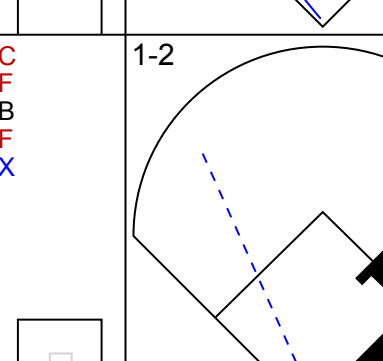
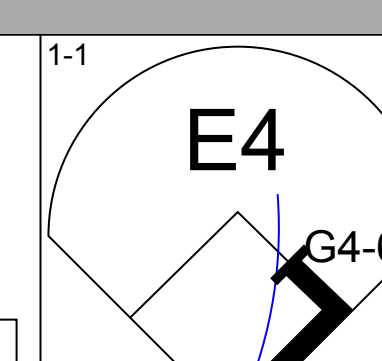
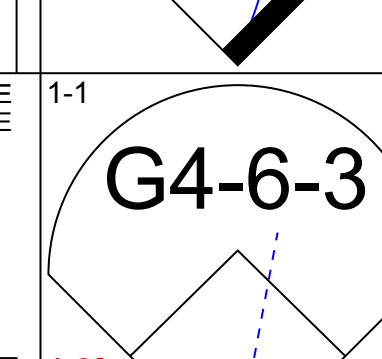
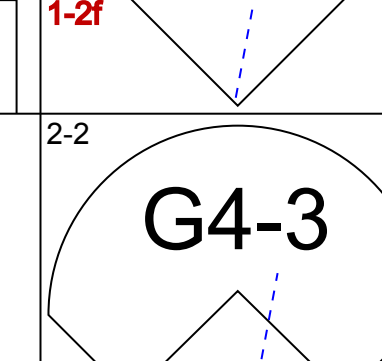
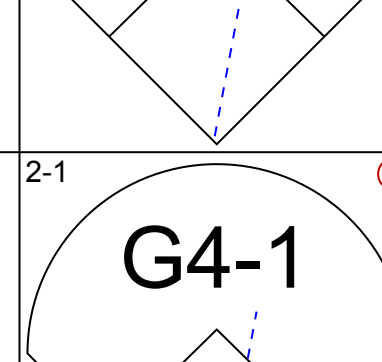
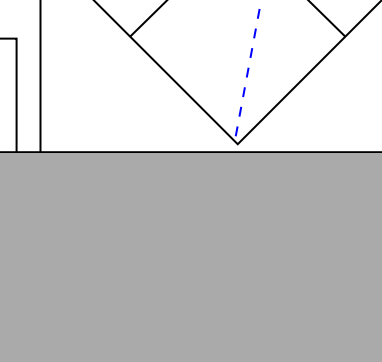


Batter	1	2	3	4	5	6	7	8	9	AB	R	H	RBI	BB	SO	LOB	TOP					
Luis Polonia, L OBP: 0.346, SLG: 0.372			 HR			 1-2f				5	1	1	1	0	1	3						
Wally Joyner, L OBP: 0.373, SLG: 0.474	 BB						 2B			4	2	1	0	1	1	0						
Dave Winfield, R OBP: 0.312, SLG: 0.514	 1B				 2				 1B	5	1	3	1	0	0	1						
Dave Parker, L OBP: 0.277, SLG: 0.339	 1B						 1B		 1-2	5	0	3	2	0	2	1						
Gary Gaetti, R OBP: 0.282, SLG: 0.366	 1-2 2-3f		 2-3		 2		 1-2f			4	1	1	1	0	1	4						
Lance Parrish, R OBP: 0.310, SLG: 0.398		 0-3		 3-3		 2-1		 3-3		4	0	0	0	0	3	0						
Dave Gallagher, R OBP: 0.343, SLG: 0.336	 1B		 1-0		 1-0		 0-3			4	0	1	0	0	1	0						
Luis Sojo, R OBP: 0.286, SLG: 0.315	 1-1H		 2-1		 0-0		 1-1		 1B	4	0	4	0	0	0	0						
Dick Schofield, R OBP: 0.343, SLG: 0.289	 2-2		 2-2		 1-3		 1-0		 1-2	4	0	1	0	0	0	3						
<b>Inning Stats</b>	R: 1 E: 0 K: 1 S: 11	H: 2 LOB: 1 BB: 1 P: 19	R: 0 E: 0 K: 1 S: 11	H: 2 LOB: 1 BB: 0 P: 15	R: 1 E: 0 K: 2 S: 16	H: 2 LOB: 1 BB: 0 P: 26	R: 0 E: 0 K: 1 S: 12	H: 2 LOB: 0 BB: 0 P: 21	R: 2 E: 0 K: 1 S: 10	H: 2 LOB: 0 BB: 0 P: 15	R: 0 E: 0 K: 0 S: 6	H: 1 LOB: 1 BB: 0 P: 9	R: 1 E: 0 K: 0 S: 12	H: 2 LOB: 0 BB: 0 P: 19	R: 0 E: 0 K: 2 S: 12	H: 1 LOB: 1 BB: 0 P: 18	R: 0 E: 0 K: 1 S: 11	H: 1 LOB: 1 BB: 0 P: 15	1B: 11 2B: 1 3B: 0 HR: 3	SF: 0 SAC: 0 DP: 2 HBP: 0	WP: 0 PB: 0 SB: 2 CS: 0	PA: 40
<b>PITCHER</b>	IP	WLS	BF	H	R	ER	SO	BB	IBB	HBP	BLK	WP	HR	S	P	ERA	WHIP					
Ben McDonald, R ERA: 5.86	6.1	L	30	12	5	5	6	1	0	0	0	0	3	72	117	7.11	2.053					
Paul Kilgus, L ERA: 5.12	0.0		1	1	0	0	0	0	0	0	0	0	0	3	3	∞	∞					
Todd Frohwirth, R ERA: 1.43	1.2		5	1	0	0	2	0	0	0	0	0	0	15	22	0.00	0.600					
Gregg Olson, R ERA: 3.27	1.0		4	1	0	0	1	0	0	0	0	0	0	11	15	0.00	1.000					

California Angels @ Baltimore Orioles  
Memorial Stadium, Baltimore, MD  
Tue Jul 23 1991, 7:05 PM EDT  
Att: 25,537 - Cloudy - 97 F

AB 39  
R 5  
H 15  
RBI 5  
BB 1  
SO 9  
LOB 12



Batter	1	2	3	4	5	6	7	8	9	AB	R	H	RBI	BB	SO	LOB	BOTTOM					
Mike Devereaux, R OBP: 0.328, SLG: 0.438	 2-2		 3-3			 1B		 HR		4	1	2	0	0	1	0						
Chito Martinez, L OBP: 0.327, SLG: 0.529	 1-3			 1-3		 1-2		 HR		4	1	2	0	0	2	0						
Cal Ripken Jr., R OBP: 0.387, SLG: 0.574	 1B			 0-0		 1-0		 HBP		3	1	1	0	0	0	2						
Randy Milligan, R OBP: 0.381, SLG: 0.436	 2-2			 3-1		 0-1		 2-1		4	1	1	4	0	0	3						
Chris Holles, R OBP: 0.313, SLG: 0.383	 1-2f							 1-1H 2-1H 3-1H		0	0	0	0	0	0	0						
Dwight Evans, R OBP: 0.395, SLG: 0.366		 0-1			 4-0		 0-1	 0-0		3	0	1	0	1	0	0						
David Segui, S OBP: 0.321, SLG: 0.386		 0-0			 1-2		 1-2	 1-1		4	0	1	0	0	0	2						
Leo Gomez, R OBP: 0.318, SLG: 0.364									 1-1	3	0	0	0	0	1	2						
Sam Horn, L OBP: 0.342, SLG: 0.519									 1-2f	1	0	0	0	0	0	1						
Bob Melvin, R OBP: 0.327, SLG: 0.354									 1-1	2	0	0	0	0	2	1						
Brady Anderson, L OBP: 0.337, SLG: 0.294									 2-2	2	0	0	0	0	0	0						
Juan Bell, R OBP: 0.156, SLG: 0.159										2	0	0	0	0	1	0						
Joe Orsulak, L OBP: 0.286, SLG: 0.315										1	0	0	0	0	0	0						
Shane Turner, L OBP: 0.286, SLG: 0.315										0	0	0	0	0	0	0						
<b>Inning Stats</b>	R: 0 E: 0 K: 1 S: 12	H: 1 LOB: 0 BB: 0 P: 18	R: 0 E: 0 K: 0 S: 6	H: 1 LOB: 0 BB: 0 P: 8	R: 0 E: 0 K: 2 S: 9	H: 0 LOB: 0 BB: 0 P: 13	R: 0 E: 0 K: 1 S: 7	H: 0 LOB: 0 BB: 0 P: 11	R: 0 E: 0 K: 2 S: 9	H: 0 LOB: 1 BB: 1 P: 17	R: 0 E: 0 K: 1 S: 11	H: 2 LOB: 2 BB: 0 P: 13	R: 0 E: 0 K: 0 S: 7	H: 1 LOB: 0 BB: 0 P: 8	R: 4 E: 0 K: 0 S: 15	H: 3 LOB: 0 BB: 0 P: 28	R: 0 E: 1 K: 0 S: 7	H: 0 LOB: 0 BB: 0 P: 11	1B: 7 2B: 0 3B: 0 HR: 1	SF: 0 SAC: 0 DP: 3 HBP: 1	WP: 0 PB: 0 SB: 0 CS: 0	PA: 35
<b>PITCHER</b>	IP	WLS	BF	H	R	ER	SO	BB	IBB	HBP	BLK	WP	HR	S	P	ERA	WHIP					
Jim Abbott, L ERA: 3.18	7.0	W	25	5	0	0	7	1	0	0	0	0	0	61	88	0.00	0.857					
Mark Eichhorn, R ERA: 1.23	0.2		5	2	3	3	0	0	0	1	0	0	0	12	23	40.50	3.000					
Bryan Harvey, R ERA: 1.87	1.1	S	5	1	1	1	0	0	0	0	0	0	1	10	16	6.75	0.750					

California Angels @ Baltimore Orioles  
Memorial Stadium, Baltimore, MD  
Tue Jul 23 1991, 7:05 PM EDT  
Att: 25,537 - Cloudy - 97 F

AB 33  
R 4  
H 8  
RBI 4  
BB 1  
SO 7  
LOB 11





Batter	1	2	3	4	5	6	7	8	9	AB	R	H	RBI	BB	SO	LOB	TOP					
Luis Polonia, L OBP: 0.345, SLG: 0.370 (1, 7)	F8		F8			L6		1B		4	0	1	0	0	0	1	California Angels @ Baltimore Orioles Memorial Stadium, Baltimore, MD Wed Jul 24 1991, 7:05 PM EDT Att: 27,390 - Cloudy - 91 F					
Wally Joyner, L OBP: 0.369, SLG: 0.468 (1, 3)	F8			G1		G4-3		K		4	0	0	0	0	1							
Dave Winfield, R OBP: 0.311, SLG: 0.511 (1, 9)	F8			G6-3		G1-3		1B		4	0	1	0	0	0							
Dave Parker, L OBP: 0.277, SLG: 0.347 (1, 10)		K		K			HR	G4-3		4	1	1	1	0	2							
Gary Gaetti, R OBP: 0.285, SLG: 0.369 (1, 5)		G6-3			1B	2B		G5-3	G5-3	3	1	1	0	1	0							
Lance Parrish, R OBP: 0.306, SLG: 0.391 (1, 2)		P3			K			P6		4	0	0	0	0	2							
Dave Gallagher, R OBP: 0.340, SLG: 0.333 (1, 8)			F7			1B		K		4	0	1	1	0	1							
Luis Sojo, R OBP: 0.282, SLG: 0.310 (1, 4)			P6		L4			B1-3		3	0	0	0	0	2							
Dick Schofield, R OBP: 0.343, SLG: 0.289 (1, 6)					F8			P5		3	0	1	0	0	1							
<b>Inning Stats</b>	R: 0 E: 0 K: 0 S: 5	H: 0 LOB: 0 BB: 0 P: 7	R: 0 E: 0 K: 1 S: 6	H: 0 LOB: 0 BB: 0 P: 8	R: 0 E: 0 K: 0 S: 11	H: 1 LOB: 1 BB: 0 P: 13	R: 0 E: 0 K: 1 S: 8	H: 0 LOB: 0 BB: 0 P: 11	R: 1 E: 0 K: 1 S: 11	H: 2 LOB: 1 BB: 0 P: 12	R: 0 E: 0 K: 0 S: 6	H: 0 LOB: 0 BB: 0 P: 8	R: 1 E: 0 K: 1 S: 9	H: 1 LOB: 1 BB: 1 P: 16	R: 0 E: 0 K: 1 S: 14	H: 2 LOB: 2 BB: 0 P: 20	R: 0 E: 0 K: 1 S: 10	H: 0 LOB: 0 BB: 0 P: 12	1B: 4 2B: 1 3B: 0 HR: 1	SF: 0 SAC: 0 DP: 0 HBP: 0	WP: 0 PB: 0 SB: 0 CS: 0	PA: 34
<b>PITCHER</b>	IP	WLS	BF	H	R	ER	SO	BB	IBB	HBP	BLK	WP	HR	S	P	ERA	WHIP					
Bob Milacki, R ERA: 4.03 (1, 1)	7.1	W	28	5	2	2	4	1	0	0	0	0	1	63	86	2.46	0.818					
Mike Flanagan, L ERA: 2.29 (8, 1)	0.2		3	1	0	0	1	0	0	0	0	0	0	7	9	0.00	1.500					
Gregg Olson, R ERA: 3.2 (9, 1)	1.0	S	3	0	0	0	1	0	0	0	0	0	0	10	12	0.00	0.000					

Batter	1	2	3	4	5	6	7	8	9	AB	R	H	RBI	BB	SO	LOB	BOTTOM					
Mike Devereaux, R OBP: 0.327, SLG: 0.435 (1, 8)	F7			F7				F7		4	0	1	0	0	0	2	California Angels @ Baltimore Orioles Memorial Stadium, Baltimore, MD Wed Jul 24 1991, 7:05 PM EDT Att: 27,390 - Cloudy - 91 F					
Chito Martinez, L OBP: 0.357, SLG: 0.611 (1, 9)	2B				K			HR		3	2	2	1	1	1	0						
Cal Ripken Jr., R OBP: 0.386, SLG: 0.573 (1, 6)	2B			F7		F8		F7		4	0	1	1	0	0	1						
Randy Milligan, R OBP: 0.377, SLG: 0.430 (1, 3)	K			F9		G5-3		F8		4	0	0	0	0	1	2						
Dwight Evans, R OBP: 0.397, SLG: 0.365 (1, 10)	G6-3			F8	1B			F9		3	2	1	0	1	0	1						
David Segui, S OBP: 0.326, SLG: 0.385 (1, 7)		P4								3	0	1	0	1	1	1						
Brady Anderson, L OBP: 0.337, SLG: 0.294 (9, 7)								K		0	0	0	0	0	0	0						
Chris Hoiles, R OBP: 0.307, SLG: 0.374 (1, 2)		K			F8			F9		4	0	0	0	0	1	4						
Leo Gomez, R OBP: 0.326, SLG: 0.395 (1, 5)					SF8					3	1	3	3	0	0	0						
Juan Bell, R OBP: 0.149, SLG: 0.152 (1, 4)					E6			F7		4	0	0	0	0	1	4						
<b>Inning Stats</b>	R: 1 E: 0 K: 1 S: 11	H: 2 LOB: 1 BB: 0 P: 18	R: 0 E: 0 K: 2 S: 8	H: 1 LOB: 1 BB: 0 P: 13	R: 0 E: 0 K: 0 S: 7	H: 1 LOB: 1 BB: 1 P: 14	R: 1 E: 1 K: 0 S: 12	H: 1 LOB: 2 BB: 1 P: 19	R: 0 E: 0 K: 1 S: 9	H: 0 LOB: 0 BB: 0 P: 15	R: 0 E: 0 K: 0 S: 11	H: 1 LOB: 2 BB: 1 P: 18	R: 1 E: 0 K: 0 S: 11	H: 1 LOB: 0 BB: 0 P: 21	R: 2 E: 0 K: 1 S: 9	H: 2 LOB: 0 BB: 0 P: 17	R: 0 E: 0 K: 1 S: 10	H: 0 LOB: 0 BB: 0 P: 12	1B: 4 2B: 3 3B: 0 HR: 2	SF: 1 SAC: 0 DP: 0 HBP: 0	WP: 0 PB: 0 SB: 1 CS: 1	PA: 36
<b>PITCHER</b>	IP	WLS	BF	H	R	ER	SO	BB	IBB	HBP	BLK	WP	HR	S	P	ERA	WHIP					
Chuck Finley, L ERA: 3.98 (1, 1)	8.0	L	36	9	5	5	5	3	0	0	0	0	2	78	135	5.62	1.500					



Batter	1	2	3	4	5	6	7	8	9	AB	R	H	RBI	BB	SO	LOB	TOP										
Luis Polonia, L OBP: 0.343, SLG: 0.368 (1, 7)	G1-3		F8		G1-6-3 1B		K		B5-3	5	0	1	0	0	1	3											
Wally Joyner, L OBP: 0.355, SLG: 0.463 (1, 3)	L7		CS	F9	G1-6-3 1-2		K			4	0	0	0	0	1	1											
Dave Winfield, R OBP: 0.313, SLG: 0.512 (1, 9)	G5-3			FC6-4 1B BB		G6-3				3	1	1	0	1	0	0											
Dave Parker, L OBP: 0.282, SLG: 0.364 (1, 10)		HR		FC6-4 1B		G6-3 2B		G1-3		4	1	3	1	0	0	1											
Gary Gaetti, R OBP: 0.281, SLG: 0.365 (1, 5)	G4-3		FC6-4 1B			G6-3		F8		4	1	0	0	0	0	4											
Lance Parrish, R OBP: 0.305, SLG: 0.389 (1, 2)	G4-3			1B		G5-3				4	0	1	1	0	1	1											
Dave Gallagher, R OBP: 0.344, SLG: 0.360 (1, 8)	F8			1B			G1-3			4	1	2	2	0	0	0											
Luis Sojo, R OBP: 0.283, SLG: 0.310 Donnie Hill, S OBP: 0.356, SLG: 0.340 (9, PH)			G4-3	F9						3	0	1	0	0	0	2											
Dick Schofield, R OBP: 0.342, SLG: 0.289 (1, 6)					L8					1	0	1	0	0	0	0											
<b>Inning Stats</b>	R: 0 E: 0 K: 0 S: 9	H: 0 LOB: 0 BB: 0 P: 13	R: 1 E: 0 K: 0 S: 9	H: 1 LOB: 0 BB: 0 P: 14	R: 0 E: 0 K: 0 S: 8	H: 1 LOB: 0 BB: 0 P: 14	R: 2 E: 0 K: 0 S: 16	H: 3 LOB: 2 BB: 1 P: 30	R: 0 E: 0 K: 0 S: 7	H: 1 LOB: 0 BB: 0 P: 12	R: 0 E: 0 K: 0 S: 9	H: 1 LOB: 1 BB: 0 P: 13	R: 0 E: 0 K: 2 S: 13	H: 1 LOB: 0 BB: 0 P: 19	R: 0 E: 0 K: 1 S: 10	H: 1 LOB: 1 BB: 0 P: 15	R: 1 E: 0 K: 1 S: 11	H: 2 LOB: 1 BB: 0 P: 17	1B: 7 2B: 2 3B: 0 HR: 2	SF: 0 SAC: 0 DP: 1 HBP: 0	WP: 0 PB: 0 SB: 1 CS: 1	PA: 38					
<b>PITCHER</b>	IP	WLS	BF	H	R	ER	SO	BB	IBB	HBP	BLK	WP	HR	S	P	ERA	WHIP										
Roy Smith, R ERA: 4.36 (1, 1)	3.2		16	5	3	3	0	1	0	0	0	0	1	40	67	7.36	1.636										
Todd Frohwrth, R ERA: 1.33 (4, 1)	3.0	W	11	3	0	0	1	0	0	0	0	0	0	28	43	0.00	1.000										
Mike Flanagan, L ERA: 2.22 (7, 1)	1.1		5	1	0	0	2	0	0	0	0	0	0	13	20	0.00	0.750										
Mark Williamson, R ERA: 4.28 (9, 1)	1.0		5	2	1	1	1	0	0	0	0	0	1	11	17	9.00	2.000										

California Angels @ Baltimore Orioles  
Memorial Stadium, Baltimore, MD  
Thu Jul 25 1991, 7:05 PM EDT  
Att: 37,444 - Cloudy - 85 F

AB	36
R	4
H	11
RBI	4
BB	1
SO	4
LOB	14



Batter	1	2	3	4	5	6	7	8	9	AB	R	H	RBI	BB	SO	LOB	BOTTOM										
Mike Devereaux, R OBP: 0.328, SLG: 0.445 (1, 8)	F8							SF7		4	2	2	2	0	1	1											
Joe Orsulak, L OBP: 0.285, SLG: 0.313 (1, 7)	K							G4-3		5	1	1	0	0	2	2											
Cal Ripken Jr., R OBP: 0.389, SLG: 0.576 (1, 6)		BB								2	1	1	2	2	0	0											
Sam Horn, L OBP: 0.346, SLG: 0.517 Dwight Evans, R OBP: 0.400, SLG: 0.376 (7, PH)	G6-3									1	0	0	0	2	0	1											
Randy Milligan, R OBP: 0.375, SLG: 0.428 (1, 3)										1	1	1	1	0	0	0											
Randy Milligan, R OBP: 0.375, SLG: 0.428 (1, 3)										4	0	1	2	0	0	3											
Chito Martinez, L OBP: 0.333, SLG: 0.569 (1, 9)	G3-1									4	0	0	0	0	1	3											
Leo Gomez, R OBP: 0.320, SLG: 0.387 (1, 5)	F9									4	0	0	0	0	0	0											
Chris Hoiles, R OBP: 0.311, SLG: 0.393 (1, 2)										4	2	2	1	0	0	0											
Juan Bell, R OBP: 0.163, SLG: 0.167 (1, 4)										4	1	2	0	0	1	0											
<b>Inning Stats</b>	R: 0 E: 0 K: 1 S: 7	H: 0 LOB: 1 BB: 1 P: 13	R: 0 E: 0 K: 0 S: 9	H: 0 LOB: 0 BB: 0 P: 15	R: 3 E: 0 K: 1 S: 21	H: 4 LOB: 1 BB: 1 P: 32	R: 0 E: 0 K: 1 S: 7	H: 0 LOB: 0 BB: 0 P: 12	R: 1 E: 0 K: 0 S: 10	H: 1 LOB: 1 BB: 1 P: 19	R: 0 E: 0 K: 0 S: 5	H: 0 LOB: 0 BB: 0 P: 7	R: 3 E: 0 K: 2 S: 19	H: 3 LOB: 1 BB: 1 P: 31	R: 1 E: 0 K: 0 S: 14	H: 2 LOB: 1 BB: 0 P: 21	1B: 6 2B: 2 3B: 0 HR: 2	SF: 1 SAC: 0 DP: 0 HBP: 0	WP: 0 PB: 0 SB: 0 CS: 0	PA: 38							
<b>PITCHER</b>	IP	WLS	BF	H	R	ER	SO	BB	IBB	HBP	BLK	WP	HR	S	P	ERA	WHIP										
Kirk McCaskill, R ERA: 3.86 (1, 1)	6.0	L	26	5	4	4	3	3	0	0	0	0	2	59	98	6.00	1.333										
Scott Bailes, L ERA: 4.35 (7, 1)	0.2		4	1	2	2	2	1	0	0	0	0	0	12	18	27.00	3.000										
Chris Beasley, R ERA: 6.75 (7, 1)	0.1		3	2	1	1	0	0	0	0	0	0	0	7	13	27.00	6.000										
Jeff Robinson, R ERA: 4.93 (8, 1)	1.0		5	2	1	1	0	0	0	0	0	0	0	14	21	9.00	2.000										

California Angels @ Baltimore Orioles  
Memorial Stadium, Baltimore, MD  
Thu Jul 25 1991, 7:05 PM EDT  
Att: 37,444 - Cloudy - 85 F

AB	33
R	8
H	10
RBI	8
BB	4
SO	5
LOB	10









Batter	1	2	3	4	5	6	7	8	9	AB	R	H	RBI	BB	SO	LOB	TOP								
Rickey Henderson, R OBP: 0.416, SLG: 0.374 Joe Slusarski, R (8, 1)	1-2 HBP 2B	0-2 FC1-4 1B 2B	1-0 G3-1			2-3 K		1-0 G6-3		4	2	1	0	0	1	0									
Dave Henderson, R OBP: 0.350, SLG: 0.494	3-2 SAFE 1B 2B	2-2 E6 FC1-4			2-1 F9	1-2 F7		1-3 K		5	1	1	1	0	1	1									
Jose Canseco, R OBP: 0.367, SLG: 0.555	2-1 P6	2-2 FC1-4 1B 1-2 2-3			1-0 G5-3				1-1 G5-3	5	1	0	0	0	1	3									
Harold Baines, L OBP: 0.398, SLG: 0.508 Scott Hemond, R OBP: 0.250, SLG: 0.182	3-0 2B 1B 2H	3-1 1B 1B 1-3 3-H			2-0 G4-3			0-0 2B G4-3 1B	1-1 G4-3	4	3	3	2	0	0	0									
Brook Jacoby, R OBP: 0.295, SLG: 0.347	2-1 1B 2B 1-3	0-0 1B 1-2 3-H						1-0 G4-3 1B 2B	0-0 P3	5	2	3	1	0	1	0									
Terry Steinbach, R OBP: 0.334, SLG: 0.441	1-3 K	1-0 1B 1-3 2-H			2-3 K			1-0 G4-3		4	0	1	2	0	2	3									
Mark McGwire, R OBP: 0.345, SLG: 0.376	0-0 2B 1B 2H 3-H	0-0 F9			1-0 1B			2-3 3-H 3-1 1B		4	0	3	3	0	0	1									
Mike Gallego, R OBP: 0.355, SLG: 0.366 Willie Wilson, S OBP: 0.296, SLG: 0.312	1-1 1B 1-3 2B				1-0 F9			1-0 F9		4	0	1	0	0	1	2									
Mike Bordick, R OBP: 0.217, SLG: 0.224	0-0 G3				2-1 G6-3			1-1 F9	0-2 F9	4	0	0	0	0	0	2									
<b>Inning Stats</b>	R: 4 E: 0 K: 1 S: 18	H: 5 LOB: 2 BB: 0 P: 31	R: 3 E: 1 K: 0 S: 17	H: 4 LOB: 1 BB: 0 P: 25	R: 0 E: 0 K: 1 S: 6	H: 0 LOB: 0 BB: 0 P: 10	R: 0 E: 0 K: 0 S: 4	H: 0 LOB: 0 BB: 0 P: 9	R: 0 E: 0 K: 2 S: 9	H: 1 LOB: 1 BB: 0 P: 13	R: 0 E: 0 K: 1 S: 9	H: 0 LOB: 0 BB: 0 P: 13	R: 2 E: 0 K: 1 S: 9	H: 3 LOB: 1 BB: 0 P: 18	R: 0 E: 0 K: 1 S: 7	H: 0 LOB: 0 BB: 0 P: 9	R: 0 E: 0 K: 0 S: 5	H: 0 LOB: 0 BB: 0 P: 7	1B: 8 2B: 5 3B: 0 HR: 0	SF: 0 SAC: 0 DP: 0 HBP: 1	WP: 0 PB: 0 SB: 0 CS: 0	PA: 41			
<b>PITCHER</b>	IP	WLS	BF	H	R	ER	SO	BB	IBB	HBP	BLK	WP	HR	S	P	ERA	WHIP								
Jeff Ballard, L ERA: 5.03	0.2	L	8	5	4	4	1	0	0	1	0	0	0	17	30	54.00	7.500								
Todd Frothing, R ERA: 1.53	6.0		26	8	5	4	5	0	0	0	0	0	0	54	87	6.00	1.333								
Paul Kilgus, L ERA: 4.92	2.1		7	0	0	0	1	0	0	0	0	0	0	13	18	0.00	0.000								

Oakland Athletics @ Baltimore Orioles  
Memorial Stadium, Baltimore, MD  
Sat Jul 27 1991, 7:05 PM EDT  
Att: 50,071 - Sunny - 75 F

AB 40  
R 9  
H 13  
RBI 9  
BB 0  
SO 7  
LOB 12



Batter	1	2	3	4	5	6	7	8	9	AB	R	H	RBI	BB	SO	LOB	BOTTOM								
Mike Devereaux, R OBP: 0.331, SLG: 0.446	1-1 F7		0-1 G1-3			1-2 G6-3		0-1 P4		4	0	0	1	0	0	2									
Joe Orsulak, L OBP: 0.276, SLG: 0.305	1-0 G4-3		1-2 3-H F8			1-0 G4-3			0-0 L7	4	0	0	0	0	0	1									
Cal Ripken Jr., R OBP: 0.384, SLG: 0.567 Brady Anderson, L OBP: 0.335, SLG: 0.292	1-1 G1				1-0 F8				1-0 F7	3	0	0	0	0	0	0									
Sam Horn, L OBP: 0.340, SLG: 0.502		2-1 P2			0-0 L7				2-0 G4-1	4	0	0	0	0	0	0									
Randy Milligan, R OBP: 0.373, SLG: 0.419 Tim Hulett, R OBP: 0.259, SLG: 0.333		1-3 K			4-2 BB				0-0 G6-3	2	0	0	0	1	1	0									
Chito Martinez, L OBP: 0.324, SLG: 0.538		2-1 G3-1			0-0 F8				2-2 F8	3	0	0	0	0	0	1									
Leo Gomez, R OBP: 0.314, SLG: 0.385			1-0 G5-3			2-2 F7		0-0 F8		3	0	0	0	0	0	0									
Chris Hoiles, R OBP: 0.316, SLG: 0.394			3-1 1B G1-3 1B			1-1 F7		4-2 BB		2	1	1	0	1	0	0									
Juan Bell, R OBP: 0.173, SLG: 0.168			2-1 G1-3 1B 1-3			0-1 B5-3		3-3 K		3	0	1	0	0	1	1									
<b>Inning Stats</b>	R: 0 E: 0 K: 0 S: 5	H: 0 LOB: 0 BB: 0 P: 8	R: 0 E: 0 K: 1 S: 7	H: 0 LOB: 0 BB: 0 P: 12	R: 1 E: 0 K: 0 S: 8	H: 2 LOB: 1 BB: 0 P: 15	R: 0 E: 0 K: 0 S: 5	H: 0 LOB: 1 BB: 1 P: 10	R: 0 E: 0 K: 0 S: 7	H: 0 LOB: 0 BB: 0 P: 10	R: 0 E: 0 K: 0 S: 8	H: 0 LOB: 0 BB: 0 P: 10	R: 0 E: 0 K: 0 S: 6	H: 0 LOB: 0 BB: 0 P: 8	R: 0 E: 0 K: 1 S: 9	H: 0 LOB: 1 BB: 1 P: 16	R: 0 E: 0 K: 0 S: 3	H: 0 LOB: 0 BB: 0 P: 6	1B: 2 2B: 0 3B: 0 HR: 0	SF: 0 SAC: 0 DP: 0 HBP: 0	WP: 0 PB: 0 SB: 0 CS: 0	PA: 31			
<b>PITCHER</b>	IP	WLS	BF	H	R	ER	SO	BB	IBB	HBP	BLK	WP	HR	S	P	ERA	WHIP								
Joe Slusarski, R ERA: 4.63	9.0	W	31	2	1	1	2	2	0	0	0	0	0	58	95	1.00	0.444								
Joe Slusarski, R ERA: 4.63	8.1		31	2	1	1	2	2	0	0	0	0	0	58	95	1.00	0.444								

Oakland Athletics @ Baltimore Orioles  
Memorial Stadium, Baltimore, MD  
Sat Jul 27 1991, 7:05 PM EDT  
Att: 50,071 - Sunny - 75 F

AB 29  
R 1  
H 2  
RBI 1  
BB 2  
SO 2  
LOB 5





Batter	1	2	3	4	5	6	7	8	9	AB	R	H	RBI	BB	SO	LOB	TOP								
Rickey Henderson, R OBP: 0.420, SLG: 0.390	G5-3		L3 1B			1B HR		HR		4	2	3	1	0	0	0	<b>Oakland Athletics @ Baltimore Orioles</b> Memorial Stadium, Baltimore, MD Sun Jul 28 1991, 3:33 AM EDT Att: 48,341 - Cloudy - 85 F								
Dave Henderson, R OBP: 0.352, SLG: 0.494	HBP 1B		L3			1B HR		K		4	1	2	0	0	1	1									
Jose Canseco, R OBP: 0.369, SLG: 0.561	HBP			G5-3		HR		G5-3		3	1	1	3	0	0	0									
Harold Baines, L OBP: 0.399, SLG: 0.508	K			G6-3 1B		G6-4-3 1B		G3		4	0	2	0	0	1	2									
Brook Jacoby, R OBP: 0.291, SLG: 0.342	P3			G6-3		G6-4-3		F7		4	0	0	0	0	0	4									
Jamie Quirk, L OBP: 0.310, SLG: 0.278		K			L8			G6-3		4	0	0	0	0	1	0									
Mark McGwire, R OBP: 0.342, SLG: 0.372		F9				K		F9		3	0	0	0	0	1	0									
Mike Gallego, R OBP: 0.352, SLG: 0.363		L1			G5-3			G1-3		3	0	0	0	0	0	0									
Mike Bordick, R OBP: 0.214, SLG: 0.221								G6-3		1	0	0	0	0	1	0									
Ernest Riles, L OBP: 0.306, SLG: 0.327								G6-3		2	0	0	0	0	0	0									
<b>Inning Stats</b>	R: 0 E: 0 K: 1 S: 9	H: 1 LOB: 2 BB: 0 P: 14	R: 0 E: 0 K: 1 S: 9	H: 0 LOB: 0 BB: 0 P: 11	R: 0 E: 0 K: 1 S: 10	H: 1 LOB: 0 BB: 0 P: 15	R: 0 E: 0 K: 0 S: 6	H: 1 LOB: 0 BB: 0 P: 9	R: 0 E: 0 K: 1 S: 7	H: 0 LOB: 0 BB: 0 P: 11	R: 3 E: 0 K: 0 S: 12	H: 4 LOB: 0 BB: 0 P: 20	R: 0 E: 0 K: 0 S: 8	H: 0 LOB: 0 BB: 0 P: 13	R: 1 E: 0 K: 1 S: 10	H: 1 LOB: 0 BB: 0 P: 18	R: 0 E: 0 K: 0 S: 6	H: 0 LOB: 0 BB: 0 P: 9	1B: 6 2B: 1 3B: 0 HR: 2	SF: 0 SAC: 0 DP: 3 HBP: 1	WP: 0 PB: 0 SB: 0 CS: 0	PA: 33			
<b>PITCHER</b>	IP WLS BF H R ER SO BB IBB HBP BLK WP HR S P ERA WHIP	7.2 L 29 8 4 4 5 0 0 1 0 0 2 69 106 4.70 1.043	1.1 4 0 0 0 0 0 0 0 0 0 0 0 8 14 0.00 0.000	<b>PITCHER</b>												IP WLS BF H R ER SO BB IBB HBP BLK WP HR S P ERA WHIP									
Ben McDonald, R ERA: 5.73													7.2 L 29 8 4 4 5 0 0 1 0 0 2 69 106 4.70 1.043												
Mike Flanagan, L ERA: 2.16													1.1 4 0 0 0 0 0 0 0 0 0 0 0 8 14 0.00 0.000												

Batter	1	2	3	4	5	6	7	8	9	AB	R	H	RBI	BB	SO	LOB	BOTTOM								
Mike Devereaux, R OBP: 0.329, SLG: 0.441	G6-3			G5-3		F7				4	0	0	0	1	0	0	<b>Oakland Athletics @ Baltimore Orioles</b> Memorial Stadium, Baltimore, MD Sun Jul 28 1991, 3:33 AM EDT Att: 48,341 - Cloudy - 85 F								
Joe Orsulak, L OBP: 0.287, SLG: 0.315	FC6-4 1B		2B SF7 1B	1B BB		1B 2B		G4-3		4	1	3	0	1	0	1									
Cal Ripken Jr., R OBP: 0.387, SLG: 0.568	FC6-4 1B 1B		BB 2B	1B 1B		1B IBB		F8		4	1	2	0	1	0	1									
Sam Horn, L OBP: 0.340, SLG: 0.500	1B 1B		K	K		1B		F8		3	1	1	0	0	2	4									
Dwight Evans, R OBP: 0.327, SLG: 0.398	1B 1B		K	K		1B		F8		2	0	1	0	0	0	0									
Randy Milligan, R OBP: 0.373, SLG: 0.417	1B 1B		BB BB		L7		K		K	4	0	1	1	1	2	3									
Chito Martinez, L OBP: 0.333, SLG: 0.537	1B 1B		SF7	L5-3 BB		K		K		2	0	1	2	1	1	3									
Leo Gomez, R OBP: 0.313, SLG: 0.379	G6-3		BB	L5-3 BB		F9				3	0	0	0	1	0	6									
Chris Hoiles, R OBP: 0.310, SLG: 0.386		G6-3	P6			P5		F9		4	0	0	0	0	0	3									
Juan Bell, R OBP: 0.168, SLG: 0.163				P4		F7		G6-3		3	0	0	0	0	1	0									
David Segui, S OBP: 0.327, SLG: 0.384										1	0	0	0	0	0	0									
Tim Lincecum, R OBP: 0.259, SLG: 0.333										0	0	0	0	0	0	0									
<b>Inning Stats</b>	R: 2 E: 0 K: 0 S: 16	H: 4 LOB: 2 BB: 0 P: 24	R: 0 E: 0 K: 1 S: 8	H: 0 LOB: 0 BB: 0 P: 14	R: 1 E: 0 K: 1 S: 18	H: 2 LOB: 2 BB: 2 P: 33	R: 0 E: 0 K: 1 S: 12	H: 1 LOB: 2 BB: 1 P: 22	R: 0 E: 0 K: 0 S: 4	H: 0 LOB: 0 BB: 1 P: 10	R: 0 E: 0 K: 0 S: 7	H: 0 LOB: 0 BB: 0 P: 12	R: 0 E: 0 K: 2 S: 18	H: 2 LOB: 3 BB: 1 P: 29	R: 0 E: 0 K: 0 S: 9	H: 0 LOB: 1 BB: 1 P: 15	R: 0 E: 0 K: 1 S: 6	H: 0 LOB: 0 BB: 0 P: 7	1B: 7 2B: 3 3B: 0 HR: 0	SF: 1 SAC: 0 DP: 1 HBP: 0	WP: 0 PB: 0 SB: 0 CS: 0	PA: 41			
<b>PITCHER</b>	IP WLS BF H R ER SO BB IBB HBP BLK WP HR S P ERA WHIP	6.0 W 10 2 0 0 2 1 1 0 0 0 0 27 44 0.00 1.500	2.0 S 3 0 0 0 1 0 0 0 0 0 0 6 7 0.00 0.000	<b>PITCHER</b>												IP WLS BF H R ER SO BB IBB HBP BLK WP HR S P ERA WHIP									
Bob Welch, R ERA: 4.01													6.0 W 10 2 0 0 2 1 1 0 0 0 0 27 44 0.00 1.500												
Rick Honeycutt, L ERA: 3.71													2.0 S 3 0 0 0 1 0 0 0 0 0 0 6 7 0.00 0.000												
Dennis Eckersley, R ERA: 2.96													1.0 S 3 0 0 0 1 0 0 0 0 0 0 6 7 0.00 0.000												





Batter	1	2	3	4	5	6	7	8	9	AB	R	H	RBI	BB	SO	LOB	TOP					
Mike Devereaux, R (1, 8) OBP: 0.328, SLG: 0.439	1-1 G4-6-3 1B		2-0 L8		3-1 F8		2-0 L7			4	0	1	0	0	0	2						
Joe Orsulak, L (1, 7) OBP: 0.266, SLG: 0.314	2-3 K		1-1 P9		2-0 FC5-4 1B			1-3 K		4	0	1	1	0	2	1						
Cal Ripken Jr., R (1, 6) OBP: 0.386, SLG: 0.565	1-0 G4-6-3 1-2			0-0 P4	1-2 FC5-4 1-2			0-2 1B		4	0	1	0	0	0	2						
Dwight Evans, R (1, 10) OBP: 0.394, SLG: 0.388		3-1 G6-3		3-3 K		0-0 F9		1-3 K		4	0	0	0	0	2	1						
Chito Martinez, L (1, 9) OBP: 0.329, SLG: 0.535		2-3 K		1-2 2B		2-3 K		3-3 K		4	0	1	0	0	3	1						
David Segui, S (1, 3) OBP: 0.318, SLG: 0.373		1-3 K		1-1 G3		2-2 L6			1-2 G4-3	4	0	0	0	0	1	1						
Leo Gomez, R (1, 5) OBP: 0.312, SLG: 0.377			0-1 G5-3		2-2 2B 1B		1-3 K		2-1 P5	4	1	1	0	0	1	0						
Chris Hoiles, R (1, 2) OBP: 0.314, SLG: 0.393			1-2 HR 1B		1-0 F8 1-H 1B 2B		2-1 E7 SH1-3		0-3 K	4	2	2	1	0	1	0						
Juan Bell, R (1, 4) OBP: 0.174, SLG: 0.198			1-1 1-H HR		3-3 K		1-2 SH1-3			2	1	1	2	0	1	1						
<b>Inning Stats</b>	R: 0 E: 0 K: 1 S: 6	H: 1 LOB: 0 BB: 0 P: 10	R: 0 E: 0 K: 2 S: 9	H: 0 LOB: 0 BB: 0 P: 15	R: 2 E: 0 K: 0 S: 10	H: 2 LOB: 0 BB: 0 P: 15	R: 0 E: 0 K: 1 S: 9	H: 1 LOB: 1 BB: 0 P: 14	R: 2 E: 0 K: 1 S: 14	H: 3 LOB: 1 BB: 0 P: 26	R: 0 E: 0 K: 1 S: 9	H: 0 LOB: 0 BB: 0 P: 13	R: 0 E: 1 K: 1 S: 7	H: 0 LOB: 1 BB: 0 P: 14	R: 0 E: 0 K: 3 S: 14	H: 1 LOB: 1 BB: 0 P: 19	R: 0 E: 0 K: 1 S: 8	H: 0 LOB: 0 BB: 0 P: 11	1B: 5 2B: 2 3B: 0 HR: 1	SF: 0 SAC: 1 DP: 1 HBP: 0	WP: 0 PB: 0 SB: 0 CS: 0	PA: 35
<b>PITCHER</b>	IP WLS BF H R ER SO BB IBB HBP BLK WP HR S P ERA WHIP	IP WLS BF H R ER SO BB IBB HBP BLK WP HR S P ERA WHIP																				
Erik Hanson, R (1, 1) ERA: 3.81	8.0 W 32 8 4 4 10 0 0 0 0 0 1 78 126 4.50 1.000	1.0 3 0 0 0 1 0 0 0 0 0 0 0 8 11 0.00 0.000																				
Mike Scholer, R (9, 1) ERA: 2.57																						

Baltimore Orioles @ Seattle Mariners  
The Kingdome, Seattle, WA  
Mon Jul 29 1991, 10:05 PM EDT  
Att: 31,910 - Dome - 70 F

AB 34  
R 4  
H 8  
RBI 4  
BB 0  
SO 11  
LOB 9




Batter	1	2	3	4	5	6	7	8	9	AB	R	H	RBI	BB	SO	LOB	BOTTOM			
Edgar Martinez, R (1, 5) OBP: 0.411, SLG: 0.455	2-2 BB 2B HBP		1-0 G6-3		2-1 F8		0-0 2B 2B	1-2 G6-4-3		2	1	0	0	0	0	0				
Dave Cochrane, S (7, 5) OBP: 0.308, SLG: 0.360								1-2 2-3		1	0	1	2	0	0	0				
Jeff Schaefer, R (7, PR) OBP: 0.236, SLG: 0.301								1-2 2-3		1	1	0	0	0	0	2				
Harold Reynolds, S (1, 4) OBP: 0.336, SLG: 0.348	4-0 2B BB		1-2 L4-6 2B		4-2 1B G6-3 BB		0-2 2B 2B	1-2 G3		3	3	2	2	2	0	1				
Ken Griffey Jr., L (1, 8) OBP: 0.390, SLG: 0.498	0-1 BLK SF7 2B		1-0 L4-6		0-0 G6-3 1B		2-1 2B 1B 2B			4	2	3	3	0	0	1				
Pete O'Brien, L (1, 3) OBP: 0.294, SLG: 0.393	1-1 P6		2-1 G6-3		1-1 G6-3		1-1 1B 2B			4	1	1	0	0	0	2				
Alvin Davis, L (1, 10) OBP: 0.312, SLG: 0.356	0-0 SF7			0-1 P5		2-2 G3-1		1-2 1B		3	0	1	3	0	0	0				
Alonzo Powell, R (1, 9) OBP: 0.272, SLG: 0.387	1-2 1B			1-2 F8			F8 K			4	0	1	0	0	1	2				
Greg Biley, L (1, 7) OBP: 0.256, SLG: 0.268	1-2 F8			0-3 K			WP 2B G5-3			4	1	1	0	0	1	3				
Scott Bradley, L (1, 2) OBP: 0.289, SLG: 0.242		0-0 B2-3			3-2 G4-3		4-0 WP 2B IBB	1-0 G6-4-3 E 1B		2	0	0	0	0	0	0				
Tracy Jones, R (7, PH) OBP: 0.345, SLG: 0.438										0	0	0	0	1	0	0				
Dave Valle, R (7, PR) OBP: 0.245, SLG: 0.216										1	1	1	0	0	0	0				
Omar Vizquel, S (1, 6) OBP: 0.303, SLG: 0.292		2-1 G3		1-0 P5			4-1 2B 2B BB	0-0 FC G6-4-3		3	1	0	0	1	0	1				
<b>Inning Stats</b>	R: 3 E: 0 K: 0 S: 15	H: 2 LOB: 1 BB: 1 P: 24	R: 0 E: 0 K: 0 S: 4	H: 0 LOB: 0 BB: 0 P: 7	R: 0 E: 0 K: 0 S: 6	H: 1 LOB: 0 BB: 0 P: 10	R: 0 E: 0 K: 1 S: 10	H: 0 LOB: 0 BB: 0 P: 11	R: 0 E: 0 K: 0 S: 8	H: 0 LOB: 0 BB: 0 P: 14	R: 1 E: 0 K: 0 S: 9	H: 1 LOB: 1 BB: 1 P: 16	R: 7 E: 0 K: 1 S: 21	H: 6 LOB: 2 BB: 2 P: 35	R: 0 E: 1 K: 0 S: 9	H: 1 LOB: 1 BB: 0 P: 12	1B: 4 2B: 8 3B: 0 HR: 0	SF: 1 SAC: 0 DP: 3 HBP: 1	WP: 1 PB: 0 SB: 0 CS: 0	PA: 38
<b>PITCHER</b>	IP WLS BF H R ER SO BB IBB HBP BLK WP HR S P ERA WHIP	IP WLS BF H R ER SO BB IBB HBP BLK WP HR S P ERA WHIP																		
Bob Milacki, R (1, 1) ERA: 4.22	6.1 L 25 5 5 5 1 2 0 0 1 1 1 55 86 7.11 1.105	0.0 4 2 3 3 0 1 1 0 0 1 0 5 13 ∞ ∞																		
Jeff Ballard, L (7, 1) ERA: 5.34																				
Paul Kilgus, L (7, 1) ERA: 5.08																				


Baltimore Orioles @ Seattle Mariners  
The Kingdome, Seattle, WA  
Mon Jul 29 1991, 10:05 PM EDT  
Att: 31,910 - Dome - 70 F

AB 32  
R 11  
H 11  
RBI 10  
BB 4  
SO 2  
LOB 12






Batter	1	2	3	4	5	6	7	8	9	AB	R	H	RBI	BB	SO	LOB	TOP										
Mike Devereaux, R (1, 8) OBP: 0.329, SLG: 0.438	1-2 BB 1B SF8	1-3 K		3-1 1B			3-2 G3		2-3 K	5	1	2	0	0	2	2	<p><b>Baltimore Orioles @ Seattle Mariners</b> The Kingdome, Seattle, WA Tue Jul 30 1991, 10:05 PM EDT Att: 18,725 - Dome - 70 F</p> <p>livebaseballscores.com</p> <p>AB 35 R 2 H 9 RBI 2 BB 2 SO 6 LOB 19</p> 										
Tim Lincecum, R (1, 10) OBP: 0.257, SLG: 0.335	1-2 F9	0-1 P6		0-0 F8			1-1 2B		1-3 K	5	0	1	0	0	1	4											
Cal Ripken Jr., R (1, 6) OBP: 0.387, SLG: 0.572	1-2 1B		1-0 HR		3-1 L6		1-2 F8			4	1	2	1	0	0	2											
Dwight Evans, R (1, 9) OBP: 0.396, SLG: 0.387	4-2 1B		0-0 HR		1-3 K		0-0 F9			3	0	1	0	1	1	1											
Randy Milligan, R (1, 3) OBP: 0.372, SLG: 0.416	2-1 SF8		2-2 F9		0-0 E4		1-1 PB G1-4-3 1B			3	0	1	1	0	0	1											
David Segui, S (1, 7) OBP: 0.310, SLG: 0.363	3-2 F7		1-2 P3		1-0 G1-6-3		1-2 G1-4-3			4	0	0	0	0	0	5											
Leo Gomez, R (1, 5) OBP: 0.311, SLG: 0.371		0-0 G6-3		4-2 BB		0-0 F9		2-3 K		3	0	0	0	1	1	1											
Chris Hoiles, R (1, 2) OBP: 0.314, SLG: 0.392		2-2 2B		1-3 K		1-0 F9		0-1 G6-3		3	0	1	0	0	1	2											
Joe Orsulak, L (8, PH) OBP: 0.295, SLG: 0.313										1	0	0	0	0	0	1											
Bob Melvin, R (8, 2) OBP: 0.325, SLG: 0.353										0	0	0	0	0	0	0											
Juan Bell, R (1, 4) OBP: 0.177, SLG: 0.209		0-0 1B		1-0 F8		2-0 L5		0-1 G1-3		4	0	1	0	0	0	0											
<b>Inning Stats</b>	R: 1 E: 0 K: 0 S: 15	H: 2 LOB: 2 BB: 1 P: 26	R: 0 E: 0 K: 1 S: 10	H: 2 LOB: 2 BB: 1 P: 13	R: 1 E: 0 K: 1 S: 13	H: 2 LOB: 2 BB: 1 P: 22	R: 0 E: 0 K: 0 S: 6	H: 1 LOB: 1 BB: 0 P: 13	R: 0 E: 1 K: 1 S: 5	H: 0 LOB: 0 BB: 0 P: 7	R: 0 E: 0 K: 0 S: 3	H: 0 LOB: 0 BB: 0 P: 6	R: 0 E: 0 K: 0 S: 11	H: 1 LOB: 1 BB: 0 P: 16	R: 0 E: 0 K: 1 S: 11	H: 1 LOB: 1 BB: 0 P: 15	R: 0 E: 0 K: 2 S: 8	H: 0 LOB: 0 BB: 0 P: 11	1B: 6 2B: 2 3B: 0 HR: 1	SF: 1 SAC: 0 DP: 1 HBP: 0	WP: 0 PB: 1 SB: 0 CS: 0	PA: 38					
<b>PITCHER</b>	IP WLS BF H R ER SO BB IBB HBP BLK WP HR S P ERA WHIP	6.1 W 29 8 2 2 3 2 0 0 0 0 1 58 97 2.84 1.579	1.2 6 1 0 0 1 0 0 0 0 0 0 0 16 21 0.00 0.600	1.0 3 0 0 0 2 0 0 0 0 0 0 0 8 11 0.00 0.000	<b>PITCHER</b>										IP WLS BF H R ER SO BB IBB HBP BLK WP HR S P ERA WHIP												
Bill Krueger, L (1, 1) ERA: 2.77											6.1	W	29	8	2	2	3	2	0	0	0	0	1	58	97	2.84	1.579
Bill Swift, R (7, 1) ERA: 2.11											1.2	6	1	0	0	1	0	0	0	0	0	0	0	16	21	0.00	0.600
Rob Murphy, L (9, 1) ERA: 2.54											1.0	3	0	0	0	2	0	0	0	0	0	0	8	11	0.00	0.000	


Batter	1	2	3	4	5	6	7	8	9	AB	R	H	RBI	BB	SO	LOB	BOTTOM										
Greg Briley, L (1, 7) OBP: 0.260, SLG: 0.272	0-1 G3-1 BB FC1-2	2-0 BB HR		1-3 K			1-2 G3-1			4	1	2	0	0	1	0	<p><b>Baltimore Orioles @ Seattle Mariners</b> The Kingdome, Seattle, WA Tue Jul 30 1991, 10:05 PM EDT Att: 18,725 - Dome - 70 F</p> <p>livebaseballscores.com</p> <p>AB 34 R 8 H 10 RBI 8 BB 2 SO 9 LOB 9</p> 										
Harold Reynolds, S (1, 4) OBP: 0.340, SLG: 0.347	4-1 FC1-2 BB	4-2 HR BB		1-3 K			1-3 K			2	1	0	0	2	2	0											
Ken Griffey Jr., L (1, 8) OBP: 0.388, SLG: 0.505	2-2 G3-1	3-2 HR		0-3 K			1-2 G6-3			4	1	1	4	0	1	2											
Pete O'Brien, L (1, 3) OBP: 0.294, SLG: 0.397	1-1 FC1-2	2-1 HR			2-2 F8		2-2 G1-3			4	1	1	0	0	0	2											
Alvin Davis, L (1, 10) OBP: 0.314, SLG: 0.358	2-3 F7				3-3 K		2-1 2B 1B			4	1	2	1	0	1	2											
Jay Buhner, R (1, 9) OBP: 0.322, SLG: 0.496		3-3 P3			0-2 F7		1-0 2B 1B		1-3 2B	4	1	1	0	0	1	1											
Dave Cochrane, S (1, 5) OBP: 0.300, SLG: 0.350		0-0 G6-3		2-0 F7		2-3 K		1-2 1B		3	0	0	0	0	1	0											
Jeff Schaefer, R (8, 5) OBP: 0.243, SLG: 0.308								2-H 3-H		1	0	1	2	0	0	0											
Scott Bradley, L (1, 2) OBP: 0.288, SLG: 0.250		1-1 1B		2-2 G3-1		0-1 F7		3-3 K		4	1	1	0	0	1	1											
Dave Valle, R (9, 2) OBP: 0.245, SLG: 0.216										0	0	0	0	0	0	0											
Omar Vizquel, S (1, 6) OBP: 0.302, SLG: 0.291		0-1 BB HR		1-3 K			0-0 G4-3			4	1	1	1	0	1	1											
<b>Inning Stats</b>	R: 0 E: 0 K: 0 S: 10	H: 1 LOB: 2 BB: 1 P: 18	R: 6 E: 0 K: 1 S: 18	H: 6 LOB: 1 BB: 1 P: 32	R: 0 E: 0 K: 1 S: 8	H: 0 LOB: 0 BB: 0 P: 13	R: 0 E: 0 K: 3 S: 10	H: 0 LOB: 0 BB: 0 P: 12	R: 0 E: 0 K: 1 S: 10	H: 0 LOB: 0 BB: 0 P: 15	R: 0 E: 0 K: 1 S: 6	H: 0 LOB: 0 BB: 0 P: 8	R: 0 E: 0 K: 1 S: 10	H: 0 LOB: 0 BB: 0 P: 13	R: 2 E: 0 K: 1 S: 17	H: 3 LOB: 1 BB: 0 P: 26	R: 0 E: 0 K: 1 S: 8	H: 0 LOB: 0 BB: 0 P: 11	1B: 6 2B: 2 3B: 1 HR: 1	SF: 0 SAC: 0 DP: 0 HBP: 0	WP: 0 PB: 0 SB: 0 CS: 0	PA: 36					
<b>PITCHER</b>	IP WLS BF H R ER SO BB IBB HBP BLK WP HR S P ERA WHIP	1.2 L 11 1 0 0 6 0 0 0 0 0 0 32 45 0.00 0.300	3.1 6 0 0 0 2 0 0 0 0 0 0 0 16 21 0.00 0.000	2.0 6 3 2 2 1 0 0 0 0 0 0 0 17 26 18.00 3.000	<b>PITCHER</b>										IP WLS BF H R ER SO BB IBB HBP BLK WP HR S P ERA WHIP												
Roy Smith, R (1, 1) ERA: 5.05											1.2	L	11	1	0	0	6	0	0	0	0	0	0	32	45	0.00	0.300
Jim Poole, L (2, 1) ERA: 2.89											3.1	6	0	0	0	2	0	0	0	0	0	0	16	21	0.00	0.000	
Stacy Jones, R (6, 1) ERA: 3.47											2.0	6	3	2	2	1	0	0	0	0	0	0	17	26	18.00	3.000	







Batter	1	2	3	4	5	6	7	8	9	AB	R	H	RBI	BB	SO	LOB	TOP										
Mike Devereaux, R (1, 8) OBP: 0.329, SLG: 0.436	F9		L4		F8				L4	4	0	0	0	1	0	2	<p><b>Baltimore Orioles @ Chicago White Sox</b> Comiskey Park, Chicago, IL Fri Aug 02, 1991, 8:05 PM EDT Att: 40,437 - Cloudy - 99 F</p> <p>livebaseballscorecards.com</p> <p>AB 29 R 3 H 5 RBI 3 BB 5 SO 5 LOB 10</p> 										
Jos Orsulak, L (1, 7) OBP: 0.283, SLG: 0.316	F8			G4-3		SF9	K			3	1	1	0	0	0	0											
Dwight Evans, R (7, PH) OBP: 0.400, SLG: 0.388										1	0	0	0	0	1	3											
Brady Anderson, L (7, 7) OBP: 0.327, SLG: 0.283										0	0	0	0	0	0	0											
Cal Ripken Jr., R (1, 6) OBP: 0.381, SLG: 0.568				L8		SF9		F8		3	0	1	1	0	0	0											
Sam Horn, L (1, 10) OBP: 0.341, SLG: 0.491	F7			K		F8		P2		4	0	0	0	0	1	1											
Randy Milligan, R (1, 3) OBP: 0.376, SLG: 0.426		G5-3			SF8	F8				3	1	1	0	1	0	0											
Chito Martinez, L (1, 9) OBP: 0.338, SLG: 0.541	F9				SF8			L9		3	1	1	0	1	0	1											
Leo Gomez, R (1, 5) OBP: 0.309, SLG: 0.363										2	0	0	0	1	2	0											
Bob Melvin, R (1, 2) OBP: 0.317, SLG: 0.342			G6-3		SF8					2	0	0	1	1	0	1											
Juan Bell, R (1, 4) OBP: 0.189, SLG: 0.227	L8				FC6					4	0	1	1	0	1	2											
<b>Inning Stats</b>	R: 0 E: 0 K: 0 S: 11	H: 1 LOB: 1 BB: 0 P: 12	R: 0 E: 0 K: 1 S: 7	H: 0 LOB: 0 BB: 0 P: 11	R: 0 E: 0 K: 0 S: 8	H: 0 LOB: 0 BB: 0 P: 9	R: 0 E: 0 K: 1 S: 7	H: 0 LOB: 0 BB: 0 P: 12	R: 2 E: 0 K: 0 S: 16	H: 2 LOB: 1 BB: 1 P: 25	R: 1 E: 0 K: 0 S: 7	H: 1 LOB: 0 BB: 0 P: 13	R: 0 E: 0 K: 1 S: 16	H: 1 LOB: 3 BB: 2 P: 27	R: 0 E: 0 K: 0 S: 11	H: 0 LOB: 1 BB: 1 P: 22	R: 0 E: 0 K: 2 S: 13	H: 0 LOB: 1 BB: 1 P: 20	1B: 1 2B: 2 3B: 2 HR: 0	SF: 2 SAC: 1 DP: 0 HBP: 0	WP: 0 PB: 0 CS: 0	PA: 37					
<b>PITCHER</b>	IP	WLS	BF	H	R	ER	SO	BB	IBB	HBP	BLK	WP	HR	S	P	ERA	WHIP										
Alex Fernandez, R (1, 1) ERA: 5.18	6.2	L	28	5	3	3	2	3	0	0	0	0	0	68	104	4.05	1.200										
Ken Patterson, L (7, 1) ERA: 2.5	2.1		9	0	0	0	3	2	0	0	0	0	0	28	47	0.00	0.857										

Batter	1	2	3	4	5	6	7	8	9	AB	R	H	RBI	BB	SO	LOB	BOTTOM										
Tim Raines, S (1, 7) OBP: 0.354, SLG: 0.337	BB		WP		F8		G5-3		G3	4	0	1	0	1	0	3	<p><b>Baltimore Orioles @ Chicago White Sox</b> Comiskey Park, Chicago, IL Fri Aug 02, 1991, 8:05 PM EDT Att: 40,437 - Cloudy - 99 F</p> <p>livebaseballscorecards.com</p> <p>AB 34 R 0 H 8 RBI 0 BB 4 SO 5 LOB 25</p> 										
Robin Ventura, L (1, 5) OBP: 0.376, SLG: 0.462	BB		K		L4-6		G6-3		F9	4	0	0	0	1	1	4											
Frank Thomas, R (1, 10) OBP: 0.446, SLG: 0.534	F9		K							3	0	0	0	1	1	3											
Dan Pasqua, L (1, 3) OBP: 0.375, SLG: 0.483			F9							3	0	0	0	1	0	2											
Carlton Fisk, R (1, 2) OBP: 0.322, SLG: 0.388	P5				L6		L7		WP	4	0	1	0	0	0	4											
Warren Newson, L (1, 9) OBP: 0.435, SLG: 0.382					F8				WP	3	0	1	0	0	1	3											
Ron Kittle, R (6, FR) OBP: 0.300, SLG: 0.308	K								WP	1	0	1	0	0	0	0											
Lance Johnson, L (1, 8) OBP: 0.266, SLG: 0.266										2	0	1	0	0	0	0											
Craig Grebeck, R (5, PH) OBP: 0.333, SLG: 0.481			G4-3						L4	1	0	0	0	0	1	2											
Mike Huff, R (7, 8) OBP: 0.381, SLG: 0.327										0	0	0	0	0	0	0											
Joey Cora, S (1, 4) OBP: 0.333, SLG: 0.327	F7				G4-3				P6	4	0	1	0	0	0	1											
Ozzie Guillen, L (1, 6) OBP: 0.275, SLG: 0.310										4	0	2	0	0	1	1											
<b>Inning Stats</b>	R: 0 E: 0 K: 1 S: 16	H: 1 LOB: 3 BB: 2 P: 31	R: 0 E: 0 K: 0 S: 6	H: 0 LOB: 0 BB: 0 P: 7	R: 0 E: 0 K: 2 S: 14	H: 0 LOB: 1 BB: 1 P: 25	R: 0 E: 0 K: 0 S: 14	H: 1 LOB: 1 BB: 0 P: 17	R: 0 E: 0 K: 1 S: 10	H: 1 LOB: 2 BB: 1 P: 20	R: 0 E: 0 K: 1 S: 9	H: 1 LOB: 1 BB: 0 P: 13	R: 0 E: 0 K: 0 S: 12	H: 2 LOB: 2 BB: 0 P: 18	R: 0 E: 0 K: 0 S: 10	H: 1 LOB: 1 BB: 0 P: 14	1B: 8 2B: 1 3B: 0 HR: 0	SF: 0 SAC: 0 DP: 1 HBP: 0	WP: 2 PB: 0 CS: 0	PA: 38							
<b>PITCHER</b>	IP	WLS	BF	H	R	ER	SO	BB	IBB	HBP	BLK	WP	HR	S	P	ERA	WHIP										
Ben McDonald, R (1, 1) ERA: 5.31	5.2	W	24	4	0	0	3	4	0	0	0	0	0	64	106	0.00	1.412										
Mike Flanagan, L (6, 1) ERA: 2.01	2.0		8	2	0	0	2	0	0	0	0	0	0	20	29	0.00	1.000										
Mark Williamson, R (8, 1) ERA: 4.5	0.0		1	1	0	0	0	0	0	0	0	0	0	2	3	∞	∞										
Jim Poole, L (8, 1) ERA: 2.79	0.1		1	0	0	0	0	0	0	0	0	1	0	2	3	0.00	0.000										
Gregg Olson, R (9, 1) ERA: 3.33	1.0	S	4	1	0	0	0	0	0	0	0	0	0	10	14	0.00	1.000										



Batter	1	2	3	4	5	6	7	8	9	AB	R	H	RBI	BB	SO	LOB	TOP										
<b>Mike Devereaux, R</b> OBP: 0.327, SLG: 0.435	1-2 1B 2B	1-3 K	2-3 K			2-3 K2-3		1-3 K		5	1	1	0	0	4	2											
<b>Joe Orsulak, L</b> OBP: 0.286, SLG: 0.324	1-1 2B 1B	1-1 2B	1-3 K2-3			1-0 F8			0-0 FC5-4 1B	5	2	3	0	0	1	2											
<b>Cal Ripken Jr., R</b> OBP: 0.381, SLG: 0.571	0-1 1B 2B	1-1 2B		1-3 K		3-2 G5-3			2-0 FC5-4 FC4-6 WP 1-2	5	2	2	2	0	1	1											
<b>Sam Horn, L</b> OBP: 0.342, SLG: 0.491	0-3 K	3-1 2B		2-3 K			0-0 P5		4-1 FC4-6 BB	4	0	1	1	1	2	2											
<b>Brady Anderson, L</b> OBP: 0.327, SLG: 0.283		2-H 2B							1-2 BB	0	0	0	0	0	0	0											
<b>Randy Milligan, R</b> OBP: 0.376, SLG: 0.425	3-1 1B 2B	1-2 F9		2-1 G4-3			2-1 CS 1B		2-2 FC4-6	5	1	2	1	0	0	3											
<b>Chito Martinez, L</b> OBP: 0.341, SLG: 0.526	2-1 2B 1B	1-1 P2			3-2 G3-1		4-2 FC6 BB		3-3 K	4	0	1	1	1	1	3											
<b>Tim Luetz, R</b> OBP: 0.261, SLG: 0.344	2-1 2B		2-2 SH2-3 WP 1B		3-2 G2-3		1-0 FC6			4	0	2	1	0	0	1											
<b>Chris Hoiles, R</b> OBP: 0.320, SLG: 0.394	0-3 K		4-1 SH2-3 BB 1B		2-1 1B			0-3 K		3	0	1	0	1	2	2											
<b>Juan Bell, R</b> OBP: 0.184, SLG: 0.221	1-1 F7		1-1 SH2-3		0-3 K			1-1 G4-3		3	0	0	0	0	1	3											
<b>Inning Stats</b>	R: 4 E: 0 K: 2 S: 24	H: 6 LOB: 2 BB: 0 P: 34	R: 2 E: 0 K: 1 S: 14	H: 3 LOB: 1 BB: 0 P: 22	R: 0 E: 0 K: 2 S: 12	H: 1 LOB: 2 BB: 1 P: 22	R: 0 E: 0 K: 2 S: 9	H: 0 LOB: 0 BB: 0 P: 14	R: 0 E: 0 K: 1 S: 12	H: 1 LOB: 1 BB: 0 P: 20	R: 0 E: 0 K: 0 S: 7	H: 1 LOB: 1 BB: 1 P: 14	R: 0 E: 0 K: 2 S: 8	H: 0 LOB: 0 BB: 0 P: 10	R: 0 E: 0 K: 1 S: 11	H: 1 LOB: 2 BB: 1 P: 22	1B: 7 2B: 6 3B: 0 HR: 0	SF: 0 SAC: 1 DP: 0 HBP: 0	WP: 2 PB: 0 SB: 0 CS: 1	PA: 42							
<b>PITCHER</b>	IP	WLS	BF	H	R	ER	SO	BB	IBB	HBP	BLK	WP	HR	S	P	ERA	WHIP										
<b>Jack McDowell, R</b> ERA: 3.37	2.0	L	17	10	6	6	3	1	0	0	0	1	0	42	66	27.00	5.500										
<b>Donn Pall, R</b> ERA: 2.35	3.0		10	1	0	0	5	0	0	0	0	0	0	29	46	0.00	0.333										
<b>Brian Drahman, R</b> ERA: 4.76	2.0		7	1	0	0	1	1	0	0	0	0	0	14	27	0.00	1.000										
<b>Scott Radinsky, L</b> ERA: 2.27	1.0		3	0	0	0	2	0	0	0	0	0	0	8	10	0.00	0.000										
<b>Bobby Thigpen, R</b> ERA: 3.29	1.0		5	1	0	0	1	1	0	0	0	1	0	11	22	0.00	2.000										

**Baltimore Orioles @ Chicago White Sox**  
Comiskey Park, Chicago, IL  
Sat Aug 03 1991, 8:05 PM EDT  
Att: 41,169 - Overcast - 70 F

livebaseballscores.com

AB 38  
R 6  
H 13  
RBI 6  
BB 3  
SO 12  
LOB 19



Batter	1	2	3	4	5	6	7	8	9	AB	R	H	RBI	BB	SO	LOB	BOTTOM										
<b>Tim Raines, S</b> OBP: 0.353, SLG: 0.339	1-2 G3		1-3 K		3-3 K			1-2 S G6-3 2B		4	1	1	0	0	2	1											
<b>Robin Ventura, L</b> OBP: 0.374, SLG: 0.459	2-2 1B		0-3 K		1-2 K		3-1 G4-3		3-3 K	4	0	1	0	0	2	2											
<b>Frank Thomas, R</b> OBP: 0.447, SLG: 0.542	2-3 K		0-0 WP 1B		2-H 1B		3-1 HR		3-1 G6-3	4	1	2	3	0	1	1											
<b>Dan Pasqua, L</b> OBP: 0.370, SLG: 0.476	1-0 L8		2-3 K		1-2 K		0-0 G3-1		1-3 K2-3	4	0	0	0	0	2	2											
<b>Carlton Fisk, R</b> OBP: 0.324, SLG: 0.389		1-1 1B		1-2 G5-3		1-0 G5-3			0-1 1B 1B	4	0	2	0	0	0	0											
<b>Ron Karkovics, R</b> OBP: 0.333, SLG: 0.444										0	0	0	0	0	0	0											
<b>Ron Kittle, R</b> OBP: 0.294, SLG: 0.300		1-3 K		0-0 P3			0-2 1B		2-2 F7	4	0	1	0	0	1	2											
<b>Lance Johnson, L</b> OBP: 0.277, SLG: 0.293		1-0 L8		1-1 G4-1			1-1 L7		0-0 F7	4	0	0	0	0	0	3											
<b>Joey Cora, S</b> OBP: 0.331, SLG: 0.325		0-2 L9			1-1 G6-3		0-0 F9		3-2 1B	4	0	1	0	0	0	2											
<b>Ozzie Guillen, L</b> OBP: 0.275, SLG: 0.309			0-0 BLK 1B		1-1 F9		2-1 P6		1-3 K	4	1	1	0	0	1	3											
<b>Inning Stats</b>	R: 0 E: 0 K: 1 S: 10	H: 1 LOB: 1 BB: 0 P: 16	R: 0 E: 0 K: 1 S: 10	H: 1 LOB: 1 BB: 0 P: 13	R: 1 E: 0 K: 3 S: 11	H: 2 LOB: 1 BB: 0 P: 14	R: 0 E: 0 K: 0 S: 6	H: 0 LOB: 0 BB: 0 P: 8	R: 0 E: 0 K: 0 S: 7	H: 0 LOB: 0 BB: 0 P: 12	R: 1 E: 0 K: 0 S: 6	H: 1 LOB: 0 BB: 0 P: 13	R: 0 E: 0 K: 0 S: 8	H: 1 LOB: 1 BB: 0 P: 11	R: 1 E: 0 K: 2 S: 15	H: 1 LOB: 0 BB: 0 P: 23	R: 0 E: 0 K: 1 S: 16	H: 2 LOB: 2 BB: 0 P: 22	1B: 7 2B: 1 3B: 0 HR: 1	SF: 0 SAC: 0 DP: 0 HBP: 0	WP: 1 PB: 0 SB: 1 CS: 0	PA: 36					
<b>PITCHER</b>	IP	WLS	BF	H	R	ER	SO	BB	IBB	HBP	BLK	WP	HR	S	P	ERA	WHIP										
<b>Bob Milacki, R</b> ERA: 4.2	7.0	W	28	7	3	3	6	1	1	64	94	3.86	1.000														
<b>Mike Flanagan, L</b> ERA: 1.99	1.0		3	0	0	0	2	0	0	0	0	0	0	9	16	0.00	0.000										
<b>Gregg Olson, R</b> ERA: 3.26	1.0	S	5	2	0	0	1	0	0	0	0	0	0	16	22	0.00	2.000										


**Baltimore Orioles @ Chicago White Sox**  
Comiskey Park, Chicago, IL  
Sat Aug 03 1991, 8:05 PM EDT  
Att: 41,169 - Overcast - 70 F

livebaseballscores.com

AB 36  
R 3  
H 9  
RBI 3  
BB 0  
SO 9  
LOB 16





Batter	1	2	3	4	5	6	7	8	9	AB	R	H	RBI	BB	SO	LOB	TOP			
Mike Devereaux, R OBP: 0.327, SLG: 0.435	2-1 BLK 1B		3-3 K			3-3 K		0-0 SH3-4		3	0	1	0	0	2	0	<b>Baltimore Orioles @ Chicago White Sox</b> Comiskey Park, Chicago, IL Sun Aug 04 1991, 4:33 AM EDT Att: 41,059 - Cloudy - 72 F			
Joe Orsulak, L OBP: 0.290, SLG: 0.324	1-3 SAFE K		3-2 G4-3			0-0 1B		4-0 WP BB		3	0	1	0	1	1					
Cal Ripken Jr., R OBP: 0.378, SLG: 0.566	0-1 G5-3			1-1 G6-3		0-0 G5-3		1-0 L8		4	0	0	0	0	4					
Dwight Evans, R OBP: 0.397, SLG: 0.382	4-0 BB			1-2 G4-3			1-3 K	3-2 L1		3	0	0	0	1	2					
Chito Martinez, L OBP: 0.326, SLG: 0.500	2-3 K			2-3 K			1-0 G4-3		1-2 G4-3	4	0	0	0	2	2					
David Segui, S OBP: 0.306, SLG: 0.358		0-1 P6			3-1 G4-3		1-0 E 1B		2-2 G4-3	4	0	1	0	0	0					
Leo Gomez, R OBP: 0.308, SLG: 0.361		1-0 F7			0-1 P4		2-0 E6 1B		1-1 G6-3	4	0	1	0	0	0					
Bob Melvin, R OBP: 0.312, SLG: 0.335		1-2 G6-3			3-1 G5-3		1-1 P4			3	0	0	0	0	2					
Juan Bell, R OBP: 0.188, SLG: 0.224			2-2 G6-3			2-3 K		0-1 WP SH3-4 1B		3	0	1	0	0	1	0				
<b>Inning Stats</b>	R: 0 E: 0 K: 2 S: 10	H: 1 LOB: 2 BB: 1 P: 19	R: 0 E: 0 K: 0 S: 7	H: 0 LOB: 0 BB: 0 P: 9	R: 0 E: 0 K: 1 S: 9	H: 0 LOB: 0 BB: 0 P: 17	R: 0 E: 0 K: 1 S: 8	H: 0 LOB: 0 BB: 0 P: 12	R: 0 E: 0 K: 2 S: 6	H: 1 LOB: 1 BB: 0 P: 13	R: 0 E: 1 K: 1 S: 8	H: 2 LOB: 2 BB: 0 P: 14	R: 0 E: 0 K: 0 S: 7	H: 1 LOB: 2 BB: 1 P: 15	R: 0 E: 0 K: 0 S: 9	H: 0 LOB: 0 BB: 0 P: 13		1B: 5 2B: 0 3B: 0 HR: 0	SF: 0 SAC: 1 DP: 0 HBP: 0	WP: 1 PB: 0 CS: 0
<b>PITCHER</b> Charlie Hough, R ERA: 3.35	IP: 9.0 WLS: W BF: 34 H: 5 R: 0 ER: 0 SO: 7 BB: 2 IBB: 0 HBP: 0 BLK: 1 WP: 1 HR: 0 S: 72 P: 124 ERA: 0.00 WHIP: 0.778															<b>PITCHER</b>				

Batter	1	2	3	4	5	6	7	8	9	AB	R	H	RBI	BB	SO	LOB	BOTTOM												
Tim Raines, S OBP: 0.352, SLG: 0.336	2-2 F7		1-0 G4-3		4-2 CS BB			1-2 G4-3		3	0	0	0	1	0	0	<b>Baltimore Orioles @ Chicago White Sox</b> Comiskey Park, Chicago, IL Sun Aug 04 1991, 4:33 AM EDT Att: 41,059 - Cloudy - 72 F												
Robin Ventura, L OBP: 0.373, SLG: 0.456	4-0 BB		2-1 F8		3-2 CS	0-1 F8		1-2 P5		3	0	0	0	1	0	0													
Frank Thomas, R OBP: 0.452, SLG: 0.559	4-1 BB		1-2 2B			2-1 HR		2-2 2B		3	1	3	1	1	0	0													
Dan Pasqua, L OBP: 0.366, SLG: 0.469	1-0 P6		2-1 P2			3-2 P9		0-0 F7		4	0	0	0	0	4														
Matt Merullo, L OBP: 0.275, SLG: 0.314	2-2 G4-3			1-2 G3		1-3 K				3	0	0	0	0	1	2													
Mike Huff, R OBP: 0.357, SLG: 0.327										0	0	0	0	0	0	0													
Lance Johnson, L OBP: 0.275, SLG: 0.290		1-2 F7		0-0 P2			0-1 F9			3	0	0	0	0	0	0													
Ron Karkovice, R OBP: 0.322, SLG: 0.429		3-2 L8		3-2 F7			0-0 P1			3	0	0	0	0	0	0													
Joey Cora, S OBP: 0.337, SLG: 0.327		4-1 FC4 BB			2-1 F7		1-1 1B			2	0	1	0	1	0	0													
Ozzie Guillen, L OBP: 0.273, SLG: 0.306		1-2 FC4			3-2 G6-3		0-0 F9			3	0	0	0	0	2														
<b>Inning Stats</b>	R: 0 E: 0 K: 0 S: 9	H: 0 LOB: 2 BB: 2 P: 22	R: 0 E: 0 K: 0 S: 13	H: 0 LOB: 1 BB: 1 P: 21	R: 0 E: 0 K: 0 S: 8	H: 1 LOB: 1 BB: 0 P: 14	R: 0 E: 0 K: 0 S: 10	H: 0 LOB: 0 BB: 0 P: 14	R: 0 E: 0 K: 1 S: 9	H: 0 LOB: 0 BB: 1 P: 21	R: 1 E: 0 K: 1 S: 11	H: 1 LOB: 0 BB: 0 P: 17	R: 0 E: 0 K: 0 S: 6	H: 1 LOB: 1 BB: 0 P: 7	R: 0 E: 0 K: 0 S: 10	H: 1 LOB: 1 BB: 0 P: 14	1B: 1 2B: 2 3B: 0 HR: 1	SF: 0 SAC: 0 DP: 0 HBP: 0	WP: 0 PB: 0 CS: 1	PA: 32									
<b>PITCHER</b> 35 Mike Mussina, R ERA: 1.17	IP: 7.2 WLS: L BF: 30 H: 4 R: 1 ER: 1 SO: 1 BB: 4 IBB: 0 HBP: 0 BLK: 0 WP: 0 HR: 1 S: 75 P: 129 ERA: 1.17 WHIP: 1.043															<b>PITCHER</b>													
Jim Poole, L ERA: 2.7	0.1	1	0	0	0	0	0	0	0	0	0	1	1	0.00	0.000														



Batter	1	2	3	4	5	6	7	8	9	AB	R	H	RBI	BB	SO	LOB	TOP								
<b>Paul Moltzer, R</b> OBP: 0.385, SLG: 0.479 (1, 10)	L5	F9	F9			G3		K		5	0	0	0	0	1	5	<b>Milwaukee Brewers @ Baltimore Orioles</b> Memorial Stadium, Baltimore, MD Mon Aug 05 1991, 7:05 PM EDT Att: 25,824 - Sunny - 85 F								
<b>Willie Randolph, R</b> OBP: 0.424, SLG: 0.367 (1, 4)	BB	2B		G6-3		F8		G6-3		4	0	1	0	1	0	1									
<b>Darryl Hamilton, L</b> OBP: 0.368, SLG: 0.398 (1, 9)	F8			K		G6-3			2B	5	1	2	2	0	1	2									
<b>Robin Yount, R</b> OBP: 0.340, SLG: 0.426 (1, 8)									2B	4	0	3	1	1	1	2									
<b>Franklin Stubbs, L</b> OBP: 0.283, SLG: 0.379 (1, 3)	G4-3					G3				4	1	1	1	1	0	4									
<b>Greg Vaughn, R</b> OBP: 0.310, SLG: 0.447 (1, 7)		G6-3		HR					BB	4	1	0	0	1	1	3									
<b>B.J. Surhoff, L</b> OBP: 0.282, SLG: 0.297 (1, 2)										5	1	1	0	0	1	3									
<b>Jim Gantner, L</b> OBP: 0.315, SLG: 0.345 (1, 5)										3	1	0	0	1	0	2									
<b>Dale Sveum, S</b> OBP: 0.308, SLG: 0.353 (1, 6)										3	1	2	2	1	1	1									
<b>Inning Stats</b>	R: 0 E: 0 K: 0 S: 11	H: 1 LOB: 2 BB: 1 P: 17	R: 3 E: 0 K: 1 S: 17	H: 3 LOB: 2 BB: 2 P: 31	R: 2 E: 0 K: 0 S: 9	H: 2 LOB: 1 BB: 1 P: 24	R: 0 E: 0 K: 1 S: 12	H: 1 LOB: 1 BB: 0 P: 22	R: 0 E: 0 K: 1 S: 6	H: 0 LOB: 0 BB: 0 P: 6	R: 0 E: 0 K: 0 S: 8	H: 0 LOB: 1 BB: 1 P: 13	R: 0 E: 1 K: 1 S: 7	H: 1 LOB: 0 BB: 0 P: 10	R: 0 E: 1 K: 2 S: 12	H: 0 LOB: 1 BB: 0 P: 18	R: 1 E: 0 K: 0 S: 5	H: 2 LOB: 2 BB: 1 P: 16	1B: 4 2B: 5 3B: 0 HR: 1	SF: 0 SAC: 0 DP: 0 HBP: 0	WP: 0 PB: 0 SB: 0 CS: 1	PA: 43			
<b>PITCHER</b>	IP	WLS	BF	H	R	ER	SO	BB	IBB	HBP	BLK	WP	HR	S	P	ERA	WHIP								
<b>Roy Smith, R</b> ERA: 5.32 (1, 1)	1.2		11	3	3	3	0	3	0	0	0	0	0	23	43	16.20	3.600								
<b>Stacy Jones, R</b> ERA: 3.39 (2, 1)	3.1		16	4	2	2	3	2	0	0	0	0	1	33	62	5.40	1.800								
<b>Todd Frohwrth, R</b> ERA: 1.85 (6, 1)	2.0		6	1	0	0	1	0	0	0	0	0	0	14	18	0.00	0.500								
<b>Jim Poole, L</b> ERA: 2.53 (8, 1)	0.2		3	0	0	0	1	0	0	0	0	0	0	8	12	0.00	0.000								
<b>Mark Williamson, R</b> ERA: 4.55 (8, 1)	1.1	L	7	2	1	1	1	1	0	0	0	0	0	9	22	6.75	2.250								

Batter	1	2	3	4	5	6	7	8	9	AB	R	H	RBI	BB	SO	LOB	BOTTOM								
<b>Mike Devereaux, R</b> OBP: 0.328, SLG: 0.433 (1, 8)	G5-4-3					F7		FC		4	0	1	0	1	0	2	<b>Milwaukee Brewers @ Baltimore Orioles</b> Memorial Stadium, Baltimore, MD Mon Aug 05 1991, 7:05 PM EDT Att: 25,824 - Sunny - 85 F								
<b>Brady Anderson, L</b> OBP: 0.329, SLG: 0.300 (1, 7)	FC									4	1	1	1	1	0	4									
<b>Tim Lincecum, R</b> OBP: 0.261, SLG: 0.344 (9, 5)										0	0	0	0	0	0	0									
<b>Cal Ripken Jr., R</b> OBP: 0.376, SLG: 0.560 (1, 6)	G5-4-3					G1-3				4	0	0	0	1	0	5									
<b>Sam Horn, L</b> OBP: 0.338, SLG: 0.485 (1, 10)	F7					G4-3				3	0	0	0	0	0	1									
<b>Dwight Evans, R</b> OBP: 0.394, SLG: 0.377 (7, PH)						G4-3				2	0	0	0	0	0	2									
<b>Randy Milligan, R</b> OBP: 0.378, SLG: 0.429 (1, 3)						G5-3				4	1	2	0	1	0	0									
<b>Chito Martinez, L</b> OBP: 0.330, SLG: 0.488 (1, 9)										4	1	1	0	1	1	4									
<b>Leo Gomez, R</b> OBP: 0.309, SLG: 0.365 (1, 5)										3	0	1	0	0	0	3									
<b>Joe Orsulak, L</b> OBP: 0.292, SLG: 0.328 (6, PH)										2	1	1	0	0	0	1									
<b>Chris Hoiles, R</b> OBP: 0.323, SLG: 0.401 (1, 2)										4	1	2	2	0	1	2									
<b>Juan Bell, R</b> OBP: 0.197, SLG: 0.250 (1, 4)										3	0	2	2	0	1	1									
<b>Inning Stats</b>	R: 0 E: 1 K: 0 S: 11	H: 1 LOB: 1 BB: 0 P: 15	R: 0 E: 0 K: 0 S: 12	H: 1 LOB: 0 BB: 0 P: 17	R: 0 E: 0 K: 0 S: 7	H: 1 LOB: 1 BB: 1 P: 14	R: 3 E: 0 K: 0 S: 13	H: 3 LOB: 1 BB: 1 P: 25	R: 1 E: 0 K: 0 S: 9	H: 1 LOB: 0 BB: 0 P: 16	R: 0 E: 0 K: 2 S: 9	H: 1 LOB: 1 BB: 0 P: 15	R: 0 E: 0 K: 0 S: 14	H: 0 LOB: 3 BB: 3 P: 33	R: 1 E: 1 K: 0 S: 11	H: 2 LOB: 2 BB: 0 P: 19	R: 0 E: 0 K: 1 S: 10	H: 1 LOB: 1 BB: 0 P: 12	1B: 5 2B: 4 3B: 1 HR: 1	SF: 1 SAC: 0 DP: 1 HBP: 0	WP: 1 PB: 0 SB: 0 CS: 0	PA: 43			
<b>PITCHER</b>	IP	WLS	BF	H	R	ER	SO	BB	IBB	HBP	BLK	WP	HR	S	P	ERA	WHIP								
<b>Don August, R</b> ERA: 4.92 (1, 1)	5.1		25	8	4	4	0	2	0	0	0	0	0	12	24	0.00	2.000								
<b>Julio Machado, R</b> ERA: 3.51 (6, 1)	1.0		5	0	0	0	2	2	0	0	0	0	0	3	6	0.00	0.000								
<b>Mark Lee, L</b> ERA: 4.02 (7, 1)	0.1		1	0	0	0	0	0	0	0	0	0	0	3	6	0.00	0.000								
<b>Doug Henry, R</b> ERA: 2.61 (7, 1)	1.1	W	8	2	1	1	0	1	0	0	0	0	0	16	31	6.75	2.250								
<b>Ed Nunez, R</b> ERA: 5.79 (9, 1)	1.0	S	4	1	0	0	1	0	0	0	0	0	0	10	12	0.00	1.000								

AB	37
R	6
H	10
RBI	6
BB	6
SO	6
LOB	23













Batter	1	2	3	4	5	6	7	8	9	AB	R	H	RBI	BB	SO	LOB	TOP				
Paul Moltor, R OBP: 0.390, SLG: 0.493	L7	1-2					G5-3		G6-3	5	1	2	1	0	0	1	<b>Milwaukee Brewers @ Baltimore Orioles</b> Memorial Stadium, Baltimore, MD Thu Aug 08 1991, 7:05 PM EDT Att: 27,079 - Cloudy - 85 F				
Willie Randolph, R OBP: 0.430, SLG: 0.376	HR	1-2	F8			G6-3	G6-3			4	1	1	0	0	0	2					
Darryl Hamilton, L OBP: 0.368, SLG: 0.410	HR			G4-3			F7		G1-3	4	1	1	2	0	0	0					
Robin Yount, R OBP: 0.333, SLG: 0.415	G4-3			G4-3			F9		K	4	0	0	0	0	1	0					
Greg Vaughn, R OBP: 0.308, SLG: 0.451	F9						G6-3		F8	4	1	1	1	0	0	0					
Dante Bichette, R OBP: 0.280, SLG: 0.397			K	K			P3		G6-3	4	0	0	0	0	2	0					
B.J. Surhoff, L OBP: 0.290, SLG: 0.312		G4-3			L9				1B	3	2	2	0	1	0	0					
Jim Gantner, L OBP: 0.311, SLG: 0.340		G4-3			L7		G4-3		FC3-6	4	0	1	0	0	0	2					
Bill Spiers, L OBP: 0.295, SLG: 0.341					K				FC3-6	4	0	1	2	0	1	1					
<b>Inning Stats</b>	R: 2 H: 2 E: 0 K: 0 S: 12	H: 2 LOB: 0 BB: 0 P: 16	R: 1 H: 3 E: 0 K: 1 S: 15	H: 3 LOB: 2 BB: 0 P: 23	R: 1 H: 1 E: 0 K: 1 S: 11	H: 1 LOB: 0 BB: 0 P: 14	R: 0 H: 0 E: 0 K: 1 S: 9	H: 0 LOB: 0 BB: 0 P: 16	R: 1 H: 1 E: 0 K: 0 S: 10	H: 1 LOB: 0 BB: 0 P: 14	R: 0 H: 1 E: 0 K: 0 S: 8	H: 0 LOB: 1 BB: 0 P: 12	R: 0 H: 0 E: 0 K: 0 S: 6	H: 0 LOB: 0 BB: 0 P: 11	R: 0 H: 0 E: 0 K: 0 S: 5	H: 0 LOB: 0 BB: 0 P: 7	R: 1 H: 1 E: 0 K: 0 S: 11	H: 1 LOB: 1 BB: 1 P: 21	1B: 4 2B: 2 3B: 0 HR: 3	SF: 0 SAC: 0 DP: 0 HBP: 0	WP: 0 PA: 37 SB: 0 CS: 1
<b>PITCHER</b>	IP	WLS	BF	H	R	ER	SO	BB	IBB	HBP	BLK	WP	HR	S	P	ERA	WHIP				
Bob Milacki, R ERA: 4.34	7.0	L	29	8	5	5	3	0	0	0	0	0	3	71	106	6.43	1.143				
Mark Williamson, R ERA: 4.41	1.0		3	0	0	0	1	0	0	0	0	0	0	5	7	0.00	0.000				
Gregg Olson, R ERA: 3.38	1.0	S	5	1	1	1	0	1	0	0	0	0	0	11	21	9.00	2.000				

AB	36
R	6
H	9
RBI	6
BB	1
SO	4
LOB	6



Batter	1	2	3	4	5	6	7	8	9	AB	R	H	RBI	BB	SO	LOB	BOTTOM				
Mike Devereaux, R OBP: 0.328, SLG: 0.438	F8		L6		L6				F8	5	0	1	0	0	0	1	<b>Milwaukee Brewers @ Baltimore Orioles</b> Memorial Stadium, Baltimore, MD Thu Aug 08 1991, 7:05 PM EDT Att: 27,079 - Cloudy - 85 F				
Brady Anderson, L OBP: 0.318, SLG: 0.288	F7			G3	K		G3			4	0	0	0	0	1	2					
Cal Ripken Jr., R OBP: 0.376, SLG: 0.566	F9			F7			HR		1B	4	2	2	1	0	0	0					
Sam Horn, L OBP: 0.342, SLG: 0.496		F7			1B		G6-3		HR	4	2	2	2	0	0	0					
Randy Milligan, R OBP: 0.378, SLG: 0.426		L9			WP		F8		F9	4	0	1	1	0	0	0					
Joe Orsulak, L OBP: 0.301, SLG: 0.335		FC5-4			1B				F7	3	0	2	0	1	0	0					
Leo Gomez, R OBP: 0.309, SLG: 0.359		FC5-4			BB		1B		F8	4	0	0	0	0	1	4					
Chris Hoiles, R OBP: 0.322, SLG: 0.409				K			F8		K	4	0	1	0	0	2	0					
Juan Bell, R OBP: 0.215, SLG: 0.273			G3-1		FC1-6		G4-3		F7	4	0	0	0	0	0	1					
<b>Inning Stats</b>	R: 0 H: 0 E: 0 K: 0 S: 5	H: 1 LOB: 1 BB: 0 P: 10	R: 0 H: 0 E: 0 K: 1 S: 7	H: 0 LOB: 0 BB: 0 P: 12	R: 1 H: 2 E: 0 K: 1 S: 9	H: 2 LOB: 1 BB: 1 P: 18	R: 0 H: 1 E: 0 K: 0 S: 8	H: 1 LOB: 1 BB: 0 P: 16	R: 0 H: 1 E: 0 K: 0 S: 6	H: 1 LOB: 1 BB: 0 P: 7	R: 2 H: 2 E: 0 K: 0 S: 9	H: 2 LOB: 0 BB: 0 P: 15	R: 0 H: 0 E: 0 K: 1 S: 8	H: 0 LOB: 0 BB: 0 P: 11	1B: 5 2B: 2 3B: 0 HR: 2	SF: 0 SAC: 0 DP: 0 HBP: 0	WP: 1 PA: 37 SB: 0 CS: 0				
<b>PITCHER</b>	IP	WLS	BF	H	R	ER	SO	BB	IBB	HBP	BLK	WP	HR	S	P	ERA	WHIP				
Bill Wegman, R ERA: 3.57	7.0	W	31	9	4	4	3	1	0	0	0	0	2	54	92	5.14	1.429				
Doug Henry, R ERA: 2.35	1.0		3	0	0	0	0	0	0	0	0	0	0	6	8	0.00	0.000				
Ed Nunez, R ERA: 5.4	1.0	S	3	0	0	0	1	0	0	0	0	0	0	8	11	0.00	0.000				

AB	36
R	4
H	9
RBI	4
BB	1
SO	4
LOB	8





Batter	1	2	3	4	5	6	7	8	9	AB	R	H	RBI	BB	SO	LOB	TOP								
Tim Raines, S OBP: 0.359, SLG: 0.345										5	3	4	1	0	0	0	Chicago White Sox @ Baltimore Orioles Memorial Stadium, Baltimore, MD Fri Aug 09 1991, 7:05 PM EDT Att: 35,038 - Cloudy - 83 F								
Robin Ventura, L OBP: 0.379, SLG: 0.463										3	1	2	2	1	0	1									
Frank Thomas, R OBP: 0.455, SLG: 0.558										4	1	2	0	1	2	4									
Dan Pasqua, L OBP: 0.368, SLG: 0.473										4	0	0	0	0	1	6									
Carlton Fisk, R OBP: 0.326, SLG: 0.403										1	0	1	2	0	0	0									
Craig Grebeck, R OBP: 0.336, SLG: 0.478										0	0	0	0	0	0	0									
Lance Johnson, L OBP: 0.274, SLG: 0.295										5	0	1	2	0	0	4									
Mike Huff, R OBP: 0.367, SLG: 0.346										4	0	1	0	0	3	1									
Warren Newson, L OBP: 0.437, SLG: 0.377										0	0	0	0	1	0	0									
Ron Karkovics, R OBP: 0.296, SLG: 0.391										4	0	0	0	0	0	3									
Joey Cora, S OBP: 0.341, SLG: 0.323										4	1	1	0	0	0	1									
Ozzie Guillen, L OBP: 0.270, SLG: 0.307										4	1	1	0	0	0	1									
<b>Inning Stats</b>	R: 0 E: 0 K: 1 S: 13	H: 2 LOB: 2 BB: 0 P: 19	R: 0 E: 0 K: 0 S: 8	H: 1 LOB: 1 BB: 0 P: 11	R: 2 E: 0 K: 2 S: 14	H: 3 LOB: 1 BB: 0 P: 22	R: 3 E: 0 K: 0 S: 15	H: 5 LOB: 1 BB: 0 P: 25	R: 0 E: 0 K: 1 S: 7	H: 0 LOB: 0 BB: 0 P: 9	R: 0 E: 0 K: 1 S: 11	H: 1 LOB: 2 BB: 1 P: 20	R: 0 E: 0 K: 1 S: 7	H: 0 LOB: 0 BB: 0 P: 10	R: 0 E: 0 K: 0 S: 6	H: 0 LOB: 0 BB: 0 P: 8	R: 2 E: 2 K: 0 S: 11	H: 1 LOB: 3 BB: 2 P: 22	1B: 12 2B: 1 3B: 0 HR: 0	SF: 0 SAC: 2 DP: 2 HBP: 0	WP: 1 PB: 0 CS: 0	PA: 43			
<b>PITCHER</b>	IP WLS BF H R ER SO BB IBB HBP BLK WP HR S P ERA WHIP	IP WLS BF H R ER SO BB IBB HBP BLK WP HR S P ERA WHIP	IP WLS BF H R ER SO BB IBB HBP BLK WP HR S P ERA WHIP	IP WLS BF H R ER SO BB IBB HBP BLK WP HR S P ERA WHIP	IP WLS BF H R ER SO BB IBB HBP BLK WP HR S P ERA WHIP	IP WLS BF H R ER SO BB IBB HBP BLK WP HR S P ERA WHIP	IP WLS BF H R ER SO BB IBB HBP BLK WP HR S P ERA WHIP	IP WLS BF H R ER SO BB IBB HBP BLK WP HR S P ERA WHIP	IP WLS BF H R ER SO BB IBB HBP BLK WP HR S P ERA WHIP	IP WLS BF H R ER SO BB IBB HBP BLK WP HR S P ERA WHIP	IP WLS BF H R ER SO BB IBB HBP BLK WP HR S P ERA WHIP	IP WLS BF H R ER SO BB IBB HBP BLK WP HR S P ERA WHIP	IP WLS BF H R ER SO BB IBB HBP BLK WP HR S P ERA WHIP	IP WLS BF H R ER SO BB IBB HBP BLK WP HR S P ERA WHIP	IP WLS BF H R ER SO BB IBB HBP BLK WP HR S P ERA WHIP	IP WLS BF H R ER SO BB IBB HBP BLK WP HR S P ERA WHIP	IP WLS BF H R ER SO BB IBB HBP BLK WP HR S P ERA WHIP	IP WLS BF H R ER SO BB IBB HBP BLK WP HR S P ERA WHIP	IP WLS BF H R ER SO BB IBB HBP BLK WP HR S P ERA WHIP	IP WLS BF H R ER SO BB IBB HBP BLK WP HR S P ERA WHIP	IP WLS BF H R ER SO BB IBB HBP BLK WP HR S P ERA WHIP	IP WLS BF H R ER SO BB IBB HBP BLK WP HR S P ERA WHIP	IP WLS BF H R ER SO BB IBB HBP BLK WP HR S P ERA WHIP	IP WLS BF H R ER SO BB IBB HBP BLK WP HR S P ERA WHIP	IP WLS BF H R ER SO BB IBB HBP BLK WP HR S P ERA WHIP

AB 38  
R 7  
H 13  
RBI 7  
BB 3  
SO 6  
LOB 21



Batter	1	2	3	4	5	6	7	8	9	AB	R	H	RBI	BB	SO	LOB	BOTTOM							
Mike Devereaux, R OBP: 0.327, SLG: 0.440										5	1	1	1	0	1	2	Chicago White Sox @ Baltimore Orioles Memorial Stadium, Baltimore, MD Fri Aug 09 1991, 7:05 PM EDT Att: 35,038 - Cloudy - 83 F							
Joe Orsulak, L OBP: 0.300, SLG: 0.337										4	0	1	1	0	0	0								
Cal Ripken Jr., R OBP: 0.375, SLG: 0.563										3	0	0	0	1	0	1								
Dwight Evans, R OBP: 0.388, SLG: 0.372										4	0	1	0	0	0	2								
Sam Horn, L OBP: 0.344, SLG: 0.494										3	1	1	0	1	0	0								
Randy Milligan, R OBP: 0.381, SLG: 0.427										4	0	2	0	0	0	2								
Leo Gomez, R OBP: 0.308, SLG: 0.354										3	0	0	0	1	0	1								
Chris Hoiles, R OBP: 0.321, SLG: 0.404										3	1	0	0	1	0	3								
Juan Bell, R OBP: 0.216, SLG: 0.289										3	1	1	2	0	1	0								
<b>Inning Stats</b>	R: 0 E: 0 K: 0 S: 7	H: 1 LOB: 1 BB: 0 P: 13	R: 0 E: 0 K: 0 S: 8	H: 1 LOB: 2 BB: 2 P: 23	R: 0 E: 0 K: 0 S: 14	H: 2 LOB: 0 BB: 0 P: 26	R: 3 E: 0 K: 0 S: 15	H: 2 LOB: 1 BB: 2 P: 27	R: 0 E: 0 K: 2 S: 7	H: 0 LOB: 0 BB: 0 P: 11	R: 0 E: 0 K: 2 S: 7	H: 0 LOB: 0 BB: 0 P: 12	R: 0 E: 0 K: 0 S: 7	H: 1 LOB: 0 BB: 0 P: 11	R: 0 E: 0 K: 0 S: 9	H: 0 LOB: 0 BB: 0 P: 15		1B: 4 2B: 1 3B: 2 HR: 0	SF: 1 SAC: 0 DP: 1 HBP: 0	WP: 0 PB: 0 CS: 0	PA: 37			
<b>PITCHER</b>	IP WLS BF H R ER SO BB IBB HBP BLK WP HR S P ERA WHIP	IP WLS BF H R ER SO BB IBB HBP BLK WP HR S P ERA WHIP	IP WLS BF H R ER SO BB IBB HBP BLK WP HR S P ERA WHIP	IP WLS BF H R ER SO BB IBB HBP BLK WP HR S P ERA WHIP	IP WLS BF H R ER SO BB IBB HBP BLK WP HR S P ERA WHIP	IP WLS BF H R ER SO BB IBB HBP BLK WP HR S P ERA WHIP	IP WLS BF H R ER SO BB IBB HBP BLK WP HR S P ERA WHIP	IP WLS BF H R ER SO BB IBB HBP BLK WP HR S P ERA WHIP	IP WLS BF H R ER SO BB IBB HBP BLK WP HR S P ERA WHIP	IP WLS BF H R ER SO BB IBB HBP BLK WP HR S P ERA WHIP	IP WLS BF H R ER SO BB IBB HBP BLK WP HR S P ERA WHIP	IP WLS BF H R ER SO BB IBB HBP BLK WP HR S P ERA WHIP	IP WLS BF H R ER SO BB IBB HBP BLK WP HR S P ERA WHIP	IP WLS BF H R ER SO BB IBB HBP BLK WP HR S P ERA WHIP	IP WLS BF H R ER SO BB IBB HBP BLK WP HR S P ERA WHIP	IP WLS BF H R ER SO BB IBB HBP BLK WP HR S P ERA WHIP	IP WLS BF H R ER SO BB IBB HBP BLK WP HR S P ERA WHIP	IP WLS BF H R ER SO BB IBB HBP BLK WP HR S P ERA WHIP	IP WLS BF H R ER SO BB IBB HBP BLK WP HR S P ERA WHIP	IP WLS BF H R ER SO BB IBB HBP BLK WP HR S P ERA WHIP	IP WLS BF H R ER SO BB IBB HBP BLK WP HR S P ERA WHIP	IP WLS BF H R ER SO BB IBB HBP BLK WP HR S P ERA WHIP	IP WLS BF H R ER SO BB IBB HBP BLK WP HR S P ERA WHIP	IP WLS BF H R ER SO BB IBB HBP BLK WP HR S P ERA WHIP

AB 32  
R 4  
H 7  
RBI 4  
BB 4  
SO 2  
LOB 11









Batter	1	2	3	4	5	6	7	8	9	AB	R	H	RBI	BB	SO	LOB	TOP
<b>Tim Raines, S</b> <small>OBP: 0.358, SLG: 0.346</small> 										5	1	1	2	0	3	2	<b>Chicago White Sox @ Baltimore Orioles</b> Memorial Stadium, Baltimore, MD Sun Aug 11 1991, 3:33 AM EDT Att: 40,455 - Cloudy - 85 F
<b>Robin Ventura, L</b> <small>OBP: 0.388, SLG: 0.467</small> 										4	2	3	1	1	0	0	
<b>Frank Thomas, R</b> <small>OBP: 0.455, SLG: 0.566</small> 										5	1	3	3	0	0	1	
<b>Dan Pasqua, L</b> <small>OBP: 0.371, SLG: 0.472</small> 										4	0	2	1	0	1	2	
<b>Warren Newson, L</b> <small>OBP: 0.432, SLG: 0.382</small> <b>Mike Huff, R</b> <small>OBP: 0.366, SLG: 0.344</small> 										4	0	1	0	0	1	5	
<b>Lance Johnson, L</b> <small>OBP: 0.272, SLG: 0.291</small> 										4	0	1	0	0	0	0	
<b>Ron Karkovics, R</b> <small>OBP: 0.304, SLG: 0.389</small> 										3	1	1	0	1	1	0	
<b>Joey Cora, S</b> <small>OBP: 0.330, SLG: 0.312</small> 										3	0	0	0	0	2	3	
<b>Ozzie Guillen, L</b> <small>OBP: 0.275, SLG: 0.320</small> 										3	2	2	0	1	0	0	
<b>Inning Stats</b> R: 2 H: 4 E: 0 LOB: 3 K: 3 BB: 1 S: 16 P: 26	R: 2 H: 4 E: 0 LOB: 1 K: 0 BB: 0 S: 14 P: 24	R: 0 H: 0 E: 0 LOB: 0 K: 2 BB: 0 S: 9 P: 12	R: 0 H: 1 E: 0 LOB: 1 K: 1 BB: 1 S: 11 P: 21	R: 0 H: 0 E: 0 LOB: 0 K: 0 BB: 0 S: 4 P: 7	R: 3 H: 4 E: 0 LOB: 2 K: 1 BB: 1 S: 17 P: 27	R: 0 H: 0 E: 0 LOB: 0 K: 0 BB: 0 S: 6 P: 9	R: 0 H: 0 E: 0 LOB: 0 K: 1 BB: 0 S: 6 P: 7	R: 0 H: 1 E: 0 LOB: 0 K: 0 BB: 0 S: 6 P: 8	1B: 10 SF: 0 2B: 3 SAC: 1 3B: 0 DP: 3 HR: 1 HBP: 1	WP: 0 PA: 41 SB: 0 CS: 1							
<b>PITCHER</b> <b>Dave Johnson, R</b> <small>ERA: 8.58</small> <b>Todd Frohwrth, R</b> <small>ERA: 2.19</small> <b>Jim Poole, L</b> <small>ERA: 1.65</small> <b>Gregg Olson, R</b> <small>ERA: 3.31</small>	IP: 1.1 WLS: L BF: 13 H: 8 R: 4 ER: 4 SO: 3 BB: 1 IBB: 0 HBP: 0 BLK: 0 WP: 0 HR: 1 S: 29 P: 47 ERA: 27.00 WHIP: 6.750	IP: 2.1 WLS: 15 BF: 3 H: 3 R: 3 ER: 3 SO: 2 BB: 0 IBB: 0 HBP: 1 BLK: 0 WP: 0 HR: 0 S: 32 P: 56 ERA: 6.75 WHIP: 1.250	IP: 6.1 WLS: 2.2 BF: 2 H: 2 R: 0 ER: 0 SO: 0 BB: 0 IBB: 0 HBP: 0 BLK: 0 WP: 0 HR: 0 S: 22 P: 30 ERA: 0.00 WHIP: 0.750	IP: 9.1 WLS: 1.0 BF: 3 H: 1 R: 0 ER: 0 SO: 0 BB: 0 IBB: 0 HBP: 0 BLK: 0 WP: 0 HR: 0 S: 6 P: 8 ERA: 0.00 WHIP: 1.000	<b>PITCHER</b> IP: 1.1 WLS: L BF: 13 H: 8 R: 4 ER: 4 SO: 3 BB: 1 IBB: 0 HBP: 0 BLK: 0 WP: 0 HR: 1 S: 29 P: 47 ERA: 27.00 WHIP: 6.750	IP: 2.1 WLS: 15 BF: 3 H: 3 R: 3 ER: 3 SO: 2 BB: 0 IBB: 0 HBP: 1 BLK: 0 WP: 0 HR: 0 S: 32 P: 56 ERA: 6.75 WHIP: 1.250	IP: 6.1 WLS: 2.2 BF: 2 H: 2 R: 0 ER: 0 SO: 0 BB: 0 IBB: 0 HBP: 0 BLK: 0 WP: 0 HR: 0 S: 22 P: 30 ERA: 0.00 WHIP: 0.750	IP: 9.1 WLS: 1.0 BF: 3 H: 1 R: 0 ER: 0 SO: 0 BB: 0 IBB: 0 HBP: 0 BLK: 0 WP: 0 HR: 0 S: 6 P: 8 ERA: 0.00 WHIP: 1.000	1B: 10 SF: 0 2B: 3 SAC: 1 3B: 0 DP: 3 HR: 1 HBP: 1	WP: 0 PA: 41 SB: 0 CS: 1							
Batter	1	2	3	4	5	6	7	8	9	AB	R	H	RBI	BB	SO	LOB	BOTTOM
<b>Mike Devereaux, R</b> <small>OBP: 0.321, SLG: 0.431</small> 										4	0	0	0	0	2	1	<b>Chicago White Sox @ Baltimore Orioles</b> Memorial Stadium, Baltimore, MD Sun Aug 11 1991, 3:33 AM EDT Att: 40,455 - Cloudy - 85 F
<b>Juan Bell, R</b> <small>OBP: 0.212, SLG: 0.275</small> 										4	0	0	0	0	2	0	
<b>Cal Ripken Jr., R</b> <small>OBP: 0.377, SLG: 0.567</small> 										3	0	0	0	1	1	0	
<b>Dwight Evans, R</b> <small>OBP: 0.390, SLG: 0.368</small> 										2	0	0	0	2	0	1	
<b>Randy Milligan, R</b> <small>OBP: 0.380, SLG: 0.425</small> 										3	0	0	0	1	1	3	
<b>David Segui, S</b> <small>OBP: 0.299, SLG: 0.348</small> 										3	0	0	0	0	0	2	
<b>Chris Hoiles, R</b> <small>OBP: 0.317, SLG: 0.398</small> 										3	0	0	0	0	0	0	
<b>Leo Gomez, R</b> <small>OBP: 0.308, SLG: 0.351</small> 										2	0	0	0	1	0	0	
<b>Bob Melvin, R</b> <small>OBP: 0.313, SLG: 0.335</small> 										3	0	0	0	0	1	1	
<b>Inning Stats</b> R: 0 H: 0 E: 0 LOB: 0 K: 3 BB: 0 S: 11 P: 15	R: 0 H: 0 E: 0 LOB: 0 K: 0 BB: 1 S: 6 P: 12	R: 0 H: 0 E: 0 LOB: 0 K: 1 BB: 0 S: 8 P: 13	R: 0 H: 0 E: 0 LOB: 0 K: 0 BB: 0 S: 10 P: 14	R: 0 H: 0 E: 0 LOB: 0 K: 0 BB: 0 S: 5 P: 7	R: 0 H: 0 E: 0 LOB: 1 K: 1 BB: 1 S: 10 P: 19	R: 0 H: 0 E: 1 LOB: 2 K: 0 BB: 1 S: 9 P: 18	R: 0 H: 0 E: 0 LOB: 0 K: 0 BB: 0 S: 5 P: 6	R: 0 H: 0 E: 0 LOB: 2 K: 2 BB: 2 S: 11 P: 24	1B: 0 SF: 0 2B: 0 SAC: 0 3B: 0 DP: 1 HR: 0 HBP: 0	WP: 0 PA: 32 SB: 0 CS: 0							
<b>PITCHER</b> <b>Wilson Alvarez, L</b> <small>ERA:</small>	IP: 9.0 WLS: W BF: 32 H: 0 R: 0 ER: 0 SO: 7 BB: 5 IBB: 0 HBP: 0 BLK: 0 WP: 0 HR: 0 S: 75 P: 128 ERA: 0.00 WHIP: 0.556	IP: 9.0 WLS: W BF: 32 H: 0 R: 0 ER: 0 SO: 7 BB: 5 IBB: 0 HBP: 0 BLK: 0 WP: 0 HR: 0 S: 75 P: 128 ERA: 0.00 WHIP: 0.556	IP: 9.0 WLS: W BF: 32 H: 0 R: 0 ER: 0 SO: 7 BB: 5 IBB: 0 HBP: 0 BLK: 0 WP: 0 HR: 0 S: 75 P: 128 ERA: 0.00 WHIP: 0.556	IP: 9.0 WLS: W BF: 32 H: 0 R: 0 ER: 0 SO: 7 BB: 5 IBB: 0 HBP: 0 BLK: 0 WP: 0 HR: 0 S: 75 P: 128 ERA: 0.00 WHIP: 0.556	<b>PITCHER</b> IP: 9.0 WLS: W BF: 32 H: 0 R: 0 ER: 0 SO: 7 BB: 5 IBB: 0 HBP: 0 BLK: 0 WP: 0 HR: 0 S: 75 P: 128 ERA: 0.00 WHIP: 0.556	IP: 9.0 WLS: W BF: 32 H: 0 R: 0 ER: 0 SO: 7 BB: 5 IBB: 0 HBP: 0 BLK: 0 WP: 0 HR: 0 S: 75 P: 128 ERA: 0.00 WHIP: 0.556	IP: 9.0 WLS: W BF: 32 H: 0 R: 0 ER: 0 SO: 7 BB: 5 IBB: 0 HBP: 0 BLK: 0 WP: 0 HR: 0 S: 75 P: 128 ERA: 0.00 WHIP: 0.556	IP: 9.0 WLS: W BF: 32 H: 0 R: 0 ER: 0 SO: 7 BB: 5 IBB: 0 HBP: 0 BLK: 0 WP: 0 HR: 0 S: 75 P: 128 ERA: 0.00 WHIP: 0.556	1B: 0 SF: 0 2B: 0 SAC: 0 3B: 0 DP: 1 HR: 0 HBP: 0	WP: 0 PA: 32 SB: 0 CS: 0							





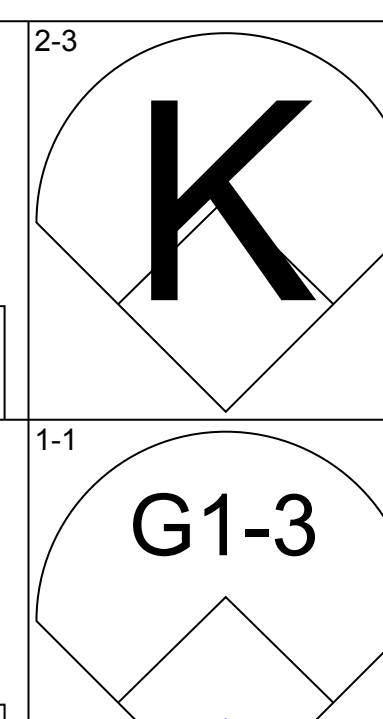
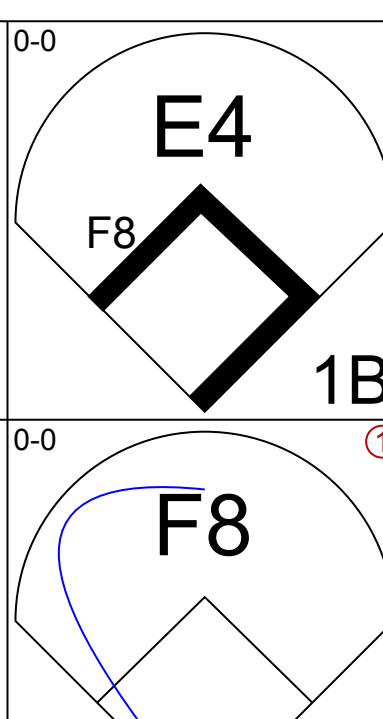
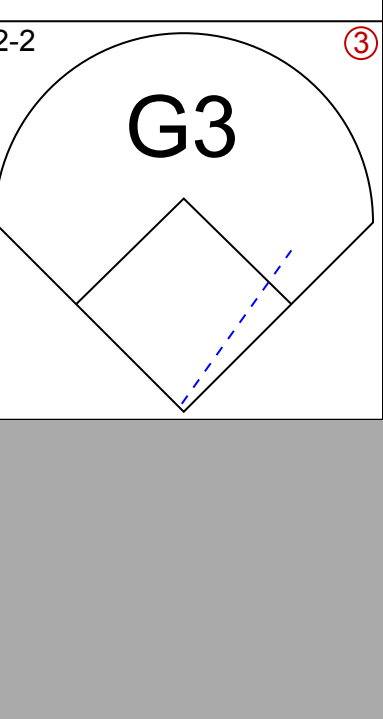
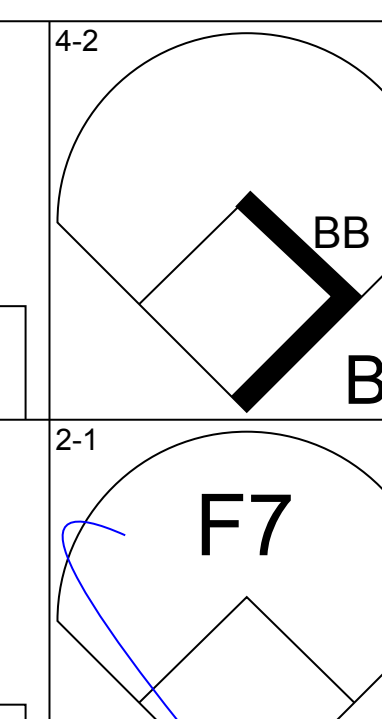
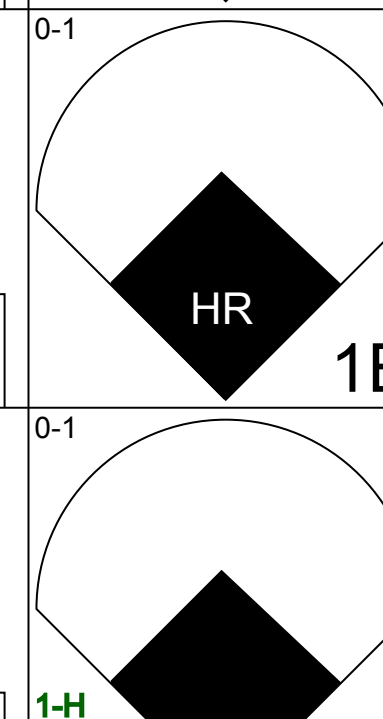
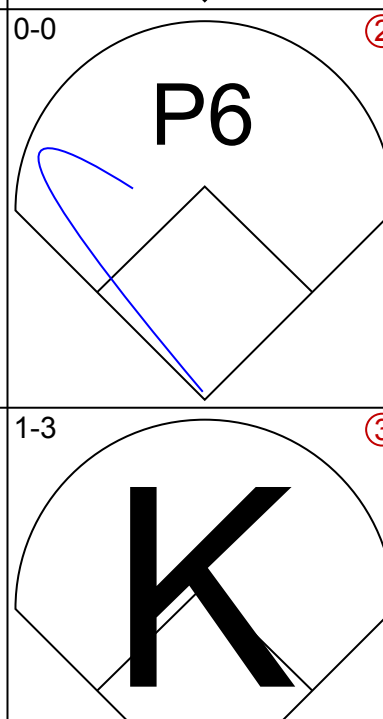
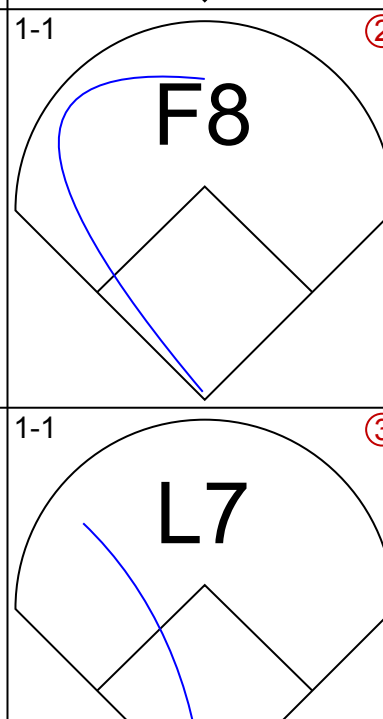
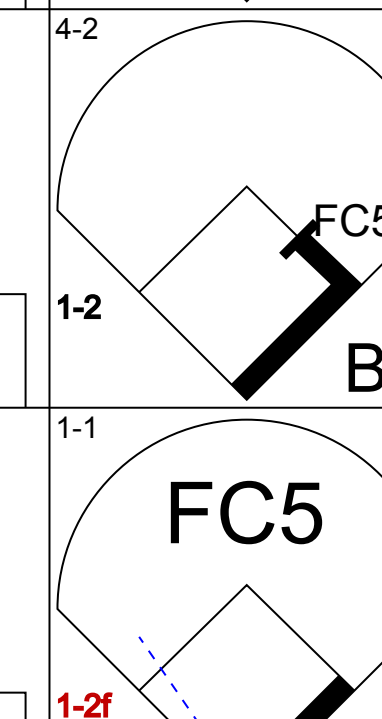
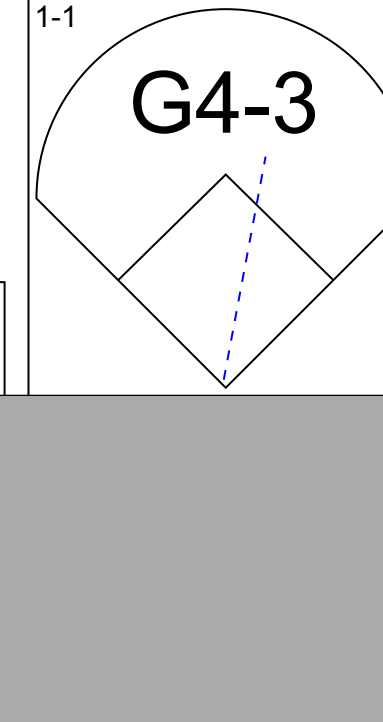








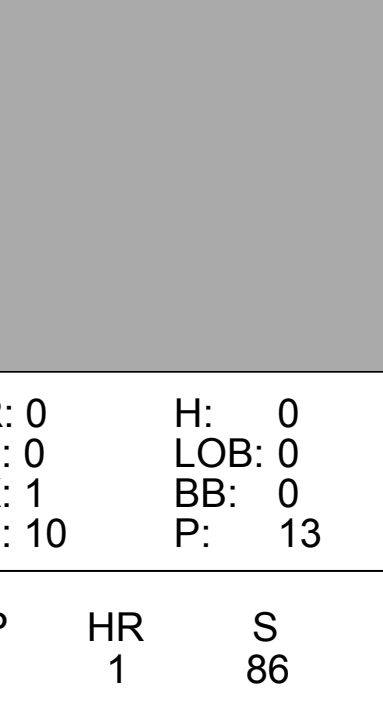
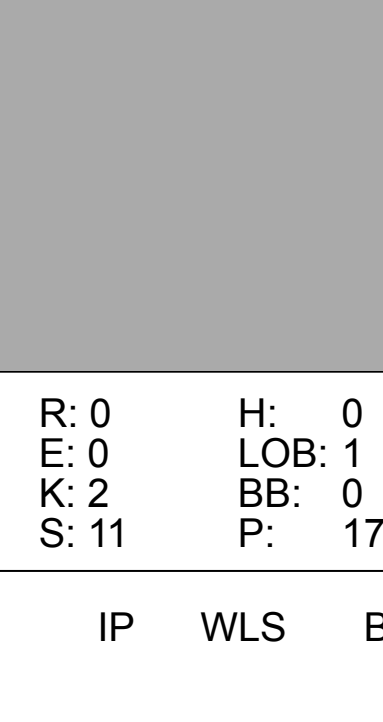
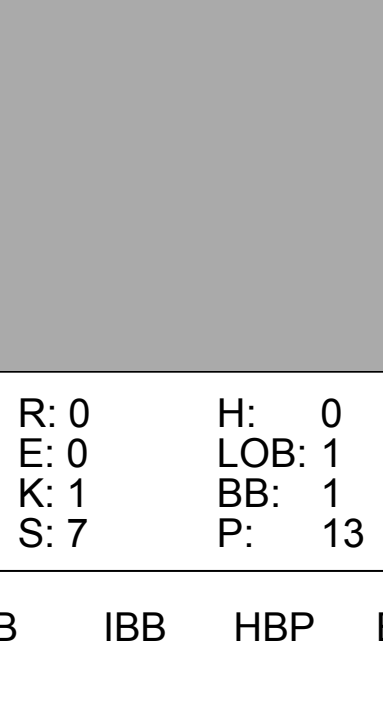
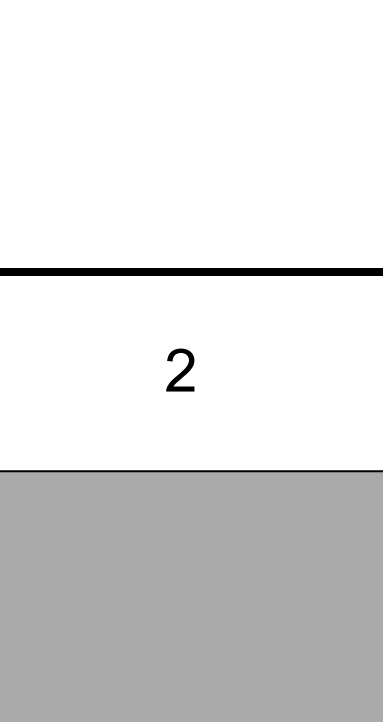
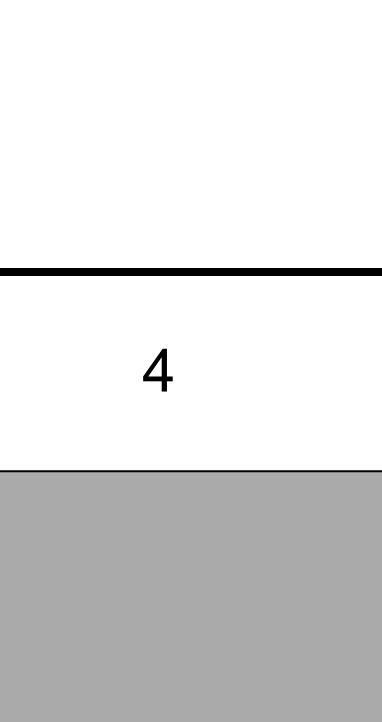
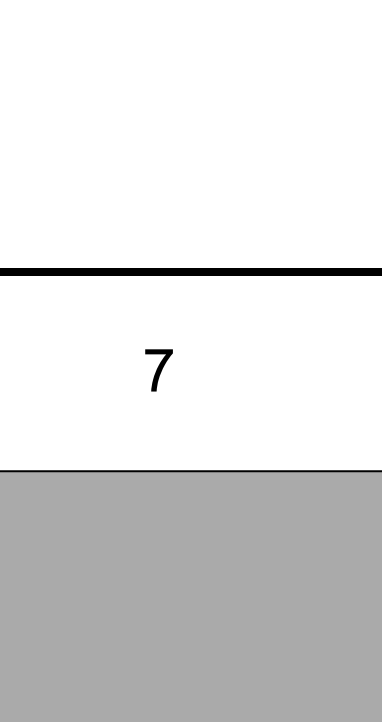
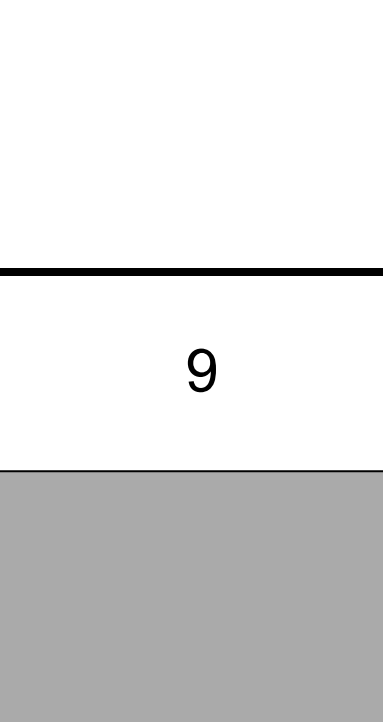

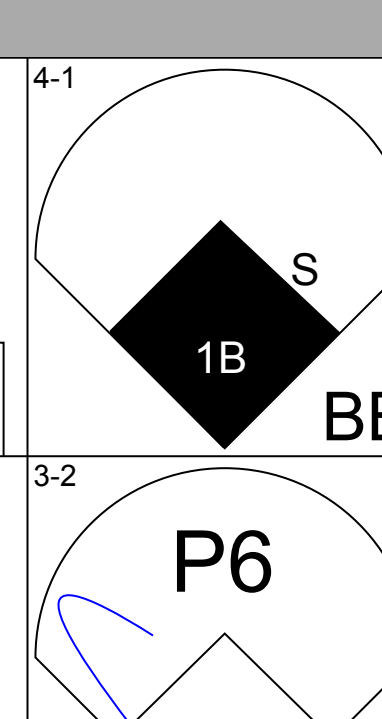




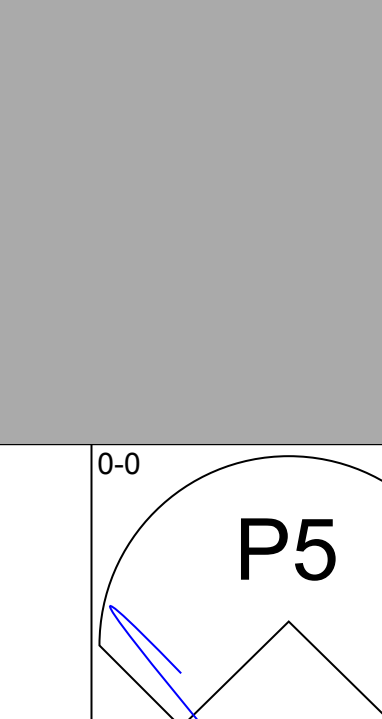
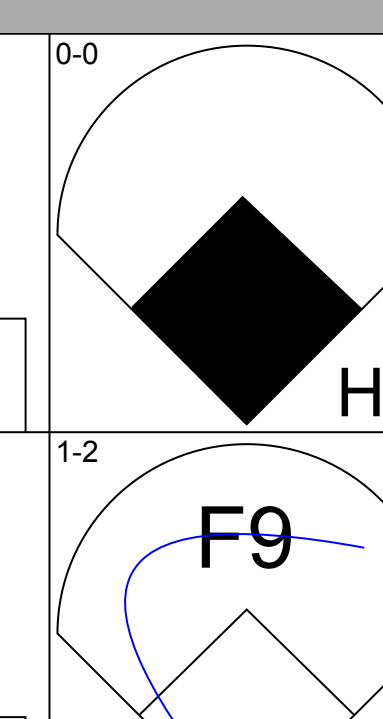
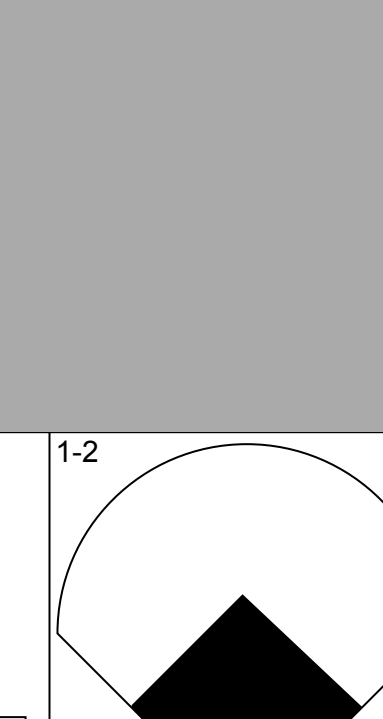



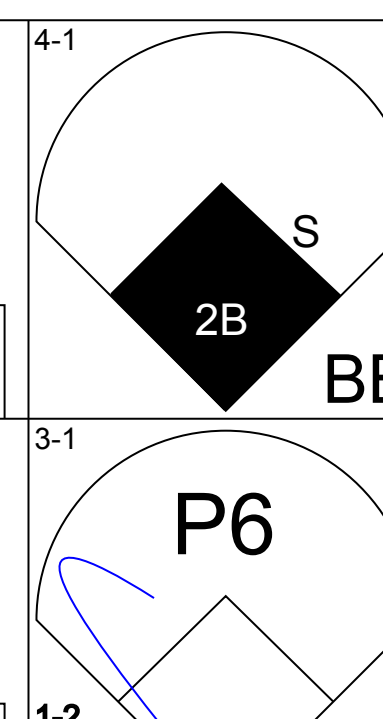
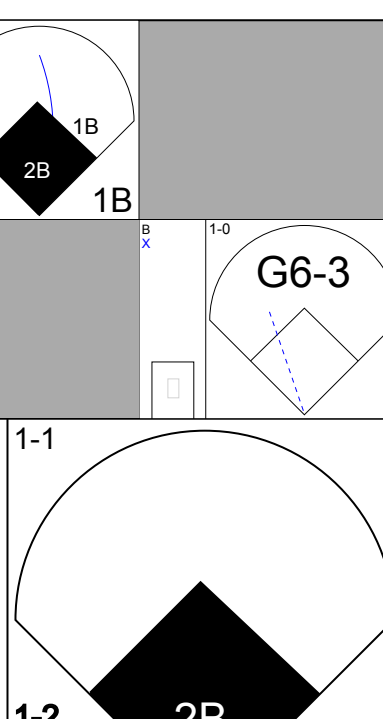
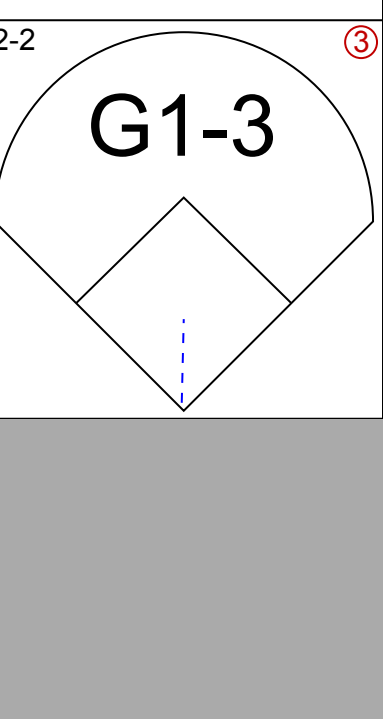
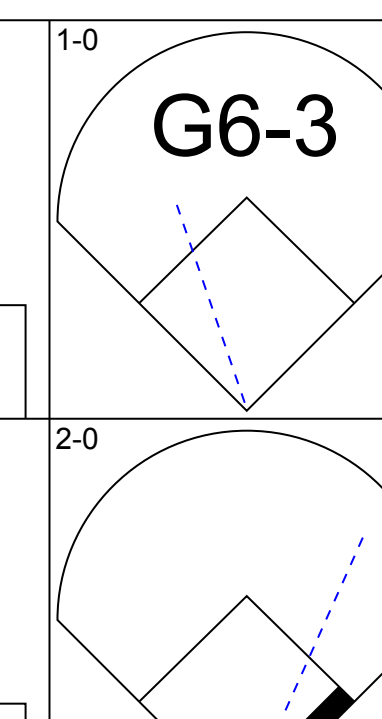
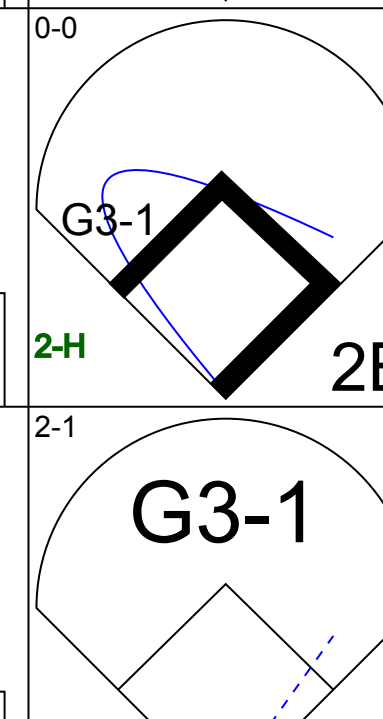
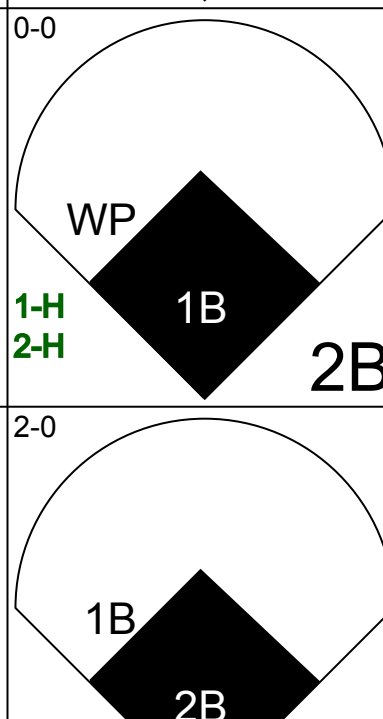
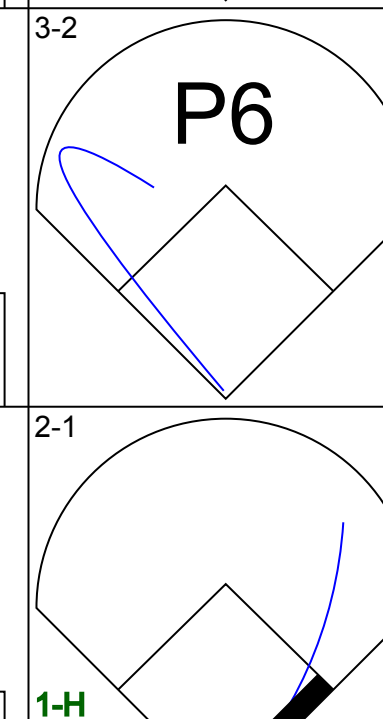
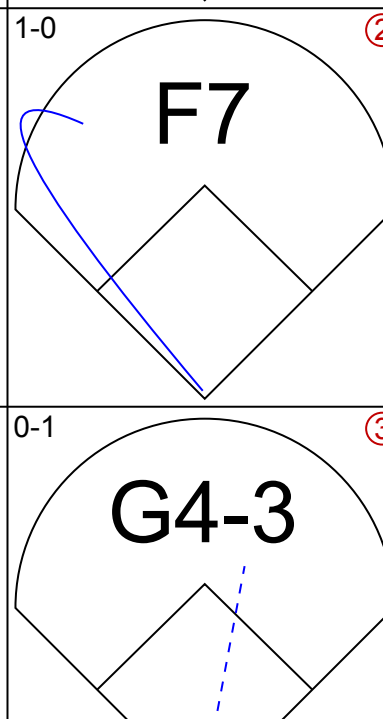
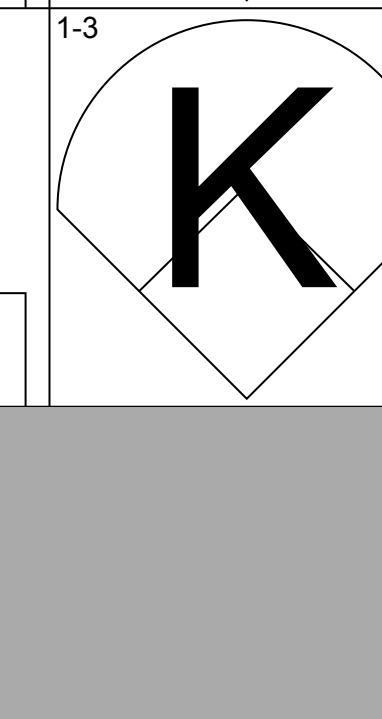
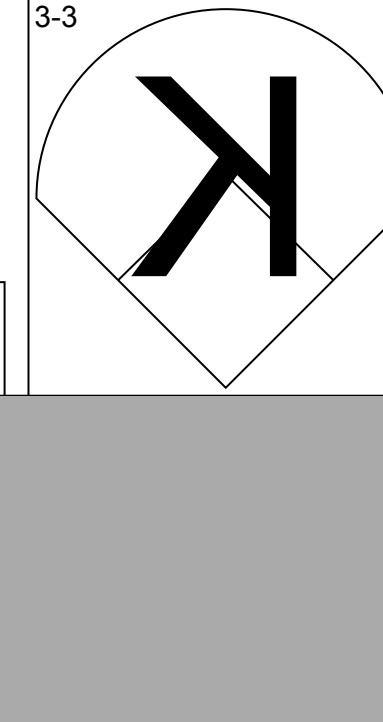
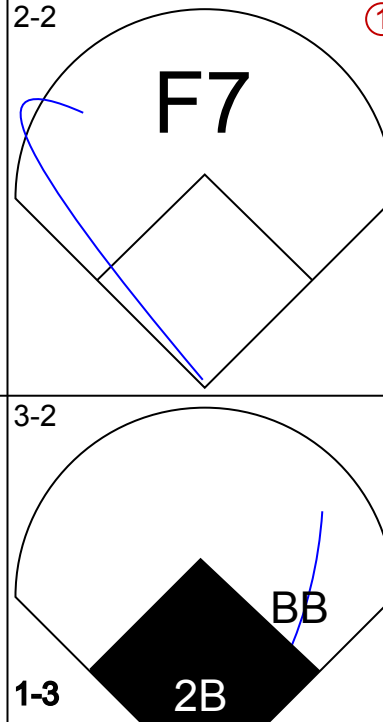
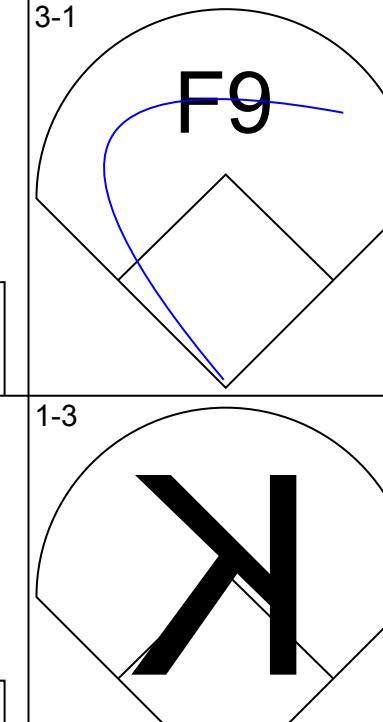



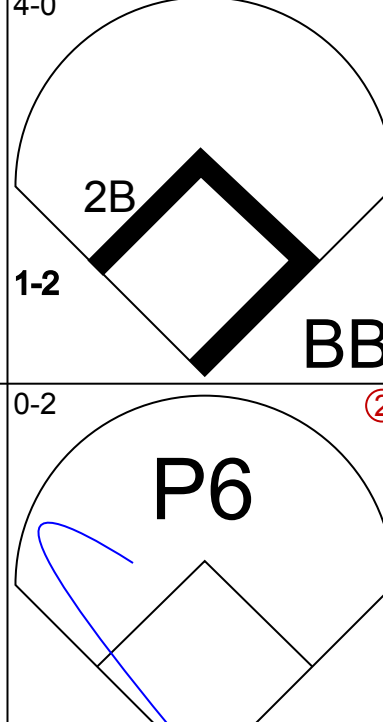



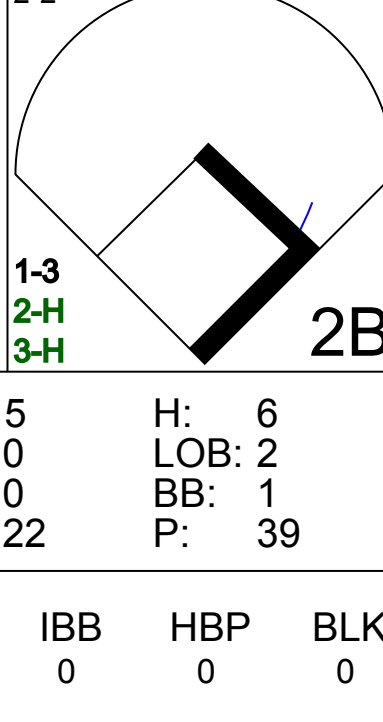

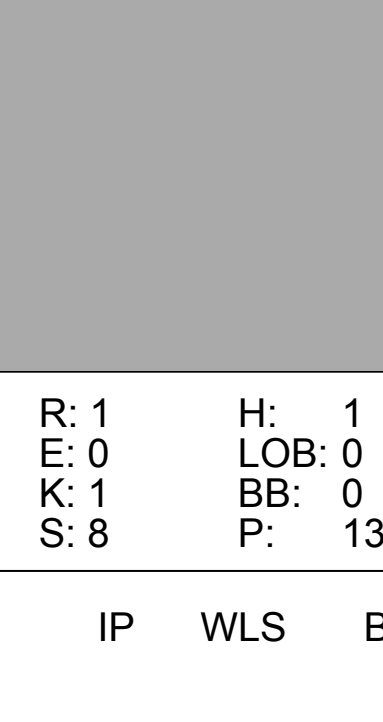












Batter	1	2	3	4	5	6	7	8	9	AB	R	H	RBI	BB	SO	LOB	TOP					
<b>Gary Pettis, S</b> OBP: 0.343, SLG: 0.281 (1, 8)										3	0	1	0	1	1	0	<b>Texas Rangers @ Baltimore Orioles</b> Memorial Stadium, Baltimore, MD Wed Aug 14 1991, 7:05 PM EDT Att: 32,231 - Overcast - 81 F					
<b>Rafael Palmeiro, L</b> OBP: 0.398, SLG: 0.555 <b>Ivan Rodriguez, R</b> OBP: 0.300, SLG: 0.350 (1, 3) (8, 2)										4	0	0	0	0	0	2						
<b>Ruben Sierra, S</b> OBP: 0.362, SLG: 0.499 <b>Mike Stanley, R</b> OBP: 0.347, SLG: 0.386 (1, 9) (7, 7) (8, 3)										3	1	1	0	0	0	1						
<b>Juan Gonzalez, R</b> OBP: 0.362, SLG: 0.539 (1, 7) (7, 9)										4	1	1	2	0	1	3						
<b>Kevin Reimer, L</b> OBP: 0.329, SLG: 0.441 (1, 10)											3	0	0	0	0	2		0				
<b>Steve Buechele, R</b> OBP: 0.334, SLG: 0.454 <b>Mario Diaz, R</b> OBP: 0.304, SLG: 0.312 (1, 4) (7, 4)											3	0	0	0	0	1		1				
<b>Geno Petralli, L</b> OBP: 0.308, SLG: 0.291 (1, 2) (8, 5)											4	0	0	0	0	2		2				
<b>Dean Palmer, R</b> OBP: 0.293, SLG: 0.416 (1, 5) (8, 7)										4	0	0	0	0	1	2						
<b>José Hernández, R</b> OBP: 0.316, SLG: 0.389 (1, 6)											3	0	0	0	0	3		1				
<b>Inning Stats</b>	R: 2 E: 0 K: 1 S: 12	H: 2 LOB: 0 BB: 0 P: 16	R: 0 E: 0 K: 3 S: 13	H: 0 LOB: 1 BB: 0 P: 23	R: 0 E: 1 K: 1 S: 8	H: 1 LOB: 1 BB: 0 P: 9	R: 0 E: 0 K: 1 S: 10	H: 0 LOB: 0 BB: 0 P: 13	R: 0 E: 0 K: 0 S: 9	H: 0 LOB: 0 BB: 0 P: 11	R: 0 E: 0 K: 0 S: 5	H: 0 LOB: 1 BB: 0 P: 7	R: 0 E: 0 K: 2 S: 11	H: 0 LOB: 0 BB: 0 P: 17	R: 0 E: 0 K: 1 S: 18	H: 0 LOB: 2 BB: 1 P: 32		R: 0 E: 0 K: 1 S: 7	H: 0 LOB: 1 BB: 1 P: 13	1B: 2 2B: 0 3B: 0 HR: 1	SF: 0 SAC: 0 DP: 0 HBP: 1	WP: 1 PB: 0 SB: 0 CS: 0
<b>PITCHER</b> <b>35 Mike Mussina, R</b> ERA: 3.79 <b>Jose Bautista, R</b> ERA: 16.88 (1, 1) (9, 1)	IP: 8.0 WLS: W BF: 31	H: 3 R: 2 ER: 2 SO: 10	BB: 2 IBB: 0 HBP: 1 BLK: 0	WP: 1 HR: 1 S: 86 P: 128	ERA: 2.25 WHIP: 0.625											ERA: 0.00 WHIP: 1.000						

Batter	1	2	3	4	5	6	7	8	9	AB	R	H	RBI	BB	SO	LOB	BOTTOM			
<b>Mike Devereaux, R</b> OBP: 0.316, SLG: 0.421 (1, 8)										4	2	1	0	1	0	2	<b>Texas Rangers @ Baltimore Orioles</b> Memorial Stadium, Baltimore, MD Wed Aug 14 1991, 7:05 PM EDT Att: 32,231 - Overcast - 81 F			
<b>Brady Anderson, L</b> OBP: 0.326, SLG: 0.289 (1, 7)										4	2	2	0	1	0	1				
<b>Cal Ripken Jr., R</b> OBP: 0.377, SLG: 0.563 <b>Tim Lincecum, R</b> OBP: 0.257, SLG: 0.341 (1, 6) (8, 4)										4	1	2	3	0	0	1				
<b>Joe Orsulak, L</b> OBP: 0.302, SLG: 0.338 (1, 9)										4	1	2	2	0	0	1				
<b>Randy Milligan, R</b> OBP: 0.376, SLG: 0.423 (1, 3)										4	0	0	0	0	1	3				
<b>Chito Martinez, L</b> OBP: 0.386, SLG: 0.606 (1, 10)										4	3	3	2	0	1	1				
<b>Leo Gomez, R</b> OBP: 0.304, SLG: 0.367 (1, 5)										3	1	1	1	1	0	0				
<b>Bob Melvin, R</b> OBP: 0.315, SLG: 0.349 (1, 2)										4	0	0	0	0	2	3				
<b>Juan Bell, R</b> OBP: 0.202, SLG: 0.265 (1, 4) (8, 6)										4	0	1	2	0	1	0				
<b>Inning Stats</b>	R: 1 E: 0 K: 1 S: 9	H: 1 LOB: 1 BB: 1 P: 21	R: 1 E: 0 K: 1 S: 8	H: 1 LOB: 0 BB: 0 P: 11	R: 5 E: 0 K: 0 S: 22	H: 6 LOB: 2 BB: 1 P: 39	R: 1 E: 0 K: 1 S: 11	H: 1 LOB: 1 BB: 1 P: 24	R: 1 E: 0 K: 1 S: 11	H: 1 LOB: 0 BB: 0 P: 16	R: 0 E: 0 K: 0 S: 6	H: 0 LOB: 0 BB: 0 P: 10	R: 1 E: 0 K: 1 S: 8	H: 1 LOB: 0 BB: 0 P: 13	R: 0 E: 0 K: 1 S: 6	H: 1 LOB: 1 BB: 0 P: 11		1B: 6 2B: 3 3B: 0 HR: 3	SF: 0 SAC: 0 DP: 0 HBP: 0	WP: 1 PB: 0 SB: 2 CS: 0
<b>PITCHER</b> <b>Gerald Alexander, R</b> ERA: 4.54 <b>Wayne Rosenthal, R</b> ERA: 4.97 (1, 1) (3, 1)	IP: 2.1 WLS: L BF: 15	H: 7 R: 7 ER: 7 SO: 2	BB: 1 IBB: 0 HBP: 0 BLK: 0	WP: 0 HR: 1 S: 56 P: 89	ERA: 4.76 WHIP: 1.235											ERA: 0.00 WHIP: 1.000				

AB	31
R	2
H	3
RBI	2
BB	3
SO	11
LOB	12



AB	36
R	10
H	12
RBI	10
BB	3
SO	6
LOB	13







Batter	1	2	3	4	5	6	7	8	9	AB	R	H	RBI	BB	SO	LOB	TOP			
<b>Brian Downing, R</b> (1, 10) OBP: 0.368, SLG: 0.430	1-1 L3		2-0 P3			2-3 K		3-1 F9		4	0	0	0	0	1	1	<b>Texas Rangers @ Baltimore Orioles</b> <b>Memorial Stadium, Baltimore, MD</b> Thu Aug 15 1991, 7:05 PM EDT Att: 32,557 - Cloudy - 85 F			
<b>Rafael Palmeiro, L</b> (1, 3) OBP: 0.400, SLG: 0.554	4-1		0-0 F7			4-2		3-1 F9		1	0	0	0	2	0					
<b>Mike Stanley, R</b> (6, 3)	BB					BB				1	0	0	0	0	1					
<b>Ruben Sierra, S</b> (1, 9) OBP: 0.359, SLG: 0.495	2-1 F9			0-1 G3-1		1-1 G4-3			2-0 F8	4	0	0	0	0	2					
<b>Juan Gonzalez, R</b> (1, 8) OBP: 0.359, SLG: 0.533	2-3 K			2-3 K			1-2 F8		1-3 K	4	0	0	0	3	1					
<b>Kevin Reimer, L</b> (1, 7) OBP: 0.328, SLG: 0.449		0-0 HR		3-3 K			0-0 F9		1-3 K	4	1	1	1	0	2	0				
<b>Steve Buechele, R</b> (1, 4) OBP: 0.333, SLG: 0.451		1-1 P6			0-2 G6-3					2	0	0	0	0	0					
<b>Mario Diaz, R</b> (5, 4) OBP: 0.302, SLG: 0.309							1-3 K			1	0	0	0	1	0					
<b>Dean Palmer, R</b> (1, 5) OBP: 0.294, SLG: 0.414		0-1 P4			3-2 G6-3			0-1 G3-1 1B		3	1	1	0	0	0					
<b>Ivan Rodriguez, R</b> (1, 2) OBP: 0.296, SLG: 0.346								1-1 G3-1		2	0	0	0	1	1					
<b>Geno Petrilli, L</b> (8, PH) OBP: 0.305, SLG: 0.289		1-2 G6-3			3-3 K			1-2		1	0	0	0	0	1					
<b>José Hernández, R</b> (1, 6) OBP: 0.318, SLG: 0.381			2-3 K			1-1 G6-3		0-0 1B		3	0	1	1	0	1	0				
<b>Inning Stats</b>	R: 0 E: 0 K: 1 S: 8	H: 0 LOB: 1 BB: 1 P: 17	R: 1 E: 0 K: 0 S: 9	H: 1 LOB: 0 BB: 0 P: 11	R: 0 E: 0 K: 1 S: 6	H: 0 LOB: 0 BB: 0 P: 10	R: 0 E: 0 K: 2 S: 9	H: 0 LOB: 0 BB: 0 P: 14	R: 0 E: 0 K: 1 S: 9	H: 0 LOB: 0 BB: 1 P: 15	R: 0 E: 0 K: 1 S: 10	H: 0 LOB: 0 BB: 0 P: 12	R: 1 E: 0 K: 0 S: 9	H: 2 LOB: 1 BB: 0 P: 16	R: 0 E: 0 K: 2 S: 8	H: 0 LOB: 0 BB: 0 P: 12	1B: 2 2B: 0 3B: 0 HR: 1	SF: 0 SAC: 0 DP: 0 HBP: 0	WP: 0 PB: 0 SB: 0 CS: 0	PA: 32
<b>PITCHER</b> <b>Jose Mesa, R</b> (1, 1) ERA: 5.4	IP: 9.0 WLS: W BF: 32	H: 3 R: 2 ER: 2 SO: 9	BB: 2 IBB: 0 HBP: 0 BLK: 0	WP: 0 HR: 1 S: 77 P: 124	ERA: 2.00 WHIP: 0.556											ERA: 2.00 WHIP: 0.556				

Batter	1	2	3	4	5	6	7	8	9	AB	R	H	RBI	BB	SO	LOB	BOTTOM			
<b>Mike Devereaux, R</b> (1, 8) OBP: 0.319, SLG: 0.425	1-2 1B SH1-3 1B	1-0 1B		1-0 1B 2B			2-1 F9		1-0 G6-3	5	1	3	1	0	0	1	<b>Texas Rangers @ Baltimore Orioles</b> <b>Memorial Stadium, Baltimore, MD</b> Thu Aug 15 1991, 7:05 PM EDT Att: 32,557 - Cloudy - 85 F			
<b>Brady Anderson, L</b> (1, 7) OBP: 0.321, SLG: 0.284	0-1 SH1-3	3-H 1B G6-3		0-0 P2			3-2 F9		1-0 G5-3	4	0	0	0	0	2					
<b>Cal Ripken Jr., R</b> (1, 6) OBP: 0.380, SLG: 0.564	1-2 1B		0-1 BB FC4-6 1B	1-0 1B 1B			2-2 F7			4	2	3	1	0	0					
<b>Tim Lincecum, R</b> (8, 4) OBP: 0.257, SLG: 0.341	2-3 1B		0-1 FC4-6 BB HR 1B	0-0 1B 1B			0-0			0	0	0	0	0	0					
<b>Joe Orsulak, L</b> (1, 9) OBP: 0.307, SLG: 0.343	1-1 G1-6-3		1-2 HR 1B	1-3 1B			0-0 1B			4	1	3	0	0	2					
<b>Randy Milligan, R</b> (1, 3) OBP: 0.377, SLG: 0.421		4-1 HR BB	4-1 FC4-6 BB	2-3 K			1-2 F9			2	1	0	0	2	1					
<b>David Segui, S</b> (8, 3) OBP: 0.309, SLG: 0.348			1-2 2-3 BB							0	0	0	0	0	0					
<b>Chito Martinez, L</b> (1, 10) OBP: 0.371, SLG: 0.630		0-0 HR	0-2 FC4-6 HR	0-0 1B			1-2 G3-1			4	2	2	4	0	2					
<b>Leo Gomez, R</b> (1, 5) OBP: 0.311, SLG: 0.390		0-0 1B 3B	1-1 HR	1-3 3-H 1B			1-0 F7		4-0 G5-4-3 BB	3	2	2	3	1	0					
<b>Chris Hoiles, R</b> (1, 2) OBP: 0.309, SLG: 0.395		0-3 K	0-0 G5-3				0-1 F9		1-0 G5-4-3	4	0	0	0	1	2					
<b>Juan Bell, R</b> (1, 4) OBP: 0.203, SLG: 0.265	1-2 G4-3		1-3 K				0-0 1B		1-0 G4-3	4	0	1	0	0	1	1				
<b>Inning Stats</b>	R: 0 E: 0 K: 0 S: 10	H: 2 LOB: 1 BB: 0 P: 13	R: 3 E: 0 K: 1 S: 12	H: 3 LOB: 1 BB: 1 P: 19	R: 4 E: 0 K: 1 S: 14	H: 3 LOB: 0 BB: 1 P: 20	R: 2 E: 0 K: 1 S: 9	H: 4 LOB: 2 BB: 0 P: 13	R: 0 E: 0 K: 0 S: 10	H: 1 LOB: 1 BB: 0 P: 16	R: 0 E: 0 K: 0 S: 4	H: 0 LOB: 0 BB: 1 P: 10	R: 0 E: 0 K: 0 S: 3	H: 0 LOB: 0 BB: 0 P: 6	R: 0 E: 0 K: 0 S: 3	H: 0 LOB: 0 BB: 0 P: 6		1B: 10 2B: 1 3B: 1 HR: 2	SF: 0 SAC: 1 DP: 2 HBP: 0	WP: 0 PB: 0 SB: 0 CS: 0
<b>PITCHER</b> <b>Oil Can Boyd, R</b> (1, 1) ERA: 4.35	IP: 7.0 WLS: L BF: 35	H: 14 R: 9 ER: 9 SO: 3	BB: 3 IBB: 0 HBP: 0 BLK: 0	WP: 0 HR: 2 S: 65 P: 100	ERA: 11.57 WHIP: 2.429											ERA: 11.57 WHIP: 2.429				
<b>Jeff Russell, R</b> (8, 1) ERA: 3.21	IP: 1.0 WLS: 3 BF: 0	H: 0 R: 0 ER: 0 SO: 0	BB: 0 IBB: 0 HBP: 0 BLK: 0	WP: 0 HR: 0 S: 3 P: 6	ERA: 0.00 WHIP: 0.000											ERA: 0.00 WHIP: 0.000				



Batter	1	2	3	4	5	6	7	8	9	AB	R	H	RBI	BB	SO	LOB	TOP																			
<b>Mike Devereaux, R</b> OBP: 0.318, SLG: 0.429	F9	FC3-6		K		F9			HR	5	1	1	1	0	1	4	<b>Baltimore Orioles @ Milwaukee Brewers</b> Milwaukee County Stadium, Milwaukee, WI Fri Aug 16 1991, 8:05 PM EDT Att: 18,050 - Cloudy - 82 F																			
<b>Brady Anderson, L</b> OBP: 0.314, SLG: 0.276	G6-3		G4-3	G4-3			G4-3		K	5	0	0	0	0	1	2																				
<b>Cal Ripken Jr., R</b> OBP: 0.378, SLG: 0.560	P2		P3		G1-3		1B		F7	5	0	1	0	0	0	0																				
<b>Joe Orsulak, L</b> OBP: 0.312, SLG: 0.350		L9 HR			G4-3					4	1	3	0	0	0	0																				
<b>Randy Milligan, R</b> OBP: 0.378, SLG: 0.420		HR		G1-3			G6-3			3	1	1	0	1	0	3																				
<b>Chito Martinez, L</b> OBP: 0.387, SLG: 0.625		L9			G3				K	4	1	1	0	0	1	3																				
<b>Leo Gomez, R</b> OBP: 0.310, SLG: 0.399		HR		G4-3			F7		F8	4	1	1	3	0	0	1																				
<b>Bob Melvin, R</b> OBP: 0.319, SLG: 0.352		FC4-6		FC			F9		K	4	0	2	1	0	1	0																				
<b>Juan Bell, R</b> OBP: 0.204, SLG: 0.270	FC4-6			FC					K	4	0	1	0	0	1	2																				
<b>Inning Stats</b>	R: 0 E: 0 K: 0 S: 8	H: 0 LOB: 0 BB: 0 P: 10	R: 3 E: 0 K: 0 S: 18	H: 3 LOB: 1 BB: 1 P: 28	R: 0 E: 0 K: 0 S: 13	H: 1 LOB: 1 BB: 0 P: 20	R: 1 E: 0 K: 1 S: 15	H: 2 LOB: 2 BB: 0 P: 25	R: 0 E: 0 K: 0 S: 7	H: 1 LOB: 1 BB: 0 P: 12	R: 0 E: 0 K: 0 S: 9	H: 2 LOB: 1 BB: 0 P: 13	R: 0 E: 0 K: 2 S: 7	H: 0 LOB: 0 BB: 0 P: 12	R: 1 E: 0 K: 2 S: 13	H: 1 LOB: 0 BB: 0 P: 15		1B: 6 2B: 3 3B: 0 HR: 2	SF: 0 SAC: 0 DP: 1 HBP: 0	WP: 0 PA: 39 PB: 0 SB: 0 CS: 0																
<b>PITCHER</b>	IP	WLS	BF	H	R	ER	SO	BB	IBB	HBP	BLK	WP	HR	S	P	ERA	WHIP	<b>PITCHER</b>		IP	WLS	BF	H	R	ER	SO	BB	IBB	HBP	BLK	WP	HR	S	P	ERA	WHIP
<b>Don August, R</b> ERA: 4.85	6.1	W	31	10	4	4	1	1	0	0	0	0	1	71	111	5.68	1.737			6.1	W	31	10	4	4	1	1	0	0	0	0	1	71	111	5.68	1.737
<b>Julio Machado, R</b> ERA: 3.95	1.2		4	0	0	0	2	0	0	0	0	0	0	11	17	0.00	0.000			1.2		4	0	0	0	2	0	0	0	0	0	11	17	0.00	0.000	
<b>Ed Nunez, R</b> ERA: 5.29	1.0		4	1	1	1	2	0	0	0	0	0	1	13	15	9.00	1.000			1.0		4	1	1	1	2	0	0	0	0	1	13	15	9.00	1.000	

Batter	1	2	3	4	5	6	7	8	9	AB	R	H	RBI	BB	SO	LOB	BOTTOM																			
<b>Paul Moltzer, R</b> OBP: 0.400, SLG: 0.514	K	G6-3		1B				L4		5	1	2	3	0	1	1	<b>Baltimore Orioles @ Milwaukee Brewers</b> Milwaukee County Stadium, Milwaukee, WI Fri Aug 16 1991, 8:05 PM EDT Att: 18,050 - Cloudy - 82 F																			
<b>Willie Randolph, R</b> OBP: 0.424, SLG: 0.364	B5-3	F9		1B				P4		4	0	1	0	1	0	1																				
<b>Darryl Hamilton, L</b> OBP: 0.380, SLG: 0.406				S				K		5	1	3	1	0	1	2																				
<b>Robin Yount, R</b> OBP: 0.338, SLG: 0.411	L7			1B						3	0	0	0	0	0	3																				
<b>Greg Vaughn, R</b> OBP: 0.303, SLG: 0.449		BB		K				G6-3		3	1	0	0	1	1	2																				
<b>B.J. Surhoff, L</b> OBP: 0.293, SLG: 0.326		BB						G4-3		4	2	3	1	0	0	0																				
<b>Franklin Stubbs, L</b> OBP: 0.286, SLG: 0.380		2B		F9				K		3	1	1	1	1	1	2																				
<b>Jim Cantner, L</b> OBP: 0.309, SLG: 0.336		K		F8				G4-3		4	1	1	0	0	1	5																				
<b>Bill Spiers, L</b> OBP: 0.319, SLG: 0.359		G6-3		P5				G3-1		4	1	2	2	0	0	0																				
<b>Inning Stats</b>	R: 0 E: 0 K: 1 S: 10	H: 1 LOB: 1 BB: 0 P: 15	R: 3 E: 0 K: 1 S: 14	H: 2 LOB: 2 BB: 2 P: 28	R: 1 E: 0 K: 1 S: 12	H: 2 LOB: 2 BB: 0 P: 19	R: 1 E: 0 K: 0 S: 9	H: 3 LOB: 1 BB: 0 P: 15	R: 3 E: 0 K: 0 S: 17	H: 5 LOB: 2 BB: 1 P: 29	R: 0 E: 0 K: 0 S: 9	H: 0 LOB: 0 BB: 0 P: 11	R: 0 E: 0 K: 1 S: 8	H: 0 LOB: 0 BB: 0 P: 11	R: 0 E: 0 K: 1 S: 8	H: 0 LOB: 0 BB: 0 P: 12		1B: 8 2B: 4 3B: 1 HR: 0	SF: 0 SAC: 0 DP: 1 HBP: 1	WP: 0 PA: 39 PB: 0 SB: 1 CS: 0																
<b>PITCHER</b>	IP	WLS	BF	H	R	ER	SO	BB	IBB	HBP	BLK	WP	HR	S	P	ERA	WHIP	<b>PITCHER</b>		IP	WLS	BF	H	R	ER	SO	BB	IBB	HBP	BLK	WP	HR	S	P	ERA	WHIP
<b>Dave Johnson, R</b> ERA: 8.56	2.1	L	12	7	4	4	0	0	0	0	0	0	0	24	40	15.43	3.000			2.1	L	12	7	4	4	0	0	0	0	0	24	40	15.43	3.000		
<b>Roy Smith, R</b> ERA: 5.6	3.1		12	1	0	0	2	1	0	0	0	0	0	31	45	0.00	0.600			3.1		12	1	0	0	2	1	0	0	0	31	45	0.00	0.600		



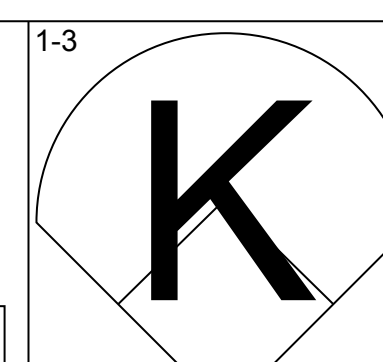
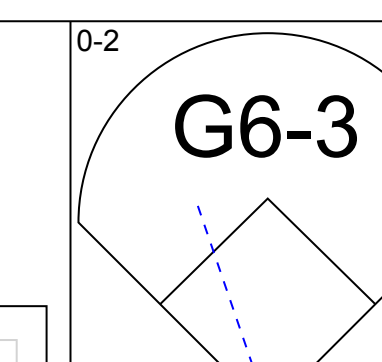
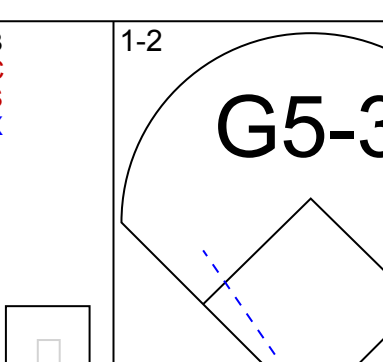
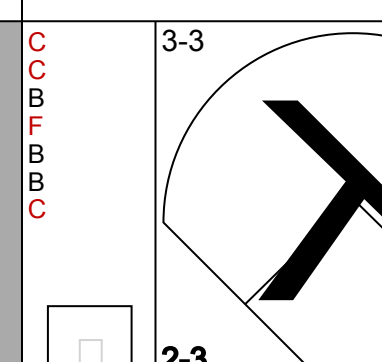
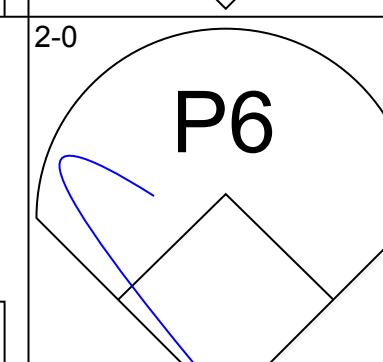
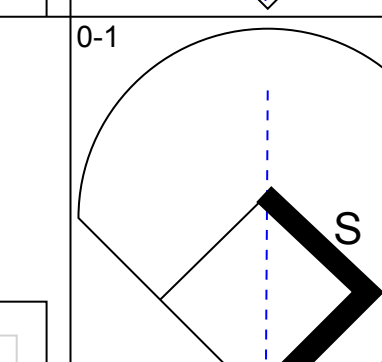
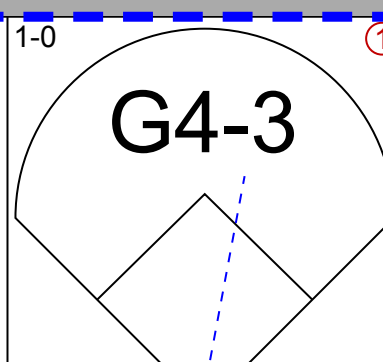
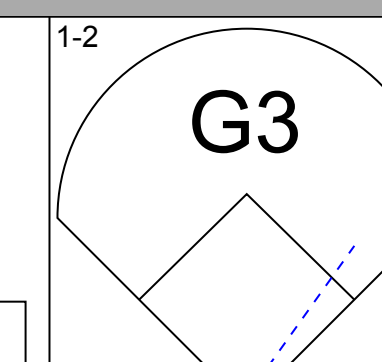
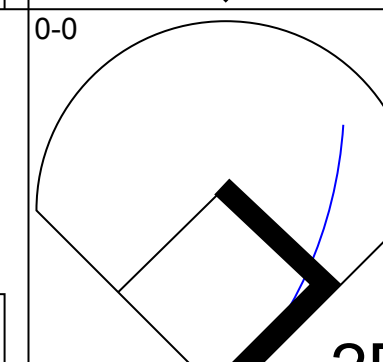
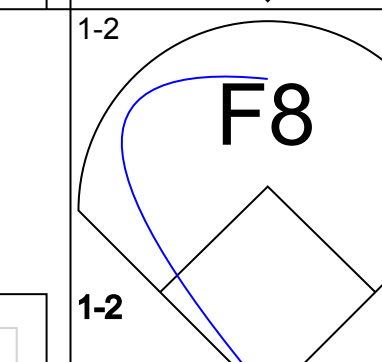
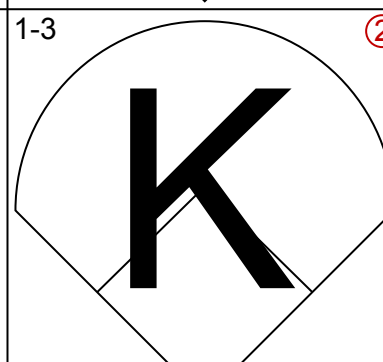
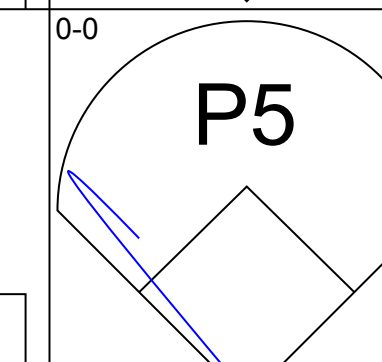
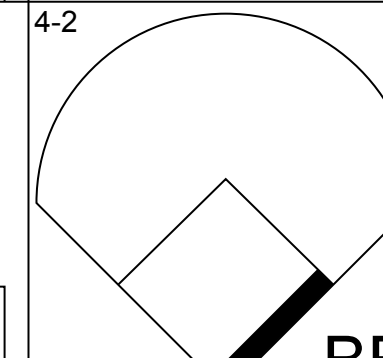
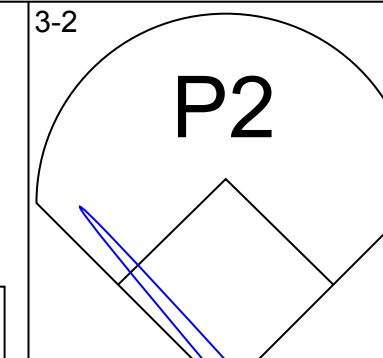
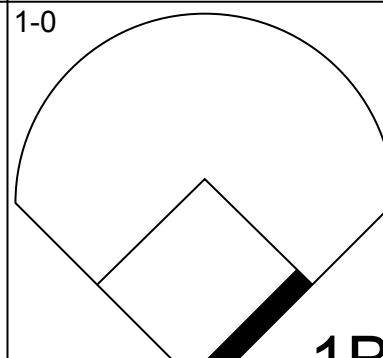
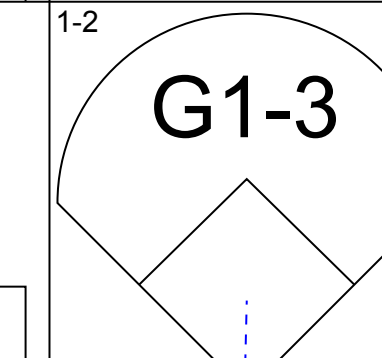
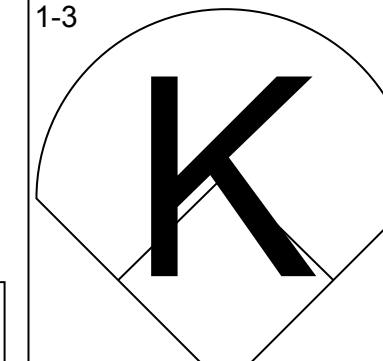
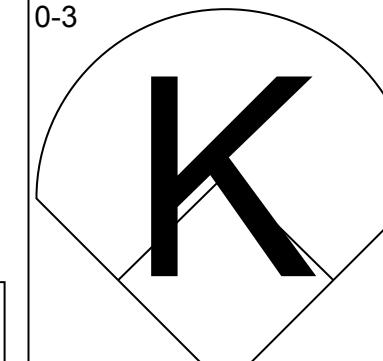
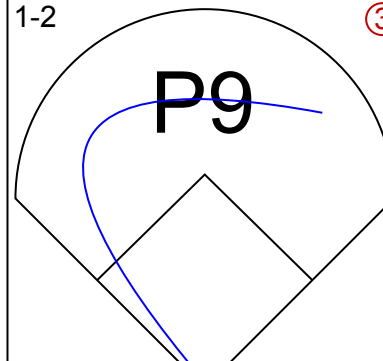
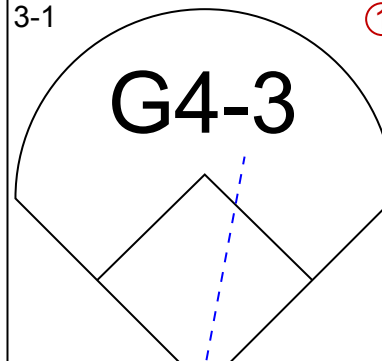
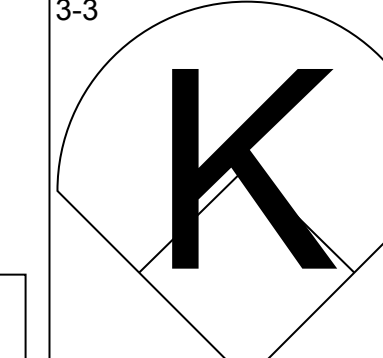
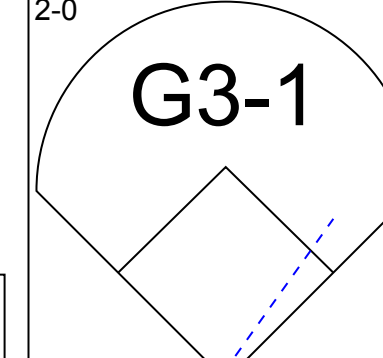
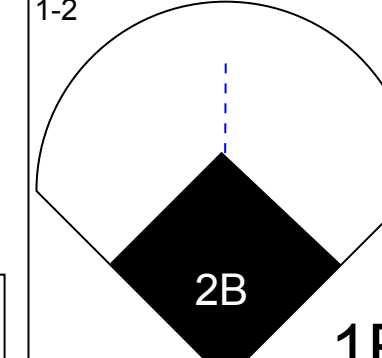
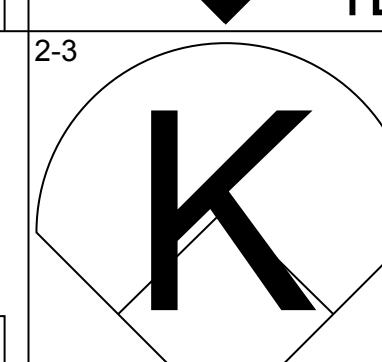
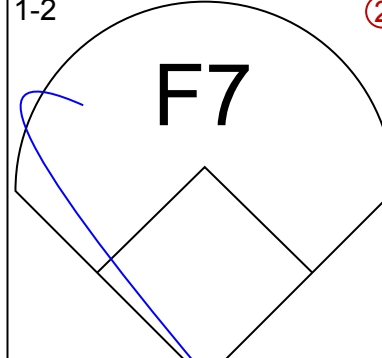
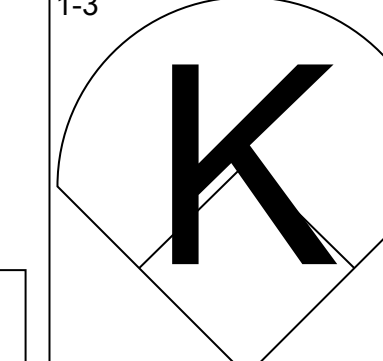
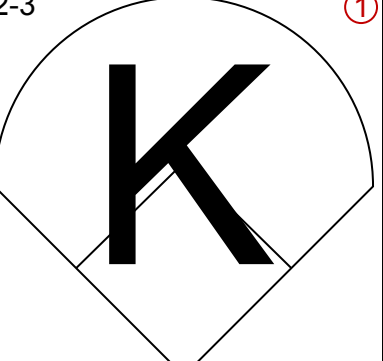
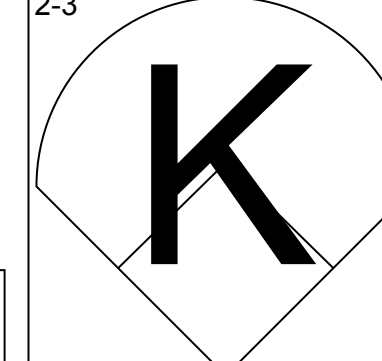
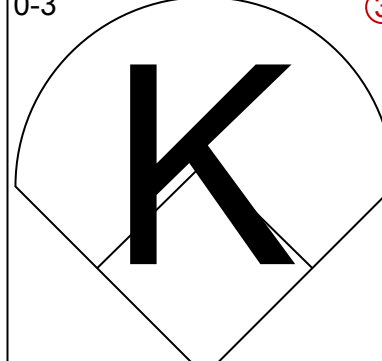
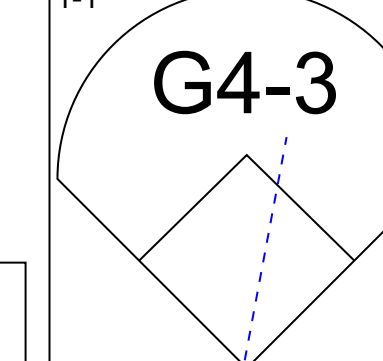
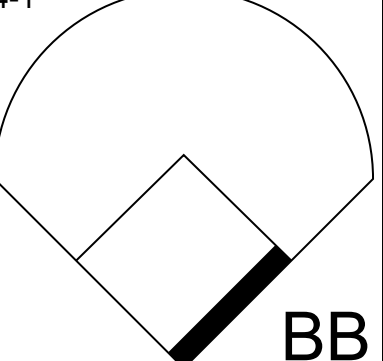
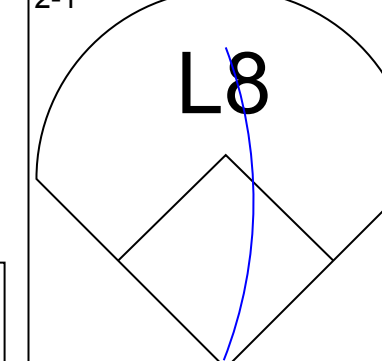
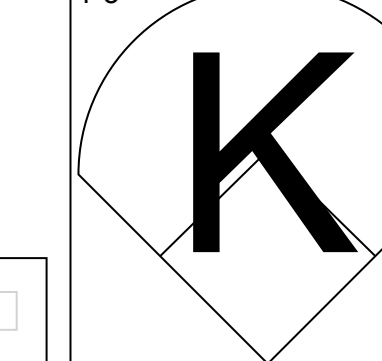
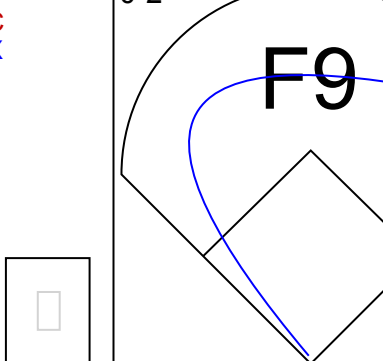
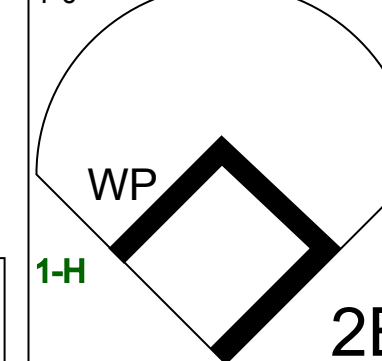
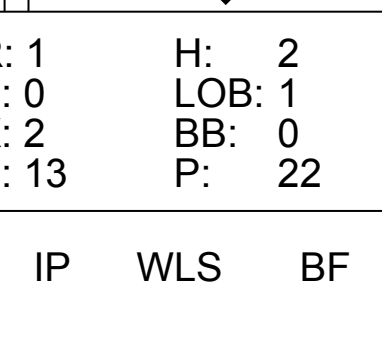


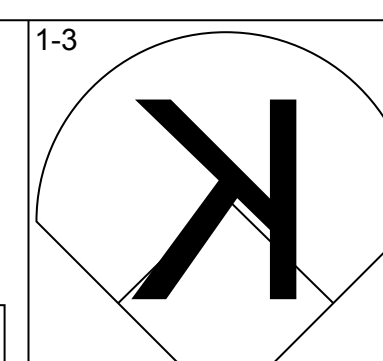
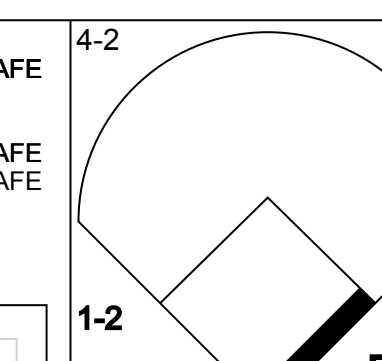
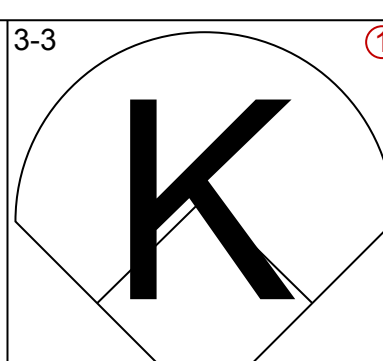
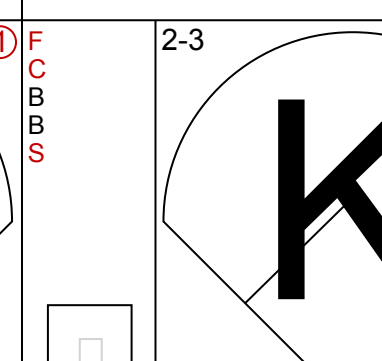
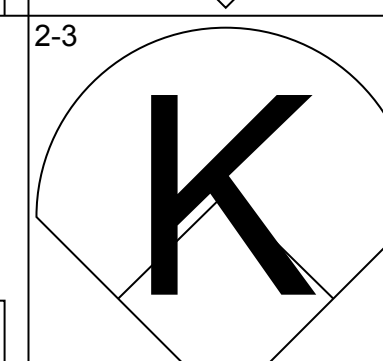
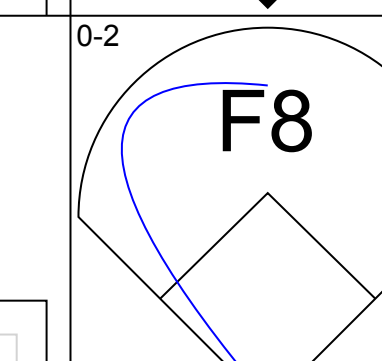
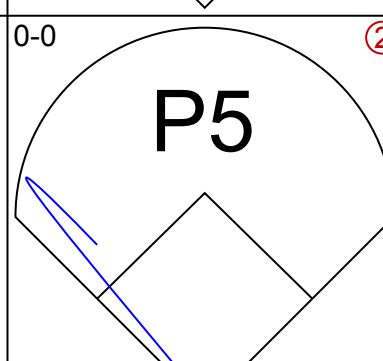
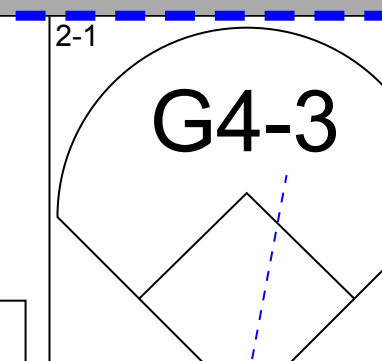
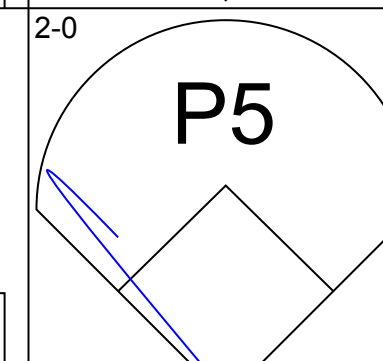
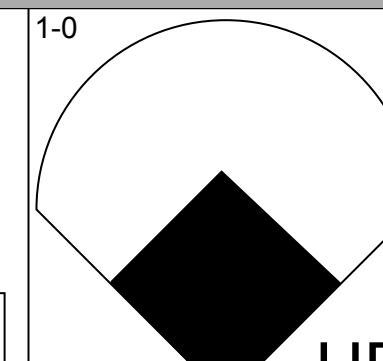
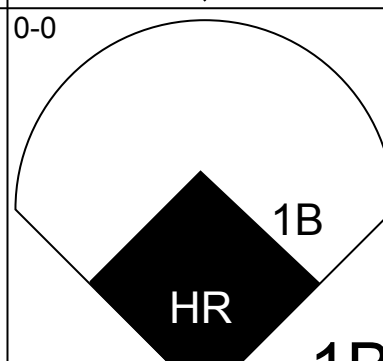

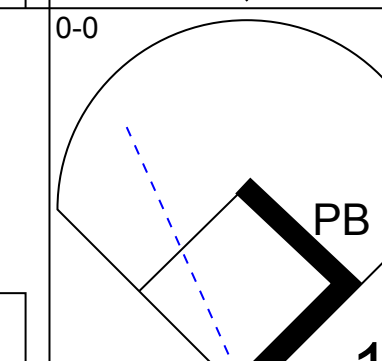
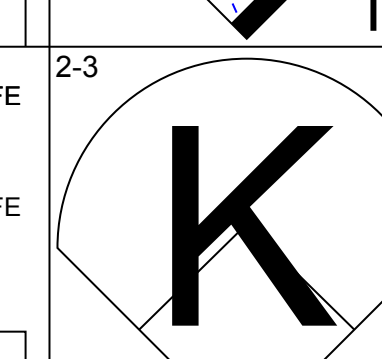
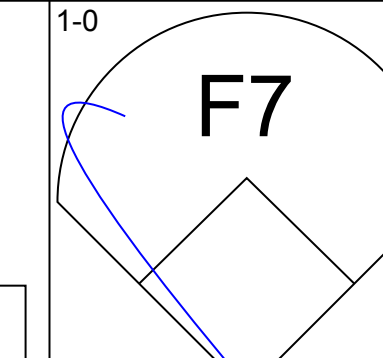
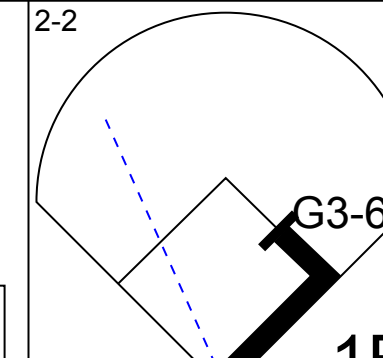
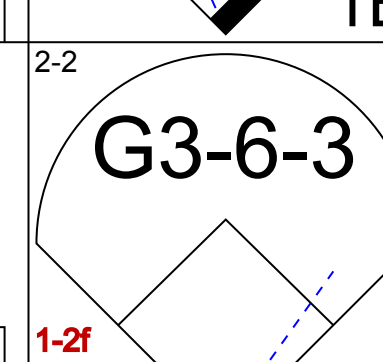
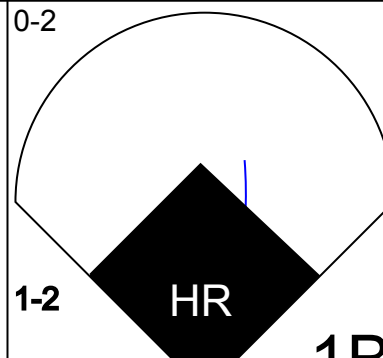
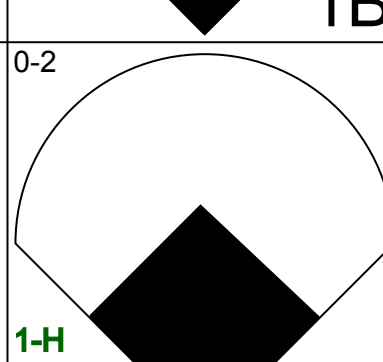
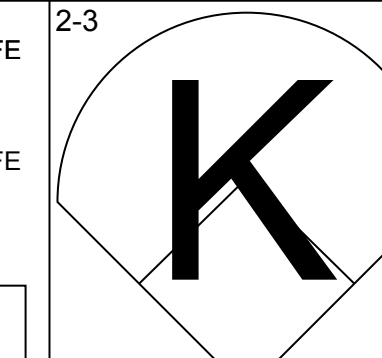
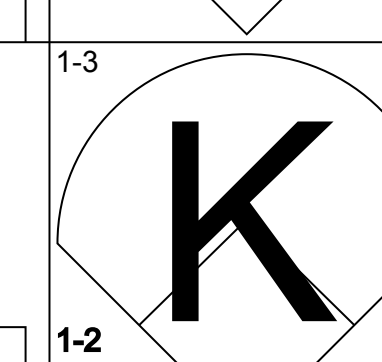
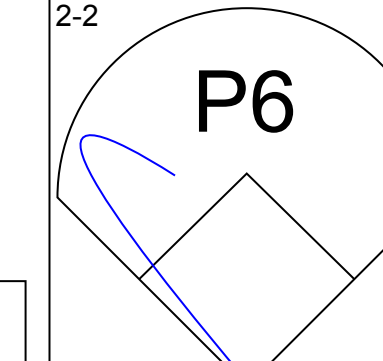
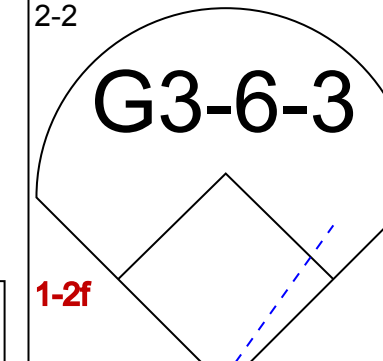
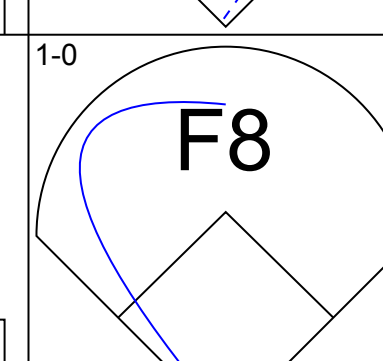
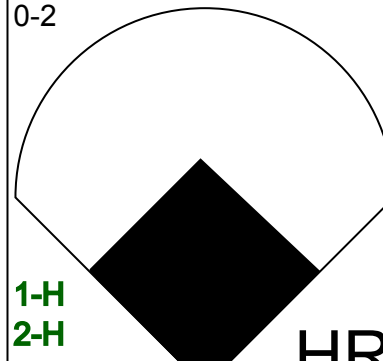
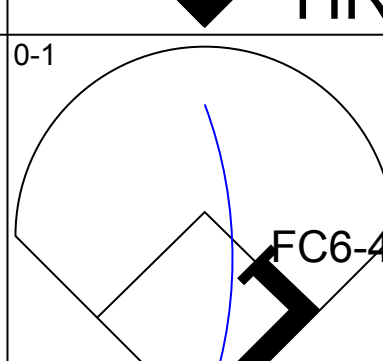
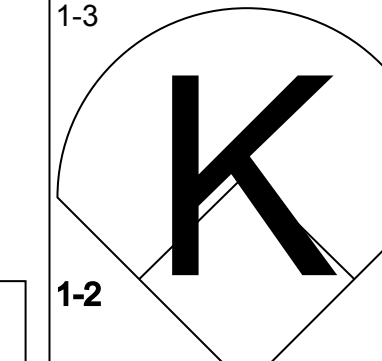

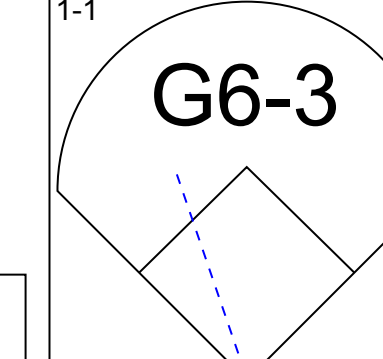
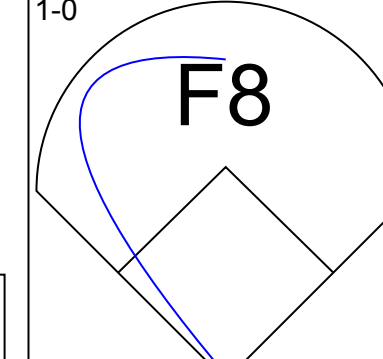
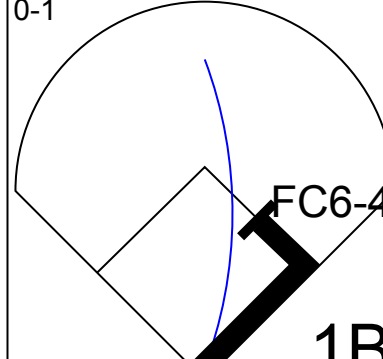
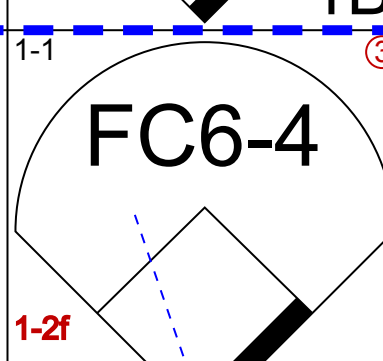
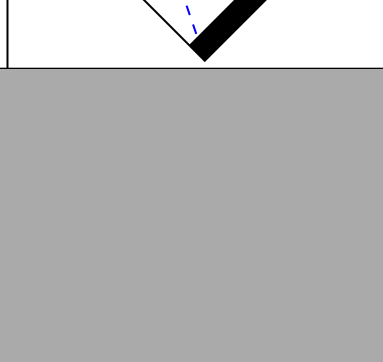
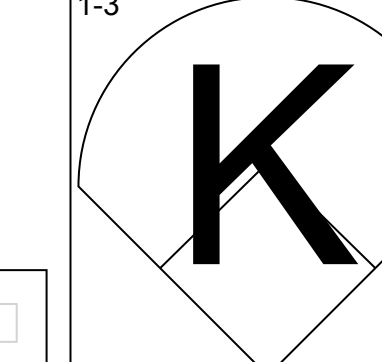
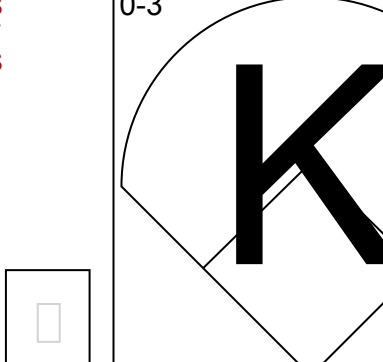
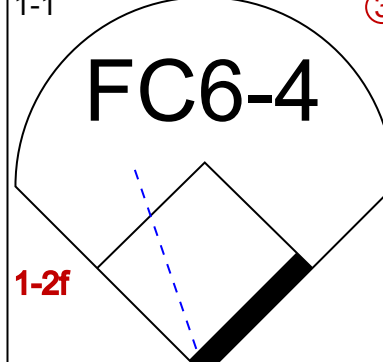

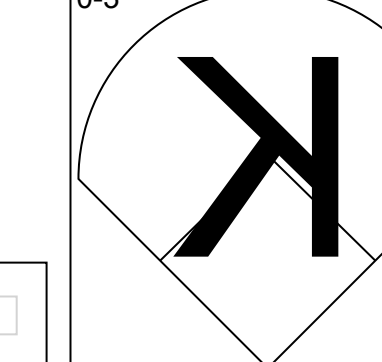
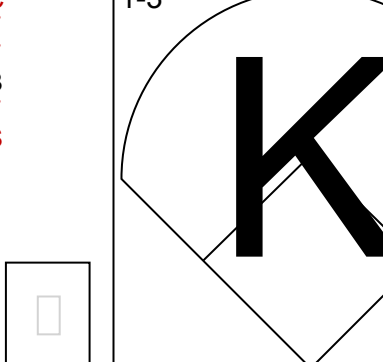
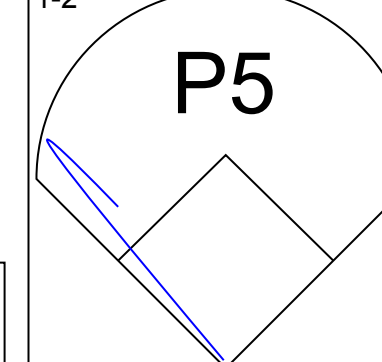
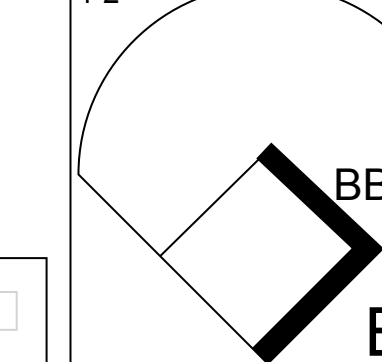
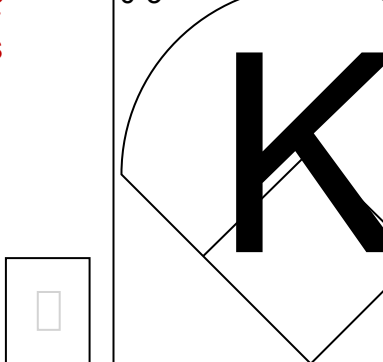
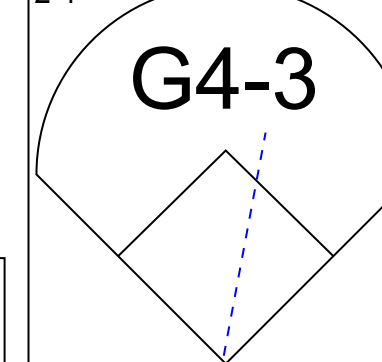


Batter	1	2	3	4	5	6	7	8	9	AB	R	H	RBI	BB	SO	LOB	TOP										
<b>Brady Anderson, L</b> (1, 8) OBP: 0.311, SLG: 0.275	G4-3	G3-1		G4-3			1B		F7	5	0	1	0	0	0	6	<b>Baltimore Orioles @ Milwaukee Brewers</b> <b>Milwaukee County Stadium, Milwaukee, WI</b> Sun Aug 18 1991, 4:33 AM EDT Att: 22,638 - Cloudy - 77 F										
<b>Joe Orsulak, L</b> (1, 7) OBP: 0.310, SLG: 0.349	G3-1		G6-3		G4-3		1B			4	0	1	0	0	0												
<b>Cal Ripken Jr., R</b> (1, 6) OBP: 0.381, SLG: 0.572		BB		HR	G4-3		G3			3	1	1	1	1	0	2											
<b>Sam Horn, L</b> (1, 10) OBP: 0.326, SLG: 0.463	P5		P3		G3-1				F9	4	0	0	0	0	0	1											
<b>Chito Martinez, L</b> (1, 9) OBP: 0.359, SLG: 0.622		G3-1	G4-3			K			K	4	0	0	0	0	2	0											
<b>David Segui, S</b> (1, 3) OBP: 0.307, SLG: 0.345					L6		F7		F8	4	0	1	0	0	0	0											
<b>Tim Lulett, R</b> (1, 5) OBP: 0.257, SLG: 0.339		1B					K			4	0	1	0	0	2	1											
<b>Chris Hoiles, R</b> (1, 2) OBP: 0.307, SLG: 0.388					FC6-4				K	4	0	1	0	0	1	1											
<b>Billy Ripken, R</b> (1, 4) OBP: 0.262, SLG: 0.263										3	0	2	0	0	0	0											
<b>Dwight Evans, R</b> (9, PH) OBP: 0.392, SLG: 0.367										1	0	1	0	0	0	0											
<b>Juan Bell, R</b> (9, PR) OBP: 0.202, SLG: 0.267										0	0	0	0	0	0	0											
<b>Inning Stats</b>	R: 0 E: 0 K: 0 S: 7	H: 0 LOB: 1 BB: 1 P: 15	R: 0 E: 0 K: 0 S: 12	H: 3 LOB: 3 BB: 0 P: 21	R: 1 E: 0 K: 0 S: 9	H: 1 LOB: 0 BB: 0 P: 13	R: 0 E: 0 K: 0 S: 13	H: 2 LOB: 2 BB: 0 P: 18	R: 0 E: 0 K: 0 S: 5	H: 0 LOB: 0 BB: 0 P: 6	R: 0 E: 0 K: 0 S: 11	H: 0 LOB: 0 BB: 0 P: 17	R: 0 E: 0 K: 0 S: 9	H: 2 LOB: 2 BB: 0 P: 12	R: 0 E: 0 K: 1 S: 5	H: 0 LOB: 0 BB: 0 P: 7	R: 0 E: 0 K: 2 S: 14	H: 1 LOB: 1 BB: 0 P: 22	1B: 8 2B: 0 3B: 0 HR: 1	SF: 0 SAC: 0 DP: 0 HBP: 0	WP: 0 PB: 0 SB: 0 CS: 0	PA: 37					
<b>PITCHER</b>	IP	WLS	BF	H	R	ER	SO	BB	IBB	HBP	BLK	WP	HR	S	P	ERA	WHIP										
<b>Bill Wegman, R</b> (1, 1) ERA: 3.46	8.0	W	33	8	1	1	3	1	0	0	0	0	1	71	109	1.12	1.125										
<b>Doug Henry, R</b> (9, 1) ERA: 1.45	1.0	S	4	1	0	0	2	0	0	0	0	0	0	14	22	0.00	1.000										

Batter	1	2	3	4	5	6	7	8	9	AB	R	H	RBI	BB	SO	LOB	BOTTOM										
<b>Paul Moltzer, R</b> (1, 10) OBP: 0.397, SLG: 0.508	K		F9-5			FC6-4		L9		4	0	0	0	0	1	4	<b>Baltimore Orioles @ Milwaukee Brewers</b> <b>Milwaukee County Stadium, Milwaukee, WI</b> Sun Aug 18 1991, 4:33 AM EDT Att: 22,638 - Cloudy - 77 F										
<b>Willie Randolph, R</b> (1, 4) OBP: 0.434, SLG: 0.373						FC6-4				1	0	0	1	3	0	1											
<b>Darryl Hamilton, L</b> (1, 8) OBP: 0.354, SLG: 0.397						BB		BB		4	0	0	0	0	0	5											
<b>Greg Vaughn, R</b> (1, 7) OBP: 0.303, SLG: 0.443								P5		3	0	0	0	0	0	1											
<b>B.J. Surhoff, L</b> (1, 2) OBP: 0.296, SLG: 0.336										3	0	1	0	0	0	0											
<b>Dante Bichette, R</b> (1, 9) OBP: 0.276, SLG: 0.391										3	0	0	0	0	1	1											
<b>Franklin Stubbs, L</b> (1, 3) OBP: 0.283, SLG: 0.373										2	1	0	0	1	0	1											
<b>Jim Gantner, L</b> (1, 5) OBP: 0.312, SLG: 0.339										2	1	2	0	0	0	0											
<b>Bill Spiers, L</b> (1, 6) OBP: 0.324, SLG: 0.365										3	0	2	1	0	0	1											
<b>Inning Stats</b>	R: 0 E: 0 K: 1 S: 9	H: 0 LOB: 1 BB: 1 P: 16	R: 0 E: 0 K: 1 S: 5	H: 0 LOB: 0 BB: 0 P: 9	R: 0 E: 0 K: 0 S: 5	H: 1 LOB: 0 BB: 0 P: 7	R: 0 E: 0 K: 0 S: 6	H: 0 LOB: 0 BB: 1 P: 13	R: 0 E: 0 K: 0 S: 5	H: 1 LOB: 0 BB: 0 P: 6	R: 1 E: 0 K: 0 S: 10	H: 2 LOB: 1 BB: 0 P: 17	R: 0 E: 0 K: 0 S: 5	H: 0 LOB: 0 BB: 0 P: 7	R: 1 E: 0 K: 0 S: 9	H: 1 LOB: 2 BB: 2 P: 22		1B: 4 2B: 2 3B: 0 HR: 0	SF: 0 SAC: 1 DP: 3 HBP: 0	WP: 0 PB: 0 SB: 1 CS: 0	PA: 30						
<b>PITCHER</b>	IP	WLS	BF	H	R	ER	SO	BB	IBB	HBP	BLK	WP	HR	S	P	ERA	WHIP										
<b>Bob Milacki, R</b> (1, 1) ERA: 4.16	7.1	L	27	5	2	2	2	3	0	0	0	0	0	49	84	2.46	1.091										
<b>Gregg Olson, R</b> (8, 1) ERA: 3.23	0.2		3	0	0	0	0	1	0	0	0	0	0	5	13	0.00	1.500										



Batter	1	2	3	4	5	6	7	8	9	AB	R	H	RBI	BB	SO	LOB	TOP				
Mike Devereaux, R (1, 8) OBP: 0.314, SLG: 0.422										4	0	0	0	0	2	2	<p><b>Baltimore Orioles @ Texas Rangers</b> Arlington Stadium, Arlington, TX Mon Aug 19 1991, 8:05 PM EDT Att: 33,652 - Sunny - 95 F</p>				
Joe Orsulak, L (1, 7) OBP: 0.309, SLG: 0.348										4	0	1	0	0	0	0					
Cal Ripken Jr., R (1, 6) OBP: 0.380, SLG: 0.571										4	0	1	0	0	1	1					
Glenn Davis, R (1, 10) OBP: 0.377, SLG: 0.568										3	0	1	0	1	0	0					
Randy Milligan, R (1, 3) OBP: 0.375, SLG: 0.418										4	0	0	0	0	2	3					
Chito Martinez, L (1, 9) OBP: 0.356, SLG: 0.610										4	1	1	0	0	1	0					
Leo Gomez, R (1, 5) OBP: 0.308, SLG: 0.395										4	0	0	0	0	4	1					
Bob Melvin, R (1, 2) OBP: 0.319, SLG: 0.348										2	0	0	0	1	0	1					
Billy Ripken, R (1, 4) OBP: 0.263, SLG: 0.269										3	0	1	1	0	1	1					
<b>Inning Stats</b>	R: 0 E: 0 K: 2 S: 11	H: 1 LOB: 2 BB: 1 P: 19	R: 0 E: 0 K: 2 S: 8	H: 0 LOB: 0 BB: 0 P: 13	R: 0 E: 0 K: 1 S: 11	H: 1 LOB: 1 BB: 0 P: 13	R: 0 E: 0 K: 1 S: 7	H: 0 LOB: 0 BB: 0 P: 12	R: 0 E: 0 K: 1 S: 10	H: 1 LOB: 1 BB: 1 P: 17	R: 1 E: 0 K: 2 S: 13	H: 2 LOB: 1 BB: 0 P: 22	R: 0 E: 0 K: 0 S: 7	H: 0 LOB: 0 BB: 0 P: 9	R: 0 E: 0 K: 1 S: 9	H: 0 LOB: 0 BB: 0 P: 13	1B: 3 2B: 2 3B: 0 HR: 0	SF: 0 SAC: 0 DP: 0 HBP: 0	WP: 1 PB: 0 SB: 1 CS: 0	PA: 34	
<b>PITCHER</b>	IP	WLS	BF	H	R	ER	SO	BB	IBB	HBP	BLK	WP	HR	S	P	ERA	WHIP				
Nolan Ryan, R (1, 1) ERA: 2.69	5.0	W	19	2	0	0	7	2	0	0	0	0	0	47	74	0.00	0.800				
Terry Mathews, R (6, 1) ERA: 4.66	4.0	S	15	3	1	1	4	0	0	0	0	1	0	37	56	2.25	0.750				

Batter	1	2	3	4	5	6	7	8	9	AB	R	H	RBI	BB	SO	LOB	BOTTOM					
Gary Pettis, S (1, 8) OBP: 0.349, SLG: 0.278										3	0	0	0	1	3	0	<p><b>Baltimore Orioles @ Texas Rangers</b> Arlington Stadium, Arlington, TX Mon Aug 19 1991, 8:05 PM EDT Att: 33,652 - Sunny - 95 F</p>					
Rafael Palmeiro, L (1, 3) OBP: 0.398, SLG: 0.550										4	0	0	0	0	1	2						
Ruben Sierra, S (1, 9) OBP: 0.356, SLG: 0.492										4	2	3	1	0	0	0						
Juan Gonzalez, R (1, 7) OBP: 0.358, SLG: 0.542										4	1	2	0	0	1	1						
Kevin Reimer, L (1, 10) OBP: 0.330, SLG: 0.456										4	1	1	3	0	1	2						
Steve Buechele, R (1, 4) OBP: 0.333, SLG: 0.445										3	0	1	0	0	0	0						
Dean Palmer, R (1, 5) OBP: 0.288, SLG: 0.422										3	0	0	0	0	2	1						
Ivan Rodriguez, R (1, 2) OBP: 0.297, SLG: 0.355										3	0	0	0	0	2	0						
Mario Diaz, R (1, 6) OBP: 0.325, SLG: 0.338										2	0	0	0	1	1	0						
<b>Inning Stats</b>	R: 0 E: 0 K: 2 S: 9	H: 0 LOB: 0 BB: 0 P: 14	R: 0 E: 0 K: 0 S: 6	H: 0 LOB: 0 BB: 0 P: 10	R: 0 E: 0 K: 2 S: 14	H: 0 LOB: 2 BB: 2 P: 23	R: 1 E: 0 K: 0 S: 9	H: 2 LOB: 0 BB: 0 P: 15	R: 0 E: 0 K: 3 S: 11	H: 0 LOB: 0 BB: 0 P: 12	R: 3 E: 0 K: 1 S: 16	H: 4 LOB: 1 BB: 0 P: 20	R: 0 E: 0 K: 1 S: 9	H: 0 LOB: 0 BB: 0 P: 14	R: 0 E: 0 K: 2 S: 10	H: 1 LOB: 1 BB: 0 P: 15	1B: 5 2B: 0 3B: 0 HR: 2	SF: 0 SAC: 0 DP: 1 HBP: 0	WP: 0 PB: 1 SB: 0 CS: 0	PA: 32		
<b>PITCHER</b>	IP	WLS	BF	H	R	ER	SO	BB	IBB	HBP	BLK	WP	HR	S	P	ERA	WHIP					
35 Mike Mussina, R (1, 1) ERA: 4.38	5.2	L	24	6	4	4	8	2	0	0	0	0	0	2	63	91	6.35	1.412				
Todd Frohworth, R (6, 1) ERA: 1.92	1.1		4	0	0	0	1	0	0	0	0	0	0	11	17	0.00	0.000					
Jim Poole, L (8, 1) ERA: 2.57	1.0		4	1	0	0	2	0	0	0	0	0	0	10	15	0.00	1.000					

AB 32  
R 1  
H 5  
RBI 1  
BB 2  
SO 11  
LOB 9



AB 30  
R 4  
H 7  
RBI 4  
BB 2  
SO 11  
LOB 6





Batter	1	2	3	4	5	6	7	8	9	AB	R	H	RBI	BB	SO	LOB	TOP									
<b>Mike Devereaux, R</b> OBP: 0.313, SLG: 0.419	0-3 K	2-0 F7			2-2 1B HR 1B		1-0 F8		0-3 K	5	1	1	0	0	2	1										
<b>Joe Orsulak, L</b> OBP: 0.306, SLG: 0.346	1-0 1B 2B 1B		0-2 G6-3		0-1 F7		2-3 K		0-0 FC6-4	5	1	1	0	0	1	2										
<b>Cal Ripken Jr., R</b> OBP: 0.383, SLG: 0.573	3-2 1B 2B 1B		2-2 FC4-6 1B		3-2 HR 1B		2-0 G5-3			4	2	3	0	0	0	0										
<b>Glenn Davis, R</b> OBP: 0.386, SLG: 0.646	1-1 1B 2B		1-2 F8		0-2 HR			1-3 K		4	2	2	5	0	1	1										
<b>David Segui, S</b> OBP: 0.307, SLG: 0.345	2H 2H				1-H 3-H HR					0	0	0	0	0	0	0										
<b>Randy Milligan, R</b> OBP: 0.376, SLG: 0.419	0-0 FC5-4 1B		0-0 FC4-6		3-3 K			2-2 F9 1B		4	0	2	1	0	1	1										
<b>Chito Martinez, L</b> OBP: 0.348, SLG: 0.595	1-2 FC5-4				1-3 K			3-2 F9		3	0	0	0	0	1	1										
<b>Dwight Evans, R</b> OBP: 0.390, SLG: 0.365										1	0	0	0	0	0	1										
<b>Brady Anderson, L</b> OBP: 0.311, SLG: 0.275	1-2 1-2									0	0	0	0	0	0	0										
<b>Leo Gomez, R</b> OBP: 0.307, SLG: 0.404	1-2 F8				1-2 G5-3			1-1 HR		4	1	1	1	0	0	1										
<b>Chris Hoiles, R</b> OBP: 0.306, SLG: 0.398		2-2 F7			3-3 K			2-2 L5 HR		4	1	1	1	0	1	0										
<b>Billy Ripken, R</b> OBP: 0.263, SLG: 0.269	0-0 F9				0-3 K			0-0 P4		4	0	1	0	0	1	0										
<b>Inning Stats</b>	R: 3 E: 0 K: 1 S: 16	H: 4 LOB: 1 BB: 0 P: 23	R: 0 E: 0 K: 0 S: 5	H: 0 LOB: 0 BB: 0 P: 9	R: 0 E: 0 K: 0 S: 12	H: 1 LOB: 1 BB: 0 P: 18	R: 0 E: 0 K: 2 S: 9	H: 0 LOB: 0 BB: 0 P: 14	R: 3 E: 0 K: 2 S: 19	H: 3 LOB: 0 BB: 0 P: 27	R: 0 E: 0 K: 1 S: 8	H: 1 LOB: 0 BB: 0 P: 14	R: 0 E: 0 K: 1 S: 5	H: 0 LOB: 0 BB: 0 P: 10	R: 0 E: 0 K: 1 S: 9	H: 1 LOB: 0 BB: 0 P: 15	R: 1 E: 0 K: 1 S: 11	H: 2 LOB: 1 BB: 0 P: 14	1B: 8 2B: 1 3B: 0 HR: 3	SF: 0 SAC: 0 DP: 0 HBP: 0	WP: 0 PB: 0 SB: 0 CS: 0	PA: 38				
<b>PITCHER</b>	IP	WLS	BF	H	R	ER	SO	BB	IBB	HBP	BLK	WP	HR	S	P	ERA	WHIP									
<b>Oil Can Boyd, R</b> ERA: 4.56	(1, 1)	5.0	L	23	8	6	6	5	0	0	0	0	0	1	61	91	10.80	1.600								
<b>Wayne Rosenthal, R</b> ERA: 4.79	(6, 1)	2.1	L	9	2	1	1	2	0	0	0	0	0	1	19	33	3.86	0.857								
<b>Kenny Rogers, L</b> ERA: 5.99	(8, 1)	1.2		6	2	1	1	1	0	0	0	0	0	1	14	20	5.40	1.200								

Baltimore Orioles @ Texas Rangers  
Arlington Stadium, Arlington, TX  
Tue Aug 20 1991, 8:05 PM EDT  
Att: 19,393 - Cloudy - 93 F

AB 38  
R 8  
H 12  
RBI 8  
BB 0  
SO 8  
LOB 8



Batter	1	2	3	4	5	6	7	8	9	AB	R	H	RBI	BB	SO	LOB	BOTTOM									
<b>Brian Downing, R</b> OBP: 0.372, SLG: 0.451	3-2 G5-3		1-1 HR	0-1 1B		0-3 K			1-0 SH5-4	3	1	2	2	0	0	0										
<b>Dean Palmer, R</b> OBP: 0.287, SLG: 0.419			1-H HR	1-2 1B					1-2 2-3	1	0	0	0	0	1	0										
<b>Julio Franco, R</b> OBP: 0.408, SLG: 0.464	1-1 1B		1-3 K2-3	1-0 F9			0-2 FC4-6 1B		4-1 G4-3 BB	4	0	2	0	1	1	2										
<b>Rafael Palmeiro, L</b> OBP: 0.396, SLG: 0.547	3-2 F7		4-2 HR BB	0-0 SF9			0-1 FC4-6 F9-3 1-2		0-1 G4-3	3	1	0	1	1	0	5										
<b>Ruben Sierra, S</b> OBP: 0.354, SLG: 0.488	0-3 K		1-1 L8	3-H F9			3-1 F9-3			4	0	0	0	0	1	4										
<b>Juan Gonzalez, R</b> OBP: 0.359, SLG: 0.542		2-0 F8	1-0 HR 1B		2-2 G3-6-3 1B			1-2 G5-3		4	1	2	0	0	0	0										
<b>Kevin Reimer, L</b> OBP: 0.325, SLG: 0.464	1-2 G3		1-2 HR		1-2 G3-6-3			1-0 F7		4	1	1	3	0	0	1										
<b>Steve Buechele, R</b> OBP: 0.334, SLG: 0.444	1-2 1B		1-1 HBP		0-2 F7			0-0 F9		3	0	1	0	0	0	0										
<b>Ivan Rodriguez, R</b> OBP: 0.293, SLG: 0.351	0-3 K		1-0 P6				3-2 G4-3		0-0 SH5-4 1B	2	0	0	0	0	1	2										
<b>Geno Petralli, L</b> OBP: 0.307, SLG: 0.287									1-2 SH5-4 1B	2	0	1	0	0	0	0										
<b>José Hernández, R</b> OBP: 0.344, SLG: 0.367			0-1 HR		4-0 F9 1B SF9 BB			2-2 F8		2	2	1	0	1	0	0										
<b>Mike Stanley, R</b> OBP: 0.349, SLG: 0.393									1-2 SH5-4 1B	1	0	1	0	0	0	0										
<b>Gary Pettis, S</b> OBP: 0.349, SLG: 0.278										0	0	0	0	0	0	0										
<b>Inning Stats</b>	R: 0 E: 0 K: 1 S: 11	H: 1 LOB: 1 BB: 0 P: 18	R: 0 E: 0 K: 1 S: 11	H: 1 LOB: 1 BB: 0 P: 15	R: 5 E: 0 K: 1 S: 17	H: 4 LOB: 1 BB: 1 P: 28	R: 1 E: 0 K: 0 S: 6	H: 1 LOB: 1 BB: 1 P: 14	R: 0 E: 0 K: 1 S: 10	H: 0 LOB: 0 BB: 0 P: 13	R: 0 E: 0 K: 1 S: 9	H: 0 LOB: 0 BB: 0 P: 12	R: 0 E: 0 K: 0 S: 7	H: 1 LOB: 0 BB: 0 P: 10	R: 0 E: 0 K: 0 S: 5	H: 0 LOB: 0 BB: 0 P: 7	R: 0 E: 0 K: 0 S: 9	H: 2 LOB: 3 BB: 1 P: 16	1B: 9 2B: 1 3B: 0 HR: 2	SF: 1 SAC: 1 DP: 3 HBP: 1	WP: 0 PB: 0 SB: 0 CS: 0	PA: 39				
<b>PITCHER</b>	IP	WLS	BF	H	R	ER	SO	BB	IBB	HBP	BLK	WP	HR	S	P	ERA	WHIP									
<b>Jose Mesa, R</b> ERA: 5.72	(1, 1)	4.0		22	7	6	6	3	2	0	1	0	0	0	45	75	13.50	2.250								
<b>Dave Johnson, R</b> ERA: 7.89	(5, 1)	4.0	W	12	2	0	0	1	0	0	0	0	0	31	42	0.00	0.500									
<b>Gregg Olson, R</b> ERA: 3.21	(9, 1)	0.1		4	2	0	0	0	1	0	0	0	0	7	14	0.00	9.000									
<b>Mike Flanagan, L</b> ERA: 2.01	(9, 1)	0.2	S	1	0	0	0	0	0	0	0	0	0	2	2	0.00	0.000									

Baltimore Orioles @ Texas Rangers  
Arlington Stadium, Arlington, TX  
Tue Aug 20 1991, 8:05 PM EDT  
Att: 19,393 - Cloudy - 93 F

AB 33  
R 6  
H 11  
RBI 6  
BB 3  
SO 4  
LOB 14









Batter	1	2	3	4	5	6	7	8	9	AB	R	H	RBI	BB	SO	LOB	TOP			
Dan Gladden, R OBP: 0.326, SLG: 0.374 Randy Bush, L OBP: 0.375, SLG: 0.480 Brian Harper, R OBP: 0.338, SLG: 0.438	G5-3		BB 1B	G1-6-3		F9			K	4	1	1	0	0	0	3	<b>Minnesota Twins @ Baltimore Orioles</b> Memorial Stadium, Baltimore, MD Fri Aug 23 1991, 7:05 PM EDT Att: 35,365 - Sunny - 87 F			
Chuck Knoblauch, R OBP: 0.345, SLG: 0.343	G6-3		BB 2B				F8		G6-3	4	2	1	0	1	0	2				
Kirby Puckett, R OBP: 0.364, SLG: 0.479	G3-1		BB 2B			CS 1-H	F8			4	1	2	2	0	0	0				
Kent Hrbek, L OBP: 0.367, SLG: 0.449		G4-3	1-H 2-H			L1			K	4	0	1	2	0	1	1				
Chili Davis, S OBP: 0.382, SLG: 0.523									K	2	0	1	0	2	1	0				
Gene Larkin, S OBP: 0.354, SLG: 0.358									G3-1	4	0	0	0	0	2	4				
Scott Leius, R OBP: 0.320, SLG: 0.420 Shane Mack, R OBP: 0.367, SLG: 0.550	G5-3			G6-3		P3			K	4	0	0	0	0	1	1				
Mike Pagliarulo, L OBP: 0.340, SLG: 0.418			F7	BB 1B					F8	4	0	1	0	0	1	0				
Junior Ortiz, R OBP: 0.320, SLG: 0.288 Greg Gagne, R OBP: 0.307, SLG: 0.395			L9	G1-6-3 1B						4	0	3	0	0	0	0				
									S 1B	0	0	0	0	0	0	0				
<b>Inning Stats</b>	R: 0 E: 0 K: 0 S: 6	H: 0 LOB: 0 BB: 0 P: 8	R: 0 E: 0 K: 1 S: 10	H: 1 LOB: 1 BB: 0 P: 16	R: 3 E: 0 K: 1 S: 14	H: 3 LOB: 2 BB: 2 P: 29	R: 0 E: 0 K: 0 S: 8	H: 2 LOB: 1 BB: 0 P: 13	R: 1 E: 0 K: 1 S: 9	H: 2 LOB: 1 BB: 0 P: 16	R: 0 E: 0 K: 1 S: 8	H: 0 LOB: 0 BB: 0 P: 11	R: 0 E: 0 K: 2 S: 11	H: 0 LOB: 0 BB: 0 P: 17	R: 0 E: 0 K: 1 S: 11	H: 1 LOB: 2 BB: 0 P: 18	1B: 7 2B: 3 3B: 0 HR: 0	SF: 0 SAC: 0 DP: 1 HBP: 0	WP: 0 PB: 0 SB: 1 CS: 1	PA: 38
<b>PITCHER</b>	IP	WLS	BF	H	R	ER	SO	BB	IBB	HBP	BLK	WP	HR	S	P	ERA	WHIP			
Ben McDonald, R ERA: 5.21	8.0		34	9	4	4	6	2	1	0	0	0	0	74	122	4.50	1.375			
Gregg Olson, R ERA: 3.1	1.0	W	4	1	0	0	1	0	0	0	0	0	0	11	18	0.00	1.000			

Batter	1	2	3	4	5	6	7	8	9	AB	R	H	RBI	BB	SO	LOB	BOTTOM					
Mike Devereaux, R OBP: 0.317, SLG: 0.425	CS 1B		G4-3						K	5	0	2	0	0	2	2	<b>Minnesota Twins @ Baltimore Orioles</b> Memorial Stadium, Baltimore, MD Fri Aug 23 1991, 7:05 PM EDT Att: 35,365 - Sunny - 87 F					
David Segui, S OBP: 0.304, SLG: 0.341	P6		G6-3							5	0	1	1	0	0	3						
Cal Ripken Jr., R OBP: 0.382, SLG: 0.568	F7		G3-1							4	0	1	0	0	0	0						
Glenn Davis, R OBP: 0.379, SLG: 0.600		G1-3								4	1	1	0	0	0	1						
Randy Milligan, R OBP: 0.377, SLG: 0.415		BB SF9								2	2	0	0	2	1	1						
Dwight Evans, R OBP: 0.396, SLG: 0.385		BB 1B								3	1	2	3	1	0	0						
Leo Gomez, R OBP: 0.301, SLG: 0.395		BB SF9								3	0	0	1	0	1	2						
Chris Hoiles, R OBP: 0.312, SLG: 0.401 Juan Bell, R OBP: 0.202, SLG: 0.267		BB 1B								3	0	2	0	1	0	0						
Billy Ripken, R OBP: 0.264, SLG: 0.266										3	0	0	0	0	2	3						
<b>Inning Stats</b>	R: 0 E: 0 K: 0 S: 11	H: 1 LOB: 0 BB: 0 P: 16	R: 1 E: 0 K: 1 S: 19	H: 2 LOB: 1 BB: 1 P: 31	R: 0 E: 0 K: 0 S: 5	H: 0 LOB: 0 BB: 0 P: 7	R: 3 E: 0 K: 1 S: 16	H: 2 LOB: 1 BB: 1 P: 24	R: 0 E: 0 K: 1 S: 5	H: 0 LOB: 0 BB: 0 P: 7	R: 0 E: 0 K: 1 S: 7	H: 0 LOB: 0 BB: 0 P: 10	R: 0 E: 0 K: 1 S: 7	H: 2 LOB: 2 BB: 0 P: 8	R: 0 E: 0 K: 0 S: 9	H: 1 LOB: 1 BB: 1 P: 16	R: 1 E: 0 K: 1 S: 8	H: 1 LOB: 1 BB: 1 P: 13	1B: 7 2B: 1 3B: 0 HR: 1	SF: 1 SAC: 1 DP: 0 HBP: 0	WP: 0 PB: 0 SB: 0 CS: 1	PA: 38
<b>PITCHER</b>	IP	WLS	BF	H	R	ER	SO	BB	IBB	HBP	BLK	WP	HR	S	P	ERA	WHIP					
Allan Anderson, L ERA: 4.98	4.0	L	17	3	1	1	3	1	1	0	0	0	0	31	48	2.25	1.000					
Carl Willis, R ERA: 1.95																						
Terry Leach, R ERA: 2.75	0.2		3	1	0	0	1	0	0	0	0	0	0	5	6	0.00	1.500					



Batter	1	2	3	4	5	6	7	8	9	AB	R	H	RBI	BB	SO	LOB	TOP					
Dan Gladden, R (1, 7) OBP: 0.327, SLG: 0.380	G6-3			F9				G5-3		5	0	2	3	0	0	0	<b>Minnesota Twins @ Baltimore Orioles</b> Memorial Stadium, Baltimore, MD Sat Aug 24 1991, 7:05 PM EDT Att: 37,958 - Sunny - 85 F					
Chuck Knoblauch, R (1, 4) OBP: 0.341, SLG: 0.339	G6-3			G5-3			L9	G1-3	G6-3	5	0	0	0	0	0	3						
Kirby Puckett, R (1, 8) OBP: 0.363, SLG: 0.478	L6			1B			F8	G4-3		4	0	1	0	0	0	1						
Kent Hrbek, L (1, 3) OBP: 0.368, SLG: 0.450 Al Newman, S (9, PR) OBP: 0.273, SLG: 0.235		P6		1B			P5		BB	4	0	2	0	0	0	1						
Chili Davis, S (1, 10) OBP: 0.381, SLG: 0.520		K		F9			G4-3		BB	3	1	0	0	1	1	2						
Shane Mack, R (1, 9) OBP: 0.368, SLG: 0.559		K					G6-3		HR	4	1	2	2	0	1	0						
Mike Pagliarulo, L (1, 5) OBP: 0.336, SLG: 0.412				L7			E3	G6-3		4	1	0	0	0	0	2						
Junior Ortiz, R (1, 2) OBP: 0.320, SLG: 0.289 Randy Bush, L (9, PH) OBP: 0.370, SLG: 0.480 Gene Larkin, S (9, 3) OBP: 0.354, SLG: 0.358				K			L9			3	0	1	0	0	1	1						
Greg Gagne, R (1, 6) OBP: 0.304, SLG: 0.391 Brian Harper, R (9, PH) OBP: 0.337, SLG: 0.437				G6-3			F9			3	0	0	0	0	0	2						
										1	0	0	0	0	1	3						
<b>Inning Stats</b>	R: 0 E: 0 K: 0 S: 8	H: 0 LOB: 0 BB: 0 P: 9	R: 0 E: 0 K: 2 S: 8	H: 0 LOB: 0 BB: 0 P: 15	R: 0 E: 0 K: 1 S: 9	H: 0 LOB: 0 BB: 0 P: 12	R: 0 E: 0 K: 0 S: 6	H: 2 LOB: 2 BB: 0 P: 9	R: 0 E: 1 K: 0 S: 8	H: 0 LOB: 1 BB: 0 P: 11	R: 0 E: 0 K: 0 S: 7	H: 1 LOB: 1 BB: 0 P: 11	R: 1 E: 0 K: 0 S: 9	H: 2 LOB: 1 BB: 0 P: 14	R: 0 E: 0 K: 0 S: 5	H: 0 LOB: 0 BB: 0 P: 5	R: 4 E: 0 K: 1 S: 18	H: 3 LOB: 2 BB: 2 P: 34	1B: 6 2B: 0 3B: 1 HR: 1	SF: 0 SAC: 0 DP: 0 HBP: 0	WP: 0 PB: 0 SB: 0 CS: 0	PA: 38
<b>PITCHER</b>	IP WLS BF H R ER SO BB IBB HBP BLK WP HR S P ERA WHIP																					
Bob Milacki, R (1, 1) ERA: 4.01	7.0	27	5	1	1	3	0	0	0	0	0	0	0	0	1	55	81	1.29	0.714			
Todd Frothing, R (8, 1) ERA: 1.77	1.0	3	0	0	0	0	0	0	0	0	0	0	0	0	5	5	0.00	0.000				
Mike Flanagan, L (9, 1) ERA: 2.32	0.1	L	4	2	3	3	0	1	0	0	0	0	0	0	7	16	81.00	9.000				
Gregg Olson, R (9, 1) ERA: 3.22	0.2	4	1	1	1	1	1	0	0	0	0	0	0	0	11	18	13.50	3.000				

AB	36
R	5
H	8
RBI	5
BB	2
SO	4
LOB	15



Batter	1	2	3	4	5	6	7	8	9	AB	R	H	RBI	BB	SO	LOB	BOTTOM					
Mike Devereaux, R (1, 8) OBP: 0.318, SLG: 0.430	1B			HR				G6-3		4	2	1	1	1	1	0	<b>Minnesota Twins @ Baltimore Orioles</b> Memorial Stadium, Baltimore, MD Sat Aug 24 1991, 7:05 PM EDT Att: 37,958 - Sunny - 85 F					
Joe Orsulak, L (1, 7) OBP: 0.308, SLG: 0.347	G4-3			G1-3				F9		4	0	1	0	0	0	1						
Cal Ripken Jr., R (1, 6) OBP: 0.381, SLG: 0.565	G4-3			G5-3				G5-3		4	0	1	0	0	0	1						
Glenn Davis, R (1, 10) OBP: 0.357, SLG: 0.559	FC1-6			E6				F7		4	0	0	1	0	0	1						
Randy Milligan, R (1, 3) OBP: 0.381, SLG: 0.417	G4-3			F8				WP		3	0	2	0	1	0	1						
Chito Martinez, L (1, 9) OBP: 0.350, SLG: 0.590	G4-3			K				E3		4	0	0	0	0	1	4						
Leo Gomez, R (1, 5) OBP: 0.300, SLG: 0.391				G5-3				F9		3	0	0	0	1	1	2						
Chris Hoiles, R (1, 2) OBP: 0.308, SLG: 0.395				G1-3				K		4	0	0	0	0	2	3						
Billy Ripken, R (1, 4) OBP: 0.260, SLG: 0.262 David Segui, S (9, PH) OBP: 0.303, SLG: 0.339				G6-3				F8		3	0	0	0	0	0	1						
										1	0	0	0	0	0	0						
<b>Inning Stats</b>	R: 1 E: 0 K: 1 S: 13	H: 1 LOB: 2 BB: 2 P: 24	R: 0 E: 0 K: 0 S: 6	H: 0 LOB: 0 BB: 0 P: 10	R: 1 E: 1 K: 0 S: 8	H: 1 LOB: 1 BB: 0 P: 14	R: 0 E: 0 K: 1 S: 9	H: 0 LOB: 1 BB: 0 P: 12	R: 0 E: 0 K: 0 S: 6	H: 0 LOB: 0 BB: 0 P: 12	R: 0 E: 0 K: 0 S: 7	H: 1 LOB: 2 BB: 1 P: 17	R: 0 E: 0 K: 0 S: 11	H: 1 LOB: 1 BB: 0 P: 16	R: 0 E: 0 K: 1 S: 12	H: 1 LOB: 0 BB: 0 P: 19	R: 0 E: 0 K: 2 S: 15	H: 0 LOB: 0 BB: 0 P: 19	1B: 4 2B: 0 3B: 0 HR: 1	SF: 0 SAC: 0 DP: 0 HBP: 0	WP: 1 PB: 0 SB: 0 CS: 0	PA: 37
<b>PITCHER</b>	IP WLS BF H R ER SO BB IBB HBP BLK WP HR S P ERA WHIP																					
Tom Edens, R (1, 1) ERA: 2.57	7.0	30	4	2	2	2	3	0	0	0	0	0	0	0	12	19	0.00	1.000				
Steve Bedrosian, R (8, 1) ERA: 3.71	1.0	W	4	1	0	0	1	0	0	0	0	0	0	0	15	19	0.00	0.000				
Rick Aguilera, R (9, 1) ERA: 2.33	1.0	S	3	0	0	0	2	0	0	0	0	0	0	0	15	19	0.00	0.000				

AB	34
R	2
H	5
RBI	2
BB	3
SO	5
LOB	14






Batter	1	2	3	4	5	6	7	8	9	AB	R	H	RBI	BB	SO	LOB	TOP					
Dan Gladden, R (1, 7) OBP: 0.327, SLG: 0.379 Randy Bush, L (9, FH) OBP: 0.384, SLG: 0.480	K		F9		1B		L1-3			4	1	1	0	0	1	2	<b>Minnesota Twins @ Baltimore Orioles</b> Memorial Stadium, Baltimore, MD Sun Aug 25 1991, 3:33 AM EDT Att: 36,202 - Cloudy - 81 F					
Greg Gagne, R (1, 6) OBP: 0.307, SLG: 0.393 Gene Larkin, S (9, FH) OBP: 0.352, SLG: 0.356	K2-3				1B		F7		L1	4	0	2	1	0	1	0						
Kirby Puckett, R (1, 8) OBP: 0.360, SLG: 0.474	K		F7		F9				P4	4	0	0	0	0	1	3						
Kent Hrbek, L (1, 3) OBP: 0.370, SLG: 0.449									G3	3	1	1	0	1	0	0						
Chili Davis, S (1, 10) OBP: 0.380, SLG: 0.516										3	0	0	0	1	0	2						
Shane Mack, R (1, 9) OBP: 0.364, SLG: 0.552										4	0	0	0	0	1	3						
Mike Pagliarulo, L (1, 5) OBP: 0.338, SLG: 0.416										4	1	2	0	0	0	1						
Junior Ortiz, R (1, 2) OBP: 0.321, SLG: 0.284 Chuck Knoblauch, R (9, FH) OBP: 0.343, SLG: 0.340										2	0	0	0	1	0	2						
Al Newman, S (1, 4) OBP: 0.272, SLG: 0.232										3	0	0	1	1	0	3						
<b>Inning Stats</b>	R: 0 E: 0 K: 3 S: 11	H: 0 LOB: 0 BB: 0 P: 16	R: 0 E: 0 K: 0 S: 14	H: 0 LOB: 1 BB: 1 P: 23	R: 0 E: 0 K: 0 S: 11	H: 1 LOB: 2 BB: 1 P: 20	R: 0 E: 0 K: 1 S: 6	H: 0 LOB: 0 BB: 0 P: 9	R: 2 E: 0 K: 0 S: 9	H: 3 LOB: 1 BB: 0 P: 13	R: 1 E: 1 K: 0 S: 19	H: 1 LOB: 1 BB: 0 P: 23	R: 0 E: 0 K: 0 S: 8	H: 0 LOB: 0 BB: 1 P: 13	R: 0 E: 0 K: 0 S: 5	H: 0 LOB: 1 BB: 1 P: 10		R: 0 E: 0 K: 0 S: 10	H: 2 LOB: 2 BB: 1 P: 19	1B: 6 2B: 2 3B: 0 HR: 0	SF: 0 SAC: 0 DP: 2 HBP: 0	WP: 0 PB: 0 SB: 2 CS: 0
<b>PITCHER</b>	IP	WLS	BF	H	R	ER	SO	BB	IBB	HBP	BLK	WP	HR	S	P	ERA	WHIP					
35 Mike Mussina, R (1, 1) ERA: 3.86 Todd Frohwirth, R (9, 1) ERA: 1.75	8.0	W	35	7	3	2	4	4	0	0	0	0	0	87	132	2.25	1.375					
1.0	S	3	0	0	0	0	0	1	0	0	0	0	0	6	14	0.00	1.000					

Batter	1	2	3	4	5	6	7	8	9	AB	R	H	RBI	BB	SO	LOB	BOTTOM				
Mike Devereaux, R (1, 8) OBP: 0.315, SLG: 0.426	P6		G4-3		K		K		FC6-4	5	0	0	0	0	2	3	<b>Minnesota Twins @ Baltimore Orioles</b> Memorial Stadium, Baltimore, MD Sun Aug 25 1991, 3:33 AM EDT Att: 36,202 - Cloudy - 81 F				
Joe Orsulak, L (1, 7) OBP: 0.310, SLG: 0.351	G4-3				FC6-4	1B	WP	2B		4	1	2	0	0	0	0					
Cal Ripken Jr., R (1, 6) OBP: 0.382, SLG: 0.564					FC6-4	1B	WP	IBB		3	2	1	0	1	0	1					
Glenn Davis, R (1, 3) OBP: 0.351, SLG: 0.540 David Segui, S (8, 3) OBP: 0.303, SLG: 0.339					F8	1B	BB	1B		4	1	1	0	0	0	3					
Randy Milligan, R (1, 10) OBP: 0.382, SLG: 0.419										0	0	0	0	0	0	0					
Randy Milligan, R (1, 10) OBP: 0.382, SLG: 0.419										3	2	1	2	1	0	0					
Chito Martinez, L (1, 9) OBP: 0.381, SLG: 0.599										3	1	2	2	1	0	0					
Leo Gomez, R (1, 5) OBP: 0.302, SLG: 0.396										4	0	2	2	0	1	1					
Bob Melvin, R (1, 2) OBP: 0.312, SLG: 0.337										2	0	0	1	1	0	0					
Juan Bell, R (1, 4) OBP: 0.198, SLG: 0.261										4	0	0	0	0	2	4					
<b>Inning Stats</b>	R: 0 E: 0 K: 0 S: 11	H: 1 LOB: 1 BB: 0 P: 15	R: 0 E: 0 K: 1 S: 10	H: 0 LOB: 0 BB: 0 P: 18	R: 0 E: 0 K: 1 S: 6	H: 0 LOB: 0 BB: 0 P: 10	R: 4 E: 0 K: 0 S: 17	H: 4 LOB: 1 BB: 1 P: 27	R: 3 E: 0 K: 1 S: 15	H: 3 LOB: 1 BB: 1 P: 29	R: 0 E: 0 K: 1 S: 6	H: 0 LOB: 0 BB: 0 P: 11	R: 0 E: 0 K: 0 S: 5	H: 0 LOB: 0 BB: 0 P: 9	R: 0 E: 0 K: 1 S: 11	H: 1 LOB: 3 BB: 2 P: 23	1B: 5 2B: 4 3B: 0 HR: 0	SF: 1 SAC: 0 DP: 0 HBP: 0	WP: 1 PB: 0 SB: 0 CS: 0	PA: 37	
<b>PITCHER</b>	IP	WLS	BF	H	R	ER	SO	BB	IBB	HBP	BLK	WP	HR	S	P	ERA	WHIP				
Scott Erickson, R (1, 1) ERA: 3.22 Terry Leach, R (5, 1) ERA: 2.79 Mark Guthrie, L (8, 1) ERA: 4.88	4.1	L	21	6	6	6	3	1	0	0	0	1	0	22	37	3.38	0.750				
1.0	S	6	1	0	0	1	2	0	0	0	0	0	0	11	23	0.00	3.000				

**AB 33**  
**R 3**  
**H 7**  
**RBI 2**  
**BB 5**  
**SO 4**  
**LOB 18**



**AB 32**  
**R 7**  
**H 9**  
**RBI 7**  
**BB 4**  
**SO 5**  
**LOB 12**






Batter	1	2	3	4	5	6	7	8	9	AB R H RBI BB SO LOB	TOP									
Devon White, S (1, 8) OBP: 0.350, SLG: 0.457	G4-3		K				HR		FC6-4	5 1 2 1 0 1 2	<b>Toronto Blue Jays @ Baltimore Orioles</b> Memorial Stadium, Baltimore, MD Mon Aug 26 1991, 7:05 PM EDT Att: 28,063 - Cloudy - 83 F									
Roberto Alomar, S (1, 4) OBP: 0.348, SLG: 0.436	K			1B	F9		FC2-6	F8	5 1 1 0 0 1 2											
Joe Carter, R (1, 9) OBP: 0.344, SLG: 0.528	F8			1B	F7		L5	G4-3	5 1 1 0 0 0 2											
John Olerud, L (1, 3) OBP: 0.342, SLG: 0.448		G4-3		1B	G1-3		G4-3		4 1 1 1 0 0 1											
Candy Maldonado, R (1, 7) OBP: 0.295, SLG: 0.406	G6-3			1B		2B		G5-3	4 1 2 1 0 0 0											
Kelly Gruber, R (1, 5) OBP: 0.309, SLG: 0.437	G6-3			P3		SF9		F9	4 0 1 0 0 0 2											
Rance Mulliniks, L (1, 10) OBP: 0.385, SLG: 0.354 Pat Tabler, R (6, PH) OBP: 0.339, SLG: 0.293			1B	1B		SF9		FC6-4	2 0 2 1 0 0 0 0 0 0 1 1 0 0											
Greg Myers, L (1, 2) OBP: 0.302, SLG: 0.422 Pat Borders, R (6, PH) OBP: 0.277, SLG: 0.335			F8	L7		K		FC6-4	2 0 0 0 0 0 3 2 0 0 0 0 1 2											
Manuel Lee, S (1, 6) OBP: 0.277, SLG: 0.279			F7	F7		F7		FC6-4	4 0 1 0 0 0 4											
<b>Inning Stats</b>	R: 0 E: 0 K: 1 S: 7	H: 0 LOB: 0 BB: 0 P: 10	R: 0 E: 0 K: 0 S: 8	H: 0 LOB: 0 BB: 0 P: 12	R: 0 E: 0 K: 1 S: 10	H: 1 LOB: 1 BB: 0 P: 15	R: 3 E: 0 K: 0 S: 14	H: 5 LOB: 2 BB: 0 P: 19	R: 1 E: 0 K: 0 S: 6	H: 2 LOB: 1 BB: 0 P: 8		R: 0 E: 0 K: 0 S: 6	H: 1 LOB: 1 BB: 1 P: 8	R: 0 E: 0 K: 0 S: 6	H: 0 LOB: 1 BB: 1 P: 12	R: 0 E: 0 K: 0 S: 7	H: 1 LOB: 1 BB: 0 P: 14	1B: 9 2B: 1 3B: 0 HR: 1	SF: 1 SAC: 0 DP: 0 HBP: 0	WP: 0 PB: 0 SB: 0 CS: 0
<b>PITCHER</b>	IP WLS BF H R ER SO BB IBB HBP BLK WP HR S P ERA WHIP											IP WLS BF H R ER SO BB IBB HBP BLK WP HR S P ERA WHIP								
Dave Johnson, R (1, 1) ERA: 7.99	5.0 L 24 9 5 5 2 0 0 0 0 0 0 1 47 67 9.00 1.800																			
Jim Poole, L (6, 1) ERA: 2.25	3.0 11 1 0 0 1 1 0 0 0 0 0 0 18 29 0.00 0.667																			
Mike Flanagan, L (9, 1) ERA: 2.29	1.0 4 1 0 0 0 0 0 0 0 0 0 0 7 14 0.00 1.000																			

Batter	1	2	3	4	5	6	7	8	9	AB R H RBI BB SO LOB	BOTTOM									
Mike Devereaux, R (1, 8) OBP: 0.315, SLG: 0.432	G4-3		E		HR		G1-3		K	5 1 2 1 0 1 0	<b>Toronto Blue Jays @ Baltimore Orioles</b> Memorial Stadium, Baltimore, MD Mon Aug 26 1991, 7:05 PM EDT Att: 28,063 - Cloudy - 83 F									
David Segui, S (1, 7) OBP: 0.305, SLG: 0.341	K		E1		FC6-4		1B	FC6-4	5 0 2 0 0 1 1											
Cal Ripken Jr., R (1, 6) OBP: 0.384, SLG: 0.563	G6-3			1B	FC6-4		1B	FC6-4	4 0 2 0 1 0 1											
Glenn Davis, R (1, 10) OBP: 0.333, SLG: 0.507		G5-3		F8	FC6-4		K		4 0 0 0 0 1 5											
Randy Milligan, R (1, 3) OBP: 0.378, SLG: 0.415		F9		F8		F8	K		4 0 0 0 0 1 3											
Dwight Evans, R (1, 9) OBP: 0.394, SLG: 0.382			K		1B		L8		4 0 1 0 0 2 0											
Leo Gomez, R (1, 5) OBP: 0.302, SLG: 0.394			F8	F8		2B		K	4 0 1 0 0 1 2											
Chris Hoiles, R (1, 2) OBP: 0.307, SLG: 0.396			F9		L9			K	4 0 1 0 0 1 0											
Billy Ripken, R (1, 4) OBP: 0.261, SLG: 0.263 Chito Martinez, L (9, PH) OBP: 0.358, SLG: 0.594				E	G6-3		G5-3	F7	3 1 1 0 0 0 2 1 0 0 0 0 0 0											
<b>Inning Stats</b>	R: 0 E: 0 K: 1 S: 9	H: 0 LOB: 0 BB: 0 P: 14	R: 0 E: 0 K: 1 S: 6	H: 0 LOB: 0 BB: 0 P: 11	R: 1 E: 1 K: 0 S: 13	H: 2 LOB: 1 BB: 0 P: 21	R: 0 E: 0 K: 0 S: 7	H: 2 LOB: 2 BB: 0 P: 11	R: 1 E: 1 K: 0 S: 9	H: 1 LOB: 2 BB: 1 P: 24		R: 0 E: 0 K: 2 S: 14	H: 2 LOB: 2 BB: 0 P: 22	R: 0 E: 0 K: 3 S: 12	H: 0 LOB: 0 BB: 0 P: 18	R: 0 E: 0 K: 1 S: 9	H: 1 LOB: 1 BB: 0 P: 14	1B: 8 2B: 1 3B: 0 HR: 1	SF: 0 SAC: 0 DP: 0 HBP: 0	WP: 0 PB: 0 SB: 0 CS: 0
<b>PITCHER</b>	IP WLS BF H R ER SO BB IBB HBP BLK WP HR S P ERA WHIP											IP WLS BF H R ER SO BB IBB HBP BLK WP HR S P ERA WHIP								
Jimmy Key, L (1, 1) ERA: 3.01	6.0 W 27 7 2 1 2 1 0 0 0 0 0 0 26 42 0.00 1.000																			
Mike Timlin, R (7, 1) ERA: 3.07	2.0 8 2 0 0 5 0 0 0 0 0 0 0 9 14 0.00 1.000																			
Tom Henke, R (9, 1) ERA: 2.59	1.0 S 4 1 0 0 1 0 0 0 0 0 0 0 9 14 0.00 1.000																			


livebaseballscores.com

AB 37  
R 5  
H 11  
RBI 5  
BB 1  
SO 3  
LOB 18



livebaseballscores.com

AB 38  
R 2  
H 10  
RBI 1  
BB 1  
SO 8  
LOB 14





Batter	1	2	3	4	5	6	7	8	9	AB	R	H	RBI	BB	SO	LOB	TOP										
<b>Devon White, S</b> (1, 8) OBP: 0.352, SLG: 0.466	0-1 F8 G6-3 2B	3-2 SF8		0-0 HR			0-0 G6-3		4-1 BB	3	2	3	1	0	1		<b>Toronto Blue Jays @ Baltimore Orioles</b> Memorial Stadium, Baltimore, MD Tue Aug 27 1991, 7:05 PM EDT Att: 25,090 - Sunny - 87 F										
<b>Roberto Alomar, S</b> (1, 4) OBP: 0.345, SLG: 0.432	3-2 F8	0-3 K		1-0 G6-3			0-0 G3		2-0 P4	5	0	0	0	0	1	4											
<b>Joe Carter, R</b> (1, 9) OBP: 0.342, SLG: 0.524	0-1 G6-3		0-2 F8		0-0 F8			2-2 F7		4	0	0	1	0	0	0											
<b>Candy Maldonado, R</b> (1, 7) OBP: 0.294, SLG: 0.402	3-2 F8		1-0 E6 1B		0-3 K			1-1 P4		4	0	1	0	0	1	0											
<b>John Olerud, L</b> (1, 3) OBP: 0.344, SLG: 0.447		4-1 BB 1B BB	1-0 G3		3-1 F7			1-0 FC4-6 1B		3	1	1	0	1	0	1											
<b>Kelly Gruber, R</b> (1, 5) OBP: 0.308, SLG: 0.432		4-0 1B BB FC6-4 BB	2-2 G4-3		2-2 G6-3			1-2 FC4-6		3	1	0	0	1	0	2											
<b>Pat Tabler, R</b> (1, 10) OBP: 0.348, SLG: 0.296		4-2 FC6-4 1B SF8 BB		4-1 HR BB		3-2 G5-4-3 1B		3-3 K		2	2	1	0	2	1	0											
<b>Pat Borders, R</b> (1, 2) OBP: 0.281, SLG: 0.338		1-2 FC6-4 1B		3-2 F8		1-0 G5-4-3		0-2 BB 1B		4	0	2	1	0	0	2											
<b>Manuel Lee, S</b> (1, 6) OBP: 0.276, SLG: 0.278	0-1 FC6-4		1-0 F9				0-0 G6-3 1B		0-0 L7	4	0	1	1	0	0	4											
<b>Inning Stats</b>	R: 1 E: 0 K: 0 S: 11	H: 1 LOB: 0 BB: 0 P: 17	R: 3 E: 0 K: 1 S: 18	H: 1 LOB: 1 BB: 3 P: 34	R: 0 E: 1 K: 0 S: 8	H: 1 LOB: 1 BB: 0 P: 12	R: 2 E: 0 K: 0 S: 7	H: 1 LOB: 0 BB: 1 P: 16	R: 0 E: 0 K: 1 S: 6	H: 0 LOB: 0 BB: 0 P: 9	R: 0 E: 0 K: 0 S: 8	H: 1 LOB: 0 BB: 0 P: 14	R: 0 E: 0 K: 0 S: 3	H: 1 LOB: 0 BB: 0 P: 3	R: 0 E: 0 K: 0 S: 12	H: 1 LOB: 1 BB: 0 P: 17	R: 0 E: 0 K: 1 S: 10	H: 1 LOB: 2 BB: 1 P: 19	1B: 6 2B: 1 3B: 0 HR: 1	SF: 1 SAC: 0 DP: 2 HBP: 0	WP: 0 PB: 0 SB: 0 CS: 0	PA: 38					
<b>PITCHER</b>	IP	WLS	BF	H	R	ER	SO	BB	IBB	HBP	BLK	WP	HR	S	P	ERA	WHIP										
<b>Arthur Rhodes, L</b> (1, 1) ERA: 10.13	4.0	L	20	4	6	6	1	4	0	0	0	0	1	44	79	13.50	2.000										
<b>Anthony Telford, R</b> (5, 1) ERA:	5.0		18	4	0	0	2	1	0	0	0	0	0	39	62	0.00	1.000										

AB	32
R	6
H	8
RBI	6
BB	5
SO	3
LOB	14



Batter	1	2	3	4	5	6	7	8	9	AB	R	H	RBI	BB	SO	LOB	BOTTOM										
<b>Mike Devereaux, R</b> (1, 8) OBP: 0.315, SLG: 0.432	1-1 F8		1-0 2B			0-3 K		0-1 P4		4	0	1	1	0	1	2	<b>Toronto Blue Jays @ Baltimore Orioles</b> Memorial Stadium, Baltimore, MD Tue Aug 27 1991, 7:05 PM EDT Att: 25,090 - Sunny - 87 F										
<b>Joe Orsulak, L</b> (1, 7) OBP: 0.307, SLG: 0.348	0-0 F7			2-1 P6		0-0 G4-3		2-3 K		4	0	0	0	0	1	2											
<b>Cal Ripken Jr., R</b> (1, 6) OBP: 0.381, SLG: 0.559	2-2 L9			0-1 L7		0-0 G6-3			0-0 P5	4	0	0	0	0	0	1											
<b>Glenn Davis, R</b> (1, 3) OBP: 0.341, SLG: 0.500		0-3 K		1-0 1B		1-2 FC6-4 HBP		1-0 G5-3		3	0	1	0	0	1	0											
<b>Randy Milligan, R</b> (1, 10) OBP: 0.375, SLG: 0.411		2-2 P4		0-3 K		2-3 K		2-0 P3		4	0	0	0	0	2	2											
<b>Chito Martinez, L</b> (1, 9) OBP: 0.351, SLG: 0.582		1-1 F8			1-1 F8		2-3 K			3	0	0	0	0	1	1											
<b>Leo Gomez, R</b> (1, 5) OBP: 0.299, SLG: 0.390			1-1 G5-3		3-3 K		2-2 FC6-4			3	0	0	0	0	1	1											
<b>Bob Melvin, R</b> (1, 2) OBP: 0.312, SLG: 0.337			2-0 2B 1B		0-0 F9			1-0 P3		3	1	1	0	0	0	0											
<b>Billy Ripken, R</b> (1, 4) OBP: 0.263, SLG: 0.265 <b>Sam Horn, L</b> (8, PH) OBP: 0.328, SLG: 0.465 <b>Juan Bell, R</b> (9, 4) OBP: 0.198, SLG: 0.261			0-3 K		1-2 G4-3 1B			2-2 WP 1B		2	0	1	0	0	1	1											
<b>Inning Stats</b>	R: 0 E: 0 K: 0 S: 7	H: 0 LOB: 0 BB: 0 P: 10	R: 0 E: 0 K: 1 S: 9	H: 0 LOB: 0 BB: 0 P: 12	R: 1 E: 0 K: 1 S: 8	H: 2 LOB: 1 BB: 0 P: 12	R: 0 E: 0 K: 1 S: 8	H: 1 LOB: 0 BB: 0 P: 11	R: 0 E: 0 K: 1 S: 6	H: 0 LOB: 1 BB: 0 P: 10	R: 0 E: 0 K: 2 S: 14	H: 0 LOB: 1 BB: 0 P: 21	R: 0 E: 0 K: 1 S: 11	H: 1 LOB: 0 BB: 0 P: 16	R: 0 E: 0 K: 0 S: 3	H: 0 LOB: 0 BB: 0 P: 6	R: 0 E: 0 K: 0 S: 3	H: 0 LOB: 0 BB: 0 P: 6	1B: 4 2B: 1 3B: 0 HR: 0	SF: 0 SAC: 0 DP: 0 HBP: 1	WP: 1 PB: 0 SB: 0 CS: 0	PA: 32					
<b>PITCHER</b>	IP	WLS	BF	H	R	ER	SO	BB	IBB	HBP	BLK	WP	HR	S	P	ERA	WHIP										
<b>Juan Guzman, R</b> (1, 1) ERA: 3.3	9.0	W	32	5	1	1	8	0	0	1	0	1	0	74	107	1.00	0.556										





Batter	1	2	3	4	5	6	7	8	9	AB	R	H	RBI	BB	SO	LOB	TOP										
<b>Devon White, S</b> OBP: 0.355, SLG: 0.468	1-0 1B 2B 1B		3-3 K		3-2 F8			1-1 SH5-3 2B	4-2 BB	4	1	2	0	1	1	0											
<b>Roberto Alomar, S</b> OBP: 0.346, SLG: 0.432	2-2 2B 1B		1-1		1-1 1B		1-1 G5-3	0-0 SH5-3	0-0 F7	4	1	2	0	0	0	2											
<b>Joe Carter, R</b> OBP: 0.341, SLG: 0.524	0-1 1H 2H 2B		3-2 F8		1-1 1B		1-1 P6	0-1 FC6-2-5-1		4	0	1	2	0	0	2											
<b>John Olerud, L</b> OBP: 0.345, SLG: 0.446	1-1 G5-3			1-2 1B 1B		3-3 K		3H 4-0 IBB		3	0	1	0	1	1	0											
<b>Candy Maldonado, R</b> OBP: 0.293, SLG: 0.399	2-3 K			0-1 1B 1B		1-3 K		1-3 K		4	0	1	0	0	3	2											
<b>Kelly Gruber, R</b> OBP: 0.307, SLG: 0.428		3-2 G6-3		0-3 K		0-1 E6 1B		4-0 G3 1B BB		3	1	0	0	1	1	2											
<b>Rance Mulliniks, L</b> OBP: 0.379, SLG: 0.347		3-2 F7		1-0 G4-6-3 1-2		0-2 F8		1-0 P3		4	0	0	0	0	0	4											
<b>Greg Myers, L</b> OBP: 0.301, SLG: 0.419		0-3 K		1-2 G3		0-1 1-2 1B		3-2 G3		4	0	1	0	0	1	1											
<b>Manuel Lee, S</b> OBP: 0.276, SLG: 0.278			2-2 G5-3		1-3 K		0-2 G1-3	1-2 1B		4	0	1	1	0	1	2											
<b>Inning Stats</b>	R: 2 H: 3 E: 0 K: 1 S: 13	H: 3 LOB: 0 BB: 0 P: 19	R: 0 H: 0 E: 0 K: 1 S: 12	H: 0 LOB: 0 BB: 0 P: 18	R: 0 H: 1 E: 0 K: 1 S: 13	H: 1 LOB: 1 BB: 0 P: 22	R: 0 H: 2 E: 0 K: 1 S: 9	H: 2 LOB: 1 BB: 0 P: 11	R: 0 H: 0 E: 0 K: 1 S: 12	H: 0 LOB: 0 BB: 0 P: 17	R: 0 H: 1 E: 0 K: 1 S: 14	H: 1 LOB: 2 BB: 0 P: 15	R: 0 H: 1 E: 0 K: 1 S: 8	H: 1 LOB: 2 BB: 1 P: 14	R: 0 H: 1 E: 0 K: 0 S: 12	H: 1 LOB: 2 BB: 2 P: 25	1B: 7 2B: 2 3B: 0 HR: 0	SF: 0 SAC: 1 DP: 1 HBP: 0	WP: 0 PB: 0 SB: 2 CS: 0	PA: 38							
<b>PITCHER</b>	IP	WLS	BF	H	R	ER	SO	BB	IBB	HBP	BLK	WP	HR	S	P	ERA	WHIP										
<b>Ben McDonald, R</b> ERA: 5.0	(1, 1)	8.0	L	32	8	2	2	8	0	1	0	0	0	90	130	2.25	1.000										
<b>Gregg Olson, R</b> ERA: 3.32	(9, 1)	1.0		6	1	1	1	0	2	0	0	0	0	12	25	9.00	3.000										

Toronto Blue Jays @ Baltimore Orioles  
Memorial Stadium, Baltimore, MD  
Wed Aug 28 1991, 7:05 PM EDT  
Att: 28,262 - Cloudy - 89 F

AB 34  
R 3  
H 9  
RBI 3  
BB 3  
SO 8  
LOB 15



Batter	1	2	3	4	5	6	7	8	9	AB	R	H	RBI	BB	SO	LOB	BOTTOM										
<b>Mike Devereaux, R</b> OBP: 0.313, SLG: 0.429	0-1 G6-3		1-0 G5-3			3-1 F7			3-2 F9	4	0	0	0	0	0	0											
<b>Joe Orsulak, L</b> OBP: 0.307, SLG: 0.347	3-2 PB G5-3 1B		0-1 L5			2-2 G3			1-3 K	4	0	1	0	0	1	0											
<b>Cal Ripken Jr., R</b> OBP: 0.379, SLG: 0.555	3-2 G5-3 1-2			0-1 G5-3			1-3 K			3	0	0	0	0	1	1											
<b>Glenn Davis, R</b> OBP: 0.341, SLG: 0.486	4-1 PB BB			0-3 K		3-2 P5				2	0	0	0	1	1	0											
<b>Randy Milligan, R</b> OBP: 0.373, SLG: 0.408	3-3 K			1-0 G4-3		1-0 F8				3	0	0	0	0	1	2											
<b>Chito Martinez, L</b> OBP: 0.344, SLG: 0.569		0-1 G4-3			3-2 L6			2-2 P5		3	0	0	0	0	0	0											
<b>Leo Gomez, R</b> OBP: 0.296, SLG: 0.386		2-1 L5			1-2 G6-3			3-2 F8		3	0	0	0	0	0	0											
<b>Chris Hoiles, R</b> OBP: 0.304, SLG: 0.392		1-3 K2-3			1-0 G5-3			0-0 F9		3	0	0	0	0	1	0											
<b>Billy Ripken, R</b> OBP: 0.261, SLG: 0.263			2-2 F7			0-1 F7			0-2 P6	2	0	0	0	0	0	0											
<b>David Segui, S</b> OBP: 0.304, SLG: 0.339										1	0	0	0	0	0	0											
<b>Inning Stats</b>	R: 0 H: 1 E: 0 K: 1 S: 14	H: 1 LOB: 2 BB: 1 P: 27	R: 0 H: 0 E: 0 K: 1 S: 7	H: 0 LOB: 0 BB: 0 P: 10	R: 0 H: 0 E: 0 K: 0 S: 7	H: 0 LOB: 0 BB: 0 P: 10	R: 0 H: 0 E: 0 K: 1 S: 6	H: 0 LOB: 0 BB: 0 P: 7	R: 0 H: 0 E: 0 K: 0 S: 8	H: 0 LOB: 0 BB: 0 P: 13	R: 0 H: 0 E: 0 K: 0 S: 7	H: 0 LOB: 0 BB: 0 P: 12	R: 0 H: 0 E: 0 K: 0 S: 9	H: 0 LOB: 0 BB: 0 P: 14	R: 0 H: 0 E: 0 K: 0 S: 12	H: 0 LOB: 0 BB: 0 P: 17	R: 0 H: 0 E: 0 K: 1 S: 11	H: 0 LOB: 0 BB: 0 P: 15	1B: 1 2B: 0 3B: 0 HR: 0	SF: 0 SAC: 0 DP: 0 HBP: 0	WP: 0 PB: 1 SB: 0 CS: 0	PA: 29					
<b>PITCHER</b>	IP	WLS	BF	H	R	ER	SO	BB	IBB	HBP	BLK	WP	HR	S	P	ERA	WHIP										
<b>Tom Candiotti, R</b> ERA: 2.39	(1, 1)	8.0	W	26	1	0	0	4	1	0	0	0	0	70	110	0.00	0.250										
<b>Tom Henke, R</b> ERA: 2.53	(9, 1)	1.0	S	3	0	0	0	1	0	0	0	0	0	11	15	0.00	0.000										

Toronto Blue Jays @ Baltimore Orioles  
Memorial Stadium, Baltimore, MD  
Wed Aug 28 1991, 7:05 PM EDT  
Att: 28,262 - Cloudy - 89 F

AB 28  
R 0  
H 1  
RBI 0  
BB 1  
SO 5  
LOB 3





Batter	1	2	3	4	5	6	7	8	9	AB	R	H	RBI	BB	SO	LOB	TOP										
<b>Mike Devereaux, R</b> OBP: 0.316, SLG: 0.432 (1, 8)										5	2	3	1	0	0	0	<b>Baltimore Orioles @ Minnesota Twins</b> Hubert H. Humphrey Metrodome, Minneapolis, MN Fri Aug 30 1991, 8:05 PM EDT Att: 30,214 - Dome - 70 F <a href="http://livebaseballscorecards.com">livebaseballscorecards.com</a>										
<b>Joe Orsulak, L</b> OBP: 0.316, SLG: 0.357 (1, 7)										5	3	5	3	1	0	0											
<b>Cal Ripken Jr., R</b> OBP: 0.379, SLG: 0.558 (1, 6)										5	0	2	4	0	0	4											
<b>Glenn Davis, R</b> OBP: 0.322, SLG: 0.461 <b>David Segui, S</b> OBP: 0.304, SLG: 0.339 (8, 3)										4	0	0	1	0	0	4											
<b>Randy Milligan, R</b> OBP: 0.373, SLG: 0.406 (1, 10)										4	0	1	1	1	3	3											
<b>Chito Martinez, L</b> OBP: 0.323, SLG: 0.550 (1, 9)										5	0	0	0	0	1	3											
<b>Leo Gomez, R</b> OBP: 0.298, SLG: 0.396 (1, 5)										5	2	2	1	0	1	0											
<b>Chris Hoiles, R</b> OBP: 0.312, SLG: 0.399 (1, 2)										5	3	4	0	0	0	0											
<b>Billy Ripken, R</b> OBP: 0.260, SLG: 0.258 (1, 4)										4	1	0	0	1	1	4											
<b>Inning Stats</b>	R: 1 E: 0 K: 0 S: 16	H: 2 LOB: 2 BB: 1 P: 30	R: 4 E: 0 K: 2 S: 18	H: 4 LOB: 1 BB: 1 P: 31	R: 0 E: 0 K: 0 S: 7	H: 1 LOB: 1 BB: 0 P: 11	R: 2 E: 0 K: 0 S: 17	H: 3 LOB: 1 BB: 0 P: 27	R: 3 E: 0 K: 1 S: 19	H: 3 LOB: 2 BB: 1 P: 33	R: 0 E: 0 K: 0 S: 9	H: 0 LOB: 0 BB: 0 P: 11	R: 0 E: 0 K: 0 S: 9	H: 1 LOB: 1 BB: 0 P: 10	R: 0 E: 0 K: 1 S: 8	H: 0 LOB: 0 BB: 0 P: 12		R: 1 E: 0 K: 1 S: 17	H: 3 LOB: 2 BB: 0 P: 28	1B: 12 2B: 4 3B: 0 HR: 1	SF: 2 SAC: 0 DP: 0 HBP: 1	WP: 0 PB: 0 SB: 0 CS: 0	PA: 48				
<b>PITCHER</b>	IP	WLS	BF	H	R	ER	SO	BB	IBB	HBP	BLK	WP	HR	S	P	ERA	WHIP										
<b>Tom Edens, R</b> ERA: 7.56 (1, 1)	1.1	L	12	6	5	5	1	2	0	0	0	0	0	30	55	33.75	6.000										
<b>Carl Willis, R</b> ERA: 2.09 (2, 1)	2.1		11	4	2	2	1	0	0	0	1	0	0	25	39	7.71	1.714										
<b>Allan Anderson, L</b> ERA: 5.07 (4, 1)	5.0		24	7	4	4	1	0	0	1	0	0	1	61	93	7.20	1.600										
<b>Steve Bedrosian, R</b> ERA: 3.67 (9, 1)	0.1		1	0	0	0	0	0	0	0	0	0	0	4	6	0.00	0.000										

Batter	1	2	3	4	5	6	7	8	9	AB	R	H	RBI	BB	SO	LOB	BOTTOM										
<b>Dan Gladden, R</b> OBP: 0.320, SLG: 0.373 <b>Randy Bush, L</b> OBP: 0.399, SLG: 0.496 (8, PH) (9, 9)										4	0	1	0	0	0	2	<b>Baltimore Orioles @ Minnesota Twins</b> Hubert H. Humphrey Metrodome, Minneapolis, MN Fri Aug 30 1991, 8:05 PM EDT Att: 30,214 - Dome - 70 F <a href="http://livebaseballscorecards.com">livebaseballscorecards.com</a>										
<b>Al Newman, S</b> OBP: 0.271, SLG: 0.231 (9, 6)										5	0	1	0	0	2												
<b>Kirby Puckett, R</b> OBP: 0.357, SLG: 0.475 (1, 8)										5	1	1	0	0	2												
<b>Kent Hrbek, L</b> OBP: 0.376, SLG: 0.460 (1, 3)										4	1	1	2	1	1												
<b>Chili Davis, S</b> OBP: 0.376, SLG: 0.510 (1, 10)										5	1	2	0	0	1												
<b>Brian Harper, R</b> OBP: 0.341, SLG: 0.457 (1, 2)										4	1	2	2	0	1												
<b>Shane Mack, R</b> OBP: 0.360, SLG: 0.547 (9, 7)										4	0	2	0	0	2												
<b>Mike Pagliarulo, L</b> OBP: 0.344, SLG: 0.421 (9, 4) (9, 5)										4	1	3	0	0	1												
<b>Greg Gagne, R</b> OBP: 0.304, SLG: 0.392 <b>Gene Larkin, S</b> OBP: 0.345, SLG: 0.348 (8, PH) (9, 5) (9, 4)										3	0	1	0	0	1												
<b>Inning Stats</b>	R: 0 E: 0 K: 1 S: 12	H: 1 LOB: 2 BB: 1 P: 21	R: 0 E: 0 K: 0 S: 11	H: 3 LOB: 0 BB: 0 P: 17	R: 0 E: 0 K: 0 S: 5	H: 1 LOB: 0 BB: 0 P: 9	R: 0 E: 0 K: 0 S: 13	H: 2 LOB: 2 BB: 0 P: 23	R: 0 E: 0 K: 2 S: 13	H: 3 LOB: 1 BB: 0 P: 21	R: 2 E: 0 K: 0 S: 8	H: 3 LOB: 1 BB: 0 P: 10	R: 1 E: 0 K: 1 S: 12	H: 2 LOB: 1 BB: 0 P: 20	R: 0 E: 0 K: 3 S: 10	H: 0 LOB: 0 BB: 0 P: 14		1B: 10 2B: 4 3B: 0 HR: 2	SF: 0 SAC: 0 DP: 1 HBP: 0	WP: 0 PB: 0 SB: 0 CS: 0	PA: 41						
<b>PITCHER</b>	IP	WLS	BF	H	R	ER	SO	BB	IBB	HBP	BLK	WP	HR	S	P	ERA	WHIP										
<b>Bob Milacki, R</b> ERA: 4.01 (1, 1)	6.2	W	30	11	3	3	3	1	0	0	0	0	0	64	106	4.05	1.800										
<b>Jim Poole, L</b> ERA: 2.63 (7, 1)	0.0		2	2	1	1	0	0	0	0	0	0	1	3	5	∞	∞										
<b>Todd Frohwrth, R</b> ERA: 1.82 (7, 1)	2.1		9	2	1	1	4	0	0	0	0	0	0	23	35	3.86	0.857										






Batter	1	2	3	4	5	6	7	8	9	AB	R	H	RBI	BB	SO	LOB	TOP			
Mike Devereaux, R (1,8) OBP: 0.316, SLG: 0.433	1-1 F7		2-2 2B			1-0 F8		0-2 P4		4	0	1	0	0	0	1	<p>Baltimore Orioles @ Minnesota Twins</p> <p>Hubert H. Humphrey Metrodome, Minneapolis, MN</p> <p>Sat Aug 31 1991, 8:05 PM EDT</p> <p>Att: 38,395 - Dome - 70 F</p> <p>livebaseballscorecards.com</p>			
Joe Orsulak, L (1,7) OBP: 0.316, SLG: 0.355	1-1 F7		3-2 F8			1-1 F8		4-0 BB 1B BB		3	0	0	0	1	0	1				
Cal Ripken Jr., R (1,6) OBP: 0.380, SLG: 0.559	3-2 G6-3			0-0 BLK G4-3-6 2B		2-1 1B		0-1 L8		4	1	2	0	0	0	2				
Glenn Davis, R (1,10) OBP: 0.330, SLG: 0.456		4-1 BB		3-1 G5-3		0-3 K		0-0 BB 1B		3	0	1	1	1	1	2				
Randy Milligan, R (1,3) OBP: 0.376, SLG: 0.406	1-0 F9		4-2 G4-3-6 BB			3-2 1B		4-1 BB 1B		2	0	1	0	2	0	1				
Chito Martinez, L (1,9) OBP: 0.325, SLG: 0.536	0-0 L6		0-0 G4-3-6			3-3 K		0-1 F8		4	0	0	0	0	1	6				
Juan Bell, R (8,4) OBP: 0.198, SLG: 0.261			1-2 3-H							0	0	0	0	0	0	0				
Tim Hulett, R (1,5) David Segui, S (9, PH) OBP: 0.302, SLG: 0.337	1-1 L8			2-1 G5-3		0-0 FC6 1B		0-0 F8		3	0	1	0	0	0	1				
Bob Melvin, R (1,2) Sam Horn, L (9, PH) OBP: 0.307, SLG: 0.332			0-0 G6-3		0-1 G6-3	1-1 FC6		2-3 K		3	0	0	0	0	0	1				
Billy Ripken, R (1,4) Dwight Evans, R (8, PH) OBP: 0.394, SLG: 0.388	2-1 F7			3-2 L7		1-2 1B		2-1 P3		2	1	1	0	0	0	0				
<b>Inning Stats</b>	R: 0 E: 0 K: 0 S: 9	H: 0 LOB: 0 BB: 0 P: 14	R: 0 E: 0 K: 0 S: 5	H: 0 LOB: 1 BB: 1 P: 11	R: 0 E: 0 K: 0 S: 9	H: 1 LOB: 0 BB: 0 P: 16	R: 1 E: 0 K: 0 S: 7	H: 1 LOB: 0 BB: 1 P: 14	R: 0 E: 0 K: 1 S: 9	H: 0 LOB: 0 BB: 0 P: 13	R: 0 E: 0 K: 1 S: 11	H: 2 LOB: 1 BB: 0 P: 18	R: 1 E: 0 K: 1 S: 11	H: 2 LOB: 3 BB: 2 P: 21	R: 0 E: 0 K: 1 S: 6	H: 0 LOB: 0 BB: 0 P: 9	1B: 4 2B: 3 3B: 0 HR: 0	SF: 0 SAC: 0 DP: 1 HBP: 0	WP: 0 PB: 0 SB: 0 CS: 0	PA: 36
<b>PITCHER</b>	IP WLS BF H R ER SO BB IBB HBP BLK WP HR S P ERA WHIP																			
Kevin Tapani, R (1,1) ERA: 2.89	7.0 W 26 5 1 1 2 2 0 0 0 0 0 0 58 99 1.29 1.000																			
Steve Bedrosian, R (8,1) ERA: 3.79	0.2 6 2 1 1 0 2 0 0 0 0 0 0 9 19 13.50 6.000																			
Rick Aguilera, R (8,1) ERA: 2.35	1.1 S 4 0 0 0 1 0 0 0 0 0 0 0 8 11 0.00 0.000																			

Batter	1	2	3	4	5	6	7	8	9	AB	R	H	RBI	BB	SO	LOB	BOTTOM			
Dan Gladden, R (1,7) OBP: 0.320, SLG: 0.377	3-1 G6-3		1-2 F9			2-2 G6-3	1-0 G6-3 3B			4	1	1	1	0	0	0	<p>Baltimore Orioles @ Minnesota Twins</p> <p>Hubert H. Humphrey Metrodome, Minneapolis, MN</p> <p>Sat Aug 31 1991, 8:05 PM EDT</p> <p>Att: 38,395 - Dome - 70 F</p> <p>livebaseballscorecards.com</p>			
Chuck Knoblauch, R (1,4) OBP: 0.338, SLG: 0.342	0-1 P4		1-3 K			3-1 HR	3-1 G6-3			3	1	1	1	0	1	0				
Randy Bush, L (7, PH) OBP: 0.396, SLG: 0.492							3-H G6-3			1	0	0	1	0	0	1				
Scott Leius, R (8,6) OBP: 0.380, SLG: 0.415							0-1 G6-3			0	0	0	0	0	0	0				
Kirby Puckett, R (1,8) OBP: 0.358, SLG: 0.476	1-1 1B		1-0 F9			1-1 PB 1B 1B				4	0	2	0	0	0	1				
Kent Hrbek, L (1,3) OBP: 0.373, SLG: 0.455	1-3 K			1-2 G3		0-0 F7		0-1 G6-3		4	0	0	0	0	1	2				
Chili Davis, S (1,10) OBP: 0.381, SLG: 0.515		4-2 1B FC6-4 BB		4-2 G6-4-3 BB		1 SAFE 2-2 1 SAFE 1-2 PB 1B		0-0 G6-3 2B		2	1	2	0	2	0	0				
Brian Harper, R (1,2) OBP: 0.340, SLG: 0.454		0-2 FC6-4 1B		0-0 G6-4-3		2-1 F8		3-2 G6-3		4	0	1	0	0	0	4				
Shane Mack, R (1,9) OBP: 0.364, SLG: 0.550		0-1 FC6-4 1B			2-2 G6-4-3 1B		0-0 SH1-3 1B 2B	4-0 IBB		3	1	2	1	1	0	1				
Mike Pagliarulo, L (1,5) OBP: 0.344, SLG: 0.420		1-0 G6-4-3 1B			0-2 P4		0-0 SH1-3	1-0 G4-3		3	0	1	0	0	0	3				
Greg Gagne, R (1,6) OBP: 0.302, SLG: 0.390		0-1 G6-4-3 1B			1-2 G6-4-3		2-1 3B 1B			2	0	0	0	0	0	3				
Gene Larkin, S (7, PH) OBP: 0.348, SLG: 0.351										1	0	1	1	0	0	0				
Al Newman, S (7, PR) OBP: 0.271, SLG: 0.231			1-2 1-2							0	1	0	0	0	0	0				
<b>Inning Stats</b>	R: 0 E: 0 K: 1 S: 9	H: 1 LOB: 1 BB: 0 P: 14	R: 1 E: 0 K: 0 S: 12	H: 2 LOB: 1 BB: 1 P: 17	R: 0 E: 0 K: 1 S: 9	H: 0 LOB: 0 BB: 0 P: 12	R: 0 E: 0 K: 0 S: 7	H: 0 LOB: 0 BB: 1 P: 12	R: 0 E: 0 K: 0 S: 12	H: 1 LOB: 0 BB: 0 P: 14	R: 1 E: 0 K: 0 S: 14	H: 3 LOB: 2 BB: 0 P: 24	R: 3 E: 0 K: 0 S: 9	H: 3 LOB: 1 BB: 0 P: 15	R: 0 E: 0 K: 0 S: 8	H: 1 LOB: 2 BB: 1 P: 16	1B: 7 2B: 2 3B: 1 HR: 1	SF: 0 SAC: 1 DP: 3 HBP: 0	WP: 0 PB: 1 SB: 0 CS: 0	PA: 35
<b>PITCHER</b>	IP WLS BF H R ER SO BB IBB HBP BLK WP HR S P ERA WHIP																			
35 Mike Mussina, R (1,1) ERA: 4.38	6.1 L 28 10 5 5 2 2 0 0 0 0 0 0 68 101 7.11 1.895																			
Todd Frohwrth, R (7,1) ERA: 1.8	0.2 2 0 0 0 0 0 0 0 0 0 0 0 4 7 0.00 0.000																			
Mike Flanagan, L (8,1) ERA: 2.27	1.0 5 1 0 0 0 0 0 1 0 0 0 0 8 16 0.00 1.000																			





Batter	1	2	3	4	5	6	7	8	9	AB	R	H	RBI	BB	SO	LOB	TOP										
<b>Brady Anderson, L</b> (1, 8) OBP: 0.321, SLG: 0.290	1-2 FC3-5 3B		0-3 K			0-0 F9 G4-3 E 1B	4-0 1B BB		4-1 BB	3	1	2	0	2	1	0	<b>Baltimore Orioles @ Minnesota Twins</b> Hubert H. Humphrey Metrodome, Minneapolis, MN Sun Sep 01 1991, 4:33 AM EDT Att: 31,435 - Dome - 70 F										
<b>Joe Orsulak, L</b> (1, 7) OBP: 0.314, SLG: 0.353	1-2 P6		1-0 P4			1-1 G4-3	0-1 FC6-4 1B		0-1 G3	5	0	1	0	0	0	3											
<b>Cal Ripken Jr., R</b> (1, 6) OBP: 0.377, SLG: 0.555 <b>Tim Lincecum, R</b> (7, 4) OBP: 0.258, SLG: 0.339	3-2 FC3-5			1-2 L9		0-0 F9	0-1 FC6-4			4	0	0	0	0	0	4											
<b>Glenn Davis, R</b> (1, 10) OBP: 0.327, SLG: 0.439	0-0 G5-3			4-2 S BB		0-1 E5 HR		3-2 F9		3	1	0	0	1	0	1											
<b>Chito Martinez, L</b> (1, 9) OBP: 0.329, SLG: 0.554		1-0 P5		3-2 F8		3-1 HR		3-1 1B		4	1	2	2	0	0	1											
<b>David Segui, S</b> (1, 3) OBP: 0.306, SLG: 0.341		0-2 1B		0-2 G3		1-1 1B		3-2 F7		4	0	2	0	0	0	2											
<b>Leo Gomez, R</b> (1, 5) OBP: 0.294, SLG: 0.391		2-2 F8			0-1 P8	2-3 K		1-3 K2-3		4	0	0	0	0	2	3											
<b>Chris Hoiles, R</b> (1, 2) OBP: 0.308, SLG: 0.394		0-0 P3			2-3 K		1-1 P5		1-3 K	4	0	0	0	0	2	1											
<b>Juan Bell, R</b> (1, 4) OBP: 0.194, SLG: 0.255			1-2 G3		0-0 G3		2-1 F7		0-3 K	4	0	0	0	0	1	0											
<b>Inning Stats</b>	R: 0 E: 0 K: 0 S: 11	H: 1 LOB: 1 BB: 0 P: 16	R: 0 E: 0 K: 0 S: 9	H: 1 LOB: 1 BB: 0 P: 12	R: 0 E: 0 K: 1 S: 8	H: 0 LOB: 0 BB: 0 P: 10	R: 0 E: 0 K: 0 S: 15	H: 0 LOB: 0 BB: 1 P: 23	R: 0 E: 0 K: 1 S: 7	H: 0 LOB: 0 BB: 0 P: 9	R: 3 E: 1 K: 1 S: 16	H: 3 LOB: 1 BB: 0 P: 23	R: 0 E: 0 K: 0 S: 8	H: 1 LOB: 2 BB: 1 P: 15	R: 0 E: 0 K: 1 S: 12	H: 1 LOB: 1 BB: 0 P: 22		R: 0 E: 0 K: 2 S: 10	H: 0 LOB: 1 BB: 1 P: 15	1B: 5 2B: 0 3B: 1 HR: 1	SF: 0 SAC: 0 DP: 0 HBP: 0	WP: 0 PB: 0 SB: 2 CS: 0	PA: 38				
<b>PITCHER</b>	IP	WLS	BF	H	R	ER	SO	BB	IBB	HBP	BLK	WP	HR	S	P	ERA	WHIP										
<b>Jack Morris, R</b> (1, 1) ERA: 3.74	7.0	W	30	6	3	0	3	2	0	0	0	0	1	74	108	0.00	1.143										
<b>Mark Guthrie, L</b> (8, 1) ERA: 4.76	2.0		8	1	0	0	3	1	0	0	0	0	0	22	37	0.00	1.000										

Batter	1	2	3	4	5	6	7	8	9	AB	R	H	RBI	BB	SO	LOB	BOTTOM										
<b>Dan Gladden, R</b> (1, 7) OBP: 0.319, SLG: 0.376	1-1 F9		2-2 P6	1-3 K		1-0 FC5-4 1B	2-1 HR			4	0	1	0	0	1	3	<b>Baltimore Orioles @ Minnesota Twins</b> Hubert H. Humphrey Metrodome, Minneapolis, MN Sun Sep 01 1991, 4:33 AM EDT Att: 31,435 - Dome - 70 F										
<b>Paul Sorrento, L</b> (7, PH) OBP: 0.313, SLG: 0.643										1	1	1	2	0	0	0											
<b>Chuck Knoblauch, R</b> (1, 4) OBP: 0.337, SLG: 0.339	1-2 F9		2-0 L8	4-1 BB		2-0 FC5-4 1B HR	3-0 G5-3			4	1	0	1	1	0	1											
<b>Kirby Puckett, R</b> (1, 8) OBP: 0.359, SLG: 0.477 <b>Jarvis Brown, R</b> (7, 8) OBP: 0.222, SLG: 0.222	1-0 1B		0-0 F9	2-2 SF8		0-2 HR	2-3 K			3	1	2	1	0	0	0											
<b>Chili Davis, S</b> (1, 10) OBP: 0.382, SLG: 0.520 <b>Randy Bush, L</b> (8, PH) OBP: 0.396, SLG: 0.492	2-2 F9			3-H K		1-2 HR		0-1 E1 WP 1B		3	2	1	3	1	1	3											
<b>Brian Harper, R</b> (1, 2) OBP: 0.345, SLG: 0.468 <b>Lenny Webster, R</b> (8, 2) OBP: 0.389, SLG: 0.688		1-0 2B 2B		2-2 1B 1B	0-0 HR	1-0 F7		1-2 WP 1B		4	3	3	1	0	0	0											
<b>Shane Mack, R</b> (1, 9) OBP: 0.367, SLG: 0.554	1-0 SH3-4 2H SF8 2B		0-1 1B 1B	1-2 1B 1B		1-0 G3-1		1-3 K		5	2	3	1	0	1	2											
<b>Scott Leius, R</b> (1, 5) OBP: 0.378, SLG: 0.411		0-1 SH3-4		1-2 1B 1B	1-3 K			2-3 K		4	2	1	1	0	3	3											
<b>Gene Larkin, S</b> (1, 3) OBP: 0.349, SLG: 0.359	3-0 SF8		0-1 1B 1B	1-2 BB 1B	1-3 K			3-2 G3		4	2	2	2	0	1	3											
<b>Greg Gagne, R</b> (1, 6) OBP: 0.302, SLG: 0.389 <b>Al Newman, S</b> (7, PH) OBP: 0.270, SLG: 0.231	3-H G6-3		1-2 2-3 3-H 1B	3-2 BB 1B	0-1 P4		3-2 SF9			3	0	1	1	0	0	1											
<b>Inning Stats</b>	R: 0 E: 0 K: 0 S: 10	H: 1 LOB: 1 BB: 0 P: 15	R: 2 E: 0 K: 0 S: 8	H: 2 LOB: 0 BB: 0 P: 15	R: 0 E: 0 K: 0 S: 9	H: 0 LOB: 0 BB: 0 P: 13	R: 5 E: 0 K: 2 S: 24	H: 5 LOB: 2 BB: 2 P: 41	R: 1 E: 0 K: 2 S: 12	H: 2 LOB: 1 BB: 0 P: 14	R: 3 E: 0 K: 0 S: 10	H: 3 LOB: 0 BB: 0 P: 16	R: 3 E: 0 K: 2 S: 16	H: 2 LOB: 0 BB: 0 P: 28	R: 0 E: 1 K: 2 S: 12	H: 1 LOB: 2 BB: 0 P: 19	1B: 10 2B: 3 3B: 0 HR: 3	SF: 3 SAC: 1 DP: 0 HBP: 0	WP: 2 PB: 0 SB: 1 CS: 0	PA: 44							
<b>PITCHER</b>	IP	WLS	BF	H	R	ER	SO	BB	IBB	HBP	BLK	WP	HR	S	P	ERA	WHIP										
<b>Arthur Rhodes, L</b> (1, 1) ERA: 13.09	3.0	L	18	8	7	7	0	1	0	0	0	0	0	41	67	21.00	3.000										
<b>Anthony Telford, R</b> (4, 1) ERA: 4.5	3.0		15	5	4	4	4	1	0	0	0	0	2	32	47	12.00	2.000										
<b>Mark Williamson, R</b> (7, 1) ERA: 4.79	1.0		6	2	3	3	2	0	0	0	0	1	1	16	28	27.00	2.000										
<b>Gregg Olson, R</b> (8, 1) ERA: 3.26	1.0		5	1	0	0	2	0	0	0	0	1	0	12	19	0.00	1.000										





Batter	1	2	3	4	5	6	7	8	9	10	11	12	AB	R	H	RBI	BB	SO	LOB	TOP		
Mike Devereaux, R OBP: 0.316, SLG: 0.436													6	2	3	0	0	2	0			
Brady Anderson, L OBP: 0.325, SLG: 0.296													6	0	3	1	0	0	2			
Cal Ripken Jr., R OBP: 0.378, SLG: 0.553													2	0	0	1	3	0	1			
Glenn Davis, R OBP: 0.317, SLG: 0.414													5	0	0	0	0	1	6			
Randy Milligan, R OBP: 0.372, SLG: 0.401													5	0	0	0	0	3	1			
Chito Martinez, L OBP: 0.320, SLG: 0.537													5	0	0	0	0	4	0			
Leo Gomez, R OBP: 0.299, SLG: 0.404													5	1	3	1	0	2	0			
Chris Hoiles, R OBP: 0.304, SLG: 0.388													4	0	0	0	0	0	2			
Sam Horn, L OBP: 0.326, SLG: 0.462													1	0	0	0	0	0	0			
Bob Melvin, R OBP: 0.307, SLG: 0.332													0	0	0	0	0	0	0			
Tim Hulett, R OBP: 0.256, SLG: 0.341													5	1	1	0	0	1	0			
<b>Inning Stats</b>	R: 1 E: 0 K: 1 S: 9	H: 1 LOB: 1 BB: 0 P: 17	R: 3 E: 1 K: 0 S: 16	H: 4 LOB: 2 BB: 1 P: 30	R: 0 E: 0 K: 1 S: 8	H: 1 LOB: 1 BB: 1 P: 16	R: 0 E: 0 K: 1 S: 11	H: 1 LOB: 2 BB: 1 P: 19	R: 0 E: 0 K: 2 S: 8	H: 0 LOB: 0 BB: 0 P: 16	R: 0 E: 0 K: 1 S: 5	H: 1 LOB: 0 BB: 0 P: 14	R: 0 E: 0 K: 3 S: 9	H: 0 LOB: 0 BB: 0 P: 15	R: 0 E: 0 K: 1 S: 6	H: 0 LOB: 0 BB: 0 P: 9	R: 0 E: 0 K: 0 S: 6	H: 0 LOB: 0 BB: 0 P: 11	1B: 7 2B: 3 3B: 0 HR: 1	SF: 1 SAC: 0 DP: 1 HBP: 1	WP: 0 PB: 0 SB: 2 CS: 0	PA: 49
<b>PITCHER</b>	IP 7.0	WLS 0	BF 34	H 9	R 4	ER 2	SO 8	BB 3	IBB 0	HBP 1	BLK 0	WP 0	HR 1	S 74	P 135	ERA 2.57	WHIP 1.714					
Tom Candiotti, R ERA: 2.4	(1, 1)																					
Jim Acker, R ERA: 5.24	(8, 1)	2.0	6	1	0	0	1	0	0	0	0	0	0	0	13	21	0.00	0.500				
Duane Ward, R ERA: 2.93	(10, 1)	2.0	6	0	0	0	4	0	0	0	0	0	0	0	15	24	0.00	0.000				
Mike Timlin, R ERA: 3.02	(12, 1)	1.0	W	3	0	0	0	0	0	0	0	0	0	0	6	11	0.00	0.000				

Baltimore Orioles @ Toronto Blue Jays

SkyDome, Toronto, ON

Mon Sep 02 1991, 3:33 AM EDT

Att. 50,314 - Sunny - 70 F

AB	44
R	4
H	10
RBI	3
BB	3
SO	13
LOB	12



Batter	1	2	3	4	5	6	7	8	9	10	11	12	AB	R	H	RBI	BB	SO	LOB	BOTTOM				
Devon White, S OBP: 0.352, SLG: 0.469													6	0	0	0	0	2	4					
Roberto Alomar, S OBP: 0.346, SLG: 0.433													4	0	1	0	2	0	1					
Joe Carter, R OBP: 0.336, SLG: 0.521													6	1	1	0	0	1	5					
John Olerud, L OBP: 0.345, SLG: 0.439													4	1	1	0	1	1	0					
Mookie Wilson, S OBP: 0.276, SLG: 0.356													0	0	0	0	0	0	0					
Cory Snyder, R OBP: 0.216, SLG: 0.273													1	0	1	1	0	0	0					
Candy Maldonado, R OBP: 0.300, SLG: 0.404													5	0	2	0	0	2	1					
Kelly Gruber, R OBP: 0.314, SLG: 0.435													4	3	2	1	1	0	3					
Turner Ward, S OBP: 0.304, SLG: 0.305													5	0	2	1	0	1	3					
Greg Myers, L OBP: 0.301, SLG: 0.413													2	0	0	0	1	0	1					
Rob Ducey, L OBP: 0.317, SLG: 0.364													0	0	0	0	0	0	0					
Pat Borders, R OBP: 0.286, SLG: 0.351													2	0	0	0	0	1	2					
Manuel Lee, S OBP: 0.233, SLG: 0.291													1	0	1	0	0	0	0					
Eddie Zosky, R OBP: 1.000, SLG: 1.000													1	0	1	0	0	0	0					
Rance Mulliniks, L OBP: 0.373, SLG: 0.338													1	0	0	1	0	0	2					
Rene Gonzales, R OBP: 0.304, SLG: 0.281													2	0	0	0	0	0	0					
<b>Inning Stats</b>	R: 0 E: 0 K: 0 S: 4	H: 1 LOB: 0 BB: 0 P: 17	R: 1 E: 1 K: 0 S: 12	H: 2 LOB: 1 BB: 0 P: 18	R: 0 E: 0 K: 1 S: 7	H: 1 LOB: 1 BB: 0 P: 12	R: 0 E: 0 K: 0 S: 8	H: 1 LOB: 1 BB: 1 P: 14	R: 0 E: 0 K: 0 S: 6	H: 0 LOB: 0 BB: 0 P: 12	R: 1 E: 0 K: 2 S: 9	H: 1 LOB: 0 BB: 0 P: 12	R: 0 E: 0 K: 1 S: 10	H: 0 LOB: 1 BB: 1 P: 18	R: 0 E: 0 K: 2 S: 11	H: 0 LOB: 3 BB: 2 P: 24	R: 0 E: 0 K: 1 S: 5	H: 0 LOB: 0 BB: 0 P: 8	R: 1 E: 0 K: 0 S: 4	H: 2 LOB: 1 BB: 0 P: 6	1B: 8 2B: 2 3B: 1 HR: 1	SF: 0 SAC: 0 DP: 0 HBP: 0	WP: 0 PB: 0 SB: 2 CS: 1	PA: 50
<b>PITCHER</b>	IP 5.0	WLS 0	BF 22	H 7	R 2	ER 2	SO 1	BB 3	IBB 0	HBP 0	BLK 0	WP 0	HR 0	S 41	P 69	ERA 1.80	WHIP 1.600							
Dave Johnson, R ERA: 7.48	(1, 1)																							
Todd Frohwrth, R ERA: 1.95	(6, 1)	4.0	18	3	2	2	4	3	0	0	0	0	0	1	37	60	4.50	1.500						
Gregg Olson, R ERA: 3.3	(10, 1)	2.0	L	9	2	1	1	3	0	1	0	0	0	0	18	32	4.50	1.000						

Baltimore Orioles @ Toronto Blue Jays

SkyDome, Toronto, ON

Mon Sep 02 1991, 3:33 AM EDT

Att. 50,314 - Sunny - 70 F

AB	44
R	5
H	12
RBI	4
BB	5
SO	8
LOB	22













Batter	1	2	3	4	5	6	7	8	9	AB	R	H	RBI	BB	SO	LOB	TOP									
<b>Brian McRae, S</b> OBP: 0.292, SLG: 0.370 (1, 8)	G4-3		F7			G1-3		SAFE 0-1 1B		4	0	1	0	0	0	0	<b>Kansas City Royals @ Baltimore Orioles</b> Memorial Stadium, Baltimore, MD Fri Sep 06 1991, 7:05 PM EDT Att: 26,372 - Cloudy - 77 F									
<b>Kirk Gibson, L</b> OBP: 0.341, SLG: 0.422 (1, 7)	K		K			E3		1-3 1B		4	0	0	0	0	3	2										
<b>George Brett, L</b> OBP: 0.323, SLG: 0.407 (1, 10)	F7				F7	P6		2-1 F8		4	0	0	0	0	0	3										
<b>Danny Tartabull, R</b> OBP: 0.390, SLG: 0.611 (1, 9)		G6-3			HR	F9		0-0 FC3-6 1B		4	1	2	1	0	0	1										
<b>Todd Benzinger, S</b> OBP: 0.295, SLG: 0.343 (1, 3)		2B			L7	F7		2-2 FC3-6 G6-4-3		4	1	1	0	0	0	1										
<b>Bill Peotta, R</b> OBP: 0.353, SLG: 0.410 (8, 4)		P6			F8	F7		2-2 G6-4-3		4	0	0	0	0	0	2										
<b>Brent Mayne, L</b> OBP: 0.308, SLG: 0.320 (1, 2)		2H			P5	F9		1-1 F7		3	0	1	1	0	0	0										
<b>David Howard, S</b> OBP: 0.272, SLG: 0.281 (8, PH)		K			G6-4-3	F7		1-1 F7		2	0	1	0	0	1	1										
<b>Kurt Stillwell, S</b> OBP: 0.312, SLG: 0.365 (8, 6)					G6-4-3	1B				1	0	0	0	0	0	0										
<b>Terry Shumpert, R</b> OBP: 0.296, SLG: 0.340 (8, PH)					1 SAFE	G6-4-3		4-2 1B		2	0	0	0	0	0	1										
<b>Warren Cromartie, L</b> OBP: 0.332, SLG: 0.426 (8, PR)						G6-4-3				0	0	0	0	1	0	0										
<b>Bobby Moore, R</b> OBP: 0.182, SLG: 0.188 (8, 5)						1-2				0	0	0	0	0	0	0										
<b>Sean Berry, R</b> OBP: 0.182, SLG: 0.188 (8, 5)										0	0	0	0	0	0	0										
<b>Inning Stats</b>	R: 0 E: 0 K: 1 S: 5	H: 0 LOB: 0 BB: 0 P: 10	R: 1 E: 0 K: 1 S: 12	H: 2 LOB: 1 BB: 0 P: 20	R: 0 E: 0 K: 1 S: 7	H: 0 LOB: 0 BB: 0 P: 12	R: 1 E: 0 K: 0 S: 8	H: 1 LOB: 0 BB: 0 P: 11	R: 0 E: 0 K: 0 S: 11	H: 0 LOB: 1 BB: 0 P: 16	R: 0 E: 0 K: 0 S: 7	H: 0 LOB: 0 BB: 0 P: 11	R: 0 E: 0 K: 1 S: 12	H: 1 LOB: 2 BB: 1 P: 20	R: 0 E: 0 K: 0 S: 7	H: 1 LOB: 0 BB: 0 P: 11	1B: 3 2B: 2 3B: 0 HR: 1	SF: 0 SAC: 0 DP: 2 HBP: 0	WP: 0 PB: 0 SB: 0 CS: 0	PA: 33						
<b>PITCHER</b>	IP	WLS	BF	H	R	ER	SO	BB	IBB	HBP	BLK	WP	HR	S	P	ERA	WHIP									
<b>35 Mike Mussina, R</b> ERA: 4.08	(1, 1)	7.1		28	5	2	2	3	1	0	0	0	0	1	64	100	2.46	0.818								
<b>Jim Poole, L</b> ERA: 2.55	(8, 1)	0.2	W	2	0	0	0	1	0	0	0	0	0	0	5	8	0.00	0.000								
<b>Gregg Olson, R</b> ERA: 3.25	(9, 1)	1.0		3	1	0	0	0	0	0	0	0	0	7	11	0.00	1.000									

Batter	1	2	3	4	5	6	7	8	9	AB	R	H	RBI	BB	SO	LOB	BOTTOM									
<b>Mike Devereaux, R</b> OBP: 0.316, SLG: 0.429 (1, 8)	P3		F8		L5	G6-3		F7		5	0	0	0	0	0	5	<b>Kansas City Royals @ Baltimore Orioles</b> Memorial Stadium, Baltimore, MD Fri Sep 06 1991, 7:05 PM EDT Att: 26,372 - Cloudy - 77 F									
<b>Joe Orsulak, L</b> OBP: 0.311, SLG: 0.355 (1, 7)	G6-3		HR		K			P5		4	1	1	1	0	1	1										
<b>Cal Ripken Jr., R</b> OBP: 0.377, SLG: 0.548 (1, 6)	1B		G6-3		F8			2B		4	1	2	0	0	0	0										
<b>Glenn Davis, R</b> OBP: 0.333, SLG: 0.500 (1, 3)			G4-3		G4-3			HR		4	2	3	2	0	0	0										
<b>David Segui, S</b> OBP: 0.305, SLG: 0.339 (9, 3)								HR		0	0	0	0	0	0	0										
<b>Dwight Evans, R</b> OBP: 0.403, SLG: 0.417 (1, 9)					G4-3			HR		2	1	0	0	1	0	0										
<b>Sam Horn, L</b> OBP: 0.324, SLG: 0.468 (1, 10)					K			G3		4	1	1	3	0	2	3										
<b>Leo Gomez, R</b> OBP: 0.295, SLG: 0.401 (1, 5)					G6-3			HR		4	0	1	0	0	1	0										
<b>Bob Melvin, R</b> OBP: 0.302, SLG: 0.327 (7, PR)					G4-3			G1-3		3	0	1	0	0	0	0										
<b>Brady Anderson, L</b> OBP: 0.324, SLG: 0.292 (8, 2)								G3		0	0	0	0	0	0	0										
<b>Chris Hoiles, R</b> OBP: 0.300, SLG: 0.383 (8, 2)								K		1	0	0	0	0	1	1										
<b>Billy Ripken, R</b> OBP: 0.261, SLG: 0.261 (7, PH)								1B		1	0	0	0	1	0	0										
<b>Chito Martinez, L</b> OBP: 0.330, SLG: 0.539 (8, 4)								G3		1	0	0	0	0	0	1										
<b>Juan Bell, R</b> OBP: 0.198, SLG: 0.255 (8, 4)								BB		0	0	0	0	1	0	0										
<b>Inning Stats</b>	R: 0 E: 0 K: 1 S: 11	H: 2 LOB: 3 BB: 1 P: 19	R: 0 E: 0 K: 0 S: 5	H: 0 LOB: 0 BB: 0 P: 8	R: 1 E: 0 K: 0 S: 6	H: 1 LOB: 0 BB: 0 P: 8	R: 0 E: 0 K: 1 S: 8	H: 0 LOB: 0 BB: 0 P: 12	R: 0 E: 0 K: 1 S: 6	H: 0 LOB: 1 BB: 1 P: 13	R: 1 E: 0 K: 0 S: 9	H: 1 LOB: 0 BB: 0 P: 11	R: 0 E: 0 K: 1 S: 12	H: 1 LOB: 2 BB: 0 P: 20	R: 4 E: 0 K: 1 S: 19	H: 4 LOB: 2 BB: 1 P: 39	1B: 3 2B: 3 3B: 0 HR: 3	SF: 0 SAC: 0 DP: 0 HBP: 1	WP: 0 PB: 0 SB: 0 CS: 0	PA: 37						
<b>PITCHER</b>	IP	WLS	BF	H	R	ER	SO	BB	IBB	HBP	BLK	WP	HR	S	P	ERA	WHIP									
<b>Bret Saberhagen, R</b> ERA: 3.24	(1, 1)	7.1	L	34	9	6	6	4	2	0	1	0	0	3	69	114	7.36	1.500								
<b>Tom Gordon, R</b> ERA: 3.71	(8, 1)	0.2		3	0	0	0	1	1	0	0	0	0	7	16	0.00	1.500									





Batter	1	2	3	4	5	6	7	8	9	AB	R	H	RBI	BB	SO	LOB	TOP				
Kirk Gibson, L OBP: 0.342, SLG: 0.423 Jim Eisenreich, L OBP: 0.333, SLG: 0.380	G4-3 1B	G3			G4-3			G4-3 BB FC5-2 1B	FC3-2 1B	4	1	2	1	0	0	2	<b>Kansas City Royals @ Baltimore Orioles</b> Memorial Stadium, Baltimore, MD Sat Sep 07 1991, 7:05 PM EDT Att: 32,409 - Sunny - 81 F				
Brian McRae, S OBP: 0.290, SLG: 0.367	G4-3			L9				G4-3	FC3-2	6	0	1	0	0	0	7					
George Brett, L OBP: 0.325, SLG: 0.414	K			G6-4-3				FC5-2 BB	G4-3	5	2	2	1	1	1	5					
Danny Tartabull, R OBP: 0.397, SLG: 0.618 Bobby Moore, R	BB 1B			2B				FC5-2 BB		3	1	3	1	2	0	0					
Todd Benzinger, S OBP: 0.294, SLG: 0.340	BB			G6-3				FC5-2 BB		3	0	0	1	1	1	5					
Bill Pecota, R OBP: 0.348, SLG: 0.404	F8				E5 BB 1B			F7		5	1	0	0	0	0	7					
Jorge Pedre, R				K				G6-3		2	1	0	0	3	1	1					
David Howard, S OBP: 0.276, SLG: 0.282		SH1-3 BB			E6 BB 2B			K		3	1	1	0	1	1	1					
Terry Shumpert, R OBP: 0.295, SLG: 0.341		G5-3			F7			K		5	0	1	2	0	1	5					
					2B				FC5 FC3-2 1B												
<b>Inning Stats</b>	R: 1 E: 0 K: 1 S: 18	H: 2 LOB: 2 BB: 1 P: 30	R: 0 E: 0 K: 0 S: 9	H: 0 LOB: 1 BB: 1 P: 17	R: 0 E: 0 K: 0 S: 8	H: 2 LOB: 1 BB: 0 P: 11	R: 1 E: 1 K: 1 S: 11	H: 1 LOB: 2 BB: 1 P: 17	R: 4 E: 0 K: 0 S: 15	H: 3 LOB: 1 BB: 1 P: 21	R: 0 E: 0 K: 1 S: 12	H: 0 LOB: 0 BB: 2 P: 16	R: 0 E: 0 K: 0 S: 10	H: 1 LOB: 3 BB: 2 P: 22	R: 0 E: 0 K: 0 S: 9	H: 2 LOB: 3 BB: 1 P: 14	1B: 8 2B: 3 3B: 0 HR: 1	SF: 1 SAC: 1 DP: 1 HBP: 0	WP: 0 PB: 0 SB: 0 CS: 0	PA: 48	
<b>PITCHER</b>	IP	WLS	BF	H	R	ER	SO	BB	IBB	HBP	BLK	WP	HR	S	P	ERA	WHIP				
Jose Mesa, R ERA: 5.68	4.0	L	22	7	4	2	2	3	0	0	0	0	0	48	77	4.50	2.500				
Mark Williamson, R ERA: 4.74	0.2		5	1	2	0	0	1	0	0	0	0	0	11	16	0.00	3.000				
Jim Poole, L ERA: 2.77	1.1		6	1	1	1	1	1	0	0	0	0	1	13	23	6.75	1.500				
Anthony Telford, R ERA: 4.0	1.0		3	0	0	0	2	0	0	0	0	0	0	12	16	0.00	0.000				
Jeff Ballard, L ERA: 5.31	0.2		5	1	0	0	0	2	0	0	0	0	0	8	19	0.00	4.500				
<b>PITCHER</b>	IP	WLS	BF	H	R	ER	SO	BB	IBB	HBP	BLK	WP	HR	S	P	ERA	WHIP				
Francisco de la Rosa, R ERA:	1.1		7	2	0	0	0	1	0	0	0	0	0	11	17	0.00	2.250				

AB	38
R	7
H	12
RBI	6
BB	8
SO	5
LOB	33

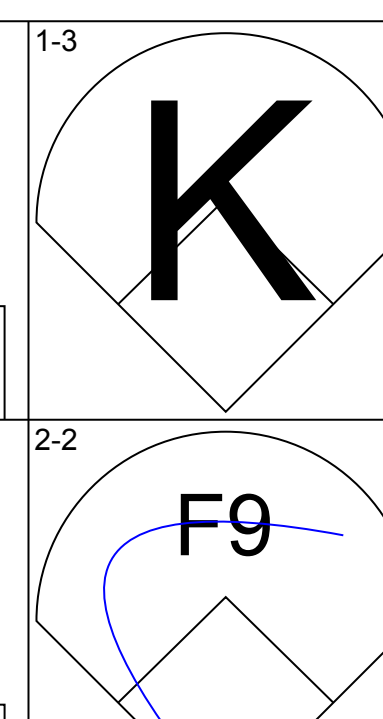
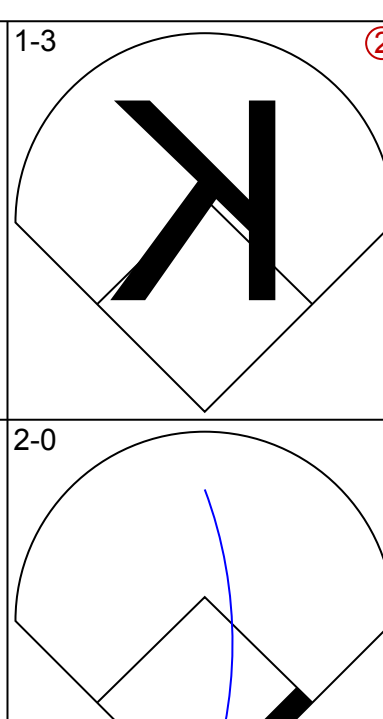
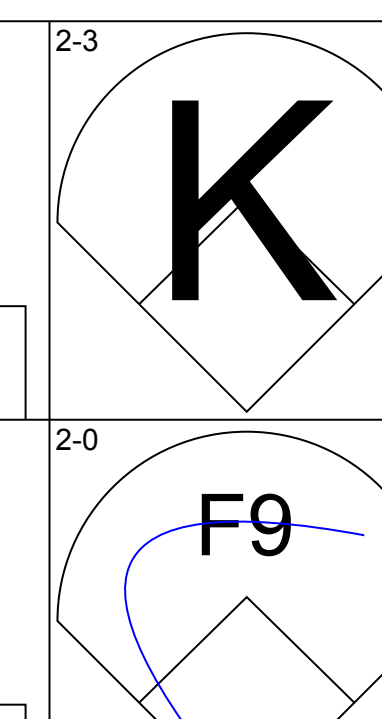
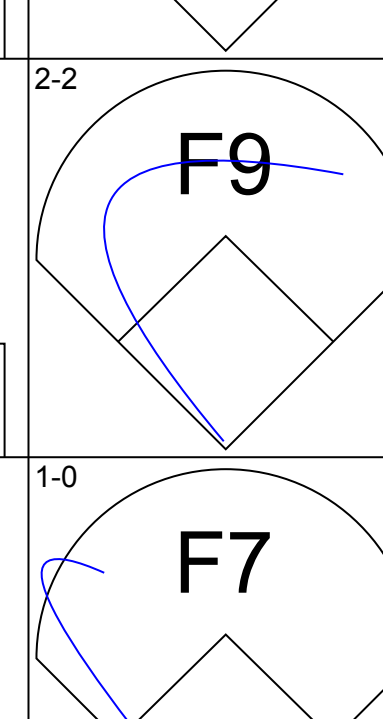
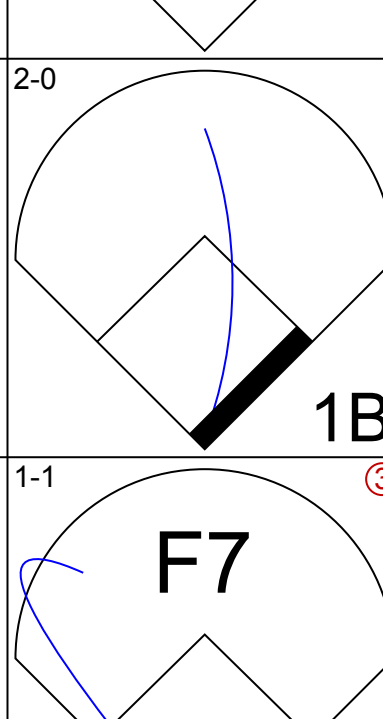
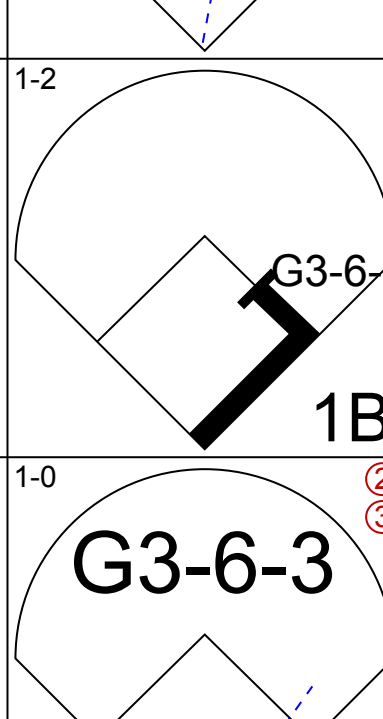
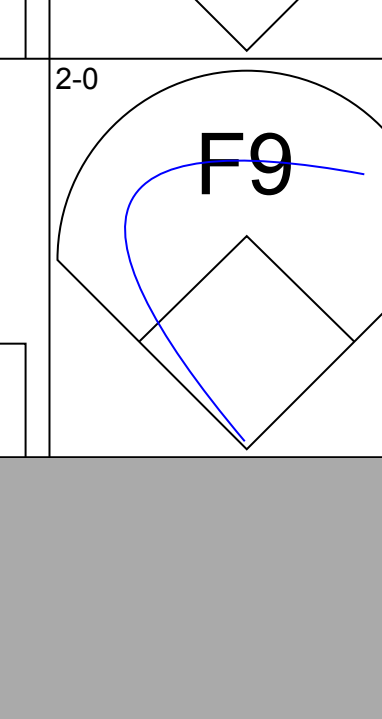
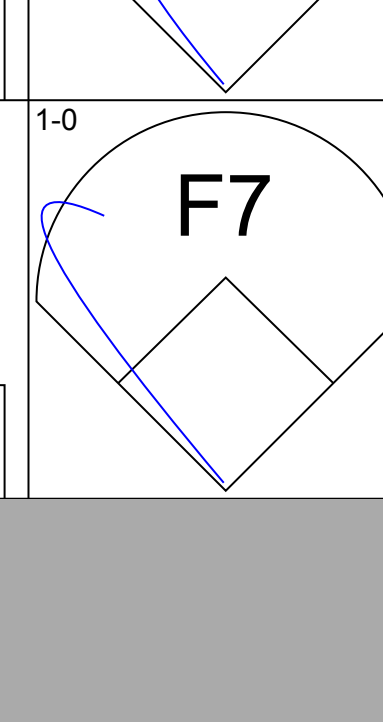
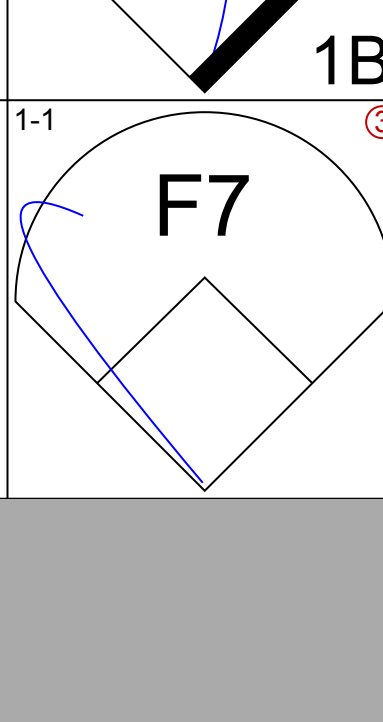
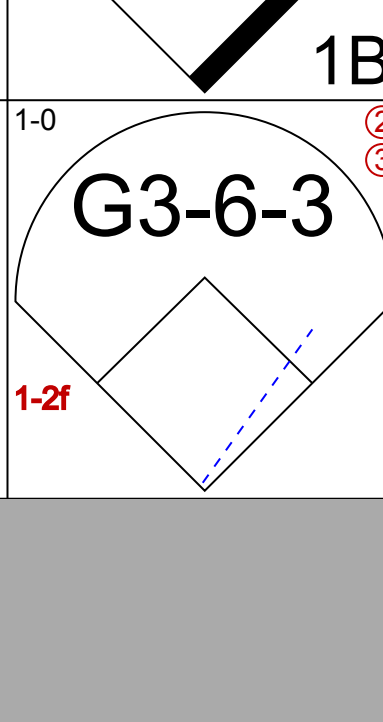
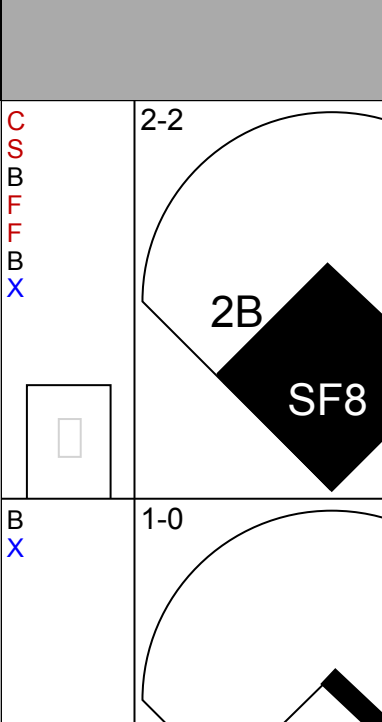
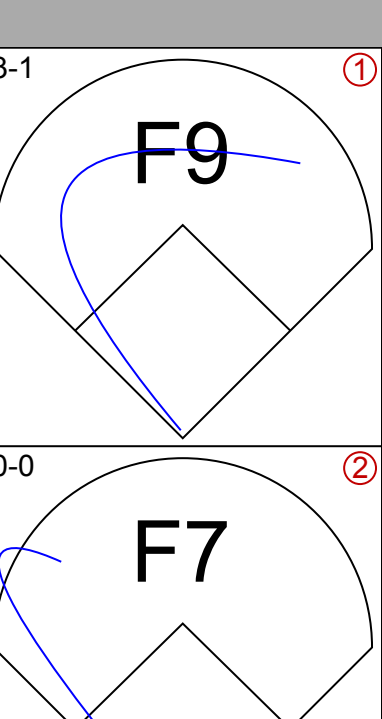
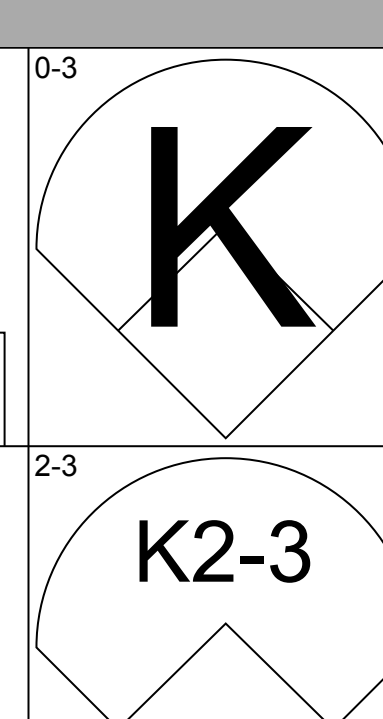
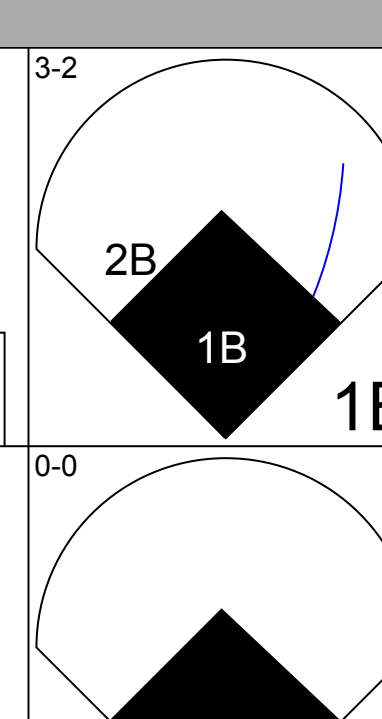
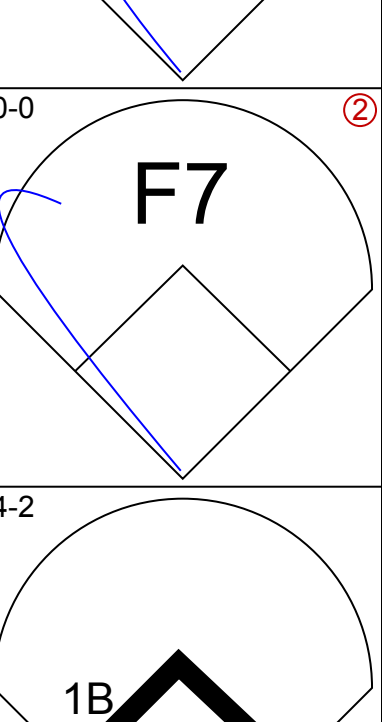
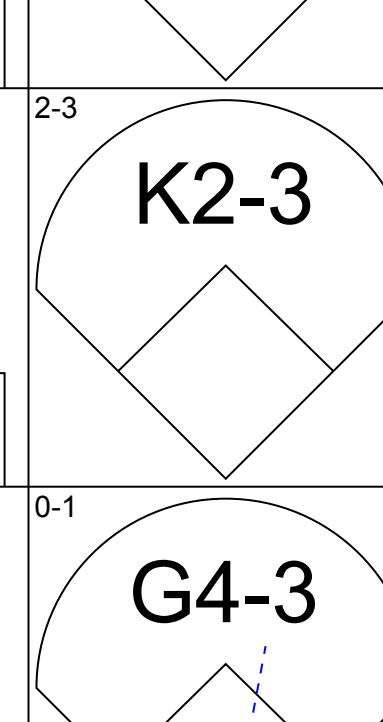
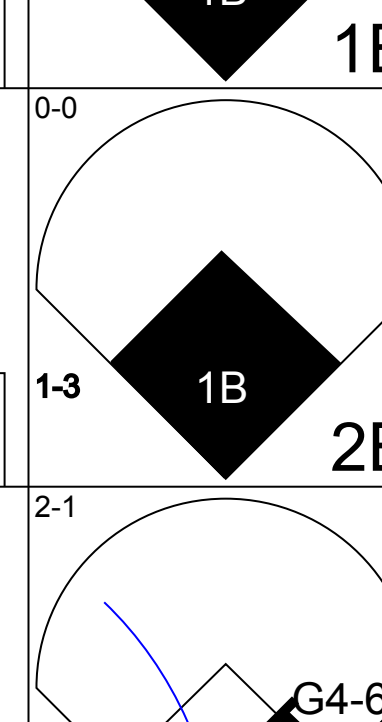
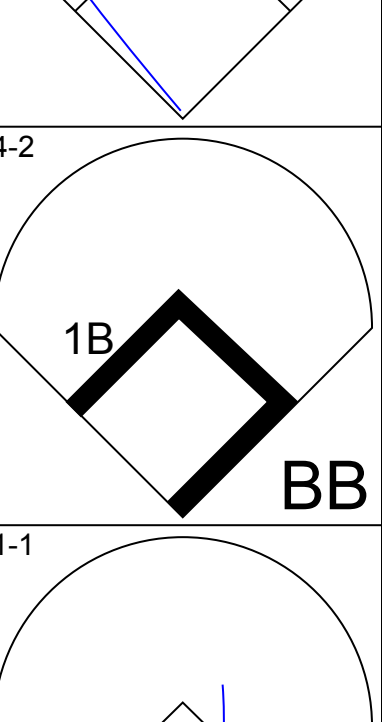
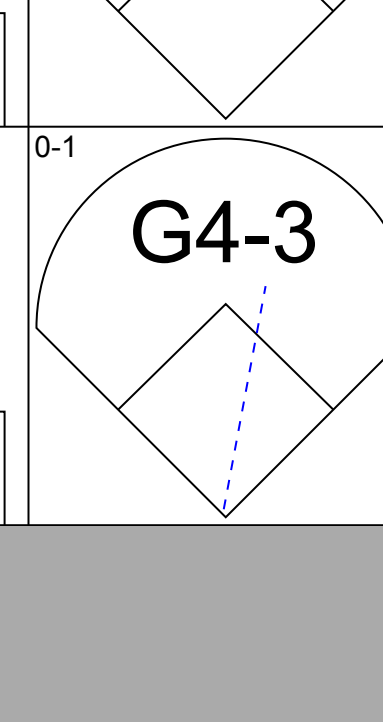
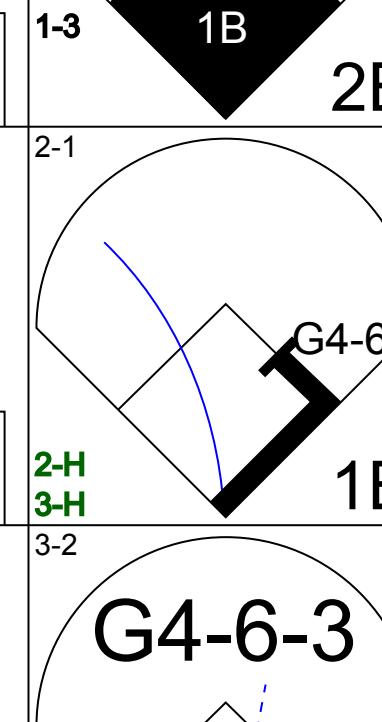
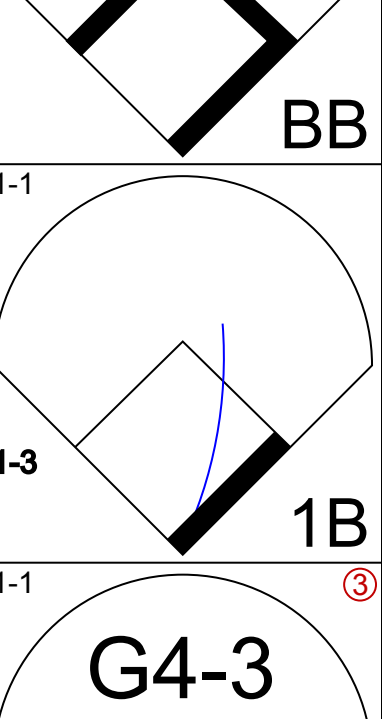
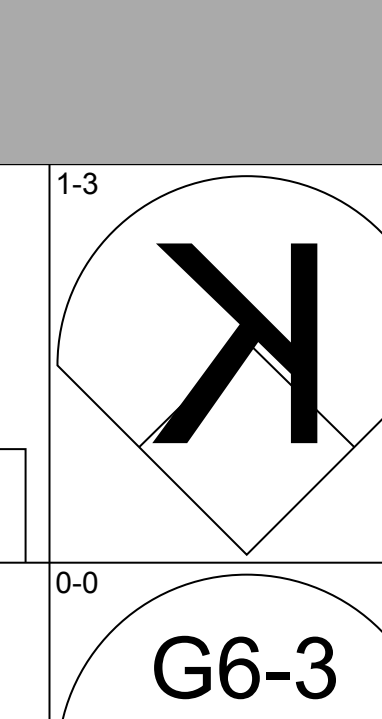
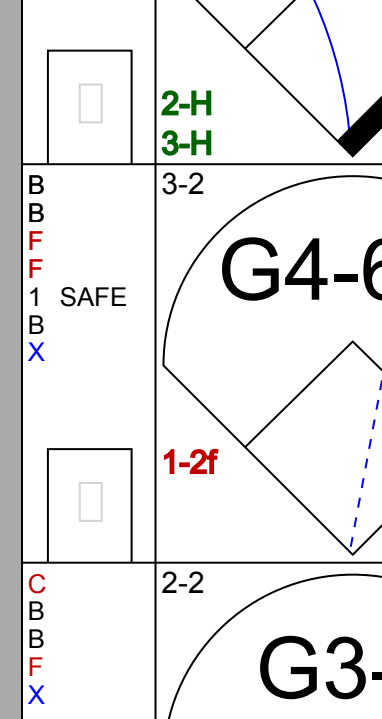
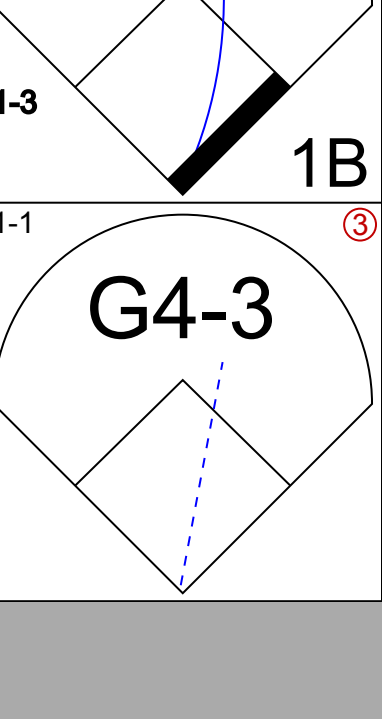
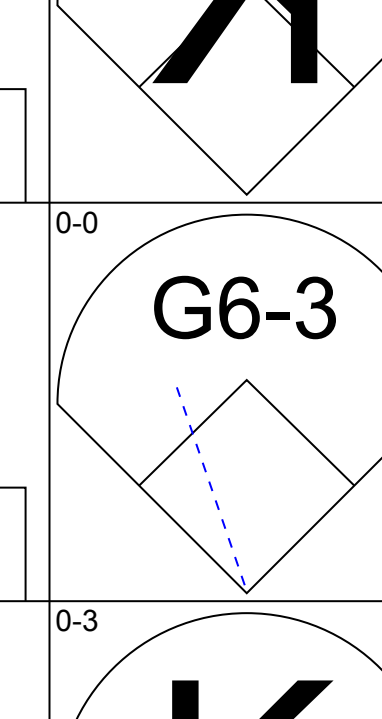
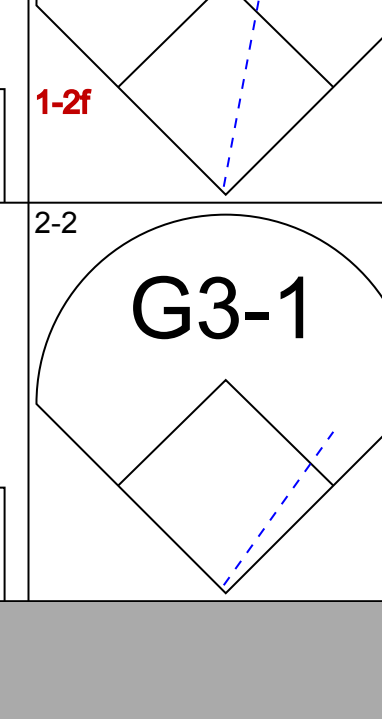
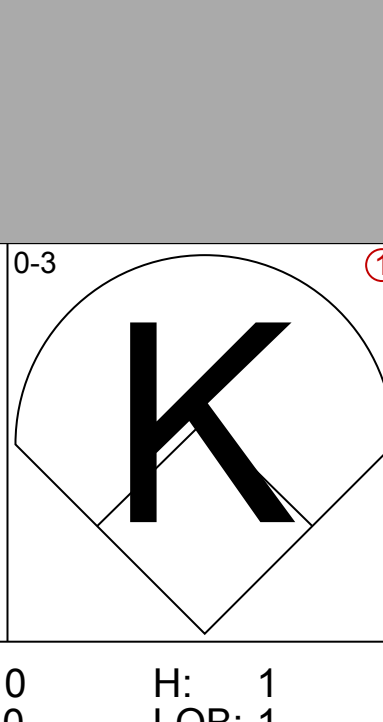
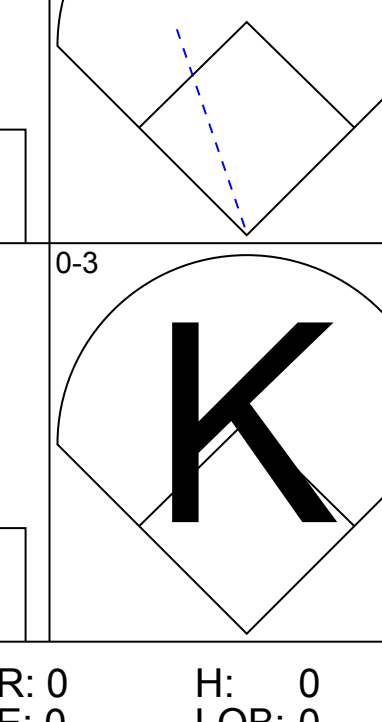
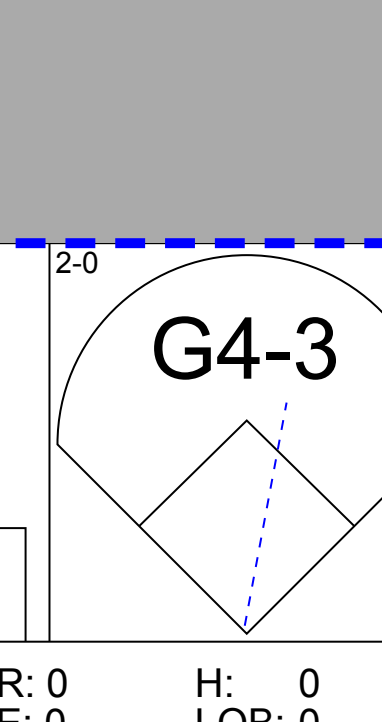


Batter	1	2	3	4	5	6	7	8	9	AB	R	H	RBI	BB	SO	LOB	BOTTOM				
Mike Devereaux, R OBP: 0.317, SLG: 0.433	G6-4-3 BB				G5-3				K	4	1	1	2	1	1	0	<b>Kansas City Royals @ Baltimore Orioles</b> Memorial Stadium, Baltimore, MD Sat Sep 07 1991, 7:05 PM EDT Att: 32,409 - Sunny - 81 F				
Joe Orsulak, L OBP: 0.310, SLG: 0.354	P2			2B	F8					4	1	1	0	0	1						
Cal Ripken Jr., R OBP: 0.378, SLG: 0.549	G6-4-3			2B	FC5-4 1B			F7		4	0	2	1	0	1						
Glenn Davis, R OBP: 0.322, SLG: 0.481		P4			P6			F7		4	0	0	0	0	2						
Randy Milligan, R OBP: 0.376, SLG: 0.405		2B			K			BB		3	0	1	0	1	2	1					
Chito Martinez, L OBP: 0.328, SLG: 0.530	F7				P5			L4		3	0	0	0	1	0	2					
Leo Gomez, R OBP: 0.301, SLG: 0.397 Brady Anderson, L OBP: 0.323, SLG: 0.290	G5-3				F7			G1-3		3	0	0	0	0	1	2					
Chris Hoiles, R OBP: 0.301, SLG: 0.382 Dwight Evans, R OBP: 0.402, SLG: 0.415					G6-3			F9		3	0	1	0	0	0	1					
Juan Bell, R OBP: 0.200, SLG: 0.253 Sam Horn, L OBP: 0.326, SLG: 0.481					F7			G4-3		2	1	0	0	1	0	1					
					HR			HR		1	1	1	1	0	0	0					
<b>Inning Stats</b>	R: 0 E: 0 K: 0 S: 4	H: 0 LOB: 0 BB: 1 P: 10	R: 0 E: 0 K: 0 S: 9	H: 1 LOB: 0 BB: 0 P: 17	R: 3 E: 0 K: 1 S: 19	H: 3 LOB: 1 BB: 1 P: 36	R: 0 E: 0 K: 0 S: 11	H: 1 LOB: 1 BB: 0 P: 18	R: 0 E: 0 K: 2 S: 10	H: 0 LOB: 0 BB: 1 P: 20	R: 0 E: 0 K: 0 S: 4	H: 0 LOB: 0 BB: 0 P: 7	R: 0 E: 0 K: 0 S: 7	H: 0 LOB: 1 BB: 1 P: 15	R: 1 E: 0 K: 1 S: 8	H: 1 LOB: 0 BB: 0 P: 9	1B: 3 2B: 2 3B: 0 HR: 2	SF: 0 SAC: 0 DP: 1 HBP: 0	WP: 0 PB: 0 SB: 0 CS: 0	PA: 37	
<b>PITCHER</b>	IP	WLS	BF	H	R	ER	SO	BB	IBB	HBP	BLK	WP	HR	S	P	ERA	WHIP				
Luis Aquino, R ERA: 3.02	5.0	W	22	6	3	3	3	2	0	0	0	0	0	55	96	5.40	1.600				
Tom Gordon, R ERA: 3.63	3.0		11	0	0	0	2	2	0	0	0	0	0	21	42	0.00	0.667				
Jeff Montgomery, R ERA: 3.32	1.0		4	1	1	1	1	0	0	0	0	0	1	8	9	9.00	1.000				
<b>PITCHER</b>	IP	WLS	BF	H	R	ER	SO	BB	IBB	HBP	BLK	WP	HR	S	P	ERA	WHIP				

AB	33
R	4
H	7
RBI	4
BB	4
SO	4
LOB	11



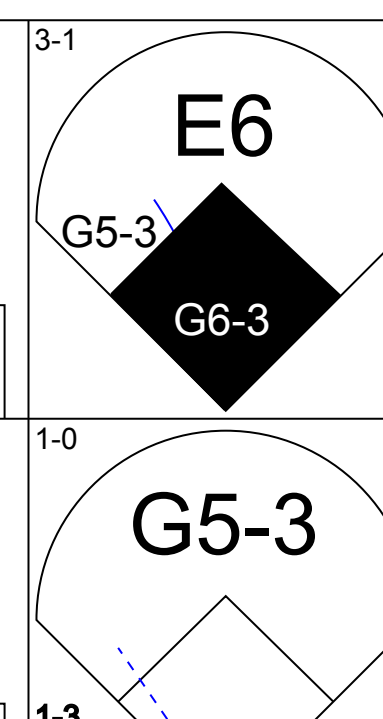
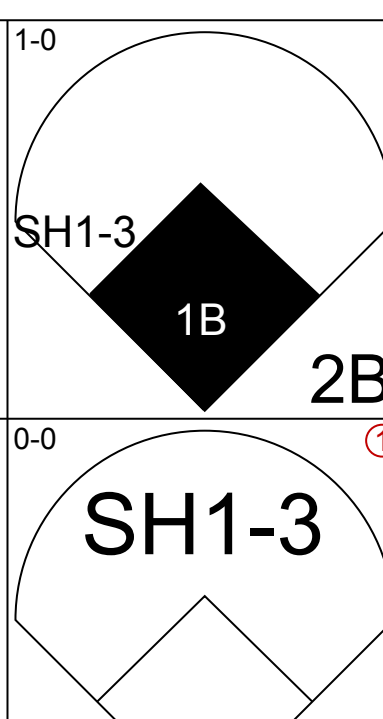
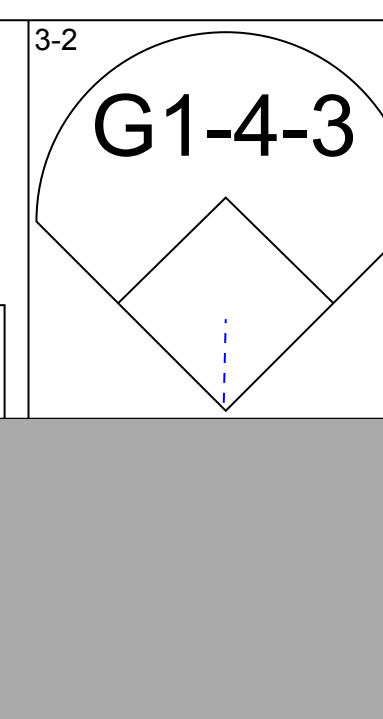
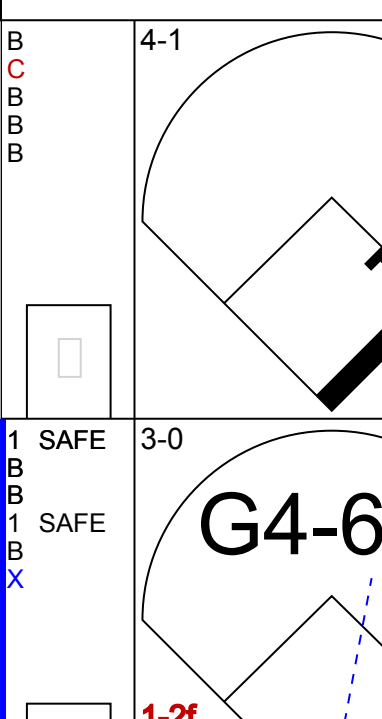
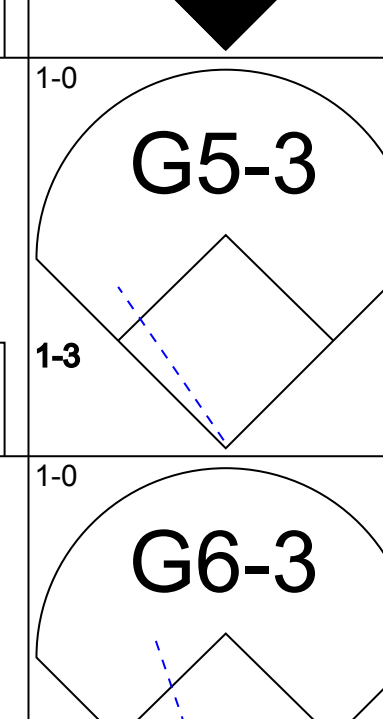
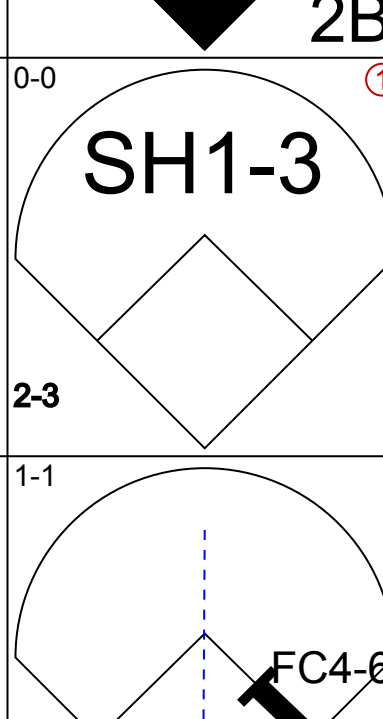
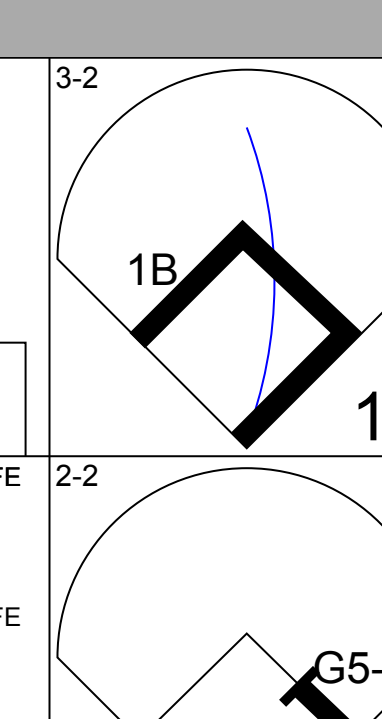
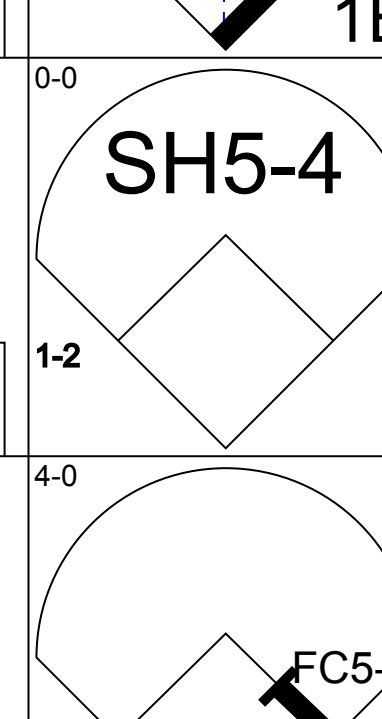
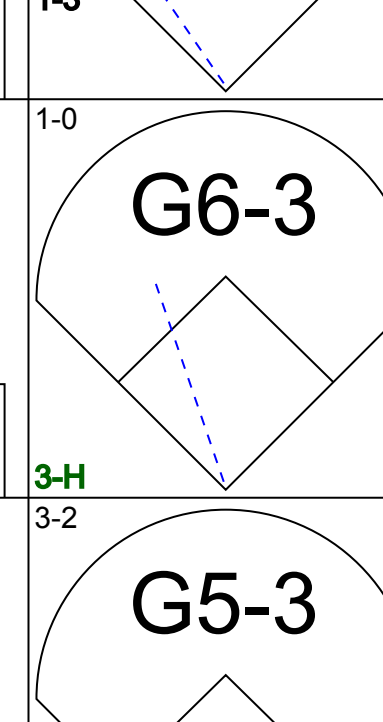
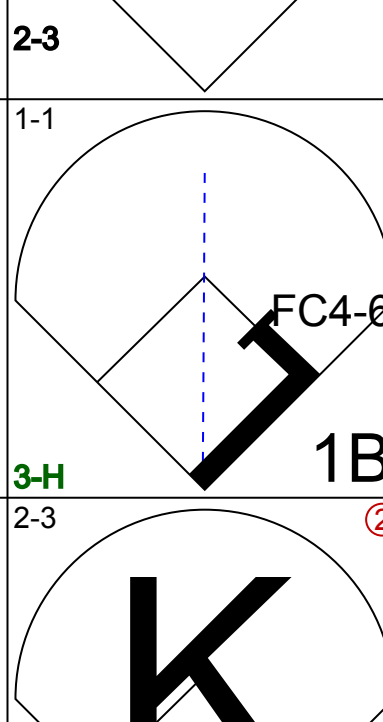
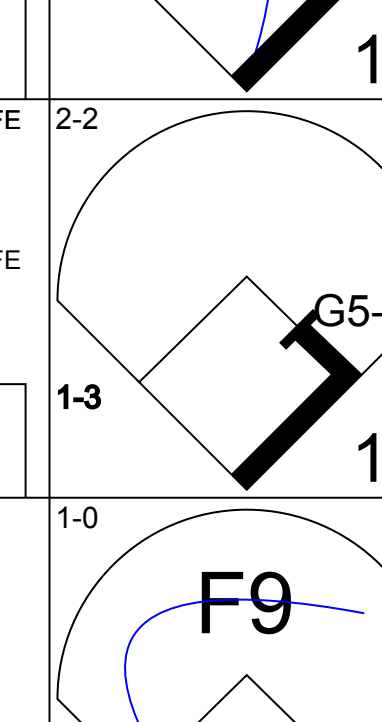
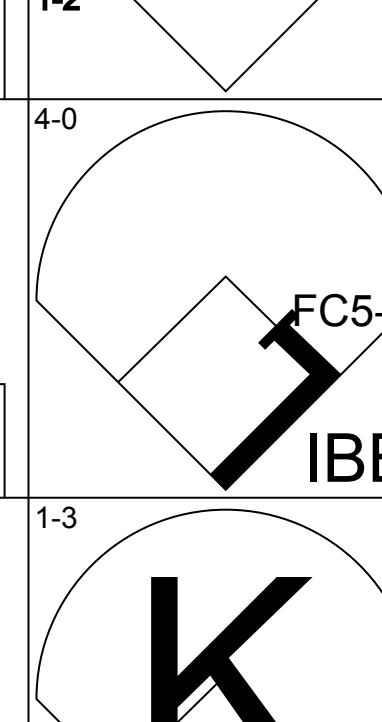
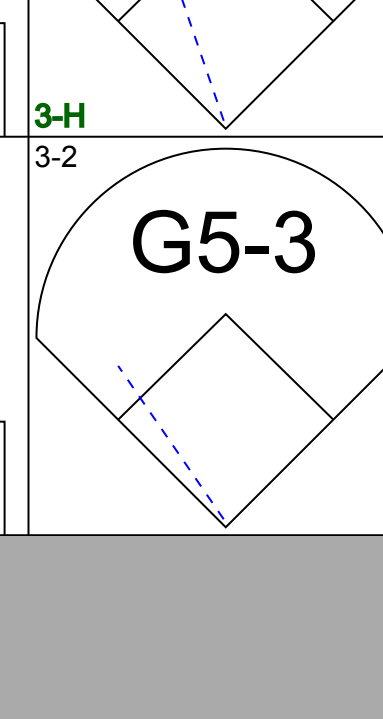
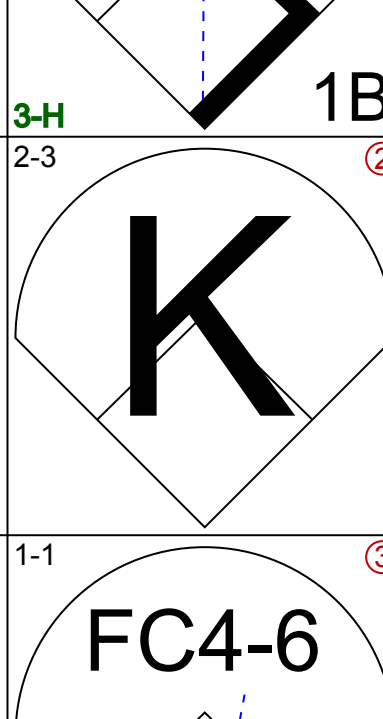
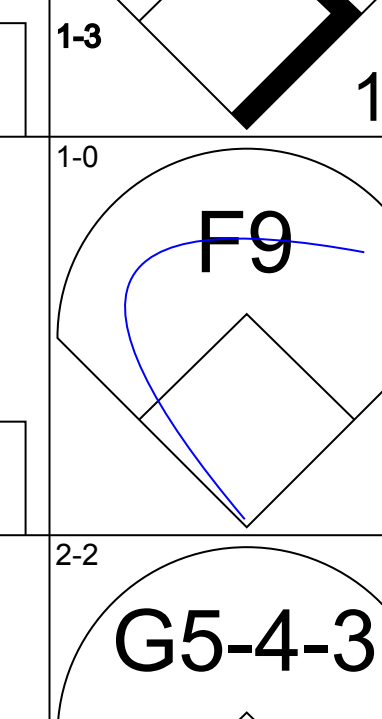
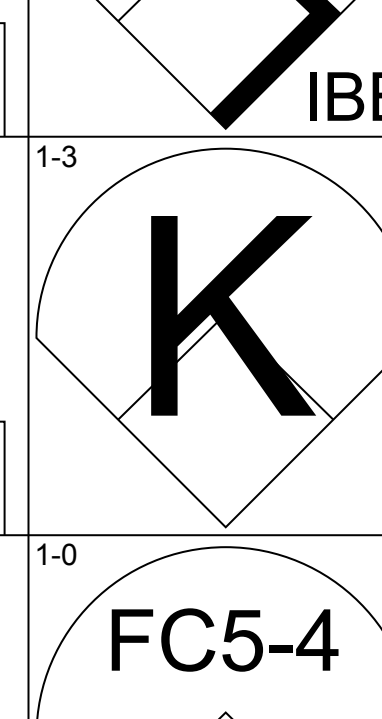
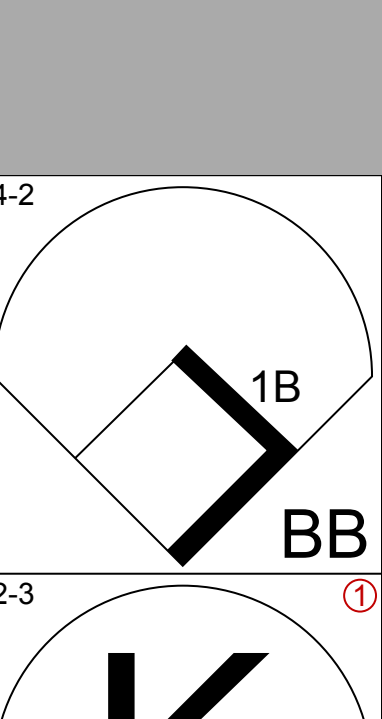
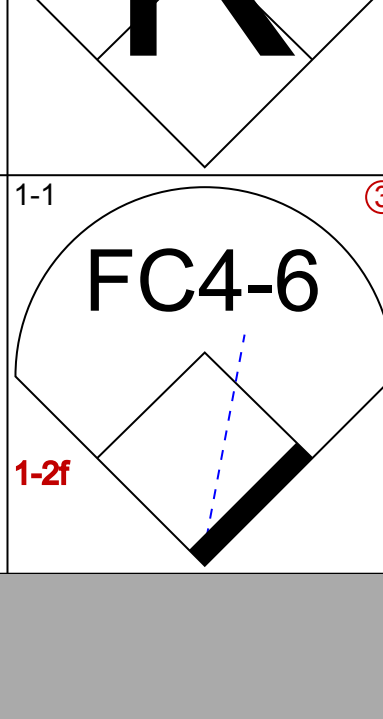
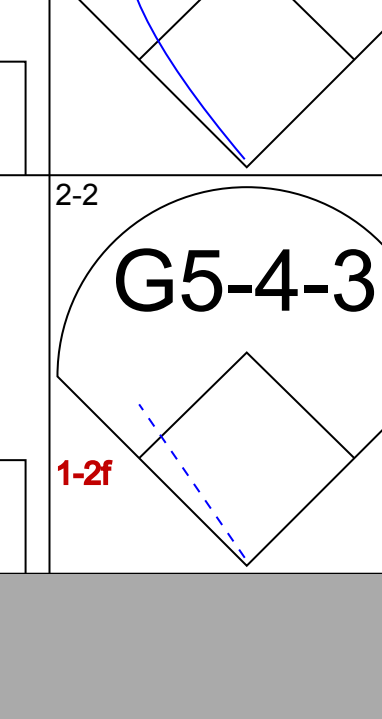
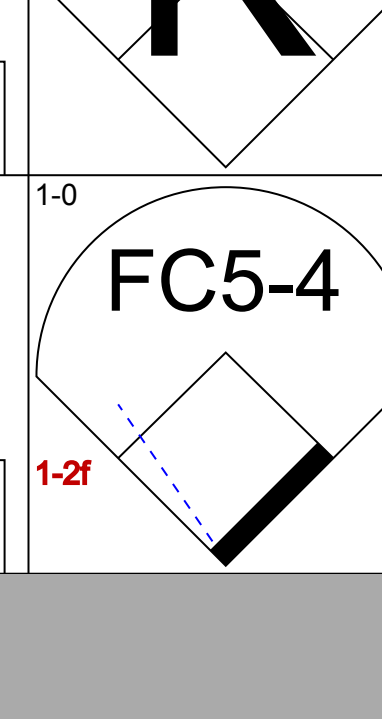
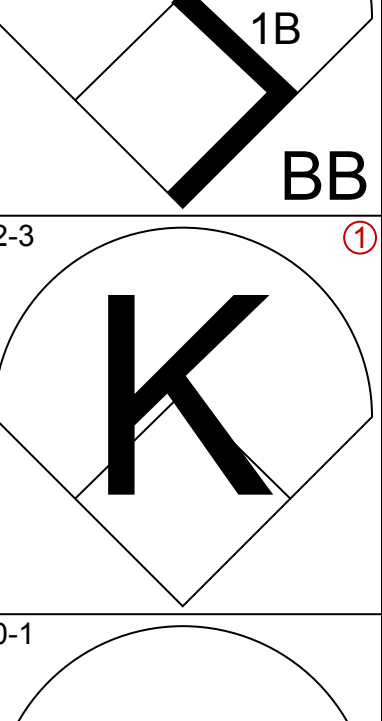
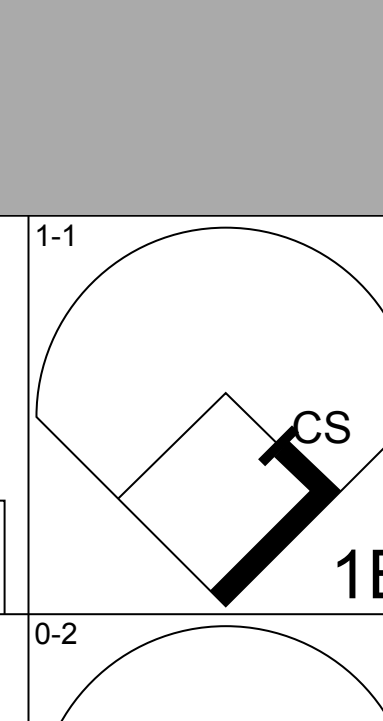
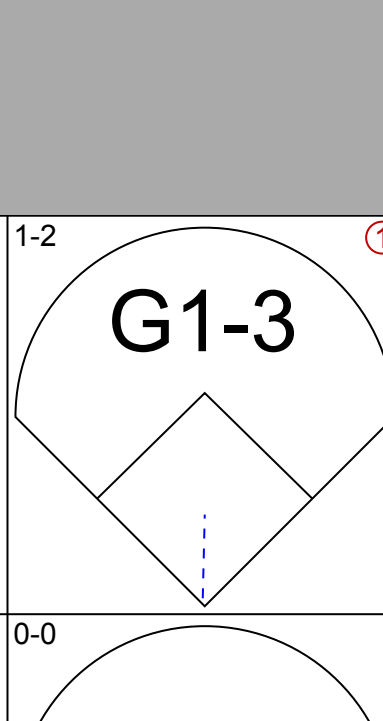
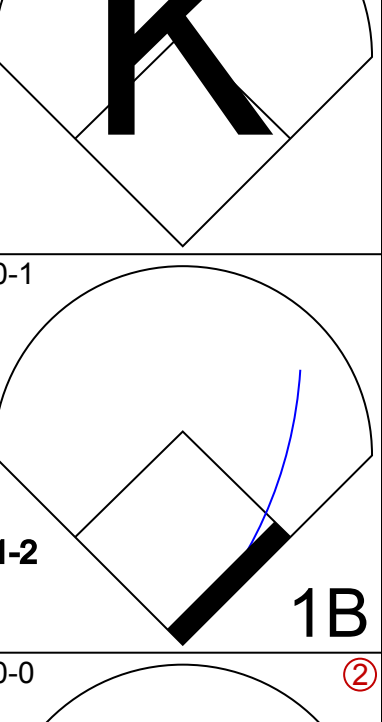
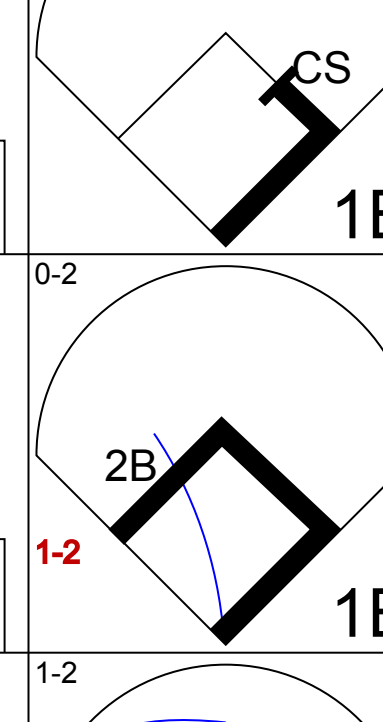
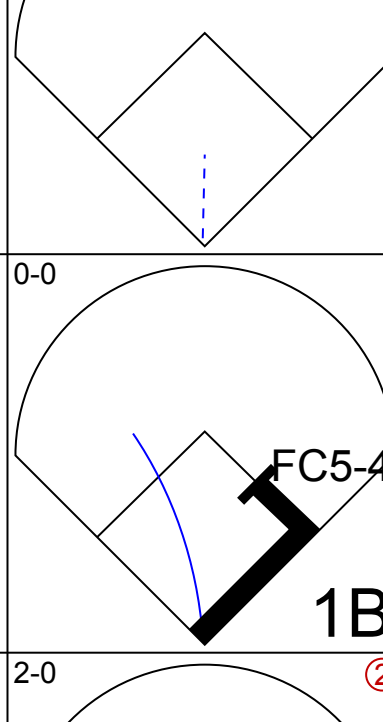
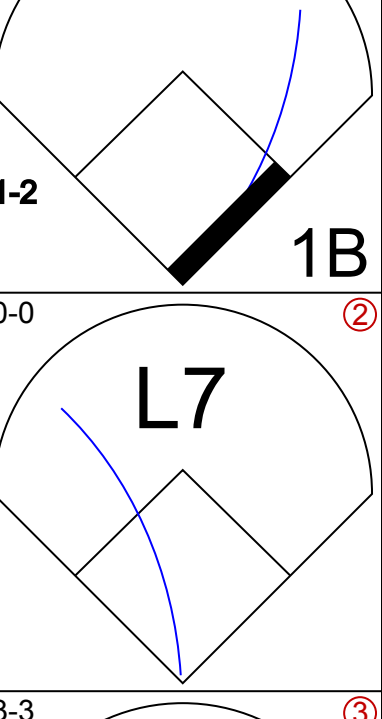
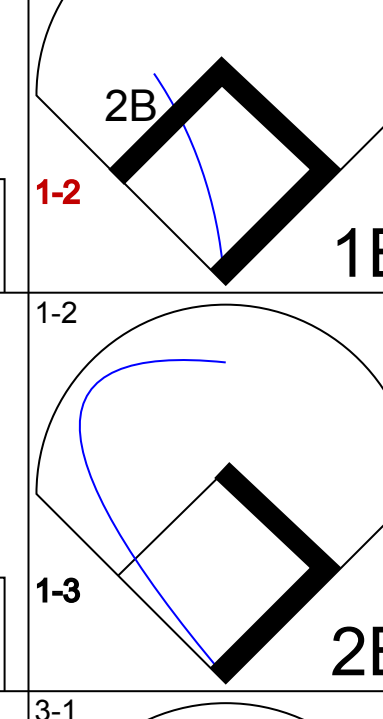
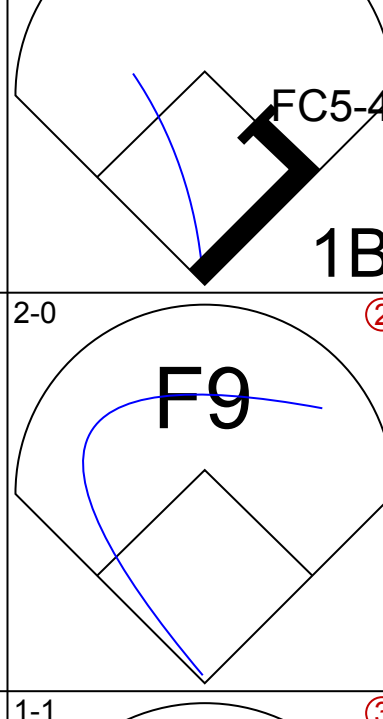
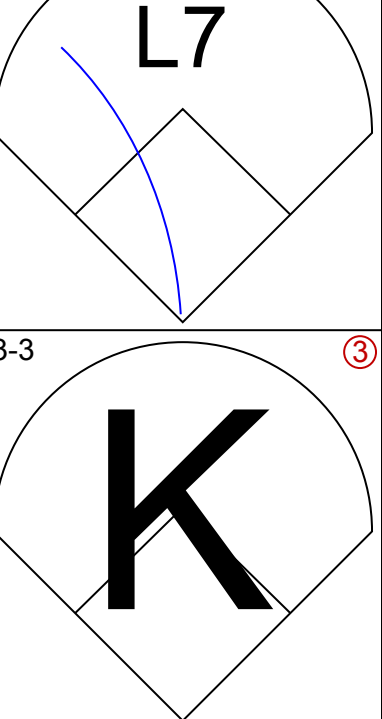
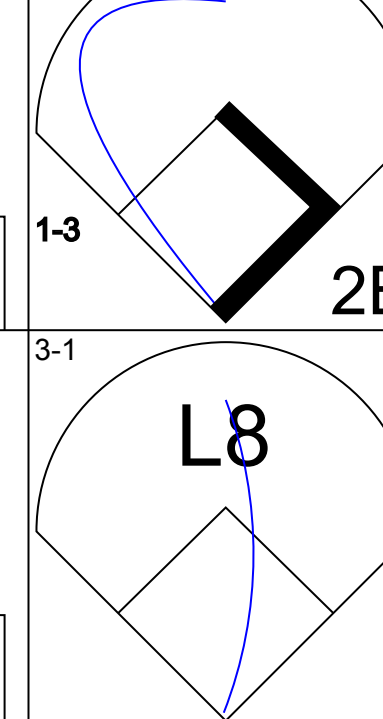
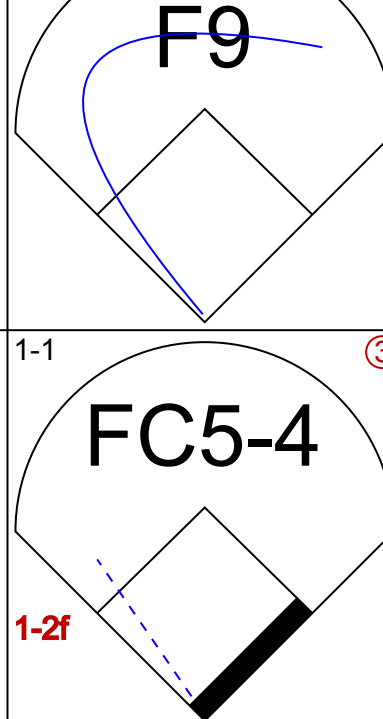


Batter	1	2	3	4	5	6	7	8	9	AB	R	H	RBI	BB	SO	LOB	TOP				
Brian McRae, S OBP: 0.288, SLG: 0.364 (1, 8)										4	0	0	0	0	0	3	0				
Bill Pecota, R OBP: 0.349, SLG: 0.405 (1, 4) (8, 5)										4	0	2	0	0	0	0	0				
George Brett, L OBP: 0.324, SLG: 0.412 Stu Cole, R (9, PR)										4	0	1	0	0	0	2	0				
Danny Tartabull, R OBP: 0.397, SLG: 0.620 Bobby Moore, R (9, PR) (9, 7)										4	1	2	0	0	1	0	0				
Jim Eisenreich, L OBP: 0.332, SLG: 0.382 (1, 7) (9, 9)										3	1	1	1	0	1	0	0				
Todd Benzinger, S OBP: 0.296, SLG: 0.340 (1, 3)										3	0	1	2	1	0	2	0				
Kurt Stillwell, S OBP: 0.314, SLG: 0.365 David Howard, S OBP: 0.276, SLG: 0.282 (9, PR) (9, 6)										3	0	1	0	1	1	1	0				
Brent Mayne, L OBP: 0.304, SLG: 0.315 Kevin Seitzer, R OBP: 0.344, SLG: 0.339 Tim Spehr, R OBP: 0.262, SLG: 0.236 (1, 2) (9, PH) (9, 2)										3	0	0	0	0	0	2	0				
Sean Berry, R OBP: 0.171, SLG: 0.176 Dave Clark, L (8, PH) Terry Shumpert, R OBP: 0.295, SLG: 0.341 (1, 5) (8, 4) (8, 4)										2	0	0	0	0	2	0	0				
<b>Inning Stats</b>	R: 0 E: 0 K: 1 S: 8	H: 0 LOB: 0 BB: 0 P: 12	R: 0 E: 0 K: 0 S: 10	H: 1 LOB: 2 BB: 1 P: 19	R: 0 E: 0 K: 2 S: 9	H: 1 LOB: 1 BB: 0 P: 13	R: 0 E: 0 K: 2 S: 11	H: 0 LOB: 0 BB: 0 P: 13	R: 0 E: 0 K: 2 S: 7	H: 0 LOB: 0 BB: 0 P: 8	R: 2 E: 0 K: 0 S: 12	H: 3 LOB: 0 BB: 0 P: 22	R: 0 E: 0 K: 1 S: 5	H: 0 LOB: 0 BB: 0 P: 11	R: 1 E: 0 K: 0 S: 12	H: 2 LOB: 3 BB: 1 P: 22	1B: 6 2B: 2 3B: 0 HR: 0	SF: 1 SAC: 0 DP: 2 HBP: 0	WP: 0 PB: 0 SB: 0 CS: 0	PA: 35	
<b>PITCHER</b>	IP WLS BF H R ER SO BB IBB HBP BLK WP HR S P ERA WHIP	7.0 L 5 2 1 1 1 0 0 0 0 0 0 11 20 2.57 2.000	1.0 L 4 0 0 0 0 1 0 0 0 0 0 6 13 0.00 1.000	1.0 L 5 2 1 1 1 0 0 0 0 0 0 11 20 9.00 2.000	1.0 L 4 0 0 0 0 1 0 0 0 0 0 6 13 0.00 1.000																

Kansas City Royals @ Baltimore Orioles  
Memorial Stadium, Baltimore, MD  
Sun Sep 08 1991, 3:33 AM EDT  
Att: 32,488 - Cloudy - 89 F

AB 32  
R 3  
H 8  
RBI 3  
BB 2  
SO 8  
LOB 10



Batter	1	2	3	4	5	6	7	8	9	AB	R	H	RBI	BB	SO	LOB	BOTTOM			
Luis Mercedes, R OBP: 0.600, SLG: 0.750 (1, 9)										4	2	2	0	1	0	2	0			
Brady Anderson, L OBP: 0.324, SLG: 0.292 Sam Horn, L OBP: 0.325, SLG: 0.479 (1, 8) (9, PH)										2	0	1	0	0	0	1	0			
Cal Ripken Jr., R OBP: 0.380, SLG: 0.550 (1, 6)										3	0	2	2	1	0	0	0			
Glenn Davis, R OBP: 0.312, SLG: 0.463 (1, 10)										4	0	0	0	0	2	5	0			
Randy Milligan, R OBP: 0.375, SLG: 0.402 (1, 3)										3	0	0	0	1	0	5	0			
Joe Orsulak, L OBP: 0.310, SLG: 0.353 (1, 7)										4	0	1	0	0	1	1	0			
Leo Gomez, R OBP: 0.298, SLG: 0.401 (1, 5)										4	0	3	0	0	1	0	0			
Bob Melvin, R OBP: 0.301, SLG: 0.330 (1, 2)										4	0	1	0	0	0	3	0			
Billy Ripken, R OBP: 0.258, SLG: 0.258 Chito Martinez, L OBP: 0.326, SLG: 0.527 (1, 4) (9, PH)										3	0	0	0	0	1	5	0			
<b>Inning Stats</b>	R: 1 E: 1 K: 0 S: 8	H: 0 LOB: 0 BB: 0 P: 16	R: 0 E: 0 K: 2 S: 16	H: 1 LOB: 2 BB: 1 P: 25	R: 1 E: 0 K: 1 S: 9	H: 2 LOB: 1 BB: 0 P: 14	R: 0 E: 0 K: 0 S: 15	H: 3 LOB: 2 BB: 0 P: 23	R: 0 E: 0 K: 0 S: 10	H: 2 LOB: 1 BB: 0 P: 18	R: 0 E: 0 K: 1 S: 10	H: 1 LOB: 2 BB: 1 P: 18	R: 0 E: 0 K: 1 S: 7	H: 0 LOB: 0 BB: 0 P: 11	R: 0 E: 0 K: 0 S: 10	H: 0 LOB: 0 BB: 1 P: 12	1B: 8 2B: 2 3B: 0 HR: 0	SF: 0 SAC: 2 DP: 2 HBP: 0	WP: 0 PB: 0 SB: 0 CS: 1	PA: 38
<b>PITCHER</b>	IP WLS BF H R ER SO BB IBB HBP BLK WP HR S P ERA WHIP	6.0 W 8 1 0 0 2 0 1 0 0 0 0 17 29 1.50 1.667	2.0 W 8 1 0 0 2 0 1 0 0 0 0 17 29 0.00 0.500	1.0 S 3 0 0 0 0 1 0 0 0 0 0 5 12 0.00 1.000																

Kansas City Royals @ Baltimore Orioles  
Memorial Stadium, Baltimore, MD  
Sun Sep 08 1991, 3:33 AM EDT  
Att: 32,488 - Cloudy - 89 F



AB 33  
R 2  
H 10  
RBI 2  
BB 3  
SO 5  
LOB 23





Batter	1	2	3	4	5	6	7	8	9	AB	R	H	RBI	BB	SO	LOB	TOP					
<b>Bernie Williams, S</b> (1, 8) OBP: 0.336, SLG: 0.352	1-1 G3		1-2 G4-3			2-1 G4-3		1-0 F8		4	0	0	0	0	0	2	<b>New York Yankees @ Baltimore Orioles</b> Memorial Stadium, Baltimore, MD Mon Sep 09 1991, 7:05 PM EDT Att: 22,792 - Cloudy - 85 F					
<b>Steve Sax, R</b> (1, 4) OBP: 0.349, SLG: 0.409	0-2 G4-1 1B			1-1 CS 1B			1-1 G4-6-3 1B		2-1 G6-3	4	0	3	0	0	0	0						
<b>Don Mattingly, L</b> (1, 3) OBP: 0.349, SLG: 0.400	2-0 G4-1			2-1 G5-3			1-0 G4-6-3		1-1 P6	4	0	0	0	0	0	3						
<b>Matt Nokes, L</b> (1, 2) OBP: 0.316, SLG: 0.508	2-3 K			0-1 G3			0-0 1B		1-0 E1	4	0	1	0	0	1	1						
<b>Roberto Kelly, R</b> (1, 7)		4-1 CS BB			2-0 G6-3		3-2 F9		1-3 K	3	0	0	0	1	1	2						
<b>Kevin Maas, L</b> (1, 10) OBP: 0.332, SLG: 0.369		0-3 SAFE K		0-1 P6				3-3 K		3	0	0	0	0	2	1						
<b>Hensley Meulens, R</b> (1, 9) OBP: 0.271, SLG: 0.313		0-1 G5-3		0-0 F8				3-3 K		3	0	0	0	0	1	0						
<b>Alvaro Espinoza, R</b> (1, 6) OBP: 0.291, SLG: 0.360			0-0 G6-3		0-1 F9			3-2 E 1B		3	0	1	0	0	0	0						
<b>Pat Kelly, R</b> (1, 5) OBP: 0.287, SLG: 0.336			3-2 G6-3		0-0 G6-3			1-1 E6		3	0	0	0	0	0	1						
<b>Inning Stats</b>	R: 0 E: 0 K: 1 S: 10	H: 1 LOB: 1 BB: 0 P: 15	R: 0 E: 0 K: 1 S: 6	H: 0 LOB: 0 BB: 1 P: 10	R: 0 E: 0 K: 0 S: 7	H: 0 LOB: 0 BB: 0 P: 11	R: 0 E: 0 K: 0 S: 6	H: 1 LOB: 0 BB: 0 P: 9	R: 0 E: 0 K: 0 S: 4	H: 0 LOB: 0 BB: 0 P: 6	R: 0 E: 0 K: 0 S: 5	H: 0 LOB: 0 BB: 0 P: 7	R: 0 E: 0 K: 0 S: 7	H: 2 LOB: 1 BB: 0 P: 12	R: 0 E: 1 K: 2 S: 13	H: 1 LOB: 2 BB: 0 P: 24	R: 0 E: 1 K: 1 S: 8	H: 0 LOB: 1 BB: 0 P: 13	1B: 5 2B: 0 3B: 0 HR: 0	SF: 0 SAC: 0 DP: 1 HBP: 0	WP: 0 PB: 0 SB: 0 CS: 2	PA: 32
<b>PITCHER</b> <b>Bob Milacki, R</b> (1, 1) ERA: 3.75	IP: 9.0 WLS: W BF: 32 H: 5 R: 0 ER: 0 SO: 5 BB: 1 IBB: 0 HBP: 0 BLK: 0 WP: 0 HR: 0 S: 66 P: 107 ERA: 0.00 WHIP: 0.667															<b>PITCHER</b>						

Batter	1	2	3	4	5	6	7	8	9	AB	R	H	RBI	BB	SO	LOB	BOTTOM					
<b>Luis Mercedes, R</b> (1, 7) OBP: 0.444, SLG: 0.625	2-2 L4		0-0 L7		1-0 E5 2B	1-2 1B 2B				4	1	1	2	0	0	2	<b>New York Yankees @ Baltimore Orioles</b> Memorial Stadium, Baltimore, MD Mon Sep 09 1991, 7:05 PM EDT Att: 22,792 - Cloudy - 85 F					
<b>Brady Anderson, L</b> (1, 8) OBP: 0.331, SLG: 0.302	1-2 L8			4-2 G4-6-3 BB	2-2 1H 2H 2B	3-1 1B 2B				3	0	2	2	1	0	0						
<b>Cal Ripken Jr., R</b> (1, 6) OBP: 0.377, SLG: 0.546	2-0 G6-3			2-1 G4-6-3	3-1 G6-3		1-0 G5-3			4	0	0	0	0	0	2						
<b>Glenn Davis, R</b> (1, 3) OBP: 0.310, SLG: 0.455		0-2 G4-6-3 1B		0-0 F8		2-0 E5 HR	1-1 G6-3			4	1	1	0	0	0	0						
<b>David Segui, S</b> (8, 3) OBP: 0.305, SLG: 0.339										0	0	0	0	0	0	0						
<b>Sam Horn, L</b> (1, 10) OBP: 0.327, SLG: 0.491		1-2 G4-6-3			0-0 HR 1B	2-2 1H HR	0-1 G3-1			4	2	2	2	0	0	1						
<b>Chito Martinez, L</b> (1, 9) OBP: 0.330, SLG: 0.549		2-2 F7			1-0 HR	1-2 E 2B 2B		1-1 F7		4	2	2	2	0	0	0						
<b>Leo Gomez, R</b> (1, 5) OBP: 0.297, SLG: 0.399			1-2 1B		2-3 K	1-3 K		2-2 F9		4	0	1	0	0	2	1						
<b>Bob Melvin, R</b> (1, 2) OBP: 0.300, SLG: 0.328			2-1 F9		2-2 E 2B 1B	2-0 E5 2B		0-1 F7		4	2	1	0	0	0	2						
<b>Billy Ripken, R</b> (1, 4) OBP: 0.255, SLG: 0.254			1-0 SAFE F9		0-0 F9	3-1 G5-3				3	0	0	0	0	0	4						
<b>Inning Stats</b>	R: 0 E: 0 K: 0 S: 9	H: 0 LOB: 0 BB: 0 P: 14	R: 0 E: 0 K: 0 S: 9	H: 1 LOB: 0 BB: 0 P: 12	R: 0 E: 0 K: 0 S: 7	H: 1 LOB: 1 BB: 0 P: 11	R: 0 E: 0 K: 0 S: 10	H: 0 LOB: 0 BB: 1 P: 16	R: 4 E: 1 K: 1 S: 16	H: 4 LOB: 1 BB: 0 P: 27	R: 4 E: 2 K: 1 S: 20	H: 4 LOB: 2 BB: 0 P: 35	R: 0 E: 0 K: 0 S: 5	H: 0 LOB: 0 BB: 0 P: 7	R: 0 E: 0 K: 0 S: 7	H: 0 LOB: 0 BB: 0 P: 10	R: 0 E: 0 K: 0 S: 8	H: 0 LOB: 0 BB: 0 P: 10	1B: 5 2B: 3 3B: 0 HR: 2	SF: 0 SAC: 0 DP: 2 HBP: 0	WP: 0 PB: 0 SB: 0 CS: 0	PA: 35
<b>PITCHER</b> <b>Scott Sanderson, R</b> (1, 1) ERA: 4.1	IP: 5.0 WLS: L BF: 21 H: 6 R: 4 ER: 2 SO: 4 BB: 1 IBB: 0 HBP: 0 BLK: 0 WP: 0 HR: 1 S: 51 P: 80 ERA: 3.60 WHIP: 1.400															<b>PITCHER</b>						
<b>Dave Elland, R</b> (6, 1) ERA: 5.73	IP: 3.0 WLS: L BF: 14 H: 4 R: 4 ER: 1 SO: 1 BB: 0 IBB: 0 HBP: 0 BLK: 0 WP: 0 HR: 1 S: 32 P: 52 ERA: 3.00 WHIP: 1.333															<b>PITCHER</b>						





Batter	1	2	3	4	5	6	7	8	9	AB	R	H	RBI	BB	SO	LOB	TOP										
<b>Bernie Williams, S</b> OBP: 0.333, SLG: 0.346 (1, 8)	F8		F9			1B BB	K		F8	4	1	0	0	1	1	0	<b>New York Yankees @ Baltimore Orioles</b> Memorial Stadium, Baltimore, MD Tue Sep 10 1991, 7:05 PM EDT Att: 22,551 - Cloudy - 83 F										
<b>Steve Sax, R</b> OBP: 0.349, SLG: 0.409 (1, 10)	G6-3		FC5-4 1B			1B FC1-2 1B	K		K	5	0	2	0	0	2	0											
<b>Roberto Kelly, R</b> OBP: 0.309, SLG: 0.390 (1, 7)	G6-3		K			FC1-2 S 1-3 2-H	E4 1B			4	0	2	1	0	1	1											
<b>Hensley Meulens, R</b> OBP: 0.267, SLG: 0.308 (1, 3) (5, 9)		E5 1B BB G6-4-3	FC5-4			K	K		K	4	1	0	0	0	2	4											
<b>Mike Humphreys, R</b> OBP: 0.300, SLG: 0.125 (1, 9) (5, 5)		G6-4-3 1B BB				K	FC1-2 BB		G4-3	2	1	0	0	2	1	1											
<b>Alvaro Espinoza, R</b> OBP: 0.291, SLG: 0.359 (1, 6)		G6-4-3 1B				K	FC1-2		G3-1	4	0	1	0	0	1	3											
<b>Randy Velarde, R</b> OBP: 0.337, SLG: 0.342 <b>Don Mattingly, L</b> OBP: 0.350, SLG: 0.401 (5, PH) (5, 3)	G6-4-3					1B BB	L7		L3 1B	1	0	0	0	1	0	2											
<b>Bob Geren, R</b> OBP: 0.285, SLG: 0.306 <b>Matt Nokes, L</b> OBP: 0.314, SLG: 0.505 (6, PH) (6, 2)						1B			L3 1B	2	0	2	1	0	0	0											
<b>Pat Kelly, R</b> OBP: 0.284, SLG: 0.332 <b>Pat Sheridan, L</b> OBP: 0.292, SLG: 0.369 (9, PH)	G1-3					K			K	3	0	0	0	0	1	3											
<b>Inning Stats</b>	R: 0 E: 0 K: 0 S: 6	H: 0 LOB: 0 BB: 0 P: 11	R: 2 E: 1 K: 0 S: 12	H: 2 LOB: 1 BB: 1 P: 22	R: 0 E: 0 K: 1 S: 6	H: 1 LOB: 1 BB: 0 P: 12	R: 0 E: 0 K: 3 S: 15	H: 1 LOB: 2 BB: 1 P: 24	R: 1 E: 0 K: 1 S: 12	H: 2 LOB: 3 BB: 2 P: 24	R: 0 E: 0 K: 2 S: 10	H: 1 LOB: 1 BB: 0 P: 16	R: 0 E: 0 K: 0 S: 6	H: 1 LOB: 0 BB: 0 P: 9	R: 0 E: 0 K: 2 S: 8	H: 0 LOB: 0 BB: 0 P: 13		1B: 8 2B: 1 3B: 0 HR: 0	SF: 0 SAC: 0 DP: 2 HBP: 0	WP: 0 PB: 0 SB: 1 CS: 0	PA: 38						
<b>PITCHER</b>	IP	WLS	BF	H	R	ER	SO	BB	IBB	HBP	BLK	WP	HR	S	P	ERA	WHIP										
<b>Arthur Rhodes, L</b> ERA: 10.2 (1, 1)	4.0		20	5	3	1	4	3	0	0	0	0	0	44	78	2.25	2.000										
<b>Mark Williamson, R</b> ERA: 4.72 (5, 1)	0.1		3	1	0	0	1	1	0	0	0	0	0	5	12	0.00	6.000										
<b>Todd Frohwirth, R</b> ERA: 1.92 (5, 1)	4.2	W	15	2	0	0	5	0	0	0	0	0	0	36	54	0.00	0.429										

Batter	1	2	3	4	5	6	7	8	9	AB	R	H	RBI	BB	SO	LOB	BOTTOM										
<b>Luis Mercedes, R</b> OBP: 0.357, SLG: 0.462 (1, 7) (8, 9)	G4-3		G3			K		B3		5	0	1	0	0	1	0	<b>New York Yankees @ Baltimore Orioles</b> Memorial Stadium, Baltimore, MD Tue Sep 10 1991, 7:05 PM EDT Att: 22,551 - Cloudy - 83 F										
<b>Mike Devereaux, R</b> OBP: 0.319, SLG: 0.440 (1, 8)	S 2B BB		HR			P4		K		4	2	2	2	1	1	0											
<b>Cal Ripken Jr., R</b> OBP: 0.376, SLG: 0.548 (1, 6)	K		HR			G3		G6-3		5	1	1	1	0	1	3											
<b>Sam Horn, L</b> OBP: 0.327, SLG: 0.493 <b>Dwight Evans, R</b> OBP: 0.404, SLG: 0.415 (7, PH) (7, 10)			F7			L8		FC6-4 BB		3	0	1	1	0	0	2											
<b>Randy Milligan, R</b> OBP: 0.376, SLG: 0.402 <b>Brady Anderson, L</b> OBP: 0.331, SLG: 0.302 (7, PR) (8, 7)						K		FC6-4 S		3	0	1	0	1	1	1											
<b>Chito Martinez, L</b> OBP: 0.330, SLG: 0.545 <b>David Segui, S</b> OBP: 0.303, SLG: 0.337 (8, 3) (1, 9)	K		G4-3					L9		3	1	1	0	0	1	3											
<b>Tim Lincecum, R</b> OBP: 0.281, SLG: 0.346 (1, 5)						F9 SH 2B		K		3	1	1	0	1	2	1											
<b>Chris Hoiles, R</b> OBP: 0.306, SLG: 0.381 (1, 2)						F9		2B IBB		1	0	0	0	3	0	1											
<b>Billy Ripken, R</b> OBP: 0.257, SLG: 0.261 <b>Joe Orsulak, L</b> OBP: 0.309, SLG: 0.353 <b>Juan Bell, R</b> OBP: 0.200, SLG: 0.253 (8, 4)	G6-4-3					SH 1B				2	1	1	2	0	0	1											
<b>Inning Stats</b>	R: 1 E: 0 K: 2 S: 14	H: 1 LOB: 2 BB: 2 P: 27	R: 0 E: 0 K: 1 S: 8	H: 0 LOB: 1 BB: 1 P: 14	R: 2 E: 1 K: 0 S: 17	H: 3 LOB: 1 BB: 0 P: 25	R: 2 E: 1 K: 0 S: 15	H: 3 LOB: 2 BB: 0 P: 27	R: 1 E: 0 K: 2 S: 10	H: 2 LOB: 2 BB: 1 P: 20	R: 0 E: 0 K: 1 S: 9	H: 0 LOB: 0 BB: 0 P: 14	R: 0 E: 0 K: 0 S: 10	H: 0 LOB: 3 BB: 3 P: 28	R: 0 E: 0 K: 1 S: 6	H: 0 LOB: 0 BB: 0 P: 8		1B: 4 2B: 3 3B: 0 HR: 2	SF: 0 SAC: 1 DP: 1 HBP: 0	WP: 1 PB: 0 SB: 4 CS: 0	PA: 39						
<b>PITCHER</b>	IP	WLS	BF	H	R	ER	SO	BB	IBB	HBP	BLK	WP	HR	S	P	ERA	WHIP										
<b>Eric Plunk, R</b> ERA: 4.96 (1, 1)	3.1	L	19	5	4	3	3	0	0	0	0	1	0	23	43	3.38	1.125										
<b>Rich Monteleone, R</b> ERA: 3.69 (7, 1)	0.2		5	0	0	0	0	3	0	0	0	0	0	9	25	0.00	4.500										
<b>Steve Farr, R</b> ERA: 2.39 (7, 1)	1.1		4	0	0	0	1	0	0	0	0	0	0	7	11	0.00	0.000										



Batter	1	2	3	4	5	6	7	8	9	AB	R	H	RBI	BB	SO	LOB	TOP								
Steve Sax, R (1, 10) OBP: 0.350, SLG: 0.410	F9			FC3-6 1B	2-0 1-3 3-H 2B		G4-3		FC5-4	5	0	2	1	0	0	4	<b>New York Yankees @ Baltimore Orioles</b> Memorial Stadium, Baltimore, MD Wed Sep 11 1991, 7:05 PM EDT Att: 44,847 - Cloudy - 81 F								
Bernie Williams, S (1, 8) OBP: 0.328, SLG: 0.340	F7			FC3-6 1B SF8	F8			F9		4	1	0	0	0	0	3									
Matt Nokes, L (1, 2) OBP: 0.313, SLG: 0.503	P5			E8 1B				F8		4	0	1	0	0	0	0									
Roberto Kelly, R (1, 7)		F8		SF8 1B				F9		3	0	0	1	0	0	0									
Kevin Maas, L (1, 3) OBP: 0.333, SLG: 0.369		K		K						3	0	1	0	1	2	1									
Hensley Meulens, R (1, 9) OBP: 0.271, SLG: 0.311		G6-3						F8		4	1	2	0	0	0	1									
Mike Humphreys, R (1, 5) OBP: 0.273, SLG: 0.111				P3				F8		3	0	0	0	0	0	1									
Alvaro Espinoza, R (1, 6) OBP: 0.289, SLG: 0.357				F9				G5-3		3	0	0	0	0	1	1									
Don Mattingly, L (9, PH) OBP: 0.349, SLG: 0.400				F9				K		1	0	0	0	0	1	2									
Pat Kelly, R (1, 4) OBP: 0.288, SLG: 0.339				P6						3	0	2	0	0	0	0									
Pat Sheridan, L (9, PH) OBP: 0.298, SLG: 0.369								2B 1B		0	0	0	0	1	0	0									
<b>Inning Stats</b>	R: 0 E: 0 K: 0 S: 8	H: 0 LOB: 0 BB: 0 P: 10	R: 0 E: 0 K: 1 S: 9	H: 0 LOB: 0 BB: 14 P: 14	R: 0 E: 0 K: 0 S: 4	H: 0 LOB: 0 BB: 0 P: 4	R: 1 E: 1 K: 1 S: 13	H: 2 LOB: 1 BB: 0 P: 20	R: 1 E: 0 K: 1 S: 11	H: 3 LOB: 2 BB: 0 P: 15	R: 0 E: 0 K: 0 S: 9	H: 0 LOB: 1 BB: 1 P: 15	R: 0 E: 0 K: 0 S: 8	H: 1 LOB: 1 BB: 0 P: 12	R: 0 E: 0 K: 0 S: 4	H: 0 LOB: 0 BB: 0 P: 5	R: 0 E: 0 K: 1 S: 12	H: 2 LOB: 3 BB: 1 P: 21	1B: 6 2B: 2 3B: 0 HR: 0	SF: 1 SAC: 1 DP: 0 HBP: 0	WP: 1 PB: 0 SB: 0 CS: 0	PA: 37			
<b>PITCHER</b>	IP	WLS	BF	H	R	ER	SO	BB	IBB	HBP	BLK	WP	HR	S	P	ERA	WHIP								
35 Mike Mussina, R (1, 1) ERA: 3.71	7.0	W	28	6	2	1	3	1	0	0	0	1	0	62	90	1.29	1.000								
Mike Flanagan, L (8, 1) ERA: 2.24	1.0		4	1	0	0	0	0	0	0	0	0	0	7	9	0.00	1.000								
Gregg Olson, R (9, 1) ERA: 3.2	1.0	S	5	1	0	0	1	1	0	0	0	0	0	9	17	0.00	2.000								

AB	33
R	2
H	8
RBI	2
BB	2
SO	4
LOB	13



Batter	1	2	3	4	5	6	7	8	9	AB	R	H	RBI	BB	SO	LOB	BOTTOM								
Luis Mercedes, R (1, 9) OBP: 0.278, SLG: 0.353	P3	P4		F9					G1-3	4	0	0	0	0	0	4	<b>New York Yankees @ Baltimore Orioles</b> Memorial Stadium, Baltimore, MD Wed Sep 11 1991, 7:05 PM EDT Att: 44,847 - Cloudy - 81 F								
Mike Devereaux, R (1, 8) OBP: 0.319, SLG: 0.437	K			G5-3				K		3	1	0	0	1	2	1									
Cal Ripken Jr., R (1, 6) OBP: 0.374, SLG: 0.544	K			L9				K		4	0	0	0	0	2	1									
Sam Horn, L (1, 10) OBP: 0.327, SLG: 0.502				K				L8		3	1	1	2	0	1	0									
Dwight Evans, R (7, PH) OBP: 0.406, SLG: 0.415				K				L8		0	0	0	0	1	0	0									
Glenn Davis, R (1, 3) OBP: 0.323, SLG: 0.461				K				L8		3	1	2	0	0	1	0									
Brady Anderson, L (7, PH) OBP: 0.331, SLG: 0.302				K				L8		0	0	0	0	0	0	0									
Joe Orsulak, L (1, 7) OBP: 0.312, SLG: 0.360				K				L6		2	1	1	2	1	0	1									
David Segui, S (7, PH) OBP: 0.302, SLG: 0.335				K				L6		1	0	0	0	0	1	2									
Leo Gomez, R (1, 5) OBP: 0.299, SLG: 0.404				K				L6		4	0	2	0	0	2	1									
Jeff Tackett, R (1, 2) OBP: 0.257, SLG: 0.269				K				L6		3	0	0	0	1	1	1									
<b>Inning Stats</b>	R: 0 E: 0 K: 2 S: 9	H: 3 LOB: 2 BB: 1 P: 30	R: 2 E: 0 K: 1 S: 16	H: 3 LOB: 1 BB: 1 P: 30	R: 2 E: 0 K: 2 S: 13	H: 1 LOB: 1 BB: 2 P: 26	R: 0 E: 0 K: 0 S: 7	H: 1 LOB: 1 BB: 0 P: 12	R: 0 E: 0 K: 0 S: 7	H: 0 LOB: 1 BB: 0 P: 12	R: 0 E: 0 K: 0 S: 12	H: 1 LOB: 1 BB: 0 P: 19	R: 0 E: 0 K: 3 S: 12	H: 1 LOB: 2 BB: 1 P: 21	R: 0 E: 0 K: 2 S: 9	H: 0 LOB: 0 BB: 0 P: 13	1B: 3 2B: 1 3B: 1 HR: 2	SF: 0 SAC: 0 DP: 0 HBP: 1	WP: 0 PB: 0 SB: 0 CS: 0	PA: 36					
<b>PITCHER</b>	IP	WLS	BF	H	R	ER	SO	BB	IBB	HBP	BLK	WP	HR	S	P	ERA	WHIP								
Wade Taylor, R (1, 1) ERA: 5.77	6.2	L	30	4	4	4	7	3	0	1	0	0	2	70	121	5.40	1.350								
Lee Guetterman, L (7, 1) ERA: 3.71	0.1		3	1	0	0	1	1	0	0	0	0	0	6	11	0.00	6.000								
John Habyan, R (8, 1) ERA: 2.24	1.0		3	0	0	0	2	0	0	0	0	0	0	9	13	0.00	0.000								









Batter	1	2	3	4	5	6	7	8	9	AB	R	H	RBI	BB	SO	LOB	TOP								
Alex Cole, L OBP: 0.397, SLG: 0.343 (1, 8)	G4-3		F8		FC1-4-6 2B		G6-3		FC3-6	5	1	0	0	0	0	3	<b>Cleveland Indians @ Baltimore Orioles</b> Memorial Stadium, Baltimore, MD Fri Sep 13 1991, 7:05 PM EDT Att: 30,861 - Cloudy - 81 F								
Mark Lewis, R OBP: 0.284, SLG: 0.309 Jerry Browne, S OBP: 0.286, SLG: 0.274 Felix Fermin, R OBP: 0.306, SLG: 0.299 (1, 6)	K		F9		2B		F9			4	1	1	0	0	1	0									
Carlos Baerga, S OBP: 0.348, SLG: 0.396 (1, 4)	2B	1B	G6-3		2B		F9		K	4	1	1	0	1	1	3									
Albert Belle, R OBP: 0.320, SLG: 0.532 (1, 10)	2B			P4						4	0	3	3	0	0	0									
Reggie Jefferson, S OBP: 0.203, SLG: 0.333 (1, 3)	G5-3			1B	FC4-6	2B	K		G6-3-5	4	1	1	0	0	1	4									
Mike Aldrete, L OBP: 0.394, SLG: 0.331 Wayne Kirby, L (8, 7)	G4-3			FC4-6	1B		K			4	0	2	0	0	1	2									
Jim Thome, L OBP: 0.250, SLG: 0.314 (1, 5)	1B			FC4-6	1B		G4-3		CS	4	0	1	1	0	1	1									
Jose Gonzalez, R OBP: 0.175, SLG: 0.204 (1, 9)	K			K			G6-3		FC3-6	3	0	0	0	1	2	2									
Joel Skinner, R OBP: 0.273, SLG: 0.295 (1, 2)	F8						G4-3		FC3-6	2	0	0	0	2	0	1									
<b>Inning Stats</b>	R: 1 E: 0 K: 1 S: 12	H: 2 LOB: 1 BB: 0 P: 19	R: 0 E: 0 K: 1 S: 11	H: 1 LOB: 1 BB: 0 P: 17	R: 0 E: 0 K: 0 S: 12	H: 0 LOB: 0 BB: 0 P: 18	R: 1 E: 0 K: 1 S: 10	H: 2 LOB: 1 BB: 0 P: 16	R: 2 E: 0 K: 2 S: 16	H: 2 LOB: 2 BB: 2 P: 32	R: 0 E: 0 K: 0 S: 4	H: 0 LOB: 0 BB: 0 P: 9	R: 0 E: 0 K: 0 S: 5	H: 0 LOB: 0 BB: 0 P: 7	R: 0 E: 0 K: 0 S: 7	H: 2 LOB: 1 BB: 0 P: 11	R: 0 E: 0 K: 2 S: 12	H: 0 LOB: 3 BB: 3 P: 27	1B: 4 2B: 6 3B: 0 HR: 0	SF: 0 SAC: 0 DP: 1 HBP: 0	WP: 0 PB: 0 SB: 2 CS: 1	PA: 40			
<b>PITCHER</b>	IP	WLS	BF	H	R	ER	SO	BB	IBB	HBP	BLK	WP	HR	S	P	ERA	WHIP								
Anthony Telford, R ERA: 5.4 (1, 1)	4.1		22	7	4	4	3	1	1	0	0	0	0	55	91	8.31	1.846								
Jim Poole, L ERA: 2.4 (5, 1)	4.0		12	2	0	0	3	0	0	0	0	0	0	25	42	0.00	0.500								
Gregg Olson, R ERA: 3.17 (9, 1)	0.2	W	5	0	0	0	1	3	0	0	0	0	0	9	23	0.00	4.500								

Batter	1	2	3	4	5	6	7	8	9	AB	R	H	RBI	BB	SO	LOB	BOTTOM								
Luis Mercedes, R OBP: 0.318, SLG: 0.316 Juan Bell, R OBP: 0.200, SLG: 0.253 (1, 7)	G4-3			K		G4-6-3				2	1	0	0	2	1	1	<b>Cleveland Indians @ Baltimore Orioles</b> Memorial Stadium, Baltimore, MD Fri Sep 13 1991, 7:05 PM EDT Att: 30,861 - Cloudy - 81 F								
Mike Devereaux, R OBP: 0.319, SLG: 0.441 (1, 8)	G4-3			G6-4-3	1B	G6-3				4	1	2	3	0	0	1									
Cal Ripken Jr., R OBP: 0.375, SLG: 0.551 (1, 6)	F9			G6-4-3						4	0	2	0	0	0	1									
Glenn Davis, R OBP: 0.319, SLG: 0.450 (1, 3)	F9				G6-3					4	0	1	0	0	0	1									
Dwight Evans, R OBP: 0.402, SLG: 0.410 Jeff Tackett, R (9, 2)	G6-3				BB					4	0	1	0	0	1	3									
Randy Milligan, R OBP: 0.374, SLG: 0.396 (1, 10)	K				1B					3	0	0	0	1	1	2									
Leo Gomez, R OBP: 0.298, SLG: 0.401 Chito Martinez, L OBP: 0.332, SLG: 0.541 Tim Hulett, R OBP: 0.265, SLG: 0.349 (1, 5)	F7				G5-4-3					2	0	0	0	0	0	2									
Chris Hoiles, R OBP: 0.311, SLG: 0.395 Brady Anderson, L OBP: 0.341, SLG: 0.314 (8, 7)	G4-3				BB					2	1	2	1	0	0	0									
Billy Ripken, R OBP: 0.257, SLG: 0.268 Joe Orsulak, L OBP: 0.313, SLG: 0.361 (8, 9)	G4-3									2	0	1	0	0	0	1									
David Segui, S OBP: 0.304, SLG: 0.337 (9, 7)										1	0	1	1	0	0	0									
<b>Inning Stats</b>	R: 0 E: 0 K: 0 S: 6	H: 0 LOB: 0 BB: 1 P: 11	R: 0 E: 0 K: 1 S: 6	H: 0 LOB: 0 BB: 0 P: 11	R: 0 E: 0 K: 0 S: 7	H: 1 LOB: 0 BB: 0 P: 10	R: 0 E: 0 K: 1 S: 10	H: 1 LOB: 0 BB: 0 P: 11	R: 0 E: 0 K: 0 S: 15	H: 1 LOB: 1 BB: 1 P: 26	R: 1 E: 0 K: 0 S: 12	H: 2 LOB: 0 BB: 0 P: 20	R: 0 E: 0 K: 0 S: 9	H: 2 LOB: 2 BB: 0 P: 13	R: 3 E: 0 K: 1 S: 16	H: 3 LOB: 1 BB: 1 P: 26	R: 1 E: 0 K: 0 S: 10	H: 3 LOB: 2 BB: 0 P: 16	1B: 11 2B: 0 3B: 0 HR: 2	SF: 0 SAC: 0 DP: 5 HBP: 0	WP: 0 PB: 0 SB: 0 CS: 0	PA: 36			
<b>PITCHER</b>	IP	WLS	BF	H	R	ER	SO	BB	IBB	HBP	BLK	WP	HR	S	P	ERA	WHIP								
Dave Otto, L ERA: 4.52 (1, 1)	6.0		20	5	1	1	2	2	0	0	0	0	0	9	13	0.00	2.000								
Rod Nichols, R ERA: 3.6 (7, 1)	1.0		5	2	0	0	0	0	0	0	0	0	0	9	13	0.00	2.000								
Jeff Shaw, R ERA: 3.29 (8, 1)	1.1	L	10	5	4	4	1	1	0	0	0	0	1	24	38	27.00	4.500								
Jesse Orosco, L ERA: 3.74 (9, 1)	0.0		1	1	0	0	0	0	0	0	0	0	0	2	4	∞	∞								





Batter	1	2	3	4	5	6	7	8	9	10	11	AB	R	H	RBI	BB	SO	LOB	TOP							
Alex Cole, L OBP: 0.387, SLG: 0.343 (1, 8)	K		2B	L8		K			L6		1B	6	1	2	0	0	2	0								
Felix Fermin, R OBP: 0.306, SLG: 0.299 Mark Lewis, R OBP: 0.285, SLG: 0.309 (4, PR)	F7		P4	1B					F7		1B	3	0	1	0	0	0	1								
Carlos Baerga, S OBP: 0.347, SLG: 0.397 (1, 4)	G4-3		1B	SF9					K		G5-3	6	1	2	1	0	1	2								
Albert Belle, R OBP: 0.321, SLG: 0.530 (1, 7)	G6-3		2B	1B							P4	4	1	1	0	1	1	2								
Mike Aldrete, L OBP: 0.363, SLG: 0.323 (1, 3)	K		SF9						K		K	4	0	0	1	0	2	1								
Carlos Martinez, R OBP: 0.330, SLG: 0.433 (1, 10)	2B	2B	1B	2B					L4			5	2	3	0	0	0	0								
Jim Thome, L OBP: 0.268, SLG: 0.350 (1, 5)	1B	2B	1B	1B					K		G4-3	5	0	2	3	0	2	1								
Jose Gonzalez, R OBP: 0.179, SLG: 0.208 Jerry Browne, S OBP: 0.285, SLG: 0.273 Wayne Kirby, L (8, 9)	1B	2B	1B	1B					K		K	3	0	1	0	0	1	1								
Joel Skinner, R OBP: 0.272, SLG: 0.293 (1, 2)	G1-3			G6-3					G3		1B	5	1	1	0	0	0	3								
<b>Inning Stats</b>	R: 0 E: 0 K: 1 S: 8	H: 0 LOB: 0 BB: 0 P: 11	R: 1 E: 0 K: 1 S: 14	H: 3 LOB: 2 BB: 0 P: 20	R: 4 E: 0 K: 1 S: 21	H: 5 LOB: 1 BB: 0 P: 28	R: 0 E: 0 K: 1 S: 10	H: 2 LOB: 2 BB: 0 P: 18	R: 0 E: 0 K: 1 S: 10	H: 0 LOB: 0 BB: 0 P: 16	R: 0 E: 0 K: 1 S: 6	H: 0 LOB: 1 BB: 1 P: 13	R: 0 E: 0 K: 2 S: 12	H: 1 LOB: 1 BB: 0 P: 21	R: 0 E: 0 K: 1 S: 9	H: 0 LOB: 0 BB: 0 P: 12	R: 0 E: 0 K: 1 S: 7	H: 0 LOB: 0 BB: 0 P: 7	R: 1 E: 0 K: 1 S: 14	H: 3 LOB: 2 BB: 0 P: 21	1B: 10 2B: 4 3B: 0 HR: 0	SF: 1 SAC: 0 DP: 0 HBP: 0	WP: 0 PB: 0 SB: 2 CS: 0	PA: 48		
<b>PITCHER</b>	IP 2.2	WLS 2.1	BF 9	H 2	R 0	ER 0	SO 3	BB 0	IBB 0	HBP 0	BLK 0	WP 0	HR 0	S 40	P 54	ERA 16.88	WHIP 3.000									
Bob Milacki, R ERA: 3.97 Mark Williamson, R ERA: 4.56 Todd Frohwrth, R ERA: 1.92 Mike Flanagan, L ERA: 2.3																										

Cleveland Indians @ Baltimore Orioles  
Memorial Stadium, Baltimore, MD  
Sat Sep 14 1991, 7:05 PM EDT  
Att: 31,575 - Cloudy - 77 F


AB 46  
R 6  
H 14  
RBI 6  
BB 1  
SO 12  
LOB 12



Batter	1	2	3	4	5	6	7	8	9	10	11	AB	R	H	RBI	BB	SO	LOB	BOTTOM							
Luis Mercedes, R OBP: 0.308, SLG: 0.304 Juan Bell, R OBP: 0.199, SLG: 0.251 (8, 4)	G6-3		F8		BLK		FC6-4			F7		4	1	1	0	0	0	1								
Mike Devereaux, R OBP: 0.320, SLG: 0.441 (1, 8)	E6		1B		2B		F9			F8		5	2	2	1	0	0	1								
Cal Ripken Jr., R OBP: 0.375, SLG: 0.557 (1, 6)	HR		F9		2B		L5			G1-3		5	1	2	3	0	0	2								
Glenn Davis, R OBP: 0.322, SLG: 0.448 Jose Mesa, R (11, PR)	G6-3				K		P1				G6-4-3	5	0	2	0	0	1	1								
Dwight Evans, R OBP: 0.395, SLG: 0.401 (1, 9)	K		G5-4-3				F9		G1		G6-4-3	5	0	0	0	0	1	2								
Randy Milligan, R OBP: 0.378, SLG: 0.406 (1, 10)	G6-3				HR		F9		F9			5	1	3	1	0	0	0								
Tim Lulett, R OBP: 0.281, SLG: 0.344 Brady Anderson, L OBP: 0.339, SLG: 0.313 Chris Holles, R OBP: 0.310, SLG: 0.394 (10, 2)	F9				K		L7		K		K	3	0	0	0	0	1	1								
Bob Melvin, R OBP: 0.293, SLG: 0.321 Sam Horn, L OBP: 0.329, SLG: 0.505 Leo Gomez, R OBP: 0.297, SLG: 0.399 (10, 5)	F9				K		G5-3		F8			3	0	0	0	0	1	1								
Billy Ripken, R OBP: 0.266 Joe Orsulak, L OBP: 0.313, SLG: 0.360 (8, 7)	K		K		G6-3		FC6-4		G6-3			2	0	0	0	0	1	0								
<b>Inning Stats</b>	R: 2 E: 1 K: 1 S: 11	H: 1 LOB: 0 BB: 0 P: 19	R: 0 E: 0 K: 0 S: 7	H: 0 LOB: 0 BB: 0 P: 13	R: 0 E: 0 K: 1 S: 13	H: 1 LOB: 1 BB: 0 P: 16	R: 1 E: 0 K: 1 S: 12	H: 2 LOB: 0 BB: 0 P: 20	R: 2 E: 0 K: 2 S: 15	H: 3 LOB: 1 BB: 0 P: 23	R: 0 E: 0 K: 0 S: 7	H: 0 LOB: 1 BB: 1 P: 16	R: 0 E: 0 K: 0 S: 5	H: 0 LOB: 0 BB: 0 P: 8	R: 0 E: 0 K: 1 S: 8	H: 0 LOB: 0 BB: 0 P: 13	R: 0 E: 0 K: 0 S: 9	H: 0 LOB: 0 BB: 0 P: 14	R: 0 E: 0 K: 1 S: 11	H: 2 LOB: 1 BB: 0 P: 16	1B: 7 2B: 1 3B: 0 HR: 2	SF: 0 SAC: 0 DP: 2 HBP: 1	WP: 0 PB: 0 SB: 0 CS: 0	PA: 43		
<b>PITCHER</b>	IP 6.0	WLS 2.1	BF 26	H 8	R 0	ER 4	SO 1	BB 0	IBB 0	HBP 1	BLK 1	WP 0	HR 2	S 65	P 101	ERA 6.00	WHIP 1.333									
Greg Swindell, L ERA: 3.52 Rod Nichols, R ERA: 3.54 Eric Bell, L ERA: Steve Olin, R ERA: 3.88																										

Cleveland Indians @ Baltimore Orioles  
Memorial Stadium, Baltimore, MD  
Sat Sep 14 1991, 7:05 PM EDT  
Att: 31,575 - Cloudy - 77 F

AB 42  
R 5  
H 10  
RBI 5  
BB 0  
SO 7  
LOB 10













Batter	1	2	3	4	5	6	7	8	9	AB	R	H	RBI	BB	SO	LOB	TOP
Luis Mercedes, R OBP: 0.314, SLG: 0.290 Joe Orsulak, L OBP: 0.316, SLG: 0.361	G4-3	L9			G4-3		P3			3	0	0	0	0	0	0	
Mike Deversaux, R OBP: 0.319, SLG: 0.441 Jeff Tackett, R	G6-3		G3		G5-3		G6-3			4	0	0	0	0	0	2	
Cal Ripken Jr., R OBP: 0.379, SLG: 0.559	HR				G5-3			G6-4-3		3	1	2	0	1	0	0	
Glenn Davis, R OBP: 0.316, SLG: 0.463	HR		K		G5-3		G6-4-3			4	1	1	2	0	1	2	
Dwight Evans, R OBP: 0.392, SLG: 0.394			G4-3					K		4	0	2	0	0	1	1	
Randy Milligan, R OBP: 0.373, SLG: 0.415	K				F9			G6-3		4	0	0	0	0	2	2	
Leo Gomez, R OBP: 0.299, SLG: 0.405 Sam Horn, L OBP: 0.328, SLG: 0.512		HR			L7			K		3	1	2	1	0	0	1	
Chris Hoiles, R OBP: 0.314, SLG: 0.402 Brady Anderson, L OBP: 0.336, SLG: 0.311		K			F8		SH1-4			2	0	0	0	1	1	1	
Billy Ripken, R OBP: 0.256, SLG: 0.267	G6-3				FC6-4		SH1-4			2	0	0	0	0	0	1	
<b>Inning Stats</b>	R: 2 H: 2 E: 0 K: 1 S: 19	H: 2 R: 1 ER: 0 LOB: 1 BB: 1 P: 27	R: 1 H: 1 E: 0 K: 1 S: 10	R: 0 H: 1 E: 0 K: 1 S: 7	R: 0 H: 1 E: 0 K: 0 S: 9	R: 0 H: 0 E: 0 K: 1 S: 5	R: 0 H: 1 E: 0 K: 1 S: 10	R: 0 H: 0 E: 0 K: 0 S: 8	R: 0 H: 1 E: 0 K: 1 S: 7	R: 0 H: 0 E: 0 K: 2 S: 10	1B: 4 2B: 1 3B: 0 HR: 2	SF: 0 SAC: 1 DP: 1 HBP: 0	WP: 0 PA: 35 PB: 0 SB: 0 CS: 0				
<b>PITCHER</b>	IP WLS BF H R ER SO BB IBB HBP BLK WP HR S P ERA WHIP																
Kevin Morton, L ERA: 4.67	6.0 W 25 6 3 3 4 1 0 0 0 0 2 60 97 4.50 1.167																
Greg Harris, R ERA: 3.69	2.0 7 1 0 0 1 1 0 0 0 0 0 15 26 0.00 1.000																
Jeff Reardon, R ERA: 2.81	1.0 S 3 0 0 0 2 0 0 0 0 0 0 10 13 0.00 0.000																

Baltimore Orioles @ Boston Red Sox  
Fenway Park, Boston, MA  
Tue Sep 17 1991, 7:05 PM EDT  
Att: 32,657 - Sunny - 85 F

AB 32  
R 3  
H 7  
RBI 3  
BB 2  
SO 7  
LOB 12



Batter	1	2	3	4	5	6	7	8	9	AB	R	H	RBI	BB	SO	LOB	BOTTOM
Wade Boggs, L OBP: 0.325, SLG: 0.463	L8				G4-3		K			4	0	1	2	0	1	2	
Jody Read, R OBP: 0.344, SLG: 0.377	F9	F8			G6-3			IBB		3	0	0	1	1	0	1	
Phil Plantier, L OBP: 0.455, SLG: 0.587	BB				P4		F9			4	0	1	0	0	1	2	
Jack Clark, R OBP: 0.363, SLG: 0.428 Wayne Housie, S	BB				F9					3	1	2	1	1	0	0	
Mike Greenwell, L OBP: 0.352, SLG: 0.425 Carlos Quintana, R OBP: 0.386, SLG: 0.429	L6				G3-1		F9			2	0	0	0	0	0	2	
Mo Vaughn, L OBP: 0.354, SLG: 0.390 Bob Zupcic, R OBP: 0.111, SLG: 0.111		2B			G5-4-3		G3			2	1	1	0	1	0	0	
Steve Lyons, L OBP: 0.275, SLG: 0.370		L7			F8		L9			3	0	0	0	1	0	2	
Tony Peña, R OBP: 0.290, SLG: 0.333		2B			G5-4-3		SH3-4			3	1	1	0	1	0	3	
Luis Rivera, R OBP: 0.317, SLG: 0.378	K				G4-3		SH3-4			2	1	1	0	0	1	2	
<b>Inning Stats</b>	R: 0 H: 1 E: 0 K: 0 S: 9	H: 2 R: 2 ER: 0 LOB: 1 BB: 1 P: 18	R: 2 H: 2 E: 0 K: 1 S: 18	R: 0 H: 0 E: 0 K: 0 S: 6	R: 0 H: 1 E: 0 K: 0 S: 5	R: 1 H: 1 E: 0 K: 0 S: 7	R: 1 H: 1 E: 0 K: 0 S: 5	R: 0 H: 0 E: 0 K: 2 S: 8	R: 0 H: 1 E: 0 K: 0 S: 9	R: 0 H: 0 E: 0 K: 0 S: 9	1B: 3 2B: 3 3B: 0 HR: 1	SF: 0 SAC: 1 DP: 1 HBP: 0	WP: 0 PA: 35 PB: 0 SB: 1 CS: 0				
<b>PITCHER</b>	IP WLS BF H R ER SO BB IBB HBP BLK WP HR S P ERA WHIP																
Jose Mesa, R ERA: 5.97	6.0 L 26 6 4 4 1 3 0 1 0 0 0 0 8 15 6.00 1.500																
Jim Poole, L ERA: 2.32	1.0 4 0 0 0 2 0 1 0 0 0 0 0 8 15 0.00 0.000																
Mark Williamson, R ERA: 4.42	1.0 5 1 0 0 0 0 1 0 0 0 0 0 9 18 0.00 1.000																

Baltimore Orioles @ Boston Red Sox  
Fenway Park, Boston, MA  
Tue Sep 17 1991, 7:05 PM EDT  
Att: 32,657 - Sunny - 85 F

AB 29  
R 4  
H 7  
RBI 4  
BB 5  
SO 3  
LOB 16





Batter	1	2	3	4	5	6	7	8	9	AB	R	H	RBI	BB	SO	LOB	TOP											
Mike Devereaux, R OBP: 0.318, SLG: 0.439	2-2 G6-4-3 1B		2-1 G5-3			1-3 K	1-0 P3		1-2 F7	5	0	1	0	0	1	3												
Joe Orsulak, L OBP: 0.316, SLG: 0.360	1-1 F7			1-0 G5-4-3 1B		2-1 G3	0-1 L7			4	0	1	0	0	0	1												
Cal Ripken Jr., R OBP: 0.379, SLG: 0.564	0-0 G6-4-3			0-2 G5-4-3 1-2		2-1 HR		1-2 G6-4-3 1B		4	1	2	1	0	0	2												
Sam Horn, L OBP: 0.325, SLG: 0.507 Dwight Evans, R OBP: 0.390, SLG: 0.392		1-1 F7		1-0 F7		2-0 G3-1		1-2 G6-4-3 1-2		3	0	0	0	0	0	0												
Glenn Davis, R OBP: 0.327, SLG: 0.474 Brady Anderson, L OBP: 0.338, SLG: 0.311		3-3 K			0-0 HR	4-0 E S E BB		0-1 2B		3	2	2	0	1	1	0												
Chito Martinez, L OBP: 0.322, SLG: 0.524 Randy Milligan, R OBP: 0.373, SLG: 0.414		3-2 G4-3			1-0 F7	0-2 E3 1B PB		2-1 F9		3	1	0	0	0	0	1												
Leo Gomez, R OBP: 0.304, SLG: 0.416			2-3 K		2-0 1-H HR	0-0 PB 1B		4-1 BB		3	1	2	2	1	1	0												
Bob Melvin, R OBP: 0.294, SLG: 0.325 David Segui, S OBP: 0.296, SLG: 0.330			1-2 2B		0-0 G3-1	3-2 F9		1-3 K		3	0	1	0	0	0	1												
Billy Ripken, R OBP: 0.256, SLG: 0.271 Chris Hoiles, R OBP: 0.313, SLG: 0.401			3-2 P5		1-1 2B		1-0 P4		3-3 K	3	0	1	0	0	0	1												
<b>Inning Stats</b>	R: 0 E: 0 K: 0 S: 8	H: 1 LOB: 0 BB: 0 P: 11	R: 0 E: 0 K: 1 S: 11	H: 0 LOB: 0 BB: 0 P: 18	R: 0 E: 0 K: 1 S: 11	H: 1 LOB: 1 BB: 0 P: 19	R: 0 E: 0 K: 0 S: 6	H: 1 LOB: 0 BB: 0 P: 8	R: 2 E: 0 K: 1 S: 11	H: 3 LOB: 1 BB: 0 P: 16	R: 3 E: 1 K: 0 S: 12	H: 2 LOB: 1 BB: 0 P: 25	R: 0 E: 0 K: 0 S: 4	H: 0 LOB: 0 BB: 0 P: 6	R: 0 E: 0 K: 0 S: 12	H: 2 LOB: 1 BB: 0 P: 16	R: 0 E: 0 K: 2 S: 12	H: 0 LOB: 1 BB: 1 P: 21	1B: 5 2B: 3 3B: 0 HR: 2	SF: 0 SAC: 0 DP: 3 HBP: 0	WP: 0 PB: 1 SB: 1 CS: 0	PA: 37						
<b>PITCHER</b>	IP	WLS	BF	H	R	ER	SO	BB	IBB	HBP	BLK	WP	HR	S	P	ERA	WHIP											
Mike Gardiner, R ERA: 4.9	(1, 1)	5.2	W	23	7	4	3	3	1	0	0	0	0	2	52	87	4.76	1.412										
Dan Petry, R ERA: 4.3	(6, 1)	1.1		7	2	1	0	0	0	0	0	0	0	0	16	22	0.00	1.500										
Tony Fossas, L ERA: 3.81	(8, 1)	0.2		2	1	0	0	0	0	0	0	0	0	5	6	0.00	1.500											
Greg Harris, R ERA: 3.66	(8, 1)	1.1	S	5	0	0	0	2	1	0	0	0	0	14	25	0.00	0.750											

**Baltimore Orioles @ Boston Red Sox**  
Fenway Park, Boston, MA  
Wed Sep 18, 1991, 7:05 PM EDT  
Att: 32,021 - Sunny - 69 F

AB 35  
R 5  
H 10  
RBI 3  
BB 2  
SO 5  
LOB 13



Batter	1	2	3	4	5	6	7	8	9	AB	R	H	RBI	BB	SO	LOB	BOTTOM											
Wade Boggs, L OBP: 0.325, SLG: 0.462	2-2 L8	1-1 1B		0-1 FC6-4 1B		2-1 G4-3		0-1 L8		5	0	2	0	0	0	1												
Jody Reed, R OBP: 0.345, SLG: 0.380	0-0 1B	0-1 1B		3-2 P6		0-0 F7				4	1	2	1	0	0	2												
Carlos Quintana, R OBP: 0.382, SLG: 0.425	0-0 G6-3		0-0 F9	0-0 FC6-4 1-2		2-2 G6-3				4	0	0	0	0	0	2												
Jack Clark, R OBP: 0.368, SLG: 0.438	4-2 1B 2B BB		4-1 1B BB		1-2 HR		1-1 1B			2	3	2	1	2	0	0												
Phil Plantier, L OBP: 0.456, SLG: 0.583	2-1 2B 1B		0-1 1B 1B		0-1 F8		1-3 K			4	1	2	1	0	1	1												
Mo Vaughn, L OBP: 0.358, SLG: 0.400 Bob Zupcic, R OBP: 0.100, SLG: 0.100	1-0 1B		1-0 1B		3-3 K		2-1 L9			3	0	2	2	0	1	0												
Steve Lyons, L OBP: 0.280, SLG: 0.370		1-1 F9	1-2 G6-4-3 1B		3-3 K		4-0 S SH3-4 SH1-3 BB			3	1	1	1	1	1	0												
John Marzano, R OBP: 0.267, SLG: 0.337 Wayne Housie, S OBP: 0.290, SLG: 0.333		0-0 G6-4-3	1-2 1B		2-1 G4-3		1-1 SH3-4			3	1	1	0	0	0	2												
Luis Rivera, R OBP: 0.317, SLG: 0.378	1 SAFE F9	0-1 F9		3-3 K		1-2 G4-3 1B		3-1 SH1-3		3	0	1	1	0	1	1												
<b>Inning Stats</b>	R: 2 E: 0 K: 0 S: 10	H: 3 LOB: 2 BB: 1 P: 19	R: 1 E: 0 K: 0 S: 9	H: 3 LOB: 0 BB: 0 P: 11	R: 2 E: 0 K: 0 S: 12	H: 3 LOB: 1 BB: 1 P: 19	R: 0 E: 0 K: 1 S: 11	H: 1 LOB: 0 BB: 0 P: 17	R: 1 E: 0 K: 2 S: 11	H: 1 LOB: 0 BB: 0 P: 18	R: 0 E: 0 K: 0 S: 8	H: 1 LOB: 1 BB: 0 P: 13	R: 0 E: 0 K: 1 S: 11	H: 1 LOB: 0 BB: 0 P: 17	R: 1 E: 0 K: 0 S: 7	H: 0 LOB: 0 BB: 1 P: 14	1B: 10 2B: 2 3B: 0 HR: 1	SF: 0 SAC: 2 DP: 1 HBP: 0	WP: 0 PB: 0 SB: 1 CS: 0	PA: 37								
<b>PITCHER</b>	IP	WLS	BF	H	R	ER	SO	BB	IBB	HBP	BLK	WP	HR	S	P	ERA	WHIP											
Dave Johnson, R ERA: 7.34	(1, 1)	2.1	L	15	8	5	5	0	2	0	0	0	0	24	40	19.29	4.286											
Anthony Telford, R ERA: 5.06	(3, 1)	2.2		10	3	1	1	3	0	0	0	0	0	1	29	44	3.38	1.125										
Todd Frohirth, R ERA: 1.79	(6, 1)	1.1		6	2	0	0	0	0	0	0	0	0	14	22	0.00	1.500											
Mike Flanagan, L ERA: 2.38	(7, 1)	0.2		3	0	1	1	1	1	0	0	0	0	5	12	13.50	1.500											
Gregg Olson, R ERA: 3.07	(8, 1)	1.0		3	0	0	0	0	0	0	0	0	0	7	10	0.00	0.000											

**Baltimore Orioles @ Boston Red Sox**  
Fenway Park, Boston, MA  
Wed Sep 18, 1991, 7:05 PM EDT  
Att: 32,021 - Sunny - 69 F

AB 32  
R 7  
H 13  
RBI 7  
BB 3  
SO 4  
LOB 10





Batter	1	2	3	4	5	6	7	8	9	AB	R	H	RBI	BB	SO	LOB	TOP					
Luis Mercedes, R OBP: 0.289, SLG: 0.265 Brady Anderson, L OBP: 0.338, SLG: 0.311	G6-3		K		FC6-4			SH1-4		3	0	0	0	0	1	3						
Mike Deversaux, R OBP: 0.316, SLG: 0.436	G6-3		K					G4-3		4	0	0	0	0	0	2						
Cal Ripken Jr., R OBP: 0.379, SLG: 0.561	G4-3				F8			1B IBB		3	0	0	0	1	1	0						
Glenn Davis, R OBP: 0.321, SLG: 0.464 David Segui, S OBP: 0.301, SLG: 0.333	G6-3	G6-3		G5-3		G1-3		1B		3	0	0	0	0	0	0						
Dwight Evans, R OBP: 0.388, SLG: 0.390 Joe Orsulak, L OBP: 0.316, SLG: 0.360		1B		L8				G4-3	G4-3	4	0	1	0	0	0	2						
Randy Milligan, R OBP: 0.372, SLG: 0.412	F9				1B SH1-3 BB			P4	G6-3	3	0	0	0	1	0	1						
Leo Gomez, R OBP: 0.304, SLG: 0.415	F9				SH1-3			1B	P3	3	0	1	0	0	0	1						
Chris Hoiles, R OBP: 0.319, SLG: 0.413			WP SH1-3 BB		FC6-4			F9	HR	3	1	2	1	1	0	1						
Billy Ripken, R OBP: 0.258, SLG: 0.273 Juan Bell, R OBP: 0.195, SLG: 0.246	SH1-3				L6			G4-3 SH1-4 1B	G1-3	2	0	1	0	0	0	2						
<b>Inning Stats</b>	R: 0 E: 0 K: 0 S: 8	H: 0 LOB: 0 BB: 0 P: 11	R: 0 E: 0 K: 0 S: 10	H: 1 LOB: 1 BB: 0 P: 16	R: 0 E: 0 K: 2 S: 8	H: 0 LOB: 1 BB: 1 P: 18	R: 0 E: 0 K: 0 S: 5	H: 0 LOB: 0 BB: 0 P: 8	R: 0 E: 0 K: 0 S: 9	H: 1 LOB: 2 BB: 1 P: 15	R: 0 E: 0 K: 2 S: 7	H: 0 LOB: 1 BB: 0 P: 13	R: 0 E: 0 K: 0 S: 7	H: 1 LOB: 1 BB: 0 P: 12	R: 1 E: 0 K: 0 S: 10	H: 2 LOB: 2 BB: 1 P: 15	R: 1 E: 0 K: 0 S: 8	H: 1 LOB: 0 BB: 0 P: 12	1B: 5 2B: 0 3B: 0 HR: 1	SF: 0 SAC: 3 DP: 0 HBP: 0	WP: 1 PB: 0 SB: 0 CS: 0	PA: 36
<b>PITCHER</b> Dave Otto, L ERA: 4.26	IP: 9.0 WLS: L BF: 36 H: 6 R: 2 ER: 2 SO: 4 BB: 2 IBB: 1 HBP: 0 BLK: 0 WP: 1 HR: 1 S: 72 P: 120 ERA: 2.00 WHIP: 0.889															<b>PITCHER</b>						

Baltimore Orioles @ Cleveland Indians  
Cleveland Municipal Stadium, Cleveland, OH

AB 30  
R 2  
H 6  
RBI 2  
BB 3  
SO 4  
LOB 13



WP: 1 PA: 36  
PB: 0  
SB: 0  
CS: 0

Fri Sep 20 1991, 7:05 PM EDT  
Att: 5,057 - Cloudy - 55 F

Batter	1	2	3	4	5	6	7	8	9	AB	R	H	RBI	BB	SO	LOB	BOTTOM					
Alex Cole, L OBP: 0.392, SLG: 0.351	G4-3		G4-6-3 1B			G5-3 1B		F8		4	0	2	0	0	0	0						
Mark Lewis, R OBP: 0.288, SLG: 0.313 Jerry Browne, S OBP: 0.287, SLG: 0.272	FC4-6 BB		G4-6-3			K		G4-3 1B BB		2	0	0	0	1	1	3						
Carlos Baerga, S OBP: 0.345, SLG: 0.394	FC4-6				G3-1			G5-3	K	4	0	0	0	0	1	3						
Albert Belle, R OBP: 0.317, SLG: 0.525	G5-3				F7			K	G4-3	4	0	0	0	0	1	3						
Mike Aldrete, L OBP: 0.376, SLG: 0.314 Tony Perezchica, R OBP: 0.314, SLG: 0.369			G4-6-3 1B		F7			G3-6-3 BB	1B 1B	3	0	2	1	1	0	0						
Carlos Martinez, R OBP: 0.321, SLG: 0.413	F9				G6-3			F7		4	0	1	0	0	0	2						
Jim Thome, L OBP: 0.255, SLG: 0.288	G4-6-3				G6-3			G3-6-3	K	3	0	0	0	1	1	4						
Joel Skinner, R OBP: 0.275, SLG: 0.295			G5-3					K		3	0	1	0	0	1	0						
Wayne Kirby, L OBP: 0.200, SLG: 0.300					G1-6-3 1B			G6-3		3	0	1	0	0	0	2						
<b>Inning Stats</b>	R: 0 E: 0 K: 0 S: 11	H: 0 LOB: 1 BB: 1 P: 21	R: 0 E: 0 K: 0 S: 7	H: 1 LOB: 0 BB: 0 P: 11	R: 0 E: 0 K: 0 S: 11	H: 2 LOB: 1 BB: 0 P: 16	R: 0 E: 0 K: 0 S: 3	H: 0 LOB: 0 BB: 0 P: 4	R: 0 E: 0 K: 0 S: 9	H: 1 LOB: 1 BB: 1 P: 15	R: 0 E: 0 K: 2 S: 11	H: 1 LOB: 1 BB: 0 P: 19	R: 0 E: 0 K: 0 S: 5	H: 0 LOB: 0 BB: 1 P: 9	R: 0 E: 0 K: 1 S: 6	H: 0 LOB: 0 BB: 0 P: 9	R: 1 E: 0 K: 2 S: 10	H: 2 LOB: 2 BB: 1 P: 20	1B: 7 2B: 0 3B: 0 HR: 0	SF: 0 SAC: 0 DP: 4 HBP: 0	WP: 0 PB: 0 SB: 0 CS: 0	PA: 34
<b>PITCHER</b> Bob Milacki, R ERA: 3.83 Gregg Olson, R ERA: 3.03	IP: 8.0 WLS: W BF: 29 H: 5 R: 1 ER: 1 SO: 3 BB: 4 IBB: 0 HBP: 0 BLK: 0 WP: 0 HR: 0 S: 64 P: 109 ERA: 1.12 WHIP: 1.125															<b>PITCHER</b>						

Baltimore Orioles @ Cleveland Indians  
Cleveland Municipal Stadium, Cleveland, OH

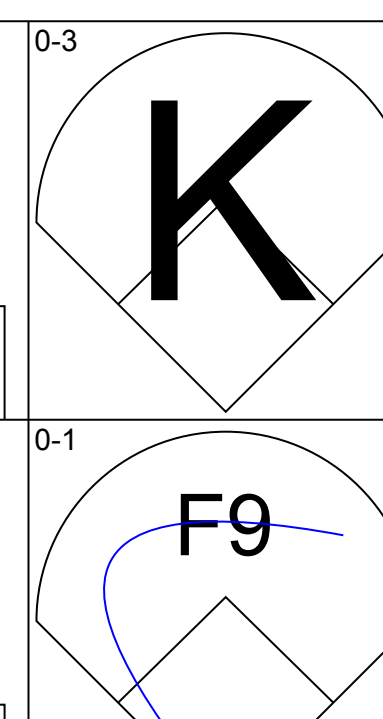
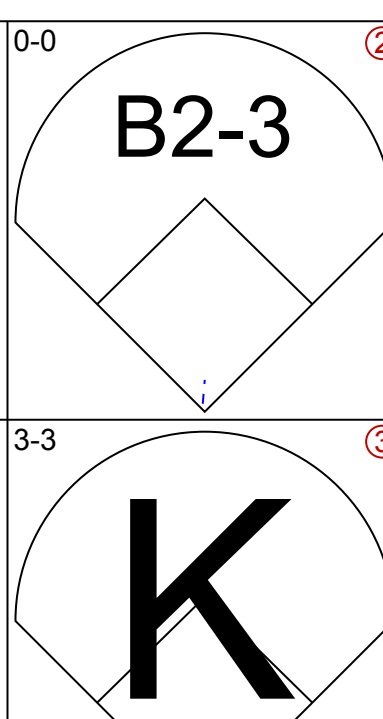
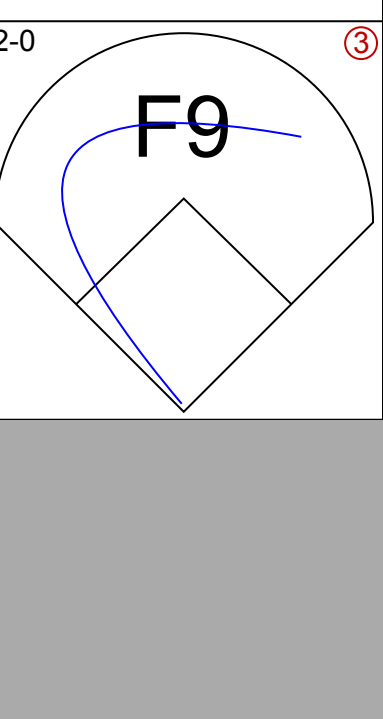
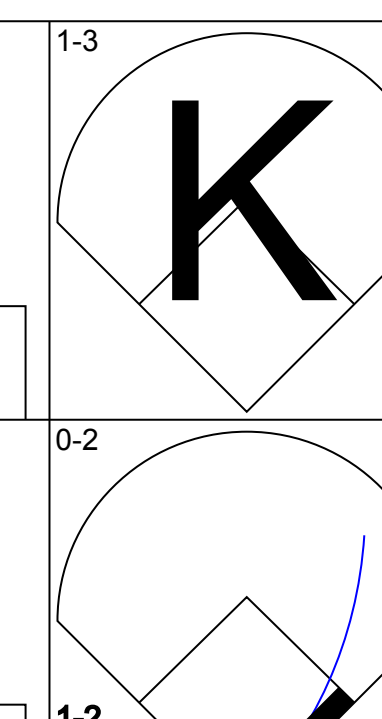
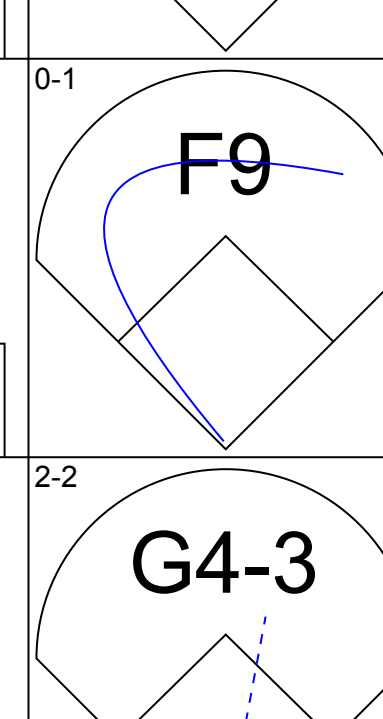

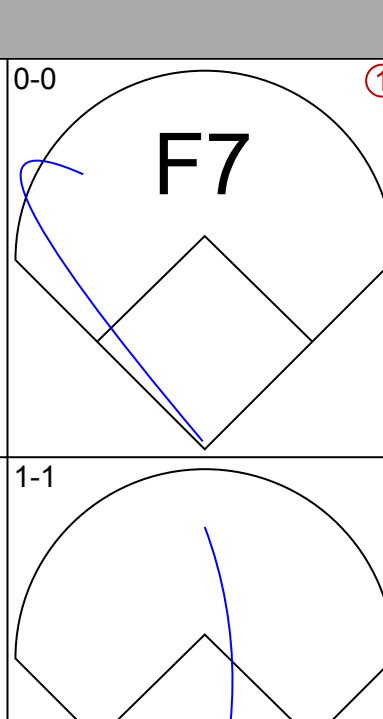
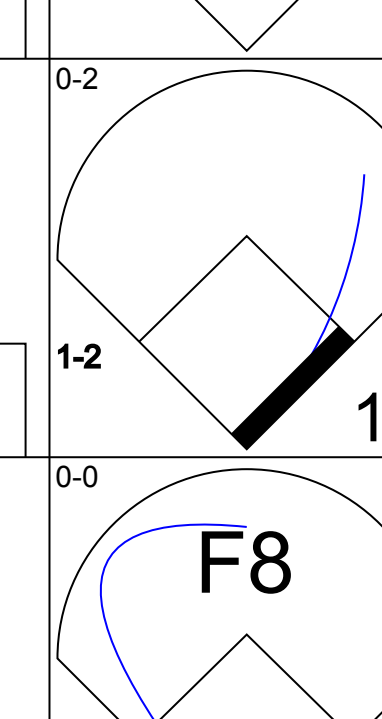
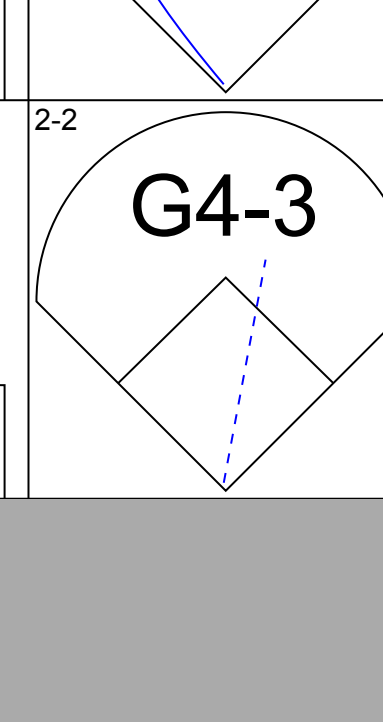
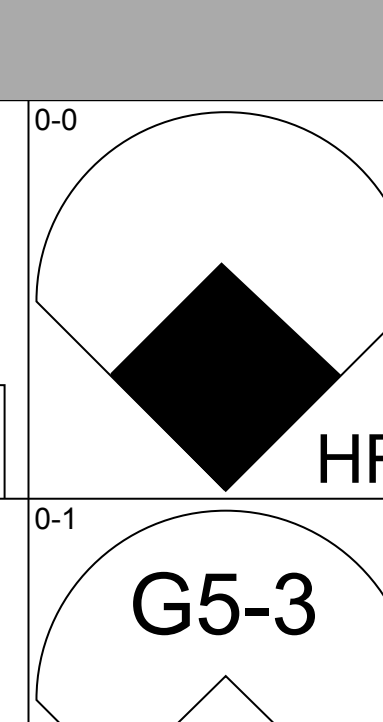
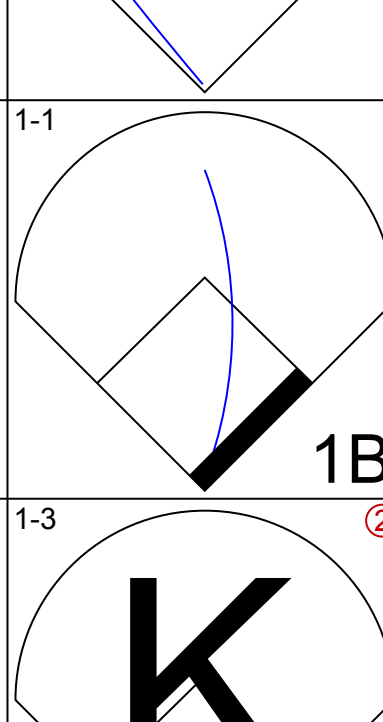
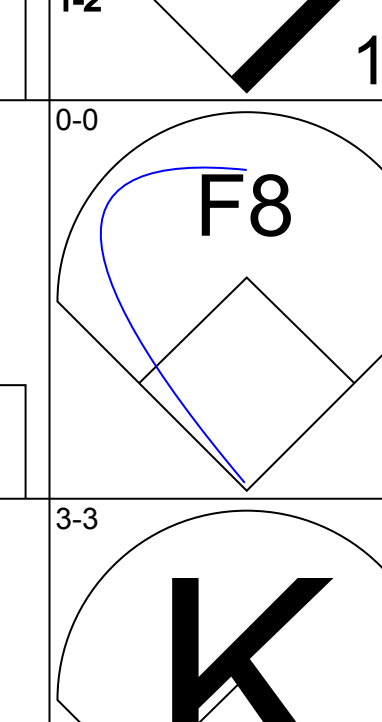
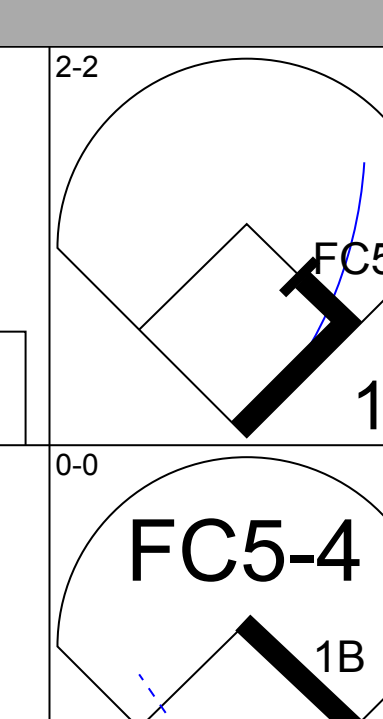
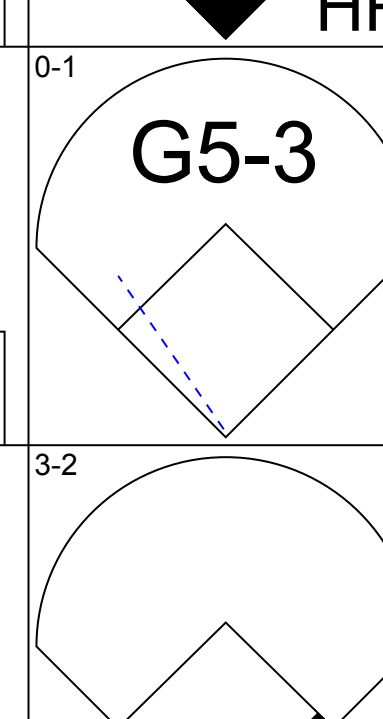
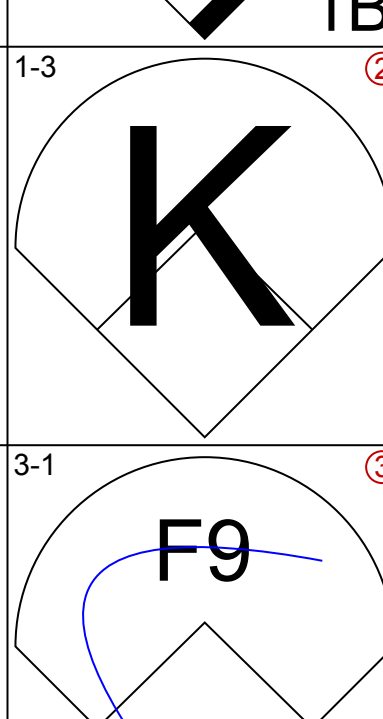
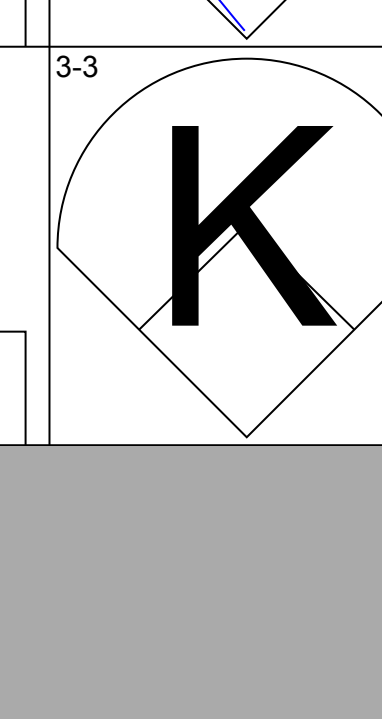
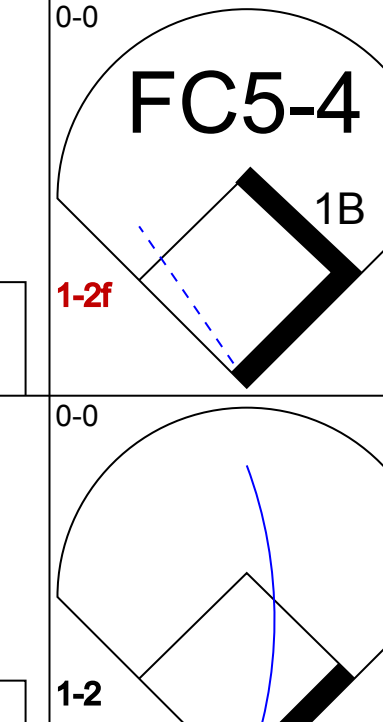
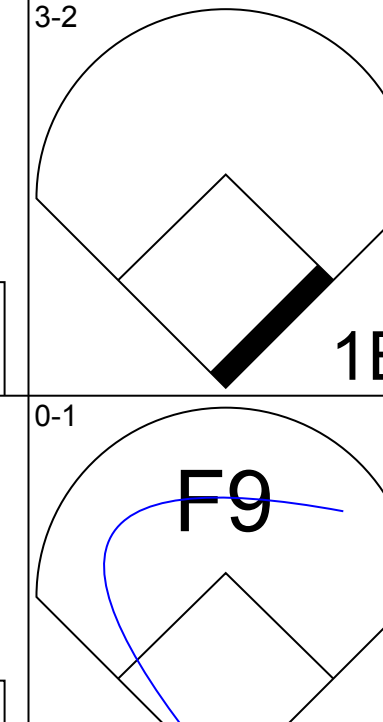
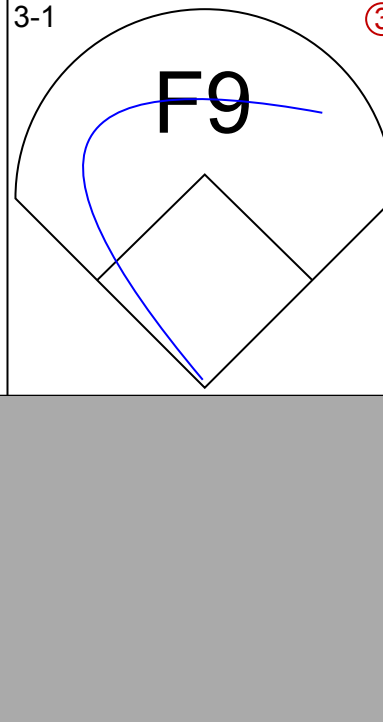
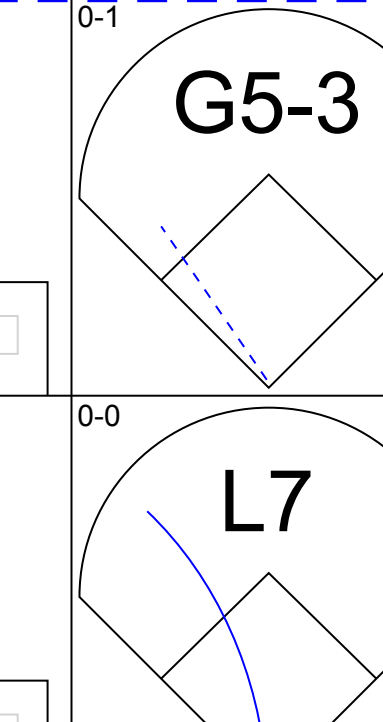
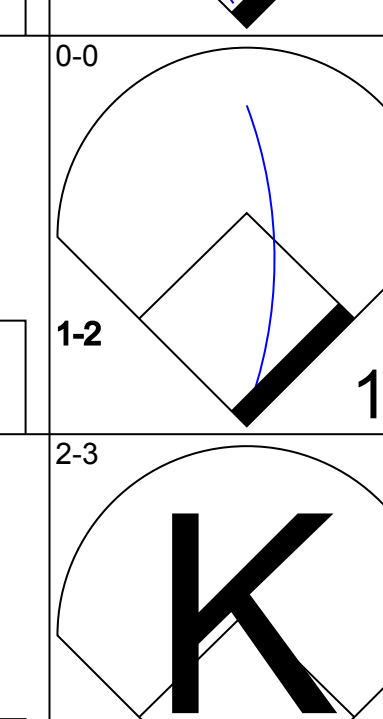
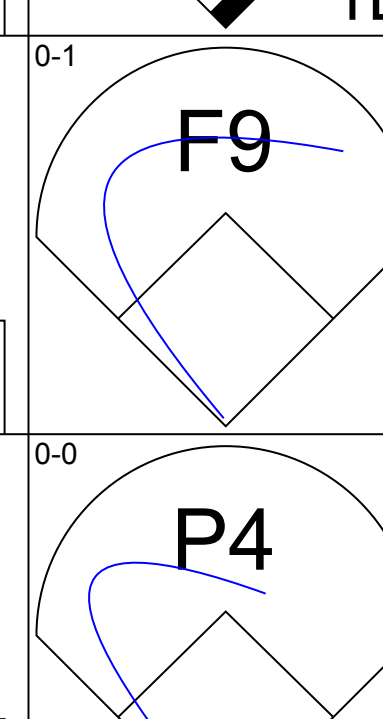
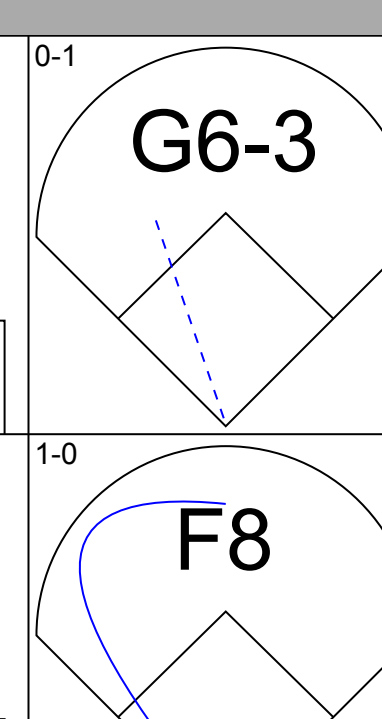
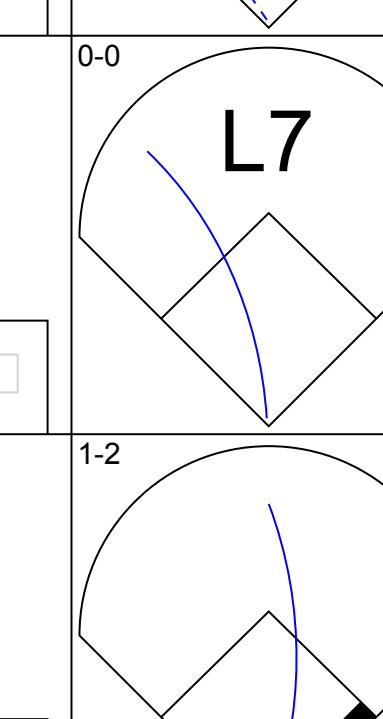
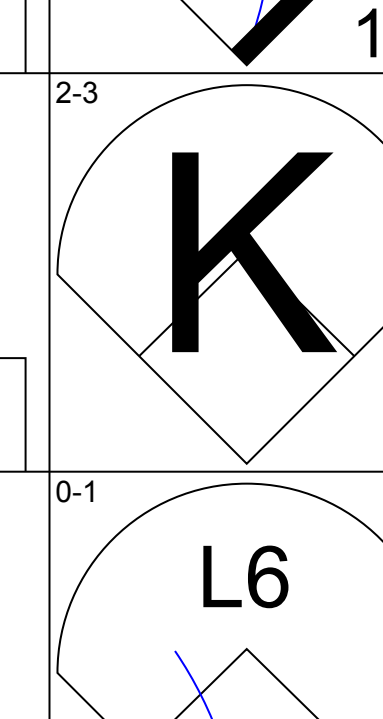
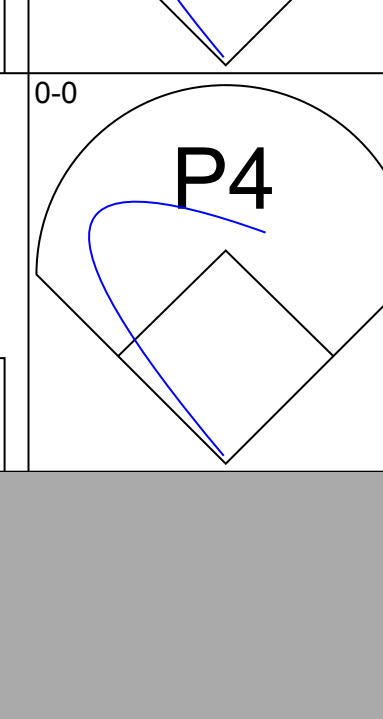
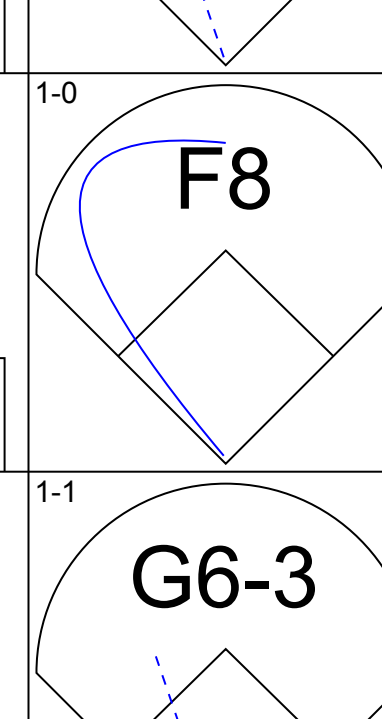
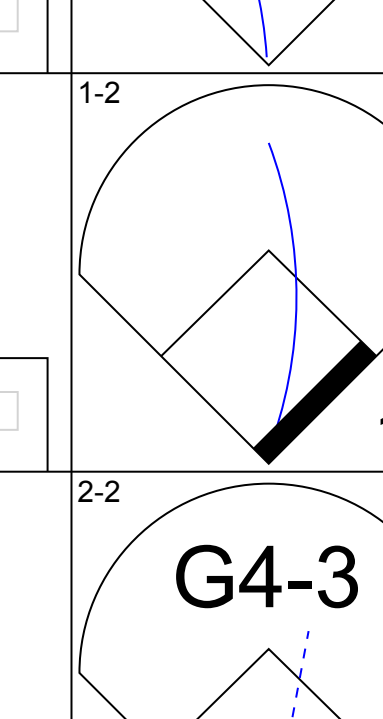
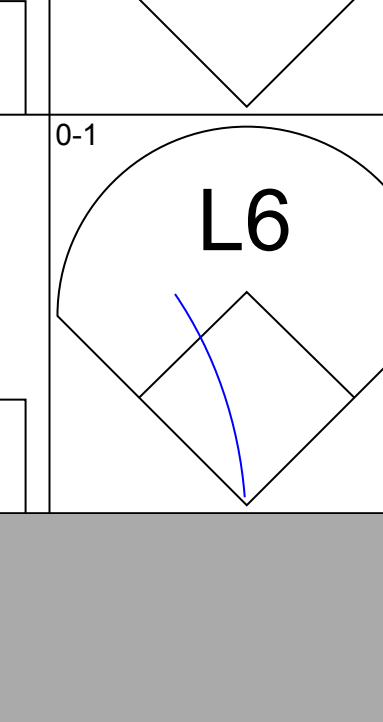
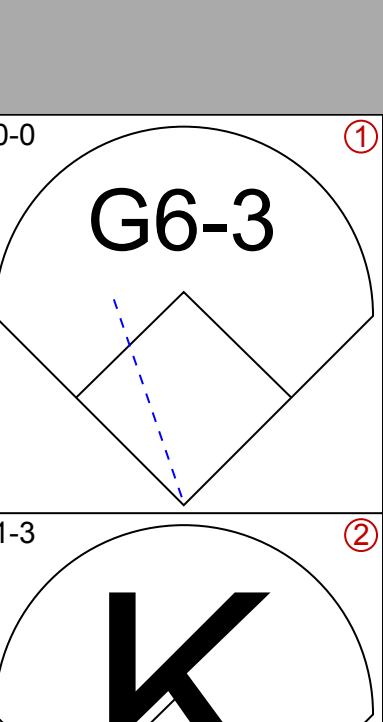
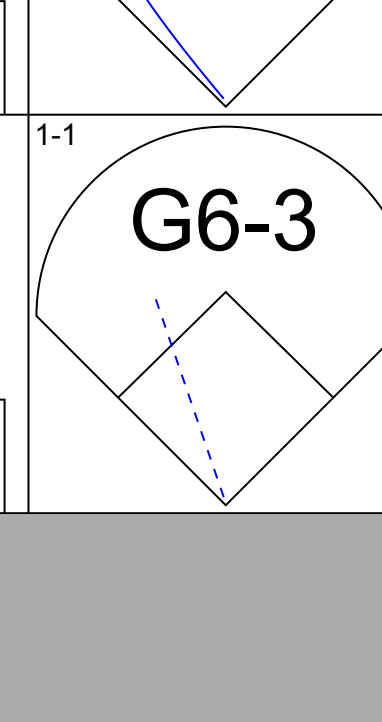
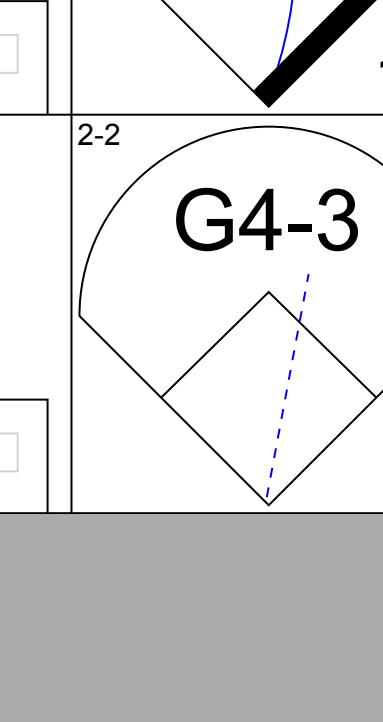
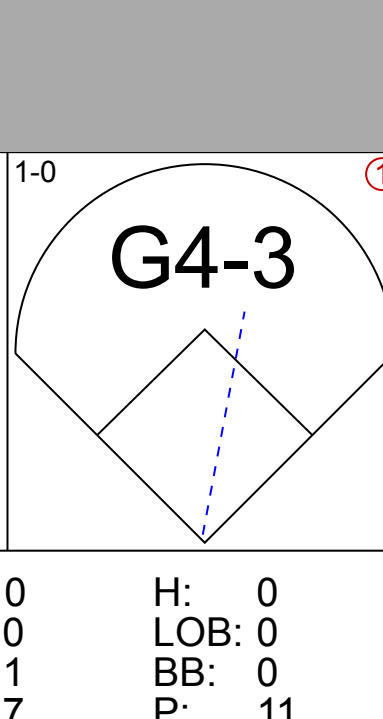
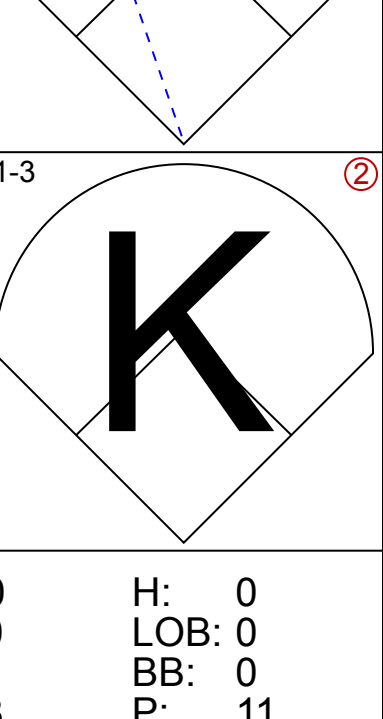
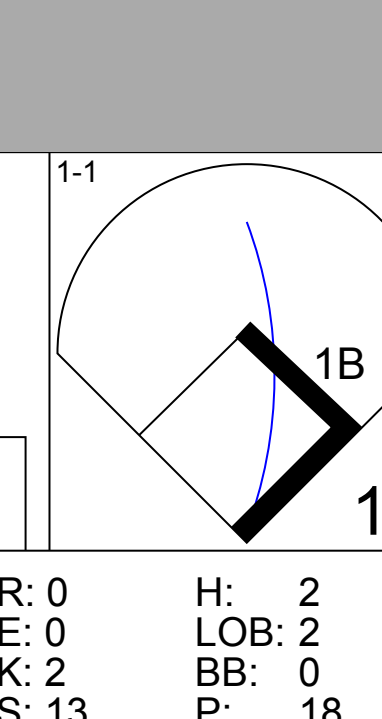
AB 30  
R 1  
H 7  
RBI 1  
BB 4  
SO 5  
LOB 17



WP: 0 PA: 34  
PB: 0  
SB: 0  
CS: 0

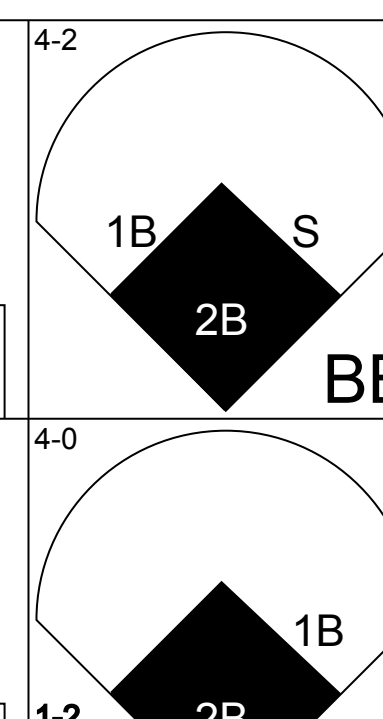
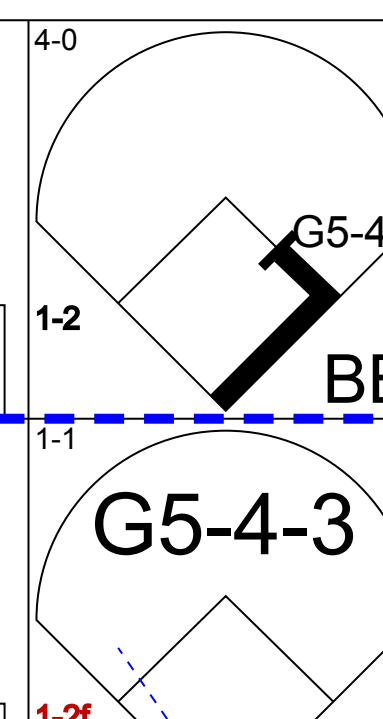
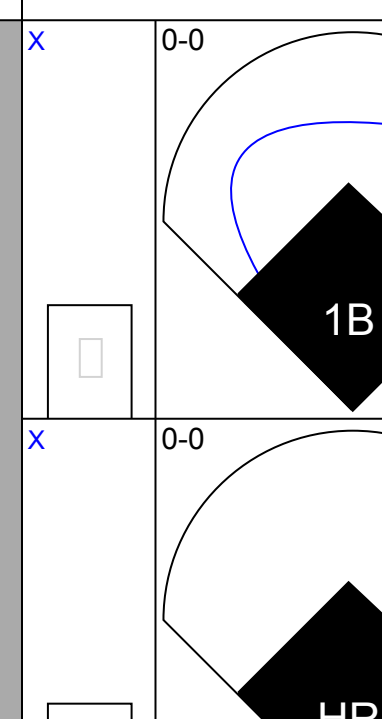
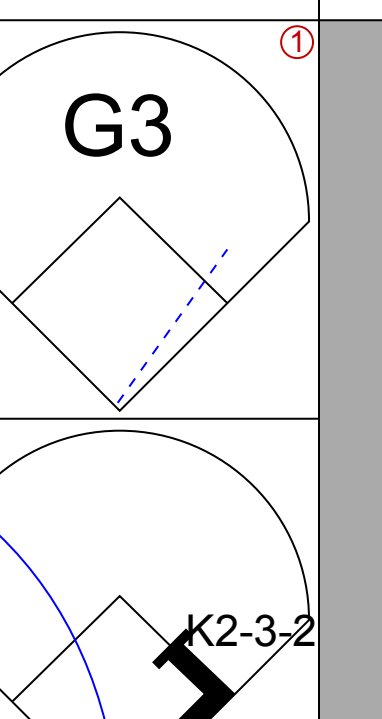
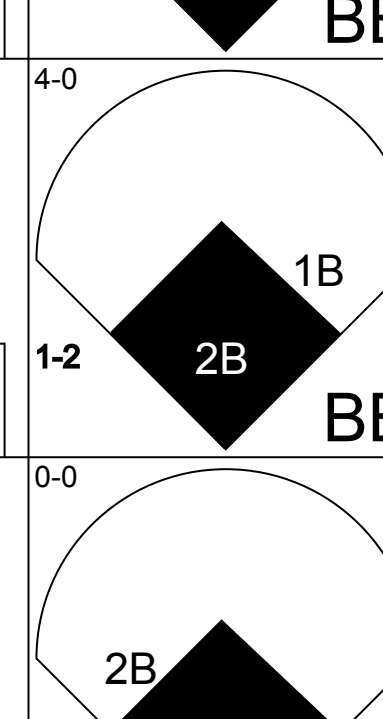
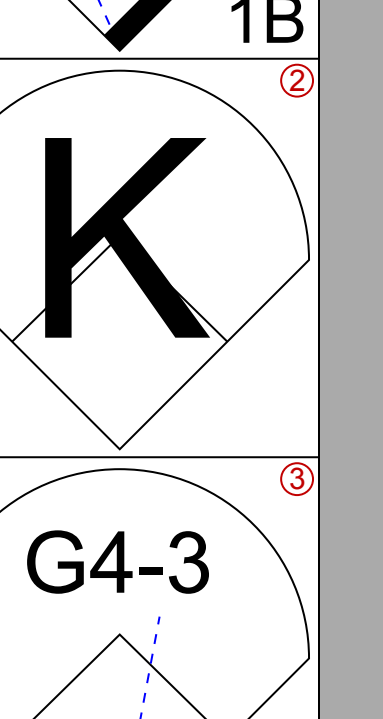
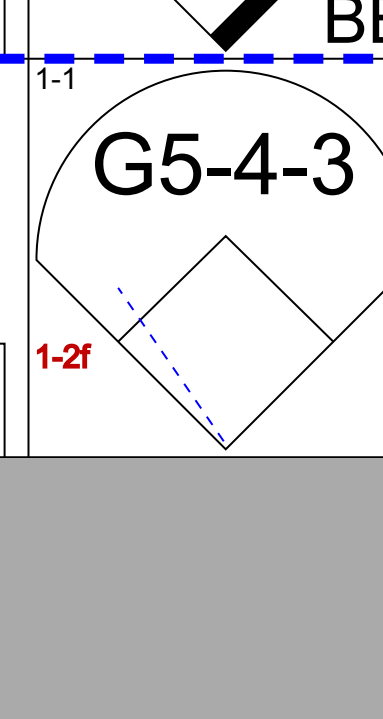
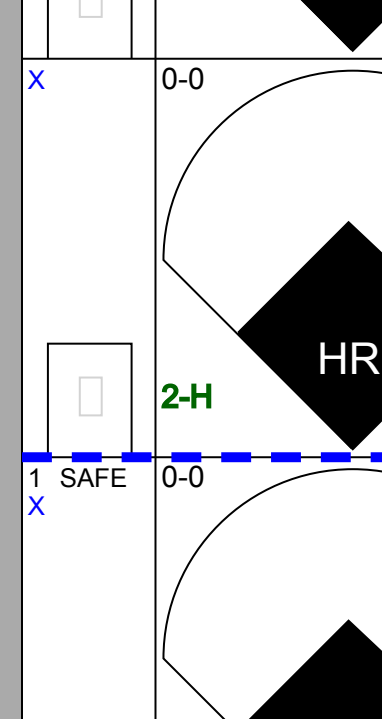
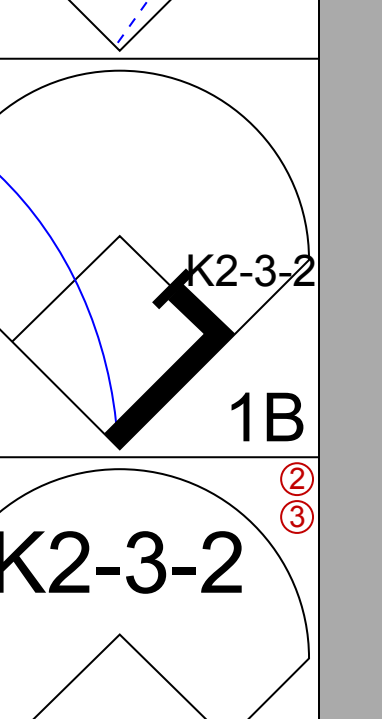
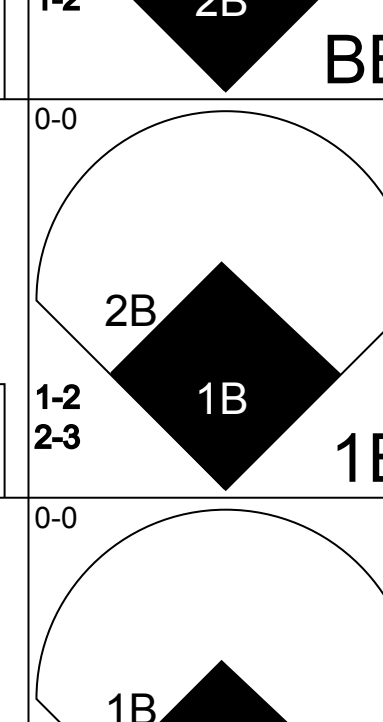
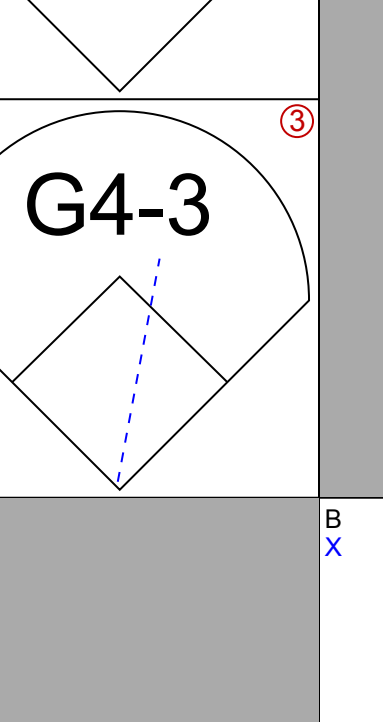
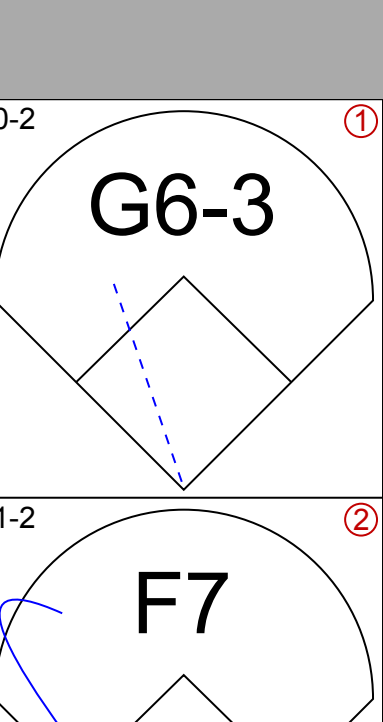
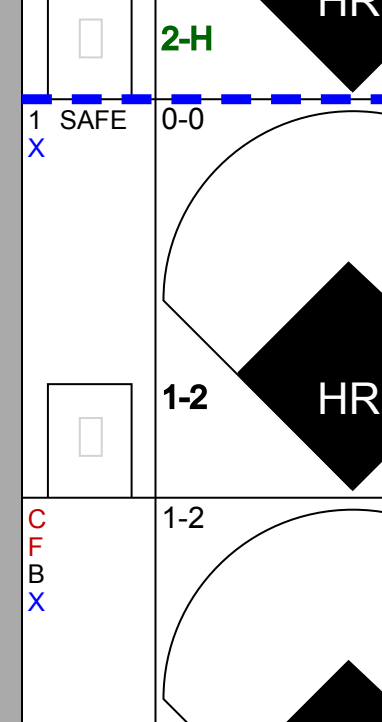
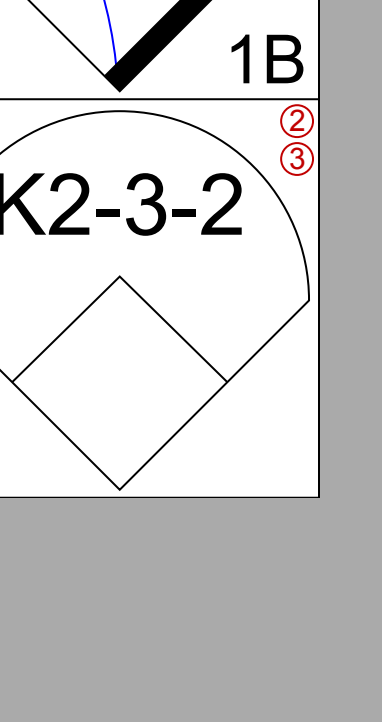
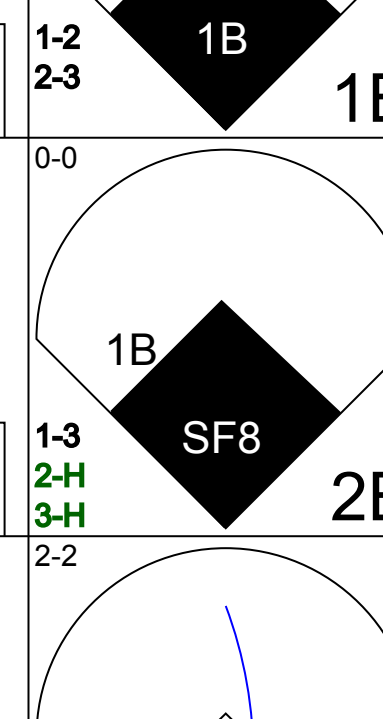
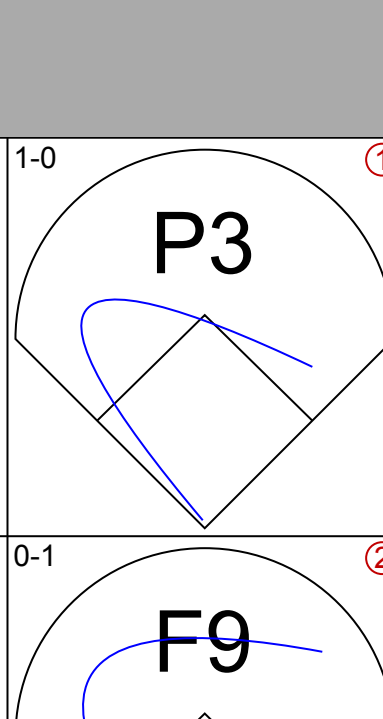
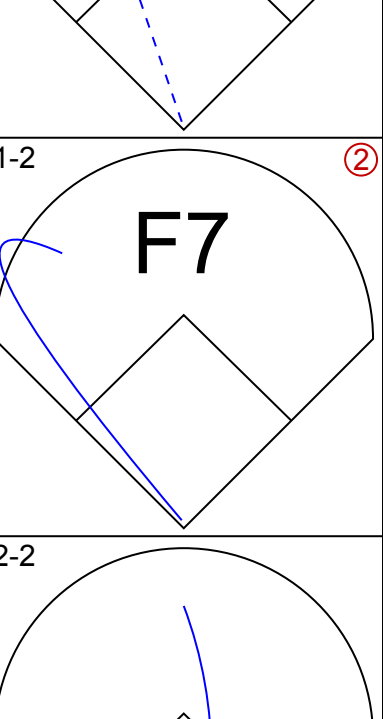
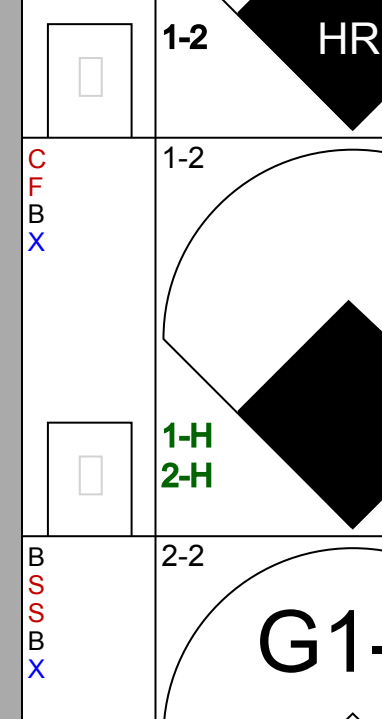
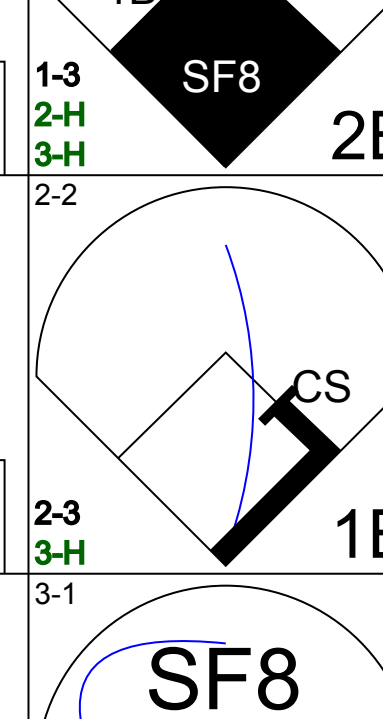
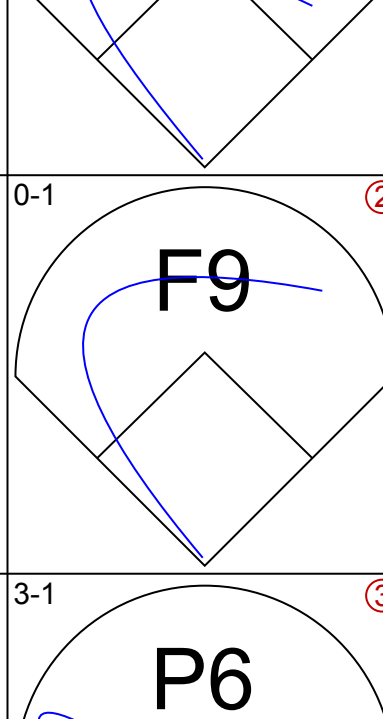
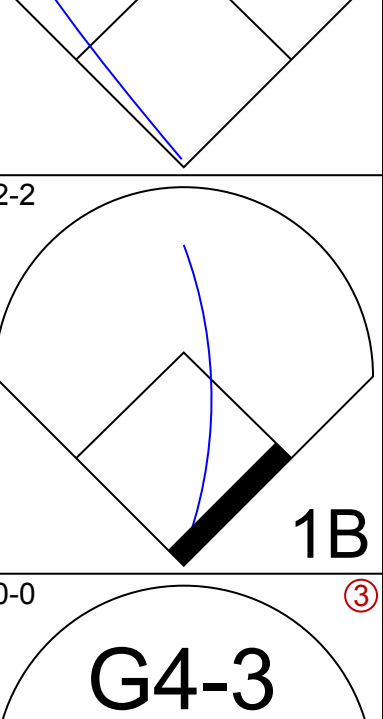
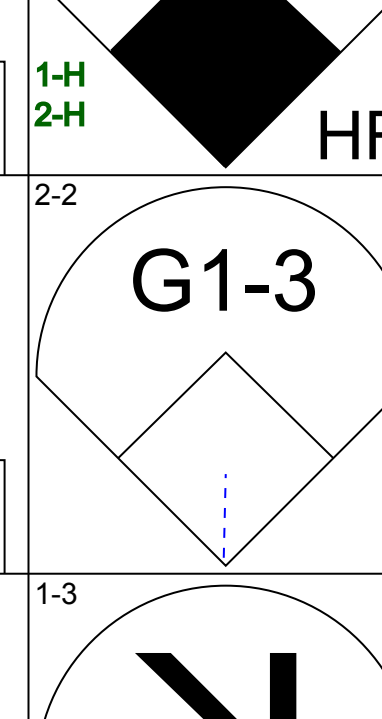
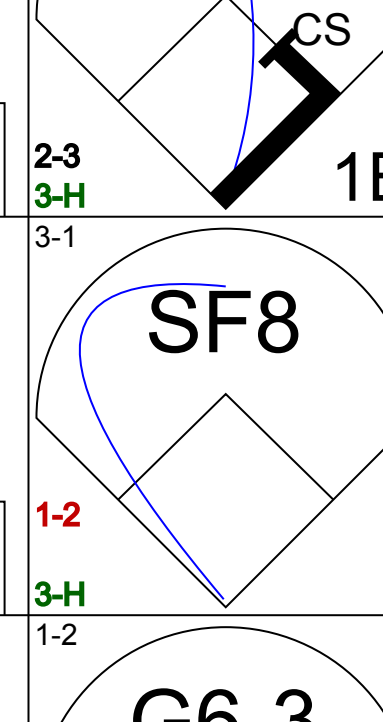
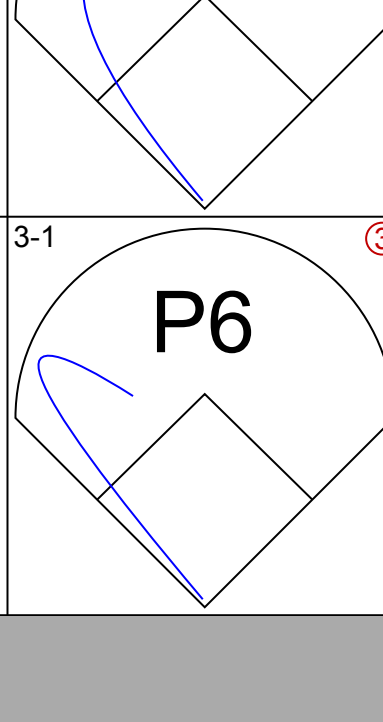
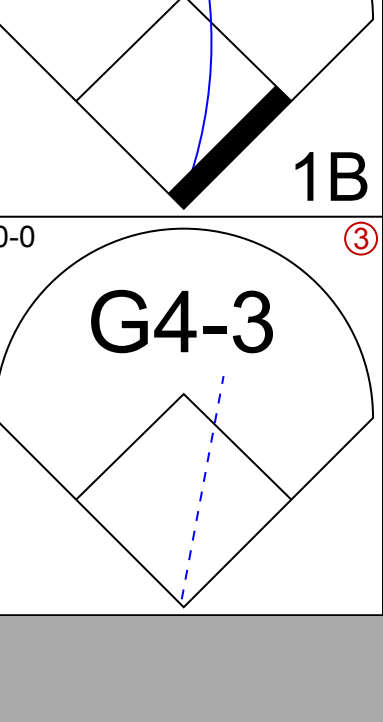
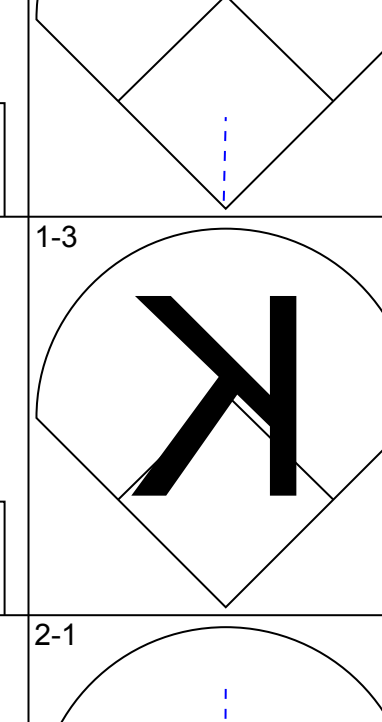
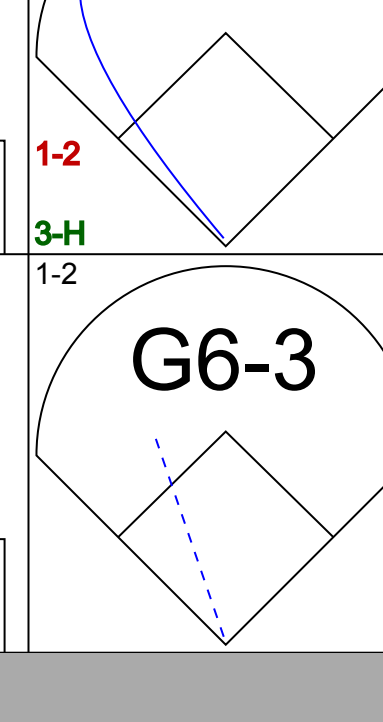
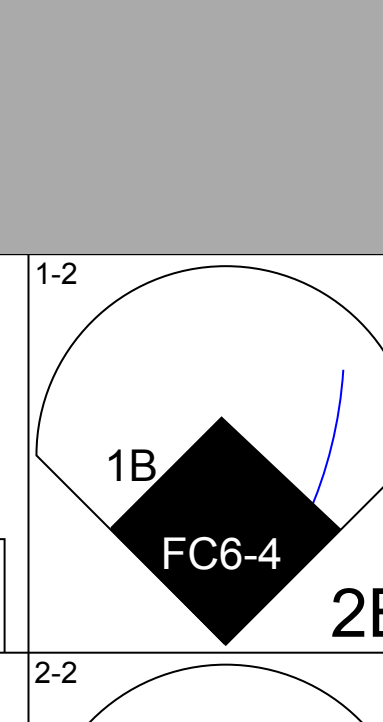
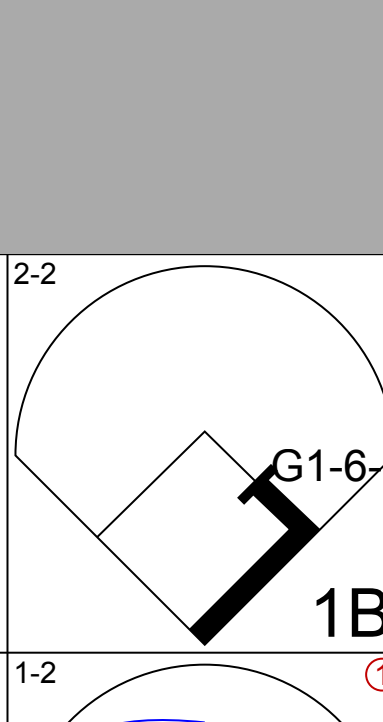

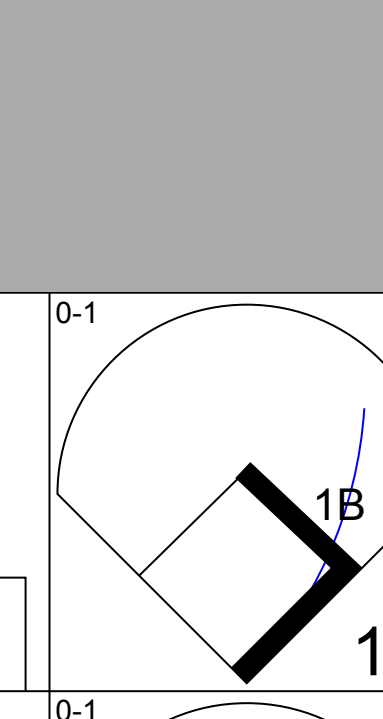
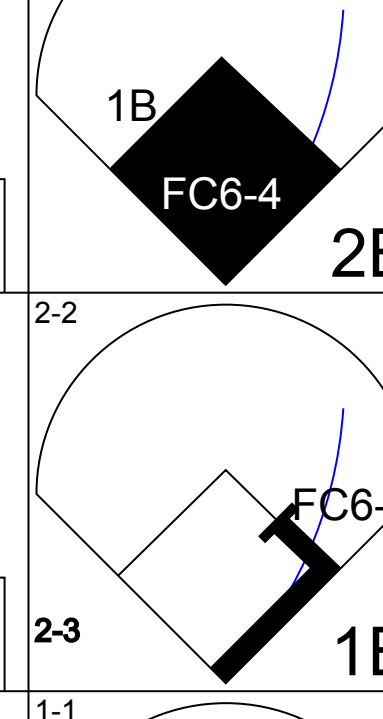
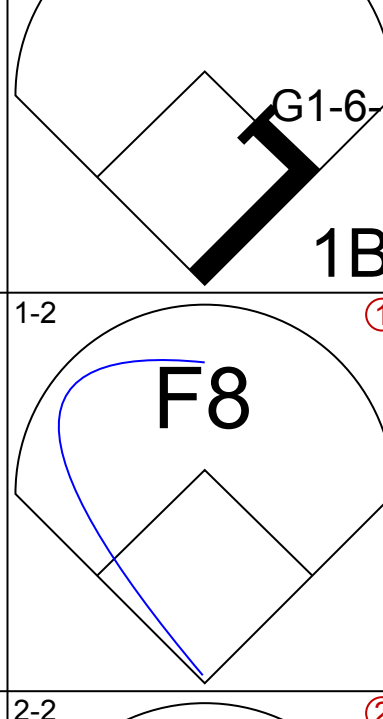

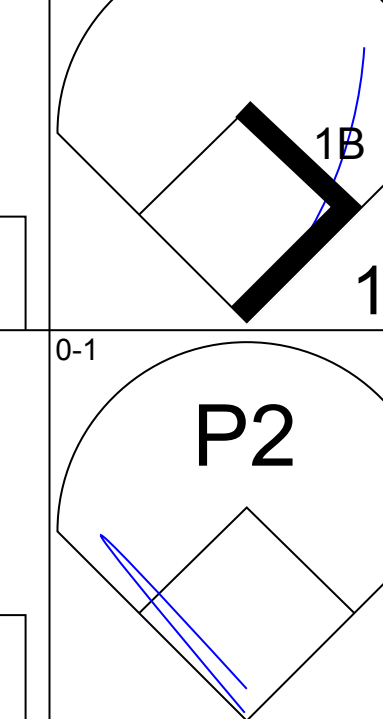
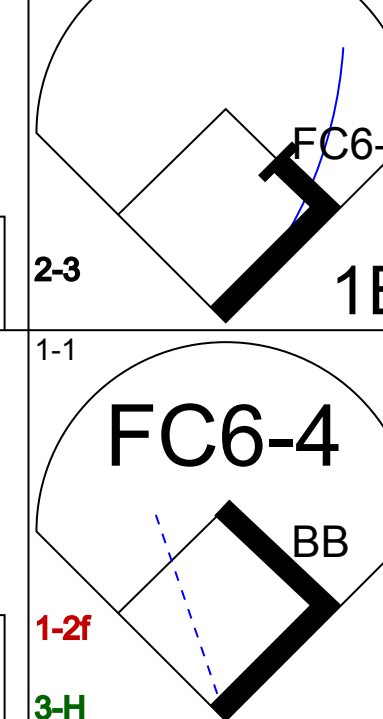
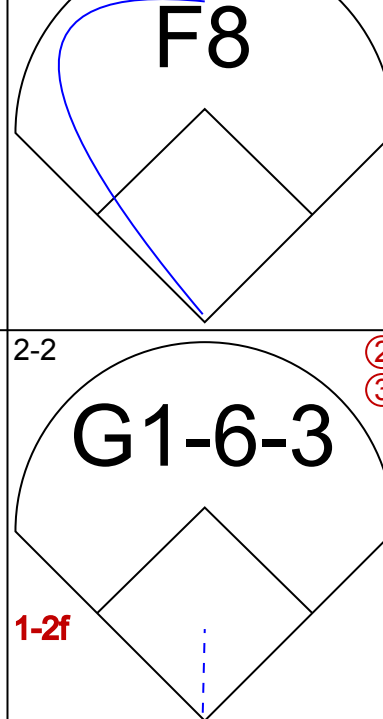
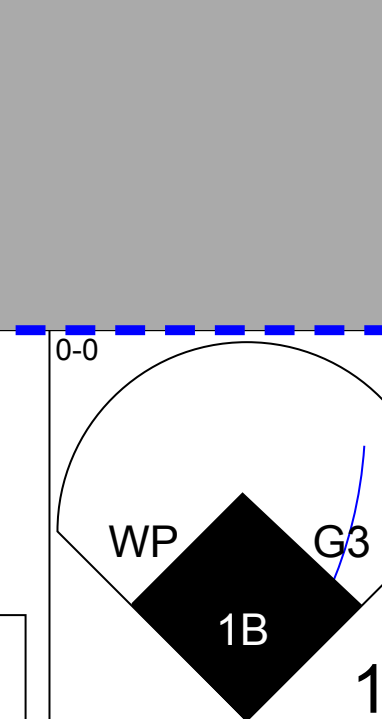
Fri Sep 20 1991, 7:05 PM EDT  
Att: 5,057 - Cloudy - 55 F



Batter	1	2	3	4	5	6	7	8	9	AB	R	H	RBI	BB	SO	LOB	TOP				
<b>Luis Mercedes, R</b> OBP: 0.262, SLG: 0.237 (1, 7)										4	0	0	0	0	2	1	<b>Baltimore Orioles @ Cleveland Indians</b> Cleveland Municipal Stadium, Cleveland, OH Sat Sep 21 1991, 3:33 AM EDT Att: 6,957 - Cloudy - 57 F				
<b>Mike Deversaux, R</b> OBP: 0.315, SLG: 0.434 (1, 8)										4	0	1	0	0	1	0					
<b>Cal Ripken Jr., R</b> OBP: 0.379, SLG: 0.566 <b>Juan Bell, R</b> OBP: 0.195, SLG: 0.246 (6, 6)										4	1	2	1	0	0	2					
<b>Randy Milligan, R</b> OBP: 0.371, SLG: 0.410 (1, 10)										4	0	1	0	0	2	3					
<b>Dwight Evans, R</b> OBP: 0.386, SLG: 0.388 (1, 9)											4	0	1	0	0	2					
<b>David Segui, S</b> OBP: 0.300, SLG: 0.332 (1, 3)											4	0	1	0	0	1					
<b>Tim Hulett, R</b> OBP: 0.339, SLG: 0.339 <b>Joe Orsulak, L</b> OBP: 0.317, SLG: 0.362 (9, PH)											3	0	0	0	0	1					
<b>Bob Melvin, R</b> OBP: 0.290, SLG: 0.321 <b>Brady Anderson, L</b> OBP: 0.337, SLG: 0.310 (9, PH)											3	0	0	0	0	2					
<b>Billy Ripken, R</b> OBP: 0.259, SLG: 0.274 (1, 4)											3	0	1	0	0	1					
<b>Inning Stats</b>	R: 0 E: 0 K: 1 S: 10	H: 0 LOB: 0 BB: 0 P: 12	R: 0 E: 0 K: 1 S: 11	H: 2 LOB: 2 BB: 0 P: 15	R: 0 E: 0 K: 1 S: 7	H: 0 LOB: 0 BB: 0 P: 11	R: 1 E: 0 K: 0 S: 10	H: 2 LOB: 1 BB: 0 P: 13	R: 0 E: 0 K: 1 S: 8	H: 1 LOB: 1 BB: 0 P: 13	R: 0 E: 0 K: 0 S: 5	H: 0 LOB: 0 BB: 0 P: 7	R: 0 E: 0 K: 2 S: 13	H: 2 LOB: 2 BB: 0 P: 18	R: 0 E: 0 K: 0 S: 11	H: 1 LOB: 1 BB: 0 P: 14	1B: 7 2B: 0 3B: 0 HR: 1	SF: 0 SAC: 0 DP: 0 HBP: 0	WP: 0 PB: 0 SB: 0 CS: 0	PA: 35	
<b>PITCHER</b>	IP	WLS	BF	H	R	ER	SO	BB	IBB	HBP	BLK	WP	HR	S	P	ERA	WHIP				
<b>Greg Swindell, L</b> ERA: 3.43 <b>Steve Olin, R</b> ERA: 3.72	(1, 1)	8.0	W	31	7	1	7	0	0	0	0	0	1	72	100	1.12	0.875				
(9, 1)	1.0	4	1	0	0	0	0	0	0	0	0	0	0	11	14	0.00	1.000				

AB	35
R	1
H	8
RBI	1
BB	0
SO	7
LOB	15



Batter	1	2	3	4	5	6	7	8	9	AB	R	H	RBI	BB	SO	LOB	BOTTOM				
<b>Alex Cole, L</b> OBP: 0.398, SLG: 0.357 (1, 8)										3	2	2	0	2	0	1	<b>Baltimore Orioles @ Cleveland Indians</b> Cleveland Municipal Stadium, Cleveland, OH Sat Sep 21 1991, 3:33 AM EDT Att: 6,957 - Cloudy - 57 F				
<b>Jerry Browne, S</b> OBP: 0.292, SLG: 0.275 (5, 5) (8, 4)										4	2	2	2	1	1	4					
<b>Carlos Baerga, S</b> OBP: 0.346, SLG: 0.394 <b>Tony Perezchica, R</b> OBP: 0.310, SLG: 0.364 (1, 4) (8, 5)										4	2	2	0	0	0	2					
<b>Albert Belle, R</b> OBP: 0.318, SLG: 0.534 (1, 7)										4	2	2	5	0	0	0					
<b>Carlos Martinez, R</b> OBP: 0.324, SLG: 0.415 (1, 10)										4	0	2	1	0	0	0					
<b>Luis Lopez, R</b> OBP: 0.233, SLG: 0.265 (1, 3)										3	0	0	1	0	1	1					
<b>Joel Skinner, R</b> OBP: 0.281, SLG: 0.305 (1, 2)										4	1	3	0	0	0	0					
<b>Felix Fermin, R</b> OBP: 0.310, SLG: 0.304 (1, 6)										4	0	2	0	0	0	2					
<b>Wayne Kirby, L</b> OBP: 0.214, SLG: 0.286 (1, 9)										4	1	1	1	0	0	3					
<b>Inning Stats</b>	R: 4 E: 0 K: 0 S: 13	H: 3 LOB: 0 BB: 2 P: 27	R: 0 E: 0 K: 1 S: 12	H: 2 LOB: 0 BB: 0 P: 13	R: 0 E: 0 K: 0 S: 5	H: 0 LOB: 0 BB: 0 P: 9	R: 1 E: 0 K: 0 S: 10	H: 2 LOB: 1 BB: 1 P: 19	R: 0 E: 0 K: 0 S: 11	H: 1 LOB: 1 BB: 0 P: 14	R: 0 E: 0 K: 0 S: 9	H: 1 LOB: 0 BB: 0 P: 14	R: 4 E: 0 K: 1 S: 16	H: 5 LOB: 1 BB: 0 P: 22	R: 1 E: 0 K: 1 S: 9	H: 2 LOB: 1 BB: 0 P: 13	1B: 12 2B: 4 3B: 0 HR: 1	SF: 1 SAC: 0 DP: 3 HBP: 0	WP: 1 PB: 0 SB: 1 CS: 1	PA: 39	
<b>PITCHER</b>	IP	WLS	BF	H	R	ER	SO	BB	IBB	HBP	BLK	WP	HR	S	P	ERA	WHIP				
<b>Arthur Rhodes, L</b> ERA: 9.0 <b>Jeff Bellard, L</b> ERA: 5.34 <b>Mark Williamson, R</b> ERA: 4.6 <b>Anthony Telford, R</b> ERA: 5.29	(1, 1)	3.1	L	19	7	5	1	0	0	0	0	0	0	24	33	6.75	1.500				
(4, 1)	2.2	10	4	2	2	0	0	0	0	0	0	0	1	14	20	18.00	3.000				
(7, 1)	1.0	6	3	2	2	1	0	0	0	0	0	1	0	9	13	9.00	2.000				
(8, 1)	1.0	4	2	1	1	1	0	0	0	0	0	1	0	9	13	9.00	2.000				





Batter	1	2	3	4	5	6	7	8	9	AB	R	H	RBI	BB	SO	LOB	TOP										
<b>Brady Anderson, L</b> (1, 8) OBP: 0.336, SLG: 0.309	1-2 1B S E 1B		1-1 F8			0-0 G3-1		1-2 G4-3		4	1	1	0	0	0	0	<b>Baltimore Orioles @ Cleveland Indians</b> Cleveland Municipal Stadium, Cleveland, OH Sun Sep 22 1991, 3:33 AM EDT Att: 6,863 - Cloudy - 63 F										
<b>Joe Orsulak, L</b> (1, 7) OBP: 0.317, SLG: 0.361	0-2 G3 E 1B		1-1 F9			1-0 G4-3		2-0 G3-1		4	0	1	0	0	0	0											
<b>Cal Ripken Jr., R</b> (1, 6) OBP: 0.377, SLG: 0.562	1-0 E5 G3		3-2 L6			1-0 G5-3		0-0 P4		4	0	0	1	0	0	1											
<b>Sam Horn, L</b> (1, 10) OBP: 0.322, SLG: 0.502	3-2 G3				0-1 L9				1-1 F9	3	0	0	0	0	1	2											
<b>Luis Mercedes, R</b> (9, PH) OBP: 0.256, SLG: 0.231	1-2 2-3									1	0	0	0	0	0	0											
<b>Randy Milligan, R</b> (1, 3) OBP: 0.370, SLG: 0.407	0-3 K				2-1 G6-3				2-3 K	3	0	0	0	1	2	2											
<b>Chito Martinez, L</b> (1, 9) OBP: 0.317, SLG: 0.516	2-1 F8				1-2 F8				2-2 G5-3	3	0	0	0	0	1	3											
<b>Mike Devereaux, R</b> (9, PH) OBP: 0.315, SLG: 0.434										1	0	0	0	0	0	0											
<b>Leo Gomez, R</b> (1, 5) OBP: 0.304, SLG: 0.415							2-3 K		3-0 BB 1B	3	0	1	0	0	1	0											
<b>Jeff Tackett, R</b> (1, 2)							2-3 K		4-0 1-2 2-3 BB	2	0	0	0	1	1	0											
<b>Juan Bell, R</b> (1, 4) OBP: 0.193, SLG: 0.244							1-0 G4-3		3-3 K	2	0	0	0	0	1	0											
<b>Dwight Evans, R</b> (7, PH) OBP: 0.385, SLG: 0.386										1	0	0	0	0	1	3											
<b>Billy Ripken, R</b> (7, 4) OBP: 0.259, SLG: 0.274										0	0	0	0	0	0	0											
<b>Inning Stats</b>	R: 1 H: 2 E: 1 K: 1 S: 17	H: 2 LOB: 2 BB: 0 P: 24	R: 0 H: 0 E: 0 K: 0 S: 6	H: 0 LOB: 0 BB: 0 P: 9	R: 0 H: 0 E: 0 K: 0 S: 7	H: 0 LOB: 0 BB: 0 P: 12	R: 0 H: 0 E: 0 K: 0 S: 7	H: 0 LOB: 0 BB: 0 P: 10	R: 0 H: 0 E: 0 K: 0 S: 8	H: 0 LOB: 0 BB: 0 P: 13	R: 0 H: 1 E: 0 K: 3 S: 13	H: 1 LOB: 3 BB: 2 P: 30	R: 0 H: 0 E: 0 K: 0 S: 5	H: 0 LOB: 0 BB: 0 P: 8	R: 0 H: 0 E: 0 K: 1 S: 9	H: 0 LOB: 0 BB: 0 P: 14	1B: 3 2B: 0 3B: 0 HR: 0	SF: 0 SAC: 0 DP: 0 HBP: 0	WP: 0 PB: 0 SB: 1 CS: 0	PA: 33							
<b>PITCHER</b>	IP	WLS	BF	H	R	ER	SO	BB	IBB	HBP	BLK	WP	HR	S	P	ERA	WHIP										
<b>Shawn Hillegas, R</b> (1, 1) ERA: 4.3	5.0		18	2	1	1	4	0	0	0	0	0	0	45	68	1.80	0.400										
<b>Eric Bell, L</b> (6, 1) ERA:	4.0	W	15	1	0	0	4	2	0	0	0	0	0	30	57	0.00	0.750										

Batter	1	2	3	4	5	6	7	8	9	AB	R	H	RBI	BB	SO	LOB	BOTTOM										
<b>Alex Cole, L</b> (1, 8) OBP: 0.396, SLG: 0.356	1-3 K			3-3 K		2-1 F8			1-0 1B 2B 1B	4	1	1	0	0	2	0	<b>Baltimore Orioles @ Cleveland Indians</b> Cleveland Municipal Stadium, Cleveland, OH Sun Sep 22 1991, 3:33 AM EDT Att: 6,863 - Cloudy - 63 F										
<b>Mark Lewis, R</b> (1, 6) OBP: 0.291, SLG: 0.315	0-3 K			1-2 L4-6 BLK 1B		1-2 F8			1-0 2B 1B	4	0	2	1	0	1	0											
<b>Carlos Baerga, S</b> (1, 4) OBP: 0.346, SLG: 0.395	2-2 P6			3-2 L4-6 1-3		0-0 P4			0-1 2B	4	0	1	1	0	0	1											
<b>Albert Belle, R</b> (1, 7) OBP: 0.319, SLG: 0.533				0-0 P2		1-2 1B 1B			3-0 G5-3	3	0	1	0	0	0	0											
<b>Mike Aldrete, L</b> (1, 3) OBP: 0.370, SLG: 0.309				2-2 G4-3		2-1 F8			3-2 F7	3	0	0	0	0	0	1											
<b>Carlos Martinez, R</b> (1, 10) OBP: 0.325, SLG: 0.414				0-1 P3		1-1 1-3 1B			1-2 G6-3	3	0	1	0	0	0	0											
<b>Jim Thome, L</b> (1, 5) OBP: 0.241, SLG: 0.273						0-0 F8			0-0 G3-1	3	0	0	0	0	0	1											
<b>Joel Skinner, R</b> (1, 2) OBP: 0.279, SLG: 0.303				1-2 G6-3		0-0 L9			0-1 1B SH3 1B	2	0	0	0	0	0	0											
<b>Jerry Browne, S</b> (9, PH) OBP: 0.234, SLG: 0.278						1-0 P4			0-1 SH3	2	0	0	0	0	0	0											
<b>Wayne Kirby, L</b> (1, 9) OBP: 0.188, SLG: 0.250				1-1 L9					1-2																		
<b>Inning Stats</b>	R: 0 H: 0 E: 0 K: 2 S: 13	H: 0 LOB: 0 BB: 0 P: 16	R: 0 H: 0 E: 0 K: 0 S: 6	H: 0 LOB: 0 BB: 0 P: 8	R: 0 H: 0 E: 0 K: 0 S: 7	H: 0 LOB: 0 BB: 0 P: 9	R: 0 H: 1 E: 0 K: 1 S: 16	H: 1 LOB: 0 BB: 0 P: 23	R: 0 H: 2 E: 0 K: 0 S: 9	H: 2 LOB: 1 BB: 0 P: 13	R: 0 H: 0 E: 0 K: 0 S: 4	H: 0 LOB: 0 BB: 0 P: 7	R: 0 H: 0 E: 0 K: 0 S: 5	H: 0 LOB: 0 BB: 0 P: 9	R: 0 H: 0 E: 0 K: 0 S: 9	H: 0 LOB: 0 BB: 0 P: 13	R: 2 H: 4 E: 0 K: 0 S: 8	H: 4 LOB: 2 BB: 0 P: 10	1B: 6 2B: 2 3B: 0 HR: 0	SF: 0 SAC: 1 DP: 1 HBP: 0	WP: 0 PB: 0 SB: 0 CS: 0	PA: 30					
<b>PITCHER</b>	IP	WLS	BF	H	R	ER	SO	BB	IBB	HBP	BLK	WP	HR	S	P	ERA	WHIP										
<b>35 Mike Mussina, R</b> (1, 1) ERA: 3.31	8.1	L	30	7	2	2	3	0	0	0	1	0	0	77	108	2.16	0.840										

AB	31
R	1
H	3
RBI	1
BB	2
SO	8
LOB	11



AB	29
R	2
H	7
RBI	2
BB	0
SO	3
LOB	3









Batter	1	2	3	4	5	6	7	8	9	AB	R	H	RBI	BB	SO	LOB	TOP					
Wade Boggs, L (1, 5) OBP: 0.324, SLG: 0.458										2	0	0	0	2	1	0	<b>Boston Red Sox @ Baltimore Orioles</b> Memorial Stadium, Baltimore, MD Thu Sep 26 1991, 3:33 AM EDT Sunny - 71 F					
Jody Read, R (1, 4) OBP: 0.348, SLG: 0.386										4	0	0	0	0	1	4						
Phil Planter, L (1, 9) OBP: 0.437, SLG: 0.629 Bob Zupcic, R (8, 9) OBP: 0.154, SLG: 0.385										4	1	1	1	0	3	0						
Jack Clark, R (1, 10) OBP: 0.366, SLG: 0.449 Ellis Burks, R (8, PR) OBP: 0.314, SLG: 0.426										3	1	2	1	1	1	0						
Mike Greenwell, L (1, 7) OBP: 0.353, SLG: 0.423										4	0	1	0	0	0	2						
Carlos Quintana, R (1, 3) OBP: 0.383, SLG: 0.423										4	0	0	0	0	0	2						
Steve Lyons, L (1, 8) OBP: 0.284, SLG: 0.372										4	0	2	0	0	0	0						
John Marzano, R (1, 2) OBP: 0.266, SLG: 0.333 Wayne Housie, S (7, PR) Tony Peña, R (7, 2) OBP: 0.290, SLG: 0.327										3	0	0	0	0	1	2						
Luis Rivera, R (1, 6) OBP: 0.319, SLG: 0.387										3	0	0	0	0	0	2						
<b>Inning Stats</b>	R: 2 E: 0 K: 1 S: 12	H: 3 LOB: 1 BB: 0 P: 21	R: 0 E: 0 K: 0 S: 6	H: 0 LOB: 0 BB: 0 P: 7	R: 0 E: 0 K: 1 S: 5	H: 0 LOB: 0 BB: 0 P: 9	R: 0 E: 0 K: 1 S: 8	H: 0 LOB: 0 BB: 0 P: 10	R: 0 E: 0 K: 2 S: 10	H: 1 LOB: 2 BB: 1 P: 17	R: 0 E: 0 K: 1 S: 7	H: 1 LOB: 1 BB: 0 P: 10	R: 0 E: 0 K: 0 S: 10	H: 1 LOB: 2 BB: 1 P: 18	R: 0 E: 0 K: 1 S: 12	H: 0 LOB: 1 BB: 1 P: 17		R: 0 E: 0 K: 1 S: 7	H: 0 LOB: 0 BB: 0 P: 9	1B: 3 2B: 1 3B: 0 HR: 2	SF: 0 SAC: 0 DP: 1 HBP: 0	WP: 0 PB: 0 SB: 0 CS: 0
<b>PITCHER</b>	IP WLS BF H R ER SO BB IBB HBP BLK WP HR S P ERA WHIP	IP WLS BF H R ER SO BB IBB HBP BLK WP HR S P ERA WHIP															IP WLS BF H R ER SO BB IBB HBP BLK WP HR S P ERA WHIP					
Dave Johnson, R (1, 1) ERA: 6.93	6.2	L	28	6	2	2	6	1	1	0	0	0	0	0	0	0	2.70	1.050				
Mark Williamson, R (7, 1) ERA: 4.56	0.2	3	0	0	0	1	1	0	0	0	0	0	0	0	0	0.00	1.500					
Jim Poole, L (8, 1) ERA: 1.96	0.2	1	0	0	0	0	0	0	0	0	0	0	0	0	0	0.00	0.000					
Todd Frohwrth, R (9, 1) ERA: 1.77	1.0	3	0	0	0	1	0	0	0	0	0	0	0	0	0	0.00	0.000					

AB	32
R	2
H	6
RBI	2
BB	3
SO	8
LOB	12



Batter	1	2	3	4	5	6	7	8	9	AB	R	H	RBI	BB	SO	LOB	BOTTOM					
Brady Anderson, L (1, 8) OBP: 0.335, SLG: 0.312										4	0	1	0	0	1	1	<b>Boston Red Sox @ Baltimore Orioles</b> Memorial Stadium, Baltimore, MD Thu Sep 26 1991, 3:33 AM EDT Sunny - 71 F					
Joe Orsulak, L (1, 7) OBP: 0.316, SLG: 0.359										4	0	1	0	0	0	2						
Cal Ripken Jr., R (1, 6) OBP: 0.376, SLG: 0.558										4	0	2	0	0	0	1						
Sam Horn, L (1, 10) OBP: 0.318, SLG: 0.490										4	0	0	0	0	3	3						
Randy Milligan, R (1, 3) OBP: 0.368, SLG: 0.407 Luis Mercedes, R (8, PR) OBP: 0.256, SLG: 0.231										4	0	1	0	0	1	2						
Chito Martinez, L (1, 9) OBP: 0.305, SLG: 0.495										4	0	0	0	0	2	1						
Tim Hulett, R (1, 5) OBP: 0.258, SLG: 0.344										3	1	1	0	0	1	0						
Chris Hoiles, R (1, 2) OBP: 0.319, SLG: 0.410										3	0	1	1	0	0	0						
Juan Bell, R (1, 4) OBP: 0.191, SLG: 0.241 Dwight Evans, R (8, PH) OBP: 0.384, SLG: 0.385 Billy Ripken, R (9, 4) OBP: 0.263, SLG: 0.275										2	0	0	0	0	1	1						
<b>Inning Stats</b>	R: 0 E: 0 K: 1 S: 13	H: 2 LOB: 2 BB: 0 P: 18	R: 0 E: 0 K: 1 S: 10	H: 0 LOB: 0 BB: 0 P: 13	R: 0 E: 0 K: 0 S: 8	H: 1 LOB: 1 BB: 0 P: 17	R: 0 E: 0 K: 3 S: 11	H: 0 LOB: 0 BB: 0 P: 15	R: 1 E: 0 K: 1 S: 11	H: 2 LOB: 1 BB: 0 P: 19	R: 0 E: 0 K: 0 S: 4	H: 1 LOB: 0 BB: 0 P: 5	R: 0 E: 0 K: 1 S: 7	H: 0 LOB: 0 BB: 0 P: 9	R: 0 E: 0 K: 2 S: 7	H: 0 LOB: 0 BB: 0 P: 9		R: 0 E: 0 K: 1 S: 9	H: 1 LOB: 1 BB: 0 P: 13	1B: 4 2B: 3 3B: 0 HR: 0	SF: 0 SAC: 0 DP: 1 HBP: 0	WP: 0 PB: 0 SB: 1 CS: 0
<b>PITCHER</b>	IP WLS BF H R ER SO BB IBB HBP BLK WP HR S P ERA WHIP	IP WLS BF H R ER SO BB IBB HBP BLK WP HR S P ERA WHIP															IP WLS BF H R ER SO BB IBB HBP BLK WP HR S P ERA WHIP					
Roger Clemens, R (1, 1) ERA: 2.38	9.0	W	33	7	1	1	10	0	0	0	0	0	0	0	0	0	1.00	0.778				

AB	33
R	1
H	7
RBI	1
BB	0
SO	10
LOB	11





Batter	1	2	3	4	5	6	7	8	9	AB	R	H	RBI	BB	SO	LOB	TOP								
Wade Boggs, L (1, 5) OBP: 0.324, SLG: 0.458	2-1 CS 1B	1-2 SF7			2-2 G4-3		1-1 FC1-6 1B		3-1 F7	4	0	2	1	0	0	0									
Jody Reed, R (1, 4) OBP: 0.345, SLG: 0.383	0-1 P5	1-1 G3			1-2 P6		0-0 FC1-6 CS		3-3 K	5	0	0	0	0	1	3									
Phil Planter, L (1, 9) OBP: 0.428, SLG: 0.613	3-3 K				2-2 F8		3-3 K			3	0	0	0	0	2	1									
Carlos Quintana, R (7, FH) OBP: 0.382, SLG: 0.422	1-2 K						1-2 K			1	0	0	0	0	1	1									
Jack Clark, R (1, 10) OBP: 0.367, SLG: 0.449		4-2 1B 1B BB			0-3 K		0-0 2B BB 1B		3-3 K	3	2	1	0	1	2	0									
Mike Greenwell, L (1, 7) OBP: 0.354, SLG: 0.426	1-1 1B				2-3 K		1-1 BB 1B		0-3 K	3	1	2	0	0	1	0									
Tom Brunansky, R (6, 9) OBP: 0.301, SLG: 0.386	1-2 1B 1B						1-3 2B			1	0	0	0	0	1	0									
Mo Vaughn, L (1, 3) OBP: 0.354, SLG: 0.394	1-0 S 1B				3-3 K		4-0 BB IBB		1-0 1B	2	1	1	0	1	1	0									
Bob Zupcic, R (7, 7) OBP: 0.214, SLG: 0.429	1-2 2-3 1B						1-3 IBB		1-2 1B	1	0	1	0	0	0	0									
Steve Lyons, L (1, 8) OBP: 0.288, SLG: 0.374	0-1 1B SF7 1B				0-0 F8		1-3 K		1-0 1B	4	1	2	2	0	1	3									
Tony Peña, R (1, 2) OBP: 0.292, SLG: 0.327	1-2 2-H 3-H 1B				2-2 G4-3		4-1 1B		0-1 F7	3	0	1	2	1	0	2									
Luis Rivera, R (1, 6) OBP: 0.316, SLG: 0.383	1-2 F9				1-3 K		0-1 F9		2-3 K	4	0	0	0	0	2	5									
<b>Inning Stats</b>	R: 0 E: 0 K: 1 S: 7	H: 1 LOB: 1 BB: 0 P: 12	R: 4 E: 0 K: 0 S: 18	H: 4 LOB: 1 BB: 1 P: 29	R: 0 E: 0 K: 2 S: 9	H: 0 LOB: 0 BB: 0 P: 13	R: 0 E: 0 K: 1 S: 8	H: 0 LOB: 0 BB: 0 P: 13	R: 0 E: 0 K: 1 S: 9	H: 0 LOB: 0 BB: 0 P: 13	R: 1 E: 0 K: 2 S: 15	H: 2 LOB: 3 BB: 2 P: 27	R: 0 E: 0 K: 1 S: 6	H: 1 LOB: 1 BB: 0 P: 10	R: 0 E: 0 K: 2 S: 11	H: 2 LOB: 2 BB: 0 P: 16	R: 0 E: 0 K: 2 S: 10	H: 0 LOB: 0 BB: 0 P: 18	1B: 9 2B: 3 3B: 0 HR: 0	SF: 1 SAC: 0 DP: 2 HBP: 0	WP: 0 PB: 0 SB: 1 CS: 2	PA: 38			
<b>PITCHER</b>	IP	WLS	BF	H	R	ER	SO	BB	IBB	HBP	BLK	WP	HR	S	P	ERA	WHIP								
Bob Milacki, R (1, 1) ERA: 3.97	5.2		26	7	5	5	7	2	1	0	0	0	0	64	105	7.94	1.588								
Mark Williamson, R (6, 1) ERA: 4.54	0.1		1	0	0	0	0	0	0	0	0	0	0	2	2	0.00	0.000								
Mike Flanagan, L (7, 1) ERA: 2.35	1.0		3	1	0	0	1	0	0	0	0	0	0	6	10	0.00	1.000								
Todd Frohwirth, R (8, 1) ERA: 1.73	2.0	W	8	2	0	0	4	0	0	0	0	0	0	21	34	0.00	1.000								

**Boston Red Sox @ Baltimore Orioles**  
**Memorial Stadium, Baltimore, MD**  
Thu Sep 26 1991, 3:38 AM EDT  
Att: 10,728 - Cloudy - 75 F

AB	34
R	5
H	10
RBI	5
BB	3
SO	12
LOB	15



Batter	1	2	3	4	5	6	7	8	9	AB	R	H	RBI	BB	SO	LOB	BOTTOM								
Luis Mercedes, R (1, 7) OBP: 0.239, SLG: 0.214	1-3 K		0-0 B5-3		2-2 L9		4-1 1B WP BB		0-3 K	3	0	0	0	0	1	1									
Sam Horn, L (7, FH) OBP: 0.320, SLG: 0.490			1-2 K				2-0 1B BB		2-2 BB 1B	5	1	3	2	0	1	0									
Juan Bell, R (7, PR) OBP: 0.190, SLG: 0.240	0-2 P4		3-1 WP 2B		2-3 K		2-0 1B		1-1 BB 1B	4	1	2	2	1	0	1									
Cal Ripken Jr., R (1, 6) OBP: 0.377, SLG: 0.562	0-1 F7		2-2 P2		1-1 HR		4-2 G6-4-3 BB		1-1 BB 1B	4	1	2	2	1	0	1									
Randy Milligan, R (1, 10) OBP: 0.370, SLG: 0.408		1-2 FC2-5 1B	3-3 K		0-0 1B G5-3 1B		1-2 G6-4-3		4-0 BB	4	1	2	0	1	1	4									
Dwight Evans, R (1, 9) OBP: 0.387, SLG: 0.386		2-1 FC2-5 1B			1-3 K		1-0 G5-3 1B		0-0 P4	4	0	2	1	1	1	0									
David Segui, S (1, 3) OBP: 0.300, SLG: 0.327		0-0 FC2-5			4-0 G6-4-3 BB		1-2 G5-3		1-1 G3	3	0	0	1	1	0	3									
Leo Gomez, R (1, 5) OBP: 0.302, SLG: 0.413		3-2 F9			1-1 G6-4-3		1-2 K		3-3 K	2	0	0	0	0	0	3									
Joe Orsulak, L (6, PH) OBP: 0.315, SLG: 0.358					1-2 2-3 1B					1	0	0	0	0	1	1									
Tim Hulett, R (7, 5) OBP: 0.257, SLG: 0.342					1-2 K					1	0	0	0	0	1	0									
Bob Melvin, R (1, 2) OBP: 0.288, SLG: 0.318		1-0 G1-3			2-2 F9		4-2 WP BB 1B BB		2-1 F7	2	0	0	0	0	0	2									
Brady Anderson, L (7, PH) OBP: 0.336, SLG: 0.311										1	1	0	0	1	0	0									
Billy Ripken, R (1, 4) OBP: 0.265, SLG: 0.277					0-0 F9		1-2 K		1-2 1B	2	1	1	0	0	0	0									
Chito Martinez, L (7, PH) OBP: 0.303, SLG: 0.492										1	0	0	0	0	1	1									
Chris Hoiles, R (8, 2) OBP: 0.321, SLG: 0.411					1-2 B5-3 2B 1B					1	1	1	0	0	0	0									
<b>Inning Stats</b>	R: 0 E: 0 K: 1 S: 8	H: 0 LOB: 0 BB: 0 P: 9	R: 0 E: 0 K: 0 S: 11	H: 2 LOB: 2 BB: 0 P: 18	R: 1 E: 0 K: 1 S: 19	H: 2 LOB: 1 BB: 0 P: 28	R: 0 E: 0 K: 1 S: 5	H: 0 LOB: 0 BB: 1 P: 11	R: 0 E: 0 K: 0 S: 9	H: 0 LOB: 0 BB: 0 P: 13	R: 2 E: 0 K: 2 S: 13	H: 3 LOB: 1 BB: 0 P: 19	R: 1 E: 0 K: 1 S: 14	H: 1 LOB: 3 BB: 3 P: 31	R: 0 E: 0 K: 1 S: 7	H: 0 LOB: 0 BB: 0 P: 11	R: 2 E: 0 K: 1 S: 13	H: 3 LOB: 3 BB: 2 P: 27	1B: 9 2B: 1 3B: 0 HR: 1	SF: 0 SAC: 0 DP: 2 HBP: 0	WP: 2 PB: 0 SB: 0 CS: 0	PA: 41			
<b>PITCHER</b>	IP	WLS	BF	H	R	ER	SO	BB	IBB	HBP	BLK	WP	HR	S	P	ERA	WHIP								
Joe Hesketh, L (1, 1) ERA: 3.27	5.2		24	4	3	3	4	5	0	0	0	1	0	37	73	9.00	3.000								
Greg Harris, R (6, 1) ERA: 3.73	3.0	L	17	4	3	3	4	5	0	0	0	1	0	37	73	9.00	3.000								

**Boston Red Sox @ Baltimore Orioles**  
**Memorial Stadium, Baltimore, MD**  
Thu Sep 26 1991, 3:38 AM EDT  
Att: 10,728 - Cloudy - 75 F

AB	35
R	6
H	11
RBI	6
BB	6
SO	8
LOB	17









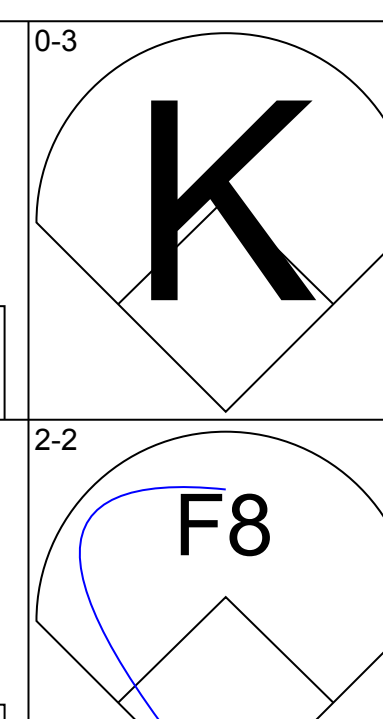
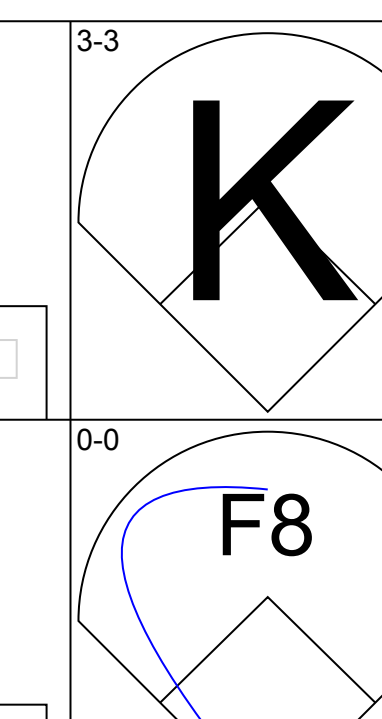
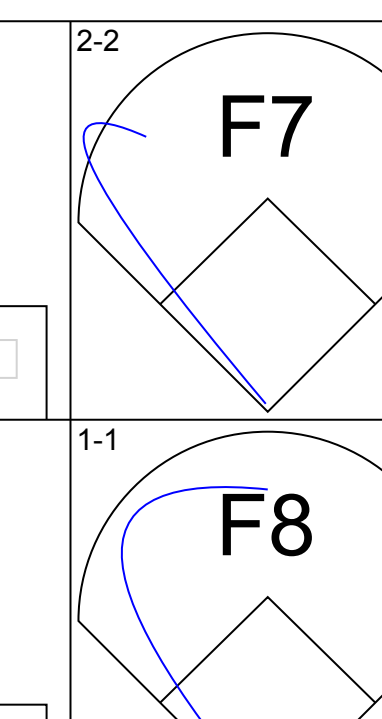
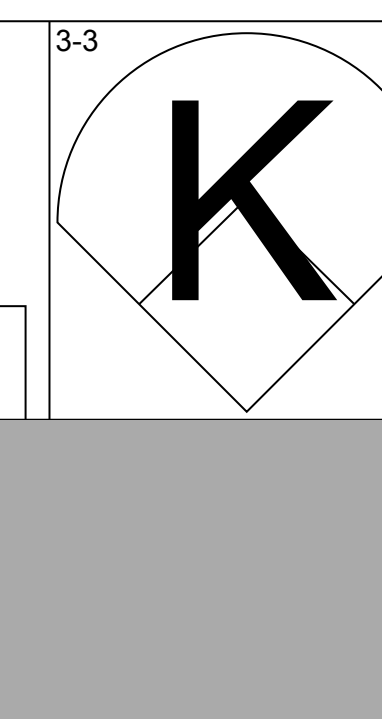
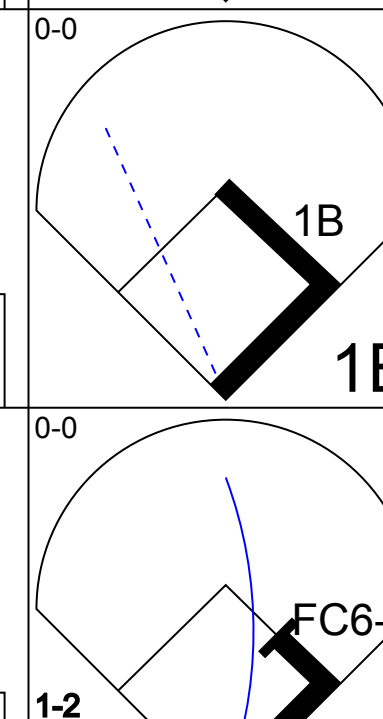

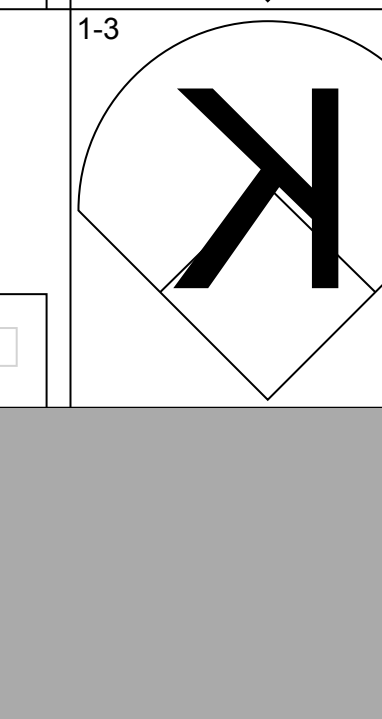
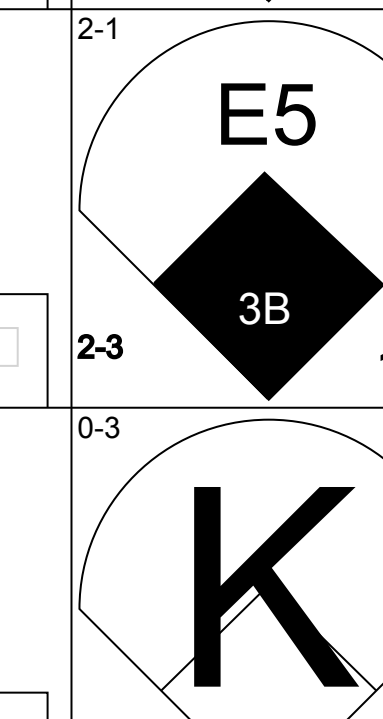
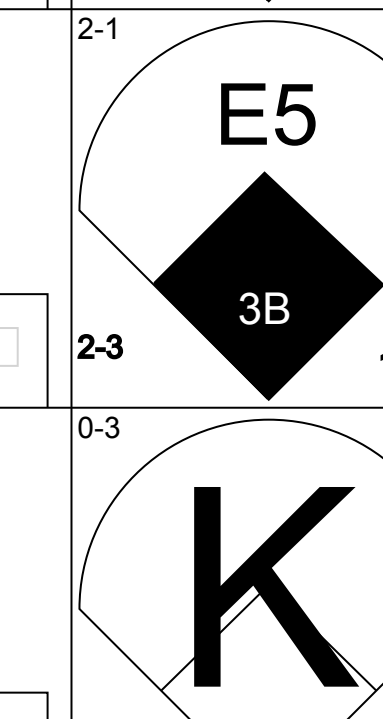
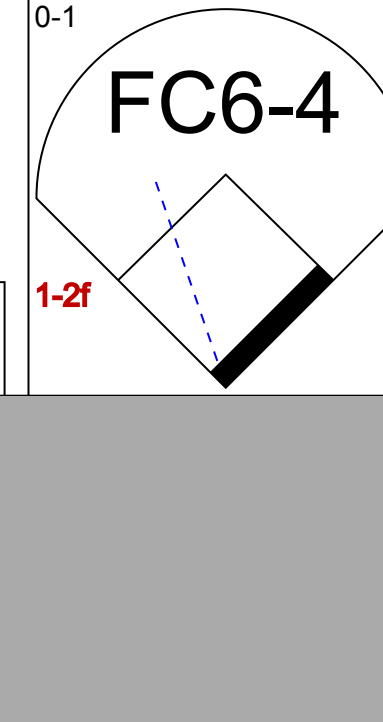
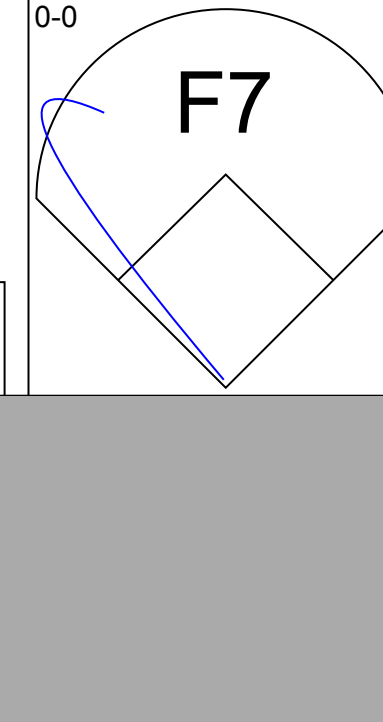

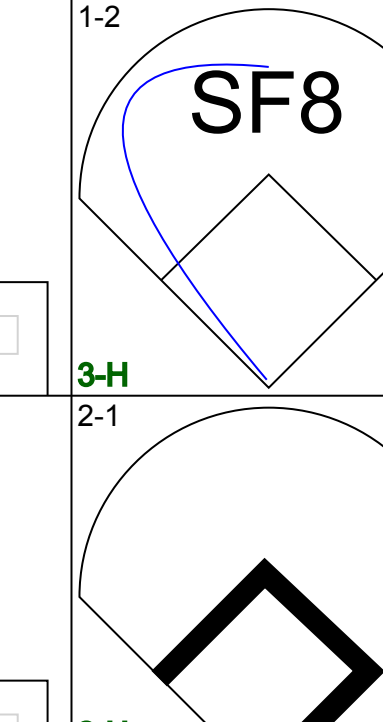
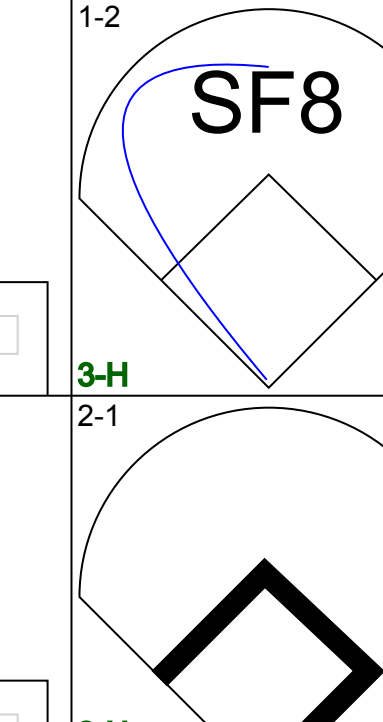





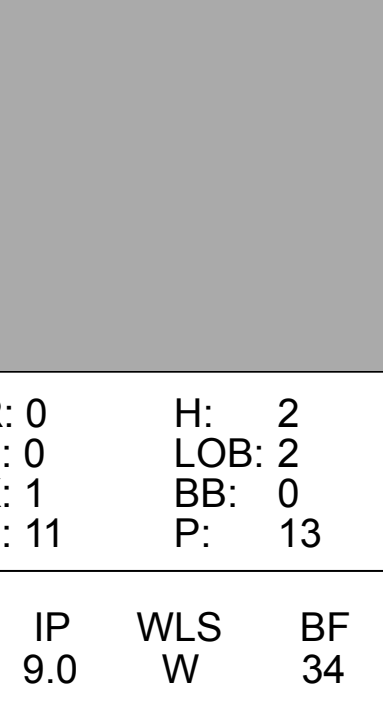
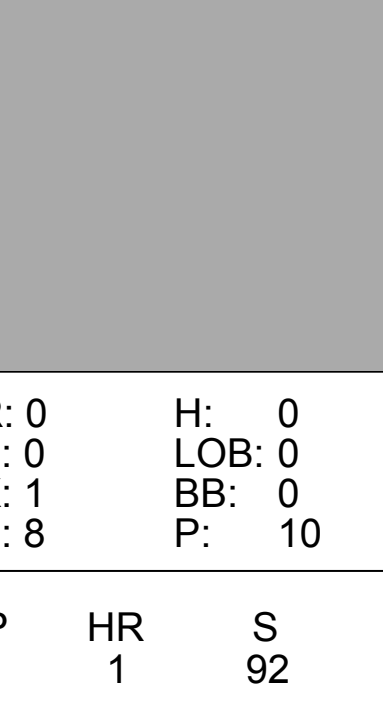

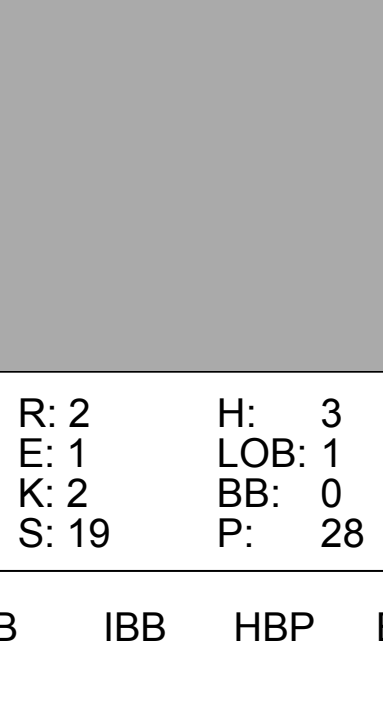
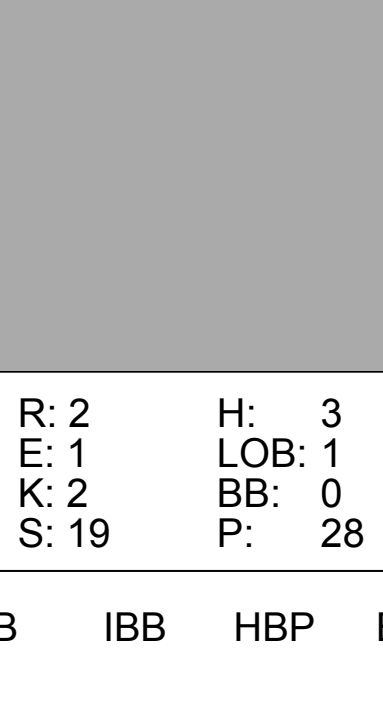
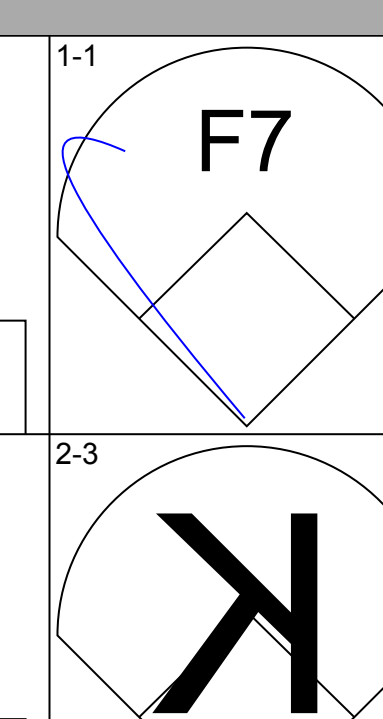
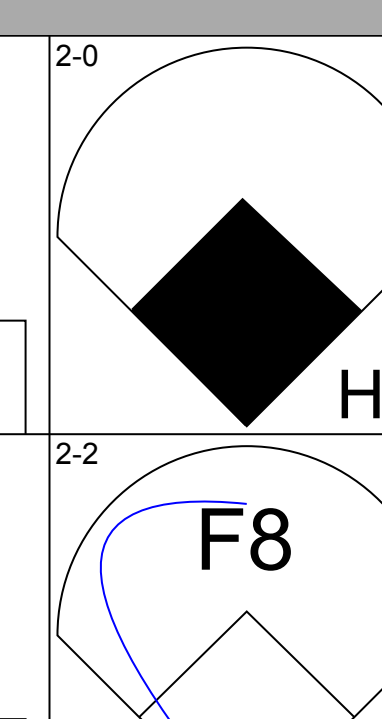
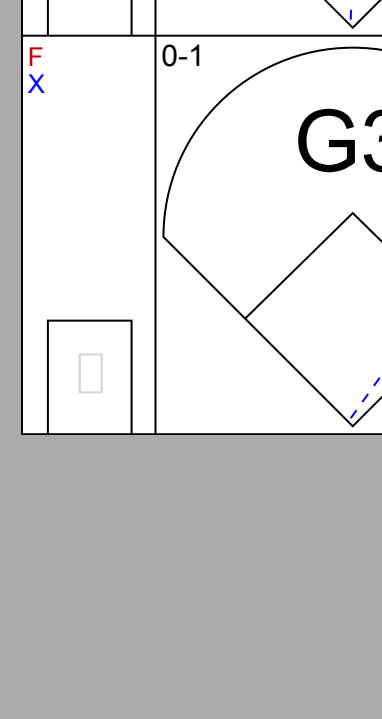
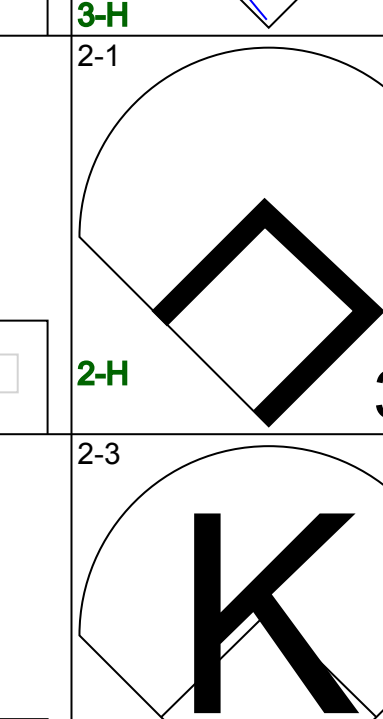
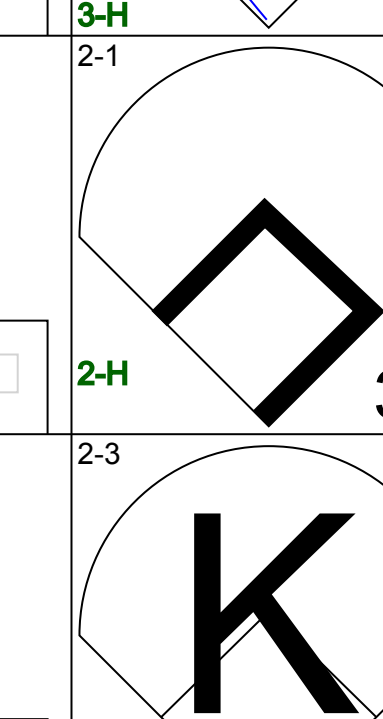
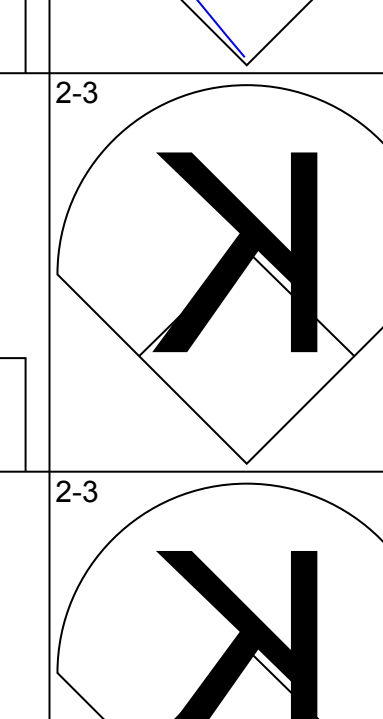
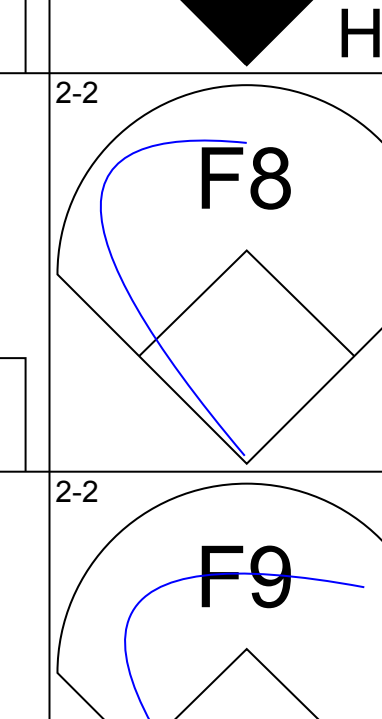
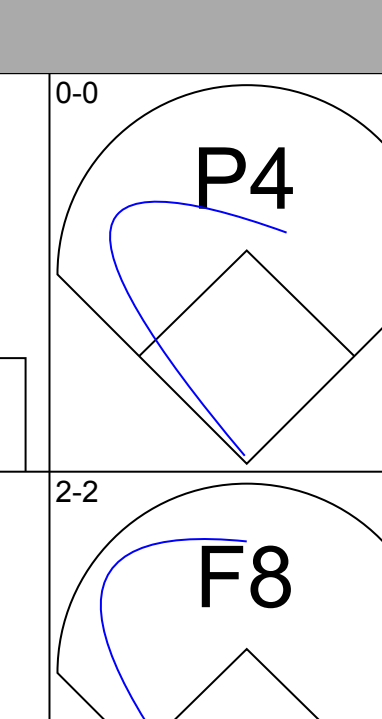
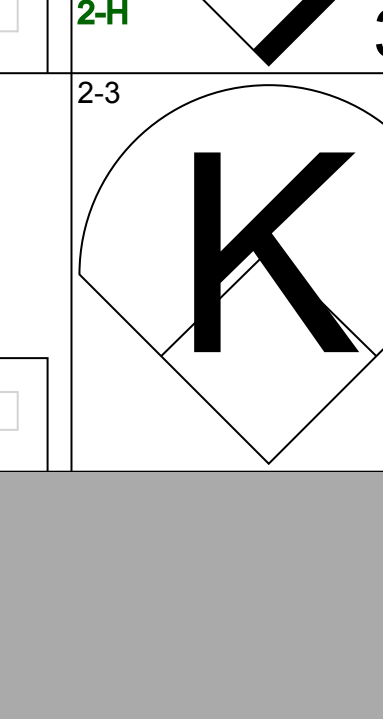
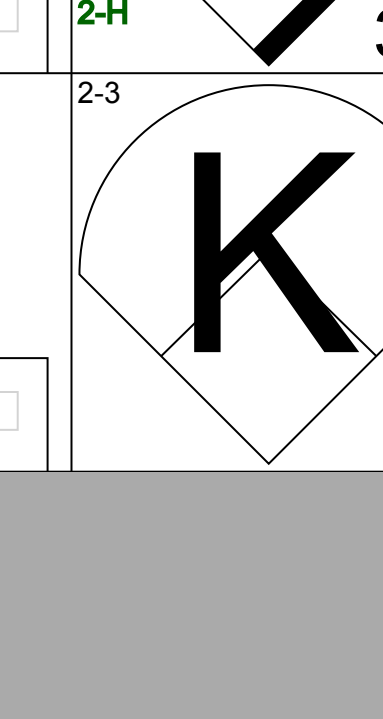
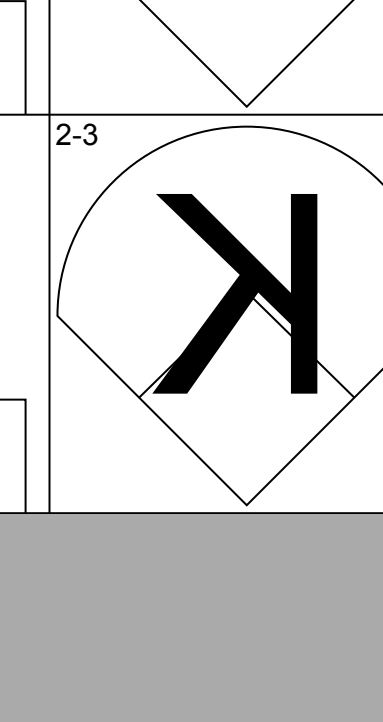
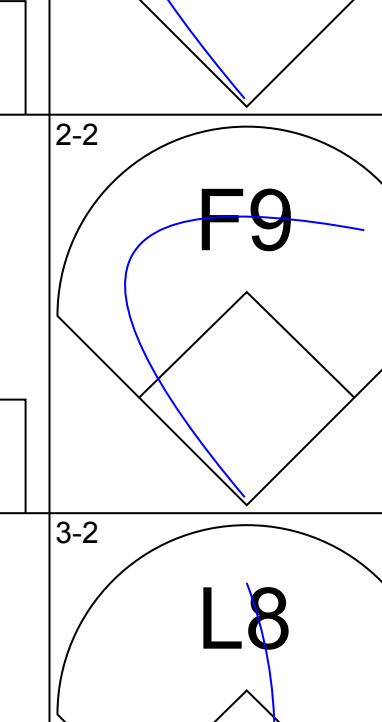
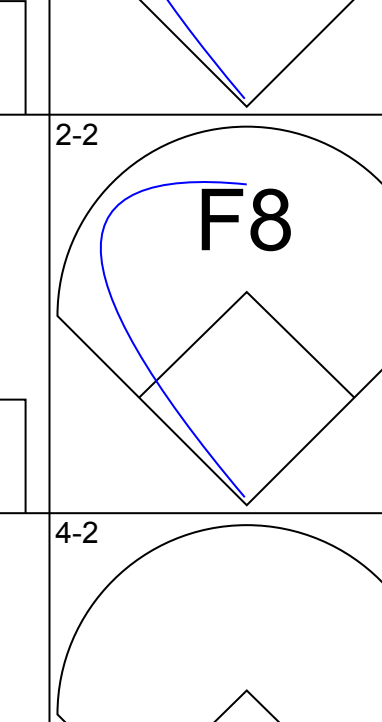



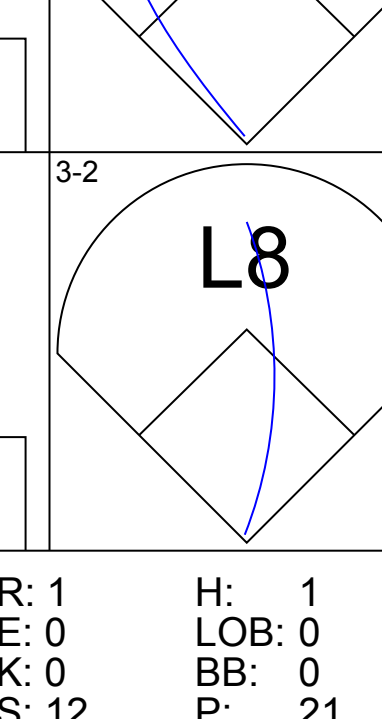
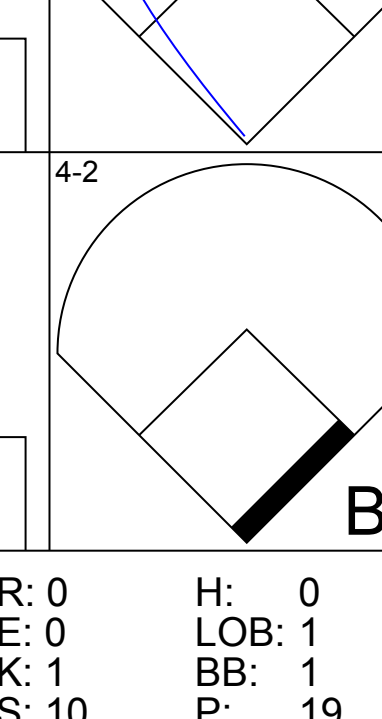


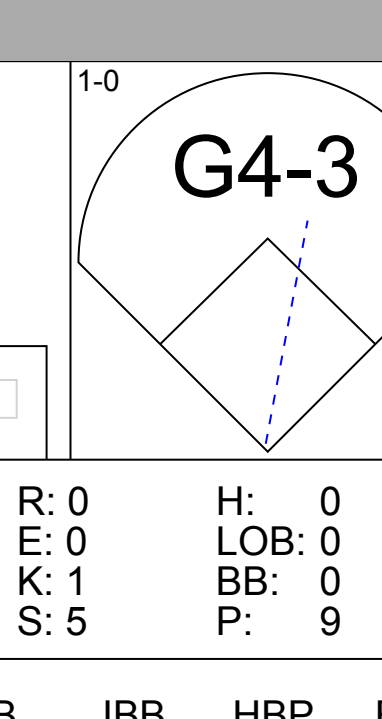
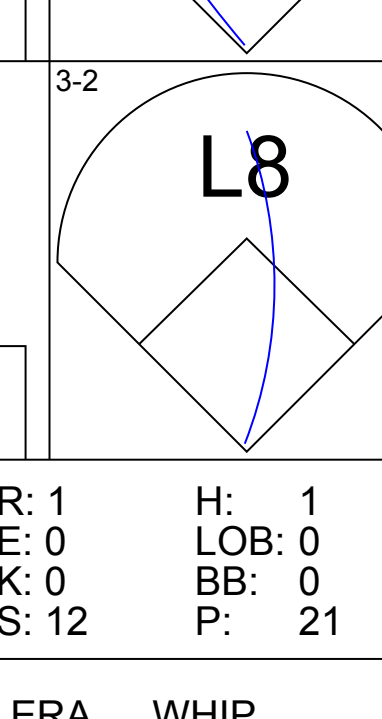
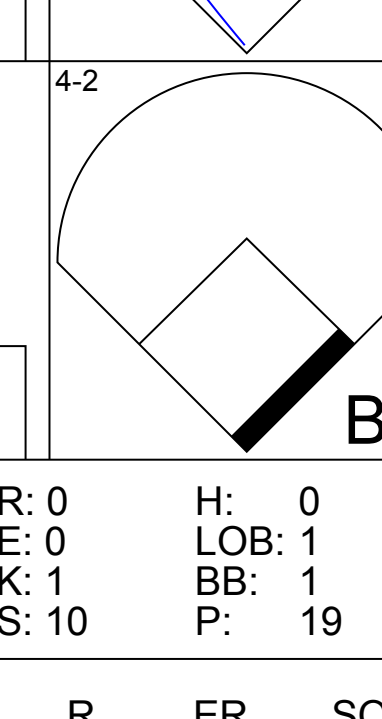
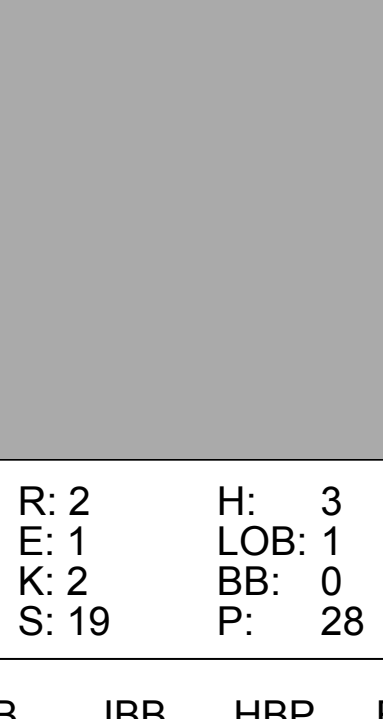
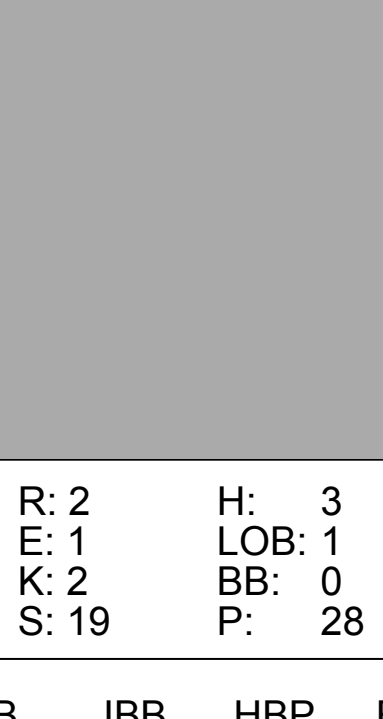




Batter	1	2	3	4	5	6	7	8	9	AB	R	H	RBI	BB	SO	LOB	TOP										
Luis Mercedes, R (1, 7) OBP: 0.260, SLG: 0.239 Brady Anderson, L (8, PH) OBP: 0.345, SLG: 0.327 (8, 7)										4	2	2	0	0	1	0	<p><b>Baltimore Orioles @ Detroit Tigers</b> Tiger Stadium, Detroit, MI Sun Sep 29 1991, 3:33 AM EDT Att: 17,925 - Sunny - 63 F</p>										
Mike Deversaux, R (1, 8) OBP: 0.315, SLG: 0.432										5	0	0	0	0	2	4											
Cal Ripken Jr., R (1, 6) OBP: 0.381, SLG: 0.579										5	3	4	4	0	0	1											
Glenn Davis, R (1, 3) OBP: 0.316, SLG: 0.468											4	0	0	1	0	1											
Dwight Evans, R (1, 9) OBP: 0.386, SLG: 0.377 Joe Orsulak, L (7, PR) OBP: 0.318, SLG: 0.358 (7, 9)											3	0	0	1	1	1		0									
Randy Milligan, R (1, 10) OBP: 0.375, SLG: 0.411											4	0	3	0	0	1		0									
Leo Gomez, R (1, 5) OBP: 0.302, SLG: 0.405											3	0	0	0	2	2		5									
Billy Ripken, R (1, 4) OBP: 0.263, SLG: 0.275											4	1	1	0	0	0		3									
Jeff Tackett, R (1, 2) OBP: 0.300, SLG: 0.125										3	1	1	0	0	0	0		<p><b>Orioles</b></p>									
<b>Inning Stats</b>	R: 0 E: 0 K: 2 S: 13	H: 1 LOB: 1 BB: 0 P: 19	R: 0 E: 0 K: 1 S: 9	H: 0 LOB: 1 BB: 1 P: 17	R: 3 E: 0 K: 1 S: 16	H: 3 LOB: 0 BB: 0 P: 23	R: 0 E: 0 K: 1 S: 5	H: 1 LOB: 0 BB: 0 P: 10	R: 0 E: 0 K: 1 S: 7	H: 0 LOB: 0 BB: 0 P: 11	R: 1 E: 0 K: 0 S: 13	H: 2 LOB: 2 BB: 1 P: 22	R: 2 E: 0 K: 0 S: 16	H: 2 LOB: 3 BB: 2 P: 30	R: 1 E: 0 K: 0 S: 7	H: 2 LOB: 1 BB: 0 P: 11			R: 0 E: 0 K: 1 S: 9	H: 1 LOB: 1 BB: 0 P: 17	1B: 10 2B: 0 3B: 0 HR: 2	SF: 0 SAC: 1 DP: 0 HBP: 1	WP: 2 PB: 0 SB: 0 CS: 1	PA: 43			
<b>PITCHER</b>	IP	WLS	BF	H	R	ER	SO	BB	IBB	HBP	BLK	WP	HR	S	P	ERA	WHIP										
Scott Aldred, L (1, 1) ERA: 5.72	6.2	L	32	9	6	6	6	4	0	0	0	0	2	74	124	8.10	1.950										
Dave Haas, R (7, 1) ERA: 4.15	0.1		2	0	0	0	0	0	0	1	0	1	0	5	8	0.00	0.000										
Dan Gakeler, R (8, 1) ERA: 5.79	2.0		9	3	1	1	1	0	0	0	0	1	0	16	28	4.50	1.500										

Batter	1	2	3	4	5	6	7	8	9	AB	R	H	RBI	BB	SO	LOB	BOTTOM										
Tony Phillips, S (1, 8) OBP: 0.376, SLG: 0.446										4	1	3	0	1	0	0	<p><b>Baltimore Orioles @ Detroit Tigers</b> Tiger Stadium, Detroit, MI Sun Sep 29 1991, 3:33 AM EDT Att: 17,925 - Sunny - 63 F</p>										
Lou Whitaker, L (1, 4) OBP: 0.385, SLG: 0.479										4	1	1	0	1	0	3											
Pete Incaviglia, R (1, 7) OBP: 0.292, SLG: 0.345											4	0	2	1	1	2		4									
Cecil Fielder, R (1, 10) OBP: 0.340, SLG: 0.515											5	0	0	1	0	3		6									
Mickey Tettleton, S (1, 2) OBP: 0.379, SLG: 0.481											5	0	0	0	0	1		4									
Dave Bergman, L (1, 3) OBP: 0.360, SLG: 0.397											4	1	3	1	0	0		0									
Travis Fryman, R (1, 6) OBP: 0.309, SLG: 0.445											3	0	0	0	1	1		2									
Skeeter Barnes, R (1, 9) OBP: 0.320, SLG: 0.489 Shawn Hare, L (8, PH) (9, 9)											3	0	0	0	0	1		4									
Scott Livingstone, L (1, 5) OBP: 0.349, SLG: 0.364										3	1	1	0	1	0	0		<p><b>D</b></p>									
<b>Inning Stats</b>	R: 2 E: 0 K: 2 S: 19	H: 3 LOB: 3 BB: 2 P: 33	R: 0 E: 0 K: 1 S: 11	H: 1 LOB: 0 BB: 0 P: 18	R: 0 E: 0 K: 1 S: 8	H: 0 LOB: 0 BB: 0 P: 14	R: 0 E: 0 K: 0 S: 6	H: 0 LOB: 0 BB: 0 P: 10	R: 0 E: 0 K: 0 S: 12	H: 1 LOB: 1 BB: 0 P: 17	R: 0 E: 0 K: 0 S: 10	H: 1 LOB: 0 BB: 0 P: 15	R: 1 E: 0 K: 2 S: 14	H: 3 LOB: 2 BB: 0 P: 21	R: 1 E: 0 K: 1 S: 12	H: 1 LOB: 2 BB: 2 P: 24			R: 0 E: 0 K: 0 S: 4	H: 0 LOB: 0 BB: 1 P: 9	1B: 8 2B: 2 3B: 0 HR: 0	SF: 0 SAC: 0 DP: 1 HBP: 0	WP: 1 PB: 1 SB: 0 CS: 0	PA: 41			
<b>PITCHER</b>	IP	WLS	BF	H	R	ER	SO	BB	IBB	HBP	BLK	WP	HR	S	P	ERA	WHIP										
Jose Mesa, R (1, 1) ERA: 5.97	6.0	W	29	9	3	3	5	2	0	0	0	0	0	71	114	4.50	1.833										
Todd Frohwrth, R (7, 1) ERA: 1.66	3.0	S	12	1	1	0	3	3	0	0	0	0	0	25	47	0.00	1.333										

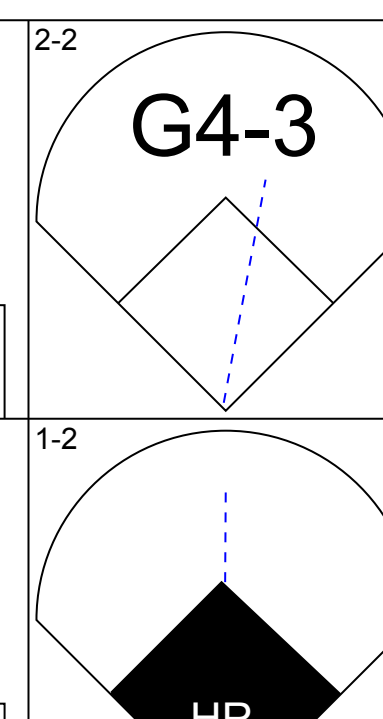
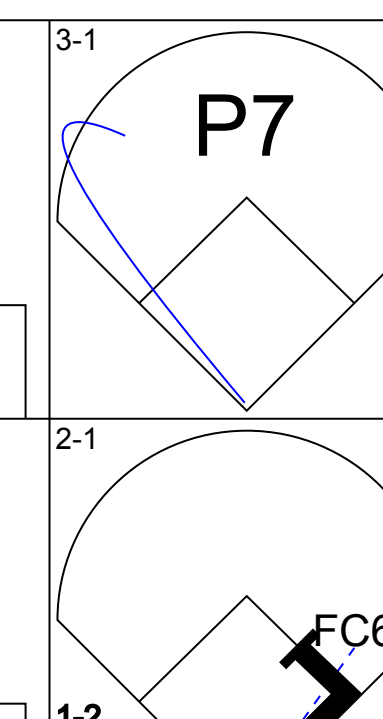
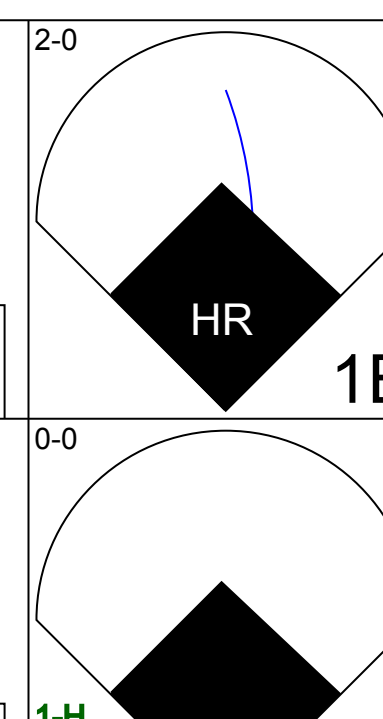
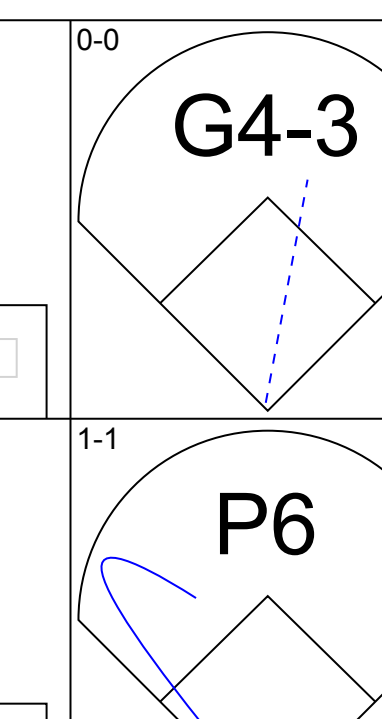
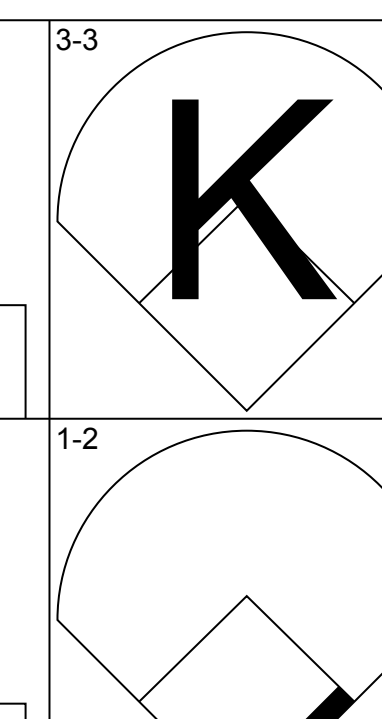
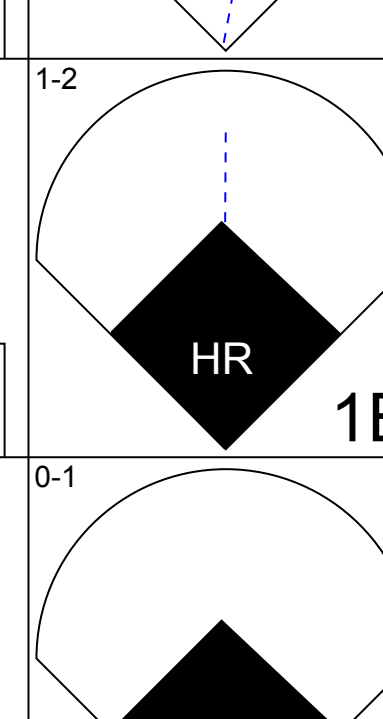
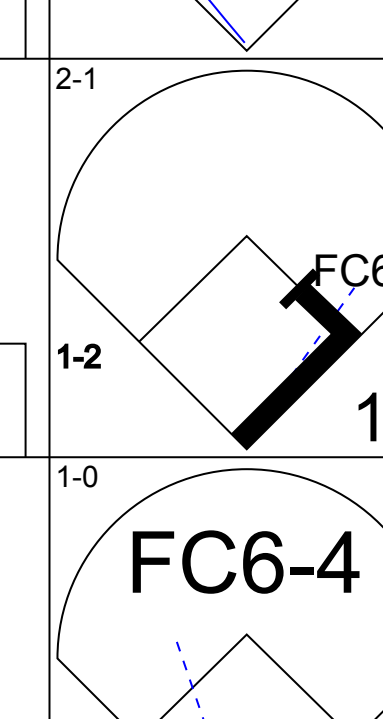
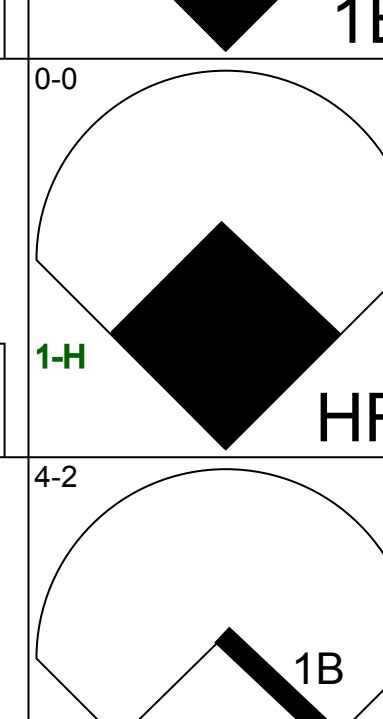
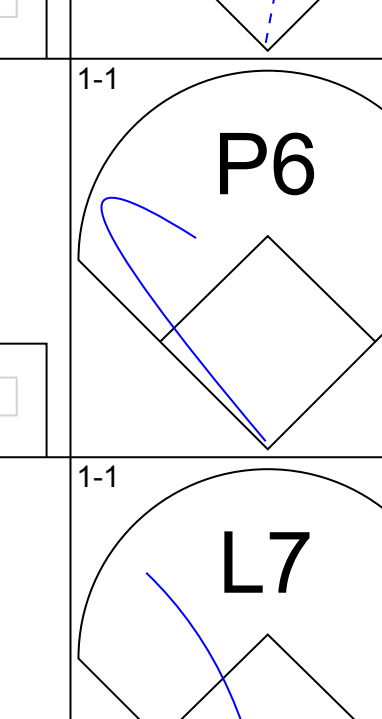
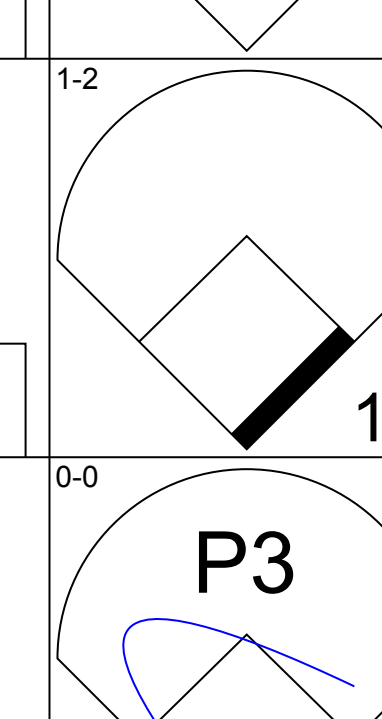
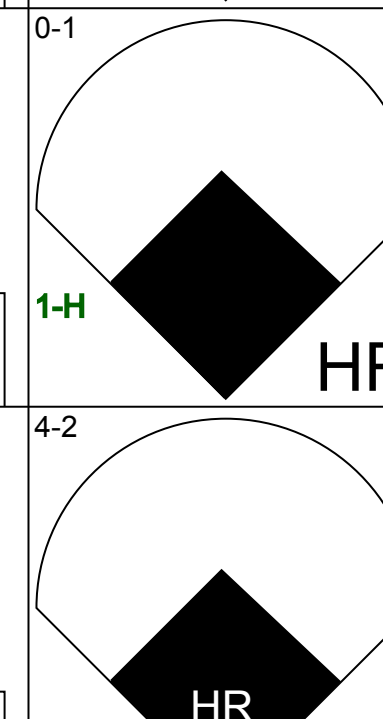
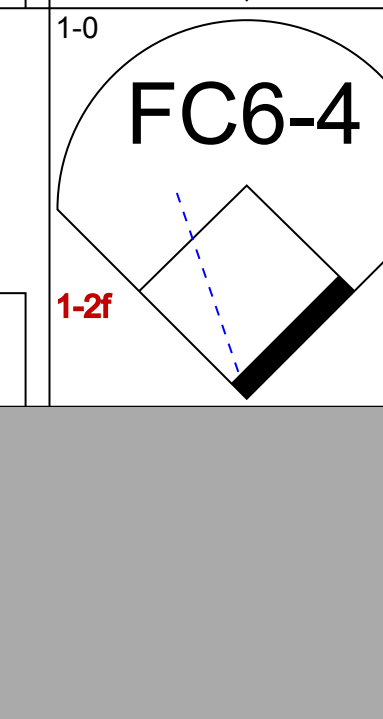
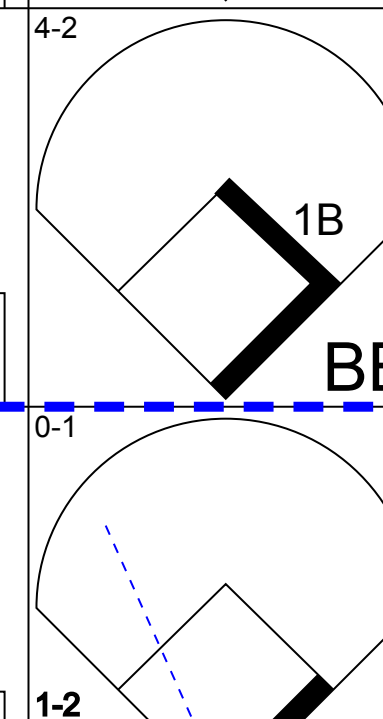
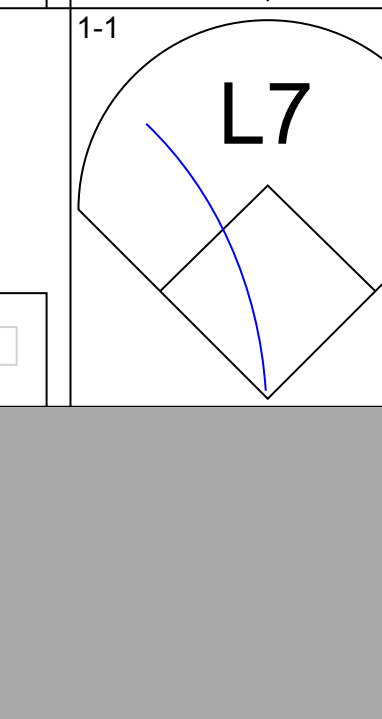
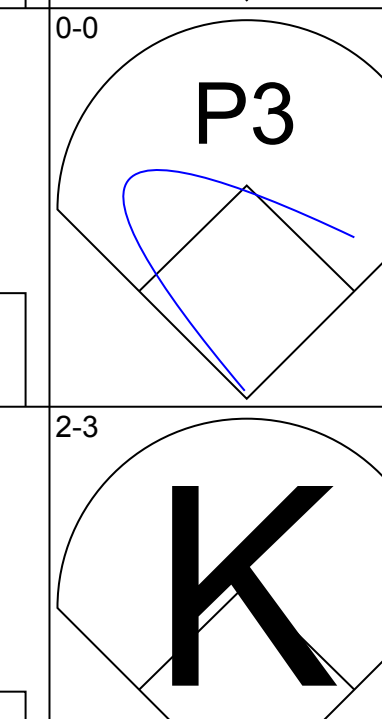
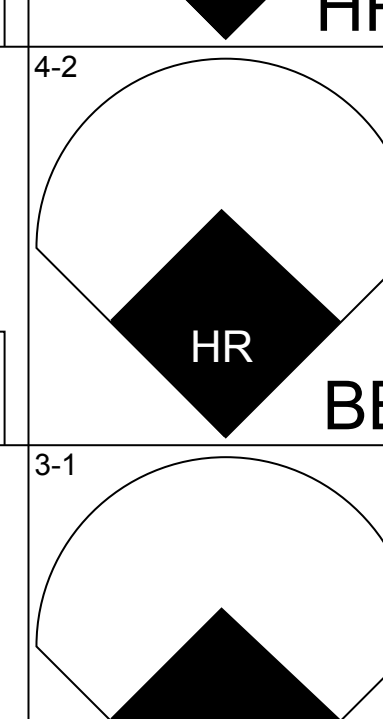
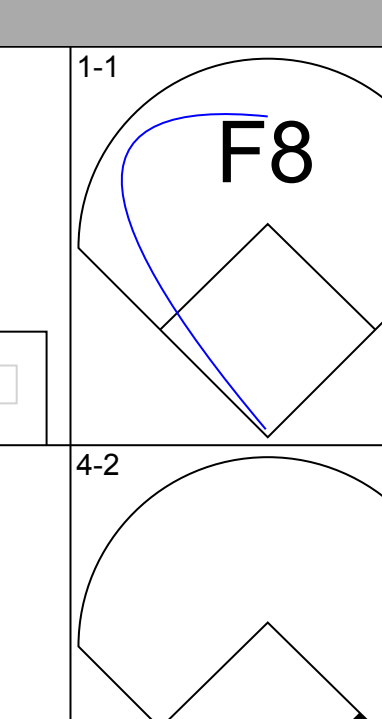
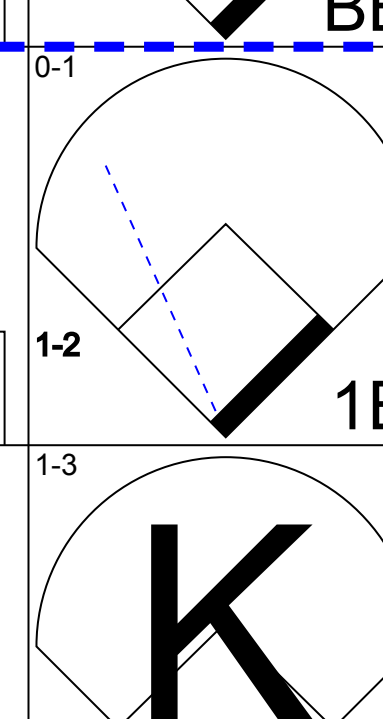

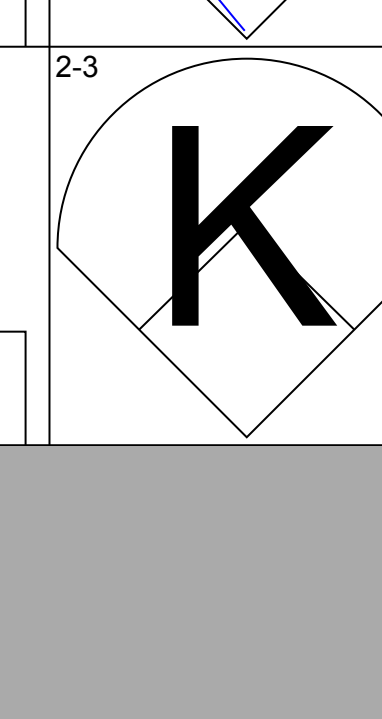
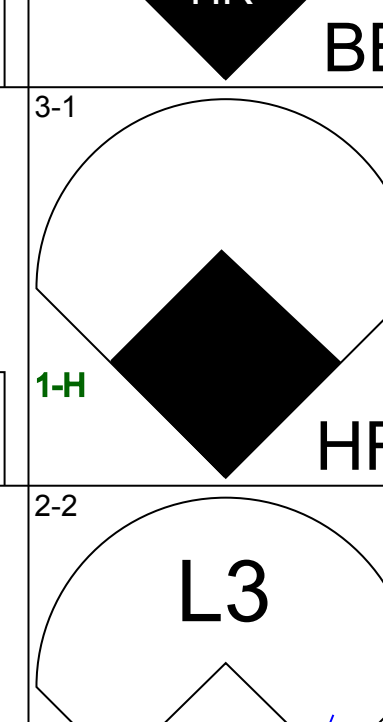
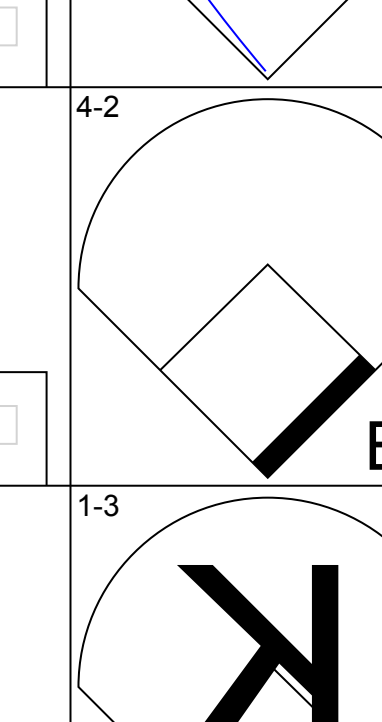
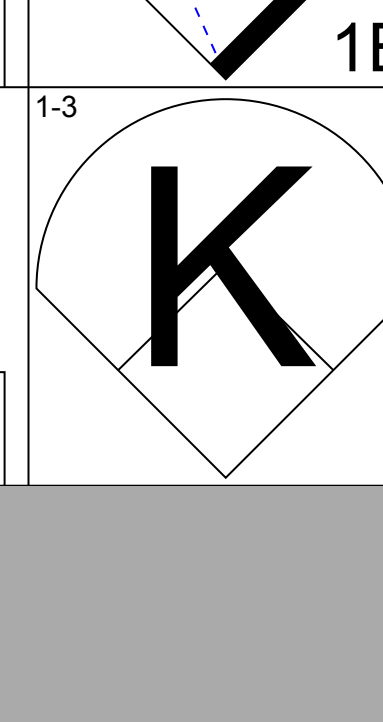


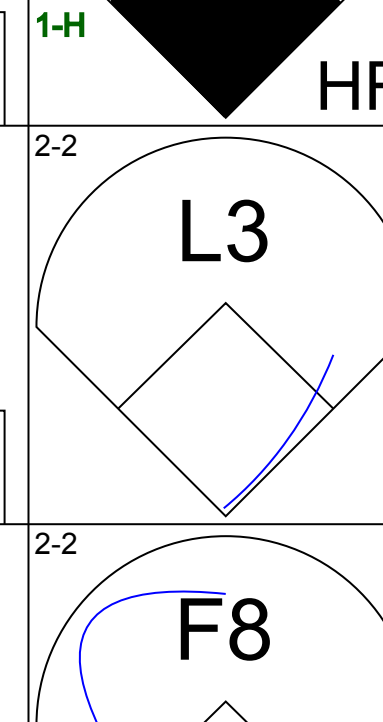
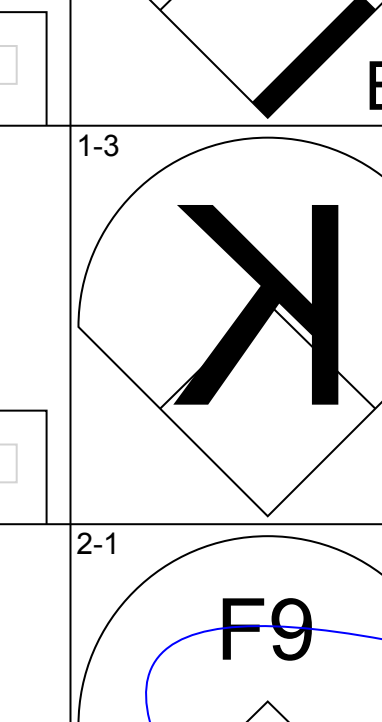
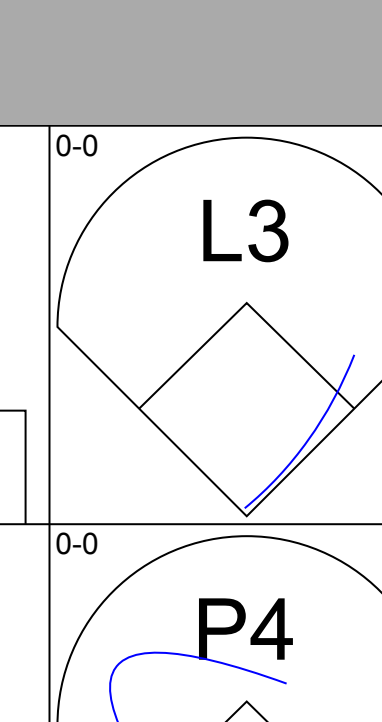
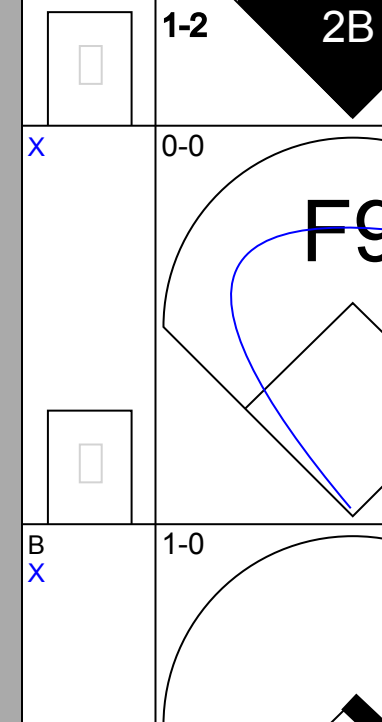


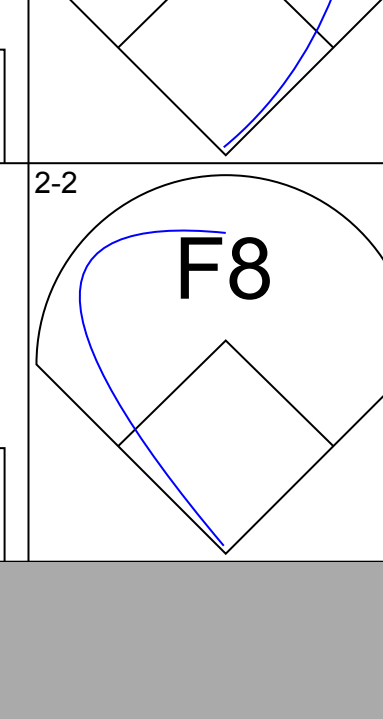
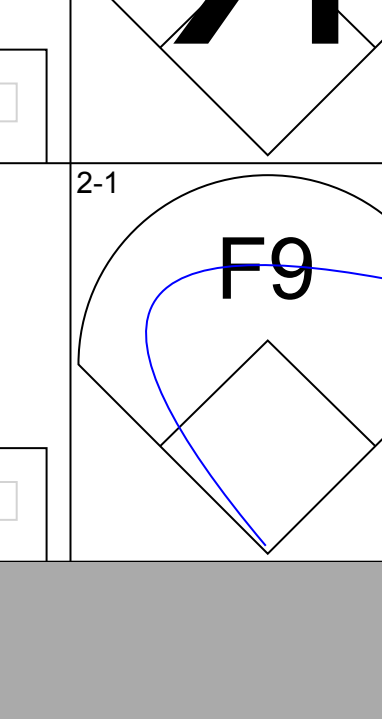
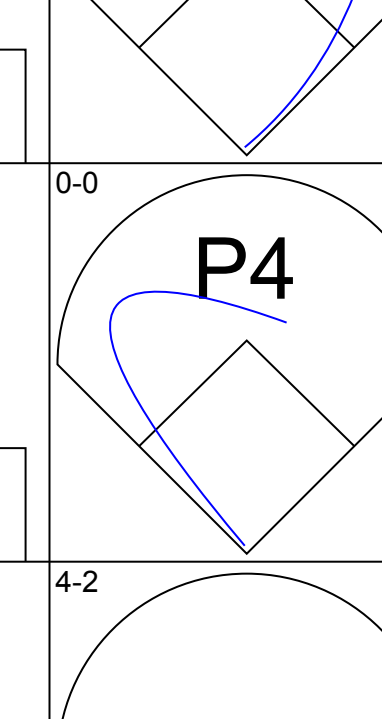
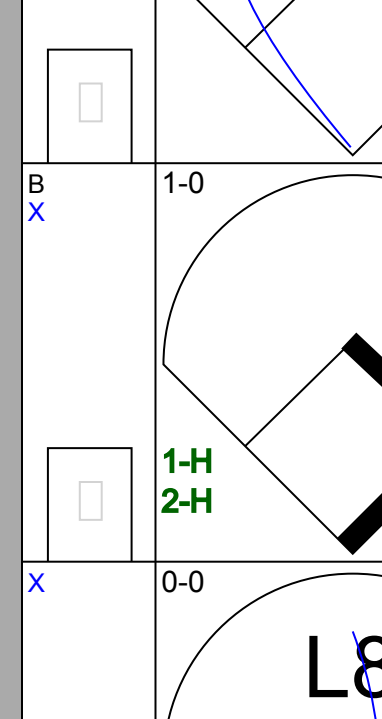


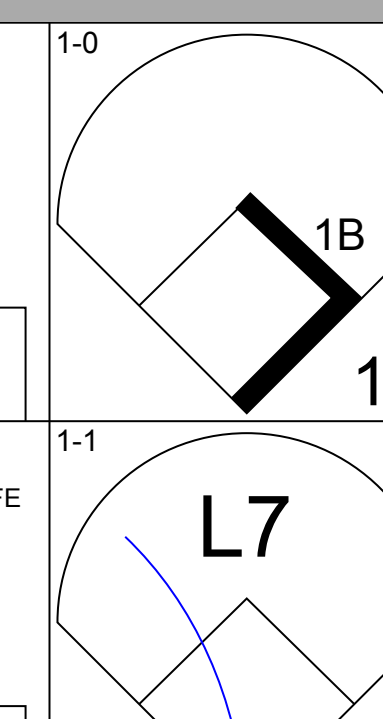
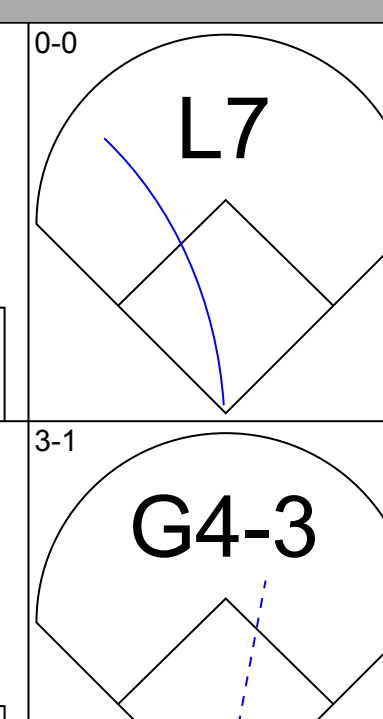


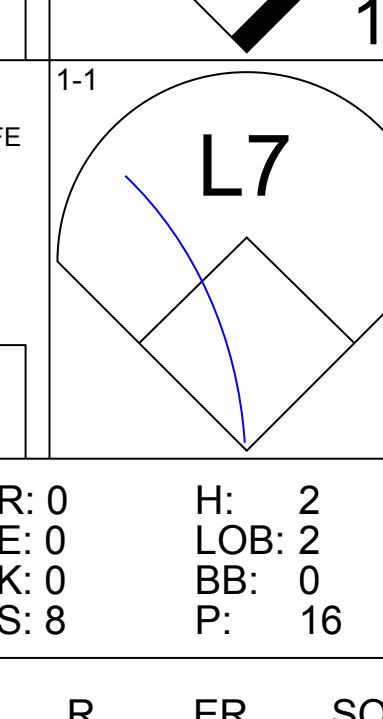
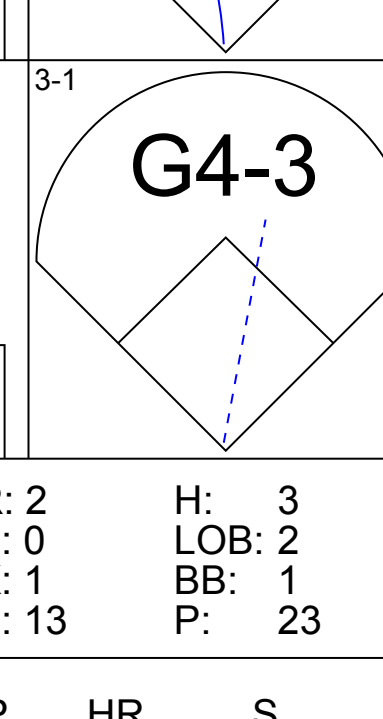
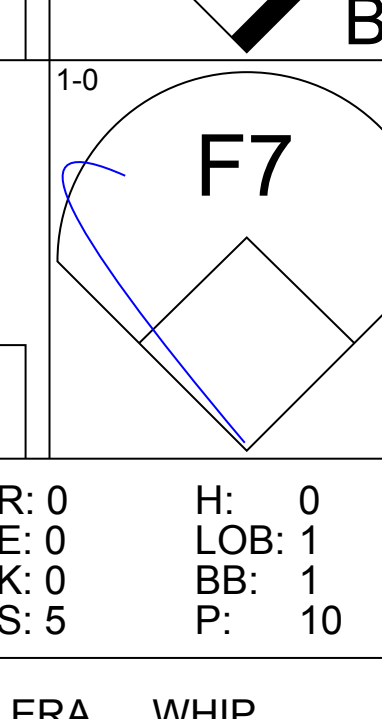
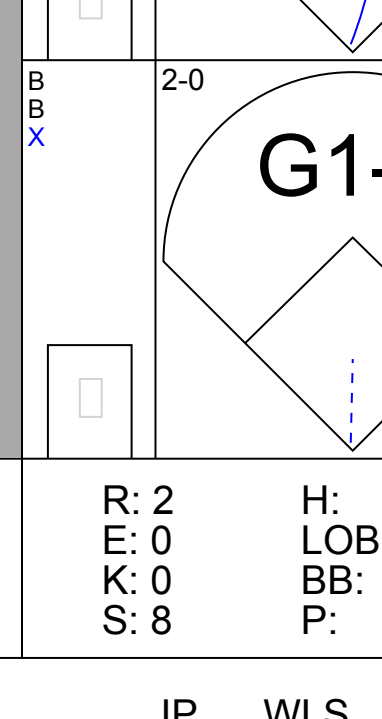
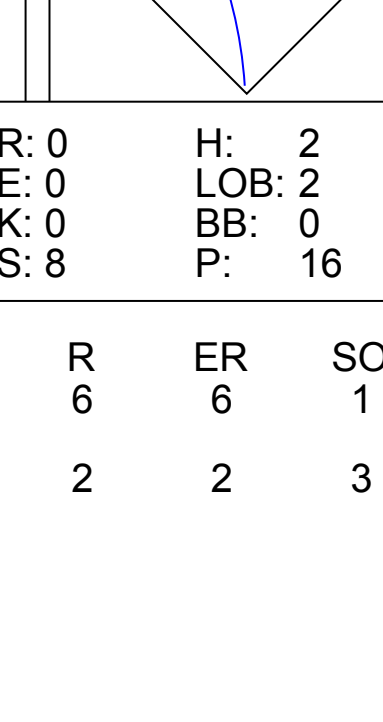
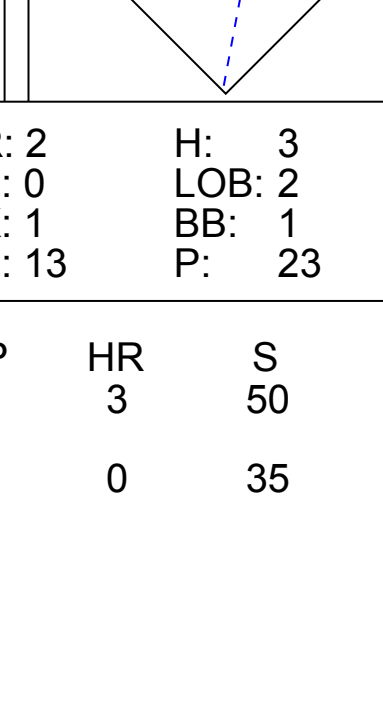
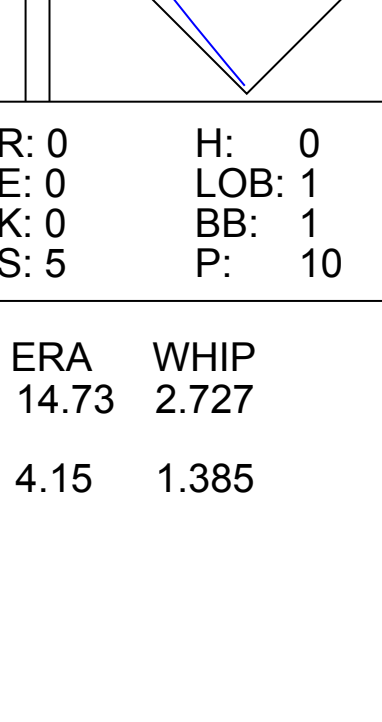
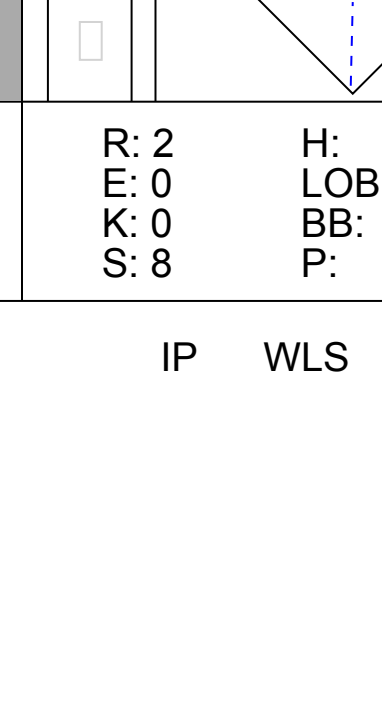


Batter	1	2	3	4	5	6	7	8	9	AB	R	H	RBI	BB	SO	LOB	TOP							
<b>Mike Devereaux, R</b> OBP: 0.313, SLG: 0.429 (1, 8)										4	0	0	0	0	3	1								
<b>Joe Orsulak, L</b> OBP: 0.317, SLG: 0.359 (1, 7)										4	1	1	0	0	0	0								
<b>Cal Ripken Jr., R</b> OBP: 0.381, SLG: 0.578 (1, 6)										4	1	2	0	0	1	0								
<b>Sam Horn, L</b> OBP: 0.322, SLG: 0.494 (1, 10)										4	0	1	0	0	3	2								
<b>Glenn Davis, R</b> OBP: 0.309, SLG: 0.459 (1, 3)										3	0	0	1	0	0	2								
<b>Chito Martinez, L</b> OBP: 0.306, SLG: 0.512 (1, 9)											4	1	2	2	0	0								
<b>Leo Gomez, R</b> OBP: 0.300, SLG: 0.402 (1, 5)											3	0	0	0	0	1	0							
<b>Brady Anderson, L</b> OBP: 0.344, SLG: 0.325 (0, PH)											3	0	0	0	0	1	0							
<b>Chris Hoiles, R</b> OBP: 0.314, SLG: 0.401 (1, 2)											2	0	0	0	1	0	0							
<b>Billy Ripken, R</b> OBP: 0.264, SLG: 0.273 (1, 4)											2	0	0	0	1	0	0							
<b>Inning Stats</b>	R: 0 E: 0 K: 1 S: 11	H: 2 LOB: 2 BB: 0 P: 13	R: 0 E: 0 K: 2 S: 9	H: 0 LOB: 0 BB: 0 P: 14	R: 0 E: 0 K: 1 S: 5	H: 0 LOB: 0 BB: 0 P: 9	R: 0 E: 0 K: 1 S: 8	H: 0 LOB: 0 BB: 0 P: 10	R: 1 E: 0 K: 0 S: 12	H: 1 LOB: 0 BB: 0 P: 21	R: 0 E: 0 K: 1 S: 9	H: 0 LOB: 0 BB: 0 P: 13	R: 0 E: 0 K: 1 S: 9	H: 0 LOB: 1 BB: 0 P: 11	R: 0 E: 0 K: 1 S: 10	H: 0 LOB: 1 BB: 1 P: 19	R: 2 E: 1 K: 2 S: 19	H: 3 LOB: 1 BB: 0 P: 28	1B: 3 2B: 1 3B: 1 HR: 1	SF: 1 SAC: 0 DP: 0 HBP: 0	WP: 0 PB: 0 SB: 0 CS: 0	PA: 34		
<b>PITCHER</b> <b>Mark Leiter, R</b> ERA: 4.14 (1, 1)	IP: 9.0 WLS: W BF: 34 H: 6 R: 3 ER: 3 SO: 10 BB: 1 IBB: 0 HBP: 0 BLK: 0 WP: 0 HR: 1 S: 92 P: 138 ERA: 3.00 WHIP: 0.778																							

Baltimore Orioles @ Detroit Tigers  
Tiger Stadium, Detroit, MI  
Mon Sep 30 1991, 7:05 PM EDT  
Att: 11,824 - Sunny - 80 F

AB	32
R	3
H	6
RBI	3
BB	1
SO	10
LOB	6



Batter	1	2	3	4	5	6	7	8	9	AB	R	H	RBI	BB	SO	LOB	BOTTOM						
<b>Tony Phillips, S</b> OBP: 0.374, SLG: 0.443 (1, 6) (2, 5)										5	1	1	0	0	1	1							
<b>Lou Whitaker, L</b> OBP: 0.392, SLG: 0.489 (1, 4)										5	2	4	2	0	0	0							
<b>Pete Incaviglia, R</b> OBP: 0.293, SLG: 0.354 (1, 7)										4	1	1	2	1	0	3							
<b>Cecil Fielder, R</b> OBP: 0.342, SLG: 0.515 (1, 10)										4	2	2	0	1	1	1							
<b>Mickey Tettleton, S</b> OBP: 0.381, SLG: 0.489 (1, 2)										3	2	2	2	1	1	2							
<b>Dave Bergman, L</b> OBP: 0.353, SLG: 0.388 (1, 3)											4	0	0	0	0	1	3						
<b>Travis Fryman, R</b> OBP: 0.309, SLG: 0.446 (1, 5) (2, 6)											4	0	1	2	0	0	1						
<b>Skeeter Barnes, R</b> OBP: 0.325, SLG: 0.486 (1, 8) (8, 9)										3	0	1	0	1	0	1							
<b>Shawn Hare, L</b> (1, 9)										4	0	0	0	0	0	3							
<b>Milt Cuyler, S</b> OBP: 0.338, SLG: 0.341 (8, 8)										0	0	0	0	0	0	0							
<b>Inning Stats</b>	R: 4 E: 0 K: 0 S: 24	H: 3 LOB: 0 BB: 1 P: 38	R: 0 E: 0 K: 0 S: 8	H: 2 LOB: 2 BB: 0 P: 16	R: 0 E: 0 K: 1 S: 11	H: 0 LOB: 1 BB: 1 P: 19	R: 2 E: 0 K: 1 S: 13	H: 3 LOB: 2 BB: 1 P: 23	R: 0 E: 0 K: 0 S: 5	H: 0 LOB: 1 BB: 1 P: 10	R: 0 E: 0 K: 0 S: 5	H: 0 LOB: 0 BB: 0 P: 7	R: 2 E: 0 K: 0 S: 8	H: 3 LOB: 1 BB: 0 P: 12	R: 0 E: 0 K: 2 S: 11	H: 1 LOB: 1 BB: 0 P: 17	R: 0 E: 0 K: 2 S: 19	H: 3 LOB: 1 BB: 0 P: 28	1B: 8 2B: 1 3B: 0 HR: 3	SF: 0 SAC: 0 DP: 0 HBP: 0	WP: 0 PB: 0 SB: 0 CS: 0	PA: 40	
<b>PITCHER</b> <b>Dave Johnson, R</b> ERA: 7.29 (1, 1)	IP: 3.2 WLS: L BF: 21 H: 7 R: 6 ER: 6 SO: 1 BB: 3 IBB: 0 HBP: 0 BLK: 0 WP: 0 HR: 3 S: 50 P: 89 ERA: 14.73 WHIP: 2.727																						
<b>Anthony Telford, R</b> ERA: 5.06 (4, 1)	IP: 4.1 WLS: 19 BF: 5 H: 2 R: 2 ER: 2 SO: 3 BB: 1 IBB: 0 HBP: 0 BLK: 0 WP: 0 HR: 0 S: 35 P: 53 ERA: 4.15 WHIP: 1.385																						

Baltimore Orioles @ Detroit Tigers  
Tiger Stadium, Detroit, MI  
Mon Sep 30 1991, 7:05 PM EDT  
Att: 11,824 - Sunny - 80 F


AB	36
R	8
H	12
RBI	8
BB	4
SO	4
LOB	15










Batter	1	2	3	4	5	6	7	8	9	AB	R	H	RBI	BB	SO	LOB	TOP								
Mike Devereaux, R OBP: 0.312, SLG: 0.428	0-3 K		1-0 G5-3		2-0 F7		3-3 K		1-1 1B	5	0	1	0	0	2	0	<p><b>Baltimore Orioles @ New York Yankees</b> Yankee Stadium, Bronx, NY Wed Oct 02 1991, 7:05 PM EDT Att: 12,088 - Sunny - 75 F</p> <p>livebaseballscores.com</p> <p>AB 37 R 3 H 11 RBI 3 BB 2 SO 4 LOB 16</p> 								
Joe Orsulak, L OBP: 0.323, SLG: 0.363	0-1 F9		4-2 1B		1-0 1B		1-0 1B		0-0 1B	4	1	3	0	1	0	0									
Cal Ripken Jr., R OBP: 0.377, SLG: 0.572	1-1 G6-3		2-1 P5		1-0 F8		1-2 F7		0-3 K	5	0	0	0	0	1	5									
Sam Horn, L OBP: 0.326, SLG: 0.505		1-1 HR	1-2 1B		1-2 1B		4-1 1B		2-1 F7	3	1	3	2	0	0	0									
Dwight Evans, R OBP: 0.337, SLG: 0.377			1-2 1B		1-0 1B					0	0	0	0	1	0	0									
Juan Bell, R OBP: 0.191, SLG: 0.240					1-H 1B					0	1	0	0	0	0	0									
Glenn Davis, R OBP: 0.299, SLG: 0.442										1	0	0	0	0	0	2									
Randy Milligan, R OBP: 0.374, SLG: 0.409		2-0 F9	1-0 1B		1-0 G5-3				0-1 F8	4	0	1	0	0	0	2									
Chito Martinez, L OBP: 0.304, SLG: 0.505		1-1 G4-3	1-3 1B						3-2 SF9	3	0	0	0	0	1	3									
Luis Mercedes, R OBP: 0.275, SLG: 0.255			1-3 K						1-3 1B	1	0	1	0	0	0	0									
Leo Gomez, R OBP: 0.303, SLG: 0.412		0-1 1B			2-1 F9				2-1 SF9	3	0	1	1	0	0	0									
Chris Hoiles, R OBP: 0.309, SLG: 0.395		0-1 1B			1-2 G5-3				1-2 3-H	4	0	1	0	0	0	2									
Billy Ripken, R OBP: 0.258, SLG: 0.267		1-1 FC6-4			0-1 P2				1-1 F7	3	0	0	0	0	0	2									
Brady Anderson, L OBP: 0.340, SLG: 0.519		1-2 1B								1	0	0	0	0	0	0									
<b>Inning Stats</b>	R: 0 E: 0 K: 1 S: 7	H: 0 LOB: 0 BB: 0 P: 8	R: 1 E: 0 K: 0 S: 11	H: 3 LOB: 2 BB: 0 P: 16	R: 0 E: 0 K: 1 S: 17	H: 2 LOB: 3 BB: 1 P: 27	R: 0 E: 0 K: 0 S: 7	H: 0 LOB: 0 BB: 0 P: 10	R: 1 E: 0 K: 0 S: 7	H: 2 LOB: 1 BB: 0 P: 13	R: 0 E: 0 K: 0 S: 5	H: 0 LOB: 0 BB: 0 P: 7	R: 0 E: 0 K: 1 S: 9	H: 1 LOB: 1 BB: 0 P: 14	R: 1 E: 0 K: 0 S: 12	H: 1 LOB: 2 BB: 0 P: 22	R: 0 E: 0 K: 1 S: 10	H: 2 LOB: 2 BB: 0 P: 14	1B: 10 2B: 0 3B: 0 HR: 1	SF: 1 SAC: 0 DP: 0 HBP: 0	WP: 1 PB: 0 SB: 0 CS: 0	PA: 40			
<b>PITCHER</b>	IP	WLS	BF	H	R	ER	SO	BB	IBB	HBP	BLK	WP	HR	S	P	ERA	WHIP								
Pascual Perez, R ERA: 3.18	(1, 1)	5.0	23	7	2	2	2	1	0	0	0	1	1	49	74	3.60	1.600								
John Habyan, R ERA: 2.32	(6, 1)	2.0	7	1	0	0	1	0	0	0	0	0	0	14	21	0.00	0.500								
Greg Cadaret, L ERA: 3.53	(8, 1)	1.0	W	5	1	1	0	1	0	0	0	0	0	12	22	9.00	2.000								
Steve Farr, R ERA: 2.11	(9, 1)	1.0	S	5	2	0	1	0	0	0	0	0	0	10	14	0.00	2.000								

Batter	1	2	3	4	5	6	7	8	9	AB	R	H	RBI	BB	SO	LOB	BOTTOM									
Steve Sax, R OBP: 0.346, SLG: 0.415	3-1 G4-3	0-2 FC6-4			0-1 L8			1-0 HR		4	1	1	1	0	0	3	<p><b>Baltimore Orioles @ New York Yankees</b> Yankee Stadium, Bronx, NY Wed Oct 02 1991, 7:05 PM EDT Att: 12,088 - Sunny - 75 F</p> <p>livebaseballscores.com</p> <p>AB 30 R 4 H 8 RBI 4 BB 3 SO 5 LOB 13</p> 									
Jim Leyritz, R OBP: 0.293, SLG: 0.225	1-1 F8		4-1 G4-6-3		1-0 L4-3		2-1 G6-4-3		2-1 1B	3	0	2	0	1	0	0										
Don Mattingly, L OBP: 0.332, SLG: 0.382	2-1 F8		2-1 G4-6-3		3-1 L4-3		0-1 F8		0-1 F8	4	0	0	0	0	0	4										
Roberto Kelly, R OBP: 0.326, SLG: 0.431		2-2 G6-3	0-1 HR				2-1 G6-3		4-0 G6-4-3	3	1	1	1	1	0	0										
John Ramos, R OBP: 0.333, SLG: 0.364		2-0 HR	2-3 K				1-0 F7		1-0 G6-4-3	4	1	1	0	0	1	2										
Hensley Meulens, R OBP: 0.281, SLG: 0.326		3-2 HR			2-3 K		2-3 K		1-0 HBP	3	1	1	2	0	2	0										
Torey Lovullo, S OBP: 0.279, SLG: 0.184		2-0 1B			2-2 G3				0-0 F8	4	0	1	0	0	0	3										
Alvaro Espinoza, R OBP: 0.280, SLG: 0.341		1-3 K			0-0 G5-3				0-3 K2-3	3	0	0	0	0	2	1										
Bernie Williams, S OBP: 0.329, SLG: 0.336		4-2 FC6-4			1-2 1B				3-2 F8	2	0	1	0	1	0	0										
<b>Inning Stats</b>	R: 0 E: 0 K: 0 S: 6	H: 0 LOB: 0 BB: 0 P: 12	R: 2 E: 0 K: 1 S: 23	H: 3 LOB: 2 BB: 1 P: 37	R: 1 E: 0 K: 1 S: 8	H: 1 LOB: 0 BB: 1 P: 16	R: 0 E: 0 K: 1 S: 7	H: 0 LOB: 0 BB: 0 P: 11	R: 0 E: 0 K: 1 S: 6	H: 0 LOB: 0 BB: 0 P: 11	R: 0 E: 0 K: 1 S: 7	H: 0 LOB: 0 BB: 0 P: 10	R: 1 E: 0 K: 0 S: 7	H: 2 LOB: 3 BB: 1 P: 16	R: 0 E: 0 K: 0 S: 6	H: 0 LOB: 0 BB: 0 P: 11		R: 0 E: 0 K: 1 S: 7	H: 2 LOB: 3 BB: 1 P: 16	1B: 5 2B: 1 3B: 0 HR: 3	SF: 0 SAC: 0 DP: 2 HBP: 1	WP: 0 PB: 0 SB: 1 CS: 0	PA: 34			
<b>PITCHER</b>	IP	WLS	BF	H	R	ER	SO	BB	IBB	HBP	BLK	WP	HR	S	P	ERA		WHIP								
Arthur Rhodes, L ERA: 8.0	(1, 1)	7.0	27	6	3	3	5	2	0	0	0	0	2	67	111	3.86		1.143								
Mike Flanagan, L ERA: 2.4	(8, 1)	1.0	L	7	2	1	1	1	0	1	0	0	1	7	16	9.00	3.000									








Batter	1	2	3	4	5	6	7	8	9	10	11	12	13	14	AB	R	H	RBI	BB	SO	LOB	TOP					
Mitt Cuyler, S OBP: 0.355, SLG: 0.336															6	0	1	0	0	2	2						
Lou Whitaker, L OBP: 0.391, SLG: 0.486															6	0	0	0	0	2	1						
Lloyd Moseby, L OBP: 0.319, SLG: 0.396															5	0	0	0	1	2	0						
Cecil Fielder, R OBP: 0.346, SLG: 0.515															2	0	0	0	2	1	0						
Johnny Paredes, R OBP: 0.375, SLG: 0.375															0	0	0	0	0	0	0						
Tony Phillips, S OBP: 0.371, SLG: 0.438															6	1	2	2	0	2	3						
Mickey Tettleton, S OBP: 0.382, SLG: 0.491															5	0	1	0	0	0	1						
Dave Bergman, L OBP: 0.353, SLG: 0.412															5	0	1	0	0	0	1						
Shester Barnes, R OBP: 0.321, SLG: 0.487															1	1	0	0	0	0	0						
Travis Fryman, R OBP: 0.310, SLG: 0.449															4	1	1	0	0	1	1						
Pete Incaviglia, R OBP: 0.294, SLG: 0.358															5	0	1	1	0	1	1						
Scott Livingstone, L OBP: 0.345, SLG: 0.358															5	0	1	1	0	0	2						
<b>Inning Stats</b>	R: 0 E: 0 K: 1 S: 11	H: 0 LOB: 2 BB: 2 P: 23	R: 1 E: 0 K: 0 S: 12	H: 2 LOB: 1 BB: 0 P: 18	R: 0 E: 0 K: 2 S: 7	H: 0 LOB: 0 BB: 0 P: 13	R: 0 E: 0 K: 0 S: 8	H: 1 LOB: 0 BB: 0 P: 14	R: 0 E: 0 K: 3 S: 6	H: 0 LOB: 0 BB: 0 P: 10	R: 0 E: 0 K: 1 S: 7	H: 0 LOB: 1 BB: 0 P: 14	R: 0 E: 0 K: 1 S: 10	H: 0 LOB: 0 BB: 0 P: 16	R: 0 E: 0 K: 0 S: 7	H: 0 LOB: 0 BB: 0 P: 10	R: 1 E: 0 K: 0 S: 11	H: 2 LOB: 1 BB: 0 P: 18	R: 2 E: 0 K: 1 S: 11	H: 1 LOB: 0 BB: 1 P: 17	1B: 5 2B: 1 HR: 1	SF: 0 SAC: 1 DP: 1 HBP: 0	WP: 0 PB: 0 SB: 2 CS: 1	PA: 52			
<b>PITCHER</b>	IP 9.0	WLS 32	BF 4	H 4	R 1	ER 0	SO 7	BB 3	IBB 0	HBP 0	BLK 0	WP 0	HR 0	S 76	P 131	ERA 1.00	WHIP 0.778										
35 Mike Mussina, R ERA: 2.87	2.0	6	0	0	0	3	0	0	0	0	0	0	0	18	29	0.00	0.000										
Gregg Olson, R ERA: 3.19	2.0	8	2	1	1	0	0	0	0	0	0	0	0	18	28	4.50	1.000										
Todd Frohwirth, R ERA: 1.72	1.0	L	5	1	2	2	1	1	0	0	0	0	1	11	17	18.00	2.000										
Jim Ffolke, L ERA: 2.52																											

Detroit Tigers @ Baltimore Orioles  
Memorial Stadium, Baltimore, MD  
Fri Oct 04 1991, 7:05 PM EDT  
Att. 47,983 - Sunny - 81 F


AB 46  
R 4  
H 7  
RBI 4  
BB 4  
SO 11  
LOB 11



Batter	1	2	3	4	5	6	7	8	9	10	11	12	13	14	AB	R	H	RBI	BB	SO	LOB	BOTTOM						
Luis Mercedes, R OBP: 0.299, SLG: 0.241															3	0	0	0	0	1	0							
Brady Anderson, L OBP: 0.336, SLG: 0.314															3	0	0	0	0	1	1							
Bob Melvin, R OBP: 0.287, SLG: 0.317															1	0	1	0	0	0	0							
Mike Devereaux, R OBP: 0.312, SLG: 0.429															7	0	2	0	0	1	1							
Cal Ripken Jr., R OBP: 0.376, SLG: 0.570															7	0	1	0	0	1	4							
Glenn Davis, R OBP: 0.302, SLG: 0.453															3	1	1	1	1	1	0							
Joe Orsulak, L OBP: 0.304, SLG: 0.362															1	0	0	0	1	0	1							
Dwight Evans, R OBP: 0.389, SLG: 0.377															4	1	0	0	1	0	3							
David Segui, S OBP: 0.314, SLG: 0.338															4	1	0	0	1	0	0							
Tim Lulett, R OBP: 0.285, SLG: 0.350															4	0	3	0	1	0	0							
Chito Martinez, L OBP: 0.304, SLG: 0.505															3	0	0	0	0	1	3							
Leo Gomez, R OBP: 0.305, SLG: 0.411															0	0	0	0	0	0	0							
Chris Hoiles, R OBP: 0.304, SLG: 0.384															2	0	1	1	1	0	2							
Juan Bell, R OBP: 0.191, SLG: 0.238															5	0	0	0	1	1	5							
<b>Inning Stats</b>	R: 0 E: 0 K: 2 S: 9	H: 0 LOB: 0 BB: 0 P: 12	R: 1 E: 0 K: 0 S: 20	H: 2 LOB: 1 BB: 0 P: 26	R: 0 E: 0 K: 0 S: 12	H: 1 LOB: 1 BB: 0 P: 19	R: 0 E: 0 K: 1 S: 9	H: 1 LOB: 0 BB: 0 P: 15	R: 0 E: 0 K: 1 S: 7	H: 0 LOB: 0 BB: 0 P: 14	R: 0 E: 0 K: 0 S: 8	H: 1 LOB: 2 BB: 1 P: 16	R: 0 E: 0 K: 0 S: 7	H: 0 LOB: 0 BB: 2 P: 17	R: 0 E: 0 K: 0 S: 14	H: 2 LOB: 3 BB: 1 P: 23	R: 0 E: 0 K: 1 S: 12	H: 0 LOB: 1 BB: 1 P: 20	R: 0 E: 0 K: 2 S: 10	H: 1 LOB: 1 BB: 0 P: 13	R: 1 E: 0 K: 0 S: 5	H: 1 LOB: 0 BB: 1 P: 11	R: 0 E: 0 K: 0 S: 9	H: 1 LOB: 1 BB: 0 P: 15	1B: 8 2B: 1 HR: 1	SF: 0 SAC: 2 DP: 1 HBP: 0	WP: 0 PB: 0 SB: 0 CS: 0	PA: 57
<b>PITCHER</b>	IP 7.0	WLS 27	BF 5	H 5	R 1	ER 0	SO 6	BB 1	IBB 0	HBP 0	BLK 0	WP 0	HR 0	S 75	P 113	ERA 1.29	WHIP 0.857											
Scott Alfred, L ERA: 5.18	1.1	6	0	0	0	0	1	1	0	0	0	0	0	9	22	0.00	0.750											
Dan Gaskler, R ERA: 5.77	1.2	8	2	0	0	0	1	0	0	0	0	0	0	18	29	0.00	1.800											
Paul Gibson, L ERA: 4.91	2.0	8	1	0	0	3	1	0	0	0	0	0	0	22	33	0.00	1.000											
Jerry Don Gleaton, L ERA: 4.09	1.0	W	4	1	1	1	0	1	0	0	0	0	0	5	11	9.00	2.000											
Dave Haas, R ERA: 4.35																												
<b>PITCHER</b>	IP 1.0	WLS 5	BF 4	H 1	R 0	ER 0	SO 0	BB 0	IBB 0	HBP 0	BLK 0	WP 0	HR 0	S 9	P 15	ERA 0.00	WHIP 1.000											
John Cerutti, L ERA: 4.6	1.0	1	0	0	0	0	0	0	0	0	0	0	0	9	15	0.00	1.000											

Detroit Tigers @ Baltimore Orioles  
Memorial Stadium, Baltimore, MD  
Fri Oct 04 1991, 7:05 PM EDT  
Att. 47,983 - Sunny - 81 F

AB 49  
R 2  
H 10  
RBI 2  
BB 6  
SO 9  
LOB 23






Batter	1	2	3	4	5	6	7	8	9	AB	R	H	RBI	BB	SO	LOB	TOP								
<b>Tony Phillips, S</b> OBP: 0.369, SLG: 0.436 (1, 8)										5	0	1	0	0	2	1									
<b>Lou Whitaker, L</b> OBP: 0.355, SLG: 0.493 (1, 4)										4	1	2	1	1	0	0									
<b>Pete Incaviglia, R</b> OBP: 0.290, SLG: 0.353 (1, 7)										5	0	0	0	0	4	3									
<b>Cecil Fielder, R</b> OBP: 0.345, SLG: 0.512 (1, 10)										3	0	0	0	1	0	2									
<b>Mickey Tettleton, S</b> OBP: 0.385, SLG: 0.491 (1, 2)										2	0	1	0	2	0	0									
<b>Dave Bergman, L</b> OBP: 0.350, SLG: 0.407 <b>Skeeter Barnes, R</b> OBP: 0.323, SLG: 0.494 (6, 5)										2	0	0	0	0	0	1									
<b>Travis Fryman, R</b> OBP: 0.309, SLG: 0.449 (1, 6)										4	0	1	1	0	2	3									
<b>Scott Livingstone, L</b> OBP: 0.346, SLG: 0.384 <b>Rob Deer, R</b> OBP: 0.314, SLG: 0.386 (6, 9)										2	1	1	1	0	0	1									
<b>Shawn Hare, L</b> OBP: 0.143, SLG: 0.105 <b>Rich Rowland, R</b> OBP: 0.333, SLG: 0.250 <b>Mark Salas, L</b> OBP: 0.117, SLG: 0.158 (6, 3)										2	0	1	0	0	0	0									
<b>Inning Stats</b>	R: 0 E: 0 K: 1 S: 9	H: 3 LOB: 3 BB: 0 P: 11	R: 1 E: 0 K: 1 S: 12	H: 2 LOB: 1 BB: 0 P: 20	R: 0 E: 0 K: 1 S: 8	H: 0 LOB: 0 BB: 0 P: 9	R: 0 E: 0 K: 0 S: 6	H: 0 LOB: 1 BB: 1 P: 11	R: 1 E: 0 K: 1 S: 12	H: 1 LOB: 0 BB: 0 P: 18	R: 0 E: 0 K: 2 S: 15	H: 0 LOB: 3 BB: 3 P: 29	R: 0 E: 0 K: 2 S: 10	H: 0 LOB: 0 BB: 0 P: 14	R: 1 E: 0 K: 0 S: 12	H: 2 LOB: 1 BB: 0 P: 21	R: 0 E: 0 K: 1 S: 13	H: 0 LOB: 1 BB: 1 P: 21	1B: 3 2B: 3 3B: 0 HR: 2	SF: 0 SAC: 0 DP: 0 HBP: 0	WP: 1 PB: 0 SB: 0 CS: 0	PA: 39			
<b>PITCHER</b>	IP	WLS	BF	H	R	ER	SO	BB	IBB	HBP	BLK	WP	HR	S	P	ERA	WHIP								
<b>Dave Johnson, R</b> ERA: 7.07 (1, 1)	5.0		23	6	2	2	4	3	0	0	0	0	2	53	83	3.60	1.800								
<b>Jim Poole, L</b> ERA: 2.41 (6, 1)	1.2	W	6	0	0	0	3	1	0	0	0	0	0	16	24	0.00	0.600								
<b>Mark Williamson, R</b> ERA: 4.48 (7, 1)	2.1	S	10	2	1	1	2	1	0	0	0	1	0	28	47	3.86	1.286								

**Detroit Tigers @ Baltimore Orioles**  
Memorial Stadium, Baltimore, MD  
Sat Oct 05 1991, 3:33 AM EDT  
Att: 49,289 - Cloudy - 75 F


**AB 34**  
**R 3**  
**H 8**  
**RBI 3**  
**BB 5**  
**SO 9**  
**LOB 17**



Batter	1	2	3	4	5	6	7	8	9	AB	R	H	RBI	BB	SO	LOB	BOTTOM								
<b>Mike Devereaux, R</b> OBP: 0.314, SLG: 0.429 (1, 8)										3	1	1	0	1	1	0									
<b>Joe Orsulak, L</b> OBP: 0.323, SLG: 0.361 <b>Dwight Evans, R</b> OBP: 0.391, SLG: 0.377 <b>Brady Anderson, L</b> OBP: 0.338, SLG: 0.324 (6, 7)										1	0	0	1	1	0	0									
<b>Cal Ripken Jr., R</b> OBP: 0.376, SLG: 0.570 (1, 6)										4	0	1	0	1	1	4									
<b>Sam Horn, L</b> OBP: 0.326, SLG: 0.502 <b>David Segui, S</b> OBP: 0.316, SLG: 0.340 (7, 7)										2	0	0	0	0	1	2									
<b>Glenn Davis, R</b> OBP: 0.306, SLG: 0.462 (1, 3)										3	1	1	0	1	1	2									
<b>Chito Martinez, L</b> OBP: 0.303, SLG: 0.514 (1, 9)										4	1	1	2	0	2	3									
<b>Leo Gomez, R</b> OBP: 0.304, SLG: 0.412 <b>Luis Mercedes, R</b> OBP: 0.259, SLG: 0.241 <b>Tim Lulett, R</b> OBP: 0.255, SLG: 0.350 (9, 5)										4	0	1	0	0	3	0									
<b>Bob Melvin, R</b> OBP: 0.282, SLG: 0.311 (1, 2)										4	0	0	0	0	3	1									
<b>Juan Bell, R</b> OBP: 0.201, SLG: 0.249 (1, 4)										3	3	2	0	1	0	0									
<b>Inning Stats</b>	R: 0 E: 0 K: 0 S: 9	H: 1 LOB: 2 BB: 0 P: 15	R: 0 E: 0 K: 3 S: 12	H: 0 LOB: 0 BB: 0 P: 16	R: 0 E: 0 K: 2 S: 13	H: 0 LOB: 0 BB: 2 P: 27	R: 0 E: 0 K: 3 S: 9	H: 0 LOB: 0 BB: 0 P: 13	R: 1 E: 0 K: 0 S: 12	H: 2 LOB: 1 BB: 0 P: 18	R: 2 E: 0 K: 2 S: 15	H: 2 LOB: 3 BB: 2 P: 26	R: 1 E: 0 K: 1 S: 15	H: 2 LOB: 2 BB: 2 P: 29	R: 3 E: 0 K: 1 S: 15	H: 2 LOB: 2 BB: 2 P: 26	1B: 3 2B: 3 3B: 2 HR: 1	SF: 1 SAC: 1 DP: 0 HBP: 1	WP: 0 PB: 1 SB: 0 CS: 0	PA: 40					
<b>PITCHER</b>	IP	WLS	BF	H	R	ER	SO	BB	IBB	HBP	BLK	WP	HR	S	P	ERA	WHIP								
<b>Mark Leiter, R</b> ERA: 4.21 (1, 1)	6.1	L	28	6	4	4	10	2	0	1	0	0	1	75	123	5.68	1.263								
<b>Jeff Kaiser, L</b> ERA: 9.0 (7, 1)	0.0		1	0	0	0	0	1	0	0	0	0	0	1	5	∞	∞								
<b>Dan Gakeler, R</b> ERA: 5.74 (7, 1)	0.1		1	0	0	0	1	0	0	0	0	0	0	4	4	0.00	0.000								
<b>Paul Gibson, L</b> ERA: 4.59 (7, 1)	0.1		3	1	0	0	0	1	0	0	0	0	0	5	12	0.00	6.000								
<b>Dave Haas, R</b> ERA: 6.75 (8, 1)	0.1		4	1	3	3	1	2	0	0	0	0	0	8	18	81.00	9.000								
<b>PITCHER</b>	IP	WLS	BF	H	R	ER	SO	BB	IBB	HBP	BLK	WP	HR	S	P	ERA	WHIP								
<b>John Cerutti, L</b> ERA: 4.57 (8, 1)	0.2		3	1	0	0	0	0	0	0	0	0	0	7	8	0.00	1.500								

**Detroit Tigers @ Baltimore Orioles**  
Memorial Stadium, Baltimore, MD  
Sat Oct 05 1991, 3:33 AM EDT  
Att: 49,289 - Cloudy - 75 F

**AB 31**  
**R 7**  
**H 9**  
**RBI 7**  
**BB 6**  
**SO 12**  
**LOB 14**





Batter	1	2	3	4	5	6	7	8	9	AB	R	H	RBI	BB	SO	LOB	TOP					
Mitt Cuyler, S OBP: 0.335, SLG: 0.337 (1, 8)	1-2 E 1B	0-0 G1-3 1B		2-3 K		0-3 K	3-3 K			5	1	2	0	0	3	1	Detroit Tigers @ Baltimore Orioles Memorial Stadium, Baltimore, MD Sun Oct 06 1991, 3:33 AM EDT Att: 50,700 - Cloudy - 65 F					
Lou Whitaker, L OBP: 0.391, SLG: 0.489 Johnny Paredes, R OBP: 0.333, SLG: 0.333 (6, PH) (6, 4)	1-1 SAFE E3 1B	3-2 SAFE G1-3		2-0 P5		2-3 K		1-0 P2		3	1	0	0	0	2	2						
Lloyd Moseby, L OBP: 0.321, SLG: 0.396 (1, 7)	3-2 1B 1B	1-1 F9		3-3 K		0-1 1B		0-1 G3-1		5	1	2	1	0	1	1						
Cecil Fielder, R OBP: 0.347, SLG: 0.513 (1, 10)	0-2 P2		1-3 K		3-2 1B 2B	2-2 BB 1B		2-2 1B		5	1	3	0	0	1	2						
Mickey Tettleton, S OBP: 0.387, SLG: 0.491 (1, 2)	0-0 1B		2-2 P2		0-0 2B 1B	4-1 FC4-6 BB 1B		0-3 K		4	2	2	1	1	1	1						
Tony Phillips, S OBP: 0.371, SLG: 0.438 (5, 5)	1-2 1B		4-2 1B		1-0 G4-3 2B	2-2 BB 1B		1-1 G3-1		4	1	2	1	1	0	3						
Dave Bergman, L OBP: 0.351, SLG: 0.407 (1, 3)	1-0 G5-4-3 1B		1-1 1B		0-0 G4-3		0-3 K		3-3 K	5	0	2	3	0	2	1						
Travis Fryman, R OBP: 0.309, SLG: 0.447 (1, 6)	2-0 G5-4-3 1B		2-1 1B		2-1 G4-3		2-3 K		3-3 K	5	0	1	1	0	2	3						
Scott Livingstone, L OBP: 0.341, SLG: 0.378 Skeeter Barnes, R OBP: 0.325, SLG: 0.491 (5, PH) (5, 9)		1-1 P5	1-1 G4-3		1-2 G6-3		4-2 BB			2	0	0	0	0	0	2	1					
<b>Inning Stats</b>	R: 4 E: 1 K: 0 S: 18	H: 5 LOB: 1 BB: 0 P: 27	R: 0 E: 0 K: 0 S: 10	H: 1 LOB: 1 BB: 0 P: 15	R: 1 E: 0 K: 1 S: 14	H: 2 LOB: 2 BB: 1 P: 25	R: 0 E: 0 K: 2 S: 7	H: 0 LOB: 0 BB: 0 P: 14	R: 2 E: 0 K: 0 S: 11	H: 3 LOB: 1 BB: 0 P: 18	R: 0 E: 0 K: 3 S: 15	H: 2 LOB: 1 BB: 1 P: 25	R: 0 E: 0 K: 3 S: 14	H: 0 LOB: 1 BB: 1 P: 23	R: 0 E: 0 K: 1 S: 9	H: 1 LOB: 1 BB: 0 P: 12	R: 0 E: 0 K: 2 S: 9	H: 0 LOB: 0 BB: 0 P: 16	1B: 13 2B: 1 3B: 0 HR: 0	SF: 0 SAC: 0 DP: 1 HBP: 0	WP: 0 PB: 0 SB: 0 CS: 0	PA: 44
<b>PITCHER</b>	IP WLS BF H R ER SO BB IBB HBP BLK WP HR S P ERA WHIP	IP WLS BF H R ER SO BB IBB HBP BLK WP HR S P ERA WHIP															IP WLS BF H R ER SO BB IBB HBP BLK WP HR S P ERA WHIP					
Bob Milacki, R ERA: 4.01 Todd Frohwirth, R ERA: 1.87 Jim Poole, L ERA: 2.36 Anthony Telford, R ERA: 4.05 Gregg Olson, R ERA: 3.18	(1, 1) (3, 1) (5, 1) (6, 1) (9, 1)	2.2 9 17 8 5 4 1 1 0 0 0 0 0 40 64 13.50 3.375															(9, 1) 0.2 2 0 0 0 2 0 0 0 0 0 0 17 31 9.00 1.500					

Batter	1	2	3	4	5	6	7	8	9	AB	R	H	RBI	BB	SO	LOB	BOTTOM					
Mike Devereaux, R OBP: 0.313, SLG: 0.431 (1, 8)	2-2 G1-6-3 3B		1-1 P6			0-3 K			1-3 K G5-4-3	4	1	1	0	0	2	0	Detroit Tigers @ Baltimore Orioles Memorial Stadium, Baltimore, MD Sun Oct 06 1991, 3:33 AM EDT Att: 50,700 - Cloudy - 65 F					
Joe Orsulak, L OBP: 0.321, SLG: 0.358 (1, 7)	1-2 G1-6-3		1-1 F9		0-0 G4-3			0-1 F8		4	0	0	1	0	0	1						
Cal Ripken Jr., R OBP: 0.374, SLG: 0.566 (1, 6)	3-H L4		1-1 G6-3		1-1 G5-3			1-0 G5-4-3		4	0	0	0	0	0	1						
Glenn Davis, R OBP: 0.307, SLG: 0.460 (1, 3)	0-1 P1		0-3 K			1-2 G5-4-3 1B				3	0	1	0	0	1	0						
Randy Milligan, R OBP: 0.373, SLG: 0.406 (1, 10)		3-3 K			0-1 FC6-5 1B	1-2 G5-4-3				3	0	1	0	0	1	1						
Dwight Evans, R OBP: 0.393, SLG: 0.378 (1, 9)		4-1 G4-6-3 BB			0-2 G1-3 FC6-5 1B	1-1 G6-3				2	0	1	0	1	0	0						
Leo Gomez, R OBP: 0.302, SLG: 0.409 (1, 5)		0-1 G4-6-3			0-1 FC6-5 G1-3			1-1 F9		3	0	0	0	0	0	3						
Bob Melvin, R OBP: 0.279, SLG: 0.307 (1, 2)			2-1 F9		0-0 G1-3			3-1 L8		3	0	0	0	0	0	2						
Billy Ripken, R OBP: 0.253, SLG: 0.261 (1, 4)			1-1 G5-3		1-1 L1			1-2 G6-3		3	0	0	0	0	0	2						
<b>Inning Stats</b>	R: 1 E: 0 K: 0 S: 10	H: 1 LOB: 0 BB: 0 P: 13	R: 0 E: 0 K: 1 S: 7	H: 0 LOB: 0 BB: 1 P: 14	R: 0 E: 0 K: 0 S: 6	H: 0 LOB: 0 BB: 0 P: 10	R: 0 E: 0 K: 1 S: 7	H: 0 LOB: 0 BB: 0 P: 9	R: 0 E: 0 K: 0 S: 10	H: 2 LOB: 2 BB: 0 P: 11	R: 0 E: 0 K: 1 S: 6	H: 0 LOB: 0 BB: 0 P: 7	R: 0 E: 0 K: 0 S: 9	H: 1 LOB: 0 BB: 0 P: 12	R: 0 E: 0 K: 0 S: 7	H: 0 LOB: 0 BB: 0 P: 12	R: 0 E: 0 K: 1 S: 6	H: 0 LOB: 0 BB: 0 P: 8	1B: 3 2B: 0 3B: 1 HR: 0	SF: 0 SAC: 0 DP: 3 HBP: 0	WP: 0 PB: 1 SB: 0 CS: 0	PA: 30
<b>PITCHER</b>	IP WLS BF H R ER SO BB IBB HBP BLK WP HR S P ERA WHIP	IP WLS BF H R ER SO BB IBB HBP BLK WP HR S P ERA WHIP															IP WLS BF H R ER SO BB IBB HBP BLK WP HR S P ERA WHIP					
Frank Tanana, L ERA: 3.69	(1, 1)	9.0 W 30 4 1 1 4 1 0 0 0 0 0 68 96 1.00 0.556															(1, 1) 0.2 2 0 0 0 2 0 0 0 0 0 0 17 31 9.00 1.500					

AB	41
R	7
H	14
RBI	7
BB	3
SO	11
LOB	17



AB	29
R	1
H	4
RBI	1
BB	1
SO	4
LOB	10

