Baltimore Orioles - 1992

Batter	1	2	3	4	5	6	7	8	9	AB	R	H	RBI	BB	SO	LOB
Kenny Lofton, L (1, 8) OBP: 0.250, SLG: 0.250	B C F B B X 3-2 F9 ①		B B B C C X 3-2 F8 ③		X 0-0 F7 ③			X 0-0 1B		4	0	1	0	0	0	2
Tony Perezchica, R (8, 5)										0	0	0	0	0	0	0
Glenallen Hill, R (1, 10)	B B C X 2-1 F8 ②			B B X 2-0 P2 ①		B B X 2-0 F9 ①		1 SAFE 1 SAFE 1 SAFE C S X 0-2 G1-3 ③		4	0	0	0	0	0	1
Carlos Baerga, S (1, 4)	B X 1-0 F9 ③			B B X 2-0 G4-3 ②		B X 1-0 F9 ②			C B S X 1-2 G1-6-3 ①	4	0	0	0	0	0	0
Albert Belle, R (1, 7)		X 0-0 P3 ①		F B S B B B 4-2 BB		X 0-0 G5-3 ③			B X 1-0 P4 ②	3	0	0	0	1	0	0
Paul Sorrento, L (1, 3) OBP: 0.500, SLG: 0.500		B X 1-0 E7 1B		B F C C 1-3 K ③			X 0-0 G3-6-3 1B		B F S C 1-3 K ③	4	0	2	0	0	2	1
Mark Whiten, S (1, 9)		C B B S B F S 3-3 K ②			F B X 1-1 G4-3 ①		B B X 2-0 G3-6-3 ① ② 1-2f			3	0	0	0	0	1	2
Sandy Alomar Jr., R (1, 2) OBP: 0.333, SLG: 0.333		C B B B X 3-1 F8 ③			C F B X 1-2 1B 1B		F B C B X 2-2 F8 ③			3	0	1	0	0	0	1
Brook Jacoby, R (1, 5)			C B C B S 2-3 K ①		F X 0-1 F9 ②			C B B B C C 3-3 K ①		2	0	0	0	0	1	1
Alex Cole, L (8, PH)										1	0	0	0	0	1	0
(8, 8)																
Mark Lewis, R (1, 6) OBP: 0.333, SLG: 0.333			C F B B X 2-2 P3 ②		C X 0-1 1-2 1B			C B F C 1-3 K ②		3	0	1	0	0	1	0
Inning Stats	R: 0 E: 0 K: 0 S: 6 H: 0 LOB: 0 BB: 0 P: 12	R: 0 E: 1 K: 1 S: 8 H: 1 LOB: 1 BB: 0 P: 15	R: 0 E: 0 K: 1 S: 9 H: 0 LOB: 0 BB: 0 P: 16	R: 0 E: 0 K: 1 S: 7 H: 0 LOB: 1 BB: 1 P: 16	R: 0 E: 0 K: 0 S: 10 H: 2 LOB: 2 BB: 0 P: 12	R: 0 E: 0 K: 0 S: 3 H: 0 LOB: 0 BB: 0 P: 6	R: 0 E: 0 K: 0 S: 5 H: 1 LOB: 0 BB: 0 P: 9	R: 0 E: 0 K: 2 S: 10 H: 1 LOB: 1 BB: 0 P: 14	R: 0 E: 0 K: 1 S: 7 H: 0 LOB: 0 BB: 0 P: 10	1B: 5 2B: 0 3B: 0 HR: 0	SF: 0 SAC: 0 DP: 1 HBP: 0						

PITCHER	IP	WLS	BF	H	R	ER	SO	BB	IBB	HBP	BLK	WP	HR	S	P	ERA	WHIP
Rick Sutcliffe, R (1, 1) ERA:	9.0	W	32	5	0	0	6	1	0	0	0	0	0	65	110	0.00	0.667

PITCHER	IP	WLS	BF	H	R	ER	SO	BB	IBB	HBP	BLK	WP	HR	S	P	ERA	WHIP

TOP

Cleveland Indians @ Baltimore Orioles

Oriole Park at Camden Yards, Baltimore, MD

Mon Apr 06 1992, 3:33 AM EDT
Att. 44,568 - Sunny - 63 F

livebaseballscorecards.com

AB	31
R	0
H	5
RBI	0
BB	1
SO	6
LOB	8

1B: 5	SF: 0	WP: 0	PA: 32			
2B: 0	SAC: 0	PB: 0				
3B: 0	DP: 1	SB: 0				
HR: 0	HBP: 0	CS: 0				

Batter	1	2	3	4	5	6	7	8	9	AB	R	H	RBI	BB	SO	LOB
Brady Anderson, L (1, 7)	F B B X 2-1 ① G4-3		B C X 1-1 ③ G4-3		C C S 0-3 ③ K			X 0-0 ③ G1-3		4	0	0	0	0	1	1
Joe Orsulak, L (1, 9)	B C B F X 2-2 ② G3			C B F X 1-2 ① G3		X 0-0 ① G6-3				3	0	0	0	0	0	0
Cal Ripken Jr., R (1, 6) OBP: 0.333, SLG: 0.333	B C S F B X 2-2 ③ P7			B B F S F X 2-2 G5-4-3 1B		C B B F X 2-2 ② G6-3				3	0	1	0	0	0	0
Glenn Davis, R (1, 3) OBP: 0.333, SLG: 0.333		B B F X 2-1 G6-4-3 1B		B B F C X 2-2 ②③ G5-4-3 1-2f		B B B F X 3-1 ③ F8				3	0	1	0	0	0	1
Mike Devereaux, R (1, 8)		C B 1 SAFE X 1-1 ①② G6-4-3 1-2f			X 0-0 ① F8		C X 0-1 ① F8			3	0	0	0	0	0	1
Sam Horn, L (1, 10) OBP: 1.000, SLG: 1.000		B F F X 1-2 FC6-4 1B			F B B B F B 4-2 1B 2B BB		B X 1-0 G5-4-3 1B			2	1	2	0	1	0	0
Leo Gomez, R (1, 5) OBP: 0.333, SLG: 0.333		B B X 2-0 ③ FC6-4 1-2f			B B X 2-0 2B 1-2 SH5-3 1B		C B X 1-1 ②③ G5-4-3 1-2f			3	1	1	0	0	0	2
Chris Hoiles, R (1, 2) OBP: 0.333, SLG: 0.667			C F B S 1-3 ① K		B X 1-0 SH5-3 1-3 2-H 2B			B B X 2-0 ① F9		3	0	1	1	0	1	0
Billy Ripken, R (1, 4)			S B X 1-1 ② G6-3		X 0-0 ② SH5-3 2-3 3-H			B F B X 2-1 ② P2		2	0	0	1	0	0	0
Inning Stats	R: 0 E: 0 K: 0 S: 9 H: 0 LOB: 0 BB: 0 P: 15	R: 0 E: 0 K: 0 S: 8 H: 2 LOB: 1 BB: 0 P: 14	R: 0 E: 0 K: 1 S: 7 H: 0 LOB: 0 BB: 0 P: 10	R: 0 E: 0 K: 0 S: 10 H: 1 LOB: 0 BB: 0 P: 15	R: 2 E: 0 K: 1 S: 9 H: 2 LOB: 1 BB: 1 P: 16	R: 0 E: 0 K: 0 S: 6 H: 0 LOB: 0 BB: 0 P: 11	R: 0 E: 0 K: 0 S: 5 H: 1 LOB: 0 BB: 0 P: 7	R: 0 E: 0 K: 0 S: 4 H: 0 LOB: 0 BB: 0 P: 8		1B: 5 2B: 1 3B: 0 HR: 0	SF: 0 SAC: 1 DP: 3 HBP: 0					

PITCHER	IP	WLS	BF	H	R	ER	SO	BB	IBB	HBP	BLK	WP	HR	S	P	ERA	WHIP
Charles Nagy, R (1, 1) ERA: 2.25	8.0	L	28	6	2	2	2	1	0	0	0	0	0	58	96	2.25	0.875

PITCHER	IP	WLS	BF	H	R	ER	SO	BB	IBB	HBP	BLK	WP	HR	S	P	ERA	WHIP

BOTTOM

Cleveland Indians @ Baltimore Orioles

Oriole Park at Camden Yards, Baltimore, MD

Mon Apr 06 1992, 3:33 AM EDT

Att. 44,568 - Sunny - 63 F

livebaseballscorecards.com

AB	26
R	2
H	6
RBI	2
BB	1
SO	2
LOB	5

PB: 0
SB: 0
CS: 0

Cleveland Indians @ Baltimore Orioles

Oriole Park at Camden Yards, Baltimore, MD

Wed Apr 08 1992, 7:05 PM EDT
Att. 42,870 - Sunny - 71 F

TOP

livebaseballscorecards.com

Batter	1	2	3	4	5	6	7	8	9	AB	R	H	RBI	BB	SO	LOB
Kenny Lofton, L (1, 8) OBP: 0.125, SLG: 0.125	F C C 0-3 ① K	B B B C X 3-1 ③ P1			C X 0-1 ② L8			B S F B B X 3-2 ① G1-3		4	0	0	0	0	1	0
Glenallen Hill, R (1, 7) OBP: 0.125, SLG: 0.125	B X 1-0 CI HR 1B	X 0-0 ① G5-3			S F B X 1-2 ③ G1-3			X 0-0 ② G5-3		4	1	1	0	0	0	0
Carlos Baerga, S (1, 4)	C X 0-1 ② F8	B S C B B S 3-3 ② K				X 0-0 ① G4-3		B X 1-0 ③ G6-3		4	0	0	0	0	1	1
Albert Belle, R (1, 10)	1 SAFE C S T X 0-2 CI 1-2 HR	X 0-0 ③ P4				B B S F F B S 3-3 ② K			B X 1-0 ① G6-3	3	1	0	0	0	1	0
Paul Sorrento, L (1, 3) OBP: 0.500, SLG: 0.857	S X 0-1 1-H 2-H HR			C B B X 2-1 ① F8		B B F X 2-1 ③ G4-3			C B C B F B B 4-2 G6-4-3 BB	3	1	1	3	1	0	0
Mark Whiten, S (1, 9) OBP: 0.143, SLG: 0.143	M C B B X 2-2 1B			B F B S C 2-3 ② K			X 0-0 ① G6-3		S C B X 1-2 ② ③ G6-4-3 1-2f	4	0	1	0	0	1	1
Sandy Alomar Jr., R (1, 2) OBP: 0.167, SLG: 0.167	C B X 1-1 ③ F7			X 0-0 ③ F8			C X 0-1 E5 1B			3	0	0	0	0	0	1
Brook Jacoby, R (1, 5) OBP: 0.200, SLG: 0.200		C B X 1-1 ① P4			X 0-0 ① F9		P F 1 SAFE F 1 SAFE X 1-2 G4-6-3 1-2 1B			3	0	1	0	0	0	0
Mark Lewis, R (1, 6) OBP: 0.333, SLG: 0.833		B B B C C F F X 3-2 ② F9			B B B C C F F X 3-2 HR		C F X 0-2 ② ③ G4-6-3 1-2f			3	1	1	1	0	0	2
Inning Stats	R: 3 H: 3 E: 1 LOB: 1 K: 1 BB: 0 S: 17 P: 21	R: 0 H: 0 E: 0 LOB: 0 K: 0 BB: 0 S: 8 P: 15	R: 0 H: 0 E: 0 LOB: 0 K: 1 BB: 0 S: 5 P: 8	R: 0 H: 0 E: 0 LOB: 0 K: 1 BB: 0 S: 6 P: 10	R: 1 H: 1 E: 0 LOB: 0 K: 0 BB: 0 S: 11 P: 15	R: 0 H: 0 E: 0 LOB: 0 K: 1 BB: 0 S: 7 P: 12	R: 0 H: 1 E: 1 LOB: 1 K: 0 BB: 0 S: 10 P: 10	R: 0 H: 0 E: 0 LOB: 0 K: 0 BB: 0 S: 5 P: 9	R: 0 H: 0 E: 0 LOB: 0 K: 0 BB: 1 S: 7 P: 13	1B: 3 SF: 0 2B: 0 SAC: 0 3B: 0 DP: 2 HR: 2 HBP: 0						

	AB	31
	R	4
	H	5
	RBI	4
	BB	1
	SO	4
	LOB	5

WP: 0 PA: 33
PB: 0
SB: 0
CS: 0

PITCHER		IP	WLS	BF	H	R	ER	SO	BB	IBB	HBP	BLK	WP	HR	S	P	ERA	WHIP
Bob Milacki, R ERA: 1.42	(1, 1)	6.1	L	26	5	4	1	4	0	0	0	0	0	2	61	88	1.42	0.789
Storm Davis, R ERA:	(7, 1)	1.2		4	0	0	0	0	0	0	0	0	0	0	8	12	0.00	0.000
Gregg Olson, R ERA:	(9, 1)	1.0		3	0	0	0	0	1	0	0	0	0	0	7	13	0.00	1.000

PITCHER		IP	WLS	BF	H	R	ER	SO	BB	IBB	HBP	BLK	WP	HR	S	P	ERA	WHIP

Batter	1	2	3	4	5	6	7	8	9	AB	R	H	RBI	BB	SO	LOB
Brady Anderson, L (1, 7)	C C B F B F X 2-2 G4-3 ①		C X 0-1 G4-3 ②			B C C X 1-2 G4-3 ①		C B B F C 2-3 K ③		4	0	0	0	0	1	0
Tim Hulett, R (1, 10) OBP: 0.250, SLG: 0.250	C B F B X 2-2 HBP 1B		B X 1-0 F7 ③			B F B X 2-1 F8 ②			C B S F F B X 2-2 F7 ①	4	0	1	0	0	0	0
Cal Ripken Jr., R (1, 6) OBP: 0.143, SLG: 0.143	L B 1 B X 1 SAFE 2-1 F7 ②			X 0-0 G6-3 ①		X 0-0 L8 ③			C F B B B C 3-3 K ②	4	0	0	0	0	1	1
Randy Milligan, R (1, 3)	1 SAFE 1 H 1-0 1-2 HBP			X 0-0 G1-3 ②			C B B B B 4-1 G4-3 WP BB		B S C X 1-2 G6-3 ③	2	0	0	0	1	0	0
Mike Devereaux, R (1, 8)	F F B B X 2-2 L4 ③			C B B X 2-1 G6-3 ③			B B X 2-0 1-3 G4-3 ①			3	0	0	0	0	0	3
Chris Hoiles, R (1, 2) OBP: 0.333, SLG: 0.500		B B C C X 2-2 F8 ①			C X 0-1 G6-4-3 1B 1B		B C F B B C 3-3 K ②			3	0	1	0	0	1	1
Leo Gomez, R (1, 5) OBP: 0.333, SLG: 0.333		B C S B S 2-3 K ②			C F X 0-2 1-2 G6-4-3 1B		F C B B F F F X 2-2 P6 ③			3	0	1	0	0	1	1
David Segui, S (1, 9)		C B C B F F F X 2-2 G5-3 ③			S X 0-1 1-2f 2-3 G6-4-3 ① ②			B X 1-0 G4-3 ①		3	0	0	0	0	0	2
Billy Ripken, R (1, 4) Mark McLemore, S (8, PH) (9, 4)			C B X 1-1 G5-3 ①		C X 0-1 P6 ③			B F C B F X 2-2 F7 ②		2 1	0 0	0 0	0 0	0 0	0 0	1 0
Inning Stats	R: 0 E: 0 K: 0 S: 13 H: 1 LOB: 2 BB: 0 P: 22	R: 0 E: 0 K: 1 S: 12 H: 0 LOB: 0 BB: 0 P: 18	R: 0 E: 0 K: 0 S: 5 H: 0 LOB: 0 BB: 0 P: 7	R: 0 E: 0 K: 0 S: 4 H: 0 LOB: 0 BB: 0 P: 6	R: 0 E: 0 K: 0 S: 9 H: 2 LOB: 1 BB: 0 P: 9	R: 0 E: 0 K: 0 S: 6 H: 0 LOB: 0 BB: 0 P: 9	R: 0 E: 0 K: 1 S: 12 H: 0 LOB: 1 BB: 1 P: 23	R: 0 E: 0 K: 1 S: 8 H: 0 LOB: 0 BB: 0 P: 13	R: 0 E: 0 K: 1 S: 11 H: 0 LOB: 0 BB: 0 P: 17	1B: 3 2B: 0 3B: 0 HR: 0		SF: 0 SAC: 0 DP: 1 HBP: 1			WP: 1 PB: 0 SB: 0 CS: 0	PA: 31

PITCHER		IP	WLS	BF	H	R	ER	SO	BB	IBB	HBP	BLK	WP	HR	S	P	ERA	WHIP
Dave Otto, L	(1, 1)	6.1	W	23	3	0	0	1	1	0	1	0	1	0	51	79	0.00	0.632
ERA:																		
Rod Nichols, R	(7, 1)	2.2		8	0	0	0	3	0	0	0	0	0	0	29	45	0.00	0.000
ERA:																		

PITCHER	IP	WLS	BF	H	R	ER	SO	BB	IBB	HBP	BLK	WP	HR	S	P	ERA	WHIP

BOTTOM

Cleveland Indians @ Baltimore Orioles

Oriole Park at Camden Yards, Baltimore, MD

Wed Apr 08 1992, 7:05 PM EDT
Att. 42,870 - Sunny - 71 F

livebaseballscorecards.com

AB	29
R	0
H	3
RBI	0
BB	1
SO	4
LOB	9

Batter	1	2	3	4	5	6	7	8	9	AB	R	H	RBI	BB	SO	LOB
Alex Cole, L (1, 8)	B C C B F X 2-2 ① F9		B B C B X 3-1 ③ F9 1-2			X 0-0 ① B1-3			B C B B C X 3-2 ① G4-3	4	0	0	0	0	0	1
Glenallen Hill, R (1, 7) OBP: 0.167, SLG: 0.167	X 0-0 ② G6-3			X 0-0 G6-3 S 1B		C S S 0-3 ② K			C S S 0-3 ② K	4	0	1	0	0	2	0
Carlos Baerga, S (1, 4)	B C F S 1-3 ③ K			B B F B X 3-1 ① F8 1-2		B X 1-0 ③ F8			C F S 0-3 ③ K	4	0	0	0	0	2	1
Albert Belle, R (1, 10)		B F F S 1-3 ① K		X 0-0 ② G6-3 2-3			B X 1-0 ① F8			3	0	0	0	0	1	1
Paul Sorrento, L (1, 3) OBP: 0.364, SLG: 0.600		B C B S B X 3-2 ② G6-3		C C B B F X 2-2 ③ G5-3			S C C 0-3 ② K			3	0	0	0	0	1	1
Mark Whiten, S (1, 9) OBP: 0.100, SLG: 0.100		C S B B F C 2-3 ③ K			F B S C 1-3 ① K		B B X 2-0 ③ F7			3	0	0	0	0	2	0
Sandy Alomar Jr., R (1, 2) OBP: 0.111, SLG: 0.111			B X 1-0 ① F7		C F S 0-3 ② K			F B B X 2-1 ① P4		3	0	0	0	0	1	0
Brook Jacoby, R (1, 5) OBP: 0.250, SLG: 0.143			S F F X 0-2 ② G6-3		B B C B F B 4-2 FC6-4 BB			B B C F F X 2-2 ② F8		2	0	0	0	1	0	0
Mark Lewis, R (1, 6) OBP: 0.333, SLG: 0.667			B B C B F X 3-2 S 1B		S 1 SAFE B B X 2-1 ③ FC6-4 1-2f			C X 0-1 ③ F7		3	0	1	0	0	0	1

Inning Stats	1	2	3	4	5	6	7	8	9	1B	SF	WP	PA
	R: 0 H: 0 E: 0 LOB: 0 K: 1 BB: 0 S: 8 P: 11	R: 0 H: 0 E: 0 LOB: 0 K: 2 BB: 0 S: 10 P: 16	R: 0 H: 1 E: 0 LOB: 1 K: 0 BB: 0 S: 10 P: 17	R: 0 H: 1 E: 0 LOB: 1 K: 0 BB: 0 S: 8 P: 13	R: 0 H: 0 E: 0 LOB: 1 K: 2 BB: 1 S: 10 P: 17	R: 0 H: 0 E: 0 LOB: 0 K: 1 BB: 0 S: 5 P: 6	R: 0 H: 0 E: 0 LOB: 0 K: 1 BB: 0 S: 5 P: 8	R: 0 H: 0 E: 0 LOB: 0 K: 0 BB: 0 S: 8 P: 12	R: 0 H: 0 E: 0 LOB: 0 K: 2 BB: 0 S: 9 P: 12	2	0	0	30
										2B: 0	SAC: 0	PB: 0	
										3B: 0	DP: 0	SB: 2	
										HR: 0	HBP: 0	CS: 0	

PITCHER	IP	WLS	BF	H	R	ER	SO	BB	IBB	HBP	BLK	WP	HR	S	P	ERA	WHIP
Ben McDonald, R (1, 1) ERA:	9.0	W	30	2	0	0	9	1	0	0	0	0	0	73	112	0.00	0.333

PITCHER	IP	WLS	BF	H	R	ER	SO	BB	IBB	HBP	BLK	WP	HR	S	P	ERA	WHIP

TOP

Cleveland Indians @ Baltimore Orioles

Oriole Park at Camden Yards, Baltimore, MD

Thu Apr 09 1992, 7:05 PM EDT
Att. 42,646 - Sunny - 65 F

livebaseballscorecards.com

AB	29
R	0
H	2
RBI	0
BB	1
SO	9
LOB	5

Cleveland Indians @ Baltimore Orioles

Oriole Park at Camden Yards, Baltimore, MD

Thu Apr 09 1992, 7:05 PM EDT
Att. 42,646 - Sunny - 65 F

livebaseballscorecards.com

BOTTOM

Batter	1	2	3	4	5	6	7	8	9	AB	R	H	RBI	BB	SO	LOB
Brady Anderson, L (1, 7) OBP: 0.167, SLG: 0.182	C X 0-1 ① G4-3		B F B B C X 3-2 1B 2B		F C B B F B F B 4-2 CS BB			B B B C F F X 3-2 ① P4		3	1	1	0	1	0	0
Joe Orsulak, L (1, 9) OBP: 0.286, SLG: 0.286	C B B X 2-1 G4-3 1B		C X 1-1 G5-3 1B 2-H		P B B C F S 3-3 ①② K 1-2			F B X 1-1 ② P6		4	0	2	1	0	1	1
Cal Ripken Jr., R (1, 6) OBP: 0.091, SLG: 0.091	B B 1 SAFE F F X 2-2 ② G4-3 1-2		B 1 SAFE 1 SAFE 1 SAFE B X 2-0 ② G5-3 1-2		X 0-0 ③ P3			B B C S X 2-2 ③ G6-3		4	0	0	0	0	0	2
Sam Horn, L (1, 10) OBP: 0.667, SLG: 0.500	C B S B B B 4-2 BB		B B B X 3-0 ③ G3-1			B C S B B S 3-3 ① K				2	0	0	0	1	1	1
Mike Devereaux, R (1, 8) OBP: 0.111, SLG: 0.444	B F F S 1-3 ③ K			B X 1-0 HR		C C B F B X 2-2 ② G1-3				3	1	1	1	0	1	2
Randy Milligan, R (1, 3)		B C B X 2-1 ① G6-3		B B X 2-0 ① G5-3		X 0-0 ③ F8				3	0	0	0	0	0	0
Leo Gomez, R (1, 5) OBP: 0.333, SLG: 0.333		C B S C 1-3 ② K		F X 0-1 ② F7			C B X 1-1 G4-6-3 1B			3	0	1	0	0	1	0
Chris Hoiles, R (1, 2) OBP: 0.333, SLG: 0.556		F X 0-1 ③ F7		C X 0-1 2B			F C B B B X 3-2 ①② G4-6-3 1-2f			3	0	1	0	0	0	1
Billy Ripken, R (1, 4)			C S X 0-2 ① G6-3	B F B X 2-1 ③ G6-3			X 0-0 ③ P4			3	0	0	0	0	0	1

Inning Stats																						
	R: 0	H: 1		R: 0	H: 0		R: 1	H: 2		R: 1	H: 2		R: 0	H: 0		R: 0	H: 0		R: 0	H: 1		R: 0	H: 0	
	E: 0	LOB: 2		E: 0	LOB: 0		E: 0	LOB: 1		E: 0	LOB: 1		E: 0	LOB: 0		E: 0	LOB: 0		E: 0	LOB: 0		E: 0	LOB: 0	
	K: 1	BB: 1		K: 1	BB: 0		K: 0	BB: 0		K: 0	BB: 0		K: 1	BB: 1		K: 1	BB: 0		K: 0	BB: 0		K: 0	BB: 0	
	S: 12	P: 21		S: 7	P: 10		S: 10	P: 19		S: 8	P: 13		S: 9	P: 15		S: 8	P: 13		S: 6	P: 10		S: 9	P: 15	

1B: 3	SF: 0	WP: 0 PA: 30
2B: 2	SAC: 0	PB: 0
3B: 0	DP: 1	SB: 0
HR: 1	HBP: 0	CS: 1

PITCHER		IP	WLS	BF	H	R	ER	SO	BB	IBB	HBP	BLK	WP	HR	S	P	ERA	WHIP
Jack Armstrong, R ERA: 3.0	(1, 1)	6.0	L	25	6	2	2	4	2	0	0	0	0	1	56	94	3.00	1.333
Brad Arnsberg, R ERA:	(7, 1)	1.0		2	0	0	0	0	0	0	0	0	0	0	4	7	0.00	0.000
Derek Lilliquist, L ERA:	(8, 1)	1.0		3	0	0	0	0	0	0	0	0	0	0	9	15	0.00	0.000

PITCHER		IP	WLS	BF	H	R	ER	SO	BB	IBB	HBP	BLK	WP	HR	S	P	ERA	WHIP

Batter	1	2	3	4	5	6	7	8	9	AB	R	H	RBI	BB	SO	LOB
Brady Anderson, L (1, 7) OBP: 0.294, SLG: 0.286	F B S X 1-2 2B 2B	B C C B F B F H 4-2 HBP 1-2		X 0-0 ③ G3			1 SAFE B L X 1-1 ① FC1-6 FC5-4 1-2f		B B B B 4-0 BB	3	1	1	0	1	0	1
Joe Orsulak, L (1, 9) OBP: 0.250, SLG: 0.333	C X 0-1 1B 2-H 2B	B F S F S 1-3 ③ K			C F X 0-2 ① G4-3		B 1 SAFE 1 SAFE X 1-0 ② FC5-4 1-2f		P 1 SAFE B 1 SAFE S 1 SAFE B F S 3-3 ③ K	5	1	1	1	0	2	4
Cal Ripken Jr., R (1, 6) OBP: 0.133, SLG: 0.133	C B B X 2-1 G6-4-3 2-H 1B		F B X 1-1 ① F8		B X 1-0 ② G6-3		C X 0-1 ③ P4			4	0	1	1	0	0	1
Randy Milligan, R (1, 10)	S S F X 0-2 ① ② G6-4-3 1-2f		C F T F R B B B X 3-2 ② F8		C B F X 1-2 ③ F8			C F B B B S 3-3 ① K		4	0	0	0	0	1	1
Mike Devereaux, R (1, 8) OBP: 0.308, SLG: 0.833	B C B S B X 3-2 HR		B C C F X 1-2 1B 2B			C B C B B 4-2 S BB	1 SAFE X 0-0 ① F8	B S B F F X 2-2 ② P4		3	1	2	1	1	0	0
Leo Gomez, R (1, 5) OBP: 0.385, SLG: 0.385	B B X 2-0 ③ G3		C X 0-1 2-3 1B			B X 1-0 ② P3 1-2		F X 0-1 1B		4	0	2	0	0	0	1
David Segui, S (1, 3)		B B F X 2-1 ① F9	C B S F S 1-3 ③ K					B 1 SAFE S F S 1-3 ③ K		4	0	0	0	0	2	4
Chris Hoiles, R (1, 2) OBP: 0.308, SLG: 0.417		B C B B B 4-1 HBP BB		B X 1-0 ① F8		B C B B C F F F X 3-2 ③ G4-3			X 0-0 ① F8	3	0	0	0	1	0	1
Billy Ripken, R (1, 4) OBP: 0.091, SLG: 0.091		C B 1 SAFE B F X 2-2 ② P4		C B C F F X 1-2 ② P6			X 0-0 FC1-6 1B		F S S 0-3 ② K	4	0	1	0	0	1	1
Inning Stats	R: 3 E: 0 K: 0 S: 15 H: 4 LOB: 0 BB: 0 P: 23	R: 0 E: 0 K: 1 S: 14 H: 0 LOB: 2 BB: 1 P: 27	R: 0 E: 0 K: 1 S: 17 H: 2 LOB: 2 BB: 0 P: 23	R: 0 E: 0 K: 0 S: 7 H: 0 LOB: 0 BB: 0 P: 9	R: 0 E: 0 K: 0 S: 7 H: 0 LOB: 0 BB: 0 P: 9	R: 0 E: 0 K: 0 S: 10 H: 0 LOB: 1 BB: 1 P: 18	R: 0 E: 0 K: 0 S: 6 H: 1 LOB: 1 BB: 0 P: 8	R: 0 E: 0 K: 2 S: 12 H: 1 LOB: 1 BB: 0 P: 18	R: 0 E: 0 K: 2 S: 8 H: 0 LOB: 1 BB: 1 P: 14	1B: 4 2B: 3 3B: 0 HR: 1 SF: 0 SAC: 0 DP: 1 HBP: 1						

PITCHER		IP	WLS	BF	H	R	ER	SO	BB	IBB	HBP	BLK	WP	HR	S	P	ERA	WHIP
Jimmy Key, L ERA: 3.86	(1, 1)	7.0		30	7	3	3	2	2	0	1	0	0	1	76	117	3.86	1.286
Pat Hentgen, R ERA: 6.0	(8, 1)	2.0	W	8	1	0	0	4	1	0	0	0	0	0	20	32	0.00	1.000

PITCHER	IP	WLS	BF	H	R	ER	SO	BB	IBB	HBP	BLK	WP	HR	S	P	ERA	WHIP

Baltimore Orioles @ Toronto Blue Jays

SkyDome, Toronto, ON

Fri Apr 10 1992, 3:33 AM EDT

Att. 50,424 - Dome - 70 F

livebaseballscorecards.com

AB	34
R	3
H	8
RBI	3
BB	3
SO	6
LOB	14

1B: 4	SF: 0	WP: 0	PA: 38
2B: 3	SAC: 0	PB: 0	
3B: 0	DP: 1	SB: 1	
HR: 1	HBP: 1	CS: 0	

BOTTOM

Baltimore Orioles @ Toronto Blue Jays

SkyDome, Toronto, ON

Fri Apr 10 1992, 3:33 AM EDT

Att. 50,424 - Dome - 70 F

livebaseballscorecards.com

Batter	1	2	3	4	5	6	7	8	9	AB	R	H	RBI	BB	SO	LOB
Devon White, S (1, 8) OBP: 0.250, SLG: 0.278	F F B B X 2-2 E4 G4-6-3		B X 1-0 F8-6-4 1B		1 SAFE F S B F X 1-2 ② FC4-6 1-2f		B B B C S C 3-3 ③ K		C X 0-1 1B 2B	5	1	2	0	0	1	1
Roberto Alomar, S (1, 4) OBP: 0.278, SLG: 0.471	X 0-0 ① ② G4-6-3 1-2f		C 1 SAFE B S 1 SAFE X 1-2 ① ② F8-6-4 1-2		B X 1-0 ③ P3			B B B C B 4-1 S 2B BB	C B X 1-1 2-H 1B	4	1	1	1	1	0	3
Joe Carter, R (1, 7) OBP: 0.385, SLG: 0.500	B B F S F X 2-2 ③ F9		B X 1-0 ③ P3			C X 0-1 E7 FC5-2 1B		B F F S 1-3 ① K 1-2		4	0	1	0	0	1	1
Dave Winfield, R (1, 10) OBP: 0.412, SLG: 0.706		X 0-0 1B SF8 2B		B B C X 2-1 ① P4		C X 0-1 ① FC5-2 FC6-4 3-H		C S S 0-3 ② K		4	1	1	0	0	1	2
Kelly Gruber, R (1, 5) OBP: 0.235, SLG: 0.563		F X 0-1 FC5-4 BB 2-3 1B		X 0-0 ② F8		B B X 2-0 ② FC6-4 1B 1-2f		X 0-0 2-H 2B		4	0	2	1	0	0	1
John Olerud, L (1, 3) OBP: 0.706, SLG: 1.000		C 1 SAFE B B X 2-1 ① SF8 3-H		B C C F B B B 4-2 BB		S F X 0-2 1-3 1B		X 0-0 ③ P4		2	0	1	1	1	0	1
Candy Maldonado, R (1, 9) OBP: 0.167, SLG: 0.091		B B B B S B 4-1 FC5-4 1-2 BB		X 0-0 ③ P6		B C F B B S 3-3 ③ K			B B F B C F F S 3-3 ① K	3	0	0	0	1	2	3
Pat Borders, R (1, 2) OBP: 0.313, SLG: 0.867		B B F B X 3-1 ② FC5-4 1-2f 2-3			F B F X 1-2 ① G6-3		X 0-0 ① G5-3		F B B X 2-1 HR	4	1	1	1	0	0	2
Manuel Lee, S (1, 6) OBP: 0.250, SLG: 0.200		F B B F F F X 2-2 ③ G4-3			C X 0-1 FC4-6 1B		B B C X 2-1 ② G3		B B C B C F F X 3-2 ② G4-3	4	0	1	0	0	0	2

	AB	34
	R	4
	H	10
	RBI	4
	BB	3
	SO	5
	LOB	16

Inning Stats										
	R: 0 E: 1 K: 0 S: 8	H: 0 LOB: 0 BB: 0 P: 12	R: 1 E: 0 K: 0 S: 13	H: 2 LOB: 2 BB: 1 P: 24	R: 0 E: 0 K: 0 S: 5	H: 1 LOB: 0 BB: 0 P: 8	R: 0 E: 0 K: 0 S: 7	H: 0 LOB: 1 BB: 1 P: 13	R: 0 E: 0 K: 0 S: 10	H: 1 LOB: 1 BB: 0 P: 13
	R: 0 E: 1 K: 1 S: 11	H: 2 LOB: 2 BB: 0 P: 16	R: 0 E: 0 K: 1 S: 6	H: 0 LOB: 0 BB: 0 P: 11	R: 1 E: 0 K: 2 S: 9	H: 1 LOB: 1 BB: 1 P: 14	R: 2 E: 0 K: 1 S: 16	H: 3 LOB: 1 BB: 0 P: 25	1B: 6 2B: 4 3B: 0 HR: 1	SF: 1 SAC: 0 DP: 2 HBP: 0
	WP: 0 PB: 0 SB: 1 CS: 0	PA: 38								

PITCHER		IP	WLS	BF	H	R	ER	SO	BB	IBB	HBP	BLK	WP	HR	S	P	ERA	WHIP
35 Mike Mussina, R ERA: 1.59	(1, 1)	5.2		24	6	1	1	0	2	0	0	0	0	0	51	80	1.59	1.412
Todd Frohwirth, R ERA: 4.5	(6, 1)	2.0		8	1	1	1	4	1	0	0	0	0	0	17	30	4.50	1.000
Mike Flanagan, L ERA:	(8, 1)	0.1		1	0	0	0	0	0	0	0	0	0	0	1	1	0.00	0.000
Gregg Olson, R ERA: 10.8	(9, 1)	0.2	L	5	3	2	2	1	0	0	0	0	0	1	16	25	27.00	4.500

PITCHER	IP	WLS	BF	H	R	ER	SO	BB	IBB	HBP	BLK	WP	HR	S	P	ERA	WHIP

Baltimore Orioles @ Toronto Blue Jays

SkyDome, Toronto, ON

Sat Apr 11 1992, 3:33 AM EDT

Att. 50,375 - Dome - 70 F

TOP

livebaseballscorecards.com

Batter	1	2	3	4	5	6	7	8	9	AB	R	H	RBI	BB	SO	LOB
Brady Anderson, L (1, 8) OBP: 0.286, SLG: 0.294	0-0 P5	3-2 F8		0-1 1B 1-3 3-H		1-0 SF9 2-3 3-H			1-2 1B	3	0	1	2	0	0	3
Mike Devereaux, R (9, PH) OBP: 0.357, SLG: 0.846										1	0	1	0	0	0	0
Joe Orsulak, L (1, 7) OBP: 0.188, SLG: 0.250	2-1 F9		1-0 F8	0-3 K		1-2 F7 1-2			2-3 K	4	0	0	0	0	1	4
Randy Milligan, R (9, PH)										1	0	0	0	0	1	1
Cal Ripken Jr., R (1, 6) OBP: 0.150, SLG: 0.105	1-0 HBP		1-2 G5-3		0-0 L6		0-1 F7		0-1 P3	4	0	0	0	0	0	1
Sam Horn, L (1, 10) OBP: 0.600, SLG: 0.625	2-1 F8		0-0 2B		0-3 K		0-1 1B		1-3 K	4	0	2	0	0	1	1
Tim Hulett, R (9, PH) OBP: 0.200, SLG: 0.200										1	0	0	0	0	1	1
David Segui, S (1, 3)		1-1 G4-3	3-2 G6-3		1-0 F7		2-2 F8			4	0	0	0	0	0	2
Chito Martinez, L (1, 9)		4-0 WP 1B BB		2-1 F7		4-1 1B BB SF9 BB	2-3 K			2	1	0	0	2	1	1
Leo Gomez, R (1, 5) OBP: 0.471, SLG: 0.500		0-0 WP 1-2 1B		3-2 1B 2B		4-0 SF9 1B 1-2 BB		1-1 P8		3	1	2	0	1	0	0
Chris Hoiles, R (1, 2) OBP: 0.294, SLG: 0.375	1-3 K 1-2 2-3			0-0 P3		2-2 WP 1-2 2-3 1B		2-1 L6		4	0	1	0	0	1	3
Mark McLemore, S (1, 4) OBP: 0.400, SLG: 0.250	4-1 BB			2-1 1B 2-3 1B		1-2 L8		1-1 F8		3	0	1	0	1	0	3

	AB	34
	R	2
	H	8
	RBI	2
	BB	4
	SO	6
	LOB	20

Inning Stats	1	2	3	4	5	6	7	8	9	1B: 6	SF: 1	WP: 2	PA: 40
R:	0	0	0	1	0	1	0	0	0	2B: 2	SAC: 0	PB: 0	
E:	0	0	0	0	0	0	0	0	0	3B: 0	DP: 0	SB: 0	
K:	0	1	0	1	0	0	1	0	2	HR: 0	HBP: 1	CS: 0	
S:	5	13	10	13	5	13	11	6	12				
H:	0	1	1	3	0	1	1	0	1				
LOB:	1	3	1	2	0	2	1	0	1				
BB:	0	2	0	0	0	2	0	0	0				
P:	10	26	15	20	6	26	15	10	16				

PITCHER		IP	WLS	BF	H	R	ER	SO	BB	IBB	HBP	BLK	WP	HR	S	P	ERA	WHIP
Jack Morris, R ERA: 2.25	(1, 1)	7.0	W	33	7	2	2	4	4	0	1	0	2	0	70	118	2.57	1.571
Bob MacDonald, L ERA:	(8, 1)	2.0		7	1	0	0	2	0	0	0	0	0	0	18	26	0.00	0.500

PITCHER	IP	WLS	BF	H	R	ER	SO	BB	IBB	HBP	BLK	WP	HR	S	P	ERA	WHIP

BOTTOM

Baltimore Orioles @ Toronto Blue Jays

SkyDome, Toronto, ON

Sat Apr 11 1992, 3:33 AM EDT

Att. 50,375 - Dome - 70 F

livebaseballscorecards.com

Batter	1	2	3	4	5	6	7	8	9	AB	R	H	RBI	BB	SO	LOB
Devon White, S (1, 8) OBP: 0.320, SLG: 0.391	B F B X 2-1 2B 2B	X 0-0 ② L3	B F F F X 1-2 CS 1B 1-3 2-H 3-H		F B B F F B X 3-2 ③ F7		C S F F F B X 1-2 1B			5	1	3	2	0	0	3
Roberto Alomar, S (1, 4) OBP: 0.304, SLG: 0.500	C B X 1-1 CS 2B 2-H	B C B B X 3-1 ③ G6-3	B C 1 SAFE B 2-1 ③ CS 1-2	X 0-0 S 1B		B C X 1-1 E4 F7 2B	B B X 2-0 ③ F8			5	1	2	1	0	0	3
Joe Carter, R (1, 9) OBP: 0.333, SLG: 0.412	X 0-0 ① P5		B B X 2-0 1B 1B 1B	C B F S 1-3 ① K		B F F X 1-2 ① F7 2-3		X 0-0 ① P1		5	1	1	0	0	1	3
Dave Winfield, R (1, 10) OBP: 0.409, SLG: 0.619	B C S 2 SAFE B B B 4-2 ② 3B BB 2-3		X 0-0 E 1B 1B 1B 1-2	C B C S 1-3 ② K		B F S S 1-3 ② K		B X 1-0 ② F9		4	2	1	0	1	2	2
Kelly Gruber, R (1, 5) OBP: 0.318, SLG: 0.700	C B 1 SAFE S F B X 2-2 3B 1-H		C B B F S 2-3 ① K	B B S B B B 4-1 BB 1-2		F B B B X 2-1 2B 3-H		C F F X 0-2 ③ G5-3		4	0	2	2	1	1	2
John Olerud, L (1, 3) OBP: 0.619, SLG: 0.769	B C B B C S 3-3 ③ K		C B B F C 1-3 ② K	B X 1-0 ③ G4-3		I I I 4-0 IBB				3	0	0	0	1	2	5
Candy Maldonado, R (1, 7) OBP: 0.250, SLG: 0.200		B X 1-0 SH2-3 1B 1B	C X 0-1 E7 1B BB 1B 1-3 2-H		C B B B F X 3-2 ① G6-3	B B B C X 3-1 ③ P4				4	1	2	1	0	0	2
Pat Borders, R (1, 2) OBP: 0.400, SLG: 0.824		B B B F X 3-1 SH2-3 1-2 1B	B C B B C B 4-2 1B 1B 1-2 BB		B C S B B F B 4-2 BB		X 0-0 ① G4-3			2	1	1	0	2	0	0
Manuel Lee, S (1, 6) OBP: 0.263, SLG: 0.222		B X 1-0 ① SH2-3 1-2 2-3	S X 0-1 1B 1-2 2-3 3-H		B F S C 1-3 ② K		B F B F S 2-3 ② K			3	0	1	1	0	2	1
Inning Stats	R: 2 E: 0 K: 1 S: 14 H: 3 LOB: 1 BB: 1 P: 26	R: 0 E: 0 K: 0 S: 7 H: 2 LOB: 2 BB: 0 P: 15	R: 4 E: 1 K: 2 S: 20 H: 5 LOB: 1 BB: 1 P: 32	R: 0 E: 0 K: 2 S: 9 H: 1 LOB: 2 BB: 1 P: 16	R: 0 E: 0 K: 1 S: 13 H: 0 LOB: 1 BB: 1 P: 24	R: 1 E: 1 K: 1 S: 12 H: 1 LOB: 2 BB: 1 P: 24	R: 0 E: 0 K: 1 S: 11 H: 1 LOB: 1 BB: 0 P: 16	R: 0 E: 0 K: 0 S: 6 H: 0 LOB: 0 BB: 0 P: 7		1B: 9 2B: 3 3B: 1 HR: 0	SF: 0 SAC: 1 DP: 0 HBP: 0					

	AB	35
	R	7
	H	13
	RBI	7
	BB	5
	SO	8
	LOB	21

		WP: 0	PA: 42
		PB: 0	
		SB: 1	
		CS: 2	

PITCHER		IP	WLS	BF	H	R	ER	SO	BB	IBB	HBP	BLK	WP	HR	S	P	ERA	WHIP
Rick Sutcliffe, R ERA: 4.63	(1, 1)	2.2	L	18	9	6	6	3	2	0	0	0	0	0	36	65	20.25	4.125
Mark Williamson, R ERA:	(3, 1)	3.0		15	3	1	0	4	2	1	0	0	0	0	37	67	0.00	1.667
Storm Davis, R ERA:	(6, 1)	2.1		8	1	0	0	1	0	0	0	0	0	0	19	28	0.00	0.429

PITCHER	IP	WLS	BF	H	R	ER	SO	BB	IBB	HBP	BLK	WP	HR	S	P	ERA	WHIP

Batter	1	2	3	4	5	6	7	8	9	AB	R	H	RBI	BB	SO	LOB
Brady Anderson, L (1, 7) OBP: 0.308, SLG: 0.250	B C X 1-1 ① F7		C H 1-1 HBP		B X 1-0 ① P3		B C F B H 3-2 HBP		S S B C 1-3 ③ K	3	0	0	0	0	1	3
Joe Orsulak, L (1, 9) OBP: 0.150, SLG: 0.200	X 0-0 ② G6-3		1 SAFE 1 SAFE X 0-0 ③ P4		B X 1-0 ② F9 2-3		F 1 SAFE 1 SAFE B 1 SAFE F B S 2-3 ③ K			4	0	0	0	0	1	3
Cal Ripken Jr., R (1, 6) OBP: 0.208, SLG: 0.136	F F B F F B X 2-2 ③ F9			F H 1-1 1B HBP	B X 1-0 3-H 1B			B X 1-0 ① P2		3	0	1	1	0	0	0
Randy Milligan, R (1, 10) OBP: 0.250, SLG: 0.077		B B B B 4-0 BB		F F F F X 0-2 1-3 BB 1B	F B F B B X 3-2 ③ P4			B C X 1-1 ② P4		3	0	1	0	1	0	1
Mike Devereaux, R (1, 8) OBP: 0.278, SLG: 0.647		C F B B B X 2-2 ① F8		B 1 SAFE B X 2-0 ① P4		X 0-0 ① F9		C B S S 1-3 ③ K		4	0	0	0	0	1	3
Leo Gomez, R (1, 5) OBP: 0.381, SLG: 0.400		B B 1 SAFE F F B X 3-2 ② P4		F B B F X 2-2 ② F9		B F B F F F F B X 3-2 ② F8			X 0-0 ① F9	4	0	0	0	0	0	3
David Segui, S (1, 3) OBP: 0.133, SLG: 0.071		B F S X 1-2 ③ P3		B B 1 SAFE B B 4-0 1-2 BB		B B X 2-0 ③ F7			C B X 1-1 BB 1B	3	0	1	0	1	0	1
Chris Hoiles, R (1, 2) OBP: 0.300, SLG: 0.368 Chito Martinez, L (9, PH)		C F C 0-3 ① K	C F F B F B F B X 3-2 ③ F7				B F B S F X 2-2 CS 1B		B B B C B 4-1 1-2 BB	3 0	0 0	1 0	0 0	0 1	1 0	3 0
Billy Ripken, R (1, 4) OBP: 0.143, SLG: 0.214 Sam Horn, L (9, PH) OBP: 0.545, SLG: 0.556		C C B F F B B B X 3-2 ② F8			B X 1-0 F9 1B 2B		B B 1 SAFE S B C X 3-2 1-2 ①② P5		C S B S 1-3 ② K	3 1	1 0	1 0	0 0	0 0	0 1	1 2
Inning Stats	R: 0 E: 0 K: 0 S: 8 H: 0 LOB: 0 BB: 0 P: 11	R: 0 E: 0 K: 0 S: 9 H: 0 LOB: 1 BB: 1 P: 19	R: 0 E: 0 K: 1 S: 10 H: 0 LOB: 1 BB: 0 P: 14	R: 0 E: 0 K: 0 S: 16 H: 1 LOB: 3 BB: 1 P: 28	R: 1 E: 0 K: 0 S: 7 H: 2 LOB: 1 BB: 0 P: 14	R: 0 E: 0 K: 0 S: 8 H: 0 LOB: 0 BB: 0 P: 13	R: 0 E: 0 K: 1 S: 12 H: 1 LOB: 1 BB: 0 P: 22	R: 0 E: 0 K: 1 S: 6 H: 0 LOB: 0 BB: 0 P: 9	R: 0 E: 0 K: 2 S: 10 H: 1 LOB: 2 BB: 1 P: 17	1B: 4 2B: 1 3B: 0 HR: 0	SF: 0 SAC: 0 DP: 0 HBP: 3						

PITCHER	IP	WLS	BF	H	R	ER	SO	BB	IBB	HBP	BLK	WP	HR	S	P	ERA	WHIP
David Wells, L (1, 1) ERA: 1.29	7.0	W	29	4	1	1	2	2	0	3	0	0	0	70	121	1.29	0.857
Tom Henke, R (8, 1) ERA:	1.0		3	0	0	0	1	0	0	0	0	0	0	6	9	0.00	0.000
Duane Ward, R (9, 1) ERA:	1.0	S	5	1	0	0	2	1	0	0	0	0	0	10	17	0.00	2.000

PITCHER	IP	WLS	BF	H	R	ER	SO	BB	IBB	HBP	BLK	WP	HR	S	P	ERA	WHIP

TOP

Baltimore Orioles @ Toronto Blue Jays

SkyDome, Toronto, ON

Sun Apr 12 1992, 3:33 AM EDT

Att. 48,309 - Dome - 70 F

livebaseballscorecards.com

AB	31
R	1
H	5
RBI	1
BB	3
SO	5
LOB	20

1B: 4	SF: 0	WP: 0	PA: 37
2B: 1	SAC: 0	PB: 0	
3B: 0	DP: 0	SB: 0	
HR: 0	HBP: 3	CS: 1	

Batter	1	2	3	4	5	6	7	8	9	AB	R	H	RBI	BB	SO	LOB
Devon White, S (1, 8) OBP: 0.345, SLG: 0.385	F B F F F S 1-3 ① K	C S F S 0-3 ③ K			B B X 2-0 FC1-6 1-2 2-H 1B		B M S B B F F B 4-2 HBP 1B SF8 BB			3	1	1	1	1	2	3
Roberto Alomar, S (1, 4) OBP: 0.296, SLG: 0.462	B X 1-0 ② G4-3		B B C B C X 3-2 ① F7		B X 1-0 ① FC1-6 1-2f 2-3		B 1 SAFE F F 1 SAFE B 1 SAFE X 2-2 SF8 HBP 1-2 1B			4	0	1	0	0	0	2
Joe Carter, R (1, 9) OBP: 0.364, SLG: 0.550	B F B F X 2-2 HR		X 0-0 ② F8		F 1 SAFE F S 0-3 ② K		B C H 2-1 1-2 2-3 HBP			3	1	1	1	0	1	2
Dave Winfield, R (1, 10) OBP: 0.346, SLG: 0.542	B S X 1-1 ③ F8		C X 0-1 ③ G6-3		B 1 SAFE B F X 2-1 ③ G6-3		F B X 1-1 ② SF8 2-3 3-H			3	0	0	1	0	0	2
Kelly Gruber, R (1, 5) OBP: 0.292, SLG: 0.636 Jeff Kent, R (5, 5) OBP: 0.500, SLG: 1.000		X 0-0 ① L8		S B S B S 2-3 ① K		F F B B B X 3-2 G3-1 2B	B X 1-0 ③ L5			2 2	0 0	0 1	0 0	0 0	1 0	0 2
John Olerud, L (1, 3) OBP: 0.560, SLG: 0.647		X 0-0 1B 1B 1B	X 0-0 ② P2			C X 0-1 ① G3-1 2-3		B X 1-0 ① P5		4	0	1	0	0	0	1
Candy Maldonado, R (1, 7) OBP: 0.300, SLG: 0.316	C S B X 1-2 1B 1-2 1B		S X 0-1 ③ G4-3			F B B F X 2-2 ② G6-3		C B B B C B X 3-2 2B		4	0	2	0	0	0	1
Pat Borders, R (1, 2) OBP: 0.375, SLG: 0.762	X 0-0 ② P3				B F B B C X 3-2 1B 2B	S S S 1-3 ③ K		B C B X 2-1 ② F8		4	1	1	0	0	1	4
Manuel Lee, S (1, 6) OBP: 0.304, SLG: 0.238		B B B C S F X 3-2 1-2 2-3 1B			B B B 4-0 FC1-6 1B BB		C F C 0-3 ① K	F B X 1-1 ③ G6-3		3	0	1	0	1	1	1
Inning Stats	R: 1 H: 1 E: 0 LOB: 0 K: 1 BB: 0 S: 11 P: 16	R: 0 H: 3 E: 0 LOB: 3 K: 1 BB: 0 S: 14 P: 18	R: 0 H: 0 E: 0 LOB: 0 K: 0 BB: 0 S: 6 P: 9	R: 0 H: 0 E: 0 LOB: 0 K: 1 BB: 0 S: 6 P: 8	R: 1 H: 2 E: 0 LOB: 2 K: 1 BB: 1 S: 10 P: 22	R: 0 H: 1 E: 0 LOB: 1 K: 1 BB: 0 S: 11 P: 17	R: 1 H: 1 E: 0 LOB: 2 K: 1 BB: 1 S: 14 P: 24	R: 0 H: 1 E: 0 LOB: 1 K: 0 BB: 0 S: 8 P: 15		1B: 5 SF: 1 2B: 3 SAC: 0 3B: 0 DP: 0 HR: 1 HBP: 1				WP: 0 PA: 36 PB: 0 SB: 0 CS: 0		

PITCHER		IP	WLS	BF	H	R	ER	SO	BB	IBB	HBP	BLK	WP	HR	S	P	ERA	WHIP
Jose Mesa, R ERA: 3.38	(1, 1)	5.1	L	24	7	2	2	4	1	0	0	0	0	1	52	81	3.38	1.500
Todd Frohwirth, R ERA: 6.0	(6, 1)	1.0		4	0	1	1	2	1	0	0	0	0	0	13	20	9.00	1.000
Mike Flanagan, L ERA:	(7, 1)	0.0		1	1	0	0	0	0	0	0	0	0	0	3	5	∞	∞
Storm Davis, R ERA:	(7, 1)	1.2		7	1	0	0	0	0	0	1	0	0	0	12	23	0.00	0.600

PITCHER	IP	WLS	BF	H	R	ER	SO	BB	IBB	HBP	BLK	WP	HR	S	P	ERA	WHIP

BOTTOM

Baltimore Orioles @ Toronto Blue Jays

SkyDome, Toronto, ON

Sun Apr 12 1992, 3:33 AM EDT
Att. 48,309 - Dome - 70 F

livebaseballscorecards.com

AB	32
R	3
H	9
RBI	3
BB	2
SO	6
LOB	18

Batter	1	2	3	4	5	6	7	8	9	AB	R	H	RBI	BB	SO	LOB
Brady Anderson, L (1, 9) OBP: 0.355, SLG: 0.333	C B B B F B 4-2 1B SF7 BB	X 0-0 1B G4-3 1B 1-3 2-H	B C B X 2-1 ③ G4-3		B C B F S 2-3 ③ K			B X 1-0 G4-3 2B 2B		4	3	2	1	1	1	1
Tim Hulett, R (1, 10) OBP: 0.444, SLG: 0.444 Chito Martinez, L (8, PH) OBP: 0.150, SLG: 0.200	C B 1 B 1 X SAFE SAFE 2-1 1B 1B 1-3	C S B X 1-2 G4-3 BB 1B 1-3 3-H		B B C B S F X 3-2 F9 1B SF8 1B		X 0-0 ① G1-3		X 0-0 ① F8		4	1	3	1	0	0	0
										1	0	0	0	0	0	1
Cal Ripken Jr., R (1, 6) OBP: 0.241, SLG: 0.160	X 0-0 ① SF7 3-H	B B B 4-0 G4-3 BB 1-2		B X 1-0 SF8 BB 1B 1-2		F B F B B X 3-2 ② F9		B C C X 1-2 ② G4-3 2-3		3	0	1	1	1	0	1
Randy Milligan, R (1, 3) OBP: 0.333, SLG: 0.333 Joe Orsulak, L (8, PR) OBP: 0.150, SLG: 0.200 (8, 7)	C B 1 SAFE X 1-1 1B 1-2	B B C B F X 3-2 G4-3 1-2 2-3 3-H		C X 0-1 ① F9 2-3		B B B C F X 3-2 2B		B B C B X 3-1 2B 3-H		5	0	3	2	0	0	4
										0	0	0	0	0	0	0
Mike Devereaux, R (1, 8) OBP: 0.261, SLG: 0.524	B F S B B S 3-3 ② K	C B B F C 2-3 ③ K		B C F B B B 4-2 SF8 BB 1-2		X 0-0 ③ L8		C S S 0-3 ③ K		4	0	0	0	1	3	6
Leo Gomez, R (1, 5) OBP: 0.346, SLG: 0.417	X 0-0 ③ G5-3		B B X 2-0 E3 FC5-4	B X 1-0 ② SF8 1-2 2-3 3-H			C S F B B X 2-2 ① F8		C B B C F X 2-2 G4-3 SF8 2B	4	1	1	1	0	0	2
David Segui, S (1, 7) OBP: 0.150, SLG: 0.056 (8, 3)		C B B X 2-1 ① G4-3	L C B X 1-2 ① FC5-4 2B 1-2f	C X 0-1 ③ L7			B C B B B 4-1 BB		C L X 0-2 ① G4-3 2-3	4	1	0	0	1	0	4
Chris Hoiles, R (1, 2) OBP: 0.280, SLG: 0.318		B B B B 4-0 1B 1B BB	B 1 SAFE X 1-0 ② F9		B F F B S 2-3 ① K		C 1 S S SAFE 0-3 ② K		B B C X 2-1 ② SF8 3-H	3	1	0	1	1	2	2
Billy Ripken, R (1, 4) OBP: 0.211, SLG: 0.316		C C B X 1-2 1B 1B 1B 1-2	B B C F F B X 3-2 1-H 2B		B C B B C C 3-3 ② K		F B X 1-1 ③ G4-3		C S X 0-2 ③ G4-3	5	1	2	1	0	1	1

Inning Stats	1	2	3	4	5	6	7	8	9
	R: 1 E: 0 K: 1 S: 11	R: 3 E: 0 K: 1 S: 15	R: 1 E: 1 K: 0 S: 12	R: 1 E: 0 K: 0 S: 13	R: 0 E: 0 K: 3 S: 9	R: 0 E: 0 K: 0 S: 8	R: 0 E: 0 K: 1 S: 10	R: 1 E: 0 K: 1 S: 10	R: 1 E: 0 K: 0 S: 12
	H: 2 LOB: 2 BB: 1 P: 21	H: 3 LOB: 2 BB: 2 P: 32	H: 1 LOB: 1 BB: 0 P: 21	H: 2 LOB: 2 BB: 1 P: 22	H: 0 LOB: 0 BB: 0 P: 16	H: 1 LOB: 1 BB: 0 P: 14	H: 0 LOB: 1 BB: 1 P: 17	H: 2 LOB: 1 BB: 0 P: 15	H: 1 LOB: 0 BB: 0 P: 16

1B: 7 SF: 3
2B: 5 SAC: 0
3B: 0 DP: 0
HR: 0 HBP: 0

WP: 0 PA: 45
PB: 0
SB: 0
CS: 0

PITCHER		IP	WLS	BF	H	R	ER	SO	BB	IBB	HBP	BLK	WP	HR	S	P	ERA	WHIP
Frank Viola, L ERA: 8.31	(1, 1)	3.0		21	8	6	5	2	3	0	0	0	0	0	44	84	15.00	3.667
Greg Harris, R ERA:	(4, 1)	4.0		15	1	0	0	4	2	0	0	0	0	0	34	59	0.00	0.750
Tony Fossas, L ERA: 27.0	(8, 1)	0.0	L	1	1	1	1	0	0	0	0	0	0	0	1	2	∞	∞
Danny Darwin, R ERA: 1.04	(8, 1)	2.0		8	2	1	1	1	0	0	0	0	0	0	21	29	4.50	1.000

PITCHER	IP	WLS	BF	H	R	ER	SO	BB	IBB	HBP	BLK	WP	HR	S	P	ERA	WHIP

Baltimore Orioles @ Boston Red Sox

Fenway Park, Boston, MA

Mon Apr 13 1992, 3:33 AM EDT

Att. 34,472 - Sunny - 43 F

TOP

livebaseballscorecards.com

AB	37
R	8
H	12
RBI	8
BB	5
SO	7
LOB	22

BOTTOM

Baltimore Orioles @ Boston Red Sox

Fenway Park, Boston, MA

Mon Apr 13 1992, 3:33 AM EDT

Att. 34,472 - Sunny - 43 F

Batter	1	2	3	4	5	6	7	8	9	AB	R	H	RBI	BB	SO	LOB
Wade Boggs, L (1, 5) OBP: 0.333, SLG: 0.300	1-0 F8		0-2 G6-3	2-2 L9		1-1 F7	4-0 BB 1-2 2-3 3-H			4	0	0	1	1	0	0
Jody Reed, R (1, 4) OBP: 0.303, SLG: 0.357	0-1 BLK G3-4-3 1B		3-2 BB 2B 1B	4-0 BB		1-1 G5-3	0-2 P2			4	1	2	0	1	0	3
Mike Greenwell, L (1, 7) OBP: 0.269, SLG: 0.174	0-1 G3-4-3 1-2		4-0 2B 2B BB 1-2	1-0 G5-3			3-1 2B 1B	3-2 G6-4-3 1B		4	2	2	0	1	0	2
Ellis Burks, R (1, 8) OBP: 0.400, SLG: 0.462	4-1 BLK BB		1-0 2B 2B 1-3 2-H		2-1 P4		2-0 BB G4-3 2B 1-H	1-1 G6-4-3 1-2f		4	2	2	2	1	0	1
Phil Plantier, L (1, 9) OBP: 0.308, SLG: 0.333	1-3 K 1-2 2-3		0-1 2B 2-H 3-H		2-2 G4-3		4-1 G4-3 BB BB BB	0-3 K		4	1	1	2	1	2	2
Jack Clark, R (1, 10) OBP: 0.292, SLG: 0.105 Herm Winningham, L (7, PR)		2-3 K 1-1 G5-3			2-0 BB 1B		4-1 BB G4-3 1-2 2-3 BB		1-1 G3-1	3 1	0 0	1 0	0 0	1 0	1 0	1 0
Mo Vaughn, L (1, 3) OBP: 0.524, SLG: 0.714		3-3 K	4-2 BB		4-2 1-2 BB		1-0 G4-3 1-2 2-3 3-H		1-3 K	3	0	0	1	2	2	2
Tony Peña, R (1, 2) OBP: 0.217, SLG: 0.182 Tom Brunansky, R (9, PH) OBP: 0.429, SLG: 0.273		2-1 1B	1-2 F9		1-1 G1-3		1-3 K		4-2 BB	4 0	0 0	1 0	0 0	0 1	1 0	7 0
Luis Rivera, R (1, 6) OBP: 0.533, SLG: 0.538 Scott Cooper, L (7, PH) Tim Naehring, R (8, 6) OBP: 0.385, SLG: 0.615	0-2 F9			2-1 P4		0-0 P3	4-2 BB		0-2 G6-3	3 0 1	0 0 0	0 0 0	0 0 0	0 1 0	0 0 0	1 0 1
Inning Stats	R: 0 H: 1 E: 0 LOB: 2 K: 1 BB: 1 S: 10 P: 16	R: 0 H: 1 E: 0 LOB: 1 K: 2 BB: 0 S: 12 P: 19	R: 3 H: 3 E: 0 LOB: 2 K: 0 BB: 2 S: 16 P: 30	R: 0 H: 0 E: 0 LOB: 1 K: 0 BB: 1 S: 7 P: 16	R: 0 H: 1 E: 0 LOB: 2 K: 0 BB: 1 S: 10 P: 21	R: 0 H: 0 E: 0 LOB: 0 K: 0 BB: 0 S: 5 P: 7	R: 3 H: 2 E: 0 LOB: 3 K: 1 BB: 4 S: 17 P: 40	R: 0 H: 1 E: 0 LOB: 0 K: 1 BB: 0 S: 9 P: 13	R: 0 H: 0 E: 0 LOB: 1 K: 1 BB: 1 S: 11 P: 17	1B: 6 SF: 0 2B: 3 SAC: 0 3B: 0 DP: 1 HR: 0 HBP: 0						

livebaseballscorecards.com

AB	35
R	6
H	9
RBI	6
BB	10
SO	6
LOB	20

WP: 0 PA: 45
PB: 0
SB: 0
CS: 0

PITCHER		IP	WLS	BF	H	R	ER	SO	BB	IBB	HBP	BLK	WP	HR	S	P	ERA	WHIP
Bob Milacki, R ERA: 2.92	(1, 1)	6.0		29	6	3	3	3	5	0	0	1	0	0	60	109	4.50	1.833
Mike Flanagan, L ERA: 40.5	(7, 1)	0.1		5	2	3	3	0	2	0	0	0	0	0	6	20	81.00	12.000
Todd Frohwirth, R ERA: 4.91	(7, 1)	0.2	W	4	0	0	0	1	2	0	0	0	0	0	11	20	0.00	3.000
Gregg Olson, R ERA: 4.91	(8, 1)	2.0	S	7	1	0	0	2	1	0	0	0	0	0	20	30	0.00	1.000

PITCHER	IP	WLS	BF	H	R	ER	SO	BB	IBB	HBP	BLK	WP	HR	S	P	ERA	WHIP

Batter	1	2	3	4	5	6	7	8	9	AB	R	H	RBI	BB	SO	LOB
Brady Anderson, L (1, 9) OBP: 0.389, SLG: 0.552	B B C B C S 3-3 ① K		B C F B X 2-2 FC3-2-5-3 3B		B B C X 2-1 2-H 3B		C B B B X 3-1 2-H 1B 2B		C B F X 1-2 G3 ③	5	1	3	2	0	1	0
Joe Orsulak, L (1, 7) OBP: 0.208, SLG: 0.250	F F X 0-2 FC6-4 1B		B B B C F X 3-2 ② FC3-2-5-3 3-H		C F C 0-3 ③ K		B F B X 2-1 2-H 1B			4	0	2	1	0	1	2
Cal Ripken Jr., R (1, 6) OBP: 0.212, SLG: 0.138	X 0-0 ② P6		C B F B F C 2-3 ③ K			B X 1-0 ① P4	1 SAFE B X 1-0 ③ F7			4	0	0	0	0	1	3
Randy Milligan, R (1, 3) OBP: 0.280, SLG: 0.273	1 SAFE C 1 SAFE X 0-1 ③ FC6-4 1-2f			C C B X 1-2 ① G6-3		X 0-0 ② G6-3		C B B X 2-1 ① G6-3		4	0	0	0	0	0	1
Mike Devereaux, R (1, 8) OBP: 0.222, SLG: 0.440		B B X 2-0 ① F8		B X 1-0 ② G6-3		C F B B B F B X 3-2 ③ G6-3		C B B B S F C 2-3 ② K		4	0	0	0	0	1	0
Sam Horn, L (1, 10) OBP: 0.400, SLG: 0.385		B X 1-0 ② G4-3		C C B B B F B F X 3-2 ③ F7			S B C F S 1-3 ① K	C B B B F S 2-3 ③ K		4	0	0	0	0	2	0
Leo Gomez, R (1, 5) OBP: 0.345, SLG: 0.385		B B B C C F B 4-2 BB			B B S F X 2-2 ① G3-1		C B B B X 2-1 ② F9		C B B B X 2-1 ① F8	2	0	0	0	1	0	0
Chito Martinez, L (9, PH)										1	0	0	0	0	0	0
Chris Hoiles, R (1, 2) OBP: 0.345, SLG: 0.500		C F B B B S 2-3 ③ K			B X 1-0 G6-3 3B 1B		X 0-0 2B 1B		F S F X 0-2 HR	4	3	3	1	0	1	1
Billy Ripken, R (1, 4) OBP: 0.190, SLG: 0.286			B B B C F X 3-2 ① P3		X 0-0 ② G6-3 1-2		S B B X 2-1 1-H 2B 2B		F B F F B F B X 3-2 ② G4-3	2	0	0	0	0	0	1
Mark McLemore, S (7, PH) OBP: 0.429, SLG: 0.500										2	1	1	1	0	0	0
(7, 4)																

Inning Stats																																		
	R: 0	H: 1		R: 0	H: 0		R: 0	H: 1		R: 0	H: 0		R: 1	H: 2		R: 0	H: 0		R: 3	H: 4		R: 0	H: 0		R: 1	H: 1		1B: 4	SF: 0		WP: 0	PA: 37			
	E: 0	LOB: 1		E: 0	LOB: 1		E: 0	LOB: 1		E: 0	LOB: 0		E: 0	LOB: 1		E: 0	LOB: 0		E: 0	LOB: 1		E: 0	LOB: 0		E: 0	LOB: 0		2B: 2	SAC: 0		PB: 0				
	K: 1	BB: 0		K: 1	BB: 1		K: 1	BB: 0		K: 0	BB: 0		K: 1	BB: 0		K: 0	BB: 0		K: 1	BB: 0		K: 2	BB: 0		K: 0	BB: 0		3B: 2	DP: 0		SB: 0				
	S: 9	P: 12		S: 8	P: 17		S: 13	P: 23		S: 9	P: 14		S: 10	P: 15		S: 6	P: 10		S: 14	P: 25		S: 9	P: 15		S: 14	P: 20		HR: 1	HBP: 0		CS: 0				

PITCHER		IP	WLS	BF	H	R	ER	SO	BB	IBB	HBP	BLK	WP	HR	S	P	ERA	WHIP
Mike Gardiner, R ERA: 1.86	(1, 1)	6.2		26	5	2	2	5	1	0	0	0	0	0	62	101	2.70	0.900
Peter Hoy, R ERA: 18.0	(7, 1)	0.0		3	3	2	2	0	0	0	0	0	0	0	6	13	∞	∞
Greg Harris, R ERA:	(7, 1)	1.1	W	4	0	0	0	2	0	0	0	0	0	0	10	17	0.00	0.000
Jeff Reardon, R ERA: 2.7	(9, 1)	1.0	S	4	1	1	1	0	0	0	0	0	0	1	14	20	9.00	1.000

PITCHER	IP	WLS	BF	H	R	ER	SO	BB	IBB	HBP	BLK	WP	HR	S	P	ERA	WHIP

TOP

Baltimore Orioles @ Boston Red Sox

Fenway Park, Boston, MA

Wed Apr 15 1992, 3:33 AM EDT

Att. 27,185 - Sunny - 51 F

livebaseballscorecards.com

AB	36
R	5
H	9
RBI	5
BB	1
SO	7
LOB	8

Baltimore Orioles @ Boston Red Sox

Fenway Park, Boston, MA

Wed Apr 15 1992, 3:33 AM EDT

Att. 27,185 - Sunny - 51 F

livebaseballscorecards.com

BOTTOM

Batter	1	2	3	4	5	6	7	8	9	AB	R	H	RBI	BB	SO	LOB
Wade Boggs, L (1, 5) OBP: 0.342, SLG: 0.273	C B F S 1-3 K ①		B B B C B 4-1 E BB		B C C B F X 2-2 G6-3 ③	B X 1-0 F8 ③		I I I 4-0 1B IBB		3	0	0	0	2	1	3
Jody Reed, R (1, 4) OBP: 0.316, SLG: 0.344	C B F F X 1-2 G6-3 ②		B C L X 1-2 E6 G6-4-3 1-3 2-H			B C B F B B 4-2 1B FC5-2-6-1 BB	B X 1-0 F9 ①	C S B X 1-2 1-3 2-H 3-H 1B		4	0	1	2	1	0	1
Mike Greenwell, L (1, 7) OBP: 0.290, SLG: 0.185	B B B C F 3-2 BB		B X 1-0 G6-4-3 ② ③ 1-2f			M B B F X 2-2 FC5-2-6-1 SF9 1-3 1B	B C F F B F X 2-2 F7 ②	B C X 1-1 L4 ③		4	1	1	0	1	0	4
Ellis Burks, R (1, 8) OBP: 0.353, SLG: 0.400	C 1 SAFE F S 0-3 K ③			B F X 1-1 G6-3 ①		C X 0-1 FC5-2-6-1 SF9 1-3 3-H 2B	B F B F X 2-2 E6			4	1	0	0	0	1	3
Phil Plantier, L (1, 9)		C E F B F S 1-3 K ①		B F X 1-1 F7 ②		I I I I 4-0 2B IBB	B X 1-0 F8 ③			3	1	0	0	1	1	1
Tom Brunansky, R (1, 10) OBP: 0.444, SLG: 0.357		B F C B B F X 3-2 G6-3 ②		S C B B X 2-2 1B		B C B B C F X 3-2 SF9 ② 2-3 3-H		C B F X 1-2 SH1-3 1B 1B		3	1	2	1	0	0	0
Mo Vaughn, L (1, 3) OBP: 0.520, SLG: 0.722	S C S 0-3 K ③			C C B S 1-3 K ③		X 0-0 BB 1-H 3-H 2B		L S B B F X 2-2 SH1-3 1-2 1B		4	1	2	2	0	2	1
Tim Naehring, R (1, 6) OBP: 0.438, SLG: 0.571			C B B B F B 4-2 G1-3 E BB		B B F C B S 3-3 K ①	C C F B B F F B F 4-2 B BB BB		X 0-0 SH1-3 ① 1-2 2-3		1	1	0	0	2	1	0
Tony Peña, R (1, 2) OBP: 0.231, SLG: 0.167 Herm Winningham, L (8, PH) John Flaherty, R (9, 2) OBP: 0.333, SLG: 0.667			X 0-0 G1-3 ① 1-2		C B B X 2-1 P4 ②	B C B F B B 4-2 1-2 2-3 BB		B X 1-0 G5-3 ②		2 1 0	0 0 0	0 0 0	0 0 0	1 0 0	0 0 0	1 2 0
Inning Stats	R: 0 H: 0 E: 0 LOB: 1 K: 2 BB: 1 S: 12 P: 17	R: 0 H: 0 E: 0 LOB: 0 K: 2 BB: 0 S: 12 P: 16	R: 1 H: 0 E: 1 LOB: 1 K: 0 BB: 2 S: 8 P: 18	R: 0 H: 1 E: 0 LOB: 1 K: 1 BB: 0 S: 10 P: 15	R: 0 H: 0 E: 0 LOB: 0 K: 1 BB: 0 S: 9 P: 16	R: 3 H: 2 E: 0 LOB: 3 K: 0 BB: 4 S: 21 P: 43	R: 0 H: 0 E: 1 LOB: 1 K: 0 BB: 0 S: 10 P: 16	R: 2 H: 3 E: 0 LOB: 2 K: 0 BB: 1 S: 14 P: 24		1B: 5 SF: 1 2B: 1 SAC: 1 3B: 0 DP: 1 HR: 0 HBP: 0				WP: 0 PA: 39 PB: 0 SB: 0 CS: 0		

PITCHER		IP	WLS	BF	H	R	ER	SO	BB	IBB	HBP	BLK	WP	HR	S	P	ERA	WHIP
Ben McDonald, R ERA: 1.84	(1, 1)	5.2		26	3	4	3	6	5	1	0	0	0	0	69	117	4.76	1.412
Storm Davis, R ERA: 2.35	(6, 1)	2.0	L	11	2	2	2	0	1	1	0	0	0	0	22	41	9.00	1.500
Mark Williamson, R ERA:	(8, 1)	0.0		1	1	0	0	0	0	0	0	0	0	0	3	4	∞	∞
Mike Flanagan, L ERA: 27.0	(8, 1)	0.1		1	0	0	0	0	0	0	0	0	0	0	2	3	0.00	0.000

PITCHER	IP	WLS	BF	H	R	ER	SO	BB	IBB	HBP	BLK	WP	HR	S	P	ERA	WHIP

Detroit Tigers @ Baltimore Orioles

Oriole Park at Camden Yards, Baltimore, MD

Fri Apr 17 1992, 7:05 PM EDT
Att. 45,188 - Overcast - 77 F

livebaseballscorecards.com

Batter	1	2	3	4	5	6	7	8	9	AB	R	H	RBI	BB	SO	LOB
Dan Gladden, R (1, 7) OBP: 0.314, SLG: 0.326	B F B B C X 3-2 ① F9		B B B B 4-0 FC3-6 1-2 BB		C B C F X 1-2 ② L8			C C B X 1-2 ① F7		3	0	0	0	1	0	0
Lou Whitaker, L (1, 4) OBP: 0.400, SLG: 0.333	C B C F B X 2-2 ② P4		C B X 1-1 ② FC3-6 1-2f 2-3		B B X 2-0 ③ L9			B X 1-0 ② P6		4	0	0	0	0	0	2
Alan Trammell, R (1, 6) OBP: 0.349, SLG: 0.257	B C C F X 1-2 ③ G4-3		B X 1-0 ③ L8			B C X 1-1 S 1B		B B C X 2-1 ③ L7		4	0	1	0	0	0	2
Cecil Fielder, R (1, 3) OBP: 0.283, SLG: 0.550		B S C X 1-2 ① L9		B B S X 2-1 1B 1B		X 0-0 ① F9			B C X 1-1 ① F7	4	0	1	0	0	0	1
Mickey Tettleton, S (1, 2) OBP: 0.383, SLG: 0.395		B B F S B S 3-3 ② K		B S B C B F X 3-2 ① F8		B B X 2-0 ② F8			B C F S 1-3 ② K	4	0	0	0	0	2	2
Tony Phillips, S (1, 10) OBP: 0.455, SLG: 0.281		B B B B 4-0 S BB		X 0-0 ② F9		C 1 SAFE C 1 B S 1-3 ③ K 1-2			C B C B S 2-3 ③ K	3	0	0	0	1	2	2
Rob Deer, R (1, 9) OBP: 0.355, SLG: 0.808		B F 1 SAFE B S B X 3-2 ③ F9 1-2		S B C B B F F F F 3-2 F X 1-3 1B			B X 1-0 ① G6-3			3	0	1	0	0	0	1
Travis Fryman, R (1, 5) OBP: 0.357, SLG: 0.385			B X 1-0 FC3-6 BB 1B	B B X 2-0 ③ P6			F B C B X 2-2 ② L8			3	0	1	0	0	0	2
Milt Cuyler, S (1, 8) OBP: 0.231, SLG: 0.342			X 0-0 ① F8		B B C X 2-1 ① P6		F X 0-1 ③ G4-3			3	0	0	0	0	0	1

TOP

AB	31
R	0
H	4
RBI	0
BB	2
SO	4
LOB	13

Inning Stats	1	2	3	4	5	6	7	8	9	1B: 4	SF: 0	WP: 0	PA: 33
R:	0	0	0	0	0	0	0	0	0	2B: 0	SAC: 0	PB: 0	
E:	0	0	0	0	0	0	0	0	0	3B: 0	DP: 0	SB: 2	
K:	0	1	0	0	0	1	0	0	2	HR: 0	HBP: 0	CS: 0	
S:	11	9	5	16	7	7	6	6	9				
H:	0	0	1	2	0	1	0	0	0				
LOB:	0	1	2	2	0	1	0	0	0				
BB:	0	1	1	0	0	0	0	0	0				
P:	17	20	12	26	12	11	9	10	13				

PITCHER	IP	WLS	BF	H	R	ER	SO	BB	IBB	HBP	BLK	WP	HR	S	P	ERA	WHIP
Rick Sutcliffe, R (1, 1) ERA: 2.61	9.0	W	33	4	0	0	4	2	0	0	0	0	0	76	130	0.00	0.667

PITCHER	IP	WLS	BF	H	R	ER	SO	BB	IBB	HBP	BLK	WP	HR	S	P	ERA	WHIP

BOTTOM

Detroit Tigers @ Baltimore Orioles

Oriole Park at Camden Yards, Baltimore, MD

Fri Apr 17 1992, 7:05 PM EDT

Att. 45,188 - Overcast - 77 F

livebaseballscorecards.com

Batter	1	2	3	4	5	6	7	8	9	AB	R	H	RBI	BB	SO	LOB
Brady Anderson, L (1, 7) OBP: 0.425, SLG: 0.576	C B B X 2-1 S SH1-3 1B		X 0-0 ① SH1-3 2-3		B X 1-0 S 1B		C B X 1-1 WP HR 1-2 3-H 1B	B C B B X 3-1 ② P5		4	1	3	1	0	0	1
Luis Mercedes, R (1, 9) Joe Orsulak, L (7, PH) (8, 9) OBP: 0.192, SLG: 0.231	X 0-0 ① SH1-3 1-2		X 0-0 ② G5-3		1 SAFE B X 1-0 ③ G6-3 1-2		B F B S 2-3 ① K 1-2 2-3	X 0-0 ③ G3-1		2 2	0 0	0 0	0 0	0 0	0 1	2 3
Cal Ripken Jr., R (1, 6) OBP: 0.270, SLG: 0.226	B B C I I 4-1 CS 2-3 IBB		S X 0-1 ③ G5-3			B B F B C X 3-2 HR 3B	I I I I 4-0 HR IBB			2	2	1	0	2	0	1
Randy Milligan, R (1, 3) OBP: 0.310, SLG: 0.538	B B B C C S 3-3 ②③ K 1-2			C X 0-1 ① L8		X 0-0 ① HR 3-H	B F C B B X 3-2 1-H 2-H 3-H HR			4	2	2	6	0	1	2
Mike Devereaux, R (1, 8) OBP: 0.226, SLG: 0.414		B C C T X 1-2 1B S G4-3 1B		B X 1-0 ② G5-3		C B B F B F S 3-3 ① K	B F B B F X 3-2 ② G6-3			4	1	1	0	0	1	0
Tim Hulett, R (1, 10) OBP: 0.538, SLG: 0.500		C F F B 1 SAFE 1 SAFE B B X 3-2 G4-3 1-3 1B		B B X 2-0 1B		B C C B S 2-3 ② K	B B B C B 4-1 BB			3	0	2	0	1	1	0
Leo Gomez, R (1, 5) OBP: 0.303, SLG: 0.333		C X 0-1 ①② G4-3 1-2f 3-H		B B F F 1 SAFE X 2-2 ③ G5-3		B B X 2-0 ③ G1-3	C X 0-1 ③ F9			4	0	0	0	0	0	3
Chris Hoiles, R (1, 2) OBP: 0.364, SLG: 0.500		C B S B X 2-2 ③ P3			X 0-0 ① F7		B F B X 2-1 1B 1B 1B	C B X 1-1 1B		4	1	2	0	0	0	0
Billy Ripken, R (1, 4) OBP: 0.240, SLG: 0.360			X 0-0 SH1-3 2B		B C C F X 1-2 ② L6		C B B X 2-1 WP 1B 1-3 HR 1B	B F B S F B X 3-2 ① F8		4	1	2	0	0	0	1
Inning Stats	R: 0 E: 0 K: 1 S: 7 H: 1 LOB: 2 BB: 1 P: 16	R: 1 E: 0 K: 0 S: 13 H: 2 LOB: 0 BB: 0 P: 19	R: 0 E: 0 K: 0 S: 5 H: 1 LOB: 1 BB: 0 P: 5	R: 0 E: 0 K: 0 S: 7 H: 1 LOB: 1 BB: 0 P: 12	R: 0 E: 0 K: 0 S: 7 H: 1 LOB: 1 BB: 0 P: 10	R: 2 E: 0 K: 2 S: 13 H: 2 LOB: 0 BB: 0 P: 23	R: 5 E: 0 K: 1 S: 18 H: 4 LOB: 1 BB: 2 P: 39	R: 0 E: 0 K: 0 S: 9 H: 1 LOB: 1 BB: 0 P: 16		1B: 9 2B: 2 3B: 1 HR: 2	SF: 0 SAC: 2 DP: 2 HBP: 0			WP: 1 PB: 0 SB: 3 CS: 1	PA: 38		

	AB	33
	R	8
	H	13
	RBI	7
	BB	3
	SO	4
	LOB	13

PITCHER		IP	WLS	BF	H	R	ER	SO	BB	IBB	HBP	BLK	WP	HR	S	P	ERA	WHIP
Scott Aldred, L ERA: 9.39	(1, 1)	6.0	L	25	8	3	3	3	0	1	0	0	0	1	52	85	4.50	1.333
Kevin Ritz, R ERA: 5.59	(7, 1)	0.1		4	3	3	3	1	0	0	0	0	1	0	9	16	81.00	9.000
Les Lancaster, R ERA: 11.05	(7, 1)	0.2		5	1	2	2	0	1	1	0	0	0	1	9	23	27.00	3.000
Mike Munoz, L ERA:	(8, 1)	1.0		4	1	0	0	0	0	0	0	0	0	0	9	16	0.00	1.000

PITCHER	IP	WLS	BF	H	R	ER	SO	BB	IBB	HBP	BLK	WP	HR	S	P	ERA	WHIP

TOP

Detroit Tigers @ Baltimore Orioles

Oriole Park at Camden Yards, Baltimore, MD

Sat Apr 18 1992, 3:33 AM EDT
Att. 45,701 - Overcast - 53 F

livebaseballscorecards.com

Batter	1	2	3	4	5	6	7	8	9	AB	R	H	RBI	BB	SO	LOB
Dan Gladden, R (1, 7) OBP: 0.333, SLG: 0.347	F B B S F X 2-2 L8 ①		B C B F X 2-2 1B		B X 1-0 SH3 ① 1-2 2-3		C B X 1-1 1B			3	0	2	0	0	0	0
Lou Whitaker, L (1, 4) OBP: 0.359, SLG: 0.290	C B B X 2-1 L8 ②		C L X 0-2 L8 ③		X 0-0 FC3-2 ② BB 2-3 3-H		L X 0-1 F7 ③			4	0	0	0	0	0	4
Tony Phillips, S (1, 10) OBP: 0.438, SLG: 0.257	C X 0-1 L8 ③			C B B X 2-1 F8 ①	B B F B B 4-1 FC5-4 BB 1-2			B F F B F S 2-3 K ①		3	0	0	0	1	1	0
Cecil Fielder, R (1, 3) OBP: 0.280, SLG: 0.523		X 0-0 FC3-6 1B		C B B S X 2-2 L3 ②	X 0-0 FC5-4 ③ 1-2f			B S F B X 2-2 G5-3 ②		4	0	1	0	0	0	3
Mickey Tettleton, S (1, 2) OBP: 0.392, SLG: 0.375		B C B B S 2-3 K ①		B B B 4-0 BB		C B B B F B 4-2 CS BB		C B C S 1-3 K ③		2	0	0	0	2	2	1
Rob Deer, R (1, 9) OBP: 0.343, SLG: 0.733		B X 1-0 FC3-6 ② 1-2f		B C X 1-1 L9 ③		S X 0-1 G6-4-3 ① 1-2 1B			B B C C S 2-3 K ①	4	0	1	0	0	1	2
Travis Fryman, R (1, 6) OBP: 0.348, SLG: 0.372		B F X 1-1 L9 ③			B X 1-0 1B 1B 1B	F C B B X 2-2 G6-4-3 ②③ 1-2f			B X 1-0 G4-3 ②	4	1	1	0	0	0	2
Scott Livingstone, L (1, 5) OBP: 0.375, SLG: 0.375			C X 0-1 G4-3 ①		1 SAFE L B X 1-1 SH3 1B FC3-2 1-3 1B		F B X 1-1 P6 ①		B C B X 2-1 1B	4	0	2	0	0	0	0
Milt Cuyler, S (1, 8) OBP: 0.233, SLG: 0.333			B S X 1-1 B3 ②		S X 0-1 FC3-2 SH3 1-2 3-H 1B		C S F C 0-3 K ②		S S B B C 2-3 K ③	4	0	1	1	0	2	1
Inning Stats	R: 0 E: 0 K: 0 S: 8 H: 0 LOB: 0 BB: 0 P: 12	R: 0 E: 0 K: 1 S: 7 H: 1 LOB: 1 BB: 0 P: 11	R: 0 E: 0 K: 0 S: 10 H: 1 LOB: 1 BB: 0 P: 13	R: 0 E: 0 K: 0 S: 7 H: 0 LOB: 1 BB: 1 P: 16	R: 1 E: 0 K: 0 S: 9 H: 3 LOB: 3 BB: 1 P: 16	R: 0 E: 0 K: 0 S: 7 H: 1 LOB: 0 BB: 1 P: 13	R: 0 E: 0 K: 1 S: 10 H: 1 LOB: 1 BB: 0 P: 12	R: 0 E: 0 K: 2 S: 10 H: 0 LOB: 0 BB: 0 P: 15	R: 0 E: 0 K: 2 S: 9 H: 1 LOB: 1 BB: 0 P: 16	1B: 8 2B: 0 3B: 0 HR: 0 SF: 0 SAC: 1 DP: 1 HBP: 0							

	AB	32
	R	1
	H	8
	RBI	1
	BB	3
	SO	6
	LOB	13

WP: 0 PB: 0 SB: 0 CS: 1 PA: 36

PITCHER		IP	WLS	BF	H	R	ER	SO	BB	IBB	HBP	BLK	WP	HR	S	P	ERA	WHIP
35 Mike Mussina, R ERA: 1.32	(1, 1)	8.0	W	32	7	1	1	4	3	0	0	0	0	0	68	108	1.12	1.250
Gregg Olson, R ERA: 3.86	(9, 1)	1.0		4	1	0	0	2	0	0	0	0	0	0	9	16	0.00	1.000

PITCHER	IP	WLS	BF	H	R	ER	SO	BB	IBB	HBP	BLK	WP	HR	S	P	ERA	WHIP

BOTTOM

Detroit Tigers @ Baltimore Orioles

Oriole Park at Camden Yards, Baltimore, MD

Sat Apr 18 1992, 3:33 AM EDT

Att. 45,701 - Overcast - 53 F

livebaseballscorecards.com

Batter	1	2	3	4	5	6	7	8	9	AB	R	H	RBI	BB	SO	LOB
Brady Anderson, L (1, 7) OBP: 0.400, SLG: 0.514	C S B C 1-3 K ①		B C X 1-1 F8 ①		B B C F X 2-2 G3-1 ②	F C B X 1-2 G1-3 ③		B B B B 4-0 FC6-4 BB		4	0	0	0	1	1	3
Luis Mercedes, R (1, 9) OBP: 0.143, SLG: 0.143	C B X 1-1 G5-3 ②		B C B X 2-1 CS 1B		B B B C C X 3-2 G1-3 ③		C B F B X 2-2 L4 ① E 1B 2B 1B	B C B X 2-1 FC6-4 ② 1-2f		5	0	1	0	0	0	1
Cal Ripken Jr., R (1, 6) OBP: 0.310, SLG: 0.257	C B B B B 4-1 BB		C B 1 SAFE C 1 SAFE 1 SAFE 1 SAFE F X 1-2 WP 1-2 1B			X 0-0 L8 ① BB 1B BB 1-2	C S B B X 2-2 E 1B 2B 1B	B F X 1-1 L8 ③		4	1	2	0	1	0	1
Randy Milligan, R (1, 3) OBP: 0.333, SLG: 0.517	B B B C X 3-1 G5-3 ③		B X 1-0 G6-3 ③ 1-2			B B B C B 4-1 1B 1B BB	C S B X 1-2 E6 FC5-2-5-2-1 1-3 1B			3	1	1	0	1	0	2
Mike Devereaux, R (1, 8) OBP: 0.257, SLG: 0.424		C B X 1-1 P3 ①	B F B X 2-1 CS 1B			X 0-0 BB 1B 1-2 BB 1B	F B F X 1-2 FC5-2-5-2-1 ② 1-2f 2B			4	2	2	0	0	0	2
Tim Hulett, R (1, 10) OBP: 0.529, SLG: 0.533		B C X 1-1 P2 ②	1 SAFE 1 SAFE C B 1 SAFE P 1 SAFE 1 SAFE C 4-2 B B FC5-4 1-2 BB ①			B B B C F X 3-2 L6 ② 2-H 3-H	B S B X 2-1 2B			3	0	1	2	1	0	2
Leo Gomez, R (1, 5) OBP: 0.324, SLG: 0.353		B C B X 2-1 1B	X 0-0 FC5-4 ② 1-2f			B C F B X 2-2 BB BB 1-2 2-H 1B	C B X 1-1 P4 ③			4	0	2	1	0	0	2
Billy Ripken, R (1, 4) OBP: 0.241, SLG: 0.321		C C 1 SAFE 1 SAFE S 0-3 K ③	B B X 2-0 F8 ③			B B B B 4-0 BB 1-2 2-3 BB		C B S F B X 2-2 G6-3 ①		3	0	0	0	1	1	2
Jeff Tackett, R (1, 2) OBP: 0.500, SLG: 2.000 Chito Martinez, L (6, PH) Chris Hoiles, R (7, 2) OBP: 0.382, SLG: 0.613			B B C B F X 3-2 HR		B C C B X 2-2 F9 ①	B B B C B 4-1 1-2 2-3 3-H BB		B B C B C X 3-2 HR		2 0 1	1 0 1	1 0 1	1 1 1	0 1 0	0 0 0	0 0 0
Inning Stats	R: 0 E: 0 K: 1 S: 8 H: 0 LOB: 1 BB: 1 P: 17	R: 0 E: 0 K: 1 S: 9 H: 1 LOB: 1 BB: 0 P: 13	R: 1 E: 0 K: 0 S: 12 H: 3 LOB: 1 BB: 0 P: 20	R: 0 E: 0 K: 0 S: 7 H: 1 LOB: 1 BB: 1 P: 14	R: 0 E: 0 K: 0 S: 9 H: 0 LOB: 0 BB: 0 P: 16	R: 2 E: 0 K: 0 S: 13 H: 2 LOB: 3 BB: 3 P: 31	R: 2 E: 1 K: 0 S: 16 H: 3 LOB: 1 BB: 0 P: 25	R: 1 E: 0 K: 0 S: 11 H: 1 LOB: 1 BB: 1 P: 23		1B: 8 2B: 1 3B: 0 HR: 2 SF: 0 SAC: 0 DP: 0 HBP: 0						

	AB	33
	R	6
	H	11
	RBI	6
	BB	6
	SO	2
	LOB	15

WP: 1 PB: 0 SB: 0 CS: 2 PA: 39

PITCHER		IP	WLS	BF	H	R	ER	SO	BB	IBB	HBP	BLK	WP	HR	S	P	ERA	WHIP
Frank Tanana, L ERA: 6.59	(1, 1)	5.2	L	26	7	3	3	2	4	0	0	0	1	1	54	102	4.76	1.941
Mark Leiter, R ERA: 5.0	(6, 1)	1.1		8	3	2	2	0	1	0	0	0	0	0	20	34	13.50	3.000
Mike Munoz, L ERA: 1.5	(8, 1)	1.0		5	1	1	1	0	1	0	0	0	0	1	11	23	9.00	2.000

PITCHER	IP	WLS	BF	H	R	ER	SO	BB	IBB	HBP	BLK	WP	HR	S	P	ERA	WHIP

TOP

Detroit Tigers @ Baltimore Orioles

Oriole Park at Camden Yards, Baltimore, MD

Sun Apr 19 1992, 3:33 AM EDT
Att. 43,548 - Overcast - 51 F

livebaseballscorecards.com

Batter	1	2	3	4	5	6	7	8	9	AB	R	H	RBI	BB	SO	LOB
Dan Gladden, R (1, 7) OBP: 0.310, SLG: 0.321	B B S T C 2-3 ① K		B F B X 2-1 ② F7		F F X 0-2 ② G5-3			X 0-0 ① G6-3		4	0	0	0	0	1	0
Lou Whitaker, L (1, 10) OBP: 0.372, SLG: 0.273	B B X 2-0 ② P6		B B B C F B 4-2 BB		B C B C B X 3-2 ③ G3			B B B B 4-0 G4-6-3 BB		2	0	0	0	2	0	0
Alan Trammell, R (1, 6) OBP: 0.319, SLG: 0.231	C S S 0-3 ③ K		C B F F F B 1 B X SAFE 3-2 ③ G6-3			B S S S 1-3 ① K		B X 1-0 ②③ G4-6-3 1-2f		4	0	0	0	0	2	2
Cecil Fielder, R (1, 3) OBP: 0.278, SLG: 0.500 Skeeter Barnes, R (9, PR)		C B X 1-1 ① L8		B B F X 2-1 ① F9		F F S 0-3 ② K			C X 0-1 G3 1B	4 0	0 0	1 0	0 0	0 0	1 0	0 0
Mickey Tettleton, S (1, 2) OBP: 0.400, SLG: 0.455		B F B S X 2-2 BB 1B		B C B X 2-1 HR		B X 1-0 ③ G3			B B B B C X 3-1 ① G3 1-2	4	1	2	1	0	0	1
Tony Phillips, S (1, 4) OBP: 0.442, SLG: 0.243		C B B C T F B B 4-2 FC4-6 1-2 BB		B B C X 2-1 ② G6-3			L S X 0-2 ① G4-3		B B F B B 4-1 BB	2	0	0	0	2	0	0
Rob Deer, R (1, 9) OBP: 0.333, SLG: 0.735		C X 0-1 ② P3		B S S X 1-2 3B			B S B B S F S 3-3 ② K		F B S B S 2-3 ② K	4	0	1	0	0	2	4
Travis Fryman, R (1, 5) OBP: 0.340, SLG: 0.426		B C X 1-1 ③ FC4-6 1-2f		C F X 0-2 ③ F9			B F B F X 2-2 HR		B F C C 1-3 ③ K	4	1	1	1	0	1	5
Milt Cuyler, S (1, 8) OBP: 0.217, SLG: 0.311			B B C B X 3-1 ① G4-3		C F C 0-3 ① K		B F C S 1-3 ③ K			3	0	0	0	0	2	0

AB	31
R	2
H	5
RBI	2
BB	4
SO	9
LOB	12

Inning Stats	1	2	3	4	5	6	7	8	9
	R: 0 E: 0 K: 2 S: 7	R: 0 E: 0 K: 0 S: 13	R: 0 E: 0 K: 0 S: 11	R: 1 E: 0 K: 0 S: 12	R: 0 E: 0 K: 1 S: 9	R: 0 E: 0 K: 2 S: 7	R: 1 E: 0 K: 2 S: 13	R: 0 E: 0 K: 0 S: 2	R: 0 E: 0 K: 2 S: 11
	H: 0 LOB: 0 BB: 0 P: 11	H: 1 LOB: 2 BB: 1 P: 21	H: 0 LOB: 1 BB: 1 P: 23	H: 2 LOB: 1 BB: 0 P: 19	H: 0 LOB: 0 BB: 0 P: 12	H: 0 LOB: 0 BB: 0 P: 9	H: 1 LOB: 0 BB: 0 P: 19	H: 0 LOB: 0 BB: 1 P: 7	H: 1 LOB: 2 BB: 1 P: 21

1B: 2	SF: 0
2B: 0	SAC: 0
3B: 1	DP: 1
HR: 2	HBP: 0

WP: 0	PA: 35
PB: 0	
SB: 0	
CS: 0	

PITCHER		IP	WLS	BF	H	R	ER	SO	BB	IBB	HBP	BLK	WP	HR	S	P	ERA	WHIP
Bob Milacki, R ERA: 2.66	(1, 1)	8.0	W	30	4	2	2	7	3	0	0	0	0	2	74	121	2.25	0.875
Gregg Olson, R ERA: 3.18	(9, 1)	1.0	S	5	1	0	0	2	1	0	0	0	0	0	11	21	0.00	2.000

PITCHER	IP	WLS	BF	H	R	ER	SO	BB	IBB	HBP	BLK	WP	HR	S	P	ERA	WHIP

BOTTOM

Detroit Tigers @ Baltimore Orioles

Oriole Park at Camden Yards, Baltimore, MD

Sun Apr 19 1992, 3:33 AM EDT

Att. 43,548 - Overcast - 51 F

livebaseballscorecards.com

Batter	1	2	3	4	5	6	7	8	9	AB	R	H	RBI	BB	SO	LOB
Brady Anderson, L (1, 7) OBP: 0.408, SLG: 0.487	BBCFBB 4-2 G4-6-3 BB		CBFH 2-2 1B SF9 HBP	BBCX 2-1 ③ G4-3			X 0-0 ① L9			2	1	0	0	1	0	2
Joe Orsulak, L (1, 9) OBP: 0.200, SLG: 0.233	CFPX 1-2 ①② G4-6-3 1-2f		BX 1-0 1-3 1B		BX 1-0 ① L9		BBX 2-0 ② F9			4	0	1	0	0	0	1
Cal Ripken Jr., R (1, 6) OBP: 0.283, SLG: 0.237	CBBBX 3-1 ③ P4		BBFX 2-1 ② SF9 3-H		BX 1-0 ② G6-3		CBBFC 2-3 ③ K			3	0	0	1	0	1	0
Sam Horn, L (1, 10) OBP: 0.368, SLG: 0.313		BBBCX 3-1 ① L8	FFBFBBS 3-3 ③ K		FSBBFBB 4-2 BB			FSS 0-3 ① K		3	0	0	0	1	2	1
Mike Devereaux, R (1, 8) OBP: 0.282, SLG: 0.417		CBBBBX 3-1 BB 1B		BX 1-0 ① G6-3	BBX 2-0 ③ F9			BBCBFB 4-2 G4-6-3 BB		3	0	1	0	1	0	1
Randy Milligan, R (1, 3) OBP: 0.351, SLG: 0.484		BB 1 SAFE BCB 4-1 G5-4-3 1-2 BB		CBSSS 2-3 ② K		CBBBB 4-1 BB		1 SAFE BBX 2-0 ②③ G4-6-3 1-2f		2	0	0	0	2	1	1
Leo Gomez, R (1, 5) OBP: 0.325, SLG: 0.351		CBBBX 3-1 ②③ G5-4-3 1-2f		CX 0-1 BB 1B		1 SAFE 1 SAFE X 0-0 ① F8				3	1	1	0	0	0	3
Chris Hoiles, R (1, 2) OBP: 0.405, SLG: 0.697			BFBBX 3-1 HR	BBBFB 4-1 1B 1-2 BB		BFX 1-1 ② F9				2	1	1	1	1	0	1
Mark McLemore, S (1, 4) OBP: 0.400, SLG: 0.444			BCBFX 2-2 ① G3-1	X 0-0 1-2 2-H 1B		X 0-0 ③ L7				3	0	1	1	0	0	1

AB	25
R	3
H	5
RBI	3
BB	6
SO	4
LOB	11

Inning Stats	1	2	3	4	5	6	7	8	9
	R: 0 H: 0 E: 0 LOB: 0 K: 0 BB: 1 S: 8 P: 15	R: 0 H: 1 E: 0 LOB: 1 K: 0 BB: 1 S: 7 P: 20	R: 2 H: 2 E: 0 LOB: 1 K: 1 BB: 0 S: 14 P: 27	R: 1 H: 2 E: 0 LOB: 2 K: 1 BB: 1 S: 10 P: 19	R: 0 H: 0 E: 0 LOB: 1 K: 0 BB: 1 S: 6 P: 14	R: 0 H: 0 E: 0 LOB: 1 K: 0 BB: 1 S: 5 P: 10	R: 0 H: 0 E: 0 LOB: 0 K: 1 BB: 0 S: 5 P: 9	R: 0 H: 0 E: 0 LOB: 0 K: 1 BB: 1 S: 6 P: 12	

1B: 4	SF: 1	WP: 0	PA: 33
2B: 0	SAC: 0	PB: 0	
3B: 0	DP: 3	SB: 0	
HR: 1	HBP: 1	CS: 0	

PITCHER	IP	WLS	BF	H	R	ER	SO	BB	IBB	HBP	BLK	WP	HR	S	P	ERA	WHIP
Walt Terrell, R (1, 1) ERA: 4.24	8.0	L	33	5	3	3	4	6	0	1	0	0	1	61	126	3.38	1.375

PITCHER	IP	WLS	BF	H	R	ER	SO	BB	IBB	HBP	BLK	WP	HR	S	P	ERA	WHIP

Batter	1	2	3	4	5	6	7	8	9	AB	R	H	RBI	BB	SO	LOB
Dan Gladden, R (1, 7) OBP: 0.302, SLG: 0.310	B F B X 2-1 ① F7		B X 1-0 ① P8	B B B C X 3-1 ② P3		B X 1-0 ② P4			B B S F F F B F F 3-2 X 1B	5	0	1	0	0	0	0
Lou Whitaker, L (1, 4) OBP: 0.375, SLG: 0.250	C B F F B B B F B 4-2 BB BB		C B X 1-1 ② F8	C B F B B F F B 4-2 BB BB		B X 1-0 ③ L8			B C X 1-1 ② P5	3	0	0	0	2	0	1
Alan Trammell, R (1, 6) OBP: 0.327, SLG: 0.302	B F 1 SAFE F 1 SAFE B F F F 2-2 F X ② P2		C B B X 2-1 HR	B B B C 1 SAFE F B 4-2 1-2 FC6-4 BB			C X 0-1 ① G4-3		S X 0-1 ③ F8	4	1	1	1	1	0	2
Cecil Fielder, R (1, 3) OBP: 0.293, SLG: 0.549	B B B B F B 4-1 1-2 BB		B X 1-0 HR	F B X 1-1 ③ FC6-4 1-2f			F C B F S 1-3 ② K			3	1	1	1	1	1	2
Mickey Tettleton, S (1, 2) OBP: 0.407, SLG: 0.511	B X 1-0 ③ G4-3		C B B X 2-1 HR		C B F F F F B B B 4-2 WP BB		B B B C S F S 3-3 K			3	1	1	1	1	1	2
Tony Phillips, S (1, 10) OBP: 0.429, SLG: 0.244		B C X 1-1 ① G4-3	B C B X 2-1 S 2B 1B		B C C S 1-3 ① K			C B F B B X 3-2 ① G4-3		4	1	1	0	0	1	1
Rob Deer, R (1, 9) OBP: 0.326, SLG: 0.711		B F X 1-1 ② F9	B F B B F X 3-2 1-H 2B		B C F X 1-2 ② G5-3 1-2			B B S S S 2-3 ② K		4	0	1	1	0	1	1
Travis Fryman, R (1, 5) OBP: 0.333, SLG: 0.400		B B B B 4-0 BB	F C B B S 2-3 ③ K		F S B F F F B S 2-3 ③ K			X 0-0 ③ G4-3		3	0	0	0	1	2	2
Milt Cuyler, S (1, 8) OBP: 0.204, SLG: 0.292 Skeeter Barnes, R (8, 8)		F C X 0-2 ③ G5-3		B S B X 2-1 ① G4-3		C C S 0-3 ① K			X 0-0 ① G5-3	3 1	0 0	0 0	0 0	0 0	1 0	1 0
Inning Stats	R: 0 E: 0 K: 0 S: 15 H: 0 LOB: 2 BB: 2 P: 28	R: 0 E: 0 K: 0 S: 7 H: 0 LOB: 1 BB: 1 P: 13	R: 4 E: 0 K: 1 S: 16 H: 5 LOB: 1 BB: 0 P: 30	R: 0 E: 0 K: 0 S: 12 H: 0 LOB: 2 BB: 2 P: 26	R: 0 E: 0 K: 2 S: 17 H: 0 LOB: 1 BB: 1 P: 25	R: 0 E: 0 K: 1 S: 5 H: 0 LOB: 0 BB: 0 P: 7	R: 0 E: 0 K: 2 S: 10 H: 0 LOB: 0 BB: 0 P: 14	R: 0 E: 0 K: 1 S: 7 H: 0 LOB: 0 BB: 0 P: 12	R: 0 E: 0 K: 0 S: 12 H: 1 LOB: 1 BB: 0 P: 16	1B: 2 2B: 1 3B: 0 HR: 3 SF: 0 SAC: 0 DP: 0 HBP: 0						

TOP

Detroit Tigers @ Baltimore Orioles

Oriole Park at Camden Yards, Baltimore, MD

Mon Apr 20 1992, 7:05 PM EDT

Att. 45,013 - Sunny - 63 F

livebaseballscorecards.com

AB	33
R	4
H	6
RBI	4
BB	6
SO	7
LOB	12

PITCHER		IP	WLS	BF	H	R	ER	SO	BB	IBB	HBP	BLK	WP	HR	S	P	ERA	WHIP
Ben McDonald, R ERA: 3.63	(1, 1)	2.2		16	5	4	4	0	3	0	0	0	0	3	35	66	13.50	3.000
Alan Mills, R ERA:	(3, 1)	3.1	W	13	0	0	0	4	3	0	0	0	1	0	37	63	0.00	0.900
Todd Frohwirth, R ERA: 2.7	(7, 1)	3.0	S	10	1	0	0	3	0	0	0	0	0	0	29	42	0.00	0.333

PITCHER	IP	WLS	BF	H	R	ER	SO	BB	IBB	HBP	BLK	WP	HR	S	P	ERA	WHIP

WP: 1 PB: 0 SB: 1 CS: 0 PA: 39

BOTTOM

Detroit Tigers @ Baltimore Orioles

Oriole Park at Camden Yards, Baltimore, MD

Mon Apr 20 1992, 7:05 PM EDT

Att. 45,013 - Sunny - 63 F

livebaseballscorecards.com

Batter	1	2	3	4	5	6	7	8	9	AB	R	H	RBI	BB	SO	LOB
Brady Anderson, L (1, 7) OBP: 0.407, SLG: 0.477	B B C X 2-1 F9 ①		X 0-0 F7 ③	B B B C C F S 3-3 K ③ 1-2			B F X 1-2 HR 1B; 0-1 1B 2-H 3-H 1B			5	1	2	2	0	1	1
Mike Devereaux, R (1, 8) OBP: 0.318, SLG: 0.561	C C C X 1-2 G4-3 ②			C F X 0-2 1B 3B	B F B C F X 2-2 G4-3 ①		B F C X 1-2 1-H HR; 0-1 FC5-4 1-3 1B			5	2	3	2	0	0	0
Cal Ripken Jr., R (1, 6) OBP: 0.314, SLG: 0.326	C B B X 2-1 2B			X 0-0 HR 3-H 1B	C B B C X 2-2 F7 ②		B F X 1-2 WP 1B 2B; 2-0 FC5-4 1-2f			5	2	3	1	0	0	2
Sam Horn, L (1, 10) OBP: 0.435, SLG: 0.526 Luis Mercedes, R (7, PR) OBP: 0.250, SLG: 0.143	S X 0-1 G3-1 ③			B B C X 2-1 1-H HR	C F B X 1-2 1B 1B		I I I 4-0 WP 1B IBB	B S S B 4-1 G1-4-3 BB		3 0	1 1	2 0	2 0	1 1	0 0	1 0
Randy Milligan, R (1, 3) OBP: 0.333, SLG: 0.444		B F B B B X 3-1 L9 ①		B C X 1-1 G6-3 ①	B C B B X 3-1 1-3 1B		B F B B S S 3-3 K ① 1-2 2-3	B B B C F X 3-2 G1-4-3 ① ② 1-2f		5	0	1	0	0	1	3
Chito Martinez, L (1, 9) OBP: 0.341, SLG: 0.390		C B X 1-1 G3-1 ②		C F F B F B X 3-2 F7 ②	B B C S C 2-3 K ③		I I I 4-0 E 1B IBB	F C S 0-3 K ③		4	1	0	0	1	2	2
Leo Gomez, R (1, 5) OBP: 0.341, SLG: 0.390		C F F B B S 2-3 K ③		F F F F B B X 2-2 1B 2B		C B X 1-1 F8 ①	B X 1-0 E 1-2 2-H 3-H 1B			4	2	2	2	0	1	0
Chris Hoiles, R (1, 2) OBP: 0.415, SLG: 0.676			C B C B C 2-3 K ①	B B C X 2-1 2-H 1B		C X 0-1 G6-3 ②	X 0-0 E7 1-3 2-H 1B			4	2	2	2	0	1	0
Billy Ripken, R (1, 4) OBP: 0.242, SLG: 0.313			L C B S 1-3 K ②	B B C S X 2-2 S 2-H 1B		X 0-0 G3 ③	B B X 2-0 G3 ②			4	0	1	1	0	1	3

Inning Stats																		
	R: 0	H: 1	R: 0	H: 0	R: 0	H: 0	R: 5	H: 6	R: 0	H: 2	R: 0	H: 0	R: 7	H: 7	R: 0	H: 0	1B: 10	SF: 0	WP: 1	PA: 42
	E: 0	LOB: 1	E: 0	LOB: 0	E: 0	LOB: 0	E: 0	LOB: 1	E: 0	LOB: 2	E: 0	LOB: 0	E: 1	LOB: 2	E: 0	LOB: 0	2B: 3	SAC: 0	PB: 0	
	K: 0	BB: 0	K: 1	BB: 0	K: 2	BB: 0	K: 1	BB: 0	K: 1	BB: 0	K: 0	BB: 0	K: 1	BB: 2	K: 1	BB: 1	3B: 1	DP: 1	SB: 2	
	S: 9	P: 14	S: 8	P: 14	S: 7	P: 10	S: 26	P: 41	S: 15	P: 25	S: 5	P: 6	S: 19	P: 38	S: 7	P: 14	HR: 2	HBP: 0	CS: 0	

PITCHER		IP	WLS	BF	H	R	ER	SO	BB	IBB	HBP	BLK	WP	HR	S	P	ERA	WHIP
Eric King, R ERA: 6.75	(1, 1)	3.2	L	17	6	5	5	3	0	0	0	0	0	1	43	67	12.27	1.636
Les Lancaster, R ERA: 11.17	(4, 1)	2.1		13	6	3	3	2	0	0	0	0	0	1	36	55	11.57	2.571
Mike Henneman, R ERA: 7.71	(7, 1)	0.2		7	3	4	4	1	0	2	0	0	1	0	8	22	54.00	4.500
Kevin Ritz, R ERA: 4.91	(7, 1)	1.1		5	1	0	0	1	1	0	0	0	0	0	9	18	0.00	1.500

PITCHER	IP	WLS	BF	H	R	ER	SO	BB	IBB	HBP	BLK	WP	HR	S	P	ERA	WHIP

AB	39
R	12
H	16
RBI	12
BB	3
SO	7
LOB	12

Baltimore Orioles @ Kansas City Royals

Royals Stadium, Kansas City, MO

Tue Apr 21 1992, 8:05 PM EDT

Att. 15,258 - Cloudy - 39 F

livebaseballscorecards.com

Batter	1	2	3	4	5	6	7	8	9	AB	R	H	RBI	BB	SO	LOB
Brady Anderson, L (1, 7) OBP: 0.424, SLG: 0.571	F C B X 1-2 1B S 1B		C B B S X 2-2 2-H 3B	B C B B S X 3-2 2-H 3-H 1B 3B		B C F X 1-2 ② G3		B X 1-0 ① G4-3		5	1	3	3	0	0	0
Mike Devereaux, R (1, 8) OBP: 0.347, SLG: 0.565	1 SAFE 1 SAFE S 1 SAFE S B X 1-2 1-3 L3 1B		B C B B S S 2-3 ② K	C B X 1-1 WP 3-H 2B 1B		B B X 2-0 ③ G6-3		B B C B C X 3-2 BB 1B		5	1	3	1	0	1	1
Cal Ripken Jr., R (1, 6) OBP: 0.357, SLG: 0.318	X 0-0 ① ② L3 1-2		B B B B 4-0 BB	C 1 SAFE F P B B F B 4-2 1-2 2B BB			B B B C F B 4-2 1B 1B BB	B B B B 4-0 1-2 BB		1	2	0	0	4	0	2
Sam Horn, L (1, 10) OBP: 0.444, SLG: 0.565 Luis Mercedes, R (7, PR) OBP: 0.222, SLG: 0.125	B X 1-0 ③ G6-3		C S F 1 SAFE B B F B S 3-3 ③ K	C B B F X 2-2 1-H 2-H 2B			F S X 0-2 FC5-4 1-2 1B 2B 1B	C B F S 1-3 ② K		4 1	0 1	2 0	2 0	0 0	1 1	3 2
Randy Milligan, R (1, 3) OBP: 0.298, SLG: 0.390		C B B B C C 3-3 ① K		1-3 K			B C X 1-1 ① F9	C B F F B B F X 3-2 P4		5	0	0	0	0	3	5
Joe Orsulak, L (1, 9) OBP: 0.229, SLG: 0.286		C B F B F F X 2-2 ② G4-3		B X 1-0 1B 2B	X 0-0 ① G4-3		B B C B F F F X 3-2 FC5-4 1-2 2-H 1B		B C C X 1-2 ① G4-3	5	1	2	1	0	0	0
Leo Gomez, R (1, 5) OBP: 0.327, SLG: 0.370		B B C X 2-1 ③ L4	B F B F B F F F X 3-2 ② F7	B F S B X 2-2 G6-4-3 1B		C X 0-1 ② FC5-4 1-2f 2-3 2B		C S C 0-3 ② K		5	1	1	0	0	1	3
Chris Hoiles, R (1, 2) OBP: 0.435, SLG: 0.707		C X 0-1 3B 2B	B B B 4-0 E 1B 3B BB	C B X 1-1 ② ③ G6-4-3 1-2f		X 0-0 1-H 3-H 2B		S B B F X 2-2 ③ G3-1		4	2	2	2	1	0	1
Mark McLemore, S (1, 4) OBP: 0.357, SLG: 0.385		C B F B X 2-2 ① F8	B C X 1-1 E7 1-3 2-H 3B 1B			C B B C S 2-3 ① K	C S X 0-2 ③ F9			4	1	1	1	0	1	2
Inning Stats	R: 0 E: 0 K: 0 S: 8 H: 2 LOB: 1 BB: 0 P: 11	R: 0 E: 0 K: 1 S: 10 H: 0 LOB: 0 BB: 0 P: 17	R: 1 E: 0 K: 2 S: 16 H: 2 LOB: 2 BB: 1 P: 29	R: 6 E: 1 K: 2 S: 27 H: 5 LOB: 1 BB: 2 P: 47	R: 0 E: 0 K: 0 S: 6 H: 1 LOB: 0 BB: 0 P: 9	R: 0 E: 0 K: 1 S: 7 H: 0 LOB: 0 BB: 0 P: 12	R: 3 E: 0 K: 0 S: 19 H: 3 LOB: 1 BB: 1 P: 27	R: 0 E: 0 K: 1 S: 12 H: 1 LOB: 2 BB: 1 P: 24	R: 0 E: 0 K: 1 S: 9 H: 0 LOB: 0 BB: 0 P: 12	1B: 8 2B: 5 3B: 2 HR: 0 SF: 0 SAC: 0 DP: 2 HBP: 0						

TOP

AB	39
R	10
H	14
RBI	10
BB	5
SO	8
LOB	19

WP: 1 PB: 0 SB: 1 CS: 0 PA: 44

PITCHER		IP	WLS	BF	H	R	ER	SO	BB	IBB	HBP	BLK	WP	HR	S	P	ERA	WHIP
Mark Gubicza, R ERA: 6.89	(1, 1)	3.2	L	22	9	7	7	4	3	0	0	0	1	0	58	100	17.18	3.273
Hipolito Pichardo, R ERA: 10.13	(4, 1)	2.2		11	3	3	3	2	1	0	0	0	0	0	29	46	10.12	1.500
Mike Boddicker, R ERA: 4.5	(7, 1)	1.2		8	2	0	0	1	1	0	0	0	0	0	18	30	0.00	1.800
Rusty Meacham, R ERA: 1.5	(9, 1)	1.0		3	0	0	0	1	0	0	0	0	0	0	9	12	0.00	0.000

PITCHER	IP	WLS	BF	H	R	ER	SO	BB	IBB	HBP	BLK	WP	HR	S	P	ERA	WHIP

BOTTOM

Baltimore Orioles @ Kansas City Royals

Royals Stadium, Kansas City, MO

Tue Apr 21 1992, 8:05 PM EDT

Att. 15,258 - Cloudy - 39 F

livebaseballscorecards.com

Batter	1	2	3	4	5	6	7	8	9	AB	R	H	RBI	BB	SO	LOB
Keith Miller, R (1, 7) OBP: 0.294, SLG: 0.244	B S F B B B 4-2 CS BB		C X 0-1 ① L7		F X 0-1 E6 1B		C B X 1-1 ① F9		C C B C 1-3 ② K	4	0	0	0	1	1	0
Brian McRae, S (1, 8) OBP: 0.259, SLG: 0.265	B F X 1-1 ① P6		B B C C F F X 2-2 G5-3 2B 1B		C C F X 0-2 ② P6		L B X 1-1 2B		F X 0-1 2B 1B	5	2	3	0	0	0	2
Gregg Jefferies, S (1, 5) OBP: 0.293, SLG: 0.360	B C B C B F F X 3-2 ② 1B 1-2 1B		1 SAFE B 1 SAFE 1 SAFE C C C X 1-2 ② G5-3 1-2		B B C C C X 2-2 1-3 1B		C X 0-1 ② L8		B C C F F X 1-2 1-H 2B	5	0	3	1	0	0	2
Wally Joyner, L (1, 3) OBP: 0.345, SLG: 0.370	X 0-0 1-2 1B		B F F X 1-2 2-H 2B		B B X 2-0 ③ L4		B B X 2-0 ③ F9		B X 1-0 ③ F8	5	0	2	1	0	0	4
George Brett, L (1, 10) OBP: 0.294, SLG: 0.295 Gary Thurman, R (8, PR) OBP: 1.000, SLG: 3.000	C B S X 1-2 ③ G1-3		B B B C F X 2-2 ③ F7		F B B B F X 2-2 ① F8			H 1-0 FC5-4 HBP		3 0	0 0	0 0	0 0	0 0	0 0	3 0
Kevin McReynolds, R (1, 9) OBP: 0.250, SLG: 0.271		B S B C B X 3-2 ① F9		S X 0-1 ① P1		C C F F X 0-2 HR 1B		B C F F B B F X 3-2 ① F8		4	1	1	0	0	0	1
Mike Macfarlane, R (1, 2) OBP: 0.333, SLG: 0.333		B B B B 4-0 S BB		B B C X 2-1 ② G4-3		X 0-0 1-H HR		B B B C S X 3-2 ② P4		3	1	1	2	1	0	1
David Howard, S (1, 6) OBP: 0.172, SLG: 0.077		B B B C C F S 3-3 ② K 1-2		F F F B S 1-3 ③ K		X 0-0 ② P1		F C X 0-2 ③ FC5-4 1-2f		4	0	0	0	0	2	2
Terry Shumpert, R (1, 4) OBP: 0.182, SLG: 0.219		X 0-0 ③ G4-3			C X 0-1 ① G6-3	C X 0-1 ③ P2			C X 0-1 ① P4	4	0	0	0	0	0	1

	AB	R	H	RBI	BB	SO	LOB
	37	4	10	4	2	3	16

Inning Stats	1	2	3	4	5	6	7	8	9
	R: 0 H: 2 E: 0 LOB: 2 K: 0 BB: 1 S: 13 P: 22	R: 0 H: 0 E: 0 LOB: 1 K: 1 BB: 1 S: 8 P: 18	R: 1 H: 2 E: 0 LOB: 1 K: 0 BB: 0 S: 16 P: 22	R: 0 H: 0 E: 0 LOB: 0 K: 1 BB: 0 S: 8 P: 11	R: 0 H: 1 E: 1 LOB: 2 K: 0 BB: 0 S: 12 P: 16	R: 2 H: 2 E: 0 LOB: 0 K: 0 BB: 0 S: 12 P: 14	R: 0 H: 1 E: 0 LOB: 1 K: 0 BB: 0 S: 7 P: 11	R: 0 H: 0 E: 0 LOB: 1 K: 0 BB: 0 S: 11 P: 18	R: 1 H: 2 E: 0 LOB: 1 K: 1 BB: 0 S: 12 P: 15

	1B	SF	WP	PA
	6	0	0	40
	2B	SAC	PB	
	3	0	0	
	3B	DP	SB	
	0	0	1	
	HR	HBP	CS	
	1	1	1	

PITCHER		IP	WLS	BF	H	R	ER	SO	BB	IBB	HBP	BLK	WP	HR	S	P	ERA	WHIP
Jose Mesa, R ERA: 3.75	(1, 1)	6.2	W	30	8	3	3	2	2	0	0	0	0	1	75	111	4.05	1.500
Mike Flanagan, L ERA: 11.57	(7, 1)	1.1		5	0	0	0	0	0	0	1	0	0	0	12	21	0.00	0.000
Storm Davis, R ERA: 3.12	(9, 1)	1.0		5	2	1	1	1	0	0	0	0	0	0	12	15	9.00	2.000

PITCHER	IP	WLS	BF	H	R	ER	SO	BB	IBB	HBP	BLK	WP	HR	S	P	ERA	WHIP

Batter	1	2	3	4	5	6	7	8	9	AB	R	H	RBI	BB	SO	LOB
Brady Anderson, L (1, 7) OBP: 0.422, SLG: 0.574	B C B B X 3-1 G1-3 2B		C B F B C 2-3 K ③		C B F S 1-3 K ②			B X 1-0 FC5 S 1B	C X 0-1 G1-3 ③	5	0	2	0	0	2	3
Mike Devereaux, R (1, 8) OBP: 0.321, SLG: 0.520	F F B B S 2-3 K ①			B F F X 1-2 G6-3 ①	C C X 0-2 G6-3 ③			X 0-0 P9 ①		4	0	0	0	0	1	3
Cal Ripken Jr., R (1, 6) OBP: 0.367, SLG: 0.319	X 0-0 G1-3 ② 2-3			B B X 2-0 1B		B F X 1-1 G1-3 ①		1 SAFE B I I I 4-0 IBB 1-2		3	0	1	0	1	0	1
Sam Horn, L (1, 10) OBP: 0.400, SLG: 0.500 Tim Hulett, R (8, PH) OBP: 0.500, SLG: 0.500	B F C F F S 1-3 K ③			B C X 1-1 F9 ②		C B F B S 2-3 K ②		C F B B S 2-3 K ②		3 1	0 0	0 0	0 0	0 0	2 1	2 2
Randy Milligan, R (1, 3) OBP: 0.286, SLG: 0.372 David Segui, S (5, 3) OBP: 0.136, SLG: 0.050		X 0-0 F8 ①		1 SAFE S S 1 SAFE B F B X 2-2 P4 ③		C F B F X 1-2 L6 ③		X 0-0 FC5 ③ 2-3f		2 2	0 0	0 0	0 0	0 0	0 0	1 2
Joe Orsulak, L (1, 9) OBP: 0.231, SLG: 0.282		C C B X 1-2 G3 ②			C F B F B X 2-2 BB 2B 1B		B C F X 1-2 G6-3 ①		C X 0-1 G1-3 ①	4	1	1	0	0	0	0
Leo Gomez, R (1, 5) OBP: 0.321, SLG: 0.347		X 0-0 F9 ③			C 1 SAFE F 1 SAFE S 0-3 K ①		B F F B B F B 4-2 FC6-4 BB		C B B X 2-1 G1-3 ②	3	0	0	0	1	1	1
Chris Hoiles, R (1, 2) OBP: 0.440, SLG: 0.682			C B S C 1-3 K ①		B B B B 4-0 2B BB 1-2		1 SAFE F B B X 1-1 F9 ②		C B B C X 2-2 BB 1B	3	1	1	0	1	1	1
Billy Ripken, R (1, 4) OBP: 0.257, SLG: 0.353 Mark McLemore, S (5, 4) OBP: 0.375, SLG: 0.357			L F X 0-2 F9 ②		X 0-0 2B ③ 1-H 2-H		X 0-0 FC6-4 ③ 1-2f		B B B B 4-0 BB 1-2	2 1	0 0	1 0	2 0	0 1	0 0	0 1
Inning Stats	R: 0 E: 0 K: 2 S: 11 H: 1 LOB: 1 BB: 0 P: 17	R: 0 E: 0 K: 0 S: 5 H: 0 LOB: 0 BB: 0 P: 6	R: 0 E: 0 K: 2 S: 9 H: 0 LOB: 0 BB: 0 P: 12	R: 0 E: 0 K: 0 S: 10 H: 1 LOB: 1 BB: 0 P: 16	R: 2 E: 0 K: 2 S: 14 H: 2 LOB: 1 BB: 1 P: 21	R: 0 E: 0 K: 1 S: 9 H: 0 LOB: 0 BB: 0 P: 13	R: 0 E: 0 K: 0 S: 9 H: 0 LOB: 1 BB: 1 P: 15	R: 0 E: 0 K: 1 S: 6 H: 1 LOB: 2 BB: 1 P: 13	R: 0 E: 0 K: 0 S: 9 H: 1 LOB: 2 BB: 1 P: 17	1B: 4 2B: 2 3B: 0 HR: 0 SF: 0 SAC: 0 DP: 0 HBP: 0						

TOP

Baltimore Orioles @ Kansas City Royals

Royals Stadium, Kansas City, MO

Wed Apr 22 1992, 8:05 PM EDT

Att. 16,131 - Cloudy - 63 F

livebaseballscorecards.com

AB	33
R	2
H	6
RBI	2
BB	4
SO	8
LOB	17

WP: 0 PB: 0 SB: 1 CS: 0 PA: 37

PITCHER		IP	WLS	BF	H	R	ER	SO	BB	IBB	HBP	BLK	WP	HR	S	P	ERA	WHIP
Kevin Appier, R ERA: 1.27	(1, 1)	7.1	L	30	5	2	2	7	2	1	0	0	0	0	69	107	2.46	0.955
Mike Magnante, L ERA: 4.7	(8, 1)	1.2		7	1	0	0	1	1	0	0	0	0	0	13	23	0.00	1.200

PITCHER	IP	WLS	BF	H	R	ER	SO	BB	IBB	HBP	BLK	WP	HR	S	P	ERA	WHIP

Batter	1	2	3	4	5	6	7	8	9	AB	R	H	RBI	BB	SO	LOB
Keith Miller, R (1, 4) OBP: 0.327, SLG: 0.286	B C C X 1-2 G4-3 SH5-3 1B		C C X 0-2 ② P3		C C B X 1-2 F9 S 1B			B X 1-0 FC6-4 1B		4	0	3	0	0	0	0
Brian McRae, S (1, 8) OBP: 0.263, SLG: 0.269	1 SAFE X 0-0 ① SH5-3 1-2		B X 1-0 E 1B 1B		B C B F X 2-2 ② F9 1-3			X 0-0 ① P2		3	1	1	0	0	0	2
Gregg Jefferies, S (1, 5) OBP: 0.290, SLG: 0.340	C B B C B X 3-2 ② G4-3 2-3		1 SAFE 1 SAFE 1 SAFE C 1 SAFE B B B B 4-1 1B 1-3 BB		B C B F B X 3-2 ③ F8			1 SAFE B 1 SAFE C 1 SAFE 1 SAFE 1 SAFE 1 SAFE B 2-1 X FC6-4 1-2f		3	0	0	0	1	0	3
Wally Joyner, L (1, 3) OBP: 0.339, SLG: 0.362	X 0-0 ③ L9		F B X 1-1 FC5-4 1-3 3-H 1B			F B F X 1-2 ① G5-3		1 SAFE 1 SAFE X 0-0 ③ P6		4	0	1	1	0	0	2
George Brett, L (1, 10) OBP: 0.273, SLG: 0.271		B B F F B X 3-2 ① P4	X 0-0 ③ FC5-4 1-2f			B B X 2-0 ② F8			B X 1-0 ① L3	4	0	0	0	0	0	2
Kevin McReynolds, R (1, 7) OBP: 0.232, SLG: 0.250		C F C 0-3 ② K	B C X 1-1 ① F8			X 0-0 ③ F7			B C C F B F X 2-2 ② F9	4	0	0	0	0	1	0
Jim Eisenreich, L (1, 9) OBP: 0.368, SLG: 0.438		B F X 1-1 S 1B	L B B B X 3-1 ② P7				B F B F C 2-3 ① K		S B B B B F F F S 3-3 ③ K	4	0	1	0	0	2	0
Mike Macfarlane, R (1, 2) OBP: 0.310, SLG: 0.303		1 SAFE B 1 SAFE B F X 2-1 ③ P4 1-2	B C B F X 2-2 ③ P3				C F B S 1-3 ② K			3	0	0	0	0	1	1
Curtis Wilkerson, S (1, 6) OBP: 0.059, SLG: 0.059			X 0-0 ① B1-3		X 0-0 ① F8		F C B B F F B X 3-2 ③ F8			3	0	0	0	0	0	0
Inning Stats	R: 0 E: 0 K: 0 S: 8 H: 1 LOB: 1 BB: 0 P: 12	R: 0 E: 0 K: 1 S: 10 H: 1 LOB: 1 BB: 0 P: 16	R: 1 E: 1 K: 0 S: 9 H: 2 LOB: 2 BB: 1 P: 15	R: 0 E: 0 K: 0 S: 7 H: 0 LOB: 0 BB: 0 P: 13	R: 0 E: 0 K: 0 S: 10 H: 1 LOB: 1 BB: 0 P: 16	R: 0 E: 0 K: 0 S: 5 H: 0 LOB: 0 BB: 0 P: 8	R: 0 E: 0 K: 2 S: 11 H: 0 LOB: 0 BB: 0 P: 17	R: 0 E: 0 K: 0 S: 5 H: 1 LOB: 1 BB: 0 P: 8	R: 0 E: 0 K: 1 S: 11 H: 0 LOB: 0 BB: 0 P: 17	1B: 6 2B: 0 3B: 0 HR: 0	SF: 0 SAC: 1 DP: 0 HBP: 0						

PITCHER	IP	WLS	BF	H	R	ER	SO	BB	IBB	HBP	BLK	WP	HR	S	P	ERA	WHIP
Rick Sutcliffe, R (1, 1) ERA: 2.12	9.0	W	34	6	1	1	4	1	0	0	0	0	0	76	122	1.00	0.778

PITCHER	IP	WLS	BF	H	R	ER	SO	BB	IBB	HBP	BLK	WP	HR	S	P	ERA	WHIP

BOTTOM

Baltimore Orioles @ Kansas City Royals

Royals Stadium, Kansas City, MO

Wed Apr 22 1992, 8:05 PM EDT

Att. 16,131 - Cloudy - 63 F

livebaseballscorecards.com

AB	32
R	1
H	6
RBI	1
BB	1
SO	4
LOB	10

1B: 6	SF: 0	WP: 0	PA: 34
2B: 0	SAC: 1	PB: 0	
3B: 0	DP: 0	SB: 2	
HR: 0	HBP: 0	CS: 0	

Batter	1	2	3	4	5	6	7	8	9	AB	R	H	RBI	BB	SO	LOB
Brady Anderson, L (1, 7) OBP: 0.400, SLG: 0.583	C B C X 1-2 P6 ①		B B 1 SAFE X 2-0 1-H HR	1 SAFE 1 SAFE B 1 C F C 1-3 1-2 K ②		B C C F B X 2-2 1-2 G3 ①	B X 1-0 F7 ③		C X 0-1 G4-3 ③	6	1	1	2	0	1	5
Luis Mercedes, R (1, 9) OBP: 0.286, SLG: 0.091	C B C F X 1-2 F9 ②		B B F B L B 4-2 G5-3 1B BB	B B B 4-0 2B BB		B F X 1-1 F8 ②		C B C X 1-2 G4-3 ①		3	1	0	0	2	0	1
Cal Ripken Jr., R (1, 6) OBP: 0.385, SLG: 0.373	B F B F X 2-2 G5-3 ③		1 SAFE B B B B C 1 SAFE X 3-1 L7 ①	B B X 2-0 1-H 2-H 2B		I I I I 4-0 2B IBB		F X 0-1 F9 2B		4	1	2	2	1	0	1
Mike Devereaux, R (1, 8) OBP: 0.345, SLG: 0.545		C B F B F X 2-2 G1-3 1B	1 SAFE B B B C F X 2-2 1-2 1B	B B X 2-0 G5-3 ③		B B C X 2-1 1-H 2-H 2B		B C X 1-1 2-3 F9 ②		5	0	3	2	0	0	2
Chris Hoiles, R (1, 2) OBP: 0.418, SLG: 0.625		1 SAFE C X 0-1 1-2 G1-3 ①	B C X 1-1 2-3f G5-3 ② ③		X 0-0 G6-3 ①	C B B S B S 3-3 K ③		B B B C F B 4-2 BB		4	0	0	0	1	1	4
Tim Hulett, R (1, 10) OBP: 0.391, SLG: 0.381		B 2 SAFE X 1-0 L8 ②		B F S S 1-3 K ①	B S C S 1-3 K ②		F B C C 1-3 K ①	B B X 2-0 P4 ③		5	0	0	0	0	3	3
Leo Gomez, R (1, 5) OBP: 0.345, SLG: 0.333		B B B C B 4-1 FC6-4 BB	C B B B C F F F B 4-2 2B BB	B F B B B 4-1 BB			X 0-0 E6 1B		B B F X 2-1 F9 ①	2	1	0	0	3	0	0
David Sequi, S (1, 3) OBP: 0.185, SLG: 0.200		C X 0-1 1-2f FC6-4 ③	B 1 SAFE B S F X 2-2 1-H 1B 2B	B B X 2-0 P3 ③			B X 1-0 L5 ②		C X 0-1 2B	5	1	2	1	0	0	4
Mark McLemore, S (1, 4) OBP: 0.476, SLG: 0.474			B X 1-0 HR 1B	B B C C F X 2-2 2-H S 2B 1B		F B F B X 2-2 G3 2B 1B	X 0-0 1-2 1B		C B C F X 1-2 G6-3 ②	5	3	4	1	0	0	1
Inning Stats	R: 0 E: 0 K: 0 S: 10 H: 0 LOB: 0 BB: 0 P: 14	R: 0 E: 0 K: 0 S: 10 H: 1 LOB: 2 BB: 1 P: 17	R: 2 E: 0 K: 0 S: 11 H: 3 LOB: 1 BB: 1 P: 24	R: 4 E: 0 K: 2 S: 20 H: 3 LOB: 1 BB: 2 P: 38	R: 0 E: 0 K: 1 S: 6 H: 0 LOB: 1 BB: 1 P: 13	R: 2 E: 0 K: 1 S: 14 H: 2 LOB: 1 BB: 1 P: 28	R: 0 E: 1 K: 1 S: 7 H: 1 LOB: 2 BB: 0 P: 10	R: 0 E: 0 K: 0 S: 10 H: 1 LOB: 2 BB: 1 P: 18	R: 0 E: 0 K: 0 S: 10 H: 1 LOB: 1 BB: 0 P: 13	1B: 6 2B: 5 3B: 0 HR: 1 SF: 0 SAC: 0 DP: 1 HBP: 0						

Baltimore Orioles @ Kansas City Royals

Royals Stadium, Kansas City, MO

Thu Apr 23 1992, 8:05 PM EDT

Att. 20,495 - Cloudy - 64 F

TOP

livebaseballscorecards.com

AB	39
R	8
H	12
RBI	8
BB	7
SO	5
LOB	21

WP: 0 PB: 0 SB: 1 CS: 0 PA: 46

PITCHER		IP	WLS	BF	H	R	ER	SO	BB	IBB	HBP	BLK	WP	HR	S	P	ERA	WHIP
Mark Davis, L ERA: 9.49	(1, 1)	2.1	L	13	4	2	2	0	2	0	0	0	0	1	29	52	7.71	2.571
Neal Heaton, L ERA: 4.26	(3, 1)	1.1		7	2	4	4	2	2	0	0	0	0	0	20	35	27.00	3.000
Mike Boddicker, R ERA: 4.96	(4, 1)	2.1		12	3	2	2	2	1	1	0	0	0	0	22	47	7.71	1.714
Curt Young, L ERA:	(7, 1)	2.0		10	2	0	0	1	1	0	0	0	0	0	17	28	0.00	1.500
Jeff Montgomery, R ERA: 3.0	(9, 1)	1.0		4	1	0	0	0	0	0	0	0	0	0	10	13	0.00	1.000

PITCHER	IP	WLS	BF	H	R	ER	SO	BB	IBB	HBP	BLK	WP	HR	S	P	ERA	WHIP

BOTTOM

Baltimore Orioles @ Kansas City Royals

Royals Stadium, Kansas City, MO

Thu Apr 23 1992, 8:05 PM EDT

Att. 20,495 - Cloudy - 64 F

livebaseballscorecards.com

Batter	1	2	3	4	5	6	7	8	9	AB	R	H	RBI	BB	SO	LOB
Keith Miller, R (1, 4) OBP: 0.339, SLG: 0.321	B X 1-0 G5-3 ①		B C B B F X 3-2 F7 ③			B F X 1-1 1B 2B		B B C X 2-1 1B		4	1	2	0	0	0	0
Brian McRae, S (1, 8) OBP: 0.246, SLG: 0.250	F B F B X 2-2 G1-3 ②			F B B B X 3-1 L3 ①		B F F S 1-3 K ②		F B F B F F B X 3-2 G3 ③		4	0	0	0	0	1	2
Gregg Jefferies, S (1, 5) OBP: 0.303, SLG: 0.351	B C C X 1-2 F7 ③			C B F X 1-2 G6-4-3 1B		C X 0-1 2-H 1B			B B C X 2-1 P4 ①	4	0	2	1	0	0	0
Wally Joyner, L (1, 3) OBP: 0.348, SLG: 0.387		B S X 1-1 S 1B		C X 0-1 G6-4-3 ②③ 1-2f		X 0-0 F8 ③			X 0-0 G4-3 2B	4	0	2	0	0	0	2
George Brett, L (1, 10) OBP: 0.271, SLG: 0.255		S B S B B X 2-2 G1-3 ① 1-2			B B F F F B B 4-2 FC5-4 BB		F X 0-1 P6 ①		C X 0-1 G4-3 ② 2-3	3	0	0	0	1	0	2
Kevin McReynolds, R (1, 7) OBP: 0.217, SLG: 0.232		S X 0-1 F8 ②			X 0-0 L8 ①		C B X 1-1 F8 ②		S B B S S X 2-2 F8 ③	4	0	0	0	0	0	3
Jim Eisenreich, L (1, 9) OBP: 0.318, SLG: 0.368		C B X 1-1 G1-3 ③			B X 1-0 L8 ②		F C X 0-2 G5-3 ③			3	0	0	0	0	0	2
Bob Melvin, R (1, 2) OBP: 0.143, SLG: 0.143			C F S 0-3 K ①		F S B X 1-2 FC5-4 ③ 1-2f			F F B C 1-3 K ①		3	0	0	0	0	2	1
Curtis Wilkerson, S (1, 6) OBP: 0.050, SLG: 0.050			B F B X 2-1 P6 ②			F C S 0-3 K ①		X 0-0 F7 ②		3	0	0	0	0	1	0

	AB	32
	R	1
	H	6
	RBI	1
	BB	1
	SO	4
	LOB	12

Inning Stats	1	2	3	4	5	6	7	8	9
	R: 0 H: 0 E: 0 LOB: 0 K: 0 BB: 0 S: 7 P: 11	R: 0 H: 1 E: 0 LOB: 1 K: 0 BB: 0 S: 9 P: 13	R: 0 H: 0 E: 0 LOB: 0 K: 1 BB: 0 S: 8 P: 13	R: 0 H: 1 E: 0 LOB: 0 K: 0 BB: 0 S: 7 P: 11	R: 0 H: 0 E: 0 LOB: 1 K: 0 BB: 1 S: 8 P: 14	R: 1 H: 2 E: 0 LOB: 1 K: 2 BB: 0 S: 11 P: 13	R: 0 H: 0 E: 0 LOB: 0 K: 0 BB: 0 S: 7 P: 8	R: 0 H: 1 E: 0 LOB: 1 K: 1 BB: 0 S: 11 P: 17	R: 0 H: 1 E: 0 LOB: 1 K: 0 BB: 0 S: 8 P: 12

1B: 4 SF: 0
2B: 2 SAC: 0
3B: 0 DP: 1
HR: 0 HBP: 0

WP: 0 PA: 33
PB: 0
SB: 1
CS: 0

PITCHER	IP	WLS	BF	H	R	ER	SO	BB	IBB	HBP	BLK	WP	HR	S	P	ERA	WHIP
35 Mike Mussina, R (1, 1) ERA: 1.19	9.0	W	33	6	1	1	4	1	0	0	0	0	0	76	112	1.00	0.778

PITCHER	IP	WLS	BF	H	R	ER	SO	BB	IBB	HBP	BLK	WP	HR	S	P	ERA	WHIP

Baltimore Orioles @ New York Yankees

Yankee Stadium, Bronx, NY

Fri Apr 24 1992, 7:05 PM EDT

Att. 16,405 - Cloudy - 66 F

TOP

livebaseballscorecards.com

Batter	1	2	3	4	5	6	7	8	9	AB	R	H	RBI	BB	SO	LOB
Brady Anderson, L (1, 7) OBP: 0.405, SLG: 0.565	B F B B B 4-1 L3 BB		C B B S B X 3-2 ③ G4-3			B C B F B B 4-2 F9 BB BB		C F F C 0-3 ② K		2	0	0	0	2	1	0
Luis Mercedes, R (1, 9) OBP: 0.353, SLG: 0.083 Chito Martinez, L (8, PH) (8, 9)	1 SAFE M B 1 SAFE 1 SAFE X 1-1 ① ② L3 1-2			B C C B B B 4-2 1B BB		B B B B 4-0 1-2 BB		C B C X 1-2 ③ F9		1 1	0 0	0 0	0 0	2 0	0 0	1 0
Cal Ripken Jr., R (1, 6) OBP: 0.377, SLG: 0.364	X 0-0 ③ G6-3			B S 1 SAFE B X 2-1 ① F8		C F F F B X 1-2 ① F9 2-3			X 0-0 1B 1B	4	0	1	0	0	0	3
Mike Devereaux, R (1, 8) OBP: 0.339, SLG: 0.525		C B B C F X 2-2 ① G1-3		1 SAFE 1 SAFE 1 SAFE B S B B X 3-1 G4-6-3 1-2 1B		F B B S S 2-3 ② K			X 0-0 ① F9	4	0	1	0	0	1	3
Chris Hoiles, R (1, 2) OBP: 0.424, SLG: 0.615		X 0-0 1B		B B C S B X 3-2 ② ③ G4-6-3 1-2f		X 0-0 ③ G6-3			C S F B B X 2-2 1-2 1B	4	0	2	0	0	0	4
Tim Hulett, R (1, 10) OBP: 0.346, SLG: 0.333 Joe Orsulak, L (9, PH) OBP: 0.225, SLG: 0.275		B S 1 SAFE B 1 SAFE F B S 3-3 ② K			X 0-0 ① G4-3		B B X 2-0 ① P8		B B C C F F S 2-3 ② K	3 1	0 0	0 0	0 0	0 0	1 1	1 2
Leo Gomez, R (1, 5) OBP: 0.328, SLG: 0.315 Sam Horn, L (9, PH) OBP: 0.387, SLG: 0.481		B B C S 1 SAFE 1 SAFE B X 3-2 ③ G6-3			B B X 2-0 ② F8		B X 1-0 ② P3		B F X 1-1 ③ P9	3 1	0 0	0 0	0 0	0 0	0 0	1 2
David Segui, S (1, 3) OBP: 0.200, SLG: 0.214			S B B X 2-1 ① F8		B B X 2-0 1B		X 0-0 ③ G6-3			3	0	1	0	0	0	0
Mark McLemore, S (1, 4) OBP: 0.417, SLG: 0.409			B B C E F B X 3-2 ② F8		C B F B B F X 3-2 ③ G4-3			B X 1-0 ① G3		3	0	0	0	0	0	1

	AB	30
	R	0
	H	5
	RBI	0
	BB	4
	SO	4
	LOB	18

Inning Stats																		
	R: 0	H: 0	R: 0	H: 1	R: 0	H: 0	R: 0	H: 1	R: 0	H: 1	R: 0	H: 0	R: 0	H: 0	R: 0	H: 2	1B: 5	SF: 0	WP: 0	PA: 34
	E: 0	LOB: 0	E: 0	LOB: 1	E: 0	LOB: 0	K: 0	LOB: 1	E: 0	LOB: 2	E: 0	LOB: 0	E: 0	LOB: 0	E: 0	LOB: 2	2B: 1	SAC: 0	PB: 0	
	K: 0	BB: 1	K: 1	BB: 0	K: 0	BB: 0	S: 7	BB: 0	K: 1	BB: 2	K: 0	BB: 0	K: 1	BB: 0	K: 1	BB: 0	3B: 0	DP: 2	SB: 0	
	S: 4	P: 9	S: 11	P: 19	S: 9	P: 17	S: 9	P: 21	S: 11	P: 22	S: 3	P: 6	S: 8	P: 10	S: 12	P: 17	HR: 0	HBP: 0	CS: 0	

PITCHER		IP	WLS	BF	H	R	ER	SO	BB	IBB	HBP	BLK	WP	HR	S	P	ERA	WHIP
Greg Cadaret, L ERA: 1.17	(1, 1)	7.0	W	26	3	0	0	2	4	0	0	0	0	0	54	108	0.00	1.000
Rich Monteleone, R ERA:	(8, 1)	2.0		8	2	0	0	2	0	0	0	0	0	0	20	27	0.00	1.000

PITCHER	IP	WLS	BF	H	R	ER	SO	BB	IBB	HBP	BLK	WP	HR	S	P	ERA	WHIP

Baltimore Orioles @ New York Yankees

Yankee Stadium, Bronx, NY

Fri Apr 24 1992, 7:05 PM EDT

Att. 16,405 - Cloudy - 66 F

livebaseballscorecards.com

BOTTOM

Batter	1	2	3	4	5	6	7	8	9	AB	R	H	RBI	BB	SO	LOB
Andy Stankiewicz, R (1, 4) OBP: 0.481, SLG: 0.500	B B C X 2-1 E9 G3-6-3	B B C C B F X 3-2 1-H 1B 2B		B C B B B 4-1 BB			X 0-0 HR			3	2	2	2	1	0	0
Don Mattingly, L (1, 3) OBP: 0.290, SLG: 0.409	F B X 1-1 ① ② G3-6-3 1-2f	B X 1-0 FC6-4 2-H 1B		B B X 2-0 ③ F7			B X 1-0 ① G4-3			4	0	1	1	0	0	3
Roberto Kelly, R (1, 8) OBP: 0.408, SLG: 0.462	X 0-0 1B	B S F B F F F C X 2-2 ③ FC6-4 1-2f			X 0-0 G3 G3-2 2B		B F X 1-1 ② G2			4	0	2	0	0	0	1
Mel Hall, L (1, 7) OBP: 0.297, SLG: 0.597	B B B C X 3-1 ③ G4-3		B C X 1-1 ① P3		F X 0-1 ① G3 2-3		C B B F X 2-2 ③ F8			4	0	0	0	0	0	2
Kevin Maas, L (1, 10) OBP: 0.522, SLG: 0.611		B F B F B B 4-2 G6-4-3 1B E BB	B B X 2-0 ② G3	B B I I 4-0 G3-2 IBB				B X 1-0 ① G3-1		2	1	0	0	2	0	0
Matt Nokes, L (1, 2) OBP: 0.340, SLG: 0.442		B B X 2-0 G6-4-3 1-2 1B	B B X 2-0 ③ P5		X 0-0 ② ③ G3-2 1-2 3-Hf			B B F B F B 4-2 BB		3	0	1	0	1	0	2
Jesse Barfield, R (1, 9) OBP: 0.204, SLG: 0.125		S X 0-1 ① ② G6-4-3 1-2f 2-3		X 0-0 G6-4-3 1B 1B		B S X 1-1 ① F8		B X 1-0 ② F8		4	0	1	0	0	0	3
Charlie Hayes, R (1, 5) OBP: 0.355, SLG: 0.433		F F F B X 1-2 E9 1B 3-H 1B		B B F 1 SAFE C X 2-2 G6-4-3 1-2 1B		X 0-0 ② F9		C C B S 1-3 ③ K		4	1	2	1	0	1	1
Randy Velarde, R (1, 6) OBP: 0.200, SLG: 0.310		C B B X 2-1 S 2B 2-H 1B		B 1 SAFE B X 2-0 ① ② G6-4-3 1-2f 2-3			C B B X 2-1 ③ G6-3			3	1	1	1	0	0	2

	AB	31
	R	5
	H	10
	RBI	5
	BB	4
	SO	1
	LOB	14

Inning Stats	1	2	3	4	5	6	7	8	9
	R: 0 E: 1 K: 0 S: 7	H: 1 LOB: 1 BB: 0 P: 13	R: 4 E: 1 K: 0 S: 23	H: 5 LOB: 1 BB: 1 P: 38	R: 0 E: 0 K: 0 S: 4	H: 0 LOB: 0 BB: 0 P: 9	R: 0 E: 0 K: 0 S: 7	H: 2 LOB: 2 BB: 1 P: 17	R: 0 E: 0 K: 0 S: 4	H: 1 LOB: 1 BB: 1 P: 8	R: 0 E: 0 K: 0 S: 5	H: 0 LOB: 0 BB: 0 P: 8	R: 1 E: 0 K: 0 S: 7	H: 1 LOB: 0 BB: 0 P: 11	R: 0 E: 0 K: 1 S: 7	H: 0 LOB: 1 BB: 1 P: 14

	1B: 7	SF: 0	WP: 0	PA: 35
	2B: 3	SAC: 0	PB: 0	
	3B: 0	DP: 4	SB: 1	
	HR: 1	HBP: 0	CS: 0	

PITCHER		IP	WLS	BF	H	R	ER	SO	BB	IBB	HBP	BLK	WP	HR	S	P	ERA	WHIP
Bob Milacki, R ERA: 4.09	(1, 1)	1.2	L	11	6	4	4	0	1	0	0	0	0	0	23	42	21.60	4.200
Alan Mills, R ERA: 1.04	(2, 1)	5.1		20	4	1	1	0	1	1	0	0	0	1	34	62	1.69	0.938
Mike Flanagan, L ERA: 8.1	(8, 1)	1.0		4	0	0	0	1	1	0	0	0	0	0	7	14	0.00	1.000

PITCHER	IP	WLS	BF	H	R	ER	SO	BB	IBB	HBP	BLK	WP	HR	S	P	ERA	WHIP

Batter	1	2	3	4	5	6	7	8	9	AB	R	H	RBI	BB	SO	LOB
Brady Anderson, L (1, 7) OBP: 0.405, SLG: 0.621	G6-3		F9		HR		SF8	2B		4	1	2	5	0	0	0
Luis Mercedes, R (1, 9) OBP: 0.286, SLG: 0.063	G6-3		K		G6-3		K	G3		4	0	0	0	0	2	0
Joe Orsulak, L (7, 9) OBP: 0.220, SLG: 0.268										1	0	0	0	0	0	2
Cal Ripken Jr., R (1, 6) OBP: 0.378, SLG: 0.356	G6-3			G4-6-3 1B		P7		BB 2B BB	L6	4	1	1	0	1	0	0
Mike Devereaux, R (1, 8) OBP: 0.328, SLG: 0.492		K		G4-6-3 1-2f		G6-3		SAFE 2B 1-2 1B BB	F9	4	1	0	0	1	1	1
Chris Hoiles, R (1, 2) OBP: 0.438, SLG: 0.593		FC3-6 1B BB		G6-3		BB	P9	BB		2	0	0	0	3	0	2
Tim Hulett, R (1, 10) OBP: 0.379, SLG: 0.346		1-2 FC3-6 1B			G6-3 1B HR BB	P6		1-3 2-H 1B 2B	K	2	1	1	0	1	0	1
Sam Horn, L (8, PH) OBP: 0.387, SLG: 0.481										0	0	0	0	0	0	0
Mark McLemore, S (8, PH) OBP: 0.423, SLG: 0.458										2	1	1	1	0	1	1
Leo Gomez, R (1, 5) OBP: 0.338, SLG: 0.304		1-2f 2-3 FC3-6			F9		2B PB BB	FC5-4 2B 1B IBB		2	2	0	0	2	0	3
David Segui, S (1, 3) OBP: 0.265, SLG: 0.313		F8			1-2 HR G6-3 1B		PB 1-3 SF8 2B	1-2 2-H 3-H FC5-4 1B		4	2	3	2	0	0	2
Billy Ripken, R (1, 4) OBP: 0.231, SLG: 0.316			F9		G6-3	P3		1-2f 2-3 FC5-4 2B		4	0	0	0	0	0	6
Inning Stats	R: 0 E: 0 K: 0 S: 3 H: 0 LOB: 0 BB: 0 P: 4	R: 0 E: 0 K: 1 S: 12 H: 1 LOB: 2 BB: 1 P: 21	R: 0 E: 0 K: 1 S: 8 H: 0 LOB: 0 BB: 0 P: 13	R: 0 E: 0 K: 0 S: 4 H: 1 LOB: 0 BB: 0 P: 6	R: 3 E: 0 K: 0 S: 12 H: 2 LOB: 0 BB: 1 P: 22	R: 0 E: 0 K: 0 S: 6 H: 0 LOB: 1 BB: 1 P: 15	R: 2 E: 0 K: 1 S: 12 H: 1 LOB: 0 BB: 1 P: 20	R: 4 E: 0 K: 0 S: 24 H: 3 LOB: 2 BB: 3 P: 47	R: 0 E: 0 K: 1 S: 6 H: 0 LOB: 1 BB: 1 P: 11	1B: 4 2B: 3 3B: 0 HR: 1 SF: 1 SAC: 0 DP: 1 HBP: 0	WP: 0 PB: 1 SB: 0 CS: 0 PA: 42					

PITCHER	IP	WLS	BF	H	R	ER	SO	BB	IBB	HBP	BLK	WP	HR	S	P	ERA	WHIP
Jeff Johnson, L (1, 1) ERA: 6.52	7.0	L	29	5	5	4	3	4	0	0	0	0	1	57	101	5.14	1.286
Russ Springer, R (8, 1) ERA: 10.38	0.1		3	0	2	2	0	2	0	0	0	0	0	6	17	54.00	6.000
Lee Guetterman, L (8, 1) ERA: 6.23	1.2		10	3	2	2	1	1	1	0	0	0	0	24	41	10.80	2.400

PITCHER	IP	WLS	BF	H	R	ER	SO	BB	IBB	HBP	BLK	WP	HR	S	P	ERA	WHIP

TOP

Baltimore Orioles @ New York Yankees

Yankee Stadium, Bronx, NY

Sat Apr 25 1992, 3:33 AM EDT
Att. 15,949 - Cloudy - 47 F

livebaseballscorecards.com

AB	33
R	9
H	8
RBI	8
BB	8
SO	4
LOB	18

Batter	1	2	3	4	5	6	7	8	9	AB	R	H	RBI	BB	SO	LOB
Andy Stankiewicz, R (1, 4) OBP: 0.469, SLG: 0.480	C B F S 1-3 ① K		B B X 2-0 S 1B		B X 1-0 BB 1B		B B C X 2-1 ① FC6-4 1B 1-2f 2-3		B C F F S 1-3 ① K	5	0	2	0	0	2	4
Don Mattingly, L (1, 3) OBP: 0.284, SLG: 0.386	B B F X 2-1 ② G4-3		C B X 1-1 ① F8		B B F B B 4-1 FC6-4 1-2 BB		X 0-0 ② P5		B X 1-0 ②③ G4-6-3 1-2f	4	0	0	0	1	0	5
Roberto Kelly, R (1, 8) OBP: 0.413, SLG: 0.464	X 0-0 1B		P C 1 SAFE B F 1 SAFE C 2-3 ② K 1-2		B X 1-0 ③ FC6-4 1-2f		B X 1-0 1-2 3-H 1B			4	0	2	1	0	1	3
Mel Hall, L (1, 7) OBP: 0.279, SLG: 0.561	C F S 0-3 ③ K		C X 0-1 ③ F8			B F B X 2-1 ① G3	S C S 0-3 ③ K			4	0	0	0	0	2	4
Kevin Maas, L (1, 10) OBP: 0.481, SLG: 0.524		C B S B F F B F F 3-2 ① P6	C B B B F X 3-2 ① G3			C C B F X 1-2 ② G1-3		B B F B F B 4-2 G5-4-3 BB		3	0	0	0	1	0	0
Matt Nokes, L (1, 2) OBP: 0.333, SLG: 0.413		B B B C F F B 4-2 1B 1B BB	B B X 2-0 ② F9			X 0-0 ③ F9		C B S S 1-3 ① K		3	0	0	0	1	1	1
Jesse Barfield, R (1, 9) OBP: 0.207, SLG: 0.154		B B F F B X 3-2 ② F7	C B C S 1-3 ③ K				X 0-0 1B 1B 2B	B X 1-0 ②③ G5-4-3 1-2f		4	1	1	0	0	1	2
Charlie Hayes, R (1, 5) OBP: 0.379, SLG: 0.453		B C X 1-1 1B 1-2 1B			B X 1-0 ① F9		F X 0-1 FC6-4 1B 1B 2-3 1B		X 0-0 BB 1B	4	1	3	0	0	0	0
Randy Velarde, R (1, 6) OBP: 0.234, SLG: 0.328		B X 1-0 ③ 1-2 2-H 1B			C F B F B X 2-2 ② G5-3		B C X 1-1 FC6-4 1-2 3-H 1B		B F C B B B 4-2 G4-6-3 1-2 BB	3	0	2	1	1	0	0
Inning Stats	R: 0 E: 0 K: 2 S: 9 H: 1 LOB: 1 BB: 0 P: 12	R: 0 E: 0 K: 0 S: 17 H: 2 LOB: 2 BB: 1 P: 29	R: 0 E: 0 K: 1 S: 9 H: 1 LOB: 1 BB: 0 P: 13	R: 0 E: 0 K: 1 S: 7 H: 0 LOB: 0 BB: 0 P: 13	R: 0 E: 0 K: 0 S: 8 H: 1 LOB: 2 BB: 1 P: 17	R: 0 E: 0 K: 0 S: 7 H: 0 LOB: 0 BB: 0 P: 10	R: 2 E: 0 K: 1 S: 12 H: 4 LOB: 2 BB: 0 P: 16	R: 0 E: 0 K: 1 S: 6 H: 0 LOB: 0 BB: 1 P: 12	R: 0 E: 0 K: 1 S: 8 H: 1 LOB: 1 BB: 1 P: 14	1B: 9 2B: 1 3B: 0 HR: 0	SF: 0 SAC: 0 DP: 2 HBP: 0						

PITCHER		IP	WLS	BF	H	R	ER	SO	BB	IBB	HBP	BLK	WP	HR	S	P	ERA	WHIP
Ben McDonald, R ERA: 3.47	(1, 1)	6.0	W	27	8	2	2	4	2	0	0	0	0	0	62	100	3.00	1.667
Todd Frohwirth, R ERA: 2.45	(7, 1)	0.2		3	1	0	0	0	0	0	0	0	0	0	4	7	0.00	1.500
Mike Flanagan, L ERA: 5.79	(7, 1)	1.1		4	0	0	0	2	1	0	0	0	0	0	9	15	0.00	0.750
Gregg Olson, R ERA: 2.7	(9, 1)	1.0		4	1	0	0	1	1	0	0	0	0	0	8	14	0.00	2.000

PITCHER	IP	WLS	BF	H	R	ER	SO	BB	IBB	HBP	BLK	WP	HR	S	P	ERA	WHIP

BOTTOM

Baltimore Orioles @ New York Yankees

Yankee Stadium, Bronx, NY

Sat Apr 25 1992, 3:33 AM EDT
Att. 15,949 - Cloudy - 47 F

livebaseballscorecards.com

AB	34
R	2
H	10
RBI	2
BB	4
SO	7
LOB	19

1B: 9	SF: 0	WP: 0	PA: 38
2B: 1	SAC: 0	PB: 0	
3B: 0	DP: 2	SB: 1	
HR: 0	HBP: 0	CS: 0	

Batter	1	2	3	4	5	6	7	8	9	AB	R	H	RBI	BB	SO	LOB
Brady Anderson, L (1, 7) OBP: 0.410, SLG: 0.603	B S C C 1-3 ① K		B B B B 4-0 L5-3 BB		C B B B B 4-1 BB		B C X 1-1 ③ L9 1-2			2	0	0	0	2	1	1
Mike Devereaux, R (1, 8) OBP: 0.338, SLG: 0.485	B X 1-0 1B		C X 0-1 ②③ L5-3 1-2		C B S F B S 2-3 ③ K			B B C B C B 4-2 FC5-4 BB		3	0	1	0	1	1	3
Cal Ripken Jr., R (1, 6) OBP: 0.372, SLG: 0.365	C F B 1 SAFE F F B 1 SAFE S 2-3 ② K			X 0-0 ① F7		B B X 2-0 2B		1 SAFE B 1 SAFE 1 SAFE 1 SAFE P 1 SAFE C 1 SAFE 2-1 X ① FC5-4 1-2f		4	0	1	0	0	1	2
Sam Horn, L (1, 10) OBP: 0.353, SLG: 0.433 Mark McLemore, S (8, PH) OBP: 0.407, SLG: 0.440	C S B B B S 3-3 ③ K			F S B S 1-3 ② K		X 0-0 ① P2		C B B F 1 SAFE X 2-2 ② F9		3 1	0 0	0 0	0 0	0 0	2 0	2 1
Chris Hoiles, R (1, 2) OBP: 0.426, SLG: 0.621		C S B B B X 3-2 ① G5-3		B B X 2-0 HR		B C B S B X 3-2 ② G5-3		B B B X 3-0 ③ P4		4	1	1	1	0	0	2
Joe Orsulak, L (1, 9) OBP: 0.222, SLG: 0.289		B F B F X 2-2 2B		B X 1-0 ③ F9		B B C X 2-1 ③ G4-3			F X 0-1 ① G6-3	4	0	1	0	0	0	1
Tim Hulett, R (1, 5) OBP: 0.333, SLG: 0.300		B B C F B S 3-3 ② K			B B C X 2-1 ① F9		S B F B X 2-2 ① G6-3		B C F S 1-3 ② K	4	0	0	0	0	2	1
David Segui, S (1, 3) OBP: 0.289, SLG: 0.294		B X 1-0 ③ G6-3			B B B B 4-0 B2-3 BB		B S F B B B 4-2 S BB		F B F X 1-2 ③ G6-3	2	0	0	0	2	0	1
Billy Ripken, R (1, 4) OBP: 0.214, SLG: 0.293			C B C F S 1-3 ① K		1 SAFE X 0-0 ② B2-3 1-2		F 1 SAFE F B B B X 2-2 ② F7			3	0	0	0	0	1	2
Inning Stats	R: 0 E: 0 K: 3 S: 12 H: 1 LOB: 1 BB: 0 P: 19	R: 0 E: 0 K: 1 S: 10 H: 1 LOB: 1 BB: 0 P: 19	R: 0 E: 0 K: 1 S: 6 H: 0 LOB: 0 BB: 1 P: 11	R: 1 E: 0 K: 1 S: 6 H: 1 LOB: 0 BB: 0 P: 10	R: 0 E: 0 K: 1 S: 8 H: 0 LOB: 2 BB: 2 P: 20	R: 0 E: 0 K: 0 S: 7 H: 1 LOB: 1 BB: 0 P: 14	R: 0 E: 0 K: 0 S: 10 H: 0 LOB: 1 BB: 1 P: 19	R: 0 E: 0 K: 0 S: 9 H: 0 LOB: 1 BB: 1 P: 19	R: 0 E: 0 K: 1 S: 8 H: 0 LOB: 0 BB: 0 P: 10	1B: 1 2B: 3 3B: 0 HR: 1	SF: 0 SAC: 0 DP: 1 HBP: 0						

TOP

Baltimore Orioles @ New York Yankees

Yankee Stadium, Bronx, NY

Sun Apr 26 1992, 3:33 AM EDT

Att. 19,403 - Cloudy - 60 F

livebaseballscorecards.com

AB	30
R	1
H	4
RBI	1
BB	5
SO	8
LOB	16

WP: 0 PB: 0 SB: 1 CS: 0 PA: 35

PITCHER		IP	WLS	BF	H	R	ER	SO	BB	IBB	HBP	BLK	WP	HR	S	P	ERA	WHIP
Melido Perez, R ERA: 2.36	(1, 1)	7.0		28	4	1	1	7	4	0	0	0	0	1	59	112	1.29	1.143
John Habyan, R ERA: 0.82	(8, 1)	0.1		2	0	0	0	0	1	0	0	0	0	0	5	10	0.00	3.000
Steve Howe, L ERA:	(8, 1)	1.2	W	5	0	0	0	1	0	0	0	0	0	0	12	19	0.00	0.000

PITCHER	IP	WLS	BF	H	R	ER	SO	BB	IBB	HBP	BLK	WP	HR	S	P	ERA	WHIP

Batter	1	2	3	4	5	6	7	8	9	AB	R	H	RBI	BB	SO	LOB
Andy Stankiewicz, R (1, 4) OBP: 0.472, SLG: 0.517	G5-3		F7 1-3		2B			E 1B		4	1	2	0	0	0	1
Don Mattingly, L (1, 10) OBP: 0.269, SLG: 0.365	G6-3		P7		F7			F9		4	0	0	0	0	0	3
Roberto Kelly, R (1, 8) OBP: 0.405, SLG: 0.466	G6-3			G6-3		F8		E4 SF8 2B		4	1	1	1	0	0	0
Mel Hall, L (1, 7) OBP: 0.278, SLG: 0.551		G6-3 1B		F8		F9		SF8		3	0	1	1	0	0	0
Kevin Maas, L (1, 3) OBP: 0.452, SLG: 0.600		P5		HR		G1-3		K		4	1	1	1	0	1	1
Dion James, L (1, 9) OBP: 0.333, SLG: 0.143		G6-3 1-2		1B			F9			3	0	1	0	0	0	1
Matt Nokes, L (1, 2) OBP: 0.315, SLG: 0.388		G3		P2			K			3	0	0	0	0	1	2
Charlie Hayes, R (1, 5) OBP: 0.377, SLG: 0.448			K		G6-3		1B			3	0	1	0	0	1	0
Randy Velarde, R (1, 6) OBP: 0.239, SLG: 0.328			F7 S 1B		G5-3		K			3	0	1	0	0	1	1
Inning Stats	R: 0 E: 0 K: 0 S: 4 H: 0 LOB: 0 BB: 0 P: 8	R: 0 E: 0 K: 0 S: 6 H: 1 LOB: 1 BB: 0 P: 15	R: 0 E: 0 K: 1 S: 15 H: 1 LOB: 1 BB: 0 P: 20	R: 1 E: 0 K: 0 S: 14 H: 2 LOB: 1 BB: 0 P: 23	R: 0 E: 0 K: 0 S: 8 H: 1 LOB: 1 BB: 0 P: 14	R: 0 E: 0 K: 0 S: 6 H: 0 LOB: 0 BB: 0 P: 10	R: 0 E: 0 K: 2 S: 12 H: 1 LOB: 1 BB: 0 P: 18	R: 2 E: 1 K: 1 S: 15 H: 2 LOB: 0 BB: 0 P: 22		1B: 5 2B: 2 3B: 0 HR: 1 SF: 1 SAC: 0 DP: 0 HBP: 0						

PITCHER		IP	WLS	BF	H	R	ER	SO	BB	IBB	HBP	BLK	WP	HR	S	P	ERA	WHIP
Jose Mesa, R ERA: 3.26	(1, 1)	7.1	L	30	8	3	2	3	0	0	0	0	0	1	74	121	2.46	1.091
Mike Flanagan, L ERA: 5.06	(8, 1)	0.2		2	0	0	0	1	0	0	0	0	0	0	6	9	0.00	0.000

PITCHER	IP	WLS	BF	H	R	ER	SO	BB	IBB	HBP	BLK	WP	HR	S	P	ERA	WHIP

BOTTOM

Baltimore Orioles @ New York Yankees

Yankee Stadium, Bronx, NY

Sun Apr 26 1992, 3:33 AM EDT
Att. 19,403 - Cloudy - 60 F

livebaseballscorecards.com

AB	31
R	3
H	8
RBI	3
BB	0
SO	4
LOB	9

WP: 0 PA: 32
PB: 0
SB: 1
CS: 0

Batter	1	2	3	4	5	6	7	8	9	AB	R	H	RBI	BB	SO	LOB
Brady Anderson, L (1, 7) OBP: 0.402, SLG: 0.577	B B C X 2-1 F7 ①		B 1 SAFE 1 SAFE B C X 2-1 L9 ②			X 0-0 L7 ①			B B B B 4-0 G4-6-3 BB	3	0	0	0	1	0	1
Luis Mercedes, R (1, 9) OBP: 0.250, SLG: 0.053	C B F F B B S 3-3 K ②		C B 1 SAFE F B F X 2-2 F9 ③			B X 1-0 F9 ②			C B F X 1-2 G4-6-3 1-2f ① ②	3	0	0	0	0	1	1
Chito Martinez, L (9, PH)										1	0	0	0	0	0	1
Cal Ripken Jr., R (1, 6) OBP: 0.366, SLG: 0.373	C B F B B X 2-2 G6-3 ③			X 0-0 P6 ①		F X 0-1 G5-3 ③			X 0-0 2B	4	0	1	0	0	0	0
Mike Devereaux, R (1, 8) OBP: 0.333, SLG: 0.514		C B B X 2-1 HR		B X 1-0 F9 ②			C B B F F B F X 3-2 F9 ①		B S F F X 1-2 G4-3 ③	4	1	1	1	0	0	1
Chris Hoiles, R (1, 2) OBP: 0.408, SLG: 0.590		C B X 1-1 G5-3 ①		B X 1-0 F8 ③			C B B F B S 3-3 K ②			3	0	0	0	0	1	0
Tim Hulett, R (1, 10) OBP: 0.306, SLG: 0.273		X 0-0 L4 ②			C X 0-1 F9 ①		B X 1-0 G6-3 ③			3	0	0	0	0	0	0
Leo Gomez, R (1, 5) OBP: 0.338, SLG: 0.293		C B B X 2-1 F9 ③			B B B 4-0 WP BB			B C C C 1-3 K ①		2	0	0	0	1	1	0
David Segui, S (1, 3) OBP: 0.293, SLG: 0.297			B C X 1-1 1B		X 0-0 L7 ②			C F S 0-3 K ②		3	0	1	0	0	1	1
Billy Ripken, R (1, 4) OBP: 0.200, SLG: 0.273			F C S 0-3 K ①		C B F B S 2-3 K2-3 1-2 ③			X 0-0 G6-3 ③		3	0	0	0	0	2	2
Inning Stats	R: 0 E: 0 K: 1 S: 9 H: 0 LOB: 0 BB: 0 P: 16	R: 1 E: 0 K: 0 S: 7 H: 1 LOB: 0 BB: 0 P: 12	R: 0 E: 0 K: 1 S: 11 H: 1 LOB: 1 BB: 0 P: 16	R: 0 E: 0 K: 0 S: 3 H: 0 LOB: 0 BB: 0 P: 5	R: 0 E: 0 K: 1 S: 6 H: 0 LOB: 1 BB: 1 P: 12	R: 0 E: 0 K: 0 S: 4 H: 0 LOB: 0 BB: 0 P: 5	R: 0 E: 0 K: 1 S: 9 H: 0 LOB: 0 BB: 0 P: 16	R: 0 E: 0 K: 2 S: 7 H: 0 LOB: 0 BB: 0 P: 8	R: 0 E: 0 K: 0 S: 8 H: 1 LOB: 1 BB: 1 P: 14	1B: 1 2B: 1 3B: 0 HR: 1	SF: 0 SAC: 0 DP: 1 HBP: 0						

TOP

Baltimore Orioles @ Minnesota Twins

Hubert H. Humphrey Metrodome, Minneapolis, MN

Mon Apr 27 1992, 8:05 PM EDT

Att. 15,854 - Dome - 70 F

livebaseballscorecards.com

AB	29
R	1
H	3
RBI	1
BB	2
SO	6
LOB	7

PITCHER		IP	WLS	BF	H	R	ER	SO	BB	IBB	HBP	BLK	WP	HR	S	P	ERA	WHIP
Bill Krueger, L ERA: 0.84	(1, 1)	8.0	W	28	2	1	1	6	2	0	0	0	1	1	56	94	1.12	0.500
Rick Aguilera, R ERA: 5.91	(9, 1)	1.0	S	3	1	0	0	0	0	0	0	0	0	0	8	10	0.00	1.000

PITCHER		IP	WLS	BF	H	R	ER	SO	BB	IBB	HBP	BLK	WP	HR	S	P	ERA	WHIP

Batter	1	2	3	4	5	6	7	8	9	AB	R	H	RBI	BB	SO	LOB
Shane Mack, R (1, 7) OBP: 0.395, SLG: 0.507	4-1 F9 S 1B BB	2-2 CS 1B 3-H		1-0 F9			0-0 SH3 1-2			2	1	1	1	1	0	1
Chuck Knoblauch, R (1, 4) OBP: 0.333, SLG: 0.319	1-3 K 1-2	1-0 CS 1-2	0-0 G4-3 1B		3-1 G1-3		0-1 L4-6 2-3			4	1	1	0	0	1	2
Kirby Puckett, R (1, 8) OBP: 0.321, SLG: 0.475	1-1 F9 2-3		3-2 1 SAFE 1 SAFE G4-3 1-2		1-1 F9			0-0 P8		4	0	0	0	0	0	2
Kent Hrbek, L (1, 3) OBP: 0.538, SLG: 0.500	3-1 E 1B 3-H		3-3 K		1-0 2B			3-2 G4-3		4	0	2	1	0	1	1
Brian Harper, R (1, 2) OBP: 0.324, SLG: 0.365	1-2 E6 1-2		3-2 1B 2-H		3-0 P3			2-2 1B 2B		4	1	2	1	0	0	2
Chili Davis, S (1, 10) OBP: 0.357, SLG: 0.259	1-0 F7		0-0 F8			0-1 P6		3-2 2-H 1B		4	0	1	1	0	0	3
Pedro Munoz, R (1, 9) OBP: 0.362, SLG: 0.515		2-1 G3-1 1B 2B		0-0 G6-3 1B		3-2 G4-3		4-1 FC6-4 BB		3	1	2	0	1	0	0
Scott Leius, R (1, 5) OBP: 0.304, SLG: 0.418		2-1 G3-1 2-3		2-1 G6-3 1-2		0-0 F8		0-2 FC6-4 1-2f		4	0	0	0	0	0	4
Greg Gagne, R (1, 6) OBP: 0.317, SLG: 0.305		2-3 K		2-3 K			1-0 L4-6 SH3 1B			3	0	1	0	0	2	2
Inning Stats	R: 1 E: 1 K: 1 S: 15 / H: 1 LOB: 2 BB: 1 P: 26	R: 1 E: 0 K: 1 S: 10 / H: 2 LOB: 0 BB: 0 P: 19	R: 1 E: 0 K: 1 S: 13 / H: 2 LOB: 1 BB: 0 P: 22	R: 0 E: 0 K: 1 S: 10 / H: 1 LOB: 1 BB: 0 P: 14	R: 0 E: 0 K: 0 S: 6 / H: 1 LOB: 1 BB: 0 P: 14	R: 0 E: 0 K: 0 S: 7 / H: 0 LOB: 0 BB: 0 P: 10	R: 0 E: 0 K: 0 S: 4 / H: 1 LOB: 0 BB: 0 P: 5	R: 1 E: 0 K: 0 S: 15 / H: 2 LOB: 2 BB: 1 P: 27		1B: 7 2B: 4 3B: 0 HR: 0 / SF: 0 SAC: 1 DP: 1 HBP: 0						

PITCHER		IP	WLS	BF	H	R	ER	SO	BB	IBB	HBP	BLK	WP	HR	S	P	ERA	WHIP
Rick Sutcliffe, R ERA: 2.65	(1, 1)	7.2	L	33	10	4	4	4	1	0	0	0	0	0	76	129	4.70	1.435
Storm Davis, R ERA: 3.0	(8, 1)	0.1		2	0	0	0	0	1	0	0	0	0	0	4	8	0.00	3.000

PITCHER	IP	WLS	BF	H	R	ER	SO	BB	IBB	HBP	BLK	WP	HR	S	P	ERA	WHIP

BOTTOM

Baltimore Orioles @ Minnesota Twins

Hubert H. Humphrey Metrodome, Minneapolis, MN

Mon Apr 27 1992, 8:05 PM EDT

Att. 15,854 - Dome - 70 F

livebaseballscorecards.com

AB	32
R	4
H	10
RBI	4
BB	2
SO	4
LOB	17

1B: 7	SF: 0	WP: 0	PA: 36
2B: 4	SAC: 1	PB: 0	
3B: 0	DP: 1	SB: 1	
HR: 0	HBP: 0	CS: 1	

Baltimore Orioles @ Minnesota Twins

Hubert H. Humphrey Metrodome, Minneapolis, MN

Tue Apr 28 1992, 8:05 PM EDT

Att. 14,811 - Dome - 70 F

livebaseballscorecards.com

TOP

Batter	1	2	3	4	5	6	7	8	9	AB	R	H	RBI	BB	SO	LOB
Brady Anderson, L (1, 7) OBP: 0.402, SLG: 0.560	C F B B B X 3-2 ① G4-3		B C B X 2-1 ② G3 1-2		B X 1-0 S S 1B	B B C B B 4-1 1B 1-2 2-3 BB		C B B X 2-1 ① P5		4	0	1	0	1	0	1
Mark McLemore, S (1, 4) OBP: 0.438, SLG: 0.448	X 0-0 ② F7		C F X 0-2 1B 2B 2-3 1B		1 SAFE C X 0-1 ① G1-3 1-2	B B C X 2-1 1-2 2-H 3-H 1B		B B B B 4-0 HR BB		4	2	2	2	1	0	1
Cal Ripken Jr., R (1, 6) OBP: 0.368, SLG: 0.417	B S B B F X 3-2 ③ G4-3		B B B C X 3-1 BB 2B 1-3 3-H 1B		B B F F F B C 3-3 ② K 2-3	B C S X 1-2 ③ P4		B B X 2-0 1-H HR		5	2	2	3	0	1	3
Sam Horn, L (1, 10) OBP: 0.395, SLG: 0.419 Luis Mercedes, R (7, PR) OBP: 0.240, SLG: 0.050		B F C F B B B 4-2 FC6-4 BB	F F B B B B 4-2 2B 1-2 BB		B B F B X 3-1 ③ G4-3		B B S B B 4-1 BB 2B BB C F S	0-3 ② K		1 1	0 1	0 0	0 0	3 0	0 1	1 0
Mike Devereaux, R (1, 8) OBP: 0.338, SLG: 0.514		C F B F X 1-2 ① FC6-4 FC6-4 1-2f	X 0-0 1-3 2-H 3-H 2B			B B B C S X 3-2 ① G5-3	B B B B 4-0 1-2 2B BB	C B F S 1-3 ③ K		4	1	1	2	1	1	1
Joe Orsulak, L (1, 9) OBP: 0.220, SLG: 0.280		C 1 SAFE F 1 SAFE B F B C 2-3 ② K	F B X 1-1 ③ G3			X 0-0 2B 1B	B X 1-0 ① P6		X 0-0 ① F7	5	1	1	0	0	1	5
Leo Gomez, R (1, 5) OBP: 0.342, SLG: 0.333		C 1 SAFE B 1 SAFE X 1-1 ③ FC6-4 1-2f		S B B F X 2-2 ① G5-3		B B X 2-0 BB 1-H 1B 2B	C X 0-1 WP 1-H 2-H 2B		B F B B F X 3-2 ② P6	5	1	2	3	0	0	1
David Segui, S (1, 3) OBP: 0.283, SLG: 0.286			X 0-0 1B G3 1B 1B	C B X 1-1 ② F8		B S X 1-1 ② G5-3	F F X 0-2 ② G5-3		B X 1-0 ③ F7	5	1	1	0	0	0	2
Jeff Tackett, R (1, 2) OBP: 0.333, SLG: 0.800			B M X 1-1 ① P1	B B X 2-0 ③ G6-3		S B B B B 4-1 BB 1B BB	C F B B F B F X 3-2 ③ G1-3 2-3			3	1	0	0	1	0	2
Inning Stats	R: 0 E: 0 K: 0 S: 7 H: 0 LOB: 0 BB: 0 P: 13	R: 0 E: 0 K: 1 S: 13 H: 0 LOB: 1 BB: 1 P: 21	R: 3 E: 0 K: 0 S: 15 H: 4 LOB: 2 BB: 1 P: 26	R: 0 E: 0 K: 0 S: 6 H: 0 LOB: 0 BB: 0 P: 11	R: 0 E: 0 K: 1 S: 9 H: 1 LOB: 1 BB: 0 P: 16	R: 3 E: 0 K: 0 S: 14 H: 3 LOB: 2 BB: 2 P: 31	R: 2 E: 0 K: 0 S: 12 H: 1 LOB: 2 BB: 2 P: 24	R: 2 E: 0 K: 2 S: 9 H: 1 LOB: 0 BB: 1 P: 18	R: 0 E: 0 K: 0 S: 5 H: 0 LOB: 0 BB: 0 P: 9	1B: 6 2B: 3 3B: 0 HR: 1 SF: 0 SAC: 0 DP: 0 HBP: 0							

	AB	37
	R	10
	H	10
	RBI	10
	BB	7
	SO	4
	LOB	17

WP: 1 PB: 0 SB: 2 CS: 0 PA: 44

PITCHER		IP	WLS	BF	H	R	ER	SO	BB	IBB	HBP	BLK	WP	HR	S	P	ERA	WHIP
Scott Erickson, R ERA: 5.1	(1, 1)	5.1	L	25	7	5	5	2	2	0	0	0	0	0	55	97	8.44	1.688
Mark Guthrie, L ERA: 4.0	(6, 1)	1.0		8	1	3	3	0	4	0	0	0	0	0	11	32	27.00	5.000
Carl Willis, R ERA: 4.32	(7, 1)	2.2		11	2	2	2	2	1	0	0	0	1	1	24	40	6.75	1.125

PITCHER	IP	WLS	BF	H	R	ER	SO	BB	IBB	HBP	BLK	WP	HR	S	P	ERA	WHIP

Baltimore Orioles @ Minnesota Twins

Hubert H. Humphrey Metrodome, Minneapolis, MN

Tue Apr 28 1992, 8:05 PM EDT

Att. 14,811 - Dome - 70 F

livebaseballscorecards.com

BOTTOM

Batter	1	2	3	4	5	6	7	8	9	AB	R	H	RBI	BB	SO	LOB
Shane Mack, R (1, 7) OBP: 0.372, SLG: 0.474	F9		P4		F8			P4	K	5	0	0	0	0	1	1
Chuck Knoblauch, R (1, 4) OBP: 0.353, SLG: 0.333	G5-3			G4-3 G3-1 1B		B1-3 1B		HR BB		3	1	2	0	1	0	0
Kirby Puckett, R (1, 8) OBP: 0.318, SLG: 0.500	P3			G3-1 1-2		F8		1-H HR		4	1	1	2	0	0	2
Kent Hrbek, L (1, 3) OBP: 0.471, SLG: 0.500		P5		G4-3 2-3		B1-3 1-2		2B 2B		4	1	1	0	0	0	2
Brian Harper, R (1, 2) OBP: 0.306, SLG: 0.343		F7		G5-3		F9		G5-3		4	0	0	0	0	0	3
Chili Davis, S (1, 10) OBP: 0.365, SLG: 0.323		K			FC1-5-2 3B		F7	2-H 2B		4	0	2	1	0	1	0
Pedro Munoz, R (1, 9) OBP: 0.347, SLG: 0.493 Donnie Hill, S (8, PH) (9, 9) OBP: 0.182, SLG: 0.182			G6-3	FC1-5-2 FC4-6 3-H			K	G4-3		3 1	0 0	0 0	0 0	0 0	1 0	1 1
Scott Leius, R (1, 5) OBP: 0.317, SLG: 0.414			G4-3 1B	FC4-6 HR 1-2f			BB		G6-3	3	1	1	0	1	0	1
Greg Gagne, R (1, 6) OBP: 0.318, SLG: 0.355 Randy Bush, L (9, PH) OBP: 0.300, SLG: 0.222			G4-3 1-2	HR 1-H			F8		F8	3 1	1 0	1 0	2 0	0 0	0 0	2 0
Inning Stats	R: 0 E: 0 K: 0 S: 8 H: 0 LOB: 0 BB: 0 P: 11	R: 0 E: 0 K: 1 S: 9 H: 0 LOB: 0 BB: 0 P: 14	R: 0 E: 0 K: 0 S: 9 H: 1 LOB: 1 BB: 0 P: 12	R: 0 E: 0 K: 0 S: 6 H: 1 LOB: 1 BB: 0 P: 12	R: 2 E: 0 K: 0 S: 11 H: 2 LOB: 0 BB: 0 P: 17	R: 0 E: 0 K: 0 S: 10 H: 1 LOB: 1 BB: 0 P: 13	R: 0 E: 0 K: 1 S: 15 H: 0 LOB: 1 BB: 1 P: 24	R: 3 E: 0 K: 0 S: 7 H: 3 LOB: 1 BB: 1 P: 13	R: 0 E: 0 K: 1 S: 9 H: 0 LOB: 0 BB: 0 P: 17	1B: 3 2B: 2 3B: 1 HR: 2	SF: 0 SAC: 0 DP: 0 HBP: 0			WP: 0 PB: 0 SB: 0 CS: 0		PA: 37	

PITCHER		IP	WLS	BF	H	R	ER	SO	BB	IBB	HBP	BLK	WP	HR	S	P	ERA	WHIP
35 Mike Mussina, R ERA: 2.37	(1, 1)	7.2	W	33	8	5	5	2	2	0	0	0	0	2	74	114	5.87	1.304
Todd Frohwirth, R ERA: 2.08	(8, 1)	1.1		4	0	0	0	1	0	0	0	0	0	0	10	19	0.00	0.000

PITCHER	IP	WLS	BF	H	R	ER	SO	BB	IBB	HBP	BLK	WP	HR	S	P	ERA	WHIP

Batter	1	2	3	4	5	6	7	8	9	AB	R	H	RBI	BB	SO	LOB
Brady Anderson, L (1, 7) OBP: 0.417, SLG: 0.584	B C C B B F F F B 4-2 G1-6-3 BB		B X 1-0 ② F8		B B X 2-0 1B 3B		C B B B B 4-1 E S G5-3 BB		X 0-0 ① SH1-3 1-2	2	2	1	0	2	0	0
Mark McLemore, S (1, 4) OBP: 0.432, SLG: 0.424	C 1 SAFE X 0-1 ① ② G1-6-3 1-2f		B B B C B 4-1 FC5-4 BB		C B B X 2-1 WP G6-3 3-H 1B		B 1 SAFE C B C S 2-3 ① K 1-3		F B F S 1-3 ② K	4	0	1	1	1	2	3
Cal Ripken Jr., R (1, 6) OBP: 0.359, SLG: 0.395	C B B F C 2-3 ③ K		X 0-0 ③ FC5-4 1-2f		C 1 SAFE X 0-1 ① G6-3 1-2		F X 0-1 ② G5-3 3-H		I I I I 4-0 1B IBB	4	0	0	1	1	1	2
Randy Milligan, R (1, 10) OBP: 0.315, SLG: 0.383		F B S B S 2-3 ① K		C B B B 4-1 BB BB 1B BB	S B C F B S 2-3 ② K		B B F B C X 3-2 1B		C B B X 2-1 1-3 2-H 1B	4	1	2	1	1	2	1
Mike Devereaux, R (1, 8) OBP: 0.329, SLG: 0.494		C F B B X 2-2 CS 1B		C B B F B X 2-2 ① F8	B C S B S 2-3 ③ K 2-3		C F F X 0-2 ③ F8		B X 1-0 ③ L7	5	0	1	0	0	1	5
Chris Hoiles, R (1, 2) OBP: 0.413, SLG: 0.625		1 SAFE C C F B B 1 SAFE X 2-2 ② 1-2 HR		B B B B 4-0 1B BB 1-2 BB		C S C 0-3 ① K		X 0-0 ① G5-3		3	1	1	1	1	1	0
Leo Gomez, R (1, 5) OBP: 0.351, SLG: 0.333		B S X 1-1 FC5-4 1B		B C F F B B B F F F 4-2 F B 1B 1-2 2-3 BB		X 0-0 ② G5-3		C B X 1-1 ② F8		3	0	1	0	1	0	0
David Segui, S (1, 3) OBP: 0.300, SLG: 0.289		B S X 1-1 ③ FC5-4 1-2f		X 0-0 G4-6-3 1-2 2-3 3-H 1B		B C F B B B 4-2 BB		C X 0-1 ③ F9		3	0	1	1	1	0	1
Chito Martinez, L (1, 9)			X 0-0 ① G4-3	B B F X 2-1 ② ③ G4-6-3 1-2f		B X 1-0 ③ L9			B C S B F H 3-2 SH1-3 1B HBP	3	1	0	0	0	0	4
Inning Stats	R: 0 H: 0 E: 0 LOB: 0 K: 1 BB: 1 S: 10 P: 16	R: 1 H: 3 E: 0 LOB: 1 K: 1 BB: 0 S: 14 P: 22	R: 0 H: 0 E: 0 LOB: 1 K: 0 BB: 1 S: 4 P: 9	R: 1 H: 1 E: 0 LOB: 2 K: 0 BB: 3 S: 15 P: 31	R: 1 H: 2 E: 0 LOB: 1 K: 2 BB: 0 S: 12 P: 20	R: 0 H: 0 E: 0 LOB: 1 K: 1 BB: 1 S: 7 P: 12	R: 1 H: 1 E: 0 LOB: 1 K: 1 BB: 1 S: 13 P: 22	R: 0 H: 0 E: 0 LOB: 0 K: 0 BB: 0 S: 5 P: 6	R: 1 H: 1 E: 0 LOB: 2 K: 1 BB: 1 S: 10 P: 21	1B: 6 SF: 0 2B: 0 SAC: 1 3B: 1 DP: 2 HR: 1 HBP: 1						

TOP

Baltimore Orioles @ Minnesota Twins

Hubert H. Humphrey Metrodome, Minneapolis, MN

Wed Apr 29 1992, 4:33 AM EDT

Att. 23,748 - Dome - 70 F

livebaseballscorecards.com

AB	31
R	5
H	8
RBI	5
BB	8
SO	7
LOB	16

PITCHER		IP	WLS	BF	H	R	ER	SO	BB	IBB	HBP	BLK	WP	HR	S	P	ERA	WHIP
John Smiley, L ERA: 6.84	(1, 1)	4.0		20	6	3	3	2	5	0	0	0	0	1	46	85	6.75	2.750
Tom Edens, R ERA: 3.86	(5, 1)	3.0		12	1	1	1	4	2	0	0	0	1	0	29	47	3.00	1.000
Gary Wayne, L ERA: 0.82	(8, 1)	1.2	L	8	1	1	1	1	0	1	1	0	0	0	14	25	5.40	0.600
Rick Aguilera, R ERA: 5.73	(9, 1)	0.1		1	0	0	0	0	0	0	0	0	0	0	1	2	0.00	0.000

PITCHER	IP	WLS	BF	H	R	ER	SO	BB	IBB	HBP	BLK	WP	HR	S	P	ERA	WHIP

BOTTOM

Baltimore Orioles @ Minnesota Twins

Hubert H. Humphrey Metrodome, Minneapolis, MN

Wed Apr 29 1992, 4:33 AM EDT

Att. 23,748 - Dome - 70 F

livebaseballscorecards.com

Batter	1	2	3	4	5	6	7	8	9	AB	R	H	RBI	BB	SO	LOB
Chuck Knoblauch, R (1, 4) OBP: 0.344, SLG: 0.325	B C B B X 3-1 G4-3 ①	C T T B B B X 3-2 F9 ③		C 1 SAFE B 1 SAFE B X 2-1 1-2 1B		B C X 1-1 G4-3 ③			F F C 0-3 K ②	5	0	1	0	0	1	2
Randy Bush, L (1, 9) OBP: 0.333, SLG: 0.238	B B S T F B B 4-2 WP 1B 2B BB		C X 0-1 1B E 1B	B B C X 2-1 F9 ② 2-3			F F S 0-3 K ①		C C F B B 2-2 2-5 ③ 1-3	3	2	1	0	1	1	2
Kirby Puckett, R (1, 8) OBP: 0.326, SLG: 0.500	B B X 2-0 WP 1-2 2B 1B		F F B B X 2-2 FC6-4 1-2 1B	B X 1-0 G5-3 ③			C B X 1-1 L9 ②			4	1	2	0	0	0	2
Kent Hrbek, L (1, 3) OBP: 0.476, SLG: 0.722	C B X 1-1 G4-3 1-H 2-H 2B		B B X 2-0 FC6-4 ① G3 1-2f 2-H		B X 1-0 HR		F C B B X 2-2 G4-3 ③			4	1	2	3	0	0	1
Chili Davis, S (1, 10) OBP: 0.359, SLG: 0.308	B X 1-0 G4-3 ② 2-3		B S B B B 4-1 G3 BB		S C B B X 2-2 G6-3 ①			B B F F B S 3-3 K ①		3	0	0	0	1	1	1
Scott Leius, R (1, 5) OBP: 0.313, SLG: 0.393	S B S F X 1-2 G6-3 ③		B C X 1-1 G3 ② 1-2 2-3		B B B 4-0 G4-6-3 BB			C F F C 0-3 K ②		3	0	0	0	1	1	3
Lenny Webster, R (1, 2) OBP: 0.294, SLG: 0.333		B B S S B X 3-2 G4-3 2B	C C X 0-2 G3-1 ③		C 1 SAFE B 1 SAFE F B X 2-2 G4-6-3 ② ③ 1-2f			X 0-0 F9 ③		4	0	1	0	0	0	3
Donnie Hill, S (1, 6) OBP: 0.133, SLG: 0.133		B F X 1-1 G4-3 ① 2-3		B C X 1-1 G4-3 ①		F C B B X 2-2 L7 ①			B B C F B X 3-2 L7 ①	4	0	0	0	0	0	1
Jarvis Brown, R (1, 7) Brian Harper, R (9, PH) OBP: 0.315, SLG: 0.353 Shane Mack, R (9, PR) OBP: 0.372, SLG: 0.474		C X 0-1 G1-3 ②		F L H 1-2 F9 1B HBP		C B X 1-1 L7 ②			X 0-0 2-5 S 1B	2 1 0	0 0 0	0 1 0	0 0 0	0 0 0	0 0 0	1 0 0
Inning Stats	R: 2 E: 0 K: 0 S: 13 H: 2 LOB: 1 BB: 1 P: 25	R: 0 E: 0 K: 0 S: 11 H: 1 LOB: 1 BB: 0 P: 18	R: 1 E: 1 K: 0 S: 12 H: 2 LOB: 2 BB: 1 P: 21	R: 0 E: 0 K: 0 S: 9 H: 1 LOB: 2 BB: 0 P: 16	R: 1 E: 0 K: 0 S: 7 H: 1 LOB: 0 BB: 1 P: 16	R: 0 E: 0 K: 0 S: 7 H: 0 LOB: 0 BB: 0 P: 11	R: 0 E: 0 K: 1 S: 8 H: 0 LOB: 0 BB: 0 P: 11	R: 0 E: 0 K: 2 S: 8 H: 0 LOB: 0 BB: 0 P: 11	R: 0 E: 0 K: 1 S: 10 H: 1 LOB: 2 BB: 0 P: 15	1B: 5 2B: 2 3B: 0 HR: 1 SF: 0 SAC: 0 DP: 1 HBP: 1						

	AB	33
	R	4
	H	8
	RBI	3
	BB	3
	SO	4
	LOB	16

WP: 1 PB: 0 SB: 1 CS: 0 PA: 37

PITCHER		IP	WLS	BF	H	R	ER	SO	BB	IBB	HBP	BLK	WP	HR	S	P	ERA	WHIP
Bob Milacki, R ERA: 4.67	(1, 1)	5.0		25	7	4	4	0	3	0	1	0	1	1	52	96	7.20	2.000
Storm Davis, R ERA: 2.25	(6, 1)	3.0	W	9	0	0	0	3	0	0	0	0	0	0	23	33	0.00	0.000
Gregg Olson, R ERA: 2.35	(9, 1)	1.0	S	4	1	0	0	1	0	0	0	0	0	0	10	15	0.00	1.000

PITCHER	IP	WLS	BF	H	R	ER	SO	BB	IBB	HBP	BLK	WP	HR	S	P	ERA	WHIP

Batter	1	2	3	4	5	6	7	8	9	AB	R	H	RBI	BB	SO	LOB
Harold Reynolds, S (1, 4) OBP: 0.315, SLG: 0.354	C B F S 1-3 ① K		B C B F F B F X 3-2 ③ F7			C B X 1-1 ① F9		X 0-0 ② F7		4	0	0	0	0	1	0
Edgar Martinez, R (1, 5) OBP: 0.349, SLG: 0.394	B B C C B F F X 3-2 ② F7			C B B B X 3-1 1B		B B X 2-0 G1-3 2B		B C X 1-1 ③ G6-3		4	0	2	0	0	0	0
Ken Griffey Jr., L (1, 8) OBP: 0.308, SLG: 0.366	B C F F F F F S 1-3 ③ K			F F B S 1-3 ① K		X 0-0 ② G1-3 2-3			F F B B X 2-2 ① F8	4	0	0	0	0	2	2
Kevin Mitchell, R (1, 7) OBP: 0.275, SLG: 0.301		F B X 1-1 ① G5-3		X 0-0 ② F7		B B F B X 3-1 ③ G6-3			B F B F B F X 3-2 ② F7	4	0	0	0	0	0	2
Pete O'Brien, L (1, 3) OBP: 0.240, SLG: 0.500		B X 1-0 ② P3		B C X 1-1 ③ L3			B B B C X 3-1 ① F9		F F B X 1-2 ③ G4-3	4	0	0	0	0	0	1
Jay Buhner, R (1, 9) OBP: 0.354, SLG: 0.362		B B X 2-0 1B			X 0-0 HR		F B B F X 2-2 ② F9			3	1	2	1	0	0	0
Tino Martinez, L (1, 10) OBP: 0.324, SLG: 0.508		B F F C 1-3 ③ K			B B B C X 3-1 ① P4		B B B C X 3-1 2B			3	0	1	0	0	1	1
Dave Valle, R (1, 2) OBP: 0.339, SLG: 0.345 Dave Cochrane, S (4, 2) OBP: 0.370, SLG: 0.440			H 1-0 G6-4-3 HBP		B F F B F X 2-2 ② G3-1		C B F S 1-3 ③ K			0 2	0 0	0 0	0 0	0 0	0 1	0 1
Rich Amaral, R (1, 6) OBP: 0.333, SLG: 0.469			C F F B X 1-2 ① ② G6-4-3 1-2f		C C B B B X 3-2 ③ P3			B X 1-0 ① L7		3	0	0	0	0	0	1
Inning Stats	R: 0 E: 0 K: 2 S: 15 H: 0 LOB: 0 BB: 0 P: 20	R: 0 E: 0 K: 1 S: 7 H: 1 LOB: 1 BB: 0 P: 12	R: 0 E: 0 K: 0 S: 9 H: 0 LOB: 0 BB: 0 P: 14	R: 0 E: 0 K: 1 S: 8 H: 1 LOB: 1 BB: 0 P: 13	R: 1 E: 0 K: 0 S: 10 H: 1 LOB: 0 BB: 0 P: 18	R: 0 E: 0 K: 0 S: 6 H: 1 LOB: 1 BB: 0 P: 12	R: 0 E: 0 K: 1 S: 10 H: 1 LOB: 1 BB: 0 P: 19	R: 0 E: 0 K: 0 S: 4 H: 0 LOB: 0 BB: 0 P: 6	R: 0 E: 0 K: 0 S: 10 H: 0 LOB: 0 BB: 0 P: 16	1B: 2 2B: 2 3B: 0 HR: 1	SF: 0 SAC: 0 DP: 1 HBP: 1						

PITCHER	IP	WLS	BF	H	R	ER	SO	BB	IBB	HBP	BLK	WP	HR	S	P	ERA	WHIP
Ben McDonald, R (1, 1) ERA: 2.78	9.0	W	32	5	1	1	5	0	0	1	0	0	1	79	130	1.00	0.556

PITCHER	IP	WLS	BF	H	R	ER	SO	BB	IBB	HBP	BLK	WP	HR	S	P	ERA	WHIP

TOP

Seattle Mariners @ Baltimore Orioles

Oriole Park at Camden Yards, Baltimore, MD

Fri May 01 1992, 7:05 PM EDT
Att. 45,451 - Cloudy - 67 F

livebaseballscorecards.com

AB	31
R	1
H	5
RBI	1
BB	0
SO	5
LOB	8

Batter	1	2	3	4	5	6	7	8	9	AB	R	H	RBI	BB	SO	LOB
Brady Anderson, L (1, 7) OBP: 0.402, SLG: 0.549	C B C X 1-2 F7 ①	S B B B S F B 4-2 G4-3 1-2 2-3 3-H BB		B B C C C 2-3 K ②	X 0-0 FC4-2 HR ② 1-2 2-3 3-Hf		C B C S 1-3 K ①	C B B C X 2-2 G4-3 ②		5	1	0	1	1	2	3
Mike Devereaux, R (1, 8) OBP: 0.352, SLG: 0.571	B F B B X 3-1 G5-3 ②	B B C C X 2-2 G4-3 ② 1-2 2-3 3-H		B F B F B B 4-2 BB	C B B F X 2-2 HR 1-H 2-H 3-H		B S F B X 2-2 HR	B B C X 2-1 1B		5	2	3	6	1	0	2
Cal Ripken Jr., R (1, 6) OBP: 0.351, SLG: 0.395 Tim Hulett, R (8, 6) OBP: 0.297, SLG: 0.265	X 0-0 F7 ③	B X 1-0 G5-3 ③		X 0-0 G5-3 ③	B X 1-0 2B		X 0-0 F9 ②	F B C C 1-3 K ③		5 1	0 0	1 0	0 0	0 0	0 1	3 1
Randy Milligan, R (1, 10) OBP: 0.356, SLG: 0.375		C X 0-1 G4-3 ①	B C B S F B B 4-2 FC5-4 BB		4-1 BB 1B BB 4-1 BB		B B B C S B 4-2 BLK HR BB			1	2	0	0	4	0	0
Chris Hoiles, R (1, 2) OBP: 0.425, SLG: 0.662		B B B B C B 4-1 BB BB BB BB	B B B B C X 3-1 FC5-4 ① 1-2f		C X 0-1 BB BB 1-2 BB 1B 1-3 K ③		B X 1-0 1-H HR			4	3	2	2	1	1	3
Leo Gomez, R (1, 5) OBP: 0.366, SLG: 0.377	B B B B B 4-0 BB BB 1-2 1B BB	F B C B C 2-3 K ②		B B S B B 4-1 BB BB 1-2 2-3 FC4-2 BB	C F B F B C 2-3 K ①		B B X 2-0 HR			3	2	1	1	2	2	1
David Segui, S (1, 3) OBP: 0.309, SLG: 0.286	C S B B B B 4-2 1B BB BB 1-2 2-3 BB	B B B C X 3-1 1-3 1B		F S B C 1-3 K ①	B C B X 2-1 G4-3 ②		B C X 1-1 G3 ③			4	1	1	0	1	1	3
Chito Martinez, L (1, 9) OBP: 0.375, SLG: 0.125	B B B B B 4-0 BB 1B G4-3 1-2 2-3 3-H BB	X 0-0 F7 ③		C B B B B 4-1 FC4-2 BB HR 1-2 2-3 3-H BB	C X 1-1 2B			B F B C F F S 2-3 K ①		3	2	1	2	2	1	2
Billy Ripken, R (1, 4) OBP: 0.240, SLG: 0.354	C X 0-1 G4-3 BB 1-2 2-3 3-H 1B			X 0-0 F7 ①	B B B B 4-0 FC4-2 HR 1-2 2-3 3-H BB		B S B B S S 3-3 K ③	C F B F F B X 2-2 HR		4	2	2	3	1	1	1
Inning Stats	R: 0 H: 0 E: 0 LOB: 0 K: 0 BB: 0 S: 6 P: 10	R: 4 H: 1 E: 0 LOB: 2 K: 0 BB: 5 S: 14 P: 37	R: 0 H: 1 E: 0 LOB: 2 K: 1 BB: 1 S: 11 P: 23	R: 0 H: 0 E: 0 LOB: 1 K: 1 BB: 1 S: 7 P: 13	R: 6 H: 3 E: 0 LOB: 2 K: 2 BB: 5 S: 17 P: 42	R: 0 H: 1 E: 0 LOB: 1 K: 2 BB: 0 S: 11 P: 19	R: 4 H: 3 E: 0 LOB: 0 K: 1 BB: 1 S: 13 P: 24	R: 1 H: 2 E: 0 LOB: 1 K: 2 BB: 0 S: 18 P: 27		1B: 4 SF: 0 2B: 2 SAC: 0 3B: 0 DP: 0 HR: 5 HBP: 0						

PITCHER		IP	WLS	BF	H	R	ER	SO	BB	IBB	HBP	BLK	WP	HR	S	P	ERA	WHIP
Randy Johnson, L ERA: 3.48	(1, 1)	4.1	L	26	3	8	8	3	10	0	0	0	0	0	46	104	16.61	3.000
Jim Acker, R ERA: 3.86	(5, 1)	1.2		10	3	2	2	3	2	0	0	0	0	1	20	40	10.80	3.000
Gene Harris, R ERA: 7.0	(7, 1)	1.0		7	3	4	4	1	1	0	0	1	0	3	13	24	36.00	4.000
Calvin Jones, R ERA: 4.15	(8, 1)	1.0		5	2	1	1	2	0	0	0	0	0	1	18	27	9.00	2.000

PITCHER	IP	WLS	BF	H	R	ER	SO	BB	IBB	HBP	BLK	WP	HR	S	P	ERA	WHIP

BOTTOM

Seattle Mariners @ Baltimore Orioles

Oriole Park at Camden Yards, Baltimore, MD

Fri May 01 1992, 7:05 PM EDT

Att. 45,451 - Cloudy - 67 F

livebaseballscorecards.com

AB	35
R	15
H	11
RBI	15
BB	13
SO	9
LOB	19

WP: 0	PA: 48		
PB: 0			
SB: 0			
CS: 0			

Batter	1	2	3	4	5	6	7	8	9	AB	R	H	RBI	BB	SO	LOB
Harold Reynolds, S (1, 4) OBP: 0.312, SLG: 0.349	B X 1-0 ① F9			C X 0-1 ① B1-3		B B B C C X 3-1 ② G3		B B B C C X 3-2 1B 1B		4	0	1	0	0	0	0
Edgar Martinez, R (1, 5) OBP: 0.356, SLG: 0.413	B C C B S 2-3 ② K			C B X 1-1 ② G6-3		B B F B X 3-1 ② HR 2B		B B C B X 3-1 FC4-6 1-3 1B		4	1	2	0	0	1	0
Ken Griffey Jr., L (1, 8) OBP: 0.305, SLG: 0.395	C B C T F B F F C 2-3 ③ K			B B X 2-0 ③ F7		2 SAFE F B B S X 2-2 2-H HR		B S F X 1-2 ③ FC4-6 1-2f		4	1	1	2	0	1	2
Kevin Mitchell, R (1, 7) OBP: 0.274, SLG: 0.299		B B X 2-0 ① P6			B B F X 2-1 1B 1B	C S F B B X 2-2 ③ G1-3			S X 0-1 ① G6-3	4	0	1	0	0	0	0
Pete O'Brien, L (1, 10) OBP: 0.228, SLG: 0.474		B F B F X 2-2 ② F8			B X 1-0 ① P6		X 0-0 ① P4		X 0-0 ② G3	4	0	0	0	0	0	1
Jay Buhner, R (1, 9) OBP: 0.337, SLG: 0.342		C C B B C 2-3 ③ K			F B X 1-1 ② F9		F B X 1-1 ② G6-3		C X 0-1 ③ L7	4	0	0	0	0	1	1
Tino Martinez, L (1, 3) OBP: 0.324, SLG: 0.500			C F B S 1-3 ① K		B B C X 2-1 FC5 1-2 1B		B X 1-0 ③ G5-3			3	0	1	0	0	1	0
Jeff Schaefer, R (1, 6) OBP: 0.286, SLG: 0.450 Rich Amaral, R (8, PH) OBP: 0.324, SLG: 0.455 (8, 6)		B F B F X 2-2 ② L9			B X 1-0 ③ FC5 1-2f			C C X 0-2 ① F9		2 1	0 0	0 0	0 0	0 0	0 0	2 0
Matt Sinatro, R (1, 2) OBP: 0.125, SLG: 0.125 Dave Cochrane, S (8, PH) OBP: 0.357, SLG: 0.423 Dave Valle, R (8, 2) OBP: 0.339, SLG: 0.345			F L B B F S 2-3 ③ K			B F B F B X 3-2 ① P8		F C X 0-2 ② G3-1		2 1 0	0 0 0	0 0 0	0 0 0	0 0 0	1 0 0	0 0 0
Inning Stats	R: 0 H: 0 E: 0 LOB: 0 K: 2 BB: 0 S: 11 P: 16	R: 0 H: 0 E: 0 LOB: 0 K: 1 BB: 0 S: 7 P: 13	R: 0 H: 0 E: 0 LOB: 0 K: 2 BB: 0 S: 10 P: 15	R: 0 H: 0 E: 0 LOB: 0 K: 0 BB: 0 S: 5 P: 8	R: 0 H: 2 E: 0 LOB: 2 K: 0 BB: 0 S: 8 P: 15	R: 2 H: 2 E: 0 LOB: 0 K: 0 BB: 0 S: 14 P: 27	R: 0 H: 0 E: 0 LOB: 0 K: 0 BB: 0 S: 4 P: 6	R: 0 H: 2 E: 0 LOB: 2 K: 0 BB: 0 S: 14 P: 21	R: 0 H: 0 E: 0 LOB: 0 K: 0 BB: 0 S: 5 P: 5	1B: 4 SF: 0 2B: 1 SAC: 0 3B: 0 DP: 0 HR: 1 HBP: 0						

TOP

Seattle Mariners @ Baltimore Orioles

Oriole Park at Camden Yards, Baltimore, MD

Sat May 02 1992, 7:05 PM EDT

Att. 41,358 - Sunny - 91 F

livebaseballscorecards.com

AB	33
R	2
H	6
RBI	2
BB	0
SO	5
LOB	6

WP: 0 PB: 0 SB: 0 CS: 0 PA: 33

PITCHER		IP	WLS	BF	H	R	ER	SO	BB	IBB	HBP	BLK	WP	HR	S	P	ERA	WHIP
Rick Sutcliffe, R ERA: 2.6	(1, 1)	7.2	W	28	5	2	2	5	0	0	0	0	0	1	68	112	2.35	0.652
Todd Frohwirth, R ERA: 2.08	(8, 1)	0.0		1	1	0	0	0	0	0	0	0	0	0	2	5	∞	∞
Mike Flanagan, L ERA: 4.76	(8, 1)	0.1		1	0	0	0	0	0	0	0	0	0	0	3	4	0.00	0.000
Gregg Olson, R ERA: 2.08	(9, 1)	1.0	S	3	0	0	0	0	0	0	0	0	0	0	5	5	0.00	0.000

PITCHER	IP	WLS	BF	H	R	ER	SO	BB	IBB	HBP	BLK	WP	HR	S	P	ERA	WHIP

Batter	1	2	3	4	5	6	7	8	9	AB	R	H	RBI	BB	SO	LOB
Brady Anderson, L (1, 7) OBP: 0.415, SLG: 0.605	X 0-0 CS 2B		B X 1-0 FC1-5 1B 1B		C B S B B X 3-2 1-H 2-H HR		C B B X 2-1 ① G3			4	1	3	3	0	0	0
Mike Devereaux, R (1, 8) OBP: 0.358, SLG: 0.563	2 SAFE B C B S B X 3-2 ① ② G1-3 2-3		B 1 SAFE 1 SAFE B B C X 3-1 FC1-5 1-2 1B		B B F B C F B 4-2 CS BB		B B C S X 2-2 ② G6-3			3	0	1	0	1	0	1
Cal Ripken Jr., R (1, 6) OBP: 0.347, SLG: 0.400	X 0-0 2B		B B S B X 3-1 ② FC1-5 1-2 2-3f		1 SAFE C B B B S X 3-2 ① ② G6-3 1-2		C B B F X 2-2 ③ G3			4	0	1	0	0	0	3
Sam Horn, L (1, 10) OBP: 0.357, SLG: 0.371	C B S B B C 3-3 ③ K		X 0-0 ③ L8		C S X 0-2 ③ G3-1			C B S F S 1-3 ① K		4	0	0	0	0	2	3
Chris Hoiles, R (1, 2) OBP: 0.417, SLG: 0.634		C C B B B B 4-2 F9-3 BB		B B X 2-0 ① G5-3		B X 1-0 ① F8		X 0-0 ② G6-3		3	0	0	0	1	0	0
Joe Orsulak, L (1, 9) OBP: 0.222, SLG: 0.264		C F B B B X 3-2 ① ② F9-3 1-2		B F B B C B 4-2 G5-4-3 BB		B B F B F F S 3-3 ② K		F B B C B F F F X 3-2 ③ F8		3	0	0	0	1	1	1
Leo Gomez, R (1, 5) OBP: 0.365, SLG: 0.375	B B C C C 2-3 ③		F B 1 SAFE 1 SAFE X 1-1 ② ③ G5-4-3 1-2f			B F B C X 2-2 1B 1B				3	0	1	0	0	1	1
David Segui, S (1, 3) OBP: 0.345, SLG: 0.385			X 0-0 HR		B C B B X 3-1 HBP HR 1B	B C X 1-1 1-3 1B				3	2	3	1	0	0	0
Billy Ripken, R (1, 4) OBP: 0.245, SLG: 0.340			B B C F X 2-2 ① G5-3		H 1-0 1-2 HR HBP	S 1 SAFE B F C 1-3 ③ K				2	1	0	0	0	1	2
Inning Stats	R: 0 E: 0 K: 1 S: 8 H: 2 LOB: 1 BB: 0 P: 14	R: 0 E: 0 K: 1 S: 8 H: 0 LOB: 0 BB: 1 P: 17	R: 1 E: 0 K: 0 S: 10 H: 3 LOB: 2 BB: 0 P: 19	R: 0 E: 0 K: 0 S: 5 H: 0 LOB: 0 BB: 1 P: 12	R: 3 E: 0 K: 0 S: 14 H: 2 LOB: 0 BB: 1 P: 28	R: 0 E: 0 K: 2 S: 13 H: 2 LOB: 2 BB: 0 P: 21	R: 0 E: 0 K: 0 S: 8 H: 0 LOB: 0 BB: 0 P: 14	R: 0 E: 0 K: 1 S: 11 H: 0 LOB: 0 BB: 0 P: 15		1B: 5 2B: 3 3B: 0 HR: 2 SF: 0 SAC: 0 DP: 2 HBP: 1					WP: 0 PB: 0 SB: 0 CS: 2 PA: 33	

PITCHER	IP	WLS	BF	H	R	ER	SO	BB	IBB	HBP	BLK	WP	HR	S	P	ERA	WHIP
Erik Hanson, R (1, 1) ERA: 4.93	8.0	L	33	9	4	4	5	3	0	1	0	0	2	77	140	4.50	1.500

PITCHER	IP	WLS	BF	H	R	ER	SO	BB	IBB	HBP	BLK	WP	HR	S	P	ERA	WHIP

BOTTOM

Seattle Mariners @ Baltimore Orioles

Oriole Park at Camden Yards, Baltimore, MD

Sat May 02 1992, 7:05 PM EDT
Att. 41,358 - Sunny - 91 F

livebaseballscorecards.com

AB	29
R	4
H	9
RBI	4
BB	3
SO	5
LOB	11

Batter	1	2	3	4	5	6	7	8	9	AB	R	H	RBI	BB	SO	LOB
Harold Reynolds, S (1, 4) OBP: 0.316, SLG: 0.352	G3		E 3B 1B		F9		1B		G5-3	5	1	2	0	0	0	0
Henry Cotto, R (1, 8) OBP: 0.333, SLG: 0.387	G5-3		E5 3B		G5-3		P4		E5 DI	5	1	0	1	0	0	2
Edgar Martinez, R (1, 5) OBP: 0.370, SLG: 0.475	F7		G6-3 3B		3B			2B 1B	F8	5	2	3	2	0	0	1
Kevin Mitchell, R (1, 10) OBP: 0.270, SLG: 0.305		G5-3	G6-3		F9			1B 2B	K	5	1	1	2	0	1	2
Tino Martinez, L (1, 3) OBP: 0.307, SLG: 0.472		G3	K			G4-3		G1-3		4	0	0	0	0	1	1
Jay Buhner, R (1, 9) OBP: 0.356, SLG: 0.355		BB		1B		K		BB 1B		3	0	2	1	1	1	0
Greg Briley, L (1, 7) OBP: 0.216, SLG: 0.243		G3		F8		G4-3		FC5-4 BB		3	0	0	0	0	0	2
Dave Cochrane, S (8, PH) OBP: 0.379, SLG: 0.423										0	0	0	0	1	0	0
(8, 7)																
Dave Valle, R (1, 2) OBP: 0.323, SLG: 0.328			F9	K			G6-3	K		3	0	0	0	0	1	1
Pete O'Brien, L (8, PH) OBP: 0.225, SLG: 0.468										1	0	0	0	0	1	2
Matt Sinatro, R (8, 2) OBP: 0.125, SLG: 0.125										0	0	0	0	0	0	0
Rich Amaral, R (1, 6) OBP: 0.316, SLG: 0.432			1B E 1B	SAFE SAFE	K		G3	FC5-4		4	1	1	0	0	1	3
Inning Stats	R: 0 E: 0 K: 0 S: 9 H: 0 LOB: 0 BB: 0 P: 12	R: 0 E: 0 K: 0 S: 10 H: 0 LOB: 1 BB: 1 P: 16	R: 4 E: 1 K: 1 S: 21 H: 3 LOB: 0 BB: 0 P: 28	R: 0 E: 0 K: 2 S: 11 H: 1 LOB: 1 BB: 0 P: 16	R: 0 E: 0 K: 0 S: 7 H: 1 LOB: 1 BB: 0 P: 11	R: 0 E: 0 K: 1 S: 9 H: 0 LOB: 0 BB: 0 P: 10	R: 0 E: 0 K: 0 S: 8 H: 1 LOB: 1 BB: 0 P: 10	R: 2 E: 0 K: 1 S: 13 H: 3 LOB: 2 BB: 1 P: 20	R: 0 E: 1 K: 1 S: 9 H: 0 LOB: 1 BB: 0 P: 11	1B: 6 2B: 1 3B: 2 HR: 0 SF: 0 SAC: 0 DP: 0 HBP: 0						

PITCHER		IP	WLS	BF	H	R	ER	SO	BB	IBB	HBP	BLK	WP	HR	S	P	ERA	WHIP
35 Mike Mussina, R ERA: 2.65	(1, 1)	7.0	W	30	7	5	3	4	1	0	0	0	0	0	76	105	3.86	1.143
Todd Frohwirth, R ERA: 3.0	(8, 1)	0.1		3	2	1	1	0	0	0	0	0	0	0	8	10	27.00	6.000
Mike Flanagan, L ERA: 4.76	(8, 1)	0.0		1	0	0	0	0	1	0	0	0	0	0	0	4	∞	∞
Gregg Olson, R ERA: 1.74	(8, 1)	1.2	S	6	0	0	0	2	0	0	0	0	0	0	13	15	0.00	0.000

PITCHER	IP	WLS	BF	H	R	ER	SO	BB	IBB	HBP	BLK	WP	HR	S	P	ERA	WHIP

TOP

Seattle Mariners @ Baltimore Orioles

Oriole Park at Camden Yards, Baltimore, MD

Sun May 03 1992, 3:33 AM EDT
Att. 45,352 - Sunny - 77 F

livebaseballscorecards.com

AB	38
R	6
H	9
RBI	6
BB	2
SO	6
LOB	14

WP: 0 PB: 0 SB: 0 CS: 0 PA: 40

Seattle Mariners @ Baltimore Orioles

Oriole Park at Camden Yards, Baltimore, MD

Sun May 03 1992, 3:33 AM EDT
Att. 45,352 - Sunny - 77 F

livebaseballscorecards.com

BOTTOM

Batter	1	2	3	4	5	6	7	8	9	AB	R	H	RBI	BB	SO	LOB
Brady Anderson, L (1, 7) OBP: 0.405, SLG: 0.582	G1-3	P5		G3-1		F8		1B 2-3 1B		5	0	1	0	0	0	0
Mark McLemore, S (1, 4) OBP: 0.429, SLG: 0.421	2B 1B 1B	F8		K		F9		BB 1-3 3-H 1B		5	1	2	1	0	1	0
Cal Ripken Jr., R (1, 6) OBP: 0.358, SLG: 0.449	1-3 1B 2B	HR		BB		G4-3		K		4	2	2	1	1	1	2
Sam Horn, L (1, 10) OBP: 0.362, SLG: 0.359	K	FC5-4 1B		F8			G3	BB 1-2		4	0	1	0	1	1	3
Luis Mercedes, R (8, PR) OBP: 0.240, SLG: 0.050										0	0	0	0	0	0	0
Mike Devereaux, R (1, 8) OBP: 0.350, SLG: 0.538	BB 1B 3B BB	FC5-4 1-2f			G6-3		F9	P5		4	1	0	0	1	0	4
Randy Milligan, R (1, 3) OBP: 0.365, SLG: 0.442	BB 3B 1B 1-2 2-H 3-H		G6-3		E6 2B		HR			4	2	2	3	0	0	0
David Segui, S (8, 3) OBP: 0.345, SLG: 0.385										0	0	0	0	0	0	0
Chito Martinez, L (1, 9) OBP: 0.393, SLG: 0.158	BB 1-2 2-3 3B		1B		F8		K			3	1	1	0	1	1	1
Tim Hulett, R (1, 5) OBP: 0.341, SLG: 0.395	1-H 2-H 3-H 3B		F8		1-3 2B			1B SH3 1B 1B		4	1	3	3	0	0	1
Jeff Tackett, R (1, 2) OBP: 0.222, SLG: 0.500	K		G6-3		G4-3			SH3 1-2		3	0	0	0	0	1	4
Inning Stats	R: 5 E: 0 K: 2 S: 21 H: 4 LOB: 1 BB: 2 P: 37	R: 1 E: 0 K: 0 S: 7 H: 2 LOB: 1 BB: 0 P: 14	R: 0 E: 0 K: 0 S: 11 H: 1 LOB: 1 BB: 0 P: 17	R: 0 E: 0 K: 1 S: 10 H: 0 LOB: 1 BB: 1 P: 15	R: 0 E: 1 K: 0 S: 9 H: 1 LOB: 2 BB: 0 P: 17	R: 0 E: 0 K: 0 S: 5 H: 0 LOB: 0 BB: 0 P: 7	R: 1 E: 0 K: 1 S: 9 H: 1 LOB: 0 BB: 0 P: 17	R: 1 E: 0 K: 1 S: 10 H: 3 LOB: 3 BB: 1 P: 18		1B: 7 2B: 2 3B: 1 HR: 2 SF: 0 SAC: 1 DP: 0 HBP: 0						

	AB	36
	R	8
	H	12
	RBI	8
	BB	4
	SO	5
	LOB	15

WP: 0 PB: 0 SB: 0 CS: 0 PA: 41

PITCHER		IP	WLS	BF	H	R	ER	SO	BB	IBB	HBP	BLK	WP	HR	S	P	ERA	WHIP
Rich DeLucia, R ERA: 10.57	(1, 1)	2.0	L	14	6	6	6	2	2	0	0	0	0	1	28	51	27.00	4.000
Dennis Powell, L ERA: 1.04	(3, 1)	4.0		16	2	0	0	1	1	0	0	0	0	0	35	56	0.00	0.750
Jeff Nelson, R ERA: 3.86	(7, 1)	1.0		4	1	1	1	1	0	0	0	0	0	1	9	17	9.00	1.000
Mike Schooler, R ERA: 4.66	(8, 1)	1.0		7	3	1	1	1	1	0	0	0	0	0	10	18	9.00	4.000

PITCHER	IP	WLS	BF	H	R	ER	SO	BB	IBB	HBP	BLK	WP	HR	S	P	ERA	WHIP

Batter	1	2	3	4	5	6	7	8	9	AB	R	H	RBI	BB	SO	LOB
Brian Downing, R (1, 10) OBP: 0.516, SLG: 0.455	4-0 BB	2-1 1B		3-2 FC3-6 1B		1-0 F8			4-2 G6-3 G4-3 BB	3	3	2	0	2	0	0
Rafael Palmeiro, L (1, 3) OBP: 0.368, SLG: 0.510	1-1 F7	1-1 FC6		2-2 FC3-6			0-1 1B		1-1 G4-3	5	0	3	2	0	0	3
Ruben Sierra, S (1, 9) OBP: 0.348, SLG: 0.438	1-2 1B	2-2 FC6		3-1 FC3-6 G1-4-3			0-1 F9		0-1 G6-3	5	0	1	1	0	0	5
Juan Gonzalez, R (1, 8) OBP: 0.318, SLG: 0.470	2-1 1B		2-0 BB	2-1 G1-4-3			3-3 K		0-0 1B	5	0	3	2	0	1	3
Kevin Reimer, L (1, 7) OBP: 0.347, SLG: 0.457	2-2 1B		2-3 K		1-1 G4-3		2-2 F9		1-0 L9	4	0	1	0	0	1	2
Jack Daugherty, S (9, PH) OBP: 0.241, SLG: 0.184										1	0	0	0	0	0	1
Dean Palmer, R (1, 5) OBP: 0.333, SLG: 0.446	1-3 K		4-0 BB		2-3 K			3-2 P3		3	0	0	0	1	2	3
Dickie Thon, R (1, 6) OBP: 0.291, SLG: 0.291	2-2 L8		0-0 F8		0-2 F8			2-0 F7		4	0	0	0	0	0	5
Ivan Rodriguez, R (1, 2) OBP: 0.318, SLG: 0.386		0-3 K	2-3 K			0-0 F9		0-2 F8		4	0	0	0	0	2	2
Jeff Huson, L (1, 4) OBP: 0.314, SLG: 0.394		3-1 F9		4-0 BB		1-2 P4			4-2 G4-3 BB G6-3 BB	2	1	0	0	1	0	0
Monty Fariss, R (9, PH) OBP: 0.500, SLG: 0.500										0	1	0	0	1	0	0
Inning Stats	R: 1 E: 0 K: 1 S: 18 H: 3 LOB: 3 BB: 1 P: 31	R: 1 E: 0 K: 1 S: 12 H: 2 LOB: 1 BB: 0 P: 20	R: 0 E: 0 K: 2 S: 8 H: 1 LOB: 2 BB: 1 P: 18	R: 1 E: 0 K: 0 S: 15 H: 2 LOB: 1 BB: 1 P: 29	R: 0 E: 0 K: 1 S: 8 H: 0 LOB: 0 BB: 0 P: 11	R: 0 E: 0 K: 0 S: 6 H: 0 LOB: 0 BB: 0 P: 8	R: 0 E: 0 K: 1 S: 11 H: 1 LOB: 1 BB: 0 P: 16	R: 0 E: 0 K: 0 S: 10 H: 0 LOB: 0 BB: 0 P: 15	R: 2 E: 0 K: 0 S: 15 H: 1 LOB: 1 BB: 2 P: 25	1B: 10 2B: 0 3B: 0 HR: 0	SF: 0 SAC: 0 DP: 1 HBP: 0						

TOP

Texas Rangers @ Baltimore Orioles

Oriole Park at Camden Yards, Baltimore, MD

Mon May 04 1992, 7:05 PM EDT

Att. 36,511 - Sunny - 63 F

livebaseballscorecards.com

AB	36
R	5
H	10
RBI	5
BB	5
SO	6
LOB	24

PITCHER		IP	WLS	BF	H	R	ER	SO	BB	IBB	HBP	BLK	WP	HR	S	P	ERA	WHIP
Bob Milacki, R ERA: 5.1	(1, 1)	3.0		19	7	3	3	4	3	0	0	0	1	0	44	82	9.00	3.333
Alan Mills, R ERA: 0.66	(4, 1)	5.0	W	16	2	0	0	2	0	0	0	0	0	0	44	66	0.00	0.400
Mike Flanagan, L ERA: 6.75	(9, 1)	1.0		6	1	2	2	0	2	0	0	0	0	0	15	25	18.00	3.000

PITCHER	IP	WLS	BF	H	R	ER	SO	BB	IBB	HBP	BLK	WP	HR	S	P	ERA	WHIP

WP: 1 PB: 0 SB: 0 CS: 0 PA: 41

Texas Rangers @ Baltimore Orioles

Oriole Park at Camden Yards, Baltimore, MD

Mon May 04 1992, 7:05 PM EDT

Att. 36,511 - Sunny - 63 F

livebaseballscorecards.com

BOTTOM

Batter	1	2	3	4	5	6	7	8	9	AB	R	H	RBI	BB	SO	LOB
Brady Anderson, L (1, 7) OBP: 0.397, SLG: 0.558	G4-3 1-2 2-3 BB	1B 1-2 2-3 BB		F7			K P5			4	0	0	0	1	1	2
Mike Devereaux, R (1, 8) OBP: 0.362, SLG: 0.547	1B S 2B	1B 1-2 2-H 3-H 1B			G6-3		HBP 1B BB	K		4	2	2	2	1	1	0
Cal Ripken Jr., R (1, 6) OBP: 0.360, SLG: 0.441	S 2-3 1B	P3			K		1 SAFE WP 1B 1-2 HR HBP	G3-1		4	1	1	0	0	1	2
Sam Horn, L (1, 10) OBP: 0.340, SLG: 0.333 Tim Hulett, R (7, PH) OBP: 0.372, SLG: 0.410	K	1 SAFE G3-1			K		WP 1-2 2-H HR 1B	BB		3 1	0 1	0 1	0 1	0 1	2 0	4 0
Randy Milligan, R (1, 3) OBP: 0.368, SLG: 0.418	1-2 3-H BB		G6-3			L8	HR 1-2 2-3 BB	F8		3	1	0	0	2	0	1
Chris Hoiles, R (1, 2) OBP: 0.420, SLG: 0.662	K		K			BB	BB 1-H 2-H 3-H HR			3	1	1	4	1	2	2
Chito Martinez, L (1, 9) OBP: 0.438, SLG: 0.150		FC1-5 1B BB	F7				1 SAFE 1-2 BB 1B BB			1	0	0	0	3	0	0
Leo Gomez, R (1, 5) OBP: 0.360, SLG: 0.368		1 SAFE WP FC1-5 1-2 1B 1B	K				P7 K			4	1	1	0	0	2	3
Billy Ripken, R (1, 4) OBP: 0.246, SLG: 0.333		FC1-5 WP 1-2 2-3f 1B	G5-3				F8 1-2 1B			4	1	1	0	0	0	4

| | | | |

Texas Rangers @ Baltimore Orioles

Oriole Park at Camden Yards, Baltimore, MD

Tue May 05 1992, 3:33 AM EDT
Att. 45,481 - Cloudy - 59 F

TOP

livebaseballscorecards.com

Batter	1	2	3	4	5	6	7	8	9	AB	R	H	RBI	BB	SO	LOB
Brian Downing, R (1, 10) OBP: 0.500, SLG: 0.426 Jack Daugherty, S (9, PH) OBP: 0.236, SLG: 0.180	C C B X 1-2 G6-3 ①		C B F X 1-2 F8 ②		C B B B B 4-1 BB		C B X 1-1 F8 ②		X 0-0 G4-1 ①	3 0 0 0 1 0 0 1 0 0 0 0 0 0						
Jeff Huson, L (1, 4) OBP: 0.307, SLG: 0.371	C B B X 2-1 G4-3 ②		F F B B B X 3-2 F7 ③		B B C B X 3-1 G3-1 ③		B C S B B B 4-2 CS BB		B S B X 2-1 G3 ②	4 0 0 0 1 0 1						
Rafael Palmeiro, L (1, 3) OBP: 0.369, SLG: 0.505	B X 1-0 P6 ③			B C B X 2-1 G3-1 ①		B B X 2-0 1B 1B 1B	B F B 2-1 CS ③ 1-2	B C B B X 3-1 L9 ①	C B F B X 2-2 1B	5 1 2 0 0 0 0						
Ruben Sierra, S (1, 9) OBP: 0.350, SLG: 0.464		C B B B X 3-1 HR		C F B B F F B F C 3-3 K ②		B C B B X 3-1 F8 ①		B B B F X 3-1 BB 1B 1B	X 0-0 G4-3 ③	5 2 2 1 0 1 2						
Juan Gonzalez, R (1, 8) OBP: 0.324, SLG: 0.481		C X 0-1 F9 ①		B F X 1-1 2B		S 1 SAFE C X 0-2 1B 1-3 1B		X 0-0 F9 ②		4 0 2 0 0 0 1						
Kevin Reimer, L (1, 7) OBP: 0.352, SLG: 0.485 John Cangelosi, S (8, PR) OBP: 0.306, SLG: 0.250 (8, 7)		B B X 2-0 HR		B X 1-0 G6-3 ③		C S S 0-3 K ②		B S B B B S F B 4-2 1B 1B 1-2 BB		3 1 1 1 1 1 3 0 0 0 0 0 0 0						
Dickie Thon, R (1, 6) OBP: 0.300, SLG: 0.301		C X 0-1 G4-3 ②			B X 1-0 F8 ①	C X 0-1 1-3 3-H 1B		X 0-0 1B 1-2 2-H 1B		4 0 2 2 0 0 0						
Ivan Rodriguez, R (1, 2) OBP: 0.326, SLG: 0.425		F F S 0-3 K ③			C F B X 1-2 HR	B B F F B X 3-2 G1-3 ③		B X 1-0 1-2 2-3 1B		4 1 2 1 0 1 2						
Al Newman, S (1, 5) OBP: 0.260, SLG: 0.255			B B C C B X 3-2 G6-3 ①		X 0-0 F8 ②		B C X 1-1 G6-3 ①	F F F B S 1-3 K ③		4 0 0 0 0 1 3						
Inning Stats	R: 0 E: 0 K: 0 S: 6 H: 0 LOB: 0 BB: 0 P: 10	R: 2 E: 0 K: 1 S: 10 H: 2 LOB: 0 BB: 0 P: 15	R: 0 E: 0 K: 0 S: 9 H: 0 LOB: 0 BB: 0 P: 16	R: 0 E: 0 K: 1 S: 11 H: 1 LOB: 1 BB: 0 P: 18	R: 1 E: 0 K: 0 S: 8 H: 1 LOB: 1 BB: 1 P: 17	R: 1 E: 0 K: 1 S: 14 H: 3 LOB: 2 BB: 0 P: 22	R: 0 E: 0 K: 0 S: 7 H: 0 LOB: 0 BB: 1 P: 15	R: 1 E: 0 K: 1 S: 14 H: 3 LOB: 3 BB: 1 P: 26	R: 0 E: 0 K: 0 S: 7 H: 1 LOB: 1 BB: 0 P: 11	1B: 7 2B: 1 3B: 0 HR: 3 SF: 0 SAC: 0 DP: 0 HBP: 0						

	AB	37
	R	5
	H	11
	RBI	5
	BB	3
	SO	4
	LOB	12

WP: 0 PB: 0 SB: 0 CS: 1 PA: 41

PITCHER		IP	WLS	BF	H	R	ER	SO	BB	IBB	HBP	BLK	WP	HR	S	P	ERA	WHIP
Jose Mesa, R ERA: 3.7	(1, 1)	5.0		20	4	3	3	2	1	0	0	0	0	3	44	76	5.40	1.000
Storm Davis, R ERA: 3.07	(6, 1)	2.2	L	14	5	2	2	1	2	0	0	0	0	0	30	56	6.75	2.625
Todd Frohwirth, R ERA: 2.61	(8, 1)	1.1		6	2	0	0	1	0	0	0	0	0	0	12	18	0.00	1.500

PITCHER	IP	WLS	BF	H	R	ER	SO	BB	IBB	HBP	BLK	WP	HR	S	P	ERA	WHIP

Texas Rangers @ Baltimore Orioles

Oriole Park at Camden Yards, Baltimore, MD

Tue May 05 1992, 3:33 AM EDT

Att. 45,481 - Cloudy - 59 F

livebaseballscorecards.com

BOTTOM

Batter	1	2	3	4	5	6	7	8	9	AB	R	H	RBI	BB	SO	LOB
Brady Anderson, L (1, 7) OBP: 0.405, SLG: 0.566	BBCBCB 4-2 S 1B BB	BCX 1-1 ① G5-3 1-2		BCCBBX 3-2 2B			BBCCX 2-2 ① F9		FBX 1-1 1-2 1B	4	1	2	0	1	0	1
Mark McLemore, S (1, 4) OBP: 0.426, SLG: 0.405	CBLX SAFE 1-2 S HR 1-H 1B	CBBFX 2-2 ② F8		BBCFBB 4-2 BB			LCBBX 2-2 ② G4-3		CX 0-1 ③ G2-3	4	1	1	1	1	0	3
Cal Ripken Jr., R (1, 6) OBP: 0.357, SLG: 0.464	BBCX 2-1 1-H HR	BCX 1-1 ③ F9		CBCBBX 3-2 ③ F8			X 0-0 ③ G6-3			4	1	1	2	0	0	3
Sam Horn, L (1, 10) OBP: 0.358, SLG: 0.400 Randy Milligan, R (8, PH) OBP: 0.362, SLG: 0.411	CCFX 0-2 3B		BSFBBX 3-2 ① F7		BFBCX 2-2 G5-4-3 1B			CBSFC 1-3 ① K		3 1	0 0	2 0	0 0	0 0	0 1	0 0
Mike Devereaux, R (1, 8) OBP: 0.358, SLG: 0.531	FH 1-1 HBP		CBX 1-1 ② F8		CBX 1-1 ① ② G5-4-3 1-2f			BBCCC 2-3 ② K		3	0	0	0	0	1	1
Chris Hoiles, R (1, 2) OBP: 0.413, SLG: 0.636	CCFS 0-3 ① K		CBBFBB 4-2 BB		BBCBX 3-1 ③ F7			CFX 0-2 ③ F8		3	0	0	0	1	1	2
Joe Orsulak, L (1, 9) OBP: 0.228, SLG: 0.255 Tim Hulett, R (9, PH) OBP: 0.372, SLG: 0.410 Chito Martinez, L (9, PH) OBP: 0.424, SLG: 0.143	BFBSS 2-3 ② K		X 0-0 ③ F8			BBBBCB 4-1 CS BB			CFFBC 1-3 ① K	2 0 1	0 0 0	0 0 0	0 0 0	1 0 0	1 0 1	3 0 0
Leo Gomez, R (1, 5) OBP: 0.344, SLG: 0.350	BX 1-0 ③ P6			BBBCX 3-1 ① F7		BC1LBX SAFE 2-2 ① P4			BX 1-0 ② P4	4	0	0	0	0	0	3
David Segui, S (1, 3) OBP: 0.355, SLG: 0.382		BFBBFB 4-2 G5-3 BB		BSFFX 1-2 ② G4-3		SX 1-0 ② ③ G6-3 1-2			BBBCCX 3-2 1B 1B	3	0	1	0	1	0	1
Inning Stats	R: 3 H: 3 E: 0 LOB: 2 K: 2 BB: 1 S: 20 P: 31	R: 0 H: 0 E: 0 LOB: 1 K: 0 BB: 1 S: 9 P: 17	R: 0 H: 0 E: 0 LOB: 1 K: 0 BB: 1 S: 8 P: 16	R: 0 H: 1 E: 0 LOB: 2 K: 0 BB: 1 S: 14 P: 28	R: 0 H: 1 E: 0 LOB: 0 K: 0 BB: 0 S: 7 P: 13	R: 0 H: 0 E: 0 LOB: 0 K: 0 BB: 0 S: 6 P: 12	R: 0 H: 0 E: 0 LOB: 0 K: 0 BB: 0 S: 7 P: 11	R: 0 H: 0 E: 0 LOB: 0 K: 2 BB: 0 S: 10 P: 13	R: 0 H: 2 E: 0 LOB: 2 K: 1 BB: 0 S: 12 P: 18	1B: 4 SF: 0 2B: 1 SAC: 0 3B: 1 DP: 1 HR: 1 HBP: 1						WP: 0 PA: 38 PB: 0 SB: 2 CS: 1

	AB	32
	R	3
	H	7
	RBI	3
	BB	5
	SO	5
	LOB	17

PITCHER		IP	WLS	BF	H	R	ER	SO	BB	IBB	HBP	BLK	WP	HR	S	P	ERA	WHIP
Nolan Ryan, R ERA: 11.42	(1, 1)	2.0		12	3	3	3	2	2	0	1	0	0	1	29	48	13.50	2.500
Jeff Robinson, R ERA: 4.05	(3, 1)	5.0	W	18	2	0	0	0	3	0	0	0	0	0	42	80	0.00	1.000
Kenny Rogers, L ERA: 1.93	(8, 1)	1.0		3	0	0	0	2	0	0	0	0	0	0	10	13	0.00	0.000
Jeff Russell, R ERA: 2.19	(9, 1)	1.0	S	5	2	0	0	1	0	0	0	0	0	0	12	18	0.00	2.000

PITCHER	IP	WLS	BF	H	R	ER	SO	BB	IBB	HBP	BLK	WP	HR	S	P	ERA	WHIP

Minnesota Twins @ Baltimore Orioles

Oriole Park at Camden Yards, Baltimore, MD

Wed May 06 1992, 7:05 PM EDT

Att. 35,550 - Cloudy - 61 F

livebaseballscorecards.com

Batter	1	2	3	4	5	6	7	8	9	AB	R	H	RBI	BB	SO	LOB
Shane Mack, R (1, 7) OBP: 0.398, SLG: 0.529	L7		G5-3		G3			HR		4	1	1	1	0	0	1
Chuck Knoblauch, R (1, 4) OBP: 0.363, SLG: 0.353	CS BB			G6-4-3 1B		L8		F7		3	0	1	0	1	0	0
Kirby Puckett, R (1, 8) OBP: 0.319, SLG: 0.522	F7 1-2			G6-4-3 1-2f		1B		HR		4	1	2	1	0	0	2
Kent Hrbek, L (1, 3) OBP: 0.478, SLG: 0.595		G4-3 1B		BB BB		K		G4-3		3	0	1	0	1	1	1
Brian Harper, R (1, 2) OBP: 0.287, SLG: 0.322		G4-3 1-2		1-2 BB		K			G5-3	3	0	0	0	1	1	2
Gene Larkin, S (1, 10) OBP: 0.280, SLG: 0.405		F9		P5			F8		K	4	0	0	0	0	1	3
Pedro Munoz, R (1, 9) OBP: 0.293, SLG: 0.404		K			P3		F9		G6-3	4	0	0	0	0	1	1
Donnie Hill, S (1, 5) OBP: 0.308, SLG: 0.292			F7		2B		F9			3	0	1	0	0	0	0
Greg Gagne, R (1, 6) OBP: 0.301, SLG: 0.312			P3		K2-3			F7		3	0	0	0	0	1	1
Inning Stats	R: 0 E: 0 K: 0 S: 5 H: 0 LOB: 0 BB: 1 P: 12	R: 0 E: 0 K: 1 S: 7 H: 1 LOB: 1 BB: 0 P: 11	R: 0 E: 0 K: 0 S: 7 H: 0 LOB: 0 BB: 0 P: 10	R: 0 E: 0 K: 0 S: 8 H: 1 LOB: 2 BB: 2 P: 16	R: 0 E: 0 K: 1 S: 9 H: 1 LOB: 1 BB: 0 P: 13	R: 0 E: 0 K: 2 S: 12 H: 1 LOB: 1 BB: 0 P: 18	R: 0 E: 0 K: 0 S: 5 H: 0 LOB: 0 BB: 0 P: 8	R: 2 E: 0 K: 0 S: 10 H: 2 LOB: 0 BB: 0 P: 17	R: 0 E: 0 K: 1 S: 6 H: 0 LOB: 0 BB: 0 P: 8	1B: 3 2B: 1 3B: 0 HR: 2 SF: 0 SAC: 0 DP: 1 HBP: 0							

	AB	31
	R	2
	H	6
	RBI	2
	BB	3
	SO	5
	LOB	11

WP: 0 PB: 0 SB: 0 CS: 1 PA: 34

PITCHER	IP	WLS	BF	H	R	ER	SO	BB	IBB	HBP	BLK	WP	HR	S	P	ERA	WHIP
Ben McDonald, R (1, 1) ERA: 2.61	9.0	W	34	6	2	2	5	3	0	0	0	0	2	69	113	2.00	1.000

PITCHER	IP	WLS	BF	H	R	ER	SO	BB	IBB	HBP	BLK	WP	HR	S	P	ERA	WHIP

Batter	1	2	3	4	5	6	7	8	9	AB	R	H	RBI	BB	SO	LOB
Brady Anderson, L (1, 7) OBP: 0.413, SLG: 0.596	C C B B X 2-2 FC4-6 1B		L C B X 1-2 1B S 1-3 G6-3 1B	B B B C C X 3-2 1-H HR		B B C X 2-1 E6		C B B F X 2-2 ③ FC4-6 1-2f 2-3		5	2	3	2	0	0	2
Mark McLemore, S (1, 4) OBP: 0.412, SLG: 0.378	C X 0-1 ① FC4-6 S 1B 1-2f		F B P S S 2-3 ① K 1-2	B B C B B 4-1 BB		B B C C X 2-2 ③ P2				3	1	0	0	1	1	4
Cal Ripken Jr., R (1, 6) OBP: 0.353, SLG: 0.450	L B C B B C 3-3 ② K 1-2		B B I 4-0 G6-3 1B IBB	S F P S 1-3 ③ K			F X 0-1 ① P4			3	0	0	0	1	2	2
Sam Horn, L (1, 10) OBP: 0.382, SLG: 0.426 Glenn Davis, R (5, PH) OBP: 0.200, SLG: 0.200	F B B X 2-1 2-H 1B		B S T X 1-2 G6-3 1-2 2-3 3-H 1B		C X 0-1 ① G5-3		S C B F S 1-3 ② K			2 2	0 0	2 0	2 0	0 0	0 1	0 0
Mike Devereaux, R (1, 8) OBP: 0.354, SLG: 0.520	C F B B X 2-2 ③ G4-3		X 0-0 ② G6-3 1-2 2-3 3-H		C C B S 1-3 ② K		B B C F F X 2-2 CS 1B			4	0	1	1	0	1	3
Randy Milligan, R (1, 3) OBP: 0.356, SLG: 0.390		X 0-0 ① F9	B C F B X 2-2 ③ G1-3		B B C F B S 3-3 ③ K		F 1 SAFE 0-1 ③ CS 1-2	C B B B B 4-1 FC4-6 HBP BB		3	0	0	0	1	1	2
Chris Hoiles, R (1, 2) OBP: 0.427, SLG: 0.642		C F B B F B X 2-2 L3 1B		B B B C F F X 3-2 HR 1B		B B F F X 2-2 P4-3 1B		C B F F X 1-2 ① F9		4	1	3	0	0	0	1
Joe Orsulak, L (1, 9) OBP: 0.230, SLG: 0.241		C B F F F E X 1-2 ② ③ L3 1-2		C F X 0-2 ① P5		F 1 SAFE X 0-1 ① ② P4-3 1-2f		1 SAFE H 1-0 FC4-6 1-2 HBP		3	0	0	0	0	0	3
Leo Gomez, R (1, 5) OBP: 0.351, SLG: 0.393			B X 1-0 1B 1B 1B	B F B F S 2-3 ② K		B S X 1-1 HR		B B F C F S 2-3 ② K		4	2	2	1	0	2	3
Inning Stats	R: 1 E: 0 K: 1 S: 13 H: 2 LOB: 1 BB: 0 P: 22	R: 0 E: 0 K: 0 S: 10 H: 1 LOB: 0 BB: 0 P: 13	R: 2 E: 0 K: 1 S: 15 H: 3 LOB: 2 BB: 1 P: 25	R: 2 E: 0 K: 2 S: 18 H: 2 LOB: 1 BB: 1 P: 30	R: 0 E: 0 K: 2 S: 8 H: 0 LOB: 0 BB: 0 P: 12	R: 1 E: 1 K: 0 S: 12 H: 2 LOB: 1 BB: 0 P: 19	R: 0 E: 0 K: 1 S: 12 H: 1 LOB: 0 BB: 0 P: 15	R: 0 E: 0 K: 1 S: 12 H: 0 LOB: 2 BB: 1 P: 22		1B: 9 2B: 2 3B: 0 HR: 2 SF: 0 SAC: 0 DP: 2 HBP: 1						

BOTTOM

Minnesota Twins @ Baltimore Orioles

Oriole Park at Camden Yards, Baltimore, MD

Wed May 06 1992, 7:05 PM EDT

Att. 35,550 - Cloudy - 61 F

livebaseballscorecards.com

AB	33
R	6
H	11
RBI	6
BB	3
SO	8
LOB	20

WP: 0 PB: 0 SB: 2 CS: 1 PA: 38

PITCHER		IP	WLS	BF	H	R	ER	SO	BB	IBB	HBP	BLK	WP	HR	S	P	ERA	WHIP
Kevin Tapani, R ERA: 5.6	(1, 1)	4.0	L	21	8	5	5	4	1	1	0	0	0	1	56	90	11.25	2.250
Mark Guthrie, L ERA: 3.0	(5, 1)	3.0		11	3	1	1	3	0	0	0	0	0	1	32	46	3.00	1.000
Bob Kipper, L ERA: 3.09	(8, 1)	1.0		5	0	0	0	1	1	0	1	0	0	0	12	22	0.00	1.000

PITCHER	IP	WLS	BF	H	R	ER	SO	BB	IBB	HBP	BLK	WP	HR	S	P	ERA	WHIP

Minnesota Twins @ Baltimore Orioles

Oriole Park at Camden Yards, Baltimore, MD

Thu May 07 1992, 7:05 PM EDT

Att. 39,253 - Cloudy - 59 F

TOP

livebaseballscorecards.com

Batter	1	2	3	4	5	6	7	8	9	AB	R	H	RBI	BB	SO	LOB
Shane Mack, R (1, 7) OBP: 0.407, SLG: 0.541	F F B X 1-2 WP 1B		F B X 1-1 FC6-5 2B	B X 1-0 ③ G6-3		B B C X 2-1 G4-3 G1-3 1B		B F F 1 SAFE S 1-3 ② K		5	0	3	0	0	1	3
Chuck Knoblauch, R (1, 4) OBP: 0.364, SLG: 0.355	1 SAFE C 1 SAFE B 1 C 1 SAFE C 1 SAFE B 1 SAFE 3-2 1 SAFE B X ① P3 1-2		C B B C F X 2-2 ① FC6-5 WP S 2-3		B C F X 1-2 S E 1B	C X 0-1 ① G1-3 1-2		1 SAFE B B C F X 2-2 1-3 1B		5	1	2	0	0	0	3
Kirby Puckett, R (1, 8) OBP: 0.306, SLG: 0.500	B B F B C S 3-3 ② K		L B 1 SAFE F B 1 SAFE B X 3-2 ② F7 1-2		1 SAFE X 0-0 ① F8	C F X 0-2 ② G4-3 2-3		C B S X 1-2 ③ P4		5	0	0	0	0	1	6
Kent Hrbek, L (1, 3) OBP: 0.471, SLG: 0.550	B B B C X 3-1 ③ G4-3		B S F F B B F B 4-2 BB 2-3		B 1 SAFE B B C C B 4-2 E SF9 1-2 BB	X 0-0 ③ G4-3			X 0-0 ① F8	3	1	0	0	2	0	2
Brian Harper, R (1, 2) OBP: 0.283, SLG: 0.315		C X 0-1 ① P4	F B B F S 2-3 ③ K		X 0-0 E7 SF9 1B 1-3 2-H 1B		B X 1-0 ① G3-1		B F B X 2-1 ② G4-3	5	1	1	1	0	1	2
Chili Davis, S (1, 10) OBP: 0.348, SLG: 0.325		B X 1-0 ② G3		X 0-0 G3-1 G1-3 1B	I I I 4-0 SF9 1B IBB		B S B B X 3-1 ② G4-3		B F B B F F B 4-2 FC4-6 BB	3	1	1	0	2	0	0
Pedro Munoz, R (1, 9) OBP: 0.289, SLG: 0.391 Jarvis Brown, R (9, 9)		B B S B S B 4-2 1B BB	F X 0-1 ① G1-3 1-2	X 0-0 ② SF9 1-2 2-3 3-H		B S X 1-1 ③ P3			X 0-0 ③ FC4-6 1-2f	3 0	0 0	0 0	1 0	1 0	0 0	2 0
Scott Leius, R (1, 5) OBP: 0.291, SLG: 0.354	B S C 1 SAFE X 1-2 1B		B C X 1-1 ② G3-1 2-3	X 0-0 FC5-4 1B 2-H 3-H				B F B B C F C 3-3 ① K		4	0	2	2	0	1	1
Donnie Hill, S (1, 6) OBP: 0.333, SLG: 0.269	B B C T F F X 2-2 ③ F8		B B B B 4-0 BB	F X 0-1 ③ FC5-4 1-2f				F B B B B 4-1 1B BB		2	0	0	0	2	0	3
Inning Stats	R: 0 H: 1 E: 0 LOB: 1 K: 1 BB: 0 S: 11 P: 21	R: 0 H: 1 E: 0 LOB: 2 K: 0 BB: 1 S: 12 P: 20	R: 0 H: 1 E: 0 LOB: 2 K: 1 BB: 1 S: 16 P: 28	R: 0 H: 1 E: 0 LOB: 2 K: 0 BB: 1 S: 6 P: 12	R: 4 H: 3 E: 1 LOB: 1 K: 0 BB: 2 S: 11 P: 20	R: 0 H: 1 E: 0 LOB: 1 K: 0 BB: 0 S: 8 P: 10	R: 0 H: 0 E: 0 LOB: 0 K: 0 BB: 0 S: 5 P: 10	R: 0 H: 1 E: 0 LOB: 2 K: 2 BB: 1 S: 14 P: 25	R: 0 H: 0 E: 0 LOB: 1 K: 0 BB: 1 S: 7 P: 13	1B: 8 SF: 1 2B: 1 SAC: 0 3B: 0 DP: 0 HR: 0 HBP: 0						WP: 2 PA: 43 PB: 0 SB: 2 CS: 0

	AB	35
	R	4
	H	9
	RBI	4
	BB	7
	SO	4
	LOB	22

PITCHER		IP	WLS	BF	H	R	ER	SO	BB	IBB	HBP	BLK	WP	HR	S	P	ERA	WHIP
Rick Sutcliffe, R ERA: 3.08	(1, 1)	4.2		26	7	4	4	2	4	1	0	0	2	0	54	99	7.71	2.357
Todd Frohwirth, R ERA: 1.98	(5, 1)	3.1		13	2	0	0	2	1	0	0	0	0	0	29	47	0.00	0.900
Storm Davis, R ERA: 2.87	(9, 1)	1.0	W	4	0	0	0	0	1	0	0	0	0	0	7	13	0.00	1.000

PITCHER	IP	WLS	BF	H	R	ER	SO	BB	IBB	HBP	BLK	WP	HR	S	P	ERA	WHIP

Minnesota Twins @ Baltimore Orioles

Oriole Park at Camden Yards, Baltimore, MD

Thu May 07 1992, 7:05 PM EDT
Att. 39,253 - Cloudy - 59 F

BOTTOM

Batter	1	2	3	4	5	6	7	8	9	AB	R	H	RBI	BB	SO	LOB
Brady Anderson, L (1, 7) OBP: 0.405, SLG: 0.574	F9	G3			L7		K		WP, G4-3, IBB	4	0	0	0	1	1	2
Tim Hulett, R (1, 5) OBP: 0.404, SLG: 0.452	1B	F9		FC6-4, BB				2B	G4-3 1-2 2-3 3-H	3	0	2	0	1	0	0
Chito Martinez, L (9, PH) OBP: 0.412, SLG: 0.136										1	0	0	1	0	0	2
Cal Ripken Jr., R (1, 6) OBP: 0.347, SLG: 0.433	F7		K	FC6-4 1-2f				G6-3	WP, IBB	4	0	0	0	1	1	3
Mike Devereaux, R (1, 8) OBP: 0.350, SLG: 0.519	F7		F9			WP, 2B		G6-3	WP 1-2 2-3 3-H	5	0	1	0	0	0	4
Chris Hoiles, R (1, 2) OBP: 0.410, SLG: 0.612		F8		E6, WP, WP		G6-3		G6-3		4	0	0	0	0	0	2
Glenn Davis, R (1, 10) OBP: 0.222, SLG: 0.222		P6		P6 1-2		K2-3			2B, 1B	4	1	1	0	0	1	2
Randy Milligan, R (1, 3) OBP: 0.364, SLG: 0.429		1B		K 2-3		K 2-3			1B 1-3 1B	4	2	2	0	0	2	2
David Segui, S (1, 9) OBP: 0.364, SLG: 0.379		1B, BB		G5-3			F9		1B, G4-3 2-3 3-H	3	0	1	1	1	0	1
Mark McLemore, S (9, PR) OBP: 0.412, SLG: 0.378										0	1	0	0	0	0	0
Billy Ripken, R (1, 4) OBP: 0.250, SLG: 0.333					P6		G6-3		G4-3, WP 1-3 3-H	3	0	1	1	0	0	0
Sam Horn, L (9, PH) OBP: 0.393, SLG: 0.438										1	0	1	1	0	0	0
Joe Orsulak, L (9, PR) OBP: 0.230, SLG: 0.241										0	1	0	0	0	0	0
Inning Stats	R: 0 E: 0 K: 0 S: 5 H: 1 LOB: 1 BB: 0 P: 11	R: 1 E: 0 K: 0 S: 12 H: 2 LOB: 2 BB: 1 P: 22	R: 0 E: 0 K: 1 S: 6 H: 0 LOB: 0 BB: 0 P: 12	R: 0 E: 1 K: 1 S: 8 H: 0 LOB: 1 BB: 0 P: 16	R: 0 E: 0 K: 0 S: 10 H: 0 LOB: 1 BB: 1 P: 16	R: 0 E: 0 K: 2 S: 12 H: 1 LOB: 1 BB: 0 P: 19	R: 0 E: 0 K: 1 S: 10 H: 0 LOB: 0 BB: 0 P: 15	R: 0 E: 0 K: 0 S: 15 H: 1 LOB: 1 BB: 0 P: 25	R: 4 E: 0 K: 0 S: 10 H: 4 LOB: 3 BB: 2 P: 27	1B: 5 2B: 4 3B: 0 HR: 0 SF: 0 SAC: 0 DP: 0 HBP: 0	WP: 4 PB: 0 SB: 0 CS: 0 PA: 40					

livebaseballscorecards.com

	AB	36
	R	5
	H	9
	RBI	4
	BB	4
	SO	5
	LOB	18

PITCHER	IP	WLS	BF	H	R	ER	SO	BB	IBB	HBP	BLK	WP	HR	S	P	ERA	WHIP
Bill Krueger, L (1, 1) ERA: 1.62	7.0		28	4	1	1	5	2	0	0	0	3	0	63	111	1.29	0.857
Carl Willis, R (8, 1) ERA: 4.66	0.2		3	1	0	0	0	0	0	0	0	0	0	11	18	0.00	1.500
Rick Aguilera, R (8, 1) ERA: 6.91	0.2	L	9	4	4	4	0	0	2	0	0	1	0	14	34	54.00	6.000

PITCHER	IP	WLS	BF	H	R	ER	SO	BB	IBB	HBP	BLK	WP	HR	S	P	ERA	WHIP

Batter	1	2	3	4	5	6	7	8	9	10	AB	R	H	RBI	BB	SO	LOB
Tim Raines, S (1, 7) OBP: 0.339, SLG: 0.340	G3		G3-6-3 1-2f			SH5-3 1B 1B	BB		L8		4	1	1	0	1	0	3
Steve Sax, R (1, 4) OBP: 0.339, SLG: 0.284	G1-3			L4		SH5-3 1-2	G4-3			G5-3	4	0	0	0	0	0	2
Robin Ventura, L (1, 5) OBP: 0.411, SLG: 0.396	F8			P6		G1-3		G4-3		G4-3	5	0	0	0	0	0	1
Frank Thomas, R (1, 3) OBP: 0.471, SLG: 0.523		HR		BB		2B 2-H 1B		L4		HR	4	3	3	3	1	0	0
George Bell, R (1, 10) OBP: 0.369, SLG: 0.500 Joey Cora, S (10, PR) OBP: 0.188, SLG: 0.154		F7		1-2 BB		1-H 2B		F8		PO BB	3 0	0 0	1 0	1 0	2 0	0 0	0 0
Dan Pasqua, L (1, 9) OBP: 0.333, SLG: 0.410		K		G4-3		G3-1			F8 1 SAFE 1 SAFE 1 SAFE 1 SAFE	PO 1-2	4	0	0	0	0	1	3
Ron Karkovice, R (1, 2) OBP: 0.361, SLG: 0.371		K	G5-3				S 1B		P4		4	0	1	0	0	1	0
Lance Johnson, L (1, 8) OBP: 0.291, SLG: 0.293			G3-1	F7			K 1-2		1B S 1B		4	0	1	0	0	1	1
Craig Grebeck, R (1, 6) OBP: 0.373, SLG: 0.395			G3-6-3 1B	P3			P7		1-3 1B		4	0	2	0	0	0	1
Inning Stats	R: 0 E: 0 K: 0 S: 7 H: 0 LOB: 0 BB: 0 P: 9	R: 1 E: 0 K: 2 S: 10 H: 1 LOB: 0 BB: 0 P: 16	R: 0 E: 0 K: 0 S: 7 H: 1 LOB: 0 BB: 0 P: 9	R: 0 E: 0 K: 0 S: 10 H: 0 LOB: 2 BB: 2 P: 23	R: 0 E: 0 K: 0 S: 7 H: 0 LOB: 0 BB: 0 P: 10	R: 2 E: 0 K: 0 S: 18 H: 3 LOB: 1 BB: 0 P: 25	R: 0 E: 0 K: 1 S: 11 H: 1 LOB: 2 BB: 1 P: 17	R: 0 E: 0 K: 0 S: 6 H: 0 LOB: 0 BB: 0 P: 7	R: 0 E: 0 K: 0 S: 7 H: 2 LOB: 2 BB: 0 P: 11	R: 1 E: 0 K: 0 S: 7 H: 1 LOB: 1 BB: 1 P: 18	1B: 6 2B: 1 3B: 0 HR: 2 SF: 0 SAC: 1 DP: 1 HBP: 0						

TOP

Chicago White Sox @ Baltimore Orioles

Oriole Park at Camden Yards, Baltimore, MD

Fri May 08 1992, 7:05 PM EDT

Att. 41,364 - Overcast - 61 F

livebaseballscorecards.com

AB	36
R	4
H	9
RBI	4
BB	4
SO	3
LOB	11

WP: 0 PB: 0 SB: 2 CS: 0 PA: 42

PITCHER		IP	WLS	BF	H	R	ER	SO	BB	IBB	HBP	BLK	WP	HR	S	P	ERA	WHIP
35 Mike Mussina, R ERA: 2.91	(1, 1)	6.0		25	6	3	3	2	2	0	0	0	0	1	60	93	4.50	1.333
Storm Davis, R ERA: 2.55	(7, 1)	2.0		7	0	0	0	1	1	0	0	0	0	0	16	23	0.00	0.500
Gregg Olson, R ERA: 2.19	(9, 1)	2.0	L	9	3	1	1	0	1	0	0	0	0	1	14	29	4.50	2.000

PITCHER	IP	WLS	BF	H	R	ER	SO	BB	IBB	HBP	BLK	WP	HR	S	P	ERA	WHIP

Batter	1	2	3	4	5	6	7	8	9	10	AB	R	H	RBI	BB	SO	LOB
Brady Anderson, L (1, 7) OBP: 0.404, SLG: 0.566	C X 0-1 G4-3 ①		B C B F B X 3-2 P8 ①		B X 1-0 1B	C X 0-1 G4-3 ③			B X 1-0 F9 S 1B		5	0	2	0	0	0	2
Mark McLemore, S (1, 4) OBP: 0.375, SLG: 0.340	C C F B F X 1-2 F9 ②		S B S B B X 3-2 G6-3 ②		1 SAFE 1 SAFE 1 SAFE X 0-0 B1-3 ③		C B B X 2-1 G6-3 ①		L B 1 SAFE L B 1 SAFE 1 SAFE F X 2-2 P8 ①		5	0	0	0	0	0	2
Cal Ripken Jr., R (1, 6) OBP: 0.349, SLG: 0.426	C X 0-1 1B 1B		B C X 1-1 G6-3 ③			B X 1-0 G1-3 ①	C X 0-1 P8 ②		B B F B B 4-1 1-2 BB		4	0	1	0	1	0	0
Sam Horn, L (1, 10) OBP: 0.410, SLG: 0.442	F B X 1-1 FC6-4 1-2 1B			F B B F F X 2-2 G6-3 ①		F B X 1-1 BB 1B 1B	B S H 2-1 HBP		B C B F X 2-2 F9 ② 2-3		4	1	2	0	0	0	2
Mike Devereaux, R (1, 8) OBP: 0.344, SLG: 0.500	B X 1-0 FC6-4 ③ 1-2f			B C B X 2-1 F8 ②		B B B B 4-0 E 1B 1B 1-2 BB	B F B X 2-1 L8 ③		F B X 1-1 G5-3 ③		4	1	0	0	1	0	5
Joe Orsulak, L (1, 9) OBP: 0.242, SLG: 0.242		F X 0-1 G4-3 ①		B X 1-0 E9		X 0-0 E8 1B FC6-4 1-3 2-H 1B		B X 1-0 F8 ①		B B F B B 4-1 G5-3 S BB	4	1	1	1	1	0	0
Randy Milligan, R (1, 3) OBP: 0.354, SLG: 0.412		B B C B S C 3-3 K ②		C C B X 1-2 G4-3 ③		B S 1 SAFE B B C X 3-2 FC6-4 1-3 3-H 1B		X 0-0 L9 ②		S F F F B B F C 2-3 K ① 1-2	5	0	1	1	0	2	2
Chris Hoiles, R (1, 2) OBP: 0.410, SLG: 0.596		B F B X 2-1 1B	B F X 1-1 P3 ①		B C X 1-1 FC6-4 1B ② 1-2f 3-H		C B B F B B 4-2 BB		S X 0-1 G5-3 ② 2-3		4	0	1	1	1	0	2
Leo Gomez, R (1, 5) OBP: 0.343, SLG: 0.382		B B C B C X 3-2 G3 ③	B X 1-0 F9 ②		X 0-0 1-3 1B		F F F X 0-2 G1-3 ③		B C B X 2-1 P4 ③		5	0	1	0	0	0	3
Inning Stats	R: 0 E: 0 K: 0 S: 12 H: 2 LOB: 2 BB: 0 P: 15	R: 0 E: 0 K: 1 S: 10 H: 1 LOB: 1 BB: 0 P: 18	R: 0 E: 0 K: 0 S: 8 H: 0 LOB: 0 BB: 0 P: 15	R: 0 E: 1 K: 0 S: 10 H: 0 LOB: 1 BB: 0 P: 16	R: 0 E: 0 K: 0 S: 5 H: 1 LOB: 1 BB: 0 P: 8	R: 3 E: 1 K: 0 S: 12 H: 4 LOB: 2 BB: 1 P: 22	R: 0 E: 0 K: 0 S: 7 H: 0 LOB: 1 BB: 0 P: 13	R: 0 E: 0 K: 0 S: 8 H: 0 LOB: 1 BB: 1 P: 13	R: 0 E: 0 K: 0 S: 11 H: 1 LOB: 2 BB: 1 P: 21	R: 0 E: 0 K: 1 S: 11 H: 0 LOB: 1 BB: 1 P: 19	1B: 9 2B: 0 3B: 0 HR: 0	SF: 0 SAC: 0 DP: 0 HBP: 1					

PITCHER		IP	WLS	BF	H	R	ER	SO	BB	IBB	HBP	BLK	WP	HR	S	P	ERA	WHIP
Kirk McCaskill, R ERA: 5.6	(1, 1)	5.2		27	8	3	3	1	1	0	0	0	0	0	55	92	4.76	1.588
Greg Hibbard, L ERA: 4.02	(6, 1)	1.0		4	0	0	0	0	0	0	1	0	0	0	7	11	0.00	0.000
Terry Leach, R ERA: 2.13	(7, 1)	2.1	W	10	1	0	0	0	2	0	0	0	0	0	21	38	0.00	1.286
Bobby Thigpen, R ERA: 4.15	(10, 1)	1.0	S	4	0	0	0	1	1	0	0	0	0	0	11	19	0.00	1.000

PITCHER	IP	WLS	BF	H	R	ER	SO	BB	IBB	HBP	BLK	WP	HR	S	P	ERA	WHIP

BOTTOM

Chicago White Sox @ Baltimore Orioles

Oriole Park at Camden Yards, Baltimore, MD

Fri May 08 1992, 7:05 PM EDT

Att. 41,364 - Overcast - 61 F

livebaseballscorecards.com

AB	40
R	3
H	9
RBI	3
BB	4
SO	2
LOB	18

WP: 0 PB: 0 SB: 2 CS: 0 PA: 45

Batter	1	2	3	4	5	6	7	8	9	AB	R	H	RBI	BB	SO	LOB
Tim Raines, S (1, 10) OBP: 0.342, SLG: 0.337	L7		FC4-6 1B, BB		1B	G4-1			K	4	1	1	0	1	1	4
Steve Sax, R (1, 4) OBP: 0.350, SLG: 0.310	F9 1B, 2B		SAFE; SAFE; FC4-6 1B		FC6-4 1B	G5-3			FC6-4 1B	5	1	3	0	0	0	1
Robin Ventura, L (1, 5) OBP: 0.403, SLG: 0.387	F9		FC4-6 1B		F8	L8			1B	5	0	1	0	0	0	5
Frank Thomas, R (1, 3) OBP: 0.468, SLG: 0.516	1B		G6-4-3 1B		FC6-4	G4-3			K	5	0	2	2	0	1	4
George Bell, R (1, 7) OBP: 0.365, SLG: 0.491	P3		G6-4-3			BB S 1B		G5-3		4	0	1	0	0	0	3
Warren Newson, L (1, 9) OBP: 0.391, SLG: 0.300		FC4-6 1B		G4-3		K		G4-3		4	0	1	0	0	1	1
Ron Karkovice, R (1, 2) OBP: 0.356, SLG: 0.356		K		P5		F8		WP BB		3	0	0	0	1	1	2
Lance Johnson, L (1, 8) OBP: 0.292, SLG: 0.287		FC4-6		G3		BB BB		K		2	0	0	0	1	0	1
Mike Huff, R (8, PH) OBP: 0.359, SLG: 0.353 (8, 8)										1	0	0	0	0	1	1
Craig Grebeck, R (1, 6) OBP: 0.370, SLG: 0.378		G5-3			L7	BB			FC6-4 BB	2	0	0	0	1	0	1
Dan Pasqua, L (9, PH) OBP: 0.342, SLG: 0.410										0	0	0	0	1	0	0
Inning Stats	R: 1 E: 0 K: 0 S: 8 H: 2 LOB: 1 BB: 0 P: 13	R: 0 E: 0 K: 1 S: 14 H: 1 LOB: 1 BB: 0 P: 20	R: 1 E: 0 K: 0 S: 10 H: 2 LOB: 1 BB: 1 P: 18	R: 0 E: 0 K: 0 S: 6 H: 0 LOB: 0 BB: 0 P: 8	R: 0 E: 0 K: 0 S: 7 H: 2 LOB: 2 BB: 0 P: 13	R: 0 E: 0 K: 1 S: 9 H: 1 LOB: 3 BB: 2 P: 23	R: 0 E: 0 K: 0 S: 6 H: 0 LOB: 0 BB: 0 P: 12	R: 0 E: 0 K: 1 S: 7 H: 0 LOB: 1 BB: 1 P: 14	R: 0 E: 1 K: 2 S: 12 H: 1 LOB: 2 BB: 1 P: 21	1B: 8 2B: 1 3B: 0 HR: 0	SF: 0 SAC: 0 DP: 1 HBP: 0						

PITCHER	IP	WLS	BF	H	R	ER	SO	BB	IBB	HBP	BLK	WP	HR	S	P	ERA	WHIP
Bob Milacki, R (1, 1) ERA: 4.84	5.1	W	24	8	2	2	2	1	0	0	0	0	0	49	79	3.38	1.688
Alan Mills, R (6, 1) ERA: 0.56	2.1		10	0	0	0	0	3	0	0	0	0	0	15	38	0.00	1.286
Mike Flanagan, L (8, 1) ERA: 6.43	0.1		1	0	0	0	1	0	0	0	0	1	0	3	4	0.00	0.000
Gregg Olson, R (9, 1) ERA: 2.03	1.0	S	5	1	0	0	2	1	0	0	0	0	0	12	21	0.00	2.000

PITCHER	IP	WLS	BF	H	R	ER	SO	BB	IBB	HBP	BLK	WP	HR	S	P	ERA	WHIP

TOP

Chicago White Sox @ Baltimore Orioles

Oriole Park at Camden Yards, Baltimore, MD

Sat May 09 1992, 7:05 PM EDT
Att. 45,175 - Cloudy - 65 F

livebaseballscorecards.com

AB	35
R	2
H	9
RBI	2
BB	5
SO	5
LOB	23

1B: 8	SF: 0	WP: 1	PA: 40
2B: 1	SAC: 0	PB: 0	
3B: 0	DP: 1	SB: 1	
HR: 0	HBP: 0	CS: 0	

BOTTOM

Chicago White Sox @ Baltimore Orioles

Oriole Park at Camden Yards, Baltimore, MD

Sat May 09 1992, 7:05 PM EDT

Att. 45,175 - Cloudy - 65 F

livebaseballscorecards.com

Batter	1	2	3	4	5	6	7	8	9	AB	R	H	RBI	BB	SO	LOB
Brady Anderson, L (1, 7) OBP: 0.404, SLG: 0.559	C B B B F S 3-3 ① K	B X 1-0 ② FC3-6 1-2f 2-H 3-H			X 0-0 3B 1B		1 SAFE C B X 1-1 G1-2-3 SH 1-2 1B	X 0-0 ②③ P1-5 3-Hf		5	1	2	1	0	1	4
Joe Orsulak, L (1, 9) OBP: 0.261, SLG: 0.292	C X 0-1 G5-3 1B	B B C B X 3-1 ③ P8			C 1 SAFE 1 SAFE F B P F B X 3-2 1-H FC5-2-5 3B		X 0-0 SH G1-2-3 1-2 2-3			3	0	2	1	0	0	2
Cal Ripken Jr., R (1, 6) OBP: 0.338, SLG: 0.411	C B X 1-1 ② G5-3 1-2		X 0-0 ① G1-3		B S X 1-1 ① FC5-2-5 G4-6-3 3-H		B X 1-0 ① P4			4	0	0	0	0	0	5
Sam Horn, L (1, 10) OBP: 0.385, SLG: 0.411	B S S S 1-3 ③ K		F S B S 1-3 ② K		B X 1-0 ②③ G4-6-3 1-2f		B B X 2-0 ②③ G1-2-3 1-2 2-3 3-Hf			4	0	0	0	0	2	5
Mike Devereaux, R (1, 8) OBP: 0.349, SLG: 0.509		C B B F X 2-2 1B BB G4-3 1B	B X 1-0 ③ L8			C C S 0-3 ① K		F B B X 2-1 1B BB 2B		4	2	2	0	0	1	0
Randy Milligan, R (1, 3) OBP: 0.349, SLG: 0.394		1 SAFE B B B B B 4-0 G4-3 1B FC3-6 1-2 BB		B X 1-0 ① F8		B B C C X 2-2 ② G5-3		C X 0-1 ① G5-3		3	1	0	0	1	0	1
Chris Hoiles, R (1, 2) OBP: 0.431, SLG: 0.604	C B X 1-1 G4-3 E 1B 1-2 2-3			B B B C B 4-1 FC5-4 BB		C B X 1-1 1B		B B B I 4-0 BB 1B P1-5 IBB		2	1	2	0	2	0	0
Leo Gomez, R (1, 5) OBP: 0.340, SLG: 0.376		B F X 1-1 ① G4-3 1-2 2-3 3-H		1 SAFE X 0-0 ② FC5-4 1-2f		F F X 0-2 ③ F7		F B B X 2-1 BB 1-2 2-3 1B		4	0	1	1	0	0	4
Billy Ripken, R (1, 4) OBP: 0.262, SLG: 0.333 Mark McLemore, S (2, PR) (3, 4) OBP: 0.390, SLG: 0.346		B C H 2-1 FC3-6 HBP		C X 0-1 ③ G4-3			F C F B B B X 3-2 SH 1B G1-2-3 1B	B C C B B B 4-2 1-2 2-3 3-H BB		0 2	0 0	0 1	0 1	0 1	0 0	0 1
Inning Stats	R: 0 E: 0 K: 2 S: 10 H: 1 LOB: 1 BB: 0 P: 15	R: 3 E: 1 K: 0 S: 11 H: 2 LOB: 2 BB: 1 P: 25	R: 0 E: 0 K: 1 S: 5 H: 0 LOB: 0 BB: 0 P: 7	R: 0 E: 0 K: 0 S: 5 H: 0 LOB: 1 BB: 1 P: 10	R: 1 E: 0 K: 0 S: 9 H: 2 LOB: 0 BB: 0 P: 13	R: 0 E: 0 K: 1 S: 11 H: 1 LOB: 1 BB: 0 P: 14	R: 0 E: 1 K: 0 S: 9 H: 2 LOB: 2 BB: 0 P: 16	R: 1 E: 0 K: 0 S: 9 H: 2 LOB: 2 BB: 2 P: 21		1B: 8 2B: 2 3B: 1 HR: 0	SF: 0 SAC: 1 DP: 3 HBP: 1					

	AB	31
	R	5
	H	10
	RBI	4
	BB	4
	SO	4
	LOB	22

PITCHER		IP	WLS	BF	H	R	ER	SO	BB	IBB	HBP	BLK	WP	HR	S	P	ERA	WHIP
Alex Fernandez, R ERA: 3.54	(1, 1)	7.1	L	35	10	5	4	4	2	1	1	0	0	0	66	114	4.91	1.636
Scott Radinsky, L ERA: 1.42	(8, 1)	0.2		2	0	0	0	0	1	0	0	0	0	0	3	7	0.00	1.500

PITCHER	IP	WLS	BF	H	R	ER	SO	BB	IBB	HBP	BLK	WP	HR	S	P	ERA	WHIP

WP: 0	PB: 0	PA: 37
SB: 0	CS: 0	

Batter	1	2	3	4	5	6	7	8	9	AB	R	H	RBI	BB	SO	LOB
Tim Raines, S (1, 7) OBP: 0.336, SLG: 0.324	B X 1-0 ① B1-3	X 0-0 ③ G6-3		B B C X 2-1 ③ G4-3		B B B 4-0 BB 1-2 2-3 BB		X 0-0 ② ③ G4-6-3 1-2f		4	0	0	0	1	0	2
Joey Cora, S (1, 4) OBP: 0.286, SLG: 0.143	B B B B 4-0 E 1B 1B BB		B B B C B 4-1 S G3 E BB		C F H 1-2 1B SF9 HBP	X 0-0 ② SF9 2-3 3-H			C F X 0-2 ① F7	1	3	0	1	2	0	0
Robin Ventura, L (1, 5) OBP: 0.418, SLG: 0.409	B C 1 SAFE X 1-1 E 1B 1-2 1B		C 1 SAFE B 1 SAFE B 1 SAFE F 3-2 X ① G3 1-2		B B X 2-0 1B 1-3 1B	B B B B 4-0 1-2 BB			B X 1-0 2B	4	1	3	0	1	0	1
Frank Thomas, R (1, 3) OBP: 0.457, SLG: 0.500	X 0-0 E8 1B 1-2 2-3		B B B S B 4-1 BB BB		B B F B X 3-1 ① SF9 3-H	F F B B X 2-2 ③ F8			B S X 1-1 ② G6-3	3	0	0	1	1	0	6
George Bell, R (1, 10) OBP: 0.367, SLG: 0.486	C X 0-1 L4-3 1B 1-3 2-H 3-H		C B B B X 2-1 ② F8 2-H		C F F B X 1-2 G1-6-3 1-2 1B		C F F X 1-2 ① P3		S S C 0-3 ③ K	5	0	2	2	0	1	2
Dan Pasqua, L (1, 9) OBP: 0.351, SLG: 0.397	B F B B X 3-1 ② ③ L4-3 1-2		B B B B 4-0 1-2 BB		B B C B F X 3-2 ② ③ G1-6-3 1-2f		F B B B 4-1 L3 BB			2	0	0	0	2	0	4
Matt Merullo, L (1, 2) OBP: 0.200, SLG: 0.148		C B C S 1-3 ① K2-3	X 0-0 ③ G3-1			F B B X 2-1 E3 BB 1B SF9	X 0-0 ② ③ L3 1-2			4	1	0	0	0	1	3
Lance Johnson, L (1, 8) OBP: 0.291, SLG: 0.286		B B X 2-0 S 1B		B B C X 2-1 ① G4-3		C B B X 2-1 ① F7		C B C X 1-2 ① F8		4	0	1	0	0	0	1
Craig Grebeck, R (1, 6) OBP: 0.379, SLG: 0.388		F C B 1 SAFE X 1-2 ② F7 1-2		B X 1-0 ② G6-3		X 0-0 SF9 BB 1-2 1B		C X 0-1 G4-6-3 1B		4	0	2	0	0	0	1
Inning Stats	R: 2 E: 1 K: 0 S: 8 H: 2 LOB: 1 BB: 1 P: 17	R: 0 E: 0 K: 1 S: 8 H: 1 LOB: 1 BB: 0 P: 12	R: 1 E: 0 K: 0 S: 9 H: 0 LOB: 2 BB: 3 P: 26	R: 0 E: 0 K: 0 S: 5 H: 0 LOB: 0 BB: 0 P: 10	R: 1 E: 0 K: 0 S: 12 H: 2 LOB: 1 BB: 0 P: 22	R: 1 E: 1 K: 0 S: 9 H: 1 LOB: 3 BB: 2 P: 23	R: 0 E: 0 K: 0 S: 5 H: 0 LOB: 0 BB: 1 P: 10	R: 0 E: 0 K: 0 S: 6 H: 1 LOB: 0 BB: 0 P: 7	R: 0 E: 0 K: 1 S: 9 H: 1 LOB: 1 BB: 0 P: 11	1B: 7 2B: 3 3B: 0 HR: 0 SF: 2 SAC: 0 DP: 4 HBP: 1						

TOP

Chicago White Sox @ Baltimore Orioles

Oriole Park at Camden Yards, Baltimore, MD

Sun May 10 1992, 3:33 AM EDT

Att. 44,609 - Cloudy - 73 F

livebaseballscorecards.com

AB	31
R	5
H	8
RBI	4
BB	7
SO	2
LOB	20

WP: 0 PB: 0 SB: 2 CS: 0 PA: 41

PITCHER		IP	WLS	BF	H	R	ER	SO	BB	IBB	HBP	BLK	WP	HR	S	P	ERA	WHIP
Jose Mesa, R ERA: 4.08	(1, 1)	4.1	L	23	5	4	3	1	4	0	1	0	0	0	39	81	6.23	2.077
Mike Flanagan, L ERA: 5.4	(5, 1)	1.1		7	1	1	0	0	2	0	0	0	0	0	9	24	0.00	2.250
Storm Davis, R ERA: 2.25	(6, 1)	2.1		7	1	0	0	0	1	0	0	0	0	0	14	22	0.00	0.857
Todd Frohwirth, R ERA: 1.84	(9, 1)	1.0		4	1	0	0	1	0	0	0	0	0	0	9	11	0.00	1.000

PITCHER	IP	WLS	BF	H	R	ER	SO	BB	IBB	HBP	BLK	WP	HR	S	P	ERA	WHIP

BOTTOM

Chicago White Sox @ Baltimore Orioles

Oriole Park at Camden Yards, Baltimore, MD

Sun May 10 1992, 3:33 AM EDT

Att. 44,609 - Cloudy - 73 F

livebaseballscorecards.com

Batter	1	2	3	4	5	6	7	8	9	AB	R	H	RBI	BB	SO	LOB
Brady Anderson, L (1, 7) OBP: 0.393, SLG: 0.541	B B C X 2-1 F8 ①		B F X 1-1 G5-3 ③			C B X 1-1 F8 ②		B B C X 2-1 L7 ②		4	0	0	0	0	0	3
Mark McLemore, S (1, 4) OBP: 0.365, SLG: 0.321	C B X 1-1 F7 ②			B B C B C C 3-3 K ①		C B B B X 3-1 G4-3 ③		C F F F X 0-2 G4-3 ③		4	0	0	0	0	1	2
Cal Ripken Jr., R (1, 6) OBP: 0.336, SLG: 0.400	B X 1-0 L8 ③			C B X 1-1 P6 ②			B C S X 1-2 F8 ①		B B B C B 4-1 G4-6-3 BB	3	0	0	0	1	0	0
Joe Orsulak, L (1, 9) OBP: 0.260, SLG: 0.290		C X 0-1 G6-3 ①		B B X 2-0 L8 ③			X 0-0 G6-4-3 1B		B C X 1-1 G4-6-3 1-2f ① ②	4	0	1	0	0	0	1
Mike Devereaux, R (1, 8) OBP: 0.346, SLG: 0.500		B B C X 2-1 P2 ②			C B S S 1-3 K ①		B F S B X 2-2 G6-4-3 1-2f ② ③		C B F F B B X 3-2 1B	4	0	1	0	0	1	1
Randy Milligan, R (1, 3) OBP: 0.344, SLG: 0.378		C B B X 2-1 F8 ③			C F F X 0-2 G5-3 ②			B B B B 4-0 2B 1B BB	S X 0-1 G6-3 ③	3	1	0	0	1	0	1
Chito Martinez, L (1, 10) OBP: 0.378, SLG: 0.120			C B B B F F E B F X 3-2 L8 ①		B X 1-0 G3-1 ③			C F B B F S 2-3 K ①		3	0	0	0	0	1	1
Chris Hoiles, R (1, 2) OBP: 0.446, SLG: 0.624			C X 0-1 1B			B S B B B 4-1 BB		F B B B C B X 3-2 1-3 1B 2B		2	1	2	0	1	0	0
Tim Hulett, R (1, 5) OBP: 0.400, SLG: 0.444			B B C C F F C 2-3 K ②			B F S F X 1-2 F8 ①		B C X 1-1 2-H 3-H 1B		3	0	1	2	0	1	2
Inning Stats	R: 0 H: 0 E: 0 LOB: 0 K: 0 BB: 0 S: 5 P: 9	R: 0 H: 0 E: 0 LOB: 0 K: 0 BB: 0 S: 6 P: 10	R: 0 H: 1 E: 0 LOB: 1 K: 1 BB: 0 S: 14 P: 20	R: 0 H: 0 E: 0 LOB: 0 K: 1 BB: 0 S: 6 P: 12	R: 0 H: 0 E: 0 LOB: 0 K: 1 BB: 0 S: 8 P: 10	R: 0 H: 0 E: 0 LOB: 1 K: 0 BB: 1 S: 9 P: 18	R: 0 H: 1 E: 0 LOB: 0 K: 0 BB: 0 S: 7 P: 10	R: 2 H: 2 E: 0 LOB: 1 K: 1 BB: 1 S: 16 P: 28	R: 0 H: 1 E: 0 LOB: 1 K: 0 BB: 1 S: 9 P: 17	1B: 4 SF: 0 2B: 1 SAC: 0 3B: 0 DP: 2 HR: 0 HBP: 0						WP: 0 PA: 33 PB: 0 SB: 0 CS: 0	

	AB	30
	R	2
	H	5
	RBI	2
	BB	3
	SO	4
	LOB	11

PITCHER		IP	WLS	BF	H	R	ER	SO	BB	IBB	HBP	BLK	WP	HR	S	P	ERA	WHIP
Jack McDowell, R ERA: 2.78	(1, 1)	8.0	W	29	4	2	2	4	2	0	0	0	0	0	71	117	2.25	0.750
Bobby Thigpen, R ERA: 3.86	(9, 1)	1.0	S	4	1	0	0	0	1	0	0	0	0	0	9	17	0.00	2.000

PITCHER	IP	WLS	BF	H	R	ER	SO	BB	IBB	HBP	BLK	WP	HR	S	P	ERA	WHIP

Batter	1	2	3	4	5	6	7	8	9	AB	R	H	RBI	BB	SO	LOB
Brady Anderson, L (1, 7) OBP: 0.400, SLG: 0.536	X 0-0 ① P5		X 0-0 G4-6-3 1-2 2-3 1B		B C B B B 4-1 S BB		1 SAFE 1 SAFE B B 1 SAFE C 1 SAFE B F 4-2 B SF8 1-2 HR BB		F B X 1-1 ② P6	3	1	1	0	2	0	0
Mike Devereaux, R (1, 8) OBP: 0.341, SLG: 0.516	C B C X 1-2 ② G6-3		B X 1-0 ① P4		1 SAFE C X 0-1 ③ P6 1-2		S X 0-1 ② SF8 1-3 2-H		B B B B C X 3-1 HR	4	1	1	2	0	0	4
Cal Ripken Jr., R (1, 6) OBP: 0.338, SLG: 0.425	C F B X 1-2 ③ P4		X 0-0 ② ③ G4-6-3 1-2f			B B X 2-0 G5-3 1B	S F B X 1-2 HR 3-H		F B X 1-1 ③ G5-3	5	1	2	2	0	0	3
Randy Milligan, R (1, 3) OBP: 0.340, SLG: 0.372 David Segui, S (8, 3) OBP: 0.364, SLG: 0.379		X 0-0 ① P3		C F X 0-2 ① G6-3		C B B X 2-1 ① F8	C F B F X 1-2 1B			4 0	0 0	1 0	0 0	0 0	0 0	1 0
Joe Orsulak, L (1, 9) OBP: 0.247, SLG: 0.274		C B X 1-1 ② F7		C X 0-1 ② G3		C S X 0-2 ② G5-3 1-2	B B F X 2-1 ③ G4-3			4	0	0	0	0	0	2
Chris Hoiles, R (1, 2) OBP: 0.457, SLG: 0.617		C B F F F B B B 4-2 BB		B F B C B F B 4-2 BB		C B B C X 2-2 ③ F9		B B B C F B 4-2 CS BB		1	0	0	0	3	0	1
Glenn Davis, R (1, 10) OBP: 0.154, SLG: 0.154	B B C F F F B F X 3-2 ③ G6-3		X 0-0 ③ F7				C B X 1-1 ① L3	C X 0-1 ① F7		4	0	0	0	0	0	3
Leo Gomez, R (1, 5) OBP: 0.355, SLG: 0.423			S X 0-1 1B BB 1B		B B F X 2-1 G6-4-3 1B		B B X 2-0 HR	B F B F F B F 1 SAFE 1-2 3-3 F S ② ③ K		4	1	3	1	0	1	1
Mark McLemore, S (1, 4) OBP: 0.373, SLG: 0.322			B B B B 4-0 1B 1-2 BB		1 SAFE X 0-0 ① ② G6-4-3 1-2f		C B X 1-1 BB SF8 1B		C X 0-1 ① F8	3	1	1	0	1	0	1
Inning Stats	R: 0 E: 0 K: 0 S: 7 H: 0 LOB: 0 BB: 0 P: 9	R: 0 E: 0 K: 0 S: 13 H: 0 LOB: 1 BB: 1 P: 21	R: 0 E: 0 K: 0 S: 5 H: 2 LOB: 2 BB: 1 P: 10	R: 0 E: 0 K: 0 S: 9 H: 0 LOB: 1 BB: 1 P: 13	R: 0 E: 0 K: 0 S: 6 H: 1 LOB: 1 BB: 1 P: 12	R: 0 E: 0 K: 0 S: 9 H: 1 LOB: 1 BB: 0 P: 15	R: 4 E: 0 K: 0 S: 18 H: 4 LOB: 1 BB: 1 P: 30	R: 0 E: 0 K: 1 S: 12 H: 0 LOB: 1 BB: 1 P: 19	R: 1 E: 0 K: 0 S: 8 H: 1 LOB: 0 BB: 0 P: 13	1B: 6 2B: 1 3B: 0 HR: 3	SF: 1 SAC: 0 DP: 3 HBP: 0					

TOP

Baltimore Orioles @ Texas Rangers

Arlington Stadium, Arlington, TX

Tue May 12 1992, 8:05 PM EDT

Att. 20,575 - Cloudy - 91 F

livebaseballscorecards.com

AB	32
R	5
H	9
RBI	5
BB	6
SO	1
LOB	16

PITCHER		IP	WLS	BF	H	R	ER	SO	BB	IBB	HBP	BLK	WP	HR	S	P	ERA	WHIP
Bobby Witt, R ERA: 4.06	(1, 1)	6.1	L	28	6	3	3	0	5	0	0	0	0	1	56	95	4.26	1.737
Jeff Robinson, R ERA: 4.04	(7, 1)	0.2		4	2	1	1	0	0	0	0	0	0	1	11	15	13.50	3.000
Terry Mathews, R ERA: 6.38	(8, 1)	1.0		3	0	0	0	1	1	0	0	0	0	0	12	19	0.00	1.000
Kenny Rogers, L ERA: 2.0	(9, 1)	1.0		4	1	1	1	0	0	0	0	0	0	1	8	13	9.00	1.000

PITCHER	IP	WLS	BF	H	R	ER	SO	BB	IBB	HBP	BLK	WP	HR	S	P	ERA	WHIP

Baltimore Orioles @ Texas Rangers

Arlington Stadium, Arlington, TX

Tue May 12 1992, 8:05 PM EDT

Att. 20,575 - Cloudy - 91 F

BOTTOM

livebaseballscorecards.com

Batter	1	2	3	4	5	6	7	8	9	AB	R	H	RBI	BB	SO	LOB
Brian Downing, R (1, 10) OBP: 0.512, SLG: 0.483	B C B B C F X 3-2 G5-3 ①			C C X 0-2 G6-3 ①		B C B X 2-1 F7 ①		C B X 1-1 G6-3 ①		4	0	0	0	0	0	0
Dickie Thon, R (1, 6) OBP: 0.300, SLG: 0.314 Al Newman, S (8, PH) OBP: 0.263, SLG: 0.245 (9, 6)	B S X 1-1 G6-3 ②			B B B B 4-0 1B BB		F F B F B X 2-2 G4-3 ②		L B X 1-1 G4-6-3 1B		2 1	0 0	0 1	0 0	1 0	0 0	0 0
Rafael Palmeiro, L (1, 3) OBP: 0.378, SLG: 0.476	X 0-0 F8 ③			X 0-0 P5 ②		B C F B B X 3-2 G4-3 ③		B B X 2-0 G4-6-3 ②③ 1-2f		4	0	0	0	0	0	2
Ruben Sierra, S (1, 9) OBP: 0.329, SLG: 0.452		B B X 2-0 G3-1 ①		1 SAFE C X 0-1 1-2 1B			B X 1-0 L9 ①		C F F X 0-2 L3 ①	4	0	1	0	0	0	0
Juan Gonzalez, R (1, 8) OBP: 0.309, SLG: 0.445		C F B F B F F X 2-2 G5-3 ②		C B B B B F F S 3-3 K ③			B X 1-0 1B 1B 1B		C B C X 1-2 G6-4-3 1B	4	1	2	0	0	1	2
Kevin Reimer, L (1, 7) OBP: 0.320, SLG: 0.450		X 0-0 L8 ③			B C B F F S 2-3 K ①		X 0-0 1-2 1B 1B		S B C X 1-2 1-2f G6-4-3 ②③	4	0	1	0	0	1	1
Dean Palmer, R (1, 5) OBP: 0.318, SLG: 0.448			B F X 1-1 G5-3 ①		X 0-0 F9 ②		B S B F S 2-3 K ②			3	0	0	0	0	1	2
Geno Petralli, L (1, 2) OBP: 0.231, SLG: 0.368			B X 1-0 G3-1 ②		B B X 2-0 2B		F B B B B X 3-1 1-2 2-H 1B			3	0	2	1	0	0	0
Jeff Huson, L (1, 4) OBP: 0.318, SLG: 0.358 Monty Fariss, R (7, PH) OBP: 0.414, SLG: 0.391 (8, 4)			C B F X 1-2 G3-1 ③		C S F F X 0-2 G3 ③		C F C 0-3 K ③			2 1	0 0	0 0	0 0	0 0	0 1	1 2
Inning Stats	R: 0 H: 0 E: 0 LOB: 0 K: 0 BB: 0 S: 8 P: 12	R: 0 H: 0 E: 0 LOB: 0 K: 0 BB: 0 S: 8 P: 12	R: 0 H: 0 E: 0 LOB: 0 K: 0 BB: 0 S: 6 P: 9	R: 0 H: 1 E: 0 LOB: 2 K: 1 BB: 1 S: 10 P: 17	R: 0 H: 1 E: 0 LOB: 1 K: 1 BB: 0 S: 11 P: 15	R: 0 H: 0 E: 0 LOB: 0 K: 0 BB: 0 S: 9 P: 16	R: 1 H: 3 E: 0 LOB: 2 K: 2 BB: 0 S: 11 P: 18	R: 0 H: 1 E: 0 LOB: 0 K: 0 BB: 0 S: 5 P: 9	R: 0 H: 1 E: 0 LOB: 0 K: 0 BB: 0 S: 10 P: 12	1B: 6 2B: 1 3B: 0 HR: 0	SF: 0 SAC: 0 DP: 2 HBP: 0						

	AB	32
	R	1
	H	7
	RBI	1
	BB	1
	SO	4
	LOB	10

WP: 0 PB: 0 SB: 0 CS: 0 PA: 33

PITCHER		IP	WLS	BF	H	R	ER	SO	BB	IBB	HBP	BLK	WP	HR	S	P	ERA	WHIP
Ben McDonald, R ERA: 2.44	(1, 1)	6.2	W	26	5	1	1	3	1	0	0	0	0	0	60	96	1.35	0.900
Mike Flanagan, L ERA: 5.19	(7, 1)	0.1		1	0	0	0	1	0	0	0	0	0	0	3	3	0.00	0.000
Todd Frohwirth, R ERA: 1.62	(8, 1)	2.0	S	6	2	0	0	0	0	0	0	0	0	0	15	21	0.00	1.000

PITCHER	IP	WLS	BF	H	R	ER	SO	BB	IBB	HBP	BLK	WP	HR	S	P	ERA	WHIP

Batter	1	2	3	4	5	6	7	8	9	AB	R	H	RBI	BB	SO	LOB
Brady Anderson, L (1, 7) OBP: 0.403, SLG: 0.543	X 0-0 2B 2B	B F X 1-1 1B			1 SAFE B 1 SAFE 1 SAFE C B S 1 SAFE 1 SAFE 3-2 1 SAFE B 1 SAFE X F8 ①		C F F B B B X 3-2 F7 ③			4	1	2	0	0	0	2
Mike Devereaux, R (1, 8) OBP: 0.338, SLG: 0.516	B X 1-0 1B 2-H 2B	1 SAFE F 1 SAFE 1 SAFE B B X 2-1 G1-3 ③			X 0-0 F8 ②			C B B B X 3-1 F8 ①		4	1	1	1	0	0	2
Cal Ripken Jr., R (1, 6) OBP: 0.336, SLG: 0.419	B B X 2-0 HR 2-H 1B		B X 1-0 G4-3 ①		C 1 SAFE 1 SAFE X 0-1 P3 ③			X 0-0 G5-3 ②		4	1	1	1	0	0	1
Sam Horn, L (1, 10) OBP: 0.377, SLG: 0.450	X 0-0 1-H HR		B S C B C 2-3 K ②			B F S B F S 2-3 K ①		S B X 1-1 G4-3 ③		4	1	1	2	0	2	0
Chris Hoiles, R (1, 2) OBP: 0.442, SLG: 0.592	C X 0-1 G5-3 ①		B B F F B C 3-3 K ③			X 0-0 F8 ②			F B S X 1-2 G4-3 ①	4	0	0	0	0	1	0
Joe Orsulak, L (1, 9) OBP: 0.235, SLG: 0.260	B X 1-0 G4-3 ②			C X 0-1 G3-1 ①		F B F S 1-3 K ③			X 0-0 P6 ②	4	0	0	0	0	1	0
Leo Gomez, R (1, 5) OBP: 0.351, SLG: 0.416	B C C B B S 3-3 K ③			B S F B X 2-2 G4-3 ②			C X 0-1 G1 WP 1B		C F C 0-3 K ③	4	0	1	0	0	2	0
David Segui, S (1, 3) OBP: 0.348, SLG: 0.361		B S C F B X 2-2 G6-3 ①		B B S S B F X 3-2 G4-3 ③			L 1 SAFE B B S X 2-2 G1 1-3 ①			3	0	0	0	0	0	1
Mark McLemore, S (1, 4) OBP: 0.371, SLG: 0.311		B F X 1-1 G6-3 ②			B B F F B B 4-2 BB		C B B X 2-1 G4-3 ②			2	0	0	0	1	0	1
Inning Stats	R: 4 E: 0 K: 1 S: 10 H: 4 LOB: 0 BB: 0 P: 17	R: 0 E: 0 K: 0 S: 10 H: 1 LOB: 1 BB: 0 P: 16	R: 0 E: 0 K: 2 S: 7 H: 0 LOB: 0 BB: 0 P: 13	R: 0 E: 0 K: 0 S: 9 H: 0 LOB: 0 BB: 0 P: 14	R: 0 E: 0 K: 0 S: 8 H: 0 LOB: 1 BB: 1 P: 15	R: 0 E: 0 K: 2 S: 8 H: 0 LOB: 0 BB: 0 P: 11	R: 0 E: 0 K: 0 S: 11 H: 1 LOB: 1 BB: 0 P: 18	R: 0 E: 0 K: 0 S: 5 H: 0 LOB: 0 BB: 0 P: 9	R: 0 E: 0 K: 1 S: 7 H: 0 LOB: 0 BB: 0 P: 8	1B: 3 2B: 2 3B: 0 HR: 1 SF: 0 SAC: 0 DP: 0 HBP: 0						

PITCHER		IP	WLS	BF	H	R	ER	SO	BB	IBB	HBP	BLK	WP	HR	S	P	ERA	WHIP
Kevin Brown, R ERA: 3.6	(1, 1)	8.0	L	31	6	4	4	5	1	0	0	0	1	1	68	113	4.50	0.875
Jeff Russell, R ERA: 1.8	(9, 1)	1.0		3	0	0	0	1	0	0	0	0	0	0	7	8	0.00	0.000

PITCHER	IP	WLS	BF	H	R	ER	SO	BB	IBB	HBP	BLK	WP	HR	S	P	ERA	WHIP

TOP

Baltimore Orioles @ Texas Rangers

Arlington Stadium, Arlington, TX

Wed May 13 1992, 8:05 PM EDT

Att. 20,743 - Cloudy - 87 F

livebaseballscorecards.com

AB	33
R	4
H	6
RBI	4
BB	1
SO	6
LOB	7

Baltimore Orioles @ Texas Rangers

Arlington Stadium, Arlington, TX

Wed May 13 1992, 8:05 PM EDT

Att. 20,743 - Cloudy - 87 F

BOTTOM

livebaseballscorecards.com

Batter	1	2	3	4	5	6	7	8	9	AB	R	H	RBI	BB	SO	LOB
Brian Downing, R (1, 10) OBP: 0.500, SLG: 0.469	L3		G4-6-3 1B		G6-3		P4 1-2			4	0	1	0	0	0	1
Jeff Huson, L (1, 6) OBP: 0.326, SLG: 0.357	2B 1B		G4-6-3 1-2f			L6		G3-1 BB		3	0	1	0	1	0	1
Rafael Palmeiro, L (1, 3) OBP: 0.382, SLG: 0.508	C 1 SAFE B F F 1 SAFE 1 SAFE B X 1-3 2B		F8			HR		G3-1 1-2		4	1	2	1	0	0	1
Ruben Sierra, S (1, 9) OBP: 0.333, SLG: 0.475	P7			1B		HR		P4		4	1	2	1	0	0	3
Kevin Reimer, L (1, 7) OBP: 0.311, SLG: 0.435	F7			B F B 1 SAFE X F8		K		K		4	0	0	0	0	2	4
Juan Gonzalez, R (1, 8) OBP: 0.307, SLG: 0.439		F7		F7		G4-3			1B	4	0	1	0	0	0	1
Geno Petralli, L (1, 2) OBP: 0.209, SLG: 0.333		F7		B 1 SAFE X G6-3			F7		L6	4	0	0	0	0	0	2
Dean Palmer, R (1, 5) OBP: 0.316, SLG: 0.437		HBP			G5-3		F8		K	3	0	0	0	0	1	1
Al Newman, S (1, 4) OBP: 0.267, SLG: 0.250 Jack Daugherty, S (9, PH) OBP: 0.242, SLG: 0.196		G4-3			P6		S 1B		F7	3 1	0 0	1 0	0 0	0 0	0 0	1 1
Inning Stats	R: 0 H: 2 E: 0 LOB: 2 K: 0 BB: 0 S: 12 P: 19	R: 0 H: 0 E: 0 LOB: 1 K: 0 BB: 0 S: 10 P: 17	R: 0 H: 1 E: 0 LOB: 0 K: 0 BB: 0 S: 6 P: 10	R: 0 H: 1 E: 0 LOB: 1 K: 0 BB: 0 S: 8 P: 13	R: 0 H: 0 E: 0 LOB: 0 K: 0 BB: 0 S: 7 P: 14	R: 2 H: 2 E: 0 LOB: 0 K: 1 BB: 0 S: 17 P: 24	R: 0 H: 1 E: 0 LOB: 1 K: 0 BB: 0 S: 8 P: 13	R: 0 H: 0 E: 0 LOB: 1 K: 1 BB: 1 S: 10 P: 18	R: 0 H: 1 E: 0 LOB: 1 K: 1 BB: 0 S: 7 P: 10	1B: 5 SF: 0 2B: 1 SAC: 0 3B: 0 DP: 1 HR: 2 HBP: 1						

	AB	34
	R	2
	H	8
	RBI	2
	BB	1
	SO	3
	LOB	16

WP: 0 PA: 36
PB: 0
SB: 1
CS: 0

PITCHER		IP	WLS	BF	H	R	ER	SO	BB	IBB	HBP	BLK	WP	HR	S	P	ERA	WHIP
Rick Sutcliffe, R ERA: 3.02	(1, 1)	7.0	W	29	7	2	2	1	1	0	1	0	0	2	70	116	2.57	1.143
Mike Flanagan, L ERA: 5.0	(8, 1)	0.1		1	0	0	0	0	0	0	0	0	0	0	4	4	0.00	0.000
Gregg Olson, R ERA: 1.8	(8, 1)	1.2	S	6	1	0	0	2	0	0	0	0	0	0	11	18	0.00	0.600

PITCHER		IP	WLS	BF	H	R	ER	SO	BB	IBB	HBP	BLK	WP	HR	S	P	ERA	WHIP

Batter	1	2	3	4	5	6	7	8	9	AB	R	H	RBI	BB	SO	LOB
Brady Anderson, L (1, 7) OBP: 0.396, SLG: 0.530	F9		1B		G1-3		F7		K	5	0	1	1	0	1	2
Mike Devereaux, R (1, 8) OBP: 0.336, SLG: 0.504	F7		BB		G6-3		L4			3	0	0	0	1	0	2
Cal Ripken Jr., R (1, 6) OBP: 0.327, SLG: 0.406	G6-3		F8			F7		G2-3		4	0	0	0	0	0	2
Sam Horn, L (1, 10) OBP: 0.384, SLG: 0.444		G4-6-3 1B		BB		P4		F7		3	0	1	0	1	0	0
Randy Milligan, R (1, 3) OBP: 0.347, SLG: 0.370		G4-6-3 1-2f		1-2 BB		P4		1B		3	0	1	0	1	0	1
David Segui, S (8, 3) OBP: 0.348, SLG: 0.361										0	0	0	0	0	0	0
Chris Hoiles, R (1, 2) OBP: 0.435, SLG: 0.578		G4-3		K			F7	1B 1-2		4	0	1	0	0	1	2
Joe Orsulak, L (1, 9) OBP: 0.235, SLG: 0.259			F7	L4			1B 1B	K		4	1	1	0	0	1	4
Leo Gomez, R (1, 5) OBP: 0.356, SLG: 0.429			1B 2B	K			SAFE 1B 1-3		K	4	1	2	0	0	2	2
Mark McLemore, S (1, 4) OBP: 0.365, SLG: 0.308			L6		P6		1B 1-2 3-H		L4	4	0	1	1	0	0	1
Inning Stats	R: 0 E: 0 K: 0 S: 3 H: 0 LOB: 0 BB: 0 P: 5	R: 0 E: 0 K: 0 S: 5 H: 1 LOB: 0 BB: 0 P: 6	R: 1 E: 0 K: 0 S: 13 H: 2 LOB: 2 BB: 1 P: 24	R: 0 E: 0 K: 2 S: 13 H: 0 LOB: 2 BB: 2 P: 27	R: 0 E: 0 K: 0 S: 5 H: 0 LOB: 0 BB: 0 P: 9	R: 0 E: 0 K: 0 S: 8 H: 0 LOB: 0 BB: 0 P: 13	R: 1 E: 0 K: 0 S: 14 H: 3 LOB: 2 BB: 0 P: 22	R: 0 E: 0 K: 1 S: 9 H: 2 LOB: 2 BB: 0 P: 15	R: 0 E: 0 K: 2 S: 8 H: 0 LOB: 0 BB: 0 P: 14	1B: 7 2B: 1 3B: 0 HR: 0 SF: 0 SAC: 0 DP: 1 HBP: 0	WP: 0 PB: 0 SB: 0 CS: 0 PA: 37					

PITCHER	IP	WLS	BF	H	R	ER	SO	BB	IBB	HBP	BLK	WP	HR	S	P	ERA	WHIP
Alex Fernandez, R (1, 1) ERA: 3.35	7.2	L	33	8	2	2	2	3	0	0	0	0	0	65	113	2.35	1.435
Scott Radinsky, L (8, 1) ERA: 1.29	1.1		4	0	0	0	3	0	0	0	0	0	0	13	22	0.00	0.000

PITCHER	IP	WLS	BF	H	R	ER	SO	BB	IBB	HBP	BLK	WP	HR	S	P	ERA	WHIP

TOP

Baltimore Orioles @ Chicago White Sox

Comiskey Park, Chicago, IL

Fri May 15 1992, 8:05 PM EDT

Att. 38,026 - Sunny - 71 F

livebaseballscorecards.com

AB	34
R	2
H	8
RBI	2
BB	3
SO	5
LOB	16

Baltimore Orioles @ Chicago White Sox

Comiskey Park, Chicago, IL

Fri May 15 1992, 8:05 PM EDT

Att. 38,026 - Sunny - 71 F

livebaseballscorecards.com

BOTTOM

Batter	1	2	3	4	5	6	7	8	9	AB	R	H	RBI	BB	SO	LOB
Tim Raines, S (1, 7) OBP: 0.318, SLG: 0.298	F9		BB			G3			F9	3	0	0	0	1	0	0
Steve Sax, R (1, 4) OBP: 0.341, SLG: 0.304	G4-3		SAFE G4-3			G6-3			F9	4	0	0	0	0	0	1
Robin Ventura, L (1, 5) OBP: 0.411, SLG: 0.413	K			P3			F9		1B 1B	4	0	1	0	0	1	0
Frank Thomas, R (1, 3) OBP: 0.440, SLG: 0.472		1B		G5-3			G5-3		FC6-4 1-2 1B	4	0	2	0	0	0	0
George Bell, R (1, 10) OBP: 0.341, SLG: 0.447		L7		G5-3			P4		FC6-4 1-2f	4	0	0	0	0	0	3
Dan Pasqua, L (1, 9) OBP: 0.333, SLG: 0.384		K		F8				G3-1		3	0	0	0	0	1	1
Ron Karkovice, R (1, 2) OBP: 0.340, SLG: 0.337 Warren Newson, L (8, PH) OBP: 0.417, SLG: 0.333 Matt Merullo, L (9, 2) OBP: 0.200, SLG: 0.148		K		K				1B		2 1 0	0 0 0	0 1 0	0 0 0	0 0 0	2 0 0	1 0 0
Lance Johnson, L (1, 8) OBP: 0.300, SLG: 0.296			CS S 1B	G3-1				L6		3	0	1	0	0	0	1
Craig Grebeck, R (1, 6) OBP: 0.353, SLG: 0.373			SAFE K			F9		SAFE F9		3	0	0	0	0	1	2

	AB	31
	R	0
	H	5
	RBI	0
	BB	1
	SO	5
	LOB	9

Inning Stats	1	2	3	4	5	6	7	8	9	1B: 5	SF: 0	WP: 0	PA: 32
R:	0	0	0	0	0	0	0	0	0	2B: 0	SAC: 0	PB: 0	
E:	0	0	0	0	0	0	0	0	0	3B: 0	DP: 0	SB: 1	
H:	0	1	1	0	0	0	0	1	2	HR: 0	HBP: 0	CS: 1	
LOB:	0	1	1	0	0	0	0	1	2				
BB:	0	0	0	0	0	0	0	0	0				
P:	15	13	16	14	10	14	12	11	12				
K:	1	2	1		1								
S:	9	11	10	9	9	8	6	9	10				

PITCHER		IP	WLS	BF	H	R	ER	SO	BB	IBB	HBP	BLK	WP	HR	S	P	ERA	WHIP
35 Mike Mussina, R ERA: 2.42	(1, 1)	8.2	W	30	4	0	0	5	1	0	0	0	0	0	77	111	0.00	0.577
Gregg Olson, R ERA: 1.76	(9, 1)	0.1	S	2	1	0	0	0	0	0	0	0	0	0	4	6	0.00	3.000

PITCHER	IP	WLS	BF	H	R	ER	SO	BB	IBB	HBP	BLK	WP	HR	S	P	ERA	WHIP

Batter	1	2	3	4	5	6	7	8	9	AB	R	H	RBI	BB	SO	LOB
Brady Anderson, L (1, 8) OBP: 0.394, SLG: 0.525	C X 0-1 ① P4	B C B B B 4-1 1B BB		B X 1-0 SH3 1B 2B	B C X 1-1 ② G6-3 2-3		F X 0-1 ① P5 1-2		X 0-0 ③ F8	5	1	1	0	1	0	4
Mark McLemore, S (1, 4) OBP: 0.359, SLG: 0.304	C X 0-1 2B 1B	C B X 1-1 ② F9		X 0-0 ① SH3 2-3	X 0-0 ③ G4-3		B B X 2-0 ② FC1-5-2-6 FC5 3-H			4	1	1	0	0	0	5
Cal Ripken Jr., R (1, 6) OBP: 0.329, SLG: 0.402	P X 1-0 ② F8	B F B X 2-1 1-2 2-3 1B		I I I 4-0 BB 1B SF9 IBB		S X 0-1 ① F8	B F F F B X 2-2 ③ FC5 1-2f			4	1	1	0	1	0	3
Sam Horn, L (1, 10) OBP: 0.387, SLG: 0.462 Glenn Davis, R (4, PH) OBP: 0.188, SLG: 0.188	X 0-0 1-H HR 2B	C S B S 1-3 ③ K		S S X 0-2 BB 1-2 3-H 1B		S F F F B F B X 1-2 ② G4-3		C F B F B X 2-2 ① G6-3		2 3	1 0	1 1	1 1	0 0	1 0	3 0
Chris Hoiles, R (1, 2) OBP: 0.450, SLG: 0.629	B F F F X 1-2 2-H HR		F B B X 2-1 1B 3B	B F B F B 4-2 1-2 2-3 BB		S B B B B 4-1 1B BB		F B X 1-1 ② P4		3	2	2	2	2	0	0
Joe Orsulak, L (1, 7) OBP: 0.244, SLG: 0.271	B X 1-0 ③ G3		C B F B B B F F F X 3-2 G4-3 G3-1 3-H 1B	F B X 1-1 ② SF9 3-H		B X 1-0 1-2 1B		F B X 1-1 ③ F7		4	0	2	2	0	0	0
David Segui, S (1, 3) OBP: 0.338, SLG: 0.364		S C F F B B B F F 3-2 X 2B 2B	1 SAFE B 1 SAFE X 1-0 ① G3-1 1-2	X 0-0 ③ F8		B C F F F X 1-2 ③ G5-3			S F X 0-2 ① G3	5	1	1	0	0	0	5
Chito Martinez, L (1, 9) OBP: 0.357, SLG: 0.133		X 0-0 ① P5	C C F X 0-2 ② G4-3 2-3		C S C 0-3 ① K		B F B F B X 3-2 PB WP FC1-5-2-6 1B		C X 0-1 ② G3	5	0	1	0	0	1	2
Tim Hulett, R (1, 5) OBP: 0.436, SLG: 0.510		C X 0-1 1B 2-H 2B	C B F C 1-3 ③ K		B B X 2-0 G6-3 2B		B B B S S B 4-2 1-3 P5 BB		B C X 1-1 1B	4	0	3	1	1	1	1
Inning Stats	R: 3 H: 3 E: 0 LOB: 0 K: 0 BB: 0 S: 12 P: 14	R: 1 H: 3 E: 0 LOB: 3 K: 1 BB: 1 S: 18 P: 29	R: 1 H: 2 E: 0 LOB: 1 K: 1 BB: 0 S: 16 P: 23	R: 2 H: 2 E: 0 LOB: 2 K: 0 BB: 2 S: 11 P: 21	R: 0 H: 1 E: 0 LOB: 1 K: 1 BB: 0 S: 7 P: 10	R: 0 H: 1 E: 0 LOB: 2 K: 0 BB: 1 S: 15 P: 22	R: 0 H: 1 E: 0 LOB: 2 K: 0 BB: 1 S: 12 P: 23	R: 0 H: 0 E: 0 LOB: 0 K: 0 BB: 0 S: 8 P: 12	R: 0 H: 1 E: 0 LOB: 1 K: 0 BB: 0 S: 8 P: 9	1B: 7 SF: 1 2B: 5 SAC: 1 3B: 1 DP: 0 HR: 1 HBP: 0						WP: 1 PA: 46 PB: 1 SB: 0 CS: 0

PITCHER		IP	WLS	BF	H	R	ER	SO	BB	IBB	HBP	BLK	WP	HR	S	P	ERA	WHIP
Jack McDowell, R ERA: 3.41	(1, 1)	3.0	L	18	8	5	5	2	1	0	0	0	0	1	46	66	15.00	3.000
Wilson Alvarez, L ERA: 1.59	(4, 1)	4.0		21	5	2	2	1	3	1	0	0	1	0	45	76	4.50	2.000
Donn Pall, R ERA: 2.25	(8, 1)	1.0		3	0	0	0	0	0	0	0	0	0	0	8	12	0.00	0.000
Terry Leach, R ERA: 2.4	(9, 1)	1.0		4	1	0	0	0	0	0	0	0	0	0	8	9	0.00	1.000

PITCHER	IP	WLS	BF	H	R	ER	SO	BB	IBB	HBP	BLK	WP	HR	S	P	ERA	WHIP

TOP

Baltimore Orioles @ Chicago White Sox

Comiskey Park, Chicago, IL

Sat May 16 1992, 8:05 PM EDT
Att. 41,993 - Cloudy - 85 F

livebaseballscorecards.com

AB	39
R	7
H	14
RBI	7
BB	5
SO	3
LOB	23

Batter	1	2	3	4	5	6	7	8	9	AB	R	H	RBI	BB	SO	LOB
Tim Raines, S (1, 10) OBP: 0.316, SLG: 0.297	G6-3, S, 1B 1B	F7			G3-1		F9			4	1	1	0	0	0	1
Steve Sax, R (1, 4) OBP: 0.338, SLG: 0.302	G6-3 1-3	G3-1			1B 1B		G4-3			4	0	1	0	0	0	1
Robin Ventura, L (1, 5) OBP: 0.413, SLG: 0.416	BB 3-H 1B	P6			WP 1-3 1B			G4-3		4	0	2	1	0	0	0
Frank Thomas, R (1, 3) OBP: 0.441, SLG: 0.495	 1-2 BB	HR			G6-3 1-2			K		3	1	1	1	1	1	2
George Bell, R (1, 7) OBP: 0.338, SLG: 0.437	P6	F8				P4		BB		3	0	0	0	1	0	2
Dan Pasqua, L (1, 9) OBP: 0.319, SLG: 0.364	K	F9				L4		F7		4	0	0	0	0	1	3
Matt Merullo, L (1, 2) OBP: 0.212, SLG: 0.200 Shawn Abner, R (9, PH) OBP: 0.750, SLG: 1.250		G3-1		G3		2B			G1-3	3 1	0 0	1 0	0 0	0 0	0 0	0 0
Lance Johnson, L (1, 8) OBP: 0.301, SLG: 0.297 Mike Huff, R (9, PH) OBP: 0.366, SLG: 0.343		1B		G4-3		G3			F8	3 1	0 0	1 0	0 0	0 0	0 0	1 0
Craig Grebeck, R (1, 6) OBP: 0.338, SLG: 0.355 Esteban Beltre, R (8, 6) OBP: 0.167, SLG: 0.167		F9			P4		G5-3		F8	3 1	0 0	0 0	0 0	0 0	0 0	1 0
Inning Stats	R: 1 H: 2 E: 0 LOB: 2 K: 1 BB: 1 S: 10 P: 19	R: 0 H: 1 E: 0 LOB: 1 K: 0 BB: 0 S: 6 P: 6	R: 1 H: 1 E: 0 LOB: 0 K: 0 BB: 0 S: 10 P: 17	R: 0 H: 0 E: 0 LOB: 0 K: 0 BB: 0 S: 7 P: 12	R: 0 H: 2 E: 0 LOB: 2 K: 0 BB: 0 S: 12 P: 21	R: 0 H: 1 E: 0 LOB: 1 K: 0 BB: 0 S: 6 P: 8	R: 0 H: 0 E: 0 LOB: 0 K: 0 BB: 0 S: 5 P: 6	R: 0 H: 0 E: 0 LOB: 1 K: 1 BB: 1 S: 11 P: 21	R: 0 H: 0 E: 0 LOB: 0 K: 0 BB: 0 S: 7 P: 10	1B: 5 SF: 0 2B: 1 SAC: 0 3B: 0 DP: 0 HR: 1 HBP: 0						

PITCHER		IP	WLS	BF	H	R	ER	SO	BB	IBB	HBP	BLK	WP	HR	S	P	ERA	WHIP
Bob Milacki, R ERA: 4.36	(1, 1)	8.0	W	33	7	2	2	2	2	0	0	0	1	1	67	110	2.25	1.125
Mike Flanagan, L ERA: 4.5	(9, 1)	1.0		3	0	0	0	0	0	0	0	0	0	0	7	10	0.00	0.000

PITCHER	IP	WLS	BF	H	R	ER	SO	BB	IBB	HBP	BLK	WP	HR	S	P	ERA	WHIP

BOTTOM

Baltimore Orioles @ Chicago White Sox

Comiskey Park, Chicago, IL

Sat May 16 1992, 8:05 PM EDT

Att. 41,993 - Cloudy - 85 F

livebaseballscorecards.com

AB	34
R	2
H	7
RBI	2
BB	2
SO	2
LOB	11

WP: 1 PA: 36
PB: 0
SB: 1
CS: 0

Batter	1	2	3	4	5	6	7	8	9	AB	R	H	RBI	BB	SO	LOB
Mike Devereaux, R (1, 8) OBP: 0.336, SLG: 0.504	B B C C B F X 3-2 E 1B G6-3 1B		C B F C 1-3 ① K		S S B B X 2-2 ② G5-3	X 0-0 ① B5-3	X 0-0 ③ P3		C B C X 1-2 G6-3 1-H 2-H 2B	6	1	2	2	0	1	2
David Segui, S (1, 7) OBP: 0.350, SLG: 0.375	B 1 SAFE B B C F 1 F X 3-2 ① F8		F X 0-1 FC6-4 1B		S B S B X 2-2 1B 1B 1B	C X 0-1 ② L7		C F F F B F F X 1-2 1B 1B	C B B X 2-1 ② G6-3 2-3	6	1	3	0	0	0	2
Cal Ripken Jr., R (1, 6) OBP: 0.338, SLG: 0.409 Mark McLemore, S (8, 4) OBP: 0.354, SLG: 0.300	C 1 SAFE X 0-1 E5 G6-3 1-3 1B		X 0-0 ② FC6-4 FC6-4 1-2f		C F 1 SAFE F X 0-2 1B 1-3 3B 1B	B C X 2-1 ③ F8		C F B X 1-2 1-2 1B	B F X 1-1 ③ G4-3	5 1	1 0	3 0	0 0	0 0	0 0	1 1
Randy Milligan, R (1, 3) OBP: 0.350, SLG: 0.372	S F B X 1-2 ② G6-3 2-3 3-H		B C B X 2-1 ③ FC6-4 1-2f		B C F B B X 3-2 BB 1-3 3-H 3B 1B		F F B X 1-2 G5-4-3 1B	C B F F F X 1-2 ① F8		5	1	2	2	0	0	4
Chris Hoiles, R (1, 2) OBP: 0.448, SLG: 0.642 Jeff Tackett, R (8, 2) OBP: 0.222, SLG: 0.500	B B S B F F F X 3-2 ③ G6-3			B X 1-0 HR	B B B B 4-0 1-2 3B BB		B C B B F X 2-2 ①② G5-4-3 1-2f	X 0-0 ② L8		4 0	2 0	1 0	1 0	1 0	0 0	4 0
Glenn Davis, R (1, 10) OBP: 0.238, SLG: 0.333		B C F F S 1-3 ① K	S X 0-1 ① G5-3		F B F X 1-2 1-H 2-H 3-H 3B		B X 1-0 HR 1B	B F S S B X 3-2 ③ G6-3		5	1	2	3	0	1	2
Leo Gomez, R (1, 5) OBP: 0.358, SLG: 0.450		C C T F B B S 2-3 ② K	X 0-0 ② G6-3	I I I I 4-0 HBP IBB			F B C X 1-2 1-H HR		C B S B S 2-3 ① K	4	1	1	2	1	2	0
Joe Orsulak, L (1, 9) OBP: 0.274, SLG: 0.284		C B B B C T F B 4-2 BB	B X 1-0 ③ G4-3	B F F H 2-2 1-2 HBP			F B X 1-1 BB 1B		B X 1-0 1B 2B 1B	3	1	2	0	1	0	0
Billy Ripken, R (1, 4) OBP: 0.250, SLG: 0.317 Sam Horn, L (7, PH) OBP: 0.395, SLG: 0.462 Tim Hulett, R (7, PR) OBP: 0.446, SLG: 0.520 (7, 4) (8, 6)	B 1 SAFE C X 1-1 ③ G1-3		B X 1-2 L7 1-2 G4-3				B B B B 4-0 1-2 BB		B F B B F X 3-2 1-2 2B 1B	3 0 1	0 0 1	0 0 1	0 0 1	0 1 0	0 0 0	4 0 0
Inning Stats	R: 1 H: 2 E: 1 LOB: 1 K: 0 BB: 0 S: 18 P: 28	R: 0 H: 0 E: 0 LOB: 1 K: 2 BB: 1 S: 15 P: 23	R: 0 H: 1 E: 0 LOB: 1 K: 1 BB: 0 S: 8 P: 11	R: 1 H: 1 E: 0 LOB: 0 K: 0 BB: 0 S: 5 P: 7	R: 4 H: 4 E: 0 LOB: 3 K: 0 BB: 2 S: 25 P: 46	R: 0 H: 0 E: 0 LOB: 0 K: 0 BB: 0 S: 5 P: 7	R: 2 H: 4 E: 0 LOB: 2 K: 0 BB: 1 S: 13 P: 23	R: 0 H: 2 E: 0 LOB: 2 K: 0 BB: 0 S: 19 P: 25	R: 2 H: 3 E: 0 LOB: 1 K: 1 BB: 0 S: 14 P: 24	1B: 13 SF: 0 2B: 1 SAC: 0 3B: 1 DP: 1 HR: 2 HBP: 1						

PITCHER		IP	WLS	BF	H	R	ER	SO	BB	IBB	HBP	BLK	WP	HR	S	P	ERA	WHIP
Greg Hibbard, L ERA: 4.88	(1, 1)	4.2		26	8	6	5	3	2	1	1	0	0	1	67	110	9.64	2.143
Donn Pall, R ERA: 2.93	(5, 1)	3.1	W	16	6	2	2	0	1	0	0	0	0	1	41	60	5.40	2.100
Bobby Thigpen, R ERA: 4.32	(9, 1)	1.0		6	3	2	2	1	0	0	0	0	0	0	14	24	18.00	3.000

PITCHER	IP	WLS	BF	H	R	ER	SO	BB	IBB	HBP	BLK	WP	HR	S	P	ERA	WHIP

TOP

Baltimore Orioles @ Chicago White Sox

Comiskey Park, Chicago, IL

Sun May 17 1992, 4:33 AM EDT
Att. 40,903 - Cloudy - 79 F

livebaseballscorecards.com

AB	43
R	10
H	17
RBI	10
BB	4
SO	4
LOB	20

Baltimore Orioles @ Chicago White Sox

Comiskey Park, Chicago, IL

Sun May 17 1992, 4:33 AM EDT
Att. 40,903 - Cloudy - 79 F

livebaseballscorecards.com

BOTTOM

Batter	1	2	3	4	5	6	7	8	9	AB	R	H	RBI	BB	SO	LOB
Tim Raines, S (1, 7) OBP: 0.340, SLG: 0.361	HR		2B		1B	IBB	2B			4	4	4	2	1	0	0
Steve Sax, R (1, 4) OBP: 0.343, SLG: 0.345	G5-3 ①		3B		SF8 ①	3B	K ③			3	2	2	5	0	0	0
Joey Cora, S (7, 4) OBP: 0.273, SLG: 0.133										1	0	0	0	0	1	1
Robin Ventura, L (1, 5) OBP: 0.406, SLG: 0.438	HR		SF7 ①		P6 ②	SF8 ②		G6-3 ①		3	1	1	3	0	0	1
Frank Thomas, R (1, 3) OBP: 0.447, SLG: 0.522	G5-3 ②		G6-4-3 1B		HR	BB		G3 ②		4	1	2	2	1	0	0
George Bell, R (1, 10) OBP: 0.333, SLG: 0.427	K ③		G6-4-3 ②③		P4 ③	F9 ③		1B		5	0	1	0	0	1	2
Warren Newson, L (1, 9) OBP: 0.464, SLG: 0.318		BB		F8 ①		1B BB	1B SH3-4 SF9 BB	K ③		1	2	0	0	3	0	0
Mike Huff, R (8, 9) OBP: 0.357, SLG: 0.333										1	0	0	0	0	1	1
Ron Karkovice, R (1, 2) OBP: 0.330, SLG: 0.326		K ①	G1-3 ②		K ①	SH3-4 ①				3	0	0	0	0	2	2
Lance Johnson, L (1, 8) OBP: 0.307, SLG: 0.303		K ②	G4-3 ③		1B 3B 1B	E 2B 1B				4	2	2	0	0	1	1
Craig Grebeck, R (1, 6) OBP: 0.347, SLG: 0.385		F7 ③			1B SF8 2B	1B 3B 1B	SF9 ②			3	2	2	2	0	0	1
Inning Stats	R: 2 H: 2 E: 0 LOB: 0 K: 1 BB: 0 S: 13 P: 21	R: 0 H: 0 E: 0 LOB: 1 K: 2 BB: 1 S: 11 P: 18	R: 2 H: 3 E: 0 LOB: 0 K: 0 BB: 0 S: 11 P: 14	R: 0 H: 0 E: 0 LOB: 0 K: 0 BB: 0 S: 8 P: 11	R: 3 H: 3 E: 0 LOB: 0 K: 0 BB: 0 S: 15 P: 28	R: 5 H: 3 E: 0 LOB: 1 K: 1 BB: 3 S: 21 P: 40	R: 2 H: 2 E: 1 LOB: 1 K: 1 BB: 1 S: 12 P: 20	R: 0 H: 1 E: 0 LOB: 1 K: 1 BB: 0 S: 9 P: 17		1B: 6 SF: 4 2B: 3 SAC: 1 3B: 2 DP: 1 HR: 3 HBP: 0						

	AB	32
	R	14
	H	14
	RBI	14
	BB	5
	SO	6
	LOB	9

PITCHER	IP	WLS	BF	H	R	ER	SO	BB	IBB	HBP	BLK	WP	HR	S	P	ERA	WHIP
Ben McDonald, R (1, 1) ERA: 3.4	5.0	L	23	8	7	7	3	1	0	0	0	0	3	58	92	12.60	1.800
Storm Davis, R (6, 1) ERA: 4.43	0.1		6	3	5	5	1	1	1	0	0	0	0	15	29	135.00	12.000
Alan Mills, R (6, 1) ERA: 0.96	2.2		13	3	2	1	2	2	0	0	0	0	0	27	48	3.38	1.875

PITCHER	IP	WLS	BF	H	R	ER	SO	BB	IBB	HBP	BLK	WP	HR	S	P	ERA	WHIP

Batter	1	2	3	4	5	6	7	8	9	AB	R	H	RBI	BB	SO	LOB
Rickey Henderson, R (1, 7) OBP: 0.423, SLG: 0.432	C C F B B X 2-2 BB 1B	B 1 SAFE F B 1 SAFE B X 3-1 1-H HR		C B 1 SAFE F C 1-3 ② K			B C C B B B 4-2 S S 1B BB	B B C X 2-1 G6-3 2-3 1B		4	3	3	2	1	1	1
Carney Lansford, R (1, 5) OBP: 0.382, SLG: 0.396	B X 1-0 ① P9	F B X 1-1 ① G6-3		B 1 SAFE 1 SAFE X 1-0 ③ FC6-4 1-2f			C B 1 SAFE 1 SAFE 1 SAFE F F 1 SAFE 1 SAFE 4-2 B F B B 1B S 1B 1-2 BB	X 0-0 ② ③ G6-3 1-2f		4	1	0	0	1	0	4
Jose Canseco, R (1, 10) OBP: 0.297, SLG: 0.390	1 SAFE 1 SAFE 1 SAFE C 1 SAFE B B B 1 SAFE B 4-1 1 SAFE B 1B HR 1-2 BB	B C F B B F S 2-3 ② K	F F X 0-2 ① G6-3				B B F X 2-1 1B FC5-2 1-3 2-H 1B	X 0-0 ① L6		4	1	1	1	1	1	0
Harold Baines, L (1, 9) OBP: 0.263, SLG: 0.275 Scott Brosius, R (9, 9) OBP: 0.200, SLG: 0.240	B X 1-0 HR 1-3 2-H 1B	B F B X 2-1 ③ G4-3			C F B X 1-2 ② G1-3		C B B F X 2-2 FC5-2 BB 1-3 3-H 1B		B F B F X 2-2 ② L8	5 0	1 0	2 0	2 0	0 0	0 0	0 0
Mark McGwire, R (1, 3) OBP: 0.446, SLG: 0.779	X 0-0 1-H 3-H HR	C S B B S 3-3 ① K			B B C X 2-1 ③ F9		F B B B F B 4-2 FC5-2 1-2 BB		S B F F X 1-2 1B	4	1	2	3	1	1	0
Terry Steinbach, R (1, 2) OBP: 0.278, SLG: 0.275	F F B B X 2-2 E5 FC6-4	X 0-0 ② F8				F C C 0-3 ① K	F X 0-1 ② FC5-2 1-2 2-3 3-Hf		B B S F B F F X 3-2 ③ F9	5	0	0	0	0	1	4
Willie Wilson, S (1, 8) OBP: 0.331, SLG: 0.356	X 0-0 ② L7	B X 1-0 ③ G6-3				B B B C F F F X 3-2 ② G3	B X 1-0 ③ G4-3			4	0	0	0	0	0	4
Mike Bordick, R (1, 6) OBP: 0.384, SLG: 0.406	B X 1-0 ③ FC6-4 1-2f			B X 1-0 ① F9		B C B B F X 3-2 ③ L3		C X 0-1 1B SH5-3 1B		4	0	1	0	0	0	1
Jerry Browne, S (1, 4) OBP: 0.318, SLG: 0.194		B B C F B B 4-2 HR BB		B F B X 2-1 FC6-4 1B			C X 0-1 ① G4-3	X 0-0 ① SH5-3 1-2		2	1	1	0	1	0	0
Inning Stats	R: 4 H: 3 E: 1 LOB: 1 K: 0 BB: 1 S: 13 P: 24	R: 2 H: 1 E: 0 LOB: 0 K: 1 BB: 1 S: 12 P: 24	R: 0 H: 0 E: 0 LOB: 0 K: 1 BB: 0 S: 5 P: 9	R: 0 H: 1 E: 0 LOB: 1 K: 1 BB: 0 S: 7 P: 12	R: 0 H: 0 E: 0 LOB: 0 K: 0 BB: 0 S: 8 P: 11	R: 0 H: 0 E: 0 LOB: 0 K: 1 BB: 0 S: 11 P: 17	R: 2 H: 2 E: 0 LOB: 3 K: 0 BB: 3 S: 18 P: 35	R: 0 H: 2 E: 0 LOB: 1 K: 0 BB: 0 S: 6 P: 8	R: 0 H: 1 E: 0 LOB: 1 K: 0 BB: 0 S: 12 P: 18	1B: 8 SF: 0 2B: 0 SAC: 1 3B: 0 DP: 1 HR: 2 HBP: 0						WP: 0 PA: 42 PB: 0 SB: 3 CS: 0

PITCHER		IP	WLS	BF	H	R	ER	SO	BB	IBB	HBP	BLK	WP	HR	S	P	ERA	WHIP
Rick Sutcliffe, R ERA: 3.86	(1, 1)	6.1	L	29	5	8	8	4	4	0	0	0	0	2	64	113	11.37	1.421
Todd Frohwirth, R ERA: 1.4	(7, 1)	2.2		13	5	0	0	0	1	0	0	0	0	0	28	45	0.00	2.250

PITCHER	IP	WLS	BF	H	R	ER	SO	BB	IBB	HBP	BLK	WP	HR	S	P	ERA	WHIP

Oakland Athletics @ Baltimore Orioles

Oriole Park at Camden Yards, Baltimore, MD

Mon May 18 1992, 7:05 PM EDT
Att. 43,907 - Cloudy - 77 F

TOP

livebaseballscorecards.com

AB	36
R	8
H	10
RBI	8
BB	5
SO	4
LOB	14

Oakland Athletics @ Baltimore Orioles

Oriole Park at Camden Yards, Baltimore, MD

Mon May 18 1992, 7:05 PM EDT

Att. 43,907 - Cloudy - 77 F

livebaseballscorecards.com

BOTTOM

Batter	1	2	3	4	5	6	7	8	9	AB	R	H	RBI	BB	SO	LOB
Brady Anderson, L (1, 7) OBP: 0.394, SLG: 0.521	C B F X 1-2 G4-6-3 1B	B X 1-0 G3 ② 1-2 3-H		B C B X 2-1 S 1B		B X 1-0 L6 ②		X 0-0 G4-3 ②		5	0	2	1	0	0	1
Mark McLemore, S (1, 4) OBP: 0.357, SLG: 0.288	1 SAFE 1 SAFE B X 1-0 G4-6-3 ①② 1-2f	B B C B S F B 4-2 BB 2-3		B 1 SAFE B B C C B 4-2 BB 1-2		B C B X 2-1 F9 ③		B C F B B X 3-2 G6-3 ③		3	0	0	0	2	0	1
Cal Ripken Jr., R (1, 6) OBP: 0.333, SLG: 0.397	B F B B B 4-1 BB	F B B S B 1 SAFE F C 3-3 K ③		F F B C 1-3 K ②			B S F X 1-2 G6-3 ①		B B C X 2-1 G6-3 ①	4	0	0	0	1	2	4
Sam Horn, L (1, 10) OBP: 0.383, SLG: 0.435	B C F B B S 3-3 K ③		F S B B S 2-3 K ①	B B F S X 2-2 P5 ③			C B F B F B B 4-2 BB 1B BB		B S C S 1-3 K ②	4	1	0	0	1	3	3
Mike Devereaux, R (1, 8) OBP: 0.338, SLG: 0.504		B B B B 4-0 G3-1 1B BB 1B	C B F X 1-2 F8 ②		C B B B X 3-1 G4-3 2B		C B B B C S 3-3 K ②		B C B F F S 2-3 K ③	4	1	1	0	1	2	1
Chris Hoiles, R (1, 2) OBP: 0.457, SLG: 0.640		B C X 1-1 G3-1 1-2 1B 1B	C B B C B F F B 4-2 BB BB		C B C B B X 3-2 G4-3 ① 2-3		B B C F B B 4-2 1B 1-2 BB			2	1	1	0	2	0	1
Joe Orsulak, L (1, 9) OBP: 0.283, SLG: 0.286	C B S X 1-2 G3-1 ① 1-2 2-3	B F B B B 4-1 BB 1-2		F X 0-1 P2 ②			F X 0-1 1-3 2-H 1B			3	0	1	1	1	0	3
David Segui, S (1, 3) OBP: 0.345, SLG: 0.368		X 0-0 1B G3 2-H 3-H 1B	C C X 0-2 F8 ③		B F X 1-1 G3-1 ③		B C B B F F X 3-2 G6-3 ③			4	1	1	2	0	0	5
Leo Gomez, R (1, 5) OBP: 0.354, SLG: 0.442		X 0-0 WP G3 1-3 1B		X 0-0 F9 ①		C B F F F B X 2-2 F8 ①		X 0-0 F8 ①		4	0	1	0	0	0	0

	AB	33
	R	4
	H	7
	RBI	4
	BB	8
	SO	7
	LOB	19

Inning Stats																		
	R: 0	H: 1	R: 3	H: 3	R: 0	H: 0	R: 0	H: 1	R: 0	H: 1	R: 0	H: 0	R: 1	H: 1	R: 0	H: 0	R: 0	H: 0
	E: 0	LOB: 1	E: 0	LOB: 2	E: 0	LOB: 2	E: 0	LOB: 2	E: 0	LOB: 1	E: 0	LOB: 0	K: 1	LOB: 2	E: 0	LOB: 0	E: 0	LOB: 0
	K: 1	BB: 1	K: 1	BB: 2	K: 1	BB: 2	K: 0	BB: 1	K: 0	BB: 0	K: 0	BB: 0	K: 1	BB: 2	K: 0	BB: 0	K: 2	BB: 0
	S: 8	P: 17	S: 15	P: 29	S: 14	P: 25	S: 11	P: 20	S: 9	P: 16	S: 8	P: 13	S: 17	P: 32	S: 5	P: 8	S: 9	P: 14

	1B: 6	SF: 0
	2B: 1	SAC: 0
	3B: 0	DP: 1
	HR: 0	HBP: 0

	WP: 1	PA: 41
	PB: 0	
	SB: 1	
	CS: 0	

PITCHER		IP	WLS	BF	H	R	ER	SO	BB	IBB	HBP	BLK	WP	HR	S	P	ERA	WHIP
Mike Moore, R ERA: 3.82	(1, 1)	6.1	W	31	6	4	4	4	7	0	0	0	1	0	71	131	5.68	2.053
Jeff Parrett, R ERA: 2.86	(7, 1)	1.0		5	1	0	0	1	1	0	0	0	0	0	12	22	0.00	2.000
Rick Honeycutt, L ERA: 4.35	(8, 1)	0.2		2	0	0	0	0	0	0	0	0	0	0	4	7	0.00	0.000
Rich Gossage, R ERA: 3.38	(9, 1)	1.0		3	0	0	0	2	0	0	0	0	0	0	9	14	0.00	0.000

PITCHER	IP	WLS	BF	H	R	ER	SO	BB	IBB	HBP	BLK	WP	HR	S	P	ERA	WHIP

Batter	1	2	3	4	5	6	7	8	9	AB	R	H	RBI	BB	SO	LOB
Rickey Henderson, R (1, 7) OBP: 0.428, SLG: 0.430	B C B X 2-1 S 2B 1B		C B C X 1-2 ① G6-3	B F C B B B 4-2 1-2 2-3 BB		B B B C B 4-1 BB		B B C B F C 3-3 ② K		3	1	1	0	2	1	1
Carney Lansford, R (1, 5) OBP: 0.376, SLG: 0.396	C B B F B X 3-2 FC7-4 1-H 2B		B X 1-0 ② G6-3	B X 1-0 ③ L5		F X 0-1 ③ P4		X 0-0 ③ G6-3		5	0	1	1	0	0	6
Jose Canseco, R (1, 9) OBP: 0.301, SLG: 0.407	C F B F F X 1-2 ① ② FC7-4 2-3		C F B F F B X 2-2 ③ G5-3		C B C F F F B X 2-2 ① L5		F B B X 2-1 HR		S B B F B B 4-2 1B BB	4	1	1	1	1	0	1
Harold Baines, L (1, 10) OBP: 0.275, SLG: 0.276 Willie Wilson, S (9, PR) OBP: 0.331, SLG: 0.356	B B B B 4-0 BB			B C B F B B 4-2 1B 1B BB	B C B X 2-1 ② F8	B C B B X 3-1 ① G6-3			B 1 SAFE 1 SAFE B F F B X 3-2 ① 1-2 BB 1B 1B	3 0	1 1	1 0	0 0	2 0	0 0	0 0
Mark McGwire, R (1, 3) OBP: 0.444, SLG: 0.761	C B B F F S 2-3 ③ K			B S S F B X 2-2 ① P3	B B B C B 4-1 BB	B C B B F X 2-2 ② G5-3			1 SAFE 1 SAFE 1 SAFE B 1 SAFE B F 1 SAFE B 4-1 1 SAFE B 1B 1-2 BB	3	0	0	0	2	1	2
Terry Steinbach, R (1, 2) OBP: 0.286, SLG: 0.284		X 0-0 ① F9		C F B X 1-2 ② F9	B F B B S F X 3-2 ③ G6-3		X 0-0 1B		B X 1-0 1-3 2-H WP 1B	5	0	2	1	0	0	2
Jerry Browne, S (1, 8) OBP: 0.327, SLG: 0.220		B F X 1-1 ② P4		F C F X 0-2 1B 1-2 1B 1B		B C B X 2-1 SH1-3 1B	B F B X 2-1 ③ G4-3		C S S 0-3 ② K	5	1	2	0	0	1	3
Mike Bordick, R (1, 6) OBP: 0.394, SLG: 0.412		B C B B F B 4-2 BB		C B X 1-1 BB 1B 1-3 2-H 1B		X 0-0 ① SH1-3 1-2		X 0-0 G1-3 1B	C B B C X 2-2 ③ G6-3 1-2	3	0	2	1	1	0	2
Lance Blankenship, R (1, 4) OBP: 0.393, SLG: 0.353		B 1 SAFE X 1-0 ③ F9		B X 1-0 BB 1-2 3-H 1B		B B X 2-0 ② F9		X 0-0 ① G1-3 1-2		4	0	1	1	0	0	3
Inning Stats	R: 1 H: 2 E: 0 LOB: 1 K: 1 BB: 1 S: 14 P: 26	R: 0 H: 0 E: 0 LOB: 1 K: 0 BB: 1 S: 6 P: 12	R: 0 H: 0 E: 0 LOB: 0 K: 0 BB: 0 S: 8 P: 12	R: 2 H: 3 E: 0 LOB: 3 K: 0 BB: 2 S: 19 P: 33	R: 0 H: 0 E: 0 LOB: 1 K: 0 BB: 1 S: 13 P: 24	R: 0 H: 1 E: 0 LOB: 2 K: 0 BB: 1 S: 7 P: 15	R: 1 H: 2 E: 0 LOB: 1 K: 0 BB: 0 S: 10 P: 19	R: 0 H: 1 E: 0 LOB: 1 K: 1 BB: 0 S: 6 P: 9	R: 1 H: 2 E: 0 LOB: 3 K: 1 BB: 2 S: 13 P: 27	1B: 9 SF: 0 2B: 2 SAC: 1 3B: 0 DP: 1 HR: 1 HBP: 0						

TOP

Oakland Athletics @ Baltimore Orioles

Oriole Park at Camden Yards, Baltimore, MD

Tue May 19 1992, 7:05 PM EDT
Att. 45,799 - Sunny - 73 F

livebaseballscorecards.com

AB	35
R	5
H	11
RBI	5
BB	8
SO	3
LOB	20

PITCHER		IP	WLS	BF	H	R	ER	SO	BB	IBB	HBP	BLK	WP	HR	S	P	ERA	WHIP
Jose Mesa, R ERA: 4.45	(1, 1)	3.2	L	19	5	3	3	1	4	0	0	0	0	0	46	81	7.36	2.455
Storm Davis, R ERA: 4.13	(4, 1)	3.2		17	4	1	1	0	2	0	0	0	0	1	33	62	2.46	1.636
Todd Frohwirth, R ERA: 1.35	(8, 1)	0.2		2	0	0	0	1	0	0	0	0	0	0	4	7	0.00	0.000
Gregg Olson, R ERA: 2.2	(9, 1)	1.0		6	2	1	1	1	2	0	0	0	1	0	13	27	9.00	4.000

PITCHER	IP	WLS	BF	H	R	ER	SO	BB	IBB	HBP	BLK	WP	HR	S	P	ERA	WHIP

WP: 1	PA: 44		
PB: 0			
SB: 1			
CS: 0			

Batter	1	2	3	4	5	6	7	8	9	AB	R	H	RBI	BB	SO	LOB
Brady Anderson, L (1, 7) OBP: 0.383, SLG: 0.503	C B X 1-1 G5-3 ①		B X 1-0 F7 ①		X 0-0 G6-3 ② 3-H		S S B X 1-2 P5 ①		F F X 0-2 FC5-4 ② DI 1-2f	5	0	0	1	0	0	3
Mark McLemore, S (1, 4) OBP: 0.348, SLG: 0.295	B C B B X 3-1 F8 ②		B 1 SAFE C 1 SAFE C X 1-2 P5 ②		B F X 1-1 2B ② 2-H		X 0-0 G6-3 ②		C B B F F X 2-2 L5 ③ 1-2	5	0	1	1	0	0	2
Cal Ripken Jr., R (1, 6) OBP: 0.331, SLG: 0.389	B C B X 2-1 F8 ③		C F B X 1-2 FC6-4 ③ 1-2f		B B S F B F B 4-2 BB		X 0-0 L9 ③			3	0	0	0	1	0	1
Chris Hoiles, R (1, 2) OBP: 0.444, SLG: 0.617		F B B C X 2-2 F9 ①		C X 0-1 G6-3 ①	F B B B X 3-1 F8 ③			B C X 1-1 P3 ①		4	0	0	0	0	0	2
Mike Devereaux, R (1, 8) OBP: 0.329, SLG: 0.490		C C B X 1-2 P4 ②		F B X 1-1 F9 ②		B B B B X 3-1 F9 ①		B F X 1-1 F9 ②		4	0	0	0	0	0	0
Glenn Davis, R (1, 10) OBP: 0.280, SLG: 0.480		B C S X 1-2 1B 1B		B B C F F F F X 2-2 G5-3 ③		B B F S F S 2-3 K ②		B B S X 2-1 HR		4	1	2	1	0	1	0
Randy Milligan, R (1, 3) OBP: 0.364, SLG: 0.375		B 1 SAFE X 1-0 FC6-4 1-3 1B			B B B B 4-0 SH1-3 BB G6-3 BB	B F F B B B 4-2 BB BB		C S S 0-3 K ③		2	1	1	0	2	1	0
Joe Orsulak, L (1, 9) OBP: 0.291, SLG: 0.280		C B X 1-1 FC6-4 ③ 1-2f			B B F B B 4-1 SH1-3 2B 1-2 BB	B B B C B 4-1 1-2 BB			X 0-0 L9 ①	2	1	0	0	2	0	2
Leo Gomez, R (1, 5) OBP: 0.357, SLG: 0.439 Chito Martinez, L (9, PH) OBP: 0.372, SLG: 0.161			B B F H 3-1 FC6-4 HBP		X 0-0 SH1-3 ① 1-2 2-3	C S X 0-2 G1-3 ③			C C F B B F F F X 2-2 FC5-4 1B	1 1	0 0	0 1	0 0	0 0	0 0	2 0
Inning Stats	R: 0 E: 0 K: 0 S: 6 H: 0 LOB: 0 BB: 0 P: 12	R: 0 E: 0 K: 0 S: 12 H: 2 LOB: 2 BB: 0 P: 18	R: 0 E: 0 K: 0 S: 8 H: 0 LOB: 1 BB: 0 P: 14	R: 0 E: 0 K: 0 S: 11 H: 0 LOB: 0 BB: 0 P: 14	R: 2 E: 0 K: 0 S: 10 H: 1 LOB: 2 BB: 3 P: 26	R: 0 E: 0 K: 1 S: 12 H: 0 LOB: 2 BB: 2 P: 25	R: 0 E: 0 K: 0 S: 5 H: 0 LOB: 0 BB: 0 P: 6	R: 1 E: 0 K: 1 S: 9 H: 1 LOB: 0 BB: 0 P: 13	R: 0 E: 0 K: 0 S: 15 H: 1 LOB: 1 BB: 0 P: 19	1B: 3 2B: 1 3B: 0 HR: 1	SF: 0 SAC: 1 DP: 0 HBP: 1						

PITCHER		IP	WLS	BF	H	R	ER	SO	BB	IBB	HBP	BLK	WP	HR	S	P	ERA	WHIP
Joe Slusarski, R ERA: 4.53	(1, 1)	5.0	W	22	3	2	2	0	3	0	1	0	0	0	47	84	3.60	1.200
Jeff Parrett, R ERA: 2.76	(6, 1)	1.0		5	0	0	0	1	2	0	0	0	0	0	12	25	0.00	2.000
Rick Honeycutt, L ERA: 4.09	(7, 1)	0.2		2	0	0	0	0	0	0	0	0	0	0	4	5	0.00	0.000
Rich Gossage, R ERA: 3.68	(7, 1)	1.1		5	1	1	1	1	0	0	0	0	0	1	10	14	6.75	0.750
Dennis Eckersley, R ERA: 0.47	(9, 1)	1.0	S	4	1	0	0	0	0	0	0	0	0	0	15	19	0.00	1.000

PITCHER	IP	WLS	BF	H	R	ER	SO	BB	IBB	HBP	BLK	WP	HR	S	P	ERA	WHIP

BOTTOM

Oakland Athletics @ Baltimore Orioles

Oriole Park at Camden Yards, Baltimore, MD

Tue May 19 1992, 7:05 PM EDT
Att. 45,799 - Sunny - 73 F

livebaseballscorecards.com

AB	31
R	3
H	5
RBI	3
BB	5
SO	2
LOB	12

WP: 0	PB: 0	SB: 0	CS: 0
PA: 38			

Batter	1	2	3	4	5	6	7	8	9	AB	R	H	RBI	BB	SO	LOB
Rickey Henderson, R (1, 7) OBP: 0.424, SLG: 0.432	F B C F B B F X 3-2 SH1-3 G6-3 2B		B B F S S X 3-2 ② G5-3		C F B B B X 3-2 ③ P2 1-2 3-H		B C S F B F X 2-2 ③ F9			4	1	1	0	0	0	2
Jerry Browne, S (1, 5) OBP: 0.308, SLG: 0.205 Carney Lansford, R (8, 5) OBP: 0.376, SLG: 0.396	X 0-0 ① SH1-3 2-3		C X 0-1 ③ F7			B X 1-0 ① G3		F B C S 1-3 ① K		3 0	0 0	0 0	0 0	0 0	1 0	0 0
Jose Canseco, R (1, 9) OBP: 0.293, SLG: 0.396	X 0-0 ② G6-3 3-H			B B X 2-0 ① G1-3		B X 1-0 ② F7		B B F X 2-1 ② F8		4	0	0	1	0	0	0
Harold Baines, L (1, 10) OBP: 0.268, SLG: 0.268	B C X 1-1 ③ G4-3			S F B B C 2-3 ② K		C B B X 2-1 ③ F7		B F X 1-1 ③ F7		4	0	0	0	0	1	0
Mark McGwire, R (1, 3) OBP: 0.440, SLG: 0.746		B C X 1-1 ① G5-3		F F C 0-3 ③ K			B S X 1-1 ① P3		S B X 1-1 1B 1B	4	0	1	0	0	1	0
Terry Steinbach, R (1, 2) OBP: 0.307, SLG: 0.321		B B F X 2-1 2B			C X 0-1 ① G5-3		B B X 2-0 WP SF8 1B 1B		X 0-0 1-2 1B	4	1	3	0	0	0	0
Willie Wilson, S (1, 8) OBP: 0.336, SLG: 0.361		S B F X 1-2 ② L5			B B X 2-0 F8 1B WP 1B		L B F X 1-2 WP 1-2 1B 1B		X 0-0 ① P3	4	2	2	0	0	0	3
Mike Bordick, R (1, 6) OBP: 0.390, SLG: 0.410		B X 1-0 ③ F9			X 0-0 WP 1-2 1B		B C X 1-1 ② SF8 1-2 2-H		C B X 1-1 ② P3	3	0	1	1	0	0	3
Lance Blankenship, R (1, 4) OBP: 0.389, SLG: 0.350			B F C B X 2-2 ① G6-3		X 0-0 ② F8 2-3		B S C F B X 2-2 2-H 1B		B B C C C 2-3 ③ K	4	0	1	1	0	1	4
Inning Stats	R: 1 H: 1 E: 0 LOB: 0 K: 0 BB: 0 S: 10 P: 14	R: 0 H: 1 E: 0 LOB: 1 K: 0 BB: 0 S: 8 P: 13	R: 0 H: 0 E: 0 LOB: 0 K: 0 BB: 0 S: 8 P: 13	R: 0 H: 0 E: 0 LOB: 0 K: 2 BB: 0 S: 7 P: 11	R: 1 H: 2 E: 0 LOB: 1 K: 0 BB: 0 S: 8 P: 13	R: 0 H: 0 E: 0 LOB: 0 K: 0 BB: 0 S: 4 P: 8	R: 2 H: 3 E: 0 LOB: 1 K: 0 BB: 0 S: 17 P: 26	R: 0 H: 0 E: 0 LOB: 0 K: 1 BB: 0 S: 7 P: 11	R: 0 H: 2 E: 0 LOB: 2 K: 1 BB: 0 S: 9 P: 13	1B: 7 SF: 1 2B: 2 SAC: 1 3B: 0 DP: 0 HR: 0 HBP: 0						

PITCHER	IP	WLS	BF	H	R	ER	SO	BB	IBB	HBP	BLK	WP	HR	S	P	ERA	WHIP
35 Mike Mussina, R (1, 1) ERA: 2.7	8.0	L	31	7	4	4	3	0	0	0	0	2	0	69	109	4.50	0.875
Gregg Olson, R (9, 1) ERA: 2.08	1.0		5	2	0	0	1	0	0	0	0	0	0	9	13	0.00	2.000

PITCHER	IP	WLS	BF	H	R	ER	SO	BB	IBB	HBP	BLK	WP	HR	S	P	ERA	WHIP

TOP

Oakland Athletics @ Baltimore Orioles

Oriole Park at Camden Yards, Baltimore, MD

Wed May 20 1992, 7:05 PM EDT
Att. 45,947 - Sunny - 75 F

livebaseballscorecards.com

AB	34
R	4
H	9
RBI	3
BB	0
SO	4
LOB	12

WP: 2	PA: 36					
PB: 0						
SB: 0						
CS: 0						

Oakland Athletics @ Baltimore Orioles

Oriole Park at Camden Yards, Baltimore, MD

Wed May 20 1992, 7:05 PM EDT

Att. 45,947 - Sunny - 75 F

livebaseballscorecards.com

BOTTOM

Batter	1	2	3	4	5	6	7	8	9	AB	R	H	RBI	BB	SO	LOB
Brady Anderson, L (1, 7) OBP: 0.378, SLG: 0.513	G4-3	F7			HR	FC6-4 1-2f			K	5	1	1	1	0	1	2
Mike Devereaux, R (1, 8) OBP: 0.333, SLG: 0.490	1B BB BB 1B		G5-3		1B		G6-3			4	1	2	0	0	0	0
Cal Ripken Jr., R (1, 6) OBP: 0.335, SLG: 0.388	BB 1B 1-2 BB		F7		SAFE 1 SAFE 1-3 FC6-4 1B		P4			3	0	1	0	1	0	0
Glenn Davis, R (1, 10) OBP: 0.310, SLG: 0.464	BB 1-2 2-3 1B		BB		P6		F7			3	0	1	0	1	0	2
Randy Milligan, R (1, 3) OBP: 0.360, SLG: 0.363	1-2 2-3 3-H BB		G4-3		1-2f FC6-4			F9		3	0	0	1	1	0	3
Chris Hoiles, R (1, 2) OBP: 0.438, SLG: 0.605	K			G6-3		BB 1B		K		4	0	1	0	0	2	3
Joe Orsulak, L (1, 9) OBP: 0.280, SLG: 0.268	K			G3		P5		G6-3		4	0	0	0	0	1	4
Leo Gomez, R (1, 5) OBP: 0.364, SLG: 0.440		CS 1B		G6-3		FC6-4 1-2 BB			G3	2	0	1	0	1	0	0
Chito Martinez, L (9, PH) OBP: 0.364, SLG: 0.156										1	0	0	0	0	0	0
Billy Ripken, R (1, 4) OBP: 0.242, SLG: 0.306		SAFE 1-2 G6-3			1-2 G5-3	K			G3	2	0	0	0	0	0	1
Sam Horn, L (6, PH) OBP: 0.378, SLG: 0.429										1	0	0	0	0	1	2
Mark McLemore, S (7, 4) OBP: 0.344, SLG: 0.291										1	0	0	0	0	0	0

Inning Stats	1	2	3	4	5	6	7	8	9
R	1	0	0	0	1	0	0	0	0
H	2	1	0	0	3	1	0	0	0
E	0	0	0	0	0	0	0	0	0
LOB	3	0	1	0	2	2	0	0	0
K	2	0	0	0	0	1	0	1	0
BB	2	0	1	0	1	1	0	0	0
S	15	6	6	12	12	8	5	7	10
P	31	8	11	16	16	13	6	14	14

	AB	R	H	RBI	BB	SO	LOB
Totals	33	2	7	2	4	5	17

WP	0
PB	0
SB	0
CS	1
PA	37

	1B	SF	0
	2B	SAC	0
	3B	DP	0
	HR 1	HBP	0

PITCHER		IP	WLS	BF	H	R	ER	SO	BB	IBB	HBP	BLK	WP	HR	S	P	ERA	WHIP
Bob Welch, R ERA: 3.33	(1, 1)	8.0	W	34	7	2	2	4	4	0	0	0	0	1	71	115	2.25	1.375
Dennis Eckersley, R ERA: 0.45	(9, 1)	1.0	S	3	0	0	0	1	0	0	0	0	0	0	10	14	0.00	0.000

PITCHER	IP	WLS	BF	H	R	ER	SO	BB	IBB	HBP	BLK	WP	HR	S	P	ERA	WHIP

Batter	1	2	3	4	5	6	7	8	9	AB	R	H	RBI	BB	SO	LOB
Luis Polonia, L (1, 7) OBP: 0.369, SLG: 0.331	C B F F S 1-3 ① K		F C F B S 1-3 ③ K		F C B X 1-2 1-3 2-H 1B			M X 0-1 ① G3 1-2		4	0	1	1	0	2	1
Von Hayes, L (1, 9) OBP: 0.342, SLG: 0.381 Chad Curtis, R (8, PH) OBP: 0.347, SLG: 0.413 (8, 9)	X 0-0 ② F9			B B B C C F X 3-2 ① G3-1	X 0-0 ③ F8			X 0-0 ② G4-3 2-3		3 1	0 0	0 0	0 0	0 0	0 0	2 1
Junior Felix, S (1, 8) OBP: 0.310, SLG: 0.443	S B B B B 4-1 BB			X 0-0 2B		B F B C S 2-3 ① K		C X 0-1 1B 1B 3-H 1B		3	1	2	1	1	1	0
Hubie Brooks, R (1, 10) OBP: 0.255, SLG: 0.390	C F B B X 2-2 ③ G4-3			F B C B C 2-3 ② K		F B F F X 1-2 ② F8		C B X 1-1 1B 1-2 1B		4	0	1	0	0	1	2
Lee Stevens, L (1, 3) OBP: 0.281, SLG: 0.325 Jose Gonzalez, R (8, PH) OBP: 0.375, SLG: 0.500 Luis Sojo, R (8, 4)		B X 1-0 ① G4-3		B B C C X 2-1 ③ F7		F B X 1-1 ③ G5-3		S B X 1-1 1-2 2-H 1B		3 1 0	0 0 0	0 1 0	0 1 0	0 0 0	0 0 0	1 0 0
Rene Gonzales, R (1, 4) OBP: 0.398, SLG: 0.525 (8, 3)		B C F B X 2-2 ② F7			B S C S 1-3 ① K		X 0-0 ① G5-3	C B X 1-1 ③ G1-3		4	0	0	0	0	1	2
Gary Gaetti, R (1, 5) OBP: 0.282, SLG: 0.348		F F B B B S 3-3 ③ K			X 0-0 ② G6-3		X 0-0 G4-6-3 1B		C X 0-1 ① F7	4	0	1	0	0	1	0
Mike Fitzgerald, R (1, 2) OBP: 0.288, SLG: 0.328			B F C F B B X 3-2 ① F9		B B C C B F B 4-2 1B 1B BB		B C B F F X 2-2 ②③ G4-6-3 1-2f		C S X 0-2 ② F9	3	1	0	0	1	0	1
Gary Disarcina, R (1, 6) OBP: 0.343, SLG: 0.311			C B C S 1-3 ② K		B B S X 2-1 1B 1-2 1B			F F F X 0-2 G4-3 G3 1B	S F B X 1-2 ③ G6-3	4	1	2	0	0	1	0
Inning Stats	R: 0 E: 0 K: 1 S: 9 H: 0 LOB: 1 BB: 1 P: 16	R: 0 E: 0 K: 1 S: 7 H: 0 LOB: 0 BB: 0 P: 13	R: 0 E: 0 K: 2 S: 11 H: 0 LOB: 0 BB: 0 P: 16	R: 0 E: 0 K: 1 S: 10 H: 1 LOB: 1 BB: 0 P: 17	R: 1 E: 0 K: 1 S: 13 H: 2 LOB: 2 BB: 1 P: 21	R: 0 E: 0 K: 1 S: 9 H: 0 LOB: 0 BB: 0 P: 13	R: 0 E: 0 K: 0 S: 6 H: 1 LOB: 0 BB: 0 P: 8	R: 2 E: 0 K: 0 S: 15 H: 4 LOB: 2 BB: 0 P: 18	R: 0 E: 0 K: 0 S: 8 H: 0 LOB: 0 BB: 0 P: 9	1B: 7 2B: 1 3B: 0 HR: 0	SF: 0 SAC: 0 DP: 1 HBP: 0						

PITCHER	IP	WLS	BF	H	R	ER	SO	BB	IBB	HBP	BLK	WP	HR	S	P	ERA	WHIP
Ben McDonald, R (1, 1) ERA: 3.3	7.0	W	27	5	2	2	7	2	0	0	0	0	0	69	108	2.57	1.000
Mike Flanagan, L (8, 1) ERA: 5.06	0.2		5	3	1	1	0	0	0	0	0	0	0	9	11	13.50	4.500
Todd Frohwirth, R (8, 1) ERA: 1.33	0.1		1	0	0	0	0	0	0	0	0	0	0	2	3	0.00	0.000
Gregg Olson, R (9, 1) ERA: 1.96	1.0	S	3	0	0	0	0	0	0	0	0	0	0	8	9	0.00	0.000

PITCHER	IP	WLS	BF	H	R	ER	SO	BB	IBB	HBP	BLK	WP	HR	S	P	ERA	WHIP

TOP

California Angels @ Baltimore Orioles

Oriole Park at Camden Yards, Baltimore, MD

Fri May 22 1992, 7:05 PM EDT
Att. 45,709 - Sunny - 93 F

livebaseballscorecards.com

AB	34
R	3
H	8
RBI	3
BB	2
SO	7
LOB	10

1B: 7	SF: 0	WP: 0	PA: 36
2B: 1	SAC: 0	PB: 0	
3B: 0	DP: 1	SB: 0	
HR: 0	HBP: 0	CS: 0	

California Angels @ Baltimore Orioles

Oriole Park at Camden Yards, Baltimore, MD

Fri May 22 1992, 7:05 PM EDT

Att. 45,709 - Sunny - 93 F

livebaseballscorecards.com

BOTTOM

Batter	1	2	3	4	5	6	7	8	9	AB	R	H	RBI	BB	SO	LOB
Brady Anderson, L (1, 7) OBP: 0.368, SLG: 0.497	K	P5			K	G4-3	F9			5	0	0	0	0	2	5
Mike Devereaux, R (1, 8) OBP: 0.331, SLG: 0.503	F9		F8			G5-3	HR			4	1	1	1	0	0	0
Cal Ripken Jr., R (1, 6) OBP: 0.339, SLG: 0.387	BB		L9			1B 2B 1B	L8			3	1	1	0	1	0	0
Glenn Davis, R (1, 10) OBP: 0.303, SLG: 0.438	F9		L7			2B SF8 1-3 1B	K			4	1	1	0	0	1	1
Randy Milligan, R (1, 3) OBP: 0.368, SLG: 0.376		1B 1B BB		F9		SF8 1-3 3-H 1B 2B		G5-3		2	2	1	1	1	0	0
David Segui, S (8, 3) OBP: 0.341, SLG: 0.364										1	0	0	0	0	0	0
Chris Hoiles, R (1, 2) OBP: 0.447, SLG: 0.603		FC1-5 1-3 1B 1B		F9		1B IBB		2B FC3-2 BB		2	0	1	0	2	0	0
Chito Martinez, L (1, 9) OBP: 0.375, SLG: 0.229		FC1-5 1-2 3-H 1B		F7		SF8 2-3 3-H		FC3-2 1-3 2B		3	0	2	2	0	0	0
Leo Gomez, R (1, 5) OBP: 0.368, SLG: 0.437		FC1-5 1-2 2-3f			G1-3	1B		FC3-2 IBB		3	0	1	1	1	0	2
Mark McLemore, S (1, 4) OBP: 0.330, SLG: 0.277		K			L8	G4-3		FC3-2 1-2 2-3 3-Hf		4	0	0	0	0	1	7
Inning Stats	R: 0 E: 0 K: 1 S: 10 H: 0 LOB: 1 BB: 1 P: 19	R: 1 E: 0 K: 1 S: 11 H: 2 LOB: 2 BB: 1 P: 19	R: 0 E: 0 K: 0 S: 12 H: 0 LOB: 0 BB: 0 P: 17	R: 0 E: 0 K: 0 S: 10 H: 0 LOB: 0 BB: 0 P: 14	R: 0 E: 0 K: 1 S: 6 H: 0 LOB: 0 BB: 0 P: 8	R: 3 E: 0 K: 0 S: 13 H: 4 LOB: 2 BB: 1 P: 25	R: 1 E: 0 K: 1 S: 9 H: 1 LOB: 0 BB: 0 P: 15	R: 0 E: 0 K: 0 S: 10 H: 1 LOB: 3 BB: 2 P: 22		1B: 5 2B: 2 3B: 0 HR: 1	SF: 1 SAC: 0 DP: 0 HBP: 0					

	AB	31
	R	5
	H	8
	RBI	5
	BB	5
	SO	4
	LOB	15

WP: 0 PB: 0 SB: 0 CS: 0 PA: 37

PITCHER		IP	WLS	BF	H	R	ER	SO	BB	IBB	HBP	BLK	WP	HR	S	P	ERA	WHIP
Julio Valera, R ERA: 2.97	(1, 1)	5.1	L	24	5	4	4	3	2	1	0	0	0	0	54	88	6.75	1.312
Scott Bailes, L ERA: 4.15	(6, 1)	1.2		7	2	1	1	1	0	0	0	0	0	1	17	29	5.40	1.200
Chuck Crim, R ERA: 4.32	(8, 1)	0.2		5	1	0	0	0	1	1	0	0	0	0	7	16	0.00	3.000
Steve Frey, L ERA: 1.26	(8, 1)	0.1		1	0	0	0	0	0	0	0	0	0	0	3	6	0.00	0.000

PITCHER	IP	WLS	BF	H	R	ER	SO	BB	IBB	HBP	BLK	WP	HR	S	P	ERA	WHIP

Batter	1	2	3	4	5	6	7	8	9	AB	R	H	RBI	BB	SO	LOB
Luis Polonia, L (1, 7) OBP: 0.364, SLG: 0.340	F7	3B		G4-3		G6-4-3 1-2f			L8	5	0	1	0	0	0	1
Chad Curtis, R (1, 9) OBP: 0.338, SLG: 0.397	WP 1B 3B 1B	K		F8			P6		P6	5	1	1	0	0	1	1
Junior Felix, S (1, 8) OBP: 0.309, SLG: 0.438	WP 3B 1B		L7	F8			K			4	1	1	0	0	1	0
Von Hayes, L (1, 10) OBP: 0.339, SLG: 0.386	P4		HR 2B		G3-1		F9			4	1	1	0	0	0	2
Lee Stevens, L (1, 3) OBP: 0.290, SLG: 0.361	3B BB		HR		G1-4-3			K		3	2	1	2	1	1	0
Rene Gonzales, R (1, 4) OBP: 0.412, SLG: 0.549	3B		P3		BB				BB	2	0	1	3	2	0	0
Gary Gaetti, R (1, 5) OBP: 0.281, SLG: 0.368	G6-3		HR		G4-3			P6		4	1	1	1	0	0	3
Mike Fitzgerald, R (1, 2) OBP: 0.286, SLG: 0.324		K	1B			G5-3		K		4	0	1	0	0	2	1
Gary Disarcina, R (1, 6) OBP: 0.341, SLG: 0.309		F9	F8			G6-4-3 1B			G4-3	4	0	1	0	0	0	1
Inning Stats	R: 3 E: 0 K: 0 S: 17 H: 3 LOB: 1 BB: 1 P: 29	R: 0 E: 0 K: 2 S: 12 H: 1 LOB: 1 BB: 0 P: 15	R: 3 E: 0 K: 0 S: 14 H: 4 LOB: 1 BB: 0 P: 20	R: 0 E: 0 K: 0 S: 5 H: 0 LOB: 0 BB: 0 P: 6	R: 0 E: 0 K: 0 S: 8 H: 0 LOB: 1 BB: 1 P: 17	R: 0 E: 0 K: 0 S: 6 H: 1 LOB: 0 BB: 0 P: 10	R: 0 E: 0 K: 1 S: 11 H: 0 LOB: 0 BB: 0 P: 17	R: 0 E: 0 K: 2 S: 10 H: 0 LOB: 1 BB: 1 P: 20	R: 0 E: 0 K: 0 S: 12 H: 0 LOB: 0 BB: 0 P: 18							

PITCHER		IP	WLS	BF	H	R	ER	SO	BB	IBB	HBP	BLK	WP	HR	S	P	ERA	WHIP
Rick Sutcliffe, R ERA: 4.52	(1, 1)	2.2	L	17	8	6	6	2	1	0	0	0	1	2	39	60	20.25	3.375
Alan Mills, R ERA: 0.77	(3, 1)	4.2		16	1	0	0	2	2	0	0	0	0	0	39	66	0.00	0.643
Storm Davis, R ERA: 3.86	(8, 1)	1.2		5	0	0	0	1	0	0	0	0	0	0	17	26	0.00	0.000

PITCHER	IP	WLS	BF	H	R	ER	SO	BB	IBB	HBP	BLK	WP	HR	S	P	ERA	WHIP

California Angels @ Baltimore Orioles

Oriole Park at Camden Yards, Baltimore, MD

Sat May 23 1992, 7:05 PM EDT

Att. 41,146 - Sunny - 93 F

TOP

livebaseballscorecards.com

AB	35
R	6
H	9
RBI	6
BB	3
SO	5
LOB	9

1B: 4	SF: 0	WP: 1	PA: 38
2B: 1	SAC: 0	PB: 0	
3B: 2	DP: 1	SB: 0	
HR: 2	HBP: 0	CS: 0	

California Angels @ Baltimore Orioles

Oriole Park at Camden Yards, Baltimore, MD

Sat May 23 1992, 7:05 PM EDT

Att. 41,146 - Sunny - 93 F

livebaseballscorecards.com

BOTTOM

Batter	1	2	3	4	5	6	7	8	9	AB	R	H	RBI	BB	SO	LOB
Brady Anderson, L (1, 7) OBP: 0.360, SLG: 0.485	B S C S 1-3 ① K		C C B B B F C 3-3 ① K		C C B C 1-3 ③ K		F X 0-1 ③ L4			4	0	0	0	0	3	1
Mike Devereaux, R (1, 8) OBP: 0.329, SLG: 0.503	B C S B B X 3-2 1B 2B		C C B X 1-2 ② F9			C C B S 1-3 ① K		B X 1-0 ① G6-3		4	1	1	0	0	1	1
Cal Ripken Jr., R (1, 6) OBP: 0.343, SLG: 0.386	2 SAFE B B B C X 3-1 FC6-4 2-H 1B		C B F F B B 4-2 1-2 BB			X 0-0 ② P3		C X 0-1 ② G4-3		3	0	1	1	1	0	0
Glenn Davis, R (1, 10) OBP: 0.297, SLG: 0.444	C B S B 1 S SAFE 2-3 ② K		B X 1-0 ③ P3			C F B X 1-2 2B		C B S F S 1-3 ③ K		4	0	1	0	0	2	3
Randy Milligan, R (1, 3) OBP: 0.364, SLG: 0.365	X 0-0 ③ FC6-4 1-2f			C B B C F X 2-2 ① G5-3		S B B B B 4-1 BB			C B B X 2-1 ① G4-3	3	0	0	0	1	0	1
Tim Hulett, R (1, 5) OBP: 0.417, SLG: 0.481	B X 1-0 ① G5-3			B B X 2-0 ② G6-3		B B X 2-0 ③ F7			B B C X 2-1 ② G5-3	4	0	0	0	0	0	2
David Segui, S (1, 9) OBP: 0.326, SLG: 0.346	X 0-0 ② G6-3			X 0-0 ③ L6			B C C S 1-3 ① K		C X 0-1 ③ G3-1	4	0	0	0	0	1	0
Billy Ripken, R (1, 4) OBP: 0.232, SLG: 0.292	B C B X 2-1 ③ F9				X 0-0 ① G5-3		B C F B X 2-2 ② L3			3	0	0	0	0	0	0
Jeff Tackett, R (1, 2) OBP: 0.333, SLG: 0.800			C F B H 2-2 BB HBP		B B B C X 3-1 ② G5-3		C B S B F B X 3-2 HR			2	1	1	1	0	0	0

	AB	31
	R	2
	H	4
	RBI	2
	BB	2
	SO	7
	LOB	8

Inning Stats	1	2	3	4	5	6	7	8	9
	R: 1 H: 2 E: 0 LOB: 1 K: 2 BB: 0 S: 12 P: 21	R: 0 H: 0 E: 0 LOB: 0 K: 0 BB: 0 S: 4 P: 7	R: 0 H: 0 E: 0 LOB: 2 K: 1 BB: 1 S: 14 P: 25	R: 0 H: 0 E: 0 LOB: 0 K: 0 BB: 0 S: 6 P: 10	R: 0 H: 0 E: 0 LOB: 0 K: 1 BB: 0 S: 6 P: 10	R: 0 H: 1 E: 0 LOB: 2 K: 1 BB: 1 S: 9 P: 17	R: 1 H: 1 E: 0 LOB: 0 K: 1 BB: 0 S: 12 P: 18	R: 0 H: 0 E: 0 LOB: 0 K: 1 BB: 0 S: 7 P: 9	R: 0 H: 0 E: 0 LOB: 0 K: 0 BB: 0 S: 6 P: 10

	1B: 1	SF: 0	WP: 0	PA: 34
	2B: 2	SAC: 0	PB: 0	
	3B: 0	DP: 0	SB: 0	
	HR: 1	HBP: 1	CS: 0	

PITCHER		IP	WLS	BF	H	R	ER	SO	BB	IBB	HBP	BLK	WP	HR	S	P	ERA	WHIP
Mark Langston, L ERA: 4.73	(1, 1)	7.0	W	28	4	2	2	6	2	0	1	0	0	1	63	108	2.57	0.857
Mark Eichhorn, R ERA: 2.64	(8, 1)	2.0		6	0	0	0	1	0	0	0	0	0	0	13	19	0.00	0.000

PITCHER	IP	WLS	BF	H	R	ER	SO	BB	IBB	HBP	BLK	WP	HR	S	P	ERA	WHIP

California Angels @ Baltimore Orioles

Oriole Park at Camden Yards, Baltimore, MD

Sun May 24 1992, 3:33 AM EDT

Att. 42,721 - Cloudy - 88 F

livebaseballscorecards.com

Batter	1	2	3	4	5	6	7	8	9	AB	R	H	RBI	BB	SO	LOB
Luis Polonia, L (1, 7) OBP: 0.367, SLG: 0.351	G4-3 G4-3 2B	FC6-4 1-2f			G3 S 1B		G4-3			4	1	2	0	0	0	2
Von Hayes, L (1, 9) OBP: 0.336, SLG: 0.410	G4-3 2-3		F9		K 1-2		HR			4	1	1	1	0	1	2
Junior Felix, S (1, 8) OBP: 0.307, SLG: 0.439	G4-3 3-H		2B		G3 2-3		F9			4	0	1	1	0	0	1
Hubie Brooks, R (1, 10) OBP: 0.248, SLG: 0.380	G4-1		F8		G5-3			G5-3		4	0	0	0	0	0	2
Lee Stevens, L (1, 3) OBP: 0.299, SLG: 0.368 Chad Curtis, R (8, PR) OBP: 0.338, SLG: 0.397 Luis Sojo, R (8, 4)		G4-3	G4-3			G4-6-3 1B		G4-6-3 1B		4 0 0	0 0 0	2 0 0	0 0 0	0 0 0	0 0 0	1 0 0
Rene Gonzales, R (1, 4) (8, 3) OBP: 0.406, SLG: 0.535		F8 1B 1B 1B		G6-3		G4-6-3 1-2f		G4-6-3 1-2f		4	1	1	0	0	0	2
Gary Gaetti, R (1, 5) OBP: 0.287, SLG: 0.371		1B 1-2 1B		G6-3		FC6-4 1B			G5-3	4	0	2	0	0	0	0
Mike Fitzgerald, R (1, 2) OBP: 0.288, SLG: 0.366 John Morris, L (9, PH) OBP: 0.267, SLG: 0.222		F8 2-3		HR		FC6-4 1-2f			G5-3	3 1	1 0	1 0	1 0	0 0	0 0	3 0
Gary Disarcina, R (1, 6) OBP: 0.338, SLG: 0.307		FC6-4 1-2 3-H 1B		G4-3			F8		G5-3	4	0	1	1	0	0	0

Inning Stats	1	2	3	4	5	6	7	8	9
	R: 1 E: 0 K: 0 S: 6	H: 1 LOB: 0 BB: 0 P: 7	R: 1 E: 0 K: 0 S: 11	H: 3 LOB: 2 BB: 0 P: 15	R: 0 E: 0 K: 0 S: 8	H: 1 LOB: 1 BB: 0 P: 11	R: 1 E: 0 K: 0 S: 8	H: 1 LOB: 0 BB: 0 P: 12	R: 0 E: 0 K: 1 S: 9	H: 1 LOB: 1 BB: 0 P: 13
	R: 0 E: 0 K: 0 S: 10	H: 2 LOB: 1 BB: 0 P: 15	R: 1 E: 0 K: 0 S: 8	H: 1 LOB: 0 BB: 0 P: 11	R: 0 E: 0 K: 0 S: 4	H: 1 LOB: 1 BB: 0 P: 4	R: 0 E: 0 K: 0 S: 9	H: 0 LOB: 0 BB: 0 P: 13		

PITCHER	IP	WLS	BF	H	R	ER	SO	BB	IBB	HBP	BLK	WP	HR	S	P	ERA	WHIP
Bob Milacki, R (1, 1) ERA: 4.47	7.0	W	30	10	4	4	1	0	0	0	0	0	2	60	84	5.14	1.429
Todd Frohwirth, R (8, 1) ERA: 1.27	1.0		3	1	0	0	0	0	0	0	0	0	0	4	4	0.00	1.000
Gregg Olson, R (9, 1) ERA: 1.86	1.0	S	3	0	0	0	0	0	0	0	0	0	0	9	13	0.00	0.000

PITCHER	IP	WLS	BF	H	R	ER	SO	BB	IBB	HBP	BLK	WP	HR	S	P	ERA	WHIP

AB	36
R	4
H	11
RBI	4
BB	0
SO	1
LOB	13

1B: 7	SF: 0	WP: 0	PA: 36
2B: 2	SAC: 0	PB: 0
3B: 0	DP: 2	SB: 1
HR: 2	HBP: 0	CS: 0

BOTTOM

California Angels @ Baltimore Orioles

Oriole Park at Camden Yards, Baltimore, MD

Sun May 24 1992, 3:33 AM EDT

Att. 42,721 - Cloudy - 88 F

livebaseballscorecards.com

Batter	1	2	3	4	5	6	7	8	9	AB	R	H	RBI	BB	SO	LOB
Brady Anderson, L (1, 7) OBP: 0.366, SLG: 0.506	B F B X 2-1 G1-3 1B	C B F B X 2-2 ③ FC4-6 1-2f			B F B B X 2-1 HR	F B B B X 3-1 ② P3		C C B B X 2-2 2-H 1B		5	1	3	2	0	0	3
Mike Devereaux, R (1, 8) OBP: 0.326, SLG: 0.506	F 1 SAFE 1 SAFE X 0-1 ① F9		F C B F X 1-2 G6-3 3B		B S B B X 2-1 ① F8	X 0-0 ③ G5-3		1 SAFE X 0-0 ③ P4		5	1	1	0	0	0	3
Cal Ripken Jr., R (1, 6) OBP: 0.341, SLG: 0.401	1 SAFE 1 SAFE X 0-0 ② G1-3 1-2		B B F X 2-1 ① G6-3 3-H		F F B B B B X 3-2 HR		B B X 2-0 ① L7			4	1	1	2	0	0	1
Glenn Davis, R (1, 10) OBP: 0.293, SLG: 0.425	B X 1-0 ③ G6-3		C B C B X 2-2 ② P1		B F X 1-1 ② G6-3		C B X 1-1 FC5-4 1B			4	0	1	0	0	0	1
Randy Milligan, R (1, 3) OBP: 0.377, SLG: 0.374		F B X 1-1 WP 1B SF9 1B	B B B B 4-0 BB		F B B X 2-1 1B		C C B X 1-2 ② F8			3	1	2	0	1	0	1
Joe Orsulak, L (8, 9) OBP: 0.280, SLG: 0.268										0	0	0	0	0	0	0
Chris Hoiles, R (1, 2) OBP: 0.442, SLG: 0.592		B S F F B B X 3-2 1B WP 1-2 1B	F F B B 1 SAFE B X 3-2 ③ F8		X 0-0 ③ F9		B C C B X 2-2 ③ FC5-4 1-2f			4	0	1	0	0	0	3
Leo Gomez, R (1, 5) OBP: 0.371, SLG: 0.446		B F B C B X 3-2 ① SF9 1-2 2-H		B C S B S 2-3 ① K		B X 1-0 2B SF9 2B		C B B S B F B 4-2 WP G6-3 1B BB		2	2	1	1	1	1	0
David Segui, S (1, 9) OBP: 0.333, SLG: 0.357 (8, 3)	C F B B B F B C 3-3 ② K			B B B B C B 4-1 G5-4-3 BB		C F X 0-2 SF9 2-3 2B		B C F X 1-2 ① F7		3	0	1	0	1	1	2
Billy Ripken, R (1, 4) OBP: 0.239, SLG: 0.299		C X 0-1 FC4-6 2-3 1B		C 1 SAFE S B F 1 SAFE F B X 2-2 ② ③ G5-4-3 1-2f		B B X 2-0 ① SF9 2-3 3-H		B C B F B F X 3-2 ② G6-3 1-2		2	0	1	0	0	0	1
Mark McLemore, S (6, PH) OBP: 0.323, SLG: 0.274 (7, 4)										1	0	0	1	0	0	1
Inning Stats	R: 0 E: 0 K: 0 S: 6 H: 1 LOB: 1 BB: 0 P: 9	R: 1 E: 0 K: 1 S: 18 H: 3 LOB: 2 BB: 0 P: 30	R: 1 E: 0 K: 0 S: 12 H: 1 LOB: 1 BB: 1 P: 24	R: 0 E: 0 K: 1 S: 9 H: 0 LOB: 0 BB: 1 P: 17	R: 2 E: 0 K: 0 S: 12 H: 3 LOB: 1 BB: 0 P: 22	R: 1 E: 0 K: 0 S: 8 H: 2 LOB: 1 BB: 0 P: 14	R: 0 E: 0 K: 0 S: 9 H: 1 LOB: 1 BB: 0 P: 15	R: 1 E: 0 K: 0 S: 14 H: 1 LOB: 1 BB: 1 P: 24		1B: 7 2B: 2 3B: 1 HR: 2	SF: 2 SAC: 0 DP: 1 HBP: 0					

	AB	33
	R	6
	H	12
	RBI	6
	BB	3
	SO	2
	LOB	16

WP: 2 PA: 38
PB: 0
SB: 0
CS: 0

PITCHER		IP	WLS	BF	H	R	ER	SO	BB	IBB	HBP	BLK	WP	HR	S	P	ERA	WHIP
Chuck Finley, L ERA: 4.82	(1, 1)	5.0	L	26	10	5	5	2	2	0	0	0	1	2	61	107	9.00	2.400
Chuck Crim, R ERA: 4.26	(6, 1)	0.1		1	0	0	0	0	0	0	0	0	0	0	1	3	0.00	0.000
Steve Frey, L ERA: 1.2	(6, 1)	0.2		2	0	0	0	0	0	0	0	0	0	0	3	6	0.00	0.000
Bert Blyleven, R ERA: 3.86	(7, 1)	1.0		4	1	0	0	0	0	0	0	0	0	0	9	15	0.00	1.000
Bryan Harvey, R ERA: 2.45	(8, 1)	1.0		5	1	1	1	0	1	0	0	0	1	0	14	24	9.00	2.000

PITCHER	IP	WLS	BF	H	R	ER	SO	BB	IBB	HBP	BLK	WP	HR	S	P	ERA	WHIP

Batter	1	2	3	4	5	6	7	8	9	AB	R	H	RBI	BB	SO	LOB
Brady Anderson, L (1, 7) OBP: 0.367, SLG: 0.506	F7		G4-3		1B BB 1-2		F8		SF8 1-3 2B	4	0	1	0	1	0	1
Mike Devereaux, R (1, 8) OBP: 0.328, SLG: 0.500	G4-3		G6-3		1B 1-3 2-H		1B BB 1-2		K2-3	4	0	1	1	1	1	2
Cal Ripken Jr., R (1, 6) OBP: 0.347, SLG: 0.406	L9			FC5-4 G1-3 1B	G6-4-3 IBB		1B 1-2 2-3		SF8 2-3 3-H	3	0	2	1	1	0	0
Glenn Davis, R (1, 10) OBP: 0.283, SLG: 0.386		P2		G1-3 1-2	G6-4-3 1-2f		P6		FC6-4 BB	4	0	0	0	1	0	7
Randy Milligan, R (1, 3) OBP: 0.386, SLG: 0.382		2B 2B		FC5-4 BB		G6-3 BB	K		FC6-4 1-2f	3	1	1	0	2	1	5
Chris Hoiles, R (1, 2) OBP: 0.430, SLG: 0.574		G6-3		FC5-4 FC5-4 1-2f 2-3		G6-3 1-2		G4-3		4	0	0	0	0	0	4
Leo Gomez, R (1, 5) OBP: 0.368, SLG: 0.448		2B 2-H		FC5-4 1-2f		G5-3		K		4	0	1	1	0	1	3
David Segui, S (1, 9) OBP: 0.320, SLG: 0.341		G4-3			P3	P6		G3-1		4	0	0	0	0	0	2
Billy Ripken, R (1, 4) OBP: 0.257, SLG: 0.314			G6-3		1B BB 1B		1B BB 1B		2B SF8 BB	3	1	2	0	0	0	0
Mark McLemore, S (9, PH) OBP: 0.330, SLG: 0.274										0	1	0	0	1	0	0

TOP

Baltimore Orioles @ Seattle Mariners

The Kingdome, Seattle, WA

Mon May 25 1992, 10:05 PM EDT

Att. 25,847 - Dome - 70 F

livebaseballscorecards.com

	AB	R	H	RBI	BB	SO	LOB
	33	3	8	3	7	3	24

Inning Stats	1	2	3	4	5	6	7	8	9	1B	SF	WP	PA
R	0	1	0	0	1	0	0	0	1	5	1	0	41
E	0	0	0	0	0	0	0	0	0	2B 3	SAC 0	PB 0	
K	0	0	0	0	0	0	1	1	1	3B 0	DP 1	SB 0	
S	6	10	6	10	7	10	11	6	10	HR 0	HBP 0	CS 0	
H	0	2	0	1	2	0	2	0	1				
LOB	0	1	0	2	2	1	3	0	2				
BB	0	0	0	1	2	1	1	0	2				
P	8	18	8	18	17	18	20	10	20				

PITCHER		IP	WLS	BF	H	R	ER	SO	BB	IBB	HBP	BLK	WP	HR	S	P	ERA	WHIP
Dave Fleming, L ERA: 3.93	(1, 1)	7.0	W	32	7	2	2	1	4	1	0	0	0	0	60	107	2.57	1.571
Jeff Nelson, R ERA: 3.5	(8, 1)	1.0		3	0	0	0	1	0	0	0	0	0	0	6	10	0.00	0.000
Calvin Jones, R ERA: 5.48	(9, 1)	0.2		5	1	1	1	1	2	0	0	0	0	0	8	18	13.50	4.500
Mike Schooler, R ERA: 6.38	(9, 1)	0.1	S	1	0	0	0	0	0	0	0	0	0	0	2	2	0.00	0.000

PITCHER	IP	WLS	BF	H	R	ER	SO	BB	IBB	HBP	BLK	WP	HR	S	P	ERA	WHIP

Baltimore Orioles @ Seattle Mariners

The Kingdome, Seattle, WA

Mon May 25 1992, 10:05 PM EDT

Att. 25,847 - Dome - 70 F

livebaseballscorecards.com

Batter	1	2	3	4	5	6	7	8	9	AB	R	H	RBI	BB	SO	LOB
Greg Briley, L (1, 7) OBP: 0.257, SLG: 0.300	G3 2B	FC4-6 S 1-2f 2-3			1B HBP 1B 1B	F9 1B 2-H 1B		G4-3		5	2	3	1	0	0	2
Edgar Martinez, R (1, 5) OBP: 0.372, SLG: 0.497		F9 1-2			1B 1B HBP 1-2	F9 2-3		F9		4	1	0	0	0	1	4
Ken Griffey Jr., L (1, 8) OBP: 0.326, SLG: 0.469	G3 2-3		F7		1B SF8 1-2 2-3 1B	1B 3-H 1B		1B		5	1	3	1	0	0	1
Jay Buhner, R (1, 9) OBP: 0.364, SLG: 0.365	G5-3		G3-6-3 BB			G1-3		P3		4	0	0	0	1	1	6
Pete O'Brien, L (1, 10) OBP: 0.233, SLG: 0.468		HR	G3-6-3 1-2f		1B 1-3 2-H 3-H		FC1-6 E BB			3	1	2	3	1	0	1
Tino Martinez, L (1, 3) OBP: 0.338, SLG: 0.452		1B 1B SF7 1B		P9	SF8 3-H		E4 FC1-6 1-2			3	1	1	1	0	0	1
Dave Cochrane, S (1, 2) OBP: 0.342, SLG: 0.338		FC4-6 1B 1-2 1B		1B 1B	F7					4	0	2	0	0	1	3
Omar Vizquel, S (1, 6) OBP: 0.242, SLG: 0.230		FC4-6 1-2 2-3 1B		G4-6-3 1-2 1B		SH5-3 1B 1B	FC1-6 1-2f 2-3			4	1	3	0	0	0	2
Harold Reynolds, S (1, 4) OBP: 0.330, SLG: 0.325		SF7 3-H		G4-6-3 1-2f		SH5-3 1-2	L9			2	0	0	1	0	0	4

Inning Stats	1	2	3	4	5	6	7	8	9
	R: 0 H: 1 E: 0 LOB: 1 K: 1 BB: 0 S: 8 P: 14	R: 2 H: 4 E: 0 LOB: 2 K: 0 BB: 0 S: 18 P: 29	R: 0 H: 0 E: 0 LOB: 0 K: 0 BB: 1 S: 4 P: 10	R: 0 H: 2 E: 0 LOB: 1 K: 0 BB: 0 S: 11 P: 16	R: 3 H: 3 E: 0 LOB: 1 K: 1 BB: 0 S: 13 P: 19	R: 2 H: 3 E: 0 LOB: 1 K: 0 BB: 0 S: 18 P: 22	R: 0 H: 0 E: 1 LOB: 2 K: 1 BB: 1 S: 15 P: 24	R: 0 H: 1 E: 0 LOB: 1 K: 0 BB: 0 S: 4 P: 7	

1B: 12	SF: 2
2B: 1	SAC: 1
3B: 0	DP: 2
HR: 1	HBP: 1

WP: 0 PA: 40
PB: 0
SB: 1
CS: 0

PITCHER		IP	WLS	BF	H	R	ER	SO	BB	IBB	HBP	BLK	WP	HR	S	P	ERA	WHIP
Jose Mesa, R ERA: 5.15	(1, 1)	4.1	L	23	10	5	5	2	1	0	1	0	0	1	52	85	10.38	2.538
Storm Davis, R ERA: 4.33	(5, 1)	1.1		6	2	2	2	0	0	0	0	0	0	0	16	20	13.50	1.500
Mike Flanagan, L ERA: 4.15	(6, 1)	2.1		11	2	0	0	1	1	0	0	0	0	0	23	36	0.00	1.286

PITCHER	IP	WLS	BF	H	R	ER	SO	BB	IBB	HBP	BLK	WP	HR	S	P	ERA	WHIP

Baltimore Orioles @ Seattle Mariners

The Kingdome, Seattle, WA

Tue May 26 1992, 10:05 PM EDT

Att. 11,389 - Dome - 70 F

TOP

livebaseballscorecards.com

Batter	1	2	3	4	5	6	7	8	9	AB	R	H	RBI	BB	SO	LOB
Brady Anderson, L (1, 7) OBP: 0.371, SLG: 0.517	B B C X 2-1 ① L7	C C F X 0-2 FC6-4 1B 1-2 2-3 3-H	B B B C X 3-1 1-H 2-H 2B	B C F B F F X 2-2 ③ F8		B B C B X 3-1 ③ L9			B B B C X 3-1 ② 2B	6	0	3	3	0	0	2
Mike Devereaux, R (1, 8) OBP: 0.323, SLG: 0.488	B B B B 4-0 E BB	B B X 2-0 ② SF8 3-H	B X 1-0 ③ L8		C B B X 2-1 ① F7		C B X 1-1 ① G6-3		B B B C X 3-1 ③ F7	4	0	0	1	1	0	1
Cal Ripken Jr., R (1, 6) OBP: 0.349, SLG: 0.406	B C 1 SAFE C B F F S 2-3 ② K 1-3	B B X 2-0 ③ FC6-4 1-2f		F F X 0-2 HR 1B	B C B F F X 2-2 HR 1B		B S F B F F X 2-2 ② G6-3			5	2	2	0	0	1	3
Glenn Davis, R (1, 10) OBP: 0.294, SLG: 0.510	F B X 1-1 ③ L5		C B F S 1-3 ① K X	0-0 1-H HR	C F X 0-2 1-H HR		C X 0-1 ③ G5-3			5	2	2	4	0	1	1
Randy Milligan, R (1, 3) OBP: 0.402, SLG: 0.394		B B C B S B 4-2 WP 1B BB	B B B B 4-0 BB 1B BB	B B X 2-0 1B SF8 2B	B B C B B 4-1 BB			B X 1-0 ① G5-3		2	3	1	0	3	0	0
Chris Hoiles, R (1, 2) OBP: 0.429, SLG: 0.564	1 SAFE B S F B C 2-3 ① K 1-3	S B S F B B 1 SAFE 1 SAFE F 4-2 B FC3-6 1B 1B BB 1-2	S X 0-1 1B 2-3 1B	C X 0-1 ② F9				C X 0-1 ② G5-3		4	1	1	0	1	1	2
Leo Gomez, R (1, 5) OBP: 0.369, SLG: 0.445	B C B B F B 4-2 1B 1B 1B BB	C X 0-1 FC3-6 1-2 2-H	C B X 1-1 ① SF8 3-H	S B X 1-1 ③ P3				B F B F B X 3-2 ③ G1-3		3	1	1	2	1	0	1
David Segui, S (1, 9) OBP: 0.323, SLG: 0.344 Chito Martinez, L (4, PH) (4, 9) OBP: 0.373, SLG: 0.316	B X 1-0 1B 1B SF8 1B 1-2 3-H	B F B X 2-1 ② FC3-6 1B 2B 1-2f 2-3	B F B S X 2-2 ② F7			B C B X 2-1 ① F7			B B X 2-0 HR	2 3	2 1	1 1	1 1	0 0	0 0	2 1
Billy Ripken, R (1, 4) OBP: 0.278, SLG: 0.333	X 0-0 1B 1-2 2-3	X 0-0 2B 1-2 3-H	C X 0-1 1-2			S X 0-1 ② G4-3			C C B B X 2-2 ① G6-3	5	1	3	1	0	0	0
Inning Stats	R: 0 H: 0 E: 1 LOB: 1 K: 1 BB: 1 S: 9 P: 18	R: 3 H: 3 E: 0 LOB: 2 K: 1 BB: 2 S: 15 P: 30	R: 4 H: 3 E: 0 LOB: 1 K: 1 BB: 2 S: 15 P: 30	R: 3 H: 5 E: 0 LOB: 2 K: 0 BB: 0 S: 19 P: 26	R: 2 H: 2 E: 0 LOB: 1 K: 0 BB: 1 S: 13 P: 22	R: 0 H: 0 E: 0 LOB: 0 K: 0 BB: 0 S: 6 P: 11	R: 0 H: 0 E: 0 LOB: 0 K: 0 BB: 0 S: 9 P: 12	R: 0 H: 0 E: 0 LOB: 0 K: 0 BB: 0 S: 6 P: 10	R: 1 H: 2 E: 0 LOB: 0 K: 0 BB: 0 S: 8 P: 18	1B: 9 SF: 2 2B: 3 SAC: 0 3B: 0 DP: 0 HR: 3 HBP: 0						

	AB	39
	R	13
	H	15
	RBI	13
	BB	6
	SO	3
	LOB	13

WP: 2 PA: 47
PB: 0
SB: 0
CS: 0

PITCHER		IP	WLS	BF	H	R	ER	SO	BB	IBB	HBP	BLK	WP	HR	S	P	ERA	WHIP
Randy Johnson, L ERA: 3.74	(1, 1)	2.0	L	12	3	3	3	2	3	0	0	0	1	0	24	48	13.50	3.000
Dave Schmidt, R ERA: 18.9	(3, 1)	0.2		7	3	4	4	1	2	0	0	0	0	0	14	28	54.00	7.500
Calvin Jones, R ERA: 6.31	(3, 1)	4.1		21	7	5	5	0	1	0	0	0	0	2	48	73	10.38	1.846
Jim Acker, R ERA: 4.09	(8, 1)	2.0		7	2	1	1	0	0	0	0	0	0	1	14	28	4.50	1.000

PITCHER	IP	WLS	BF	H	R	ER	SO	BB	IBB	HBP	BLK	WP	HR	S	P	ERA	WHIP

BOTTOM

Baltimore Orioles @ Seattle Mariners

The Kingdome, Seattle, WA

Tue May 26 1992, 10:05 PM EDT

Att. 11,389 - Dome - 70 F

livebaseballscorecards.com

Batter	1	2	3	4	5	6	7	8	9	AB	R	H	RBI	BB	SO	LOB
Greg Briley, L (1, 9) OBP: 0.253, SLG: 0.311	P4		FC4-6 1-2f		SF7 3-H		HR 1B 2B		F7	4	1	1	1	0	0	2
Edgar Martinez, R (1, 5) OBP: 0.379, SLG: 0.513	F8			K	3B		HR 2-3 1B		FC3-6 2-H 1B	5	1	3	1	0	1	0
Ken Griffey Jr., L (1, 8) OBP: 0.328, SLG: 0.485	F8			1B 1B	P6		1-H 3-H HR		FC3-6 1-2f 2B	5	3	2	3	0	0	2
Kevin Mitchell, R (1, 7) OBP: 0.298, SLG: 0.331		G1-3		1B 2B 1-3 1B	F7		G4-3		1-H 2B	5	1	2	1	0	0	1
Pete O'Brien, L (1, 3) OBP: 0.239, SLG: 0.466		G4-3		2B 1-2 3-H 1B	G5-3 1B 1B		K		G3	5	0	2	1	0	1	1
Tino Martinez, L (1, 10) OBP: 0.343, SLG: 0.457		G1-3		1-3 2-H 2B	F8			G6-4-3 BB		3	0	1	1	1	0	1
Dave Valle, R (1, 2) OBP: 0.294, SLG: 0.312			G3	G2-3	1-2 1B			G6-4-3 1-2f		3	0	1	0	0	0	2
Matt Sinatro, R (7, 2) OBP: 0.107, SLG: 0.107										1	0	0	0	0	0	1
Omar Vizquel, S (1, 6) OBP: 0.250, SLG: 0.238			FC6-4 1B	G6-3	G5-3 2-3f			F7		2	0	1	0	0	0	2
Jeff Schaefer, R (5, 6) OBP: 0.216, SLG: 0.333										2	0	0	0	0	0	2
Harold Reynolds, S (1, 4) OBP: 0.333, SLG: 0.348			SAFE FC6-4 1-2f FC4-6		SF7 3B		F9		1B 2B	4	2	2	0	0	0	1

Inning Stats	1	2	3	4	5	6	7	8	9
	R: 0 H: 0 E: 0 LOB: 0 K: 0 BB: 0 S: 5 P: 11	R: 0 H: 0 E: 0 LOB: 0 K: 0 BB: 0 S: 8 P: 11	R: 0 H: 1 E: 0 LOB: 1 K: 0 BB: 0 S: 11 P: 20	R: 2 H: 4 E: 0 LOB: 2 K: 1 BB: 0 S: 30 P: 42	R: 1 H: 2 E: 0 LOB: 1 K: 0 BB: 0 S: 7 P: 9	R: 0 H: 2 E: 0 LOB: 1 K: 0 BB: 0 S: 6 P: 9	R: 3 H: 3 E: 0 LOB: 0 K: 1 BB: 0 S: 14 P: 20	R: 0 H: 0 E: 0 LOB: 0 K: 0 BB: 1 S: 12 P: 22	R: 2 H: 3 E: 0 LOB: 1 K: 0 BB: 0 S: 13 P: 21

AB	39
R	8
H	15
RBI	8
BB	1
SO	2
LOB	15

PITCHER		IP	WLS	BF	H	R	ER	SO	BB	IBB	HBP	BLK	WP	HR	S	P	ERA	WHIP	PITCHER	IP	WLS	BF	H	R	ER	SO	BB	IBB	HBP	BLK	WP	HR	S	P	ERA	WHIP
Rick Sutcliffe, R ERA: 4.88	(1, 1)	6.1	W	30	12	6	6	1	0	0	0	0	0	1	76	116	8.53	1.895																	
Todd Frohwirth, R ERA: 1.88	(7, 1)	2.2		11	3	2	2	1	1	0	0	0	0	0	30	49	6.75	1.500																	

PITCHER		IP	WLS	BF	H	R	ER	SO	BB	IBB	HBP	BLK	WP	HR	S	P	ERA	WHIP	PITCHER	IP	WLS	BF	H	R	ER	SO	BB	IBB	HBP	BLK	WP	HR	S	P	ERA	WHIP

1B: 8	SF: 1	WP: 0	PA: 41
2B: 4	SAC: 0	PB: 0	
3B: 2	DP: 2	SB: 0	
HR: 1	HBP: 0	CS: 0	

Batter	1	2	3	4	5	6	7	8	9	AB	R	H	RBI	BB	SO	LOB
Brady Anderson, L (1, 7) OBP: 0.368, SLG: 0.511	C B B X 2-1 P6 ①		B X 1-0 S 1B			B C X 1-1 G3 ①	B S B X 2-1 F9 ③			4	0	1	0	0	0	2
Mike Devereaux, R (1, 8) OBP: 0.321, SLG: 0.480	B X 1-0 P9 ②		1 SAFE C B B B B 4-1 FC6-4 1-2 BB			B F B X 2-1 G6-3 ②		B B B C F X 3-2 G1-3 ①		3	0	0	0	1	0	0
Cal Ripken Jr., R (1, 6) OBP: 0.352, SLG: 0.414	F B B X 2-1 G1-3 ③		B X 1-0 FC6-4 1-2f ③			C B B X 2-1 1B		B X 1-0 2B		4	0	2	0	0	0	2
Sam Horn, L (1, 10) OBP: 0.365, SLG: 0.411 Glenn Davis, R (8, PH) OBP: 0.288, SLG: 0.500		B B C F B S 3-3 K ①		F B S F S 1-3 K ①		X 0-0 L9 ③		X 0-0 G6-3 ②		3 1	0 0	0 0	0 0	0 0	2 0	1 1
Randy Milligan, R (1, 3) OBP: 0.397, SLG: 0.398		F F B S 1-3 K ②		C C B X 1-2 G6-3 ②			B X 1-0 BB FC4-6 2B	C X 0-1 F9 ③		4	1	1	0	0	1	1
Chris Hoiles, R (1, 2) OBP: 0.431, SLG: 0.556		B C B B B 4-1 BB		C C S 0-3 K ③			B B B B 4-0 FC4-6 BB BB		B B C B X 3-1 G6-3 ①	2	0	0	0	2	1	0
Chito Martinez, L (1, 9) OBP: 0.345, SLG: 0.286		B B F S B X 3-2 G3 ③			B C B X 2-1 F8 ①		S S S 0-3 K ①		C B X 1-1 G3 ②	4	0	0	0	0	1	3
Leo Gomez, R (1, 5) OBP: 0.373, SLG: 0.443			C B B B B F C 3-3 K ①		B F B F B X 3-2 G6-4-3 1B		B B B C F B 4-2 FC4-6 1-2 2-3 BB		C B B X 2-1 G6-3 ③	3	0	1	0	1	1	0
Billy Ripken, R (1, 4) OBP: 0.268, SLG: 0.321			B C S X 1-2 G3 ②		B X 1-0 G6-4-3 ② ③ 1-2f		X 0-0 FC4-6 ② 1-2f 2-3 3-H			3	0	0	1	0	0	3
Inning Stats	R: 0 E: 0 K: 0 S: 5 H: 0 LOB: 0 BB: 0 P: 10	R: 0 E: 0 K: 2 S: 10 H: 0 LOB: 1 BB: 1 P: 21	R: 0 E: 0 K: 1 S: 9 H: 1 LOB: 2 BB: 1 P: 19	R: 0 E: 0 K: 2 S: 10 H: 0 LOB: 0 BB: 0 P: 12	R: 0 E: 0 K: 0 S: 6 H: 1 LOB: 0 BB: 0 P: 12	R: 0 E: 0 K: 0 S: 7 H: 1 LOB: 1 BB: 0 P: 12	R: 1 E: 0 K: 1 S: 9 H: 1 LOB: 2 BB: 2 P: 20	R: 0 E: 0 K: 0 S: 7 H: 1 LOB: 1 BB: 0 P: 11	R: 0 E: 0 K: 0 S: 6 H: 0 LOB: 0 BB: 0 P: 12	1B: 3 2B: 2 3B: 0 HR: 0	SF: 0 SAC: 0 DP: 1 HBP: 0						

PITCHER		IP	WLS	BF	H	R	ER	SO	BB	IBB	HBP	BLK	WP	HR	S	P	ERA	WHIP
Erik Hanson, R ERA: 4.87	(1, 1)	6.1	W	26	4	1	1	6	4	0	0	0	0	0	53	101	1.42	1.263
Russ Swan, L ERA: 5.91	(7, 1)	1.2		6	1	0	0	0	0	0	0	0	0	0	10	16	0.00	0.600
Jeff Nelson, R ERA: 3.32	(9, 1)	1.0		3	0	0	0	0	0	0	0	0	0	0	6	12	0.00	0.000

PITCHER	IP	WLS	BF	H	R	ER	SO	BB	IBB	HBP	BLK	WP	HR	S	P	ERA	WHIP

TOP

Baltimore Orioles @ Seattle Mariners

The Kingdome, Seattle, WA

Wed May 27 1992, 6:33 AM EDT

Att. 15,406 - Dome - 70 F

livebaseballscorecards.com

AB	31
R	1
H	5
RBI	1
BB	4
SO	6
LOB	13

1B: 3	SF: 0	WP: 0	PA: 35
2B: 2	SAC: 0	PB: 0	
3B: 0	DP: 1	SB: 1	
HR: 0	HBP: 0	CS: 0	

Baltimore Orioles @ Seattle Mariners

The Kingdome, Seattle, WA

Wed May 27 1992, 6:33 AM EDT

Att. 15,406 - Dome - 70 F

livebaseballscorecards.com

BOTTOM

Batter	1	2	3	4	5	6	7	8	9	AB	R	H	RBI	BB	SO	LOB
Greg Briley, L (1, 4)	C S S 0-3 K ①	C S S 0-3 K ③		X 0-0 L7 ②		F B S S 1-3 K ③				4	0	0	0	0	3	4
Harold Reynolds, S (9, 4)										0	0	0	0	0	0	0
Edgar Martinez, R (1, 5)	C C B T F B S 2-3 K ②		B B C X 2-1 HR 2B	B C X 1-1 1-H 2-H HR			B X 1-0 F7 ①			4	2	2	3	0	1	0
Ken Griffey Jr., L (1, 8)	F B B X 2-1 1B		B F B 2 F F B F X SAFE 3-2 2-H HR	B B C C S 2-3 K ③			B B S C B B 4-2 BB BB			3	1	2	2	1	1	0
Kevin Mitchell, R (1, 7)	X 0-0 F8 ③		C C B B S 2-3 K ①		F S F B B B S 3-3 K ①		B C B B B 4-1 G3-6-1 1-2 BB			3	0	0	0	1	2	1
Pete O'Brien, L (1, 10)		B C X 1-1 1B 2B	B C X 1-1 P4 ②		C B B C X 2-2 G3-1 ②		C C X 0-2 G3-6-1 1-2f ② ③			4	1	1	0	0	0	2
Jay Buhner, R (1, 9)		B B S F X 2-2 SH1-4 1B SF8 2-H 1B	B B X 2-0 P6 ③		C B F S 1-3 K ③			S B C B S 2-3 K ①		4	1	1	1	0	2	0
Tino Martinez, L (1, 3)		B B X 2-0 SH1-4 1-2 1B		B B C F C 2-3 K ①		B B X 2-0 G4-3 ①		C B S F S 1-3 K ②		4	0	1	0	0	2	0
Dave Valle, R (1, 2)		L X 0-1 SH1-4 ① 1-2 2-3		X 0-0 HR 2B		C X 0-1 G1-3 ②		B B X 2-0 FC6-4 1B		3	1	2	0	0	0	0
Omar Vizquel, S (1, 6)		B F B X 2-1 SF8 ② 3-H		B B F B F F F F B 4-2 HR BB		B X 1-0 2B		X 0-0 FC6-4 ③ 1-2f		2	1	1	1	1	0	1
Inning Stats	R: 0 E: 0 K: 2 S: 11 H: 1 LOB: 1 BB: 0 P: 15	R: 2 E: 0 K: 1 S: 13 H: 3 LOB: 1 BB: 0 P: 20	R: 2 E: 0 K: 1 S: 12 H: 2 LOB: 0 BB: 0 P: 22	R: 3 E: 0 K: 2 S: 15 H: 2 LOB: 0 BB: 1 P: 24	R: 0 E: 0 K: 2 S: 10 H: 0 LOB: 0 BB: 0 P: 16	R: 0 E: 0 K: 1 S: 7 H: 1 LOB: 1 BB: 0 P: 11	R: 0 E: 0 K: 0 S: 7 H: 0 LOB: 1 BB: 2 P: 16	R: 0 E: 0 K: 2 S: 9 H: 1 LOB: 1 BB: 0 P: 14		1B: 4 2B: 4 3B: 0 HR: 2	SF: 1 SAC: 1 DP: 1 HBP: 0					

	AB	31
	R	7
	H	10
	RBI	7
	BB	3
	SO	11
	LOB	8

WP: 0 PB: 0 SB: 0 CS: 0 PA: 36

PITCHER		IP	WLS	BF	H	R	ER	SO	BB	IBB	HBP	BLK	WP	HR	S	P	ERA	WHIP
Ben McDonald, R (1, 1) ERA: 4.02		5.0	L	24	8	7	7	8	1	0	0	0	0	2	61	97	12.60	1.800
Alan Mills, R (6, 1) ERA: 0.74		1.0		4	1	0	0	1	0	0	0	0	0	0	7	11	0.00	1.000
Mike Flanagan, L (7, 1) ERA: 3.86		1.0		4	0	0	0	0	2	0	0	0	0	0	7	16	0.00	2.000
Gregg Olson, R (8, 1) ERA: 1.77		1.0		4	1	0	0	2	0	0	0	0	0	0	9	14	0.00	1.000

PITCHER	IP	WLS	BF	H	R	ER	SO	BB	IBB	HBP	BLK	WP	HR	S	P	ERA	WHIP

Batter	1	2	3	4	5	6	7	8	9	AB	R	H	RBI	BB	SO	LOB
Brady Anderson, L (1, 7) OBP: 0.369, SLG: 0.522	X 0-0 ① G4-3		C H 1-1 CS HBP		C S B C 1-3 ③ K		B C S B F F S 2-3 ① K		B F B X 2-1 HR	4	1	1	1	0	2	3
Mike Devereaux, R (1, 8) OBP: 0.313, SLG: 0.466	B F B S X 2-2 ② G4-3		1 SAFE C 0-1 ③ CS 1-2	F C B X 1-2 ① G4-3		C B F B F X 2-2 ① L9	C C B F F X 1-2 ② F9 2-3		C C S 0-3 ① K	5	0	0	0	0	1	2
Cal Ripken Jr., R (1, 6) OBP: 0.348, SLG: 0.408	B X 1-0 ③ F9			L B X 1-1 BB 1B		B B X 2-0 ② F9	C B F X 1-2 ③ G4-3		C X 0-1 ② F8	5	0	1	0	0	0	2
Glenn Davis, R (1, 10) OBP: 0.298, SLG: 0.481		B S B C F X 2-2 ① F8		C B F B F F B B 4-2 1-2 BB		B F S B X 2-2 BB 1B 1B		M X 0-1 ① F7	C F B S 1-3 ③ K	4	0	1	0	1	1	0
Randy Milligan, R (1, 3) OBP: 0.407, SLG: 0.420		B B X 2-0 1B		F F B F B X 2-2 ② L8		B S C F F X 1-2 1-2 BB 1B		X 0-0 WP HR 2B		4	1	3	0	0	0	2
Chris Hoiles, R (1, 2) OBP: 0.427, SLG: 0.543		B X 1-0 ② F9		B B S C C 2-3 ③ K		F B F B B F F F 4-2 B 1-2 2-3 BB		B C C C 1-3 ② K		3	0	0	0	1	2	4
Chito Martinez, L (1, 9) OBP: 0.339, SLG: 0.348		B F F 1 SAFE C 1-3 ③ K			X 0-0 ① P1	S X 0-1 ③ G3-1		C B B F B X 3-2 2-H HR		4	1	1	2	0	1	4
Leo Gomez, R (1, 5) OBP: 0.382, SLG: 0.467			B X 1-0 ① F7		B F F B F B F X 3-2 2B		C B C F F B X 2-2 F9 BB 1B	B F B B B X 3-1 2B		4	0	3	0	0	0	0
Mark McLemore, S (1, 4) OBP: 0.330, SLG: 0.267 Sam Horn, L (8, PH) OBP: 0.365, SLG: 0.411 Tim Hulett, R (8, PH) OBP: 0.410, SLG: 0.473 (8, 4)			C S X 0-2 ② P7		F B B X 2-1 ② P5		B B B B 4-0 1-2 BB	B B F B X 3-1 ③ P4		2 0 1	0 0 0	0 0 0	0 0 0	1 0 0	0 0 0	1 0 1
Inning Stats	R: 0 E: 0 K: 0 S: 5 H: 0 LOB: 0 BB: 0 P: 8	R: 0 E: 0 K: 1 S: 9 H: 1 LOB: 1 BB: 0 P: 15	R: 0 E: 0 K: 0 S: 6 H: 0 LOB: 0 BB: 0 P: 8	R: 0 E: 0 K: 1 S: 16 H: 1 LOB: 2 BB: 1 P: 26	R: 0 E: 0 K: 1 S: 10 H: 1 LOB: 1 BB: 0 P: 16	R: 0 E: 0 K: 0 S: 21 H: 2 LOB: 3 BB: 1 P: 32	R: 0 E: 0 K: 1 S: 18 H: 1 LOB: 2 BB: 1 P: 28	R: 2 E: 0 K: 1 S: 13 H: 3 LOB: 1 BB: 0 P: 23	R: 1 E: 0 K: 2 S: 10 H: 1 LOB: 0 BB: 0 P: 13	1B: 5 2B: 3 3B: 0 HR: 2 SF: 0 SAC: 0 DP: 0 HBP: 1						

TOP

Baltimore Orioles @ Oakland Athletics

Oakland-Alameda County Coliseum, Oakland, CA

Fri May 29 1992, 7:05 PM PDT

Att. 31,389 - Cloudy - 60 F

livebaseballscorecards.com

AB	36
R	3
H	10
RBI	3
BB	3
SO	7
LOB	19

WP: 1	PA: 41																	
PB: 0																		
SB: 0																		
CS: 1																		

PITCHER		IP	WLS	BF	H	R	ER	SO	BB	IBB	HBP	BLK	WP	HR	S	P	ERA	WHIP
Mike Moore, R ERA: 3.91	(1, 1)	6.0	W	27	6	0	0	3	3	0	1	0	0	0	72	116	0.00	1.500
Rick Honeycutt, L ERA: 3.75	(7, 1)	0.1		1	0	0	0	1	0	0	0	0	0	0	5	7	0.00	0.000
Jeff Parrett, R ERA: 2.94	(7, 1)	1.1		7	3	2	2	1	0	0	0	0	1	1	19	28	13.50	2.250
Vince Horsman, L ERA: 1.76	(8, 1)	0.1		1	0	0	0	0	0	0	0	0	0	0	2	5	0.00	0.000
Dennis Eckersley, R ERA: 0.81	(9, 1)	1.0	S	4	1	1	1	2	0	0	0	0	0	1	10	13	9.00	1.000

PITCHER		IP	WLS	BF	H	R	ER	SO	BB	IBB	HBP	BLK	WP	HR	S	P	ERA	WHIP

BOTTOM

Baltimore Orioles @ Oakland Athletics

Oakland-Alameda County Coliseum, Oakland, CA

Fri May 29 1992, 7:05 PM PDT

Att. 31,389 - Cloudy - 60 F

livebaseballscorecards.com

Batter	1	2	3	4	5	6	7	8	9	AB	R	H	RBI	BB	SO	LOB
Jerry Browne, S (1, 7) OBP: 0.315, SLG: 0.246	B X 1-0 G6-4-3 1B		B C X 1-1 ② F7		S F X 0-2 G6-4-3 3-H 1B	C F B F B B X 3-2 ③ F7				4	0	2	1	0	0	4
Carney Lansford, R (1, 5) OBP: 0.333, SLG: 0.345	X 0-0 ① L8		B X 1-0 ③ F8		F B B X 2-1 ②③ G6-4-3 1-2f		B C X 1-1 ① P2			4	0	0	0	0	0	3
Jose Canseco, R (1, 9) OBP: 0.303, SLG: 0.439	1 SAFE 1 SAFE B S T B 1 SAFE X 2-2 ②③ G6-4-3 1-2f			B B C X 2-1 G6-4-3 1B		B C B C X 2-2 HR	B C B S F B S 3-3 ② K			4	1	2	1	0	1	1
Harold Baines, L (1, 10) OBP: 0.279, SLG: 0.272		B X 1-0 ① P6		B F B F F F F 1 SAFE X 2-2 ①② G6-4-3 1-2f		X 0-0 ① P6	B S B F B X 3-2 ③ G3-1			4	0	0	0	0	0	1
Mark McGwire, R (1, 3) OBP: 0.407, SLG: 0.675		S T F B S 1-3 ② K		B F X 1-1 WP 1B		B B B B 4-0 WP 1B BB BB		C B B F X 2-2 HR		3	2	2	1	1	1	0
Terry Steinbach, R (1, 2) OBP: 0.308, SLG: 0.344		C B B F B S 3-3 ③ K		B B C B B 4-1 1-2 BB		X 0-0 BB WP 1-2 1B		C S X 0-2 ① P6		3	0	1	0	1	1	0
Willie Wilson, S (1, 8) OBP: 0.329, SLG: 0.347			C B B F B F S 3-3 ① K	F B F F X 1-2 ③ G4-3		B I I 4-0 BB 1-2 2-3 IBB		C B B C X 2-2 ② G6-3		3	0	0	0	1	1	2
Mike Bordick, R (1, 6) OBP: 0.392, SLG: 0.411			B B B B B 4-0 2B BB		C X 0-1 SH5-4 1B 2B	B F X 1-1 ② L9		B F C S 1-3 ③ K		3	2	1	0	1	1	3
Lance Blankenship, R (1, 4) OBP: 0.393, SLG: 0.364			F B B X 2-1 1-H 2B		B B L X 2-1 ① SH5-4 2-3	B B C C B F F B 4-2 1-2 2-3 3-H BB				1	0	1	2	1	0	0
Inning Stats	R: 0 E: 0 K: 0 S: 5 H: 1 LOB: 0 BB: 0 P: 8	R: 0 E: 0 K: 2 S: 8 H: 0 LOB: 0 BB: 0 P: 13	R: 1 E: 0 K: 1 S: 9 H: 1 LOB: 1 BB: 1 P: 20	R: 0 E: 0 K: 0 S: 15 H: 2 LOB: 2 BB: 1 P: 25	R: 1 E: 0 K: 0 S: 9 H: 2 LOB: 0 BB: 0 P: 13	R: 2 E: 0 K: 0 S: 15 H: 2 LOB: 3 BB: 3 P: 33	R: 0 E: 0 K: 1 S: 9 H: 0 LOB: 0 BB: 0 P: 16	R: 1 E: 0 K: 1 S: 12 H: 1 LOB: 0 BB: 0 P: 17		1B: 5 2B: 2 3B: 0 HR: 2	SF: 0 SAC: 1 DP: 3 HBP: 0		WP: 2 PB: 0 SB: 0 CS: 0	PA: 35		

	AB	29
	R	5
	H	9
	RBI	5
	BB	5
	SO	5
	LOB	14

PITCHER		IP	WLS	BF	H	R	ER	SO	BB	IBB	HBP	BLK	WP	HR	S	P	ERA	WHIP
Bob Milacki, R ERA: 4.66	(1, 1)	5.2	L	26	8	4	4	3	3	1	0	0	2	1	53	97	6.35	1.941
Storm Davis, R ERA: 4.3	(6, 1)	2.1		9	1	1	1	2	1	0	0	0	0	1	29	48	3.86	0.857

PITCHER	IP	WLS	BF	H	R	ER	SO	BB	IBB	HBP	BLK	WP	HR	S	P	ERA	WHIP

Batter	1	2	3	4	5	6	7	8	9	AB	R	H	RBI	BB	SO	LOB
Brady Anderson, L (1, 7) OBP: 0.374, SLG: 0.534	C S B F F B F B X 3-2 ① F8	1 SAFE B C C S 1-3 ③ K 1-2			B X 1-0 HR	B C B B B 4-1 1B BB		B B B I 4-0 IBB 1-2		3	1	1	1	2	1	1
Mike Devereaux, R (1, 8) OBP: 0.315, SLG: 0.461	B B B B C B 4-2 E 1B G4-3 BB	B C B B X 2-1 ① F8			B C B F C 2-3 ② K	B C 1 SAFE 1 SAFE X 1-1 FC4-6 1-3 1B		C S F F X 0-2 ③ G4-3		4	1	1	0	1	1	2
Cal Ripken Jr., R (1, 6) OBP: 0.349, SLG: 0.408	X 0-0 E7 G4-3 1-3 1B 1B	C F B X 1-2 ② G1-3			B F X 1-1 ③ G4-3	B F X 1-1 ③ FC4-6 1-2f			C B F B X 2-2 S 1B	5	1	2	0	0	0	2
Sam Horn, L (1, 10) OBP: 0.356, SLG: 0.436	F X 0-1 ② G4-3 2-3 3-H	X 0-0 E4				B B X 2-0 HR	C S B B B F S 3-3 ① K		B F F S 1-3 ① K	5	1	1	2	0	2	2
Randy Milligan, R (1, 3) OBP: 0.407, SLG: 0.419 David Segui, S (9, 3) OBP: 0.323, SLG: 0.344	B X 1-0 1B 3-H	C X 0-1 ③ F8				B C F F B X 2-2 2B HR 1B	F X 0-1 ② P3		B S B X 2-1 ② F8	5 0	1 0	2 0	1 0	0 0	0 0	2 0
Chris Hoiles, R (1, 2) OBP: 0.420, SLG: 0.538	B B F B X 3-1 ③ F8			C C B B X 2-2 ① F9		X 0-0 HR 1-3 2B	B B X 2-0 ③ F8		C B C F S 1-3 ③ K 1-2	5	1	1	0	0	1	2
Chito Martinez, L (1, 9) OBP: 0.349, SLG: 0.420		C C B B B X 3-2 G5-4-3 1B		F B C X 1-2 ② F8		C S X 0-2 2-H 3-H HR		C S B S 1-3 ① K		4	1	2	3	0	1	0
Leo Gomez, R (1, 5) OBP: 0.385, SLG: 0.468		B C B X 2-1 ① ② G5-4-3 1-2f		C F B B F B S 3-3 ③ K		C X 0-1 CS 1B		B C X 1-1 PB 1B		4	0	2	0	0	1	1
Billy Ripken, R (1, 4) OBP: 0.267, SLG: 0.309		B B B C B 4-1 BLK BB			X 0-0 ① G6-3	P X 1-0 ① ② P6 1-2		B 1 SAFE B X 2-0 ② P6		3	0	0	0	1	0	2
Inning Stats	R: 2 H: 2 E: 1 LOB: 1 K: 0 BB: 1 S: 14 P: 25	R: 0 H: 1 E: 0 LOB: 1 K: 1 BB: 1 S: 9 P: 19	R: 0 H: 0 E: 1 LOB: 1 K: 0 BB: 0 S: 8 P: 11	R: 0 H: 0 E: 0 LOB: 0 K: 1 BB: 0 S: 10 P: 16	R: 1 H: 1 E: 0 LOB: 0 K: 1 BB: 0 S: 7 P: 11	R: 4 H: 6 E: 0 LOB: 2 K: 0 BB: 1 S: 18 P: 28	R: 0 H: 0 E: 0 LOB: 0 K: 1 BB: 0 S: 7 P: 12	R: 0 H: 1 E: 0 LOB: 2 K: 1 BB: 1 S: 11 P: 19	R: 0 H: 1 E: 0 LOB: 1 K: 2 BB: 0 S: 12 P: 18	1B: 8 SF: 0 2B: 1 SAC: 0 3B: 0 DP: 1 HR: 3 HBP: 0						

TOP

Baltimore Orioles @ Oakland Athletics

Oakland-Alameda County Coliseum, Oakland, CA

Sat May 30 1992, 3:33 AM PDT

Att. 35,152 - Sunny - 67 F

livebaseballscorecards.com

AB	38
R	7
H	12
RBI	7
BB	4
SO	7
LOB	14

PITCHER		IP	WLS	BF	H	R	ER	SO	BB	IBB	HBP	BLK	WP	HR	S	P	ERA	WHIP
Joe Slusarski, R ERA: 5.5	(1, 1)	5.0	L	24	7	6	5	3	2	0	0	1	0	2	54	92	9.00	1.800
Vince Horsman, L ERA: 2.25	(6, 1)	0.2		5	3	1	1	0	1	0	0	0	0	1	10	15	13.50	6.000
Gene Nelson, R ERA: 5.6	(6, 1)	2.1		9	1	0	0	2	0	1	0	0	0	0	20	34	0.00	0.429
Rich Gossage, R ERA: 3.78	(9, 1)	1.0		4	1	0	0	2	0	0	0	0	0	0	12	18	0.00	1.000

PITCHER	IP	WLS	BF	H	R	ER	SO	BB	IBB	HBP	BLK	WP	HR	S	P	ERA	WHIP

WP: 0 PA: 42
PB: 1
SB: 1
CS: 1

BOTTOM

Baltimore Orioles @ Oakland Athletics

Oakland-Alameda County Coliseum, Oakland, CA

Sat May 30 1992, 3:33 AM PDT

Att. 35,152 - Sunny - 67 F

livebaseballscorecards.com

Batter	1	2	3	4	5	6	7	8	9	AB	R	H	RBI	BB	SO	LOB
Jerry Browne, S (1, 5) OBP: 0.308, SLG: 0.243	G6-3	CS 1-2	K		G4-6-3 1-2f		1B 1-3 2-H		K	5	0	1	1	0	2	1
Troy Neel, L (1, 7) Jamie Quirk, L (9, PH) OBP: 0.305, SLG: 0.297 Willie Wilson, S (9, PR) OBP: 0.329, SLG: 0.347	K		G4-3			G4-3	K		1B	4 1 0	0 0 0	0 1 0	0 0 0	0 0 0	2 0 0	2 0 0
Jose Canseco, R (1, 9) OBP: 0.300, SLG: 0.429	P2		F8			F8		HR BB	K	4	1	0	0	1	1	1
Harold Baines, L (1, 10) OBP: 0.280, SLG: 0.273 Randy Ready, R (8, PH) OBP: 0.455, SLG: 0.375		1B WP E 1B		G6-3		G4-3		1-H HR		3 1	1 1	1 1	0 2	0 0	0 0	0 0
Mark McGwire, R (1, 3) OBP: 0.413, SLG: 0.671		E 1B 1-2 BB		BB			F7	1B BB		1	1	0	0	3	0	0
Terry Steinbach, R (1, 2) OBP: 0.324, SLG: 0.384		E7 G5-4-3 1B 1-2 2-H 1B		G6-4-3 1-2 BB			HR	K		3	1	2	1	1	1	1
Dann Howitt, L (1, 8) OBP: 0.375, SLG: 0.375		G5-4-3 1-2 2-H 1B		G6-4-3 1-2f			F7	G6-4-3 1-2 1B		4	0	2	1	0	0	2
Mike Bordick, R (1, 6) OBP: 0.389, SLG: 0.407		G5-4-3 1-2f 2-3			P4		S 1B 1B	G6-4-3 1-2f		4	1	1	0	0	0	4
Lance Blankenship, R (1, 4) OBP: 0.401, SLG: 0.362		CS BB			G4-6-3 BB		1B 1-2 BB		L7	1	0	0	0	3	0	0

	AB	31
	R	6
	H	9
	RBI	5
	BB	8
	SO	6
	LOB	11

Inning Stats									
	R: 0 E: 0 K: 1 S: 7	H: 0 LOB: 0 BB: 0 P: 11	R: 2 E: 1 K: 0 S: 12	H: 3 LOB: 1 BB: 2 P: 25	R: 0 E: 0 K: 1 S: 8	H: 0 LOB: 0 BB: 0 P: 13	R: 0 E: 0 K: 0 S: 5	H: 0 LOB: 1 BB: 2 P: 16	R: 0 E: 0 K: 0 S: 5	H: 0 LOB: 0 BB: 1 P: 10	R: 0 E: 0 K: 0 S: 5	H: 0 LOB: 0 BB: 0 P: 8	R: 2 E: 0 K: 1 S: 14	H: 3 LOB: 2 BB: 1 P: 26	R: 2 E: 0 K: 1 S: 18	H: 2 LOB: 1 BB: 2 P: 31	R: 0 E: 0 K: 2 S: 10	H: 1 LOB: 1 BB: 0 P: 17

	1B: 7	SF: 0	WP: 1	PA: 40
	2B: 0	SAC: 0	PB: 0	
	3B: 0	DP: 4	SB: 1	
	HR: 2	HBP: 0	CS: 1	

PITCHER		IP	WLS	BF	H	R	ER	SO	BB	IBB	HBP	BLK	WP	HR	S	P	ERA	WHIP
Jose Mesa, R ERA: 5.19	(1, 1)	6.2	W	26	5	4	4	2	5	0	0	0	1	1	48	93	5.40	1.500
Todd Frohwirth, R ERA: 2.22	(7, 1)	0.1		4	1	1	1	1	2	0	0	0	0	0	10	22	27.00	9.000
Mike Flanagan, L ERA: 4.5	(8, 1)	0.0		1	1	1	1	0	0	0	0	0	0	1	4	6	∞	∞
Gregg Olson, R ERA: 1.61	(8, 1)	2.0	S	8	2	0	0	3	1	0	0	0	0	0	22	36	0.00	1.500

PITCHER		IP	WLS	BF	H	R	ER	SO	BB	IBB	HBP	BLK	WP	HR	S	P	ERA	WHIP

Batter	1	2	3	4	5	6	7	8	9	AB	R	H	RBI	BB	SO	LOB
Brady Anderson, L (1, 7) OBP: 0.381, SLG: 0.557	C B B F X 2-2 HR		B C X 1-1 ① G3-1			B B B C X 3-1 G5-3 2B		C B S B B B 4-2 CS BB		3	1	2	1	1	0	0
Mike Devereaux, R (1, 8) OBP: 0.309, SLG: 0.451	B C X 1-1 ① F8		B X 1-0 ② F9			C B X 1-1 ① G5-3 2-3		1 SAFE B B B F C F X 2-2 ① ② G5-3 1-2		4	0	0	0	0	0	2
Cal Ripken Jr., R (1, 6) OBP: 0.352, SLG: 0.423	X 0-0 ② G5-3		B C F B X 2-2 ③ G5-3			B B B I 4-0 L3 IBB		F X 0-1 HR		3	1	1	1	1	0	0
Sam Horn, L (1, 10) OBP: 0.340, SLG: 0.415	S B C B S 2-3 ③ K			C F B B S 2-3 ① K		F B X 1-1 ② ③ L3 1-2		B S S B S 2-3 ③ K		4	0	0	0	0	3	2
Randy Milligan, R (1, 3) OBP: 0.416, SLG: 0.420 Mark McLemore, S (9, PR) OBP: 0.330, SLG: 0.267 David Segui, S (9, 3) OBP: 0.323, SLG: 0.344		B B C B C X 3-2 E8 G3-1 SF8 1B		C B C B F B F B 4-2 G4-6-3 BB			X 0-0 ① F8		F C H 1-2 1B HBP	2 0 0	1 0 0	1 0 0	0 0 0	1 0 0	0 0 0	0 0 0
Chris Hoiles, R (1, 2) OBP: 0.417, SLG: 0.551		B B F X 2-1 ① G3-1 2-3		B 1 SAFE F C X 1-2 ② ③ G4-6-3 1-2f			B B B C F F X 3-2 HR		X 0-0 ① F7	4	1	1	1	0	0	3
Chito Martinez, L (1, 9) OBP: 0.388, SLG: 0.442		B C B B F B 4-2 BB			B B S B B 4-1 G6-4-3 BB		B C B B X 3-1 1B		X 0-0 1-2 1B	2	0	2	0	2	0	0
Leo Gomez, R (1, 5) OBP: 0.376, SLG: 0.458		B C B 1 SAFE 1 SAFE P 1 SAFE X 3-1 ② SF8 3-H			1 SAFE B X 1-0 ① ② G6-4-3 1-2f		B C X 1-1 ② P4		B C C S 1-3 ② K	3	0	0	1	0	1	4
Billy Ripken, R (1, 4) OBP: 0.256, SLG: 0.294		B S C 1 SAFE B B X 3-2 ③ G5-3			B X 1-0 ③ L7		C F B B X 2-2 ③ G1-3		B B C F X 2-2 ③ F9	4	0	0	0	0	0	4

TOP

Baltimore Orioles @ Oakland Athletics

Oakland-Alameda County Coliseum, Oakland, CA

Sun May 31 1992, 3:33 AM PDT

Att. 42,253 - Sunny - 66 F

livebaseballscorecards.com

AB	29
R	4
H	7
RBI	4
BB	5
SO	4
LOB	15

Inning Stats	1	2	3	4	5	6	7	8	9	1B: 3	SF: 1	WP: 0	PA: 36
R	1	1	0	0	0	0	1	1	0	2B: 2	SAC: 0	PB: 0	
E	0	1	0	0	0	0	0	0	0	3B: 0	DP: 3	SB: 0	
K	1	0	0	1	0	0	0	1	1	HR: 3	HBP: 1	CS: 1	
S	9	13	6	10	3	6	12	11	10				
H	1	1	0	0	0	1	2	1	1				
LOB	0	1	0	0	0	1	1	0	2				
BB	0	1	0	1	0	1	0	1	0				
P	14	27	10	17	9	15	21	19	14				

PITCHER		IP	WLS	BF	H	R	ER	SO	BB	IBB	HBP	BLK	WP	HR	S	P	ERA	WHIP
Ron Darling, R ERA: 3.9	(1, 1)	7.0	L	27	5	3	2	2	3	1	0	0	0	2	59	113	2.57	1.143
Jeff Parrett, R ERA: 3.12	(8, 1)	1.0		4	1	1	1	1	1	0	0	0	0	1	11	19	9.00	2.000
Rich Gossage, R ERA: 3.57	(9, 1)	1.0		5	1	0	0	1	0	0	1	0	0	0	10	14	0.00	1.000

PITCHER	IP	WLS	BF	H	R	ER	SO	BB	IBB	HBP	BLK	WP	HR	S	P	ERA	WHIP

Batter	1	2	3	4	5	6	7	8	9	AB	R	H	RBI	BB	SO	LOB
Willie Wilson, S (1, 8) OBP: 0.327, SLG: 0.340	C X 0-1 F7 ①			B B B C B 4-1 1B BLK BB		X 0-0 F7 ②		B X 1-0 G4-3 ③		3	0	0	0	1	0	1
Carney Lansford, R (1, 5) OBP: 0.337, SLG: 0.355	B F B X 2-1 F9 ②			B B 1 SAFE X 2-0 1-3 1B		X 0-0 F8 ③			B C B B X 3-1 1B 2B	4	1	2	0	0	0	0
Jose Canseco, R (1, 9) OBP: 0.299, SLG: 0.424	C B C B C 2-3 K ③			F B B F B F X 3-2 P4 ①			B B C X 2-1 F9 ①		C X 0-1 G1-5-3 S 1B 2-H 1B	4	1	1	1	0	1	2
Harold Baines, L (1, 10) OBP: 0.285, SLG: 0.279		B F X 1-1 L3 1B		B B B C X 3-1 F7 ②			C B B F X 2-2 1B 1B		F B S X 1-2 G1-5-3 ① 1-3	4	0	2	0	0	0	3
Mark McGwire, R (1, 3) OBP: 0.415, SLG: 0.667		F B X 1-1 F7 ①		S C B B F F S 2-3 K ③			B C B F X 2-2 G4-6-3 1-2 1B		F B X 1-1 G1-6-3 3-H 1B	4	0	2	1	0	1	3
Terry Steinbach, R (1, 2) OBP: 0.313, SLG: 0.369		B F C F B X 2-2 L3 ② ③ 1-2			X 0-0 F8 ①		B C X 1-1 G4-6-3 ② ③ 1-2f		X 0-0 G1-6-3 ② ③ 1-2f	4	0	0	0	0	0	4
Dann Howitt, L (1, 7) OBP: 0.364, SLG: 0.364			C X 0-1 G6-3 1B		B X 1-0 F9 ②			C C B X 1-2 F7 ①		3	0	1	0	0	0	0
Mike Bordick, R (1, 6) OBP: 0.388, SLG: 0.406			B 1 SAFE X 1-0 G6-3 ① ② 1-2f		B B C S F F X 2-2 P4 ③			C F B B X 2-2 1B		3	0	1	0	0	0	1
Lance Blankenship, R (1, 4) OBP: 0.394, SLG: 0.354			C B X 1-1 F9 ③			B C B X 2-1 P7 ①		B C B 1 SAFE X 2-1 F8 ②		3	0	0	0	0	0	1
Inning Stats	R: 0 E: 0 K: 1 S: 7 H: 0 LOB: 0 BB: 0 P: 11	R: 0 E: 0 K: 0 S: 8 H: 1 LOB: 0 BB: 0 P: 12	R: 0 E: 0 K: 0 S: 5 H: 1 LOB: 0 BB: 0 P: 7	R: 0 E: 0 K: 1 S: 13 H: 1 LOB: 2 BB: 1 P: 27	R: 0 E: 0 K: 0 S: 7 H: 0 LOB: 0 BB: 0 P: 10	R: 0 E: 0 K: 0 S: 4 H: 0 LOB: 0 BB: 0 P: 6	R: 0 E: 0 K: 0 S: 10 H: 2 LOB: 1 BB: 0 P: 17	R: 0 E: 0 K: 0 S: 9 H: 1 LOB: 1 BB: 0 P: 15	R: 2 E: 0 K: 0 S: 10 H: 3 LOB: 0 BB: 0 P: 15	1B: 8 2B: 2 3B: 0 HR: 0	SF: 0 SAC: 0 DP: 4 HBP: 0						

BOTTOM

Baltimore Orioles @ Oakland Athletics

Oakland-Alameda County Coliseum, Oakland, CA

Sun May 31 1992, 3:33 AM PDT
Att. 42,253 - Sunny - 66 F

livebaseballscorecards.com

AB	32
R	2
H	9
RBI	2
BB	1
SO	2
LOB	15

PITCHER		IP	WLS	BF	H	R	ER	SO	BB	IBB	HBP	BLK	WP	HR	S	P	ERA	WHIP
Rick Sutcliffe, R ERA: 4.61	(1, 1)	8.0	W	30	8	2	2	2	1	0	0	1	0	0	67	112	2.25	1.125
Gregg Olson, R ERA: 1.54	(9, 1)	1.0	S	3	1	0	0	0	0	0	0	0	0	0	6	8	0.00	1.000

PITCHER	IP	WLS	BF	H	R	ER	SO	BB	IBB	HBP	BLK	WP	HR	S	P	ERA	WHIP

WP: 0 PB: 0 SB: 1 CS: 0 PA: 33

Batter	1	2	3	4	5	6	7	8	9	AB	R	H	RBI	BB	SO	LOB
Brady Anderson, L (1, 7) OBP: 0.382, SLG: 0.551	G4-3		G3		G6-4-3 1B		G3 2-3		2B 1B IBB	4	1	1	0	1	0	1
Mike Devereaux, R (1, 8) OBP: 0.321, SLG: 0.481	1B 2B		2-2		1 SAFE 1 SAFE 1 SAFE G6-4-3 1-2f		1-2 3-H 1B		1B 1-3 2-H 3-H 2B	5	2	4	3	0	0	1
Cal Ripken Jr., R (1, 6) OBP: 0.353, SLG: 0.419	HR 2-H 1B		F9			K	P6		1B IBB	4	1	1	1	1	1	2
Sam Horn, L (1, 10) OBP: 0.340, SLG: 0.424 Mark McLemore, S (8, PH) OBP: 0.333, SLG: 0.273	P6		F9			2B	K	L3 1-3 2-H 3-H 1B		3 2	0 0	1 1	0 2	0 0	0 1	2 0
Randy Milligan, R (1, 3) OBP: 0.425, SLG: 0.459 David Segui, S (8, 3) OBP: 0.320, SLG: 0.341	1-H HR			F8 BB		G6-3	2B	L3 1-2		3 1	1 0	2 0	2 0	1 0	0 0	1 1
Chris Hoiles, R (1, 2) OBP: 0.413, SLG: 0.540	G6-3			F8 1-2		BB	F7			3	0	0	0	1	0	2
Chito Martinez, L (1, 9) OBP: 0.366, SLG: 0.411		G6-3		K		G5-3		F9		4	0	0	0	0	1	4
Leo Gomez, R (1, 5) OBP: 0.373, SLG: 0.452		K		K			G5-3		SH 2B 1B	4	1	1	0	0	2	1
Billy Ripken, R (1, 4) OBP: 0.258, SLG: 0.307		K			G4-3		G3 1B 2B		SH 1-3 2B	3	2	1	0	0	1	0
Inning Stats	R: 3 H: 3 E: 0 LOB: 0 K: 0 BB: 0 S: 10 P: 16	R: 0 H: 0 E: 0 LOB: 0 K: 2 BB: 0 S: 10 P: 19	R: 0 H: 1 E: 0 LOB: 1 K: 0 BB: 0 S: 10 P: 15	R: 0 H: 0 E: 0 LOB: 1 K: 2 BB: 1 S: 11 P: 23	R: 0 H: 1 E: 0 LOB: 0 K: 0 BB: 0 S: 7 P: 9	R: 0 H: 1 E: 0 LOB: 2 K: 1 BB: 1 S: 11 P: 20	R: 1 H: 2 E: 0 LOB: 1 K: 0 BB: 0 S: 12 P: 15	R: 0 H: 1 E: 0 LOB: 1 K: 1 BB: 0 S: 11 P: 17	R: 4 H: 3 E: 1 LOB: 0 K: 0 BB: 2 S: 7 P: 22	1B: 5 SF: 0 2B: 6 SAC: 1 3B: 1 DP: 2 HR: 1 HBP: 0						

TOP

Baltimore Orioles @ California Angels

Anaheim Stadium, Anaheim, CA

Mon Jun 01 1992, 10:05 PM EDT

Att. 23,560 - Sunny - 70 F

livebaseballscorecards.com

AB	36
R	8
H	12
RBI	8
BB	4
SO	6
LOB	15

WP: 0 PA: 41
PB: 0
SB: 0
CS: 0

PITCHER		IP	WLS	BF	H	R	ER	SO	BB	IBB	HBP	BLK	WP	HR	S	P	ERA	WHIP
Julio Valera, R ERA: 3.4	(1, 1)	6.1	L	27	7	4	4	5	2	0	0	0	0	1	61	105	5.68	1.421
Steve Frey, L ERA: 1.0	(7, 1)	1.2		7	2	0	0	1	0	0	0	0	0	0	21	29	0.00	1.200
Chuck Crim, R ERA: 5.17	(9, 1)	1.0		7	3	4	3	0	0	2	0	0	0	0	7	22	27.00	3.000

PITCHER	IP	WLS	BF	H	R	ER	SO	BB	IBB	HBP	BLK	WP	HR	S	P	ERA	WHIP

Batter	1	2	3	4	5	6	7	8	9	AB	R	H	RBI	BB	SO	LOB
Luis Polonia, L (1, 7) OBP: 0.349, SLG: 0.326	G4-3		K		G4-3		S 3-H 1B		1B 1-3 1B	5	0	2	1	0	1	1
Chad Curtis, R (1, 8) OBP: 0.352, SLG: 0.418	L5-3 BB		1-2 1B		L4		K 1-3		DI 1-3 3-H 1B	4	0	2	1	1	1	1
Von Hayes, L (1, 9) OBP: 0.329, SLG: 0.402	SAFE L5-3 1-2		K			F9		F9	K	5	0	0	0	0	2	5
Hubie Brooks, R (1, 10) OBP: 0.257, SLG: 0.374		K		G4-3		G4-3 2B		F8 1B BB	G4-3 1-2	4	0	1	0	1	1	2
Alvin Davis, L (1, 3) OBP: 0.392, SLG: 0.406		FC4-6 BB		1B 2B		G4-3 2-3		1-2 1B		3	0	2	0	1	0	1
Gary Gaetti, R (1, 5) OBP: 0.277, SLG: 0.346		FC4-6 1-2f		2-3 1B		K		F8 2-3		4	0	1	0	0	1	4
Rene Gonzales, R (1, 4) OBP: 0.367, SLG: 0.491		F9		K			G3-6-3 1B 1B		P4	4	1	1	0	0	1	5
Lance Parrish, R (1, 2) OBP: 0.280, SLG: 0.421			G6-3	P4			G3-6-3 1-2 1B		P4	4	0	1	0	0	0	2
Gary Disarcina, R (1, 6) OBP: 0.331, SLG: 0.306 John Morris, L (9, PH) OBP: 0.286, SLG: 0.250			1B HBP		G3-1		G3-6-3 1-2f 2-3		1B 1B	2 1	0 1	0 1	0 0	0 0	0 0	2 0
Inning Stats	R: 0 E: 0 K: 0 S: 7 H: 0 LOB: 0 BB: 1 P: 12	R: 0 E: 0 K: 1 S: 11 H: 0 LOB: 1 BB: 1 P: 18	R: 0 E: 0 K: 2 S: 15 H: 1 LOB: 2 BB: 0 P: 23	R: 0 E: 0 K: 1 S: 18 H: 2 LOB: 2 BB: 0 P: 24	R: 0 E: 0 K: 0 S: 6 H: 0 LOB: 0 BB: 0 P: 9	R: 0 E: 0 K: 1 S: 11 H: 1 LOB: 1 BB: 0 P: 18	R: 1 E: 0 K: 1 S: 11 H: 3 LOB: 1 BB: 0 P: 16	R: 0 E: 0 K: 0 S: 9 H: 1 LOB: 2 BB: 1 P: 17	R: 1 E: 0 K: 1 S: 15 H: 3 LOB: 2 BB: 0 P: 24	1B: 9 2B: 3 3B: 0 HR: 0	SF: 0 SAC: 0 DP: 2 HBP: 1						

PITCHER		IP	WLS	BF	H	R	ER	SO	BB	IBB	HBP	BLK	WP	HR	S	P	ERA	WHIP
Ben McDonald, R ERA: 3.8	(1, 1)	6.0	W	26	6	1	1	5	2	0	1	0	0	0	72	110	1.50	1.333
Storm Davis, R ERA: 4.18	(7, 1)	3.0	S	14	5	1	1	2	1	0	0	0	0	0	31	51	3.00	2.000

PITCHER	IP	WLS	BF	H	R	ER	SO	BB	IBB	HBP	BLK	WP	HR	S	P	ERA	WHIP

BOTTOM

Baltimore Orioles @ California Angels

Anaheim Stadium, Anaheim, CA

Mon Jun 01 1992, 10:05 PM EDT

Att. 23,560 - Sunny - 70 F

livebaseballscorecards.com

AB	36
R	2
H	11
RBI	2
BB	3
SO	7
LOB	23

PA: 40

Batter	1	2	3	4	5	6	7	8	9	AB	R	H	RBI	BB	SO	LOB
Brady Anderson, L (1, 7) OBP: 0.375, SLG: 0.540	B B X 2-0 ① F8	C F B S 1-3 ③ K			C B B X 2-1 ① P7		F B C B F C 2-3 ② K			4	0	0	0	0	2	1
Mike Devereaux, R (1, 8) OBP: 0.319, SLG: 0.477	B X 1-0 HR 1B		C X 0-1 ① P6		B B X 2-0 ② F9		B C B X 2-1 ③ F8			4	1	1	0	0	0	0
Cal Ripken Jr., R (1, 6) OBP: 0.351, SLG: 0.432	1 SAFE 1 SAFE 1 SAFE X 0-0 1-H HR		X 0-0 ② G6-3		B B X 2-0 ③ G5-3			B C X 1-1 ① G5-3		4	1	1	2	0	0	0
Randy Milligan, R (1, 3) OBP: 0.433, SLG: 0.464 Joe Orsulak, L (8, PR) (8, 9) OBP: 0.280, SLG: 0.268	C B B X 2-1 ② F9		B B B C B 4-1 BB			X 0-0 G6-4-3 1B		B B B C C X 3-2 CS 1B		3 0	0 0	2 0	0 0	1 0	0 0	0 0
Tim Hulett, R (1, 5) OBP: 0.400, SLG: 0.458	B B X 2-0 1B	C C B B S 1-3 ③ K2-3				F C B X 1-2 ①② G6-4-3 1-2f		1 SAFE C B F X 1-2 ②③ G6-3 1-2		4	0	1	0	0	1	3
Mark McLemore, S (1, 10) OBP: 0.340, SLG: 0.283	C S 1 SAFE B S 1-3 ③ K			X 0-0 S G5-3 SF8 1B		B B C X 2-1 S 1B			B C S X 1-2 ① G1-3	4	1	2	0	0	1	1
David Segui, S (1, 9) OBP: 0.317, SLG: 0.337 (8, 3)		B X 1-0 G3-6-3 1B		F B 1 SAFE 1 SAFE X 1-1 ① G5-3 1-2		C F X 0-2 ③ F8 1-2			C X 0-1 ② F9	4	0	1	0	0	0	2
Billy Ripken, R (1, 4) OBP: 0.247, SLG: 0.297		B B X 2-0 ①② G3-6-3 1-2f		B S B X 2-1 ② SF8 2-H			B C B F S 2-3 ① K		S X 0-1 ③ G6-3	3	0	0	1	0	1	1
Jeff Tackett, R (1, 2) OBP: 0.400, SLG: 1.000		B X 1-0 1B		B C B B S C 3-3 ③ K			B C F B F X 2-2 HR			3	1	2	1	0	1	0
Inning Stats	R: 2 E: 0 K: 1 S: 9 H: 3 LOB: 1 BB: 0 P: 17	R: 0 E: 0 K: 1 S: 6 H: 2 LOB: 1 BB: 0 P: 11	R: 0 E: 0 K: 1 S: 7 H: 0 LOB: 1 BB: 1 P: 12	R: 1 E: 0 K: 1 S: 8 H: 1 LOB: 0 BB: 0 P: 14	R: 0 E: 0 K: 0 S: 4 H: 0 LOB: 0 BB: 0 P: 10	R: 0 E: 0 K: 0 S: 9 H: 2 LOB: 1 BB: 0 P: 12	R: 1 E: 0 K: 2 S: 13 H: 1 LOB: 0 BB: 0 P: 21	R: 0 E: 0 K: 0 S: 8 H: 1 LOB: 1 BB: 0 P: 13	R: 0 E: 0 K: 0 S: 7 H: 0 LOB: 0 BB: 0 P: 8	1B: 8 2B: 0 3B: 0 HR: 2 SF: 1 SAC: 0 DP: 2 HBP: 0						

PITCHER	IP	WLS	BF	H	R	ER	SO	BB	IBB	HBP	BLK	WP	HR	S	P	ERA	WHIP
Mark Langston, L (1, 1) ERA: 4.28	9.0	L	35	10	4	4	6	1	0	0	0	0	2	71	118	4.00	1.222

PITCHER	IP	WLS	BF	H	R	ER	SO	BB	IBB	HBP	BLK	WP	HR	S	P	ERA	WHIP

TOP

Baltimore Orioles @ California Angels

Anaheim Stadium, Anaheim, CA

Tue Jun 02 1992, 10:05 PM EDT

Att. 20,064 - Sunny - 75 F

livebaseballscorecards.com

AB	33
R	4
H	10
RBI	4
BB	1
SO	6
LOB	8

WP: 0 PB: 0 SB: 2 CS: 1 PA: 35

Batter	1	2	3	4	5	6	7	8	9	AB	R	H	RBI	BB	SO	LOB
Luis Polonia, L (1, 7) OBP: 0.342, SLG: 0.318	K		G4-3		L8		G6-3			4	0	0	0	0	1	0
Chad Curtis, R (1, 8) OBP: 0.367, SLG: 0.426	BB		1B		S			G4-3		3	2	2	0	1	0	0
Von Hayes, L (1, 9) OBP: 0.327, SLG: 0.397	1B		G3		P6			K		4	0	1	0	0	1	2
Hubie Brooks, R (1, 10) OBP: 0.262, SLG: 0.377	FC6-4		1B			G4-3		G4-3		4	0	2	2	0	0	0
Lee Stevens, L (1, 3) OBP: 0.265, SLG: 0.320	K		P4			G1-3			K	4	0	0	0	0	2	3
Gary Gaetti, R (1, 5) OBP: 0.277, SLG: 0.343	FC6-4			G5-3		1B			P4	4	0	1	0	0	0	2
Rene Gonzales, R (1, 4) OBP: 0.359, SLG: 0.478 John Morris, L (9, PH) OBP: 0.278, SLG: 0.242		G1-3		G3-1		L1			K2-3	3 1	0 0	0 0	0 0	0 0	0 1	1 0
Mike Fitzgerald, R (1, 2) OBP: 0.269, SLG: 0.325		F8		G6-3			G6-3			3	0	0	0	0	0	0
Gary Disarcina, R (1, 6) OBP: 0.325, SLG: 0.299		G5-3			G5-3		G3-1			3	0	0	0	0	0	0
Inning Stats	R: 1 H: 2 E: 0 LOB: 2 K: 2 BB: 1 S: 17 P: 23	R: 0 H: 0 E: 0 LOB: 0 K: 0 BB: 0 S: 7 P: 7	R: 1 H: 2 E: 0 LOB: 1 K: 0 BB: 0 S: 14 P: 19	R: 0 H: 0 E: 0 LOB: 0 K: 0 BB: 0 S: 6 P: 9	R: 0 H: 1 E: 0 LOB: 1 K: 0 BB: 0 S: 6 P: 10	R: 0 H: 1 E: 0 LOB: 1 K: 0 BB: 0 S: 11 P: 13	R: 0 H: 0 E: 0 LOB: 0 K: 0 BB: 0 S: 5 P: 10	R: 0 H: 0 E: 0 LOB: 0 K: 1 BB: 0 S: 8 P: 10	R: 0 H: 0 E: 0 LOB: 0 K: 2 BB: 0 S: 8 P: 11	1B: 6 2B: 0 3B: 0 HR: 0	SF: 0 SAC: 0 DP: 0 HBP: 0			WP: 0 PB: 0 SB: 1 CS: 0	PA: 34		

PITCHER		IP	WLS	BF	H	R	ER	SO	BB	IBB	HBP	BLK	WP	HR	S	P	ERA	WHIP
35 Mike Mussina, R ERA: 2.77	(1, 1)	5.0	W	21	5	2	2	2	1	0	0	0	0	0	50	68	3.60	1.200
Todd Frohwirth, R ERA: 1.98	(6, 1)	3.0		10	1	0	0	1	0	0	0	0	0	0	24	33	0.00	0.333
Gregg Olson, R ERA: 1.48	(9, 1)	1.0	S	3	0	0	0	2	0	0	0	0	0	0	8	11	0.00	0.000

PITCHER	IP	WLS	BF	H	R	ER	SO	BB	IBB	HBP	BLK	WP	HR	S	P	ERA	WHIP

BOTTOM

Baltimore Orioles @ California Angels

Anaheim Stadium, Anaheim, CA

Tue Jun 02 1992, 10:05 PM EDT

Att. 20,064 - Sunny - 75 F

livebaseballscorecards.com

AB	33
R	2
H	6
RBI	2
BB	1
SO	5
LOB	8

Batter	1	2	3	4	5	6	7	8	9	10	AB	R	H	RBI	BB	SO	LOB
Brady Anderson, L (1, 7) OBP: 0.373, SLG: 0.534	C X 0-1 CS 1B		B B C B F X 3-2 ① G4-3	C B B C B S 3-3 ③ K			X 0-0 SH 1B FC3-2 2-3		X 0-0 ① F7		4	0	1	0	0	1	1
Mike Devereaux, R (1, 8) OBP: 0.321, SLG: 0.480	1 SAFE C B X 1-1 ① G3 1-2 2B		S X 0-1 ② P4		B S X 1-1 ① F7		1 SAFE 1 SAFE 1 SAFE 1 SAFE C S X 0-2 FC3-2 1-3 3-H 1B		F S B X 1-2 ② F8		5	0	2	1	0	0	0
Cal Ripken Jr., R (1, 6) OBP: 0.352, SLG: 0.428	X 0-0 ② G3 2-3		B X 1-0 1B 1B 1B		F B X 1-1 ② G5-3		F 1 SAFE X 0-1 ① FC3-2 G4-3 1-2 3-H		F B F B F F F B B 4-2 1B BB		4	1	1	0	1	0	3
Randy Milligan, R (1, 10) OBP: 0.432, SLG: 0.462	C C B F B X 2-2 ③ F9		B B C F C X 2-2 1B 1-2 1B		B B C B C S 3-3 ③ K		C X 0-1 ②③ G4-3 1-2f		C B 1 SAFE X 1-1 FC6-4 1-3 1B		5	0	2	0	0	1	3
Chris Hoiles, R (1, 2) OBP: 0.413, SLG: 0.540 Jeff Tackett, R (1, 2) OBP: 0.400, SLG: 0.833		B X 1-0 1B 1B	B B C F B F F X 3-2 1-3 2-H 1B			B C C X 1-2 ① G4-3		X 0-0 ① G6-3	C X 0-1 ③ FC6-4 1-2f		0 5	0 0	0 2	0 1	0 0	0 2	0 2
Leo Gomez, R (1, 5) OBP: 0.382, SLG: 0.460 Mark McLemore, S (8, PR) OBP: 0.336, SLG: 0.280 (8, 4)		B C S B F X 2-2 1-2 1B	C B C F C X 1-2 F7			C B X 1-1 G4-6-3 1B		C C X 0-2 1B 1B		B B X 2-0 ① F7	4 1	0 0	3 0	0 0	0 0	0 0	2 0
Chito Martinez, L (1, 9) OBP: 0.368, SLG: 0.400		B B F S S 2-3 ① K		B B X 2-0 ① G3		B 1 SAFE X 1-0 ②③ G4-6-3 1-2f		1 SAFE X 0-0 1-3 1B		F B C B B F B 4-2 BB	4	0	1	0	1	1	3
David Segui, S (1, 3) OBP: 0.321, SLG: 0.327	F F B F F F B B B S 3-3 ② K		B B B 4-0 G5-3 BB			B B B C F F B 4-2 2B BB		F X 0-1 ② P6	1 SAFE B B F X 1-1 ② F7		3	1	0	0	2	1	5
Billy Ripken, R (1, 4) OBP: 0.250, SLG: 0.309 Joe Orsulak, L (8, PH) OBP: 0.280, SLG: 0.268 Tim Hulett, R (8, PH) OBP: 0.388, SLG: 0.443 (8, 5)	C B B S X 2-2 ③ G5-3		C B C B B 1 SAFE X 3-2 ② G5-3 1-2			X 0-0 SH 1-H 1B 2B	B F F B B F F X 3-2 ③ P3		F B B B 1 SAFE F X 2-2 ③ P3		3 0 2	1 0 0	1 0 0	1 0 0	0 0 0	0 0 0	3 0 3
Inning Stats	R: 0 H: 2 E: 0 LOB: 1 K: 0 BB: 0 S: 9 P: 12	R: 0 H: 2 E: 0 LOB: 2 K: 2 BB: 0 S: 17 P: 27	R: 1 H: 3 E: 0 LOB: 2 K: 0 BB: 0 S: 18 P: 28	R: 0 H: 0 E: 0 LOB: 1 K: 1 BB: 1 S: 7 P: 19	R: 0 H: 0 E: 0 LOB: 0 K: 1 BB: 0 S: 7 P: 12	R: 0 H: 1 E: 0 LOB: 0 K: 0 BB: 0 S: 6 P: 9	R: 2 H: 2 E: 1 LOB: 1 K: 0 BB: 1 S: 12 P: 16	R: 0 H: 2 E: 0 LOB: 2 K: 0 BB: 0 S: 12 P: 15	R: 0 H: 1 E: 0 LOB: 2 K: 0 BB: 1 S: 13 P: 19	R: 0 H: 0 E: 0 LOB: 1 K: 0 BB: 1 S: 9 P: 18	1B: 11 2B: 2 3B: 0 HR: 0	SF: 0 SAC: 1 DP: 2 HBP: 0						

PITCHER		IP	WLS	BF	H	R	ER	SO	BB	IBB	HBP	BLK	WP	HR	S	P	ERA	WHIP
Chuck Finley, L ERA: 5.7	(1, 1)	6.0		28	9	3	3	4	2	0	0	0	0	0	69	116	4.50	1.833
Mark Eichhorn, R ERA: 2.25	(7, 1)	1.2		7	3	0	0	0	0	0	0	0	0	0	14	14	0.00	1.800
Steve Frey, L ERA: 0.93	(8, 1)	1.1		6	1	0	0	0	1	0	0	0	0	0	18	27	0.00	1.500
Scott Bailes, L ERA: 5.84	(10, 1)	1.0	W	4	0	0	0	0	1	0	0	0	0	0	9	18	0.00	1.000

PITCHER	IP	WLS	BF	H	R	ER	SO	BB	IBB	HBP	BLK	WP	HR	S	P	ERA	WHIP

TOP

Baltimore Orioles @ California Angels

Anaheim Stadium, Anaheim, CA

Wed Jun 03 1992, 6:33 AM EDT

Att. 20,065 - Sunny - 80 F

livebaseballscorecards.com

AB	40
R	3
H	13
RBI	3
BB	4
SO	4
LOB	25

1B: 11	SF: 0	WP: 0	PA: 45
2B: 2	SAC: 1	PB: 0	
3B: 0	DP: 2	SB: 0	
HR: 0	HBP: 0	CS: 1	

Batter	1	2	3	4	5	6	7	8	9	10	AB	R	H	RBI	BB	SO	LOB
Luis Polonia, L (1, 7) OBP: 0.343, SLG: 0.326	C S B B X 2-2 ① G3-1		B F F C 1-3 ② K		X 0-0 ② F8		F B B X 2-1 2B		B F C F F X 1-2 1B		5	0	2	0	0	1	2
Chad Curtis, R (1, 8) OBP: 0.368, SLG: 0.418	X 0-0 ② G5-3		X 0-0 S 2-H 1B		X 0-0 ③ FC6-4 1-2f		4-0 IBB		F 1 SAFE C S 0-3 ③ K		4	0	1	1	1	1	2
Von Hayes, L (1, 9) OBP: 0.320, SLG: 0.388 Jose Gonzalez, R (7, PH) OBP: 0.389, SLG: 0.375 (8, 9)	B B F X 2-1 ③ P4		F P 1 SAFE 1 SAFE S 1 SAFE F F F 2-2 1 SAFE B 2 SAFE X ③ F7 1-2			X 0-0 ① G3	S F C 0-3 ③ K			F B B B B 4-1 BB 1B FC BB	3 1	0 1	0 1	0 1	0 1	0 2	1 2
Hubie Brooks, R (1, 3) OBP: 0.260, SLG: 0.369		F C X 0-2 E6		B X 1-0 ① F8		X 0-0 ② F7		B C B F B B 4-2 SH1-4 BB		L B F 1 SAFE F B X 2-2 ① F8	4	0	0	0	1	0	1
John Morris, L (1, 10) OBP: 0.256, SLG: 0.222 Alvin Davis, L (10, PH) OBP: 0.400, SLG: 0.414		B C S S 1-3 ① K		B X 1-0 ② G3		B C B C X 2-2 ③ G4-3		B X 1-0 ① SH1-4 1-2		C 1 SAFE X 0-1 FC BB 1-2 1B	3 1	0 0	0 1	0 0	0 0	1 0	1 0
Rene Gonzales, R (1, 4) OBP: 0.360, SLG: 0.479 (8, 5)		B C F S 1-3 ② K		X 0-0 2B			X 0-0 ① L7	C B F B F B S 3-3 ② K		S S F B F F B B B 4-2 FC BB 1-2 2-3	4	0	1	0	1	2	2
Gary Gaetti, R (1, 5) OBP: 0.274, SLG: 0.339 Luis Sojo, R (7, PH) OBP: 0.500, SLG: 0.500 (8, 4) Lee Stevens, L (10, PH) OBP: 0.263, SLG: 0.317		S B F B S 2-3 ③ K		B X 1-0 ③ F8			C B F B B X 3-2 HR 1B	S X 0-1 ③ G5-3		C B F F F X 1-2 FC 1-2 2-3 3-H	2 2 1	0 1 0	0 1 0	0 1 1	0 0 0	1 0 0	2 1 2
Lance Parrish, R (1, 2) OBP: 0.267, SLG: 0.400			B S B X 2-1 ① L5		X 0-0 ① F7		B C C F B X 2-2 ② P4		B F B F F F F B F 3-3 F F C ① K		4	0	0	0	0	1	1
Gary Disarcina, R (1, 6) OBP: 0.335, SLG: 0.338			B X 1-0 1B 2B		C F B X 1-2 FC6-4 1B		X 0-0 1-H HR		C X 0-1 ② G4-3		4	2	3	2	0	0	0
Inning Stats	R: 0 E: 0 K: 0 S: 6 H: 0 LOB: 0 BB: 0 P: 10	R: 0 E: 1 K: 3 S: 12 H: 0 LOB: 1 BB: 0 P: 16	R: 1 E: 0 K: 1 S: 14 H: 2 LOB: 1 BB: 0 P: 19	R: 0 E: 0 K: 0 S: 4 H: 1 LOB: 1 BB: 0 P: 7	R: 0 E: 0 K: 0 S: 6 H: 1 LOB: 1 BB: 0 P: 7	R: 0 E: 0 K: 0 S: 5 H: 0 LOB: 0 BB: 0 P: 7	R: 2 E: 0 K: 1 S: 14 H: 3 LOB: 2 BB: 1 P: 25	R: 0 E: 0 K: 1 S: 9 H: 0 LOB: 1 BB: 1 P: 17	R: 0 E: 0 K: 2 S: 19 H: 1 LOB: 1 BB: 0 P: 23	R: 1 E: 0 K: 0 S: 17 H: 1 LOB: 3 BB: 2 P: 28	1B: 5 2B: 3 3B: 0 HR: 1 SF: 0 SAC: 1 DP: 0 HBP: 0						

PITCHER		IP	WLS	BF	H	R	ER	SO	BB	IBB	HBP	BLK	WP	HR	S	P	ERA	WHIP
Bob Milacki, R ERA: 4.6	(1, 1)	6.2		28	7	3	3	4	0	0	0	0	0	1	58	84	4.05	1.050
Mike Flanagan, L ERA: 4.4	(7, 1)	0.1		2	0	0	0	1	0	1	0	0	0	0	3	7	0.00	0.000
Todd Frohwirth, R ERA: 1.91	(8, 1)	1.0		4	0	0	0	1	1	0	0	0	0	0	9	17	0.00	1.000
Alan Mills, R ERA: 1.05	(9, 1)	1.1	L	9	2	1	1	2	2	0	0	0	0	0	36	51	6.75	3.000

PITCHER	IP	WLS	BF	H	R	ER	SO	BB	IBB	HBP	BLK	WP	HR	S	P	ERA	WHIP

BOTTOM

Baltimore Orioles @ California Angels

Anaheim Stadium, Anaheim, CA

Wed Jun 03 1992, 6:33 AM EDT

Att. 20,065 - Sunny - 80 F

livebaseballscorecards.com

AB	38
R	4
H	9
RBI	4
BB	4
SO	8
LOB	17

WP: 0 PA: 43
PB: 0
SB: 1
CS: 0

Toronto Blue Jays @ Baltimore Orioles

Oriole Park at Camden Yards, Baltimore, MD

Fri Jun 05 1992, 7:05 PM EDT

Att. 45,803 - Cloudy - 77 F

livebaseballscorecards.com

Batter	1	2	3	4	5	6	7	8	9	AB	R	H	RBI	BB	SO	LOB
Devon White, S (1, 8) OBP: 0.302, SLG: 0.362	F7		F7			F7		G4-3		4	0	0	0	0	0	2
Roberto Alomar, S (1, 4) OBP: 0.418, SLG: 0.459	L8			F9		FC4-6 BB			G5-4-3 1B	3	0	1	0	1	0	0
Joe Carter, R (1, 9) OBP: 0.295, SLG: 0.455	P4			F8		F8			G5-4-3 1-2f	4	0	0	0	0	0	3
Dave Winfield, R (1, 10) OBP: 0.383, SLG: 0.503		K		G6-3		FC4-6 1-2f			BB	3	0	0	0	1	1	2
Kelly Gruber, R (1, 5) OBP: 0.274, SLG: 0.446		G6-3			F7		P6		F7	4	0	0	0	0	0	1
John Olerud, L (1, 3) OBP: 0.356, SLG: 0.377		F8			FC5-4 1B		K			3	0	1	0	0	1	0
Candy Maldonado, R (1, 7) OBP: 0.297, SLG: 0.302			P4		F9		G6-3			3	0	0	0	0	0	1
Pat Borders, R (1, 2) OBP: 0.314, SLG: 0.395			1B		FC5-4 1-2f			K		3	0	1	0	0	1	1
Manuel Lee, S (1, 6) OBP: 0.313, SLG: 0.333			F7			2B		K		3	0	1	0	0	1	1

TOP

AB	30
R	0
H	4
RBI	0
BB	2
SO	4
LOB	11

Inning Stats	1	2	3	4	5	6	7	8	9
	R: 0 E: 0 K: 0 S: 5	H: 0 LOB: 0 BB: 0 P: 7	R: 0 E: 0 K: 1 S: 6	H: 0 LOB: 0 BB: 0 P: 11	R: 0 E: 0 K: 0 S: 7	H: 1 LOB: 1 BB: 0 P: 9	R: 0 E: 0 K: 0 S: 7	H: 0 LOB: 0 BB: 0 P: 9	R: 0 E: 0 K: 0 S: 8	H: 1 LOB: 1 BB: 0 P: 10
	R: 0 E: 0 K: 0 S: 9	H: 1 LOB: 2 BB: 1 P: 19	R: 0 E: 0 K: 1 S: 5	H: 0 LOB: 0 BB: 0 P: 6	R: 0 E: 0 K: 2 S: 12	H: 0 LOB: 0 BB: 0 P: 18	R: 0 E: 0 K: 0 S: 7	H: 1 LOB: 1 BB: 1 P: 11		

1B: 3 SF: 0
2B: 1 SAC: 0
3B: 0 DP: 1
HR: 0 HBP: 0

WP: 0 PA: 32
PB: 0
SB: 0
CS: 0

PITCHER		IP	WLS	BF	H	R	ER	SO	BB	IBB	HBP	BLK	WP	HR	S	P	ERA	WHIP
Rick Sutcliffe, R ERA: 4.19	(1, 1)	8.0	W	29	4	0	0	4	1	0	0	0	0	0	61	91	0.00	0.625
Gregg Olson, R ERA: 1.42	(9, 1)	1.0	S	3	0	0	0	0	1	0	0	0	0	0	5	9	0.00	1.000

PITCHER	IP	WLS	BF	H	R	ER	SO	BB	IBB	HBP	BLK	WP	HR	S	P	ERA	WHIP

BOTTOM

Toronto Blue Jays @ Baltimore Orioles

Oriole Park at Camden Yards, Baltimore, MD

Fri Jun 05 1992, 7:05 PM EDT

Att. 45,803 - Cloudy - 77 F

livebaseballscorecards.com

Batter	1	2	3	4	5	6	7	8	9	AB	R	H	RBI	BB	SO	LOB
Brady Anderson, L (1, 7) OBP: 0.371, SLG: 0.529	B C B F C 2-3 K		C X 0-1 F7		C B B F S 2-3 K			C B B C X 2-2 1B 1B 1B		4	1	1	0	0	2	1
Mike Devereaux, R (1, 8) OBP: 0.320, SLG: 0.475	B C X 1-1 G3-1		B C X 1-1 P4			B F X 1-1 G5-3		1 SAFE F B 1 SAFE 1 SAFE B B B X 3-1 1B 1-3 1B		4	0	1	0	0	0	1
Cal Ripken Jr., R (1, 6) OBP: 0.351, SLG: 0.424	B F B B X 3-1 F9			C F B C 1-3 K		B C B X 2-1 F8		B F X 1-1 1B 1-2 3-H		4	0	1	1	0	1	0
Glenn Davis, R (1, 10) OBP: 0.279, SLG: 0.448		B B B C F X 3-2 G6-3		C F C 0-3 K		B B C F F X 2-2 G6-3		B F F X 1-2 L8		4	0	0	0	0	1	2
Randy Milligan, R (1, 3) OBP: 0.430, SLG: 0.455 Joe Orsulak, L (9, 9) OBP: 0.280, SLG: 0.268		B B F B C F S 3-3 K		B F B B B 4-1 1B BB			C B C B X 2-2 F9			2 0	0 0	0 0	0 0	1 0	1 0	0 0
Leo Gomez, R (1, 5) OBP: 0.386, SLG: 0.461		B F B B B 4-1 BB		1 SAFE B X 1-0 1B 1-2			C F X 0-2 F8			2	0	1	0	1	0	0
David Segui, S (1, 9) OBP: 0.313, SLG: 0.317 (9, 3)		C B F X 1-2 G4-3		C F S 0-3 K			B X 1-0 F9			3	0	0	0	0	1	3
Billy Ripken, R (1, 4) OBP: 0.243, SLG: 0.299			X 0-0 B1-3		B C X 1-1 G5-3			C X 0-1 G5-3		3	0	0	0	0	0	0
Jeff Tackett, R (1, 2) OBP: 0.391, SLG: 0.762			B C B F F F F X 2-2 1B		B F B B X 3-1 G5-3			B X 1-0 G1-6-3		3	0	1	0	0	0	0
Inning Stats	R: 0 E: 0 K: 1 S: 7 H: 0 LOB: 0 BB: 0 P: 13	R: 0 E: 0 K: 1 S: 11 H: 0 LOB: 1 BB: 1 P: 22	R: 0 E: 0 K: 0 S: 11 H: 1 LOB: 1 BB: 0 P: 14	R: 0 E: 0 K: 3 S: 11 H: 1 LOB: 2 BB: 1 P: 17	R: 0 E: 0 K: 1 S: 7 H: 0 LOB: 0 BB: 0 P: 13	R: 0 E: 0 K: 0 S: 8 H: 0 LOB: 0 BB: 0 P: 13	R: 0 E: 0 K: 0 S: 7 H: 0 LOB: 0 BB: 0 P: 10	R: 1 E: 0 K: 0 S: 13 H: 3 LOB: 2 BB: 0 P: 21		1B: 5 2B: 0 3B: 0 HR: 0	SF: 0 SAC: 0 DP: 0 HBP: 0			WP: 0 PB: 0 SB: 0 CS: 0	PA: 31		

	AB	29
	R	1
	H	5
	RBI	1
	BB	2
	SO	6
	LOB	7

PITCHER		IP	WLS	BF	H	R	ER	SO	BB	IBB	HBP	BLK	WP	HR	S	P	ERA	WHIP
Jimmy Key, L ERA: 2.96	(1, 1)	7.2	L	29	4	1	1	6	2	0	0	0	0	0	70	116	1.17	0.783
Duane Ward, R ERA: 2.97	(8, 1)	0.1		2	1	0	0	0	0	0	0	0	0	0	5	7	0.00	3.000

PITCHER	IP	WLS	BF	H	R	ER	SO	BB	IBB	HBP	BLK	WP	HR	S	P	ERA	WHIP

Batter	1	2	3	4	5	6	7	8	9	AB	R	H	RBI	BB	SO	LOB
Devon White, S (1, 8) OBP: 0.301, SLG: 0.360	C B F X 1-2 ① G4-3		B B X 2-0 1-2 3B 1B		B S S X 1-2 ① G5-3			X 0-0 ① P6		4	1	1	0	0	0	0
Roberto Alomar, S (1, 4) OBP: 0.411, SLG: 0.450	F C B S 1-3 ② K		X 0-0 ① P7		B B C X 2-1 ② F7			B B C F B X 3-2 ② G5-3		4	0	0	0	0	1	2
Joe Carter, R (1, 9) OBP: 0.294, SLG: 0.461	B F C T F X 1-2 ③ F7		B F T F B X 2-2 1-H 2-H 2B 3B		C B F S 1-3 ③ K			X 0-0 ③ F7		4	1	1	2	0	1	0
Dave Winfield, R (1, 10) OBP: 0.385, SLG: 0.512		X 0-0 1B 2B	B C C T F F X 1-2 3-H 2B			B F X 1-1 ① G6-3			C X 0-1 ① G4-3	4	1	2	1	0	0	0
Kelly Gruber, R (1, 5) OBP: 0.269, SLG: 0.436		C C T F X 0-2 ① G6-3	X 0-0 ② F7			C C X 0-2 ② F8			B C B X 2-1 ② G5-3	4	0	0	0	0	0	2
John Olerud, L (1, 3) OBP: 0.348, SLG: 0.367		C C B S 1-3 ② K	B B C X 2-1 ③ G6-3			X 0-0 ③ G5-3			B S X 1-1 ③ G4-3	4	0	0	0	0	1	2
Candy Maldonado, R (1, 7) OBP: 0.297, SLG: 0.303		X 0-0 2-H 1B	B B F F B X 3-2 ① F7				F B X 1-1 ① F7			3	0	1	1	0	0	0
Pat Borders, R (1, 2) OBP: 0.309, SLG: 0.389		B C F B C 2-3 ③ K	X 0-0 ② G5-3				C B C B B C 3-3 ② K			3	0	0	0	0	2	1
Manuel Lee, S (1, 6) OBP: 0.313, SLG: 0.329			S C B B F B F B 4-2 1B 3B BB	B F B F X 2-2 ③ L6			B F X 1-1 ③ G4-3			2	1	0	0	1	0	0
Inning Stats	R: 0 E: 0 K: 1 S: 11 H: 0 LOB: 0 BB: 0 P: 14	R: 1 E: 0 K: 2 S: 12 H: 2 LOB: 1 BB: 0 P: 15	R: 3 E: 0 K: 0 S: 17 H: 3 LOB: 1 BB: 1 P: 28	R: 0 E: 0 K: 0 S: 7 H: 0 LOB: 0 BB: 0 P: 12	R: 0 E: 0 K: 1 S: 8 H: 0 LOB: 0 BB: 0 P: 12	R: 0 E: 0 K: 0 S: 6 H: 0 LOB: 0 BB: 0 P: 7	R: 0 E: 0 K: 1 S: 7 H: 0 LOB: 0 BB: 0 P: 12	R: 0 E: 0 K: 0 S: 5 H: 0 LOB: 0 BB: 0 P: 8	R: 0 E: 0 K: 0 S: 6 H: 0 LOB: 0 BB: 0 P: 9	1B: 2 2B: 2 3B: 1 HR: 0 SF: 0 SAC: 0 DP: 0 HBP: 0							

PITCHER		IP	WLS	BF	H	R	ER	SO	BB	IBB	HBP	BLK	WP	HR	S	P	ERA	WHIP
Ben McDonald, R ERA: 3.87	(1, 1)	8.0	L	30	5	4	4	5	1	0	0	0	0	0	73	108	4.50	0.750
Storm Davis, R ERA: 4.05	(9, 1)	1.0		3	0	0	0	0	0	0	0	0	0	0	6	9	0.00	0.000

PITCHER	IP	WLS	BF	H	R	ER	SO	BB	IBB	HBP	BLK	WP	HR	S	P	ERA	WHIP

TOP

Toronto Blue Jays @ Baltimore Orioles

Oriole Park at Camden Yards, Baltimore, MD

Sat Jun 06 1992, 7:05 PM EDT
Att. 45,520 - Cloudy - 86 F

livebaseballscorecards.com

AB	32
R	4
H	5
RBI	4
BB	1
SO	5
LOB	7

WP: 0 PB: 0 SB: 0 CS: 0 PA: 33

BOTTOM

Toronto Blue Jays @ Baltimore Orioles

Oriole Park at Camden Yards, Baltimore, MD

Sat Jun 06 1992, 7:05 PM EDT

Att. 45,520 - Cloudy - 86 F

livebaseballscorecards.com

Batter	1	2	3	4	5	6	7	8	9	AB	R	H	RBI	BB	SO	LOB
Brady Anderson, L (1, 7) OBP: 0.371, SLG: 0.540	B B C X 2-1 G3 ①		B B X 2-0 HR	B B F X 2-1 G4-3 ② 2-3 3-H			B X 1-0 S 1B		1 SAFE C P B C S 2-3 K ② ③ 1-2	5	1	2	2	0	1	2
Mike Devereaux, R (1, 8) OBP: 0.319, SLG: 0.468	B B B B 4-0 WP G6-3 BB		C F B X 1-2 F7 ①	X 0-0 P4 ③			1 SAFE B L X 1-1 F8 ① 1-2			3	0	0	0	1	0	2
Cal Ripken Jr., R (1, 6) OBP: 0.349, SLG: 0.421	B C X 1-1 G6-3 ② 1-2		L X 0-1 1B SF8 1B		B C B B F X 3-2 G3-1 ①		C S S 0-3 K ②			4	1	1	0	0	1	2
Glenn Davis, R (1, 10) OBP: 0.292, SLG: 0.443	B F F B B F F B 4-2 WP BB		B S F X 1-2 1B 1-3		X 0-0 G5-3 ②		F B B B F S 3-3 K2-3 ③			3	0	1	0	1	1	1
Chito Martinez, L (1, 9) OBP: 0.375, SLG: 0.403	F S F B B B B 4-2 FC6-4 BB 1-2 2-3		F B B X 1-2 SF8 ② 3-H		S X 0-1 1B			C B F X 1-2 F7 ①		2	0	1	1	1	0	0
Leo Gomez, R (1, 5) OBP: 0.378, SLG: 0.449	B C B C F X 2-2 FC6-4 ③ 1-2f		B X 1-0 F8 ③		C X 0-1 P3 ③			S C B F X 1-2 F7 ②		4	0	0	0	0	0	5
Chris Hoiles, R (1, 2) OBP: 0.404, SLG: 0.526		X 0-0 P3 ①	C F X 0-2 P9 ①			B S C X 1-2 G5-3 ①		B B B X 3-0 F8 ③		4	0	0	0	0	0	0
David Segui, S (1, 3) OBP: 0.319, SLG: 0.317 Mark McLemore, S (9, PR) OBP: 0.336, SLG: 0.280		B B B C X 3-1 G4-3 ②	S B F F F B B B 4-2 1B G4-3 BB			C B B X 2-1 G4-3 ②			F F X 0-2 CS 1B	3 0	1 0	1 0	0 0	1 0	0 0	0 0
Billy Ripken, R (1, 4) OBP: 0.243, SLG: 0.297		C C B B X 2-2 G1-3 ③		1 SAFE X 0-0 G4-3 1-3 1B		X 0-0 G6-3 ③			1 SAFE 1 SAFE X 0-0 P2 ①	4	0	1	0	0	0	1

Inning Stats	1	2	3	4	5	6	7	8	9	1B: 6	SF: 1	WP: 1	PA: 37
R:	0	0	2	1	0	0	0	0	0	2B: 0	SAC: 0	PB: 0	
E:	0	0	0	0	0	0	0	0	0	3B: 0	DP: 0	SB: 1	
K:	0	0	0	1	0	2	1	0	1	HR: 1	HBP: 0	CS: 1	
BB:	3	0	0	1	1	0	1	0	1				
H:	0	0	3	1	1	0	1	0	1				
LOB:	3	0	1	1	1	0	1	0	1				
P:	32	11	19	18	11	9	14	13	9				
S:	15	6	13	12	8	6	9	8	8				

	AB	32
	R	3
	H	7
	RBI	3
	BB	4
	SO	3
	LOB	13

PITCHER		IP	WLS	BF	H	R	ER	SO	BB	IBB	HBP	BLK	WP	HR	S	P	ERA	WHIP
Jack Morris, R ERA: 4.36	(1, 1)	6.0	W	27	5	3	3	0	4	0	0	0	1	1	60	100	4.50	1.500
Duane Ward, R ERA: 2.78	(7, 1)	2.0		7	1	0	0	2	0	0	0	0	0	0	17	27	0.00	0.500
Tom Henke, R ERA: 2.5	(9, 1)	1.0	S	3	1	0	0	1	0	0	0	0	0	0	8	9	0.00	1.000

PITCHER	IP	WLS	BF	H	R	ER	SO	BB	IBB	HBP	BLK	WP	HR	S	P	ERA	WHIP

Batter	1	2	3	4	5	6	7	8	9	AB	R	H	RBI	BB	SO	LOB
Devon White, S (1, 8) OBP: 0.296, SLG: 0.353	B X 1-0 ① F8		C C S 0-3 ③ K			F L B S 1-3 ① K		F X 0-1 ① G4-3 1-2		4	0	0	0	0	2	2
Roberto Alomar, S (1, 4) OBP: 0.408, SLG: 0.443	C C B X 1-2 ② F8			C B B X 2-1 ① G6-3		B B B C B 4-1 F7-3 BB		C X 0-1 ② G3 2-3		3	0	0	0	1	0	1
Joe Carter, R (1, 10) OBP: 0.289, SLG: 0.452	F F B F X 1-2 ③ L1			B C F F S 1-3 ② K		X 0-0 ②③ F7-3 1-2		M S S 0-3 ③ K		4	0	0	0	0	2	2
Dave Winfield, R (1, 9) OBP: 0.385, SLG: 0.515 Derek Bell, R (7, 9) OBP: 0.284, SLG: 0.277		B C C F X 1-2 ① P2		X 0-0 2B			C X 0-1 ① P5		C B B X 2-1 2B 1B	3 1	0 0	1 1	0 0	0 0	0 0	0 0
Kelly Gruber, R (1, 5) OBP: 0.263, SLG: 0.427		B F C F X 1-2 ② P6		F B B X 2-1 ③ P2			X 0-0 ② F9		S F B F X 1-2 ① F7	4	0	0	0	0	0	2
John Olerud, L (1, 3) OBP: 0.346, SLG: 0.364		B B F X 2-1 ③ F7			X 0-0 ① P8		C X 0-1 1B 1B		B B X 2-0 ② F8	4	0	1	0	0	0	1
Candy Maldonado, R (1, 7) OBP: 0.309, SLG: 0.346			C B B X 2-1 ① P3		B X 1-0 HR		F S B X 1-2 1-3 1B		F X 0-1 1-3 2B	4	1	3	1	0	0	0
Greg Myers, L (1, 2) OBP: 0.250, SLG: 0.360			B X 1-0 1B		X 0-0 ② G1-3		F B C X 1-2 ③ P5		C F F B X 1-2 ③ P2	4	0	1	0	0	0	4
Manuel Lee, S (1, 6) OBP: 0.313, SLG: 0.329			X 0-0 ② F7		B B C B C X 3-2 ③ F9			C X 0-1 G3 G4-3 1B		3	0	1	0	0	0	1
Inning Stats	R: 0 E: 0 K: 0 S: 8 H: 0 LOB: 0 BB: 0 P: 11	R: 0 E: 0 K: 0 S: 10 H: 0 LOB: 0 BB: 0 P: 14	R: 0 E: 0 K: 1 S: 7 H: 1 LOB: 1 BB: 0 P: 10	R: 0 E: 0 K: 1 S: 9 H: 1 LOB: 1 BB: 0 P: 14	R: 1 E: 0 K: 0 S: 6 H: 1 LOB: 0 BB: 0 P: 10	R: 0 E: 0 K: 1 S: 5 H: 0 LOB: 0 BB: 1 P: 10	R: 0 E: 0 K: 0 S: 11 H: 2 LOB: 2 BB: 0 P: 13	R: 0 E: 0 K: 1 S: 9 H: 1 LOB: 1 BB: 0 P: 9	R: 0 E: 0 K: 0 S: 13 H: 2 LOB: 2 BB: 0 P: 19	1B: 5 2B: 3 3B: 0 HR: 1	SF: 0 SAC: 0 DP: 1 HBP: 0						

PITCHER	IP	WLS	BF	H	R	ER	SO	BB	IBB	HBP	BLK	WP	HR	S	P	ERA	WHIP
35 Mike Mussina, R (1, 1) ERA: 2.6	7.2	W	29	6	1	1	3	1	0	0	0	0	1	62	88	1.17	0.913
Todd Frohwirth, R (8, 1) ERA: 1.82	1.1		6	2	0	0	1	0	0	0	0	0	0	16	22	0.00	1.500

PITCHER	IP	WLS	BF	H	R	ER	SO	BB	IBB	HBP	BLK	WP	HR	S	P	ERA	WHIP

TOP

Toronto Blue Jays @ Baltimore Orioles

Oriole Park at Camden Yards, Baltimore, MD

Sun Jun 07 1992, 3:33 AM EDT
Att. 45,620 - Cloudy - 87 F

livebaseballscorecards.com

AB	34
R	1
H	8
RBI	1
BB	1
SO	4
LOB	13

1B: 5	SF: 0	WP: 0	PA: 35
2B: 3	SAC: 0	PB: 0	
3B: 0	DP: 1	SB: 0	
HR: 1	HBP: 0	CS: 0	

Toronto Blue Jays @ Baltimore Orioles

Oriole Park at Camden Yards, Baltimore, MD

Sun Jun 07 1992, 3:33 AM EDT

Att. 45,620 - Cloudy - 87 F

livebaseballscorecards.com

BOTTOM

Batter	1	2	3	4	5	6	7	8	9	AB	R	H	RBI	BB	SO	LOB
Brady Anderson, L (1, 7) OBP: 0.376, SLG: 0.537	BBFBB 4-1 S 1B BB		BCCBFS 2-3 ② K		FBBBB 4-1 1B 2B BB	BBCX 2-1 S 1B 1B		BX 1-0 ② F9		3	3	1	0	2	1	1
Mike Devereaux, R (1, 8) OBP: 0.320, SLG: 0.464	1 SAFE 1 SAFE CPCB 1 SAFE 2 SAFE C 2-3 ① K 1-2		CFX 0-2 1B		BBX 2-0 ② F8 2-3	1 SAFE 1 SAFE SPB 1 SAFE 1 SAFE B 4-2 FB 1B 1-2 BB		BBFBFX 3-2 ③ G2-3		4	0	1	0	1	1	4
Cal Ripken Jr., R (1, 6) OBP: 0.356, SLG: 0.427	X 0-0 G5-3 2-H 1B		SB1 SAFEX 1-1 ③ L8		CFBBBFBFX 3-2 2B 1B 1-3 3-H 1B	BX 1-0 1-3 2-H 1B				4	1	3	3	0	0	1
Glenn Davis, R (1, 10) OBP: 0.290, SLG: 0.446	CFX 0-2 ② G5-3 1-2			FBFBBX 3-2 ① G1-3	S1 SAFEX 0-1 1B 1-3 3-H 2B	BBC1 SAFEX 2-1 ③ P4				4	1	1	1	0	0	3
Randy Milligan, R (1, 3) OBP: 0.426, SLG: 0.449 David Segui, S (8, 3) OBP: 0.319, SLG: 0.317	BX 1-0 ③ G6-3			CSBC 1-3 ② K	CX 0-1 2-H 3-H 1B		CFBFX 1-2 ① G6-3			4 0	0 0	1 0	2 0	0 0	1 0	1 0
Chito Martinez, L (1, 9) OBP: 0.369, SLG: 0.394	SX 0-1 ① G1-3			BX 1-0 1B	CBFS 1-3 ③ K		BFFBS 2-3 ② K			4	0	1	0	0	2	1
Leo Gomez, R (1, 5) OBP: 0.370, SLG: 0.438	CBSBX 2-2 ② F7			1 SAFEBCX 1-1 ③ P4		BFX 1-1 ① F9	CBFBX 2-2 ③ F9			4	0	0	0	0	0	1
Chris Hoiles, R (1, 2) OBP: 0.401, SLG: 0.519	CX 0-1 ③ G4-3				BX 1-0 F8 SH1-3 1B 1B	CBCFX 1-2 ② P4		SX 0-1 ① G5-3		4	1	1	0	0	0	0
Billy Ripken, R (1, 4) OBP: 0.255, SLG: 0.330			BCCBX 2-2 ① P4		X 0-0 ① SH1-3 1-2	BX 1-0 HR		BBBCCB 4-2 BB		2	1	1	1	1	0	0
Inning Stats	R: 1 H: 1 E: 0 LOB: 1 K: 1 BB: 1 S: 10 P: 16	R: 0 H: 0 E: 0 LOB: 0 K: 0 BB: 0 S: 7 P: 9	R: 0 H: 1 E: 0 LOB: 1 K: 1 BB: 0 S: 12 P: 17	R: 0 H: 1 E: 0 LOB: 1 K: 1 BB: 0 S: 9 P: 15	R: 4 H: 4 E: 0 LOB: 2 K: 1 BB: 1 S: 16 P: 27	R: 2 H: 3 E: 0 LOB: 1 K: 0 BB: 1 S: 15 P: 26	R: 0 H: 0 E: 0 LOB: 0 K: 1 BB: 0 S: 10 P: 15	R: 0 H: 0 E: 0 LOB: 1 K: 0 BB: 1 S: 8 P: 16		1B: 8 SF: 0 2B: 1 SAC: 1 3B: 0 DP: 0 HR: 1 HBP: 0						

	AB	33
	R	7
	H	10
	RBI	7
	BB	4
	SO	5
	LOB	12

WP: 0 PA: 38
PB: 0
SB: 2
CS: 0

PITCHER		IP	WLS	BF	H	R	ER	SO	BB	IBB	HBP	BLK	WP	HR	S	P	ERA	WHIP
Dave Stieb, R ERA: 4.58	(1, 1)	5.0	L	24	7	5	5	4	2	0	0	0	0	0	54	84	9.00	1.800
Pat Hentgen, R ERA: 4.7	(6, 1)	1.0		7	3	2	2	0	1	0	0	0	0	1	15	26	18.00	4.000
Bob MacDonald, L ERA: 3.38	(7, 1)	1.0		3	0	0	0	1	0	0	0	0	0	0	10	15	0.00	0.000
David Wells, L ERA: 3.11	(8, 1)	1.0		4	0	0	0	0	1	0	0	0	0	0	8	16	0.00	1.000

PITCHER		IP	WLS	BF	H	R	ER	SO	BB	IBB	HBP	BLK	WP	HR	S	P	ERA	WHIP

Batter	1	2	3	4	5	6	7	8	9	AB	R	H	RBI	BB	SO	LOB
Jody Reed, R (1, 4) OBP: 0.371, SLG: 0.392	P6	F7		G6-3			G6-3			4	0	0	0	0	0	4
Mike Greenwell, L (1, 7) OBP: 0.321, SLG: 0.279	G6-3	F8			G3			K		4	0	0	0	0	1	2
Wade Boggs, L (1, 5) OBP: 0.380, SLG: 0.414	HR		F9		2B			F7		4	1	2	1	0	0	0
Jack Clark, R (1, 10) OBP: 0.356, SLG: 0.321	BB		K		K			1B		3	0	1	0	1	2	0
Phil Plantier, L (1, 9) OBP: 0.310, SLG: 0.331	F7		P6			K		G4-3		4	0	0	0	0	1	2
Ellis Burks, R (1, 8) OBP: 0.327, SLG: 0.397		F8		SH3 1B BB		G5-3			K	3	0	0	0	1	1	0
Scott Cooper, L (1, 3) OBP: 0.307, SLG: 0.262		1B 1B 1B		1 SAFE 1 SAFE SH3 1-2 1B		G3-1			G4-3	4	1	2	0	0	0	0
Luis Rivera, R (1, 6) OBP: 0.340, SLG: 0.283 Herm Winningham, L (9, PH) OBP: 0.267, SLG: 0.310		E 1B 1-2 1B		SH3 1-2 2-3			F7		G3-1	2 1	0 0	1 0	0 0	0 0	0 0	0 0
Tony Peña, R (1, 2) OBP: 0.252, SLG: 0.279		E7 1-3 2-H 1B		F8			G5-3			3	0	1	1	0	0	2

TOP

Boston Red Sox @ Baltimore Orioles

Oriole Park at Camden Yards, Baltimore, MD

Mon Jun 08 1992, 7:05 PM EDT

Att. 46,061 - Cloudy - 86 F

livebaseballscorecards.com

AB	32
R	2
H	7
RBI	2
BB	2
SO	5
LOB	10

Inning Stats	1	2	3	4	5	6	7	8	9
R	1	1	0	0	0	0	0	0	0
E	0	1	0	0	0	0	0	0	0
K	0	0	1	0	0	1	0	1	1
S	8	9	6	7	6	7	8	9	8
H	1	3	0	1	1	0	0	1	0
LOB	1	2	0	2	0	0	0	0	0
BB	1	0	0	1	0	0	0	0	0
P	17	15	13	13	8	13	12	14	13

PITCHER		IP	WLS	BF	H	R	ER	SO	BB	IBB	HBP	BLK	WP	HR	S	P	ERA	WHIP	PITCHER		IP	WLS	BF	H	R	ER	SO	BB	IBB	HBP	BLK	WP	HR	S	P	ERA	WHIP
Bob Milacki, R ERA: 4.35	(1, 1)	7.2	W	31	7	2	2	4	2	0	0	0	0	1	58	101	2.35	1.174																			
Storm Davis, R ERA: 4.01	(8, 1)	0.1		1	0	0	0	0	0	0	0	0	0	0	2	4	0.00	0.000																			
Gregg Olson, R ERA: 1.37	(9, 1)	1.0	S	3	0	0	0	1	0	0	0	0	0	0	8	13	0.00	0.000																			

1B: 5	SF: 0	WP: 0	PA: 35
2B: 1	SAC: 1	PB: 0	
3B: 0	DP: 0	SB: 0	
HR: 1	HBP: 0	CS: 0	

Batter	1	2	3	4	5	6	7	8	9	AB	R	H	RBI	BB	SO	LOB
Brady Anderson, L (1, 7) OBP: 0.382, SLG: 0.553	C C X 0-2 G3 ①	C 1 B S X SAFE 1-2 1-H 2B ③			B C B S F X 2-2 1B 3B		C S B B B F F B 4-2 CS BB			3	1	2	1	1	0	0
Mike Devereaux, R (1, 8) OBP: 0.323, SLG: 0.465	C S B X 1-2 F9 ②		B B F B C X 3-2 G6-4-3 1B		B C X 1-1 3-H FC6-4 1B		C B B F F F B C 3-3 1-2 K ①②			4	0	2	1	0	1	1
Cal Ripken Jr., R (1, 6) OBP: 0.350, SLG: 0.419	F X 0-1 P4 ③		1 SAFE B 1 SAFE X 1-0 P6 ①		1 SAFE X 0-0 1-2f FC6-4 ②		B B C X 2-1 G6-3 ③			4	0	0	0	0	0	2
Glenn Davis, R (1, 10) OBP: 0.288, SLG: 0.435		X 0-0 HR 1B	P X 1-0 1-2f G6-4-3 ②③		C X 0-1 G6-3 ③			S S B F X 1-2 P3 ①		4	1	1	0	0	0	2
Randy Milligan, R (1, 3) OBP: 0.422, SLG: 0.464 David Segui, S (9, 3) OBP: 0.319, SLG: 0.317	B B C B 1 SAFE F X 3-2 1-H HR		C B B B X 3-1 G4-3 ①			B X 1-0 F9 ①		X 0-0 F9 ②		4 0	1 0	1 0	2 0	0 0	0 0	0 0
Joe Orsulak, L (1, 9) OBP: 0.279, SLG: 0.267		C B X 1-1 G3 ①		X 0-0 1B 1B		X 0-0 G4-3 ②		X 0-0 P5 ③		4	0	1	0	0	0	0
Leo Gomez, R (1, 5) OBP: 0.380, SLG: 0.444		B C X 1-1 WP E 1B	1 SAFE C B X 1-1 1-3 G6-3 1B			B C B F B F B 4-2 BB BB				2	1	2	0	1	0	0
Chris Hoiles, R (1, 2) OBP: 0.400, SLG: 0.513		C B C T F X 1-2 1-2 G6-3 ②		B X 1-0 1-2f G6-3 ②③		B B B C S F F B 4-2 1-2 FC4-6 BB				2	0	0	0	1	0	3
Billy Ripken, R (1, 4) OBP: 0.248, SLG: 0.321		X 0-0 2-H E3 2B			C X 0-1 G6-3 ①	X 0-0 1-2f FC4-6 ③				3	1	0	0	0	0	2
Inning Stats	R: 0 H: 0 E: 0 LOB: 0 K: 0 BB: 0 S: 8 P: 9	R: 4 H: 4 E: 1 LOB: 1 K: 0 BB: 0 S: 17 P: 24	R: 0 H: 1 E: 0 LOB: 0 K: 0 BB: 0 S: 6 P: 10	R: 0 H: 2 E: 0 LOB: 1 K: 0 BB: 0 S: 6 P: 11	R: 1 H: 2 E: 0 LOB: 1 K: 0 BB: 0 S: 11 P: 14	R: 0 H: 0 E: 0 LOB: 2 K: 0 BB: 2 S: 10 P: 19	R: 0 H: 0 E: 0 LOB: 0 K: 1 BB: 1 S: 11 P: 20	R: 0 H: 0 E: 0 LOB: 0 K: 0 BB: 0 S: 6 P: 7		1B: 6 SF: 0 2B: 2 SAC: 0 3B: 1 DP: 3 HR: 1 HBP: 0						

PITCHER		IP	WLS	BF	H	R	ER	SO	BB	IBB	HBP	BLK	WP	HR	S	P	ERA	WHIP
Mike Gardiner, R ERA: 3.9	(1, 1)	5.2	L	26	9	5	3	0	2	0	0	0	1	1	57	86	4.76	1.941
Matt Young, L ERA: 4.4	(6, 1)	1.1		4	0	0	0	1	1	0	0	0	0	0	12	21	0.00	0.750
Greg Harris, R ERA: 1.89	(8, 1)	0.2		2	0	0	0	0	0	0	0	0	0	0	5	6	0.00	0.000
Tony Fossas, L ERA: 6.35	(8, 1)	0.1		1	0	0	0	0	0	0	0	0	0	0	1	1	0.00	0.000

PITCHER	IP	WLS	BF	H	R	ER	SO	BB	IBB	HBP	BLK	WP	HR	S	P	ERA	WHIP

BOTTOM

Boston Red Sox @ Baltimore Orioles

Oriole Park at Camden Yards, Baltimore, MD

Mon Jun 08 1992, 7:05 PM EDT

Att. 46,061 - Cloudy - 86 F

livebaseballscorecards.com

AB	30
R	5
H	9
RBI	4
BB	3
SO	1
LOB	10

WP: 1	PA: 33		
PB: 0			
SB: 0			
CS: 1			

Batter	1	2	3	4	5	6	7	8	9	AB	R	H	RBI	BB	SO	LOB
Jody Reed, R (1, 4) OBP: 0.365, SLG: 0.385	B B F F B X 3-2 G5-3 ①		B C 1 SAFE F X 1-2 G5-3 ③			C B X 1-1 G6-3 ③		1 SAFE 1 SAFE C X 0-1 FC SH3 1-2 3-H		4	0	0	1	0	0	2
Luis Rivera, R (1, 6) OBP: 0.333, SLG: 0.277	C B X 1-1 G6-3 ②			F B X 1-1 F9 ①			F B B X 2-1 L9 ①	X 0-0 SH3 ① 1-2 2-3		3	0	0	0	0	0	0
Wade Boggs, L (1, 5) OBP: 0.378, SLG: 0.408	B C C C F X 1-2 G4-3 ③			B F B C X 2-2 F7 ②			C F F B X 1-2 G6-3 ②	I I I I 4-0 IBB		3	0	0	0	1	0	0
Jack Clark, R (1, 10) OBP: 0.348, SLG: 0.313		B S B C X 2-2 G5-3 ①		B B S S X 2-2 G5-3 ③			F B F B X 2-2 G5-3 ③	C B B S S 2-3 K ②		4	0	0	0	0	1	3
Mike Greenwell, L (1, 7) OBP: 0.319, SLG: 0.278		X 0-0 G4-3 ②			C B X 1-1 G4-3 ①			2-2 1B 2B 1B	F9	4	1	1	0	0	0	3
Ellis Burks, R (1, 8) OBP: 0.326, SLG: 0.394		C B B B F B X 3-2 G1-4-3 ③			X 0-0 G5-3 ②			C X 0-1 2B 1B 1B 1-2	X 0-0 L8 ①	4	1	1	0	0	0	0
Tom Brunansky, R (1, 9) OBP: 0.383, SLG: 0.404			X 0-0 G6-3 ①		C F B C 1-3 K ③			M L F X 0-2 1B 1B 2B 1-3 2-H	C X 0-1 G3 2B	4	1	2	1	0	1	0
Tony Peña, R (1, 2) OBP: 0.258, SLG: 0.285			B F X 1-1 1B			C X 0-1 G6-3 ①		X 0-0 1B FC 1B 2-3 3-H	X 0-0 G3 ② 2-3	4	1	2	1	0	0	1
Scott Cooper, L (1, 3) OBP: 0.304, SLG: 0.261			C B 1 SAFE X 1-1 F7 ②			F B C X 1-2 G4-3 ②		C X 0-1 SH3 FC 1B 1-3 3-H	C B B F S 2-3 K ③	4	0	1	1	0	1	2
Inning Stats	R: 0 E: 0 K: 0 S: 9 H: 0 LOB: 0 BB: 0 P: 14	R: 0 E: 0 K: 0 S: 7 H: 0 LOB: 0 BB: 0 P: 12	R: 0 E: 0 K: 0 S: 8 H: 1 LOB: 1 BB: 0 P: 11	R: 0 E: 0 K: 0 S: 8 H: 0 LOB: 0 BB: 0 P: 13	R: 0 E: 0 K: 1 S: 6 H: 0 LOB: 0 BB: 0 P: 8	R: 0 E: 0 K: 0 S: 7 H: 0 LOB: 0 BB: 0 P: 9	R: 0 E: 0 K: 0 S: 9 H: 0 LOB: 0 BB: 0 P: 14	R: 4 E: 0 K: 1 S: 19 H: 5 LOB: 3 BB: 1 P: 28	R: 0 E: 0 K: 1 S: 7 H: 1 LOB: 1 BB: 0 P: 9	1B: 5 2B: 2 3B: 0 HR: 0	SF: 0 SAC: 1 DP: 0 HBP: 0						

PITCHER		IP	WLS	BF	H	R	ER	SO	BB	IBB	HBP	BLK	WP	HR	S	P	ERA	WHIP
Jose Mesa, R ERA: 4.83	(1, 1)	7.0	L	24	3	2	2	1	0	0	0	0	0	0	59	88	2.57	0.429
Todd Frohwirth, R ERA: 2.37	(8, 1)	0.2		7	3	2	2	1	0	1	0	0	0	0	13	19	27.00	4.500
Mike Flanagan, L ERA: 4.02	(8, 1)	1.1		5	1	0	0	1	0	0	0	0	0	0	8	11	0.00	0.750

PITCHER	IP	WLS	BF	H	R	ER	SO	BB	IBB	HBP	BLK	WP	HR	S	P	ERA	WHIP

TOP

Boston Red Sox @ Baltimore Orioles

Oriole Park at Camden Yards, Baltimore, MD

Tue Jun 09 1992, 7:05 PM EDT

Att. 46,085 - Sunny - 85 F

livebaseballscorecards.com

AB	34
R	4
H	7
RBI	4
BB	1
SO	3
LOB	11

1B: 5	SF: 0	WP: 0	PA: 36
2B: 2	SAC: 1	PB: 0	
3B: 0	DP: 0	SB: 0	
HR: 0	HBP: 0	CS: 0	

Boston Red Sox @ Baltimore Orioles

Oriole Park at Camden Yards, Baltimore, MD

Tue Jun 09 1992, 7:05 PM EDT

Att. 46,085 - Sunny - 85 F

livebaseballscorecards.com

BOTTOM

Batter	1	2	3	4	5	6	7	8	9	AB	R	H	RBI	BB	SO	LOB
Brady Anderson, L (1, 7) OBP: 0.376, SLG: 0.543	C C B X 1-2 G6-3 ①		C 1 SAFE X 0-1 F8 ③			X 0-0 G3-1 ①		B C B C S 2-3 K ②		4	0	0	0	0	1	1
Mike Devereaux, R (1, 8) OBP: 0.322, SLG: 0.458	C C X 0-2 G6-3 ②			B C B X 2-1 G6-3 ①		C X 0-1 P5 ②		B B C S F B F B 4-2 BB BB		3	0	0	0	1	0	0
Cal Ripken Jr., R (1, 6) OBP: 0.348, SLG: 0.413	C B F B X 2-2 G5-3 ③			B B F X 2-1 P5 ②		B X 1-0 G6-3 ③		C F B B B F B 4-2 1-2 BB		3	0	0	0	1	0	0
Sam Horn, L (1, 10) OBP: 0.327, SLG: 0.404		F X 0-1 G3 ①		X 0-0 G3 ③			F C F B X 1-2 G4-3 ①	B S B F C 2-3 K ③		4	0	0	0	0	1	2
Randy Milligan, R (1, 3) OBP: 0.418, SLG: 0.458		C B B X 2-1 G5-3 ②			C B X 1-1 F8 ①		B X 1-0 G1-3 ②		B C B X 2-1 1B 1B	4	0	1	0	0	0	0
Joe Orsulak, L (1, 9) OBP: 0.287, SLG: 0.276		B C B F F F F S 2-3 K ③			B B F X 2-1 G6-3 ②		B X 1-0 1B		C B F F X 1-2 1-3 1B	4	0	2	0	0	1	0
Leo Gomez, R (1, 5) OBP: 0.377, SLG: 0.446			F B B X 2-1 G5-3 ①		B C B B F X 3-2 2B		F C F P B 1 SAFE F B X 3-2 L8 ③		B B C C F S 2-3 K ①	4	0	1	0	0	1	3
Chris Hoiles, R (1, 2) OBP: 0.402, SLG: 0.528			F X 0-1 F9 ②		B B B 4-0 BB			B C B X 2-1 HR	B S F S 1-3 K ②	3	1	1	1	1	1	2
Billy Ripken, R (1, 4) OBP: 0.252, SLG: 0.324			C B X 1-1 1B		B C B X 2-1 G6-3 ③			B C X 1-1 G4-3 ①	B B F X 2-1 G3 ③	2	0	1	0	0	0	2
Mark McLemore, S (8, PH) (9, 4) OBP: 0.333, SLG: 0.277										1	0	0	0	0	0	0
Chito Martinez, L (9, PH) OBP: 0.365, SLG: 0.388										1	0	0	0	0	0	2
Inning Stats	R: 0 E: 0 K: 0 S: 9 H: 0 LOB: 0 BB: 0 P: 12	R: 0 E: 0 K: 1 S: 10 H: 0 LOB: 0 BB: 0 P: 14	R: 0 E: 0 K: 0 S: 8 H: 1 LOB: 1 BB: 0 P: 11	R: 0 E: 0 K: 0 S: 5 H: 0 LOB: 0 BB: 0 P: 9	R: 0 E: 0 K: 0 S: 9 H: 1 LOB: 2 BB: 1 P: 21	R: 0 E: 0 K: 0 S: 4 H: 0 LOB: 0 BB: 0 P: 5	R: 0 E: 0 K: 0 S: 12 H: 1 LOB: 1 BB: 0 P: 17	R: 1 E: 0 K: 2 S: 17 H: 1 LOB: 2 BB: 2 P: 32	R: 0 E: 0 K: 2 S: 15 H: 2 LOB: 2 BB: 0 P: 23	1B: 4 2B: 1 3B: 0 HR: 1	SF: 0 SAC: 0 DP: 0 HBP: 0						

	AB	33
	R	1
	H	6
	RBI	1
	BB	3
	SO	5
	LOB	12

	WP: 0	PA: 36
	PB: 0	
	SB: 0	
	CS: 0	

PITCHER		IP	WLS	BF	H	R	ER	SO	BB	IBB	HBP	BLK	WP	HR	S	P	ERA	WHIP
John Dopson, R ERA: 4.2	(1, 1)	7.1	W	27	4	1	1	1	1	0	0	0	0	1	61	96	1.23	0.682
Tony Fossas, L ERA: 6.0	(8, 1)	0.1		1	0	0	0	1	0	0	0	0	0	0	3	5	0.00	0.000
Greg Harris, R ERA: 1.88	(8, 1)	0.1		3	0	0	0	1	2	0	0	0	0	0	10	20	0.00	6.000
Jeff Reardon, R ERA: 1.89	(9, 1)	1.0	S	5	2	0	0	2	0	0	0	0	0	0	15	23	0.00	2.000

PITCHER	IP	WLS	BF	H	R	ER	SO	BB	IBB	HBP	BLK	WP	HR	S	P	ERA	WHIP

Batter	1	2	3	4	5	6	7	8	9	AB	R	H	RBI	BB	SO	LOB
Jody Reed, R (1, 4) OBP: 0.360, SLG: 0.378	B X 1-0 ① F8		C C B B X 2-2 ② L3		B B C B X 3-1 ③ F8			B X 1-0 ① F8		4	0	0	0	0	0	0
Luis Rivera, R (1, 6) OBP: 0.344, SLG: 0.286	C B C B B F B 4-2 1B BB		C F X 0-2 1B			B X 1-0 ① F8		C B X 1-1 1B		3	0	2	0	1	0	0
Wade Boggs, L (1, 5) OBP: 0.371, SLG: 0.399	B F 1 SAFE X 1-1 ② F7		C B 1 SAFE X 1-1 ③ L7			B B C C F X 2-2 ② G4-3		C B B 1 SAFE X 2-1 ② F7		4	0	0	0	0	0	3
Tom Brunansky, R (1, 9) OBP: 0.379, SLG: 0.398	B B 1 SAFE F S F 1 SAFE F X 2-2 **1-2** 1B			B B C X 2-1 ① F8		B C B F B F S 3-3 ③ K		C S B B X 2-2 ③ G5-3		4	0	1	0	0	1	1
Mike Greenwell, L (1, 10) OBP: 0.317, SLG: 0.277	B B C B C X 3-2 ③ G4-3			F B F B X 2-2 1B			X 0-0 ① G4-3		X 0-0 ① G5-3	4	0	1	0	0	0	2
Ellis Burks, R (1, 8) OBP: 0.324, SLG: 0.406		B X 1-0 ① P3		B B 1 SAFE X 2-0 ② F8			C B S X 1-2 HR		B B X 2-0 ② F7	4	1	1	1	0	0	1
Herm Winningham, L (1, 7) OBP: 0.250, SLG: 0.290		C B B B C X 3-2 ② G4-3		1 SAFE B B 1 SAFE B X 3-0 ③ G4-3			X 0-0 ② P2		C C B S 1-3 ③ K	4	0	0	0	0	1	1
Tony Peña, R (1, 2) OBP: 0.265, SLG: 0.292		B X 1-0 ③ G6-3			C C B X 1-2 G4-6-3 1B		C B X 1-1 1B			3	0	2	0	0	0	0
Scott Cooper, L (1, 3) OBP: 0.293, SLG: 0.250			B B F B X 3-1 ① G3-1		X 0-0 ① ② G4-6-3 **1-2f**		F X 0-1 ③ F7			3	0	0	0	0	0	2
Inning Stats	R: 0 H: 1 E: 0 LOB: 2 K: 0 BB: 1 S: 14 P: 25	R: 0 H: 0 E: 0 LOB: 0 K: 0 BB: 0 S: 5 P: 10	R: 0 H: 1 E: 0 LOB: 1 K: 0 BB: 0 S: 10 P: 16	R: 0 H: 1 E: 0 LOB: 1 K: 0 BB: 0 S: 7 P: 16	R: 0 H: 1 E: 0 LOB: 0 K: 0 BB: 0 S: 6 P: 10	R: 0 H: 0 E: 0 LOB: 0 K: 1 BB: 0 S: 9 P: 15	R: 1 H: 2 E: 0 LOB: 1 K: 0 BB: 0 S: 9 P: 11	R: 0 H: 1 E: 0 LOB: 1 K: 0 BB: 0 S: 8 P: 14	R: 0 H: 0 E: 0 LOB: 0 K: 1 BB: 0 S: 5 P: 8	1B: 6 SF: 0 2B: 0 SAC: 0 3B: 0 DP: 1 HR: 1 HBP: 0						WP: 0 PA: 34 PB: 0 SB: 0 CS: 0	

TOP

Boston Red Sox @ Baltimore Orioles

Oriole Park at Camden Yards, Baltimore, MD

Wed Jun 10 1992, 7:05 PM EDT

Att. 45,733 - Sunny - 81 F

livebaseballscorecards.com

AB	33
R	1
H	7
RBI	1
BB	1
SO	2
LOB	10

PITCHER		IP	WLS	BF	H	R	ER	SO	BB	IBB	HBP	BLK	WP	HR	S	P	ERA	WHIP
Rick Sutcliffe, R ERA: 3.98	(1, 1)	7.0	W	27	6	1	1	1	1	0	0	0	0	1	60	103	1.29	1.000
Storm Davis, R ERA: 3.89	(8, 1)	1.0		4	1	0	0	0	0	0	0	0	0	0	8	14	0.00	1.000
Gregg Olson, R ERA: 1.32	(9, 1)	1.0	S	3	0	0	0	1	0	0	0	0	0	0	5	8	0.00	0.000

PITCHER	IP	WLS	BF	H	R	ER	SO	BB	IBB	HBP	BLK	WP	HR	S	P	ERA	WHIP

BOTTOM

Boston Red Sox @ Baltimore Orioles

Oriole Park at Camden Yards, Baltimore, MD

Wed Jun 10 1992, 7:05 PM EDT
Att. 45,733 - Sunny - 81 F

livebaseballscorecards.com

Batter	1	2	3	4	5	6	7	8	9	AB	R	H	RBI	BB	SO	LOB
Brady Anderson, L (1, 7) OBP: 0.378, SLG: 0.542	1-1 S 1B		1-2 G1-3 ②		1-0 3B 1B 3-H		3-3 K ②			4	1	2	1	0	1	1
Mike Devereaux, R (1, 8) OBP: 0.329, SLG: 0.473	2-3 K ① 1-2		0-1 FC6-4 1B		1 SAFE 1 SAFE 1-1 3B 1-H		3-2 WP E 1B 2-H			4	0	3	2	0	1	1
Cal Ripken Jr., R (1, 6) OBP: 0.351, SLG: 0.409	4-1 BB		1-0 FC6-4 ③ 1-2f		0-0 P2 ②		4-2 WP 1-2 BB			2	0	0	0	2	0	2
Glenn Davis, R (1, 10) OBP: 0.286, SLG: 0.417	0-3 K ②			4-1 BB	3-2 G6-3 ③		2-1 G5-3 ③ 1-2 2-3			3	0	0	0	1	1	5
Randy Milligan, R (1, 3) OBP: 0.409, SLG: 0.446	2-1 F9 ③			3-3 K ①		1-1 G4-3 ①		0-0 G6-3 ①		4	0	0	0	0	1	3
Leo Gomez, R (1, 5) OBP: 0.374, SLG: 0.441 Mark McLemore, S (8, PR) OBP: 0.333, SLG: 0.277 Tim Hulett, R (9, 5) OBP: 0.388, SLG: 0.443		1-1 F9 ①		0-3 K ②		3-2 F8 ②		0-2 1B		4 0 0	0 0 0	1 0 0	0 0 0	0 0 0	1 0 0	1 0 0
Chris Hoiles, R (1, 2) OBP: 0.394, SLG: 0.515		2-3 K ②		0-1 G4-3 ③		3-2 F9 ③		1-3 K ②		4	0	0	0	0	2	2
Joe Orsulak, L (1, 9) OBP: 0.294, SLG: 0.303		0-1 G6-3 ③			0-1 1B 3B		1-0 SH1-3 1B 1B	3-2 G3 ③		4	2	2	0	0	0	1
Billy Ripken, R (1, 4) OBP: 0.248, SLG: 0.318			2-1 G6-3 ①		2-2 L5 ①		0-0 SH1-3 ① 1-2			2	0	0	0	0	0	1
Inning Stats	R: 0 E: 0 K: 2 S: 11 H: 1 LOB: 2 BB: 1 P: 20	R: 0 E: 0 K: 1 S: 7 H: 0 LOB: 0 BB: 0 P: 10	R: 0 E: 0 K: 0 S: 8 H: 1 LOB: 1 BB: 0 P: 12	R: 0 E: 0 K: 2 S: 9 H: 0 LOB: 1 BB: 1 P: 16	R: 2 E: 0 K: 0 S: 13 H: 3 LOB: 1 BB: 0 P: 20	R: 0 E: 0 K: 0 S: 11 H: 0 LOB: 0 BB: 0 P: 18	R: 1 E: 1 K: 1 S: 16 H: 2 LOB: 2 BB: 1 P: 29	R: 0 E: 0 K: 1 S: 10 H: 1 LOB: 1 BB: 0 P: 14		1B: 6 2B: 0 3B: 2 HR: 0	SF: 0 SAC: 1 DP: 0 HBP: 0		WP: 1 PB: 0 SB: 1 CS: 0	PA: 35		

	AB	31
	R	3
	H	8
	RBI	3
	BB	3
	SO	7
	LOB	17

PITCHER		IP	WLS	BF	H	R	ER	SO	BB	IBB	HBP	BLK	WP	HR	S	P	ERA	WHIP
Tom Bolton, L ERA: 3.44	(1, 1)	4.1	L	19	4	2	2	5	2	0	0	0	0	0	41	67	4.15	1.385
Danny Darwin, R ERA: 4.89	(5, 1)	2.0		8	2	1	1	0	0	0	0	0	0	0	20	32	4.50	1.000
Tony Fossas, L ERA: 5.68	(7, 1)	0.1		1	0	0	0	1	0	0	0	0	0	0	4	7	0.00	0.000
Greg Harris, R ERA: 1.82	(7, 1)	1.1		7	2	0	0	1	1	0	0	0	1	0	20	33	0.00	2.250

PITCHER	IP	WLS	BF	H	R	ER	SO	BB	IBB	HBP	BLK	WP	HR	S	P	ERA	WHIP

Baltimore Orioles @ Detroit Tigers

Tiger Stadium, Detroit, MI

Thu Jun 11 1992, 7:05 PM EDT

Att. 13,193 - Sunny - 77 F

livebaseballscorecards.com

Batter	1	2	3	4	5	6	7	8	9	AB	R	H	RBI	BB	SO	LOB
Brady Anderson, L (1, 7) OBP: 0.378, SLG: 0.539	B C B X 2-1 F9	C B B B C X 3-2 S 1B		C C F B X 1-2 G4-3 ①			C B B X 2-1 P5 ①		B S X 1-1 FC6-5 2-H 1B	5	0	2	1	0	0	0
Mike Devereaux, R (1, 8) OBP: 0.331, SLG: 0.471	B F S X 1-2 S 1B 1B	F 1 SAFE X 0-1 P5 ②		B C X 1-1 F9 ②			C C B X 1-2 FC6-4 1B		B C X 1-1 FC6-5 ② 2-3	5	1	2	0	0	0	2
Cal Ripken Jr., R (1, 6) OBP: 0.344, SLG: 0.400	C B B B X 3-1 G5-3 ② 1-2	1 SAFE B X 1-0 L9 ③ 1-2		C B X 1-1 F7 ③			X 0-0 FC6-4 ② 1-2f 2B		B S F 1 SAFE X 1-2 F8 ③	5	1	0	0	0	0	4
Sam Horn, L (1, 10) OBP: 0.343, SLG: 0.435	B B B I 4-0 1B HR IBB		B B F S F B X 3-2 BB SF8 2B		F F S 0-3 K ①		F B F B X 2-2 1-H 2B ③			3	2	2	1	1	1	0
Randy Milligan, R (1, 3) OBP: 0.411, SLG: 0.447	F B B F B X 3-2 1-3 2-H HR 1B		S B B F F X 2-2 G1-3 ①		B C F C 1-3 K ②			X 0-0 CS 1B		4	1	2	1	0	1	1
Mark McLemore, S (8, PR) OBP: 0.333, SLG: 0.277										0	0	0	0	0	0	0
David Segui, S (8, 3) OBP: 0.319, SLG: 0.317										0	0	0	0	0	0	0
Joe Orsulak, L (1, 9) OBP: 0.301, SLG: 0.330	C C B X 1-2 1-H 3-H HR		C B B B B 4-1 SF8 BB BB		B F X 1-1 L6 ③			1 SAFE X 0-0 F7 ①		3	1	1	3	1	0	1
Leo Gomez, R (1, 5) OBP: 0.377, SLG: 0.436	F S B F B B B 4-2 BB		B B B B 4-0 1-2 2-3 BB			C B S X 1-2 F9 ①		B P B C S S 3-3 1-2 K ② ③		2	0	0	0	2	1	1
Chris Hoiles, R (1, 2) OBP: 0.391, SLG: 0.512	B F C B C 2-3 K ③		B S X 1-1 SF8 ② 2-3 3-H			B B X 2-0 G5-3 ②			X 0-0 SH1-4 1B 1B	3	1	1	1	0	1	1
Billy Ripken, R (1, 4) OBP: 0.242, SLG: 0.310		C B F B X 2-2 P6 ①	C F B T X 1-2 F9 ③			B B X 2-0 L6 ③			X 0-0 SH1-4 ① 1-2	3	0	0	0	0	0	2
Inning Stats	R: 4 H: 3 E: 0 LOB: 1 K: 1 BB: 2 S: 19 P: 39	R: 0 H: 1 E: 0 LOB: 1 K: 0 BB: 0 S: 9 P: 15	R: 1 H: 1 E: 0 LOB: 2 K: 0 BB: 2 S: 15 P: 30	R: 0 H: 0 E: 0 LOB: 0 K: 0 BB: 0 S: 8 P: 11	R: 0 H: 0 E: 0 LOB: 0 K: 2 BB: 0 S: 8 P: 10	R: 0 H: 0 E: 0 LOB: 0 K: 0 BB: 0 S: 5 P: 10	R: 1 H: 2 E: 0 LOB: 1 K: 0 BB: 0 S: 9 P: 14	R: 0 H: 1 E: 0 LOB: 1 K: 1 BB: 0 S: 6 P: 8	R: 1 H: 2 E: 0 LOB: 1 K: 0 BB: 0 S: 9 P: 12	1B: 7 SF: 1 2B: 2 SAC: 1 3B: 0 DP: 0 HR: 1 HBP: 0						

AB	33
R	7
H	10
RBI	7
BB	4
SO	4
LOB	12

WP: 0 PB: 0 SB: 2 CS: 1 PA: 39

PITCHER		IP	WLS	BF	H	R	ER	SO	BB	IBB	HBP	BLK	WP	HR	S	P	ERA	WHIP
Bill Gullickson, R ERA: 3.2	(1, 1)	7.0	L	31	7	6	6	3	3	1	0	0	0	1	73	129	7.71	1.429
Kurt Knudsen, R ERA: 1.77	(8, 1)	2.0		8	3	1	1	1	0	0	0	0	0	0	15	20	4.50	1.500

PITCHER	IP	WLS	BF	H	R	ER	SO	BB	IBB	HBP	BLK	WP	HR	S	P	ERA	WHIP

Baltimore Orioles @ Detroit Tigers

Tiger Stadium, Detroit, MI

Thu Jun 11 1992, 7:05 PM EDT

Att. 13,193 - Sunny - 77 F

BOTTOM

Batter	1	2	3	4	5	6	7	8	9	AB	R	H	RBI	BB	SO	LOB
Tony Phillips, S (1, 7) (5, 8) OBP: 0.399, SLG: 0.376	L4		1B		1B BB		FC5-2 SH1-4 1B 1B	G5-3		4	1	2	1	1	0	2
Lou Whitaker, L (1, 4) OBP: 0.393, SLG: 0.491	P3		L9		L8		SH1-4		G6-3 BB	3	0	0	0	1	0	3
Travis Fryman, R (1, 6) OBP: 0.324, SLG: 0.455	HR		K		1B		FC5-2 1B		G6-3	5	1	2	2	0	1	4
Cecil Fielder, R (1, 3) OBP: 0.292, SLG: 0.457	P3			P4	P3		1B		K	5	0	1	1	0	1	3
Mickey Tettleton, S (1, 2) OBP: 0.345, SLG: 0.483		G3 2B		P1		P3	G4-1		K	5	0	1	0	0	1	3
Dave Bergman, L (1, 10) OBP: 0.338, SLG: 0.284		G3		G3		L7		BB 1B		4	0	1	0	0	0	1
Rob Deer, R (1, 9) OBP: 0.299, SLG: 0.508		P2			HR	K		F7		4	1	1	1	0	1	2
Scott Livingstone, L (1, 5) OBP: 0.338, SLG: 0.343 Skeeter Barnes, R (7, PH) (8, 5) OBP: 0.234, SLG: 0.209		G3			BB 1B		1B WP 1B HBP		L4	2 1	1 1	1 0	0 0	0 0	0 0	1 1
Milt Cuyler, S (1, 8) OBP: 0.278, SLG: 0.359 Shawn Hare, L (5, 7) OBP: 0.214, SLG: 0.083 Phil Clark, R (7, PH) (8, 7) OBP: 0.500, SLG: 0.692			F8		F7		SH1-4 1B FC5-2 1B		BB	1 1 1	0 0 0	0 0 1	0 0 0	0 0 1	0 0 0	0 1 0
Inning Stats	R: 1 H: 1 E: 0 LOB: 0 K: 0 BB: 0 S: 6 P: 10	R: 0 H: 1 E: 0 LOB: 1 K: 0 BB: 0 S: 7 P: 14	R: 0 H: 1 E: 0 LOB: 1 K: 1 BB: 0 S: 9 P: 14	R: 0 H: 0 E: 0 LOB: 0 K: 0 BB: 0 S: 11 P: 18	R: 2 H: 3 E: 0 LOB: 2 K: 0 BB: 1 S: 13 P: 26	R: 0 H: 0 E: 0 LOB: 0 K: 1 BB: 0 S: 8 P: 16	R: 2 H: 3 E: 0 LOB: 2 K: 0 BB: 0 S: 13 P: 19	R: 0 H: 1 E: 0 LOB: 2 K: 0 BB: 1 S: 11 P: 23	R: 0 H: 0 E: 0 LOB: 1 K: 2 BB: 1 S: 12 P: 19	1B: 7 SF: 0 2B: 1 SAC: 1 3B: 0 DP: 0 HR: 2 HBP: 1						

livebaseballscorecards.com

AB	36
R	5
H	10
RBI	5
BB	3
SO	4
LOB	21

WP: 1 PA: 41
PB: 0
SB: 0
CS: 0

PITCHER		IP	WLS	BF	H	R	ER	SO	BB	IBB	HBP	BLK	WP	HR	S	P	ERA	WHIP
Ben McDonald, R ERA: 3.98	(1, 1)	4.2		21	6	3	3	1	1	0	0	0	0	2	45	81	5.79	1.500
Alan Mills, R ERA: 1.0	(5, 1)	1.1	W	4	0	0	0	1	0	0	0	0	0	0	9	17	0.00	0.000
Mike Flanagan, L ERA: 5.06	(7, 1)	0.1		4	2	2	2	0	0	0	1	0	1	0	7	11	54.00	6.000
Todd Frohwirth, R ERA: 2.27	(7, 1)	1.1		7	2	0	0	0	1	0	0	0	0	0	14	25	0.00	2.250
Gregg Olson, R ERA: 1.26	(8, 1)	1.1	S	5	0	0	0	2	1	0	0	0	0	0	15	25	0.00	0.750

PITCHER	IP	WLS	BF	H	R	ER	SO	BB	IBB	HBP	BLK	WP	HR	S	P	ERA	WHIP

Batter	1	2	3	4	5	6	7	8	9	AB	R	H	RBI	BB	SO	LOB
Brady Anderson, L (1, 7) OBP: 0.375, SLG: 0.530	L4		K	IBB			G4-3		G4-3	4	0	0	0	1	1	1
Mike Devereaux, R (1, 8) OBP: 0.328, SLG: 0.465	P8		CS 1-2	HR 1B			G4-3		F7	5	1	1	0	0	1	2
Cal Ripken Jr., R (1, 6) OBP: 0.346, SLG: 0.402	1B			L7	G1-3		1B			4	0	2	0	0	0	1
Glenn Davis, R (1, 10) OBP: 0.284, SLG: 0.400	P7			HR BB 1-2	F8		K			3	1	0	0	1	1	2
Randy Milligan, R (1, 3) OBP: 0.407, SLG: 0.439		G5-3		HR BB 1-2 2-3	K			K		3	1	0	0	1	2	0
Joe Orsulak, L (8, 9) OBP: 0.301, SLG: 0.330										0	0	0	0	0	0	0
Leo Gomez, R (1, 5) OBP: 0.379, SLG: 0.451		F7		HR 1-H 2-H 3-H		L5		BB		3	1	1	4	1	0	0
Chris Hoiles, R (1, 2) OBP: 0.393, SLG: 0.546		F9		HR		HR		L8		4	2	2	2	0	0	1
David Segui, S (1, 9) OBP: 0.317, SLG: 0.324 (8, 3)			G5-3	2B		G6-3		F9		4	0	1	0	0	0	1
Billy Ripken, R (1, 4) OBP: 0.242, SLG: 0.308			CS 1B	G5-3		K			G6-3	4	0	1	0	0	1	1
Inning Stats	R: 0 E: 0 K: 0 S: 10 H: 1 LOB: 1 BB: 0 P: 16	R: 0 E: 0 K: 0 S: 9 H: 0 LOB: 0 BB: 0 P: 17	R: 0 E: 0 K: 1 S: 10 H: 1 LOB: 0 BB: 0 P: 17	R: 5 E: 0 K: 1 S: 18 H: 4 LOB: 2 BB: 3 P: 38	R: 0 E: 0 K: 1 S: 7 H: 0 LOB: 0 BB: 0 P: 10	R: 1 E: 0 K: 1 S: 10 H: 1 LOB: 0 BB: 0 P: 18	R: 0 E: 0 K: 1 S: 11 H: 1 LOB: 1 BB: 0 P: 20	R: 0 E: 0 K: 1 S: 12 H: 0 LOB: 1 BB: 1 P: 23	R: 0 E: 0 K: 0 S: 4 H: 0 LOB: 0 BB: 0 P: 5	1B: 4 2B: 1 3B: 0 HR: 3 SF: 0 SAC: 0 DP: 0 HBP: 0	WP: 0 PB: 0 SB: 0 CS: 1 PA: 39					

PITCHER		IP	WLS	BF	H	R	ER	SO	BB	IBB	HBP	BLK	WP	HR	S	P	ERA	WHIP
Scott Aldred, L ERA: 6.99	(1, 1)	3.1	L	16	5	5	5	1	2	0	0	0	0	2	41	74	13.50	2.100
Walt Terrell, R ERA: 5.59	(4, 1)	5.2		22	3	1	1	5	1	1	0	0	0	1	50	90	1.59	0.706

PITCHER	IP	WLS	BF	H	R	ER	SO	BB	IBB	HBP	BLK	WP	HR	S	P	ERA	WHIP

TOP

Baltimore Orioles @ Detroit Tigers

Tiger Stadium, Detroit, MI

Fri Jun 12 1992, 7:05 PM EDT

Att. 18,148 - Sunny - 81 F

livebaseballscorecards.com

AB	34
R	6
H	8
RBI	6
BB	4
SO	6
LOB	9

Baltimore Orioles @ Detroit Tigers

Tiger Stadium, Detroit, MI

Fri Jun 12 1992, 7:05 PM EDT

Att. 18,148 - Sunny - 81 F

BOTTOM

Batter	1	2	3	4	5	6	7	8	9	AB	R	H	RBI	BB	SO	LOB
Tony Phillips, S (1, 7) OBP: 0.393, SLG: 0.369	B X 1-0 F9 ①		X 0-0 F8 ①		C X 0-1 G4-3 ③			B B C X 2-1 F8 ①		4	0	0	0	0	0	2
Lou Whitaker, L (1, 4) OBP: 0.390, SLG: 0.491	B X 1-0 2B		C F F B B X 2-2 G4-3 ②			B C B F F X 2-2 F8 ①		C X 0-1 G4-3 ② 1-2		4	0	1	0	0	0	1
Travis Fryman, R (1, 6) OBP: 0.319, SLG: 0.448	C F X 0-2 G6-3 ②		B F X 1-1 F7 ③			C X 0-1 F8 ②		C B B S B S 3-3 K		4	0	0	0	0	1	2
Cecil Fielder, R (1, 3) OBP: 0.291, SLG: 0.450	B B F X 2-1 F7 ③			B F B B B S F B 4-2 G4-6-3 BB		F F F B X 1-2 L3 ③			B B B C S F F X 3-2 L5 ①	3	0	0	0	1	0	1
Mickey Tettleton, S (1, 2) OBP: 0.347, SLG: 0.483		B S S X 1-2 1B 1B		B B C F B F C 3-3 K ①			F B X 1-1 1B		B C B S F B X 3-2 F9 ②	4	0	2	0	0	1	1
Dave Bergman, L (1, 10) OBP: 0.321, SLG: 0.268		B C F F F C 1-3 K ①		C B X 1-1 G4-6-3 ② ③ 1-2f			S B F F F S 1-3 K ①		B C C B X 2-2 P3 ③	4	0	0	0	0	2	3
Rob Deer, R (1, 9) OBP: 0.304, SLG: 0.516		B B B C X 3-1 1-2 1B			F B C F B F F X 2-2 2B		B S B F S 2-3 K ②			3	0	2	0	0	1	1
Scott Livingstone, L (1, 5) OBP: 0.324, SLG: 0.329		X 0-0 F7 ②			B S B B X 3-1 P7 ①		B X 1-0 L7 ③			3	0	0	0	0	0	4
Milt Cuyler, S (1, 8) OBP: 0.279, SLG: 0.358		S B F S 1-3 K ③			L X 0-1 F8 ②			C X 0-1 G4-3 1B		3	0	1	0	0	1	3

	AB	32
	R	0
	H	6
	RBI	0
	BB	1
	SO	6
	LOB	18

Inning Stats										
	R: 0 E: 0 K: 0 S: 7	H: 1 LOB: 1 BB: 0 P: 11	R: 0 E: 0 K: 2 S: 14	H: 2 LOB: 2 BB: 0 P: 20	R: 0 E: 0 K: 0 S: 7	H: 0 LOB: 0 BB: 0 P: 10	R: 0 E: 0 K: 1 S: 9	H: 0 LOB: 0 BB: 1 P: 17	R: 0 E: 0 K: 0 S: 12	H: 1 LOB: 1 BB: 0 P: 17
	R: 0 E: 0 K: 0 S: 10	H: 0 LOB: 0 BB: 0 P: 13	R: 0 E: 0 K: 2 S: 11	H: 1 LOB: 1 BB: 0 P: 16	R: 0 E: 0 K: 1 S: 9	H: 1 LOB: 1 BB: 0 P: 14	R: 0 E: 0 K: 0 S: 13	H: 0 LOB: 0 BB: 0 P: 21	1B: 4 2B: 2 3B: 0 HR: 0	SF: 0 SAC: 0 DP: 1 HBP: 0
	WP: 0 PB: 0 SB: 0 CS: 0	PA: 33								

PITCHER	IP	WLS	BF	H	R	ER	SO	BB	IBB	HBP	BLK	WP	HR	S	P	ERA	WHIP
35 Mike Mussina, R (1, 1) ERA: 2.31	9.0	W	33	6	0	0	6	1	0	0	0	0	0	92	139	0.00	0.778

PITCHER	IP	WLS	BF	H	R	ER	SO	BB	IBB	HBP	BLK	WP	HR	S	P	ERA	WHIP

livebaseballscorecards.com

Batter	1	2	3	4	5	6	7	8	9	AB	R	H	RBI	BB	SO	LOB
Brady Anderson, L (1, 8) OBP: 0.373, SLG: 0.525	C B B B F F X 3-2 ① L4		B F B X 2-1 1-2 1B		C S B B F X 2-2 ③ F7 1-2			C B X 1-1 ① F8		4	0	1	0	0	0	1
Joe Orsulak, L (1, 7) OBP: 0.299, SLG: 0.328	B L B F X 2-2 ② G4-3		B C F B X 2-2 ③ L5			B B F F F B X 3-2 ① G4-3		X 0-0 E1 1B		4	0	1	0	0	0	2
Cal Ripken Jr., R (1, 6) OBP: 0.345, SLG: 0.399	S C B B C 2-3 ③ K			L F B X 1-2 ① F8		B C B F B X 3-2 1B 1B		X 0-0 ② G5-3		4	0	1	0	0	1	1
Jeff Tackett, R (8, 5) OBP: 0.391, SLG: 0.762										0	0	0	0	0	0	0
Sam Horn, L (1, 10) OBP: 0.339, SLG: 0.438		F B S B S 2-3 ① K		B B S F X 2-2 2B		C S B S 1-3 ② K		F B C F F B S 2-3 ③ K		4	0	1	0	0	3	2
Randy Milligan, R (1, 3) OBP: 0.406, SLG: 0.437		C B B F B C 3-3 ② K		C B B B C X 3-2 ② G6-3		B X 1-0 1-2 1B			B X 1-0 3B 1B	3	0	1	0	0	1	1
David Segui, S (8, 3) OBP: 0.322, SLG: 0.330										1	1	1	0	0	0	0
Chito Martinez, L (1, 9) OBP: 0.360, SLG: 0.408		X 0-0 ③ F9		F S X 0-2 ③ P6		S B C B X 2-2 ③ F8			B X 1-0 1-H F7-2 3B	4	0	1	1	0	0	3
Chris Hoiles, R (1, 2) OBP: 0.391, SLG: 0.539			C X 0-1 1B 1B		S B B C X 2-2 ① L7		C X 0-1 ① F8		C B X 1-1 ①② F7-2 3-H	4	0	1	0	0	0	1
Tim Hulett, R (1, 5) OBP: 0.366, SLG: 0.415 (8, 6)			B B F B B X 3-1 ① P5		B B C X 2-1 ② F8		C F B B F C 2-3 ② K		B S B X 2-1 ③ P4	4	0	0	0	0	1	1
Mark McLemore, S (1, 4) OBP: 0.333, SLG: 0.278			B B F C B X 3-2 ② L7		C B X 1-1 S 1B		X 0-0 ③ G4-3			3	0	1	0	0	0	1
Inning Stats	R: 0 E: 0 K: 1 S: 10 H: 0 LOB: 0 BB: 0 P: 17	R: 0 E: 0 K: 2 S: 7 H: 0 LOB: 0 BB: 0 P: 12	R: 0 E: 0 K: 0 S: 12 H: 2 LOB: 2 BB: 0 P: 22	R: 0 E: 0 K: 0 S: 12 H: 1 LOB: 1 BB: 0 P: 18	R: 0 E: 0 K: 0 S: 11 H: 1 LOB: 1 BB: 0 P: 18	R: 0 E: 0 K: 1 S: 14 H: 2 LOB: 2 BB: 0 P: 24	R: 0 E: 0 K: 1 S: 7 H: 0 LOB: 0 BB: 0 P: 9	R: 0 E: 1 K: 1 S: 9 H: 1 LOB: 1 BB: 0 P: 12	R: 1 E: 0 K: 0 S: 6 H: 2 LOB: 0 BB: 0 P: 11	1B: 7 2B: 2 3B: 1 HR: 0 SF: 0 SAC: 0 DP: 1 HBP: 0						

PITCHER	IP	WLS	BF	H	R	ER	SO	BB	IBB	HBP	BLK	WP	HR	S	P	ERA	WHIP
Mark Leiter, R (1, 1) ERA: 3.29	9.0	W	35	9	1	1	6	0	0	0	0	0	0	88	143	1.00	1.000

PITCHER	IP	WLS	BF	H	R	ER	SO	BB	IBB	HBP	BLK	WP	HR	S	P	ERA	WHIP

TOP

Baltimore Orioles @ Detroit Tigers

Tiger Stadium, Detroit, MI

Sat Jun 13 1992, 7:05 PM EDT

Att. 23,308 - Sunny - 87 F

livebaseballscorecards.com

AB	35
R	1
H	9
RBI	1
BB	0
SO	6
LOB	13

WP: 0 PA: 35
PB: 0
SB: 1
CS: 0

Baltimore Orioles @ Detroit Tigers

Tiger Stadium, Detroit, MI

Sat Jun 13 1992, 7:05 PM EDT

Att. 23,308 - Sunny - 87 F

BOTTOM

Batter	1	2	3	4	5	6	7	8	9	AB	R	H	RBI	BB	SO	LOB
Tony Phillips, S (1, 7) (9, 4) OBP: 0.392, SLG: 0.365	C B L B F C 2-3 ① K	C C C 0-3 ① K		B C F B B X 3-2 ① G3-1		C B X 1-1 ② G6-3		G6-4-3 1-2 2-3 BB 0-1 1-2 1B		5	0	1	0	1	2	2
Lou Whitaker, L (1, 4) OBP: 0.388, SLG: 0.483 Dan Gladden, R (8, PH) OBP: 0.294, SLG: 0.393 (9, 7)	B X 1-0 ② F8	B B B C B 4-1 G5-4-3 1-2 2-3 BB		C X 0-1 ② G6-3		C B X 1-1 ③ F8		0-1 G6-4-3 1-2 2-3 3-H 2-0 L9		3 2	0 0	0 0	0 0	1 0	0 0	0 4
Travis Fryman, R (1, 6) OBP: 0.321, SLG: 0.447	B C S S X 1-2 HR 1B	X 0-0 ② ③ G5-4-3 1-2f		B S S F F X 1-2 ③ G5-3			B X 1-0 ① F9	F X 0-1 HBP HR 3-H 1B		5	2	2	1	0	0	3
Cecil Fielder, R (1, 3) OBP: 0.303, SLG: 0.468 Dave Bergman, L (8, PR) OBP: 0.321, SLG: 0.268 (9, 3)	X 0-0 1-H HR	B B F S F B B 4-2 BB HR BB			F B F F X 1-2 E5		S B X 1-1 1B 1B 1B	C S H 1-2 HR 1-2 HBP		3 0	2 1	2 0	2 0	1 0	0 0	0 0
Mickey Tettleton, S (1, 10) OBP: 0.356, SLG: 0.500	C B B S B F B 4-2 HR BB	B C B F B B 4-2 1-2 HR BB			C S B B F B S 3-3 ① K		C B F X 1-2 1B 1-2 1B	F F B B X 2-2 1-H 2-H HR		3	3	2	3	2	1	1
Rob Deer, R (1, 9) OBP: 0.311, SLG: 0.554 Phil Clark, R (9, 9) OBP: 0.500, SLG: 0.692	C X 0-1 1-H HR	B B X 2-0 1-H 2-H HR			C X 0-1 ② L6		B B B C F S 3-3 ② K	B X 1-0 3B 2B		5 0	3 0	3 0	5 0	0 0	1 0	3 0
Chad Kreuter, S (1, 2) OBP: 0.323, SLG: 0.357	C B S B X 2-2 ③ G3-1	C C B X 1-2 G6-4-3 1B			B B B C B 4-1 BB		B B B C X 3-1 ③ 1-2 2-H 1B	B B B B 4-0 3B BB		3	1	2	0	2	0	0
Scott Livingstone, L (1, 5) OBP: 0.333, SLG: 0.329 Skeeter Barnes, R (8, PH) OBP: 0.250, SLG: 0.273 (9, 5)		S B B S B X 3-2 BB 1B 1B	B B B C X 3-1 ① ② G6-4-3 1-2f		B C B B F X 3-2 ③ F9			2-1 WP HBP G6-4-3 BB 1-0 1H 2H 1B 3B		3 1	1 1	1 1	0 2	1 0	0 0	3 0
Milt Cuyler, S (1, 8) OBP: 0.288, SLG: 0.362		C 1 SAFE X 0-1 BB 1-2 1B	F B X 1-1 ③ L8			B F C X 1-2 ① G6-3		2-1 G6-4-3 WP 1B 1-2 HBP 0-0 1B 3-H 1B		4	1	2	1	0	0	0
Inning Stats	R: 4 E: 0 K: 1 S: 17 H: 3 LOB: 0 BB: 1 P: 27	R: 0 E: 0 K: 1 S: 10 H: 2 LOB: 2 BB: 1 P: 17	R: 3 E: 0 K: 0 S: 13 H: 2 LOB: 0 BB: 2 P: 28	R: 0 E: 0 K: 0 S: 10 H: 0 LOB: 0 BB: 0 P: 14	R: 0 E: 1 K: 1 S: 14 H: 0 LOB: 2 BB: 1 P: 25	R: 0 E: 0 K: 0 S: 7 H: 0 LOB: 0 BB: 0 P: 10	R: 0 E: 0 K: 1 S: 11 H: 3 LOB: 2 BB: 0 P: 20	R: 8 E: 0 K: 0 S: 17 H: 6 LOB: 2 BB: 3 P: 38		1B: 10 2B: 1 3B: 1 HR: 4 SF: 0 SAC: 0 DP: 3 HBP: 2						

livebaseballscorecards.com

AB	37
R	15
H	16
RBI	14
BB	8
SO	4
LOB	16

WP: 1 PA: 47
PB: 0
SB: 0
CS: 0

PITCHER		IP	WLS	BF	H	R	ER	SO	BB	IBB	HBP	BLK	WP	HR	S	P	ERA	WHIP
Bob Milacki, R ERA: 4.98	(1, 1)	2.0	L	14	5	6	6	2	4	0	0	0	0	2	32	57	27.00	4.500
Alan Mills, R ERA: 1.16	(3, 1)	4.0		15	2	1	1	1	1	0	0	0	0	1	39	64	2.25	0.750
Todd Frohwirth, R ERA: 2.2	(7, 1)	1.0		5	3	0	0	1	0	0	0	0	0	0	11	20	0.00	3.000
Mike Flanagan, L ERA: 9.0	(8, 1)	1.0		13	6	8	8	0	3	0	2	0	1	1	17	38	72.00	9.000

PITCHER	IP	WLS	BF	H	R	ER	SO	BB	IBB	HBP	BLK	WP	HR	S	P	ERA	WHIP

Batter	1	2	3	4	5	6	7	8	9	AB	R	H	RBI	BB	SO	LOB
Mike Devereaux, R (1, 8) OBP: 0.329, SLG: 0.459	BBCBB 4-1 2B BB	IIII 4-0 E IBB		BBX 2-0 ③ P2			BBCSBX 3-2 ② P6		BCCS 1-3 ② K	3	1	0	0	2	1	0
Joe Orsulak, L (1, 7) OBP: 0.311, SLG: 0.333	C SAFE 1 SAFE SBS 1-3 ① K	BBCBCX 3-2 E6 1-3 2-H 3-H 1B			X 0-0 ① G6-3		BBBBB 4-0 BB BB		BCX 1-1 1B	4	0	2	1	1	1	1
Cal Ripken Jr., R (1, 6) OBP: 0.349, SLG: 0.409	BSBX 2-1 1-H 2B	X 0-0 ③ F7			BX 1-0 1B 2B		BFBBFB 4-2 1-2 BB		CFFX 0-2 ③ G6-3	4	1	2	1	1	0	3
Glenn Davis, R (1, 10) OBP: 0.271, SLG: 0.380	SCS 0-3 ② K		CBFC 1-3 ① K		BBS2SFX SAFE 2-2 ② L8		SFBC 1-3 ③ K			4	0	0	0	0	3	4
Randy Milligan, R (1, 3) OBP: 0.408, SLG: 0.438	BBCX 2-1 ③ G6-3		BCX 1-1 FC5-4 1B		BCCBX 2-2 ③ 2-H 1B			CBFS 1-3 ① K		4	0	2	1	0	1	1
Leo Gomez, R (1, 5) OBP: 0.377, SLG: 0.444		BBX 2-0 ① F8	CBBBX 3-1 ② FC5-4 1-2f			BBSBB 4-1 G6-4-3 BB		BCFBX 2-2 ② G5-3		3	0	0	0	1	0	1
David Segui, S (1, 9) OBP: 0.320, SLG: 0.327		CFX 0-2 ② P4	CS1 SAFE B1 SAFE C 1-3 ③ K			BF1 SAFE SBFFBS 3-3 ① K		CBX 1-1 WP 1B		4	0	1	0	0	2	2
Jeff Tackett, R (1, 2) OBP: 0.385, SLG: 0.696 Sam Horn, L (8, PH) OBP: 0.336, SLG: 0.433 Chris Hoiles, R (8, 2) OBP: 0.391, SLG: 0.539		BBCBCB 4-2 2B 1B BB		CBX 2-1 ① G4-3		X 0-0 ②③ G6-4-3 1-2f		SBBBBX 3-1 ③ G4-3 1-2		2 1 0	1 0 0	0 0 0	0 0 0	1 0 0	0 0 0	1 1 0
Billy Ripken, R (1, 4) OBP: 0.244, SLG: 0.317 Brady Anderson, L (9, PH) OBP: 0.372, SLG: 0.523		1 SAFE BCCBFFBX 3-2 1B 1-3 E 2B		FBX 1-1 ② L7			CBX 1-1 ① G6-3		BCX 1-1 ① G4-3	3 1	1 0	1 0	0 0	0 0	0 0	0 0
Inning Stats	R: 1 E: 0 K: 2 S: 11 H: 1 LOB: 1 BB: 1 P: 20	R: 2 E: 1 K: 0 S: 15 H: 2 LOB: 2 BB: 2 P: 31	R: 0 E: 0 K: 2 S: 10 H: 1 LOB: 1 BB: 0 P: 16	R: 0 E: 0 K: 0 S: 5 H: 0 LOB: 0 BB: 0 P: 10	R: 1 E: 0 K: 0 S: 9 H: 2 LOB: 1 BB: 0 P: 14	R: 0 E: 0 K: 1 S: 7 H: 0 LOB: 0 BB: 1 P: 14	R: 0 E: 0 K: 1 S: 10 H: 0 LOB: 2 BB: 2 P: 23	R: 0 E: 0 K: 1 S: 10 H: 1 LOB: 1 BB: 0 P: 17	R: 0 E: 0 K: 1 S: 11 H: 1 LOB: 1 BB: 0 P: 14	1B: 5 2B: 3 3B: 0 HR: 0 SF: 0 SAC: 0 DP: 1 HBP: 0						

PITCHER		IP	WLS	BF	H	R	ER	SO	BB	IBB	HBP	BLK	WP	HR	S	P	ERA	WHIP
Frank Tanana, L ERA: 6.02	(1, 1)	7.0	W	31	6	4	3	6	5	1	0	0	0	0	67	128	3.86	1.571
Mike Henneman, R ERA: 3.45	(8, 1)	2.0	S	8	2	0	0	2	0	0	0	0	1	0	21	31	0.00	1.000

PITCHER	IP	WLS	BF	H	R	ER	SO	BB	IBB	HBP	BLK	WP	HR	S	P	ERA	WHIP

TOP

Baltimore Orioles @ Detroit Tigers

Tiger Stadium, Detroit, MI

Sun Jun 14 1992, 3:33 AM EDT

Att. 21,967 - Sunny - 82 F

livebaseballscorecards.com

AB	33
R	4
H	8
RBI	3
BB	6
SO	8
LOB	14

WP: 1 PA: 39
PB: 0
SB: 0
CS: 0

Baltimore Orioles @ Detroit Tigers

Tiger Stadium, Detroit, MI

Sun Jun 14 1992, 3:33 AM EDT

Att. 21,967 - Sunny - 82 F

livebaseballscorecards.com

BOTTOM

Batter	1	2	3	4	5	6	7	8	9	AB	R	H	RBI	BB	SO	LOB
Tony Phillips, S (1, 7) (9, 9) OBP: 0.393, SLG: 0.372	C F B F B X 2-2 P6 ①		X 0-0 P6 ②		B F B X 2-1 2B 3-H 2B		L B B B X 3-1 S 1B 2-H 1B			4	2	2	2	0	0	1
Lou Whitaker, L (1, 4) OBP: 0.390, SLG: 0.489	B B C F X 2-2 G4-3 ②		X 0-0 P6 ③		B X 1-0 1B 2-H 2B		C C B F X 1-2 1-H 1B			4	1	2	2	0	0	1
Travis Fryman, R (1, 6) OBP: 0.320, SLG: 0.444	B C B F X 2-2 P6 ③			X 0-0 B1-3 ①	X 0-0 2-H 1B		1 SAFE B X 1-0 F8 ①			4	0	1	1	0	0	1
Cecil Fielder, R (1, 3) OBP: 0.297, SLG: 0.459		B S B B C S 3-3 K ①		S S F B X 1-2 P6 ②	F C S 0-3 K ③		1 SAFE B 1 SAFE X 1-0 P6 ②			4	0	0	0	0	2	2
Mickey Tettleton, S (1, 10) OBP: 0.355, SLG: 0.493		C B B B F X 3-2 P2 ②		B B B C F B 4-2 BB		B B X 2-0 F9 ①	C B B S B F S 3-3 K ③			3	0	0	0	1	1	1
Rob Deer, R (1, 9) OBP: 0.314, SLG: 0.551		C S X 0-2 F7 ③		B S S S B X 3-2 P4 ③		B X 1-0 1B		C B S B F F B B 4-2 E S SF7 BB		3	1	1	0	1	0	1
Dan Gladden, R (9, 7) OBP: 0.294, SLG: 0.393										0	0	0	0	0	0	0
Chad Kreuter, S (1, 2) OBP: 0.333, SLG: 0.433			B S B F B F F X 3-2 HR		X 0-0 G1-3 2B	C 1 SAFE S 1 SAFE C 0-3 K ②	B 1 SAFE L 1 SAFE B 1 SAFE B 1 SAFE S 3-2 X L8 ① 1-3			4	2	2	1	0	1	2
Scott Livingstone, L (1, 5) OBP: 0.329, SLG: 0.329			C X 0-1 1B		C F X 0-2 F7 ①	C 1 SAFE X 0-1 P6 ③		X 0-0 SF7 ② 3-H		3	0	1	1	0	0	2
Milt Cuyler, S (1, 8) OBP: 0.287, SLG: 0.365			B 1 SAFE F S B B S 2-3 K ①		C B C X 1-2 G1-3 ② 2-3		B C C X 1-2 1B 2B	F B X 1-1 P3 ③		4	1	1	0	0	1	2
Inning Stats	R: 0 E: 0 K: 0 S: 10 H: 0 LOB: 0 BB: 0 P: 16	R: 0 E: 0 K: 1 S: 9 H: 0 LOB: 0 BB: 0 P: 15	R: 1 E: 0 K: 1 S: 12 H: 2 LOB: 1 BB: 0 P: 17	R: 0 E: 0 K: 0 S: 10 H: 0 LOB: 1 BB: 1 P: 18	R: 3 E: 0 K: 1 S: 14 H: 4 LOB: 1 BB: 0 P: 18	R: 0 E: 0 K: 1 S: 7 H: 1 LOB: 1 BB: 0 P: 10	R: 2 E: 0 K: 1 S: 15 H: 3 LOB: 1 BB: 0 P: 25	R: 1 E: 0 K: 0 S: 10 H: 0 LOB: 0 BB: 1 P: 18		1B: 5 2B: 4 3B: 0 HR: 1 SF: 1 SAC: 0 DP: 0 HBP: 0						

	AB	33
	R	7
	H	10
	RBI	7
	BB	2
	SO	5
	LOB	13

WP: 0 PB: 0 SB: 2 CS: 0 PA: 36

PITCHER		IP	WLS	BF	H	R	ER	SO	BB	IBB	HBP	BLK	WP	HR	S	P	ERA	WHIP
Jose Mesa, R ERA: 5.11	(1, 1)	6.0	L	27	8	5	5	4	1	0	0	0	0	1	65	98	7.50	1.500
Storm Davis, R ERA: 3.93	(7, 1)	2.0		9	2	2	1	1	1	0	0	0	0	0	22	39	4.50	1.500

PITCHER	IP	WLS	BF	H	R	ER	SO	BB	IBB	HBP	BLK	WP	HR	S	P	ERA	WHIP

Batter	1	2	3	4	5	6	7	8	9	AB	R	H	RBI	BB	SO	LOB
Brady Anderson, L (1, 7) OBP: 0.372, SLG: 0.518	4-2 WP HR BB	1-2 E 1B		0-0 F7		2-3 K		0-0 L9		4	1	1	0	1	1	0
Mike Devereaux, R (1, 8) OBP: 0.331, SLG: 0.475	2-2 1-H HR	0-1 E8 1-3			1-0 1B 2B	2-3 K		1-1 P9		5	2	2	2	0	1	1
Cal Ripken Jr., R (1, 6) OBP: 0.350, SLG: 0.409	0-1 G6-3	1-2 G4-3			1-1 BB 1B 2-H 1B	1-1 1B 1B		0-0 P2		5	1	2	1	0	0	2
Randy Milligan, R (1, 3) OBP: 0.418, SLG: 0.461 David Segui, S (9, 3) OBP: 0.320, SLG: 0.327	3-2 E6 1B		4-2 FC6-4 BB		4-2 1B 1-2 BB	1-1 1-3 1B			0-0 HR	3 0	1 0	2 0	1 0	2 0	0 0	0 0
Glenn Davis, R (1, 10) OBP: 0.278, SLG: 0.373 Mark McLemore, S (9, PR) OBP: 0.333, SLG: 0.278	1-1 F9		1-1 FC6-4 HBP 1-2f		0-2 1B 1-3 2-H 1B	3-3 K			4-1 SH1-3 BB	4 0	1 0	1 0	1 0	1 0	1 0	4 0
Leo Gomez, R (1, 5) OBP: 0.379, SLG: 0.442	1-1 1-2 1B		1-0 G4-3 1-2 HBP		2-2 F9		3-2 P3		0-0 SH1-3 1-2	3	0	1	0	0	0	1
Chris Hoiles, R (1, 2) OBP: 0.395, SLG: 0.536	2-2 P3		1-1 G4-3 1-2f		0-0 E 1B 1-2 1B		4-0 G1-3 BB		4-2 BB	3	0	1	0	2	0	4
Joe Orsulak, L (1, 9) OBP: 0.314, SLG: 0.336		1-1 G3		0-0 G6-3 1B	1-1 E8 1-3 2-H 1B		0-1 G1-3 1-2		0-1 F8	5	0	2	1	0	0	3
Billy Ripken, R (1, 4) OBP: 0.235, SLG: 0.304		2-1 G5-3		2-1 G6-3 1-2	1-0 F7		1-1 G5-3		0-0 G3-1	5	0	0	0	0	0	6
Inning Stats	R: 2 E: 1 K: 0 S: 21 H: 2 LOB: 2 BB: 1 P: 34	R: 0 E: 1 K: 0 S: 16 H: 1 LOB: 2 BB: 0 P: 21	R: 0 E: 0 K: 0 S: 6 H: 0 LOB: 1 BB: 1 P: 13	R: 0 E: 0 K: 0 S: 4 H: 1 LOB: 0 BB: 0 P: 6	R: 3 E: 1 K: 0 S: 18 H: 5 LOB: 2 BB: 1 P: 28	R: 0 E: 0 K: 3 S: 15 H: 2 LOB: 2 BB: 0 P: 24	R: 0 E: 0 K: 0 S: 8 H: 0 LOB: 1 BB: 1 P: 16	R: 0 E: 0 K: 0 S: 4 H: 0 LOB: 0 BB: 0 P: 5	R: 1 E: 0 K: 0 S: 9 H: 1 LOB: 2 BB: 2 P: 17	1B: 9 2B: 1 3B: 0 HR: 2	SF: 0 SAC: 1 DP: 1 HBP: 1						

TOP

Baltimore Orioles @ Cleveland Indians

Cleveland Municipal Stadium, Cleveland, OH

Mon Jun 15 1992, 7:05 PM EDT

Att. 7,277 - Cloudy - 63 F

livebaseballscorecards.com

AB	37
R	6
H	12
RBI	6
BB	6
SO	3
LOB	21

WP: 1 PA: 45
PB: 0
SB: 0
CS: 0

PITCHER		IP	WLS	BF	H	R	ER	SO	BB	IBB	HBP	BLK	WP	HR	S	P	ERA	WHIP
Denis Boucher, L ERA: 5.81	(1, 1)	4.2		25	8	5	5	0	3	0	1	0	1	1	62	97	9.64	2.357
Dennis Cook, L ERA: 5.33	(5, 1)	3.1	L	16	4	1	1	3	2	0	0	0	0	1	32	56	2.70	1.800
Ted Power, R ERA: 1.74	(9, 1)	0.1		2	0	0	0	0	1	0	0	0	0	0	4	8	0.00	3.000
Derek Lilliquist, L ERA: 1.8	(9, 1)	0.2		2	0	0	0	0	0	0	0	0	0	0	3	3	0.00	0.000

PITCHER	IP	WLS	BF	H	R	ER	SO	BB	IBB	HBP	BLK	WP	HR	S	P	ERA	WHIP

Batter	1	2	3	4	5	6	7	8	9	AB	R	H	RBI	BB	SO	LOB
Kenny Lofton, L (1, 8) OBP: 0.333, SLG: 0.302	P5		G4-3 2B	FC3-2		B5-3		K	G2-3	6	0	1	0	0	1	5
Thomas Howard, S (1, 9) OBP: 0.320, SLG: 0.354	F8		SF8	G3-1		P5		1B 1B		4	1	1	1	0	0	4
Carlos Baerga, S (1, 4) OBP: 0.335, SLG: 0.421	G3		G4-3		K		1B 1B	1B G5-2-3		5	1	2	0	0	1	1
Albert Belle, R (1, 7) OBP: 0.329, SLG: 0.487		1B SF8	BB		FC5-4 PB		F9	WP		4	1	3	1	1	0	1
Paul Sorrento, L (1, 3) OBP: 0.332, SLG: 0.372		1B	P4		FC5-4		BB FC6-4	IBB		3	1	2	0	2	0	2
Glenallen Hill, R (1, 10) OBP: 0.270, SLG: 0.443		K		1B FC3-2	FC5-4 FC6-4		FC6-4 BB	G5-2-3		5	0	2	1	0	1	7
Brook Jacoby, R (1, 5) OBP: 0.326, SLG: 0.350 Alex Cole, L (9, PH) OBP: 0.267, SLG: 0.200		SF8		FC3-2 1B	FC6-4		FC6-4		K	2 1	0 0	1 0	1 0	1 0	0 1	2 0
Mark Lewis, R (1, 6) OBP: 0.317, SLG: 0.366		F9		FC3-2	G1-3		FC6-4		P6	5	0	1	1	0	0	3
Sandy Alomar Jr., R (1, 2) OBP: 0.297, SLG: 0.348			2B SF8	K		B5-3	G4-3		BB	4	1	2	0	1	1	5
Inning Stats	R: 0 E: 0 K: 0 S: 5 H: 0 LOB: 0 BB: 0 P: 6	R: 1 E: 0 K: 1 S: 11 H: 2 LOB: 1 BB: 0 P: 18	R: 1 E: 0 K: 0 S: 7 H: 2 LOB: 2 BB: 1 P: 14	R: 0 E: 0 K: 1 S: 11 H: 3 LOB: 3 BB: 0 P: 18	R: 0 E: 0 K: 1 S: 10 H: 1 LOB: 2 BB: 1 P: 19	R: 0 E: 0 K: 0 S: 7 H: 1 LOB: 1 BB: 0 P: 8	R: 2 E: 0 K: 0 S: 12 H: 3 LOB: 2 BB: 1 P: 20	R: 1 E: 0 K: 1 S: 11 H: 3 LOB: 2 BB: 1 P: 21	R: 0 E: 0 K: 1 S: 8 H: 0 LOB: 1 BB: 1 P: 14	1B: 14 2B: 1 3B: 0 HR: 0 SF: 2 SAC: 0 DP: 1 HBP: 0						

PITCHER		IP	WLS	BF	H	R	ER	SO	BB	IBB	HBP	BLK	WP	HR	S	P	ERA	WHIP
Rick Sutcliffe, R ERA: 4.09	(1, 1)	6.1		32	11	4	4	3	2	0	0	0	0	0	56	92	5.68	2.053
Todd Frohwirth, R ERA: 2.16	(7, 1)	0.2		4	1	0	0	0	1	0	0	0	0	0	7	11	0.00	3.000
Storm Davis, R ERA: 4.06	(8, 1)	1.0	W	6	3	1	1	1	0	1	0	0	1	0	11	21	9.00	3.000
Gregg Olson, R ERA: 1.21	(9, 1)	1.0	S	4	0	0	0	1	1	0	0	0	0	0	8	14	0.00	1.000

PITCHER	IP	WLS	BF	H	R	ER	SO	BB	IBB	HBP	BLK	WP	HR	S	P	ERA	WHIP

BOTTOM

Baltimore Orioles @ Cleveland Indians

Cleveland Municipal Stadium, Cleveland, OH

Mon Jun 15 1992, 7:05 PM EDT

Att. 7,277 - Cloudy - 63 F

livebaseballscorecards.com

AB	39
R	5
H	15
RBI	5
BB	5
SO	5
LOB	30

WP: 1 PA: 46
PB: 1
SB: 0
CS: 0

Batter	1	2	3	4	5	6	7	8	9	AB	R	H	RBI	BB	SO	LOB
Brady Anderson, L (1, 7) OBP: 0.369, SLG: 0.510	C X 0-1 ① G4-3		F B C F B X 2-2 ② G4-3		B B B C B 4-1 S BB			C X 0-1 ① P9	B C F X 1-2 ② P2	4	0	0	0	1	0	2
Mike Devereaux, R (1, 8) OBP: 0.336, SLG: 0.490	B F C X 1-2 FC6-4-5-6 2B		C B F B B X 3-2 1B		1 SAFE S B 1 SAFE C F B S 2-3 ② K 1-2			B X 1-0 1B 3B	C C X 0-2 ③ G1-3	5	1	3	0	0	1	3
Cal Ripken Jr., R (1, 6) OBP: 0.349, SLG: 0.407	C F B X 1-2 ② FC6-4-5-6 BB 2-3		1 SAFE F 1 SAFE 1 SAFE 1 SAFE F C 0-3 ③		B F B B X 3-1 ③ G4-3			C B B X 2-1 HR 1B		4	1	1	1	0	1	3
Sam Horn, L (1, 10) OBP: 0.345, SLG: 0.465 Glenn Davis, R (8, PH) OBP: 0.286, SLG: 0.417	B B B C B 4-1 1-2 BB			B X 1-0 HR		X 0-0 ① P6		3-H F B X 1-1 1-H HR		2 1	1 1	1 1	1 2	1 0	0 0	0 0
Randy Milligan, R (1, 3) OBP: 0.410, SLG: 0.450	C X 0-1 ③ F8			X 0-0 ① F9		B X 1-0 ② G6-3		B C B S X 2-2 ② F9		4	0	0	0	0	0	2
Joe Orsulak, L (1, 9) OBP: 0.305, SLG: 0.326		B C F B S 2-3 ① K		C F B B F S 2-3 ② K		F F X 0-2 ③ P6		F F F B B F X 2-2 ③ F9		4	0	0	0	0	2	0
Leo Gomez, R (1, 5) OBP: 0.377, SLG: 0.438	C C B B X 2-2 ② L6		F B B F X 2-2 ③ F7				C B B S X 2-2 ① P4		B B C X 2-1 BB 1B	4	0	1	0	0	0	0
Chris Hoiles, R (1, 2) OBP: 0.397, SLG: 0.549	C B B B F S 3-3 ③ K			B B X 2-0 HR			F B S S 1-3 ② K		F B B B B 4-1 1-2 BB	3	1	1	1	1	2	0
Billy Ripken, R (1, 4) OBP: 0.231, SLG: 0.299 Chito Martinez, L (7, PH) OBP: 0.356, SLG: 0.403 Mark McLemore, S (7, 4) OBP: 0.330, SLG: 0.276		B X 1-0 ① G5-3		C B S B B X 3-2 ① G5-3		C B C X 1-2 ③ L4		C L B C 1-3 ① K		2 1 1	0 0 0	0 0 0	0 0 0	0 0 0	0 0 1	0 0 2
Inning Stats	R: 0 H: 1 E: 0 LOB: 2 K: 0 BB: 1 S: 11 P: 17	R: 0 H: 0 E: 0 LOB: 0 K: 2 BB: 0 S: 9 P: 16	R: 0 H: 1 E: 0 LOB: 1 K: 1 BB: 0 S: 11 P: 17	R: 1 H: 1 E: 0 LOB: 0 K: 1 BB: 0 S: 9 P: 14	R: 1 H: 1 E: 0 LOB: 1 K: 1 BB: 1 S: 11 P: 25	R: 0 H: 0 E: 0 LOB: 0 K: 0 BB: 0 S: 5 P: 6	R: 0 H: 0 E: 0 LOB: 0 K: 1 BB: 0 S: 9 P: 13	R: 3 H: 3 E: 0 LOB: 0 K: 0 BB: 0 S: 15 P: 23	R: 0 H: 1 E: 0 LOB: 2 K: 1 BB: 1 S: 12 P: 20	1B: 3 SF: 0 2B: 1 SAC: 0 3B: 1 DP: 0 HR: 3 HBP: 0						WP: 0 PA: 38 PB: 0 SB: 1 CS: 0	

PITCHER		IP	WLS	BF	H	R	ER	SO	BB	IBB	HBP	BLK	WP	HR	S	P	ERA	WHIP
Jack Armstrong, R ERA: 4.74	(1, 1)	7.1	W	30	6	4	4	6	2	0	0	0	0	2	70	116	4.91	1.091
Derek Lilliquist, L ERA: 2.1	(8, 1)	0.2		3	1	1	1	0	0	0	0	0	0	1	10	15	13.50	1.500
Steve Olin, R ERA: 2.35	(9, 1)	1.0	S	5	1	0	0	1	1	0	0	0	0	0	12	20	0.00	2.000

PITCHER	IP	WLS	BF	H	R	ER	SO	BB	IBB	HBP	BLK	WP	HR	S	P	ERA	WHIP

Baltimore Orioles @ Cleveland Indians

Cleveland Municipal Stadium, Cleveland, OH

Tue Jun 16 1992, 7:05 PM EDT

Att. 11,754 - Sunny - 66 F

TOP

livebaseballscorecards.com

AB	35
R	5
H	8
RBI	5
BB	3
SO	7
LOB	12

BOTTOM

Baltimore Orioles @ Cleveland Indians

Cleveland Municipal Stadium, Cleveland, OH

Tue Jun 16 1992, 7:05 PM EDT

Att. 11,754 - Sunny - 66 F

livebaseballscorecards.com

Batter	1	2	3	4	5	6	7	8	9	AB	R	H	RBI	BB	SO	LOB
Kenny Lofton, L (1, 8) OBP: 0.343, SLG: 0.322	G4-3		S 1B		1-H SH5-3 3B		2-3 SH 1B	S 1B		5	2	4	1	0	0	0
Thomas Howard, S (1, 7) OBP: 0.314, SLG: 0.348	F7		1-2 K		SH5-3		1-H SH 1B 3-H	1-2 F7		3	1	0	2	0	1	2
Carlos Baerga, S (1, 4) OBP: 0.333, SLG: 0.419	K			K	F7		FC1-4 3-H 1B			4	0	1	1	0	2	0
Albert Belle, R (1, 10) OBP: 0.328, SLG: 0.496		G4-3		HR		G6-3	FC1-4 BB 1B 1-2f			4	1	1	1	0	0	1
Paul Sorrento, L (1, 3) OBP: 0.335, SLG: 0.374		G3-1		1B		G4-3	BB 1-2 1B			4	0	2	0	0	0	0
Mark Whiten, S (1, 9) OBP: 0.374, SLG: 0.429		1B		K		G4-3	1-2 2-3 BB			3	0	1	0	1	1	1
Brook Jacoby, R (1, 5) OBP: 0.324, SLG: 0.347		P9		P8			2B 1B F7			4	1	1	0	0	0	5
Mark Lewis, R (1, 6) OBP: 0.321, SLG: 0.374			L6		3B 1B		1B 1-H SH 2B	P2		4	2	2	1	0	0	0
Sandy Alomar Jr., R (1, 2) OBP: 0.289, SLG: 0.338			P9		P6		K	G4-3		4	0	0	0	0	1	2
Inning Stats	R: 0 H: 0 E: 0 LOB: 0 K: 1 BB: 0 S: 8 P: 13	R: 0 H: 1 E: 0 LOB: 1 K: 0 BB: 0 S: 7 P: 12	R: 0 H: 1 E: 0 LOB: 1 K: 1 BB: 0 S: 13 P: 18	R: 1 H: 2 E: 0 LOB: 1 K: 2 BB: 0 S: 12 P: 17	R: 2 H: 2 E: 0 LOB: 0 K: 0 BB: 0 S: 9 P: 12	R: 0 H: 0 E: 0 LOB: 0 K: 0 BB: 0 S: 6 P: 11	R: 4 H: 5 E: 1 LOB: 3 K: 1 BB: 1 S: 19 P: 32	R: 0 H: 1 E: 0 LOB: 1 K: 0 BB: 0 S: 8 P: 10		1B: 9 SF: 0 2B: 1 SAC: 2 3B: 1 DP: 0 HR: 1 HBP: 0						

AB	35
R	7
H	12
RBI	6
BB	1
SO	5
LOB	11

WP: 0 PA: 38
PB: 0
SB: 2
CS: 0

PITCHER		IP	WLS	BF	H	R	ER	SO	BB	IBB	HBP	BLK	WP	HR	S	P	ERA	WHIP
Ben McDonald, R ERA: 4.2	(1, 1)	6.1	L	27	8	5	5	5	0	0	0	0	0	1	65	98	7.11	1.263
Mike Flanagan, L ERA: 9.0	(7, 1)	0.0		2	1	1	0	0	0	0	0	0	0	0	3	3	∞	∞
Todd Frohwirth, R ERA: 2.06	(7, 1)	1.2		9	3	1	0	0	1	0	0	0	0	0	14	24	0.00	2.400

PITCHER	IP	WLS	BF	H	R	ER	SO	BB	IBB	HBP	BLK	WP	HR	S	P	ERA	WHIP

Batter	1	2	3	4	5	6	7	8	9	AB	R	H	RBI	BB	SO	LOB
Brady Anderson, L (1, 7) OBP: 0.366, SLG: 0.504	B C B X 2-1 ① F9	C S B F F C 1-3 ③ K			X 0-0 S 1B		B B X 2-0 ① G4-3		X 0-0 ③ B1-3	5	0	1	0	0	1	2
Mike Devereaux, R (1, 8) OBP: 0.338, SLG: 0.494	C X 0-1 1B 2B		C X 0-1 ① F9		C B C B S 2-3 ② K 1-2		X 0-0 1B 1B			4	1	2	0	0	1	1
Cal Ripken Jr., R (1, 6) OBP: 0.355, SLG: 0.412	B F B C X 2-2 FC6-4 2-H 1B		B X 1-0 ② 1B		C S B B S 2-3 ③ K		X 0-0 G4-6-3 1-2 1B			4	0	3	1	0	1	1
Sam Horn, L (1, 10) OBP: 0.350, SLG: 0.466	X 0-0 ② P7		B X 1-0 FC6-4 1B			B X 1-0 FC6-4 1B	X 0-0 ②③ G4-6-3 1-2f			4	0	2	0	0	0	3
Randy Milligan, R (1, 3) OBP: 0.402, SLG: 0.439	B B C B X 3-1 ③ FC6-4 1-2f		X 0-0 ③ FC6-4 1-2f			C B B X 2-1 ① FC6-4 1B 1-2f 1B		C B B B C X 3-2 ① G5-3		4	1	0	0	0	0	3
Joe Orsulak, L (1, 9) OBP: 0.310, SLG: 0.331		C B X 1-1 ① G1-3		C B F S 1-3 ① K		X 0-0 1B 1-2 1B		X 0-0 G6-4-3 1B		4	0	2	0	0	1	0
Leo Gomez, R (1, 5) OBP: 0.370, SLG: 0.429		C X 0-1 ② G6-3		C S C 0-3 ② K		X 0-0 ② P3		B X 1-0 ②③ G6-4-3 1-2f		4	0	0	0	0	1	3
Chris Hoiles, R (1, 2) OBP: 0.399, SLG: 0.548		B B F F X 2-2 1B 1B		F B B C S 2-3 ③ K		B X 1-0 1-3 2-H 1B			C F B C 1-3 ① K	4	0	2	1	0	2	0
Mark McLemore, S (1, 4) OBP: 0.328, SLG: 0.275		C F X 0-2 1-3 1B			X 0-0 ① B1-3	B B X 2-0 ③ G4-3			B C B X 2-1 ② G1-3	4	0	1	0	0	0	2
Inning Stats	R: 1 H: 2 E: 0 LOB: 1 K: 0 BB: 0 S: 10 P: 17	R: 0 H: 2 E: 0 LOB: 2 K: 1 BB: 0 S: 15 P: 19	R: 0 H: 2 E: 0 LOB: 1 K: 0 BB: 0 S: 5 P: 7	R: 0 H: 0 E: 0 LOB: 0 K: 3 BB: 0 S: 9 P: 12	R: 0 H: 1 E: 0 LOB: 1 K: 2 BB: 0 S: 8 P: 12	R: 1 H: 3 E: 0 LOB: 2 K: 0 BB: 0 S: 7 P: 13	R: 0 H: 2 E: 0 LOB: 1 K: 0 BB: 0 S: 4 P: 6	R: 0 H: 1 E: 0 LOB: 0 K: 0 BB: 0 S: 5 P: 9	R: 0 H: 0 E: 0 LOB: 0 K: 1 BB: 0 S: 6 P: 9	1B: 12 SF: 0 2B: 1 SAC: 0 3B: 0 DP: 2 HR: 0 HBP: 0						

PITCHER	IP	WLS	BF	H	R	ER	SO	BB	IBB	HBP	BLK	WP	HR	S	P	ERA	WHIP
Charles Nagy, R (1, 1) ERA: 2.2	9.0	W	37	13	2	2	7	0	0	0	0	0	0	69	104	2.00	1.444

PITCHER	IP	WLS	BF	H	R	ER	SO	BB	IBB	HBP	BLK	WP	HR	S	P	ERA	WHIP

Baltimore Orioles @ Cleveland Indians

Cleveland Municipal Stadium, Cleveland, OH

Wed Jun 17 1992, 3:33 AM EDT

Att. 11,334 - Sunny - 85 F

TOP

livebaseballscorecards.com

AB	37
R	2
H	13
RBI	2
BB	0
SO	7
LOB	15

WP: 0 PA: 37
PB: 0
SB: 1
CS: 0

Batter	1	2	3	4	5	6	7	8	9	AB	R	H	RBI	BB	SO	LOB
Kenny Lofton, L (1, 8) OBP: 0.345, SLG: 0.325	C C X 0-2 ① F8		C B C X 1-2 1B 1B			F X 0-1 S 2B 1B		F B B X 2-1 ① G6-3		4	1	2	0	0	0	0
Thomas Howard, S (1, 7) OBP: 0.324, SLG: 0.359	F B F F B B B 4-2 G3 BB		X 0-0 G4-6-3 1-3 1B			B 1 SAFE S B B B F X 3-2 1-H 2B 2B		B C B F X 2-2 ② G6-3		3	1	2	1	1	0	0
Carlos Baerga, S (1, 4) OBP: 0.332, SLG: 0.420	X 0-0 ② G3 1-2		F X 0-1 ② ③ G4-6-3 1-2f			B F X 1-1 SH1-3 WP 2-H 2B		C B S S 1-3 ③ K		4	1	1	1	0	1	3
Albert Belle, R (1, 10) OBP: 0.326, SLG: 0.491	F B C S 1-3 ③ K			X 0-0 ① P5		X 0-0 ① SH1-3 2-3				2	0	0	0	0	1	1
Paul Sorrento, L (1, 3) OBP: 0.330, SLG: 0.368		F B X 1-1 ① F7		C B C X 1-2 ② G4-3		B F B X 2-1 ② F8 3-H				3	0	0	0	0	0	0
Mark Whiten, S (1, 9) OBP: 0.369, SLG: 0.422		B S C S 1-3 ② K2-3		B C S X 1-2 ③ G6-3		S B F X 1-2 ③ F9				3	0	0	0	0	1	0
Brook Jacoby, R (1, 5) OBP: 0.330, SLG: 0.345		B B B C F B 4-2 BB	X 0-0 ① G5-3				B F B F B B 4-2 G6-4-3 BB			1	0	0	0	2	0	0
Mark Lewis, R (1, 6) OBP: 0.316, SLG: 0.369		X 0-0 ③ P2	C B B B C X 3-2 ② F8				C X 0-1 ① ② G6-4-3 1-2f			3	0	0	0	0	0	2
Junior Ortiz, R (1, 2) OBP: 0.283, SLG: 0.253			X 0-0 ① F7		C C B B X 2-2 ③ L9		B B F X 2-1 ③ P6			3	0	0	0	0	0	0
Inning Stats	R: 0 H: 0 E: 0 LOB: 1 K: 1 BB: 1 S: 10 P: 15	R: 0 H: 0 E: 0 LOB: 1 K: 1 BB: 1 S: 8 P: 14	R: 0 H: 2 E: 0 LOB: 1 K: 0 BB: 0 S: 7 P: 8	R: 0 H: 0 E: 0 LOB: 0 K: 0 BB: 0 S: 7 P: 9	R: 0 H: 0 E: 0 LOB: 0 K: 0 BB: 0 S: 7 P: 12	R: 3 H: 3 E: 0 LOB: 0 K: 0 BB: 0 S: 13 P: 20	R: 0 H: 0 E: 0 LOB: 0 K: 0 BB: 1 S: 6 P: 12	R: 0 H: 0 E: 0 LOB: 0 K: 1 BB: 0 S: 8 P: 13		1B: 3 SF: 0 2B: 2 SAC: 1 3B: 0 DP: 2 HR: 0 HBP: 0						

PITCHER		IP	WLS	BF	H	R	ER	SO	BB	IBB	HBP	BLK	WP	HR	S	P	ERA	WHIP
35 Mike Mussina, R ERA: 2.46	(1, 1)	6.0	L	25	5	3	3	2	3	0	0	0	1	0	54	84	4.50	1.333
Storm Davis, R ERA: 3.86	(7, 1)	2.0		5	0	0	0	1	0	0	0	0	0	0	12	19	0.00	0.000

PITCHER	IP	WLS	BF	H	R	ER	SO	BB	IBB	HBP	BLK	WP	HR	S	P	ERA	WHIP

BOTTOM

Baltimore Orioles @ Cleveland Indians

Cleveland Municipal Stadium, Cleveland, OH

Wed Jun 17 1992, 3:33 AM EDT

Att. 11,334 - Sunny - 85 F

livebaseballscorecards.com

AB	26
R	3
H	5
RBI	2
BB	3
SO	3
LOB	6

WP: 1 PA: 30
PB: 0
SB: 1
CS: 0

Batter	1	2	3	4	5	6	7	8	9	AB	R	H	RBI	BB	SO	LOB
Andy Stankiewicz, R (1, 6) OBP: 0.388, SLG: 0.425	P3		E 3B	F7		1B BB 1-2		L8		4	1	1	0	1	0	1
Mel Hall, L (1, 7) OBP: 0.268, SLG: 0.427	P2		FC 1B E	L7		P4		P4		5	1	0	0	0	0	4
Roberto Kelly, R (1, 8) OBP: 0.337, SLG: 0.444	E 2B		E5 HR 1B 1-2 3-H	G5-3		K		K		5	2	1	1	0	2	4
Don Mattingly, L (1, 3) OBP: 0.306, SLG: 0.402	E8 2-H		HR 1B 1-2 2-H		K	FC6-4 1-2 2-H 1B			F7	5	1	2	2	0	1	0
Danny Tartabull, R (1, 9) OBP: 0.415, SLG: 0.398	G1-3		HR 1-H 2-H		2B BB	FC6-4 1-2f			K	4	1	1	3	1	1	3
Kevin Maas, L (1, 10) OBP: 0.358, SLG: 0.493		F8	P5		2B 1-3		P2		K	5	0	1	0	0	1	0
Matt Nokes, L (1, 2) OBP: 0.294, SLG: 0.370		K 1B	1B		K		F8-4-3 1B			4	0	2	0	0	2	2
Charlie Hayes, R (1, 5) OBP: 0.300, SLG: 0.394		K 1-2 1B			G4-3		F8-4-3 1-2			4	0	1	0	0	1	3
Mike Gallego, R (1, 4) OBP: 0.376, SLG: 0.394			P6 F7			BB 1B		1B		4	1	2	0	0	0	2
Inning Stats	R: 1 E: 1 K: 0 S: 8 H: 1 LOB: 1 BB: 0 P: 15	R: 0 E: 0 K: 2 S: 11 H: 0 LOB: 0 BB: 0 P: 17	R: 5 E: 1 K: 0 S: 16 H: 5 LOB: 2 BB: 0 P: 24	R: 0 E: 0 K: 0 S: 8 H: 0 LOB: 0 BB: 0 P: 13	R: 0 E: 0 K: 2 S: 11 H: 1 LOB: 2 BB: 1 P: 21	R: 1 E: 0 K: 1 S: 12 H: 2 LOB: 2 BB: 1 P: 19	R: 0 E: 0 K: 0 S: 4 H: 1 LOB: 0 BB: 0 P: 5	R: 0 E: 0 K: 1 S: 10 H: 1 LOB: 1 BB: 0 P: 16	R: 0 E: 0 K: 2 S: 8 H: 0 LOB: 0 BB: 0 P: 13	1B: 7 2B: 3 3B: 1 HR: 1 SF: 0 SAC: 0 DP: 1 HBP: 0						

PITCHER		IP	WLS	BF	H	R	ER	SO	BB	IBB	HBP	BLK	WP	HR	S	P	ERA	WHIP
Bob Milacki, R ERA: 5.17	(1, 1)	4.1		24	7	6	4	3	1	0	0	0	0	1	50	84	8.31	1.846
Alan Mills, R ERA: 1.32	(5, 1)	3.0	W	13	4	1	1	2	1	0	0	0	0	0	24	36	3.00	1.667
Mike Flanagan, L ERA: 8.83	(8, 1)	0.1		1	0	0	0	0	0	0	0	0	0	0	3	4	0.00	0.000
Gregg Olson, R ERA: 1.16	(8, 1)	1.1	S	4	0	0	0	3	0	0	0	0	0	0	11	19	0.00	0.000

PITCHER	IP	WLS	BF	H	R	ER	SO	BB	IBB	HBP	BLK	WP	HR	S	P	ERA	WHIP

TOP

New York Yankees @ Baltimore Orioles

Oriole Park at Camden Yards, Baltimore, MD

Fri Jun 19 1992, 7:05 PM EDT
Att. 45,579 - Overcast - 81 F

livebaseballscorecards.com

AB	40
R	7
H	11
RBI	6
BB	2
SO	8
LOB	19

WP: 0 PB: 0 SB: 0 CS: 0 PA: 42

Batter	1	2	3	4	5	6	7	8	9	AB	R	H	RBI	BB	SO	LOB
Brady Anderson, L (1, 7) OBP: 0.370, SLG: 0.504	C F B X 1-2 L6 ①	F B B B F B 4-2 HR 1-2 BB	B X 1-0 1-2 2-H 1B		B B X 2-0 HR 1B		C X 0-1 B1-3 ②			4	1	2	1	1	0	0
Mike Devereaux, R (1, 8) OBP: 0.343, SLG: 0.508	B B B C X 3-1 1B 1B	C B X 1-1 1-H 2-H 3-H HR	C B B F S 2-3 K ③		1 SAFE B 1 SAFE S X 1-1 F9 ①		B B X 2-0 1B			5	1	3	4	0	1	3
Cal Ripken Jr., R (1, 6) OBP: 0.359, SLG: 0.428	F X 0-1 1-2 1B	F X 0-1 1B		F B F X 1-2 G6-3 ①	F 1 SAFE 1 SAFE X 0-1 ② 1-2 HR		B 1 SAFE X 1-0 F9 ③			5	1	3	1	0	0	1
Glenn Davis, R (1, 10) OBP: 0.281, SLG: 0.404 Mark McLemore, S (8, PR) OBP: 0.328, SLG: 0.275	B X 1-0 L7 ②	B 1 SAFE 1 SAFE C B F B X 3-2 G5-3 ③		B C B C X 2-2 L6 ②	X 0-0 G6-3 ③			B C F B X 2-2 E6 F9 FC8-2-5 1B		5 0	0 0	1 0	0 0	0 0	0 0	3 0
Randy Milligan, R (1, 3) OBP: 0.402, SLG: 0.452 Joe Orsulak, L (9, 9) OBP: 0.310, SLG: 0.331	B S F B F F B X 3-2 G4-3 ③		C S B B B X 3-2 G6-3 ①	B B F F F B B 4-2 BB BB 1B BB		B B X 2-0 HR		F F X 0-2 F9 ① 2-3		4 0	2 0	1 0	1 0	1 0	0 0	3 0
Leo Gomez, R (1, 5) OBP: 0.375, SLG: 0.427		B B B 4-0 G6-4-3 BB HR BB	B S B F B X 3-2 F8 1B 1B 1B	B B C B F B 4-2 BB 1B 1-2 BB		C B X 1-1 F8 ①		C X 0-1 FC8-2-5 ② ③ 3-H		3	3	1	0	2	0	2
Chris Hoiles, R (1, 2) OBP: 0.405, SLG: 0.547		C B B B F 1 SAFE B 4-2 G6-4-3 1-2 BB	B F X 1-1 1B 1B 1-2 1B	B C B F F F F B B 4-2 1B 1-2 2-3 BB		B B X 2-0 F8 ②				2	1	1	0	2	0	0
David Segui, S (1, 9) OBP: 0.318, SLG: 0.325 (9, 3)	C X 0-1 ① ② G6-4-3 1-2f 2-3	X 0-0 ② F8 2-3	B F B B F F F X 3-2 1-3 2-H 3-H 1B			B B S X 2-1 P5 ③				4	0	1	2	0	0	4
Billy Ripken, R (1, 4) OBP: 0.239, SLG: 0.300		B F B C H 3-2 BB HR HBP	B B C X 2-1 1B 1-2 3-H 1B	B X 1-0 G5-3 ③			X 0-0 F9 ①			3	1	1	1	0	0	2
Inning Stats	R: 0 E: 0 K: 0 S: 13 H: 2 LOB: 2 BB: 0 P: 21	R: 4 E: 0 K: 0 S: 15 H: 2 LOB: 1 BB: 3 P: 34	R: 2 E: 0 K: 1 S: 15 H: 4 LOB: 2 BB: 0 P: 27	R: 2 E: 0 K: 0 S: 22 H: 1 LOB: 2 BB: 3 P: 41	R: 1 E: 0 K: 0 S: 6 H: 2 LOB: 0 BB: 0 P: 9	R: 1 E: 0 K: 0 S: 6 H: 1 LOB: 0 BB: 0 P: 13	R: 0 E: 0 K: 0 S: 5 H: 1 LOB: 1 BB: 0 P: 8	R: 0 E: 1 K: 0 S: 8 H: 1 LOB: 1 BB: 0 P: 10		1B: 11 2B: 1 3B: 0 HR: 3	SF: 0 SAC: 0 DP: 2 HBP: 1				WP: 0 PB: 0 SB: 0 CS: 0	PA: 42	

PITCHER		IP	WLS	BF	H	R	ER	SO	BB	IBB	HBP	BLK	WP	HR	S	P	ERA	WHIP
Jeff Johnson, L ERA: 6.4	(1, 1)	2.2		19	8	6	6	0	3	0	1	0	0	1	40	77	20.25	4.125
Shawn Hillegas, R ERA: 5.48	(3, 1)	4.1	L	20	5	4	4	1	3	0	0	0	0	2	42	76	8.31	1.846
Tim Burke, R ERA: 4.66	(8, 1)	1.0		3	1	0	0	0	0	0	0	0	0	0	8	10	0.00	1.000

PITCHER	IP	WLS	BF	H	R	ER	SO	BB	IBB	HBP	BLK	WP	HR	S	P	ERA	WHIP

BOTTOM

New York Yankees @ Baltimore Orioles

Oriole Park at Camden Yards, Baltimore, MD

Fri Jun 19 1992, 7:05 PM EDT

Att. 45,579 - Overcast - 81 F

livebaseballscorecards.com

AB	35
R	10
H	14
RBI	10
BB	6
SO	1
LOB	18

Batter	1	2	3	4	5	6	7	8	9	AB	R	H	RBI	BB	SO	LOB
Andy Stankiewicz, R (1, 6) OBP: 0.386, SLG: 0.420	C B B B B 4-1 1B SF8 BB		C B C B S 2-3 ① K	X 0-0 ② SF7 3-H		X 0-0 E1 SF8 1-3 1B C B B X 2-1 ③ G6-3		C C F B X 1-2 ② L1	4	2	1	1	1	1	0
Mel Hall, L (1, 7) OBP: 0.280, SLG: 0.452	B 1 SAFE B B B C 1 SAFE X 3-1 1-3 1B		B X 1-0 2B 2B	B B X 2-0 1-3 2-H 1B		F B F B X 2-2 ① SF8 2-3 3-H		X 0-0 HR	B F B B B 4-1 FC6-4 BB	4	2	4	3	1	0	0
Roberto Kelly, R (1, 8) OBP: 0.337, SLG: 0.445	B F S B S 2-3 ① K		C F B F X 1-2 F9 2-H 2B	X 0-0 ③ F9		C X 0-1 ② G6-3		F F B F F X 1-2 F9 1B 1B 1B	X 0-0 ③ FC6-4 1-2f	6	1	2	1	0	1	6
Don Mattingly, L (1, 3) OBP: 0.308, SLG: 0.404	X 0-0 ② SF8 3-H		B C F X 1-2 ② F9 2-3		C C X 0-2 ① G5-3	B X 1-0 1B 1B 3-H 1B		B B X 2-0 FC4 1B 1-2 1B		4	1	2	2	0	0	1
Danny Tartabull, R (1, 9) OBP: 0.414, SLG: 0.394	B B C F S 2-3 ③ K		B C B B X 2-1 ③ G4-3		C C B F B B B 4-2 2B BB	B F X 1-1 1B 1-3 1B		B B F F B X 3-2 ① F9 2-3		4	0	1	0	1	1	4
Kevin Maas, L (1, 10) OBP: 0.359, SLG: 0.489		C B B X 2-1 ① F8		B X 1-0 ① F9	B B F B 1 SAFE S 1 SAFE X 3-2 ② P4	B X 1-0 1-2 3-H 1B		B C X 1-1 FC4 1-2 3-H 1B		5	0	2	2	0	0	1
Matt Nokes, L (1, 2) OBP: 0.296, SLG: 0.373		B C F B X 2-2 ② G3		F B B C B B 4-2 BB BB SF7 BB	B B X 2-0 1-3 2B	B C F B F X 2-2 ③ G1-3		X 0-0 ② FC4 FC6-4 1-2f 2-3		4	1	1	0	1	0	4
Charlie Hayes, R (1, 5) OBP: 0.302, SLG: 0.391		B C F B F B X 3-2 1B		B B B 4-0 BB 1-2 1B BB	B B B C F F F X 3-2 ③ L9		S F X 0-2 ① G4-3	B F B X 2-1 ③ FC6-4 1-2f		4	1	1	0	1	0	4
Mike Gallego, R (1, 4) OBP: 0.377, SLG: 0.388		C X 0-1 ③ P6		F B B F F F B F B 4-2 1B 1-2 2-3 BB		F X 0-1 E 1B SF8 1B	B F B B S F F X 3-2 ② G5-3		B X 1-0 ① L6	4	1	1	0	1	0	1
Inning Stats	R: 1 H: 1 E: 0 LOB: 1 K: 2 BB: 1 S: 10 P: 21	R: 0 H: 1 E: 0 LOB: 1 K: 0 BB: 0 S: 11 P: 18	R: 1 H: 2 E: 0 LOB: 1 K: 1 BB: 0 S: 13 P: 20	R: 2 H: 1 E: 0 LOB: 2 K: 0 BB: 3 S: 10 P: 25	R: 0 H: 1 E: 0 LOB: 2 K: 0 BB: 1 S: 15 P: 27	R: 3 H: 5 E: 1 LOB: 2 K: 0 BB: 0 S: 16 P: 23	R: 0 H: 0 E: 0 LOB: 0 K: 0 BB: 0 S: 10 P: 15	R: 2 H: 4 E: 0 LOB: 2 K: 0 BB: 0 S: 15 P: 24	R: 0 H: 0 E: 0 LOB: 1 K: 0 BB: 1 S: 7 P: 13	1B: 11 SF: 3 2B: 3 SAC: 0 3B: 0 DP: 0 HR: 1 HBP: 0						

TOP

New York Yankees @ Baltimore Orioles

Oriole Park at Camden Yards, Baltimore, MD

Sat Jun 20 1992, 7:05 PM EDT

Att. 45,719 - Sunny - 76 F

livebaseballscorecards.com

AB	39
R	9
H	15
RBI	9
BB	6
SO	3
LOB	21

WP: 0 PA: 48
PB: 0
SB: 0
CS: 0

PITCHER		IP	WLS	BF	H	R	ER	SO	BB	IBB	HBP	BLK	WP	HR	S	P	ERA	WHIP
Rick Sutcliffe, R ERA: 4.46	(1, 1)	5.2	L	31	9	7	7	3	5	0	0	0	0	0	68	123	11.12	2.471
Todd Frohwirth, R ERA: 2.35	(6, 1)	3.1		17	6	2	2	0	1	0	0	0	0	1	39	63	5.40	2.100

PITCHER	IP	WLS	BF	H	R	ER	SO	BB	IBB	HBP	BLK	WP	HR	S	P	ERA	WHIP

New York Yankees @ Baltimore Orioles

Oriole Park at Camden Yards, Baltimore, MD

Sat Jun 20 1992, 7:05 PM EDT

Att. 45,719 - Sunny - 76 F

livebaseballscorecards.com

BOTTOM

Batter	1	2	3	4	5	6	7	8	9	AB	R	H	RBI	BB	SO	LOB
Brady Anderson, L (1, 7) OBP: 0.368, SLG: 0.502	0-2 1B 2B	1-1 FC3-6 S 1-2f		1-2 FC3-6 1-2f			1-2 P6		1-0 G3	5	1	1	0	0	0	2
Mike Devereaux, R (1, 8) OBP: 0.340, SLG: 0.502	3-1 FC5-4 BB 1B 2-H 1B	1-3 K 1-2			1-0 F9			1-2 G6-3	2-3 K	5	1	1	1	0	2	1
Cal Ripken Jr., R (1, 6) OBP: 0.360, SLG: 0.427	1-0 P4		0-1 E5		1-0 G4-6-3 1B			2-2 PB 2B 1B	2-3 K	5	1	2	0	0	1	1
Sam Horn, L (1, 10) OBP: 0.355, SLG: 0.472	4-0 FC5-4 1-2 BB		1-3 K		0-1 G4-6-3 1-2f			1-0 1B FC3-6 1-H 2B		3	1	1	1	1	1	2
Randy Milligan, R (1, 3) OBP: 0.399, SLG: 0.448	0-1 FC5-4 1B 1-2f 2-3		2-2 P3			3-3 K		0-0 FC3-6 2-3 1B		4	0	1	0	0	1	3
Joe Orsulak, L (1, 9) OBP: 0.309, SLG: 0.328	2-2 1-3 3-H 1B		3-2 G6-3			1-2 G5-3		0-0 FC3-6 E 1B 1-2f 3-H		4	1	1	2	0	0	2
Chris Hoiles, R (1, 2) OBP: 0.403, SLG: 0.539	0-3 K			4-1 G6-4-3 BB		3-3 K		1-1 E5 1B 1-2		3	0	0	0	1	2	3
Tim Hulett, R (1, 5) OBP: 0.360, SLG: 0.406		2-2 G5-3		1-2 G6-4-3 1-2f			3-3 K	1-0 1-2 2-H 1B		4	0	1	1	0	1	1
Billy Ripken, R (1, 4) OBP: 0.248, SLG: 0.308		0-0 FC3-6 1B		0-0 FC3-6 1B			1-1 F8	0-0 F8		3	0	2	0	0	0	0
Chito Martinez, L (8, PH) OBP: 0.352, SLG: 0.397										1	0	0	0	0	0	2
Mark McLemore, S (9, 4) OBP: 0.328, SLG: 0.275										0	0	0	0	0	0	0

Inning Stats	1	2	3	4	5	6	7	8	9
	R: 2 E: 0 K: 1 S: 14	H: 3 LOB: 2 BB: 1 P: 24	R: 0 E: 0 K: 1 S: 11	H: 1 LOB: 1 BB: 0 P: 15	R: 0 E: 1 K: 1 S: 11	H: 0 LOB: 1 BB: 0 P: 17	R: 0 E: 0 K: 0 S: 8	H: 1 LOB: 1 BB: 1 P: 14	R: 0 E: 0 K: 0 S: 4	H: 1 LOB: 0 BB: 0 P: 6
	R: 0 E: 0 K: 2 S: 9	H: 0 LOB: 0 BB: 0 P: 16	R: 0 E: 0 K: 1 S: 8	H: 0 LOB: 0 BB: 0 P: 13	R: 3 E: 1 K: 0 S: 14	H: 4 LOB: 2 BB: 0 P: 20	R: 0 E: 0 K: 2 S: 8	H: 0 LOB: 0 BB: 0 P: 13		

AB	37
R	5
H	10
RBI	5
BB	2
SO	8
LOB	17

PITCHER		IP	WLS	BF	H	R	ER	SO	BB	IBB	HBP	BLK	WP	HR	S	P	ERA	WHIP
Scott Sanderson, R ERA: 5.05	(1, 1)	5.0	W	22	6	2	2	3	2	0	0	0	0	0	48	76	3.60	1.600
Rich Monteleone, R ERA: 2.28	(6, 1)	3.0		14	4	3	2	3	0	0	0	0	0	0	31	49	6.00	1.333
John Habyan, R ERA: 1.73	(9, 1)	1.0		3	0	0	0	2	0	0	0	0	0	0	8	13	0.00	0.000

PITCHER	IP	WLS	BF	H	R	ER	SO	BB	IBB	HBP	BLK	WP	HR	S	P	ERA	WHIP

1B: 8	SF: 0	WP: 0	PA: 39
2B: 2	SAC: 0	PB: 1	
3B: 0	DP: 2	SB: 1	
HR: 0	HBP: 0	CS: 0	

Batter	1	2	3	4	5	6	7	8	9	AB	R	H	RBI	BB	SO	LOB
Andy Stankiewicz, R (1, 6) OBP: 0.387, SLG: 0.423	B C X 1-1 HR 2B		B C C C 1-3 ② K			F B B F B X 3-2 ① P7		B B B 4-0 HR BB	C B B C S 2-3 ③ K	4	2	1	0	1	2	1
Mel Hall, L (1, 7) OBP: 0.287, SLG: 0.477	B X 1-0 2-H HR		B C B F B B 4-2 FC5-4 BB			C B C F B B X 3-2 ② G4-3		B B X 2-0 1-H HR		3	2	2	4	1	0	0
Roberto Kelly, R (1, 8) OBP: 0.332, SLG: 0.438	C B S F B B F S 3-3 ① K		X 0-0 ③ FC5-4 1-2f			B F X 1-1 ③ P6		B X 1-0 ③ F8		4	0	0	0	0	1	1
Don Mattingly, L (1, 3) OBP: 0.307, SLG: 0.413	B F C B B F F F X 3-2 ② F8			B F X 1-1 ① P8			B B X 2-0 HR		C B X 1-1 ① P6	4	1	1	1	0	0	0
Danny Tartabull, R (1, 9) OBP: 0.407, SLG: 0.385	B F B S B S 3-3 ③ K			C C B S 1-3 ② K			S B B X 2-1 ① G5-3		F B F C 1-3 ② K	4	0	0	0	0	3	0
Kevin Maas, L (1, 10) OBP: 0.356, SLG: 0.490		B B X 2-0 ① G1-3		C B B B B F X 3-2 ③ F7			F X 0-1 ② G1-3		F B F X 1-2 HR 2B	4	1	1	0	0	0	0
Matt Nokes, L (1, 2) OBP: 0.296, SLG: 0.367		B X 1-0 ② F8			C F B S 1-3 ① K		S B C B X 2-2 ③ L3		I I I 4-0 HR IBB	3	1	0	0	1	1	0
Charlie Hayes, R (1, 5) OBP: 0.301, SLG: 0.402		X 0-0 ③ P3			X 0-0 ② F7			C S X 0-2 ① P4	X 0-0 1-H 2-H HR	4	1	1	3	0	0	0
Mike Gallego, R (1, 4) OBP: 0.373, SLG: 0.376			B F B X 2-1 ① F7		X 0-0 ③ F9			S B F B C 2-3 ② K	B B B C B 4-1 BB	3	0	0	0	1	1	0
Inning Stats	R: 2 E: 0 K: 2 S: 17 H: 2 LOB: 0 BB: 0 P: 28	R: 0 E: 0 K: 0 S: 3 H: 0 LOB: 0 BB: 0 P: 6	R: 0 E: 0 K: 1 S: 8 H: 0 LOB: 1 BB: 1 P: 15	R: 0 E: 0 K: 1 S: 8 H: 0 LOB: 0 BB: 0 P: 13	R: 0 E: 0 K: 1 S: 5 H: 0 LOB: 0 BB: 0 P: 6	R: 0 E: 0 K: 0 S: 9 H: 0 LOB: 0 BB: 0 P: 16	R: 1 E: 0 K: 0 S: 8 H: 1 LOB: 0 BB: 0 P: 14	R: 2 E: 0 K: 1 S: 8 H: 1 LOB: 0 BB: 1 P: 17	R: 3 E: 0 K: 2 S: 13 H: 2 LOB: 1 BB: 2 P: 26	1B: 0 2B: 2 3B: 0 HR: 4 SF: 0 SAC: 0 DP: 0 HBP: 0							

TOP

New York Yankees @ Baltimore Orioles

Oriole Park at Camden Yards, Baltimore, MD

Sun Jun 21 1992, 7:05 PM EDT

Att. 41,864 - Sunny - 65 F

livebaseballscorecards.com

AB	33
R	8
H	6
RBI	8
BB	4
SO	8
LOB	2

WP: 0 PB: 0 SB: 0 CS: 0 PA: 37

PITCHER		IP	WLS	BF	H	R	ER	SO	BB	IBB	HBP	BLK	WP	HR	S	P	ERA	WHIP
Ben McDonald, R ERA: 4.56	(1, 1)	8.2	L	36	6	8	8	7	3	1	0	0	0	4	76	136	8.31	1.038
Storm Davis, R ERA: 3.83	(9, 1)	0.1		1	0	0	0	1	0	0	0	0	0	0	3	5	0.00	0.000

PITCHER	IP	WLS	BF	H	R	ER	SO	BB	IBB	HBP	BLK	WP	HR	S	P	ERA	WHIP

Batter	1	2	3	4	5	6	7	8	9	AB	R	H	RBI	BB	SO	LOB
Brady Anderson, L (1, 7) OBP: 0.366, SLG: 0.509	X 0-0 ① G6-3		C S B X 1-2 HR		B F F S 1-3 ② K		B C B B X 3-1 ② F7			4	1	1	1	0	1	1
Mike Devereaux, R (1, 8) OBP: 0.336, SLG: 0.494	C X 0-1 ② L1		C B X 1-1 ① P6		C B F B X 2-2 ③ G5-3		S B X 1-1 ③ P5			4	0	0	0	0	0	1
Cal Ripken Jr., R (1, 6) OBP: 0.365, SLG: 0.432	X 0-0 1B 1B		B B X 2-0 ② L7			B F X 1-1 BB 1B 1B		C X 0-1 G3-6-3 1B		4	1	3	0	0	0	0
Sam Horn, L (1, 10) OBP: 0.360, SLG: 0.468	B B B F X 3-1 1-3 1B		B C B S B B 4-2 BB			B C F S 1-3 ① K		B B C F B X 3-2 ① ② G3-6-3 1-2f		3	0	1	0	1	1	2
Randy Milligan, R (1, 3) OBP: 0.396, SLG: 0.440	F B B C X 2-2 ③ F9		B F X 1-1 ③ G6-3			B 1 SAFE B F B B 4-1 1B 1-2 BB		B C F B X 2-2 ③ F9		3	0	0	0	1	0	3
Joe Orsulak, L (1, 9) OBP: 0.307, SLG: 0.326		F C B F X 1-2 ① P6		C F S 0-3 ① K		B X 1-0 ② 1-3 2-H 1B			B F B F X 2-2 ① G4-3	4	0	1	1	0	1	0
Chris Hoiles, R (1, 2) OBP: 0.405, SLG: 0.539 Jeff Tackett, R (4, PH) (5, 2) OBP: 0.345, SLG: 0.615		F H 1-1 HBP HBP	F X 0-1 ② F8			C 1 SAFE F F X 0-2 ③ G6-3			B F C B C 2-3 ② K	0 3	0 0	0 0	0 0	0 0	0 1	0 1
Tim Hulett, R (1, 5) OBP: 0.367, SLG: 0.403		H 1-0 L4-3 1-2 HBP	C C B X 1-2 ③ F8				B C X 1-1 SH1-4 1B		B X 1-0 ③ G3	3	0	1	0	0	0	0
Billy Ripken, R (1, 4) OBP: 0.245, SLG: 0.304		F B F B B X 3-2 ② ③ L4-3 1-2			L B X 1-1 ① G6-3		1 SAFE X 0-0 ① SH1-4 1-2			2	0	0	0	0	0	2
Inning Stats	R: 0 H: 2 E: 0 LOB: 2 K: 0 BB: 0 S: 9 P: 14	R: 0 H: 0 E: 0 LOB: 1 K: 0 BB: 0 S: 8 P: 14	R: 1 H: 1 E: 0 LOB: 1 K: 0 BB: 1 S: 10 P: 19	R: 0 H: 0 E: 0 LOB: 0 K: 1 BB: 0 S: 8 P: 9	R: 0 H: 0 E: 0 LOB: 0 K: 1 BB: 0 S: 9 P: 13	R: 1 H: 2 E: 0 LOB: 1 K: 1 BB: 1 S: 10 P: 17	R: 0 H: 1 E: 0 LOB: 1 K: 0 BB: 0 S: 7 P: 12	R: 0 H: 1 E: 0 LOB: 0 K: 0 BB: 0 S: 8 P: 13	R: 0 H: 0 E: 0 LOB: 0 K: 1 BB: 0 S: 7 P: 12							

PITCHER		IP	WLS	BF	H	R	ER	SO	BB	IBB	HBP	BLK	WP	HR	S	P	ERA	WHIP
Tim Leary, R ERA: 4.52	(1, 1)	6.1	W	27	6	2	2	3	2	0	2	0	0	1	57	90	2.84	1.263
Greg Cadaret, L ERA: 4.73	(7, 1)	0.1		1	0	0	0	0	0	0	0	0	0	0	2	5	0.00	0.000
John Habyan, R ERA: 1.67	(7, 1)	1.1		4	1	0	0	0	0	0	0	0	0	0	10	16	0.00	0.750
Steve Farr, R ERA: 1.21	(9, 1)	1.0		3	0	0	0	1	0	0	0	0	0	0	7	12	0.00	0.000

PITCHER	IP	WLS	BF	H	R	ER	SO	BB	IBB	HBP	BLK	WP	HR	S	P	ERA	WHIP

BOTTOM

New York Yankees @ Baltimore Orioles

Oriole Park at Camden Yards, Baltimore, MD

Sun Jun 21 1992, 7:05 PM EDT
Att. 41,864 - Sunny - 65 F

livebaseballscorecards.com

AB	30
R	2
H	7
RBI	2
BB	2
SO	4
LOB	10

1B: 6	SF: 0	WP: 0	PA: 35
2B: 1	SAC: 1	PB: 0	
3B: 0	DP: 2	SB: 0	
HR: 1	HBP: 2	CS: 0	

Batter	1	2	3	4	5	6	7	8	9	AB	R	H	RBI	BB	SO	LOB
Andy Stankiewicz, R (1, 6) OBP: 0.383, SLG: 0.414	B S F B F B X 3-2 ① L5			B B B C B 4-1 F9-6-3-4 1B BB		X 0-0 ② L7		C F X 0-2 ③ L4		3	0	0	0	1	0	0
Mel Hall, L (1, 7) OBP: 0.290, SLG: 0.477	S B X 1-1 ② F7			B X 1-0 F9-6-3-4 **1-2** 1B		S B S X 1-2 ③ F9			B F B X 2-1 HR 1B	4	1	2	0	0	0	0
Roberto Kelly, R (1, 8) OBP: 0.331, SLG: 0.447	B C S B F F F X 2-2 ③ F8			L B F B X 2-2 ① ② ~~F9-6-3-4~~ **1-2** **2-3**			C B F F F X 1-2 ① L8		B B X 2-0 **1-H** HR	4	1	1	2	0	0	2
Don Mattingly, L (1, 3) OBP: 0.306, SLG: 0.410		B X 1-0 ① 1B		F X 0-1 ③ P3			B B B C F S 3-3 ② K		B X 1-0 ① F7	4	0	1	0	0	1	1
Danny Tartabull, R (1, 9) OBP: 0.404, SLG: 0.382		B S F C 1-3 ② K			C F S 0-3 ① K		F S B B X 2-2 1B		B C C B F B S 3-3 ② K	4	0	1	0	0	3	0
Kevin Maas, L (1, 10) OBP: 0.348, SLG: 0.476		B C C S 1-3 ③ K			X 0-0 ② P6		B F C B F S 2-3 ③ K		C C X 0-2 ③ G1-3	4	0	0	0	0	2	1
Matt Nokes, L (1, 2) OBP: 0.291, SLG: 0.361		C B S S X 1-2 ① G3			F X 0-1 ③ F8			F B F X 1-2 ① P4		3	0	0	0	0	0	0
Charlie Hayes, R (1, 5) OBP: 0.301, SLG: 0.414		C S F B F S 1-3 ② K				B S B F S 2-3 ① K		X 0-0 HR		3	1	1	1	0	2	0
Mike Gallego, R (1, 4) OBP: 0.372, SLG: 0.404		B X 1-0 ③ G6-3				F B B B F X 3-2 HR		B X 1-0 ② G5-3		3	1	1	1	0	0	0
Inning Stats	R: 0 E: 0 K: 0 S: 12 H: 0 LOB: 0 BB: 0 P: 18	R: 0 E: 0 K: 2 S: 7 H: 1 LOB: 0 BB: 0 P: 10	R: 0 E: 0 K: 1 S: 9 H: 0 LOB: 0 BB: 0 P: 12	R: 0 E: 0 K: 0 S: 7 H: 1 LOB: 1 BB: 1 P: 14	R: 0 E: 0 K: 1 S: 6 H: 0 LOB: 0 BB: 0 P: 6	R: 1 E: 0 K: 1 S: 10 H: 1 LOB: 0 BB: 0 P: 16	R: 0 E: 0 K: 2 S: 15 H: 1 LOB: 1 BB: 0 P: 23	R: 1 E: 0 K: 0 S: 8 H: 1 LOB: 0 BB: 0 P: 10	R: 2 E: 0 K: 1 S: 11 H: 2 LOB: 0 BB: 0 P: 19	1B: 4 2B: 1 3B: 0 HR: 3 SF: 0 SAC: 0 DP: 1 HBP: 0						

TOP

New York Yankees @ Baltimore Orioles

Oriole Park at Camden Yards, Baltimore, MD

Mon Jun 22 1992, 7:05 PM EDT

Att. 45,156 - Sunny - 75 F

livebaseballscorecards.com

AB	32
R	4
H	7
RBI	4
BB	1
SO	8
LOB	4

PITCHER		IP	WLS	BF	H	R	ER	SO	BB	IBB	HBP	BLK	WP	HR	S	P	ERA	WHIP
35 Mike Mussina, R ERA: 2.45	(1, 1)	8.0		28	5	2	2	7	1	0	0	0	0	2	74	109	2.25	0.750
Mike Flanagan, L ERA: 9.35	(9, 1)	0.0		1	1	1	1	0	0	0	0	0	0	0	2	4	∞	∞
Gregg Olson, R ERA: 1.41	(9, 1)	1.0	W	4	1	1	1	1	0	0	0	0	0	1	9	15	9.00	1.000

PITCHER	IP	WLS	BF	H	R	ER	SO	BB	IBB	HBP	BLK	WP	HR	S	P	ERA	WHIP

BOTTOM

New York Yankees @ Baltimore Orioles

Oriole Park at Camden Yards, Baltimore, MD

Mon Jun 22 1992, 7:05 PM EDT

Att. 45,156 - Sunny - 75 F

livebaseballscorecards.com

Batter	1	2	3	4	5	6	7	8	9	AB	R	H	RBI	BB	SO	LOB
Brady Anderson, L (1, 7) OBP: 0.367, SLG: 0.517	2-1 HR		2-3 K ①	3-3 K ③ 3-H			1-0 F8 ②		4-0 1B IBB 1-2	4	1	1	1	1	2	0
Mike Devereaux, R (1, 8) OBP: 0.337, SLG: 0.492	0-2 G3 1B		2-1 F7 ②		2-2 F7 ①		2-2 G6-3 ③		1-0 1-2 2-3 3-H 1B	5	0	2	1	0	0	0
Cal Ripken Jr., R (1, 6) OBP: 0.367, SLG: 0.433	1-0 F8 ①		0-1 1B		1-1 1B 1B			3-1 G6-3 ①		4	0	2	0	0	0	1
Sam Horn, L (1, 10) OBP: 0.357, SLG: 0.460	0-0 G3 ② 1-2		2-3 K ③ 1 SAFE		0-1 G6-4-3 1-3 1B			3-3 K ②		4	0	1	0	0	2	2
Randy Milligan, R (1, 3) OBP: 0.394, SLG: 0.436 David Segui, S (9, 3) OBP: 0.318, SLG: 0.325	0-1 G6-3 ③			0-0 L9 ①	1-2 G6-4-3 ②③ 1-2f			3-1 1B		4 0	0 0	1 0	0 0	0 0	0 0	3 0
Joe Orsulak, L (1, 9) OBP: 0.306, SLG: 0.319		0-1 F9 ①		4-1 1B 2B BB		1-1 G6-3 ①		1-0 G4-3 ③		3	1	0	0	1	0	1
Leo Gomez, R (1, 5) OBP: 0.382, SLG: 0.428		4-2 G1-3 BB		2-0 2B SF9 1B 1-3		1-0 F9 ②			4-2 SH1-3 S 1B BB	2	2	1	0	2	0	0
Mark McLemore, S (1, 4) OBP: 0.328, SLG: 0.286		0-0 G1-3 ② 1-2		3-2 SF9 WP 2B 1-3 3-H		2-3 K ③			2-0 SH1-3 ① 1-3	3	1	1	1	0	1	1
Jeff Tackett, R (1, 2) OBP: 0.313, SLG: 0.571 Chito Martinez, L (9, PH) OBP: 0.359, SLG: 0.397		3-2 P4 ③		1-0 SF9 ② 2-3 3-H			0-0 L8 ①		4-0 1B IBB IBB	2 0	0 0	0 0	1 0	0 1	0 0	1 0
Inning Stats	R: 1 E: 0 K: 0 S: 10 H: 2 LOB: 1 BB: 0 P: 13	R: 0 E: 0 K: 0 S: 8 H: 0 LOB: 1 BB: 1 P: 15	R: 0 E: 0 K: 2 S: 10 H: 1 LOB: 1 BB: 0 P: 16	R: 3 E: 0 K: 1 S: 12 H: 2 LOB: 0 BB: 1 P: 25	R: 0 E: 0 K: 0 S: 10 H: 2 LOB: 1 BB: 0 P: 14	R: 0 E: 0 K: 1 S: 7 H: 0 LOB: 0 BB: 0 P: 11	R: 0 E: 0 K: 0 S: 5 H: 0 LOB: 0 BB: 0 P: 8	R: 0 E: 0 K: 1 S: 8 H: 1 LOB: 1 BB: 0 P: 18	R: 1 E: 0 K: 0 S: 5 H: 1 LOB: 3 BB: 3 P: 19	1B: 7 2B: 1 3B: 0 HR: 1	SF: 1 SAC: 1 DP: 1 HBP: 0			WP: 1 PB: 0 SB: 1 CS: 0	PA: 38		

PITCHER		IP	WLS	BF	H	R	ER	SO	BB	IBB	HBP	BLK	WP	HR	S	P	ERA	WHIP
Scott Kamieniecki, R ERA: 4.12	(1, 1)	8.0		33	8	4	4	5	2	0	0	0	1	1	70	120	4.50	1.250
Tim Burke, R ERA: 5.03	(9, 1)	0.1	L	5	1	1	1	0	1	2	0	0	0	0	5	19	27.00	6.000

PITCHER	IP	WLS	BF	H	R	ER	SO	BB	IBB	HBP	BLK	WP	HR	S	P	ERA	WHIP

Batter	1	2	3	4	5	6	7	8	9	AB	R	H	RBI	BB	SO	LOB
Brady Anderson, L (1, 7) OBP: 0.367, SLG: 0.515	C B B F F B X 3-2 ① G3		B C S X 1-2 ② SF9 3-H		F F X 0-2 ① F8		1 SAFE X 0-0 HR 1-2 1B		F B B B C F B 4-2 BB	3	1	1	1	1	0	0
Mike Devereaux, R (1, 8) OBP: 0.331, SLG: 0.483	B F X 1-1 ② G5-3		X 0-0 ③ G6-3		C B S X 1-2 ② G5-3		B F X 1-1 ① F9 2-3		B B B C X 3-1 ① F8	5	0	0	0	0	0	3
Cal Ripken Jr., R (1, 6) OBP: 0.370, SLG: 0.457	F B X 1-1 ③ G5-3			B B B B 4-0 1B G4-3 1B BB	B X 1-0 HR		B B F B X 3-1 HR 1-H 3-H		B X 1-0 ② F8	4	3	2	4	1	0	1
Glenn Davis, R (1, 10) OBP: 0.277, SLG: 0.387		F C B B B X 3-2 ① G6-3		F X 0-1 ① P3	B F S F H 2-2 FC5-4 HBP		B F X 1-1 ② G4-3		B C B F S 2-3 ③ K	4	0	0	0	0	1	2
Randy Milligan, R (1, 3) OBP: 0.391, SLG: 0.429		F B B B F B 4-2 FC4-6 BB		X 0-0 ② G4-3 1-2	F C B X 1-2 ③ FC5-4 1-2f		C B X 1-1 ③ G6-3			3	0	0	0	1	0	2
Joe Orsulak, L (1, 9) OBP: 0.311, SLG: 0.331		F B F S 1-3 ② K		B B F B X 3-1 1B 1B 2-3 1B		C X 0-1 ① G3		X 0-0 2B		4	1	2	0	0	1	1
Leo Gomez, R (1, 5) OBP: 0.379, SLG: 0.424		C F B B X 2-2 ③ FC4-6 1-2f		C F B B B X 3-2 1B 1-3 3-H 1B		B F X 1-1 ② F8		C B X 1-1 ① F9		4	0	1	1	0	0	2
Mark McLemore, S (1, 4) OBP: 0.333, SLG: 0.287			B B B C F B 4-2 SH3-4 S SF9 BB	B X 1-0 1-2 3-H 1B		X 0-0 ③ F8		B C B S C 2-3 ② K		3	1	1	1	1	1	1
Jeff Tackett, R (1, 2) OBP: 0.314, SLG: 0.548			1 SAFE 1 SAFE C B B X 2-1 ① SH3-4 1-3	F B S S 1-3 ③ K			X 0-0 F9 1B HR 1B	C F B X 1-2 ③ G5-3		3	1	1	0	0	1	3
Inning Stats	R: 0 E: 0 K: 0 S: 8 H: 0 LOB: 0 BB: 0 P: 13	R: 0 E: 0 K: 1 S: 11 H: 0 LOB: 1 BB: 1 P: 21	R: 1 E: 0 K: 0 S: 8 H: 0 LOB: 0 BB: 1 P: 15	R: 2 E: 0 K: 1 S: 12 H: 3 LOB: 2 BB: 1 P: 24	R: 1 E: 0 K: 0 S: 13 H: 1 LOB: 1 BB: 0 P: 18	R: 0 E: 0 K: 0 S: 5 H: 0 LOB: 0 BB: 0 P: 6	R: 3 E: 0 K: 0 S: 10 H: 3 LOB: 0 BB: 0 P: 16	R: 0 E: 0 K: 1 S: 9 H: 1 LOB: 1 BB: 0 P: 13	R: 0 E: 0 K: 1 S: 9 H: 0 LOB: 1 BB: 1 P: 19	1B: 5 2B: 1 3B: 0 HR: 2 SF: 1 SAC: 1 DP: 0 HBP: 1						

Baltimore Orioles @ Milwaukee Brewers

Milwaukee County Stadium, Milwaukee, WI

Tue Jun 23 1992, 8:05 PM EDT

Att. 27,190 - Sunny - 63 F

TOP

livebaseballscorecards.com

AB	33
R	7
H	8
RBI	7
BB	4
SO	4
LOB	15

WP: 0 PB: 0 SB: 1 CS: 0 PA: 40

PITCHER		IP	WLS	BF	H	R	ER	SO	BB	IBB	HBP	BLK	WP	HR	S	P	ERA	WHIP
Jaime Navarro, R ERA: 4.07	(1, 1)	6.0	L	28	6	6	6	2	3	0	1	0	0	1	59	99	9.00	1.500
Jim Austin, R ERA: 2.78	(7, 1)	1.0		4	1	1	1	0	0	0	0	0	0	1	8	14	9.00	1.000
Jesse Orosco, L ERA: 4.6	(8, 1)	1.0		4	1	0	0	1	0	0	0	0	0	0	9	13	0.00	1.000
Bruce Ruffin, L ERA: 6.43	(9, 1)	1.0		4	0	0	0	1	1	0	0	0	0	0	9	19	0.00	1.000

PITCHER	IP	WLS	BF	H	R	ER	SO	BB	IBB	HBP	BLK	WP	HR	S	P	ERA	WHIP

Batter	1	2	3	4	5	6	7	8	9	AB	R	H	RBI	BB	SO	LOB
Darryl Hamilton, L (1, 9) OBP: 0.374, SLG: 0.400	C X 0-1 G4-3 S G4-3 1B		B B B B 4-0 CS BB		X 0-0 ② L6 2-3			C B B F S 2-3 ② K		3	1	1	0	1	1	2
Kevin Seitzer, R (1, 5) OBP: 0.351, SLG: 0.401	B X 1-0 ① G4-3 1-3		1 SAFE 1 SAFE B C P X 2-1 ②③ F9 1-2		C X 0-1 ③ G6-3			C B F F X 1-2 1B		4	0	1	0	0	0	4
Paul Molitor, R (1, 10) OBP: 0.392, SLG: 0.514	X 0-0 ② G4-3 3-H			X 0-0 ① G5-3		C B B S F F B B 4-2 G4-6-3 BB		F B X 1-1 ③ L4		3	0	0	1	1	0	1
B.J. Surhoff, L (1, 3) OBP: 0.255, SLG: 0.290	B C X 1-1 ③ G4-3			L X 0-1 E FC P7 1B		C B 1 SAFE B 1 SAFE X 2-1 ① P8			S B F F B C 2-3 ① K	4	0	1	0	0	1	1
Robin Yount, R (1, 8) OBP: 0.350, SLG: 0.426		B C X 1-1 ① F9		F 1 SAFE B X 1-1 FC 1-3		X 0-0 ②③ G4-6-3 1-2f			B B X 2-0 ② F9	4	0	0	0	0	0	2
Greg Vaughn, R (1, 7) OBP: 0.283, SLG: 0.374		S S B F B X 2-2 ② G5-3		C B B S F X 2-2 ②③ P7 3-H			X 0-0 ① B1-3		B B S B X 3-1 ③ F9	4	0	0	0	0	0	2
Dave Nilsson, L (1, 2) OBP: 0.280, SLG: 0.408		C S X 0-2 E5			X 0-0 ① G5-3		C B B F B B 4-2 G4-6-3 BB			2	0	0	0	1	0	0
Scott Fletcher, R (1, 4) OBP: 0.386, SLG: 0.423		B B X 2-0 ③ F8			B X 1-0 WP 2B		C X 0-1 ②③ G4-6-3 1-2f			3	0	1	0	0	0	2
Pat Listach, S (1, 6) OBP: 0.348, SLG: 0.328			B B C X 2-1 ① F7		C B B F F B B 4-2 BB			C F S 0-3 ① K		2	0	0	0	1	1	0
Inning Stats	R: 1 H: 1 E: 0 LOB: 0 K: 0 BB: 0 S: 6 P: 8	R: 0 H: 0 E: 1 LOB: 1 K: 0 BB: 0 S: 10 P: 15	R: 0 H: 0 E: 0 LOB: 0 K: 0 BB: 1 S: 5 P: 12	R: 0 H: 1 E: 1 LOB: 1 K: 0 BB: 0 S: 9 P: 12	R: 0 H: 1 E: 0 LOB: 2 K: 0 BB: 1 S: 8 P: 13	R: 0 H: 0 E: 0 LOB: 0 K: 0 BB: 1 S: 7 P: 13	R: 0 H: 0 E: 0 LOB: 0 K: 0 BB: 1 S: 5 P: 9	R: 0 H: 1 E: 0 LOB: 1 K: 2 BB: 0 S: 12 P: 16	R: 0 H: 0 E: 0 LOB: 0 K: 1 BB: 0 S: 7 P: 14	1B: 3 SF: 0 2B: 1 SAC: 0 3B: 0 DP: 2 HR: 0 HBP: 0						

PITCHER		IP	WLS	BF	H	R	ER	SO	BB	IBB	HBP	BLK	WP	HR	S	P	ERA	WHIP
Jose Mesa, R ERA: 4.84	(1, 1)	5.0	W	21	3	1	1	0	3	0	0	0	1	0	42	68	1.80	1.200
Storm Davis, R ERA: 3.48	(6, 1)	4.0	S	12	1	0	0	3	1	0	0	0	0	0	27	44	0.00	0.500

PITCHER	IP	WLS	BF	H	R	ER	SO	BB	IBB	HBP	BLK	WP	HR	S	P	ERA	WHIP

BOTTOM

Baltimore Orioles @ Milwaukee Brewers

Milwaukee County Stadium, Milwaukee, WI

Tue Jun 23 1992, 8:05 PM EDT
Att. 27,190 - Sunny - 63 F

livebaseballscorecards.com

AB	29
R	1
H	4
RBI	1
BB	4
SO	3
LOB	14

WP: 1 PA: 33
PB: 0
SB: 1
CS: 1

Batter	1	2	3	4	5	6	7	8	9	AB	R	H	RBI	BB	SO	LOB
Brady Anderson, L (1, 7) OBP: 0.366, SLG: 0.511	B S B X 2-1 G4-3	B C F B X 2-2 S 1B		F B B X 2-1 G3 1-2		B C B X 2-1 S 1B		C B B F B X 3-2 G5-3	B L C F B C 2-3 K ①	6	1	2	0	0	1	3
Mike Devereaux, R (1, 8) OBP: 0.334, SLG: 0.495	C F B X 1-2 HR	B B B B 4-0 1-2 BB		C B B 2 SAFE F B X 3-2 F7 ②		B C C B B F F F X 3-2 1B BB 1-H 1B		C S B X 1-2 G5-3 ②	C B B F X 2-2 SF8 2-H ②	4	1	2	3	1	0	1
Cal Ripken Jr., R (1, 6) OBP: 0.373, SLG: 0.454	C X 0-1 BB E 1B	S X 0-1 F8 ③		C X 0-1 P2 ③		1 SAFE F P 1 SAFE B S B F F 4-2 B 1B 1-2 BB		B B B B 4-0 BB	C C C 0-3 K ③	4	1	1	0	2	1	4
Sam Horn, L (1, 10) OBP: 0.373, SLG: 0.479	B C B B 1 B SAFE 4-1 FC6-4 E 1-2 BB		X 0-0 G3-6-3 HBP 1B		C S F X 0-2 L8 2B	C B B C X 2-2 1-2 2-3 1B		C S S 0-3 K ③		4	1	3	0	1	1	1
Randy Milligan, R (1, 3) David Segui, S (9, 3) OBP: 0.391, SLG: 0.423 OBP: 0.318, SLG: 0.325	B X 1-0 E5 FC6-4 1-2 2-H		F B B F 1 SAFE H 3-2 G3-6-3 1-2 HBP		B B X 2-0 L8 ① 2-3	F B B X 2-1 L4 ③			B C C B B B 4-2 1B 1B BB	3	1	0	0	1	0	5
										0	0	0	0	0	0	0
Joe Orsulak, L (1, 9) OBP: 0.313, SLG: 0.333	B C X 1-1 FC6-4 ② 1-2f 2-3		X 0-0 G3-6-3 ① ② 1-2f 2-3		B F B X 2-1 G4-3 ②		S B F B X 2-2 SH1-4 1B		L X 0-1 1B 1-3 1B 1B	5	1	2	0	0	0	5
Leo Gomez, R (1, 5) OBP: 0.381, SLG: 0.426	C F B B X 2-2 G1-3 ③		B C X 1-1 3-H 1B		C F B X 1-2 L6 ③		X 0-0 SH1-4 ① 1-2		C X 0-1 1B 1-2 1B 3-H 1B	4	1	2	2	0	0	3
Mark McLemore, S (1, 4) OBP: 0.328, SLG: 0.283		C C X 0-2 G3 ①	F S B S 1-3 K ③			X 0-0 G3 ①	F B X 1-1 G6-3 ②		F B X 1-1 S 1B SF8 1-3 2-H 1B	5	1	1	1	0	1	2
Jeff Tackett, R (1, 2) OBP: 0.325, SLG: 0.514		B F B F F S 2-3 K ②		B B C B B 4-1 G3 BB		X 0-0 G6-3 ②	C B F B B F C 3-3 K ③		B C X 1-1 1-2 3-H 1B	4	0	1	1	1	2	1
Inning Stats	R: 2 H: 2 E: 1 LOB: 2 K: 0 BB: 1 S: 14 P: 25	R: 0 H: 1 E: 0 LOB: 2 K: 1 BB: 1 S: 12 P: 20	R: 1 H: 2 E: 0 LOB: 1 K: 1 BB: 0 S: 9 P: 14	R: 0 H: 0 E: 0 LOB: 1 K: 0 BB: 1 S: 8 P: 17	R: 0 H: 1 E: 0 LOB: 1 K: 0 BB: 0 S: 10 P: 15	R: 1 H: 3 E: 0 LOB: 3 K: 0 BB: 1 S: 20 P: 32	R: 0 H: 1 E: 0 LOB: 1 K: 1 BB: 0 S: 10 P: 16	R: 0 H: 0 E: 0 LOB: 1 K: 1 BB: 1 S: 9 P: 17	R: 4 H: 4 E: 0 LOB: 1 K: 2 BB: 1 S: 20 P: 30	1B: 12 SF: 1 2B: 1 SAC: 1 3B: 0 DP: 1 HR: 1 HBP: 1						

TOP

Baltimore Orioles @ Milwaukee Brewers

Milwaukee County Stadium, Milwaukee, WI

Wed Jun 24 1992, 8:05 PM EDT

Att. 16,980 - Sunny - 64 F

livebaseballscorecards.com

AB	39
R	8
H	14
RBI	7
BB	6
SO	6
LOB	25

PITCHER		IP	WLS	BF	H	R	ER	SO	BB	IBB	HBP	BLK	WP	HR	S	P	ERA	WHIP
Bill Wegman, R ERA: 3.09	(1, 1)	5.2		31	9	4	3	2	4	0	1	0	0	1	71	119	4.76	2.294
Mike Fetters, R ERA: 0.39	(6, 1)	2.0		8	1	0	0	1	1	0	0	0	0	0	18	34	0.00	1.000
Darren Holmes, R ERA: 4.66	(8, 1)	0.1	L	6	4	4	4	1	1	0	0	0	0	0	13	19	108.00	15.000
Jesse Orosco, L ERA: 4.32	(9, 1)	1.0		3	0	0	0	2	0	0	0	0	0	0	10	14	0.00	0.000

PITCHER	IP	WLS	BF	H	R	ER	SO	BB	IBB	HBP	BLK	WP	HR	S	P	ERA	WHIP

Batter	1	2	3	4	5	6	7	8	9	AB	R	H	RBI	BB	SO	LOB
Darryl Hamilton, L (1, 9) OBP: 0.379, SLG: 0.420	G4-3 3B		G6-3		BB BB		SH1-4 2B		G4-3	4	1	2	0	1	0	0
Kevin Seitzer, R (1, 5) OBP: 0.349, SLG: 0.396	G4-3 3-H		L9		FC6 1-2 BB		SH1-4 2-3		K	3	0	0	1	1	1	0
Paul Molitor, R (1, 10) OBP: 0.389, SLG: 0.508	G4-3 WP 1B 1B		F7		FC6 1-2f		K		G4-3	5	1	1	0	0	1	3
B.J. Surhoff, L (1, 2) OBP: 0.255, SLG: 0.289	G4-3 1-3			G6-4-3 1B	F8		P3			4	0	1	0	0	0	2
Robin Yount, R (1, 8) OBP: 0.356, SLG: 0.429	3-H 1B			F8	1B 1B BB			G4-3 1B		3	1	2	1	1	0	1
Greg Vaughn, R (1, 7) OBP: 0.278, SLG: 0.367	G3 3-H			G6-4-3 1-2f	P4			P1		4	0	0	0	0	0	4
Franklin Stubbs, L (1, 3) OBP: 0.293, SLG: 0.359		G3-1			G3 S SF9 1B	1B 1-3 1B		G4-3 1-2		4	1	2	0	0	0	1
Scott Fletcher, R (1, 4) OBP: 0.389, SLG: 0.421		L7			G3 1-3	1-2 3-H 1B		IBB		3	0	1	1	1	0	1
Pat Listach, S (1, 6) OBP: 0.342, SLG: 0.324		F7			SF9 3-H	K		G5-3		3	0	0	1	0	1	4
Inning Stats	R: 2 E: 0 K: 0 S: 10 H: 3 LOB: 1 BB: 0 P: 19	R: 0 E: 0 K: 0 S: 9 H: 0 LOB: 0 BB: 0 P: 14	R: 0 E: 0 K: 0 S: 6 H: 0 LOB: 0 BB: 0 P: 9	R: 0 E: 0 K: 0 S: 3 H: 1 LOB: 0 BB: 0 P: 8	R: 1 E: 0 K: 0 S: 13 H: 1 LOB: 2 BB: 2 P: 21	R: 1 E: 0 K: 1 S: 13 H: 2 LOB: 2 BB: 1 P: 19	R: 0 E: 0 K: 1 S: 8 H: 1 LOB: 1 BB: 0 P: 11	R: 0 E: 0 K: 0 S: 8 H: 1 LOB: 2 BB: 1 P: 16	R: 0 E: 0 K: 1 S: 8 H: 0 LOB: 0 BB: 0 P: 15	1B: 7 2B: 1 3B: 1 HR: 0	SF: 1 SAC: 1 DP: 1 HBP: 0						

BOTTOM

Baltimore Orioles @ Milwaukee Brewers

Milwaukee County Stadium, Milwaukee, WI

Wed Jun 24 1992, 8:05 PM EDT

Att. 16,980 - Sunny - 64 F

livebaseballscorecards.com

AB	33
R	4
H	9
RBI	4
BB	4
SO	3
LOB	16

WP: 1 PB: 0 SB: 1 CS: 0 PA: 39

PITCHER		IP	WLS	BF	H	R	ER	SO	BB	IBB	HBP	BLK	WP	HR	S	P	ERA	WHIP
Bob Milacki, R ERA: 5.25	(1, 1)	5.2		25	6	4	4	0	3	0	0	0	1	0	50	85	6.35	1.588
Alan Mills, R ERA: 1.21	(6, 1)	3.1	W	14	3	0	0	3	0	1	0	0	0	0	28	47	0.00	0.900

PITCHER	IP	WLS	BF	H	R	ER	SO	BB	IBB	HBP	BLK	WP	HR	S	P	ERA	WHIP

Batter	1	2	3	4	5	6	7	8	9	AB	R	H	RBI	BB	SO	LOB
Brady Anderson, L (1, 7) OBP: 0.362, SLG: 0.504	X 0-0 G4-3 ①		B C C X 1-2 G3 ②			C B X 1-1 F8 ①		F C X 0-2 L1 ③		4	0	0	0	0	0	0
Mark McLemore, S (1, 4) OBP: 0.326, SLG: 0.276	B B C X 2-1 G4-3 ②		X 0-0 G4-3 ③			B L B X 2-1 P6 ②			B C B F B B 4-2 F7 1B BB	3	0	0	0	1	0	0
Cal Ripken Jr., R (1, 6) OBP: 0.371, SLG: 0.451	X 0-0 F8 ③			C X 0-1 G4-3 ①		C B X 1-1 G6-3 ③			F F B X 1-2 1-2 1B	4	0	1	0	0	0	0
Sam Horn, L (1, 10) OBP: 0.362, SLG: 0.463		B C F B C 2-3 K ①		F C B S 1-3 K ②			B B F B X 3-1 P4 ①		C B B X 2-1 F7 2-3 ①	4	0	0	0	0	2	2
Mike Devereaux, R (1, 8) OBP: 0.333, SLG: 0.491		C F X 0-2 F9 ②		B C B B F B F X 3-2 F8 ③			X 0-0 1B		C F B S 1-3 K ②	4	0	1	0	0	1	2
Joe Orsulak, L (1, 9) OBP: 0.318, SLG: 0.344		C C B X 1-2 2B 1B			B X 1-0 2B		C X 0-1 F9 ②		F B B F S 2-3 K ③	4	0	2	0	0	1	3
Leo Gomez, R (1, 5) OBP: 0.381, SLG: 0.429		P X 1-0 1-3 2B			C B B X 2-1 G5-3 ①		C P B X 2-1 P1 ③			3	0	1	0	0	0	2
David Segui, S (1, 3) OBP: 0.318, SLG: 0.319		B F X 1-1 P5 ③			C F B B B B 4-2 G6-4-3 BB			F B B C X 2-2 G4-3 ①		2	0	0	0	1	0	2
Jeff Tackett, R (1, 2) OBP: 0.310, SLG: 0.486 Chito Martinez, L (8, PH) OBP: 0.355, SLG: 0.392 Rick Dempsey, R (8, 2)			F C B B X 2-2 F8 ①		C X 0-1 G6-4-3 ② ③ 1-2f			X 0-0 G6-3 ②		2 1 0	0 0 0	0 0 0	0 0 0	0 0 0	0 0 0	2 0 0
Inning Stats	R: 0 H: 0 E: 0 LOB: 0 K: 0 BB: 0 S: 4 P: 6	R: 0 H: 2 E: 0 LOB: 2 K: 1 BB: 0 S: 13 P: 17	R: 0 H: 0 E: 0 LOB: 0 K: 0 BB: 0 S: 7 P: 10	R: 0 H: 0 E: 0 LOB: 0 K: 1 BB: 0 S: 9 P: 13	R: 0 H: 1 E: 0 LOB: 1 K: 0 BB: 1 S: 7 P: 14	R: 0 H: 0 E: 0 LOB: 0 K: 0 BB: 0 S: 6 P: 10	R: 0 H: 1 E: 0 LOB: 1 K: 0 BB: 0 S: 8 P: 12	R: 0 H: 0 E: 0 LOB: 0 K: 0 BB: 0 S: 7 P: 9	R: 0 H: 1 E: 0 LOB: 2 K: 2 BB: 1 S: 13 P: 23	1B: 3 SF: 0 2B: 2 SAC: 0 3B: 0 DP: 1 HR: 0 HBP: 0						

TOP

Baltimore Orioles @ Milwaukee Brewers

Milwaukee County Stadium, Milwaukee, WI

Thu Jun 25 1992, 4:33 AM EDT
Att. 24,774 - Cloudy - 71 F

livebaseballscorecards.com

AB	31
R	0
H	5
RBI	0
BB	2
SO	4
LOB	13

WP: 0 PB: 0 SB: 0 CS: 0 PA: 33

PITCHER		IP	WLS	BF	H	R	ER	SO	BB	IBB	HBP	BLK	WP	HR	S	P	ERA	WHIP
Ricky Bones, R ERA: 4.0	(1, 1)	8.0	W	30	5	0	0	2	2	0	0	0	0	0	66	101	0.00	0.875
Doug Henry, R ERA: 2.59	(9, 1)	1.0	S	3	0	0	0	2	0	0	0	0	0	0	8	13	0.00	0.000

PITCHER	IP	WLS	BF	H	R	ER	SO	BB	IBB	HBP	BLK	WP	HR	S	P	ERA	WHIP

Batter	1	2	3	4	5	6	7	8	9	AB	R	H	RBI	BB	SO	LOB
Darryl Hamilton, L (1, 7) OBP: 0.372, SLG: 0.410	B C L B X 2-1 F9 ①		C B X 1-1 G3 ②			B B B C X 3-1 G6-3 ②		B B X 2-0 G4-3 ③		4	0	0	0	0	0	0
Kevin Seitzer, R (1, 5) OBP: 0.349, SLG: 0.395	B C L B X 2-2 G2-3 1B		B X 1-0 G4-3 ③			B B C F F F X 2-2 F8 ③				3	0	1	0	0	0	0
Paul Molitor, R (1, 10) OBP: 0.392, SLG: 0.508	L B B 1 SAFE X 2-1 G2-3 ② 1-2			X 0-0 G3-6-3 1B			B B B B 4-0 1B SF7 BB			2	1	1	0	1	0	1
B.J. Surhoff, L (1, 3) OBP: 0.256, SLG: 0.290	B C X 1-1 P4 ③			B X 1-0 G3-6-3 ① ② 1-2f			C P 1 SAFE X 1-1 1-3 1B			3	0	1	0	0	0	2
Robin Yount, R (1, 8) OBP: 0.352, SLG: 0.425		B C B F X 2-2 G6-3 ①		B C F X 1-2 F8 ③			F X 0-1 SF7 ① 3-H			2	0	0	1	0	0	0
Dante Bichette, R (1, 9) OBP: 0.338, SLG: 0.440		C X 0-1 1B 1B			B C F B X 2-2 F9 ①		1 SAFE F S F 1 F F B S 1-3 K ②			3	0	1	0	0	1	1
Dave Nilsson, L (1, 2) OBP: 0.282, SLG: 0.405		C 1 SAFE B B 1 SAFE 1 SAFE X 2-1 G1-6-3 1-3 1B			B B X 2-0 F9 ②		1 SAFE F F P X 1-2 P4 ③			3	0	1	0	0	0	1
Scott Fletcher, R (1, 4) OBP: 0.382, SLG: 0.412		C B X 1-1 G1-6-3 ② ③ 1-2f			C X 0-1 F9 ③			B X 1-0 G6-3 ①		3	0	0	0	0	0	2
Pat Listach, S (1, 6) OBP: 0.338, SLG: 0.319			B X 1-0 G4-3 ①			B X 1-0 G6-3 ①		B C F F C 1-3 K ②		3	0	0	0	0	1	0
Inning Stats	R: 0 H: 1 E: 0 LOB: 1 K: 0 BB: 0 S: 9 P: 16	R: 0 H: 2 E: 0 LOB: 1 K: 0 BB: 0 S: 9 P: 14	R: 0 H: 0 E: 0 LOB: 0 K: 0 BB: 0 S: 4 P: 7	R: 0 H: 1 E: 0 LOB: 0 K: 0 BB: 0 S: 5 P: 7	R: 0 H: 0 E: 0 LOB: 0 K: 0 BB: 0 S: 6 P: 10	R: 0 H: 0 E: 0 LOB: 0 K: 0 BB: 0 S: 9 P: 15	R: 1 H: 1 E: 0 LOB: 1 K: 1 BB: 1 S: 15 P: 20	R: 0 H: 0 E: 0 LOB: 0 K: 1 BB: 0 S: 6 P: 10		1B: 5 SF: 1 2B: 0 SAC: 0 3B: 0 DP: 2 HR: 0 HBP: 0				WP: 0 PA: 28 PB: 0 SB: 0 CS: 0		

PITCHER	IP	WLS	BF	H	R	ER	SO	BB	IBB	HBP	BLK	WP	HR	S	P	ERA	WHIP
Rick Sutcliffe, R (1, 1) ERA: 4.23	8.0	L	28	5	1	1	2	1	0	0	0	0	0	63	99	1.12	0.750

PITCHER	IP	WLS	BF	H	R	ER	SO	BB	IBB	HBP	BLK	WP	HR	S	P	ERA	WHIP

BOTTOM

Baltimore Orioles @ Milwaukee Brewers

Milwaukee County Stadium, Milwaukee, WI

Thu Jun 25 1992, 4:33 AM EDT

Att. 24,774 - Cloudy - 71 F

livebaseballscorecards.com

AB	26
R	1
H	5
RBI	1
BB	1
SO	2
LOB	7

Batter	1	2	3	4	5	6	7	8	9	AB	R	H	RBI	BB	SO	LOB
Keith Miller, R (1, 4) OBP: 0.364, SLG: 0.416	F7		F8	K			K		1B	5	0	1	0	0	2	2
Gregg Jefferies, S (1, 5) OBP: 0.301, SLG: 0.381	G4-3		G3 1-H 2B	F9			P4		G3	5	0	1	1	0	0	2
Wally Joyner, L (1, 3) OBP: 0.336, SLG: 0.432	K		G3 2-3		G5-4-3 1B			FC5-4 BB		3	0	1	0	1	1	1
Kevin McReynolds, R (1, 7) OBP: 0.357, SLG: 0.416		P4	K		G5-4-3 1-2f			FC5-4 1-2f		4	0	0	0	0	1	3
George Brett, L (1, 10) OBP: 0.323, SLG: 0.387		1B 1B		HR	F7			F7		4	1	2	1	0	0	1
Jim Eisenreich, L (1, 9) OBP: 0.320, SLG: 0.344		1-3 1B		G5-3		G4-3		F7		4	0	1	0	0	0	1
Mike Macfarlane, R (1, 2) OBP: 0.299, SLG: 0.385		K		1B 2B		G3			G4-3-6-4-6 3B	4	2	2	0	0	1	2
Brian McRae, S (1, 8) OBP: 0.289, SLG: 0.322		F8	S 2-H 2B	1B		G3			G4-3-6-4-6 BB	3	1	1	1	1	0	2
Rico Rossy, R (1, 6) OBP: 0.306, SLG: 0.302 Brent Mayne, L (9, PH) OBP: 0.301, SLG: 0.328			2B BB	2-H 2B			K		G4-3-6-4-6 1-2f 3-H	2 1	1 0	1 0	1 0	1 0	1 0	0 1
Inning Stats	R: 0 E: 0 K: 1 S: 9 H: 0 LOB: 0 BB: 0 P: 13	R: 0 E: 0 K: 1 S: 12 H: 2 LOB: 2 BB: 0 P: 20	R: 1 E: 0 K: 1 S: 7 H: 1 LOB: 1 BB: 1 P: 16	R: 3 E: 0 K: 1 S: 13 H: 4 LOB: 1 BB: 0 P: 24	R: 0 E: 0 K: 0 S: 12 H: 1 LOB: 0 BB: 0 P: 18	R: 0 E: 0 K: 0 S: 5 H: 0 LOB: 0 BB: 0 P: 9	R: 0 E: 0 K: 2 S: 9 H: 0 LOB: 0 BB: 0 P: 13	R: 0 E: 0 K: 0 S: 12 H: 0 LOB: 1 BB: 1 P: 22	R: 1 E: 0 K: 0 S: 14 H: 2 LOB: 1 BB: 1 P: 22	1B: 5 2B: 3 3B: 1 HR: 1 SF: 0 SAC: 0 DP: 2 HBP: 0						

PITCHER	IP	WLS	BF	H	R	ER	SO	BB	IBB	HBP	BLK	WP	HR	S	P	ERA	WHIP
Ben McDonald, R (1, 1) ERA: 4.76	3.1		18	7	4	4	3	1	0	0	0	0	1	35	63	10.80	2.400
Todd Frohwirth, R (4, 1) ERA: 2.14	3.2	W	11	1	0	0	3	0	0	0	0	0	0	32	50	0.00	0.273
Storm Davis, R (8, 1) ERA: 3.4	1.0		4	0	0	0	0	1	0	0	0	0	0	12	22	0.00	1.000
Gregg Olson, R (9, 1) ERA: 1.64	1.0	S	5	2	1	1	0	1	0	0	0	0	0	14	22	9.00	3.000

PITCHER	IP	WLS	BF	H	R	ER	SO	BB	IBB	HBP	BLK	WP	HR	S	P	ERA	WHIP

TOP

Kansas City Royals @ Baltimore Orioles

Oriole Park at Camden Yards, Baltimore, MD

Fri Jun 26 1992, 7:05 PM EDT
Att. 45,710 - Cloudy - 84 F

livebaseballscorecards.com

AB	35
R	5
H	10
RBI	4
BB	3
SO	6
LOB	15

WP: 0 PA: 38
PB: 0
SB: 1
CS: 0

Batter	1	2	3	4	5	6	7	8	9	AB	R	H	RBI	BB	SO	LOB
Brady Anderson, L (1, 7) OBP: 0.363, SLG: 0.500	X 0-0 G6-4-3 1B		B X 1-0 G1-3 ③		C X 0-1 F8 ①	I I I 4-0 1B IBB		C B 1 SAFE B X 2-1 G4-6-3 ① ② 1-2f		4	0	1	0	1	0	1
Mike Devereaux, R (1, 8) OBP: 0.338, SLG: 0.493	B F 1 SAFE 1 SAFE X 1-1 F9 ①			B C C X 1-2 1B BB BB 1B	F B B X 2-1 1B 1B	C B S X 1-2 ③ 1-3 2-H 3-H 1B		B B X 2-0 G1-3 ③		5	1	3	2	0	0	1
Cal Ripken Jr., R (1, 6) OBP: 0.370, SLG: 0.452	F F X 0-2 G6-4-3 ② ③ 1-2f			C F 1 SAFE B B 1 SAFE B X 3-2 F9 ①	B 1 SAFE F B X 2-1 F7 ②		C X 0-1 SH1-3 2B			4	0	1	0	0	0	3
Randy Milligan, R (1, 3) OBP: 0.397, SLG: 0.423 David Segui, S (8, 3) OBP: 0.318, SLG: 0.319		B S F B B S 3-3 K ①		B B B B 4-0 BB 1B 1-2 1B BB	X 0-0 FC6-4 1-3 1B		B B C B F B 4-2 SH1-3 BB			2	1	1	0	2	1	0
										0	0	0	0	0	0	0
Glenn Davis, R (1, 10) OBP: 0.279, SLG: 0.385		B S S X 1-2 F8 ②		C B S X 1-2 BB 1B 1-2 2-3 1B	X 0-0 FC6-4 ③ 1-2f		X 0-0 SH1-3 ① 1-2 2-3			3	1	1	0	0	0	2
Leo Gomez, R (1, 5) OBP: 0.387, SLG: 0.438		C B B X 2-1 2B		B B B B 4-0 CS 1B 1-2 2-3 3-H BB		C X 0-1 2B 1B 1B	B X 1-0 G5-3 ②			3	1	2	1	1	0	2
Joe Orsulak, L (1, 9) OBP: 0.322, SLG: 0.344		C S F C 0-3 K ③		C X 0-1 CS 1-2 2-H 3-H 1B		B B 1 SAFE X 2-0 F9 ① I I I 4-0 IBB				3	0	1	2	1	1	2
Billy Ripken, R (1, 4) OBP: 0.247, SLG: 0.312 Mark McLemore, S (7, PH) OBP: 0.323, SLG: 0.274 (8, 4)			X 0-0 F8 ①	S B X 1-1 G4-3 ② ③ 1-2 2-3		B 1 SAFE F F F X 1-2 1-3 1B 2B	C S S 0-3 K ③			3	1	1	0	0	0	2
										1	0	0	0	0	1	3
Jeff Tackett, R (1, 2) OBP: 0.326, SLG: 0.561			C B B C B X 3-2 F8 ②		C B F X 1-2 HR	B C S F S 1-3 K ②		B C B X 2-1 G4-6-3 1B		4	1	2	1	0	1	2
Inning Stats	R: 0 E: 0 K: 0 S: 6 H: 1 LOB: 0 BB: 0 P: 7	R: 0 E: 0 K: 2 S: 12 H: 1 LOB: 1 BB: 0 P: 18	R: 0 E: 0 K: 0 S: 5 H: 0 LOB: 0 BB: 0 P: 9	R: 3 E: 0 K: 0 S: 13 H: 3 LOB: 1 BB: 2 P: 27	R: 1 E: 0 K: 0 S: 11 H: 3 LOB: 2 BB: 0 P: 16	R: 2 E: 0 K: 1 S: 14 H: 3 LOB: 2 BB: 1 P: 23	R: 0 E: 0 K: 1 S: 9 H: 1 LOB: 3 BB: 2 P: 18	R: 0 E: 0 K: 0 S: 5 H: 1 LOB: 0 BB: 0 P: 11		1B: 9 2B: 3 3B: 0 HR: 1 SF: 0 SAC: 1 DP: 2 HBP: 0				WP: 0 PB: 0 SB: 0 CS: 2 PA: 38		

PITCHER		IP	WLS	BF	H	R	ER	SO	BB	IBB	HBP	BLK	WP	HR	S	P	ERA	WHIP
Mike Magnante, L ERA: 4.97	(1, 1)	4.1		20	7	4	4	2	2	0	0	0	0	1	43	71	8.31	2.077
Rusty Meacham, R ERA: 0.97	(5, 1)	1.2	L	9	4	2	2	1	0	1	0	0	0	0	18	29	10.80	2.400
Mike Boddicker, R ERA: 5.5	(7, 1)	2.0		9	2	0	0	1	1	1	0	0	0	0	14	29	0.00	1.500

PITCHER	IP	WLS	BF	H	R	ER	SO	BB	IBB	HBP	BLK	WP	HR	S	P	ERA	WHIP

BOTTOM

Kansas City Royals @ Baltimore Orioles

Oriole Park at Camden Yards, Baltimore, MD

Fri Jun 26 1992, 7:05 PM EDT

Att. 45,710 - Cloudy - 84 F

livebaseballscorecards.com

AB	32
R	6
H	13
RBI	6
BB	5
SO	4
LOB	18

Batter	1	2	3	4	5	6	7	8	9	AB	R	H	RBI	BB	SO	LOB
Keith Miller, R (1, 4) OBP: 0.367, SLG: 0.415	X 0-0 CS 1B		H 1-0 1-2 2-3 HBP			B X 1-0 ① P3		B F F C 1-3 ① K		3	0	1	0	0	1	0
Gregg Jefferies, S (1, 5) OBP: 0.300, SLG: 0.381	C B X 1-1 ① P5		C X 0-1 ② SF8 2-3 3-H			B F S X 1-2 F8 1B 1B		F X 0-1 ② F8		3	0	1	1	0	0	1
Wally Joyner, L (1, 3) OBP: 0.335, SLG: 0.429	B B F F B X 3-2 ② ③ F7 1-2		B S C X 1-2 ③ P5			X 0-0 1-2 1B		X 0-0 ③ F7		4	0	1	0	0	0	3
Kevin McReynolds, R (1, 7) OBP: 0.352, SLG: 0.409		B C F X 1-2 ① F9		S C C 0-3 ① K		X 0-0 ② F8 2-3			B X 1-0 ① P6	4	0	0	0	0	1	2
George Brett, L (1, 10) OBP: 0.318, SLG: 0.381		F F C 0-3 ② K		B B B X 2-1 ② P5		B B B X 2-0 ③ P5			B X 1-0 ② G4-3	4	0	0	0	0	1	2
Jim Eisenreich, L (1, 9) OBP: 0.318, SLG: 0.348		B X 1-0 ③ P5		B F B B F F X 3-2 ③ G6-3			F C X 0-2 SH1-4 1B 2B		C C B X 1-2 ③ G1-3	4	1	1	0	0	0	0
Mike Macfarlane, R (1, 2) OBP: 0.296, SLG: 0.381			F C S 0-3 ① K		B B F X 2-1 ① F8		X 0-0 ① SH1-4 2-3			2	0	0	0	0	1	0
Brian McRae, S (1, 8) OBP: 0.293, SLG: 0.326			X 0-0 HBP BB SF8 1B		F B B X 2-1 ② P6		X 0-0 G5-4-3 3-H 1B			3	1	2	1	0	0	0
Rico Rossy, R (1, 6) OBP: 0.307, SLG: 0.296			B F B B B 4-1 SF8 HBP 1-2 BB		B B X 2-0 ③ G5-3		B F F F F P X 2-2 ② ③ G5-4-3 1-2f			2	0	0	0	1	0	1
Inning Stats	R: 0 E: 0 K: 0 S: 6 H: 1 LOB: 0 BB: 0 P: 10	R: 0 E: 0 K: 1 S: 7 H: 0 LOB: 0 BB: 0 P: 9	R: 1 E: 0 K: 1 S: 10 H: 1 LOB: 2 BB: 1 P: 16	R: 0 E: 0 K: 1 S: 9 H: 0 LOB: 0 BB: 0 P: 14	R: 0 E: 0 K: 0 S: 5 H: 0 LOB: 0 BB: 0 P: 11	R: 0 E: 0 K: 0 S: 7 H: 2 LOB: 2 BB: 0 P: 11	R: 1 E: 0 K: 0 S: 11 H: 2 LOB: 0 BB: 0 P: 12	R: 0 E: 0 K: 1 S: 6 H: 0 LOB: 0 BB: 0 P: 7	R: 0 E: 0 K: 0 S: 5 H: 0 LOB: 0 BB: 0 P: 8	1B: 5 2B: 1 3B: 0 HR: 0	SF: 1 SAC: 1 DP: 1 HBP: 1						

PITCHER	IP	WLS	BF	H	R	ER	SO	BB	IBB	HBP	BLK	WP	HR	S	P	ERA	WHIP
35 Mike Mussina, R (1, 1) ERA: 2.41	9.0	L	33	6	2	2	4	1	0	1	0	0	0	66	98	2.00	0.778

PITCHER	IP	WLS	BF	H	R	ER	SO	BB	IBB	HBP	BLK	WP	HR	S	P	ERA	WHIP

TOP

Kansas City Royals @ Baltimore Orioles

Oriole Park at Camden Yards, Baltimore, MD

Sat Jun 27 1992, 7:05 PM EDT
Att. 45,994 - Cloudy - 86 F

livebaseballscorecards.com

AB	29
R	2
H	6
RBI	2
BB	1
SO	4
LOB	9

PA: 33
WP: 0
PB: 0
SB: 0
CS: 1

Batter	1	2	3	4	5	6	7	8	9	AB	R	H	RBI	BB	SO	LOB
Brady Anderson, L (1, 7) OBP: 0.365, SLG: 0.498	C B B C B F B 4-2 FC6-4 BB		C X 0-1 ①② G6-3 1-2f			X 0-0 ① SH5-4 1-2			C B B B B 4-1 2B BB	1	0	0	0	2	0	1
Mike Devereaux, R (1, 8) OBP: 0.333, SLG: 0.486	B C 1 SAFE X 1-1 ① FC6-4 FC5-4 1-2f		C B B X 2-1 ③ G5-3			B B X 2-0 ② G6-3 2-3			S B F 1 SAFE F B X 2-2 ① P4	4	0	0	0	0	0	3
Cal Ripken Jr., R (1, 6) OBP: 0.368, SLG: 0.452	B X 1-0 ② FC5-4 1-2f			C B F F B F X 2-2 ① L4		B X 1-0 ③ F9			B F B X 2-1 1-3 2B	4	0	1	0	0	0	2
Randy Milligan, R (1, 3) OBP: 0.391, SLG: 0.415	B F S F B C 2-3 ③ K			X 0-0 ② G4-3			C C B B X 2-2 ① G6-3		B C B F X 2-2 ② L4	4	0	0	0	0	1	3
Glenn Davis, R (1, 10) OBP: 0.278, SLG: 0.380		L X 0-1 G4-1 1B		B B X 2-0 ③ F8			B X 1-0 ② L5		B S X 1-1 ③ G5-3	4	0	1	0	0	0	2
Joe Orsulak, L (1, 9) OBP: 0.316, SLG: 0.337	C 1 SAFE B C F X 1-2 ① G4-1 1-2			S X 0-1 ① G4-3			X 0-0 ③ G1-3			3	0	0	0	0	0	1
Leo Gomez, R (1, 5) OBP: 0.386, SLG: 0.436	B C F B F X 2-2 ② F9			F C B B F S 2-3 ② K				B B C X 2-1 G4-6-3 1B		3	0	1	0	0	1	1
Mark McLemore, S (1, 4) OBP: 0.316, SLG: 0.267	C B B X 2-1 ③ G4-3			X 0-0 ③ F8				C B B B X 3-1 ①② G4-6-3 1-2f		3	0	0	0	0	0	2
Jeff Tackett, R (1, 2) OBP: 0.333, SLG: 0.558 Chito Martinez, L (8, PH) OBP: 0.351, SLG: 0.387 Rick Dempsey, R (9, 2)			C C B F B B X 3-2 E5 G6-3			C B X 1-1 G6-3 SH5-4 1B		B B X 2-0 ③ G4-3		2 1 0	0 0 0	1 0 0	0 0 0	0 0 0	0 0 0	0 0 0
Inning Stats	R: 0 H: 0 E: 0 LOB: 1 K: 1 BB: 1 S: 10 P: 18	R: 0 H: 1 E: 0 LOB: 1 K: 0 BB: 0 S: 12 P: 17	R: 0 H: 0 E: 1 LOB: 0 K: 0 BB: 0 S: 8 P: 13	R: 0 H: 0 E: 0 LOB: 0 K: 0 BB: 0 S: 7 P: 11	R: 0 H: 0 E: 0 LOB: 0 K: 1 BB: 0 S: 7 P: 9	R: 0 H: 1 E: 0 LOB: 1 K: 0 BB: 0 S: 5 P: 9	R: 0 H: 0 E: 0 LOB: 0 K: 0 BB: 0 S: 5 P: 8	R: 0 H: 1 E: 0 LOB: 0 K: 0 BB: 0 S: 5 P: 12	R: 0 H: 1 E: 0 LOB: 2 K: 0 BB: 1 S: 12 P: 23	1B: 3 SF: 0 2B: 1 SAC: 1 3B: 0 DP: 2 HR: 0 HBP: 0						

PITCHER	IP	WLS	BF	H	R	ER	SO	BB	IBB	HBP	BLK	WP	HR	S	P	ERA	WHIP
Kevin Appier, R (1, 1) ERA: 2.35	8.1	W	30	4	0	0	2	2	0	0	0	0	0	66	112	0.00	0.720
Jeff Montgomery, R (9, 1) ERA: 1.75	0.2	S	2	0	0	0	0	0	0	0	0	0	0	5	8	0.00	0.000

PITCHER	IP	WLS	BF	H	R	ER	SO	BB	IBB	HBP	BLK	WP	HR	S	P	ERA	WHIP

BOTTOM

Kansas City Royals @ Baltimore Orioles

Oriole Park at Camden Yards, Baltimore, MD

Sat Jun 27 1992, 7:05 PM EDT

Att. 45,994 - Cloudy - 86 F

livebaseballscorecards.com

AB	29
R	0
H	4
RBI	0
BB	2
SO	2
LOB	15

Batter	1	2	3	4	5	6	7	8	9	AB	R	H	RBI	BB	SO	LOB
Kevin Koslofski, L (1, 7) OBP: 0.600, SLG: 0.600	C S B F B B X 3-2 ① F7		B F L X 1-2 FC1-6 1B	X 0-0 ② P6		S X 0-1 1-2 1B		B X 1-0 1-H 2B 1B		5	1	3	1	0	0	1
Keith Miller, R (1, 4) OBP: 0.367, SLG: 0.417	B B B B 4-0 2B SF7 BB		B 1 SAFE B F X 2-1 ① FC1-6 1B 1-2f 1B	F B X 1-1 ③ P5 1-2		B C C F B F S 2-3 ③ K		B X 1-0 PB 2-H 2B		4	2	1	1	1	1	4
Gregg Jefferies, S (1, 5) OBP: 0.309, SLG: 0.396	1 SAFE X 0-0 SF7 1-3 2B		F 1 SAFE 1 SAFE X 0-1 G3 1B 1-3 1B		B C B X 2-1 1B 2B		B S S X 1-2 FC4-6 1B	C F B F X 1-2 ③ F7 2-3		5	2	4	0	0	0	1
Wally Joyner, L (1, 3) OBP: 0.340, SLG: 0.434	B X 1-0 ② SF7 2-3 3-H		S B 1 SAFE F X 1-2 G3 1-2 3-H 1B		S X 0-1 G4-6-3 2-H 1B		B B B 1 SAFE C 1 SAFE X 3-1 ① FC4-6 1-2f		B F C F F B B F X 3-2 1B 1B	4	2	3	3	0	0	1
George Brett, L (1, 10) OBP: 0.316, SLG: 0.377	X 0-0 ③ G3-1		B B F X 2-1 ② G3 1-2 2-3		B F F B X 2-2 ① ② G4-6-3 1-2f		B X 1-0 ② P5		S S B X 1-2 1B 1-3 1B	5	1	1	0	0	0	5
Jim Eisenreich, L (1, 9) OBP: 0.326, SLG: 0.361		X 0-0 G4-3 2B	B F X 1-1 2-H 3-H 1B		B B X 2-0 ③ G4-3		B 1 SAFE B B B C X 3-1 ③ G4-3		X 0-0 G6-4-3 1-2 3-H 1B	5	0	3	3	0	0	1
Brent Mayne, L (1, 2) OBP: 0.286, SLG: 0.310 Bob Melvin, R (9, PH) (9, 2) OBP: 0.346, SLG: 0.388	C F X 0-2 ① L6	F B F X 1-2 ③ G3				B C F X 1-2 ① L4		F B X 1-1 ① G4-1	C F B X 1-2 G6-4-3 1-2 2-H 1B	4 1	0 0	0 1	0 1	0 0	0 0	2 0
Brian McRae, S (1, 8) OBP: 0.288, SLG: 0.320	B X 1-0 ② G4-3 2-3			B F S X 1-2 ① F7		B X 1-0 ② G6-3		B S B X 2-1 ② F8	C S X 0-2 ① ② G6-4-3 1-2f 2-3	5	0	0	0	0	0	3
Curtis Wilkerson, S (1, 6) OBP: 0.262, SLG: 0.286		X 0-0 ③ B3		F X 0-1 S 1B		X 0-0 1B 1B		X 0-0 S 1B 1B	X 0-0 ③ G4-3	5	1	3	0	0	0	2
Inning Stats	R: 1 H: 1 E: 0 LOB: 1 K: 0 BB: 1 S: 7 P: 15	R: 0 H: 1 E: 0 LOB: 1 K: 0 BB: 0 S: 6 P: 7	R: 3 H: 4 E: 0 LOB: 1 K: 0 BB: 0 S: 18 P: 26	R: 0 H: 1 E: 0 LOB: 1 K: 0 BB: 0 S: 8 P: 10	R: 1 H: 2 E: 0 LOB: 0 K: 0 BB: 0 S: 8 P: 14	R: 0 H: 2 E: 0 LOB: 2 K: 1 BB: 0 S: 12 P: 16	R: 0 H: 1 E: 0 LOB: 1 K: 0 BB: 0 S: 8 P: 16	R: 2 H: 3 E: 0 LOB: 1 K: 0 BB: 0 S: 11 P: 17	R: 2 H: 4 E: 0 LOB: 1 K: 0 BB: 0 S: 17 P: 22	1B: 15 SF: 1 2B: 4 SAC: 0 3B: 0 DP: 2 HR: 0 HBP: 0						WP: 0 PA: 45 PB: 1 SB: 2 CS: 0

PITCHER	IP	WLS	BF	H	R	ER	SO	BB	IBB	HBP	BLK	WP	HR	S	P	ERA	WHIP
Jose Mesa, R (1, 1) ERA: 5.23	4.0	L	22	9	5	5	0	1	0	0	0	0	0	43	64	11.25	2.500
Alan Mills, R (5, 1) ERA: 1.52	4.0		17	6	2	2	1	0	0	0	0	0	0	35	57	4.50	1.500
Mike Flanagan, L (9, 1) ERA: 10.38	0.0		4	4	2	2	0	0	0	0	0	0	0	13	18	∞	∞
Todd Frohwirth, R (9, 1) ERA: 2.09	1.0		2	0	0	0	0	0	0	0	0	0	0	4	4	0.00	0.000

PITCHER	IP	WLS	BF	H	R	ER	SO	BB	IBB	HBP	BLK	WP	HR	S	P	ERA	WHIP

TOP

Kansas City Royals @ Baltimore Orioles

Oriole Park at Camden Yards, Baltimore, MD

Sun Jun 28 1992, 3:33 AM EDT
Att. 45,862 - Sunny - 84 F

livebaseballscorecards.com

AB	43
R	9
H	19
RBI	9
BB	1
SO	1
LOB	20

BOTTOM

Batter	1	2	3	4	5	6	7	8	9	AB	R	H	RBI	BB	SO	LOB
Brady Anderson, L (1, 7) OBP: 0.369, SLG: 0.502	L4	FC6-4 BB 1-2 2-3			CS 1B	P5			2B	4	0	2	0	1	0	1
Mike Devereaux, R (1, 8) OBP: 0.331, SLG: 0.481	G4-3 1B	FC6-4 1-2f			G5-3 1-2		G6-3		F9	5	0	1	0	0	0	5
Cal Ripken Jr., R (1, 6) OBP: 0.369, SLG: 0.449	G4-3 1-2		P4		FC5-4 1B		P6		L1-3 HBP	4	0	1	0	0	0	1
Randy Milligan, R (1, 3) OBP: 0.391, SLG: 0.409	FC6-4 BB		F9		FC5-4 1-2f		1B BB		L1-3 1-2	3	0	0	0	2	0	3
Glenn Davis, R (1, 10) OBP: 0.286, SLG: 0.385	FC6-4 1-2f		P4			PB BB 2B 1B	1-3 1B			4	1	2	0	0	0	2
Chito Martinez, L (1, 9) OBP: 0.347, SLG: 0.380		F8		G5-4-3 1B		P5	G3			4	0	1	0	0	0	3
Leo Gomez, R (1, 5) OBP: 0.388, SLG: 0.435		BB 1B 1B		G5-4-3 1-2f		1-2 BB PB 2B		K		3	1	1	0	1	1	1
Billy Ripken, R (1, 4) OBP: 0.250, SLG: 0.309		F7		BB		1-H 2-H 2B		G6-4-3 1B		1	0	0	0	1	0	1
Sam Horn, L (6, PH) OBP: 0.367, SLG: 0.475										1	0	1	2	0	0	0
Mark McLemore, S (6, PR) OBP: 0.321, SLG: 0.273 (7, 4)										1	0	1	0	0	0	0
Jeff Tackett, R (1, 2) OBP: 0.327, SLG: 0.532		BB 1-2		F9		K		G6-4-3 1-2f		4	0	1	0	0	1	3
Inning Stats	R: 0 E: 0 K: 0 S: 13 H: 1 LOB: 2 BB: 1 P: 27	R: 0 E: 0 K: 0 S: 9 H: 2 LOB: 3 BB: 1 P: 18	R: 0 E: 0 K: 0 S: 6 H: 0 LOB: 0 BB: 0 P: 8	R: 0 E: 0 K: 0 S: 7 H: 1 LOB: 1 BB: 1 P: 16	R: 0 E: 0 K: 0 S: 10 H: 2 LOB: 1 BB: 0 P: 14	R: 2 E: 0 K: 1 S: 17 H: 2 LOB: 1 BB: 1 P: 25	R: 0 E: 0 K: 0 S: 10 H: 1 LOB: 2 BB: 1 P: 18	R: 0 E: 0 K: 1 S: 8 H: 1 LOB: 0 BB: 0 P: 14	R: 0 E: 0 K: 0 S: 8 H: 1 LOB: 1 BB: 0 P: 15	1B: 9 2B: 3 3B: 0 HR: 0	SF: 0 SAC: 0 DP: 3 HBP: 1						

PITCHER	IP	WLS	BF	H	R	ER	SO	BB	IBB	HBP	BLK	WP	HR	S	P	ERA	WHIP
Hipolito Pichardo, R (1, 1) ERA: 3.39	6.0	W	28	8	2	1	1	4	0	0	0	0	0	62	108	1.50	2.000
Mike Boddicker, R (7, 1) ERA: 5.21	3.0	S	12	3	0	0	1	1	0	1	0	0	0	26	47	0.00	1.333

PITCHER	IP	WLS	BF	H	R	ER	SO	BB	IBB	HBP	BLK	WP	HR	S	P	ERA	WHIP

Kansas City Royals @ Baltimore Orioles

Oriole Park at Camden Yards, Baltimore, MD

Sun Jun 28 1992, 3:33 AM EDT

Att. 45,862 - Sunny - 84 F

livebaseballscorecards.com

AB	34
R	2
H	11
RBI	2
BB	5
SO	2
LOB	20

WP: 0 PB: 1 SB: 0 CS: 1 PA: 40

Batter	1	2	3	4	5	6	7	8	9	AB	R	H	RBI	BB	SO	LOB
Pat Listach, S (1, 6) OBP: 0.333, SLG: 0.325	X 0-0 G6-4-3 1B		F F B D X 2-2 1-H 3B	1 SAFE X 0-0 ③ P5			C C B C 1-3 ② K		C S X 0-2 S 1B	5	0	3	1	0	1	2
Kevin Seitzer, R (1, 5) OBP: 0.354, SLG: 0.402	C 1 SAFE X 0-1 ① ② G6-4-3 1-2f		B X 1-0 ③ G4-3		B B X 2-0 G1-6-3 1B		X 0-0 ③ L9		1 SAFE C B B F X 2-2 ③ P9 1-2	5	0	1	0	0	0	3
Paul Molitor, R (1, 10) OBP: 0.390, SLG: 0.509	F B X 1-1 ③ G5-3			C C B X 1-2 2B 1B 1B	B S 1 SAFE X 1-1 ① ② G1-6-3 1-2f			B X 1-0 SH1-4 SH1-3 2B		4	2	2	0	0	0	1
B.J. Surhoff, L (1, 7) OBP: 0.278, SLG: 0.318		C F X 0-2 ① F7		L X 0-1 1B G4-3 1-3 2B	B X 1-0 ③ F8			X 0-0 ① SH1-4 2-3		3	1	1	0	0	0	0
Robin Yount, R (1, 8) OBP: 0.347, SLG: 0.416		C F B B S 2-3 ② K		X 0-0 G4-3 2B 2-3 3-H 1B		X 0-0 ① F7		I I I I 4-0 SH1-3 IBB		3	1	1	1	1	0	0
Franklin Stubbs, L (1, 3) OBP: 0.303, SLG: 0.365		C B X 1-1 ③ P6		B F C X 1-2 ① G4-3 2-3 3-H		B C B B S X 3-2 ② P2		F X 0-1 ② SH1-3 1-2 3-H		3	0	0	2	0	0	1
Dante Bichette, R (1, 9) OBP: 0.350, SLG: 0.473			B S B F F F S 2-3 ① K	B X 1-0 F8 2B 3-H		X 0-0 1B		S X 0-1 ③ P6		4	0	2	1	0	1	1
Dave Nilsson, L (1, 2) OBP: 0.261, SLG: 0.364			B X 1-0 ② F9	B F B B S X 3-2 F8 2-3		C 1 SAFE B 1 SAFE X 1-1 ③ P8			C B B X 2-1 ① P4	4	0	0	0	0	0	2
Scott Fletcher, R (1, 4) OBP: 0.377, SLG: 0.400			B X 1-0 3B 1B	B C F B F B B 4-2 BB			B B C C X 2-2 ① G3		B X 1-0 ② L6	3	1	1	0	1	0	0
Inning Stats	R: 0 H: 1 E: 0 LOB: 0 K: 0 BB: 0 S: 5 P: 6	R: 0 H: 0 E: 0 LOB: 0 K: 1 BB: 0 S: 8 P: 11	R: 1 H: 2 E: 0 LOB: 1 K: 1 BB: 0 S: 12 P: 18	R: 3 H: 4 E: 0 LOB: 2 K: 0 BB: 1 S: 17 P: 27	R: 0 H: 1 E: 0 LOB: 0 K: 0 BB: 0 S: 4 P: 8	R: 0 H: 1 E: 0 LOB: 1 K: 0 BB: 0 S: 7 P: 11	R: 0 H: 0 E: 0 LOB: 0 K: 1 BB: 0 S: 7 P: 10	R: 1 H: 1 E: 0 LOB: 1 K: 0 BB: 1 S: 6 P: 11	R: 0 H: 1 E: 0 LOB: 1 K: 0 BB: 0 S: 9 P: 14	1B: 7 SF: 0 2B: 3 SAC: 2 3B: 1 DP: 2 HR: 0 HBP: 0						WP: 0 PA: 38 PB: 0 SB: 1 CS: 0	

PITCHER		IP	WLS	BF	H	R	ER	SO	BB	IBB	HBP	BLK	WP	HR	S	P	ERA	WHIP
Bob Milacki, R ERA: 5.44	(1, 1)	3.2	L	18	7	4	4	2	1	0	0	0	0	0	41	61	9.82	2.182
Storm Davis, R ERA: 3.22	(4, 1)	5.1		20	4	1	1	1	0	1	0	0	0	0	34	55	1.69	0.750

PITCHER	IP	WLS	BF	H	R	ER	SO	BB	IBB	HBP	BLK	WP	HR	S	P	ERA	WHIP

TOP

Milwaukee Brewers @ Baltimore Orioles

Oriole Park at Camden Yards, Baltimore, MD

Mon Jun 29 1992, 7:05 PM EDT

Att. 45,472 - Cloudy - 86 F

livebaseballscorecards.com

AB	34
R	5
H	11
RBI	5
BB	2
SO	3
LOB	10

BOTTOM

Milwaukee Brewers @ Baltimore Orioles

Oriole Park at Camden Yards, Baltimore, MD

Mon Jun 29 1992, 7:05 PM EDT

Att. 45,472 - Cloudy - 86 F

livebaseballscorecards.com

Batter	1	2	3	4	5	6	7	8	9	AB	R	H	RBI	BB	SO	LOB
Brady Anderson, L (1, 7) OBP: 0.363, SLG: 0.493	C X 0-1 ① F8		B B C B X 3-1 ② F7		C B S F B B X 3-2 ③ L7		C X 0-1 ① P6		B C B F B F X 3-2 ② L7	5	0	0	0	0	0	0
Mike Devereaux, R (1, 8) OBP: 0.329, SLG: 0.477	C C B B X 2-2 1B		B S B B S X 2-2 ③ F7			B S X 1-1 ① G6-3	C S F F B X 1-2 ② F7		B C F F S 1-3 ③ K	5	0	1	0	0	1	0
Cal Ripken Jr., R (1, 6) OBP: 0.370, SLG: 0.448	B X 1-0 ② F8			B B B C X 3-1 ① P6		S B X 1-1 WP 2B 1B	C B B B B 4-1 BB BB			3	1	1	0	1	0	1
Randy Milligan, R (1, 3) OBP: 0.397, SLG: 0.417	C F S 0-3 ③ K			X 0-0 1B 1B		B F S B B X 3-2 1-H 2B 2B	S F B B B F F B 4-2 1-2 FC6-4 BB			3	1	2	1	1	1	1
Glenn Davis, R (1, 10) OBP: 0.284, SLG: 0.380		B B S X 2-1 E4 G6-3		B B C B C 1 SAFE X 3-2 FC5 1-2 1B		C F S 0-3 ② K	B B S X 2-1 ③ 1-2f FC6-4			4	0	1	0	0	1	3
Chito Martinez, L (1, 9) OBP: 0.343, SLG: 0.386		X 0-0 ① F8		B B C F B S 3-3 ② K		X 0-0 E 2-H 2B		M F B S 1-3 ① K		4	1	1	1	0	2	3
Leo Gomez, R (1, 5) OBP: 0.382, SLG: 0.427		B B X 2-0 ② G6-3 1-2		S X 0-1 ③ FC5 1-2f		B B X 2-0 E5 BB 2-H		X 0-0 ② G6-3		4	0	0	0	0	0	3
Billy Ripken, R (1, 4) OBP: 0.252, SLG: 0.305 Joe Orsulak, L (8, PH) OBP: 0.315, SLG: 0.335 Tim Hulett, R (9, 4) OBP: 0.367, SLG: 0.403		B X 1-0 ③ F8			L B S X 1-2 ① G6-3	B B B B 4-0 1-2 BB		X 0-0 ③ F7		2 1 0	0 0 0	0 0 0	0 0 0	1 0 0	0 0 0	1 0 0
Jeff Tackett, R (1, 2) OBP: 0.309, SLG: 0.500 Mark McLemore, S (9, PH) OBP: 0.319, SLG: 0.270			X 0-0 ① F8		B C C B B X 3-2 ② L8	B C S F F X 1-2 ③ L3			C B B X 2-1 ① G3	3 1	0 0	0 0	0 0	0 0	0 0	2 0
Inning Stats	R: 0 H: 1 E: 0 LOB: 1 K: 1 BB: 0 S: 9 P: 12	R: 0 H: 0 E: 1 LOB: 1 K: 0 BB: 0 S: 5 P: 10	R: 0 H: 0 E: 0 LOB: 0 K: 0 BB: 0 S: 6 P: 11	R: 0 H: 2 E: 0 LOB: 2 K: 1 BB: 0 S: 11 P: 20	R: 0 H: 0 E: 0 LOB: 0 K: 0 BB: 0 S: 10 P: 17	R: 3 H: 3 E: 1 LOB: 2 K: 1 BB: 1 S: 17 P: 29	R: 0 H: 0 E: 0 LOB: 2 K: 0 BB: 2 S: 14 P: 25	R: 0 H: 0 E: 0 LOB: 0 K: 1 BB: 0 S: 5 P: 6	R: 0 H: 0 E: 0 LOB: 0 K: 1 BB: 0 S: 10 P: 16	1B: 4 2B: 2 3B: 0 HR: 0	SF: 0 SAC: 0 DP: 0 HBP: 0			WP: 2 PB: 0 SB: 0 CS: 0		PA: 38	

	AB	35
	R	3
	H	6
	RBI	2
	BB	3
	SO	5
	LOB	14

PITCHER		IP	WLS	BF	H	R	ER	SO	BB	IBB	HBP	BLK	WP	HR	S	P	ERA	WHIP
Chris Bosio, R ERA: 4.47	(1, 1)	5.2	W	25	6	3	2	3	0	0	0	0	1	0	53	89	3.18	1.059
Jim Austin, R ERA: 2.49	(6, 1)	1.0		6	0	0	0	0	3	0	0	0	0	0	17	31	0.00	3.000
Mike Fetters, R ERA: 0.33	(7, 1)	2.1	S	7	0	0	0	2	0	0	0	0	0	0	17	26	0.00	0.000

PITCHER	IP	WLS	BF	H	R	ER	SO	BB	IBB	HBP	BLK	WP	HR	S	P	ERA	WHIP

Batter	1	2	3	4	5	6	7	8	9	AB	R	H	RBI	BB	SO	LOB
Pat Listach, S (1, 6) OBP: 0.335, SLG: 0.326	C B X 1-1 G4-3 1B		B B C F F B X 3-2 ① P4		B X 1-0 ② P6		C B X 1-1 ① FC4-6 1-2f		S X 0-1 1-3 2-H 1B	5	0	2	1	0	0	1
Kevin Seitzer, R (1, 5) OBP: 0.355, SLG: 0.403 Jim Gantner, L (5, PH) OBP: 0.268, SLG: 0.288 (5, 5)	X 0-0 ① G4-3 1-2		B B B C X 3-1 G4-6-3 1B		F X 0-1 ③ P4		X 0-0 ② F9		B X 1-0 ② F8	2 3	0 0	1 0	0 0	0 0	0 0	1 3
Paul Molitor, R (1, 10) OBP: 0.390, SLG: 0.505	B B B C B 4-1 BB		B B C 1 SAFE X 2-1 ②③ G4-6-3 1-2f			B B C X 2-1 2B 1B 1B	C F B B F F F S 2-3 ③ K		C X 0-1 ③ F9	4	1	1	0	1	1	4
B.J. Surhoff, L (1, 3) OBP: 0.278, SLG: 0.314 (5, 8)	B B X 2-0 ② F8			B C B F B F B 4-2 F8 1B BB		B B X 2-0 ① F7		B F X 1-1 ① F9		3	0	0	0	1	0	3
Robin Yount, R (1, 8) OBP: 0.348, SLG: 0.416 Tim McIntosh, R (5, 2) OBP: 0.237, SLG: 0.218	B B X 2-0 ③ F8			C S B X 1-2 1-2 1B		F X 0-1 ② F8		X 0-0 ② G1-3		2 2	0 0	1 0	0 0	0 0	0 0	2 1
Dante Bichette, R (1, 9) OBP: 0.353, SLG: 0.478		C F X 0-2 G5-3 1B		B S C F X 1-2 ① P3		B X 1-0 1-3 1B 2B		X 0-0 ③ F7		4	1	2	0	0	0	2
Greg Vaughn, R (1, 7) OBP: 0.282, SLG: 0.369		B 1 SAFE B F 1 SAFE 1 SAFE B F 1 SAFE X 3-2 ① G5-3 1-2		B B S F B F F X 3-2 ② F8 2-3		B X 1-0 2-H 3-H 1B			C B B F F B X 3-2 E 1B 1B	4	1	2	2	0	0	3
Dave Nilsson, L (1, 2) OBP: 0.250, SLG: 0.348 (5, 3)		C B B B X 3-1 ② F7		B B X 2-0 ③ G3-1		B F B F C 2-3 ③ K			F F C 0-3 ① K	4	0	0	0	0	2	5
Scott Fletcher, R (1, 4) OBP: 0.374, SLG: 0.396		B F B X 2-1 ③ G6-3			X 0-0 ① F7		B X 1-0 FC4-6 1B		F B C X 1-2 E6 1B 1-2	4	0	1	0	0	0	2
Inning Stats	R: 0 H: 1 E: 0 LOB: 2 K: 0 BB: 1 S: 6 P: 15	R: 0 H: 1 E: 0 LOB: 1 K: 0 BB: 0 S: 10 P: 18	R: 0 H: 1 E: 0 LOB: 0 K: 0 BB: 0 S: 8 P: 16	R: 0 H: 1 E: 0 LOB: 2 K: 0 BB: 1 S: 16 P: 27	R: 0 H: 0 E: 0 LOB: 0 K: 0 BB: 0 S: 4 P: 5	R: 2 H: 3 E: 0 LOB: 1 K: 1 BB: 0 S: 10 P: 18	R: 0 H: 1 E: 0 LOB: 1 K: 1 BB: 0 S: 10 P: 14	R: 0 H: 0 E: 0 LOB: 0 K: 0 BB: 0 S: 4 P: 5	R: 1 H: 2 E: 1 LOB: 2 K: 1 BB: 0 S: 15 P: 20	1B: 9 SF: 0 2B: 1 SAC: 0 3B: 0 DP: 1 HR: 0 HBP: 0						WP: 0 PA: 39 PB: 0 SB: 0 CS: 0

PITCHER		IP	WLS	BF	H	R	ER	SO	BB	IBB	HBP	BLK	WP	HR	S	P	ERA	WHIP
Rick Sutcliffe, R ERA: 4.13	(1, 1)	7.0	W	30	8	2	2	2	2	0	0	0	0	0	64	113	2.57	1.429
Todd Frohwirth, R ERA: 2.0	(8, 1)	2.0		9	2	1	0	1	0	0	0	0	0	0	19	25	0.00	1.000

PITCHER	IP	WLS	BF	H	R	ER	SO	BB	IBB	HBP	BLK	WP	HR	S	P	ERA	WHIP

TOP

Milwaukee Brewers @ Baltimore Orioles

Oriole Park at Camden Yards, Baltimore, MD

Tue Jun 30 1992, 7:05 PM EDT
Att. 44,855 - Cloudy - 80 F

livebaseballscorecards.com

AB	37
R	3
H	10
RBI	3
BB	2
SO	3
LOB	27

BOTTOM

Batter	1	2	3	4	5	6	7	8	9	AB	R	H	RBI	BB	SO	LOB
Brady Anderson, L (1, 7) OBP: 0.370, SLG: 0.512	X 0-0 1B 2B	X 0-0 HR	B F B C X 2-2 SF9 ② 2-3 3-H		B C F F F B B F B 4-2 1-2 BB		B X 1-0 FC5-4 1B			3	1	3	2	1	0	0
Mike Devereaux, R (1, 8) OBP: 0.333, SLG: 0.488	B F B F X 2-2 G4-6-3 2-3 1B	B C C X 1-2 1B	C B F B X 2-2 3-H HR		B X 1-0 F9 ① 2-3		B C X 1-1 FC5-4 WP ① 1-2f			5	1	3	2	0	0	3
Cal Ripken Jr., R (1, 6) OBP: 0.365, SLG: 0.441 Tim Hulett, R (8, 6) OBP: 0.367, SLG: 0.403	B C F B F X 2-2 P9 ①	X 0-0 F8 ③	B C B F X 2-2 G5-3 ③		S F S 0-3 K ②		B X 1-0 P5 ②			5 0	0 0	0 0	0 0	0 0	1 0	6 0
Randy Milligan, R (1, 3) OBP: 0.398, SLG: 0.413 David Segui, S (6, 3) OBP: 0.316, SLG: 0.317	C X 0-1 G4-6-3 ② ③ 1-2f		B B B B 4-0 1B 1B BB	B C B B B 4-1 1B BB	S B B S B F S 3-3 K ③		C C B B S 2-3 K ③ 1-2			2 1	1 0	0 0	0 0	2 0	1 1	4 1
Glenn Davis, R (1, 10) OBP: 0.298, SLG: 0.416		F C B X 1-2 F9 ①	C F B B B X 2-2 F8 1B 1-3 2B 1B	X 0-0 1-2 1B		B C F S 1-3 K ①		B B F X 2-1 HR		5	2	3	1	0	1	0
Joe Orsulak, L (1, 9) OBP: 0.328, SLG: 0.349		X 0-0 FC4-6 BB HR 1B	B B F X 2-1 F8 1-2 3-H 2B 1B	S B S S B F F B F S 3-3 K ①		X 0-0 BB E 1B		X 0-0 FC6-4 1B		5	3	4	1	0	1	2
Leo Gomez, R (1, 5) OBP: 0.382, SLG: 0.421	B P B C B 4-1 FC4-6 1-2 BB	B C B B X 3-1 F8 ① 1-2 2-3	B X 1-0 F7 ②			C B B F F F B F B 4-2 FC5-4 1-2 BB		C F C 0-3 K ①		3	0	0	0	2	1	5
Mark McLemore, S (1, 4) OBP: 0.315, SLG: 0.262	F B B X 2-1 FC4-6 ② 1-2f 2-3 HR	I I I I 4-0 2B SF9 IBB	B C B B X 3-1 G1-3 ③			X 0-0 FC5-4 WP ② 1-2f 2-H		C X 0-1 FC6-4 ② 1-2f		4	2	0	0	1	0	6
Jeff Tackett, R (1, 2) OBP: 0.333, SLG: 0.582		C B B B S F F X 2-2 1-H 3-H HR	B B X 2-0 SF9 HR 1-3 2-H 3-H 2B		B X 1-0 F9 BB 1B	C B B F B X 3-2 G4-3 ③ 1-2		B X 1-0 G6-3 ③		5	2	3	5	0	0	2
Inning Stats	R: 0 E: 0 K: 0 S: 10 H: 2 LOB: 1 BB: 0 P: 14	R: 4 E: 0 K: 0 S: 18 H: 4 LOB: 1 BB: 1 P: 27	R: 6 E: 0 K: 0 S: 18 H: 4 LOB: 0 BB: 2 P: 41	R: 0 E: 0 K: 1 S: 11 H: 1 LOB: 2 BB: 1 P: 22	R: 0 E: 0 K: 2 S: 14 H: 1 LOB: 2 BB: 1 P: 23	R: 1 E: 1 K: 1 S: 13 H: 1 LOB: 1 BB: 1 P: 21	R: 0 E: 0 K: 1 S: 7 H: 1 LOB: 1 BB: 0 P: 12	R: 1 E: 0 K: 1 S: 9 H: 2 LOB: 1 BB: 0 P: 12		1B: 10 2B: 2 3B: 0 HR: 4	SF: 1 SAC: 0 DP: 1 HBP: 0					

PITCHER		IP	WLS	BF	H	R	ER	SO	BB	IBB	HBP	BLK	WP	HR	S	P	ERA	WHIP
Ricky Bones, R ERA: 4.69	(1, 1)	2.0	L	15	8	7	7	0	2	0	0	0	0	2	33	54	31.50	5.000
Dan Plesac, L ERA: 4.46	(3, 1)	4.0		21	5	4	3	4	3	1	0	0	1	1	51	94	6.75	2.000
Jesse Orosco, L ERA: 3.86	(7, 1)	1.0		4	1	0	0	1	0	0	0	0	1	0	7	12	0.00	1.000
Darren Holmes, R ERA: 4.5	(8, 1)	1.0		5	2	1	1	1	0	0	0	0	0	1	9	12	9.00	2.000

PITCHER	IP	WLS	BF	H	R	ER	SO	BB	IBB	HBP	BLK	WP	HR	S	P	ERA	WHIP

Milwaukee Brewers @ Baltimore Orioles

Oriole Park at Camden Yards, Baltimore, MD

Tue Jun 30 1992, 7:05 PM EDT

Att. 44,855 - Cloudy - 80 F

livebaseballscorecards.com

AB	38
R	12
H	16
RBI	11
BB	6
SO	6
LOB	29

1B: 10 SF: 1 WP: 2 PA: 45
2B: 2 SAC: 0 PB: 0
3B: 0 DP: 1 SB: 0
HR: 4 HBP: 0 CS: 0

Milwaukee Brewers @ Baltimore Orioles

Oriole Park at Camden Yards, Baltimore, MD

Wed Jul 01 1992, 3:33 AM EDT

Att. 46,033 - Cloudy - 91 F

livebaseballscorecards.com

TOP

Batter	1	2	3	4	5	6	7	8	9	AB	R	H	RBI	BB	SO	LOB
Pat Listach, S (1, 6) OBP: 0.340, SLG: 0.333	C X 0-1 G4-3 2B		B B B B 4-0 CS BB			L B C F B X 2-2 2B G4-3 1B	X 0-0 G1-4-3 ②		L B B X 2-1 F8 1-2 ③	4	1	2	0	1	0	1
Kevin Seitzer, R (1, 5) OBP: 0.353, SLG: 0.404	B C F B X 2-2 G4-3 2-3 ①		F P P B C S 3-3 K 1-2 3-H ②③			X 0-0 G4-3 2B 1-3 2B	X 0-0 G4-3 ③			4	1	1	0	0	1	3
Paul Molitor, R (1, 10) OBP: 0.389, SLG: 0.502	B F X 1-1 G1-3 ②			B X 1-0 G6-4-3 1B		B B C X 2-1 G4-3 2-3 3-H ②		C B B S F F F S 2-3 K ①		4	0	1	1	0	1	2
B.J. Surhoff, L (1, 2) OBP: 0.277, SLG: 0.310	X 0-0 G4-3 ③			C B X 1-1 F9 ①		B F B F B B 4-2 2B BB		B B C C X 2-2 G4-3 ②		3	0	0	0	1	0	2
Robin Yount, R (1, 8) OBP: 0.350, SLG: 0.421		X 0-0 P6 ①		X 0-0 G6-4-3 1-2f ②③		X 0-0 1-3 3-H 2B		C S B F B X 2-2 1B		4	0	2	1	0	0	1
Greg Vaughn, R (1, 7) OBP: 0.277, SLG: 0.362		B B X 2-0 P6 ②			C C B S 1-3 K ①	F B B X 2-1 G6-3 ③		B S B C S 2-3 K ③		4	0	0	0	0	2	3
Dante Bichette, R (1, 9) OBP: 0.351, SLG: 0.478		B X 1-0 P3 ③			X 0-0 G6-3 ②		L S F B B F X 2-2 HR 2B		B S L S 1-3 K ①	4	1	1	0	0	1	0
Franklin Stubbs, L (1, 3) OBP: 0.302, SLG: 0.379			B B C F F F F F X 2-2 G4-3 ①		F F S 0-3 K ③		L B B B F B X 3-2 2-H HR		F B B B F X 3-2 G3-1 ②	4	1	1	2	0	1	0
Scott Fletcher, R (1, 4) OBP: 0.377, SLG: 0.411			C S F X 0-2 CS 3B			B X 1-0 F8 ①	X 0-0 G5-3 ①		B X 1-0 DI 1B	4	0	2	0	0	0	0
Inning Stats	R: 0 E: 0 K: 0 S: 8 H: 1 LOB: 1 BB: 0 P: 11	R: 0 E: 0 K: 0 S: 3 H: 0 LOB: 0 BB: 0 P: 6	R: 0 E: 0 K: 1 S: 16 H: 1 LOB: 1 BB: 1 P: 23	R: 0 E: 0 K: 0 S: 4 H: 1 LOB: 0 BB: 0 P: 6	R: 0 E: 0 K: 2 S: 7 H: 0 LOB: 0 BB: 0 P: 8	R: 2 E: 0 K: 0 S: 13 H: 3 LOB: 2 BB: 1 P: 24	R: 2 E: 0 K: 0 S: 11 H: 2 LOB: 0 BB: 0 P: 16	R: 0 E: 0 K: 2 S: 17 H: 1 LOB: 1 BB: 0 P: 25	R: 0 E: 0 K: 1 S: 9 H: 1 LOB: 1 BB: 0 P: 16	1B: 4 2B: 4 3B: 1 HR: 1	SF: 0 SAC: 0 DP: 1 HBP: 0						

	AB	35
	R	4
	H	10
	RBI	4
	BB	2
	SO	6
	LOB	12

PITCHER		IP	WLS	BF	H	R	ER	SO	BB	IBB	HBP	BLK	WP	HR	S	P	ERA	WHIP
Ben McDonald, R ERA: 4.83	(1, 1)	6.0	W	26	8	4	4	3	2	0	0	0	0	1	59	91	6.00	1.667
Alan Mills, R ERA: 1.45	(7, 1)	2.0		7	1	0	0	2	0	0	0	0	0	0	20	28	0.00	0.500
Gregg Olson, R ERA: 1.59	(9, 1)	1.0	S	4	1	0	0	1	0	0	0	0	0	0	9	16	0.00	1.000

PITCHER	IP	WLS	BF	H	R	ER	SO	BB	IBB	HBP	BLK	WP	HR	S	P	ERA	WHIP

Batter	1	2	3	4	5	6	7	8	9	AB	R	H	RBI	BB	SO	LOB
Brady Anderson, L (1, 7) OBP: 0.368, SLG: 0.518	C B F B B X 3-2 L9 ①	B C X 1-1 P6 ③		S B X 1-1 HR 3-H		C S C 0-3 K ②				4	1	1	2	0	1	3
Mike Devereaux, R (1, 8) OBP: 0.329, SLG: 0.482	C F C 0-3 K ②		F F B B S 2-3 K ① C C B X 1-2 F8 ③			C C T B X 1-2 P3 ③				4	0	0	0	0	2	1
Cal Ripken Jr., R (1, 6) OBP: 0.364, SLG: 0.438	F B S B B X 3-2 G4-3 ③		X 0-0 G1-3 ②		X 0-0 1B		B F X 1-1 G4-3 ①			4	0	1	0	0	0	0
Sam Horn, L (1, 10) OBP: 0.364, SLG: 0.492		X 0-0 HR	X 0-0 G1-3 ③		1 SAFE X 0-0 F7 ①		S C B B C 2-3 K ②			4	1	1	1	0	1	1
Randy Milligan, R (1, 3) OBP: 0.396, SLG: 0.408 David Segui, S (8, 3) OBP: 0.316, SLG: 0.317	B B X 2-0 G6-3 ①			B C S F B B F B 4-2 1B FC 1B BB	X 0-0 F9 ②		B B C B F X 3-2 G3-1 ③			3 0	1 0	0 0	0 0	1 0	0 0	1 0
Joe Orsulak, L (1, 9) OBP: 0.332, SLG: 0.358	F X 0-1 1B 2B 2B			C X 0-1 FC 1B 1B 1-2	B F X 1-1 G5-3 ③			B X 1-0 CS 1B		4	2	2	0	0	0	2
Leo Gomez, R (1, 5) OBP: 0.380, SLG: 0.418	B F B C B F X 3-2 L7 ②			F X 0-1 G6-3 1B HR 1-2 2-3 1B		B C F C 1-3 K ①		X 0-0 L8 ①		4	1	1	0	0	1	2
Billy Ripken, R (1, 4) OBP: 0.271, SLG: 0.345	B B B C X 3-1 2B 2-3 1B			B X 1-0 G6-3 1-2 2-H 3-H 1B		B B X 2-0 HR		B 1 SAFE 1 SAFE S B S X 2-2 1-2 1B ②		4	1	4	3	0	0	0
Jeff Tackett, R (1, 2) OBP: 0.344, SLG: 0.610	C B B C F X 2-2 1-3 3-H 2B			L B F B X 2-2 G6-3 ① ② 1-2f 2-3		B C B F B X 3-2 2B		B X 1-0 F9 ③		4	0	2	1	0	0	3
Inning Stats	R: 0 E: 0 K: 1 S: 9 H: 0 LOB: 0 BB: 0 P: 15	R: 2 E: 0 K: 0 S: 16 H: 4 LOB: 2 BB: 0 P: 27	R: 0 E: 0 K: 1 S: 5 H: 0 LOB: 0 BB: 0 P: 7	R: 4 E: 0 K: 0 S: 18 H: 3 LOB: 0 BB: 1 P: 27	R: 0 E: 0 K: 0 S: 5 H: 1 LOB: 1 BB: 0 P: 6	R: 1 E: 0 K: 2 S: 15 H: 2 LOB: 1 BB: 0 P: 22	R: 0 E: 0 K: 1 S: 8 H: 0 LOB: 0 BB: 0 P: 14	R: 0 E: 0 K: 0 S: 6 H: 2 LOB: 1 BB: 0 P: 10		1B: 6 2B: 3 3B: 0 HR: 3 SF: 0 SAC: 0 DP: 1 HBP: 0						

PITCHER		IP	WLS	BF	H	R	ER	SO	BB	IBB	HBP	BLK	WP	HR	S	P	ERA	WHIP
Bill Wegman, R ERA: 3.44	(1, 1)	6.0	L	29	10	7	7	4	1	0	0	0	0	3	68	104	10.50	1.833
Jesse Orosco, L ERA: 3.66	(7, 1)	1.0		3	0	0	0	1	0	0	0	0	0	0	8	14	0.00	0.000
Jim Austin, R ERA: 2.39	(8, 1)	1.0		4	2	0	0	0	0	0	0	0	0	0	6	10	0.00	2.000

PITCHER	IP	WLS	BF	H	R	ER	SO	BB	IBB	HBP	BLK	WP	HR	S	P	ERA	WHIP

BOTTOM

Milwaukee Brewers @ Baltimore Orioles

Oriole Park at Camden Yards, Baltimore, MD

Wed Jul 01 1992, 3:33 AM EDT
Att. 46,033 - Cloudy - 91 F

livebaseballscorecards.com

AB	35
R	7
H	12
RBI	7
BB	1
SO	5
LOB	13

WP: 0 PB: 0 SB: 0 CS: 1 PA: 36

Batter	1	2	3	4	5	6	7	8	9	AB	R	H	RBI	BB	SO	LOB
Brady Anderson, L (1, 7) OBP: 0.366, SLG: 0.511	B F B X 2-1 F7 ①		C B F X 1-2 F8 ①		B B C B B 4-1 HBP 1B SF9 BB		B B F X 2-1 F7 ①	B C C X 1-2 G3 ①		4	1	0	0	1	0	0
Mike Devereaux, R (1, 8) OBP: 0.339, SLG: 0.497	B B S B X 3-1 3B		C F X 0-2 FC5-4 1B		B B C 1 SAFE F X 2-2 SF9 HBP 1-2 SF7 1B		C B X 1-1 1B 1B	B B S B C F F F 3-2 X FC6-4 1B		5	2	5	0	0	0	0
Cal Ripken Jr., R (1, 6) OBP: 0.364, SLG: 0.436	C B X 1-1 G5-3 ②		X 0-0 F7 ②		H 1-0 S 1-2 2-3 HBP		F X 0-1 1B 1-2 1B 1B	X 0-0 F9 ②		4	1	1	0	0	0	3
Glenn Davis, R (1, 10) OBP: 0.302, SLG: 0.414	C C B B B B 4-2 BB		C B X 1-1 FC5-4 ③ 1-2f		X 0-0 SF9 ① 2-3 3-H		B C S X 1-2 1B 1-2 2-H 1B 1B	X 0-0 FC6-4 ③ 1-2f		3	1	1	2	1	0	2
Randy Milligan, R (1, 3) OBP: 0.392, SLG: 0.405	B B C F S 2-3 K ③			B S C B S 2-3 K ①	B X 1-0 SF7 ② 3-H		S B B F X 2-2 1B 2B 1-3 2-H 1B		B S B F X 2-2 L4 ①	4	1	1	2	0	2	2
David Segui, S (9, 3) OBP: 0.316, SLG: 0.317										0	0	0	0	0	0	0
Leo Gomez, R (1, 5) OBP: 0.381, SLG: 0.419		B C S F C 1-3 K ①		B F B F F B F B 4-2 1B BB	F B B S B S 3-3 K ③ 1-2		C B X 1-1 P3 ②		B C X 1-1 2B	4	0	1	0	1	2	3
Joe Orsulak, L (1, 9) OBP: 0.339, SLG: 0.365		X 0-0 1B	X 0-0 FC6-4 1-2 1B			S F X 0-2 L4 ①	B F X 1-1 2B 1-3 3-H 1B		B C F B S 2-3 K ②	5	0	3	1	0	1	1
Billy Ripken, R (1, 4) OBP: 0.272, SLG: 0.345	1 SAFE B C B 1 SAFE X 2-1 P7 ②		B C B B X 3-1 P5 ②			B B C X 2-1 CS 1B	B B C F X 2-2 1-3 3-H 2B		F B S S 1-3 K ③	3	0	1	0	0	0	3
Mark McLemore, S (7, PH) (7, 4) OBP: 0.317, SLG: 0.273										2	0	1	1	0	1	1
Jeff Tackett, R (1, 2) OBP: 0.324, SLG: 0.571	C B B X 2-1 P9 ③		S X 0-1 FC6-4 ③ 1-2f			S C B F S 1-3 K ② ③ 1-2	F X 0-1 F8 ③			4	0	0	0	0	1	6
Inning Stats	R: 0 E: 0 K: 1 S: 11 H: 1 LOB: 2 BB: 1 P: 23	R: 0 E: 0 K: 1 S: 9 H: 1 LOB: 1 BB: 0 P: 14	R: 0 E: 0 K: 0 S: 9 H: 1 LOB: 1 BB: 0 P: 11	R: 0 E: 0 K: 1 S: 12 H: 1 LOB: 2 BB: 1 P: 21	R: 2 E: 0 K: 1 S: 9 H: 1 LOB: 1 BB: 1 P: 20	R: 0 E: 0 K: 1 S: 9 H: 1 LOB: 0 BB: 0 P: 12	R: 4 E: 0 K: 0 S: 22 H: 6 LOB: 2 BB: 0 P: 32	R: 0 E: 0 K: 0 S: 12 H: 1 LOB: 1 BB: 0 P: 16	R: 0 E: 0 K: 2 S: 11 H: 1 LOB: 0 BB: 0 P: 17	1B: 11 2B: 2 3B: 1 HR: 0 SF: 2 SAC: 0 DP: 0 HBP: 1						

TOP

Baltimore Orioles @ Minnesota Twins

Hubert H. Humphrey Metrodome, Minneapolis, MN

Fri Jul 03 1992, 8:05 PM EDT

Att. 45,114 - Dome - 70 F

livebaseballscorecards.com

AB	38
R	6
H	14
RBI	6
BB	3
SO	7
LOB	21

PITCHER		IP	WLS	BF	H	R	ER	SO	BB	IBB	HBP	BLK	WP	HR	S	P	ERA	WHIP
John Smiley, L ERA: 3.55	(1, 1)	6.1	L	30	8	4	4	5	3	0	1	0	0	0	65	110	5.68	1.737
Carl Willis, R ERA: 4.81	(7, 1)	0.1		3	2	0	0	0	0	0	0	0	0	0	8	12	0.00	6.000
Bob Kipper, L ERA: 2.87	(7, 1)	2.1		11	4	2	2	2	0	0	0	0	0	0	31	44	7.71	1.714

PITCHER	IP	WLS	BF	H	R	ER	SO	BB	IBB	HBP	BLK	WP	HR	S	P	ERA	WHIP

WP: 0	PA: 44
PB: 0	
SB: 1	
CS: 1	

BOTTOM

Baltimore Orioles @ Minnesota Twins

Hubert H. Humphrey Metrodome, Minneapolis, MN

Fri Jul 03 1992, 8:05 PM EDT

Att. 45,114 - Dome - 70 F

livebaseballscorecards.com

Batter	1	2	3	4	5	6	7	8	9	AB	R	H	RBI	BB	SO	LOB
J.T. Bruett, L (1, 7) OBP: 0.267, SLG: 0.154	C F F C 0-3 ① K		C X 0-1 ① G3-1 G6-3 1B		X 0-0 ② L7		B C X 1-1 ③ G6-3		X 0-0 FC3-6 1-2 1B	5	0	2	0	0	1	0
Chuck Knoblauch, R (1, 4) OBP: 0.407, SLG: 0.376	B C F B F X 2-2 ② G5-3		1 SAFE 1 SAFE C 1 SAFE X 0-1 ① G6-3 1-2		S F X 0-2 1B 1B			X 0-0 1B 1B FC5-4 1B	B C X 1-1 ② FC3-6 1-2f 2-3	5	1	2	0	0	0	3
Kirby Puckett, R (1, 8) OBP: 0.371, SLG: 0.563	X 0-0 1B		X 0-0 ② G3-1 2-3		S B B F X 2-2 1-2 1B			X 0-0 FC5-4 1B 1-2 1B	B F C S 1-3 ③ K	5	0	3	0	0	1	3
Kent Hrbek, L (1, 3) OBP: 0.409, SLG: 0.520	F X 0-1 ③ P9		B X 1-0 ③ F7		S B X 1-1 ③ P7			C F B B X 2-2 ① P4		4	0	0	0	0	0	6
Chili Davis, S (1, 10) OBP: 0.383, SLG: 0.417		X 0-0 ① F7		S F F F B X 1-2 ① F8		X 0-0 ① F9		B X 1-0 FC5-4 1-2 2-3 1B		4	0	1	0	0	0	0
Brian Harper, R (1, 2) OBP: 0.340, SLG: 0.412		B X 1-0 1B 1B 1B		B F S X 1-2 ② P6		X 0-0 ② P4		C S B X 1-2 ② FC5-4 1-2f 2-3 3-H		4	0	1	1	0	0	2
Pedro Munoz, R (1, 9) OBP: 0.320, SLG: 0.455		B X 1-0 1B 1-2 1B		B X 1-0 FC6-4 1B		C C B B X 2-2 ③ F9		X 0-0 ③ F9		4	0	2	0	0	0	2
Scott Leius, R (1, 5) OBP: 0.308, SLG: 0.357		C B S S B B X 3-2 G6-4-3 1-2 2-3 1B		B C X 1-1 ③ FC6-4 1-2f			B F F X 1-2 ① P9		X 0-0 ① P6	3	0	1	0	0	0	1
Donnie Hill, S (8, 5) OBP: 0.378, SLG: 0.333										1	0	0	0	0	0	0
Greg Gagne, R (1, 6) OBP: 0.292, SLG: 0.365		S X 0-1 ② ③ G6-4-3 1-2f			C F B B F B S 3-3 ① K		B F S F F X 1-2 ② F8		B B C F B F B 4-2 FC3-6 1B BB	3	0	0	0	0	1	3
Randy Bush, L (9, PH) OBP: 0.278, SLG: 0.288										0	0	0	0	1	0	0
Inning Stats	R: 0 E: 0 K: 1 S: 11 H: 1 LOB: 1 BB: 0 P: 13	R: 0 E: 0 K: 0 S: 8 H: 3 LOB: 2 BB: 0 P: 13	R: 0 E: 0 K: 0 S: 6 H: 1 LOB: 1 BB: 0 P: 7	R: 0 E: 0 K: 0 S: 11 H: 1 LOB: 1 BB: 0 P: 15	R: 0 E: 0 K: 1 S: 14 H: 2 LOB: 2 BB: 0 P: 20	R: 0 E: 0 K: 0 S: 5 H: 0 LOB: 0 BB: 0 P: 7	R: 0 E: 0 K: 0 S: 11 H: 0 LOB: 0 BB: 0 P: 14	R: 1 E: 0 K: 0 S: 10 H: 3 LOB: 2 BB: 0 P: 14	R: 0 E: 0 K: 1 S: 10 H: 1 LOB: 2 BB: 1 P: 16	1B: 12 2B: 0 3B: 0 HR: 0	SF: 0 SAC: 0 DP: 1 HBP: 0						

	AB	38
	R	1
	H	12
	RBI	1
	BB	1
	SO	3
	LOB	20

WP: 0 PB: 0 SB: 0 CS: 0 PA: 39

PITCHER		IP	WLS	BF	H	R	ER	SO	BB	IBB	HBP	BLK	WP	HR	S	P	ERA	WHIP
35 Mike Mussina, R ERA: 2.31	(1, 1)	8.1	W	37	12	1	1	2	1	0	0	0	0	0	81	112	1.08	1.560
Todd Frohwirth, R ERA: 1.97	(9, 1)	0.2		2	0	0	0	1	0	0	0	0	0	0	5	7	0.00	0.000

PITCHER	IP	WLS	BF	H	R	ER	SO	BB	IBB	HBP	BLK	WP	HR	S	P	ERA	WHIP

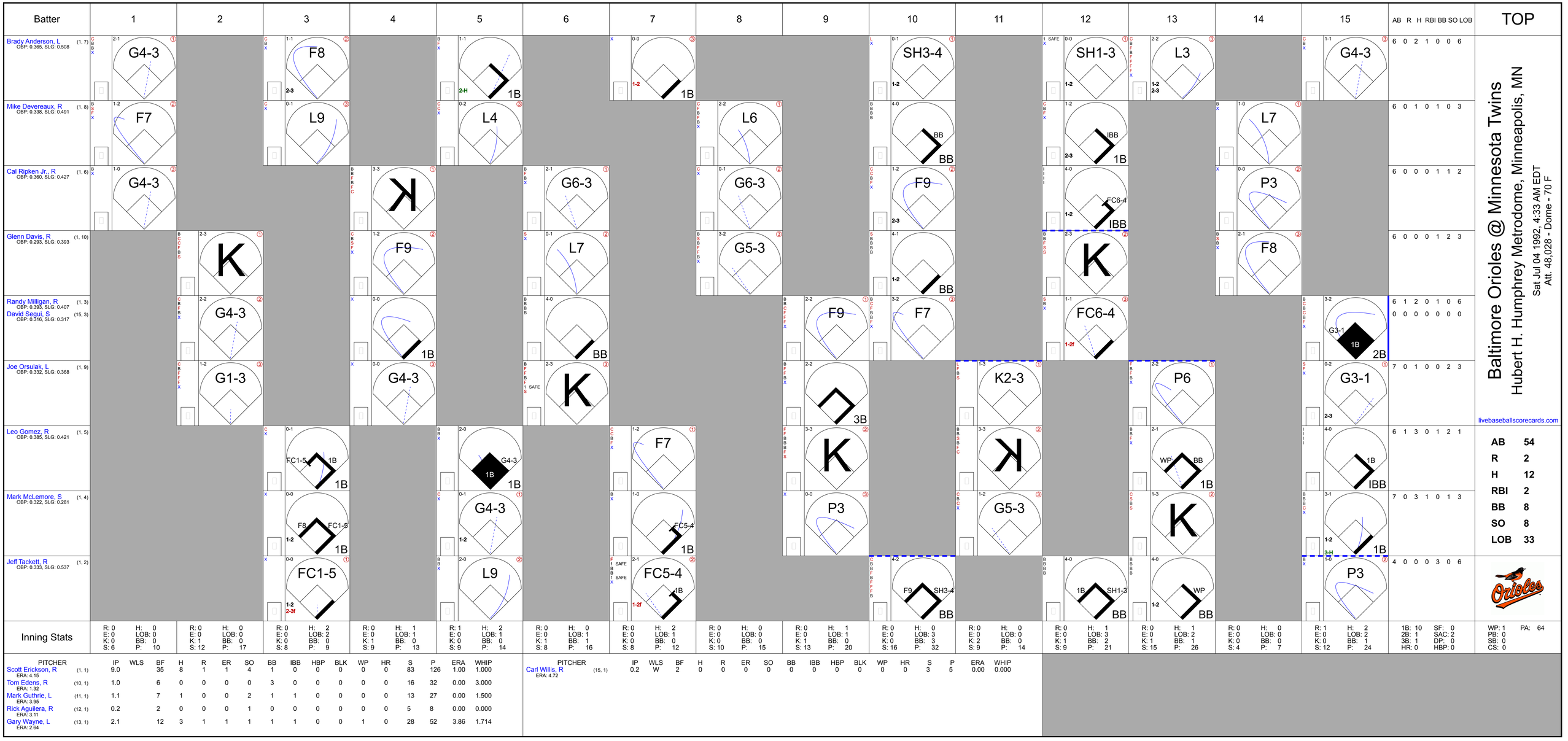

PITCHER		IP	WLS	BF	H	R	ER	SO	BB	IBB	HBP	BLK	WP	HR	S	P	ERA	WHIP
Scott Erickson, R (1, 1) ERA: 4.15		9.0		35	8	1	1	4	1	0	0	0	0	0	83	126	1.00	1.000
Tom Edens, R (10, 1) ERA: 1.32		1.0		6	0	0	0	0	3	0	0	0	0	0	16	32	0.00	3.000
Mark Guthrie, L (11, 1) ERA: 3.95		1.1		7	1	0	0	2	1	1	0	0	0	0	13	27	0.00	1.500
Rick Aguilera, R (12, 1) ERA: 3.11		0.2		2	0	0	0	1	0	0	0	0	0	0	5	8	0.00	0.000
Gary Wayne, L (13, 1) ERA: 2.64		2.1		12	3	1	1	1	1	1	0	0	1	0	28	52	3.86	1.714

PITCHER		IP	WLS	BF	H	R	ER	SO	BB	IBB	HBP	BLK	WP	HR	S	P	ERA	WHIP
Carl Willis, R ERA: 4.72	(15, 1)	0.2	W	2	0	0	0	0	0	0	0	0	0	0	3	5	0.00	0.000

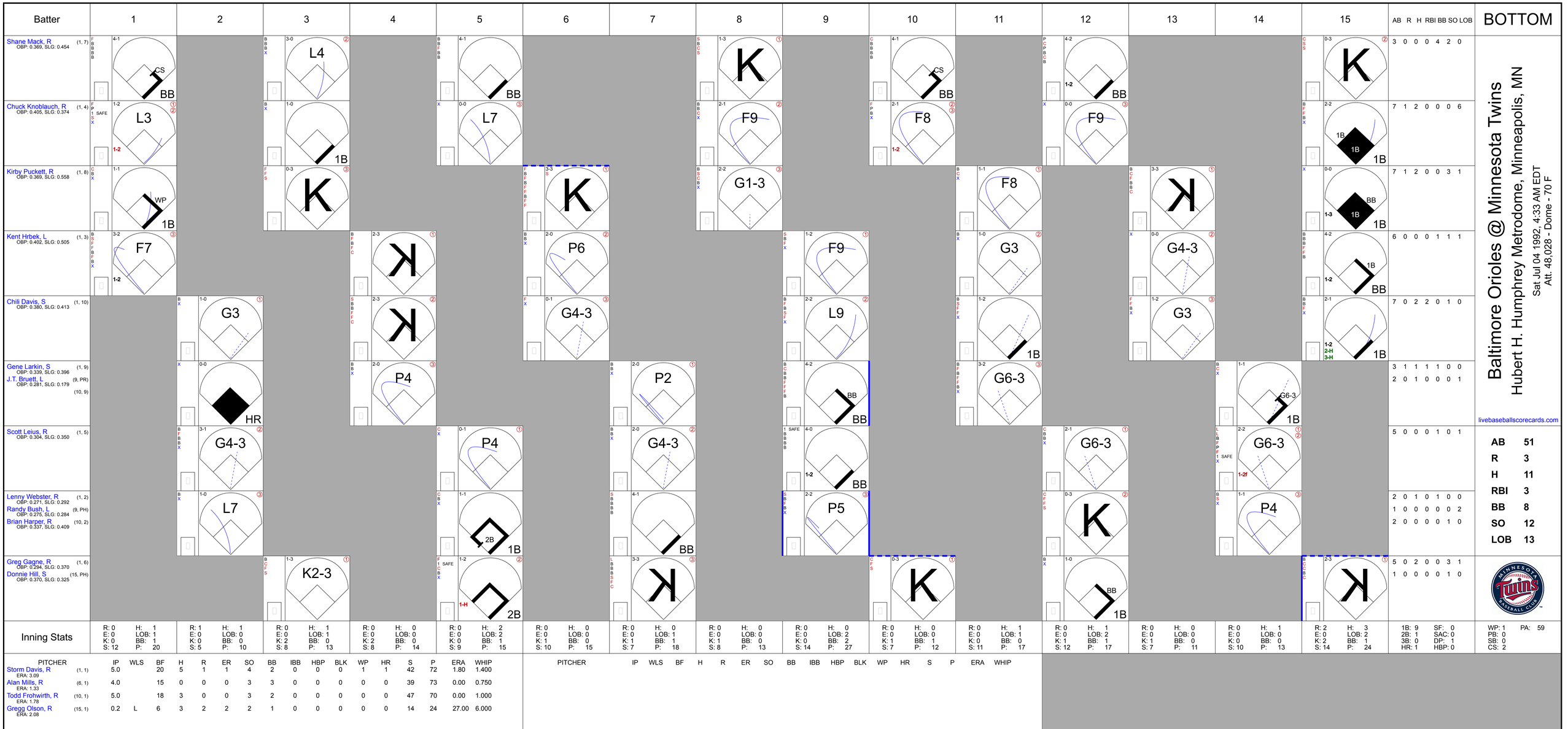
Batter
1
2
3
4
5
6
7
8
9
10
11
12
13
14
15
AB R H RBI BB SO LOB
BOTTOM
Shane Mack, R (1, 7) OBP: 0.369, SLG: 0.454
Chuck Knoblauch, R (1, 4) OBP: 0.405, SLG: 0.374
Kirby Puckett, R (1, 8) OBP: 0.369, SLG: 0.558
Kent Hrbek, L (1, 3) OBP: 0.402, SLG: 0.505
Chili Davis, S (1, 10) OBP: 0.380, SLG: 0.413
Gene Larkin, S (1, 9) OBP: 0.339, SLG: 0.396
J.T. Bruett, L (9, PR) OBP: 0.281, SLG: 0.179 (10, 9)
Scott Leius, R (1, 5) OBP: 0.304, SLG: 0.350
Lenny Webster, R (1, 2) OBP: 0.271, SLG: 0.292
Randy Bush, L (9, PH) OBP: 0.275, SLG: 0.284
Brian Harper, R (10, 2) OBP: 0.337, SLG: 0.409
Greg Gagne, R (1, 6) OBP: 0.294, SLG: 0.370
Donnie Hill, S (15, PH) OBP: 0.370, SLG: 0.325
Baltimore Orioles @ Minnesota Twins
Hubert H. Humphrey Metrodome, Minneapolis, MN
Sat Jul 04 1992, 4:33 AM EDT
Att. 48,028 - Dome - 70 F
livebaseballscorecards.com
AB 51
R 3
H 11
RBI 3
BB 8
SO 12
LOB 13
Inning Stats
PITCHER IP WLS BF H R ER SO BB IBB HBP BLK WP HR S P ERA WHIP
Storm Davis, R (1, 1) ERA: 3.09
Alan Mills, R (6, 1) ERA: 1.33
Todd Frohwirth, R (10, 1) ERA: 1.79
Gregg Olson, R (15, 1) ERA: 2.08
1B: 9 SF: 0
2B: 1 SAC: 0
3B: 0 DP: 1
HR: 1 HBP: 0
WP: 1 PA: 59
PB: 0
SB: 0
CS: 2

Batter	1	2	3	4	5	6	7	8	9	AB	R	H	RBI	BB	SO	LOB
Brady Anderson, L (1, 7) OBP: 0.368, SLG: 0.508	C B X 1-1 1B S 1B		B B B 4-0 F9 S E BB		S X 0-1 ① SH1-3 2-3		B B X 2-0 ② G4-3 2-3			2	1	1	0	1	0	1
Mike Devereaux, R (1, 8) OBP: 0.337, SLG: 0.488	B 1 P S X SAFE 2-1 G4-6-3 1-3 1B		1 B X SAFE 1-0 ② F9 1-3		X 0-0 ② F8		B X 1-0 ③ P1			4	0	1	0	0	0	3
Cal Ripken Jr., R (1, 6) OBP: 0.356, SLG: 0.422	X 0-0 ① L4		B B X 2-0 E5 3-H		X 0-0 ③ L4			B F X 1-1 ① G3-1		4	0	0	0	0	0	3
Sam Horn, L (1, 10) OBP: 0.354, SLG: 0.477	X 0-0 ② ③ G4-6-3 1-2f		C X 0-1 ③ F8			B S S B F S 2-3 ① K		F B B S S 2-3 ② K		4	0	0	0	0	2	3
Randy Milligan, R (1, 3) OBP: 0.391, SLG: 0.409 David Segui, S (8, 3) OBP: 0.316, SLG: 0.317		B F F B X 2-2 ① F9		B F B B F X 3-2 ① F9		B B X 2-0 2B		X 0-0 ③ F9		4 0	0 0	1 0	0 0	0 0	0 0	0 0
Joe Orsulak, L (1, 9) OBP: 0.335, SLG: 0.376		B X 1-0 S 1B		X 0-0 2B		C F B B X 2-2 ② G1-3			X 0-0 ① L6	4	0	2	0	0	0	1
Leo Gomez, R (1, 5) OBP: 0.380, SLG: 0.414		B C F F F S 1-3 ② K		C F F B F X 1-2 ② G4-3		X 0-0 ③ F7			B F F F X 1-2 ② F8	4	0	0	0	0	1	3
Mark McLemore, S (1, 4) OBP: 0.321, SLG: 0.275		F 1 B B S X SAFE 2-2 ③ G4-3 1-2		B B F X 2-1 ③ L4			B B B B 4-0 G4-3 SH1-4 BB		X 0-0 ③ F8	3	0	0	0	1	0	2
Jeff Tackett, R (1, 2) OBP: 0.338, SLG: 0.551			C F F B X 1-2 ① P4		X 0-0 SH1-3 2B		X 0-0 ① SH1-4 1-2			2	0	1	0	0	0	0
Inning Stats	R: 0 E: 0 K: 0 S: 7 H: 2 LOB: 1 BB: 0 P: 9	R: 0 E: 0 K: 1 S: 12 H: 1 LOB: 1 BB: 0 P: 18	R: 1 E: 1 K: 0 S: 8 H: 0 LOB: 1 BB: 1 P: 16	R: 0 E: 0 K: 0 S: 12 H: 1 LOB: 1 BB: 0 P: 18	R: 0 E: 0 K: 0 S: 5 H: 1 LOB: 1 BB: 0 P: 5	R: 0 E: 0 K: 1 S: 9 H: 1 LOB: 1 BB: 0 P: 15	R: 0 E: 0 K: 0 S: 3 H: 0 LOB: 1 BB: 1 P: 10	R: 0 E: 0 K: 1 S: 6 H: 0 LOB: 0 BB: 0 P: 9	R: 0 E: 0 K: 0 S: 6 H: 0 LOB: 0 BB: 0 P: 7	1B: 3 2B: 3 3B: 0 HR: 0	SF: 0 SAC: 2 DP: 1 HBP: 0						

PITCHER	IP	WLS	BF	H	R	ER	SO	BB	IBB	HBP	BLK	WP	HR	S	P	ERA	WHIP
Kevin Tapani, R (1, 1) ERA: 3.92	9.0	W	35	6	1	0	3	2	0	0	0	0	0	68	107	0.00	0.889

PITCHER	IP	WLS	BF	H	R	ER	SO	BB	IBB	HBP	BLK	WP	HR	S	P	ERA	WHIP

TOP

Baltimore Orioles @ Minnesota Twins

Hubert H. Humphrey Metrodome, Minneapolis, MN

Sun Jul 05 1992, 4:33 AM EDT

Att. 36,927 - Dome - 70 F

livebaseballscorecards.com

AB	31
R	1
H	6
RBI	0
BB	2
SO	3
LOB	16

WP: 0 PB: 0 SB: 3 CS: 0 PA: 35

BOTTOM

Baltimore Orioles @ Minnesota Twins

Hubert H. Humphrey Metrodome, Minneapolis, MN

Sun Jul 05 1992, 4:33 AM EDT

Att. 36,927 - Dome - 70 F

livebaseballscorecards.com

Batter	1	2	3	4	5	6	7	8	9	AB	R	H	RBI	BB	SO	LOB
Shane Mack, R (1, 7) OBP: 0.365, SLG: 0.448 Gene Larkin, S (9, PH) OBP: 0.342, SLG: 0.396	1-1 G4-3		3-2 F9		1-0 FC5-4 E 1-2f		0-3 K		4-0 FC4-6 IBB	4 0	0 0	0 0	0 0	0 1	1 0	1 0
Chuck Knoblauch, R (1, 4) OBP: 0.405, SLG: 0.378	1-1 L6		1-0 CS 2B		3-1 F9		2-2 1B		1-2 FC4-6 1B BB 1-2f 2-3 3-H	5	0	2	1	0	0	3
Kirby Puckett, R (1, 8) OBP: 0.372, SLG: 0.556	4-1 1B BB		1-2 2-3 1B		1-1 E5 1-2		2-1 F9		4-1 1B BB 1-2	3	0	1	0	2	0	2
Kent Hrbek, L (1, 3) OBP: 0.406, SLG: 0.507	1-0 1B 1-3		0-0 1B 1-2		2-3 K			1-2 G3	0-1 1B 1-2 2-3 3-H	5	0	3	1	0	1	2
Chili Davis, S (1, 10) OBP: 0.375, SLG: 0.406	1-2 F8		3-0 G4-3			2-1 P4		1-1 P5		4	0	0	0	0	0	4
Brian Harper, R (1, 2) OBP: 0.339, SLG: 0.408		1-1 P5		1-0 G6-4-3 1B		4-0 G1-3 BB		0-0 F9		3	0	1	0	1	0	0
Pedro Munoz, R (1, 9) OBP: 0.315, SLG: 0.448 J.T. Bruett, L (9, PH) OBP: 0.273, SLG: 0.172		3-3 K		0-1 G6-4-3 1-2f		0-1 G1-3 1-2			1-1 G4-3	3 1	0 0	0 0	0 0	0 0	1 0	2 0
Scott Leius, R (1, 5) OBP: 0.305, SLG: 0.350 Randy Bush, L (9, PH) OBP: 0.283, SLG: 0.293		1-1 1B		1-0 F9		2-2 P4			2-2 2B FC4-6 1B	3 1	0 1	1 1	0 0	0 0	0 0	1 0
Greg Gagne, R (1, 6) OBP: 0.295, SLG: 0.370 Donnie Hill, S (9, PH) OBP: 0.383, SLG: 0.366		1-3 K			3-2 FC5-4 1B		2-3 K		1-0 FC4-6 1B 1-3 2B	3 1	0 1	1 1	0 0	0 0	2 0	1 0
Inning Stats	R: 0 E: 0 K: 0 S: 9 H: 1 LOB: 2 BB: 1 P: 17	R: 0 E: 0 K: 2 S: 11 H: 1 LOB: 1 BB: 0 P: 17	R: 0 E: 0 K: 0 S: 11 H: 3 LOB: 2 BB: 0 P: 19	R: 0 E: 0 K: 0 S: 4 H: 1 LOB: 0 BB: 0 P: 6	R: 0 E: 1 K: 1 S: 12 H: 1 LOB: 2 BB: 0 P: 21	R: 0 E: 0 K: 0 S: 7 H: 0 LOB: 1 BB: 1 P: 15	R: 0 E: 0 K: 2 S: 15 H: 1 LOB: 1 BB: 0 P: 21	R: 0 E: 0 K: 0 S: 6 H: 0 LOB: 0 BB: 0 P: 8	R: 2 E: 0 K: 0 S: 12 H: 3 LOB: 3 BB: 2 P: 25	1B: 9 2B: 2 3B: 0 HR: 0	SF: 0 SAC: 0 DP: 1 HBP: 0					

	AB	36
	R	2
	H	11
	RBI	2
	BB	4
	SO	5
	LOB	16

PITCHER	IP	WLS	BF	H	R	ER	SO	BB	IBB	HBP	BLK	WP	HR	S	P	ERA	WHIP
Rick Sutcliffe, R (1, 1) ERA: 4.01	8.1	L	37	10	2	2	5	2	1	0	0	0	0	81	138	2.16	1.440
Gregg Olson, R (9, 1) ERA: 2.06	0.1		3	1	0	0	0	1	0	0	0	0	0	6	11	0.00	6.000

PITCHER	IP	WLS	BF	H	R	ER	SO	BB	IBB	HBP	BLK	WP	HR	S	P	ERA	WHIP

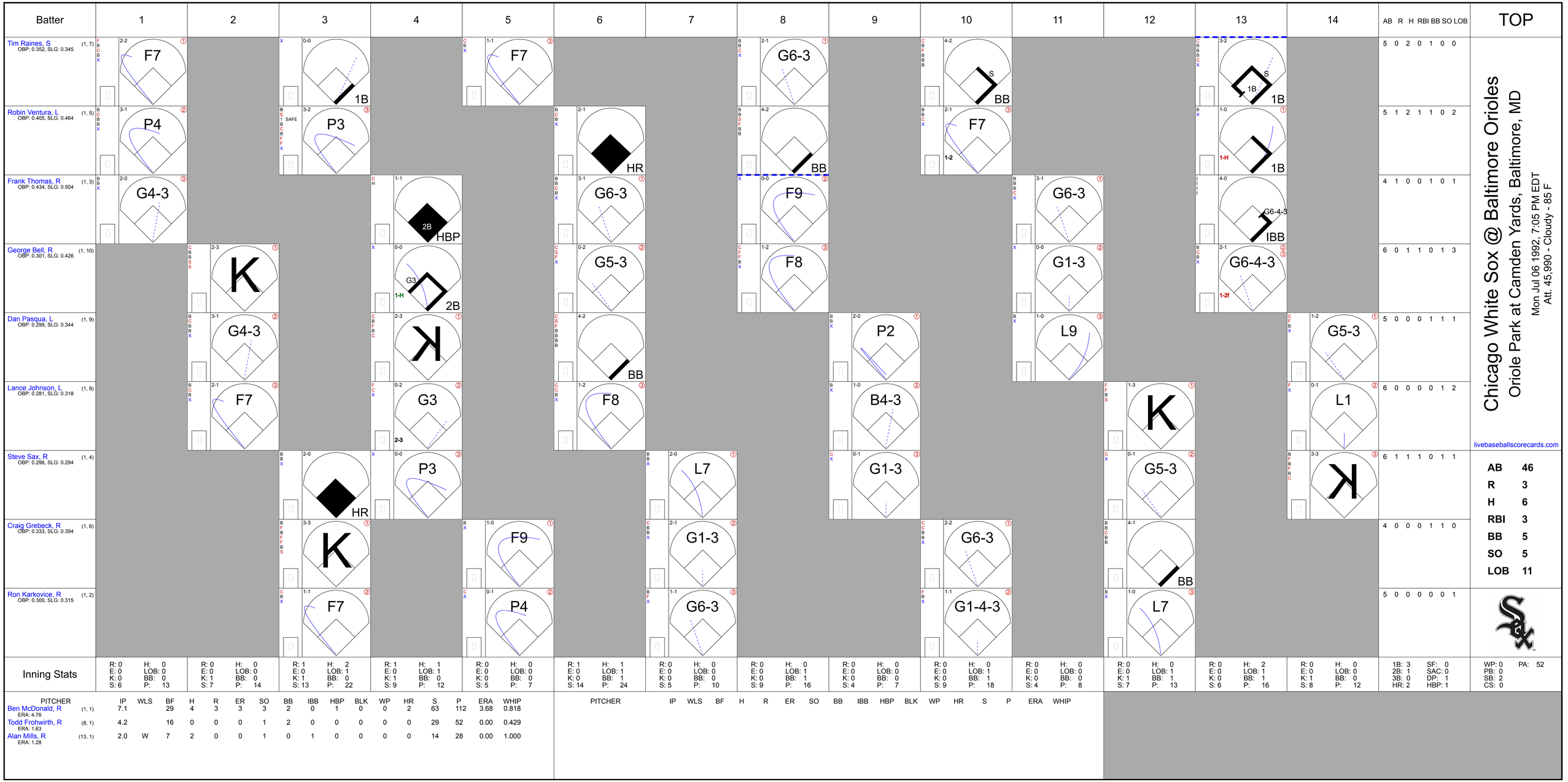
Batter
1
2
3
4
5
6
7
8
9
10
11
12
13
14
AB R H RBI BB SO LOB
TOP
Tim Raines, S (1, 7) OBP: 0.352, SLG: 0.345
F7
1B
P4
G4-3
Robin Ventura, L (1, 5) OBP: 0.405, SLG: 0.464
SAFE
P3
G6-3
BB
F9
Frank Thomas, R (1, 3) OBP: 0.434, SLG: 0.504
2B
HBP
HR
F8
G6-4-3
IBB
George Bell, R (1, 10) OBP: 0.301, SLG: 0.426
K
G3
1-H
G5-3
G1-3
Dan Pasqua, L (1, 9) OBP: 0.299, SLG: 0.344
P2
L9
L1
Lance Johnson, L (1, 8) OBP: 0.281, SLG: 0.318
G3
2-3
B4-3
Steve Sax, R (1, 4) OBP: 0.296, SLG: 0.294
L7
G1-3
Craig Grebeck, R (1, 6) OBP: 0.333, SLG: 0.394
Ron Karkovice, R (1, 2) OBP: 0.300, SLG: 0.315
G1-4-3
Chicago White Sox @ Baltimore Orioles
Oriole Park at Camden Yards, Baltimore, MD
Mon Jul 06 1992, 7:05 PM EDT
Att. 45,990 - Cloudy - 85 F
livebaseballscorecards.com
Inning Stats
PITCHER IP WLS BF H R ER SO BB IBB HBP BLK WP HR S P ERA WHIP
Ben McDonald, R (1, 1) ERA: 4.76 7.1 29 4 3 3 3 2 0 1 0 0 0 2 63 112 3.68 0.818
Todd Frohwirth, R (8, 1) ERA: 1.63 4.2 16 0 0 0 1 2 0 0 0 0 0 0 29 52 0.00 0.429
Alan Mills, R (13, 1) ERA: 1.28 2.0 W 7 2 0 0 1 0 1 0 0 0 0 0 14 28 0.00 1.000
AB 46
R 3
H 6
RBI 3
BB 5
SO 5
LOB 11

BOTTOM

Chicago White Sox @ Baltimore Orioles

Oriole Park at Camden Yards, Baltimore, MD

Mon Jul 06 1992, 7:05 PM EDT

Att. 45,990 - Cloudy - 85 F

livebaseballscorecards.com

Batter	1	2	3	4	5	6	7	8	9	10	11	12	13	14	AB	R	H	RBI	BB	SO	LOB
Brady Anderson, L (1, 7) OBP: 0.376, SLG: 0.508	3-2 2B BB 1B	1-1 B2 2-3		2-0 3-H 1B		4-1 BB		1-0 F7		4-0 BB FC4-2-6 1-2 IBB		4-1 CS S BB		4-0 1B 1-2 IBB	4	1	2	1	4	0	3
Mike Devereaux, R (1, 8) OBP: 0.335, SLG: 0.485	0-2 BB 1-3 2B	1-0 L6		2-1 P5		1-0 F7		0-2 F9		0-1 FC4-2-5 BB 1-2 2-3 3-H		2-3 K 1-3		1-0 1-2 2-3 3-H 1B	8	0	2	1	0	1	9
Cal Ripken Jr., R (1, 6) OBP: 0.354, SLG: 0.415	1-1 G2-3		4-2 BB	2-2 P6			1-2 G6-3		3-1 G5-3	4-2 1-2 2-3 BB			1-2 G6-3		5	0	0	0	2	0	3
Sam Horn, L (1, 10) OBP: 0.344, SLG: 0.456	1-2 P6		3-3 K		2-3 K		0-3 K		0-0 F7	0-0 F7			4-2 E BB		6	0	0	0	1	3	6
Billy Ripken, R (13, PR) OBP: 0.272, SLG: 0.345															0	0	0	0	0	0	0
Randy Milligan, R (1, 3) OBP: 0.396, SLG: 0.406	4-2 BB BB		1-0 F8		4-0 FC4-6 BB		4-2 E BB		1-0 1B 1B		1-0 G4-3 1B		2-1 FC8-5 1-3		4	0	1	0	3	0	2
Joe Orsulak, L (1, 9) OBP: 0.338, SLG: 0.374	4-1 FC5 1-2 2-3 3-H BB		2-2 G3		0-1 FC4-6 1-2f		2-2 P6 1-2		0-0 1-2 1B		0-0 1B		1-0 G6-3		6	0	2	1	1	0	4
Leo Gomez, R (1, 5) OBP: 0.381, SLG: 0.416	1-0 FC5 1-2f			3-2 2B SF8 1B	2-2 P9			0-1 SH5-3 2B	1-3 K		0-0 F8			4-2 1B 1B BB	6	2	2	0	1	1	7
Mark McLemore, S (1, 4) OBP: 0.327, SLG: 0.291		0-0 WP SH2-3 1B		2-2 SF8 1-3 1B 2B		3-3 K		0-0 SH5-3 2-3		0-0 E FC FC4-2-5 1B	0-2 F8			0-0 P3	3	1	2	0	0	1	0
Rick Dempsey, R (9, 2) OBP: 0.333, SLG: 0.333															3	0	1	0	0	0	2
Jeff Tackett, R (1, 2) OBP: 0.329, SLG: 0.543		1-1 SH2-3 1-2		0-1 SF8 2-3 3-H		0-1 G4-3		4-0 IBB		0-0 FC FC4-2-5 IBB 1-3		1-0 G5-3		1-0 1B IBB 1-3 1B	1	0	0	1	0	0	0
Chito Martinez, L (8, PH) OBP: 0.343, SLG: 0.386															0	0	0	0	0	0	0
Tim Hulett, R (8, PH) OBP: 0.373, SLG: 0.400															3	0	1	0	1	0	1
(9, 4)																					

Inning Stats	1	2	3	4	5	6	7	8	9	10	11	12	13	14
	R: 1 E: 0 K: 0 S: 20 H: 2 LOB: 3 BB: 2 P: 34	R: 0 E: 0 K: 0 S: 6 H: 1 LOB: 1 BB: 0 P: 9	R: 0 E: 0 K: 1 S: 11 H: 0 LOB: 1 BB: 1 P: 21	R: 2 E: 0 K: 0 S: 17 H: 3 LOB: 1 BB: 0 P: 27	R: 0 E: 0 K: 1 S: 11 H: 0 LOB: 1 BB: 1 P: 19	R: 0 E: 0 K: 1 S: 9 H: 0 LOB: 1 BB: 1 P: 16	R: 0 E: 1 K: 1 S: 13 H: 0 LOB: 1 BB: 1 P: 20	R: 0 E: 0 K: 0 S: 7 H: 1 LOB: 2 BB: 1 P: 12	R: 0 E: 0 K: 1 S: 8 H: 2 LOB: 2 BB: 0 P: 13	R: 0 E: 1 K: 0 S: 10 H: 1 LOB: 3 BB: 2 P: 18	R: 0 E: 0 K: 0 S: 6 H: 1 LOB: 1 BB: 0 P: 7	R: 0 E: 0 K: 1 S: 5 H: 0 LOB: 1 BB: 1 P: 12	R: 0 E: 1 K: 0 S: 10 H: 0 LOB: 1 BB: 1 P: 18	R: 1 E: 0 K: 0 S: 5 H: 2 LOB: 3 BB: 2 P: 15

PITCHER		IP	WLS	BF	H	R	ER	SO	BB	IBB	HBP	BLK	WP	HR	S	P	ERA	WHIP
Kirk McCaskill, R ERA: 3.85	(1, 1)	5.0		25	6	3	3	2	4	0	0	0	1	0	65	110	5.40	2.000
Donn Pall, R ERA: 4.25	(6, 1)	2.1		10	1	0	0	2	2	0	0	0	0	0	25	39	0.00	1.286
Scott Radinsky, L ERA: 2.56	(8, 1)	0.1		2	0	0	0	0	0	1	0	0	0	0	1	6	0.00	0.000
Terry Leach, R ERA: 1.73	(8, 1)	3.1		16	4	0	0	1	1	1	0	0	0	0	27	41	0.00	1.500
Roberto Hernandez, R ERA: 2.25	(12, 1)	2.1	L	12	2	1	1	1	3	1	0	0	0	0	20	45	3.86	2.143

PITCHER	IP	WLS	BF	H	R	ER	SO	BB	IBB	HBP	BLK	WP	HR	S	P	ERA	WHIP

AB	49
R	4
H	13
RBI	4
BB	13
SO	6
LOB	37

1B: 10	SF: 1	WP: 1	PA: 65
2B: 5	SAC: 2	PB: 0	
3B: 0	DP: 2	SB: 1	
HR: 0	HBP: 0	CS: 1	

Batter	1	2	3	4	5	6	7	8	9	AB	R	H	RBI	BB	SO	LOB
Tim Raines, S (1, 7) OBP: 0.349, SLG: 0.343	B X 1-0 S 1B 1B		B B X 2-0 ① G3-1	X 0-0 ② G1-3 1-2 2-3		B C F B B C 3-3 ③ K 1-2		F 1 SAFE S 1 SAFE X 0-2 ② G4-3 1-2		5	1	1	0	0	1	4
Robin Ventura, L (1, 5) OBP: 0.402, SLG: 0.458	B C B S S 2-3 ① K 1-2		B S F B X 2-2 ② F7	B B B X 3-0 ③ G3-1 2-3 3-H			B X 1-0 ① G3	I I I I 4-0 BB IBB		4	0	0	0	1	1	2
Warren Newson, L (1, 9) OBP: 0.391, SLG: 0.303 Shawn Abner, R (8, 9) OBP: 0.338, SLG: 0.349	F S F B S 1-3 ② K		B F B S B B B 4-2 S 1B BB		B B C B F B 4-2 FC5-4 BB		B B X 2-0 1B 1B 1B	B S S F B B B 4-2 1-2 2-3 BB		2 0	2 0	1 0	0 0	3 0	1 0	1 0
George Bell, R (1, 10) OBP: 0.306, SLG: 0.429	C F X 0-2 2-H 1B		B F F B B X 3-2 1-H HR 1B		B X 1-0 ① FC5-4 1-2f		1 SAFE B X 1-0 1B 1-2 1B	S X 0-1 ③ L6		5	1	3	2	0	0	4
Dan Pasqua, L (1, 3) OBP: 0.302, SLG: 0.377	B C B B X 3-1 G1-3		X 0-0 ③ 1-H HR		B B X 2-0 ② L5		B C F F B B C 3-3 ② K		F X 0-1 2B 2B	5	2	2	2	0	1	4
Lance Johnson, L (1, 8) OBP: 0.283, SLG: 0.319		B C B X 2-1 S S G6-3 1B	X 0-0 ③ G4-3		F B C F C 1-3 ③ K		C X 0-1 1-2 2-H 1B		L B F B X 2-2 ① F8	5	1	2	1	0	1	2
Steve Sax, R (1, 4) OBP: 0.297, SLG: 0.299		C B 1 SAFE B B C S 3-3 ① K 1-2		X 0-0 G1-3 WP 1B 1B		B B C X 2-1 ① G4-3	X 0-0 ③ G4-3		C B B X 2-1 CS 2-H 2B	5	1	2	1	0	1	3
Carlton Fisk, R (1, 2) OBP: 0.246, SLG: 0.179 Ron Karkovice, R (9, PR) OBP: 0.300, SLG: 0.315 (9, 2)		C B B B X 3-1 ② G6-3 2-H	B X 1-0 ① F8		C B X 1-1 S 1B			F X 0-1 ① G6-3	B B F B S B 4-2 ② CS 2-3 BB	4 0	0 0	1 0	1 0	1 0	0 0	1 0
Craig Grebeck, R (1, 6) OBP: 0.336, SLG: 0.394		C X 0-1 ③ G5-3	C X 0-1 WP G1-3 1-2 1B		B B C X 2-1 ② P2			B S B F B B 4-2 BB G4-3 BB	B F 1 SAFE F B 2-2 ③ CS 1-2	3	0	1	0	1	0	1
Inning Stats	R: 1 H: 2 E: 0 LOB: 1 K: 2 BB: 0 S: 13 P: 20	R: 1 H: 1 E: 0 LOB: 0 K: 1 BB: 0 S: 9 P: 17	R: 3 H: 2 E: 0 LOB: 0 K: 0 BB: 1 S: 11 P: 22	R: 1 H: 2 E: 0 LOB: 1 K: 0 BB: 0 S: 6 P: 10	R: 0 H: 0 E: 1 LOB: 1 K: 1 BB: 1 S: 8 P: 16	R: 0 H: 1 E: 0 LOB: 1 K: 1 BB: 0 S: 9 P: 17	R: 1 H: 3 E: 0 LOB: 2 K: 1 BB: 0 S: 10 P: 17	R: 0 H: 0 E: 0 LOB: 3 K: 0 BB: 3 S: 12 P: 24	R: 1 H: 2 E: 0 LOB: 1 K: 0 BB: 1 S: 11 P: 21	1B: 10 SF: 0 2B: 2 SAC: 0 3B: 0 DP: 0 HR: 1 HBP: 0						

Chicago White Sox @ Baltimore Orioles

Oriole Park at Camden Yards, Baltimore, MD

Tue Jul 07 1992, 7:05 PM EDT

Att. 45,451 - Sunny - 83 F

TOP

livebaseballscorecards.com

AB	38
R	8
H	13
RBI	7
BB	6
SO	6
LOB	22

PITCHER		IP	WLS	BF	H	R	ER	SO	BB	IBB	HBP	BLK	WP	HR	S	P	ERA	WHIP
Bob Milacki, R ERA: 5.82	(1, 1)	3.2	L	19	7	6	6	3	1	0	0	0	0	1	38	65	14.73	2.182
Mike Flanagan, L ERA: 9.3	(4, 1)	3.0		14	4	1	1	3	1	0	0	0	1	0	27	53	3.00	1.667
Jose Mesa, R ERA: 5.19	(7, 1)	2.1		11	2	1	1	0	3	1	0	0	0	0	24	46	3.86	2.143

PITCHER	IP	WLS	BF	H	R	ER	SO	BB	IBB	HBP	BLK	WP	HR	S	P	ERA	WHIP

WP: 1 PA: 45
PB: 0
SB: 5
CS: 2

BOTTOM

Batter	1	2	3	4	5	6	7	8	9	AB	R	H	RBI	BB	SO	LOB
Brady Anderson, L (1, 7) OBP: 0.379, SLG: 0.509	F S B B F X 2-2 ① G3-1	B F B F F B B 4-2 FC6-4 BB			X 0-0 ① G3-1	B X 1-0 1B 1-H 2-H 2B			B B B C B 4-1 G6-4-3 BB	3	1	1	2	2	0	0
Mike Devereaux, R (1, 8) OBP: 0.333, SLG: 0.481	B B B C X 3-1 ② F8	B B 1 SAFE S T F X 2-2 ③ FC6-4 1-2f			C B B F B S 3-3 ② K	C X 0-1 1B 2-H			C B F S 1-3 ① K	5	0	1	1	0	2	3
Cal Ripken Jr., R (1, 6) OBP: 0.355, SLG: 0.413	C F B X 1-2 BB 1B 1B		C B X 1-1 ① P8		B B B B 4-0 1B BB	B B S B F X 3-2 ③ P4			X 0-0 ②③ G6-4-3 1-2f	4	1	1	0	1	0	2
Glenn Davis, R (1, 10) OBP: 0.307, SLG: 0.400	B B B B 4-0 1B 1-2 BB		X 0-0 ② F8		B C F B B F F X 3-2 1B 1-2 1B		X 0-0 G6-3 1B			3	0	2	0	1	0	0
Randy Milligan, R (1, 3) OBP: 0.397, SLG: 0.405	F B B S B F X 3-2 FC4-6 1-2 2-H 1B		C F B B B F B 4-2 BB		C F F B B B X 2-2 ③ F9		C B B F B X 3-2 ①② G6-3 1-2f			3	0	1	1	1	0	3
Tim Hulett, R (1, 5) OBP: 0.356, SLG: 0.380	B S C B F X 2-2 ③ FC4-6 1-2f		B S B X 2-1 ③ P9			C B S C 1-3 ① K	X 0-0 ③ G5-3			4	0	0	0	0	1	3
Joe Orsulak, L (1, 9) OBP: 0.341, SLG: 0.379		B F X 1-1 SH1-3 2B	B B C B F F X 3-2 ① G6-3		S X 0-1 ② G4-3			B C B B B 4-1 FC6-4 BB		3	0	1	0	1	0	0
Mark McLemore, S (1, 4) OBP: 0.327, SLG: 0.292		B X 1-0 ① SH1-3 2-3	C X 0-1 ② G1-3		B B X 2-0 BB 2B 1B			B B C B C X 3-2 ① FC6-4 G6-4-3 1-2f		3	1	1	0	0	0	1
Jeff Tackett, R (1, 2) OBP: 0.325, SLG: 0.521		F B F X 1-2 ② G6-3	X 0-0 ③ F9		1 SAFE F B B B B 4-1 2B 1-2 BB			B B C F X 2-2 ②③ G6-4-3 1-2f		3	1	0	0	1	0	2
Inning Stats	R: 1 H: 2 E: 0 LOB: 2 K: 0 BB: 1 S: 17 P: 32	R: 0 H: 1 E: 0 LOB: 2 K: 0 BB: 1 S: 13 P: 22	R: 0 H: 0 E: 0 LOB: 1 K: 0 BB: 1 S: 8 P: 15	R: 0 H: 0 E: 0 LOB: 0 K: 0 BB: 0 S: 7 P: 10	R: 0 H: 1 E: 0 LOB: 2 K: 1 BB: 1 S: 13 P: 25	R: 3 H: 3 E: 0 LOB: 1 K: 1 BB: 1 S: 13 P: 24	R: 0 H: 1 E: 0 LOB: 0 K: 0 BB: 0 S: 5 P: 8	R: 0 H: 0 E: 0 LOB: 0 K: 0 BB: 1 S: 7 P: 16	R: 0 H: 0 E: 0 LOB: 0 K: 1 BB: 1 S: 5 P: 10	1B: 6 SF: 0 2B: 2 SAC: 1 3B: 0 DP: 3 HR: 0 HBP: 0						

PITCHER		IP	WLS	BF	H	R	ER	SO	BB	IBB	HBP	BLK	WP	HR	S	P	ERA	WHIP
Wilson Alvarez, L ERA: 4.43	(1, 1)	5.2	W	28	6	4	4	2	5	0	0	0	0	0	66	120	6.35	1.941
Brian Drahman, R ERA:	(6, 1)	1.1		5	2	0	0	0	0	0	0	0	0	0	10	16	0.00	1.500
Scott Radinsky, L ERA: 2.48	(8, 1)	1.0		4	0	0	0	0	2	0	0	0	0	0	8	21	0.00	2.000
Bobby Thigpen, R ERA: 2.78	(9, 1)	1.0		2	0	0	0	1	0	0	0	0	0	0	4	5	0.00	0.000

PITCHER	IP	WLS	BF	H	R	ER	SO	BB	IBB	HBP	BLK	WP	HR	S	P	ERA	WHIP

Chicago White Sox @ Baltimore Orioles

Oriole Park at Camden Yards, Baltimore, MD

Tue Jul 07 1992, 7:05 PM EDT
Att. 45,451 - Sunny - 83 F

livebaseballscorecards.com

AB	31
R	4
H	8
RBI	4
BB	7
SO	3
LOB	14

WP: 0	PA: 39					
PB: 0						
SB: 0						
CS: 0						

Chicago White Sox @ Baltimore Orioles

Oriole Park at Camden Yards, Baltimore, MD

Wed Jul 08 1992, 7:05 PM EDT

Att. 45,721 - Cloudy - 83 F

TOP

livebaseballscorecards.com

Batter	1	2	3	4	5	6	7	8	9	AB	R	H	RBI	BB	SO	LOB
Tim Raines, S (1, 7) OBP: 0.351, SLG: 0.343	B X 1-0 ① B2		C S X 0-2 G4-6-3 1B		F C B X 1-2 ① F8		B F C B B B 4-2 BB			3	0	1	0	1	0	0
Robin Ventura, L (1, 5) OBP: 0.398, SLG: 0.452	C F B F B F F B X 3-2 ② F7		C F X 0-2 ① ② G4-6-3 1-2f		B F X 1-1 ② P5		P X 1-0 ③ P4			4	0	0	0	0	0	2
Frank Thomas, R (1, 3) OBP: 0.432, SLG: 0.500	C C B B X 2-2 ③ 1B		B B F F X 2-2 ③ F9		B B F S X 2-2 ③ F9			B B B X 3-0 ① F9		4	0	1	0	0	0	0
George Bell, R (1, 10) OBP: 0.302, SLG: 0.424	B F F F F X 1-2 ③ P3			X 0-0 ① F7		B B X 2-0 ① F8		C S F B C 1-3 ② K		4	0	0	0	0	1	1
Dan Pasqua, L (1, 9) OBP: 0.294, SLG: 0.366		F B B X 2-1 ① P3		B C X 1-1 ② G3-1		S C F B F F X 1-2 ② F7		X 0-0 ③ G3		4	0	0	0	0	0	0
Lance Johnson, L (1, 8) OBP: 0.289, SLG: 0.325		C B X 1-1 2B 1B		C C B X 1-2 1B		X 0-0 ③ B4-3			B C B B C X 3-2 FC1-6 1B	4	0	3	0	0	0	0
Steve Sax, R (1, 4) OBP: 0.300, SLG: 0.306		X 0-0 1-3 2B		B B X 2-0 ③ G5-3			C F X 0-2 WP SH2-3 SF9 1B		F X 0-1 ① F8	4	1	2	0	0	0	2
Craig Grebeck, R (1, 6) OBP: 0.336, SLG: 0.393		F C B B B F F S 3-3 ② K		F B X 1-1 HR 1B			X 0-0 ① SH2-3 1-2		X 0-0 ② FC1-6 WP 1-2f	3	1	1	0	0	1	3
Ron Karkovice, R (1, 2) OBP: 0.301, SLG: 0.333 Warren Newson, L (9, PH) OBP: 0.387, SLG: 0.300		B B X 2-0 ③ F8		B X 1-0 1-H HR			C B X 1-1 ② SF9 2-H		C C B C 1-3 ③ K 1-2	2 1	1 0	1 0	3 0	0 0	0 1	2 1
Inning Stats	R: 0 H: 1 E: 0 LOB: 1 K: 0 BB: 0 S: 15 P: 22	R: 0 H: 2 E: 0 LOB: 2 K: 1 BB: 0 S: 11 P: 19	R: 0 H: 1 E: 0 LOB: 0 K: 0 BB: 0 S: 9 P: 11	R: 0 H: 1 E: 0 LOB: 1 K: 0 BB: 0 S: 7 P: 11	R: 2 H: 2 E: 0 LOB: 0 K: 0 BB: 0 S: 11 P: 17	R: 0 H: 0 E: 0 LOB: 0 K: 0 BB: 0 S: 8 P: 11	R: 1 H: 1 E: 0 LOB: 1 K: 0 BB: 1 S: 10 P: 15	R: 0 H: 0 E: 0 LOB: 0 K: 1 BB: 0 S: 6 P: 10	R: 0 H: 1 E: 0 LOB: 1 K: 1 BB: 0 S: 9 P: 13	1B: 7 SF: 1 2B: 1 SAC: 1 3B: 0 DP: 1 HR: 1 HBP: 0						WP: 2 PA: 36 PB: 0 SB: 0 CS: 0

	AB	33
	R	3
	H	9
	RBI	3
	BB	1
	SO	3
	LOB	11

PITCHER		IP	WLS	BF	H	R	ER	SO	BB	IBB	HBP	BLK	WP	HR	S	P	ERA	WHIP
35 Mike Mussina, R ERA: 2.4	(1, 1)	7.0		29	8	3	3	1	1	0	0	0	1	1	71	106	3.86	1.286
Alan Mills, R ERA: 1.25	(8, 1)	1.0	W	3	0	0	0	1	0	0	0	0	0	0	6	10	0.00	0.000
Gregg Olson, R ERA: 2.06	(9, 1)	0.0		0	0	0	0	0	0	0	0	0	0	0	0	0	∞	∞
Todd Frohwirth, R ERA: 1.6	(9, 1)	1.0	S	4	1	0	0	1	0	0	0	0	1	0	9	13	0.00	1.000

PITCHER	IP	WLS	BF	H	R	ER	SO	BB	IBB	HBP	BLK	WP	HR	S	P	ERA	WHIP

BOTTOM

Chicago White Sox @ Baltimore Orioles

Oriole Park at Camden Yards, Baltimore, MD

Wed Jul 08 1992, 7:05 PM EDT

Att. 45,721 - Cloudy - 83 F

livebaseballscorecards.com

Batter	1	2	3	4	5	6	7	8	9	AB	R	H	RBI	BB	SO	LOB
Brady Anderson, L (1, 7) OBP: 0.382, SLG: 0.509	2-1 G6-4-3 1B	1-2 G3 1-2 2-3		4-0 S BB		1-3 K		1-0 FC1-5 1-2 3-H 1B		4	1	2	1	1	1	3
Mike Devereaux, R (1, 8) OBP: 0.332, SLG: 0.476	1 SAFE 1 SAFE 1-2 G6-4-3 1-3 1B	1-1 G6-3		1 SAFE 1 SAFE 0-2 G6-3 1-2			1-3 K	0-0 FC1-5 1-2f		5	0	1	0	0	1	5
Cal Ripken Jr., R (1, 6) OBP: 0.354, SLG: 0.409	2-0 G6-4-3 1-2f 3-H		4-0 FC1-6 WP BB		2-3 K		2-1 G6-3			3	0	0	0	1	1	1
Glenn Davis, R (1, 10) OBP: 0.305, SLG: 0.419	2-2 HR		0-1 F7		3-3 K		1-0 G3			4	1	1	1	0	1	1
Randy Milligan, R (1, 3) OBP: 0.399, SLG: 0.402 David Segui, S (9, 3) OBP: 0.316, SLG: 0.317	4-1 BB		4-0 FC1-6 1-2 BB		0-0 F8			3-3 K		2	0	0	0	2	1	0
										0	0	0	0	0	0	0
Joe Orsulak, L (1, 9) OBP: 0.339, SLG: 0.391	1-1 F8		3-2 FC1-6 1-2f 2-3			0-0 G3		2-2 HR		4	1	1	1	0	0	3
Leo Gomez, R (1, 5) OBP: 0.379, SLG: 0.411 Mark McLemore, S (8, PR) OBP: 0.327, SLG: 0.292 Tim Hulett, R (9, 5) OBP: 0.356, SLG: 0.380		3-2 G6-3	2-1 F9			2-2 G5-3		4-0 BB		3	0	0	0	1	0	2
										0	1	0	0	0	0	0
										0	0	0	0	0	0	0
Billy Ripken, R (1, 4) OBP: 0.272, SLG: 0.342		2-1 G3 WP 1B		0-0 G5-3		1-1 E5 3B		0-0 P4		4	1	1	0	0	0	1
Jeff Tackett, R (1, 2) OBP: 0.345, SLG: 0.553		4-2 G3 1-2 BB		3-2 F7		0-2 1-H 3B		0-0 1-3 1B		3	0	2	1	1	0	0
Inning Stats	R: 2 E: 0 K: 0 S: 12 H: 3 LOB: 1 BB: 1 P: 24	R: 0 E: 0 K: 0 S: 16 H: 1 LOB: 2 BB: 1 P: 27	R: 0 E: 0 K: 0 S: 8 H: 0 LOB: 2 BB: 2 P: 21	R: 0 E: 0 K: 0 S: 8 H: 0 LOB: 1 BB: 1 P: 15	R: 0 E: 0 K: 2 S: 8 H: 0 LOB: 0 BB: 0 P: 13	R: 1 E: 1 K: 1 S: 13 H: 1 LOB: 1 BB: 0 P: 17	R: 0 E: 0 K: 1 S: 7 H: 0 LOB: 0 BB: 0 P: 11	R: 2 E: 0 K: 1 S: 11 H: 3 LOB: 2 BB: 1 P: 21		1B: 5 2B: 0 3B: 1 HR: 2	SF: 0 SAC: 0 DP: 1 HBP: 0					

	AB	32
	R	5
	H	8
	RBI	4
	BB	6
	SO	5
	LOB	16

PITCHER		IP	WLS	BF	H	R	ER	SO	BB	IBB	HBP	BLK	WP	HR	S	P	ERA	WHIP
Charlie Hough, R ERA: 3.29	(1, 1)	7.2	L	37	8	5	4	5	6	0	0	0	2	2	82	148	4.70	1.826
Terry Leach, R ERA: 1.72	(8, 1)	0.1		1	0	0	0	0	0	0	0	0	0	0	1	1	0.00	0.000

PITCHER	IP	WLS	BF	H	R	ER	SO	BB	IBB	HBP	BLK	WP	HR	S	P	ERA	WHIP

Batter	1	2	3	4	5	6	7	8	9	AB	R	H	RBI	BB	SO	LOB
Shane Mack, R (1, 7) OBP: 0.370, SLG: 0.453	B X 1-0 G6-3 S 1B		B B S C F X 2-2 G4-6-3 1B			B C F S 1-3 ① K		X 0-0 ② 1-H 3-H 1B		4	0	3	1	0	1	0
Chuck Knoblauch, R (1, 4) OBP: 0.401, SLG: 0.368	B B B C F S 3-3 ① K 1-2		S F B X 1-2 ② ③ G4-6-3 1-2f			C B B B 4-1 G5-4-3 BB		B C B X 2-1 1B 1B		3	0	1	0	1	1	2
Kirby Puckett, R (1, 8) OBP: 0.370, SLG: 0.552	F F X 0-2 ② G6-3 2-3			C S X 0-2 ① G6-3		S F X 0-2 ② ③ G5-4-3 1-2f		B X 1-0 FC5-4 1-3 1B		4	0	1	0	0	0	2
Chili Davis, S (1, 10) OBP: 0.375, SLG: 0.399	S B X 1-1 ③ F9			B B X 2-0 ② G6-3			X 0-0 ① F9	X 0-0 ③ FC5-4 1-2f		4	0	0	0	0	0	3
Pedro Munoz, R (1, 9) OBP: 0.315, SLG: 0.449		B F S B X 2-2 G4-3 PB 1B		B F X 1-1 ③ F9			B C X 1-1 ② G6-3		F B B S S 2-3 ① K	4	0	1	0	0	1	0
Lenny Webster, R (1, 2) OBP: 0.260, SLG: 0.279 Donnie Hill, S (9, PH) OBP: 0.370, SLG: 0.354		B B F C X 2-2 ① G4-3 1-3			C S B C 1-3 ① K		X 0-0 ③ F9		C B X 1-1 ② P3	3 1	0 0	0 0	0 0	0 0	1 0	1 0
Gene Larkin, S (1, 3) OBP: 0.333, SLG: 0.390		C B F F C 1-3 ② K			B B X 2-0 ② P5			B B C X 2-1 1B 1B 2B	B C B X 2-1 ③ P4	4	1	1	0	0	1	1
Scott Leius, R (1, 5) OBP: 0.312, SLG: 0.358		F B B B X 3-1 ③ P5			B B B C B 4-1 BB			C B B F B F X 3-2 1B 1B 2-3 1B		2	1	1	0	1	0	1
Greg Gagne, R (1, 6) OBP: 0.294, SLG: 0.369			C S F B B B X 3-2 ① G6-3		B F F B X 2-2 ③ F9			C F F X 0-2 ① F9		3	0	0	0	0	0	3
Inning Stats	R: 0 H: 1 E: 0 LOB: 1 K: 1 BB: 0 S: 9 P: 14	R: 0 H: 1 E: 0 LOB: 1 K: 1 BB: 0 S: 12 P: 20	R: 0 H: 1 E: 0 LOB: 0 K: 0 BB: 0 S: 11 P: 17	R: 0 H: 0 E: 0 LOB: 0 K: 0 BB: 0 S: 6 P: 9	R: 0 H: 0 E: 0 LOB: 1 K: 1 BB: 1 S: 8 P: 17	R: 0 H: 0 E: 0 LOB: 0 K: 1 BB: 1 S: 7 P: 12	R: 0 H: 0 E: 0 LOB: 0 K: 0 BB: 0 S: 4 P: 5	R: 2 H: 5 E: 0 LOB: 2 K: 0 BB: 0 S: 15 P: 23	R: 0 H: 0 E: 0 LOB: 0 K: 1 BB: 0 S: 7 P: 12	1B: 7 SF: 0 2B: 1 SAC: 0 3B: 0 DP: 2 HR: 0 HBP: 0						WP: 0 PA: 34 PB: 1 SB: 1 CS: 0

TOP

Minnesota Twins @ Baltimore Orioles

Oriole Park at Camden Yards, Baltimore, MD

Thu Jul 09 1992, 7:05 PM EDT
Att. 41,050 - Sunny - 93 F

livebaseballscorecards.com

AB	32
R	2
H	8
RBI	1
BB	2
SO	5
LOB	13

PITCHER		IP	WLS	BF	H	R	ER	SO	BB	IBB	HBP	BLK	WP	HR	S	P	ERA	WHIP
Arthur Rhodes, L ERA: 2.35	(1, 1)	7.2	W	28	6	2	2	4	2	0	0	0	0	0	68	110	2.35	1.043
Alan Mills, R ERA: 1.22	(8, 1)	1.1	S	6	2	0	0	1	0	0	0	0	0	0	11	19	0.00	1.500

PITCHER	IP	WLS	BF	H	R	ER	SO	BB	IBB	HBP	BLK	WP	HR	S	P	ERA	WHIP

Minnesota Twins @ Baltimore Orioles

Oriole Park at Camden Yards, Baltimore, MD

Thu Jul 09 1992, 7:05 PM EDT
Att. 41,050 - Sunny - 93 F

livebaseballscorecards.com

BOTTOM

Batter	1	2	3	4	5	6	7	8	9	AB	R	H	RBI	BB	SO	LOB
Brady Anderson, L (1, 7) OBP: 0.383, SLG: 0.517	HR	G4-3		G3		FC5 1-2 BB				3	1	1	1	1	0	4
Mike Devereaux, R (1, 8) OBP: 0.331, SLG: 0.483	HR		G6-3		G5-3	FC5 1-2f				4	1	1	1	0	0	2
Cal Ripken Jr., R (1, 6) OBP: 0.353, SLG: 0.405	K2 BB		G5-3		K		P4			3	0	0	0	1	1	0
Randy Milligan, R (1, 3) OBP: 0.400, SLG: 0.398	K2 1-2f		BB		HR BB		G5-3			2	1	0	0	2	1	1
David Segui, S (9, 3) OBP: 0.316, SLG: 0.317										0	0	0	0	0	0	0
Chito Martinez, L (1, 10) OBP: 0.340, SLG: 0.414	F7	F7			HR 1-H		K			4	1	1	2	0	1	1
Joe Orsulak, L (1, 9) OBP: 0.342, SLG: 0.390		G6-3		BB HBP G3-6-2	F7			SH5-4 1B		3	0	1	0	1	0	0
Leo Gomez, R (1, 5) OBP: 0.379, SLG: 0.408		F8		HBP G3-6-2 1-2		F7		SH5-4 1-2		2	0	0	0	0	0	0
Mark McLemore, S (1, 4) OBP: 0.331, SLG: 0.297		1B 1B		G3-6-2 1-2 2-Hf		FC5-4 1B		P6		4	0	2	0	0	0	3
Jeff Tackett, R (1, 2) OBP: 0.352, SLG: 0.544		1-3 1B		BB		FC5-4 BB 1-2f		F7		3	0	1	0	1	0	2
Inning Stats	R: 2 E: 0 K: 1 S: 9 H: 2 LOB: 0 BB: 1 P: 18	R: 0 E: 0 K: 0 S: 7 H: 2 LOB: 2 BB: 0 P: 14	R: 0 E: 0 K: 0 S: 6 H: 0 LOB: 1 BB: 1 P: 14	R: 0 E: 0 K: 0 S: 3 H: 0 LOB: 2 BB: 2 P: 12	R: 2 E: 0 K: 1 S: 8 H: 1 LOB: 0 BB: 1 P: 16	R: 0 E: 0 K: 1 S: 6 H: 1 LOB: 2 BB: 1 P: 12	R: 0 E: 0 K: 1 S: 5 H: 0 LOB: 0 BB: 0 P: 7	R: 0 E: 0 K: 0 S: 6 H: 1 LOB: 1 BB: 0 P: 10		1B: 4 2B: 2 3B: 0 HR: 3 SF: 0 SAC: 1 DP: 2 HBP: 1						

	AB	28
	R	4
	H	7
	RBI	4
	BB	6
	SO	3
	LOB	13

PITCHER		IP	WLS	BF	H	R	ER	SO	BB	IBB	HBP	BLK	WP	HR	S	P	ERA	WHIP
Scott Erickson, R ERA: 4.16	(1, 1)	4.0	L	19	4	2	2	1	4	0	1	0	0	2	25	58	4.50	2.000
Bob Kipper, L ERA: 3.15	(5, 1)	3.0		13	2	2	2	2	2	0	0	0	0	1	19	35	6.00	1.333
Gary Wayne, L ERA: 2.53	(8, 1)	1.0		4	1	0	0	0	0	0	0	0	0	0	6	10	0.00	1.000

PITCHER	IP	WLS	BF	H	R	ER	SO	BB	IBB	HBP	BLK	WP	HR	S	P	ERA	WHIP

Minnesota Twins @ Baltimore Orioles

Oriole Park at Camden Yards, Baltimore, MD

Fri Jul 10 1992, 7:05 PM EDT

Att. 45,458 - Cloudy - 97 F

TOP

livebaseballscorecards.com

Batter	1	2	3	4	5	6	7	8	9	AB	R	H	RBI	BB	SO	LOB
Shane Mack, R (1, 7) OBP: 0.365, SLG: 0.446	F9		G4-3		E5 1B; 1-2 2-3 3-H		G3-1		K	5	0	0	1	0	1	2
Chuck Knoblauch, R (1, 4) OBP: 0.399, SLG: 0.367	K			F8	1B; 1-2 2-H 3-H		G4-3			4	0	1	2	0	1	0
Kirby Puckett, R (1, 8) OBP: 0.366, SLG: 0.546	G3			F9	F9			G1-3		4	0	0	0	0	0	2
Kent Hrbek, L (1, 3) OBP: 0.404, SLG: 0.491		G4-3 BB		2-6 1B	P3			2B SF7-3-4-2 1B		3	1	2	0	1	0	2
Chili Davis, S (1, 10) OBP: 0.376, SLG: 0.405		G4-3; 1 SAFE; 1-2		2-6; 1-2	1B 1B 1B 1B	G4-3		1-3 SF7-3-4-2 2B		4	1	2	0	0	0	1
Brian Harper, R (1, 2) OBP: 0.338, SLG: 0.399		G5-3			1B 1B E 1B; 1-2	G6-3		HBP		3	1	1	0	0	0	1
Pedro Munoz, R (1, 9) OBP: 0.315, SLG: 0.448		G4-3			1B E 1B 1B; 1-2 2-3	E5		SF7-3-4-2; 2-H 3-H		3	1	1	0	0	0	1
Randy Bush, L (8, PH) OBP: 0.289, SLG: 0.306										0	0	0	1	0	0	0
J.T. Bruett, L (8, 9) OBP: 0.262, SLG: 0.184										0	0	0	0	0	0	0
Scott Leius, R (1, 5) OBP: 0.311, SLG: 0.357			G4-3		E 1B; 1-2 2-3 3-H	F7; 1 SAFE; 1 SAFE			F9	4	1	1	1	0	0	1
Greg Gagne, R (1, 6) OBP: 0.289, SLG: 0.364			K	K		G5-3			F9	4	0	0	0	0	2	3
Inning Stats	R: 0 E: 0 K: 1 S: 7 H: 0 LOB: 0 BB: 0 P: 11	R: 0 E: 0 K: 0 S: 10 H: 0 LOB: 1 BB: 1 P: 19	R: 0 E: 0 K: 1 S: 8 H: 0 LOB: 0 BB: 0 P: 13	R: 0 E: 0 K: 0 S: 11 H: 1 LOB: 1 BB: 0 P: 15	R: 4 E: 1 K: 1 S: 16 H: 5 LOB: 2 BB: 0 P: 22	R: 0 E: 1 K: 0 S: 10 H: 0 LOB: 1 BB: 0 P: 14	R: 0 E: 0 K: 0 S: 5 H: 0 LOB: 0 BB: 0 P: 7	R: 1 E: 0 K: 0 S: 11 H: 2 LOB: 1 BB: 0 P: 18	R: 0 E: 0 K: 1 S: 5 H: 0 LOB: 0 BB: 0 P: 9	1B: 7 2B: 2 3B: 0 HR: 0 SF: 1 SAC: 0 DP: 1 HBP: 1							

	AB	34
	R	5
	H	8
	RBI	5
	BB	1
	SO	4
	LOB	13

WP: 0 PB: 0 SB: 0 CS: 0 PA: 37

PITCHER	IP	WLS	BF	H	R	ER	SO	BB	IBB	HBP	BLK	WP	HR	S	P	ERA	WHIP
Rick Sutcliffe, R (1, 1) ERA: 4.0	9.0	L	38	8	5	4	4	1	0	1	0	0	0	83	128	4.00	1.000

PITCHER	IP	WLS	BF	H	R	ER	SO	BB	IBB	HBP	BLK	WP	HR	S	P	ERA	WHIP

Batter	1	2	3	4	5	6	7	8	9	AB	R	H	RBI	BB	SO	LOB
Brady Anderson, L (1, 7) OBP: 0.382, SLG: 0.513	C B F B S 2-3 K ①		B B C B F F X 3-2 G5-3 ③		B B B C C X 3-2 2B 1-3 2-H 1B			B F B C B F C 3-3 K ①		4	0	1	1	0	2	0
David Segui, S (9, 9) OBP: 0.316, SLG: 0.317										0	0	0	0	0	0	0
Mike Devereaux, R (1, 8) OBP: 0.330, SLG: 0.483	C X 0-1 F8 ②			B B F F F X 2-2 L6 ①	C B 1 SAFE S X 1-2 1-3 3-H 2B			B B C S X 2-2 G6-3 ②		4	0	1	1	0	0	0
Cal Ripken Jr., R (1, 6) OBP: 0.352, SLG: 0.404	C B X 1-1 G5-3 ③			C B C B X 2-2 P6 ②	B X 1-0 P2 ③			B X 1-0 BB 1B		4	0	1	0	0	0	2
Randy Milligan, R (1, 3) OBP: 0.405, SLG: 0.399		B C C F X 1-2 G4-3 1B		B F B B B 4-1 BB		X 0-0 L9 ①		C B F B B B 4-2 1-2 BB		2	0	1	0	2	0	0
Chito Martinez, L (1, 10) OBP: 0.327, SLG: 0.396		X 0-0 F9 ①		B S 1 SAFE X 1-1 F7 ③		B B F C F X 2-2 G5-3 ②		X 0-0 F7 ③		4	0	0	0	0	0	4
Joe Orsulak, L (1, 9) OBP: 0.336, SLG: 0.383 (9, 7)		C B F X 1-2 G4-3 1-2 ②			X 0-0 G3 ①	B X 1-0 G6-3 ③			F B F F X 1-2 G6-3 ①	4	0	0	0	0	0	1
Leo Gomez, R (1, 5) OBP: 0.380, SLG: 0.411		C B S C 1-3 K ③			X 0-0 FC5 2B		S B X 1-1 F8 ①		F C B B B B B 4-2 BB	3	0	1	0	1	1	1
Mark McLemore, S (1, 4) OBP: 0.329, SLG: 0.291			C X 0-1 G3 ①		B B F B B 4-1 FC5 1B BB		X 0-0 B4-3 ②		C C B S 1-3 K ②	3	1	0	0	1	1	1
Jeff Tackett, R (1, 2) OBP: 0.340, SLG: 0.524			B X 1-0 F9 ②		X 0-0 FC5 1B 1-2 2-3f 2B ②		C B B X 2-1 P3 ③		S B S S S 1-3 K ③	3	1	0	0	0	0	2
Sam Horn, L (9, PH) OBP: 0.342, SLG: 0.453										1	0	0	0	0	1	1
Inning Stats	R: 0 H: 0 E: 0 LOB: 0 K: 1 BB: 0 S: 7 P: 10	R: 0 H: 1 E: 0 LOB: 1 K: 1 BB: 0 S: 11 P: 14	R: 0 H: 0 E: 0 LOB: 0 K: 0 BB: 0 S: 7 P: 11	R: 0 H: 0 E: 0 LOB: 1 K: 0 BB: 1 S: 10 P: 19	R: 2 H: 3 E: 0 LOB: 2 K: 0 BB: 1 S: 11 P: 20	R: 0 H: 0 E: 0 LOB: 0 K: 0 BB: 0 S: 6 P: 9	R: 0 H: 0 E: 0 LOB: 0 K: 0 BB: 0 S: 5 P: 8	R: 0 H: 1 E: 0 LOB: 2 K: 1 BB: 1 S: 11 P: 21	R: 0 H: 0 E: 0 LOB: 1 K: 2 BB: 1 S: 11 P: 18	1B: 3 SF: 0 2B: 2 SAC: 0 3B: 0 DP: 0 HR: 0 HBP: 0						

PITCHER		IP	WLS	BF	H	R	ER	SO	BB	IBB	HBP	BLK	WP	HR	S	P	ERA	WHIP
Kevin Tapani, R ERA: 3.84	(1, 1)	7.0	W	27	4	2	2	2	2	0	0	0	0	0	57	91	2.57	0.857
Mark Guthrie, L ERA: 3.65	(8, 1)	0.1		1	0	0	0	1	0	0	0	0	0	0	4	7	0.00	0.000
Tom Edens, R ERA: 1.28	(8, 1)	0.2		4	1	0	0	0	1	0	0	0	0	0	7	14	0.00	3.000
Rick Aguilera, R ERA: 2.93	(9, 1)	1.0	S	4	0	0	0	2	1	0	0	0	0	0	11	18	0.00	1.000

PITCHER	IP	WLS	BF	H	R	ER	SO	BB	IBB	HBP	BLK	WP	HR	S	P	ERA	WHIP

BOTTOM

Minnesota Twins @ Baltimore Orioles

Oriole Park at Camden Yards, Baltimore, MD

Fri Jul 10 1992, 7:05 PM EDT

Att. 45,458 - Cloudy - 97 F

livebaseballscorecards.com

AB	32
R	2
H	5
RBI	2
BB	4
SO	5
LOB	12

Batter	1	2	3	4	5	6	7	8	9	AB	R	H	RBI	BB	SO	LOB
Chuck Knoblauch, R (1, 4) OBP: 0.399, SLG: 0.365	B C F B X 2-2 G3-1 ① 1-2	C X 0-1 L6 ② ③ 2-3		X 0-0 ③ 2-H 1B		B B B 4-0 E 1B 1B 1-2 2-3 BB		B C B X 2-1 F7 ②		4	1	1	1	1	0	2
Shane Mack, R (1, 7) OBP: 0.366, SLG: 0.455	C B B F B S 3-3 K BB S	B X 1-0 G6-3 ①	C X 0-1 HR	S S F X 0-2 E 1B 1-2 2-3 3-H 1B		B C F F B C 2-3 ③			5	2	2	2	0	2	0
Kirby Puckett, R (1, 8) OBP: 0.361, SLG: 0.538	1 SAFE F X 0-1 F9 ②	X 0-0 G5-3 ②	C B X 1-1 G5-3 ①	X 0-0 E3 1B 1-2 2-3 3-H		B F L F X 1-2 G3 ①			5	0	0	1	0	0	3
Kent Hrbek, L (1, 3) OBP: 0.411, SLG: 0.496	B B F B B 4-1 BB 1-2 BB	X 0-0 2B 1B	S B B F B X 3-2 1B	C C X 0-2 ② FC5-4 1-3 2-H 3-H 1B		F B B X 2-1 L6 ②			4	0	3	2	1	0	0
Chili Davis, S (1, 10) OBP: 0.377, SLG: 0.406	B B F B S B 4-2 1-2 2-3 BB	X 0-0 1-3 2B	B X 1-0 ② P6	1 SAFE B B S B X 3-1 ③ FC5-4 1-2f		C X 0-1 G4-3 ③			4	0	1	0	1	0	2
Brian Harper, R (1, 2) OBP: 0.333, SLG: 0.393	C B X 1-1 F8 ③	C B B X 2-2 G6-3 ③	C S B B C 1-3 ③			C X 0-1 F8 ①			4	0	0	0	0	1	6
Gene Larkin, S (1, 9) OBP: 0.337, SLG: 0.389 J.T. Bruett, L (9, 9) OBP: 0.262, SLG: 0.184		B C B X 2-1 G4-3 ①		C S B B B F B 4-2 G1-3 1B BB		C F F B X 1-2 BB 1B 1B 1B	C X 0-1 G6-3 ②		3 0	2 0	1 0	0 0	1 0	0 0	0 0
Scott Leius, R (1, 5) OBP: 0.314, SLG: 0.359		C B B X 2-1 L6 1B 1B		C B B X 2-1 P5 ①		B X 1-0 1B BB 1-2 E 1B	B B X 2-0 G1-3 ③		4	1	2	0	0	0	1
Donnie Hill, S (1, 6) OBP: 0.368, SLG: 0.353 Greg Gagne, R (7, 6) OBP: 0.288, SLG: 0.362		B X 1-0 1-2 1B		P B S X 2-1 G1-3 ② 1-2		C B B B X 2-1 P6 ①		B C F B S 2-3 K ①		3 1	0 0	1 0	0 0	0 0	0 1	3 0
Inning Stats	R: 0 H: 0 E: 0 LOB: 3 K: 1 BB: 2 S: 13 P: 27	R: 0 H: 2 E: 0 LOB: 1 K: 0 BB: 0 S: 7 P: 12	R: 0 H: 2 E: 0 LOB: 2 K: 0 BB: 0 S: 7 P: 10	R: 1 H: 1 E: 0 LOB: 1 K: 0 BB: 1 S: 9 P: 16	R: 1 H: 2 E: 0 LOB: 1 K: 1 BB: 0 S: 12 P: 18	R: 4 H: 4 E: 1 LOB: 1 K: 0 BB: 1 S: 17 P: 28	R: 0 H: 0 E: 0 LOB: 0 K: 0 BB: 0 S: 5 P: 7	R: 0 H: 0 E: 0 LOB: 0 K: 2 BB: 0 S: 9 P: 15	R: 0 H: 0 E: 0 LOB: 0 K: 0 BB: 0 S: 8 P: 11	1B: 9 SF: 0 2B: 2 SAC: 0 3B: 0 DP: 1 HR: 1 HBP: 0						

TOP

Minnesota Twins @ Baltimore Orioles

Oriole Park at Camden Yards, Baltimore, MD

Sat Jul 11 1992, 7:05 PM EDT

Att. 45,903 - Sunny - 91 F

livebaseballscorecards.com

AB	37
R	6
H	11
RBI	6
BB	4
SO	4
LOB	17

WP: 0 PA: 41
PB: 1
SB: 1
CS: 0

PITCHER		IP	WLS	BF	H	R	ER	SO	BB	IBB	HBP	BLK	WP	HR	S	P	ERA	WHIP
Ben McDonald, R ERA: 5.0	(1, 1)	5.1	L	30	10	6	6	2	4	0	0	0	0	1	60	103	10.12	2.625
Pat Clements, L ERA: 2.49	(6, 1)	1.2		5	1	0	0	0	0	0	0	0	0	0	10	15	0.00	0.600
Todd Frohwirth, R ERA: 1.54	(8, 1)	2.0		6	0	0	0	2	0	0	0	0	0	0	17	26	0.00	0.000

PITCHER	IP	WLS	BF	H	R	ER	SO	BB	IBB	HBP	BLK	WP	HR	S	P	ERA	WHIP

BOTTOM

Minnesota Twins @ Baltimore Orioles

Oriole Park at Camden Yards, Baltimore, MD

Sat Jul 11 1992, 7:05 PM EDT
Att. 45,903 - Sunny - 91 F

livebaseballscorecards.com

Batter	1	2	3	4	5	6	7	8	9	AB	R	H	RBI	BB	SO	LOB
Brady Anderson, L (1, 7) OBP: 0.382, SLG: 0.510	F8		BB			F7	1B		F9	4	0	1	0	1	0	1
Mike Devereaux, R (1, 8) OBP: 0.328, SLG: 0.480	1B		P2			F8	SF9		G6-3	4	0	1	1	0	0	3
Cal Ripken Jr., R (1, 6) OBP: 0.351, SLG: 0.402	P4		P4			G6-3	1B			4	0	1	1	0	0	3
Randy Milligan, R (1, 3) OBP: 0.403, SLG: 0.394	F8			G5-3			HR / G4-3			3	1	0	0	1	0	3
Glenn Davis, R (1, 10) OBP: 0.310, SLG: 0.421		G5-4-3 1B		P3			HR		P3	4	1	2	0	0	0	0
Tim Hulett, R (1, 5) OBP: 0.352, SLG: 0.410		G5-4-3		P6			HR		F9	4	1	1	3	0	0	1
David Segui, S (1, 9) OBP: 0.309, SLG: 0.309 Chito Martinez, L (8, PH) OBP: 0.324, SLG: 0.391 (9, 9)	G6-3			G5-3			K	K		3 1	0 0	0 0	0 0	0 0	1 1	0 0
Billy Ripken, R (1, 4) OBP: 0.279, SLG: 0.351 Joe Orsulak, L (9, PH) OBP: 0.335, SLG: 0.381		BB	BB	F8			SF9		G4-3	2 1	1 0	1 0	0 0	1 0	0 0	0 0
Rick Dempsey, R (1, 2) OBP: 0.333, SLG: 0.200 Sam Horn, L (9, PH) OBP: 0.346, SLG: 0.453 Mark McLemore, S (9, PR) OBP: 0.329, SLG: 0.291			F9	K			1B		G4-3	2 0 0	1 0 0	0 0 0	0 1 0	1 0 0	1 0 0	1 0 0
Inning Stats	R: 0 E: 0 K: 0 S: 5 H: 1 LOB: 1 BB: 0 P: 11	R: 0 E: 0 K: 0 S: 9 H: 1 LOB: 0 BB: 0 P: 14	R: 0 E: 0 K: 0 S: 8 H: 0 LOB: 2 BB: 2 P: 20	R: 0 E: 0 K: 0 S: 6 H: 0 LOB: 0 BB: 0 P: 10	R: 0 E: 0 K: 1 S: 11 H: 0 LOB: 0 BB: 0 P: 16	R: 0 E: 0 K: 0 S: 4 H: 0 LOB: 0 BB: 0 P: 7	R: 5 E: 0 K: 1 S: 23 H: 5 LOB: 2 BB: 2 P: 39	R: 0 E: 0 K: 1 S: 9 H: 0 LOB: 0 BB: 0 P: 15	R: 0 E: 0 K: 0 S: 9 H: 0 LOB: 1 BB: 1 P: 17	1B: 5 2B: 1 3B: 0 HR: 1 SF: 1 SAC: 0 DP: 1 HBP: 0	WP: 0 PB: 0 SB: 0 CS: 0 PA: 38					

AB	32
R	5
H	7
RBI	5
BB	5
SO	3
LOB	12

PITCHER		IP	WLS	BF	H	R	ER	SO	BB	IBB	HBP	BLK	WP	HR	S	P	ERA	WHIP
Bill Krueger, L ERA: 3.19	(1, 1)	6.1	W	26	5	4	4	2	3	0	0	0	0	1	57	102	5.68	1.263
Mark Guthrie, L ERA: 3.65	(7, 1)	0.0		2	1	0	0	0	1	0	0	0	0	0	3	7	∞	∞
Carl Willis, R ERA: 4.02	(7, 1)	1.2		6	1	1	1	1	0	0	0	0	0	0	15	23	5.40	0.600
Rick Aguilera, R ERA: 2.85	(9, 1)	1.0	S	4	0	0	0	0	1	0	0	0	0	0	9	17	0.00	1.000

PITCHER	IP	WLS	BF	H	R	ER	SO	BB	IBB	HBP	BLK	WP	HR	S	P	ERA	WHIP

Batter	1	2	3	4	5	6	7	8	9	AB	R	H	RBI	BB	SO	LOB
Chuck Knoblauch, R (1, 4) OBP: 0.397, SLG: 0.366	C B X 1-1 G4-3 HR 2B	C F X 0-2 ② G6-3		X 0-0 ③ G6-3		C X 0-1 ③ G5-3		F X 0-1 ② G4-3 2-3		5	1	1	0	0	0	3
Shane Mack, R (1, 7) OBP: 0.366, SLG: 0.450	C B B X 2-1 ① G6-3	X 0-0 ③ G5-3			B C C X 2-2 ① G3-1		B B B C B 4-1 BB SF8 BB BB	F B S B B B 4-2 1B BB		3	1	0	0	2	0	2
Kirby Puckett, R (1, 8) OBP: 0.361, SLG: 0.535	S B B S F X 2-2 ② G4-3 2-3		B B B C B 4-1 G1-3 1B BB		X 0-0 ② G4-3		1 SAFE C F 1 SAFE 1 SAFE S 0-3 ① K	C 1 SAFE B B B S F X 2-2 1-3 3-H 1B		4	1	1	1	1	1	2
Kent Hrbek, L (1, 3) OBP: 0.411, SLG: 0.489	I I I I 4-0 HR IBB		B C 1 SAFE X 1-1 ① G1-3 1-2		X 0-0 ③ F8		1 SAFE 1 SAFE P B B B 1 SAFE B 4-0 SF8 BB 1-2 BB	X 0-0 ③ G4-3		3	1	0	0	2	0	3
Pedro Munoz, R (1, 9) OBP: 0.317, SLG: 0.461 Gene Larkin, S (6, PH) OBP: 0.338, SLG: 0.387 (6, 9) J.T. Bruett, L (7, 9) OBP: 0.279, SLG: 0.205	B B F C X 2-2 1-H 3-H HR		C S S S 1-3 ② K			X 0-0 ① G4-3	B B B B 4-0 SF8 1-2 2-3 BB		C B B X 2-1 BB 1B	2 1 1	1 0 0	1 0 1	3 0 0	0 1 0	1 0 0	1 0 0
Brian Harper, R (1, 2) OBP: 0.334, SLG: 0.399	B B C X 2-1 ③ F7		C S F X 0-2 2-H 1B			C X 0-1 1B 2B	B X 1-0 SF8 1-2 2-3 3-H		B F C B X 2-2 ① P6	4	1	2	2	0	0	1
Randy Bush, L (1, 10) OBP: 0.294, SLG: 0.322		B B F F F F B X 3-2 1B SF7 2B	B F C F B B X 3-2 ③ P5			B X 1-0 E 2-H 1B	C S F S 0-3 ③ K		C B B 1 SAFE C F C 2-3 ② K	5	2	2	1	0	2	4
Scott Leius, R (1, 5) OBP: 0.319, SLG: 0.358		X 0-0 E 2-3 1B		B C X 1-1 ① F9		B B C B X 3-1 ② G6-3		F B C B F B B 4-2 G4-3 SH1-3 1B BB	B B C F B B 4-2 1-2 BB	3	1	1	0	2	0	1
Greg Gagne, R (1, 6) OBP: 0.288, SLG: 0.362		B F B F X 2-2 ① SF7 1-3 3-H		B F X 1-1 ② G4-3		B C X 1-1 E4 2-H 1B		B S X 1-1 ① SH1-3 1-2	F X 0-1 ③ F9	3	0	1	1	0	0	2
Inning Stats	R: 3 H: 2 E: 0 LOB: 0 K: 0 BB: 1 S: 13 P: 26	R: 1 H: 2 E: 1 LOB: 1 K: 0 BB: 0 S: 13 P: 18	R: 1 H: 1 E: 0 LOB: 1 K: 1 BB: 1 S: 14 P: 23	R: 0 H: 0 E: 0 LOB: 0 K: 0 BB: 0 S: 5 P: 7	R: 0 H: 0 E: 0 LOB: 0 K: 0 BB: 0 S: 5 P: 7	R: 2 H: 3 E: 1 LOB: 1 K: 0 BB: 0 S: 10 P: 15	R: 1 H: 0 E: 0 LOB: 2 K: 2 BB: 3 S: 10 P: 22	R: 1 H: 1 E: 0 LOB: 2 K: 0 BB: 2 S: 14 P: 25	R: 0 H: 1 E: 0 LOB: 2 K: 1 BB: 1 S: 13 P: 23	1B: 6 SF: 2 2B: 3 SAC: 1 3B: 0 DP: 0 HR: 1 HBP: 0						

PITCHER		IP	WLS	BF	H	R	ER	SO	BB	IBB	HBP	BLK	WP	HR	S	P	ERA	WHIP
Bob Milacki, R ERA: 6.14	(1, 1)	2.2	L	15	5	5	5	1	1	1	0	0	0	1	36	60	16.88	2.250
Todd Frohwirth, R ERA: 1.74	(3, 1)	3.2		15	3	3	2	1	1	0	0	0	0	0	28	44	4.91	1.091
Alan Mills, R ERA: 1.36	(7, 1)	1.1		9	1	1	1	1	4	0	0	0	0	0	19	38	6.75	3.750
Mike Flanagan, L ERA: 8.72	(8, 1)	1.1		6	1	0	0	1	1	0	0	0	0	0	14	24	0.00	1.500

PITCHER	IP	WLS	BF	H	R	ER	SO	BB	IBB	HBP	BLK	WP	HR	S	P	ERA	WHIP

TOP

Minnesota Twins @ Baltimore Orioles

Oriole Park at Camden Yards, Baltimore, MD

Sun Jul 12 1992, 3:33 AM EDT
Att. 44,391 - Cloudy - 89 F

livebaseballscorecards.com

AB	34
R	9
H	10
RBI	8
BB	8
SO	4
LOB	19

WP: 0 PA: 45
PB: 0
SB: 0
CS: 0

BOTTOM

Minnesota Twins @ Baltimore Orioles

Oriole Park at Camden Yards, Baltimore, MD

Sun Jul 12 1992, 3:33 AM EDT

Att. 44,391 - Cloudy - 89 F

livebaseballscorecards.com

Batter	1	2	3	4	5	6	7	8	9	AB	R	H	RBI	BB	SO	LOB
Brady Anderson, L (1, 7) OBP: 0.381, SLG: 0.507	C C F F B B X 2-2 F8 ①		C X 0-1 WP G4-3 G4-3 1B		X 0-0 F8 ①			B X 1-0 F7 ①		4	1	1	0	0	0	0
Mike Devereaux, R (1, 8) OBP: 0.325, SLG: 0.475	C B C F X 1-2 F8 ②		C 1 SAFE C B 1 SAFE B F 1 SAFE 1 SAFE 3-2 G4-3 ① 1-2		C F B B S 3-3 K ②			C B S X 1-2 F8 ②		4	0	0	0	0	1	1
Cal Ripken Jr., R (1, 6) OBP: 0.347, SLG: 0.397	B B F F X 2-2 G4-3 ③		B B C B F X 3-2 G4-3 ② 2-H		C B B X 2-1 F9 ③			B S S X 1-2 E5		4	0	0	1	0	0	0
Glenn Davis, R (1, 10) OBP: 0.309, SLG: 0.412		B X 1-0 G5-3 ①	C B F B B F F B 4-2 BB			B C C X 1-2 F8 ①		C B S C 1-3 K ③		3	0	0	0	1	1	1
Randy Milligan, R (1, 3) OBP: 0.401, SLG: 0.392		B C X 1-1 1B HR 1B	C C B X 1-2 G6-3 ③			C X 0-1 F8 ②			B C B F S 2-3 K ①	4	1	1	0	0	1	1
Joe Orsulak, L (1, 9) OBP: 0.338, SLG: 0.383		C B X 1-1 1-2 HR 1B	C B B F X 2-2 WP 1B			B F B C S 2-3 K ③			F X 0-1 L6 ②	4	1	2	0	0	1	0
Leo Gomez, R (1, 5) OBP: 0.379, SLG: 0.420		S B X 1-1 1-H 2-H HR	B B X 2-0 L9 ①			B C C B B X 3-2 G6-3 ①			C S B B X 2-2 G1-3 ③	4	1	1	3	0	0	1
Mark McLemore, S (1, 4) OBP: 0.324, SLG: 0.286		B X 1-0 P2 ②	B C B X 2-1 F8 ②			C B C F S 1-3 K ②				3	0	0	0	0	1	1
Jeff Tackett, R (1, 2) OBP: 0.330, SLG: 0.506		C B X 1-2 G5-3 ③	B X 1-0 G5-3 ③ 1-2			B F X 1-1 G5-3 ③				3	0	0	0	0	0	1

	AB	33
	R	4
	H	5
	RBI	4
	BB	1
	SO	5
	LOB	6

Inning Stats										
	R: 0 E: 0 K: 0 S: 12	H: 0 LOB: 0 BB: 0 P: 17	R: 3 E: 0 K: 0 S: 11	H: 3 LOB: 0 BB: 0 P: 17	R: 1 E: 0 K: 0 S: 17	H: 1 LOB: 1 BB: 1 P: 28	R: 0 E: 0 K: 0 S: 7	H: 1 LOB: 1 BB: 0 P: 14	R: 0 E: 0 K: 1 S: 6	H: 0 LOB: 0 BB: 0 P: 11
	R: 0 E: 0 K: 1 S: 8	H: 0 LOB: 0 BB: 0 P: 11	R: 0 E: 0 K: 1 S: 9	H: 0 LOB: 0 BB: 0 P: 14	R: 0 E: 1 K: 1 S: 10	H: 0 LOB: 1 BB: 0 P: 14	R: 0 E: 0 K: 1 S: 8	H: 0 LOB: 0 BB: 0 P: 12		

	1B: 4	SF: 0	WP: 2	PA: 34
	2B: 0	SAC: 0	PB: 0	
	3B: 0	DP: 0	SB: 0	
	HR: 1	HBP: 0	CS: 0	

PITCHER		IP	WLS	BF	H	R	ER	SO	BB	IBB	HBP	BLK	WP	HR	S	P	ERA	WHIP
Willie Banks, R ERA: 5.05	(1, 1)	2.2		13	4	4	4	0	1	0	0	0	1	1	37	58	13.50	1.875
Tom Edens, R ERA: 1.17	(3, 1)	3.2	W	12	1	0	0	2	0	0	0	0	1	0	27	46	0.00	0.273
Mark Guthrie, L ERA: 3.45	(7, 1)	2.2		9	0	0	0	3	0	0	0	0	0	0	24	34	0.00	0.000

PITCHER	IP	WLS	BF	H	R	ER	SO	BB	IBB	HBP	BLK	WP	HR	S	P	ERA	WHIP

Batter	1	2	3	4	5	6	7	8	9	AB	R	H	RBI	BB	SO	LOB
Brady Anderson, L (1, 7) OBP: 0.379, SLG: 0.503	G4-3		S, 1B, BB		F7			K		3	1	0	0	1	1	0
Mike Devereaux, R (1, 8) OBP: 0.326, SLG: 0.474	PB, S, BB		1 SAFE E8, SF7, 1-H, 1B		P6			G3		3	1	1	1	1	0	0
Cal Ripken Jr., R (1, 6) OBP: 0.349, SLG: 0.395	G3-6-3, 1-2, BB		BB, BB		P3			P4		2	0	0	0	2	0	0
Sam Horn, L (1, 10) OBP: 0.338, SLG: 0.443	G3-6-3, 1-2f, 2-3		SF7, 3-H			K			G4-3	3	0	0	1	0	1	2
Chito Martinez, L (1, 9) OBP: 0.330, SLG: 0.400		F9	BB, 1-2			K			2B	3	0	1	0	1	1	0
David Segui, S (1, 3) OBP: 0.307, SLG: 0.315		2B	F9			G4-1			F7	4	0	1	0	0	0	3
Leo Gomez, R (1, 5) OBP: 0.375, SLG: 0.415		L8		P5			K		F8	3	0	0	0	0	1	1
Joe Orsulak, L (9, PH) OBP: 0.336, SLG: 0.381										1	0	0	0	0	0	1
Mark McLemore, S (1, 4) OBP: 0.324, SLG: 0.282		G4-3		G4-3			G6-4-3, BB			2	0	0	0	1	0	1
Jeff Tackett, R (1, 2) OBP: 0.320, SLG: 0.489			K	P6			G6-4-3, 1-2f			3	0	0	0	0	1	1
Inning Stats	R: 0 E: 0 K: 0 S: 10 H: 0 LOB: 1 BB: 2 P: 20	R: 0 E: 0 K: 0 S: 8 H: 1 LOB: 1 BB: 0 P: 18	R: 2 E: 1 K: 1 S: 14 H: 1 LOB: 2 BB: 3 P: 30	R: 0 E: 0 K: 0 S: 8 H: 0 LOB: 0 BB: 0 P: 11	R: 0 E: 0 K: 0 S: 6 H: 0 LOB: 0 BB: 0 P: 7	R: 0 E: 0 K: 2 S: 10 H: 0 LOB: 0 BB: 0 P: 13	R: 0 E: 0 K: 1 S: 7 H: 0 LOB: 0 BB: 1 P: 14	R: 0 E: 0 K: 1 S: 7 H: 0 LOB: 0 BB: 0 P: 11	R: 0 E: 0 K: 0 S: 7 H: 1 LOB: 1 BB: 0 P: 12	1B: 1 2B: 2 3B: 0 HR: 0 SF: 1 SAC: 0 DP: 2 HBP: 0	WP: 0 PB: 1 SB: 2 CS: 0 PA: 34					

PITCHER		IP	WLS	BF	H	R	ER	SO	BB	IBB	HBP	BLK	WP	HR	S	P	ERA	WHIP
Nolan Ryan, R ERA: 3.55	(1, 1)	7.0	W	27	2	2	1	4	6	0	0	0	0	0	63	113	1.29	1.143
Floyd Bannister, L ERA: 6.46	(8, 1)	0.1		1	0	0	0	1	0	0	0	0	0	0	3	5	0.00	0.000
Terry Mathews, R ERA: 5.73	(8, 1)	0.2		2	0	0	0	0	0	0	0	0	0	0	4	6	0.00	0.000
Jeff Russell, R ERA: 1.85	(9, 1)	1.0	S	4	1	0	0	0	0	0	0	0	0	0	7	12	0.00	1.000

PITCHER	IP	WLS	BF	H	R	ER	SO	BB	IBB	HBP	BLK	WP	HR	S	P	ERA	WHIP

TOP

Baltimore Orioles @ Texas Rangers

Arlington Stadium, Arlington, TX

Thu Jul 16 1992, 8:05 PM EDT

Att. 36,545 - Cloudy - 92 F

livebaseballscorecards.com

AB	27
R	2
H	3
RBI	2
BB	6
SO	5
LOB	9

Baltimore Orioles @ Texas Rangers

Arlington Stadium, Arlington, TX

Thu Jul 16 1992, 8:05 PM EDT

Att. 36,545 - Cloudy - 92 F

livebaseballscorecards.com

BOTTOM

Batter	1	2	3	4	5	6	7	8	9	AB	R	H	RBI	BB	SO	LOB
Jeff Frye, R (1, 4) OBP: 0.304, SLG: 0.476	B C C B B F S 3-3 ① K	B C B F X 2-2 E3 3-H			C C B B F B X 3-2 SH1-4 HR 2B	C C 1 SAFE F X 0-2 ③ FC6-4 1-2f				4	1	1	0	0	1	1
Dean Palmer, R (1, 5) OBP: 0.338, SLG: 0.463	B C X 1-1 ② F7	B F B 1 SAFE X 2-1 ③ P3			B X 1-0 ① SH1-4 2-3		B B X 2-0 2B			3	0	1	0	0	0	1
Rafael Palmeiro, L (1, 3) OBP: 0.368, SLG: 0.432	B B F B C F B 4-2 BB BB		B C B F F X 2-2 G4-6-3 1B		C B B F F X 2-2 3-H HR		C X 0-1 ① F8			3	1	2	2	1	0	1
Ruben Sierra, S (1, 9) OBP: 0.339, SLG: 0.487	B C F 1 SAFE 1 SAFE B 1 SAFE B B 4-2 1-2 BB		B 1 SAFE X 1-0 ① ② G4-6-3 1-2f		B X 1-0 ② P6		B F B X 2-1 ② L7			3	0	0	0	1	0	2
Juan Gonzalez, R (1, 7) OBP: 0.304, SLG: 0.485	C X 0-1 ③ G1-3		B F X 1-1 ③ L7		S B S B C 2-3 ③ K		C X 0-1 ③ G6-3			4	0	0	0	0	1	3
Kevin Reimer, L (1, 10) OBP: 0.353, SLG: 0.487		B B C B X 3-1 3B 1B		X 0-0 2B		X 0-0 HR		B H 2-0 G1-6-3 HBP		3	2	3	1	0	0	0
Ivan Rodriguez, R (1, 2) OBP: 0.322, SLG: 0.432		S S B F 1 SAFE B C 2-3 ① K		C F B F S 1-3 ① K		X 0-0 FC6-4 1B		B S X 1-1 ① ② G1-6-3 1-2f		4	0	1	0	0	2	3
Jeff Huson, L (1, 6) OBP: 0.352, SLG: 0.357		B C F X 1-2 1-H E 3B		B C C S 1-3 ② K		C M X 0-2 ① P4		B B C F F X 2-2 ③ G4-3		4	1	1	1	0	1	2
Donald Harris, R (1, 8) OBP: 0.154, SLG: 0.154		C B F S 1-3 ② K		B X 1-0 ③ G5-3		S 1 SAFE X 0-1 ② P2				3	0	0	0	0	1	3
Inning Stats	R: 0 H: 0 E: 0 LOB: 2 K: 1 BB: 2 S: 13 P: 25	R: 2 H: 2 E: 1 LOB: 1 K: 2 BB: 0 S: 17 P: 28	R: 0 H: 1 E: 0 LOB: 0 K: 0 BB: 0 S: 7 P: 11	R: 0 H: 1 E: 0 LOB: 1 K: 2 BB: 0 S: 9 P: 12	R: 2 H: 2 E: 0 LOB: 0 K: 1 BB: 0 S: 12 P: 21	R: 1 H: 2 E: 0 LOB: 1 K: 0 BB: 0 S: 11 P: 11	R: 0 H: 1 E: 0 LOB: 1 K: 0 BB: 0 S: 7 P: 11	R: 0 H: 0 E: 0 LOB: 0 K: 0 BB: 0 S: 6 P: 11		1B: 3 SF: 0 2B: 3 SAC: 1 3B: 1 DP: 2 HR: 2 HBP: 1					WP: 0 PA: 35 PB: 0 SB: 0 CS: 0	

	AB	31
	R	5
	H	9
	RBI	4
	BB	2
	SO	6
	LOB	16

PITCHER		IP	WLS	BF	H	R	ER	SO	BB	IBB	HBP	BLK	WP	HR	S	P	ERA	WHIP
Rick Sutcliffe, R ERA: 4.09	(1, 1)	6.0	L	29	9	5	4	6	2	0	0	0	0	2	70	111	6.00	1.833
Mike Flanagan, L ERA: 8.59	(7, 1)	0.1		1	0	0	0	0	0	0	0	0	0	0	2	2	0.00	0.000
Todd Frohwirth, R ERA: 1.7	(7, 1)	1.2		5	0	0	0	0	0	0	1	0	0	0	10	17	0.00	0.000

PITCHER	IP	WLS	BF	H	R	ER	SO	BB	IBB	HBP	BLK	WP	HR	S	P	ERA	WHIP

Batter	1	2	3	4	5	6	7	8	9	AB	R	H	RBI	BB	SO	LOB
Brady Anderson, L (1, 7) OBP: 0.381, SLG: 0.503	0-0 1B	1-1 G5-3			2-2 G4-3	0-0 FC5-4 1B 1-2 2-3		1-0 1B BLK 1B 1-2	0-1 L4	6	1	3	0	0	0	3
Mike Devereaux, R (1, 8) OBP: 0.327, SLG: 0.474	1-3 K		0-1 G5-3		1-2 1B 1B 1B	0-1 SF8 2-3 3-H		2-1 E BLK SF8 1-3 2-H 1B		4	2	2	2	0	1	1
Cal Ripken Jr., R (1, 6) OBP: 0.347, SLG: 0.392	0-1 F9		0-0 F9		0-1 1B SF8 1-2 1B	0-1 FC5-4 1-2f 3-H		1-1 E6 BB 1-3 3-H		5	1	1	1	0	0	3
Glenn Davis, R (1, 10) OBP: 0.305, SLG: 0.407	1-0 G5-3		2-0 E6		1-2 1B 1-3 2-H 1B	2-2 F9		2-2 SF8 3-H		4	0	1	2	0	0	2
Randy Milligan, R (1, 3) OBP: 0.401, SLG: 0.391	0-0 1B 2B 1B		3-1 G5-3		0-1 SF8 3-H		2-3 K	4-1 1-2 BB		3	1	1	1	1	1	1
Joe Orsulak, L (1, 9) OBP: 0.338, SLG: 0.382	1-0 2B 1-3 1B	1-0 E6 S			2-0 1-3 1B		1-2 L3	0-0 F8		5	0	2	0	0	0	2
Leo Gomez, R (1, 5) OBP: 0.375, SLG: 0.417	1-0 1-3 3-H 2B	3-2 F9	0-2 P9				0-0 F8		4-2 BB	4	0	1	1	1	0	3
Billy Ripken, R (1, 4) OBP: 0.276, SLG: 0.346	0-0 G3	1-3 K 1-2			0-1 1B 1B SF8 1B			3-3 K	2-1 F8	5	1	1	0	0	2	4
Jeff Tackett, R (1, 2) OBP: 0.324, SLG: 0.484	1-2 G5-3	0-3 K			0-2 SF8 1B FC5-4 1-2 1B			0-0 1B 1B 1B	0-0 F9	5	2	2	0	0	1	4
Inning Stats	R: 0 H: 1 E: 0 LOB: 1 K: 1 BB: 0 S: 7 P: 9	R: 1 H: 3 E: 0 LOB: 2 K: 0 BB: 0 S: 10 P: 14	R: 0 H: 0 E: 1 LOB: 1 K: 0 BB: 0 S: 6 P: 11	R: 0 H: 0 E: 1 LOB: 1 K: 2 BB: 0 S: 11 P: 16	R: 2 H: 4 E: 0 LOB: 2 K: 0 BB: 0 S: 21 P: 27	R: 2 H: 3 E: 0 LOB: 1 K: 0 BB: 0 S: 13 P: 15	R: 0 H: 0 E: 0 LOB: 0 K: 1 BB: 0 S: 7 P: 10	R: 3 H: 3 E: 1 LOB: 2 K: 1 BB: 1 S: 15 P: 28	R: 0 H: 0 E: 0 LOB: 1 K: 0 BB: 1 S: 7 P: 13	1B: 13 SF: 3 2B: 1 SAC: 0 3B: 0 DP: 0 HR: 0 HBP: 0						

TOP

Baltimore Orioles @ Texas Rangers

Arlington Stadium, Arlington, TX

Fri Jul 17 1992, 8:05 PM EDT

Att. 30,882 - Cloudy - 85 F

livebaseballscorecards.com

AB	41
R	8
H	14
RBI	7
BB	2
SO	5
LOB	23

PITCHER		IP	WLS	BF	H	R	ER	SO	BB	IBB	HBP	BLK	WP	HR	S	P	ERA	WHIP
Kevin Brown, R ERA: 3.18	(1, 1)	6.0	L	31	11	5	5	3	0	0	0	0	0	0	68	92	7.50	1.833
Ed Nunez, R ERA: 4.88	(7, 1)	1.0		3	0	0	0	1	0	0	0	0	0	0	7	10	0.00	0.000
Don Carman, L ERA: 54.0	(8, 1)	0.1		4	3	3	2	1	0	0	0	0	0	0	7	13	54.00	9.000
Terry Mathews, R ERA: 5.67	(8, 1)	0.1		3	0	0	0	0	1	0	0	1	0	0	7	14	0.00	3.000
Kenny Rogers, L ERA: 3.42	(8, 1)	1.1		5	0	0	0	0	1	0	0	0	0	0	8	14	0.00	0.750

PITCHER	IP	WLS	BF	H	R	ER	SO	BB	IBB	HBP	BLK	WP	HR	S	P	ERA	WHIP

Baltimore Orioles @ Texas Rangers

Arlington Stadium, Arlington, TX

Fri Jul 17 1992, 8:05 PM EDT

Att. 30,882 - Cloudy - 85 F

BOTTOM

Batter	1	2	3	4	5	6	7	8	9	AB	R	H	RBI	BB	SO	LOB
Jeff Frye, R (1, 4) OBP: 0.269, SLG: 0.417	B C F S 1-3 K ①			C B B X 2-1 G1-3 ①		B B C X 2-1 F9 ②			F B X 1-1 G1-3 ②	3	0	0	0	0	1	0
Al Newman, S (9, 4) OBP: 0.294, SLG: 0.237										1	0	0	0	0	0	0
Dean Palmer, R (1, 5) OBP: 0.334, SLG: 0.458	X 0-0 P3 ②			C X 0-1 G4-3 ②		B F B C C 2-3 K ③			C B S B F X 2-2 P4 ③	4	0	0	0	0	1	0
Rafael Palmeiro, L (1, 3) OBP: 0.365, SLG: 0.429	C B F X 1-2 F7 ③			B S X 1-1 F8 ③			C S B S 1-3 K ①			3	0	0	0	0	1	0
Ruben Sierra, S (1, 9) OBP: 0.339, SLG: 0.484		B S X 1-1 G4-3 ①			B B B C F F B 4-2 2B BB		X 0-0 P7 ②			2	0	0	0	1	0	0
Juan Gonzalez, R (1, 7) OBP: 0.302, SLG: 0.480		B B F F B X 3-2 P4 ②			S F S 0-3 K ①		B S S B S 2-3 K ③			3	0	0	0	0	2	1
Kevin Reimer, L (1, 10) OBP: 0.352, SLG: 0.489		C S C 0-3 K ③			B C F B X 2-2 1-3 2B			S S S 0-3 K ①		3	0	1	0	0	2	0
Ivan Rodriguez, R (1, 2) OBP: 0.319, SLG: 0.428			F F B B F B S 3-3 K ①		C F F F B X 1-2 L6 ②			F F B B X 2-2 F8 ②		2	0	0	0	0	1	2
Geno Petralli, L (8, 2) OBP: 0.264, SLG: 0.297										1	0	0	0	0	0	0
Jeff Huson, L (1, 6) OBP: 0.349, SLG: 0.353		B B F X 2-1 G4-3 ②			B B S F B F S 3-3 K ③			X 0-0 P7 ③		2	0	0	0	0	1	2
John Cangelosi, S (8, PH) OBP: 0.337, SLG: 0.253 (9, 8)										1	0	0	0	0	0	0
Donald Harris, R (1, 8) OBP: 0.133, SLG: 0.133		L X 0-1 L6 ③				F S C 0-3 K ①			B F X 1-1 F9 ①	2	0	0	0	0	1	0
Dickie Thon, R (9, 6) OBP: 0.299, SLG: 0.380										1	0	0	0	0	0	0

	AB	28
	R	0
	H	1
	RBI	0
	BB	1
	SO	10
	LOB	5

livebaseballscorecards.com

Inning Stats	1	2	3	4	5	6	7	8	9	1B	0	SF	0	WP	0	PA	29
R	0	0	0	0	0	0	0	0	0	2B	1	SAC	0	PB	0		
E	0	0	0	0	0	0	0	0	0	3B	0	DP	0	SB	0		
K	1	1	1	0	2	2	2	1	0	HR	0	HBP	0	CS	0		
S	8	9	8	6	19	8	7	7	8								
H	0	0	0	0	1	0	0	0	0								
LOB	0	0	0	0	2	0	0	0	0								
BB	0	0	0	0	1	0	0	0	0								
P	10	13	13	9	29	12	10	9	12								

PITCHER	IP	WLS	BF	H	R	ER	SO	BB	IBB	HBP	BLK	WP	HR	S	P	ERA	WHIP
35 Mike Mussina, R (1, 1) ERA: 2.23	9.0	W	29	1	0	0	10	1	0	0	0	0	0	80	117	0.00	0.222

PITCHER	IP	WLS	BF	H	R	ER	SO	BB	IBB	HBP	BLK	WP	HR	S	P	ERA	WHIP

Baltimore Orioles @ Texas Rangers

Arlington Stadium, Arlington, TX

Sat Jul 18 1992, 8:05 PM EDT

Att. 37,009 - Cloudy - 82 F

TOP

livebaseballscorecards.com

Batter	1	2	3	4	5	6	7	8	9	AB	R	H	RBI	BB	SO	LOB
Brady Anderson, L (1, 7) OBP: 0.376, SLG: 0.496	X 0-0 ① G1-3		B S C S 1-3 ① K	X 0-0 ③ FC6-4 1-2f		S F S 0-3 ② K			X 0-0 ② F8	5	0	0	0	0	2	3
Mike Devereaux, R (1, 8) OBP: 0.328, SLG: 0.471	C B B B B 4-1 F8-3 BB		C C F S 0-3 ② K		C X 0-1 ① P7	B B C B X 3-1 ③ F8			X 0-0 1B	4	0	1	0	1	1	1
Cal Ripken Jr., R (1, 6) OBP: 0.345, SLG: 0.387	B 1 B B C X SAFE 3-1 ②③ F8-3 1-2		F C S 0-3 ③ K		B B B 4-0 1B 1B BB		C S F F F X 1-2 ① G5-3		C C X 0-2 ③ G3	4	1	0	0	1	1	3
Glenn Davis, R (1, 10) OBP: 0.316, SLG: 0.413		B C B B B 4-1 1B FC4 BB		C X 0-1 PB WP 1B 1B	X 0-0 1B 1-2 HR 1B		C F B B B X 3-2 ② P6			3	3	2	0	1	0	0
Randy Milligan, R (1, 3) OBP: 0.399, SLG: 0.389		S C F X 0-2 FC4 1-3 1B		B C C B X 2-2 ① G5-3 1-2	F B B C C 2-3 ② K		B S B B B F F F F X 3-2 ③ P4			4	0	1	0	0	1	3
Joe Orsulak, L (1, 9) OBP: 0.340, SLG: 0.381		C B F F B X 2-2 ① FC4 HBP 1-2f 3-H		S B F B B B 4-2 1B 1B BB	F X 0-1 1-2 2-H HR 1B			X 0-0 ① G4-3		3	2	1	2	1	0	1
Leo Gomez, R (1, 5) OBP: 0.380, SLG: 0.431		F H 1-1 G6-4-3 1-2 HBP		C S X 0-2 1B 1-2 2-H 1B	X 0-0 1-H 2-H HR			B B S C B F X 3-2 ② G6-3		3	1	2	4	0	0	0
Billy Ripken, R (1, 4) OBP: 0.270, SLG: 0.337		B C B X 2-1 ②③ G6-4-3 1-2f		X 0-0 ② P6	F S B B C 2-3 ③ K			B B C B S X 3-2 ③ G5-3		4	0	0	0	0	1	4
Jeff Tackett, R (1, 2) OBP: 0.330, SLG: 0.479			C B F B B B F F F B 4-2 BB	B F X 1-1 FC6-4 1-3 2-H 1B		F C B F S 1-3 ① K			B F B F S 2-3 ① K	3	0	1	1	1	2	0

	AB	33
	R	7
	H	8
	RBI	7
	BB	5
	SO	8
	LOB	15

Inning Stats																																		
	R: 0	E: 0	K: 0	S: 4	H: 0	LOB: 0	BB: 1	P: 11	R: 1	E: 0	K: 0	S: 12	H: 1	LOB: 1	BB: 1	P: 21	R: 0	E: 0	K: 3	S: 15	H: 0	LOB: 1	BB: 1	P: 20	R: 2	E: 0	K: 0	S: 14	H: 3	LOB: 2	BB: 1	P: 21	R: 4	E: 0	K: 2	S: 12	H: 3	LOB: 0	BB: 1	P: 20
	R: 0	E: 0	K: 2	S: 9	H: 0	LOB: 0	BB: 0	P: 13	R: 0	E: 0	K: 0	S: 14	H: 0	LOB: 0	BB: 0	P: 21	R: 0	E: 0	K: 0	S: 8	H: 0	LOB: 0	BB: 0	P: 14	R: 0	E: 0	K: 1	S: 8	H: 1	LOB: 1	BB: 0	P: 10	1B: 7	2B: 1	3B: 0	HR: 1	SF: 0	SAC: 0	DP: 2	HBP: 1	WP: 1	PB: 1	SB: 0	CS: 0	PA: 39

PITCHER		IP	WLS	BF	H	R	ER	SO	BB	IBB	HBP	BLK	WP	HR	S	P	ERA	WHIP
Jose Guzman, R ERA: 4.29	(1, 1)	4.2	L	25	7	7	7	4	5	0	1	0	1	1	54	88	13.50	2.571
Ed Nunez, R ERA: 4.54	(5, 1)	2.1		7	0	0	0	3	0	0	0	0	0	0	26	39	0.00	0.000
Don Carman, L ERA: 7.71	(8, 1)	2.0		7	1	0	0	1	0	0	0	0	0	0	16	24	0.00	0.500

PITCHER	IP	WLS	BF	H	R	ER	SO	BB	IBB	HBP	BLK	WP	HR	S	P	ERA	WHIP

Batter	1	2	3	4	5	6	7	8	9	AB	R	H	RBI	BB	SO	LOB
Jeff Frye, R (1, 4) OBP: 0.241, SLG: 0.370	B C F X 1-2 ① G3		B B C F F F X 2-2 ② G6-3			B C C F B F X 2-2 ② G6-3			B X 1-0 ② L9	3	0	0	0	0	0	0
Jeff Huson, L (9, PH) OBP: 0.348, SLG: 0.351										1	0	0	0	0	0	0
Dean Palmer, R (1, 5) OBP: 0.334, SLG: 0.457	B B B C X 3-1 1B		B X 1-0 ③ G1-3			C B B F B X 3-2 ③ G6-3			X 0-0 ③ G6-3	3	0	1	0	0	0	0
Al Newman, S (9, 5) OBP: 0.292, SLG: 0.235										1	0	0	0	0	0	0
Rafael Palmeiro, L (1, 3) OBP: 0.363, SLG: 0.425	C B X 1-1 ② P6			B B C F X 2-2 ① P7			C B F B B F F X 3-2 ① G4-3			3	0	0	0	0	0	1
Ruben Sierra, S (1, 9) OBP: 0.339, SLG: 0.481	B 1 SAFE B C X 2-1 ③ G6-3			B X 1-0 ② G4-3			B B C C F F B B 4-2 G5-4-3 BB			2	0	0	0	1	0	1
Juan Gonzalez, R (1, 7) OBP: 0.299, SLG: 0.476		B F X 1-1 ① G6-3		C B B F S 2-3 ③ K			B S C X 1-2 ②③ G5-4-3 1-2f			3	0	0	0	0	1	1
Kevin Reimer, L (1, 10) OBP: 0.352, SLG: 0.485		B F B F X 2-2 ② F7	B B C C F F B F X 3-2 ① G3-1					B S H 2-1 G1-6-3 HBP		2	0	0	0	0	0	0
Ivan Rodriguez, R (1, 2) OBP: 0.319, SLG: 0.427	B X 1-0 1B		C C S 0-3 ② K					X 0-0 ①② G1-6-3 1-2f		3	0	1	0	0	1	1
Donald Harris, R (9, 8) OBP: 0.133, SLG: 0.133										0	0	0	0	0	0	0
Dickie Thon, R (1, 6) OBP: 0.295, SLG: 0.375	B B X 2-0 ③ F9		S F F S 0-3 ③ K					B S B X 2-1 ③ G4-3		3	0	0	0	0	1	1
John Cangelosi, S (1, 8) OBP: 0.330, SLG: 0.247			B B C C F B C 3-3 ① K			X 0-0 ① F8			B B C S C 2-3 ① K	2	0	0	0	0	1	0
Geno Petralli, L (9, 2) OBP: 0.262, SLG: 0.294										1	0	0	0	0	1	0
Inning Stats	R: 0 E: 0 K: 0 S: 9 H: 1 LOB: 1 BB: 0 P: 16	R: 0 E: 0 K: 0 S: 7 H: 1 LOB: 1 BB: 0 P: 13	R: 0 E: 0 K: 1 S: 10 H: 0 LOB: 0 BB: 0 P: 16	R: 0 E: 0 K: 1 S: 7 H: 0 LOB: 0 BB: 0 P: 12	R: 0 E: 0 K: 2 S: 13 H: 0 LOB: 0 BB: 0 P: 16	R: 0 E: 0 K: 0 S: 9 H: 0 LOB: 0 BB: 0 P: 14	R: 0 E: 0 K: 0 S: 12 H: 0 LOB: 0 BB: 1 P: 20	R: 0 E: 0 K: 0 S: 4 H: 0 LOB: 0 BB: 0 P: 8	R: 0 E: 0 K: 1 S: 5 H: 0 LOB: 0 BB: 0 P: 8	1B: 2 2B: 0 3B: 0 HR: 0	SF: 0 SAC: 0 DP: 2 HBP: 1						

PITCHER	IP	WLS	BF	H	R	ER	SO	BB	IBB	HBP	BLK	WP	HR	S	P	ERA	WHIP
Ben McDonald, R (1, 1) ERA: 4.65	9.0	W	29	2	0	0	5	1	0	1	0	0	0	76	123	0.00	0.333

PITCHER	IP	WLS	BF	H	R	ER	SO	BB	IBB	HBP	BLK	WP	HR	S	P	ERA	WHIP

BOTTOM

Baltimore Orioles @ Texas Rangers

Arlington Stadium, Arlington, TX

Sat Jul 18 1992, 8:05 PM EDT

Att. 37,009 - Cloudy - 82 F

livebaseballscorecards.com

AB	27
R	0
H	2
RBI	0
BB	1
SO	5
LOB	5

WP: 0 PB: 0 SB: 0 CS: 0 PA: 29

Batter	1	2	3	4	5	6	7	8	9	10	AB	R	H	RBI	BB	SO	LOB
Brady Anderson, L (1, 7) OBP: 0.377, SLG: 0.494	C F B X 1-2 F9 ①		B C X 1-1 L7 ③			B S X 1-1 L9 ②		1 SAFE F B X 1-1 1B 1-2 E 1B		B C L B X 2-2 1B SF9 1B	5	2	2	0	0	0	1
Mike Devereaux, R (1, 8) OBP: 0.329, SLG: 0.470	C B C X 1-2 F8 ②			C B B C S 2-3 K ①		B B X 2-0 1B		C F S 0-3 K ②		1 SAFE B 1 SAFE B X 2-0 1-3 E 1B	5	0	2	0	0	2	2
Cal Ripken Jr., R (1, 6) OBP: 0.343, SLG: 0.386	C B B X 2-1 G5-3 ③			B X 1-0 G6-3 ②		B F 1 SAFE X 1-1 L9 ③		F X 0-1 E 1-3 2-H 1B		C X 0-1 SF9 ② 1-2 3-H	4	0	1	2	0	0	1
Glenn Davis, R (1, 10) OBP: 0.319, SLG: 0.408		C B X 1-1 G5-3 ①		B B C C F X 2-2 FC5-4 1B			B F X 1-1 G5-3 ①	B C F F F X 1-2 E5 1-2 3-H		C B B B I 4-1 IBB	4	0	1	0	1	0	1
Randy Milligan, R (1, 3) OBP: 0.393, SLG: 0.381 David Segui, S (10, 3) OBP: 0.307, SLG: 0.315		X 0-0 P6 ②		B B X 2-0 FC5-4 ③ 1-2f			C B F B X 2-2 F7 ②	S S S 0-3 K ③		B S S S B F X 2-2 F9 ③	5 0	0 0	0 0	0 0	0 0	1 0	5 0
Joe Orsulak, L (1, 9) OBP: 0.343, SLG: 0.388		C X 0-1 F9 ③			B X 1-0 F9 P2 2B		F X 0-1 WP 1B		X 0-0 F7 ①		4	0	2	0	0	0	0
Leo Gomez, R (1, 5) OBP: 0.375, SLG: 0.424			B C C B X 2-2 F8 ①		B F F F X 1-2 F9 ① 2-3		F B B B X 3-1 F8 ③ 1-2		B C C F B B F C 3-3 K ②		4	0	0	0	0	1	2
Billy Ripken, R (1, 4) OBP: 0.267, SLG: 0.333 Chito Martinez, L (8, PH) OBP: 0.336, SLG: 0.400 Rick Dempsey, R (8, 2) OBP: 0.286, SLG: 0.167			X 0-0 F8 ②		L X 0-1 P2 ② ③ 3-Hf			B F S B F F F B B 4-2 1B 1B BB		B B X 2-0 F7 ③	2 0 1	0 1 0	0 0 0	0 1 0	0 0 0	0 0 0	1 0 0
Jeff Tackett, R (1, 2) OBP: 0.333, SLG: 0.474 Sam Horn, L (8, PH) OBP: 0.338, SLG: 0.443 Tim Hulett, R (8, PH) OBP: 0.344, SLG: 0.400 (8, 4)			B B B B 4-0 BB			F B B X 2-1 P5 ①		C B C B F F S 2-3 K ①		C F B B X 2-2 F8 ①	1 0 2	0 0 0	0 0 0	0 0 0	1 0 0	0 0 1	0 0 1
Inning Stats	R: 0 E: 0 K: 0 S: 8 H: 0 LOB: 0 BB: 0 P: 12	R: 0 E: 0 K: 0 S: 5 H: 0 LOB: 0 BB: 0 P: 6	R: 0 E: 0 K: 0 S: 6 H: 0 LOB: 1 BB: 1 P: 13	R: 0 E: 0 K: 1 S: 9 H: 1 LOB: 1 BB: 0 P: 16	R: 0 E: 0 K: 0 S: 6 H: 1 LOB: 0 BB: 0 P: 8	R: 0 E: 0 K: 0 S: 7 H: 1 LOB: 1 BB: 0 P: 13	R: 0 E: 0 K: 0 S: 9 H: 1 LOB: 1 BB: 0 P: 15	R: 2 E: 1 K: 3 S: 25 H: 2 LOB: 2 BB: 1 P: 33	R: 0 E: 0 K: 1 S: 7 H: 0 LOB: 0 BB: 0 P: 12	R: 1 E: 1 K: 0 S: 14 H: 2 LOB: 2 BB: 1 P: 26	1B: 7 2B: 2 3B: 0 HR: 0	SF: 1 SAC: 0 DP: 1 HBP: 0						

PITCHER		IP	WLS	BF	H	R	ER	SO	BB	IBB	HBP	BLK	WP	HR	S	P	ERA	WHIP
Todd Burns, R ERA: 3.25	(1, 1)	7.0		26	4	1	1	1	2	0	0	0	1	0	55	92	1.29	0.857
Kenny Rogers, L ERA: 3.4	(8, 1)	0.1		2	1	0	0	1	0	0	0	0	0	0	7	10	0.00	3.000
Jeff Russell, R ERA: 1.79	(8, 1)	1.2		7	1	1	0	3	0	0	0	0	0	0	20	26	0.00	0.600
Terry Mathews, R ERA: 5.77	(10, 1)	1.0	L	6	2	1	1	0	0	1	0	0	0	0	14	26	9.00	2.000

PITCHER	IP	WLS	BF	H	R	ER	SO	BB	IBB	HBP	BLK	WP	HR	S	P	ERA	WHIP

TOP

Baltimore Orioles @ Texas Rangers

Arlington Stadium, Arlington, TX

Sun Jul 19 1992, 8:05 PM EDT

Att. 33,155 - Cloudy - 93 F

livebaseballscorecards.com

AB	37
R	3
H	8
RBI	2
BB	3
SO	5
LOB	14

WP: 1 PB: 0 SB: 0 CS: 0 PA: 41

Batter	1	2	3	4	5	6	7	8	9	10	AB	R	H	RBI	BB	SO	LOB
Jeff Frye, R (1, 4) OBP: 0.265, SLG: 0.355	B B B C B 4-1 BB BB	B C B F B X 3-2 ③ P3			C B F X 1-2 ② G5-3		C X 0-1 BB 1B		C B B F X 3-2 ③ F8		4	0	1	0	1	0	2
Dean Palmer, R (1, 5) OBP: 0.340, SLG: 0.455	B C B B 1 SAFE B 4-1 1-2 BB	C B B B B 4-1 BB			X 0-0 ③ P9		P B 1 SAFE B B 4-0 1-2 BB			B B B B 4-0 G3-6-3 BB	1	0	0	0	4	0	0
Rafael Palmeiro, L (1, 3) OBP: 0.360, SLG: 0.422	B C F S 1-3 ① K	F B X 1-1 ① F8				C B X 1-1 2B BLK 1B	C X 0-1 ③ F9			B C B X 2-1 ① ② G3-6-3 1-2f	5	1	1	0	0	1	6
Ruben Sierra, S (1, 9) OBP: 0.337, SLG: 0.480	B F C B F S 2-3 ② K	B B F X 2-1 ② P6				B F B X 2-1 BLK 1-3 SF7 2B		B S B X 2-1 ① G4-3		B C B C S 2-3 ③ K	5	1	1	0	0	2	3
Juan Gonzalez, R (1, 7) OBP: 0.296, SLG: 0.472	C S S S 0-3 ③ K	B F F F C 1-3 ③ K				B S F F F B X 2-2 ① SF7 2-H 3-H		B X 1-0 ② G6-3			3	0	0	1	0	2	3
Brian Downing, R (1, 10) OBP: 0.417, SLG: 0.415 Monty Fariss, R (8, PR) OBP: 0.395, SLG: 0.333		C B B B B 4-1 BB BB	B X 1-0 ① P2			C F F S 0-3 ② K		B B C C F F B B 4-2 BB			2	0	0	0	2	1	0
											0	0	0	0	0	0	0
Ivan Rodriguez, R (1, 2) OBP: 0.318, SLG: 0.421	B B C B B B 4-1 1-2 BB		C F B F F F X 1-2 ② L7			B F B C X 2-2 ③ G1-6-3		C B S 1 SAFE X 1-2 ③ F9			3	0	0	0	1	0	1
Dickie Thon, R (1, 6) OBP: 0.292, SLG: 0.371 Jeff Huson, L (9, PH) OBP: 0.346, SLG: 0.350 (10, 6)	S B F X 1-2 ① F8		B B X 2-0 ③ G5-3				S F F B S 1-3 ① K		X 0-0 ① F7		3	0	0	0	0	1	2
											1	0	0	0	0	0	0
Donald Harris, R (1, 8) OBP: 0.105, SLG: 0.105	S F F X 0-2 ② F9				B C X 1-1 ① P5		S S C 0-3 ② K		M X 0-1 ② G5-3		4	0	0	0	0	1	2
Inning Stats	R: 0 E: 0 K: 3 S: 12 H: 0 LOB: 2 BB: 2 P: 23	R: 0 E: 0 K: 0 S: 12 H: 0 LOB: 2 BB: 2 P: 24	R: 0 E: 0 K: 1 S: 9 H: 0 LOB: 1 BB: 1 P: 17	R: 0 E: 0 K: 0 S: 7 H: 0 LOB: 0 BB: 0 P: 11	R: 0 E: 0 K: 0 S: 6 H: 0 LOB: 0 BB: 0 P: 8	R: 2 E: 0 K: 1 S: 16 H: 2 LOB: 0 BB: 0 P: 23	R: 0 E: 0 K: 2 S: 12 H: 1 LOB: 2 BB: 1 P: 16	R: 0 E: 0 K: 0 S: 10 H: 0 LOB: 1 BB: 1 P: 18	R: 0 E: 0 K: 0 S: 6 H: 0 LOB: 0 BB: 0 P: 9	R: 0 E: 0 K: 1 S: 5 H: 0 LOB: 0 BB: 1 P: 13	1B: 2 2B: 1 3B: 0 HR: 0 SF: 1 SAC: 0 DP: 1 HBP: 0						WP: 0 PB: 0 SB: 0 CS: 0 PA: 40

PITCHER		IP	WLS	BF	H	R	ER	SO	BB	IBB	HBP	BLK	WP	HR	S	P	ERA	WHIP
Arthur Rhodes, L ERA: 2.63	(1, 1)	6.0		25	2	2	2	5	5	0	0	1	0	0	62	106	3.00	1.167
Todd Frohwirth, R ERA: 1.62	(7, 1)	3.0	W	13	1	0	0	2	3	0	0	0	0	0	28	47	0.00	1.333
Pat Clements, L ERA: 2.42	(10, 1)	0.2		1	0	0	0	0	0	0	0	0	0	0	2	4	0.00	0.000
Gregg Olson, R ERA: 2.04	(10, 1)	0.1	S	1	0	0	0	1	0	0	0	0	0	0	3	5	0.00	0.000

PITCHER	IP	WLS	BF	H	R	ER	SO	BB	IBB	HBP	BLK	WP	HR	S	P	ERA	WHIP

BOTTOM

Baltimore Orioles @ Texas Rangers

Arlington Stadium, Arlington, TX

Sun Jul 19 1992, 8:05 PM EDT

Att. 33,155 - Cloudy - 93 F

livebaseballscorecards.com

AB	31
R	2
H	3
RBI	1
BB	8
SO	8
LOB	19

Batter	1	2	3	4	5	6	7	8	9	10	11	12	AB	R	H	RBI	BB	SO	LOB
Brady Anderson, L (1, 7) OBP: 0.377, SLG: 0.493	S 1B		G1-3			G6-3 1B			E6 HBP 1B	L7			5	1	2	0	0	0	0
Mike Devereaux, R (1, 8) OBP: 0.328, SLG: 0.465	G5-3 1-2		G6-3			G6-3 1-2f			1B 1B 1-2 HBP		K		4	1	0	0	0	1	2
Cal Ripken Jr., R (1, 6) OBP: 0.341, SLG: 0.382	FC6-4 BB			G5-3			P4		F7		P3		4	0	0	0	1	0	2
Glenn Davis, R (1, 10) OBP: 0.317, SLG: 0.404 Mark McLemore, S (9, PR) OBP: 0.322, SLG: 0.280	F7			K			P5		1B 1-2 2-H 1B		K		4 1	0 0	1 0	1 0	0 0	1 1	2 0
Randy Milligan, R (1, 3) OBP: 0.393, SLG: 0.379 David Segui, S (12, 3) OBP: 0.307, SLG: 0.315	FC6-4 1-2f			G6-3			L9		1-2 2-H 1B			2B 1B BB	4 0	1 0	1 0	1 0	1 0	0 0	2 0
Joe Orsulak, L (1, 9) OBP: 0.344, SLG: 0.392		G6-4-3 1B			L7			E3 G6-4-3	P2			1B 1-3 2B	5	0	2	0	0	0	2
Leo Gomez, R (1, 5) OBP: 0.370, SLG: 0.417		G6-4-3 1-2f			P8			G6-4-3 1-2f	P4			K	5	0	0	0	0	1	6
Billy Ripken, R (1, 4) OBP: 0.268, SLG: 0.333 Chito Martinez, L (10, PH) OBP: 0.333, SLG: 0.396 Tim Hulett, R (10, 4) OBP: 0.351, SLG: 0.407		G5-3			G5-3			1B		F8		G4-6-3 1B 2-3 3-H	3 1 1	0 0 0	1 0 1	0 0 1	0 0 0	0 0 0	0 0 0
Jeff Tackett, R (1, 2) OBP: 0.327, SLG: 0.465 Sam Horn, L (8, PH) OBP: 0.335, SLG: 0.440 Rick Dempsey, R (8, 2) OBP: 0.222, SLG: 0.125		F7			P2			K		G5-3		G4-6-3 1-2f	2 1 2	0 0 0	0 0 0	0 0 0	0 1 0	0 1 0	0 1 2
Inning Stats	R: 0 E: 0 K: 0 S: 12 H: 1 LOB: 2 BB: 1 P: 23	R: 0 E: 0 K: 0 S: 8 H: 1 LOB: 0 BB: 0 P: 12	R: 0 E: 0 K: 0 S: 5 H: 0 LOB: 0 BB: 0 P: 8	R: 0 E: 0 K: 1 S: 6 H: 0 LOB: 0 BB: 0 P: 9	R: 0 E: 0 K: 0 S: 8 H: 0 LOB: 0 BB: 0 P: 12	R: 0 E: 0 K: 0 S: 8 H: 1 LOB: 0 BB: 0 P: 10	R: 0 E: 0 K: 0 S: 6 H: 0 LOB: 0 BB: 0 P: 7	R: 0 E: 1 K: 1 S: 9 H: 1 LOB: 1 BB: 0 P: 15	R: 2 E: 1 K: 0 S: 14 H: 2 LOB: 2 BB: 0 P: 20	R: 0 E: 0 K: 0 S: 7 H: 0 LOB: 0 BB: 0 P: 9	R: 0 E: 0 K: 2 S: 9 H: 0 LOB: 0 BB: 0 P: 11	R: 1 E: 0 K: 1 S: 15 H: 2 LOB: 1 BB: 1 P: 21	1B: 7 2B: 1 3B: 0 HR: 0	SF: 0 SAC: 0 DP: 4 HBP: 1	WP: 0 PB: 0 SB: 1 CS: 0	PA: 45			

PITCHER		IP	WLS	BF	H	R	ER	SO	BB	IBB	HBP	BLK	WP	HR	S	P	ERA	WHIP
Charlie Hough, R ERA: 3.04	(1, 1)	8.0		27	4	0	0	2	1	0	0	0	0	0	62	96	0.00	0.625
Scott Radinsky, L ERA: 2.88	(9, 1)	0.0		1	0	1	1	0	0	0	0	0	0	0	2	4	∞	∞
Bobby Thigpen, R ERA: 3.38	(9, 1)	1.0		6	2	1	0	0	0	0	1	0	0	0	12	16	0.00	2.000
Roberto Hernandez, R ERA: 2.28	(10, 1)	3.0	L	11	2	1	1	3	1	0	0	0	0	0	31	41	3.00	1.000

PITCHER	IP	WLS	BF	H	R	ER	SO	BB	IBB	HBP	BLK	WP	HR	S	P	ERA	WHIP

TOP

Baltimore Orioles @ Chicago White Sox

Comiskey Park, Chicago, IL

Mon Jul 20 1992, 8:05 PM EDT

Att. 40,833 - Sunny - 69 F

livebaseballscorecards.com

AB	42
R	3
H	8
RBI	3
BB	2
SO	5
LOB	19

Batter	1	2	3	4	5	6	7	8	9	10	11	12	AB	R	H	RBI	BB	SO	LOB
Tim Raines, S (1, 7) OBP: 0.355, SLG: 0.348	B C F B X 2-2 G2-3 ①		C B X 1-1 P2 ①		C 1 SAFE B P 1 SAFE B X 3-1 FC5-2-5 1B 1-3		B X 1-0 1B		B F F F B F X 2-2 F9 ②		B C X 1-1 F9 ② 2-3		6	0	2	0	0	0	4
Steve Sax, R (1, 4) OBP: 0.295, SLG: 0.310	B C S S 1-3 K ②		C F B B X 2-2 G1-3 ② 1-2 2-3		S X 0-1 FC5-2-5 ② 1-2 3-H		1 SAFE 1 SAFE X 0-0 P2 ①		C G X 0-2 P3 ③		B C B X 2-1 G1-3 ③		6	0	0	0	0	1	7
Frank Thomas, R (1, 3) OBP: 0.431, SLG: 0.492	B X 1-0 G5-3 ③		B B B B 4-0 BB		B B B C C S 3-3 K ③		X 0-0 F8 ②			B B C B F F X 3-2 G4-3 1B		B C X 1-1 F9 ①	5	0	1	0	1	1	3
George Bell, R (1, 10) OBP: 0.293, SLG: 0.406		B F C B X 2-2 F8 ① C B F X 1-2 G4-3 ③				S S B X 1-2 F8 ①	P X 1-0 P8 ③			F F B S 1-3 K ①		C X 0-1 G4-3 ②	6	0	0	0	0	1	5
Robin Ventura, L (1, 5) OBP: 0.384, SLG: 0.428		C C B F B B F X 3-2 F8 ②		B X 1-0 F7 ①		C F B B B B F F B 4-2 1B 1B BB		C B B B F B 4-2 G4-3 S BB		B X 1-0 G4-3 ② 1-2		X 0-0 P4 ③	4	1	0	0	2	0	1
Shawn Abner, R (1, 9) OBP: 0.360, SLG: 0.400		C B F F F X 1-2 G5-3 ③		B F C X 1-2 F7 ②		C X 0-1 1B 1-3 1B		M 1 SAFE S X 0-2 G4-3 ① 1-3		B S B F X 2-2 G5-3 ③			5	0	1	0	0	0	2
Lance Johnson, L (1, 8) OBP: 0.302, SLG: 0.329			X 0-0 1B 1B 1B	C F X 0-2 F7 ③		X 0-0 1-2 3-H 1B		C B P F X 2-2 P7 ②			B B C F F X 2-2 FC3-6 1B		5	1	3	1	0	0	1
Ron Karkovice, R (1, 2) OBP: 0.294, SLG: 0.320			C X 0-1 G1-3 1B 1-3 1B		B S S F B C 2-3 K ①	C B B X 2-1 P3 ②		B B F X 2-1 F8 ③			M L 1 SAFE X 0-2 FC3-6 ① F9 1B 1-2f		5	0	1	0	0	1	4
Craig Grebeck, R (1, 6) OBP: 0.326, SLG: 0.375			F F X 0-2 G1-3 1-2 3-H 1B		C X 0-1 1B FC5-2-5 1B	B X 1-0 P4 ③			C B X 1-1 P6 ①		B B X 2-0 1-2 1B		5	0	3	1	0	0	2
Inning Stats	R: 0 E: 0 S: 7 H: 0 LOB: 0 BB: 0 P: 11	R: 0 E: 0 S: 13 H: 0 LOB: 0 BB: 0 P: 19	R: 1 E: 0 S: 14 H: 3 LOB: 3 BB: 1 P: 22	R: 0 E: 0 S: 7 H: 0 LOB: 0 BB: 0 P: 9	R: 0 E: 0 S: 14 H: 2 LOB: 2 BB: 0 P: 21	R: 1 E: 0 S: 13 H: 2 LOB: 2 BB: 1 P: 21	R: 0 E: 0 S: 5 H: 1 LOB: 1 BB: 0 P: 6	R: 0 E: 0 S: 11 H: 0 LOB: 1 BB: 1 P: 18	R: 0 E: 0 S: 10 H: 0 LOB: 0 BB: 0 P: 13	R: 0 E: 0 S: 11 H: 1 LOB: 1 BB: 0 P: 18	R: 0 E: 0 S: 12 H: 2 LOB: 2 BB: 0 P: 19	R: 0 E: 0 S: 5 H: 0 LOB: 0 BB: 0 P: 6	1B: 11 2B: 0 3B: 0 HR: 0	SF: 0 SAC: 0 DP: 0 HBP: 0	WP: 0 PB: 0 SB: 1 CS: 0	PA: 50			

PITCHER		IP	WLS	BF	H	R	ER	SO	BB	IBB	HBP	BLK	WP	HR	S	P	ERA	WHIP
Storm Davis, R ERA: 3.0	(1, 1)	4.2		20	5	1	1	2	1	0	0	0	0	0	52	76	1.93	1.286
Alan Mills, R ERA: 1.46	(5, 1)	2.1		11	3	1	1	1	1	0	0	0	0	0	21	33	3.86	1.714
Mike Flanagan, L ERA: 8.22	(8, 1)	1.0		4	0	0	0	0	1	0	0	0	0	0	11	18	0.00	1.000
Todd Frohwirth, R ERA: 1.59	(9, 1)	1.1		5	1	0	0	1	0	0	0	0	0	0	17	24	0.00	0.750
Pat Clements, L ERA: 2.28	(10, 1)	1.2	W	7	2	0	0	0	0	0	0	0	0	0	16	26	0.00	1.200

PITCHER		IP	WLS	BF	H	R	ER	SO	BB	IBB	HBP	BLK	WP	HR	S	P	ERA	WHIP
Gregg Olson, R ERA: 1.98	(12, 1)	1.0	S	3	0	0	0	0	0	0	0	0	0	0	5	6	0.00	0.000

BOTTOM

Baltimore Orioles @ Chicago White Sox

Comiskey Park, Chicago, IL

Mon Jul 20 1992, 8:05 PM EDT

Att. 40,833 - Sunny - 69 F

livebaseballscorecards.com

AB	47
R	2
H	11
RBI	2
BB	3
SO	4
LOB	29

Batter	1	2	3	4	5	6	7	8	9	AB	R	H	RBI	BB	SO	LOB
Brady Anderson, L (1, 7) OBP: 0.380, SLG: 0.493	BBBCFFB 4-2 1B SF7 BB	BBBCX 3-1 1-2 2-H 1B		BBFFX 2-2 ② G4-3		CBBX 2-1 ③ G1-3		BFBFBX 3-2 S 1B		4	1	2	1	1	0	2
Mike Devereaux, R (1, 8) OBP: 0.326, SLG: 0.462	1 SAFE 1 SAFE FC F 1 SAFE 1B P 1 SAFE 2-2 ① 1 SAFE F 1 SAFE FX 1-3 1B	CX 0-1 ③ F8		CCS 0-3 ③ K			BSFBFX 2-2 ① P3	BS2SX SAFE 1-2 ③ G6-3 1-2		5	0	1	0	0	1	3
Cal Ripken Jr., R (1, 6) OBP: 0.340, SLG: 0.378	BCFFX 2-2 ② SF7 3-H	CFFBH 2-2 F9 BB HR HBP			BX 1-0 ① G6-3		X 0-0 ② G5-3		CBSFFX 1-2 ① G1-3	3	1	0	1	0	0	0
Glenn Davis, R (1, 10) OBP: 0.337, SLG: 0.435	CBCX 1-2 1B	BCBFBB 4-2 1-2 HR BB			BCX 1-1 G5-4-3 1B		BCBBX 3-1 HR		BBBCB 4-1 BB	3	2	3	1	2	0	0
Randy Milligan, R (1, 3) OBP: 0.390, SLG: 0.387	BFCS 1-3 ③ K		SSFTC 0-3 ① K		BBCSX 2-2 ②③ G5-4-3 1-2f		CX 0-1 HR		BCFBS 2-3 ② K	5	1	1	1	0	3	5
Joe Orsulak, L (1, 9) OBP: 0.341, SLG: 0.392		CFBX 1-2 ① G6-3	BFX 1-1 ② F9 2-3			LBBCX 2-2 ① G1-3	X 0-0 2B		BBBCCX 2-2 ③ P2	5	0	1	0	0	0	3
Leo Gomez, R (1, 5) OBP: 0.374, SLG: 0.428		BCFBFBB 4-2 BB 1B BB	BBFSBX 3-2 1-H 3-H HR			BBBB 4-0 1B BB	BFX 1-1 ③ P3			2	2	1	3	2	0	1
Billy Ripken, R (1, 4) OBP: 0.268, SLG: 0.331		CB 1 SAFE X 1-1 ② P6	X 0-0 ③ F7			CBX 1-1 1-2 1B		CBX 1-1 ① F9		4	0	1	0	0	0	1
Jeff Tackett, R (1, 2) OBP: 0.325, SLG: 0.451		BBBCFFFB 4-2 1B 1-2 BB		FBX 1-1 ① F7		CFBS 1-3 ② K		BBX 2-0 ② F9		3	0	0	0	1	1	2
Inning Stats	R: 1 E: 0 K: 1 S: 19 H: 2 LOB: 1 BB: 1 P: 28	R: 1 E: 0 K: 0 S: 16 H: 1 LOB: 2 BB: 2 P: 29	R: 3 E: 0 K: 1 S: 15 H: 1 LOB: 0 BB: 1 P: 25	R: 0 E: 0 K: 1 S: 8 H: 0 LOB: 0 BB: 0 P: 11	R: 0 E: 0 K: 0 S: 6 H: 1 LOB: 0 BB: 0 P: 10	R: 0 E: 0 K: 1 S: 10 H: 1 LOB: 2 BB: 1 P: 20	R: 2 E: 0 K: 0 S: 12 H: 3 LOB: 1 BB: 0 P: 18	R: 0 E: 0 K: 0 S: 9 H: 1 LOB: 1 BB: 0 P: 16	R: 0 E: 0 K: 1 S: 12 H: 0 LOB: 1 BB: 1 P: 21	1B: 6 2B: 1 3B: 0 HR: 3 SF: 1 SAC: 0 DP: 1 HBP: 1						

PITCHER		IP	WLS	BF	H	R	ER	SO	BB	IBB	HBP	BLK	WP	HR	S	P	ERA	WHIP
Kirk McCaskill, R ERA: 4.39	(1, 1)	3.0		17	4	5	5	2	4	0	1	0	0	1	50	82	15.00	2.667
Wilson Alvarez, L ERA: 4.25	(4, 1)	4.0		17	5	2	2	2	1	0	0	0	0	2	36	59	4.50	1.500
Terry Leach, R ERA: 1.71	(8, 1)	2.0	W	8	1	0	0	1	1	0	0	0	0	0	21	37	0.00	1.000

PITCHER	IP	WLS	BF	H	R	ER	SO	BB	IBB	HBP	BLK	WP	HR	S	P	ERA	WHIP

TOP

Baltimore Orioles @ Chicago White Sox

Comiskey Park, Chicago, IL

Tue Jul 21 1992, 8:05 PM EDT

Att. 35,366 - Sunny - 64 F

livebaseballscorecards.com

AB	34
R	7
H	10
RBI	7
BB	6
SO	5
LOB	17

WP: 0	PA: 42		
PB: 0			
SB: 1			
CS: 0			

Baltimore Orioles @ Chicago White Sox

Comiskey Park, Chicago, IL

Tue Jul 21 1992, 8:05 PM EDT

Att. 35,366 - Sunny - 64 F

BOTTOM

Batter	1	2	3	4	5	6	7	8	9	AB	R	H	RBI	BB	SO	LOB
Tim Raines, S (1, 7) OBP: 0.356, SLG: 0.344	BBBB 4-0 1B BB		BCX 1-1 F8 ②		BX 1-0 F9 ②		X 0-0 P7 ①	IIII 4-0 S 1B IBB		3	1	0	0	2	0	1
Steve Sax, R (1, 4) OBP: 0.299, SLG: 0.317	B SAFE 1 SAFE 2-1 P4 ①		BX 1-0 WP 1B		BX 1-0 1B 2B		CX 0-1 G4-3 ②③ 1-2f	BFFX 1-2 2B 1B 1-H 3-H		5	2	3	2	0	0	2
Frank Thomas, R (1, 3) OBP: 0.430, SLG: 0.494	CFX 0-2 P4 ②		CBBX 2-1 G6-3 ③ 1-2		BCX 1-1 1B 2-H			2-0 E6 1B 0-0 G4-3 2B 2-H		5	1	2	2	0	0	2
George Bell, R (1, 10) OBP: 0.297, SLG: 0.407	1 SAFE BX 1-0 1B 1-2			BSBFFBFBB 4-2 FC4-6 BB	BBCFX 2-2 L7 ③			0-1 1B 1B 1B 1-2 1-1 G4-3 ② 2-3		4	1	2	0	1	0	2
Robin Ventura, L (1, 5) OBP: 0.382, SLG: 0.425	BCFBFBX 3-2 F7 ③			CBX 1-1 FC4-6 ① 1-2f 3B		FBSX 1-2 G4-3 ①		0-0 HBP 1B 2B 1B 1-3 2-H F7		5	2	1	1	0	0	5
Shawn Abner, R (1, 9) OBP: 0.367, SLG: 0.405		CX 0-1 L7 ①	CFBFBFC 2-3 K ②			X 0-0 1B		SBX 1-1 HBP 2B 1B 1-2 3-H		4	1	2	1	0	1	1
Lance Johnson, L (1, 8) OBP: 0.304, SLG: 0.335		BCBBX 3-1 L8 ②	X 0-0 3B 1-H			X 0-0 P7 ②		H 1-0 2B HBP 1-2 2-3		3	1	1	1	0	0	1
Carlton Fisk, R (1, 2) OBP: 0.262, SLG: 0.218 Ron Karkovice, R (8, PR) OBP: 0.294, SLG: 0.320 (9, 2)		CFBFC 1-3 K ③		FX 0-1 P4 ③		BX 1-0 G6-3 ③		CX 0-1 FC 1B 2B 1-H 2-H 3-H		4 0	0 1	1 0	3 0	0 0	1 0	2 0
Craig Grebeck, R (1, 6) OBP: 0.326, SLG: 0.372			CX 0-1 L4 ①		BX 1-0 F7 ①		BBBCB 4-1 G4-3 BB	BBX 2-0 FC ① 2-3		3	0	0	0	1	0	1
Inning Stats	R: 0 E: 0 K: 0 S: 10 H: 1 LOB: 2 BB: 1 P: 20	R: 0 E: 0 K: 1 S: 8 H: 0 LOB: 0 BB: 0 P: 12	R: 0 E: 0 K: 0 S: 7 H: 1 LOB: 1 BB: 1 P: 11	R: 1 E: 0 K: 1 S: 14 H: 1 LOB: 1 BB: 1 P: 21	R: 1 E: 0 K: 0 S: 8 H: 2 LOB: 1 BB: 0 P: 14	R: 0 E: 0 K: 0 S: 6 H: 1 LOB: 1 BB: 0 P: 8	R: 0 E: 0 K: 0 S: 4 H: 0 LOB: 0 BB: 1 P: 8	R: 8 E: 1 K: 0 S: 18 H: 6 LOB: 2 BB: 1 P: 30		1B: 8 2B: 3 3B: 1 HR: 0 SF: 0 SAC: 1 DP: 1 HBP: 1						

livebaseballscorecards.com

AB	36
R	10
H	12
RBI	10
BB	4
SO	2
LOB	17

WP: 1 PB: 0 SB: 1 CS: 0 PA: 41

PITCHER		IP	WLS	BF	H	R	ER	SO	BB	IBB	HBP	BLK	WP	HR	S	P	ERA	WHIP
Rick Sutcliffe, R ERA: 4.19	(1, 1)	7.0		33	9	6	6	2	3	0	0	0	1	0	63	103	7.71	1.714
Pat Clements, L ERA: 2.6	(8, 1)	0.0		1	0	0	0	0	0	0	1	0	0	0	0	1	∞	∞
Todd Frohwirth, R ERA: 1.97	(8, 1)	0.2	L	6	3	4	3	0	0	1	0	0	0	0	9	17	40.50	4.500
Mike Flanagan, L ERA: 8.1	(8, 1)	0.1		1	0	0	0	0	0	0	0	0	0	0	3	3	0.00	0.000

PITCHER	IP	WLS	BF	H	R	ER	SO	BB	IBB	HBP	BLK	WP	HR	S	P	ERA	WHIP

Batter	1	2	3	4	5	6	7	8	9	AB	R	H	RBI	BB	SO	LOB
Brady Anderson, L (1, 7) OBP: 0.378, SLG: 0.489	B B C S S 2-3 ① K	B 1 SAFE B X 2-0 ② P6		B S C F B C 2-3 ① K			B B C X 2-1 ① G4-3		C B S X 1-2 G6-4-3 1B	5	0	1	0	0	2	2
Mike Devereaux, R (1, 8) OBP: 0.325, SLG: 0.459	B C B F F F X 2-2 BB 1B 1B	B X 1-0 ③ G1-3		X 0-0 ②③ G6-4-3 1-2f			B C C F B X 2-2 ② F8		C 1 SAFE F F B F S 1-3 ① K	5	1	1	0	0	1	3
Cal Ripken Jr., R (1, 6) OBP: 0.343, SLG: 0.378	B B B B 4-0 1B 1B 1-2 BB	B B F B F B 4-2 G1-4-3 BB			C X 0-1 2B 1B		B C X 1-1 ③ P6		C X 0-1 ②③ G6-4-3 1-2f	3	1	1	0	2	0	1
Glenn Davis, R (1, 10) OBP: 0.347, SLG: 0.446 Mark McLemore, S (8, PR) OBP: 0.322, SLG: 0.280	B B C B C F X 3-2 1B 1-3 2-H 1B	B B X 2-0 ①② G1-4-3 1-2f			B C B X 2-1 ①② 2B 1-H			B B B C C B 4-2 E S SF9 BB		3 0	0 1	2 0	1 0	1 0	0 0	1 0
Randy Milligan, R (1, 3) OBP: 0.391, SLG: 0.387 David Segui, S (8, 3) OBP: 0.307, SLG: 0.315	B B B F F X 3-2 1-2 3-H 1B	B F C B F B B 4-2 2B 1B BB			B F B B F X 3-2 ③ G6-3			S X 0-1 ① G3 1-3		3 0	1 0	1 0	1 0	1 0	0 0	1 0
Joe Orsulak, L (1, 9) OBP: 0.347, SLG: 0.400	B C X 1-1 ② F7	B X 1-0 1-3 1B 2B				C B X 1-1 1B 1B		I I I I 4-0 2B IBB		3	1	2	0	1	0	2
Leo Gomez, R (1, 5) OBP: 0.373, SLG: 0.427	B B X 2-0 ③ P2	B F B S B X 3-2 2-H 3-H 1B				C 1 SAFE F C 0-3 ① K		X 0-0 ② SF9 3-H		3	0	1	3	0	1	3
Billy Ripken, R (1, 4) OBP: 0.273, SLG: 0.341		C B C X 1-2 ① G4-3	C X 0-1 ③ F7			1 SAFE L B 1 B L P X 3-2 G6-4-3 1-3 1B		B 1 SAFE F 1 SAFE X 1-1 1-3 2B		4	0	2	0	0	0	1
Jeff Tackett, R (1, 2) OBP: 0.331, SLG: 0.448		H 1-0 HBP		C C B B B X 3-2 G6-4-3 1B		X 0-0 ②③ G6-4-3 1-2f		B X 1-0 ③ G5-3		3	0	1	0	0	0	5
Inning Stats	R: 2 H: 3 E: 0 LOB: 2 K: 1 BB: 1 S: 18 P: 35	R: 0 H: 0 E: 0 LOB: 1 K: 0 BB: 0 S: 5 P: 10	R: 2 H: 2 E: 0 LOB: 1 K: 0 BB: 2 S: 12 P: 26	R: 0 H: 1 E: 0 LOB: 0 K: 1 BB: 0 S: 8 P: 13	R: 0 H: 2 E: 0 LOB: 0 K: 0 BB: 0 S: 7 P: 12	R: 0 H: 2 E: 0 LOB: 1 K: 1 BB: 0 S: 10 P: 13	R: 0 H: 0 E: 0 LOB: 0 K: 0 BB: 0 S: 9 P: 14	R: 1 H: 1 E: 0 LOB: 3 K: 0 BB: 2 S: 8 P: 18	R: 0 H: 1 E: 0 LOB: 0 K: 1 BB: 0 S: 10 P: 12	1B: 9 SF: 1 2B: 3 SAC: 0 3B: 0 DP: 4 HR: 0 HBP: 1						WP: 0 PA: 39 PB: 0 SB: 1 CS: 0	

PITCHER		IP	WLS	BF	H	R	ER	SO	BB	IBB	HBP	BLK	WP	HR	S	P	ERA	WHIP
Alex Fernandez, R ERA: 4.21	(1, 1)	5.0		23	8	4	4	2	3	0	1	0	0	0	50	96	7.20	2.200
Donn Pall, R ERA: 4.8	(6, 1)	3.0	W	13	3	1	1	1	1	1	0	0	0	0	27	45	3.00	1.333
Scott Radinsky, L ERA: 2.8	(9, 1)	1.0	S	3	1	0	0	1	0	0	0	0	0	0	10	12	0.00	1.000

PITCHER	IP	WLS	BF	H	R	ER	SO	BB	IBB	HBP	BLK	WP	HR	S	P	ERA	WHIP

TOP

Baltimore Orioles @ Chicago White Sox

Comiskey Park, Chicago, IL

Wed Jul 22 1992, 4:33 AM EDT

Att. 36,349 - Cloudy - 68 F

livebaseballscorecards.com

AB	32
R	5
H	12
RBI	5
BB	5
SO	4
LOB	19

BOTTOM

Baltimore Orioles @ Chicago White Sox

Comiskey Park, Chicago, IL

Wed Jul 22 1992, 4:33 AM EDT

Att. 36,349 - Cloudy - 68 F

livebaseballscorecards.com

Batter	1	2	3	4	5	6	7	8	9	AB	R	H	RBI	BB	SO	LOB
Warren Newson, L (1, 7) OBP: 0.385, SLG: 0.264 Nelson Santovenia, R (9, 2) OBP: 0.333, SLG: 1.333	B B F B C F B 4-2 SH5-3 BB	C T F B B F X 2-2 ③ G1-3		C X 0-1 E8		B F B B F B 4-2 1-2 BB		C B P X 2-1 ① FC5-4 S 1-2f		3 0	0 0	0 0	0 0	2 0	0 0	2 0
Steve Sax, R (1, 4) OBP: 0.299, SLG: 0.317	B X 1-0 ① SH5-3 1-2		B F C X 1-2 HR 1B	C B F F F F X 1-2 ② G1-3		B X 1-1 ③ G3-1		1 SAFE 1 SAFE C C X 0-2 ② G5-3 1-2		4	1	1	0	0	0	4
Frank Thomas, R (1, 3) OBP: 0.432, SLG: 0.503	B X 1-0 ② P3		B X 1-0 1-H HR	C B B C S 2-3 ③ K			F X 0-1 G4-6-3 1B	C B F B B F B 4-2 FC6-4 BB		4	1	2	2	1	1	2
George Bell, R (1, 10) OBP: 0.293, SLG: 0.401	F B S S 1-3 ③ K	C B X 1-1 ① F7			F B X 1-1 ① F8		B S B 1 SAFE S X 2-2 ① P6	X 0-0 ③ FC6-4 1-2f		5	0	0	0	0	1	4
Robin Ventura, L (1, 5) OBP: 0.380, SLG: 0.421		C C X 0-2 ① F8	X 0-0 ② P6		B B B B 4-0 CS BB		B F X 1-1 ②③ G4-6-3 1-2f			3	0	0	0	1	0	1
Shawn Abner, R (1, 9) OBP: 0.372, SLG: 0.402	B S F F F F F X 1-2 1B 2B 1B	X 0-0 E5 1B			B B B C S F F F X 3-2 ②③ G6-3 1-2			B F F F B H 3-2 1B E HBP		3	2	1	0	0	0	1
Lance Johnson, L (1, 8) OBP: 0.309, SLG: 0.340	B B C X 2-1 S 1-3 2B 1B	B S X 1-1 FC6-4 1-2 1B				F B X 1-1 ① G4-3		B 1 SAFE B L X 2-1 S 1-3 E 1B		4	2	3	0	0	0	0
Ron Karkovice, R (1, 2) OBP: 0.290, SLG: 0.315 Tim Raines, S (8, PH) OBP: 0.357, SLG: 0.349 (9, 7)	C F B S 1-3 ② K 1-2	F X 0-1 ③ FC6-4 1-2f				X 0-0 ② G1-3		C B B C F F X 2-2 E9 1B 1-H 3-H 2B		3 1	0 1	0 1	0 2	0 0	1 0	4 0
Craig Grebeck, R (1, 6) OBP: 0.332, SLG: 0.379	B X 1-0 2-H 3-H 2B			X 0-0 ① F8		C B B B B 4-1 BB BB		X 0-0 FC5-4 3-H 1B		3	0	2	3	1	0	0
Inning Stats	R: 0 H: 0 E: 0 LOB: 1 K: 1 BB: 1 S: 8 P: 15	R: 2 H: 3 E: 0 LOB: 1 K: 1 BB: 0 S: 21 P: 28	R: 2 H: 3 E: 1 LOB: 2 K: 0 BB: 0 S: 12 P: 16	R: 0 H: 0 E: 1 LOB: 1 K: 1 BB: 0 S: 12 P: 15	R: 0 H: 0 E: 0 LOB: 0 K: 0 BB: 1 S: 8 P: 16	R: 0 H: 0 E: 0 LOB: 2 K: 0 BB: 2 S: 8 P: 18	R: 0 H: 1 E: 0 LOB: 0 K: 0 BB: 0 S: 7 P: 10	R: 3 H: 3 E: 1 LOB: 2 K: 0 BB: 1 S: 21 P: 33		1B: 7 SF: 0 2B: 2 SAC: 1 3B: 0 DP: 1 HR: 1 HBP: 1						

	AB	33
	R	7
	H	10
	RBI	7
	BB	5
	SO	3
	LOB	18

WP: 0 PA: 40
PB: 0
SB: 3
CS: 1

PITCHER		IP	WLS	BF	H	R	ER	SO	BB	IBB	HBP	BLK	WP	HR	S	P	ERA	WHIP
35 Mike Mussina, R ERA: 2.45	(1, 1)	3.0		17	6	4	4	2	1	0	0	0	0	1	41	59	12.00	2.333
Alan Mills, R ERA: 1.52	(4, 1)	4.0		16	1	1	1	1	3	0	1	0	0	0	38	65	2.25	1.000
Gregg Olson, R ERA: 2.41	(8, 1)	1.0	L	7	3	2	2	0	1	0	0	0	0	0	18	27	18.00	4.000

PITCHER	IP	WLS	BF	H	R	ER	SO	BB	IBB	HBP	BLK	WP	HR	S	P	ERA	WHIP

Texas Rangers @ Baltimore Orioles

Oriole Park at Camden Yards, Baltimore, MD

Thu Jul 23 1992, 7:05 PM EDT

Att. 45,572 - Cloudy - 85 F

livebaseballscorecards.com

Batter	1	2	3	4	5	6	7	8	9	AB	R	H	RBI	BB	SO	LOB
Jeff Frye, R (1, 4) OBP: 0.289, SLG: 0.341	K	K			SH1		SH1-4 1B		P6	3	0	0	0	0	2	2
Brian Downing, R (1, 10) OBP: 0.411, SLG: 0.421	G4-3 BB		HR		K		SH1-4		G4-3	3	1	1	1	1	2	2
Rafael Palmeiro, L (1, 3) OBP: 0.355, SLG: 0.428	G4-3		K		G4-3		K			4	0	0	0	0	1	3
Ruben Sierra, S (1, 9) OBP: 0.327, SLG: 0.466	G4-3	G4-3				K	F8			4	0	0	0	0	1	1
Juan Gonzalez, R (1, 8) (8, 7) OBP: 0.297, SLG: 0.472		G6-3	G6-3			BB 2B 1B		P6		4	1	2	0	0	0	0
Kevin Reimer, L (1, 7) OBP: 0.348, SLG: 0.475 Donald Harris, R (8, 8) OBP: 0.143, SLG: 0.143		F9		F8		2B CS BB		G1-6-3 1B		3 0	0 0	0 0	0 0	1 0	0 0	1 0
Ivan Rodriguez, R (1, 2) OBP: 0.313, SLG: 0.416		HR 1B		F9		CS 2B		G1-6-3		4	1	2	1	0	1	0
Jeff Huson, L (1, 6) OBP: 0.356, SLG: 0.393		HR		P3		IBB			G4-3	3	1	2	2	1	0	0
Al Newman, S (1, 5) OBP: 0.297, SLG: 0.237		E6			SH1 BB	CS			2B	3	0	1	0	1	0	1

	AB	31
	R	4
	H	8
	RBI	4
	BB	4
	SO	7
	LOB	10

Inning Stats																		
	R: 0	H: 0	R: 2	H: 2	R: 1	H: 1	R: 0	H: 0	R: 0	H: 0	R: 1	H: 2	R: 0	H: 1	R: 0	H: 1	1B: 4	SF: 0	WP: 0	PA: 38
	E: 0	LOB: 1	E: 1	LOB: 1	E: 0	LOB: 0	E: 0	LOB: 0	E: 0	LOB: 1	E: 0	LOB: 2	E: 0	LOB: 0	E: 0	LOB: 1	2B: 3	SAC: 2	PB: 0	
	K: 1	BB: 1	K: 1	BB: 0	K: 1	BB: 0	K: 1	BB: 0	K: 1	BB: 1	K: 1	BB: 2	K: 1	BB: 0	K: 0	BB: 0	3B: 0	DP: 2	SB: 0	
	S: 11	P: 17	S: 12	P: 18	S: 8	P: 16	S: 6	P: 8	S: 9	P: 15	S: 12	P: 26	S: 11	P: 17	S: 7	P: 7	HR: 2	HBP: 0	CS: 1	
															S: 8	P: 11				

PITCHER		IP	WLS	BF	H	R	ER	SO	BB	IBB	HBP	BLK	WP	HR	S	P	ERA	WHIP
Ben McDonald, R ERA: 4.66	(1, 1)	7.1	L	32	7	4	4	7	3	1	0	0	0	2	73	121	4.91	1.364
Pat Clements, L ERA: 2.51	(8, 1)	1.0		3	1	0	0	0	0	0	0	0	0	0	5	6	0.00	1.000
Todd Frohwirth, R ERA: 1.95	(9, 1)	0.2		2	0	0	0	0	0	0	0	0	0	0	6	8	0.00	0.000

PITCHER	IP	WLS	BF	H	R	ER	SO	BB	IBB	HBP	BLK	WP	HR	S	P	ERA	WHIP

Texas Rangers @ Baltimore Orioles

Oriole Park at Camden Yards, Baltimore, MD

Thu Jul 23 1992, 7:05 PM EDT

Att. 45,572 - Cloudy - 85 F

livebaseballscorecards.com

BOTTOM

Batter	1	2	3	4	5	6	7	8	9	AB	R	H	RBI	BB	SO	LOB
Brady Anderson, L (1, 7) OBP: 0.376, SLG: 0.489	C B B F B F X 3-2 3B 2B		B B C B X 3-1 ① G4-3 2-3		B C X 1-1 ① G4-3		C B C B F F B C 3-3 ② K			4	1	1	0	0	1	1
Mike Devereaux, R (1, 8) OBP: 0.326, SLG: 0.463	B B X 2-0 G6-3 2-H 3B		C B B B S B 4-2 FC5-2 BB		C C B X 1-2 ② G6-3		B C B F F X 2-2 ③ P3			3	1	1	1	1	0	0
Cal Ripken Jr., R (1, 6) OBP: 0.340, SLG: 0.374	B B B C C F X 3-2 ① G6-3 3-H		B C B 1 SAFE 1 SAFE B F X 3-2 ② FC5-2 1-2 3-H		X 0-0 ③ F9			C X 0-1 ① G5-3		4	0	0	1	0	0	2
Glenn Davis, R (1, 10) OBP: 0.344, SLG: 0.441	B C B C B X 3-2 ② F9		C X 0-1 ③ G5-3		X 0-0 1B 1B			B B C B S C 3-3 ② K		4	0	1	0	0	1	2
Randy Milligan, R (1, 3) OBP: 0.389, SLG: 0.385	F X 0-1 ③ F7			C B F X 1-2 1B 1B FC5-2 1B	B B X 2-0 ① F9			X 0-0 ③ F9		4	0	1	0	0	0	1
Joe Orsulak, L (1, 9) OBP: 0.354, SLG: 0.406		B X 1-0 ① P5		L B X 1-1 FC5-2 1B 1-2 1B	X 0-0 G5-3 BB 1-3 1B				C B F X 1-2 G5-4-3 1B	4	0	3	0	0	0	0
Leo Gomez, R (1, 5) OBP: 0.374, SLG: 0.426		B B B C F F C 3-3 ② K		F X 0-1 FC5-2 1-2 2-3 1B	B 1 SAFE B B F B 4-1 1-2 BB			X 0-0 ① ② G5-4-3 1-2f		3	0	1	0	1	1	1
Billy Ripken, R (1, 4) OBP: 0.268, SLG: 0.335 Chito Martinez, L (9, PH) OBP: 0.339, SLG: 0.396		B B C B X 3-1 ③ G5-3		S X 0-1 ① FC5-2 G6-4-3 1-2 2-3 3-Hf	C B C X 1-2 ② ③ G5-3 2-3f				B B B C B 4-1 BB	3 0	0 0	0 0	0 0	0 1	0 0	6 0
Jeff Tackett, R (1, 2) OBP: 0.331, SLG: 0.454 Sam Horn, L (9, PH) OBP: 0.333, SLG: 0.437			B C X 1-1 G4-3 FC5-2 2B	X 0-0 ② ③ G6-4-3 1-2f			B F C X 1-2 ① G1-3		C F B B B S 2-3 ③ K	3 1	0 0	1 0	0 0	0 0	0 1	3 1

	AB	33
	R	2
	H	9
	RBI	2
	BB	3
	SO	4
	LOB	17

Inning Stats										
	R: 2	H: 2	R: 0	H: 0	R: 0	H: 1	R: 0	H: 3	R: 0	H: 0
	E: 0	LOB: 0	E: 0	LOB: 0	E: 0	LOB: 2	E: 0	LOB: 2	E: 0	LOB: 0
	K: 0	BB: 0	K: 1	BB: 0	K: 0	BB: 1	K: 0	BB: 0	K: 0	BB: 0
	S: 14	P: 25	S: 7	P: 14	S: 11	P: 22	S: 10	P: 12	S: 6	P: 8

Inning Stats										
	R: 0	H: 2	R: 0	H: 0	R: 0	H: 1	R: 0	H: 0	R: 0	H: 1
	E: 0	LOB: 2	E: 0	LOB: 0	E: 0	LOB: 1	E: 0	LOB: 0	E: 0	LOB: 1
	K: 0	BB: 1	K: 1	BB: 0	K: 1	BB: 0	K: 1	BB: 0	K: 1	BB: 1
	S: 7	P: 14	S: 12	P: 18	S: 6	P: 9	S: 8	P: 15		

	1B: 6	SF: 0	WP: 0	PA: 36
	2B: 2	SAC: 0	PB: 0	
	3B: 1	DP: 3	SB: 0	
	HR: 0	HBP: 0	CS: 0	

PITCHER		IP	WLS	BF	H	R	ER	SO	BB	IBB	HBP	BLK	WP	HR	S	P	ERA	WHIP
Jose Guzman, R ERA: 4.26	(1, 1)	5.1	W	25	8	2	2	1	2	0	0	0	0	0	52	91	3.38	1.875
Ed Nunez, R ERA: 4.34	(6, 1)	2.2		7	0	0	0	2	0	0	0	0	0	0	21	31	0.00	0.000
Jeff Russell, R ERA: 1.71	(9, 1)	1.0	S	4	1	0	0	1	1	0	0	0	0	0	8	15	0.00	2.000

PITCHER	IP	WLS	BF	H	R	ER	SO	BB	IBB	HBP	BLK	WP	HR	S	P	ERA	WHIP

Batter	1	2	3	4	5	6	7	8	9	AB	R	H	RBI	BB	SO	LOB
Jeff Frye, R (1, 4) OBP: 0.306, SLG: 0.444	B C X 1-1 HR		B 1 SAFE C C C F F X 1-2 G3 1-3 2B		B B F F X 2-2 ③ G6-3		B C B X 2-1 ③ G6-3			4	1	2	1	0	0	0
Brian Downing, R (1, 10) OBP: 0.413, SLG: 0.423	B C C S 1-3 K G6-4-3		B S F F X 1-2 G3 3-H 1B			C X 0-1 FC5 1B 1B		C B C X 1-2 ① G4-3		4	0	2	1	0	1	0
Rafael Palmeiro, L (1, 3) OBP: 0.357, SLG: 0.429	C F B X 1-2 ① F8		B X 1-0 ② G3 1-2 2-3			X 0-0 BB FC5 1-2 1B		B C B F F X 2-2 G1-6-3 1B		4	0	2	0	0	0	3
Ruben Sierra, S (1, 9) OBP: 0.324, SLG: 0.461	C F X 0-2 ② ③ G6-4-3 1-2f		B S X 1-1 ③ G6-3			B B X 2-0 ① FC5 BB 1-2 2-3f 1B		B X 1-0 ② ③ G1-6-3 1-2f		4	0	0	0	0	0	6
Juan Gonzalez, R (1, 8) OBP: 0.295, SLG: 0.468		B X 1-0 ① F8		S X 0-1 ① G5-3		F S S 0-3 ② K				3	0	0	0	0	1	2
Dean Palmer, R (1, 5) OBP: 0.329, SLG: 0.435		B S S X 1-2 ② F9		C B B S X 2-2 ② F9		C F F B B F B 4-2 1-2 2-3 BB				2	0	0	0	1	0	0
Ivan Rodriguez, R (1, 2) OBP: 0.312, SLG: 0.414		S B X 1-1 ③ F9		S C S 0-3 ③ K		C S C 0-3 ③ K				1	0	0	0	0	0	0
Geno Petralli, L (3, 2) OBP: 0.257, SLG: 0.288										2	0	0	0	0	2	3
Monty Fariss, R (1, 7) OBP: 0.333, SLG: 0.256			C C B S 1-3 ① K		B B C S B C 3-3 ① K		B C F B X 2-2 ① G6-3			3	0	0	0	0	2	0
Al Newman, S (1, 6) OBP: 0.298, SLG: 0.234			B S L B B 4-2 2B 1B BB		B C F S 1-3 ② K		C X 0-1 ② F8			2	1	0	0	1	1	0
Inning Stats	R: 1 E: 0 K: 1 S: 11 H: 1 LOB: 0 BB: 0 P: 14	R: 0 E: 0 K: 0 S: 6 H: 0 LOB: 0 BB: 0 P: 9	R: 1 E: 0 K: 1 S: 18 H: 2 LOB: 2 BB: 1 P: 27	R: 0 E: 0 K: 1 S: 8 H: 0 LOB: 0 BB: 0 P: 10	R: 0 E: 0 K: 2 S: 9 H: 0 LOB: 0 BB: 0 P: 15	R: 0 E: 0 K: 2 S: 15 H: 2 LOB: 3 BB: 1 P: 21	R: 0 E: 0 K: 0 S: 7 H: 0 LOB: 0 BB: 0 P: 11	R: 0 E: 0 K: 0 S: 9 H: 1 LOB: 0 BB: 0 P: 13		1B: 4 2B: 1 3B: 0 HR: 1	SF: 0 SAC: 0 DP: 2 HBP: 0					

TOP

Texas Rangers @ Baltimore Orioles

Oriole Park at Camden Yards, Baltimore, MD

Fri Jul 24 1992, 7:05 PM EDT
Att. 45,758 - Cloudy - 73 F

livebaseballscorecards.com

AB	29
R	2
H	6
RBI	2
BB	2
SO	7
LOB	14

PITCHER		IP	WLS	BF	H	R	ER	SO	BB	IBB	HBP	BLK	WP	HR	S	P	ERA	WHIP
Arthur Rhodes, L ERA: 2.49	(1, 1)	8.0	W	31	6	2	2	7	2	0	0	0	1	1	83	120	2.25	1.000

PITCHER	IP	WLS	BF	H	R	ER	SO	BB	IBB	HBP	BLK	WP	HR	S	P	ERA	WHIP

BOTTOM

Texas Rangers @ Baltimore Orioles

Oriole Park at Camden Yards, Baltimore, MD

Fri Jul 24 1992, 7:05 PM EDT

Att. 45,758 - Cloudy - 73 F

livebaseballscorecards.com

Batter	1	2	3	4	5	6	7	8	9	AB	R	H	RBI	BB	SO	LOB
Brady Anderson, L (1, 7) OBP: 0.377, SLG: 0.491	G5-3		1B HBP		F8	3B 2B	SF8			3	1	1	2	0	0	0
Mike Devereaux, R (1, 8) OBP: 0.325, SLG: 0.464	G4-3		F9		K	1B 3B	L9			5	1	1	1	0	1	4
Cal Ripken Jr., R (1, 6) OBP: 0.343, SLG: 0.378	K		1B		2B	1B HBP		F8		4	0	2	1	0	1	0
Glenn Davis, R (1, 10) OBP: 0.351, SLG: 0.442		1B 1B	K		F7	FC6-4 1B		1B BB		4	0	2	1	1	1	3
Mark McLemore, S (8, PR) OBP: 0.322, SLG: 0.280										0	1	0	0	0	0	0
Randy Milligan, R (1, 3) OBP: 0.390, SLG: 0.383		F8	K			2B BB FC6-4		1B SF8 1B		4	2	1	0	1	1	5
Joe Orsulak, L (1, 9) OBP: 0.362, SLG: 0.411		1B BB		F8		2B SF9 1B	SH1-4 HBP SF8 1B	1B 1B		4	2	3	1	1	0	0
Leo Gomez, R (1, 5) OBP: 0.375, SLG: 0.425		F8		1B	K	SH1-4 HBP	SF8			3	0	1	1	0	1	4
Billy Ripken, R (1, 4) OBP: 0.275, SLG: 0.346		1B		F7		SF9 2B	SH1-4			3	1	2	1	0	0	1
Jeff Tackett, R (1, 2) OBP: 0.336, SLG: 0.455			1B HBP	F9		SF9	BB			2	1	1	1	1	0	1
Inning Stats	R: 0 E: 0 K: 1 S: 9 H: 0 LOB: 0 BB: 0 P: 15	R: 0 E: 0 K: 0 S: 7 H: 2 LOB: 2 BB: 1 P: 16	R: 1 E: 0 K: 2 S: 12 H: 2 LOB: 2 BB: 0 P: 19	R: 0 E: 0 K: 0 S: 10 H: 1 LOB: 1 BB: 0 P: 12	R: 0 E: 0 K: 1 S: 9 H: 1 LOB: 1 BB: 0 P: 15	R: 5 E: 0 K: 1 S: 19 H: 5 LOB: 2 BB: 1 P: 30	R: 1 E: 0 K: 0 S: 12 H: 1 LOB: 2 BB: 1 P: 19	R: 2 E: 0 K: 0 S: 10 H: 2 LOB: 2 BB: 1 P: 15		1B: 10 2B: 3 3B: 1 HR: 0 SF: 3 SAC: 1 DP: 0 HBP: 3						

	AB	32
	R	9
	H	14
	RBI	9
	BB	4
	SO	5
	LOB	18

WP: 1 PB: 0 SB: 0 CS: 0 PA: 43

PITCHER		IP	WLS	BF	H	R	ER	SO	BB	IBB	HBP	BLK	WP	HR	S	P	ERA	WHIP
Todd Burns, R ERA: 3.63	(1, 1)	5.2	L	28	9	5	5	5	2	0	1	0	1	0	61	101	7.94	1.941
Danny Leon, R ERA: 6.43	(6, 1)	0.1		4	2	1	1	0	0	0	1	0	0	0	5	6	27.00	6.000
Floyd Bannister, L ERA: 6.54	(7, 1)	0.2		5	1	1	1	0	1	0	1	0	0	0	8	14	13.50	3.000
Terry Mathews, R ERA: 6.03	(7, 1)	0.2		4	1	2	2	0	1	0	0	0	0	0	10	15	27.00	3.000
Kenny Rogers, L ERA: 3.38	(8, 1)	0.1		2	1	0	0	0	0	0	0	0	0	0	4	5	0.00	3.000

PITCHER	IP	WLS	BF	H	R	ER	SO	BB	IBB	HBP	BLK	WP	HR	S	P	ERA	WHIP

Texas Rangers @ Baltimore Orioles

Oriole Park at Camden Yards, Baltimore, MD

Sat Jul 25 1992, 3:33 AM EDT

Att. 45,868 - Cloudy - 75 F

livebaseballscorecards.com

Batter	1	2	3	4	5	6	7	8	9	AB	R	H	RBI	BB	SO	LOB
Brian Downing, R (1, 10) OBP: 0.421, SLG: 0.444	0-1 SH5-3 G6-3 2B		0-1 G5-3			0-2 2B 1B 0-0 WP 2B		1 SAFE 1 SAFE 1-2 1-H 1B		5	2	4	4	0	0	0
Jeff Huson, L (1, 6) OBP: 0.355, SLG: 0.390	0-0 SH5-3 2-3		0-1 F9			1-2 2B 1B 1-0 G1-3 2-3			1-1 L5	4	1	1	0	0	0	1
Rafael Palmeiro, L (1, 3) OBP: 0.355, SLG: 0.428	1-0 G6-3 3-H		2-2 G6-3			2-0 G3 1-H 2-H 1B 2B	0-3 K		1-1 G4-3	5	1	1	3	0	1	0
Ruben Sierra, S (1, 9) OBP: 0.320, SLG: 0.455	1-0 F7			3-2 L4		0-1 G3 2-3	1-0 F8		0-0 F8	5	0	0	0	0	0	1
Kevin Reimer, L (1, 7) OBP: 0.349, SLG: 0.472 Monty Fariss, R (7, 7) OBP: 0.333, SLG: 0.256		4-2 BB BB		1-3 K		4-0 1B 1B IBB	1-3 K			2 0	1 0	0 0	0 0	2 0	2 0	0 0
Juan Gonzalez, R (1, 8) OBP: 0.294, SLG: 0.465		1-3 K		0-2 L4		1-2 1B 2B 3-H 1B		0-1 F8		4	1	1	1	0	1	1
Dean Palmer, R (1, 5) OBP: 0.328, SLG: 0.442		1 SAFE 2-3 K			2-2 G5-3	1-2 L5		1-0 HR		4	1	1	1	0	1	3
Geno Petralli, L (1, 2) OBP: 0.264, SLG: 0.289		4-2 1-2 BB			1-3 K	2-0 BB 1-3 2-H 1B		2-2 G4-3		3	1	1	1	1	1	0
Jeff Frye, R (1, 4) OBP: 0.321, SLG: 0.438		3-3 K			2-0 P1	4-1 1-2 2B BB		0-1 E 1B		3	2	1	0	1	1	2
Inning Stats	R: 1 H: 1 E: 0 LOB: 0 K: 0 BB: 0 S: 5 P: 7	R: 0 H: 0 E: 0 LOB: 2 K: 3 BB: 2 S: 15 P: 29	R: 0 H: 0 E: 0 LOB: 0 K: 0 BB: 0 S: 7 P: 9	R: 0 H: 0 E: 0 LOB: 0 K: 1 BB: 0 S: 10 P: 14	R: 0 H: 0 E: 0 LOB: 0 K: 1 BB: 0 S: 9 P: 14	R: 7 H: 6 E: 0 LOB: 1 K: 0 BB: 2 S: 18 P: 33	R: 0 H: 0 E: 0 LOB: 0 K: 2 BB: 0 S: 7 P: 9	R: 2 H: 3 E: 1 LOB: 1 K: 0 BB: 0 S: 11 P: 15	R: 0 H: 0 E: 0 LOB: 0 K: 0 BB: 0 S: 5 P: 7	1B: 6 SF: 0 2B: 3 SAC: 1 3B: 0 DP: 0 HR: 1 HBP: 0						WP: 1 PA: 40 PB: 0 SB: 0 CS: 0

	AB	35
	R	10
	H	10
	RBI	10
	BB	4
	SO	7
	LOB	8

PITCHER		IP	WLS	BF	H	R	ER	SO	BB	IBB	HBP	BLK	WP	HR	S	P	ERA	WHIP
Rick Sutcliffe, R ERA: 4.4	(1, 1)	5.1	L	24	5	6	6	5	2	1	0	0	0	0	57	91	10.12	1.312
Alan Mills, R ERA: 1.81	(6, 1)	0.1		4	2	2	2	0	1	0	0	0	0	0	6	13	54.00	9.000
Pat Clements, L ERA: 2.4	(6, 1)	1.1		4	0	0	0	2	0	0	0	0	1	0	8	11	0.00	0.000
Todd Frohwirth, R ERA: 2.05	(8, 1)	1.0		5	3	2	1	0	0	0	0	0	0	1	11	15	9.00	3.000
Mike Flanagan, L ERA: 7.77	(9, 1)	1.0		3	0	0	0	0	0	0	0	0	0	0	5	7	0.00	0.000

PITCHER	IP	WLS	BF	H	R	ER	SO	BB	IBB	HBP	BLK	WP	HR	S	P	ERA	WHIP

BOTTOM

Texas Rangers @ Baltimore Orioles

Oriole Park at Camden Yards, Baltimore, MD

Sat Jul 25 1992, 3:33 AM EDT

Att. 45,868 - Cloudy - 75 F

livebaseballscorecards.com

Batter	1	2	3	4	5	6	7	8	9	AB	R	H	RBI	BB	SO	LOB
Brady Anderson, L (1, 7) OBP: 0.378, SLG: 0.490	B B X 2-0 P4 ①		B B B C X 3-1 S 1B		C B B B B 4-1 S BB	B S B B X 3-1 G6-3 ③		B B F X 2-1 2B 1-3 3-H 1B	C F F B F F X 1-2 L8 ③	5	0	2	1	1	0	4
Mike Devereaux, R (1, 8) OBP: 0.326, SLG: 0.465	C X 0-1 F7 ②		1 SAFE P 1 SAFE C B 1 SAFE B C X 3-2 G6-3 ② 1-2		F B B B B X 3-1 F7 ③ 1-2		B F S F B B B 4-2 G3-6-3 BB	C B X 1-1 1-3 3-H 2B		4	0	1	1	1	0	2
Cal Ripken Jr., R (1, 6) OBP: 0.343, SLG: 0.377	B S B C B B 4-2 1B BB		C B X 1-1 G1-3 ③			B F F X 1-2 E 1B 1B	C X 0-1 F9 ①	B S B X 2-1 P2 ③		4	1	1	0	1	0	4
Glenn Davis, R (1, 10) OBP: 0.358, SLG: 0.444	B B X 2-0 1-3 1B			B B C B C B 4-2 G1-6-3 BB		F F S 0-3 K ①	1 SAFE F X 0-1 G3-6-3 ②③ 1-2f		M C B F B F B X 3-2 2B BB 1B	4	1	2	0	1	1	2
Randy Milligan, R (1, 3) OBP: 0.390, SLG: 0.383	F B C X 1-2 F9 ③			B X 1-0 G1-6-3 ①② 1-2f		B B C C X 2-2 FC4-6 1-2 1B		S S X 0-2 BB 1B 1B	B S S B X 2-2 P4 ①	5	1	2	0	0	0	4
Joe Orsulak, L (1, 9) OBP: 0.363, SLG: 0.413		B B F X 2-1 F8 ①		B B B B 4-0 BB	X 0-0 FC4-6 ② 1-2f 2-H 1B		F B B X 2-1 P4 ①	X 0-0 BB 1-3 2B	4	1	1	0	1	0	2
Leo Gomez, R (1, 5) OBP: 0.372, SLG: 0.421		C C F X 0-2 G6-3 ②		B C B X 2-1 P2 ③		B X 1-0 2-H BB 3B 1B	C X 0-1 F8 ②	S B F B F F F F 3-2 F B X P1 ②	5	1	1	1	0	0	4
Billy Ripken, R (1, 4) OBP: 0.272, SLG: 0.342 Chito Martinez, L (6, PH) OBP: 0.345, SLG: 0.396 Rick Dempsey, R (7, 2) OBP: 0.300, SLG: 0.125 Sam Horn, L (9, PH) OBP: 0.337, SLG: 0.437 Tommy Shields, L (9, PR)		B X 1-0 G1-3 ③			C B X 1-1 G4-3 ①	B C B S B B B 4-2 1-2 3B BB		B B B B 4-0 1B 1-2 1B BB	B B F B S F F B 4-2 BB BB	2 0 0 0 0	0 1 1 0 0	0 0 0 0 0	0 1 1 1 0	0 0 0 0 0	0 0 0 0 0	0 0 0 0 0
Jeff Tackett, R (1, 2) OBP: 0.331, SLG: 0.446 Mark McLemore, S (6, PH) OBP: 0.333, SLG: 0.302 (7, 4)			B B C S B S 3-3 K ①		B C B F C 2-3 K ②	B X 1-0 1-H 2-H 3B		C F X 0-2 1-3 2-H 1B 2B	B B B B 4-0 1-2 2-3 3-H BB	2 2	0 1	0 2	0 4	0 1	2 0	0 0
Inning Stats	R: 0 E: 0 K: 0 S: 9 H: 1 LOB: 2 BB: 1 P: 18	R: 0 E: 0 K: 0 S: 7 H: 0 LOB: 0 BB: 0 P: 10	R: 0 E: 0 K: 1 S: 11 H: 1 LOB: 1 BB: 0 P: 20	R: 0 E: 0 K: 0 S: 5 H: 0 LOB: 1 BB: 2 P: 16	R: 0 E: 0 K: 1 S: 8 H: 0 LOB: 1 BB: 1 P: 18	R: 4 E: 1 K: 1 S: 16 H: 4 LOB: 1 BB: 1 P: 28	R: 0 E: 0 K: 0 S: 7 H: 0 LOB: 0 BB: 1 P: 11	R: 3 E: 0 K: 0 S: 16 H: 4 LOB: 2 BB: 1 P: 27	R: 1 E: 0 K: 0 S: 28 H: 2 LOB: 3 BB: 2 P: 45	1B: 9 2B: 2 3B: 1 HR: 0		SF: 0 SAC: 0 DP: 2 HBP: 0		WP: 0 PB: 0 SB: 2 CS: 0		PA: 46

	AB	37
	R	8
	H	12
	RBI	7
	BB	9
	SO	3
	LOB	22

PITCHER		IP	WLS	BF	H	R	ER	SO	BB	IBB	HBP	BLK	WP	HR	S	P	ERA	WHIP
Bobby Witt, R ERA: 3.83	(1, 1)	5.2	W	27	6	4	4	3	5	0	0	0	0	0	54	105	6.35	1.941
Floyd Bannister, L ERA: 6.47	(6, 1)	0.1		1	0	0	0	0	0	0	0	0	0	0	2	5	0.00	0.000
Terry Mathews, R ERA: 6.46	(7, 1)	1.2		8	2	3	3	0	2	0	0	0	0	0	17	27	16.20	2.400
Kenny Rogers, L ERA: 3.38	(8, 1)	0.0		1	1	0	0	0	0	0	0	0	0	0	2	4	∞	∞
Ed Nunez, R ERA: 4.34	(8, 1)	0.0		1	1	0	0	0	0	0	0	0	0	0	2	3	∞	∞

PITCHER		IP	WLS	BF	H	R	ER	SO	BB	IBB	HBP	BLK	WP	HR	S	P	ERA	WHIP
Jeff Russell, R ERA: 1.85	(8, 1)	1.1	S	8	2	1	1	0	2	0	0	0	0	0	30	49	6.75	3.000

TOP

Texas Rangers @ Baltimore Orioles

Oriole Park at Camden Yards, Baltimore, MD

Sun Jul 26 1992, 3:33 AM EDT

Att. 45,668 - Cloudy - 81 F

livebaseballscorecards.com

Batter	1	2	3	4	5	6	7	8	9	AB	R	H	RBI	BB	SO	LOB
Brian Downing, R (1, 10) OBP: 0.412, SLG: 0.432	B C C F B X 2-2 F8 ①		B C C F F X 1-2 L7 ①	C F X 0-2 G1-3 ③		C X 0-1 F7 ③			1 SAFE C B X 1-1 F8 ①	5	0	0	0	0	0	5
Jeff Huson, L (1, 6) OBP: 0.355, SLG: 0.390	B X 1-0 2B 1B		B F F B F X 2-2 CS 1B		C S S S 1-3 K ①		C B B F C 2-3 K ①		1 SAFE B C S B F S 2-3 K ② 1-2	5	1	2	0	0	3	1
Rafael Palmeiro, L (1, 3) OBP: 0.356, SLG: 0.428	X 0-0 P5 ②		B C X 1-1 F9 ②		X 0-0 1B		S B B X 2-1 G4-3 ②		C S X 0-2 BB 2B 2-H 1B	5	1	2	1	0	0	2
Ruben Sierra, S (1, 9) OBP: 0.324, SLG: 0.461	C X 0-1 1-H 2B		C 0-1 CS ③ 1-2	S B X 1-1 HR 2B	B F S B X 2-2 F7 ②		C B F B F B X 3-2 F9 ③		B F B F F B F B 4-2 2B BB 1-2	4	1	2	1	1	0	1
Juan Gonzalez, R (1, 8) OBP: 0.298, SLG: 0.486	C S S 0-3 K ③			B C B X 2-1 HR 2-H	F X 0-1 P3 ③			F B S X 1-2 HR	B X 1-0 2B 1-3 2-H	5	2	3	4	0	1	2
Kevin Reimer, L (1, 7) OBP: 0.348, SLG: 0.469 Monty Fariss, R (8, 7) OBP: 0.327, SLG: 0.250		B S B X 2-1 F8 ①		B S F X 1-2 FC6-4 1B 1B		B X 1-0 G3 ①		B B F B X 3-1 P5 ①	F B X 1-1 F9 ③	4 1	0 0	1 0	0 0	0 0	0 0	0 2
Dean Palmer, R (1, 5) OBP: 0.327, SLG: 0.439		C B C X 1-2 P2 ②		C X 0-1 FC6-4 1-2 1B		S B X 1-1 E9 F9		S F B X 1-2 G5-3 ②		4	0	1	0	0	0	0
Geno Petralli, L (1, 2) OBP: 0.271, SLG: 0.298		S C B X 1-2 2B		L F F B X 1-2 F7 ①		C B B B S F B 4-2 BB		F C C 0-3 K ③		3	0	1	0	1	1	2
Jeff Frye, R (1, 4) OBP: 0.316, SLG: 0.412		B F B S S S 2-3 K ③		B B X 2-0 FC6-4 ② 1-2f 2-3		B C X 1-1 F9 ② 2-3			B B C B B 4-1 S 1B BB	3	1	0	0	1	1	5
Inning Stats	R: 1 H: 2 E: 0 LOB: 1 K: 1 BB: 0 S: 11 P: 14	R: 0 H: 1 E: 0 LOB: 1 K: 1 BB: 0 S: 11 P: 17	R: 0 H: 1 E: 0 LOB: 0 K: 0 BB: 0 S: 12 P: 16	R: 2 H: 4 E: 0 LOB: 2 K: 0 BB: 0 S: 17 P: 24	R: 0 H: 1 E: 0 LOB: 1 K: 1 BB: 0 S: 9 P: 12	R: 0 H: 0 E: 1 LOB: 2 K: 0 BB: 1 S: 10 P: 17	R: 0 H: 0 E: 0 LOB: 0 K: 1 BB: 0 S: 9 P: 16	R: 1 H: 1 E: 0 LOB: 0 K: 1 BB: 0 S: 11 P: 16	R: 2 H: 2 E: 0 LOB: 2 K: 1 BB: 2 S: 17 P: 30	1B: 6 SF: 0 2B: 4 SAC: 0 3B: 0 DP: 0 HR: 2 HBP: 0						WP: 0 PA: 43 PB: 0 SB: 1 CS: 1

	AB	39
	R	6
	H	12
	RBI	6
	BB	3
	SO	6
	LOB	20

PITCHER		IP	WLS	BF	H	R	ER	SO	BB	IBB	HBP	BLK	WP	HR	S	P	ERA	WHIP
35 Mike Mussina, R ERA: 2.57	(1, 1)	8.0	L	35	10	4	4	5	1	0	0	0	0	2	90	132	4.50	1.375
Storm Davis, R ERA: 3.25	(9, 1)	1.0		7	2	2	2	1	2	0	0	0	0	0	17	30	18.00	4.000

PITCHER	IP	WLS	BF	H	R	ER	SO	BB	IBB	HBP	BLK	WP	HR	S	P	ERA	WHIP

Texas Rangers @ Baltimore Orioles

Oriole Park at Camden Yards, Baltimore, MD

Sun Jul 26 1992, 3:33 AM EDT

Att. 45,668 - Cloudy - 81 F

BOTTOM

Batter	1	2	3	4	5	6	7	8	9	AB	R	H	RBI	BB	SO	LOB
Brady Anderson, L (1, 7) OBP: 0.377, SLG: 0.486	B F F F S 1-3 ① K		F B S B F F F F B 3-2 X ③ F7		B B B B 4-0 PO BB			B F X 1-1 ① G4-3		3	0	0	0	1	1	0
Mike Devereaux, R (1, 8) OBP: 0.323, SLG: 0.460	B X 1-0 ② P2			C C S 0-3 ① K	1 SAFE 0-0 ③ PO 1-2	B F S X 1-2 E5 FC4-6 BB		C B F B F F C 2-3 ② K		4	0	0	0	0	2	0
Cal Ripken Jr., R (1, 6) OBP: 0.342, SLG: 0.375	B C S S 1-3 ③ K			B X 1-0 1B 2B 1B		B X 1-0 ① P6		B F B X 2-1 ③ L9		4	1	1	0	0	1	1
Glenn Davis, R (1, 10) OBP: 0.366, SLG: 0.448		C B B B T F X 3-2 ① P3		B B X 2-0 2B 1-2 G6-3 1B		B C B F B B 4-2 FC4-6 1-2 BB			B C B C F X 2-2 FC3-6 1B	3	1	2	0	1	0	0
Joe Orsulak, L (1, 9) OBP: 0.365, SLG: 0.418		C X 0-1 1B		F B X 1-1 1-3 2-H 2B		X 0-0 ② FC4-6 1-2f 2-3			C F F X 0-2 ① F8	4	0	2	1	0	0	3
David Segui, S (1, 3) OBP: 0.299, SLG: 0.305		F B B X 2-1 ② F7		B C B C X 2-2 ② G6-3 3-H		X 0-0 ③ F7			F F X 0-2 ② FC3-6 1-2f	4	0	0	1	0	0	5
Leo Gomez, R (1, 5) OBP: 0.368, SLG: 0.416	1 SAFE B B F F B S 2-3 ③ K			B B F C F S 2-3 ③ K			B C F F B B X 3-2 ① P3		B B C F F S 2-3 ③ K	4	0	0	0	0	3	3
Mark McLemore, S (1, 4) OBP: 0.328, SLG: 0.296			B X 1-0 ① F9		B C X 1-1 ① F7		L B B F B F X 3-2 ② F7			3	0	0	0	0	0	0
Jeff Tackett, R (1, 2) OBP: 0.323, SLG: 0.435			X 0-0 ② L6		B F B X 2-1 ② G6-3		F B F B X 2-2 ③ G4-3			3	0	0	0	0	0	0
Inning Stats	R: 0 H: 0 E: 0 LOB: 0 K: 2 BB: 0 S: 8 P: 11	R: 0 H: 1 E: 0 LOB: 1 K: 1 BB: 0 S: 11 P: 18	R: 0 H: 0 E: 0 LOB: 0 K: 0 BB: 0 S: 9 P: 13	R: 2 H: 3 E: 0 LOB: 1 K: 2 BB: 0 S: 14 P: 22	R: 0 H: 0 E: 0 LOB: 0 K: 0 BB: 1 S: 4 P: 11	R: 0 H: 0 E: 1 LOB: 2 K: 0 BB: 1 S: 8 P: 14	R: 0 H: 0 E: 0 LOB: 0 K: 0 BB: 0 S: 11 P: 19	R: 0 H: 0 E: 0 LOB: 0 K: 1 BB: 0 S: 9 P: 14	R: 0 H: 1 E: 0 LOB: 1 K: 1 BB: 0 S: 15 P: 19							

PITCHER		IP	WLS	BF	H	R	ER	SO	BB	IBB	HBP	BLK	WP	HR	S	P	ERA	WHIP
Nolan Ryan, R ERA: 3.33	(1, 1)	7.0	W	27	4	2	2	5	2	0	0	0	0	0	65	108	2.57	0.857
Floyd Bannister, L ERA: 6.4	(8, 1)	0.1		1	0	0	0	0	0	0	0	0	0	0	2	3	0.00	0.000
Ed Nunez, R ERA: 4.15	(8, 1)	1.2	S	6	1	0	0	2	0	0	0	0	0	0	22	30	0.00	0.600

PITCHER	IP	WLS	BF	H	R	ER	SO	BB	IBB	HBP	BLK	WP	HR	S	P	ERA	WHIP

AB	32
R	2
H	5
RBI	2
BB	2
SO	7
LOB	12

1B: 4 SF: 0
2B: 1 SAC: 0
3B: 0 DP: 0
HR: 0 HBP: 0

WP: 0 PA: 35
PB: 0
SB: 0
CS: 0

livebaseballscorecards.com

Batter	1	2	3	4	5	6	7	8	9	AB	R	H	RBI	BB	SO	LOB
Brady Anderson, L (1, 7) OBP: 0.377, SLG: 0.484	C X 0-1 ① F7		C B B B B 4-1 2B BB		C B X 1-1 E S 1B 2-3 1B	C B C B X 2-2 ③ G4-3			C B X 1-1 ① G3	4	1	1	0	1	0	1
Mike Devereaux, R (1, 8) OBP: 0.324, SLG: 0.473	C B C X 1-2 ② F7		C F B S 1-3 ② K		X 0-0 ① SF8 3-H		X 0-0 HR		B S X 1-1 1B 3B	4	2	2	2	0	1	2
Cal Ripken Jr., R (1, 6) OBP: 0.343, SLG: 0.377	C B C F F B C 2-3 ③ K		C B B B X 3-1 1-3 2-H 2B		1 SAFE B 1 SAFE 1 SAFE B B I 4-0 1B 1-3 IBB		B B B C C X 3-1 E3		B C F B X 2-2 ② P3	4	0	1	1	1	1	1
Glenn Davis, R (1, 10) OBP: 0.372, SLG: 0.449 Mark McLemore, S (9, PR) OBP: 0.328, SLG: 0.296		X 0-0 ① G6-3	C S F F B B B B 4-2 BB		X 0-0 1-2 3-H 1B		B C C 1 SAFE S 1-3 ① K		X 0-0 3-H 1B	4 0	0 0	2 0	2 0	1 0	1 0	1 0
Randy Milligan, R (1, 3) OBP: 0.388, SLG: 0.379 David Segui, S (8, 3) OBP: 0.297, SLG: 0.303		B B F B B 4-1 FC5-4 BB	C S B X 1-2 ③ P3		B B B C F C 3-3 ② K		X 0-0 ② F9		1 SAFE C X 0-1 ③ F8	3 1	0 0	0 0	0 0	1 0	1 0	6 1
Joe Orsulak, L (1, 9) OBP: 0.359, SLG: 0.412		B F 1 SAFE C X 1-2 ② FC5-4 1-2f		B X 1-0 ① G4-3	B B C X 2-1 ③ F7		1 SAFE B F B X 2-1 ③ G3			4	0	0	0	0	0	4
Leo Gomez, R (1, 5) OBP: 0.366, SLG: 0.411	C 1 SAFE B F 1 B B F X SAFE 3-2 ③ F7			B X 1-0 ② F8		C F F B F B B B 4-2 G4-3 BB		B X 1-0 ① F8		3	0	0	0	1	0	1
Billy Ripken, R (1, 4) OBP: 0.271, SLG: 0.340			F X 0-1 F8 2B 1B	B C B C F F X 2-2 ③ G1-3		1 SAFE X 0-0 ① F9		B C B B F X 3-2 ② P6		4	1	1	0	0	0	1
Jeff Tackett, R (1, 2) OBP: 0.321, SLG: 0.437			B 1 SAFE C B 1 SAFE X 2-1 ① F8 1-2		B S X 1-1 1B SF8 2B	C B X 1-1 ② G4-3 1-2		C F C 0-3 ③ K		4	1	1	0	0	1	2

Inning Stats	1	2	3	4	5	6	7	8	9
	R: 0 H: 0 E: 0 LOB: 0 K: 1 BB: 0 S: 10 P: 13	R: 0 H: 0 E: 0 LOB: 1 K: 0 BB: 1 S: 9 P: 17	R: 1 H: 2 E: 0 LOB: 3 K: 1 BB: 2 S: 17 P: 32	R: 0 H: 0 E: 0 LOB: 0 K: 0 BB: 0 S: 7 P: 11	R: 2 H: 3 E: 0 LOB: 2 K: 1 BB: 1 S: 11 P: 22	R: 0 H: 0 E: 0 LOB: 1 K: 0 BB: 1 S: 10 P: 17	R: 1 H: 1 E: 1 LOB: 1 K: 1 BB: 0 S: 9 P: 15	R: 0 H: 0 E: 0 LOB: 0 K: 1 BB: 0 S: 7 P: 11	R: 1 H: 2 E: 0 LOB: 1 K: 0 BB: 0 S: 10 P: 14

1B: 4 SF: 1
2B: 2 SAC: 0
3B: 1 DP: 0
HR: 1 HBP: 0

WP: 0 PA: 41
PB: 0
SB: 1
CS: 0

PITCHER	IP	WLS	BF	H	R	ER	SO	BB	IBB	HBP	BLK	WP	HR	S	P	ERA	WHIP
Scott Sanderson, R (1, 1) ERA: 5.03	6.0	L	28	5	3	3	3	4	1	0	0	0	0	64	112	4.50	1.500
Rich Monteleone, R (7, 1) ERA: 3.21	3.0		13	3	2	2	2	0	0	0	0	0	1	26	40	6.00	1.000

PITCHER	IP	WLS	BF	H	R	ER	SO	BB	IBB	HBP	BLK	WP	HR	S	P	ERA	WHIP

TOP

Baltimore Orioles @ New York Yankees

Yankee Stadium, Bronx, NY

Tue Jul 28 1992, 7:05 PM EDT
Att. 25,377 - Cloudy - 73 F

livebaseballscorecards.com

AB	35
R	5
H	8
RBI	5
BB	5
SO	5
LOB	20

Baltimore Orioles @ New York Yankees

Yankee Stadium, Bronx, NY

Tue Jul 28 1992, 7:05 PM EDT
Att. 25,377 - Cloudy - 73 F

livebaseballscorecards.com

BOTTOM

Batter	1	2	3	4	5	6	7	8	9	AB	R	H	RBI	BB	SO	LOB
Dion James, L (1, 9) OBP: 0.344, SLG: 0.383	F B B B X 3-1 WP 1B 1B	C B X 1-1 1-2 2-H 1B		1 SAFE B B B C F C 3-3 ② K 1-2			B X 1-0 ② 1B			4	0	3	1	0	1	1
Randy Velarde, R (1, 6) OBP: 0.320, SLG: 0.433	B X 1-0 1-2 1B	X 0-0 ③ F7		S B S S 1-3 ③ K			B X 1-0 ③ G1-3			4	0	1	0	0	1	3
Don Mattingly, L (1, 10) OBP: 0.328, SLG: 0.430	B X 1-0 ① F7		C X 0-1 G4-3 WP G4-3 1B		B B C X 2-1 ① F7			C B F X 1-2 ① G5-3		4	1	1	0	0	0	2
Mel Hall, L (1, 7) OBP: 0.302, SLG: 0.447	B X 1-0 ② F7		B B F F B X 3-2 ① G4-3 1-3		X 0-0 ② L3			C B F S 1-3 ② K		4	0	0	0	0	1	3
Roberto Kelly, R (1, 8) OBP: 0.322, SLG: 0.411	B C B X 2-1 ③ F8 2-3		C B X 1-1 ② G4-3 3-H		C B C B X 2-2 ③ G6-3			B F B B X 3-1 ③ G5-3		4	0	0	1	0	0	2
Matt Nokes, L (1, 2) OBP: 0.285, SLG: 0.383 Mike Stanley, R (3, PR) OBP: 0.371, SLG: 0.420 (4, 2)		B B C X 2-1 BB 1B FC5-2 1B	F F H 1-2 HBP			B C C F B F C 2-3 ① K			F B B B B 4-1 BB	1 1	0 0	1 0	0 0	0 1	0 1	0 0
Charlie Hayes, R (1, 5) OBP: 0.279, SLG: 0.380	F B X 1-1 FC5-2 BB 1-2 1B	B S B S S F B S 3-3 ③ K				S B C F B F B S 3-3 ② K			L F F B C 1-3 ① K	4	0	1	0	0	3	2
Kevin Maas, L (1, 3) OBP: 0.317, SLG: 0.439		B F B F B B 4-2 FC5-2 1B 1-2 2-3 BB		C C S 0-3 ① K		F B B F F S 2-3 ③ K			C X 0-1 ② F7	3	1	0	0	1	2	1
Pat Kelly, R (1, 4) OBP: 0.274, SLG: 0.330		C B B F X 2-2 ① ② FC5-2 1B 1-2 2-3 3-H		B S C X 1-2 S 1B			B C B C B S 3-3 ① K		F B C B B X 3-2 ③ G5-3	4	0	1	0	0	1	4
Inning Stats	R: 0 E: 0 K: 0 S: 7 H: 2 LOB: 2 BB: 0 P: 15	R: 1 E: 0 K: 0 S: 12 H: 3 LOB: 2 BB: 1 P: 22	R: 1 E: 0 K: 1 S: 13 H: 1 LOB: 1 BB: 0 P: 21	R: 0 E: 0 K: 3 S: 12 H: 1 LOB: 1 BB: 0 P: 17	R: 0 E: 0 K: 0 S: 6 H: 0 LOB: 0 BB: 0 P: 10	R: 0 E: 0 K: 3 S: 14 H: 0 LOB: 0 BB: 0 P: 21	R: 0 E: 0 K: 1 S: 5 H: 1 LOB: 0 BB: 0 P: 10	R: 0 E: 0 K: 1 S: 8 H: 0 LOB: 0 BB: 0 P: 13	R: 0 E: 0 K: 1 S: 10 H: 0 LOB: 1 BB: 1 P: 18	1B: 8 2B: 1 3B: 0 HR: 0 SF: 0 SAC: 0 DP: 1 HBP: 1						

	AB	33
	R	2
	H	8
	RBI	2
	BB	2
	SO	10
	LOB	18

WP: 2 PB: 0 SB: 1 CS: 0 — PA: 36

PITCHER		IP	WLS	BF	H	R	ER	SO	BB	IBB	HBP	BLK	WP	HR	S	P	ERA	WHIP
Ben McDonald, R ERA: 4.53	(1, 1)	8.0	W	32	8	2	2	9	1	0	1	0	2	0	77	129	2.25	1.125
Gregg Olson, R ERA: 2.35	(9, 1)	1.0	S	4	0	0	0	1	1	0	0	0	0	0	10	18	0.00	1.000

PITCHER	IP	WLS	BF	H	R	ER	SO	BB	IBB	HBP	BLK	WP	HR	S	P	ERA	WHIP

Batter	1	2	3	4	5	6	7	8	9	AB	R	H	RBI	BB	SO	LOB
Brady Anderson, L (1, 7) OBP: 0.378, SLG: 0.483	C X 0-1 BB 1B		C C F B X 1-2 S 1B		F X 0-1 ③ L8		X 0-0 ③ F7		X 0-0 ① P6	5	1	2	0	0	0	0
Mike Devereaux, R (1, 8) OBP: 0.324, SLG: 0.478	C F 1 SAFE 1 B P B B 4-2 G5-4-3 1-2 BB		F B 1 SAFE B X 2-1 ② P6			B C B C X 2-2 ① G6-3		B C S F F B F X 2-2 HR	B X 1-0 ② F7	4	1	1	1	1	0	1
Cal Ripken Jr., R (1, 6) OBP: 0.344, SLG: 0.379	C B F X 1-2 ① F8		C B F X 1-2 1-H 1B			X 0-0 ② F8		C B X 1-1 2B 2B	B X 1-0 ③ F9	5	1	2	1	0	0	2
Glenn Davis, R (1, 10) OBP: 0.374, SLG: 0.456 Mark McLemore, S (8, PR) OBP: 0.328, SLG: 0.296	C B B F X 2-2 ②③ G5-4-3 1-2f		B X 1-0 ③ F8			C C B F B X 2-2 FC6-4 1B		C B X 1-1 BB FC3-2 2-H 2B		4 0	0 0	2 0	1 0	0 0	0 0	3 0
Randy Milligan, R (1, 3) OBP: 0.387, SLG: 0.375 David Segui, S (8, 3) OBP: 0.297, SLG: 0.303		F X 0-1 ① L5		C B F C 1-3 ① K		B B X 2-0 ③ FC6-4 1-2f		B B B B 4-0 BB E BB		3 0	1 0	0 0	0 0	1 0	1 0	1 0
Joe Orsulak, L (1, 9) OBP: 0.361, SLG: 0.411		C B X 1-1 ② F8		X 0-0 ② F9			F B F F X 1-2 S HR 1B	M B B B B B 4-1 E 1-2 2-3 BB		3	1	1	0	1	0	0
Leo Gomez, R (1, 5) OBP: 0.365, SLG: 0.409		C C B X 1-2 FC6-4 1B		F B C F B B F S 3-3 ③ K			F S B F B F C 2-3 ① K 1-2	B B S F F F S 2-3 ① K		4	0	1	0	0	3	4
Billy Ripken, R (1, 4) OBP: 0.271, SLG: 0.354		C C 1 SAFE B X 1-2 ③ FC6-4 1-2f			X 0-0 ① L7		X 0-0 2-H HR	B X 1-0 ② FC3-2 1-3 2-H 3-Hf		4	1	1	2	0	0	3
Jeff Tackett, R (1, 2) OBP: 0.312, SLG: 0.423			B X 1-0 ① F9		C B B X 2-1 ② G6-3		B X 1-0 ② G6-3	B F F B S 2-3 ③ K		4	0	0	0	0	1	2
Inning Stats	R: 0 E: 0 K: 0 S: 11 H: 1 LOB: 1 BB: 1 P: 17	R: 0 E: 0 K: 0 S: 10 H: 1 LOB: 1 BB: 0 P: 13	R: 1 E: 0 K: 0 S: 11 H: 2 LOB: 1 BB: 0 P: 17	R: 0 E: 0 K: 2 S: 9 H: 0 LOB: 0 BB: 0 P: 13	R: 0 E: 0 K: 0 S: 5 H: 0 LOB: 0 BB: 0 P: 7	R: 0 E: 0 K: 0 S: 9 H: 1 LOB: 1 BB: 0 P: 15	R: 2 E: 0 K: 1 S: 12 H: 2 LOB: 0 BB: 0 P: 16	R: 3 E: 1 K: 2 S: 21 H: 3 LOB: 2 BB: 2 P: 38	R: 0 E: 0 K: 0 S: 3 H: 0 LOB: 0 BB: 0 P: 5	1B: 6 2B: 2 3B: 0 HR: 2	SF: 0 SAC: 0 DP: 1 HBP: 0			WP: 0 PB: 0 SB: 2 CS: 0	PA: 39		

PITCHER		IP	WLS	BF	H	R	ER	SO	BB	IBB	HBP	BLK	WP	HR	S	P	ERA	WHIP
Scott Kamieniecki, R ERA: 4.68	(1, 1)	7.0	L	29	8	4	4	3	1	0	0	0	0	2	73	106	5.14	1.286
Tim Burke, R ERA: 3.78	(8, 1)	0.0		3	2	1	1	0	1	0	0	0	0	0	4	10	∞	∞
Greg Cadaret, L ERA: 4.89	(8, 1)	1.0		4	0	1	0	2	1	0	0	0	0	0	11	20	0.00	1.000
Steve Farr, R ERA: 1.57	(9, 1)	1.0		3	0	0	0	0	0	0	0	0	0	0	3	5	0.00	0.000

PITCHER	IP	WLS	BF	H	R	ER	SO	BB	IBB	HBP	BLK	WP	HR	S	P	ERA	WHIP

TOP

Baltimore Orioles @ New York Yankees

Yankee Stadium, Bronx, NY

Wed Jul 29 1992, 7:05 PM EDT

Att. 21,566 - Cloudy - 85 F

livebaseballscorecards.com

AB	36
R	6
H	10
RBI	5
BB	3
SO	5
LOB	16

Batter	1	2	3	4	5	6	7	8	9	AB	R	H	RBI	BB	SO	LOB
Andy Stankiewicz, R (1, 6) OBP: 0.340, SLG: 0.353	C B X 1-1 G6-3 ①		F F X 0-2 G5-3 ② 1-2		F B X 1-1 F7 ③			B X 1-0 G5-3 ②		4	0	0	0	0	0	2
Randy Velarde, R (1, 7) OBP: 0.319, SLG: 0.429	C X 0-1 F9 ②		B C F B S 2-3 K ③			B X 1-0 G6-4-3 1B		C C F S 0-3 K ③		4	0	1	0	0	2	1
Roberto Kelly, R (1, 8) OBP: 0.321, SLG: 0.408	S B B B B 4-1 PB BB			C F F B C 1-3 K ①		B C X 1-1 G6-4-3 ① ② 1-2f			F F F S 0-3 K ①	3	0	0	0	1	2	1
Don Mattingly, L (1, 3) OBP: 0.329, SLG: 0.429	C B F B B F F X 3-2 F9 ③ 1-2			C B X 1-1 1B 1B		B C F B B F B 4-2 BB			X 0-0 L5 ②	3	0	1	0	1	0	1
Jim Leyritz, R (1, 10) OBP: 0.345, SLG: 0.430		C B S F F X 1-2 L8 ①		B B B C X 3-1 F8 ②		B C S S 1-3 K ③			B B C X 2-1 L9 ③	4	0	0	0	0	1	2
Mel Hall, L (1, 9) OBP: 0.302, SLG: 0.446		X 0-0 G3-1 ②		X 0-0 1-3 1B ③			B S B B X 3-1 P5 ①			3	0	1	0	0	0	0
Mike Stanley, R (1, 2) OBP: 0.361, SLG: 0.407		B C S B S 2-3 K ③		B C B C C 3-3 K ①			F C S 0-3 K ②			3	0	0	0	0	3	0
Charlie Hayes, R (1, 5) OBP: 0.277, SLG: 0.376			F B B F X 2-2 P4 ①	X 0-0 P5 ②			B F S X 1-2 G5-3 ③			3	0	0	0	0	0	0
Pat Kelly, R (1, 4) OBP: 0.280, SLG: 0.346			X 0-0 G5-3 1B	B B X 2-0 3B				B X 1-0 F9 ①		3	0	2	0	0	0	0
Inning Stats	R: 0 H: 0 E: 0 LOB: 1 K: 0 BB: 1 S: 10 P: 18	R: 0 H: 0 E: 0 LOB: 0 K: 1 BB: 0 S: 9 P: 12	R: 0 H: 1 E: 0 LOB: 1 K: 1 BB: 0 S: 11 P: 15	R: 0 H: 2 E: 0 LOB: 2 K: 1 BB: 0 S: 9 P: 14	R: 0 H: 1 E: 0 LOB: 1 K: 1 BB: 0 S: 7 P: 13	R: 0 H: 1 E: 0 LOB: 1 K: 1 BB: 1 S: 9 P: 16	R: 0 H: 0 E: 0 LOB: 0 K: 1 BB: 0 S: 8 P: 12	R: 0 H: 0 E: 0 LOB: 0 K: 1 BB: 0 S: 6 P: 8	R: 0 H: 0 E: 0 LOB: 0 K: 1 BB: 0 S: 7 P: 9	1B: 4 SF: 0 2B: 0 SAC: 0 3B: 1 DP: 1 HR: 0 HBP: 0						

PITCHER	IP	WLS	BF	H	R	ER	SO	BB	IBB	HBP	BLK	WP	HR	S	P	ERA	WHIP
Arthur Rhodes, L (1, 1) ERA: 1.76	9.0	W	32	5	0	0	8	2	0	0	0	0	0	76	117	0.00	0.778

PITCHER	IP	WLS	BF	H	R	ER	SO	BB	IBB	HBP	BLK	WP	HR	S	P	ERA	WHIP

BOTTOM

Baltimore Orioles @ New York Yankees

Yankee Stadium, Bronx, NY

Wed Jul 29 1992, 7:05 PM EDT
Att. 21,566 - Cloudy - 85 F

livebaseballscorecards.com

AB	30
R	0
H	5
RBI	0
BB	2
SO	8
LOB	7

WP: 0 PA: 32
PB: 1
SB: 0
CS: 0

Batter	1	2	3	4	5	6	7	8	9	AB	R	H	RBI	BB	SO	LOB
Brady Anderson, L (1, 7) OBP: 0.377, SLG: 0.480	S X 0-1 ① L8		B B C X 2-1 ③ P6			C B F B B X 3-2 FC5-4 1B		B B X 2-0 ② G4-3		4	0	1	0	0	0	0
Mike Devereaux, R (1, 8) OBP: 0.324, SLG: 0.475	C B C B S 2-3 ② K			B B S B B 4-1 G6-4-3 BB		F B X 1-1 ① P6		X 0-0 ③ G4-3		3	0	0	0	1	1	1
Cal Ripken Jr., R (1, 6) OBP: 0.345, SLG: 0.383	F B X 1-1 2B			C X 0-1 ①② G6-4-3 1-2f		B X 1-0 ② P2			B B B C X 3-1 1B 1B 1B	4	1	2	0	0	0	2
Glenn Davis, R (1, 10) OBP: 0.372, SLG: 0.451	C B B C B X 3-2 ③ F9			F B B S B F F F X 3-2 ③ F8		B X 1-0 ③ FC5-4 1-2f			C F B B F X 2-2 G4-6-3 1B 1-2 1B 1B	4	1	1	0	0	0	2
Randy Milligan, R (1, 3) OBP: 0.385, SLG: 0.373		B C F B X 2-2 ① F7			C B X 1-1 ① F9		X 0-0 ① L8		X 0-0 G4-6-3 1-2 1B 2-H	4	0	1	1	0	0	0
Leo Gomez, R (1, 5) OBP: 0.367, SLG: 0.418		F B C X 1-2 ② G6-3			C B B B F B B 4-2 1B BB		B X 1-0 HR		C B X 1-1 ①② G4-6-3 1-2f 2-3	3	1	1	1	1	0	2
Joe Orsulak, L (1, 9) OBP: 0.363, SLG: 0.410		F B B F F X 2-2 ③ F9			C X 0-1 1-3 1B		X 0-0 ② F7		B B B C B 4-1 1B BB	3	0	1	0	1	0	0
Billy Ripken, R (1, 4) OBP: 0.267, SLG: 0.349 Chito Martinez, L (9, PH) OBP: 0.350, SLG: 0.402			C B X 1-1 ① G6-3		B X 1-0 ② L6		B X 1-0 ③ F8		B C C X 1-2 1-3 3-H 1B	3	0	0	0	0	0	2
										1	0	1	1	0	0	0
Jeff Tackett, R (1, 2) OBP: 0.306, SLG: 0.413 Sam Horn, L (9, PH) OBP: 0.335, SLG: 0.434			C X 0-1 ② P3		C B F B F B F F F 3-2 F F F F F X ③ G1-3			F X 0-1 ① F7	C B X 1-1 ③ P2	3	0	0	0	0	0	2
										1	0	0	0	0	0	2
Inning Stats	R: 0 H: 1 E: 0 LOB: 1 K: 1 BB: 0 S: 10 P: 16	R: 0 H: 0 E: 0 LOB: 0 K: 0 BB: 0 S: 10 P: 15	R: 0 H: 0 E: 0 LOB: 0 K: 0 BB: 0 S: 6 P: 9	R: 0 H: 0 E: 0 LOB: 0 K: 0 BB: 1 S: 9 P: 16	R: 0 H: 1 E: 0 LOB: 2 K: 0 BB: 1 S: 19 P: 28	R: 0 H: 1 E: 0 LOB: 1 K: 0 BB: 0 S: 7 P: 13	R: 1 H: 1 E: 0 LOB: 0 K: 0 BB: 0 S: 4 P: 6	R: 0 H: 0 E: 0 LOB: 0 K: 0 BB: 0 S: 4 P: 6	R: 2 H: 4 E: 0 LOB: 2 K: 0 BB: 1 S: 15 P: 27	1B: 6 SF: 0 2B: 1 SAC: 0 3B: 0 DP: 2 HR: 1 HBP: 0						

Baltimore Orioles @ New York Yankees

Yankee Stadium, Bronx, NY

Thu Jul 30 1992, 3:33 AM EDT

Att. 30,329 - Cloudy - 81 F

TOP

livebaseballscorecards.com

AB	33
R	3
H	8
RBI	3
BB	3
SO	1
LOB	13

PITCHER		IP	WLS	BF	H	R	ER	SO	BB	IBB	HBP	BLK	WP	HR	S	P	ERA	WHIP
Curt Young, L ERA: 3.81	(1, 1)	8.0	W	29	4	1	1	1	2	0	0	0	0	1	69	109	1.12	0.750
John Habyan, R ERA: 2.43	(9, 1)	0.2		5	3	2	2	0	1	0	0	0	0	0	10	20	27.00	6.000
Steve Farr, R ERA: 1.55	(9, 1)	0.1	S	2	1	0	0	0	0	0	0	0	0	0	5	7	0.00	3.000

PITCHER	IP	WLS	BF	H	R	ER	SO	BB	IBB	HBP	BLK	WP	HR	S	P	ERA	WHIP

WP: 0	PA: 36		
PB: 0			
SB: 0			
CS: 0			

Baltimore Orioles @ New York Yankees

Yankee Stadium, Bronx, NY

Thu Jul 30 1992, 3:33 AM EDT

Att. 30,329 - Cloudy - 81 F

livebaseballscorecards.com

BOTTOM

Batter	1	2	3	4	5	6	7	8	9	AB	R	H	RBI	BB	SO	LOB
Dion James, L (1, 9) OBP: 0.346, SLG: 0.387	C B B X 2-1 SH5-3 1B 2B	B X 1-0 ① F9		B B B B 4-0 ① 1-2 G5-3 BB	B F B X 2-1 ③ F8			B X 1-0 ① F9		4	1	1	0	1	0	2
Andy Stankiewicz, R (1, 6) OBP: 0.339, SLG: 0.355	X 0-0 ① SH5-3 2-3	X 0-0 1-3 2B		B C 1 SAFE B F X 2-2 ② G5-3 1-2		C S X 0-2 ① G5-3		F B B F X 2-2 ② G4-3		4	0	1	0	0	0	1
Don Mattingly, L (1, 3) OBP: 0.330, SLG: 0.427	B F B B B 4-1 1B 1B BB	B S X 1-1 ② P4		B B F F X 2-2 ③ L7		B X 1-0 ② P6		C C X 0-2 FC4-6 1B		4	1	1	0	1	0	3
Mel Hall, L (1, 7) OBP: 0.306, SLG: 0.456	C F B X 1-2 F8 1B FC 1-2 3-H 1B	B X 1-0 ③ G6-3			B B F X 2-1 HR	C X 0-1 BB 1B		B X 1-0 ③ FC4-6 1-2f		5	2	3	2	0	0	3
Roberto Kelly, R (1, 8) OBP: 0.323, SLG: 0.408	B F F X 1-2 E 1-2 2-H 1B		C B X 1-1 ① P3		C S F B B F X 2-2 ① L6	B C B C B B 4-2 1-2 BB				3	0	1	1	1	0	0
Matt Nokes, L (1, 2) OBP: 0.285, SLG: 0.379	F B B X 2-1 ② F8 2-3		B B F F F B X 3-2 ② P4		F B F F B B B 4-2 G4-1 1B 1B BB	F B S X 1-2 ③ G1-3				3	1	0	0	1	0	4
Randy Velarde, R (1, 5) OBP: 0.322, SLG: 0.431	C X 0-1 FC 1-2 3-H		C X 0-1 1B		B C X 1-1 G4-1 1-2 1B 1B		B F B X 2-1 ① G6-3			4	1	2	0	0	0	1
Kevin Maas, L (1, 10) OBP: 0.312, SLG: 0.431	C B B B F C 3-3 ③ K		B X 1-0 ③ G4-3		X 0-0 ② G4-1 1-2 2-3		B X 1-0 ② G3			4	0	0	0	0	1	5
Pat Kelly, R (1, 4) OBP: 0.288, SLG: 0.351		B X 1-0 2B 1B		C F B F B B B 4-2 CS BB	B X 1-0 2-H 3-H 1B		C B B X 2-1 ③ F9			3	0	2	2	1	0	0
Inning Stats	R: 3 H: 3 E: 1 LOB: 2 K: 1 BB: 1 S: 17 P: 30	R: 0 H: 2 E: 0 LOB: 2 K: 0 BB: 0 S: 6 P: 10	R: 0 H: 1 E: 0 LOB: 1 K: 0 BB: 0 S: 8 P: 13	R: 0 H: 0 E: 0 LOB: 1 K: 0 BB: 2 S: 9 P: 21	R: 3 H: 3 E: 0 LOB: 1 K: 0 BB: 1 S: 15 P: 27	R: 0 H: 1 E: 0 LOB: 2 K: 0 BB: 1 S: 11 P: 17	R: 0 H: 0 E: 0 LOB: 0 K: 0 BB: 0 S: 5 P: 10	R: 0 H: 1 E: 0 LOB: 1 K: 0 BB: 0 S: 8 P: 12		1B: 8 SF: 0 2B: 2 SAC: 1 3B: 0 DP: 0 HR: 1 HBP: 0						

	AB	34
	R	6
	H	11
	RBI	5
	BB	5
	SO	1
	LOB	19

WP: 0 PA: 40
PB: 0
SB: 0
CS: 1

PITCHER		IP	WLS	BF	H	R	ER	SO	BB	IBB	HBP	BLK	WP	HR	S	P	ERA	WHIP
Rick Sutcliffe, R ERA: 4.56	(1, 1)	4.1	L	25	8	6	5	1	4	0	0	0	0	1	51	94	10.38	2.769
Mike Flanagan, L ERA: 6.75	(5, 1)	3.2		15	3	0	0	0	1	0	0	0	0	0	28	46	0.00	1.091

PITCHER	IP	WLS	BF	H	R	ER	SO	BB	IBB	HBP	BLK	WP	HR	S	P	ERA	WHIP

Batter	1	2	3	4	5	6	7	8	9	AB	R	H	RBI	BB	SO	LOB
Brady Anderson, L (1, 7) OBP: 0.373, SLG: 0.474	F F S 0-3 ① K		C C B F B F S 2-3 ② K		X 0-0 ② L9 2-3		F F X 0-2 ① P2	C B C C 1-3 ③ K		5	0	0	0	0	3	5
Mike Devereaux, R (1, 8) OBP: 0.320, SLG: 0.469	B B B C X 3-1 ② F9		C C B C B X 2-2 ③ F8		F B X 1-1 ③ F7		B F C F B S 2-3 ② K		B F C X 1-2 E5 G6-4-3	5	0	0	0	0	1	3
Cal Ripken Jr., R (1, 6) OBP: 0.346, SLG: 0.383	C X 0-1 ③ F9			B B X 2-0 ① L9		C B F X 1-2 1B 2B 1B	C X 0-1 1B		B C X 1-1 ①② G6-4-3 1-2f	5	1	2	0	0	0	1
Glenn Davis, R (1, 10) OBP: 0.368, SLG: 0.450		C F B X 1-2 ① F8		B F X 1-1 ② F9		B C C F X 1-2 ① F8	C X 0-1 ③ G3		B F X 1-1 2B	5	0	1	0	0	0	2
Randy Milligan, R (1, 3) OBP: 0.388, SLG: 0.373		S B B B S B C 3-3 ② K		B F B B B 4-1 BB		F B B B X 2-1 2B WP 1B 1-2		B S B S B B 4-2 G1-3 1B BB	B X 1-0 ③ F9	3	2	1	0	2	1	1
Joe Orsulak, L (1, 9) OBP: 0.365, SLG: 0.413		F B F F B B B 4-2 BB		B X 1-0 ③ F7		X 0-0 WP WP 2B 1-3 2-H		C X 0-1 ① G1-3 1-2		3	1	1	1	1	0	2
Leo Gomez, R (1, 5) OBP: 0.365, SLG: 0.416		B 1 SAFE C S 1 SAFE 1 F SAFE X 1-2 ③ P3			F B X 1-1 1B FC5 1B	B F B B F S 3-3 ② K 2-3 3-H		X 0-0 ② L8		4	0	1	0	0	1	3
Mark McLemore, S (1, 4) OBP: 0.337, SLG: 0.319			X 0-0 ① L8		1 SAFE 1 SAFE B 1 SAFE B F X 2-1 L9 FC5 1B 1-3	B B X 2-0 3B 3-H		C B B X 2-1 BB 1B 2-H		4	0	3	1	0	0	0
Jeff Tackett, R (1, 2) OBP: 0.306, SLG: 0.419 Sam Horn, L (8, PH) OBP: 0.339, SLG: 0.434 Tommy Shields, L (8, PR) Mark Parent, R (8, 2)			S X 0-1 2B		C F X 0-2 ① FC5 1-2 3-H	B F B S B S 3-3 ③ K		B C B S 1 SAFE F B B 4-2 BB 1-2		3 0 0 0	0 0 0 0	1 0 0 0	0 1 0 0	0 0 0 0	1 0 0 0	3 0 0 0
Inning Stats	R: 0 E: 0 K: 1 S: 7 H: 0 LOB: 0 BB: 0 P: 10	R: 0 E: 0 K: 1 S: 13 H: 0 LOB: 1 BB: 1 P: 22	R: 0 E: 0 K: 1 S: 11 H: 1 LOB: 1 BB: 0 P: 15	R: 0 E: 0 K: 0 S: 5 H: 0 LOB: 1 BB: 1 P: 13	R: 0 E: 0 K: 0 S: 10 H: 2 LOB: 2 BB: 0 P: 14	R: 3 E: 0 K: 2 S: 17 H: 4 LOB: 1 BB: 0 P: 29	R: 0 E: 0 K: 1 S: 11 H: 1 LOB: 1 BB: 0 P: 13	R: 1 E: 0 K: 1 S: 13 H: 1 LOB: 2 BB: 2 P: 24	R: 0 E: 1 K: 0 S: 8 H: 1 LOB: 1 BB: 0 P: 12	1B: 6 2B: 3 3B: 1 HR: 0	SF: 0 SAC: 0 DP: 1 HBP: 0						

TOP

Baltimore Orioles @ Boston Red Sox

Fenway Park, Boston, MA

Fri Jul 31 1992, 3:33 AM EDT

Att. 28,349 - Cloudy - 70 F

livebaseballscorecards.com

AB	37
R	4
H	10
RBI	2
BB	4
SO	7
LOB	20

PITCHER		IP	WLS	BF	H	R	ER	SO	BB	IBB	HBP	BLK	WP	HR	S	P	ERA	WHIP
Danny Darwin, R ERA: 4.82	(1, 1)	5.1		24	6	3	3	3	2	0	0	0	0	0	56	88	5.06	1.500
Daryl Irvine, R ERA: 4.11	(6, 1)	0.2		3	1	0	0	2	0	0	0	0	2	0	7	15	0.00	1.500
Joe Hesketh, L ERA: 4.28	(7, 1)	1.2	W	8	2	1	1	1	1	0	0	0	0	0	18	26	5.40	1.800
Greg Harris, R ERA: 1.68	(8, 1)	0.0		1	0	0	0	0	1	0	0	0	0	0	3	7	∞	∞
Tony Fossas, L ERA: 3.0	(8, 1)	0.1		1	0	0	0	1	0	0	0	0	0	0	3	4	0.00	0.000

PITCHER		IP	WLS	BF	H	R	ER	SO	BB	IBB	HBP	BLK	WP	HR	S	P	ERA	WHIP
Jeff Reardon, R ERA: 3.09	(9, 1)	1.0	S	4	1	0	0	0	0	0	0	0	0	0	8	12	0.00	1.000

Baltimore Orioles @ Boston Red Sox

Fenway Park, Boston, MA

Fri Jul 31 1992, 3:33 AM EDT

Att. 28,349 - Cloudy - 70 F

BOTTOM

livebaseballscorecards.com

Batter	1	2	3	4	5	6	7	8	9	AB	R	H	RBI	BB	SO	LOB
Wade Boggs, L (1, 5) OBP: 0.369, SLG: 0.392	X 0-0 ① L6		C B F X 1-2 ② G6-3		B X 1-0 ② G4-3 1-2 2-3		B C B X 2-1 1B 2-H 2B	B 1 SAFE B B B 4-0 1-2 BB		4	1	1	1	1	0	2
Billy Hatcher, R (1, 7) OBP: 0.323, SLG: 0.376	B B C X 2-1 G6-4-3 1B		B B F X 2-1 ③ L8		C X 0-1 2-H 3-H 2B		F B X 1-1 1B HR 2-H 1B	F F X 0-2 ③ P4		5	1	3	3	0	0	2
Phil Plantier, L (1, 10) OBP: 0.328, SLG: 0.371	C B C X 1-2 ② ③ G6-4-3 1-2f			C M B F B X 2-2 ① P4	B B X 2-0 ③ F9		1 SAFE B B 1 SAFE 1 SAFE X 2-0 1-2 HR 1B			4	1	1	0	0	0	2
Tom Brunansky, R (1, 9) OBP: 0.351, SLG: 0.479		C F B C 1-3 ① K		B B C F C 2-3 ② K		F B B F S 2-3 ① K	B B X 2-0 1-H 2-H HR			4	1	1	3	0	3	0
Mo Vaughn, L (1, 3) OBP: 0.346, SLG: 0.368		B C F B B B 4-2 1B BB		B F F X 1-2 1B		B B F X 2-1 ② F9	B C C X 1-2 ② G1-3			3	0	1	0	1	0	0
Bob Zupcic, R (1, 8) OBP: 0.350, SLG: 0.431		C B X 1-1 G1-3 1-3 1B		B C X 1-1 ③ L8		B C X 1-1 2B	B F X 1-1 ③ G6-3			4	0	2	0	0	0	1
Jody Reed, R (1, 4) OBP: 0.328, SLG: 0.340		C X 0-1 ② G1-3 1-2			B B X 2-0 ① G5-3	B C B X 2-1 ③ P6		X 0-0 ① 1B		4	0	1	0	0	0	3
Tony Peña, R (1, 2) OBP: 0.275, SLG: 0.290		B F F F B F X 2-2 ③ L8			C B B X 2-1 G4-3 1B 2B 1B		B C B B C B 4-2 SH1-3 2B BB	B S B X 2-1 ② L8		3	2	1	0	1	0	2
John Valentin, R (1, 6) OBP: 0.231, SLG: 0.167			X 0-0 ① L8		X 0-0 G4-3 1-2 2B 1B		X 0-0 ① SH1-3 1-2	C B B B F B 4-2 BB BB		2	1	1	0	1	0	0
Inning Stats	R: 0 E: 0 K: 0 S: 6 H: 1 LOB: 0 BB: 0 P: 9	R: 0 E: 0 K: 1 S: 14 H: 1 LOB: 2 BB: 1 P: 22	R: 0 E: 0 K: 0 S: 6 H: 0 LOB: 0 BB: 0 P: 9	R: 0 E: 0 K: 1 S: 12 H: 1 LOB: 1 BB: 0 P: 18	R: 2 E: 0 K: 0 S: 8 H: 3 LOB: 1 BB: 0 P: 15	R: 0 E: 0 K: 1 S: 9 H: 1 LOB: 1 BB: 0 P: 16	R: 5 E: 0 K: 0 S: 14 H: 4 LOB: 0 BB: 1 P: 27	R: 0 E: 0 K: 0 S: 8 H: 1 LOB: 2 BB: 2 P: 18		1B: 8 2B: 3 3B: 0 HR: 1 SF: 0 SAC: 1 DP: 1 HBP: 0						

	AB	33
	R	7
	H	12
	RBI	7
	BB	4
	SO	3
	LOB	12

WP: 0 PB: 0 SB: 0 CS: 0 PA: 38

PITCHER		IP	WLS	BF	H	R	ER	SO	BB	IBB	HBP	BLK	WP	HR	S	P	ERA	WHIP
35 Mike Mussina, R ERA: 2.59	(1, 1)	6.0		25	7	2	2	3	1	0	0	0	0	0	55	89	3.00	1.333
Todd Frohwirth, R ERA: 2.67	(7, 1)	0.1	L	6	4	5	5	0	1	0	0	0	0	1	9	20	135.00	15.000
Pat Clements, L ERA: 2.27	(7, 1)	1.2		7	1	0	0	0	2	0	0	0	0	0	13	25	0.00	1.800

PITCHER	IP	WLS	BF	H	R	ER	SO	BB	IBB	HBP	BLK	WP	HR	S	P	ERA	WHIP

Batter	1	2	3	4	5	6	7	8	9	AB	R	H	RBI	BB	SO	LOB
Brady Anderson, L (1, 9) OBP: 0.372, SLG: 0.473	B B B C C F X 3-2 HR 1B		F B B F C 2-3 ① K		C B B B X 3-1 ① G5-3					3	1	1	0	0	1	0
Mike Devereaux, R (1, 8) OBP: 0.320, SLG: 0.468	C S S 0-3 ① K		C S B X 1-2 ② G6-3		B X 1-0 FC6-4 1B					3	0	1	0	0	1	1
Cal Ripken Jr., R (1, 6) OBP: 0.343, SLG: 0.381	B B B C X 3-1 ② F9		B C X 1-1 ③ G4-3		1 SAFE C 1 SAFE C B 1 SAFE F 1 SAFE 1 SAFE 1-2 X L9 ②					3	0	0	0	0	0	2
Glenn Davis, R (1, 10) OBP: 0.367, SLG: 0.464	B X 1-0 1-H HR			C S B F B B F X 3-2 ① G5-3	1 SAFE B B X 2-0 ③ FC6-4 1-2f					3	1	1	2	0	0	1
Randy Milligan, R (1, 3) OBP: 0.388, SLG: 0.372	C B B C S 2-3 ③ K			B B C B F X 3-2 1B 1B		B F F B C 2-3 ① K				3	0	1	0	0	2	0
Leo Gomez, R (1, 5) OBP: 0.368, SLG: 0.431		F C B B B X 3-2 HR		C B B X 2-1 ② F9		B C F B X 2-2 2B				3	1	2	1	0	0	1
David Segui, S (1, 7) OBP: 0.304, SLG: 0.306		B B X 2-0 ① G5-3		X 0-0 1-2 1B		I I I I 4-0 IBB				2	0	1	0	1	0	0
Billy Ripken, R (1, 4) OBP: 0.264, SLG: 0.345		B X 1-0 ② L5		B B B C X 3-1 ③ G5-3						2	0	0	0	0	0	2
Mark Parent, R (1, 2) OBP: 0.500, SLG: 2.000		X 0-0 ③ G6-3			B X 1-0 HR					2	1	1	1	0	0	0
Inning Stats	R: 2 H: 2 E: 0 LOB: 0 K: 2 BB: 0 S: 13 P: 22	R: 1 H: 1 E: 0 LOB: 0 K: 0 BB: 0 S: 6 P: 12	R: 0 H: 0 E: 0 LOB: 0 K: 1 BB: 0 S: 8 P: 12	R: 0 H: 2 E: 0 LOB: 2 K: 0 BB: 0 S: 13 P: 24	R: 1 H: 2 E: 0 LOB: 1 K: 0 BB: 0 S: 9 P: 17	R: 0 H: 1 E: 0 LOB: 2 K: 1 BB: 1 S: 6 P: 14				1B: 4 SF: 0 2B: 1 SAC: 0 3B: 0 DP: 0 HR: 3 HBP: 0						

TOP

Baltimore Orioles @ Boston Red Sox

Fenway Park, Boston, MA

Fri Jul 31 1992, 7:05 PM EDT

Att. 32,748 - Cloudy - 76 F

livebaseballscorecards.com

AB	24
R	4
H	8
RBI	4
BB	1
SO	4
LOB	7

PITCHER		IP	WLS	BF	H	R	ER	SO	BB	IBB	HBP	BLK	WP	HR	S	P	ERA	WHIP
Matt Young, L ERA: 5.11	(1, 1)	4.1	L	19	6	4	4	3	0	0	0	0	0	3	43	77	8.31	1.385
Paul Quantrill, R ERA: 2.61	(5, 1)	1.0		6	2	0	0	1	0	1	0	0	0	0	12	24	0.00	2.000

PITCHER	IP	WLS	BF	H	R	ER	SO	BB	IBB	HBP	BLK	WP	HR	S	P	ERA	WHIP

Baltimore Orioles @ Boston Red Sox

Fenway Park, Boston, MA

Fri Jul 31 1992, 7:05 PM EDT

Att. 32,748 - Cloudy - 76 F

BOTTOM

livebaseballscorecards.com

Batter	1	2	3	4	5	6	7	8	9	AB	R	H	RBI	BB	SO	LOB
Wade Boggs, L (1, 5) OBP: 0.368, SLG: 0.391	B C B X 2-1 L8 ①	B F X 1-1 G3 ②		B B X 2-0 1B						3	0	1	0	0	0	0
Billy Hatcher, R (1, 7) OBP: 0.328, SLG: 0.383	C X 0-1 2B 2B	B S B S T B B 4-2 1B BB		F X 0-1 F9 ③						2	1	1	0	1	0	1
Phil Plantier, L (1, 10) OBP: 0.331, SLG: 0.372	B B B B 4-0 2B BB	B B X 2-0 1-3 1B			B X 1-0 G5-3 ①					2	1	1	0	1	0	0
Tom Brunansky, R (1, 9) OBP: 0.351, SLG: 0.489	C F S 0-3 K ②	B I B F C S SAFE 2-3 K ③			X 0-0 HR					3	1	1	1	0	2	4
Mo Vaughn, L (1, 3) OBP: 0.351, SLG: 0.376	C B B X 2-1 BB 1-H 2-H 2B		B B B C F X 3-2 G4-3 ①		B B B B F B 4-1 1B BB BB					2	0	1	2	1	0	0
Jody Reed, R (1, 4) OBP: 0.330, SLG: 0.339	B C B B B 4-1 BB BB		B B B C C C 3-3 K ②		C C B F B B 4-2 1B 1-2 BB					1	0	0	0	2	1	0
Herm Winningham, L (1, 8) OBP: 0.250, SLG: 0.288	C B B B B 4-1 1-2 2-3 BB		X 0-0 F8 ③		B C X 1-1 FC5 1-2 2-3 1B					2	0	1	0	1	0	0
John Marzano, R (1, 2) OBP: 0.295, SLG: 0.257	B B X 2-0 P4 ③			F F X 0-2 P6 ①	S C B C 1-3 K ②					3	0	0	0	0	1	6
Luis Rivera, R (1, 6) OBP: 0.295, SLG: 0.257		C F B B B X 3-2 F7 ①		X 0-0 G6-3 ②	B X 1-0 FC5 1-2f ③					3	0	0	0	0	0	3
Inning Stats	R: 2 H: 2 E: 0 LOB: 3 K: 1 BB: 3 S: 12 P: 30	R: 0 H: 1 E: 0 LOB: 2 K: 1 BB: 1 S: 12 P: 24	R: 0 H: 0 E: 0 LOB: 0 K: 1 BB: 0 S: 7 P: 13	R: 0 H: 1 E: 0 LOB: 1 K: 0 BB: 0 S: 7 P: 9	R: 1 H: 2 E: 0 LOB: 3 K: 1 BB: 2 S: 12 P: 24					1B: 3 SF: 0 2B: 2 SAC: 0 3B: 0 DP: 0 HR: 1 HBP: 0						

PITCHER		IP	WLS	BF	H	R	ER	SO	BB	IBB	HBP	BLK	WP	HR	S	P	ERA	WHIP
Richie Lewis, R ERA: 6.23	(1, 1)	4.1	W	24	5	3	3	3	6	0	0	0	0	1	44	91	6.23	2.538
Storm Davis, R ERA: 3.21	(5, 1)	0.2	S	3	1	0	0	1	0	0	0	0	0	0	6	9	0.00	1.500

PITCHER	IP	WLS	BF	H	R	ER	SO	BB	IBB	HBP	BLK	WP	HR	S	P	ERA	WHIP

AB	21
R	3
H	6
RBI	3
BB	6
SO	4
LOB	14

WP: 0 PA: 27
PB: 0
SB: 0
CS: 0

Batter	1	2	3	4	5	6	7	8	9	AB	R	H	RBI	BB	SO	LOB
Brady Anderson, L (1, 7) OBP: 0.373, SLG: 0.471	B B X 2-0 G5-4-3 1B		B B F B X 3-1 ② P5 1-2		C B F B F S 2-3 ① K		X 0-0 ② F8	I I I 4-0 FC6-4 IBB		4	0	1	0	1	1	2
Mike Devereaux, R (1, 8) OBP: 0.321, SLG: 0.475	X 0-0 ① ② G5-4-3 1-2f		B B S B F X 3-2 FC6-4 2-H 1B		C B B C F B F C 3-3 ② K		B S B X 2-1 2-H HR	B B C X 2-1 ② SF7 3-H		4	1	2	4	0	1	1
Cal Ripken Jr., R (1, 6) OBP: 0.340, SLG: 0.376	X 0-0 ③ L8		C 1 SAFE X 0-1 ③ FC6-4 1-2f		B X 1-0 ③ L9		B C C X 1-2 ③ G5-3	B X 1-0 ③ FC6-4 1-2f		5	0	0	0	0	0	3
Glenn Davis, R (1, 10) OBP: 0.365, SLG: 0.456 Mark McLemore, S (8, PR) OBP: 0.335, SLG: 0.317		B B C C X 2-2 ① F7		B B C X 2-1 ① G4-3		B B C F B S 3-3 ① K		L B B B B 4-1 BB HR BB	B X 1-0 ① G6-3	3 1	0 1	0 0	0 0	1 0	1 0	0 0
Randy Milligan, R (1, 3) OBP: 0.394, SLG: 0.372 David Segui, S (8, 3) OBP: 0.309, SLG: 0.311		F B B B S B B 4-2 FC5-4 BB		F B B C B B 4-2 2B G4-3 BB		B B B B 4-0 G5-3 BB		B S 1 SAFE F B B B 4-2 1-2 HR BB	B X 1-0 1B 1B	0 1	2 0	0 1	0 0	4 0	0 0	0 0
Leo Gomez, R (1, 5) OBP: 0.368, SLG: 0.443		1 SAFE B F B 1 SAFE F B F X 3-2 ② FC5-4 1-2f		B F 1 SAFE B X 2-1 G4-3 1-3 2B 2B		1 SAFE C F F X 0-2 ② G5-3 1-2		L B X 1-1 1-H 2-H HR	C F B C 1-3 ② K	5	2	2	3	0	1	3
Joe Orsulak, L (1, 9) OBP: 0.366, SLG: 0.410		X 0-0 ③ G5-3		C X 0-1 ② G4-3 2-3 3-H		X 0-0 ③ G5-3		B B B B 4-0 SH1-3 1B SF7 BB	B B X 2-0 1-3 1B	4	1	1	1	1	0	3
Billy Ripken, R (1, 4) OBP: 0.272, SLG: 0.356			X 0-0 ① G5-3	C B B B S F F X 3-2 3-H 2B			C B X 1-1 SH1-4 HR 1B	C X 0-1 SH1-3 1-2 1B	B C C S 1-3 ③ K	5	1	3	1	0	1	2
Mark Parent, R (1, 2) OBP: 0.500, SLG: 1.333			B B C B F B 4-2 WP 1B BB	B B C S B F X 3-2 ③ F8			1 SAFE X 0-0 ① SH1-4 1-2	X 0-0 ① SH1-3 1-2 2-3		1	1	0	0	1	0	1
Inning Stats	R: 0 H: 1 E: 0 LOB: 0 K: 0 BB: 0 S: 3 P: 5	R: 0 H: 0 E: 0 LOB: 1 K: 0 BB: 1 S: 10 P: 19	R: 1 H: 1 E: 0 LOB: 1 K: 0 BB: 1 S: 10 P: 20	R: 2 H: 2 E: 0 LOB: 1 K: 0 BB: 1 S: 17 P: 31	R: 0 H: 0 E: 0 LOB: 0 K: 2 BB: 0 S: 11 P: 17	R: 0 H: 0 E: 0 LOB: 1 K: 1 BB: 1 S: 8 P: 15	R: 2 H: 2 E: 0 LOB: 0 K: 0 BB: 0 S: 9 P: 13	R: 4 H: 2 E: 0 LOB: 2 K: 0 BB: 4 S: 11 P: 31	R: 0 H: 2 E: 0 LOB: 2 K: 2 BB: 0 S: 9 P: 15	1B: 6 SF: 1 2B: 2 SAC: 2 3B: 0 DP: 1 HR: 2 HBP: 0						WP: 1 PA: 44 PB: 0 SB: 0 CS: 0	

Baltimore Orioles @ Boston Red Sox

Fenway Park, Boston, MA

Sat Aug 01 1992, 3:33 AM EDT

Att. 33,788 - Cloudy - 73 F

TOP

livebaseballscorecards.com

AB	33
R	9
H	10
RBI	9
BB	8
SO	5
LOB	15

PITCHER		IP	WLS	BF	H	R	ER	SO	BB	IBB	HBP	BLK	WP	HR	S	P	ERA	WHIP
Frank Viola, L ERA: 3.28	(1, 1)	6.2	L	29	6	5	5	3	4	0	0	0	1	1	65	116	6.75	1.500
Greg Harris, R ERA: 2.19	(7, 1)	0.1		6	2	4	4	0	3	0	0	0	0	1	10	24	108.00	15.000
Daryl Irvine, R ERA: 3.63	(8, 1)	2.0		9	2	0	0	2	0	1	0	0	0	0	13	26	0.00	1.000

PITCHER	IP	WLS	BF	H	R	ER	SO	BB	IBB	HBP	BLK	WP	HR	S	P	ERA	WHIP

Baltimore Orioles @ Boston Red Sox

Fenway Park, Boston, MA

Sat Aug 01 1992, 3:33 AM EDT

Att. 33,788 - Cloudy - 73 F

livebaseballscorecards.com

BOTTOM

Batter	1	2	3	4	5	6	7	8	9	AB	R	H	RBI	BB	SO	LOB
Wade Boggs, L (1, 5) OBP: 0.369, SLG: 0.389	BBBB 4-0 CS BB		BCCFX 1-2 2B 1B		BBCFFBX 3-2 ① F8	BX 1-0 ③ G4-3			CFBBX 2-2 ② G4-3	4	1	1	0	1	0	2
Billy Hatcher, R (1, 7) OBP: 0.330, SLG: 0.389	BPFX 2-1 ①② G6-3 1-2		FX 0-1 F8 1-H 2B		BX 1-0 ② F7		BCBBX 3-1 ① G5-3		X 0-0 1B	5	0	2	1	0	0	1
Phil Plantier, L (1, 10) OBP: 0.332, SLG: 0.370	CBX 1-1 E4 1B		CBX 1-1 ① F8 2-3		BBBB 4-0 BB		BCFS 1-3 ② K		CSS 0-3 ③ K	4	0	1	0	1	2	2
Tom Brunansky, R (1, 9) OBP: 0.347, SLG: 0.481	BCCS 1-3 ③ K		BFBFFFFS 2-3 ② K		SX 0-1 ③ F8		CSS 0-3 ③ K			4	0	0	0	0	3	3
Mo Vaughn, L (1, 3) OBP: 0.344, SLG: 0.367		X 0-0 ① G4-3	X 0-0 ③ F7			BBBCFCC 3-3 ① K		BFX 1-1 ① L7		4	0	0	0	0	1	1
Bob Zupcic, R (1, 8) OBP: 0.353, SLG: 0.432		BX 1-0 G3 1B 1B		CX 0-1 ① L6		BBX 2-0 1B 1B		BCX 1-1 ② P4		4	2	2	0	0	0	0
Jody Reed, R (1, 4) OBP: 0.332, SLG: 0.340		BX 1-0 ② G3 1-2		CBBX 2-1 ② G5-3		CBX 1-1 1B 1-2 1B		CX 0-1 1B		4	0	2	0	0	0	1
Tony Peña, R (1, 2) OBP: 0.282, SLG: 0.297		FBX 1-1 2-H 1B		BSBCBX 3-2 PB 1B		BCFX 1-2 1-3 2-H 1B		BBX 2-0 ③ G4-3		4	0	3	2	0	0	1
John Valentin, R (1, 6) OBP: 0.235, SLG: 0.188		X 0-0 ③ F8		CBB1 SAFE BFX 3-2 ③ 1-3 1B		MSFBFFX 1-2 ② P4			BCBFBX 3-2 ① P4	4	0	1	0	0	0	3
Inning Stats	R: 0 E: 1 K: 1 S: 8 H: 1 LOB: 1 BB: 1 P: 15	R: 1 E: 0 K: 0 S: 6 H: 2 LOB: 1 BB: 0 P: 9	R: 1 E: 0 K: 1 S: 15 H: 2 LOB: 1 BB: 0 P: 19	R: 0 E: 0 K: 0 S: 10 H: 2 LOB: 1 BB: 0 P: 18	R: 0 E: 0 K: 0 S: 7 H: 0 LOB: 1 BB: 1 P: 15	R: 1 E: 0 K: 1 S: 15 H: 3 LOB: 2 BB: 0 P: 24	R: 0 E: 0 K: 2 S: 8 H: 0 LOB: 0 BB: 0 P: 12	R: 0 E: 0 K: 0 S: 7 H: 1 LOB: 1 BB: 0 P: 11	R: 0 E: 0 K: 1 S: 10 H: 1 LOB: 1 BB: 0 P: 15	1B: 11 2B: 1 3B: 0 HR: 0	SF: 0 SAC: 0 DP: 0 HBP: 0						

	AB	37
	R	3
	H	12
	RBI	3
	BB	2
	SO	6
	LOB	14

PITCHER		IP	WLS	BF	H	R	ER	SO	BB	IBB	HBP	BLK	WP	HR	S	P	ERA	WHIP
Alan Mills, R ERA: 1.95	(1, 1)	5.0		22	7	2	2	2	2	0	0	0	0	0	46	76	3.60	1.800
Storm Davis, R ERA: 3.32	(6, 1)	0.2		5	3	1	1	1	0	0	0	0	0	0	14	22	13.50	4.500
Pat Clements, L ERA: 2.12	(6, 1)	2.1	W	8	1	0	0	2	0	0	0	0	0	0	16	25	0.00	0.429
Gregg Olson, R ERA: 2.29	(9, 1)	1.0		4	1	0	0	1	0	0	0	0	0	0	10	15	0.00	1.000

PITCHER	IP	WLS	BF	H	R	ER	SO	BB	IBB	HBP	BLK	WP	HR	S	P	ERA	WHIP

WP: 0	PB: 1	SB: 0	CS: 1	PA: 39													

Batter	1	2	3	4	5	6	7	8	9	AB	R	H	RBI	BB	SO	LOB
Brady Anderson, L (1, 7) OBP: 0.372, SLG: 0.469	B B C B X 3-1 ① G3		X 0-0 ① G1-3		B X 1-0 ③ G6-3			B B F X 2-1 E8 L9 1B 1B		4	1	1	0	0	0	0
Mike Devereaux, R (1, 8) OBP: 0.321, SLG: 0.473	B S B F B X 3-2 L6-4 1B 1B		B C B F B X 3-2 ② P6			B X 1-0 ① P6		B C F X 1-2 ① L9 2-3		4	0	1	0	0	0	1
Cal Ripken Jr., R (1, 6) OBP: 0.341, SLG: 0.377	B 1 SAFE X 1-0 1-2 1B		X 0-0 ③ P2			B X 1-0 ② F7		C F X 0-2 3-H 1B 1B		4	0	2	1	0	0	0
Glenn Davis, R (1, 10) OBP: 0.372, SLG: 0.460 Mark McLemore, S (8, PR) OBP: 0.335, SLG: 0.317	C B X 1-1 ② ③ L6-4 2-3			F F B B B B 4-2 1B BB		C C B F X 1-2 E8 1B		1 SAFE F B F X 1-2 G6-3 1-2 1B		3 0	0 0	2 0	0 0	1 0	0 0	2 0
Randy Milligan, R (1, 3) OBP: 0.393, SLG: 0.371 David Segui, S (8, 3) OBP: 0.309, SLG: 0.311		X 0-0 SH2-3 1B		B F X 1-1 ① F7		X 0-0 ③ F7		C S B B X 2-2 ② ③ G6-3 1-2f		4 0	0 0	1 0	0 0	0 0	0 0	4 0
Joe Orsulak, L (1, 9) OBP: 0.369, SLG: 0.411		X 0-0 ① SH2-3 1-2		F B F X 1-2 G5-4-3 1-2 1B			F B X 1-1 ① F7		C F H 1-2 CS HBP	2	0	1	0	0	0	0
Leo Gomez, R (1, 5) OBP: 0.370, SLG: 0.452		B H 2-0 HBP	C X 0-1 ② ③ G5-4-3 1-2f				F X 0-1 HR		1 SAFE 1 SAFE X 0-0 ① F8	3	1	1	1	0	0	3
Billy Ripken, R (1, 4) OBP: 0.272, SLG: 0.351		L F S 0-3 ② K			F F X 0-2 ① P3		B S B B B S F F F F 4-2 F B G6-4-3 BB		S B F X 1-2 ② ③ L6 1-2	3	0	0	0	1	1	3
Jeff Tackett, R (1, 2) OBP: 0.300, SLG: 0.409		C C B B B F X 3-2 ③ G4-3			X 0-0 ② G5-3		P B 1 SAFE C X 2-1 ② ③ G6-4-3 1-2f			3	0	0	0	0	0	3
Inning Stats	R: 0 H: 2 E: 0 LOB: 1 K: 0 BB: 0 S: 8 P: 16	R: 0 H: 1 E: 0 LOB: 2 K: 1 BB: 0 S: 9 P: 14	R: 0 H: 0 E: 0 LOB: 0 K: 0 BB: 0 S: 5 P: 8	R: 0 H: 1 E: 0 LOB: 1 K: 0 BB: 1 S: 9 P: 15	R: 0 H: 0 E: 0 LOB: 0 K: 0 BB: 0 S: 5 P: 6	R: 0 H: 1 E: 1 LOB: 1 K: 0 BB: 0 S: 7 P: 10	R: 1 H: 1 E: 0 LOB: 0 K: 0 BB: 1 S: 14 P: 20	R: 1 H: 3 E: 1 LOB: 2 K: 0 BB: 0 S: 14 P: 20	R: 0 H: 0 E: 0 LOB: 0 K: 0 BB: 0 S: 6 P: 8	1B: 8 SF: 0 2B: 1 SAC: 1 3B: 0 DP: 4 HR: 1 HBP: 2						

PITCHER		IP	WLS	BF	H	R	ER	SO	BB	IBB	HBP	BLK	WP	HR	S	P	ERA	WHIP
John Dopson, R ERA: 3.17	(1, 1)	7.0		27	6	1	1	1	2	0	1	0	0	1	57	89	1.29	1.143
Tony Fossas, L ERA: 3.0	(8, 1)	0.0	L	1	1	1	0	0	0	0	0	0	0	0	2	4	∞	∞
Paul Quantrill, R ERA: 2.19	(8, 1)	2.0		7	2	0	0	0	0	0	1	0	0	0	18	24	0.00	1.000

PITCHER	IP	WLS	BF	H	R	ER	SO	BB	IBB	HBP	BLK	WP	HR	S	P	ERA	WHIP

TOP

Baltimore Orioles @ Boston Red Sox

Fenway Park, Boston, MA

Sun Aug 02 1992, 3:33 AM EDT

Att. 33,637 - Sunny - 82 F

livebaseballscorecards.com

AB	30
R	2
H	9
RBI	2
BB	2
SO	1
LOB	16

PA: 35

WP: 0
PB: 0
SB: 0
CS: 1

Baltimore Orioles @ Boston Red Sox

Fenway Park, Boston, MA

Sun Aug 02 1992, 3:33 AM EDT

Att. 33,637 - Sunny - 82 F

BOTTOM

livebaseballscorecards.com

Batter	1	2	3	4	5	6	7	8	9	AB	R	H	RBI	BB	SO	LOB
Wade Boggs, L (1, 10) OBP: 0.372, SLG: 0.391	G6-3		G4-3		1B		IBB		FC	4	0	2	0	1	0	1
Billy Hatcher, R (1, 7) OBP: 0.327, SLG: 0.380	BB		K		G3		F8		FC	4	0	0	0	1	1	7
Phil Plantier, L (1, 9) OBP: 0.327, SLG: 0.364	P4		P1			G3		K	K	5	0	0	0	0	2	5
Mo Vaughn, L (1, 3) OBP: 0.344, SLG: 0.363				F7		G1-3		L4	F8	2	0	0	0	1	0	0
Tom Brunansky, R (8, PH) OBP: 0.344, SLG: 0.478 (9, 3)	FC6-4 BB									2	0	0	0	0	0	3
Bob Zupcic, R (1, 8) OBP: 0.351, SLG: 0.429	FC6-4			K		P3		WP BB 1B		4	0	1	0	0	1	2
Jody Reed, R (1, 4) OBP: 0.333, SLG: 0.339		F7		F7			FC5-6 BB	WP BB		2	0	0	0	2	0	0
Scott Cooper, L (1, 5) OBP: 0.319, SLG: 0.305		L9			G3-1		FC5-6 WP	F7		4	1	0	0	0	0	3
Tony Peña, R (1, 2) OBP: 0.282, SLG: 0.301		K			K2-3		PB		K	3	0	1	1	0	2	0
Herm Winningham, L (9, PH) OBP: 0.248, SLG: 0.286										1	0	0	0	0	1	0
John Valentin, R (1, 6) OBP: 0.333, SLG: 0.278			G4-3 2B		1B BB		G5-3		FC 1B BB	2	0	1	0	2	0	1
Inning Stats	R: 0 E: 0 K: 0 S: 7 H: 0 LOB: 2 BB: 2 P: 20	R: 0 E: 0 K: 1 S: 6 H: 0 LOB: 0 BB: 0 P: 13	R: 0 E: 0 K: 1 S: 13 H: 1 LOB: 1 BB: 0 P: 23	R: 0 E: 0 K: 1 S: 6 H: 0 LOB: 0 BB: 0 P: 9	R: 0 E: 0 K: 0 S: 13 H: 1 LOB: 2 BB: 1 P: 22	R: 0 E: 0 K: 0 S: 6 H: 0 LOB: 0 BB: 0 P: 9	R: 1 E: 0 K: 0 S: 6 H: 1 LOB: 2 BB: 2 P: 16	R: 0 E: 0 K: 1 S: 9 H: 1 LOB: 2 BB: 1 P: 18	R: 0 E: 0 K: 2 S: 14 H: 1 LOB: 3 BB: 1 P: 26	1B: 3 2B: 2 3B: 0 HR: 0	SF: 0 SAC: 0 DP: 0 HBP: 0						

	AB	33
	R	1
	H	5
	RBI	1
	BB	7
	SO	7
	LOB	22

WP: 2 PB: 1 SB: 0 CS: 0 PA: 40

PITCHER		IP	WLS	BF	H	R	ER	SO	BB	IBB	HBP	BLK	WP	HR	S	P	ERA	WHIP
Ben McDonald, R ERA: 4.38	(1, 1)	7.0	W	29	3	1	1	4	4	1	0	0	1	0	57	112	1.29	1.000
Mike Flanagan, L ERA: 6.67	(8, 1)	0.1		1	0	0	0	1	0	0	0	0	0	0	3	4	0.00	0.000
Todd Frohwirth, R ERA: 2.66	(8, 1)	0.1		3	1	0	0	0	1	0	0	0	0	0	5	11	0.00	6.000
Gregg Olson, R ERA: 2.21	(8, 1)	1.1	S	7	1	0	0	2	1	0	0	0	1	0	15	29	0.00	1.500

PITCHER	IP	WLS	BF	H	R	ER	SO	BB	IBB	HBP	BLK	WP	HR	S	P	ERA	WHIP

Batter	1	2	3	4	5	6	7	8	9	AB	R	H	RBI	BB	SO	LOB
Tony Phillips, S (1, 4) OBP: 0.396, SLG: 0.409	B B F F S 2-3 ① K			F C F B B X 2-2 F8 1B 2B		F B X 1-1 ① G6-3	C F B B B F B B 4-2 1-2 BB			3	1	1	0	1	1	0
Dan Gladden, R (1, 7) OBP: 0.315, SLG: 0.353	B X 1-0 ② L4			F F X 0-2 ① F8 2-3		C B B X 2-1 ② P3	C X 1-1 ③ F8			4	0	0	0	0	0	4
Travis Fryman, R (1, 6) OBP: 0.318, SLG: 0.443	B B F F F X 2-2 ③ L7			S F F F F X 0-2 1B 3-H 1B		S C S 0-3 ③ K		C B F B X 2-2 ① G5-3		4	0	1	1	0	1	0
Cecil Fielder, R (1, 3) OBP: 0.316, SLG: 0.468		B F B F S 2-3 ① K		F C X 0-2 1-2 1B			S S F X 0-2 1B 1B 1B 1B	B F F X 1-2 ② G5-3		4	1	2	0	0	1	0
Mickey Tettleton, S (1, 10) OBP: 0.373, SLG: 0.485		B C B C F X 2-2 ② L6		S B B B F X 3-2 ② L5			B B X 2-0 ① F7	B C B B C B 4-2 BB		3	0	0	0	1	0	3
Mark Carreon, R (1, 9) OBP: 0.279, SLG: 0.364		C B X 1-1 ③ F8		B S B S F X 2-2 ③ P6			X 0-0 1B 1-2 1B 1B	B F B X 2-1 ③ F8		4	1	1	0	0	0	3
Chad Kreuter, S (1, 2) OBP: 0.282, SLG: 0.314			C C X 0-2 ① F8		F B B F B X 3-2 ① F8		F X 0-1 FC4-6 1B 1-2 2-3 1B		B B C C F C 2-3 ① K	4	0	1	0	0	1	0
Scott Livingstone, L (1, 5) OBP: 0.320, SLG: 0.328			B X 1-0 ② L4		B B F X 2-1 G6-4-3 1B		B B F S X 2-2 FC4-6 1-2 2-H 3-H 1B		B C X 1-1 ② G3-1	4	0	2	2	0	0	0
Gary Pettis, S (1, 8) OBP: 0.263, SLG: 0.260			F C B X 1-2 ③ G1-3		X 0-0 ② ③ G6-4-3 1-2f		B X 1-0 ② FC4-6 BB 1-2f 2-3		B X 1-0 ③ L9	4	0	0	0	0	0	3
Inning Stats	R: 0 E: 0 K: 1 S: 8 H: 0 LOB: 0 BB: 0 P: 13	R: 0 E: 0 K: 1 S: 9 H: 0 LOB: 0 BB: 0 P: 14	R: 0 E: 0 K: 0 S: 7 H: 0 LOB: 0 BB: 0 P: 9	R: 1 E: 0 K: 0 S: 23 H: 3 LOB: 2 BB: 0 P: 30	R: 0 E: 0 K: 0 S: 6 H: 1 LOB: 0 BB: 0 P: 11	R: 0 E: 0 K: 1 S: 7 H: 0 LOB: 0 BB: 0 P: 10	R: 2 E: 0 K: 0 S: 17 H: 4 LOB: 3 BB: 1 P: 27	R: 0 E: 0 K: 0 S: 10 H: 0 LOB: 1 BB: 1 P: 19	R: 0 E: 0 K: 1 S: 7 H: 0 LOB: 0 BB: 0 P: 11	1B: 7 2B: 1 3B: 0 HR: 0 SF: 0 SAC: 0 DP: 1 HBP: 0						

PITCHER		IP	WLS	BF	H	R	ER	SO	BB	IBB	HBP	BLK	WP	HR	S	P	ERA	WHIP
Arthur Rhodes, L ERA: 2.19	(1, 1)	6.1	W	26	8	3	3	3	0	0	0	0	0	0	71	102	4.26	1.263
Pat Clements, L ERA: 2.1	(7, 1)	0.1		2	0	0	0	0	1	0	0	0	0	0	4	9	0.00	3.000
Storm Davis, R ERA: 3.2	(7, 1)	2.1	S	8	0	0	0	1	1	0	0	0	0	0	19	33	0.00	0.429

PITCHER	IP	WLS	BF	H	R	ER	SO	BB	IBB	HBP	BLK	WP	HR	S	P	ERA	WHIP

TOP

Detroit Tigers @ Baltimore Orioles

Oriole Park at Camden Yards, Baltimore, MD

Mon Aug 03 1992, 7:05 PM EDT
Att. 45,833 - Cloudy - 87 F

livebaseballscorecards.com

AB	34
R	3
H	8
RBI	3
BB	2
SO	4
LOB	13

WP: 0 PA: 36
PB: 0
SB: 0
CS: 0

Detroit Tigers @ Baltimore Orioles

Oriole Park at Camden Yards, Baltimore, MD

Mon Aug 03 1992, 7:05 PM EDT

Att. 45,833 - Cloudy - 87 F

livebaseballscorecards.com

BOTTOM

Batter	1	2	3	4	5	6	7	8	9	AB	R	H	RBI	BB	SO	LOB
Brady Anderson, L (1, 7) OBP: 0.370, SLG: 0.465	K		BB		L7	G3		F7		4	0	0	0	1	1	1
Mike Devereaux, R (1, 8) OBP: 0.317, SLG: 0.468	F8		P4		F9	L9		P3		5	0	0	0	0	0	2
Cal Ripken Jr., R (1, 6) OBP: 0.340, SLG: 0.378	G6-3		G6-3		HR 2B	P5				4	1	1	0	0	0	0
Glenn Davis, R (1, 10) OBP: 0.374, SLG: 0.480		G5-3	FC6-5 2B		HR 2-H		G5-3			4	1	2	2	0	0	0
Randy Milligan, R (1, 3) OBP: 0.399, SLG: 0.373		1B	1B FC6-5 BB BB		BB BB 1B BB		L6-4 1B BB			1	2	1	0	3	0	0
Jack Voigt, R (7, PR)										0	0	0	0	0	0	0
David Segui, S (8, 3) OBP: 0.309, SLG: 0.311										0	0	0	0	0	0	0
Leo Gomez, R (1, 5) OBP: 0.371, SLG: 0.451		L8	FC6-5 1-2 2-3f		4-2 1-2		0-0 1-2 1B			3	2	1	0	1	0	3
Joe Orsulak, L (1, 9) OBP: 0.370, SLG: 0.410		G4-3	0-1 BLK BB 1-2 2-3 1B		4-0 1B 1-2 2-3 BB		1-2 L6-4 2-3			3	0	1	0	1	0	3
Billy Ripken, R (1, 4) OBP: 0.281, SLG: 0.356			0-0 CS 1B	4-0 BLK 1-2 2-3 3-H BB	2-2 FC5 1-2 2-H 3-H 1B			G5-3		3	0	2	3	1	0	0
Mark Parent, R (1, 2) OBP: 0.375, SLG: 0.714			K 1-2	G6-3 1-2 2-3 3-H	FC5 1-2f			2-2 1B		4	0	1	0	0	1	5
Inning Stats	R: 0 H: 0 E: 0 LOB: 0 K: 1 BB: 0 S: 8 P: 13	R: 0 H: 1 E: 0 LOB: 1 K: 0 BB: 0 S: 8 P: 14	R: 0 H: 1 E: 0 LOB: 1 K: 1 BB: 1 S: 8 P: 18	R: 2 H: 2 E: 0 LOB: 2 K: 0 BB: 2 S: 15 P: 28	R: 4 H: 3 E: 0 LOB: 2 K: 0 BB: 3 S: 15 P: 31	R: 0 H: 0 E: 0 LOB: 0 K: 0 BB: 0 S: 11 P: 13	R: 0 H: 1 E: 0 LOB: 1 K: 0 BB: 1 S: 9 P: 17	R: 0 H: 1 E: 0 LOB: 1 K: 0 BB: 0 S: 11 P: 16		1B: 6 SF: 0 2B: 4 SAC: 0 3B: 0 DP: 2 HR: 1 HBP: 0						

	AB	31
	R	6
	H	9
	RBI	5
	BB	7
	SO	2
	LOB	14

WP: 0 PA: 38
PB: 0
SB: 0
CS: 1

PITCHER		IP	WLS	BF	H	R	ER	SO	BB	IBB	HBP	BLK	WP	HR	S	P	ERA	WHIP
Buddy Groom, L ERA: 5.59	(1, 1)	4.2	L	23	6	5	5	2	4	0	0	1	0	1	44	84	9.64	2.143
John Kiely, R ERA: 1.52	(5, 1)	3.1		15	3	1	1	0	3	0	0	0	0	0	41	66	2.70	1.800

PITCHER	IP	WLS	BF	H	R	ER	SO	BB	IBB	HBP	BLK	WP	HR	S	P	ERA	WHIP

Batter	1	2	3	4	5	6	7	8	9	AB	R	H	RBI	BB	SO	LOB
Tony Phillips, S (1, 9) OBP: 0.392, SLG: 0.405	B F B X 2-1 F8		C B B 1 SAFE X 2-1 P6			F X 0-1 F7		B C 1 SAFE 1 SAFE B 1 SAFE C X 2-2 F7		4	0	0	0	0	0	2
Lou Whitaker, L (1, 4) OBP: 0.397, SLG: 0.463	B F X 1-1 F8		C S X 0-2 FC4-6 1-2f			C B F B F X 2-2 HR		C B 1 SAFE X 1-1 F9		4	1	1	1	0	0	2
Travis Fryman, R (1, 6) OBP: 0.320, SLG: 0.443	B S B C S 2-3 K		X 0-0 L8			B B X 2-0 1B		B C B S B X 3-2 1B 1-3 1B		4	0	2	0	0	1	1
Cecil Fielder, R (1, 10) OBP: 0.315, SLG: 0.465		B B F S S X 2-2 G5-3		X 0-0 P6		X 0-0 P4		F C F F F B B X 2-2 1B 1-2 3-H		4	0	1	1	0	0	1
Mickey Tettleton, S (1, 2) OBP: 0.372, SLG: 0.481		B B B C F F F F B 4-2 2B BB		B C B X 2-1 P5		C B B S X 2-2 G1-4-3		C B F B F B X 3-2 L3		3	1	0	0	1	0	3
Dan Gladden, R (1, 7) OBP: 0.311, SLG: 0.347		C F B X 1-2 P4		C B X 1-1 F8			B C X 1-1 G4-3		C B C S 1-3 K2-3	4	0	0	0	0	1	1
Scott Livingstone, L (1, 5) OBP: 0.324, SLG: 0.337		B X 1-0 2B 1-H			B X 1-0 1B		X 0-0 F9		C B X 1-1 P5	4	0	2	1	0	0	0
Dave Bergman, L (1, 3) OBP: 0.276, SLG: 0.246		B C X 1-1 P2			C F X 0-2 F7		B X 1-0 P6		B C B S F B X 3-2 L8	4	0	0	0	0	0	1
Gary Pettis, S (1, 8) OBP: 0.277, SLG: 0.267			L B F F B B F B 4-2 FC4-6 BB		X 0-0 G4-3			B C S B B X 3-2 1B 1B 1B		2	1	1	0	1	0	0
Inning Stats	R: 0 H: 0 E: 0 LOB: 0 K: 1 BB: 0 S: 7 P: 12	R: 1 H: 1 E: 0 LOB: 1 K: 0 BB: 1 S: 13 P: 22	R: 0 H: 0 E: 0 LOB: 1 K: 0 BB: 1 S: 10 P: 16	R: 0 H: 0 E: 0 LOB: 0 K: 0 BB: 0 S: 5 P: 8	R: 0 H: 1 E: 0 LOB: 0 K: 0 BB: 0 S: 5 P: 6	R: 1 H: 2 E: 0 LOB: 1 K: 0 BB: 0 S: 11 P: 17	R: 0 H: 0 E: 0 LOB: 0 K: 0 BB: 0 S: 4 P: 6	R: 1 H: 3 E: 0 LOB: 2 K: 0 BB: 0 S: 21 P: 35	R: 0 H: 0 E: 0 LOB: 0 K: 1 BB: 0 S: 9 P: 14	1B: 5 SF: 0 2B: 1 SAC: 0 3B: 0 DP: 0 HR: 1 HBP: 0						WP: 0 PA: 35 PB: 0 SB: 0 CS: 0

PITCHER		IP	WLS	BF	H	R	ER	SO	BB	IBB	HBP	BLK	WP	HR	S	P	ERA	WHIP
Rick Sutcliffe, R ERA: 4.51	(1, 1)	7.2	W	30	6	3	3	1	2	0	0	0	0	1	66	107	3.52	1.043
Todd Frohwirth, R ERA: 2.65	(8, 1)	0.1		2	1	0	0	0	0	0	0	0	0	0	10	15	0.00	3.000
Gregg Olson, R ERA: 2.16	(9, 1)	1.0	S	3	0	0	0	1	0	0	0	0	0	0	9	14	0.00	0.000

PITCHER	IP	WLS	BF	H	R	ER	SO	BB	IBB	HBP	BLK	WP	HR	S	P	ERA	WHIP

TOP

Detroit Tigers @ Baltimore Orioles

Oriole Park at Camden Yards, Baltimore, MD

Tue Aug 04 1992, 7:05 PM EDT
Att. 44,575 - Sunny - 83 F

livebaseballscorecards.com

AB	33
R	3
H	7
RBI	3
BB	2
SO	2
LOB	11

Batter	1	2	3	4	5	6	7	8	9	AB	R	H	RBI	BB	SO	LOB
Brady Anderson, L (1, 7) OBP: 0.374, SLG: 0.467	C B F B F X 2-2 2B SF8 1B	B S T F B F B B 4-2 S 1B BB		X 0-0 1B 1B		F B F B X 2-2 G5-4-3 1-2 1B		B F X 1-1 ② G4-3		4	2	3	0	1	0	0
Mike Devereaux, R (1, 8) OBP: 0.316, SLG: 0.467	B 1 SAFE C X 1-1 BB BB 1-3 2B	1 SAFE 1 SAFE B S 1 SAFE P X 2-1 ① P4		C B C X 1-2 ② L8		C B C F F X 1-2 ②③ G5-4-3 1-2f		C X 0-1 ③ G6-3		5	1	1	0	0	0	4
Cal Ripken Jr., R (1, 6) OBP: 0.342, SLG: 0.380	C X 0-1 ① SF8 3-H	1 SAFE P B S T X 2-2 ② L9 1-2		B X 1-0 1-3 1B			B F B C F X 2-2 G6-3 2B 1B			3	1	2	1	0	0	1
Glenn Davis, R (1, 10) OBP: 0.377, SLG: 0.478	C B B B F B 4-2 BB BB 1B BB	F C B X 1-2 2-H 1B		B C X 1-1 ③ F8			B F F B F F X 2-2 ① F9			3	1	1	1	1	0	3
Randy Milligan, R (1, 3) OBP: 0.395, SLG: 0.368	C F C 0-3 ② K	B F B F B X 3-2 ③ P2			X 0-0 ① G4-3		X 0-0 ② G6-3 1-2			4	0	0	0	0	1	4
David Segui, S (8, 3) OBP: 0.309, SLG: 0.311										0	0	0	0	0	0	0
Joe Orsulak, L (1, 9) OBP: 0.372, SLG: 0.407	B B B B 4-0 BB 1B 1-2 2-3 BB		X 0-0 ① F8		C X 0-1 ② G6-3		I I I I 4-0 2B IBB			2	1	0	0	2	0	0
Leo Gomez, R (1, 5) OBP: 0.372, SLG: 0.453	B B B C B 4-1 1B 1-2 2-3 3-H BB		C B F X 1-2 ② F8		C B B X 2-1 ③ P4		B B F X 2-1 1-3 2-H 2B			3	0	1	2	1	0	0
Billy Ripken, R (1, 4) OBP: 0.280, SLG: 0.354	B C B S X 2-2 1-3 2-H 3-H 1B		C F B B B X 3-2 ③ G6-3			B X 1-0 ① L8	X 0-0 ③ G5-3			4	0	1	2	0	0	2
Jeff Tackett, R (1, 2) OBP: 0.299, SLG: 0.404	B X 1-0 ③ F8			C X 0-1 ① G4-3		F B B X 2-1 1B 1B		C C B F B S 2-3 ① K		4	0	1	0	0	1	2
Inning Stats	R: 4 E: 0 K: 1 S: 18 H: 3 LOB: 2 BB: 3 P: 36	R: 1 E: 0 K: 0 S: 17 H: 1 LOB: 1 BB: 1 P: 27	R: 0 E: 0 K: 0 S: 7 H: 0 LOB: 0 BB: 0 P: 11	R: 0 E: 0 K: 0 S: 9 H: 2 LOB: 2 BB: 0 P: 12	R: 0 E: 0 K: 0 S: 5 H: 0 LOB: 0 BB: 0 P: 7	R: 0 E: 0 K: 0 S: 12 H: 2 LOB: 1 BB: 0 P: 18	R: 1 E: 0 K: 0 S: 13 H: 2 LOB: 2 BB: 1 P: 23	R: 0 E: 0 K: 1 S: 8 H: 0 LOB: 0 BB: 0 P: 11		1B: 8 2B: 2 3B: 0 HR: 0 SF: 1 SAC: 0 DP: 1 HBP: 0						

PITCHER		IP	WLS	BF	H	R	ER	SO	BB	IBB	HBP	BLK	WP	HR	S	P	ERA	WHIP
Kurt Knudsen, R ERA: 3.59	(1, 1)	2.0	L	14	4	5	5	1	4	0	0	0	0	0	35	63	22.50	4.000
Walt Terrell, R ERA: 5.17	(3, 1)	5.0		21	6	1	1	0	0	1	0	0	0	0	46	71	1.80	1.200
Dave Haas, R ERA:	(8, 1)	1.0		3	0	0	0	1	0	0	0	0	0	0	8	11	0.00	0.000

PITCHER	IP	WLS	BF	H	R	ER	SO	BB	IBB	HBP	BLK	WP	HR	S	P	ERA	WHIP

BOTTOM

Detroit Tigers @ Baltimore Orioles

Oriole Park at Camden Yards, Baltimore, MD

Tue Aug 04 1992, 7:05 PM EDT
Att. 44,575 - Sunny - 83 F

livebaseballscorecards.com

AB	32
R	6
H	10
RBI	6
BB	5
SO	2
LOB	16

Batter	1	2	3	4	5	6	7	8	9	AB	R	H	RBI	BB	SO	LOB
Tony Phillips, S (1, 9) OBP: 0.391, SLG: 0.403	F C F B F B X 2-2 G3-6-3 1B		B S C B F B X 3-2 ③ F7			F B C F S 1-3 ① K		B C B X 2-1 ③ P6		4	0	1	0	0	1	1
Lou Whitaker, L (1, 4) OBP: 0.392, SLG: 0.457	X 0-0 ① ② G3-6-3 1-2f			C F S 0-3 ① K		B B X 2-0 ② G4-3			B C F B B X 3-2 ① P4	4	0	0	0	0	1	1
Travis Fryman, R (1, 6) OBP: 0.319, SLG: 0.441	C B C F S 1-3 ③ K			B C B F X 2-2 1B		B X 1-0 ③ L7			B C X 1-1 ② G1-3	4	0	1	0	0	1	0
Cecil Fielder, R (1, 10) OBP: 0.312, SLG: 0.461		B S S S 1-3 ① K		S S S 0-3 ② K			F X 0-1 ① F7		C B B X 2-1 ③ G4-3	4	0	0	0	0	2	1
Mickey Tettleton, S (1, 2) OBP: 0.372, SLG: 0.478		C B B B B 4-1 L7-3 BB		B C C S 1-3 ③ K			C B C B S 2-3 ② K			2	0	0	0	1	2	1
Dan Gladden, R (1, 7) OBP: 0.311, SLG: 0.351		B X 1-0 ② ③ L7-3 1-2			F B F B X 2-2 ① L6		B B X 2-0 2B			3	0	1	0	0	0	1
Scott Livingstone, L (1, 5) OBP: 0.329, SLG: 0.342			F C X 0-2 1B		B B B C F X 3-2 1B		F B X 1-1 ③ L9			3	0	2	0	0	0	1
Dave Bergman, L (1, 3) OBP: 0.270, SLG: 0.241			B F F B S 2-3 ① K		1 SAFE 1 SAFE P X 1-0 ② F9			B B C X 2-1 ① F7		3	0	0	0	0	1	2
Gary Pettis, S (1, 8) OBP: 0.267, SLG: 0.256			C F C 0-3 ② K		C X 0-1 ③ F7			C B F X 1-2 ② G3		3	0	0	0	0	1	2
Inning Stats	R: 0 H: 1 E: 0 LOB: 0 K: 1 BB: 0 S: 10 P: 13	R: 0 H: 0 E: 0 LOB: 0 K: 1 BB: 1 S: 5 P: 11	R: 0 H: 1 E: 0 LOB: 1 K: 2 BB: 0 S: 13 P: 18	R: 0 H: 1 E: 0 LOB: 1 K: 3 BB: 0 S: 12 P: 15	R: 0 H: 1 E: 0 LOB: 1 K: 0 BB: 0 S: 10 P: 15	R: 0 H: 0 E: 0 LOB: 0 K: 1 BB: 0 S: 6 P: 10	R: 0 H: 1 E: 0 LOB: 1 K: 1 BB: 0 S: 8 P: 13	R: 0 H: 0 E: 0 LOB: 0 K: 0 BB: 0 S: 7 P: 12	R: 0 H: 0 E: 0 LOB: 0 K: 0 BB: 0 S: 7 P: 13	1B: 4 SF: 0 2B: 2 SAC: 0 3B: 0 DP: 2 HR: 0 HBP: 0						

PITCHER	IP	WLS	BF	H	R	ER	SO	BB	IBB	HBP	BLK	WP	HR	S	P	ERA	WHIP
35 Mike Mussina, R (1, 1) ERA: 2.44	9.0	W	31	5	0	0	9	1	0	0	0	0	0	78	120	0.00	0.667

PITCHER	IP	WLS	BF	H	R	ER	SO	BB	IBB	HBP	BLK	WP	HR	S	P	ERA	WHIP

TOP

Detroit Tigers @ Baltimore Orioles

Oriole Park at Camden Yards, Baltimore, MD

Wed Aug 05 1992, 7:05 PM EDT
Att. 45,041 - Sunny - 81 F

livebaseballscorecards.com

AB	30
R	0
H	5
RBI	0
BB	1
SO	9
LOB	10

WP: 0 PA: 31
PB: 0
SB: 0
CS: 0

Batter	1	2	3	4	5	6	7	8	9	AB	R	H	RBI	BB	SO	LOB
Brady Anderson, L (1, 7) OBP: 0.371, SLG: 0.463	C B B B X 3-1 F8 ①		C X 0-1 G4-3 ②			B X 1-0 G6-3 ①	F B B X 2-1 G6-3 ② 1-2 2-3 3-H			4	0	0	1	0	0	2
Mike Devereaux, R (1, 8) OBP: 0.320, SLG: 0.470	C S B X 1-2 G6-3 ②		B S X 1-1 1B			B F B X 2-1 S 1B	B F B X 2-1 1B ③ 2-H 3-H			4	0	3	2	0	0	0
Cal Ripken Jr., R (1, 6) OBP: 0.341, SLG: 0.379	C X 0-1 1B		C B X 1-1 F7 ③			B F X 1-1 F7 ② 1-2		B X 1-0 F9 ①		4	0	1	0	0	0	2
Glenn Davis, R (1, 10) OBP: 0.370, SLG: 0.469	C T B X 1-2 G4-3 ③			S B B X 2-1 G1-3 ①		S T B B C K 2-3 ③		B C X 1-1 F7 ②		4	0	0	0	0	1	2
Randy Milligan, R (1, 3) OBP: 0.397, SLG: 0.369 Mark McLemore, S (7, PR) OBP: 0.335, SLG: 0.317 David Segui, S (8, 3) OBP: 0.307, SLG: 0.309		F T B B B X 3-2 F9 G1-4-3 1B		F B X 1-1 G4-3 ②			B B B C C F B 4-2 SH5-4 1B 1B BB	B F B B C C F X 3-2 G6-3 ③		2 0 1	0 1 0	1 0 0	0 0 0	1 0 0	0 0 0	0 0 0
Joe Orsulak, L (1, 9) OBP: 0.372, SLG: 0.406	B X 1-0 G1-4-3 ① 1-2			B X 1-0 G3 ③			C B 1 X SAFE 1-1 1B SH5-4 G6-3 1B 1-2			3	1	1	0	0	0	1
Leo Gomez, R (1, 5) OBP: 0.370, SLG: 0.450		B X 1-0 F9 ② 2-3			C B S S 1-3 K ①		X 0-0 SH5-4 ① 1-2 2-3			2	0	0	0	0	1	1
Billy Ripken, R (1, 4) OBP: 0.281, SLG: 0.350		C B X 1-1 P2 ③			C B S F F F X 1-2 G6-3 ②		I I I I 4-0 G6-3 1B 1B IBB			2	1	0	0	1	0	1
Jeff Tackett, R (1, 2) OBP: 0.299, SLG: 0.403			S C B X 1-2 G6-3 ①		X 0-0 G5-3 ③		C F B X 1-2 G6-3 1B 1B 1-2 2-3 3-H			3	1	1	1	0	0	0
Inning Stats	R: 0 E: 0 K: 0 S: 10 H: 1 LOB: 1 BB: 0 P: 15	R: 0 E: 0 K: 0 S: 7 H: 1 LOB: 1 BB: 0 P: 13	R: 0 E: 0 K: 0 S: 9 H: 1 LOB: 1 BB: 0 P: 12	R: 0 E: 0 K: 0 S: 5 H: 0 LOB: 0 BB: 0 P: 9	R: 0 E: 0 K: 1 S: 10 H: 0 LOB: 0 BB: 0 P: 12	R: 0 E: 0 K: 1 S: 8 H: 1 LOB: 1 BB: 0 P: 14	R: 4 E: 0 K: 0 S: 13 H: 3 LOB: 2 BB: 2 P: 27	R: 0 E: 0 K: 0 S: 7 H: 0 LOB: 0 BB: 0 P: 12		1B: 7 2B: 0 3B: 0 HR: 0	SF: 0 SAC: 1 DP: 0 HBP: 0			WP: 0 PB: 0 SB: 1 CS: 0	PA: 32	

PITCHER	IP	WLS	BF	H	R	ER	SO	BB	IBB	HBP	BLK	WP	HR	S	P	ERA	WHIP
John Doherty, R (1, 1) ERA: 3.71	6.0		22	4	0	0	2	0	0	0	0	0	0	49	75	0.00	0.667
John Kiely, R (7, 1) ERA: 2.7	0.1	L	5	2	4	4	0	1	1	0	0	0	0	9	19	108.00	9.000
Mike Munoz, L (7, 1) ERA: 3.62	0.1		1	0	0	0	0	0	0	0	0	0	0	2	4	0.00	0.000
Les Lancaster, R (7, 1) ERA: 5.74	1.1		4	1	0	0	0	0	0	0	0	0	0	9	16	0.00	0.750

PITCHER	IP	WLS	BF	H	R	ER	SO	BB	IBB	HBP	BLK	WP	HR	S	P	ERA	WHIP

BOTTOM

Detroit Tigers @ Baltimore Orioles

Oriole Park at Camden Yards, Baltimore, MD

Wed Aug 05 1992, 7:05 PM EDT

Att. 45,041 - Sunny - 81 F

livebaseballscorecards.com

AB	29
R	4
H	7
RBI	4
BB	2
SO	2
LOB	9

Batter	1	2	3	4	5	6	7	8	9	10	11	12	13	AB	R	H	RBI	BB	SO	LOB
Kenny Lofton, L OBP: 0.332, SLG: 0.341 (1, 8)	C F B F X 1-2 G1-3 ①		B B C F S 2-3 K ③		C B X 1-1 G4-3 ③		B C B B C X 3-2 P5 ②		B X 1-0 G4-3 ③ 1-2			B S C B B X 3-2 G4-3 ③		6	0	0	0	1	2	
Thomas Howard, S OBP: 0.331, SLG: 0.364 (1, 7)	X 0-0 G3 S 1B		B B C F X 2-2 G1 ①			X 0-0 2B 1B	B C B B S B F X 3-2 F7 ③			F F X 0-2 G4-3 ①			C B S B X 2-2 G4-3 1B 2B	6	1	3	0	0	0	0
Carlos Baerga, S OBP: 0.352, SLG: 0.472 (1, 4)	B F S X 1-2 G3 ② 1-3			F X 0-1 F7 ②		1 SAFE 1 SAFE C P P B X 3-1 1B 2B ① 1-H		X 0-0 G4-3 ①		C B X 1-1 G3-1 ②			S B X 1-1 G4-3 ① 2-3	6	1	1	0	0	0	2
Paul Sorrento, L OBP: 0.353, SLG: 0.449 (1, 3)	B C C X 1-2 F8 ③			C B B B S B X 3-2 1B		F X 0-1 BB 1B 1B 2-H		C B B B C F R X 2-2 G4-3 ②		S F B S 1-3 K ③			C X 0-1 1B 3-H	6	1	3	2	0	1	1
Glenallen Hill, R OBP: 0.299, SLG: 0.436 (1, 10)		B S B B F B 4-2 CS BB		B X 1-0 F8 ③		S X 0-1 P4 ②		F B B B S B S 3-3 K ③			X 0-0 G4-3 ①		X 0-0 F7 ②	5	0	0	0	1	1	3
Mark Whiten, S OBP: 0.348, SLG: 0.389 (1, 9)	1 SAFE B B B B C F F X 3-2 P6 ① ② 1-2		C B F B X 2-2 PB G4-6-3 2B		B B F S B B 4-2 1B BB 1-2				B X 2-0 WP SF8 2B		B X 1-0 F8 ②		B F B B X 3-1 G3 ③	5	2	2	0	1	0	2
Jim Thome, L OBP: 0.267, SLG: 0.316 (1, 5)		C B B B C B F X 3-2 F8 ③			C B F F S 1-3 K G4-6-3 ① 2-3	S B X 1-1 1B 1-3 2-H			B C F S 1-3 K ①		S F B X 1-2 G4-3 ③			5	0	1	1	0	2	2
Brook Jacoby, R OBP: 0.326, SLG: 0.347 (13, 5)														0	0	0	0	0	0	0
Mark Lewis, R OBP: 0.292, SLG: 0.330 (1, 6) Carlos Martinez, R OBP: 0.259, SLG: 0.325 (9, PH) Felix Fermin, R OBP: 0.286, SLG: 0.286 (9, 6)		C B B X 2-1 L7 ①	X 0-0 G4-6-3 ① ② 1-2f 3-H	B F F B F B C 3-3 K ③				F B X 1-1 SF8 ② 2-H		B C C B S 2-3 K ①			3	0	0	0	1	3
														0	0	0	1	0	0	0
														1	0	0	0	0	1	0
Sandy Alomar Jr., R OBP: 0.292, SLG: 0.330 (1, 2)		C B F B F X 2-2 P1 ②	B C X 1-1 1B				B C X 1-1 F7 ①		C X 0-1 S 1B			B C F B F B F F X 3-2 F9 ②		5	0	2	0	0	0	0
Inning Stats	R: 0 E: 0 K: 0 S: 12 H: 1 LOB: 1 BB: 0 P: 15	R: 0 E: 0 K: 0 S: 10 H: 0 LOB: 0 BB: 1 P: 20	R: 0 E: 0 K: 1 S: 9 H: 0 LOB: 0 BB: 0 P: 15	R: 0 E: 0 K: 0 S: 9 H: 1 LOB: 1 BB: 0 P: 15	R: 1 E: 0 K: 1 S: 12 H: 2 LOB: 1 BB: 0 P: 17	R: 2 E: 0 K: 1 S: 17 H: 4 LOB: 2 BB: 1 P: 26	R: 0 E: 0 K: 0 S: 9 H: 0 LOB: 0 BB: 0 P: 16	R: 0 E: 0 K: 1 S: 9 H: 0 LOB: 0 BB: 0 P: 14	R: 1 E: 0 K: 1 S: 9 H: 2 LOB: 1 BB: 0 P: 14	R: 0 E: 0 K: 1 S: 9 H: 0 LOB: 0 BB: 0 P: 11	R: 0 E: 0 K: 0 S: 5 H: 0 LOB: 0 BB: 0 P: 7	R: 0 E: 0 K: 1 S: 12 H: 0 LOB: 0 BB: 0 P: 20	R: 1 E: 0 K: 0 S: 10 H: 2 LOB: 1 BB: 0 P: 16	1B: 8 2B: 4 3B: 0 HR: 0	SF: 1 SAC: 0 DP: 1 HBP: 0					

PITCHER		IP	WLS	BF	H	R	ER	SO	BB	IBB	HBP	BLK	WP	HR	S	P	ERA	WHIP
Ben McDonald, R ERA: 4.4	(1, 1)	5.2		25	8	3	3	2	2	0	0	0	0	0	65	101	4.76	1.765
Storm Davis, R ERA: 3.09	(6, 1)	2.1		7	0	0	0	2	0	0	0	0	0	0	22	37	0.00	0.000
Gregg Olson, R ERA: 2.32	(9, 1)	1.0		5	2	1	1	1	0	0	0	0	1	0	9	14	9.00	2.000
Alan Mills, R ERA: 1.97	(10, 1)	4.0	L	14	2	1	1	2	0	0	0	0	0	0	36	54	2.25	0.500

PITCHER	IP	WLS	BF	H	R	ER	SO	BB	IBB	HBP	BLK	WP	HR	S	P	ERA	WHIP

TOP

Cleveland Indians @ Baltimore Orioles

Oriole Park at Camden Yards, Baltimore, MD

Fri Aug 07 1992, 7:05 PM EDT

Att. 45,755 - Sunny - 83 F

livebaseballscorecards.com

AB	48
R	5
H	12
RBI	4
BB	2
SO	7
LOB	15

PA: 51

WP: 1 PB: 1 SB: 2 CS: 1

Batter	1	2	3	4	5	6	7	8	9	10	11	12	13	AB	R	H	RBI	BB	SO	LOB
Brady Anderson, L (1, 7) OBP: 0.371, SLG: 0.462	G3		BB	G4-3		F8-2-4-5 2-3 3-H			P8			F9 2B		5	1	1	0	1	0	4
Mike Devereaux, R (1, 8) OBP: 0.320, SLG: 0.465	CS BB		F8		P4		CS BB			G1-3		G1-3		4	0	0	0	2	0	2
Cal Ripken Jr., R (1, 6) OBP: 0.341, SLG: 0.379	P4 1-2		2B 2B 1-H		G5-3		L9			K		BB		5	1	1	1	1	1	2
Glenn Davis, R (1, 10) OBP: 0.365, SLG: 0.465		K	2B 2-H		K		F9			F8		F9 2-3		6	0	1	1	0	2	3
Randy Milligan, R (1, 3) OBP: 0.398, SLG: 0.367		F9	BB			BB 1B BB 1B	CS 1-2	F8			1B SH1-3 1B	K2-3		2	1	0	0	2	0	0
David Segui, S (9, 3) OBP: 0.309, SLG: 0.312														2	0	1	0	0	1	2
Joe Orsulak, L (1, 9) OBP: 0.372, SLG: 0.406		BB 1B	P4			1B BB 1B 1-2 1B		F9			SH1-3 1-2		K	5	1	2	0	0	1	2
Leo Gomez, R (1, 5) OBP: 0.370, SLG: 0.444		BB 1-2	P6			1B 1B F8-2-4-5 1-2 2-3 BB		F8			P3		K	4	0	0	0	2	1	1
Tim Hulett, R (1, 4) OBP: 0.360, SLG: 0.407		K2-3	BB			F8-2-4-5 1B 1-2 2-3 3-H 1B			F8		1B 2-3		F8	5	0	2	1	1	1	2
Jeff Tackett, R (1, 2) OBP: 0.300, SLG: 0.401			G1-3						K				K	3	0	1	1	0	1	1
Chito Martinez, L (9, PH) OBP: 0.347, SLG: 0.398														1	0	0	0	0	1	0
Mark Parent, R (10, 2) OBP: 0.333, SLG: 0.625			K								K			1	0	0	0	0	1	2
Inning Stats	R: 0 H: 0 E: 0 LOB: 0 K: 0 BB: 1 S: 10 P: 17		R: 2 H: 2 E: 0 LOB: 2 K: 0 BB: 2 S: 13 P: 28	R: 0 H: 0 E: 0 LOB: 1 K: 1 BB: 1 S: 9 P: 17	R: 0 H: 0 E: 0 LOB: 0 K: 1 BB: 0 S: 6 P: 7	R: 2 H: 3 E: 0 LOB: 1 K: 0 BB: 2 S: 10 P: 24	R: 0 H: 0 E: 0 LOB: 0 K: 0 BB: 1 S: 10 P: 18	R: 0 H: 0 E: 0 LOB: 0 K: 0 BB: 0 S: 5 P: 8	R: 0 H: 0 E: 0 LOB: 0 K: 1 BB: 0 S: 10 P: 17	R: 0 H: 0 E: 0 LOB: 0 K: 1 BB: 0 S: 7 P: 7	R: 0 H: 2 E: 0 LOB: 2 K: 1 BB: 0 S: 8 P: 11	R: 0 H: 1 E: 0 LOB: 2 K: 1 BB: 1 S: 12 P: 18	R: 0 H: 0 E: 0 LOB: 0 K: 2 BB: 0 S: 7 P: 13	1B: 6 2B: 3 3B: 1 HR: 0	SF: 0 SAC: 1 DP: 0 HBP: 0	WP: 0 PB: 0 SB: 1 CS: 2	PA: 54						

PITCHER		IP	WLS	BF	H	R	ER	SO	BB	IBB	HBP	BLK	WP	HR	S	P	ERA	WHIP
Jose Mesa, R ERA: 4.53	(1, 1)	5.0		25	4	4	4	4	7	0	0	0	0	0	53	99	7.20	2.200
Ted Power, R ERA: 2.51	(6, 1)	2.0		6	2	0	0	0	1	0	0	0	0	0	17	30	0.00	1.500
Eric Plunk, R ERA: 3.69	(8, 1)	1.1		4	0	0	0	0	0	0	0	0	0	0	8	14	0.00	0.000
Derek Lilliquist, L ERA: 1.66	(9, 1)	0.2		2	0	0	0	1	0	0	0	0	0	0	7	11	0.00	0.000
Steve Olin, R ERA: 2.02	(10, 1)	2.2		12	3	0	0	2	1	0	0	0	0	0	22	31	0.00	1.500

PITCHER		IP	WLS	BF	H	R	ER	SO	BB	IBB	HBP	BLK	WP	HR	S	P	ERA	WHIP
Kevin Wickander, L ERA: 3.27	(12, 1)	1.1	W	4	0	0	0	3	0	0	0	0	0	0	12	18	0.00	0.000

BOTTOM

Cleveland Indians @ Baltimore Orioles

Oriole Park at Camden Yards, Baltimore, MD

Fri Aug 07 1992, 7:05 PM EDT

Att. 45,755 - Sunny - 83 F

livebaseballscorecards.com

AB	43
R	4
H	9
RBI	4
BB	9
SO	10
LOB	21

Cleveland Indians @ Baltimore Orioles

Oriole Park at Camden Yards, Baltimore, MD

Sat Aug 08 1992, 7:05 PM EDT

Att. 45,686 - Cloudy - 81 F

TOP

livebaseballscorecards.com

Batter	1	2	3	4	5	6	7	8	9	AB	R	H	RBI	BB	SO	LOB
Thomas Howard, S (1, 8) OBP: 0.328, SLG: 0.364	C F S 0-3 ① K		B S X 1-1 G6-3 HR 2B	S C F B B S 2-3 ③ K		B X 1-0 ② G1-3		B B C B C X 3-2 ③ G6-3		5	1	1	0	0	2	1
Mark Lewis, R (1, 6) OBP: 0.299, SLG: 0.348	B B S B F X 3-2 2B 2B		F B F F X 1-2 ② G6-3 2-3		B X 1-0 HR	B B B C B 4-1 BB			B F B X 2-1 BB 1B L1-5 1B	4	2	3	1	1	0	1
Carlos Baerga, S (1, 4) OBP: 0.350, SLG: 0.476	B S S S 1-3 ② K		B F X 1-1 3-H HR		F F B F S 1-3 ① K	B F B S X 2-2 ③ P2			B F F B X 2-2 ① L7	5	1	1	2	0	2	3
Albert Belle, R (1, 10) OBP: 0.322, SLG: 0.478	X 0-0 2-H 2B		B X 1-0 HR		B B F B B 4-1 1B 1B G4-3 BB		X 0-0 ① G5-3		X 0-0 BB 1-2 1B	4	2	3	2	1	0	0
Carlos Martinez, R (1, 3) OBP: 0.278, SLG: 0.333	S F B F S 1-3 ③ K		B F B X 2-1 1B		f SAFE C X 0-1 G4-3 1-2 1B		S F X 0-2 ② L4		B B B B 4-0 1-2 2-3 BB	4	0	2	0	1	1	1
Glenallen Hill, R (1, 7) OBP: 0.301, SLG: 0.435		F B X 1-1 ① G5-3	B B S S C 2-3 ③ K		F X 0-1 G4-3 1-2 2-3 1B		B X 1-0 1B		F F B F B X 2-2 ② ③ L1-5 3-H	5	0	2	0	0	1	4
Mark Whiten, S (1, 9) OBP: 0.347, SLG: 0.386		B B B 4-0 CS BB	F B C B B F X 3-2 ① G5-3	C X 0-1 ② G4-3 1-2 2-3 3-H			X 0-0 ③ F8			3	0	0	1	1	0	3
Brook Jacoby, R (1, 5) OBP: 0.321, SLG: 0.341	B B C B 1 SAFE F S 3-3 ② ③ K 1-2			C B C X 1-2 ② G5-3	S F S 0-3 ③ K			X 0-0 ① G1-3		4	0	0	0	0	2	3
Sandy Alomar Jr., R (1, 2) OBP: 0.291, SLG: 0.332			B B C F B X 3-2 ① F8	X 0-0 2B		C B X 1-1 ① G5-3		B B B C X 3-1 ② G6-3		4	0	1	0	0	0	0

| | | |

Cleveland Indians @ Baltimore Orioles

Oriole Park at Camden Yards, Baltimore, MD

Sat Aug 08 1992, 7:05 PM EDT

Att. 45,686 - Cloudy - 81 F

livebaseballscorecards.com

BOTTOM

Batter	1	2	3	4	5	6	7	8	9	AB	R	H	RBI	BB	SO	LOB
Brady Anderson, L (1, 7) OBP: 0.370, SLG: 0.459	B B B C B 4-1 S BB		C X 0-1 ③ F9			C B X 1-1 ② P6			C B B B X 3-1 ② G4-3	3	0	0	0	1	0	1
Mike Devereaux, R (1, 8) OBP: 0.317, SLG: 0.461	C 1 B X SAFE	1-1 ① P3		C B S B X 2-2 ① G6-3		B X 1-0 ③ F8			C X 0-1 ③ F7	4	0	0	0	0	0	2
Cal Ripken Jr., R (1, 6) OBP: 0.339, SLG: 0.377	F B B F S 2-3 ② K 1-2			F B C B X 2-2 ② L1			F X 0-1 ① G5-3			3	0	0	0	0	1	1
Glenn Davis, R (1, 3) OBP: 0.365, SLG: 0.463	B B C F S 2-3 ③ K			B F X 1-1 ③ G4-3			B C B X 2-1 G4-6-3 1B			3	0	1	0	0	1	1
Sam Horn, L (1, 10) OBP: 0.333, SLG: 0.425		C S S S 1-3 ① K			B F B F B F F X 3-2 ① G1-3		C S B B B X 2-2 ② ③ G4-6-3 1-2f			3	0	0	0	0	1	1
Joe Orsulak, L (1, 9) OBP: 0.369, SLG: 0.402		B X 1-0 ② G4-3			B X 1-0 ② G4-3			B F B F B F F X 3-2 ① L3		3	0	0	0	0	0	0
Leo Gomez, R (1, 5) OBP: 0.367, SLG: 0.440		C S B B F C 2-3 ③ K			B C B X 2-1 ③ F9			B X 1-0 ② G3		3	0	0	0	0	1	0
Billy Ripken, R (1, 4) OBP: 0.281, SLG: 0.347			C C S 0-3 ① K			B B B 4-0 BB		S X 0-1 ③ G6-3		2	0	0	0	1	1	0
Mark Parent, R (1, 2) OBP: 0.273, SLG: 0.500 David Segui, S (9, PH) OBP: 0.307, SLG: 0.309			X 0-0 ② G1-3			B B B C F S 3-3 ① K			B S F C 1-3 ① K	2 1	0 0	0 0	0 0	0 0	1 1	1 0

Totals	AB	R	H	RBI	BB	SO	LOB
	27	0	1	0	2	7	7

Inning Stats	1	2	3	4	5	6	7	8	9
R:	0	0	0	0	0	0	0	0	0
E:	0	0	0	0	0	0	0	0	0
K:	2	2	1	0	0	1	0	0	1
S:	9	8	6	8	8	6	7	8	7
H:	0	0	0	0	0	0	1	0	0
LOB:	1	0	0	0	0	1	0	0	0
BB:	1	0	0	0	0	1	0	0	0
P:	18	12	6	13	14	15	11	12	11

1B:	1
2B:	0
3B:	0
HR:	0
SF:	0
SAC:	0
DP:	1
HBP:	0
WP:	0
PB:	0
SB:	1
CS:	0
PA:	29

PITCHER	IP	WLS	BF	H	R	ER	SO	BB	IBB	HBP	BLK	WP	HR	S	P	ERA	WHIP
Charles Nagy, R (1, 1) ERA: 2.51	9.0	W	29	1	0	0	7	2	0	0	0	0	0	67	112	0.00	0.333

PITCHER	IP	WLS	BF	H	R	ER	SO	BB	IBB	HBP	BLK	WP	HR	S	P	ERA	WHIP

Batter	1	2	3	4	5	6	7	8	9	10	AB	R	H	RBI	BB	SO	LOB
Kenny Lofton, L (1, 8) OBP: 0.335, SLG: 0.341	0-1 S 1B 1B		4-0 PB BB		3-3 ② K	4-1 1B 1-2 BB	0-2 ② P5				3	1	1	0	2	1	0
Thomas Howard, S (1, 7) OBP: 0.326, SLG: 0.361	1-0 ① P5		1-1 ① F7		1-2 ③ F8	1-0 1-3 2-H 1B	0-0 ③ F8				5	0	1	1	0	0	2
Carlos Baerga, S (1, 4) OBP: 0.351, SLG: 0.474	2-2 1-H 1B		1-3 ② K 1-2			2-2 G5-4-3 HBP	0-3 ② K			2-3 ① K	4	0	1	1	0	3	3
Albert Belle, R (1, 10) OBP: 0.318, SLG: 0.472	2-3 ② K		1-1 ③ P2			0-1 ① ② G5-4-3 1-2f	1-2 ③ G5-3			1-0 ② F8	5	0	0	0	0	1	5
Paul Sorrento, L (1, 3) OBP: 0.351, SLG: 0.445	1-0 ③ F7			0-0 ① G4-3		1-2 BB 1B		0-2 ① G5-3		2-3 ③ K	5	0	1	0	0	1	1
Mark Whiten, S (1, 9) OBP: 0.349, SLG: 0.385		1-2 ① F8		1-0 S 1B		4-0 1-2 BB		0-0 ② G4-3			3	0	1	0	1	0	0
Jim Thome, L (1, 5) OBP: 0.275, SLG: 0.316		4-2 WP G4-3 BB		2-2 ② F7		1-0 ③ F7		1-0 1B			3	0	1	0	1	0	3
Mark Lewis, R (1, 6) OBP: 0.299, SLG: 0.347		1-1 ② G4-3 1-2		3-1 ③ F8 1-2			3-2 BB 1B 1B	1-1 ③ F8			4	1	1	0	0	0	3
Sandy Alomar Jr., R (1, 2) OBP: 0.287, SLG: 0.327		3-2 ③ G5-3 2-3			3-2 ① G5-3		0-0 ① F8		2-2 ① F9		4	0	0	0	0	0	2
Inning Stats	R: 1 H: 2 E: 0 LOB: 1 K: 1 BB: 0 S: 12 P: 17	R: 0 H: 0 E: 0 LOB: 1 K: 0 BB: 1 S: 12 P: 21	R: 0 H: 0 E: 0 LOB: 1 K: 1 BB: 1 S: 7 P: 14	R: 0 H: 1 E: 0 LOB: 1 K: 0 BB: 0 S: 7 P: 13	R: 0 H: 0 E: 0 LOB: 0 K: 1 BB: 0 S: 12 P: 19	R: 0 H: 1 E: 0 LOB: 2 K: 0 BB: 1 S: 8 P: 16	R: 1 H: 2 E: 0 LOB: 2 K: 1 BB: 1 S: 12 P: 21	R: 0 H: 1 E: 0 LOB: 1 K: 0 BB: 0 S: 7 P: 9	R: 0 H: 0 E: 0 LOB: 0 K: 0 BB: 0 S: 8 P: 10	R: 0 H: 0 E: 0 LOB: 0 K: 2 BB: 0 S: 7 P: 12	1B: 7 SF: 0 2B: 0 SAC: 0 3B: 0 DP: 1 HR: 0 HBP: 1						

PITCHER		IP	WLS	BF	H	R	ER	SO	BB	IBB	HBP	BLK	WP	HR	S	P	ERA	WHIP
Rick Sutcliffe, R ERA: 4.45	(1, 1)	6.1		28	5	2	2	3	4	0	1	0	1	0	63	112	2.84	1.421
Storm Davis, R ERA: 2.93	(7, 1)	3.2	W	13	2	0	0	3	0	0	0	0	0	0	29	40	0.00	0.545

PITCHER	IP	WLS	BF	H	R	ER	SO	BB	IBB	HBP	BLK	WP	HR	S	P	ERA	WHIP

TOP

Cleveland Indians @ Baltimore Orioles

Oriole Park at Camden Yards, Baltimore, MD

Sun Aug 09 1992, 3:33 AM EDT
Att. 43,742 - Cloudy - 89 F

livebaseballscorecards.com

AB	36
R	2
H	7
RBI	2
BB	4
SO	6
LOB	19

WP: 1		PA:	41
PB: 1			
SB: 2			
CS: 0			

Batter	1	2	3	4	5	6	7	8	9	10	AB	R	H	RBI	BB	SO	LOB
Brady Anderson, L (1, 7) OBP: 0.368, SLG: 0.456	X 0-0 ① G1-3		C B C F B S 2-3 ② K		B C X 1-1 ② F7			B B C B F X 3-2 ① G4-3		C X 0-1 1B BB 1B	5	0	1	0	0	1	0
Mike Devereaux, R (1, 8) OBP: 0.318, SLG: 0.458	B B X 2-0 ② P5		B F B B F F B 4-2 BB		B C F B F X 2-2 ③ G6-3			X 0-0 ② G6-3		C B B B B 4-1 1B 1-2 2-3 BB	3	0	0	0	2	0	0
Cal Ripken Jr., R (1, 6) OBP: 0.339, SLG: 0.377	C C F B B S 2-3 ③ K		B B X 2-0 ③ L3			B X 1-0 ① P6		B F B C X 2-2 1B		X 0-0 1-2 2-3 3-H 1B	5	0	2	1	0	1	1
Glenn Davis, R (1, 10) OBP: 0.367, SLG: 0.477		B C C B X 2-2 G3 1B 2B		C B X 1-1 ① G6-3		B C C B X 2-2 3B		X 0-0 ③ G4-3			4	1	2	0	0	0	1
Randy Milligan, R (1, 3) OBP: 0.394, SLG: 0.362		X 0-0 ① G3 2-3		B C X 1-1 ② P7		C B F X 1-2 ② G4-3			C X 0-1 ① L4		4	0	0	0	0	0	2
Chito Martinez, L (1, 9) OBP: 0.352, SLG: 0.412		F B X 1-1 3-H 1B		C X 0-1 1B 2B		C S B B S 2-3 ③ K			X 0-0 ② G1-3		4	1	2	1	0	1	1
Tim Hulett, R (1, 5) OBP: 0.356, SLG: 0.400		C B P X 2-1 ② F8		B B X 2-0 2-H 1B			B B C F X 2-2 ① L4		B F C F S 1-3 ③ K		4	0	1	1	0	1	1
Mark McLemore, S (1, 4) OBP: 0.339, SLG: 0.322		B X 1-0 ③ F8		B C X 1-1 ③ F8			B F B F X 2-2 G6-4-3 1B			B C F B B X 3-2 BB SH3-4 1B 1B	4	1	2	0	0	0	2
Jeff Tackett, R (1, 2) OBP: 0.294, SLG: 0.393			C B F X 1-2 ① P5		B B B C F F S 3-3 ① K		X 0-0 ② ③ G6-4-3 1-2f			B B X 2-0 ① SH3-4 1-2	3	0	0	0	0	1	1
Inning Stats	R: 0 E: 0 K: 1 S: 6 H: 0 LOB: 0 BB: 0 P: 10	R: 1 E: 0 K: 0 S: 10 H: 2 LOB: 1 BB: 0 P: 15	R: 0 E: 0 K: 1 S: 11 H: 0 LOB: 1 BB: 1 P: 20	R: 1 E: 0 K: 0 S: 9 H: 2 LOB: 1 BB: 0 P: 14	R: 0 E: 0 K: 1 S: 10 H: 0 LOB: 0 BB: 0 P: 16	R: 0 E: 0 K: 1 S: 10 H: 1 LOB: 1 BB: 0 P: 16	R: 0 E: 0 K: 0 S: 7 H: 1 LOB: 0 BB: 0 P: 11	R: 0 E: 0 K: 0 S: 8 H: 1 LOB: 1 BB: 0 P: 13	R: 0 E: 0 K: 1 S: 7 H: 0 LOB: 0 BB: 0 P: 8	R: 1 E: 0 K: 0 S: 8 H: 3 LOB: 3 BB: 1 P: 17	1B: 7 2B: 2 3B: 1 HR: 0	SF: 0 SAC: 1 DP: 1 HBP: 0						

PITCHER		IP	WLS	BF	H	R	ER	SO	BB	IBB	HBP	BLK	WP	HR	S	P	ERA	WHIP
Rod Nichols, R ERA: 3.82	(1, 1)	7.0		27	6	2	2	4	1	0	0	0	0	0	63	102	2.57	1.000
Kevin Wickander, L ERA: 3.24	(8, 1)	0.1		1	0	0	0	0	0	0	0	0	0	0	3	6	0.00	0.000
Ted Power, R ERA: 2.57	(8, 1)	2.0	L	8	2	1	1	1	0	0	0	0	0	0	16	24	4.50	1.000
Derek Lilliquist, L ERA: 1.66	(10, 1)	0.0		1	1	0	0	0	0	0	0	0	0	0	2	2	∞	∞
Eric Plunk, R ERA: 3.69	(10, 1)	0.0		2	1	0	0	0	1	0	0	0	0	0	2	6	∞	∞

PITCHER	IP	WLS	BF	H	R	ER	SO	BB	IBB	HBP	BLK	WP	HR	S	P	ERA	WHIP

BOTTOM

Cleveland Indians @ Baltimore Orioles

Oriole Park at Camden Yards, Baltimore, MD

Sun Aug 09 1992, 3:33 AM EDT
Att. 43,742 - Cloudy - 89 F

livebaseballscorecards.com

AB	36
R	3
H	10
RBI	3
BB	2
SO	5
LOB	9

WP: 0 PB: 0 SB: 0 CS: 0 PA: 39

Batter	1	2	3	4	5	6	7	8	9	AB	R	H	RBI	BB	SO	LOB
Brady Anderson, L (1, 7) OBP: 0.369, SLG: 0.455	B C B F B S 3-3 ① K		B 1 SAFE B B B 4-0 1-2 BB		B C B B X 3-1 S 1B		C B F B S 2-3 ③ K		F B X 1-1 ② SF7 2-3 3-H	3	0	1	1	1	2	0
Mike Devereaux, R (1, 8) OBP: 0.319, SLG: 0.458	B F S X 1-2 FC6-5 1B 1B		C S F X 0-2 ① F9 2-3		C B B S F S 2-3 ② K 1-2			C B S B F X 2-2 G4-6-3 1B	B X 1-0 ③ P2	5	0	2	0	0	1	5
Cal Ripken Jr., R (1, 6) OBP: 0.339, SLG: 0.377	X 0-0 FC6-5 1-2 1B 1B		F F X 0-2 ② SF8 3-H		B F C B B X 2-2 ③ L5			X 0-0 ① ② G4-6-3 1-2f		3	1	1	1	0	0	2
Glenn Davis, R (1, 10) OBP: 0.361, SLG: 0.469	B B C B C X 3-2 ② FC6-5 1B 1-2 2-3f		P 1 SAFE X 1-0 ③ F9		B X 1-0 ① L8			F S B S 1-3 ③ K		4	0	0	0	0	1	3
Randy Milligan, R (1, 3) OBP: 0.398, SLG: 0.365	X 0-0 ③ 1-3 2-H 1B		S B X 1-1 ① F9		B B B C F F F F B 4-2 FC5-4 BB				C F B X 1-2 FC6-4 1B	3	0	2	1	1	0	0
Joe Orsulak, L (1, 9) OBP: 0.367, SLG: 0.400		B X 1-0 ① L9	F X 0-1 1B		C X 0-1 ② F8				S X 0-1 ① FC6-4 1B BB 1-2f 1B	4	1	1	0	0	0	2
Leo Gomez, R (1, 5) OBP: 0.366, SLG: 0.437		C B S S 1-3 ② K	C F X 0-2 ② F9		B B F X 2-1 ③ FC5-4 1-2f				B B F B B 4-1 1B 1B 1-2 SF7 BB	3	1	0	0	1	1	2
Billy Ripken, R (1, 4) OBP: 0.278, SLG: 0.342 David Segui, S (9, PH) OBP: 0.312, SLG: 0.314		C B F B B X 3-2 ③ P3	F B C B B X 2-2 ③ F8				C C X 0-2 ① G1-3		F X 0-1 SF7 1B 1-2 2-3 1B	3 1	0 0	0 1	0 0	0 0	0 0	1 0
Jeff Tackett, R (1, 2) OBP: 0.295, SLG: 0.388 Chito Martinez, L (9, PH) OBP: 0.357, SLG: 0.417			B B B B 4-0 F9 BB SF8 BB		F B X 1-1 ① G6-3		B C B S S 2-3 ② K		B C S X 1-2 2-3 3-H 1B	2 1	1 0	0 1	0 1	1 0	1 0	0 0
Inning Stats	R: 1 H: 3 E: 0 LOB: 2 K: 1 BB: 0 S: 11 P: 18	R: 0 H: 0 E: 0 LOB: 0 K: 1 BB: 0 S: 7 P: 12	R: 1 H: 0 E: 0 LOB: 1 K: 0 BB: 2 S: 9 P: 17	R: 0 H: 1 E: 0 LOB: 1 K: 0 BB: 0 S: 10 P: 13	R: 0 H: 1 E: 0 LOB: 1 K: 1 BB: 0 S: 11 P: 19	R: 0 H: 0 E: 0 LOB: 1 K: 0 BB: 1 S: 10 P: 17	R: 0 H: 0 E: 0 LOB: 0 K: 2 BB: 0 S: 9 P: 13	R: 0 H: 1 E: 0 LOB: 0 K: 1 BB: 0 S: 8 P: 11	R: 2 H: 3 E: 0 LOB: 2 K: 0 BB: 1 S: 14 P: 22	1B: 9 SF: 2 2B: 0 SAC: 0 3B: 0 DP: 1 HR: 0 HBP: 0						

PITCHER		IP	WLS	BF	H	R	ER	SO	BB	IBB	HBP	BLK	WP	HR	S	P	ERA	WHIP
Todd Stottlemyre, R ERA: 4.98	(1, 1)	7.0	W	28	5	2	2	5	3	0	0	0	0	0	67	109	2.57	1.143
Duane Ward, R ERA: 2.43	(8, 1)	1.0		3	1	0	0	1	0	0	0	0	0	0	8	11	0.00	1.000
Tom Henke, R ERA: 2.52	(9, 1)	1.0		7	3	2	2	0	1	0	0	0	0	0	14	22	18.00	4.000

PITCHER	IP	WLS	BF	H	R	ER	SO	BB	IBB	HBP	BLK	WP	HR	S	P	ERA	WHIP

Baltimore Orioles @ Toronto Blue Jays

SkyDome, Toronto, ON

Mon Aug 10 1992, 7:05 PM EDT

Att. 50,395 - Dome - 70 F

TOP

livebaseballscorecards.com

AB	32
R	4
H	9
RBI	4
BB	4
SO	6
LOB	15

WP: 0	PA: 38		
PB: 0			
SB: 1			
CS: 0			

Batter	1	2	3	4	5	6	7	8	9	AB	R	H	RBI	BB	SO	LOB
Devon White, S (1, 8) OBP: 0.287, SLG: 0.370	F B X 1-1 HR 1B	C C F X 0-2 ③ G3-1		F B F X 1-2 ③ P8		B F X 1-1 ③ G3-1		C X 0-1 ① F9		5	1	1	0	0	0	0
Roberto Alomar, S (1, 4) OBP: 0.410, SLG: 0.445	B X 1-0 ① P5		S X 0-1 ① F8		B C B F F X 2-2 G4-3 1B 1B		B X 1-0 ① F7	B B C B X 3-1 ② F8		5	1	1	0	0	0	1
Joe Carter, R (1, 9) OBP: 0.317, SLG: 0.500	C F B F F F F 1 SAFE X 1-2 1-H HR		B C B X 2-1 2B 2B		1 SAFE X 0-0 ① F8		C F B B X 2-2 HR 1B	B C X 1-1 ③ G3		5	3	3	2	0	0	1
Dave Winfield, R (1, 10) OBP: 0.384, SLG: 0.516	C B F F B B B 4-2 F8 1B BB		C B 2 SAFE X 1-1 FC1-5-6 2-H 2B		C X 0-1 ② G4-3 1-2		B X 1-0 1-H HR			3	1	2	3	1	0	1
John Olerud, L (1, 3) OBP: 0.390, SLG: 0.459 Ed Sprague, R (7, PH) OBP: 0.500, SLG: 0.500 (8, 3)	C B B X 2-1 FC6-4 1-2 1B		B F C B X 2-2 ② FC1-5-6 HR 2-3		B F 2 SAFE X 1-1 PB 2-H 1B		B F B B S F X 3-2 FC5-4 BB 1B			3 1	1 0	2 1	1 0	0 0	0 0	1 0
Candy Maldonado, R (1, 7) OBP: 0.349, SLG: 0.460	B X 1-0 ② F8 2-3		S X 0-1 1-H HR		B C B S F S 2-3 K FC6-4 1-2		B B C B B 4-1 FC5-4 1-2 BB			3	1	1	2	1	1	3
Kelly Gruber, R (1, 5) OBP: 0.270, SLG: 0.387	C F X 0-2 ③ FC6-4 1-2f		B X 1-0 ③ F8		B X 1-0 ③ FC6-4 1-2f		S S F B X 1-2 ② FC5-4 HBP 1-2f 2-3			4	0	0	0	0	0	6
Pat Borders, R (1, 2) OBP: 0.299, SLG: 0.386		F X 0-1 ① F9		B F C F F X 1-2 ① G4-3		X 0-0 ① L5	B F B C F B H 4-2 1-2 HBP			3	0	0	0	0	0	0
Manuel Lee, S (1, 6) OBP: 0.335, SLG: 0.308		F B B F X 2-2 ② G4-3		X 0-0 ② F8		C X 0-1 ② L6	B F X 1-1 ③ F9			4	0	0	0	0	0	3
Inning Stats	R: 2 H: 3 E: 0 LOB: 2 K: 0 BB: 1 S: 19 P: 29	R: 0 H: 0 E: 0 LOB: 0 K: 0 BB: 0 S: 9 P: 11	R: 3 H: 3 E: 0 LOB: 0 K: 0 BB: 0 S: 12 P: 18	R: 0 H: 0 E: 0 LOB: 0 K: 0 BB: 0 S: 9 P: 11	R: 1 H: 2 E: 0 LOB: 2 K: 1 BB: 0 S: 14 P: 20	R: 0 H: 0 E: 0 LOB: 0 K: 0 BB: 0 S: 5 P: 6	R: 2 H: 3 E: 0 LOB: 3 K: 0 BB: 1 S: 19 P: 36	R: 0 H: 0 E: 0 LOB: 0 K: 0 BB: 0 S: 6 P: 10		1B: 6 SF: 0 2B: 2 SAC: 0 3B: 0 DP: 0 HR: 3 HBP: 1						

PITCHER		IP	WLS	BF	H	R	ER	SO	BB	IBB	HBP	BLK	WP	HR	S	P	ERA	WHIP
35 Mike Mussina, R ERA: 2.79	(1, 1)	6.1	L	31	10	8	8	1	1	0	0	0	0	3	73	104	11.37	1.737
Mike Flanagan, L ERA: 6.3	(7, 1)	1.2		8	1	0	0	0	1	0	1	0	0	0	20	37	0.00	1.200

PITCHER	IP	WLS	BF	H	R	ER	SO	BB	IBB	HBP	BLK	WP	HR	S	P	ERA	WHIP

BOTTOM

Baltimore Orioles @ Toronto Blue Jays

SkyDome, Toronto, ON

Mon Aug 10 1992, 7:05 PM EDT

Att. 50,395 - Dome - 70 F

livebaseballscorecards.com

AB	36
R	8
H	11
RBI	8
BB	2
SO	1
LOB	16

Batter	1	2	3	4	5	6	7	8	9	AB	R	H	RBI	BB	SO	LOB
Brady Anderson, L (1, 7) OBP: 0.367, SLG: 0.452	C B B B S F F S 3-3 ① K		B B F B B B 4-1 S BB	B C F B F B X 3-2 ② SF7 3-H			B B C F B X 3-2 ① G4-3		C B B B F S 2-3 ① K	3	0	0	1	1	2	0
Mike Devereaux, R (1, 8) OBP: 0.320, SLG: 0.458	B S B B C F S 2-3 ② K2-3		P C C F F F F B B B 4-2 ② F B 1-2 BB	B C C X 1-2 ③ F9			X 0-0 2B		C B X 1-1 ② G5-3	4	0	1	0	1	1	2
Cal Ripken Jr., R (1, 6) OBP: 0.335, SLG: 0.372	B B C X 2-1 ③ G4-3		F X 0-1 ③ G3		B B X 2-0 ① G6-3		B B B C F F C 3-3 ② K		B C X 1-1 ③ G1-3	5	0	0	0	0	1	3
Glenn Davis, R (1, 10) OBP: 0.359, SLG: 0.463		X 0-0 ① G6-3		B S B B B 4-1 1B 1B 1B BB	X 0-0 ② G6-3		S C F S 0-3 ③ K			3	1	0	0	1	1	1
Joe Orsulak, L (1, 9) OBP: 0.375, SLG: 0.408		B X 1-0 FC4-6 1B		B F S X 1-2 1B 1B 1-2 BB 1B	B F B B F X 3-2 1B			X 0-0 FC3-6 1B		4	1	4	0	0	0	0
David Segui, S (1, 3) OBP: 0.310, SLG: 0.313		B X 1-0 ② FC4-6 1-2f		X 0-0 BB 1B 1-2 2-3 SF7 1B	S C B F S 1-3 ③ K			C X 0-1 ① FC3-6 2B 1-2f		4	1	1	0	0	1	3
Leo Gomez, R (1, 5) OBP: 0.362, SLG: 0.431		C B F B S 2-3 ③ K		S S C 0-3 ① K		F F B B X 2-2 ① F8		B B F F S 2-3 ② K		4	0	0	0	0	3	5
Billy Ripken, R (1, 4) OBP: 0.282, SLG: 0.350			C F B S 1-3 ① K	X 0-0 BB 1-2 2-3 3-H 1B		F B X 1-1 ② G4-3		X 0-0 1-3 2B		4	0	2	1	0	1	0
Mark Parent, R (1, 2) OBP: 0.267, SLG: 0.385			C X 0-1 ② G3	C B B B F B 4-2 1-2 2-3 3-H BB		C X 0-1 ③ P4		B B B C X 3-1 ③ G5-3		3	0	0	1	1	0	2
Inning Stats	R: 0 H: 0 E: 0 LOB: 0 K: 2 BB: 0 S: 11 P: 18	R: 0 H: 1 E: 0 LOB: 1 K: 1 BB: 0 S: 6 P: 10	R: 0 H: 0 E: 0 LOB: 2 K: 1 BB: 2 S: 16 P: 24	R: 3 H: 3 E: 0 LOB: 2 K: 1 BB: 2 S: 18 P: 31	R: 0 H: 1 E: 0 LOB: 1 K: 1 BB: 0 S: 9 P: 15	R: 0 H: 0 E: 0 LOB: 0 K: 0 BB: 0 S: 7 P: 10	R: 0 H: 1 E: 0 LOB: 1 K: 2 BB: 0 S: 12 P: 18	R: 0 H: 2 E: 0 LOB: 2 K: 1 BB: 0 S: 9 P: 14	R: 0 H: 0 E: 0 LOB: 0 K: 1 BB: 0 S: 7 P: 11	1B: 6 SF: 1 2B: 2 SAC: 0 3B: 0 DP: 0 HR: 0 HBP: 0						

Baltimore Orioles @ Toronto Blue Jays

SkyDome, Toronto, ON

Tue Aug 11 1992, 7:05 PM EDT

Att. 50,421 - Sunny - 20 F

TOP

livebaseballscorecards.com

AB	34
R	3
H	8
RBI	3
BB	4
SO	10
LOB	16

PITCHER		IP	WLS	BF	H	R	ER	SO	BB	IBB	HBP	BLK	WP	HR	S	P	ERA	WHIP
Jack Morris, R ERA: 4.54	(1, 1)	7.0	L	31	6	3	3	8	4	0	0	0	0	0	79	126	3.86	1.429
Mark Eichhorn, R ERA: 2.45	(8, 1)	2.0		8	2	0	0	2	0	0	0	0	0	0	16	25	0.00	1.000

PITCHER	IP	WLS	BF	H	R	ER	SO	BB	IBB	HBP	BLK	WP	HR	S	P	ERA	WHIP

Batter	1	2	3	4	5	6	7	8	9	AB	R	H	RBI	BB	SO	LOB
Devon White, S (1, 8) OBP: 0.286, SLG: 0.371	C S F B B F B X 3-2 G4-3 ①		C B F X 1-2 G1-3 2B		F F X 0-2 G4-3 ②		C S S 0-3 K ①		C B B X 2-1 F9 ①	5	0	1	0	0	1	3
Roberto Alomar, S (1, 4) OBP: 0.410, SLG: 0.445	B C X 1-1 G1-5-3 ②		C F B X 1-2 G1-3 ② 2-3		B F B X 2-1 S S 1B		X 0-0 1-2 1B		C X 0-1 G4-3 ② 1-2 2-3	5	0	2	0	0	0	3
Joe Carter, R (1, 9) OBP: 0.316, SLG: 0.495	S S B B S 2-3 K ③		C F F F F B B F S 2-3 K ③		F F B B B F F B 4-2 S 1-2 BB		C S S 0-3 K ②		B F F B X 2-2 G4-3 ③	4	0	0	0	1	3	5
Dave Winfield, R (1, 10) OBP: 0.381, SLG: 0.511		S S X 0-2 G3-1 ①		C B X 1-1 P4 ①	B X 1-0 G4-3 ③ 1-2 2-3		C S C 0-3 K ③			4	0	0	0	0	1	4
John Olerud, L (1, 3) OBP: 0.391, SLG: 0.458		B F B X 2-1 BB 1B		B B F F F F F B B 4-2 FC4-6 1B BB		C B X 1-1 G3 ①		X 0-0 G3 ①		3	0	1	0	1	0	0
Candy Maldonado, R (1, 7) OBP: 0.351, SLG: 0.463	B B C F B X 3-2 L4 ②			C B F B X 2-2 FC4-6 1-2 1B		B F B B X 3-1 2B		B F X 1-1 G4-3 ②		4	0	2	0	0	0	1
Kelly Gruber, R (1, 5) OBP: 0.270, SLG: 0.383	B B B B 4-0 1-2 BB			X 0-0 FC4-6 ② 1-2f 2-3		B F B X 2-1 G5-3 ②		B X 1-0 L3 ③		3	0	0	0	1	0	3
Pat Borders, R (1, 2) OBP: 0.298, SLG: 0.384	B S X 1-1 F8 ③			B C X 1-1 G1-3 ③		B B S B F S 3-3 K ③			B B C B X 3-1 G4-3 1B 1B	4	0	1	0	0	1	5
Manuel Lee, S (1, 6) OBP: 0.337, SLG: 0.308			C X 0-1 G5-3 ①		B F X 1-1 G5-3 ①		B B B C B 4-1 1B BB		B B B C C C X 3-2 1-2 G4-3 1B	3	0	1	0	1	0	0
Inning Stats	R: 0 H: 0 E: 0 LOB: 0 K: 1 BB: 0 S: 10 P: 16	R: 0 H: 1 E: 0 LOB: 2 K: 0 BB: 1 S: 10 P: 20	R: 0 H: 1 E: 0 LOB: 1 K: 1 BB: 0 S: 16 P: 20	R: 0 H: 1 E: 0 LOB: 2 K: 0 BB: 1 S: 13 P: 21	R: 0 H: 1 E: 0 LOB: 2 K: 0 BB: 1 S: 12 P: 20	R: 0 H: 1 E: 0 LOB: 1 K: 1 BB: 0 S: 9 P: 18	R: 0 H: 1 E: 0 LOB: 2 K: 3 BB: 1 S: 11 P: 15	R: 0 H: 0 E: 0 LOB: 0 K: 0 BB: 0 S: 4 P: 6	R: 0 H: 2 E: 0 LOB: 2 K: 0 BB: 0 S: 12 P: 22	1B: 6 SF: 0 2B: 2 SAC: 0 3B: 0 DP: 0 HR: 0 HBP: 0						WP: 0 PA: 39 PB: 0 SB: 3 CS: 0

PITCHER		IP	WLS	BF	H	R	ER	SO	BB	IBB	HBP	BLK	WP	HR	S	P	ERA	WHIP
Alan Mills, R ERA: 1.83	(1, 1)	5.0	W	22	4	0	0	2	3	0	0	0	0	0	61	97	0.00	1.400
Todd Frohwirth, R ERA: 2.42	(6, 1)	3.0		12	2	0	0	4	1	0	0	0	0	0	24	39	0.00	1.000
Gregg Olson, R ERA: 2.27	(9, 1)	1.0	S	5	2	0	0	0	0	0	0	0	0	0	12	22	0.00	2.000

PITCHER	IP	WLS	BF	H	R	ER	SO	BB	IBB	HBP	BLK	WP	HR	S	P	ERA	WHIP

BOTTOM

Baltimore Orioles @ Toronto Blue Jays

SkyDome, Toronto, ON

Tue Aug 11 1992, 7:05 PM EDT
Att. 50,421 - Sunny - 20 F

livebaseballscorecards.com

AB	35
R	0
H	8
RBI	0
BB	4
SO	6
LOB	24

Batter	1	2	3	4	5	6	7	8	9	AB	R	H	RBI	BB	SO	LOB
Brady Anderson, L (1, 7) OBP: 0.369, SLG: 0.458	C B F C 1-3 ① K		B B C B F F F X 3-2 1-H HR	B B B C B 4-1 G5-3 1B 1-2 BB	B B B I 4-0 2B IBB			B B B C C X 3-2 ① P5		3	2	1	2	2	1	0
Mike Devereaux, R (1, 8) OBP: 0.322, SLG: 0.464	B B B C S F X 3-2 ② G5-3		B B B C F X 3-2 1B 2B	C F X 0-2 1-2 2-H 3-H 1B	C S X 0-2 ③ 1-H 2-H 3-H 2B			C B B C B S 3-3 ② K		5	1	3	5	0	1	0
Cal Ripken Jr., R (1, 6) OBP: 0.336, SLG: 0.373	X 0-0 ③ G5-3		B C F B B F X 2-2 ② 2-H BB 1B 1B	C B X 1-1 ② ③ 2-3f G5-3		B B X 2-0 ① 1B		B B F C C X 2-2 ③ P3		5	0	2	1	0	0	2
Glenn Davis, R (1, 10) OBP: 0.364, SLG: 0.464 Mark McLemore, S (9, PR) OBP: 0.339, SLG: 0.322		X 0-0 ① G5-3	X 0-0 1-2 BB 1B		X 0-0 HBP 1B 2B 1B	B X 1-0 ② F8			B B B C F B 4-2 1B FC4-6 BB	4 0	1 1	2 0	0 0	1 0	0 0	0 0
Randy Milligan, R (1, 3) OBP: 0.400, SLG: 0.366 David Segui, S (9, 3) OBP: 0.310, SLG: 0.313		F F B S 1-3 ② K2-3	B B C B C B 4-2 1-2 2-3 BB		C F X 0-2 1-2 HBP 2B 1B	S B S F C 1-3 ③ K			C X 0-1 1-3 FC4-6 1B	4 0	1 0	2 0	0 0	1 0	2 0	0 0
Leo Gomez, R (1, 5) OBP: 0.363, SLG: 0.429	C B B B X 2-1 ③ P4		B F C S 1-3 ③ K		F L B H 2-2 2B 1-2 2-3 2B HBP	B X 1-0 FC5-4 1B			C F S 0-3 ① K	4	1	1	0	0	2	5
Joe Orsulak, L (1, 9) OBP: 0.372, SLG: 0.408			B F X 1-1 ① P5	F B X 1-1 ① F7	C X 0-1 1-3 2-H 3-H 2B	B F B B X 3-1 ① F8			B F X 1-1 ② FC4-6 1-2f 3-H	5	1	1	3	0	0	2
Billy Ripken, R (1, 4) OBP: 0.280, SLG: 0.346			F X 0-1 ② L9	B B X 2-0 1B 1B 1B	B X 1-0 ① G6-3	B X 1-0 ② FC5-4 1-2f			C B C F X 1-2 ③ P8	5	1	1	0	0	0	4
Jeff Tackett, R (1, 2) OBP: 0.300, SLG: 0.391			B X 1-0 HR 1B	1 SAFE B F S B 1 SAFE B X 3-2 1-3 BB 1B 1B	C F F F S 0-3 ② K	C B C S 1-3 ③ K				4	2	2	0	0	2	3
Inning Stats	R: 0 E: 0 K: 1 S: 8 H: 0 LOB: 0 BB: 0 P: 12	R: 0 E: 0 K: 1 S: 6 H: 0 LOB: 0 BB: 0 P: 9	R: 3 E: 0 K: 1 S: 23 H: 5 LOB: 3 BB: 1 P: 38	R: 2 E: 0 K: 0 S: 12 H: 3 LOB: 1 BB: 1 P: 23	R: 5 E: 0 K: 1 S: 17 H: 4 LOB: 1 BB: 1 P: 24	R: 0 E: 0 K: 1 S: 6 H: 1 LOB: 0 BB: 0 P: 10	R: 0 E: 0 K: 1 S: 7 H: 1 LOB: 1 BB: 0 P: 13	R: 0 E: 0 K: 1 S: 9 H: 0 LOB: 0 BB: 0 P: 17	R: 1 E: 0 K: 1 S: 13 H: 1 LOB: 1 BB: 1 P: 19	1B: 11 2B: 3 3B: 0 HR: 1 SF: 0 SAC: 0 DP: 1 HBP: 1						

TOP

Baltimore Orioles @ Toronto Blue Jays

SkyDome, Toronto, ON

Wed Aug 12 1992, 7:05 PM EDT

Att. 50,419 - Dome - 70 F

livebaseballscorecards.com

AB	39
R	11
H	15
RBI	11
BB	4
SO	8
LOB	16

WP: 0 PB: 0 SB: 0 CS: 0 PA: 44

PITCHER		IP	WLS	BF	H	R	ER	SO	BB	IBB	HBP	BLK	WP	HR	S	P	ERA	WHIP
Jimmy Key, L ERA: 3.94	(1, 1)	3.1	L	20	8	5	5	3	2	0	0	0	0	1	47	79	13.50	3.000
Mike Timlin, R ERA: 5.06	(4, 1)	3.2		16	6	5	5	3	0	1	1	0	0	0	32	50	12.27	1.636
Pat Hentgen, R ERA: 5.29	(8, 1)	2.0		8	1	1	1	2	1	0	0	0	0	0	22	36	4.50	1.000

PITCHER	IP	WLS	BF	H	R	ER	SO	BB	IBB	HBP	BLK	WP	HR	S	P	ERA	WHIP

Batter	1	2	3	4	5	6	7	8	9	AB	R	H	RBI	BB	SO	LOB
Devon White, S (1, 8) OBP: 0.287, SLG: 0.376	F B F B F C 2-3 ① K		1 SAFE B B X 2-0 1-H HR		F C B C 1-3 ① K		B B F X 2-1 ③ G3		B B B 4-0 BB	4	1	1	2	1	2	0
Roberto Alomar, S (1, 4) OBP: 0.409, SLG: 0.444	C B F B B F X 3-2 PB 1B 1B		C B F F F S 1-3 ① K2-3		B F B X 2-1 ② G3			B B F B C X 3-2 ① G6-3	C X 0-1 ③ F8	3	0	1	0	0	1	0
Jeff Kent, R (8, 4) OBP: 0.323, SLG: 0.444										2	0	0	0	0	0	1
Joe Carter, R (1, 10) OBP: 0.320, SLG: 0.504	F 1 SAFE X 0-2 PB 1-2 1B		X 0-0 E G4-3 1B		F F F B X 1-2 ③ P3			X 0-0 HR		4	2	3	1	0	0	0
Dave Winfield, R (1, 9) OBP: 0.380, SLG: 0.510	B B F X 2-1 ② G1-3 1-2 2-3		B B C X 2-1 E5 G4-3 1-3			X 0-0 FC6-4 1B		B X 1-0 ② F9		3	0	1	0	0	0	3
Derek Bell, R (7, 9) OBP: 0.308, SLG: 0.324										1	0	0	0	0	0	0
John Olerud, L (1, 3) OBP: 0.390, SLG: 0.459	C B C B B X 3-2 ③ G4-3		B B X 2-0 ② G4-3 2-3 3-H			B B X 2-0 ① P4		B B C F X 2-2 1B 2B		4	0	1	1	0	0	4
Candy Maldonado, R (1, 7) OBP: 0.349, SLG: 0.461		B B S B F S 3-3 ① K	X 0-0 ③ G1-3			C X 0-1 ② F8		B F X 1-1 2-3 1B		4	0	1	0	0	1	2
Kelly Gruber, R (1, 5) OBP: 0.266, SLG: 0.377		C X 0-1 ② F9	B C X 1-1 ① F8			F B B X 2-1 ③ FC6-4 1-2f		B B X 2-0 ③ F7		4	0	0	0	0	0	3
Pat Borders, R (1, 2) OBP: 0.297, SLG: 0.382		C C F B X 1-2 ③ G6-3	B X 1-0 ② G5-3				B X 1-0 ① P3		C B B F C 2-3 ① K	2	0	0	0	0	0	0
Ed Sprague, R (7, 2) OBP: 0.250, SLG: 0.250										2	0	0	0	0	1	0
Manuel Lee, S (1, 6) OBP: 0.336, SLG: 0.308			C B X 1-1 HR 1B		C C B S 1-3 ③ K		B X 1-0 ② L5		F F F F S 0-3 ② K	4	1	1	0	0	2	0
Inning Stats	R: 0 E: 0 K: 1 S: 16 H: 2 LOB: 2 BB: 0 P: 26	R: 0 E: 0 K: 1 S: 9 H: 0 LOB: 0 BB: 0 P: 13	R: 3 E: 1 K: 1 S: 13 H: 3 LOB: 1 BB: 0 P: 21	R: 0 E: 0 K: 1 S: 6 H: 0 LOB: 0 BB: 0 P: 9	R: 0 E: 0 K: 1 S: 9 H: 0 LOB: 0 BB: 0 P: 13	R: 0 E: 0 K: 0 S: 6 H: 1 LOB: 1 BB: 0 P: 10	R: 0 E: 0 K: 0 S: 4 H: 0 LOB: 0 BB: 0 P: 8	R: 1 E: 0 K: 0 S: 11 H: 3 LOB: 2 BB: 0 P: 20	R: 0 E: 0 K: 2 S: 10 H: 0 LOB: 1 BB: 1 P: 16	1B: 6 2B: 1 3B: 0 HR: 2	SF: 0 SAC: 0 DP: 0 HBP: 0						

PITCHER		IP	WLS	BF	H	R	ER	SO	BB	IBB	HBP	BLK	WP	HR	S	P	ERA	WHIP
Ben McDonald, R ERA: 4.35	(1, 1)	7.2	W	33	9	4	3	5	0	0	0	0	0	2	73	117	3.52	1.174
Storm Davis, R ERA: 2.88	(8, 1)	1.1		5	0	0	0	2	1	0	0	0	0	0	11	19	0.00	0.750

PITCHER	IP	WLS	BF	H	R	ER	SO	BB	IBB	HBP	BLK	WP	HR	S	P	ERA	WHIP

BOTTOM

Baltimore Orioles @ Toronto Blue Jays

SkyDome, Toronto, ON

Wed Aug 12 1992, 7:05 PM EDT

Att. 50,419 - Dome - 70 F

livebaseballscorecards.com

AB	37
R	4
H	9
RBI	4
BB	1
SO	7
LOB	13

1B: 6	SF: 0	WP: 0	PA: 38
2B: 1	SAC: 0	PB: 1	
3B: 0	DP: 0	SB: 0	
HR: 2	HBP: 0	CS: 0	

Batter	1	2	3	4	5	6	7	8	9	AB	R	H	RBI	BB	SO	LOB
Brady Anderson, L (1, 7) OBP: 0.366, SLG: 0.454	B C C B X 2-2 ① G3		B B C X 2-1 ② F8			C B X 1-1 ② P6			C B X 1-1 ① G3	4	0	0	0	0	0	0
Mike Devereaux, R (1, 8) OBP: 0.322, SLG: 0.462	B S S F B X 2-2 ② CS 1B		B X 1-0 ③ G6-3			B B C X 2-1 ③ G4-3			C S F S 0-3 ② K	4	0	1	0	0	1	0
Cal Ripken Jr., R (1, 6) OBP: 0.335, SLG: 0.374	C B 1 SAFE X 1-1 ② F8			B C X 1-1 ① G5-3			S X 0-1 G3 SF8 2B		B X 1-0 ③ G5-3	4	1	1	0	0	0	1
Glenn Davis, R (1, 10) OBP: 0.364, SLG: 0.475	P 1 SAFE 1 SAFE 1 SAFE B S 1 SAFE 1 SAFE C 2-2 ③ CS 1-2	F X 0-1 HR		X 0-0 ② P3			C B F B B F X 3-2 ① G3 2-3			3	1	1	1	0	0	1
Randy Milligan, R (1, 3) OBP: 0.400, SLG: 0.365		B S B C B F B 4-2 BB		B C C C S 1-3 ③ K			X 0-0 ② SF8 3-H			1	0	0	1	1	1	0
Joe Orsulak, L (1, 9) OBP: 0.369, SLG: 0.404		C T F S 0-3 ① K			B B X 2-0 ① L5		S B F X 1-2 ③ F7			3	0	0	0	0	1	1
Tim Hulett, R (1, 5) OBP: 0.346, SLG: 0.388		B B C B C X 3-2 ② F8			B C C B X 2-2 ② G1-3			C B S F S 1-3 ① K		3	0	0	0	0	1	1
Mark McLemore, S (1, 4) OBP: 0.333, SLG: 0.316		X 0-0 ③ G4-3			B C C B S 2-3 ③ K			X 0-0 ② B5-3		3	0	0	0	0	1	1
Mark Parent, R (1, 2) OBP: 0.222, SLG: 0.313			F C X 0-2 ① L8			X 0-0 ① F7		C B F B X 2-2 ③ L7		3	0	0	0	0	0	0
Inning Stats	R: 0 H: 1 E: 0 LOB: 0 K: 0 BB: 0 S: 12 P: 18	R: 1 H: 1 E: 0 LOB: 1 K: 1 BB: 1 S: 13 P: 20	R: 0 H: 0 E: 0 LOB: 0 K: 0 BB: 0 S: 6 P: 9	R: 0 H: 0 E: 0 LOB: 0 K: 1 BB: 0 S: 6 P: 8	R: 0 H: 0 E: 0 LOB: 0 K: 1 BB: 0 S: 7 P: 13	R: 0 H: 0 E: 0 LOB: 0 K: 0 BB: 0 S: 5 P: 8	R: 1 H: 1 E: 0 LOB: 0 K: 0 BB: 0 S: 10 P: 14	R: 0 H: 0 E: 0 LOB: 0 K: 1 BB: 0 S: 8 P: 11	R: 0 H: 0 E: 0 LOB: 0 K: 1 BB: 0 S: 7 P: 9	1B: 1 SF: 1 2B: 1 SAC: 0 3B: 0 DP: 0 HR: 1 HBP: 0						

Baltimore Orioles @ Toronto Blue Jays

SkyDome, Toronto, ON

Thu Aug 13 1992, 3:33 AM EDT

Att. 50,405 - Dome - 70 F

TOP

livebaseballscorecards.com

AB	28
R	2
H	3
RBI	2
BB	1
SO	5
LOB	5

WP: 0 PA: 31
PB: 0
SB: 0
CS: 1

PITCHER		IP	WLS	BF	H	R	ER	SO	BB	IBB	HBP	BLK	WP	HR	S	P	ERA	WHIP
Doug Linton, R ERA: 2.0	(1, 1)	8.0	W	27	3	2	2	4	1	0	0	0	0	1	67	101	2.25	0.500
Tom Henke, R ERA: 2.45	(9, 1)	1.0	S	3	0	0	0	1	0	0	0	0	0	0	7	9	0.00	0.000

PITCHER	IP	WLS	BF	H	R	ER	SO	BB	IBB	HBP	BLK	WP	HR	S	P	ERA	WHIP

Batter	1	2	3	4	5	6	7	8	9	AB	R	H	RBI	BB	SO	LOB
Devon White, S (1, 8) OBP: 0.287, SLG: 0.375	B F B C X 2-2 ① F7		B C C B F S 2-3 ① K		S C B F F S 1-3 ③ K			B X 1-0 2B 1B		4	1	1	0	0	2	0
Roberto Alomar, S (1, 4) OBP: 0.410, SLG: 0.446	B X 1-0 ② F9		B B B B 4-0 FC5-4 BB			C B B C F F B X 3-2 ① F7		C L B 1 SAFE X 1-2 SH5-3 1B 1-H 2B		3	1	1	1	1	0	0
Joe Carter, R (1, 3) OBP: 0.320, SLG: 0.510	C S F X 0-2 HR		X 0-0 ② L8			B F B C S 2-3 ② K		L X 0-1 ① SH5-3 2-3		3	1	1	1	0	1	1
Dave Winfield, R (1, 10) OBP: 0.381, SLG: 0.508	B F X 1-1 1B		B C B B X 3-1 ③ FC5-4 1-2f			X 0-0 ③ F9		S T B F B B F B 4-2 1B BB		3	0	1	0	1	0	1
Candy Maldonado, R (1, 7) OBP: 0.351, SLG: 0.461	C C S 0-3 ③ K			C B S F S 1-3 ① K			C B B F X 2-2 SH2-4 E 1B	F X 0-1 1-3 3-H 1B		4	0	2	1	0	2	1
Kelly Gruber, R (1, 5) OBP: 0.266, SLG: 0.383		B X 1-0 1B 3B		S B X 1-1 ② F8			S S B B F X 2-2 E5 SH2-4 1-2	S B S F F S 1-3 ② K		4	1	1	0	0	1	3
Derek Bell, R (1, 9) OBP: 0.300, SLG: 0.314	B B X 2-0 ① F8			C S B C 1-3 ③ K			X 0-0 ① SH2-4 1-2 2-3	B B C B S C 3-3 ③ K		3	0	0	0	0	2	3
Randy Knorr, R (1, 2) OBP: 0.400, SLG: 0.400	B F X 1-1 G4-6-3 3-H 1B				C X 0-1 ① F8		C B X 1-1 ② P4			3	0	1	1	0	0	2
Manuel Lee, S (1, 6) OBP: 0.333, SLG: 0.305	F X 0-1 ② ③ G4-6-3 1-2f				B C F B F S 2-3 ② K2-3		C C B B X 2-2 ③ G6-3			3	0	0	0	0	1	3
Inning Stats	R: 1 H: 2 E: 0 LOB: 1 K: 1 BB: 0 S: 13 P: 17	R: 1 H: 2 E: 0 LOB: 0 K: 0 BB: 0 S: 6 P: 10	R: 0 H: 0 E: 0 LOB: 1 K: 1 BB: 1 S: 7 P: 16	R: 0 H: 0 E: 0 LOB: 0 K: 2 BB: 0 S: 9 P: 12	R: 0 H: 0 E: 0 LOB: 0 K: 2 BB: 0 S: 11 P: 14	R: 0 H: 0 E: 0 LOB: 0 K: 1 BB: 0 S: 9 P: 14	R: 0 H: 1 E: 1 LOB: 2 K: 0 BB: 0 S: 13 P: 20	R: 2 H: 3 E: 0 LOB: 2 K: 2 BB: 1 S: 20 P: 30		1B: 5 SF: 0 2B: 1 SAC: 2 3B: 1 DP: 1 HR: 1 HBP: 0						

PITCHER		IP	WLS	BF	H	R	ER	SO	BB	IBB	HBP	BLK	WP	HR	S	P	ERA	WHIP
Arthur Rhodes, L ERA: 3.54	(1, 1)	7.0	L	29	7	4	4	7	1	0	0	0	0	1	72	109	5.14	1.143
Todd Frohwirth, R ERA: 2.39	(8, 1)	1.0		5	1	0	0	2	1	0	0	0	0	0	16	24	0.00	2.000

PITCHER	IP	WLS	BF	H	R	ER	SO	BB	IBB	HBP	BLK	WP	HR	S	P	ERA	WHIP

BOTTOM

Baltimore Orioles @ Toronto Blue Jays

SkyDome, Toronto, ON

Thu Aug 13 1992, 3:33 AM EDT

Att. 50,405 - Dome - 70 F

livebaseballscorecards.com

AB	30
R	4
H	8
RBI	4
BB	2
SO	9
LOB	14

Batter	1	2	3	4	5	6	7	8	9	AB	R	H	RBI	BB	SO	LOB
Brady Anderson, L (1, 7) OBP: 0.367, SLG: 0.453	F8			CS 1B		BB FC6-4		G5-3		3	0	1	0	1	0	0
Mike Devereaux, R (1, 8) OBP: 0.319, SLG: 0.458	F7			1 SAFE B 1 SAFE 1 SAFE E1 1B 1-2		F8		F7		4	0	0	0	0	0	2
Cal Ripken Jr., R (1, 6) OBP: 0.335, SLG: 0.373	K			G5-4-3 1B 2-3		FC6-4 1-2f			K	4	0	1	0	0	2	1
Glenn Davis, R (1, 10) OBP: 0.358, SLG: 0.467		G5-3		G5-4-3 1-2f			F9		F7	4	0	0	0	0	0	2
Randy Milligan, R (1, 3) OBP: 0.400, SLG: 0.368 Mark McLemore, S (9, PR) OBP: 0.333, SLG: 0.316 David Segui, S (9, 3) OBP: 0.310, SLG: 0.313		K			F8		HR BB		WP BB 2B	3 0 0	1 1 0	1 0 0	0 0 0	1 0 0	1 0 0	0 0 0
Joe Orsulak, L (1, 9) OBP: 0.368, SLG: 0.400		G1-3			F9		F7		BB WP IBB	3	0	0	0	1	0	1
Leo Gomez, R (1, 5) OBP: 0.367, SLG: 0.443			K		2B		1-H HR		BB 1-2 2-3 BB	3	1	2	2	1	1	0
Billy Ripken, R (1, 4) OBP: 0.279, SLG: 0.342			G6-3		G6-3		K		1-2 2-3 3-H BB	3	0	0	1	1	1	1
Jeff Tackett, R (1, 2) OBP: 0.293, SLG: 0.381			K			P2		L5	G4-3	4	0	0	0	0	1	3
Inning Stats	R: 0 E: 0 K: 1 S: 7 H: 0 LOB: 0 BB: 0 P: 11	R: 0 E: 0 K: 1 S: 6 H: 0 LOB: 0 BB: 0 P: 10	R: 0 E: 0 K: 2 S: 7 H: 0 LOB: 0 BB: 0 P: 9	R: 0 E: 1 K: 0 S: 11 H: 2 LOB: 1 BB: 0 P: 16	R: 0 E: 0 K: 0 S: 11 H: 1 LOB: 1 BB: 0 P: 17	R: 0 E: 0 K: 0 S: 7 H: 0 LOB: 1 BB: 1 P: 11	R: 2 E: 0 K: 1 S: 12 H: 1 LOB: 0 BB: 1 P: 17	R: 0 E: 0 K: 0 S: 7 H: 0 LOB: 0 BB: 0 P: 11	R: 1 E: 0 K: 1 S: 13 H: 1 LOB: 3 BB: 3 P: 28	1B: 2 2B: 2 3B: 0 HR: 1 SF: 0 SAC: 0 DP: 1 HBP: 0						

PITCHER	IP	WLS	BF	H	R	ER	SO	BB	IBB	HBP	BLK	WP	HR	S	P	ERA	WHIP
Kevin Appier, R (1, 1) ERA: 2.36	9.0	L	36	5	3	3	6	4	1	0	0	1	1	81	130	3.00	1.000

PITCHER	IP	WLS	BF	H	R	ER	SO	BB	IBB	HBP	BLK	WP	HR	S	P	ERA	WHIP

TOP

Baltimore Orioles @ Kansas City Royals

Royals Stadium, Kansas City, MO

Fri Aug 14 1992, 8:05 PM EDT

Att. 35,034 - Sunny - 68 F

livebaseballscorecards.com

AB	31
R	3
H	5
RBI	3
BB	5
SO	6
LOB	10

WP: 1 PB: 0 SB: 0 CS: 1 PA: 36

BOTTOM

Baltimore Orioles @ Kansas City Royals

Royals Stadium, Kansas City, MO

Fri Aug 14 1992, 8:05 PM EDT

Att. 35,034 - Sunny - 68 F

livebaseballscorecards.com

Batter	1	2	3	4	5	6	7	8	9	AB	R	H	RBI	BB	SO	LOB
Juan Samuel, R (1, 4) OBP: 0.305, SLG: 0.295	G6-3		L4		G4-3		1B		F8	5	0	1	1	0	0	3
Wally Joyner, L (1, 3) OBP: 0.336, SLG: 0.399	L3 1B			G4-3		G3 1B BB	G4-3		F8	4	0	1	0	1	0	2
George Brett, L (1, 10) OBP: 0.332, SLG: 0.389	L3			G4-3		F8		P5	G6-3	5	0	0	0	0	0	3
Mike Macfarlane, R (1, 2) OBP: 0.306, SLG: 0.397 Brent Mayne, L (8, PR) OBP: 0.278, SLG: 0.294 (9, 5)		BB 1B		BB		G3 1B		WP 1B 1B		3 0	0 0	3 0	0 0	1 0	0 0	0 0
Jeff Conine, R (1, 7) OBP: 0.333, SLG: 0.344		K		F9		G3		WP 1B		4	0	1	0	0	1	4
Curtis Wilkerson, S (1, 5) OBP: 0.292, SLG: 0.312 (9, 6)		F7-3 BB			G6-3 S 1B	G3-1		K		3	0	1	0	1	1	4
Kevin Koslofski, L (1, 9) OBP: 0.361, SLG: 0.382 (8, 8) Gregg Jefferies, S (8, PH) OBP: 0.354, SLG: 0.447 Bob Melvin, R (8, PR) OBP: 0.339, SLG: 0.357 (9, 2)		F7-3			F8		K	FC6-4 IBB		3 0 0	0 0 0	0 0 0	0 0 0	0 1 0	1 0 0	3 0 0
Brian McRae, S (1, 8) OBP: 0.286, SLG: 0.304 Gary Thurman, R (8, 9) OBP: 0.259, SLG: 0.301			K		G6-3		2B 1B	FC6-4		3 1	0 0	1 0	0 0	0 0	1 0	1 3
David Howard, S (1, 6) OBP: 0.281, SLG: 0.313 (9, 8)			K		S BB		1B 2B		1-1 2B	3	1	2	0	1	1	0

	AB	34
	R	1
	H	10
	RBI	1
	BB	5
	SO	5
	LOB	23

Inning Stats	1	2	3	4	5	6	7	8	9	1B: 8	SF: 0	WP: 1	PA: 39
	R: 0 E: 0 K: 0 S: 7 H: 1 LOB: 0 BB: 0 P: 12	R: 0 E: 0 K: 1 S: 9 H: 1 LOB: 1 BB: 1 P: 18	R: 0 E: 0 K: 2 S: 11 H: 0 LOB: 0 BB: 0 P: 16	R: 0 E: 0 K: 0 S: 9 H: 0 LOB: 1 BB: 1 P: 19	R: 0 E: 0 K: 0 S: 14 H: 1 LOB: 2 BB: 1 P: 25	R: 0 E: 0 K: 0 S: 7 H: 1 LOB: 2 BB: 1 P: 16	R: 1 E: 0 K: 1 S: 12 H: 3 LOB: 1 BB: 0 P: 23	R: 0 E: 0 K: 1 S: 12 H: 2 LOB: 3 BB: 1 P: 23	R: 0 E: 0 K: 0 S: 7 H: 1 LOB: 1 BB: 0 P: 11	2B: 4 3B: 0 HR: 0	SAC: 0 DP: 2 HBP: 0	PB: 0 SB: 2 CS: 0	

PITCHER		IP	WLS	BF	H	R	ER	SO	BB	IBB	HBP	BLK	WP	HR	S	P	ERA	WHIP
Rick Sutcliffe, R ERA: 4.34	(1, 1)	6.2	W	28	7	1	1	4	4	0	0	0	0	0	66	123	1.35	1.650
Pat Clements, L ERA: 2.0	(7, 1)	0.2		2	0	0	0	0	0	0	0	0	0	0	4	9	0.00	0.000
Storm Davis, R ERA: 2.85	(8, 1)	0.2		5	2	0	0	1	0	1	0	0	1	0	11	20	0.00	3.000
Gregg Olson, R ERA: 2.22	(9, 1)	1.0	S	4	1	0	0	0	0	0	0	0	0	0	7	11	0.00	1.000

PITCHER	IP	WLS	BF	H	R	ER	SO	BB	IBB	HBP	BLK	WP	HR	S	P	ERA	WHIP

Baltimore Orioles @ Kansas City Royals

Royals Stadium, Kansas City, MO

Sat Aug 15 1992, 8:05 PM EDT
Att. 40,249 - Cloudy - 70 F

livebaseballscorecards.com

TOP

Batter	1	2	3	4	5	6	7	8	9	AB	R	H	RBI	BB	SO	LOB
Brady Anderson, L (1, 7) OBP: 0.368, SLG: 0.455	4-1 1B FC6-4 BB		1-1 2B		2-1 ② F7		0-2 ① G3		0-1 ① SH1-4 1-2	3	1	1	0	1	0	0
Mike Devereaux, R (1, 8) OBP: 0.320, SLG: 0.457	0-1 FC6-4 1-3 1B		3-0 ② P2		1-0 ③ G6-3		2-2 1B 1B		1-0 ② P5	5	0	2	0	0	0	2
Cal Ripken Jr., R (1, 6) OBP: 0.335, SLG: 0.372	1-0 ① FC6-4 BB 1-2f 3-H		4-1 BB			1-0 FC9-4 BB FC4-6 1B	1 SAFE 0-0 ② F7		1-1 ③ G5-3	4	1	1	1	1	0	3
Glenn Davis, R (1, 10) OBP: 0.364, SLG: 0.467	4-1 G4-6-3 1-2 BB		0-2 ③ L5			4-2 FC9-4 1-2 BB	1-1 1-2 1B			2	0	1	0	2	0	2
Randy Milligan, R (1, 3) OBP: 0.399, SLG: 0.367	1-0 ② ③ G4-6-3 1-2f			0-1 CS 1B		1-0 ① FC9-4 FC4-6 1-2f 2-3	1-1 ③ F9			4	0	1	0	0	0	6
David Segui, S (9, 3) OBP: 0.310, SLG: 0.313										0	0	0	0	0	0	0
Joe Orsulak, L (1, 9) OBP: 0.364, SLG: 0.396		3-1 ① P4		0-0 ① L7		0-2 ② FC4-6 1B 1-2f 3-H		1-0 ① F8		3	1	0	1	0	0	2
Chito Martinez, L (6, 9) OBP: 0.354, SLG: 0.413										1	0	0	0	0	0	0
Leo Gomez, R (1, 5) OBP: 0.368, SLG: 0.442		1-0 ② P9		4-2 ② 1-2 BB		2-2 1B 1-2 1B		0-0 ② F9		3	1	1	0	1	0	0
Billy Ripken, R (1, 4) OBP: 0.279, SLG: 0.340		2-1 ③ P9		1-0 ③ F8		0-1 1B 1-2 2-H 1B		1-0 ③ P4		4	0	1	1	0	0	1
Jeff Tackett, R (1, 2) OBP: 0.298, SLG: 0.384			3-2 ① F9		1-0 ① F8	2-1 ③ 1-3 2-H 1B			0-0 SH1-4 1B	4	0	2	1	0	0	0

	AB	33
	R	4
	H	10
	RBI	4
	BB	5
	SO	0
	LOB	16

Inning Stats										
	R: 1	H: 1	R: 0	H: 0	R: 0	H: 1	R: 0	H: 1	R: 0	H: 0
	E: 0	LOB: 1	E: 0	LOB: 0	E: 0	LOB: 2	E: 0	LOB: 1	E: 0	LOB: 0
	K: 0	BB: 2	K: 0	BB: 0	K: 0	BB: 1	K: 0	BB: 1	K: 0	BB: 0
	S: 6	P: 16	S: 5	P: 11	S: 15	P: 26	S: 6	P: 11	S: 4	P: 8

	R: 3	H: 4	R: 0	H: 2	R: 0	H: 0	R: 0	H: 1	1B: 9	SF: 0	WP: 0	PA: 39
	E: 0	LOB: 2	E: 0	LOB: 2	E: 0	LOB: 0	E: 0	LOB: 1	2B: 1	SAC: 1	PB: 0	
	K: 0	BB: 1	K: 0	BB: 0	K: 0	BB: 0	K: 0	BB: 0	3B: 0	DP: 1	SB: 0	
	S: 17	P: 27	S: 12	P: 16	S: 3	P: 5	S: 6	P: 8	HR: 0	HBP: 0	CS: 1	

PITCHER		IP	WLS	BF	H	R	ER	SO	BB	IBB	HBP	BLK	WP	HR	S	P	ERA	WHIP
Luis Aquino, R ERA: 3.76	(1, 1)	5.1		23	4	3	3	0	5	0	0	0	0	0	41	83	5.06	1.688
Mike Magnante, L ERA: 4.56	(6, 1)	0.1		1	0	0	0	0	0	0	0	0	0	0	3	3	0.00	0.000
Rusty Meacham, R ERA: 1.91	(6, 1)	3.1	W	15	6	1	1	0	0	0	0	0	0	0	30	42	2.70	1.800

PITCHER	IP	WLS	BF	H	R	ER	SO	BB	IBB	HBP	BLK	WP	HR	S	P	ERA	WHIP

Baltimore Orioles @ Kansas City Royals

Royals Stadium, Kansas City, MO

Sat Aug 15 1992, 8:05 PM EDT

Att. 40,249 - Cloudy - 70 F

BOTTOM

Batter	1	2	3	4	5	6	7	8	9	AB	R	H	RBI	BB	SO	LOB
Gary Thurman, R (1, 9) OBP: 0.271, SLG: 0.312	G4-6-3 1B 1B		E S 1B		3B 1B		F9 ②		FC1-5 1B 1-2 2-3f SF7 ①	5	2	3	0	0	0	2
Wally Joyner, L (1, 3) OBP: 0.339, SLG: 0.406	G4-6-3 1-2 1B		SAFE F8 ②		1B 1-H 3B		G4-3 ③		1-3 2-H 1B	5	1	3	2	0	0	1
George Brett, L (1, 10) OBP: 0.330, SLG: 0.388	G4-6-3 1-2f 2-3 ① ②		SAFE SAFE SAFE F7 1-3 ③		1B 3-H 1B			F8 ①	SF7 3-H ②	4	0	1	2	0	0	3
Mike Macfarlane, R (1, 2) OBP: 0.309, SLG: 0.407	BB			HR	K ③			G5-3 ②		3	1	1	1	1	1	1
Juan Samuel, R (1, 4) OBP: 0.310, SLG: 0.301	F9 ③			K ①	FC6-4 1B			BB 1B		4	0	2	0	0	1	2
Kevin Koslofski, L (1, 8) OBP: 0.359, SLG: 0.361 Gregg Jefferies, S (8, PH) OBP: 0.355, SLG: 0.447 Bob Melvin, R (8, PR) OBP: 0.339, SLG: 0.357 Keith Miller, R (9, 7) OBP: 0.372, SLG: 0.426		G5-4-3 BB		K ②	K ①			1-2 BB		2 0 0 0	0 0 0 0	0 0 0 0	0 1 0 0	1 0 0 0	2 0 0 0	1 0 0 0
Jeff Conine, R (1, 7) OBP: 0.308, SLG: 0.314 Brent Mayne, L (8, PH) OBP: 0.276, SLG: 0.292 (9, 5)	G5-4-3 1-2f ① ②			F8 ③	FC6-4 1-2f ②			K ③		3 1	0 0	0 0	0 0	0 1	0 2	2 2
Curtis Wilkerson, S (1, 5) OBP: 0.291, SLG: 0.311 (9, 6)	K ③				G6-3 ①	P6 ③			FC1-5 BB 1B	4	0	1	0	0	1	1
David Howard, S (1, 6) OBP: 0.280, SLG: 0.304 (9, 8)			F7 ①		F7 ②		L3 ①		SAFE 1-2 FC1-5 1B BB	3	1	0	0	1	0	0
Inning Stats	R: 0 E: 0 K: 0 S: 12 H: 2 LOB: 2 BB: 1 P: 19	R: 0 E: 0 K: 1 S: 4 H: 0 LOB: 0 BB: 1 P: 9	R: 0 E: 0 K: 0 S: 9 H: 1 LOB: 1 BB: 0 P: 12	R: 1 E: 0 K: 2 S: 9 H: 1 LOB: 0 BB: 0 P: 12	R: 2 E: 0 K: 1 S: 12 H: 3 LOB: 1 BB: 0 P: 17	R: 0 E: 0 K: 1 S: 8 H: 1 LOB: 1 BB: 0 P: 10	R: 0 E: 0 K: 0 S: 6 H: 0 LOB: 0 BB: 0 P: 11	R: 0 E: 0 K: 1 S: 11 H: 1 LOB: 2 BB: 1 P: 20	R: 2 E: 0 K: 0 S: 6 H: 2 LOB: 1 BB: 1 P: 15	1B: 9 2B: 0 3B: 1 HR: 1 SF: 1 SAC: 0 DP: 2 HBP: 0						

PITCHER		IP	WLS	BF	H	R	ER	SO	BB	IBB	HBP	BLK	WP	HR	S	P	ERA	WHIP
35 Mike Mussina, R ERA: 2.82	(1, 1)	7.2		33	9	3	3	5	3	0	0	0	0	1	67	106	3.52	1.565
Todd Frohwirth, R ERA: 2.38	(8, 1)	0.1		1	0	0	0	1	0	0	0	0	0	0	4	4	0.00	0.000
Gregg Olson, R ERA: 2.58	(9, 1)	0.2	L	5	2	2	2	0	1	0	0	0	0	0	6	15	27.00	4.500

PITCHER	IP	WLS	BF	H	R	ER	SO	BB	IBB	HBP	BLK	WP	HR	S	P	ERA	WHIP

AB	34
R	5
H	11
RBI	5
BB	4
SO	6
LOB	15

WP: 0 PB: 0 SB: 1 CS: 0 PA: 39

livebaseballscorecards.com

Batter	1	2	3	4	5	6	7	8	9	AB	R	H	RBI	BB	SO	LOB
Brady Anderson, L (1, 7) OBP: 0.373, SLG: 0.463	C C B X 1-2 G6-4-3 1B		C B C F F 1 SAFE 1 SAFE X 1-2 1-3 G5-4-3 1B			B C B F X 2-2 G6-3 3B		C C B B B B 4-2 G6-4-3 BB		3	1	3	0	1	0	0
Mike Devereaux, R (1, 8) OBP: 0.318, SLG: 0.454	1 SAFE 1 SAFE B F X 1-1 ①② G6-4-3 1-2f		1 SAFE B 1 SAFE X 1-0 ②③ G5-4-3 1-2f			B X 1-0 ① G6-3 3-H		C C S 0-3 ① K		4	0	0	1	0	1	4
Cal Ripken Jr., R (1, 6) OBP: 0.333, SLG: 0.369 Tim Hulett, R (6, 6) OBP: 0.343, SLG: 0.384	C B F B B S 3-3 ③ K			B X 1-0 ① F8		B X 1-0 ② P3		B X 1-0 ②③ G6-4-3 1-2f		3 1	0 0	0 0	0 0	0 0	1 0	0 1
Glenn Davis, R (1, 10) OBP: 0.366, SLG: 0.467		C B B X 2-1 ① F9		B X 1-0 ② F8		B X 1-0 FC5-4 1B			C X 0-1 1B BB 1B	4	0	2	0	0	0	0
Randy Milligan, R (1, 3) OBP: 0.400, SLG: 0.366		C X 0-1 1B		C X 0-1 ③ G3-1		S F B B B X 2-2 ③ FC5-4 1-2f			B C B B B 4-1 1B 1-2 BB	3	0	1	0	1	0	1
Chito Martinez, L (1, 9) OBP: 0.351, SLG: 0.402		B B X 2-0 ② F8			B F B X 2-1 ① F7		F B B B B 4-1 BB		B X 1-0 ① F8	3	0	0	0	1	0	3
Leo Gomez, R (1, 5) OBP: 0.369, SLG: 0.451		B F S F 1 SAFE X 1-2 ③ F8			C X 0-1 HR		C B S S 1-3 ① K		C B F B B X 3-2 G4-6-3 1-2 2-3 1B	4	1	2	1	0	1	2
Billy Ripken, R (1, 4) OBP: 0.275, SLG: 0.335			F B B F S 2-3 ① K		S S B B B X 2-2 ② F8		C X 0-1 ② F8		B B C C B X 3-2 ②③ G4-6-3 1-2f	4	0	0	0	0	1	4
Mark Parent, R (1, 2) OBP: 0.238, SLG: 0.278			F B B S B H 4-2 1B HBP		C X 0-1 ③ G6-3		X 0-0 ③ P8			2	0	0	0	0	0	1
Inning Stats	R: 0 E: 0 K: 1 S: 8 H: 1 LOB: 0 BB: 0 P: 13	R: 0 E: 0 K: 0 S: 9 H: 1 LOB: 1 BB: 0 P: 14	R: 0 E: 0 K: 1 S: 11 H: 1 LOB: 1 BB: 0 P: 19	R: 0 E: 0 K: 0 S: 4 H: 0 LOB: 0 BB: 0 P: 6	R: 1 E: 0 K: 0 S: 9 H: 1 LOB: 0 BB: 0 P: 13	R: 1 E: 0 K: 0 S: 9 H: 2 LOB: 1 BB: 0 P: 16	R: 0 E: 0 K: 1 S: 7 H: 0 LOB: 1 BB: 1 P: 12	R: 0 E: 0 K: 1 S: 6 H: 0 LOB: 0 BB: 1 P: 11	R: 0 E: 0 K: 0 S: 10 H: 2 LOB: 2 BB: 1 P: 21	1B: 6 2B: 0 3B: 1 HR: 1	SF: 0 SAC: 0 DP: 4 HBP: 1						

PITCHER		IP	WLS	BF	H	R	ER	SO	BB	IBB	HBP	BLK	WP	HR	S	P	ERA	WHIP
Hipolito Pichardo, R ERA: 3.63	(1, 1)	7.0	W	27	6	2	2	3	1	0	1	0	0	1	57	93	2.57	1.000
Rich Sauveur, L ERA:	(8, 1)	1.0		3	0	0	0	1	1	0	0	0	0	0	6	11	0.00	1.000
Steve Shifflett, R ERA: 3.09	(9, 1)	1.0		5	2	0	0	0	1	0	0	0	0	0	10	21	0.00	3.000

PITCHER	IP	WLS	BF	H	R	ER	SO	BB	IBB	HBP	BLK	WP	HR	S	P	ERA	WHIP

TOP

Baltimore Orioles @ Kansas City Royals

Royals Stadium, Kansas City, MO

Sun Aug 16 1992, 4:33 AM EDT
Att. 26,290 - Cloudy - 74 F

livebaseballscorecards.com

AB	31
R	2
H	8
RBI	2
BB	3
SO	4
LOB	16



1B: 6 SF: 0
2B: 0 SAC: 0
3B: 1 DP: 4
HR: 1 HBP: 1

WP: 0 PA: 35
PB: 0
SB: 0
CS: 0

BOTTOM

Baltimore Orioles @ Kansas City Royals

Royals Stadium, Kansas City, MO

Sun Aug 16 1992, 4:33 AM EDT

Att. 26,290 - Cloudy - 74 F

livebaseballscorecards.com

Batter	1	2	3	4	5	6	7	8	9	AB	R	H	RBI	BB	SO	LOB
Gary Thurman, R (1, 9) OBP: 0.282, SLG: 0.322	0-1 S 1B		1-1 SH1-3 ① 1-2	1-2 E 1B 1-H 2-H 3-H	1-0 1B 1B 1-3 1B	0-0 P6 ③		3-2 P2 ③		5	2	3	2	0	0	2
Wally Joyner, L (1, 3) OBP: 0.342, SLG: 0.416	1-0 F7 ①		3-1 HR 2-H	0-3 K ②	0-1 HBP 1B SF7 1B 1-2 3-H		0-2 G3-6-1 1B			5	2	3	3	0	1	2
George Brett, L (1, 10) OBP: 0.331, SLG: 0.388	1-1 F7 ② 1-2		1-0 F7 ②	0-1 E8 2B 1B 2-H	2-1 HBP 1B 1-2 2-H		2-1 G3-6-1 ① ② 1-2f			5	1	2	2	0	0	2
Mike Macfarlane, R (1, 2) OBP: 0.313, SLG: 0.423	2-3 K ③		3-2 HR	1-1 2B 2B 2-H	1-1 HBP 1-2 2-3		1-3 K ③			4	2	2	2	0	2	1
Juan Samuel, R (1, 4) OBP: 0.319, SLG: 0.318		2-2 G4-3 S 1B	3-3 K ③	0-0 2B 2B 2-H	0-3 K ①			0-1 FC5-4 1B		5	1	3	1	0	2	3
Brent Mayne, L (1, 5) OBP: 0.274, SLG: 0.286		2-2 G4-3 ① 1-3	2-2 G6-3 ① 4-2 2B BB		0-0 SF7 ② 3-H			0-1 F8 ①		3	1	0	1	1	0	2
Jeff Conine, R (1, 7) OBP: 0.318, SLG: 0.333	0-0 P9 ②		4-2 BB 1B WP BB 0-0 1-H 2-H 2B		2-3 K ③			0-1 FC5-4 BB 1B 1-2f ②		4	2	1	2	1	1	4
Kevin Koslofski, L (1, 8) OBP: 0.364, SLG: 0.350	1-0 F7 ③		1-0 WP BB 1B 1-2 1B 2-3 K			0-2 F9 ①		4-2 1B BB 1-2		4	1	1	0	1	1	2
David Howard, S (1, 6) OBP: 0.300, SLG: 0.314			0-0 SH1-3 HR 1B	4-2 WP 1B BB 1-2 2-3	4-2 1B 1B BB	0-3 K ②		0-0 1B 1-2 2-H		3	3	2	1	2	1	0
Inning Stats	R: 0 E: 0 K: 1 S: 8 H: 1 LOB: 1 BB: 0 P: 12	R: 0 E: 0 K: 0 S: 9 H: 1 LOB: 1 BB: 0 P: 14	R: 3 E: 0 K: 1 S: 14 H: 3 LOB: 0 BB: 0 P: 25	R: 8 E: 1 K: 2 S: 25 H: 6 LOB: 1 BB: 3 P: 44	R: 3 E: 0 K: 2 S: 17 H: 3 LOB: 2 BB: 1 P: 27	R: 0 E: 0 K: 1 S: 7 H: 0 LOB: 0 BB: 0 P: 7	R: 0 E: 0 K: 1 S: 9 H: 1 LOB: 0 BB: 0 P: 12	R: 1 E: 0 K: 0 S: 15 H: 2 LOB: 2 BB: 1 P: 22		1B: 12 2B: 3 3B: 0 HR: 2 SF: 1 SAC: 1 DP: 1 HBP: 1						

	AB	38
	R	15
	H	17
	RBI	14
	BB	5
	SO	8
	LOB	18

WP: 1 PB: 0 SB: 2 CS: 0 PA: 46

PITCHER		IP	WLS	BF	H	R	ER	SO	BB	IBB	HBP	BLK	WP	HR	S	P	ERA	WHIP
Alan Mills, R ERA: 2.45	(1, 1)	3.1	L	18	6	6	6	2	2	0	0	0	0	2	39	70	16.20	2.400
Mike Flanagan, L ERA: 7.71	(4, 1)	0.1		7	5	5	5	1	1	0	0	0	1	0	14	20	135.00	18.000
Pat Clements, L ERA: 2.72	(4, 1)	0.1		6	3	3	3	1	1	0	1	0	0	0	11	21	81.00	12.000
Todd Frohwirth, R ERA: 2.38	(5, 1)	4.0		15	3	1	1	4	1	0	0	0	0	0	40	52	2.25	1.000

PITCHER	IP	WLS	BF	H	R	ER	SO	BB	IBB	HBP	BLK	WP	HR	S	P	ERA	WHIP

Seattle Mariners @ Baltimore Orioles

Oriole Park at Camden Yards, Baltimore, MD

Tue Aug 18 1992, 7:05 PM EDT
Att. 45,200 - Sunny - 85 F

TOP

livebaseballscorecards.com

Batter	1	2	3	4	5	6	7	8	9	AB	R	H	RBI	BB	SO	LOB
Omar Vizquel, S (1, 6) OBP: 0.360, SLG: 0.370	C B B F X 2-2 F9 ①		X 0-0 F7 ②	F B S F S 1-3 K ③			B X 1-0 SF7-6-4 2-3 1B		B C X 1-1 BB HR 1B	5	1	2	0	0	1	2
Edgar Martinez, R (1, 5) OBP: 0.398, SLG: 0.531 Jeff Schaefer, R (9, 5) OBP: 0.136, SLG: 0.200	C C H 1-2 HBP	C B F X 1-2 1B	B B C S B X 3-2 G5-3 ①			B X 1-0 SF7-6-4 ① ② 1-2 3-H	1 SAFE B B B B 4-0 HR 1-2 BB		2 1 1 1 1 0 0 0 0 0 0 0 0 0							
Ken Griffey Jr., L (1, 8) OBP: 0.360, SLG: 0.554	B S B F X 2-2 F8 ②	F 1 SAFE B B X 2-1 F7 ③	B B X 2-0 P6 ②			B B C B X 3-1 1B	C C X 0-2 1-H 2-H HR		5	1	2	3	0	0	2	
Tino Martinez, L (1, 3) OBP: 0.304, SLG: 0.385	B S X 1-1 P2 ③		C B X 1-1 HR 1B	F C B X 1-2 2B		B C 1 SAFE F X 1-2 P2 ③		C B B F F B B 4-2 F9 HBP 1B BB	4	2	2	0	1	0	2	
Jay Buhner, R (1, 9) OBP: 0.325, SLG: 0.417 Henry Cotto, R (9, 9) OBP: 0.295, SLG: 0.351		X 0-0 P3 ①	F B B B X 2-1 1-H HR	F F B B X 2-2 G6-3 ③			B B C B B 4-1 SH1-4 1B BB	C B S H 2-2 1B 1-2 HBP	3	2	1	2	1	0	1	
										0	0	0	0	0	0	0
Pete O'Brien, L (1, 10) OBP: 0.275, SLG: 0.372		B B C B B 4-1 S BB	B F B X 2-1 E9 1B		B B X 2-0 F9 ①		B X 1-0 SH1-4 ① 1-2	B F X 1-1 F9 ② 2-3	3	0	0	0	1	0	2	
Shane Turner, L (1, 7) OBP: 0.385, SLG: 0.400 John Moses, S (7, 7) OBP: 0.375, SLG: 0.429		B F X 1-1 F7 ②	B B S F S 2-3 K ①		B C S F B F F B B 4-2 G1-4-3 BB		B C X 1-1 G6-3 ② 3-H	S B X 1-1 1-2 1B	2 0 0 0 1 1 2 2 0 1 1 0 0 1							
Dave Valle, R (1, 2) OBP: 0.294, SLG: 0.351	C F B X 1-2 F7 ③ 1-2	B 1 SAFE F F B X 2-2 F9 ②		1 B B F F X 2-1 G1-4-3 ② ③ 1-2f		F X 0-1 ③ 2-H 1B	X 0-0 L7 ③		5	0	1	1	0	0	5	
Harold Reynolds, S (1, 4) OBP: 0.323, SLG: 0.338			B C X 1-1 G6-3 ①	X 0-0 1-2 1B		B X 1-0 1B SF7-6-4 2B			C B F X 1-2 G4-3 ①	4	1	2	0	0	0	0

	AB	35
	R	8
	H	12
	RBI	8
	BB	5
	SO	2
	LOB	17

Inning Stats																								
	R: 0	H: 0	R: 0	H: 0	R: 0	H: 1	R: 2	H: 3	R: 0	H: 1	R: 0	H: 0	R: 1	H: 3	R: 1	H: 1	R: 4	H: 3	1B: 8	SF: 1	WP: 0	PA: 44
	E: 0	LOB: 1	E: 0	LOB: 1	E: 0	LOB: 1	E: 1	LOB: 2	E: 0	LOB: 1	E: 0	LOB: 0	E: 0	LOB: 1	E: 0	LOB: 1	E: 0	LOB: 2	2B: 3	SAC: 1	PB: 0	
	K: 0	BB: 0	K: 0	BB: 1	K: 0	BB: 0	K: 2	BB: 0	K: 0	BB: 0	K: 0	BB: 1	K: 0	BB: 0	K: 0	BB: 1	K: 0	BB: 2	3B: 0	DP: 2	SB: 1	
	S: 10	P: 16	S: 7	P: 13	S: 8	P: 12	S: 17	P: 27	S: 10	P: 18	S: 8	P: 16	S: 8	P: 15	S: 6	P: 12	S: 18	P: 32	HR: 2	HBP: 2	CS: 0	

PITCHER		IP	WLS	BF	H	R	ER	SO	BB	IBB	HBP	BLK	WP	HR	S	P	ERA	WHIP
Ben McDonald, R ERA: 4.34	(1, 1)	6.2	L	30	8	3	3	2	2	0	1	0	0	1	65	113	4.05	1.500
Pat Clements, L ERA: 2.89	(7, 1)	1.0		4	0	1	1	0	1	0	0	0	0	0	7	14	9.00	1.000
Storm Davis, R ERA: 3.28	(8, 1)	1.1		10	4	4	4	0	2	0	1	0	0	1	20	34	27.00	4.500

PITCHER	IP	WLS	BF	H	R	ER	SO	BB	IBB	HBP	BLK	WP	HR	S	P	ERA	WHIP

BOTTOM

Seattle Mariners @ Baltimore Orioles

Oriole Park at Camden Yards, Baltimore, MD

Tue Aug 18 1992, 7:05 PM EDT
Att. 45,200 - Sunny - 85 F

livebaseballscorecards.com

Batter	1	2	3	4	5	6	7	8	9	AB	R	H	RBI	BB	SO	LOB
Brady Anderson, L (1, 7) OBP: 0.376, SLG: 0.464	B B C F H 3-2 2B HBP		C B C X 1-2 CS 1B		B C B S F X 2-2 ② P4			C B F F X 1-2 HR 1B		3	2	2	0	0	0	1
Mike Devereaux, R (1, 8) OBP: 0.321, SLG: 0.464	1 SAFE 1 SAFE C F 1 SAFE 1 SAFE X 0-2 G6-3 1-H 2B		B 1 SAFE B C B X 3-1 ① 1-2 1B		C B X 1-1 ③ F9			B C C F B B 1 SAFE X 3-2 1-H HR		4	1	3	3	0	0	1
Cal Ripken Jr., R (1, 6) OBP: 0.333, SLG: 0.367	B C B C B F X 3-2 ① G6-3 2-3		B B X 2-0 ② F7			B B B C C X 3-2 ① P6		B B B C B 4-1 WP BB		3	0	0	0	1	0	2
Glenn Davis, R (1, 10) OBP: 0.361, SLG: 0.460	B C S X 1-2 ② P4		1 SAFE 1 SAFE B X 1-0 ③ G6-3			C B C S 1-3 ② K		C S 0-3 ② K		4	0	0	0	0	2	3
Randy Milligan, R (1, 3) OBP: 0.399, SLG: 0.363	B B B F X 3-1 ③ G6-3			S F B X 1-2 ① P4		B F F X 1-2 ③ F9		F C B B F B B 4-2 1-2 BB		3	0	0	0	1	0	1
Leo Gomez, R (1, 5) OBP: 0.366, SLG: 0.446		C B B B F S 2-3 ① K		B B X 2-0 ② G6-3			F B F B F F X 2-2 ① F8	B B F S C 2-3 ③ K		4	0	0	0	0	2	2
Chris Hoiles, R (1, 2) OBP: 0.402, SLG: 0.531		B F B X 2-1 ② F8		B C F B B X 3-2 ③ L5			B F C B B X 2-2 ② F9		B B C C B B 4-2 G1-6-3 BB	3	0	0	0	1	0	0
Chito Martinez, L (1, 9) OBP: 0.348, SLG: 0.405		C B B X 2-1 2B			C B F B B C 3-3 ① K		C C F B F X 1-2 ③ G4-3		C B X 1-1 ① ② G1-6-3 1-2f	4	0	1	0	0	1	1
Billy Ripken, R (1, 4) OBP: 0.275, SLG: 0.332 David Segui, S (9, PH) OBP: 0.308, SLG: 0.310		B F F F F B X 2-2 ③ G6-3			B B B B 4-0 BB			B X 1-0 ① P5	B F B F B X 3-2 ③ G4-3	2 1	0 0	0 0	0 0	1 0	0 0	1 0

	AB	31
	R	3
	H	6
	RBI	3
	BB	4
	SO	5
	LOB	12

Inning Stats									
	R: 1 H: 1 E: 0 LOB: 1 K: 0 BB: 0 S: 14 P: 24	R: 0 H: 1 E: 0 LOB: 1 K: 1 BB: 0 S: 12 P: 20	R: 0 H: 2 E: 0 LOB: 1 K: 0 BB: 0 S: 7 P: 14	R: 0 H: 0 E: 0 LOB: 0 K: 0 BB: 0 S: 7 P: 13	R: 0 H: 0 E: 0 LOB: 1 K: 1 BB: 1 S: 9 P: 19	R: 0 H: 0 E: 0 LOB: 0 K: 1 BB: 0 S: 9 P: 14	R: 0 H: 0 E: 0 LOB: 0 K: 0 BB: 0 S: 12 P: 17	R: 2 H: 2 E: 0 LOB: 2 K: 2 BB: 2 S: 19 P: 34	R: 0 H: 0 E: 0 LOB: 0 K: 0 BB: 1 S: 7 P: 15

	1B: 3	SF: 0	WP: 1	PA: 36
	2B: 2	SAC: 0	PB: 0	
	3B: 0	DP: 1	SB: 0	
	HR: 1	HBP: 1	CS: 1	

PITCHER		IP	WLS	BF	H	R	ER	SO	BB	IBB	HBP	BLK	WP	HR	S	P	ERA	WHIP
Dave Fleming, L ERA: 3.28	(1, 1)	7.1	W	29	6	3	3	3	1	0	1	0	0	1	79	135	3.68	0.955
Jeff Nelson, R ERA: 3.41	(8, 1)	1.2	S	7	0	0	0	2	3	0	0	0	1	0	17	35	0.00	1.800

PITCHER		IP	WLS	BF	H	R	ER	SO	BB	IBB	HBP	BLK	WP	HR	S	P	ERA	WHIP

Seattle Mariners @ Baltimore Orioles

Oriole Park at Camden Yards, Baltimore, MD

Wed Aug 19 1992, 7:05 PM EDT
Att. 41,149 - Cloudy - 77 F

TOP

livebaseballscorecards.com

Batter	1	2	3	4	5	6	7	8	9	AB	R	H	RBI	BB	SO	LOB
Henry Cotto, R (1, 7) OBP: 0.307, SLG: 0.365	K2-3	0-0 2-H 3-H 2B		4-1 HR BB		3-1 S E 1B		3-1 1-2 1B		4	2	3	2	1	1	0
Edgar Martinez, R (1, 5) OBP: 0.400, SLG: 0.541	1-2 WP 2B	1-2 G3		2-2 1-H 2-H 3-H HR		2-2 E9 1-H 2B		3-2 1-2 2-3 1B		5	2	3	4	0	0	1
Ken Griffey Jr., L (1, 8) OBP: 0.359, SLG: 0.552	3-3 2-3		0-0 G6-3	3-3		1-0 1-H 2B		1-3		5	0	1	1	0	3	4
Lance Parrish, R (1, 10) OBP: 0.295, SLG: 0.467 Pete O'Brien, L (8, PH) OBP: 0.275, SLG: 0.371	1-0 G5-3		2-1 2B	1-3			1-3	2-0 P4		4 1	0 0	1 0	0 0	0 0	2 0	1 3
Jay Buhner, R (1, 9) OBP: 0.326, SLG: 0.415		0-0 BB 1B 1B	3-3		4-2 G6-4-3 BB		0-3		1-2 G5-3	4	1	1	0	1	2	1
Tino Martinez, L (1, 3) OBP: 0.305, SLG: 0.392		4-1 SH1-4 1-2 1B 2B BB	1-3		1-0 F9		3-1 HR		1-3	4	2	1	1	1	2	2
Bret Boone, R (1, 4) OBP: 0.400, SLG: 0.250		2-1 SH1-4 1-2 2-H 2B 1B		4-0 SH1-4 BB HR BB	3-1 G6-4-3 1-2f		2-3		1-2 G6-3	4	2	1	1	1	1	1
Dave Valle, R (1, 2) OBP: 0.295, SLG: 0.349		1-1 SH1-4 1-2 2-3		4-1 SH1-4 1-2 HR BB		1-2 P7		1-2 G4-3		2	1	0	0	1	0	0
Omar Vizquel, S (1, 6) OBP: 0.360, SLG: 0.370		0-0 P6		0-0 SH1-4 1-2 2-3		1-0 L6		0-1 1B 1B 1B		3	0	1	0	0	0	2
Inning Stats	R: 0 E: 0 K: 2 S: 11 H: 1 LOB: 1 BB: 0 P: 18	R: 3 E: 0 K: 0 S: 11 H: 3 LOB: 1 BB: 1 P: 19	R: 0 E: 0 K: 2 S: 10 H: 1 LOB: 1 BB: 0 P: 16	R: 4 E: 0 K: 2 S: 13 H: 1 LOB: 0 BB: 3 P: 31	R: 0 E: 0 K: 0 S: 7 H: 0 LOB: 0 BB: 1 P: 15	R: 2 E: 1 K: 0 S: 12 H: 2 LOB: 1 BB: 0 P: 20	R: 1 E: 0 K: 3 S: 12 H: 1 LOB: 0 BB: 0 P: 18	R: 0 E: 0 K: 1 S: 16 H: 3 LOB: 3 BB: 0 P: 26	R: 0 E: 0 K: 1 S: 10 H: 0 LOB: 0 BB: 0 P: 13	1B: 6 2B: 4 3B: 0 HR: 2 SF: 0 SAC: 2 DP: 1 HBP: 0						

AB	36
R	10
H	12
RBI	9
BB	5
SO	11
LOB	15

WP: 1 PA: 43
PB: 0
SB: 1
CS: 0

PITCHER		IP	WLS	BF	H	R	ER	SO	BB	IBB	HBP	BLK	WP	HR	S	P	ERA	WHIP
Arthur Rhodes, L ERA: 4.35	(1, 1)	3.1	L	19	5	6	6	4	4	0	0	0	1	0	35	68	16.20	2.700
Todd Frohwirth, R ERA: 2.48	(4, 1)	0.0		1	1	1	1	0	0	0	0	0	0	1	3	5	∞	∞
Alan Mills, R ERA: 2.45	(4, 1)	3.2		14	3	3	1	5	1	0	0	0	0	1	38	64	2.46	1.091
Mike Flanagan, L ERA: 7.55	(8, 1)	0.2		5	3	0	0	1	0	0	0	0	0	0	15	23	0.00	4.500
Gregg Olson, R ERA: 2.51	(8, 1)	1.1		4	0	0	0	1	0	0	0	0	0	0	11	16	0.00	0.000

PITCHER	IP	WLS	BF	H	R	ER	SO	BB	IBB	HBP	BLK	WP	HR	S	P	ERA	WHIP

Seattle Mariners @ Baltimore Orioles

Oriole Park at Camden Yards, Baltimore, MD

Wed Aug 19 1992, 7:05 PM EDT
Att. 41,149 - Cloudy - 77 F

BOTTOM

Batter	1	2	3	4	5	6	7	8	9	AB	R	H	RBI	BB	SO	LOB
Brady Anderson, L (1, 7) OBP: 0.379, SLG: 0.471	HR BB	BB		1-2 3-H 1B		2-H HR		FC3-6 1-2f ①		3	2	2	3	2	0	1
Mike Devereaux, R (1, 8) OBP: 0.322, SLG: 0.469	1 SAFE 1-H HR	F8 ③		F7 ③		BB		K ②		4	1	1	2	1	1	4
Cal Ripken Jr., R (1, 6) OBP: 0.331, SLG: 0.365	F8 ①		F9 ①		G6-4-3 1B	F7 ③		F7 ③		5	0	1	0	0	0	2
Glenn Davis, R (1, 10) OBP: 0.354, SLG: 0.451	G6-3 ②		G6-3 ②		G6-4-3 ①② 1-2f		F7 ①		G5-3 ①	5	0	0	0	0	0	1
Randy Milligan, R (1, 3) OBP: 0.399, SLG: 0.364	1B 1B		K ③		F9 ③		K		G4-6-3 1B	5	0	2	0	0	2	0
Chito Martinez, L (1, 9) OBP: 0.364, SLG: 0.421	C S 1 SAFE 1-2 1B			G6-3 1B 2B		2B HBP	HR BB		G4-6-3 ②③ 1-2f	3	3	2	0	1	0	1
Leo Gomez, R (1, 5) OBP: 0.364, SLG: 0.452	F9 ③			K ①		F7 ①	1-H HR			4	1	1	2	0	1	4
Chris Hoiles, R (1, 2) OBP: 0.400, SLG: 0.525		G5-4-3 1B		G6-3 2-3 ②		K ② FSFBBFX	P3 ③			4	0	1	0	0	1	2
Billy Ripken, R (1, 4) OBP: 0.280, SLG: 0.337		1 SAFE G5-4-3 ①② 1-2f		BB		1-H HR		FC3-6 1B		2	1	1	1	1	0	1
David Segui, S (8, PH) OBP: 0.313, SLG: 0.315										1	0	1	0	0	0	0
Tim Hulett, R (9, 4) OBP: 0.343, SLG: 0.384										0	0	0	0	0	0	0
Inning Stats	R: 2 E: 0 K: 0 S: 15 H: 3 LOB: 2 BB: 1 P: 28	R: 0 E: 0 K: 0 S: 4 H: 1 LOB: 1 BB: 1 P: 10	R: 0 E: 0 K: 1 S: 9 H: 0 LOB: 0 BB: 0 P: 12	R: 1 E: 0 K: 1 S: 11 H: 2 LOB: 2 BB: 1 P: 22	R: 0 E: 0 K: 0 S: 4 H: 1 LOB: 0 BB: 0 P: 6	R: 3 E: 0 K: 1 S: 16 H: 2 LOB: 1 BB: 1 P: 32	R: 2 E: 0 K: 1 S: 13 H: 1 LOB: 0 BB: 1 P: 24	R: 0 E: 0 K: 1 S: 12 H: 1 LOB: 1 BB: 0 P: 20	R: 0 E: 0 K: 0 S: 9 H: 1 LOB: 0 BB: 0 P: 13	1B: 7 2B: 2 3B: 0 HR: 3 SF: 0 SAC: 0 DP: 3 HBP: 1						

livebaseballscorecards.com

AB	36
R	8
H	12
RBI	8
BB	5
SO	5
LOB	16

WP: 0 PA: 42
PB: 0
SB: 0
CS: 0

PITCHER		IP	WLS	BF	H	R	ER	SO	BB	IBB	HBP	BLK	WP	HR	S	P	ERA	WHIP
Mark Grant, R ERA: 4.37	(1, 1)	5.2	W	28	9	6	6	3	3	0	1	0	0	2	57	101	9.53	2.118
Calvin Jones, R ERA: 5.86	(6, 1)	1.0		6	1	2	2	1	2	0	0	0	0	1	10	26	18.00	3.000
Mike Schooler, R ERA: 4.93	(7, 1)	0.1		2	1	0	0	0	0	0	0	0	0	0	7	12	0.00	3.000
Russ Swan, L ERA: 4.68	(8, 1)	2.0	S	6	1	0	0	1	0	0	0	0	0	0	19	28	0.00	0.500

PITCHER		IP	WLS	BF	H	R	ER	SO	BB	IBB	HBP	BLK	WP	HR	S	P	ERA	WHIP

Batter	1	2	3	4	5	6	7	8	9	10	AB	R	H	RBI	BB	SO	LOB
Omar Vizquel, S (1, 6) OBP: 0.360, SLG: 0.370	F8		E 1B 1-3 1B	P5			G5-3		G1-2-3 1B		5	0	2	0	0	0	2
Edgar Martinez, R (1, 10) OBP: 0.402, SLG: 0.541	L3		SF9 3-H		G6-3 BB		FC4-6 1B		BB 1-3 1B		3	0	2	1	1	0	0
Ken Griffey Jr., L (1, 8) OBP: 0.361, SLG: 0.554	2B		E 1-2 1B		G6-3 1-2f		FC4-6 S 1-2f		BB 1-2		4	0	2	0	1	0	2
Tino Martinez, L (1, 3) OBP: 0.304, SLG: 0.389	K		K 1-2 2-3		1B		F9 1-2		G1-2-3 3-Hf		5	0	1	0	0	2	7
Jay Buhner, R (1, 9) OBP: 0.327, SLG: 0.413		F7	F8		P5			FC3-6 BB		1B	4	0	1	0	1	0	3
Lance Parrish, R (1, 2) OBP: 0.298, SLG: 0.463		BB		G5-3		FC1-6 1B		F8		F8	4	0	1	0	1	0	2
Shane Turner, L (1, 5) OBP: 0.377, SLG: 0.379		K		1B BB		FC1-6 S 1-2f		FC3-6 1-2f		K	3	0	0	0	1	1	3
Henry Cotto, R (8, 7) OBP: 0.306, SLG: 0.363											1	0	0	0	0	1	1
John Moses, S (1, 7) OBP: 0.273, SLG: 0.300		F8		F8		K 1-2		P2		K	3	0	0	0	0	1	3
Pete O'Brien, L (8, PH) OBP: 0.274, SLG: 0.370											1	0	0	0	0	0	1
Mike Blowers, R (8, 5) OBP: 0.280, SLG: 0.182											1	0	0	0	0	1	1
Harold Reynolds, S (1, 4) OBP: 0.325, SLG: 0.340			1B SF9 1B	1B 1-2		F8			K		4	1	2	0	0	1	1

TOP

Seattle Mariners @ Baltimore Orioles

Oriole Park at Camden Yards, Baltimore, MD

Thu Aug 20 1992, 3:33 AM EDT

Att. 45,951 - Sunny - 77 F

livebaseballscorecards.com

AB	38
R	1
H	11
RBI	1
BB	5
SO	7
LOB	26

Inning Stats	1	2	3	4	5	6	7	8	9	10	1B: 10	SF: 1	WP: 0	PA: 44
	R: 0	R: 0	R: 1	R: 0	R: 0	R: 0	R: 0	R: 0	R: 0	R: 0	2B: 1	SAC: 0	PB: 0	
	E: 0	E: 0	E: 1	E: 0	E: 0	E: 0	E: 0	E: 0	E: 0	E: 0	3B: 0	DP: 2	SB: 2	
	K: 1	K: 1	K: 1	K: 0	K: 0	K: 1	K: 0	K: 0	K: 1	K: 2	HR: 0	HBP: 0	CS: 0	
	S: 13	S: 7	S: 12	S: 14	S: 9	S: 8	S: 9	S: 15	S: 16	S: 10				
	H: 1	H: 0	H: 3	H: 1	H: 1	H: 1	H: 1	H: 0	H: 2	H: 1				
	LOB: 1	LOB: 1	LOB: 2	LOB: 2	LOB: 1	LOB: 1	LOB: 1	LOB: 1	LOB: 2	LOB: 1				
	BB: 0	BB: 1	BB: 0	BB: 1	BB: 1	BB: 0	BB: 0	BB: 1	BB: 1	BB: 0				
	P: 20	P: 14	P: 21	P: 23	P: 15	P: 14	P: 14	P: 25	P: 27	P: 15				

PITCHER	IP	WLS	BF	H	R	ER	SO	BB	IBB	HBP	BLK	WP	HR	S	P	ERA	WHIP
Rick Sutcliffe, R (1, 1) ERA: 4.21	7.2		34	8	1	1	4	4	0	0	0	0	0	79	138	1.17	1.565
Storm Davis, R (8, 1) ERA: 3.18	2.1	W	10	3	0	0	3	1	0	0	0	0	0	32	50	0.00	1.714

PITCHER	IP	WLS	BF	H	R	ER	SO	BB	IBB	HBP	BLK	WP	HR	S	P	ERA	WHIP

Batter	1	2	3	4	5	6	7	8	9	10	AB	R	H	RBI	BB	SO	LOB
Brady Anderson, L (1, 7) OBP: 0.378, SLG: 0.473	C C X 0-2 G3 ①			B C C X 1-2 F8 ①		B C C X 1-2 F9 ②		C B S S 1-3 K ②		B C X 1-1 SF7 3B	5	1	1	0	0	1	1
Mike Devereaux, R (1, 8) OBP: 0.320, SLG: 0.471	C X 0-1 G6-3 ②			C S X 0-2 G5-3 ②		B F B F X 2-2 P2 ③		B C F B F B F F X 3-2 2-H 3B		B X 1-0 3-H SF7 ①	4	0	1	2	0	0	0
Cal Ripken Jr., R (1, 6) OBP: 0.331, SLG: 0.363	C X 0-1 G6-3 ③			C B B F B F B 4-2 BB			F X 0-1 F8 ①	B C F X 1-2 G4-3 ③			3	0	0	0	1	0	1
Sam Horn, L (1, 10) OBP: 0.331, SLG: 0.416 Billy Ripken, R (9, PR) OBP: 0.280, SLG: 0.337		B B B C X 3-1 F8 ①		X 0-0 G4-3 ③			C X 0-1 F9 ②		B F B B B 4-1 BB SH5-4 BB		3 0	0 0	0 0	0 0	1 0	0 0	1 0
David Segui, S (1, 3) OBP: 0.313, SLG: 0.311		C B X 1-1 G4-3 ②			B B X 2-0 F8 ①		C B F B B F F F B 4-2 1B BB		X 0-0 1-2 SH5-4 ①		2	0	0	0	1	0	0
Chito Martinez, L (1, 9) OBP: 0.375, SLG: 0.427		B C B B C S 3-3 K ③			C C B X 1-2 1B		B B X 2-0 1-2 1B		I I I I 4-0 BB IBB		3	0	2	0	1	1	0
Chris Hoiles, R (1, 2) OBP: 0.394, SLG: 0.515		C F B B F X 2-2 P4 ①			X 0-0 P6 ②		C B S C 1-3 K ③		F B B X 2-1 P5 ②		4	0	0	0	0	1	5
Tim Hulett, R (1, 5) OBP: 0.357, SLG: 0.386		B B F B B 4-1 CS BB			C C C 0-3 K ③			B B C B X 3-1 SH3-4 3B 1B	B F B B B 4-1 1-2 2-3 BB		2	1	1	0	2	1	1
Mark McLemore, S (1, 4) OBP: 0.328, SLG: 0.311		C B B F B C 3-3 1-2 K ② ③				L B B X 2-1 P6 ①		L B X 1-1 1-2 SH3-4 ①	X 0-0 G3 ③		3	0	0	0	0	1	4
Inning Stats	R: 0 E: 0 K: 0 S: 7 H: 0 LOB: 0 BB: 0 P: 7	R: 0 E: 0 K: 1 S: 7 H: 0 LOB: 0 BB: 0 P: 14	R: 0 E: 0 K: 1 S: 8 H: 0 LOB: 1 BB: 1 P: 17	R: 0 E: 0 K: 0 S: 10 H: 0 LOB: 1 BB: 1 P: 15	R: 0 E: 0 K: 1 S: 8 H: 1 LOB: 1 BB: 0 P: 11	R: 0 E: 0 K: 0 S: 8 H: 0 LOB: 0 BB: 0 P: 13	R: 0 E: 0 K: 1 S: 13 H: 1 LOB: 2 BB: 1 P: 20	R: 1 E: 0 K: 1 S: 16 H: 2 LOB: 1 BB: 0 P: 25	R: 0 E: 0 K: 0 S: 6 H: 0 LOB: 3 BB: 3 P: 20	R: 1 E: 0 K: 0 S: 3 H: 1 LOB: 0 BB: 0 P: 5	1B: 3 2B: 1 3B: 2 HR: 0	SF: 1 SAC: 2 DP: 1 HBP: 0						

PITCHER		IP	WLS	BF	H	R	ER	SO	BB	IBB	HBP	BLK	WP	HR	S	P	ERA	WHIP
Brian Fisher, R ERA: 4.58	(1, 1)	6.2		23	1	0	0	3	3	0	0	0	0	0	57	90	0.00	0.600
Russ Swan, L ERA: 4.73	(7, 1)	1.0		5	2	1	1	2	0	0	0	0	0	0	11	19	9.00	2.000
Jeff Nelson, R ERA: 3.34	(8, 1)	1.1		8	1	0	0	0	2	1	0	0	0	0	15	33	0.00	2.250
Mike Schooler, R ERA: 5.12	(10, 1)	0.1	L	2	1	1	1	0	0	0	0	0	0	0	3	5	27.00	3.000

PITCHER		IP	WLS	BF	H	R	ER	SO	BB	IBB	HBP	BLK	WP	HR	S	P	ERA	WHIP

BOTTOM

Seattle Mariners @ Baltimore Orioles

Oriole Park at Camden Yards, Baltimore, MD

Thu Aug 20 1992, 3:33 AM EDT
Att. 45,951 - Sunny - 77 F

livebaseballscorecards.com

AB	29
R	2
H	5
RBI	2
BB	6
SO	5
LOB	13

Batter	1	2	3	4	5	6	7	8	9	AB	R	H	RBI	BB	SO	LOB
Rickey Henderson, R (1, 7) OBP: 0.424, SLG: 0.458	X 0-0 FC4-6 1B		C B C B F X 2-2 ① G6-3		B B S B C 1 SAFE F 1 SAFE F 3-3 S ① K		B B C F F B X 3-2 G6-3 S 1B		B X 1-0 ② F8	5	0	2	0	0	1	3
Carney Lansford, R (1, 5) (4, 3) OBP: 0.325, SLG: 0.379	X 0-0 ① FC4-6 1-2f		B S C B F F X 2-2 HR		F X 0-1 ② G4-3 1-2 3-H		B B C C X 2-2 ② G6-3 1-3		B F B X 2-1 ③ F8	5	1	1	2	0	0	4
Jose Canseco, R (1, 9) OBP: 0.336, SLG: 0.471	C B B F C 2-3 ② K		B B C C X 2-2 ② G4-3		B B X 2-0 ③ F9		M B S S 1-3 ③ K			4	0	0	0	0	2	3
Harold Baines, L (1, 10) OBP: 0.326, SLG: 0.365	X 0-0 ③ G4-3		B B S X 2-1 ③ G4-3			B B B C F F X 3-2 ① P6		B B C F B B 4-2 G4-6-3 BB BB		3	0	0	0	1	0	1
Mark McGwire, R (1, 3) OBP: 0.390, SLG: 0.594 Lance Blankenship, R (4, PH) (4, 8) OBP: 0.385, SLG: 0.331		B X 1-0 1B 1B		S B F B C 2-3 ① K		C X 0-1 ② L7		B B C B B 4-1 1-2 G4-6-3 BB		1 2	0 0	1 0	0 0	0 1	0 1	0 0
Terry Steinbach, R (1, 2) OBP: 0.364, SLG: 0.442		F F S 0-3 ① K		B F F B B F B X 3-2 ② F8		C S X 0-2 1B 1B		C B S X 1-2 ① ② 1-2f 2-3 G4-6-3		4	0	1	0	0	1	3
Jerry Browne, S (1, 8) (4, 5) OBP: 0.356, SLG: 0.322		B X 1-0 ② F7		C B B S B X 3-2 ③ G6-3		B B C X 2-1 1-2 FC5 1B		B X 1-0 ③ G3		4	0	1	0	0	0	2
Mike Bordick, R (1, 4) OBP: 0.359, SLG: 0.366		C X 0-1 1-2 1B		C B F X 1-2 1B G4-3 1B		B B B C X 3-1 ③ FC5 1-2f			C C B F F F X 1-2 ① G4-3	4	1	2	0	0	0	2
Walt Weiss, S (1, 6) OBP: 0.327, SLG: 0.263		X 0-0 ③ P6			F L B B 1 SAFE F F F F 3-2 B X G4-3 1-3 1B		C B X 1-1 ① G6-3		B C F B B B B 4-2 BB	3	0	1	0	1	0	2
Inning Stats	R: 0 E: 0 K: 1 S: 6 H: 1 LOB: 1 BB: 0 P: 8	R: 0 E: 0 K: 1 S: 8 H: 2 LOB: 2 BB: 0 P: 10	R: 1 E: 0 K: 0 S: 14 H: 1 LOB: 0 BB: 0 P: 22	R: 0 E: 0 K: 1 S: 10 H: 0 LOB: 0 BB: 0 P: 18	R: 1 E: 0 K: 1 S: 18 H: 2 LOB: 1 BB: 0 P: 27	R: 0 E: 0 K: 0 S: 13 H: 2 LOB: 2 BB: 0 P: 21	R: 0 E: 0 K: 1 S: 13 H: 1 LOB: 1 BB: 0 P: 20	R: 0 E: 0 K: 0 S: 7 H: 0 LOB: 1 BB: 2 P: 17	R: 0 E: 0 K: 0 S: 11 H: 0 LOB: 1 BB: 1 P: 19	1B: 8 2B: 0 3B: 0 HR: 1	SF: 0 SAC: 0 DP: 1 HBP: 0						

PITCHER		IP	WLS	BF	H	R	ER	SO	BB	IBB	HBP	BLK	WP	HR	S	P	ERA	WHIP
35 Mike Mussina, R ERA: 2.83	(1, 1)	6.0	W	26	8	2	2	4	0	0	0	0	0	1	69	106	3.00	1.333
Todd Frohwirth, R ERA: 2.45	(7, 1)	1.0		6	1	0	0	1	2	0	0	0	0	0	16	31	0.00	3.000
Alan Mills, R ERA: 2.4	(8, 1)	2.0	S	6	0	0	0	0	1	0	0	0	0	0	15	25	0.00	0.500

PITCHER	IP	WLS	BF	H	R	ER	SO	BB	IBB	HBP	BLK	WP	HR	S	P	ERA	WHIP

TOP

Oakland Athletics @ Baltimore Orioles

Oriole Park at Camden Yards, Baltimore, MD

Fri Aug 21 1992, 7:05 PM EDT
Att. 45,909 - Sunny - 75 F

livebaseballscorecards.com

AB	35
R	2
H	9
RBI	2
BB	3
SO	5
LOB	20

1B: 8	SF: 0	WP: 0	PA: 38
2B: 0	SAC: 0	PB: 0	
3B: 0	DP: 1	SB: 1	
HR: 1	HBP: 0	CS: 0	

BOTTOM

Oakland Athletics @ Baltimore Orioles

Oriole Park at Camden Yards, Baltimore, MD

Fri Aug 21 1992, 7:05 PM EDT
Att. 45,909 - Sunny - 75 F

livebaseballscorecards.com

Batter	1	2	3	4	5	6	7	8	9	AB	R	H	RBI	BB	SO	LOB
Brady Anderson, L (1, 7) OBP: 0.382, SLG: 0.480	B B B C B 4-1 E S SF7 BB		B C B S B B 4-2 G6-4-3 BB		B B B 4-0 FC4 BB 1-2 BB		B B C F B X 3-2 HR			1	2	1	1	3	0	0
Randy Milligan, R (1, 3) OBP: 0.397, SLG: 0.360 David Segui, S (9, 3) OBP: 0.313, SLG: 0.311	C C B B X 2-2 ① G5-3 1-3		1 SAFE 1 SAFE X 0-0 ② ③ G6-4-3 1-2f		S S B F B B B 4-2 FC4 1-2 2-3 BB		B X 1-0 ① G6-3			3 0	0 0	0 0	0 0	1 0	0 0	2 0
Mike Devereaux, R (1, 8) OBP: 0.322, SLG: 0.470	C B X 1-1 ② SF7 3-H			B B B C B 4-1 BB 1B BB	B B B C F X 3-2 ① FC4 BB 1-2f 2-3 3-H		B C B F F B B 4-2 BB			1	0	0	2	2	0	2
Sam Horn, L (1, 10) OBP: 0.330, SLG: 0.412	S T B X 1-2 ③ G3-1			F 1 SAFE B C B F 1 SAFE B X 2-2 BB 1-2 1B	C B S 1 SAFE B S 2-3 ② K		X 0-0 ② F7			4	0	1	0	0	1	3
Cal Ripken Jr., R (1, 6) OBP: 0.330, SLG: 0.361		C B B X 2-1 ① G6-3		B B S F X 2-2 ① F9	B B C B B 4-1 1-2 BB		F C B B S 2-3 ③ K			3	0	0	0	1	1	3
Chito Martinez, L (1, 9) OBP: 0.365, SLG: 0.413		C B X 1-1 ② G3-1		F B F S 1-3 ② K	B X 1-0 ③ G6-3			B X 1-0 ① G3		4	0	0	0	0	1	5
Leo Gomez, R (1, 5) OBP: 0.368, SLG: 0.460		B C X 1-1 HR		B B F B B 4-1 FC6-4 1-2 2-3 BB		C X 0-1 ① G5-3		B B C B F B 4-2 BB		2	1	1	1	2	0	0
Chris Hoiles, R (1, 2) OBP: 0.391, SLG: 0.510		B F S B X 2-2 ③ F8		B F F F X 1-2 ③ FC6-4 1-2f		B X 1-0 G6-4-3 1B		X 0-0 ② P8		4	0	1	0	0	0	4
Billy Ripken, R (1, 4) OBP: 0.279, SLG: 0.336			X 0-0 ① F7		B B C F X 2-2 BB BB FC4 1B		L X 0-1 ② ③ G6-4-3 1-2f	B C F X 1-2 ③ F7		4	1	1	0	0	0	2
Inning Stats	R: 1 E: 0 K: 0 S: 9 H: 0 LOB: 0 BB: 1 P: 17	R: 1 E: 0 K: 0 S: 9 H: 1 LOB: 0 BB: 0 P: 15	R: 0 E: 0 K: 0 S: 4 H: 0 LOB: 0 BB: 1 P: 8	R: 0 E: 0 K: 1 S: 14 H: 1 LOB: 3 BB: 2 P: 28	R: 1 E: 0 K: 1 S: 14 H: 1 LOB: 3 BB: 3 P: 34	R: 0 E: 0 K: 0 S: 5 H: 1 LOB: 0 BB: 0 P: 6	R: 1 E: 0 K: 1 S: 11 H: 1 LOB: 1 BB: 1 P: 21	R: 0 E: 0 K: 0 S: 7 H: 0 LOB: 1 BB: 1 P: 13		1B: 3 2B: 0 3B: 0 HR: 2	SF: 1 SAC: 0 DP: 2 HBP: 0		WP: 0 PB: 0 SB: 1 CS: 0	PA: 36		

	AB	26
	R	4
	H	5
	RBI	4
	BB	9
	SO	3
	LOB	21

PITCHER		IP	WLS	BF	H	R	ER	SO	BB	IBB	HBP	BLK	WP	HR	S	P	ERA	WHIP
Kelly Downs, R ERA: 3.79	(1, 1)	4.0	L	20	3	3	2	1	6	0	0	0	0	1	42	84	4.50	2.250
Jim Corsi, R ERA: 2.3	(5, 1)	3.1		13	2	1	1	2	2	0	0	0	0	1	25	47	2.70	1.200
Mike Raczka, L ERA:	(8, 1)	0.2		3	0	0	0	0	1	0	0	0	0	0	6	11	0.00	1.500

PITCHER	IP	WLS	BF	H	R	ER	SO	BB	IBB	HBP	BLK	WP	HR	S	P	ERA	WHIP

Batter	1	2	3	4	5	6	7	8	9	AB	R	H	RBI	BB	SO	LOB
Rickey Henderson, R (1, 7) OBP: 0.427, SLG: 0.457	B S B B B 4-1 1B 2B BB	B C 1 SAFE B S X 2-2 S 1B 1-H 1B		C S X 0-2 ① G6-3		C X 0-1 ② G4-3 2-3		B B B 4-0 1-2 BB		3	1	1	1	2	0	1
Jerry Browne, S (1, 5) OBP: 0.360, SLG: 0.325	C L 1 SAFE X 0-2 2B G3-1 1-3 1B	X 0-0 S 1-2 1B		B B C B B 4-1 BB		C B X 1-1 ③ P4		X 0-0 ③ L8		4	1	2	0	1	0	3
Jose Canseco, R (1, 9) OBP: 0.334, SLG: 0.470	B F X 1-1 G3-1 1-3 SF9 3-H 2B	C B C B C 3-3 ③ K 1-2 2-3		X 0-0 ② L5			B S X 1-1 ① P4		B X 1-0 ① F7	5	1	1	1	0	1	3
Harold Baines, L (1, 10) OBP: 0.325, SLG: 0.363	B C X 1-1 ① G3-1 2-3 3-H	C B B X 2-1 ① G4-3	X 0-0 ③ G1-3				B B C X 2-1 FC6-4 1B		B F S X 1-2 ② G4-3	5	0	1	1	0	0	2
Terry Steinbach, R (1, 2) OBP: 0.361, SLG: 0.439	X 0-0 ② SF9 3-H	C B C X 1-2 PB 1B 1B	X 0-0 ① G4-3				F C S 0-3 ② K		C X 0-1 ③ G6-3	4	1	1	1	0	1	1
Carney Lansford, R (1, 3) OBP: 0.324, SLG: 0.378	F B B X 2-1 ③ L7	C B X 1-1 FC3-6 1B 1-H 1B	F X 0-1 ② F8				X 0-0 ③ FC6-4 1-2f			4	0	1	1	0	0	1
Mike Bordick, R (1, 4) OBP: 0.360, SLG: 0.367		B C C B X 2-2 FC1-6 1B	B B C X 2-1 FC3-6 1-2 1B	B C B S X 2-2 ③ G6-3				B B C F X 2-2 ① F8		4	0	2	0	0	0	0
Walt Weiss, S (1, 6) OBP: 0.321, SLG: 0.258		C X 0-1 ① FC1-6 S 1-2f 1B	C X 0-1 ② FC3-6 FC6-4 1-2f 2-3			B X 1-0 ① G1-3		C X 0-1 ② F7		4	1	0	0	0	0	3
Lance Blankenship, R (1, 8) OBP: 0.386, SLG: 0.335		1 SAFE 1 SAFE B X 1-0 ② F7	C X 0-1 ③ FC6-4 1-2f			B S X 1-1 G4-3 2B		B B B C B 4-1 BB BB		3	0	1	0	1	0	3
Inning Stats	R: 3 E: 0 K: 0 S: 11 H: 2 LOB: 0 BB: 1 P: 19	R: 1 E: 0 K: 1 S: 13 H: 3 LOB: 2 BB: 0 P: 21	R: 1 E: 0 K: 0 S: 13 H: 3 LOB: 2 BB: 0 P: 19	R: 0 E: 0 K: 0 S: 6 H: 0 LOB: 1 BB: 1 P: 10	R: 0 E: 0 K: 0 S: 6 H: 0 LOB: 0 BB: 0 P: 8	R: 0 E: 0 K: 0 S: 7 H: 1 LOB: 1 BB: 0 P: 10	R: 0 E: 0 K: 1 S: 8 H: 1 LOB: 1 BB: 0 P: 11	R: 0 E: 0 K: 0 S: 7 H: 0 LOB: 2 BB: 2 P: 17	R: 0 E: 0 K: 0 S: 6 H: 0 LOB: 0 BB: 0 P: 8	1B: 8 2B: 2 3B: 0 HR: 0 SF: 1 SAC: 0 DP: 0 HBP: 0						

PITCHER		IP	WLS	BF	H	R	ER	SO	BB	IBB	HBP	BLK	WP	HR	S	P	ERA	WHIP
Richie Lewis, R ERA: 10.8	(1, 1)	2.1	L	16	8	5	5	1	1	0	0	0	0	0	33	55	19.29	3.857
Todd Frohwirth, R ERA: 2.33	(3, 1)	4.2		17	2	0	0	1	1	0	0	0	0	0	31	43	0.00	0.643
Pat Clements, L ERA: 2.82	(8, 1)	1.0		5	0	0	0	0	2	0	0	0	0	0	7	17	0.00	2.000
Gregg Olson, R ERA: 2.45	(9, 1)	1.0		3	0	0	0	0	0	0	0	0	0	0	6	8	0.00	0.000

PITCHER	IP	WLS	BF	H	R	ER	SO	BB	IBB	HBP	BLK	WP	HR	S	P	ERA	WHIP

TOP

Oakland Athletics @ Baltimore Orioles

Oriole Park at Camden Yards, Baltimore, MD

Sat Aug 22 1992, 7:05 PM EDT
Att. 45,580 - Cloudy - 81 F

livebaseballscorecards.com

AB	36
R	5
H	10
RBI	5
BB	4
SO	2
LOB	17

Oakland Athletics @ Baltimore Orioles

Oriole Park at Camden Yards, Baltimore, MD

Sat Aug 22 1992, 7:05 PM EDT

Att. 45,580 - Cloudy - 81 F

livebaseballscorecards.com

BOTTOM

Batter	1	2	3	4	5	6	7	8	9	AB	R	H	RBI	BB	SO	LOB
Brady Anderson, L (1, 7) OBP: 0.382, SLG: 0.477	BCBBB 4-1 CS BB	BBBCB 4-1 1B BB 1-2 2-3		CX 0-1 ③ G4-3			CSX 0-2 ① G4-3		CCX 0-2 ② G6-3	3	0	0	0	2	0	0
Randy Milligan, R (1, 3) OBP: 0.397, SLG: 0.359	B 1 SAFE BX 2-0 ①② L5 1-2	CBBX 2-1 G6-4-3 1B 1-2 2-H 3-H			FBCBBB 4-2 BB		CX 0-1 ② G4-3		BFBBCC 3-3 ③ K	4	0	1	2	1	1	1
Mike Devereaux, R (1, 8) OBP: 0.321, SLG: 0.468	BCX 1-1 1B 1B	BX 1-0 ②③ G6-4-3 1-2f			CBSFX 1-2 ① F9		BBCBFS 3-3 ③ K			4	0	1	0	0	1	3
Glenn Davis, R (1, 10) OBP: 0.360, SLG: 0.459 Tim Hulett, R (8, PR) OBP: 0.357, SLG: 0.386	CBFX 1-2 1B 1-2	BX 1-0 G5-4-3 1B			FCC 0-3 ② K			BCX 1-1 1B 2B		4 0	0 0	3 0	0 0	0 0	1 0	1 0
Cal Ripken Jr., R (1, 6) OBP: 0.328, SLG: 0.358	CFBX 1-2 ③ G1-3	CCBX 1-2 ①② G5-4-3 1-2f			BSBCFBFS 3-3 ③ K2-3			SX 0-1 ① F7		4	0	0	0	0	1	5
Chito Martinez, L (1, 9) OBP: 0.375, SLG: 0.415		CBBBFFBFB 4-2 1B 1B BB	BBBB 4-0 BB			FFBBBS 2-3 ① K		FCX 0-2 2-3 1B		2	1	1	0	2	1	0
Leo Gomez, R (1, 5) OBP: 0.369, SLG: 0.459		BCBCBFX 3-2 BB 1B 1B 1-2	BCFX 1-2 ③ P7			FCBBBBFB 4-2 PB BB		BCBX 2-1 ② F9		3	1	1	0	1	0	3
Chris Hoiles, R (1, 2) OBP: 0.385, SLG: 0.500		CCCS 0-3 ① K		CFFBBBFFF 3-3 ① FC K			BFSFBFX 2-2 ② F9		FFFFS 0-3 ③ K	4	0	0	0	0	3	5
Billy Ripken, R (1, 4) OBP: 0.280, SLG: 0.336 David Segui, S (9, PH) OBP: 0.311, SLG: 0.309		SFBFX 1-2 BB 1B 1-2 2-H		X 0-0 ② F7			BCCC 1-3 ③ K 1-2		X 0-0 ① G3	3 1	1 0	1 0	1 0	0 0	1 0	1 0
Inning Stats	R: 0 H: 2 E: 0 LOB: 2 K: 0 BB: 1 S: 10 P: 19	R: 3 H: 3 E: 0 LOB: 1 K: 1 BB: 2 S: 19 P: 34	R: 0 H: 1 E: 0 LOB: 1 K: 0 BB: 1 S: 7 P: 14	R: 0 H: 0 E: 0 LOB: 0 K: 1 BB: 0 S: 11 P: 14	R: 0 H: 0 E: 0 LOB: 1 K: 2 BB: 1 S: 14 P: 22	R: 0 H: 0 E: 0 LOB: 1 K: 2 BB: 1 S: 14 P: 23	R: 0 H: 0 E: 0 LOB: 0 K: 1 BB: 0 S: 8 P: 11	R: 0 H: 2 E: 0 LOB: 2 K: 1 BB: 0 S: 14 P: 17	R: 0 H: 0 E: 0 LOB: 0 K: 1 BB: 0 S: 7 P: 10	1B: 7 SF: 0 2B: 1 SAC: 0 3B: 0 DP: 2 HR: 0 HBP: 0						

	AB	32
	R	3
	H	8
	RBI	3
	BB	6
	SO	9
	LOB	19

WP: 0 PA: 38
PB: 1
SB: 0
CS: 1

PITCHER		IP	WLS	BF	H	R	ER	SO	BB	IBB	HBP	BLK	WP	HR	S	P	ERA	WHIP
Kevin Campbell, R ERA: 4.33	(1, 1)	4.0		20	6	3	3	2	5	0	0	0	0	0	49	87	6.75	2.750
Jeff Parrett, R ERA: 2.94	(5, 1)	3.0	W	11	1	0	0	5	1	0	0	0	0	0	36	53	0.00	0.667
Dennis Eckersley, R ERA: 1.79	(8, 1)	2.0	S	7	1	0	0	2	0	0	0	0	0	0	19	24	0.00	0.500

PITCHER	IP	WLS	BF	H	R	ER	SO	BB	IBB	HBP	BLK	WP	HR	S	P	ERA	WHIP

Batter	1	2	3	4	5	6	7	8	9	AB	R	H	RBI	BB	SO	LOB
Rickey Henderson, R (1, 7) OBP: 0.429, SLG: 0.461	B B B C F F X 3-2 F8 ①		X 0-0 SH3 G4-3 2B		B B C B B 4-1 BB		L F F 2 SAFE X 0-2 S 1B 2-3 1B	C C S 0-3 K ②		4	2	2	0	1	1	1
Jerry Browne, S (1, 5) OBP: 0.359, SLG: 0.324	C B B X 2-1 F7 ②		B X 1-0 SH3 ① 2-3		B X 1-0 F7 ①		B B X 2-0 P8 ① 1-2	B C X 1-1 1B 1-2 1B		4	0	1	0	0	0	3
Jose Canseco, R (1, 10) OBP: 0.335, SLG: 0.469	B B C B X 3-1 G6-3 ③		B B X 2-0 G4-3 ② 3-H		X 0-0 F7 ②		X 0-0 1B 1B 2-H 3-H 1B	C X 0-1 1-2 2-H 1B		5	1	2	4	0	0	1
Harold Baines, L (1, 9) OBP: 0.328, SLG: 0.372		C B B B X 3-1 HR	B B C E B B 4-2 BB		B C 1 SAFE X 1-1 L8 ③		X 0-0 1B 1-3 1B	C X 0-1 G4-3 ③		4	1	2	1	1	0	3
Terry Steinbach, R (1, 2) OBP: 0.357, SLG: 0.433		C S B X 1-2 F9 ①	F F S 0-3 K ③			B X 1-0 G6-3 ①	B B X 2-0 F9 ②		B F C S 1-3 K ①	5	0	0	0	0	2	3
Carney Lansford, R (1, 3) OBP: 0.327, SLG: 0.383		X 0-0 F8 ②		F X 0-1 1B		X 0-0 G4-3 ②	X 0-0 FC6-4 1-2 3-H 1B		X 0-0 2B	5	0	3	1	0	0	0
Mike Bordick, R (1, 4) OBP: 0.356, SLG: 0.363		B C B X 2-1 E5 BB		C F 1 SAFE S 0-3 K ①		B C B X 2-1 G4-3 ③	B C X 1-1 FC6-4 ③ 1-2f		B F B B F X 3-2 F7 ②	5	0	0	0	0	1	4
Walt Weiss, S (1, 6) OBP: 0.327, SLG: 0.259		B B B C S B 4-2 1-2 BB		F 1 SAFE B F S 1-3 K ②			B B X 2-0 2B 1B	B C S B B B 4-2 1B 1B BB	X 0-0 F9 ③	3	2	1	0	2	1	2
Lance Blankenship, R (1, 8) OBP: 0.385, SLG: 0.337		B C C B S 2-3 K ③	B X 1-0 G5-3 ③				1 SAFE B F 1 SAFE B X 2-1 1B 1-H 1B 2B	C B C B C 2-3 K ①		4	1	1	1	0	2	4
Inning Stats	R: 0 E: 0 K: 0 S: 9 H: 0 LOB: 0 BB: 0 P: 17	R: 1 E: 1 K: 1 S: 13 H: 1 LOB: 2 BB: 1 P: 25	R: 1 E: 0 K: 1 S: 8 H: 1 LOB: 1 BB: 1 P: 15	R: 0 E: 0 K: 2 S: 9 H: 1 LOB: 1 BB: 0 P: 11	R: 0 E: 0 K: 0 S: 5 H: 0 LOB: 1 BB: 1 P: 11	R: 0 E: 0 K: 0 S: 4 H: 0 LOB: 0 BB: 0 P: 7	R: 4 E: 0 K: 0 S: 14 H: 6 LOB: 2 BB: 0 P: 23	R: 1 E: 0 K: 2 S: 14 H: 2 LOB: 2 BB: 1 P: 21	R: 0 E: 0 K: 1 S: 8 H: 1 LOB: 1 BB: 0 P: 12	1B: 8 2B: 3 3B: 0 HR: 1 SF: 0 SAC: 1 DP: 0 HBP: 0						

PITCHER		IP	WLS	BF	H	R	ER	SO	BB	IBB	HBP	BLK	WP	HR	S	P	ERA	WHIP
Ben McDonald, R ERA: 4.49	(1, 1)	6.1	L	30	7	6	6	4	3	0	0	0	0	1	57	101	8.53	1.579
Pat Clements, L ERA: 2.82	(7, 1)	0.0		1	1	0	0	0	0	0	0	0	0	0	1	1	∞	∞
Storm Davis, R ERA: 3.19	(7, 1)	2.2		13	4	1	1	3	1	0	0	0	0	0	26	40	3.38	1.875

PITCHER	IP	WLS	BF	H	R	ER	SO	BB	IBB	HBP	BLK	WP	HR	S	P	ERA	WHIP

TOP

Oakland Athletics @ Baltimore Orioles

Oriole Park at Camden Yards, Baltimore, MD

Sun Aug 23 1992, 3:33 AM EDT
Att. 45,479 - Sunny - 85 F

livebaseballscorecards.com

AB	39
R	7
H	12
RBI	7
BB	4
SO	7
LOB	21

1B: 8	SF: 0	WP: 0	PA: 44
2B: 3	SAC: 1	PB: 0	
3B: 0	DP: 0	SB: 1	
HR: 1	HBP: 0	CS: 0	

BOTTOM

Batter	1	2	3	4	5	6	7	8	9	AB	R	H	RBI	BB	SO	LOB
Brady Anderson, L (1, 7) OBP: 0.381, SLG: 0.474	F7		F8			G4-3		G4-3	1-2 3-H 1B	5	0	1	1	0	0	1
Randy Milligan, R (1, 3) OBP: 0.395, SLG: 0.355	F9			G6-3		BB		G4-3	F8	4	0	0	0	1	0	2
Mike Devereaux, R (1, 8) OBP: 0.323, SLG: 0.468	K			E G4-3 1B		P6		1B		4	1	2	0	0	1	1
Glenn Davis, R (1, 10) OBP: 0.358, SLG: 0.454		K		E5 G4-3 1-3		BB 1-2		L4		3	0	0	0	1	1	2
Cal Ripken Jr., R (1, 6) OBP: 0.327, SLG: 0.357		G6-3		G4-3 2-3 3-H		F9			1B 1B	4	1	1	1	0	0	3
Chito Martinez, L (1, 9) OBP: 0.365, SLG: 0.402		G4-3		K			F8		L9	4	0	0	0	0	1	2
Leo Gomez, R (1, 5) OBP: 0.368, SLG: 0.456			BB		F7		F8	F8		3	0	0	0	1	0	1
Mark McLemore, S (1, 4) OBP: 0.332, SLG: 0.315			F7		G4-3		1B		1B 1-3 1B	4	1	2	0	0	0	1
Jeff Tackett, R (1, 2) OBP: 0.293, SLG: 0.377			K		L9		G5-3		1B 1-3 3-H 1B	3	0	0	0	0	1	2
David Segui, S (9, PH) OBP: 0.315, SLG: 0.313										1	0	1	1	0	0	0
Inning Stats	R: 0 H: 0 E: 0 LOB: 0 K: 1 BB: 0 S: 6 P: 7	R: 0 H: 0 E: 0 LOB: 0 K: 1 BB: 0 S: 9 P: 16	R: 0 H: 0 E: 0 LOB: 1 K: 1 BB: 1 S: 10 P: 17	R: 1 H: 1 E: 1 LOB: 1 K: 1 BB: 0 S: 9 P: 17	R: 0 H: 0 E: 0 LOB: 0 K: 0 BB: 0 S: 6 P: 9	R: 0 H: 0 E: 0 LOB: 2 K: 0 BB: 2 S: 7 P: 20	R: 0 H: 1 E: 0 LOB: 1 K: 0 BB: 0 S: 8 P: 14	R: 0 H: 1 E: 0 LOB: 1 K: 0 BB: 0 S: 10 P: 14	R: 2 H: 4 E: 0 LOB: 2 K: 0 BB: 0 S: 12 P: 22	1B: 7 SF: 0 2B: 0 SAC: 0 3B: 0 DP: 0 HR: 0 HBP: 0						

PITCHER	IP	WLS	BF	H	R	ER	SO	BB	IBB	HBP	BLK	WP	HR	S	P	ERA	WHIP
Mike Moore, R (1, 1) ERA: 4.2	8.2	W	36	6	3	2	4	3	0	0	0	0	0	73	130	2.08	1.038
Vince Horsman, L (9, 1) ERA: 2.65	0.0		1	1	0	0	0	0	0	0	0	0	0	2	4	∞	∞
Dennis Eckersley, R (9, 1) ERA: 1.78	0.1	S	1	0	0	0	0	0	0	0	0	0	0	2	2	0.00	0.000

PITCHER	IP	WLS	BF	H	R	ER	SO	BB	IBB	HBP	BLK	WP	HR	S	P	ERA	WHIP

Oakland Athletics @ Baltimore Orioles

Oriole Park at Camden Yards, Baltimore, MD

Sun Aug 23 1992, 3:33 AM EDT
Att. 45,479 - Sunny - 85 F

livebaseballscorecards.com

AB	35
R	3
H	7
RBI	3
BB	3
SO	4
LOB	15

WP: 0	PA: 38		
PB: 0			
SB: 0			
CS: 0			

Batter	1	2	3	4	5	6	7	8	9	AB	R	H	RBI	BB	SO	LOB
Luis Polonia, L (1, 10) OBP: 0.356, SLG: 0.344	C B X 1-1 1B		F B B B B 4-1 S 1B BB		B B B B 4-0 2B 1B BB	B B L X 2-1 ① F7 1-2		C B F B F X 2-2 ② G6-3		3	2	1	0	2	0	1
Luis Sojo, R (1, 4) OBP: 0.316, SLG: 0.426	C B C 1 SAFE X 1-2 G6-4-3 1-3 1B		F B 1 SAFE 1 SAFE P F X 2-2 ② F8 1-2		B C 1 SAFE B B X F F 1 SAFE F F 3-2 ① F7	B X 1-0 2-H 3B		B B B B 4-0 BB		4	0	2	1	1	0	2
Junior Felix, S (1, 8) OBP: 0.289, SLG: 0.370	B B S B S S 3-3 ① K		S C F B F B B 4-2 1B BB		B X 1-0 1-3 1B 2B	S F B B F S 2-3 ② K		F B X 1-1 ③ P5		4	1	1	0	1	2	4
Tim Salmon, R (1, 9) OBP: 0.368, SLG: 0.500	S B B X 2-1 ② ③ G6-4-3 1-2f		B F S F B X 2-2 1-3 2-H 1B		B B B I 4-0 E 1B SF9 IBB	C B B X 2-1 ③ G1-4-3			X 0-0 G1-4-3 1B	4	1	2	1	1	0	3
Chad Curtis, R (1, 7) OBP: 0.335, SLG: 0.377		B B C B X 3-1 ① F9	B B F F F X 2-2 ③ L9		B B C B X 3-1 SF9 E 1-2 2-H 3-H 1B		F B S X 1-2 CS 2B		C B X 1-1 ① ② G1-4-3 1-2f	5	0	2	2	0	0	3
Gary Gaetti, R (1, 3) OBP: 0.270, SLG: 0.328		C S B B B X 2-2 ② F7		C S B B B B F X 3-2 ① P6	S B S X 1-2 E6 1-2 2-3		B B B B 4-0 CS BB		C B F B F B F B 4-2 BB	3	0	0	0	2	0	2
Gary Disarcina, R (1, 6) OBP: 0.294, SLG: 0.314		C C F B X 1-2 1B		B C B B B X 3-1 ② F9	B B F F F B X 3-2 ② SF9 2-3 3-H		X 0-0 ① P2		C B X 1-1 ③ F9	4	0	1	1	0	0	3
Ron Tingley, R (1, 2) OBP: 0.258, SLG: 0.290		B C S S S 1-3 ③ K		C S H 1-2 HBP	F F S 0-3 ③ K		B S B F S 2-3 ② ③ K 1-2 2-3			3	0	0	0	0	3	5
Damion Easley, R (1, 5) OBP: 0.308, SLG: 0.257			B C F B S 2-3 ① K	S B B F F B F X 3-2 ③ F9		B F B F B F B B 4-2 S 3B BB		X 0-0 ① F9		3	1	0	0	1	1	1
Inning Stats	R: 0 H: 2 E: 0 LOB: 1 K: 1 BB: 0 S: 10 P: 17	R: 0 H: 1 E: 0 LOB: 1 K: 1 BB: 0 S: 12 P: 19	R: 1 H: 1 E: 0 LOB: 2 K: 1 BB: 2 S: 19 P: 34	R: 0 H: 0 E: 0 LOB: 1 K: 0 BB: 0 S: 12 P: 22	R: 3 H: 2 E: 1 LOB: 2 K: 1 BB: 2 S: 19 P: 38	R: 1 H: 1 E: 0 LOB: 1 K: 1 BB: 1 S: 12 P: 23	R: 0 H: 1 E: 0 LOB: 1 K: 1 BB: 1 S: 7 P: 14	R: 0 H: 0 E: 0 LOB: 1 K: 0 BB: 1 S: 7 P: 14	R: 0 H: 1 E: 0 LOB: 1 K: 0 BB: 1 S: 9 P: 15	1B: 6 SF: 1 2B: 2 SAC: 0 3B: 1 DP: 2 HR: 0 HBP: 1						

PITCHER		IP	WLS	BF	H	R	ER	SO	BB	IBB	HBP	BLK	WP	HR	S	P	ERA	WHIP
Arthur Rhodes, L ERA: 4.5	(1, 1)	4.1	L	23	6	4	3	3	3	1	1	0	0	0	62	116	6.23	2.077
Alan Mills, R ERA: 2.37	(5, 1)	4.2		20	3	1	1	3	4	0	0	0	0	0	45	80	1.93	1.500

PITCHER	IP	WLS	BF	H	R	ER	SO	BB	IBB	HBP	BLK	WP	HR	S	P	ERA	WHIP

TOP

California Angels @ Baltimore Orioles

Oriole Park at Camden Yards, Baltimore, MD

Mon Aug 24 1992, 7:05 PM EDT

Att. 44,285 - Sunny - 85 F

livebaseballscorecards.com

AB	33
R	5
H	9
RBI	5
BB	8
SO	6
LOB	24

WP: 0	PA: 43		
PB: 0			
SB: 2			
CS: 2			

BOTTOM

California Angels @ Baltimore Orioles

Oriole Park at Camden Yards, Baltimore, MD

Mon Aug 24 1992, 7:05 PM EDT

Att. 44,285 - Sunny - 85 F

livebaseballscorecards.com

Batter	1	2	3	4	5	6	7	8	9	AB	R	H	RBI	BB	SO	LOB
Brady Anderson, L (1, 7) OBP: 0.381, SLG: 0.473	3-2 G4-3 ①	3-3 K ③		4-1 BB			2-1 G4-3 ②		2-2 1-2 2-H 1B	4	0	1	1	1	1	2
Randy Milligan, R (1, 3) OBP: 0.393, SLG: 0.353	2-2 1B 1B		2-2 G6-3 ①	2-1 G6-3 ③			0-0 G3-1 ③		2-2 F8 ③	5	0	1	0	0	0	4
Mike Devereaux, R (1, 8) OBP: 0.326, SLG: 0.470	2-1 FC5-4 1-2 1B		4-0 BB		1-1 G5-4-3 1B			2-0 P6 ①		3	0	2	0	1	0	0
Glenn Davis, R (1, 10) OBP: 0.354, SLG: 0.447	1-0 P3 ②		2-1 F7 ②		1-1 P3 ①			1-3 K ②		4	0	0	0	0	1	4
Cal Ripken Jr., R (1, 6) OBP: 0.325, SLG: 0.354	0-1 FC5-4 ③ 1-2f		1-0 F7 ③		0-0 G5-4-3 ② ③ 1-2f			1-2 G1-3 ③		4	0	0	0	0	0	4
Leo Gomez, R (1, 5) OBP: 0.372, SLG: 0.456		2-1 SH3 1B HBP		4-1 1B FC5-4 BB		2-1 F8 ①			1-1 FC5-4 1B	2	1	1	0	1	0	0
Chris Hoiles, R (1, 2) OBP: 0.387, SLG: 0.500		1-1 SH3 1-2 1B		2-1 FC5-4 1-3 1B		2-0 F7 ②			0-0 P4 ①	4	0	2	0	0	0	1
David Segui, S (1, 9) OBP: 0.310, SLG: 0.307	0-0 SH3 ① 1-2 2-3			0-1 FC5-4 ① G5-3 1-2f 3-H		0-1 L9 ③			1-0 FC5-4 ② 1B 1-2f 1B	3	1	0	1	0	0	2
Billy Ripken, R (1, 4) OBP: 0.279, SLG: 0.335	0-0 G5-3 ②			1-2 G5-3 ② 1-2			2-1 L6 ①		0-1 1B 1-2 1B	4	0	1	0	0	0	3

	AB	33
	R	2
	H	8
	RBI	2
	BB	3
	SO	2
	LOB	20

Inning Stats	1	2	3	4	5	6	7	8	9	1B: 8	SF: 0	WP: 0	PA: 38
	R: 0 E: 0 K: 0 S: 13	H: 2 LOB: 2 BB: 0 P: 21	R: 0 E: 0 K: 1 S: 9	H: 1 LOB: 2 BB: 0 P: 15	R: 0 E: 0 K: 0 S: 6	H: 0 LOB: 1 BB: 1 P: 15	R: 1 E: 0 K: 0 S: 13	H: 1 LOB: 2 BB: 2 P: 26	R: 0 E: 0 K: 0 S: 5	H: 1 LOB: 0 BB: 0 P: 7	R: 0 E: 0 K: 0 S: 5	H: 0 LOB: 0 BB: 0 P: 9	R: 0 E: 0 K: 0 S: 5	H: 0 LOB: 0 BB: 0 P: 9	R: 0 E: 0 K: 1 S: 7	H: 0 LOB: 0 BB: 0 P: 11	R: 1 E: 0 K: 0 S: 13	H: 3 LOB: 2 BB: 0 P: 19	2B: 0 3B: 0 HR: 0	SAC: 1 DP: 1 HBP: 1	PB: 0 SB: 0 CS: 0	

PITCHER		IP	WLS	BF	H	R	ER	SO	BB	IBB	HBP	BLK	WP	HR	S	P	ERA	WHIP
Jim Abbott, L ERA: 2.82	(1, 1)	8.2	W	37	8	2	2	2	3	0	1	0	0	0	72	126	2.08	1.269
Joe Grahe, R ERA: 3.43	(9, 1)	0.1	S	1	0	0	0	0	0	0	0	0	0	0	4	6	0.00	0.000

PITCHER	IP	WLS	BF	H	R	ER	SO	BB	IBB	HBP	BLK	WP	HR	S	P	ERA	WHIP

California Angels @ Baltimore Orioles

Oriole Park at Camden Yards, Baltimore, MD

Tue Aug 25 1992, 7:05 PM EDT
Att. 44,915 - Cloudy - 91 F

TOP

livebaseballscorecards.com

Batter	1	2	3	4	5	6	7	8	9	AB	R	H	RBI	BB	SO	LOB
Luis Polonia, L (1, 10) OBP: 0.353, SLG: 0.341	B B C F B X 3-2 ① F7			B X 1-0 ① G4-3		F 1 SAFE 1 SAFE X 0-1 ③ G3		B C B X 2-1 ③ L3		4	0	0	0	0	0	3
Luis Sojo, R (1, 4) OBP: 0.312, SLG: 0.420	C X 0-1 ② P2			C C F B C 1-3 ② K			B C B X 2-1 ① F8		F C X 0-2 ① G3-1	4	0	0	0	0	1	0
Junior Felix, S (1, 8) OBP: 0.287, SLG: 0.366	B C B B X 3-1 ③ G4-3			S B B F B C 3-3 ③ K			C C B S 1-3 ② K		S S S 0-3 ② K	4	0	0	0	0	3	0
Tim Salmon, R (1, 9) OBP: 0.304, SLG: 0.400		B F B B X 3-1 ① L6			C B X 1-1 ① E5 1B S L5-3		C B C B X 2-2 ③ G6-3		X 0-0 ③ G5-3	4	0	0	0	0	0	0
Chad Curtis, R (1, 7) OBP: 0.338, SLG: 0.378		B C X 1-1 ② G4-3			B 1 SAFE C B B X 3-1 L5-3 1-3 1B			B B F B B 4-1 1B 1B G5-3 BB		2	1	1	0	1	0	0
Gary Gaetti, R (1, 3) OBP: 0.268, SLG: 0.325		B B S X 2-1 ③ G5-3			X 0-0 ① ② ③ L5-3 1-1 3-3			B 1 SAFE X 1-0 ① F9		3	0	0	0	0	0	3
Gary Disarcina, R (1, 6) OBP: 0.294, SLG: 0.314			C B F C 1-3 ① K			X 0-0 ① F8		B 1 SAFE C X 1-1 G5-3 1B 1-2 1B		3	0	1	0	0	1	0
Greg Myers, L (1, 2) OBP: 0.271, SLG: 0.359			B B C F F F B X 3-2 ② F8			X 0-0 ② G4-3		X 0-0 G5-3 1-2 2-3 1B		3	0	1	0	0	0	0
Damion Easley, R (1, 5) OBP: 0.310, SLG: 0.263			C B B X 2-1 ③ F9			B B C X 2-1 1B		B B C X 2-1 ② G5-3 1-2 2-3 3-H		3	0	1	1	0	0	2
Inning Stats	R: 0 E: 0 K: 0 S: 7 H: 0 LOB: 0 BB: 0 P: 13	R: 0 E: 0 K: 0 S: 6 H: 0 LOB: 0 BB: 0 P: 12	R: 0 E: 0 K: 1 S: 10 H: 0 LOB: 0 BB: 0 P: 16	R: 0 E: 0 K: 2 S: 8 H: 0 LOB: 0 BB: 0 P: 13	R: 0 E: 1 K: 0 S: 5 H: 1 LOB: 0 BB: 0 P: 9	R: 0 E: 0 K: 0 S: 6 H: 1 LOB: 1 BB: 0 P: 8	R: 0 E: 0 K: 1 S: 8 H: 0 LOB: 0 BB: 0 P: 13	R: 1 E: 0 K: 0 S: 9 H: 2 LOB: 2 BB: 1 P: 19	R: 0 E: 0 K: 1 S: 7 H: 0 LOB: 0 BB: 0 P: 7	1B: 4 2B: 0 3B: 1 HR: 0 SF: 0 SAC: 0 DP: 0 HBP: 0						

	AB	30
	R	1
	H	4
	RBI	1
	BB	1
	SO	5
	LOB	8

WP: 0 PB: 0 SB: 1 CS: 0 PA: 31

PITCHER		IP	WLS	BF	H	R	ER	SO	BB	IBB	HBP	BLK	WP	HR	S	P	ERA	WHIP
Rick Sutcliffe, R ERA: 4.08	(1, 1)	8.0	W	28	4	1	1	4	1	0	0	0	0	0	59	103	1.12	0.625
Gregg Olson, R ERA: 2.4	(9, 1)	1.0		3	0	0	0	1	0	0	0	0	0	0	7	7	0.00	0.000

PITCHER	IP	WLS	BF	H	R	ER	SO	BB	IBB	HBP	BLK	WP	HR	S	P	ERA	WHIP

California Angels @ Baltimore Orioles

Oriole Park at Camden Yards, Baltimore, MD

Tue Aug 25 1992, 7:05 PM EDT

Att. 44,915 - Cloudy - 91 F

BOTTOM

Batter	1	2	3	4	5	6	7	8	9	AB	R	H	RBI	BB	SO	LOB
Brady Anderson, L (1, 7) OBP: 0.383, SLG: 0.472	C B C B X 2-2 ① F9		B C B F F X 2-2 ① G4-3		C C B F F F X 1-2 F8 S 1B 1B		B B B C B 4-1 F8 1B SF9 BB	I I I 4-0 F9 1B E IBB		3	3	1	0	2	0	0
Randy Milligan, R (1, 3) OBP: 0.394, SLG: 0.357 David Segui, S (8, 3) OBP: 0.314, SLG: 0.312	B S X 1-1 2B		X 0-0 ② G1-6-3		1 SAFE 1 SAFE B C C F S 1-3 ① K 1-2		1 SAFE C B 1 SAFE F B F B X 3-2 1-2 1B	X 0-0 E 1-2 2-H 3-H 1B		4 1	0 0	2 1	0 2	0 0	1 0	1 0
Mike Devereaux, R (1, 8) OBP: 0.324, SLG: 0.473	B C C F X 1-2 ② P4		C C X 0-2 HR		2 SAFE C C B X 1-2 ② F8 2-3		B X 1-0 ① F8 2-3	B B C X 2-1 ② F9 2-3		5	1	1	1	0	0	6
Glenn Davis, R (1, 10) OBP: 0.351, SLG: 0.444	B B C X 2-1 ③ G5-3		B C X 1-1 ③ F9		B X 1-0 3-H 1B		B X 1-0 ② SF9 3-H	B B C X 2-1 E5 1-3 3-H		4	0	1	2	0	0	2
Cal Ripken Jr., R (1, 6) OBP: 0.326, SLG: 0.353		B B B B 4-0 G6-3 G6-4-3 2B BB	C C X 0-2 FC6-4 1B 1B	C X 0-1 ③ P4		B X 1-0 ③ F7	B C B X 2-1 ③ G6-3		4	1	1	0	1	0	4
Chito Martinez, L (1, 9) OBP: 0.375, SLG: 0.435		F B B B X 3-1 ① G6-4-3 1-2	B 1 SAFE F C X 1-1 FC6-4 1-2 1B		B B B C X 3-1 HR			B B F B X 3-1 1B 1B SF9 1B		4	2	3	1	0	0	1
Leo Gomez, R (1, 5) OBP: 0.373, SLG: 0.456		C X 0-1 ② G6-3 2-3	B B B C X 3-1 ① P4		C X 0-1 G1-4-3 1B			C X 0-1 SF9 1B 1-2 1B 1B		4	1	2	0	0	0	3
Chris Hoiles, R (1, 2) OBP: 0.389, SLG: 0.505		B B C X 2-1 3-H 2B	B C C B X 2-2 ② FC6-4 1-2f 2-3		B F B C C X 2-2 ① P6			B C X 1-1 E 1-2 2-3 1B		4	1	2	1	0	0	3
Billy Ripken, R (1, 4) OBP: 0.275, SLG: 0.331		B B C C F C 2-3 ③ K	C C X 0-2 ③ F9		C X 0-1 ② ③ G1-4-3 1-2f			S B B X 2-1 ① SF9 1-2 2-3 3-H		3	0	0	1	0	1	4
Inning Stats	R: 0 E: 0 K: 0 S: 11 H: 1 LOB: 1 BB: 0 P: 17	R: 1 E: 0 K: 1 S: 10 H: 1 LOB: 1 BB: 1 P: 21	R: 1 E: 0 K: 0 S: 10 H: 1 LOB: 0 BB: 0 P: 13	R: 0 E: 0 K: 0 S: 13 H: 2 LOB: 2 BB: 0 P: 19	R: 1 E: 0 K: 1 S: 16 H: 2 LOB: 1 BB: 0 P: 20	R: 1 E: 0 K: 0 S: 9 H: 2 LOB: 0 BB: 0 P: 14	R: 1 E: 0 K: 0 S: 8 H: 1 LOB: 1 BB: 1 P: 18	R: 4 E: 2 K: 0 S: 15 H: 4 LOB: 2 BB: 1 P: 31		1B: 10 2B: 2 3B: 0 HR: 2 SF: 2 SAC: 0 DP: 1 HBP: 0						

livebaseballscorecards.com

AB	36
R	9
H	14
RBI	8
BB	3
SO	2
LOB	24

WP: 0 PB: 0 SB: 1 CS: 0 PA: 41

PITCHER		IP	WLS	BF	H	R	ER	SO	BB	IBB	HBP	BLK	WP	HR	S	P	ERA	WHIP
Bert Blyleven, R ERA: 4.85	(1, 1)	5.0	L	24	8	4	4	2	1	0	0	0	0	2	62	95	7.20	1.800
Scott Lewis, R ERA: 7.11	(6, 1)	2.1		13	5	5	4	0	1	1	0	0	0	0	23	45	15.43	2.571
Scott Bailes, L ERA: 7.34	(8, 1)	0.0		1	1	0	0	0	0	0	0	0	0	0	1	1	∞	∞
Mike Butcher, R ERA: 2.05	(8, 1)	0.2		3	0	0	0	0	0	0	0	0	0	0	6	12	0.00	0.000

PITCHER	IP	WLS	BF	H	R	ER	SO	BB	IBB	HBP	BLK	WP	HR	S	P	ERA	WHIP

California Angels @ Baltimore Orioles

Oriole Park at Camden Yards, Baltimore, MD

Wed Aug 26 1992, 7:05 PM EDT
Att. 46,023 - Cloudy - 93 F

TOP

livebaseballscorecards.com

Batter	1	2	3	4	5	6	7	8	9	AB	R	H	RBI	BB	SO	LOB
Luis Polonia, L (1, 7) OBP: 0.353, SLG: 0.341	G5-3		SH5-3		1B		SH5-3		G4-3	3	1	1	0	0	0	0
Luis Sojo, R (1, 4) OBP: 0.317, SLG: 0.431	G1-3		SF7 3B		CS 1B		L6		FC5-4 1B	5	1	3	1	0	0	1
Junior Felix, S (1, 10) OBP: 0.290, SLG: 0.368	1B		SF7		1B		IBB		FC5-4	3	0	2	2	1	0	1
Tim Salmon, R (1, 9) OBP: 0.286, SLG: 0.333	K		WP HBP		L7		F7		K	4	0	0	0	0	2	6
Chad Curtis, R (1, 8) OBP: 0.334, SLG: 0.373		K	G1-3		F8			G1-3		4	0	0	0	0	1	3
Lee Stevens, L (1, 3) OBP: 0.279, SLG: 0.346		2B		E5 L4-3		P5		G5-3 1B		4	0	2	0	0	0	0
Gary Disarcina, R (1, 6) OBP: 0.291, SLG: 0.311		G5-3		L4-3		G6-3		G5-3		4	0	0	0	0	0	3
Mike Fitzgerald, R (1, 2) OBP: 0.286, SLG: 0.292 Ken Oberkfell, L (8, PH) OBP: 0.268, SLG: 0.250 Rob Ducey, L (8, PR) OBP: 0.231, SLG: 0.265 Greg Myers, L (8, 2) OBP: 0.271, SLG: 0.359		F7		F8		K		BB		3 0 0 0	0 0 0 0	0 0 0 0	0 0 0 0	1 1 0 0	1 0 0 0	1 0 0 0
Damion Easley, R (1, 5) OBP: 0.348, SLG: 0.357			SH5-3 2B		1B E 2B		SH5-3 1B		K	4	2	3	0	0	1	2
Inning Stats	R: 0 E: 0 K: 1 S: 13 H: 1 LOB: 1 BB: 0 P: 17	R: 0 E: 0 K: 1 S: 8 H: 1 LOB: 1 BB: 0 P: 12	R: 2 E: 0 K: 0 S: 9 H: 2 LOB: 0 BB: 0 P: 16	R: 0 E: 1 K: 0 S: 7 H: 0 LOB: 0 BB: 0 P: 9	R: 2 E: 1 K: 0 S: 11 H: 4 LOB: 1 BB: 0 P: 14	R: 0 E: 0 K: 1 S: 10 H: 0 LOB: 0 BB: 0 P: 14	R: 0 E: 0 K: 0 S: 9 H: 1 LOB: 2 BB: 1 P: 18	R: 0 E: 0 K: 1 S: 10 H: 1 LOB: 2 BB: 1 P: 15	R: 0 E: 0 K: 1 S: 12 H: 1 LOB: 1 BB: 0 P: 19	1B: 7 2B: 4 3B: 1 HR: 0 SF: 1 SAC: 2 DP: 1 HBP: 1						

	AB	34
	R	4
	H	11
	RBI	3
	BB	2
	SO	5
	LOB	17

WP: 1 PA: 40
PB: 0
SB: 0
CS: 1

PITCHER		IP	WLS	BF	H	R	ER	SO	BB	IBB	HBP	BLK	WP	HR	S	P	ERA	WHIP
35 Mike Mussina, R ERA: 2.93	(1, 1)	6.0		27	9	4	4	3	0	0	1	0	1	0	60	86	6.00	1.500
Pat Clements, L ERA: 2.79	(7, 1)	0.1		1	0	0	0	0	0	0	0	0	0	0	1	1	0.00	0.000
Todd Frohwirth, R ERA: 2.28	(7, 1)	1.2	W	8	1	0	0	1	1	1	0	0	0	0	16	28	0.00	1.200
Gregg Olson, R ERA: 2.36	(9, 1)	1.0	S	4	1	0	0	1	0	0	0	0	0	0	12	19	0.00	1.000

PITCHER	IP	WLS	BF	H	R	ER	SO	BB	IBB	HBP	BLK	WP	HR	S	P	ERA	WHIP

BOTTOM

California Angels @ Baltimore Orioles

Oriole Park at Camden Yards, Baltimore, MD

Wed Aug 26 1992, 7:05 PM EDT

Att. 46,023 - Cloudy - 93 F

livebaseballscorecards.com

Batter	1	2	3	4	5	6	7	8	9	AB	R	H	RBI	BB	SO	LOB
Brady Anderson, L (1, 7) OBP: 0.384, SLG: 0.471	B B C B C X 3-2 F8 1B		B B C C C X 2-2 F7 ①		C B F F C 1-3 K ③		B B B 4-0 S HR BB			3	1	1	0	1	1	0
Randy Milligan, R (1, 3) OBP: 0.395, SLG: 0.375	1 SAFE X 0-0 F9 ①		C B B F S 2-3 K ②			F B C B F X 2-2 HR	1 SAFE 1 SAFE 1 SAFE C 1 SAFE B 1 SAFE F 1 SAFE 3-2 1 SAFE B F B X 1-H HR			4	2	2	3	0	1	1
David Segui, S (8, 3) OBP: 0.314, SLG: 0.312										0	0	0	0	0	0	0
Mike Devereaux, R (1, 8) OBP: 0.326, SLG: 0.485	1 SAFE C 1 SAFE 1 SAFE X 0-1 F8 ② ③ 1-2		B X 1-0 HR			C F X 0-2 G4-3 ①	B X 1-0 HR			4	2	2	2	0	0	1
Glenn Davis, R (1, 10) OBP: 0.350, SLG: 0.445		F B B C F F S 2-3 K ①	C S S 0-3 K ③			X 0-0 1B 2B	B C F C 1-3 K ②			4	0	1	0	0	3	0
Cal Ripken Jr., R (1, 6) OBP: 0.325, SLG: 0.354	B C B B X 3-1 BB 2B			B C B B F X 3-2 F9 ①		B C C B S 2-3 K ②	C S F F B B C 2-3 K ③			4	0	1	0	0	2	1
Chito Martinez, L (1, 9) OBP: 0.378, SLG: 0.433	B B F B C B 4-2 BB BB			B S B X 2-1 P6 ②		B B C B F X 3-2 FC6-4 2-3 1B		B B C C X 2-2 F8 ①		3	0	1	0	1	0	0
Leo Gomez, R (1, 5) OBP: 0.372, SLG: 0.453	B F B B X 3-1 P3 ②			B B C C C X 2-2 P5 ③		C 1 SAFE F B X 1-2 FC6-4 ③ 1-2f		B B B C B 4-1 BB		3	0	0	0	1	0	4
Chris Hoiles, R (1, 2) OBP: 0.390, SLG: 0.516	B S B B C B 4-2 1-2 2-3 BB				B C X 1-1 G6-3 ①		C B X 1-1 HR	B X 1-0 F9 ②		3	1	1	1	1	0	1
Billy Ripken, R (1, 4) OBP: 0.271, SLG: 0.326	B B B C C X 3-2 P6 ③				C S X 0-2 F8 ②		F B C B X 2-2 F7 ①	B B X 2-0 F7 ③		4	0	0	0	0	0	4
Inning Stats	R: 0 H: 1 E: 0 LOB: 0 K: 0 BB: 0 S: 6 P: 9	R: 0 H: 1 E: 0 LOB: 3 K: 1 BB: 2 S: 16 P: 35	R: 1 H: 1 E: 0 LOB: 0 K: 2 BB: 0 S: 10 P: 15	R: 0 H: 0 E: 0 LOB: 0 K: 0 BB: 0 S: 8 P: 15	R: 0 H: 0 E: 0 LOB: 0 K: 1 BB: 0 S: 9 P: 11	R: 1 H: 3 E: 0 LOB: 2 K: 1 BB: 1 S: 17 P: 25	R: 4 H: 3 E: 0 LOB: 0 K: 2 BB: 1 S: 18 P: 32	R: 0 H: 0 E: 0 LOB: 1 K: 0 BB: 1 S: 6 P: 15		1B: 2 SF: 0 2B: 2 SAC: 0 3B: 0 DP: 0 HR: 5 HBP: 0						

	AB	32
	R	6
	H	9
	RBI	6
	BB	4
	SO	7
	LOB	12

WP: 0 PA: 36
PB: 0
SB: 1
CS: 0

PITCHER		IP	WLS	BF	H	R	ER	SO	BB	IBB	HBP	BLK	WP	HR	S	P	ERA	WHIP
Julio Valera, R ERA: 3.81	(1, 1)	5.2		24	6	2	2	5	2	0	0	0	0	2	63	106	3.18	1.412
Chuck Crim, R ERA: 5.42	(6, 1)	0.2		3	1	1	1	0	0	0	0	0	0	1	8	12	13.50	1.500
Tim Fortugno, L ERA: 3.82	(7, 1)	0.0		1	0	0	0	0	1	0	0	0	0	0	0	4	∞	∞
Mike Butcher, R ERA: 2.78	(7, 1)	0.2	L	4	2	3	3	2	0	0	0	0	0	2	13	20	40.50	3.000
Scott Bailes, L ERA: 7.13	(8, 1)	1.0		4	0	0	0	0	1	0	0	0	0	0	6	15	0.00	1.000

PITCHER	IP	WLS	BF	H	R	ER	SO	BB	IBB	HBP	BLK	WP	HR	S	P	ERA	WHIP

Batter	1	2	3	4	5	6	7	8	9	AB	R	H	RBI	BB	SO	LOB
Brady Anderson, L (1, 7) OBP: 0.384, SLG: 0.468	B B B C B 4-1 E S SF8 BB		C B C B B X 3-2 ① G3 1-2	C B C F B F X 2-2 ③ G6-3		B B B C B 4-1 CS BB		B C C X 1-2 ③ G4-3		3	1	0	0	2	0	4
Randy Milligan, R (1, 3) OBP: 0.393, SLG: 0.372	F F B 1 SAFE B B X 3-2 ① SF8 1-H		C B B X 2-1 ② G3-1 2-3		B B F B B 4-1 BB HBP SF7 BB	B C 1 SAFE C C 1-3 ②③ K 1-2			C S X 0-2 ① G4-3	3	1	0	1	1	1	2
Mike Devereaux, R (1, 8) OBP: 0.326, SLG: 0.482	C B B F F B X 3-2 ② F9		B C B B B 4-1 BB		H 1-0 1B BB 1-2 HBP		B B C X 2-1 ① P4		C F C 0-3 ② K	3	0	0	0	1	1	0
Glenn Davis, R (1, 10) OBP: 0.347, SLG: 0.439	B X 1-0 ③ P8		C X 0-1 ③ P4		C B B B B 4-1 1B 1-2 2-3 BB		B C C S 1-3 ② K		X 0-0 ③ G4-3	4	0	0	0	1	1	2
Cal Ripken Jr., R (1, 6) OBP: 0.325, SLG: 0.352		X 0-0 ① G3-1		C F B B B B 4-2 S 1B BB	C X 0-1 ① F8		B B F X 2-1 ③ G6-3			3	1	0	0	1	0	3
Chito Martinez, L (1, 9) OBP: 0.375, SLG: 0.438		B S B S S 2-3 ② K		B C X 1-1 ① P8	S F B X 1-2 ② SF7 3-H			B C C B B F X 3-2 G4-3 1B 2B		3	1	1	1	0	1	1
Leo Gomez, R (1, 5) OBP: 0.373, SLG: 0.452		B B B B C B 4-1 BB		C B B F B S 3-3 ② K 1-2	B C S B X 2-2 1-2 2-3 1B			B F X 1-1 ① G4-3 2-3		3	0	1	0	1	1	2
Chris Hoiles, R (1, 2) OBP: 0.392, SLG: 0.513	B X 1-0 ③ G4-3			B F B F B B 4-2 1B BB	X 0-0 ③ F7			B X 1-0 3-H 1B		3	0	1	1	1	0	4
Billy Ripken, R (1, 4) OBP: 0.276, SLG: 0.330 Sam Horn, L (8, PH) OBP: 0.328, SLG: 0.409 Tim Hulett, R (8, 4) OBP: 0.357, SLG: 0.386			C B F X 1-2 G3-1 G3 1B	B S B X 2-1 1-2 2-H 1B		B F C S 1-3 ① K		C S B B X 2-2 ② P4		3 1 0	0 0 0	2 0 0	1 0 0	0 0 0	1 0 0	0 1 0
Inning Stats	R: 1 H: 0 E: 0 LOB: 0 K: 0 BB: 1 S: 9 P: 20	R: 0 H: 0 E: 0 LOB: 1 K: 1 BB: 1 S: 6 P: 13	R: 0 H: 1 E: 0 LOB: 2 K: 0 BB: 1 S: 11 P: 21	R: 1 H: 1 E: 0 LOB: 2 K: 1 BB: 2 S: 17 P: 33	R: 1 H: 1 E: 0 LOB: 3 K: 0 BB: 2 S: 11 P: 23	R: 0 H: 0 E: 0 LOB: 0 K: 2 BB: 1 S: 7 P: 13	R: 0 H: 0 E: 0 LOB: 0 K: 1 BB: 0 S: 7 P: 12	R: 1 H: 2 E: 0 LOB: 1 K: 0 BB: 0 S: 13 P: 21	R: 0 H: 0 E: 0 LOB: 0 K: 1 BB: 0 S: 7 P: 7	1B: 4 SF: 2 2B: 1 SAC: 0 3B: 0 DP: 0 HR: 0 HBP: 1						

PITCHER		IP	WLS	BF	H	R	ER	SO	BB	IBB	HBP	BLK	WP	HR	S	P	ERA	WHIP
Tim Leary, R ERA: 5.52	(1, 1)	5.0	W	26	3	3	2	2	7	0	1	0	0	0	54	110	3.60	2.000
Mike Schooler, R ERA: 5.1	(6, 1)	2.0		6	0	0	0	3	1	0	0	0	0	0	14	25	0.00	0.500
Shawn Barton, L ERA: 4.0	(8, 1)	0.0		1	1	1	1	0	0	0	0	0	0	0	4	7	∞	∞
Jeff Nelson, R ERA: 3.14	(8, 1)	2.0	S	7	1	0	0	1	0	0	0	0	0	0	16	21	0.00	0.500

PITCHER	IP	WLS	BF	H	R	ER	SO	BB	IBB	HBP	BLK	WP	HR	S	P	ERA	WHIP

TOP

Baltimore Orioles @ Seattle Mariners

The Kingdome, Seattle, WA

Fri Aug 28 1992, 10:05 PM EDT

Att. 14,738 - Dome - 70 F

livebaseballscorecards.com

AB	29
R	4
H	5
RBI	4
BB	8
SO	6
LOB	19

WP: 0 PA: 40
PB: 0
SB: 2
CS: 1

Batter	1	2	3	4	5	6	7	8	9	AB	R	H	RBI	BB	SO	LOB
Omar Vizquel, S (1, 6) OBP: 0.362, SLG: 0.378	F B F F X 1-2 P6 ①		C L B X 1-2 G3 3B	X 0-0 FC6-4 1-2 3-H 1B	B X 1-0 FC4-6 ③ 1-2f		B S F B F X 2-2 P4 ②			5	1	2	1	0	0	2
Edgar Martinez, R (1, 10) OBP: 0.404, SLG: 0.550	B B C B X 3-1 E3 S 1B		B B F F X 2-2 G3 ① 3-H	B C X 1-1 L7 ①		C B B X 2-1 2B 1B 1B	C F F X 0-2 2B			5	2	2	1	0	0	2
Ken Griffey Jr., L (1, 8) OBP: 0.371, SLG: 0.556	X 0-0 F7 ②		C F X 0-2 G5-3 ②	B C S F B B F B S 3-3 K ②		B F B 1 B X SAFE 3-1 1B SF7 2B 1-3	I I I I 4-0 IBB			4	1	1	0	1	1	3
Kevin Mitchell, R (1, 7) OBP: 0.346, SLG: 0.426 Henry Cotto, R (3, PR) OBP: 0.317, SLG: 0.367 (4, 7)	C F B B X 2-2 1B 1-H		H 1-0 1B HBP	C F X 0-2 FC6-4 ③ 1-2f		X 0-0 SF7 S FC5-2 1B 2-3 3-H	F B X 1-1 F9 ③			1 3	0 0	1 1	1 1	0 0	0 0	0 4
Tino Martinez, L (1, 3) OBP: 0.310, SLG: 0.402	C S S 0-3 K ③		1 SAFE B X 1-0 BB 1B 1-3		X 0-0 HR	B I I I 4-0 FC5-2 IBB 1-2		B B B X 3-0 P9 ①		4	1	2	1	1	1	1
Jay Buhner, R (1, 9) OBP: 0.327, SLG: 0.412		X 0-0 G6-3 ① B C B B B 4-1 BB 1-2			B C C X 1-2 CS 1B 1B	S B B X 2-1 SF7 ① 2-3 3-H		B F B B F C 3-3 K ②		3	0	1	1	1	1	0
Bret Boone, R (1, 4) OBP: 0.273, SLG: 0.333		B F B F X 2-2 G5-3 ② B B B C B S F S 3-3 K ③			L X 0-1 E CS 1B 1-2	C B C X 1-2 FC5-2 ② 1-3 3-H		F B C C 1-3 K ③		5	0	1	0	0	2	5
Dave Valle, R (1, 2) OBP: 0.310, SLG: 0.364		C B F B X 2-2 1B		B X 1-0 1B 2B	P X 1-0 E5 ① FC4-6 1-3 2-3	F B C C 1-3 K ③				4	1	2	0	0	1	4
Mike Blowers, R (1, 5) OBP: 0.243, SLG: 0.206		C S T B S 1-3 K ③		B X 1-0 1B 2-3 1B	B S F B S 2-3 K ②		X 0-0 F8 ①			4	0	1	0	0	2	3
Inning Stats	R: 1 H: 1 E: 1 LOB: 1 K: 1 BB: 0 S: 13 P: 19	R: 0 H: 1 E: 0 LOB: 1 K: 1 BB: 0 S: 11 P: 16	R: 1 H: 2 E: 0 LOB: 3 K: 1 BB: 1 S: 15 P: 27	R: 1 H: 3 E: 0 LOB: 2 K: 1 BB: 0 S: 13 P: 19	R: 1 H: 3 E: 1 LOB: 2 K: 1 BB: 0 S: 12 P: 16	R: 2 H: 3 E: 0 LOB: 2 K: 1 BB: 1 S: 13 P: 26	R: 0 H: 1 E: 0 LOB: 2 K: 0 BB: 1 S: 12 P: 19	R: 0 H: 0 E: 0 LOB: 0 K: 2 BB: 0 S: 7 P: 14		1B: 9 SF: 1 2B: 3 SAC: 0 3B: 1 DP: 0 HR: 1 HBP: 1				WP: 0 PA: 43 PB: 0 SB: 2 CS: 2		

PITCHER		IP	WLS	BF	H	R	ER	SO	BB	IBB	HBP	BLK	WP	HR	S	P	ERA	WHIP
Ben McDonald, R ERA: 4.54	(1, 1)	4.0	L	25	10	4	3	4	1	0	1	0	0	1	58	88	6.75	2.750
Alan Mills, R ERA: 2.46	(5, 1)	4.0		18	4	2	2	4	0	2	0	0	0	0	38	68	4.50	1.000

PITCHER	IP	WLS	BF	H	R	ER	SO	BB	IBB	HBP	BLK	WP	HR	S	P	ERA	WHIP

BOTTOM

Baltimore Orioles @ Seattle Mariners

The Kingdome, Seattle, WA

Fri Aug 28 1992, 10:05 PM EDT

Att. 14,738 - Dome - 70 F

livebaseballscorecards.com

AB	38
R	6
H	14
RBI	6
BB	3
SO	8
LOB	24

Batter	1	2	3	4	5	6	7	8	9	AB	R	H	RBI	BB	SO	LOB
Brady Anderson, L (1, 7) OBP: 0.381, SLG: 0.463	B C B S F B F X 3-2 ① F9		C S 1 SAFE B F X 1-2 ② L8		C F S 0-3 ① K2-3	B C F X 1-2 ② FC3-6 1-2f 2-3		B B B X 3-0 ③ G4-3		5	1	0	0	0	1	4
Randy Milligan, R (1, 3) David Segui, S (9, 3) OBP: 0.397, SLG: 0.383 OBP: 0.314, SLG: 0.312	F B X 1-1 1B 2B		B 1 SAFE F X 1-1 1B 1-3 2B 1B		B C X 1-1 F9 E 1B	1 SAFE C X 0-1 1-H 3-H 2B			C C B S 1-3 ① K	5 0	1 0	4 0	2 0	0 0	1 0	0 0
Mike Devereaux, R (1, 8) OBP: 0.327, SLG: 0.481	C B X 1-1 G6-4-3 2-3 1B		B X 1-0 2B 1-2 3-H 1B		C X 0-1 FC F9 1-2	C B X 1-1 ③ G4-3			C X 0-1 ② L7	5	0	2	1	0	0	2
Glenn Davis, R (1, 10) OBP: 0.345, SLG: 0.438	S 1 SAFE X 0-1 ② ③ G6-4-3 1-2f		C B X 1-1 2B 1-3 2-H		X 0-0 ② F9 1-2 2-3		C X 0-1 ① G4-3		B S B B X 3-1 ③ L7	5	0	1	1	0	0	4
Cal Ripken Jr., R (1, 6) OBP: 0.324, SLG: 0.350		B X 1-0 ① L5	B B X 2-0 ③ F8		B B B B 4-0 BB		B F S B S 2-3 ② K			3	0	0	0	1	1	2
Chito Martinez, L (1, 9) OBP: 0.366, SLG: 0.426		C B F F S 1-3 ② K		C B B S S 2-3 ① K	C F F F B B F X 2-2 ③ P2		C B C B X 2-2 ③ G6-3			4	0	0	0	0	2	3
Leo Gomez, R (1, 5) OBP: 0.372, SLG: 0.450		B X 1-0 ③ P5		B C B C F X 2-2 ② F9		X 0-0 FC3-6 E 2B 1B		B S C B F B X 3-2 ① F7		4	1	1	0	0	0	0
Chris Hoiles, R (1, 2) OBP: 0.390, SLG: 0.509			C S B C 1-3 ① K	C S F F X 0-2 1B	F S 1 SAFE B B S 2-3 ① K			C B S X 1-2 ② P9		4	0	1	0	0	2	1
Billy Ripken, R (1, 4) OBP: 0.279, SLG: 0.332			X 0-0 1B 1B 1B	X 0-0 ③ F8	1 SAFE P 1 SAFE B X 2-0 E5 FC3-6 1-2			C B X 1-1 1B		4	1	2	0	0	0	2
Inning Stats	R: 0 E: 0 K: 0 S: 11 H: 2 LOB: 1 BB: 0 P: 16	R: 0 E: 0 K: 1 S: 6 H: 0 LOB: 0 BB: 0 P: 9	R: 2 E: 0 K: 1 S: 14 H: 4 LOB: 2 BB: 0 P: 21	R: 0 E: 0 K: 1 S: 13 H: 1 LOB: 1 BB: 0 P: 17	R: 0 E: 1 K: 1 S: 15 H: 1 LOB: 3 BB: 1 P: 22	R: 2 E: 1 K: 1 S: 13 H: 2 LOB: 1 BB: 0 P: 18	R: 0 E: 0 K: 1 S: 8 H: 0 LOB: 0 BB: 0 P: 12	R: 0 E: 0 K: 0 S: 10 H: 1 LOB: 1 BB: 0 P: 18	R: 0 E: 0 K: 1 S: 7 H: 0 LOB: 0 BB: 0 P: 11	1B: 8 2B: 3 3B: 0 HR: 0	SF: 0 SAC: 0 DP: 1 HBP: 0					

TOP

Baltimore Orioles @ Seattle Mariners

The Kingdome, Seattle, WA

Sat Aug 29 1992, 10:05 PM EDT

Att. 18,027 - Dome - 70 F

livebaseballscorecards.com

AB	39
R	4
H	11
RBI	4
BB	1
SO	7
LOB	18

PITCHER		IP	WLS	BF	H	R	ER	SO	BB	IBB	HBP	BLK	WP	HR	S	P	ERA	WHIP
Mark Grant, R ERA: 4.26	(1, 1)	5.2	L	29	10	4	2	5	1	0	0	0	0	0	70	100	3.18	1.941
Calvin Jones, R ERA: 5.68	(6, 1)	2.1		8	1	0	0	1	0	0	0	0	0	0	20	33	0.00	0.429
Dennis Powell, L ERA: 5.25	(9, 1)	1.0		3	0	0	0	1	0	0	0	0	0	0	7	11	0.00	0.000

PITCHER	IP	WLS	BF	H	R	ER	SO	BB	IBB	HBP	BLK	WP	HR	S	P	ERA	WHIP

Baltimore Orioles @ Seattle Mariners

The Kingdome, Seattle, WA

Sat Aug 29 1992, 10:05 PM EDT

Att. 18,027 - Dome - 70 F

livebaseballscorecards.com

BOTTOM

Batter	1	2	3	4	5	6	7	8	9	AB	R	H	RBI	BB	SO	LOB
Henry Cotto, R (1, 7) OBP: 0.320, SLG: 0.374	B B X 2-0 ① G4-3			B C B S F B X 3-2 1B 1B		B S F C 1-3 ② K		F B X 1-1 1-3 2B		4	0	2	0	0	1	0
Edgar Martinez, R (1, 5) OBP: 0.403, SLG: 0.548	C B B X 2-1 ② L9			B X 1-0 1-2 1B		B F B X 2-1 ③ F9		B C C X 1-2 ③ G4-3		4	0	1	0	0	0	2
Ken Griffey Jr., L (1, 8) OBP: 0.368, SLG: 0.551	B F S F B X 2-2 ③ F8			C B F X 1-2 ① F8			X 0-0 ① F8		F X 0-1 ① F9	4	0	0	0	0	0	2
Lance Parrish, R (1, 10) OBP: 0.306, SLG: 0.469		C B B X 2-1 ① F9		C C F F B B X 2-2 ② F9			X 0-0 2B		B B B C C B 4-2 1B BB	3	0	1	0	1	0	2
Jay Buhner, R (1, 9) OBP: 0.327, SLG: 0.410		B C F F F X 1-2 ② F7		C B S S 1-3 ③ K			B X 1-0 ② L6		F B X 1-1 1-2 1B	4	0	1	0	0	1	3
Tino Martinez, L (1, 3) OBP: 0.307, SLG: 0.397		B C F X 1-2 ③ G3			C F C 0-3 ① K		B B B C F F X 3-2 G4-3		C F S 0-3 ② K	4	0	0	0	0	2	3
Dave Valle, R (1, 2) OBP: 0.310, SLG: 0.362 Pete O'Brien, L (9, PH) OBP: 0.275, SLG: 0.366			C B S F B F F X 2-2 ① F8		F B B B X 3-1 ② P5			B B B B 4-0 2B BB	B X 1-0 ③ F7	2 1	0 0	0 0	0 0	1 0	0 0	0 2
Bret Boone, R (1, 4) OBP: 0.250, SLG: 0.303			B B B F B X 3-1 ② F9		C X 0-1 ③ F9			C C B B B C 3-3 ① K		3	0	0	0	0	1	1
Omar Vizquel, S (1, 6) OBP: 0.360, SLG: 0.375			F B F F X 1-2 ③ G5-3			C S B X 1-2 ① F8		X 0-0 ② P6		3	0	0	0	0	0	1

Inning Stats	1	2	3	4	5	6	7	8	9	1B	SF	WP	PA
	R: 0 E: 0 K: 0 S: 7 H: 0 LOB: 0 BB: 0 P: 13	R: 0 E: 0 K: 0 S: 10 H: 0 LOB: 0 BB: 0 P: 14	R: 0 E: 0 K: 0 S: 12 H: 0 LOB: 0 BB: 0 P: 18	R: 0 E: 0 K: 1 S: 16 H: 2 LOB: 2 BB: 0 P: 24	R: 0 E: 0 K: 1 S: 7 H: 0 LOB: 0 BB: 0 P: 10	R: 0 E: 0 K: 1 S: 8 H: 0 LOB: 0 BB: 0 P: 12	R: 0 E: 0 K: 0 S: 7 H: 1 LOB: 1 BB: 0 P: 11	R: 0 E: 0 K: 1 S: 9 H: 1 LOB: 2 BB: 1 P: 18	R: 0 E: 0 K: 1 S: 11 H: 1 LOB: 2 BB: 1 P: 17	1B: 3 2B: 2 3B: 0 HR: 0	SF: 0 SAC: 0 DP: 0 HBP: 0	WP: 0 PB: 0 SB: 0 CS: 0	PA: 34

	AB	32
	R	0
	H	5
	RBI	0
	BB	2
	SO	5
	LOB	16

PITCHER		IP	WLS	BF	H	R	ER	SO	BB	IBB	HBP	BLK	WP	HR	S	P	ERA	WHIP
Arthur Rhodes, L ERA: 3.96	(1, 1)	7.2	W	28	4	0	0	4	1	0	0	0	0	0	73	116	0.00	0.652
Todd Frohwirth, R ERA: 2.27	(8, 1)	0.2		4	1	0	0	0	1	0	0	0	0	0	9	15	0.00	3.000
Gregg Olson, R ERA: 2.32	(9, 1)	0.2	S	2	0	0	0	1	0	0	0	0	0	0	5	6	0.00	0.000

PITCHER	IP	WLS	BF	H	R	ER	SO	BB	IBB	HBP	BLK	WP	HR	S	P	ERA	WHIP

Batter	1	2	3	4	5	6	7	8	9	AB	R	H	RBI	BB	SO	LOB
Brady Anderson, L (1, 7) OBP: 0.381, SLG: 0.467	B C F F B B X 3-2 1B 3B	C B B X 2-1 ② G4-3			B B B C B 4-1 F9-6-9-4-6 1B BB			C X 0-1 ① G6-3		3	1	1	0	1	0	0
Randy Milligan, R (1, 3) OBP: 0.398, SLG: 0.383 David Segui, S (9, 3) OBP: 0.314, SLG: 0.312	B B C F H 3-2 1B 1B 1B HBP	C F B F B B X 3-2 ③ L7			1 SAFE 1 SAFE X 0-0 F9-6-9-4-6 1-2 1B			C B B S B X 3-2 ② P6		3 0	1 0	1 0	0 0	0 0	0 0	0 0
Mike Devereaux, R (1, 8) OBP: 0.326, SLG: 0.479	C F B X 1-2 1B 1B 3-H 1B		B B X 2-0 ① F7		B X 1-0 ① ② ③ F9-6-9-4-6 1-2 2-3			B B B X 3-0 ③ F9		4	0	1	1	0	0	2
Glenn Davis, R (1, 10) OBP: 0.344, SLG: 0.436	C B B F X 2-2 1B 1-2 2-3 1B		B B F C X 2-2 ② F8			X 0-0 ① G6-3			B B C F B F X 3-2 ① P3	4	0	1	0	0	0	0
Cal Ripken Jr., R (1, 6) OBP: 0.325, SLG: 0.351	C X 0-1 1-2 2-3 3-H 1B		B F B C X 2-2 ③ G6-3			C S B F B B X 3-2 ② G5-3			C X 0-1 1B	4	0	2	1	0	0	0
Leo Gomez, R (1, 5) OBP: 0.369, SLG: 0.445	B F B B F S 3-3 ① K			X 0-0 ① F8		C B B X 2-1 ③ F7			B C X 1-1 ② F8	4	0	0	0	0	1	4
Chito Martinez, L (1, 9) OBP: 0.358, SLG: 0.414	F F S 0-3 ② K			B C C S 1-3 ② K			C B B F X 2-2 ① F8		C S 1 SAFE B B S 2-3 ③ K	4	0	0	0	0	3	4
Chris Hoiles, R (1, 2) OBP: 0.389, SLG: 0.506	B F C B X 2-2 ③ P8			C X 0-1 1B			B B B C X 3-1 ② G5-3			3	0	1	0	0	0	3
Billy Ripken, R (1, 4) OBP: 0.276, SLG: 0.328		B S X 1-1 ① F8		F S B B F X 2-2 ③ G1-3			B X 1-0 ③ G6-3			3	0	0	0	0	0	1
Inning Stats	R: 2 H: 4 E: 0 LOB: 3 K: 2 BB: 0 S: 23 P: 37	R: 0 H: 0 E: 0 LOB: 0 K: 0 BB: 0 S: 8 P: 14	R: 0 H: 0 E: 0 LOB: 0 K: 0 BB: 0 S: 7 P: 13	R: 0 H: 1 E: 0 LOB: 1 K: 1 BB: 0 S: 10 P: 13	R: 0 H: 1 E: 0 LOB: 0 K: 0 BB: 1 S: 3 P: 8	R: 0 H: 0 E: 0 LOB: 0 K: 0 BB: 0 S: 7 P: 12	R: 0 H: 0 E: 0 LOB: 0 K: 0 BB: 0 S: 6 P: 12	R: 0 H: 0 E: 0 LOB: 0 K: 0 BB: 0 S: 6 P: 12	R: 0 H: 1 E: 0 LOB: 1 K: 1 BB: 0 S: 11 P: 17	1B: 6 SF: 0 2B: 0 SAC: 0 3B: 2 DP: 0 HR: 0 HBP: 1						WP: 0 PA: 34 PB: 0 SB: 0 CS: 0

PITCHER	IP	WLS	BF	H	R	ER	SO	BB	IBB	HBP	BLK	WP	HR	S	P	ERA	WHIP
Dave Fleming, L (1, 1) ERA: 3.07	9.0	L	34	7	2	2	4	1	0	1	0	0	0	81	138	2.00	0.889

PITCHER	IP	WLS	BF	H	R	ER	SO	BB	IBB	HBP	BLK	WP	HR	S	P	ERA	WHIP

TOP

Baltimore Orioles @ Seattle Mariners

The Kingdome, Seattle, WA

Sun Aug 30 1992, 6:33 AM EDT

Att. 17,504 - Dome - 70 F

livebaseballscorecards.com

AB	32
R	2
H	7
RBI	2
BB	1
SO	4
LOB	14

BOTTOM

Baltimore Orioles @ Seattle Mariners

The Kingdome, Seattle, WA

Sun Aug 30 1992, 6:33 AM EDT

Att. 17,504 - Dome - 70 F

livebaseballscorecards.com

Batter	1	2	3	4	5	6	7	8	9	AB	R	H	RBI	BB	SO	LOB
Omar Vizquel, S (1, 6) OBP: 0.359, SLG: 0.374	B B C X 2-1 1B 1B		B S C F B 1 SAFE X 2-2 FC4-6 ① 1-2f CS		X 0-0 G3-6-3 ①② 1-2f			C B F B X 2-2 F8 ① F8		4	0	1	0	0	0	2
Edgar Martinez, R (1, 10) OBP: 0.406, SLG: 0.553	B 1 SAFE C C 1 SAFE X 1-2 1-2 1B		1 SAFE 1 SAFE 1 SAFE C P 1 SAFE 1 SAFE B X 2-1 ② 1-2 2B		C X 0-1 F9 ③ F9			B X 1-0 2B		4	0	3	0	0	0	0
Ken Griffey Jr., L (1, 8) OBP: 0.365, SLG: 0.546	C S B B F X 2-2 P3 ① P3		B X 1-0 G4-3 ③ G4-3			B X 1-0 G4-3 ① G4-3		X 0-0 F8 ② F8		4	0	0	0	0	0	4
Kevin Mitchell, R (1, 7) OBP: 0.348, SLG: 0.427	B B B X 3-0 F9 ② F9			B F B S F X 2-2 BB 1B		C F F B B X 2-2 G4-6-3 1B		2 SAFE B X 1-0 G5-3 ③ G5-3		4	0	2	0	0	0	3
Tino Martinez, L (1, 3) OBP: 0.304, SLG: 0.393	F X 0-1 L9 ③ L9			L B S X 1-2 P5 ① P5		B X 1-0 G4-6-3 ②③ 1-2f			B C F B X 2-2 F7 ① F7	4	0	0	0	0	0	4
Jay Buhner, R (1, 9) OBP: 0.328, SLG: 0.410		B C B S S 2-3 K ① K		C B 1 SAFE S B B 1 SAFE F B 4-2 1-2 BB			C B S F B F F X 2-2 FC4-6 1B		S S B S 1-3 K ② K	3	0	1	0	1	2	0
Lance Parrish, R (1, 2) OBP: 0.305, SLG: 0.462 John Moses, S (9, PR) OBP: 0.273, SLG: 0.300		B F B B X 3-1 F9 ② F9		B F B B X 3-1 P5 ② P5			B B X 2-0 L7 ① L7		B B B C B 4-1 BB	3 0	0 0	0 0	0 0	1 0	0 0	3 0
Harold Reynolds, S (1, 4) OBP: 0.322, SLG: 0.337 Pete O'Brien, L (9, PH) OBP: 0.274, SLG: 0.365		B X 1-0 G4-3 ③ G4-3		C B B X 2-1 G3 ③ G3			F F B B B 1 SAFE X 3-2 FC4-6 ② 1-2f WP		F B B B X 2-1 F9 ③ F9	3 1	0 0	0 0	0 0	0 0	0 0	3 1
Mike Blowers, R (1, 5) OBP: 0.275, SLG: 0.243			B B B C S X 3-2 FC4-6 1B		C F B F B X 2-2 G3-6-3 1B		C B S B S 2-3 K ③ 1-2 K			3	0	2	0	0	1	1

Inning Stats	1	2	3	4	5	6	7	8	9
	R: 0 H: 2 E: 0 LOB: 2 K: 0 BB: 0 S: 12 P: 20	R: 0 H: 0 E: 0 LOB: 0 K: 1 BB: 0 S: 6 P: 12	R: 0 H: 2 E: 0 LOB: 1 K: 0 BB: 0 S: 11 P: 18	R: 0 H: 1 E: 0 LOB: 2 K: 0 BB: 1 S: 14 P: 26	R: 0 H: 1 E: 0 LOB: 0 K: 0 BB: 0 S: 7 P: 9	R: 0 H: 1 E: 0 LOB: 0 K: 0 BB: 0 S: 6 P: 10	R: 0 H: 1 E: 0 LOB: 1 K: 1 BB: 0 S: 13 P: 22	R: 0 H: 1 E: 0 LOB: 1 K: 0 BB: 0 S: 6 P: 10	R: 0 H: 0 E: 0 LOB: 1 K: 1 BB: 1 S: 9 P: 18

	1B	2B	3B	HR	SF	SAC	DP	HBP	WP	PB	SB	CS	PA
	7	2	0	0	0	0	2	0	1	0	0	1	35

	AB	33
	R	0
	H	9
	RBI	0
	BB	2
	SO	3
	LOB	21

PITCHER		IP	WLS	BF	H	R	ER	SO	BB	IBB	HBP	BLK	WP	HR	S	P	ERA	WHIP
Rick Sutcliffe, R ERA: 3.91	(1, 1)	8.2	W	34	9	0	0	3	2	0	0	0	1	0	82	141	0.00	1.269
Gregg Olson, R ERA: 2.31	(9, 1)	0.1	S	1	0	0	0	0	0	0	0	0	0	0	2	4	0.00	0.000

PITCHER	IP	WLS	BF	H	R	ER	SO	BB	IBB	HBP	BLK	WP	HR	S	P	ERA	WHIP

Baltimore Orioles @ Oakland Athletics

Oakland-Alameda County Coliseum, Oakland, CA

Mon Aug 31 1992, 7:05 PM PDT

Att. 25,442 - Cloudy - 68 F

livebaseballscorecards.com

TOP

Batter	1	2	3	4	5	6	7	8	9	AB	R	H	RBI	BB	SO	LOB
Brady Anderson, L (1, 7) OBP: 0.385, SLG: 0.468	C B B F S 2-3 K ①		B X 1-0 G5-4-3 1B		I I I 4-0 BB IBB		B B B 4-0 S 1B BB	C B B X 3-1 CS G5-3 1B		3	1	2	0	2	1	0
Randy Milligan, R (1, 3) OBP: 0.400, SLG: 0.381 David Segui, S (8, 3) OBP: 0.314, SLG: 0.312	B S B B B 4-1 1B BB		C 1 SAFE 1 SAFE X 0-1 ① ② G5-4-3 1-2f		B F C B F B B 4-2 1-2 2-3 BB		C 1 SAFE B B 1 SAFE 1 SAFE C B B 4-2 E 1B 1B 1-2 BB	B B X 2-0 G5-3 ① 1-2		2 0	1 0	0 0	0 0	3 0	0 0	2 0
Mike Devereaux, R (1, 8) OBP: 0.327, SLG: 0.478	B B C F 1 SAFE X 2-2 ② F7		C F B B S 2-3 ③ K		B S S B F S 2-3 ② K		B C C X 1-2 E8 1B 1-3 2-H 1B	B B B C B 4-1 ② S 2-3 BB		4	1	1	1	1	2	4
Glenn Davis, R (1, 10) OBP: 0.345, SLG: 0.433	B B B C C X 3-2 1-3 1B			B F X 1-1 ① F8	B S X 1-1 ③ P6		I I I 4-0 1B 1B BB IBB	B C F B X 2-2 ③ F8 1-2		4	1	1	0	1	0	4
Cal Ripken Jr., R (1, 6) OBP: 0.328, SLG: 0.354	B C S B B X 3-2 ③ G1-3			S B S F B X 2-2 1B 1B		X 0-0 ① B1-3	X 0-0 BB 1B 1-2 2-H 3-H 1B		X 0-0 G4-6-3 1B	5	0	3	2	0	0	2
Chito Martinez, L (1, 9) OBP: 0.354, SLG: 0.407		C B F B F B X 3-2 ① G4-3		X 0-0 G6-4-3 1-3 1B		B B X 2-0 ② F8	C B F B B S 3-3 K ②		B C X 1-1 ① ② G4-6-3 1-2f	5	0	1	0	0	1	3
Leo Gomez, R (1, 5) OBP: 0.369, SLG: 0.443		C F X 0-2 ② F9		B X 1-0 ② ③ G6-4-3 1-2f		B B C F B B 4-2 BB	B B X 2-0 BB 1-2 2-3 1B		C S X 0-2 ③ P6	4	0	1	0	1	0	2
Chris Hoiles, R (1, 2) OBP: 0.394, SLG: 0.504		S C B B B F B 4-2 BB			B B B C C B 4-2 BB SH1-3 BB	C X 0-1 ③ P4	C B F B B B 4-2 1-2 2-3 3-H BB			1	0	0	1	3	0	1
Billy Ripken, R (1, 4) OBP: 0.273, SLG: 0.325		C X 0-1 ③ F9			X 0-0 ① SH1-3 1-2		x 0-0 ③ F7 2-2 P4			3	0	0	0	0	0	4

Inning Stats																																		
	R: 0	H: 1		R: 0	H: 0		R: 0	H: 1		R: 0	H: 2		R: 0	H: 0		R: 0	H: 0		R: 4	H: 3		R: 0	H: 1		R: 0	H: 1		1B: 9	SF: 0		WP: 0	PA: 43		
	E: 0	LOB: 2		E: 0	LOB: 1		E: 0	LOB: 0		E: 0	LOB: 1		E: 0	LOB: 3		E: 0	LOB: 1		E: 1	LOB: 3		E: 0	LOB: 1		E: 0	LOB: 0		2B: 0	SAC: 1		PB: 0			
	K: 1	BB: 1		K: 0	BB: 1		K: 1	BB: 0		K: 0	BB: 0		K: 1	BB: 3		K: 0	BB: 1		K: 1	BB: 4		K: 0	BB: 1		K: 0	BB: 0		3B: 0	DP: 3		SB: 2			
	S: 13	P: 27		S: 12	P: 19		S: 6	P: 9		S: 8	P: 12		S: 12	P: 27		S: 6	P: 12		S: 16	P: 40		S: 7	P: 18		S: 6	P: 7		HR: 0	HBP: 0		CS: 1			

PITCHER		IP	WLS	BF	H	R	ER	SO	BB	IBB	HBP	BLK	WP	HR	S	P	ERA	WHIP
Kelly Downs, R ERA: 3.71	(1, 1)	6.1	L	32	6	4	4	3	7	2	0	0	0	0	64	126	5.68	2.053
Mike Raczka, L ERA:	(7, 1)	0.1		1	0	0	0	1	0	0	0	0	0	0	3	6	0.00	0.000
Jim Corsi, R ERA: 1.93	(7, 1)	1.1		7	2	0	0	0	2	0	0	0	0	0	13	32	0.00	3.000
Todd Revenig, R ERA:	(9, 1)	1.0		3	1	0	0	0	0	0	0	0	0	0	6	7	0.00	1.000

PITCHER	IP	WLS	BF	H	R	ER	SO	BB	IBB	HBP	BLK	WP	HR	S	P	ERA	WHIP

AB	31
R	4
H	9
RBI	4
BB	11
SO	4
LOB	22

BOTTOM

Baltimore Orioles @ Oakland Athletics

Oakland-Alameda County Coliseum, Oakland, CA

Mon Aug 31 1992, 7:05 PM PDT

Att. 25,442 - Cloudy - 68 F

livebaseballscorecards.com

Batter	1	2	3	4	5	6	7	8	9	AB	R	H	RBI	BB	SO	LOB
Rickey Henderson, R (1, 7) OBP: 0.428, SLG: 0.453	B C B X 2-1 ① F7	C B C C 1-3 ③ K		X 0-0 ③ F8			C B F X 1-2 ① G5-3		B X 1-0 ③ G6-3	5	0	0	0	0	1	6
Jerry Browne, S (1, 5) OBP: 0.367, SLG: 0.342	C B B B B 4-1 BB	C C S 0-3 ① K			B X 1-0 SH1-4 2B		C X 0-1 ② G3			3	0	1	0	1	1	0
Jose Canseco, R (1, 9) OBP: 0.335, SLG: 0.456 Lance Blankenship, R (1, PH) OBP: 0.387, SLG: 0.351 (2, 9)	B F X 1-1 ② F7	B X 1-0 S 1B			X 0-0 ① SH1-4 2-3		B B F B C X 3-2 ③ P4			0 3	0 0	0 1	0 0	0 0	0 0	0 1
Harold Baines, L (1, 10) OBP: 0.332, SLG: 0.380	1 SAFE B B C F B F S 3-3 ③ K	C B S F B B 1 SAFE S 3-3 ② K 1-2			B B I I 4-0 IBB			S T F F F B F X 1-2 ① F7		3	0	0	0	1	2	2
Carney Lansford, R (1, 3) OBP: 0.327, SLG: 0.393		X 0-0 ① G6-3	B B X 2-0 ③ G4-3		X 0-0 ② P7			B X 1-0 ② G6-3		4	0	0	0	0	0	3
Terry Steinbach, R (1, 2) OBP: 0.348, SLG: 0.431		B B B B 4-0 BB 1B BB		F X 0-1 ① F8	F F B B F F B F F F 3-2 ③ F8			X 0-0 ③ F9		3	0	0	0	1	0	2
Mike Bordick, R (1, 4) OBP: 0.357, SLG: 0.362		B C C B X 2-2 BB 1-2 1B		B B B B 4-0 SH1-3 BB	B C B B B S F X 3-2 ① F7				B C X 1-1 G6-3 1B	3	0	2	0	1	0	0
Walt Weiss, S (1, 6) OBP: 0.322, SLG: 0.261		B B X 2-0 ② F7		X 0-0 ② SH1-3 1-2	B F X 1-1 ② F7				X 0-0 ① G6-3 1-2	3	0	0	0	0	0	3
Eric Fox, S (1, 8) OBP: 0.304, SLG: 0.408		B B B C F B 4-2 BB 1-2 2-3		B B B C F F F B 4-2 BB	F B S B S 2-3 ③ K				B B B C C X 3-2 ② F8	2	0	0	0	2	1	1
Inning Stats	R: 0 E: 0 K: 1 S: 9 H: 0 LOB: 1 BB: 1 P: 19	R: 0 E: 0 K: 1 S: 10 H: 1 LOB: 3 BB: 2 P: 23	R: 0 E: 0 K: 2 S: 9 H: 1 LOB: 1 BB: 0 P: 15	R: 0 E: 0 K: 0 S: 8 H: 0 LOB: 2 BB: 2 P: 16	R: 0 E: 0 K: 0 S: 10 H: 1 LOB: 2 BB: 1 P: 18		R: 0 E: 0 K: 1 S: 9 H: 0 LOB: 0 BB: 0 P: 15	R: 0 E: 0 K: 0 S: 8 H: 0 LOB: 0 BB: 0 P: 12	R: 0 E: 0 K: 0 S: 9 H: 0 LOB: 0 BB: 0 P: 11	R: 0 E: 0 K: 0 S: 7 H: 1 LOB: 1 BB: 0 P: 12	1B: 3 2B: 1 3B: 0 HR: 0 SF: 0 SAC: 2 DP: 0 HBP: 0			WP: 0 PB: 0 SB: 1 CS: 0 PA: 37			

	AB	29
	R	0
	H	4
	RBI	0
	BB	6
	SO	5
	LOB	18

PITCHER		IP	WLS	BF	H	R	ER	SO	BB	IBB	HBP	BLK	WP	HR	S	P	ERA	WHIP
35 Mike Mussina, R ERA: 2.81	(1, 1)	8.0	W	33	3	0	0	5	5	1	0	0	0	0	72	129	0.00	1.000
Todd Frohwirth, R ERA: 2.24	(9, 1)	1.0		4	1	0	0	0	0	0	0	0	0	0	7	12	0.00	1.000

PITCHER	IP	WLS	BF	H	R	ER	SO	BB	IBB	HBP	BLK	WP	HR	S	P	ERA	WHIP

Baltimore Orioles @ Oakland Athletics

Oakland-Alameda County Coliseum, Oakland, CA

Tue Sep 01 1992, 7:05 PM PDT

Att. 21,303 - Cloudy - 68 F

TOP

livebaseballscorecards.com

Batter	1	2	3	4	5	6	7	8	9	AB	R	H	RBI	BB	SO	LOB
Brady Anderson, L (1, 7) OBP: 0.383, SLG: 0.464	B C B B F F S 3-3 ① K		C S B F S 1-3 ③ K		B C X 1-1 ③ G4-3		C B B B B 4-1 1B 1-2 1B BB		B B F X 2-1 ① P6	4	1	0	0	1	2	1
Randy Milligan, R (1, 3) OBP: 0.400, SLG: 0.387 David Segui, S (9, 3) OBP: 0.314, SLG: 0.312	X 0-0 ② F9			B B X 2-0 HR		B B B B 4-0 BB 1B BB	C C B S 1-3 ① K		C C S 0-3 ② K	4 0	1 0	1 0	1 0	1 0	2 0	3 0
Mike Devereaux, R (1, 8) OBP: 0.331, SLG: 0.481	C B F S 1-3 ③ K			B B C F B F X 3-2 E S 2B 1B		C 1 SAFE X 0-1 1-2 BB 1B	F X 0-1 1-2 2-H 3-H 1B		B S F X 1-2 BB 1B	5	1	4	2	0	1	0
Glenn Davis, R (1, 10) OBP: 0.345, SLG: 0.429		C C S 0-3 ① K		X 0-0 ① P4		B B B C B 4-1 1-2 2-3 BB	C B C F B X 2-2 ② P6		B B B B 4-0 1-2 BB	3	0	0	0	2	1	3
Cal Ripken Jr., R (1, 6) OBP: 0.327, SLG: 0.352		C X 0-1 ② L8		B C B F 1 SAFE B S 3-3 ② K		S X 0-1 ① P3	B S X 1-1 1-2 2-H 1B		C X 0-1 ③ L3	5	0	1	1	0	1	6
Chito Martinez, L (1, 9) OBP: 0.351, SLG: 0.409		C B C F X 1-2 ③ F8		B X 1-0 1-H 2B		B B X 2-0 ② P7	B B B C X 3-1 ③ L8			4	0	1	1	0	0	5
Tim Hulett, R (1, 5) OBP: 0.345, SLG: 0.371			X 0-0 ① G5-3	B B C X 2-1 ③ P6		B B F F F C 2-3 ③ K		C B C X 1-2 ① G3-1		4	0	0	0	0	1	4
Chris Hoiles, R (1, 2) OBP: 0.392, SLG: 0.504			B C X 1-1 E8		X 0-0 ① F8		B C F B X 2-2 SH 1B 2B	C X 0-1 ② P5		4	1	1	0	0	0	0
Billy Ripken, R (1, 4) OBP: 0.271, SLG: 0.322 Mark McLemore, S (7, 4) OBP: 0.330, SLG: 0.313			B F B S X 2-2 ② G5-3		C B X 1-1 ② G5-3		L X 0-1 SH BB 1B 2-3	C C X 0-2 ③ G3		2 1	1 0	0 0	0 0	0 0	0 0	1 0

AB	36															
R	5															
H	8															
RBI	5															
BB	4															
SO	8															
LOB	23															

Inning Stats																				
	R: 0	H: 0		R: 0	H: 0		R: 0	H: 0		R: 2	H: 3		R: 0	H: 0		R: 0	H: 1		R: 3	H: 3
	E: 0	LOB: 0		E: 0	LOB: 0		E: 1	LOB: 1		E: 0	LOB: 1		E: 0	LOB: 0		E: 0	LOB: 3		E: 1	LOB: 2
	K: 2	BB: 0		K: 1	BB: 0		K: 1	BB: 0		K: 1	BB: 0		K: 0	BB: 0		K: 1	BB: 2		K: 1	BB: 1
	S: 9	P: 13		S: 9	P: 10		S: 10	P: 14		S: 12	P: 23		S: 5	P: 7		S: 10	P: 22		S: 19	P: 32

	R: 0	H: 0		R: 0	H: 1		R: 0	H: 0		1B: 5	SF: 0		WP: 0	PA: 41		
	E: 0	LOB: 0		E: 0	LOB: 2		K: 0	BB: 0		2B: 2	SAC: 1		PB: 0			
	K: 1	BB: 0		K: 1	BB: 1		S: 8	P: 9		3B: 0	DP: 0		SB: 1			
	S: 10	P: 17		S: 10	P: 17					HR: 1	HBP: 0		CS: 0			

PITCHER		IP	WLS	BF	H	R	ER	SO	BB	IBB	HBP	BLK	WP	HR	S	P	ERA	WHIP
Joe Slusarski, R ERA: 5.45	(1, 1)	5.0	L	22	4	2	2	5	2	0	0	0	0	1	48	78	3.60	1.200
Kevin Campbell, R ERA: 4.32	(6, 1)	1.2		10	3	3	1	2	1	0	0	0	0	0	24	38	5.40	2.400
Vince Horsman, L ERA: 2.61	(7, 1)	0.1		1	0	0	0	0	0	0	0	0	0	0	2	5	0.00	0.000
Shawn Hillegas, R ERA: 5.45	(8, 1)	1.0		3	0	0	0	0	0	0	0	0	0	0	8	9	0.00	0.000
Jeff Russell, R ERA: 1.87	(9, 1)	1.0		5	1	0	0	1	1	0	0	0	0	0	10	17	0.00	2.000

PITCHER		IP	WLS	BF	H	R	ER	SO	BB	IBB	HBP	BLK	WP	HR	S	P	ERA	WHIP

Batter	1	2	3	4	5	6	7	8	9	AB	R	H	RBI	BB	SO	LOB
Rickey Henderson, R (1, 7) OBP: 0.428, SLG: 0.452 Eric Fox, S (9, 7) OBP: 0.304, SLG: 0.408	C B B X 2-1 CS 1B		B C B F X 2-2 ③ G5-3 1-2			B H 2-0 HBP		C C B B B X 3-2 ③ G6-3		3 0 1 0 0 0 2 0 0 0 0 0 0 0						
Jerry Browne, S (1, 5) OBP: 0.366, SLG: 0.338	1 SAFE B 1 SAFE C B B F 1 SAFE C 3-3 ①② K 1-2			C B C S 1-3 ① K		B X 1-0 ② P5			B B B C B 4-1 G1-6-3 1B 1B BB	3 1 0 0 1 2 3						
Harold Baines, L (1, 10) OBP: 0.330, SLG: 0.377 Randy Ready, R (9, PH) OBP: 0.333, SLG: 0.316	X 0-0 ③ G3-1			B B F B X 3-1 E3 G5-4-3		X 0-0 ③ F8			C B X 1-1 G1-6-3 1-2 1B	3 0 0 0 0 0 2 1 0 1 0 0 0 0						
Terry Steinbach, R (1, 2) OBP: 0.346, SLG: 0.427 Jamie Quirk, L (8, 2) OBP: 0.280, SLG: 0.267 Lance Blankenship, R (9, PH) OBP: 0.386, SLG: 0.349		X 0-0 ① P7		B F X 1-1 ②③ G5-4-3 1-2f			C B B X 2-1 ① G5-3		B C C C F X 1-2 ①② G1-6-3 1-2f 2-3	3 0 0 0 0 0 1 0 0 0 0 0 0 0 1 0 0 0 0 0 2						
Carney Lansford, R (1, 3) OBP: 0.326, SLG: 0.391		B X 1-0 ② G5-3	C B B X 2-1 ① F9				C B B B F X 3-2 ② P4		F X 0-1 3-H 1B	4 0 1 1 0 0 0						
Dave Henderson, R (1, 9) OBP: 0.133, SLG: 0.133 Scott Brosius, R (8, 9) OBP: 0.235, SLG: 0.364		C B X 1-1 ③ P6	B B B C C X 3-2 ② P4				C B X 1-1 ③ F8		C S X 0-2 ③ G6-3	3 0 0 0 0 0 0 1 0 0 0 0 0 1						
Willie Wilson, S (1, 8) OBP: 0.339, SLG: 0.339		X 0-0 S 1B	B X 1-0 ③ G6-3					B B C B X 3-1 G6-3 2B		3 0 2 0 0 0 0						
Mike Bordick, R (1, 4) OBP: 0.357, SLG: 0.362		C F C 0-3 ① K				C S X 0-2 G4-3 1B		B B C X 2-1 ① G5-3		3 0 1 0 0 1 2						
Walt Weiss, S (1, 6) OBP: 0.318, SLG: 0.258		1 SAFE B B 1 SAFE X 2-0 ② F9				F 1 SAFE B F F B 1 SAFE B 1 SAFE 3-2 X ① G4-3 1-2		F X 0-1 ② G6-3 2-3		3 0 0 0 0 0 3						
Inning Stats	R: 0 E: 0 K: 1 S: 6 H: 1 LOB: 0 BB: 0 P: 11	R: 0 E: 0 K: 0 S: 4 H: 0 LOB: 0 BB: 0 P: 6	R: 0 E: 0 K: 1 S: 8 H: 1 LOB: 1 BB: 0 P: 12	R: 0 E: 1 K: 1 S: 7 H: 0 LOB: 0 BB: 0 P: 12	R: 0 E: 0 K: 0 S: 6 H: 0 LOB: 0 BB: 0 P: 12	R: 0 E: 0 K: 0 S: 9 H: 1 LOB: 2 BB: 0 P: 15	R: 0 E: 0 K: 0 S: 7 H: 0 LOB: 0 BB: 0 P: 13	R: 0 E: 0 K: 0 S: 9 H: 1 LOB: 1 BB: 0 P: 17	R: 1 E: 0 K: 0 S: 12 H: 2 LOB: 1 BB: 1 P: 18	1B: 5 2B: 2 3B: 0 HR: 0 SF: 0 SAC: 0 DP: 3 HBP: 1							

PITCHER		IP	WLS	BF	H	R	ER	SO	BB	IBB	HBP	BLK	WP	HR	S	P	ERA	WHIP
Bob Milacki, R ERA: 5.74	(1, 1)	8.0	W	29	4	1	1	3	1	0	1	0	0	0	57	103	1.12	0.625
Pat Clements, L ERA: 2.79	(9, 1)	0.0		1	1	0	0	0	0	0	0	0	0	0	2	3	∞	∞
Todd Frohwirth, R ERA: 2.22	(9, 1)	1.0		3	1	0	0	0	0	0	0	0	0	0	9	10	0.00	1.000

PITCHER	IP	WLS	BF	H	R	ER	SO	BB	IBB	HBP	BLK	WP	HR	S	P	ERA	WHIP

BOTTOM

Baltimore Orioles @ Oakland Athletics

Oakland-Alameda County Coliseum, Oakland, CA

Tue Sep 01 1992, 7:05 PM PDT

Att. 21,303 - Cloudy - 68 F

livebaseballscorecards.com

AB	31
R	1
H	6
RBI	1
BB	1
SO	3
LOB	16

1B: 5	SF: 0	WP: 0	PA: 33
2B: 2	SAC: 0	PB: 0	
3B: 0	DP: 3	SB: 1	
HR: 0	HBP: 1	CS: 1	

Batter	1	2	3	4	5	6	7	8	9	10	AB	R	H	RBI	BB	SO	LOB
Brady Anderson, L (1, 7) OBP: 0.382, SLG: 0.462	C B C F F X 1-2 S 1B	B C F X 1-2 G4-3 ①	B C B S 1 SAFE S 2-3 K ②	B 1 SAFE S 1 SAFE 1 SAFE F 1 SAFE F B 2-2 X F8 ③ 1-2	B X 1-0 SH 2B 1-3	4	0	1	0	0	1	3
Randy Milligan, R (1, 3) OBP: 0.398, SLG: 0.388 Luis Mercedes, R (10, PR) OBP: 0.240, SLG: 0.050 Jeff Tackett, R (10, 2) OBP: 0.293, SLG: 0.377	1 SAFE 1 SAFE C C B 1 SAFE B S 2-3 K ① 1-2	B B X 2-0 G5-3 ②	C X 0-1 F9 ③	B F B X 2-1 G5-3 ①	X 0-0 ③ 1-3 2B 3-H	5 0 0	0 0 0	1 0 0	1 0 0	0 0 0	1 0 0	3 0 0
Mike Devereaux, R (1, 8) OBP: 0.330, SLG: 0.483	B X 1-0 P3 ②	B B B C C X 3-2 G1-3 ③	X 0-0 HR	C S B F F B X 2-2 G5-3 ②	S F S 0-3 K ①	5	1	1	1	0	1	3
Glenn Davis, R (1, 10) OBP: 0.340, SLG: 0.421	C B C B F B X 3-2 G5-3 ③	X 0-0 F7 ①	C B X 1-1 G6-3 ①	B X 1-0 P4 ③	C F F F S 0-3 K ②	5	0	0	0	0	1	3
Cal Ripken Jr., R (1, 6) OBP: 0.325, SLG: 0.351	B F B C B X 3-2 1B 1B	B X 1-0 G6-3 ②	S B B B X 3-1 G5-3 ②	B C B X 2-1 P4 ①	B F F F B F B F F F 3-2 X F9 ③	5	0	1	0	0	0	2
Joe Orsulak, L (1, 9) OBP: 0.363, SLG: 0.394	B B C 1 SAFE 1 SAFE X 2-1 1-2 1B	C X 0-1 L1 ③	B S B X 2-1 G4-3 ③	F C X 0-2 G6-3 ②		4	0	1	0	0	0	0
Leo Gomez, R (1, 5) OBP: 0.370, SLG: 0.443	B X 1-0 F9 ①	B F B X 2-1 1B SH5-3 1B	X 0-0 G5-3 ①	B B C B B 4-1 BB		3	0	1	0	1	0	2
Chris Hoiles, R (1, 2) OBP: 0.388, SLG: 0.498 David Segui, S (10, 3) OBP: 0.314, SLG: 0.312	C F B S 1-3 K ②	X 0-0 SH5-3 ① 1-2	B C C C 1-3 K ②	B F S F B S 2-3 K ③		3 0	0 0	0 0	0 0	3 0	3 0	3 0
Mark McLemore, S (1, 4) OBP: 0.338, SLG: 0.319	X 0-0 G3 ③	C B C B F X 2-2 2-3 1B	B X 1-0 S 1B	B B C B B 4-1 SH 2B BB		3	1	2	0	1	0	2
Inning Stats	R: 0 E: 0 K: 1 S: 13 H: 1 LOB: 1 BB: 0 P: 20	R: 0 E: 0 K: 1 S: 10 H: 2 LOB: 2 BB: 0 P: 17	R: 0 E: 0 K: 0 S: 7 H: 0 LOB: 0 BB: 0 P: 13	R: 0 E: 0 K: 0 S: 4 H: 0 LOB: 0 BB: 0 P: 5	R: 0 E: 0 K: 1 S: 12 H: 2 LOB: 2 BB: 0 P: 18	R: 1 E: 0 K: 0 S: 7 H: 1 LOB: 0 BB: 0 P: 13	R: 0 E: 0 K: 1 S: 9 H: 1 LOB: 1 BB: 0 P: 13	R: 0 E: 0 K: 0 S: 8 H: 0 LOB: 0 BB: 0 P: 13	R: 0 E: 0 K: 1 S: 10 H: 0 LOB: 1 BB: 1 P: 18	R: 1 E: 1 K: 2 S: 18 H: 1 LOB: 2 BB: 1 P: 26	1B: 6 2B: 1 3B: 0 HR: 1 SF: 0 SAC: 2 DP: 0 HBP: 0						

PITCHER		IP	WLS	BF	H	R	ER	SO	BB	IBB	HBP	BLK	WP	HR	S	P	ERA	WHIP
Mike Moore, R ERA: 4.18	(1, 1)	9.0		35	7	1	1	5	1	0	0	0	0	1	80	130	1.00	0.889
Rick Honeycutt, L ERA: 3.76	(10, 1)	0.0	L	3	1	1	1	0	1	0	0	0	0	0	3	8	∞	∞
Dennis Eckersley, R ERA: 1.97	(10, 1)	1.0		3	0	0	0	2	0	0	0	0	0	0	15	18	0.00	0.000

PITCHER	IP	WLS	BF	H	R	ER	SO	BB	IBB	HBP	BLK	WP	HR	S	P	ERA	WHIP

TOP

Baltimore Orioles @ Oakland Athletics

Oakland-Alameda County Coliseum, Oakland, CA

Wed Sep 02 1992, 3:33 AM PDT
Att. 25,313 - Cloudy - 65 F

livebaseballscorecards.com

AB	37
R	2
H	8
RBI	2
BB	2
SO	7
LOB	21

WP: 0	PA: 41		
PB: 0			
SB: 2			
CS: 0			

Batter	1	2	3	4	5	6	7	8	9	10	AB	R	H	RBI	BB	SO	LOB
Rickey Henderson, R (1, 7) OBP: 0.430, SLG: 0.449	P3		BB			SF9 SH2-4 BB	IBB			F7	2	0	0	0	3	0	0
Eric Fox, S (1, 9) OBP: 0.302, SLG: 0.396	G5-4-3 BB		K			SH2-4	K			F8	3	0	0	0	1	2	5
Carney Lansford, R (1, 5) OBP: 0.323, SLG: 0.388 (10, 3)	G5-4-3			P2		SF9		F8		F8	4	0	0	1	0	0	1
Harold Baines, L (1, 10) OBP: 0.329, SLG: 0.374		G5-3		G1-3		IBB		K			3	0	0	0	1	1	0
Terry Steinbach, R (1, 2) OBP: 0.342, SLG: 0.423		G5-3		F9		F7		G4-3			4	0	0	0	0	0	2
Dave Henderson, R (1, 8) OBP: 0.167, SLG: 0.167 Willie Wilson, S (7, PR) OBP: 0.338, SLG: 0.338 (8, 8)		F8		F9		G6-3 HBP 1B			G3		3 1	0 0	1 0	0 0	0 0	0 0	0 0
Scott Brosius, R (1, 3) OBP: 0.239, SLG: 0.353 Walt Weiss, S (9, PH) OBP: 0.321, SLG: 0.258 (10, 6)			K	G6-3		G6-3 HBP			S BB		2 0	0 0	0 0	0 0	0 1	1 0	0 0
Mike Bordick, R (1, 6) OBP: 0.356, SLG: 0.361 (10, 4)			S 1B	G5-3		G6-3			K		4	0	1	0	0	1	3
Lance Blankenship, R (1, 4) OBP: 0.386, SLG: 0.347 Jerry Browne, S (9, PH) OBP: 0.364, SLG: 0.337 (10, 5)			F9			SH2-4 S SF9 BB	K			G6-3	2 1	1 0	0 0	0 0	1 0	1 0	3 1
Inning Stats	R: 0 H: 0 E: 0 LOB: 0 K: 0 BB: 1 S: 7 P: 15	R: 0 H: 0 E: 0 LOB: 0 K: 0 BB: 0 S: 6 P: 11	R: 0 H: 1 E: 0 LOB: 2 K: 2 BB: 1 S: 11 P: 25	R: 0 H: 0 E: 0 LOB: 0 K: 0 BB: 0 S: 8 P: 11	R: 0 H: 0 E: 0 LOB: 0 K: 0 BB: 0 S: 8 P: 12	R: 1 H: 0 E: 0 LOB: 2 K: 0 BB: 3 S: 7 P: 22	R: 0 H: 1 E: 0 LOB: 3 K: 2 BB: 1 S: 9 P: 17	R: 0 H: 0 E: 0 LOB: 0 K: 1 BB: 0 S: 7 P: 9	R: 0 H: 0 E: 0 LOB: 1 K: 1 BB: 1 S: 10 P: 21	R: 0 H: 0 E: 0 LOB: 0 K: 0 BB: 0 S: 6 P: 11	1B: 2 SF: 1 2B: 0 SAC: 1 3B: 0 DP: 1 HR: 0 HBP: 1						

PITCHER	IP	WLS	BF	H	R	ER	SO	BB	IBB	HBP	BLK	WP	HR	S	P	ERA	WHIP
Ben McDonald, R (1, 1) ERA: 4.44	6.0		25	2	1	1	2	4	1	1	0	0	0	49	99	1.50	1.000
Alan Mills, R (7, 1) ERA: 2.36	4.0	W	14	0	0	0	4	1	1	0	0	0	0	30	55	0.00	0.250

PITCHER	IP	WLS	BF	H	R	ER	SO	BB	IBB	HBP	BLK	WP	HR	S	P	ERA	WHIP

BOTTOM

Baltimore Orioles @ Oakland Athletics

Oakland-Alameda County Coliseum, Oakland, CA

Wed Sep 02 1992, 3:33 AM PDT

Att. 25,313 - Cloudy - 65 F

livebaseballscorecards.com

AB	29
R	1
H	2
RBI	1
BB	7
SO	6
LOB	15

WP: 0 PA: 39
PB: 0
SB: 3
CS: 0

Batter	1	2	3	4	5	6	7	8	9	AB	R	H	RBI	BB	SO	LOB
Brady Anderson, L (1, 7) OBP: 0.384, SLG: 0.464	B B C B S F X 3-2 G4-3 ①		C B B X 2-1 FC3-6 1-H 2-H 2B		B B B B 4-0 1B 1-2 2B BB	B B C B B 4-1 BB		B C B F B F X 3-2 F7 ①		3	1	1	2	2	0	0
Randy Milligan, R (1, 3) OBP: 0.398, SLG: 0.386	C C S 0-3 K ②		2 SAFE B B 2 SAFE B B B 4-0 FC3-6 BB		B B C F B X 3-2 2B 1-3 2-H 2B 1B	1 SAFE 1 SAFE C 1 SAFE P P 1 SAFE C C 2-3 K ③		B F B B F C 3-3 K ②		4	1	1	1	1	3	1
David Segui, S (8, 3) OBP: 0.314, SLG: 0.312										0	0	0	0	0	0	0
Mike Devereaux, R (1, 8) OBP: 0.331, SLG: 0.485	C B B C B S 3-3 K ③		B C B B C 1 SAFE X 3-2 FC3-6 1-2f 2-3 ②		B F B B F X 3-2 2B 1-3 3-H 2B		C B X 1-1 1B SF7 1B	C B X 1-1 G4-3 ③		5	2	2	1	0	1	2
Glenn Davis, R (1, 10) OBP: 0.341, SLG: 0.424		X 0-0 G5-4-3 1B	B 1 SAFE C S 1 SAFE B F 1 SAFE F 3-3 K ③		C S X 0-2 L3-6 2-H 3-H 2B		1 SAFE F 1 SAFE 1 SAFE B 1 SAFE F B 1 SAFE 2-2 P5 ①		C F F X 0-2 G6-3 ①	5	0	2	2	0	1	3
Cal Ripken Jr., R (1, 6) OBP: 0.324, SLG: 0.349		X 0-0 G5-4-3 1-2f ① ②		B X 1-0 L7 ①	B S X 1-1 L3-6 2-3 ① ②		1 SAFE 1 SAFE X 0-0 HBP HBP 1-3 1B		C B B X 2-1 G5-3 ②	5	0	1	0	0	0	2
Leo Gomez, R (1, 5) OBP: 0.368, SLG: 0.439		C C X 0-2 L6 ③		F B B B B 4-1 BB	C X 0-1 P8 ③		B X 1-0 SF7 3-H ②		F B F S 1-3 K ③	3	0	0	1	1	1	0
Chris Hoiles, R (1, 2) OBP: 0.393, SLG: 0.512			B B X 2-0 1B 2B 1B	S X 0-1 F8 ②		F S X 0-2 HR	C F H 1-2 HBP 1-2 HBP			3	2	2	1	0	0	1
Joe Orsulak, L (1, 9) OBP: 0.362, SLG: 0.391			F S S S 0-3 K ①	F B B B F X 3-2 F8 ③		C B B X 2-1 G4-3 ①	B F H 2-1 1-2 2-3 HBP			3	0	0	0	0	1	2
Mark McLemore, S (1, 4) OBP: 0.341, SLG: 0.323			C B 1 SAFE X 1-1 1-2 2B 1B		X 0-0 BB 1B 1B	C F B X 1-2 G3 ②	B B X 2-0 L6 ③			4	2	2	0	0	0	3
Inning Stats	R: 0 E: 0 K: 2 S: 10 H: 0 LOB: 0 BB: 0 P: 16	R: 0 E: 0 K: 0 S: 5 H: 1 LOB: 0 BB: 0 P: 5	R: 2 E: 0 K: 2 S: 16 H: 3 LOB: 2 BB: 1 P: 31	R: 0 E: 0 K: 0 S: 7 H: 0 LOB: 1 BB: 1 P: 15	R: 4 E: 0 K: 0 S: 14 H: 4 LOB: 0 BB: 1 P: 25	R: 1 E: 0 K: 1 S: 14 H: 1 LOB: 1 BB: 1 P: 21	R: 1 E: 0 K: 0 S: 11 H: 2 LOB: 3 BB: 0 P: 20	R: 0 E: 0 K: 1 S: 9 H: 0 LOB: 0 BB: 0 P: 16	R: 0 E: 0 K: 1 S: 9 H: 0 LOB: 0 BB: 0 P: 12	1B: 7 2B: 4 3B: 0 HR: 1	SF: 1 SAC: 0 DP: 2 HBP: 2						

TOP

Baltimore Orioles @ California Angels

Anaheim Stadium, Anaheim, CA

Fri Sep 04 1992, 10:05 PM EDT

Att. 20,621 - Sunny - 73 F

livebaseballscorecards.com

AB	35
R	8
H	11
RBI	8
BB	4
SO	7
LOB	14

PITCHER		IP	WLS	BF	H	R	ER	SO	BB	IBB	HBP	BLK	WP	HR	S	P	ERA	WHIP
Mark Langston, L ERA: 4.18	(1, 1)	4.0	L	22	8	6	6	4	3	0	0	0	0	0	48	87	13.50	2.750
Chuck Crim, R ERA: 5.2	(5, 1)	2.2		12	3	2	2	1	1	0	1	0	0	1	27	40	6.75	1.500
Steve Frey, L ERA: 3.92	(7, 1)	0.2		3	0	0	0	0	0	0	1	0	0	0	6	13	0.00	0.000
Joe Grahe, R ERA: 3.2	(8, 1)	1.2		5	0	0	0	2	0	0	0	0	0	0	14	21	0.00	0.000

PITCHER	IP	WLS	BF	H	R	ER	SO	BB	IBB	HBP	BLK	WP	HR	S	P	ERA	WHIP

WP: 0	PB: 0	SB: 0	CS: 0	PA: 42													

Batter	1	2	3	4	5	6	7	8	9	AB	R	H	RBI	BB	SO	LOB
Luis Polonia, L (1, 7) OBP: 0.349, SLG: 0.340	B C B F C 2-3 ① K			B F X 1-1 ① F9	C B F F X 1-2 ② P4		B X 1-0 ② G4-3 3-H			4	0	0	1	0	1	2
Luis Sojo, R (1, 4) OBP: 0.305, SLG: 0.410	C X 0-1 ② G6-3			B C B B B 4-1 ③ 1B HR 1B BB	C B X 1-1 ③ F7		B B X 2-0 ③ F7			3	1	0	0	1	0	2
Junior Felix, S (1, 10) OBP: 0.288, SLG: 0.362	B C F B S 2-3 ③ K			1 SAFE 1 SAFE 1 SAFE X 0-0 1B HR 1B 1-2	C X 0-1 ① F7			S S C 0-3 ① K		4	1	1	0	0	2	0
Tim Salmon, R (1, 9) OBP: 0.339, SLG: 0.383		C B X 1-1 ① F8		B C B X 2-1 HR 1B 1-2 2-3	B B C F B X 3-2 ② F8			C F X 0-2 ② L6		4	1	1	0	0	0	0
Lee Stevens, L (1, 3) OBP: 0.279, SLG: 0.359		X 0-0 ② P4		B F X 1-1 HR 1-H 2-H 3-H	X 0-0 ③ F7			S C F B B X 2-2 ③ F7		4	1	1	4	0	0	0
Chad Curtis, R (1, 8) OBP: 0.334, SLG: 0.373 Rob Ducey, L (7, PR) OBP: 0.203, SLG: 0.232 (8, 8) Hubie Brooks, R (9, PH) OBP: 0.244, SLG: 0.346		C B C B S 2-3 ③ K		C F B B F S 2-3 ② K			H 1-0 1B BLK 1B HBP		C F F X 0-2 ① G6-3	2	0	0	0	0	2	0
										0	1	0	0	0	0	0
										1	0	0	0	0	0	0
Gary Disarcina, R (1, 6) OBP: 0.286, SLG: 0.304			C C B B B X 3-2 ① F9	B F B F B X 3-2 ③ G4-3			1 SAFE 1 SAFE X 0-0 BLK 1B SF9 1-2 1B		X 0-0 ② G6-3	4	1	1	0	0	0	0
Damion Easley, R (1, 5) OBP: 0.325, SLG: 0.333			C B B B X 3-1 ② L7		B F C B X 2-2 G6-4-3 1B		B X 1-0 SF9 BLK G4-3 1-2 2-3 1B		C S X 0-2 ③ G4-3	4	1	2	0	0	0	0
John Orton, R (1, 2) OBP: 0.266, SLG: 0.203 Ken Oberkfell, L (7, PH) OBP: 0.274, SLG: 0.250 Ron Tingley, R (8, 2) OBP: 0.272, SLG: 0.304			X 0-0 ③ F9		B 1 SAFE 1 SAFE X 1-0 ① G6-4-3 1-2		B B F X 2-1 ① SF9 1-3 2-H 3-H			2	0	0	0	0	0	1
										0	0	0	1	0	0	0
										0	0	0	0	0	0	0
Inning Stats	R: 0 E: 0 K: 2 S: 8 H: 0 LOB: 0 BB: 0 P: 12	R: 0 E: 0 K: 1 S: 6 H: 0 LOB: 0 BB: 0 P: 9	R: 0 E: 0 K: 0 S: 6 H: 0 LOB: 0 BB: 0 P: 12	R: 4 E: 0 K: 1 S: 15 H: 3 LOB: 0 BB: 1 P: 28	R: 0 E: 0 K: 0 S: 10 H: 1 LOB: 1 BB: 0 P: 15	R: 0 E: 0 K: 0 S: 6 H: 0 LOB: 0 BB: 0 P: 9	R: 3 E: 0 K: 0 S: 6 H: 2 LOB: 1 BB: 0 P: 13	R: 0 E: 0 K: 1 S: 10 H: 0 LOB: 0 BB: 0 P: 12	R: 0 E: 0 K: 0 S: 8 H: 0 LOB: 0 BB: 0 P: 8	1B: 5 2B: 0 3B: 0 HR: 1	SF: 1 SAC: 0 DP: 0 HBP: 1					WP: 0 PB: 0 SB: 0 CS: 0	PA: 35

PITCHER		IP	WLS	BF	H	R	ER	SO	BB	IBB	HBP	BLK	WP	HR	S	P	ERA	WHIP
Rick Sutcliffe, R ERA: 4.08	(1, 1)	7.0	W	29	6	7	7	4	1	0	1	1	0	1	57	98	9.00	1.000
Todd Frohwirth, R ERA: 2.17	(8, 1)	2.0	S	6	0	0	0	1	0	0	0	0	0	0	18	20	0.00	0.000

PITCHER	IP	WLS	BF	H	R	ER	SO	BB	IBB	HBP	BLK	WP	HR	S	P	ERA	WHIP

BOTTOM

Baltimore Orioles @ California Angels

Anaheim Stadium, Anaheim, CA

Fri Sep 04 1992, 10:05 PM EDT
Att. 20,621 - Sunny - 73 F

livebaseballscorecards.com

AB	32
R	7
H	6
RBI	6
BB	1
SO	5
LOB	5

Batter	1	2	3	4	5	6	7	8	9	AB	R	H	RBI	BB	SO	LOB
Brady Anderson, L (1, 7) OBP: 0.386, SLG: 0.465	B B B B 4-0 S 1B BB		C C X 0-2 ① G4-3		B C B X 2-1 S 1B 2B	B B B B 4-0 WP 1-2 2-3 BB		C C S 0-3 ③ K		3	2	1	0	2	1	2
Randy Milligan, R (1, 3) OBP: 0.396, SLG: 0.382 David Segui, S (9, 3) OBP: 0.314, SLG: 0.312	B 1 SAFE 1 SAFE 1 SAFE B C X 2-1 ① F9		B B B C B 4-1 1B BB		F F B B B X 3-2 ② G3-4 2-3	C B S C 1-3 ③ K 1-2 2-3 3-H			B X 1-0 ① P3	4 0	0 0	0 0	0 0	1 0	1 0	4 0
Mike Devereaux, R (1, 8) OBP: 0.333, SLG: 0.485	1 SAFE B B 1 SAFE B C X 3-1 ② G5-3 1-2		B X 1-0 G6-4-3 1-2 1B		C X 0-1 3-H 1B		B B F B B 4-1 G6-4-3 BB		B C F B B S 3-3 ② K	4	0	2	1	1	1	1
Glenn Davis, R (1, 10) OBP: 0.342, SLG: 0.424 Luis Mercedes, R (9, PR) OBP: 0.240, SLG: 0.050	B C B X 2-1 2-H 1B		B C C F F X 1-2 ② ③ G6-4-3 1-2f		1 SAFE 1 SAFE B 1 SAFE B X 2-0 ③ F7		1 SAFE 1 SAFE 1 SAFE C X 0-1 ① ② G6-4-3 1-2f		B B C F B X 3-2 BB 1B	5 0	0 0	2 0	1 0	0 0	0 0	4 0
Cal Ripken Jr., R (1, 6) OBP: 0.323, SLG: 0.347	S X 0-1 ③ G4-3			X 0-0 ① G5-3		B X 1-0 ① G5-3	B B C B F X 3-2 ③ G5-3		B B F B B 4-1 1-2 BB	4	0	0	0	1	0	1
Leo Gomez, R (1, 5) OBP: 0.366, SLG: 0.436		X 0-0 ① G5-3		B X 1-0 1B 1B		B B C F S 2-3 ② K		F X 0-1 ① F8	X 0-0 ③ F9	5	0	1	0	0	1	2
Chris Hoiles, R (1, 2) OBP: 0.401, SLG: 0.518		S X 0-1 1B		X 0-0 G6-3 1-2 1B		B B B B 4-0 1B 1B BB		B B S X 2-1 1B FC5-2 1B		3	1	3	0	1	0	0
Chito Martinez, L (1, 9) OBP: 0.354, SLG: 0.411		C B C C 1-3 ② K		F F B X 1-2 ② ③ G6-3 1-2f		B B X 2-0 BB 1B WP 1-2 1B		X 0-0 FC5-2 1-3 1B		4	1	2	0	0	1	3
Mark McLemore, S (1, 4) OBP: 0.340, SLG: 0.321		C X 0-1 ③ G4-3			L F B B B F X 3-2 ① G6-3	C F B X 1-2 WP BB 1-2 2-H 1B		1 SAFE C X 0-1 ② FC5-2 1-2 3-H		4	0	1	1	0	0	3
Inning Stats	R: 1 H: 1 E: 0 LOB: 1 K: 0 BB: 1 S: 8 P: 19	R: 0 H: 1 E: 0 LOB: 1 K: 1 BB: 0 S: 8 P: 9	R: 0 H: 1 E: 0 LOB: 1 K: 0 BB: 1 S: 10 P: 16	R: 0 H: 2 E: 0 LOB: 1 K: 0 BB: 0 S: 6 P: 8	R: 1 H: 2 E: 0 LOB: 1 K: 0 BB: 0 S: 12 P: 22	R: 2 H: 2 E: 0 LOB: 2 K: 2 BB: 2 S: 11 P: 26	R: 0 H: 0 E: 0 LOB: 0 K: 0 BB: 1 S: 6 P: 13	R: 0 H: 2 E: 0 LOB: 2 K: 1 BB: 0 S: 10 P: 12	R: 0 H: 1 E: 0 LOB: 2 K: 1 BB: 1 S: 9 P: 20	1B: 11 SF: 0 2B: 1 SAC: 0 3B: 0 DP: 3 HR: 0 HBP: 0						WP: 1 PA: 42 PB: 0 SB: 2 CS: 0

Baltimore Orioles @ California Angels

Anaheim Stadium, Anaheim, CA

Sat Sep 05 1992, 10:05 PM EDT

Att. 22,386 - Sunny - 74 F

TOP

livebaseballscorecards.com

AB	36
R	4
H	12
RBI	3
BB	6
SO	5
LOB	20

PITCHER		IP	WLS	BF	H	R	ER	SO	BB	IBB	HBP	BLK	WP	HR	S	P	ERA	WHIP
Jim Abbott, L ERA: 2.84	(1, 1)	8.0	L	37	11	4	4	4	5	0	0	0	1	0	71	125	4.50	2.000
Scott Lewis, R ERA: 5.67	(9, 1)	1.0		5	1	0	0	1	1	0	0	0	0	0	9	20	0.00	2.000

PITCHER	IP	WLS	BF	H	R	ER	SO	BB	IBB	HBP	BLK	WP	HR	S	P	ERA	WHIP

Batter	1	2	3	4	5	6	7	8	9	AB	R	H	RBI	BB	SO	LOB
Luis Polonia, L (1, 10) OBP: 0.347, SLG: 0.337	B X 1-0 G6-3 ①		C X 0-1 G4-3 ①		F F B X 1-2 L6 ③			C F F C 0-3 K ③		4	0	0	0	0	1	0
Luis Sojo, R (1, 4) OBP: 0.304, SLG: 0.411	C B X 1-1 P6 ②		B C B B B F F F X 3-2 PO 2B			B F X 1-1 F8 ①			B S B X 2-1 G1-3 ①	4	0	1	0	0	0	0
Junior Felix, S (1, 8) OBP: 0.286, SLG: 0.359	S C B S 1-3 K ③		B C F C 1-3 K ②			C C F S 0-3 K ②			C S F S 0-3 K ②	4	0	0	0	0	4	1
Tim Salmon, R (1, 9) OBP: 0.328, SLG: 0.367 Rob Ducey, L (6, PH) OBP: 0.197, SLG: 0.224 (7, 9)		C B S B B S 3-3 K ①	B 2 SAFE 1-0 PO ③ 2-3	B B S B F F S 3-3 K ①		B B B C X 3-1 F9 ③			C B X 1-1 F8 ③	2 2	0 0	0 0	0 0	0 0	2 0	0 0
Lee Stevens, L (1, 3) OBP: 0.276, SLG: 0.355		F B F F C 1-3 K ②		B S X 1-1 P8 ②			B B F S F B X 3-2 G6-3 ①			3	0	0	0	0	1	0
Chad Curtis, R (1, 7) OBP: 0.337, SLG: 0.375		B C F F X 1-2 1B 1B 1B		X 0-0 S 1B			X 0-0 G5-3 ②			3	1	2	0	0	0	0
Gary Disarcina, R (1, 6) OBP: 0.286, SLG: 0.304		B C C X 1-2 1-3 1B 1B		P 1 SAFE S B X 2-1 P3 ③ 1-2			B C B C X 2-2 G1-3 ③			3	0	1	0	0	0	1
Damion Easley, R (1, 5) OBP: 0.325, SLG: 0.333		B B X 2-0 1-2 3-H 1B			B F B C F X 2-2 G6-3 ①			S C F S 0-3 K ①		3	0	1	1	0	1	0
John Orton, R (1, 2) OBP: 0.258, SLG: 0.197 Hubie Brooks, R (8, PH) OBP: 0.243, SLG: 0.345 Mike Fitzgerald, R (9, 2) OBP: 0.289, SLG: 0.295		B B X 2-0 F8 ③			S B B C F S 2-3 K ②			X 0-0 G5-3 ②		2 1 0	0 0 0	0 0 0	0 0 0	0 0 0	1 0 0	2 0 0
Inning Stats	R: 0 E: 0 K: 1 S: 6 H: 0 LOB: 0 BB: 0 P: 9	R: 1 E: 0 K: 2 S: 16 H: 3 LOB: 2 BB: 0 P: 26	R: 0 E: 0 K: 1 S: 10 H: 1 LOB: 0 BB: 0 P: 15	R: 0 E: 0 K: 1 S: 10 H: 1 LOB: 1 BB: 0 P: 15	R: 0 E: 0 K: 1 S: 11 H: 0 LOB: 0 BB: 0 P: 16	R: 0 E: 0 K: 1 S: 8 H: 0 LOB: 0 BB: 0 P: 12	R: 0 E: 0 K: 0 S: 8 H: 0 LOB: 0 BB: 0 P: 13	R: 0 E: 0 K: 2 S: 9 H: 0 LOB: 0 BB: 0 P: 9	R: 0 E: 0 K: 1 S: 8 H: 0 LOB: 0 BB: 0 P: 11	1B: 4 2B: 1 3B: 0 HR: 0	SF: 0 SAC: 0 DP: 0 HBP: 0					

PITCHER		IP	WLS	BF	H	R	ER	SO	BB	IBB	HBP	BLK	WP	HR	S	P	ERA	WHIP
35 Mike Mussina, R ERA: 2.74	(1, 1)	8.0	W	28	5	1	1	9	0	0	0	0	0	0	78	115	1.12	0.625
Gregg Olson, R ERA: 2.26	(9, 1)	1.0	S	3	0	0	0	1	0	0	0	0	0	0	8	11	0.00	0.000

PITCHER	IP	WLS	BF	H	R	ER	SO	BB	IBB	HBP	BLK	WP	HR	S	P	ERA	WHIP

BOTTOM

Baltimore Orioles @ California Angels

Anaheim Stadium, Anaheim, CA

Sat Sep 05 1992, 10:05 PM EDT

Att. 22,386 - Sunny - 74 F

livebaseballscorecards.com

AB	31
R	1
H	5
RBI	1
BB	0
SO	10
LOB	4

1B: 4 SF: 0
2B: 1 SAC: 0
3B: 0 DP: 0
HR: 0 HBP: 0

WP: 0 PA: 32
PB: 0
SB: 1
CS: 0

Batter	1	2	3	4	5	6	7	8	9	AB	R	H	RBI	BB	SO	LOB
Brady Anderson, L (1, 7) OBP: 0.385, SLG: 0.463	C C B S 1-3 K		C X 0-1 S 2B 1B		C B X 1-1 F9		C X 0-1 G5-3			4	1	1	0	0	1	1
Randy Milligan, R (1, 3) OBP: 0.397, SLG: 0.382	X 0-0 F8		B F C 2 B B B SAFE 4-2 2B 1-2 BB		X 0-0 F8			C X 0-1 F4 1B FC5-6 1B		3	0	1	0	1	0	0
Mike Devereaux, R (1, 8) OBP: 0.336, SLG: 0.487	C H 1-1 FC5-4 HBP		B X 1-0 1-3 2-H 2B		C C X 0-2 G2-3			B X 1-0 FC5-6 1-2 1B		3	0	2	1	0	0	0
Glenn Davis, R (1, 10) OBP: 0.338, SLG: 0.419	C X 0-1 FC5-4 1-2f		F B F B B S 3-3 K			C C F S 0-3 K		B F B S B X 3-2 F4 2-3		4	0	0	0	0	2	5
Cal Ripken Jr., R (1, 6) OBP: 0.321, SLG: 0.344		C C F X 0-2 F8	C C X 0-2 F7			F C B X 1-2 F8		B B X 2-0 FC5-6 1-3 3-H		4	0	0	0	0	0	4
Chito Martinez, L (1, 9) OBP: 0.347, SLG: 0.401		C B B F B X 3-2 G4-3		C B X 1-1 L3		C X 0-1 G3			C B C X 1-2 G4-3	4	0	0	0	0	0	0
Leo Gomez, R (1, 5) OBP: 0.366, SLG: 0.434		C B X 1-1 G6-3		S X 0-1 1B			C C B X 1-2 F8		S X 0-1 F8	4	0	1	0	0	0	0
Chris Hoiles, R (1, 2) OBP: 0.403, SLG: 0.530			C B X 1-1 HR	C S S 0-3 K			F B X 1-1 G3 1B		B X 1-0 F9	4	1	2	1	0	1	1
Mark McLemore, S (1, 4) OBP: 0.335, SLG: 0.316			X 0-0 F9	C B B X 2-1 G5-3			F B X 1-1 G3 1-2			3	0	0	0	0	0	2
Inning Stats	R: 0 H: 0 E: 0 LOB: 1 K: 1 BB: 0 S: 7 P: 9	R: 0 H: 0 E: 0 LOB: 0 K: 0 BB: 0 S: 9 P: 13	R: 2 H: 3 E: 0 LOB: 2 K: 1 BB: 1 S: 14 P: 23	R: 0 H: 1 E: 0 LOB: 1 K: 1 BB: 0 S: 9 P: 12	R: 0 H: 0 E: 0 LOB: 0 K: 0 BB: 0 S: 6 P: 7	R: 0 H: 0 E: 0 LOB: 0 K: 1 BB: 0 S: 9 P: 10	R: 0 H: 1 E: 0 LOB: 1 K: 0 BB: 0 S: 9 P: 12	R: 0 H: 2 E: 0 LOB: 1 K: 0 BB: 0 S: 7 P: 13	R: 0 H: 0 E: 0 LOB: 0 K: 0 BB: 0 S: 6 P: 8	1B: 5 SF: 0 2B: 2 SAC: 0 3B: 0 DP: 1 HR: 1 HBP: 1						

TOP

Baltimore Orioles @ California Angels

Anaheim Stadium, Anaheim, CA

Sun Sep 06 1992, 6:33 AM EDT

Att. 19,476 - Sunny - 78 F

livebaseballscorecards.com

AB	33
R	2
H	7
RBI	2
BB	1
SO	4
LOB	13

WP: 0	PA: 35
PB: 0	
SB: 1	
CS: 0	

PITCHER		IP	WLS	BF	H	R	ER	SO	BB	IBB	HBP	BLK	WP	HR	S	P	ERA	WHIP
Bert Blyleven, R ERA: 4.59	(1, 1)	6.0	W	24	4	2	2	4	1	0	1	0	0	1	54	74	3.00	0.833
Chuck Crim, R ERA: 5.13	(7, 1)	1.0		4	1	0	0	0	0	0	0	0	0	0	9	12	0.00	1.000
Joe Grahe, R ERA: 3.13	(8, 1)	2.0	S	7	2	0	0	0	0	0	0	0	0	0	13	21	0.00	1.000

PITCHER		IP	WLS	BF	H	R	ER	SO	BB	IBB	HBP	BLK	WP	HR	S	P	ERA	WHIP

Batter	1	2	3	4	5	6	7	8	9	AB	R	H	RBI	BB	SO	LOB
Damion Easley, R (1, 5) OBP: 0.325, SLG: 0.333	C S B B S 2-3 ① K		X 0-0 FC5-4 1B 1-2		X 0-0 SH SH1-4 HR 1-2		B X 1-0 ② G5-3			3	1	1	0	0	1	0
Luis Sojo, R (1, 4) OBP: 0.305, SLG: 0.410	C F X 0-2 WP HR 1B		L B F F F L 1-3 ① K		X 0-0 ① SH1-4 1-2 2-3		B C B X 2-1 ③ F8			3	1	1	0	0	1	2
Chad Curtis, R (1, 9) OBP: 0.336, SLG: 0.382	B C 1 SAFE F B F S 2-3 ② K 1-2		B S C X 1-2 ② FC5-4 1-2f 2-3		F B B X 2-1 HR 2-H 3-H			F B B X 2-1 ① F8		4	1	1	3	0	1	3
Gary Gaetti, R (1, 3) OBP: 0.276, SLG: 0.355	B X 1-0 HR 2-H		F F B F B S 2-3 ③ K		B S X 1-1 E5 G6-4-3			X 0-0 ② F8		4	1	1	2	0	1	2
Hubie Brooks, R (1, 10) OBP: 0.243, SLG: 0.343	C S F C 0-3 ③ K		S B X 1-1 1B		X 0-0 ② ③ G6-4-3 1-2f			B S X 1-1 E5 FC6-4		4	0	1	0	0	1	1
Junior Felix, S (1, 8) OBP: 0.286, SLG: 0.358		B X 1-0 G6-4-3 1B	S F S 0-3 ① K			B F F F S 1-3 ① K		C X 0-1 ③ FC6-4 1-2f		4	0	1	0	0	2	2
Mike Fitzgerald, R (1, 7) OBP: 0.284, SLG: 0.290 Rob Ducey, L (8, 7) OBP: 0.197, SLG: 0.224		B M 1 SAFE X 1-1 ① ② G6-4-3 1-2f	X 0-0 ② F8			C X 0-1 ② L5				3 0	0 0	0 0	0 0	0 0	0 0	2 0
Gary Disarcina, R (1, 6) OBP: 0.284, SLG: 0.302		X 0-0 ③ G5-3	B X 1-0 ③ F9			F S B X 1-2 ③ F9				3	0	0	0	0	0	1
Ron Tingley, R (1, 2) OBP: 0.261, SLG: 0.313			B C C X 1-2 FC5-4 1B 1B		X 0-0 SH1-4 SH HR 1B		B X 1-0 ① F8			3	1	2	0	0	0	0
Inning Stats	R: 2 H: 2 E: 0 LOB: 0 K: 3 BB: 0 S: 15 P: 20	R: 0 H: 1 E: 0 LOB: 0 K: 0 BB: 0 S: 4 P: 6	R: 0 H: 2 E: 0 LOB: 2 K: 2 BB: 0 S: 16 P: 21	R: 0 H: 1 E: 0 LOB: 1 K: 1 BB: 0 S: 7 P: 9	R: 3 H: 2 E: 2 LOB: 0 K: 0 BB: 0 S: 8 P: 11	R: 0 H: 0 E: 0 LOB: 0 K: 1 BB: 0 S: 9 P: 11	R: 0 H: 0 E: 0 LOB: 0 K: 0 BB: 0 S: 4 P: 8	R: 0 H: 0 E: 1 LOB: 1 K: 0 BB: 0 S: 7 P: 10		1B: 6 SF: 0 2B: 0 SAC: 2 3B: 0 DP: 2 HR: 2 HBP: 0						WP: 1 PA: 33 PB: 0 SB: 0 CS: 0	

PITCHER	IP	WLS	BF	H	R	ER	SO	BB	IBB	HBP	BLK	WP	HR	S	P	ERA	WHIP
Craig Lefferts, L (1, 1) ERA: 3.73	8.0	L	33	8	5	4	7	0	0	0	0	1	2	70	96	4.50	1.000

PITCHER	IP	WLS	BF	H	R	ER	SO	BB	IBB	HBP	BLK	WP	HR	S	P	ERA	WHIP

BOTTOM

Baltimore Orioles @ California Angels

Anaheim Stadium, Anaheim, CA

Sun Sep 06 1992, 6:33 AM EDT

Att. 19,476 - Sunny - 78 F

livebaseballscorecards.com

AB	31
R	5
H	8
RBI	5
BB	0
SO	7
LOB	13

Batter	1	2	3	4	5	6	7	8	9	10	11	12	13	AB	R	H	RBI	BB	SO	LOB
Bernie Williams, S OBP: 0.333, SLG: 0.371 (1, 8)	F7	FC6-4 1-2f			1B			G4-3	L6			P6	3B 1-H 2-H 3-H	7	0	2	3	0	0	6
Roberto Kelly, R OBP: 0.332, SLG: 0.404 (1, 7)	F9		F8		L6			FC5-4 1B		G6-3		G6-3	F9	7	0	1	0	0	0	2
Don Mattingly, L OBP: 0.325, SLG: 0.416 (1, 3)	G4-3		F8			F7		FC5-4 1-2f		P6		G5-3		6	0	0	0	0	0	1
Danny Tartabull, R OBP: 0.405, SLG: 0.471 (1, 10)		G4-3	K			G5-3		K		K			1B BB BB	5	1	0	0	1	3	1
Mel Hall, L OBP: 0.313, SLG: 0.434 (1, 9)		1B E 1B		K		F7			P6		SH1-4 FC6-2-5 2B		0-0 BB IBB 1-3 3B 1B	6	2	3	0	0	1	0
Randy Velarde, R OBP: 0.337, SLG: 0.386 (1, 5)	1B E 1-3 1B		F9		L6				BB BB BB		SH1-4 2-3			4	0	1	0	1	1	2
Mike Stanley, R OBP: 0.383, SLG: 0.424 (1, 2) Matt Nokes, L OBP: 0.282, SLG: 0.408 (11, PH) (11, 2)	K		G6-3		HR				BB 1-2 BB		FC6-2-5 IBB		BB 1-2 3B IBB	3 0	1 1	1 0	1 0	1 2	1 0	2 0
Andy Stankiewicz, R OBP: 0.341, SLG: 0.351 (1, 6)	E5 1B 1-2 3-H		F8				G1-3	K			FC6-2-5 1-3 3-H		BB 1-2 2-3 3B 3-H	5	1	0	1	1	1	5
Pat Kelly, R OBP: 0.310, SLG: 0.396 (1, 4)	FC6-4 1-2 2-3 1B				P3		L5				P4		K	5	0	1	0	1	1	5
Inning Stats	R: 0 E: 0 K: 0 S: 4 H: 0 LOB: 0 BB: 0 P: 7	R: 1 E: 1 K: 1 S: 16 H: 3 LOB: 3 BB: 0 P: 29	R: 0 E: 0 K: 1 S: 8 H: 0 LOB: 0 BB: 0 P: 14	R: 0 E: 0 K: 1 S: 9 H: 0 LOB: 0 BB: 0 P: 14	R: 0 E: 0 K: 0 S: 8 H: 1 LOB: 1 BB: 0 P: 11	R: 0 E: 0 K: 0 S: 8 H: 0 LOB: 0 BB: 0 P: 10	R: 1 E: 0 K: 0 S: 10 H: 1 LOB: 0 BB: 0 P: 19	R: 0 E: 0 K: 1 S: 10 H: 1 LOB: 1 BB: 0 P: 13	R: 0 E: 0 K: 1 S: 11 H: 0 LOB: 3 BB: 3 P: 26	R: 0 E: 0 K: 1 S: 7 H: 0 LOB: 0 BB: 0 P: 9	R: 0 E: 0 K: 0 S: 8 H: 1 LOB: 2 BB: 1 P: 15	R: 0 E: 0 K: 0 S: 7 H: 0 LOB: 0 BB: 0 P: 9	R: 4 E: 0 K: 2 S: 17 H: 2 LOB: 1 BB: 3 P: 33	1B: 6 2B: 1 3B: 1 HR: 1 SF: 0 SAC: 1 DP: 0 HBP: 0						

TOP

New York Yankees @ Baltimore Orioles

Oriole Park at Camden Yards, Baltimore, MD

Mon Sep 07 1992, 7:05 PM EDT

Att. 45,903 - Cloudy - 81 F

livebaseballscorecards.com

AB	48
R	6
H	9
RBI	5
BB	7
SO	8
LOB	24

PITCHER		IP	WLS	BF	H	R	ER	SO	BB	IBB	HBP	BLK	WP	HR	S	P	ERA	WHIP
Ben McDonald, R ERA: 4.3	(1, 1)	8.1		33	6	2	1	4	1	0	0	0	0	1	76	124	1.08	0.840
Gregg Olson, R ERA: 2.19	(9, 1)	1.2		7	0	0	0	2	2	0	0	0	0	0	15	28	0.00	1.200
Alan Mills, R ERA: 2.65	(11, 1)	3.0	L	16	3	4	4	2	2	2	0	0	0	0	32	57	12.00	1.667

PITCHER	IP	WLS	BF	H	R	ER	SO	BB	IBB	HBP	BLK	WP	HR	S	P	ERA	WHIP

New York Yankees @ Baltimore Orioles

Oriole Park at Camden Yards, Baltimore, MD

Mon Sep 07 1992, 7:05 PM EDT

Att. 45,903 - Cloudy - 81 F

livebaseballscorecards.com

Batter	1	2	3	4	5	6	7	8	9	10	11	12	13	AB	R	H	RBI	BB	SO	LOB
Brady Anderson, L (1, 7) OBP: 0.386, SLG: 0.465	1-2 K 1B 1B		3-3 K			1-3 K		0-1 2B			2-1 P4		3-1 FC5-4 1B	6	0	3	0	0	2	0
Randy Milligan, R (1, 3) OBP: 0.394, SLG: 0.379	0-0 1-2 1B			1-2 L6		2-1 G6-3		1-2 G6-3			3-3 K		1-2f FC5-4	6	0	1	0	0	1	2
Mike Devereaux, R (1, 8) OBP: 0.333, SLG: 0.483	1-3 K			2-1 G6-3			0-0 G4-3		1-3 K		2-2 F7			5	0	0	0	0	2	2
Glenn Davis, R (1, 10) OBP: 0.333, SLG: 0.412	3-3 K 2-3			1-1 P4			2-2 P6		0-1 G5-3			0-0 F7		5	0	0	0	0	1	2
Cal Ripken Jr., R (1, 6) OBP: 0.324, SLG: 0.347		0-0 F7			2-1 L4		3-1 2B		4-2 BB			1-0 1B		4	0	2	0	1	0	0
Joe Orsulak, L (1, 9) OBP: 0.357, SLG: 0.385		1-2 L9			0-3 K2-3		0-1 P5		1-2 F7			1-1 F8		5	0	0	0	0	1	3
Leo Gomez, R (1, 5) OBP: 0.364, SLG: 0.439		0-1 G1-3			0-0 G6-3			0-2 HR		3-3 K		0-1 L9		5	1	1	1	0	1	1
Chris Hoiles, R (1, 2) OBP: 0.399, SLG: 0.535			0-2 F7			2-1 HR		1-1 F7		0-1 F8			3-2 P3	5	1	1	1	0	0	0
Mark McLemore, S (1, 4) OBP: 0.327, SLG: 0.308			0-0 G4-3			3-1 G4-3		2-3 K		3-3 K			2-2 G3	5	0	0	0	0	2	0
Inning Stats	R: 0 E: 0 K: 2 S: 11 H: 2 LOB: 1 BB: 0 P: 16	R: 0 E: 0 K: 0 S: 6 H: 0 LOB: 0 BB: 0 P: 7	R: 0 E: 0 K: 1 S: 7 H: 0 LOB: 0 BB: 0 P: 10	R: 0 E: 0 K: 0 S: 7 H: 0 LOB: 0 BB: 0 P: 11	R: 0 E: 0 K: 1 S: 6 H: 0 LOB: 0 BB: 0 P: 8	R: 1 E: 0 K: 1 S: 9 H: 1 LOB: 0 BB: 0 P: 17	R: 0 E: 0 K: 0 S: 8 H: 1 LOB: 1 BB: 0 P: 13	R: 1 E: 0 K: 1 S: 13 H: 2 LOB: 1 BB: 0 P: 17	R: 0 E: 0 K: 1 S: 10 H: 0 LOB: 1 BB: 1 P: 16	R: 0 E: 0 K: 2 S: 12 H: 0 LOB: 0 BB: 0 P: 18	R: 0 E: 0 K: 1 S: 8 H: 0 LOB: 0 BB: 0 P: 15	R: 0 E: 0 K: 0 S: 6 H: 1 LOB: 1 BB: 0 P: 8	R: 0 E: 0 K: 0 S: 13 H: 1 LOB: 1 BB: 0 P: 22	1B: 4 2B: 2 3B: 0 HR: 2	SF: 0 SAC: 0 DP: 0 HBP: 0	WP: 0 PB: 0 SB: 0 CS: 0	PA: 47				

PITCHER		IP	WLS	BF	H	R	ER	SO	BB	IBB	HBP	BLK	WP	HR	S	P	ERA	WHIP
Melido Perez, R ERA: 2.78	(1, 1)	9.0		33	6	2	2	7	1	0	0	0	0	2	77	115	2.00	0.778
Rich Monteleone, R ERA: 3.02	(10, 1)	3.0	W	10	1	0	0	3	0	0	0	0	0	0	26	41	0.00	0.333
Steve Farr, R ERA: 1.61	(13, 1)	1.0		4	1	0	0	0	0	0	0	0	0	0	13	22	0.00	1.000

PITCHER	IP	WLS	BF	H	R	ER	SO	BB	IBB	HBP	BLK	WP	HR	S	P	ERA	WHIP

BOTTOM	
AB	46
R	2
H	8
RBI	2
BB	1
SO	10
LOB	10

Batter	1	2	3	4	5	6	7	8	9	AB	R	H	RBI	BB	SO	LOB
Bernie Williams, S (1, 8) OBP: 0.333, SLG: 0.370	C B B X 2-1 S 1B 1B		S B 1 SAFE 1 SAFE B L 1 SAFE X 2-2 1-2 2B 1B	C B B X 2-1 ② F9		X 0-0 ① P5		X 0-0 ① G5-3	X 0-0 ① P6	6	2	2	0	0	0	1
Randy Velarde, R (1, 5) OBP: 0.342, SLG: 0.392	B S B B X 2-1 ① L9		L B C X 1-2 1-H 2-H HR 2B	B C S B C 2-3 ③ K 2-3		C X 0-1 2B 1B 1B		X 0-0 1B HR 1B	B B B C B 4-1 1B BB	5	3	3	2	1	1	2
Don Mattingly, L (1, 3) OBP: 0.326, SLG: 0.420 Kevin Maas, L (7, 3) OBP: 0.308, SLG: 0.416	C B S B S 2-3 ② K 1-2		S X 0-1 ① L6		B B B C X 3-1 2B 2B	B F X 1-1 1-3 1B 2B		B B F X 2-1 1-3 HR 1B	X 0-0 ② F9	4 2	2 1	2 1	0 0	0 0	1 0	2 1
Danny Tartabull, R (1, 9) OBP: 0.412, SLG: 0.499 Dion James, L (8, 9) OBP: 0.362, SLG: 0.379	B F B F B X 3-2 2-H 1B		B B S X 2-1 2-H HR		B B X 2-0 1B 1B 2-H 2B 2B	B B X 2-0 2-H 3-H 1B 1B		B C B C X 2-2 1-H 3-H HR HR	X 0-0 1-2 1B	5 1	3 0	5 1	9 0	0 0	0 0	0 0
Roberto Kelly, R (1, 7) OBP: 0.332, SLG: 0.402	B C X 1-1 ③ F7		B C X 1-1 ② F9		X 0-0 1B FC3-6 2-3 1B	B X 1-0 ② F9		C B F F B B B 4-2 1B 1B BB	X 0-0 ③ G4-3	5	2	1	0	1	0	4
Mike Stanley, R (1, 2) OBP: 0.378, SLG: 0.417		F B C S 1-3 ① K	C X 0-1 ③ F9		S B 1 SAFE X 1-1 FC3-6 1-3 3-H 1B	F F B B X 2-2 ③ F9		X 0-0 ② F8		5	0	1	1	0	1	2
Jim Leyritz, R (1, 10) OBP: 0.333, SLG: 0.397 Mel Hall, L (5, PH) OBP: 0.314, SLG: 0.434		B F X 1-1 ② F9		B B B C X 3-1 G6-3 2B 1B	B X 1-0 ① FC3-6 1-2f 3-H		S S S 0-3 ① K	C B F F X 1-2 1B 1-2 WP 1B		2 3	1 1	1 1	0 1	0 0	0 1	0 1
Andy Stankiewicz, R (1, 6) OBP: 0.339, SLG: 0.349		B B C X 2-1 ③ G5-3		B F 1 SAFE B X 2-1 ① G6-3 1-2	C X 0-1 ② F9		B S S X 1-2 ② G5-3	B F B X 2-1 WP 1-3 2-H 1B		5	0	1	1	0	0	2
Pat Kelly, R (1, 4) OBP: 0.312, SLG: 0.398			B F B B B 4-1 1B 2B BB	C S B X 1-2 S 2-H 2B	S F B B F B X 3-2 ③ F9		X 0-0 ③ F8	S S B B B S 3-3 ③ K 1-2 3-H		4	1	1	1	1	1	2
Inning Stats	R: 1 H: 2 E: 0 LOB: 1 K: 1 BB: 0 S: 12 P: 22	R: 0 H: 0 E: 0 LOB: 0 K: 1 BB: 0 S: 7 P: 11	R: 4 H: 3 E: 0 LOB: 0 K: 0 BB: 1 S: 15 P: 25	R: 1 H: 2 E: 0 LOB: 1 K: 1 BB: 0 S: 12 P: 22	R: 3 H: 4 E: 0 LOB: 1 K: 0 BB: 0 S: 13 P: 23	R: 2 H: 3 E: 0 LOB: 1 K: 0 BB: 0 S: 10 P: 16	R: 0 H: 0 E: 0 LOB: 0 K: 1 BB: 0 S: 7 P: 8	R: 5 H: 5 E: 0 LOB: 1 K: 1 BB: 1 S: 20 P: 34	R: 0 H: 1 E: 0 LOB: 2 K: 0 BB: 1 S: 5 P: 9	1B: 13 SF: 0 2B: 5 SAC: 0 3B: 0 DP: 0 HR: 2 HBP: 0						

PITCHER		IP	WLS	BF	H	R	ER	SO	BB	IBB	HBP	BLK	WP	HR	S	P	ERA	WHIP
Arthur Rhodes, L ERA: 4.36	(1, 1)	2.1	L	12	4	4	4	2	1	0	0	0	0	0	28	49	15.43	2.143
Storm Davis, R ERA: 3.46	(3, 1)	1.2		9	4	3	3	1	0	0	0	0	0	1	20	36	16.20	2.400
Bob Milacki, R ERA: 5.98	(5, 1)	2.0		12	6	4	4	0	0	0	0	0	0	0	21	34	18.00	3.000
Jim Poole, L ERA:	(7, 1)	1.0		3	0	0	0	1	0	0	0	0	0	0	7	8	0.00	0.000
Mike Flanagan, L ERA: 8.81	(8, 1)	0.2		8	5	5	5	0	1	0	0	0	0	1	17	28	67.50	9.000

PITCHER		IP	WLS	BF	H	R	ER	SO	BB	IBB	HBP	BLK	WP	HR	S	P	ERA	WHIP
Mark Williamson, R ERA:	(8, 1)	1.1		6	1	0	0	1	1	0	0	0	1	0	8	15	0.00	1.500

TOP

New York Yankees @ Baltimore Orioles

Oriole Park at Camden Yards, Baltimore, MD

Tue Sep 08 1992, 7:05 PM EDT
Att. 45,861 - Cloudy - 85 F

livebaseballscorecards.com

AB	47
R	16
H	20
RBI	15
BB	3
SO	5
LOB	17

WP: 1	PA: 50		
PB: 0			
SB: 2			
CS: 0			

BOTTOM

New York Yankees @ Baltimore Orioles

Oriole Park at Camden Yards, Baltimore, MD

Tue Sep 08 1992, 7:05 PM EDT

Att. 45,861 - Cloudy - 85 F

livebaseballscorecards.com

Batter	1	2	3	4	5	6	7	8	9	AB	R	H	RBI	BB	SO	LOB
Joe Orsulak, L (1, 7) OBP: 0.357, SLG: 0.392	F7		HR		E3		BB		P5	4	1	1	2	1	0	0
Randy Milligan, R (1, 3) OBP: 0.395, SLG: 0.377 Mark Parent, R (8, 2) OBP: 0.227, SLG: 0.263	G6-3		FC3-6 BB		K		1-2 BB		P3	2 1	0 0	0 0	0 0	2 0	1 0	1 0
Mike Devereaux, R (1, 8) OBP: 0.331, SLG: 0.480 Steve Scarsone, R (8, 6) OBP: 0.200, SLG: 0.143	K		K		SAFE K SAFE		F8		G4-3	4 1	0 0	0 0	0 0	0 0	3 0	4 0
Cal Ripken Jr., R (1, 6) OBP: 0.324, SLG: 0.346 Luis Mercedes, R (8, 8) OBP: 0.269, SLG: 0.143		1B SF8 BB	FC3-6 1-2f			P3		1B 2B		2 1	1 1	0 1	0 0	1 0	0 0	1 0
Sam Horn, L (1, 10) OBP: 0.328, SLG: 0.408 Tim Hulett, R (8, PH) OBP: 0.342, SLG: 0.368		FC5-4 1-3 1B	L9			F9		F8		3 1	0 0	1 0	0 0	0 0	0 0	1 1
Chris Hoiles, R (1, 2) OBP: 0.399, SLG: 0.533 David Segui, S (8, 3) OBP: 0.312, SLG: 0.310		F9		L7		1B		F8		3 1	0 0	1 0	0 0	0 0	0 0	2 1
Chito Martinez, L (1, 9) OBP: 0.345, SLG: 0.400		SF8 3-H	K			F8		2B 2-H 1B		3	0	1	2	0	1	1
Leo Gomez, R (1, 5) OBP: 0.363, SLG: 0.439		FC5-4 1-2f	P5				F7	1-3 2B		4	0	1	0	0	0	1
Mark McLemore, S (1, 4) OBP: 0.326, SLG: 0.312			HR 2B		G3		L3	P3		4	1	1	0	0	0	2

AB	34
R	4
H	7
RBI	4
BB	4
SO	5
LOB	15

Inning Stats	1	2	3	4	5	6	7	8	9
	R: 0 E: 0 K: 1 S: 9 H: 0 LOB: 0 BB: 0 P: 14	R: 1 E: 0 K: 0 S: 9 H: 1 LOB: 1 BB: 1 P: 15	R: 2 E: 0 K: 1 S: 17 H: 2 LOB: 1 BB: 1 P: 28	R: 0 E: 0 K: 1 S: 8 H: 0 LOB: 0 BB: 0 P: 13	R: 0 E: 1 K: 2 S: 11 H: 0 LOB: 1 BB: 0 P: 15	R: 0 E: 0 K: 0 S: 10 H: 1 LOB: 1 BB: 0 P: 14	R: 0 E: 0 K: 0 S: 14 H: 0 LOB: 2 BB: 2 P: 27	R: 1 E: 0 K: 0 S: 17 H: 3 LOB: 2 BB: 0 P: 21	R: 0 E: 0 K: 0 S: 7 H: 0 LOB: 0 BB: 0 P: 9

1B:	3
2B:	3
3B:	0
HR:	1
SF:	1
SAC:	0
DP:	0
HBP:	0

WP:	0
PB:	0
SB:	0
CS:	0
PA:	39

PITCHER		IP	WLS	BF	H	R	ER	SO	BB	IBB	HBP	BLK	WP	HR	S	P	ERA	WHIP
Scott Sanderson, R ERA: 4.49	(1, 1)	7.0	W	30	4	3	3	5	4	0	0	0	0	1	78	126	3.86	1.143
Curt Young, L ERA: 3.68	(8, 1)	1.0		6	3	1	1	0	0	0	0	0	0	0	17	21	9.00	3.000
Jerry Nielsen, L ERA: 3.09	(9, 1)	1.0		3	0	0	0	0	0	0	0	0	0	0	7	9	0.00	0.000

PITCHER	IP	WLS	BF	H	R	ER	SO	BB	IBB	HBP	BLK	WP	HR	S	P	ERA	WHIP

Batter	1	2	3	4	5	6	7	8	9	AB	R	H	RBI	BB	SO	LOB
Bernie Williams, S (1, 8) OBP: 0.330, SLG: 0.365	C B B F X 2-2 ① P5		B F B X 2-1 ③ L8		X 0-0 G1-6-3 1-3 1B			B F C B B X 3-2 ① G4-3	X 0-0 ③ F9	5	0	1	0	0	0	2
Roberto Kelly, R (1, 7) OBP: 0.331, SLG: 0.403	B C F B C 2-3 ② K			S B F B B X 3-2 G3-1 HR 2B	B 1 SAFE X 1-0 ② ③ G1-6-3 1-2f			C T B B X 2-2 ② G6-3		4	1	1	0	0	1	2
Don Mattingly, L (1, 3) OBP: 0.328, SLG: 0.426	B B C B X 3-1 ③ G5-3			B F B 2 SAFE X 2-1 ① G3-1 2-3		B B F X 3-1 G4-3 1B		B F X 1-1 HR		4	1	2	1	0	0	1
Danny Tartabull, R (1, 9) OBP: 0.413, SLG: 0.506		S T B B B X 3-2 ① G1-3		B B B B 4-0 HR BB		C C 1 SAFE X 0-2 ① P6		C B X 1-1 HR		3	2	1	1	1	0	1
Mel Hall, L (1, 10) OBP: 0.313, SLG: 0.432		C S X 0-2 1B		B X 1-0 ② P6		C B 1 SAFE C X 1-2 ② G4-3 1-2		B B F F B X 3-2 ③ G4-3		4	0	1	0	0	0	3
Randy Velarde, R (1, 5) OBP: 0.344, SLG: 0.402		C F X 0-2 ② L7		B C X 1-1 1-H 3-H HR		B B X 2-0 ③ G4-3			B F C B B F X 3-2 S 1B	4	1	2	3	0	0	2
Matt Nokes, L (1, 2) OBP: 0.279, SLG: 0.403		F 1 SAFE B X 1-1 ③ P4		B X 1-0 ③ G4-3			B B F B X 3-1 ① F9		S F B B C 2-3 ① K 1-2	4	0	0	0	0	1	2
Andy Stankiewicz, R (1, 6) OBP: 0.336, SLG: 0.345			B C C B B X 3-2 ① F8		C B B X 2-1 ① F8		B X 1-0 ② F9		X 0-0 ② G1-3	4	0	0	0	0	0	1
Pat Kelly, R (1, 4) OBP: 0.314, SLG: 0.395			S B X 1-1 ② F9		B C C H 2-2 1B HBP		B S B F B S 3-3 ③ K		B B C F F F H 3-2 HBP	2	0	0	0	0	1	0
Inning Stats	R: 0 E: 0 K: 1 S: 8 H: 0 LOB: 0 BB: 0 P: 15	R: 0 E: 0 K: 0 S: 11 H: 1 LOB: 1 BB: 0 P: 15	R: 0 E: 0 K: 0 S: 7 H: 0 LOB: 0 BB: 0 P: 13	R: 3 E: 0 K: 0 S: 9 H: 2 LOB: 0 BB: 1 P: 21	R: 0 E: 0 K: 0 S: 6 H: 1 LOB: 1 BB: 0 P: 11	R: 0 E: 0 K: 0 S: 9 H: 1 LOB: 1 BB: 0 P: 15	R: 0 E: 0 K: 1 S: 6 H: 0 LOB: 0 BB: 0 P: 13	R: 2 E: 0 K: 0 S: 13 H: 2 LOB: 0 BB: 0 P: 23	R: 0 E: 0 K: 1 S: 14 H: 1 LOB: 2 BB: 0 P: 22	1B: 4 2B: 1 3B: 0 HR: 3 SF: 0 SAC: 0 DP: 1 HBP: 2						

PITCHER		IP	WLS	BF	H	R	ER	SO	BB	IBB	HBP	BLK	WP	HR	S	P	ERA	WHIP
Rick Sutcliffe, R ERA: 4.14	(1, 1)	7.2	L	31	7	5	5	2	1	0	1	0	0	3	66	120	5.87	1.043
Pat Clements, L ERA: 2.77	(8, 1)	0.1		1	0	0	0	0	0	0	0	0	0	0	3	6	0.00	0.000
Todd Frohwirth, R ERA: 2.15	(9, 1)	1.0		5	1	0	0	1	0	0	1	0	0	0	14	22	0.00	1.000

PITCHER	IP	WLS	BF	H	R	ER	SO	BB	IBB	HBP	BLK	WP	HR	S	P	ERA	WHIP

TOP

New York Yankees @ Baltimore Orioles

Oriole Park at Camden Yards, Baltimore, MD

Wed Sep 09 1992, 7:05 PM EDT
Att. 45,149 - Cloudy - 87 F

livebaseballscorecards.com

AB	34
R	5
H	8
RBI	5
BB	1
SO	3
LOB	14

WP: 0	PB: 0	SB: 1	CS: 0
PA: 37			

BOTTOM

Batter	1	2	3	4	5	6	7	8	9	AB	R	H	RBI	BB	SO	LOB
Brady Anderson, L (1, 7) OBP: 0.386, SLG: 0.463	C B B C X 2-2 ① G3		B B C F S 2-3 ① K		B C C B B B 4-2 G4-3 S G6-3 BB		1 SAFE B 1 SAFE 1 SAFE X 1-0 ① FC6-4 S 1-2f		B B F B B 4-1 BB	3	1	0	0	2	1	1
Randy Milligan, R (1, 3) OBP: 0.395, SLG: 0.376	C B B X 2-1 FC6-4 1B		B F B X 2-1 ② G3		B 1 SAFE B F X 2-1 ① G4-3 1-3		B B B S B 4-1 G4-3 1-2 BB		C S B B B S 3-3 ② K	4	0	1	0	1	1	4
Mike Devereaux, R (1, 8) OBP: 0.330, SLG: 0.477	B X 1-0 ② FC6-4 1-2f		C X 0-1 1B		B F X 1-1 ② G6-3 3-H		B X 1-0 ②③ G4-3 1-2f		C B X 1-1 ③ P5	5	0	1	1	0	0	6
Cal Ripken Jr., R (1, 6) OBP: 0.321, SLG: 0.343	B F 1 SAFE B F X 2-2 ③ F9		B 1 SAFE 1 SAFE X 1-0 ③ F9		B C C B C 2-3 ③ K			C F F B X 1-2 ① F9		4	0	0	0	0	1	2
Sam Horn, L (1, 10) OBP: 0.321, SLG: 0.398		B C B C X 2-2 ① G4-3		B F S S 1-3 ① K		C S B B S 2-3 ① K		B S S S 1-3 ② K		4	0	0	0	0	3	0
Chris Hoiles, R (1, 2) OBP: 0.400, SLG: 0.542		C S B S 1-3 ② K		B F B F B B 4-2 BB 1B BB		B X 1-0 HR		C S B X 1-2 ③ F8		3	1	1	1	1	1	0
Joe Orsulak, L (1, 9) OBP: 0.364, SLG: 0.399		F X 0-1 1B 1B		B C B X 2-1 BB 1-2 1B		B X 1-0 ② 1B			C B F F X 1-2 E FC 1B	4	0	4	0	0	0	0
Leo Gomez, R (1, 5) OBP: 0.364, SLG: 0.439 Steve Scarsone, R (9, PR) OBP: 0.200, SLG: 0.143		X 0-0 FC6-4 1-3 1B		B B C B B 4-1 G1-6-4-3 1-2 2-3 BB		F X 0-1 ③ G5-3			C B X 1-1 FC 1-3	3 0	0 0	1 0	0 0	1 0	0 0	1 0
Mark McLemore, S (1, 4) OBP: 0.325, SLG: 0.311		B B X 2-0 ③ FC6-4 1-2f		F B B X 2-1 ②③ G1-6-4-3 1-2f			C F B B X 2-2 FC6-4 1B		C B S X 1-2 ① F8	4	0	1	0	0	0	7
Inning Stats	R: 0 E: 0 K: 0 S: 9 H: 1 LOB: 1 BB: 0 P: 16	R: 0 E: 0 K: 1 S: 10 H: 2 LOB: 2 BB: 0 P: 15	R: 0 E: 0 K: 1 S: 8 H: 1 LOB: 1 BB: 0 P: 13	R: 0 E: 0 K: 1 S: 10 H: 1 LOB: 2 BB: 2 P: 23	R: 1 E: 0 K: 1 S: 9 H: 0 LOB: 0 BB: 1 P: 18	R: 1 E: 0 K: 1 S: 7 H: 2 LOB: 0 BB: 0 P: 11	R: 0 E: 0 K: 0 S: 6 H: 1 LOB: 1 BB: 1 P: 14	R: 0 E: 0 K: 1 S: 11 H: 0 LOB: 0 BB: 0 P: 14	R: 0 E: 1 K: 1 S: 15 H: 1 LOB: 3 BB: 1 P: 26	1B: 8 2B: 0 3B: 0 HR: 1 SF: 0 SAC: 0 DP: 2 HBP: 0						

PITCHER	IP	WLS	BF	H	R	ER	SO	BB	IBB	HBP	BLK	WP	HR	S	P	ERA	WHIP
Bob Wickman, R (1, 1) ERA: 3.81	7.0	W	30	8	2	2	5	4	0	0	0	0	1	59	110	2.57	1.714
Russ Springer, R (8, 1) ERA: 8.71	1.0		3	0	0	0	1	0	0	0	0	0	0	11	14	0.00	0.000
Steve Farr, R (9, 1) ERA: 1.58	1.0	S	6	1	0	0	1	1	0	0	0	0	0	15	26	0.00	2.000

PITCHER	IP	WLS	BF	H	R	ER	SO	BB	IBB	HBP	BLK	WP	HR	S	P	ERA	WHIP

New York Yankees @ Baltimore Orioles

Oriole Park at Camden Yards, Baltimore, MD

Wed Sep 09 1992, 7:05 PM EDT
Att. 45,149 - Cloudy - 87 F

livebaseballscorecards.com

AB	34
R	2
H	9
RBI	2
BB	5
SO	7
LOB	21

Batter	1	2	3	4	5	6	7	8	9	AB	R	H	RBI	BB	SO	LOB
Pat Listach, S (1, 6) OBP: 0.360, SLG: 0.356	B C B F B F F F 4-2 B BB		B F C B B B 4-2 FC4-6 BB		X 0-0 CS 1B			C X 0-1 ① G4-3		2	0	1	0	2	0	0
Darryl Hamilton, L (1, 9) OBP: 0.356, SLG: 0.403	1 SAFE C F S 0-3 ① K		B X 1-0 ② P6		1 SAFE B 1-0 ③ CS 1-2	C X 0-1 1B WP 1B		B C X 1-1 ② L1		4	1	1	0	0	1	3
Paul Molitor, R (1, 3) OBP: 0.388, SLG: 0.463	S X 0-1 ② F9		B X 1-0 ③ FC4-6 1-2f 2-3			B X 1-0 G6-4-3 S 1-3 1B		X 0-0 ③ F7		4	0	1	0	0	0	3
Robin Yount, R (1, 8) OBP: 0.317, SLG: 0.378	1 SAFE P C F 1 SAFE S 1-3 ③ K			L B S B B X 3-2 ① G5-3		F 1 SAFE B C S 1-3 ① K			F B B X 2-1 ① F9	4	0	0	0	0	2	3
Franklin Stubbs, L (1, 10) OBP: 0.291, SLG: 0.367		B C F S 1-3 ① K		B B C F C 3-3 ② K		S B B B S B B 4-2 G6-4-3 BB 1-2 3-H			B B C X 2-1 ② P4	3	0	0	0	1	2	0
Greg Vaughn, R (1, 7) OBP: 0.295, SLG: 0.387		B S B B F X 3-2 ② P2		B B B F X 3-1 ③ P6		S X 0-1 ②③ G6-4-3 1-2f 2-3			C B B B F B 4-2 BB	3	0	0	0	1	0	2
Kevin Seitzer, R (1, 5) OBP: 0.333, SLG: 0.362 Dante Bichette, R (9, PH) OBP: 0.328, SLG: 0.426		B C C B X 2-2 CS 1B			B F B X 2-1 SH3-4 SF9 2B		C B F B F X 2-2 ① F9		X 0-0 ③ P6	3 1	1 0	2 0	0 0	0 0	0 0	0 1
B.J. Surhoff, L (1, 2) OBP: 0.313, SLG: 0.325	B 1-0 ③ CS 1-2	B F B C F S 2-3 ① K			B X 1-0 ① SH3-4 2-3		B C F S 1-3 ② K			2	0	0	0	0	2	0
Scott Fletcher, R (1, 4) OBP: 0.351, SLG: 0.389		C S B X 1-2 FC4-6 2B			F X 0-1 ② SF9 3-H		C F S 0-3 ③ K			2	0	1	1	0	1	0
Inning Stats	R: 0 H: 0 E: 0 LOB: 1 K: 2 BB: 1 S: 15 P: 19	R: 0 H: 1 E: 0 LOB: 0 K: 1 BB: 0 S: 9 P: 16	R: 0 H: 1 E: 0 LOB: 2 K: 1 BB: 1 S: 11 P: 20	R: 0 H: 0 E: 0 LOB: 0 K: 1 BB: 0 S: 8 P: 17	R: 1 H: 2 E: 0 LOB: 0 K: 0 BB: 0 S: 6 P: 10	R: 1 H: 2 E: 0 LOB: 1 K: 1 BB: 1 S: 10 P: 16	R: 0 H: 0 E: 0 LOB: 0 K: 2 BB: 0 S: 10 P: 13	R: 0 H: 0 E: 0 LOB: 0 K: 0 BB: 0 S: 5 P: 6	R: 0 H: 0 E: 0 LOB: 1 K: 0 BB: 1 S: 7 P: 15	1B: 4 SF: 1 2B: 2 SAC: 1 3B: 0 DP: 1 HR: 0 HBP: 0						WP: 1 PA: 36 PB: 0 SB: 1 CS: 2

PITCHER	IP	WLS	BF	H	R	ER	SO	BB	IBB	HBP	BLK	WP	HR	S	P	ERA	WHIP
35 Mike Mussina, R (1, 1) ERA: 2.71	9.0	W	34	6	2	2	8	4	0	0	0	1	0	81	132	2.00	1.111

PITCHER	IP	WLS	BF	H	R	ER	SO	BB	IBB	HBP	BLK	WP	HR	S	P	ERA	WHIP

TOP

Milwaukee Brewers @ Baltimore Orioles

Oriole Park at Camden Yards, Baltimore, MD

Fri Sep 11 1992, 7:05 PM EDT
Att. 45,207 - Sunny - 75 F

livebaseballscorecards.com

AB	28
R	2
H	6
RBI	1
BB	4
SO	8
LOB	12

Batter	1	2	3	4	5	6	7	8	9	AB	R	H	RBI	BB	SO	LOB
Brady Anderson, L (1, 7) OBP: 0.384, SLG: 0.459	C S B F B F B F X 3-2 L6 ①		C C B S 1-3 K ③		B C B B F X 3-2 F9 ②		B C F B B X 3-2 G6-3 ②			4	0	0	0	0	1	2
Randy Milligan, R (1, 3) OBP: 0.394, SLG: 0.379	F B B B S B C 3-3 K ②			C B C B X 2-2 FC4-2-5 3B	B X 1-0 F9 ③		F C T S 0-3 K ③			4	0	1	0	0	2	2
David Segui, S (8, 3) OBP: 0.312, SLG: 0.310										0	0	0	0	0	0	0
Mike Devereaux, R (1, 8) OBP: 0.329, SLG: 0.479	B B S C B S 3-3 K ③			S F X 0-2 FC4-2-5 ① 3-H		B C X 1-1 1B 3B		B X 1-0 G6-3 ①		4	1	1	0	0	1	1
Sam Horn, L (1, 10) OBP: 0.324, SLG: 0.401		F B S B B X 3-2 1B		1 SAFE X 0-0 F7 ②		C X 0-1 2B 1B 1B 3-H		B F B B F B 4-2 CS BB		1	0	1	0	0	0	0
Glenn Davis, R (4, PH) OBP: 0.336, SLG: 0.413										2	1	1	1	1	0	1
Mark McLemore, S (8, PR) OBP: 0.325, SLG: 0.311										0	0	0	0	0	0	0
Cal Ripken Jr., R (1, 6) OBP: 0.321, SLG: 0.344		B B X 2-0 L5 ①		1 SAFE S F 1 SAFE B B B S 3-3 K ③		1 SAFE 1 SAFE B 1 SAFE F C B X 2-2 1-3 2B		B B B C F X 3-2 1-2 G5-3 ② ③		4	0	1	0	0	1	3
Joe Orsulak, L (1, 9) OBP: 0.364, SLG: 0.399		F B F X 1-2 P5 ②			X 0-0 L4 ①	B B C X 2-1 2-3 3-H 1B ①				3	0	1	1	0	0	1
Chris Hoiles, R (1, 2) OBP: 0.399, SLG: 0.540		B F S B F B X 3-2 G5-3 ③			C B B C X 2-2 1B 1B 1B	B 1 SAFE X 1-0 F9 ②				3	1	1	0	0	0	2
Leo Gomez, R (1, 5) OBP: 0.366, SLG: 0.440			B F B B X 3-1 G6-4-3 1B		X 0-0 1B 1-3 1B	B X 1-0 P3 ③				3	0	2	0	0	0	1
Billy Ripken, R (1, 4) OBP: 0.272, SLG: 0.323			1 SAFE L L B B X 2-2 G6-4-3 ① ② 1-2f		X 0-0 1-2 3-H 1B		C S B B C 2-3 K ①			3	0	1	1	0	1	1
Inning Stats	R: 0 E: 0 K: 2 S: 12 H: 0 LOB: 0 BB: 0 P: 21	R: 0 E: 0 K: 0 S: 11 H: 1 LOB: 1 BB: 0 P: 20	R: 0 E: 0 K: 1 S: 8 H: 1 LOB: 0 BB: 0 P: 14	R: 0 E: 0 K: 1 S: 10 H: 1 LOB: 1 BB: 0 P: 15	R: 1 E: 0 K: 0 S: 10 H: 3 LOB: 2 BB: 0 P: 16	R: 2 E: 0 K: 0 S: 11 H: 4 LOB: 1 BB: 0 P: 18	R: 0 E: 0 K: 2 S: 10 H: 0 LOB: 0 BB: 0 P: 15	R: 0 E: 0 K: 0 S: 6 H: 0 LOB: 1 BB: 1 P: 14		1B: 7 2B: 1 3B: 2 HR: 0	SF: 0 SAC: 0 DP: 1 HBP: 0					

PITCHER		IP	WLS	BF	H	R	ER	SO	BB	IBB	HBP	BLK	WP	HR	S	P	ERA	WHIP
Bill Wegman, R ERA: 3.34	(1, 1)	8.0	L	32	10	3	3	6	1	0	0	0	0	0	78	133	3.38	1.375

PITCHER	IP	WLS	BF	H	R	ER	SO	BB	IBB	HBP	BLK	WP	HR	S	P	ERA	WHIP

BOTTOM

Milwaukee Brewers @ Baltimore Orioles

Oriole Park at Camden Yards, Baltimore, MD

Fri Sep 11 1992, 7:05 PM EDT

Att. 45,207 - Sunny - 75 F

livebaseballscorecards.com

AB	31
R	3
H	10
RBI	3
BB	1
SO	6
LOB	14

Batter	1	2	3	4	5	6	7	8	9	AB	R	H	RBI	BB	SO	LOB
Pat Listach, S (1, 6) OBP: 0.361, SLG: 0.359	X 0-0 2B 2B	C B F S 1-3 ② K		S F B X 1-2 1B		B F C B S 2-3 ③ K		B B B C X 3-1 ② F8		5	1	2	0	0	2	0
Kevin Seitzer, R (1, 5) OBP: 0.331, SLG: 0.362 Jim Gantner, L (8, 5) OBP: 0.273, SLG: 0.305	X 0-0 1B G6-3 2B 2-H	B X 1-0 E6 FC5 1B		1 SAFE 1 SAFE 1 SAFE B 1 SAFE X 1-0 ② F9			C B X 1-1 ① G6-3	C X 0-1 ③ G4-3		5 0	1 0	1 0	1 0	0 0	0 0	1 0
Paul Molitor, R (1, 10) OBP: 0.388, SLG: 0.462	F C F B F X 1-2 S 1B 2-3 1B	1 SAFE X 0-0 FC5 1-2 1B		1 SAFE 1 SAFE 1 SAFE X 0-0 ③ F9			B F F B B X 3-2 ② G1-3		C X 0-1 ① F8	5	1	2	0	0	0	1
Robin Yount, R (1, 8) OBP: 0.317, SLG: 0.377 Darryl Hamilton, L (7, PR) (7, 8) OBP: 0.355, SLG: 0.402	F C F S 0-3 ① K	B S S X 1-2 ③ FC5 1-2 2-3f			X 0-0 ① F8		B B F B C X 3-2 1B 1B 1B		B X 1-0 ② G3-1	4 1	0 1	1 1	0 0	0 0	1 0	4 0
Dante Bichette, R (1, 9) OBP: 0.329, SLG: 0.426	C B F F B B X 3-2 ② G6-3 3-H		B C F B F B F S 3-3 ① K		F F B B X 2-2 G5-3 1B		X 0-0 1B 1-2 1B		F B F B X 2-2 ③ G5-3	5	0	2	1	0	1	1
John Jaha, R (1, 3) OBP: 0.299, SLG: 0.336	S B B B S F B F B 4-2 S 1B BB		B B B B 4-0 S BB		B 1 SAFE X 1-0 ② G5-3 1-2		C C X 0-2 S 1-3 2-H 1B			2	1	1	1	2	0	1
Greg Vaughn, R (1, 7) OBP: 0.296, SLG: 0.387	C C B X 1-2 1-H 2-H 1B		B S F B C 2-3 ② K 1-3		F B B F B F S 3-3 ③ K		B B F C B B 4-2 1-2 BB			3	0	1	2	1	2	2
B.J. Surhoff, L (1, 2) OBP: 0.310, SLG: 0.321	F X 0-1 ③ G4-3		C B X 1-1 ③ L4			C C B B F S 2-3 ① K	C X 0-1 ③ F7			4	0	0	0	0	1	5
Scott Fletcher, R (1, 4) OBP: 0.347, SLG: 0.384		B B C F B F F S 3-3 ① K		C B F B X 2-2 ① G5-3		X 0-0 ② G6-3		B X 1-0 ① G4-3		4	0	0	0	0	1	0
Inning Stats	R: 4 H: 4 E: 0 LOB: 1 K: 1 BB: 1 S: 24 P: 33	R: 0 H: 1 E: 1 LOB: 2 K: 2 BB: 0 S: 13 P: 19	R: 0 H: 0 E: 0 LOB: 1 K: 2 BB: 1 S: 10 P: 20	R: 0 H: 1 E: 0 LOB: 1 K: 0 BB: 0 S: 8 P: 12	R: 0 H: 1 E: 0 LOB: 1 K: 1 BB: 0 S: 10 P: 16	R: 0 H: 0 E: 0 LOB: 0 K: 2 BB: 0 S: 8 P: 12	R: 1 H: 3 E: 0 LOB: 3 K: 0 BB: 1 S: 16 P: 27	R: 0 H: 0 E: 0 LOB: 0 K: 0 BB: 0 S: 5 P: 9	R: 0 H: 0 E: 0 LOB: 0 K: 0 BB: 0 S: 6 P: 9	1B: 8 SF: 0 2B: 2 SAC: 0 3B: 0 DP: 0 HR: 0 HBP: 0						

PITCHER		IP	WLS	BF	H	R	ER	SO	BB	IBB	HBP	BLK	WP	HR	S	P	ERA	WHIP
Craig Lefferts, L ERA: 3.81	(1, 1)	6.0	L	28	7	4	4	8	2	0	0	0	0	0	73	112	6.00	1.500
Storm Davis, R ERA: 3.54	(7, 1)	0.2		3	1	1	1	0	0	0	0	0	0	0	8	15	13.50	1.500
Mark Williamson, R ERA:	(7, 1)	0.0		3	2	0	0	0	1	0	0	0	0	0	6	10	∞	∞
Pat Clements, L ERA: 2.61	(7, 1)	2.1		7	0	0	0	0	0	0	0	0	0	0	13	20	0.00	0.000

PITCHER	IP	WLS	BF	H	R	ER	SO	BB	IBB	HBP	BLK	WP	HR	S	P	ERA	WHIP

TOP

Milwaukee Brewers @ Baltimore Orioles

Oriole Park at Camden Yards, Baltimore, MD

Sat Sep 12 1992, 7:05 PM EDT
Att. 45,800 - Sunny - 75 F

livebaseballscorecards.com

AB	38
R	5
H	10
RBI	5
BB	3
SO	8
LOB	15

WP: 0	PA: 41		
PB: 0			
SB: 5			
CS: 0			

Batter	1	2	3	4	5	6	7	8	9	AB	R	H	RBI	BB	SO	LOB
Brady Anderson, L (1, 7) OBP: 0.382, SLG: 0.456	F B X 1-1 ① P6		B C F S 1-3 ③ K			F F B B S 2-3 ① K		F B B X 2-1 ② F8		4	0	0	0	0	2	1
Randy Milligan, R (1, 3) OBP: 0.393, SLG: 0.376	X 0-0 ② G6-3			B F B C X 2-2 ① F8		B B C X 2-1 ② F8		B B C B B 4-1 BB		3	0	0	0	1	0	0
Steve Scarsone, R (8, PR) OBP: 0.200, SLG: 0.143 (9, 4)										0	0	0	0	0	0	0
Mike Devereaux, R (1, 8) OBP: 0.329, SLG: 0.478	C X 0-1 ③ P3			C X 0-1 ② G5-3		B B X 2-0 1B		B F B F F X 2-2 ③ P4		4	0	1	0	0	0	1
Glenn Davis, R (1, 10) OBP: 0.335, SLG: 0.410		B S X 1-1 ① L3		C X 0-1 1B		X 0-0 ③ F8			B X 1-0 ① P5	4	0	1	0	0	0	1
Cal Ripken Jr., R (1, 6) OBP: 0.319, SLG: 0.342		B X 1-0 ② P4		B B X 2-0 ③ P7			B B C X 2-1 ① F9		C X 0-1 ② L4	4	0	0	0	0	0	1
Joe Orsulak, L (1, 9) OBP: 0.360, SLG: 0.394		X 0-0 ③ G4-3			C F B B F X 2-2 ① G5-3		F F S 0-3 ② K		S F B X 1-2 ③ P6	4	0	0	0	0	1	0
Chris Hoiles, R (1, 2) OBP: 0.399, SLG: 0.541			C X 0-1 ① F8		F B B S X 2-2 ② F9		X 0-0 2B			3	0	1	0	0	0	0
Leo Gomez, R (1, 5) OBP: 0.366, SLG: 0.440			B S F F S 1-3 ② K		F X 0-1 1B		B X 1-0 ③ F8			3	0	1	0	0	1	1
Billy Ripken, R (1, 4) OBP: 0.273, SLG: 0.324			F B X 1-1 1B		S B B F C 2-3 ③ K			X 0-0 ① G6-3		2	0	1	0	0	1	1
David Segui, S (8, PH) OBP: 0.310, SLG: 0.308 (9, 3)										1	0	0	0	0	0	0
Inning Stats	R: 0 H: 0 E: 0 LOB: 0 K: 0 BB: 0 S: 5 P: 6	R: 0 H: 0 E: 0 LOB: 0 K: 0 BB: 0 S: 4 P: 6	R: 0 H: 1 E: 0 LOB: 1 K: 2 BB: 0 S: 11 P: 14	R: 0 H: 1 E: 0 LOB: 1 K: 0 BB: 0 S: 8 P: 12	R: 0 H: 1 E: 0 LOB: 1 K: 1 BB: 0 S: 12 P: 18	R: 0 H: 1 E: 0 LOB: 1 K: 1 BB: 0 S: 7 P: 13	R: 0 H: 1 E: 0 LOB: 1 K: 1 BB: 0 S: 7 P: 10	R: 0 H: 0 E: 0 LOB: 1 K: 0 BB: 1 S: 8 P: 16	R: 0 H: 0 E: 0 LOB: 0 K: 0 BB: 0 S: 6 P: 8	1B: 4 SF: 0 2B: 1 SAC: 0 3B: 0 DP: 0 HR: 0 HBP: 0						

PITCHER	IP	WLS	BF	H	R	ER	SO	BB	IBB	HBP	BLK	WP	HR	S	P	ERA	WHIP
Jaime Navarro, R (1, 1) ERA: 3.36	9.0	W	33	5	0	0	5	1	0	0	0	0	0	68	103	0.00	0.667

PITCHER	IP	WLS	BF	H	R	ER	SO	BB	IBB	HBP	BLK	WP	HR	S	P	ERA	WHIP

BOTTOM

Milwaukee Brewers @ Baltimore Orioles

Oriole Park at Camden Yards, Baltimore, MD

Sat Sep 12 1992, 7:05 PM EDT
Att. 45,800 - Sunny - 75 F

livebaseballscorecards.com

AB	32
R	0
H	5
RBI	0
BB	1
SO	5
LOB	6

1B: 4	SF: 0	WP: 0	PA: 33
2B: 1	SAC: 0	PB: 0	
3B: 0	DP: 0	SB: 0	
HR: 0	HBP: 0	CS: 0	

Milwaukee Brewers @ Baltimore Orioles

Oriole Park at Camden Yards, Baltimore, MD

Sun Sep 13 1992, 3:33 AM EDT

Att. 44,242 - Sunny - 77 F

livebaseballscorecards.com

Batter	1	2	3	4	5	6	7	8	9	AB	R	H	RBI	BB	SO	LOB
Pat Listach, S (1, 6) OBP: 0.363, SLG: 0.363	G3	K			G5-3 BLK 1B		1B BB F9-2 1B		1B 2B	5	1	3	0	0	1	1
Darryl Hamilton, L (1, 8) OBP: 0.358, SLG: 0.403	G3-1		CS G5-3 1B		L5 1-2		F9-2 1B BB 1-2		1B FC1-5-2-5-1 2-H 1B	4	0	2	1	1	0	1
Paul Molitor, R (1, 10) OBP: 0.389, SLG: 0.463	S 1B		G5-3 1-2		G5-3 2-3		F9-2 1-2 2-3 1B		1B FC1-5-2-5-1 1-3 1B	5	0	3	0	0	0	2
Franklin Stubbs, L (1, 3) OBP: 0.293, SLG: 0.365	K 1-2		K 2-3		BB		F9-2 1-2 2-3 3-H		FC1-5-2-5-1 1-2 1B	4	0	1	0	1	2	5
Dante Bichette, R (1, 9) OBP: 0.327, SLG: 0.423		K		G1-6-3 S 1B	K			G4-3	FC1-5-2-5-1 1-2 2-H 3-H	5	0	1	0	0	2	5
Greg Vaughn, R (1, 7) OBP: 0.300, SLG: 0.389		1B 2B 1B		G1-6-3 1-2 HBP		F7		1B		3	1	2	0	0	0	0
Kevin Seitzer, R (1, 5) OBP: 0.331, SLG: 0.362 Jim Gantner, L (9, 5) OBP: 0.273, SLG: 0.305		2B G4-3 1-2 1B		G1-6-3 1-2 2-3		F9		P3		4 0	1 0	1 0	0 0	0 0	0 0	3 0
Dave Nilsson, L (1, 2) OBP: 0.265, SLG: 0.333		G4-3 1-3 2-H 2B		G4-3		F9		P7		4	0	1	1	0	0	3
Scott Fletcher, R (1, 4) OBP: 0.343, SLG: 0.379		G4-3 2-3 3-H		G5-3			G5-3		P6	4	0	0	1	0	0	3

TOP

AB	38
R	3
H	14
RBI	3
BB	2
SO	5
LOB	23

Inning Stats	1	2	3	4	5	6	7	8	9
	R: 0 E: 0 K: 1 S: 9	H: 1 LOB: 1 BB: 0 P: 15	R: 2 E: 0 K: 2 S: 13	H: 3 LOB: 1 BB: 0 P: 20	R: 0 E: 0 K: 1 S: 8	H: 1 LOB: 0 BB: 0 P: 13	R: 0 E: 0 K: 0 S: 9	H: 1 LOB: 2 BB: 0 P: 17	R: 0 E: 0 K: 1 S: 9	H: 1 LOB: 2 BB: 1 P: 17	R: 0 E: 0 K: 0 S: 6	H: 0 LOB: 0 BB: 0 P: 11	R: 0 E: 0 K: 0 S: 13	H: 2 LOB: 2 BB: 1 P: 19	R: 0 E: 0 K: 0 S: 10	H: 1 LOB: 1 BB: 0 P: 12	R: 1 E: 0 K: 0 S: 12	H: 4 LOB: 2 BB: 0 P: 17

| | | |

Batter	1	2	3	4	5	6	7	8	9	AB	R	H	RBI	BB	SO	LOB
Brady Anderson, L (1, 7) OBP: 0.381, SLG: 0.454	C B B S S 2-3 K ①		B B F F S 2-3 K ②			B S B F B B 4-2 CS 3 BB		C B S C 1-3 K ③		3	0	0	0	1	3	2
David Segui, S (1, 3) OBP: 0.303, SLG: 0.300	B B S F S 2-3 K ②		B S X 1-1 P5 ③			X 0-0 P5 ②			C F X 0-2 G4-3 ①	4	0	0	0	0	1	3
Mike Devereaux, R (1, 8) OBP: 0.327, SLG: 0.474	C B B S F T B F S 3-3 K ③			C B F F B B F X 3-2 F9 ①		1 SAFE C 1 C B 1-2 CS ③ 1-2	X 0-0 G1-3 ①		C F X 0-2 P3 ②	4	0	0	0	0	1	0
Chris Hoiles, R (1, 10) OBP: 0.397, SLG: 0.537		B B B C C S 3-3 K ①		X 0-0 F7 ②			C B X 1-1 1B		F B C F B F F B F 3-3 S K ③	4	0	1	0	0	2	0
Cal Ripken Jr., R (1, 6) OBP: 0.317, SLG: 0.340		X 0-0 P6 ②		B F F B B X 3-2 P4 ③			C F B B B S 3-3 K ②			3	0	0	0	0	1	1
Chito Martinez, L (1, 9) OBP: 0.340, SLG: 0.393		B S F T F T F B B X 3-2 F8 ③			C B B F C 2-3 K ①		B F B S S 2-3 K ③			3	0	0	0	0	2	1
Tim Hulett, R (1, 5) OBP: 0.350, SLG: 0.394			C X 0-1 2B 1B		B B B C S F S 3-3 K ②			B F X 1-1 G4-3 3B		3	1	2	0	0	1	0
Billy Ripken, R (1, 4) OBP: 0.271, SLG: 0.320			C C X 0-2 F8 ①		F B C X 1-2 F8 ③			C X 0-1 G4-3 ① 3-H		3	0	0	1	0	0	1
Jeff Tackett, R (1, 2) OBP: 0.293, SLG: 0.382			B 1 SAFE C B 1 SAFE B F F F 3-2 F X 1-3 2B			B F C C 1-3 K ①		B C B S X 2-2 G6-3 ②		3	0	1	0	0	1	0
Inning Stats	R: 0 E: 0 K: 3 S: 11 H: 0 LOB: 0 BB: 0 P: 18	R: 0 E: 0 K: 1 S: 10 H: 0 LOB: 0 BB: 0 P: 16	R: 0 E: 0 K: 1 S: 16 H: 2 LOB: 2 BB: 0 P: 22	R: 0 E: 0 K: 0 S: 9 H: 0 LOB: 0 BB: 0 P: 15	R: 0 E: 0 K: 2 S: 10 H: 0 LOB: 0 BB: 0 P: 16	R: 0 E: 0 K: 1 S: 8 H: 0 LOB: 0 BB: 1 P: 14	R: 0 E: 0 K: 2 S: 9 H: 1 LOB: 1 BB: 0 P: 15	R: 1 E: 0 K: 1 S: 10 H: 1 LOB: 0 BB: 0 P: 14	R: 0 E: 0 K: 1 S: 13 H: 0 LOB: 0 BB: 0 P: 16	1B: 2 2B: 1 3B: 1 HR: 0	SF: 0 SAC: 0 DP: 0 HBP: 0						

PITCHER	IP	WLS	BF	H	R	ER	SO	BB	IBB	HBP	BLK	WP	HR	S	P	ERA	WHIP
21 Cal Eldred, R (1, 1) ERA: 1.26	9.0	W	31	4	1	1	12	1	0	0	0	0	0	96	146	1.00	0.556

PITCHER	IP	WLS	BF	H	R	ER	SO	BB	IBB	HBP	BLK	WP	HR	S	P	ERA	WHIP

BOTTOM

Milwaukee Brewers @ Baltimore Orioles

Oriole Park at Camden Yards, Baltimore, MD

Sun Sep 13 1992, 3:33 AM EDT
Att. 44,242 - Sunny - 77 F

livebaseballscorecards.com

AB	30
R	1
H	4
RBI	1
BB	1
SO	12
LOB	8

WP: 0 PB: 0 SB: 0 CS: 1 PA: 32

Batter	1	2	3	4	5	6	7	8	9	AB	R	H	RBI	BB	SO	LOB
Gregg Jefferies, S (1, 5) OBP: 0.340, SLG: 0.407	B C B B C F X 3-2 ① G4-3			C B B F B X 3-2 ① F8		1 SAFE B 1 SAFE 1 SAFE X 1-0 ①② G6-4-3 1-2f		B 1 SAFE X 1-0 ②③ G4-6-3 1-2f		4	0	0	0	0	0	3
Keith Miller, R (1, 4) OBP: 0.350, SLG: 0.393	C B B X 2-1 ② F8			X 0-0 ② P3		B B C B X 3-1 ③ G5-3			B C X 1-1 ① G4-3	4	0	0	0	0	0	0
George Brett, L (1, 10) OBP: 0.326, SLG: 0.389	B B B F X 3-1 ③ G4-3			B C X 1-1 ③ G4-3			B B X 2-0 ① G3		C F S 0-3 ② K	4	0	0	0	0	1	0
Jim Eisenreich, L (1, 7) OBP: 0.317, SLG: 0.347		B B B C X 3-1 ① F7			C C B B S 2-3 ① K		B F B X 2-1 ② P3		B B C B F B 4-2 1B BB	3	0	0	0	1	1	0
Brent Mayne, L (1, 2) OBP: 0.275, SLG: 0.289		B F F B X 2-2 ② G4-3			B C C X 1-2 ② G5-3		B X 1-0 ③ G3		1 SAFE B S 1 SAFE X 1-1 1-3 1B	4	0	1	0	0	0	0
Kevin Koslofski, L (1, 8) (8, 9) OBP: 0.343, SLG: 0.409		B F B X 2-1 ③ G3-1			C B X 1-1 S 1B			C C B S 1-3 ① K	B X 1-0 ③ L6	4	0	1	0	0	1	2
Jeff Conine, R (1, 3) OBP: 0.323, SLG: 0.365			B B F F C 2-3 ① K	1 SAFE 1 SAFE 1 SAFE B B B C S B 4-2 FC5-4 1-2 BB				F B B X 2-1 BB 1B 1B		2	1	1	0	1	1	0
Curtis Wilkerson, S (1, 6) OBP: 0.307, SLG: 0.328			B X 1-0 ② G6-3	B B B C X 3-1 ③ FC5-4 1-2f				B S B B B 4-1 1B 1-2 BB		2	0	0	0	1	0	2
Gary Thurman, R (1, 9) OBP: 0.294, SLG: 0.322			X 0-0 ③ F8			L B C B F B B 4-2 G6-4-3 BB		C X 0-1 G4-6-3 1-3 2-H 1B		1	0	0	0	1	0	0
Mike Macfarlane, R (8, PH) OBP: 0.309, SLG: 0.418										1	0	1	1	0	0	0
Brian McRae, S (8, PR) OBP: 0.288, SLG: 0.299										0	0	0	0	0	0	0
(8, 8)																
Inning Stats	R: 0 E: 0 K: 0 S: 8 H: 0 LOB: 0 BB: 0 P: 16	R: 0 E: 0 K: 0 S: 7 H: 0 LOB: 0 BB: 0 P: 14	R: 0 E: 0 K: 1 S: 5 H: 0 LOB: 0 BB: 0 P: 8	R: 0 E: 0 K: 0 S: 6 H: 0 LOB: 0 BB: 0 P: 10	R: 0 E: 0 K: 1 S: 12 H: 1 LOB: 2 BB: 1 P: 23	R: 0 E: 0 K: 0 S: 6 H: 0 LOB: 0 BB: 1 P: 14	R: 0 E: 0 K: 0 S: 4 H: 0 LOB: 0 BB: 0 P: 9	R: 1 E: 0 K: 1 S: 9 H: 2 LOB: 2 BB: 1 P: 17	R: 0 E: 0 K: 1 S: 10 H: 1 LOB: 2 BB: 1 P: 17	1B: 4 2B: 0 3B: 0 HR: 0 SF: 0 SAC: 0 DP: 2 HBP: 0							

Kansas City Royals @ Baltimore Orioles

Oriole Park at Camden Yards, Baltimore, MD

Mon Sep 14 1992, 7:05 PM EDT

Att. 45,073 - Sunny - 75 F

TOP

livebaseballscorecards.com

AB	29
R	1
H	4
RBI	1
BB	4
SO	4
LOB	7

PITCHER		IP	WLS	BF	H	R	ER	SO	BB	IBB	HBP	BLK	WP	HR	S	P	ERA	WHIP
Rick Sutcliffe, R ERA: 4.05	(1, 1)	7.1	W	26	2	1	1	3	3	0	0	0	0	0	54	107	1.23	0.682
Todd Frohwirth, R ERA: 2.13	(8, 1)	0.2		2	1	0	0	0	0	0	0	0	0	0	3	4	0.00	1.500
Gregg Olson, R ERA: 2.13	(9, 1)	1.0	S	5	1	0	0	1	1	0	0	0	0	0	10	17	0.00	2.000

PITCHER	IP	WLS	BF	H	R	ER	SO	BB	IBB	HBP	BLK	WP	HR	S	P	ERA	WHIP

WP: 0 PB: 0 SB: 1 CS: 0 PA: 33

Batter	1	2	3	4	5	6	7	8	9	AB	R	H	RBI	BB	SO	LOB
Brady Anderson, L (1, 7) OBP: 0.380, SLG: 0.458	C X 0-1 ① F7		B C B F F F F X 2-2 HR		B C S B X 2-2 ② F8		B B C B C S 3-3 ③ K			4	1	1	1	0	1	1
Randy Milligan, R (1, 3) OBP: 0.394, SLG: 0.376 Mark Parent, R (9, 2) OBP: 0.227, SLG: 0.263	B F B B B 4-1 G5-3 BB		B C X 1-1 G3 1B		B C C X 1-2 ③ G4-3			S B C B S 2-3 ① K		3 0	0 0	1 0	0 0	1 0	1 0	0 0
Mike Devereaux, R (1, 8) OBP: 0.326, SLG: 0.473	C X 0-1 ② G5-3 1-2		X 0-0 ② G3 1-2			B C B B X 3-1 K 1B		C B B C B S 3-3 ② K		4	0	1	0	0	1	2
Glenn Davis, R (1, 10) OBP: 0.332, SLG: 0.405	C X 0-1 ③ L7		B F B S C 2-3 ③ K			B 1 SAFE C 1 SAFE 1 SAFE 1 SAFE C S 1-3 ① ② K 1-2		S B B S B S 3-3 ③ K		4	0	0	0	0	3	3
Cal Ripken Jr., R (1, 6) OBP: 0.321, SLG: 0.351		B X 1-0 G5-3 1B		B X 1-0 G3-1 2B		B S F F B B X 3-2 HR				3	1	3	1	0	0	0
Joe Orsulak, L (1, 9) OBP: 0.357, SLG: 0.391		B X 1-0 ① G5-3 1-2		C X 0-1 ① G3-1 2-3		X 0-0 ③ F7				3	0	0	0	0	0	2
Chris Hoiles, R (1, 2) OBP: 0.396, SLG: 0.533 David Segui, S (9, 3) OBP: 0.303, SLG: 0.300	C B B B B F F X 3-2 ② G6-3		B S C X 1-2 ② G6-3				B F B B B 4-1 BB			2 0	0 0	0 0	0 0	1 0	0 0	2 0
Leo Gomez, R (1, 5) OBP: 0.363, SLG: 0.436	B B C S X 2-2 ③ F8		C B X 1-1 ③ F9				B 1 SAFE B X 2-0 ① P4			3	0	0	0	0	0	3
Billy Ripken, R (1, 4) OBP: 0.268, SLG: 0.317			C F B X 1-2 ① F9		C B F X 1-2 ① G5-3		P F 1 SAFE 1 SAFE X 1-1 ② L7			3	0	0	0	0	0	1
Inning Stats	R: 0 H: 0 E: 0 LOB: 1 K: 0 BB: 1 S: 7 P: 11	R: 0 H: 1 E: 0 LOB: 1 K: 0 BB: 0 S: 9 P: 16	R: 1 H: 2 E: 0 LOB: 1 K: 1 BB: 0 S: 15 P: 21	R: 0 H: 1 E: 0 LOB: 1 K: 0 BB: 0 S: 8 P: 11	R: 0 H: 0 E: 0 LOB: 0 K: 0 BB: 0 S: 9 P: 13	R: 1 H: 2 E: 0 LOB: 0 K: 1 BB: 0 S: 10 P: 17	R: 0 H: 0 E: 0 LOB: 1 K: 1 BB: 1 S: 8 P: 17	R: 0 H: 0 E: 0 LOB: 0 K: 3 BB: 0 S: 9 P: 17		1B: 3 SF: 0 2B: 1 SAC: 0 3B: 0 DP: 0 HR: 2 HBP: 0				WP: 0 PA: 31 PB: 0 SB: 0 CS: 0		

PITCHER		IP	WLS	BF	H	R	ER	SO	BB	IBB	HBP	BLK	WP	HR	S	P	ERA	WHIP
Rick Reed, R ERA: 4.02	(1, 1)	6.0	L	24	6	2	2	2	1	0	0	0	0	2	58	89	3.00	1.167
Tom Gordon, R ERA: 4.12	(7, 1)	2.0		7	0	0	0	4	1	0	0	0	0	0	17	34	0.00	0.500

PITCHER	IP	WLS	BF	H	R	ER	SO	BB	IBB	HBP	BLK	WP	HR	S	P	ERA	WHIP

BOTTOM

Kansas City Royals @ Baltimore Orioles

Oriole Park at Camden Yards, Baltimore, MD

Mon Sep 14 1992, 7:05 PM EDT
Att. 45,073 - Sunny - 75 F

livebaseballscorecards.com

AB	29
R	2
H	6
RBI	2
BB	2
SO	6
LOB	14

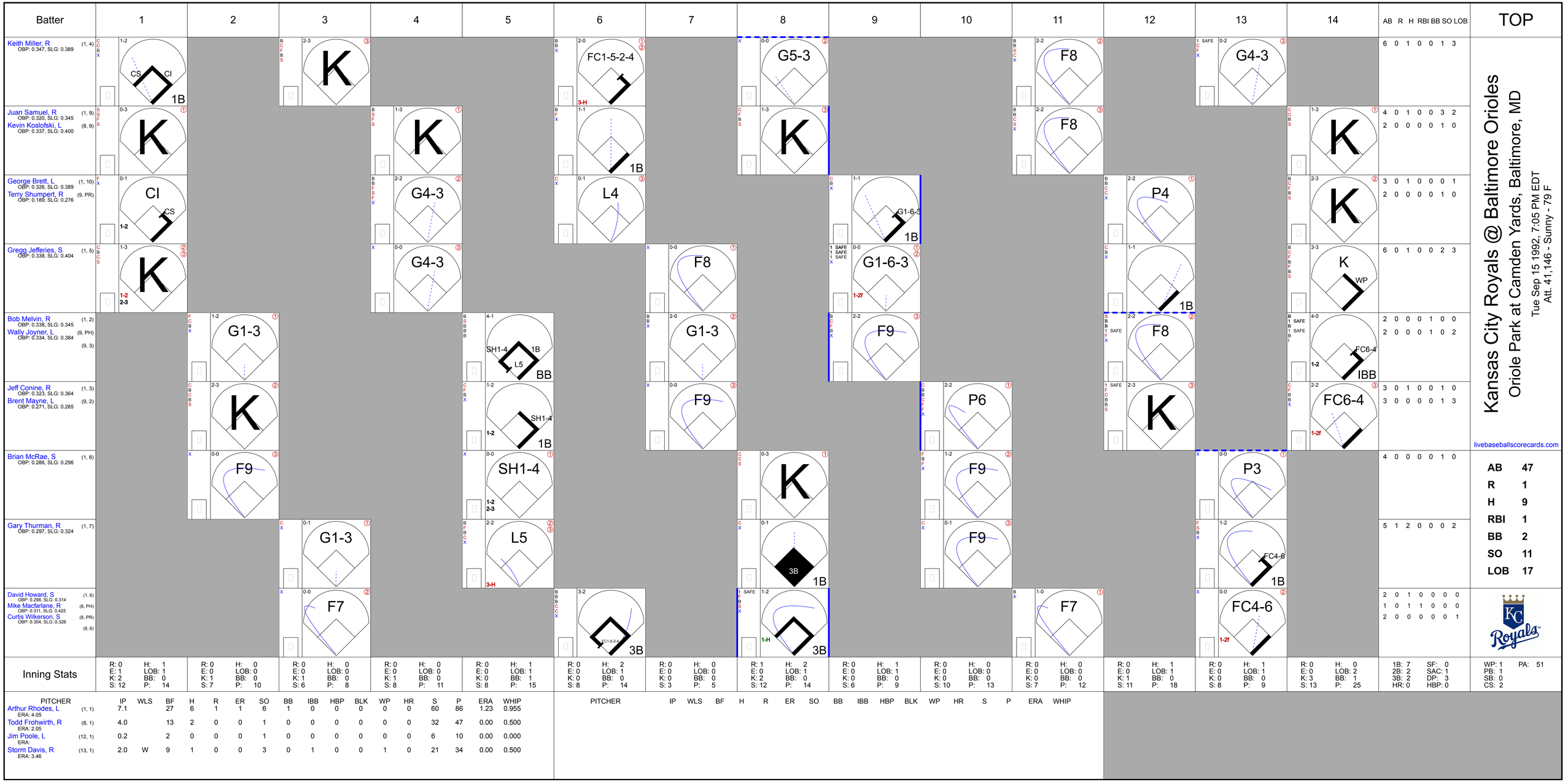
Batter
1
2
3
4
5
6
7
8
9
10
11
12
13
14
AB R H RBI BB SO LOB
TOP
Keith Miller, R (1, 4) OBP: 0.347, SLG: 0.389
Juan Samuel, R (1, 9) OBP: 0.320, SLG: 0.345
Kevin Koslofski, L (8, 9) OBP: 0.337, SLG: 0.400
George Brett, L (1, 10) OBP: 0.326, SLG: 0.389
Terry Shumpert, R (9, PR) OBP: 0.189, SLG: 0.276
Gregg Jefferies, S (1, 5) OBP: 0.338, SLG: 0.404
Bob Melvin, R (1, 2) OBP: 0.338, SLG: 0.345
Wally Joyner, L (9, PH) OBP: 0.334, SLG: 0.384 (9, 3)
Jeff Conine, R (1, 3) OBP: 0.323, SLG: 0.364
Brent Mayne, L (9, 2) OBP: 0.271, SLG: 0.285
Brian McRae, S (1, 8) OBP: 0.286, SLG: 0.296
Gary Thurman, R (1, 7) OBP: 0.297, SLG: 0.324
David Howard, S (1, 6) OBP: 0.298, SLG: 0.314
Mike Macfarlane, R (8, PH) OBP: 0.311, SLG: 0.425
Curtis Wilkerson, S (8, PR) OBP: 0.304, SLG: 0.326 (8, 6)
Kansas City Royals @ Baltimore Orioles
Oriole Park at Camden Yards, Baltimore, MD
Tue Sep 15 1992, 7:05 PM EDT
Att. 41,146 - Sunny - 79 F
livebaseballscorecards.com
AB 47
R 1
H 9
RBI 1
BB 2
SO 11
LOB 17
Inning Stats
PITCHER IP WLS BF H R ER SO BB IBB HBP BLK WP HR S P ERA WHIP
Arthur Rhodes, L (1, 1) ERA: 4.05
Todd Frohwirth, R (8, 1) ERA: 2.05
Jim Poole, L (12, 1) ERA:
Storm Davis, R (13, 1) ERA: 3.46
1B: 7 SF: 0
2B: 2 SAC: 1
3B: 2 DP: 3
HR: 0 HBP: 0
WP: 1 PA: 51
PB: 1
SB: 0
CS: 2

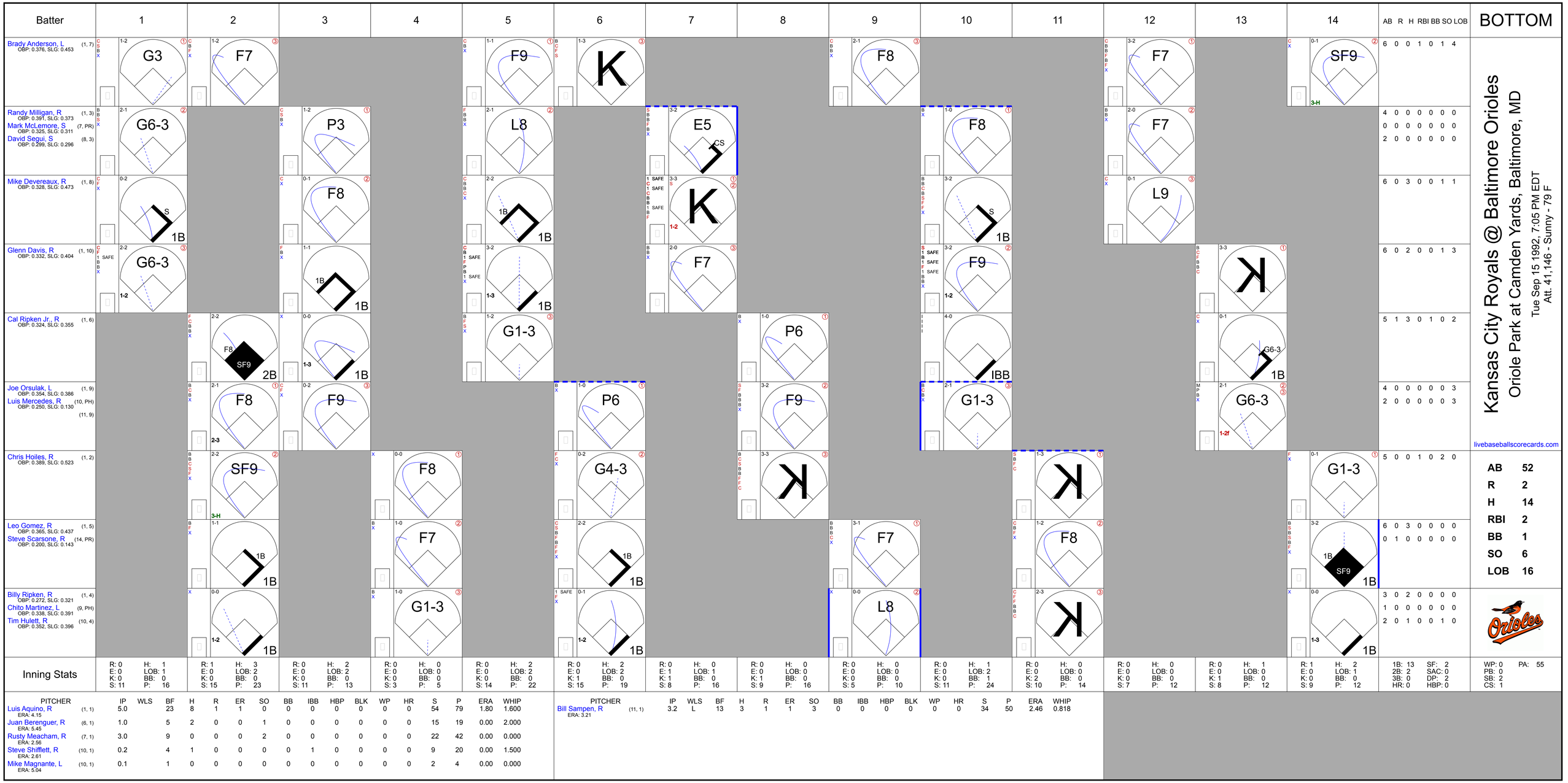
Batter
1
2
3
4
5
6
7
8
9
10
11
12
13
14
AB R H RBI BB SO LOB
BOTTOM
Brady Anderson, L (1, 7) OBP: 0.376, SLG: 0.453
G3
F7
F9
K
F8
F7
SF9
3-H
6 0 0 1 0 1 4
Randy Milligan, R (1, 3) OBP: 0.391, SLG: 0.373
Mark McLemore, S (7, PR) OBP: 0.325, SLG: 0.311
David Segui, S (8, 3) OBP: 0.299, SLG: 0.296
G6-3
P3
L8
E5
CS
F8
F7
4 0 0 0 0 0 0
0 0 0 0 0 0 0
2 0 0 0 0 0 0
Mike Devereaux, R (1, 8) OBP: 0.328, SLG: 0.473
S
1B
F8
1B
1B
1B
S
1B
L9
6 0 3 0 0 1 1
Glenn Davis, R (1, 10) OBP: 0.332, SLG: 0.404
1 SAFE
G6-3
1B
1B
1-3
1B
1 SAFE
F7
1 SAFE
F9
1-2
K
6 0 2 0 0 1 3
Cal Ripken Jr., R (1, 6) OBP: 0.324, SLG: 0.355
F8
SF9
2B
1-3
1B
G1-3
P6
IBB
G6-3
1B
5 1 3 0 1 0 2
Joe Orsulak, L (1, 9) OBP: 0.354, SLG: 0.386
Luis Mercedes, R (10, PH) OBP: 0.250, SLG: 0.130
(11, 9)
F8
2-3
F9
P6
F9
G1-3
G6-3
1-2f
4 0 0 0 0 0 3
2 0 0 0 0 0 3
Chris Hoiles, R (1, 2) OBP: 0.389, SLG: 0.523
SF9
3-H
F8
G4-3
K
K
G1-3
5 0 0 1 0 2 0
Leo Gomez, R (1, 5) OBP: 0.365, SLG: 0.437
Steve Scarsone, R (14, PR) OBP: 0.200, SLG: 0.143
1B
1B
F7
1B
F7
F8
1B
SF9
1B
6 0 3 0 0 0 0
0 1 0 0 0 0 0
Billy Ripken, R (1, 4) OBP: 0.272, SLG: 0.321
Chito Martinez, L (9, PH) OBP: 0.338, SLG: 0.391
Tim Hulett, R (10, 4) OBP: 0.352, SLG: 0.396
1-2
1B
G1-3
1 SAFE
1-2
1B
F7
L8
K
1-3
1B
3 0 2 0 0 0 0
1 0 0 0 0 0 0
2 0 1 0 0 1 0
Inning Stats
R: 0 E: 0 K: 0 S: 11
H: 1 LOB: 1 BB: 0 P: 16
R: 1 E: 0 K: 0 S: 15
H: 3 LOB: 2 BB: 0 P: 23
R: 0 E: 0 K: 0 S: 11
H: 2 LOB: 2 BB: 0 P: 13
R: 0 E: 0 K: 0 S: 3
H: 0 LOB: 0 BB: 0 P: 5
R: 0 E: 0 K: 0 S: 14
H: 2 LOB: 2 BB: 0 P: 22
R: 0 E: 0 K: 1 S: 15
H: 2 LOB: 2 BB: 0 P: 19
R: 0 E: 1 K: 1 S: 8
H: 0 LOB: 1 BB: 0 P: 16
R: 0 E: 0 K: 1 S: 9
H: 0 LOB: 0 BB: 0 P: 16
R: 0 E: 0 K: 0 S: 5
H: 0 LOB: 0 BB: 0 P: 10
R: 0 E: 0 K: 0 S: 11
H: 1 LOB: 2 BB: 1 P: 24
R: 0 E: 0 K: 2 S: 10
H: 0 LOB: 0 BB: 0 P: 14
R: 0 E: 0 K: 0 S: 7
H: 0 LOB: 0 BB: 0 P: 12
R: 0 E: 0 K: 1 S: 8
H: 1 LOB: 0 BB: 0 P: 12
R: 1 E: 0 K: 0 S: 9
H: 2 LOB: 1 BB: 0 P: 12
1B: 13 2B: 2 3B: 0 HR: 0
SF: 2 SAC: 0 DP: 2 HBP: 0
WP: 0 PB: 0 SB: 2 CS: 1
PA: 55
Kansas City Royals @ Baltimore Orioles
Oriole Park at Camden Yards, Baltimore, MD
Tue Sep 15 1992, 7:05 PM EDT
Att. 41,146 - Sunny - 79 F
livebaseballscorecards.com
AB 52
R 2
H 14
RBI 2
BB 1
SO 6
LOB 16
PITCHER IP WLS BF H R ER SO BB IBB HBP BLK WP HR S P ERA WHIP
Luis Aquino, R (1, 1) ERA: 4.15 5.0 23 8 1 1 0 0 0 0 0 0 0 54 79 1.80 1.600
Juan Berenguer, R (6, 1) ERA: 5.45 1.0 5 2 0 0 1 0 0 0 0 0 0 15 19 0.00 2.000
Rusty Meacham, R (7, 1) ERA: 2.56 3.0 9 0 0 0 2 0 0 0 0 0 0 22 42 0.00 0.000
Steve Shifflett, R (10, 1) ERA: 2.61 0.2 4 1 0 0 0 0 1 0 0 0 0 9 20 0.00 1.500
Mike Magnante, L (10, 1) ERA: 5.04 0.1 1 0 0 0 0 0 0 0 0 0 0 2 4 0.00 0.000
PITCHER IP WLS BF H R ER SO BB IBB HBP BLK WP HR S P ERA WHIP
Bill Sampen, R (11, 1) ERA: 3.21 3.2 L 13 3 1 1 3 0 0 0 0 0 0 34 50 2.46 0.818

Batter	1	2	3	4	5	6	7	8	9	AB	R	H	RBI	BB	SO	LOB
Jim Eisenreich, L (1, 9) OBP: 0.313, SLG: 0.342	C S B F S 1-3 ① K		B S C B X 2-2 ③ G5-3			F F X 0-2 ① FC1-6 1-2f		F B F B X 2-2 ③ L5		4	0	0	0	0	1	1
Keith Miller, R (1, 4) OBP: 0.346, SLG: 0.387	C C B F X 1-2 ② 1B			C X 0-1 ① F8		P X 1-0 ② F2			C F X 0-2 ① P3	4	0	1	0	0	0	1
George Brett, L (1, 10) OBP: 0.326, SLG: 0.388	B B X 2-0 ③ G4-3			F X 0-1 ② G4-3		C S S 0-3 ③ K			F F F B B X 2-2 ③ FC4-6 1B	4	0	1	0	0	1	1
Gregg Jefferies, S (1, 5) OBP: 0.336, SLG: 0.401		B B C X 2-1 ① F8		F B S X 1-2 ③ L4			C X 0-1 ① G5-3		B B C B X 3-1 ② F7	4	0	0	0	0	0	1
Wally Joyner, L (1, 3) OBP: 0.337, SLG: 0.385		C B X 1-1 1B			B S B F B B 4-2 BB		F B B B B 4-1 BB		F B C X 1-2 ③ FC4-6 1-2f	2	0	1	0	2	0	1
Mike Macfarlane, R (1, 2) OBP: 0.309, SLG: 0.422		C X 0-1 ② F9			X 0-0 ① P9		C X 0-1 ② F9			3	0	0	0	0	0	3
Kevin Koslofski, L (1, 8) OBP: 0.327, SLG: 0.388		X 0-0 ③ G5-3			B B F F B X 3-2 ② P4		X 0-0 ③ L6			3	0	0	0	0	0	3
Jeff Conine, R (1, 7) OBP: 0.313, SLG: 0.352			F S B C 1-3 ① K		B F B F S 2-3 ③ K			X 0-0 ① F9		3	0	0	0	0	2	1
David Howard, S (1, 6) OBP: 0.298, SLG: 0.314			B B C X 2-1 ② F7			F F X 0-2 FC1-6 1B		B F X 1-1 ② B3		3	0	1	0	0	0	0

Inning Stats																		
	R: 0 E: 0 K: 1 S: 9	H: 1 LOB: 0 BB: 0 P: 13	R: 0 E: 0 K: 0 S: 7	H: 1 LOB: 1 BB: 0 P: 10	R: 0 E: 0 K: 1 S: 8	H: 0 LOB: 0 BB: 0 P: 13	R: 0 E: 0 K: 0 S: 7	H: 0 LOB: 0 BB: 0 P: 8	R: 0 E: 0 K: 1 S: 9	H: 0 LOB: 1 BB: 1 P: 18	R: 0 E: 0 K: 1 S: 11	H: 1 LOB: 1 BB: 0 P: 11	R: 0 E: 0 K: 0 S: 6	H: 0 LOB: 1 BB: 1 P: 10	R: 0 E: 0 K: 0 S: 6	H: 0 LOB: 0 BB: 0 P: 9	R: 0 E: 0 K: 0 S: 12	H: 1 LOB: 1 BB: 0 P: 18	1B: 4 2B: 0 3B: 0 HR: 0	SF: 0 SAC: 0 DP: 0 HBP: 0	WP: 0 PB: 0 SB: 0 CS: 0	PA: 32

PITCHER	IP	WLS	BF	H	R	ER	SO	BB	IBB	HBP	BLK	WP	HR	S	P	ERA	WHIP
35 Mike Mussina, R (1, 1) ERA: 2.6	9.0	W	32	4	0	0	4	2	0	0	0	0	0	75	110	0.00	0.667

PITCHER	IP	WLS	BF	H	R	ER	SO	BB	IBB	HBP	BLK	WP	HR	S	P	ERA	WHIP

TOP

Kansas City Royals @ Baltimore Orioles

Oriole Park at Camden Yards, Baltimore, MD

Wed Sep 16 1992, 7:05 PM EDT
Att. 44,050 - Sunny - 83 F

livebaseballscorecards.com

AB	30
R	0
H	4
RBI	0
BB	2
SO	4
LOB	12

Batter	1	2	3	4	5	6	7	8	9	AB	R	H	RBI	BB	SO	LOB
Brady Anderson, L (1, 7) OBP: 0.374, SLG: 0.449	C C B B F F S 2-3 K ①		C F X 0-2 F8 ③		X 0-0 F7 ③		B 1 SAFE 1 SAFE B F B X 3-1 P5 ①			4	0	0	0	0	1	3
Luis Mercedes, R (1, 9) OBP: 0.258, SLG: 0.192	B X 1-0 G3 ②			C B X 1-1 G6-3 ①		C X 0-1 1B SF8 2B	X 0-0 F7 ②			3	1	1	0	0	0	0
Joe Orsulak, L (7, PH) OBP: 0.353, SLG: 0.385 (8, 9)										1	0	0	0	0	0	1
Mike Devereaux, R (1, 8) OBP: 0.329, SLG: 0.475	B B B C X 3-1 F8 ③			B C B X 2-1 G4-3 2B		C X 0-1 1B 1B 2-3	C 1 SAFE P S 1 SAFE X 1-2 F8 ③			4	1	2	0	0	0	1
Glenn Davis, R (1, 10) OBP: 0.333, SLG: 0.415		B C F X 1-2 1B 1B		X 0-0 G4-3 ② 2-3		1 SAFE 1 SAFE B B X 2-0 SF8 ① 3-H		C B B S X 2-2 HR		3	1	2	2	0	0	1
Cal Ripken Jr., R (1, 6) OBP: 0.327, SLG: 0.357		C B X 1-1 CS 1B 1-2		C B C F F B X 2-2 F9 ③		X 0-0 1B 1B 1-3		B B X 2-0 CS 1B		4	0	3	0	0	0	1
Randy Milligan, R (1, 3) OBP: 0.388, SLG: 0.369		B F F B B F S 3-3 K ① ② 1-2			C X 0-1 G6-3 ①	C 1 SAFE B S S 1-3 K ②		1 SAFE B B C F B S 3-3 K ① ② 1-2		4	0	0	0	0	3	5
David Segui, S (9, 3) OBP: 0.299, SLG: 0.296										0	0	0	0	0	0	0
Chris Hoiles, R (1, 2) OBP: 0.393, SLG: 0.527		B F B X 2-1 F8 ③			B C X 1-1 E 1B 1B	B X 1-0 FC6-4 1B 1-2 3-H		S B X 1-1 1B		4	0	3	1	0	0	1
Leo Gomez, R (1, 5) OBP: 0.362, SLG: 0.433			B F B B X 3-1 F9 ①		X 0-0 F9 ②	S F B B X 2-2 FC6-4 ③ 1-2f		B B X 2-0 G5-3 ③		4	0	0	0	0	0	4
Billy Ripken, R (1, 4) OBP: 0.276, SLG: 0.324			C X 0-1 G5-3 ②		C B S X 1-2 E8 1B 1-3		X 0-0 1B			3	0	2	0	0	0	0
Inning Stats	R: 0 E: 0 K: 1 S: 8 H: 0 LOB: 0 BB: 0 P: 14	R: 0 E: 0 K: 1 S: 11 H: 2 LOB: 1 BB: 0 P: 18	R: 0 E: 0 K: 0 S: 7 H: 0 LOB: 0 BB: 0 P: 10	R: 0 E: 0 K: 0 S: 10 H: 1 LOB: 1 BB: 0 P: 15	R: 0 E: 1 K: 0 S: 9 H: 2 LOB: 2 BB: 0 P: 11	R: 2 E: 0 K: 1 S: 13 H: 4 LOB: 2 BB: 0 P: 19	R: 0 E: 0 K: 0 S: 8 H: 1 LOB: 1 BB: 0 P: 11	R: 1 E: 0 K: 1 S: 10 H: 3 LOB: 1 BB: 0 P: 20		1B: 10 2B: 4 3B: 0 HR: 1 SF: 1 SAC: 0 DP: 2 HBP: 0						

PITCHER		IP	WLS	BF	H	R	ER	SO	BB	IBB	HBP	BLK	WP	HR	S	P	ERA	WHIP
Chris Haney, L ERA: 5.01	(1, 1)	5.1	L	23	8	2	2	2	0	0	0	0	0	0	51	76	3.38	1.500
Tom Gordon, R ERA: 4.11	(6, 1)	2.2		12	5	1	1	2	0	0	0	0	0	1	25	42	3.38	1.875

PITCHER	IP	WLS	BF	H	R	ER	SO	BB	IBB	HBP	BLK	WP	HR	S	P	ERA	WHIP

BOTTOM

Kansas City Royals @ Baltimore Orioles

Oriole Park at Camden Yards, Baltimore, MD

Wed Sep 16 1992, 7:05 PM EDT
Att. 44,050 - Sunny - 83 F

livebaseballscorecards.com

AB	34
R	3
H	13
RBI	3
BB	0
SO	4
LOB	17

TOP

Baltimore Orioles @ Milwaukee Brewers

Milwaukee County Stadium, Milwaukee, WI

Fri Sep 18 1992, 8:05 PM EDT
Att. 27,314 - Cloudy - 58 F

livebaseballscorecards.com

Batter	1	2	3	4	5	6	7	8	9	AB	R	H	RBI	BB	SO	LOB
Brady Anderson, L (1, 7) OBP: 0.374, SLG: 0.449	F C B F B F X 2-2 1B		C F B X 1-2 G3-1 ③		C F X 0-2 P6 ②		C B B B X 3-1 G4-3 ①		B X 1-0 F8 ②	3	0	1	0	0	0	2
Luis Mercedes, R (7, PH) OBP: 0.242, SLG: 0.179 (7, 8)										2	0	0	0	0	0	0
Randy Milligan, R (1, 3) OBP: 0.386, SLG: 0.366	B C 1 C S SAFE 1-3 K ①			S S S 0-3 K ①	B C B X 2-1 P3 ③		C C F X 0-2 P4 ②		B B B B 4-0 BB	4	0	0	0	1	2	3
Mike Devereaux, R (1, 8) OBP: 0.330, SLG: 0.475	B 1 SAFE X 1-0 G5-4-3 1B 1-3			B B B X 3-1 F7 ②		C B B F X 2-2 FC6-4 1B	C F S 0-3 K ③		S B S B B B F F S 3-3 K ③	4	0	2	0	0	1	0
Chito Martinez, L (7, 9) OBP: 0.338, SLG: 0.391										0	0	0	0	0	0	0
Mark Parent, R (9, PH) OBP: 0.217, SLG: 0.250										1	0	0	0	0	1	1
Glenn Davis, R (1, 10) OBP: 0.335, SLG: 0.422	C X 0-1 G5-4-3 ② ③ 1-2f			S X 0-1 2B	X 0-0 FC6-4 ① 1-2f HR		X 0-0 2B		4	2	2	0	0	0	3
Cal Ripken Jr., R (1, 6) OBP: 0.327, SLG: 0.363		C X 0-1 G4-3 ①	B X 1-0 F8 ③		F B B X 2-1 HR 1-H		C B C S 1-3 K ①		3	1	1	2	0	0	1
Manny Alexander, R (7, 6)									1	0	0	0	0	1	1
Joe Orsulak, L (1, 9) OBP: 0.357, SLG: 0.401		B B F X 2-1 L9 ②			X 0-0 HR	F X 0-1 1B 1B	F X 0-1 F9 2-H 2B		4	1	3	2	0	0	0
(7, 7)																
Chris Hoiles, R (1, 2) OBP: 0.393, SLG: 0.524		B C B B X 3-1 P3 ③			B X 1-0 P6 ①	F B S X 1-2 FC5-6-4 1B	B X 1-0 F9 ② 2-3		3	0	1	0	0	0	0
Jeff Tackett, R (7, 2) OBP: 0.292, SLG: 0.380										1	0	0	0	0	0	1
Tim Hulett, R (1, 5) OBP: 0.349, SLG: 0.391			B F S B B C 2-3 K ①		X 0-0 BB 1B	B B F B F S 3-3 K ②	F C B S 1-3 K ③		4	0	1	0	0	3	3
Billy Ripken, R (1, 4) OBP: 0.276, SLG: 0.322			F C B B X 2-2 G4-3 ②		B B B B 4-0 BB 1-2	B S X 1-1 FC5-6-4 ③ 1-2f			B F F S 1-3 K ① 2-3	2	0	0	0	1	0	2
Steve Scarsone, R (7, 4) OBP: 0.188, SLG: 0.133										1	0	0	0	0	1	0

	AB	R	H	RBI	BB	SO	LOB
	37	4	11	4	2	9	17

Inning Stats	1	2	3	4	5	6	7	8	9
	R: 0 E: 0 K: 1 S: 11	H: 2 LOB: 1 BB: 0 P: 15	R: 0 E: 0 K: 0 S: 6	H: 0 LOB: 0 BB: 0 P: 11	R: 0 E: 0 K: 1 S: 9	H: 0 LOB: 0 BB: 0 P: 14	R: 0 E: 0 K: 1 S: 8	H: 1 LOB: 1 BB: 0 P: 12	R: 1 E: 0 K: 0 S: 8	H: 2 LOB: 2 BB: 1 P: 15	R: 2 E: 0 K: 1 S: 16	H: 4 LOB: 2 BB: 0 P: 25	R: 0 E: 0 K: 1 S: 9	H: 0 LOB: 0 BB: 0 P: 12	R: 1 E: 0 K: 2 S: 10	H: 2 LOB: 1 BB: 0 P: 13	R: 0 E: 0 K: 2 S: 10	H: 0 LOB: 1 BB: 1 P: 19

	1B: 6	SF: 0	WP: 0	PA: 39
	2B: 3	SAC: 0	PB: 0	
	3B: 0	DP: 1	SB: 0	
	HR: 2	HBP: 0	CS: 0	

PITCHER		IP	WLS	BF	H	R	ER	SO	BB	IBB	HBP	BLK	WP	HR	S	P	ERA	WHIP
21 Cal Eldred, R ERA: 1.51	(1, 1)	6.0	W	27	9	3	3	4	1	0	0	0	0	2	58	92	4.50	1.667
Jesse Orosco, L ERA: 3.48	(7, 1)	0.1		1	0	0	0	0	0	0	0	0	0	0	2	5	0.00	0.000
Mike Fetters, R ERA: 1.27	(7, 1)	1.0		4	1	1	1	2	0	0	0	0	0	0	11	12	9.00	1.000
Dan Plesac, L ERA: 3.13	(8, 1)	0.2		3	1	0	0	1	0	0	0	0	0	0	6	8	0.00	1.500
Neal Heaton, L ERA: 4.07	(9, 1)	1.0		4	0	0	0	2	1	0	0	0	0	0	10	19	0.00	1.000

PITCHER	IP	WLS	BF	H	R	ER	SO	BB	IBB	HBP	BLK	WP	HR	S	P	ERA	WHIP

Batter	1	2	3	4	5	6	7	8	9	AB	R	H	RBI	BB	SO	LOB
Pat Listach, S (1, 6) OBP: 0.365, SLG: 0.370	B B C B C X 3-2 1B 1B 1B	B F F B F C 2-3 ③ K		C B B X 2-1 ① F8	B C S B F B X 3-2 ② G4-3 2-3 3-H		B B B C X 3-1 BB 1B			5	1	2	1	0	1	2
Jose Valentin, S (7, PR) (8, 6)										0	0	0	0	0	0	0
Darryl Hamilton, L (1, 9) OBP: 0.355, SLG: 0.396	B 1 SAFE 1 SAFE B 1 SAFE 1 SAFE 1 SAFE X 2-0 1B S HR 1-3 1B		B C X 1-1 G4-3 S 2B 1B	C C 1 SAFE F F B B F S 2-3 ② K	C S B B C 2-3 ③ K		F X 0-1 ② F8			5	2	2	0	0	2	3
Paul Molitor, R (1, 3) OBP: 0.392, SLG: 0.466	F B B 1 B C X SAFE 3-2 ① L5 1-2		B X 1-0 ① F9	C B B X 2-1 ③ F7		S C B F B X 2-2 G4-3 3B	S B B B B 4-1 BB 1-2			4	1	1	0	1	0	4
John Jaha, R (7, PR) OBP: 0.299, SLG: 0.336 (8, 3)										0	0	0	0	0	0	0
Robin Yount, R (1, 8) OBP: 0.320, SLG: 0.385	B F B B X 3-1 HR 2-3 1B 3-H		B S 1 SAFE F P 1 SAFE 1 SAFE B F 3-2 ② G4-3 1-3		F X 0-1 ① G5-3	X 0-0 ① G4-3 3-H	X 0-0 ③ F8			4	1	1	2	0	0	1
Alex Diaz, S (7, 8)										1	0	0	0	0	0	2
Greg Vaughn, R (1, 7) OBP: 0.303, SLG: 0.402	B B 1 SAFE X 2-0 1-H HR 3-H		B C F B H 4-2 S 2B HBP		C S B X 1-2 E 1B 1B 1B	B B B C B 4-1 1B BB		B X 1-0 ① P3		3	3	2	3	1	0	0
B.J. Surhoff, L (1, 10) OBP: 0.311, SLG: 0.328	B S B F X 2-2 G4-6-3 1B		B I I I 4-0 2B IBB 1-2		B C 1 SAFE X 1-1 E7 1B 1B 1-3 1B	C X 0-1 1B 1-2		F B X 1-1 ② G3-1		4	2	3	0	1	0	0
Kevin Seitzer, R (1, 5) OBP: 0.333, SLG: 0.361	B X 1-0 ② ③ G4-6-3 1-2f		B B B C X 3-1 1B 2B 1-H 2-H 3-H		C X 0-1 1B 2B 2-3 3-H 1B	C F S 0-3 ② K		S B X 1-1 ③ G6-3		3	1	2	4	0	0	1
Jim Tatum, R (6, 5)										2	0	0	0	0	1	2
Dave Nilsson, L (1, 2) OBP: 0.275, SLG: 0.345	B B X 2-0 G6-4-3 1B	B B C C F B X 3-2 ③ G4-3			X 0-0 2B G4-3 1-2 3-H 1B	C F X 0-2 ③ F7				4	1	2	1	0	0	3
Tim McIntosh, R (9, 2) OBP: 0.225, SLG: 0.203										0	0	0	0	0	0	0
Jim Gantner, L (1, 4) OBP: 0.275, SLG: 0.310	1 SAFE B F X 1-1 ① ② G6-4-3 1-2f			B X 1-0 1B	B X 1-0 G4-3 1-3 2-H 2B		C S 0-3 ① K			3	0	2	1	0	0	1
Bill Spiers, L (7, 4)										1	0	0	0	0	1	0
Inning Stats	R: 4 E: 0 K: 0 S: 14 / H: 5 LOB: 0 BB: 0 P: 30	R: 0 E: 0 K: 1 S: 7 / H: 1 LOB: 0 BB: 0 P: 12	R: 3 E: 0 K: 0 S: 17 / H: 2 LOB: 1 BB: 1 P: 35	R: 0 E: 0 K: 1 S: 11 / H: 1 LOB: 1 BB: 0 P: 18	R: 4 E: 1 K: 1 S: 18 / H: 5 LOB: 1 BB: 0 P: 26	R: 1 E: 0 K: 1 S: 14 / H: 2 LOB: 2 BB: 1 P: 20	R: 0 E: 0 K: 1 S: 9 / H: 1 LOB: 2 BB: 1 P: 16	R: 0 E: 0 K: 0 S: 5 / H: 0 LOB: 0 BB: 0 P: 8		1B: 13 2B: 2 3B: 1 HR: 1	SF: 0 SAC: 0 DP: 2 HBP: 1					

PITCHER		IP	WLS	BF	H	R	ER	SO	BB	IBB	HBP	BLK	WP	HR	S	P	ERA	WHIP
Rick Sutcliffe, R ERA: 4.27	(1, 1)	2.2	L	16	8	7	7	1	0	1	1	0	0	1	34	70	23.62	3.000
Pat Clements, L ERA: 3.35	(3, 1)	1.2		11	6	4	4	1	0	0	0	0	0	0	26	39	21.60	3.600
Mark Williamson, R ERA: 1.29	(5, 1)	2.2		13	3	1	1	3	2	0	0	0	0	0	30	48	3.38	1.875
Mike Flanagan, L ERA: 8.54	(8, 1)	1.0		3	0	0	0	0	0	0	0	0	0	0	5	8	0.00	0.000

PITCHER	IP	WLS	BF	H	R	ER	SO	BB	IBB	HBP	BLK	WP	HR	S	P	ERA	WHIP

BOTTOM

Baltimore Orioles @ Milwaukee Brewers

Milwaukee County Stadium, Milwaukee, WI

Fri Sep 18 1992, 8:05 PM EDT

Att. 27,314 - Cloudy - 58 F

livebaseballscorecards.com

AB	39
R	12
H	17
RBI	12
BB	3
SO	5
LOB	19

Batter	1	2	3	4	5	6	7	8	9	AB	R	H	RBI	BB	SO	LOB
Brady Anderson, L (1, 7) OBP: 0.375, SLG: 0.449	B F B B B 4-1 CS BB		X 0-0 ① SH5-3 1-2 2-3		X 0-0 FC5-4 1B			C F F B S 1-3 ① K		2	0	1	0	1	1	0
Mike Devereaux, R (1, 8) OBP: 0.328, SLG: 0.472	1 SAFE 1 SAFE C C X 0-2 ① F9		B B F B X 3-1 ② G5-3		X 0-0 ② FC5-4 1-2f			C B X 1-1 ② F9		4	0	0	0	0	0	4
Cal Ripken Jr., R (1, 6) OBP: 0.325, SLG: 0.360	C B F X 1-2 ②③ P6 1-2		C S B X 1-2 ③ F8		B X 1-0 ③ F8			B X 1-0 ③ G5-3		4	0	0	0	0	0	4
Glenn Davis, R (1, 10) OBP: 0.332, SLG: 0.417		B C B C B S 3-3 ① K		F B F X 1-2 ① F9		B X 1-0 ① F9			B X 1-0 ① B2-3	4	0	0	0	0	1	0
Joe Orsulak, L (1, 9) OBP: 0.356, SLG: 0.399		B F B X 2-1 ② G4-3		S B F X 1-2 1B 1B		S F B F X 1-2 ② F8			F B X 1-1 ② G4-3	4	0	1	0	0	0	0
Chris Hoiles, R (1, 2) OBP: 0.391, SLG: 0.531		F B X 1-1 HR		1 SAFE S B B S F 1 SAFE F B X 2-2 ② F8		B F F S 1-3 ③ K			F F X 0-2 ③ F8	4	1	1	1	0	1	1
Leo Gomez, R (1, 5) OBP: 0.362, SLG: 0.433		B F B C B F F X 3-2 ③ F7		C F X 0-2 1-2 1B			B F X 1-1 ① F9			3	0	1	0	0	0	0
David Segui, S (1, 3) OBP: 0.300, SLG: 0.297			B X 1-0 SH5-3 1B 1B	F B C X 1-2 ③ F7			B C B B X 3-1 ② P2			3	0	1	0	0	0	2
Billy Ripken, R (1, 4) OBP: 0.277, SLG: 0.322			1 SAFE X 0-0 SH5-3 1-2 1B		F B C X 1-2 ① G6-3		C F X 1-2 ③ G5-3			3	0	1	0	0	0	0
Inning Stats	R: 0 H: 0 E: 0 LOB: 0 K: 0 BB: 1 S: 7 P: 12	R: 1 H: 1 E: 0 LOB: 0 K: 1 BB: 0 S: 12 P: 21	R: 0 H: 2 E: 0 LOB: 2 K: 0 BB: 0 S: 8 P: 13	R: 0 H: 2 E: 0 LOB: 2 K: 0 BB: 0 S: 17 P: 22	R: 0 H: 1 E: 0 LOB: 1 K: 0 BB: 0 S: 6 P: 8	R: 0 H: 0 E: 0 LOB: 0 K: 1 BB: 0 S: 8 P: 11	R: 0 H: 0 E: 0 LOB: 0 K: 0 BB: 0 S: 7 P: 12	R: 0 H: 0 E: 0 LOB: 0 K: 1 BB: 0 S: 7 P: 10	R: 0 H: 0 E: 0 LOB: 0 K: 0 BB: 0 S: 6 P: 8	1B: 5 SF: 0 2B: 0 SAC: 1 3B: 0 DP: 0 HR: 1 HBP: 0						

PITCHER		IP	WLS	BF	H	R	ER	SO	BB	IBB	HBP	BLK	WP	HR	S	P	ERA	WHIP
Chris Bosio, R ERA: 3.58	(1, 1)	7.0	W	27	6	1	1	2	1	0	0	0	0	1	65	99	1.29	1.000
Jesse Orosco, L ERA: 3.38	(8, 1)	1.0		3	0	0	0	1	0	0	0	0	0	0	7	10	0.00	0.000
Darren Holmes, R ERA: 2.68	(9, 1)	1.0	S	3	0	0	0	0	0	0	0	0	0	0	6	8	0.00	0.000

PITCHER	IP	WLS	BF	H	R	ER	SO	BB	IBB	HBP	BLK	WP	HR	S	P	ERA	WHIP

TOP

Baltimore Orioles @ Milwaukee Brewers

Milwaukee County Stadium, Milwaukee, WI

Sat Sep 19 1992, 4:33 AM EDT
Att. 33,702 - Cloudy - 59 F

livebaseballscorecards.com

AB	31
R	1
H	6
RBI	1
BB	1
SO	3
LOB	11

Batter	1	2	3	4	5	6	7	8	9	AB	R	H	RBI	BB	SO	LOB
Pat Listach, S (1, 6) OBP: 0.362, SLG: 0.367	F X 0-1 ① G4-3		1 SAFE B C 1 SAFE B F C 2-3 ② K		C C S 0-3 ① K		C B S S 1-3 ② K			4	0	0	0	0	3	2
Darryl Hamilton, L (1, 9) OBP: 0.354, SLG: 0.393	B B C B B F F F F B 4-2 BLK BB		1 SAFE 1 SAFE 0-0 ③ CS 1-2	C B X 1-1 ① P5	B C X 1-1 ② F7		B C X 1-1 ③ G1-3			3	0	0	0	1	0	1
Paul Molitor, R (1, 3) OBP: 0.393, SLG: 0.464	1 SAFE B P X 2-0 ② P5			B S F B B B 4-2 G1-3 1B BB	X 0-0 ③ G5-3			B C B B B 4-1 1B G4-3 BB		2	2	0	0	2	0	1
Robin Yount, R (1, 8) OBP: 0.322, SLG: 0.386	1 SAFE F X 0-1 ③ F7 1-2			1 SAFE C X 0-1 ② G1-3 1-2		X 0-0 CS 1B		L F X 0-2 G4-3 S 1-3 1B		4	0	2	0	0	0	2
Greg Vaughn, R (1, 7) OBP: 0.302, SLG: 0.400		B S F C 1-3 ① K		B B C X 2-1 S 2-H 1B	B C 1 SAFE F B S 2-3 ①② K 1-2			B C B B X 3-1 ① P5 1-2		4	1	1	1	0	2	3
B.J. Surhoff, L (1, 2) OBP: 0.313, SLG: 0.328		B F B F B X 3-2 ② G4-3		B B C X 2-1 BB BB 1-H 1B	B F S F B B F X 3-2 ③ L5			I I I 4-0 S IBB		3	0	1	1	1	0	0
Kevin Seitzer, R (1, 5) OBP: 0.335, SLG: 0.361		C B F C 1-3 ③ K		B F B F B F F B 4-2 BB 1-2 BB			B X 1-0 E6 2B 1B	C B X 1-1 ② G4-3 2-3 3-H		3	1	1	1	1	1	2
Dave Nilsson, L (1, 10) OBP: 0.275, SLG: 0.338			C B B S S 2-3 ① K	B B B B 4-0 FC4-6 1-2 2-3 BB			B F M F F F X 1-2 ① P5	B 1 SAFE B C F C 2-3 ③ K 1-2		3	0	0	0	1	2	3
Bill Spiers, L (1, 4) OBP: 0.333, SLG: 0.500			X 0-0 CS 1B	B X 1-0 ③ FC4-6 1-2f			B C B B C F F F X 3-2 2-H 2B			3	0	2	1	0	0	3
Inning Stats	R: 0 E: 0 K: 0 S: 11 H: 0 LOB: 1 BB: 1 P: 16	R: 0 E: 0 K: 2 S: 9 H: 0 LOB: 0 BB: 0 P: 14	R: 0 E: 0 K: 2 S: 7 H: 1 LOB: 0 BB: 0 P: 11	R: 2 E: 0 K: 0 S: 15 H: 2 LOB: 3 BB: 3 P: 33	R: 0 E: 0 K: 1 S: 6 H: 0 LOB: 0 BB: 0 P: 7	R: 0 E: 0 K: 1 S: 9 H: 1 LOB: 0 BB: 0 P: 14	R: 1 E: 1 K: 1 S: 18 H: 2 LOB: 1 BB: 0 P: 25	R: 1 E: 0 K: 1 S: 11 H: 1 LOB: 2 BB: 2 P: 25		1B: 6 2B: 2 3B: 0 HR: 0	SF: 0 SAC: 0 DP: 1 HBP: 0			WP: 0 PB: 0 SB: 3 CS: 2		PA: 36

PITCHER		IP	WLS	BF	H	R	ER	SO	BB	IBB	HBP	BLK	WP	HR	S	P	ERA	WHIP
Ben McDonald, R ERA: 4.26	(1, 1)	6.1	L	27	6	3	3	6	4	0	0	1	0	0	70	113	4.26	1.579
Storm Davis, R ERA: 3.44	(7, 1)	0.1		1	0	0	0	1	0	0	0	0	0	0	3	4	0.00	0.000
Jim Poole, L ERA:	(7, 1)	0.1		1	0	0	0	0	0	0	0	0	0	0	2	3	0.00	0.000
Todd Frohwirth, R ERA: 2.12	(8, 1)	0.2		5	1	1	1	0	1	1	0	0	0	0	8	20	13.50	3.000
Gregg Olson, R ERA: 2.11	(8, 1)	0.1		1	0	0	0	1	0	0	0	0	0	0	3	5	0.00	0.000

PITCHER	IP	WLS	BF	H	R	ER	SO	BB	IBB	HBP	BLK	WP	HR	S	P	ERA	WHIP

BOTTOM

Baltimore Orioles @ Milwaukee Brewers

Milwaukee County Stadium, Milwaukee, WI

Sat Sep 19 1992, 4:33 AM EDT

Att. 33,702 - Cloudy - 59 F

livebaseballscorecards.com

AB	29
R	4
H	7
RBI	4
BB	6
SO	8
LOB	17

Batter	1	2	3	4	5	6	7	8	9	AB	R	H	RBI	BB	SO	LOB
Brady Anderson, L (1, 7) OBP: 0.378, SLG: 0.450	C B F H 2-2 HBP		B S B X 2-1 ① F8		B F X 1-1 BLK 1B 1-3 1B 1B	B C B B I 4-1 IBB			C B S X 1-2 DI 1B	3	1	2	0	1	0	0
Mike Devereaux, R (1, 8) OBP: 0.327, SLG: 0.470	C B 1 SAFE 1 SAFE F X 1-2 ① F8		C B X 1-1 1B		B X 1-0 ① P4	C B B S B S 3-3 ③ K			C X 0-1 ① F7	5	0	1	0	0	1	6
Cal Ripken Jr., R (1, 6) OBP: 0.325, SLG: 0.360	X 0-0 ② F9		B 1 SAFE F 1 SAFE X 1-1 ② F8		1 SAFE F B 1 SAFE S X 1-2 BLK 1B 1-2 3-H 1B		B B C F B X 3-2 G4-3 1B		B F B X 2-1 ② F9	5	1	2	1	0	0	3
Glenn Davis, R (1, 10) OBP: 0.330, SLG: 0.414	1 SAFE 1 SAFE X 0-0 ③ L5		B C S 1 SAFE F B S 2-3 ③ K		X 0-0 FC3-6 1-H 2-H 1B		F X 0-1 ① P6		F B X 1-1 ③ G6-3 1-2	5	0	1	2	0	1	4
Joe Orsulak, L (1, 9) OBP: 0.352, SLG: 0.394		B X 1-0 ① G5-3		B C B X 2-1 ① G4-3	1 SAFE B X 1-0 ② FC3-6 1-2f		B X 1-0 ② G4-3 1-2			4	0	0	0	0	0	2
Chris Hoiles, R (1, 2) OBP: 0.390, SLG: 0.526		B B B B 4-0 1B BB	C S B B B C 2-3 ② K		1 SAFE S B B F 1 SAFE 1 SAFE B X 3-2 ③ F9		C B B S F F B C 3-3 ③ K			3	0	0	0	1	2	2
Randy Milligan, R (1, 3) OBP: 0.389, SLG: 0.366		B F F B X 2-2 1-2 1B	C B C B B F B 4-2 BB			B B S S B B 4-2 G4-3 BB		C X 0-1 ① G6-3		2	0	1	0	2	0	0
Leo Gomez, R (1, 5) OBP: 0.359, SLG: 0.429		C B F F B F F X 2-2 ② F7	C X 0-1 ③ L7			X 0-0 ① F9		X 0-0 ② L8		4	0	0	0	0	0	4
Billy Ripken, R (1, 4) OBP: 0.277, SLG: 0.322 David Segui, S (8, PH) OBP: 0.298, SLG: 0.295 Steve Scarsone, R (8, 4) OBP: 0.188, SLG: 0.133		F F B B B X 2-2 ③ P4			X 0-0 1B 1B 1B	P B X 2-0 ② G4-3 1-2		S F B B S 2-3 ③ K		3 1 0	1 0 0	1 0 0	0 0 0	0 1 0	0 0 0	3 0 0
Inning Stats	R: 0 E: 0 K: 0 S: 7 H: 0 LOB: 1 BB: 0 P: 10	R: 0 E: 0 K: 0 S: 13 H: 1 LOB: 2 BB: 1 P: 24	R: 0 E: 0 K: 1 S: 10 H: 1 LOB: 1 BB: 0 P: 16	R: 0 E: 0 K: 1 S: 10 H: 0 LOB: 1 BB: 1 P: 18	R: 3 E: 0 K: 0 S: 12 H: 4 LOB: 1 BB: 0 P: 19	R: 0 E: 0 K: 1 S: 9 H: 0 LOB: 2 BB: 2 P: 21	R: 0 E: 0 K: 1 S: 11 H: 1 LOB: 1 BB: 0 P: 18	R: 0 E: 0 K: 1 S: 6 H: 0 LOB: 0 BB: 0 P: 8	R: 0 E: 0 K: 0 S: 9 H: 1 LOB: 1 BB: 0 P: 13	1B: 8 2B: 0 3B: 0 HR: 0	SF: 0 SAC: 0 DP: 0 HBP: 1					

PITCHER		IP	WLS	BF	H	R	ER	SO	BB	IBB	HBP	BLK	WP	HR	S	P	ERA	WHIP
Ricky Bones, R ERA: 4.54	(1, 1)	4.1		22	6	3	3	2	2	0	1	1	0	0	48	79	6.23	1.846
Jesse Orosco, L ERA: 3.31	(5, 1)	0.2		2	0	0	0	0	0	0	0	0	0	0	4	8	0.00	0.000
Jim Austin, R ERA: 1.77	(6, 1)	1.0	W	6	1	0	0	1	1	1	0	0	0	0	12	27	0.00	2.000
Mike Fetters, R ERA: 1.23	(7, 1)	2.0		6	0	0	0	2	0	0	0	0	0	0	14	20	0.00	0.000
Doug Henry, R ERA: 4.23	(9, 1)	1.0		4	1	0	0	0	0	0	0	0	0	0	9	13	0.00	1.000

PITCHER	IP	WLS	BF	H	R	ER	SO	BB	IBB	HBP	BLK	WP	HR	S	P	ERA	WHIP

TOP

Baltimore Orioles @ Milwaukee Brewers

Milwaukee County Stadium, Milwaukee, WI

Sun Sep 20 1992, 4:33 AM EDT

Att. 25,796 - Cloudy - 68 F

livebaseballscorecards.com

AB	35
R	3
H	8
RBI	3
BB	4
SO	5
LOB	24

WP: 0 PA: 40
PB: 0
SB: 0
CS: 0

Baltimore Orioles @ Milwaukee Brewers

Milwaukee County Stadium, Milwaukee, WI

Sun Sep 20 1992, 4:33 AM EDT

Att. 25,796 - Cloudy - 68 F

livebaseballscorecards.com

BOTTOM

Batter	1	2	3	4	5	6	7	8	9	AB	R	H	RBI	BB	SO	LOB
Pat Listach, S (1, 6) OBP: 0.361, SLG: 0.366	G6-3		G5-3		P4	S 1B 1B 3-H	G6-3			5	1	1	1	0	0	3
Kevin Seitzer, R (1, 4) OBP: 0.335, SLG: 0.361	B1-3			F8		2B SF9 1B 1-4H 2B 1B		G3-1		5	2	2	1	0	0	0
Paul Molitor, R (1, 10) OBP: 0.393, SLG: 0.467	G4-3			F8		SF9 1B 2B 1-4H 2B		G5-3		5	1	2	1	0	0	0
Robin Yount, R (1, 8) OBP: 0.321, SLG: 0.387		L3		2B		SF9 F7		F8		4	0	1	1	0	0	2
Greg Vaughn, R (1, 7) OBP: 0.306, SLG: 0.401		S BB		BB		BB 1B 1B 3-H	G6-3			2	1	1	1	2	0	0
Dante Bichette, R (1, 9) OBP: 0.324, SLG: 0.415 Alex Diaz, S (6, PR) Franklin Stubbs, L (7, 3) OBP: 0.294, SLG: 0.366		1 SAFE P4		K		1B 1B BB 1-2	FC4-6 1B			2 0 1	0 1 0	0 0 1	0 0 0	1 0 0	1 0 0	3 0 0
John Jaha, R (1, 3) OBP: 0.294, SLG: 0.331 Darryl Hamilton, L (6, PH) OBP: 0.355, SLG: 0.393 (7, 9)		1 SAFE F7 1-2			P9	1B S CS 1B 1-3 2-H	FC4-6 S 1B 1-2f			2 2	0 2	0 1	0 1	0 0	0 0	1 1
B.J. Surhoff, L (1, 2) OBP: 0.315, SLG: 0.330			K		G3-1	CS 1B 1B 1-3 3-H	1-H 1B			4	1	2	2	0	1	0
Jim Tatum, R (1, 5) OBP: 0.333, SLG: 0.200			G5-3		1B	K 1-3 3-H	BB			3	0	1	0	1	1	1
Inning Stats	R: 0 H: 0 E: 0 LOB: 0 K: 0 BB: 0 S: 5 P: 7	R: 0 H: 0 E: 0 LOB: 1 K: 0 BB: 1 S: 14 P: 23	R: 0 H: 0 E: 0 LOB: 0 K: 1 BB: 0 S: 6 P: 9	R: 0 H: 1 E: 0 LOB: 2 K: 1 BB: 1 S: 11 P: 20	R: 0 H: 1 E: 0 LOB: 1 K: 0 BB: 0 S: 12 P: 20	R: 8 H: 8 E: 0 LOB: 2 K: 1 BB: 1 S: 22 P: 39	R: 1 H: 2 E: 0 LOB: 2 K: 0 BB: 1 S: 12 P: 25	R: 0 H: 0 E: 0 LOB: 0 K: 0 BB: 0 S: 7 P: 9		1B: 9 SF: 1 2B: 3 SAC: 0 3B: 0 DP: 0 HR: 0 HBP: 0						WP: 0 PA: 40 PB: 0 SB: 4 CS: 2

	AB	35
	R	9
	H	12
	RBI	8
	BB	4
	SO	3
	LOB	11

PITCHER		IP	WLS	BF	H	R	ER	SO	BB	IBB	HBP	BLK	WP	HR	S	P	ERA	WHIP
Craig Lefferts, L ERA: 3.8	(1, 1)	5.0		21	4	2	2	2	2	0	0	0	0	0	51	84	3.60	1.200
Storm Davis, R ERA: 3.64	(6, 1)	0.1	L	3	1	0	0	0	1	0	0	0	0	0	4	9	0.00	6.000
Jim Poole, L ERA:	(6, 1)	0.1		4	3	4	2	1	0	0	0	0	0	0	10	15	54.00	9.000
Todd Frohwirth, R ERA: 2.27	(6, 1)	1.1		9	4	3	2	0	1	0	0	0	0	0	17	35	13.50	3.750
Mark Williamson, R ERA: 1.13	(8, 1)	1.0		3	0	0	0	0	0	0	0	0	0	0	7	9	0.00	0.000

PITCHER	IP	WLS	BF	H	R	ER	SO	BB	IBB	HBP	BLK	WP	HR	S	P	ERA	WHIP

Batter	1	2	3	4	5	6	7	8	9	AB	R	H	RBI	BB	SO	LOB
Brady Anderson, L (1, 7) OBP: 0.378, SLG: 0.449	C B B X 2-1 G4-3 ①		B C X 1-1 F8 ②		B B B C C B 4-2 2B BB		B C B 1 SAFE 1 SAFE S 1 SAFE F X 2-2 BB 1-2 1B		C F X 0-2 F8 ③	4	1	1	0	1	0	0
Mike Devereaux, R (1, 8) OBP: 0.326, SLG: 0.470	C B B B X 3-1 F8 ②		C B B B C S 2-3 K ③		C B F X 1-2 1-H 2-H 3-H 2B		C C X 0-2 P7 ②			4	0	1	3	0	1	2
Cal Ripken Jr., R (1, 6) OBP: 0.325, SLG: 0.358	X 0-0 L9 ③			C B B X 2-1 G6-3 ①	C B X 1-1 G6-3 ③		B B B B 4-0 1-2 2-3 BB			3	0	0	0	1	0	1
Glenn Davis, R (1, 10) OBP: 0.329, SLG: 0.412		C C X 0-2 FC4-6 1B		X 0-0 G5-3 ②		C C B X 1-2 G5-3 ①	B C F B S 2-3 K ③			4	0	1	0	0	1	3
Joe Orsulak, L (1, 9) OBP: 0.348, SLG: 0.390		C 1 SAFE F 1 SAFE B F X 1-2 FC4-6 1-2f 2B ①		B X 1-0 G4-1 ③		X 0-0 E1		X 0-0 G4-3 ①		4	1	0	0	0	0	1
Chris Hoiles, R (1, 2) OBP: 0.391, SLG: 0.522 Mark McLemore, S (8, PR) OBP: 0.325, SLG: 0.311 David Segui, S (8, 3) OBP: 0.298, SLG: 0.295		S B 1 SAFE B F S 2-3 K ②			B B C B C B 4-2 2B 2B BB		1 SAFE B F F 1 SAFE B S 2-3 K ②		B B B B 4-0 CS BB	2 0 0	1 0 0	0 0 0	0 0 0	2 0 0	2 0 0	2 0 0
Randy Milligan, R (1, 3) OBP: 0.389, SLG: 0.372 Jeff Tackett, R (8, 2) OBP: 0.292, SLG: 0.380		B F B 1 SAFE F 1 SAFE B X 3-2 1-H 2B		B C X 1-1 1-3 2B	B S 1 SAFE B B X 3-1 F7 ③			C B 1 SAFE X 1-1 L8 ②		4 0	1 0	2 0	1 0	0 0	0 0	2 0
Leo Gomez, R (1, 5) OBP: 0.357, SLG: 0.425		F X 0-1 G5-3 ③			C B C C X 1-2 L7 ①		B S F X 1-2 F8 ① B B 1 SAFE F B 3-1 CS ③ 1-2 B F X 1-1 P4 ①			4	0	0	0	0	0	3
Billy Ripken, R (1, 4) OBP: 0.277, SLG: 0.321			X 0-0 G6-3 ①		B B C X 2-1 G5-3 ②		C C F F B B X 2-2 BB 1B 1B		X 0-0 G4-3 ②	4	0	1	0	0	0	2
Inning Stats	R: 0 E: 0 K: 0 S: 5 H: 0 LOB: 0 BB: 0 P: 10	R: 1 E: 0 K: 1 S: 15 H: 2 LOB: 1 BB: 0 P: 21	R: 0 E: 0 K: 1 S: 6 H: 0 LOB: 0 BB: 0 P: 9	R: 0 E: 0 K: 0 S: 4 H: 0 LOB: 0 BB: 0 P: 7	R: 3 E: 0 K: 0 S: 16 H: 2 LOB: 1 BB: 2 P: 30	R: 0 E: 1 K: 1 S: 9 H: 0 LOB: 1 BB: 0 P: 15	R: 0 E: 0 K: 1 S: 18 H: 2 LOB: 3 BB: 1 P: 29	R: 0 E: 0 K: 0 S: 4 H: 0 LOB: 1 BB: 1 P: 12	R: 0 E: 0 K: 0 S: 6 H: 0 LOB: 0 BB: 0 P: 7	1B: 3 2B: 3 3B: 0 HR: 0 SF: 0 SAC: 0 DP: 0 HBP: 0						

PITCHER		IP	WLS	BF	H	R	ER	SO	BB	IBB	HBP	BLK	WP	HR	S	P	ERA	WHIP
Bill Wegman, R ERA: 3.29	(1, 1)	7.0	L	31	6	4	4	4	3	0	0	0	0	0	73	121	5.14	1.286
Jesse Orosco, L ERA: 3.28	(8, 1)	0.1		2	0	0	0	0	1	0	0	0	0	0	1	5	0.00	3.000
Darren Holmes, R ERA: 2.56	(8, 1)	1.2		4	0	0	0	0	0	0	0	0	0	0	9	14	0.00	0.000

PITCHER	IP	WLS	BF	H	R	ER	SO	BB	IBB	HBP	BLK	WP	HR	S	P	ERA	WHIP

TOP

Baltimore Orioles @ Milwaukee Brewers

Milwaukee County Stadium, Milwaukee, WI

Mon Sep 21 1992, 8:05 PM EDT
Att. 15,921 - Cloudy - 66 F

livebaseballscorecards.com

AB	33
R	4
H	6
RBI	4
BB	4
SO	4
LOB	16

Batter	1	2	3	4	5	6	7	8	9	AB	R	H	RBI	BB	SO	LOB
Pat Listach, S (1, 6) OBP: 0.359, SLG: 0.364	S L B B B F X 3-2 L7 ①		X 0-0 SH1-3 ① 1-2		C B F B F X 2-2 FC4-6 ① 1-2f 1B		C F B B F B X 3-2 G4-3 ② 2-3			3	0	0	0	0	0	2
Darryl Hamilton, L (1, 9) OBP: 0.354, SLG: 0.392	C S X 0-2 G6-4-3 1B		C F F 2 SAFE F B F B X 2-2 G1-3 ②		B 1 SAFE X 1-0 F7 ②		B C X 1-1 G4-3 ③			4	0	1	0	0	0	3
Paul Molitor, R (1, 10) OBP: 0.394, SLG: 0.466	S C F X 0-2 G6-4-3 ② ③ 1-2f		F S B B F F F B B 4-2 BB		X 0-0 FC6-4 1-2 1B			S B X 1-1 F9 ①		3	0	1	0	1	0	1
Robin Yount, R (1, 8) OBP: 0.318, SLG: 0.384		B C X 1-1 L7 ①	X 0-0 F9 ③		B C X 1-1 FC6-4 ③ 1-2f			C F F B X 1-2 G5-3 ②		4	0	0	0	0	0	4
Greg Vaughn, R (1, 7) OBP: 0.307, SLG: 0.400		B C C C X 1-2 E G6-3 1B		F B S B F B B B 4-2 CS BB		X 0-0 P3 ①		X 0-0 P2 ③		3	1	1	0	1	0	0
B.J. Surhoff, L (1, 2) OBP: 0.316, SLG: 0.330		1 SAFE C F F B B F F F 2-2 X E8 G6-3 1-3 1B		B F F F B 1 SAFE B B 4-2 G4-3 ① 1-2 BB		C B X 1-1 F8 ②			C X 0-1 G1-3 ①	3	0	1	0	1	0	0
Kevin Seitzer, R (1, 5) OBP: 0.333, SLG: 0.359		B X 1-0 G6-3 ② 2-3 3-H	C B X 1-1 G4-3 ② 1-2			F X 0-1 G6-3 ③			C X 0-1 G4-3 ②	4	0	0	1	0	0	2
John Jaha, R (1, 3) OBP: 0.286, SLG: 0.320		S S B S 1-3 K ③	F S F B B B X 3-2 L6 ③				B C F B B S 3-3 K ①		C B F B X 2-2 G5-3 ③	4	0	0	0	0	2	2
Jim Gantner, L (1, 4) OBP: 0.278, SLG: 0.313 Bill Spiers, L (5, 4) OBP: 0.500, SLG: 0.750			C B X 1-1 SH1-3 1B		B C C F F X 1-2 FC4-6 1B		C X 0-1 G4-3 2B			1 2	0 0	1 2	0 0	0 0	0 0	0 0
Inning Stats	R: 0 H: 1 E: 0 LOB: 0 K: 0 BB: 0 S: 11 P: 14	R: 1 H: 2 E: 1 LOB: 1 K: 1 BB: 0 S: 16 P: 22	R: 0 H: 1 E: 0 LOB: 2 K: 0 BB: 1 S: 14 P: 21	R: 0 H: 0 E: 0 LOB: 1 K: 0 BB: 2 S: 13 P: 25	R: 0 H: 2 E: 0 LOB: 2 K: 0 BB: 0 S: 13 P: 18	R: 0 H: 0 E: 0 LOB: 0 K: 0 BB: 0 S: 5 P: 6	R: 0 H: 1 E: 0 LOB: 1 K: 1 BB: 0 S: 11 P: 18	R: 0 H: 0 E: 0 LOB: 0 K: 0 BB: 0 S: 7 P: 9	R: 0 H: 0 E: 0 LOB: 0 K: 0 BB: 0 S: 7 P: 9	1B: 6 2B: 1 3B: 0 HR: 0	SF: 0 SAC: 1 DP: 1 HBP: 0			WP: 0 PB: 0 SB: 0 CS: 1	PA: 35		

PITCHER		IP	WLS	BF	H	R	ER	SO	BB	IBB	HBP	BLK	WP	HR	S	P	ERA	WHIP
35 Mike Mussina, R ERA: 2.53	(1, 1)	9.0	W	35	7	1	1	2	3	0	0	0	0	0	97	142	1.00	1.111

PITCHER	IP	WLS	BF	H	R	ER	SO	BB	IBB	HBP	BLK	WP	HR	S	P	ERA	WHIP

BOTTOM

Baltimore Orioles @ Milwaukee Brewers

Milwaukee County Stadium, Milwaukee, WI

Mon Sep 21 1992, 8:05 PM EDT

Att. 15,921 - Cloudy - 66 F

livebaseballscorecards.com

AB	31
R	1
H	7
RBI	1
BB	3
SO	2
LOB	14

Toronto Blue Jays @ Baltimore Orioles

Oriole Park at Camden Yards, Baltimore, MD

Tue Sep 22 1992, 7:05 PM EDT

Att. 45,104 - Cloudy - 73 F

livebaseballscorecards.com

TOP

Batter	1	2	3	4	5	6	7	8	9	AB	R	H	RBI	BB	SO	LOB
Devon White, S (1, 8) OBP: 0.298, SLG: 0.388	B F B X 2-1 HR		B X 1-0 ① G6-3	C S F B X 1-2 ③ L9			F B S S 1-3 ② K		B B C B B 4-1 1-2 2-3 BB	4	1	1	1	1	1	1
Roberto Alomar, S (1, 4) OBP: 0.411, SLG: 0.429	C X 0-1 ① G4-3		B B C B L S 3-3 ② K		X 0-0 ① G4-3		B X 1-0 ③ G4-3		X 0-0 ③ P5	5	0	0	0	0	1	3
Joe Carter, R (1, 9) OBP: 0.305, SLG: 0.493	B B X 2-0 ② G5-3		B C F B B F R S 3-3 ③ K		B C X 1-1 ② P3			F X 0-1 ① P3		4	0	0	0	0	1	0
Dave Winfield, R (1, 10) OBP: 0.379, SLG: 0.497	B B B B 4-0 BB			B B B C B 4-1 HR BB	B B B B 4-0 FC6-4 BB			B C S C 1-3 ② K		1	1	0	0	3	1	0
John Olerud, L (1, 3) OBP: 0.377, SLG: 0.465	1 SAFE B 1 SAFE 1 SAFE B C 1 SAFE C X 2-2 ③ P5			B X 1-0 1-H HR	C B S 1 SAFE X 1-2 ③ FC6-4 1-2f			C X 0-1 ③ F8		4	1	1	2	0	0	2
Candy Maldonado, R (1, 7) OBP: 0.351, SLG: 0.467		H 1-0 WP HBP		B X 1-0 ① G1-3		X 0-0 G6-4-3 1B			C B B X 2-1 FC1-5 1B 1B	3	0	2	0	0	0	0
Kelly Gruber, R (1, 5) OBP: 0.280, SLG: 0.367		X 0-0 ① P2		S B F B B X 3-2 S SH3 1B		B X 1-0 ① ② G6-4-3 1-2f			C L X 0-2 S FC1-5 1-2 1B	4	1	2	0	0	0	2
Ed Sprague, R (1, 2) OBP: 0.310, SLG: 0.359 Derek Bell, R (9, PR) OBP: 0.309, SLG: 0.352 Pat Borders, R (9, 2) OBP: 0.292, SLG: 0.386		B X 1-0 ② F7		B B B B 4-0 SH3 1-3 BB		C X 0-1 ③ L5			X 0-0 ① FC1-5 S 1-2 2-3f	3 0 0	0 0 0	0 0 0	0 0 0	1 0 0	0 0 0	3 0 0
Alfredo Griffin, S (1, 6) OBP: 0.256, SLG: 0.272		B C C 1 SAFE B S 2-3 ③ K 1-2		X 0-0 ② SH3 1-2 3-H			F F B X 1-2 ① G6-3		F F F C 0-3 ② K	3	0	0	1	0	2	3

	AB	31
	R	4
	H	6
	RBI	4
	BB	5
	SO	6
	LOB	14

Inning Stats	1	2	3	4	5	6	7	8	9
	R: 1 E: 0 K: 0 S: 8	R: 0 E: 0 K: 1 S: 5	R: 0 E: 0 K: 2 S: 9	R: 3 E: 0 K: 0 S: 11	R: 0 E: 0 K: 0 S: 6	R: 0 E: 0 K: 0 S: 4	R: 0 E: 0 K: 1 S: 7	R: 0 E: 0 K: 1 S: 7	R: 0 E: 0 K: 1 S: 12
	H: 1 LOB: 1 BB: 1 P: 18	H: 0 LOB: 1 BB: 0 P: 9	H: 0 LOB: 0 BB: 0 P: 16	H: 2 LOB: 1 BB: 2 P: 25	H: 0 LOB: 1 BB: 1 P: 12	H: 1 LOB: 0 BB: 0 P: 5	H: 0 LOB: 0 BB: 0 P: 10	H: 0 LOB: 0 BB: 0 P: 8	H: 2 LOB: 3 BB: 1 P: 18

1B: 4 2B: 0 3B: 0 HR: 2 SF: 0 SAC: 1 DP: 1 HBP: 1

WP: 1 PB: 0 SB: 4 CS: 0 PA: 38

PITCHER	IP	WLS	BF	H	R	ER	SO	BB	IBB	HBP	BLK	WP	HR	S	P	ERA	WHIP
Rick Sutcliffe, R (1, 1) ERA: 4.37	3.1	L	17	3	4	4	3	3	0	1	0	1	2	28	62	10.80	1.800
Mark Williamson, R (4, 1) ERA: 0.71	4.2		15	1	0	0	2	1	0	0	0	0	0	29	41	0.00	0.429
Todd Frohwirth, R (9, 1) ERA: 2.26	0.1		3	2	0	0	0	0	0	0	0	0	0	6	8	0.00	6.000
Gregg Olson, R (9, 1) ERA: 2.09	0.2		3	0	0	0	1	1	0	0	0	0	0	6	10	0.00	1.500

PITCHER	IP	WLS	BF	H	R	ER	SO	BB	IBB	HBP	BLK	WP	HR	S	P	ERA	WHIP

BOTTOM

Batter	1	2	3	4	5	6	7	8	9	AB	R	H	RBI	BB	SO	LOB
Brady Anderson, L (1, 7) OBP: 0.378, SLG: 0.449	F8		G3			F8		G4-3, FC5-2 2B 1-3	IBB	4	0	1	0	1	0	0
Mike Devereaux, R (1, 8) OBP: 0.325, SLG: 0.472	P4		HR			F8		G4-3 2-3 3-H	P6	5	1	1	2	0	0	5
Cal Ripken Jr., R (1, 6) OBP: 0.324, SLG: 0.359 Steve Scarsone, R (8, PR) OBP: 0.188, SLG: 0.133 Manny Alexander, R (9, 6)	WP 2B		F9			P4		FC5-2 1B 3-H		4 0 0	0 0 0	1 0 0	0 0 0	0 0 0	0 0 0	2 0 0
Glenn Davis, R (1, 10) OBP: 0.333, SLG: 0.417 Luis Mercedes, R (8, PR) OBP: 0.242, SLG: 0.179	WP HBP			F7			F9 1B 2B	FC5-4 1B 1-2		3 0	1 0	2 0	0 0	0 0	0 0	0 0
Randy Milligan, R (1, 3) OBP: 0.387, SLG: 0.369	G4-3 1-2 2-3			L8			F9 2-3	FC5-4 1-2f		4	0	0	0	0	0	5
Joe Orsulak, L (1, 9) OBP: 0.348, SLG: 0.389		F7		G4-3			S 1B 3-H		F7	4	0	1	1	0	0	0
Chris Hoiles, R (1, 2) OBP: 0.389, SLG: 0.522 Tim Hulett, R (9, PR) OBP: 0.349, SLG: 0.391		F8			G5-3		P6		1B 2B	4 0	0 0	1 0	0 0	0 0	0 0	1 0
Leo Gomez, R (1, 5) OBP: 0.355, SLG: 0.422 David Segui, S (9, PH) OBP: 0.302, SLG: 0.299		G6-3			F8		F8 1-2		F8 1B 2-3	3 1	0 0	0 1	0 0	0 0	0 0	1 0
Billy Ripken, R (1, 4) OBP: 0.275, SLG: 0.319 Chito Martinez, L (8, PH) OBP: 0.342, SLG: 0.391 Mark McLemore, S (8, PR) OBP: 0.323, SLG: 0.310 (9, 4)			G6-3		G5-3			2B G4-3 BB	F8 1-2	2 0 1	0 0 1	0 0 0	0 0 0	0 1 0	0 0 3	0 0 0
Inning Stats	R: 0 E: 0 K: 0 S: 12 H: 1 LOB: 2 BB: 0 P: 19	R: 0 E: 0 K: 0 S: 4 H: 0 LOB: 0 BB: 0 P: 6	R: 1 E: 0 K: 0 S: 11 H: 1 LOB: 0 BB: 0 P: 17	R: 0 E: 0 K: 0 S: 8 H: 0 LOB: 0 BB: 0 P: 14	R: 0 E: 0 K: 0 S: 4 H: 0 LOB: 0 BB: 0 P: 4	R: 0 E: 0 K: 0 S: 5 H: 0 LOB: 0 BB: 0 P: 7	R: 1 E: 0 K: 0 S: 16 H: 2 LOB: 1 BB: 0 P: 24	R: 1 E: 0 K: 0 S: 14 H: 2 LOB: 2 BB: 1 P: 20	R: 0 E: 0 K: 0 S: 8 H: 2 LOB: 3 BB: 1 P: 17	1B: 3 2B: 4 3B: 0 HR: 1	SF: 0 SAC: 0 DP: 0 HBP: 1					

PITCHER		IP	WLS	BF	H	R	ER	SO	BB	IBB	HBP	BLK	WP	HR	S	P	ERA	WHIP
Todd Stottlemyre, R ERA: 4.53	(1, 1)	6.2	W	25	4	2	2	0	0	0	1	0	1	1	57	88	2.70	0.600
Duane Ward, R ERA: 2.09	(7, 1)	1.1		7	2	1	1	0	1	0	0	0	0	0	17	23	6.75	2.250
Tom Henke, R ERA: 1.94	(9, 1)	1.0	S	6	2	0	0	0	0	1	0	0	0	0	8	17	0.00	2.000

PITCHER	IP	WLS	BF	H	R	ER	SO	BB	IBB	HBP	BLK	WP	HR	S	P	ERA	WHIP

Toronto Blue Jays @ Baltimore Orioles

Oriole Park at Camden Yards, Baltimore, MD

Tue Sep 22 1992, 7:05 PM EDT
Att. 45,104 - Cloudy - 73 F

livebaseballscorecards.com

AB	35
R	3
H	8
RBI	3
BB	2
SO	0
LOB	17

WP: 1	PA: 38		
PB: 0			
SB: 1			
CS: 0			

Toronto Blue Jays @ Baltimore Orioles

Oriole Park at Camden Yards, Baltimore, MD

Wed Sep 23 1992, 7:05 PM EDT

Att. 45,660 - Sunny - 65 F

livebaseballscorecards.com

Batter	1	2	3	4	5	6	7	8	9	AB	R	H	RBI	BB	SO	LOB
Devon White, S (1, 8) OBP: 0.296, SLG: 0.386	F C S 0-3 ① K		B F B C B X 3-2 ③ G6-3		C C S 0-3 ③ K 1-2 2-3		S F C 0-3 ③ K			4	0	0	0	0	3	2
Roberto Alomar, S (1, 4) OBP: 0.410, SLG: 0.428	X 0-0 FC6-4 1B			B C C B B F X 3-2 ① F9		S X 0-1 ① F8		C S B X 1-2 ① G4-3		4	0	1	0	0	0	0
Joe Carter, R (1, 9) OBP: 0.306, SLG: 0.495	B C 1 C S SAFE 1-3 ② K			B B X 2-0 CS 2B		S B B B X 3-1 BB BB 1B		C B S S 1-3 ② K		4	0	2	0	0	2	1
Dave Winfield, R (1, 10) OBP: 0.377, SLG: 0.494	F B B F X 2-2 ③ FC6-4 1-2f			B 2 SAFE B F S S 2-3 ② ③ K 2-3		C B B F S 2-3 ② K		S X 0-1 ③ G6-3		4	0	0	0	0	2	3
John Olerud, L (1, 3) OBP: 0.378, SLG: 0.463		C C B F X 1-2 ① L8			C B B B B 4-1 FC5-4 1B BB BB	B B B B 4-0 BB 1-2 BB			B C B X 2-1 ① G4-3	2	1	0	0	2	0	0
Candy Maldonado, R (1, 7) OBP: 0.354, SLG: 0.466		B S B X 2-1 ② G2-3			C B B S B F B 4-2 FC5-4 1-2 BB	B F F B B B 4-2 1-2 2-3 BB			B B C B B 4-1 G5-4-3 BB	1	0	0	0	3	0	0
Kelly Gruber, R (1, 5) OBP: 0.278, SLG: 0.364		C B X 1-1 ③ P5			F X 0-1 ① F8	F B F F X 1-2 ③ G1-3			B B C F B F F F X 3-2 ② ③ G5-4-3 1-2f	4	0	0	0	0	0	6
Pat Borders, R (1, 2) OBP: 0.291, SLG: 0.383			B C C X 1-2 ① G5-3		X 0-0 ② FC5-4 PB 1B 1-2f 2-3		B B C C X 2-2 ① G6-3			3	0	0	0	0	0	2
Alfredo Griffin, S (1, 6) OBP: 0.257, SLG: 0.273			X 0-0 ② G4-3		B F X 1-1 PB 1-2 3-H 1B		B C X 1-1 ② G6-3			3	0	1	1	0	0	0

	AB	29
	R	1
	H	4
	RBI	1
	BB	5
	SO	7
	LOB	14

Inning Stats	1	2	3	4	5	6	7	8	9	1B: 3	SF: 0	WP: 0	PA: 34
	R: 0 E: 0 K: 2 S: 10 H: 1 LOB: 1 BB: 0 P: 13	R: 0 E: 0 K: 0 S: 8 H: 0 LOB: 0 BB: 0 P: 12	R: 0 E: 0 K: 0 S: 7 H: 0 LOB: 0 BB: 0 P: 11	R: 0 E: 0 K: 1 S: 8 H: 1 LOB: 0 BB: 0 P: 15	R: 1 E: 0 K: 1 S: 12 H: 1 LOB: 2 BB: 2 P: 21	R: 0 E: 0 K: 1 S: 12 H: 1 LOB: 3 BB: 2 P: 26	R: 0 E: 0 K: 1 S: 8 H: 0 LOB: 0 BB: 0 P: 11	R: 0 E: 0 K: 1 S: 8 H: 0 LOB: 0 BB: 0 P: 10	R: 0 E: 0 K: 0 S: 9 H: 0 LOB: 0 BB: 1 P: 18	2B: 1 3B: 0 HR: 0	SAC: 0 DP: 1 HBP: 0	PB: 1 SB: 0 CS: 1	

PITCHER		IP	WLS	BF	H	R	ER	SO	BB	IBB	HBP	BLK	WP	HR	S	P	ERA	WHIP
Arthur Rhodes, L ERA: 3.75	(1, 1)	8.1	W	33	4	1	1	7	5	0	0	0	0	0	76	128	1.08	1.080
Gregg Olson, R ERA: 2.06	(9, 1)	0.2	S	1	0	0	0	0	0	0	0	0	0	0	6	9	0.00	0.000

PITCHER		IP	WLS	BF	H	R	ER	SO	BB	IBB	HBP	BLK	WP	HR	S	P	ERA	WHIP

Batter	1	2	3	4	5	6	7	8	9	AB	R	H	RBI	BB	SO	LOB
Brady Anderson, L (1, 7) OBP: 0.378, SLG: 0.447	B B X 2-0 ① F8		B B X 2-0 ① L3	B B B B 4-0 FC6-4 1-2 2-3 BB			C B F S 1-3 ① K2-3			3	0	0	0	1	1	3
Mike Devereaux, R (1, 8) OBP: 0.325, SLG: 0.473	C F B C 1-3 ② K		C C X 0-2 G3-1 1-H 2-H 3-H 2B	B C F X 1-2 ③ FC6-4 1-2f			C B X 1-1 ② G5-3			4	0	1	3	0	1	3
Cal Ripken Jr., R (1, 6) OBP: 0.322, SLG: 0.357	X 0-0 ③ G6-3		C F X 0-2 ② G3-1 2-3		F B S X 1-2 ① G4-3		B B F X 2-1 ③ P9			4	0	0	0	0	0	1
Glenn Davis, R (1, 10) OBP: 0.330, SLG: 0.413		B X 1-0 ① F8	X 0-0 ③ F9		C C B X 1-2 ② P8			B X 1-0 ① F9		4	0	0	0	0	0	1
Randy Milligan, R (1, 3) OBP: 0.384, SLG: 0.365 David Segui, S (9, 3) OBP: 0.302, SLG: 0.299		B C B F B X 3-2 ② G4-3		B X 1-0 ① L9	C B S F B B F X 3-2 ③ G1-3			S F S 0-3 ② K		4 0	0 0	0 0	0 0	0 0	1 0	0 0
Chito Martinez, L (1, 9) OBP: 0.345, SLG: 0.393		S C S 0-3 ③ K		F B X 1-1 2B 1B		X 0-0 CS 1B		F C F C 0-3 ③ K		4	1	2	0	0	2	0
Chris Hoiles, R (1, 2) OBP: 0.389, SLG: 0.518			C B B B B 4-1 1B 1B 2B BB	F F B B B S 3-3 ② K		1 SAFE X 0-0 ① F9				2	1	0	0	1	1	2
Leo Gomez, R (1, 5) OBP: 0.358, SLG: 0.428			X 0-0 1B 1-2 2B 1B	B B S X 2-1 BB 1-H 2B		B F B B X 3-1 ② FC6-4 1-2 1B				3	1	3	1	0	0	0
Billy Ripken, R (1, 4) OBP: 0.279, SLG: 0.320			L B X 1-1 1-2 2-3 2B 1B	B B B C B 4-1 BB BB		C X 0-1 ③ FC6-4 1-2f				2	1	1	0	1	0	1
Inning Stats	R: 0 E: 0 K: 1 S: 5 H: 0 LOB: 0 BB: 0 P: 8	R: 0 E: 0 K: 1 S: 7 H: 0 LOB: 0 BB: 0 P: 11	R: 3 E: 0 K: 0 S: 12 H: 3 LOB: 1 BB: 1 P: 19	R: 1 E: 0 K: 1 S: 12 H: 2 LOB: 3 BB: 2 P: 28	R: 0 E: 0 K: 0 S: 11 H: 0 LOB: 0 BB: 0 P: 16	R: 0 E: 0 K: 0 S: 6 H: 2 LOB: 1 BB: 0 P: 9	R: 0 E: 0 K: 1 S: 7 H: 0 LOB: 0 BB: 0 P: 11	R: 0 E: 0 K: 2 S: 8 H: 0 LOB: 0 BB: 0 P: 9		1B: 5 2B: 2 3B: 0 HR: 0	SF: 0 SAC: 0 DP: 0 HBP: 0					

PITCHER	IP	WLS	BF	H	R	ER	SO	BB	IBB	HBP	BLK	WP	HR	S	P	ERA	WHIP
Jack Morris, R (1, 1) ERA: 4.09	8.0	L	33	7	4	4	6	3	0	0	0	0	0	68	111	4.50	1.250

PITCHER	IP	WLS	BF	H	R	ER	SO	BB	IBB	HBP	BLK	WP	HR	S	P	ERA	WHIP

BOTTOM

Toronto Blue Jays @ Baltimore Orioles

Oriole Park at Camden Yards, Baltimore, MD

Wed Sep 23 1992, 7:05 PM EDT

Att. 45,660 - Sunny - 65 F

livebaseballscorecards.com

AB	30
R	4
H	7
RBI	4
BB	3
SO	6
LOB	11

PB: 0 PA: 33
SB: 0
CS: 1

Toronto Blue Jays @ Baltimore Orioles

Oriole Park at Camden Yards, Baltimore, MD

Thu Sep 24 1992, 7:05 PM EDT

Att. 45,739 - Sunny - 65 F

livebaseballscorecards.com

TOP

Batter	1	2	3	4	5	6	7	8	9	AB	R	H	RBI	BB	SO	LOB
Devon White, S (1, 8) OBP: 0.300, SLG: 0.386	C C B B B X 3-2 S S HR 1B	B B S F B B 4-2 1B G3-1 2B 1-2 2-3 BB		C B C B B B 4-2 1B WP BB	X 0-0 ② L9			B B F S B B 4-2 1-2 BB		2	3	1	0	3	0	0
Roberto Alomar, S (1, 4) OBP: 0.408, SLG: 0.426	1 SAFE B C L X 1-2 G1-3 1-2 ①	X 0-0 ② G3-1 1-2 2-3 3-H		B B X 2-0 WP S 1-3 1B		C B B B X 3-1 E3		B C B F X 2-2 ③ P5		5	0	1	1	0	0	5
Joe Carter, R (1, 9) OBP: 0.307, SLG: 0.495 Derek Bell, R (4, PH) OBP: 0.309, SLG: 0.347 (4, 9)	C X 0-1 ② F9	F S F B B F F 3-2 F F X 2B 2-3 3-H 1B		C B B S B B 4-2 1-3 3-H BB		B X 1-0 ③ F9			C X 0-1 ① G6-3	2 2	1 0	1 0	1 0	0 1	0 0	1 1
Dave Winfield, R (1, 10) OBP: 0.379, SLG: 0.502	B B B C X 3-1 2-H HR	C B B B F F X 3-2 1-H 3-H 2B		C B 1 SAFE X 1-1 ② P2			C X 0-1 ① F7		B B C B X 3-1 1B	5	1	3	4	0	0	2
John Olerud, L (1, 3) OBP: 0.374, SLG: 0.458	C B B B X 3-1 ③ F7	B F B X 2-1 ③ P5		B B 1 SAFE B C C X 3-2 ③ G1-3			X 0-0 ② G4-3		C C B C 1-3 ② K	5	0	0	0	0	1	4
Candy Maldonado, R (1, 7) OBP: 0.353, SLG: 0.462		B B B B 4-0 FC6-4 BB	C B S F B X 2-2 ① F8		S F B B F B C 3-3 ① K		B F B B S S 3-3 ③ K		B X 1-0 ③ F9	4	0	0	0	1	2	1
Kelly Gruber, R (1, 5) OBP: 0.275, SLG: 0.360		B X 1-0 ① FC6-4 1B 1-2f 1B	M B X 1-1 ② G3-1	F X 0-1 ② F8				B B B C F X 3-2 ① F7		4	1	0	0	0	0	1
Pat Borders, R (1, 2) OBP: 0.292, SLG: 0.384		X 0-0 BB 1B G3-1 1-3 1B	C X 0-1 ③ P1	C X 0-1 ③ F7				X 0-0 BB 1B		4	1	2	0	0	0	0
Alfredo Griffin, S (1, 6) OBP: 0.257, SLG: 0.273		S X 0-1 G3-1 BB 1-2 1B 3-H 1B		S X 0-1 ① F8		F B X 1-1 ① F7		B F X 1-1 ② F9		4	1	1	1	0	0	1
Inning Stats	R: 2 H: 2 E: 0 LOB: 0 K: 0 BB: 0 S: 12 P: 22	R: 5 H: 4 E: 0 LOB: 1 K: 0 BB: 2 S: 22 P: 39	R: 0 H: 0 E: 0 LOB: 0 K: 0 BB: 0 S: 8 P: 11	R: 1 H: 1 E: 0 LOB: 2 K: 0 BB: 2 S: 12 P: 26	R: 0 H: 0 E: 0 LOB: 0 K: 1 BB: 0 S: 8 P: 11	R: 0 H: 0 E: 1 LOB: 1 K: 0 BB: 0 S: 6 P: 11	R: 0 H: 0 E: 0 LOB: 0 K: 1 BB: 0 S: 6 P: 9	R: 0 H: 1 E: 0 LOB: 2 K: 0 BB: 1 S: 11 P: 21	R: 0 H: 1 E: 0 LOB: 1 K: 1 BB: 0 S: 8 P: 13	1B: 7 SF: 0 2B: 1 SAC: 0 3B: 0 DP: 0 HR: 1 HBP: 0						WP: 1 PA: 42 PB: 0 SB: 3 CS: 0	

AB	37
R	8
H	9
RBI	7
BB	5
SO	3
LOB	16

PITCHER		IP	WLS	BF	H	R	ER	SO	BB	IBB	HBP	BLK	WP	HR	S	P	ERA	WHIP
Ben McDonald, R ERA: 4.52	(1, 1)	1.2	L	12	5	7	7	0	2	0	0	0	0	1	28	50	37.80	4.200
Bob Milacki, R ERA: 5.71	(2, 1)	6.1		26	3	1	1	2	3	0	0	0	1	0	57	100	1.42	0.947
Pat Clements, L ERA: 3.27	(9, 1)	1.0		4	1	0	0	1	0	0	0	0	0	0	8	13	0.00	1.000

PITCHER	IP	WLS	BF	H	R	ER	SO	BB	IBB	HBP	BLK	WP	HR	S	P	ERA	WHIP

Batter	1	2	3	4	5	6	7	8	9	AB	R	H	RBI	BB	SO	LOB
Brady Anderson, L (1, 7) OBP: 0.376, SLG: 0.445	C F C 0-3 ① K	X 0-0 ② P6		X 0-0 ③ P4			C B B X 2-1 E4 G5-3 1B		B F C S 1-3 ② K	5	0	1	0	0	2	5
Luis Mercedes, R (1, 9) OBP: 0.243, SLG: 0.161 Joe Orsulak, L (9, PH) OBP: 0.349, SLG: 0.393	C X 0-1 ② L4	B B F S T B F F F 4-2 B 1-2 2-3 3-H BB			L B B X 2-1 ① F8		C B B X 2-1 ② G5-3 2-3		B X 1-0 1-3 2B	3 1	0 0	0 1	1 0	1 0	0 0	1 0
Mike Devereaux, R (1, 8) OBP: 0.324, SLG: 0.470	B S C B X 2-2 1B	C C B F T B S 2-3 ③ K			C B B X 2-1 ② G6-3		B B X 2-0 ③ G5-3		B C C X 1-2 ③ G3-1	5	0	1	0	0	1	6
Cal Ripken Jr., R (1, 6) OBP: 0.320, SLG: 0.355	B X 1-0 ③ G1-3		B B B C T T X 3-2 ① F7		C F B B X 2-2 ③ G6-3			B B X 2-0 ① F8		4	0	0	0	0	0	1
Glenn Davis, R (1, 10) OBP: 0.332, SLG: 0.414		L X 0-1 BB BB SF8 1B	S B B S 1-3 ② K			B C X 1-1 ① G5-3		B S B X 2-1 G4-3 1B		4	1	2	0	0	1	0
Randy Milligan, R (1, 3) OBP: 0.383, SLG: 0.363		B F B B B 4-1 1B BB BB 1-2 BB	B C X 1-1 ③ G1-3			B X 1-0 ② F8		X 0-0 ② G4-3 1-2		3	1	0	0	1	0	1
Chris Hoiles, R (1, 2) OBP: 0.390, SLG: 0.516	S B S B F B B 4-2 BB 1B 1-2 2-3 BB			B C S B F F B S 3-3 ① K		F X 0-1 1B		B S B F C 2-3 ③ K		3	0	1	0	1	2	1
Leo Gomez, R (1, 5) OBP: 0.356, SLG: 0.426 Mark McLemore, S (9, PH) OBP: 0.322, SLG: 0.308	S F B B X 2-2 ① SF8 3-H			B B F C B X 2-2 ② P9		B F C B X 2-2 ③ F7			C X 0-1 ① F8	2 1	0 0	0 0	1 0	0 0	0 0	1 0
Billy Ripken, R (1, 4) OBP: 0.282, SLG: 0.322 Chito Martinez, L (9, PH) OBP: 0.348, SLG: 0.393	B B X 2-0 BB 1-2 2-3 1B			B B B B 4-0 BB			X 0-0 ① G5-3		S B B B F T F B B 4-2 2B BB	2 0	0 0	1 0	0 0	1 1	0 0	0 0
Inning Stats	R: 0 H: 1 E: 0 LOB: 1 K: 1 BB: 0 S: 9 P: 12	R: 2 H: 2 E: 0 LOB: 3 K: 1 BB: 3 S: 22 P: 40	R: 0 H: 0 E: 0 LOB: 0 K: 1 BB: 0 S: 9 P: 14	R: 0 H: 0 E: 0 LOB: 1 K: 1 BB: 1 S: 9 P: 18	R: 0 H: 0 E: 0 LOB: 0 K: 0 BB: 0 S: 7 P: 13	R: 0 H: 1 E: 0 LOB: 1 K: 0 BB: 0 S: 8 P: 12	R: 0 H: 1 E: 1 LOB: 1 K: 0 BB: 0 S: 6 P: 12	R: 0 H: 1 E: 0 LOB: 1 K: 1 BB: 0 S: 7 P: 13	R: 0 H: 1 E: 0 LOB: 2 K: 1 BB: 1 S: 13 P: 20	1B: 6 SF: 1 2B: 1 SAC: 0 3B: 0 DP: 0 HR: 0 HBP: 0						

PITCHER	IP	WLS	BF	H	R	ER	SO	BB	IBB	HBP	BLK	WP	HR	S	P	ERA	WHIP
Jimmy Key, L (1, 1) ERA: 3.5	6.0	W	26	4	2	2	4	4	0	0	0	0	0	64	109	3.00	1.333
Mark Eichhorn, R (7, 1) ERA: 3.09	1.0		4	1	0	0	0	0	0	0	0	0	0	6	12	0.00	1.000
Mike Timlin, R (8, 1) ERA: 4.25	1.0		4	1	0	0	1	0	0	0	0	0	0	7	13	0.00	1.000
Duane Ward, R (9, 1) ERA: 2.07	1.0		5	1	0	0	1	1	0	0	0	0	0	13	20	0.00	2.000

PITCHER	IP	WLS	BF	H	R	ER	SO	BB	IBB	HBP	BLK	WP	HR	S	P	ERA	WHIP

BOTTOM

Toronto Blue Jays @ Baltimore Orioles

Oriole Park at Camden Yards, Baltimore, MD

Thu Sep 24 1992, 7:05 PM EDT
Att. 45,739 - Sunny - 65 F

livebaseballscorecards.com

AB	33
R	2
H	7
RBI	2
BB	5
SO	6
LOB	16

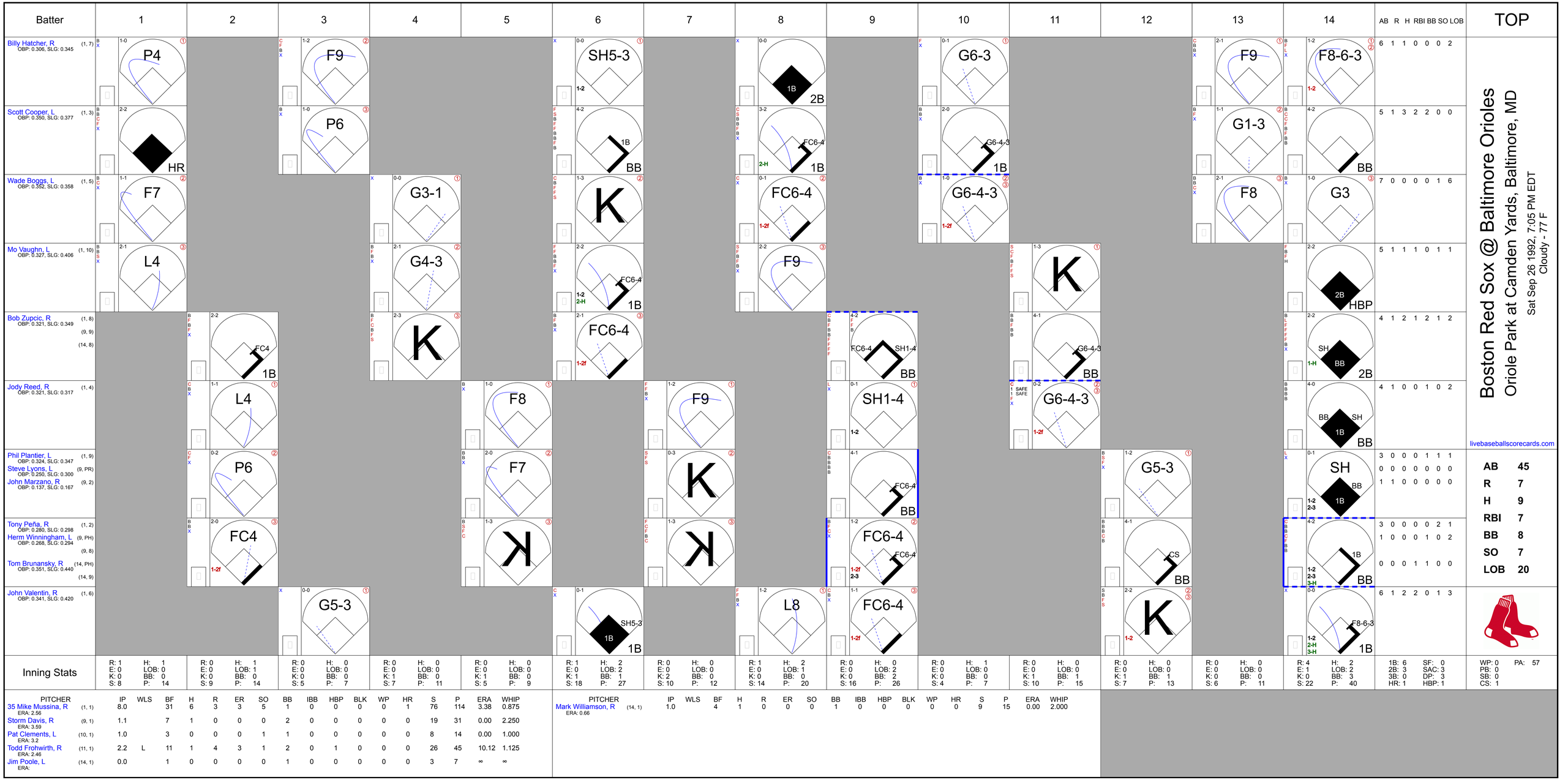
Batter
1
2
3
4
5
6
7
8
9
10
11
12
13
14
AB R H RBI BB SO LOB
TOP
Billy Hatcher, R (1, 7)
OBP: 0.306, SLG: 0.345
P4
F9
SH5-3
1-2
1B
2B
G6-3
F9
F8-6-3
1-2
6 1 1 0 0 0 2
Scott Cooper, L (1, 3)
OBP: 0.350, SLG: 0.377
HR
P6
1B
BB
FC6-4
2-H
G6-4-3
G1-3
BB
5 1 3 2 2 0 0
Wade Boggs, L (1, 5)
OBP: 0.352, SLG: 0.358
F7
G3-1
K
1B
FC6-4
1-2f
G6-4-3
1-2f
F8
G3
7 0 0 0 0 1 6
Mo Vaughn, L (1, 10)
OBP: 0.327, SLG: 0.406
L4
G4-3
FC6-4
1-2
2-H
F9
K
2B
HBP
5 1 1 1 0 1 1
Bob Zupcic, R (1, 8)
OBP: 0.321, SLG: 0.349
(9, 9)
(14, 8)
FC4
1B
K
FC6-4
1-2f
FC6-4
SH1-4
BB
K
G6-4-3
BB
SH
1-H
2B
4 1 2 1 2 1 2
Jody Reed, R (1, 4)
OBP: 0.321, SLG: 0.317
L4
F8
F9
SH1-4
1-2
SAFE
SAFE
G6-4-3
1-2f
BB
SH
1B
BB
4 1 0 0 1 0 2
Phil Plantier, L (1, 9)
OBP: 0.324, SLG: 0.347
Steve Lyons, L (9, PR)
OBP: 0.250, SLG: 0.300
John Marzano, R (9, 2)
OBP: 0.137, SLG: 0.167
P6
F7
K
FC6-4
BB
G5-3
SH
BB
1B
3 0 0 0 1 1 1
0 0 0 0 0 0 0
1 1 0 0 0 0 0
Tony Peña, R (1, 2)
OBP: 0.280, SLG: 0.298
Herm Winningham, L (9, PH)
OBP: 0.268, SLG: 0.294
(9, 8)
Tom Brunansky, R (14, PH)
OBP: 0.351, SLG: 0.440
(14, 9)
FC4
1-2f
K
FC6-4
FC6-4
1-2f
2-3
CS
BB
1B
1-2
2-3
3-H
3 0 0 0 0 2 1
1 0 0 0 1 0 2
0 0 0 1 1 0 0
John Valentin, R (1, 6)
OBP: 0.341, SLG: 0.420
G5-3
SH5-3
1B
L8
FC6-4
1-2f
K
1-2
F8-6-3
1-2
2-H
3-H
1B
6 1 2 2 0 1 3
Boston Red Sox @ Baltimore Orioles
Oriole Park at Camden Yards, Baltimore, MD
Sat Sep 26 1992, 7:05 PM EDT
Cloudy - 77 F
livebaseballscorecards.com
AB 45
R 7
H 9
RBI 7
BB 8
SO 7
LOB 20
Inning Stats
1: R: 1 E: 0 K: 0 S: 8 | H: 1 LOB: 0 BB: 0 P: 14
2: R: 0 E: 0 K: 0 S: 9 | H: 1 LOB: 1 BB: 0 P: 14
3: R: 0 E: 0 K: 0 S: 5 | H: 0 LOB: 0 BB: 0 P: 7
4: R: 0 E: 0 K: 1 S: 7 | H: 0 LOB: 0 BB: 0 P: 11
5: R: 0 E: 0 K: 1 S: 5 | H: 0 LOB: 0 BB: 0 P: 9
6: R: 1 E: 0 K: 1 S: 18 | H: 2 LOB: 2 BB: 1 P: 27
7: R: 0 E: 0 K: 2 S: 10 | H: 0 LOB: 0 BB: 0 P: 12
8: R: 1 E: 0 K: 0 S: 14 | H: 2 LOB: 1 BB: 0 P: 20
9: R: 0 E: 0 K: 0 S: 16 | H: 0 LOB: 2 BB: 2 P: 26
10: R: 0 E: 0 K: 0 S: 4 | H: 1 LOB: 0 BB: 0 P: 7
11: R: 0 E: 0 K: 1 S: 10 | H: 0 LOB: 0 BB: 1 P: 15
12: R: 0 E: 0 K: 1 S: 7 | H: 0 LOB: 0 BB: 1 P: 13
13: R: 0 E: 0 K: 0 S: 6 | H: 0 LOB: 0 BB: 0 P: 11
14: R: 4 E: 1 K: 0 S: 22 | H: 2 LOB: 2 BB: 3 P: 40
1B: 6 2B: 3 3B: 0 HR: 1
SF: 0 SAC: 3 DP: 3 HBP: 1
WP: 0 PB: 0 SB: 0 CS: 1
PA: 57
PITCHER IP WLS BF H R ER SO BB IBB HBP BLK WP HR S P ERA WHIP
35 Mike Mussina, R (1, 1) ERA: 2.56 8.0 31 6 3 3 5 1 0 0 0 0 1 76 114 3.38 0.875
Storm Davis, R (9, 1) ERA: 3.59 1.1 7 1 0 0 0 2 0 0 0 0 0 19 31 0.00 2.250
Pat Clements, L (10, 1) ERA: 3.2 1.0 3 0 0 0 1 1 0 0 0 0 0 8 14 0.00 1.000
Todd Frohwirth, R (11, 1) ERA: 2.46 2.2 L 11 1 4 3 1 2 0 1 0 0 0 26 45 10.12 1.125
Jim Poole, L (14, 1) ERA: 0.0 1 0 0 0 0 1 0 0 0 0 0 3 7 ∞ ∞
PITCHER IP WLS BF H R ER SO BB IBB HBP BLK WP HR S P ERA WHIP
Mark Williamson, R (14, 1) ERA: 0.68 1.0 4 1 0 0 0 1 0 0 0 0 0 0 9 15 0.00 2.000

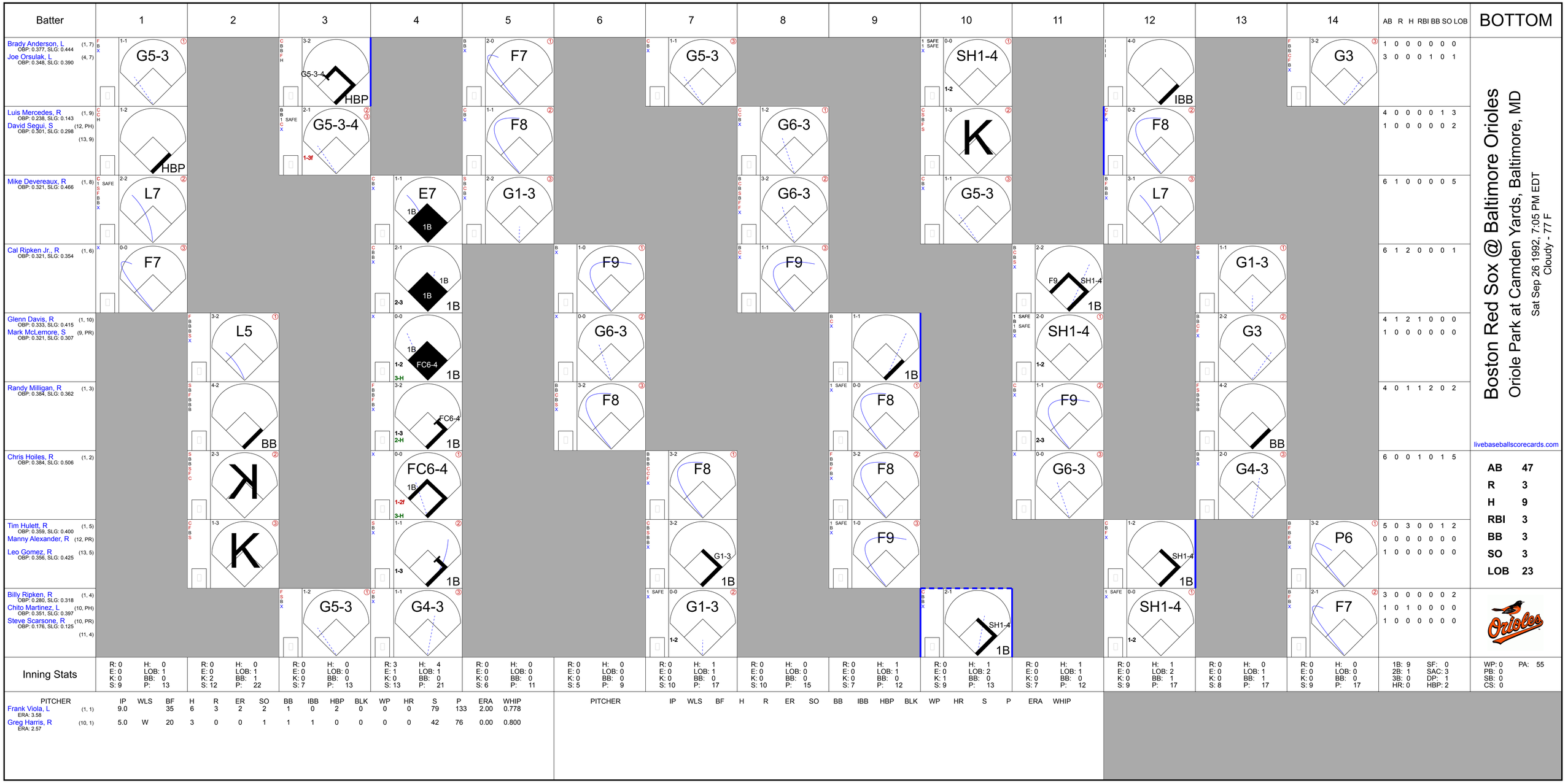

Boston Red Sox @ Baltimore Orioles

Oriole Park at Camden Yards, Baltimore, MD

Sat Sep 26 1992, 7:05 PM EDT

Cloudy - 77 F

livebaseballscorecards.com

Batter	1	2	3	4	5	6	7	8	9	10	11	12	13	14	AB	R	H	RBI	BB	SO	LOB
Brady Anderson, L (1, 7) OBP: 0.377, SLG: 0.444	G5-3		G5-3-4 HBP		F7		G5-3			SH1-4		IBB		G3	1	0	0	0	0	0	0
Joe Orsulak, L (4, 7) OBP: 0.348, SLG: 0.390															3	0	0	0	1	0	1
Luis Mercedes, R (1, 9) OBP: 0.238, SLG: 0.143	HBP		G5-3-4		F8			G6-3		K		F8			4	0	0	0	0	1	3
David Segui, S (12, PH) OBP: 0.301, SLG: 0.298															1	0	0	0	0	0	2
(13, 9)																					
Mike Devereaux, R (1, 8) OBP: 0.321, SLG: 0.466	L7			E7	G1-3			G6-3		G5-3		L7			6	1	0	0	0	0	5
Cal Ripken Jr., R (1, 6) OBP: 0.321, SLG: 0.354	F7					F9		F9			F9 SH1-4		G1-3		6	1	2	0	0	0	1
Glenn Davis, R (1, 10) OBP: 0.333, SLG: 0.415		L5				G6-3					SH1-4		G3		4	1	2	1	0	0	0
Mark McLemore, S (9, PR) OBP: 0.321, SLG: 0.307															1	0	0	0	0	0	0
Randy Milligan, R (1, 3) OBP: 0.384, SLG: 0.362		BB				F8			F8		F9		BB		4	0	1	1	2	0	2
Chris Hoiles, R (1, 2) OBP: 0.384, SLG: 0.506		K		FC6-4			F8		F8		G6-3		G4-3		6	0	0	1	0	1	5
Tim Hulett, R (1, 5) OBP: 0.359, SLG: 0.400		K					G1-3		F9			SH1-4		P6	5	0	3	0	0	1	2
Manny Alexander, R (12, PR)															0	0	0	0	0	0	0
Leo Gomez, R (13, 5) OBP: 0.356, SLG: 0.425															1	0	0	0	0	0	0
Billy Ripken, R (1, 4) OBP: 0.280, SLG: 0.318			G5-3	G4-3			G1-3			SH1-4		SH1-4		F7	3	0	0	0	0	0	2
Chito Martinez, L (10, PH) OBP: 0.351, SLG: 0.397															1	0	1	0	0	0	0
Steve Scarsone, R (10, PR) OBP: 0.176, SLG: 0.125															1	0	0	0	0	0	0
(11, 4)																					
Inning Stats	R: 0 E: 0 K: 0 S: 9	H: 0 LOB: 1 BB: 0 P: 13	R: 0 E: 0 K: 2 S: 12	H: 0 LOB: 1 BB: 1 P: 22	R: 0 E: 0 K: 0 S: 7	H: 0 LOB: 0 BB: 0 P: 13	R: 3 E: 1 K: 0 S: 13	H: 4 LOB: 1 BB: 0 P: 21	R: 0 E: 0 K: 0 S: 6	H: 0 LOB: 0 BB: 0 P: 11	R: 0 E: 0 K: 0 S: 5	H: 0 LOB: 0 BB: 0 P: 9	R: 0 E: 0 K: 0 S: 10	H: 1 LOB: 1 BB: 0 P: 17	R: 0 E: 0 K: 0 S: 10	H: 0 LOB: 0 BB: 0 P: 15	R: 0 E: 0 K: 0 S: 7	H: 1 LOB: 1 BB: 0 P: 12	R: 0 E: 0 K: 1 S: 9	H: 1 LOB: 2 BB: 0 P: 13	R: 0 E: 0 K: 0 S: 7	H: 1 LOB: 1 BB: 0 P: 12	R: 0 E: 0 K: 0 S: 9	H: 1 LOB: 2 BB: 1 P: 17	R: 0 E: 0 K: 0 S: 8	H: 0 LOB: 1 BB: 1 P: 17	R: 0 E: 0 K: 0 S: 9	H: 0 LOB: 0 BB: 0 P: 17	1B: 9 2B: 1 3B: 0 HR: 0	SF: 0 SAC: 3 DP: 1 HBP: 2	WP: 0 PB: 0 SB: 0 CS: 0	PA: 55

PITCHER	IP	WLS	BF	H	R	ER	SO	BB	IBB	HBP	BLK	WP	HR	S	P	ERA	WHIP
Frank Viola, L (1, 1) ERA: 3.58	9.0		35	6	3	2	2	1	0	2	0	0	0	79	133	2.00	0.778
Greg Harris, R (10, 1) ERA: 2.57	5.0	W	20	3	0	0	1	1	1	0	0	0	0	42	76	0.00	0.800

PITCHER	IP	WLS	BF	H	R	ER	SO	BB	IBB	HBP	BLK	WP	HR	S	P	ERA	WHIP

	AB	R	H	RBI	BB	SO	LOB
Brady Anderson, L	1	0	0	0	0	0	0
Joe Orsulak, L	3	0	0	0	1	0	1
Luis Mercedes, R	4	0	0	0	0	1	3
David Segui, S	1	0	0	0	0	0	2
Mike Devereaux, R	6	1	0	0	0	0	5
Cal Ripken Jr., R	6	1	2	0	0	0	1
Glenn Davis, R	4	1	2	1	0	0	0
Mark McLemore, S	1	0	0	0	0	0	0
Randy Milligan, R	4	0	1	1	2	0	2
Chris Hoiles, R	6	0	0	1	0	1	5
Tim Hulett, R	5	0	3	0	0	1	2
Manny Alexander, R	0	0	0	0	0	0	0
Leo Gomez, R	1	0	0	0	0	0	0
Billy Ripken, R	3	0	0	0	0	0	2
Chito Martinez, L	1	0	1	0	0	0	0
Steve Scarsone, R	1	0	0	0	0	0	0
Inning Stats	1B: 9 2B: 1 3B: 0 HR: 0	SF: 0 SAC: 3 DP: 1 HBP: 2	WP: 0 PB: 0 SB: 0 CS: 0	PA: 55			

AB	47
R	3
H	9
RBI	3
BB	3
SO	3
LOB	23

Boston Red Sox @ Baltimore Orioles

Oriole Park at Camden Yards, Baltimore, MD

Sat Sep 26 1992, 7:05 PM EDT

Att. 45,454 - Cloudy - 71 F

TOP

livebaseballscorecards.com

Batter	1	2	3	4	5	6	7	8	9	AB	R	H	RBI	BB	SO	LOB
Billy Hatcher, R (1, 7) OBP: 0.303, SLG: 0.341	F9		F8			FC5-4 CS			G6-3	4	0	0	0	0	0	1
Jody Reed, R (1, 4) OBP: 0.319, SLG: 0.315	F9			P3		CS	F8		K	3	0	0	0	0	0	0
Herm Winningham, L (9, PH) OBP: 0.267, SLG: 0.293										1	0	0	0	0	1	0
Bob Zupcic, R (1, 8) OBP: 0.323, SLG: 0.351	1B			K			FC6-4 1B		1B	3	0	2	0	0	1	0
Phil Plantier, L (9, PH) OBP: 0.326, SLG: 0.349										1	0	1	0	0	0	0
Tom Brunansky, R (1, 9) OBP: 0.348, SLG: 0.436	G5-3			G5-3			F7		K	4	0	0	0	0	1	3
Eric Wedge, R (1, 10) OBP: 0.377, SLG: 0.483		F7			P5-3 1B		FC6-4			3	0	1	0	0	0	1
Scott Cooper, L (1, 3) OBP: 0.347, SLG: 0.373		G4-3			P5-3			G6-3		3	0	0	0	0	0	1
Tim Naehring, R (1, 5) OBP: 0.285, SLG: 0.290		K			P3			1B		3	0	1	0	0	1	0
(8, 6)																
Luis Rivera, R (1, 6) OBP: 0.288, SLG: 0.261			F7			FC5-4 1B		F7		2	0	1	0	0	0	0
Mo Vaughn, L (8, PH) OBP: 0.326, SLG: 0.405										1	0	0	0	0	0	1
John Flaherty, R (8, 2) OBP: 0.234, SLG: 0.233										0	0	0	0	0	0	0
John Marzano, R (1, 2) OBP: 0.132, SLG: 0.160			F7			K		L6		2	0	0	0	0	1	1
Wade Boggs, L (8, PH) OBP: 0.352, SLG: 0.358										1	0	0	0	0	0	1
(8, 5)																

Inning Stats	1	2	3	4	5	6	7	8	9
R	0	0	0	0	0	0	0	0	0
E	0	0	0	0	0	0	0	0	0
K	0	1	0	1	0	1	0	0	2
S	8	7	7	6	9	9	8	8	12
H	1	0	0	0	1	1	1	1	1
LOB	1	0	0	0	0	0	1	1	1
BB	0	0	0	0	0	0	0	0	0
P	11	15	10	6	12	13	12	12	16

1B	6
2B	1
3B	0
HR	0
SF	0
SAC	0
DP	1
HBP	0

WP	0
PB	0
SB	0
CS	1
PA	32

AB	31
R	0
H	6
RBI	0
BB	0
SO	5
LOB	9

PITCHER		IP	WLS	BF	H	R	ER	SO	BB	IBB	HBP	BLK	WP	HR	S	P	ERA	WHIP
Craig Lefferts, L ERA: 3.65	(1, 1)	7.1	W	25	5	0	0	3	0	0	0	0	0	0	58	85	0.00	0.682
Gregg Olson, R ERA: 2.01	(8, 1)	1.2	S	6	1	0	0	2	0	0	0	0	0	0	16	22	0.00	0.600

PITCHER	IP	WLS	BF	H	R	ER	SO	BB	IBB	HBP	BLK	WP	HR	S	P	ERA	WHIP

BOTTOM

Boston Red Sox @ Baltimore Orioles

Oriole Park at Camden Yards, Baltimore, MD

Sat Sep 26 1992, 7:05 PM EDT

Att. 45,454 - Cloudy - 71 F

livebaseballscorecards.com

Batter	1	2	3	4	5	6	7	8	9	AB	R	H	RBI	BB	SO	LOB
Mark McLemore, S (1, 4) OBP: 0.319, SLG: 0.306	C B B X 2-1 G4-3 ①		C X 0-1 G4-3 ③			X 0-0 F7 S 2B 1B	B C B S F F X 2-2 G6-4-3 ② ③ 1-2f			4	1	1	0	0	0	2
Joe Orsulak, L (1, 7) OBP: 0.345, SLG: 0.386	C X 0-1 G6-3 ②			S X 0-1 G1-3 ①		1 SAFE P 1 SAFE B F X 2-1 F7 ① 1-3		B S C X 1-2 F9 ①		4	0	0	0	0	0	1
Mike Devereaux, R (1, 8) OBP: 0.321, SLG: 0.465	B C S C 1-3 K ③			C B X 1-1 CS 1B		X 0-0 P6 ②		B S B C X 2-2 F7 ②		4	0	1	0	0	1	1
Cal Ripken Jr., R (1, 6) OBP: 0.320, SLG: 0.355		C F B C 1-3 K ①		1 SAFE F P F F X 1-2 G5-3 ② ③ 1-2		B X 1-0 2B 3-H		S T C 0-3 K ③		4	0	1	1	0	2	1
Glenn Davis, R (1, 10) OBP: 0.333, SLG: 0.414		B X 1-0 G3-1 S 1B			B B X 2-0 G5-3 ①	B B C X 2-1 G5-3 ③				3	0	1	0	0	0	1
Chito Martinez, L (1, 9) OBP: 0.355, SLG: 0.407		C B F B X 2-2 G3-1 ② 1-3			X 0-0 2B 1B		C B B X 2-1 1B 2B			3	1	2	0	0	0	1
Leo Gomez, R (1, 5) OBP: 0.354, SLG: 0.423		B C B C B X 3-2 F8 ③			C F B 1 SAFE F 1 B B X 3-2 F9 ②		B S S S 1-3 K ①			3	0	0	0	0	1	3
David Segui, S (1, 3) OBP: 0.306, SLG: 0.306			B S C S 1-3 K ①		F X 0-1 2B 1-3		I I I I 4-0 1B IBB			2	0	1	0	1	1	0
Jeff Tackett, R (1, 2) OBP: 0.293, SLG: 0.379			X 0-0 G6-3 ②		C F X 0-2 G1-3 ③		B C X 1-1 G6-4-3 1B 1-2 2-H			3	0	1	1	0	0	2

Inning Stats	R: 0 E: 0 K: 1 S: 7	H: 0 LOB: 0 BB: 0 P: 10	R: 0 E: 0 K: 1 S: 10	H: 1 LOB: 1 BB: 0 P: 17	R: 0 E: 0 K: 1 S: 6	H: 0 LOB: 0 BB: 0 P: 7	R: 0 E: 0 K: 0 S: 9	H: 1 LOB: 0 BB: 0 P: 10	R: 0 E: 0 K: 0 S: 11	H: 2 LOB: 2 BB: 0 P: 16	R: 1 E: 0 K: 0 S: 8	H: 2 LOB: 1 BB: 0 P: 12	R: 1 E: 0 K: 1 S: 12	H: 2 LOB: 1 BB: 1 P: 22	R: 0 E: 0 K: 1 S: 9	H: 0 LOB: 0 BB: 0 P: 12	1B: 5 2B: 3 3B: 0 HR: 0	SF: 0 SAC: 0 DP: 1 HBP: 0	WP: 0 PB: 0 SB: 2 CS: 1	PA: 31						

PITCHER		IP	WLS	BF	H	R	ER	SO	BB	IBB	HBP	BLK	WP	HR	S	P	ERA	WHIP
John Dopson, R ERA: 4.0	(1, 1)	6.1	L	27	8	2	2	4	0	1	0	0	0	0	58	87	2.84	1.263
Matt Young, L ERA: 4.54	(7, 1)	1.2		4	0	0	0	1	0	0	0	0	0	0	14	19	0.00	0.000

PITCHER	IP	WLS	BF	H	R	ER	SO	BB	IBB	HBP	BLK	WP	HR	S	P	ERA	WHIP

AB	30
R	2
H	8
RBI	2
BB	1
SO	5
LOB	12

Boston Red Sox @ Baltimore Orioles

Oriole Park at Camden Yards, Baltimore, MD

Sun Sep 27 1992, 3:33 AM EDT

Att. 45,597 - Cloudy - 73 F

TOP

livebaseballscorecards.com

Batter	1	2	3	4	5	6	7	8	9	AB	R	H	RBI	BB	SO	LOB
Billy Hatcher, R (1, 7) OBP: 0.300, SLG: 0.337	B C X 1-1 P3 ①	C B B B X 3-1 G4-3 ③	X 0-0 FC5-4 ③ 1-2f		B B F 1 SAFE X 2-1 F9 ②		B X 1-0 G6-4-3 ②③ 1-2f			5	0	0	0	0	0	6
Scott Cooper, L (1, 3) OBP: 0.348, SLG: 0.374	C B B X 2-1 P4 ②	B B F F X 2-2 1B 1B 1B ①	C F B F X 1-2 G5-3 ①		C 1 SAFE C B B S 2-3 K ③			C F X 0-2 FC6-4 1B		5	1	2	0	0	1	1
Wade Boggs, L (1, 5) OBP: 0.356, SLG: 0.364	C B B C B F X 3-2 BB 1B 1B	C X 0-1 1B 1B 1B ① 1-3	B B B C X 3-1 BB BB 1B			B C B X 2-1 E 2B		C B C B C 2-3 K ①		5	3	4	0	0	1	1
Tom Brunansky, R (1, 9) OBP: 0.351, SLG: 0.435	C B 1 SAFE F B B B 4-2 1B BB 1-2	X 0-0 1B 1B 1B ② 1-2 3-H	B B B C B 4-1 BB BB 1-2			B B B X 3-0 F8 ①		B F F X 1-2 F8 ②		3	1	1	1	2	0	2
Mo Vaughn, L (1, 10) OBP: 0.326, SLG: 0.403	C X 1-1 1B ① 1-3 2-H	B C B B B X 3-1 F7 ①	S B S B F X 2-2 F7 ②			B S B X 2-1 F7 ② 2-H		C X 0-1 FC6-4 ③ 1-2f		4	0	1	1	0	0	4
Eric Wedge, R (8, PH) OBP: 0.371, SLG: 0.475										1	0	0	0	0	0	1
Bob Zupcic, R (1, 8) OBP: 0.327, SLG: 0.353	C C B B C 2-3 K ③	B B C F F B X 3-2 E 1B SF9 1B 1-3 2-H	C B B C B F B 4-2 FC6-4 BB 1-2 2-3			B B B F X 3-1 F8 ③			C F X 0-2 G6-4-3 1B	4	1	2	1	1	1	2
John Valentin, R (1, 6) OBP: 0.342, SLG: 0.419	C X 0-1 P3 ① 1-2	X 0-0 SF9 E 1B ③ 1-2 3-H	X 0-0 FC6-4 ③ 1-2f				C X 0-1 1B 1B		B B F X 2-1 G6-4-3 ①② 1-2f	5	0	2	1	0	0	4
Tony Peña, R (1, 2) OBP: 0.279, SLG: 0.297	B B X 2-0 G6-3 ② 1-2	B X 1-0 E4 FC5-4 ① 1-2 2-3			C F X 0-2 G6-3 ① 1-2		X 0-0 G6-4-3 1B 1-2		F X 0-1 G5-3 ③	5	0	1	0	0	0	2
Tim Naehring, R (1, 4) OBP: 0.289, SLG: 0.302	B C F B X 2-2 2B 1-2	X 0-0 SF9 ② 2-3 3-H			C F B X 1-2 1B		F X 0-1 F8 ①			3	0	2	1	0	0	2

Inning Stats	R: 1 E: 0 K: 1 S: 15	H: 2 LOB: 2 BB: 1 P: 28	R: 0 E: 0 K: 0 S: 8	H: 1 LOB: 1 BB: 0 P: 15	R: 4 E: 1 K: 0 S: 16	H: 5 LOB: 2 BB: 0 P: 25	R: 0 E: 0 K: 0 S: 15	H: 1 LOB: 3 BB: 2 P: 29	R: 0 E: 0 K: 1 S: 11	H: 1 LOB: 1 BB: 0 P: 16
	R: 1 E: 1 K: 0 S: 7	H: 1 LOB: 0 BB: 0 P: 17	R: 0 E: 0 K: 0 S: 6	H: 2 LOB: 1 BB: 0 P: 7	R: 0 E: 0 K: 1 S: 11	H: 1 LOB: 1 BB: 0 P: 14	R: 0 E: 0 K: 0 S: 7	H: 1 LOB: 0 BB: 0 P: 9	1B: 13 2B: 2 3B: 0 HR: 0	SF: 1 SAC: 0 DP: 2 HBP: 0	WP: 0 PB: 0 SB: 0 CS: 0	PA: 44

PITCHER		IP	WLS	BF	H	R	ER	SO	BB	IBB	HBP	BLK	WP	HR	S	P	ERA	WHIP
Rick Sutcliffe, R ERA: 4.47	(1, 1)	2.1	L	16	8	5	4	1	1	0	0	0	0	0	36	64	15.43	3.857
Pat Clements, L ERA: 2.98	(3, 1)	3.1		16	3	1	0	1	2	0	0	0	0	0	34	61	0.00	1.500
Mark Williamson, R ERA: 0.6	(6, 1)	1.1		5	2	0	0	0	0	0	0	0	0	0	8	12	0.00	1.500
Mike Flanagan, L ERA: 8.05	(8, 1)	2.0		7	2	0	0	1	0	0	0	0	0	0	18	23	0.00	1.000

PITCHER	IP	WLS	BF	H	R	ER	SO	BB	IBB	HBP	BLK	WP	HR	S	P	ERA	WHIP

AB	40
R	6
H	15
RBI	5
BB	3
SO	3
LOB	25

Batter	1	2	3	4	5	6	7	8	9	AB	R	H	RBI	BB	SO	LOB
Brady Anderson, L (1, 8) OBP: 0.376, SLG: 0.444	C C B B C 2-3 ① K		C B B X 2-1 ② 2B			C B B S B C 3-3 ② K			B X 1-0 ① L9	4	0	1	0	0	2	0
Mark McLemore, S (1, 4) OBP: 0.314, SLG: 0.300	L B X 1-1 ② G5-3		F B B F B X 3-2 ③ L4			X 0-0 ③ G4-3			B B C X 2-1 ② G4-3	4	0	0	0	0	0	1
Cal Ripken Jr., R (1, 6) OBP: 0.318, SLG: 0.353	F B X 1-1 ③ F8			X 0-0 ① P4			B X 1-0 ① L5		B B X 2-0 ③ G6-3	4	0	0	0	0	0	0
Glenn Davis, R (1, 10) OBP: 0.331, SLG: 0.411		F X 0-1 ① F9		C F B X 1-2 ② F7			S T S 0-3 ② K			3	0	0	0	0	1	0
Joe Orsulak, L (1, 7) OBP: 0.342, SLG: 0.383		B F X 1-1 ② F7		X 0-0 ③ F7			X 0-0 ③ G4-3			3	0	0	0	0	0	0
Chito Martinez, L (1, 9) OBP: 0.360, SLG: 0.411		C B X 1-1 2B 1B			C B S B X 2-2 ① F8			C X 0-1 G3 WP 1B		3	1	2	0	0	0	0
Tim Hulett, R (1, 5) OBP: 0.358, SLG: 0.407		1 SAFE B B X 2-0 ③ 1-H 2B			X 0-0 ② G4-3			C S B X 1-2 ① G3 1-3		3	0	1	1	0	0	1
David Segui, S (1, 3) OBP: 0.302, SLG: 0.301			B B C S S 2-3 ① K		S B X 1-1 ③ G6-3			C S S 0-3 ② K		3	0	0	0	0	2	1
Jeff Tackett, R (1, 2) OBP: 0.289, SLG: 0.374 Rick Dempsey, R (8, 2) OBP: 0.273, SLG: 0.111			B X 1-0 ② G4-3			C S B B B X 3-2 ① F8		S X 0-1 ③ G1-4-3		2 1	0 0	0 0	0 0	0 0	0 0	0 1
Inning Stats	R: 0 E: 0 K: 1 S: 7 H: 0 LOB: 0 BB: 0 P: 11	R: 1 E: 0 K: 0 S: 7 H: 2 LOB: 1 BB: 0 P: 11	R: 0 E: 0 K: 1 S: 9 H: 1 LOB: 1 BB: 0 P: 17	R: 0 E: 0 K: 0 S: 5 H: 0 LOB: 0 BB: 0 P: 6	R: 0 E: 0 K: 0 S: 6 H: 0 LOB: 0 BB: 0 P: 9	R: 0 E: 0 K: 1 S: 7 H: 0 LOB: 0 BB: 0 P: 13	R: 0 E: 0 K: 1 S: 5 H: 0 LOB: 0 BB: 0 P: 6	R: 0 E: 0 K: 1 S: 10 H: 1 LOB: 1 BB: 0 P: 11	R: 0 E: 0 K: 0 S: 4 H: 0 LOB: 0 BB: 0 P: 9	1B: 2 2B: 2 3B: 0 HR: 0 SF: 0 SAC: 0 DP: 0 HBP: 0						

PITCHER		IP	WLS	BF	H	R	ER	SO	BB	IBB	HBP	BLK	WP	HR	S	P	ERA	WHIP
Joe Hesketh, L ERA: 4.39	(1, 1)	8.0	W	27	4	1	1	5	0	0	0	0	1	0	56	84	1.12	0.500
Tony Fossas, L ERA: 2.54	(9, 1)	1.0		3	0	0	0	0	0	0	0	0	0	0	4	9	0.00	0.000

PITCHER	IP	WLS	BF	H	R	ER	SO	BB	IBB	HBP	BLK	WP	HR	S	P	ERA	WHIP

BOTTOM

Boston Red Sox @ Baltimore Orioles

Oriole Park at Camden Yards, Baltimore, MD

Sun Sep 27 1992, 3:33 AM EDT
Att. 45,597 - Cloudy - 73 F

livebaseballscorecards.com

AB	30
R	1
H	4
RBI	1
BB	0
SO	5
LOB	4

WP: 1 PA: 30
PB: 0
SB: 0
CS: 0

Batter	1	2	3	4	5	6	7	8	9	AB	R	H	RBI	BB	SO	LOB
Billy Hatcher, R (1, 7) OBP: 0.299, SLG: 0.338	S S B B X 2-2 ① G5-3		C X 0-1 SH3-4 BB 2B	F X 0-1 ③ G4-3			L 1 SAFE 1 SAFE F 1 SAFE B 1 SAFE X 1-2 ①② G1-6-3 1-2f		B F C B F X 2-2 ③ L8	5	1	1	0	0	0	1
Jody Reed, R (1, 4) OBP: 0.322, SLG: 0.317	S T B C 1-3 ② K		B B F B B 4-1 BB SH3-4 BB		C C B B X 2-2 G4-6-3 1B		C C X 0-2 FC6-4 1B			3	0	2	0	1	1	0
Bob Zupcic, R (1, 8) OBP: 0.324, SLG: 0.350	C B B F X 2-2 ③ P4		X 0-0 ① SH3-4 1-2 2-3		L B F X 1-2 ①② G4-6-3 1-2f		X 0-0 ③ FC6-4 1-2f			3	0	0	0	0	0	2
Tom Brunansky, R (1, 9) OBP: 0.352, SLG: 0.435		B B C B C X 3-2 ① P4	C B B F F F S 2-3 ② K		B B B B 4-0 CS BB			B X 1-0 FC5-4 1B		3	0	1	0	1	1	2
Eric Wedge, R (1, 10) OBP: 0.384, SLG: 0.492 Mo Vaughn, L (8, PH) OBP: 0.325, SLG: 0.402		B F B X 2-1 G4-3 2B 2B	B B B B 4-0 BB BB		B C B F B 3-2 ③ CS 1-2	B X 1-0 ① P3		C X 0-1 ① L9		2 1	1 0	1 0	0 0	1 0	0 0	0 1
John Valentin, R (1, 6) OBP: 0.346, SLG: 0.414		S C B B B F B 4-2 G4-3 2B BB	B B B C B 4-1 1-2 2-3 3-H BB			B X 1-0 ② F9		C B C X 1-2 ② FC5-4 FC3-6 1-2f		2	1	0	1	2	0	1
Scott Cooper, L (1, 3) OBP: 0.346, SLG: 0.372		X 0-0 ② G4-3 1-2 2-3	B B C F F B S 3-3 ③ K			B C X 1-1 1B		B C C B X 2-2 ③ FC3-6 1-2f		4	0	1	0	0	1	6
Tim Naehring, R (1, 5) OBP: 0.290, SLG: 0.309 Wade Boggs, L (9, PH) OBP: 0.355, SLG: 0.363		S B F X 1-2 2-H 3-H 2B	C F F C 0-3 ① K			B B X 2-0 ③ L5			B B B C C X 3-1 ① F8	3 1	0 0	1 0	2 0	0 0	1 0	1 0
John Flaherty, R (1, 2) OBP: 0.239, SLG: 0.238 Steve Lyons, L (7, PR) OBP: 0.250, SLG: 0.300 Tony Peña, R (7, 2) OBP: 0.278, SLG: 0.296		B B C B X 3-1 ③ G4-3	F F X 0-2 ② F7				C B F F F F X 1-2 G1-6-3 1B		C X 0-1 ② G6-3	3 0 1	0 0 0	1 0 0	0 0 0	0 0 0	0 0 0	1 0 0
Inning Stats	R: 0 H: 0 E: 0 LOB: 0 K: 1 BB: 0 S: 9 P: 14	R: 2 H: 2 E: 0 LOB: 1 K: 0 BB: 1 S: 14 P: 27	R: 1 H: 1 E: 0 LOB: 3 K: 2 BB: 3 S: 14 P: 31	R: 0 H: 0 E: 0 LOB: 0 K: 1 BB: 0 S: 9 P: 9	R: 0 H: 1 E: 0 LOB: 0 K: 0 BB: 1 S: 8 P: 18	R: 0 H: 1 E: 0 LOB: 1 K: 0 BB: 0 S: 5 P: 10	R: 0 H: 2 E: 0 LOB: 1 K: 0 BB: 0 S: 13 P: 15	R: 0 H: 1 E: 0 LOB: 1 K: 0 BB: 0 S: 9 P: 13	R: 0 H: 0 E: 0 LOB: 0 K: 0 BB: 0 S: 8 P: 13	1B: 5 SF: 0 2B: 3 SAC: 1 3B: 0 DP: 2 HR: 0 HBP: 0						

PITCHER		IP	WLS	BF	H	R	ER	SO	BB	IBB	HBP	BLK	WP	HR	S	P	ERA	WHIP
Arthur Rhodes, L ERA: 3.8	(1, 1)	6.0		27	6	3	3	4	5	0	0	0	0	0	65	116	4.50	1.833
Storm Davis, R ERA: 3.5	(7, 1)	2.0	W	7	2	0	0	0	0	0	0	0	0	0	16	21	0.00	1.000
Jim Poole, L ERA:	(9, 1)	1.0		3	0	0	0	0	0	0	0	0	0	0	8	13	0.00	0.000

PITCHER	IP	WLS	BF	H	R	ER	SO	BB	IBB	HBP	BLK	WP	HR	S	P	ERA	WHIP

TOP

Boston Red Sox @ Baltimore Orioles

Oriole Park at Camden Yards, Baltimore, MD

Mon Sep 28 1992, 7:05 PM EDT
Att. 45,663 - Cloudy - 67 F

livebaseballscorecards.com

AB	31
R	3
H	8
RBI	3
BB	5
SO	4
LOB	15

1B: 5	SF: 0	WP: 0	PA: 38
2B: 3	SAC: 1	PB: 0	
3B: 0	DP: 2	SB: 0	
HR: 0	HBP: 0	CS: 1	

Batter	1	2	3	4	5	6	7	8	9	AB	R	H	RBI	BB	SO	LOB
Brady Anderson, L (1, 7) OBP: 0.376, SLG: 0.454	C B F F B F F F B 3-2 F X HR	B C F C 1-3 ③ K			C C S 0-3 ① K	B C C B B X 3-2 ③ G4-3		B C B X 2-1 HR		5	2	2	2	0	2	3
Mike Devereaux, R (1, 8) OBP: 0.320, SLG: 0.462	B F B B B 4-1 E SF9 BB		C B B F X 2-2 ① F8		B S X 1-1 ② G5-3		C F F B B X 2-2 ① G6-3	B C B S S 3-3 ② K		4	1	0	0	1	1	0
Cal Ripken Jr., R (1, 6) OBP: 0.319, SLG: 0.353	1 SAFE C S B 1 F X SAFE 1-2 ① P4		C S F B B F X 2-2 ② P4		X 0-0 1B		B X 1-0 BB BB 2B 1B	C F B S 1-3 ③ K		5	1	2	0	0	1	1
Glenn Davis, R (1, 10) OBP: 0.333, SLG: 0.410	F P 1 X SAFE 1-1 E6 1-3		B B X 2-0 1B		F S X 0-2 ③ P5		B B B C B 4-1 BB 2B 1-2 BB			3	1	1	0	1	0	2
Randy Milligan, R (1, 3) OBP: 0.384, SLG: 0.361 David Segui, S (7, 3) OBP: 0.305, SLG: 0.301	B X 1-0 ② SF9 3-H		B X 1-0 ③ F9			C B B B C F B B 4-2 1B BB	B B C B F 1 SAFE F B 4-2 1-2 2-3 2B BB			1 0 0 1 1 0 1 0 1 0 0 1 0 0						
Chito Martinez, L (1, 9) OBP: 0.359, SLG: 0.410 Tim Hulett, R (7, PH) OBP: 0.356, SLG: 0.403 Joe Orsulak, L (8, 9) OBP: 0.342, SLG: 0.383	C B F B S 2-3 ③ K			C B X 1-1 ① L3		1 SAFE C X 0-1 ① 1-3 1B 1B	S B F S 1-3 ② K			3 1 1 0 0 1 1 1 0 0 0 0 1 3 0 0 0 0 0 0 0						
Leo Gomez, R (1, 5) OBP: 0.356, SLG: 0.425		F C B B S 2-3 ① K		F B B B B 4-1 WP S BB		B B F B F B 4-2 1B BB	B C F B B X 3-2 1-H 2-H 3-H 2B			2	0	1	3	2	1	0
Billy Ripken, R (1, 4) OBP: 0.276, SLG: 0.314		X 0-0 ② F9		1 SAFE P C C X 1-2 ② L4 1-2		X 0-0 ② P1	B B B C X 3-1 ③ G1-3			4	0	0	0	0	0	4
Mark Parent, R (1, 2) OBP: 0.259, SLG: 0.292		C S B B B F X 3-2 1B		C S B B C 2-3 ③ K 2-3		F X 0-1 1-3 2-H 1B		B S B B F X 3-2 ① F8		4	0	2	1	0	1	1
Inning Stats	R: 2 E: 1 K: 1 S: 20 H: 1 LOB: 1 BB: 1 P: 31	R: 0 E: 0 K: 2 S: 11 H: 1 LOB: 1 BB: 0 P: 17	R: 0 E: 0 K: 0 S: 10 H: 1 LOB: 1 BB: 0 P: 17	R: 0 E: 0 K: 1 S: 10 H: 0 LOB: 1 BB: 1 P: 17	R: 0 E: 0 K: 1 S: 9 H: 1 LOB: 1 BB: 0 P: 10	R: 1 E: 0 K: 0 S: 13 H: 2 LOB: 2 BB: 2 P: 24	R: 3 E: 0 K: 1 S: 17 H: 2 LOB: 1 BB: 2 P: 35	R: 1 E: 0 K: 2 S: 11 H: 1 LOB: 0 BB: 0 P: 20		1B: 6 2B: 1 3B: 0 HR: 2 SF: 1 SAC: 0 DP: 0 HBP: 0						

PITCHER		IP	WLS	BF	H	R	ER	SO	BB	IBB	HBP	BLK	WP	HR	S	P	ERA	WHIP
Mike Gardiner, R ERA: 4.56	(1, 1)	5.1		24	5	3	2	5	3	0	0	0	1	1	65	101	3.38	1.500
Paul Quantrill, R ERA: 2.32	(6, 1)	0.1		3	1	0	0	0	1	0	0	0	0	0	5	9	0.00	6.000
Matt Young, L ERA: 4.52	(6, 1)	0.1		1	0	0	0	0	0	0	0	0	0	0	3	6	0.00	0.000
Daryl Irvine, R ERA: 6.11	(7, 1)	0.1	L	4	1	3	3	0	2	0	0	0	0	0	9	20	81.00	9.000
Scott Taylor, L ERA: 9.0	(7, 1)	1.0		5	2	1	1	1	0	0	0	0	0	1	13	25	9.00	2.000

PITCHER		IP	WLS	BF	H	R	ER	SO	BB	IBB	HBP	BLK	WP	HR	S	P	ERA	WHIP
Ken Ryan, R ERA: 6.43	(8, 1)	0.2		2	0	0	0	2	0	0	0	0	0	0	6	10	0.00	0.000

BOTTOM

Boston Red Sox @ Baltimore Orioles

Oriole Park at Camden Yards, Baltimore, MD

Mon Sep 28 1992, 7:05 PM EDT

Att. 45,663 - Cloudy - 67 F

livebaseballscorecards.com

AB	32
R	7
H	9
RBI	7
BB	6
SO	8
LOB	16

WP: 1 PB: 0 SB: 1 CS: 0 PA: 39

Batter	1	2	3	4	5	6	7	8	9	AB	R	H	RBI	BB	SO	LOB
Brady Anderson, L (1, 7) OBP: 0.375, SLG: 0.453	B C C B B F X 3-2 G5-4-3 1B	B C B C C 2-3 ② K		C F X 0-2 E1 SF8 1-3	C C F B B B X 3-2 ② SF8 1-2 3-H			F C B S 1-3 ② K		4	0	1	1	0	2	3
Luis Mercedes, R (1, 9) OBP: 0.234, SLG: 0.154	L 1 SAFE 1 SAFE 1 B L B X 2-2 ①② G5-4-3 1-2f	C S X 0-2 1-2 2-H 1B		C X 0-1 ② SF8 2-3 3-H	B B C C X 2-2 ③ G6-3			B C X 1-1 ③ G6-3		4	0	1	2	0	0	2
Mike Devereaux, R (1, 8) OBP: 0.321, SLG: 0.461	C X 0-1 1B 1B	B X 1-0 ③ F8		B C C X 1-2 ③ F9		F B F B S 2-3 ① K			B S S X 1-2 G5-3 1B	5	0	2	0	0	1	3
Cal Ripken Jr., R (1, 6) OBP: 0.321, SLG: 0.354	B B X 2-0 1-2 1B	X 0-0 1B			B B B 4-0 1B 1B BB	C B F X 1-2 ② G1-3			C X 0-1 ① G5-3 1-2	4	1	2	0	1	0	1
Glenn Davis, R (1, 10) OBP: 0.331, SLG: 0.407	F S B B B C 2-3 ③ K	C S S 0-3 ① K			B F X 1-1 1B 1-2 1B	X 0-0 ③ F8			X 0-0 ② G6-3	5	1	1	0	0	2	4
Tim Hulett, R (1, 5) OBP: 0.357, SLG: 0.426		S B S X 1-2 HR	C B C X 1-2 ② F8		B X 1-0 SH5-3 1B 1-3 2-H 1B		C C B B X 2-2 ① F7		B X 1-0 ③ P4	5	2	2	2	0	0	2
David Segui, S (1, 3) OBP: 0.309, SLG: 0.301		B C B B F B 4-2 1B 1B BB	1 SAFE X 0-0 ③ L6		C X 0-1 1B SH5-3 1-2 SF8 3-H 1B		F B B X 2-1 ② L4			3	2	1	1	1	0	1
Billy Ripken, R (1, 4) OBP: 0.274, SLG: 0.312		1 SAFE S X 0-1 ① F9		B B F X 2-1 ① P3	X 0-0 ① SH5-3 1-2 2-3		C B F F F X 1-2 ③ F9			3	0	0	0	0	0	1
Jeff Tackett, R (1, 2) OBP: 0.299, SLG: 0.383		B 1 SAFE S X 1-1 1B 1-2 1B		B B B C C X 3-2 E SF8 1B	C X 0-1 SF8 2-3 3-H 1B			C B S X 1-2 ① G6-3		4	1	3	1	0	0	0
Inning Stats	R: 0 E: 0 K: 1 S: 14 H: 3 LOB: 2 BB: 0 P: 23	R: 2 E: 0 K: 1 S: 16 H: 3 LOB: 2 BB: 1 P: 25	R: 0 E: 0 K: 1 S: 8 H: 1 LOB: 1 BB: 0 P: 9	R: 1 E: 1 K: 0 S: 13 H: 1 LOB: 1 BB: 0 P: 19	R: 4 E: 0 K: 0 S: 15 H: 4 LOB: 1 BB: 1 P: 26	R: 0 E: 0 K: 1 S: 7 H: 0 LOB: 0 BB: 0 P: 10	R: 0 E: 0 K: 0 S: 10 H: 0 LOB: 0 BB: 0 P: 15	R: 0 E: 0 K: 1 S: 8 H: 0 LOB: 0 BB: 0 P: 11	R: 0 E: 0 K: 0 S: 7 H: 1 LOB: 1 BB: 0 P: 9	1B: 12 2B: 0 3B: 0 HR: 1	SF: 2 SAC: 1 DP: 1 HBP: 0						

Baltimore Orioles @ Detroit Tigers

Tiger Stadium, Detroit, MI

Tue Sep 29 1992, 7:05 PM EDT

Att. 10,448 - Sunny - 57 F

TOP

livebaseballscorecards.com

AB	37
R	7
H	13
RBI	7
BB	2
SO	5
LOB	17

PITCHER		IP	WLS	BF	H	R	ER	SO	BB	IBB	HBP	BLK	WP	HR	S	P	ERA	WHIP
Frank Tanana, L ERA: 4.39	(1, 1)	4.0	L	25	11	7	6	3	2	0	0	0	0	1	56	87	13.50	3.250
Eric King, R ERA: 5.5	(5, 1)	4.0		13	1	0	0	2	0	0	0	0	0	0	35	51	0.00	0.250
Les Lancaster, R ERA: 6.33	(9, 1)	1.0		4	1	0	0	0	0	0	0	0	0	0	7	9	0.00	1.000

PITCHER	IP	WLS	BF	H	R	ER	SO	BB	IBB	HBP	BLK	WP	HR	S	P	ERA	WHIP

Baltimore Orioles @ Detroit Tigers

Tiger Stadium, Detroit, MI

Tue Sep 29 1992, 7:05 PM EDT

Att. 10,448 - Sunny - 57 F

livebaseballscorecards.com

BOTTOM

Batter	1	2	3	4	5	6	7	8	9	AB	R	H	RBI	BB	SO	LOB
Tony Phillips, S (1, 8) OBP: 0.391, SLG: 0.395	G5-3			G5-3		FC6-4 BB 1-2		1B 1-2 3-H		3	0	1	1	1	0	0
Lou Whitaker, L (1, 4) OBP: 0.388, SLG: 0.465	F9			G3		FC6-4 1-2f 2-3		F7		4	0	0	0	0	0	4
Travis Fryman, R (1, 6) OBP: 0.318, SLG: 0.421	P3			BB		K		K		3	0	0	0	1	2	4
Cecil Fielder, R (1, 10) OBP: 0.327, SLG: 0.465		G1-3		F7			K		HR	4	1	1	1	0	1	1
Mickey Tettleton, S (1, 2) OBP: 0.378, SLG: 0.465		G5-4-3 BB			F9		F9		G4-6-3 BB	2	0	0	0	2	0	0
Rob Deer, R (1, 9) OBP: 0.336, SLG: 0.552		G5-4-3 1-2f			K		K		K	4	0	0	0	0	3	2
Scott Livingstone, L (1, 5) OBP: 0.319, SLG: 0.373			F9		K			K	G4-6-3 1-2f	4	0	0	0	0	2	1
Mark Carreon, R (1, 7) OBP: 0.279, SLG: 0.359			F9			G5-3		2B 1B 1B		3	1	1	0	0	0	0
Dave Bergman, L (1, 3) OBP: 0.303, SLG: 0.267			F8			FC6-4 BB 1B		1B 2-3		3	0	2	0	0	0	0
Inning Stats	R: 0 E: 0 K: 0 S: 5 H: 0 LOB: 0 BB: 0 P: 9	R: 0 E: 0 K: 0 S: 3 H: 0 LOB: 0 BB: 1 P: 9	R: 0 E: 0 K: 0 S: 5 H: 0 LOB: 0 BB: 0 P: 10	R: 0 E: 0 K: 0 S: 8 H: 0 LOB: 1 BB: 1 P: 13	R: 0 E: 0 K: 2 S: 8 H: 0 LOB: 0 BB: 0 P: 14	R: 0 E: 0 K: 1 S: 12 H: 1 LOB: 2 BB: 1 P: 22	R: 0 E: 0 K: 2 S: 8 H: 0 LOB: 0 BB: 0 P: 10	R: 1 E: 0 K: 2 S: 13 H: 3 LOB: 2 BB: 0 P: 20	R: 1 E: 0 K: 1 S: 7 H: 1 LOB: 0 BB: 1 P: 14	1B: 3 2B: 1 3B: 0 HR: 1 SF: 0 SAC: 0 DP: 2 HBP: 0							

	AB	30
	R	2
	H	5
	RBI	2
	BB	4
	SO	8
	LOB	12

WP: 0 PB: 0 SB: 0 CS: 0 PA: 34

PITCHER		IP	WLS	BF	H	R	ER	SO	BB	IBB	HBP	BLK	WP	HR	S	P	ERA	WHIP
Ben McDonald, R ERA: 4.4	(1, 1)	8.0	W	30	4	1	1	7	3	0	0	0	0	0	62	107	1.12	0.875
Mark Williamson, R ERA: 1.13	(9, 1)	1.0		4	1	1	1	1	1	0	0	0	0	1	7	14	9.00	2.000

PITCHER	IP	WLS	BF	H	R	ER	SO	BB	IBB	HBP	BLK	WP	HR	S	P	ERA	WHIP

Batter	1	2	3	4	5	6	7	8	9	AB	R	H	RBI	BB	SO	LOB
Brady Anderson, L (1, 7) OBP: 0.373, SLG: 0.450	B C F X 1-2 ① G3		B B X 2-0 ② F7		B B B C X 3-1 ③ F8			B B B C F X 3-2 ① G3		4	0	0	0	0	0	3
Mike Devereaux, R (1, 8) OBP: 0.322, SLG: 0.461	B C X 1-1 G6-4-3 1B		C C B B B F B 4-2 1-2 2-3 BB			B F X 1-1 ① G5-3		C S B B F X 2-2 ② F7		3	0	1	0	1	0	0
Cal Ripken Jr., R (1, 6) OBP: 0.320, SLG: 0.354	C X 0-1 ②③ G6-4-3 1-2f		C B F F C 1-3 ③ K			B B F F B F X 3-2 HR 1B		X 0-0 ③ P3		4	1	1	0	0	1	4
Glenn Davis, R (1, 10) OBP: 0.335, SLG: 0.419		X 0-0 G4-6-3 1B		C X 0-1 G6-3 1B		C S B B X 2-2 1-H HR			C S S 0-3 ① K	4	1	3	2	0	1	0
Chito Martinez, L (1, 9) OBP: 0.362, SLG: 0.412		X 0-0 ①② G4-6-3 1-2f		B S B X 2-1 ①② G6-3 1-2f		B C F X 1-2 ② 1B			B X 1-0 G5-4-3 1B	4	0	2	0	0	0	2
Tim Hulett, R (1, 5) OBP: 0.347, SLG: 0.414		B C X 1-1 ③ G1-3		C B F B S 2-3 ③ K		B C X 1-1 ③ G4-3			B B X 2-0 ②③ G5-4-3 1-2f	4	0	0	0	0	1	1
David Segui, S (1, 3) OBP: 0.305, SLG: 0.296			F B C B X 2-2 ① G4-3		X 0-0 ① F7		C C X 0-2 ① G4-3			3	0	0	0	0	0	0
Billy Ripken, R (1, 4) OBP: 0.275, SLG: 0.312			C B X 1-1 BB 1B 1B		X 0-0 ② G6-3		B C B F X 2-2 ② P3			3	0	1	0	0	0	0
Mark Parent, R (1, 2) OBP: 0.300, SLG: 0.370			B B X 2-0 1-2 BB 1B		C B B X 2-1 2B		B B F C S 2-3 ③ K			3	0	2	0	0	1	0
Inning Stats	R: 0 H: 1 E: 0 LOB: 0 K: 0 BB: 0 S: 8 P: 10	R: 0 H: 1 E: 0 LOB: 0 K: 0 BB: 0 S: 4 P: 5	R: 0 H: 2 E: 0 LOB: 3 K: 1 BB: 1 S: 14 P: 26	R: 0 H: 1 E: 0 LOB: 0 K: 1 BB: 0 S: 7 P: 11	R: 0 H: 1 E: 0 LOB: 0 K: 0 BB: 0 S: 6 P: 11	R: 2 H: 3 E: 0 LOB: 0 K: 0 BB: 0 S: 14 P: 22	R: 0 H: 0 E: 0 LOB: 0 K: 1 BB: 0 S: 9 P: 13	R: 0 H: 0 E: 0 LOB: 0 K: 0 BB: 0 S: 8 P: 13	R: 0 H: 1 E: 0 LOB: 0 K: 1 BB: 0 S: 5 P: 8	1B: 8 SF: 0 2B: 1 SAC: 0 3B: 0 DP: 4 HR: 1 HBP: 0						

TOP

Baltimore Orioles @ Detroit Tigers

Tiger Stadium, Detroit, MI

Wed Sep 30 1992, 7:05 PM EDT

Att. 11,990 - Sunny - 56 F

livebaseballscorecards.com

AB	32
R	2
H	10
RBI	2
BB	1
SO	4
LOB	10

WP: 0 PA: 33
PB: 0
SB: 0
CS: 0

PITCHER		IP	WLS	BF	H	R	ER	SO	BB	IBB	HBP	BLK	WP	HR	S	P	ERA	WHIP
John Doherty, R ERA: 3.88	(1, 1)	6.0	W	24	9	2	2	2	1	0	0	0	0	1	53	85	3.00	1.667
Mark Leiter, R ERA: 4.24	(7, 1)	2.0		6	0	0	0	1	0	0	0	0	0	0	17	26	0.00	0.000
Mike Henneman, R ERA: 3.96	(9, 1)	1.0	S	3	1	0	0	1	0	0	0	0	0	0	5	8	0.00	1.000

PITCHER		IP	WLS	BF	H	R	ER	SO	BB	IBB	HBP	BLK	WP	HR	S	P	ERA	WHIP

Baltimore Orioles @ Detroit Tigers

Tiger Stadium, Detroit, MI

Wed Sep 30 1992, 7:05 PM EDT

Att. 11,990 - Sunny - 56 F

BOTTOM

livebaseballscorecards.com

Batter	1	2	3	4	5	6	7	8	9	AB	R	H	RBI	BB	SO	LOB
Tony Phillips, S (1, 10) OBP: 0.390, SLG: 0.393	C X 0-1 G5-3 ①		X 0-0 SH1-3 ① 2-3	X 0-0 G3 ③		F B X 1-1 F7 ③				3	0	0	0	0	0	2
Lou Whitaker, L (1, 4) OBP: 0.389, SLG: 0.466	B C B B F F X 2-2 F9 ②		C X 0-1 2B 3-H		B B X 2-0 L3 ①		C B B B B 4-1 S BB			3	0	1	1	1	0	0
Travis Fryman, R (1, 6) OBP: 0.319, SLG: 0.420	S C B B X 2-2 F8 ③		B C B F B F B 4-2 BB		B B F B F B 4-2 BB		B C 1 SAFE S S 1-3 K ① 1-2			2	0	0	0	2	1	1
Cecil Fielder, R (1, 3) OBP: 0.326, SLG: 0.463		B S B B B T B 4-2 FC5-4 BB BB	B X 1-0 P3 ②		B C X 1-1 P3 ②		S B X 1-1 F8 ②			3	0	0	0	1	0	4
Mickey Tettleton, S (1, 2) OBP: 0.377, SLG: 0.462		B C C B B B B 4-2 FC5-4 1-2 BB	B X 1-0 F8 ③		C S B C 1-3 K ③		B S B S B S 3-3 K ③			3	0	0	0	1	2	4
Rob Deer, R (1, 9) OBP: 0.336, SLG: 0.551		C B B B C F X 3-2 FC5-4 L5-3 ① 1-2f 2-3	F X 0-1 1B SF8 2B		B C X 1-1 G1-3 ①			C B C S 1-3 K ①		4	1	1	0	0	1	2
Scott Livingstone, L (1, 5) OBP: 0.318, SLG: 0.375	X 0-0 L5-3 ②③ 1-2		B F X 1-1 L8 ①			B S B B X 3-1 2B 2B		C B B F B X 3-2 F8 ②		4	1	1	0	0	0	3
Dan Gladden, R (1, 8) OBP: 0.307, SLG: 0.362			C B X 1-1 2B 2B	B X 1-0 2-3 1B		F X 0-1 2-H 2B		C S B F F F X 1-2 F8 ③		4	1	3	1	0	0	0
Mark Carreon, R (1, 7) OBP: 0.279, SLG: 0.363			B B S X 2-1 SH1-3 2-H 2B 2B	C F X 0-2 SF8 ② 3-H		B B F B X 3-1 F7 ②				2	1	1	2	0	0	1
Inning Stats	R: 0 E: 0 K: 0 S: 9 H: 0 LOB: 0 BB: 0 P: 13	R: 0 E: 0 K: 0 S: 9 H: 0 LOB: 1 BB: 2 P: 20	R: 2 E: 0 K: 0 S: 12 H: 3 LOB: 2 BB: 1 P: 21	R: 1 E: 0 K: 0 S: 9 H: 2 LOB: 1 BB: 0 P: 11	R: 0 E: 0 K: 1 S: 8 H: 0 LOB: 1 BB: 1 P: 16	R: 1 E: 0 K: 0 S: 10 H: 2 LOB: 1 BB: 0 P: 18	R: 0 E: 0 K: 2 S: 9 H: 0 LOB: 1 BB: 1 P: 18	R: 0 E: 0 K: 1 S: 12 H: 0 LOB: 0 BB: 0 P: 17		1B: 1 2B: 7 3B: 0 HR: 0 SF: 1 SAC: 1 DP: 1 HBP: 0						

	AB	28
	R	4
	H	7
	RBI	4
	BB	5
	SO	4
	LOB	17

WP: 0 PB: 0 SB: 1 CS: 0 PA: 35

PITCHER		IP	WLS	BF	H	R	ER	SO	BB	IBB	HBP	BLK	WP	HR	S	P	ERA	WHIP
Bob Milacki, R ERA: 5.73	(1, 1)	6.0	L	28	7	4	4	1	4	0	0	0	0	0	57	99	6.00	1.833
Storm Davis, R ERA: 3.43	(7, 1)	2.0		7	0	0	0	3	1	0	0	0	0	0	21	35	0.00	0.500

PITCHER	IP	WLS	BF	H	R	ER	SO	BB	IBB	HBP	BLK	WP	HR	S	P	ERA	WHIP

Batter	1	2	3	4	5	6	7	8	9	10	AB	R	H	RBI	BB	SO	LOB
Brady Anderson, L (1, 7) OBP: 0.372, SLG: 0.448	C B B B F X 3-2 L1 ①			B C X 1-1 P9 ①		C B X 1-1 F9 ③			B C B X 2-1 WP HR 1B		4	1	1	0	0	0	0
Luis Mercedes, R (1, 9) OBP: 0.220, SLG: 0.143 Joe Orsulak, L (9, PH) OBP: 0.341, SLG: 0.382 (9, 9)	C S B S 1-3 K ②			B F X 1-1 G4-3 ②			B C B X 2-1 G6-3 ①		F B X 1-1 L4 ② 1-2		3 1	0 0	0 0	0 0	0 0	1 0	0 1
Mike Devereaux, R (1, 8) OBP: 0.321, SLG: 0.464	C B C B B S 3-3 K ③			B C B F B X 3-2 F8 ③			B F C X 1-2 P4 ②		S B F F X 1-2 2-H HR		4	1	1	2	0	1	0
Cal Ripken Jr., R (1, 6) OBP: 0.319, SLG: 0.351		B F F F X 1-2 F8 ①			B X 1-0 P4 ①		B B X 2-0 F7 ③		X 0-0 F9 ③		4	0	0	0	0	0	0
Glenn Davis, R (1, 10) OBP: 0.339, SLG: 0.428		B B B B C B 4-1 G6-4-3 BB			F X 0-1 BB 1B			B X 1-0 F8 ①		X 0-0 IHR	3	1	2	1	1	0	0
Randy Milligan, R (1, 3) OBP: 0.385, SLG: 0.362 Mark McLemore, S (8, PR) OBP: 0.313, SLG: 0.299 (8, 4)		F C F B B X 2-2 G6-4-3 ② ③ 1-2f			F B B S F F B B 4-2 G6-4-3 1-2 BB			X 0-0 1B		X 0-0 P6 ①	2 1	0 0	1 0	0 0	1 0	0 0	1 0
Tim Hulett, R (1, 5) OBP: 0.345, SLG: 0.409			B S B X 2-1 F7 ①		X 0-0 G6-4-3 ② ③ 1-2f			B B 1 SAFE F S X 2-2 F9 ②		B X 1-0 G3-6-3 1B	4	0	1	0	0	0	3
Billy Ripken, R (1, 4) OBP: 0.276, SLG: 0.311 David Segui, S (8, PH) OBP: 0.302, SLG: 0.293 (8, 3)			B B B B 4-0 G5-4-3 BB			C X 0-1 P3 ①		S C C 0-3 K ③		X 0-0 G3-6-3 ② ③ 1-2f	1 2	0 0	0 0	0 0	1 1	0 2	0 2
Jeff Tackett, R (1, 2) OBP: 0.296, SLG: 0.379 Chito Martinez, L (9, PH) OBP: 0.360, SLG: 0.410 Mark Parent, R (9, 2) OBP: 0.300, SLG: 0.370			F 1 SAFE B F B X 2-2 G5-4-3 ② ③ 1-2f			B F C X 1-2 P3 ②			S B F C 1-3 K ①		2 1 0	0 0 0	0 0 0	0 0 0	0 0 0	0 1 0	1 0 0
Inning Stats	R: 0 H: 0 E: 0 LOB: 0 K: 2 BB: 0 S: 9 P: 16	R: 0 H: 0 E: 0 LOB: 0 K: 0 BB: 1 S: 9 P: 16	R: 0 H: 0 E: 0 LOB: 0 K: 0 BB: 1 S: 5 P: 13	R: 0 H: 0 E: 0 LOB: 0 K: 0 BB: 0 S: 7 P: 12	R: 0 H: 1 E: 0 LOB: 1 K: 0 BB: 1 S: 8 P: 13	R: 0 H: 0 E: 0 LOB: 0 K: 0 BB: 0 S: 7 P: 9	R: 0 H: 0 E: 0 LOB: 0 K: 0 BB: 0 S: 6 P: 11	R: 0 H: 1 E: 0 LOB: 1 K: 1 BB: 0 S: 8 P: 11	R: 2 H: 2 E: 0 LOB: 0 K: 1 BB: 0 S: 12 P: 17	R: 1 H: 2 E: 0 LOB: 0 K: 0 BB: 0 S: 4 P: 5	1B: 4 SF: 0 2B: 0 SAC: 0 3B: 0 DP: 4 HR: 2 HBP: 0						

PITCHER		IP	WLS	BF	H	R	ER	SO	BB	IBB	HBP	BLK	WP	HR	S	P	ERA	WHIP
Dennis Cook, L ERA: 3.82	(1, 1)	7.0		22	1	0	0	2	3	0	0	0	0	0	51	90	0.00	0.571
Eric Plunk, R ERA: 3.58	(8, 1)	3.0	L	13	5	3	3	2	0	0	0	0	1	1	24	33	9.00	1.667

PITCHER	IP	WLS	BF	H	R	ER	SO	BB	IBB	HBP	BLK	WP	HR	S	P	ERA	WHIP

TOP

Baltimore Orioles @ Cleveland Indians

Cleveland Municipal Stadium, Cleveland, OH

Thu Oct 01 1992, 7:05 PM EDT

Att. 5,076 - Sunny - 59 F

livebaseballscorecards.com

AB	32
R	3
H	6
RBI	3
BB	3
SO	4
LOB	8

WP: 1	PA: 35		
PB: 0			
SB: 0			
CS: 0			

Baltimore Orioles @ Cleveland Indians

Cleveland Municipal Stadium, Cleveland, OH

Thu Oct 01 1992, 7:05 PM EDT

Att. 5,076 - Sunny - 59 F

livebaseballscorecards.com

Batter	1	2	3	4	5	6	7	8	9	10	AB	R	H	RBI	BB	SO	LOB
Kenny Lofton, L (1, 8) OBP: 0.361, SLG: 0.363	C B F F B B X 3-2 G5-3 ①		C B B L F F F C 2-3 K ①		X 0-0 2B		X 0-0 G3 ③		S C C 0-3 K ③		5	0	1	0	0	2	2
Felix Fermin, R (1, 6) OBP: 0.316, SLG: 0.316 Jesse Levis, L (10, PH) OBP: 0.282, SLG: 0.462	X 0-0 F9 ②		B C F B F F X 2-2 G4-3 ②		X 0-0 P3 ③			X 0-0 2B 1B		X 0-0 F8 ①	4 1	1 0	1 0	0 0	0 0	0 0	1 0
Carlos Baerga, S (1, 4) OBP: 0.349, SLG: 0.453	C S X 0-2 2B		C F F X 0-2 1B			C B B F X 2-2 2B		B S F X 1-2 F8 ①		B C X 1-1 G5-3 ②	5	0	3	0	0	0	1
Albert Belle, R (1, 7) OBP: 0.322, SLG: 0.483 Thomas Howard, S (8, PR) OBP: 0.311, SLG: 0.345 (9, 7)	B X 1-0 P2 ③		B X 1-0 F8 ③			S F F F B S 1-3 K ①		F F B B X 2-2 1-H 2B		F X 0-1 G6-3 ③	4 1	0 0	1 0	1 0	0 0	1 0	3 0
Paul Sorrento, L (1, 3) OBP: 0.345, SLG: 0.449		C X 0-1 F9 1B 2B		C B S B F S 2-3 K ①		X 0-0 F8 ②		I I I I 4-0 G4-6-3 IBB			3	1	1	0	1	1	1
Reggie Jefferson, S (1, 10) OBP: 0.359, SLG: 0.468		X 0-0 F9 ① 2-3		C X 0-1 G3 ②		F B F X 1-2 G5-3 ③		X 0-0 G4-6-3 ②③ 1-2f			4	0	0	0	0	0	4
Carlos Martinez, R (1, 5) OBP: 0.287, SLG: 0.388 Wayne Kirby, L (7, PR) OBP: 0.316, SLG: 0.438 Brook Jacoby, R (8, 5) OBP: 0.326, SLG: 0.329		B S B C X 2-2 1B 1B 3-H		C F X 0-2 G6-3 ③			C F X 0-2 CS 1B		C X 0-1 P4 ①		3 0 1	0 0 0	2 0 0	1 0 0	0 0 0	0 0 0	0 0 0
Mark Whiten, S (1, 9) OBP: 0.350, SLG: 0.365		B B F F B F X 3-2 G4-6-3 1B 1-3	C B B X 2-1 E3 G4-6-3				M 1 SAFE X 0-1 F8 ①		X 0-0 G4-3 ②		4	0	1	0	0	0	1
Junior Ortiz, R (1, 2) OBP: 0.290, SLG: 0.274		B F X 1-1 G4-6-3 ②③ 1-2f	S F X 0-2 G4-6-3 ①② 1-2f				P B X 2-0 1-2 1B ②		B F C B X 2-2 1B		4	0	2	0	0	0	3
Inning Stats	R: 0 H: 1 E: 0 LOB: 1 K: 0 BB: 0 S: 9 P: 13	R: 1 H: 3 E: 0 LOB: 1 K: 0 BB: 0 S: 12 P: 18	R: 0 H: 1 E: 0 LOB: 1 K: 1 BB: 0 S: 17 P: 22	R: 0 H: 0 E: 0 LOB: 0 K: 1 BB: 0 S: 9 P: 11	R: 0 H: 1 E: 1 LOB: 1 K: 0 BB: 0 S: 7 P: 9	R: 0 H: 1 E: 0 LOB: 1 K: 1 BB: 0 S: 12 P: 16	R: 0 H: 2 E: 0 LOB: 1 K: 0 BB: 0 S: 8 P: 9	R: 1 H: 2 E: 0 LOB: 1 K: 0 BB: 1 S: 8 P: 15	R: 0 H: 1 E: 0 LOB: 1 K: 1 BB: 0 S: 9 P: 11	R: 0 H: 0 E: 0 LOB: 0 K: 0 BB: 0 S: 5 P: 6	1B: 7 SF: 0 2B: 5 SAC: 0 3B: 0 DP: 3 HR: 0 HBP: 0						

BOTTOM		
AB	39	
R	2	
H	12	
RBI	2	
BB	1	
SO	4	
LOB	16	

WP: 0 PA: 40
PB: 0
SB: 0
CS: 1

PITCHER		IP	WLS	BF	H	R	ER	SO	BB	IBB	HBP	BLK	WP	HR	S	P	ERA	WHIP
35 Mike Mussina, R ERA: 2.54	(1, 1)	9.0	W	37	12	2	2	4	0	1	0	0	0	0	91	124	2.00	1.333
Gregg Olson, R ERA: 1.97	(10, 1)	1.0	S	3	0	0	0	0	0	0	0	0	0	0	5	6	0.00	0.000

PITCHER		IP	WLS	BF	H	R	ER	SO	BB	IBB	HBP	BLK	WP	HR	S	P	ERA	WHIP

Baltimore Orioles @ Cleveland Indians

Cleveland Municipal Stadium, Cleveland, OH

Fri Oct 02 1992, 7:05 PM EDT

Att. 10,367 - Sunny - 68 F

TOP

livebaseballscorecards.com

Batter	1	2	3	4	5	6	7	8	9	AB	R	H	RBI	BB	SO	LOB
Brady Anderson, L (1, 8) OBP: 0.371, SLG: 0.446	L7		P7		FC3-6 1B (1-2, 2-H)	G3			P4	5	0	1	1	0	0	2
Joe Orsulak, L (1, 7) OBP: 0.342, SLG: 0.382	G5-3		G6-3		FC3-6 2B (1-2f, 2-3)		F9 1B		HR 1B	5	2	2	0	0	0	3
Cal Ripken Jr., R (1, 6) OBP: 0.322, SLG: 0.360	BB			F7	G4-3 2B (1-H, 3-H)		1-2 1B		1-H HR	4	1	3	4	1	0	0
Glenn Davis, R (1, 10) OBP: 0.335, SLG: 0.423	K			F7	G4-3 (2-3)		F9 (2-3)		P9	5	0	0	0	0	1	4
Chito Martinez, L (1, 9) OBP: 0.366, SLG: 0.408		G4-3 BB		1B 1B	FC4-6 BB		K		F9	3	0	1	0	2	1	2
David Segui, S (1, 3) OBP: 0.300, SLG: 0.292		F8		1 SAFE 1B (1-3)	FC4-6 (1-2f)		F7			4	0	1	0	0	0	5
Tim Hulett, R (1, 5) OBP: 0.336, SLG: 0.397		G4-3 (1-2f)		P9	K			F9		4	0	0	0	0	1	3
Steve Scarsone, R (1, 4) OBP: 0.190, SLG: 0.150			F7		BB 1B 1B	F8		G5-3		4	1	1	0	0	0	0
Jeff Tackett, R (1, 2) OBP: 0.305, SLG: 0.380			BB		FC3-6 1B 2B (1-2) BB	1B		G6-3		2	1	1	0	2	0	0
Inning Stats	R: 0 E: 0 K: 1 S: 12 H: 0 LOB: 1 BB: 1 P: 22	R: 0 E: 0 K: 0 S: 9 H: 0 LOB: 0 BB: 1 P: 13	R: 0 E: 0 K: 0 S: 9 H: 0 LOB: 1 BB: 1 P: 17	R: 0 E: 0 K: 0 S: 8 H: 2 LOB: 2 BB: 0 P: 11	R: 3 E: 0 K: 0 S: 18 H: 3 LOB: 2 BB: 2 P: 33	R: 0 E: 0 K: 1 S: 8 H: 1 LOB: 1 BB: 0 P: 13	R: 0 E: 0 K: 1 S: 15 H: 2 LOB: 2 BB: 0 P: 22	R: 0 E: 0 K: 0 S: 6 H: 0 LOB: 0 BB: 0 P: 9	R: 2 E: 0 K: 0 S: 7 H: 2 LOB: 0 BB: 0 P: 12	1B: 8 2B: 1 3B: 0 HR: 1	SF: 0 SAC: 0 DP: 1 HBP: 0						

	AB	36
	R	5
	H	10
	RBI	5
	BB	5
	SO	3
	LOB	19

WP: 0 PB: 0 SB: 0 CS: 0 PA: 41

PITCHER	IP	WLS	BF	H	R	ER	SO	BB	IBB	HBP	BLK	WP	HR	S	P	ERA	WHIP
Jose Mesa, R (1, 1) ERA: 4.59	4.1		21	5	3	3	1	4	0	0	0	0	0	49	84	6.23	2.077
Rod Nichols, R (5, 1) ERA: 4.53	4.2	W	20	5	2	2	2	1	0	0	0	0	1	43	68	3.86	1.286

PITCHER	IP	WLS	BF	H	R	ER	SO	BB	IBB	HBP	BLK	WP	HR	S	P	ERA	WHIP

BOTTOM

Baltimore Orioles @ Cleveland Indians

Cleveland Municipal Stadium, Cleveland, OH

Fri Oct 02 1992, 7:05 PM EDT
Att. 10,367 - Sunny - 68 F

livebaseballscorecards.com

Batter	1	2	3	4	5	6	7	8	9	AB	R	H	RBI	BB	SO	LOB
Kenny Lofton, L (1, 8) OBP: 0.362, SLG: 0.365	HR 1B		L6		SF8 3-H		S 1B 2-H 1B			3	2	2	2	0	0	1
Thomas Howard, S (1, 7) OBP: 0.314, SLG: 0.353	HR 1-H		K		K		1 SAFE 1 SAFE 1 SAFE E 1B 1-2 BB			3	2	1	2	1	2	2
Carlos Baerga, S (1, 4) OBP: 0.351, SLG: 0.455	G6-4-3 1B		1B 1-H 1B		FC5-4 1-2f		E8 1-H 2-H 1B			4	1	3	2	0	0	1
Albert Belle, R (1, 10) OBP: 0.322, SLG: 0.482	F7		2-H 1B			P6	F7			4	0	1	1	0	0	2
Reggie Jefferson, S (1, 3) OBP: 0.354, SLG: 0.457	G6-4-3 1-2f			G5-4-3 1B		K		F8		4	0	1	0	0	1	1
Carlos Martinez, R (1, 5) OBP: 0.286, SLG: 0.383 Brook Jacoby, R (9, 5) OBP: 0.326, SLG: 0.329		F8		F7		L5		L6-3 BB		3 0	0 0	0 0	0 0	1 0	0 0	1 0
Mark Whiten, S (1, 9) OBP: 0.347, SLG: 0.362		G5-3		G5-4-3 1-2f			P3	L6-3 1-2		4	0	0	0	0	0	2
Felix Fermin, R (1, 6) OBP: 0.320, SLG: 0.317		G5-3			1B SF8 1B		G5-3 1B BB			2	2	1	0	1	0	0
Junior Ortiz, R (1, 2) OBP: 0.294, SLG: 0.279			CS 1B 1B		FC5-4 1-3 1B		G5-3 1-2			3	1	2	0	0	0	1
Inning Stats	R: 2 E: 0 K: 0 S: 10 H: 3 LOB: 0 BB: 0 P: 16	R: 0 E: 0 K: 0 S: 4 H: 0 LOB: 0 BB: 0 P: 8	R: 2 E: 0 K: 1 S: 12 H: 3 LOB: 1 BB: 0 P: 17	R: 0 E: 0 K: 0 S: 6 H: 1 LOB: 0 BB: 0 P: 10	R: 1 E: 0 K: 1 S: 12 H: 2 LOB: 1 BB: 0 P: 18	R: 0 E: 0 K: 1 S: 8 H: 0 LOB: 0 BB: 0 P: 13	R: 3 E: 1 K: 0 S: 13 H: 2 LOB: 1 BB: 2 P: 24	R: 0 E: 0 K: 0 S: 3 H: 0 LOB: 0 BB: 1 P: 9		1B: 10 2B: 1 3B: 0 HR: 1 SF: 1 SAC: 0 DP: 3 HBP: 0						

AB	30
R	8
H	11
RBI	7
BB	3
SO	3
LOB	11

PITCHER		IP	WLS	BF	H	R	ER	SO	BB	IBB	HBP	BLK	WP	HR	S	P	ERA	WHIP
Craig Lefferts, L ERA: 3.76	(1, 1)	6.2	L	28	10	7	5	3	1	0	0	0	0	1	57	91	6.75	1.650
Mark Williamson, R ERA: 1.1	(7, 1)	0.1		3	1	1	0	0	1	0	0	0	0	0	8	15	0.00	6.000
Alan Mills, R ERA: 2.66	(8, 1)	1.0		3	0	0	0	0	1	0	0	0	0	0	3	9	0.00	1.000

PITCHER	IP	WLS	BF	H	R	ER	SO	BB	IBB	HBP	BLK	WP	HR	S	P	ERA	WHIP

Baltimore Orioles @ Cleveland Indians

Cleveland Municipal Stadium, Cleveland, OH

Sat Oct 03 1992, 3:33 AM EDT

Att. 11,504 - Sunny - 73 F

livebaseballscorecards.com

TOP

Batter	1	2	3	4	5	6	7	8	9	AB	R	H	RBI	BB	SO	LOB
Brady Anderson, L (1, 8) OBP: 0.374, SLG: 0.447	B X 1-0 G4-3 ①		B C B B B 4-1 G4-3 S 1B BB		B B B B 4-0 1B 1-2 E BB	C B S X 1-2 S 1B		B C C X 1-2 BB 1B		3	2	2	0	2	0	0
Luis Mercedes, R (1, 7) OBP: 0.255, SLG: 0.174	X 0-0 1B 1B		P C 1 SAFE B B B X 3-1 G4-3 ② 1-3		B X 1-0 E7 1-H 2-H HR 1B	B 1 B S F S SAFE 2-3 K ③ 1-2		B B F B B 4-1 1-2 BB		4	1	2	1	1	1	2
Cal Ripken Jr., R (1, 6) OBP: 0.324, SLG: 0.367	C T F X 0-2 1B ② 1-2 1B		F X 0-1 3-H 1B		C X 0-1 3-H HR		B B X 2-0 P6 ①	B X 1-0 P9 ②		5	1	3	3	0	0	2
Glenn Davis, R (1, 10) OBP: 0.336, SLG: 0.422 Mark McLemore, S (7, PR) OBP: 0.311, SLG: 0.297	S B B F F X 2-2 1-2 1B		B B S X 2-1 P4 ③		C F B B S 2-3 K ①		F B B F B B 4-2 G1-3 BB	C X 0-1 G3 ③		3 1	0 0	1 0	0 0	1 0	1 0	1 2
Randy Milligan, R (1, 3) OBP: 0.384, SLG: 0.362 David Segui, S (9, 3) OBP: 0.300, SLG: 0.292	F F F X 0-2 L9 ③			B X 1-0 2B	B X 1-0 F8 ②		C B B B F X 2-2 G1-3 ② 1-2		B B C X 2-1 G4-3 ①	5 0	0 0	1 0	0 0	0 0	0 0	3 0
Chito Martinez, L (1, 9) OBP: 0.366, SLG: 0.405		B B F F F S 2-3 K ①		B F F B B S 2-3 K ①	F C S 0-3 K ③		I I I 4-0 IBB		X 0-0 1B 1B	4	0	1	0	1	3	1
Billy Ripken, R (1, 4) OBP: 0.275, SLG: 0.312		S T F X 0-2 F8 ②		B C X 1-1 G5-3 ②		C T X 0-2 E 2B	F B X 1-1 L7 ③		B F C X 1-2 P4 ②	5	1	1	0	0	0	4
Steve Scarsone, R (1, 5) OBP: 0.231, SLG: 0.200		B S F S 1-3 K ③		B S F F S 1-3 K ③		X 0-0 E3 F8-3 2-H 1B		F S X 0-2 F8 ①	X 0-0 1-3 1B	5	0	2	0	0	2	1
Mark Parent, R (1, 2) OBP: 0.314, SLG: 0.452			B F B T X 2-2 F9 ①		B B S S F B B 4-2 BB 1B BB	B B F X 2-1 F8-3 ① ② 1-2		X 0-0 HR	B B B C S T S 3-3 K ③	4	2	1	1	1	1	3
Inning Stats	R: 0 E: 0 K: 0 S: 14 H: 3 LOB: 2 BB: 0 P: 17	R: 0 E: 0 K: 2 S: 10 H: 0 LOB: 0 BB: 0 P: 13	R: 1 E: 0 K: 0 S: 11 H: 1 LOB: 1 BB: 1 P: 21	R: 0 E: 0 K: 2 S: 10 H: 1 LOB: 1 BB: 0 P: 15	R: 4 E: 1 K: 2 S: 13 H: 2 LOB: 0 BB: 2 P: 25	R: 1 E: 1 K: 1 S: 12 H: 3 LOB: 1 BB: 0 P: 17	R: 0 E: 0 K: 0 S: 9 H: 0 LOB: 2 BB: 2 P: 22	R: 1 E: 0 K: 0 S: 11 H: 2 LOB: 2 BB: 1 P: 17	R: 0 E: 0 K: 1 S: 11 H: 2 LOB: 2 BB: 0 P: 17	1B: 10 2B: 3 3B: 0 HR: 2	SF: 0 SAC: 0 DP: 1 HBP: 0					

	AB	39
	R	7
	H	14
	RBI	5
	BB	6
	SO	8
	LOB	19

WP: 0 PB: 0 SB: 2 CS: 0 PA: 45

PITCHER		IP	WLS	BF	H	R	ER	SO	BB	IBB	HBP	BLK	WP	HR	S	P	ERA	WHIP
Alan Embree, L ERA: 7.0	(1, 1)	4.0	L	20	6	4	4	4	3	0	0	0	0	0	49	79	9.00	2.250
Mike Christopher, R ERA: 3.0	(5, 1)	3.0		14	4	2	2	3	1	1	0	0	0	1	30	51	6.00	1.667
Ted Power, R ERA: 2.55	(8, 1)	1.0		6	2	1	1	0	1	0	0	0	0	1	11	17	9.00	3.000
Steve Olin, R ERA: 2.43	(9, 1)	1.0		5	2	0	0	1	0	0	0	0	0	0	11	17	0.00	2.000

PITCHER	IP	WLS	BF	H	R	ER	SO	BB	IBB	HBP	BLK	WP	HR	S	P	ERA	WHIP

Baltimore Orioles @ Cleveland Indians

Cleveland Municipal Stadium, Cleveland, OH

Sat Oct 03 1992, 3:33 AM EDT
Att. 11,504 - Sunny - 73 F

BOTTOM

Batter	1	2	3	4	5	6	7	8	9	AB	R	H	RBI	BB	SO	LOB
Kenny Lofton, L (1, 8) OBP: 0.362, SLG: 0.365	S 1B	K			K		G5-3		K	3	0	1	0	0	2	4
Wayne Kirby, L (7, 7) OBP: 0.286, SLG: 0.389										2	0	0	0	0	1	0
Thomas Howard, S (1, 7) OBP: 0.312, SLG: 0.351	F9		K		FC5-4		BB 1B		F9	5	0	1	0	0	1	3
(7, 8)	SAFE				1-2f 2-3											
Carlos Baerga, S (1, 4) OBP: 0.352, SLG: 0.455	K 1-2		G5-4-3 1B		F9		BB 1-2		K	5	0	2	0	0	2	3
Albert Belle, R (1, 10) OBP: 0.321, SLG: 0.479	FC6-4 IBB		G5-4-3 1-2f			G6-3	F7			3	0	0	0	1	0	3
Reggie Jefferson, S (1, 3) OBP: 0.360, SLG: 0.488	FC6-4 1-2f			K		HR	BB 1-2 2-3			3	1	1	1	1	1	2
Carlos Martinez, R (1, 5) OBP: 0.283, SLG: 0.378		F7		P6		F8	F8			3	0	0	0	0	0	0
Paul Sorrento, L (7, PH) OBP: 0.344, SLG: 0.448										1	0	0	0	0	0	3
Brook Jacoby, R (8, 5) OBP: 0.326, SLG: 0.329										0	0	0	0	0	0	0
Mark Whiten, S (1, 9) OBP: 0.348, SLG: 0.363		E6 1B		F7		E 1B		K		4	0	2	0	0	1	0
Felix Fermin, R (1, 6) OBP: 0.323, SLG: 0.321		K			FC5-4 BB	E9 1-3		G4-3		4	0	2	0	0	1	1
Junior Ortiz, R (1, 2) OBP: 0.297, SLG: 0.280		2-3			FC5-4 1-2	G5-3		F9		3	0	1	0	1	0	2
Inning Stats	R: 0 E: 0 K: 1 S: 13 H: 1 LOB: 2 BB: 1 P: 25	R: 0 E: 1 K: 2 S: 13 H: 2 LOB: 2 BB: 0 P: 20	R: 0 E: 0 K: 1 S: 10 H: 1 LOB: 0 BB: 0 P: 13	R: 0 E: 0 K: 1 S: 7 H: 0 LOB: 0 BB: 0 P: 12	R: 0 E: 0 K: 1 S: 12 H: 1 LOB: 2 BB: 1 P: 19	R: 1 E: 1 K: 0 S: 11 H: 3 LOB: 2 BB: 0 P: 13	R: 0 E: 0 K: 0 S: 11 H: 2 LOB: 3 BB: 1 P: 16	R: 0 E: 0 K: 1 S: 7 H: 0 LOB: 0 BB: 0 P: 12	R: 0 E: 0 K: 2 S: 9 H: 0 LOB: 0 BB: 0 P: 9							

AB	36
R	1
H	10
RBI	1
BB	3
SO	9
LOB	21

1B: 9 SF: 0 WP: 0 PA: 39
2B: 0 SAC: 0 PB: 0
3B: 0 DP: 1 SB: 1
HR: 1 HBP: 0 CS: 0

livebaseballscorecards.com

PITCHER		IP	WLS	BF	H	R	ER	SO	BB	IBB	HBP	BLK	WP	HR	S	P	ERA	WHIP
Arthur Rhodes, L ERA: 3.63	(1, 1)	6.2	W	32	10	1	1	6	2	1	0	0	0	1	73	113	1.35	1.800
Mark Williamson, R ERA: 0.96	(7, 1)	2.1	S	7	0	0	0	3	0	0	0	0	0	0	20	26	0.00	0.000

PITCHER	IP	WLS	BF	H	R	ER	SO	BB	IBB	HBP	BLK	WP	HR	S	P	ERA	WHIP

Baltimore Orioles @ Cleveland Indians

Cleveland Municipal Stadium, Cleveland, OH

Sun Oct 04 1992, 3:33 AM EDT

Att. 30,187 - Sunny - 61 F

TOP

livebaseballscorecards.com

Batter	1	2	3	4	5	6	7	8	9	10	11	12	13	AB	R	H	RBI	BB	SO	LOB
Brady Anderson, L (1, 8) OBP: 0.373, SLG: 0.449	0-0 F7		3-2 3B			2-0 P6		2-2 F7		1-2 1B CS 1B	0-1 P6			6	0	2	0	0	0	5
Mark McLemore, S (1, 4) OBP: 0.308, SLG: 0.294	2-3 K		2-2 F8			0-0 FC3-6 1-2f		1-1 G1-3 1-2		3-2 CS 1B 1-3		0-0 G6-3		6	0	1	0	0	1	3
Joe Orsulak, L (1, 7) OBP: 0.342, SLG: 0.381	0-2 1B			0-0 B1-3		3-3 K			1-1 1B 2B	1-0 L3		0-0 B1-3		6	1	2	0	0	1	3
Cal Ripken Jr., R (1, 6) OBP: 0.323, SLG: 0.366 Manny Alexander, R (4, 6) OBP: 0.200, SLG: 0.200	0-1 G3			1-0 F8			1-0 G5-3		0-2 2B E 1B 1-2	1-3 K 1-2 3-H		3-3 K		2 4	0 1	0 1	0 0	0 0	0 2	1 2
Chito Martinez, L (1, 9) OBP: 0.366, SLG: 0.404 Tim Hulett, R (9, PH) OBP: 0.240, SLG: 0.408 Gregg Olson, R (9, 1) Randy Milligan, R (11, PH) OBP: 0.338, SLG: 0.361 Alan Mills, R (11, 1) Glenn Davis, R (12, PH) OBP: 0.338, SLG: 0.422 Bob Milacki, R (13, 1)	1-3 K			3-2 G4-1			0-1 FC3-6 1B		3-2 E9 SH1-4 SH3-4 2B 1-H 2-H		0-1 G6-3		4-2 WP BB SF9 BB	3 1 0 1 0 0 0 0 0	0 1 0 0 0 0 0 1 0	1 1 0 0 0 0 0 0 0	0 1 0 0 0 0 0 0 0	1 0 0 0 0 0 0 0 0	0 0 0 0 0 0 0 0 0	0 0 0 0 0 0 0 0 0
Luis Mercedes, R (1, 10) OBP: 0.267, SLG: 0.180 (9, 9)	4-2 G6-4-3 BB		2-2 G6-3				2-1 FC3-6 1-2f		0-0 SH1-4 2-3		1-2 2B FC2 1B		2-3 K	4	0	1	0	1	1	2
David Segui, S (1, 3) OBP: 0.306, SLG: 0.296	1-2 G6-4-3 1-2f		1-3 K				1-3 K		4-0 SH3-4 IBB		1-2 FC2 2B 1-3		4-1 SF9 WP BB 1-2	4	0	1	0	2	2	2
Mark Parent, R (1, 2) OBP: 0.316, SLG: 0.441 Billy Ripken, R (8, PR) OBP: 0.275, SLG: 0.312 Jeff Tackett, R (8, 2) OBP: 0.307, SLG: 0.380			1-2 G5-3		0-0 P6			1-0 S 1B	0-0 SH3-4 1-2 3-H		4-1 FC2 IBB		2-2 SF9 1-3 2-H	3 0 0	0 0 0	1 0 0	0 0 0	0 0 2	0 0 1	0 0 0
Steve Scarsone, R (1, 5) OBP: 0.219, SLG: 0.167			0-3 K			4-0 FC3-6 BB		1-3 K	1-3 K		1-1 FC2 1-2 2-3 3-Hf		1-1 G4-3	5	0	0	0	1	3	6
Inning Stats	R: 0 E: 0 K: 1 S: 9 H: 1 LOB: 1 BB: 0 P: 11	R: 0 E: 0 K: 1 S: 12 H: 0 LOB: 0 BB: 1 P: 18	R: 0 E: 0 K: 1 S: 12 H: 1 LOB: 1 BB: 0 P: 18	R: 0 E: 0 K: 0 S: 6 H: 0 LOB: 0 BB: 0 P: 10	R: 0 E: 0 K: 1 S: 7 H: 0 LOB: 0 BB: 0 P: 10	R: 0 E: 1 K: 1 S: 7 H: 0 LOB: 1 BB: 1 P: 16	R: 0 E: 0 K: 1 S: 8 H: 1 LOB: 1 BB: 0 P: 12	R: 0 E: 0 K: 1 S: 9 H: 1 LOB: 2 BB: 0 P: 14	R: 3 E: 1 K: 1 S: 13 H: 3 LOB: 1 BB: 1 P: 22	R: 0 E: 0 K: 1 S: 10 H: 2 LOB: 1 BB: 0 P: 16	R: 0 E: 0 K: 0 S: 18 H: 2 LOB: 3 BB: 1 P: 23	R: 0 E: 0 K: 1 S: 8 H: 0 LOB: 0 BB: 0 P: 11	R: 1 E: 0 K: 1 S: 13 H: 0 LOB: 1 BB: 2 P: 26	1B: 8 2B: 2 3B: 1 HR: 0 SF: 1 SAC: 2 DP: 1 HBP: 0						

	AB	45
	R	4
	H	11
	RBI	3
	BB	6
	SO	11
	LOB	24

WP: 1 PB: 0 SB: 1 CS: 2 PA: 54

PITCHER		IP	WLS	BF	H	R	ER	SO	BB	IBB	HBP	BLK	WP	HR	S	P	ERA	WHIP
Charles Nagy, R ERA: 2.96	(1, 1)	8.0		31	6	2	2	7	2	0	0	0	0	0	75	115	2.25	1.000
Derek Lilliquist, L ERA: 1.75	(9, 1)	0.0		1	1	0	0	0	0	0	0	0	0	0	3	6	∞	∞
Steve Olin, R ERA: 2.34	(9, 1)	3.0		14	4	1	1	2	0	2	0	0	0	0	33	49	3.00	1.333
Eric Plunk, R ERA: 3.64	(12, 1)	1.1	L	6	0	1	1	2	2	0	0	0	0	0	15	28	6.75	1.500
Ted Power, R ERA: 2.54	(13, 1)	0.2		2	0	0	0	0	0	0	0	0	1	0	6	9	0.00	0.000

PITCHER	IP	WLS	BF	H	R	ER	SO	BB	IBB	HBP	BLK	WP	HR	S	P	ERA	WHIP

Batter	1	2	3	4	5	6	7	8	9	10	11	12	13	AB	R	H	RBI	BB	SO	LOB
Thomas Howard, S (1, 8) OBP: 0.308, SLG: 0.346	F7		K			G3-1		K			SH1-3		B5-3	5	0	0	0	0	2	0
Felix Fermin, R (1, 6) OBP: 0.326, SLG: 0.321	G4-3			E4		G1-3			WP		P4		L8	3	1	1	0	1	0	0
Kenny Lofton, L (9, PR) OBP: 0.362, SLG: 0.365				E		1B			G3 S BB		2-3			0	1	0	0	0	0	0
José Hernández, R (10, 6)														2	0	0	0	0	0	2
Carlos Baerga, S (1, 4) OBP: 0.354, SLG: 0.455	FC6-4 BB			E5 1B 2-H		G1-3 1-2			G3 1-3		IBB		1B	4	1	2	0	2	0	2
Albert Belle, R (1, 7) OBP: 0.320, SLG: 0.477	FC6-4 1-2f			G4-6-3 3-H		G4-3			K		F7			5	0	1	1	0	1	6
Paul Sorrento, L (1, 10) OBP: 0.341, SLG: 0.443		K		G4-6-3 1-2f			F9		F9 3-H			L7		5	0	0	0	0	1	2
Reggie Jefferson, S (1, 3) OBP: 0.352, SLG: 0.483		G3-1		P3			L9			G1-3		1-0 2B		5	0	1	0	0	0	0
Carlos Martinez, R (1, 5) OBP: 0.283, SLG: 0.377		K			G6-3		2-2 CS 1B			K		K		3	0	1	0	0	1	0
Brook Jacoby, R (8, 5) OBP: 0.324, SLG: 0.326														2	0	0	0	0	2	1
Mark Whiten, S (1, 9) OBP: 0.347, SLG: 0.360	G4-3				K		2-2 CS 1-2	K		K		IBB		4	0	0	0	1	3	0
Jesse Levis, L (1, 2) OBP: 0.279, SLG: 0.442	G1-6-3				K			K			PB SH1-3 1B		K	4	0	1	0	0	2	0
Wayne Kirby, L (11, PR) OBP: 0.286, SLG: 0.389														0	0	0	0	0	0	0
Junior Ortiz, R (12, 2) OBP: 0.296, SLG: 0.279														1	0	0	0	0	1	2
Inning Stats	R: 0 E: 0 K: 0 S: 6 H: 0 LOB: 1 BB: 1 P: 10	R: 0 E: 0 K: 2 S: 14 H: 0 LOB: 0 BB: 0 P: 18	R: 0 E: 0 K: 1 S: 5 H: 0 LOB: 0 BB: 0 P: 6	R: 2 E: 2 K: 0 S: 10 H: 2 LOB: 0 BB: 0 P: 14	R: 0 E: 0 K: 2 S: 10 H: 0 LOB: 0 BB: 0 P: 15	R: 0 E: 0 K: 0 S: 13 H: 1 LOB: 1 BB: 0 P: 17	R: 0 E: 0 K: 0 S: 7 H: 1 LOB: 0 BB: 0 P: 14	R: 0 E: 0 K: 3 S: 9 H: 0 LOB: 0 BB: 0 P: 14	R: 1 E: 0 K: 1 S: 7 H: 0 LOB: 1 BB: 1 P: 18	R: 0 E: 0 K: 2 S: 11 H: 0 LOB: 0 BB: 0 P: 15	R: 0 E: 0 K: 0 S: 7 H: 1 LOB: 2 BB: 1 P: 14	R: 0 E: 0 K: 2 S: 10 H: 1 LOB: 2 BB: 1 P: 19	R: 0 E: 0 K: 0 S: 7 H: 1 LOB: 1 BB: 0 P: 9	1B: 6 2B: 1 3B: 0 HR: 0 SF: 0 SAC: 1 DP: 1 HBP: 0	WP: 1 PB: 1 SB: 1 CS: 1 PA: 49						

PITCHER		IP	WLS	BF	H	R	ER	SO	BB	IBB	HBP	BLK	WP	HR	S	P	ERA	WHIP
Ben McDonald, R ERA: 4.24	(1, 1)	8.0		28	4	2	0	8	1	0	0	0	0	0	74	108	0.00	0.625
Gregg Olson, R ERA: 2.05	(9, 1)	2.0		7	0	1	1	3	1	0	0	0	1	0	18	33	4.50	0.500
Alan Mills, R ERA: 2.61	(11, 1)	2.0	W	10	2	0	0	2	0	2	0	0	0	0	17	33	0.00	1.000
Bob Milacki, R ERA: 5.68	(13, 1)	1.0	S	3	1	0	0	0	0	0	0	0	0	0	7	9	0.00	1.000

PITCHER	IP	WLS	BF	H	R	ER	SO	BB	IBB	HBP	BLK	WP	HR	S	P	ERA	WHIP

BOTTOM

Baltimore Orioles @ Cleveland Indians

Cleveland Municipal Stadium, Cleveland, OH

Sun Oct 04 1992, 3:33 AM EDT

Att. 30,187 - Sunny - 61 F

livebaseballscorecards.com

AB	43
R	3
H	7
RBI	1
BB	4
SO	13
LOB	15