

Baltimore Orioles - 1992

Batter	1	2	3	4	5	6	7	8	9	AB	R	H	RBI	BB	SO	LOB	TOP			
Kenny Lofton, L OBP: 0.250, SLG: 0.250 Tony Perezchica, R (8.5)	F9		F8		F7			1B		4	0	1	0	0	0	2				
Glenallen Hill, R (1, 10)	F8			P2		F9		G1-3		4	0	0	0	0	0	1				
Carlos Baerga, S (1, 4)	F9			G4-3		F9			G1-6-3	4	0	0	0	0	0	0				
Albert Belle, R (1, 7)						G5-3			P4	3	0	0	0	1	0	0				
Paul Sorrento, L OBP: 0.500, SLG: 0.500 (1, 3)	E7			K					K	4	0	2	0	0	2	1				
Mark Whiten, S (1, 9)	K					G4-3			G3-6-3	3	0	0	0	0	1	2				
Sandy Alomar Jr., R OBP: 0.333, SLG: 0.333 (1, 2)	F8								F8	3	0	1	0	0	0	1				
Brook Jacoby, R Alex Cole, L (8, PH) (8, 8)				K		F9			K	2	0	0	0	0	1	1				
Mark Lewis, R OBP: 0.333, SLG: 0.333 (1, 6)				P3					K	3	0	1	0	0	1	0				
Inning Stats	R: 0 E: 0 K: 0 S: 6	H: 0 LOB: 0 BB: 0 P: 12	R: 0 E: 1 K: 1 S: 8	H: 1 LOB: 1 BB: 0 P: 15	R: 0 E: 0 K: 1 S: 9	H: 0 LOB: 0 BB: 0 P: 16	R: 0 E: 0 K: 1 S: 7	H: 0 LOB: 1 BB: 1 P: 16	R: 0 E: 0 K: 0 S: 10	H: 2 LOB: 2 BB: 0 P: 12	R: 0 E: 0 K: 0 S: 5	H: 1 LOB: 0 BB: 0 P: 9	R: 0 E: 0 K: 2 S: 10	H: 1 LOB: 1 BB: 0 P: 14	R: 0 E: 0 K: 1 S: 7	H: 0 LOB: 0 BB: 0 P: 10	1B: 5 2B: 0 3B: 0 HR: 0	SF: 0 SAC: 0 DP: 1 HBP: 0	WP: 0 PB: 0 SB: 0 CS: 0	PA: 32
PITCHER Rick Sutcliffe, R ERA:	IP: 9.0 WLS: W BF: 32 H: 5 R: 0 ER: 0 SO: 6 BB: 1 IBB: 0 HBP: 0 BLK: 0 WP: 0 HR: 0 S: 65 P: 110 ERA: 0.00 WHIP: 0.667															PITCHER				

Cleveland Indians @ Baltimore Orioles
 Oriole Park at Camden Yards, Baltimore, MD
 Mon Apr 06 1992, 3:33 AM EDT
 Att: 44,568 - Sunny - 63 F

AB	31
R	0
H	5
RBI	0
BB	1
SO	6
LOB	8



Batter	1	2	3	4	5	6	7	8	9	AB	R	H	RBI	BB	SO	LOB	BOTTOM			
Brady Anderson, L (1, 7)	G4-3		G4-3		K			G1-3		4	0	0	0	0	1	1				
Joe Orsulak, L (1, 9)	G3			G3		G6-3				3	0	0	0	0	0	0				
Cal Ripken Jr., R OBP: 0.333, SLG: 0.333 (1, 6)	P7			G5-4-3		G6-3				3	0	1	0	0	0	0				
Glenn Davis, R OBP: 0.333, SLG: 0.333 (1, 3)				G5-4-3		F8				3	0	1	0	0	0	1				
Mike Devereaux, R (1, 8)				G6-4-3		F8				3	0	0	0	0	0	1				
Sam Horn, L OBP: 1.000, SLG: 1.000 (1, 10)				FC6-4		2B				2	1	2	0	1	0	0				
Leo Gomez, R OBP: 0.333, SLG: 0.333 (1, 5)				FC6-4		2B				3	1	1	0	0	0	2				
Chris Hoiles, R OBP: 0.333, SLG: 0.667 (1, 2)				K		SH5-3				3	0	1	1	0	1	0				
Billy Ripken, R (1, 4)				G6-3		SH5-3				2	0	0	1	0	0	0				
Inning Stats	R: 0 E: 0 K: 0 S: 9	H: 2 LOB: 1 BB: 0 P: 14	R: 0 E: 0 K: 1 S: 7	H: 0 LOB: 0 BB: 0 P: 10	R: 0 E: 0 K: 0 S: 10	H: 1 LOB: 0 BB: 0 P: 15	R: 2 E: 0 K: 1 S: 9	H: 2 LOB: 1 BB: 1 P: 16	R: 0 E: 0 K: 0 S: 6	H: 0 LOB: 0 BB: 0 P: 11	R: 0 E: 0 K: 0 S: 5	H: 1 LOB: 0 BB: 0 P: 7	R: 0 E: 0 K: 0 S: 4	H: 0 LOB: 0 BB: 0 P: 8	R: 0 E: 0 K: 0 S: 7	H: 0 LOB: 0 BB: 0 P: 10	1B: 5 2B: 1 3B: 0 HR: 0	SF: 0 SAC: 1 DP: 3 HBP: 0	WP: 0 PB: 0 SB: 0 CS: 0	PA: 28
PITCHER Charles Nagy, R ERA: 2.25	IP: 8.0 WLS: L BF: 28 H: 6 R: 2 ER: 2 SO: 2 BB: 1 IBB: 0 HBP: 0 BLK: 0 WP: 0 HR: 0 S: 58 P: 96 ERA: 2.25 WHIP: 0.875															PITCHER				

Cleveland Indians @ Baltimore Orioles
 Oriole Park at Camden Yards, Baltimore, MD
 Mon Apr 06 1992, 3:33 AM EDT
 Att: 44,568 - Sunny - 63 F

AB	26
R	2
H	6
RBI	2
BB	1
SO	2
LOB	5



Batter	1	2	3	4	5	6	7	8	9	AB	R	H	RBI	BB	SO	LOB	TOP					
Kenny Lofton, L OBP: 0.125, SLG: 0.125	0-3 K	3-1 P1			0-1 L8			3-2 G1-3		4	0	0	0	0	1	0	Cleveland Indians @ Baltimore Orioles Oriole Park at Camden Yards, Baltimore, MD Wed Apr 08 1992, 7:05 PM EDT Att: 42,870 - Sunny - 71 F					
Glenallen Hill, R OBP: 0.125, SLG: 0.125	1-0 CI HR		0-0 G5-3		1-2 G1-3			0-0 G5-3		4	1	1	0	0	0	0						
Carlos Baerga, S (1.4)	0-1 F8		3-3 K			0-0 G4-3		1-0 G6-3		4	0	0	0	0	1	1						
Albert Belle, R (1, 10)	0-2 CI HR		0-0 P4			3-3 K			1-0 G6-3	3	1	0	0	0	1	0						
Paul Sorrento, L OBP: 0.500, SLG: 0.857	0-1 HR			2-1 F8		2-1 G4-3		4-2 G6-4-3 BB		3	1	1	3	1	0	0						
Mark Whiten, S OBP: 0.143, SLG: 0.143	2-2 1B			2-3 K			0-0 G6-3	1-2 G6-4-3		4	0	1	0	0	1	1						
Sandy Alomar Jr., R OBP: 0.167, SLG: 0.167	1-1 F7			0-0 F8			0-1 E5 1B			3	0	0	0	0	0	1						
Brook Jacoby, R OBP: 0.200, SLG: 0.200		1-1 P4			0-0 F9		1-2 G4-6-3 1B			3	0	1	0	0	0	0						
Mark Lewis, R OBP: 0.333, SLG: 0.833		3-2 F9			3-2 HR		0-2 G4-6-3 1-2t			3	1	1	1	0	0	2						
Inning Stats	R: 3 E: 1 K: 1 S: 17	H: 3 LOB: 1 BB: 0 P: 21	R: 0 E: 0 K: 0 S: 8	H: 0 LOB: 0 BB: 0 P: 15	R: 0 E: 0 K: 1 S: 5	H: 0 LOB: 0 BB: 0 P: 8	R: 0 E: 0 K: 1 S: 6	H: 0 LOB: 0 BB: 0 P: 10	R: 1 E: 0 K: 0 S: 11	H: 1 LOB: 0 BB: 0 P: 15	R: 0 E: 0 K: 1 S: 7	H: 0 LOB: 0 BB: 0 P: 12	R: 0 E: 1 K: 0 S: 10	H: 1 LOB: 1 BB: 0 P: 10	R: 0 E: 0 K: 0 S: 5	H: 0 LOB: 0 BB: 1 P: 9	R: 0 E: 0 K: 0 S: 7	H: 0 LOB: 0 BB: 1 P: 13	1B: 3 2B: 0 3B: 0 HR: 2	SF: 0 SAC: 0 DP: 2 HBP: 0	WP: 0 PB: 0 SB: 0 CS: 0	PA: 33
PITCHER	IP	WLS	BF	H	R	ER	SO	BB	IBB	HBP	BLK	WP	HR	S	P	ERA	WHIP					
Bob Milacki, R ERA: 1.42	6.1	L	26	5	4	1	4	0	0	0	0	0	2	61	88	1.42	0.789					
Storm Davis, R ERA	7.1		4	0	0	0	0	0	0	0	0	0	0	8	12	0.00	0.000					
Gregg Olson, R ERA	9.1		3	0	0	0	0	1	0	0	0	0	0	7	13	0.00	1.000					

AB	31
R	4
H	5
RBI	4
BB	1
SO	4
LOB	5



Batter	1	2	3	4	5	6	7	8	9	AB	R	H	RBI	BB	SO	LOB	BOTTOM					
Brady Anderson, L (1, 7)	2-2 G4-3		0-1 G4-3			1-2 G4-3		2-3 K		4	0	0	0	0	1	0	Cleveland Indians @ Baltimore Orioles Oriole Park at Camden Yards, Baltimore, MD Wed Apr 08 1992, 7:05 PM EDT Att: 42,870 - Sunny - 71 F					
Tim Lincecum, R OBP: 0.250, SLG: 0.250	2-2 HBP 1B		1-0 F7			2-1 F8			2-2 F7	4	0	1	0	0	0	0						
Cal Ripken Jr., R OBP: 0.143, SLG: 0.143	2-1 F7			0-0 G6-3		0-0 L8			3-3 K	4	0	0	0	0	1	1						
Randy Milligan, R (1, 3)	1-0 HBP			0-0 G1-3			4-1 G4-3 WP BB		1-2 G6-3	2	0	0	0	1	0	0						
Mike Devereaux, R (1, 8)	2-2 L4			2-1 G6-3			2-0 G4-3			3	0	0	0	0	0	3						
Chris Hoiles, R OBP: 0.333, SLG: 0.500		2-2 F8			0-1 G6-4-3 1B		3-3 K			3	0	1	0	0	1	1						
Leo Gomez, R OBP: 0.333, SLG: 0.333		2-3 K			0-2 G6-4-3 1B		2-2 P6			3	0	1	0	0	1	1						
David Segui, S (1, 9)		2-2 G5-3			0-1 G6-4-3			1-0 G4-3		3	0	0	0	0	0	2						
Billy Ripken, R Mark McLemore, S (8, PH) (9, 4)			1-1 G5-3		0-1 P6			2-2 F7		2	0	0	0	0	0	1						
Inning Stats	R: 0 E: 0 K: 0 S: 13	H: 1 LOB: 2 BB: 0 P: 22	R: 0 E: 0 K: 1 S: 12	H: 0 LOB: 0 BB: 0 P: 18	R: 0 E: 0 K: 0 S: 5	H: 0 LOB: 0 BB: 0 P: 7	R: 0 E: 0 K: 0 S: 4	H: 0 LOB: 0 BB: 0 P: 6	R: 0 E: 0 K: 0 S: 9	H: 2 LOB: 1 BB: 0 P: 9	R: 0 E: 0 K: 0 S: 6	H: 0 LOB: 0 BB: 0 P: 9	R: 0 E: 0 K: 1 S: 12	H: 0 LOB: 1 BB: 1 P: 23	R: 0 E: 0 K: 1 S: 8	H: 0 LOB: 0 BB: 0 P: 13	R: 0 E: 0 K: 1 S: 11	H: 0 LOB: 0 BB: 0 P: 17	1B: 3 2B: 0 3B: 0 HR: 0	SF: 0 SAC: 0 DP: 1 HBP: 1	WP: 1 PB: 0 SB: 0 CS: 0	PA: 31
PITCHER	IP	WLS	BF	H	R	ER	SO	BB	IBB	HBP	BLK	WP	HR	S	P	ERA	WHIP					
Dave Otto, L ERA	6.1	W	23	3	0	0	1	0	0	0	0	0	0	29	45	0.00	0.632					
Rod Nichols, R ERA	7.1		8	0	0	0	3	0	0	0	0	0	0	29	45	0.00	0.000					

AB	29
R	0
H	3
RBI	0
BB	1
SO	4
LOB	9



Batter	1	2	3	4	5	6	7	8	9	AB	R	H	RBI	BB	SO	LOB	TOP			
Alex Cole, L (1,8)	F9		F9			B1-3			G4-3	4	0	0	0	0	0	1				
Glenallen Hill, R (1,7) OBP: 0.167, SLG: 0.167	G6-3			G6-3		K			K	4	0	1	0	0	2	0				
Carlos Baerga, S (1,4)	K			F8		F8			K	4	0	0	0	0	2	1				
Albert Belle, R (1,10)		K		G6-3					F8	3	0	0	0	0	1	1				
Paul Sorrento, L (1,3) OBP: 0.364, SLG: 0.600	G6-3			G5-3					K	3	0	0	0	0	1	1				
Mark Whiten, S (1,9)	K					K			F7	3	0	0	0	0	2	0				
Sandy Alomar Jr., R (1,2) OBP: 0.111, SLG: 0.111				F7		K			P4	3	0	0	0	0	1	0				
Brook Jacoby, R (1,5) OBP: 0.250, SLG: 0.143			G6-3						F8	2	0	0	0	1	0	0				
Mark Lewis, R (1,6) OBP: 0.333, SLG: 0.667									F7	3	0	1	0	0	0	1				
Inning Stats	R: 0 H: 0 E: 0 K: 1 S: 8	H: 0 LOB: 0 BB: 0 P: 11	R: 0 H: 0 E: 0 K: 2 S: 10	H: 0 LOB: 0 BB: 0 P: 16	R: 0 H: 1 E: 0 K: 0 S: 10	H: 1 LOB: 1 BB: 0 P: 17	R: 0 H: 1 E: 0 K: 0 S: 8	H: 1 LOB: 1 BB: 1 P: 13	R: 0 H: 0 E: 0 K: 1 S: 5	H: 0 LOB: 0 BB: 0 P: 6	R: 0 H: 0 E: 0 K: 1 S: 5	H: 0 LOB: 0 BB: 0 P: 8	R: 0 H: 0 E: 0 K: 0 S: 8	H: 0 LOB: 0 BB: 0 P: 12	R: 0 H: 0 E: 0 K: 2 S: 9	H: 0 LOB: 0 BB: 0 P: 12	1B: 2 2B: 0 3B: 0 HR: 0	SF: 0 SAC: 0 DP: 0 HBP: 0	WP: 0 PB: 0 SB: 2 CS: 0	PA: 30
PITCHER Ben McDonald, R (1,1) ERA:	IP: 9.0 WLS: W BF: 30	H: 2 R: 0 ER: 0 SO: 9	BB: 1 IBB: 0 HBP: 0 BLK: 0	WP: 0 HR: 0 S: 73 P: 112	ERA: 0.00 WHIP: 0.333															

Cleveland Indians @ Baltimore Orioles
 Oriole Park at Camden Yards, Baltimore, MD
 Thu Apr 09 1992, 7:05 PM EDT
 Att: 42,646 - Sunny - 65 F


AB 29
 R 0
 H 2
 RBI 0
 BB 1
 SO 9
 LOB 5





Batter	1	2	3	4	5	6	7	8	9	AB	R	H	RBI	BB	SO	LOB	BOTTOM		
Brady Anderson, L (1,7) OBP: 0.167, SLG: 0.182	G4-3							P4		3	1	1	0	1	0	0			
Joe Orsulak, L (1,9) OBP: 0.286, SLG: 0.286	G4-3							P6		4	0	2	1	0	1	1			
Cal Ripken Jr., R (1,6) OBP: 0.091, SLG: 0.091	G4-3							G6-3		4	0	0	0	0	0	2			
Sam Horn, L (1,10) OBP: 0.667, SLG: 0.500										2	0	0	0	1	1	1			
Mike Devereaux, R (1,8) OBP: 0.111, SLG: 0.444	K									3	1	1	1	0	1	2			
Randy Milligan, R (1,3)		G6-3								3	0	0	0	0	0	0			
Leo Gomez, R (1,5) OBP: 0.333, SLG: 0.333										3	0	1	0	0	1	0			
Chris Hoiles, R (1,2) OBP: 0.333, SLG: 0.556										3	0	1	0	0	0	1			
Billy Ripken, R (1,4)										3	0	0	0	0	0	1			
Inning Stats	R: 0 H: 1 E: 0 K: 1 S: 12	H: 0 LOB: 2 BB: 1 P: 21	R: 0 H: 0 E: 0 K: 1 S: 7	H: 0 LOB: 0 BB: 0 P: 10	R: 1 H: 2 E: 0 K: 0 S: 10	H: 2 LOB: 1 BB: 0 P: 19	R: 1 H: 2 E: 0 K: 0 S: 8	H: 2 LOB: 1 BB: 0 P: 13	R: 0 H: 0 E: 0 K: 1 S: 8	H: 0 LOB: 0 BB: 1 P: 15	R: 0 H: 0 E: 0 K: 1 S: 8	H: 1 LOB: 0 BB: 0 P: 10	R: 0 H: 0 E: 0 K: 0 S: 9	H: 0 LOB: 0 BB: 0 P: 15	1B: 3 2B: 2 3B: 0 HR: 1	SF: 0 SAC: 0 DP: 1 HBP: 0	WP: 0 PB: 0 SB: 0 CS: 1	PA: 30	
PITCHER Jack Armstrong, R (1,1) ERA: 3.0 Brad Armstrong, R (7,1) ERA: Derek Lilliquist, L (8,1) ERA:	IP: 6.0 WLS: L BF: 25	H: 6 R: 2 ER: 0 SO: 4	BB: 2 IBB: 0 HBP: 0 BLK: 0	WP: 0 HR: 0 S: 94 P: 156	ERA: 3.00 WHIP: 1.333														

Cleveland Indians @ Baltimore Orioles
 Oriole Park at Camden Yards, Baltimore, MD
 Thu Apr 09 1992, 7:05 PM EDT
 Att: 42,646 - Sunny - 65 F

AB 28
 R 2
 H 6
 RBI 2
 BB 2
 SO 4
 LOB 8



Batter	1	2	3	4	5	6	7	8	9	AB	R	H	RBI	BB	SO	LOB	TOP										
Brady Anderson, L (1, 7) OBP: 0.294, SLG: 0.286	1-2 2B	4-2 HBP		0-0 G3			1-1 FC1-6 FC5-4		4-0 BB	3	1	1	0	1	0	1	Baltimore Orioles @ Toronto Blue Jays SkyDome, Toronto, ON Fri Apr 10 1992, 3:33 AM EDT Att: 50,424 - Dome - 70 F										
Joe Orsulak, L (1, 9) OBP: 0.250, SLG: 0.333	0-1 2B	1-3 K			0-2 G4-3		1-0 FC5-4	3-3 K	3-3 K	5	1	1	1	0	2	4											
Cal Ripken Jr., R (1, 6) OBP: 0.133, SLG: 0.133	2-1 1B			1-1 F8	1-0 G6-3		0-1 P4			4	0	1	1	0	0	1											
Randy Milligan, R (1, 10)	0-2 G6-4-3			3-2 F8	1-2 F8			3-3 K		4	0	0	0	0	1	1											
Mike Devereaux, R (1, 8) OBP: 0.308, SLG: 0.833	3-2 HR			1-2 1B 2B		4-2 S BB		2-2 P4		3	1	2	1	1	0	0											
Leo Gomez, R (1, 5) OBP: 0.385, SLG: 0.385	2-0 G3			0-1 1B		0-0 F8		0-1 1B		4	0	2	0	0	0	1											
David Segui, S (1, 3)		2-1 F9		1-3 K		1-0 P3		1-3 K		4	0	0	0	0	2	4											
Chris Hoiles, R (1, 2) OBP: 0.308, SLG: 0.417		4-1 HBP BB		1-0 F8		3-2 G4-3		0-0 F8		3	0	0	0	1	0	1											
Billy Ripken, R (1, 4) OBP: 0.091, SLG: 0.091		2-2 P4		1-2 P6		0-0 FC1-6 1B		0-3 K		4	0	1	0	0	1	1	livebaseballscores.com AB 34 R 3 H 8 RBI 3 BB 3 SO 6 LOB 14 										
Inning Stats	R: 3 E: 0 K: 0 S: 15	H: 4 LOB: 0 BB: 0 P: 23	R: 0 E: 0 K: 1 S: 14	H: 0 LOB: 2 BB: 1 P: 27	R: 0 E: 0 K: 1 S: 17	H: 2 LOB: 2 BB: 0 P: 23	R: 0 E: 0 K: 0 S: 7	H: 0 LOB: 0 BB: 0 P: 9	R: 0 E: 0 K: 0 S: 10	H: 0 LOB: 1 BB: 1 P: 18	R: 0 E: 0 K: 0 S: 6	H: 1 LOB: 1 BB: 0 P: 8	R: 0 E: 0 K: 2 S: 12	H: 1 LOB: 1 BB: 0 P: 18	R: 0 E: 0 K: 2 S: 8	H: 0 LOB: 1 BB: 1 P: 14		1B: 4 2B: 3 3B: 0 HR: 1	SF: 0 SAC: 0 DP: 1 HBP: 1	WP: 0 PB: 0 SB: 1 CS: 0	PA: 38						
PITCHER	IP	WLS	BF	H	R	ER	SO	BB	IBB	HBP	BLK	WP	HR	S	P	ERA	WHIP										
Jimmy Key, L (1, 1) ERA: 3.86	7.0		30	7	3	3	2	2	0	1	0	0	1	76	117	3.86	1.286										
Pat Hentgen, R (8, 1) ERA: 6.0	2.0	W	8	1	0	0	4	1	0	0	0	0	0	20	32	0.00	1.000										

Batter	1	2	3	4	5	6	7	8	9	AB	R	H	RBI	BB	SO	LOB	BOTTOM										
Devon White, S (1, 8) OBP: 0.250, SLG: 0.278	2-2 G4-6-3 1B		1-0 F8-6-4 1B		1-2 FC4-6 1-2		3-3 K		0-1 1B 2B	5	1	2	0	0	1	1	Baltimore Orioles @ Toronto Blue Jays SkyDome, Toronto, ON Fri Apr 10 1992, 3:33 AM EDT Att: 50,424 - Dome - 70 F										
Roberto Alomar, S (1, 4) OBP: 0.278, SLG: 0.471	0-0 G4-6-3 1-2		1-2 F8-6-4 1-2		1-0 P3			4-1 S BB	1-1 1B	4	1	1	1	1	0	3											
Joe Carter, R (1, 7) OBP: 0.385, SLG: 0.500	2-2 F9		1-0 P3		0-1 E7 FC5-2 1B			1-3 K	1-2 K	4	0	1	0	0	1	1											
Dave Winfield, R (1, 10) OBP: 0.412, SLG: 0.706		0-0 1B SF8 2B		2-1 P4		0-1 FC5-2 FC6-4		0-3 K		4	1	1	0	0	1	2											
Kelly Gruber, R (1, 5) OBP: 0.235, SLG: 0.563		0-1 FC5-4 BB 2-3 1B		0-0 F8		2-0 FC6-4 1B 1-2		0-0 1B 2B		4	0	2	1	0	0	1											
John Olerud, L (1, 3) OBP: 0.706, SLG: 1.000		2-1 SF8		4-2 BB		0-2 1B		0-0 P4		2	0	1	1	1	0	1											
Candy Maldonado, R (1, 9) OBP: 0.167, SLG: 0.091		3-1 FC5-4 BB		0-0 P6		1-3 K		3-3 K		3	0	0	0	1	2	3											
Pat Borders, R (1, 2) OBP: 0.313, SLG: 0.867		3-1 FC5-4		1-2 G6-3		0-0 G5-3		2-1 K		4	1	1	1	0	0	2											
Manuel Lee, S (1, 6) OBP: 0.250, SLG: 0.200		2-2 G4-3		0-1 FC4-6 1B		2-1 G3		3-2 G4-3		4	0	1	0	0	0	2	livebaseballscores.com AB 34 R 4 H 10 RBI 4 BB 3 SO 5 LOB 16 										
Inning Stats	R: 0 E: 1 K: 0 S: 8	H: 0 LOB: 0 BB: 0 P: 12	R: 1 E: 0 K: 0 S: 13	H: 2 LOB: 2 BB: 1 P: 24	R: 0 E: 0 K: 0 S: 5	H: 1 LOB: 0 BB: 0 P: 8	R: 0 E: 0 K: 0 S: 7	H: 0 LOB: 1 BB: 1 P: 13	R: 0 E: 0 K: 1 S: 10	H: 1 LOB: 1 BB: 0 P: 13	R: 0 E: 1 K: 1 S: 11	H: 2 LOB: 2 BB: 0 P: 16	R: 0 E: 0 K: 1 S: 6	H: 0 LOB: 0 BB: 0 P: 11	R: 1 E: 0 K: 2 S: 9	H: 1 LOB: 1 BB: 1 P: 14		R: 2 E: 0 K: 1 S: 16	H: 3 LOB: 1 BB: 0 P: 25	1B: 6 2B: 4 3B: 0 HR: 1	SF: 1 SAC: 0 DP: 2 HBP: 0	WP: 0 PB: 0 SB: 1 CS: 0	PA: 38				
PITCHER	IP	WLS	BF	H	R	ER	SO	BB	IBB	HBP	BLK	WP	HR	S	P	ERA	WHIP										
35 Mike Mussina, R (1, 1) ERA: 1.59	5.2		24	6	1	1	0	2	0	0	0	0	0	51	80	1.59	1.412										
Todd Frohwrth, R (6, 1) ERA: 4.5	2.0		8	1	1	1	4	1	0	0	0	0	0	17	30	4.50	1.000										
Mike Flanagan, L (8, 1) ERA:	0.1		1	0	0	0	0	0	0	0	0	0	0	1	1	0.00	0.000										
Gregg Olson, R (9, 1) ERA: 10.8	0.2	L	5	3	2	2	1	0	0	0	0	0	1	16	25	27.00	4.500										

Batter	1	2	3	4	5	6	7	8	9	AB	R	H	RBI	BB	SO	LOB	TOP			
Brady Anderson, L (1, 8) OBP: 0.286, SLG: 0.294 Mike Devereaux, R (9, PH) OBP: 0.357, SLG: 0.846	0-0 P5	3-2 F8		0-1 1B		1-0 SF9			1-2 1B	3	0	1	2	0	0	3				
Joe Orsulak, L (1, 7) OBP: 0.188, SLG: 0.250 Randy Milligan, R (9, PH)	2-1 F9		1-0 F8	0-3 K		2-3 3-H			2-3 K	4	0	0	0	0	1	4				
Cal Ripken Jr., R (1, 6) OBP: 0.150, SLG: 0.105	1-0 HBP		1-2 G5-3		0-0 L6				0-1 P3	4	0	0	0	0	0	1				
Sam Horn, L (1, 10) OBP: 0.600, SLG: 0.625 Tim Hulett, R (9, PH) OBP: 0.200, SLG: 0.200	2-1 F8		0-0 2B		0-3 K				1-3 K	4	0	2	0	0	1	1				
David Segui, S (1, 3)		1-1 G4-3	3-2 G6-3		1-0 F7				2-2 F8	4	0	0	0	0	0	2				
Chito Martinez, L (1, 9)		4-0 WP 1B BB		2-1 F7		4-1 1B BB SF9 BB			2-3 K	2	1	0	0	2	1	1				
Leo Gomez, R (1, 5) OBP: 0.471, SLG: 0.500	0-0 WP 1B		3-2 1B 2B		4-0 SF9 1B BB				1-1 P8	3	1	2	0	1	0	0				
Chris Hoiles, R (1, 2) OBP: 0.294, SLG: 0.375	1-3 K		0-0 P3		2-2 WP 1B				2-1 L6	4	0	1	0	0	1	3				
Mark McLemore, S (1, 4) OBP: 0.400, SLG: 0.250	4-1 BB		2-1 1B		1-2 L8				1-1 F8	3	0	1	0	1	0	3				
Inning Stats	R: 0 E: 0 K: 0 S: 5	H: 0 LOB: 1 BB: 0 P: 10	R: 0 E: 0 K: 1 S: 13	H: 1 LOB: 3 BB: 2 P: 26	R: 0 E: 0 K: 0 S: 10	H: 1 LOB: 1 BB: 0 P: 15	R: 1 E: 0 K: 1 S: 13	H: 3 LOB: 2 BB: 0 P: 20	R: 0 E: 0 K: 1 S: 5	H: 0 LOB: 0 BB: 0 P: 6	R: 1 E: 0 K: 0 S: 13	H: 1 LOB: 1 BB: 0 P: 26	R: 0 E: 0 K: 0 S: 6	H: 0 LOB: 0 BB: 0 P: 10	R: 0 E: 0 K: 2 S: 12	H: 1 LOB: 1 BB: 0 P: 16	1B: 6 2B: 2 3B: 0 HR: 0	SF: 1 SAC: 0 DP: 0 HBP: 1	WP: 2 PA: 40 PB: 0 SB: 0 CS: 0	
PITCHER	IP	WLS	BF	H	R	ER	SO	BB	IBB	HBP	BLK	WP	HR	S	P	ERA	WHIP			
Jack Morris, R (1, 1) ERA: 2.25	7.0	W	33	7	2	2	4	4	0	1	0	2	0	70	118	2.57	1.571			
Bob MacDonald, L (8, 1) ERA:	2.0		7	1	0	0	2	0	0	0	0	0	0	18	26	0.00	0.500			

Baltimore Orioles @ Toronto Blue Jays
SkyDome, Toronto, ON
Sat Apr 11 1992, 3:33 AM EDT
Att: 50,375 - Dome - 70 F

AB	34
R	2
H	8
RBI	2
BB	4
SO	6
LOB	20



Batter	1	2	3	4	5	6	7	8	9	AB	R	H	RBI	BB	SO	LOB	BOTTOM			
Devon White, S (1, 8) OBP: 0.320, SLG: 0.391	2-1 2B	0-0 L3	1-2 CS		3-2 F7				1-2 1B	5	1	3	2	0	0	3				
Roberto Alomar, S (1, 4) OBP: 0.304, SLG: 0.500	1-1 CS 2B	3-1 G6-3	2-1 CS	0-0 S 1B		1-1 E4 2B			2-0 F8	5	1	2	1	0	0	3				
Joe Carter, R (1, 9) OBP: 0.333, SLG: 0.412	0-0 P5		2-0 1B	1-3 K		1-2 F7			0-0 P1	5	1	1	0	0	1	3				
Dave Winfield, R (1, 10) OBP: 0.409, SLG: 0.619	4-2 3B BB		0-0 E 1B	1-3 K		1-3 K			1-0 F9	4	2	1	0	1	2	2				
Kelly Gruber, R (1, 5) OBP: 0.318, SLG: 0.700	2-2 1-H 3B		2-3 K	4-1 BB		2-1 K			0-2 G5-3	4	0	2	2	1	1	2				
John Olerud, L (1, 3) OBP: 0.619, SLG: 0.769	3-3 K		1-3 K	1-0 G4-3		3-H 2B			4-0 IBB	3	0	0	0	1	2	5				
Candy Maldonado, R (1, 7) OBP: 0.250, SLG: 0.200		1-0 SH2-3 1B	0-1 E7 1B BB		3-2 G6-3				3-1 P4	4	1	2	1	0	0	2				
Pat Borders, R (1, 2) OBP: 0.400, SLG: 0.824		3-1 SH2-3 1B	4-2 E 1B BB		4-2 BB				0-0 G4-3	2	1	1	0	2	0	0				
Manuel Lee, S (1, 6) OBP: 0.263, SLG: 0.222		1-0 SH2-3 1B	0-1 1B		1-3 K				2-3 K	3	0	1	1	0	2	1				
Inning Stats	R: 2 E: 0 K: 1 S: 14	H: 3 LOB: 1 BB: 1 P: 26	R: 0 E: 0 K: 0 S: 7	H: 2 LOB: 2 BB: 0 P: 15	R: 4 E: 1 K: 2 S: 20	H: 5 LOB: 1 BB: 1 P: 32	R: 0 E: 0 K: 2 S: 9	H: 1 LOB: 2 BB: 1 P: 16	R: 0 E: 0 K: 1 S: 13	H: 0 LOB: 1 BB: 1 P: 24	R: 1 E: 1 K: 1 S: 12	H: 1 LOB: 2 BB: 1 P: 24	R: 0 E: 0 K: 1 S: 11	H: 1 LOB: 1 BB: 0 P: 16	R: 0 E: 0 K: 0 S: 6	H: 0 LOB: 0 BB: 0 P: 7	1B: 9 2B: 3 3B: 1 HR: 0	SF: 0 SAC: 1 DP: 0 HBP: 0	WP: 0 PA: 42 PB: 0 SB: 1 CS: 2	
PITCHER	IP	WLS	BF	H	R	ER	SO	BB	IBB	HBP	BLK	WP	HR	S	P	ERA	WHIP			
Rick Sutcliffe, R (1, 1) ERA: 4.63	2.2	L	18	9	6	6	3	2	0	0	0	0	0	37	67	0.00	1.667			
Mark Williamson, R (3, 1) ERA:	3.0		15	3	1	0	4	2	1	0	0	0	0	19	28	0.00	0.429			
Storm Davis, R (6, 1) ERA:	2.1		8	1	0	0	1	0	0	0	0	0	0	19	28	0.00	0.429			

Baltimore Orioles @ Toronto Blue Jays
SkyDome, Toronto, ON
Sat Apr 11 1992, 3:33 AM EDT
Att: 50,375 - Dome - 70 F

AB	35
R	7
H	13
RBI	7
BB	5
SO	8
LOB	21



Batter	1	2	3	4	5	6	7	8	9	AB	R	H	RBI	BB	SO	LOB	TOP										
Brady Anderson, L (1, 7) OBP: 0.308, SLG: 0.250	F7		HBP		P3		HBP		K	3	0	0	0	0	1	3	Baltimore Orioles @ Toronto Blue Jays SkyDome, Toronto, ON Sun Apr 12 1992, 3:33 AM EDT Att: 48,309 - Dome - 70 F										
Joe Orsulak, L (1, 9) OBP: 0.150, SLG: 0.200	G6-3		P4		F9		K			4	0	0	0	0	1	3											
Cal Ripken Jr., R (1, 6) OBP: 0.208, SLG: 0.136	F9			HBP				P2		3	0	1	1	0	0	0											
Randy Milligan, R (1, 10) OBP: 0.250, SLG: 0.077		BB		HBP	P4			P4		3	0	1	0	1	0	1											
Mike Devereaux, R (1, 8) OBP: 0.278, SLG: 0.647	F8		P4		F9			K		4	0	0	0	0	1	3											
Leo Gomez, R (1, 5) OBP: 0.381, SLG: 0.400	P4		F9		F8			F9		4	0	0	0	0	0	3											
David Segui, S (1, 3) OBP: 0.133, SLG: 0.071	P3			BB	F7				BB	3	0	1	0	1	0	1											
Chris Hoiles, R (1, 2) OBP: 0.300, SLG: 0.368 Chito Martinez, L (9, PH)			K	F7			CS		BB	3	0	1	0	0	1	3											
Billy Ripken, R (1, 4) OBP: 0.143, SLG: 0.214 Sam Horn, L (9, PH)	F8				F9		P5		K	3	1	1	0	0	0	1											
Inning Stats	R: 0 E: 0 K: 0 S: 8	H: 0 LOB: 0 BB: 0 P: 11	R: 0 E: 0 K: 0 S: 9	H: 0 LOB: 1 BB: 1 P: 19	R: 0 E: 0 K: 1 S: 10	H: 0 LOB: 1 BB: 0 P: 14	R: 0 E: 0 K: 0 S: 16	H: 1 LOB: 3 BB: 1 P: 28	R: 1 E: 0 K: 0 S: 7	H: 2 LOB: 1 BB: 0 P: 14	R: 0 E: 0 K: 0 S: 8	H: 0 LOB: 0 BB: 0 P: 13	R: 0 E: 0 K: 1 S: 12	H: 1 LOB: 1 BB: 0 P: 22	R: 0 E: 0 K: 1 S: 6	H: 0 LOB: 0 BB: 0 P: 9		R: 0 E: 0 K: 2 S: 10	H: 1 LOB: 2 BB: 1 P: 17	1B: 4 2B: 1 3B: 0 HR: 0	SF: 0 SAC: 0 DP: 0 HBP: 3	WP: 0 PB: 0 SB: 0 CS: 1	PA: 37				
PITCHER	IP	WLS	BF	H	R	ER	SO	BB	IBB	HBP	BLK	WP	HR	S	P	ERA	WHIP										
David Wells, L (1, 1) ERA: 1.29	7.0	W	29	4	1	1	2	2	0	3	0	0	0	70	121	1.29	0.857										
Tom Henke, R (8, 1) ERA:	1.0		3	0	0	0	1	0	0	0	0	0	0	6	9	0.00	0.000										
Duane Ward, R (9, 1) ERA:	1.0	S	5	1	0	0	2	1	0	0	0	0	0	10	17	0.00	2.000										

Batter	1	2	3	4	5	6	7	8	9	AB	R	H	RBI	BB	SO	LOB	BOTTOM										
Devon White, S (1, 8) OBP: 0.345, SLG: 0.385	K	K			FC1-6		HBP			3	1	1	1	1	2	3	Baltimore Orioles @ Toronto Blue Jays SkyDome, Toronto, ON Sun Apr 12 1992, 3:33 AM EDT Att: 48,309 - Dome - 70 F										
Roberto Alomar, S (1, 4) OBP: 0.296, SLG: 0.462	G4-3		F7		FC1-6		SF8		HBP	4	0	1	0	0	0	2											
Joe Carter, R (1, 9) OBP: 0.364, SLG: 0.550	HR		F8		K				HBP	3	1	1	1	0	1	2											
Dave Winfield, R (1, 10) OBP: 0.346, SLG: 0.542	F8		G6-3		G6-3		SF8			3	0	0	1	0	0	2											
Kelly Gruber, R (1, 5) OBP: 0.292, SLG: 0.636 Jeff Kent, R (5, 5) OBP: 0.500, SLG: 1.000		L8			K		G3-1		L5	2	0	0	0	0	1	0											
John Olerud, L (1, 3) OBP: 0.580, SLG: 0.647		BB			P2		G3-1		P5	4	0	1	0	0	0	1											
Candy Maldonado, R (1, 7) OBP: 0.300, SLG: 0.316		BB		G4-3		G6-3			BB	4	0	2	0	0	0	1											
Pat Borders, R (1, 2) OBP: 0.375, SLG: 0.762		P3				K		F8		4	1	1	0	0	1	4											
Manuel Lee, S (1, 6) OBP: 0.304, SLG: 0.238					FC1-6				G6-3	3	0	1	0	1	1	1											
Inning Stats	R: 1 E: 0 K: 1 S: 11	H: 1 LOB: 0 BB: 0 P: 16	R: 0 E: 0 K: 1 S: 14	H: 3 LOB: 3 BB: 0 P: 18	R: 0 E: 0 K: 0 S: 6	H: 0 LOB: 0 BB: 0 P: 9	R: 0 E: 0 K: 1 S: 6	H: 0 LOB: 0 BB: 0 P: 8	R: 1 E: 0 K: 1 S: 10	H: 2 LOB: 2 BB: 1 P: 22	R: 0 E: 0 K: 1 S: 11	H: 1 LOB: 1 BB: 0 P: 17	R: 1 E: 0 K: 1 S: 14	H: 1 LOB: 2 BB: 1 P: 24	R: 0 E: 0 K: 0 S: 8	H: 1 LOB: 1 BB: 0 P: 15		1B: 5 2B: 3 3B: 0 HR: 1	SF: 1 SAC: 0 DP: 0 HBP: 1	WP: 0 PB: 0 SB: 0 CS: 0	PA: 36						
PITCHER	IP	WLS	BF	H	R	ER	SO	BB	IBB	HBP	BLK	WP	HR	S	P	ERA	WHIP										
Jose Mesa, R (1, 1) ERA: 3.38	5.1	L	24	7	2	2	4	1	0	0	0	0	0	13	20	9.00	1.000										
Todd Frohwrth, R (6, 1) ERA: 6.0	1.0		4	0	1	1	2	1	0	0	0	0	0	3	5	∞	∞										
Mike Flanagan, L (7, 1) ERA:	0.0		1	1	0	0	0	0	0	0	0	0	0	3	5	∞	∞										
Storm Davis, R (7, 1) ERA:	1.2		7	1	0	0	0	0	0	1	0	0	0	12	23	0.00	0.600										

AB 31
R 1
H 5
RBI 1
BB 3
SO 5
LOB 20



AB 32
R 3
H 9
RBI 3
BB 2
SO 6
LOB 18



Batter	1	2	3	4	5	6	7	8	9	AB	R	H	RBI	BB	SO	LOB	TOP								
Brady Anderson, L (1, 9) OBP: 0.355, SLG: 0.333	4-2 1B SF7	0-0 1B G4-3	2-1 G4-3		2-3 K			1-0 G4-3 2B		4	3	2	1	1	1	1	Baltimore Orioles @ Boston Red Sox Fenway Park, Boston, MA Mon Apr 13 1992, 3:33 AM EDT Att: 34,472 - Sunny - 43 F								
Tim Lincecum, R (1, 10) OBP: 0.444, SLG: 0.444 Chito Martinez, L (8, PH)	2-1 1B	1-2 G4-3 BB		3-2 F9 1B SF8		0-0 G1-3		0-0 F8		4	1	3	1	0	0	0									
Cal Ripken Jr., R (1, 6) OBP: 0.241, SLG: 0.160	0-0 SF7			1-0 SF8 BB		3-2 F9		1-2 G4-3		3	0	1	1	1	0	1									
Randy Milligan, R (1, 3) OBP: 0.333, SLG: 0.333 Joe Orsulak, L (8, PR) OBP: 0.150, SLG: 0.200	1-1 1B	3-2 G4-3		0-1 F9		3-2		3-1		5	0	3	2	0	0	4									
Mike Devereaux, R (1, 8) OBP: 0.261, SLG: 0.524	3-3 K			4-2 SF8 BB		0-0 L8		0-3 K		4	0	0	0	1	3	6									
Leo Gomez, R (1, 5) OBP: 0.346, SLG: 0.417	0-0 G5-3			1-0 SF8				2-2 F8		4	1	1	1	0	0	2									
David Segui, S (1, 7) OBP: 0.150, SLG: 0.056		2-1 G4-3		1-2 FC5-4 2B		0-1 L7		4-1 BB		4	1	0	0	1	0	4									
Chris Hoiles, R (1, 2) OBP: 0.280, SLG: 0.318		4-0 1B BB		1-0 F9		2-3 K		0-3 K		3	1	0	1	1	2	2									
Billy Ripken, R (1, 4) OBP: 0.211, SLG: 0.316	1-2 1B	1-2 1B		3-2 2B		3-3 K		1-1 G4-3		5	1	2	1	0	1	1									
Inning Stats	R: 1 E: 0 K: 1 S: 11	H: 2 LOB: 2 BB: 1 P: 21	R: 3 E: 0 K: 1 S: 15	H: 3 LOB: 2 BB: 2 P: 32	R: 1 E: 1 K: 0 S: 12	H: 1 LOB: 1 BB: 0 P: 21	R: 1 E: 0 K: 0 S: 13	H: 2 LOB: 2 BB: 1 P: 22	R: 0 E: 0 K: 3 S: 9	H: 0 LOB: 0 BB: 0 P: 16	R: 0 E: 0 K: 0 S: 8	H: 1 LOB: 1 BB: 0 P: 14	R: 0 E: 0 K: 1 S: 10	H: 0 LOB: 1 BB: 1 P: 17	R: 1 E: 0 K: 1 S: 10	H: 2 LOB: 1 BB: 0 P: 15	R: 1 E: 0 K: 0 S: 12	H: 1 LOB: 0 BB: 0 P: 16	1B: 7 2B: 5 3B: 0 HR: 0	SF: 3 SAC: 0 DP: 0 HBP: 0	WP: 0 PB: 0 SB: 0 CS: 0	PA: 45			
PITCHER	IP	WLS	BF	H	R	ER	SO	BB	IBB	HBP	BLK	WP	HR	S	P	ERA	WHIP								
Frank Viola, L (1, 1) ERA: 8.31	3.0		21	8	6	5	2	3	0	0	0	0	0	44	84	15.00	3.667								
Greg Harris, R (4, 1) ERA:	4.0		15	1	0	0	4	2	0	0	0	0	0	34	59	0.00	0.750								
Tony Fossas, L (8, 1) ERA: 27.0	0.0	L	1	1	1	1	0	0	0	0	0	0	0	1	2	∞	∞								
Danny Darwin, R (8, 1) ERA: 1.04	2.0		8	2	1	1	1	0	0	0	0	0	0	21	29	4.50	1.000								

Batter	1	2	3	4	5	6	7	8	9	AB	R	H	RBI	BB	SO	LOB	BOTTOM								
Wade Boggs, L (1, 5) OBP: 0.333, SLG: 0.300	1-0 F8		0-2 G6-3	2-2 L9		1-1 F7	4-0 BB			4	0	0	1	1	0	0	Baltimore Orioles @ Boston Red Sox Fenway Park, Boston, MA Mon Apr 13 1992, 3:33 AM EDT Att: 34,472 - Sunny - 43 F								
Jody Reed, R (1, 4) OBP: 0.303, SLG: 0.357	0-1 BLK G3-4-3 1B		3-2 2B 1B	4-0 BB		1-1 G5-3	0-2 P2			4	1	2	0	1	0	3									
Mike Greenwell, L (1, 7) OBP: 0.269, SLG: 0.174	0-1 G3-4-3		4-0 2B BB	1-0 G5-3		3-1 2B 1B	3-2 G6-4-3 1B			4	2	2	0	1	0	2									
Ellis Burks, R (1, 8) OBP: 0.400, SLG: 0.462	4-1 BLK BB		1-0 2B 2B	2-1 P4		2-0 BB G4-3 2B	1-1 G6-4-3			4	2	2	2	1	0	1									
Phil Plantier, L (1, 9) OBP: 0.308, SLG: 0.333	1-3 K		0-1 2B	2-2 G4-3		4-1 G4-3 BB BB	0-3 K			4	1	1	2	1	2	2									
Jack Clark, R (1, 10) OBP: 0.292, SLG: 0.105 Herm Winningham, L (7, PR)		2-3 K	1-1 G5-3	2-0 BB		4-1 BB G4-3 BB	1-1 G3-1			3	0	1	0	1	1	1									
Mo Vaughn, L (1, 3) OBP: 0.524, SLG: 0.714		3-3 K	4-2 BB	1-2 BB		1-0 G4-3	1-3 K			3	0	0	1	2	2	2									
Tony Peña, R (1, 2) OBP: 0.217, SLG: 0.182 Tom Brunansky, R (9, PH) OBP: 0.429, SLG: 0.273		2-1 1B	1-2 F9	1-1 G1-3		1-1 K	4-2 BB			4	0	1	0	0	1	7									
Luis Rivera, R (1, 6) OBP: 0.533, SLG: 0.538 Scott Cooper, L (7, PH) Tim Lincecum, R (8, 6) OBP: 0.385, SLG: 0.615		0-2 F9		2-1 P4		0-0 P3	4-2 BB			3	0	0	0	0	0	1									
Inning Stats	R: 0 E: 0 K: 1 S: 10	H: 1 LOB: 1 BB: 1 P: 16	R: 0 E: 0 K: 2 S: 12	H: 1 LOB: 0 BB: 0 P: 19	R: 3 E: 0 K: 0 S: 16	H: 3 LOB: 2 BB: 2 P: 30	R: 0 E: 0 K: 0 S: 7	H: 0 LOB: 1 BB: 1 P: 16	R: 0 E: 0 K: 0 S: 5	H: 0 LOB: 0 BB: 0 P: 7	R: 3 E: 0 K: 1 S: 17	H: 2 LOB: 3 BB: 4 P: 40	R: 0 E: 0 K: 1 S: 9	H: 1 LOB: 0 BB: 0 P: 13	R: 0 E: 0 K: 1 S: 11	H: 0 LOB: 1 BB: 1 P: 17	1B: 6 2B: 3 3B: 0 HR: 0	SF: 0 SAC: 0 DP: 1 HBP: 0	WP: 0 PB: 0 SB: 0 CS: 0	PA: 45					
PITCHER	IP	WLS	BF	H	R	ER	SO	BB	IBB	HBP	BLK	WP	HR	S	P	ERA	WHIP								
Bob Milacki, R (1, 1) ERA: 2.92	6.0		29	6	3	3	3	5	0	0	1	0	0	60	109	4.50	1.833								
Mike Flanagan, L (7, 1) ERA: 40.5	0.1		5	2	3	3	0	2	0	0	0	0	0	6	20	81.00	12.000								
Todd Frohwirth, R (7, 1) ERA: 4.91	0.2	W	4	0	0	0	1	2	0	0	0	0	0	11	20	0.00	3.000								
Gregg Olson, R (8, 1) ERA: 4.91	2.0	S	7	1	0	0	2	1	0	0	0	0	0	20	30	0.00	1.000								

Batter	1	2	3	4	5	6	7	8	9	AB	R	H	RBI	BB	SO	LOB	TOP										
Brady Anderson, L (1, 9) OBP: 0.389, SLG: 0.552										5	1	3	2	0	1	0	Baltimore Orioles @ Boston Red Sox Fenway Park, Boston, MA Wed Apr 15 1992, 3:33 AM EDT Att: 27,185 - Sunny - 51 F										
Joe Orsulak, L (1, 7) OBP: 0.206, SLG: 0.250										4	0	2	1	0	1	2											
Cal Ripken Jr., R (1, 6) OBP: 0.212, SLG: 0.138										4	0	0	0	0	1	3											
Randy Milligan, R (1, 3) OBP: 0.280, SLG: 0.273										4	0	0	0	0	0	1											
Mike Devereaux, R (1, 8) OBP: 0.222, SLG: 0.440										4	0	0	0	0	1	0											
Sam Horn, L (1, 10) OBP: 0.400, SLG: 0.385										4	0	0	0	0	2	0											
Leo Gomez, R (1, 5) OBP: 0.345, SLG: 0.385 Chito Martinez, L (9, PH)										2	0	0	0	1	0	0											
Chris Hoiles, R (1, 2) OBP: 0.345, SLG: 0.500										4	3	3	1	0	1	1											
Billy Ripken, R (1, 4) OBP: 0.190, SLG: 0.286 Mark McLemore, S (7, PH)										2	0	0	0	0	0	1											
										2	1	1	1	0	0	0											
Inning Stats	R: 0 E: 0 K: 1 S: 9	H: 1 LOB: 1 BB: 0 P: 12	R: 0 E: 0 K: 1 S: 8	H: 0 LOB: 1 BB: 1 P: 17	R: 0 E: 0 K: 1 S: 13	H: 1 LOB: 1 BB: 0 P: 23	R: 0 E: 0 K: 0 S: 9	H: 0 LOB: 0 BB: 0 P: 14	R: 1 E: 0 K: 1 S: 10	H: 2 LOB: 1 BB: 0 P: 15	R: 0 E: 0 K: 0 S: 6	H: 0 LOB: 0 BB: 0 P: 10	R: 3 E: 0 K: 1 S: 14	H: 4 LOB: 1 BB: 0 P: 25	R: 0 E: 0 K: 2 S: 9	H: 0 LOB: 0 BB: 0 P: 15	R: 1 E: 0 K: 0 S: 14	H: 1 LOB: 0 BB: 0 P: 20	1B: 4 2B: 2 3B: 2 HR: 1	SF: 0 SAC: 0 DP: 0 HBP: 0	WP: 0 PB: 0 SB: 0 CS: 0	PA: 37					
PITCHER	IP	WLS	BF	H	R	ER	SO	BB	IBB	HBP	BLK	WP	HR	S	P	ERA	WHIP										
Mike Gardiner, R (1, 1) ERA: 1.86	6.2		26	5	2	2	5	1	0	0	0	0	0	62	101	2.70	0.900										
Peter Hoy, R (7, 1) ERA: 18.0	0.0		3	3	2	2	0	0	0	0	0	0	0	6	13	∞	∞										
Greg Harris, R (7, 1) ERA: 18.0	1.1	W	4	0	0	0	2	0	0	0	0	0	0	10	17	0.00	0.000										
Jeff Reardon, R (9, 1) ERA: 2.7	1.0	S	4	1	1	1	0	0	0	0	0	0	1	14	20	9.00	1.000										

Batter	1	2	3	4	5	6	7	8	9	AB	R	H	RBI	BB	SO	LOB	BOTTOM										
Wade Boggs, L (1, 5) OBP: 0.342, SLG: 0.273										3	0	0	0	2	1	3	Baltimore Orioles @ Boston Red Sox Fenway Park, Boston, MA Wed Apr 15 1992, 3:33 AM EDT Att: 27,185 - Sunny - 51 F										
Jody Read, R (1, 4) OBP: 0.316, SLG: 0.344										4	0	1	2	1	0	1											
Mike Greenwell, L (1, 7) OBP: 0.290, SLG: 0.185										4	1	1	0	1	0	4											
Ellis Burks, R (1, 8) OBP: 0.353, SLG: 0.400										4	1	0	0	0	1	3											
Phil Plantier, L (1, 9) OBP: 0.300, SLG: 0.292										3	1	0	0	1	1	1											
Tom Brunansky, R (1, 10) OBP: 0.444, SLG: 0.357										3	1	2	1	0	0	0											
Mo Vaughn, L (1, 3) OBP: 0.520, SLG: 0.722										4	1	2	2	0	2	1											
Tim Lincecum, R (1, 6) OBP: 0.438, SLG: 0.571										1	1	0	0	2	1	0											
Tony Peña, R (1, 2) OBP: 0.231, SLG: 0.167 Herm Winningham, L (8, PH)										2	0	0	0	1	0	1											
John Flaherty, R (9, 2) OBP: 0.333, SLG: 0.667										0	0	0	0	0	0	0											
Inning Stats	R: 0 E: 0 K: 2 S: 12	H: 0 LOB: 1 BB: 1 P: 17	R: 0 E: 0 K: 2 S: 12	H: 0 LOB: 0 BB: 0 P: 16	R: 1 E: 1 K: 0 S: 8	H: 0 LOB: 1 BB: 2 P: 18	R: 0 E: 0 K: 1 S: 10	H: 1 LOB: 1 BB: 0 P: 15	R: 0 E: 0 K: 1 S: 9	H: 0 LOB: 0 BB: 0 P: 16	R: 3 E: 0 K: 0 S: 21	H: 2 LOB: 3 BB: 4 P: 43	R: 0 E: 1 K: 0 S: 10	H: 0 LOB: 1 BB: 0 P: 16	R: 2 E: 0 K: 0 S: 14	H: 3 LOB: 2 BB: 1 P: 24	1B: 5 2B: 1 3B: 0 HR: 0	SF: 1 SAC: 1 DP: 1 HBP: 0	WP: 0 PB: 0 SB: 0 CS: 0	PA: 39							
PITCHER	IP	WLS	BF	H	R	ER	SO	BB	IBB	HBP	BLK	WP	HR	S	P	ERA	WHIP										
Ben McDonald, R (1, 1) ERA: 1.84	5.2		26	3	4	3	6	5	1	0	0	0	0	69	117	4.76	1.412										
Storm Davis, R (6, 1) ERA: 2.35	2.0	L	11	2	2	2	0	1	1	0	0	0	0	22	41	9.00	1.500										
Mark Williamson, R (8, 1) ERA: 2.70	0.0		1	1	0	0	0	0	0	0	0	0	0	3	4	∞	∞										
Mike Flanagan, L (8, 1) ERA: 2.70	0.1		1	0	0	0	0	0	0	0	0	0	0	2	3	0.00	0.000										

AB	36
R	5
H	9
RBI	5
BB	1
SO	7
LOB	8



Batter	1	2	3	4	5	6	7	8	9	AB	R	H	RBI	BB	SO	LOB	TOP			
Dan Gladden, R (1, 7) OBP: 0.314, SLG: 0.326	F9		FC3-6 BB		L8			F7		3	0	0	0	1	0	0	Detroit Tigers @ Baltimore Orioles Oriole Park at Camden Yards, Baltimore, MD Fri Apr 17 1992, 7:05 PM EDT Att. 45,188 - Overcast - 77 F			
Lou Whitaker, L (1, 4) OBP: 0.400, SLG: 0.333	P4		FC3-6		L9			P6		4	0	0	0	0	0	2				
Alan Trammell, R (1, 6) OBP: 0.349, SLG: 0.257	G4-3		L8					L7		4	0	1	0	0	0	2				
Cecil Fielder, R (1, 3) OBP: 0.283, SLG: 0.550		L9		1B 1B				F9		4	0	1	0	0	0	1				
Mickey Tettleton, S (1, 2) OBP: 0.383, SLG: 0.395		K		1B F8				F8		4	0	0	0	0	2	2				
Tony Phillips, S (1, 10) OBP: 0.455, SLG: 0.281		S BB		F9				K		3	0	0	0	1	2	2				
Rob Deer, R (1, 9) OBP: 0.355, SLG: 0.808		F9		1B F9				G6-3		3	0	1	0	0	0	1				
Travis Fryman, R (1, 5) OBP: 0.357, SLG: 0.385			FC3-6 BB 1B		P6			L8		3	0	1	0	0	0	2				
Mitt Cuyler, S (1, 8) OBP: 0.231, SLG: 0.342			F8		P6			G4-3		3	0	0	0	0	0	1				
Inning Stats	R: 0 E: 0 K: 0 S: 11	H: 0 LOB: 0 BB: 0 P: 17	R: 0 E: 0 K: 1 S: 9	H: 0 LOB: 1 BB: 1 P: 20	R: 0 E: 0 K: 0 S: 5	H: 1 LOB: 2 BB: 1 P: 12	R: 0 E: 0 K: 0 S: 16	H: 2 LOB: 2 BB: 0 P: 26	R: 0 E: 0 K: 1 S: 7	H: 1 LOB: 1 BB: 0 P: 11	R: 0 E: 0 K: 0 S: 6	H: 0 LOB: 0 BB: 0 P: 9	R: 0 E: 0 K: 0 S: 6	H: 0 LOB: 0 BB: 0 P: 10	R: 0 E: 0 K: 2 S: 9	H: 0 LOB: 0 BB: 0 P: 13		1B: 4 2B: 0 3B: 0 HR: 0	SF: 0 SAC: 0 DP: 0 HBP: 0	WP: 0 PB: 0 SB: 2 CS: 0
PITCHER Rick Sutcliffe, R (1, 1) ERA: 2.61	IP: 9.0 WLS: W BF: 33 H: 4 R: 0 ER: 0 SO: 4 BB: 2 IBB: 0 HBP: 0 BLK: 0 WP: 0 HR: 0 S: 76 P: 130 ERA: 0.00 WHIP: 0.667															PITCHER				

Batter	1	2	3	4	5	6	7	8	9	AB	R	H	RBI	BB	SO	LOB	BOTTOM	
Brady Anderson, L (1, 7) OBP: 0.425, SLG: 0.576	S SH1-3 1B		SH1-3					P5		4	1	3	1	0	0	1	Detroit Tigers @ Baltimore Orioles Oriole Park at Camden Yards, Baltimore, MD Fri Apr 17 1992, 7:05 PM EDT Att. 45,188 - Overcast - 77 F	
Luis Mercedes, R (1, 9) Joe Orsulak, L (7, PH) (8, 9)	SH1-3		G5-3		G6-3			G3-1		2	0	0	0	0	0	2		
Cal Ripken Jr., R (1, 6) OBP: 0.270, SLG: 0.226	CS IBB		G5-3							2	2	1	0	2	0	1		
Randy Milligan, R (1, 3) OBP: 0.310, SLG: 0.538	K				L8					4	2	2	6	0	1	2		
Mike Devereaux, R (1, 8) OBP: 0.226, SLG: 0.414		1B S G4-3 1B		G5-3				G6-3		4	1	1	0	0	1	0		
Tim Lincecum, R (1, 10) OBP: 0.536, SLG: 0.500		G4-3 1B								3	0	2	0	1	1	0		
Leo Gomez, R (1, 5) OBP: 0.303, SLG: 0.333		G4-3		G5-3				F9		4	0	0	0	0	0	3		
Chris Hoiles, R (1, 2) OBP: 0.364, SLG: 0.500		P3			F7					4	1	2	0	0	0	0		
Billy Ripken, R (1, 4) OBP: 0.240, SLG: 0.360			SH1-3 2B		L6			F8		4	1	2	0	0	0	1		
Inning Stats	R: 0 E: 0 K: 1 S: 7	H: 1 LOB: 2 BB: 1 P: 16	R: 1 E: 0 K: 0 S: 13	H: 2 LOB: 0 BB: 0 P: 19	R: 0 E: 0 K: 0 S: 5	H: 1 LOB: 1 BB: 0 P: 5	R: 0 E: 0 K: 0 S: 7	H: 1 LOB: 1 BB: 0 P: 12	R: 0 E: 0 K: 2 S: 13	H: 2 LOB: 0 BB: 0 P: 23	R: 2 E: 0 K: 1 S: 18	H: 4 LOB: 1 BB: 2 P: 39	R: 0 E: 0 K: 0 S: 9	H: 1 LOB: 1 BB: 0 P: 16	1B: 9 2B: 2 3B: 1 HR: 2	SF: 0 SAC: 2 DP: 2 HBP: 0		WP: 1 PB: 0 SB: 3 CS: 1
PITCHER Scott Aldred, L (1, 1) ERA: 9.39 Kevin Ritz, R (7, 1) ERA: 5.59 Les Lancaster, R (7, 1) ERA: 11.05 Mike Munoz, L (8, 1) ERA:	IP: 6.0 WLS: L BF: 25 H: 8 R: 3 ER: 3 SO: 3 BB: 0 IBB: 0 HBP: 0 BLK: 0 WP: 1 HR: 0 S: 52 P: 85 ERA: 4.50 WHIP: 1.333															PITCHER		

AB	31
R	0
H	4
RBI	0
BB	2
SO	4
LOB	13



AB	33
R	8
H	13
RBI	7
BB	3
SO	4
LOB	13




Batter	1	2	3	4	5	6	7	8	9	AB	R	H	RBI	BB	SO	LOB	TOP										
Dan Gladden, R (1, 7) OBP: 0.333, SLG: 0.347	L8		1B		SH3		1B			3	0	2	0	0	0	0	Detroit Tigers @ Baltimore Orioles Oriole Park at Camden Yards, Baltimore, MD Sat Apr 18 1992, 3:33 AM EDT Att: 45,701 - Overcast - 53 F										
Lou Whitaker, L (1, 4) OBP: 0.359, SLG: 0.290	L8		L8		FC3-2		F7			4	0	0	0	0	0	4											
Tony Phillips, S (1, 10) OBP: 0.438, SLG: 0.257	L8				F8		FC5-4		K	3	0	0	0	1	1	0											
Cecil Fielder, R (1, 3) OBP: 0.280, SLG: 0.523					L3		FC5-4		G5-3	4	0	1	0	0	0	3											
Mickey Tettleton, S (1, 2) OBP: 0.392, SLG: 0.375									K	2	0	0	0	2	2	1											
Rob Deer, R (1, 9) OBP: 0.343, SLG: 0.733					L9					4	0	1	0	0	1	2											
Travis Fryman, R (1, 6) OBP: 0.348, SLG: 0.372										4	1	1	0	0	0	2											
Scott Livingstone, L (1, 5) OBP: 0.375, SLG: 0.375										4	0	2	0	0	0	0											
Mitt Cuyler, S (1, 8) OBP: 0.233, SLG: 0.333										4	0	1	1	0	2	1											
Inning Stats	R: 0 E: 0 K: 0 S: 8	H: 0 LOB: 0 BB: 0 P: 12	R: 0 E: 0 K: 1 S: 7	H: 1 LOB: 1 BB: 0 P: 11	R: 0 E: 0 K: 0 S: 10	H: 1 LOB: 1 BB: 0 P: 13	R: 0 E: 0 K: 0 S: 7	H: 0 LOB: 1 BB: 1 P: 16	R: 0 E: 0 K: 0 S: 9	H: 3 LOB: 3 BB: 1 P: 16	R: 0 E: 0 K: 0 S: 7	H: 1 LOB: 0 BB: 1 P: 13	R: 0 E: 0 K: 1 S: 10	H: 1 LOB: 0 BB: 0 P: 12	R: 0 E: 0 K: 2 S: 10	H: 0 LOB: 0 BB: 0 P: 15		R: 0 E: 0 K: 2 S: 9	H: 1 LOB: 1 BB: 0 P: 16	1B: 8 2B: 0 3B: 0 HR: 0	SF: 0 SAC: 1 DP: 1 HBP: 0	WP: 0 PB: 0 SB: 0 CS: 1	PA: 36				
PITCHER	IP	WLS	BF	H	R	ER	SO	BB	IBB	HBP	BLK	WP	HR	S	P	ERA	WHIP										
35 Mike Mussina, R (1, 1) ERA: 1.32	8.0	W	32	7	1	1	4	3	0	0	0	0	0	68	108	1.12	1.250										
Gregg Olson, R (9, 1) ERA: 3.86	1.0		4	1	0	0	2	0	0	0	0	0	0	9	16	0.00	1.000										


Batter	1	2	3	4	5	6	7	8	9	AB	R	H	RBI	BB	SO	LOB	BOTTOM										
Brady Anderson, L (1, 7) OBP: 0.400, SLG: 0.514	K		F8		G3-1		G1-3			4	0	0	0	1	1	3	Detroit Tigers @ Baltimore Orioles Oriole Park at Camden Yards, Baltimore, MD Sat Apr 18 1992, 3:33 AM EDT Att: 45,701 - Overcast - 53 F										
Luis Mercedes, R (1, 9) OBP: 0.143, SLG: 0.143	G5-3		CS		G1-3		L4		FC6-4	5	0	1	0	0	0	1											
Cal Ripken Jr., R (1, 6) OBP: 0.310, SLG: 0.257			WP				L8		E	4	1	2	0	1	0	1											
Randy Milligan, R (1, 3) OBP: 0.333, SLG: 0.517	G5-3		G6-3							3	1	1	0	1	0	2											
Mike Devereaux, R (1, 8) OBP: 0.257, SLG: 0.424			P3							4	2	2	0	0	0	2											
Tim Lincecum, R (1, 10) OBP: 0.529, SLG: 0.533			P2							3	0	1	2	1	0	2											
Leo Gomez, R (1, 5) OBP: 0.324, SLG: 0.353										4	0	2	1	0	0	2											
Billy Ripken, R (1, 4) OBP: 0.241, SLG: 0.321			K							3	0	0	0	1	1	2											
Jeff Tackett, R (1, 2) OBP: 0.500, SLG: 2.000										2	1	1	1	0	0	0											
Chito Martinez, L (6, PH)										0	0	0	1	1	0	0											
Chris Hoiles, R (7, 2) OBP: 0.382, SLG: 0.613										1	1	1	1	0	0	0											
Inning Stats	R: 0 E: 0 K: 1 S: 8	H: 0 LOB: 1 BB: 1 P: 17	R: 0 E: 0 K: 1 S: 9	H: 1 LOB: 0 BB: 0 P: 13	R: 1 E: 0 K: 0 S: 12	H: 3 LOB: 1 BB: 0 P: 20	R: 0 E: 0 K: 0 S: 7	H: 1 LOB: 1 BB: 1 P: 14	R: 0 E: 0 K: 0 S: 9	H: 0 LOB: 0 BB: 0 P: 16	R: 2 E: 0 K: 0 S: 13	H: 2 LOB: 3 BB: 3 P: 31	R: 2 E: 1 K: 0 S: 16	H: 3 LOB: 1 BB: 0 P: 25	R: 1 E: 0 K: 0 S: 11	H: 1 LOB: 1 BB: 1 P: 23	1B: 8 2B: 1 3B: 0 HR: 2	SF: 0 SAC: 0 DP: 0 HBP: 0	WP: 1 PB: 0 SB: 0 CS: 2	PA: 39							
PITCHER	IP	WLS	BF	H	R	ER	SO	BB	IBB	HBP	BLK	WP	HR	S	P	ERA	WHIP										
Frank Tanana, L (1, 1) ERA: 6.59	5.2	L	26	7	3	3	2	4	0	0	0	0	0	54	102	4.76	1.941										
Mark Leiter, R (6, 1) ERA: 5.0	1.1		8	3	2	2	0	1	0	0	0	0	0	20	34	13.50	3.000										
Mike Munoz, L (8, 1) ERA: 1.5	1.0		5	1	1	1	0	1	0	0	0	0	1	11	23	9.00	2.000										



Batter	1	2	3	4	5	6	7	8	9	AB	R	H	RBI	BB	SO	LOB	TOP							
Dan Gladden, R OBP: 0.310, SLG: 0.321 (1, 7)										4	0	0	0	0	1	0	Detroit Tigers @ Baltimore Orioles Oriole Park at Camden Yards, Baltimore, MD Sun Apr 19 1992, 3:33 AM EDT Att. 43,548 - Overcast - 51 F							
Lou Whitaker, L OBP: 0.372, SLG: 0.273 (1, 10)										2	0	0	0	2	0	0								
Alan Trammell, R OBP: 0.319, SLG: 0.231 (1, 6)										4	0	0	0	0	2	2								
Cecil Fielder, R OBP: 0.278, SLG: 0.500 Skeeter Barnes, R (9, PR)										4	0	1	0	0	1	0								
Mickey Tettleton, S OBP: 0.400, SLG: 0.455 (1, 2)										4	1	2	1	0	0	1								
Tony Phillips, S OBP: 0.442, SLG: 0.243 (1, 4)										2	0	0	0	2	0	0								
Rob Deer, R OBP: 0.333, SLG: 0.735 (1, 9)										4	0	1	0	0	2	4								
Travis Fryman, R OBP: 0.340, SLG: 0.426 (1, 5)										4	1	1	1	0	1	5								
Mitt Cuyler, S OBP: 0.217, SLG: 0.311 (1, 8)										3	0	0	0	0	2	0								
Inning Stats	R: 0 E: 0 K: 2 S: 7	H: 0 LOB: 0 BB: 0 P: 11	R: 0 E: 0 K: 0 S: 13	H: 1 LOB: 2 BB: 1 P: 21	R: 0 E: 0 K: 0 S: 11	H: 0 LOB: 1 BB: 1 P: 23	R: 1 E: 0 K: 0 S: 12	H: 2 LOB: 1 BB: 0 P: 19	R: 0 E: 0 K: 2 S: 9	H: 0 LOB: 0 BB: 0 P: 12	R: 1 E: 0 K: 2 S: 13	H: 1 LOB: 0 BB: 0 P: 19	R: 0 E: 0 K: 0 S: 2	H: 0 LOB: 0 BB: 1 P: 7	R: 0 E: 0 K: 2 S: 11	H: 1 LOB: 2 BB: 1 P: 21		1B: 2 2B: 0 3B: 1 HR: 2	SF: 0 SAC: 0 DP: 1 HBP: 0	WP: 0 PB: 0 SB: 0 CS: 0	PA: 35			
PITCHER	IP WLS BF H R ER SO BB IBB HBP BLK WP HR S P ERA WHIP																							
Bob Milacki, R ERA: 2.66 Gregg Olson, R ERA: 3.18	(1, 1) (9, 1)	8.0 W 30 1.0 S 5	4 2 2 7 1 0 0 2	3 0 0 0 1 0 0 0	0 0 0 0 0 0 0 0	0 2 74 0 0 11	121 21	2.25 0.00	0.875 2.000															

Batter	1	2	3	4	5	6	7	8	9	AB	R	H	RBI	BB	SO	LOB	BOTTOM					
Brady Anderson, L OBP: 0.408, SLG: 0.487 (1, 7)										2	1	0	0	1	0	2	Detroit Tigers @ Baltimore Orioles Oriole Park at Camden Yards, Baltimore, MD Sun Apr 19 1992, 3:33 AM EDT Att. 43,548 - Overcast - 51 F					
Joe Orsulak, L OBP: 0.200, SLG: 0.233 (1, 9)										4	0	1	0	0	0	1						
Cal Ripken Jr., R OBP: 0.283, SLG: 0.237 (1, 6)										3	0	0	1	0	1	0						
Sam Horn, L OBP: 0.368, SLG: 0.313 (1, 10)										3	0	0	0	1	2	1						
Mike Devereaux, R OBP: 0.282, SLG: 0.417 (1, 8)										3	0	1	0	1	0	1						
Randy Milligan, R OBP: 0.351, SLG: 0.484 (1, 3)										2	0	0	0	2	1	1						
Leo Gomez, R OBP: 0.325, SLG: 0.351 (1, 5)										3	1	1	0	0	0	3						
Chris Hoiles, R OBP: 0.405, SLG: 0.697 (1, 2)										2	1	1	1	1	0	1						
Mark McLemore, S OBP: 0.400, SLG: 0.444 (1, 4)										3	0	1	1	0	0	1						
Inning Stats	R: 0 E: 0 K: 0 S: 8	H: 0 LOB: 0 BB: 1 P: 15	R: 0 E: 0 K: 0 S: 7	H: 1 LOB: 1 BB: 1 P: 20	R: 2 E: 0 K: 1 S: 14	H: 2 LOB: 1 BB: 0 P: 27	R: 1 E: 0 K: 1 S: 10	H: 2 LOB: 2 BB: 1 P: 19	R: 0 E: 0 K: 0 S: 6	H: 0 LOB: 1 BB: 1 P: 14	R: 0 E: 0 K: 0 S: 5	H: 0 LOB: 0 BB: 1 P: 10	R: 0 E: 0 K: 1 S: 5	H: 0 LOB: 0 BB: 0 P: 9	R: 0 E: 0 K: 1 S: 6	H: 0 LOB: 0 BB: 1 P: 12		1B: 4 2B: 0 3B: 0 HR: 1	SF: 1 SAC: 0 DP: 3 HBP: 1	WP: 0 PB: 0 SB: 0 CS: 0	PA: 33	
PITCHER	IP WLS BF H R ER SO BB IBB HBP BLK WP HR S P ERA WHIP																					
Walt Terrell, R ERA: 4.24	(1, 1)	8.0 L 33 5 3 3 4	6 0 1 0 0 0 0 0	0 0 0 0 0 0 0 0	0 1 61 0 0 0 0	126 0	3.38 1.375															

Batter	1	2	3	4	5	6	7	8	9	AB	R	H	RBI	BB	SO	LOB	TOP										
Dan Gladden, R OBP: 0.302, SLG: 0.310	F7		P8	P3		P4			1B	5	0	1	0	0	0	0	<p>Detroit Tigers @ Baltimore Orioles Oriole Park at Camden Yards, Baltimore, MD Mon Apr 20 1992, 7:05 PM EDT Att: 45,013 - Sunny - 63 F</p> <p>livebaseballscores.com</p> <p>AB 33 R 4 H 6 RBI 4 BB 6 SO 7 LOB 12</p> 										
Lou Whitaker, L OBP: 0.375, SLG: 0.250	BB		F8	BB		L8			P5	3	0	0	0	2	0												
Alan Trammell, R OBP: 0.327, SLG: 0.302	P2		HR	FC6-4		G4-3			F8	4	1	1	1	1	0												
Cecil Fielder, R OBP: 0.293, SLG: 0.549	BB		HR	FC6-4		K				3	1	1	1	1	2												
Mickey Tettleton, S OBP: 0.407, SLG: 0.511	G4-3		HR			K				3	1	1	1	1	2												
Tony Phillips, S OBP: 0.425, SLG: 0.244		G4-3	HR	WP		K			G4-3	4	1	1	0	0	1												
Rob Deer, R OBP: 0.326, SLG: 0.711	F9		2B	1B		G5-3			K	4	0	1	1	0	1												
Travis Fryman, R OBP: 0.333, SLG: 0.400	BB		K			K			G4-3	3	0	0	0	1	2												
Mitt Cuyler, S OBP: 0.204, SLG: 0.292 Skeeter Barnes, R (8, 8)	G5-3		G4-3			K			G5-3	3	0	0	0	0	1												
Inning Stats	R: 0 E: 0 K: 0 S: 15	H: 0 LOB: 2 BB: 2 P: 28	R: 0 E: 0 K: 0 S: 7	H: 0 LOB: 1 BB: 1 P: 13	R: 4 E: 0 K: 1 S: 16	H: 5 LOB: 1 BB: 0 P: 30	R: 0 E: 0 K: 0 S: 12	H: 0 LOB: 2 BB: 2 P: 26	R: 0 E: 0 K: 1 S: 17	H: 0 LOB: 1 BB: 1 P: 25	R: 0 E: 0 K: 2 S: 10	H: 0 LOB: 0 BB: 0 P: 14	R: 0 E: 0 K: 1 S: 7	H: 0 LOB: 0 BB: 0 P: 12	R: 0 E: 0 K: 0 S: 12	H: 1 LOB: 1 BB: 0 P: 16	1B: 2 2B: 1 3B: 0 HR: 3	SF: 0 SAC: 0 DP: 0 HBP: 0	WP: 1 PB: 0 SB: 1 CS: 0	PA: 39							
PITCHER	IP	WLS	BF	H	R	ER	SO	BB	IBB	HBP	BLK	WP	HR	S	P	ERA	WHIP										
Ben McDonald, R ERA: 3.63	(1, 1)	2.2	16	5	4	4	0	3	0	0	0	0	3	35	66	13.50	3.000										
Alan Mills, R ERA:	(3, 1)	3.1	W	13	0	0	4	3	0	0	0	1	0	37	63	0.00	0.900										
Todd Frohwrth, R ERA: 2.7	(7, 1)	3.0	S	10	1	0	3	0	0	0	0	0	0	29	42	0.00	0.333										

Batter	1	2	3	4	5	6	7	8	9	AB	R	H	RBI	BB	SO	LOB	BOTTOM											
Brady Anderson, L OBP: 0.407, SLG: 0.477	F9		F7	K						5	1	2	2	0	1	1	<p>Detroit Tigers @ Baltimore Orioles Oriole Park at Camden Yards, Baltimore, MD Mon Apr 20 1992, 7:05 PM EDT Att: 45,013 - Sunny - 63 F</p> <p>livebaseballscores.com</p> <p>AB 39 R 12 H 16 RBI 12 BB 3 SO 7 LOB 12</p> 											
Mike Devereaux, R OBP: 0.318, SLG: 0.561	G4-3			1B		G4-3				5	2	3	2	0	0													
Cal Ripken Jr., R OBP: 0.314, SLG: 0.326	2B			HR		F7				5	2	3	1	0	2													
Sam Horn, L OBP: 0.435, SLG: 0.526 Luis Mercedes, R OBP: 0.250, SLG: 0.143	G3-1			HR		1B				3	1	2	2	1	0													
Randy Milligan, R OBP: 0.333, SLG: 0.444		L9		G6-3		K			G1-4-3	5	0	1	0	0	1													
Chito Martinez, L ERA:	(1, 9)	G3-1		F7		K				4	1	0	0	1	2													
Leo Gomez, R OBP: 0.341, SLG: 0.390		K		1B		F8				4	2	2	2	0	1													
Chris Hoiles, R OBP: 0.415, SLG: 0.676			K	1B		G6-3				4	2	2	2	0	1													
Billy Ripken, R OBP: 0.242, SLG: 0.313			K	1B		G3				4	0	1	1	0	1													
Inning Stats	R: 0 E: 0 K: 0 S: 9	H: 1 LOB: 1 BB: 0 P: 14	R: 0 E: 0 K: 1 S: 8	H: 0 LOB: 0 BB: 0 P: 14	R: 0 E: 0 K: 2 S: 7	H: 0 LOB: 0 BB: 0 P: 10	R: 5 E: 0 K: 1 S: 26	H: 6 LOB: 1 BB: 0 P: 41	R: 0 E: 0 K: 1 S: 15	H: 2 LOB: 2 BB: 0 P: 25	R: 0 E: 0 K: 0 S: 5	H: 0 LOB: 0 BB: 0 P: 6	R: 7 E: 1 K: 1 S: 19	H: 7 LOB: 2 BB: 2 P: 38	R: 0 E: 0 K: 1 S: 7	H: 0 LOB: 0 BB: 1 P: 14	1B: 10 2B: 3 3B: 1 HR: 2	SF: 0 SAC: 0 DP: 1 HBP: 0	WP: 1 PB: 0 SB: 2 CS: 0	PA: 42								
PITCHER	IP	WLS	BF	H	R	ER	SO	BB	IBB	HBP	BLK	WP	HR	S	P	ERA	WHIP											
Eric King, R ERA: 6.75	(1, 1)	3.2	L	17	6	5	3	0	0	0	0	0	1	43	67	12.27	1.636											
Les Lancaster, R ERA: 11.17	(4, 1)	2.1		13	6	3	3	2	0	0	0	0	1	36	55	11.57	2.571											
Mike Henneman, R ERA: 7.71	(7, 1)	0.2		7	3	4	4	1	0	2	0	0	1	0	8	22	54.00	4.500										
Kevin Ritz, R ERA: 4.91	(7, 1)	1.1		5	1	0	0	1	1	0	0	0	0	9	18	0.00	1.500											

Batter	1	2	3	4	5	6	7	8	9	AB	R	H	RBI	BB	SO	LOB	TOP					
Brady Anderson, L (1, 7) OBP: 0.422, SLG: 0.574	G1-3 2B		K		K			FC5 1B	G1-3	5	0	2	0	0	2	3						
Mike Deversaux, R (1, 8) OBP: 0.321, SLG: 0.520	K			G6-3	G6-3			P9		4	0	0	0	0	1	3						
Cal Ripken Jr., R (1, 6) OBP: 0.367, SLG: 0.319	G1-3			1B		G1-3		1B		3	0	1	0	1	0	1						
Sam Horn, L (1, 10) OBP: 0.400, SLG: 0.500 Tim Hulett, R (8, PH) OBP: 0.500, SLG: 0.500	K			F9		K		K		3	0	0	0	0	2	2						
Randy Milligan, R (1, 3) OBP: 0.286, SLG: 0.372 David Segui, S (5, 3) OBP: 0.136, SLG: 0.050		F8		P4		L6		FC5		2	0	0	0	0	0	1						
Joe Orsulak, L (1, 9) OBP: 0.231, SLG: 0.282		G3			BB 2B			G6-3		4	1	1	0	0	0	0						
Leo Gomez, R (1, 5) OBP: 0.321, SLG: 0.347			F9		K			FC6-4 BB		3	0	0	0	1	1	1						
Chris Hoiles, R (1, 2) OBP: 0.440, SLG: 0.682			K					F9		3	1	1	0	1	1	1						
Billy Ripken, R (1, 4) OBP: 0.257, SLG: 0.353 Mark McLemore, S (5, 4) OBP: 0.375, SLG: 0.357			F9					FC6-4		2	0	1	2	0	0	0						
Inning Stats	R: 0 E: 0 K: 2 S: 11	H: 1 LOB: 1 BB: 0 P: 17	R: 0 E: 0 K: 0 S: 5	H: 0 LOB: 0 BB: 0 P: 6	R: 0 E: 0 K: 2 S: 9	H: 0 LOB: 0 BB: 0 P: 12	R: 0 E: 0 K: 0 S: 10	H: 1 LOB: 1 BB: 0 P: 16	R: 2 E: 0 K: 2 S: 14	H: 2 LOB: 1 BB: 1 P: 21	R: 0 E: 0 K: 1 S: 9	H: 0 LOB: 0 BB: 0 P: 13	R: 0 E: 0 K: 0 S: 9	H: 0 LOB: 1 BB: 1 P: 15	R: 0 E: 0 K: 1 S: 6	H: 1 LOB: 2 BB: 1 P: 13	R: 0 E: 0 K: 0 S: 9	H: 1 LOB: 2 BB: 1 P: 17	1B: 4 2B: 2 3B: 0 HR: 0	SF: 0 SAC: 0 DP: 0 HBP: 0	WP: 0 PB: 0 SB: 1 CS: 0	PA: 37
PITCHER	IP	WLS	BF	H	R	ER	SO	BB	IBB	HBP	BLK	WP	HR	S	P	ERA	WHIP					
Kevin Appier, R (1, 1) ERA: 1.27	7.1	L	30	5	2	2	7	2	1	0	0	0	0	69	107	2.46	0.955					
Mike Magnante, L (8, 1) ERA: 4.7	1.2		7	1	0	0	1	1	0	0	0	0	0	13	23	0.00	1.200					

Baltimore Orioles @ Kansas City Royals
Royals Stadium, Kansas City, MO
Wed Apr 22 1992, 8:05 PM EDT
Att: 16,131 - Cloudy - 63 F

AB 33
R 2
H 6
RBI 2
BB 4
SO 8
LOB 17



Batter	1	2	3	4	5	6	7	8	9	AB	R	H	RBI	BB	SO	LOB	BOTTOM					
Keith Miller, R (1, 4) OBP: 0.327, SLG: 0.286	G4-3 SH5-3 1B		P3		F9 S 1B			FC6-4 1B		4	0	3	0	0	0	0						
Brian McRae, S (1, 8) OBP: 0.283, SLG: 0.269	SH5-3		E 1B		F9			P2		3	1	1	0	0	0	2						
Gregg Jefferies, S (1, 5) OBP: 0.290, SLG: 0.340	G4-3		1B BB		F8			FC6-4 1-2f		3	0	0	0	1	0	3						
Wally Joyner, L (1, 3) OBP: 0.339, SLG: 0.362	L9		FC5-4 1B		G5-3			P6		4	0	1	1	0	0	2						
George Brett, L (1, 10) OBP: 0.273, SLG: 0.271		P4	FC5-4 1-2f		F8			L3		4	0	0	0	0	0	2						
Kevin McReynolds, R (1, 7) OBP: 0.232, SLG: 0.250		K			F8			F9		4	0	0	0	0	1	0						
Jim Eisenreich, L (1, 9) OBP: 0.368, SLG: 0.438		S 1B			P7			K		4	0	1	0	0	2	0						
Mike Macfarlane, R (1, 2) OBP: 0.310, SLG: 0.303		P4			P3			K		3	0	0	0	0	1	1						
Curtis Wilkerson, S (1, 6) OBP: 0.059, SLG: 0.059			B1-3		F8			F8		3	0	0	0	0	0	0						
Inning Stats	R: 0 E: 0 K: 0 S: 8	H: 1 LOB: 1 BB: 0 P: 12	R: 0 E: 0 K: 1 S: 10	H: 1 LOB: 1 BB: 0 P: 16	R: 1 E: 1 K: 0 S: 9	H: 2 LOB: 2 BB: 1 P: 15	R: 0 E: 0 K: 0 S: 7	H: 0 LOB: 0 BB: 0 P: 13	R: 0 E: 0 K: 0 S: 10	H: 1 LOB: 1 BB: 0 P: 16	R: 0 E: 0 K: 0 S: 5	H: 0 LOB: 0 BB: 0 P: 8	R: 0 E: 0 K: 2 S: 11	H: 0 LOB: 0 BB: 0 P: 17	R: 0 E: 0 K: 0 S: 5	H: 1 LOB: 1 BB: 0 P: 8	R: 0 E: 0 K: 1 S: 11	H: 0 LOB: 0 BB: 0 P: 17	1B: 6 2B: 0 3B: 0 HR: 0	SF: 0 SAC: 1 DP: 0 HBP: 0	WP: 0 PB: 0 SB: 2 CS: 0	PA: 34
PITCHER	IP	WLS	BF	H	R	ER	SO	BB	IBB	HBP	BLK	WP	HR	S	P	ERA	WHIP					
Rick Sutcliffe, R (1, 1) ERA: 2.12	9.0	W	34	6	1	1	4	1	0	0	0	0	0	76	122	1.00	0.778					

Baltimore Orioles @ Kansas City Royals
Royals Stadium, Kansas City, MO
Wed Apr 22 1992, 8:05 PM EDT
Att: 16,131 - Cloudy - 63 F

AB 32
R 1
H 6
RBI 1
BB 1
SO 4
LOB 10



Batter	1	2	3	4	5	6	7	8	9	AB	R	H	RBI	BB	SO	LOB	TOP										
Brady Anderson, L (1, 7) OBP: 0.400, SLG: 0.583	1-2 P6		2-0 HR	1-3 K		2-2 G3	1-0 F7		0-1 G4-3	6	1	1	2	0	1	5	Baltimore Orioles @ Kansas City Royals Royals Stadium, Kansas City, MO Thu Apr 23 1992, 8:05 PM EDT Att: 20,495 - Cloudy - 64 F										
Luis Mercedes, R (1, 9) OBP: 0.286, SLG: 0.091	1-2 F9		4-2 G5-3 1B	4-0 2B BB		1-1 F8		1-2 G4-3		3	1	0	0	2	0	1											
Cal Ripken Jr., R (1, 6) OBP: 0.385, SLG: 0.373	2-2 G5-3		3-1 L7	2-0 2B		4-0 2B		0-1 F9 2B		4	1	2	2	1	0	1											
Mike Devereaux, R (1, 8) OBP: 0.345, SLG: 0.545		2-2 G1-3 1B	2-2 1B	2-0 G5-3		2-1 2B		1-1 F9		5	0	3	2	0	0	2											
Chris Hoiles, R (1, 2) OBP: 0.418, SLG: 0.625	1 SAFE G1-3	0-1 G1-3	1-1 G5-3		0-0 G6-3	3-3 K		4-2 BB		4	0	0	0	1	1	4											
Tim Lincecum, R (1, 10) OBP: 0.391, SLG: 0.381	1-0 L8			1-3 K	1-3 K		1-3 K	2-0 P4		5	0	0	0	0	3	3											
Leo Gomez, R (1, 5) OBP: 0.345, SLG: 0.333	4-1 FC6-4 BB			4-2 2B BB	4-1 BB		0-0 E6 1B		2-1 F9	2	1	0	0	3	0	0											
David Segui, S (1, 3) OBP: 0.185, SLG: 0.200	0-1 FC6-4			2-2 1B 2B	2-0 P3		1-0 L5		0-1 2B	5	1	2	1	0	0	4											
Mark McLemore, S (1, 4) OBP: 0.476, SLG: 0.474			1-0 HR 1B	2-2 2B 1B		2-2 G3 1B		1-2 1B		5	3	4	1	0	0	1											
Inning Stats	R: 0 E: 0 K: 0 S: 10	H: 0 LOB: 0 BB: 0 P: 14	R: 0 E: 0 K: 0 S: 10	H: 1 LOB: 2 BB: 1 P: 17	R: 2 E: 0 K: 0 S: 11	H: 3 LOB: 1 BB: 1 P: 24	R: 4 E: 0 K: 2 S: 20	H: 3 LOB: 1 BB: 2 P: 38	R: 0 E: 0 K: 1 S: 6	H: 0 LOB: 1 BB: 1 P: 13	R: 2 E: 0 K: 1 S: 14	H: 2 LOB: 1 BB: 1 P: 28	R: 0 E: 1 K: 1 S: 7	H: 1 LOB: 2 BB: 0 P: 10	R: 0 E: 0 K: 0 S: 10	H: 1 LOB: 2 BB: 0 P: 18	R: 0 E: 0 K: 0 S: 10	H: 1 LOB: 1 BB: 0 P: 13	1B: 6 2B: 5 3B: 0 HR: 1	SF: 0 SAC: 0 DP: 1 HBP: 0	WP: 0 PB: 0 SB: 1 CS: 0	PA: 46					
PITCHER	IP	WLS	BF	H	R	ER	SO	BB	IBB	HBP	BLK	WP	HR	S	P	ERA	WHIP										
Mark Davis, L (1, 1) ERA: 9.49	2.1	L	13	4	2	2	0	2	0	0	0	0	0	20	52	7.71	2.571										
Neal Heaton, L (3, 1) ERA: 4.23	1.1		7	2	4	4	2	2	0	0	0	0	0	20	35	27.00	3.000										
Mike Boddicker, R (4, 1) ERA: 4.96	2.1		12	3	2	2	2	1	1	0	0	0	0	22	47	7.71	1.714										
Curt Young, L (7, 1) ERA: 3.0	2.0		10	2	0	0	1	1	0	0	0	0	0	17	28	0.00	1.500										
Jeff Montgomery, R (9, 1) ERA: 3.0	1.0		4	1	0	0	0	0	0	0	0	0	0	10	13	0.00	1.000										
Batter	1	2	3	4	5	6	7	8	9	AB	R	H	RBI	BB	SO	LOB	BOTTOM										
Keith Miller, R (1, 4) OBP: 0.339, SLG: 0.321	1-0 G5-3		3-2 F7			1-1 1B 2B		2-1 1B		4	1	2	0	0	0	0	Baltimore Orioles @ Kansas City Royals Royals Stadium, Kansas City, MO Thu Apr 23 1992, 8:05 PM EDT Att: 20,495 - Cloudy - 64 F										
Brian McRae, S (1, 8) OBP: 0.246, SLG: 0.250	2-2 G1-3			3-1 L3		1-3 K		3-2 G3		4	0	0	0	0	1	2											
Gregg Jefferies, S (1, 5) OBP: 0.303, SLG: 0.351	1-2 F7			1-2 G6-4 1B		0-1 1B		2-1 P4		4	0	2	1	0	0	0											
Wally Joyner, L (1, 3) OBP: 0.348, SLG: 0.387		1-1 1B		0-1 G6-4 1B		0-0 F8		0-0 G4-3 2B		4	0	2	0	0	0	2											
George Brett, L (1, 10) OBP: 0.271, SLG: 0.255	2-2 G1-3			4-2 FC5-4 BB		0-1 P6		0-1 G4-3		3	0	0	0	1	0	2											
Kevin Reynolds, R (1, 7) OBP: 0.217, SLG: 0.232	0-1 F8			0-0 L8		1-1 F8		2-2 F8		4	0	0	0	0	0	3											
Jim Eisenreich, L (1, 9) OBP: 0.318, SLG: 0.368	1-1 G1-3			1-0 L8		0-2 G5-3				3	0	0	0	0	0	2											
Bob Melvin, R (1, 2) OBP: 0.143, SLG: 0.143			0-3 K		1-2 FC5-4			1-3 K		3	0	0	0	0	2	1											
Curtis Wilkerson, S (1, 6) OBP: 0.050, SLG: 0.050			2-1 P6		0-3 K			0-0 F7		3	0	0	0	0	1	0											
Inning Stats	R: 0 E: 0 K: 0 S: 7	H: 0 LOB: 0 BB: 0 P: 11	R: 0 E: 0 K: 0 S: 9	H: 1 LOB: 0 BB: 0 P: 13	R: 0 E: 0 K: 1 S: 8	H: 0 LOB: 0 BB: 0 P: 13	R: 0 E: 0 K: 0 S: 7	H: 1 LOB: 0 BB: 0 P: 11	R: 0 E: 0 K: 2 S: 11	H: 2 LOB: 1 BB: 0 P: 13	R: 0 E: 0 K: 0 S: 7	H: 0 LOB: 0 BB: 0 P: 8	R: 0 E: 0 K: 1 S: 11	H: 1 LOB: 1 BB: 0 P: 17	R: 0 E: 0 K: 0 S: 8	H: 1 LOB: 1 BB: 0 P: 12	1B: 4 2B: 2 3B: 0 HR: 0	SF: 0 SAC: 0 DP: 1 HBP: 0	WP: 0 PB: 0 SB: 1 CS: 0	PA: 33							
PITCHER	IP	WLS	BF	H	R	ER	SO	BB	IBB	HBP	BLK	WP	HR	S	P	ERA	WHIP										
35 Mike Mussina, R (1, 1) ERA: 1.19	9.0	W	33	6	1	1	4	1	0	0	0	0	0	76	112	1.00	0.778										

Batter	1	2	3	4	5	6	7	8	9	AB	R	H	RBI	BB	SO	LOB	TOP				
Brady Anderson, L (1, 7) OBP: 0.405, SLG: 0.565	4-1 BB		3-2 G4-3			4-2 F9 BB		0-3 K		2	0	0	0	2	1	0	Baltimore Orioles @ New York Yankees Yankee Stadium, Bronx, NY Fri Apr 24, 1992, 7:05 PM EDT Att: 16,405 - Cloudy - 66 F				
Luis Mercedes, R (1, 9) OBP: 0.353, SLG: 0.083 Chito Martinez, L (8, PH) (8, 9)	1-1 L3			4-2 BB		4-0 BB		1-2 F9		1	0	0	0	2	0	1					
Cal Ripken Jr., R (1, 6) OBP: 0.377, SLG: 0.364	0-0 G6-3			2-1 F8		1-2 F9			0-0 BB	4	0	1	0	0	0	3					
Mike Devereaux, R (1, 8) OBP: 0.339, SLG: 0.525		2-2 G1-3		3-1 G4-6-3		2-3 K			0-0 F9	4	0	1	0	0	1	3					
Chris Hoiles, R (1, 2) OBP: 0.424, SLG: 0.615		0-0 BB		3-2 G4-6-3		0-0 G6-3			2-2 BB	4	0	2	0	0	0	4					
Tim Lincecum, R (1, 10) OBP: 0.346, SLG: 0.333 Joe Orsulak, L (9, PH) OBP: 0.225, SLG: 0.275	3-3 K				0-0 G4-3				2-3 K	3	0	0	0	0	1	1					
Leo Gomez, R (1, 5) OBP: 0.328, SLG: 0.315 Sam Horn, L (9, PH) OBP: 0.387, SLG: 0.481	3-2 G6-3				2-0 F8				1-1 P9	3	0	0	0	0	0	1					
David Segui, S (1, 3) OBP: 0.200, SLG: 0.214			2-1 F8		2-0 BB					3	0	1	0	0	0	0					
Mark McLemore, S (1, 4) OBP: 0.417, SLG: 0.409			3-2 F8		3-2 G4-3				1-0 G3	3	0	0	0	0	0	1					
Inning Stats	R: 0 E: 0 K: 0 S: 4	H: 0 LOB: 0 BB: 1 P: 9	R: 0 E: 0 K: 1 S: 11	H: 1 LOB: 0 BB: 0 P: 19	R: 0 E: 0 K: 0 S: 9	H: 0 LOB: 0 BB: 0 P: 17	R: 0 E: 0 K: 0 S: 9	H: 1 LOB: 1 BB: 1 P: 21	R: 0 E: 0 K: 1 S: 7	H: 0 LOB: 2 BB: 2 P: 22	R: 0 E: 0 K: 0 S: 3	H: 0 LOB: 0 BB: 0 P: 6	R: 0 E: 0 K: 1 S: 8	H: 0 LOB: 0 BB: 0 P: 10	R: 0 E: 0 K: 1 S: 12	H: 2 LOB: 2 BB: 0 P: 17		1B: 5 2B: 1 3B: 0 HR: 0	SF: 0 SAC: 0 DP: 2 HBP: 0	WP: 0 PB: 0 SB: 0 CS: 0	PA: 34
PITCHER	IP	WLS	BF	H	R	ER	SO	BB	IBB	HBP	BLK	WP	HR	S	P	ERA	WHIP				
Greg Cadaret, L (1, 1) ERA: 1.17	7.0	W	26	3	0	0	2	4	0	0	0	0	0	54	108	0.00	1.000				
Rich Monteleone, R (8, 1) ERA:	2.0		8	2	0	0	2	0	0	0	0	0	0	20	27	0.00	1.000				

AB	30
R	0
H	5
RBI	0
BB	4
SO	4
LOB	18



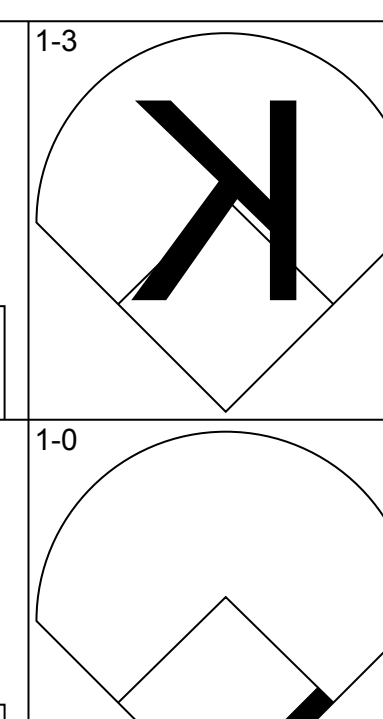
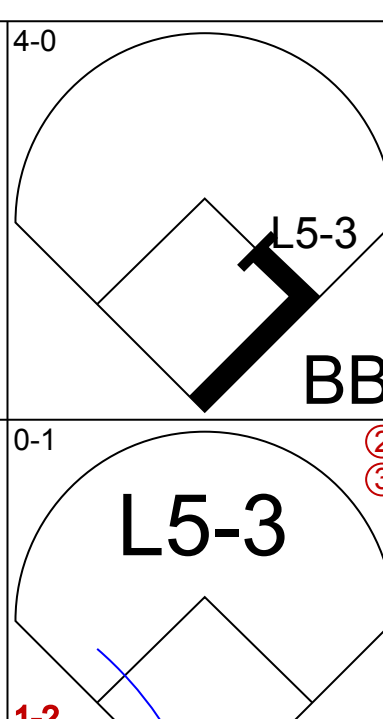
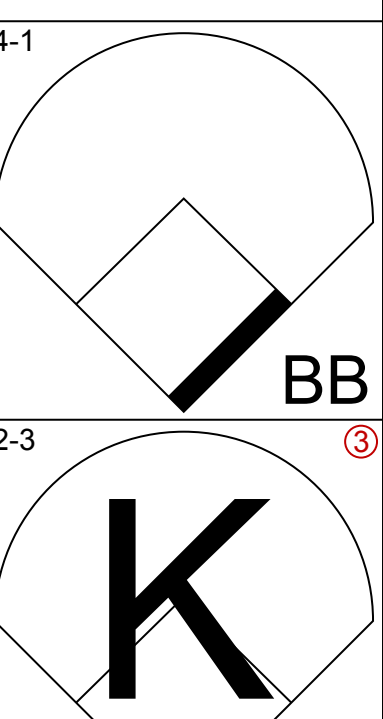
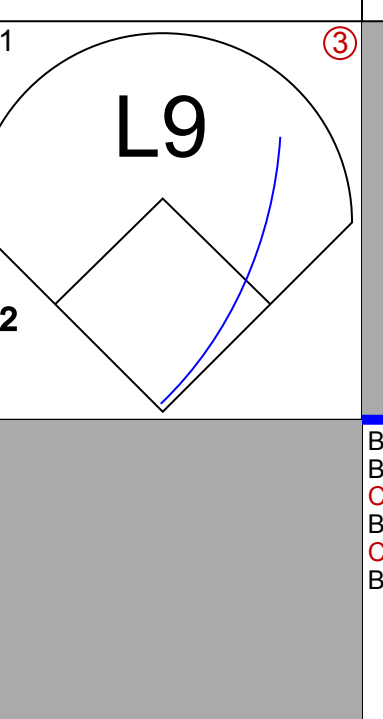
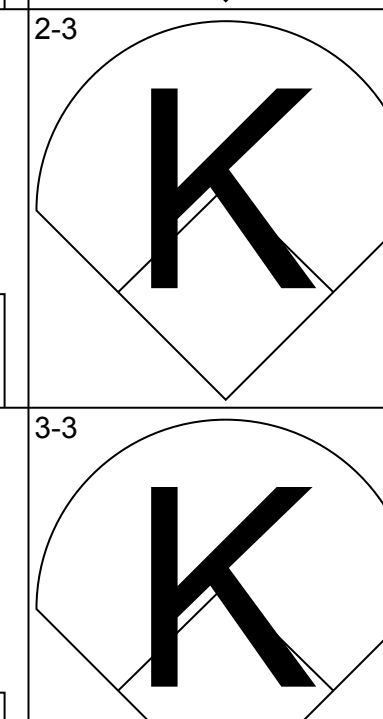


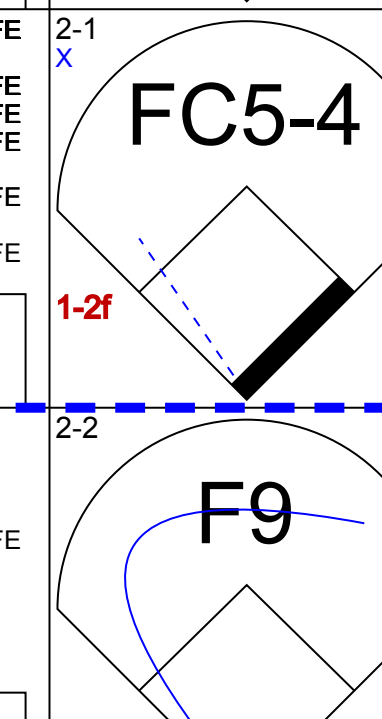

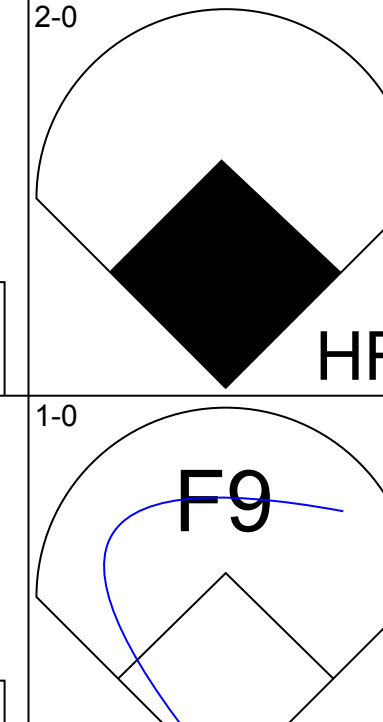
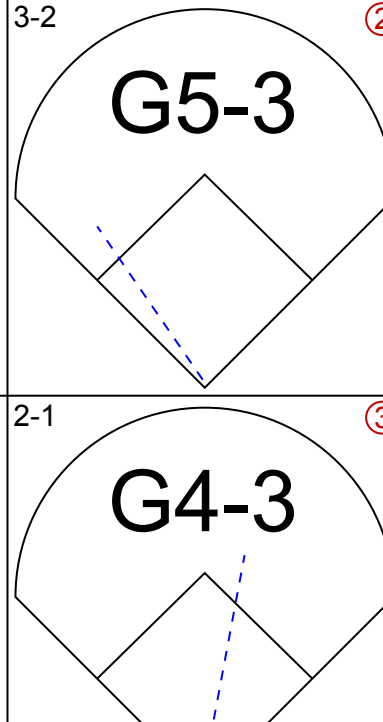
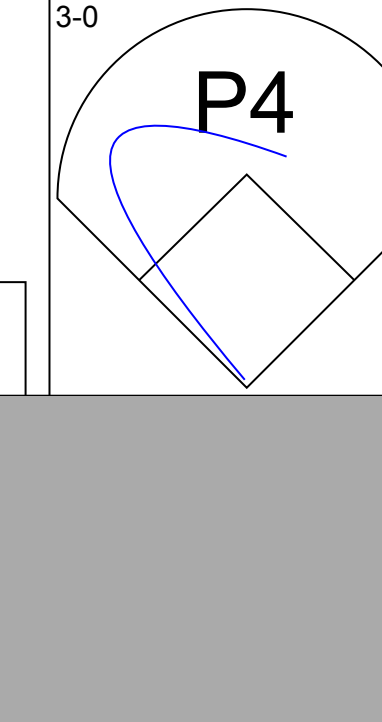




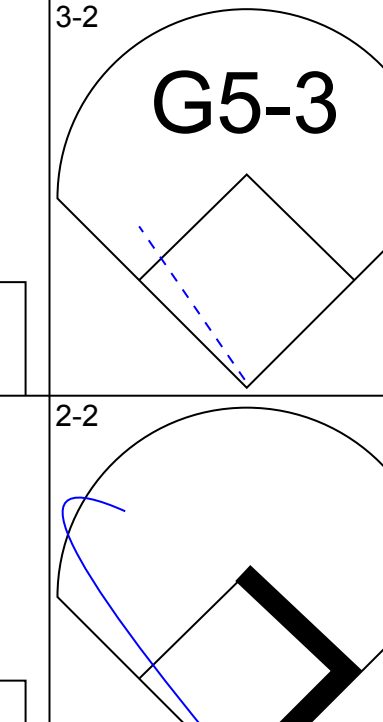
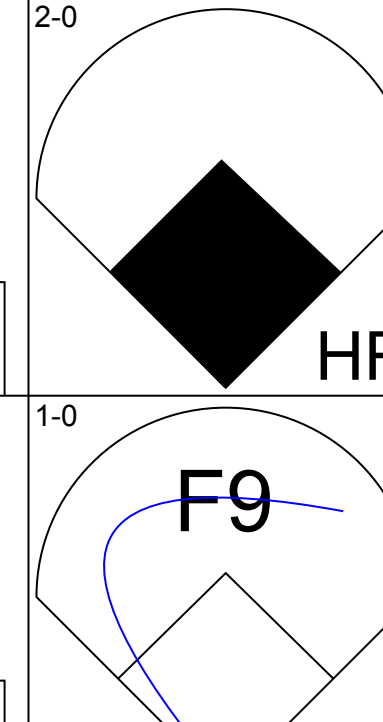
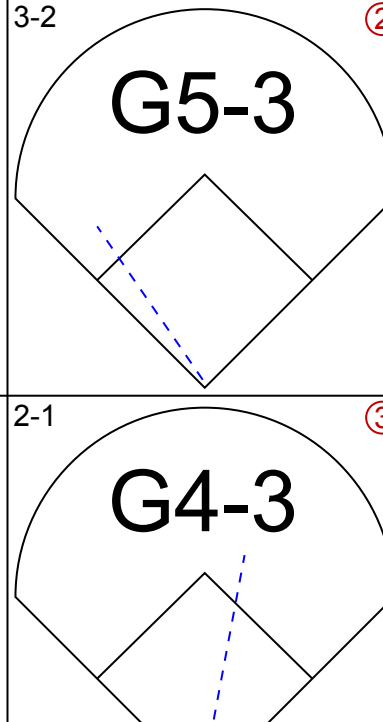
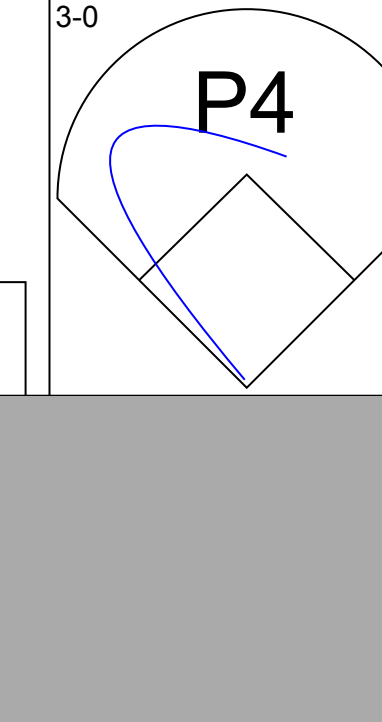
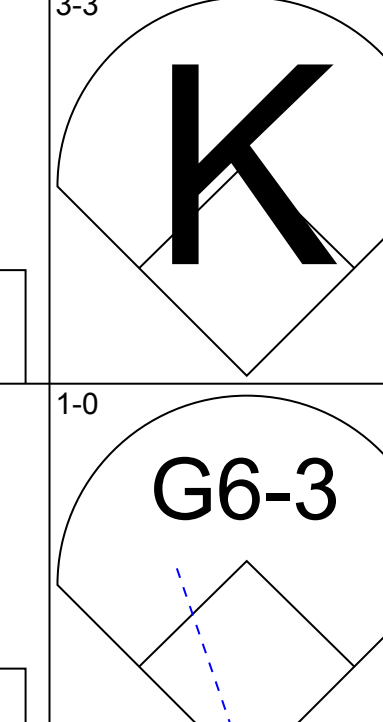


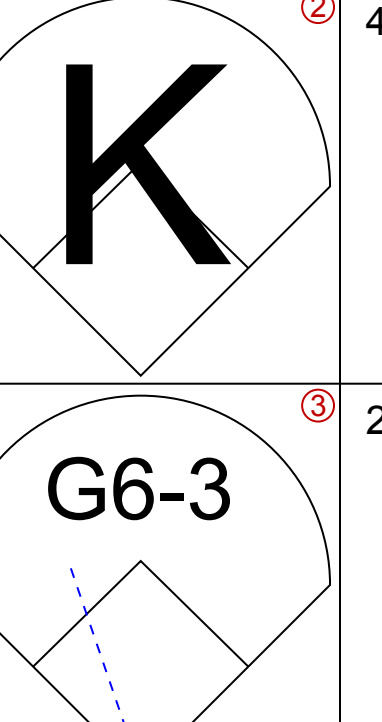

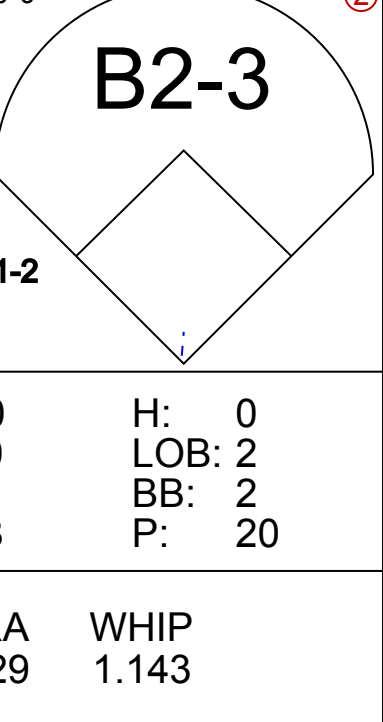
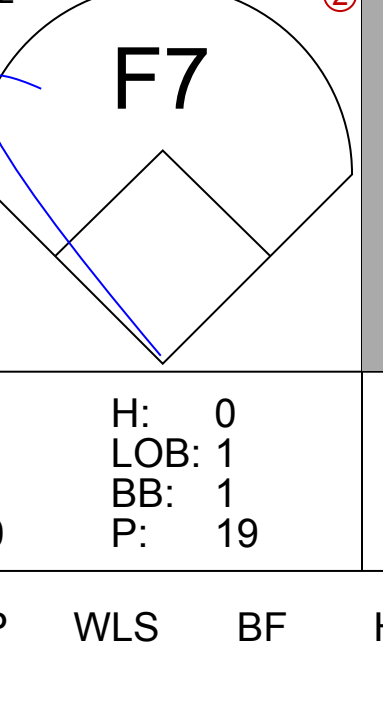
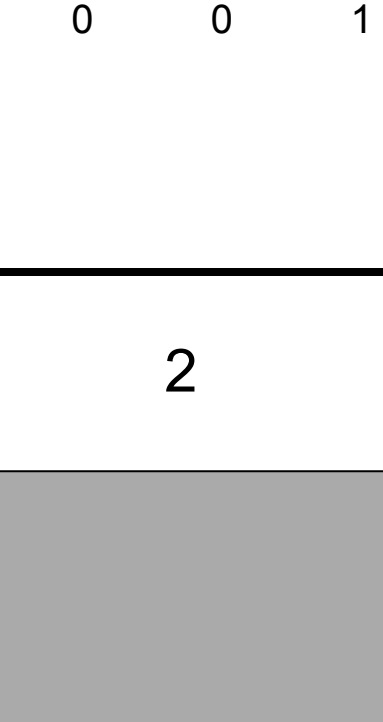
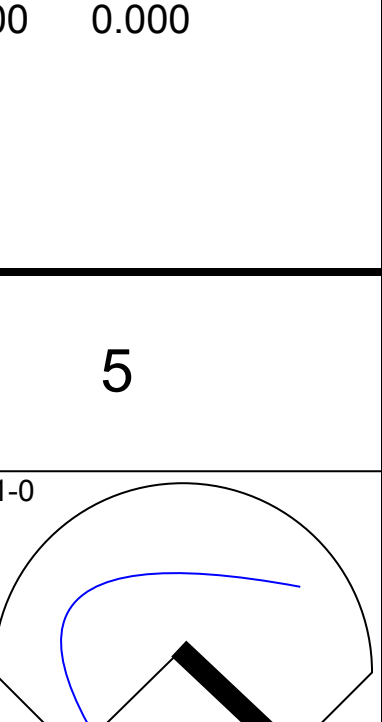
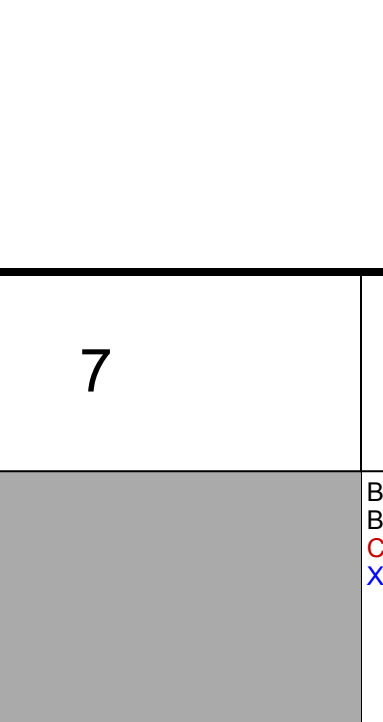
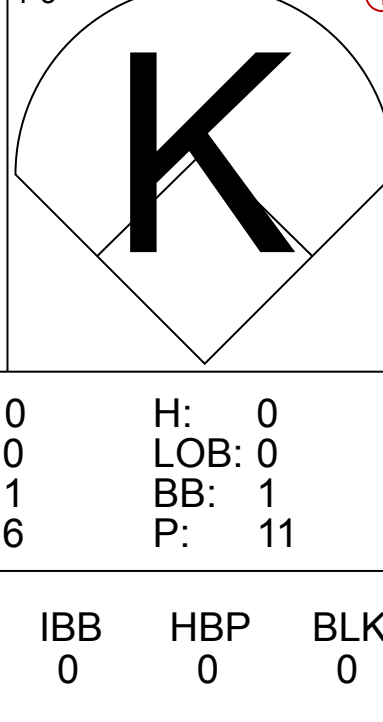
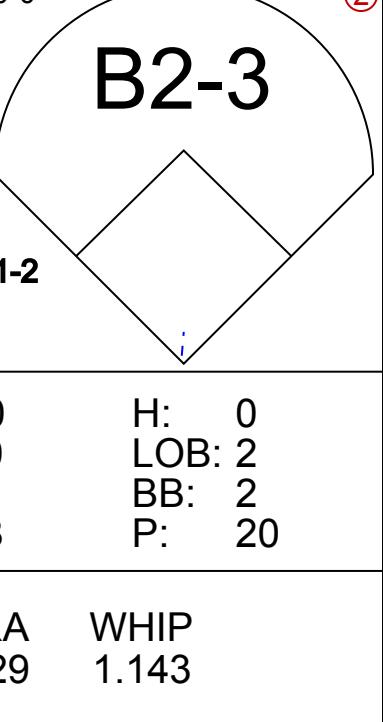
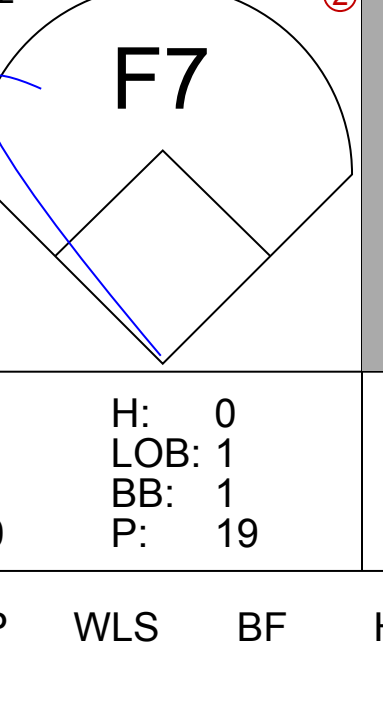
Batter	1	2	3	4	5	6	7	8	9	AB	R	H	RBI	BB	SO	LOB	BOTTOM				
Andy Stankiewicz, R (1, 4) OBP: 0.481, SLG: 0.500	2-1 E9	3-2 1B		4-1 BB			0-0 HR			3	2	2	2	1	0	0	Baltimore Orioles @ New York Yankees Yankee Stadium, Bronx, NY Fri Apr 24, 1992, 7:05 PM EDT Att: 16,405 - Cloudy - 66 F				
Don Mattingly, L (1, 3) OBP: 0.290, SLG: 0.409	1-1 G3-6-3	1-0 FC6-4		2-0 F7			1-0 G4-3			4	0	1	1	0	0	3					
Roberto Kelly, R (1, 8) OBP: 0.408, SLG: 0.462	0-0 BB	2-2 FC6-4			0-0 G3		1-1 G2			4	0	2	0	0	0	1					
Mel Hall, L (1, 7) OBP: 0.297, SLG: 0.597	3-1 G4-3		1-1 P3		0-1 G3		2-2 F8			4	0	0	0	0	0	2					
Kevin Maas, L (1, 10) OBP: 0.522, SLG: 0.611		4-2 G6-4-3	2-0 G3		4-0 G3-2			1-0 G3-1		2	1	0	0	2	0	0					
Matt Nokes, L (1, 2) OBP: 0.340, SLG: 0.442		2-0 G6-4-3	2-0 P5		0-0 G3-2			4-2 BB		3	0	1	0	1	0	2					
Jesse Barfield, R (1, 9) OBP: 0.204, SLG: 0.125		0-1 G6-4-3		0-0 G6-4-3		1-1 F8		1-0 F8		4	0	1	0	0	0	3					
Charlie Hayes, R (1, 5) OBP: 0.355, SLG: 0.433		1-2 E9		2-2 G6-4-3		0-0 F9		1-3 K		4	1	2	1	0	1	1					
Randy Velarde, R (1, 6) OBP: 0.200, SLG: 0.310		3-1 G6-4-3		2-1 G6-4-3		2-1 G6-3				3	1	1	1	0	0	2					
Inning Stats	R: 0 E: 1 K: 0 S: 7	H: 1 LOB: 1 BB: 0 P: 13	R: 4 E: 1 K: 0 S: 23	H: 5 LOB: 1 BB: 1 P: 38	R: 0 E: 0 K: 0 S: 4	H: 0 LOB: 0 BB: 0 P: 9	R: 0 E: 0 K: 0 S: 7	H: 2 LOB: 2 BB: 1 P: 17	R: 0 E: 0 K: 0 S: 4	H: 1 LOB: 1 BB: 1 P: 8	R: 0 E: 0 K: 0 S: 5	H: 0 LOB: 0 BB: 0 P: 8	R: 1 E: 0 K: 0 S: 7	H: 1 LOB: 0 BB: 0 P: 11	R: 0 E: 0 K: 1 S: 7	H: 0 LOB: 1 BB: 1 P: 14		1B: 7 2B: 3 3B: 0 HR: 1	SF: 0 SAC: 0 DP: 4 HBP: 0	WP: 0 PB: 0 SB: 1 CS: 0	PA: 35
PITCHER	IP	WLS	BF	H	R	ER	SO	BB	IBB	HBP	BLK	WP	HR	S	P	ERA	WHIP				
Bob Milacki, R (1, 1) ERA: 4.09	1.2	L	11	6	4	4	0	1	0	0	0	0	0	23	42	21.60	4.200				
Alan Mills, R (2, 1) ERA: 1.04	5.1		20	4	1	1	0	1	1	0	0	0	1	34	62	1.69	0.938				
Mike Flanagan, L (8, 1) ERA: 8.1	1.0		4	0	0	0	1	1	0	0	0	0	0	7	14	0.00	1.000				

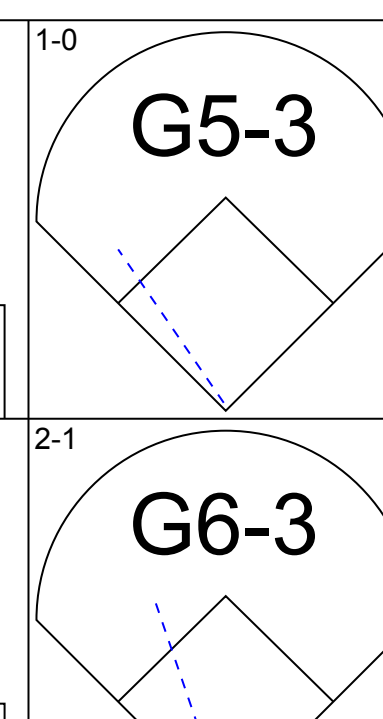
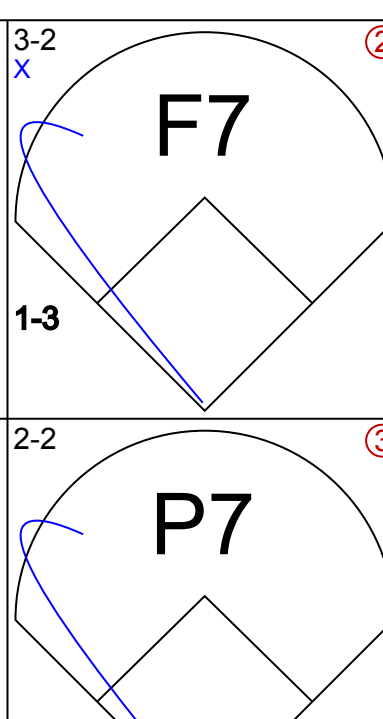
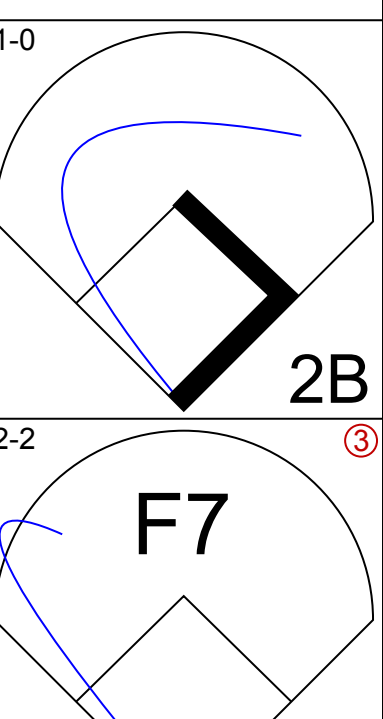
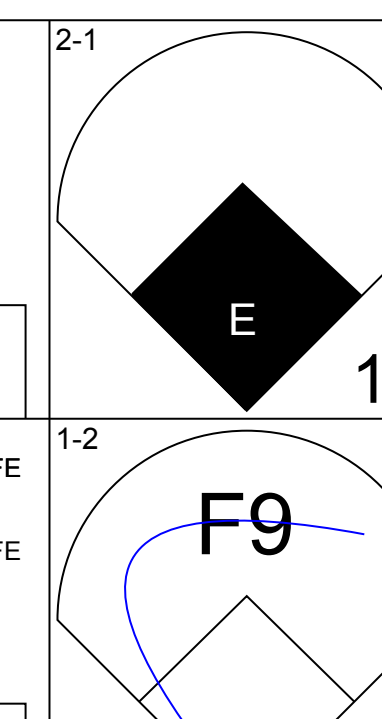
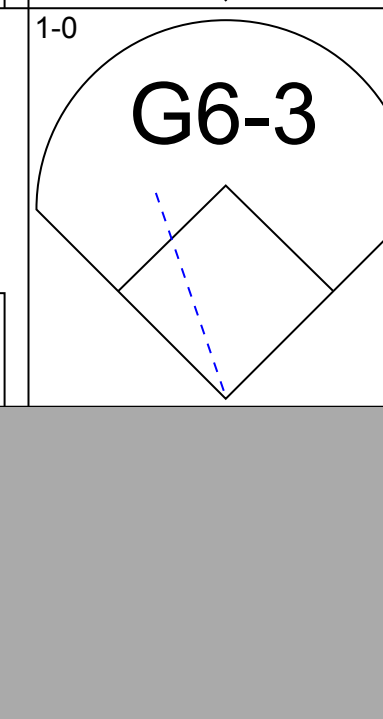


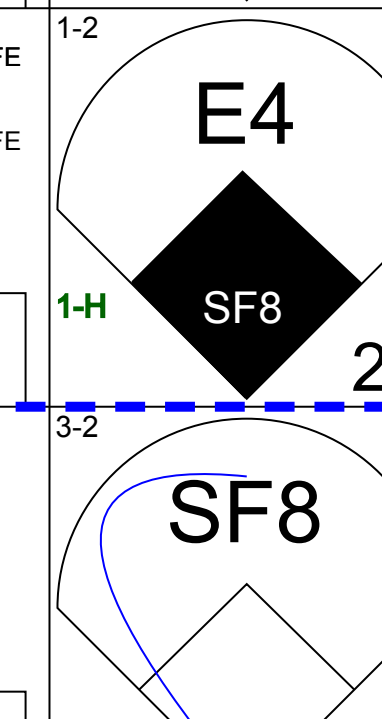

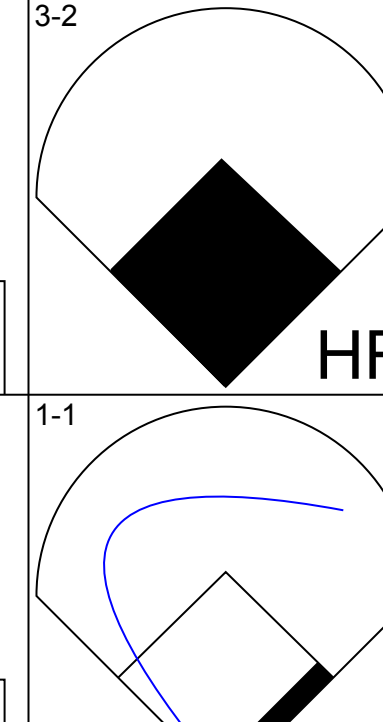
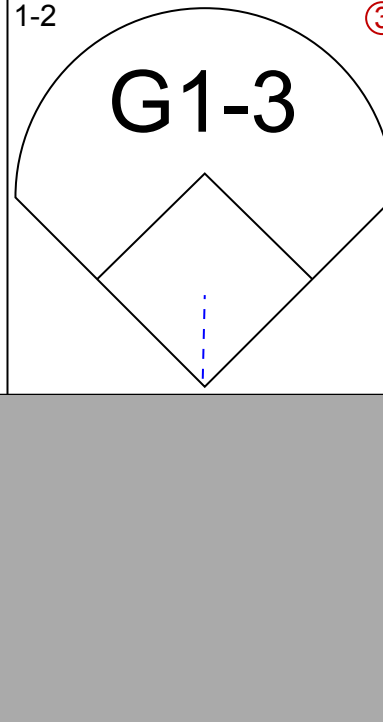

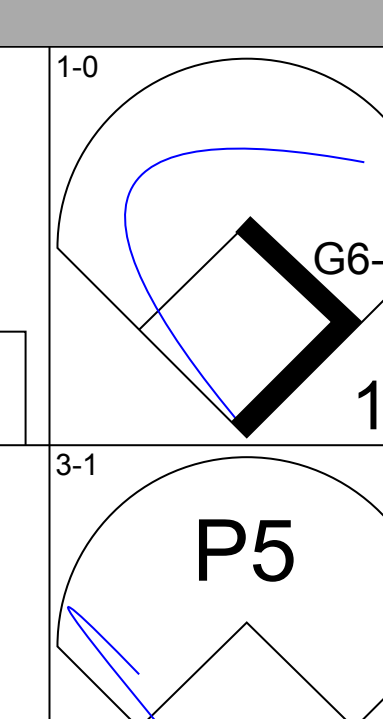
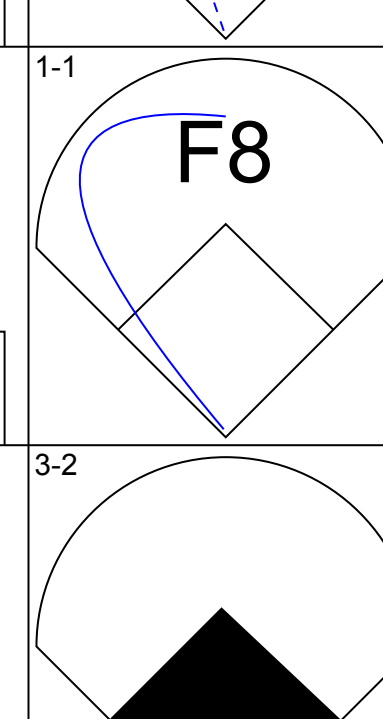
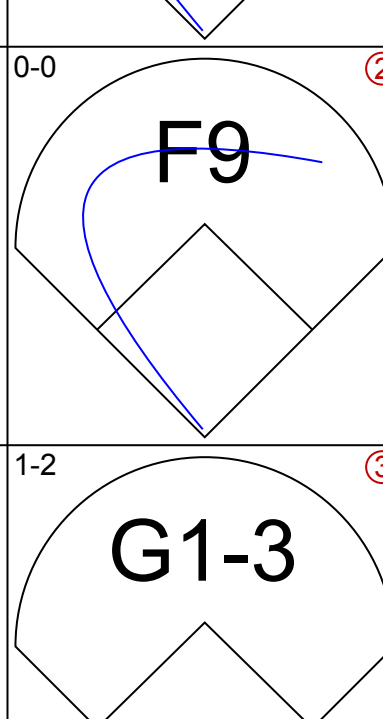
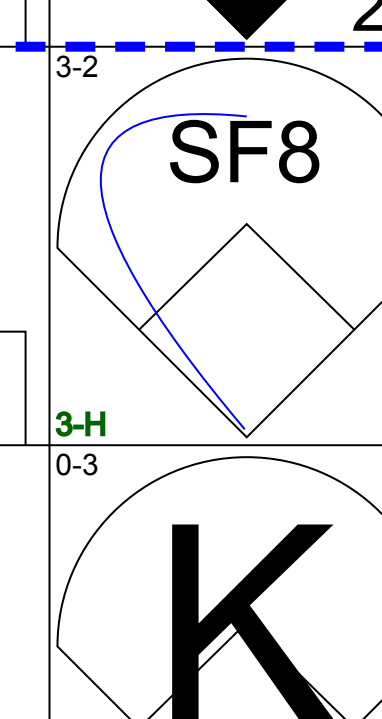
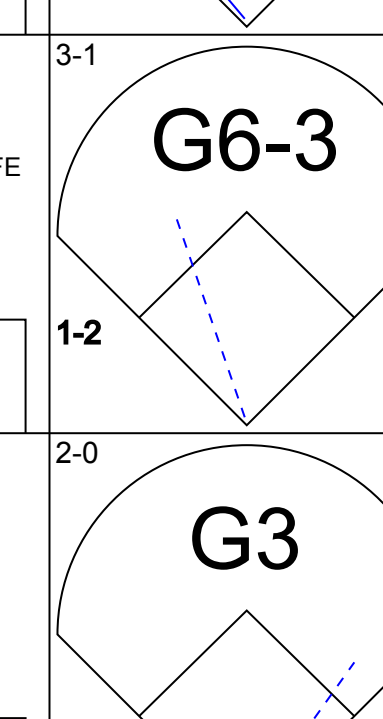
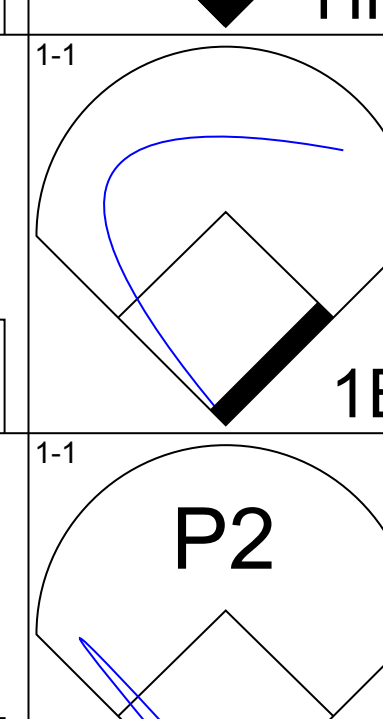





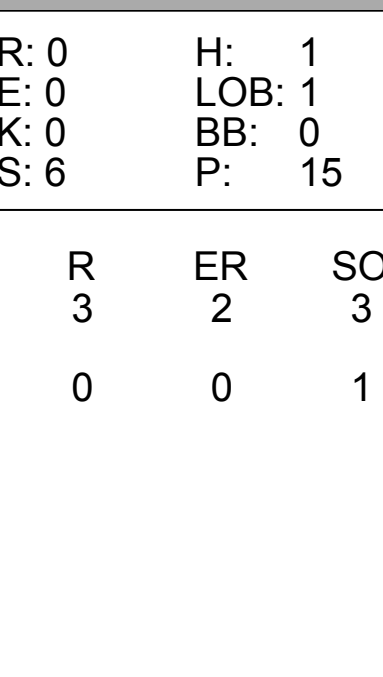
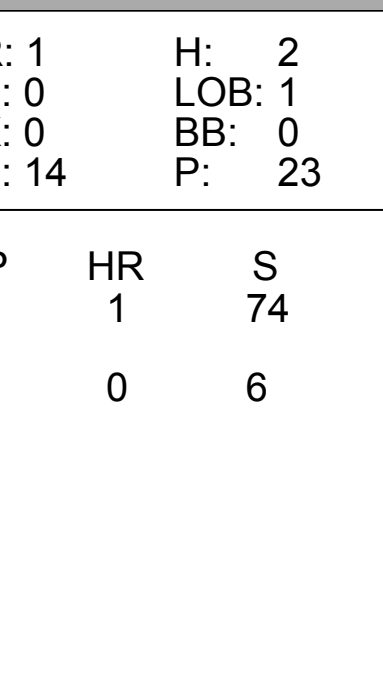
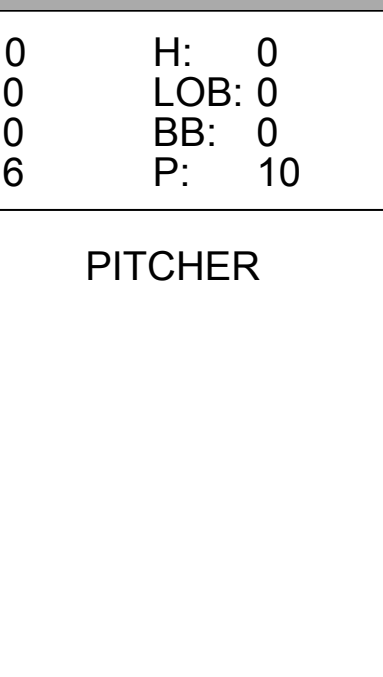
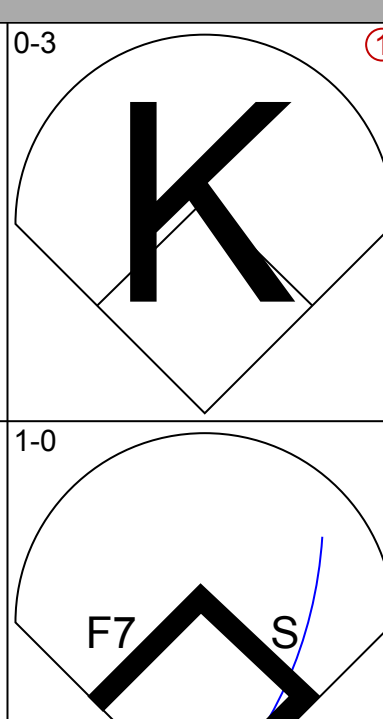
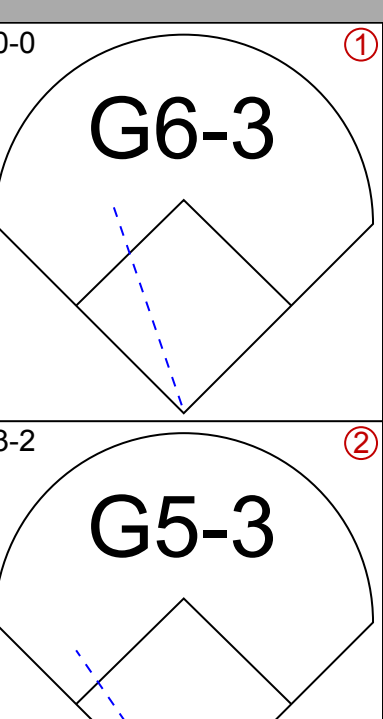
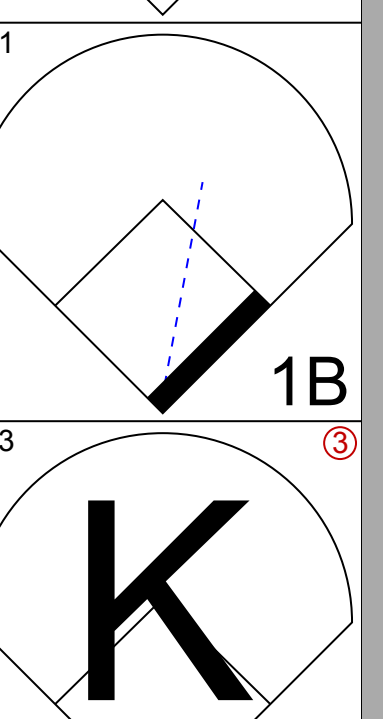
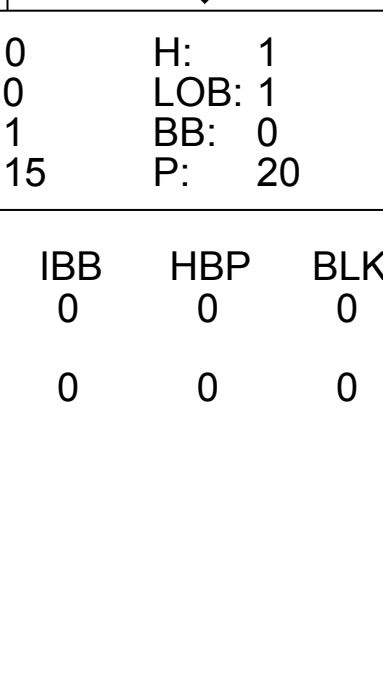
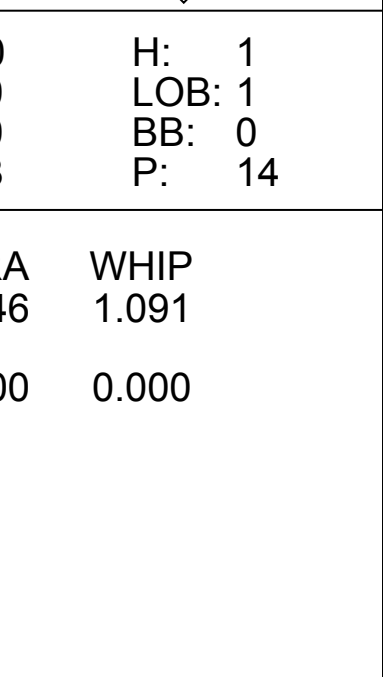
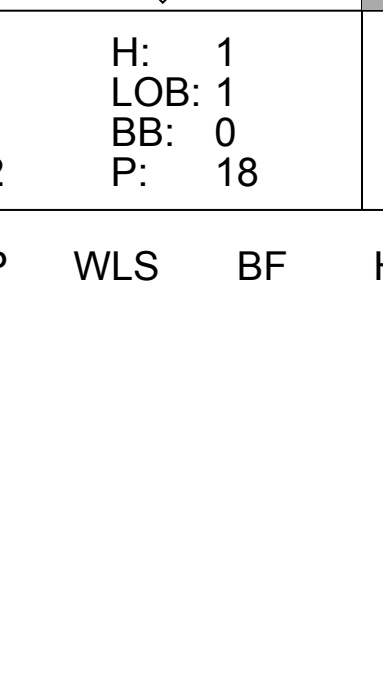
AB	31
R	5
H	10
RBI	5
BB	4
SO	1
LOB	14



Batter	1	2	3	4	5	6	7	8	9	AB	R	H	RBI	BB	SO	LOB	TOP								
Brady Anderson, L (1, 7) OBP: 0.405, SLG: 0.621	G6-3		F9				SF8			4	1	2	5	0	0	0	Baltimore Orioles @ New York Yankees Yankee Stadium, Bronx, NY Sat Apr 25 1992, 3:33 AM EDT Att: 15,949 - Cloudy - 47 F								
Luis Mercedes, R (1, 9) OBP: 0.286, SLG: 0.063	G6-3		K				K			4	0	0	0	0	2	0									
Joe Orsulak, L (7, 9)	G6-3									1	0	0	0	0	2	0									
Cal Ripken Jr., R (1, 6) OBP: 0.378, SLG: 0.356	G6-3									4	1	1	0	1	0	0									
Mike Devereaux, R (1, 8) OBP: 0.328, SLG: 0.492		K								4	1	0	0	1	1	1									
Chris Hoiles, R (1, 2) OBP: 0.438, SLG: 0.593										2	0	0	0	3	0	2									
Tim Hulett, R (1, 10) OBP: 0.379, SLG: 0.346										2	1	1	0	1	0	1									
Sam Horn, L (8, FH) OBP: 0.387, SLG: 0.481										0	0	0	0	0	0	0									
Mark McLemore, S (8, FH) OBP: 0.423, SLG: 0.458										2	1	1	1	0	1	1									
Leo Gomez, R (1, 5) OBP: 0.338, SLG: 0.304										2	2	0	0	2	0	3									
David Segui, S (1, 3) OBP: 0.265, SLG: 0.313										4	2	3	2	0	0	2									
Billy Ripken, R (1, 4) OBP: 0.231, SLG: 0.316										4	0	0	0	0	0	6									
Inning Stats	R: 0 E: 0 K: 0 S: 3	H: 0 LOB: 0 BB: 0 P: 4	R: 0 E: 0 K: 1 S: 12	H: 1 LOB: 2 BB: 1 P: 21	R: 0 E: 0 K: 1 S: 8	H: 0 LOB: 0 BB: 0 P: 13	R: 0 E: 0 K: 0 S: 4	H: 1 LOB: 0 BB: 0 P: 6	R: 3 E: 0 K: 0 S: 12	H: 2 LOB: 0 BB: 1 P: 22	R: 0 E: 0 K: 0 S: 6	H: 0 LOB: 1 BB: 1 P: 15	R: 2 E: 0 K: 1 S: 12	H: 1 LOB: 0 BB: 1 P: 20	R: 4 E: 0 K: 0 S: 24	H: 3 LOB: 2 BB: 3 P: 47	R: 0 E: 0 K: 1 S: 6	H: 0 LOB: 1 BB: 1 P: 11	1B: 4 2B: 3 3B: 0 HR: 1	SF: 1 SAC: 0 DP: 1 HBP: 0	WP: 0 PB: 1 SB: 1 CS: 0	PA: 42			
PITCHER	IP	WLS	BF	H	R	ER	SO	BB	IBB	HBP	BLK	WP	HR	S	P	ERA	WHIP								
Jeff Johnson, L (1, 1) ERA: 6.52	7.0	L	29	5	5	4	3	4	0	0	0	0	1	57	101	5.14	1.286								
Russ Springer, R (8, 1) ERA: 10.36	0.1		3	0	2	2	0	2	0	0	0	0	0	6	17	54.00	6.000								
Lee Guetterman, L (8, 1) ERA: 6.23	1.2		10	3	2	2	1	1	1	0	0	0	0	24	41	10.80	2.400								

Batter	1	2	3	4	5	6	7	8	9	AB	R	H	RBI	BB	SO	LOB	BOTTOM								
Andy Stankiewicz, R (1, 4) OBP: 0.469, SLG: 0.480	K									5	0	2	0	0	2	4	Baltimore Orioles @ New York Yankees Yankee Stadium, Bronx, NY Sat Apr 25 1992, 3:33 AM EDT Att: 15,949 - Cloudy - 47 F								
Don Mattingly, L (1, 3) OBP: 0.294, SLG: 0.386	G4-3		F8							4	0	0	0	1	0	5									
Roberto Kelly, R (1, 8) OBP: 0.413, SLG: 0.464										4	0	2	1	0	1	3									
Mel Hall, L (1, 7) OBP: 0.279, SLG: 0.561	K									4	0	0	0	0	2	4									
Kevin Maas, L (1, 10) OBP: 0.491, SLG: 0.524										3	0	0	0	1	0	0									
Matt Nokes, L (1, 2) OBP: 0.333, SLG: 0.413										3	0	0	0	1	1	1									
Jesse Barfield, R (1, 9) OBP: 0.207, SLG: 0.154										4	1	1	0	0	1	2									
Charlie Hayes, R (1, 5) OBP: 0.379, SLG: 0.453										4	1	3	0	0	0	0									
Randy Velarde, R (1, 6) OBP: 0.234, SLG: 0.328										3	0	2	1	1	0	0									
Inning Stats	R: 0 E: 0 K: 2 S: 9	H: 1 LOB: 1 BB: 0 P: 12	R: 0 E: 0 K: 0 S: 17	H: 2 LOB: 2 BB: 1 P: 29	R: 0 E: 0 K: 1 S: 9	H: 1 LOB: 1 BB: 0 P: 13	R: 0 E: 0 K: 1 S: 7	H: 0 LOB: 0 BB: 0 P: 13	R: 0 E: 0 K: 0 S: 8	H: 1 LOB: 2 BB: 1 P: 17	R: 0 E: 0 K: 0 S: 7	H: 0 LOB: 0 BB: 0 P: 10	R: 2 E: 0 K: 1 S: 12	H: 4 LOB: 2 BB: 0 P: 16	R: 0 E: 0 K: 1 S: 6	H: 0 LOB: 0 BB: 1 P: 12	R: 0 E: 0 K: 1 S: 8	H: 1 LOB: 1 BB: 1 P: 14	1B: 9 2B: 1 3B: 0 HR: 0	SF: 0 SAC: 0 DP: 2 HBP: 0	WP: 0 PB: 0 SB: 1 CS: 0	PA: 38			
PITCHER	IP	WLS	BF	H	R	ER	SO	BB	IBB	HBP	BLK	WP	HR	S	P	ERA	WHIP								
Ben McDonald, R (1, 1) ERA: 3.47	6.0	W	27	8	2	2	4	2	0	0	0	0	0	62	100	3.00	1.667								
Todd Frothingham, R (7, 1) ERA: 2.45	0.2		3	1	0	0	0	0	0	0	0	0	0	4	7	0.00	1.500								
Mike Flanagan, L (7, 1) ERA: 5.79	1.1		4	0	0	0	2	1	0	0	0	0	0	9	15	0.00	0.750								
Gregg Olson, R (9, 1) ERA: 2.7	1.0		4	1	0	0	1	1	0	0	0	0	0	8	14	0.00	2.000								

Batter	1	2	3	4	5	6	7	8	9	AB	R	H	RBI	BB	SO	LOB	TOP					
Brady Anderson, L (1, 7) OBP: 0.410, SLG: 0.603										2	0	0	0	2	1	1	Baltimore Orioles @ New York Yankees Yankee Stadium, Bronx, NY Sun Apr 26 1992, 3:33 AM EDT Att: 19,403 - Cloudy - 60 F					
Mike Devereaux, R (1, 8) OBP: 0.336, SLG: 0.485										3	0	1	0	1	1	3						
Cal Ripken Jr., R (1, 6) OBP: 0.372, SLG: 0.365										4	0	1	0	0	1	2						
Sam Horn, L (1, 10) OBP: 0.353, SLG: 0.433 Mark McLemore, S (8, PH) OBP: 0.407, SLG: 0.440										3	0	0	0	0	2	2						
Chris Hoiles, R (1, 2) OBP: 0.426, SLG: 0.621										4	1	1	1	0	0	2						
Joe Orsulak, L (1, 9) OBP: 0.222, SLG: 0.289										4	0	1	0	0	0	1						
Tim Lueft, R (1, 5) OBP: 0.333, SLG: 0.300										4	0	0	0	0	2	1						
David Segui, S (1, 3) OBP: 0.289, SLG: 0.294										2	0	0	0	2	0	1						
Billy Ripken, R (1, 4) OBP: 0.214, SLG: 0.293										3	0	0	0	0	1	2						
Inning Stats	R: 0 E: 0 K: 3 S: 12	H: 1 LOB: 1 BB: 0 P: 19	R: 0 E: 0 K: 1 S: 10	H: 1 LOB: 1 BB: 0 P: 19	R: 0 E: 0 K: 1 S: 6	H: 0 LOB: 0 BB: 1 P: 11	R: 1 E: 0 K: 1 S: 6	H: 1 LOB: 0 BB: 0 P: 10	R: 0 E: 0 K: 1 S: 8	H: 0 LOB: 2 BB: 2 P: 20	R: 0 E: 0 K: 0 S: 7	H: 1 LOB: 1 BB: 0 P: 14	R: 0 E: 0 K: 0 S: 10	H: 0 LOB: 1 BB: 1 P: 19	R: 0 E: 0 K: 0 S: 9	H: 0 LOB: 0 BB: 1 P: 19		R: 0 E: 0 K: 1 S: 8	H: 0 LOB: 0 BB: 0 P: 10	1B: 1 2B: 3 3B: 0 HR: 1	SF: 0 SAC: 0 DP: 1 HBP: 0	WP: 0 PB: 0 SB: 1 CS: 0
PITCHER	IP	WLS	BF	H	R	ER	SO	BB	IBB	HBP	BLK	WP	HR	S	P	ERA	WHIP					
Melido Perez, R (1, 1) ERA: 2.36	7.0		28	4	1	1	7	4	0	0	0	0	1	59	112	1.29	1.143					
John Habyan, R (8, 1) ERA: 0.52	0.1	W	2	0	0	0	0	1	0	0	0	0	0	5	10	0.00	3.000					
Steve Howe, L (8, 1) ERA:	1.2		5	0	0	0	1	0	0	0	0	0	0	12	19	0.00	0.000					

Batter	1	2	3	4	5	6	7	8	9	AB	R	H	RBI	BB	SO	LOB	BOTTOM					
Andy Stankiewicz, R (1, 4) OBP: 0.472, SLG: 0.517										4	1	2	0	0	0	1	Baltimore Orioles @ New York Yankees Yankee Stadium, Bronx, NY Sun Apr 26 1992, 3:33 AM EDT Att: 19,403 - Cloudy - 60 F					
Don Mattingly, L (1, 10) OBP: 0.289, SLG: 0.365										4	0	0	0	0	0	3						
Roberto Kelly, R (1, 8) OBP: 0.405, SLG: 0.466										4	1	1	1	0	0	0						
Mel Hall, L (1, 7) OBP: 0.278, SLG: 0.551										3	0	1	1	0	0	0						
Kevin Maas, L (1, 3) OBP: 0.452, SLG: 0.600										4	1	1	1	0	1	1						
Dion James, L (1, 9) OBP: 0.333, SLG: 0.143										3	0	1	0	0	0	1						
Matt Nokes, L (1, 2) OBP: 0.315, SLG: 0.388										3	0	0	0	0	1	2						
Charlie Hayes, R (1, 5) OBP: 0.377, SLG: 0.448										3	0	1	0	0	1	0						
Randy Velarde, R (1, 6) OBP: 0.239, SLG: 0.328										3	0	1	0	0	1	1						
Inning Stats	R: 0 E: 0 K: 0 S: 4	H: 0 LOB: 0 BB: 0 P: 8	R: 0 E: 0 K: 0 S: 6	H: 1 LOB: 1 BB: 0 P: 15	R: 0 E: 0 K: 1 S: 15	H: 1 LOB: 1 BB: 0 P: 20	R: 1 E: 0 K: 0 S: 14	H: 2 LOB: 1 BB: 0 P: 23	R: 0 E: 0 K: 0 S: 6	H: 0 LOB: 0 BB: 0 P: 10	R: 0 E: 0 K: 2 S: 12	H: 1 LOB: 1 BB: 0 P: 18	R: 2 E: 1 K: 1 S: 15	H: 2 LOB: 0 BB: 0 P: 22	R: 0 E: 0 K: 0 S: 9	H: 0 LOB: 0 BB: 0 P: 10		1B: 5 2B: 2 3B: 0 HR: 1	SF: 1 SAC: 0 DP: 0 HBP: 0	WP: 0 PB: 0 SB: 1 CS: 0	PA: 32	
PITCHER	IP	WLS	BF	H	R	ER	SO	BB	IBB	HBP	BLK	WP	HR	S	P	ERA	WHIP					
Jose Mesa, R (1, 1) ERA: 3.26	7.1	L	30	8	3	2	3	0	0	0	0	0	0	74	121	2.46	1.091					
Mike Flanagan, L (8, 1) ERA: 5.00	0.2		2	0	0	0	1	0	0	0	0	0	0	6	9	0.00	0.000					

AB 30
R 1
H 4
RBI 1
BB 5
SO 8
LOB 16



AB 31
R 3
H 8
RBI 3
BB 0
SO 4
LOB 9



Batter	1	2	3	4	5	6	7	8	9	AB	R	H	RBI	BB	SO	LOB	TOP										
Brady Anderson, L (1, 7) OBP: 0.402, SLG: 0.577	2-1 F7		2-1 L9						4-0 G4-6-3 BB	3	0	0	0	1	0	1	Baltimore Orioles @ Minnesota Twins Hubert H. Humphrey Metrodome, Minneapolis, MN Mon Apr 27 1992, 8:05 PM EDT Att: 15,854 - Dome - 70 F livebaseballscorecards.com										
Luis Mercedes, R (1, 9) OBP: 0.290, SLG: 0.053 Chito Martinez, L (9, FH)	3-3 K		2-2 F9						1-2 G4-6-3 1-2	3	0	0	0	0	1	1											
Cal Ripken Jr., R (1, 6) OBP: 0.366, SLG: 0.373	2-2 G6-3			0-0 P6					0-0	4	0	1	0	0	0	0											
Mike Devereaux, R (1, 8) OBP: 0.333, SLG: 0.514		2-1 HR		1-0 F9					1-2 G4-3	4	1	1	1	0	0	1											
Chris Hoiles, R (1, 2) OBP: 0.408, SLG: 0.590		1-1 G5-3		1-0 F8						3	0	0	0	0	1	0											
Tim Hulett, R (1, 10) OBP: 0.306, SLG: 0.273		0-0 L4			0-1 F9					3	0	0	0	0	0	0											
Leo Gomez, R (1, 5) OBP: 0.338, SLG: 0.293		2-1 F9			4-0 WP BB				1-3 K	2	0	0	0	1	1	0											
David Segui, S (1, 3) OBP: 0.293, SLG: 0.297			1-1 1B		0-0 L7				0-3 K	3	0	1	0	0	1	1											
Billy Ripken, R (1, 4) OBP: 0.200, SLG: 0.273			0-3 K		2-3 K2-3				0-0 G6-3	3	0	0	0	0	2	2											
Inning Stats	R: 0 E: 0 K: 1 S: 9	H: 0 LOB: 0 BB: 0 P: 16	R: 1 E: 0 K: 0 S: 7	H: 1 LOB: 0 BB: 0 P: 12	R: 0 E: 0 K: 1 S: 11	H: 1 LOB: 1 BB: 0 P: 16	R: 0 E: 0 K: 0 S: 3	H: 0 LOB: 0 BB: 0 P: 5	R: 0 E: 0 K: 1 S: 6	H: 0 LOB: 0 BB: 0 P: 12	R: 0 E: 0 K: 0 S: 4	H: 0 LOB: 0 BB: 0 P: 5	R: 0 E: 0 K: 1 S: 9	H: 0 LOB: 0 BB: 0 P: 16	R: 0 E: 0 K: 2 S: 7	H: 0 LOB: 0 BB: 0 P: 8	R: 0 E: 0 K: 0 S: 8	H: 1 LOB: 1 BB: 1 P: 14	1B: 1 2B: 1 3B: 0 HR: 1	SF: 0 SAC: 0 DP: 1 HBP: 0	WP: 1 PB: 0 SB: 0 CS: 0	PA: 31					
PITCHER	IP	WLS	BF	H	R	ER	SO	BB	IBB	HBP	BLK	WP	HR	S	P	ERA	WHIP										
Bill Krueger, L (1, 1) ERA: 0.84	8.0	W	28	2	1	1	6	2	0	0	0	1	1	56	94	1.12	0.500										
Rick Aguilera, R (9, 1) ERA: 5.91	1.0	S	3	1	0	0	0	0	0	0	0	0	0	8	10	0.00	1.000										

Batter	1	2	3	4	5	6	7	8	9	AB	R	H	RBI	BB	SO	LOB	BOTTOM										
Shane Mack, R (1, 7) OBP: 0.395, SLG: 0.507	4-1 F9 1B BB	2-2 CS 1B		1-0 F9					0-0 SH3	2	1	1	1	1	0	1	Baltimore Orioles @ Minnesota Twins Hubert H. Humphrey Metrodome, Minneapolis, MN Mon Apr 27 1992, 8:05 PM EDT Att: 15,854 - Dome - 70 F livebaseballscorecards.com										
Chuck Knoblauch, R (1, 4) OBP: 0.333, SLG: 0.319	1-3 K	1-0 CS	0-0 G4-3 1B		3-1 G1-3				0-1 L4-6	4	1	1	0	0	1	2											
Kirby Puckett, R (1, 8) OBP: 0.321, SLG: 0.475	1-1 F9		3-2 SAFE SAFE SAFE SAFE 1-2 G4-3		1-1 F9				0-0 P8	4	0	0	0	0	0	2											
Kent Hrbek, L (1, 3) OBP: 0.538, SLG: 0.500	2-3 E 1B		3-3 K		1-0 2B				3-2 G4-3	4	0	2	1	0	1	1											
Brian Harper, R (1, 2) OBP: 0.324, SLG: 0.365	1-2 E6		3-2 1B		3-0 P3				2-2 1B 2B	4	1	2	1	0	0	2											
Chili Davis, S (1, 10) OBP: 0.357, SLG: 0.259	1-0 F7		0-0 F8						3-2 1B	4	0	1	1	0	0	3											
Pedro Munoz, R (1, 9) OBP: 0.362, SLG: 0.515		2-1 G3-1 1B 2B		0-0 G6-3 1B					3-2 G4-3	3	1	2	0	1	0	0											
Scott Leius, R (1, 5) OBP: 0.304, SLG: 0.418		2-1 G3-1		2-1 G6-3					0-2 FC6-4	4	0	0	0	0	0	4											
Greg Gagne, R (1, 6) OBP: 0.317, SLG: 0.305		2-3 K		2-3 K					1-0 L4-6 SH3 1B	3	0	1	0	0	2	2											
Inning Stats	R: 1 E: 1 K: 1 S: 15	H: 1 LOB: 2 BB: 1 P: 26	R: 1 E: 0 K: 1 S: 10	H: 2 LOB: 0 BB: 0 P: 19	R: 1 E: 0 K: 1 S: 13	H: 2 LOB: 1 BB: 0 P: 22	R: 0 E: 0 K: 1 S: 10	H: 1 LOB: 0 BB: 0 P: 14	R: 0 E: 0 K: 0 S: 6	H: 1 LOB: 1 BB: 0 P: 14	R: 0 E: 0 K: 0 S: 7	H: 0 LOB: 0 BB: 0 P: 10	R: 0 E: 0 K: 0 S: 4	H: 1 LOB: 0 BB: 0 P: 5	R: 0 E: 0 K: 0 S: 15	H: 2 LOB: 2 BB: 1 P: 27	R: 1 E: 0 K: 0 S: 15	H: 2 LOB: 2 BB: 1 P: 27	1B: 7 2B: 4 3B: 0 HR: 0	SF: 0 SAC: 1 DP: 1 HBP: 0	WP: 0 PB: 0 SB: 1 CS: 1	PA: 36					
PITCHER	IP	WLS	BF	H	R	ER	SO	BB	IBB	HBP	BLK	WP	HR	S	P	ERA	WHIP										
Rick Sutcliffe, R (1, 1) ERA: 2.65	7.2	L	33	10	4	4	4	1	0	0	0	0	0	76	129	4.70	1.435										
Storm Davis, R (8, 1) ERA: 3.0	0.1		2	0	0	0	0	1	0	0	0	0	0	4	8	0.00	3.000										



Batter	1	2	3	4	5	6	7	8	9	AB	R	H	RBI	BB	SO	LOB	TOP					
Brady Anderson, L (1, 7) OBP: 0.402, SLG: 0.560	G4-3		G3					P5		4	0	1	0	1	0	1	Baltimore Orioles @ Minnesota Twins Hubert H. Humphrey Metrodome, Minneapolis, MN Tue Apr 28 1992, 8:05 PM EDT Att: 14,811 - Dome - 70 F livebaseballscorecards.com					
Mark McLemore, S (1, 4) OBP: 0.438, SLG: 0.448	F7		1B 2B 1B			G1-3		HR BB		4	2	2	2	1	0	1						
Cal Ripken Jr., R (1, 6) OBP: 0.368, SLG: 0.417	G4-3		2B 1B			P4		HR		5	2	2	3	0	1	3						
Sam Horn, L (1, 10) OBP: 0.395, SLG: 0.419 Luis Mercedes, R (7, PR) OBP: 0.240, SLG: 0.050		FC6-4 BB	2B 1B			G4-3		BB 2B BB		1	0	0	0	3	0	1						
Mike Devereaux, R (1, 8) OBP: 0.338, SLG: 0.514	FC6-4 1-2	FC6-4 1-2	2B BB			G5-3		2B BB		4	1	1	2	1	1	1						
Joe Orsulak, L (1, 9) OBP: 0.220, SLG: 0.280	K		G3			2B 1B		P6		5	1	1	0	0	1	5						
Leo Gomez, R (1, 5) OBP: 0.342, SLG: 0.333	FC6-4 1-2					BB 1B 2B		WP 2B		5	1	2	3	0	0	1						
David Segui, S (1, 3) OBP: 0.283, SLG: 0.286			1B 1B			G5-3		G5-3		5	1	1	0	0	0	2						
Jeff Tackett, R (1, 2) OBP: 0.333, SLG: 0.800			P1			BB 1B BB		G1-3		3	1	0	0	1	0	2						
Inning Stats	R: 0 E: 0 K: 0 S: 7	H: 0 LOB: 0 BB: 0 P: 13	R: 0 E: 0 K: 1 S: 13	H: 0 LOB: 1 BB: 1 P: 21	R: 3 E: 0 K: 0 S: 15	H: 4 LOB: 2 BB: 1 P: 26	R: 0 E: 0 K: 0 S: 6	H: 0 LOB: 0 BB: 0 P: 11	R: 0 E: 0 K: 1 S: 9	H: 1 LOB: 1 BB: 0 P: 16	R: 3 E: 0 K: 0 S: 14	H: 3 LOB: 2 BB: 2 P: 31	R: 2 E: 0 K: 2 S: 12	H: 1 LOB: 2 BB: 2 P: 24	R: 2 E: 0 K: 2 S: 9	H: 1 LOB: 0 BB: 1 P: 18		R: 0 E: 0 K: 0 S: 5	H: 0 LOB: 0 BB: 0 P: 9	1B: 6 2B: 3 3B: 0 HR: 1	SF: 0 SAC: 0 DP: 0 HBP: 0	WP: 1 PB: 0 SB: 2 CS: 0
PITCHER	IP	WLS	BF	H	R	ER	SO	BB	IBB	HBP	BLK	WP	HR	S	P	ERA	WHIP					
Scott Erickson, R (1, 1) ERA: 5.1	5.1	L	25	7	5	5	2	2	0	0	0	0	0	55	97	8.44	1.688					
Mark Guthrie, L (6, 1) ERA: 4.0	1.0		8	1	3	3	0	4	0	0	0	0	0	11	32	27.00	5.000					
Carl Willis, R (7, 1) ERA: 4.32	2.2		11	2	2	2	2	1	0	0	0	1	1	24	40	6.75	1.125					

Batter	1	2	3	4	5	6	7	8	9	AB	R	H	RBI	BB	SO	LOB	BOTTOM					
Shane Mack, R (1, 7) OBP: 0.372, SLG: 0.474	F9		P4					P4		5	0	0	0	0	1	1	Baltimore Orioles @ Minnesota Twins Hubert H. Humphrey Metrodome, Minneapolis, MN Tue Apr 28 1992, 8:05 PM EDT Att: 14,811 - Dome - 70 F livebaseballscorecards.com					
Chuck Knoblauch, R (1, 4) OBP: 0.353, SLG: 0.333	G5-3					B1-3 1B		HR BB		3	1	2	0	1	0	0						
Kirby Puckett, R (1, 8) OBP: 0.318, SLG: 0.500	P3					F8		HR		4	1	1	2	0	0	2						
Kent Hrbek, L (1, 3) OBP: 0.471, SLG: 0.500		P5				G4-3		2B 2B		4	1	1	0	0	0	2						
Brian Harper, R (1, 2) OBP: 0.306, SLG: 0.343	F7					F9		G5-3		4	0	0	0	0	0	3						
Chili Davis, S (1, 10) OBP: 0.365, SLG: 0.323	K					F7		2B		4	0	2	1	0	1	0						
Pedro Munoz, R (1, 9) OBP: 0.347, SLG: 0.493 Donnie Hill, S (6, PH) (9, 9)			G6-3			FC1-5-2 FC4-6		K		3	0	0	0	0	1	1						
Scott Leius, R (1, 5) OBP: 0.317, SLG: 0.414			G4-3 1B			FC4-6 HR		BB		3	1	1	0	1	0	1						
Greg Gagne, R (1, 6) OBP: 0.318, SLG: 0.355 Randy Bush, L (9, PH) (9, 9)			G4-3			HR		F8		3	1	1	2	0	0	2						
Inning Stats	R: 0 E: 0 K: 0 S: 8	H: 0 LOB: 0 BB: 0 P: 11	R: 0 E: 0 K: 1 S: 9	H: 0 LOB: 0 BB: 0 P: 14	R: 0 E: 0 K: 0 S: 9	H: 1 LOB: 1 BB: 0 P: 12	R: 0 E: 0 K: 0 S: 6	H: 1 LOB: 1 BB: 0 P: 12	R: 2 E: 0 K: 0 S: 11	H: 2 LOB: 0 BB: 0 P: 17	R: 0 E: 0 K: 0 S: 10	H: 1 LOB: 1 BB: 0 P: 13	R: 0 E: 0 K: 1 S: 15	H: 0 LOB: 1 BB: 1 P: 24	R: 3 E: 0 K: 0 S: 7	H: 3 LOB: 1 BB: 1 P: 13		R: 0 E: 0 K: 1 S: 9	H: 0 LOB: 0 BB: 0 P: 17	1B: 3 2B: 2 3B: 1 HR: 2	SF: 0 SAC: 0 DP: 0 HBP: 0	WP: 0 PB: 0 SB: 0 CS: 0
PITCHER	IP	WLS	BF	H	R	ER	SO	BB	IBB	HBP	BLK	WP	HR	S	P	ERA	WHIP					
35 Mike Mussina, R (1, 1) ERA: 2.37	7.2	W	33	8	5	5	2	2	0	0	0	0	0	74	114	5.87	1.304					
Todd Frohwrth, R (8, 1) ERA: 2.06	1.1		4	0	0	0	1	0	0	0	0	0	0	10	19	0.00	0.000					

Batter	1	2	3	4	5	6	7	8	9	AB	R	H	RBI	BB	SO	LOB	TOP							
Brady Anderson, L (1, 7) OBP: 0.417, SLG: 0.584	4-2 G1-6-3 BB		1-0 F8		2-0 1B 3B		4-1 E S G5-3 BB		0-0 SH1-3	2	2	1	0	2	0	0								
Mark McLemore, S (1, 4) OBP: 0.432, SLG: 0.424	0-1 G1-6-3		4-1 FC5-4 BB		2-1 WP G6-3 1B		2-3 K		1-3 K	4	0	1	1	1	2	3								
Cal Ripken Jr., R (1, 6) OBP: 0.359, SLG: 0.395	2-3 K		0-0 FC5-4		0-1 G6-3		0-1 G5-3		4-0 1B IBB	4	0	0	1	1	1	2								
Randy Milligan, R (1, 10) OBP: 0.315, SLG: 0.383		2-3 K		4-1 BB 1B BB		2-3 K		3-H 3-2 1B	2-1 1-3 2-H 1B	4	1	2	1	1	2	1								
Mike Devereaux, R (1, 8) OBP: 0.329, SLG: 0.494		2-2 CS 1B		2-2 F8		2-3 K		0-2 F8	1-0 L7	5	0	1	0	0	1	5								
Chris Hoiles, R (1, 2) OBP: 0.413, SLG: 0.625	1 SAFE 2-2 HR		4-0 1B BB BB		0-3 K		0-0 G5-3		0-0 G5-3	3	1	1	1	1	1	0								
Leo Gomez, R (1, 5) OBP: 0.351, SLG: 0.333	1-1 FC5-4 1B		4-2 1B BB BB		0-0 G5-3		1-1 F8			3	0	1	0	1	0	0								
David Segui, S (1, 3) OBP: 0.300, SLG: 0.289	1-1 FC5-4		0-0 G4-6-3 1B		4-2 BB		0-1 F9			3	0	1	1	1	0	1								
Chito Martinez, L (1, 9) OBP: 0.315, SLG: 0.383			0-0 G4-3		2-1 G4-6-3		1-0 L9		3-2 SH1-3 1B HBP	3	1	0	0	0	0	4								
Inning Stats	R: 0 E: 0 K: 1 S: 10	H: 0 LOB: 0 BB: 1 P: 16	R: 1 E: 0 K: 1 S: 14	H: 3 LOB: 1 BB: 0 P: 22	R: 0 E: 0 K: 0 S: 4	H: 0 LOB: 1 BB: 1 P: 9	R: 1 E: 0 K: 0 S: 15	H: 1 LOB: 2 BB: 3 P: 31	R: 1 E: 0 K: 2 S: 12	H: 2 LOB: 1 BB: 0 P: 20	R: 0 E: 0 K: 1 S: 7	H: 0 LOB: 1 BB: 1 P: 12	R: 1 E: 0 K: 1 S: 13	H: 1 LOB: 1 BB: 1 P: 22	R: 0 E: 0 K: 0 S: 5	H: 0 LOB: 0 BB: 0 P: 6	R: 1 E: 0 K: 1 S: 10	H: 1 LOB: 2 BB: 1 P: 21	1B: 6 2B: 0 3B: 1 HR: 1	SF: 0 SAC: 1 DP: 2 HBP: 1	WP: 1 PB: 0 CS: 1	PA: 41		
PITCHER	IP	WLS	BF	H	R	ER	SO	BB	IBB	HBP	BLK	WP	HR	S	P	ERA	WHIP							
John Smiley, L (1, 1) ERA: 6.84	4.0		20	6	3	3	2	5	0	0	0	0	1	46	85	6.75	2.750							
Tom Edens, R (5, 1) ERA: 3.86	3.0		12	1	1	1	4	2	0	0	0	1	0	29	47	3.00	1.000							
Gary Wayne, L (8, 1) ERA: 0.82	1.2	L	8	1	1	1	1	0	1	1	0	0	0	14	25	5.40	0.600							
Rick Aguilera, R (9, 1) ERA: 5.73	0.1		1	0	0	0	0	0	0	0	0	0	0	1	2	0.00	0.000							

Baltimore Orioles @ Minnesota Twins
 Hubert H. Humphrey Metrodome, Minneapolis, MN
 Wed Apr 29 1992, 4:33 AM EDT
 Att: 23,748 - Dome - 70 F

AB 31
 R 5
 H 8
 RBI 5
 BB 8
 SO 7
 LOB 16

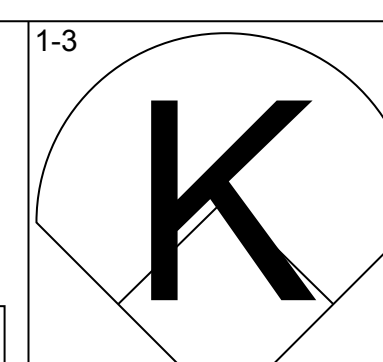
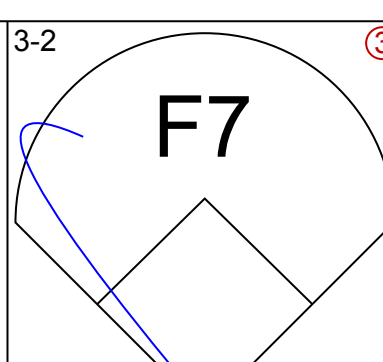
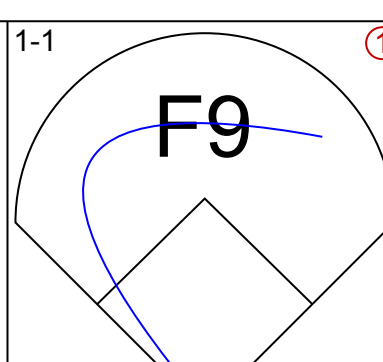
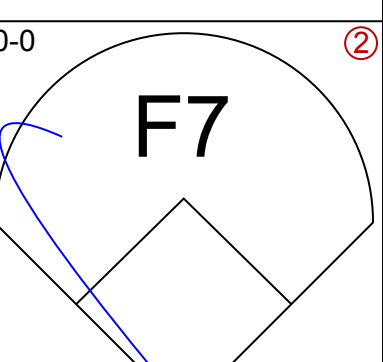
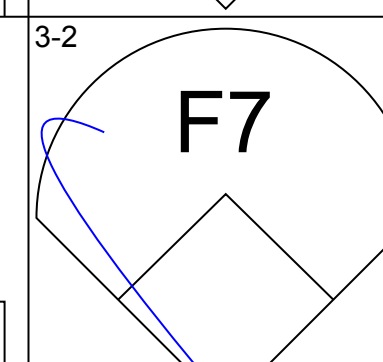
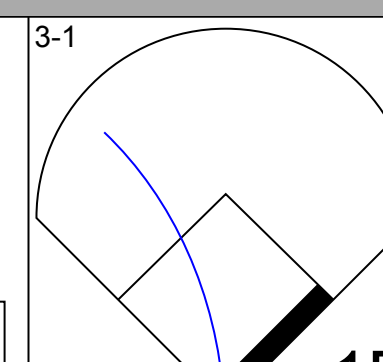
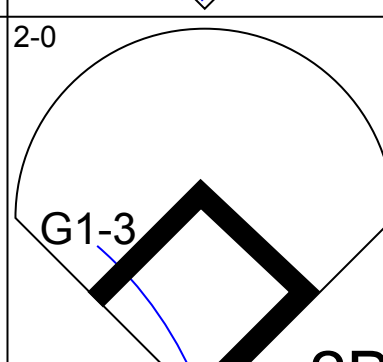
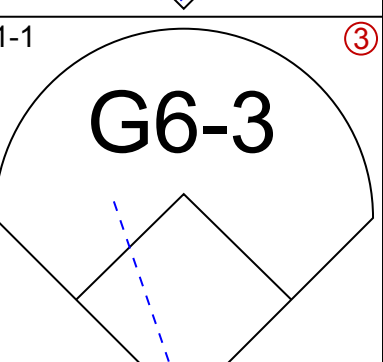
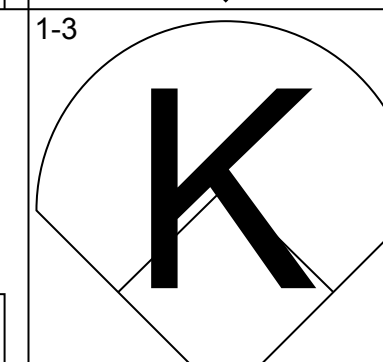
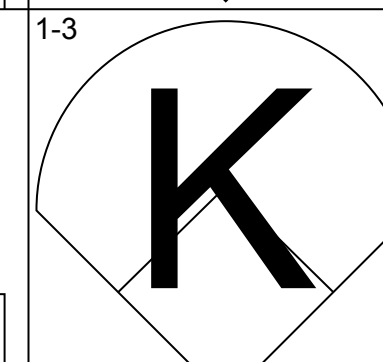
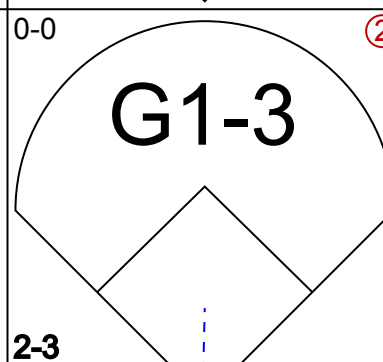
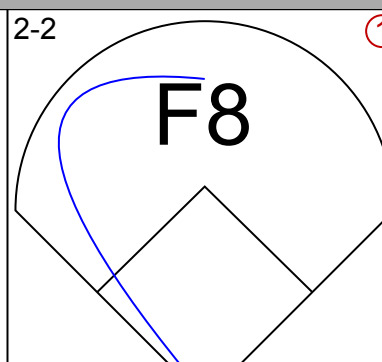
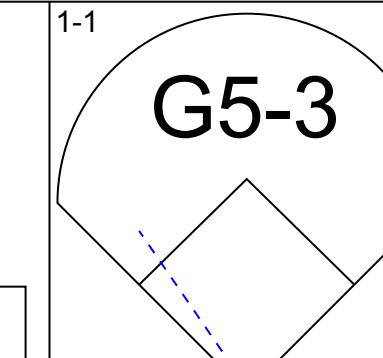
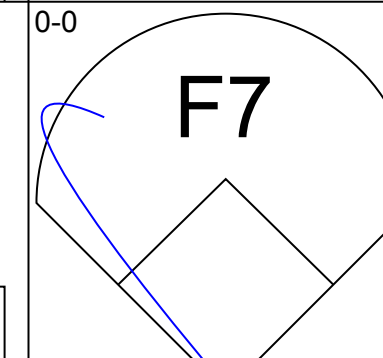
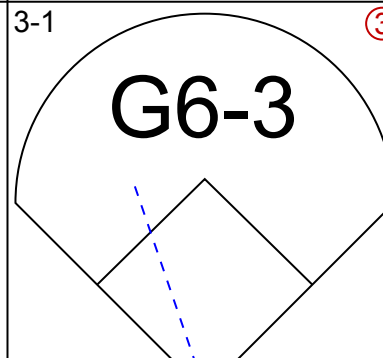
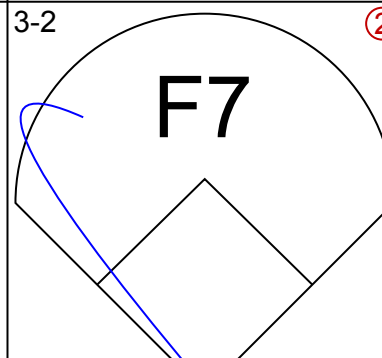
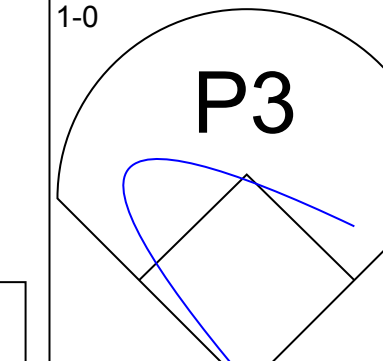
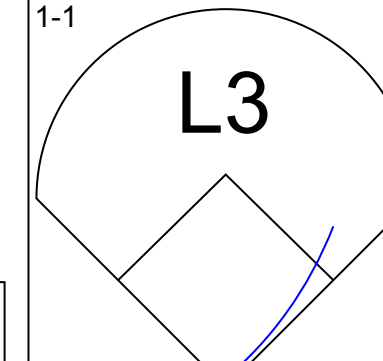
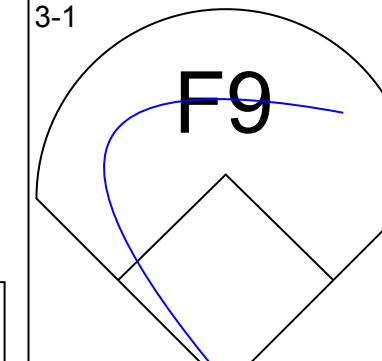
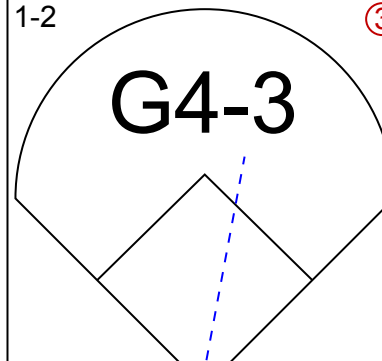
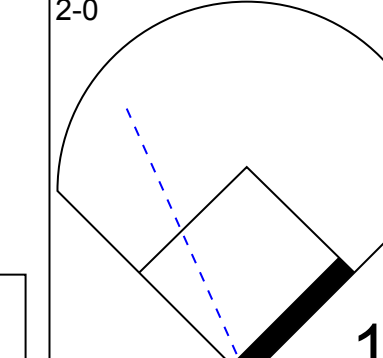
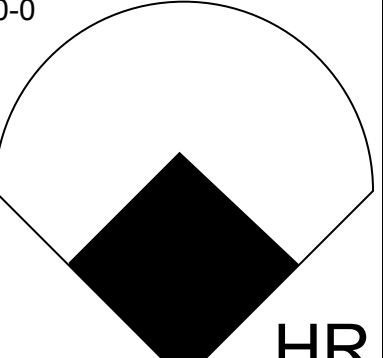
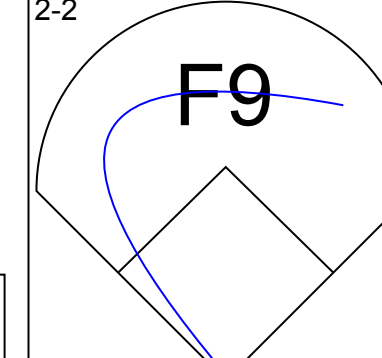
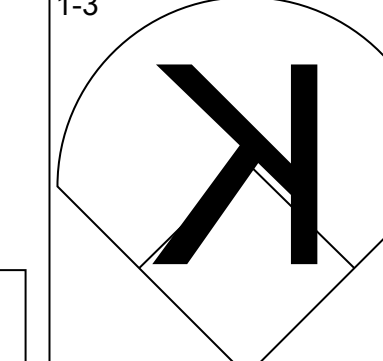
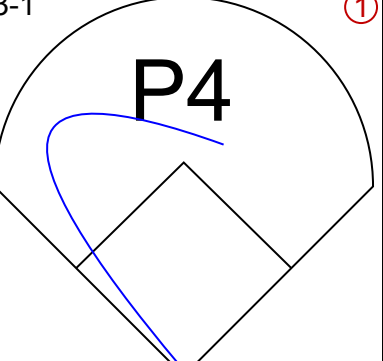
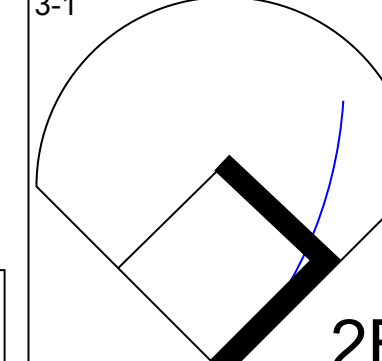
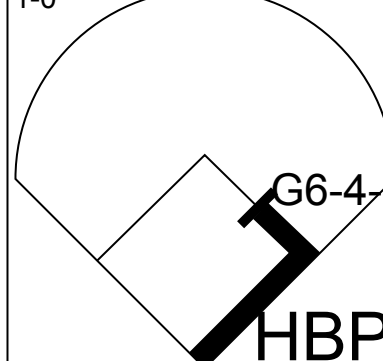
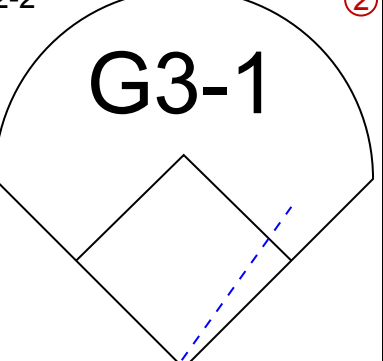
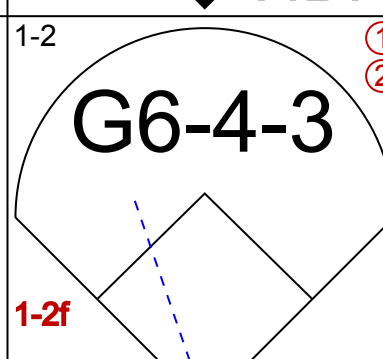
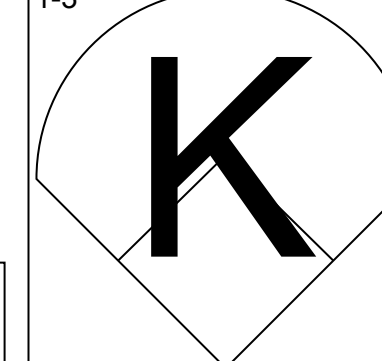
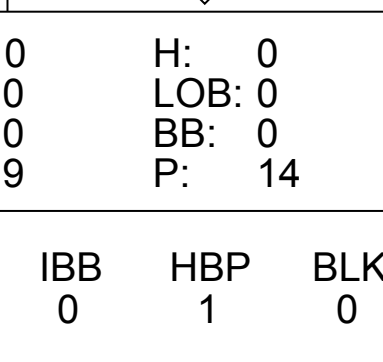
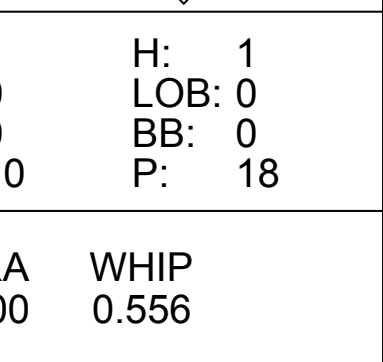
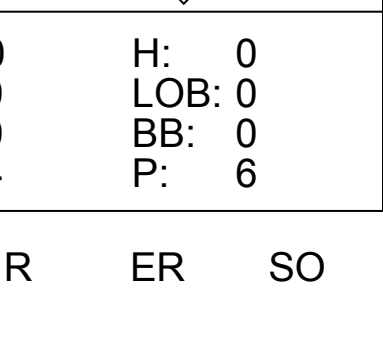


Batter	1	2	3	4	5	6	7	8	9	AB	R	H	RBI	BB	SO	LOB	BOTTOM							
Chuck Knoblauch, R (1, 4) OBP: 0.344, SLG: 0.325	3-1 G4-3		2-1 1B		1-1 G4-3				0-3 K	5	0	1	0	0	1	2								
Randy Bush, L (1, 9) OBP: 0.313, SLG: 0.238	4-2 WP 1B 2B BB		0-1 1B E		2-1 F9		0-3 K		2-2 2-5	3	2	1	0	1	1	2								
Kirby Puckett, R (1, 8) OBP: 0.326, SLG: 0.500	2-0 1B 2B WP		2-2 FC6-4 1B		1-0 G5-3		1-1 L9			4	1	2	0	0	0	2								
Kent Hrbek, L (1, 3) OBP: 0.476, SLG: 0.722	1-1 G4-3 2B		2-0 FC6-4		1-0 HR		2-2 G4-3			4	1	2	3	0	0	1								
Chili Davis, S (1, 10) OBP: 0.359, SLG: 0.308	1-0 G4-3		4-1 G3 BB		2-2 G6-3		3-3 K			3	0	0	0	1	1	1								
Scott Leius, R (1, 5) OBP: 0.313, SLG: 0.393	1-2 G6-3		1-1 G3		4-0 G4-6-3 BB		0-3 K			3	0	0	0	1	1	3								
Lenny Webster, R (1, 2) OBP: 0.294, SLG: 0.333		3-2 G4-3 2B		0-2 G3-1		2-2 G4-6-3		0-0 F9		4	0	1	0	0	0	3								
Donnie Hill, S (1, 6) OBP: 0.133, SLG: 0.133		1-1 G4-3		1-1 G4-3		2-2 L7		3-2 L7		4	0	0	0	0	0	1								
Jarvis Brown, R (1, 7) OBP: 0.372, SLG: 0.474		0-1 G1-3		1-2 F9 1B HBP		1-1 L7		0-0 2-5 S 1B		2	0	0	0	0	0	1								
Brian Harper, R (9, PH) OBP: 0.315, SLG: 0.353										1	0	1	0	0	0	0								
Shane Mack, R (9, PR) OBP: 0.372, SLG: 0.474										0	0	0	0	0	0	0								
Inning Stats	R: 2 E: 0 K: 0 S: 13	H: 2 LOB: 1 BB: 1 P: 25	R: 0 E: 0 K: 0 S: 11	H: 1 LOB: 0 BB: 0 P: 18	R: 1 E: 1 K: 0 S: 12	H: 2 LOB: 2 BB: 1 P: 21	R: 0 E: 0 K: 0 S: 9	H: 1 LOB: 0 BB: 0 P: 16	R: 0 E: 0 K: 0 S: 7	H: 0 LOB: 0 BB: 0 P: 11	R: 0 E: 0 K: 1 S: 8	H: 0 LOB: 0 BB: 0 P: 11	R: 0 E: 0 K: 2 S: 8	H: 0 LOB: 0 BB: 0 P: 11	R: 0 E: 0 K: 1 S: 10	H: 1 LOB: 2 BB: 0 P: 15	1B: 5 2B: 2 3B: 0 HR: 1	SF: 0 SAC: 0 DP: 1 HBP: 1	WP: 1 PB: 0 CS: 0	PA: 37				
PITCHER	IP	WLS	BF	H	R	ER	SO	BB	IBB	HBP	BLK	WP	HR	S	P	ERA	WHIP							
Bob Milacki, R (1, 1) ERA: 4.67	5.0		25	7	4	4	0	3	0	0	0	0	0	23	33	0.00	0.000							
Storm Davis, R (6, 1) ERA: 2.25	3.0	W	9	0	0	0	3	0	0	0	0	0	0	10	15	0.00	1.000							
Gregg Olson, R (9, 1) ERA: 2.35	1.0	S	4	1	0	0	1	0	0	0	0	0	0	10	15	0.00	1.000							

Baltimore Orioles @ Minnesota Twins
 Hubert H. Humphrey Metrodome, Minneapolis, MN
 Wed Apr 29 1992, 4:33 AM EDT
 Att: 23,748 - Dome - 70 F

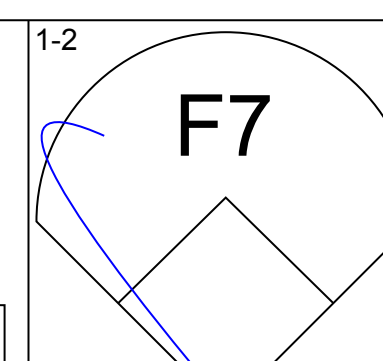
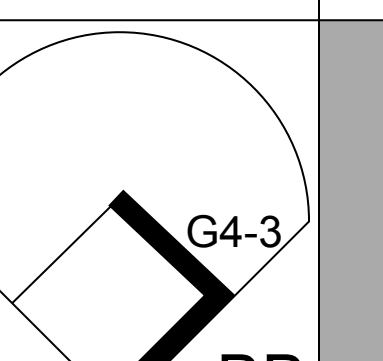
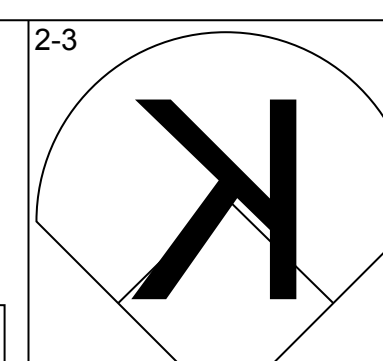
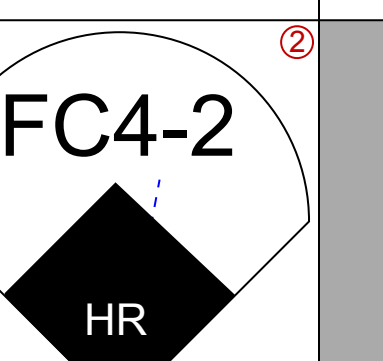
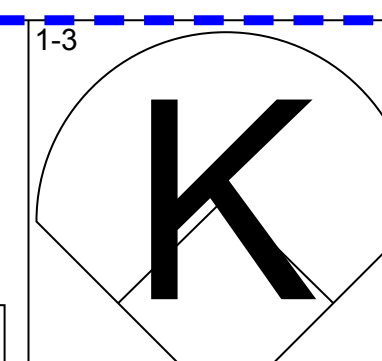
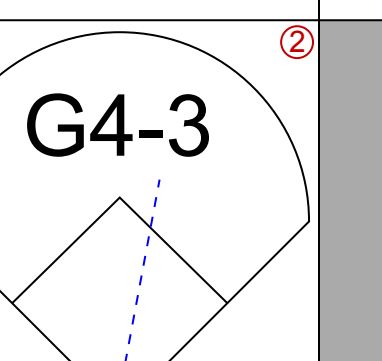
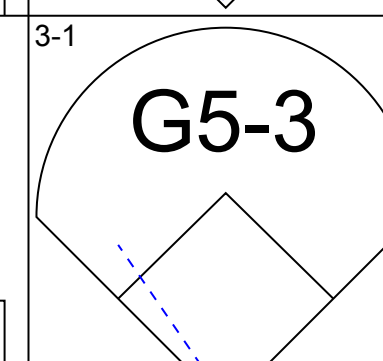
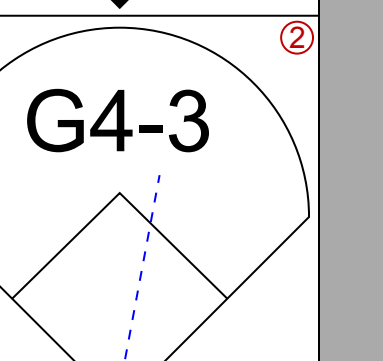
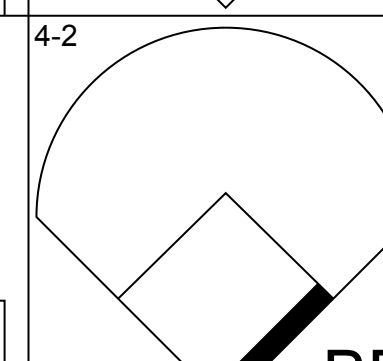
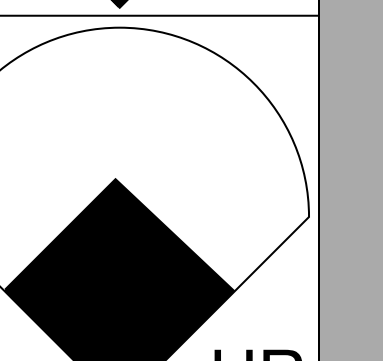
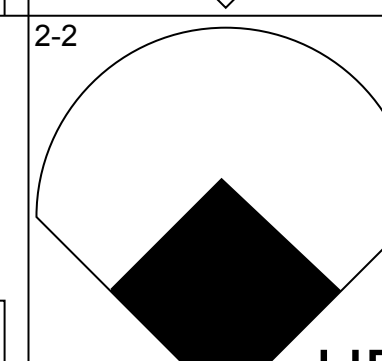
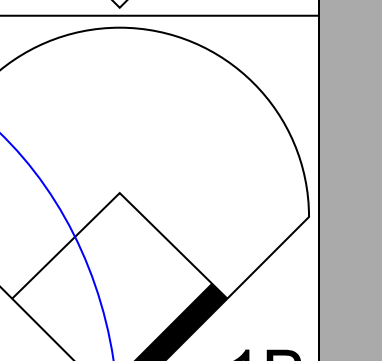
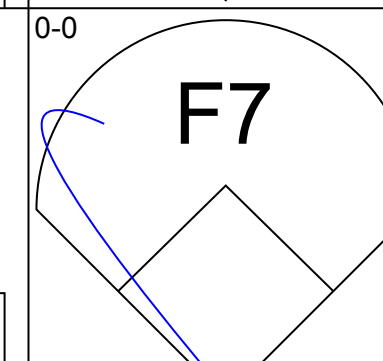
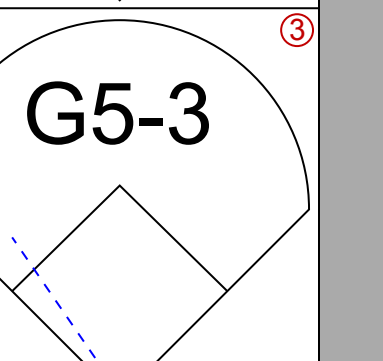
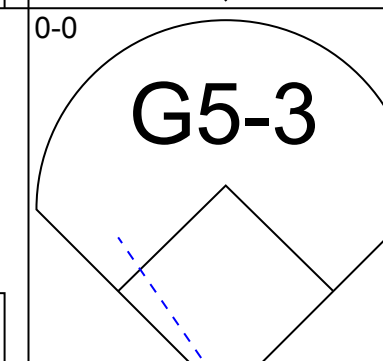
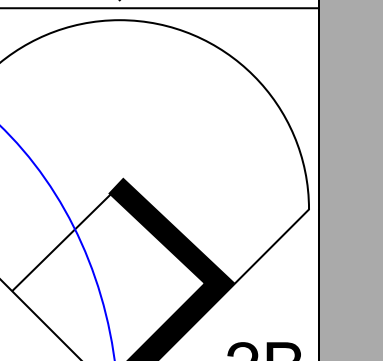
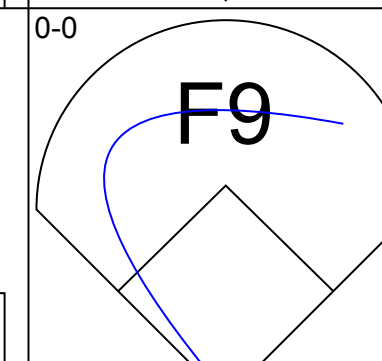
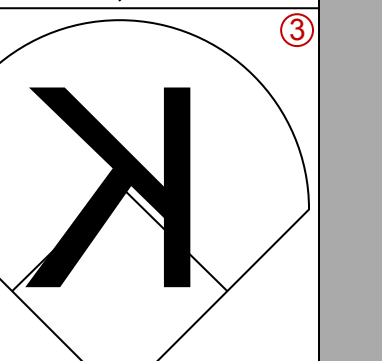

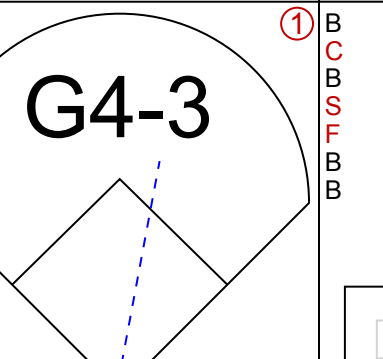

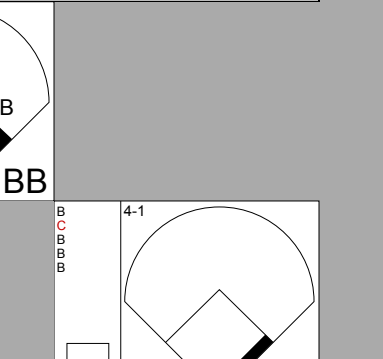
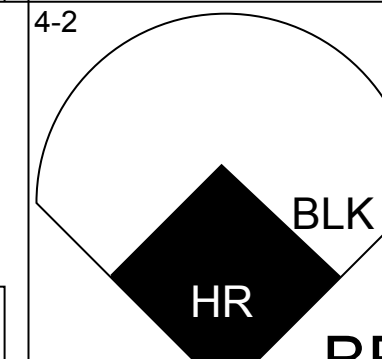

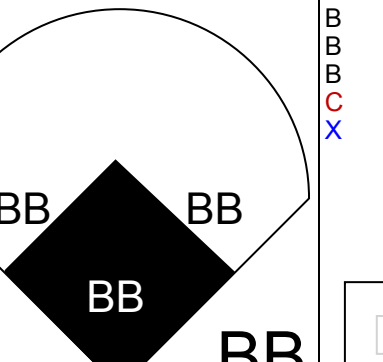
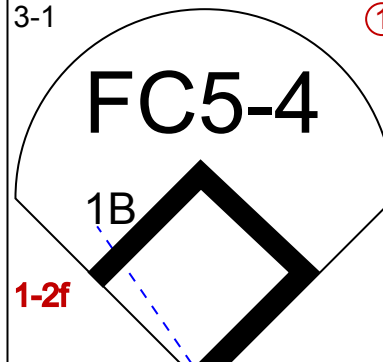

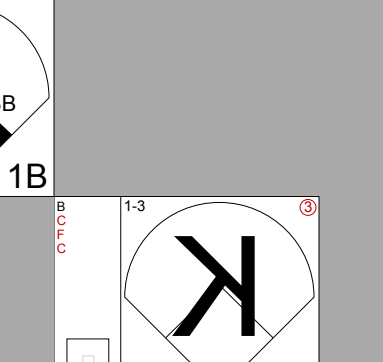
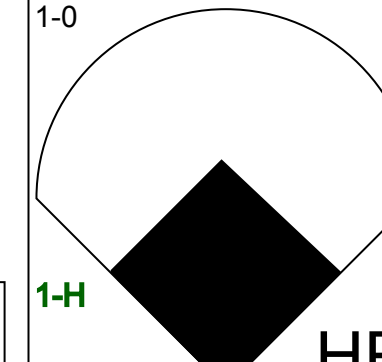

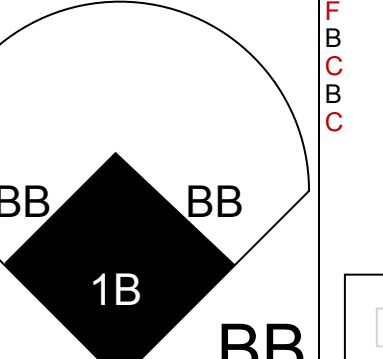
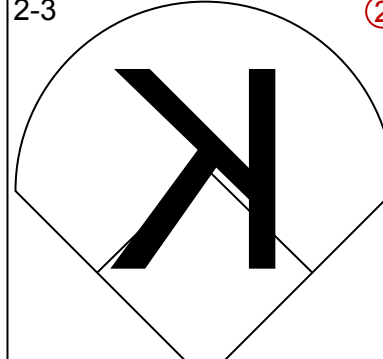

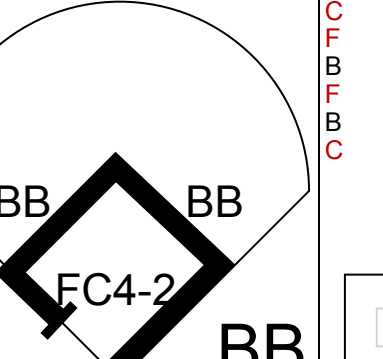
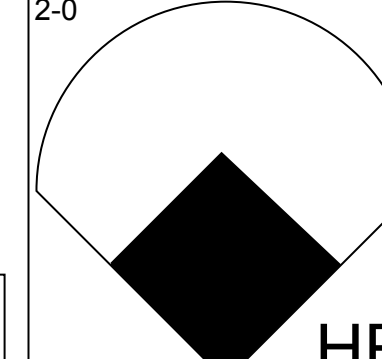

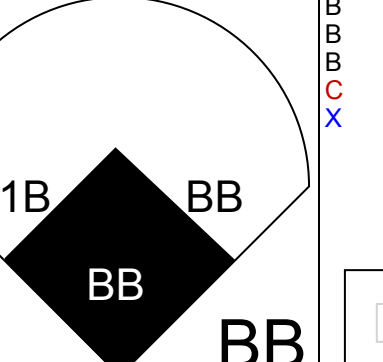
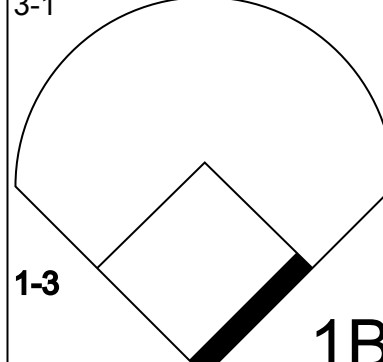

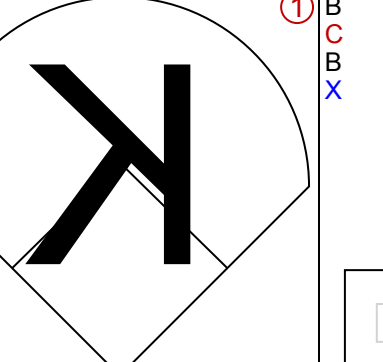
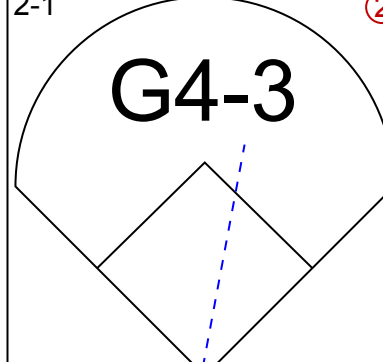
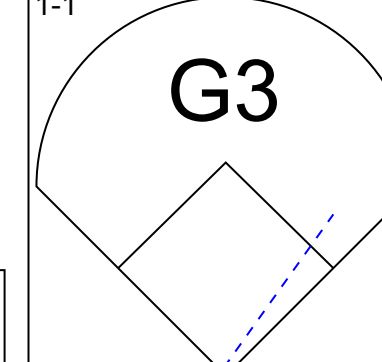

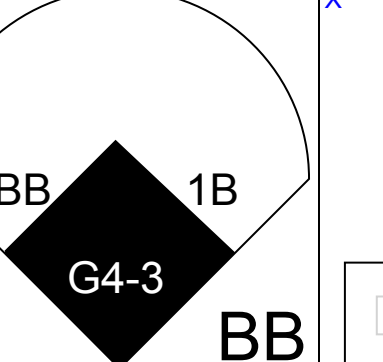
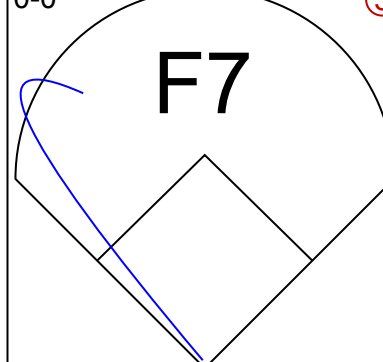

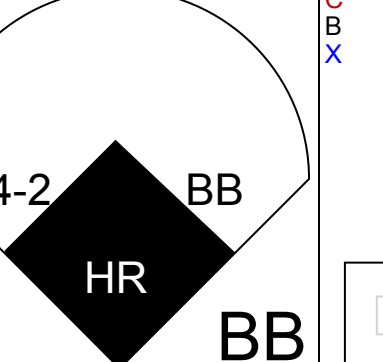
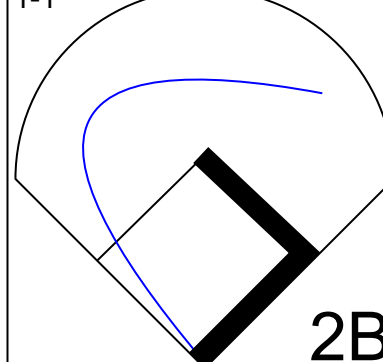

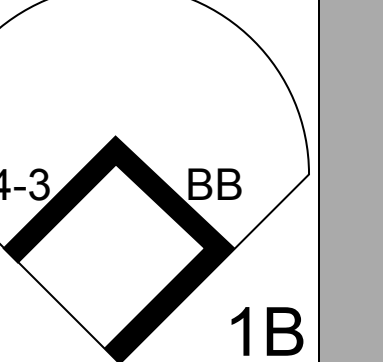

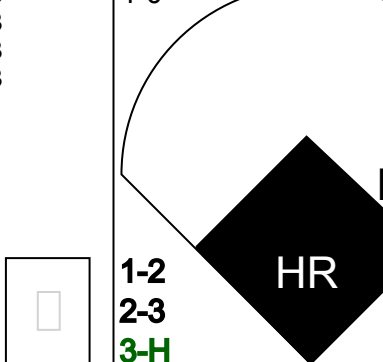
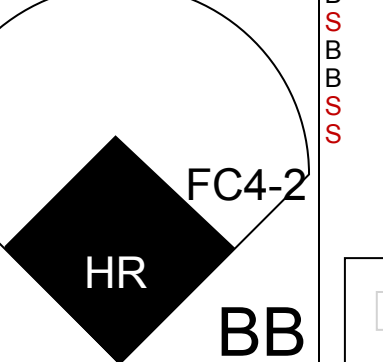
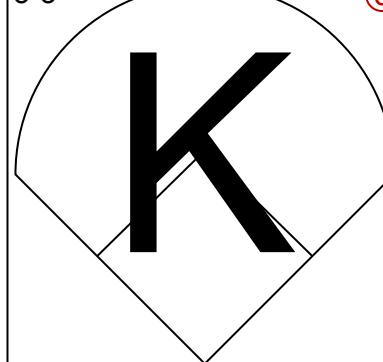

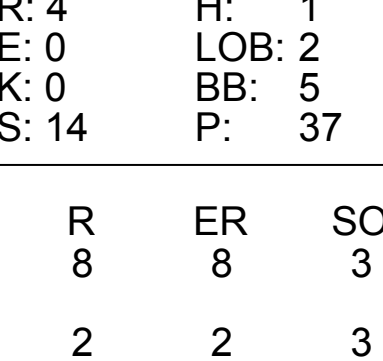
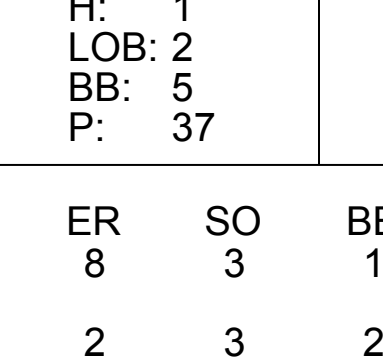
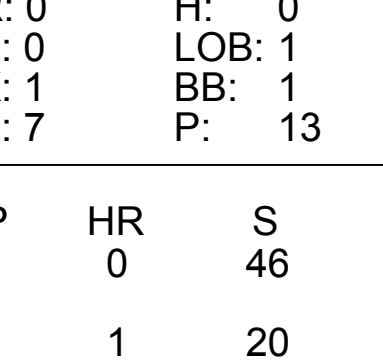
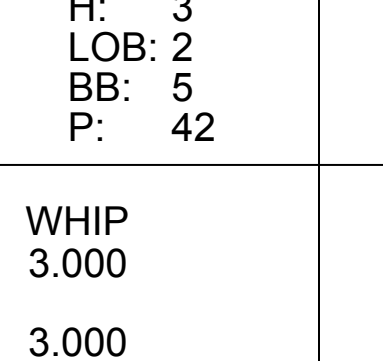
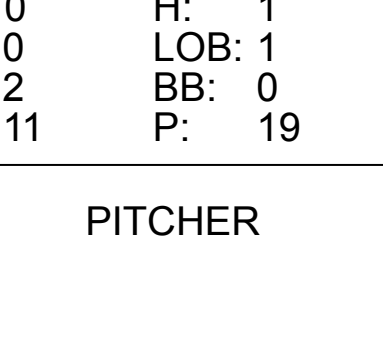
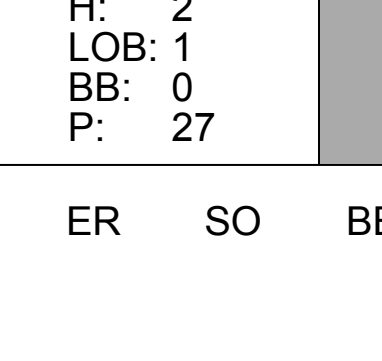
AB 33
 R 4
 H 8
 RBI 3
 BB 3
 SO 4
 LOB 16



Batter	1	2	3	4	5	6	7	8	9	AB	R	H	RBI	BB	SO	LOB	TOP					
Harold Reynolds, S OBP: 0.315, SLG: 0.354 (1, 4)										4	0	0	0	0	1	0	Seattle Mariners @ Baltimore Orioles Oriole Park at Camden Yards, Baltimore, MD Fri May 01 1992, 7:05 PM EDT Att: 45,451 - Cloudy - 67 F					
Edgar Martinez, R OBP: 0.349, SLG: 0.394 (1, 5)										4	0	2	0	0	0	0						
Ken Griffey Jr., L OBP: 0.308, SLG: 0.366 (1, 8)										4	0	0	0	0	2	2						
Kevin Mitchell, R OBP: 0.275, SLG: 0.301 (1, 7)										4	0	0	0	0	0	2						
Pete O'Brien, L OBP: 0.240, SLG: 0.500 (1, 3)										4	0	0	0	0	0	1						
Jay Buhner, R OBP: 0.354, SLG: 0.362 (1, 9)										3	1	2	1	0	0	0						
Tino Martinez, L OBP: 0.324, SLG: 0.508 (1, 10)										3	0	1	0	0	1	1						
Dave Valle, R OBP: 0.339, SLG: 0.345 (1, 2)										0	0	0	0	0	0	0						
Dave Cochrane, S OBP: 0.370, SLG: 0.440 (4, 2)										2	0	0	0	0	1	1						
Rich Amaral, R OBP: 0.333, SLG: 0.469 (1, 6)										3	0	0	0	0	0	1						
Inning Stats	R: 0 E: 0 K: 2 S: 15	H: 0 LOB: 0 BB: 0 P: 20	R: 0 E: 0 K: 1 S: 7	H: 1 LOB: 1 BB: 0 P: 12	R: 0 E: 0 K: 0 S: 9	H: 0 LOB: 0 BB: 0 P: 14	R: 0 E: 0 K: 1 S: 8	H: 1 LOB: 1 BB: 0 P: 13	R: 1 E: 0 K: 0 S: 10	H: 1 LOB: 0 BB: 0 P: 18	R: 0 E: 0 K: 0 S: 6	H: 1 LOB: 1 BB: 0 P: 12	R: 0 E: 0 K: 1 S: 10	H: 1 LOB: 0 BB: 0 P: 19	R: 0 E: 0 K: 0 S: 4	H: 0 LOB: 0 BB: 0 P: 6	R: 0 E: 0 K: 0 S: 10	H: 0 LOB: 0 BB: 0 P: 16	1B: 2 2B: 2 3B: 0 HR: 1	SF: 0 SAC: 0 DP: 1 HBP: 1	WP: 0 PB: 0 SB: 0 CS: 0	PA: 32
PITCHER Ben McDonald, R ERA: 2.78 (1, 1)	IP: 9.0 WLS: W BF: 32	H: 5 R: 1 ER: 1 SO: 5	BB: 0 IBB: 0 HBP: 1 BLK: 0	WP: 0 HR: 1 S: 79 P: 130	ERA: 1.00 WHIP: 0.556											ERA: 1.00 WHIP: 0.556						

AB	31
R	1
H	5
RBI	1
BB	0
SO	5
LOB	8



Batter	1	2	3	4	5	6	7	8	9	AB	R	H	RBI	BB	SO	LOB	BOTTOM			
Brady Anderson, L OBP: 0.402, SLG: 0.549 (1, 7)										5	1	0	1	1	2	3	Seattle Mariners @ Baltimore Orioles Oriole Park at Camden Yards, Baltimore, MD Fri May 01 1992, 7:05 PM EDT Att: 45,451 - Cloudy - 67 F			
Mike Devereaux, R OBP: 0.352, SLG: 0.571 (1, 8)										5	2	3	6	1	0	2				
Cal Ripken Jr., R OBP: 0.351, SLG: 0.395 (1, 6)										5	0	1	0	0	0	3				
Tim Lincecum, R OBP: 0.297, SLG: 0.265 (6, 6)										1	0	0	0	0	1	1				
Randy Milligan, R OBP: 0.356, SLG: 0.375 (1, 10)										1	2	0	0	4	0	0				
Chris Hoiles, R OBP: 0.425, SLG: 0.662 (1, 2)										4	3	2	2	1	1	3				
Leo Gomez, R OBP: 0.366, SLG: 0.377 (1, 5)										3	2	1	1	2	2	1				
David Segui, S OBP: 0.309, SLG: 0.286 (1, 3)										4	1	1	0	1	1	3				
Chito Martinez, L OBP: 0.375, SLG: 0.125 (1, 9)										3	2	1	2	2	1	2				
Billy Ripken, R OBP: 0.240, SLG: 0.354 (1, 4)										4	2	2	3	1	1	1				
Inning Stats	R: 0 E: 0 K: 0 S: 6	H: 0 LOB: 0 BB: 0 P: 10	R: 4 E: 0 K: 0 S: 14	H: 1 LOB: 2 BB: 5 P: 37	R: 0 E: 0 K: 1 S: 11	H: 1 LOB: 2 BB: 1 P: 23	R: 0 E: 0 K: 1 S: 7	H: 0 LOB: 1 BB: 1 P: 13	R: 6 E: 0 K: 2 S: 17	H: 3 LOB: 2 BB: 5 P: 42	R: 0 E: 0 K: 2 S: 11	H: 1 LOB: 1 BB: 0 P: 19	R: 4 E: 0 K: 1 S: 13	H: 3 LOB: 0 BB: 1 P: 24	R: 1 E: 0 K: 2 S: 18	H: 2 LOB: 1 BB: 0 P: 27	1B: 4 2B: 2 3B: 0 HR: 5	SF: 0 SAC: 0 DP: 0 HBP: 0	WP: 0 PB: 0 SB: 0 CS: 0	PA: 48
PITCHER Randy Johnson, L ERA: 3.48 (1, 1)	IP: 1.2 WLS: L BF: 10	H: 3 R: 2 ER: 2 SO: 3	BB: 2 IBB: 0 HBP: 0 BLK: 0	WP: 0 HR: 0 S: 20 P: 40	ERA: 10.80 WHIP: 3.000											ERA: 10.80 WHIP: 3.000				
Jim Acker, R ERA: 3.86 (5, 1)	IP: 1.0 WLS: W BF: 7	H: 3 R: 4 ER: 4 SO: 1	BB: 1 IBB: 0 HBP: 0 BLK: 1	WP: 0 HR: 3 S: 13 P: 24	ERA: 36.00 WHIP: 4.000											ERA: 36.00 WHIP: 4.000				
Gene Harris, R ERA: 7.0 (7, 1)	IP: 1.0 WLS: W BF: 5	H: 2 R: 1 ER: 1 SO: 2	BB: 0 IBB: 0 HBP: 0 BLK: 0	WP: 0 HR: 1 S: 18 P: 27	ERA: 9.00 WHIP: 2.000											ERA: 9.00 WHIP: 2.000				

AB	35
R	15
H	11
RBI	15
BB	13
SO	9
LOB	19



Batter	1	2	3	4	5	6	7	8	9	AB	R	H	RBI	BB	SO	LOB	TOP										
Harold Reynolds, S (1,4) OBP: 0.312, SLG: 0.349	F9			B1-3		G3		1B		4	0	1	0	0	0	0	Seattle Mariners @ Baltimore Orioles Oriole Park at Camden Yards, Baltimore, MD Sat May 02 1992, 7:05 PM EDT Att: 41,358 - Sunny - 91 F										
Edgar Martinez, R (1,5) OBP: 0.356, SLG: 0.413	K			G6-3		HR		FC4-6		4	1	2	0	0	1	0											
Ken Griffey Jr., L (1,8) OBP: 0.305, SLG: 0.395	K			F7		HR		FC4-6		4	1	1	2	0	1	2											
Kevin Mitchell, R (1,7) OBP: 0.274, SLG: 0.299		P6				G1-3			G6-3	4	0	1	0	0	0	0											
Pete O'Brien, L (1,10) OBP: 0.228, SLG: 0.474	F8					P6			G3	4	0	0	0	0	0	1											
Jay Buhner, R (1,9) OBP: 0.337, SLG: 0.342	K					F9			L7	4	0	0	0	0	1	1											
Tino Martinez, L (1,3) OBP: 0.324, SLG: 0.500				K		FC5				3	0	1	0	0	1	0											
Jeff Schaefer, R (1,6) OBP: 0.286, SLG: 0.450				L9		FC5				2	0	0	0	0	0	2											
Rich Amaral, R (8,PH) OBP: 0.324, SLG: 0.455						1-2				1	0	0	0	0	0	0											
Matt Sinatro, R (1,2) OBP: 0.125, SLG: 0.125				K						2	0	0	0	0	1	0											
Dave Cochrane, S (8,PH) OBP: 0.357, SLG: 0.423										1	0	0	0	0	0	0											
Dave Valle, R (8,2) OBP: 0.339, SLG: 0.345						P8			G3-1	0	0	0	0	0	0	0											
Inning Stats	R: 0 E: 0 K: 2 S: 11	H: 0 LOB: 0 BB: 0 P: 16	R: 0 E: 0 K: 1 S: 7	H: 0 LOB: 0 BB: 0 P: 13	R: 0 E: 0 K: 2 S: 10	H: 0 LOB: 0 BB: 0 P: 15	R: 0 E: 0 K: 0 S: 5	H: 2 LOB: 2 BB: 0 P: 8	R: 2 E: 0 K: 0 S: 14	H: 2 LOB: 0 BB: 0 P: 27	R: 0 E: 0 K: 0 S: 4	H: 0 LOB: 0 BB: 0 P: 6	R: 0 E: 0 K: 0 S: 14	H: 2 LOB: 2 BB: 0 P: 21	R: 0 E: 0 K: 0 S: 5	H: 0 LOB: 0 BB: 0 P: 5	1B: 4 2B: 1 3B: 0 HR: 1	SF: 0 SAC: 0 DP: 0 HBP: 0	WP: 0 PB: 0 SB: 0 CS: 0	PA: 33							
PITCHER	IP	WLS	BF	H	R	ER	SO	BB	IBB	HBP	BLK	WP	HR	S	P	ERA	WHIP										
Rick Sutcliffe, R (1,1) ERA: 2.6	7.2	W	28	5	2	2	5	0	0	0	0	0	1	68	112	2.35	0.652										
Todd Frothing, R (8,1) ERA: 2.09	0.0		1	1	0	0	0	0	0	0	0	0	0	2	5	∞	∞										
Mike Flanagan, L (8,1) ERA: 4.76	0.1		1	0	0	0	0	0	0	0	0	0	0	3	4	0.00	0.000										
Gregg Olson, R (9,1) ERA: 2.08	1.0	S	3	0	0	0	0	0	0	0	0	0	0	5	5	0.00	0.000										

Batter	1	2	3	4	5	6	7	8	9	AB	R	H	RBI	BB	SO	LOB	BOTTOM										
Brady Anderson, L (1,7) OBP: 0.415, SLG: 0.605	CS		FC1-5			HR		G3		4	1	3	3	0	0	0	Seattle Mariners @ Baltimore Orioles Oriole Park at Camden Yards, Baltimore, MD Sat May 02 1992, 7:05 PM EDT Att: 41,358 - Sunny - 91 F										
Mike Devereaux, R (1,8) OBP: 0.358, SLG: 0.563	G1-3		FC1-5			CS		G6-3		3	0	1	0	1	0	1											
Cal Ripken Jr., R (1,6) OBP: 0.347, SLG: 0.400			FC1-5			BB		G6-3		4	0	1	0	0	0	3											
Sam Horn, L (1,10) OBP: 0.357, SLG: 0.371	K		L8			G3-1			K	4	0	0	0	0	2	3											
Chris Hoiles, R (1,2) OBP: 0.417, SLG: 0.634			F9-3			G5-3		F8		3	0	0	0	1	0	0											
Joe Orsulak, L (1,9) OBP: 0.222, SLG: 0.264	F9-3					G5-4-3		K		3	0	0	0	1	1	1											
Leo Gomez, R (1,5) OBP: 0.365, SLG: 0.375	K					G5-4-3		1B		3	0	1	0	0	1	1											
David Segui, S (1,3) OBP: 0.345, SLG: 0.385						HR		HBP		3	2	3	1	0	0	0											
Billy Ripken, R (1,4) OBP: 0.245, SLG: 0.340			G5-3			HR		K		2	1	0	0	0	1	2											
Inning Stats	R: 0 E: 0 K: 1 S: 8	H: 2 LOB: 1 BB: 0 P: 14	R: 0 E: 0 K: 1 S: 8	H: 0 LOB: 1 BB: 1 P: 17	R: 1 E: 0 K: 0 S: 10	H: 3 LOB: 2 BB: 0 P: 19	R: 0 E: 0 K: 0 S: 5	H: 0 LOB: 1 BB: 1 P: 12	R: 3 E: 0 K: 0 S: 14	H: 2 LOB: 0 BB: 1 P: 28	R: 0 E: 0 K: 2 S: 13	H: 2 LOB: 2 BB: 0 P: 21	R: 0 E: 0 K: 0 S: 8	H: 0 LOB: 0 BB: 0 P: 14	R: 0 E: 0 K: 1 S: 11	H: 0 LOB: 0 BB: 0 P: 15		1B: 5 2B: 3 3B: 0 HR: 2	SF: 0 SAC: 0 DP: 2 HBP: 1	WP: 0 PB: 0 SB: 0 CS: 2	PA: 33						
PITCHER	IP	WLS	BF	H	R	ER	SO	BB	IBB	HBP	BLK	WP	HR	S	P	ERA	WHIP										
Erik Hanson, R (1,1) ERA: 4.93	8.0	L	33	9	4	4	5	3	0	1	0	0	2	77	140	4.50	1.500										



Batter	1	2	3	4	5	6	7	8	9	AB	R	H	RBI	BB	SO	LOB	TOP				
Harold Reynolds, S OBP: 0.316, SLG: 0.352 (1,4)	G3		E 3B 1B		F9		1B		G5-3	5	1	2	0	0	0	0					
Henry Cotto, R OBP: 0.333, SLG: 0.387 (1,8)	G5-3		E5 3B		G5-3		P4		E5	5	1	0	1	0	0	2					
Edgar Martinez, R OBP: 0.370, SLG: 0.475 (1,5)	F7		G6-3 1H 2H						F8	5	2	3	2	0	0	1					
Kevin Mitchell, R OBP: 0.270, SLG: 0.305 (1,10)		G5-3	G6-3		F9				K	5	1	1	2	0	1	2					
Tino Martinez, L OBP: 0.307, SLG: 0.472 (1,3)	G3		K				G4-3		G1-3	4	0	0	0	0	1	1					
Jay Buhner, R OBP: 0.356, SLG: 0.355 (1,9)							K		BB 1B	3	0	2	1	1	1	0					
Greg Briley, L OBP: 0.216, SLG: 0.243 (1,7)									BB 1B	3	0	0	0	0	0	2					
Dave Cochrane, S OBP: 0.379, SLG: 0.423 (8,PH)	G3				F8		G4-3		FC5-4 BB	0	0	0	0	1	0	0					
Dave Valle, R OBP: 0.323, SLG: 0.328 (1,2)					F9		G6-3		K	3	0	0	0	0	1	1					
Pete O'Brien, L OBP: 0.225, SLG: 0.468 (8,PH)										1	0	0	0	0	1	2					
Matt Sinatro, R OBP: 0.125, SLG: 0.125 (8,2)										0	0	0	0	0	0	0					
Rich Amaral, R OBP: 0.316, SLG: 0.432 (1,6)			E 1B		K		G3		FC5-4	4	1	1	0	0	1	3					
Inning Stats	R: 0 E: 0 K: 0 S: 9	H: 0 LOB: 0 BB: 0 P: 12	R: 0 E: 0 K: 0 S: 10	H: 0 LOB: 1 BB: 1 P: 16	R: 4 E: 1 K: 1 S: 21	H: 3 LOB: 0 BB: 0 P: 28	R: 0 E: 0 K: 2 S: 11	H: 1 LOB: 1 BB: 0 P: 16	R: 0 E: 0 K: 1 S: 9	H: 0 LOB: 0 BB: 0 P: 10	R: 0 E: 0 K: 0 S: 8	H: 1 LOB: 1 BB: 0 P: 10	R: 2 E: 0 K: 1 S: 13	H: 3 LOB: 2 BB: 1 P: 20	R: 0 E: 1 K: 1 S: 9	H: 0 LOB: 1 BB: 0 P: 11	1B: 6 2B: 1 3B: 2 HR: 0	SF: 0 SAC: 0 DP: 0 HBP: 0	WP: 0 PB: 0 SB: 0 CS: 0	PA: 40	
PITCHER	IP	WLS	BF	H	R	ER	SO	BB	IBB	HBP	BLK	WP	HR	S	P	ERA	WHIP				
35 Mike Mussina, R ERA: 2.65 (1,1)	7.0	W	30	7	5	3	4	1	0	0	0	0	0	76	105	3.86	1.143				
Todd Frothing, R ERA: 3.9 (8,1)	0.1		3	2	1	1	0	0	0	0	0	0	0	8	10	27.00	6.000				
Mike Flanagan, L ERA: 4.76 (8,1)	0.0		1	0	0	0	0	1	0	0	0	0	0	4		∞					
Gregg Olson, R ERA: 1.74 (8,1)	1.2	S	6	0	0	0	2	0	0	0	0	0	0	13	15	0.00	0.000				

Seattle Mariners @ Baltimore Orioles
 Oriole Park at Camden Yards, Baltimore, MD
 Sun May 03 1992, 3:33 AM EDT
 Att: 45,352 - Sunny - 77 F

AB 38
 R 6
 H 9
 RBI 6
 BB 2
 SO 6
 LOB 14



Batter	1	2	3	4	5	6	7	8	9	AB	R	H	RBI	BB	SO	LOB	BOTTOM				
Brady Anderson, L OBP: 0.405, SLG: 0.582 (1,7)	G1-3	P5		G3-1		F8		1B		5	0	1	0	0	0	0					
Mark McLemore, S OBP: 0.429, SLG: 0.421 (1,4)	2B 1B	F8		K		F9		BB 1B		5	1	2	1	0	1	0					
Cal Ripken Jr., R OBP: 0.358, SLG: 0.449 (1,6)	1B 2B	HR		BB		G4-3		K		4	2	2	1	1	1	2					
Sam Horn, L OBP: 0.362, SLG: 0.359 (1,10)	K	FC5-4 1B		F8				G3		4	0	1	0	1	1	3					
Luis Mercedes, R OBP: 0.240, SLG: 0.050 (8,PR)								BB		0	0	0	0	0	0	0					
Mike Devereaux, R OBP: 0.350, SLG: 0.538 (1,8)	BB 3B BB	FC5-4				G6-3		F9		4	1	0	0	1	0	4					
Randy Milligan, R OBP: 0.385, SLG: 0.442 (1,3)	BB 3B 1B			G6-3		E6 2B		HR		4	2	2	3	0	0	0					
David Segui, S OBP: 0.345, SLG: 0.385 (8,3)										0	0	0	0	0	0	0					
Chito Martinez, L OBP: 0.393, SLG: 0.158 (1,9)	3B BB					F8		K		3	1	1	0	1	1	1					
Tim Lulett, R OBP: 0.341, SLG: 0.395 (1,5)	3B			F8				1B SH3 1B		4	1	3	3	0	0	1					
Jeff Tackett, R OBP: 0.222, SLG: 0.500 (1,2)	K			G6-3		G4-3		SH3		3	0	0	0	0	1	4					
Inning Stats	R: 5 E: 0 K: 2 S: 21	H: 4 LOB: 1 BB: 2 P: 37	R: 1 E: 0 K: 0 S: 7	H: 2 LOB: 1 BB: 0 P: 14	R: 0 E: 0 K: 0 S: 11	H: 1 LOB: 1 BB: 0 P: 17	R: 0 E: 0 K: 1 S: 10	H: 0 LOB: 1 BB: 1 P: 15	R: 0 E: 1 K: 0 S: 9	H: 1 LOB: 2 BB: 0 P: 17	R: 0 E: 0 K: 0 S: 5	H: 0 LOB: 0 BB: 0 P: 7	R: 1 E: 0 K: 1 S: 9	H: 3 LOB: 3 BB: 1 P: 18	R: 1 E: 0 K: 1 S: 10	H: 0 LOB: 0 BB: 1 P: 11	1B: 7 2B: 2 3B: 1 HR: 2	SF: 0 SAC: 1 DP: 0 HBP: 0	WP: 0 PB: 0 SB: 0 CS: 0	PA: 41	
PITCHER	IP	WLS	BF	H	R	ER	SO	BB	IBB	HBP	BLK	WP	HR	S	P	ERA	WHIP				
Rich DeLucia, R ERA: 10.57 (1,1)	2.0	L	14	6	6	6	2	2	0	0	0	0	0	28	51	27.00	4.000				
Dennis Powell, L ERA: 1.04 (3,1)	4.0		16	2	0	0	1	1	0	0	0	0	0	35	56	0.00	0.750				
Jeff Nelson, R ERA: 3.86 (7,1)	1.0		4	1	1	1	1	0	0	0	0	0	1	9	17	9.00	1.000				
Mike Schooler, R ERA: 4.66 (8,1)	1.0		7	3	1	1	1	1	0	0	0	0	0	10	18	9.00	4.000				

Seattle Mariners @ Baltimore Orioles
 Oriole Park at Camden Yards, Baltimore, MD
 Sun May 03 1992, 3:33 AM EDT
 Att: 45,352 - Sunny - 77 F

AB 36
 R 8
 H 12
 RBI 8
 BB 4
 SO 5
 LOB 15



Batter	1	2	3	4	5	6	7	8	9	AB	R	H	RBI	BB	SO	LOB	TOP									
Brian Downing, R OBP: 0.516, SLG: 0.455	4-0 1B 1B	2-1 WP 1B		3-2 FC3-6 1B		1-0 F8			4-2 G6-3 1B	3	3	2	0	2	0	0										
Rafael Palmeiro, L OBP: 0.368, SLG: 0.510	1-1 F7	1-1 FC6 1B		2-2 FC3-6 1B			0-1 1B		1-1 G4-3	5	0	3	2	0	0	3										
Ruben Sierra, S OBP: 0.348, SLG: 0.438	1-2 1B 1B	2-2 FC6		3-1 FC3-6 1B			0-1 F9		0-1 G6-3	5	0	1	1	1	0	5										
Juan Gonzalez, R OBP: 0.318, SLG: 0.470	2-1 1B 2H			2-1 G1-4-3			3-3 K		0-0 1B	5	0	3	2	0	1	3										
Kevin Reimer, L OBP: 0.347, SLG: 0.457	2-2 1B				1-1 G4-3				1-0 L9	4	0	1	0	0	1	2										
Jack Daugherty, S (9, PH) OBP: 0.241, SLG: 0.184	1-2 2-3 1B						2-2 F9			1	0	0	0	0	0	1										
Dean Palmer, R OBP: 0.333, SLG: 0.446	1-3 K			4-0 1-2 BB					3-2 P3	3	0	0	0	1	2	3										
Dickie Thon, R OBP: 0.291, SLG: 0.291	2-2 L8			0-0 F8			0-2 F8		2-0 F7	4	0	0	0	0	0	5										
Ivan Rodriguez, R OBP: 0.318, SLG: 0.386		0-3 K		2-3 K			0-0 F9		0-2 F8	4	0	0	0	0	2	2										
Jeff Huson, L OBP: 0.314, SLG: 0.394		3-1 F9			4-0 1B 1B BB		1-2 P4		4-2 G4-3 BB	2	1	0	0	1	0	0										
Monty Fariss, R (9, PH) OBP: 0.500, SLG: 0.500										0	1	0	0	1	0	0										
Inning Stats	R: 1 E: 0 K: 1 S: 18	H: 3 LOB: 3 BB: 1 P: 31	R: 1 E: 0 K: 1 S: 12	H: 2 LOB: 1 BB: 0 P: 20	R: 0 E: 0 K: 2 S: 8	H: 1 LOB: 2 BB: 1 P: 18	R: 1 E: 0 K: 0 S: 15	H: 2 LOB: 1 BB: 0 P: 29	R: 0 E: 0 K: 1 S: 8	H: 0 LOB: 0 BB: 0 P: 11	R: 0 E: 0 K: 0 S: 6	H: 0 LOB: 0 BB: 0 P: 8	R: 0 E: 0 K: 1 S: 11	H: 1 LOB: 1 BB: 0 P: 16	R: 0 E: 0 K: 0 S: 10	H: 0 LOB: 0 BB: 0 P: 15	R: 2 E: 0 K: 0 S: 15	H: 1 LOB: 1 BB: 2 P: 25	1B: 10 2B: 0 3B: 0 HR: 0	SF: 0 SAC: 0 DP: 1 HBP: 0	WP: 1 PB: 0 SB: 0 CS: 0	PA: 41				
PITCHER	IP	WLS	BF	H	R	ER	SO	BB	IBB	HBP	BLK	WP	HR	S	P	ERA	WHIP									
Bob Milacki, R ERA: 5.1	(1, 1)	3.0		19	7	3	3	4	3	0	0	0	1	0	44	82	9.00	3.333								
Alan Mills, R ERA: 0.99	(4, 1)	5.0	W	16	2	0	0	2	0	0	0	0	0	0	44	66	0.00	0.400								
Mike Flanagan, L ERA: 6.75	(9, 1)	1.0		6	1	2	2	0	2	0	0	0	0	0	15	25	18.00	3.000								

Texas Rangers @ Baltimore Orioles
 Oriole Park at Camden Yards, Baltimore, MD
 Mon May 04 1992, 7:05 PM EDT
 Att: 36,511 - Sunny - 63 F

AB	36
R	5
H	10
RBI	5
BB	5
SO	6
LOB	24



Batter	1	2	3	4	5	6	7	8	9	AB	R	H	RBI	BB	SO	LOB	BOTTOM									
Brady Anderson, L OBP: 0.397, SLG: 0.558	0-0 G4-3	4-2 1B BB		3-1 F7						4	0	0	0	1	1	2										
Mike Devereaux, R OBP: 0.362, SLG: 0.547	1-0 1B S	3-2 1B			2-2 G6-3		4-2 HBP 1B BB		2-3 K	4	2	2	2	1	1	0										
Cal Ripken Jr., R OBP: 0.360, SLG: 0.441	2-2 S	0-0 P3			1-3 K		2-2 WP 1B HBP		2-2 G3-1	4	1	1	0	0	1	2										
Sam Horn, L OBP: 0.340, SLG: 0.333	3-3 K	0-0 G3-1			2-3 K		2-0 WP HR		4-2 BB	3	0	0	0	0	2	4										
Tim Luetz, R OBP: 0.372, SLG: 0.410							1-2 2H HR		1B	1	1	1	1	1	0	0										
Randy Milligan, R OBP: 0.368, SLG: 0.418	4-1 BB			2-1 G6-3			4-1 HR		2-0 F8	3	1	0	0	2	0	1										
Chris Hoiles, R OBP: 0.420, SLG: 0.662	2-3 K			3-3 K			4-0 BB		2-2 HR	3	1	1	4	1	2	2										
Chito Martinez, L OBP: 0.438, SLG: 0.150		4-1 FC1-5 1B BB		2-2 F7			4-2 BB		1-2 BB	1	0	0	0	3	0	0										
Leo Gomez, R OBP: 0.360, SLG: 0.368		0-1 WP FC1-5 1B 1B			3-3 K		1-2 P7		2-3 K	4	1	1	0	0	2	3										
Billy Ripken, R OBP: 0.246, SLG: 0.333		0-0 FC1-5 1B WP			3-1 G5-3		0-0 F8		2-1 1B	4	1	1	0	0	0	4										
Inning Stats	R: 1 E: 0 K: 2 S: 13	H: 2 LOB: 2 BB: 1 P: 25	R: 2 E: 0 K: 0 S: 12	H: 2 LOB: 2 BB: 2 P: 23	R: 0 E: 0 K: 1 S: 9	H: 0 LOB: 0 BB: 0 P: 16	R: 0 E: 0 K: 1 S: 13	H: 0 LOB: 0 BB: 0 P: 22	R: 0 E: 0 K: 0 S: 10	H: 0 LOB: 0 BB: 0 P: 15	R: 0 E: 0 K: 0 S: 8	H: 0 LOB: 2 BB: 2 P: 17	R: 5 E: 0 K: 2 S: 21	H: 3 LOB: 3 BB: 3 P: 47	R: 0 E: 0 K: 1 S: 11	H: 0 LOB: 1 BB: 1 P: 21	1B: 5 2B: 1 3B: 0 HR: 1	SF: 0 SAC: 0 DP: 0 HBP: 1	WP: 2 PB: 0 SB: 0 CS: 0	PA: 41						
PITCHER	IP	WLS	BF	H	R	ER	SO	BB	IBB	HBP	BLK	WP	HR	S	P	ERA	WHIP									
Jose Guzman, R ERA: 2.82	(1, 1)	5.0		22	4	3	3	6	3	0	0	0	1	0	57	101	5.40	1.400								
Terry Mathews, R ERA: 4.99	(6, 1)	1.1	L	8	0	2	2	1	3	0	1	0	0	0	15	32	13.50	2.250								
Floyd Bannister, L ERA: 4.22	(7, 1)	0.0		1	1	0	0	0	0	0	0	0	0	1	3	∞	∞									
Todd Burns, R ERA: 8.1	(7, 1)	1.2		10	2	3	3	2	3	0	0	0	1	1	24	50	16.20	3.000								

Texas Rangers @ Baltimore Orioles
 Oriole Park at Camden Yards, Baltimore, MD
 Mon May 04 1992, 7:05 PM EDT
 Att: 36,511 - Sunny - 63 F

AB	31
R	8
H	7
RBI	7
BB	9
SO	9
LOB	18



Batter	1	2	3	4	5	6	7	8	9	AB	R	H	RBI	BB	SO	LOB	TOP								
Brian Downing, R (1, 10) OBP: 0.500, SLG: 0.426 Jack Daugherty, S (9, PH) OBP: 0.236, SLG: 0.180	1-2 G6-3		1-2 F8		4-1 BB		1-1 F8		0-0 G4-1	3	0	0	0	1	0	0									
Jeff Huson, L (1, 4) OBP: 0.307, SLG: 0.371	2-1 G4-3		3-2 F7		3-1 G3-1		4-2 CS BB		2-1 G3	4	0	0	0	1	0	1									
Rafael Palmeiro, L (1, 3) OBP: 0.369, SLG: 0.505	1-0 P6			2-1 G3-1		2-0 1B 1B		2-1 CS	3-1 L9	5	1	2	0	0	0	0									
Ruben Sierra, S (1, 9) OBP: 0.350, SLG: 0.464		3-1 HR		3-3 K		3-1 F8		3-1 BB 1B	0-0 G4-3	5	2	2	1	0	1	2									
Juan Gonzalez, R (1, 8) OBP: 0.324, SLG: 0.481	0-1 F9		1-1 2B		0-2 1B 1B		0-0 F9			4	0	2	0	0	0	1									
Kevin Reimer, L (1, 7) OBP: 0.352, SLG: 0.485 John Cangelosi, S (8, PR) OBP: 0.306, SLG: 0.250	2-0 HR		1-0 G6-3		0-3 K		4-2 1B 1B BB			3	1	1	1	1	1	3									
Dickie Thon, R (1, 6) OBP: 0.300, SLG: 0.301	0-1 G4-3			1-0 F8		0-1 1B		0-0 1B 1B		4	0	2	2	0	0	0									
Ivan Rodriguez, R (1, 2) OBP: 0.326, SLG: 0.425	0-3 K			1-2 HR		3-2 G1-3		1-0 1B 1B		4	1	2	1	0	1	2									
Al Newman, S (1, 5) OBP: 0.260, SLG: 0.255			3-2 G6-3		0-0 F8		1-1 G6-3		1-3 K	4	0	0	0	0	1	3									
Inning Stats	R: 0 E: 0 K: 0 S: 6	H: 0 LOB: 0 BB: 0 P: 10	R: 2 E: 0 K: 1 S: 10	H: 2 LOB: 0 BB: 0 P: 15	R: 0 E: 0 K: 0 S: 9	H: 0 LOB: 0 BB: 0 P: 16	R: 0 E: 0 K: 1 S: 11	H: 1 LOB: 1 BB: 0 P: 18	R: 1 E: 0 K: 0 S: 8	H: 1 LOB: 1 BB: 1 P: 17	R: 1 E: 0 K: 1 S: 14	H: 3 LOB: 2 BB: 0 P: 22	R: 0 E: 0 K: 0 S: 7	H: 0 LOB: 0 BB: 1 P: 15	R: 1 E: 0 K: 1 S: 14	H: 3 LOB: 3 BB: 1 P: 26	R: 0 E: 0 K: 0 S: 7	H: 1 LOB: 1 BB: 0 P: 11	1B: 7 2B: 1 3B: 0 HR: 3	SF: 0 SAC: 0 DP: 0 HBP: 0	WP: 0 PB: 0 SB: 0 CS: 1	PA: 41			
PITCHER	IP	WLS	BF	H	R	ER	SO	BB	IBB	HBP	BLK	WP	HR	S	P	ERA	WHIP								
Jose Mesa, R (1, 1) ERA: 3.7	5.0		20	4	3	3	2	1	0	0	0	0	3	44	76	5.40	1.000								
Storm Davis, R (6, 1) ERA: 3.07	2.2	L	14	5	2	2	1	2	0	0	0	0	0	30	56	6.75	2.625								
Todd Frohwirth, R (8, 1) ERA: 2.61	1.1		6	2	0	0	1	0	0	0	0	0	0	12	18	0.00	1.500								

Texas Rangers @ Baltimore Orioles
 Oriole Park at Camden Yards, Baltimore, MD
 Tue May 05 1992, 3:33 AM EDT
 Att: 45,481 - Cloudy - 59 F

AB 37
 R 5
 H 11
 RBI 5
 BB 3
 SO 4
 LOB 12



Batter	1	2	3	4	5	6	7	8	9	AB	R	H	RBI	BB	SO	LOB	BOTTOM								
Brady Anderson, L (1, 7) OBP: 0.405, SLG: 0.566	4-2 S 1B BB	1-1 G5-3		3-2 2B			2-2 F9		1-1 1-2 1B	4	1	2	0	1	0	1									
Mark McLemore, S (1, 4) OBP: 0.426, SLG: 0.405	1-2 S HR 1B	2-2 F8		4-2 BB			2-2 G4-3		0-1 G2-3	4	1	1	1	1	0	3									
Cal Ripken Jr., R (1, 6) OBP: 0.357, SLG: 0.464	2-1 S HR	1-1 F9		3-2 F8			0-0 G6-3			4	1	1	2	0	0	3									
Sam Horn, L (1, 10) OBP: 0.358, SLG: 0.400 Randy Milligan, R (8, PH) OBP: 0.362, SLG: 0.411	0-2 3B		3-2 F7		2-2 G5-4-3 1B			1-3 K		3	0	2	0	0	0	0									
Mike Devereaux, R (1, 8) OBP: 0.358, SLG: 0.531	1-1 HBP		1-1 F8		1-1 G5-4-3		2-3 K		2-3 K	3	0	0	0	0	1	1									
Chris Hoiles, R (1, 2) OBP: 0.413, SLG: 0.636	0-3 K		4-2 BB		3-1 F7		0-2 F8			3	0	0	0	1	1	2									
Joe Orsulak, L (1, 9) OBP: 0.228, SLG: 0.255 Tim Hulett, R (9, PH) OBP: 0.372, SLG: 0.410 Chito Martinez, L (9, PH) OBP: 0.424, SLG: 0.143	2-3 K		0-0 F8		4-1 CS BB			1-3 K		2	0	0	0	1	1	3									
Leo Gomez, R (1, 5) OBP: 0.344, SLG: 0.350	1-0 P6			3-1 F7		2-2 P4		1-0 P4		4	0	0	0	0	0	3									
David Segui, S (1, 3) OBP: 0.355, SLG: 0.382		4-2 G5-3 BB		1-2 G4-3		1-0 G6-3			3-2 1B 1B	3	0	1	0	1	0	1									
Inning Stats	R: 3 E: 0 K: 2 S: 20	H: 3 LOB: 2 BB: 1 P: 31	R: 0 E: 0 K: 0 S: 9	H: 0 LOB: 1 BB: 1 P: 17	R: 0 E: 0 K: 0 S: 8	H: 0 LOB: 1 BB: 1 P: 16	R: 0 E: 0 K: 0 S: 14	H: 1 LOB: 2 BB: 1 P: 28	R: 0 E: 0 K: 0 S: 7	H: 0 LOB: 0 BB: 1 P: 13	R: 0 E: 0 K: 0 S: 6	H: 0 LOB: 0 BB: 1 P: 12	R: 0 E: 0 K: 0 S: 7	H: 0 LOB: 0 BB: 0 P: 11	R: 0 E: 0 K: 2 S: 10	H: 0 LOB: 0 BB: 0 P: 13	R: 0 E: 0 K: 1 S: 12	H: 2 LOB: 2 BB: 0 P: 18	1B: 4 2B: 1 3B: 1 HR: 1	SF: 0 SAC: 0 DP: 1 HBP: 1	WP: 0 PB: 0 SB: 2 CS: 1	PA: 38			
PITCHER	IP	WLS	BF	H	R	ER	SO	BB	IBB	HBP	BLK	WP	HR	S	P	ERA	WHIP								
Nolan Ryan, R (1, 1) ERA: 11.42	2.0		12	3	3	3	2	2	0	1	0	0	0	29	48	13.50	2.500								
Jeff Robinson, R (3, 1) ERA: 4.05	5.0	W	18	2	0	0	0	3	0	0	0	0	0	42	80	0.00	1.000								
Kenny Rogers, L (8, 1) ERA: 1.93	1.0		3	0	0	0	2	0	0	0	0	0	0	10	13	0.00	0.000								
Jeff Russell, R (9, 1) ERA: 2.19	1.0	S	5	2	0	0	1	0	0	0	0	0	0	12	18	0.00	2.000								

Texas Rangers @ Baltimore Orioles
 Oriole Park at Camden Yards, Baltimore, MD
 Tue May 05 1992, 3:33 AM EDT
 Att: 45,481 - Cloudy - 59 F

AB 32
 R 3
 H 7
 RBI 3
 BB 5
 SO 5
 LOB 17



Batter	1	2	3	4	5	6	7	8	9	AB	R	H	RBI	BB	SO	LOB	TOP			
Tim Raines, S OBP: 0.336, SLG: 0.324	B1-3	G6-3		G4-3				G4-6-3		4	0	0	0	1	0	2	Chicago White Sox @ Baltimore Orioles Oriole Park at Camden Yards, Baltimore, MD Sun May 10 1992, 3:33 AM EDT Att: 44,609 - Cloudy - 73 F			
Joey Coors, S OBP: 0.286, SLG: 0.143	F 1B BB		S G3 E		1B SF9 HBP	SF9		F7		1	3	0	1	2	0	0				
Robin Ventura, L OBP: 0.418, SLG: 0.409	E BB		G3		1B					4	1	3	0	1	0	1				
Frank Thomas, R OBP: 0.457, SLG: 0.500	E8 1B				SF9	F8		G6-3		3	0	0	1	1	0	6				
George Bell, R OBP: 0.367, SLG: 0.486	L4-3 1B		F8		3-H 1-2 1B		P3			5	0	2	2	0	1	2				
Dan Pasqua, L OBP: 0.351, SLG: 0.397	L4-3				G1-6-3					2	0	0	0	2	0	4				
Matt Merullo, L OBP: 0.200, SLG: 0.148		K2-3	G3-1			E3 BB 1B SF9		L3		4	1	0	0	0	1	3				
Lance Johnson, L OBP: 0.291, SLG: 0.286		S 1B		G4-3		F7		F8		4	0	1	0	0	0	1				
Craig Grebeck, R OBP: 0.379, SLG: 0.388	F7			G6-3		SF9 BB 1B		G4-6-3 1B		4	0	2	0	0	0	1				
Inning Stats	R: 2 E: 1 K: 0 S: 8	H: 2 LOB: 1 BB: 1 P: 17	R: 0 E: 0 K: 1 S: 8	H: 1 LOB: 1 BB: 0 P: 12	R: 1 E: 0 K: 0 S: 9	H: 0 LOB: 2 BB: 3 P: 26	R: 0 E: 0 K: 0 S: 5	H: 0 LOB: 0 BB: 0 P: 10	R: 1 E: 0 K: 0 S: 12	H: 2 LOB: 1 BB: 0 P: 22	R: 1 E: 1 K: 0 S: 9	H: 1 LOB: 3 BB: 2 P: 23	R: 0 E: 0 K: 0 S: 6	H: 0 LOB: 0 BB: 1 P: 7	R: 0 E: 0 K: 1 S: 9	H: 1 LOB: 1 BB: 0 P: 11	1B: 7 2B: 3 3B: 0 HR: 0	SF: 2 SAC: 0 DP: 4 HBP: 1	WP: 0 PB: 0 SB: 2 CS: 0	PA: 41
PITCHER	IP WLS BF H R ER SO BB IBB HBP BLK WP HR S P ERA WHIP	IP WLS BF H R ER SO BB IBB HBP BLK WP HR S P ERA WHIP	IP WLS BF H R ER SO BB IBB HBP BLK WP HR S P ERA WHIP	IP WLS BF H R ER SO BB IBB HBP BLK WP HR S P ERA WHIP	IP WLS BF H R ER SO BB IBB HBP BLK WP HR S P ERA WHIP	IP WLS BF H R ER SO BB IBB HBP BLK WP HR S P ERA WHIP	IP WLS BF H R ER SO BB IBB HBP BLK WP HR S P ERA WHIP	IP WLS BF H R ER SO BB IBB HBP BLK WP HR S P ERA WHIP	IP WLS BF H R ER SO BB IBB HBP BLK WP HR S P ERA WHIP	IP WLS BF H R ER SO BB IBB HBP BLK WP HR S P ERA WHIP	IP WLS BF H R ER SO BB IBB HBP BLK WP HR S P ERA WHIP	IP WLS BF H R ER SO BB IBB HBP BLK WP HR S P ERA WHIP	IP WLS BF H R ER SO BB IBB HBP BLK WP HR S P ERA WHIP	IP WLS BF H R ER SO BB IBB HBP BLK WP HR S P ERA WHIP	IP WLS BF H R ER SO BB IBB HBP BLK WP HR S P ERA WHIP	IP WLS BF H R ER SO BB IBB HBP BLK WP HR S P ERA WHIP	IP WLS BF H R ER SO BB IBB HBP BLK WP HR S P ERA WHIP			
Jose Mesa, R ERA: 4.08	4.1 L 23 5 4 3 1 4 0 1 0 0 0 0 39 81 6.23 2.077	5.1 1 7 1 1 0 0 2 0 0 0 0 0 9 24 0.00 2.250	6.1 2.1 7 1 0 0 0 1 0 0 0 0 0 14 22 0.00 0.857	9.1 1.0 4 1 0 0 1 0 0 0 0 0 9 11 0.00 1.000																

AB	31
R	5
H	8
RBI	4
BB	7
SO	2
LOB	20



Batter	1	2	3	4	5	6	7	8	9	AB	R	H	RBI	BB	SO	LOB	BOTTOM			
Brady Anderson, L OBP: 0.393, SLG: 0.541	F8		G5-3			F8		L7		4	0	0	0	0	0	3	Chicago White Sox @ Baltimore Orioles Oriole Park at Camden Yards, Baltimore, MD Sun May 10 1992, 3:33 AM EDT Att: 44,609 - Cloudy - 73 F			
Mark McLemore, S OBP: 0.385, SLG: 0.321	F7					G4-3		G4-3		4	0	0	0	0	1	2				
Cal Ripken Jr., R OBP: 0.336, SLG: 0.400	L8					P6				3	0	0	0	1	0	0				
Joe Orsulak, L OBP: 0.260, SLG: 0.290		G6-3				L8				4	0	1	0	0	0	1				
Mike Devereaux, R OBP: 0.346, SLG: 0.500		P2								4	0	1	0	0	1	1				
Randy Milligan, R OBP: 0.344, SLG: 0.378		F8				G5-3				3	1	0	0	1	0	1				
Chito Martinez, L OBP: 0.378, SLG: 0.120						G3-1				3	0	0	0	0	1	1				
Chris Hoiles, R OBP: 0.446, SLG: 0.624										2	1	2	0	1	0	0				
Tim Lincecum, R OBP: 0.400, SLG: 0.444										3	0	1	2	0	1	2				
Inning Stats	R: 0 E: 0 K: 0 S: 5	H: 0 LOB: 0 BB: 0 P: 9	R: 0 E: 0 K: 0 S: 6	H: 0 LOB: 0 BB: 0 P: 10	R: 0 E: 0 K: 1 S: 14	H: 1 LOB: 1 BB: 0 P: 20	R: 0 E: 0 K: 1 S: 6	H: 0 LOB: 0 BB: 0 P: 12	R: 0 E: 0 K: 1 S: 8	H: 0 LOB: 0 BB: 0 P: 10	R: 0 E: 0 K: 0 S: 7	H: 1 LOB: 0 BB: 0 P: 10	R: 2 E: 0 K: 1 S: 16	H: 2 LOB: 1 BB: 1 P: 28	R: 0 E: 0 K: 0 S: 9	H: 1 LOB: 1 BB: 1 P: 17	1B: 4 2B: 1 3B: 0 HR: 0	SF: 0 SAC: 0 DP: 2 HBP: 0	WP: 0 PB: 0 SB: 0 CS: 0	PA: 33
PITCHER	IP WLS BF H R ER SO BB IBB HBP BLK WP HR S P ERA WHIP	IP WLS BF H R ER SO BB IBB HBP BLK WP HR S P ERA WHIP	IP WLS BF H R ER SO BB IBB HBP BLK WP HR S P ERA WHIP	IP WLS BF H R ER SO BB IBB HBP BLK WP HR S P ERA WHIP	IP WLS BF H R ER SO BB IBB HBP BLK WP HR S P ERA WHIP	IP WLS BF H R ER SO BB IBB HBP BLK WP HR S P ERA WHIP	IP WLS BF H R ER SO BB IBB HBP BLK WP HR S P ERA WHIP	IP WLS BF H R ER SO BB IBB HBP BLK WP HR S P ERA WHIP	IP WLS BF H R ER SO BB IBB HBP BLK WP HR S P ERA WHIP	IP WLS BF H R ER SO BB IBB HBP BLK WP HR S P ERA WHIP	IP WLS BF H R ER SO BB IBB HBP BLK WP HR S P ERA WHIP	IP WLS BF H R ER SO BB IBB HBP BLK WP HR S P ERA WHIP	IP WLS BF H R ER SO BB IBB HBP BLK WP HR S P ERA WHIP	IP WLS BF H R ER SO BB IBB HBP BLK WP HR S P ERA WHIP	IP WLS BF H R ER SO BB IBB HBP BLK WP HR S P ERA WHIP	IP WLS BF H R ER SO BB IBB HBP BLK WP HR S P ERA WHIP				
Jack McDowell, R ERA: 2.78	8.0 W 29 4 2 2 4 2 0 0 0 0 0 9 17 0.00 2.000																			

AB	30
R	2
H	5
RBI	2
BB	3
SO	4
LOB	11



Batter	1	2	3	4	5	6	7	8	9	AB	R	H	RBI	BB	SO	LOB	TOP					
Brady Anderson, L (1, 7) OBP: 0.400, SLG: 0.536	P5		G4-6-3 1B		S BB		SF8 HR BB		P6	3	1	1	0	2	0	0						
Mike Deversaux, R (1, 8) OBP: 0.341, SLG: 0.516	G6-3		P4		1-2 2-3		SF8		HR	4	1	1	2	0	0	4						
Cal Ripken Jr., R (1, 6) OBP: 0.338, SLG: 0.425	P4		G4-6-3 1-2			G5-3 1B		HR	G5-3	5	1	2	2	0	0	3						
Randy Milligan, R (1, 3) OBP: 0.340, SLG: 0.372		P3			G6-3		F8			4	0	1	0	0	0	1						
David Segui, S (8, 3) OBP: 0.364, SLG: 0.379										0	0	0	0	0	0	0						
Joe Orsulak, L (1, 9) OBP: 0.247, SLG: 0.274		F7			G3		G5-3		G4-3	4	0	0	0	0	0	2						
Chris Hoiles, R (1, 2) OBP: 0.457, SLG: 0.617							F9			1	0	0	0	3	0	1						
Glenn Davis, R (1, 10) OBP: 0.154, SLG: 0.154									L3	4	0	0	0	0	0	3						
Leo Gomez, R (1, 5) OBP: 0.355, SLG: 0.423									F7	4	1	3	1	0	1	1						
Mark McLemore, S (1, 4) OBP: 0.373, SLG: 0.322										3	1	1	0	1	0	1						
Inning Stats	R: 0 E: 0 K: 0 S: 7	H: 0 LOB: 0 BB: 0 P: 9	R: 0 E: 0 K: 0 S: 13	H: 0 LOB: 1 BB: 1 P: 21	R: 0 E: 0 K: 0 S: 5	H: 2 LOB: 2 BB: 1 P: 10	R: 0 E: 0 K: 0 S: 9	H: 0 LOB: 1 BB: 1 P: 13	R: 0 E: 0 K: 0 S: 6	H: 1 LOB: 1 BB: 1 P: 12	R: 0 E: 0 K: 0 S: 9	H: 1 LOB: 1 BB: 0 P: 15	R: 4 E: 0 K: 0 S: 18	H: 4 LOB: 1 BB: 1 P: 30	R: 0 E: 0 K: 1 S: 12	H: 0 LOB: 1 BB: 1 P: 19	R: 1 E: 0 K: 0 S: 8	H: 1 LOB: 0 BB: 0 P: 13	1B: 6 2B: 1 3B: 0 HR: 3	SF: 1 SAC: 0 DP: 3 HBP: 0	WP: 0 PB: 0 SB: 1 CS: 1	PA: 39
PITCHER	IP	WLS	BF	H	R	ER	SO	BB	IBB	HBP	BLK	WP	HR	S	P	ERA	WHIP					
Bobby Witt, R (1, 1) ERA: 4.06	6.1	L	28	6	3	3	0	5	0	0	0	0	1	56	95	4.26	1.737					
Jeff Robinson, R (7, 1) ERA: 4.04	0.2		4	2	1	1	0	0	0	0	0	0	1	11	15	13.50	3.000					
Terry Mathews, R (8, 1) ERA: 6.38	1.0		3	0	0	0	1	1	0	0	0	0	0	12	19	0.00	1.000					
Kenny Rogers, L (9, 1) ERA: 2.0	1.0		4	1	1	1	0	0	0	0	0	0	1	8	13	9.00	1.000					

Baltimore Orioles @ Texas Rangers
Arlington Stadium, Arlington, TX
Tue May 12 1992, 8:05 PM EDT
Att: 20,575 - Cloudy - 91 F

AB 32
R 5
H 9
RBI 5
BB 6
SO 1
LOB 16



Batter	1	2	3	4	5	6	7	8	9	AB	R	H	RBI	BB	SO	LOB	BOTTOM					
Brian Downing, R (1, 10) OBP: 0.512, SLG: 0.483	G5-3				G6-3				G6-3	4	0	0	0	0	0	0						
Dickie Thon, R (1, 6) OBP: 0.300, SLG: 0.314	G6-3									2	0	0	0	1	0	0						
Al Newman, S (8, PH) OBP: 0.263, SLG: 0.245										1	0	1	0	0	0	0						
Rafael Palmeiro, L (1, 3) OBP: 0.378, SLG: 0.476	F8									4	0	0	0	0	0	2						
Ruben Sierra, S (1, 9) OBP: 0.329, SLG: 0.452		G3-1								4	0	1	0	0	0	0						
Juan Gonzalez, R (1, 8) OBP: 0.309, SLG: 0.445										4	1	2	0	0	1	2						
Kevin Reimer, L (1, 7) OBP: 0.320, SLG: 0.450										4	0	1	0	0	1	1						
Dean Palmer, R (1, 5) OBP: 0.318, SLG: 0.448										3	0	0	0	0	1	2						
Geno Petralli, L (1, 2) OBP: 0.231, SLG: 0.368										3	0	2	1	0	0	0						
Jeff Huson, L (1, 4) OBP: 0.318, SLG: 0.358										2	0	0	0	0	0	1						
Monty Fariss, R (7, PH) OBP: 0.414, SLG: 0.391										1	0	0	0	0	1	2						
Inning Stats	R: 0 E: 0 K: 0 S: 8	H: 0 LOB: 0 BB: 0 P: 12	R: 0 E: 0 K: 0 S: 8	H: 0 LOB: 0 BB: 0 P: 12	R: 0 E: 0 K: 0 S: 6	H: 0 LOB: 0 BB: 0 P: 9	R: 0 E: 0 K: 1 S: 10	H: 1 LOB: 2 BB: 1 P: 17	R: 0 E: 0 K: 1 S: 11	H: 1 LOB: 1 BB: 0 P: 15	R: 0 E: 0 K: 0 S: 9	H: 0 LOB: 0 BB: 0 P: 16	R: 1 E: 0 K: 2 S: 11	H: 3 LOB: 2 BB: 0 P: 18	R: 0 E: 0 K: 0 S: 5	H: 1 LOB: 0 BB: 0 P: 9	R: 0 E: 0 K: 0 S: 10	H: 1 LOB: 0 BB: 0 P: 12	1B: 6 2B: 1 3B: 0 HR: 0	SF: 0 SAC: 0 DP: 2 HBP: 0	WP: 0 PB: 0 SB: 0 CS: 0	PA: 33
PITCHER	IP	WLS	BF	H	R	ER	SO	BB	IBB	HBP	BLK	WP	HR	S	P	ERA	WHIP					
Ben McDonald, R (1, 1) ERA: 2.44	6.2	W	26	5	1	1	3	1	0	0	0	0	0	60	60	0.00	0.900					
Mike Flanagan, L (7, 1) ERA: 5.19	0.1		1	0	0	0	1	0	0	0	0	0	0	3	3	0.00	0.000					
Todd Frohwirth, R (8, 1) ERA: 1.62	2.0	S	6	2	0	0	0	0	0	0	0	0	0	15	21	0.00	1.000					

Baltimore Orioles @ Texas Rangers
Arlington Stadium, Arlington, TX
Tue May 12 1992, 8:05 PM EDT
Att: 20,575 - Cloudy - 91 F

AB 32
R 1
H 7
RBI 1
BB 1
SO 4
LOB 10



Batter	1	2	3	4	5	6	7	8	9	AB	R	H	RBI	BB	SO	LOB	TOP					
Brady Anderson, L OBP: 0.403, SLG: 0.543 (1, 7)										4	1	2	0	0	0	2						
Mike Deversaux, R OBP: 0.336, SLG: 0.516 (1, 8)										4	1	1	1	0	0	2						
Cal Ripken Jr., R OBP: 0.336, SLG: 0.419 (1, 6)										4	1	1	1	0	0	1						
Sam Horn, L OBP: 0.377, SLG: 0.450 (1, 10)										4	1	1	2	0	2	0						
Chris Hoiles, R OBP: 0.442, SLG: 0.592 (1, 2)										4	0	0	0	0	1	0						
Joe Orsulak, L OBP: 0.235, SLG: 0.260 (1, 9)										4	0	0	0	0	1	0						
Leo Gomez, R OBP: 0.351, SLG: 0.416 (1, 5)										4	0	1	0	0	2	0						
David Segui, S OBP: 0.348, SLG: 0.361 (1, 3)										3	0	0	0	0	0	1						
Mark McLemore, S OBP: 0.371, SLG: 0.311 (1, 4)										2	0	0	0	1	0	1						
Inning Stats	R: 4 E: 0 K: 1 S: 10	H: 4 LOB: 0 BB: 0 P: 17	R: 0 E: 0 K: 0 S: 10	H: 1 LOB: 1 BB: 0 P: 16	R: 0 E: 0 K: 2 S: 7	H: 0 LOB: 0 BB: 0 P: 13	R: 0 E: 0 K: 0 S: 9	H: 0 LOB: 0 BB: 0 P: 14	R: 0 E: 0 K: 0 S: 8	H: 0 LOB: 1 BB: 1 P: 15	R: 0 E: 0 K: 2 S: 8	H: 0 LOB: 0 BB: 0 P: 11	R: 0 E: 0 K: 0 S: 11	H: 1 LOB: 1 BB: 0 P: 18	R: 0 E: 0 K: 0 S: 5	H: 0 LOB: 0 BB: 0 P: 9	R: 0 E: 0 K: 1 S: 7	H: 0 LOB: 0 BB: 0 P: 8	1B: 3 2B: 2 3B: 0 HR: 1	SF: 0 SAC: 0 DP: 0 HBP: 0	WP: 1 PB: 0 SB: 0 CS: 0	PA: 34
PITCHER	IP	WLS	BF	H	R	ER	SO	BB	IBB	HBP	BLK	WP	HR	S	P	ERA	WHIP					
Kevin Brown, R ERA: 3.6 (1, 1)	8.0	L	31	6	4	4	5	1	0	0	0	1	1	68	113	4.50	0.875					
Jeff Russell, R ERA: 1.6 (9, 1)	1.0		3	0	0	0	1	0	0	0	0	0	0	7	8	0.00	0.000					

Baltimore Orioles @ Texas Rangers
Arlington Stadium, Arlington, TX
Wed May 13 1992, 8:05 PM EDT
Att: 20,743 - Cloudy - 87 F

AB 33
R 4
H 6
RBI 4
BB 1
SO 6
LOB 7



Batter	1	2	3	4	5	6	7	8	9	AB	R	H	RBI	BB	SO	LOB	BOTTOM					
Brian Downing, R OBP: 0.500, SLG: 0.469 (1, 10)										4	0	1	0	0	0	1						
Jeff Huson, L OBP: 0.326, SLG: 0.357 (1, 6)										3	0	1	0	1	0	1						
Rafael Palmeiro, L OBP: 0.382, SLG: 0.508 (1, 3)										4	1	2	1	0	0	1						
Ruben Sierra, S OBP: 0.333, SLG: 0.475 (1, 9)										4	1	2	1	0	0	3						
Kevin Reimer, L OBP: 0.311, SLG: 0.435 (1, 7)										4	0	0	0	0	2	4						
Juan Gonzalez, R OBP: 0.307, SLG: 0.439 (1, 8)										4	0	1	0	0	0	1						
Geno Petralli, L OBP: 0.209, SLG: 0.333 (1, 2)										4	0	0	0	0	0	2						
Dean Palmer, R OBP: 0.316, SLG: 0.437 (1, 5)										3	0	0	0	0	1	1						
Al Newman, S OBP: 0.267, SLG: 0.250 Jack Daugherty, S OBP: 0.242, SLG: 0.196 (9, PH)										3	0	1	0	0	0	1						
Inning Stats	R: 0 E: 0 K: 0 S: 12	H: 2 LOB: 2 BB: 0 P: 19	R: 0 E: 0 K: 0 S: 10	H: 0 LOB: 1 BB: 0 P: 17	R: 0 E: 0 K: 0 S: 6	H: 1 LOB: 0 BB: 0 P: 10	R: 0 E: 0 K: 0 S: 8	H: 1 LOB: 1 BB: 0 P: 13	R: 0 E: 0 K: 0 S: 7	H: 0 LOB: 0 BB: 0 P: 14	R: 2 E: 0 K: 1 S: 17	H: 2 LOB: 0 BB: 0 P: 24	R: 0 E: 0 K: 0 S: 8	H: 1 LOB: 1 BB: 0 P: 13	R: 0 E: 0 K: 1 S: 10	H: 0 LOB: 1 BB: 1 P: 18	R: 0 E: 0 K: 1 S: 7	H: 1 LOB: 1 BB: 0 P: 10	1B: 5 2B: 1 3B: 0 HR: 2	SF: 0 SAC: 0 DP: 1 HBP: 1	WP: 0 PB: 0 SB: 1 CS: 0	PA: 36
PITCHER	IP	WLS	BF	H	R	ER	SO	BB	IBB	HBP	BLK	WP	HR	S	P	ERA	WHIP					
Rick Sutcliffe, R ERA: 3.02 (1, 1)	7.0	W	29	7	2	2	1	1	0	1	0	0	2	70	116	2.57	1.143					
Mike Flanagan, L ERA: 5.0 (8, 1)	0.1		1	0	0	0	0	0	0	0	0	0	0	4	4	0.00	0.000					
Gregg Olson, R ERA: 1.8 (8, 1)	1.2	S	6	1	0	0	2	0	0	0	0	0	0	11	18	0.00	0.600					

Baltimore Orioles @ Texas Rangers
Arlington Stadium, Arlington, TX
Wed May 13 1992, 8:05 PM EDT
Att: 20,743 - Cloudy - 87 F


AB 34
R 2
H 8
RBI 2
BB 1
SO 3
LOB 16



Batter	1	2	3	4	5	6	7	8	9	AB	R	H	RBI	BB	SO	LOB	TOP					
Brady Anderson, L (1, 7) OBP: 0.396, SLG: 0.530	F9		1B		G1-3		F7		K	5	0	1	1	0	1	2						
Mike Deversaux, R (1, 8) OBP: 0.336, SLG: 0.504	F7		2H 1B		G6-3		L4			3	0	0	0	1	0	2						
Cal Ripken Jr., R (1, 6) OBP: 0.327, SLG: 0.406	G6-3		F8				F7		G2-3	4	0	0	0	0	0	2						
Sam Horn, L (1, 10) OBP: 0.384, SLG: 0.444		G4-6-3 1B		BB			P4		F7	3	0	1	0	1	0	0						
Randy Milligan, R (1, 3) OBP: 0.347, SLG: 0.370		G4-6-3		BB			P4			3	0	1	0	1	0	1						
David Segui, S (8, 3) OBP: 0.348, SLG: 0.361		1-2		BB					1B	0	0	0	0	0	0	0						
Chris Hoiles, R (1, 2) OBP: 0.435, SLG: 0.578	G4-3						F7		1B	4	0	1	0	0	1	2						
Joe Orsulak, L (1, 9) OBP: 0.235, SLG: 0.259			F7		L4				K	4	1	1	0	0	1	4						
Leo Gomez, R (1, 5) OBP: 0.356, SLG: 0.429			1B 2B		K				K	4	1	2	0	0	2	2						
Mark McLemore, S (1, 4) OBP: 0.365, SLG: 0.308			L6						L4	4	0	1	1	0	0	1						
Inning Stats	R: 0 E: 0 K: 0 S: 3	H: 0 LOB: 0 BB: 0 P: 5	R: 0 E: 0 K: 0 S: 5	H: 1 LOB: 0 BB: 0 P: 6	R: 1 E: 0 K: 0 S: 13	H: 2 LOB: 2 BB: 1 P: 24	R: 0 E: 0 K: 2 S: 13	H: 0 LOB: 2 BB: 2 P: 27	R: 0 E: 0 K: 0 S: 5	H: 0 LOB: 0 BB: 0 P: 9	R: 0 E: 0 K: 0 S: 8	H: 0 LOB: 0 BB: 0 P: 13	R: 1 E: 0 K: 0 S: 14	H: 3 LOB: 2 BB: 0 P: 22	R: 0 E: 0 K: 1 S: 9	H: 2 LOB: 2 BB: 0 P: 15	R: 0 E: 0 K: 2 S: 8	H: 0 LOB: 0 BB: 0 P: 14	1B: 7 2B: 1 3B: 0 HR: 0	SF: 0 SAC: 0 DP: 1 HBP: 0	WP: 0 PB: 0 SB: 0 CS: 0	PA: 37
PITCHER	IP	WLS	BF	H	R	ER	SO	BB	IBB	HBP	BLK	WP	HR	S	P	ERA	WHIP					
Alex Fernandez, R (1, 1) ERA: 3.35	7.2	L	33	8	2	2	2	3	0	0	0	0	0	65	113	2.35	1.435					
Scott Radinsky, L (8, 1) ERA: 1.29	1.1		4	0	0	0	3	0	0	0	0	0	0	13	22	0.00	0.000					

Baltimore Orioles @ Chicago White Sox
Comiskey Park, Chicago, IL
Fri May 15 1992, 8:05 PM EDT
Att: 38,026 - Sunny - 71 F


AB 34
R 2
H 8
RBI 2
BB 3
SO 5
LOB 16



Batter	1	2	3	4	5	6	7	8	9	AB	R	H	RBI	BB	SO	LOB	BOTTOM				
Tim Raines, S (1, 7) OBP: 0.318, SLG: 0.298	F9		BB			G3			F9	3	0	0	0	1	0	0					
Steve Sax, R (1, 4) OBP: 0.341, SLG: 0.304	G4-3		G4-3			G6-3			F9	4	0	0	0	0	0	1					
Robin Ventura, L (1, 5) OBP: 0.411, SLG: 0.413	K				P3		F9		1B	4	0	1	0	0	1	0					
Frank Thomas, R (1, 3) OBP: 0.440, SLG: 0.472		1B			G5-3		G5-3		1B	4	0	2	0	0	0	0					
George Bell, R (1, 10) OBP: 0.341, SLG: 0.447		L7			G5-3		P4		FC6-4	4	0	0	0	0	0	3					
Dan Pasqua, L (1, 9) OBP: 0.333, SLG: 0.384		K				F8			G3-1	3	0	0	0	0	1	1					
Ron Karkovics, R (1, 2) OBP: 0.340, SLG: 0.337										2	0	0	0	0	2	1					
Warren Newson, L (8, PH) OBP: 0.417, SLG: 0.333										1	0	1	0	0	0	0					
Matt Merullo, L (9, 2) OBP: 0.200, SLG: 0.148		K							1B	0	0	0	0	0	0	0					
Lance Johnson, L (1, 8) OBP: 0.300, SLG: 0.296					G3-1				L6	3	0	1	0	0	0	1					
Craig Grebeck, R (1, 6) OBP: 0.353, SLG: 0.373							F9		F9	3	0	0	0	0	1	2					
Inning Stats	R: 0 E: 0 K: 1 S: 9	H: 0 LOB: 0 BB: 0 P: 15	R: 0 E: 0 K: 2 S: 11	H: 1 LOB: 1 BB: 0 P: 13	R: 0 E: 0 K: 1 S: 10	H: 1 LOB: 1 BB: 1 P: 16	R: 0 E: 0 K: 0 S: 9	H: 0 LOB: 0 BB: 0 P: 14	R: 0 E: 0 K: 0 S: 8	H: 0 LOB: 0 BB: 0 P: 14	R: 0 E: 0 K: 0 S: 6	H: 0 LOB: 0 BB: 0 P: 12	R: 0 E: 0 K: 0 S: 9	H: 1 LOB: 1 BB: 0 P: 11	R: 0 E: 0 K: 0 S: 10	H: 2 LOB: 2 BB: 0 P: 12	1B: 5 2B: 0 3B: 0 HR: 0	SF: 0 SAC: 0 DP: 0 HBP: 0	WP: 0 PB: 0 SB: 1 CS: 1	PA: 32	
PITCHER	IP	WLS	BF	H	R	ER	SO	BB	IBB	HBP	BLK	WP	HR	S	P	ERA	WHIP				
35 Mike Mussina, R (1, 1) ERA: 2.42	8.2	W	30	4	0	0	0	1	0	0	0	0	0	77	111	0.00	0.577				
Gregg Olson, R (9, 1) ERA: 1.76	0.1	S	2	1	0	0	0	0	0	0	0	0	0	4	6	0.00	3.000				

Baltimore Orioles @ Chicago White Sox
Comiskey Park, Chicago, IL
Fri May 15 1992, 8:05 PM EDT
Att: 38,026 - Sunny - 71 F

AB 31
R 0
H 5
RBI 0
BB 1
SO 5
LOB 9



Batter	1	2	3	4	5	6	7	8	9	AB	R	H	RBI	BB	SO	LOB	TOP					
Mike Devereaux, R OBP: 0.336, SLG: 0.504																	6 1 2 2 0 1 2					
David Segui, S OBP: 0.350, SLG: 0.375																	6 1 3 0 0 0 2					
Cal Ripken Jr., R OBP: 0.338, SLG: 0.499																	5 1 3 0 0 0 1					
Mark McLemore, S OBP: 0.354, SLG: 0.300																	1 0 0 0 0 0 1					
Randy Milligan, R OBP: 0.350, SLG: 0.372																	5 1 2 2 0 0 4					
Chris Hoiles, R OBP: 0.448, SLG: 0.642																	4 2 1 1 1 0 4					
Jeff Tackett, R OBP: 0.222, SLG: 0.500																	0 0 0 0 0 0 0					
Glenn Davis, R OBP: 0.238, SLG: 0.333																	5 1 2 3 0 1 2					
Leo Gomez, R OBP: 0.358, SLG: 0.450																	4 1 1 2 1 2 0					
Joe Orsulak, L OBP: 0.274, SLG: 0.284																	3 1 2 0 1 0 0					
Billy Ripken, R OBP: 0.250, SLG: 0.317																	3 0 0 0 0 0 4					
Sam Horn, L OBP: 0.395, SLG: 0.462																	0 0 0 0 1 0 0					
Tim Hulett, R OBP: 0.446, SLG: 0.520																	1 1 1 0 0 0 0					
Inning Stats	R: 1 E: 1 K: 0 S: 18	H: 2 LOB: 1 BB: 0 P: 28	R: 0 E: 0 K: 2 S: 15	H: 0 LOB: 1 BB: 1 P: 23	R: 0 E: 0 K: 1 S: 8	H: 1 LOB: 0 BB: 0 P: 11	R: 1 E: 0 K: 0 S: 5	H: 1 LOB: 0 BB: 0 P: 7	R: 4 E: 0 K: 0 S: 25	H: 4 LOB: 3 BB: 2 P: 46	R: 0 E: 0 K: 0 S: 5	H: 0 LOB: 0 BB: 0 P: 7	R: 2 E: 0 K: 0 S: 13	H: 4 LOB: 2 BB: 1 P: 23	R: 0 E: 0 K: 0 S: 19	H: 2 LOB: 2 BB: 0 P: 25	R: 2 E: 0 K: 1 S: 14	H: 3 LOB: 1 BB: 0 P: 24	1B: 13 2B: 1 3B: 1 HR: 2	SF: 0 SAC: 0 DP: 1 HBP: 1	WP: 0 PB: 0 SB: 0 CS: 0	PA: 48
PITCHER	IP WLS BF H R ER SO BB IBB HBP BLK WP HR S P ERA WHIP																					
Greg Hibbard, L ERA: 4.88	(1, 1) 4.2 26 8 6 5 3 2 1 1 0 0 1 67 110 9.64 2.143																					
Donn Pail, R ERA: 2.93	(5, 1) 3.1 W 16 6 2 2 0 1 0 0 0 0 1 41 60 5.40 2.100																					
Bobby Thigpen, R ERA: 4.32	(9, 1) 1.0 6 3 2 2 1 0 0 0 0 0 0 14 24 18.00 3.000																					

Baltimore Orioles @ Chicago White Sox
Comiskey Park, Chicago, IL
Sun May 17, 1992, 4:33 AM EDT
Att: 40,903 - Cloudy - 79 F

AB 43
R 10
H 17
RBI 10
BB 4
SO 4
LOB 20



Batter	1	2	3	4	5	6	7	8	9	AB	R	H	RBI	BB	SO	LOB	BOTTOM			
Tim Raines, S OBP: 0.340, SLG: 0.361																	4 4 4 2 1 0 0			
Steve Sax, R OBP: 0.343, SLG: 0.345																	3 2 2 5 0 0 0			
Joey Cora, S OBP: 0.273, SLG: 0.133																	1 0 0 0 0 1 1			
Robin Ventura, L OBP: 0.406, SLG: 0.438																	3 1 1 3 0 0 1			
Frank Thomas, R OBP: 0.447, SLG: 0.522																	4 1 2 2 1 0 0			
George Bell, R OBP: 0.333, SLG: 0.427																	5 0 1 0 0 1 2			
Warren Newson, L OBP: 0.494, SLG: 0.318																	1 2 0 0 3 0 0			
Mike Huff, R OBP: 0.357, SLG: 0.333																	1 0 0 0 0 1 1			
Ron Karkovics, R OBP: 0.330, SLG: 0.326																	3 0 0 0 0 2 2			
Lance Johnson, L OBP: 0.307, SLG: 0.303																	4 2 2 0 0 1 1			
Craig Grebeck, R OBP: 0.347, SLG: 0.385																	3 2 2 2 0 0 1			
Inning Stats	R: 2 E: 0 K: 1 S: 13	H: 2 LOB: 0 BB: 0 P: 21	R: 0 E: 0 K: 2 S: 11	H: 0 LOB: 1 BB: 1 P: 18	R: 2 E: 0 K: 0 S: 11	H: 3 LOB: 0 BB: 0 P: 14	R: 0 E: 0 K: 0 S: 8	H: 0 LOB: 0 BB: 0 P: 11	R: 3 E: 0 K: 0 S: 15	H: 3 LOB: 0 BB: 0 P: 28	R: 5 E: 0 K: 1 S: 21	H: 3 LOB: 1 BB: 3 P: 40	R: 2 E: 1 K: 1 S: 12	H: 2 LOB: 1 BB: 1 P: 20	R: 0 E: 0 K: 1 S: 9	H: 1 LOB: 1 BB: 0 P: 17	1B: 6 2B: 3 3B: 2 HR: 3	SF: 4 SAC: 1 DP: 1 HBP: 0	WP: 0 PB: 0 SB: 1 CS: 0	PA: 42
PITCHER	IP WLS BF H R ER SO BB IBB HBP BLK WP HR S P ERA WHIP																			
Ben McDonald, R ERA: 3.4	(1, 1) 5.0 L 23 8 7 7 3 1 1 0 0 0 0 15 29 135.00 12.000																			
Storm Davis, R ERA: 4.43	(6, 1) 0.1 6 3 5 5 1 1 1 0 0 0 0 15 29 135.00 12.000																			
Alan Mills, R ERA: 0.96	(6, 1) 2.2 13 3 2 1 2 2 0 0 0 0 0 27 48 3.38 1.875																			

Baltimore Orioles @ Chicago White Sox
Comiskey Park, Chicago, IL
Sun May 17, 1992, 4:33 AM EDT
Att: 40,903 - Cloudy - 79 F

AB 32
R 14
H 14
RBI 14
BB 5
SO 6
LOB 9



Batter	1	2	3	4	5	6	7	8	9	AB	R	H	RBI	BB	SO	LOB	TOP							
Rickey Henderson, R OBP: 0.423, SLG: 0.432	2-2 BB 1B	3-1 1-H HR		1-3 K			4-2 S S 1B BB	2-1 G6-3 1B		4	3	3	2	1	1	1								
Carney Lansford, R OBP: 0.382, SLG: 0.396	1-0 P9	1-1 G6-3		1-0 FC6-4			4-2 1B S 1B BB	0-0 G6-3		4	1	0	0	1	0	4								
Jose Canseco, R OBP: 0.297, SLG: 0.390	1-1 1B HR BB	2-3 K			0-2 G6-3		2-1 1B FC5-2 1B		0-0 L6	4	1	1	1	1	1	0								
Harold Baines, L OBP: 0.263, SLG: 0.275	1-0 HR	2-1 G4-3			1-2 G1-3		2-2 FC5-2 BB 1B		2-2 L8	5	1	2	2	0	0	0								
Scott Brosius, R OBP: 0.200, SLG: 0.240	1-3 2-H HR 1B						1-3 3-H 1B			0	0	0	0	0	0	0								
Mark McGwire, R OBP: 0.446, SLG: 0.779	0-0 HR			3-3 K			2-1 F9		1-2 1B	4	1	2	3	1	1	0								
Terry Steinbach, R OBP: 0.276, SLG: 0.275	2-2 E5 FC6-4			0-0 F8			0-3 K		3-2 FC5-2	5	0	0	0	0	1	4								
Willie Wilson, S OBP: 0.331, SLG: 0.356	0-0 L7			1-0 G6-3			3-2 G3		1-0 G4-3	4	0	0	0	0	0	4								
Mike Bordick, R OBP: 0.384, SLG: 0.406	1-0 FC6-4			1-0 F9			3-2 L3		0-1 1B SH5-3 1B	4	0	1	0	0	0	1								
Jerry Browne, S OBP: 0.318, SLG: 0.194		4-2 HR BB		2-1 FC6-4 1B			0-1 G4-3		0-0 SH5-3	2	1	1	0	1	0	0								
Inning Stats	R: 4 E: 1 K: 0 S: 13	H: 3 LOB: 1 BB: 1 P: 24	R: 2 E: 0 K: 1 S: 12	H: 1 LOB: 0 BB: 1 P: 24	R: 0 E: 0 K: 1 S: 5	H: 0 LOB: 0 BB: 0 P: 9	R: 0 E: 0 K: 1 S: 7	H: 1 LOB: 0 BB: 0 P: 12	R: 0 E: 0 K: 0 S: 8	H: 0 LOB: 0 BB: 0 P: 11	R: 0 E: 0 K: 1 S: 11	H: 0 LOB: 0 BB: 0 P: 17	R: 2 E: 0 K: 0 S: 18	H: 2 LOB: 3 BB: 3 P: 35	R: 0 E: 0 K: 0 S: 6	H: 2 LOB: 1 BB: 0 P: 8	R: 0 E: 0 K: 0 S: 12	H: 1 LOB: 1 BB: 0 P: 18	1B: 8 2B: 0 3B: 0 HR: 2	SF: 0 SAC: 1 DP: 1 HBP: 0	WP: 0 PB: 0 SB: 3 CS: 0	PA: 42		
PITCHER	IP WLS BF H R ER SO BB IBB HBP BLK WP HR S P ERA WHIP	6.1 L 29 5 8 8 4 4 0 0 0 0 2 64 113 11.37 1.421	2.2 L 13 5 0 0 0 1 0 0 0 0 0 28 45 0.00 2.250																					

Oakland Athletics @ Baltimore Orioles
 Oriole Park at Camden Yards, Baltimore, MD
 Mon May 18 1992, 7:05 PM EDT
 Att: 43,907 - Cloudy - 77 F

AB 36
 R 8
 H 10
 RBI 8
 BB 5
 SO 4
 LOB 14



Batter	1	2	3	4	5	6	7	8	9	AB	R	H	RBI	BB	SO	LOB	BOTTOM							
Brady Anderson, L OBP: 0.394, SLG: 0.521	1-2 G4-6-3 1B	1-0 G3		2-1 S 1B		1-0 L6		0-0 G4-3		5	0	2	1	0	0	1								
Mark McLemore, S OBP: 0.357, SLG: 0.288	1-0 G4-6-3	4-2 3-H BB		4-2 1-2 BB		2-1 F9		3-2 G6-3		3	0	0	0	2	0	1								
Cal Ripken Jr., R OBP: 0.333, SLG: 0.397	4-1 BB	3-3 K		1-3 K			1-2 G6-3		2-1 G6-3	4	0	0	0	1	2	4								
Sam Horn, L OBP: 0.383, SLG: 0.435	3-3 K		2-3 K	2-2 P5			4-2 BB 1B BB		1-3 K	4	1	0	0	1	3	3								
Mike Devereaux, R OBP: 0.338, SLG: 0.504		4-0 G3-1 1B BB	1-2 F8		3-1 G4-3 2B		3-3 K		2-3 K	4	1	1	0	1	2	1								
Chris Hoiles, R OBP: 0.457, SLG: 0.640		1-1 G3-1 1B	4-2 BB		3-2 G4-3		4-2 1B		3-2 BB	2	1	1	0	2	0	1								
Joe Orsulak, L OBP: 0.283, SLG: 0.286		1-2 G3-1	4-1 BB		0-1 P2		0-1 1B		1-3 2-H	3	0	1	1	1	0	3								
David Segui, S OBP: 0.345, SLG: 0.368		0-0 1B G3 1B	0-2 F8		1-1 G3-1		3-2 G6-3			4	1	1	2	0	0	5								
Leo Gomez, R OBP: 0.354, SLG: 0.442		0-0 WP G3 1B		0-0 F9		2-2 F8		0-0 F8		4	0	1	0	0	0	0								
Inning Stats	R: 0 E: 0 K: 1 S: 8	H: 1 LOB: 1 BB: 1 P: 17	R: 3 E: 0 K: 1 S: 15	H: 3 LOB: 2 BB: 2 P: 29	R: 0 E: 0 K: 1 S: 14	H: 0 LOB: 2 BB: 2 P: 25	R: 0 E: 0 K: 1 S: 11	H: 1 LOB: 1 BB: 1 P: 20	R: 0 E: 0 K: 0 S: 9	H: 1 LOB: 0 BB: 0 P: 16	R: 0 E: 0 K: 0 S: 8	H: 0 LOB: 0 BB: 0 P: 13	R: 1 E: 0 K: 1 S: 17	H: 1 LOB: 2 BB: 2 P: 32	R: 0 E: 0 K: 0 S: 5	H: 0 LOB: 0 BB: 0 P: 8	R: 0 E: 0 K: 2 S: 9	H: 0 LOB: 0 BB: 0 P: 14	1B: 6 2B: 1 3B: 0 HR: 0	SF: 0 SAC: 0 DP: 1 HBP: 0	WP: 1 PB: 0 SB: 1 CS: 0	PA: 41		
PITCHER	IP WLS BF H R ER SO BB IBB HBP BLK WP HR S P ERA WHIP	6.1 W 31 6 4 4 4 7 0 0 0 0 0 12 22 0.00 2.000	1.0 L 5 1 0 0 1 1 0 0 0 0 0 4 7 0.00 0.000	0.2 L 2 0 0 0 0 0 0 0 0 0 0 4 7 0.00 0.000	1.0 L 3 0 0 0 2 0 0 0 0 0 0 9 14 0.00 0.000																			

Oakland Athletics @ Baltimore Orioles
 Oriole Park at Camden Yards, Baltimore, MD
 Mon May 18 1992, 7:05 PM EDT
 Att: 43,907 - Cloudy - 77 F

AB 33
 R 4
 H 7
 RBI 4
 BB 8
 SO 7
 LOB 19



Batter	1	2	3	4	5	6	7	8	9	AB	R	H	RBI	BB	SO	LOB	TOP			
Rickey Henderson, R OBP: 0.428, SLG: 0.430	2-1 S 2B 1B		1-2 G6-3	4-2 BB		4-1 BB		3-3 K		3	1	1	0	2	1	1				
Carney Lansford, R OBP: 0.376, SLG: 0.396	3-2 FC7-4 1-H 2B		1-0 G6-3	1-6 L5		0-1 P4		0-0 G6-3		5	0	1	1	0	0	6				
Jose Canseco, R OBP: 0.301, SLG: 0.407	1-2 FC7-4 2-3 2B		2-2 G5-3		2-2 L5		2-1 HR		4-2 1B BB	4	1	1	1	1	0	1				
Harold Baines, L OBP: 0.275, SLG: 0.276	4-0 BB			4-2 1B BB	2-1 F8		3-1 G6-3		3-2 1B BB	3	1	1	0	2	0	0				
Willie Wilson, S OBP: 0.351, SLG: 0.356									1-2 1B	0	1	0	0	0	0	0				
Mark McGwire, R OBP: 0.444, SLG: 0.761	2-3 K			2-2 P3	4-1 BB		2-2 G5-3		4-1 1B BB	3	0	0	0	2	1	2				
Terry Steinbach, R OBP: 0.286, SLG: 0.284		0-0 F9		1-2 F9	3-2 G6-3		0-0 1B		1-0 WP 1B	5	0	2	1	0	0	2				
Jerry Browne, S OBP: 0.327, SLG: 0.220		1-1 P4		0-2 1B 1B		2-1 SH1-3 1B		2-1 G4-3		0-3 K	5	1	2	0	0	1	3			
Mike Bordick, R OBP: 0.394, SLG: 0.412		4-2 BB		1-1 BB 1B		0-0 SH1-3		0-0 G1-3 1B	2-2 G6-3	3	0	2	1	1	0	2				
Lance Blankenship, R OBP: 0.393, SLG: 0.353		1-0 F9		1-0 BB 1B		2-0 F9		0-0 G1-3		4	0	1	1	0	0	3				
Inning Stats	R: 1 E: 0 K: 1 S: 14	H: 2 LOB: 1 BB: 1 P: 26	R: 0 E: 0 K: 0 S: 6	H: 0 LOB: 1 BB: 1 P: 12	R: 0 E: 0 K: 0 S: 8	H: 0 LOB: 0 BB: 0 P: 12	R: 2 E: 0 K: 0 S: 19	H: 3 LOB: 3 BB: 2 P: 33	R: 0 E: 0 K: 0 S: 13	H: 1 LOB: 2 BB: 1 P: 15	R: 1 E: 0 K: 0 S: 10	H: 2 LOB: 1 BB: 0 P: 19	R: 0 E: 0 K: 1 S: 6	H: 1 LOB: 1 BB: 0 P: 9	R: 1 E: 0 K: 1 S: 13	H: 2 LOB: 3 BB: 2 P: 27	1B: 9 2B: 2 3B: 0 HR: 1	SF: 0 SAC: 1 DP: 1 HBP: 0	WP: 1 PB: 0 SB: 1 CS: 0	PA: 44
PITCHER	IP WLS BF H R ER SO	IP WLS BF H R ER SO	IP WLS BF H R ER SO	IP WLS BF H R ER SO	IP WLS BF H R ER SO	IP WLS BF H R ER SO	IP WLS BF H R ER SO	IP WLS BF H R ER SO	IP WLS BF H R ER SO	IP WLS BF H R ER SO	IP WLS BF H R ER SO	IP WLS BF H R ER SO	IP WLS BF H R ER SO	IP WLS BF H R ER SO	IP WLS BF H R ER SO	IP WLS BF H R ER SO	ERA WHIP	ERA WHIP		
Jose Mesa, R ERA: 4.45	3.2 L	19 5	3 3	3 1	4 0	0 0	0 0	0 0	0 0	0 1	33 62	2.46 1.636								
Storm Davis, R ERA: 4.13	0.2	2	0	0	0	0	0	0	0	4	7	0.00 0.000								
Todd Frohwirth, R ERA: 1.35	1.0	6	2	1	1	1	2	0	0	0	0	9.00 4.000								
Gregg Olson, R ERA: 2.2																				

Oakland Athletics @ Baltimore Orioles
 Oriole Park at Camden Yards, Baltimore, MD
 Tue May 19 1992, 7:05 PM EDT
 Att: 45,799 - Sunny - 73 F

AB 35
 R 5
 H 11
 RBI 5
 BB 8
 SO 3
 LOB 20



Batter	1	2	3	4	5	6	7	8	9	AB	R	H	RBI	BB	SO	LOB	BOTTOM			
Brady Anderson, L OBP: 0.383, SLG: 0.503	1-1 G5-3		1-0 F7		0-0 G6-3		1-2 P5		0-2 FC5-4 DI	5	0	0	1	0	0	3				
Mark McLemore, S OBP: 0.348, SLG: 0.295	3-1 F8		1-2 P5		3-H 1-1 2B		0-0 G6-3		2-2 L5	5	0	1	1	0	0	2				
Cal Ripken Jr., R OBP: 0.331, SLG: 0.389	2-1 F8		1-2 FC6-4 1-2		4-2 BB		0-0 L9			3	0	0	0	1	0	1				
Chris Hoiles, R OBP: 0.444, SLG: 0.617		2-2 F9		0-1 G6-3	3-1 F8			1-1 P3		4	0	0	0	0	0	2				
Mike Devereaux, R OBP: 0.329, SLG: 0.490		1-2 P4		1-1 F9		3-1 F9		1-1 F9		4	0	0	0	0	0	0				
Glenn Davis, R OBP: 0.280, SLG: 0.480		1-2 1B		2-2 G5-3		2-3 K		2-1 HR		4	1	2	1	0	1	0				
Randy Milligan, R OBP: 0.364, SLG: 0.375		1-0 FC6-4 1B			4-0 SH1-3 BB G6-3 BB	4-2 BB		0-3 K		2	1	1	0	2	1	0				
Joe Orsulak, L OBP: 0.291, SLG: 0.280		1-1 FC6-4 1-2			4-1 SH1-3 2B BB	4-1 SH1-3 BB		0-0 L9		2	1	0	0	2	0	2				
Leo Gomez, R OBP: 0.357, SLG: 0.439					0-0 SH1-3		0-2 G1-3		2-2 FC5-4 1B	1	0	0	0	0	0	2				
Chito Martinez, L OBP: 0.372, SLG: 0.161					1-2 2-3 HBP					1	0	1	0	0	0	0				
Inning Stats	R: 0 E: 0 K: 0 S: 6	H: 0 LOB: 0 BB: 0 P: 12	R: 0 E: 0 K: 0 S: 12	H: 2 LOB: 2 BB: 0 P: 18	R: 0 E: 0 K: 0 S: 8	H: 0 LOB: 0 BB: 0 P: 14	R: 0 E: 0 K: 0 S: 11	H: 0 LOB: 0 BB: 0 P: 14	R: 0 E: 0 K: 1 S: 12	H: 0 LOB: 0 BB: 2 P: 25	R: 0 E: 0 K: 0 S: 5	H: 0 LOB: 0 BB: 0 P: 6	R: 1 E: 0 K: 1 S: 9	H: 1 LOB: 0 BB: 0 P: 13	R: 0 E: 0 K: 0 S: 15	H: 1 LOB: 1 BB: 0 P: 19	1B: 3 2B: 1 3B: 0 HR: 1	SF: 0 SAC: 1 DP: 0 HBP: 1	WP: 0 PB: 0 SB: 0 CS: 0	PA: 38
PITCHER	IP WLS BF H R ER SO	IP WLS BF H R ER SO	IP WLS BF H R ER SO	IP WLS BF H R ER SO	IP WLS BF H R ER SO	IP WLS BF H R ER SO	IP WLS BF H R ER SO	IP WLS BF H R ER SO	IP WLS BF H R ER SO	IP WLS BF H R ER SO	IP WLS BF H R ER SO	IP WLS BF H R ER SO	IP WLS BF H R ER SO	IP WLS BF H R ER SO	IP WLS BF H R ER SO	IP WLS BF H R ER SO	ERA WHIP	ERA WHIP		
Joe Slusarski, R ERA: 2.76	1.0	5	0	0	0	1	2	0	0	0	0	12	25	0.00 2.000						
Rick Honeycutt, L ERA: 4.06	0.2	2	0	0	0	0	0	0	0	4	5	0.00 0.000								
Rich Gossage, R ERA: 3.68	1.1	5	1	1	1	1	0	0	0	1	10	14	6.75 0.750							
Dennis Eckersley, R ERA: 0.47	1.0	S	4	1	0	0	0	0	0	0	15	19	0.00 1.000							

Oakland Athletics @ Baltimore Orioles
 Oriole Park at Camden Yards, Baltimore, MD
 Tue May 19 1992, 7:05 PM EDT
 Att: 45,799 - Sunny - 73 F

AB 31
 R 3
 H 5
 RBI 3
 BB 5
 SO 2
 LOB 12



Batter	1	2	3	4	5	6	7	8	9	AB	R	H	RBI	BB	SO	LOB	TOP								
Rickey Henderson, R OBP: 0.424, SLG: 0.432 (1, 7)	3-2 SH1-3 G6-3 2B		3-2 G5-3		3-2 P2		2-2 F9			4	1	1	0	0	0	2									
Jerry Browne, S OBP: 0.308, SLG: 0.205 Carney Lansford, R OBP: 0.376, SLG: 0.396 (1, 5)	0-0 SH1-3 2-3		0-1 F7			1-0 G3		1-3 K		3	0	0	0	0	1	0									
Jose Canseco, R OBP: 0.293, SLG: 0.396 (1, 9)	0-0 G6-3			2-0 G1-3		1-0 F7		2-1 F8		4	0	0	1	0	0	0									
Harold Baines, L OBP: 0.268, SLG: 0.268 (1, 10)	1-1 G4-3			2-3 K		2-1 F7		1-1 F7		4	0	0	0	0	1	0									
Mark McGwire, R OBP: 0.440, SLG: 0.746 (1, 3)		1-1 G5-3		0-3 K			1-1 P3		1-1 1B	4	0	1	0	0	1	0									
Terry Steinbach, R OBP: 0.307, SLG: 0.321 (1, 2)		2-1 2B			0-1 G5-3		2-0 WP 1B SF8		0-0 1B	4	1	3	0	0	0	0									
Willie Wilson, S OBP: 0.336, SLG: 0.361 (1, 8)		1-2 L5			2-0 F8 WP 1B		1-2 WP 1B		0-0 P3	4	2	2	0	0	0	3									
Mike Bordick, R OBP: 0.390, SLG: 0.410 (1, 6)		1-0 F9			0-0 WP 1B		1-1 SF8		1-1 P3	3	0	1	1	0	0	3									
Lance Blankenship, R OBP: 0.389, SLG: 0.350 (1, 4)			2-2 G6-3		0-0 F8		2-2 1B		2-3 K	4	0	1	1	0	1	4									
Inning Stats	R: 1 E: 0 K: 0 S: 10	H: 1 LOB: 0 BB: 0 P: 14	R: 0 E: 0 K: 0 S: 8	H: 1 LOB: 1 BB: 0 P: 13	R: 0 E: 0 K: 0 S: 8	H: 0 LOB: 0 BB: 0 P: 13	R: 0 E: 0 K: 2 S: 7	H: 0 LOB: 0 BB: 0 P: 11	R: 1 E: 0 K: 0 S: 8	H: 2 LOB: 1 BB: 0 P: 13	R: 0 E: 0 K: 0 S: 4	H: 0 LOB: 0 BB: 0 P: 8	R: 2 E: 0 K: 0 S: 17	H: 3 LOB: 1 BB: 0 P: 26	R: 0 E: 0 K: 1 S: 7	H: 0 LOB: 0 BB: 0 P: 11	R: 0 E: 0 K: 1 S: 9	H: 2 LOB: 2 BB: 0 P: 13	1B: 7 2B: 2 3B: 0 HR: 0	SF: 1 SAC: 1 DP: 0 HBP: 0	WP: 2 PB: 0 SB: 0 CS: 0	PA: 36			
PITCHER	IP	WLS	BF	H	R	ER	SO	BB	IBB	HBP	BLK	WP	HR	S	P	ERA	WHIP								
35 Mike Mussina, R ERA: 2.7 Gregg Olson, R ERA: 2.08	(1, 1)	8.0	L	31	7	4	4	3	0	0	0	0	0	69	109	4.50	0.875								
	(9, 1)	1.0	S	5	2	0	0	1	0	0	0	0	0	9	13	0.00	2.000								

Oakland Athletics @ Baltimore Orioles
 Oriole Park at Camden Yards, Baltimore, MD
 Wed May 20 1992, 7:05 PM EDT
 Att: 45,947 - Sunny - 75 F

AB	34
R	4
H	9
RBI	3
BB	0
SO	4
LOB	12

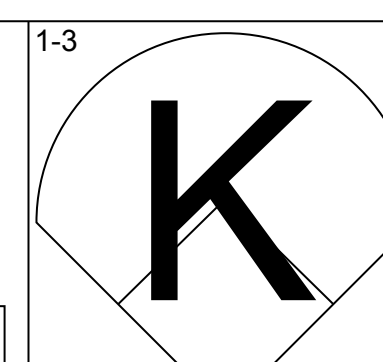
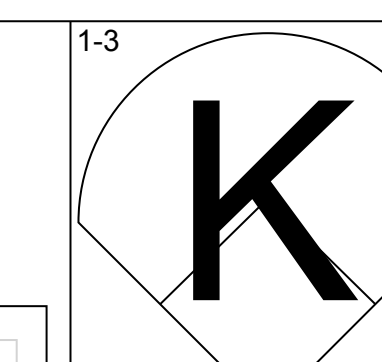
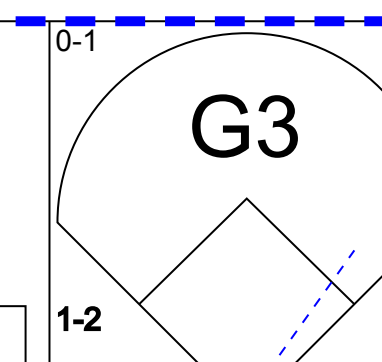
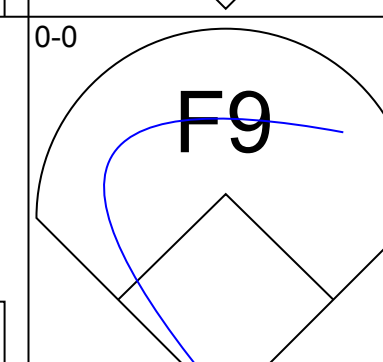
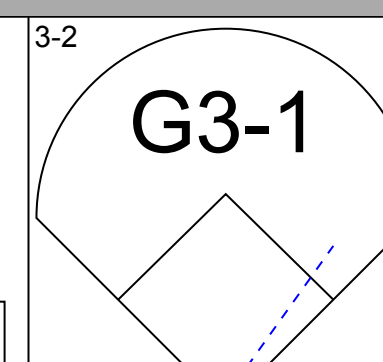
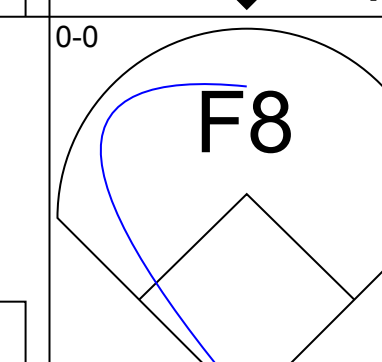
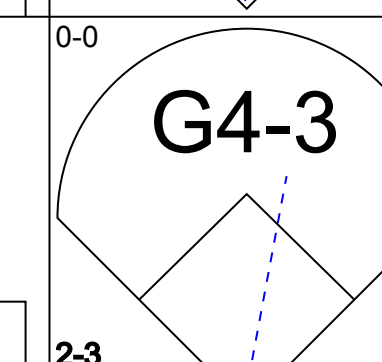
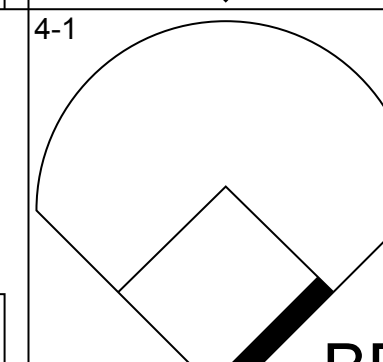
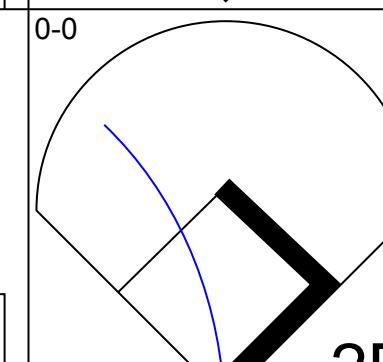
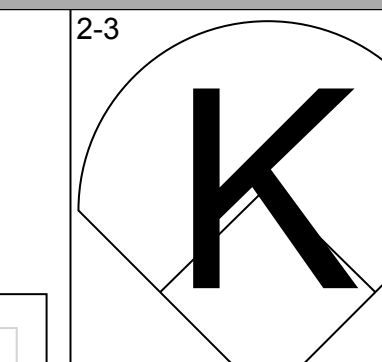
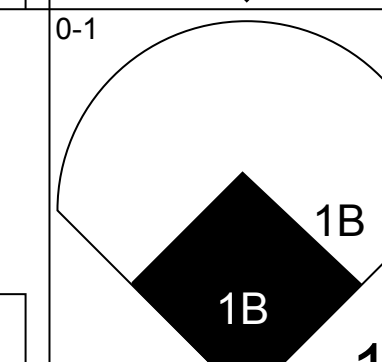
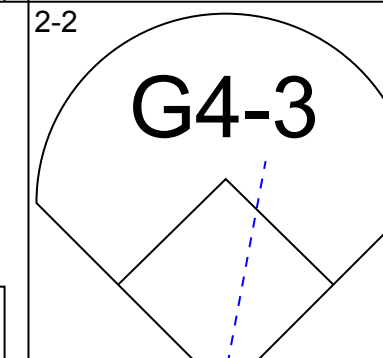
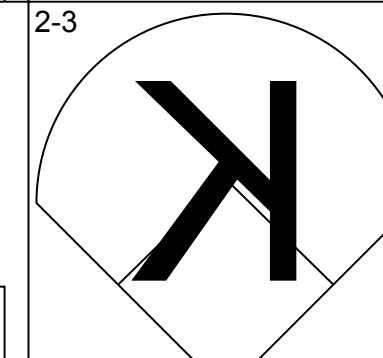
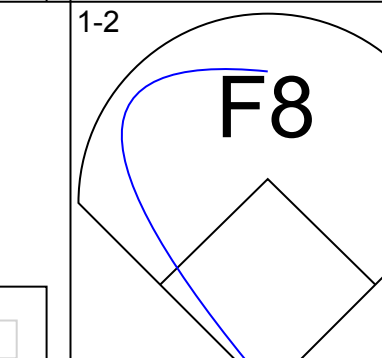
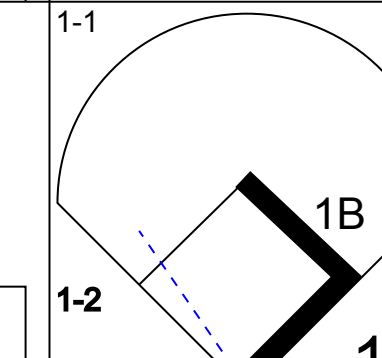
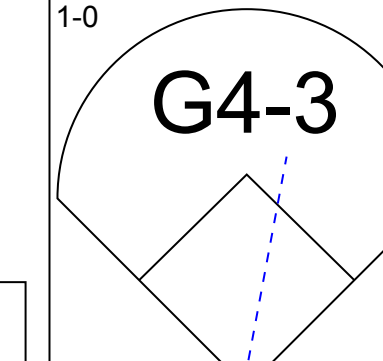
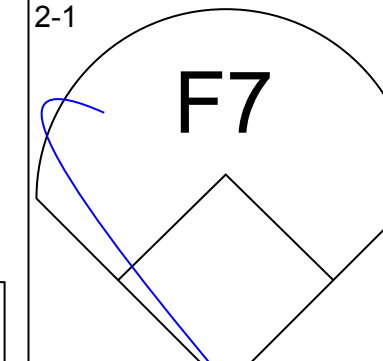
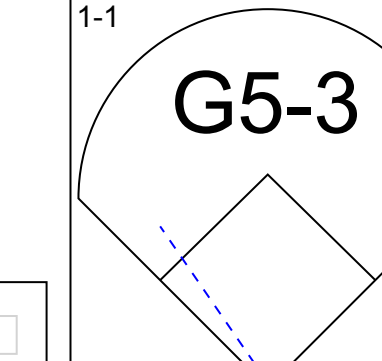
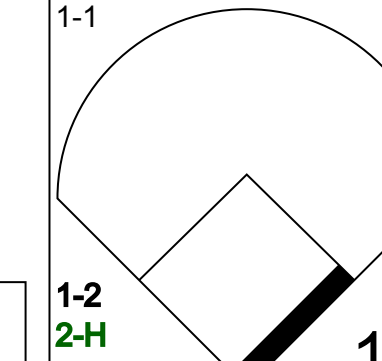
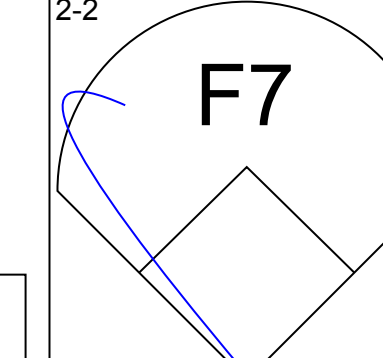
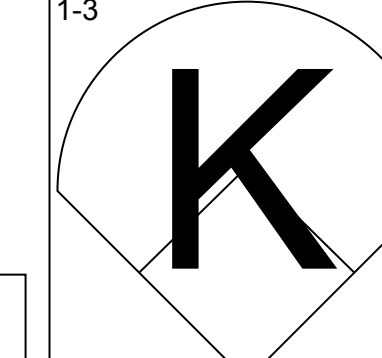
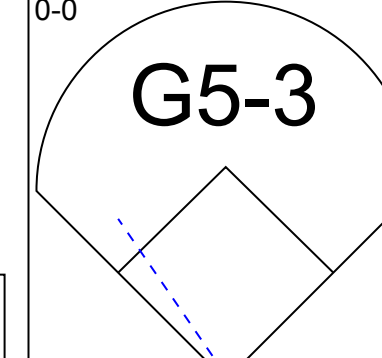
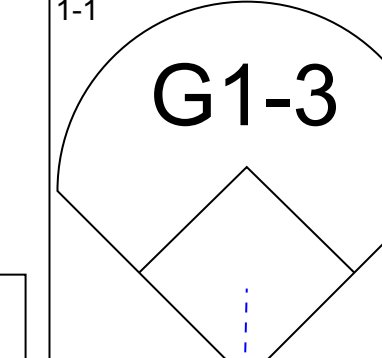
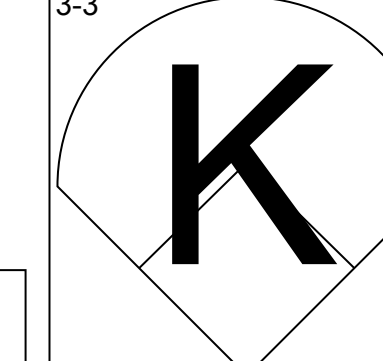
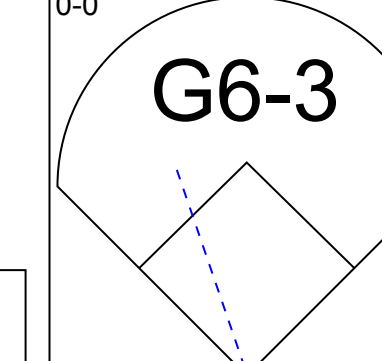
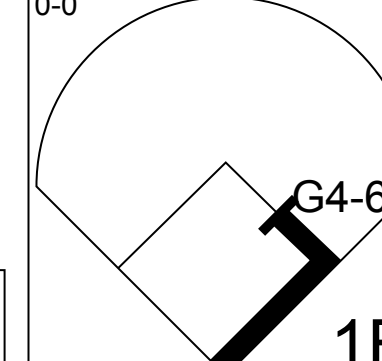
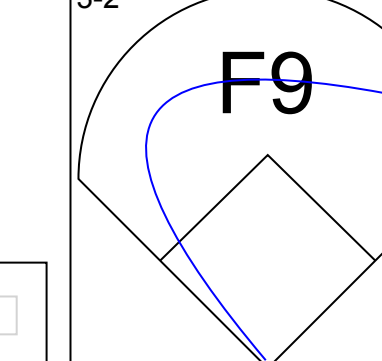
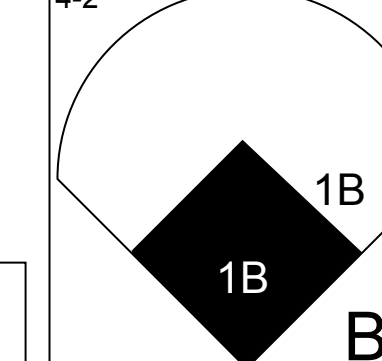
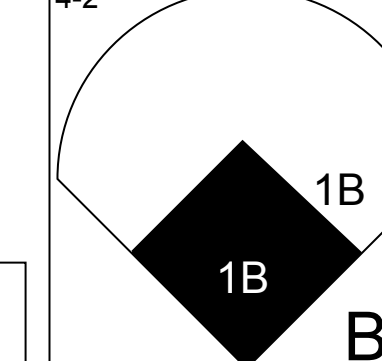
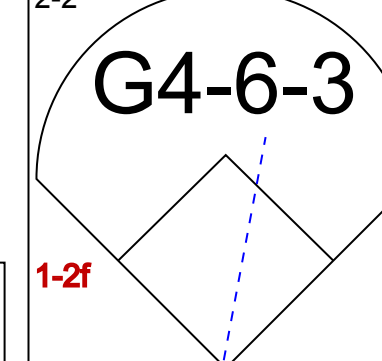
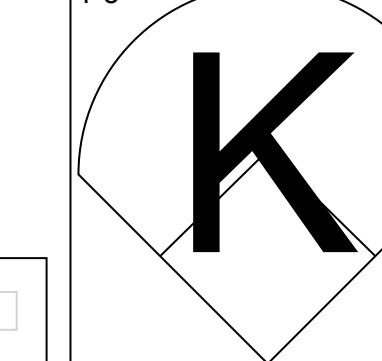
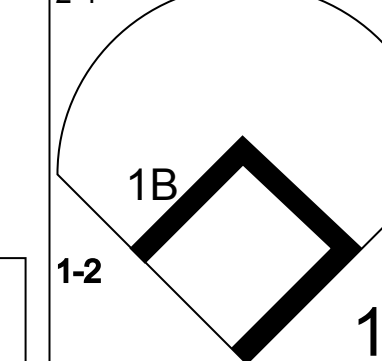
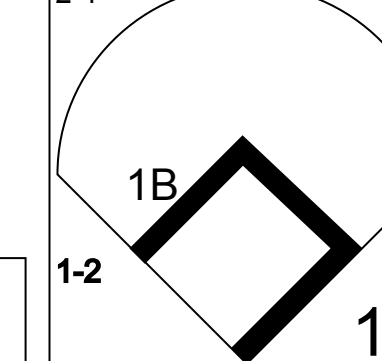
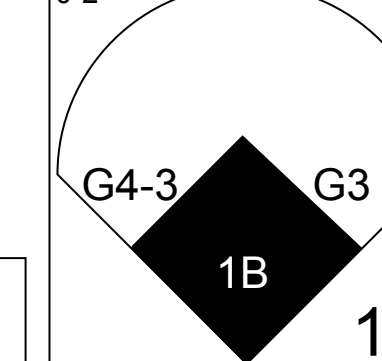
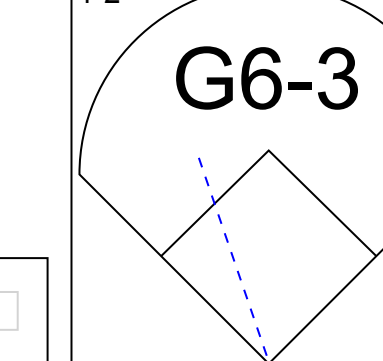


Batter	1	2	3	4	5	6	7	8	9	AB	R	H	RBI	BB	SO	LOB	BOTTOM								
Brady Anderson, L OBP: 0.378, SLG: 0.513 (1, 7)	2-0 G4-3	0-0 F7			2-0 HR	0-0 FC6-4			2-3 K	5	1	1	1	0	1	2									
Mike Devereaux, R OBP: 0.333, SLG: 0.490 (1, 8)	1-0 1B BB		1-1 G5-3		0-2 1B		1-0 G6-3			4	1	2	0	0	0	0									
Cal Ripken Jr., R OBP: 0.335, SLG: 0.388 (1, 6)	4-1 BB 1B		0-0 F7		0-2 FC6-4 1B		0-0 P4			3	0	1	0	1	0	0									
Glenn Davis, R OBP: 0.310, SLG: 0.464 (1, 10)	2-2 BB 1B		4-2 BB		0-0 P6		0-2 F7			3	0	1	0	1	0	2									
Randy Milligan, R OBP: 0.360, SLG: 0.363 (1, 3)	4-2 BB		0-0 G4-3		1-0 FC6-4		3-1 F9			3	0	0	1	1	0	3									
Chris Hoiles, R OBP: 0.438, SLG: 0.605 (1, 2)	1-3 K			0-2 G6-3		0-0 BB 1B		2-3 K		4	0	1	0	0	2	3									
Joe Orsulak, L OBP: 0.280, SLG: 0.268 (1, 9)	2-3 K			1-2 G3		0-0 P5		2-1 G6-3		4	0	0	0	0	1	4									
Leo Gomez, R OBP: 0.364, SLG: 0.440 Chito Martinez, L OBP: 0.364, SLG: 0.156 (9, PH)		1-1 CS 1B		3-2 G6-3		4-2 FC6-4 BB		2-2 G3		2	0	1	0	1	0	0									
Billy Ripken, R OBP: 0.242, SLG: 0.306 Sam Horn, L OBP: 0.378, SLG: 0.429 Mark McLemore, S OBP: 0.344, SLG: 0.291 (7, 4)		1-2 G6-3			1-2 G5-3		1-3 K		0-1 G3	2	0	0	0	0	0	1									
Inning Stats	R: 1 E: 0 K: 2 S: 15	H: 2 LOB: 3 BB: 2 P: 31	R: 0 E: 0 K: 0 S: 6	H: 1 LOB: 0 BB: 0 P: 8	R: 0 E: 0 K: 0 S: 6	H: 0 LOB: 1 BB: 1 P: 11	R: 0 E: 0 K: 0 S: 12	H: 0 LOB: 0 BB: 0 P: 16	R: 1 E: 0 K: 0 S: 12	H: 3 LOB: 2 BB: 0 P: 16	R: 0 E: 0 K: 1 S: 8	H: 1 LOB: 2 BB: 1 P: 13	R: 0 E: 0 K: 0 S: 5	H: 0 LOB: 0 BB: 0 P: 6	R: 0 E: 0 K: 1 S: 7	H: 0 LOB: 0 BB: 0 P: 14	R: 0 E: 0 K: 1 S: 10	H: 0 LOB: 0 BB: 0 P: 14	1B: 6 2B: 0 3B: 0 HR: 1	SF: 0 SAC: 0 DP: 0 HBP: 0	WP: 0 PB: 0 SB: 0 CS: 1	PA: 37			
PITCHER	IP	WLS	BF	H	R	ER	SO	BB	IBB	HBP	BLK	WP	HR	S	P	ERA	WHIP								
Bob Welch, R ERA: 3.32 Dennis Eckersley, R ERA: 0.45	(1, 1)	8.0	W	34	7	2	2	4	4	0	0	0	0	71	115	2.25	1.375								
	(9, 1)	1.0	S	3	0	0	0	1	0	0	0	0	0	10	14	0.00	0.000								

Oakland Athletics @ Baltimore Orioles
 Oriole Park at Camden Yards, Baltimore, MD
 Wed May 20 1992, 7:05 PM EDT
 Att: 45,947 - Sunny - 75 F

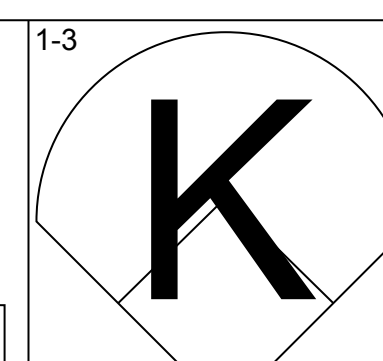
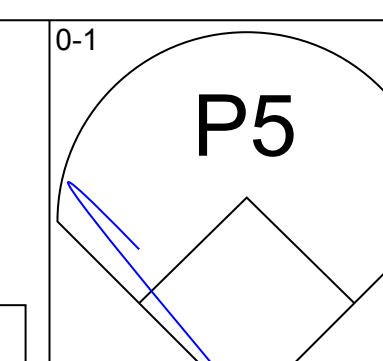
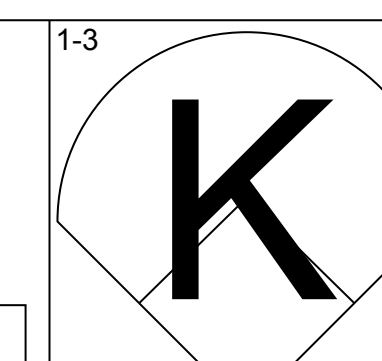
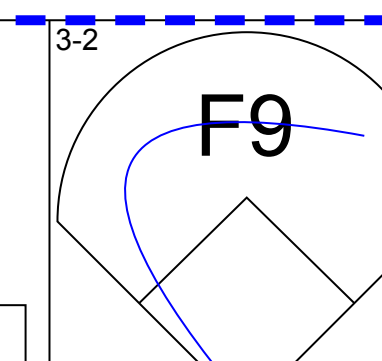

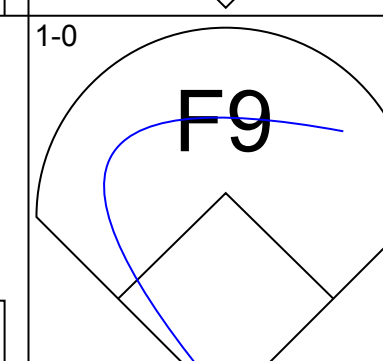
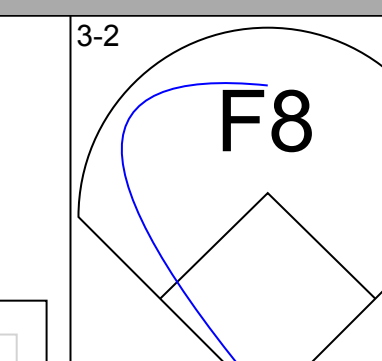
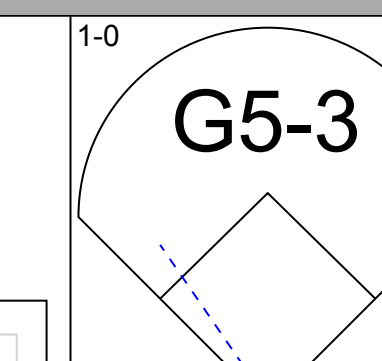

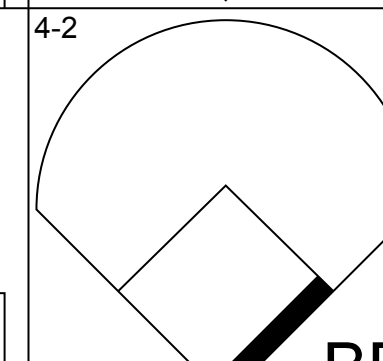
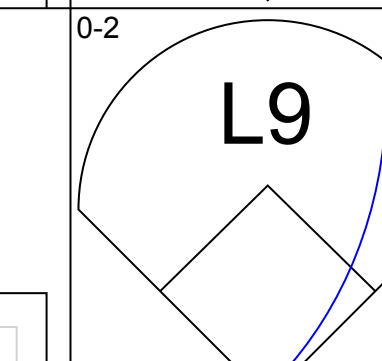
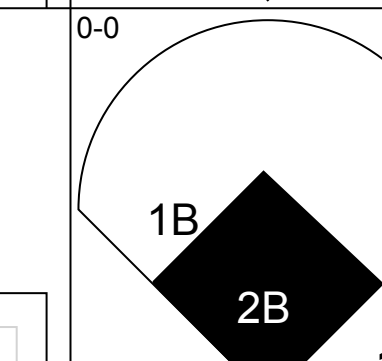

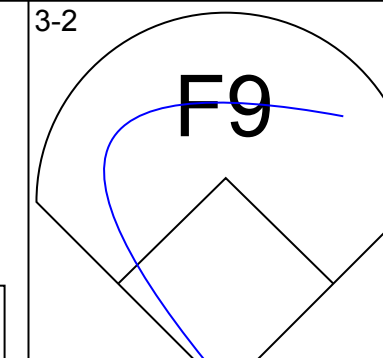
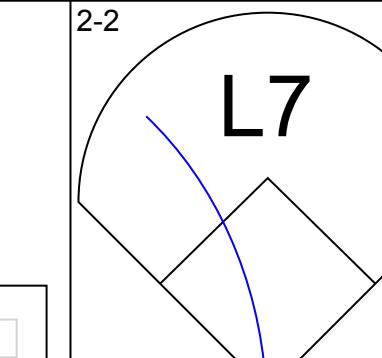
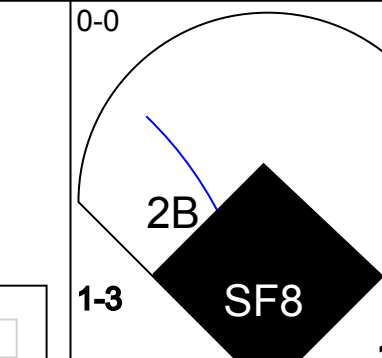

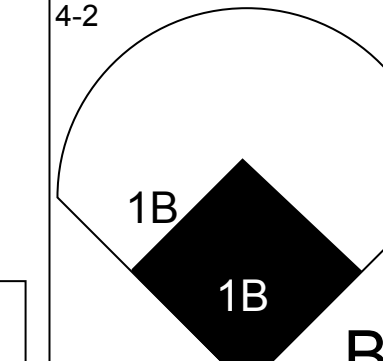
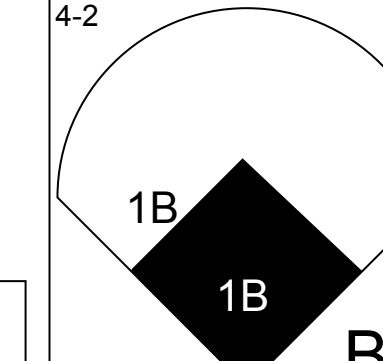
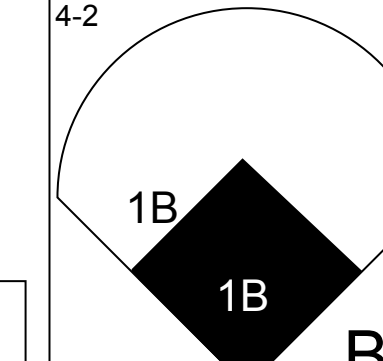
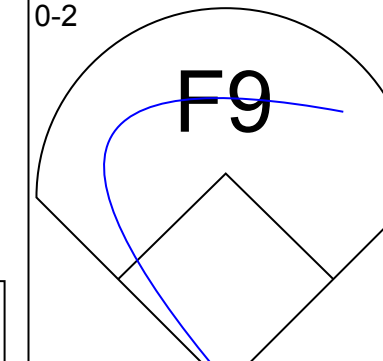
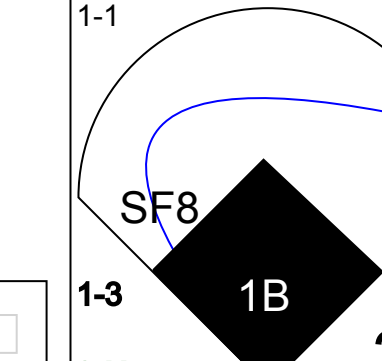
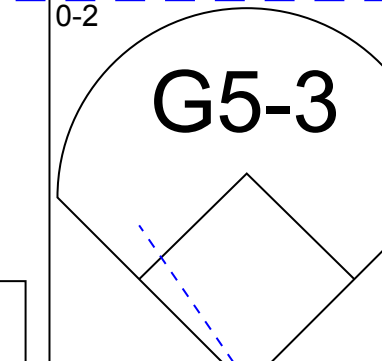
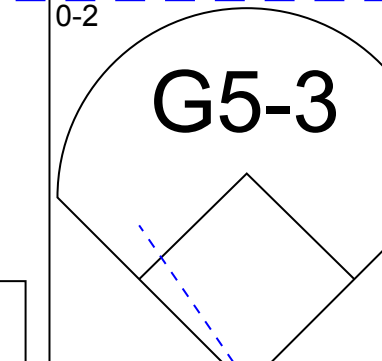
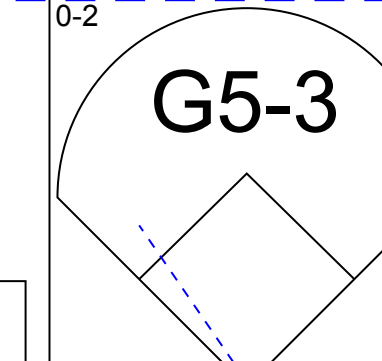
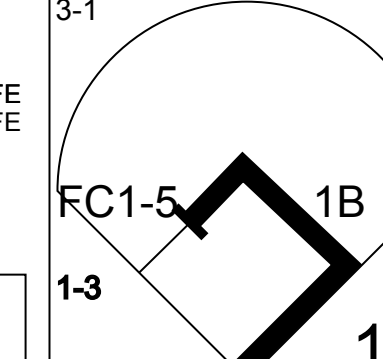
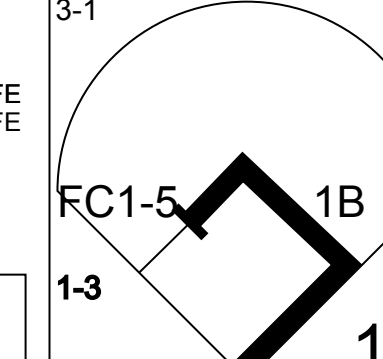
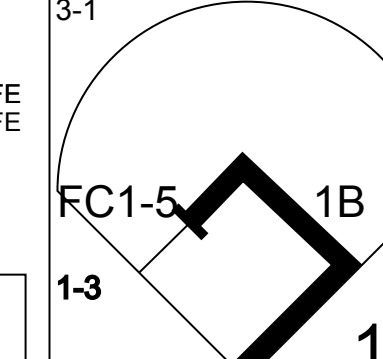
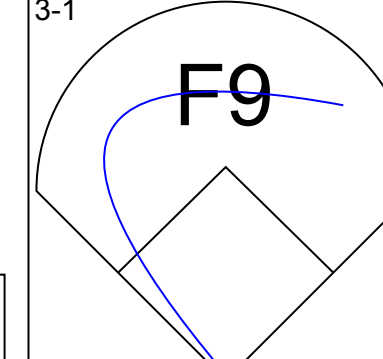
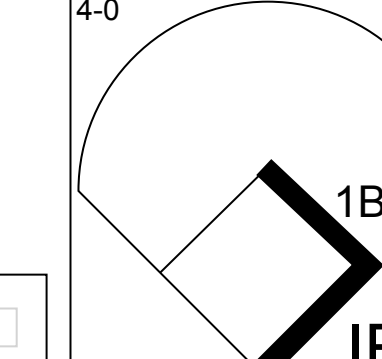
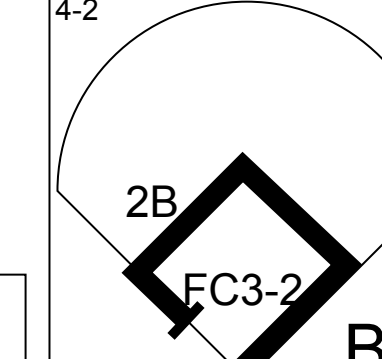
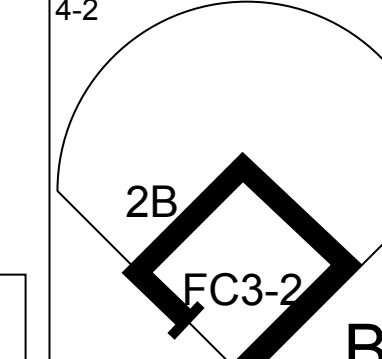
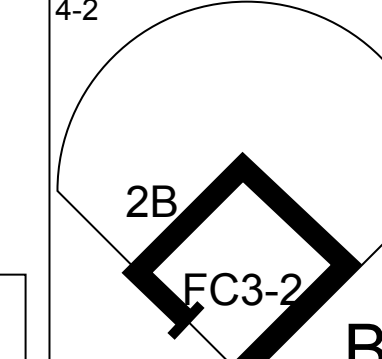
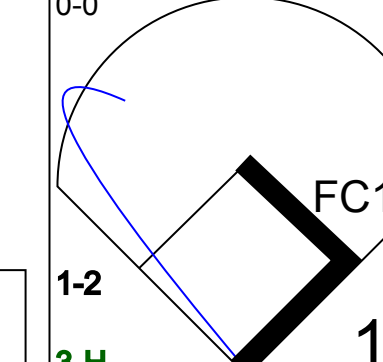
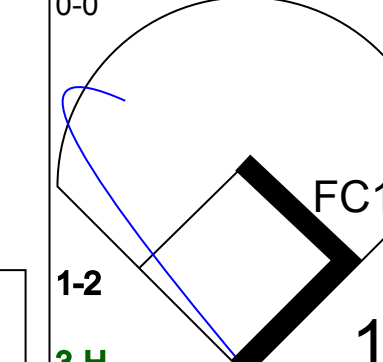
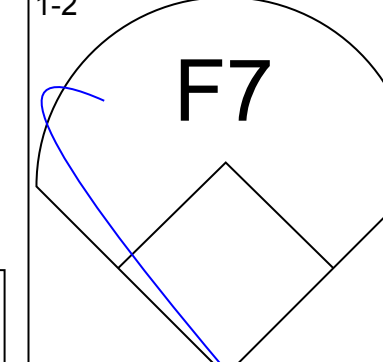
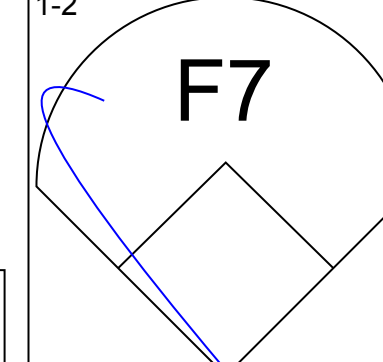
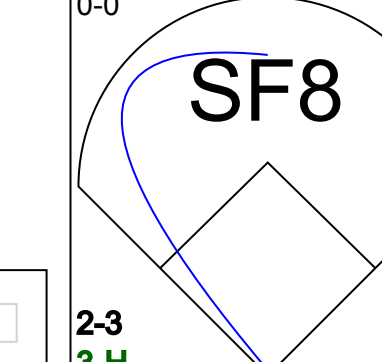
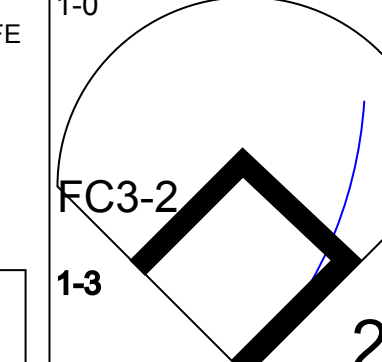
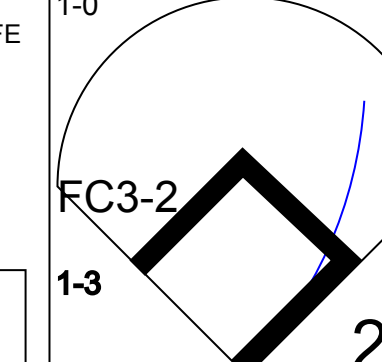
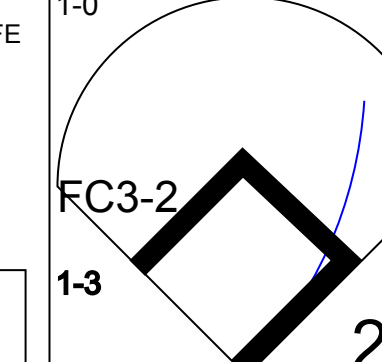
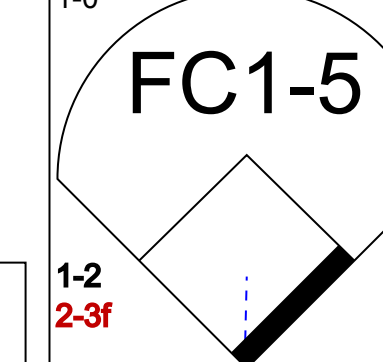
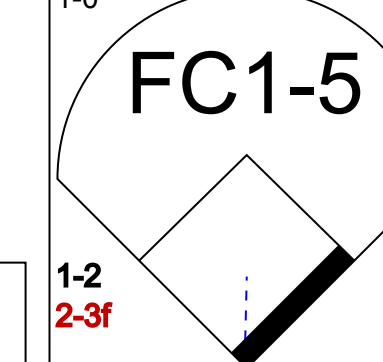
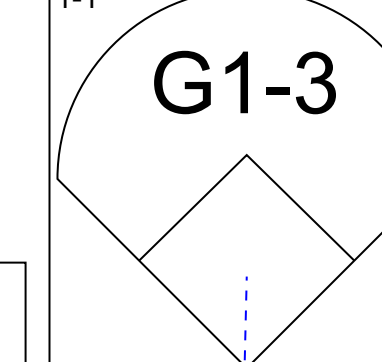
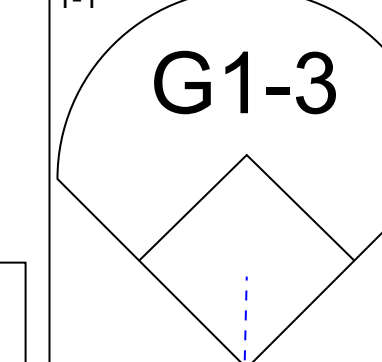
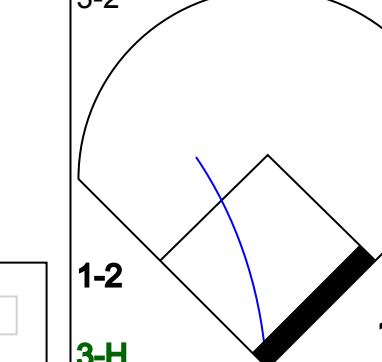
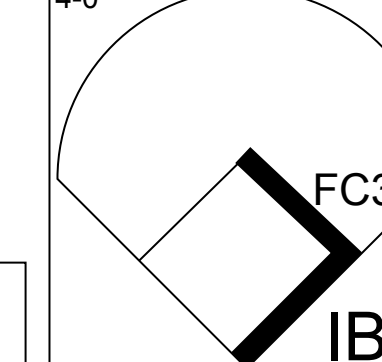
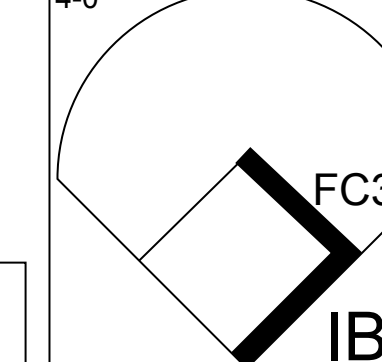
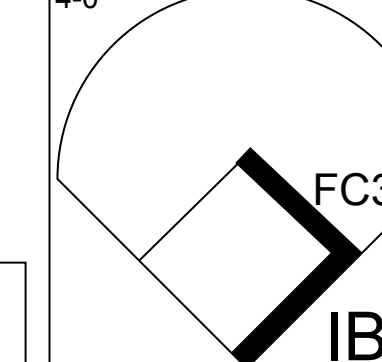
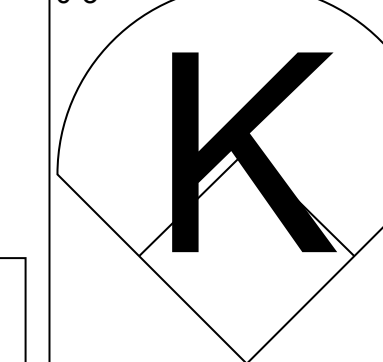


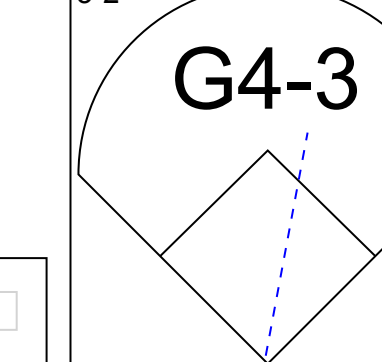
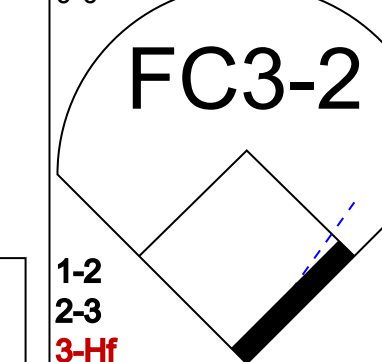
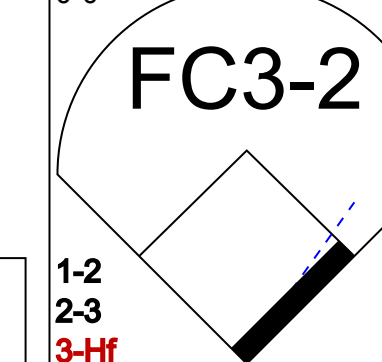
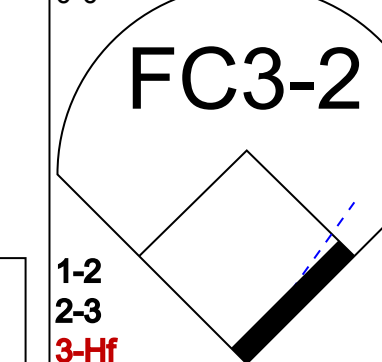
AB	33
R	2
H	7
RBI	2
BB	4
SO	5
LOB	17



Batter	1	2	3	4	5	6	7	8	9	AB	R	H	RBI	BB	SO	LOB	TOP								
Luis Polonia, L OBP: 0.369, SLG: 0.331 (1, 7)										4	0	1	1	0	2	1	California Angels @ Baltimore Orioles Oriole Park at Camden Yards, Baltimore, MD Fri May 22 1992, 7:05 PM EDT Att: 45,709 - Sunny - 93 F								
Von Hayes, L OBP: 0.342, SLG: 0.381 (1, 9) Chad Curtis, R OBP: 0.347, SLG: 0.413 (8, PH) (8, 9)										3	0	0	0	0	0	2									
Junior Felix, S OBP: 0.310, SLG: 0.443 (1, 8)										3	1	2	1	1	1	0									
Hubie Brooks, R OBP: 0.255, SLG: 0.390 (1, 10)										4	0	1	0	0	1	2									
Lee Stevens, L OBP: 0.281, SLG: 0.325 (1, 3) Jose Gonzalez, R OBP: 0.375, SLG: 0.500 (8, PH) (8, 4) Luis Sojo, R (8, 4)										3	0	0	0	0	0	1									
Rene Gonzales, R OBP: 0.398, SLG: 0.525 (1, 4) (8, 3)										4	0	0	0	0	1	2									
Gary Gaetti, R OBP: 0.282, SLG: 0.348 (1, 5)										4	0	1	0	0	1	0									
Mike Fitzgerald, R OBP: 0.288, SLG: 0.328 (1, 2)										3	1	0	0	1	0	1									
Gary Disarcina, R OBP: 0.343, SLG: 0.311 (1, 6)										4	1	2	0	0	1	0									
Inning Stats	R: 0 E: 0 K: 1 S: 9	H: 0 LOB: 1 BB: 1 P: 16	R: 0 E: 0 K: 1 S: 7	H: 0 LOB: 0 BB: 0 P: 13	R: 0 E: 0 K: 2 S: 11	H: 0 LOB: 0 BB: 0 P: 16	R: 0 E: 0 K: 1 S: 10	H: 1 LOB: 1 BB: 0 P: 17	R: 1 E: 0 K: 1 S: 13	H: 2 LOB: 2 BB: 1 P: 21	R: 0 E: 0 K: 1 S: 9	H: 0 LOB: 0 BB: 0 P: 13	R: 0 E: 0 K: 0 S: 6	H: 1 LOB: 0 BB: 0 P: 8	R: 2 E: 0 K: 0 S: 15	H: 4 LOB: 2 BB: 0 P: 18		R: 0 E: 0 K: 0 S: 8	H: 0 LOB: 0 BB: 0 P: 9	1B: 7 2B: 1 3B: 0 HR: 0	SF: 0 SAC: 0 DP: 1 HBP: 0	WP: 0 PB: 0 SB: 0 CS: 0	PA: 36		
PITCHER	IP	WLS	BF	H	R	ER	SO	BB	IBB	HBP	BLK	WP	HR	S	P	ERA	WHIP								
Ben McDonald, R ERA: 3.3 (1, 1)	7.0	W	27	5	2	2	7	2	0	0	0	0	0	69	108	2.57	1.000								
Mike Flanagan, L ERA: 5.09 (8, 1)	0.2		5	3	1	1	0	0	0	0	0	0	0	9	11	13.50	4.500								
Todd Frohwrth, R ERA: 1.33 (8, 1)	0.1		1	0	0	0	0	0	0	0	0	0	0	2	3	0.00	0.000								
Gregg Olson, R ERA: 1.96 (9, 1)	1.0	S	3	0	0	0	0	0	0	0	0	0	0	8	9	0.00	0.000								

livebaseballscores.com



Batter	1	2	3	4	5	6	7	8	9	AB	R	H	RBI	BB	SO	LOB	BOTTOM								
Brady Anderson, L OBP: 0.368, SLG: 0.497 (1, 7)										5	0	0	0	0	2	5	California Angels @ Baltimore Orioles Oriole Park at Camden Yards, Baltimore, MD Fri May 22 1992, 7:05 PM EDT Att: 45,709 - Sunny - 93 F								
Mike Deversaux, R OBP: 0.331, SLG: 0.503 (1, 8)										4	1	1	1	0	0	0									
Cal Ripken Jr., R OBP: 0.339, SLG: 0.387 (1, 6)										3	1	1	0	1	0	0									
Glenn Davis, R OBP: 0.303, SLG: 0.438 (1, 10)										4	1	1	0	0	1	1									
Randy Milligan, R OBP: 0.368, SLG: 0.376 (1, 3) David Segui, S OBP: 0.341, SLG: 0.364 (8, 3)										2	2	1	1	1	0	0									
Chris Hoiles, R OBP: 0.447, SLG: 0.603 (1, 2)										2	0	1	0	2	0	0									
Chito Martinez, L OBP: 0.375, SLG: 0.229 (1, 9)										3	0	2	2	0	0	0									
Leo Gomez, R OBP: 0.368, SLG: 0.437 (1, 5)										3	0	1	1	1	0	2									
Mark McLemore, S OBP: 0.330, SLG: 0.277 (1, 4)										4	0	0	0	0	1	7									
Inning Stats	R: 0 E: 0 K: 1 S: 10	H: 0 LOB: 1 BB: 1 P: 19	R: 1 E: 0 K: 1 S: 11	H: 2 LOB: 2 BB: 1 P: 19	R: 0 E: 0 K: 0 S: 12	H: 0 LOB: 0 BB: 0 P: 17	R: 0 E: 0 K: 0 S: 10	H: 0 LOB: 0 BB: 0 P: 14	R: 0 E: 0 K: 1 S: 6	H: 0 LOB: 0 BB: 0 P: 8	R: 3 E: 0 K: 0 S: 13	H: 4 LOB: 2 BB: 1 P: 25	R: 1 E: 0 K: 1 S: 9	H: 1 LOB: 0 BB: 0 P: 15	R: 0 E: 0 K: 0 S: 10	H: 1 LOB: 3 BB: 2 P: 22		1B: 5 2B: 2 3B: 0 HR: 1	SF: 1 SAC: 0 DP: 0 HBP: 0	WP: 0 PB: 0 SB: 0 CS: 0	PA: 37				
PITCHER	IP	WLS	BF	H	R	ER	SO	BB	IBB	HBP	BLK	WP	HR	S	P	ERA	WHIP								
Julio Valera, R ERA: 2.97 (1, 1)	5.1	L	24	5	4	4	3	2	1	0	0	0	0	54	88	6.75	1.312								
Scott Bailes, L ERA: 4.15 (6, 1)	1.2		7	2	1	1	1	0	0	0	0	0	1	17	29	5.40	1.200								
Chuck Crim, R ERA: 4.32 (8, 1)	0.2		5	1	0	0	0	1	1	0	0	0	0	7	16	0.00	3.000								
Steve Frey, L ERA: 1.26 (8, 1)	0.1		1	0	0	0	0	0	0	0	0	0	0	3	6	0.00	0.000								

livebaseballscores.com



Batter	1	2	3	4	5	6	7	8	9	AB	R	H	RBI	BB	SO	LOB	TOP										
Luis Polonia, L (1,7) OBP: 0.367, SLG: 0.351	G4-3 2B	FC6-4					G4-3			4	1	2	0	0	0	2	California Angels @ Baltimore Orioles Oriole Park at Camden Yards, Baltimore, MD Sun May 24, 1992, 3:33 AM EDT Att: 42,721 - Cloudy - 88 F										
Von Hayes, L (1,9) OBP: 0.336, SLG: 0.410	G4-3		F9		K		HR			4	1	1	1	0	1	2											
Junior Felix, S (1,8) OBP: 0.307, SLG: 0.439	G4-3				G3		F9			4	0	1	1	0	0	1											
Hubie Brooks, R (1,10) OBP: 0.248, SLG: 0.380	G4-1		F8		G5-3			G5-3		4	0	0	0	0	0	2											
Lee Stevens, L (1,3) OBP: 0.299, SLG: 0.368 Chad Curtis, R (8, PR) OBP: 0.338, SLG: 0.397 Luis Sojo, R (8,4)		G4-3	G4-3				G4-6-3 1B	G4-6-3 1B		4	0	2	0	0	0	1											
Rene Gonzales, R (1,4) OBP: 0.406, SLG: 0.535		F8 1B			G6-3		G4-6-3 1-2f	G4-6-3 1-2f		4	1	1	0	0	0	2											
Gary Gaetti, R (1,5) OBP: 0.287, SLG: 0.371		F8 1B			G6-3		FC6-4 1B		G5-3	4	0	2	0	0	0	0											
Mike Fitzgerald, R (1,2) OBP: 0.288, SLG: 0.366 John Morris, L (9, PH) OBP: 0.287, SLG: 0.222		F8					FC6-4 1-2f		G5-3	3	1	1	1	0	0	3											
Gary Disarcina, R (1,6) OBP: 0.338, SLG: 0.307		F8 FC6-4 1B			G4-3				G5-3	4	0	1	1	0	0	0											
Inning Stats	R: 1 E: 0 K: 0 S: 6	H: 1 LOB: 0 BB: 0 P: 7	R: 1 E: 0 K: 0 S: 11	H: 3 LOB: 2 BB: 0 P: 15	R: 0 E: 0 K: 0 S: 8	H: 1 LOB: 1 BB: 0 P: 11	R: 1 E: 0 K: 0 S: 8	H: 1 LOB: 0 BB: 0 P: 12	R: 0 E: 0 K: 1 S: 9	H: 2 LOB: 1 BB: 0 P: 15	R: 1 E: 0 K: 0 S: 8	H: 1 LOB: 0 BB: 0 P: 11	R: 0 E: 0 K: 0 S: 4	H: 1 LOB: 1 BB: 0 P: 4	R: 0 E: 0 K: 0 S: 9	H: 0 LOB: 0 BB: 0 P: 13		1B: 7 2B: 2 3B: 0 HR: 2	SF: 0 SAC: 0 DP: 2 HBP: 0	WP: 0 PB: 0 SB: 1 CS: 0	PA: 36						
PITCHER	IP	WLS	BF	H	R	ER	SO	BB	IBB	HBP	BLK	WP	HR	S	P	ERA	WHIP										
Bob Milacki, R (1,1) ERA: 4.47	7.0	W	30	10	4	4	1	0	0	0	0	0	2	60	84	5.14	1.429										
Todd Frothing, R (8,1) ERA: 1.27	1.0		3	1	0	0	0	0	0	0	0	0	0	4	4	0.00	1.000										
Gregg Olson, R (9,1) ERA: 1.86	1.0	S	3	0	0	0	0	0	0	0	0	0	0	9	13	0.00	0.000										

Batter	1	2	3	4	5	6	7	8	9	AB	R	H	RBI	BB	SO	LOB	BOTTOM										
Brady Anderson, L (1,7) OBP: 0.366, SLG: 0.506	G1-3 1B	FC4-6				HR	P3			5	1	3	2	0	0	3	California Angels @ Baltimore Orioles Oriole Park at Camden Yards, Baltimore, MD Sun May 24, 1992, 3:33 AM EDT Att: 42,721 - Cloudy - 88 F										
Mike Devereaux, R (1,8) OBP: 0.326, SLG: 0.506	F9		G6-3		F8	G5-3		P4		5	1	1	0	0	0	3											
Cal Ripken Jr., R (1,6) OBP: 0.341, SLG: 0.401	G1-3		G6-3		HR		L7			4	1	1	2	0	0	1											
Glenn Davis, R (1,10) OBP: 0.293, SLG: 0.425	G6-3		P1		G6-3		F8 FC5-4 1B			4	0	1	0	0	0	1											
Randy Milligan, R (1,3) OBP: 0.377, SLG: 0.374 Joe Orsulak, L (8,9) OBP: 0.280, SLG: 0.268		WP SF9 1B					F8			3	1	2	0	1	0	1											
Chris Hoiles, R (1,2) OBP: 0.442, SLG: 0.592		1B WP 1B			F8		F9	FC5-4		4	0	1	0	0	0	3											
Leo Gomez, R (1,5) OBP: 0.371, SLG: 0.446		SF9			K			2B SF9 2B		2	2	1	1	1	1	0											
David Segui, S (1,9) OBP: 0.333, SLG: 0.357										3	0	1	0	1	1	2											
Billy Ripken, R (1,4) OBP: 0.239, SLG: 0.299 Mark McLemore, S (6, PH) OBP: 0.323, SLG: 0.274										2	0	1	0	0	0	1											
Inning Stats	R: 0 E: 0 K: 0 S: 6	H: 1 LOB: 1 BB: 0 P: 9	R: 1 E: 0 K: 1 S: 18	H: 3 LOB: 0 BB: 0 P: 30	R: 1 E: 0 K: 0 S: 12	H: 1 LOB: 1 BB: 1 P: 24	R: 0 E: 0 K: 1 S: 9	H: 0 LOB: 0 BB: 1 P: 17	R: 2 E: 0 K: 0 S: 12	H: 3 LOB: 1 BB: 0 P: 22	R: 1 E: 0 K: 0 S: 8	H: 2 LOB: 1 BB: 0 P: 14	R: 0 E: 0 K: 0 S: 9	H: 1 LOB: 1 BB: 0 P: 15	R: 1 E: 0 K: 0 S: 14	H: 1 LOB: 1 BB: 1 P: 24		1B: 7 2B: 2 3B: 1 HR: 2	SF: 2 SAC: 0 DP: 1 HBP: 0	WP: 2 PB: 0 SB: 0 CS: 0	PA: 38						
PITCHER	IP	WLS	BF	H	R	ER	SO	BB	IBB	HBP	BLK	WP	HR	S	P	ERA	WHIP										
Chuck Finley, L (1,1) ERA: 4.82	5.0	L	26	10	5	5	2	2	0	0	0	0	0	1	3	0.00	0.000										
Chuck Crim, R (6,1) ERA: 4.29	0.1		1	0	0	0	0	0	0	0	0	0	0	1	3	0.00	0.000										
Steve Frey, L (6,1) ERA: 1.2	0.2		2	0	0	0	0	0	0	0	0	0	0	3	6	0.00	0.000										
Bert Blyleven, R (7,1) ERA: 3.86	1.0		4	1	0	0	0	0	0	0	0	0	0	9	15	0.00	1.000										
Bryan Harvey, R (8,1) ERA: 2.45	1.0		5	1	1	1	0	1	0	0	0	1	0	14	24	9.00	2.000										



Batter	1	2	3	4	5	6	7	8	9	AB	R	H	RBI	BB	SO	LOB	TOP					
Brady Anderson, L (1, 7) OBP: 0.367, SLG: 0.566	F7		G4-3				F8		SF8	4	0	1	0	1	0	1						
Mike Deversaux, R (1, 8) OBP: 0.326, SLG: 0.500	G4-3		G6-3						K2-3	4	0	1	1	1	1	2						
Cal Ripken Jr., R (1, 6) OBP: 0.347, SLG: 0.496	L9								SF8	3	0	2	1	1	0	0						
Glenn Davis, R (1, 10) OBP: 0.283, SLG: 0.386		P2							SF8	4	0	0	0	1	0	7						
Randy Milligan, R (1, 3) OBP: 0.398, SLG: 0.382		2B							FC6-4	3	1	1	0	2	1	5						
Chris Hoiles, R (1, 2) OBP: 0.430, SLG: 0.574		G6-3							FC6-4	4	0	0	0	0	0	4						
Leo Gomez, R (1, 5) OBP: 0.368, SLG: 0.448										4	0	1	1	0	1	3						
David Segui, S (1, 9) OBP: 0.320, SLG: 0.341		G4-3								4	0	0	0	0	0	2						
Billy Ripken, R (1, 4) OBP: 0.257, SLG: 0.314										3	1	2	0	0	0	0						
Mark McLemore, S (9, PH) OBP: 0.330, SLG: 0.274			G6-3							0	1	0	0	1	0	0						
Inning Stats	R: 0 E: 0 K: 0 S: 6	H: 0 LOB: 0 BB: 0 P: 8	R: 1 E: 0 K: 0 S: 10	H: 2 LOB: 1 BB: 0 P: 18	R: 0 E: 0 K: 0 S: 6	H: 0 LOB: 0 BB: 0 P: 8	R: 0 E: 0 K: 0 S: 10	H: 1 LOB: 2 BB: 1 P: 18	R: 1 E: 0 K: 0 S: 7	H: 2 LOB: 2 BB: 2 P: 17	R: 0 E: 0 K: 0 S: 10	H: 0 LOB: 1 BB: 1 P: 18	R: 0 E: 0 K: 1 S: 11	H: 2 LOB: 3 BB: 1 P: 20	R: 0 E: 0 K: 1 S: 6	H: 0 LOB: 0 BB: 0 P: 10	R: 1 E: 0 K: 1 S: 10	H: 1 LOB: 2 BB: 2 P: 20	1B: 5 2B: 3 3B: 0 HR: 0	SF: 1 SAC: 0 DP: 1 HBP: 0	WP: 0 PB: 0 SB: 0 CS: 0	PA: 41
PITCHER	IP	WLS	BF	H	R	ER	SO	BB	IBB	HBP	BLK	WP	HR	S	P	ERA	WHIP					
Dave Fleming, L (1, 1) ERA: 3.93	7.0	W	32	7	2	2	1	4	1	0	0	0	0	60	107	2.57	1.571					
Jeff Nelson, R (8, 1) ERA: 3.5	1.0		3	0	0	0	1	0	0	0	0	0	0	6	10	0.00	0.000					
Calvin Jones, R (9, 1) ERA: 5.48	0.2	S	5	1	1	1	1	2	0	0	0	0	0	8	18	13.50	4.500					
Mike Schooler, R (9, 1) ERA: 6.38	0.1		1	0	0	0	0	0	0	0	0	0	0	2	2	0.00	0.000					

Baltimore Orioles @ Seattle Mariners
The Kingdome, Seattle, WA
Mon May 25 1992, 10:05 PM EDT
Att: 25,847 - Dome - 70 F

AB	33
R	3
H	8
RBI	3
BB	7
SO	3
LOB	24



Batter	1	2	3	4	5	6	7	8	9	AB	R	H	RBI	BB	SO	LOB	BOTTOM					
Greg Brolley, L (1, 7) OBP: 0.257, SLG: 0.300	G3	FC4-6						G4-3		5	2	3	1	0	0	2						
Edgar Martinez, R (1, 5) OBP: 0.372, SLG: 0.497	K	F9						F9		4	1	0	0	0	1	4						
Ken Griffey Jr., L (1, 8) OBP: 0.326, SLG: 0.469	G3									5	1	3	1	0	0	1						
Jay Buhner, R (1, 9) OBP: 0.364, SLG: 0.365	G5-3									4	0	0	0	1	1	6						
Pete O'Brien, L (1, 10) OBP: 0.233, SLG: 0.468		HR								3	1	2	3	1	0	1						
Tino Martinez, L (1, 3) OBP: 0.338, SLG: 0.452										3	1	1	1	0	0	1						
Dave Cochrane, S (1, 2) OBP: 0.342, SLG: 0.338		FC4-6								4	0	2	0	0	1	3						
Omar Vizquel, S (1, 6) OBP: 0.242, SLG: 0.230										4	1	3	0	0	0	2						
Harold Reynolds, S (1, 4) OBP: 0.330, SLG: 0.325		SF7								2	0	0	1	0	0	4						
Inning Stats	R: 0 E: 0 K: 1 S: 8	H: 1 LOB: 1 BB: 0 P: 14	R: 2 E: 0 K: 0 S: 18	H: 4 LOB: 2 BB: 0 P: 29	R: 0 E: 0 K: 0 S: 4	H: 0 LOB: 0 BB: 1 P: 10	R: 0 E: 0 K: 0 S: 11	H: 2 LOB: 1 BB: 0 P: 16	R: 3 E: 0 K: 1 S: 13	H: 3 LOB: 1 BB: 0 P: 19	R: 2 E: 0 K: 0 S: 18	H: 3 LOB: 1 BB: 0 P: 22	R: 0 E: 1 K: 1 S: 15	H: 0 LOB: 2 BB: 1 P: 24	R: 0 E: 0 K: 0 S: 4	H: 1 LOB: 1 BB: 0 P: 7	R: 0 E: 0 K: 0 S: 4	H: 1 LOB: 1 BB: 0 P: 7	1B: 12 2B: 1 3B: 0 HR: 1	SF: 2 SAC: 1 DP: 2 HBP: 1	WP: 0 PB: 0 SB: 1 CS: 0	PA: 40
PITCHER	IP	WLS	BF	H	R	ER	SO	BB	IBB	HBP	BLK	WP	HR	S	P	ERA	WHIP					
Jose Mesa, R (1, 1) ERA: 5.15	4.1	L	23	10	5	5	2	1	0	1	0	0	0	1	52	10.38	2.538					
Storm Davis, R (5, 1) ERA: 4.33	1.1		6	2	2	2	0	0	0	0	0	0	0	16	20	13.50	1.500					
Mike Flanagan, L (6, 1) ERA: 4.15	2.1		11	2	0	0	1	1	0	0	0	0	0	23	36	0.00	1.286					

Baltimore Orioles @ Seattle Mariners
The Kingdome, Seattle, WA
Mon May 25 1992, 10:05 PM EDT
Att: 25,847 - Dome - 70 F

AB	34
R	7
H	14
RBI	7
BB	2
SO	3
LOB	24



Batter	1	2	3	4	5	6	7	8	9	AB	R	H	RBI	BB	SO	LOB	TOP										
Brady Anderson, L (1, 7) OBP: 0.371, SLG: 0.517	L7	FC6-4 1B	FC6-4 2B	F8		L9			2B	6	0	3	3	0	0	2	Baltimore Orioles @ Seattle Mariners The Kingdome, Seattle, WA Tue May 26 1992, 10:05 PM EDT Att: 11,389 - Dome - 70 F										
Mike Devereaux, R (1, 8) OBP: 0.323, SLG: 0.488	BB	SF8	L8		F7		G6-3		F7	4	0	0	1	1	0	1											
Cal Ripken Jr., R (1, 6) OBP: 0.349, SLG: 0.406	K	FC6-4			HR		G6-3		G6-3	5	2	2	0	0	1	3											
Glenn Davis, R (1, 10) OBP: 0.294, SLG: 0.510	L5		K		HR		G5-3			5	2	2	4	0	1	1											
Randy Milligan, R (1, 3) OBP: 0.402, SLG: 0.394		WP 1B	BB	1B	SF8 2B				G5-3	2	3	1	0	3	0	0											
Chris Hoiles, R (1, 2) OBP: 0.423, SLG: 0.564	K	FC3-6 1B	BB	1B	F9				G5-3	4	1	1	0	1	1	2											
Leo Gomez, R (1, 5) OBP: 0.369, SLG: 0.445	1B	1B	FC3-6 1B	SF8	P3				G1-3	3	1	1	2	1	0	1											
David Segui, S (1, 9) OBP: 0.323, SLG: 0.344	1B	SF8 1B	FC3-6 2B	F7		F7			HR	2	2	1	1	0	0	2											
Chito Martinez, L (4, PH) OBP: 0.373, SLG: 0.316	1B	1B	1B	F7						3	1	1	1	0	0	1											
Billy Ripken, R (1, 4) OBP: 0.278, SLG: 0.333	1B	1B	2B	1B		G4-3			G6-3	5	1	3	1	0	0	0											
Inning Stats	R: 0 E: 1 K: 1 S: 9	H: 0 LOB: 1 BB: 1 P: 18	R: 3 E: 0 K: 1 S: 15	H: 3 LOB: 2 BB: 2 P: 30	R: 4 E: 0 K: 1 S: 15	H: 3 LOB: 1 BB: 2 P: 30	R: 3 E: 0 K: 0 S: 19	H: 5 LOB: 2 BB: 0 P: 26	R: 2 E: 0 K: 0 S: 13	H: 2 LOB: 1 BB: 1 P: 22	R: 0 E: 0 K: 0 S: 6	H: 0 LOB: 0 BB: 0 P: 11	R: 0 E: 0 K: 0 S: 9	H: 0 LOB: 0 BB: 0 P: 12	R: 0 E: 0 K: 0 S: 6	H: 0 LOB: 0 BB: 0 P: 10	R: 1 E: 0 K: 0 S: 8	H: 2 LOB: 0 BB: 0 P: 18	1B: 9 2B: 3 3B: 0 HR: 3	SF: 2 SAC: 0 DP: 0 HBP: 0	WP: 2 PB: 0 SB: 0 CS: 0	PA: 47					
PITCHER	IP	WLS	BF	H	R	ER	SO	BB	IBB	HBP	BLK	WP	HR	S	P	ERA	WHIP										
Randy Johnson, L (1, 1) ERA: 3.74	2.0	L	12	3	3	3	2	3	0	0	0	1	0	24	48	13.50	3.000										
Dave Schmidt, R (3, 1) ERA: 18.9	0.2		7	3	4	4	1	2	0	0	0	0	0	14	28	54.00	7.500										
Calvin Jones, R (3, 1) ERA: 6.31	4.1		21	7	5	5	0	1	0	0	0	0	2	48	73	10.38	1.846										
Jim Acker, R (8, 1) ERA: 4.09	2.0		7	2	1	1	0	0	0	0	0	0	1	14	28	4.50	1.000										

AB 39
R 13
H 15
RBI 13
BB 6
SO 3
LOB 13



Batter	1	2	3	4	5	6	7	8	9	AB	R	H	RBI	BB	SO	LOB	BOTTOM										
Greg Brolley, L (1, 9) OBP: 0.253, SLG: 0.311	P4		FC4-6 1-2		SF7		HR 2B		F7	4	1	1	1	0	0	2	Baltimore Orioles @ Seattle Mariners The Kingdome, Seattle, WA Tue May 26 1992, 10:05 PM EDT Att: 11,389 - Dome - 70 F										
Edgar Martinez, R (1, 5) OBP: 0.379, SLG: 0.513	F8			K	3B		HR 1B		FC3-6 1B	5	1	3	1	0	1	0											
Ken Griffey Jr., L (1, 8) OBP: 0.328, SLG: 0.485	F8			1B	P6		HR		FC3-6 2B	5	3	2	3	0	0	2											
Kevin Mitchell, R (1, 7) OBP: 0.298, SLG: 0.331		G1-3		2B	F7		G4-3			5	1	2	1	0	0	1											
Pete O'Brien, L (1, 3) OBP: 0.239, SLG: 0.466		G4-3		2B	1B		G5-3 1B		G3	5	0	2	1	0	1	1											
Tino Martinez, L (1, 10) OBP: 0.343, SLG: 0.457		G1-3		1B	2B		F8		G6-4-3 BB	3	0	1	1	1	0	1											
Dave Valle, R (1, 2) OBP: 0.294, SLG: 0.312				G3	G2-3		1B		G6-4-3	3	0	1	0	0	0	2											
Matt Sinatro, R (7, 2) OBP: 0.107, SLG: 0.107									1-2	1	0	0	0	0	0	1											
Omar Vizquel, S (1, 6) OBP: 0.250, SLG: 0.238					G6-3		G5-3		F7	2	0	1	0	0	0	2											
Jeff Schaefer, R (5, 6) OBP: 0.216, SLG: 0.333				FC6-4 1B			2-3			2	0	0	0	0	0	2											
Harold Reynolds, S (1, 4) OBP: 0.333, SLG: 0.348		FC6-4		FC4-6	SF7 3B		F9			4	2	2	0	0	0	1											
Inning Stats	R: 0 E: 0 K: 0 S: 5	H: 0 LOB: 0 BB: 0 P: 11	R: 0 E: 0 K: 0 S: 8	H: 0 LOB: 0 BB: 0 P: 11	R: 0 E: 0 K: 0 S: 11	H: 1 LOB: 1 BB: 0 P: 20	R: 2 E: 0 K: 1 S: 30	H: 4 LOB: 2 BB: 0 P: 42	R: 1 E: 0 K: 0 S: 7	H: 2 LOB: 1 BB: 0 P: 9	R: 0 E: 0 K: 0 S: 6	H: 2 LOB: 1 BB: 0 P: 9	R: 3 E: 0 K: 1 S: 14	H: 3 LOB: 0 BB: 0 P: 20	R: 0 E: 0 K: 0 S: 12	H: 0 LOB: 0 BB: 1 P: 22	R: 2 E: 0 K: 0 S: 13	H: 3 LOB: 1 BB: 0 P: 21	1B: 8 2B: 4 3B: 2 HR: 1	SF: 1 SAC: 0 DP: 2 HBP: 0	WP: 0 PB: 0 SB: 0 CS: 0	PA: 41					
PITCHER	IP	WLS	BF	H	R	ER	SO	BB	IBB	HBP	BLK	WP	HR	S	P	ERA	WHIP										
Rick Sutcliffe, R (1, 1) ERA: 4.88	6.1	W	30	12	6	6	1	0	0	0	0	0	0	76	116	8.53	1.895										
Todd Frohwrth, R (7, 1) ERA: 1.86	2.2		11	3	2	2	1	1	0	0	0	0	0	30	49	6.75	1.500										

AB 39
R 8
H 15
RBI 8
BB 1
SO 2
LOB 15



Batter	1	2	3	4	5	6	7	8	9	AB	R	H	RBI	BB	SO	LOB	TOP				
Brady Anderson, L (1, 7) OBP: 0.368, SLG: 0.511	P6		S 1B			G3	F9			4	0	1	0	0	0	2	Baltimore Orioles @ Seattle Mariners The Kingdome, Seattle, WA Wed May 27 1992, 6:33 AM EDT Att: 15,406 - Dome - 70 F				
Mike Deversaux, R (1, 8) OBP: 0.321, SLG: 0.480	P9		FC6-4 BB			G6-3		G1-3		3	0	0	0	1	0						
Cal Ripken Jr., R (1, 6) OBP: 0.352, SLG: 0.414	G1-3		FC6-4							4	0	2	0	0	0	2					
Sam Horn, L (1, 10) OBP: 0.365, SLG: 0.411 Glenn Davis, R (8, PH) OBP: 0.296, SLG: 0.500		K		K		L9		G6-3		3	0	0	0	0	2	1					
Randy Milligan, R (1, 3) OBP: 0.397, SLG: 0.398		K		G6-3			BB FC4-6 2B	F9		4	1	1	0	0	1	1					
Chris Hoiles, R (1, 2) OBP: 0.431, SLG: 0.556				K			FC4-6 BB BB		G6-3	2	0	0	0	2	1	0					
Chito Martinez, L (1, 9) OBP: 0.345, SLG: 0.286		G3				F8		K	G3	4	0	0	0	0	1	3					
Leo Gomez, R (1, 5) OBP: 0.373, SLG: 0.443				K					G6-3	3	0	1	0	1	1	0					
Billy Ripken, R (1, 4) OBP: 0.268, SLG: 0.321			G3			G6-4-3 1B		FC4-6		3	0	0	1	0	0	3					
Inning Stats	R: 0 E: 0 K: 0 S: 5	H: 0 LOB: 0 BB: 0 P: 10	R: 0 E: 0 K: 2 S: 10	H: 0 LOB: 1 BB: 1 P: 21	R: 0 E: 0 K: 1 S: 9	H: 1 LOB: 2 BB: 1 P: 19	R: 0 E: 0 K: 2 S: 10	H: 0 LOB: 0 BB: 0 P: 12	R: 0 E: 0 K: 0 S: 6	H: 1 LOB: 0 BB: 0 P: 12	R: 0 E: 0 K: 0 S: 7	H: 1 LOB: 2 BB: 2 P: 20	R: 0 E: 0 K: 0 S: 7	H: 1 LOB: 1 BB: 0 P: 11	R: 0 E: 0 K: 0 S: 6	H: 0 LOB: 0 BB: 0 P: 12	1B: 3 2B: 2 3B: 0 HR: 0	SF: 0 SAC: 0 DP: 1 HBP: 0	WP: 0 PB: 0 SB: 1 CS: 0	PA: 35	
PITCHER	IP	WLS	BF	H	R	ER	SO	BB	IBB	HBP	BLK	WP	HR	S	P	ERA	WHIP				
Erik Hanson, R (1, 1) ERA: 4.87	6.1	W	26	4	1	1	6	4	0	0	0	0	0	53	101	1.42	1.263				
Russ Swan, L (7, 1) ERA: 5.91	1.2		6	1	0	0	0	0	0	0	0	0	0	10	16	0.00	0.600				
Jeff Nelson, R (9, 1) ERA: 3.32	1.0		3	0	0	0	0	0	0	0	0	0	0	6	12	0.00	0.000				

Batter	1	2	3	4	5	6	7	8	9	AB	R	H	RBI	BB	SO	LOB	BOTTOM				
Greg Briley, L (1, 4) OBP: 0.241, SLG: 0.295 Harold Reynolds, S (9, 4) OBP: 0.333, SLG: 0.348	K	K		L7		K				4	0	0	0	0	3	4	Baltimore Orioles @ Seattle Mariners The Kingdome, Seattle, WA Wed May 27 1992, 6:33 AM EDT Att: 15,406 - Dome - 70 F				
Edgar Martinez, R (1, 5) OBP: 0.381, SLG: 0.538	K		HR 2B	1-H 2-H HR			F7			4	2	2	3	0	1	0					
Ken Griffey Jr., L (1, 8) OBP: 0.337, SLG: 0.506			2-H HR	K				BB BB		3	1	2	2	1	1	0					
Kevin Mitchell, R (1, 7) OBP: 0.297, SLG: 0.324	F8		K		K			G3-6-1 BB		3	0	0	0	1	2	1					
Pete O'Brien, L (1, 10) OBP: 0.239, SLG: 0.467		1B 2B	P4	G3-1			G3-6-1			4	1	1	0	0	0	2					
Jay Buhner, R (1, 9) OBP: 0.361, SLG: 0.362		SH1-4 SF8 1B	P6	K				K		4	1	1	1	0	2	0					
Tino Martinez, L (1, 3) OBP: 0.340, SLG: 0.451		SH1-4 1B		K		G4-3		K		4	0	1	0	0	2	0					
Dave Valle, R (1, 2) OBP: 0.307, SLG: 0.338		SH1-4		HR 2B		G1-3		FC6-4 1B		3	1	2	0	0	0	0					
Omar Vizquel, S (1, 6) OBP: 0.265, SLG: 0.262		SF8		HR BB				FC6-4		2	1	1	1	1	0	1					
Inning Stats	R: 0 E: 0 K: 2 S: 11	H: 1 LOB: 1 BB: 0 P: 15	R: 2 E: 0 K: 1 S: 13	H: 3 LOB: 1 BB: 0 P: 20	R: 2 E: 0 K: 1 S: 12	H: 2 LOB: 0 BB: 0 P: 22	R: 3 E: 0 K: 2 S: 15	H: 2 LOB: 0 BB: 1 P: 24	R: 0 E: 0 K: 1 S: 7	H: 1 LOB: 1 BB: 0 P: 11	R: 0 E: 0 K: 0 S: 7	H: 0 LOB: 2 BB: 2 P: 16	R: 0 E: 0 K: 2 S: 9	H: 1 LOB: 1 BB: 0 P: 14	R: 0 E: 0 K: 2 S: 9	H: 1 LOB: 1 BB: 0 P: 14	1B: 4 2B: 4 3B: 0 HR: 2	SF: 1 SAC: 1 DP: 1 HBP: 0	WP: 0 PB: 0 SB: 0 CS: 0	PA: 36	
PITCHER	IP	WLS	BF	H	R	ER	SO	BB	IBB	HBP	BLK	WP	HR	S	P	ERA	WHIP				
Ben McDonald, R (1, 1) ERA: 4.02	5.0	L	24	8	7	7	8	1	0	0	0	0	0	61	97	12.60	1.800				
Alan Mills, R (6, 1) ERA: 0.74	1.0		4	1	0	0	1	0	0	0	0	0	0	7	11	0.00	1.000				
Mike Flanagan, L (7, 1) ERA: 3.86	1.0		4	0	0	0	0	2	0	0	0	0	0	7	16	0.00	2.000				
Gregg Olson, R (8, 1) ERA: 1.77	1.0		4	1	0	0	2	0	0	0	0	0	0	9	14	0.00	1.000				

AB	31
R	1
H	5
RBI	1
BB	4
SO	6
LOB	13

AB	31
R	7
H	10
RBI	7
BB	3
SO	11
LOB	8



Batter	1	2	3	4	5	6	7	8	9	AB	R	H	RBI	BB	SO	LOB	TOP										
Brady Anderson, L (1, 7) OBP: 0.369, SLG: 0.522	G4-3		CS HBP		K		K		HR	4	1	1	1	0	2	3	Baltimore Orioles @ Oakland Athletics Oakland-Alameda County Coliseum, Oakland, CA Fri May 29 1992, 7:05 PM PDT Att: 31,389 - Cloudy - 60 F										
Mike Devereaux, R (1, 8) OBP: 0.313, SLG: 0.466	G4-3		CS	G4-3		L9	F9		K	5	0	0	0	0	1	2											
Cal Ripken Jr., R (1, 6) OBP: 0.348, SLG: 0.408	F9				BB	F9	G4-3		F8	5	0	1	0	0	0	2											
Glenn Davis, R (1, 10) OBP: 0.298, SLG: 0.481		F8			BB	BB	BB	1B	F7	4	0	1	0	1	1	0											
Randy Milligan, R (1, 3) OBP: 0.407, SLG: 0.420				L8		BB	BB	1B	WP	4	1	3	0	0	0	2											
Chris Hoiles, R (1, 2) OBP: 0.427, SLG: 0.543				K		BB	BB	1B	K	3	0	0	0	1	2	4											
Chito Martinez, L (1, 9) OBP: 0.339, SLG: 0.348					P1	G3-1			HR	4	1	1	2	0	1	4											
Leo Gomez, R (1, 5) OBP: 0.382, SLG: 0.467			F7					F9	BB	4	0	3	0	0	0	0											
Mark McLemore, S (1, 4) OBP: 0.330, SLG: 0.267			P7		P5				BB	2	0	0	0	1	0	1											
Sam Horn, L (8, PH) OBP: 0.365, SLG: 0.411									P4	0	0	0	0	0	0	0											
Tim Hulett, R (8, PH) OBP: 0.410, SLG: 0.473										1	0	0	0	0	0	1											
Inning Stats	R: 0 E: 0 K: 0 S: 5	H: 0 LOB: 0 BB: 0 P: 8	R: 0 E: 0 K: 1 S: 9	H: 1 LOB: 1 BB: 0 P: 15	R: 0 E: 0 K: 0 S: 6	H: 0 LOB: 0 BB: 0 P: 8	R: 0 E: 0 K: 1 S: 16	H: 1 LOB: 2 BB: 1 P: 26	R: 0 E: 0 K: 1 S: 10	H: 1 LOB: 3 BB: 1 P: 16	R: 0 E: 0 K: 1 S: 21	H: 2 LOB: 3 BB: 1 P: 32	R: 0 E: 0 K: 1 S: 18	H: 1 LOB: 2 BB: 1 P: 28	R: 2 E: 0 K: 1 S: 13	H: 3 LOB: 1 BB: 0 P: 23	R: 1 E: 0 K: 2 S: 10	H: 1 LOB: 0 BB: 0 P: 13	1B: 5 2B: 3 3B: 0 HR: 2	SF: 0 SAC: 0 DP: 0 HBP: 1	WP: 1 PB: 0 SB: 0 CS: 1	PA: 41					
PITCHER	IP	WLS	BF	H	R	ER	SO	BB	IBB	HBP	BLK	WP	HR	S	P	ERA	WHIP										
Mike Moore, R (1, 1) ERA: 3.91	6.0	W	27	6	0	0	3	3	0	1	0	0	0	72	116	0.00	1.500										
Rick Honeycutt, L (7, 1) ERA: 3.75	0.1		1	0	0	0	1	0	0	0	0	0	0	5	7	0.00	0.000										
Jeff Parrett, R (7, 1) ERA: 2.94	1.1		7	3	2	2	1	0	0	0	0	1	1	19	28	13.50	2.250										
Vince Horsman, L (8, 1) ERA: 1.76	0.1		1	0	0	0	0	0	0	0	0	0	0	2	5	0.00	0.000										
Dennis Eckersley, R (9, 1) ERA: 0.81	1.0	S	4	1	1	1	2	0	0	0	0	0	1	10	13	9.00	1.000										

Batter	1	2	3	4	5	6	7	8	9	AB	R	H	RBI	BB	SO	LOB	BOTTOM										
Jerry Browne, S (1, 7) OBP: 0.315, SLG: 0.246	G6-4-3 1B		F7			F7				4	0	2	1	0	0	4	Baltimore Orioles @ Oakland Athletics Oakland-Alameda County Coliseum, Oakland, CA Fri May 29 1992, 7:05 PM PDT Att: 31,389 - Cloudy - 60 F										
Carney Lansford, R (1, 5) OBP: 0.333, SLG: 0.345	L8		F8		G6-4-3		P2			4	0	0	0	0	0	3											
Jose Canseco, R (1, 9) OBP: 0.303, SLG: 0.439	G6-4-3					HR	K			4	1	2	1	0	1	1											
Harold Baines, L (1, 10) OBP: 0.279, SLG: 0.272		P6		G6-4-3		P6	G3-1			4	0	0	0	0	0	1											
Mark McGwire, R (1, 3) OBP: 0.407, SLG: 0.675		K			WP	BB	HR			3	2	2	1	1	1	0											
Terry Steinbach, R (1, 2) OBP: 0.308, SLG: 0.344		K			BB	WP	P6			3	0	1	0	1	1	0											
Willie Wilson, S (1, 8) OBP: 0.329, SLG: 0.347			K		G4-3		G6-3			3	0	0	0	1	1	2											
Mike Bordick, R (1, 6) OBP: 0.392, SLG: 0.411						SH5-4	L9		K	3	2	1	0	1	1	3											
Lance Blankenship, R (1, 4) OBP: 0.393, SLG: 0.364					SH5-4					1	0	1	2	1	0	0											
Inning Stats	R: 0 E: 0 K: 0 S: 5	H: 1 LOB: 0 BB: 0 P: 8	R: 0 E: 0 K: 2 S: 8	H: 0 LOB: 0 BB: 0 P: 13	R: 1 E: 0 K: 1 S: 9	H: 1 LOB: 1 BB: 1 P: 20	R: 0 E: 0 K: 0 S: 15	H: 2 LOB: 2 BB: 1 P: 25	R: 1 E: 0 K: 0 S: 9	H: 2 LOB: 0 BB: 0 P: 13	R: 2 E: 0 K: 0 S: 15	H: 2 LOB: 3 BB: 3 P: 33	R: 0 E: 0 K: 1 S: 9	H: 0 LOB: 0 BB: 0 P: 16	R: 1 E: 0 K: 1 S: 12	H: 1 LOB: 0 BB: 0 P: 17		R: 1 E: 0 K: 1 S: 10	H: 1 LOB: 0 BB: 0 P: 13	1B: 5 2B: 2 3B: 0 HR: 2	SF: 0 SAC: 1 DP: 3 HBP: 0	WP: 2 PB: 0 SB: 0 CS: 0	PA: 35				
PITCHER	IP	WLS	BF	H	R	ER	SO	BB	IBB	HBP	BLK	WP	HR	S	P	ERA	WHIP										
Bob Milacki, R (1, 1) ERA: 4.66	5.2	L	26	8	4	4	3	3	0	0	0	0	1	53	97	6.35	1.941										
Storm Davis, R (6, 1) ERA: 4.3	2.1		9	1	1	1	2	1	0	0	0	0	1	29	48	3.86	0.857										



Batter	1	2	3	4	5	6	7	8	9	AB	R	H	RBI	BB	SO	LOB	TOP					
Brady Anderson, L OBP: 0.374, SLG: 0.534 (1, 7)	F8	K				HR	BB			3	1	1	1	2	1	1	Baltimore Orioles @ Oakland Athletics Oakland-Alameda County Coliseum, Oakland, CA Sat May 30 1992, 3:33 AM PDT Att: 35,152 - Sunny - 67 F					
Mike Deversaux, R OBP: 0.315, SLG: 0.461 (1, 8)	F8		F8					G4-3		4	1	1	0	1	1	2						
Cal Ripken Jr., R OBP: 0.349, SLG: 0.408 (1, 6)	E7		G1-3							5	1	2	0	0	0	2						
Sam Horn, L OBP: 0.356, SLG: 0.436 (1, 10)	G4-3		E4							5	1	1	2	0	2	2						
Randy Milligan, R OBP: 0.407, SLG: 0.419 David Segui, S OBP: 0.323, SLG: 0.344 (9, 3)			F8							5	1	2	1	0	0	2						
Chris Hoiles, R OBP: 0.420, SLG: 0.538 (1, 2)	F8									0	0	0	0	0	0	0						
Chito Martinez, L OBP: 0.349, SLG: 0.420 (1, 9)			F8							5	1	1	0	0	1	2						
Leo Gomez, R OBP: 0.385, SLG: 0.468 (1, 5)			G5-4-3							4	1	2	3	0	1	0						
Billy Ripken, R OBP: 0.267, SLG: 0.309 (1, 4)										4	0	2	0	0	1	1						
Inning Stats	R: 2 E: 1 K: 0 S: 14	H: 2 LOB: 1 BB: 1 P: 25	R: 0 E: 0 K: 1 S: 9	H: 1 LOB: 1 BB: 1 P: 19	R: 0 E: 1 K: 0 S: 8	H: 0 LOB: 0 BB: 0 P: 11	R: 0 E: 0 K: 1 S: 10	H: 0 LOB: 0 BB: 0 P: 16	R: 1 E: 0 K: 1 S: 7	H: 1 LOB: 0 BB: 0 P: 11	R: 4 E: 0 K: 0 S: 18	H: 6 LOB: 2 BB: 1 P: 28	R: 0 E: 0 K: 1 S: 7	H: 0 LOB: 0 BB: 0 P: 12	R: 0 E: 0 K: 1 S: 11	H: 1 LOB: 2 BB: 1 P: 19		R: 0 E: 0 K: 2 S: 12	H: 1 LOB: 1 BB: 0 P: 18	1B: 8 2B: 1 3B: 0 HR: 3	SF: 0 SAC: 0 DP: 1 HBP: 0	WP: 0 PB: 1 CS: 1
PITCHER	IP	WLS	BF	H	R	ER	SO	BB	IBB	HBP	BLK	WP	HR	S	P	ERA	WHIP					
Joe Slusarski, R ERA: 5.5 (1, 1)	5.0	L	24	7	6	5	3	2	0	0	1	0	2	54	92	9.00	1.800					
Vince Horsman, L ERA: 2.25 (6, 1)	0.2		5	3	1	1	0	1	0	0	0	0	1	10	15	13.50	6.000					
Gene Nelson, R ERA: 5.6 (6, 1)	2.1		9	1	0	0	2	0	1	0	0	0	0	20	34	0.00	0.429					
Rich Gossage, R ERA: 3.78 (9, 1)	1.0		4	1	0	0	2	0	0	0	0	0	0	12	18	0.00	1.000					

Batter	1	2	3	4	5	6	7	8	9	AB	R	H	RBI	BB	SO	LOB	BOTTOM				
Jerry Browne, S OBP: 0.308, SLG: 0.243 (1, 5)	G6-3	CS	K							5	0	1	1	0	2	1	Baltimore Orioles @ Oakland Athletics Oakland-Alameda County Coliseum, Oakland, CA Sat May 30 1992, 3:33 AM PDT Att: 35,152 - Sunny - 67 F				
Troy Neel, L (1, 7)			G4-3							4	0	0	0	0	2	2					
Jamie Quirk, L OBP: 0.305, SLG: 0.297 Willie Wilson, S OBP: 0.329, SLG: 0.347 (9, PR)	K									1	0	1	0	0	0	0					
Jose Canseco, R OBP: 0.300, SLG: 0.429 (1, 9)	P2		F8							4	1	0	0	1	1	1					
Harold Baines, L OBP: 0.280, SLG: 0.273 Randy Ready, R OBP: 0.455, SLG: 0.375 (9, PH)										3	1	1	0	0	0	0					
Mark McGwire, R OBP: 0.413, SLG: 0.671 (1, 3)										1	1	1	2	0	0	0					
Terry Steinbach, R OBP: 0.324, SLG: 0.384 (1, 2)										3	1	2	1	1	1	1					
Dann Howitt, L OBP: 0.375, SLG: 0.375 (1, 8)										4	0	2	1	0	0	2					
Mike Bordick, R OBP: 0.389, SLG: 0.407 (1, 6)										4	1	1	0	0	0	4					
Lance Blankenship, R OBP: 0.401, SLG: 0.362 (1, 4)										1	0	0	0	3	0	0					
Inning Stats	R: 0 E: 0 K: 1 S: 7	H: 3 LOB: 1 BB: 2 P: 25	R: 0 E: 0 K: 1 S: 8	H: 0 LOB: 0 BB: 0 P: 13	R: 0 E: 0 K: 0 S: 5	H: 0 LOB: 1 BB: 2 P: 16	R: 0 E: 0 K: 0 S: 5	H: 0 LOB: 0 BB: 0 P: 8	R: 2 E: 0 K: 1 S: 14	H: 3 LOB: 2 BB: 1 P: 26	R: 2 E: 0 K: 1 S: 18	H: 2 LOB: 1 BB: 2 P: 31	R: 0 E: 0 K: 2 S: 10	H: 1 LOB: 1 BB: 0 P: 17	1B: 7 2B: 0 3B: 0 HR: 2	SF: 0 SAC: 0 DP: 4 HBP: 0	WP: 1 PB: 0 SB: 1 CS: 1	PA: 40			
PITCHER	IP	WLS	BF	H	R	ER	SO	BB	IBB	HBP	BLK	WP	HR	S	P	ERA	WHIP				
Jose Mesa, R ERA: 5.19 (1, 1)	6.2	W	26	4	4	4	2	5	0	0	0	0	1	48	93	5.40	1.500				
Todd Frohwrith, R ERA: 2.22 (7, 1)	0.1		4	1	1	1	1	2	0	0	0	0	0	10	22	27.00	9.000				
Mike Flanagan, L ERA: 4.5 (8, 1)	0.0		1	1	1	1	0	0	0	0	0	0	1	4	6	∞	∞				
Gregg Olson, R ERA: 1.61 (8, 1)	2.0	S	8	2	0	0	3	1	0	0	0	0	0	22	36	0.00	1.500				



Batter	1	2	3	4	5	6	7	8	9	AB	R	H	RBI	BB	SO	LOB	TOP								
Brady Anderson, L (1, 7) OBP: 0.381, SLG: 0.557	2-2 HR		1-1 G3-1			3-1 G5-3 2B		4-2 CS BB		3	1	2	1	1	0	0	Baltimore Orioles @ Oakland Athletics Oakland-Alameda County Coliseum, Oakland, CA Sun May 31, 1992, 3:33 AM PDT Att: 42,253 - Sunny - 66 F								
Mike Devereaux, R (1, 8) OBP: 0.305, SLG: 0.451	1-1 F8		1-0 F9			1-1 G5-3		2-2 G5-3		4	0	0	0	0	0	2									
Cal Ripken Jr., R (1, 6) OBP: 0.352, SLG: 0.423	0-0 G5-3		2-2 G5-3			4-0 L3 IBB		0-1 HR		3	1	1	1	1	0	0									
Sam Horn, L (1, 10) OBP: 0.340, SLG: 0.415	2-3 K			2-3 K		1-1 L3		2-3 K		4	0	0	0	0	3	2									
Randy Milligan, R (1, 3) OBP: 0.416, SLG: 0.420		3-2 E8 SF8 1B		4-2 G4-6-3 BB				1-2 F8		2	1	1	0	1	0	0									
Mark McLemore, S (9, PR) OBP: 0.330, SLG: 0.267									1-2 1B HBP	0	0	0	0	0	0	0									
David Segui, S (9, 3) OBP: 0.323, SLG: 0.344										0	0	0	0	0	0	0									
Chris Hoiles, R (1, 2) OBP: 0.417, SLG: 0.551		2-1 G3-1		1-2 G4-6-3				3-2 HR		4	1	1	1	0	0	3									
Chito Martinez, L (1, 9) OBP: 0.388, SLG: 0.442		4-2 BB			4-1 G6-4-3 BB			3-1 1B		2	0	2	0	2	0	0									
Leo Gomez, R (1, 5) OBP: 0.376, SLG: 0.458		3-1 SF8		1-0 G6-4-3				1-1 P4		3	0	0	1	0	1	4									
Billy Ripken, R (1, 4) OBP: 0.256, SLG: 0.294		3-2 G5-3		1-0 L7				2-2 G1-3		4	0	0	0	0	0	4									
Inning Stats	R: 1 E: 0 K: 1 S: 9	H: 1 LOB: 0 BB: 0 P: 14	R: 1 E: 1 K: 0 S: 13	H: 1 LOB: 1 BB: 1 P: 27	R: 0 E: 0 K: 0 S: 6	H: 0 LOB: 0 BB: 0 P: 10	R: 0 E: 0 K: 1 S: 10	H: 0 LOB: 0 BB: 1 P: 17	R: 0 E: 0 K: 0 S: 3	H: 0 LOB: 0 BB: 1 P: 9	R: 0 E: 0 K: 0 S: 6	H: 1 LOB: 1 BB: 1 P: 15	R: 1 E: 0 K: 0 S: 12	H: 2 LOB: 1 BB: 0 P: 21	R: 1 E: 0 K: 1 S: 11	H: 1 LOB: 0 BB: 1 P: 19	R: 0 E: 0 K: 1 S: 10	H: 1 LOB: 2 BB: 0 P: 14	1B: 3 2B: 2 3B: 0 HR: 3	SF: 1 SAC: 0 DP: 3 HBP: 1	WP: 0 PB: 0 SB: 0 CS: 1	PA: 36			
PITCHER	IP	WLS	BF	H	R	ER	SO	BB	IBB	HBP	BLK	WP	HR	S	P	ERA	WHIP								
Ron Darling, R (1, 1) ERA: 3.9	7.0	L	27	5	3	2	2	3	1	0	0	0	2	59	113	2.57	1.143								
Jeff Parrett, R (8, 1) ERA: 3.12	1.0		4	1	1	1	1	1	0	0	0	0	1	11	19	9.00	2.000								
Rich Gossage, R (9, 1) ERA: 3.57	1.0		5	1	0	0	1	0	0	1	0	0	0	10	14	0.00	1.000								

Batter	1	2	3	4	5	6	7	8	9	AB	R	H	RBI	BB	SO	LOB	BOTTOM								
Willie Wilson, S (1, 8) OBP: 0.327, SLG: 0.340	0-1 F7			4-1 1B BLK BB		0-0 F7		1-0 G4-3		3	0	0	0	1	0	1	Baltimore Orioles @ Oakland Athletics Oakland-Alameda County Coliseum, Oakland, CA Sun May 31, 1992, 3:33 AM PDT Att: 42,253 - Sunny - 66 F								
Camey Lansford, R (1, 5) OBP: 0.337, SLG: 0.355	2-1 F9			2-0 1B		0-0 F8			3-1 1B 2B	4	1	2	0	0	0	0									
Jose Canseco, R (1, 9) OBP: 0.299, SLG: 0.424	2-3 K			3-2 P4			2-1 F9		0-1 G1-5-3 1B S	4	1	1	1	0	1	2									
Harold Baines, L (1, 10) OBP: 0.285, SLG: 0.279		1-1 L3 1B		3-1 F7			2-2 1B		1-2 G1-5-3	4	0	2	0	0	0	3									
Mark McGwire, R (1, 3) OBP: 0.415, SLG: 0.667		1-1 F7		2-3 K			2-2 G4-6-3 1B		1-1 G1-6-3 1B	4	0	2	1	0	1	3									
Terry Steinbach, R (1, 2) OBP: 0.313, SLG: 0.369		2-2 L3			0-0 F8		1-1 G4-6-3		0-0 G1-6-3	4	0	0	0	0	0	4									
Dann Howitt, L (1, 7) OBP: 0.364, SLG: 0.364			0-1 G6-3 1B		1-0 F9			1-2 F7		3	0	1	0	0	0	0									
Mike Bordick, R (1, 6) OBP: 0.388, SLG: 0.406			1-0 G6-3		2-2 P4			2-2 1B		3	0	1	0	0	0	1									
Lance Blankenship, R (1, 4) OBP: 0.394, SLG: 0.354			1-1 F9			2-1 P7		2-1 F8		3	0	0	0	0	0	1									
Inning Stats	R: 0 E: 0 K: 1 S: 7	H: 0 LOB: 0 BB: 0 P: 11	R: 0 E: 0 K: 0 S: 8	H: 1 LOB: 0 BB: 0 P: 12	R: 0 E: 0 K: 0 S: 5	H: 1 LOB: 0 BB: 0 P: 7	R: 0 E: 0 K: 1 S: 13	H: 1 LOB: 2 BB: 1 P: 27	R: 0 E: 0 K: 0 S: 4	H: 0 LOB: 0 BB: 0 P: 6	R: 0 E: 0 K: 0 S: 10	H: 2 LOB: 1 BB: 0 P: 17	R: 0 E: 0 K: 0 S: 9	H: 1 LOB: 0 BB: 0 P: 15	R: 2 E: 0 K: 0 S: 10	H: 3 LOB: 0 BB: 0 P: 15		1B: 8 2B: 2 3B: 0 HR: 0	SF: 0 SAC: 0 DP: 4 HBP: 0	WP: 0 PB: 0 SB: 1 CS: 0	PA: 33				
PITCHER	IP	WLS	BF	H	R	ER	SO	BB	IBB	HBP	BLK	WP	HR	S	P	ERA	WHIP								
Rick Sutcliffe, R (1, 1) ERA: 4.61	8.0	W	30	8	2	2	2	2	0	0	1	0	0	67	112	2.25	1.125								
Gregg Olson, R (9, 1) ERA: 1.54	1.0	S	3	1	0	0	0	0	0	0	0	0	0	6	8	0.00	1.000								



Batter	1	2	3	4	5	6	7	8	9	AB	R	H	RBI	BB	SO	LOB	TOP					
Brady Anderson, L (1, 7) OBP: 0.382, SLG: 0.551	G4-3		G3				G3		2B 1B	4	1	1	0	1	0	1	Baltimore Orioles @ California Angels Anaheim Stadium, Anaheim, CA Mon Jun 01 1992, 10:05 PM EDT Att: 23,560 - Sunny - 70 F					
Mike Devereaux, R (1, 8) OBP: 0.321, SLG: 0.481	1B 2B		3B			G6-4-3 1B	2-3 1B		2B 1B	5	2	4	3	0	0	1						
Cal Ripken Jr., R (1, 6) OBP: 0.353, SLG: 0.419	HR 1B		F9			K	P6		1B IBB	4	1	1	1	1	1	2						
Sam Horn, L (1, 10) OBP: 0.340, SLG: 0.424 Mark McLemore, S (8, PH) OBP: 0.323, SLG: 0.273	P6		F9			2B		K	L3 1B	3	0	1	0	0	0	2						
Randy Milligan, R (1, 3) OBP: 0.425, SLG: 0.459 David Segui, S (8, 3) OBP: 0.320, SLG: 0.341	HR					G6-3		2B	L3 1B	3	1	2	2	1	0	1						
Chris Hoiles, R (1, 2) OBP: 0.413, SLG: 0.540	G6-3		F8 BB			F8 BB		F7		3	0	0	0	1	0	2						
Chito Martinez, L (1, 9) OBP: 0.366, SLG: 0.411		G6-3				K		F9		4	0	0	0	0	1	4						
Leo Gomez, R (1, 5) OBP: 0.373, SLG: 0.452						K		G5-3	SH 2B 1B	4	1	1	0	0	2	1						
Billy Ripken, R (1, 4) OBP: 0.258, SLG: 0.307						K		G4-3 1B 2B	SH 2B	3	2	1	0	0	1	0						
Inning Stats	R: 3 E: 0 K: 0 S: 10	H: 3 LOB: 0 BB: 0 P: 16	R: 0 E: 0 K: 2 S: 10	H: 0 LOB: 0 BB: 0 P: 19	R: 0 E: 0 K: 0 S: 10	H: 1 LOB: 1 BB: 0 P: 15	R: 0 E: 0 K: 2 S: 11	H: 0 LOB: 1 BB: 1 P: 23	R: 0 E: 0 K: 1 S: 7	H: 1 LOB: 2 BB: 0 P: 9	R: 0 E: 0 K: 1 S: 11	H: 1 LOB: 1 BB: 0 P: 20	R: 1 E: 0 K: 0 S: 12	H: 2 LOB: 1 BB: 0 P: 15	R: 0 E: 0 K: 1 S: 11	H: 1 LOB: 1 BB: 0 P: 17		R: 4 E: 1 K: 0 S: 7	H: 3 LOB: 0 BB: 2 P: 22	1B: 5 2B: 6 3B: 1 HR: 1	SF: 0 SAC: 1 DP: 2 HBP: 0	WP: 0 PB: 0 SB: 0 CS: 0
PITCHER	IP	WLS	BF	H	R	ER	SO	BB	IBB	HBP	BLK	WP	HR	S	P	ERA	WHIP					
Julio Valera, R (1, 1) ERA: 3.4	6.1	L	27	7	4	4	5	2	0	0	0	0	1	61	105	5.68	1.421					
Steve Frey, L (7, 1) ERA: 1.0	1.2		7	2	0	0	1	0	0	0	0	0	0	21	29	0.00	1.200					
Chuck Crim, R (9, 1) ERA: 5.17	1.0		7	3	4	3	0	0	2	0	0	0	0	7	22	27.00	3.000					

AB 36
R 8
H 12
RBI 8
BB 4
SO 6
LOB 15



Batter	1	2	3	4	5	6	7	8	9	AB	R	H	RBI	BB	SO	LOB	BOTTOM					
Luis Polonia, L (1, 7) OBP: 0.349, SLG: 0.326	G4-3		K				G4-3		1B 1B	5	0	2	1	0	1	1	Baltimore Orioles @ California Angels Anaheim Stadium, Anaheim, CA Mon Jun 01 1992, 10:05 PM EDT Att: 23,560 - Sunny - 70 F					
Chad Curtis, R (1, 8) OBP: 0.352, SLG: 0.418	L5-3 BB		1B			L4	3-H K		DI 1B	4	0	2	1	1	1	1						
Von Hayes, L (1, 9) OBP: 0.329, SLG: 0.402	L5-3		K			F9		F9	K	5	0	0	0	0	2	5						
Hubie Brooks, R (1, 10) OBP: 0.257, SLG: 0.374		K				G4-3	G4-3 2B	F8 BB	G4-3	4	0	1	0	1	1	2						
Alvin Davis, L (1, 3) OBP: 0.392, SLG: 0.406		FC4-6 BB	1B 2B			G4-3		1B		3	0	2	0	1	0	1						
Gary Gaetti, R (1, 5) OBP: 0.277, SLG: 0.346		FC4-6	1B			K		F8		4	0	1	0	0	1	4						
Rene Gonzales, R (1, 4) OBP: 0.367, SLG: 0.491		F9				K		P4		4	1	1	0	0	1	5						
Lance Parrish, R (1, 2) OBP: 0.280, SLG: 0.421			G6-3			P4			P4	4	0	1	0	0	0	2						
Gary Disarcina, R (1, 6) OBP: 0.331, SLG: 0.306 John Morris, L (9, PH) OBP: 0.286, SLG: 0.250			1B HBP			G3-1		G3-6-3 1B	1B 1B	2	0	0	0	0	0	2						
Inning Stats	R: 0 E: 0 K: 0 S: 7	H: 0 LOB: 0 BB: 1 P: 12	R: 0 E: 0 K: 1 S: 11	H: 0 LOB: 1 BB: 1 P: 18	R: 0 E: 0 K: 2 S: 15	H: 1 LOB: 2 BB: 0 P: 23	R: 0 E: 0 K: 1 S: 18	H: 2 LOB: 0 BB: 0 P: 24	R: 0 E: 0 K: 1 S: 6	H: 0 LOB: 0 BB: 0 P: 9	R: 0 E: 0 K: 1 S: 11	H: 1 LOB: 1 BB: 0 P: 18	R: 1 E: 0 K: 1 S: 11	H: 3 LOB: 1 BB: 0 P: 16	R: 0 E: 0 K: 0 S: 9	H: 1 LOB: 2 BB: 1 P: 17		R: 1 E: 0 K: 1 S: 15	H: 3 LOB: 2 BB: 0 P: 24	1B: 9 2B: 3 3B: 0 HR: 0	SF: 0 SAC: 0 DP: 2 HBP: 1	WP: 0 PB: 0 SB: 0 CS: 0
PITCHER	IP	WLS	BF	H	R	ER	SO	BB	IBB	HBP	BLK	WP	HR	S	P	ERA	WHIP					
Ben McDonald, R (1, 1) ERA: 3.8	6.0	W	26	6	1	1	5	2	0	1	0	0	0	72	110	1.50	1.333					
Storm Davis, R (7, 1) ERA: 4.18	3.0	S	14	5	1	1	2	1	0	0	0	0	0	31	51	3.00	2.000					

AB 36
R 2
H 11
RBI 2
BB 3
SO 7
LOB 23



Batter	1	2	3	4	5	6	7	8	9	AB	R	H	RBI	BB	SO	LOB	TOP			
Brady Anderson, L (1, 7) OBP: 0.375, SLG: 0.540										4	0	0	0	0	2	1	Baltimore Orioles @ California Angels Anaheim Stadium, Anaheim, CA Tue Jun 02 1992, 10:05 PM EDT Att: 20,064 - Sunny - 75 F			
Mike Devereaux, R (1, 8) OBP: 0.319, SLG: 0.477										4	1	1	0	0	0	0				
Cal Ripken Jr., R (1, 6) OBP: 0.351, SLG: 0.432										4	1	1	2	0	0	0				
Randy Milligan, R (1, 3) OBP: 0.433, SLG: 0.464 Joe Orsulak, L (8, PR) OBP: 0.290, SLG: 0.268										3	0	2	0	1	0	0				
Tim Lincecum, R (1, 5) OBP: 0.400, SLG: 0.458										4	0	1	0	0	1	3				
Mark McLemore, S (1, 10) OBP: 0.340, SLG: 0.283										4	1	2	0	0	1	1				
David Segui, S (1, 9) OBP: 0.317, SLG: 0.337										4	0	1	0	0	0	2				
Billy Ripken, R (1, 4) OBP: 0.247, SLG: 0.297										3	0	0	1	0	1	1				
Jeff Tackett, R (1, 2) OBP: 0.400, SLG: 1.000										3	1	2	1	0	1	0				
Inning Stats	R: 2 H: 3 E: 0 K: 1 S: 9	H: 3 LOB: 1 BB: 0 P: 17	R: 0 H: 2 E: 0 K: 1 S: 6	H: 2 LOB: 1 BB: 0 P: 11	R: 0 H: 0 E: 0 K: 1 S: 7	H: 0 LOB: 0 BB: 1 P: 12	R: 1 H: 1 E: 0 K: 1 S: 8	H: 1 LOB: 0 BB: 0 P: 14	R: 0 H: 0 E: 0 K: 0 S: 4	H: 2 LOB: 1 BB: 0 P: 12	R: 1 H: 1 E: 0 K: 2 S: 13	H: 1 LOB: 0 BB: 0 P: 21	R: 0 H: 1 E: 0 K: 0 S: 8	H: 1 LOB: 1 BB: 0 P: 13	R: 0 H: 0 E: 0 K: 0 S: 7	H: 0 LOB: 0 BB: 0 P: 8		1B: 8 2B: 0 3B: 0 HR: 2	SF: 1 SAC: 0 DP: 2 HBP: 0	WP: 0 PB: 0 SB: 2 CS: 1
PITCHER Mark Langston, L (1, 1) ERA: 4.28	IP: 9.0 WLS: L BF: 35	H: 10 R: 4 ER: 4 SO: 6	BB: 1 IBB: 0 HBP: 0 BLK: 0	WP: 0 HR: 2 S: 71 P: 118	ERA: 4.00 WHIP: 1.222	PITCHER										IP: 9.0 WLS: L BF: 35	H: 10 R: 4 ER: 4 SO: 6	BB: 1 IBB: 0 HBP: 0 BLK: 0	WP: 0 HR: 2 S: 71 P: 118	ERA: 4.00 WHIP: 1.222

Batter	1	2	3	4	5	6	7	8	9	AB	R	H	RBI	BB	SO	LOB	BOTTOM			
Luis Polonia, L (1, 7) OBP: 0.342, SLG: 0.318										4	0	0	0	0	1	0	Baltimore Orioles @ California Angels Anaheim Stadium, Anaheim, CA Tue Jun 02 1992, 10:05 PM EDT Att: 20,064 - Sunny - 75 F			
Chad Curtis, R (1, 8) OBP: 0.367, SLG: 0.426										3	2	2	0	1	0	0				
Von Hayes, L (1, 9) OBP: 0.327, SLG: 0.397										4	0	1	0	0	1	2				
Hubie Brooks, R (1, 10) OBP: 0.262, SLG: 0.377										4	0	2	2	0	0	0				
Lee Stevens, L (1, 3) OBP: 0.265, SLG: 0.320										4	0	0	0	0	2	3				
Gary Gaetti, R (1, 5) OBP: 0.277, SLG: 0.343										4	0	1	0	0	0	2				
Rene Gonzales, R (1, 4) OBP: 0.359, SLG: 0.478 John Morris, L (9, PH) OBP: 0.278, SLG: 0.242										3	0	0	0	0	0	1				
Mike Fitzgerald, R (1, 2) OBP: 0.269, SLG: 0.325										3	0	0	0	0	0	0				
Gary Disarcina, R (1, 6) OBP: 0.325, SLG: 0.299										3	0	0	0	0	0	0				
Inning Stats	R: 1 H: 2 E: 0 K: 2 S: 17	H: 2 LOB: 2 BB: 1 P: 23	R: 0 H: 0 E: 0 K: 0 S: 7	H: 0 LOB: 0 BB: 0 P: 7	R: 1 H: 2 E: 0 K: 0 S: 14	H: 2 LOB: 1 BB: 0 P: 19	R: 0 H: 0 E: 0 K: 0 S: 6	H: 0 LOB: 0 BB: 0 P: 9	R: 0 H: 1 E: 0 K: 0 S: 6	H: 1 LOB: 1 BB: 0 P: 10	R: 0 H: 1 E: 0 K: 0 S: 11	H: 1 LOB: 1 BB: 0 P: 13	R: 0 H: 0 E: 0 K: 1 S: 5	H: 0 LOB: 0 BB: 0 P: 10	R: 0 H: 0 E: 0 K: 2 S: 8	H: 0 LOB: 0 BB: 0 P: 11		1B: 6 2B: 0 3B: 0 HR: 0	SF: 0 SAC: 0 DP: 0 HBP: 0	WP: 0 PB: 0 SB: 1 CS: 0
PITCHER 35 Mike Mussina, R (1, 1) ERA: 2.77 Todd Frothingham, R (6, 1) ERA: 1.99 Gregg Olson, R (9, 1) ERA: 1.48	IP: 5.0 WLS: W BF: 21	H: 5 R: 2 ER: 2 SO: 2	BB: 1 IBB: 0 HBP: 0 BLK: 0	WP: 0 HR: 0 S: 50 P: 68	ERA: 3.60 WHIP: 1.200	PITCHER										IP: 3.0 WLS: S BF: 10	H: 1 R: 0 ER: 0 SO: 1	BB: 0 IBB: 0 HBP: 0 BLK: 0	WP: 0 HR: 0 S: 24 P: 33	ERA: 0.00 WHIP: 0.333

Batter	1	2	3	4	5	6	7	8	9	10	AB	R	H	RBI	BB	SO	LOB	TOP										
Brady Anderson, L OBP: 0.373, SLG: 0.534 (1, 7)	0-1 CS 1B		3-2 G4-3	3-3 K			0-0 SH 1B FC3-2		0-0 F7		4	0	1	0	0	1	1	Baltimore Orioles @ California Angels Anaheim Stadium, Anaheim, CA Wed Jun 03 1992, 6:33 AM EDT Att. 20,065 - Sunny - 80 F										
Mike Devereaux, R OBP: 0.321, SLG: 0.480 (1, 8)	1-1 G3 2B		0-1 P4		1-1 F7		0-2 FC3-2 1B		1-2 F8		5	0	2	1	0	0	0											
Cal Ripken Jr., R OBP: 0.352, SLG: 0.428 (1, 6)	0-0 G3		1-0 1B		1-1 G5-3		0-1 FC3-2 G4-3		4-2 1B BB		4	1	1	0	1	0	3											
Randy Milligan, R OBP: 0.432, SLG: 0.462 (1, 10)	2-2 F9		2-2 1B		3-3 K		0-1 G4-3		1-1 1B		5	0	2	0	0	1	3											
Chris Hoiles, R OBP: 0.582, SLG: 0.540 Jeff Tackett, R OBP: 0.400, SLG: 0.833 (1, 2)		1-0 1B	3-2 1B		1-2 G4-3		0-0 G6-3		0-1 FC6-4		0	0	0	0	0	0	0											
Leo Gomez, R OBP: 0.382, SLG: 0.460 Mark McLemore, S OBP: 0.336, SLG: 0.280 (8, PR)	2-2 1B		1-2 1B		1-1 F7		0-2 1B		2-0 F7		4	0	3	0	0	0	2											
Chito Martinez, L OBP: 0.368, SLG: 0.400 (1, 9)	1-2 1B		1-2 1B		1-1 F7		1-1 G4-6-3 1B		1-3 1B		1	0	0	0	0	0	0											
David Segui, S OBP: 0.321, SLG: 0.327 (1, 3)	3-3 K		2-0 K		4-0 G3		4-2 2B BB		0-1 P6		4	0	1	0	1	1	3											
Billy Ripken, R OBP: 0.250, SLG: 0.309 Joe Orsulak, L OBP: 0.260, SLG: 0.268 Tim Hulett, R OBP: 0.388, SLG: 0.443 (8, PH)	2-2 G5-3		3-2 BB		4-0 G5-3 BB		0-0 SH 1B 2B		3-2 P3		3	1	1	1	0	0	3											
Inning Stats	R: 0 E: 0 K: 0 S: 9	H: 2 LOB: 1 BB: 0 P: 12	R: 0 E: 0 K: 2 S: 17	H: 2 LOB: 2 BB: 0 P: 27	R: 1 E: 0 K: 0 S: 18	H: 3 LOB: 2 BB: 0 P: 28	R: 0 E: 0 K: 1 S: 7	H: 0 LOB: 1 BB: 1 P: 19	R: 0 E: 0 K: 1 S: 7	H: 0 LOB: 0 BB: 0 P: 12	R: 0 E: 0 K: 0 S: 6	H: 1 LOB: 0 BB: 0 P: 9	R: 2 E: 1 K: 0 S: 12	H: 2 LOB: 1 BB: 1 P: 16	R: 0 E: 0 K: 0 S: 12	H: 2 LOB: 2 BB: 0 P: 15	R: 0 E: 0 K: 0 S: 13		H: 1 LOB: 2 BB: 1 P: 19	R: 0 E: 0 K: 0 S: 9	H: 0 LOB: 1 BB: 1 P: 18	1B: 11 2B: 2 3B: 0 HR: 0	SF: 0 SAC: 1 DP: 2 HBP: 0	WP: 0 PB: 0 SB: 0 CS: 1	PA: 45			
PITCHER	IP 6.0	WLS 7	BF 28	H 9	R 3	ER 3	SO 4	BB 2	IBB 0	HBP 0	BLK 0	WP 0	HR 0	S 69	P 116	ERA 4.50	WHIP 1.833											
Chuck Finley, L ERA: 5.7 Mark Eichhorn, R ERA: 2.25 Steve Frey, L ERA: 0.93 Scott Bailes, L ERA: 5.84 (1, 1)	7, 1)	1.2	7	3	0	0	0	0	0	0	0	0	0	0	14	14	0.00	1.800										
(8, 1)	1.1	6	1	0	0	0	0	1	0	0	0	0	0	18	27	0.00	1.500											
(10, 1)	1.0	W	4	0	0	0	0	1	0	0	0	0	0	9	18	0.00	1.000											

AB	40
R	3
H	13
RBI	3
BB	4
SO	4
LOB	25



Batter	1	2	3	4	5	6	7	8	9	10	AB	R	H	RBI	BB	SO	LOB	BOTTOM									
Luis Polonia, L OBP: 0.343, SLG: 0.326 (1, 7)	2-2 G3-1		1-3 K		0-0 F8		2-1 2B		1-2 1B		5	0	2	0	0	1	2	Baltimore Orioles @ California Angels Anaheim Stadium, Anaheim, CA Wed Jun 03 1992, 6:33 AM EDT Att. 20,065 - Sunny - 80 F									
Chad Curtis, R OBP: 0.368, SLG: 0.418 (1, 8)	0-0 G5-3		0-0 S 1B		0-0 FC6-4		4-0 IBB		0-3 K		4	0	1	1	1	1	2										
Von Hayes, L OBP: 0.320, SLG: 0.388 Jose Gonzalez, R OBP: 0.389, SLG: 0.375 (7, PH)	2-1 P4		2-2 F7		0-0 G3		0-3 K		4-1 BB 1B FC BB		3	0	0	0	0	0	1										
Hubie Brooks, R OBP: 0.250, SLG: 0.369 (1, 3)		0-2 E6		1-0 F8		0-0 F7		4-2 SH1-4 BB		2-2 F8		4	0	0	0	1	0										
John Morris, L OBP: 0.226, SLG: 0.222 Alvin Davis, L OBP: 0.400, SLG: 0.414 (1, 10)		1-3 K		1-0 G3		2-2 G4-3		1-0 SH1-4		0-1 FC BB		3	0	0	0	0	1										
Rene Gonzales, R OBP: 0.360, SLG: 0.479 (8, 5)		1-3 K		0-0 2B		0-0 L7		3-3 K		4-2 FC BB		4	0	1	0	1	2										
Gary Gaetti, R OBP: 0.274, SLG: 0.339 Luis Sojo, R OBP: 0.500, SLG: 0.500 (7, PH)		2-3 K		1-0 F8		3-2 HR 1B		0-1 G5-3		1-2 FC		2	0	0	0	0	1										
Lee Stevens, L OBP: 0.263, SLG: 0.317 (10, PH)				1-0 L5		0-0 F7		2-2 P4		1-2 2-3 3H		1	0	0	1	0	2										
Lance Parrish, R OBP: 0.267, SLG: 0.400 (1, 2)				2-1 L5		0-0 F7		2-2 P4		3-3 K		4	0	0	0	0	1										
Gary Disarcina, R OBP: 0.335, SLG: 0.338 (1, 6)				1-0 1B 2B		1-2 FC6-4 1B		0-0 HR		0-1 G4-3		4	2	3	2	0	0										
Inning Stats	R: 0 E: 0 K: 0 S: 6	H: 0 LOB: 0 BB: 0 P: 10	R: 0 E: 1 K: 3 S: 12	H: 0 LOB: 1 BB: 0 P: 16	R: 1 E: 0 K: 1 S: 14	H: 2 LOB: 1 BB: 0 P: 19	R: 0 E: 0 K: 0 S: 4	H: 1 LOB: 1 BB: 0 P: 7	R: 0 E: 0 K: 0 S: 6	H: 0 LOB: 0 BB: 0 P: 7	R: 2 E: 0 K: 1 S: 14	H: 3 LOB: 2 BB: 1 P: 25	R: 0 E: 0 K: 1 S: 9	H: 0 LOB: 1 BB: 1 P: 17	R: 0 E: 0 K: 2 S: 19	H: 1 LOB: 1 BB: 0 P: 23	R: 1 E: 0 K: 0 S: 17	H: 1 LOB: 3 BB: 2 P: 28	1B: 5 2B: 3 3B: 0 HR: 1	SF: 0 SAC: 1 DP: 0 HBP: 0	WP: 0 PB: 0 SB: 1 CS: 0	PA: 43					
PITCHER	IP 6.2	WLS 0.1	BF 28	H 7	R 3	ER 3	SO 4	BB 0	IBB 0	HBP 0	BLK 0	WP 0	HR 1	S 58	P 84	ERA 4.05	WHIP 1.050										
Bob Milacki, R ERA: 4.6 Mike Flanagan, L ERA: 4.4 Todd Frohwrth, R ERA: 1.91 Alan Mills, R ERA: 1.05 (7, 1)	8, 1)	1.0	4	0	0	0	1	1	0	0	0	0	0	9	17	0.00	1.000										
(8, 1)	1.1	L	9	2	1	1	2	2	0	0	0	0	0	36	51	6.75	3.000										

AB	38
R	4
H	9
RBI	4
BB	4
SO	8
LOB	17



Batter	1	2	3	4	5	6	7	8	9	AB	R	H	RBI	BB	SO	LOB	TOP										
Devon White, S (1, 8) OBP: 0.302, SLG: 0.362	F7		F7			F7		G4-3		4	0	0	0	0	0	2	Toronto Blue Jays @ Baltimore Orioles Oriole Park at Camden Yards, Baltimore, MD Fri Jun 05 1992, 7:05 PM EDT Att: 45,803 - Cloudy - 77 F										
Roberto Alomar, S (1, 4) OBP: 0.418, SLG: 0.459	L8			F9		FC4-6 BB		G5-4-3 1B		3	0	1	0	1	0	0											
Joe Carter, R (1, 9) OBP: 0.295, SLG: 0.455	P4			F8		F8		G5-4-3 1-2		4	0	0	0	0	3												
Dave Winfield, R (1, 10) OBP: 0.383, SLG: 0.503		K		G6-3		FC4-6 1-2				3	0	0	0	1	2												
Kelly Gruber, R (1, 5) OBP: 0.274, SLG: 0.446	G6-3				F7				F7	4	0	0	0	0	1												
John Olerud, L (1, 3) OBP: 0.356, SLG: 0.377	F8				FC5-4 1B					3	0	1	0	0	1												
Candy Maldonado, R (1, 7) OBP: 0.297, SLG: 0.302			P4		F9			G6-3		3	0	0	0	0	1												
Pat Borders, R (1, 2) OBP: 0.314, SLG: 0.395				FC5-4 1B				K		3	0	1	0	0	1												
Manuel Lee, S (1, 6) OBP: 0.313, SLG: 0.333			F7					K		3	0	1	0	0	1												
Inning Stats	R: 0 E: 0 K: 0 S: 5	H: 0 LOB: 0 BB: 0 P: 7	R: 0 E: 0 K: 1 S: 6	H: 0 LOB: 0 BB: 0 P: 11	R: 0 E: 0 K: 0 S: 7	H: 1 LOB: 1 BB: 0 P: 9	R: 0 E: 0 K: 0 S: 7	H: 0 LOB: 0 BB: 0 P: 9	R: 0 E: 0 K: 0 S: 8	H: 1 LOB: 1 BB: 0 P: 10	R: 0 E: 0 K: 1 S: 9	H: 0 LOB: 0 BB: 0 P: 19	R: 0 E: 0 K: 1 S: 5	H: 0 LOB: 0 BB: 0 P: 6	R: 0 E: 0 K: 2 S: 12	H: 0 LOB: 0 BB: 0 P: 18	R: 0 E: 0 K: 0 S: 7	H: 1 LOB: 1 BB: 1 P: 11	1B: 3 2B: 1 3B: 0 HR: 0	SF: 0 SAC: 0 DP: 1 HBP: 0	WP: 0 PB: 0 SB: 0 CS: 0	PA: 32					
PITCHER	IP	WLS	BF	H	R	ER	SO	BB	IBB	HBP	BLK	WP	HR	S	P	ERA	WHIP										
Rick Sutcliffe, R (1, 1) ERA: 4.19	8.0	W	29	4	0	0	4	1	0	0	0	0	0	61	91	0.00	0.625										
Gregg Olson, R (9, 1) ERA: 1.42	1.0	S	3	0	0	0	0	1	0	0	0	0	0	5	9	0.00	1.000										

AB	30
R	0
H	4
RBI	0
BB	2
SO	4
LOB	11



Batter	1	2	3	4	5	6	7	8	9	AB	R	H	RBI	BB	SO	LOB	BOTTOM										
Brady Anderson, L (1, 7) OBP: 0.371, SLG: 0.529	K		F7		K			1B 1B 1B		4	1	1	0	0	2	1	Toronto Blue Jays @ Baltimore Orioles Oriole Park at Camden Yards, Baltimore, MD Fri Jun 05 1992, 7:05 PM EDT Att: 45,803 - Cloudy - 77 F										
Mike Devereaux, R (1, 8) OBP: 0.320, SLG: 0.475	G3-1		P4			G5-3		1B 1B 1B		4	0	1	0	0	0	1											
Cal Ripken Jr., R (1, 6) OBP: 0.351, SLG: 0.424	F9			K		F8		1B 1B 1B		4	0	1	1	0	1	0											
Glenn Davis, R (1, 10) OBP: 0.279, SLG: 0.448		G6-3		K		G6-3		L8		4	0	0	0	0	1	2											
Randy Milligan, R (1, 3) OBP: 0.430, SLG: 0.455		K					F9			2	0	0	0	1	1	0											
Joe Orsulak, L (9, 9) OBP: 0.280, SLG: 0.268				1B BB						0	0	0	0	0	0	0											
Leo Gomez, R (1, 5) OBP: 0.386, SLG: 0.461				1B BB			F8			2	0	1	0	1	0	0											
David Segui, S (1, 9) OBP: 0.313, SLG: 0.317			G4-3		K		F9			3	0	0	0	0	1	3											
Billy Ripken, R (1, 4) OBP: 0.243, SLG: 0.299			B1-3		G5-3			G5-3		3	0	0	0	0	0	0											
Jeff Tackett, R (1, 2) OBP: 0.391, SLG: 0.762					G5-3			G1-6-3		3	0	1	0	0	0	0											
Inning Stats	R: 0 E: 0 K: 1 S: 7	H: 0 LOB: 0 BB: 0 P: 13	R: 0 E: 0 K: 1 S: 11	H: 0 LOB: 1 BB: 1 P: 22	R: 0 E: 0 K: 0 S: 11	H: 1 LOB: 0 BB: 0 P: 14	R: 0 E: 0 K: 3 S: 11	H: 1 LOB: 2 BB: 1 P: 17	R: 0 E: 0 K: 1 S: 7	H: 0 LOB: 0 BB: 0 P: 13	R: 0 E: 0 K: 0 S: 8	H: 0 LOB: 0 BB: 0 P: 13	R: 0 E: 0 K: 0 S: 7	H: 0 LOB: 0 BB: 0 P: 10	R: 1 E: 0 K: 0 S: 13	H: 3 LOB: 2 BB: 0 P: 21	R: 0 E: 0 K: 0 S: 7	H: 1 LOB: 1 BB: 1 P: 11	1B: 5 2B: 0 3B: 0 HR: 0	SF: 0 SAC: 0 DP: 0 HBP: 0	WP: 0 PB: 0 SB: 0 CS: 0	PA: 31					
PITCHER	IP	WLS	BF	H	R	ER	SO	BB	IBB	HBP	BLK	WP	HR	S	P	ERA	WHIP										
Jimmy Key, L (1, 1) ERA: 2.96	7.2	L	29	4	1	1	6	2	0	0	0	0	0	70	116	1.17	0.783										
Duane Ward, R (8, 1) ERA: 2.97	0.1		2	1	0	0	0	0	0	0	0	0	0	5	7	0.00	3.000										



Batter	1	2	3	4	5	6	7	8	9	AB	R	H	RBI	BB	SO	LOB	TOP				
Devon White, S (1, 8) OBP: 0.301, SLG: 0.360	G4-3		3B		G5-3			P6		4	1	1	0	0	0	0	Toronto Blue Jays @ Baltimore Orioles Oriole Park at Camden Yards, Baltimore, MD Sat Jun 06 1992, 7:05 PM EDT Att: 45,520 - Cloudy - 86 F				
Roberto Alomar, S (1, 4) OBP: 0.411, SLG: 0.450	K		P7		F7			G5-3		4	0	0	0	0	1	2					
Joe Carter, R (1, 9) OBP: 0.284, SLG: 0.461	F7		2B		K			F7		4	1	1	2	0	1	0					
Dave Winfield, R (1, 10) OBP: 0.385, SLG: 0.512		1B			G6-3			G4-3		4	1	2	1	0	0	0					
Kelly Gruber, R (1, 5) OBP: 0.269, SLG: 0.436	G6-3		F7		F8			G5-3		4	0	0	0	0	0	2					
John Olerud, L (1, 3) OBP: 0.348, SLG: 0.367	K		G6-3		G5-3			G4-3		4	0	0	0	0	1	2					
Candy Maldonado, R (1, 7) OBP: 0.297, SLG: 0.303					F7					3	0	1	1	0	0	0					
Pat Borders, R (1, 2) OBP: 0.309, SLG: 0.389					G5-3					3	0	0	0	0	2	1					
Manuel Lee, S (1, 6) OBP: 0.313, SLG: 0.329					L6			G4-3		2	1	0	0	1	0	0					
Inning Stats	R: 0 E: 0 K: 1 S: 11	H: 0 LOB: 0 BB: 0 P: 14	R: 1 E: 0 K: 2 S: 12	H: 2 LOB: 1 BB: 0 P: 15	R: 3 E: 0 K: 0 S: 17	H: 3 LOB: 1 BB: 1 P: 28	R: 0 E: 0 K: 0 S: 7	H: 0 LOB: 0 BB: 0 P: 12	R: 0 E: 0 K: 1 S: 8	H: 0 LOB: 0 BB: 0 P: 7	R: 0 E: 0 K: 1 S: 7	H: 0 LOB: 0 BB: 0 P: 12	R: 0 E: 0 K: 0 S: 5	H: 0 LOB: 0 BB: 0 P: 8	R: 0 E: 0 K: 0 S: 6	H: 0 LOB: 0 BB: 0 P: 9	1B: 2 2B: 2 3B: 1 HR: 0	SF: 0 SAC: 0 DP: 0 HBP: 0	WP: 0 PB: 0 SB: 0 CS: 0	PA: 33	
PITCHER	IP	WLS	BF	H	R	ER	SO	BB	IBB	HBP	BLK	WP	HR	S	P	ERA	WHIP				
Ben McDonald, R (1, 1) ERA: 3.87	8.0	L	30	5	4	4	5	1	0	0	0	0	0	73	108	4.50	0.750				
Storm Davis, R (9, 1) ERA: 4.05	1.0		3	0	0	0	0	0	0	0	0	0	0	6	9	0.00	0.000				

Batter	1	2	3	4	5	6	7	8	9	AB	R	H	RBI	BB	SO	LOB	BOTTOM				
Brady Anderson, L (1, 7) OBP: 0.371, SLG: 0.540	G3		HR		G4-3				K	5	1	2	2	0	1	2	Toronto Blue Jays @ Baltimore Orioles Oriole Park at Camden Yards, Baltimore, MD Sat Jun 06 1992, 7:05 PM EDT Att: 45,520 - Cloudy - 86 F				
Mike Devereaux, R (1, 8) OBP: 0.319, SLG: 0.468	WP		F7		P4			F8		3	0	0	0	1	0	2					
Cal Ripken Jr., R (1, 6) OBP: 0.349, SLG: 0.421	G6-3		1B		G3-1			K		4	1	1	0	0	1	2					
Glenn Davis, R (1, 10) OBP: 0.292, SLG: 0.443	WP		1B		G5-3			K2-3		3	0	1	0	1	1	1					
Chito Martinez, L (1, 9) OBP: 0.375, SLG: 0.403	FC6-4		SF8					F7		2	0	1	1	1	0	0					
Leo Gomez, R (1, 5) OBP: 0.376, SLG: 0.449	FC6-4		F8		P3			F7		4	0	0	0	0	0	5					
Chris Hoiles, R (1, 2) OBP: 0.404, SLG: 0.526			P3		P9			F8		4	0	0	0	0	0	0					
David Segui, S (1, 3) OBP: 0.319, SLG: 0.317	G4-3		G4-3		G4-3					3	1	1	0	1	0	0					
Mark McLemore, S (9, PR) OBP: 0.336, SLG: 0.280					1B					0	0	0	0	0	0	0					
Billy Ripken, R (1, 4) OBP: 0.243, SLG: 0.297	G1-3		G4-3		G6-3			P2		4	0	1	0	0	0	1					
Inning Stats	R: 0 E: 0 K: 0 S: 15	H: 0 LOB: 3 BB: 3 P: 32	R: 0 E: 0 K: 0 S: 6	H: 0 LOB: 0 BB: 0 P: 11	R: 2 E: 0 K: 0 S: 13	H: 3 LOB: 1 BB: 0 P: 19	R: 1 E: 0 K: 0 S: 12	H: 1 LOB: 1 BB: 1 P: 18	R: 0 E: 0 K: 0 S: 6	H: 0 LOB: 0 BB: 0 P: 9	R: 0 E: 0 K: 2 S: 9	H: 1 LOB: 1 BB: 0 P: 14	R: 0 E: 0 K: 0 S: 8	H: 0 LOB: 0 BB: 0 P: 13	R: 0 E: 0 K: 1 S: 8	H: 1 LOB: 1 BB: 0 P: 9	1B: 6 2B: 0 3B: 0 HR: 1	SF: 1 SAC: 0 DP: 0 HBP: 0	WP: 1 PB: 0 SB: 1 CS: 1	PA: 37	
PITCHER	IP	WLS	BF	H	R	ER	SO	BB	IBB	HBP	BLK	WP	HR	S	P	ERA	WHIP				
Jack Morris, R (1, 1) ERA: 4.36	6.0	W	27	5	3	3	0	4	0	0	0	0	1	60	100	4.50	1.500				
Duane Ward, R (7, 1) ERA: 2.79	2.0		7	1	0	0	2	0	0	0	0	0	0	17	27	0.00	0.500				
Tom Henke, R (9, 1) ERA: 2.5	1.0	S	3	1	0	0	1	0	0	0	0	0	0	8	9	0.00	1.000				

AB	32
R	4
H	5
RBI	4
BB	1
SO	5
LOB	7



Batter	1	2	3	4	5	6	7	8	9	AB	R	H	RBI	BB	SO	LOB	TOP											
Jody Reed, R OBP: 0.371, SLG: 0.392	1-0 P6	2-0 F7		1-0 G6-3			2-2 G6-3			4	0	0	0	0	0	4	Boston Red Sox @ Baltimore Orioles Oriole Park at Camden Yards, Baltimore, MD Mon Jun 08 1992, 7:05 PM EDT Att: 46,061 - Cloudy - 86 F											
Mike Greenwell, L OBP: 0.321, SLG: 0.279	0-1 G6-3	2-1 F8			0-0 G3			1-3 K	4	0	0	0	0	1	2													
Wade Boggs, L OBP: 0.380, SLG: 0.414	2-0 HR			3-1 F9	0-1 2B			2-1 F7	4	1	2	1	0	0	0													
Jack Clark, R OBP: 0.356, SLG: 0.321	4-2 BB			2-3 K	2-3 K			0-0 1B	3	0	1	0	1	2	0													
Phil Plantier, L OBP: 0.310, SLG: 0.331	2-1 F7			2-0 P6			2-3 K	2-1 G4-3	4	0	0	0	0	1	2													
Ellis Burks, R OBP: 0.327, SLG: 0.397		1-1 F8		4-2 SH3 1B BB			2-1 G5-3		3	0	0	0	1	1	0													
Scott Cooper, L OBP: 0.307, SLG: 0.262		1-0 1B 1B		1-0 SH3 1B			2-1 G3-1		4	1	2	0	0	0	0													
Luis Rivera, R OBP: 0.340, SLG: 0.283 Herm Wittingham, L (9, PH) OBP: 0.310, SLG: 0.310	0-1 E 1B			0-0 SH3			1-0 F7	2-2 G3-1	2	0	1	0	0	0	0													
Tony Peña, R OBP: 0.252, SLG: 0.279	0-0 E7			0-0 F8			1-2 G5-3		3	0	1	1	0	0	2													
Inning Stats	R: 1 E: 0 K: 0 S: 8	H: 1 LOB: 1 BB: 1 P: 17	R: 1 E: 1 K: 0 S: 9	H: 3 LOB: 2 BB: 0 P: 15	R: 0 E: 0 K: 1 S: 6	H: 0 LOB: 0 BB: 0 P: 13	R: 0 E: 0 K: 0 S: 7	H: 1 LOB: 2 BB: 1 P: 13	R: 0 E: 0 K: 1 S: 6	H: 0 LOB: 0 BB: 0 P: 8	R: 0 E: 0 K: 1 S: 7	H: 0 LOB: 0 BB: 0 P: 13	R: 0 E: 0 K: 1 S: 8	H: 1 LOB: 1 BB: 0 P: 12	R: 0 E: 0 K: 1 S: 9	H: 0 LOB: 0 BB: 0 P: 14		R: 0 E: 0 K: 1 S: 8	H: 0 LOB: 0 BB: 0 P: 13	1B: 5 2B: 1 3B: 0 HR: 1	SF: 0 SAC: 1 DP: 0 HBP: 0	WP: 0 PB: 0 SB: 0 CS: 0	PA: 35					
PITCHER	IP	WLS	BF	H	R	ER	SO	BB	IBB	HBP	BLK	WP	HR	S	P	ERA	WHIP											
Bob Milacki, R ERA: 4.35	(1, 1)	7.2	W	31	7	2	2	4	2	0	0	0	0	1	58	101	2.35	1.174										
Storm Davis, R ERA: 4.01	(8, 1)	0.1		1	0	0	0	0	0	0	0	0	0	0	2	4	0.00	0.000										
Gregg Olson, R ERA: 1.37	(9, 1)	1.0	S	3	0	0	0	1	0	0	0	0	0	0	8	13	0.00	0.000										

Batter	1	2	3	4	5	6	7	8	9	AB	R	H	RBI	BB	SO	LOB	BOTTOM											
Brady Anderson, L OBP: 0.382, SLG: 0.553	0-2 G3	1-2 2B			2-2 1B 3B		4-2 CS BB			3	1	2	1	1	0	0	Boston Red Sox @ Baltimore Orioles Oriole Park at Camden Yards, Baltimore, MD Mon Jun 08 1992, 7:05 PM EDT Att: 46,061 - Cloudy - 86 F											
Mike Devereaux, R OBP: 0.323, SLG: 0.465	1-2 F9			3-2 G6-4-3 1B	1-1 FC6-4 1B		3-3 K		4	0	2	1	0	1	1													
Cal Ripken Jr., R OBP: 0.350, SLG: 0.419	0-1 P4			1-0 P6	0-0 FC6-4		2-1 G6-3		4	0	0	0	0	0	2													
Glenn Davis, R OBP: 0.288, SLG: 0.435		0-0 HR 1B		1-0 G6-4-3	0-1 G6-3		1-2 P3		4	1	1	0	0	0	2													
Randy Milligan, R OBP: 0.422, SLG: 0.464 David Segui, S OBP: 0.319, SLG: 0.317		3-2 HR		3-1 G4-3			1-0 F9		4	1	1	2	0	0	0													
Joe Orsulak, L OBP: 0.279, SLG: 0.267		1-1 G3		0-0 1B 1B			0-0 G4-3		4	0	1	0	0	0	0													
Leo Gomez, R OBP: 0.380, SLG: 0.444		1-1 WP 1B		1-1 G6-3 1B			4-2 BB BB		2	1	2	0	1	0	0													
Chris Hoiles, R OBP: 0.400, SLG: 0.513		1-2 G6-3		1-0 G6-3			4-2 FC4-6 BB		2	0	0	0	1	0	3													
Billy Ripken, R OBP: 0.248, SLG: 0.321		0-0 E3 2B			0-1 G6-3		0-0 FC4-6		3	1	0	0	0	0	2													
Inning Stats	R: 0 E: 0 K: 0 S: 8	H: 0 LOB: 0 BB: 0 P: 9	R: 4 E: 1 K: 0 S: 17	H: 4 LOB: 1 BB: 0 P: 24	R: 0 E: 0 K: 0 S: 6	H: 1 LOB: 0 BB: 0 P: 10	R: 0 E: 0 K: 0 S: 6	H: 2 LOB: 1 BB: 0 P: 11	R: 1 E: 0 K: 0 S: 11	H: 2 LOB: 1 BB: 0 P: 14	R: 0 E: 0 K: 0 S: 10	H: 0 LOB: 2 BB: 2 P: 19	R: 0 E: 0 K: 1 S: 11	H: 0 LOB: 0 BB: 1 P: 20	R: 0 E: 0 K: 0 S: 6	H: 0 LOB: 0 BB: 0 P: 7		1B: 6 2B: 2 3B: 1 HR: 1	SF: 0 SAC: 0 DP: 3 HBP: 0	WP: 1 PB: 0 SB: 0 CS: 1	PA: 33							
PITCHER	IP	WLS	BF	H	R	ER	SO	BB	IBB	HBP	BLK	WP	HR	S	P	ERA	WHIP											
Mike Gardiner, R ERA: 3.9	(1, 1)	5.2	L	26	9	5	3	0	1	0	0	0	0	0	12	21	0.00	0.750										
Matt Young, L ERA: 4.4	(6, 1)	1.1		4	0	0	0	1	1	0	0	0	0	0	5	6	0.00	0.000										
Greg Harris, R ERA: 1.89	(8, 1)	0.2		2	0	0	0	0	0	0	0	0	0	0	1	1	0.00	0.000										
Tony Fossas, L ERA: 6.35	(8, 1)	0.1		1	0	0	0	0	0	0	0	0	0	0	1	1	0.00	0.000										

Batter	1	2	3	4	5	6	7	8	9	AB	R	H	RBI	BB	SO	LOB	TOP								
Jody Reed, R OBP: 0.365, SLG: 0.385	G5-3		G5-3			G6-3		FC		4	0	0	1	0	0	2	Boston Red Sox @ Baltimore Orioles Oriole Park at Camden Yards, Baltimore, MD Tue Jun 09 1992, 7:05 PM EDT Att: 46,085 - Sunny - 85 F								
Luis Rivera, R OBP: 0.333, SLG: 0.277	G6-3				F9		L9	SH3		3	0	0	0	0	0										
Wade Boggs, L OBP: 0.378, SLG: 0.408	G4-3				F7		G6-3			3	0	0	0	1	0										
Jack Clark, R OBP: 0.348, SLG: 0.313		G5-3			G5-3		G5-3		K	4	0	0	0	0	1	3									
Mike Greenwell, L OBP: 0.319, SLG: 0.278	G4-3				G4-3					4	1	1	0	0	0	3									
Ellis Burks, R OBP: 0.326, SLG: 0.394	G1-4-3				G5-3				L8	4	1	1	0	0	0										
Tom Brunansky, R OBP: 0.383, SLG: 0.404				G6-3		K				4	1	2	1	0	1										
Tony Peña, R OBP: 0.258, SLG: 0.285							G6-3			4	1	2	1	0	0	1									
Scott Cooper, L OBP: 0.304, SLG: 0.261					F7		G4-3			4	0	1	1	0	1	2									
Inning Stats	R: 0 E: 0 K: 0 S: 9	H: 0 LOB: 0 BB: 0 P: 14	R: 0 E: 0 K: 0 S: 7	H: 0 LOB: 0 BB: 0 P: 12	R: 0 E: 0 K: 0 S: 8	H: 1 LOB: 1 BB: 0 P: 11	R: 0 E: 0 K: 0 S: 8	H: 0 LOB: 0 BB: 0 P: 13	R: 0 E: 0 K: 1 S: 6	H: 0 LOB: 0 BB: 0 P: 8	R: 0 E: 0 K: 0 S: 7	H: 0 LOB: 0 BB: 0 P: 9	R: 0 E: 0 K: 0 S: 9	H: 0 LOB: 0 BB: 0 P: 14	R: 4 E: 0 K: 1 S: 19	H: 5 LOB: 3 BB: 1 P: 28	R: 0 E: 0 K: 1 S: 7	H: 1 LOB: 1 BB: 0 P: 9	1B: 5 2B: 2 3B: 0 HR: 0	SF: 0 SAC: 1 DP: 0 HBP: 0	WP: 0 PB: 0 SB: 0 CS: 0	PA: 36			
PITCHER	IP	WLS	BF	H	R	ER	SO	BB	IBB	HBP	BLK	WP	HR	S	P	ERA	WHIP								
Jose Mesa, R ERA: 4.83	7.0	L	24	3	2	2	1	0	0	0	0	0	0	59	88	2.57	0.429								
Todd Frothing, R ERA: 2.37	0.2		7	3	2	2	1	0	1	0	0	0	0	13	19	27.00	4.500								
Mike Flanagan, L ERA: 4.02	1.1		5	1	0	0	1	0	0	0	0	0	0	8	11	0.00	0.750								

AB	34
R	4
H	7
RBI	4
BB	1
SO	3
LOB	11



Batter	1	2	3	4	5	6	7	8	9	AB	R	H	RBI	BB	SO	LOB	BOTTOM								
Brady Anderson, L OBP: 0.376, SLG: 0.543	G6-3		F8			G3-1		K		4	0	0	0	0	1	1	Boston Red Sox @ Baltimore Orioles Oriole Park at Camden Yards, Baltimore, MD Tue Jun 09 1992, 7:05 PM EDT Att: 46,085 - Sunny - 85 F								
Mike Devereaux, R OBP: 0.322, SLG: 0.458	G6-3				G6-3		P5			3	0	0	0	1	0	0									
Cal Ripken Jr., R OBP: 0.348, SLG: 0.413	G5-3				P5		G6-3			3	0	0	0	1	0	0									
Sam Horn, L OBP: 0.327, SLG: 0.404		G3			G3					4	0	0	0	0	1	2									
Randy Milligan, R OBP: 0.418, SLG: 0.458		G5-3			F8		G1-3			4	0	1	0	0	0	0									
Joe Orsulak, L OBP: 0.287, SLG: 0.276			K		G6-3					4	0	2	0	0	1	0									
Leo Gomez, R OBP: 0.377, SLG: 0.446				G5-3			L8			4	0	1	0	0	1	3									
Chris Hoiles, R OBP: 0.402, SLG: 0.528			F9							3	1	1	1	1	1	2									
Billy Ripken, R OBP: 0.252, SLG: 0.324										2	0	1	0	0	0	2									
Mark McLemore, S OBP: 0.333, SLG: 0.277						G6-3				1	0	0	0	0	0	0									
Chito Martinez, L OBP: 0.365, SLG: 0.388										1	0	0	0	0	0	2									
Inning Stats	R: 0 E: 0 K: 0 S: 9	H: 0 LOB: 0 BB: 0 P: 12	R: 0 E: 0 K: 1 S: 10	H: 0 LOB: 0 BB: 0 P: 14	R: 0 E: 0 K: 0 S: 8	H: 1 LOB: 1 BB: 0 P: 11	R: 0 E: 0 K: 0 S: 5	H: 0 LOB: 0 BB: 0 P: 9	R: 0 E: 0 K: 0 S: 4	H: 0 LOB: 0 BB: 0 P: 5	R: 0 E: 0 K: 0 S: 12	H: 1 LOB: 1 BB: 0 P: 17	R: 1 E: 0 K: 2 S: 17	H: 1 LOB: 2 BB: 2 P: 32	R: 0 E: 0 K: 2 S: 15	H: 2 LOB: 2 BB: 0 P: 23	1B: 4 2B: 1 3B: 0 HR: 1	SF: 0 SAC: 0 DP: 0 HBP: 0	WP: 0 PB: 0 SB: 0 CS: 0	PA: 36					
PITCHER	IP	WLS	BF	H	R	ER	SO	BB	IBB	HBP	BLK	WP	HR	S	P	ERA	WHIP								
John Dopson, R ERA: 4.2	7.1	W	27	4	1	1	1	1	0	0	0	0	0	3	5	0.00	0.682								
Tony Fossas, L ERA: 6.0	0.1		1	0	0	0	1	0	0	0	0	0	0	3	5	0.00	0.000								
Greg Harris, R ERA: 1.88	0.1		3	0	0	0	1	2	0	0	0	0	0	10	20	0.00	6.000								
Jeff Reardon, R ERA: 1.89	1.0	S	5	2	0	0	2	0	0	0	0	0	0	15	23	0.00	2.000								



Batter	1	2	3	4	5	6	7	8	9	AB	R	H	RBI	BB	SO	LOB	TOP					
Jody Reed, R OBP: 0.360, SLG: 0.378	F8		L3		F8			F8		4	0	0	0	0	0	0	Boston Red Sox @ Baltimore Orioles Oriole Park at Camden Yards, Baltimore, MD Wed Jun 10 1992, 7:05 PM EDT Att: 45,733 - Sunny - 81 F					
Luis Rivera, R OBP: 0.344, SLG: 0.286	BB		1B		F8			1B		3	0	2	0	1	0	0						
Wade Boggs, L OBP: 0.371, SLG: 0.399	F7		L7		G4-3			F7		4	0	0	0	0	0	3						
Tom Brunansky, R OBP: 0.379, SLG: 0.398	1B				F8		K	G5-3		4	0	1	0	0	1	1						
Mike Greenwell, L OBP: 0.317, SLG: 0.277	G4-3				1B			G4-3		4	0	1	0	0	0	2						
Ellis Burks, R OBP: 0.324, SLG: 0.406		P3			F8		HR			4	1	1	1	0	0	1						
Herm Winningham, L OBP: 0.290, SLG: 0.290	G4-3				G4-3		P2			4	0	0	0	0	1	1						
Tony Peña, R OBP: 0.265, SLG: 0.292	G6-3				G4-6-3			1B		3	0	2	0	0	0	0						
Scott Cooper, L OBP: 0.293, SLG: 0.250			G3-1		G4-6-3		F7			3	0	0	0	0	0	2						
Inning Stats	R: 0 E: 0 K: 0 S: 14	H: 1 LOB: 2 BB: 1 P: 25	R: 0 E: 0 K: 0 S: 5	H: 0 LOB: 0 BB: 0 P: 10	R: 0 E: 0 K: 0 S: 10	H: 1 LOB: 1 BB: 0 P: 16	R: 0 E: 0 K: 0 S: 7	H: 1 LOB: 1 BB: 0 P: 16	R: 0 E: 0 K: 1 S: 9	H: 0 LOB: 0 BB: 0 P: 15	R: 1 E: 0 K: 0 S: 9	H: 2 LOB: 1 BB: 0 P: 11	R: 0 E: 0 K: 1 S: 8	H: 1 LOB: 1 BB: 0 P: 14	R: 0 E: 0 K: 1 S: 5	H: 0 LOB: 0 BB: 0 P: 8	1B: 6 2B: 0 3B: 0 HR: 1	SF: 0 SAC: 0 DP: 1 HBP: 0	WP: 0 PB: 0 SB: 0 CS: 0	PA: 34		
PITCHER	IP	WLS	BF	H	R	ER	SO	BB	IBB	HBP	BLK	WP	HR	S	P	ERA	WHIP					
Rick Sutcliffe, R ERA: 3.98	(1, 1)	7.0	W	27	6	1	1	1	1	0	0	0	0	1	60	103	1.29	1.000				
Storm Davis, R ERA: 3.89	(8, 1)	1.0		4	1	0	0	0	0	0	0	0	0	8	14	0.00	1.000					
Gregg Olson, R ERA: 1.32	(9, 1)	1.0	S	3	0	0	0	1	0	0	0	0	0	5	8	0.00	0.000					

Batter	1	2	3	4	5	6	7	8	9	AB	R	H	RBI	BB	SO	LOB	BOTTOM				
Brady Anderson, L OBP: 0.378, SLG: 0.542	S		G1-3		3B		K			4	1	2	1	0	1	1	Boston Red Sox @ Baltimore Orioles Oriole Park at Camden Yards, Baltimore, MD Wed Jun 10 1992, 7:05 PM EDT Att: 45,733 - Sunny - 81 F				
Mike Devereaux, R OBP: 0.325, SLG: 0.473	K		FC6-4		1B		WP			4	0	3	2	0	1	1					
Cal Ripken Jr., R OBP: 0.351, SLG: 0.409	BB		FC6-4		P2		WP			2	0	0	0	2	0	2					
Glenn Davis, R OBP: 0.286, SLG: 0.417	K				G6-3		G5-3			3	0	0	0	1	1	5					
Randy Milligan, R OBP: 0.408, SLG: 0.446	F9				BB		G4-3			4	0	0	0	0	1	3					
Leo Gomez, R OBP: 0.374, SLG: 0.441	F9				K		F8			4	0	1	0	0	1	1					
Mark McLemore, S OBP: 0.333, SLG: 0.277					K		F8			0	0	0	0	0	0	0					
Tim Lincecum, R OBP: 0.398, SLG: 0.443					K		F9			0	0	0	0	0	0	0					
Chris Hoiles, R OBP: 0.394, SLG: 0.515	K		G4-3		G4-3		F9			4	0	0	0	0	2	2					
Joe Orsulak, L OBP: 0.294, SLG: 0.303	G6-3				1B		SH1-3			4	2	2	0	0	0	1					
Billy Ripken, R OBP: 0.248, SLG: 0.318	G6-3				L5		SH1-3			2	0	0	0	0	0	1					
Inning Stats	R: 0 E: 0 K: 2 S: 11	H: 1 LOB: 2 BB: 1 P: 20	R: 0 E: 0 K: 1 S: 7	H: 0 LOB: 0 BB: 0 P: 10	R: 0 E: 0 K: 0 S: 8	H: 1 LOB: 1 BB: 0 P: 12	R: 0 E: 0 K: 2 S: 9	H: 0 LOB: 1 BB: 1 P: 16	R: 2 E: 0 K: 0 S: 13	H: 3 LOB: 1 BB: 0 P: 20	R: 0 E: 0 K: 0 S: 11	H: 0 LOB: 0 BB: 0 P: 18	R: 1 E: 1 K: 1 S: 16	H: 2 LOB: 2 BB: 1 P: 29	R: 0 E: 0 K: 1 S: 10	H: 1 LOB: 1 BB: 0 P: 14	1B: 6 2B: 0 3B: 2 HR: 0	SF: 0 SAC: 1 DP: 0 HBP: 0	WP: 1 PB: 0 SB: 1 CS: 0	PA: 35	
PITCHER	IP	WLS	BF	H	R	ER	SO	BB	IBB	HBP	BLK	WP	HR	S	P	ERA	WHIP				
Tom Bolton, L ERA: 3.44	(1, 1)	4.1	L	19	4	2	2	5	2	0	0	0	0	41	67	4.15	1.385				
Danny Darwin, R ERA: 4.89	(5, 1)	2.0		8	2	1	1	0	0	0	0	0	0	20	32	4.50	1.000				
Tony Fossas, L ERA: 5.68	(7, 1)	0.1		1	0	0	0	1	0	0	0	0	0	4	7	0.00	0.000				
Greg Harris, R ERA: 1.82	(7, 1)	1.1		7	2	0	0	1	1	0	0	1	0	20	33	0.00	2.250				

AB	33
R	1
H	7
RBI	1
BB	1
SO	2
LOB	10



AB	31
R	3
H	8
RBI	3
BB	3
SO	7
LOB	17



Batter	1	2	3	4	5	6	7	8	9	AB	R	H	RBI	BB	SO	LOB	TOP								
Brady Anderson, L OBP: 0.378, SLG: 0.539 (1, 7)	F9 1B	S 1B		G4-3 1B			P5 1B		FC6-5 2H 1B	5	0	2	1	0	0	0	Baltimore Orioles @ Detroit Tigers Tiger Stadium, Detroit, MI Thu Jun 11 1992, 7:05 PM EDT Att: 13,193 - Sunny - 77 F								
Mike Devereaux, R OBP: 0.331, SLG: 0.471 (1, 8)	S 1B	P5 1B		F9 1B			FC6-4 1B		FC6-5 2-3 1B	5	1	2	0	0	0	2									
Cal Ripken Jr., R OBP: 0.344, SLG: 0.400 (1, 6)	G5-3 1B	L9 1B		F7 1B			FC6-4 1-2 2B		F8 1B	5	1	0	0	0	0	4									
Sam Horn, L OBP: 0.343, SLG: 0.435 (1, 10)	1B HR IBB			BB SF8 2B			1H 2B			3	2	2	1	1	1	0									
Randy Milligan, R OBP: 0.411, SLG: 0.447 Mark McLemore, S OBP: 0.333, SLG: 0.277 David Segui, S OBP: 0.319, SLG: 0.317 (1, 3)	HR 1B			G1-3 1B					CS 1B	4	1	2	1	0	1	1									
Joe Orsulak, L OBP: 0.301, SLG: 0.330 (1, 9)	HR 1B			SF8 BB BB			L6 1B		F7 1B	3	1	1	3	1	0	1									
Leo Gomez, R OBP: 0.377, SLG: 0.436 (1, 5)	BB 1B			1-2 2-3 BB			F9 1B		K 1-2 1B	2	0	0	0	2	1	1									
Chris Hoiles, R OBP: 0.391, SLG: 0.512 (1, 2)	K 1B			SF8 1B			G5-3 1B		SH1-4 1B	3	1	1	1	0	1	1									
Billy Ripken, R OBP: 0.242, SLG: 0.310 (1, 4)				P6 1B			L6 1B		SH1-4 1B	3	0	0	0	0	0	2									
Inning Stats	R: 4 E: 0 K: 1 S: 19	H: 3 LOB: 1 BB: 2 P: 39	R: 0 E: 0 K: 0 S: 9	H: 1 LOB: 1 BB: 0 P: 15	R: 1 E: 0 K: 0 S: 15	H: 1 LOB: 2 BB: 2 P: 30	R: 0 E: 0 K: 0 S: 8	H: 0 LOB: 0 BB: 0 P: 11	R: 0 E: 0 K: 2 S: 8	H: 0 LOB: 0 BB: 0 P: 10	R: 0 E: 0 K: 0 S: 5	H: 0 LOB: 0 BB: 0 P: 10	R: 1 E: 0 K: 0 S: 9	H: 2 LOB: 1 BB: 0 P: 14	R: 0 E: 0 K: 1 S: 6	H: 1 LOB: 1 BB: 0 P: 8		R: 1 E: 0 K: 0 S: 9	H: 2 LOB: 1 BB: 0 P: 12	1B: 7 2B: 2 3B: 0 HR: 1	SF: 1 SAC: 1 DP: 0 HBP: 0	WP: 0 PB: 0 SB: 2 CS: 1	PA: 39		
PITCHER	IP	WLS	BF	H	R	ER	SO	BB	IBB	HBP	BLK	WP	HR	S	P	ERA	WHIP								
Bill Gullickson, R ERA: 3.2 Kurt Knudsen, R ERA: 1.77	(1, 1) (8, 1)	7.0 2.0	L 8	31 3	7 1	6 1	3 1	3 0	1 0	0 0	0 0	0 0	1 0	73 15	129 20	7.71 4.50	1.429 1.500								

Batter	1	2	3	4	5	6	7	8	9	AB	R	H	RBI	BB	SO	LOB	BOTTOM									
Tony Phillips, S OBP: 0.399, SLG: 0.376 (1, 7)	L4 1B			1B 1B			FC5-2 SH1-4 1B 1B		G5-3 1B	4	1	2	1	1	0	2	Baltimore Orioles @ Detroit Tigers Tiger Stadium, Detroit, MI Thu Jun 11 1992, 7:05 PM EDT Att: 13,193 - Sunny - 77 F									
Lou Whitaker, L OBP: 0.393, SLG: 0.491 (1, 4)	P3 1B			L9 1B			SH1-4 1B		G6-3 BB	3	0	0	0	1	0	3										
Travis Fryman, R OBP: 0.324, SLG: 0.455 (1, 6)	HR 1B			K 1B			FC5-2 1B 1B		G6-3 1B	5	1	2	2	0	1	4										
Cecil Fielder, R OBP: 0.292, SLG: 0.457 (1, 3)	P3 1B			P4 1B			P3 1B		K 1B	5	0	1	1	0	1	3										
Mickey Tettleton, S OBP: 0.345, SLG: 0.483 (1, 2)				P1 1B			G4-1 1B		K 1B	5	0	1	0	0	1	3										
Dave Bergman, L OBP: 0.338, SLG: 0.284 (1, 10)				G3 1B			L7 1B		BB 1B	4	0	1	0	0	0	1										
Rob Deer, R OBP: 0.299, SLG: 0.508 (1, 9)				P2 1B			K HR 1B		F7 1B	4	1	1	1	0	1	2										
Scott Livingstone, L OBP: 0.338, SLG: 0.343 Skeeter Barnes, R OBP: 0.234, SLG: 0.209 (1, 5)				G3 1B			1B BB 1B 1B		L4 1B	2	1	1	0	0	0	1										
Mitt Cuyler, S OBP: 0.278, SLG: 0.359 Shawn Hare, L OBP: 0.214, SLG: 0.083 Phil Clark, R OBP: 0.500, SLG: 0.692 (1, 8)				F8 1B			SH1-4 FC5-2 1B 1B		BB 1B	1	0	0	0	0	0	0										
Inning Stats	R: 1 E: 0 K: 0 S: 6	H: 1 LOB: 0 BB: 0 P: 10	R: 0 E: 0 K: 0 S: 7	H: 1 LOB: 1 BB: 0 P: 14	R: 0 E: 0 K: 1 S: 9	H: 1 LOB: 0 BB: 0 P: 14	R: 0 E: 0 K: 0 S: 11	H: 0 LOB: 0 BB: 0 P: 18	R: 2 E: 0 K: 0 S: 13	H: 3 LOB: 2 BB: 1 P: 26	R: 0 E: 0 K: 1 S: 8	H: 0 LOB: 0 BB: 0 P: 16	R: 2 E: 0 K: 0 S: 13	H: 3 LOB: 2 BB: 0 P: 19	R: 0 E: 0 K: 0 S: 11	H: 1 LOB: 2 BB: 1 P: 23		R: 0 E: 0 K: 2 S: 12	H: 0 LOB: 1 BB: 1 P: 19	1B: 7 2B: 1 3B: 0 HR: 2	SF: 0 SAC: 1 DP: 0 HBP: 1	WP: 1 PB: 0 SB: 0 CS: 0	PA: 41			
PITCHER	IP	WLS	BF	H	R	ER	SO	BB	IBB	HBP	BLK	WP	HR	S	P	ERA	WHIP									
Ben McDonald, R ERA: 3.98 Alan Mills, R ERA: 1.0 Mike Flanagan, L ERA: 5.06 Todd Frohwrth, R ERA: 2.27 Gregg Olson, R ERA: 1.29	(1, 1) (5, 1) (7, 1) (7, 1) (8, 1)	4.2 1.1 0.1 1.1 1.1	W 4 4 7 S	0 0 2 2 0	0 0 2 0 0	0 0 2 0 0	3 0 0 0 2	1 0 0 1 0	0 0 0 0 0	0 0 1 0 0	0 0 0 0 0	0 0 1 0 0	0 0 0 0 0	0 0 0 0 0	9 7 14 15	17 11 25 25	0.00 54.00 0.00 0.00	0.000 6.000 2.250 0.750								

AB	33
R	7
H	10
RBI	7
BB	4
SO	4
LOB	12

AB	36
R	5
H	10
RBI	5
BB	3
SO	4
LOB	21



Batter	1	2	3	4	5	6	7	8	9	AB	R	H	RBI	BB	SO	LOB	TOP										
Brady Anderson, L (1, 7) OBP: 0.375, SLG: 0.530	L4		K	IBB			G4-3		G4-3	4	0	0	0	1	1	1	Baltimore Orioles @ Detroit Tigers Tiger Stadium, Detroit, MI Fri Jun 12 1992, 7:05 PM EDT Att: 18,148 - Sunny - 81 F										
Mike Deversaux, R (1, 8) OBP: 0.326, SLG: 0.465	P8		CS				G4-3		F7	5	1	1	0	0	1	2											
Cal Ripken Jr., R (1, 6) OBP: 0.346, SLG: 0.402	1B				L7		1B			4	0	2	0	0	0	1											
Glenn Davis, R (1, 10) OBP: 0.284, SLG: 0.400	P7				HR		K			3	1	0	0	1	1	2											
Randy Milligan, R (1, 3) OBP: 0.407, SLG: 0.439 Joe Orsulak, L (8, 9) OBP: 0.301, SLG: 0.330	G5-3				HR		K		K	3	1	0	0	1	2	0											
Leo Gomez, R (1, 5) OBP: 0.379, SLG: 0.451	F7				HR		L5		BB	3	1	1	4	1	0	0											
Chris Hoiles, R (1, 2) OBP: 0.393, SLG: 0.546	F9				HR		HR		L8	4	2	2	2	0	0	1											
David Segui, S (1, 9) OBP: 0.317, SLG: 0.324			G5-3				G6-3		F9	4	0	1	0	0	0	1											
Billy Ripken, R (1, 4) OBP: 0.242, SLG: 0.308	1B		CS		G5-3		K		G6-3	4	0	1	0	0	1	1											
Inning Stats	R: 0 E: 0 K: 0 S: 10	H: 1 LOB: 1 BB: 0 P: 16	R: 0 E: 0 K: 0 S: 9	H: 0 LOB: 0 BB: 0 P: 17	R: 0 E: 0 K: 1 S: 10	H: 1 LOB: 0 BB: 0 P: 17	R: 5 E: 0 K: 1 S: 18	H: 4 LOB: 2 BB: 3 P: 38	R: 0 E: 0 K: 1 S: 7	H: 0 LOB: 0 BB: 0 P: 10	R: 1 E: 0 K: 1 S: 10	H: 1 LOB: 0 BB: 0 P: 18	R: 0 E: 0 K: 1 S: 11	H: 1 LOB: 1 BB: 0 P: 20	R: 0 E: 0 K: 1 S: 12	H: 0 LOB: 1 BB: 1 P: 23		R: 0 E: 0 K: 0 S: 4	H: 0 LOB: 0 BB: 0 P: 5	1B: 4 2B: 1 3B: 0 HR: 3	SF: 0 SAC: 0 DP: 0 HBP: 0	WP: 0 PB: 0 SB: 0 CS: 1	PA: 39				
PITCHER	IP	WLS	BF	H	R	ER	SO	BB	IBB	HBP	BLK	WP	HR	S	P	ERA	WHIP										
Scott Aldred, L (1, 1) ERA: 6.99	3.1	L	16	5	5	5	1	2	0	0	0	0	2	41	74	13.50	2.100										
Walt Terrell, R (4, 1) ERA: 5.59	5.2		22	3	1	1	5	1	1	0	0	0	1	50	90	1.59	0.706										

AB	34
R	6
H	8
RBI	6
BB	4
SO	6
LOB	9



Batter	1	2	3	4	5	6	7	8	9	AB	R	H	RBI	BB	SO	LOB	BOTTOM										
Tony Phillips, S (1, 7) OBP: 0.393, SLG: 0.369	F9		F8		G4-3			F8		4	0	0	0	0	0	2	Baltimore Orioles @ Detroit Tigers Tiger Stadium, Detroit, MI Fri Jun 12 1992, 7:05 PM EDT Att: 18,148 - Sunny - 81 F										
Lou Whitaker, L (1, 4) OBP: 0.390, SLG: 0.491	2B		G4-3				F8		G4-3	4	0	1	0	0	0	1											
Travis Fryman, R (1, 6) OBP: 0.319, SLG: 0.448	G6-3		F7				F8		K	4	0	0	0	0	1	2											
Cecil Fielder, R (1, 3) OBP: 0.291, SLG: 0.450	F7				G4-6-3		L3		L5	3	0	0	0	1	0	1											
Mickey Tettleton, S (1, 2) OBP: 0.347, SLG: 0.483	1B		1B		K		1B		F9	4	0	2	0	0	1	1											
Dave Bergman, L (1, 10) OBP: 0.321, SLG: 0.268	K		G4-6-3				K		P3	4	0	0	0	0	2	3											
Rob Deer, R (1, 9) OBP: 0.304, SLG: 0.516	1B				2B		K			3	0	2	0	0	1	1											
Scott Livingstone, L (1, 5) OBP: 0.324, SLG: 0.329	F7				P7		L7			3	0	0	0	0	0	4											
Mitt Cuyler, S (1, 8) OBP: 0.279, SLG: 0.358	K				F8		G4-3			3	0	1	0	0	1	3											
Inning Stats	R: 0 E: 0 K: 0 S: 7	H: 1 LOB: 1 BB: 0 P: 11	R: 0 E: 0 K: 2 S: 14	H: 2 LOB: 2 BB: 0 P: 20	R: 0 E: 0 K: 1 S: 7	H: 0 LOB: 0 BB: 0 P: 10	R: 0 E: 0 K: 1 S: 9	H: 0 LOB: 1 BB: 1 P: 17	R: 0 E: 0 K: 0 S: 12	H: 1 LOB: 1 BB: 0 P: 17	R: 0 E: 0 K: 0 S: 10	H: 0 LOB: 0 BB: 0 P: 13	R: 0 E: 0 K: 2 S: 11	H: 1 LOB: 1 BB: 0 P: 16	R: 0 E: 0 K: 1 S: 9	H: 1 LOB: 1 BB: 0 P: 14		R: 0 E: 0 K: 0 S: 13	H: 0 LOB: 0 BB: 0 P: 21	1B: 4 2B: 2 3B: 0 HR: 0	SF: 0 SAC: 0 DP: 1 HBP: 0	WP: 0 PB: 0 SB: 0 CS: 0	PA: 33				
PITCHER	IP	WLS	BF	H	R	ER	SO	BB	IBB	HBP	BLK	WP	HR	S	P	ERA	WHIP										
35 Mike Mussina, R (1, 1) ERA: 2.31	9.0	W	33	6	0	0	6	1	0	0	0	0	0	92	139	0.00	0.778										

AB	32
R	0
H	6
RBI	0
BB	1
SO	6
LOB	18



Batter	1	2	3	4	5	6	7	8	9	AB	R	H	RBI	BB	SO	LOB	TOP			
Brady Anderson, L OBP: 0.373, SLG: 0.525 (1, 8)	L4		1B		F7			F8		4	0	1	0	0	0	1				
Joe Orsulak, L OBP: 0.299, SLG: 0.328 (1, 7)	G4-3		L5			G4-3		E1		4	0	1	0	0	0	2				
Cal Ripken Jr., R OBP: 0.345, SLG: 0.399 Jeff Tackett, R OBP: 0.391, SLG: 0.762 (8, 5)	K			F8		1B		G5-3		4	0	1	0	0	1	1				
Sam Horn, L OBP: 0.339, SLG: 0.438 (1, 10)		K		2B		K		K		4	0	1	0	0	3	2				
Randy Milligan, R OBP: 0.408, SLG: 0.437 David Segui, S OBP: 0.322, SLG: 0.330 (8, 3)	K		G6-3			1B			3B	3	0	1	0	0	1	1				
Chito Martinez, L OBP: 0.360, SLG: 0.408 (1, 9)	F9			P6		F8			3B	4	0	1	1	0	0	3				
Chris Hoiles, R OBP: 0.391, SLG: 0.539 (1, 2)			1B		L7			F7-2		4	0	1	0	0	0	1				
Tim Hulett, R OBP: 0.366, SLG: 0.415 (8, 6)			P5		F8			P4		4	0	0	0	0	1	1				
Mark McLemore, S OBP: 0.333, SLG: 0.278 (1, 4)			L7			G4-3				3	0	1	0	0	0	1				
Inning Stats	R: 0 E: 0 K: 1 S: 10	H: 0 LOB: 0 BB: 0 P: 17	R: 0 E: 0 K: 2 S: 7	H: 0 LOB: 0 BB: 0 P: 12	R: 0 E: 0 K: 0 S: 12	H: 2 LOB: 2 BB: 0 P: 22	R: 0 E: 0 K: 0 S: 12	H: 1 LOB: 1 BB: 0 P: 18	R: 0 E: 0 K: 1 S: 14	H: 2 LOB: 2 BB: 0 P: 24	R: 0 E: 0 K: 1 S: 9	H: 0 LOB: 0 BB: 0 P: 9	R: 0 E: 1 K: 1 S: 9	H: 1 LOB: 1 BB: 0 P: 12	R: 1 E: 0 K: 0 S: 6	H: 2 LOB: 0 BB: 0 P: 11	1B: 7 2B: 2 3B: 1 HR: 0	SF: 0 SAC: 0 DP: 1 HBP: 0	WP: 0 PB: 0 SB: 1 CS: 0	PA: 35
PITCHER Mark Leiter, R ERA: 3.29 (1, 1)	IP: 9.0 WLS: W BF: 35 H: 9 R: 1 ER: 1 SO: 6 BB: 0 IBB: 0 HBP: 0 BLK: 0 WP: 0 HR: 0 S: 88 P: 143 ERA: 1.00 WHIP: 1.000															PITCHER				

Baltimore Orioles @ Detroit Tigers
Tiger Stadium, Detroit, MI
Sat Jun 13 1992, 7:05 PM EDT
Att: 23,308 - Sunny - 87 F

AB 35
R 1
H 9
RBI 1
BB 0
SO 6
LOB 13



Batter	1	2	3	4	5	6	7	8	9	AB	R	H	RBI	BB	SO	LOB	BOTTOM			
Tony Phillips, S OBP: 0.392, SLG: 0.365 (1, 7)	K			G3-1		G6-3				5	0	1	0	1	2	2				
Lou Whitaker, L OBP: 0.388, SLG: 0.483 Dan Gladden, R OBP: 0.294, SLG: 0.393 (8, PH)	F8		G5-4-3		G6-3			G6-4-3		3	0	0	0	1	0	0				
Travis Fryman, R OBP: 0.321, SLG: 0.447 (1, 6)	HR		G5-4-3		G5-3					5	2	2	1	0	0	3				
Cecil Fielder, R OBP: 0.303, SLG: 0.468 Dave Bergman, L OBP: 0.321, SLG: 0.268 (8, PR)	HR		HR		E5			HR		3	2	2	2	1	0	0				
Mickey Tettleton, S OBP: 0.356, SLG: 0.500 (1, 10)	HR		HR		K			HR		3	3	2	3	2	1	1				
Rob Deer, R OBP: 0.311, SLG: 0.554 Phil Clark, R OBP: 0.500, SLG: 0.692 (9, 9)	HR		HR		L6			HR		5	3	3	5	0	1	3				
Chad Kreuter, S OBP: 0.323, SLG: 0.357 (1, 2)	G3-1		G6-4-3					HR		3	1	2	0	2	0	0				
Scott Livingstone, L OBP: 0.333, SLG: 0.329 Skeeter Barnes, R OBP: 0.250, SLG: 0.273 (8, PH)		BB	G6-4-3		F9					3	1	1	0	1	0	3				
Mitt Cuyler, S OBP: 0.288, SLG: 0.362 (1, 8)		BB	L8		G6-3					4	1	2	1	0	0	0				
Inning Stats	R: 4 E: 0 K: 1 S: 17	H: 3 LOB: 0 BB: 1 P: 27	R: 0 E: 0 K: 1 S: 10	H: 2 LOB: 2 BB: 1 P: 17	R: 3 E: 0 K: 0 S: 13	H: 2 LOB: 0 BB: 2 P: 28	R: 0 E: 0 K: 0 S: 10	H: 0 LOB: 0 BB: 0 P: 14	R: 0 E: 0 K: 1 S: 14	H: 0 LOB: 2 BB: 1 P: 25	R: 0 E: 0 K: 0 S: 7	H: 0 LOB: 0 BB: 0 P: 10	R: 0 E: 0 K: 1 S: 11	H: 3 LOB: 2 BB: 0 P: 20	R: 8 E: 0 K: 0 S: 17	H: 6 LOB: 2 BB: 3 P: 38	1B: 10 2B: 1 3B: 1 HR: 4	SF: 0 SAC: 0 DP: 3 HBP: 2	WP: 1 PB: 0 SB: 0 CS: 0	PA: 47
PITCHER Bob Milacki, R ERA: 4.98 Alan Mills, R ERA: 1.16 Todd Frohwirth, R ERA: 2.2 Mike Flanagan, L ERA: 9.0 (8, 1)	IP: 2.0 WLS: L BF: 14 H: 5 R: 6 ER: 6 SO: 2 BB: 4 IBB: 0 HBP: 0 BLK: 0 WP: 0 HR: 2 S: 32 P: 57 ERA: 27.00 WHIP: 4.500															PITCHER				

Baltimore Orioles @ Detroit Tigers
Tiger Stadium, Detroit, MI
Sat Jun 13 1992, 7:05 PM EDT
Att: 23,308 - Sunny - 87 F

AB 37
R 15
H 16
RBI 14
BB 8
SO 4
LOB 16



Batter	1	2	3	4	5	6	7	8	9	AB	R	H	RBI	BB	SO	LOB	TOP								
Mike Devereaux, R OBP: 0.329, SLG: 0.459 (1, 8)	4-1 2B BB	4-0 E IBB		2-0 P2			3-2 P6		1-3 K	3	1	0	0	2	1	0	Baltimore Orioles @ Detroit Tigers Tiger Stadium, Detroit, MI Sun Jun 14 1992, 3:33 AM EDT Att: 21,967 - Sunny - 82 F								
Joe Orsulak, L OBP: 0.311, SLG: 0.333 (1, 7)	1-3 K	3-2 E6 1B			0-0 G6-3		4-0 BB BB		1-1 1B	4	0	2	1	1	1	1									
Cal Ripken Jr., R OBP: 0.349, SLG: 0.409 (1, 6)	2-1 1-H 2B	1-3 2-H 3-H 0-0 F7			1-0 1B 2B		4-2 BB BB		0-2 G6-3	4	1	2	1	1	0	3									
Glenn Davis, R OBP: 0.271, SLG: 0.380 (1, 10)	0-3 K		1-3 K		2-2 L8		1-3 K			4	0	0	0	0	3	4									
Randy Milligan, R OBP: 0.408, SLG: 0.438 (1, 3)	2-1 G6-3		1-1 FC5-4 1B		2-2 2-H 1B		1-3 K			4	0	2	1	0	1	1									
Leo Gomez, R OBP: 0.377, SLG: 0.444 (1, 5)		2-0 F8	3-1 FC5-4 1B		4-1 G6-4-3 BB		2-2 G5-3			3	0	0	0	1	0	1									
David Segui, S OBP: 0.320, SLG: 0.327 (1, 9)		0-2 P4	1-3 K		3-3 K		1-1 WP 1B			4	0	1	0	0	2	2									
Jeff Tackett, R OBP: 0.385, SLG: 0.696 (8, 12)		4-2 2B 1B BB		2-1 G4-3		0-0 G6-4-3		3-1 G4-3		2	1	0	0	1	0	1									
Sam Horn, L OBP: 0.336, SLG: 0.433 (8, PH)										1	0	0	0	0	0	1									
Chris Hoiles, R OBP: 0.391, SLG: 0.539 (8, 2)										0	0	0	0	0	0	0									
Billy Ripken, R OBP: 0.244, SLG: 0.317 (1, 4)		3-2 1B E 2B		1-1 L7		1-1 G6-3		1-1 G4-3		3	1	1	0	0	0	0									
Brady Anderson, L OBP: 0.372, SLG: 0.523 (8, PH)										1	0	0	0	0	0	0									
Inning Stats	R: 1 E: 0 K: 2 S: 11	H: 1 LOB: 1 BB: 1 P: 20	R: 2 E: 1 K: 0 S: 15	H: 2 LOB: 2 BB: 2 P: 31	R: 0 E: 0 K: 2 S: 10	H: 1 LOB: 1 BB: 0 P: 16	R: 0 E: 0 K: 0 S: 5	H: 0 LOB: 0 BB: 0 P: 10	R: 1 E: 0 K: 0 S: 9	H: 2 LOB: 1 BB: 0 P: 14	R: 0 E: 0 K: 1 S: 7	H: 0 LOB: 0 BB: 1 P: 14	R: 0 E: 0 K: 1 S: 10	H: 0 LOB: 2 BB: 2 P: 23	R: 0 E: 0 K: 1 S: 10	H: 1 LOB: 1 BB: 0 P: 17	R: 0 E: 0 K: 1 S: 11	H: 1 LOB: 1 BB: 0 P: 14	1B: 5 2B: 3 3B: 0 HR: 0	SF: 0 SAC: 0 DP: 1 HBP: 0	WP: 1 PB: 0 SB: 0 CS: 0	PA: 39			
PITCHER	IP WLS BF H R ER SO BB IBB HBP BLK WP HR S P ERA WHIP	7.0 W 31 6 4 3 6 5 1 0 0 0 0 0 67 128 3.86 1.571	2.0 S 8 2 0 0 2 0 0 0 0 1 0 21 31 0.00 1.000																						

AB	33
R	4
H	8
RBI	3
BB	6
SO	8
LOB	14



Batter	1	2	3	4	5	6	7	8	9	AB	R	H	RBI	BB	SO	LOB	BOTTOM							
Tony Phillips, S OBP: 0.393, SLG: 0.372 (1, 7)	2-2 P6		0-0 P6		2-1 2B 2B		3-1 S 1B 1B			4	2	2	2	0	0	1	Baltimore Orioles @ Detroit Tigers Tiger Stadium, Detroit, MI Sun Jun 14 1992, 3:33 AM EDT Att: 21,967 - Sunny - 82 F							
Lou Whitaker, L OBP: 0.390, SLG: 0.489 (1, 4)	2-2 G4-3		0-0 P6		1-0 1B 2B		1-2 1-H 1B			4	1	2	2	0	0	1								
Travis Fryman, R OBP: 0.320, SLG: 0.444 (1, 6)	2-2 P6			0-0 B1-3	0-0 1B		1-0 F8			4	0	1	1	0	0	1								
Cecil Fielder, R OBP: 0.297, SLG: 0.459 (1, 3)		3-3 K		1-2 P6	0-3 K		1-0 P6			4	0	0	0	0	2	2								
Mickey Tettleton, S OBP: 0.355, SLG: 0.493 (1, 10)		3-2 P2		4-2 BB		2-0 F9	3-3 K			3	0	0	0	1	1	1								
Rob Deer, R OBP: 0.314, SLG: 0.551 (1, 9)		0-2 F7		3-2 P4		1-0 1B		4-2 E S SF7 BB		3	1	1	0	1	0	1								
Dan Gladden, R OBP: 0.294, SLG: 0.393 (9, 7)										0	0	0	0	0	0	0								
Chad Kreuter, S OBP: 0.333, SLG: 0.433 (1, 2)			3-2 HR		0-0 G1-3 2B 2B	0-3 K		3-2 L8		4	2	2	1	0	1	2								
Scott Livingstone, L OBP: 0.329, SLG: 0.329 (1, 5)			0-1 1B		0-2 F7	0-1 P6		0-0 SF7		3	0	1	1	0	0	2								
Mitt Cuyler, S OBP: 0.287, SLG: 0.365 (1, 8)			2-3 K		1-2 G1-3		1-2 1B 2B	3-H P3		4	1	1	0	0	1	2								
Inning Stats	R: 0 E: 0 K: 0 S: 10	H: 0 LOB: 0 BB: 0 P: 16	R: 0 E: 0 K: 1 S: 9	H: 0 LOB: 0 BB: 0 P: 15	R: 1 E: 0 K: 1 S: 12	H: 2 LOB: 1 BB: 0 P: 17	R: 0 E: 0 K: 0 S: 10	H: 0 LOB: 1 BB: 1 P: 18	R: 3 E: 0 K: 1 S: 14	H: 4 LOB: 1 BB: 0 P: 18	R: 0 E: 0 K: 1 S: 7	H: 1 LOB: 1 BB: 0 P: 10	R: 2 E: 0 K: 1 S: 15	H: 3 LOB: 1 BB: 0 P: 25	R: 1 E: 0 K: 0 S: 10	H: 0 LOB: 0 BB: 1 P: 18	1B: 5 2B: 4 3B: 0 HR: 1	SF: 1 SAC: 0 DP: 0 HBP: 0	WP: 0 PB: 0 SB: 2 CS: 0	PA: 36				
PITCHER	IP WLS BF H R ER SO BB IBB HBP BLK WP HR S P ERA WHIP	6.0 L 27 6 5 5 4 1 0 0 0 0 0 22 39 4.50 1.500	2.0 9 2 2 1 1 1 0 0 0 0 0 0 22 39 4.50 1.500																					



Batter	1	2	3	4	5	6	7	8	9	AB	R	H	RBI	BB	SO	LOB	TOP										
Brady Anderson, L (1, 7) OBP: 0.372, SLG: 0.518	4-2 WP HR BB	1-2 E		0-0 F7		2-3 K		0-0 L9		4	1	1	0	1	1	0	Baltimore Orioles @ Cleveland Indians Cleveland Municipal Stadium, Cleveland, OH Mon Jun 15 1992, 7:05 PM EDT Att: 7,277 - Cloudy - 63 F										
Mike Devereaux, R (1, 8) OBP: 0.331, SLG: 0.475	2-2 HR	0-1 E8			1-0 1B 2B	2-3 K		1-1 P9		5	2	2	2	0	1	1											
Cal Ripken Jr., R (1, 6) OBP: 0.350, SLG: 0.409	0-1 G6-3	1-2 G4-3			1-1 1B 2H	1-1 1B		0-0 P2		5	1	2	1	0	0	2											
Randy Milligan, R (1, 3) OBP: 0.418, SLG: 0.461	3-2 E6		4-2 FC6-4 BB		4-2 1B	1-1 1B		0-0 HR		3	1	2	1	2	0	0											
David Segui, S (9, 3) OBP: 0.320, SLG: 0.327					1-2 BB	1-3 1B				0	0	0	0	0	0	0											
Glenn Davis, R (1, 10) OBP: 0.278, SLG: 0.373	1-1 F9		1-1 FC6-4 HBP		0-2 1B	3-3 K		4-1 SH1-3 BB		4	1	1	1	1	1	4											
Mark McLemore, S (9, PR) OBP: 0.333, SLG: 0.278			1-2		1-3 2H	1B				0	0	0	0	0	0	0											
Leo Gomez, R (1, 5) OBP: 0.379, SLG: 0.442	1-1 1B		1-0 G4-3 HBP		2-2 F9			0-0 SH1-3		3	0	1	0	0	0	1											
Chris Holles, R (1, 2) OBP: 0.395, SLG: 0.536	2-2 P3		1-1 G4-3		0-0 E	4-0 G1-3 BB		4-2 BB		3	0	1	0	2	0	4											
Joe Orsulak, L (1, 9) OBP: 0.314, SLG: 0.336		1-1 G3		0-0 G6-3 1B	1-1 E8	0-1 G1-3		0-1 F8		5	0	2	1	0	0	3											
Billy Ripken, R (1, 4) OBP: 0.235, SLG: 0.304	2-1 G5-3		2-1 G5-3		1-0 F7	1-1 G5-3		0-0 G3-1		5	0	0	0	0	0	6											
Inning Stats	R: 2 E: 1 K: 0 S: 21	H: 2 LOB: 2 BB: 1 P: 34	R: 0 E: 1 K: 0 S: 16	H: 1 LOB: 2 BB: 0 P: 21	R: 0 E: 0 K: 0 S: 6	H: 0 LOB: 1 BB: 1 P: 13	R: 0 E: 0 K: 0 S: 4	H: 1 LOB: 0 BB: 0 P: 6	R: 3 E: 1 K: 0 S: 18	H: 5 LOB: 2 BB: 1 P: 28	R: 0 E: 0 K: 3 S: 15	H: 2 LOB: 2 BB: 0 P: 24	R: 0 E: 0 K: 0 S: 8	H: 0 LOB: 1 BB: 1 P: 16	R: 0 E: 0 K: 0 S: 4	H: 0 LOB: 0 BB: 2 P: 5	R: 1 E: 0 K: 0 S: 9	H: 1 LOB: 2 BB: 2 P: 17	1B: 9 2B: 1 3B: 0 HR: 2	SF: 0 SAC: 1 DP: 1 HBP: 1	WP: 1 PB: 0 SB: 0 CS: 0	PA: 45					
PITCHER	IP	WLS	BF	H	R	ER	SO	BB	IBB	HBP	BLK	WP	HR	S	P	ERA	WHIP										
Denis Boucher, L (1, 1) ERA: 5.91	4.2		25	8	5	5	0	3	0	1	0	1	1	62	97	9.64	2.357										
Dennis Cook, L (5, 1) ERA: 5.33	3.1	L	16	4	1	1	3	2	0	0	0	0	1	32	56	2.70	1.800										
Ted Power, R (9, 1) ERA: 1.74	0.1		2	0	0	0	0	1	0	0	0	0	0	4	8	0.00	3.000										
Derek Liliquist, L (9, 1) ERA: 1.8	0.2		2	0	0	0	0	0	0	0	0	0	0	3	3	0.00	0.000										

Batter	1	2	3	4	5	6	7	8	9	AB	R	H	RBI	BB	SO	LOB	BOTTOM										
Kenny Lofton, L (1, 8) OBP: 0.333, SLG: 0.302	1-1 P5		0-1 G4-3 2B	2-1 FC3-2		0-0 B5-3		1-3 K	0-0 G2-3	6	0	1	0	0	1	5	Baltimore Orioles @ Cleveland Indians Cleveland Municipal Stadium, Cleveland, OH Mon Jun 15 1992, 7:05 PM EDT Att: 7,277 - Cloudy - 63 F										
Thomas Howard, S (1, 9) OBP: 0.320, SLG: 0.354	0-1 F8		0-0 SF8	1-1 G3-1		0-1 P5		3-2 1B		4	1	1	1	0	0	4											
Carlos Baerga, S (1, 4) OBP: 0.335, SLG: 0.421	0-0 G3		2-1 G4-3		2-3 K		1-0 1B	0-0 1B		5	1	2	0	0	1	1											
Albert Belle, R (1, 7) OBP: 0.329, SLG: 0.487		2-2 1B SF8	4-0 BB		1-0 FC5-4 PB		0-1 F9	1-1 WP		4	1	3	1	1	0	1											
Paul Sorrento, L (1, 3) OBP: 0.332, SLG: 0.372		1-0 1B	0-0 P4		4-2 FC5-4 BB		3-1 BB	4-0 FC6-4		3	1	2	0	2	0	2											
Glenallen Hill, R (1, 10) OBP: 0.270, SLG: 0.443		2-3 K		1-0 1B	1-0 FC5-4 FC6-4		0-0 FC6-4	1-1 G5-2-3		5	0	2	1	0	1	7											
Brook Jacoby, R (1, 5) OBP: 0.326, SLG: 0.350		0-0 SF8		0-0 FC3-2	1-1 FC6-4		4-2 FC6-4			2	0	1	1	1	0	2											
Alex Cole, L (9, PH) OBP: 0.267, SLG: 0.200		1-3 1B		1-2 1B	1-2 1B		1-2 2-3			1	0	0	0	0	1	0											
Mark Lewis, R (1, 6) OBP: 0.317, SLG: 0.366		3-H F9		1-1 FC3-2		0-2 G1-3		0-1 FC6-4		5	0	1	1	0	0	3											
Sandy Alomar Jr., R (1, 2) OBP: 0.297, SLG: 0.348			1-0 2B	2-3 K		1-0 B5-3		4-2 G4-3		4	1	2	0	1	1	5											
Inning Stats	R: 0 E: 0 K: 0 S: 5	H: 0 LOB: 0 BB: 0 P: 6	R: 1 E: 0 K: 1 S: 11	H: 2 LOB: 1 BB: 0 P: 18	R: 1 E: 0 K: 0 S: 7	H: 2 LOB: 2 BB: 1 P: 14	R: 0 E: 0 K: 1 S: 11	H: 3 LOB: 3 BB: 0 P: 18	R: 0 E: 0 K: 0 S: 10	H: 1 LOB: 1 BB: 1 P: 19	R: 0 E: 0 K: 0 S: 7	H: 1 LOB: 1 BB: 0 P: 8	R: 2 E: 0 K: 0 S: 12	H: 3 LOB: 2 BB: 1 P: 20	R: 1 E: 0 K: 1 S: 11	H: 3 LOB: 1 BB: 1 P: 21	R: 0 E: 0 K: 1 S: 8	H: 0 LOB: 1 BB: 1 P: 14	1B: 14 2B: 1 3B: 0 HR: 0	SF: 2 SAC: 0 DP: 1 HBP: 0	WP: 1 PB: 1 SB: 0 CS: 0	PA: 46					
PITCHER	IP	WLS	BF	H	R	ER	SO	BB	IBB	HBP	BLK	WP	HR	S	P	ERA	WHIP										
Rick Sutcliffe, R (1, 1) ERA: 4.09	6.1		32	11	4	4	3	2	0	0	0	0	0	7	11	0.00	3.000										
Todd Frothing, R (7, 1) ERA: 2.16	0.2		4	1	0	0	0	1	0	0	0	0	0	7	11	0.00	3.000										
Storm Davis, R (8, 1) ERA: 4.06	1.0	W	6	3	1	1	1	0	1	0	0	1	0	11	21	9.00	3.000										
Gregg Olson, R (9, 1) ERA: 1.21	1.0	S	4	0	0	0	1	1	0	0	0	0	0	8	14	0.00	1.000										



Batter	1	2	3	4	5	6	7	8	9	AB	R	H	RBI	BB	SO	LOB	TOP								
Brady Anderson, L (1, 7) OBP: 0.369, SLG: 0.510	G4-3		G4-3					P9	P2	4	0	0	0	1	0	2	Baltimore Orioles @ Cleveland Indians Cleveland Municipal Stadium, Cleveland, OH Tue Jun 16 1992, 7:05 PM EDT Att: 11,754 - Sunny - 66 F								
Mike Devereaux, R (1, 8) OBP: 0.336, SLG: 0.490	2B		1B					1B	G1-3	5	1	3	0	0	1	3									
Cal Ripken Jr., R (1, 6) OBP: 0.349, SLG: 0.407	FC6-4-5-6		1B					HR		4	1	1	1	0	1	3									
Sam Horn, L (1, 10) OBP: 0.345, SLG: 0.465 Glenn Davis, R (8, PH) OBP: 0.296, SLG: 0.417	BB							HR		2	1	1	1	1	0	0									
Randy Milligan, R (1, 3) OBP: 0.410, SLG: 0.450	F8							HR		4	0	0	0	0	0	2									
Joe Orsulak, L (1, 9) OBP: 0.305, SLG: 0.326										4	0	0	0	0	2	0									
Leo Gomez, R (1, 5) OBP: 0.377, SLG: 0.438										4	0	1	0	0	0	0									
Chris Hoiles, R (1, 2) OBP: 0.397, SLG: 0.549										3	1	1	1	1	2	0									
Billy Ripken, R (1, 4) OBP: 0.231, SLG: 0.299 Chito Martinez, L (7, PH) OBP: 0.356, SLG: 0.403 Mark McLemore, S (7, 4) OBP: 0.330, SLG: 0.276										2	0	0	0	0	0	0									
Inning Stats	R: 0 E: 0 K: 0 S: 11	H: 1 LOB: 2 BB: 1 P: 17	R: 0 E: 0 K: 2 S: 9	H: 0 LOB: 0 BB: 0 P: 16	R: 0 E: 0 K: 1 S: 11	H: 1 LOB: 1 BB: 0 P: 17	R: 1 E: 0 K: 1 S: 9	H: 1 LOB: 0 BB: 0 P: 14	R: 1 E: 0 K: 1 S: 11	H: 1 LOB: 1 BB: 1 P: 25	R: 0 E: 0 K: 0 S: 5	H: 0 LOB: 0 BB: 0 P: 6	R: 0 E: 0 K: 1 S: 9	H: 0 LOB: 0 BB: 0 P: 13	R: 3 E: 0 K: 0 S: 15	H: 3 LOB: 0 BB: 0 P: 23	R: 0 E: 0 K: 1 S: 12	H: 1 LOB: 2 BB: 1 P: 20	1B: 3 2B: 1 3B: 1 HR: 3	SF: 0 SAC: 0 DP: 0 HBP: 0	WP: 0 PB: 0 SB: 1 CS: 0	PA: 38			
PITCHER	IP	WLS	BF	H	R	ER	SO	BB	IBB	HBP	BLK	WP	HR	S	P	ERA	WHIP								
Jack Armstrong, R (1, 1) ERA: 4.74	7.1	W	30	6	4	4	6	2	0	0	0	0	2	70	116	4.91	1.091								
Derek Lilliquist, L (8, 1) ERA: 2.1	0.2		3	1	1	1	0	0	0	0	0	0	1	10	15	13.50	1.500								
Steve Olin, R (9, 1) ERA: 2.35	1.0	S	5	1	0	0	1	1	0	0	0	0	0	12	20	0.00	2.000								

AB 35
R 5
H 8
RBI 5
BB 3
SO 7
LOB 12



Batter	1	2	3	4	5	6	7	8	9	AB	R	H	RBI	BB	SO	LOB	BOTTOM								
Kenny Lofton, L (1, 8) OBP: 0.343, SLG: 0.322	G4-3		S					SH		5	2	4	1	0	0	0	Baltimore Orioles @ Cleveland Indians Cleveland Municipal Stadium, Cleveland, OH Tue Jun 16 1992, 7:05 PM EDT Att: 11,754 - Sunny - 66 F								
Thomas Howard, S (1, 7) OBP: 0.314, SLG: 0.348	F7		1B					SH	F7	3	1	0	2	0	1	2									
Carlos Baerga, S (1, 4) OBP: 0.333, SLG: 0.419	K							FC1-4		4	0	1	1	0	2	0									
Albert Belle, R (1, 10) OBP: 0.328, SLG: 0.496								1B		4	1	1	1	0	0	1									
Paul Sorrento, L (1, 3) OBP: 0.335, SLG: 0.374								1B		4	0	2	0	0	0	0									
Mark Whiten, S (1, 9) OBP: 0.374, SLG: 0.429								1B		3	0	1	0	1	1	1									
Brook Jacoby, R (1, 5) OBP: 0.324, SLG: 0.347								1B		4	1	1	0	0	0	5									
Mark Lewis, R (1, 6) OBP: 0.321, SLG: 0.374								1B		4	2	2	1	0	0	0									
Sandy Alomar Jr., R (1, 2) OBP: 0.289, SLG: 0.338								1B		4	0	0	0	0	1	2									
Inning Stats	R: 0 E: 0 K: 1 S: 8	H: 0 LOB: 0 BB: 0 P: 13	R: 0 E: 0 K: 0 S: 7	H: 1 LOB: 1 BB: 0 P: 12	R: 0 E: 0 K: 1 S: 13	H: 1 LOB: 1 BB: 0 P: 18	R: 1 E: 0 K: 2 S: 12	H: 2 LOB: 1 BB: 0 P: 17	R: 2 E: 0 K: 0 S: 9	H: 2 LOB: 0 BB: 0 P: 12	R: 0 E: 0 K: 0 S: 6	H: 0 LOB: 0 BB: 0 P: 11	R: 4 E: 1 K: 1 S: 19	H: 5 LOB: 3 BB: 1 P: 32	R: 0 E: 0 K: 0 S: 8	H: 1 LOB: 1 BB: 0 P: 10	1B: 9 2B: 1 3B: 1 HR: 1	SF: 0 SAC: 2 DP: 0 HBP: 0	WP: 0 PB: 0 SB: 2 CS: 0	PA: 38					
PITCHER	IP	WLS	BF	H	R	ER	SO	BB	IBB	HBP	BLK	WP	HR	S	P	ERA	WHIP								
Ben McDonald, R (1, 1) ERA: 4.2	6.1	L	27	8	5	5	5	8	5	5	5	0	1	65	98	7.11	1.263								
Mike Flanagan, L (7, 1) ERA: 9.0	0.0		2	1	1	0	0	0	0	0	0	0	0	3	3	∞	∞								
Todd Frohwirth, R (7, 1) ERA: 2.06	1.2		9	3	1	0	0	1	0	0	0	0	0	14	24	0.00	2.400								



Batter	1	2	3	4	5	6	7	8	9	AB	R	H	RBI	BB	SO	LOB	TOP					
Brady Anderson, L OBP: 0.366, SLG: 0.504	F9	K					G4-3		B1-3	5	0	1	0	0	1	2	Baltimore Orioles @ Cleveland Indians Cleveland Municipal Stadium, Cleveland, OH Wed Jun 17 1992, 3:33 AM EDT Att: 11,334 - Sunny - 85 F					
Mike Devereaux, R OBP: 0.336, SLG: 0.494	1B	2B	F9			K	1B			4	1	2	0	0	1	1						
Cal Ripken Jr., R OBP: 0.355, SLG: 0.412	FC6-4	1B				K	1B			4	0	3	1	0	1	1						
Sam Horn, L OBP: 0.350, SLG: 0.466	P7						G4-6-3			4	0	2	0	0	0	3						
Randy Milligan, R OBP: 0.402, SLG: 0.439	FC6-4						G4-6-3			4	1	0	0	0	0	3						
Joe Orsulak, L OBP: 0.310, SLG: 0.331		G1-3				K				4	0	2	0	0	1	0						
Leo Gomez, R OBP: 0.370, SLG: 0.429		G6-3				K	P3			4	0	0	0	0	1	3						
Chris Hoiles, R OBP: 0.399, SLG: 0.548		1B				K				4	0	2	1	0	2	0						
Mark McLemore, S OBP: 0.328, SLG: 0.275		1B					B1-3		G1-3	4	0	1	0	0	0	2						
Inning Stats	R: 1 E: 0 K: 0 S: 10	H: 2 LOB: 1 BB: 0 P: 17	R: 0 E: 0 K: 1 S: 15	H: 2 LOB: 2 BB: 0 P: 19	R: 0 E: 0 K: 3 S: 5	H: 2 LOB: 0 BB: 0 P: 7	R: 0 E: 0 K: 3 S: 9	H: 0 LOB: 0 BB: 0 P: 12	R: 0 E: 0 K: 2 S: 8	H: 1 LOB: 1 BB: 0 P: 12	R: 1 E: 0 K: 0 S: 7	H: 3 LOB: 2 BB: 0 P: 13	R: 0 E: 0 K: 0 S: 4	H: 2 LOB: 1 BB: 0 P: 6	R: 0 E: 0 K: 0 S: 5	H: 1 LOB: 0 BB: 0 P: 9	R: 0 E: 0 K: 1 S: 6	H: 0 LOB: 0 BB: 0 P: 9	1B: 12 2B: 1 3B: 0 HR: 0	SF: 0 SAC: 0 DP: 2 HBP: 0	WP: 0 PB: 0 SB: 1 CS: 0	PA: 37
PITCHER Charles Nagy, R ERA: 2.2	IP: 9.0 WLS: W BF: 37 H: 13 R: 2 ER: 2 SO: 7 BB: 0 IBB: 0 HBP: 0 BLK: 0 WP: 0 HR: 0 S: 69 P: 104 ERA: 2.00 WHIP: 1.444															PITCHER						

Batter	1	2	3	4	5	6	7	8	9	AB	R	H	RBI	BB	SO	LOB	BOTTOM			
Kenny Lofton, L OBP: 0.345, SLG: 0.325	F8		1B					G6-3		4	1	2	0	0	0	0	Baltimore Orioles @ Cleveland Indians Cleveland Municipal Stadium, Cleveland, OH Wed Jun 17 1992, 3:33 AM EDT Att: 11,334 - Sunny - 85 F			
Thomas Howard, S OBP: 0.324, SLG: 0.359	G3							G6-3		3	1	2	1	1	0	0				
Carlos Baerga, S OBP: 0.332, SLG: 0.420	G3		G4-6-3					K		4	1	1	1	0	1	3				
Albert Belle, R OBP: 0.326, SLG: 0.491	K									2	0	0	0	0	1	1				
Paul Sorrento, L OBP: 0.330, SLG: 0.368		F7								3	0	0	0	0	0	0				
Mark Whiten, S OBP: 0.369, SLG: 0.422		K2-3								3	0	0	0	0	1	0				
Brook Jacoby, R OBP: 0.330, SLG: 0.345										1	0	0	0	2	0	0				
Mark Lewis, R OBP: 0.316, SLG: 0.369		P2								3	0	0	0	0	0	2				
Junior Ortiz, R OBP: 0.283, SLG: 0.253			F7							3	0	0	0	0	0	0				
Inning Stats	R: 0 E: 0 K: 1 S: 10	H: 0 LOB: 1 BB: 1 P: 15	R: 0 E: 0 K: 1 S: 8	H: 0 LOB: 1 BB: 1 P: 14	R: 0 E: 0 K: 0 S: 7	H: 2 LOB: 1 BB: 0 P: 8	R: 0 E: 0 K: 0 S: 7	H: 0 LOB: 0 BB: 0 P: 9	R: 0 E: 0 K: 0 S: 7	H: 0 LOB: 0 BB: 0 P: 12	R: 3 E: 0 K: 0 S: 13	H: 3 LOB: 0 BB: 0 P: 20	R: 0 E: 0 K: 0 S: 6	H: 0 LOB: 1 BB: 1 P: 12	R: 0 E: 0 K: 1 S: 8	H: 0 LOB: 0 BB: 0 P: 13	1B: 3 2B: 2 3B: 0 HR: 0	SF: 0 SAC: 1 DP: 2 HBP: 0	WP: 1 PB: 0 SB: 1 CS: 0	PA: 30
PITCHER 35 Mike Mussina, R ERA: 2.46	IP: 6.0 WLS: L BF: 25 H: 5 R: 3 ER: 3 SO: 2 BB: 3 IBB: 0 HBP: 0 BLK: 0 WP: 1 HR: 0 S: 54 P: 84 ERA: 4.50 WHIP: 1.333															PITCHER				
Storm Davis, R ERA: 3.66	IP: 2.0 WLS: 5 BF: 5 H: 0 R: 0 ER: 0 SO: 1 BB: 0 IBB: 0 HBP: 0 BLK: 0 WP: 0 HR: 0 S: 12 P: 19 ERA: 0.00 WHIP: 0.000															PITCHER				

AB 37
R 2
H 13
RBI 2
BB 0
SO 7
LOB 15



AB 26
R 3
H 5
RBI 2
BB 3
SO 3
LOB 6




Batter	1	2	3	4	5	6	7	8	9	AB	R	H	RBI	BB	SO	LOB	TOP					
Andy Stankiewicz, R OBP: 0.389, SLG: 0.425	P3		E	F7		1B		L8		4	1	1	0	1	0	1	New York Yankees @ Baltimore Orioles Oriole Park at Camden Yards, Baltimore, MD Fri Jun 19 1992, 7:05 PM EDT Att: 45,579 - Overcast - 81 F					
Mel Hall, L OBP: 0.268, SLG: 0.427	P2		FC	L7		P4		P4		5	1	0	0	0	0	4						
Roberto Kelly, R OBP: 0.337, SLG: 0.444	E		E5	G5-3		K		K		5	2	1	1	0	2	4						
Don Mattingly, L OBP: 0.306, SLG: 0.402	E8		HR	HR		K		FC6-4		5	1	2	2	0	1	0						
Danny Tartabull, R OBP: 0.415, SLG: 0.398	G1-3		HR	HR		2B		FC6-4		4	1	1	3	1	1	3						
Kevin Maas, L OBP: 0.358, SLG: 0.493		F8	P5			2B		P2		5	0	1	0	0	1	0						
Matt Nokes, L OBP: 0.294, SLG: 0.370		K	1B			K		F8-4-3		4	0	2	0	0	2	2						
Charlie Hayes, R OBP: 0.300, SLG: 0.394		K				G4-3		F8-4-3		4	0	1	0	0	1	3						
Mike Gallego, R OBP: 0.376, SLG: 0.394			P6			1B				4	1	2	0	0	0	2						
			F7			1B																
Inning Stats	R: 1 E: 1 K: 0 S: 8	H: 1 LOB: 1 BB: 0 P: 15	R: 0 E: 0 K: 2 S: 11	H: 0 LOB: 0 BB: 0 P: 17	R: 5 E: 1 K: 0 S: 16	H: 5 LOB: 2 BB: 0 P: 24	R: 0 E: 0 K: 0 S: 8	H: 0 LOB: 0 BB: 0 P: 13	R: 0 E: 0 K: 2 S: 11	H: 1 LOB: 2 BB: 1 P: 21	R: 0 E: 0 K: 1 S: 12	H: 2 LOB: 2 BB: 1 P: 19	R: 0 E: 0 K: 0 S: 4	H: 1 LOB: 0 BB: 0 P: 5	R: 0 E: 0 K: 1 S: 10	H: 1 LOB: 1 BB: 0 P: 16	R: 0 E: 0 K: 2 S: 8	H: 0 LOB: 0 BB: 0 P: 13	1B: 7 2B: 3 3B: 1 HR: 1	SF: 0 SAC: 0 DP: 1 HBP: 0	WP: 0 PB: 0 SB: 0 CS: 0	PA: 42
PITCHER	IP	WLS	BF	H	R	ER	SO	BB	IBB	HBP	BLK	WP	HR	S	P	ERA	WHIP					
Bob Milacki, R ERA: 5.17	4.1		24	7	6	4	3	1	0	0	0	0	1	50	84	8.31	1.846					
Alan Mills, R ERA: 1.32	3.0	W	13	4	1	1	2	1	0	0	0	0	0	24	36	3.00	1.667					
Mike Flanagan, L ERA: 8.83	0.1		1	0	0	0	0	0	0	0	0	0	0	3	4	0.00	0.000					
Gregg Olson, R ERA: 1.16	1.1	S	4	0	0	0	3	0	0	0	0	0	0	11	19	0.00	0.000					

Batter	1	2	3	4	5	6	7	8	9	AB	R	H	RBI	BB	SO	LOB	BOTTOM					
Brady Anderson, L OBP: 0.370, SLG: 0.504	L6		HR			HR		B1-3		4	1	2	1	1	0	0	New York Yankees @ Baltimore Orioles Oriole Park at Camden Yards, Baltimore, MD Fri Jun 19 1992, 7:05 PM EDT Att: 45,579 - Overcast - 81 F					
Mike Devereaux, R OBP: 0.343, SLG: 0.508	1B		K			F9				5	1	3	4	0	1	3						
Cal Ripken Jr., R OBP: 0.359, SLG: 0.428	1B		HR			G6-3		F9		5	1	3	1	0	0	1						
Glenn Davis, R OBP: 0.281, SLG: 0.404	L7		G5-3			L6		E6		5	0	1	0	0	0	3						
Mark McLemore, S OBP: 0.326, SLG: 0.275						G6-3		F9		0	0	0	0	0	0	0						
Randy Milligan, R OBP: 0.402, SLG: 0.452	G4-3		G6-3			BB		F9		4	2	1	1	1	0	3						
Joe Orsulak, L OBP: 0.310, SLG: 0.331						1B		F9		0	0	0	0	0	0	0						
Leo Gomez, R OBP: 0.375, SLG: 0.427		G6-4-3	HR			F8		FC8-2-5		3	3	1	0	2	0	2						
Chris Hoiles, R OBP: 0.405, SLG: 0.547		G6-4-3	BB			F8				2	1	1	0	2	0	0						
David Segui, S OBP: 0.318, SLG: 0.325		G6-4-3				F8				4	0	1	2	0	0	4						
Billy Ripken, R OBP: 0.239, SLG: 0.300		HR	HR			G5-3		F9		3	1	1	1	0	0	2						
Inning Stats	R: 0 E: 0 K: 0 S: 13	H: 2 LOB: 2 BB: 0 P: 21	R: 4 E: 0 K: 0 S: 15	H: 2 LOB: 1 BB: 3 P: 34	R: 2 E: 0 K: 1 S: 15	H: 4 LOB: 2 BB: 0 P: 27	R: 2 E: 0 K: 0 S: 22	H: 1 LOB: 2 BB: 3 P: 41	R: 1 E: 0 K: 0 S: 6	H: 2 LOB: 0 BB: 0 P: 9	R: 1 E: 0 K: 0 S: 6	H: 1 LOB: 0 BB: 0 P: 13	R: 0 E: 0 K: 0 S: 5	H: 1 LOB: 1 BB: 0 P: 8	R: 0 E: 1 K: 0 S: 8	H: 1 LOB: 1 BB: 0 P: 10	R: 0 E: 0 K: 0 S: 8	H: 0 LOB: 0 BB: 0 P: 10	1B: 11 2B: 1 3B: 0 HR: 3	SF: 0 SAC: 0 DP: 2 HBP: 1	WP: 0 PB: 0 SB: 0 CS: 0	PA: 42
PITCHER	IP	WLS	BF	H	R	ER	SO	BB	IBB	HBP	BLK	WP	HR	S	P	ERA	WHIP					
Jeff Johnson, L ERA: 6.4	2.2		19	8	6	6	0	3	0	1	0	0	1	40	77	20.25	4.125					
Shawn Hillegas, R ERA: 5.46	4.1	L	20	5	4	4	1	3	0	0	0	0	2	42	76	8.31	1.846					
Tim Burke, R ERA: 4.66	1.0		3	1	0	0	0	0	0	0	0	0	0	8	10	0.00	1.000					

Batter	1	2	3	4	5	6	7	8	9	AB	R	H	RBI	BB	SO	LOB	TOP				
Andy Stankiewicz, R OBP: 0.387, SLG: 0.423	1-1 HR 2B		1-3 K			3-2 P7		4-0 HR BB	2-3 K	4	2	1	0	1	2	1					
Mel Hall, L OBP: 0.287, SLG: 0.477	1-0 HR		4-2 FC5-4 BB			3-2 G4-3		2-0 HR		3	2	2	4	1	0	0					
Roberto Kelly, R OBP: 0.332, SLG: 0.438	3-3 K		0-0 FC5-4 1-2			1-1 P6		1-0 F8		4	0	0	0	0	1	1					
Don Mattingly, L OBP: 0.307, SLG: 0.413	3-2 F8			1-1 P8			2-0 HR		1-1 P6	4	1	1	1	0	0	0					
Danny Tartabull, R OBP: 0.407, SLG: 0.385	3-3 K			1-3 K			2-1 G5-3		1-3 K	4	0	0	0	0	3	0					
Kevin Maas, L OBP: 0.356, SLG: 0.490		2-0 G1-3		3-2 F7			0-1 G1-3		1-2 HR 2B	4	1	1	0	0	0	0					
Matt Nokes, L OBP: 0.296, SLG: 0.367		1-0 F8			1-3 K		2-2 L3		4-0 HR IBB	3	1	0	0	1	1	0					
Charlie Hayes, R OBP: 0.301, SLG: 0.402		0-0 P3			0-0 F7			0-2 P4	0-0 HR	4	1	1	3	0	0	0					
Mike Gallego, R OBP: 0.373, SLG: 0.376			2-1 F7		0-0 F9			2-3 K	4-1 BB	3	0	0	0	1	1	0					
Inning Stats	R: 2 E: 0 K: 2 S: 17	H: 2 LOB: 0 BB: 0 P: 28	R: 0 E: 0 K: 0 S: 3	H: 0 LOB: 0 BB: 0 P: 6	R: 0 E: 0 K: 1 S: 8	H: 0 LOB: 1 BB: 1 P: 15	R: 0 E: 0 K: 1 S: 8	H: 0 LOB: 0 BB: 0 P: 13	R: 0 E: 0 K: 1 S: 5	H: 0 LOB: 0 BB: 0 P: 6	R: 1 E: 0 K: 0 S: 8	H: 1 LOB: 0 BB: 0 P: 14	R: 2 E: 0 K: 1 S: 8	H: 1 LOB: 0 BB: 1 P: 17	R: 3 E: 0 K: 2 S: 13	H: 2 LOB: 1 BB: 2 P: 26	1B: 0 2B: 2 3B: 0 HR: 4	SF: 0 SAC: 0 DP: 0 HBP: 0	WP: 0 PB: 0 SB: 0 CS: 0	PA: 37	
PITCHER	IP WLS BF H R ER SO BB IBB HBP BLK WP HR S P ERA WHIP	8.2 L 36 6 8 8 7 3 1 0 0 0 4 76 136 8.31 1.038	0.1 1 0 0 0 1 0 0 0 0 0 0 0 3 5 0.00 0.000																		

New York Yankees @ Baltimore Orioles
 Oriole Park at Camden Yards, Baltimore, MD
 Sun Jun 21 1992, 7:05 PM EDT
 Att: 41,864 - Sunny - 65 F

AB 33
 R 8
 H 6
 RBI 8
 BB 4
 SO 8
 LOB 2



Batter	1	2	3	4	5	6	7	8	9	AB	R	H	RBI	BB	SO	LOB	BOTTOM					
Brady Anderson, L OBP: 0.366, SLG: 0.509	0-0 G6-3		1-2 HR		1-3 K		3-1 F7			4	1	1	1	0	1	1						
Mike Devereaux, R OBP: 0.336, SLG: 0.494	0-1 L1		1-1 P6		2-2 G5-3		1-1 P5			4	0	0	0	0	0	1						
Cal Ripken Jr., R OBP: 0.365, SLG: 0.432	0-0 1B		2-0 L7			1-1 BB 1B		0-1 G3-6-3 1B		4	1	3	0	0	0	0						
Sam Horn, L OBP: 0.360, SLG: 0.468	3-1 1B		4-2 BB			1-3 K		3-2 G3-6-3 1-2		3	0	1	0	1	1	2						
Randy Milligan, R OBP: 0.398, SLG: 0.440	2-2 F9		1-1 G6-3			4-1 1B	1-2 BB	2-2 F9		3	0	0	0	1	0	3						
Joe Orsulak, L OBP: 0.307, SLG: 0.326		1-2 P6		0-3 K		1-0 1B		2-2 G4-3		4	0	1	1	0	1	0						
Chris Hoiles, R OBP: 0.405, SLG: 0.539		1-1 HBP		0-1 F8		1-3 2H		2-3 K		0	0	0	0	0	0	0						
Jeff Tackett, R OBP: 0.345, SLG: 0.615										3	0	0	0	0	1	1						
Tim Hulett, R OBP: 0.367, SLG: 0.403		1-0 L4-3 HBP		1-2 F8			1-1 SH1-4 1B		1-0 G3	3	0	1	0	0	0	0						
Billy Ripken, R OBP: 0.245, SLG: 0.304		3-2 L4-3			1-1 G6-3		0-0 SH1-4			2	0	0	0	0	0	2						
Inning Stats	R: 0 E: 0 K: 0 S: 9	H: 2 LOB: 2 BB: 0 P: 14	R: 0 E: 0 K: 0 S: 8	H: 0 LOB: 0 BB: 0 P: 14	R: 1 E: 0 K: 0 S: 10	H: 1 LOB: 1 BB: 1 P: 19	R: 0 E: 0 K: 1 S: 8	H: 0 LOB: 0 BB: 0 P: 9	R: 0 E: 0 K: 1 S: 9	H: 0 LOB: 0 BB: 0 P: 13	R: 1 E: 0 K: 1 S: 10	H: 2 LOB: 1 BB: 1 P: 17	R: 0 E: 0 K: 0 S: 7	H: 1 LOB: 1 BB: 0 P: 12	R: 0 E: 0 K: 0 S: 8	H: 1 LOB: 0 BB: 0 P: 13	R: 0 E: 0 K: 1 S: 7	H: 0 LOB: 0 BB: 0 P: 12	1B: 6 2B: 1 3B: 0 HR: 1	SF: 0 SAC: 1 DP: 2 HBP: 2	WP: 0 PB: 0 SB: 0 CS: 0	PA: 35
PITCHER	IP WLS BF H R ER SO BB IBB HBP BLK WP HR S P ERA WHIP	6.1 W 27 6 2 2 3 2 0 2 0 0 1 57 90 2.84 1.263	0.1 1 0 0 0 0 0 0 0 0 0 0 0 2 5 0.00 0.000	1.1 4 1 0 0 0 0 0 0 0 0 0 0 10 16 0.00 0.750	1.0 3 0 0 0 1 0 0 0 0 0 0 0 7 12 0.00 0.000																	

New York Yankees @ Baltimore Orioles
 Oriole Park at Camden Yards, Baltimore, MD
 Sun Jun 21 1992, 7:05 PM EDT
 Att: 41,864 - Sunny - 65 F

AB 30
 R 2
 H 7
 RBI 2
 BB 2
 SO 4
 LOB 10



Batter	1	2	3	4	5	6	7	8	9	AB	R	H	RBI	BB	SO	LOB	TOP					
Andy Stankiewicz, R OBP: 0.383, SLG: 0.414	L5			1B BB		L7		L4		3	0	0	0	1	0	0						
Mel Hall, L OBP: 0.290, SLG: 0.477	F7			1B		F9			HR 1B	4	1	2	0	0	0	0						
Roberto Kelly, R OBP: 0.331, SLG: 0.447	F8			F9-6-3-4			L8		HR	4	1	1	2	0	0	2						
Don Mattingly, L OBP: 0.306, SLG: 0.410		1B		P3			K		F7	4	0	1	0	0	1	1						
Danny Tartabull, R OBP: 0.404, SLG: 0.382		K				K			K	4	0	1	0	0	3	0						
Kevin Maas, L OBP: 0.348, SLG: 0.476		K				P6			G1-3	4	0	0	0	0	2	1						
Matt Nokes, L OBP: 0.291, SLG: 0.361			G3			F8		P4		3	0	0	0	0	0	0						
Charlie Hayes, R OBP: 0.301, SLG: 0.414				K			K		HR	3	1	1	1	0	2	0						
Mike Gallego, R OBP: 0.372, SLG: 0.404			G6-3				HR	G5-3		3	1	1	1	0	0	0						
Inning Stats	R: 0 E: 0 K: 0 S: 12	H: 0 LOB: 0 BB: 0 P: 18	R: 0 E: 0 K: 2 S: 7	H: 1 LOB: 0 BB: 0 P: 10	R: 0 E: 0 K: 1 S: 9	H: 0 LOB: 0 BB: 0 P: 12	R: 0 E: 0 K: 0 S: 7	H: 1 LOB: 1 BB: 1 P: 14	R: 0 E: 0 K: 1 S: 6	H: 0 LOB: 0 BB: 0 P: 6	R: 1 E: 0 K: 1 S: 10	H: 1 LOB: 0 BB: 0 P: 16	R: 0 E: 0 K: 2 S: 15	H: 1 LOB: 1 BB: 0 P: 23	R: 1 E: 0 K: 0 S: 8	H: 1 LOB: 0 BB: 0 P: 10	R: 2 E: 0 K: 1 S: 11	H: 2 LOB: 0 BB: 0 P: 19	1B: 4 2B: 1 3B: 0 HR: 3	SF: 0 SAC: 0 DP: 1 HBP: 0	WP: 0 PB: 0 SB: 0 CS: 0	PA: 33
PITCHER	IP	WLS	BF	H	R	ER	SO	BB	IBB	HBP	BLK	WP	HR	S	P	ERA	WHIP					
35 Mike Mussina, R ERA: 2.45	8.0		28	5	2	2	7	1	0	0	0	0	2	74	109	2.25	0.750					
Mike Flanagan, L ERA: 9.35	0.0	1	1	1	1	1	0	0	0	0	0	0	0	2	4	∞	∞					
Gregg Olson, R ERA: 1.41	1.0	W	4	1	1	1	1	0	0	0	0	0	1	9	15	9.00	1.000					

New York Yankees @ Baltimore Orioles
 Oriole Park at Camden Yards, Baltimore, MD
 Mon Jun 22 1992, 7:05 PM EDT
 Att: 45,156 - Sunny - 75 F

AB 32
 R 4
 H 7
 RBI 4
 BB 1
 SO 8
 LOB 4



Batter	1	2	3	4	5	6	7	8	9	AB	R	H	RBI	BB	SO	LOB	BOTTOM					
Brady Anderson, L OBP: 0.367, SLG: 0.517	HR		K	K			F8		1B IBB	4	1	1	1	1	2	0						
Mike Devereaux, R OBP: 0.337, SLG: 0.492	G3 1B		F7		F7		G6-3		1B	5	0	2	1	0	0	0						
Cal Ripken Jr., R OBP: 0.367, SLG: 0.433	F8		1B	1B	1B			G6-3		4	0	2	0	0	0	1						
Sam Horn, L OBP: 0.357, SLG: 0.460	G3		K		G6-4-3 1B			K		4	0	1	0	0	2	2						
Randy Milligan, R OBP: 0.394, SLG: 0.436	G6-3			L9	G6-4-3			1B		4	0	1	0	0	0	3						
David Segui, S OBP: 0.318, SLG: 0.325					1-2f					0	0	0	0	0	0	0						
Joe Orsulak, L OBP: 0.306, SLG: 0.319		F9		1B 2B BB		G6-3		G4-3		3	1	0	0	1	0	1						
Leo Gomez, R OBP: 0.382, SLG: 0.428		G1-3 BB		2B SF9 1B		F9			SH1-3 1B BB	2	2	1	0	2	0	0						
Mark McLemore, S OBP: 0.328, SLG: 0.286		G1-3		SF9 WP 2B		K			SH1-3	3	1	1	1	0	1	1						
Jeff Tackett, R OBP: 0.313, SLG: 0.571				SF9					1B IBB	2	0	0	1	0	0	1						
Chito Martinez, L OBP: 0.359, SLG: 0.397		P4		SF9			L8		1B IBB	0	0	0	0	1	0	0						
Inning Stats	R: 1 E: 0 K: 0 S: 10	H: 2 LOB: 1 BB: 0 P: 13	R: 0 E: 0 K: 0 S: 8	H: 0 LOB: 1 BB: 1 P: 15	R: 0 E: 0 K: 2 S: 10	H: 1 LOB: 0 BB: 0 P: 16	R: 3 E: 0 K: 1 S: 12	H: 2 LOB: 0 BB: 1 P: 25	R: 0 E: 0 K: 0 S: 5	H: 0 LOB: 0 BB: 0 P: 8	R: 0 E: 0 K: 1 S: 8	H: 1 LOB: 1 BB: 0 P: 18	R: 1 E: 0 K: 0 S: 5	H: 1 LOB: 3 BB: 3 P: 19	1B: 7 2B: 1 3B: 0 HR: 1	SF: 1 SAC: 1 DP: 1 HBP: 0	WP: 1 PB: 0 SB: 1 CS: 0	PA: 38				
PITCHER	IP	WLS	BF	H	R	ER	SO	BB	IBB	HBP	BLK	WP	HR	S	P	ERA	WHIP					
Scott Kamieniecki, R ERA: 4.12	8.0		33	8	4	4	5	2	0	0	0	0	0	5	19	27.00	6.000					
Tim Burke, R ERA: 5.03	0.1	L	5	1	1	1	0	1	2	0	0	0	0	5	19	27.00	6.000					

New York Yankees @ Baltimore Orioles
 Oriole Park at Camden Yards, Baltimore, MD
 Mon Jun 22 1992, 7:05 PM EDT
 Att: 45,156 - Sunny - 75 F

AB 31
 R 5
 H 9
 RBI 4
 BB 5
 SO 5
 LOB 9



Batter	1	2	3	4	5	6	7	8	9	AB	R	H	RBI	BB	SO	LOB	TOP								
Brady Anderson, L (1, 7) OBP: 0.367, SLG: 0.515	G3		SF9		F8		HR		BB	3	1	1	1	1	0	0	<p>Baltimore Orioles @ Milwaukee Brewers Milwaukee County Stadium, Milwaukee, WI</p> <p>Tue Jun 23 1992, 8:05 PM EDT Att: 27,190 - Sunny - 63 F</p> <p>livebaseballscores.com</p>								
Mike Devereaux, R (1, 8) OBP: 0.331, SLG: 0.483	G5-3		G6-3		G5-3		F9		F8	5	0	0	0	0	0	3									
Cal Ripken Jr., R (1, 6) OBP: 0.370, SLG: 0.457	G5-3			1B	HR		HR		F8	4	3	2	4	1	0	1									
Glenn Davis, R (1, 10) OBP: 0.277, SLG: 0.387		G6-3		P3	FC5-4		G4-3		K	4	0	0	0	0	1	2									
Randy Milligan, R (1, 3) OBP: 0.391, SLG: 0.429		FC4-6		G4-3	FC5-4		G6-3			3	0	0	0	1	0	2									
Joe Orsulak, L (1, 9) OBP: 0.311, SLG: 0.331	K			1B			G3		2B	4	1	2	0	0	1	1									
Leo Gomez, R (1, 5) OBP: 0.379, SLG: 0.424	FC4-6			1B			F8		F9	4	0	1	1	0	0	2									
Mark McLemore, S (1, 4) OBP: 0.333, SLG: 0.287			SH3-4	1B			F8		K	3	1	1	1	1	1	1									
Jeff Tackett, R (1, 2) OBP: 0.314, SLG: 0.548			SH3-4	K			F9		G5-3	3	1	1	0	0	1	3									
Inning Stats	R: 0 E: 0 K: 0 S: 8	H: 0 LOB: 0 BB: 0 P: 13	R: 0 E: 0 K: 1 S: 11	H: 0 LOB: 1 BB: 1 P: 21	R: 1 E: 0 K: 0 S: 8	H: 0 LOB: 0 BB: 1 P: 15	R: 2 E: 0 K: 1 S: 12	H: 3 LOB: 2 BB: 1 P: 24	R: 1 E: 0 K: 0 S: 13	H: 1 LOB: 1 BB: 0 P: 18	R: 0 E: 0 K: 0 S: 5	H: 0 LOB: 0 BB: 0 P: 6	R: 3 E: 0 K: 0 S: 10	H: 3 LOB: 0 BB: 0 P: 16	R: 0 E: 0 K: 1 S: 9	H: 1 LOB: 1 BB: 0 P: 13		R: 0 E: 0 K: 1 S: 9	H: 0 LOB: 1 BB: 1 P: 19	1B: 5 2B: 1 3B: 0 HR: 2	SF: 1 SAC: 1 DP: 0 HBP: 1	WP: 0 PB: 0 SB: 1 CS: 0	PA: 40		
PITCHER	IP	WLS	BF	H	R	ER	SO	BB	IBB	HBP	BLK	WP	HR	S	P	ERA	WHIP								
Jaime Navarro, R (1, 1) ERA: 4.07	6.0	L	28	6	6	6	2	3	0	1	0	0	1	59	99	9.00	1.500								
Jim Austin, R (7, 1) ERA: 2.79	1.0		4	1	1	1	0	0	0	0	0	0	1	8	14	9.00	1.000								
Jesse Orosco, L (8, 1) ERA: 4.6	1.0		4	1	0	0	1	0	0	0	0	0	0	9	13	0.00	1.000								
Bruce Ruffin, L (9, 1) ERA: 6.43	1.0		4	0	0	0	1	1	0	0	0	0	0	9	19	0.00	1.000								

Batter	1	2	3	4	5	6	7	8	9	AB	R	H	RBI	BB	SO	LOB	BOTTOM								
Darryl Hamilton, L (1, 9) OBP: 0.374, SLG: 0.400	G4-3		CS		L6				K	3	1	1	0	1	1	2	<p>Baltimore Orioles @ Milwaukee Brewers Milwaukee County Stadium, Milwaukee, WI</p> <p>Tue Jun 23 1992, 8:05 PM EDT Att: 27,190 - Sunny - 63 F</p> <p>livebaseballscores.com</p>								
Kevin Seitzer, R (1, 5) OBP: 0.351, SLG: 0.401	G4-3		F9		G6-3			1B		4	0	1	0	0	0	4									
Paul Moltor, R (1, 10) OBP: 0.392, SLG: 0.514	G4-3				G5-3		G4-6-3		L4	3	0	0	1	1	0	1									
B.J. Surhoff, L (1, 3) OBP: 0.255, SLG: 0.290	G4-3			FC			P8		K	4	0	1	0	0	1	1									
Robin Yount, R (1, 8) OBP: 0.350, SLG: 0.426			F9		FC		G4-6-3		F9	4	0	0	0	0	0	2									
Greg Vaughn, R (1, 7) OBP: 0.283, SLG: 0.374			G5-3		P7		B1-3		F9	4	0	0	0	0	0	2									
Dave Nilsson, L (1, 2) OBP: 0.280, SLG: 0.408			E5		G5-3		G4-6-3			2	0	0	0	1	0	0									
Scott Fletcher, R (1, 4) OBP: 0.386, SLG: 0.423			F8		WP		G4-6-3			3	0	1	0	0	0	2									
Pat Listach, S (1, 6) OBP: 0.348, SLG: 0.328			F7						K	2	0	0	0	1	1	0									
Inning Stats	R: 1 E: 0 K: 0 S: 6	H: 1 LOB: 0 BB: 0 P: 8	R: 0 E: 1 K: 0 S: 10	H: 0 LOB: 1 BB: 0 P: 15	R: 0 E: 0 K: 0 S: 5	H: 0 LOB: 0 BB: 1 P: 12	R: 0 E: 1 K: 0 S: 9	H: 1 LOB: 1 BB: 0 P: 12	R: 0 E: 0 K: 0 S: 8	H: 1 LOB: 2 BB: 1 P: 13	R: 0 E: 0 K: 0 S: 7	H: 0 LOB: 0 BB: 1 P: 13	R: 0 E: 0 K: 0 S: 5	H: 0 LOB: 0 BB: 1 P: 9	R: 0 E: 0 K: 2 S: 12	H: 1 LOB: 1 BB: 0 P: 16		R: 0 E: 0 K: 1 S: 7	H: 0 LOB: 0 BB: 0 P: 14	1B: 3 2B: 1 3B: 0 HR: 0	SF: 0 SAC: 0 DP: 2 HBP: 0	WP: 1 PB: 0 SB: 1 CS: 1	PA: 33		
PITCHER	IP	WLS	BF	H	R	ER	SO	BB	IBB	HBP	BLK	WP	HR	S	P	ERA	WHIP								
Jose Mesa, R (1, 1) ERA: 4.84	5.0	W	21	3	1	1	0	3	1	0	0	0	0	27	44	0.00	0.500								
Storm Davis, R (6, 1) ERA: 3.45	4.0	S	12	1	0	0	3	1	0	0	0	0	0	27	44	0.00	0.500								

Batter	1	2	3	4	5	6	7	8	9	AB R H RBI BB SO LOB	TOP																
Brady Anderson, L (1, 7) OBP: 0.366, SLG: 0.511	2-1 G4-3	2-2 1B		2-1 G3		2-1 1B		3-2 G5-3	2-3 K	6 1 2 0 0 1 3	Baltimore Orioles @ Milwaukee Brewers Milwaukee County Stadium, Milwaukee, WI Wed Jun 24 1992, 8:05 PM EDT Att: 16,980 - Sunny - 64 F																
Mike Devereaux, R (1, 8) OBP: 0.334, SLG: 0.495	1-2 HR	4-0 BB		3-2 F7		3-2 1B		1-2 G5-3	2-2 SF8	4 1 2 3 1 0 1																	
Cal Ripken Jr., R (1, 6) OBP: 0.373, SLG: 0.454	0-1 BB	0-1 F8		0-1 P2		1-2 BB		4-0 BB	0-3 K	4 1 1 0 2 1 4																	
Sam Horn, L (1, 10) OBP: 0.373, SLG: 0.479	4-1 FC6-4		0-0 G3-6-3		0-2 L8	2-2 1B		0-3 K		4 1 3 0 1 1 1																	
Randy Milligan, R (1, 3) OBP: 0.391, SLG: 0.423 David Segui, S (9, 3) OBP: 0.318, SLG: 0.325	1-0 E5		3-2 G3-6-3		2-0 L8	2-1 L4		4-2 1B		3 1 0 0 1 0 5 0 0 0 0 0 0 0																	
Joe Orsulak, L (1, 9) OBP: 0.313, SLG: 0.333	1-1 FC6-4		0-0 G3-6-3		2-1 G4-3		2-2 SH1-4	0-1 1B	1-3 1B	5 1 2 0 0 0 5																	
Leo Gomez, R (1, 5) OBP: 0.381, SLG: 0.426	2-2 G1-3		1-1 1B		1-2 L6		0-0 SH1-4	0-1 1B	1-2 1B	4 1 2 2 0 0 3																	
Mark McLemore, S (1, 4) OBP: 0.328, SLG: 0.283		0-2 G3		0-0 K		0-0 G3	1-1 G6-3	1-1 1B	1-3 SF8	5 1 1 1 0 1 2																	
Jeff Tackett, R (1, 2) OBP: 0.325, SLG: 0.514		2-3 K		4-1 BB		0-0 G6-3	3-3 K	1-1 1B	1-2 1B	4 0 1 1 1 2 1																	
Inning Stats	R: 2 H: 2 E: 1 K: 0 S: 14	H: 2 LOB: 2 BB: 1 P: 25	R: 0 H: 1 E: 0 K: 1 S: 12	H: 1 LOB: 2 BB: 1 P: 20	R: 1 H: 2 E: 0 K: 1 S: 9	H: 2 LOB: 1 BB: 0 P: 14	R: 0 H: 0 E: 0 K: 0 S: 8	H: 0 LOB: 1 BB: 1 P: 17	R: 0 H: 1 E: 0 K: 0 S: 10	H: 1 LOB: 1 BB: 0 P: 15		R: 1 H: 3 E: 0 K: 0 S: 20	H: 3 LOB: 3 BB: 1 P: 32	R: 0 H: 1 E: 0 K: 1 S: 10	H: 1 LOB: 1 BB: 0 P: 16	R: 0 H: 0 E: 0 K: 1 S: 9	H: 0 LOB: 1 BB: 1 P: 17	R: 4 H: 4 E: 0 K: 2 S: 20	H: 4 LOB: 1 BB: 1 P: 30	1B: 12 2B: 1 3B: 0 HR: 1	SF: 1 SAC: 1 DP: 1 HBP: 1	WP: 0 PB: 0 SB: 3 CS: 0	PA: 48				
PITCHER	IP WLS BF H R ER SO BB IBB HBP BLK WP HR S P ERA WHIP											PITCHER	IP WLS BF H R ER SO BB IBB HBP BLK WP HR S P ERA WHIP														
Bill Wegman, R (1, 1) ERA: 3.09	5.2	31	9	4	3	2	4	0	0	0	0	0	1	71	119	4.76	2.294										
Mike Fetters, R (6, 1) ERA: 0.39	2.0	8	1	0	0	1	1	0	0	0	0	0	0	18	34	0.00	1.000										
Darren Holmes, R (8, 1) ERA: 4.66	0.1	L	6	4	4	1	1	0	0	0	0	0	0	13	19	108.00	15.000										
Jesse Orosco, L (9, 1) ERA: 4.32	1.0	3	0	0	0	2	0	0	0	0	0	0	0	10	14	0.00	0.000										

Batter	1	2	3	4	5	6	7	8	9	AB R H RBI BB SO LOB	BOTTOM																
Darryl Hamilton, L (1, 9) OBP: 0.379, SLG: 0.420	3-1 G4-3		1-1 G6-3		4-2 BB		1-0 SH1-4		2-1 G4-3	4 1 2 0 1 0 0	Baltimore Orioles @ Milwaukee Brewers Milwaukee County Stadium, Milwaukee, WI Wed Jun 24 1992, 8:05 PM EDT Att: 16,980 - Sunny - 64 F																
Kevin Seitzer, R (1, 5) OBP: 0.349, SLG: 0.396	1-0 G4-3		0-0 L9		4-2 FC6		1-0 SH1-4		3-3 K	3 0 0 1 1 1 0																	
Paul Molitor, R (1, 10) OBP: 0.389, SLG: 0.508	3-H G4-3		2-2 F7		0-0 FC6		1-3 K		2-1 G4-3	5 1 1 0 0 1 3																	
B.J. Surhoff, L (1, 2) OBP: 0.255, SLG: 0.289	1-0 G4-3			1-0 G6-4-3		0-0 F8	0-2 P3			4 0 1 0 0 0 2																	
Robin Yount, R (1, 8) OBP: 0.356, SLG: 0.429	1-3 1B			2-0 F8		4-2 1B		2-2 G4-3		3 1 2 1 1 0 1																	
Greg Vaughn, R (1, 7) OBP: 0.278, SLG: 0.367	3-H G3			2-0 G6-4-3		0-0 P4		0-0 P1		4 0 0 0 0 0 4																	
Franklin Stubbs, L (1, 3) OBP: 0.293, SLG: 0.359		3-2 G3-1			0-0 G3	1-0 SF9		1-2 G4-3		4 1 2 0 0 0 1																	
Scott Fletcher, R (1, 4) OBP: 0.389, SLG: 0.421		1-2 L7			1-2 G3	0-0 1B		4-0 1B		3 0 1 1 1 0 1																	
Pat Listach, S (1, 6) OBP: 0.342, SLG: 0.324		1-0 F7			2-0 SF9	1-3 K		1-0 G5-3		3 0 0 1 0 1 4																	
Inning Stats	R: 2 H: 3 E: 0 K: 0 S: 10	H: 3 LOB: 0 BB: 0 P: 19	R: 0 H: 0 E: 0 K: 0 S: 9	H: 0 LOB: 0 BB: 0 P: 14	R: 0 H: 1 E: 0 K: 0 S: 3	H: 1 LOB: 0 BB: 0 P: 8	R: 0 H: 1 E: 0 K: 0 S: 13	H: 2 LOB: 2 BB: 1 P: 19	R: 0 H: 1 E: 0 K: 1 S: 8	H: 1 LOB: 2 BB: 1 P: 16		R: 0 H: 0 E: 0 K: 1 S: 8	H: 0 LOB: 0 BB: 0 P: 15	1B: 7 2B: 1 3B: 1 HR: 0	SF: 1 SAC: 1 DP: 1 HBP: 0	WP: 1 PB: 0 SB: 1 CS: 0	PA: 39										
PITCHER	IP WLS BF H R ER SO BB IBB HBP BLK WP HR S P ERA WHIP											PITCHER	IP WLS BF H R ER SO BB IBB HBP BLK WP HR S P ERA WHIP														
Bob Milacki, R (1, 1) ERA: 5.25	5.2	25	6	4	4	0	3	0	0	0	0	0	0	28	47	0.00	0.900										
Alan Mills, R (6, 1) ERA: 1.21	3.1	W	14	3	0	0	3	0	1	0	0	0	0	28	47	0.00	0.900										

AB	39
R	8
H	14
RBI	7
BB	6
SO	6
LOB	25



AB	33
R	4
H	9
RBI	4
BB	4
SO	3
LOB	16



Batter	1	2	3	4	5	6	7	8	9	AB	R	H	RBI	BB	SO	LOB	TOP										
Brady Anderson, L OBP: 0.362, SLG: 0.504 (1, 7)	G4-3		G3			F8		L1		4	0	0	0	0	0	0	Baltimore Orioles @ Milwaukee Brewers Milwaukee County Stadium, Milwaukee, WI Thu Jun 25 1992, 4:33 AM EDT Att: 24,774 - Cloudy - 71 F										
Mark McLemore, S OBP: 0.326, SLG: 0.276 (1, 4)	G4-3		G4-3			P6		F7 1B BB	3	0	0	0	1	0	0												
Cal Ripken Jr., R OBP: 0.371, SLG: 0.451 (1, 6)	F8			G4-3		G6-3		1-2 1B	4	0	1	0	0	0	0												
Sam Horn, L OBP: 0.362, SLG: 0.463 (1, 10)		K		K		P4		F7	4	0	0	0	0	2	2												
Mike Devereaux, R OBP: 0.333, SLG: 0.491 (1, 8)	F9		F8			1B		K	4	0	1	0	0	1	2												
Joe Orsulak, L OBP: 0.318, SLG: 0.344 (1, 9)		2B 1B		2B		F9		K	4	0	2	0	0	1	3												
Leo Gomez, R OBP: 0.381, SLG: 0.429 (1, 5)		2B		G5-3		P1			3	0	1	0	0	0	2												
David Segui, S OBP: 0.318, SLG: 0.319 (1, 3)		P5		G6-4-3 BB				G4-3	2	0	0	0	1	0	2												
Jeff Tackett, R OBP: 0.310, SLG: 0.486 (8, PH)			F8			G6-3		G6-3	2	0	0	0	0	0	2												
Chito Martinez, L OBP: 0.355, SLG: 0.392 (8, 2)						G6-4-3 1-2			1	0	0	0	0	0	0												
Rick Dempsey, R (8, 2)									0	0	0	0	0	0	0												
Inning Stats	R: 0 E: 0 K: 0 S: 4	H: 0 LOB: 0 BB: 0 P: 6	R: 0 E: 0 K: 1 S: 13	H: 2 LOB: 2 BB: 0 P: 17	R: 0 E: 0 K: 0 S: 7	H: 0 LOB: 0 BB: 0 P: 10	R: 0 E: 0 K: 1 S: 9	H: 0 LOB: 0 BB: 0 P: 13	R: 0 E: 0 K: 0 S: 7	H: 1 LOB: 1 BB: 1 P: 14	R: 0 E: 0 K: 0 S: 6	H: 0 LOB: 0 BB: 0 P: 10	R: 0 E: 0 K: 0 S: 8	H: 1 LOB: 1 BB: 0 P: 12	R: 0 E: 0 K: 0 S: 7	H: 0 LOB: 0 BB: 0 P: 9	R: 0 E: 0 K: 2 S: 13	H: 1 LOB: 2 BB: 1 P: 23	1B: 3 2B: 2 3B: 0 HR: 0	SF: 0 SAC: 0 DP: 1 HBP: 0	WP: 0 PB: 0 SB: 0 CS: 0	PA: 33					
PITCHER	IP	WLS	BF	H	R	ER	SO	BB	IBB	HBP	BLK	WP	HR	S	P	ERA	WHIP										
Ricky Bones, R ERA: 4.0 (1, 1)	8.0	W	30	5	0	0	2	2	0	0	0	0	0	66	101	0.00	0.875										
Doug Henry, R ERA: 2.99 (9, 1)	1.0	S	3	0	0	0	2	0	0	0	0	0	0	8	13	0.00	0.000										

Batter	1	2	3	4	5	6	7	8	9	AB	R	H	RBI	BB	SO	LOB	BOTTOM										
Darryl Hamilton, L OBP: 0.372, SLG: 0.410 (1, 7)	F9		G3			G6-3		G4-3		4	0	0	0	0	0	0	Baltimore Orioles @ Milwaukee Brewers Milwaukee County Stadium, Milwaukee, WI Thu Jun 25 1992, 4:33 AM EDT Att: 24,774 - Cloudy - 71 F										
Kevin Seitzer, R OBP: 0.349, SLG: 0.395 (1, 5)	G2-3 1B		G4-3			F8			3	0	1	0	0	0	0												
Paul Moltor, R OBP: 0.392, SLG: 0.508 (1, 10)	G2-3 1-2			G3-6-3 1B				1B SF7 BB	2	1	1	0	1	0	1												
B.J. Surhoff, L OBP: 0.256, SLG: 0.290 (1, 3)	P4			G3-6-3 1-2				1B	3	0	1	0	0	0	2												
Robin Yount, R OBP: 0.352, SLG: 0.425 (1, 8)		G6-3		F8				SF7	2	0	0	1	0	0	0												
Dante Bichette, R OBP: 0.338, SLG: 0.440 (1, 9)		1B 1B		F9				K	3	0	1	0	0	1	1												
Dave Nilsson, L OBP: 0.282, SLG: 0.405 (1, 2)		G1-6-3 1B		F9				P4	3	0	1	0	0	0	1												
Scott Fletcher, R OBP: 0.382, SLG: 0.412 (1, 4)		G1-6-3 1-2		F9				G6-3	3	0	0	0	0	0	2												
Pat Listach, S OBP: 0.338, SLG: 0.319 (1, 6)			G4-3			G6-3		K	3	0	0	0	0	1	0												
Inning Stats	R: 0 E: 0 K: 0 S: 9	H: 1 LOB: 1 BB: 0 P: 16	R: 0 E: 0 K: 0 S: 9	H: 2 LOB: 1 BB: 0 P: 14	R: 0 E: 0 K: 0 S: 4	H: 0 LOB: 0 BB: 0 P: 7	R: 0 E: 0 K: 0 S: 5	H: 1 LOB: 0 BB: 0 P: 7	R: 0 E: 0 K: 0 S: 6	H: 0 LOB: 0 BB: 0 P: 10	R: 0 E: 0 K: 0 S: 9	H: 0 LOB: 0 BB: 0 P: 15	R: 1 E: 0 K: 1 S: 15	H: 1 LOB: 1 BB: 1 P: 20	R: 0 E: 0 K: 1 S: 6	H: 0 LOB: 0 BB: 0 P: 10		R: 0 E: 0 K: 1 S: 13	H: 0 LOB: 0 BB: 0 P: 23	1B: 5 2B: 0 3B: 0 HR: 0	SF: 1 SAC: 0 DP: 2 HBP: 0	WP: 0 PB: 0 SB: 0 CS: 0	PA: 28				
PITCHER	IP	WLS	BF	H	R	ER	SO	BB	IBB	HBP	BLK	WP	HR	S	P	ERA	WHIP										
Rick Sutcliffe, R ERA: 4.23 (1, 1)	8.0	L	28	5	1	1	2	1	0	0	0	0	0	63	99	1.12	0.750										

Batter	1	2	3	4	5	6	7	8	9	AB	R	H	RBI	BB	SO	LOB	TOP			
Keith Miller, R OBP: 0.364, SLG: 0.416 (1, 4)	F7		F8	K			K			5	0	1	0	0	2	2	Kansas City Royals @ Baltimore Orioles Oriole Park at Camden Yards, Baltimore, MD Fri Jun 26 1992, 7:05 PM EDT Att: 45,710 - Cloudy - 84 F			
Gregg Jefferies, S OBP: 0.301, SLG: 0.381 (1, 5)	G4-3		G3	F9			P4		G3	5	0	1	1	0	0	2				
Wally Joyner, L OBP: 0.336, SLG: 0.432 (1, 3)	K		G3							3	0	1	0	1	1					
Kevin McReynolds, R OBP: 0.357, SLG: 0.416 (1, 7)		P4	K			G5-4-3				4	0	0	0	0	1	3				
George Brett, L OBP: 0.323, SLG: 0.387 (1, 10)		1B					F7			4	1	2	1	0	0	1				
Jim Eisenreich, L OBP: 0.320, SLG: 0.344 (1, 9)		1B							F7	4	0	1	0	0	0	1				
Mike MacFarlane, R OBP: 0.299, SLG: 0.385 (1, 2)		K								4	2	2	0	0	1	2				
Brian McRae, S OBP: 0.289, SLG: 0.322 (1, 8)		F8								3	1	1	1	1	0	2				
Rico Rossy, R OBP: 0.306, SLG: 0.302 (1, 6)										2	1	1	1	1	1	0				
Brent Mayne, L OBP: 0.301, SLG: 0.328 (9, PH)									G4-3-6-4-6	1	0	0	0	0	0	1				
Inning Stats	R: 0 E: 0 K: 1 S: 9	H: 0 LOB: 0 BB: 0 P: 13	R: 0 E: 0 K: 1 S: 12	H: 2 LOB: 2 BB: 0 P: 20	R: 1 E: 0 K: 1 S: 7	H: 1 LOB: 1 BB: 1 P: 16	R: 3 E: 0 K: 1 S: 13	H: 4 LOB: 1 BB: 0 P: 24	R: 0 E: 0 K: 0 S: 5	H: 0 LOB: 0 BB: 0 P: 9	R: 0 E: 0 K: 2 S: 9	H: 0 LOB: 0 BB: 0 P: 13	R: 0 E: 0 K: 0 S: 12	H: 0 LOB: 1 BB: 1 P: 22	R: 1 E: 0 K: 0 S: 14	H: 2 LOB: 1 BB: 1 P: 22	1B: 5 2B: 3 3B: 1 HR: 1	SF: 0 SAC: 0 DP: 2 HBP: 0	WP: 0 PB: 0 SB: 1 CS: 0	PA: 38
PITCHER	IP WLS BF H R ER SO BB IBB HBP BLK WP HR S P ERA WHIP																			
Ben McDonald, R ERA: 4.76 (1, 1)	3.1	18	7	4	4	3	1	0	0	0	0	0	0	0	1	35	63	10.80	2.400	
Todd Frohwrth, R ERA: 2.14 (4, 1)	3.2	W 11	1	0	0	3	0	0	0	0	0	0	0	0	0	32	50	0.00	0.273	
Storm Davis, R ERA: 3.4 (8, 1)	1.0	4	0	0	0	0	1	0	0	0	0	0	0	0	12	22	0.00	1.000		
Gregg Olson, R ERA: 1.84 (9, 1)	1.0	S 5	2	1	1	0	1	0	0	0	0	0	0	0	14	22	9.00	3.000		

Batter	1	2	3	4	5	6	7	8	9	AB	R	H	RBI	BB	SO	LOB	BOTTOM			
Brady Anderson, L OBP: 0.363, SLG: 0.500 (1, 7)	G6-4-3		G1-3							4	0	1	0	1	0	1	Kansas City Royals @ Baltimore Orioles Oriole Park at Camden Yards, Baltimore, MD Fri Jun 26 1992, 7:05 PM EDT Att: 45,710 - Cloudy - 84 F			
Mike Devereaux, R OBP: 0.338, SLG: 0.493 (1, 8)	F9			1B	BB	1B				5	1	3	2	0	0	1				
Cal Ripken Jr., R OBP: 0.370, SLG: 0.452 (1, 6)	G6-4-3									4	0	1	0	0	0	3				
Randy Milligan, R OBP: 0.397, SLG: 0.423 (1, 3)										2	1	1	0	2	1	0				
David Segui, S OBP: 0.316, SLG: 0.319 (8, 3)				BB	1B					0	0	0	0	0	0	0				
Glenn Davis, R OBP: 0.279, SLG: 0.385 (1, 10)				1B	BB					3	1	1	0	0	0	2				
Leo Gomez, R OBP: 0.387, SLG: 0.438 (1, 5)				1B	1B					3	1	2	1	1	0	2				
Joe Orsulak, L OBP: 0.322, SLG: 0.344 (1, 9)										3	0	1	2	1	1	2				
Billy Ripken, R OBP: 0.247, SLG: 0.312 (1, 4)										3	1	1	0	0	0	2				
Mark McLemore, S OBP: 0.323, SLG: 0.274 (7, PH)										1	0	0	0	0	1	3				
Jeff Tackett, R OBP: 0.326, SLG: 0.561 (1, 2)										4	1	2	1	0	1	2				
Inning Stats	R: 0 E: 0 K: 0 S: 6	H: 1 LOB: 0 BB: 0 P: 7	R: 0 E: 0 K: 2 S: 12	H: 1 LOB: 0 BB: 0 P: 18	R: 0 E: 0 K: 0 S: 5	H: 0 LOB: 0 BB: 0 P: 9	R: 3 E: 0 K: 0 S: 13	H: 3 LOB: 1 BB: 2 P: 27	R: 1 E: 0 K: 0 S: 11	H: 3 LOB: 2 BB: 0 P: 16	R: 2 E: 0 K: 1 S: 14	H: 3 LOB: 1 BB: 1 P: 23	R: 0 E: 0 K: 1 S: 9	H: 1 LOB: 3 BB: 2 P: 18	R: 0 E: 0 K: 0 S: 5	H: 1 LOB: 0 BB: 0 P: 11	1B: 9 2B: 3 3B: 0 HR: 1	SF: 0 SAC: 1 DP: 2 HBP: 0	WP: 0 PB: 0 SB: 0 CS: 2	PA: 38
PITCHER	IP WLS BF H R ER SO BB IBB HBP BLK WP HR S P ERA WHIP																			
Mike Magnante, L ERA: 4.97 (1, 1)	1.1	20	7	4	4	2	2	0	0	0	0	0	0	0	0	43	71	8.31	2.077	
Rusty Meacham, R ERA: 0.97 (5, 1)	1.2	L 9	4	2	2	1	0	1	0	0	0	0	0	0	18	29	10.80	2.400		
Mike Boddicker, R ERA: 5.5 (7, 1)	2.0	9	2	0	0	1	1	1	0	0	0	0	0	14	29	0.00	1.500			

Batter	1	2	3	4	5	6	7	8	9	AB	R	H	RBI	BB	SO	LOB	TOP			
Keith Miller, R OBP: 0.367, SLG: 0.415 (1,4)										3	0	1	0	0	1	0	Kansas City Royals @ Baltimore Orioles Oriole Park at Camden Yards, Baltimore, MD Sat Jun 27 1992, 7:05 PM EDT Att: 45,994 - Cloudy - 86 F livebaseballscorecards.com			
Gregg Jefferies, S OBP: 0.300, SLG: 0.381 (1,5)										3	0	1	1	0	0	1				
Wally Joyner, L OBP: 0.335, SLG: 0.429 (1,3)										4	0	1	0	0	0	3				
Kevin McReynolds, R OBP: 0.352, SLG: 0.409 (1,7)										4	0	0	0	0	1	2				
George Brett, L OBP: 0.318, SLG: 0.381 (1,10)										4	0	0	0	0	1	2				
Jim Eisenreich, L OBP: 0.318, SLG: 0.348 (1,9)										4	1	1	0	0	0	0				
Mike MacFarlane, R OBP: 0.296, SLG: 0.381 (1,2)										2	0	0	0	0	1	0				
Brian McRae, S OBP: 0.293, SLG: 0.326 (1,8)										3	1	2	1	0	0	0				
Rico Rossy, R OBP: 0.307, SLG: 0.296 (1,6)										2	0	0	0	1	0	1				
Inning Stats	R: 0 E: 0 K: 0 S: 6	H: 1 LOB: 0 BB: 0 P: 10	R: 0 E: 0 K: 1 S: 7	H: 0 LOB: 0 BB: 0 P: 9	R: 1 E: 0 K: 1 S: 10	H: 1 LOB: 2 BB: 1 P: 16	R: 0 E: 0 K: 1 S: 9	H: 0 LOB: 0 BB: 0 P: 14	R: 0 E: 0 K: 0 S: 5	H: 2 LOB: 2 BB: 0 P: 11	R: 1 E: 0 K: 0 S: 11	H: 2 LOB: 0 BB: 0 P: 12	R: 0 E: 0 K: 1 S: 6	H: 0 LOB: 0 BB: 0 P: 7	R: 0 E: 0 K: 0 S: 5	H: 0 LOB: 0 BB: 0 P: 8	1B: 5 2B: 1 3B: 0 HR: 0	SF: 1 SAC: 1 DP: 1 HBP: 1	WP: 0 PB: 0 SB: 0 CS: 1	PA: 33
PITCHER 35 Mike Mussina, R ERA: 2.41 (1,1)	IP: 9.0 WLS: L BF: 33	H: 6 R: 2 ER: 2 SO: 4	BB: 1 IBB: 0 HBP: 1 BLK: 0	WP: 0 HR: 0 S: 66 P: 98	ERA: 2.00 WHIP: 0.778	PITCHER										IP: 9.0 WLS: L BF: 33	H: 6 R: 2 ER: 2 SO: 4	BB: 1 IBB: 0 HBP: 1 BLK: 0	WP: 0 HR: 0 S: 66 P: 98	ERA: 2.00 WHIP: 0.778

Batter	1	2	3	4	5	6	7	8	9	AB	R	H	RBI	BB	SO	LOB	BOTTOM					
Brady Anderson, L OBP: 0.365, SLG: 0.498 (1,7)										1	0	0	0	2	0	1	Kansas City Royals @ Baltimore Orioles Oriole Park at Camden Yards, Baltimore, MD Sat Jun 27 1992, 7:05 PM EDT Att: 45,994 - Cloudy - 86 F livebaseballscorecards.com					
Mike Devereaux, R OBP: 0.333, SLG: 0.486 (1,8)										4	0	0	0	0	0	3						
Cal Ripken Jr., R OBP: 0.368, SLG: 0.452 (1,6)										4	0	1	0	0	0	2						
Randy Milligan, R OBP: 0.391, SLG: 0.415 (1,3)										4	0	0	0	0	1	3						
Glenn Davis, R OBP: 0.278, SLG: 0.380 (1,10)										4	0	1	0	0	0	2						
Joe Orsulak, L OBP: 0.316, SLG: 0.337 (1,9)										3	0	0	0	0	0	1						
Leo Gomez, R OBP: 0.386, SLG: 0.436 (1,5)										3	0	1	0	0	1	1						
Mark McLemore, S OBP: 0.316, SLG: 0.267 (1,4)										3	0	0	0	0	0	2						
Jeff Tackett, R OBP: 0.333, SLG: 0.558 (1,2)										2	0	1	0	0	0	0						
Chito Martinez, L OBP: 0.351, SLG: 0.387 (8, PH)										1	0	0	0	0	0	0						
Rick Dempsey, R (9, 2)										0	0	0	0	0	0	0						
Inning Stats	R: 0 E: 0 K: 1 S: 10	H: 0 LOB: 1 BB: 1 P: 18	R: 0 E: 0 K: 0 S: 12	H: 1 LOB: 1 BB: 0 P: 17	R: 0 E: 1 K: 0 S: 8	H: 0 LOB: 0 BB: 0 P: 13	R: 0 E: 0 K: 0 S: 7	H: 0 LOB: 0 BB: 0 P: 11	R: 0 E: 0 K: 1 S: 7	H: 0 LOB: 0 BB: 0 P: 9	R: 0 E: 0 K: 0 S: 5	H: 1 LOB: 1 BB: 0 P: 9	R: 0 E: 0 K: 0 S: 5	H: 0 LOB: 0 BB: 0 P: 8	R: 0 E: 0 K: 0 S: 5	H: 1 LOB: 0 BB: 0 P: 12	R: 0 E: 0 K: 0 S: 12	H: 1 LOB: 2 BB: 1 P: 23	1B: 3 2B: 1 3B: 0 HR: 0	SF: 0 SAC: 1 DP: 2 HBP: 0	WP: 0 PB: 0 SB: 0 CS: 0	PA: 32
PITCHER Kevin Appier, R ERA: 2.35 (1,1)	IP: 8.1 WLS: W BF: 30	H: 4 R: 0 ER: 0 SO: 2	BB: 2 IBB: 0 HBP: 0 BLK: 0	WP: 0 HR: 0 S: 66 P: 112	ERA: 0.00 WHIP: 0.720	PITCHER										IP: 8.1 WLS: S BF: 2	H: 0 R: 0 ER: 0 SO: 0	BB: 0 IBB: 0 HBP: 0 BLK: 0	WP: 0 HR: 0 S: 5 P: 8	ERA: 0.00 WHIP: 0.000		

Batter	1	2	3	4	5	6	7	8	9	AB	R	H	RBI	BB	SO	LOB	TOP										
Pat Listach, S OBP: 0.335, SLG: 0.326	1-1 G4-3 1B		3-2 P4		1-0 P6		1-1 FC4-6		0-1 1B	5	0	2	1	0	0	1	Milwaukee Brewers @ Baltimore Orioles Oriole Park at Camden Yards, Baltimore, MD Tue Jun 30 1992, 7:05 PM EDT Att: 44,855 - Cloudy - 80 F livebaseballscorecards.com										
Kevin Seitzer, R OBP: 0.355, SLG: 0.403 Jim Gantner, L OBP: 0.268, SLG: 0.288	0-0 G4-3		3-1 G4-6-3 1B		0-1 P4		0-0 F9		1-0 F8	2	0	1	0	0	0	1											
Paul Molitor, R OBP: 0.390, SLG: 0.505	4-1 BB		2-1 G4-6-3 1B			2-1 2B 1B		2-3 K		0-1 F9	4	1	1	0	1	4											
B.J. Surhoff, L OBP: 0.278, SLG: 0.314	2-0 F8			4-2 F8 1B BB		2-0 F7		1-1 F9			3	0	0	0	1	0											
Robin Yount, R OBP: 0.348, SLG: 0.416 Tim McIntosh, R OBP: 0.237, SLG: 0.218	2-0 F8			1-2 1B		0-1 F8		0-0 G1-3			2	0	1	0	0	2											
Dante Bichette, R OBP: 0.353, SLG: 0.478				1-2 P3		1-0 1B 2B		0-0 F7			4	1	2	0	0	2											
Greg Vaughn, R OBP: 0.282, SLG: 0.369			3-2 G5-3		3-2 F8		1-0 1B		3-2 1B E	4	1	2	2	0	0	3											
Dave Nilsson, L OBP: 0.250, SLG: 0.348			3-1 F7		2-0 G3-1		2-3 K		0-3 K	4	0	0	0	0	2	5											
Scott Fletcher, R OBP: 0.374, SLG: 0.396			2-1 G6-3			0-0 F7		1-0 FC4-6 1B		1-2 E6	4	0	1	0	0	2											
Inning Stats	R: 0 E: 0 K: 0 S: 6	H: 1 LOB: 2 BB: 1 P: 15	R: 0 E: 0 K: 0 S: 10	H: 1 LOB: 1 BB: 0 P: 18	R: 0 E: 0 K: 0 S: 8	H: 1 LOB: 2 BB: 1 P: 16	R: 0 E: 0 K: 0 S: 16	H: 1 LOB: 2 BB: 1 P: 27	R: 0 E: 0 K: 0 S: 4	H: 0 LOB: 0 BB: 0 P: 5	R: 2 E: 0 K: 1 S: 10	H: 3 LOB: 1 BB: 0 P: 18	R: 0 E: 0 K: 0 S: 10	H: 1 LOB: 0 BB: 0 P: 14	R: 0 E: 0 K: 0 S: 4	H: 0 LOB: 0 BB: 0 P: 5		R: 1 E: 1 K: 1 S: 15	H: 2 LOB: 2 BB: 0 P: 20	1B: 9 2B: 1 3B: 0 HR: 0	SF: 0 SAC: 0 DP: 1 HBP: 0	WP: 0 PB: 0 SB: 0 CS: 0	PA: 39				
PITCHER	IP	WLS	BF	H	R	ER	SO	BB	IBB	HBP	BLK	WP	HR	S	P	ERA	WHIP										
Rick Sutcliffe, R ERA: 4.13 Todd Frohwirth, R ERA: 2.0	(1, 1) 7.0	W	30	8	2	2	2	2	0	0	0	0	0	64	113	2.57	1.429										

Batter	1	2	3	4	5	6	7	8	9	AB	R	H	RBI	BB	SO	LOB	BOTTOM										
Brady Anderson, L OBP: 0.370, SLG: 0.512	0-0 1B 2B		2-2 SF9		4-2 1B BB		1-0 FC5-4 1B			3	1	3	2	1	0	0	Milwaukee Brewers @ Baltimore Orioles Oriole Park at Camden Yards, Baltimore, MD Tue Jun 30 1992, 7:05 PM EDT Att: 44,855 - Cloudy - 80 F livebaseballscorecards.com										
Mike Devereaux, R OBP: 0.333, SLG: 0.488	2-2 G4-6-3 1B		2-2 HR		1-0 F9		1-1 FC5-4 WP			5	1	3	2	0	0	3											
Cal Ripken Jr., R OBP: 0.365, SLG: 0.441 Tim Lincecum, R OBP: 0.367, SLG: 0.403	2-2 P9		0-0 F8		0-3 K		1-0 P5			5	0	0	0	0	1	6											
Randy Milligan, R OBP: 0.398, SLG: 0.413 David Segui, S OBP: 0.316, SLG: 0.317	0-1 G4-6-3		4-0 1B 1B BB		4-1 1B BB		3-3 K		2-3 K	2	1	0	0	2	1	4											
Glenn Davis, R OBP: 0.298, SLG: 0.416			1-2 F9		2-2 F8 2B 1B		1-3 K		2-1 HR	5	2	3	1	0	1	0											
Joe Orsulak, L OBP: 0.328, SLG: 0.349			0-0 FC4-6 HR 1B		2-1 F8 2B 1B		3-3 K		0-0 E 1B	5	3	4	1	0	1	2											
Leo Gomez, R OBP: 0.382, SLG: 0.421			4-1 FC4-6 BB		1-2 F8		1-0 F7		4-2 FC5-4 BB	3	0	0	0	2	1	5											
Mark McLemore, S OBP: 0.315, SLG: 0.262			2-1 FC4-6 HR		4-0 2B SF9 IBB		3-1 G1-3		0-0 FC5-4 WP	4	2	0	0	1	0	6											
Jeff Tackett, R OBP: 0.333, SLG: 0.582			2-2 HR		2-0 SF9 HR		1-0 F9 BB		3-2 G4-3	5	2	3	5	0	0	2											
Inning Stats	R: 0 E: 0 K: 0 S: 10	H: 2 LOB: 1 BB: 0 P: 14	R: 4 E: 0 K: 0 S: 18	H: 4 LOB: 1 BB: 1 P: 27	R: 6 E: 0 K: 0 S: 18	H: 4 LOB: 0 BB: 2 P: 41	R: 0 E: 0 K: 1 S: 11	H: 1 LOB: 2 BB: 1 P: 22	R: 0 E: 0 K: 2 S: 14	H: 1 LOB: 2 BB: 1 P: 23	R: 1 E: 1 K: 1 S: 13	H: 1 LOB: 1 BB: 1 P: 21	R: 0 E: 0 K: 1 S: 7	H: 1 LOB: 1 BB: 0 P: 12	R: 1 E: 0 K: 1 S: 9	H: 2 LOB: 1 BB: 0 P: 12		1B: 10 2B: 2 3B: 0 HR: 4	SF: 1 SAC: 0 DP: 1 HBP: 0	WP: 2 PB: 0 SB: 0 CS: 0	PA: 45						
PITCHER	IP	WLS	BF	H	R	ER	SO	BB	IBB	HBP	BLK	WP	HR	S	P	ERA	WHIP										
Ricky Bones, R ERA: 4.69 Dan Plesac, L ERA: 4.66 Jesse Orosco, L ERA: 3.86 Darren Holmes, R ERA: 4.5	(1, 1) 2.0	L	15	5	4	3	4	3	1	0	0	1	1	51	94	6.75	2.000										

Batter	1	2	3	4	5	6	7	8	9	AB	R	H	RBI	BB	SO	LOB	TOP									
Pat Listach, S OBP: 0.340, SLG: 0.333										4	1	2	0	1	0	1	Milwaukee Brewers @ Baltimore Orioles Oriole Park at Camden Yards, Baltimore, MD Wed Jul 01 1992, 3:33 AM EDT Att: 46,033 - Cloudy - 91 F									
Kevin Seitzer, R OBP: 0.353, SLG: 0.404										4	1	1	0	0	1	3										
Paul Molitor, R OBP: 0.389, SLG: 0.502										4	0	1	1	0	1	2										
B.J. Surhoff, L OBP: 0.277, SLG: 0.310										3	0	0	0	1	0	2										
Robin Yount, R OBP: 0.350, SLG: 0.421										4	0	2	1	0	0	1										
Greg Vaughn, R OBP: 0.277, SLG: 0.362										4	0	0	0	0	2	3										
Dante Bichette, R OBP: 0.351, SLG: 0.478										4	1	1	0	0	1	0										
Franklin Stubbs, L OBP: 0.302, SLG: 0.379										4	1	1	2	0	1	0										
Scott Fletcher, R OBP: 0.377, SLG: 0.411										4	0	2	0	0	0	0										
Inning Stats	R: 0 E: 0 K: 0 S: 8	H: 1 LOB: 1 BB: 0 P: 11	R: 0 E: 0 K: 0 S: 3	H: 0 LOB: 0 BB: 0 P: 6	R: 0 E: 0 K: 1 S: 16	H: 1 LOB: 1 BB: 1 P: 23	R: 0 E: 0 K: 0 S: 4	H: 1 LOB: 0 BB: 0 P: 6	R: 0 E: 0 K: 2 S: 7	H: 0 LOB: 0 BB: 0 P: 8	R: 2 E: 0 K: 0 S: 13	H: 3 LOB: 2 BB: 1 P: 24	R: 2 E: 0 K: 0 S: 11	H: 2 LOB: 0 BB: 0 P: 16	R: 0 E: 0 K: 2 S: 17	H: 1 LOB: 1 BB: 0 P: 25	R: 0 E: 0 K: 1 S: 9	H: 1 LOB: 1 BB: 0 P: 16	1B: 4 2B: 4 3B: 1 HR: 1	SF: 0 SAC: 0 DP: 1 HBP: 0	WP: 0 PB: 0 SB: 0 CS: 2	PA: 37				
PITCHER	IP	WLS	BF	H	R	ER	SO	BB	IBB	HBP	BLK	WP	HR	S	P	ERA	WHIP									
Ben McDonald, R ERA: 4.83	(1, 1)	6.0	W	26	8	4	4	3	2	0	0	0	0	1	59	91	6.00	1.667								
Alan Mills, R ERA: 1.45	(7, 1)	2.0		7	1	0	0	2	0	0	0	0	0	0	20	28	0.00	0.500								
Gregg Olson, R ERA: 1.59	(9, 1)	1.0	S	4	1	0	0	1	0	0	0	0	0	0	9	16	0.00	1.000								

Batter	1	2	3	4	5	6	7	8	9	AB	R	H	RBI	BB	SO	LOB	BOTTOM									
Brady Anderson, L OBP: 0.368, SLG: 0.518										4	1	1	2	0	1	3	Milwaukee Brewers @ Baltimore Orioles Oriole Park at Camden Yards, Baltimore, MD Wed Jul 01 1992, 3:33 AM EDT Att: 46,033 - Cloudy - 91 F									
Mike Devereaux, R OBP: 0.325, SLG: 0.482										4	0	0	0	0	2	1										
Cal Ripken Jr., R OBP: 0.364, SLG: 0.438										4	0	1	0	0	0	0										
Sam Horn, L OBP: 0.364, SLG: 0.492										4	1	1	1	0	1	1										
Randy Milligan, R OBP: 0.398, SLG: 0.408										3	1	0	0	1	0	1										
David Segui, S OBP: 0.316, SLG: 0.317										0	0	0	0	0	0	0										
Joe Orsulak, L OBP: 0.332, SLG: 0.358										4	2	2	0	0	0	2										
Leo Gomez, R OBP: 0.380, SLG: 0.418										4	1	1	0	0	1	2										
Billy Ripken, R OBP: 0.271, SLG: 0.345										4	1	4	3	0	0	0										
Jeff Tackett, R OBP: 0.344, SLG: 0.610										4	0	2	1	0	0	3										
Inning Stats	R: 0 E: 0 K: 1 S: 9	H: 0 LOB: 0 BB: 0 P: 15	R: 2 E: 0 K: 0 S: 16	H: 4 LOB: 2 BB: 0 P: 27	R: 0 E: 0 K: 1 S: 5	H: 0 LOB: 0 BB: 0 P: 7	R: 4 E: 0 K: 0 S: 18	H: 3 LOB: 0 BB: 1 P: 27	R: 0 E: 0 K: 0 S: 5	H: 1 LOB: 1 BB: 0 P: 6	R: 1 E: 0 K: 2 S: 15	H: 2 LOB: 1 BB: 0 P: 22	R: 0 E: 0 K: 1 S: 8	H: 0 LOB: 0 BB: 0 P: 14	R: 0 E: 0 K: 0 S: 6	H: 2 LOB: 1 BB: 0 P: 10	1B: 6 2B: 3 3B: 0 HR: 3	SF: 0 SAC: 0 DP: 1 HBP: 0	WP: 0 PB: 0 SB: 0 CS: 1	PA: 36						
PITCHER	IP	WLS	BF	H	R	ER	SO	BB	IBB	HBP	BLK	WP	HR	S	P	ERA	WHIP									
Bill Wegman, R ERA: 3.44	(1, 1)	6.0	L	29	10	7	7	4	1	0	0	0	0	3	68	104	10.50	1.833								
Jesse Orosco, L ERA: 3.66	(7, 1)	1.0		3	0	0	0	1	0	0	0	0	0	0	8	14	0.00	0.000								
Jim Austin, R ERA: 2.39	(8, 1)	1.0		4	2	0	0	0	0	0	0	0	0	6	10	0.00	2.000									

Batter	1	2	3	4	5	6	7	8	9	AB	R	H	RBI	BB	SO	LOB	TOP					
Brady Anderson, L (1, 7) OBP: 0.366, SLG: 0.511	F7		F8				F7	G3		4	1	0	0	1	0	0	Baltimore Orioles @ Minnesota Twins Hubert H. Humphrey Metrodome, Minneapolis, MN Fri Jul 03 1992, 8:05 PM EDT Att: 45,114 - Dome - 70 F					
Mike Deversaux, R (1, 8) OBP: 0.336, SLG: 0.497	3B		1B				1B	1B		5	2	5	0	0	0	0						
Cal Ripken Jr., R (1, 6) OBP: 0.364, SLG: 0.436	G5-3		F7				1B	F9		4	1	1	0	0	0	3						
Glenn Davis, R (1, 10) OBP: 0.302, SLG: 0.414	BB		FC5-4				1B	FC6-4		3	1	1	2	1	0	2						
Randy Milligan, R (1, 3) OBP: 0.392, SLG: 0.405 David Segui, S (9, 3) OBP: 0.316, SLG: 0.317	K						1B			4	1	1	2	0	2	2						
Leo Gomez, R (1, 5) OBP: 0.381, SLG: 0.419							2B			0	0	0	0	0	0	0						
Joe Orsulak, L (1, 9) OBP: 0.339, SLG: 0.365							1B			4	0	1	0	1	2	3						
Billy Ripken, R (1, 4) OBP: 0.272, SLG: 0.345 Mark McLemore, S (7, PH) OBP: 0.317, SLG: 0.273	P7						1B			5	0	3	1	0	1	1						
Jeff Tackett, R (1, 2) OBP: 0.324, SLG: 0.571	P9						1B			3	0	1	0	0	0	3						
Inning Stats	R: 0 E: 0 K: 1 S: 11	H: 1 LOB: 2 BB: 1 P: 23	R: 0 E: 0 K: 1 S: 9	H: 1 LOB: 1 BB: 0 P: 14	R: 0 E: 0 K: 0 S: 9	H: 1 LOB: 1 BB: 0 P: 11	R: 0 E: 0 K: 1 S: 12	H: 1 LOB: 2 BB: 1 P: 21	R: 2 E: 0 K: 1 S: 9	H: 1 LOB: 1 BB: 1 P: 20	R: 0 E: 0 K: 1 S: 9	H: 1 LOB: 0 BB: 0 P: 12	R: 4 E: 0 K: 0 S: 22	H: 6 LOB: 2 BB: 0 P: 32	R: 0 E: 0 K: 0 S: 12	H: 1 LOB: 1 BB: 0 P: 16		R: 0 E: 0 K: 2 S: 11	H: 1 LOB: 1 BB: 0 P: 17	1B: 11 2B: 2 HR: 0	SF: 2 SAC: 0 DP: 0 HBP: 1	WP: 0 PB: 0 SB: 1 CS: 1
PITCHER	IP	WLS	BF	H	R	ER	SO	BB	IBB	HBP	BLK	WP	HR	S	P	ERA	WHIP					
John Smiley, L (1, 1) ERA: 3.55	6.1	L	30	8	4	4	5	3	0	1	0	0	0	65	110	5.68	1.737					
Carl Willis, R (7, 1) ERA: 4.51	0.1		3	2	0	0	0	0	0	0	0	0	0	8	12	0.00	6.000					
Bob Kipper, L (7, 1) ERA: 2.87	2.1		11	4	2	2	2	0	0	0	0	0	0	31	44	7.71	1.714					

AB	38
R	6
H	14
RBI	6
BB	3
SO	7
LOB	21



Batter	1	2	3	4	5	6	7	8	9	AB	R	H	RBI	BB	SO	LOB	BOTTOM					
J.T. Bruett, L (1, 7) OBP: 0.267, SLG: 0.154	K		G3-1		L7		G6-3		FC3-6	5	0	2	0	0	1	0	Baltimore Orioles @ Minnesota Twins Hubert H. Humphrey Metrodome, Minneapolis, MN Fri Jul 03 1992, 8:05 PM EDT Att: 45,114 - Dome - 70 F					
Chuck Knoblauch, R (1, 4) OBP: 0.407, SLG: 0.376	G5-3		G6-3		1B		1B	FC3-6		5	1	2	0	0	0	3						
Kirby Puckett, R (1, 8) OBP: 0.371, SLG: 0.563	1B		G3-1		1B		1B	K		5	0	3	0	0	1	3						
Kent Hrbek, L (1, 3) OBP: 0.409, SLG: 0.520	P9		F7		P7		P4			4	0	0	0	0	0	6						
Chili Davis, S (1, 10) OBP: 0.383, SLG: 0.417			F7		F8		F9			4	0	1	0	0	0	0						
Brian Harper, R (1, 2) OBP: 0.340, SLG: 0.412			1B		P6		P4			4	0	1	1	0	0	2						
Pedro Munoz, R (1, 9) OBP: 0.320, SLG: 0.455			1B		FC6-4		F9			4	0	2	0	0	0	2						
Scott Leius, R (1, 5) OBP: 0.308, SLG: 0.357 Donnie Hill, S (8, 5) OBP: 0.376, SLG: 0.333			G6-4-3		FC6-4		P9			3	0	1	0	0	0	1						
Greg Gagne, R (1, 6) OBP: 0.292, SLG: 0.365 Randy Bush, L (9, PH) OBP: 0.278, SLG: 0.288			G6-4-3		K		F8			0	0	0	0	1	0	0						
Inning Stats	R: 0 E: 0 K: 1 S: 11	H: 3 LOB: 2 BB: 0 P: 13	R: 0 E: 0 K: 0 S: 8	H: 1 LOB: 1 BB: 0 P: 13	R: 0 E: 0 K: 0 S: 6	H: 1 LOB: 1 BB: 0 P: 7	R: 0 E: 0 K: 0 S: 11	H: 1 LOB: 1 BB: 0 P: 15	R: 0 E: 0 K: 1 S: 14	H: 2 LOB: 2 BB: 0 P: 20	R: 0 E: 0 K: 0 S: 5	H: 0 LOB: 0 BB: 0 P: 7	R: 0 E: 0 K: 0 S: 11	H: 0 LOB: 0 BB: 0 P: 14	R: 1 E: 0 K: 0 S: 10	H: 3 LOB: 2 BB: 0 P: 14		R: 0 E: 0 K: 1 S: 10	H: 1 LOB: 2 BB: 1 P: 16	1B: 12 2B: 0 HR: 0	SF: 0 SAC: 0 DP: 1 HBP: 0	WP: 0 PB: 0 SB: 0 CS: 0
PITCHER	IP	WLS	BF	H	R	ER	SO	BB	IBB	HBP	BLK	WP	HR	S	P	ERA	WHIP					
35 Mike Mussina, R (1, 1) ERA: 2.31	8.1	W	37	12	1	1	2	1	0	0	0	0	0	81	112	1.08	1.560					
Todd Frohwrith, R (9, 1) ERA: 1.97	0.2		2	0	0	0	1	0	0	0	0	0	0	5	7	0.00	0.000					

AB	38
R	1
H	12
RBI	1
BB	1
SO	3
LOB	20




Batter	1	2	3	4	5	6	7	8	9	10	11	12	13	14	15	AB	R	H	RBI	BB	SO	LOB	TOP																				
Brady Anderson, L OBP: 0.365, SLG: 0.508 (1, 7)	G4-3		F8		1B		1B			SH3-4		SH1-3	L3		G4-3	6	0	2	1	0	0	6																					
Mike Devereaux, R OBP: 0.338, SLG: 0.491 (1, 8)	F7		L9		L4			L6		BB		BB		L7		6	0	1	0	1	0	3																					
Cal Ripken Jr., R OBP: 0.360, SLG: 0.427 (1, 6)	G4-3					G6-3		G6-3		F9		FC6-4	IBB	P3		6	0	0	0	1	1	2																					
Glenn Davis, R OBP: 0.263, SLG: 0.393 (1, 10)		K			F9		L7		G5-3		BB		K		F8	6	0	0	0	1	2	3																					
Randy Milligan, R OBP: 0.393, SLG: 0.407 David Segui, S OBP: 0.316, SLG: 0.317 (15, 3)	G4-3				1B				F9		F7		FC6-4		G3-1	6	1	2	0	1	0	6																					
Joe Orsulak, L OBP: 0.332, SLG: 0.368 (1, 9)	G1-3				G4-3						BB				2B	0	0	0	0	0	0	0																					
Leo Gomez, R OBP: 0.365, SLG: 0.421 (1, 5)			FC1-5		1B			G4-3		1B						7	0	1	0	0	2	3																					
Mark McLemore, S OBP: 0.322, SLG: 0.281 (1, 4)			F8		FC1-5			G4-3								6	1	3	0	1	2	1																					
Jeff Tackett, R OBP: 0.333, SLG: 0.537 (1, 2)			FC1-5		1B			L9								7	0	3	1	0	1	3																					
																4	0	0	0	3	0	6																					
Inning Stats	R: 0 E: 0 K: 0 S: 6	H: 0 LOB: 0 BB: 0 P: 10	R: 0 E: 0 K: 1 S: 12	H: 0 LOB: 0 BB: 0 P: 17	R: 0 E: 0 K: 0 S: 8	H: 2 LOB: 2 BB: 0 P: 9	R: 0 E: 0 K: 1 S: 9	H: 1 LOB: 1 BB: 0 P: 13	R: 0 E: 0 K: 0 S: 9	H: 0 LOB: 1 BB: 0 P: 14	R: 1 E: 0 K: 0 S: 9	H: 2 LOB: 1 BB: 0 P: 14	R: 0 E: 0 K: 0 S: 10	H: 0 LOB: 0 BB: 0 P: 15	R: 0 E: 0 K: 1 S: 13	H: 1 LOB: 0 BB: 0 P: 20	R: 0 E: 0 K: 0 S: 16	H: 0 LOB: 3 BB: 3 P: 32	R: 0 E: 0 K: 2 S: 9	H: 0 LOB: 0 BB: 0 P: 14	R: 0 E: 0 K: 1 S: 15	H: 1 LOB: 2 BB: 1 P: 26	R: 0 E: 0 K: 0 S: 4	H: 0 LOB: 0 BB: 0 P: 7	R: 1 E: 0 K: 0 S: 12	H: 2 LOB: 2 BB: 1 P: 24	1B: 10 2B: 1 3B: 1 HR: 0	SF: 0 SAC: 2 DP: 0 HBP: 0	WP: 1 PB: 0 SB: 0 CS: 0	PA: 64													
PITCHER	IP 9.0	WLS 1.0	BF 35	H 8	R 1	ER 1	SO 4	BB 1	IBB 0	HBP 0	BLK 0	WP 0	HR 0	S 83	P 126	ERA 1.00	WHIP 1.000																										
Scott Erickson, R ERA: 4.15 Tom Edens, R ERA: 1.32 Mark Guthrie, L ERA: 3.95 Rick Aguilera, R ERA: 3.11 Gary Wayne, L ERA: 2.64	(1, 1)	(10, 1)	(11, 1)	(12, 1)	(13, 1)											PITCHER	IP 0.2	WLS 0	BF 2	H 0	R 0	ER 0	SO 0	BB 0	IBB 0	HBP 0	BLK 0	WP 0	HR 0	S 3	P 5	ERA 0.00	WHIP 0.000										
Carl Willis, R ERA: 4.72 (15, 1)																																											

Baltimore Orioles @ Minnesota Twins
Hubert H. Humphrey Metrodome, Minneapolis, MN
Sat Jul 04 1992, 4:33 AM EDT
Alt: 48,028 - Dome - 70 F

livebaseballscorecards.com

AB 54
R 2
H 12
RBI 2
BB 8
SO 8
LOB 33



Batter	1	2	3	4	5	6	7	8	9	10	11	12	13	14	15	AB	R	H	RBI	BB	SO	LOB	BOTTOM																			
Shane Mack, R OBP: 0.369, SLG: 0.454 (1, 7)	CS		L4		BB			K							K	3	0	0	0	4	2	0																				
Chuck Knoblauch, R OBP: 0.405, SLG: 0.374 (1, 4)	L3		L7		1B			F9		F8		F9			1B	7	1	2	0	0	0	6																				
Kirby Puckett, R OBP: 0.369, SLG: 0.558 (1, 8)	WP		K					G1-3							BB	7	1	2	0	0	3	1																				
Kent Hrbek, L OBP: 0.402, SLG: 0.505 (1, 3)	F7							P6							1B	6	0	0	0	1	1	1																				
Chili Davis, S OBP: 0.380, SLG: 0.413 (1, 10)		G3						G4-3							BB	7	0	2	2	0	1	0																				
Gene Larkin, S OBP: 0.339, SLG: 0.396 J.T. Brubett, L OBP: 0.281, SLG: 0.179 (9, PH)								P4								3	1	1	1	1	0	0																				
Scott Leius, R OBP: 0.334, SLG: 0.350 (1, 5)	G4-3							P4							1B	2	0	1	0	0	0	1																				
Lenny Webster, R OBP: 0.271, SLG: 0.292 Randy Bush, L OBP: 0.275, SLG: 0.284 Brian Harper, R OBP: 0.337, SLG: 0.409 (9, PH)																5	0	0	0	1	0	1																				
Greg Gagne, R OBP: 0.294, SLG: 0.370 Donnie Hill, S OBP: 0.370, SLG: 0.325 (15, PH)																2	0	1	0	1	0	0																				
																2	0	0	0	0	1	0																				
Inning Stats	R: 0 E: 0 K: 0 S: 12	H: 1 LOB: 1 BB: 1 P: 20	R: 1 E: 0 K: 0 S: 5	H: 1 LOB: 0 BB: 0 P: 10	R: 0 E: 0 K: 2 S: 8	H: 1 LOB: 1 BB: 0 P: 13	R: 0 E: 0 K: 2 S: 8	H: 0 LOB: 0 BB: 0 P: 14	R: 0 E: 0 K: 0 S: 9	H: 2 LOB: 2 BB: 1 P: 15	R: 0 E: 0 K: 0 S: 9	H: 0 LOB: 0 BB: 0 P: 15	R: 0 E: 0 K: 1 S: 10	H: 0 LOB: 0 BB: 0 P: 15	R: 0 E: 0 K: 1 S: 7	H: 0 LOB: 1 BB: 1 P: 18	R: 0 E: 0 K: 0 S: 8	H: 0 LOB: 0 BB: 0 P: 13	R: 0 E: 0 K: 0 S: 14	H: 0 LOB: 2 BB: 2 P: 27	R: 0 E: 0 K: 0 S: 7	H: 1 LOB: 1 BB: 0 P: 12	R: 0 E: 0 K: 0 S: 11	H: 0 LOB: 2 BB: 1 P: 17	R: 0 E: 0 K: 0 S: 12	H: 0 LOB: 0 BB: 0 P: 11	R: 0 E: 0 K: 0 S: 10	H: 1 LOB: 0 BB: 0 P: 13	R: 2 E: 0 K: 2 S: 14	H: 3 LOB: 2 BB: 1 P: 24	1B: 9 2B: 1 3B: 0 HR: 1	SF: 0 SAC: 0 DP: 1 HBP: 0	WP: 1 PB: 0 SB: 0 CS: 2	PA: 59								
PITCHER	IP 5.0	WLS 4.0	BF 15	H 3	R 0	ER 0	SO 3	BB 2	IBB 0	HBP 0	BLK 0	WP 0	HR 0	S 42	P 72	ERA 1.80	WHIP 1.400																									
Storm Davis, R ERA: 3.09 Alan Mills, R ERA: 1.33 Todd Frohwrith, R ERA: 1.78 Gregg Olson, R ERA: 2.08	(1, 1)	(6, 1)	(10, 1)	(15, 1)											PITCHER	IP 0.0	WLS 0	BF 0	H 0	R 0	ER 0	SO 0	BB 0	IBB 0	HBP 0	BLK 0	WP 0	HR 0	S 0	P 0	ERA 0.00	WHIP 0.000										
Gregg Olson, R ERA: 2.08 (15, 1)																																										

Baltimore Orioles @ Minnesota Twins
Hubert H. Humphrey Metrodome, Minneapolis, MN
Sat Jul 04 1992, 4:33 AM EDT
Alt: 48,028 - Dome - 70 F

livebaseballscorecards.com

AB 51
R 3
H 11
RBI 3
BB 8
SO 12
LOB 13



Batter	1	2	3	4	5	6	7	8	9	AB	R	H	RBI	BB	SO	LOB	TOP			
Brady Anderson, L (1, 7) OBP: 0.368, SLG: 0.508	1-1 1B S 1B		4-0 F9 S E BB		0-1 SH1-3		2-0 G4-3			2	1	1	0	1	0	1				
Mike Devereaux, R (1, 8) OBP: 0.337, SLG: 0.488	2-1 G4-6-3 1B		1-0 F9		0-0 F8		1-0 P1			4	0	1	0	0	0	3				
Cal Ripken Jr., R (1, 6) OBP: 0.356, SLG: 0.422	0-0 L4		2-0 E5		0-0 L4			1-1 G3-1		4	0	0	0	0	0	3				
Sam Horn, L (1, 10) OBP: 0.354, SLG: 0.477	0-0 G4-6-3		0-1 F8			2-3 K		2-3 K		4	0	0	0	0	2	3				
Randy Milligan, R (1, 3) OBP: 0.391, SLG: 0.409 David Segui, S (8, 3) OBP: 0.316, SLG: 0.317		2-2 F9		3-2 F9		2-0 2B		0-0 F9		4	0	1	0	0	0	0				
Joe Orsulak, L (1, 9) OBP: 0.335, SLG: 0.376		1-0 S 1B		0-0 2B		2-2 G1-3		0-0 L6		4	0	2	0	0	0	1				
Leo Gomez, R (1, 5) OBP: 0.380, SLG: 0.414		1-3 K		1-2 G4-3		0-0 F7		1-2 F8		4	0	0	0	0	1	3				
Mark McLemore, S (1, 4) OBP: 0.321, SLG: 0.275		2-2 G4-3		2-1 L4			4-0 G4-3 SH1-4 BB		0-0 F8	3	0	0	0	1	0	2				
Jeff Tackett, R (1, 2) OBP: 0.338, SLG: 0.551			1-2 P4		0-0 SH1-3 2B		0-0 SH1-4			2	0	1	0	0	0	0				
Inning Stats	R: 0 E: 0 K: 0 S: 7	H: 2 LOB: 1 BB: 0 P: 9	R: 0 E: 0 K: 1 S: 12	H: 1 LOB: 1 BB: 0 P: 18	R: 1 E: 1 K: 0 S: 8	H: 0 LOB: 1 BB: 1 P: 16	R: 0 E: 0 K: 0 S: 12	H: 1 LOB: 1 BB: 0 P: 18	R: 0 E: 0 K: 1 S: 9	H: 1 LOB: 1 BB: 0 P: 15	R: 0 E: 0 K: 0 S: 3	H: 0 LOB: 0 BB: 1 P: 10	R: 0 E: 0 K: 1 S: 6	H: 0 LOB: 0 BB: 0 P: 9	R: 0 E: 0 K: 0 S: 6	H: 0 LOB: 0 BB: 0 P: 7	1B: 3 2B: 3 3B: 0 HR: 0	SF: 0 SAC: 2 DP: 1 HBP: 0	WP: 0 PB: 0 SB: 3 CS: 0	PA: 35
PITCHER Kevin Tapani, R (1, 1) ERA: 3.92	IP: 9.0 WLS: W BF: 35 H: 6 R: 1 ER: 0 SO: 3 BB: 2 IBB: 0 HBP: 0 BLK: 0 WP: 0 HR: 0 S: 68 P: 107 ERA: 0.00 WHIP: 0.889																			

Baltimore Orioles @ Minnesota Twins
Hubert H. Humphrey Metrodome, Minneapolis, MN

AB 31
R 1
H 6
RBI 0
BB 2
SO 3
LOB 16



WP: 0 PA: 35
PB: 0
SB: 3
CS: 0

Batter	1	2	3	4	5	6	7	8	9	AB	R	H	RBI	BB	SO	LOB	BOTTOM			
Shane Mack, R (1, 7) OBP: 0.365, SLG: 0.448 Gene Larkin, S (9, PH) OBP: 0.342, SLG: 0.396	0-0 G4-3		3-2 F9		1-0 FC5-4 E 1-2		0-3 K		4-0 FC4-6 IBB	4	0	0	0	0	1	1				
Chuck Knoblauch, R (1, 4) OBP: 0.405, SLG: 0.378	1-1 L6		1-0 CS 2B		3-1 F9		2-2 1B		1-2 FC4-6 1B BB	5	0	2	1	0	0	3				
Kirby Puckett, R (1, 8) OBP: 0.372, SLG: 0.556	4-1 1B BB		1-2 1B		1-1 E5		2-1 F9		4-1 1B BB	3	0	1	0	2	0	2				
Kent Hrbek, L (1, 3) OBP: 0.406, SLG: 0.507	1-0 1B		0-0 1B		2-3 K			1-2 G3	1	5	0	3	1	0	1	2				
Chili Davis, S (1, 10) OBP: 0.375, SLG: 0.406	1-2 F8		3-0 G4-3			2-1 P4		1-1 P5		4	0	0	0	0	0	4				
Brian Harper, R (1, 2) OBP: 0.339, SLG: 0.408		1-1 P5		1-0 G6-4-3 1B		4-0 G1-3 BB		0-0 F9		3	0	1	0	1	0	0				
Pedro Munoz, R (1, 9) OBP: 0.315, SLG: 0.448 J.T. Bruett, L (9, PH) OBP: 0.273, SLG: 0.172		3-3 K		0-1 G6-4-3 1-2		0-1 G1-3		1-1 G4-3		3	0	0	0	0	1	2				
Scott Leius, R (1, 5) OBP: 0.305, SLG: 0.350 Randy Bush, L (9, PH) OBP: 0.293, SLG: 0.293		1-1 1B		1-0 F9		2-2 P4		2-2 2B FC4-6 1B		3	0	1	0	0	0	1				
Greg Gagne, R (1, 6) OBP: 0.295, SLG: 0.370 Donnie Hill, S (9, PH) OBP: 0.383, SLG: 0.366		1-3 K		3-2 FC5-4 1B		2-3 K		1-0 FC4-6 1B 2B		3	0	1	0	0	2	1				
Inning Stats	R: 0 E: 0 K: 0 S: 9	H: 1 LOB: 2 BB: 1 P: 17	R: 0 E: 0 K: 2 S: 11	H: 1 LOB: 0 BB: 0 P: 17	R: 0 E: 0 K: 0 S: 4	H: 1 LOB: 0 BB: 0 P: 6	R: 0 E: 0 K: 1 S: 12	H: 1 LOB: 2 BB: 0 P: 21	R: 0 E: 0 K: 0 S: 7	H: 0 LOB: 1 BB: 1 P: 15	R: 0 E: 0 K: 2 S: 15	H: 1 LOB: 1 BB: 0 P: 21	R: 0 E: 0 K: 0 S: 6	H: 0 LOB: 0 BB: 0 P: 8	R: 2 E: 0 K: 0 S: 12	H: 3 LOB: 3 BB: 2 P: 25	1B: 9 2B: 2 3B: 0 HR: 0	SF: 0 SAC: 0 DP: 1 HBP: 0	WP: 0 PB: 0 SB: 0 CS: 1	PA: 40
PITCHER Rick Sutcliffe, R (1, 1) ERA: 4.01 Gregg Olson, R (9, 1) ERA: 2.06	IP: 8.1 WLS: L BF: 37 H: 10 R: 2 ER: 2 SO: 5 BB: 2 IBB: 1 HBP: 0 BLK: 0 WP: 0 HR: 0 S: 81 P: 138 ERA: 2.16 WHIP: 1.440																			

Baltimore Orioles @ Minnesota Twins
Hubert H. Humphrey Metrodome, Minneapolis, MN

AB 36
R 2
H 11
RBI 2
BB 4
SO 5
LOB 16




WP: 0 PA: 40
PB: 0
SB: 0
CS: 1

Batter	1	2	3	4	5	6	7	8	9	10	11	12	13	14	AB	R	H	RBI	BB	SO	LOB	TOP						
Tim Raines, S OBP: 0.352, SLG: 0.345	F7		1B		F7			G6-3		BB			1B		5	0	2	0	1	0	0							
Robin Ventura, L OBP: 0.405, SLG: 0.464	P4		P3			HR		BB		F7			1B		5	1	2	1	1	0	2							
Frank Thomas, R OBP: 0.434, SLG: 0.504	G4-3					G6-3									4	1	0	0	1	0	1							
George Bell, R OBP: 0.301, SLG: 0.426				2B	HBP					F9			G6-3															
Dan Pasqua, L OBP: 0.299, SLG: 0.344	G4-3					G5-3				F8			G6-4-3		6	0	1	1	0	1	3							
Lance Johnson, L OBP: 0.281, SLG: 0.318	F7																											
Steve Sax, R OBP: 0.296, SLG: 0.294																												
Craig Grebeck, R OBP: 0.333, SLG: 0.394																												
Ron Karkovice, R OBP: 0.300, SLG: 0.315																												
Inning Stats	R: 0 E: 0 K: 0 S: 6	H: 0 LOB: 0 BB: 0 P: 13	R: 0 E: 0 K: 1 S: 7	H: 0 LOB: 0 BB: 0 P: 14	R: 1 E: 0 K: 1 S: 9	H: 1 LOB: 1 BB: 0 P: 12	R: 0 E: 0 K: 0 S: 5	H: 0 LOB: 0 BB: 0 P: 7	R: 1 E: 0 K: 0 S: 14	H: 1 LOB: 1 BB: 1 P: 24	R: 0 E: 0 K: 0 S: 5	H: 0 LOB: 0 BB: 0 P: 10	R: 0 E: 0 K: 1 S: 4	H: 0 LOB: 1 BB: 1 P: 7	R: 0 E: 0 K: 0 S: 9	H: 0 LOB: 0 BB: 0 P: 18	R: 0 E: 0 K: 1 S: 7	H: 0 LOB: 1 BB: 1 P: 13	R: 0 E: 0 K: 0 S: 6	H: 2 LOB: 1 BB: 1 P: 16	R: 0 E: 0 K: 1 S: 8	H: 0 LOB: 0 BB: 0 P: 12	1B: 3 2B: 1 3B: 0 HR: 2	SF: 0 SAC: 0 DP: 1 HBP: 1	WP: 0 PB: 0 CS: 0	PA: 52		
PITCHER	IP WLS BF H R ER SO BB IBB HBP BLK WP HR S P ERA WHIP	7.1 29 4 3 0 3 2 0 0 0 0 0 63 112 4.76 0.818	PITCHER														IP WLS BF H R ER SO BB IBB HBP BLK WP HR S P ERA WHIP	13.1 7 2 0 0 1 0 1 0 0 0 0 14 28 0.00 1.000										
Ben McDonald, R ERA: 4.76																												
Todd Frohwrth, R ERA: 1.93																												
Alan Mills, R ERA: 1.28																												

Chicago White Sox @ Baltimore Orioles
 Oriole Park at Camden Yards, Baltimore, MD
 Mon Jul 06 1992, 7:05 PM EDT
 Att. 45,990 - Cloudy - 85 F


AB: 46
 R: 3
 H: 6
 RBI: 3
 BB: 5
 SO: 5
 LOB: 11



Batter	1	2	3	4	5	6	7	8	9	10	11	12	13	14	AB	R	H	RBI	BB	SO	LOB	BOTTOM						
Brady Anderson, L OBP: 0.376, SLG: 0.508	2B	BB	1B					F7							4	1	2	1	4	0	3							
Mike Devereaux, R OBP: 0.335, SLG: 0.485	BB	2B						F9		FC4-2-5					8	0	2	1	0	1	9							
Cal Ripken Jr., R OBP: 0.354, SLG: 0.415	G2-3																											
Sam Horn, L OBP: 0.344, SLG: 0.456	P6																											
Billy Ripken, R OBP: 0.272, SLG: 0.345																												
Randy Milligan, R OBP: 0.396, SLG: 0.406	BB																											
Joe Orsulak, L OBP: 0.338, SLG: 0.374	FC5																											
Leo Gomez, R OBP: 0.381, SLG: 0.416	FC5																											
Mark McLemore, S OBP: 0.327, SLG: 0.291																												
Rick Dempsey, R OBP: 0.333, SLG: 0.333																												
Jeff Tackett, R OBP: 0.323, SLG: 0.543																												
Chito Martinez, L OBP: 0.343, SLG: 0.386																												
Tim Lincecum, R OBP: 0.373, SLG: 0.400																												
Inning Stats	R: 1 E: 0 K: 0 S: 20	H: 2 LOB: 3 BB: 2 P: 34	R: 0 E: 0 K: 0 S: 6	H: 1 LOB: 1 BB: 0 P: 9	R: 2 E: 0 K: 0 S: 17	H: 3 LOB: 1 BB: 0 P: 27	R: 0 E: 0 K: 1 S: 11	H: 0 LOB: 1 BB: 1 P: 19	R: 0 E: 0 K: 0 S: 7	H: 1 LOB: 2 BB: 1 P: 12	R: 0 E: 1 K: 1 S: 8	H: 2 LOB: 2 BB: 0 P: 13	R: 0 E: 0 K: 0 S: 6	H: 1 LOB: 1 BB: 0 P: 7	R: 0 E: 0 K: 1 S: 5	H: 0 LOB: 1 BB: 1 P: 12	R: 0 E: 0 K: 0 S: 10	H: 0 LOB: 1 BB: 1 P: 18	R: 0 E: 0 K: 1 S: 5	H: 0 LOB: 1 BB: 1 P: 13	R: 0 E: 0 K: 0 S: 10	H: 0 LOB: 0 BB: 0 P: 18	R: 1 E: 0 K: 0 S: 5	H: 2 LOB: 3 BB: 2 P: 15	1B: 10 2B: 5 3B: 0 HR: 0	SF: 1 SAC: 2 DP: 2 HBP: 0	WP: 1 PB: 0 SB: 1 CS: 1	PA: 65
PITCHER	IP WLS BF H R ER SO BB IBB HBP BLK WP HR S P ERA WHIP	5.0 25 6 3 0 2 4 0 0 0 0 0 65 110 3.85 2.000	PITCHER														IP WLS BF H R ER SO BB IBB HBP BLK WP HR S P ERA WHIP	12.1 12 2 1 1 1 3 1 0 0 0 0 20 45 3.86 2.143										
Kirk McCaskill, R ERA: 3.85																												
Don Palt, R ERA: 4.25																												
Scott Radinsky, L ERA: 2.06																												
Terry Leach, R ERA: 1.73																												
Roberto Hernandez, R ERA: 2.25																												

Chicago White Sox @ Baltimore Orioles
 Oriole Park at Camden Yards, Baltimore, MD
 Mon Jul 06 1992, 7:05 PM EDT
 Att. 45,990 - Cloudy - 85 F

AB: 49
 R: 4
 H: 13
 RBI: 4
 BB: 13
 SO: 6
 LOB: 37



Batter	1	2	3	4	5	6	7	8	9	AB	R	H	RBI	BB	SO	LOB	TOP								
Tim Raines, S OBP: 0.351, SLG: 0.343	B2		G4-6-3 1B		F8					3	0	1	0	1	0	0	Chicago White Sox @ Baltimore Orioles Oriole Park at Camden Yards, Baltimore, MD Wed Jul 08 1992, 7:05 PM EDT Att: 45,721 - Cloudy - 83 F								
Robin Ventura, L OBP: 0.398, SLG: 0.452	F7		G4-6-3 1-2		P5		P4			4	0	0	0	0	0	2									
Frank Thomas, R OBP: 0.432, SLG: 0.500			F9		F9			F9		4	0	1	0	0	0	0									
George Bell, R OBP: 0.302, SLG: 0.424	P3				F7			K		4	0	0	0	0	1	1									
Dan Pasqua, L OBP: 0.294, SLG: 0.366		P3			G3-1			G3		4	0	0	0	0	0	0									
Lance Johnson, L OBP: 0.289, SLG: 0.325		2B 1B						B4-3		4	0	3	0	0	0	0									
Steve Sax, R OBP: 0.300, SLG: 0.306					G5-3			F8		4	1	2	0	0	0	2									
Craig Grebeck, R OBP: 0.336, SLG: 0.393								SH2-3 1B		3	1	1	0	0	1	3									
Ron Karkovics, R OBP: 0.301, SLG: 0.333								FC1-6 WP		2	1	1	3	0	0	2									
Warren Newson, L (9, PH) OBP: 0.397, SLG: 0.300								K		1	0	0	0	0	1	1									
Inning Stats	R: 0 E: 0 K: 0 S: 15	H: 1 LOB: 1 BB: 0 P: 22	R: 0 E: 0 K: 1 S: 11	H: 2 LOB: 2 BB: 0 P: 19	R: 0 E: 0 K: 0 S: 9	H: 1 LOB: 0 BB: 0 P: 11	R: 0 E: 0 K: 0 S: 7	H: 1 LOB: 1 BB: 0 P: 10	R: 2 E: 0 K: 0 S: 11	H: 2 LOB: 0 BB: 0 P: 17	R: 0 E: 0 K: 0 S: 8	H: 0 LOB: 0 BB: 0 P: 11	R: 1 E: 0 K: 0 S: 10	H: 1 LOB: 1 BB: 1 P: 15	R: 0 E: 0 K: 1 S: 6	H: 0 LOB: 0 BB: 0 P: 10	R: 0 E: 0 K: 1 S: 9	H: 1 LOB: 1 BB: 0 P: 13	1B: 7 2B: 1 3B: 0 HR: 1	SF: 1 SAC: 1 DP: 1 HBP: 0	WP: 2 PB: 0 SB: 0 CS: 0	PA: 36			
PITCHER	IP	WLS	BF	H	R	ER	SO	BB	IBB	HBP	BLK	WP	HR	S	P	ERA	WHIP								
35 Mike Mussina, R ERA: 2.4	(1, 1)	7.0	29	8	3	3	1	1	0	0	0	1	1	71	106	3.86	1.286								
Alan Mills, R ERA: 1.25	(8, 1)	1.0	W	3	0	0	0	1	0	0	0	0	0	6	10	0.00	0.000								
Gregg Olson, R ERA: 2.06	(9, 1)	0.0		0	0	0	0	0	0	0	0	0	0	0	0	∞	∞								
Todd Frohwrth, R ERA: 1.6	(9, 1)	1.0	S	4	1	0	0	1	0	0	0	1	0	9	13	0.00	1.000								

Batter	1	2	3	4	5	6	7	8	9	AB	R	H	RBI	BB	SO	LOB	BOTTOM								
Brady Anderson, L OBP: 0.382, SLG: 0.509	G3 1B G6-4-3									4	1	2	1	1	1	3	Chicago White Sox @ Baltimore Orioles Oriole Park at Camden Yards, Baltimore, MD Wed Jul 08 1992, 7:05 PM EDT Att: 45,721 - Cloudy - 83 F								
Mike Devereaux, R OBP: 0.332, SLG: 0.476	G6-3 1B									5	0	1	0	0	1	5									
Cal Ripken Jr., R OBP: 0.354, SLG: 0.409	G6-4-3 1-2 3-H									3	0	0	0	1	1	1									
Glenn Davis, R OBP: 0.305, SLG: 0.419	HR									4	1	1	1	0	1	1									
Randy Milligan, R OBP: 0.399, SLG: 0.402										2	0	0	0	2	1	0									
David Segui, S OBP: 0.316, SLG: 0.317										0	0	0	0	0	0	0									
Joe Orsulak, L OBP: 0.339, SLG: 0.391	F8									4	1	1	1	0	0	3									
Leo Gomez, R OBP: 0.379, SLG: 0.411										3	0	0	0	1	0	2									
Mark McLemore, S OBP: 0.327, SLG: 0.292										0	1	0	0	0	0	0									
Tim Hulett, R OBP: 0.356, SLG: 0.380										0	0	0	0	0	0	0									
Billy Ripken, R OBP: 0.272, SLG: 0.342										4	1	1	0	0	0	1									
Jeff Tackett, R OBP: 0.345, SLG: 0.553										3	0	2	1	1	0	0									
Inning Stats	R: 2 E: 0 K: 0 S: 12	H: 3 LOB: 1 BB: 1 P: 24	R: 0 E: 0 K: 0 S: 16	H: 1 LOB: 2 BB: 1 P: 27	R: 0 E: 0 K: 0 S: 8	H: 0 LOB: 2 BB: 2 P: 21	R: 0 E: 0 K: 0 S: 8	H: 0 LOB: 1 BB: 1 P: 15	R: 0 E: 0 K: 2 S: 8	H: 0 LOB: 0 BB: 0 P: 13	R: 1 E: 1 K: 1 S: 13	H: 1 LOB: 1 BB: 0 P: 17	R: 0 E: 0 K: 1 S: 7	H: 0 LOB: 0 BB: 0 P: 11	R: 2 E: 0 K: 1 S: 11	H: 3 LOB: 2 BB: 1 P: 21	1B: 5 2B: 0 3B: 1 HR: 2	SF: 0 SAC: 0 DP: 1 HBP: 0	WP: 2 PB: 0 SB: 1 CS: 0	PA: 38					
PITCHER	IP	WLS	BF	H	R	ER	SO	BB	IBB	HBP	BLK	WP	HR	S	P	ERA	WHIP								
Charlie Hough, R ERA: 3.29	(1, 1)	7.2	L	37	8	5	4	0	0	0	0	0	0	1	1	0.00	0.000								
Terry Leach, R ERA: 1.72	(8, 1)	0.1		1	0	0	0	0	0	0	0	0	0	1	1	0.00	0.000								

Batter	1	2	3	4	5	6	7	8	9	AB	R	H	RBI	BB	SO	LOB	TOP					
Shane Mack, R (1, 7) OBP: 0.365, SLG: 0.446	F9		G4-3		E5		G3-1		K	5	0	0	1	0	1	2						
Chuck Knoblauch, R (1, 4) OBP: 0.399, SLG: 0.367	K				F8		G4-3			4	0	1	2	0	1	0						
Kirby Puckett, R (1, 8) OBP: 0.366, SLG: 0.546	G3				F9		F9		G1-3	4	0	0	0	0	0	2						
Kent Hrbek, L (1, 3) OBP: 0.404, SLG: 0.491										3	1	2	0	1	0	2						
Chili Davis, S (1, 10) OBP: 0.376, SLG: 0.405										4	1	2	0	0	0	1						
Brian Harper, R (1, 2) OBP: 0.338, SLG: 0.399										3	1	1	0	0	0	1						
Pedro Munoz, R (1, 9) OBP: 0.315, SLG: 0.448										3	1	1	0	0	0	1						
Randy Bush, L (8, PH) OBP: 0.289, SLG: 0.306										0	0	0	1	0	0	0						
J.T. Bruett, L (8, 9) OBP: 0.262, SLG: 0.184										0	0	0	0	0	0	0						
Scott Leius, R (1, 5) OBP: 0.311, SLG: 0.357										4	1	1	1	0	0	1						
Greg Gagne, R (1, 6) OBP: 0.289, SLG: 0.364										4	0	0	0	0	2	3						
Inning Stats	R: 0 E: 0 K: 1 S: 7	H: 0 LOB: 0 BB: 0 P: 11	R: 0 E: 0 K: 0 S: 10	H: 0 LOB: 1 BB: 1 P: 19	R: 0 E: 0 K: 1 S: 8	H: 0 LOB: 0 BB: 0 P: 13	R: 0 E: 0 K: 0 S: 11	H: 1 LOB: 1 BB: 0 P: 15	R: 4 E: 1 K: 1 S: 16	H: 5 LOB: 2 BB: 0 P: 22	R: 0 E: 0 K: 0 S: 10	H: 0 LOB: 1 BB: 0 P: 14	R: 0 E: 0 K: 0 S: 5	H: 0 LOB: 0 BB: 0 P: 7	R: 1 E: 0 K: 0 S: 11	H: 2 LOB: 1 BB: 0 P: 18	R: 0 E: 0 K: 1 S: 5	H: 0 LOB: 0 BB: 0 P: 9	1B: 7 2B: 2 3B: 0 HR: 0	SF: 1 SAC: 0 DP: 1 HBP: 1	WP: 0 PB: 0 SB: 0 CS: 0	PA: 37
PITCHER Rick Sutcliffe, R (1, 1) ERA: 4.0	IP: 9.0 WLS: L BF: 38 H: 8 R: 5 ER: 4 SO: 4 BB: 1 IBB: 0 HBP: 1 BLK: 0 WP: 0 HR: 0 S: 83 P: 128 ERA: 4.00 WHIP: 1.000											PITCHER	IP: 9.0 WLS: L BF: 38 H: 8 R: 5 ER: 4 SO: 4 BB: 1 IBB: 0 HBP: 1 BLK: 0 WP: 0 HR: 0 S: 83 P: 128 ERA: 4.00 WHIP: 1.000									

Minnesota Twins @ Baltimore Orioles
Oriole Park at Camden Yards, Baltimore, MD

Fri Jul 10 1992, 7:05 PM EDT
Att: 45,458 - Cloudy - 97 F

AB 34
R 5
H 8
RBI 5
BB 1
SO 4
LOB 13



Batter	1	2	3	4	5	6	7	8	9	AB	R	H	RBI	BB	SO	LOB	BOTTOM					
Brady Anderson, L (1, 7) OBP: 0.382, SLG: 0.513	K		G5-3					K		4	0	1	1	0	2	0						
David Segui, S (9, 9) OBP: 0.316, SLG: 0.317										0	0	0	0	0	0	0						
Mike Devereaux, R (1, 8) OBP: 0.330, SLG: 0.483	F8				L6			G6-3		4	0	1	1	0	0	0						
Cal Ripken Jr., R (1, 6) OBP: 0.352, SLG: 0.404	G5-3				P6					4	0	1	0	0	0	2						
Randy Milligan, R (1, 3) OBP: 0.405, SLG: 0.399										2	0	1	0	2	0	0						
Chito Martinez, L (1, 10) OBP: 0.327, SLG: 0.396										4	0	0	0	0	0	4						
Joe Orsulak, L (1, 9) OBP: 0.336, SLG: 0.383										4	0	0	0	0	0	1						
Leo Gomez, R (1, 5) OBP: 0.380, SLG: 0.411										3	0	1	0	1	1	1						
Mark McLemore, S (1, 4) OBP: 0.329, SLG: 0.291										3	1	0	0	1	1	1						
Jeff Tackett, R (1, 2) OBP: 0.340, SLG: 0.524										3	1	0	0	0	0	2						
Sam Horn, L (8, PH) OBP: 0.342, SLG: 0.453										1	0	0	0	0	1	1						
Inning Stats	R: 0 E: 0 K: 1 S: 7	H: 0 LOB: 0 BB: 0 P: 10	R: 0 E: 0 K: 1 S: 11	H: 1 LOB: 1 BB: 0 P: 14	R: 0 E: 0 K: 0 S: 7	H: 0 LOB: 0 BB: 0 P: 11	R: 0 E: 0 K: 0 S: 10	H: 0 LOB: 1 BB: 1 P: 19	R: 2 E: 0 K: 0 S: 11	H: 3 LOB: 2 BB: 1 P: 20	R: 0 E: 0 K: 0 S: 6	H: 0 LOB: 0 BB: 0 P: 9	R: 0 E: 0 K: 0 S: 5	H: 0 LOB: 0 BB: 0 P: 8	R: 0 E: 0 K: 1 S: 11	H: 1 LOB: 2 BB: 1 P: 21	R: 0 E: 0 K: 2 S: 11	H: 0 LOB: 1 BB: 1 P: 18	1B: 3 2B: 2 3B: 0 HR: 0	SF: 0 SAC: 0 DP: 0 HBP: 0	WP: 0 PB: 0 SB: 0 CS: 0	PA: 36
PITCHER Kevin Tapani, R (1, 1) ERA: 3.84	IP: 7.0 WLS: W BF: 27 H: 4 R: 2 ER: 2 SO: 2 BB: 2 IBB: 0 HBP: 0 BLK: 0 WP: 0 HR: 0 S: 57 P: 91 ERA: 2.57 WHIP: 0.857											PITCHER	IP: 7.0 WLS: W BF: 27 H: 4 R: 2 ER: 2 SO: 2 BB: 2 IBB: 0 HBP: 0 BLK: 0 WP: 0 HR: 0 S: 57 P: 91 ERA: 2.57 WHIP: 0.857									
Mark Guthrie, L (8, 1) ERA: 3.65	0.1	1	0	0	0	1	0	0	0	0	0	4	7	0.00	0.000							
Tom Edens, R (8, 1) ERA: 1.28	0.2	4	1	0	0	0	1	0	0	0	7	14	0.00	3.000								
Rick Aguilera, R (9, 1) ERA: 2.93	1.0	S	4	0	0	0	2	1	0	0	11	18	0.00	1.000								

Minnesota Twins @ Baltimore Orioles
Oriole Park at Camden Yards, Baltimore, MD

Fri Jul 10 1992, 7:05 PM EDT
Att: 45,458 - Cloudy - 97 F

AB 32
R 2
H 5
RBI 2
BB 4
SO 5
LOB 12



Batter	1	2	3	4	5	6	7	8	9	AB	R	H	RBI	BB	SO	LOB	TOP										
Chuck Knoblauch, R OBP: 0.399, SLG: 0.365 (1,4)	G3-1	L6						F7		4	1	1	1	1	0	2	Minnesota Twins @ Baltimore Orioles Oriole Park at Camden Yards, Baltimore, MD Sat Jul 11 1992, 7:05 PM EDT Att: 45,903 - Sunny - 91 F										
Shane Mack, R OBP: 0.366, SLG: 0.455 (1,7)	K		G6-3					K		5	2	2	2	0	2	0											
Kirby Puckett, R OBP: 0.361, SLG: 0.538 (1,8)	F9		G5-3						G3	5	0	0	1	0	0	3											
Kent Hrbek, L OBP: 0.411, SLG: 0.496 (1,3)	BB		2B						L6	4	0	3	2	1	0	0											
Chili Davis, S OBP: 0.377, SLG: 0.406 (1,10)	BB								G4-3	4	0	1	0	1	0	2											
Brian Harper, R OBP: 0.333, SLG: 0.393 (1,2)	F8		G6-3							4	0	0	0	0	1	6											
Gene Larkin, S OBP: 0.337, SLG: 0.389 (9,9)		G4-3								3	2	1	0	1	0	0											
J.T. Bruett, L OBP: 0.282, SLG: 0.184 (9,9)										0	0	0	0	0	0	0											
Scott Leius, R OBP: 0.314, SLG: 0.359 (1,5)										4	1	2	0	0	0	1											
Donnie Hill, S OBP: 0.368, SLG: 0.353 (1,6)										3	0	1	0	0	0	3											
Greg Gagne, R OBP: 0.288, SLG: 0.362 (7,6)										1	0	0	0	0	1	0											
Inning Stats	R: 0 E: 0 K: 1 S: 13	H: 0 LOB: 3 BB: 2 P: 27	R: 0 E: 0 K: 0 S: 7	H: 2 LOB: 1 BB: 0 P: 12	R: 0 E: 0 K: 0 S: 7	H: 2 LOB: 2 BB: 0 P: 10	R: 1 E: 0 K: 0 S: 9	H: 1 LOB: 1 BB: 1 P: 16	R: 1 E: 0 K: 1 S: 12	H: 2 LOB: 1 BB: 0 P: 18	R: 0 E: 0 K: 0 S: 5	H: 0 LOB: 0 BB: 0 P: 7	R: 0 E: 0 K: 2 S: 9	H: 0 LOB: 0 BB: 0 P: 15	R: 0 E: 0 K: 0 S: 8	H: 0 LOB: 0 BB: 0 P: 11	1B: 9 2B: 2 3B: 0 HR: 1	SF: 0 SAC: 0 DP: 1 HBP: 0	WP: 0 PB: 1 SB: 1 CS: 0	PA: 41							
PITCHER	IP	WLS	BF	H	R	ER	SO	BB	IBB	HBP	BLK	WP	HR	S	P	ERA	WHIP										
Ben McDonald, R ERA: 5.0 (1,1)	5.1	L	30	10	6	6	2	4	0	0	0	0	1	60	103	10.12	2.625										
Pat Clements, L ERA: 2.49 (6,1)	1.2		5	1	0	0	0	0	0	0	0	0	0	10	15	0.00	0.600										
Todd Frohwirth, R ERA: 1.54 (8,1)	2.0		6	0	0	0	2	0	0	0	0	0	0	17	26	0.00	0.000										

livebaseballscores.com



Batter	1	2	3	4	5	6	7	8	9	AB	R	H	RBI	BB	SO	LOB	BOTTOM										
Brady Anderson, L OBP: 0.382, SLG: 0.510 (1,7)	F8								F9	4	0	1	0	1	0	1	Minnesota Twins @ Baltimore Orioles Oriole Park at Camden Yards, Baltimore, MD Sat Jul 11 1992, 7:05 PM EDT Att: 45,903 - Sunny - 91 F										
Mike Deversaux, R OBP: 0.328, SLG: 0.480 (1,8)			P2						G6-3	4	0	1	1	0	0	3											
Cal Ripken Jr., R OBP: 0.351, SLG: 0.402 (1,6)	1B									4	0	1	1	0	0	3											
Randy Milligan, R OBP: 0.403, SLG: 0.394 (1,3)	F8									3	1	0	0	1	0	3											
Glenn Davis, R OBP: 0.310, SLG: 0.421 (1,10)										4	1	2	0	0	0	0											
Tim Lincecum, R OBP: 0.352, SLG: 0.410 (1,5)										4	1	1	3	0	0	1											
David Segui, S OBP: 0.309, SLG: 0.309 (1,9)										3	0	0	0	0	1	0											
Chito Martinez, L OBP: 0.324, SLG: 0.391 (9,9)										1	0	0	0	0	1	0											
Billy Ripken, R OBP: 0.279, SLG: 0.351 (1,4)										2	1	1	0	1	0	0											
Joe Orsulak, L OBP: 0.335, SLG: 0.381 (9,PH)										1	0	0	0	0	0	0											
Rick Dempsey, R OBP: 0.333, SLG: 0.200 (1,2)										2	1	0	0	1	1	1											
Sam Horn, L OBP: 0.346, SLG: 0.453 (9,PH)										0	0	0	0	1	0	0											
Mark McLemore, S OBP: 0.329, SLG: 0.291 (9,PR)										0	0	0	0	0	0	0											
Inning Stats	R: 0 E: 0 K: 0 S: 5	H: 1 LOB: 1 BB: 0 P: 11	R: 0 E: 0 K: 0 S: 9	H: 1 LOB: 0 BB: 0 P: 14	R: 0 E: 0 K: 0 S: 8	H: 0 LOB: 2 BB: 2 P: 20	R: 0 E: 0 K: 0 S: 6	H: 0 LOB: 0 BB: 0 P: 10	R: 0 E: 0 K: 0 S: 4	H: 0 LOB: 0 BB: 0 P: 7	R: 5 E: 0 K: 1 S: 23	H: 5 LOB: 2 BB: 2 P: 39	R: 0 E: 0 K: 1 S: 9	H: 0 LOB: 0 BB: 0 P: 15	R: 0 E: 0 K: 0 S: 9	H: 0 LOB: 1 BB: 1 P: 17	1B: 5 2B: 1 3B: 0 HR: 1	SF: 1 SAC: 0 DP: 1 HBP: 0	WP: 0 PB: 0 SB: 0 CS: 0	PA: 38							
PITCHER	IP	WLS	BF	H	R	ER	SO	BB	IBB	HBP	BLK	WP	HR	S	P	ERA	WHIP										
Bill Krueger, L ERA: 3.19 (1,1)	6.1	W	26	5	4	4	2	3	0	0	0	0	1	57	102	5.68	1.263										
Mark Guthrie, L ERA: 3.65 (7,1)	0.0		2	1	0	0	0	1	0	0	0	0	0	3	7												
Carl Willis, R ERA: 4.02 (7,1)	1.2		6	1	1	1	1	0	0	0	0	0	0	15	23	5.40	0.600										
Rick Aguilera, R ERA: 2.85 (9,1)	1.0	S	4	0	0	0	0	1	0	0	0	0	0	9	17	0.00	1.000										

livebaseballscores.com



Batter	1	2	3	4	5	6	7	8	9	AB R H RBI BB SO LOB	TOP									
Brady Anderson, L (1, 7) OBP: 0.379, SLG: 0.503	G4-3		1B BB		F7			K		3 1 0 0 1 1 0	Baltimore Orioles @ Texas Rangers Arlington Stadium, Arlington, TX Thu Jul 16 1992, 8:05 PM EDT Att: 36,545 - Cloudy - 92 F									
Mike Devereaux, R (1, 8) OBP: 0.326, SLG: 0.474	PB S BB		E8 SF7 1B		P6			G3		3 1 1 1 1 0 0										
Cal Ripken Jr., R (1, 6) OBP: 0.349, SLG: 0.395	G3-6-3 BB		BB BB		P3			P4		2 0 0 0 2 0 0										
Sam Horn, L (1, 10) OBP: 0.338, SLG: 0.443	G3-6-3		SF7					K		3 0 0 1 0 1 2										
Chito Martinez, L (1, 9) OBP: 0.330, SLG: 0.400			F9					K		3 0 1 0 1 1 0										
David Segui, S (1, 3) OBP: 0.307, SLG: 0.315			BB		F9			G4-1		4 0 1 0 0 0 3										
Leo Gomez, R (1, 5) OBP: 0.375, SLG: 0.415 Joe Orsulak, L (0, PH) OBP: 0.336, SLG: 0.381			L8		P5			K		3 0 0 0 0 1 1 1 0 0 0 0 0 1										
Mark McLemore, S (1, 4) OBP: 0.324, SLG: 0.282	G4-3		G4-3		G4-3			G6-4-3 BB		2 0 0 0 1 0 1										
Jeff Tackett, R (1, 2) OBP: 0.320, SLG: 0.489			K		P6			G6-4-3		3 0 0 0 0 1 1										
Inning Stats	R: 0 E: 0 K: 0 S: 10	H: 0 LOB: 1 BB: 2 P: 20	R: 0 E: 0 K: 0 S: 8	H: 1 LOB: 0 BB: 0 P: 18	R: 2 E: 1 K: 1 S: 14	H: 1 LOB: 2 BB: 3 P: 30	R: 0 E: 0 K: 0 S: 8	H: 0 LOB: 0 BB: 0 P: 11	R: 0 E: 0 K: 2 S: 10	H: 0 LOB: 0 BB: 0 P: 13	R: 0 E: 0 K: 1 S: 7	H: 0 LOB: 0 BB: 1 P: 14	R: 0 E: 0 K: 1 S: 7	H: 1 LOB: 1 BB: 0 P: 12	R: 0 E: 0 K: 0 S: 7	H: 1 LOB: 1 BB: 0 P: 12	1B: 1 2B: 2 3B: 0 HR: 0	SF: 1 SAC: 0 DP: 2 HBP: 0	WP: 0 PB: 1 SB: 2 CS: 0	PA: 34
PITCHER	IP WLS BF H R ER SO BB IBB HBP BLK WP HR S P ERA WHIP											PITCHER	IP WLS BF H R ER SO BB IBB HBP BLK WP HR S P ERA WHIP							
Nolan Ryan, R (1, 1) ERA: 3.55	7.0 W 27 2 2 1 4 6 0 0 0 0 0 0 63 113 1.29 1.143																			
Floyd Bannister, L (8, 1) ERA: 8.46	0.1 1 0 0 0 1 0 0 0 0 0 0 0 3 5 0.00 0.000																			
Terry Mathews, R (8, 1) ERA: 5.73	0.2 2 0 0 0 0 0 0 0 0 0 0 0 4 6 0.00 0.000																			
Jeff Russell, R (9, 1) ERA: 1.85	1.0 S 4 1 0 0 0 0 0 0 0 0 0 0 7 12 0.00 1.000																			

AB	27
R	2
H	3
RBI	2
BB	6
SO	5
LOB	9



Batter	1	2	3	4	5	6	7	8	9	AB R H RBI BB SO LOB	BOTTOM							
Jeff Frye, R (1, 4) OBP: 0.304, SLG: 0.476	K	E3			SH1-4 HR	FC6-4				4 1 1 0 0 1 1	Baltimore Orioles @ Texas Rangers Arlington Stadium, Arlington, TX Thu Jul 16 1992, 8:05 PM EDT Att: 36,545 - Cloudy - 92 F							
Dean Palmer, R (1, 5) OBP: 0.338, SLG: 0.463	F7	P3			SH1-4					3 0 1 0 0 0 1								
Rafael Palmeiro, L (1, 3) OBP: 0.368, SLG: 0.432	BB		G4-6-3 1B		HR			F8		3 1 2 2 1 0 1								
Ruben Sierra, S (1, 9) OBP: 0.339, SLG: 0.487	BB		G4-6-3		P6			L7		3 0 0 0 1 0 2								
Juan Gonzalez, R (1, 7) OBP: 0.304, SLG: 0.485	G1-3		L7		K			G6-3		4 0 0 0 0 1 3								
Kevin Reimer, L (1, 10) OBP: 0.353, SLG: 0.487		3B 1B			2B	HR		G1-6-3 HBP		3 2 3 1 0 0 0								
Ivan Rodriguez, R (1, 2) OBP: 0.322, SLG: 0.432		K			K	FC6-4 1B		G1-6-3		4 0 1 0 0 2 3								
Jeff Huson, L (1, 6) OBP: 0.352, SLG: 0.357		E			K	P4		G4-3		4 1 1 1 0 1 2								
Donald Harris, R (1, 8) OBP: 0.154, SLG: 0.154		K			G5-3	P2				3 0 0 0 0 1 3								
Inning Stats	R: 0 E: 1 K: 1 S: 13	H: 2 LOB: 1 BB: 0 P: 28	R: 2 E: 1 K: 2 S: 17	H: 2 LOB: 0 BB: 0 P: 28	R: 0 E: 0 K: 2 S: 9	H: 1 LOB: 1 BB: 0 P: 12	R: 2 E: 0 K: 1 S: 12	H: 2 LOB: 0 BB: 0 P: 21	R: 1 E: 0 K: 0 S: 11	H: 2 LOB: 1 BB: 0 P: 11	R: 0 E: 0 K: 0 S: 7	H: 1 LOB: 1 BB: 0 P: 11	R: 0 E: 0 K: 0 S: 6	H: 0 LOB: 0 BB: 0 P: 11	1B: 3 2B: 3 3B: 1 HR: 2	SF: 0 SAC: 1 DP: 2 HBP: 1	WP: 0 PB: 0 SB: 0 CS: 0	PA: 35
PITCHER	IP WLS BF H R ER SO BB IBB HBP BLK WP HR S P ERA WHIP											PITCHER	IP WLS BF H R ER SO BB IBB HBP BLK WP HR S P ERA WHIP					
Rick Sutcliffe, R (1, 1) ERA: 4.09	6.0 L 29 5 5 4 0 2 0 0 0 0 0 0 2 70 6.00 1.833																	
Mike Flanagan, L (7, 1) ERA: 8.59	0.1 1 0 0 0 0 0 0 0 0 0 0 0 2 2 0.00 0.000																	
Todd Frohwirth, R (7, 1) ERA: 1.7	1.2 5 0 0 0 0 0 0 0 1 0 0 0 0 10 0.00 0.000																	

AB	31
R	5
H	9
RBI	4
BB	2
SO	6
LOB	16



Batter	1	2	3	4	5	6	7	8	9	AB	R	H	RBI	BB	SO	LOB	TOP								
Brady Anderson, L OBP: 0.381, SLG: 0.503	0-0 1B	1-1 G5-3			2-2 G4-3	0-0 FC5-4 1B		1-0 1B BLK	0-1 L4	6	1	3	0	0	0	3									
Mike Devereaux, R OBP: 0.327, SLG: 0.474	1-3 K		0-1 G5-3		1-2 1B	0-1 SF8		2-1 1B BLK		4	2	2	2	0	1	1									
Cal Ripken Jr., R OBP: 0.347, SLG: 0.392	0-1 F9		0-0 F9		0-1 1B SF8	0-1 FC5-4		1-1 1B BB	E6	5	1	1	1	0	0	3									
Glenn Davis, R OBP: 0.305, SLG: 0.407	1-0 G5-3		2-0 E6		1-2 1B	3-H F9		3-H SF8		4	0	1	2	0	0	2									
Randy Milligan, R OBP: 0.401, SLG: 0.391		0-0 1B 2B	3-1 G5-3		0-1 SF8		2-3 K	4-1 1B		3	1	1	1	1	1	1									
Joe Orsulak, L OBP: 0.338, SLG: 0.382	1-0 2B 1B		1-0 E6	1-0 E6	3-H 1B	2-0 1B	1-2 L3	0-0 F8		5	0	2	0	0	0	2									
Leo Gomez, R OBP: 0.375, SLG: 0.417	1-0 2B		3-2 F9	3-2 F9	0-2 P9		0-0 F8	4-2 BB		4	0	1	1	1	0	3	AB 41								
Billy Ripken, R OBP: 0.276, SLG: 0.346	0-0 G3		1-3 K	1-2 K	0-1 1B SF8		3-3 K	2-1 F8		5	1	1	0	0	2	4	R 8								
Jeff Tackett, R OBP: 0.324, SLG: 0.484	1-2 G5-3		0-3 K	0-2 K	1-2 SF8 FC5-4 1B		0-0 1B	F9		5	2	2	0	0	1	4	H 14								
Inning Stats	R: 0 E: 0 K: 1 S: 7	H: 1 LOB: 1 BB: 0 P: 9	R: 1 E: 0 K: 0 S: 10	H: 3 LOB: 2 BB: 0 P: 14	R: 0 E: 1 K: 0 S: 6	H: 0 LOB: 1 BB: 0 P: 11	R: 0 E: 1 K: 2 S: 11	H: 0 LOB: 1 BB: 0 P: 16	R: 2 E: 0 K: 0 S: 21	H: 4 LOB: 2 BB: 0 P: 27	R: 2 E: 0 K: 0 S: 13	H: 3 LOB: 1 BB: 0 P: 15	R: 0 E: 0 K: 1 S: 7	H: 0 LOB: 0 BB: 0 P: 10	R: 3 E: 1 K: 1 S: 15	H: 3 LOB: 2 BB: 1 P: 28	R: 0 E: 0 K: 0 S: 7	H: 0 LOB: 1 BB: 1 P: 13	1B: 13 HR: 0	SF: 3 2B: 1 3B: 0	SAC: 0 DP: 0 HBP: 0	WP: 0 PB: 0 SB: 1 CS: 0	PA: 46		
PITCHER	IP	WLS	BF	H	R	ER	SO	BB	IBB	HBP	BLK	WP	HR	S	P	ERA	WHIP								
Kevin Brown, R ERA: 3.18	(1, 1)	6.0	L	31	11	5	3	0	0	0	0	0	0	68	92	7.50	1.833								
Ed Nunez, R ERA: 4.89	(7, 1)	1.0		3	0	0	1	0	0	0	0	0	0	7	10	0.00	0.000								
Don Carman, L ERA: 54.0	(8, 1)	0.1		4	3	3	2	1	0	0	0	0	0	7	13	54.00	9.000								
Terry Mathews, R ERA: 5.67	(8, 1)	0.1		3	0	0	0	1	0	0	1	0	0	7	14	0.00	3.000								
Kenny Rogers, L ERA: 3.42	(8, 1)	1.1		5	0	0	0	1	0	0	0	0	0	8	14	0.00	0.750								

Baltimore Orioles @ Texas Rangers
Arlington Stadium, Arlington, TX
Fri Jul 17 1992, 8:05 PM EDT
Att: 30,882 - Cloudy - 85 F

AB 41
R 8
H 14
RBI 7
BB 2
SO 5
LOB 23



Batter	1	2	3	4	5	6	7	8	9	AB	R	H	RBI	BB	SO	LOB	BOTTOM								
Jeff Frye, R OBP: 0.269, SLG: 0.417	1-3 K			2-1 G1-3		2-1 F9			1-1 G1-3	3	0	0	0	0	1	0									
Al Newman, S OBP: 0.294, SLG: 0.237										1	0	0	0	0	0	0									
Dean Palmer, R OBP: 0.334, SLG: 0.458	0-0 P3			0-1 G4-3		2-3 K			2-2 P4	4	0	0	0	0	1	0									
Rafael Palmeiro, L OBP: 0.365, SLG: 0.429	1-2 F7			1-1 F8						3	0	0	0	0	1	0									
Ruben Sierra, S OBP: 0.339, SLG: 0.484		1-1 G4-3			4-2 2B BB		0-0 P7			2	0	0	0	1	0	0									
Juan Gonzalez, R OBP: 0.302, SLG: 0.480		3-2 P4			0-3 K		2-3 K			3	0	0	0	0	2	1									
Kevin Reimer, L OBP: 0.352, SLG: 0.489		0-3 K			2-2 K			0-3 K		3	0	1	0	0	2	0									
Ivan Rodriguez, R OBP: 0.319, SLG: 0.428			3-3 K		1-2 L6			2-2 F8		2	0	0	0	0	1	2	AB 28								
Geno Petralli, L OBP: 0.264, SLG: 0.297										1	0	0	0	0	0	0	R 0								
Jeff Huson, L OBP: 0.349, SLG: 0.353			2-1 G4-3		3-3 K			0-0 P7		2	0	0	0	0	1	2	H 1								
John Cangelosi, S OBP: 0.337, SLG: 0.253										1	0	0	0	0	0	0	RBI 0								
Donald Harris, R OBP: 0.133, SLG: 0.133			0-1 L6							2	0	0	0	0	1	0	BB 1								
Dickie Thon, R OBP: 0.299, SLG: 0.380										1	0	0	0	0	0	0	SO 10								
Inning Stats	R: 0 E: 0 K: 1 S: 8	H: 0 LOB: 0 BB: 0 P: 10	R: 0 E: 0 K: 1 S: 9	H: 0 LOB: 0 BB: 0 P: 13	R: 0 E: 0 K: 1 S: 8	H: 0 LOB: 0 BB: 0 P: 13	R: 0 E: 0 K: 0 S: 6	H: 0 LOB: 0 BB: 0 P: 9	R: 0 E: 0 K: 2 S: 19	H: 1 LOB: 2 BB: 1 P: 29	R: 0 E: 0 K: 2 S: 8	H: 0 LOB: 0 BB: 0 P: 12	R: 0 E: 0 K: 1 S: 7	H: 0 LOB: 0 BB: 0 P: 9	R: 0 E: 0 K: 0 S: 8	H: 0 LOB: 0 BB: 0 P: 12	1B: 0 HR: 0	SF: 0 2B: 1 3B: 0	SAC: 0 DP: 0 HBP: 0	WP: 0 PB: 0 SB: 0 CS: 0	PA: 29				
PITCHER	IP	WLS	BF	H	R	ER	SO	BB	IBB	HBP	BLK	WP	HR	S	P	ERA	WHIP								
35 Mike Mussina, R ERA: 2.23	(1, 1)	9.0	W	29	1	0	0	10	1	0	0	0	0	80	117	0.00	0.222								

Baltimore Orioles @ Texas Rangers
Arlington Stadium, Arlington, TX
Fri Jul 17 1992, 8:05 PM EDT
Att: 30,882 - Cloudy - 85 F

AB 28
R 0
H 1
RBI 0
BB 1
SO 10
LOB 5




Batter	1	2	3	4	5	6	7	8	9	AB R H RBI BB SO LOB	TOP											
Brady Anderson, L (1, 7) OBP: 0.376, SLG: 0.496	G1-3		K	FC6-4		K			F8	5 0 0 0 0 2 3	Baltimore Orioles @ Texas Rangers Arlington Stadium, Arlington, TX Sat Jul 18 1992, 8:05 PM EDT Att: 37,009 - Cloudy - 82 F											
Mike Deversaux, R (1, 8) OBP: 0.326, SLG: 0.471	F8-3 BB		K		P7	F8			1B	4 0 1 0 1 1 1												
Cal Ripken Jr., R (1, 6) OBP: 0.345, SLG: 0.387	F8-3		K		1B 1B BB		G5-3		G3	4 1 0 0 1 1 3												
Glenn Davis, R (1, 10) OBP: 0.316, SLG: 0.413		1B FC4 BB		PB WP 1B	1B HR 1B		P6			3 3 2 0 1 0 0												
Randy Milligan, R (1, 3) OBP: 0.399, SLG: 0.389	FC4 1B		G5-3		K		P4			4 0 1 0 0 1 3												
Joe Orsulak, L (1, 9) OBP: 0.340, SLG: 0.381	FC4 HBP		1B BB		1B HR 1B			G4-3		3 2 1 2 1 0 1												
Leo Gomez, R (1, 5) OBP: 0.380, SLG: 0.431	G6-4-3 HBP		1B BB		1B HR 1B		G6-3			3 1 2 4 0 0 0												
Billy Ripken, R (1, 4) OBP: 0.270, SLG: 0.337	G6-4-3		P6		K		G5-3			4 0 0 0 0 1 4												
Jeff Tackett, R (1, 2) OBP: 0.330, SLG: 0.479			BB	FC6-4 1B		K			K	3 0 1 1 1 2 0												
Inning Stats	R: 0 E: 0 K: 0 S: 4	H: 0 LOB: 0 BB: 1 P: 11	R: 1 E: 0 K: 0 S: 12	H: 1 LOB: 1 BB: 1 P: 21	R: 0 E: 0 K: 3 S: 15	H: 0 LOB: 1 BB: 1 P: 20	R: 2 E: 0 K: 0 S: 14	H: 3 LOB: 2 BB: 1 P: 21	R: 4 E: 0 K: 2 S: 12	H: 3 LOB: 0 BB: 1 P: 20		R: 0 E: 0 K: 0 S: 9	H: 0 LOB: 0 BB: 0 P: 13	R: 0 E: 0 K: 0 S: 14	H: 0 LOB: 0 BB: 0 P: 21	R: 0 E: 0 K: 0 S: 8	H: 0 LOB: 0 BB: 0 P: 14	R: 0 E: 0 K: 1 S: 8	H: 1 LOB: 1 BB: 0 P: 10	1B: 7 2B: 1 3B: 0 HR: 1	SF: 0 SAC: 0 DP: 2 HBP: 1	WP: 1 PB: 1 SB: 0 CS: 0
PITCHER	IP WLS BF H R ER SO BB IBB HBP BLK WP HR S P ERA WHIP											PITCHER	IP WLS BF H R ER SO BB IBB HBP BLK WP HR S P ERA WHIP									
Jose Guzman, R (1, 1) ERA: 4.29	4.2 L 25 7 7 7 4 5 0 1 0 1 1 54 88 13.50 2.571																					
Ed Nunez, R (5, 1) ERA: 4.54	2.1 7 0 0 0 3 0 0 0 0 0 0 26 39 0.00 0.000																					
Don Carman, L (8, 1) ERA: 7.71	2.0 7 1 0 0 1 0 0 0 0 0 0 16 24 0.00 0.500																					

AB	33
R	7
H	8
RBI	7
BB	5
SO	8
LOB	15



Batter	1	2	3	4	5	6	7	8	9	AB R H RBI BB SO LOB	BOTTOM											
Jeff Frye, R (1, 4) OBP: 0.241, SLG: 0.370	G3		G6-3			G6-3			L9	3 0 0 0 0 0 0	Baltimore Orioles @ Texas Rangers Arlington Stadium, Arlington, TX Sat Jul 18 1992, 8:05 PM EDT Att: 37,009 - Cloudy - 82 F											
Jeff Huson, L (9, FH) OBP: 0.348, SLG: 0.351										1 0 0 0 0 0 0												
Dean Palmer, R (1, 5) OBP: 0.334, SLG: 0.457	3-1		G1-3			G6-3			G6-3	3 0 1 0 0 0 0												
Al Newman, S (9, 5) OBP: 0.292, SLG: 0.235	1B									1 0 0 0 0 0 0												
Rafael Palmeiro, L (1, 3) OBP: 0.363, SLG: 0.425	P6			P7			G4-3			3 0 0 0 0 0 1												
Ruben Sierra, S (1, 9) OBP: 0.339, SLG: 0.481	G6-3			G4-3			G5-4-3 BB			2 0 0 0 1 0 1												
Juan Gonzalez, R (1, 7) OBP: 0.299, SLG: 0.476		G6-3		K			G5-4-3			3 0 0 0 0 1 1												
Kevin Reimer, L (1, 10) OBP: 0.352, SLG: 0.485		F7			G3-1			G1-6-3 HBP		2 0 0 0 0 0 0												
Ivan Rodriguez, R (1, 2) OBP: 0.319, SLG: 0.427						K		G1-6-3		3 0 1 0 0 1 1												
Donald Harris, R (9, 8) OBP: 0.133, SLG: 0.133								1B		0 0 0 0 0 0 0												
Dickie Thon, R (1, 6) OBP: 0.295, SLG: 0.375		F9			K			G4-3		3 0 0 0 0 1 1												
John Cangelosi, S (1, 8) OBP: 0.330, SLG: 0.247										2 0 0 0 0 1 0												
Geno Petralli, L (9, 2) OBP: 0.262, SLG: 0.294			K						K	1 0 0 0 0 1 0												
Inning Stats	R: 0 E: 0 K: 0 S: 9	H: 1 LOB: 1 BB: 0 P: 16	R: 0 E: 0 K: 0 S: 7	H: 1 LOB: 0 BB: 0 P: 13	R: 0 E: 0 K: 1 S: 10	H: 0 LOB: 0 BB: 0 P: 16	R: 0 E: 0 K: 1 S: 7	H: 0 LOB: 0 BB: 0 P: 12	R: 0 E: 0 K: 2 S: 13	H: 0 LOB: 0 BB: 0 P: 16	R: 0 E: 0 K: 0 S: 9	H: 0 LOB: 0 BB: 0 P: 14	R: 0 E: 0 K: 0 S: 12	H: 0 LOB: 0 BB: 1 P: 20	R: 0 E: 0 K: 0 S: 4	H: 0 LOB: 0 BB: 0 P: 8	R: 0 E: 0 K: 1 S: 5	H: 0 LOB: 0 BB: 0 P: 8	1B: 2 2B: 0 3B: 0 HR: 0	SF: 0 SAC: 0 DP: 2 HBP: 1	WP: 0 PB: 0 SB: 0 CS: 0	PA: 29
PITCHER	IP WLS BF H R ER SO BB IBB HBP BLK WP HR S P ERA WHIP											PITCHER	IP WLS BF H R ER SO BB IBB HBP BLK WP HR S P ERA WHIP									
Ben McDonald, R (1, 1) ERA: 4.65	9.0 W 29 2 0 0 5 1 0 1 0 0 0 76 123 0.00 0.333																					



Batter	1	2	3	4	5	6	7	8	9	10	AB	R	H	RBI	BB	SO	LOB	TOP	
Brady Anderson, L (1, 7) OBP: 0.377, SLG: 0.494	F9		L7			L9		E		SF9	5	2	2	0	0	0	1	Baltimore Orioles @ Texas Rangers Arlington Stadium, Arlington, TX Sun Jul 19 1992, 8:05 PM EDT Att: 33,155 - Cloudy - 93 F	
Mike Devereaux, R (1, 8) OBP: 0.329, SLG: 0.470	F8		K			K		K		K	5	0	2	0	0	2	2		
Cal Ripken Jr., R (1, 6) OBP: 0.343, SLG: 0.386	G5-3		G6-3			L9		E		SF9	4	0	1	2	0	0	1		
Glenn Davis, R (1, 10) OBP: 0.319, SLG: 0.408	G5-3		FC5-4			G5-3		E5			4	0	1	0	1	0	1		
Randy Milligan, R (1, 3) OBP: 0.333, SLG: 0.381	P6		FC5-4			F7		K		F9	5	0	0	0	0	1	5		
David Segui, S (10, 3) OBP: 0.307, SLG: 0.315											0	0	0	0	0	0	0		
Jos Orsulak, L (1, 9) OBP: 0.343, SLG: 0.388	F9					F9		WP		F7	4	0	2	0	0	0	0		
Leo Gomez, R (1, 5) OBP: 0.375, SLG: 0.424			F8			F9		F8		K	4	0	0	0	0	1	2		
Billy Ripken, R (1, 4) OBP: 0.267, SLG: 0.333			F8			P2				F7	2	0	0	0	0	0	1		
Chito Martinez, L (8, PH) OBP: 0.336, SLG: 0.400											0	1	0	0	1	0	0		
Rick Dempsey, R (8, 2) OBP: 0.286, SLG: 0.167								1B			1	0	0	0	0	0	0		
Jeff Tackett, R (1, 2) OBP: 0.333, SLG: 0.474								BB			1	0	0	0	1	0	0		
Sam Horn, L (8, PH) OBP: 0.336, SLG: 0.443											0	0	0	0	0	0	0		
Tim Hulett, R (8, PH) OBP: 0.344, SLG: 0.400											2	0	0	0	0	1	1		
Inning Stats	R: 0 E: 0 K: 0 S: 8	H: 0 LOB: 0 BB: 0 P: 12	R: 0 E: 0 K: 0 S: 5	H: 0 LOB: 0 BB: 0 P: 6	R: 0 E: 0 K: 1 S: 9	H: 1 LOB: 1 BB: 0 P: 16	R: 0 E: 0 K: 0 S: 7	H: 1 LOB: 1 BB: 0 P: 13	R: 0 E: 0 K: 0 S: 9	H: 1 LOB: 1 BB: 0 P: 15	R: 2 E: 1 K: 3 S: 25	H: 2 LOB: 2 BB: 1 P: 33	R: 0 E: 0 K: 1 S: 7	H: 0 LOB: 0 BB: 0 P: 12	R: 1 E: 1 K: 0 S: 14	H: 2 LOB: 2 BB: 1 P: 26	1B: 7 2B: 2 3B: 0 HR: 0	SF: 1 SAC: 0 DP: 1 HBP: 0	WP: 1 PA: 41
PITCHER	IP WLS BF H R ER SO ERA WHIP	IP WLS BF H R ER SO ERA WHIP	IP WLS BF H R ER SO ERA WHIP	IP WLS BF H R ER SO ERA WHIP	IP WLS BF H R ER SO ERA WHIP	IP WLS BF H R ER SO ERA WHIP	IP WLS BF H R ER SO ERA WHIP	IP WLS BF H R ER SO ERA WHIP	IP WLS BF H R ER SO ERA WHIP	IP WLS BF H R ER SO ERA WHIP	IP WLS BF H R ER SO ERA WHIP	IP WLS BF H R ER SO ERA WHIP	IP WLS BF H R ER SO ERA WHIP	IP WLS BF H R ER SO ERA WHIP	IP WLS BF H R ER SO ERA WHIP	IP WLS BF H R ER SO ERA WHIP	IP WLS BF H R ER SO ERA WHIP	IP WLS BF H R ER SO ERA WHIP	
Todd Burns, R (1, 1) ERA: 3.25	7.0																		
Kenny Rogers, L (8, 1) ERA: 3.4	0.1																		
Jeff Russell, R (8, 1) ERA: 1.78	1.2																		
Terry Mathews, R (10, 1) ERA: 5.77	1.0																		

AB	37
R	3
H	8
RBI	2
BB	3
SO	5
LOB	14



Batter	1	2	3	4	5	6	7	8	9	10	AB	R	H	RBI	BB	SO	LOB	BOTTOM	
Jeff Frye, R (1, 4) OBP: 0.265, SLG: 0.355	BB	P3			G5-3		BB		F8		4	0	1	0	1	0	2	Baltimore Orioles @ Texas Rangers Arlington Stadium, Arlington, TX Sun Jul 19 1992, 8:05 PM EDT Att: 33,155 - Cloudy - 93 F	
Dean Palmer, R (1, 5) OBP: 0.340, SLG: 0.455	BB				P9		BB			G3-6-3	1	0	0	0	4	0	0		
Rafael Palmeiro, L (1, 3) OBP: 0.360, SLG: 0.422	K		F8			2B		F9		G3-6-3	5	1	1	0	0	1	6		
Ruben Sierra, S (1, 9) OBP: 0.337, SLG: 0.480	K		P6			BLK		G4-3		K	5	1	1	0	0	2	3		
Juan Gonzalez, R (1, 7) OBP: 0.296, SLG: 0.472	K		K			SF7		G6-3			3	0	0	1	0	2	3		
Brian Downing, R (1, 10) OBP: 0.417, SLG: 0.415					P2						2	0	0	0	2	1	0		
Monty Fariss, R (8, PR) OBP: 0.395, SLG: 0.333						K				BB	0	0	0	0	0	0	0		
Ivan Rodriguez, R (1, 2) OBP: 0.316, SLG: 0.421					L7			G1-6-3		F9	3	0	0	0	1	0	1		
Dickie Thon, R (1, 6) OBP: 0.292, SLG: 0.371											3	0	0	0	0	1	2		
Jeff Huson, L (9, PH) OBP: 0.346, SLG: 0.350			F8		G5-3			K			1	0	0	0	0	0	0		
Donald Harris, R (1, 8) OBP: 0.105, SLG: 0.105			F9					K		G5-3	4	0	0	0	0	1	2		
Inning Stats	R: 0 E: 0 K: 3 S: 12	H: 0 LOB: 2 BB: 2 P: 23	R: 0 E: 0 K: 0 S: 12	H: 0 LOB: 2 BB: 2 P: 24	R: 0 E: 0 K: 1 S: 9	H: 0 LOB: 1 BB: 1 P: 17	R: 0 E: 0 K: 0 S: 7	H: 0 LOB: 0 BB: 0 P: 11	R: 2 E: 0 K: 2 S: 16	H: 2 LOB: 0 BB: 0 P: 23	R: 0 E: 0 K: 0 S: 10	H: 1 LOB: 2 BB: 1 P: 18	R: 0 E: 0 K: 0 S: 6	H: 0 LOB: 0 BB: 0 P: 9	R: 0 E: 0 K: 1 S: 5	H: 0 LOB: 0 BB: 1 P: 13	1B: 2 2B: 1 3B: 0 HR: 0	SF: 1 SAC: 0 DP: 1 HBP: 0	WP: 0 PA: 40
PITCHER	IP WLS BF H R ER SO ERA WHIP	IP WLS BF H R ER SO ERA WHIP	IP WLS BF H R ER SO ERA WHIP	IP WLS BF H R ER SO ERA WHIP	IP WLS BF H R ER SO ERA WHIP	IP WLS BF H R ER SO ERA WHIP	IP WLS BF H R ER SO ERA WHIP	IP WLS BF H R ER SO ERA WHIP	IP WLS BF H R ER SO ERA WHIP	IP WLS BF H R ER SO ERA WHIP	IP WLS BF H R ER SO ERA WHIP	IP WLS BF H R ER SO ERA WHIP	IP WLS BF H R ER SO ERA WHIP	IP WLS BF H R ER SO ERA WHIP	IP WLS BF H R ER SO ERA WHIP	IP WLS BF H R ER SO ERA WHIP	IP WLS BF H R ER SO ERA WHIP	IP WLS BF H R ER SO ERA WHIP	
Arthur Rhodes, L (1, 1) ERA: 2.63	6.0																		
Todd Frohwrth, R (7, 1) ERA: 1.82	3.0																		
Pat Clements, L (10, 1) ERA: 2.42	0.2																		
Gregg Olson, R (10, 1) ERA: 2.04	0.1																		

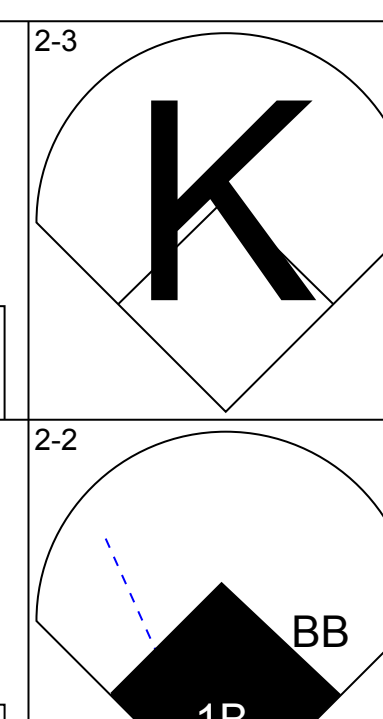
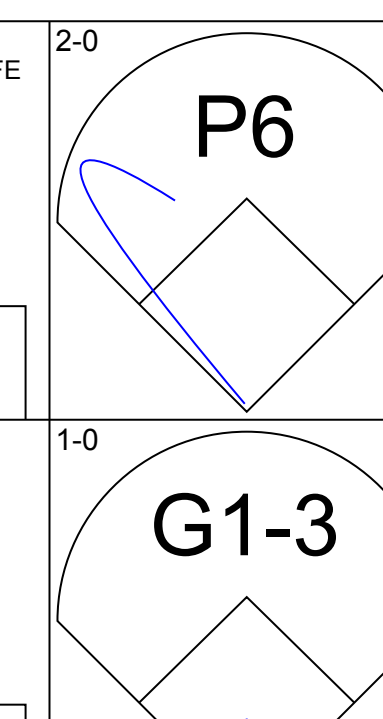
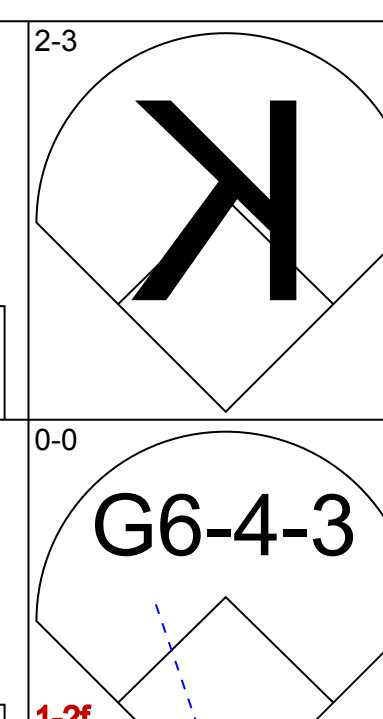
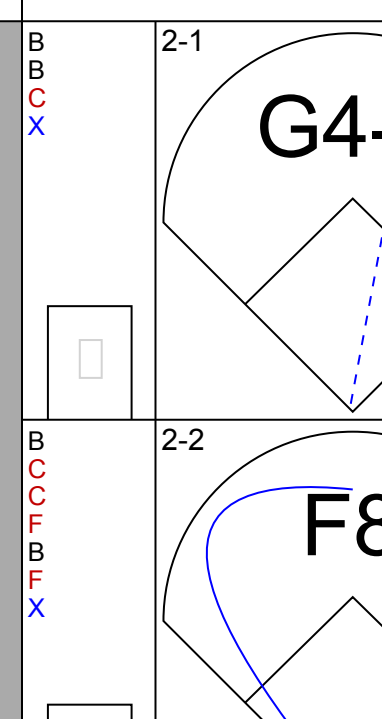
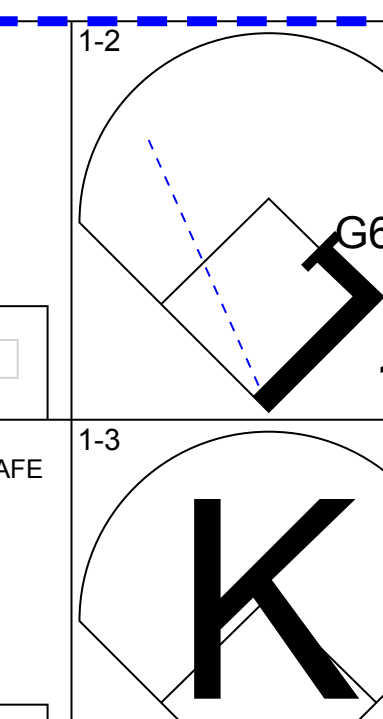
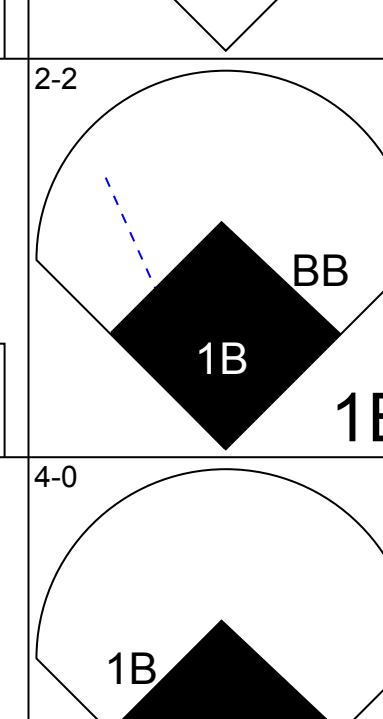
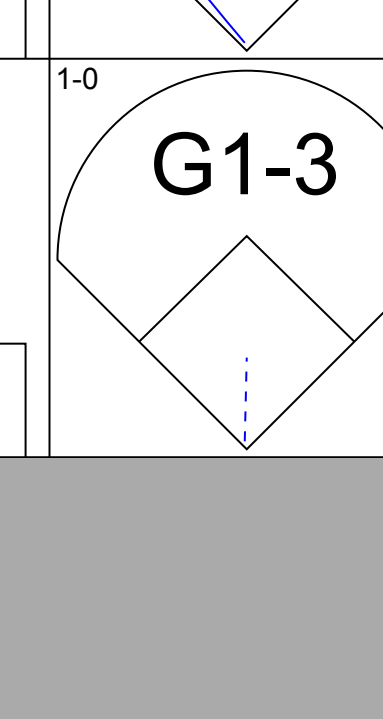
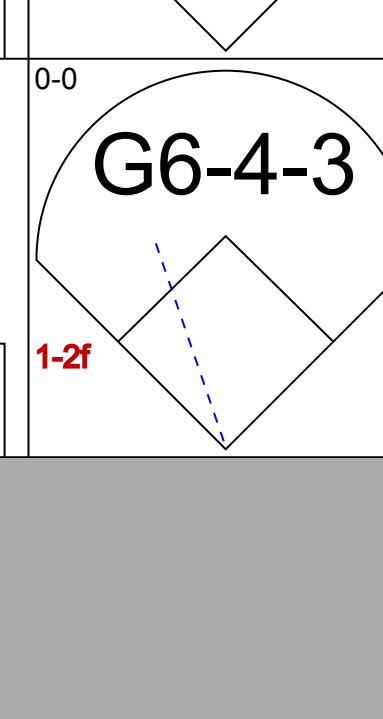
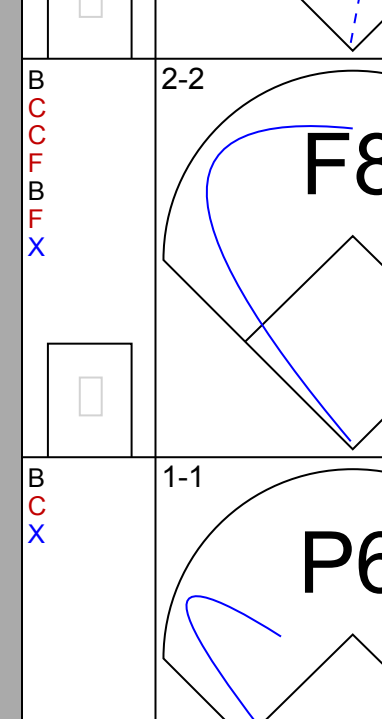
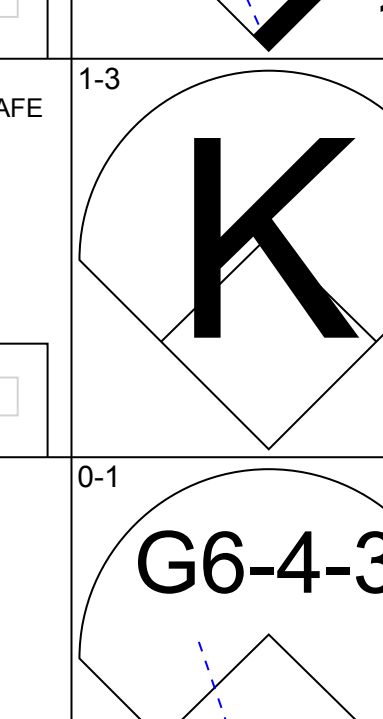
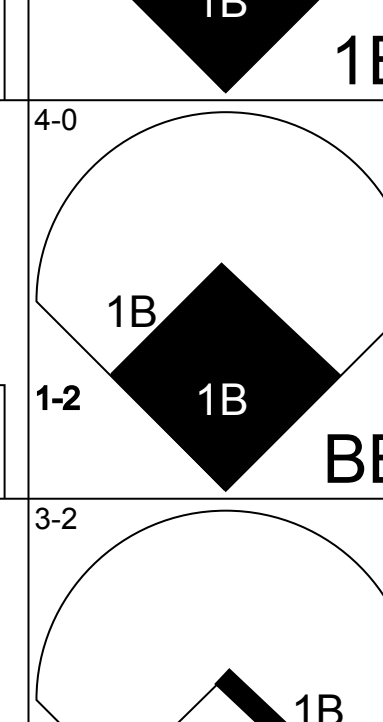

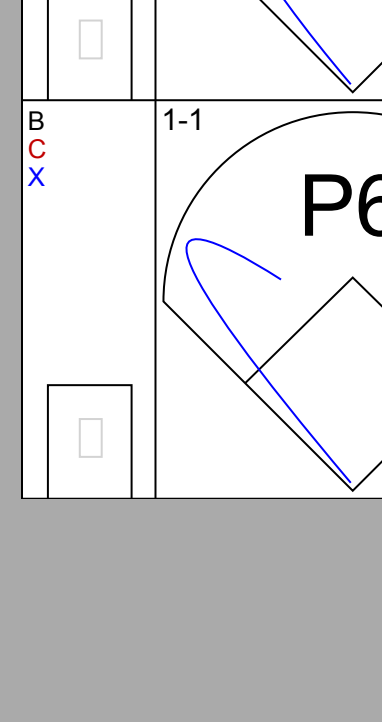
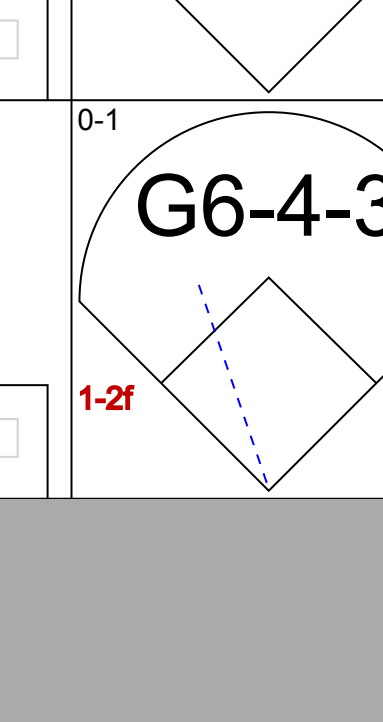
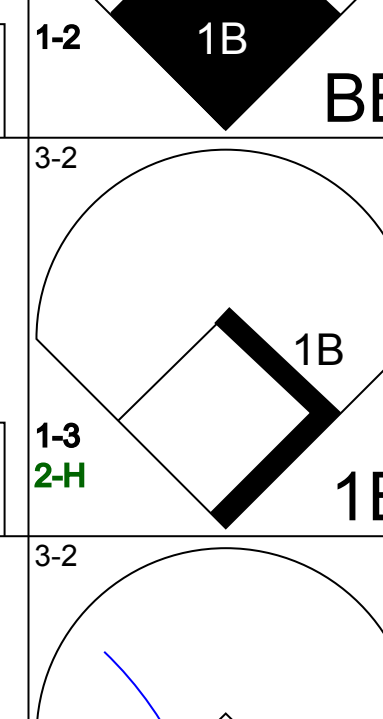



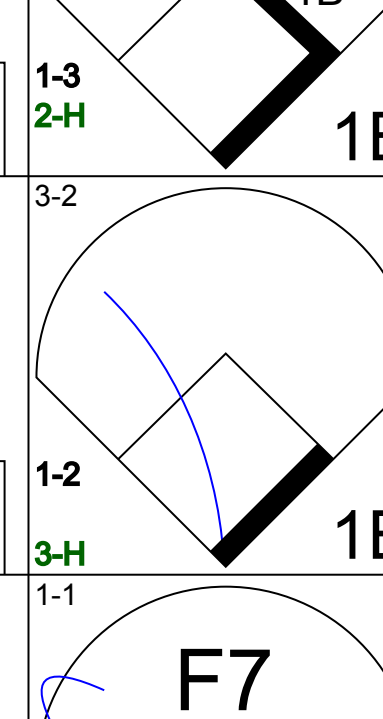



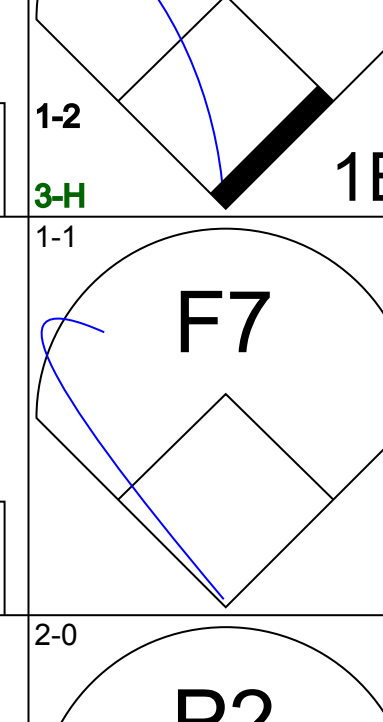

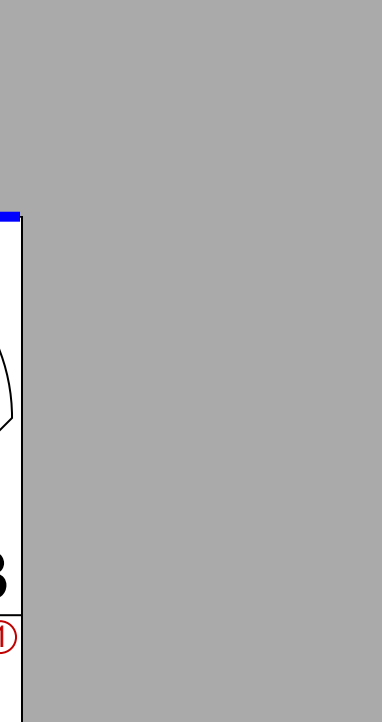

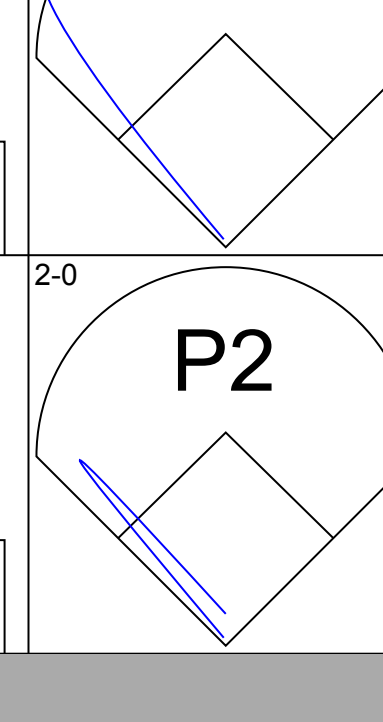



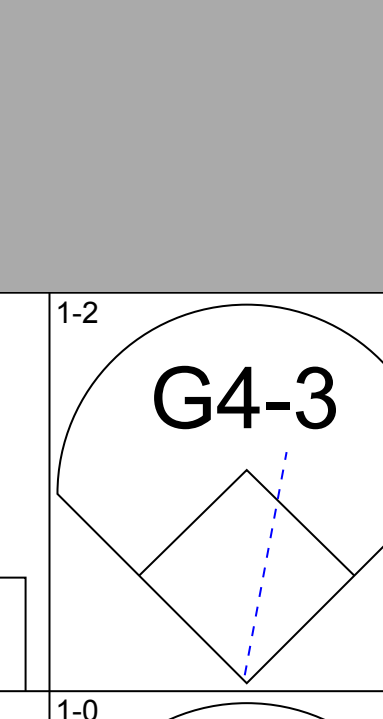

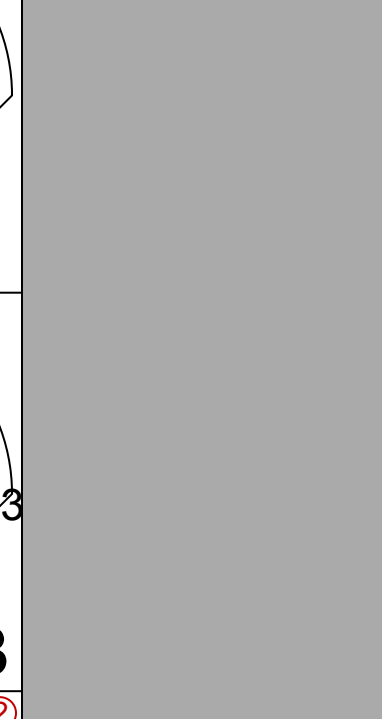

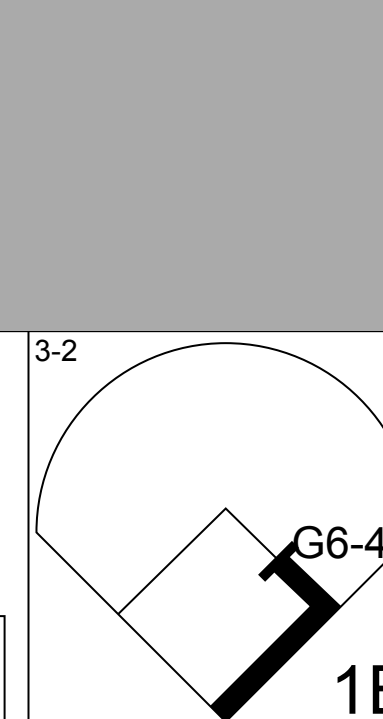


AB	31
R	2
H	3
RBI	1
BB	8
SO	8
LOB	19

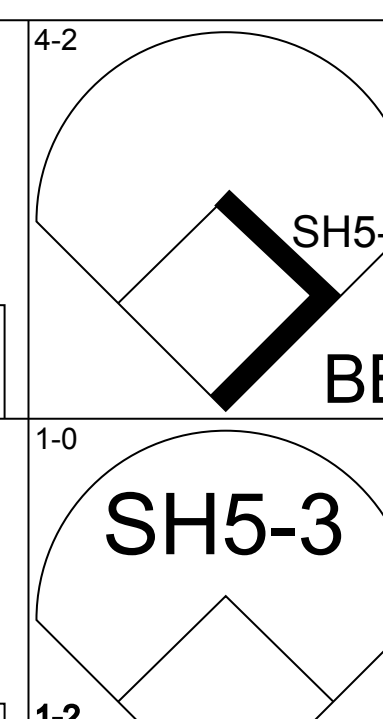
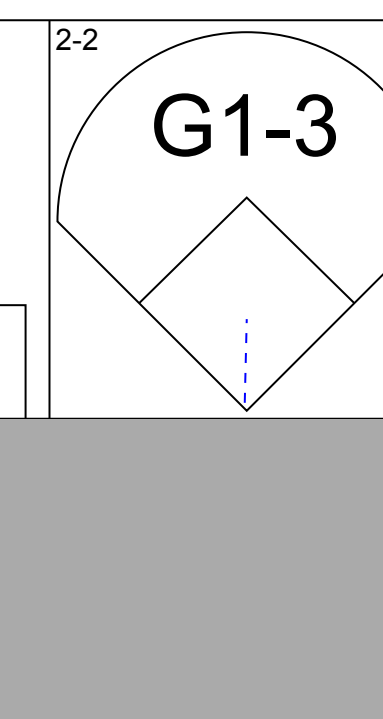
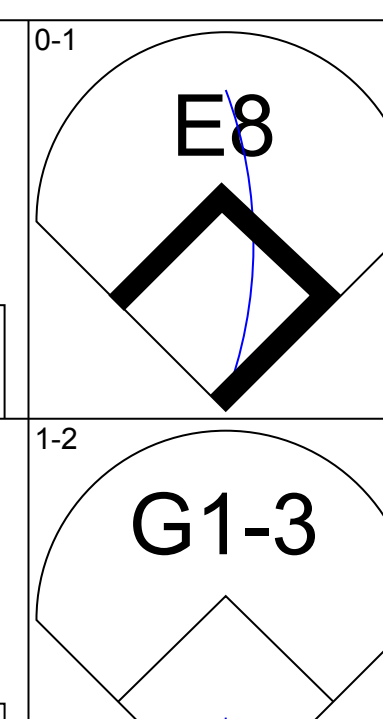

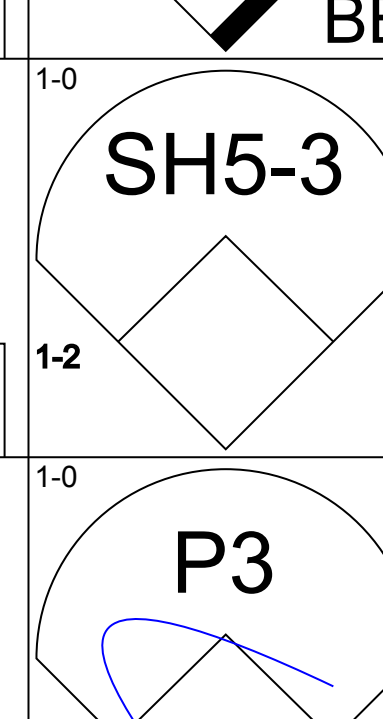
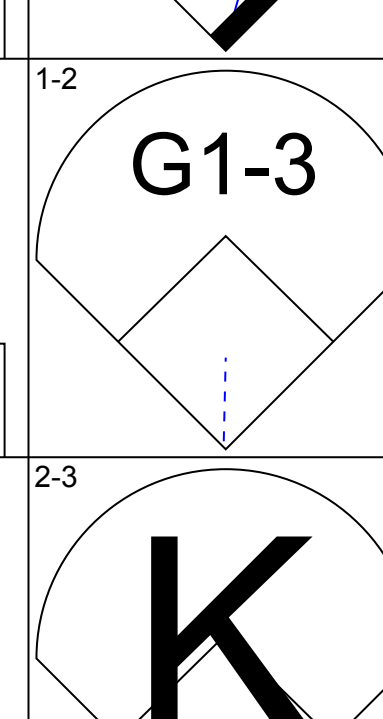
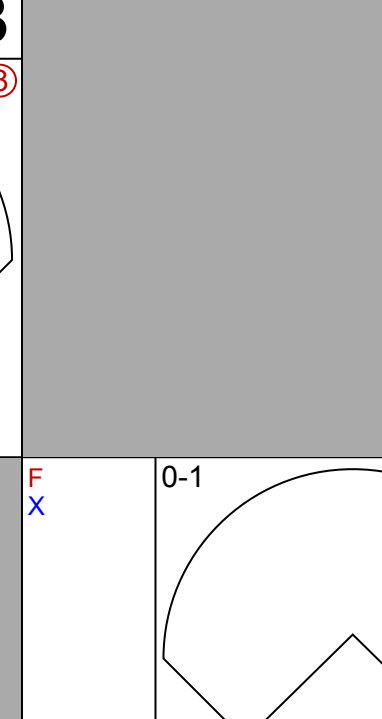

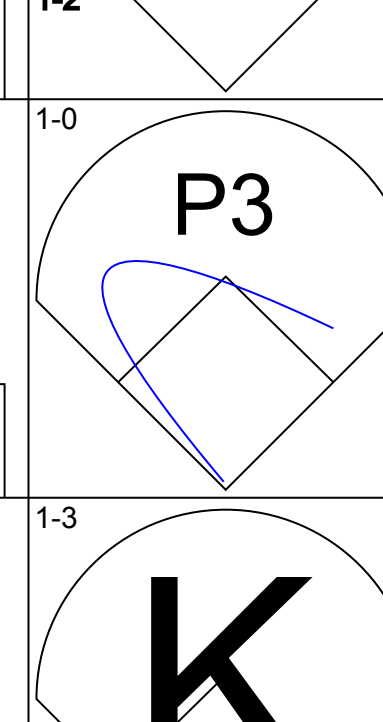
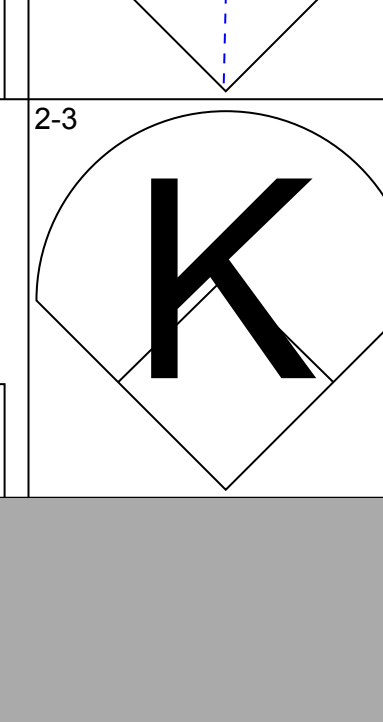
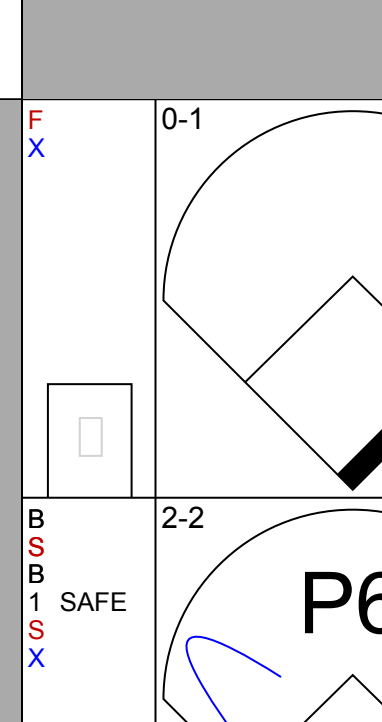

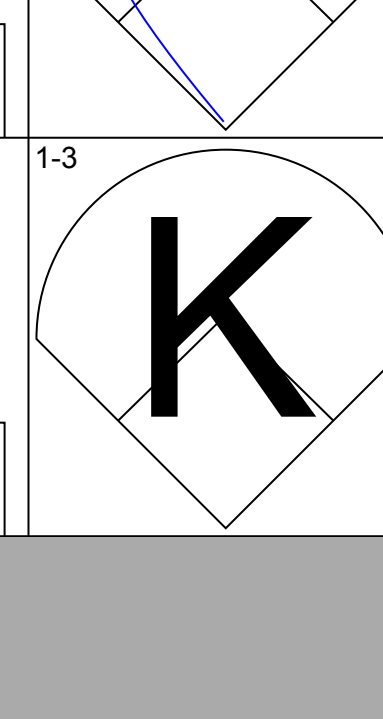

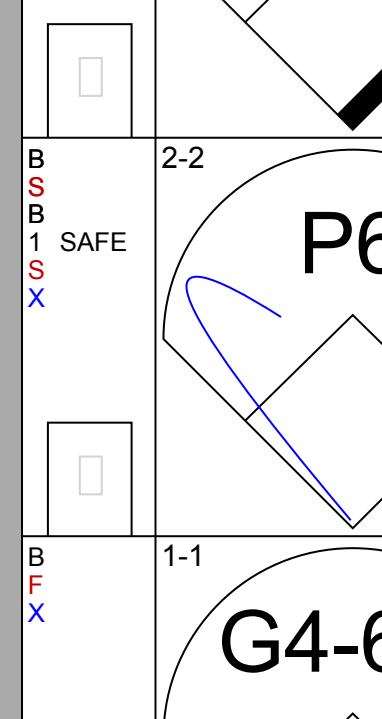

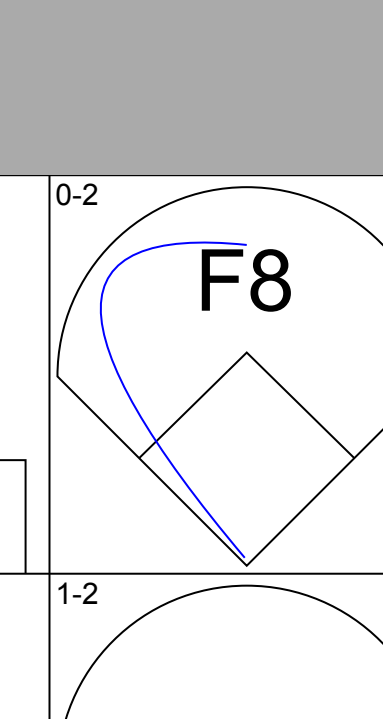

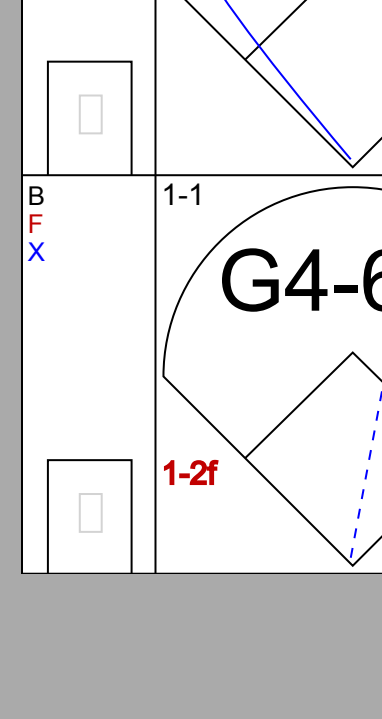

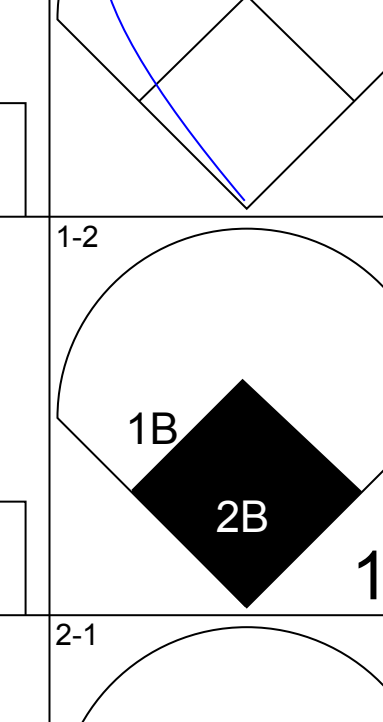

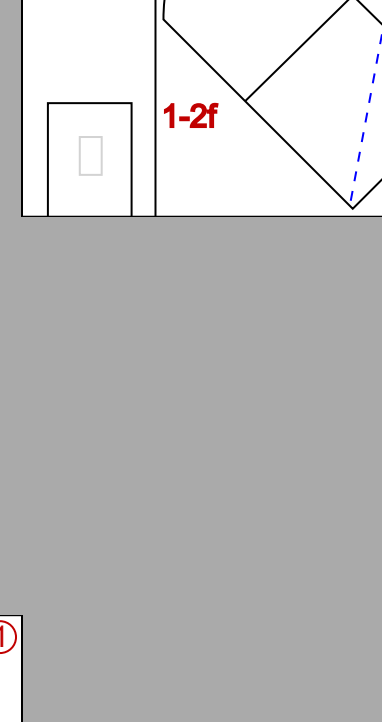

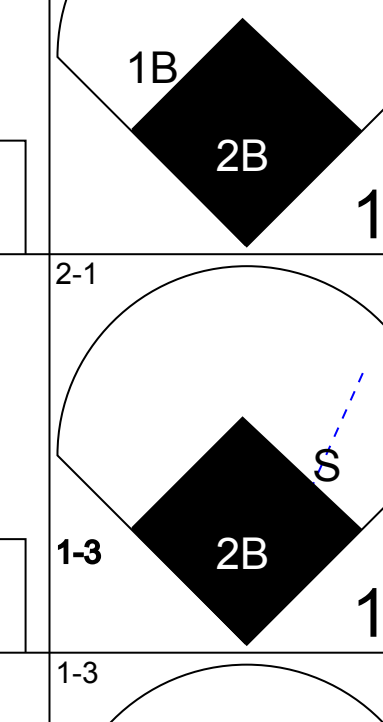







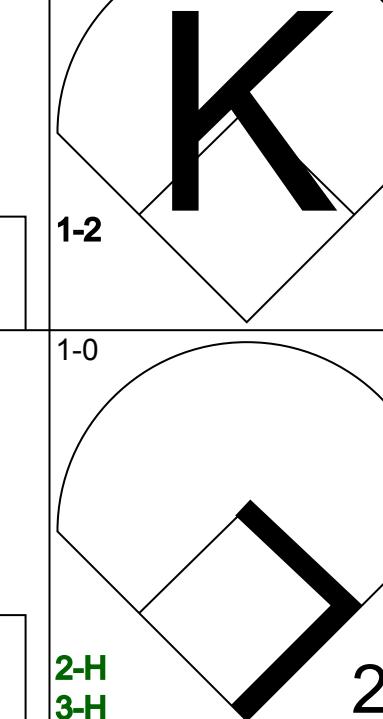
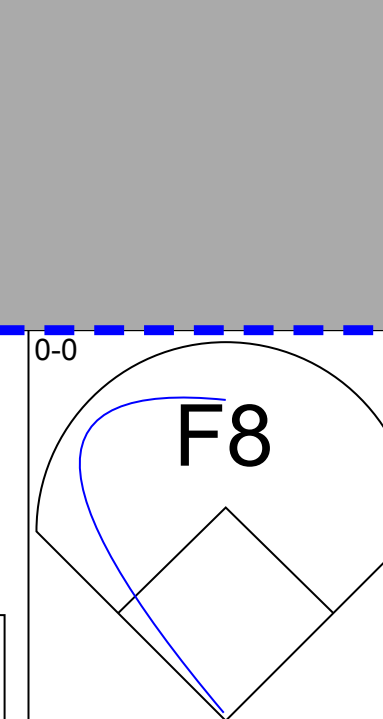




Batter	1	2	3	4	5	6	7	8	9	AB	R	H	RBI	BB	SO	LOB	TOP								
Brady Anderson, L (1, 7) OBP: 0.380, SLG: 0.493	4-2 1B SF7	3-1 1-2 2-H 1B		2-2 G4-3		2-1 G1-3		3-2 1B		4	1	2	1	1	0	2	Baltimore Orioles @ Chicago White Sox Comiskey Park, Chicago, IL Tue Jul 21 1992, 8:05 PM EDT Att: 35,366 - Sunny - 64 F								
Mike Devereaux, R (1, 8) OBP: 0.326, SLG: 0.462	1-2 SAFE 1-2 SAFE 1-3 1B	0-1 F8		0-3 K			2-2 P3	1-2 G6-3		5	0	1	0	0	1	3									
Cal Ripken Jr., R (1, 6) OBP: 0.340, SLG: 0.378	2-2 SF7		2-2 F9 BB HR		1-0 G6-3		0-0 G5-3		1-2 G1-3	3	1	0	1	0	0	0									
Glenn Davis, R (1, 10) OBP: 0.337, SLG: 0.435	1-2 3-H 1B		4-2 HR BB		1-1 G5-4-3 1B		3-1 HR		4-1 BB	3	2	3	1	2	0	0									
Randy Milligan, R (1, 3) OBP: 0.390, SLG: 0.387	1-3 K		0-3 K		2-2 G5-4-3 1-2		0-1 HR		2-3 K	5	1	1	1	0	3	5									
Joe Orsulak, L (1, 9) OBP: 0.341, SLG: 0.392		1-2 G6-3	1-1 F9		2-2 G1-3		0-0 2B		2-2 P2	5	0	1	0	0	0	3									
Leo Gomez, R (1, 5) OBP: 0.374, SLG: 0.428		4-2 BB 1B	3-2 1-H 3-H HR		4-0 1B BB		1-1 P3			2	2	1	3	2	0	1									
Billy Ripken, R (1, 4) OBP: 0.268, SLG: 0.331		1-1 P6	0-0 F7		1-1 1-2 1B			1-1 F9		4	0	1	0	0	0	1									
Jeff Tackett, R (1, 2) OBP: 0.325, SLG: 0.451		4-2 1-2 1B BB		1-1 F7		1-3 K		2-0 F9		3	0	0	0	1	1	2									
Inning Stats	R: 1 E: 0 K: 1 S: 19	H: 2 LOB: 1 BB: 1 P: 28	R: 1 E: 0 K: 0 S: 16	H: 1 LOB: 2 BB: 2 P: 29	R: 3 E: 0 K: 1 S: 15	H: 1 LOB: 0 BB: 0 P: 25	R: 0 E: 0 K: 1 S: 8	H: 0 LOB: 0 BB: 0 P: 11	R: 0 E: 0 K: 0 S: 6	H: 1 LOB: 0 BB: 0 P: 10	R: 0 E: 0 K: 1 S: 10	H: 1 LOB: 2 BB: 1 P: 20	R: 2 E: 0 K: 0 S: 12	H: 3 LOB: 1 BB: 0 P: 18	R: 0 E: 0 K: 0 S: 9	H: 1 LOB: 1 BB: 0 P: 16	R: 0 E: 0 K: 1 S: 12	H: 0 LOB: 1 BB: 1 P: 21	1B: 6 2B: 1 3B: 0 HR: 3	SF: 1 SAC: 0 DP: 1 HBP: 1	WP: 0 PB: 0 SB: 1 CS: 0	PA: 42			
PITCHER	IP	WLS	BF	H	R	ER	SO	BB	IBB	HBP	BLK	WP	HR	S	P	ERA	WHIP								
Kirk McCaskill, R (1, 1) ERA: 4.39	3.0		17	4	5	5	2	4	0	1	0	0	1	50	82	15.00	2.667								
Wilson Alvarez, L (4, 1) ERA: 4.25	4.0		17	5	2	2	2	1	0	0	0	0	2	36	59	4.50	1.500								
Terry Leach, R (8, 1) ERA: 1.71	2.0	W	8	1	0	0	1	1	0	0	0	0	0	21	37	0.00	1.000								

Batter	1	2	3	4	5	6	7	8	9	AB	R	H	RBI	BB	SO	LOB	BOTTOM								
Tim Raines, S (1, 7) OBP: 0.356, SLG: 0.344	4-0 1B BB		1-1 F8		1-0 F9		0-0 P7	4-0 S 1B IBB		3	1	0	0	2	0	1	Baltimore Orioles @ Chicago White Sox Comiskey Park, Chicago, IL Tue Jul 21 1992, 8:05 PM EDT Att: 35,366 - Sunny - 64 F								
Steve Sax, R (1, 4) OBP: 0.299, SLG: 0.317	2-1 P4		1-0 WP 1B		1-0 1B 2B		0-1 G4-3 1-2	1-2 1-H 3-H 2B 1B		5	2	3	2	0	0	2									
Frank Thomas, R (1, 3) OBP: 0.430, SLG: 0.494	0-2 P4		2-1 G6-3 1-2		1-1 2-H 1B			E6 1B 2B		5	1	2	2	0	0	2									
George Bell, R (1, 10) OBP: 0.297, SLG: 0.407	1-0 1-2 1B			4-2 FC4-6 BB	2-2 L7			1B G4-3		4	1	2	0	1	0	2									
Robin Ventura, L (1, 5) OBP: 0.382, SLG: 0.425	3-2 F7		1-1 FC4-6 1-2 3B		1-2 G4-3			HBP 1B F7		5	2	1	1	0	0	5									
Shawn Abner, R (1, 9) OBP: 0.367, SLG: 0.405		0-1 L7		2-3 K		0-0 1B		1-1 HBP 2B 1B		4	1	2	1	0	1	1									
Lance Johnson, L (1, 8) OBP: 0.304, SLG: 0.335		3-1 L8		0-0 1-H 3B		0-0 P7		1-2 2-3 2B HBP		3	1	1	1	0	0	1									
Carlton Fisk, R (1, 2) OBP: 0.262, SLG: 0.218 Ron Karkovics, R (8, PR) OBP: 0.294, SLG: 0.320		1-3 K		0-1 P4		1-0 G6-3		0-1 FC 1B 2B		4	0	1	3	0	1	2									
Craig Grebeck, R (1, 6) OBP: 0.326, SLG: 0.372			0-1 L4		1-0 F7			4-1 G4-3 BB		3	0	0	0	1	0	1									
Inning Stats	R: 0 E: 0 K: 0 S: 10	H: 1 LOB: 2 BB: 1 P: 20	R: 0 E: 0 K: 1 S: 8	H: 0 LOB: 0 BB: 0 P: 12	R: 0 E: 0 K: 0 S: 7	H: 1 LOB: 1 BB: 0 P: 11	R: 1 E: 0 K: 1 S: 14	H: 1 LOB: 1 BB: 1 P: 21	R: 1 E: 0 K: 0 S: 8	H: 2 LOB: 1 BB: 0 P: 14	R: 0 E: 0 K: 0 S: 6	H: 1 LOB: 1 BB: 0 P: 8	R: 0 E: 0 K: 0 S: 4	H: 0 LOB: 0 BB: 1 P: 8	R: 3 E: 1 K: 0 S: 18	H: 6 LOB: 2 BB: 1 P: 30	R: 0 E: 0 K: 0 S: 12	H: 0 LOB: 1 BB: 1 P: 21	1B: 8 2B: 3 3B: 1 HR: 0	SF: 0 SAC: 1 DP: 1 HBP: 1	WP: 1 PB: 0 SB: 1 CS: 0	PA: 41			
PITCHER	IP	WLS	BF	H	R	ER	SO	BB	IBB	HBP	BLK	WP	HR	S	P	ERA	WHIP								
Rick Sutcliffe, R (1, 1) ERA: 4.19	7.0		33	9	6	6	2	3	0	0	0	0	0	63	103	7.71	1.714								
Pat Clements, L (8, 1) ERA: 2.6	0.0		1	0	0	0	0	0	0	1	0	0	0	0	1	∞	∞								
Todd Frohwrth, R (8, 1) ERA: 1.97	0.2	L	6	3	4	3	0	0	1	0	0	0	0	9	17	40.50	4.500								
Mike Flanagan, L (8, 1) ERA: 8.1	0.1		1	0	0	0	0	0	0	0	0	0	0	3	3	0.00	0.000								



Batter	1	2	3	4	5	6	7	8	9	AB	R	H	RBI	BB	SO	LOB	TOP					
Brady Anderson, L (1, 7) OBP: 0.378, SLG: 0.489										5	0	1	0	0	2	2	Baltimore Orioles @ Chicago White Sox Comiskey Park, Chicago, IL Wed Jul 22 1992, 4:33 AM EDT Att: 36,349 - Cloudy - 68 F					
Mike Devereaux, R (1, 8) OBP: 0.325, SLG: 0.459										5	1	1	0	0	1	3						
Cal Ripken Jr., R (1, 6) OBP: 0.343, SLG: 0.378										3	1	1	0	2	0	1						
Glenn Davis, R (1, 10) OBP: 0.347, SLG: 0.446 Mark McLemore, S (8, PR) OBP: 0.322, SLG: 0.280										3	0	2	1	1	0	1						
Randy Milligan, R (1, 3) OBP: 0.391, SLG: 0.387 David Segui, S (8, 3) OBP: 0.307, SLG: 0.315										3	1	1	1	1	0	1						
Joe Orsulak, L (1, 9) OBP: 0.347, SLG: 0.400										3	1	2	0	1	0	2						
Leo Gomez, R (1, 5) OBP: 0.373, SLG: 0.427										3	0	1	3	0	1	3						
Billy Ripken, R (1, 4) OBP: 0.272, SLG: 0.341										4	0	2	0	0	0	1						
Jeff Tackett, R (1, 2) OBP: 0.331, SLG: 0.448										3	0	1	0	0	0	5						
Inning Stats	R: 2 E: 0 K: 1 S: 18	H: 3 LOB: 2 BB: 1 P: 35	R: 0 E: 0 K: 0 S: 5	H: 0 LOB: 1 BB: 0 P: 10	R: 2 E: 0 K: 0 S: 12	H: 2 LOB: 1 BB: 2 P: 26	R: 0 E: 0 K: 1 S: 8	H: 1 LOB: 0 BB: 0 P: 13	R: 0 E: 0 K: 0 S: 7	H: 2 LOB: 1 BB: 0 P: 12	R: 0 E: 0 K: 1 S: 10	H: 2 LOB: 1 BB: 0 P: 13	R: 0 E: 0 K: 0 S: 9	H: 0 LOB: 0 BB: 0 P: 14	R: 1 E: 0 K: 0 S: 8	H: 1 LOB: 2 BB: 2 P: 18		R: 0 E: 0 K: 1 S: 10	H: 1 LOB: 0 BB: 0 P: 12	1B: 9 2B: 3 3B: 0 HR: 0	SF: 1 SAC: 0 DP: 4 HBP: 1	WP: 0 PB: 0 SB: 1 CS: 0
PITCHER	IP	WLS	BF	H	R	ER	SO	BB	IBB	HBP	BLK	WP	HR	S	P	ERA	WHIP					
Alex Fernandez, R (1, 1) ERA: 4.21	5.0		23	8	4	4	2	3	0	1	0	0	0	50	96	7.20	2.200					
Donn Pall, R (6, 1) ERA: 4.5	3.0	W	13	3	1	1	1	1	1	0	0	0	0	27	45	3.00	1.333					
Scott Radinsky, L (9, 1) ERA: 2.8	1.0	S	3	1	0	0	1	0	0	0	0	0	0	10	12	0.00	1.000					

Batter	1	2	3	4	5	6	7	8	9	AB	R	H	RBI	BB	SO	LOB	BOTTOM					
Warren Newson, L (1, 7) OBP: 0.385, SLG: 0.264 Nelson Santovenia, R (9, 2) OBP: 0.333, SLG: 1.333										3	0	0	0	2	0	2	Baltimore Orioles @ Chicago White Sox Comiskey Park, Chicago, IL Wed Jul 22 1992, 4:33 AM EDT Att: 36,349 - Cloudy - 68 F					
Steve Sax, R (1, 4) OBP: 0.295, SLG: 0.317										4	1	1	0	0	0	4						
Frank Thomas, R (1, 3) OBP: 0.432, SLG: 0.503										4	1	2	2	1	1	2						
George Bell, R (1, 10) OBP: 0.293, SLG: 0.401										5	0	0	0	0	1	4						
Robin Ventura, L (1, 5) OBP: 0.380, SLG: 0.421										3	0	0	0	1	0	1						
Shawn Abner, R (1, 9) OBP: 0.372, SLG: 0.402										3	2	1	0	0	0	1						
Lance Johnson, L (1, 8) OBP: 0.309, SLG: 0.340										4	2	3	0	0	0	0						
Ron Karkovice, R (1, 2) OBP: 0.290, SLG: 0.315 Tim Raines, S (8, PH) ERA: 1.52 OBP: 0.357, SLG: 0.349 (9, 7)										3	0	0	0	0	1	4						
Craig Grebeck, R (1, 6) OBP: 0.332, SLG: 0.379										3	0	2	3	1	0	0						
Inning Stats	R: 0 E: 0 K: 1 S: 8	H: 0 LOB: 1 BB: 1 P: 15	R: 2 E: 0 K: 1 S: 21	H: 3 LOB: 1 BB: 0 P: 28	R: 2 E: 1 K: 0 S: 12	H: 3 LOB: 2 BB: 0 P: 16	R: 0 E: 1 K: 1 S: 12	H: 0 LOB: 1 BB: 0 P: 15	R: 0 E: 0 K: 0 S: 8	H: 0 LOB: 2 BB: 1 P: 16	R: 0 E: 0 K: 0 S: 7	H: 0 LOB: 0 BB: 0 P: 10	R: 3 E: 1 K: 0 S: 21	H: 3 LOB: 2 BB: 1 P: 33	R: 0 E: 0 K: 0 S: 8	H: 1 LOB: 0 BB: 0 P: 10		R: 3 E: 1 K: 0 S: 21	H: 3 LOB: 2 BB: 1 P: 33	1B: 7 2B: 2 3B: 0 HR: 1	SF: 0 SAC: 1 DP: 1 HBP: 1	WP: 0 PB: 0 SB: 3 CS: 1
PITCHER	IP	WLS	BF	H	R	ER	SO	BB	IBB	HBP	BLK	WP	HR	S	P	ERA	WHIP					
35 Mike Mussina, R (1, 1) ERA: 2.45	3.0		17	6	4	4	2	1	0	0	0	0	0	41	59	12.00	2.333					
Alan Mills, R (4, 1) ERA: 1.52	4.0		16	1	1	1	1	3	0	1	0	0	0	38	65	2.25	1.000					
Gregg Olson, R (8, 1) ERA: 2.41	1.0	L	7	3	2	2	0	1	0	0	0	0	0	18	27	18.00	4.000					

AB	32
R	5
H	12
RBI	5
BB	5
SO	4
LOB	19



AB	33
R	7
H	10
RBI	7
BB	5
SO	3
LOB	18



Batter	1	2	3	4	5	6	7	8	9	AB	R	H	RBI	BB	SO	LOB	TOP								
Jeff Frye, R OBP: 0.289, SLG: 0.341 (1, 4)										3	0	0	0	0	2	2									
Brian Downing, R OBP: 0.411, SLG: 0.421 (1, 10)										3	1	1	1	1	2	2									
Rafael Palmeiro, L OBP: 0.355, SLG: 0.428 (1, 3)										4	0	0	0	0	1	3									
Ruben Sierra, S OBP: 0.327, SLG: 0.466 (1, 9)										4	0	0	0	0	1	1									
Juan Gonzalez, R OBP: 0.297, SLG: 0.472 (8, 7)										4	1	2	0	0	0	0									
Kevin Reimer, L OBP: 0.348, SLG: 0.475 Donald Harris, R OBP: 0.143, SLG: 0.143 (8, 8)										3	0	0	0	1	0	1									
Ivan Rodriguez, R OBP: 0.313, SLG: 0.416 (1, 2)										4	1	2	1	0	1	0									
Jeff Huson, L OBP: 0.356, SLG: 0.393 (1, 6)										3	1	2	2	1	0	0									
Al Newman, S OBP: 0.297, SLG: 0.237 (1, 5)										3	0	1	0	1	0	1									
Inning Stats	R: 0 E: 0 K: 1 S: 11	H: 0 LOB: 1 BB: 1 P: 17	R: 2 E: 1 K: 1 S: 12	H: 2 LOB: 1 BB: 0 P: 18	R: 1 E: 0 K: 1 S: 8	H: 1 LOB: 0 BB: 0 P: 16	R: 0 E: 0 K: 1 S: 6	H: 0 LOB: 0 BB: 1 P: 8	R: 0 E: 0 K: 1 S: 9	H: 0 LOB: 1 BB: 1 P: 15	R: 1 E: 0 K: 1 S: 12	H: 2 LOB: 2 BB: 2 P: 26	R: 0 E: 0 K: 1 S: 11	H: 1 LOB: 0 BB: 0 P: 17	R: 0 E: 0 K: 0 S: 7	H: 1 LOB: 0 BB: 0 P: 7	R: 0 E: 0 K: 0 S: 8	H: 1 LOB: 1 BB: 0 P: 11	1B: 4 2B: 3 3B: 0 HR: 2	SF: 0 SAC: 0 DP: 2 HBP: 0	WP: 0 PB: 0 SB: 0 CS: 1	PA: 38			
PITCHER	IP	WLS	BF	H	R	ER	SO	BB	IBB	HBP	BLK	WP	HR	S	P	ERA	WHIP								
Ben McDonald, R ERA: 4.66 (1, 1)	7.1	L	32	7	4	4	7	3	1	0	0	0	2	73	121	4.91	1.364								
Pat Clements, L ERA: 2.51 (8, 1)	1.0		3	1	0	0	0	0	0	0	0	0	0	5	6	0.00	1.000								
Todd Frohwirth, R ERA: 1.95 (9, 1)	0.2		2	0	0	0	0	0	0	0	0	0	0	6	8	0.00	0.000								

Texas Rangers @ Baltimore Orioles
 Oriole Park at Camden Yards, Baltimore, MD
 Thu Jul 23 1992, 7:05 PM EDT
 Att: 45,572 - Cloudy - 85 F

AB	31
R	4
H	8
RBI	4
BB	4
SO	7
LOB	10



Batter	1	2	3	4	5	6	7	8	9	AB	R	H	RBI	BB	SO	LOB	BOTTOM								
Brady Anderson, L OBP: 0.376, SLG: 0.489 (1, 7)										4	1	1	0	0	1	1									
Mike Devereaux, R OBP: 0.326, SLG: 0.463 (1, 8)										3	1	1	1	1	0	0									
Cal Ripken Jr., R OBP: 0.340, SLG: 0.374 (1, 6)										4	0	0	1	0	0	2									
Glenn Davis, R OBP: 0.344, SLG: 0.441 (1, 10)										4	0	1	0	0	1	2									
Randy Milligan, R OBP: 0.388, SLG: 0.385 (1, 3)										4	0	1	0	0	0	1									
Joe Orsulak, L OBP: 0.354, SLG: 0.406 (1, 9)										4	0	3	0	0	0	0									
Leo Gomez, R OBP: 0.374, SLG: 0.426 (1, 5)										3	0	1	0	1	1	1									
Billy Ripken, R OBP: 0.268, SLG: 0.335 Chito Martinez, L OBP: 0.339, SLG: 0.396 (9, PH)										3	0	0	0	0	0	6									
Jeff Tackett, R OBP: 0.331, SLG: 0.454 Sam Horn, L OBP: 0.333, SLG: 0.437 (9, PH)										3	0	1	0	0	0	3									
Inning Stats	R: 2 E: 0 K: 0 S: 14	H: 2 LOB: 0 BB: 0 P: 25	R: 0 E: 0 K: 1 S: 7	H: 0 LOB: 0 BB: 0 P: 14	R: 0 E: 0 K: 0 S: 11	H: 1 LOB: 2 BB: 1 P: 22	R: 0 E: 0 K: 0 S: 10	H: 3 LOB: 2 BB: 0 P: 12	R: 0 E: 0 K: 0 S: 6	H: 2 LOB: 2 BB: 1 P: 14	R: 0 E: 0 K: 1 S: 12	H: 0 LOB: 0 BB: 0 P: 18	R: 0 E: 0 K: 1 S: 6	H: 0 LOB: 0 BB: 0 P: 9	R: 0 E: 0 K: 1 S: 8	H: 1 LOB: 1 BB: 1 P: 15	1B: 6 2B: 2 3B: 1 HR: 0	SF: 0 SAC: 0 DP: 3 HBP: 0	WP: 0 PB: 0 SB: 0 CS: 0	PA: 36					
PITCHER	IP	WLS	BF	H	R	ER	SO	BB	IBB	HBP	BLK	WP	HR	S	P	ERA	WHIP								
Jose Guzman, R ERA: 4.26 (1, 1)	5.1	W	25	8	2	2	1	2	0	0	0	0	0	21	31	0.00	0.000								
Ed Nunez, R ERA: 4.34 (6, 1)	2.2		7	0	0	0	2	0	0	0	0	0	0	8	15	0.00	2.000								
Jeff Russell, R ERA: 1.71 (9, 1)	1.0	S	4	1	0	0	1	1	0	0	0	0	0	8	15	0.00	2.000								

Texas Rangers @ Baltimore Orioles
 Oriole Park at Camden Yards, Baltimore, MD
 Thu Jul 23 1992, 7:05 PM EDT
 Att: 45,572 - Cloudy - 85 F

AB	33
R	2
H	9
RBI	2
BB	3
SO	4
LOB	17



Batter	1	2	3	4	5	6	7	8	9	AB	R	H	RBI	BB	SO	LOB	TOP
Jeff Frye, R OBP: 0.306, SLG: 0.444 (1, 4)	1-1 HR		1-2 SAFE 1-3 2B		2-2 G6-3		2-1 G6-3			4	1	2	1	0	0	0	
Brian Downing, R OBP: 0.413, SLG: 0.423 (1, 10)	1-3 K		1-2 G3			0-1 FC5 1B		1-2 G4-3		4	0	2	1	0	1	0	
Rafael Palmeiro, L OBP: 0.357, SLG: 0.429 (1, 3)	1-2 F8		3-H 1-0 G3			0-0 BB FC5 1B		2-2 G1-6-3 1B		4	0	2	0	0	0	3	
Ruben Sierra, S OBP: 0.324, SLG: 0.461 (1, 9)	0-2 G6-4-3		1-1 G6-3			2-0 FC5 BB		1-0 G1-6-3 1B		4	0	0	0	0	0	6	
Juan Gonzalez, R OBP: 0.295, SLG: 0.468 (1, 8)		1-0 F8		0-1 G5-3		0-3 K				3	0	0	0	0	1	2	
Dean Palmer, R OBP: 0.325, SLG: 0.435 (1, 5)		1-2 F9		2-2 F9		4-2 BB				2	0	0	0	1	0	0	
Ivan Rodriguez, R OBP: 0.312, SLG: 0.414 Geno Petralli, L OBP: 0.257, SLG: 0.288 (3, 2)		1-1 F9		0-3 K		0-3 K				1	0	0	0	0	0	0	
Monty Fariss, R OBP: 0.333, SLG: 0.256 (1, 7)			1-3 K		3-3 K		2-2 G6-3			3	0	0	0	0	2	0	
Al Newman, S OBP: 0.298, SLG: 0.234 (1, 6)			4-2 2B 1B BB		1-3 K		0-1 F8			2	1	0	0	1	1	0	
Inning Stats	R: 1 E: 0 K: 1 S: 11	H: 1 LOB: 0 BB: 0 P: 14	R: 0 E: 0 K: 0 S: 6	H: 0 LOB: 0 BB: 0 P: 9	R: 1 E: 0 K: 1 S: 18	H: 2 LOB: 2 BB: 1 P: 27	R: 0 E: 0 K: 1 S: 8	H: 0 LOB: 0 BB: 0 P: 10	R: 0 E: 0 K: 2 S: 9	H: 2 LOB: 3 BB: 1 P: 15	R: 0 E: 0 K: 0 S: 7	H: 0 LOB: 0 BB: 0 P: 11	R: 0 E: 0 K: 0 S: 9	H: 1 LOB: 0 BB: 0 P: 13			
PITCHER Arthur Rhodes, L ERA: 2.49 (1, 1)	IP: 8.0 WLS: W BF: 31 H: 6 R: 2 ER: 2 SO: 7 BB: 2 IBB: 0 HBP: 0 BLK: 0 WP: 1 HR: 1 S: 83 P: 120 ERA: 2.25 WHIP: 1.000																

Texas Rangers @ Baltimore Orioles
Oriole Park at Camden Yards, Baltimore, MD
Fri Jul 24, 1992, 7:05 PM EDT
Att: 45,758 - Cloudy - 73 F

AB 29
R 2
H 6
RBI 2
BB 2
SO 7
LOB 14



WP: 1 PA: 31
FB: 0
SB: 0
CS: 0

Batter	1	2	3	4	5	6	7	8	9	AB	R	H	RBI	BB	SO	LOB	BOTTOM	
Brady Anderson, L OBP: 0.377, SLG: 0.491 (1, 7)	3-1 G5-3		1-0 1B		0-0 F8	3-2 3B 2B	0-1 SF8			3	1	1	2	0	0	0		
Mike Devereaux, R OBP: 0.325, SLG: 0.464 (1, 8)	2-2 G4-3		0-0 F9		3-3 K	0-1 2H 3B	1-2 L9			5	1	1	1	0	1	4		
Cal Ripken Jr., R OBP: 0.343, SLG: 0.378 (1, 6)	1-3 K		2-1 1-2 2H 1B		3-1 2B	1-0 1B HBP		0-1 F8		4	0	2	1	0	1	0		
Glenn Davis, R OBP: 0.351, SLG: 0.442 Mark McLemore, S OBP: 0.322, SLG: 0.280 (8, PR)		3-1 WP 1B 1B	0-3 K		0-1 F7	0-1 FC6-4 1B		4-1 1B BB		4	0	2	1	1	1	3		
Randy Milligan, R OBP: 0.390, SLG: 0.383 (1, 3)		0-0 F8	3-3 K			1-2 3H BB		0-2 1B BB		4	2	1	0	1	1	5		
Joe Orsulak, L OBP: 0.382, SLG: 0.411 (1, 9)		4-1 1B BB		0-0 F8		1-1 2B SF9 1B	0-0 SH1-4 HBP SF8 1B	1-2 1B		4	2	3	1	1	0	0		
Leo Gomez, R OBP: 0.375, SLG: 0.425 (1, 5)		0-1 F8		2-2 1B		2-3 K	2-1 SH1-4 HBP	0-0 SF8		3	0	1	1	0	1	4		
Billy Ripken, R OBP: 0.275, SLG: 0.346 (1, 4)		2-0 1B		1 SAFE 0-1 F7		0-1 SF9 2B 2B	1-0 SH1-4			3	1	2	1	0	0	1		
Jeff Tackett, R OBP: 0.336, SLG: 0.455 (1, 2)			1-2 HBP 1B		0-0 F9		4-2 BB			2	1	1	1	1	0	1		
Inning Stats	R: 0 E: 0 K: 1 S: 9	H: 0 LOB: 0 BB: 0 P: 15	R: 0 E: 0 K: 0 S: 7	H: 2 LOB: 1 BB: 1 P: 16	R: 1 E: 0 K: 2 S: 12	H: 2 LOB: 2 BB: 0 P: 19	R: 0 E: 0 K: 0 S: 10	H: 1 LOB: 1 BB: 0 P: 12	R: 0 E: 0 K: 1 S: 9	H: 1 LOB: 1 BB: 0 P: 15	R: 5 E: 0 K: 1 S: 19	H: 5 LOB: 2 BB: 1 P: 30	R: 1 E: 0 K: 0 S: 12	H: 1 LOB: 2 BB: 1 P: 19	R: 2 E: 0 K: 0 S: 10	H: 2 LOB: 2 BB: 1 P: 15		
PITCHER Todd Burns, R ERA: 3.63 Danny Leon, R ERA: 6.43 Floyd Bannister, L ERA: 6.54 Terry Mathews, R ERA: 6.03 Kenny Rogers, L ERA: 3.38	IP: 5.2 WLS: L BF: 28 H: 9 R: 5 ER: 5 SO: 5 BB: 2 IBB: 0 HBP: 1 BLK: 0 WP: 0 HR: 0 S: 61 P: 101 ERA: 7.94 WHIP: 1.941																	

Texas Rangers @ Baltimore Orioles
Oriole Park at Camden Yards, Baltimore, MD
Fri Jul 24, 1992, 7:05 PM EDT
Att: 45,758 - Cloudy - 73 F

AB 32
R 9
H 14
RBI 9
BB 4
SO 5
LOB 18



WP: 1 PA: 43
FB: 0
SB: 0
CS: 0

Batter	1	2	3	4	5	6	7	8	9	AB	R	H	RBI	BB	SO	LOB	TOP
Brian Downing, R OBP: 0.412, SLG: 0.432 (1, 10)	F8		L7	G1-3		F7			F8	5	0	0	0	0	0	5	
Jeff Huson, L OBP: 0.355, SLG: 0.390 (1, 6)	2B		CS		K		K		K	5	1	2	0	0	3	1	
Rafael Palmeiro, L OBP: 0.356, SLG: 0.428 (1, 3)	P5		F9				G4-3		BB	5	1	2	1	0	0	2	
Ruben Sierra, S OBP: 0.324, SLG: 0.461 (1, 9)	1-H		CS	HR	F7		F9		2B	4	1	2	1	1	0	1	
Juan Gonzalez, R OBP: 0.298, SLG: 0.486 (1, 8)	K			HR	P3				HR	5	2	3	4	0	1	2	
Kevin Reimer, L OBP: 0.348, SLG: 0.469 (1, 7)	F8					G3			F9	4	0	1	0	0	0	0	
Monty Fariss, R OBP: 0.327, SLG: 0.250 (8, 7)			FC6-4	1B						1	0	0	0	0	0	2	
Dean Palmer, R OBP: 0.327, SLG: 0.439 (1, 5)	P2		FC6-4	1B		E9			G5-3	4	0	1	0	0	0	0	
Geno Petralli, L OBP: 0.271, SLG: 0.298 (1, 2)			F7						K	3	0	1	0	1	1	2	
Jeff Frye, R OBP: 0.316, SLG: 0.412 (1, 4)	K		FC6-4			F9			S	3	1	0	0	1	1	5	
Inning Stats	R: 1 H: 2 E: 0 K: 1 S: 11	WLS: L BF: 35 LOB: 1 BB: 0 P: 14	H: 10 R: 4 ER: 4 SO: 5 BB: 1 IBB: 0 HBP: 0 BLK: 0	H: 10 R: 4 ER: 4 SO: 5 BB: 1 IBB: 0 HBP: 0 BLK: 0	H: 10 R: 4 ER: 4 SO: 5 BB: 1 IBB: 0 HBP: 0 BLK: 0	H: 4 R: 2 ER: 0 K: 0 S: 17	H: 0 R: 0 ER: 0 K: 1 S: 10	H: 0 R: 0 ER: 0 K: 1 S: 9	H: 1 R: 1 ER: 0 K: 1 S: 11	H: 2 R: 2 ER: 0 K: 1 S: 17	1B: 6 2B: 4 3B: 0 HR: 2	SF: 0 SAC: 0 DP: 0 HBP: 0	WP: 0 PB: 0 SB: 1 CS: 1	PA: 43			
PITCHER	IP: 8.0 WLS: L BF: 35 LOB: 1 BB: 0 P: 14	H: 10 R: 4 ER: 4 SO: 5 BB: 1 IBB: 0 HBP: 0 BLK: 0	H: 10 R: 4 ER: 4 SO: 5 BB: 1 IBB: 0 HBP: 0 BLK: 0	H: 10 R: 4 ER: 4 SO: 5 BB: 1 IBB: 0 HBP: 0 BLK: 0	H: 4 R: 2 ER: 0 K: 0 S: 17	H: 0 R: 0 ER: 0 K: 1 S: 10	H: 0 R: 0 ER: 0 K: 1 S: 9	H: 1 R: 1 ER: 0 K: 1 S: 11	H: 2 R: 2 ER: 0 K: 1 S: 17	H: 2 R: 2 ER: 0 K: 1 S: 30	ERA: 4.50 WHIP: 1.375	ERA: 18.00 WHIP: 4.000					

Texas Rangers @ Baltimore Orioles
 Oriole Park at Camden Yards, Baltimore, MD
 Sun Jul 26 1992, 3:33 AM EDT
 Att: 45,668 - Cloudy - 81 F

AB 39
 R 6
 H 12
 RBI 6
 BB 3
 SO 6
 LOB 20



Batter	1	2	3	4	5	6	7	8	9	AB	R	H	RBI	BB	SO	LOB	BOTTOM
Brady Anderson, L OBP: 0.377, SLG: 0.486 (1, 7)	K		F7		PO			G4-3		3	0	0	0	1	1	0	
Mike Devereaux, R OBP: 0.323, SLG: 0.460 (1, 8)	P2			K	PO	E5		K		4	0	0	0	0	2	0	
Cal Ripken Jr., R OBP: 0.342, SLG: 0.375 (1, 6)	K			1B		P6		L9		4	1	1	0	0	1	1	
Glenn Davis, R OBP: 0.366, SLG: 0.448 (1, 10)		P3		2B	G6-3		FC4-6	BB	FC3-6	3	1	2	0	1	0	0	
Joe Orsulak, L OBP: 0.365, SLG: 0.418 (1, 9)				1B		FC4-6		F8		4	0	2	1	0	0	3	
David Segui, S OBP: 0.299, SLG: 0.305 (1, 3)		F7		2B	G6-3		F7	FC3-6		4	0	0	1	0	0	5	
Leo Gomez, R OBP: 0.368, SLG: 0.416 (1, 5)				K			P3		K	4	0	0	0	0	3	3	
Mark McLemore, S OBP: 0.328, SLG: 0.296 (1, 4)			F9			F7				3	0	0	0	0	0	0	
Jeff Tackett, R OBP: 0.323, SLG: 0.435 (1, 2)			L6		G6-3		G4-3			3	0	0	0	0	0	0	
Inning Stats	R: 0 H: 0 E: 0 K: 2 S: 8	WLS: W BF: 27 LOB: 0 BB: 0 P: 11	H: 4 R: 2 ER: 2 SO: 5 BB: 2 IBB: 0 HBP: 0 BLK: 0	H: 4 R: 2 ER: 2 SO: 5 BB: 2 IBB: 0 HBP: 0 BLK: 0	H: 3 R: 2 ER: 0 K: 2 S: 14	H: 0 R: 0 ER: 0 K: 0 S: 4	H: 0 R: 0 ER: 0 K: 0 S: 8	H: 0 R: 0 ER: 0 K: 0 S: 11	H: 0 R: 0 ER: 0 K: 1 S: 9	H: 1 R: 1 ER: 0 K: 1 S: 15	1B: 4 2B: 1 3B: 0 HR: 0	SF: 0 SAC: 0 DP: 0 HBP: 0	WP: 0 PB: 0 SB: 0 CS: 0	PA: 35			
PITCHER	IP: 7.0 WLS: W BF: 27 LOB: 0 BB: 0 P: 11	H: 4 R: 2 ER: 2 SO: 5 BB: 2 IBB: 0 HBP: 0 BLK: 0	H: 4 R: 2 ER: 2 SO: 5 BB: 2 IBB: 0 HBP: 0 BLK: 0	H: 4 R: 2 ER: 2 SO: 5 BB: 2 IBB: 0 HBP: 0 BLK: 0	H: 3 R: 2 ER: 0 K: 2 S: 14	H: 0 R: 0 ER: 0 K: 0 S: 4	H: 0 R: 0 ER: 0 K: 0 S: 8	H: 0 R: 0 ER: 0 K: 0 S: 11	H: 0 R: 0 ER: 0 K: 1 S: 9	H: 1 R: 1 ER: 0 K: 1 S: 15	ERA: 2.57 WHIP: 0.857	ERA: 0.00 WHIP: 0.000	ERA: 0.00 WHIP: 0.600				

Texas Rangers @ Baltimore Orioles
 Oriole Park at Camden Yards, Baltimore, MD
 Sun Jul 26 1992, 3:33 AM EDT
 Att: 45,668 - Cloudy - 81 F

AB 32
 R 2
 H 5
 RBI 2
 BB 2
 SO 7
 LOB 12





Batter	1	2	3	4	5	6	7	8	9	AB	R	H	RBI	BB	SO	LOB	TOP					
Brady Anderson, L (1, 7) OBP: 0.377, SLG: 0.484	F7		2B BB		E 1B S 1B	G4-3			G3	4	1	1	0	1	0	1	Baltimore Orioles @ New York Yankees Yankee Stadium, Bronx, NY Tue Jul 28, 1992, 7:05 PM EDT Att: 25,377 - Cloudy - 73 F					
Mike Devereaux, R (1, 8) OBP: 0.324, SLG: 0.473	F7		K		SF8		HR		1B 3B	4	2	2	2	0	1	2						
Cal Ripken Jr., R (1, 6) OBP: 0.343, SLG: 0.377	K		2B		1B IBB		E3		P3	4	0	1	1	1	1	1						
Glenn Davis, R (1, 10) OBP: 0.372, SLG: 0.449 Mark McLemore, S (9, PR) OBP: 0.326, SLG: 0.296		G6-3			1B		K			4	0	2	2	1	1	1						
Randy Milligan, R (1, 3) OBP: 0.388, SLG: 0.379 David Segui, S (8, 3) OBP: 0.297, SLG: 0.303		FC5-4 BB	P3		1B		K		F8	3	0	0	0	1	1	6						
Joe Orsulak, L (1, 9) OBP: 0.359, SLG: 0.412	FC5-4			G4-3	F7		G3			4	0	0	0	0	0	4						
Leo Gomez, R (1, 5) OBP: 0.366, SLG: 0.411	F7			F8		G4-3 BB		F8		3	0	0	0	1	0	1						
Billy Ripken, R (1, 4) OBP: 0.271, SLG: 0.340			F8 2B 1B	G1-3		F9		P6		4	1	1	0	0	0	1						
Jeff Tackett, R (1, 2) OBP: 0.321, SLG: 0.437	F8				1B SF8 2B	G4-3		K		4	1	1	0	0	1	2						
Inning Stats	R: 0 E: 0 K: 1 S: 10	H: 0 LOB: 0 BB: 0 P: 13	R: 0 E: 0 K: 0 S: 9	H: 0 LOB: 1 BB: 1 P: 17	R: 1 E: 0 K: 1 S: 17	H: 2 LOB: 3 BB: 2 P: 32	R: 0 E: 0 K: 0 S: 7	H: 0 LOB: 0 BB: 0 P: 11	R: 2 E: 0 K: 1 S: 11	H: 3 LOB: 2 BB: 1 P: 22	R: 0 E: 0 K: 0 S: 10	H: 0 LOB: 1 BB: 1 P: 17	R: 1 E: 1 K: 1 S: 9	H: 1 LOB: 1 BB: 0 P: 15	R: 0 E: 0 K: 1 S: 7	H: 0 LOB: 0 BB: 0 P: 11		R: 1 E: 0 K: 0 S: 10	H: 2 LOB: 1 BB: 0 P: 14	1B: 4 2B: 2 3B: 1 HR: 1	SF: 1 SAC: 0 DP: 0 HBP: 0	WP: 0 PB: 0 SB: 1 CS: 0
PITCHER	IP	WLS	BF	H	R	ER	SO	BB	IBB	HBP	BLK	WP	HR	S	P	ERA	WHIP					
Scott Sanderson, R (1, 1) ERA: 5.03	6.0	L	28	5	3	3	3	4	1	0	0	0	0	64	112	4.50	1.500					
Rich Monteleone, R (7, 1) ERA: 3.21	3.0		13	3	2	2	2	0	0	0	0	0	1	26	40	6.00	1.000					

Batter	1	2	3	4	5	6	7	8	9	AB	R	H	RBI	BB	SO	LOB	BOTTOM					
Dion James, L (1, 9) OBP: 0.344, SLG: 0.383	WP 1B			K			1B			4	0	3	1	0	1	1	Baltimore Orioles @ New York Yankees Yankee Stadium, Bronx, NY Tue Jul 28, 1992, 7:05 PM EDT Att: 25,377 - Cloudy - 73 F					
Randy Velarde, R (1, 6) OBP: 0.320, SLG: 0.433	1B	F7		K		G1-3				4	0	1	0	0	1	3						
Don Mattingly, L (1, 10) OBP: 0.328, SLG: 0.430	F7		G4-3 WP G4-3 1B		F7			G5-3		4	1	1	0	0	0	2						
Mel Hall, L (1, 7) OBP: 0.302, SLG: 0.447	F7		G4-3		L3			K		4	0	0	0	0	1	3						
Roberto Kelly, R (1, 8) OBP: 0.322, SLG: 0.411	F8		G4-3		G6-3			G5-3		4	0	0	1	0	0	2						
Matt Nokes, L (1, 2) OBP: 0.285, SLG: 0.383 Mike Stanley, R (3, PR) OBP: 0.371, SLG: 0.420		BB FC5-2 1B		HBP		K			BB	1	0	1	0	0	0	0						
Charlie Hayes, R (1, 5) OBP: 0.279, SLG: 0.380		FC5-2 BB 1B		K		K			K	4	0	1	0	0	3	2						
Kevin Maas, L (1, 3) OBP: 0.317, SLG: 0.439		FC5-2 1B BB		K		K			F7	3	1	0	0	1	2	1						
Pat Kelly, R (1, 4) OBP: 0.274, SLG: 0.330		FC5-2 1B		S		K			G5-3	4	0	1	0	0	1	4						
Inning Stats	R: 0 E: 0 K: 0 S: 7	H: 2 LOB: 2 BB: 0 P: 15	R: 1 E: 0 K: 0 S: 12	H: 3 LOB: 2 BB: 1 P: 22	R: 1 E: 0 K: 1 S: 13	H: 1 LOB: 1 BB: 0 P: 21	R: 0 E: 0 K: 3 S: 12	H: 1 LOB: 1 BB: 0 P: 17	R: 0 E: 0 K: 0 S: 6	H: 0 LOB: 0 BB: 0 P: 10	R: 0 E: 0 K: 3 S: 14	H: 0 LOB: 0 BB: 0 P: 21	R: 0 E: 0 K: 1 S: 5	H: 1 LOB: 0 BB: 0 P: 10	R: 0 E: 0 K: 1 S: 8	H: 0 LOB: 0 BB: 0 P: 13		R: 0 E: 0 K: 1 S: 10	H: 0 LOB: 1 BB: 1 P: 18	1B: 8 2B: 1 3B: 0 HR: 0	SF: 0 SAC: 0 DP: 1 HBP: 1	WP: 2 PB: 0 SB: 1 CS: 0
PITCHER	IP	WLS	BF	H	R	ER	SO	BB	IBB	HBP	BLK	WP	HR	S	P	ERA	WHIP					
Ben McDonald, R (1, 1) ERA: 4.53	8.0	W	32	8	2	2	9	1	0	1	0	2	0	77	129	2.25	1.125					
Gregg Olson, R (9, 1) ERA: 2.35	1.0	S	4	0	0	0	1	1	0	0	0	0	0	10	18	0.00	1.000					

AB	35
R	5
H	8
RBI	5
BB	5
SO	5
LOB	20

AB	33
R	2
H	8
RBI	2
BB	2
SO	10
LOB	18

Batter	1	2	3	4	5	6	7	8	9	AB R H RBI BB SO LOB	TOP											
Brady Anderson, L (1, 7) OBP: 0.378, SLG: 0.483	0-1 BB 1B		1-2 S 1B 1B		0-1 L8		0-0 F7		0-0 P6	5 1 2 0 0 0 0	<p>Baltimore Orioles @ New York Yankees Yankee Stadium, Bronx, NY</p> <p>Wed Jul 29 1992, 7:05 PM EDT Att: 21,566 - Cloudy - 85 F</p> <p>livebaseballscorecards.com</p> <p>AB 36 R 6 H 10 RBI 5 BB 3 SO 5 LOB 16</p> 											
Mike Devereaux, R (1, 8) OBP: 0.324, SLG: 0.478	4-2 SAFE G5-4-3 BB		2-1 P6			2-2 G6-3		2-2 HR	1-0 F7	4 1 1 1 1 0 1												
Cal Ripken Jr., R (1, 6) OBP: 0.344, SLG: 0.379	1-2 F8		1-2 1B			0-0 F8		1-1 2B 2B	1-0 F9	5 1 2 1 0 0 2												
Glenn Davis, R (1, 10) Mark McLemore, S (8, PR) OBP: 0.374, SLG: 0.456 OBP: 0.326, SLG: 0.296	2-2 G5-4-3 1-2		1-0 F8			2-2 FC6-4 1B		1-1 BB FC3-2 2B		4 0 2 1 0 0 3 0 0 0 0 0 0 0												
Randy Milligan, R (1, 3) David Segui, S (8, 3) OBP: 0.387, SLG: 0.375 OBP: 0.297, SLG: 0.303		0-1 L5		1-3 K		2-0 FC6-4		4-0 BB E BB		3 1 0 0 1 1 1 0 0 0 0 0 0 0												
Joe Orsulak, L (1, 9) OBP: 0.381, SLG: 0.411		1-1 F8		0-0 F9			1-2 S HR 1B	4-1 E BB BB		3 1 1 0 1 0 0												
Leo Gomez, R (1, 5) OBP: 0.365, SLG: 0.409		1-2 FC6-4 1B		3-3 K			2-3 K 1-2	2-3 K		4 0 1 0 0 3 4												
Billy Ripken, R (1, 4) OBP: 0.271, SLG: 0.354		1-2 FC6-4			0-0 L7		0-0 HR	1-0 FC3-2		4 1 1 2 0 0 3												
Jeff Tackett, R (1, 2) OBP: 0.312, SLG: 0.423			1-0 F9		2-1 G6-3		1-0 G6-3	2-3 K		4 0 0 0 0 1 2												
Inning Stats	R: 0 E: 0 K: 0 S: 11	H: 1 LOB: 1 BB: 1 P: 17	R: 0 E: 0 K: 0 S: 10	H: 1 LOB: 1 BB: 0 P: 13	R: 1 E: 0 K: 0 S: 11	H: 2 LOB: 1 BB: 0 P: 17	R: 0 E: 0 K: 2 S: 9	H: 0 LOB: 0 BB: 0 P: 13	R: 0 E: 0 K: 0 S: 5	H: 0 LOB: 0 BB: 0 P: 7		R: 0 E: 0 K: 0 S: 9	H: 1 LOB: 1 BB: 0 P: 15	R: 2 E: 0 K: 1 S: 12	H: 2 LOB: 0 BB: 0 P: 16	R: 3 E: 1 K: 2 S: 21	H: 3 LOB: 2 BB: 2 P: 38	R: 0 E: 0 K: 0 S: 3	H: 0 LOB: 0 BB: 0 P: 5	1B: 6 2B: 2 3B: 0 HR: 2	SF: 0 SAC: 0 DP: 1 HBP: 0	WP: 0 PB: 0 SB: 2 CS: 0
PITCHER	IP WLS BF H R ER SO BB IBB HBP BLK WP HR S P ERA WHIP											IP WLS BF H R ER SO BB IBB HBP BLK WP HR S P ERA WHIP										
Scott Kamieniecki, R (1, 1) ERA: 4.68	7.0 L 29 8 4 4 3 1 0 0 0 0 0 2 73 106 5.14 1.286																					
Tim Burke, R (8, 1) ERA: 3.78	0.0 0 2 1 1 0 1 0 0 0 0 0 4 10 ∞ ∞																					
Greg Cadaret, L (8, 1) ERA: 4.89	1.0 4 0 1 0 2 1 0 0 0 0 0 0 11 20 0.00 1.000																					
Steve Farr, R (9, 1) ERA: 1.57	1.0 3 0 0 0 0 0 0 0 0 0 0 0 3 5 0.00 0.000																					

Batter	1	2	3	4	5	6	7	8	9	AB R H RBI BB SO LOB	BOTTOM											
Andy Stankiewicz, R (1, 6) OBP: 0.340, SLG: 0.353	1-1 G6-3		0-2 G5-3 1-2		1-1 F7			1-0 G5-3		4 0 0 0 0 0 2	<p>Baltimore Orioles @ New York Yankees Yankee Stadium, Bronx, NY</p> <p>Wed Jul 29 1992, 7:05 PM EDT Att: 21,566 - Cloudy - 85 F</p> <p>livebaseballscorecards.com</p> <p>AB 30 R 0 H 5 RBI 0 BB 2 SO 8 LOB 7</p> 											
Randy Velarde, R (1, 7) OBP: 0.319, SLG: 0.429	0-1 F9		2-3 K			1-0 G6-4-3 1B		0-3 K		4 0 1 0 0 2 1												
Roberto Kelly, R (1, 8) OBP: 0.321, SLG: 0.408	4-1 PB BB			1-3 K		1-1 G6-4-3 1-2		0-3 K		3 0 0 0 1 2 1												
Don Mattingly, L (1, 3) OBP: 0.329, SLG: 0.429	3-2 F9 1-2			1-1 1B 1B		4-2 BB		0-0 L5		3 0 1 0 1 0 1												
Jim Leyritz, R (1, 10) OBP: 0.345, SLG: 0.430		1-2 L8		3-1 F8		1-3 K		2-1 L9		4 0 0 0 0 1 2												
Mel Hall, L (1, 9) OBP: 0.302, SLG: 0.446		0-0 G3-1		0-0 1B			3-1 P5			3 0 1 0 0 0 0												
Mike Stanley, R (1, 2) OBP: 0.361, SLG: 0.497		2-3 K			3-3 K		0-3 K			3 0 0 0 0 3 0												
Charlie Hayes, R (1, 5) OBP: 0.277, SLG: 0.376			2-2 P4		0-0 P5		1-2 G5-3			3 0 0 0 0 0 0												
Pat Kelly, R (1, 4) OBP: 0.280, SLG: 0.346			0-0 G5-3 1B		2-0 3B			1-0 F9		3 0 2 0 0 0 0												
Inning Stats	R: 0 E: 0 K: 0 S: 10	H: 0 LOB: 1 BB: 1 P: 18	R: 0 E: 0 K: 1 S: 9	H: 0 LOB: 0 BB: 0 P: 12	R: 0 E: 0 K: 1 S: 11	H: 1 LOB: 1 BB: 0 P: 15	R: 0 E: 0 K: 1 S: 9	H: 2 LOB: 2 BB: 0 P: 14	R: 0 E: 0 K: 1 S: 7	H: 1 LOB: 1 BB: 0 P: 13		R: 0 E: 0 K: 1 S: 9	H: 1 LOB: 1 BB: 1 P: 16	R: 0 E: 0 K: 1 S: 8	H: 0 LOB: 0 BB: 0 P: 12	R: 0 E: 0 K: 1 S: 6	H: 0 LOB: 0 BB: 0 P: 8	R: 0 E: 0 K: 1 S: 7	H: 0 LOB: 0 BB: 0 P: 9	1B: 4 2B: 0 3B: 1 HR: 0	SF: 0 SAC: 0 DP: 1 HBP: 0	WP: 0 PB: 1 SB: 0 CS: 0
PITCHER	IP WLS BF H R ER SO BB IBB HBP BLK WP HR S P ERA WHIP											IP WLS BF H R ER SO BB IBB HBP BLK WP HR S P ERA WHIP										
Arthur Rhodes, L (1, 1) ERA: 1.76	9.0 W 32 5 0 0 8 2 0 0 0 0 0 76 117 0.00 0.778																					

Batter	1	2	3	4	5	6	7	8	9	AB	R	H	RBI	BB	SO	LOB	TOP										
Brady Anderson, L (1, 7) OBP: 0.377, SLG: 0.480	L8		P6			FC5-4 1B		G4-3		4	0	1	0	0	0	0	Baltimore Orioles @ New York Yankees Yankee Stadium, Bronx, NY Thu Jul 30 1992, 3:33 AM EDT Att: 30,329 - Cloudy - 81 F										
Mike Devereaux, R (1, 8) OBP: 0.324, SLG: 0.475	K			G6-4-3 BB		P6		G4-3		3	0	0	0	1	1												
Cal Ripken Jr., R (1, 6) OBP: 0.345, SLG: 0.383				G6-4-3 1-2		P2			1B 1B	4	1	2	0	0	2												
Glenn Davis, R (1, 10) OBP: 0.372, SLG: 0.451	F9			F8		FC5-4 1-2			1B 1B	4	1	1	0	0	2												
Randy Milligan, R (1, 3) OBP: 0.385, SLG: 0.373		F7			F9		L8		1B 1B	4	0	1	1	0	0												
Leo Gomez, R (1, 5) OBP: 0.367, SLG: 0.418		G6-3			1B BB		HR		G4-6-3 1-2 2-H	3	1	1	1	1	0												
Joe Orsulak, L (1, 9) OBP: 0.363, SLG: 0.410		F9			1B		F7		1B BB	3	0	1	0	1	0												
Billy Ripken, R (1, 4) OBP: 0.267, SLG: 0.349			G6-3		L6		F8		1B	3	0	0	0	0	2												
Chito Martinez, L (9, PH) OBP: 0.350, SLG: 0.402									1-3 3-H	1	0	1	1	0	0												
Jeff Tackett, R (1, 2) OBP: 0.306, SLG: 0.413			P3		G1-3		F7		P2	3	0	0	0	0	2												
Sam Horn, L (9, PH) OBP: 0.335, SLG: 0.434										1	0	0	0	0	2												
Inning Stats	R: 0 E: 0 K: 10 S: 10	H: 1 LOB: 1 BB: 0 P: 16	R: 0 E: 0 K: 10 S: 10	H: 0 LOB: 0 BB: 0 P: 15	R: 0 E: 0 K: 6 S: 6	H: 0 LOB: 0 BB: 0 P: 9	R: 0 E: 0 K: 9 S: 9	H: 0 LOB: 0 BB: 1 P: 16	R: 0 E: 0 K: 7 S: 7	H: 1 LOB: 2 BB: 1 P: 13	R: 1 E: 0 K: 4 S: 4	H: 1 LOB: 0 BB: 0 P: 6	R: 0 E: 0 K: 4 S: 4	H: 0 LOB: 0 BB: 0 P: 6	R: 2 E: 0 K: 15 S: 15	H: 4 LOB: 2 BB: 1 P: 27	1B: 6 2B: 1 3B: 0 HR: 1	SF: 0 SAC: 0 DP: 2 HBP: 0	WP: 0 PB: 0 SB: 0 CS: 0	PA: 36							
PITCHER	IP	WLS	BF	H	R	ER	SO	BB	IBB	HBP	BLK	WP	HR	S	P	ERA	WHIP										
Curt Young, L (1, 1) ERA: 3.81	8.0	W	29	4	1	1	1	2	0	0	0	0	1	69	109	1.12	0.750										
John Habyan, R (9, 1) ERA: 2.43	0.2		5	3	2	2	0	1	0	0	0	0	0	10	20	27.00	6.000										
Steve Farr, R (9, 1) ERA: 1.55	0.1	S	2	1	0	0	0	0	0	0	0	0	0	5	7	0.00	3.000										

Batter	1	2	3	4	5	6	7	8	9	AB	R	H	RBI	BB	SO	LOB	BOTTOM										
Dion James, L (1, 9) OBP: 0.346, SLG: 0.387	SH5-3 1B 2B	F9		G5-3 BB	F8			F9		4	1	1	0	1	0	2	Baltimore Orioles @ New York Yankees Yankee Stadium, Bronx, NY Thu Jul 30 1992, 3:33 AM EDT Att: 30,329 - Cloudy - 81 F										
Andy Stankiewicz, R (1, 6) OBP: 0.339, SLG: 0.355	SH5-3			G5-3		G5-3		G4-3		4	0	1	0	0	1												
Don Mattingly, L (1, 3) OBP: 0.330, SLG: 0.427	2-3			L7		P6		FC4-6 1B		4	1	1	0	1	3												
Mel Hall, L (1, 7) OBP: 0.306, SLG: 0.456	F8 1-2 3-H	G6-3			HR	BB		FC4-6 1-2		5	2	3	2	0	3												
Roberto Kelly, R (1, 8) OBP: 0.323, SLG: 0.408	1-2 2-H		P3		L6		BB			3	0	1	1	1	0												
Matt Nokes, L (1, 2) OBP: 0.285, SLG: 0.379	F8		P4		G4-1 1B BB		G1-3			3	1	0	0	1	4												
Randy Velarde, R (1, 5) OBP: 0.322, SLG: 0.431	FC				G4-1 1B BB		G6-3			4	1	2	0	0	1												
Kevin Maas, L (1, 10) OBP: 0.312, SLG: 0.431	K		G4-3		G4-1		G3			4	0	0	0	0	15												
Pat Kelly, R (1, 4) OBP: 0.288, SLG: 0.351		2B			CS BB		F9			3	0	2	2	1	0												
Inning Stats	R: 3 E: 1 K: 1 S: 17	H: 3 LOB: 2 BB: 1 P: 30	R: 0 E: 0 K: 6 S: 6	H: 2 LOB: 0 BB: 0 P: 10	R: 0 E: 0 K: 8 S: 8	H: 1 LOB: 1 BB: 0 P: 13	R: 0 E: 0 K: 9 S: 9	H: 0 LOB: 2 BB: 2 P: 21	R: 3 E: 0 K: 15 S: 15	H: 3 LOB: 1 BB: 1 P: 27	R: 0 E: 0 K: 11 S: 11	H: 1 LOB: 0 BB: 1 P: 17	R: 0 E: 0 K: 5 S: 5	H: 0 LOB: 0 BB: 0 P: 10	R: 0 E: 0 K: 8 S: 8	H: 1 LOB: 1 BB: 0 P: 12		1B: 8 2B: 2 3B: 0 HR: 1	SF: 0 SAC: 1 DP: 0 HBP: 0	WP: 0 PB: 0 SB: 0 CS: 1	PA: 40						
PITCHER	IP	WLS	BF	H	R	ER	SO	BB	IBB	HBP	BLK	WP	HR	S	P	ERA	WHIP										
Rick Sutcliffe, R (1, 1) ERA: 4.56	4.1	L	25	8	6	5	1	4	0	0	0	0	0	51	94	10.38	2.769										
Mike Flanagan, L (5, 1) ERA: 6.75	3.2		15	3	0	0	0	1	0	0	0	0	0	28	46	0.00	1.091										

Batter	1	2	3	4	5	6	7	8	9	AB	R	H	RBI	BB	SO	LOB	TOP				
Brady Anderson, L (1, 7) OBP: 0.373, SLG: 0.474	0-3 K		2-3 K		0-0 L9		0-2 P2	1-3 K		5	0	0	0	0	3	5					
Mike Deversaux, R (1, 8) OBP: 0.320, SLG: 0.469	3-1 F9		2-2 F8		1-1 F7		2-3 K		1-2 E5	5	0	0	0	0	1	3					
Cal Ripken Jr., R (1, 6) OBP: 0.346, SLG: 0.383	0-1 F9			2-0 L9		1-2 1B 2B	0-1 1B		1-1 G6-4-3	5	1	2	0	0	0	1					
Glenn Davis, R (1, 10) OBP: 0.368, SLG: 0.450		1-2 F8		1-1 F9		1-2 F8	0-1 G3		1-1 2B	5	0	1	0	0	0	2					
Randy Milligan, R (1, 3) OBP: 0.388, SLG: 0.373		3-3 K		4-1 BB		2-1 2B 1B WP		4-2 G1-3 1B BB	1-0 F9	3	2	1	0	2	1	1					
Joe Orsulak, L (1, 9) OBP: 0.365, SLG: 0.413		4-2 BB		1-0 F7		0-0 WP 1B	1-3 2H 2B	0-1 G1-3		3	1	1	1	1	0	2					
Leo Gomez, R (1, 5) OBP: 0.365, SLG: 0.416	1-2 P3				1-1 1B FC5		3-3 K	0-0 L8		4	0	1	0	0	1	3					
Mark McLemore, S (1, 4) OBP: 0.337, SLG: 0.319			0-0 L8		2-1 L9 FC5 1B		2-0 3B	2-1 BB 1B		4	0	3	1	0	0	0					
Jeff Tackett, R (1, 2) OBP: 0.306, SLG: 0.419			0-1 2B		0-2 FC5		3-3 K	4-2 BB		3	0	1	0	0	1	3					
Sam Horn, L (8, PH) OBP: 0.339, SLG: 0.434					1-2 3H			1-2 BB		0	0	0	0	1	0	0					
Tommy Shields, L (8, PR)										0	0	0	0	0	0	0					
Mark Parent, R (8, 2)										0	0	0	0	0	0	0					
Inning Stats	R: 0 E: 0 K: 1 S: 7	H: 0 LOB: 0 BB: 0 P: 10	R: 0 E: 0 K: 1 S: 13	H: 0 LOB: 1 BB: 1 P: 22	R: 0 E: 0 K: 1 S: 11	H: 1 LOB: 1 BB: 0 P: 15	R: 0 E: 0 K: 0 S: 5	H: 0 LOB: 1 BB: 1 P: 13	R: 0 E: 0 K: 0 S: 10	H: 2 LOB: 2 BB: 0 P: 14	R: 3 E: 0 K: 2 S: 17	H: 4 LOB: 1 BB: 0 P: 29	R: 0 E: 0 K: 1 S: 11	H: 1 LOB: 0 BB: 0 P: 13	R: 1 E: 0 K: 1 S: 13	H: 1 LOB: 2 BB: 2 P: 24	R: 0 E: 1 K: 0 S: 8	H: 1 LOB: 1 BB: 0 P: 12	1B: 6 2B: 3 3B: 1 HR: 0	SF: 0 SAC: 0 DP: 1 HBP: 0	WP: 2 PA: 41
PITCHER	IP	WLS	BF	H	R	ER	SO	BB	IBB	HBP	BLK	WP	HR	S	P	ERA	WHIP				
Danny Darwin, R (1, 1) ERA: 4.82	5.1		24	6	3	3	3	2	0	0	0	0	0	56	88	5.06	1.500				
Daryl Irvine, R (6, 1) ERA: 4.11	0.2		3	1	0	0	2	0	0	0	0	2	0	7	15	0.00	1.500				
Joe Hesketh, L (7, 1) ERA: 4.28	1.2	W	8	2	1	1	1	1	0	0	0	0	0	18	26	5.40	1.800				
Greg Harris, R (8, 1) ERA: 1.68	0.0		1	0	0	0	0	1	0	0	0	0	0	3	7	∞	∞				
Tony Fossas, L (8, 1) ERA: 3.0	0.1		1	0	0	0	1	0	0	0	0	0	0	3	4	0.00	0.000				

Baltimore Orioles @ Boston Red Sox
Fenway Park, Boston, MA
Fri Jul 31 1992, 3:33 AM EDT
Att: 28,349 - Cloudy - 70 F

AB	37
R	4
H	10
RBI	2
BB	4
SO	7
LOB	20



Batter	1	2	3	4	5	6	7	8	9	AB	R	H	RBI	BB	SO	LOB	BOTTOM				
Wade Boggs, L (1, 5) OBP: 0.369, SLG: 0.392	0-0 L6		1-2 G6-3		1-0 G4-3		2-1 1B 2B	4-0 BB		4	1	1	1	1	0	2					
Billy Hatcher, R (1, 7) OBP: 0.323, SLG: 0.376	2-1 G6-4-3 1B		2-1 L8		0-1 2B		1-1 HR 1B	0-2 P4		5	1	3	3	0	0	2					
Phil Plantier, L (1, 10) OBP: 0.328, SLG: 0.371	1-2 G6-4-3			2-2 P4		2-0 F9	2-0 HR 1B			4	1	1	0	0	0	2					
Tom Brunansky, R (1, 9) OBP: 0.351, SLG: 0.479		1-3 K		2-3 K		2-3 K	2-0 HR			4	1	1	3	0	3	0					
Mo Vaughn, L (1, 3) OBP: 0.346, SLG: 0.368		4-2 1B BB		1-2 1B		2-1 F9	1-2 G1-3			3	0	1	0	1	0	0					
Bob Zupic, R (1, 8) OBP: 0.350, SLG: 0.431		1-1 G1-3 1B		1-1 L8		1-1 2B	1-1 G6-3			4	0	2	0	0	0	1					
Jody Reed, R (1, 4) OBP: 0.328, SLG: 0.340		0-1 G1-3			2-0 G5-3	2-1 P6		0-0 1B		4	0	1	0	0	0	3					
Tony Peña, R (1, 2) OBP: 0.275, SLG: 0.290		2-2 L8			2-1 G4-3 1B 2B		4-2 SH1-3 2B BB	2-1 L8		3	2	1	0	1	0	2					
John Valentin, R (1, 6) OBP: 0.231, SLG: 0.167			0-0 L8		0-0 G4-3 1B 2B		0-0 SH1-3 1B 2B	4-2 BB		2	1	1	0	1	0	0					
Inning Stats	R: 0 E: 0 K: 0 S: 6	H: 1 LOB: 0 BB: 0 P: 9	R: 0 E: 0 K: 1 S: 14	H: 1 LOB: 2 BB: 1 P: 22	R: 0 E: 0 K: 0 S: 6	H: 0 LOB: 0 BB: 0 P: 9	R: 0 E: 0 K: 1 S: 12	H: 1 LOB: 1 BB: 0 P: 18	R: 2 E: 0 K: 0 S: 8	H: 3 LOB: 1 BB: 0 P: 15	R: 0 E: 0 K: 1 S: 9	H: 1 LOB: 0 BB: 0 P: 16	R: 5 E: 0 K: 0 S: 14	H: 4 LOB: 0 BB: 1 P: 27	R: 0 E: 0 K: 0 S: 8	H: 1 LOB: 2 BB: 2 P: 18	1B: 8 2B: 3 3B: 0 HR: 1	SF: 0 SAC: 1 DP: 1 HBP: 0	WP: 0 PA: 38		
PITCHER	IP	WLS	BF	H	R	ER	SO	BB	IBB	HBP	BLK	WP	HR	S	P	ERA	WHIP				
35 Mike Mussina, R (1, 1) ERA: 2.59	6.0		25	7	2	2	3	1	0	0	0	0	0	55	89	3.00	1.333				
Todd Frohwrith, R (7, 1) ERA: 2.57	0.1	L	6	4	5	5	0	1	0	0	0	0	1	9	20	135.00	15.000				
Pat Clements, L (7, 1) ERA: 2.27	1.2		7	1	0	0	0	2	0	0	0	0	0	13	25	0.00	1.800				

Baltimore Orioles @ Boston Red Sox
Fenway Park, Boston, MA
Fri Jul 31 1992, 3:33 AM EDT
Att: 28,349 - Cloudy - 70 F

AB	33
R	7
H	12
RBI	7
BB	4
SO	3
LOB	12



Batter	1	2	3	4	5	6	7	8	9	AB	R	H	RBI	BB	SO	LOB	TOP				
Brady Anderson, L (1, 9) OBP: 0.372, SLG: 0.473	3-2 HR 1B		2-3 K		3-1 G5-3					3	1	1	0	0	1	0	Baltimore Orioles @ Boston Red Sox Fenway Park, Boston, MA Fri Jul 31 1992, 7:05 PM EDT Att: 32,748 - Cloudy - 76 F				
Mike Devereaux, R (1, 8) OBP: 0.320, SLG: 0.468	0-3 K		1-2 G6-3		1-0 FC6-4 1B					3	0	1	0	0	1	1					
Cal Ripken Jr., R (1, 6) OBP: 0.343, SLG: 0.381	3-1 F9		1-1 G4-3		1-2 L9					3	0	0	0	0	2	2					
Glenn Davis, R (1, 10) OBP: 0.367, SLG: 0.464	1-0 HR			3-2 G5-3	2-0 FC6-4					3	1	1	2	0	0	1					
Randy Milligan, R (1, 3) OBP: 0.388, SLG: 0.372	2-3 K			3-2 1B 1B	2-3 K					3	0	1	0	0	2	0					
Leo Gomez, R (1, 5) OBP: 0.368, SLG: 0.431		3-2 HR		2-1 F9	2-2 2B					3	1	2	1	0	0	1					
David Segui, S (1, 7) OBP: 0.304, SLG: 0.306		2-0 G5-3		0-0 1B	4-0 IBB					2	0	1	0	1	0	0					
Billy Ripken, R (1, 4) OBP: 0.264, SLG: 0.345		1-0 L5		3-1 G5-3						2	0	0	0	0	2	2					
Mark Parent, R (1, 2) OBP: 0.500, SLG: 2.000		0-0 G6-3			1-0 HR					2	1	1	1	0	0	0					
Inning Stats	R: 2 E: 0 K: 2 S: 13	H: 2 LOB: 0 BB: 0 P: 22	R: 1 E: 0 K: 0 S: 6	H: 1 LOB: 0 BB: 0 P: 12	R: 0 E: 0 K: 1 S: 8	H: 2 LOB: 0 BB: 0 P: 12	R: 0 E: 0 K: 0 S: 13	H: 2 LOB: 1 BB: 0 P: 24	R: 1 E: 0 K: 1 S: 9	H: 2 LOB: 2 BB: 1 P: 17	R: 0 E: 0 K: 1 S: 6	H: 1 LOB: 2 BB: 1 P: 14									
PITCHER	IP	WLS	BF	H	R	ER	SO	BB	IBB	HBP	BLK	WP	HR	S	P	ERA	WHIP				
Matt Young, L (1, 1) ERA: 5.11	4.1	L	19	6	4	4	3	0	0	0	0	0	3	43	77	8.31	1.385				
Paul Quantrill, R (5, 1) ERA: 2.61	1.0		6	2	0	0	1	0	1	0	0	0	0	12	24	0.00	2.000				

AB	24
R	4
H	8
RBI	4
BB	1
SO	4
LOB	7



1B:	4	SF:	0
2B:	1	SAC:	0
3B:	0	DP:	0
HR:	3	HBP:	0
WP:	0	PA:	25
SB:	0		
CS:	0		

Batter	1	2	3	4	5	6	7	8	9	AB	R	H	RBI	BB	SO	LOB	BOTTOM				
Wade Boggs, L (1, 5) OBP: 0.368, SLG: 0.391	2-1 L8	1-1 G3		2-0 1B						3	0	1	0	0	0	0	Baltimore Orioles @ Boston Red Sox Fenway Park, Boston, MA Fri Jul 31 1992, 7:05 PM EDT Att: 32,748 - Cloudy - 76 F				
Billy Hatcher, R (1, 7) OBP: 0.328, SLG: 0.383	0-1 2B	4-2 1B BB		0-1 F9						2	1	1	0	1	0	1					
Phil Plantier, L (1, 10) OBP: 0.331, SLG: 0.372	4-0 2B	2-0 1B			1-0 G5-3					2	1	1	0	1	0	0					
Tom Brunansky, R (1, 9) OBP: 0.351, SLG: 0.489	0-3 K	2-3 K			0-0 HR					3	1	1	1	0	2	4					
Mo Vaughn, L (1, 3) OBP: 0.351, SLG: 0.376	2-1 BB 2B		3-2 G4-3		4-1 1B BB					2	0	1	2	1	0	0					
Jody Reed, R (1, 4) OBP: 0.330, SLG: 0.339	4-1 BB BB		3-3 K		4-2 1B BB					1	0	0	0	2	1	0					
Herm Winningham, L (1, 8) OBP: 0.250, SLG: 0.288	4-1 BB BB		0-0 F8		1-1 FC5 1B					2	0	1	0	1	0	0					
John Marzano, R (1, 2) OBP: 0.295, SLG: 0.257	2-0 P4			0-2 P6	1-3 K					3	0	0	0	0	1	6					
Luis Rivera, R (1, 6) OBP: 0.295, SLG: 0.257		3-2 F7		0-0 G6-3	1-0 FC5					3	0	0	0	0	3	3					
Inning Stats	R: 2 E: 0 K: 1 S: 12	H: 2 LOB: 3 BB: 3 P: 30	R: 0 E: 0 K: 1 S: 12	H: 1 LOB: 2 BB: 1 P: 24	R: 0 E: 0 K: 1 S: 7	H: 1 LOB: 1 BB: 0 P: 13	R: 0 E: 0 K: 0 S: 7	H: 1 LOB: 1 BB: 0 P: 9	R: 1 E: 0 K: 1 S: 12	H: 2 LOB: 3 BB: 2 P: 24											
PITCHER	IP	WLS	BF	H	R	ER	SO	BB	IBB	HBP	BLK	WP	HR	S	P	ERA	WHIP				
Richie Lewis, R (1, 1) ERA: 6.23	4.1	W	24	5	3	3	3	6	0	0	0	0	1	44	91	6.23	2.538				
Storm Davis, R (5, 1) ERA: 3.21	0.2	S	3	1	0	0	1	0	0	0	0	0	0	6	9	0.00	1.500				

AB	21
R	3
H	6
RBI	3
BB	6
SO	4
LOB	14



1B:	3	SF:	0
2B:	2	SAC:	0
3B:	0	DP:	0
HR:	1	HBP:	0
WP:	0	PA:	27
SB:	0		
CS:	0		

Batter	1	2	3	4	5	6	7	8	9	AB	R	H	RBI	BB	SO	LOB	TOP										
Brady Anderson, L (1, 7) OBP: 0.373, SLG: 0.471	2-0 G5-4-3 1B		3-1 P5 1-2		2-3 K		0-0 F8	4-0 FC6-4 IBB		4	0	1	0	1	1	2	Baltimore Orioles @ Boston Red Sox Fenway Park, Boston, MA Sat Aug 01 1992, 3:33 AM EDT Att: 33,788 - Cloudy - 73 F										
Mike Devereaux, R (1, 8) OBP: 0.321, SLG: 0.475	0-0 G5-4-3 1-2		3-2 FC6-4 2-H 1B		3-3 K		2-1 HR	2-1 SF7		4	1	2	4	0	1	1											
Cal Ripken Jr., R (1, 6) OBP: 0.340, SLG: 0.376	0-0 L8		0-1 FC6-4 1-2		1-0 L9		1-2 G5-3	1-0 FC6-4 1-2		5	0	0	0	0	0	3											
Glenn Davis, R (1, 10) OBP: 0.365, SLG: 0.456		2-2 F7		2-1 G4-3		3-3 K		4-1 BB HR BB	1-0 G6-3	3	0	0	0	1	1	0											
Mark McLemore, S (8, PR) OBP: 0.335, SLG: 0.317										1	1	0	0	0	0	0											
Randy Milligan, R (1, 3) OBP: 0.394, SLG: 0.372		4-2 FC5-4 BB		4-2 2B G4-3 BB		4-0 G5-3 BB		4-2 HR BB	1-0 1B 1B	0	2	0	0	4	0	0											
David Segui, S (8, 3) OBP: 0.309, SLG: 0.311										1	0	1	0	0	0	0											
Leo Gomez, R (1, 5) OBP: 0.368, SLG: 0.443		1 SAFE 3-2 FC5-4 1-2		2-1 SAFE G4-3 2B		1 SAFE 0-2 G5-3		1-1 HR	1-3 K	5	2	2	3	0	1	3											
Joe Orsulak, L (1, 9) OBP: 0.366, SLG: 0.410										5	2	3	0	1	3												
Billy Ripken, R (1, 4) OBP: 0.272, SLG: 0.356			0-0 G5-3		2-3 3-H 3-2 2B		1-1 HR SH1-4 1B	0-1 SH1-3 1B	1-3 K	4	1	1	1	1	0	3											
Mark Parent, R (1, 2) OBP: 0.500, SLG: 1.333			4-2 WP 1B BB		F8		1 SAFE 0-0 SH1-4 1-2	0-0 SH1-3 1-2 2-3		1	1	0	0	1	0	1											
Inning Stats	R: 0 E: 0 K: 0 S: 3	H: 1 LOB: 0 BB: 0 P: 5	R: 0 E: 0 K: 0 S: 10	H: 0 LOB: 1 BB: 1 P: 19	R: 1 E: 0 K: 0 S: 10	H: 1 LOB: 1 BB: 1 P: 20	R: 2 E: 0 K: 0 S: 17	H: 2 LOB: 1 BB: 1 P: 31	R: 0 E: 0 K: 1 S: 8	H: 0 LOB: 0 BB: 1 P: 15	R: 2 E: 0 K: 0 S: 9	H: 2 LOB: 0 BB: 0 P: 13	R: 4 E: 0 K: 0 S: 11	H: 2 LOB: 2 BB: 4 P: 31	R: 0 E: 0 K: 2 S: 9	H: 2 LOB: 2 BB: 0 P: 15	1B: 6 2B: 2 3B: 0 HR: 2	SF: 1 SAC: 2 DP: 1 HBP: 0	WP: 1 PB: 0 SB: 0 CS: 0	PA: 44							
PITCHER	IP	WLS	BF	H	R	ER	SO	BB	IBB	HBP	BLK	WP	HR	S	P	ERA	WHIP										
Frank Viola, L (1, 1) ERA: 3.28	6.2	L	29	6	5	5	3	4	0	0	0	1	1	65	116	6.75	1.500										
Greg Harris, R (7, 1) ERA: 2.19	0.1		6	2	4	4	0	3	0	0	0	0	1	10	24	108.00	15.000										
Daryl Irvine, R (8, 1) ERA: 3.63	2.0		9	2	0	0	2	0	1	0	0	0	0	13	26	0.00	1.000										

Batter	1	2	3	4	5	6	7	8	9	AB	R	H	RBI	BB	SO	LOB	BOTTOM										
Wade Boggs, L (1, 5) OBP: 0.369, SLG: 0.389	4-0 CS BB		1-2 2B 1B		3-2 F8	1-0 G4-3			2-2 G4-3	4	1	1	0	1	0	2	Baltimore Orioles @ Boston Red Sox Fenway Park, Boston, MA Sat Aug 01 1992, 3:33 AM EDT Att: 33,788 - Cloudy - 73 F										
Billy Hatcher, R (1, 7) OBP: 0.330, SLG: 0.389	2-1 G6-3 1-2		0-1 F8 1-H 2B		1-0 F7		3-1 G5-3		0-0 1B	5	0	2	1	0	0	1											
Phil Plantier, L (1, 10) OBP: 0.332, SLG: 0.370	1-1 E4 1B		1-1 F8		4-0 BB		1-3 K		0-3 K	4	0	1	0	1	2	2											
Tom Brunansky, R (1, 9) OBP: 0.347, SLG: 0.481	1-3 K		2-3 K		0-1 F8		0-3 K			4	0	0	0	0	3	3											
Mo Vaughn, L (1, 3) OBP: 0.344, SLG: 0.367		0-0 G4-3		0-0 F7		3-3 K		1-1 L7		4	0	0	0	0	1	1											
Bob Zupic, R (1, 8) OBP: 0.353, SLG: 0.432		1-0 G3 1B 1B		0-1 L6		2-0 1B 1B		1-1 P4		4	2	2	0	0	0	0											
Jody Reed, R (1, 4) OBP: 0.282, SLG: 0.340		1-0 G3 1-2		2-1 G5-3		1-1 1B 1B		0-1 1B		4	0	2	0	0	0	1											
Tony Peña, R (1, 2) OBP: 0.282, SLG: 0.297		1-1 2-H 1B		3-2 PB 1B		1-2 1B		2-0 G4-3		4	0	3	2	0	0	1											
John Valentin, R (1, 6) OBP: 0.235, SLG: 0.188		0-0 F8		3-2 1B		1-2 P4		3-2 P4		4	0	1	0	0	0	3											
Inning Stats	R: 0 E: 1 K: 1 S: 8	H: 1 LOB: 1 BB: 1 P: 15	R: 1 E: 0 K: 0 S: 6	H: 2 LOB: 1 BB: 0 P: 9	R: 1 E: 0 K: 1 S: 15	H: 2 LOB: 1 BB: 0 P: 19	R: 0 E: 0 K: 0 S: 10	H: 2 LOB: 1 BB: 0 P: 18	R: 0 E: 0 K: 1 S: 15	H: 3 LOB: 2 BB: 0 P: 24	R: 0 E: 0 K: 2 S: 8	H: 0 LOB: 0 BB: 0 P: 12	R: 0 E: 0 K: 0 S: 7	H: 1 LOB: 1 BB: 0 P: 11	R: 0 E: 0 K: 1 S: 10	H: 1 LOB: 1 BB: 0 P: 15		1B: 11 2B: 1 3B: 0 HR: 0	SF: 0 SAC: 0 DP: 0 HBP: 0	WP: 0 PB: 1 SB: 0 CS: 1	PA: 39						
PITCHER	IP	WLS	BF	H	R	ER	SO	BB	IBB	HBP	BLK	WP	HR	S	P	ERA	WHIP										
Alan Mills, R (1, 1) ERA: 1.95	5.0		22	7	2	2	2	2	0	0	0	0	0	46	76	3.60	1.800										
Storm Davis, R (6, 1) ERA: 3.32	0.2		5	3	1	1	1	0	0	0	0	0	0	14	22	13.50	4.500										
Pat Clements, L (6, 1) ERA: 2.12	2.1	W	8	1	0	0	2	0	0	0	0	0	0	16	25	0.00	0.429										
Gregg Olson, R (9, 1) ERA: 2.29	1.0		4	1	0	0	1	0	0	0	0	0	0	10	15	0.00	1.000										

Batter	1	2	3	4	5	6	7	8	9	AB	R	H	RBI	BB	SO	LOB	TOP										
Brady Anderson, L (1, 7) OBP: 0.372, SLG: 0.469	G3		G1-3		G6-3			E8 L9 1B 1B		4	1	1	0	0	0	0	Baltimore Orioles @ Boston Red Sox Fenway Park, Boston, MA Sun Aug 02 1992, 3:33 AM EDT Att: 33,637 - Sunny - 82 F										
Mike Deversaux, R (1, 8) OBP: 0.321, SLG: 0.473	L6-4 1B		P6			P6		L9		4	0	1	0	0	0	1											
Cal Ripken Jr., R (1, 6) OBP: 0.341, SLG: 0.377	1-0 1B		P2			F7		1B		4	0	2	1	0	0	0											
Glenn Davis, R (1, 10) OBP: 0.393, SLG: 0.460 Mark McLemore, S (8, PR) OBP: 0.335, SLG: 0.317	L6-4				4-2 1B BB			E8 1B		3	0	2	0	1	0	2											
Randy Milligan, R (1, 3) OBP: 0.309, SLG: 0.311 David Segui, S (8, PR) OBP: 0.309, SLG: 0.311					1-1 F7			G6-3 1B		0	0	0	0	0	0	0											
Joe Orsulak, L (1, 9) OBP: 0.369, SLG: 0.411		SH2-3 1B			1-1 F7			G6-3		4	0	1	0	0	0	4											
Leo Gomez, R (1, 5) OBP: 0.370, SLG: 0.452		SH2-3			1-2 G5-4-3 1B			1-2 F7		2	0	1	0	0	0	0											
Billy Ripken, R (1, 4) OBP: 0.272, SLG: 0.351		HBP			0-1 G5-4-3			HR		3	1	1	1	0	0	3											
Jeff Tackett, R (1, 2) OBP: 0.300, SLG: 0.409					0-2 P3			G6-4-3 BB		3	0	0	0	1	1	3											
Inning Stats	R: 0 E: 0 K: 0 S: 8	H: 2 LOB: 1 BB: 0 P: 16	R: 0 E: 0 K: 1 S: 9	H: 1 LOB: 2 BB: 0 P: 14	R: 0 E: 0 K: 0 S: 5	H: 0 LOB: 0 BB: 0 P: 8	R: 0 E: 0 K: 0 S: 9	H: 1 LOB: 1 BB: 0 P: 15	R: 0 E: 0 K: 0 S: 5	H: 0 LOB: 0 BB: 0 P: 6	R: 0 E: 1 K: 0 S: 7	H: 1 LOB: 1 BB: 0 P: 10	R: 1 E: 0 K: 0 S: 14	H: 1 LOB: 0 BB: 1 P: 20	R: 1 E: 1 K: 0 S: 14	H: 3 LOB: 2 BB: 0 P: 20		R: 0 E: 0 K: 0 S: 6	H: 0 LOB: 0 BB: 0 P: 8	1B: 8 2B: 1 3B: 0 HR: 1	SF: 0 SAC: 1 DP: 4 HBP: 2	WP: 0 PB: 0 SB: 0 CS: 1	PA: 35				
PITCHER	IP	WLS	BF	H	R	ER	SO	BB	IBB	HBP	BLK	WP	HR	S	P	ERA	WHIP										
John Dopson, R (1, 1) ERA: 3.17	7.0		27	6	1	1	1	2	0	1	0	0	1	57	89	1.29	1.143										
Tony Fossas, L (8, 1) ERA: 3.0	0.0	L	1	1	1	0	0	0	0	0	0	0	0	2	4	∞	∞										
Paul Quantrill, R (8, 1) ERA: 2.19	2.0		7	2	0	0	0	0	0	1	0	0	0	18	24	0.00	1.000										

Batter	1	2	3	4	5	6	7	8	9	AB	R	H	RBI	BB	SO	LOB	BOTTOM										
Wade Boggs, L (1, 10) OBP: 0.372, SLG: 0.391	G6-3		G4-3							4	0	2	0	1	0	1	Baltimore Orioles @ Boston Red Sox Fenway Park, Boston, MA Sun Aug 02 1992, 3:33 AM EDT Att: 33,637 - Sunny - 82 F										
Billy Hatcher, R (1, 7) OBP: 0.327, SLG: 0.380			K							4	0	0	0	1	1	7											
Phil Plantier, L (1, 9) OBP: 0.327, SLG: 0.364										5	0	0	0	0	2	5											
Mo Vaughn, L (1, 3) OBP: 0.344, SLG: 0.363 Tom Brunansky, R (8, PH) OBP: 0.344, SLG: 0.478										2	0	0	0	1	0	0											
Bob Zupcic, R (1, 8) OBP: 0.351, SLG: 0.429										4	0	1	0	0	1	2											
Jody Reed, R (1, 4) OBP: 0.333, SLG: 0.339										2	0	0	0	2	0	0											
Scott Cooper, L (1, 5) OBP: 0.319, SLG: 0.305										4	1	0	0	0	0	3											
Tony Peña, R (1, 2) OBP: 0.282, SLG: 0.301 Herm Winingham, L (8, PH) OBP: 0.246, SLG: 0.286										3	0	1	1	0	2	0											
John Valentin, R (1, 6) OBP: 0.333, SLG: 0.278										2	0	1	0	2	0	1											
Inning Stats	R: 0 E: 0 K: 0 S: 7	H: 0 LOB: 2 BB: 2 P: 20	R: 0 E: 0 K: 1 S: 6	H: 0 LOB: 0 BB: 0 P: 13	R: 0 E: 0 K: 1 S: 13	H: 1 LOB: 1 BB: 0 P: 23	R: 0 E: 0 K: 1 S: 6	H: 0 LOB: 0 BB: 0 P: 9	R: 0 E: 0 K: 0 S: 6	H: 0 LOB: 0 BB: 0 P: 9	R: 1 E: 0 K: 0 S: 6	H: 1 LOB: 2 BB: 2 P: 16	R: 0 E: 0 K: 1 S: 9	H: 1 LOB: 3 BB: 1 P: 18	R: 0 E: 0 K: 2 S: 14	H: 1 LOB: 1 BB: 1 P: 26		1B: 3 2B: 2 3B: 0 HR: 0	SF: 0 SAC: 0 DP: 0 HBP: 0	WP: 2 PB: 1 SB: 0 CS: 0	PA: 40						
PITCHER	IP	WLS	BF	H	R	ER	SO	BB	IBB	HBP	BLK	WP	HR	S	P	ERA	WHIP										
Ben McDonald, R (1, 1) ERA: 4.38	7.0		29	3	1	1	4	4	1	0	0	0	0	3	4	0.00	0.000										
Mike Flanagan, L (8, 1) ERA: 6.67	0.1		1	0	0	0	1	0	0	0	0	0	0	5	11	0.00	6.000										
Todd Frohwrth, R (8, 1) ERA: 2.66	0.1	S	3	1	0	0	0	1	0	0	0	0	0	15	29	0.00	1.500										
Gregg Olson, R (8, 1) ERA: 2.21	1.1		7	1	0	0	2	1	0	0	0	1	0	15	29	0.00	1.500										



Batter	1	2	3	4	5	6	7	8	9	AB	R	H	RBI	BB	SO	LOB	TOP								
Tony Phillips, S OBP: 0.396, SLG: 0.409	K			F8 1B 2B		G6-3	BB			3	1	1	0	1	1	0									
Dan Gladden, R OBP: 0.315, SLG: 0.353	L4			F8		P3	F8			4	0	0	0	0	0	4									
Travis Fryman, R OBP: 0.318, SLG: 0.443	L7			1B		K		G5-3		4	0	1	1	0	1	0									
Cecil Fielder, R OBP: 0.316, SLG: 0.468		K		1B			1B 1B	G5-3		4	1	2	0	0	1	0									
Mickey Tettleton, S OBP: 0.373, SLG: 0.485		L6		L5			F7			3	0	0	0	1	0	3									
Mark Carreon, R OBP: 0.279, SLG: 0.364		F8		P6			1B 1B	F8		4	1	1	0	0	0	3									
Chad Kreuter, S OBP: 0.282, SLG: 0.314			F8		F8		FC4-6 1B		K	4	0	1	0	0	1	0									
Scott Livingstone, L OBP: 0.320, SLG: 0.328		L4			G6-4-3 1B		FC4-6 1B		G3-1	4	0	2	2	0	0	0									
Gary Pettis, S OBP: 0.263, SLG: 0.260		G1-3			G6-4-3		FC4-6 BB		L9	4	0	0	0	0	0	3									
Inning Stats	R: 0 E: 0 K: 1 S: 8	H: 0 LOB: 0 BB: 0 P: 13	R: 0 E: 0 K: 1 S: 9	H: 0 LOB: 0 BB: 0 P: 14	R: 0 E: 0 K: 0 S: 7	H: 0 LOB: 0 BB: 0 P: 9	R: 1 E: 0 K: 0 S: 23	H: 3 LOB: 2 BB: 0 P: 30	R: 0 E: 0 K: 0 S: 6	H: 1 LOB: 0 BB: 0 P: 11	R: 0 E: 0 K: 1 S: 7	H: 0 LOB: 0 BB: 0 P: 10	R: 2 E: 0 K: 0 S: 17	H: 4 LOB: 3 BB: 1 P: 27	R: 0 E: 0 K: 0 S: 10	H: 0 LOB: 1 BB: 0 P: 19	R: 0 E: 0 K: 1 S: 7	H: 0 LOB: 0 BB: 0 P: 11	1B: 7 2B: 1 3B: 0 HR: 0	SF: 0 SAC: 0 DP: 1 HBP: 0	WP: 0 PB: 0 SB: 0 CS: 0	PA: 36			
PITCHER	IP	WLS	BF	H	R	ER	SO	BB	IBB	HBP	BLK	WP	HR	S	P	ERA	WHIP								
Arthur Rhodes, L ERA: 2.19	6.1	W	26	8	3	3	3	0	0	0	0	0	0	71	102	4.26	1.263								
Pat Clements, L ERA: 2.1	0.1		2	0	0	0	0	1	0	0	0	0	0	4	9	0.00	3.000								
Storm Davis, R ERA: 3.2	2.1	S	8	0	0	0	1	1	0	0	0	0	0	19	33	0.00	0.429								

Detroit Tigers @ Baltimore Orioles
 Oriole Park at Camden Yards, Baltimore, MD
 Mon Aug 03 1992, 7:05 PM EDT
 Att: 45,833 - Cloudy - 87 F

AB	34
R	3
H	8
RBI	3
BB	2
SO	4
LOB	13



Batter	1	2	3	4	5	6	7	8	9	AB	R	H	RBI	BB	SO	LOB	BOTTOM								
Brady Anderson, L OBP: 0.370, SLG: 0.465	K		BB		L7	G3		F7		4	0	0	0	1	1	1									
Mike Devereaux, R OBP: 0.317, SLG: 0.468	F8		P4		F9	L9		P3		5	0	0	0	0	0	2									
Cal Ripken Jr., R OBP: 0.340, SLG: 0.378	G6-3			G6-3	HR 2B	P5				4	1	1	0	0	0	0									
Glenn Davis, R OBP: 0.374, SLG: 0.480		G5-3		FC6-5 2B	HR		G5-3			4	1	2	2	0	0	0									
Randy Milligan, R OBP: 0.399, SLG: 0.373										1	2	1	0	3	0	0									
Jack Voigt, R (7, PR)										0	0	0	0	0	0	0									
David Segui, S OBP: 0.309, SLG: 0.311		1B		1B FC6-5 BB	BB BB		L6-4 1B BB			0	0	0	0	0	0	0									
Leo Gomez, R OBP: 0.371, SLG: 0.451		L8		FC6-5 BB BLK	1B BB					3	2	1	0	1	0	3									
Joe Orsulak, L OBP: 0.370, SLG: 0.410		G4-3		BLK BB 1B	1B BB		L6-4			3	0	1	0	1	0	3									
Billy Ripken, R OBP: 0.281, SLG: 0.356					CS 1B	BLK BB	FC5 1B	G5-3		3	0	2	3	1	0	0									
Mark Parent, R OBP: 0.375, SLG: 0.714			K	G6-3	FC5			1B		4	0	1	0	0	1	5									
Inning Stats	R: 0 E: 0 K: 1 S: 8	H: 0 LOB: 0 BB: 0 P: 13	R: 0 E: 0 K: 0 S: 8	H: 1 LOB: 1 BB: 0 P: 14	R: 0 E: 0 K: 1 S: 8	H: 1 LOB: 1 BB: 1 P: 18	R: 2 E: 0 K: 0 S: 15	H: 2 LOB: 2 BB: 2 P: 28	R: 4 E: 0 K: 0 S: 15	H: 3 LOB: 2 BB: 3 P: 31	R: 0 E: 0 K: 0 S: 11	H: 0 LOB: 0 BB: 0 P: 13	R: 0 E: 0 K: 0 S: 9	H: 1 LOB: 1 BB: 1 P: 17	R: 0 E: 0 K: 0 S: 11	H: 1 LOB: 1 BB: 0 P: 16	1B: 6 2B: 4 3B: 0 HR: 1	SF: 0 SAC: 0 DP: 2 HBP: 0	WP: 0 PB: 0 SB: 0 CS: 1	PA: 38					
PITCHER	IP	WLS	BF	H	R	ER	SO	BB	IBB	HBP	BLK	WP	HR	S	P	ERA	WHIP								
Buddy Groom, L ERA: 5.59	4.2	L	23	6	5	5	2	4	0	0	1	0	0	44	84	9.64	2.143								
John Kieley, R ERA: 1.52	3.1		15	3	1	1	0	3	0	0	0	0	0	41	66	2.70	1.800								

Detroit Tigers @ Baltimore Orioles
 Oriole Park at Camden Yards, Baltimore, MD
 Mon Aug 03 1992, 7:05 PM EDT
 Att: 45,833 - Cloudy - 87 F

AB	31
R	6
H	9
RBI	5
BB	7
SO	2
LOB	14



Batter	1	2	3	4	5	6	7	8	9	AB	R	H	RBI	BB	SO	LOB	TOP																					
Tony Phillips, S OBP: 0.392, SLG: 0.405	2-1 F8		2-1 P6			0-1 F7		2-2 F7		4	0	0	0	0	0	2	Detroit Tigers @ Baltimore Orioles Oriole Park at Camden Yards, Baltimore, MD Tue Aug 04 1992, 7:05 PM EDT Att: 44,575 - Sunny - 83 F																					
Lou Whitaker, L OBP: 0.397, SLG: 0.463	1-1 F8		0-2 FC4-6			2-2 HR		1-1 F9		4	1	1	1	0	0	2																						
Travis Fryman, R OBP: 0.320, SLG: 0.443	2-3 K		0-0 L8			2-0 1B		3-2 1B		4	0	2	0	0	1	1																						
Cecil Fielder, R OBP: 0.315, SLG: 0.465		2-2 G5-3		0-0 P6		0-0 P4		2-2 1B		4	0	1	1	0	0	1																						
Mickey Tettleton, S OBP: 0.372, SLG: 0.481		4-2 2B		2-1 P5		2-2 G1-4-3		3-2 L3		3	1	0	0	1	0	3																						
Dan Gladden, R OBP: 0.311, SLG: 0.347		1-2 P4		1-1 F8			1-1 G4-3		1-3 K2-3	4	0	0	0	0	1	1																						
Scott Livingstone, L OBP: 0.324, SLG: 0.337		1-0 1H			1-0 1B		0-0 F9		1-1 P5	4	0	2	1	0	0	0																						
Dave Bergman, L OBP: 0.276, SLG: 0.246		1-1 P2			0-2 F7		1-0 P6		3-2 L8	4	0	0	0	0	0	1																						
Gary Pettis, S OBP: 0.277, SLG: 0.267			4-2 FC4-6		0-0 G4-3			3-2 1B		2	1	1	0	1	0	0																						
Inning Stats	R: 0 E: 0 K: 1 S: 7	H: 0 LOB: 0 BB: 0 P: 12	R: 1 E: 0 K: 0 S: 13	H: 1 LOB: 1 BB: 1 P: 22	R: 0 E: 0 K: 0 S: 10	H: 0 LOB: 1 BB: 1 P: 16	R: 0 E: 0 K: 0 S: 5	H: 0 LOB: 0 BB: 0 P: 8	R: 0 E: 0 K: 0 S: 5	H: 1 LOB: 0 BB: 0 P: 6	R: 1 E: 0 K: 0 S: 11	H: 2 LOB: 1 BB: 0 P: 17	R: 0 E: 0 K: 0 S: 4	H: 0 LOB: 0 BB: 0 P: 6	R: 1 E: 0 K: 0 S: 21	H: 3 LOB: 2 BB: 0 P: 35	R: 0 E: 0 K: 1 S: 9	H: 0 LOB: 0 BB: 0 P: 14	1B: 5 2B: 1 3B: 0 HR: 1	SF: 0 SAC: 0 DP: 0 HBP: 0	WP: 0 PB: 0 SB: 0 CS: 0	PA: 35																
PITCHER	IP	WLS	BF	H	R	ER	SO	BB	IBB	HBP	BLK	WP	HR	S	P	ERA	WHIP	PITCHER				IP	WLS	BF	H	R	ER	SO	BB	IBB	HBP	BLK	WP	HR	S	P	ERA	WHIP
Rick Sutcliffe, R ERA: 4.51	(1, 1)	7.2	W	30	6	3	3	1	2	0	0	0	0	1	66	107	3.52	1.043																				
Todd Frohwrth, R ERA: 2.65	(8, 1)	0.1		2	1	0	0	0	0	0	0	0	0	0	10	15	0.00	3.000																				
Gregg Olson, R ERA: 2.16	(9, 1)	1.0	S	3	0	0	0	1	0	0	0	0	0	0	9	14	0.00	0.000																				

AB 33
R 3
H 7
RBI 3
BB 2
SO 2
LOB 11



Batter	1	2	3	4	5	6	7	8	9	AB	R	H	RBI	BB	SO	LOB	BOTTOM																						
Brady Anderson, L OBP: 0.374, SLG: 0.467	2-2 2B	4-2 S		0-0 1B		2-2 G5-4-3		1-1 G4-3		4	2	3	0	1	0	0	Detroit Tigers @ Baltimore Orioles Oriole Park at Camden Yards, Baltimore, MD Tue Aug 04 1992, 7:05 PM EDT Att: 44,575 - Sunny - 83 F																						
Mike Devereaux, R OBP: 0.316, SLG: 0.467	1-1 BB	2-1 P4		1-2 L8		1-2 G5-4-3		0-1 G6-3		5	1	1	0	0	0	4																							
Cal Ripken Jr., R OBP: 0.342, SLG: 0.380	0-1 SF8	2-2 L9		1-0 1B		2-2 G6-3		2-2 F9		3	1	2	1	0	0	1																							
Glenn Davis, R OBP: 0.377, SLG: 0.478	3H BB	4-2 BB		1-1 F8		2-2 F9		2-2 G6-3		3	1	1	1	1	0	3																							
Randy Milligan, R OBP: 0.395, SLG: 0.368	0-3 K	3-2 P2			0-0 G4-3		0-0 G6-3		1-2 G6-3	4	0	0	0	0	1	4																							
David Segui, S OBP: 0.309, SLG: 0.311						1-2 G6-3		1-2 G6-3		0	0	0	0	0	0	0																							
Joe Orsulak, L OBP: 0.372, SLG: 0.407	4-0 BB		0-0 F8		0-1 G6-3		4-0 2B		4-0 IBB	2	1	0	0	2	0	0																							
Leo Gomez, R OBP: 0.372, SLG: 0.453	4-1 1B		1-2 F8		2-1 P4		2-1 2B		2-1 2B	3	0	1	2	1	0	0																							
Billy Ripken, R OBP: 0.280, SLG: 0.354	1-2 BB		3-2 G6-3			1-0 L8		0-0 G5-3		4	0	1	2	0	0	2																							
Jeff Tackett, R OBP: 0.299, SLG: 0.404	1-0 F8			0-1 G4-3		2-1 1B		2-3 K		4	0	1	0	0	1	2																							
Inning Stats	R: 4 E: 0 K: 1 S: 18	H: 3 LOB: 2 BB: 3 P: 36	R: 1 E: 0 K: 0 S: 17	H: 1 LOB: 1 BB: 1 P: 27	R: 0 E: 0 K: 0 S: 7	H: 0 LOB: 0 BB: 0 P: 11	R: 0 E: 0 K: 0 S: 9	H: 2 LOB: 0 BB: 0 P: 12	R: 0 E: 0 K: 0 S: 5	H: 0 LOB: 0 BB: 0 P: 7	R: 0 E: 0 K: 0 S: 12	H: 2 LOB: 1 BB: 0 P: 18	R: 1 E: 0 K: 0 S: 13	H: 2 LOB: 2 BB: 1 P: 23	R: 0 E: 0 K: 1 S: 8	H: 0 LOB: 0 BB: 0 P: 11	1B: 8 2B: 2 3B: 0 HR: 0	SF: 1 SAC: 0 DP: 1 HBP: 0	WP: 0 PB: 0 SB: 1 CS: 0	PA: 38																			
PITCHER	IP	WLS	BF	H	R	ER	SO	BB	IBB	HBP	BLK	WP	HR	S	P	ERA	WHIP	PITCHER				IP	WLS	BF	H	R	ER	SO	BB	IBB	HBP	BLK	WP	HR	S	P	ERA	WHIP	
Kurt Knudsen, R ERA: 3.59	(1, 1)	2.0	L	14	4	5	5	1	4	0	0	0	0	35	63	22.50	4.000																						
Walt Terrell, R ERA: 5.17	(3, 1)	5.0		21	6	1	1	0	0	1	0	0	0	0	46	71	1.80	1.200																					
Dave Haas, R ERA:	(8, 1)	1.0		3	0	0	0	1	0	0	0	0	0	0	8	11	0.00	0.000																					


AB 32
R 6
H 10
RBI 6
BB 5
SO 2
LOB 16



Batter	1	2	3	4	5	6	7	8	9	AB	R	H	RBI	BB	SO	LOB	TOP			
Tony Phillips, S OBP: 0.391, SLG: 0.403 (1, 9)	2-2 G3-6-3 1B		3-2 F7			1-3 K		2-1 P6		4	0	1	0	0	1	1				
Lou Whitaker, L OBP: 0.392, SLG: 0.457 (1, 4)	0-0 G3-6-3 1-2			0-3 K		2-0 G4-3			3-2 P4	4	0	0	0	0	1	1				
Travis Fryman, R OBP: 0.319, SLG: 0.441 (1, 6)	1-3 K			2-2 1B		1-0 L7			1-1 G1-3	4	0	1	0	0	1	0				
Cecil Fielder, R OBP: 0.312, SLG: 0.461 (1, 10)		1-3 K		0-3 K					2-1 G4-3	4	0	0	0	0	2	1				
Mickey Tettleton, S OBP: 0.372, SLG: 0.478 (1, 2)		4-1 L7-3 BB		1-3 K					2-3 K	2	0	0	0	1	2	1				
Dan Gladden, R OBP: 0.311, SLG: 0.351 (1, 7)		1-0 L7-3 1-2			2-2 L6				2-0 2B	3	0	1	0	0	0	1				
Scott Livingstone, L OBP: 0.329, SLG: 0.342 (1, 5)			0-2 1B		3-2 1B				1-1 L9	3	0	2	0	0	0	1				
Dave Bergman, L OBP: 0.270, SLG: 0.241 (1, 3)			2-3 K		1-0 SAFE SAFE F9				2-1 F7	3	0	0	0	0	1	2				
Gary Pettis, S OBP: 0.267, SLG: 0.256 (1, 8)			0-3 K		0-1 F7				1-2 G3	3	0	0	0	0	1	2				
Inning Stats	R: 0 E: 0 K: 1 S: 10	H: 1 LOB: 0 BB: 0 P: 13	R: 0 E: 0 K: 1 S: 5	H: 0 LOB: 0 BB: 1 P: 11	R: 0 E: 0 K: 2 S: 13	H: 1 LOB: 1 BB: 0 P: 18	R: 0 E: 0 K: 3 S: 12	H: 1 LOB: 1 BB: 0 P: 15	R: 0 E: 0 K: 1 S: 6	H: 0 LOB: 0 BB: 0 P: 10	R: 0 E: 0 K: 1 S: 8	H: 1 LOB: 1 BB: 0 P: 13	R: 0 E: 0 K: 0 S: 7	H: 0 LOB: 0 BB: 0 P: 12	R: 0 E: 0 K: 0 S: 7	H: 0 LOB: 0 BB: 0 P: 13	1B: 4 2B: 2 3B: 0 HR: 0	SF: 0 SAC: 0 DP: 2 HBP: 0	WP: 0 PB: 0 SB: 0 CS: 0	PA: 31
PITCHER 35 Mike Mussina, R ERA: 2.44 (1, 1)	IP: 9.0 WLS: W BF: 31 H: 5 R: 0 ER: 0 SO: 9 BB: 1 IBB: 0 HBP: 0 BLK: 0 WP: 0 HR: 0 S: 78 P: 120 ERA: 0.00 WHIP: 0.667															PITCHER IP: 0 WLS: 0 BF: 0 H: 0 R: 0 ER: 0 SO: 0 BB: 0 IBB: 0 HBP: 0 BLK: 0 WP: 0 HR: 0 S: 0 P: 0 ERA: 0.00 WHIP: 0.000				

Detroit Tigers @ Baltimore Orioles
 Oriole Park at Camden Yards, Baltimore, MD
 Wed Aug 05 1992, 7:05 PM EDT
 Att: 45,041 - Sunny - 81 F


AB 30
 R 0
 H 5
 RBI 0
 BB 1
 SO 9
 LOB 10



Batter	1	2	3	4	5	6	7	8	9	AB	R	H	RBI	BB	SO	LOB	BOTTOM	
Brady Anderson, L OBP: 0.371, SLG: 0.463 (1, 7)	3-1 F8		0-1 G4-3			1-0 G6-3	2-1 G6-3			4	0	0	1	0	0	2		
Mike Devereaux, R OBP: 0.320, SLG: 0.470 (1, 8)	1-2 G6-3		1-1 1B			2-1 1B	2-1 1B			4	0	3	2	0	0	0		
Cal Ripken Jr., R OBP: 0.341, SLG: 0.379 (1, 6)	0-1 1B		1-1 F7			1-1 F7			1-0 F9	4	0	1	0	0	0	2		
Glenn Davis, R OBP: 0.370, SLG: 0.469 (1, 10)	1-2 G4-3			2-1 G1-3		2-3 K			1-1 F7	4	0	0	0	0	1	2		
Randy Milligan, R OBP: 0.397, SLG: 0.369 (7, PR)		3-2 F9 G1-4-3 1B		1-1 G4-3		4-2 SH5-4 1B BB			3-2 G6-3	2	0	1	0	1	0	0		
Mark McLemore, S OBP: 0.335, SLG: 0.317 (8, 3)										0	1	0	0	0	0	0		
David Segui, S OBP: 0.307, SLG: 0.309 (1, 9)									1-1 SAFE G1-4-3	3	1	1	0	0	0	1		
Joe Orsulak, L OBP: 0.372, SLG: 0.406 (1, 5)									1-2 G6-3 1B	1	0	0	0	0	0	1		
Leo Gomez, R OBP: 0.370, SLG: 0.450 (1, 4)									1-0 F9	2	0	0	0	0	1	1		
Billy Ripken, R OBP: 0.281, SLG: 0.350 (1, 2)									1-1 P2	2	1	0	0	1	0	1		
Jeff Tackett, R OBP: 0.299, SLG: 0.403 (1, 2)									1-2 G6-3	3	1	1	1	0	0	0		
Inning Stats	R: 0 E: 0 K: 0 S: 10	H: 1 LOB: 1 BB: 0 P: 15	R: 0 E: 0 K: 0 S: 7	H: 1 LOB: 1 BB: 0 P: 13	R: 0 E: 0 K: 0 S: 9	H: 1 LOB: 0 BB: 0 P: 12	R: 0 E: 0 K: 0 S: 5	H: 0 LOB: 0 BB: 0 P: 9	R: 0 E: 0 K: 1 S: 10	H: 0 LOB: 0 BB: 0 P: 12	R: 4 E: 0 K: 0 S: 13	H: 3 LOB: 2 BB: 2 P: 27	R: 0 E: 0 K: 0 S: 7	H: 0 LOB: 0 BB: 0 P: 12	1B: 7 2B: 0 3B: 0 HR: 0	SF: 0 SAC: 1 DP: 0 HBP: 0	WP: 0 PB: 0 SB: 1 CS: 0	PA: 32
PITCHER John Doherty, R ERA: 3.71 John Kiely, R ERA: 2.7 Mike Munoz, L ERA: 3.62 Les Lancaster, R ERA: 5.74 (1, 1)	IP: 6.0 WLS: L BF: 5 H: 2 R: 4 ER: 4 SO: 0 BB: 1 IBB: 0 HBP: 0 BLK: 0 WP: 0 HR: 0 S: 49 P: 75 ERA: 108.00 WHIP: 9.000															PITCHER IP: 0 WLS: 0 BF: 0 H: 0 R: 0 ER: 0 SO: 0 BB: 0 IBB: 0 HBP: 0 BLK: 0 WP: 0 HR: 0 S: 0 P: 0 ERA: 0.00 WHIP: 0.000		

Detroit Tigers @ Baltimore Orioles
 Oriole Park at Camden Yards, Baltimore, MD
 Wed Aug 05 1992, 7:05 PM EDT
 Att: 45,041 - Sunny - 81 F

AB 29
 R 4
 H 7
 RBI 4
 BB 2
 SO 2
 LOB 9




Batter	1	2	3	4	5	6	7	8	9	AB R H RBI BB SO LOB	TOP											
Thomas Howard, S (1, 8) OBP: 0.328, SLG: 0.364	0-3 K		1-1 G6-3 HR 2B	2-3 K		1-0 G1-3		3-2 G6-3		5 1 1 0 0 2 1	Cleveland Indians @ Baltimore Orioles Oriole Park at Camden Yards, Baltimore, MD Sat Aug 08 1992, 7:05 PM EDT Att: 45,686 - Cloudy - 81 F											
Mark Lewis, R (1, 6) OBP: 0.299, SLG: 0.348	3-2 2B		1-2 G6-3		1-0 HR	4-1 BB		2-1 BB 1B L1-5	4 2 3 1 1 0 1													
Carlos Baerga, S (1, 4) OBP: 0.350, SLG: 0.476	1-3 K		1-1 HR		1-3 K	2-2 P2		2-2 L7	5 1 1 2 0 2 3													
Albert Belle, R (1, 10) OBP: 0.322, SLG: 0.478	0-0 2B		3-H HR		4-1 1B G4-3 BB		0-0 G5-3	0-0 BB 1B	4 2 3 2 1 0 0													
Carlos Martinez, R (1, 3) OBP: 0.278, SLG: 0.333	1-3 K		2-1 1B		1-2 G4-3 1B		0-2 L4	4-0 BB 1B	4 0 2 0 1 1 1													
Glenallen Hill, R (1, 7) OBP: 0.301, SLG: 0.435		1-1 G5-3	2-3 K		0-1 G4-3 1B		1-0 1B	2-2 BB L1-5	5 0 2 0 0 1 4													
Mark Whiten, S (1, 9) OBP: 0.347, SLG: 0.386		4-0 CS BB		3-2 G5-3	0-1 G4-3		0-0 F8		3 0 0 1 1 0 3													
Brook Jacoby, R (1, 5) OBP: 0.321, SLG: 0.341	3-3 K		1-2 G5-3		1-2 G5-3 K				4 0 0 0 0 2 3													
Sandy Alomar Jr., R (1, 2) OBP: 0.291, SLG: 0.332			3-2 F8		0-0 2B		1-1 G5-3	3-1 G6-3	4 0 1 0 0 0 0													
Inning Stats	R: 1 E: 0 K: 3 S: 14	H: 2 LOB: 1 BB: 0 P: 19	R: 0 E: 0 K: 1 S: 5	H: 0 LOB: 1 BB: 1 P: 13	R: 3 E: 0 K: 1 S: 17	H: 4 LOB: 1 BB: 0 P: 28	R: 0 E: 0 K: 1 S: 12	H: 1 LOB: 0 BB: 0 P: 18	R: 2 E: 0 K: 2 S: 15	H: 3 LOB: 2 BB: 1 P: 21	R: 0 E: 0 K: 0 S: 7	H: 0 LOB: 1 BB: 1 P: 15	R: 0 E: 0 K: 0 S: 6	H: 1 LOB: 1 BB: 0 P: 7	R: 0 E: 0 K: 0 S: 6	H: 0 LOB: 0 BB: 0 P: 12	R: 0 E: 0 K: 0 S: 10	H: 2 LOB: 2 BB: 1 P: 20	1B: 6 2B: 6 3B: 0 HR: 3	SF: 0 SAC: 0 DP: 2 HBP: 0	WP: 0 PB: 0 SB: 0 CS: 1	PA: 42
PITCHER	IP WLS BF H R ER SO BB IBB HBP BLK WP HR S P ERA WHIP											IP WLS BF H R ER SO BB IBB HBP BLK WP HR S P ERA WHIP										
Arthur Rhodes, L (1, 1) ERA: 3.27	4.1 L 22 8 6 6 7 2 0 0 0 0 0 3 54 90 12.46 2.308																					
Todd Frothing, R (5, 1) ERA: 2.52	3.2 15 3 0 0 1 1 0 0 0 0 0 0 28 43 0.00 1.091																					
Pat Clements, L (9, 1) ERA: 2.04	1.0 5 2 0 0 0 0 1 0 0 0 0 0 10 20 0.00 3.000																					

Batter	1	2	3	4	5	6	7	8	9	AB R H RBI BB SO LOB	BOTTOM											
Brady Anderson, L (1, 7) OBP: 0.370, SLG: 0.459	4-1 S BB		0-1 F9			1-1 P6			3-1 G4-3	3 0 0 0 1 0 1	Cleveland Indians @ Baltimore Orioles Oriole Park at Camden Yards, Baltimore, MD Sat Aug 08 1992, 7:05 PM EDT Att: 45,686 - Cloudy - 81 F											
Mike Devereaux, R (1, 8) OBP: 0.317, SLG: 0.461	1-1 P3			2-2 G6-3		1-0 F8		0-1 F7	4 0 0 0 0 0 2													
Cal Ripken Jr., R (1, 6) OBP: 0.339, SLG: 0.377	2-3 K			2-2 L1		0-1 G5-3			3 0 0 0 0 1 1													
Glenn Davis, R (1, 3) OBP: 0.365, SLG: 0.463	2-3 K			1-1 G4-3		2-1 G4-6-3 1B			3 0 1 0 0 1 1													
Sam Horn, L (1, 10) OBP: 0.333, SLG: 0.425		1-3 K			3-2 G1-3		2-2 G4-6-3		3 0 0 0 0 1 1													
Joe Orsulak, L (1, 9) OBP: 0.369, SLG: 0.402		1-0 G4-3			1-0 G4-3			3-2 L3	3 0 0 0 0 0 0													
Leo Gomez, R (1, 5) OBP: 0.367, SLG: 0.440		2-3 K			2-1 F9			1-0 G3	3 0 0 0 0 1 0													
Billy Ripken, R (1, 4) OBP: 0.281, SLG: 0.347			0-3 K			4-0 BB		0-1 G6-3	2 0 0 0 1 1 0													
Mark Parent, R (1, 2) OBP: 0.273, SLG: 0.500			0-0 G1-3			3-3 K			2 0 0 0 0 1 1													
David Segui, S (9, PH) OBP: 0.307, SLG: 0.309									1 0 0 0 0 1 0													
Inning Stats	R: 0 E: 0 K: 2 S: 9	H: 0 LOB: 1 BB: 1 P: 18	R: 0 E: 0 K: 2 S: 8	H: 0 LOB: 0 BB: 0 P: 12	R: 0 E: 0 K: 1 S: 6	H: 0 LOB: 0 BB: 0 P: 6	R: 0 E: 0 K: 0 S: 8	H: 0 LOB: 0 BB: 0 P: 13	R: 0 E: 0 K: 0 S: 8	H: 0 LOB: 0 BB: 0 P: 14	R: 0 E: 0 K: 1 S: 6	H: 0 LOB: 1 BB: 1 P: 15	R: 0 E: 0 K: 0 S: 7	H: 1 LOB: 0 BB: 0 P: 11	R: 0 E: 0 K: 0 S: 8	H: 0 LOB: 0 BB: 0 P: 12	R: 0 E: 0 K: 1 S: 7	H: 0 LOB: 0 BB: 0 P: 11	1B: 1 2B: 0 3B: 0 HR: 0	SF: 0 SAC: 0 DP: 1 HBP: 0	WP: 0 PB: 0 SB: 1 CS: 0	PA: 29
PITCHER	IP WLS BF H R ER SO BB IBB HBP BLK WP HR S P ERA WHIP											IP WLS BF H R ER SO BB IBB HBP BLK WP HR S P ERA WHIP										
Charles Nagy, R (1, 1) ERA: 2.51	9.0 W 29 1 0 0 7 2 0 0 0 0 0 0 67 112 0.00 0.333																					



Batter	1	2	3	4	5	6	7	8	9	10	AB	R	H	RBI	BB	SO	LOB	TOP						
Kenny Lofton, L OBP: 0.335, SLG: 0.341 (1, 8)	0-1 S 1B		4-0 PB BB		3-3 K		4-1 1B BB		0-2 P5		3	1	1	0	2	1	0	Cleveland Indians @ Baltimore Orioles Oriole Park at Camden Yards, Baltimore, MD Sun Aug 09 1992, 3:33 AM EDT Att. 43,742 - Cloudy - 89 F						
Thomas Howard, S OBP: 0.326, SLG: 0.361 (1, 7)	1-0 P5		1-1 F7		1-2 F8		1-2 1-0 1-3 2-H 1B		0-0 F8		5	0	1	1	0	0	2							
Carlos Baerga, S OBP: 0.351, SLG: 0.474 (1, 4)	2-2 1B		1-3 K		2-2 G5-4-3 HBP K		0-3 K		2-3 K		4	0	1	1	0	3	3							
Albert Belle, R OBP: 0.316, SLG: 0.472 (1, 10)	2-3 K		1-1 P2		0-1 G5-4-3 1-2f K		1-2 G5-3		1-0 F8		5	0	0	0	0	1	5							
Paul Sorrento, L OBP: 0.351, SLG: 0.445 (1, 3)	1-0 F7				0-0 G4-3		1-2 1B		0-2 G5-3		5	0	1	0	0	1	1							
Mark Whiten, S OBP: 0.348, SLG: 0.385 (1, 9)		1-2 F8		1-0 S 1B		4-0 1B		0-0 G4-3			3	0	1	0	1	0	0							
Jim Thome, L OBP: 0.275, SLG: 0.316 (1, 5)		4-2 WP G4-3 BB		2-2 F7		1-0 F7		1-0 1B			3	0	1	0	1	0	3							
Mark Lewis, R OBP: 0.299, SLG: 0.347 (1, 6)		1-1 G4-3		3-1 F8			3-2 BB 1B		1-1 F8		4	1	1	0	0	0	3							
Sandy Alomar Jr., R OBP: 0.287, SLG: 0.327 (1, 2)		3-2 G5-3		1-2 G5-3		3-2 G5-3		0-0 F8		2-2 F9		4	0	0	0	0	2							
Inning Stats	R: 1 E: 0 K: 1 S: 12	H: 2 LOB: 1 BB: 0 P: 17	R: 0 E: 0 K: 12 S: 12	H: 0 LOB: 1 BB: 1 P: 21	R: 0 E: 0 K: 1 S: 7	H: 0 LOB: 1 BB: 1 P: 14	R: 0 E: 0 K: 0 S: 7	H: 1 LOB: 1 BB: 0 P: 13	R: 0 E: 0 K: 1 S: 12	H: 0 LOB: 0 BB: 0 P: 19	R: 0 E: 0 K: 1 S: 8	H: 1 LOB: 2 BB: 1 P: 16	R: 1 E: 0 K: 1 S: 12	H: 2 LOB: 2 BB: 1 P: 21	R: 0 E: 0 K: 0 S: 7	H: 1 LOB: 1 BB: 0 P: 9	R: 0 E: 0 K: 0 S: 8		H: 0 LOB: 0 BB: 0 P: 10	R: 0 E: 0 K: 2 S: 7	H: 0 LOB: 0 BB: 0 P: 12	1B: 7 2B: 0 3B: 0 HR: 0	SF: 0 SAC: 0 DP: 1 HBP: 1	WP: 1 PB: 1 SB: 2 CS: 0
PITCHER	IP WLS BF H R ER SO BB IBB HBP BLK WP HR S P ERA WHIP	6.1 28 5 2 2 3 4 0 1 0 0 0 0 0 63 112 2.84 1.421	3.2 13 2 0 0 3 0 0 0 0 0 0 0 0 29 40 0.00 0.545																					

AB	36
R	2
H	7
RBI	2
BB	4
SO	6
LOB	19



Batter	1	2	3	4	5	6	7	8	9	10	AB	R	H	RBI	BB	SO	LOB	BOTTOM								
Brady Anderson, L OBP: 0.368, SLG: 0.456 (1, 7)	0-0 G1-3		2-3 K		1-1 F7			3-2 G4-3		0-1 1B BB 1B	5	0	1	0	0	1	0	Cleveland Indians @ Baltimore Orioles Oriole Park at Camden Yards, Baltimore, MD Sun Aug 09 1992, 3:33 AM EDT Att. 43,742 - Cloudy - 89 F								
Mike Devereaux, R OBP: 0.318, SLG: 0.458 (1, 8)	2-0 P5		4-2 BB		2-2 G6-3			0-0 G6-3		4-1 1B BB 1B	3	0	0	0	2	0	0									
Cal Ripken Jr., R OBP: 0.339, SLG: 0.377 (1, 6)	2-3 K		2-0 L3			1-0 P6		2-2 1B		0-0 1B	5	0	2	1	0	1	1									
Glenn Davis, R OBP: 0.367, SLG: 0.477 (1, 10)		2-2 G3 1B 2B		1-1 G6-3		2-2 3B		0-0 G4-3			4	1	2	0	0	0	1									
Randy Milligan, R OBP: 0.394, SLG: 0.362 (1, 3)		0-0 G3		1-1 P7		1-2 G4-3			0-1 L4		4	0	0	0	0	0	2									
Chito Martinez, L OBP: 0.352, SLG: 0.412 (1, 9)		1-1 1B		0-1 K		2-3 K			0-0 G1-3		4	1	2	1	0	1	1									
Tim Lincecum, R OBP: 0.356, SLG: 0.400 (1, 5)		2-1 F8		2-0 1B		2-2 L4			1-3 K		4	0	1	1	0	1	1									
Mark McLemore, S OBP: 0.339, SLG: 0.322 (1, 4)		1-0 F8		1-1 F8		2-2 G6-4-3 1B				3-2 BB SH3-4 1B	4	1	2	0	0	0	2									
Jeff Tackett, R OBP: 0.294, SLG: 0.393 (1, 2)			1-2 P5		3-3 K		0-0 G6-4-3			2-0 SH3-4	3	0	0	0	0	1	1									
Inning Stats	R: 0 E: 0 K: 1 S: 6	H: 0 LOB: 0 BB: 0 P: 10	R: 1 E: 0 K: 10 S: 10	H: 2 LOB: 1 BB: 0 P: 15	R: 0 E: 0 K: 1 S: 11	H: 0 LOB: 1 BB: 1 P: 20	R: 1 E: 0 K: 0 S: 9	H: 2 LOB: 1 BB: 0 P: 14	R: 0 E: 0 K: 1 S: 10	H: 1 LOB: 1 BB: 0 P: 16	R: 0 E: 0 K: 0 S: 7	H: 1 LOB: 0 BB: 0 P: 11	R: 0 E: 0 K: 0 S: 8	H: 1 LOB: 1 BB: 0 P: 13	R: 0 E: 0 K: 1 S: 7	H: 0 LOB: 0 BB: 0 P: 8	R: 1 E: 0 K: 0 S: 8		H: 3 LOB: 3 BB: 1 P: 17	1B: 7 2B: 2 3B: 1 HR: 0	SF: 0 SAC: 1 DP: 1 HBP: 0	WP: 0 PB: 0 SB: 0 CS: 0	PA: 39			
PITCHER	IP WLS BF H R ER SO BB IBB HBP BLK WP HR S P ERA WHIP	7.0 27 6 2 2 4 1 0 0 0 0 0 0 0 3 6 0.00 0.000	2.0 8 2 1 1 1 0 0 0 0 0 0 0 0 2 2 0.00 0.000	2.0 1 1 1 0 0 0 0 0 0 0 0 0 0 2 2 0.00 0.000	2.0 1 1 0 0 0 0 1 0 0 0 0 0 0 2 2 0.00 0.000	2.0 8 2 1 1 1 0 0 0 0 0 0 0 0 16 24 4.50 1.000	2.0 1 1 0 0 0 0 0 0 0 0 0 0 0 2 2 0.00 0.000	2.0 1 1 0 0 0 0 1 0 0 0 0 0 0 2 2 0.00 0.000	0.0 2 1 0 0 0 0 1 0 0 0 0 0 0 2 2 0.00 0.000																	

AB	36
R	3
H	10
RBI	3
BB	2
SO	5
LOB	9

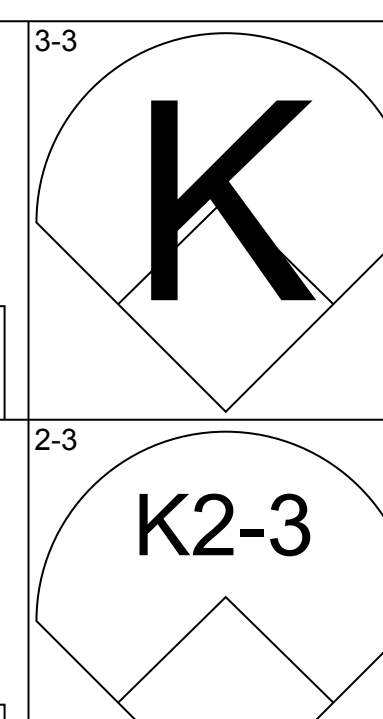
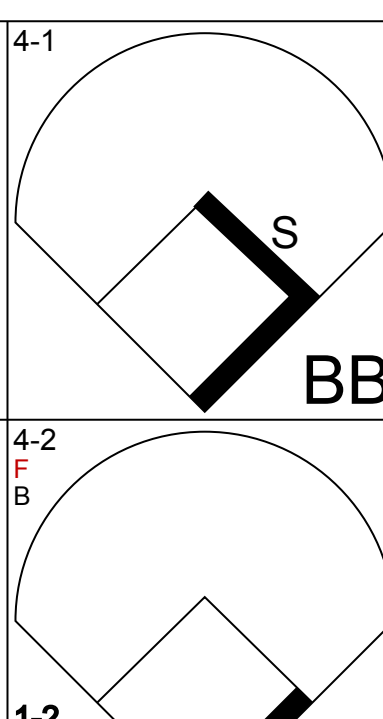
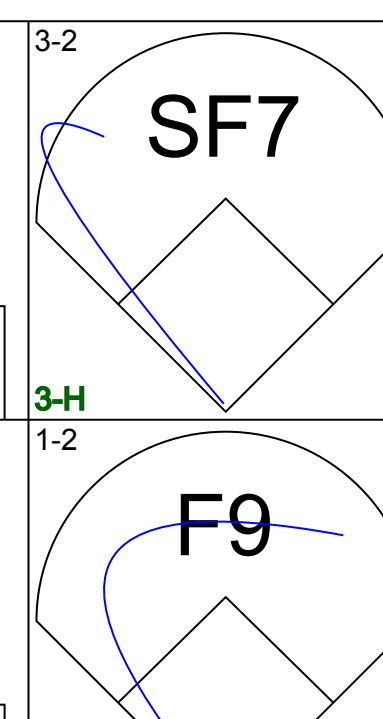
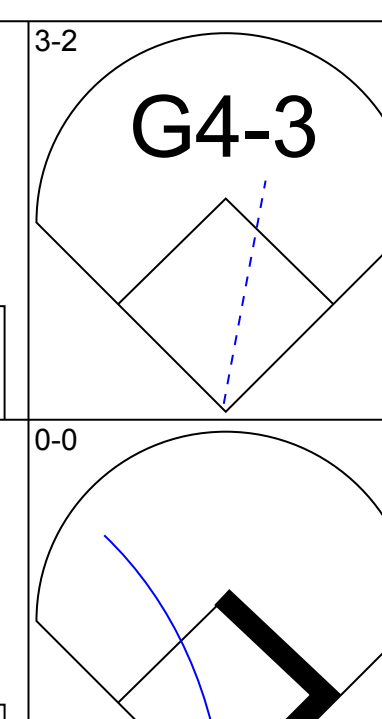
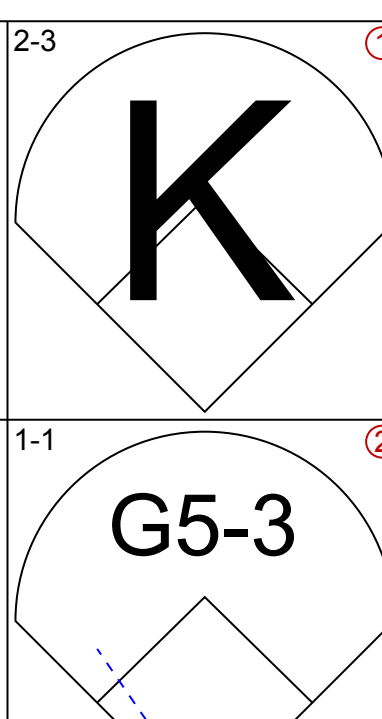
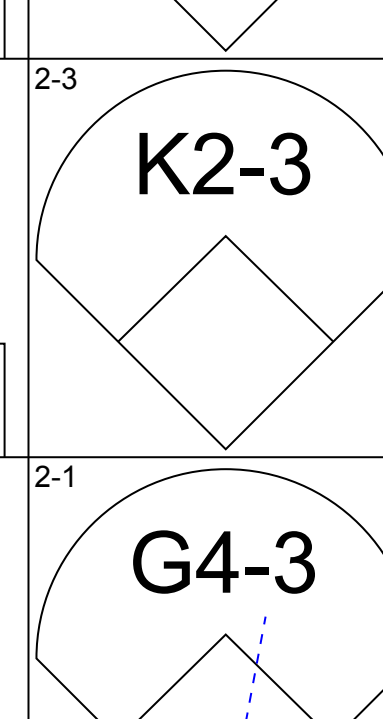
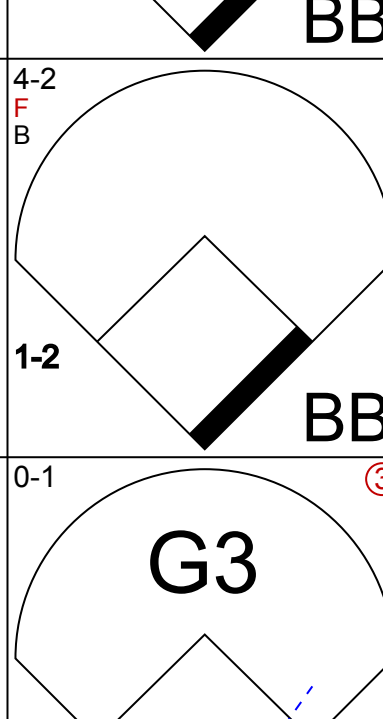
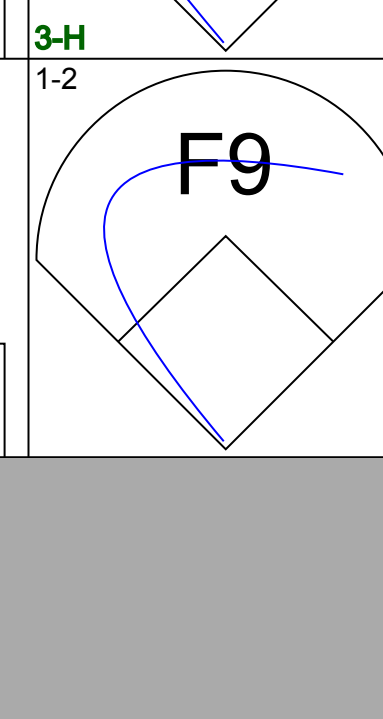
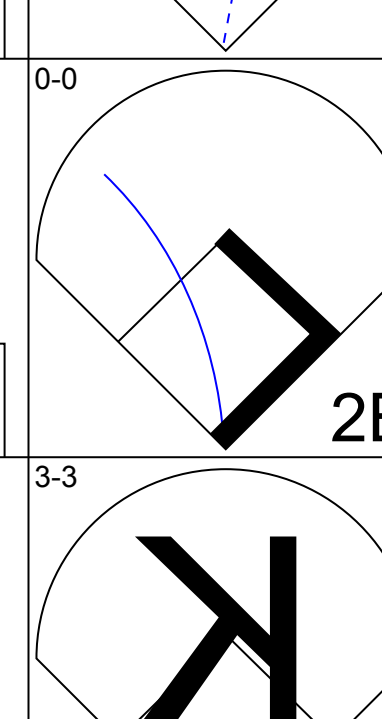
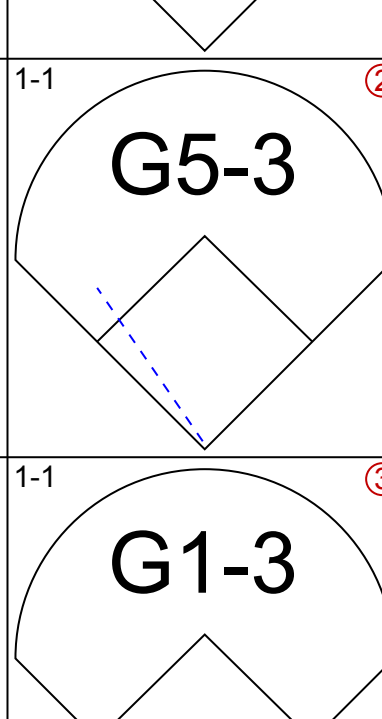
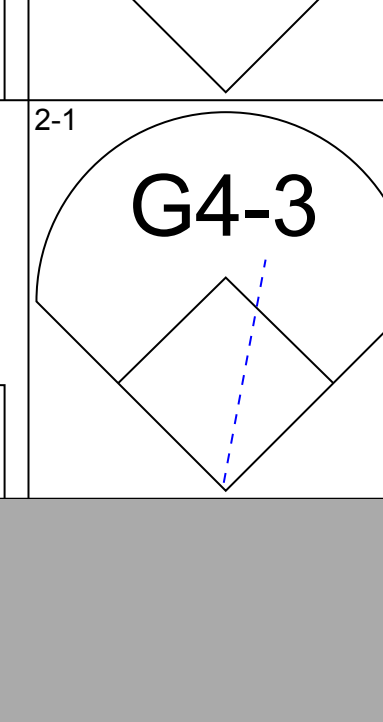
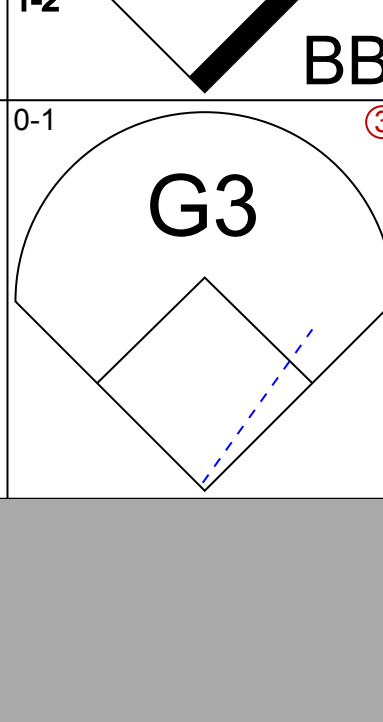
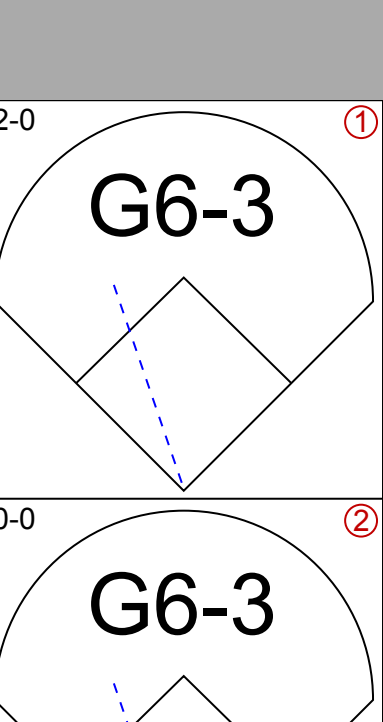
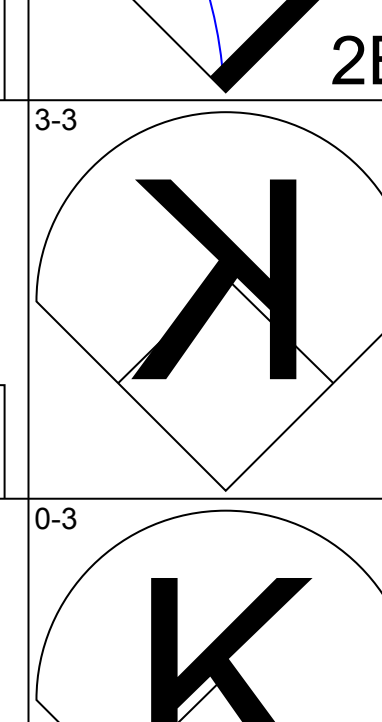
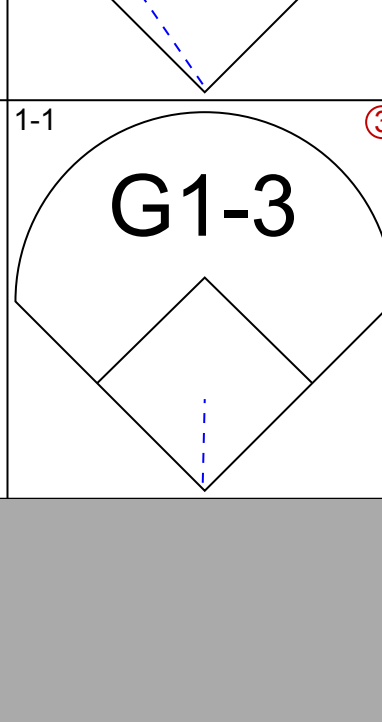
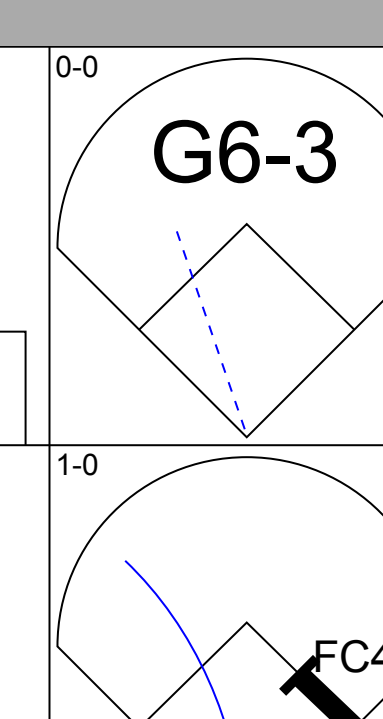
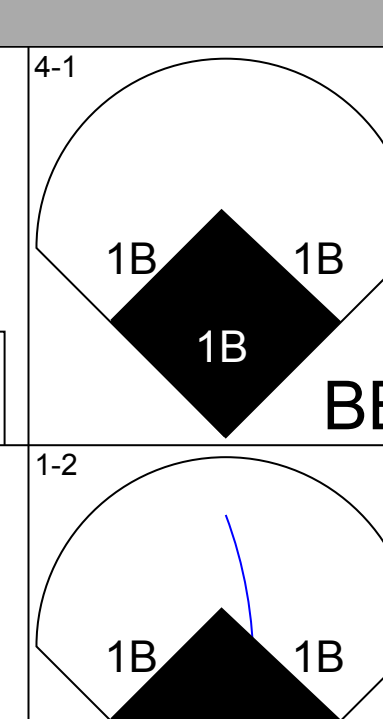
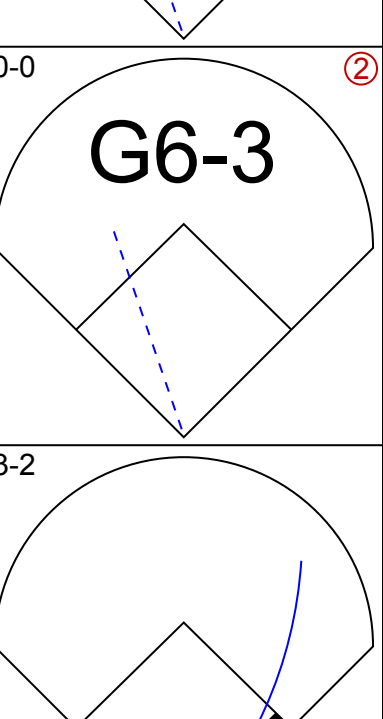
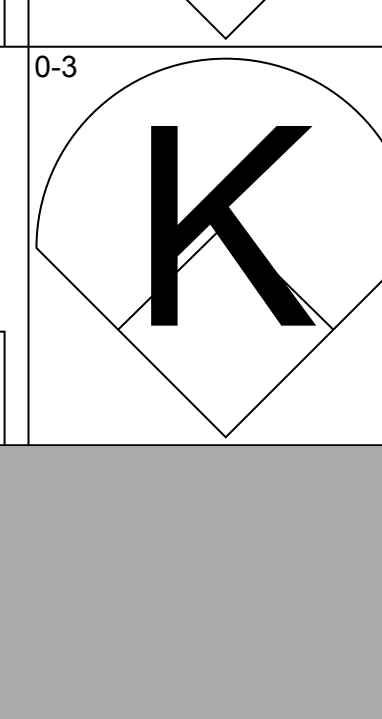
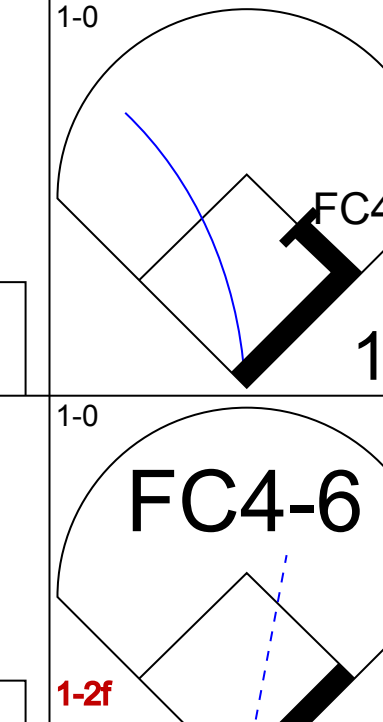
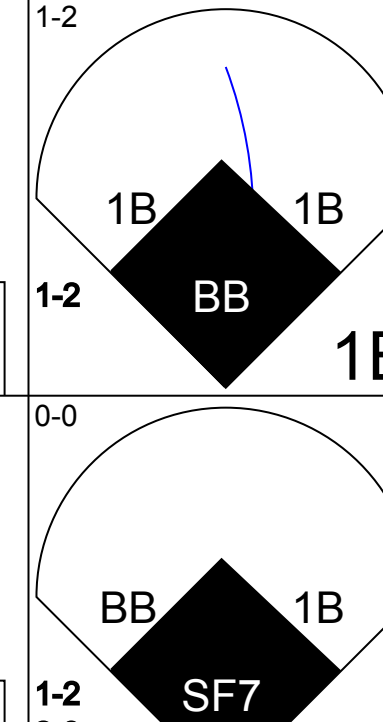
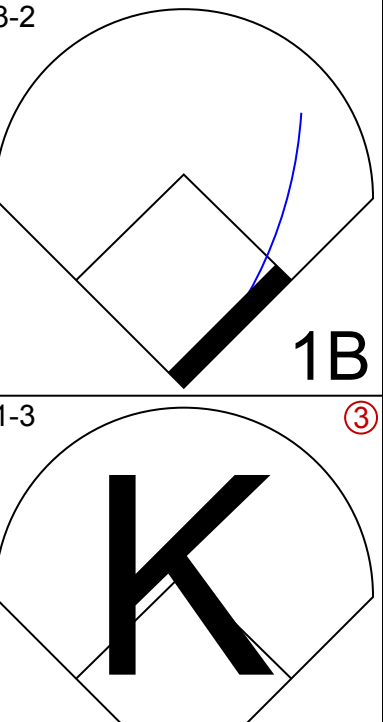
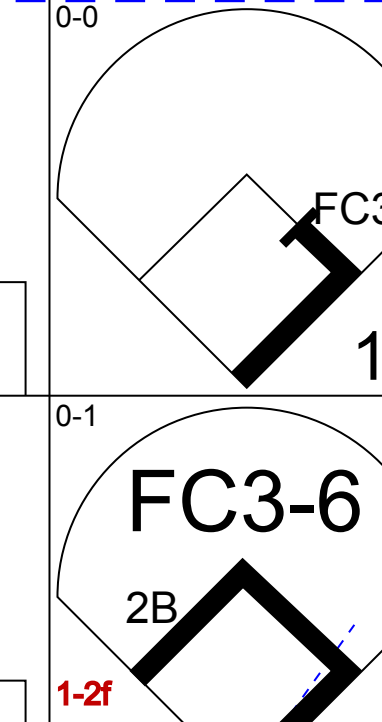
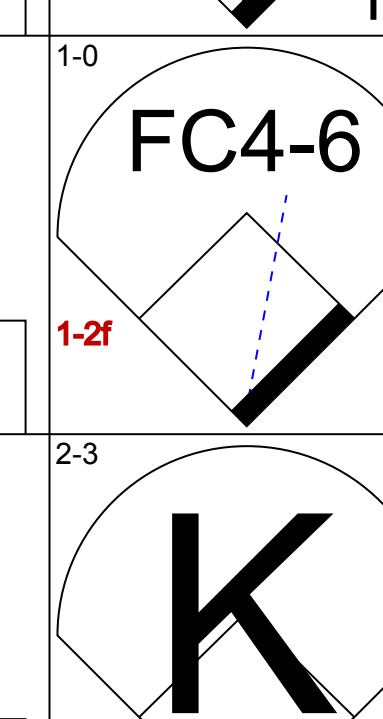
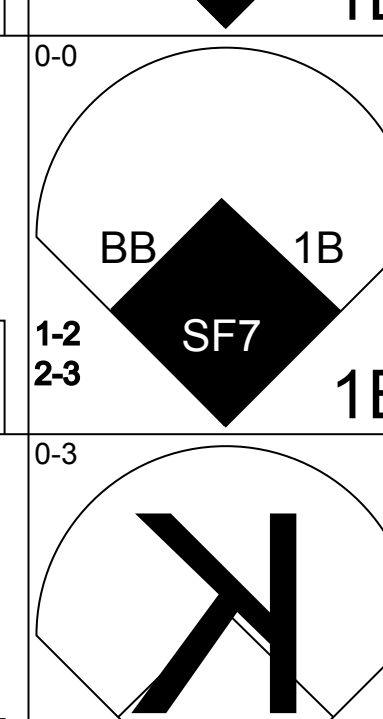
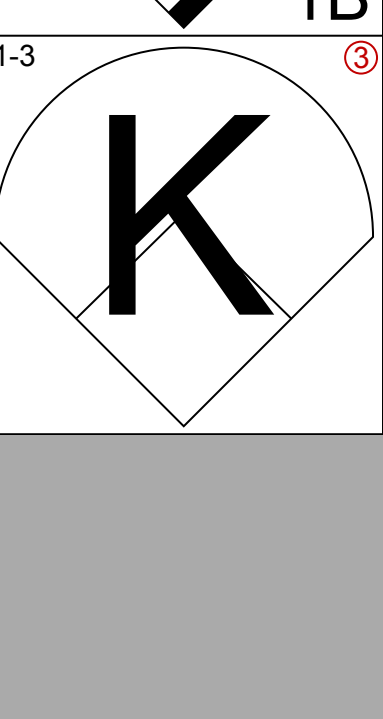
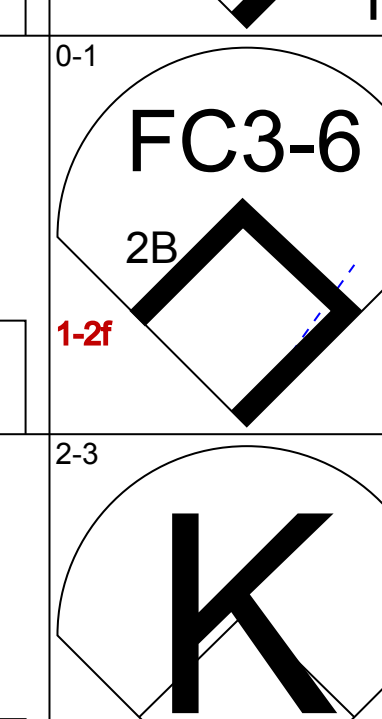
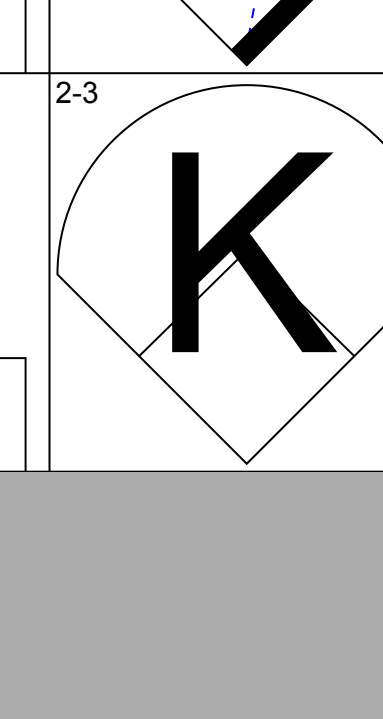
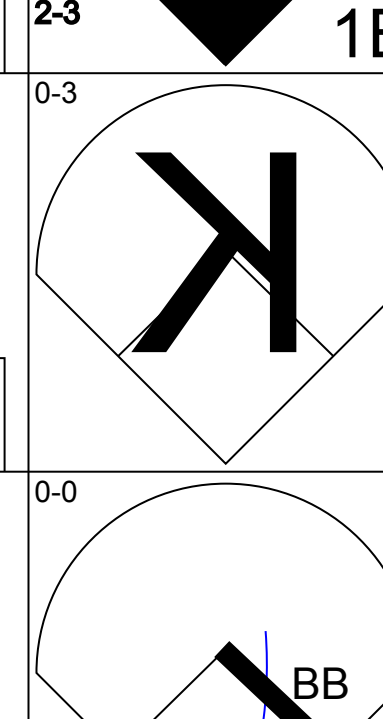
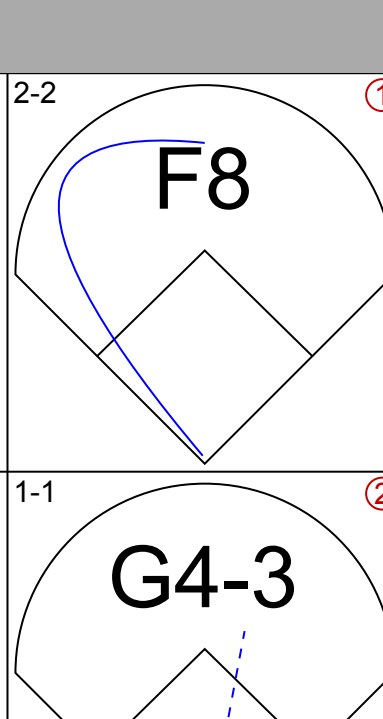
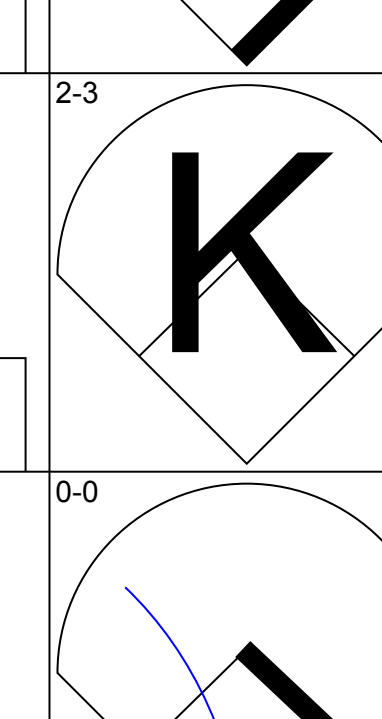
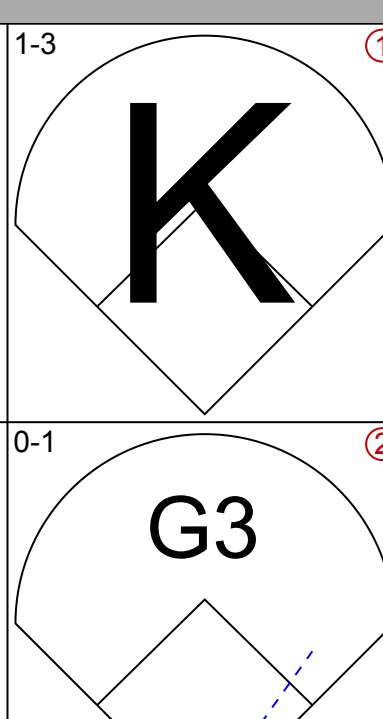
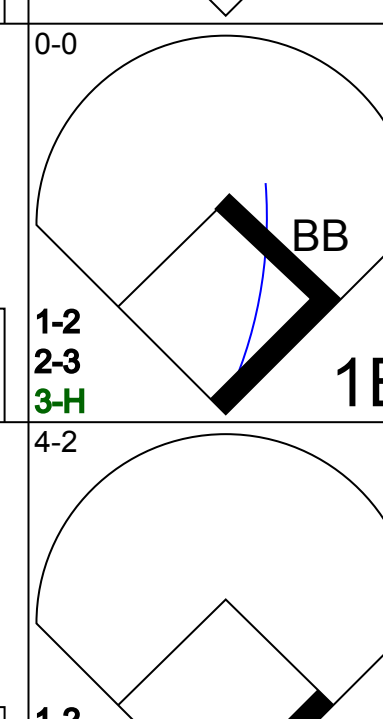
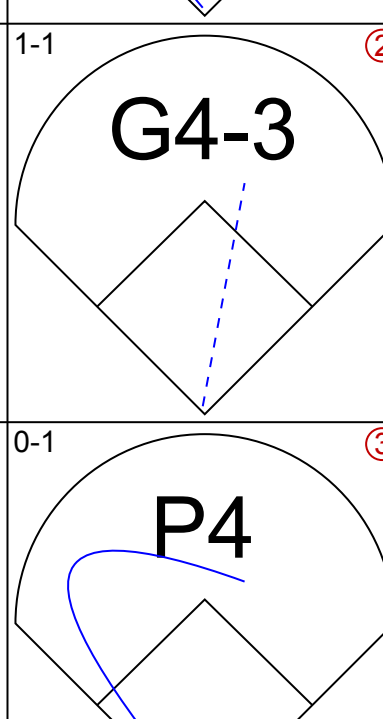
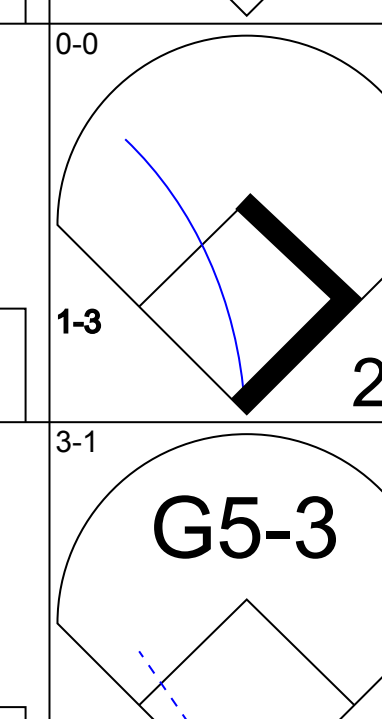
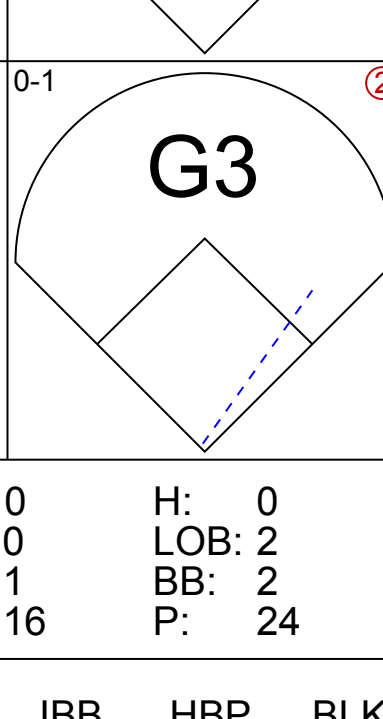
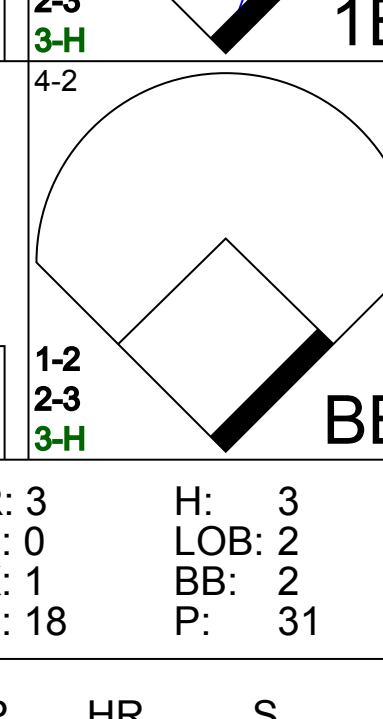
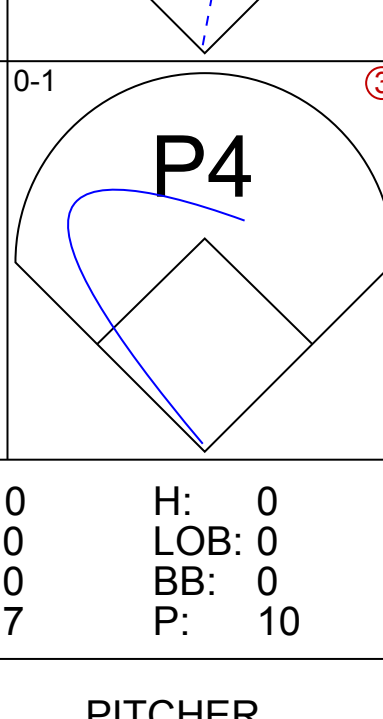
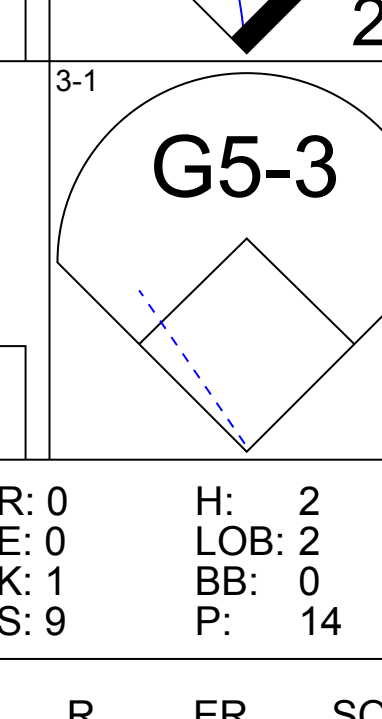


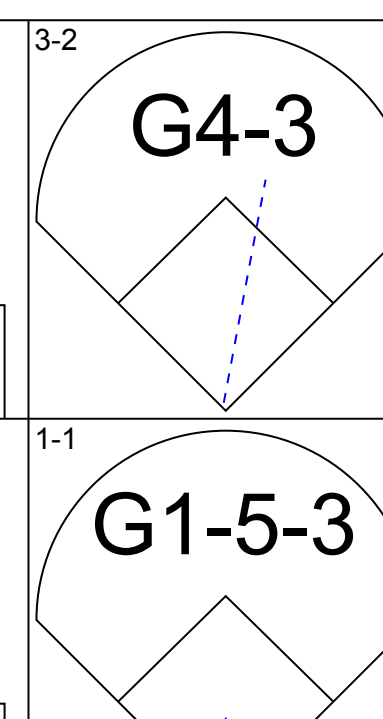
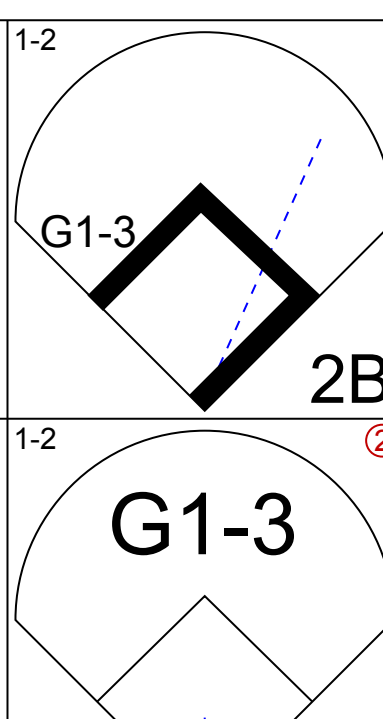
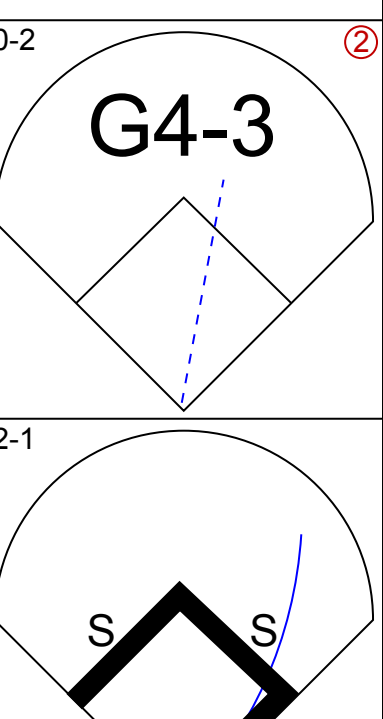
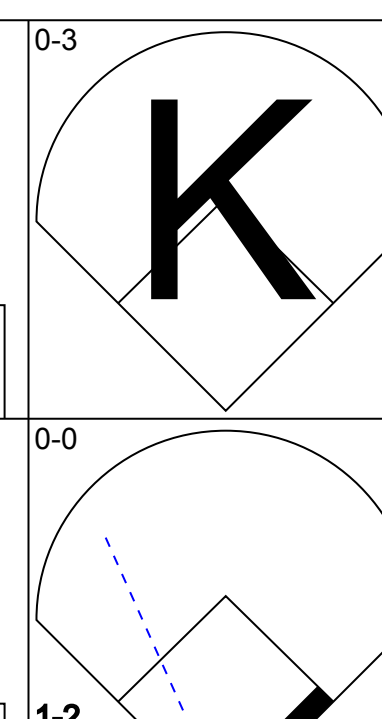
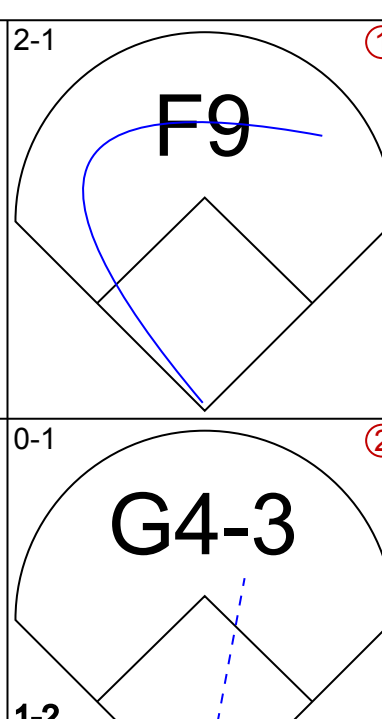
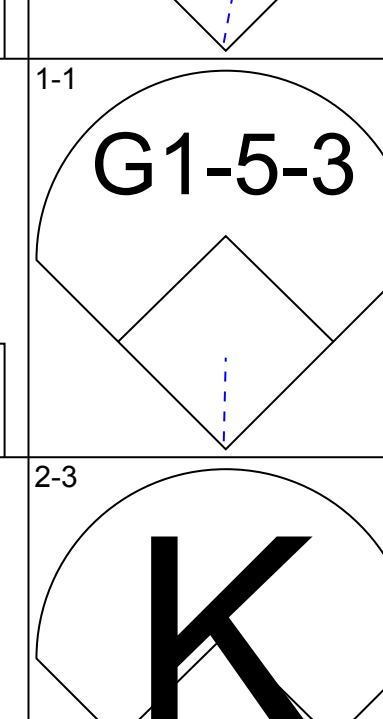
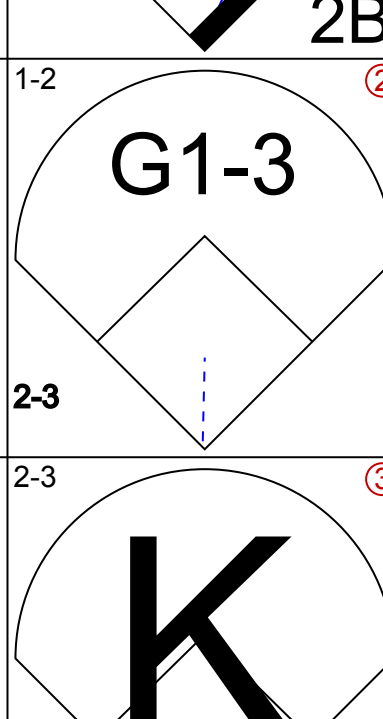
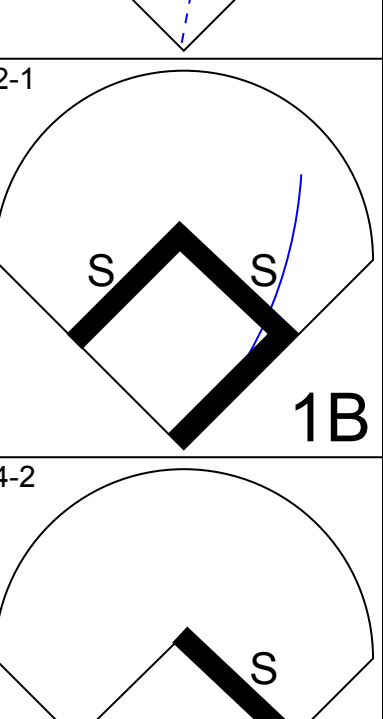
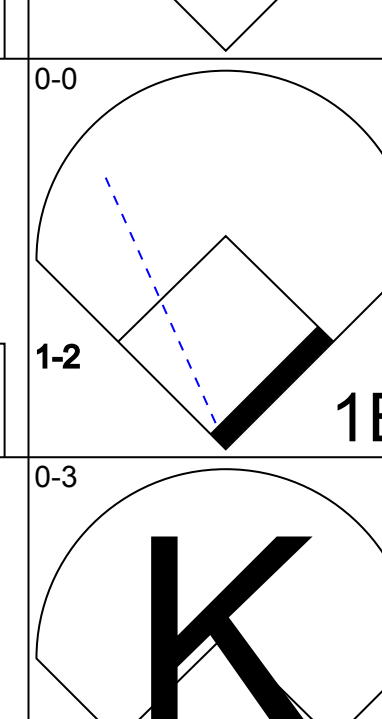
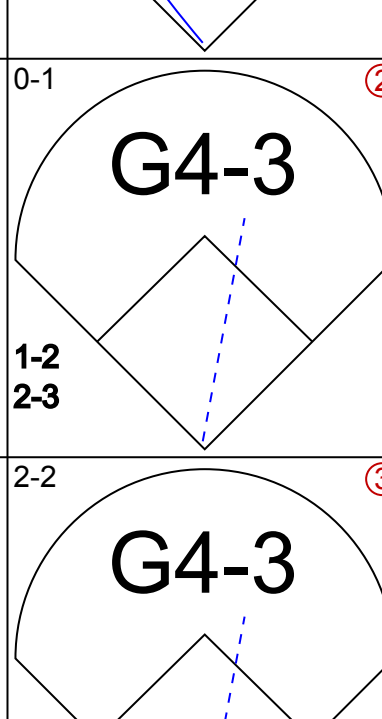
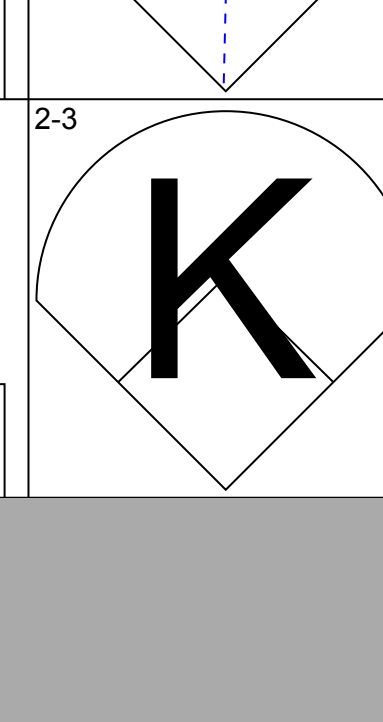
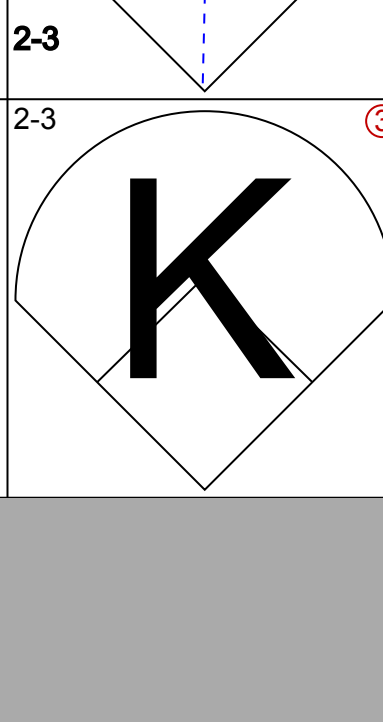
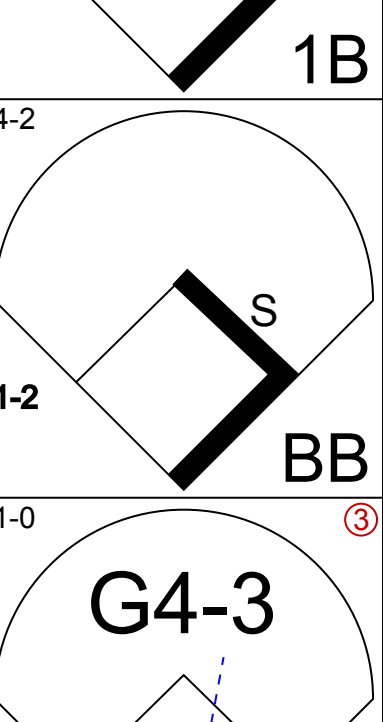
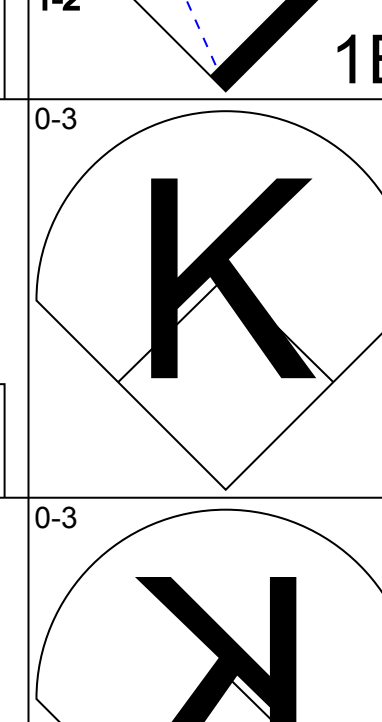
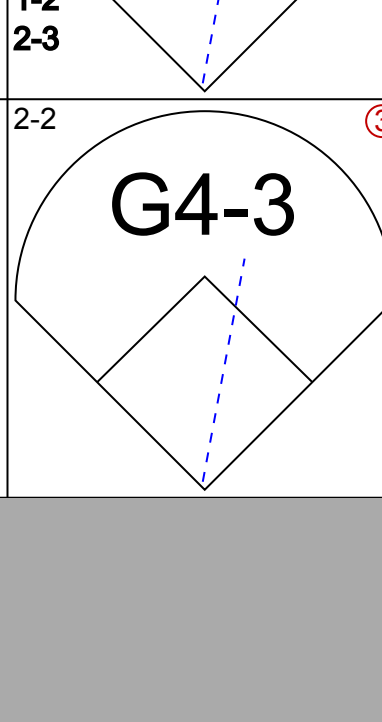
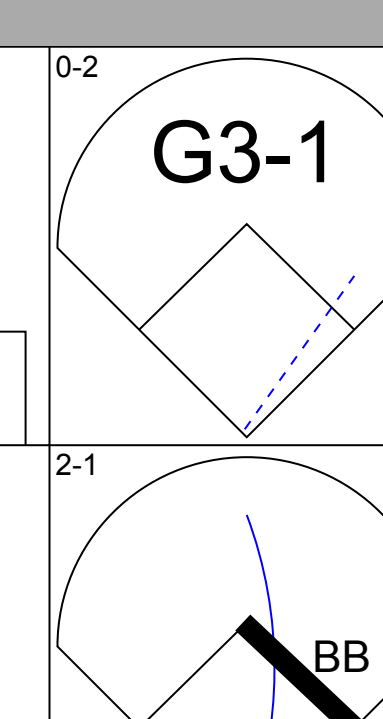
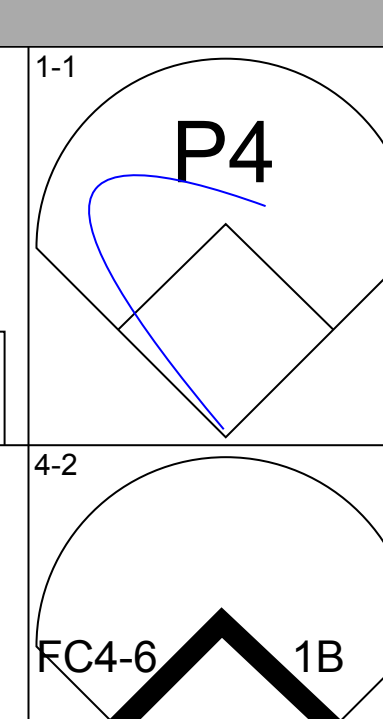
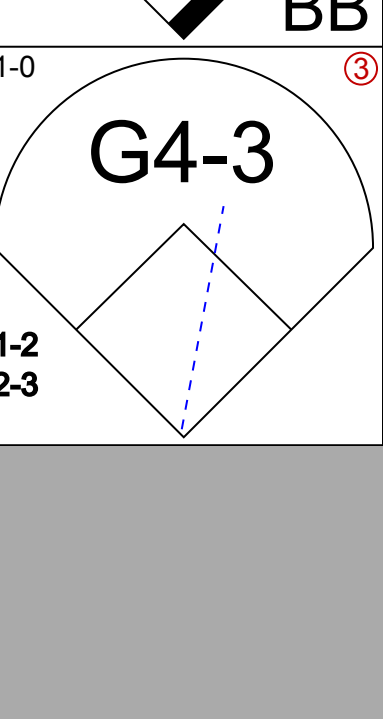

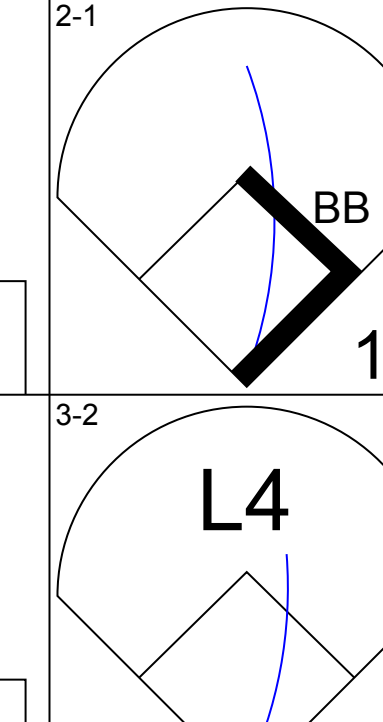
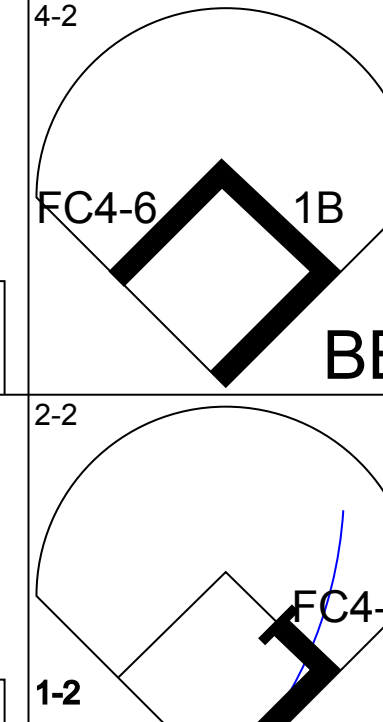
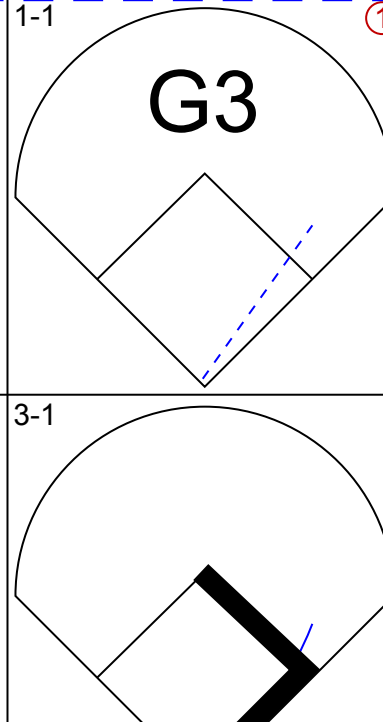
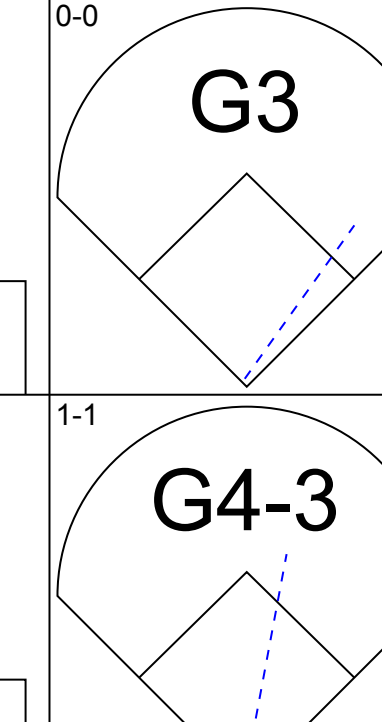
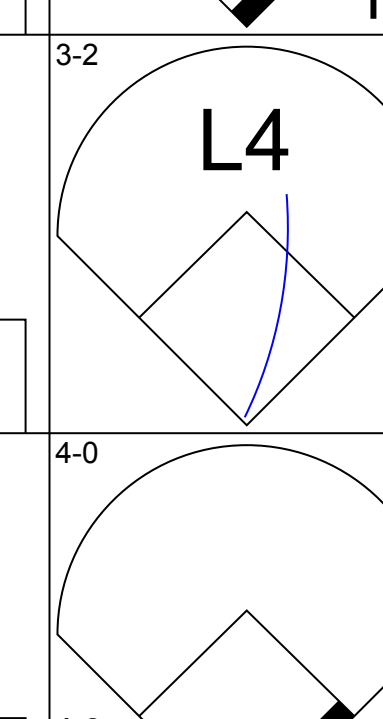
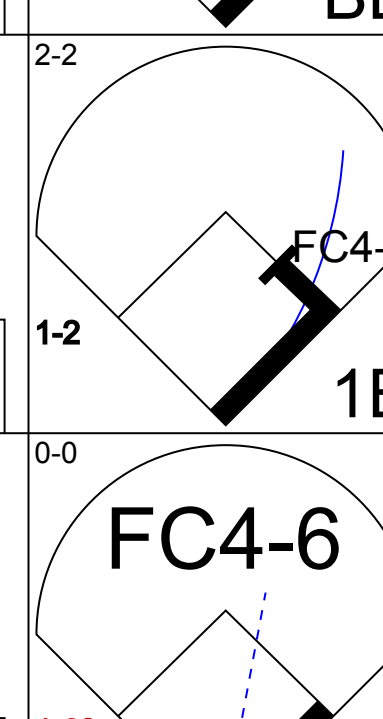
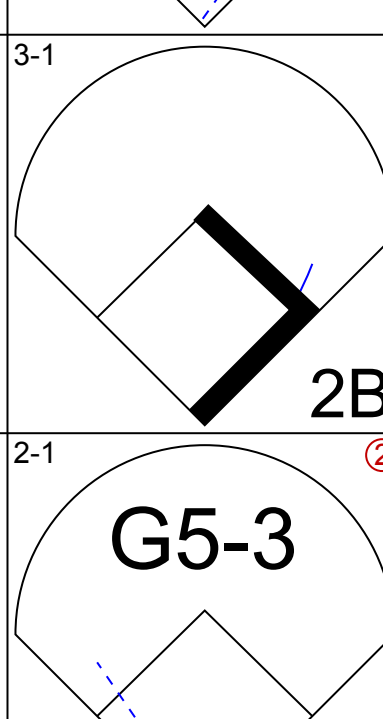
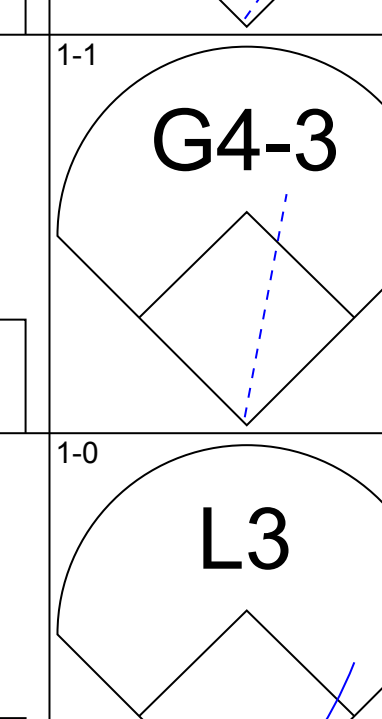
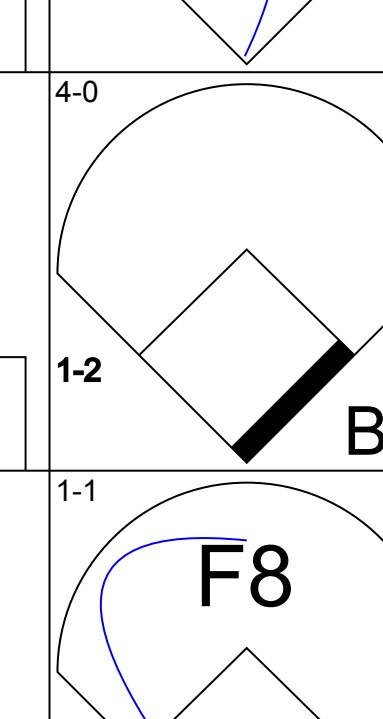
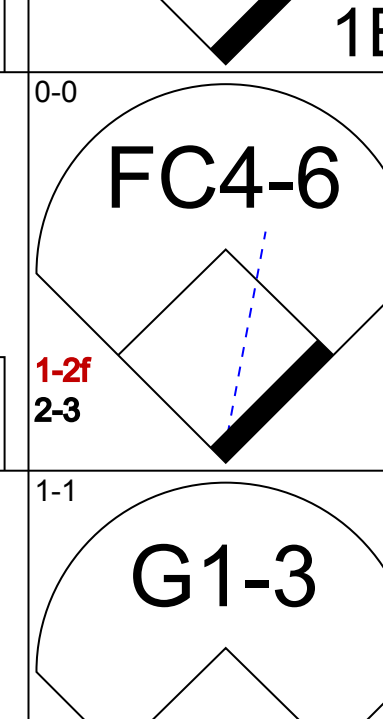
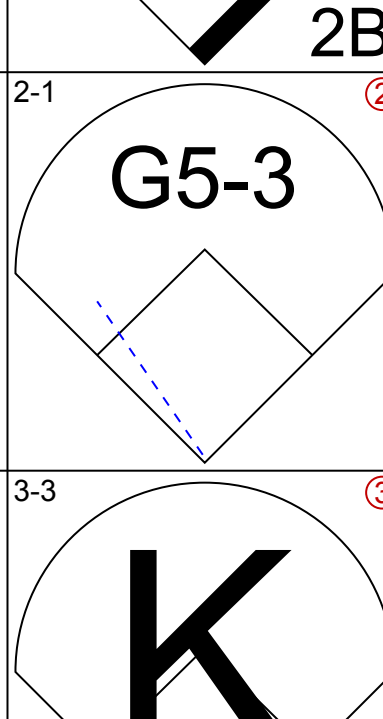
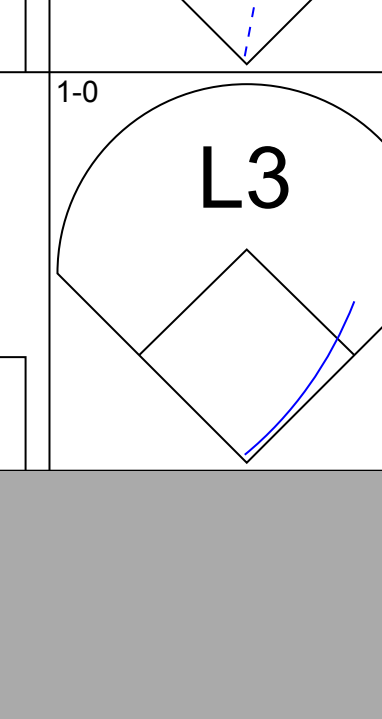
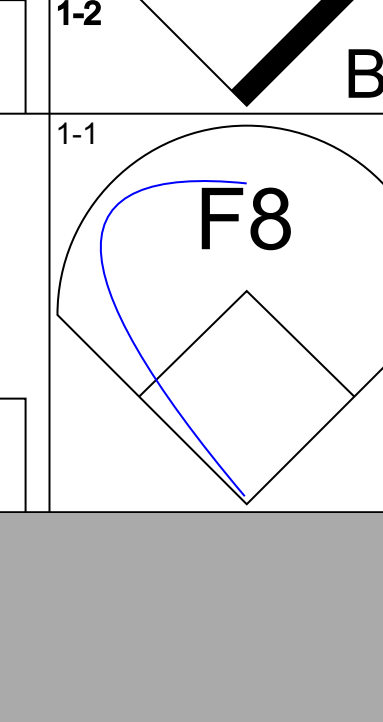
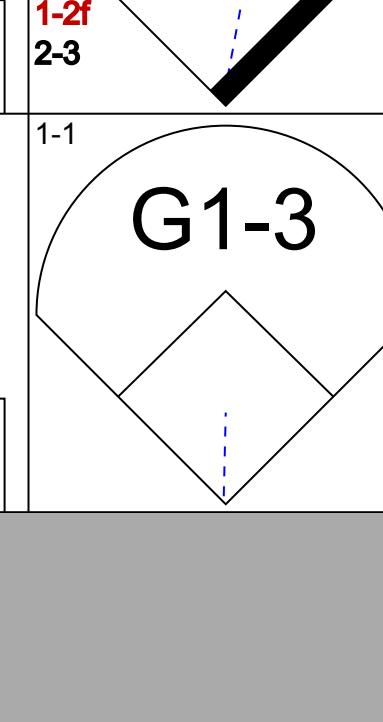
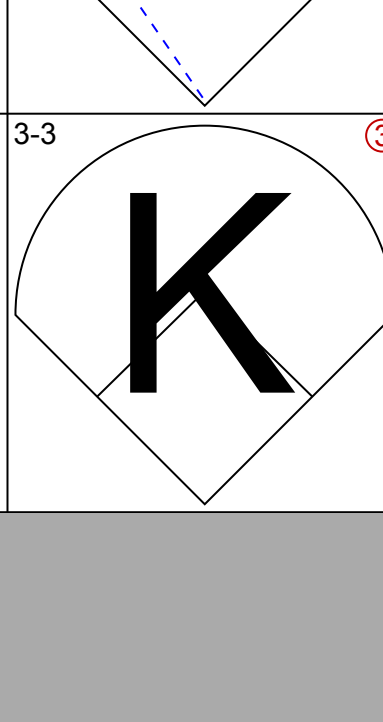

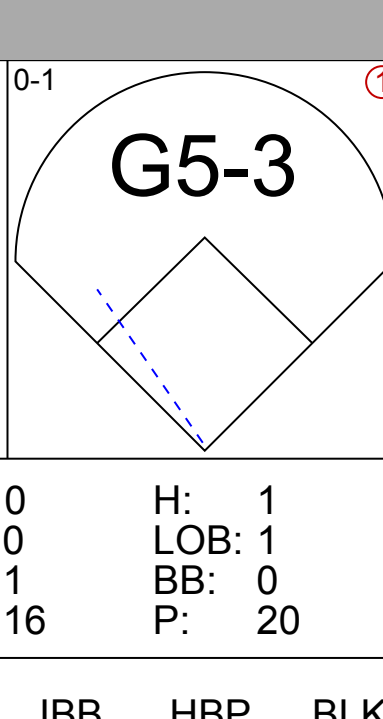
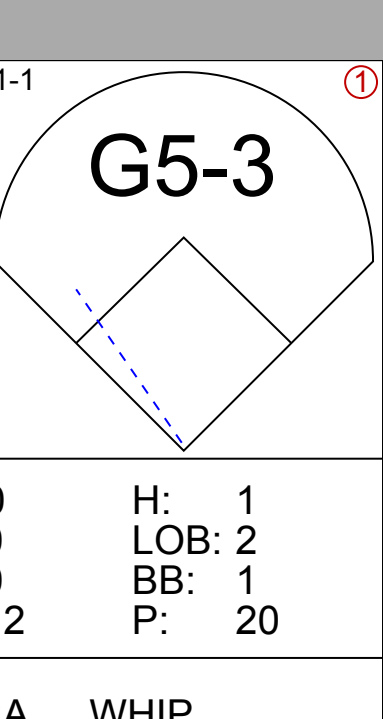
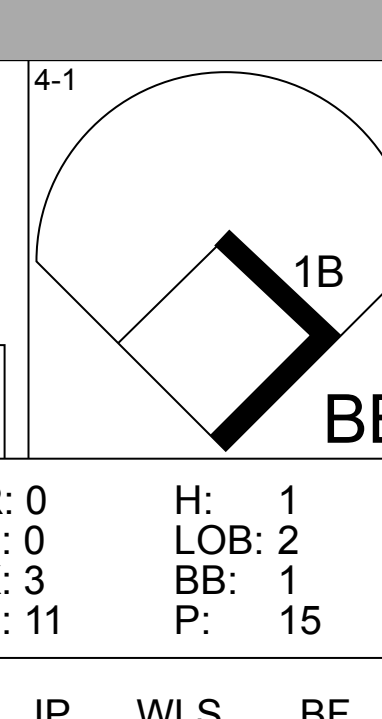
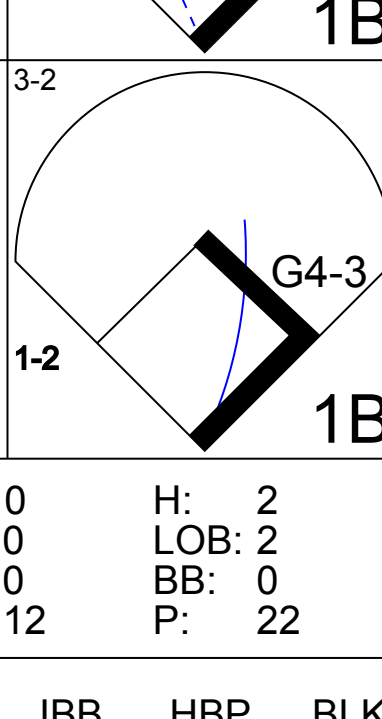
Batter	1	2	3	4	5	6	7	8	9	AB	R	H	RBI	BB	SO	LOB	TOP									
Brady Anderson, L OBP: 0.369, SLG: 0.455	3-3 K		4-0 SAFE BB		3-1 S 1B		2-3 K		1-1 SF7	3	0	1	1	1	2	0	Baltimore Orioles @ Toronto Blue Jays SkyDome, Toronto, ON Mon Aug 10 1992, 7:05 PM EDT Att: 50,395 - Dome - 70 F									
Mike Devereaux, R OBP: 0.316, SLG: 0.458	1-2 FC6-5 1B		0-2 F9		2-3 K		2-2 G4-6-3 1B		1-0 P2	5	0	2	0	0	1	5										
Cal Ripken Jr., R OBP: 0.339, SLG: 0.377	0-0 FC6-5 1B		0-2 SF8		2-2 L5		0-0 G4-6-3 1B			3	1	1	1	0	0	2										
Glenn Davis, R OBP: 0.361, SLG: 0.469	3-2 FC6-5 1B		1-0 F9		1-0 L8		1-3 K			4	0	0	0	0	1	3										
Randy Milligan, R OBP: 0.398, SLG: 0.365	0-0 1B		1-1 F9		4-2 FC5-4 BB		1-2 FC6-4 1B			3	0	2	1	1	0	0										
Joe Orsulak, L OBP: 0.367, SLG: 0.400		1-0 L9		0-1 1B		0-1 F8		0-1 FC6-4 1B		4	1	1	0	0	0	2										
Leo Gomez, R OBP: 0.366, SLG: 0.437		1-3 K		0-2 F9		2-1 FC5-4 1B		4-1 1B 1B SF7 BB		3	1	0	0	1	1	2										
Billy Ripken, R OBP: 0.278, SLG: 0.342		3-2 P3		2-2 F8		0-2 G1-3		0-1 SF7 1B		3	0	0	0	0	0	1										
David Segui, S OBP: 0.312, SLG: 0.314								1-2 2-3 1B		1	0	1	0	0	0	0										
Jeff Tackett, R OBP: 0.295, SLG: 0.388								1-2 2-3 3-H 1B		2	1	0	0	1	1	0										
Chito Martinez, L OBP: 0.357, SLG: 0.417										1	0	1	1	0	0	0										
Inning Stats	R: 1 E: 0 K: 1 S: 11	H: 3 LOB: 2 BB: 0 P: 18	R: 0 E: 0 K: 1 S: 7	H: 0 LOB: 0 BB: 0 P: 12	R: 1 E: 0 K: 0 S: 9	H: 0 LOB: 1 BB: 2 P: 17	R: 0 E: 0 K: 0 S: 10	H: 1 LOB: 1 BB: 0 P: 13	R: 0 E: 0 K: 1 S: 11	H: 1 LOB: 1 BB: 0 P: 19	R: 0 E: 0 K: 0 S: 10	H: 0 LOB: 1 BB: 1 P: 17	R: 0 E: 0 K: 1 S: 9	H: 0 LOB: 0 BB: 0 P: 13	R: 0 E: 0 K: 1 S: 8	H: 1 LOB: 0 BB: 0 P: 11	R: 2 E: 0 K: 0 S: 14	H: 3 LOB: 2 BB: 1 P: 22	1B: 9 2B: 0 3B: 0 HR: 0	SF: 2 SAC: 0 DP: 1 HBP: 0	WP: 0 PB: 0 SB: 1 CS: 0	PA: 38				
PITCHER	IP	WLS	BF	H	R	ER	SO	BB	IBB	HBP	BLK	WP	HR	S	P	ERA	WHIP									
Todd Stottlemyre, R ERA: 4.88	(1, 1)	7.0	W	28	5	2	2	5	3	0	0	0	0	0	67	109	2.57	1.143								
Duane Ward, R ERA: 2.43	(8, 1)	1.0		3	1	0	0	1	0	0	0	0	0	8	11	0.00	1.000									
Tom Henke, R ERA: 2.52	(9, 1)	1.0		7	3	2	2	0	1	0	0	0	0	14	22	18.00	4.000									

Batter	1	2	3	4	5	6	7	8	9	AB	R	H	RBI	BB	SO	LOB	BOTTOM									
Devon White, S OBP: 0.287, SLG: 0.370	1-1 HR 1B		0-2 G3-1		1-2 P8		1-1 G3-1		0-1 F9	5	1	1	0	0	0	0	Baltimore Orioles @ Toronto Blue Jays SkyDome, Toronto, ON Mon Aug 10 1992, 7:05 PM EDT Att: 50,395 - Dome - 70 F									
Roberto Alomar, S OBP: 0.410, SLG: 0.445	1-0 P5		0-1 F8		2-2 G4-3 1B		1-0 F7		3-1 F8	5	1	1	0	0	1											
Joe Carter, R OBP: 0.317, SLG: 0.500	1-2 HR		2-1 2B		0-0 F8		2-2 HR 1B		1-1 G3	5	3	3	2	0	0	1										
Dave Winfield, R OBP: 0.384, SLG: 0.516	4-2 F8 1B		1-1 FC1-5-6 2B		0-1 G4-3		1-0 HR			3	1	2	3	1	0	1										
John Olerud, L OBP: 0.390, SLG: 0.459	2-1 FC6-4		2-2 HR		1-1 PB 1B		3-2 FC5-4 BB			3	1	2	1	0	0	1										
Ed Sprague, R OBP: 0.500, SLG: 0.500	1-2 1B		2-3 HR		2-H 1B		4-1 FC5-4 1B		1-2 BB	1	0	1	0	0	0	0										
Candy Maldonado, R OBP: 0.349, SLG: 0.460	1-0 F8		0-1 HR		2-3 K		4-1 FC5-4		1-2 BB	3	1	1	2	1	1	3										
Kelly Gruber, R OBP: 0.270, SLG: 0.387	0-2 FC6-4		1-0 F8		1-0 FC6-4		1-2 FC5-4 HBP			4	0	0	0	0	0	6										
Pat Borders, R OBP: 0.299, SLG: 0.386			0-1 F9		1-2 G4-3		0-0 L5		4-2 HBP	3	0	0	0	0	0	0										
Manuel Lee, S OBP: 0.335, SLG: 0.308			2-2 G4-3		0-0 F8		0-1 L6		1-1 F9	4	0	0	0	0	0	3										
Inning Stats	R: 2 E: 0 K: 0 S: 19	H: 3 LOB: 2 BB: 1 P: 29	R: 0 E: 0 K: 0 S: 9	H: 0 LOB: 0 BB: 0 P: 11	R: 3 E: 0 K: 0 S: 12	H: 3 LOB: 0 BB: 0 P: 18	R: 0 E: 0 K: 0 S: 9	H: 0 LOB: 0 BB: 0 P: 11	R: 1 E: 0 K: 1 S: 14	H: 2 LOB: 2 BB: 0 P: 20	R: 0 E: 0 K: 0 S: 5	H: 0 LOB: 0 BB: 0 P: 6	R: 2 E: 0 K: 0 S: 19	H: 3 LOB: 3 BB: 1 P: 36	R: 0 E: 0 K: 0 S: 6	H: 0 LOB: 0 BB: 0 P: 10	1B: 6 2B: 2 3B: 0 HR: 3	SF: 0 SAC: 0 DP: 0 HBP: 1	WP: 0 PB: 1 SB: 0 CS: 0	PA: 39						
PITCHER	IP	WLS	BF	H	R	ER	SO	BB	IBB	HBP	BLK	WP	HR	S	P	ERA	WHIP									
35 Mike Mussina, R ERA: 2.79	(1, 1)	6.1	L	31	10	8	8	1	1	0	0	0	0	0	73	104	11.37	1.737								
Mike Flanagan, L ERA: 6.3	(7, 1)	1.2		8	1	0	0	0	1	0	1	0	0	20	37	0.00	1.200									

AB	32
R	4
H	9
RBI	4
BB	4
SO	6
LOB	15



Batter	1	2	3	4	5	6	7	8	9	AB	R	H	RBI	BB	SO	LOB	TOP
Brady Anderson, L (1, 7) OBP: 0.367, SLG: 0.452			 BB							3	0	0	1	1	2	0	Baltimore Orioles @ Toronto Blue Jays SkyDome, Toronto, ON Tue Aug 11 1992, 7:05 PM EDT Att: 50,421 - Sunny - 20 F
Mike Devereaux, R (1, 8) OBP: 0.320, SLG: 0.458										4	0	1	0	1	1	2	
Cal Ripken Jr., R (1, 6) OBP: 0.335, SLG: 0.372										5	0	0	0	0	1	3	
Glenn Davis, R (1, 10) OBP: 0.359, SLG: 0.463				 BB						3	1	0	0	1	1	1	
Joe Orsulak, L (1, 9) OBP: 0.375, SLG: 0.408		 1B		 BB					 1B	4	1	4	0	0	0	0	
David Segui, S (1, 3) OBP: 0.310, SLG: 0.313	 1-2f		 SF7						 2B	4	1	1	0	0	1	3	
Leo Gomez, R (1, 5) OBP: 0.362, SLG: 0.431										4	0	0	0	0	3	5	
Billy Ripken, R (1, 4) OBP: 0.282, SLG: 0.350				 1B						4	0	2	1	0	1	0	
Mark Parent, R (1, 2) OBP: 0.267, SLG: 0.385										3	0	0	1	1	0	2	
Inning Stats	R: 0 H: 0 E: 0 K: 2 S: 11	H: 0 R: 0 ER: 0 LOB: 0 P: 18	H: 1 R: 0 ER: 0 LOB: 1 P: 10	H: 0 R: 0 ER: 0 LOB: 2 P: 24	H: 3 R: 0 ER: 0 LOB: 2 P: 31	H: 1 R: 0 ER: 0 LOB: 1 P: 15	H: 0 R: 0 ER: 0 LOB: 0 P: 10	H: 1 R: 0 ER: 0 LOB: 2 P: 18	H: 2 R: 0 ER: 0 LOB: 2 P: 14	H: 0 R: 0 ER: 0 LOB: 0 P: 11	1B: 6 2B: 2 3B: 0 HR: 0	SF: 1 SAC: 0 DP: 0 HBP: 0	WP: 0 PA: 39 PB: 0 SB: 1 CS: 0				
PITCHER	IP WLS BF H R ER SO BB IBB HBP BLK WP HR S P ERA WHIP																
Jack Morris, R (1, 1) ERA: 4.54	7.0 L 31 6 3 3 8 4 0 0 0 0 0 0 79 126 3.86 1.429																
Mark Eichhorn, R (8, 1) ERA: 2.45	2.0 8 2 0 0 2 0 0 0 0 0 0 0 16 25 0.00 1.000																

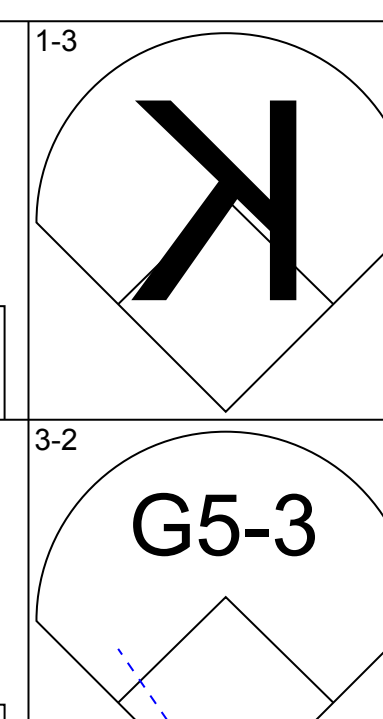
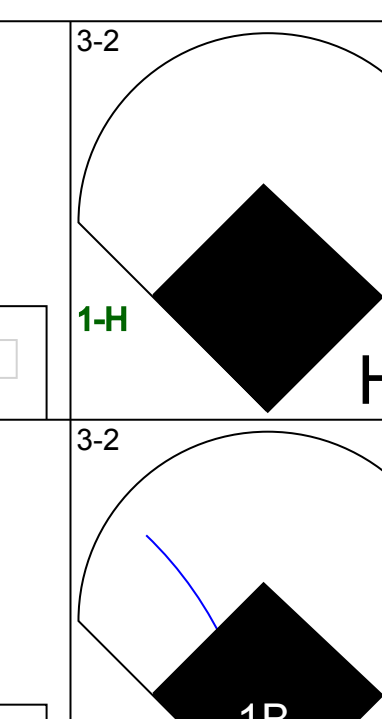
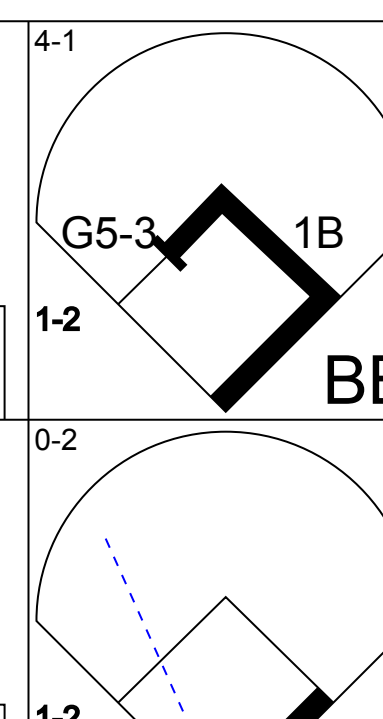
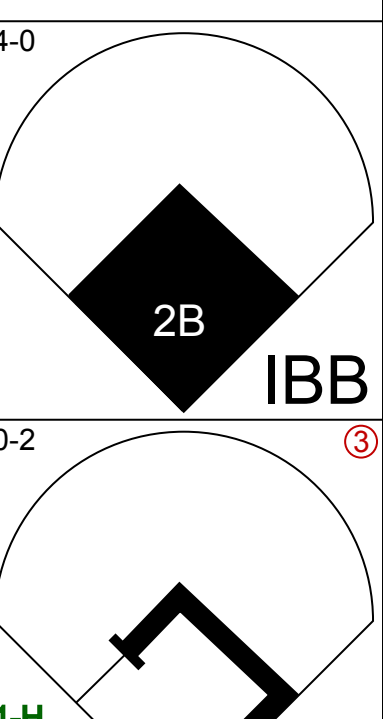
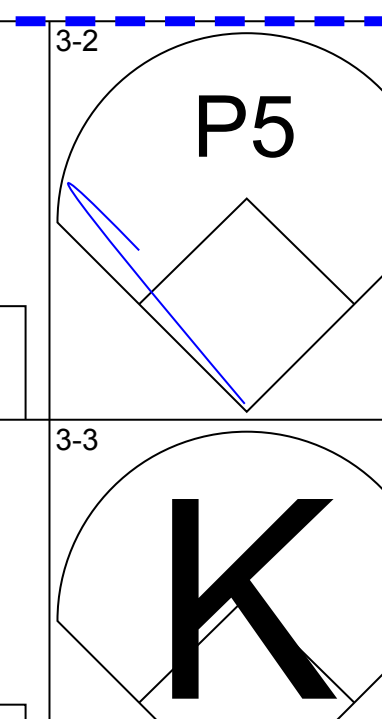
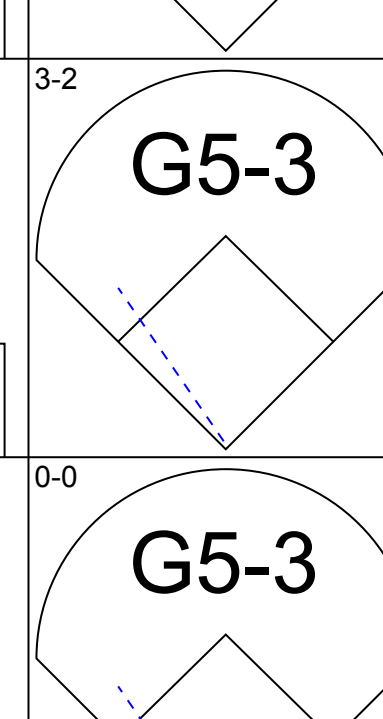
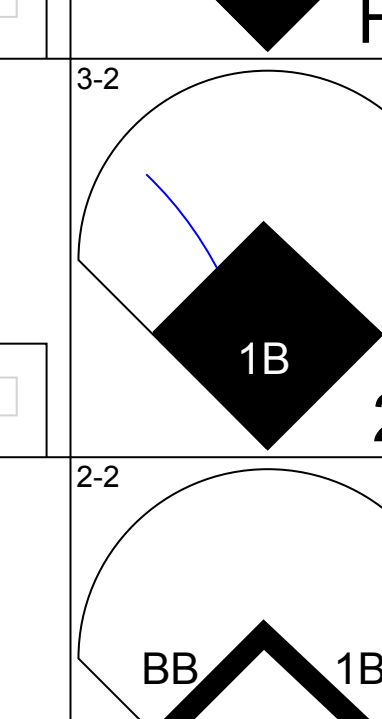
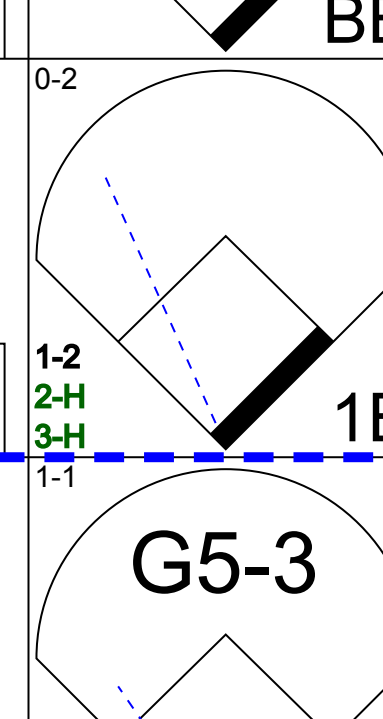
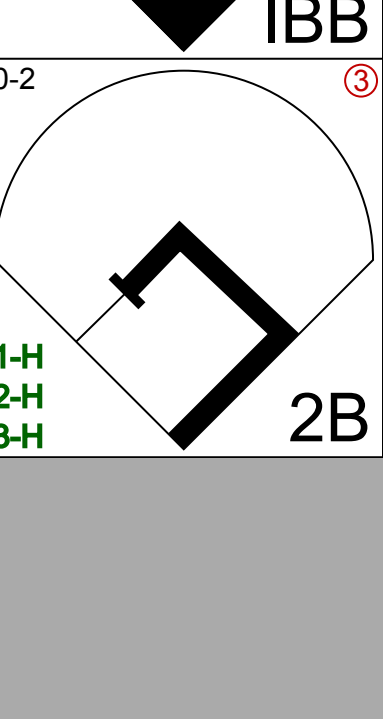
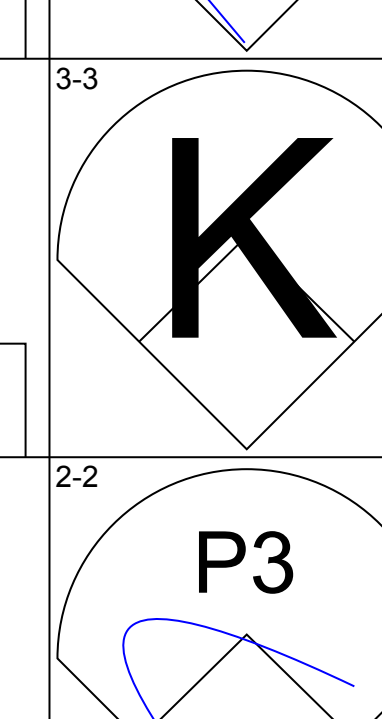
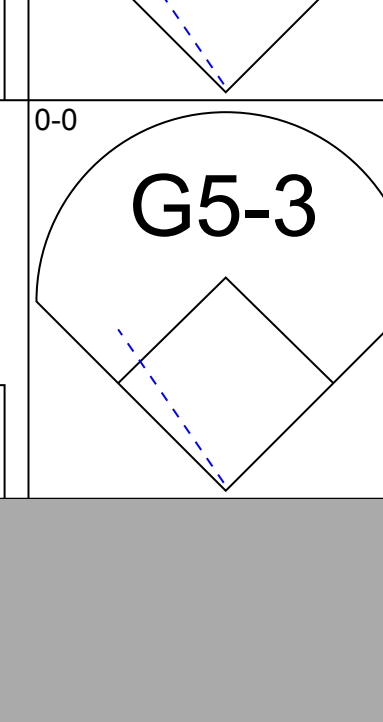
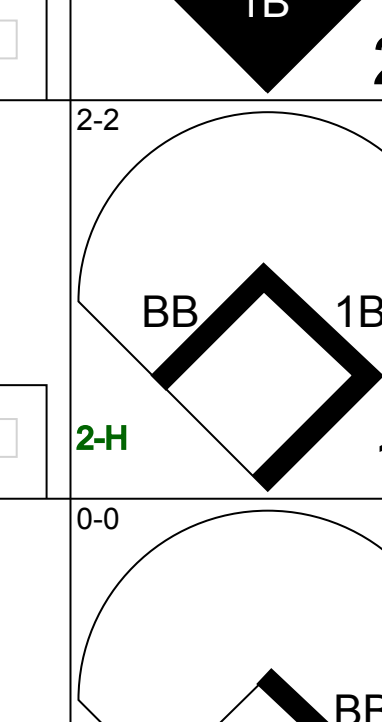
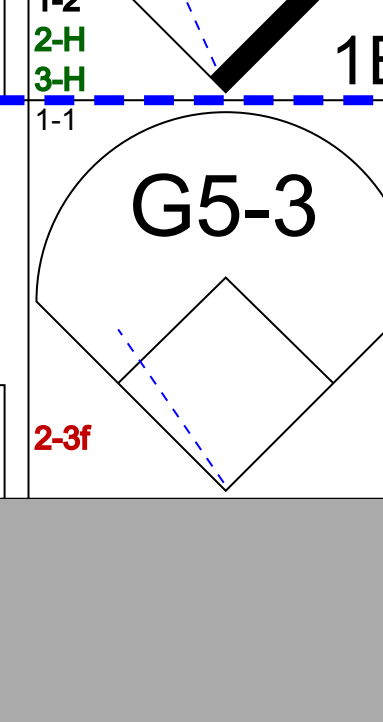
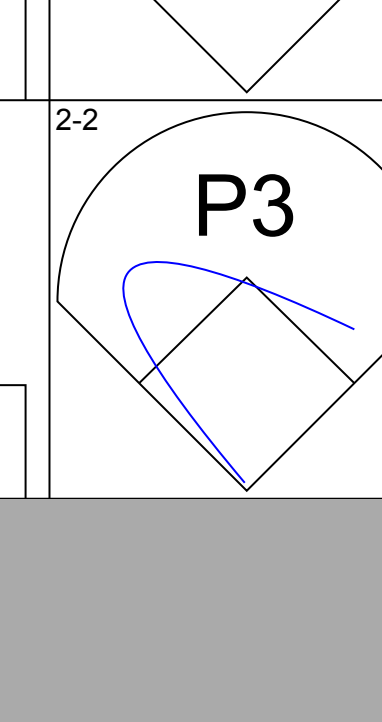
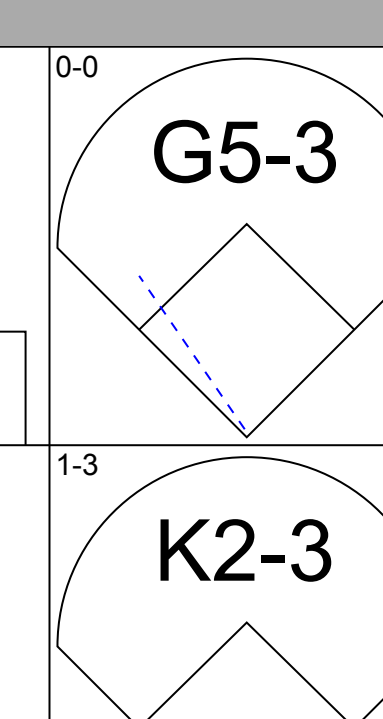
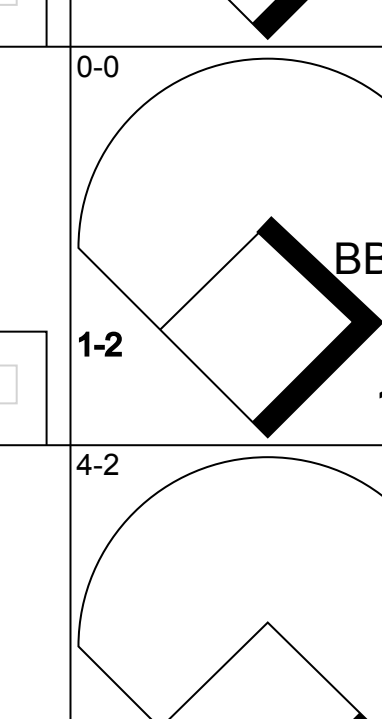
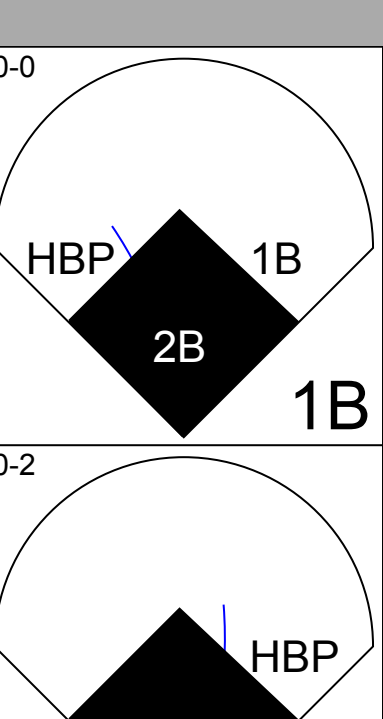

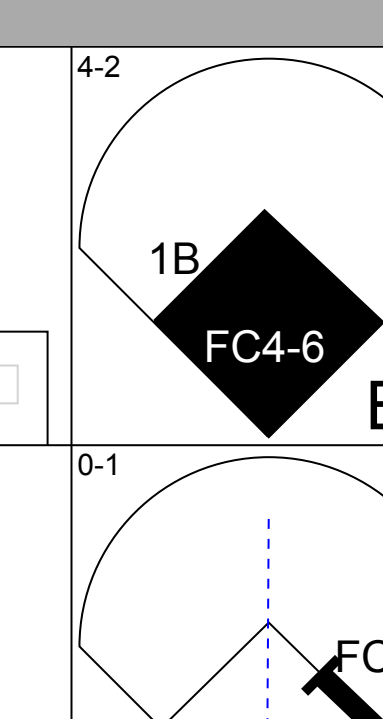
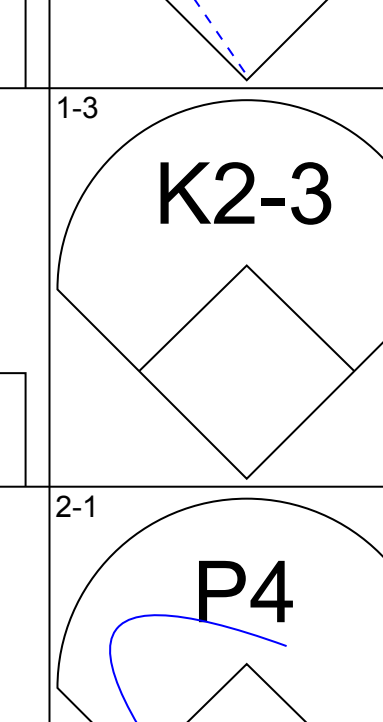
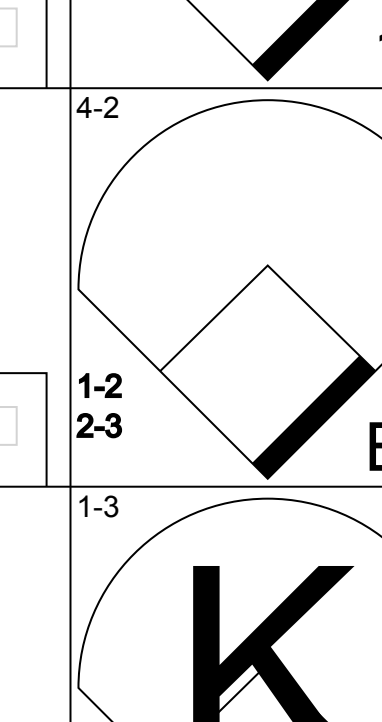
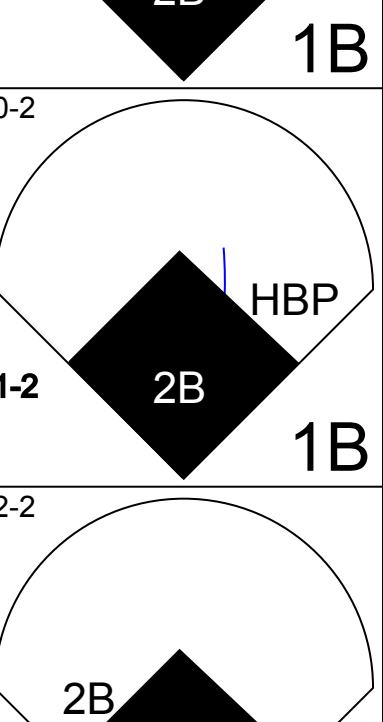

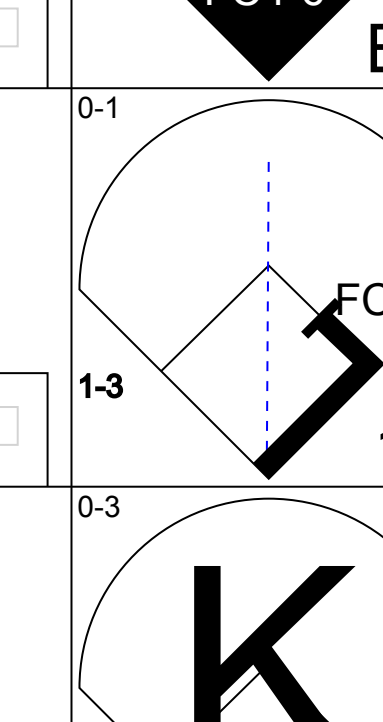
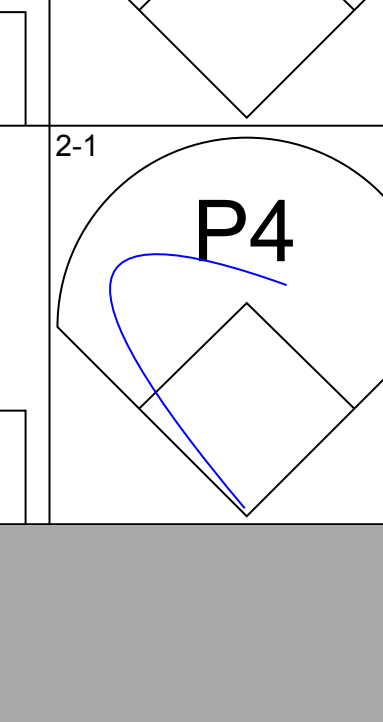
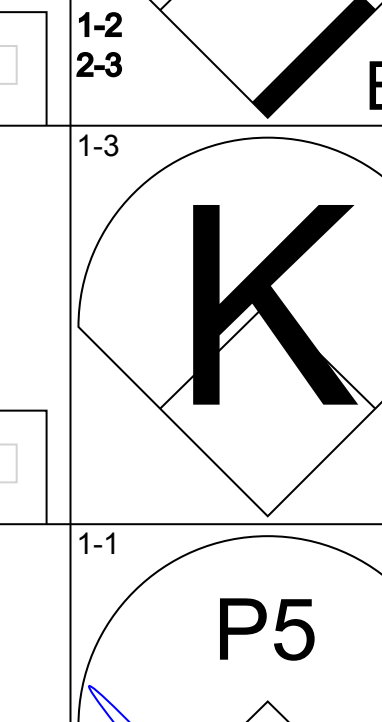
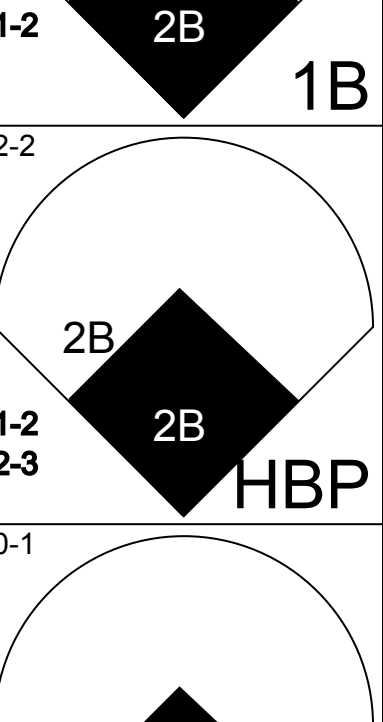

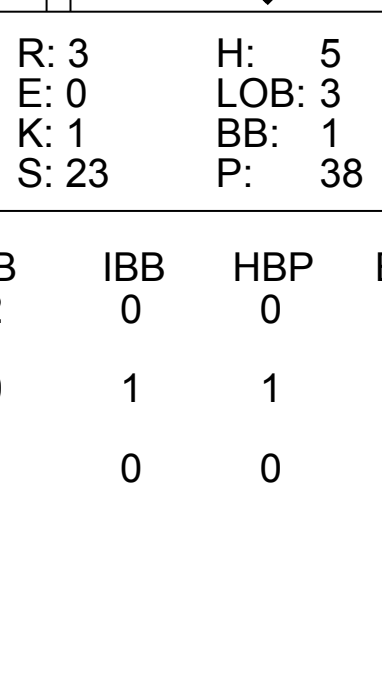
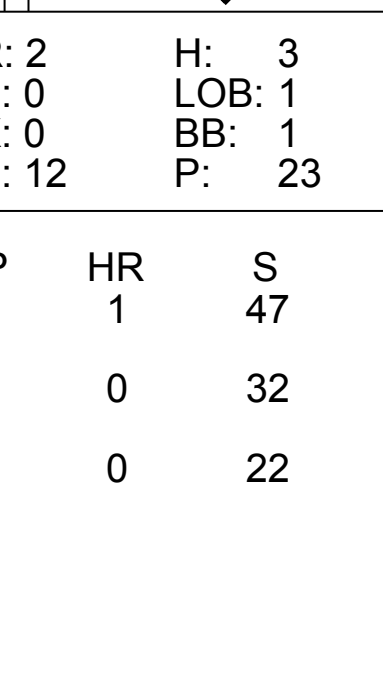
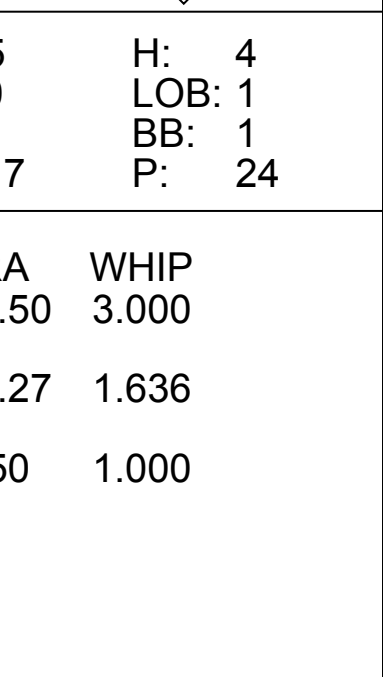
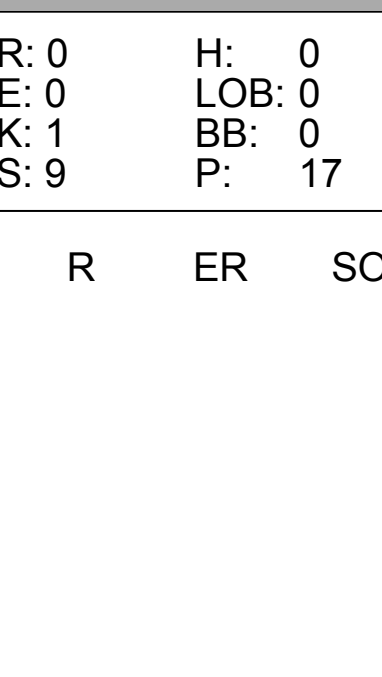
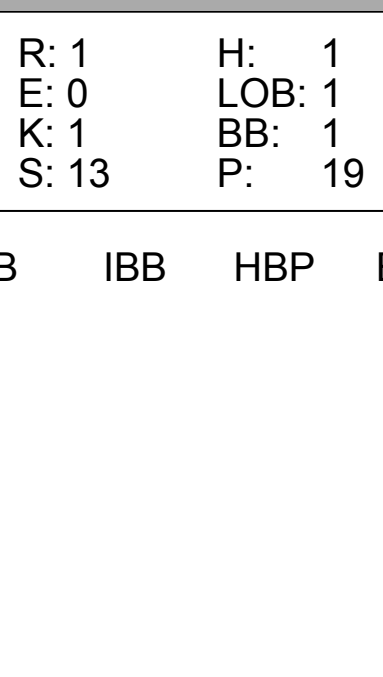
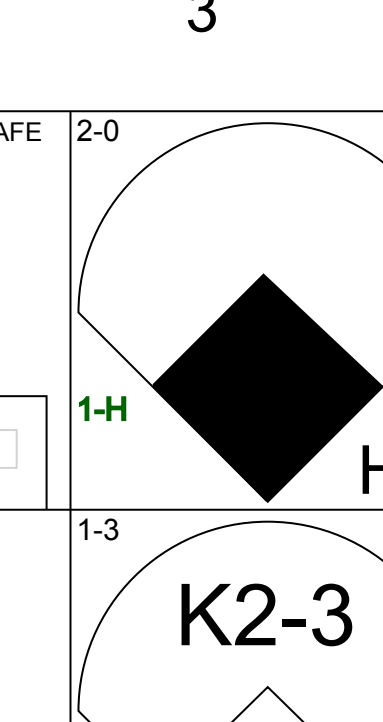

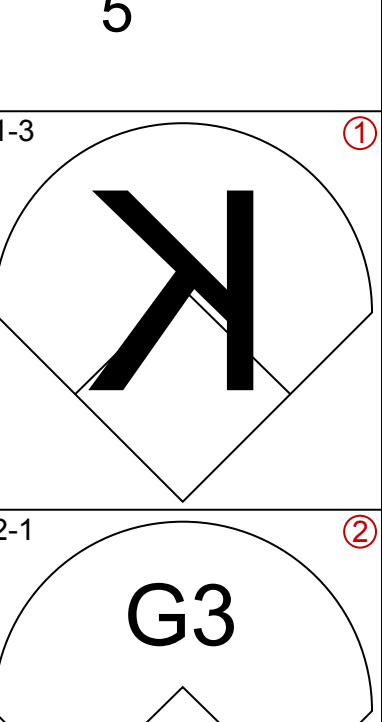
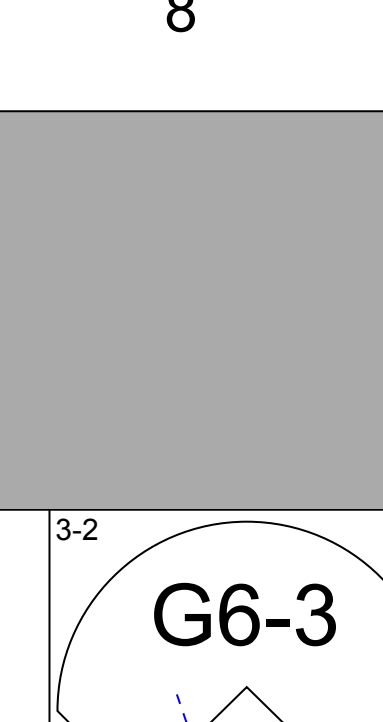
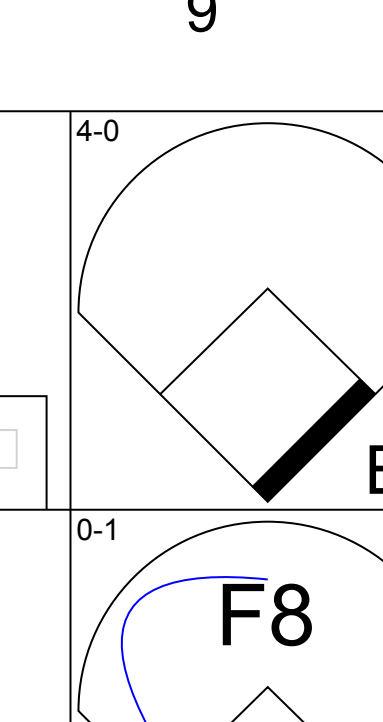
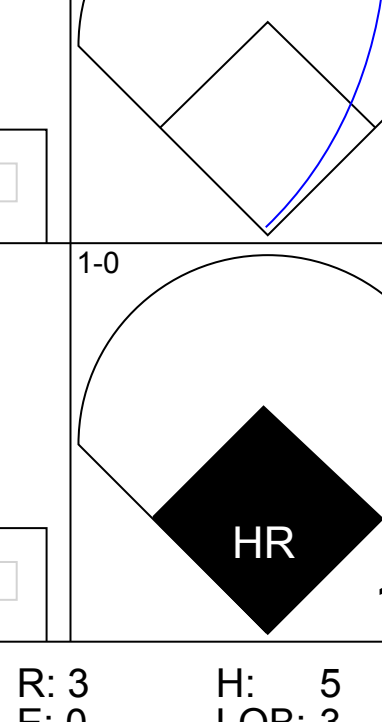
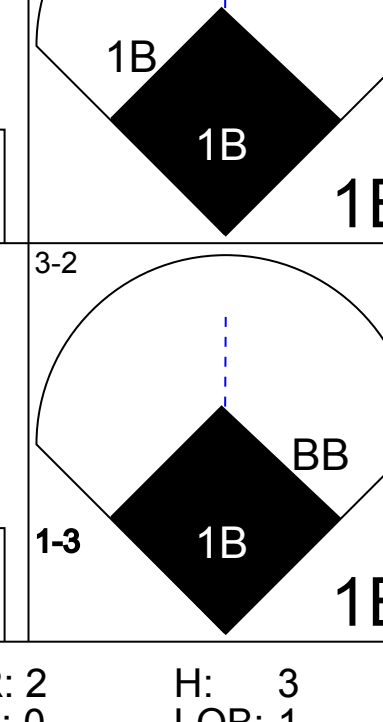
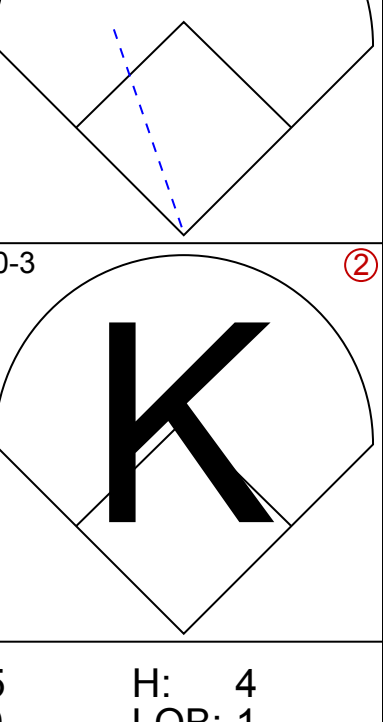

Batter	1	2	3	4	5	6	7	8	9	AB	R	H	RBI	BB	SO	LOB	BOTTOM
Devon White, S (1, 8) OBP: 0.286, SLG: 0.371			 2B							5	0	1	0	0	1	3	Baltimore Orioles @ Toronto Blue Jays SkyDome, Toronto, ON Tue Aug 11 1992, 7:05 PM EDT Att: 50,421 - Sunny - 20 F
Roberto Alomar, S (1, 4) OBP: 0.410, SLG: 0.445					 S				 1-2 2-3	5	0	2	0	0	0	3	
Joe Carter, R (1, 9) OBP: 0.316, SLG: 0.495					 S					4	0	0	0	1	3	5	
Dave Winfield, R (1, 10) OBP: 0.381, SLG: 0.511										4	0	0	0	0	1	4	
John Olerud, L (1, 3) OBP: 0.391, SLG: 0.458		 1B		 BB						3	0	1	0	1	0	0	
Candy Maldonado, R (1, 7) OBP: 0.351, SLG: 0.463				 1B						4	0	2	0	0	0	1	
Kelly Gruber, R (1, 5) OBP: 0.270, SLG: 0.383		 1B		 1-2f 2-3						3	0	0	0	1	0	3	
Pat Borders, R (1, 2) OBP: 0.298, SLG: 0.384								 1B		4	0	1	0	0	1	5	
Manuel Lee, S (1, 6) OBP: 0.337, SLG: 0.308							 BB		 1-2	3	0	1	0	1	0	0	
Inning Stats	R: 0 H: 0 E: 0 K: 1 S: 10	H: 1 R: 0 ER: 0 LOB: 1 P: 20	H: 1 R: 0 ER: 0 LOB: 0 P: 20	H: 1 R: 0 ER: 0 LOB: 1 P: 21	H: 1 R: 0 ER: 0 LOB: 2 P: 20	H: 1 R: 0 ER: 0 LOB: 0 P: 18	H: 1 R: 0 ER: 0 LOB: 1 P: 15	H: 0 R: 0 ER: 0 LOB: 0 P: 6	H: 2 R: 0 ER: 0 LOB: 2 P: 22	H: 0 R: 0 ER: 0 LOB: 0 P: 11	1B: 6 2B: 2 3B: 0 HR: 0	SF: 0 SAC: 0 DP: 0 HBP: 0	WP: 0 PA: 39 PB: 0 SB: 3 CS: 0				
PITCHER	IP WLS BF H R ER SO BB IBB HBP BLK WP HR S P ERA WHIP																
Alan Mills, R (1, 1) ERA: 1.83	5.0 W 22 4 0 0 2 3 0 0 0 0 0 0 61 97 0.00 1.400																
Todd Frohwrth, R (6, 1) ERA: 2.42	3.0 12 2 0 0 4 1 0 0 0 0 0 0 24 39 0.00 1.000																
Gregg Olson, R (9, 1) ERA: 2.27	1.0 S 5 2 0 0 0 0 0 0 0 0 0 0 12 22 0.00 2.000																

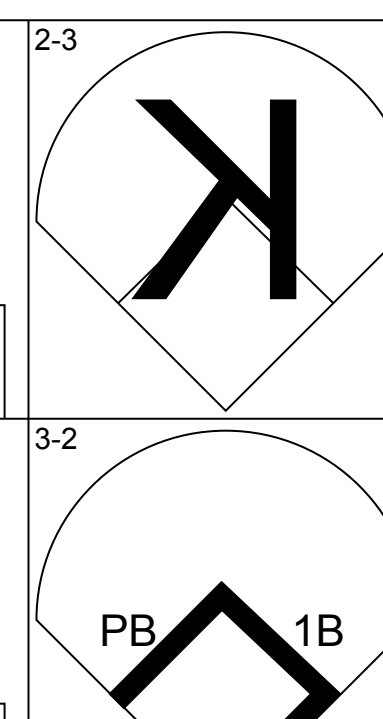
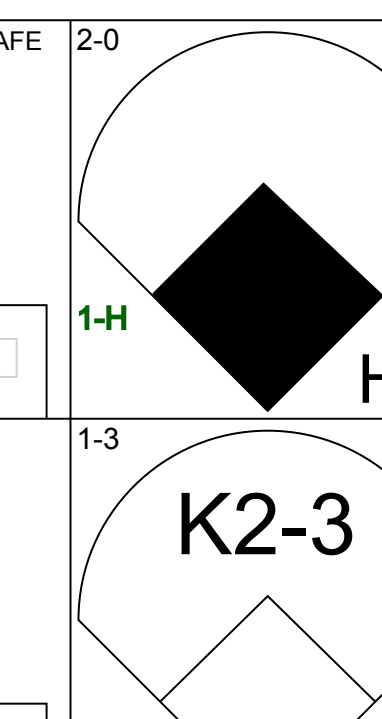
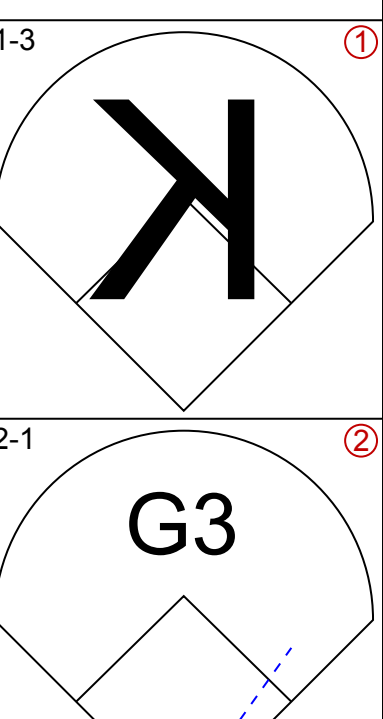
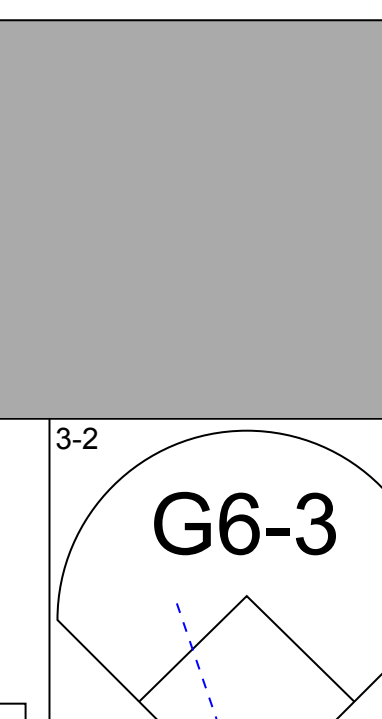
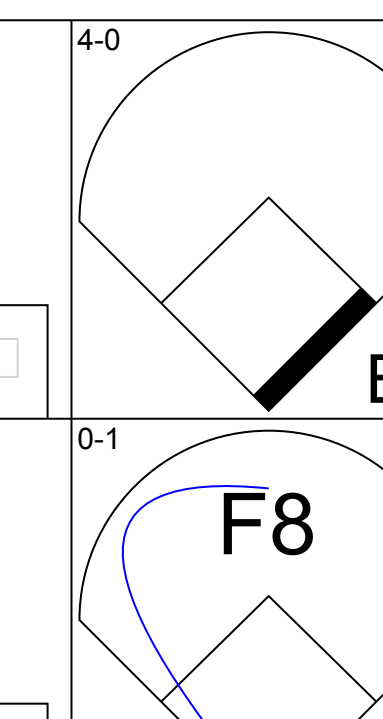
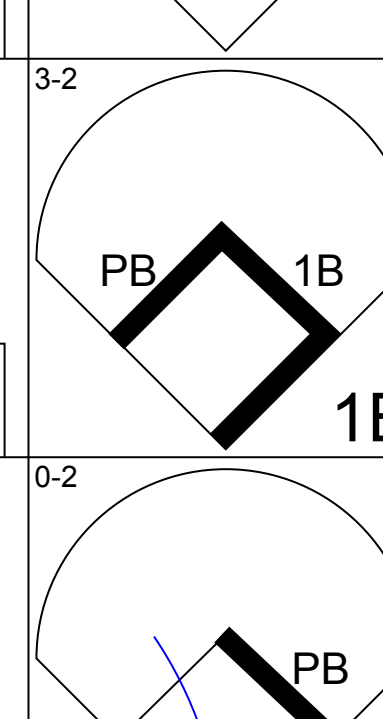
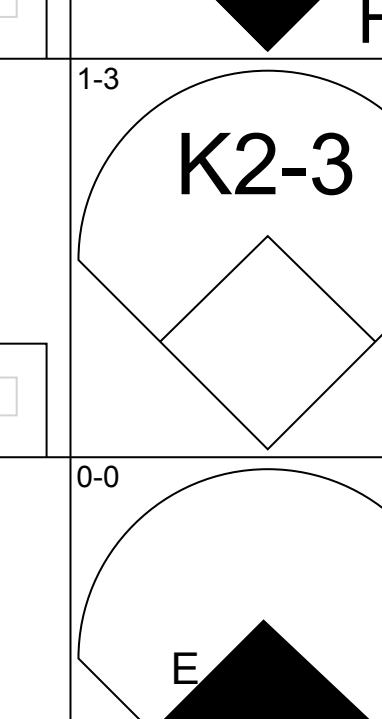
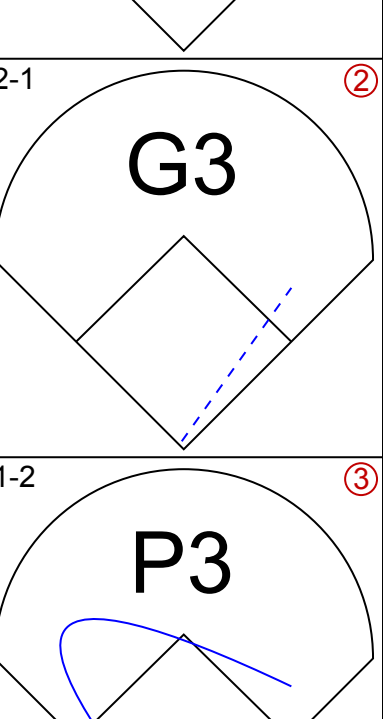
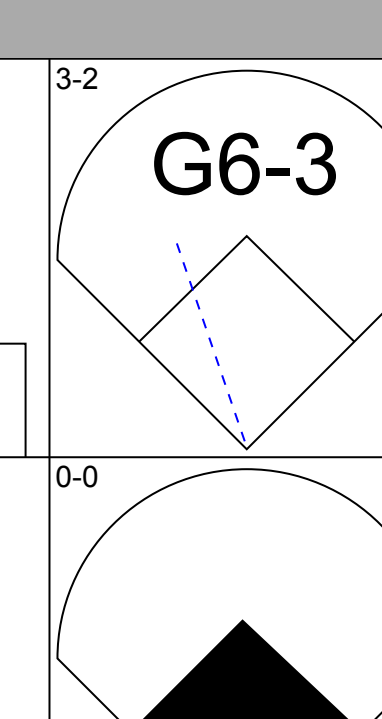
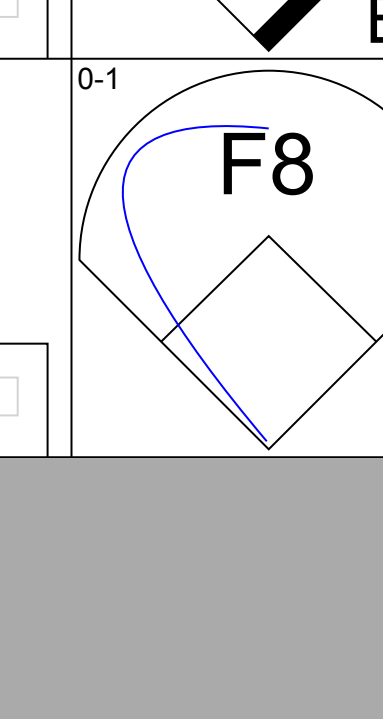
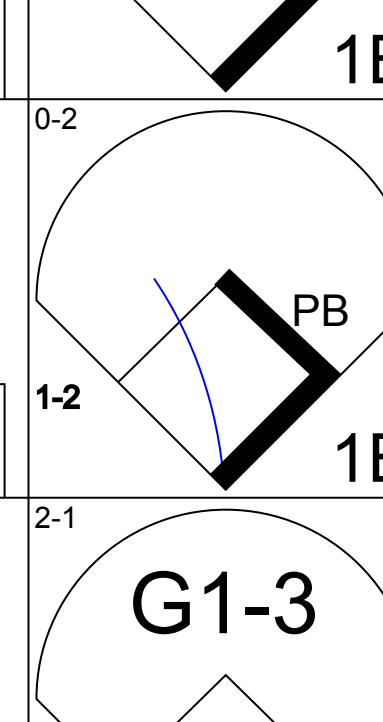
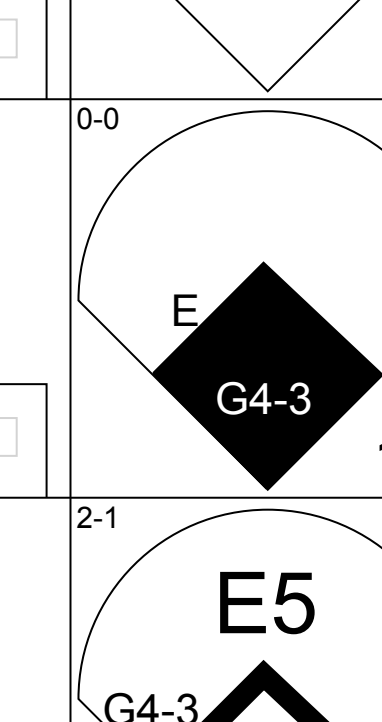
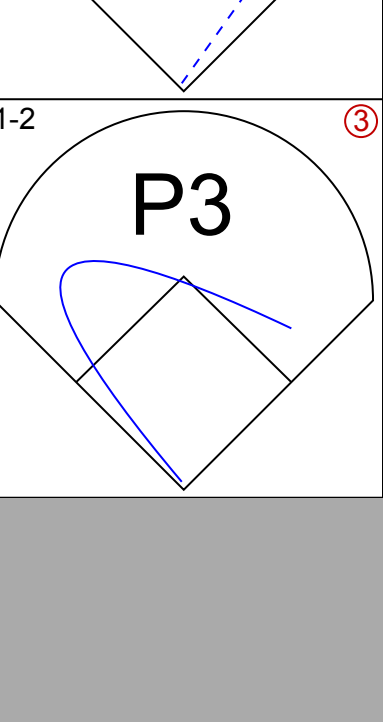
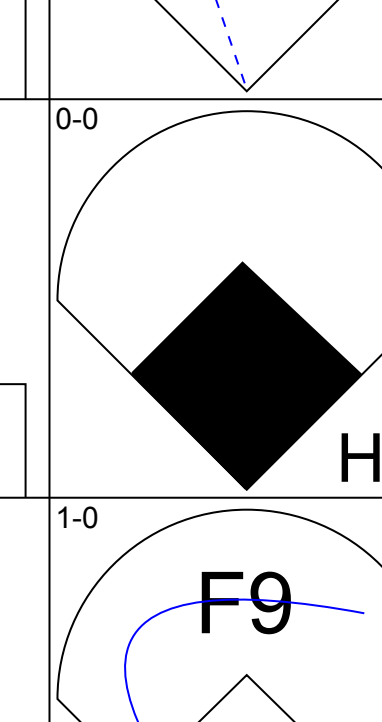
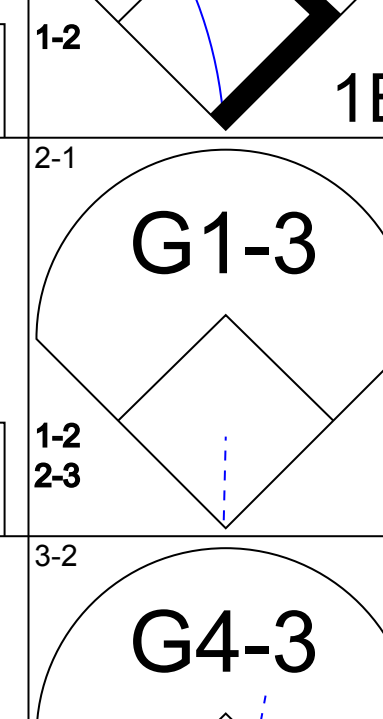
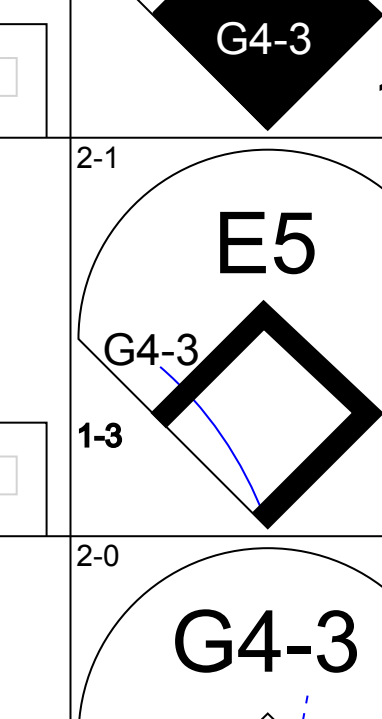

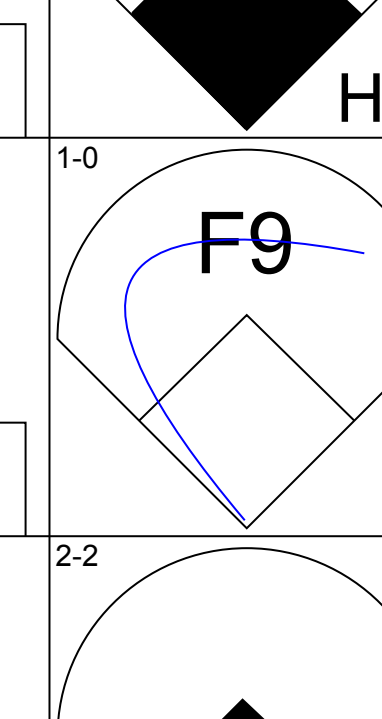
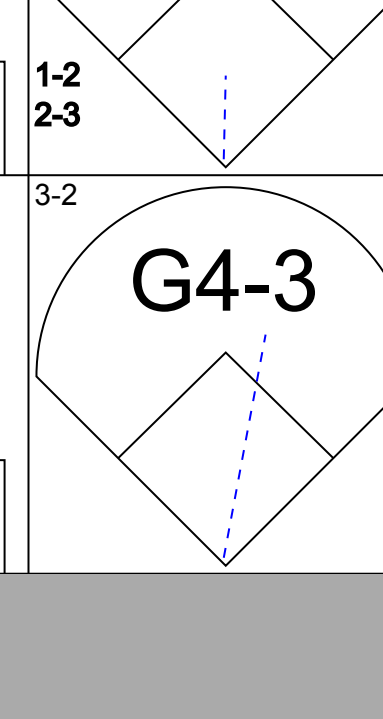
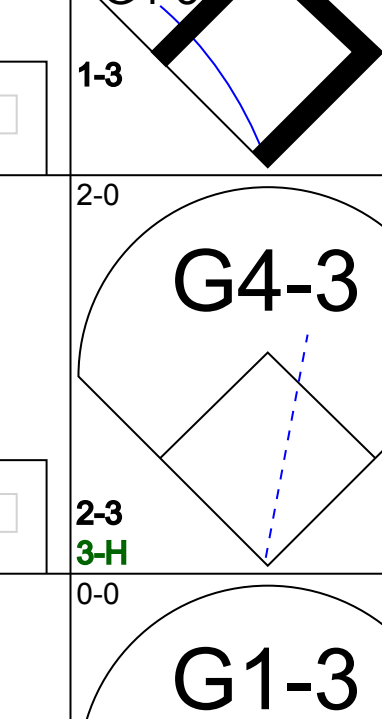

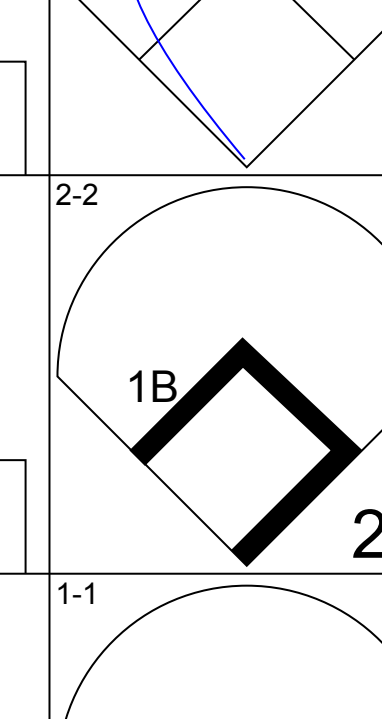

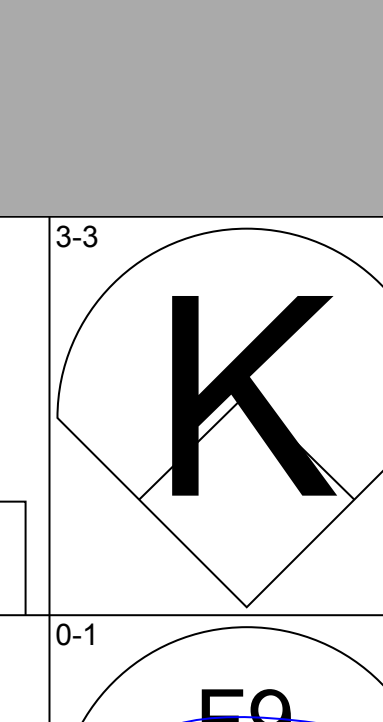
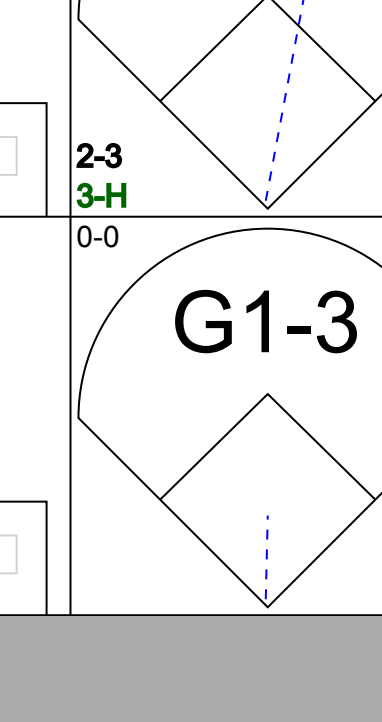
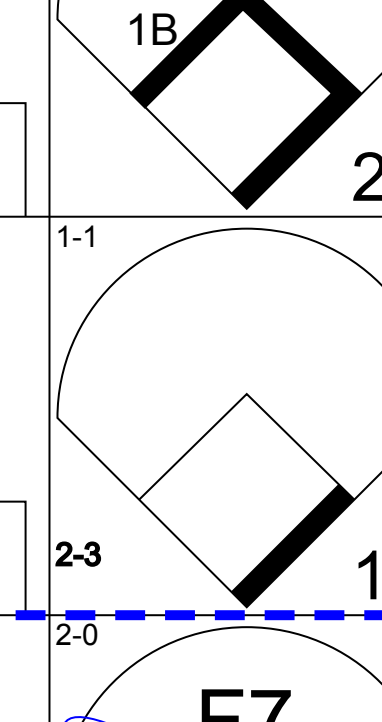
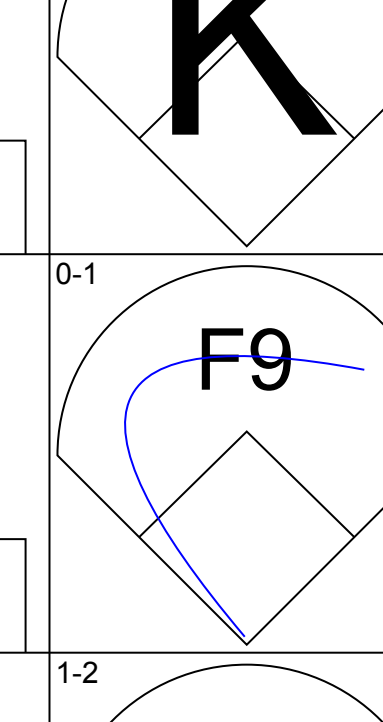
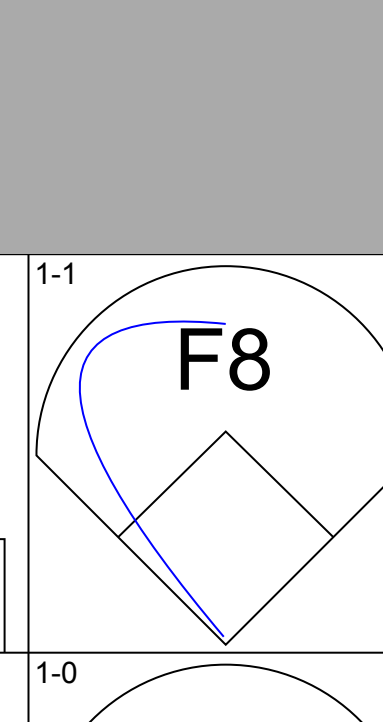

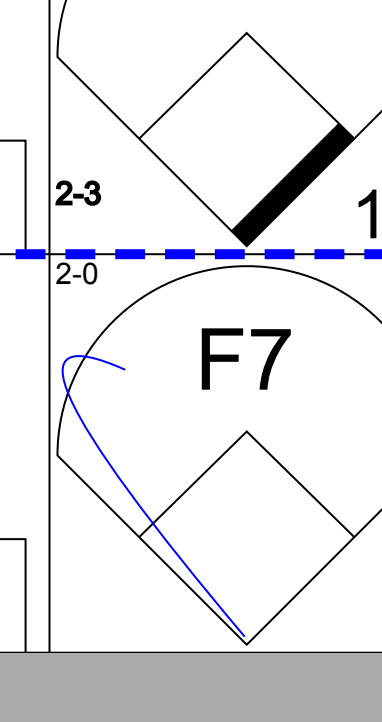
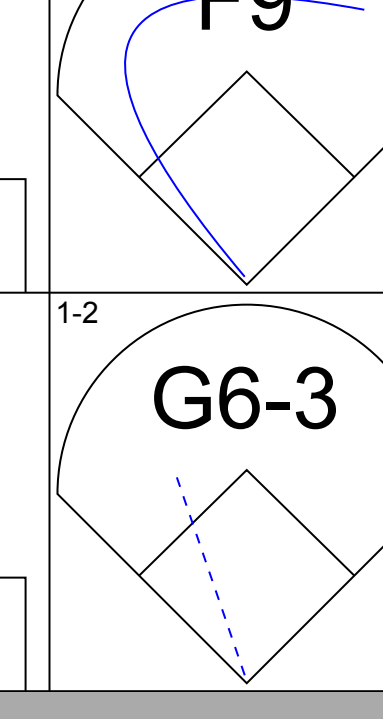
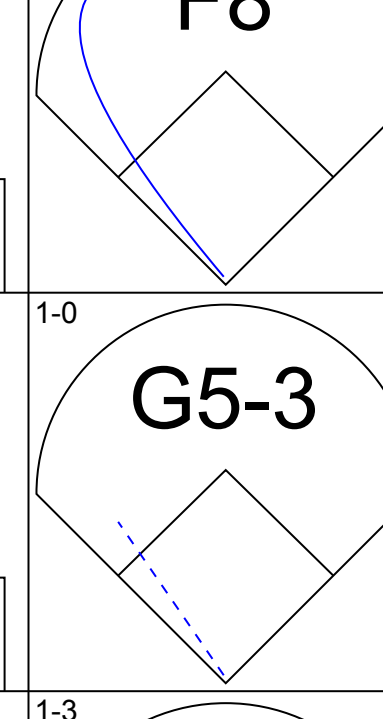
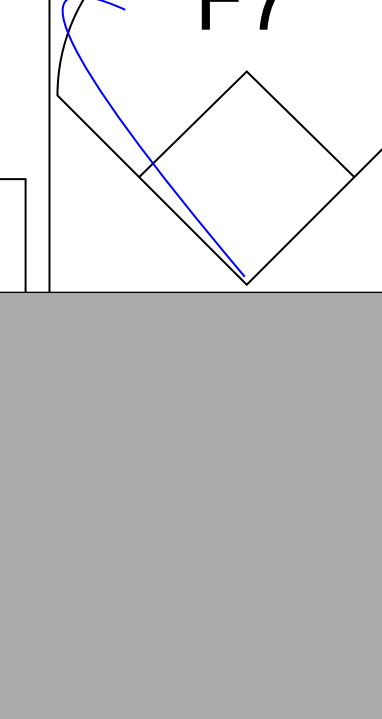
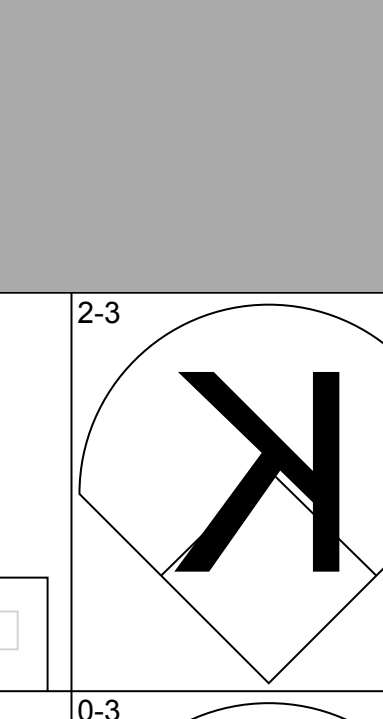
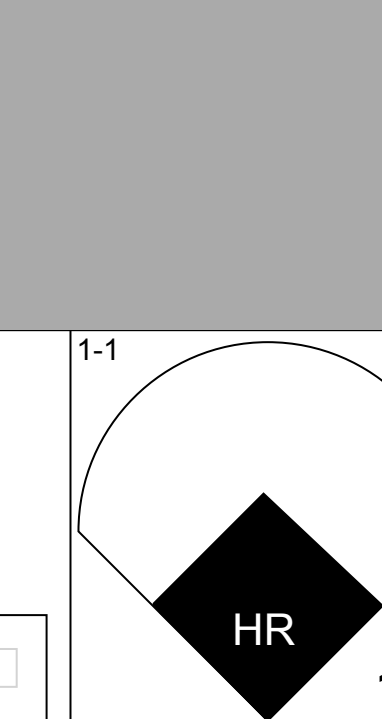
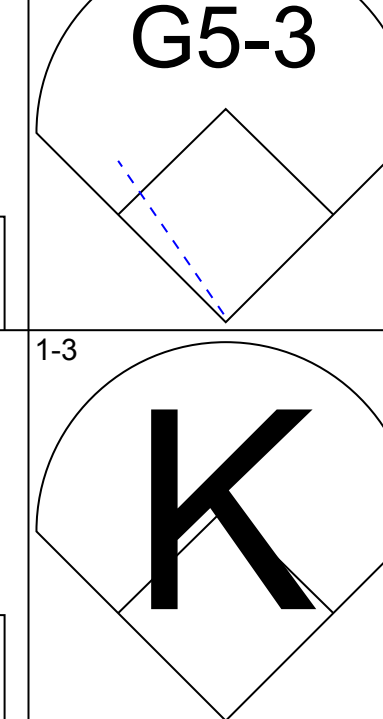

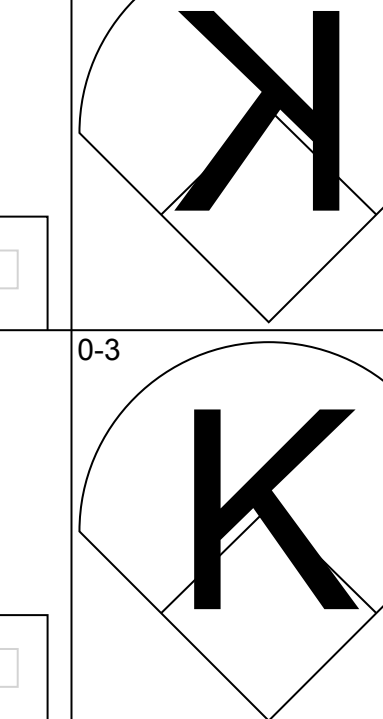
AB	34
R	3
H	8
RBI	3
BB	4
SO	10
LOB	16



AB	35
R	0
H	8
RBI	0
BB	4
SO	6
LOB	24



Batter	1	2	3	4	5	6	7	8	9	AB	R	H	RBI	BB	SO	LOB	TOP					
Brady Anderson, L (1, 7) OBP: 0.369, SLG: 0.458										3	2	1	2	2	1	0	Baltimore Orioles @ Toronto Blue Jays SkyDome, Toronto, ON Wed Aug 12 1992, 7:05 PM EDT Att: 50,419 - Dome - 70 F					
Mike Devereaux, R (1, 8) OBP: 0.322, SLG: 0.464										5	1	3	5	0	1	0						
Cal Ripken Jr., R (1, 6) OBP: 0.336, SLG: 0.373										5	0	2	1	0	0	2						
Glenn Davis, R (1, 10) OBP: 0.364, SLG: 0.464 Mark McLemore, S (9, PR) OBP: 0.339, SLG: 0.322										4	1	2	0	1	0	0						
Randy Milligan, R (1, 3) OBP: 0.400, SLG: 0.366 David Segui, S (9, 3) OBP: 0.310, SLG: 0.313										4	1	2	0	1	2	0						
Leo Gomez, R (1, 5) OBP: 0.363, SLG: 0.429										4	1	1	0	0	2	5						
Joe Orsulak, L (1, 9) OBP: 0.372, SLG: 0.408										5	1	1	3	0	0	2						
Billy Ripken, R (1, 4) OBP: 0.280, SLG: 0.346										5	1	1	0	0	0	4						
Jeff Tackett, R (1, 2) OBP: 0.300, SLG: 0.391										4	2	2	0	0	2	3						
Inning Stats	R: 0 E: 0 K: 1 S: 8	H: 0 LOB: 0 BB: 0 P: 12	R: 0 E: 0 K: 1 S: 6	H: 0 LOB: 0 BB: 0 P: 9	R: 3 E: 0 K: 1 S: 23	H: 5 LOB: 3 BB: 1 P: 38	R: 2 E: 0 K: 0 S: 12	H: 3 LOB: 1 BB: 1 P: 23	R: 5 E: 0 K: 1 S: 17	H: 4 LOB: 1 BB: 1 P: 24	R: 0 E: 0 K: 1 S: 6	H: 1 LOB: 0 BB: 0 P: 10	R: 0 E: 0 K: 1 S: 7	H: 1 LOB: 1 BB: 0 P: 13	R: 0 E: 0 K: 1 S: 9	H: 0 LOB: 0 BB: 0 P: 17		R: 1 E: 0 K: 1 S: 13	H: 1 LOB: 1 BB: 1 P: 19	1B: 11 2B: 3 3B: 0 HR: 1	SF: 0 SAC: 0 DP: 1 HBP: 1	WP: 0 PB: 0 SB: 0 CS: 0
PITCHER	IP	WLS	BF	H	R	ER	SO	BB	IBB	HBP	BLK	WP	HR	S	P	ERA	WHIP					
Jimmy Key, L (1, 1) ERA: 3.94	3.1	L	20	8	5	5	3	2	0	0	0	0	1	47	79	13.50	3.000					
Mike Timlin, R (4, 1) ERA: 5.09	3.2		16	6	5	5	3	0	1	1	0	0	0	32	50	12.27	1.636					
Pat Hentgen, R (8, 1) ERA: 5.29	2.0		8	1	1	1	2	1	0	0	0	0	0	22	36	4.50	1.000					

Batter	1	2	3	4	5	6	7	8	9	AB	R	H	RBI	BB	SO	LOB	BOTTOM				
Devon White, S (1, 8) OBP: 0.287, SLG: 0.376										4	1	1	2	1	2	0	Baltimore Orioles @ Toronto Blue Jays SkyDome, Toronto, ON Wed Aug 12 1992, 7:05 PM EDT Att: 50,419 - Dome - 70 F				
Roberto Alomar, S (1, 4) OBP: 0.409, SLG: 0.444 Jeff Kent, R (8, 4) OBP: 0.323, SLG: 0.444										3	0	1	0	0	1	0					
Joe Carter, R (1, 10) OBP: 0.320, SLG: 0.504										4	2	3	1	0	0	0					
Dave Winfield, R (1, 9) OBP: 0.380, SLG: 0.510 Derek Bell, R (7, 9) OBP: 0.306, SLG: 0.324										3	0	1	0	0	0	3					
John Olerud, L (1, 3) OBP: 0.390, SLG: 0.459										4	0	1	1	0	0	4					
Candy Maldonado, R (1, 7) OBP: 0.349, SLG: 0.461										4	0	1	0	0	1	2					
Kelly Gruber, R (1, 5) OBP: 0.266, SLG: 0.377										4	0	0	0	0	0	3					
Pat Borders, R (1, 2) OBP: 0.297, SLG: 0.382 Ed Sprague, R (7, 2) OBP: 0.250, SLG: 0.250										2	0	0	0	0	0	0					
Manuel Lee, S (1, 6) OBP: 0.336, SLG: 0.308										4	1	1	0	0	2	0					
Inning Stats	R: 0 E: 0 K: 1 S: 16	H: 2 LOB: 2 BB: 0 P: 26	R: 0 E: 0 K: 1 S: 9	H: 0 LOB: 0 BB: 0 P: 13	R: 3 E: 1 K: 1 S: 13	H: 3 LOB: 1 BB: 0 P: 21	R: 0 E: 0 K: 1 S: 6	H: 0 LOB: 0 BB: 0 P: 9	R: 0 E: 0 K: 0 S: 6	H: 1 LOB: 1 BB: 0 P: 10	R: 0 E: 0 K: 0 S: 4	H: 0 LOB: 0 BB: 0 P: 8	R: 0 E: 0 K: 0 S: 11	H: 3 LOB: 2 BB: 0 P: 20	R: 0 E: 0 K: 2 S: 10	H: 0 LOB: 1 BB: 1 P: 16		1B: 6 2B: 1 3B: 0 HR: 2	SF: 0 SAC: 0 DP: 0 HBP: 0	WP: 0 PB: 1 SB: 0 CS: 0	PA: 38
PITCHER	IP	WLS	BF	H	R	ER	SO	BB	IBB	HBP	BLK	WP	HR	S	P	ERA	WHIP				
Ben McDonald, R (1, 1) ERA: 4.35	7.2	W	33	9	4	3	5	0	0	0	0	0	2	73	117	3.52	1.174				
Storm Davis, R (8, 1) ERA: 2.89	1.1		5	0	0	0	2	1	0	0	0	0	0	11	19	0.00	0.750				

Batter	1	2	3	4	5	6	7	8	9	AB R H RBI BB SO LOB	TOP								
Brady Anderson, L (1, 7) OBP: 0.366, SLG: 0.454	G3		F8			P6			G3	4 0 0 0 0 0 0	Baltimore Orioles @ Toronto Blue Jays SkyDome, Toronto, ON Thu Aug 13 1992, 3:33 AM EDT Att: 50,405 - Dome - 70 F								
Mike Devereaux, R (1, 8) OBP: 0.322, SLG: 0.462	CS 1B		G6-3			G4-3			K	4 0 1 0 0 1 0									
Cal Ripken Jr., R (1, 6) OBP: 0.335, SLG: 0.374	F8				G5-3			G3 SF8 2B	G5-3	4 1 1 0 0 0 1									
Glenn Davis, R (1, 10) OBP: 0.364, SLG: 0.475	CS 1-2				P3			G3		3 1 1 1 0 0 1									
Randy Milligan, R (1, 3)					K			SF8		1 0 0 1 1 1 0									
Joe Orsulak, L (1, 9) OBP: 0.369, SLG: 0.404					K	L5		F7		3 0 0 0 0 1 1									
Tim Lueft, R (1, 5) OBP: 0.346, SLG: 0.388						G1-3			K	3 0 0 0 0 1 1									
Mark McLemore, S (1, 4) OBP: 0.333, SLG: 0.316						K			B5-3	3 0 0 0 0 1 1									
Mark Parent, R (1, 2) OBP: 0.222, SLG: 0.313					L8				L7	3 0 0 0 0 0 0									
Inning Stats	R: 0 H: 1 E: 0 K: 0 S: 12	H: 1 LOB: 0 BB: 0 P: 18	R: 1 H: 1 E: 0 K: 1 S: 13	H: 1 LOB: 1 BB: 1 P: 20	R: 0 H: 0 E: 0 K: 0 S: 6	H: 0 LOB: 0 BB: 0 P: 9	R: 0 H: 0 E: 0 K: 1 S: 7	H: 0 LOB: 0 BB: 0 P: 13	R: 0 H: 0 E: 0 K: 0 S: 5	H: 0 LOB: 0 BB: 0 P: 8		R: 1 H: 1 E: 0 K: 0 S: 10	H: 1 LOB: 0 BB: 0 P: 14	R: 0 H: 0 E: 0 K: 1 S: 8	H: 0 LOB: 0 BB: 0 P: 11	R: 0 H: 0 E: 0 K: 1 S: 7	H: 0 LOB: 0 BB: 0 P: 9	1B: 1 2B: 1 3B: 0 HR: 1	SF: 1 SAC: 0 DP: 0 HBP: 0
PITCHER	IP WLS BF H R ER SO BB IBB HBP BLK WP HR S P ERA WHIP											PITCHER	IP WLS BF H R ER SO BB IBB HBP BLK WP HR S P ERA WHIP						
Doug Linton, R (1, 1) ERA: 2.0	8.0 W 27 3 2 2 4 1 0 0 0 0 1 67 101 2.25 0.500											Tom Henke, R (9, 1) ERA: 2.45	1.0 S 3 0 0 0 1 0 0 0 0 0 0 7 9 0.00 0.000						

Batter	1	2	3	4	5	6	7	8	9	AB R H RBI BB SO LOB	BOTTOM								
Devon White, S (1, 8) OBP: 0.287, SLG: 0.375	F7		K							4 1 1 0 0 2 0	Baltimore Orioles @ Toronto Blue Jays SkyDome, Toronto, ON Thu Aug 13 1992, 3:33 AM EDT Att: 50,405 - Dome - 70 F								
Roberto Alomar, S (1, 4) OBP: 0.410, SLG: 0.446	F9		FC5-4 BB			F7			2B 1B	3 1 1 1 1 0 0									
Joe Carter, R (1, 3) OBP: 0.320, SLG: 0.510			L8			K			SH5-3 1B 2B	3 1 1 1 0 1 1									
Dave Winfield, R (1, 10) OBP: 0.381, SLG: 0.508			FC5-4 1B			F9			1B BB	3 0 1 0 1 0 1									
Candy Maldonado, R (1, 7) OBP: 0.351, SLG: 0.461	K					K			SH2-4 1B	4 0 2 1 0 2 1									
Kelly Gruber, R (1, 5) OBP: 0.266, SLG: 0.383						F8			E5 SH2-4 1B	4 1 1 0 0 1 3									
Derek Bell, R (1, 9) OBP: 0.300, SLG: 0.314						K			SH2-4 1B	3 0 0 0 0 2 3									
Randy Knorr, R (1, 2) OBP: 0.400, SLG: 0.400						F8			P4	3 0 1 1 0 0 2									
Manuel Lee, S (1, 6) OBP: 0.333, SLG: 0.305						K2-3			G6-3	3 0 0 0 0 1 3									
Inning Stats	R: 1 H: 2 E: 0 K: 1 S: 13	H: 2 LOB: 1 BB: 0 P: 17	R: 1 H: 2 E: 0 K: 0 S: 6	H: 2 LOB: 0 BB: 0 P: 10	R: 0 H: 0 E: 0 K: 1 S: 7	H: 0 LOB: 1 BB: 1 P: 16	R: 0 H: 0 E: 0 K: 2 S: 9	H: 0 LOB: 0 BB: 0 P: 12	R: 0 H: 0 E: 0 K: 2 S: 11	H: 0 LOB: 0 BB: 0 P: 14		R: 0 H: 1 E: 1 K: 0 S: 13	H: 1 LOB: 2 BB: 0 P: 20	R: 2 H: 3 E: 0 K: 2 S: 20	H: 3 LOB: 2 BB: 1 P: 30	R: 0 H: 0 E: 0 K: 2 HR: 1	SF: 0 SAC: 2 DP: 1 HBP: 0	1B: 5 2B: 1 3B: 1 HR: 1	SF: 0 SAC: 2 DP: 1 HBP: 0
PITCHER	IP WLS BF H R ER SO BB IBB HBP BLK WP HR S P ERA WHIP											PITCHER	IP WLS BF H R ER SO BB IBB HBP BLK WP HR S P ERA WHIP						
Arthur Rhodes, L (1, 1) ERA: 3.54	7.0 L 29 7 4 4 7 1 0 0 0 0 0 72 109 5.14 1.143											Todd Frohwrth, R (8, 1) ERA: 2.39	1.0 5 1 0 0 2 1 0 0 0 0 0 16 24 0.00 2.000						

AB	28
R	2
H	3
RBI	2
BB	1
SO	5
LOB	5




AB	30
R	4
H	8
RBI	4
BB	2
SO	9
LOB	14



Batter	1	2	3	4	5	6	7	8	9	AB	R	H	RBI	BB	SO	LOB	TOP					
Brady Anderson, L (1, 7) OBP: 0.367, SLG: 0.453	1-1 F8			1-1 CS 1B		4-2 FC6-4 BB		0-1 G5-3		3	0	1	0	1	0	0	Baltimore Orioles @ Kansas City Royals Royals Stadium, Kansas City, MO Fri Aug 14 1992, 8:05 PM EDT Att: 35,034 - Sunny - 68 F					
Mike Devereaux, R (1, 8) OBP: 0.319, SLG: 0.458	1-1 F7		2-2 E1 1B		0-1 F8		3-1 F7		4	0	0	0	0	0	2							
Cal Ripken Jr., R (1, 6) OBP: 0.335, SLG: 0.373	2-3 K		2-2 G5-4-3 1B		0-0 FC6-4			1-3 K	4	0	1	0	0	2	1							
Glenn Davis, R (1, 10) OBP: 0.358, SLG: 0.467		1-1 G5-3		0-0 G5-4-3			0-1 F9	1-0 F7	4	0	0	0	0	0	2							
Randy Milligan, R (1, 3) OBP: 0.400, SLG: 0.368		3-3 K			1-2 F8		4-2 HR BB	0-1 WP BB	3	1	1	0	1	1	0							
Mark McLemore, S (9, PR) OBP: 0.333, SLG: 0.316									0	1	0	0	0	0	0							
David Segui, S (9, 3) OBP: 0.310, SLG: 0.313									0	0	0	0	0	0	0							
Joe Orsulak, L (1, 9) OBP: 0.388, SLG: 0.400		0-0 G1-3			1-2 F9		0-0 F7	4-0 BB WP IBB	3	0	0	0	1	0	1							
Leo Gomez, R (1, 5) OBP: 0.367, SLG: 0.443			1-3 K		2-2 2B		0-1 HR	4-2 BB	3	1	2	2	1	1	0							
Billy Ripken, R (1, 4) OBP: 0.279, SLG: 0.342			0-0 G6-3		2-1 G6-3		1-3 K	4-1 BB	3	0	0	1	1	1	1							
Jeff Tackett, R (1, 2) OBP: 0.293, SLG: 0.381			1-3 K			0-1 P2		1-2 L5	4	0	0	0	0	1	3							
G4-3																						
Inning Stats	R: 0 E: 0 K: 1 S: 7	H: 0 LOB: 0 BB: 0 P: 11	R: 0 E: 0 K: 1 S: 6	H: 0 LOB: 0 BB: 0 P: 10	R: 0 E: 0 K: 2 S: 7	H: 0 LOB: 0 BB: 0 P: 9	R: 0 E: 1 K: 0 S: 11	H: 2 LOB: 1 BB: 0 P: 16	R: 0 E: 0 K: 0 S: 11	H: 1 LOB: 1 BB: 0 P: 17	R: 0 E: 0 K: 0 S: 7	H: 0 LOB: 1 BB: 1 P: 11	R: 2 E: 0 K: 1 S: 12	H: 1 LOB: 0 BB: 1 P: 17	R: 0 E: 0 K: 0 S: 7	H: 0 LOB: 0 BB: 0 P: 11	R: 1 E: 0 K: 1 S: 13	H: 1 LOB: 3 BB: 3 P: 28	1B: 2 2B: 2 3B: 0 HR: 1	SF: 0 SAC: 0 DP: 1 HBP: 0	WP: 1 PB: 0 SB: 0 CS: 0	PA: 36
PITCHER Kevin Appier, R (1, 1) ERA: 2.36	IP: 9.0 WLS: L BF: 36 H: 5 R: 3 ER: 3 SO: 6 BB: 4 IBB: 1 HBP: 0 BLK: 0 WP: 1 HR: 1 S: 81 P: 130 ERA: 3.00 WHIP: 1.000															PITCHER						

Batter	1	2	3	4	5	6	7	8	9	AB	R	H	RBI	BB	SO	LOB	BOTTOM					
Juan Samuel, R (1, 4) OBP: 0.305, SLG: 0.295	2-1 G6-3		1-0 L4		3-2 G4-3		2-0 2H 1B		0-1 F8	5	0	1	1	0	0	3	Baltimore Orioles @ Kansas City Royals Royals Stadium, Kansas City, MO Fri Aug 14 1992, 8:05 PM EDT Att: 35,034 - Sunny - 68 F					
Wally Joyner, L (1, 3) OBP: 0.336, SLG: 0.399	2-1 L3 1B			2-1 G4-3		4-0 G3 1B BB	3-2 G4-3	3-1 F8	4	0	1	0	1	0	2							
George Brett, L (1, 10) OBP: 0.332, SLG: 0.389	1 SAFE L3		1-1 G4-3		2-1 F8		2-0 P5	0-0 G6-3	5	0	0	0	0	0	3							
Mike Macfarlane, R (1, 2) OBP: 0.306, SLG: 0.397		1-0 BB 1B		4-2 BB		0-0 G3 1B	1-2 1B	1-2 WP 1B	3	0	3	0	1	0	0							
Brent Mayne, L (9, PR) OBP: 0.276, SLG: 0.294									0	0	0	0	0	0	0							
Jeff Conine, R (1, 7) OBP: 0.333, SLG: 0.344		1-3 K		3-1 F9		0-0 G3	1-2 WP 1B	3-1 WP 1B	4	0	1	0	0	1	4							
Curtis Wilkerson, S (1, 5) OBP: 0.292, SLG: 0.312		4-2 F7-3 BB			1-2 G6-3 S 1B	3-2 G3-1		1-3 K	3	0	1	0	1	1	4							
Kevin Koslofski, L (1, 9) OBP: 0.361, SLG: 0.382		3-2 F7-3			0-0 F8		1-3 K	4-1 FC6-4 IBB	3	0	0	0	0	1	3							
Gregg Jefferies, S (8, PH) OBP: 0.354, SLG: 0.447									0	0	0	0	1	0	0							
Bob Melvin, R (9, PR) OBP: 0.339, SLG: 0.357									0	0	0	0	0	0	0							
Brian McRae, S (1, 8) OBP: 0.286, SLG: 0.304			3-3 K		1 SAFE G6-3		2-1 2B 1B	0-0 FC6-4	3	0	1	0	0	1	1							
Gary Thurman, R (8, 9) OBP: 0.259, SLG: 0.301									1	0	0	0	0	0	3							
David Howard, S (1, 6) OBP: 0.281, SLG: 0.313			1-3 K		4-2 S BB		1-2 1B 2B	1-1 2B	3	1	2	0	1	1	0							
Inning Stats	R: 0 E: 0 K: 0 S: 7	H: 1 LOB: 0 BB: 0 P: 12	R: 0 E: 0 K: 1 S: 9	H: 1 LOB: 1 BB: 1 P: 18	R: 0 E: 0 K: 2 S: 11	H: 0 LOB: 0 BB: 0 P: 16	R: 0 E: 0 K: 0 S: 9	H: 0 LOB: 1 BB: 1 P: 19	R: 0 E: 0 K: 0 S: 14	H: 1 LOB: 2 BB: 1 P: 25	R: 0 E: 0 K: 0 S: 7	H: 1 LOB: 1 BB: 1 P: 16	R: 1 E: 0 K: 1 S: 12	H: 3 LOB: 1 BB: 0 P: 23	R: 0 E: 0 K: 1 S: 12	H: 2 LOB: 3 BB: 1 P: 23	R: 0 E: 0 K: 0 S: 7	H: 1 LOB: 1 BB: 0 P: 11	1B: 8 2B: 4 3B: 0 HR: 0	SF: 0 SAC: 0 DP: 2 HBP: 0	WP: 1 PB: 0 SB: 2 CS: 0	PA: 39
PITCHER Rick Sutcliffe, R (1, 1) ERA: 4.34	IP: 6.2 WLS: W BF: 28 H: 7 R: 1 ER: 1 SO: 4 BB: 4 IBB: 0 HBP: 0 BLK: 0 WP: 0 HR: 0 S: 66 P: 123 ERA: 1.35 WHIP: 1.650															PITCHER						
Pat Clements, L (7, 1) ERA: 2.0	0.2 WLS: S BF: 2 H: 0 R: 0 ER: 0 SO: 0 BB: 0 IBB: 0 HBP: 0 BLK: 0 WP: 0 HR: 4 S: 9 P: 9 ERA: 0.00 WHIP: 0.000																					
Storm Davis, R (8, 1) ERA: 2.85	0.2 WLS: S BF: 5 H: 2 R: 0 ER: 0 SO: 1 BB: 0 IBB: 1 HBP: 0 BLK: 0 WP: 1 HR: 0 S: 11 P: 20 ERA: 0.00 WHIP: 3.000																					
Gregg Olson, R (9, 1) ERA: 2.22	1.0 WLS: S BF: 4 H: 1 R: 0 ER: 0 SO: 0 BB: 0 IBB: 0 HBP: 0 BLK: 0 WP: 0 HR: 7 S: 11 P: 11 ERA: 0.00 WHIP: 1.000																					

AB 31
R 3
H 5
RBI 3
BB 5
SO 6
LOB 10




AB 34
R 1
H 10
RBI 1
BB 5
SO 5
LOB 23



Batter	1	2	3	4	5	6	7	8	9	AB	R	H	RBI	BB	SO	LOB	TOP										
Brady Anderson, L (1, 7) OBP: 0.368, SLG: 0.455	4-1 FC6-4 BB		1-1 2B		2-1 F7		0-2 G3		0-1 SH1-4	3	1	1	0	1	0	0	Baltimore Orioles @ Kansas City Royals Royals Stadium, Kansas City, MO Sat Aug 15 1992, 8:05 PM EDT Att: 40,249 - Cloudy - 70 F										
Mike Deversaux, R (1, 8) OBP: 0.320, SLG: 0.457	0-1 FC6-4 1B		3-0 P2		1-0 G6-3		2-2 1B		1-0 P5	5	0	2	0	0	0	2											
Cal Ripken Jr., R (1, 6) OBP: 0.335, SLG: 0.372	1-0 FC6-4 BB		4-1 BB		1-0 FC9-4 BB FC4-6 1B		1-0 F7		1-1 G5-3	4	1	1	1	1	0	3											
Glenn Davis, R (1, 10) OBP: 0.364, SLG: 0.467	4-1 G4-6-3 BB		0-2 L5		4-2 FC9-4 BB		1-1 1B			2	0	1	0	2	0	2											
Randy Milligan, R (1, 3) OBP: 0.399, SLG: 0.367 David Segui, S (9, 3) OBP: 0.310, SLG: 0.313	1-0 G4-6-3				0-1 CS 1B		1-0 FC9-4 FC4-6		1-1 F9	4	0	1	0	0	0	6											
Joe Orsulak, L (1, 9) OBP: 0.394, SLG: 0.396 Chito Martinez, L (6, 9) OBP: 0.354, SLG: 0.413		3-1 P4		0-0 L7		0-2 FC4-6 1B		1-0 F8	3	1	0	1	0	0	2												
Leo Gomez, R (1, 5) OBP: 0.368, SLG: 0.442	1-0 P9		4-2 BB		1-2 1B		0-0 F9			3	1	1	0	1	0	0											
Billy Ripken, R (1, 4) OBP: 0.279, SLG: 0.340	2-1 P9		1-0 F8		0-1 1B		1-0 P4			4	0	1	1	0	0	1											
Jeff Tackett, R (1, 2) OBP: 0.298, SLG: 0.384			3-2 F9		1-0 F8		2-1 1B		0-0 SH1-4 1B	4	0	2	1	0	0	0											
Inning Stats	R: 1 E: 0 K: 0 S: 6	H: 1 LOB: 1 BB: 2 P: 16	R: 0 E: 0 K: 0 S: 5	H: 0 LOB: 0 BB: 0 P: 11	R: 0 E: 0 K: 0 S: 15	H: 1 LOB: 2 BB: 1 P: 26	R: 0 E: 0 K: 0 S: 6	H: 1 LOB: 1 BB: 1 P: 11	R: 0 E: 0 K: 0 S: 4	H: 0 LOB: 0 BB: 0 P: 8	R: 3 E: 0 K: 0 S: 17	H: 4 LOB: 2 BB: 1 P: 27	R: 0 E: 0 K: 0 S: 12	H: 2 LOB: 2 BB: 0 P: 16	R: 0 E: 0 K: 0 S: 3	H: 0 LOB: 0 BB: 0 P: 5		R: 0 E: 0 K: 0 S: 6	H: 1 LOB: 1 BB: 0 P: 8	1B: 9 2B: 1 3B: 0 HR: 0	SF: 0 SAC: 1 DP: 1 HBP: 0	WP: 0 PB: 0 SB: 0 CS: 1	PA: 39				
PITCHER	IP	WLS	BF	H	R	ER	SO	BB	IBB	HBP	BLK	WP	HR	S	P	ERA	WHIP										
Luis Aquino, R (1, 1) ERA: 3.76	5.1		23	4	3	3	0	5	0	0	0	0	0	41	83	5.06	1.688										
Mike Magnante, L (6, 1) ERA: 4.59	0.1		1	0	0	0	0	0	0	0	0	0	0	3	3	0.00	0.000										
Rusty Meacham, R (6, 1) ERA: 1.91	3.1	W	15	6	1	1	0	0	0	0	0	0	0	30	42	2.70	1.800										

Batter	1	2	3	4	5	6	7	8	9	AB	R	H	RBI	BB	SO	LOB	BOTTOM										
Gary Thurman, R (1, 9) OBP: 0.271, SLG: 0.312	1-0 G4-6-3 1B		1-0 E S 1B		0-1 3B 1B		3-1 F9		2-1 FC1-5 1B SF7	5	2	3	0	0	0	2	Baltimore Orioles @ Kansas City Royals Royals Stadium, Kansas City, MO Sat Aug 15 1992, 8:05 PM EDT Att: 40,249 - Cloudy - 70 F										
Wally Joyner, L (1, 3) OBP: 0.339, SLG: 0.406	1-2 G4-6-3 1B		0-0 F8		2-0 1B		2-2 G4-3		2-1 1B	5	1	3	2	0	0	1											
George Brett, L (1, 10) OBP: 0.330, SLG: 0.388	0-0 G4-6-3		0-2 F7		1-0 1B		1-2 F8		1-0 SF7	4	0	1	2	0	0	3											
Mike Macfarlane, R (1, 2) OBP: 0.309, SLG: 0.407	4-2 BB				2-0 HR		1-3 K		3-2 G5-3	3	1	1	1	1	1	1											
Juan Samuel, R (1, 4) OBP: 0.310, SLG: 0.301	1-0 F9		0-3 K		1-2 FC6-4 1B		1-0 BB 1B			4	0	2	0	0	1	2											
Kevin Koslofski, L (1, 8) OBP: 0.359, SLG: 0.361 Gregg Jefferies, S (8, PH) OBP: 0.355, SLG: 0.447 Bob Melvin, R (8, PR) OBP: 0.339, SLG: 0.357 Keith Miller, R (9, 7) OBP: 0.372, SLG: 0.426		4-0 G5-4-3 BB		1-3 K		0-3 K		4-0 BB 1B		2	0	0	0	1	2	1											
Jeff Conine, R (1, 7) OBP: 0.308, SLG: 0.314 Brent Mayne, L (8, PH) OBP: 0.276, SLG: 0.292		0-0 G5-4-3		0-1 F8		1-2 FC6-4		0-3 K		3	0	0	0	0	0	2											
Curtis Wilkerson, S (1, 5) OBP: 0.291, SLG: 0.311		1-3 K		1-2 G6-3		1-0 P6		0-0 FC1-5 BB 1B		4	0	1	0	0	1	1											
David Howard, S (1, 6) OBP: 0.280, SLG: 0.304			2-2 F7		0-0 F7		0-0 L3		4-0 FC1-5 1B BB	3	1	0	0	1	0	0											
Inning Stats	R: 0 E: 0 K: 0 S: 12	H: 2 LOB: 2 BB: 1 P: 19	R: 0 E: 0 K: 1 S: 4	H: 0 LOB: 0 BB: 1 P: 9	R: 0 E: 0 K: 0 S: 9	H: 1 LOB: 0 BB: 0 P: 12	R: 1 E: 0 K: 2 S: 9	H: 1 LOB: 0 BB: 0 P: 12	R: 2 E: 0 K: 1 S: 12	H: 3 LOB: 1 BB: 0 P: 17	R: 0 E: 0 K: 1 S: 8	H: 1 LOB: 0 BB: 0 P: 10	R: 0 E: 0 K: 0 S: 6	H: 0 LOB: 0 BB: 0 P: 11	R: 0 E: 0 K: 1 S: 11	H: 1 LOB: 2 BB: 1 P: 20		R: 2 E: 0 K: 0 S: 6	H: 2 LOB: 1 BB: 1 P: 15	1B: 9 2B: 0 3B: 1 HR: 1	SF: 1 SAC: 0 DP: 2 HBP: 0	WP: 0 PB: 0 SB: 1 CS: 0	PA: 39				
PITCHER	IP	WLS	BF	H	R	ER	SO	BB	IBB	HBP	BLK	WP	HR	S	P	ERA	WHIP										
35 Mike Mussina, R (1, 1) ERA: 2.82	7.2		33	9	3	3	5	3	0	0	0	0	0	67	106	3.52	1.565										
Todd Frothingham, R (8, 1) ERA: 2.39	0.1		1	0	0	0	1	0	0	0	0	0	0	4	4	0.00	0.000										
Gregg Olson, R (9, 1) ERA: 2.58	0.2	L	5	2	2	2	0	1	0	0	0	0	0	6	15	27.00	4.500										

AB	33
R	4
H	10
RBI	4
BB	5
SO	0
LOB	16



Batter	1	2	3	4	5	6	7	8	9	AB	R	H	RBI	BB	SO	LOB	TOP				
Brady Anderson, L (1, 7) OBP: 0.373, SLG: 0.463	1-2 G6-4-3 1B		1-2 G5-4-3 1B			2-2 G6-3 3B		4-2 G6-4-3 BB		3	1	3	0	1	0	0					
Mike Deversaux, R (1, 8) OBP: 0.316, SLG: 0.454	1-1 G6-4-3		1-0 G5-4-3			1-0 G6-3		0-3 K		4	0	0	1	0	1	4					
Cal Ripken Jr., R (1, 6) OBP: 0.333, SLG: 0.369 Tim Lincecum, R (6, 6) OBP: 0.343, SLG: 0.384	3-3 K			1-0 F8		3-H P3		1-0 G6-4-3		3	0	0	0	0	1	0					
Glenn Davis, R (1, 10) OBP: 0.366, SLG: 0.467		2-1 F9		1-0 F8		1-0 FC5-4 1B		0-1 1B BB		4	0	2	0	0	0	0					
Randy Milligan, R (1, 3) OBP: 0.400, SLG: 0.366		0-1 1B		0-1 G3-1		2-2 FC5-4 1B		4-1 1B BB		3	0	1	0	1	0	1					
Chito Martinez, L (1, 9) OBP: 0.351, SLG: 0.402		2-0 F8			2-1 F7			1-0 F8		3	0	0	0	1	0	3					
Leo Gomez, R (1, 5) OBP: 0.369, SLG: 0.451		1-2 F8			0-1 HR			3-2 G4-6-3 1B		4	1	2	1	0	1	2					
Billy Ripken, R (1, 4) OBP: 0.275, SLG: 0.335			2-3 K		2-2 F8			3-2 G4-6-3		4	0	0	0	0	1	4					
Mark Parent, R (1, 2) OBP: 0.238, SLG: 0.278			4-2 1B HBP		0-1 G6-3			0-0 P8		2	0	0	0	0	0	1					
Inning Stats	R: 0 E: 0 K: 1 S: 8	H: 1 LOB: 0 BB: 0 P: 13	R: 0 E: 0 K: 0 S: 9	H: 1 LOB: 1 BB: 0 P: 14	R: 0 E: 0 K: 1 S: 11	H: 1 LOB: 1 BB: 0 P: 19	R: 0 E: 0 K: 0 S: 4	H: 0 LOB: 0 BB: 0 P: 6	R: 1 E: 0 K: 0 S: 9	H: 1 LOB: 1 BB: 0 P: 13	R: 1 E: 0 K: 0 S: 9	H: 2 LOB: 1 BB: 0 P: 16	R: 0 E: 0 K: 1 S: 6	H: 0 LOB: 1 BB: 1 P: 12	R: 0 E: 0 K: 0 S: 10	H: 2 LOB: 2 BB: 1 P: 21	1B: 6 2B: 0 3B: 1 HR: 1	SF: 0 SAC: 0 DP: 4 HBP: 1	WP: 0 PB: 0 CS: 0	PA: 35	
PITCHER	IP	WLS	BF	H	R	ER	SO	BB	IBB	HBP	BLK	WP	HR	S	P	ERA	WHIP				
Hipolito Pichardo, R (1, 1) ERA: 3.63	7.0	W	27	6	2	2	3	1	0	1	0	0	1	57	93	2.57	1.000				
Rich Sauveur, L (8, 1) ERA: 3.09	1.0		3	0	0	0	1	1	0	0	0	0	0	6	11	0.00	1.000				
Steve Shifflett, R (9, 1)	1.0		5	2	0	0	0	1	0	0	0	0	0	10	21	0.00	3.000				

Baltimore Orioles @ Kansas City Royals
 Royals Stadium, Kansas City, MO
 Sun Aug 16 1992, 4:33 AM EDT
 Att: 26,290 - Cloudy - 74 F

AB 31
 R 2
 H 8
 RBI 2
 BB 3
 SO 4
 LOB 16



Batter	1	2	3	4	5	6	7	8	9	AB	R	H	RBI	BB	SO	LOB	BOTTOM				
Gary Thurman, R (1, 9) OBP: 0.282, SLG: 0.322	0-1 S 1B		1-1 SH1-3	1-2 E 1B	1-0 1B 1B	0-0 P6		3-2 P2		5	2	3	2	0	0	2					
Wally Joyner, L (1, 3) OBP: 0.342, SLG: 0.416	1-0 F7		3-1 HR	1-H 2-H 3-H K	1-3 1B 1B		0-2 G3-6-1 1B			5	2	3	3	0	1	2					
George Brett, L (1, 10) OBP: 0.331, SLG: 0.388	1-1 F7		1-0 F7	0-1 E8 2B 1B	1-2 2-H 1B		2-1 G3-6-1			5	1	2	2	0	0	2					
Mike Macfarlane, R (1, 2) OBP: 0.313, SLG: 0.423	2-3 K		3-2 HR	1-1 2B 2B	1-1 HBP 1B		1-3 K			4	2	2	2	0	2	1					
Juan Samuel, R (1, 4) OBP: 0.319, SLG: 0.318		2-2 G4-3 1B	3-3 K	0-0 2B 2B	0-3 K		0-1 FC5-4 1B			5	1	3	1	0	2	3					
Brent Mayne, L (1, 5) OBP: 0.274, SLG: 0.286		2-2 G4-3		2-H G6-3	0-0 SF7		0-1 F8			3	1	0	1	1	0	2					
Jeff Conine, R (1, 7) OBP: 0.318, SLG: 0.333		0-0 P9		BB BB	3-H K		0-1 FC5-4 1B			4	2	1	2	1	1	4					
Kevin Koslofski, L (1, 8) OBP: 0.364, SLG: 0.350		1-0 F7		1-2 2-3 K		0-2 F9		4-2 1B BB		4	1	1	0	1	1	2					
David Howard, S (1, 6) OBP: 0.300, SLG: 0.314			0-0 SH1-3 HR	4-2 1B BB	4-2 1B BB	0-3 K		1-2 2-H 1B		3	3	2	1	2	1	0					
Inning Stats	R: 0 E: 0 K: 1 S: 8	H: 1 LOB: 1 BB: 0 P: 12	R: 0 E: 0 K: 0 S: 9	H: 1 LOB: 0 BB: 0 P: 14	R: 3 E: 1 K: 1 S: 14	H: 3 LOB: 1 BB: 3 P: 25	R: 3 E: 0 K: 2 S: 17	H: 3 LOB: 2 BB: 1 P: 27	R: 0 E: 0 K: 1 S: 7	H: 0 LOB: 0 BB: 0 P: 7	R: 0 E: 0 K: 1 S: 9	H: 1 LOB: 0 BB: 0 P: 12	R: 1 E: 0 K: 0 S: 15	H: 2 LOB: 2 BB: 1 P: 22	1B: 12 2B: 3 3B: 0 HR: 2	SF: 1 SAC: 1 DP: 1 HBP: 1	WP: 1 PB: 0 CS: 0	PA: 46			
PITCHER	IP	WLS	BF	H	R	ER	SO	BB	IBB	HBP	BLK	WP	HR	S	P	ERA	WHIP				
Alan Mills, R (1, 1) ERA: 2.45	3.1	L	18	6	6	6	2	2	0	0	0	1	0	14	20	135.00	18.000				
Mike Flanagan, L (4, 1) ERA: 7.71	0.1		7	5	5	5	1	1	0	0	0	0	0	11	21	81.00	12.000				
Pat Clements, L (4, 1) ERA: 2.72	0.1		6	3	3	3	1	1	0	1	0	0	0	40	52	2.25	1.000				
Todd Frohwirth, R (5, 1) ERA: 2.38	4.0		15	3	1	1	4	1	0	0	0	0	0	40	52	2.25	1.000				

Baltimore Orioles @ Kansas City Royals
 Royals Stadium, Kansas City, MO
 Sun Aug 16 1992, 4:33 AM EDT
 Att: 26,290 - Cloudy - 74 F

AB 38
 R 15
 H 17
 RBI 14
 BB 5
 SO 8
 LOB 18



Batter	1	2	3	4	5	6	7	8	9	AB	R	H	RBI	BB	SO	LOB	TOP										
Henry Cotto, R OBP: 0.307, SLG: 0.365 (1, 7)	K2-3	2B		HR		E		1B		4	2	3	2	1	1	0	Seattle Mariners @ Baltimore Orioles Oriole Park at Camden Yards, Baltimore, MD Wed Aug 19 1992, 7:05 PM EDT Att: 41,149 - Cloudy - 77 F										
Edgar Martinez, R OBP: 0.400, SLG: 0.541 (1, 5)	WP	G3		HR		E9		1B		5	2	3	4	0	0	1											
Ken Griffey Jr., L OBP: 0.359, SLG: 0.552 (1, 8)	K		G6-3	K		2B		K		5	0	1	1	0	3	4											
Lance Parrish, R OBP: 0.295, SLG: 0.467 Pete O'Brien, L (8, PH) OBP: 0.275, SLG: 0.371	G5-3			K				K	P4	4	0	1	0	0	2	1											
Jay Buhner, R OBP: 0.326, SLG: 0.415 (1, 9)		BB		K		G6-4-3		K	G5-3	4	1	1	0	1	2	1											
Tino Martinez, L OBP: 0.305, SLG: 0.392 (1, 3)	SH1-4	BB		K		F9		HR	K	4	2	1	1	1	2	2											
Bret Boone, R OBP: 0.400, SLG: 0.250 (1, 4)	SH1-4	BB		HR		G6-4-3		K	G6-3	4	2	1	1	1	1	1											
Dave Valle, R OBP: 0.295, SLG: 0.349 (1, 2)	SH1-4			HR		P7		G4-3		2	1	0	0	1	0	0											
Omar Vizquel, S OBP: 0.360, SLG: 0.370 (1, 6)	P6			SH1-4		L6		1B		3	0	1	0	0	0	2											
Inning Stats	R: 0 E: 0 K: 2 S: 11	H: 1 LOB: 1 BB: 0 P: 18	R: 3 E: 0 K: 0 S: 11	H: 3 LOB: 1 BB: 1 P: 19	R: 0 E: 0 K: 2 S: 10	H: 1 LOB: 1 BB: 0 P: 16	R: 4 E: 0 K: 2 S: 13	H: 1 LOB: 0 BB: 3 P: 31	R: 0 E: 0 K: 0 S: 7	H: 0 LOB: 0 BB: 1 P: 15	R: 2 E: 1 K: 0 S: 12	H: 2 LOB: 1 BB: 0 P: 20	R: 1 E: 0 K: 3 S: 12	H: 1 LOB: 0 BB: 0 P: 18	R: 0 E: 0 K: 1 S: 16	H: 3 LOB: 3 BB: 0 P: 26		R: 0 E: 0 K: 1 S: 10	H: 0 LOB: 0 BB: 0 P: 13	1B: 6 2B: 4 3B: 0 HR: 2	SF: 0 SAC: 2 DP: 1 HBP: 0	WP: 1 PB: 0 SB: 1 CS: 0	PA: 43				
PITCHER	IP	WLS	BF	H	R	ER	SO	BB	IBB	HBP	BLK	WP	HR	S	P	ERA	WHIP										
Arthur Rhodes, L ERA: 4.35	3.1	L	19	5	6	6	4	4	0	0	0	1	0	35	68	16.20	2.700										
Todd Frohwrith, R ERA: 2.46	0.0		1	1	1	1	0	0	0	0	0	0	1	3	5	∞	∞										
Alan Mills, R ERA: 2.45	3.2		14	3	3	1	5	1	0	0	0	0	1	38	64	2.46	1.091										
Mike Flanagan, L ERA: 7.55	0.2		5	3	0	0	1	0	0	0	0	0	0	15	23	0.00	4.500										
Gregg Olson, R ERA: 2.51	1.1		4	0	0	0	1	0	0	0	0	0	0	11	16	0.00	0.000										
Batter	1	2	3	4	5	6	7	8	9	AB	R	H	RBI	BB	SO	LOB	BOTTOM										
Brady Anderson, L OBP: 0.379, SLG: 0.471 (1, 7)	HR	BB		1B		HR		FC3-6		3	2	2	3	2	0	1	Seattle Mariners @ Baltimore Orioles Oriole Park at Camden Yards, Baltimore, MD Wed Aug 19 1992, 7:05 PM EDT Att: 41,149 - Cloudy - 77 F										
Mike Devereaux, R OBP: 0.322, SLG: 0.469 (1, 8)	HR	F8		F7		BB		K		4	1	1	2	1	1	4											
Cal Ripken Jr., R OBP: 0.331, SLG: 0.365 (1, 6)	F8		F9		G6-4-3	F7		F7		5	0	1	0	0	0	2											
Glenn Davis, R OBP: 0.354, SLG: 0.451 (1, 10)	G6-3		G6-3		G6-4-3	F7		G5-3		5	0	0	0	0	0	1											
Randy Milligan, R OBP: 0.399, SLG: 0.364 (1, 3)	1B		K		F9	K		G4-6-3	1B	5	0	2	0	0	2	0											
Chito Martinez, L OBP: 0.364, SLG: 0.421 (1, 9)	1B		G6-3	1B	2B	2B	HBP	HR	BB	3	3	2	0	1	0	1											
Leo Gomez, R OBP: 0.364, SLG: 0.452 (1, 5)	F9		K		K	F7		HR		4	1	1	2	0	1	4											
Chris Hoiles, R OBP: 0.400, SLG: 0.525 (1, 2)			G6-3		G6-3	K		P3		4	0	1	0	0	1	2											
Billy Ripken, R OBP: 0.280, SLG: 0.337 David Segui, S (8, PH) OBP: 0.313, SLG: 0.315 Tim Lincecum, R (9, 4) OBP: 0.343, SLG: 0.384	G5-4-3		G5-4-3		1B	HR		FC3-6	1B	2	1	1	1	1	0	1											
Inning Stats	R: 2 E: 0 K: 0 S: 15	H: 3 LOB: 2 BB: 1 P: 28	R: 0 E: 0 K: 0 S: 4	H: 1 LOB: 1 BB: 1 P: 10	R: 0 E: 0 K: 1 S: 9	H: 0 LOB: 0 BB: 0 P: 12	R: 1 E: 0 K: 1 S: 11	H: 2 LOB: 2 BB: 1 P: 22	R: 0 E: 0 K: 0 S: 4	H: 1 LOB: 0 BB: 0 P: 6	R: 3 E: 0 K: 1 S: 16	H: 2 LOB: 1 BB: 1 P: 32	R: 2 E: 0 K: 1 S: 13	H: 1 LOB: 0 BB: 1 P: 24	R: 0 E: 0 K: 1 S: 12	H: 1 LOB: 1 BB: 0 P: 20		R: 0 E: 0 K: 0 S: 9	H: 1 LOB: 0 BB: 0 P: 13	1B: 7 2B: 2 3B: 0 HR: 3	SF: 0 SAC: 0 DP: 3 HBP: 1	WP: 0 PB: 0 SB: 0 CS: 0	PA: 42				
PITCHER	IP	WLS	BF	H	R	ER	SO	BB	IBB	HBP	BLK	WP	HR	S	P	ERA	WHIP										
Mark Grant, R ERA: 4.37	5.2	W	28	9	6	6	3	3	0	1	0	0	1	10	26	18.00	3.000										
Calvin Jones, R ERA: 5.85	1.0		6	1	2	2	1	2	0	0	0	0	0	7	12	0.00	3.000										
Mike Schooler, R ERA: 4.93	0.1		2	1	0	0	0	0	0	0	0	0	0	7	12	0.00	3.000										
Russ Swan, L ERA: 4.68	2.0	S	6	1	0	0	1	0	0	0	0	0	0	19	28	0.00	0.500										

Batter	1	2	3	4	5	6	7	8	9	AB	R	H	RBI	BB	SO	LOB	TOP					
Rickey Henderson, R OBP: 0.427, SLG: 0.457	4-1 1B 2B BB	2-2 1-H 1B		0-2 G6-3		0-1 G4-3		4-0 BB		3	1	1	1	2	0	1						
Jerry Browne, S OBP: 0.360, SLG: 0.325	0-2 2B G3-1 1B	0-0 S 1B		4-1 BB		1-1 P4		0-0 L8		4	1	2	0	1	0	3						
Jose Canseco, R OBP: 0.334, SLG: 0.470	1-1 G3-1 SF9 2B	3-3 K		0-0 L5			1-1 P4		1-0 F7	5	1	1	1	0	1	3						
Harold Baines, L OBP: 0.325, SLG: 0.363	1-1 G3-1 2-3 3-H		2-1 G4-3	0-0 G1-3			2-1 FC6-4 1B		1-2 G4-3	5	0	1	1	0	0	2						
Terry Steinbach, R OBP: 0.361, SLG: 0.439	0-0 SF9		1-2 PB 1B		0-0 G4-3		0-3 K		0-1 G6-3	4	1	1	1	0	1	1						
Carney Lansford, R OBP: 0.324, SLG: 0.378	2-1 L7		1-1 FC3-6 1B 1-H		0-1 F8		0-0 FC6-4 1-2			4	0	1	1	0	0	1						
Mike Bordick, R OBP: 0.360, SLG: 0.367		2-2 FC1-6 1B	2-1 FC3-6 1B		2-2 G6-3			2-2 F8		4	0	2	0	0	0	0						
Walt Weiss, S OBP: 0.321, SLG: 0.258		0-1 FC1-6 1B 1-2	0-1 FC3-6 FC6-4			1-0 G1-3		0-1 F7		4	1	0	0	0	0	3						
Lance Blankenship, R OBP: 0.386, SLG: 0.335		1-0 F7	0-1 FC6-4			1-1 G4-3 2B		4-1 BB BB		3	0	1	0	1	0	3						
Inning Stats	R: 3 E: 0 K: 0 S: 11	H: 2 LOB: 0 BB: 1 P: 19	R: 1 E: 0 K: 1 S: 13	H: 3 LOB: 2 BB: 0 P: 21	R: 1 E: 0 K: 0 S: 13	H: 3 LOB: 2 BB: 0 P: 19	R: 0 E: 0 K: 0 S: 6	H: 0 LOB: 1 BB: 1 P: 10	R: 0 E: 0 K: 0 S: 7	H: 1 LOB: 1 BB: 0 P: 10	R: 0 E: 0 K: 1 S: 8	H: 1 LOB: 1 BB: 0 P: 11	R: 0 E: 0 K: 0 S: 7	H: 0 LOB: 2 BB: 2 P: 17	R: 0 E: 0 K: 0 S: 6	H: 0 LOB: 0 BB: 0 P: 8	1B: 8 2B: 2 3B: 0 HR: 0	SF: 1 SAC: 0 DP: 0 HBP: 0	WP: 0 PB: 1 SB: 3 CS: 0	PA: 41		
PITCHER	IP WLS BF H R ER SO BB IBB HBP BLK WP HR S P ERA WHIP	IP WLS BF H R ER SO BB IBB HBP BLK WP HR S P ERA WHIP	IP WLS BF H R ER SO BB IBB HBP BLK WP HR S P ERA WHIP	IP WLS BF H R ER SO BB IBB HBP BLK WP HR S P ERA WHIP	IP WLS BF H R ER SO BB IBB HBP BLK WP HR S P ERA WHIP	IP WLS BF H R ER SO BB IBB HBP BLK WP HR S P ERA WHIP	IP WLS BF H R ER SO BB IBB HBP BLK WP HR S P ERA WHIP	IP WLS BF H R ER SO BB IBB HBP BLK WP HR S P ERA WHIP	IP WLS BF H R ER SO BB IBB HBP BLK WP HR S P ERA WHIP	IP WLS BF H R ER SO BB IBB HBP BLK WP HR S P ERA WHIP	IP WLS BF H R ER SO BB IBB HBP BLK WP HR S P ERA WHIP	IP WLS BF H R ER SO BB IBB HBP BLK WP HR S P ERA WHIP	IP WLS BF H R ER SO BB IBB HBP BLK WP HR S P ERA WHIP	IP WLS BF H R ER SO BB IBB HBP BLK WP HR S P ERA WHIP	IP WLS BF H R ER SO BB IBB HBP BLK WP HR S P ERA WHIP	IP WLS BF H R ER SO BB IBB HBP BLK WP HR S P ERA WHIP	IP WLS BF H R ER SO BB IBB HBP BLK WP HR S P ERA WHIP	IP WLS BF H R ER SO BB IBB HBP BLK WP HR S P ERA WHIP	IP WLS BF H R ER SO BB IBB HBP BLK WP HR S P ERA WHIP	IP WLS BF H R ER SO BB IBB HBP BLK WP HR S P ERA WHIP	IP WLS BF H R ER SO BB IBB HBP BLK WP HR S P ERA WHIP	IP WLS BF H R ER SO BB IBB HBP BLK WP HR S P ERA WHIP

Oakland Athletics @ Baltimore Orioles
 Oriole Park at Camden Yards, Baltimore, MD
 Sat Aug 22 1992, 7:05 PM EDT
 Att: 45,580 - Cloudy - 81 F

AB	36
R	5
H	10
RBI	5
BB	4
SO	2
LOB	17



Batter	1	2	3	4	5	6	7	8	9	AB	R	H	RBI	BB	SO	LOB	BOTTOM					
Brady Anderson, L OBP: 0.382, SLG: 0.477	4-1 CS BB	4-1 1B BB		0-1 G4-3			0-2 G4-3		0-2 G6-3	3	0	0	0	2	0	0						
Randy Milligan, R OBP: 0.397, SLG: 0.359	2-0 L5	2-1 G6-4-3 1B			4-2 BB		0-1 G4-3		3-3 K	4	0	1	2	1	1	1						
Mike Devereaux, R OBP: 0.321, SLG: 0.468	1-1 1B	1-0 G6-4-3			1-2 F9		3-3 K			4	0	1	0	0	1	3						
Glenn Davis, R OBP: 0.360, SLG: 0.459	1-2 1B		1-0 G5-4-3 1B		0-3 K			1-1 1B 2B		4	0	3	0	0	1	1						
Tim Lincecum, R OBP: 0.357, SLG: 0.386	1-2 1B									0	0	0	0	0	0	0						
Cal Ripken Jr., R OBP: 0.328, SLG: 0.358	1-2 G1-3		1-2 G5-4-3		3-3 K2-3			0-1 F7		4	0	0	0	0	1	5						
Chito Martinez, L OBP: 0.375, SLG: 0.415		4-2 1B BB	4-0 BB			2-3 K		0-2 1B		2	1	1	0	2	1	0						
Leo Gomez, R OBP: 0.369, SLG: 0.459		3-2 BB 1B 1B	1-2 P7			4-2 PB BB		2-1 F9		3	1	1	0	1	0	3						
Chris Hoiles, R OBP: 0.385, SLG: 0.500					3-3 K		2-2 F9		0-3 K	4	0	0	0	0	3	5						
Billy Ripken, R OBP: 0.280, SLG: 0.336		1-2 BB 1B			0-0 F7		1-3 K			3	1	1	1	0	1	1						
David Segui, S OBP: 0.311, SLG: 0.309		1-2 BB 1B							0-0 G3	1	0	0	0	0	0	0						
Inning Stats	R: 0 E: 0 K: 0 S: 10	H: 2 LOB: 2 BB: 1 P: 19	R: 3 E: 0 K: 1 S: 19	H: 3 LOB: 1 BB: 2 P: 34	R: 0 E: 0 K: 0 S: 7	H: 1 LOB: 1 BB: 1 P: 14	R: 0 E: 0 K: 1 S: 11	H: 0 LOB: 0 BB: 0 P: 14	R: 0 E: 0 K: 2 S: 14	H: 0 LOB: 1 BB: 1 P: 22	R: 0 E: 0 K: 2 S: 14	H: 0 LOB: 1 BB: 1 P: 23	R: 0 E: 0 K: 1 S: 8	H: 0 LOB: 0 BB: 0 P: 11	R: 0 E: 0 K: 1 S: 14	H: 2 LOB: 2 BB: 0 P: 17	R: 0 E: 0 K: 1 S: 7	H: 0 LOB: 0 BB: 0 P: 10	1B: 7 2B: 1 3B: 0 HR: 0	SF: 0 SAC: 0 DP: 2 HBP: 0	WP: 0 PB: 1 SB: 0 CS: 1	PA: 38
PITCHER	IP WLS BF H R ER SO BB IBB HBP BLK WP HR S P ERA WHIP	IP WLS BF H R ER SO BB IBB HBP BLK WP HR S P ERA WHIP	IP WLS BF H R ER SO BB IBB HBP BLK WP HR S P ERA WHIP	IP WLS BF H R ER SO BB IBB HBP BLK WP HR S P ERA WHIP	IP WLS BF H R ER SO BB IBB HBP BLK WP HR S P ERA WHIP	IP WLS BF H R ER SO BB IBB HBP BLK WP HR S P ERA WHIP	IP WLS BF H R ER SO BB IBB HBP BLK WP HR S P ERA WHIP	IP WLS BF H R ER SO BB IBB HBP BLK WP HR S P ERA WHIP	IP WLS BF H R ER SO BB IBB HBP BLK WP HR S P ERA WHIP	IP WLS BF H R ER SO BB IBB HBP BLK WP HR S P ERA WHIP	IP WLS BF H R ER SO BB IBB HBP BLK WP HR S P ERA WHIP	IP WLS BF H R ER SO BB IBB HBP BLK WP HR S P ERA WHIP	IP WLS BF H R ER SO BB IBB HBP BLK WP HR S P ERA WHIP	IP WLS BF H R ER SO BB IBB HBP BLK WP HR S P ERA WHIP	IP WLS BF H R ER SO BB IBB HBP BLK WP HR S P ERA WHIP	IP WLS BF H R ER SO BB IBB HBP BLK WP HR S P ERA WHIP	IP WLS BF H R ER SO BB IBB HBP BLK WP HR S P ERA WHIP	IP WLS BF H R ER SO BB IBB HBP BLK WP HR S P ERA WHIP	IP WLS BF H R ER SO BB IBB HBP BLK WP HR S P ERA WHIP	IP WLS BF H R ER SO BB IBB HBP BLK WP HR S P ERA WHIP	IP WLS BF H R ER SO BB IBB HBP BLK WP HR S P ERA WHIP	IP WLS BF H R ER SO BB IBB HBP BLK WP HR S P ERA WHIP

Oakland Athletics @ Baltimore Orioles
 Oriole Park at Camden Yards, Baltimore, MD
 Sat Aug 22 1992, 7:05 PM EDT
 Att: 45,580 - Cloudy - 81 F

AB	32
R	3
H	8
RBI	3
BB	6
SO	9
LOB	19



Batter	1	2	3	4	5	6	7	8	9	AB	R	H	RBI	BB	SO	LOB	TOP				
Rickey Henderson, R OBP: 0.429, SLG: 0.461	(1, 7) F8		(1, 0) SH3 G4-3 2B		(1, 0) BB		(1, 0) 1B 1B	(2, 0) K		4	2	2	0	1	1	1	Oakland Athletics @ Baltimore Orioles Oriole Park at Camden Yards, Baltimore, MD Sun Aug 23 1992, 3:33 AM EDT Att: 45,479 - Sunny - 85 F				
Jerry Browne, S OBP: 0.359, SLG: 0.324	(1, 5) F7		(1, 0) SH3 2-3		(1, 0) F7		(1, 0) P8 1-2	(1, 1) 1B 1B		4	0	1	0	0	0	3					
Jose Canseco, R OBP: 0.335, SLG: 0.469	(1, 10) G6-3		(2, 0) G4-3		(2, 0) F7		(2, 0) 1B 1B 2-H 3-H	(0, 1) 1B 1B 1-2 2-H		5	1	2	4	0	0	1					
Harold Baines, L OBP: 0.328, SLG: 0.372		(3, 1) HR	(4, 2) BB		(1, 1) L8		(1, 3) 1B 1B	(0, 1) G4-3		4	1	2	1	1	0	3					
Terry Steinbach, R OBP: 0.357, SLG: 0.433	(1, 2) F9		(0, 3) K			(1, 0) G6-3	(2, 0) F9		(1, 3) K	5	0	0	0	0	2	3					
Carney Lansford, R OBP: 0.327, SLG: 0.383	(1, 3) F8			(0, 1) 1B		(0, 0) G4-3	(1, 2) FC6-4 1B		(0, 0) 2B	5	0	3	1	0	0	0					
Mike Bordick, R OBP: 0.356, SLG: 0.363	(1, 4) E5 BB			(0, 3) K		(2, 1) G4-3	(1, 1) FC6-4 1B 1-2		(3, 2) F7	5	0	0	0	0	1	4					
Walt Weiss, S OBP: 0.327, SLG: 0.259	(1, 6) 4-2 1-2 BB			(1, 3) K			(2, 0) 2B 1B	(4, 2) 1B 1B BB	(0, 0) F9	3	2	1	0	2	1	2					
Lance Blankenship, R OBP: 0.385, SLG: 0.337	(1, 8) 2-3 K			(1, 0) G5-3			(1, 1) 1B 1B 2B	(2, 3) K		4	1	1	1	0	2	4					
Inning Stats	R: 0 E: 0 K: 0 S: 9	H: 0 LOB: 0 BB: 0 P: 17	R: 1 E: 1 K: 1 S: 13	H: 1 LOB: 2 BB: 1 P: 25	R: 1 E: 0 K: 1 S: 8	H: 1 LOB: 1 BB: 1 P: 15	R: 0 E: 0 K: 2 S: 9	H: 1 LOB: 1 BB: 0 P: 11	R: 0 E: 0 K: 0 S: 4	H: 0 LOB: 1 BB: 0 P: 7	R: 4 E: 0 K: 0 S: 14	H: 6 LOB: 2 BB: 0 P: 23	R: 1 E: 0 K: 2 S: 14	H: 2 LOB: 2 BB: 1 P: 21	R: 0 E: 0 K: 1 S: 8	H: 1 LOB: 0 BB: 0 P: 12	1B: 8 2B: 3 3B: 0 HR: 1	SF: 0 SAC: 1 DP: 0 HBP: 0	WP: 0 PB: 0 SB: 1 CS: 0	PA: 44	
PITCHER	IP	WLS	BF	H	R	ER	SO	BB	IBB	HBP	BLK	WP	HR	S	P	ERA	WHIP				
Ben McDonald, R ERA: 4.49	(1, 1) 6.1	L	30	7	6	6	4	3	0	0	0	0	1	57	101	8.53	1.579				
Pat Clements, L ERA: 2.92	(7, 1) 0.0	1	1	0	0	0	0	0	0	0	0	0	0	1	1	∞	∞				
Storm Davis, R ERA: 3.19	(7, 1) 2.2	S	13	4	1	1	3	1	0	0	0	0	0	26	40	3.38	1.875				

AB	39
R	7
H	12
RBI	7
BB	4
SO	7
LOB	21



Batter	1	2	3	4	5	6	7	8	9	AB	R	H	RBI	BB	SO	LOB	BOTTOM					
Brady Anderson, L OBP: 0.381, SLG: 0.474	(1, 7) F7		(1, 2) F8			(2, 1) G4-3		(1, 1) G4-3	(2, 1) 1B	5	0	1	1	0	0	1	Oakland Athletics @ Baltimore Orioles Oriole Park at Camden Yards, Baltimore, MD Sun Aug 23 1992, 3:33 AM EDT Att: 45,479 - Sunny - 85 F					
Randy Milligan, R OBP: 0.395, SLG: 0.355	(1, 3) F9			(1, 0) G6-3		(4, 1) BB BB		(0, 1) G4-3	(0, 1) F8	4	0	0	0	1	0	2						
Mike Devereaux, R OBP: 0.323, SLG: 0.468	(1, 8) K			(3, 2) G4-3 1B		(0, 1) P6		(0, 1) 1B		4	1	2	0	0	1	1						
Glenn Davis, R OBP: 0.358, SLG: 0.454	(1, 10) K		(3, 3) K	(1, 0) E5 G4-3		(4, 0) 1B		(3, 2) L4		3	0	0	0	1	1	2						
Cal Ripken Jr., R OBP: 0.327, SLG: 0.357	(1, 6) G6-3			(1, 0) G4-3		(1, 2) BB			(1, 1) 1B 1B	4	1	1	1	0	0	3						
Chito Martinez, L OBP: 0.385, SLG: 0.402	(1, 9) G4-3			(2, 3) K			(1, 0) F8		(2, 0) L9	4	0	0	0	0	1	2						
Leo Gomez, R OBP: 0.368, SLG: 0.456	(1, 5) 4-2 BB				(1, 1) F7		(2, 2) F8		(3, 1) F8	3	0	0	0	1	0	1						
Mark McLemore, S OBP: 0.332, SLG: 0.315	(1, 4) F7			(1, 1) G4-3			(1, 0) 1B		(1, 1) 1B 1B	4	1	2	0	0	0	1						
Jeff Tackett, R OBP: 0.293, SLG: 0.377	(1, 2) K			(1, 3) K			(1, 1) L9		(1, 0) 1B 1B	3	0	0	0	0	1	2						
David Segui, S OBP: 0.315, SLG: 0.313	(9, PH)								(1, 3) 1B	1	0	1	1	0	0	0						
Inning Stats	R: 0 E: 0 K: 1 S: 6	H: 0 LOB: 0 BB: 0 P: 7	R: 0 E: 0 K: 1 S: 9	H: 0 LOB: 0 BB: 0 P: 16	R: 0 E: 0 K: 1 S: 10	H: 0 LOB: 1 BB: 1 P: 17	R: 1 E: 1 K: 1 S: 9	H: 1 LOB: 1 BB: 0 P: 17	R: 0 E: 0 K: 0 S: 6	H: 0 LOB: 0 BB: 0 P: 9	R: 0 E: 0 K: 0 S: 7	H: 0 LOB: 2 BB: 2 P: 20	R: 0 E: 0 K: 0 S: 8	H: 1 LOB: 1 BB: 0 P: 14	R: 0 E: 0 K: 0 S: 10	H: 1 LOB: 1 BB: 0 P: 14	R: 2 E: 0 K: 0 S: 12	H: 4 LOB: 2 BB: 0 P: 22	1B: 7 2B: 0 3B: 0 HR: 0	SF: 0 SAC: 0 DP: 0 HBP: 0	WP: 0 PB: 0 SB: 0 CS: 0	PA: 38
PITCHER	IP	WLS	BF	H	R	ER	SO	BB	IBB	HBP	BLK	WP	HR	S	P	ERA	WHIP					
Mike Moore, R ERA: 4.2	(1, 1) 8.2	W	36	6	3	2	4	3	0	0	0	0	0	73	130	2.08	1.038					
Vince Horsman, L ERA: 2.65	(9, 1) 0.0	S	1	1	0	0	0	0	0	0	0	0	0	2	4	∞	∞					
Dennis Eckersley, R ERA: 1.78	(9, 1) 0.1	S	1	0	0	0	0	0	0	0	0	0	0	2	2	0.00	0.000					

AB	35
R	3
H	7
RBI	3
BB	3
SO	4
LOB	15



Batter	1	2	3	4	5	6	7	8	9	AB	R	H	RBI	BB	SO	LOB	TOP
Luis Polonia, L OBP: 0.353, SLG: 0.341	F7			G4-3		G3		L3		4	0	0	0	0	0	3	California Angels @ Baltimore Orioles Oriole Park at Camden Yards, Baltimore, MD Tue Aug 25 1992, 7:05 PM EDT Att: 44,915 - Cloudy - 91 F
Luis Sojo, R OBP: 0.312, SLG: 0.420	P2			K			F8		G3-1	4	0	0	0	0	1	0	
Junior Felix, S OBP: 0.287, SLG: 0.366	G4-3			K			K		K	4	0	0	0	0	3	0	
Tim Salmon, R OBP: 0.304, SLG: 0.400		L6			E5				G5-3	4	0	0	0	0	0	0	
Chad Curtis, R OBP: 0.338, SLG: 0.378		G4-3			L5-3				G6-3	2	1	1	0	1	0	0	
Gary Gaetti, R OBP: 0.286, SLG: 0.325		G5-3			L5-3				F9	3	0	0	0	0	0	3	
Gary Disarcina, R OBP: 0.294, SLG: 0.314				K					G5-3	3	0	1	0	0	1	0	
Greg Myers, L OBP: 0.271, SLG: 0.359				F8					G4-3	3	0	1	0	0	0	0	
Damon Easley, R OBP: 0.310, SLG: 0.263				F9					G5-3	3	0	1	1	0	0	2	
Inning Stats	R: 0 H: 0 E: 0 K: 0 S: 7	H: 0 R: 0 ER: 0 LOB: 0 BB: 0 P: 13	H: 0 R: 0 ER: 0 LOB: 0 BB: 0 P: 12	H: 0 R: 0 ER: 0 LOB: 0 BB: 0 P: 16	H: 0 R: 0 ER: 0 LOB: 0 BB: 0 P: 13	H: 1 R: 0 ER: 1 LOB: 0 BB: 0 P: 9	H: 1 R: 0 ER: 0 LOB: 1 BB: 0 P: 8	H: 0 R: 0 ER: 0 LOB: 0 BB: 0 P: 13	H: 2 R: 0 ER: 0 LOB: 2 BB: 0 P: 19	H: 0 R: 0 ER: 0 LOB: 0 BB: 0 P: 7	1B: 4 2B: 0 3B: 1 HR: 0	SF: 0 SAC: 0 DP: 0 HBP: 0	WP: 0 PA: 31 PB: 0 SB: 1 CS: 0				
PITCHER	IP WLS BF H R ER SO BB IBB HBP BLK WP HR S P ERA WHIP																
Rick Sutcliffe, R ERA: 4.08	(1, 1) 8.0 W 28 4 1 1 4 1 0 0 0 0 0 59 103 1.12 0.625																
Gregg Olson, R ERA: 2.4	(9, 1) 1.0 3 0 0 0 1 0 0 0 0 0 0 7 7 0.00 0.000																


Batter	1	2	3	4	5	6	7	8	9	AB	R	H	RBI	BB	SO	LOB	BOTTOM
Brady Anderson, L OBP: 0.383, SLG: 0.472	F9		G4-3		F8		F8			3	3	1	0	2	0	0	California Angels @ Baltimore Orioles Oriole Park at Camden Yards, Baltimore, MD Tue Aug 25 1992, 7:05 PM EDT Att: 44,915 - Cloudy - 91 F
Randy Milligan, R OBP: 0.394, SLG: 0.357			G1-6-3		K					4	0	2	0	0	1	1	
David Segui, S OBP: 0.314, SLG: 0.312										1	0	1	2	0	0	0	
Mike Devereaux, R OBP: 0.324, SLG: 0.473	P4				F8		F8		F9	5	1	1	1	0	0	6	
Glenn Davis, R OBP: 0.351, SLG: 0.444	G5-3		F9				SF9		E5	4	0	1	2	0	0	2	
Cal Ripken Jr., R OBP: 0.326, SLG: 0.353					P4		F7		G6-3	4	1	1	0	1	0	4	
Chito Martinez, L OBP: 0.375, SLG: 0.435			G6-4-3							4	2	3	1	0	0	1	
Leo Gomez, R OBP: 0.373, SLG: 0.456			G6-3		P4					4	1	2	0	0	0	3	
Chris Hoiles, R OBP: 0.389, SLG: 0.505					FC6-4		P6			4	1	2	1	0	0	3	
Billy Ripken, R OBP: 0.275, SLG: 0.331					F9		G1-4-3		SF9	3	0	0	1	0	1	4	
Inning Stats	R: 0 H: 1 E: 0 K: 0 S: 11	H: 1 R: 1 ER: 0 LOB: 1 BB: 0 P: 17	H: 1 R: 1 ER: 0 LOB: 1 BB: 1 P: 21	H: 1 R: 1 ER: 0 LOB: 0 BB: 0 P: 13	H: 2 R: 0 ER: 0 LOB: 2 BB: 0 P: 19	H: 2 R: 1 ER: 0 LOB: 1 BB: 0 P: 20	H: 2 R: 1 ER: 0 LOB: 0 BB: 0 P: 14	H: 1 R: 1 ER: 0 LOB: 1 BB: 1 P: 18	H: 4 R: 4 ER: 2 LOB: 2 BB: 1 P: 31	H: 0 R: 0 ER: 0 LOB: 0 BB: 0 P: 7	1B: 10 2B: 2 3B: 0 HR: 2	SF: 2 SAC: 0 DP: 1 HBP: 0	WP: 0 PA: 41 PB: 0 SB: 1 CS: 0				
PITCHER	IP WLS BF H R ER SO BB IBB HBP BLK WP HR S P ERA WHIP																
Bert Blyleven, R ERA: 4.85	(1, 1) 5.0 L 24 8 4 4 2 1 0 0 0 0 0 62 45 15.43 2.571																
Scott Lewis, R ERA: 7.11	(6, 1) 2.1 13 5 5 4 0 1 1 0 0 0 0 23 45 7.20 1.800																
Scott Bailes, L ERA: 7.34	(8, 1) 0.0 1 1 0 0 0 0 0 0 0 0 0 1 1 ∞ ∞																
Mike Butcher, R ERA: 2.05	(8, 1) 0.2 3 0 0 0 0 0 0 0 0 0 0 6 12 0.00 0.000																


AB 30
R 1
H 4
RBI 1
BB 1
SO 5
LOB 8



AB 36
R 9
H 14
RBI 8
BB 3
SO 2
LOB 24



Batter	1	2	3	4	5	6	7	8	9	AB	R	H	RBI	BB	SO	LOB	TOP					
Luis Polonia, L (1, 7) OBP: 0.353, SLG: 0.341	G5-3		SH5-3				SH5-3		G4-3	3	1	1	0	0	0	0	California Angels @ Baltimore Orioles Oriole Park at Camden Yards, Baltimore, MD Wed Aug 26 1992, 7:05 PM EDT Att: 46,023 - Cloudy - 93 F					
Luis Sojo, R (1, 4) OBP: 0.317, SLG: 0.431	G1-3		SF7				L6		FC5-4	5	1	3	1	0	0	1						
Junior Felix, S (1, 10) OBP: 0.290, SLG: 0.368	1B		SF7						FC5-4	3	0	2	2	1	0	1						
Tim Salmon, R (1, 9) OBP: 0.286, SLG: 0.333	K		WP				F7		K	4	0	0	0	0	2	6						
Chad Curtis, R (1, 8) OBP: 0.334, SLG: 0.373		K	G1-3						G1-3	4	0	0	0	0	1	3						
Lee Stevens, L (1, 3) OBP: 0.275, SLG: 0.346					E5				G5-3	4	0	2	0	0	0	0						
Gary Disarcina, R (1, 6) OBP: 0.291, SLG: 0.311					L4-3				G5-3	4	0	0	0	0	0	3						
Mike Fitzgerald, R (1, 2) OBP: 0.286, SLG: 0.292					F7					3	0	0	0	0	1	1						
Ken Oberkell, L (8, FH) OBP: 0.258, SLG: 0.250					F8					0	0	0	0	1	0	0						
Rob Ducey, L (8, FR) OBP: 0.231, SLG: 0.265										0	0	0	0	0	0	0						
Greg Myers, L (8, 2) OBP: 0.271, SLG: 0.359										0	0	0	0	0	0	0						
Damon Easley, R (1, 5) OBP: 0.348, SLG: 0.357										4	2	3	0	0	1	2						
																						
Inning Stats	R: 0 E: 0 K: 1 S: 13	H: 1 LOB: 1 BB: 0 P: 17	R: 0 E: 0 K: 1 S: 8	H: 1 LOB: 1 BB: 0 P: 12	R: 2 E: 0 K: 0 S: 9	H: 2 LOB: 1 BB: 0 P: 16	R: 0 E: 1 K: 0 S: 7	H: 0 LOB: 0 BB: 0 P: 9	R: 2 E: 1 K: 0 S: 11	H: 4 LOB: 1 BB: 0 P: 14	R: 0 E: 0 K: 1 S: 10	H: 0 LOB: 0 BB: 0 P: 14	R: 0 E: 0 K: 0 S: 9	H: 1 LOB: 2 BB: 1 P: 18	R: 0 E: 0 K: 1 S: 10	H: 1 LOB: 2 BB: 1 P: 15	R: 0 E: 0 K: 1 S: 12	H: 1 LOB: 1 BB: 0 P: 19	1B: 7 2B: 4 3B: 1 HR: 0	SF: 1 SAC: 2 DP: 1 HBP: 1	WP: 1 PB: 0 SB: 0 CS: 1	PA: 40
PITCHER	IP WLS BF H R ER SO BB IBB HBP BLK WP HR S P ERA WHIP																					
35 Mike Mussina, R (1, 1) ERA: 2.93	6.0	27	9	4	4	3	0	0	0	0	0	0	0	0	1	60	86	6.00	1.500			
Pat Clements, L (7, 1) ERA: 2.79	0.1	1	0	0	0	0	0	0	0	0	0	0	0	0	1	1	28	0.00	0.000			
Todd Frohwrth, R (7, 1) ERA: 2.28	1.2	W	8	1	0	0	1	1	1	0	0	0	0	0	16	28	0.00	1.200				
Gregg Olson, R (9, 1) ERA: 2.36	1.0	S	4	1	0	0	1	0	0	0	0	0	0	0	12	19	0.00	1.000				

Batter	1	2	3	4	5	6	7	8	9	AB	R	H	RBI	BB	SO	LOB	BOTTOM					
Brady Anderson, L (1, 7) OBP: 0.384, SLG: 0.471	F8		F7				K			3	1	1	0	1	1	0	California Angels @ Baltimore Orioles Oriole Park at Camden Yards, Baltimore, MD Wed Aug 26 1992, 7:05 PM EDT Att: 46,023 - Cloudy - 93 F					
Randy Milligan, R (1, 3) OBP: 0.395, SLG: 0.375	1B									4	2	2	3	0	1	1						
David Segui, S (8, 3) OBP: 0.314, SLG: 0.312	F9		K							0	0	0	0	0	0	0						
Mike Devereaux, R (1, 8) OBP: 0.326, SLG: 0.485	F8									4	2	2	2	0	0	1						
Glenn Davis, R (1, 10) OBP: 0.350, SLG: 0.445										4	0	1	0	0	3	0						
Cal Ripken Jr., R (1, 6) OBP: 0.325, SLG: 0.354										4	0	1	0	0	2	1						
Chito Martinez, L (1, 9) OBP: 0.378, SLG: 0.433										3	0	1	0	1	0	0						
Leo Gomez, R (1, 5) OBP: 0.372, SLG: 0.453										3	0	0	0	1	0	4						
Chris Hoiles, R (1, 2) OBP: 0.390, SLG: 0.516										3	1	1	1	1	0	1						
Billy Ripken, R (1, 4) OBP: 0.271, SLG: 0.326										4	0	0	0	0	0	4						
																						
Inning Stats	R: 0 E: 0 K: 0 S: 6	H: 1 LOB: 0 BB: 0 P: 9	R: 0 E: 0 K: 1 S: 16	H: 1 LOB: 2 BB: 2 P: 35	R: 1 E: 0 K: 2 S: 10	H: 1 LOB: 0 BB: 0 P: 15	R: 0 E: 0 K: 0 S: 8	H: 0 LOB: 0 BB: 0 P: 15	R: 0 E: 0 K: 1 S: 9	H: 0 LOB: 0 BB: 0 P: 11	R: 1 E: 0 K: 0 S: 17	H: 3 LOB: 2 BB: 0 P: 25	R: 4 E: 0 K: 2 S: 18	H: 3 LOB: 1 BB: 1 P: 32	R: 0 E: 0 K: 0 S: 6	H: 0 LOB: 1 BB: 1 P: 15	R: 0 E: 0 K: 0 S: 6	H: 0 LOB: 1 BB: 1 P: 15	1B: 2 2B: 2 3B: 0 HR: 5	SF: 0 SAC: 0 DP: 0 HBP: 0	WP: 0 PB: 0 SB: 1 CS: 0	PA: 36
PITCHER	IP WLS BF H R ER SO BB IBB HBP BLK WP HR S P ERA WHIP																					
Julio Valera, R (1, 1) ERA: 3.81	5.2	24	6	2	2	5	2	0	0	0	0	0	0	0	1	8	12	13.50	1.500			
Chuck Crim, R (6, 1) ERA: 5.42	0.0	1	0	0	0	0	1	0	0	0	0	0	0	0	4	∞	∞	∞	∞			
Tim Fortugno, L (7, 1) ERA: 3.82	0.2	L	4	2	3	3	2	0	0	0	0	2	13	20	40.50	3.000						
Mike Butcher, R (7, 1) ERA: 2.78	1.0	4	0	0	0	0	1	0	0	0	0	0	6	15	0.00	1.000						

Batter	1	2	3	4	5	6	7	8	9	AB	R	H	RBI	BB	SO	LOB	TOP			
Brady Anderson, L (1, 7) OBP: 0.384, SLG: 0.468										3	1	0	0	2	0	4	Baltimore Orioles @ Seattle Mariners The Kingdome, Seattle, WA Fri Aug 28 1992, 10:05 PM EDT Att: 14,738 - Dome - 70 F			
Randy Milligan, R (1, 3) OBP: 0.393, SLG: 0.372										3	1	0	1	1	1	2				
Mike Devereaux, R (1, 8) OBP: 0.326, SLG: 0.482										3	0	0	0	1	1	0				
Glenn Davis, R (1, 10) OBP: 0.347, SLG: 0.439										4	0	0	0	1	1	2				
Cal Ripken Jr., R (1, 6) OBP: 0.325, SLG: 0.352										3	1	0	0	1	0	3				
Chito Martinez, L (1, 9) OBP: 0.375, SLG: 0.438										3	1	1	1	0	1	1				
Leo Gomez, R (1, 5) OBP: 0.373, SLG: 0.452										3	0	1	0	1	1	2				
Chris Hoiles, R (1, 2) OBP: 0.392, SLG: 0.513										3	0	1	1	1	0	4				
Billy Ripken, R (1, 4) OBP: 0.276, SLG: 0.330										3	0	2	1	0	1	0				
Sam Horn, L (8, PH) OBP: 0.320, SLG: 0.409										1	0	0	0	0	0	1				
Tim Hulett, R (8, 4) OBP: 0.357, SLG: 0.386										0	0	0	0	0	0	0				
Inning Stats	R: 1 E: 0 K: 0 S: 9	H: 0 LOB: 0 BB: 1 P: 20	R: 0 E: 0 K: 1 S: 6	H: 0 LOB: 1 BB: 1 P: 13	R: 0 E: 0 K: 0 S: 11	H: 1 LOB: 2 BB: 1 P: 21	R: 1 E: 0 K: 1 S: 17	H: 1 LOB: 2 BB: 2 P: 33	R: 1 E: 0 K: 0 S: 11	H: 0 LOB: 0 BB: 1 P: 13	R: 0 E: 0 K: 1 S: 7	H: 0 LOB: 0 BB: 0 P: 12	R: 1 E: 0 K: 0 S: 13	H: 2 LOB: 1 BB: 0 P: 21	R: 0 E: 0 K: 1 S: 7	H: 0 LOB: 0 BB: 0 P: 7	1B: 4 2B: 1 3B: 0 HR: 0	SF: 2 SAC: 0 DP: 0 HBP: 1	WP: 0 PB: 0 SB: 2 CS: 1	PA: 40
PITCHER	IP WLS BF H R ER SO BB IBB HBP BLK WP HR S P ERA WHIP																			
Tim Leary, R (1, 1) ERA: 5.52	5.0 W 26 3 3 2 2 7 0 1 0 0 0 0 0 54 110 3.60 2.000																			
Mike Schooler, R (6, 1) ERA: 5.1	2.0 6 0 0 0 3 1 0 0 0 0 0 0 0 14 25 0.00 0.500																			
Shawn Barton, L (8, 1) ERA: 4.0	0.0 1 0 1 1 0 0 0 0 0 0 0 0 0 4 7 0.00 0.000																			
Jeff Nelson, R (8, 1) ERA: 3.14	2.0 S 7 1 0 0 1 0 0 0 0 0 0 0 0 16 21 0.00 0.500																			

AB	29
R	4
H	5
RBI	4
BB	8
SO	6
LOB	19



Batter	1	2	3	4	5	6	7	8	9	AB	R	H	RBI	BB	SO	LOB	BOTTOM			
Omar Vizquel, S (1, 6) OBP: 0.362, SLG: 0.378										5	1	2	1	0	0	2	Baltimore Orioles @ Seattle Mariners The Kingdome, Seattle, WA Fri Aug 28 1992, 10:05 PM EDT Att: 14,738 - Dome - 70 F			
Edgar Martinez, R (1, 10) OBP: 0.404, SLG: 0.550										5	2	2	1	0	0	2				
Ken Griffey Jr., L (1, 8) OBP: 0.371, SLG: 0.556										4	1	1	0	1	1	3				
Kevin Mitchell, R (1, 7) OBP: 0.346, SLG: 0.426										1	0	1	1	0	0	0				
Henry Cotto, R (3, PR) OBP: 0.317, SLG: 0.367										3	0	1	1	0	0	4				
Tino Martinez, L (1, 3) OBP: 0.310, SLG: 0.402										4	1	2	1	1	1	1				
Jay Buhner, R (1, 9) OBP: 0.327, SLG: 0.412										3	0	1	1	1	1	0				
Bret Boone, R (1, 4) OBP: 0.273, SLG: 0.333										5	0	1	0	0	2	5				
Dave Valle, R (1, 2) OBP: 0.310, SLG: 0.364										4	1	2	0	0	1	4				
Mike Blowers, R (1, 5) OBP: 0.243, SLG: 0.206										4	0	1	0	0	2	3				
Inning Stats	R: 1 E: 1 K: 1 S: 13	H: 1 LOB: 1 BB: 0 P: 19	R: 0 E: 0 K: 1 S: 11	H: 1 LOB: 0 BB: 0 P: 16	R: 1 E: 0 K: 1 S: 15	H: 2 LOB: 3 BB: 1 P: 27	R: 1 E: 0 K: 1 S: 13	H: 3 LOB: 2 BB: 0 P: 19	R: 1 E: 1 K: 1 S: 12	H: 3 LOB: 2 BB: 0 P: 16	R: 2 E: 0 K: 1 S: 13	H: 3 LOB: 2 BB: 1 P: 26	R: 0 E: 0 K: 2 S: 12	H: 1 LOB: 1 BB: 1 P: 19	R: 0 E: 0 K: 2 S: 7	H: 0 LOB: 0 BB: 0 P: 14	1B: 9 2B: 3 3B: 1 HR: 1	SF: 1 SAC: 0 DP: 0 HBP: 1	WP: 0 PB: 0 SB: 2 CS: 2	PA: 43
PITCHER	IP WLS BF H R ER SO BB IBB HBP BLK WP HR S P ERA WHIP																			
Ben McDonald, R (1, 1) ERA: 4.54	4.0 L 25 10 4 3 4 0 2 0 0 0 0 0 38 68 6.75 2.750																			
Alan Mills, R (5, 1) ERA: 2.46	4.0 18 4 2 2 4 0 0 0 0 0 0 0 38 68 4.50 1.000																			



Batter	1	2	3	4	5	6	7	8	9	AB	R	H	RBI	BB	SO	LOB	TOP							
Brady Anderson, L (1, 7) OBP: 0.381, SLG: 0.463	F9		L8		K2-3	FC3-6 2B		G4-3		5	1	0	0	0	1	4								
Randy Milligan, R (1, 3) OBP: 0.397, SLG: 0.383	1B		2B		F9				K	5	1	4	2	0	1	0								
David Segui, S (9, 3) OBP: 0.314, SLG: 0.312	2B		1B		1B					0	0	0	0	0	0	0								
Mike Devereaux, R (1, 8) OBP: 0.327, SLG: 0.481	1B		1B		FC			G4-3	L7	5	0	2	1	0	0	2								
Glenn Davis, R (1, 10) OBP: 0.345, SLG: 0.438	G6-4-3		1B		F9				L7	5	0	1	1	0	0	4								
Cal Ripken Jr., R (1, 6) OBP: 0.324, SLG: 0.350		L5	F8							3	0	0	0	1	1	2								
Chito Martinez, L (1, 9) OBP: 0.366, SLG: 0.426					K					4	0	0	0	0	2	3								
Leo Gomez, R (1, 5) OBP: 0.372, SLG: 0.450					P5					4	1	1	0	0	0	0								
Chris Hoiles, R (1, 2) OBP: 0.390, SLG: 0.509					F9	FC3-6 2B		F7		4	0	1	0	0	2	1								
Billy Ripken, R (1, 4) OBP: 0.279, SLG: 0.332					1B					4	1	2	0	0	0	2								
Inning Stats	R: 0 H: 2 E: 0 K: 0 S: 11	H: 0 LOB: 1 BB: 0 P: 16	R: 0 H: 0 E: 0 K: 1 S: 6	H: 0 LOB: 0 BB: 0 P: 9	R: 2 H: 4 E: 0 K: 1 S: 14	H: 4 LOB: 2 BB: 0 P: 21	R: 0 H: 1 E: 0 K: 1 S: 13	H: 1 LOB: 1 BB: 0 P: 17	R: 0 H: 1 E: 1 K: 1 S: 15	H: 1 LOB: 3 BB: 1 P: 22	R: 2 H: 2 E: 1 K: 1 S: 13	H: 2 LOB: 1 BB: 0 P: 18	R: 0 H: 0 E: 0 K: 1 S: 8	H: 0 LOB: 0 BB: 0 P: 12	R: 0 H: 1 E: 0 K: 0 S: 10	H: 1 LOB: 1 BB: 0 P: 18	R: 0 H: 0 E: 0 K: 1 S: 7	H: 0 LOB: 0 BB: 0 P: 11	1B: 8 2B: 3 3B: 0 HR: 0	SF: 0 SAC: 0 DP: 1 HBP: 0	WP: 0 PB: 0 SB: 0 CS: 0	PA: 40		
PITCHER	IP	WLS	BF	H	R	ER	SO	BB	IBB	HBP	BLK	WP	HR	S	P	ERA	WHIP							
Mark Grant, R (1, 1) ERA: 4.26	5.2	L	29	10	4	2	5	1	0	0	0	0	0	70	100	3.18	1.941							
Calvin Jones, R (6, 1) ERA: 5.69	2.1		8	1	0	0	1	0	0	0	0	0	0	20	33	0.00	0.429							
Dennis Powell, L (9, 1) ERA: 5.25	1.0		3	0	0	0	1	0	0	0	0	0	0	7	11	0.00	0.000							

Baltimore Orioles @ Seattle Mariners
The Kingdome, Seattle, WA
Sat Aug 29 1992, 10:05 PM EDT
Att: 18,027 - Dome - 70 F

AB 39
R 4
H 11
RBI 4
BB 1
SO 7
LOB 18



Batter	1	2	3	4	5	6	7	8	9	AB	R	H	RBI	BB	SO	LOB	BOTTOM							
Henry Cotto, R (1, 7) OBP: 0.320, SLG: 0.374	G4-3									4	0	2	0	0	1	0								
Edgar Martinez, R (1, 5) OBP: 0.403, SLG: 0.548	L9									4	0	1	0	0	0	2								
Ken Griffey Jr., L (1, 8) OBP: 0.368, SLG: 0.551	F8									4	0	0	0	0	0	2								
Lance Parrish, R (1, 10) OBP: 0.306, SLG: 0.469		F9								3	0	1	0	1	0	2								
Jay Buhner, R (1, 9) OBP: 0.327, SLG: 0.410		F7								4	0	1	0	0	1	3								
Tino Martinez, L (1, 3) OBP: 0.307, SLG: 0.397		G3								4	0	0	0	0	2	3								
Dave Valle, R (1, 2) OBP: 0.310, SLG: 0.362										2	0	0	0	1	0	0								
Pete O'Brien, L (9, PH) OBP: 0.275, SLG: 0.366										1	0	0	0	0	0	2								
Bret Boone, R (1, 4) OBP: 0.250, SLG: 0.303										3	0	0	0	0	1	1								
Omar Vizquel, S (1, 6) OBP: 0.360, SLG: 0.375										3	0	0	0	0	0	1								
Inning Stats	R: 0 H: 0 E: 0 K: 0 S: 7	H: 0 LOB: 0 BB: 0 P: 13	R: 0 H: 0 E: 0 K: 0 S: 10	H: 0 LOB: 0 BB: 0 P: 14	R: 0 H: 0 E: 0 K: 0 S: 12	H: 0 LOB: 0 BB: 0 P: 18	R: 0 H: 2 E: 0 K: 1 S: 16	H: 2 LOB: 2 BB: 0 P: 24	R: 0 H: 0 E: 0 K: 1 S: 8	H: 0 LOB: 0 BB: 0 P: 12	R: 0 H: 1 E: 0 K: 0 S: 7	H: 1 LOB: 1 BB: 0 P: 11	R: 0 H: 1 E: 0 K: 1 S: 9	H: 1 LOB: 2 BB: 1 P: 18	R: 0 H: 1 E: 0 K: 1 S: 11	H: 1 LOB: 2 BB: 1 P: 17	1B: 3 2B: 2 3B: 0 HR: 0	SF: 0 SAC: 0 DP: 0 HBP: 0	WP: 0 PB: 0 SB: 0 CS: 0	PA: 34				
PITCHER	IP	WLS	BF	H	R	ER	SO	BB	IBB	HBP	BLK	WP	HR	S	P	ERA	WHIP							
Arthur Rhodes, L (1, 1) ERA: 3.96	7.2	W	28	4	0	0	4	1	0	0	0	0	0	73	116	0.00	0.652							
Todd Frohwrith, R (8, 1) ERA: 2.27	0.2		4	1	0	0	0	1	0	0	0	0	0	9	15	0.00	3.000							
Gregg Olson, R (9, 1) ERA: 2.32	0.2	S	2	0	0	0	1	0	0	0	0	0	0	5	6	0.00	0.000							

Baltimore Orioles @ Seattle Mariners
The Kingdome, Seattle, WA
Sat Aug 29 1992, 10:05 PM EDT
Att: 18,027 - Dome - 70 F

AB 32
R 0
H 5
RBI 0
BB 2
SO 5
LOB 16



Batter	1	2	3	4	5	6	7	8	9	AB	R	H	RBI	BB	SO	LOB	TOP			
Brady Anderson, L (1, 7) OBP: 0.381, SLG: 0.467										3	1	1	0	1	0	0	Baltimore Orioles @ Seattle Mariners The Kingdome, Seattle, WA Sun Aug 30 1992, 6:33 AM EDT Att: 17,504 - Dome - 70 F			
Randy Milligan, R (1, 3) OBP: 0.398, SLG: 0.383										3	1	1	0	0	0	0				
David Segui, S (9, 3) OBP: 0.314, SLG: 0.312										0	0	0	0	0	0	0				
Mike Devereaux, R (1, 8) OBP: 0.326, SLG: 0.479										4	0	1	1	0	0	2				
Glenn Davis, R (1, 10) OBP: 0.344, SLG: 0.436										4	0	1	0	0	0	0				
Cal Ripken Jr., R (1, 6) OBP: 0.325, SLG: 0.351										4	0	2	1	0	0	0				
Leo Gomez, R (1, 5) OBP: 0.369, SLG: 0.445										4	0	0	0	0	1	4				
Chito Martinez, L (1, 9) OBP: 0.358, SLG: 0.414										4	0	0	0	0	3	4				
Chris Hoiles, R (1, 2) OBP: 0.389, SLG: 0.506										3	0	1	0	0	0	3				
Billy Ripken, R (1, 4) OBP: 0.276, SLG: 0.328										3	0	0	0	0	0	1				
Inning Stats	R: 2 E: 0 K: 2 S: 23	H: 4 LOB: 3 BB: 0 P: 37	R: 0 E: 0 K: 0 S: 8	H: 0 LOB: 0 BB: 0 P: 14	R: 0 E: 0 K: 0 S: 7	H: 0 LOB: 0 BB: 0 P: 13	R: 0 E: 0 K: 1 S: 10	H: 1 LOB: 1 BB: 0 P: 13	R: 0 E: 0 K: 0 S: 3	H: 0 LOB: 0 BB: 0 P: 8	R: 0 E: 0 K: 0 S: 7	H: 0 LOB: 0 BB: 0 P: 12	R: 0 E: 0 K: 0 S: 6	H: 0 LOB: 0 BB: 0 P: 12	R: 0 E: 0 K: 1 S: 11	H: 1 LOB: 1 BB: 0 P: 17	1B: 6 2B: 0 3B: 2 HR: 0	SF: 0 SAC: 0 DP: 0 HBP: 1	WP: 0 PB: 0 SB: 0 CS: 0	PA: 34
PITCHER Dave Fleming, L (1, 1) ERA: 3.07	IP: 9.0 WLS: L BF: 34 H: 7 R: 2 ER: 2 SO: 4 BB: 1 IBB: 0 HBP: 1 BLK: 0 WP: 0 HR: 0 S: 81 P: 138 ERA: 2.00 WHIP: 0.889															PITCHER				

Batter	1	2	3	4	5	6	7	8	9	AB	R	H	RBI	BB	SO	LOB	BOTTOM					
Omar Vizquel, S (1, 6) OBP: 0.359, SLG: 0.374										4	0	1	0	0	0	2	Baltimore Orioles @ Seattle Mariners The Kingdome, Seattle, WA Sun Aug 30 1992, 6:33 AM EDT Att: 17,504 - Dome - 70 F					
Edgar Martinez, R (1, 10) OBP: 0.406, SLG: 0.553										4	0	3	0	0	0	0						
Ken Griffey Jr., L (1, 8) OBP: 0.365, SLG: 0.546										4	0	0	0	0	0	4						
Kevin Mitchell, R (1, 7) OBP: 0.348, SLG: 0.427										4	0	2	0	0	0	3						
Tino Martinez, L (1, 3) OBP: 0.304, SLG: 0.393										4	0	0	0	0	0	4						
Jay Buhner, R (1, 9) OBP: 0.328, SLG: 0.410										3	0	1	0	1	2	0						
Lance Parrish, R (1, 2) OBP: 0.322, SLG: 0.462										3	0	0	0	1	0	3						
John Moses, S (9, PR) OBP: 0.273, SLG: 0.300										0	0	0	0	0	0	0						
Harold Reynolds, S (1, 4) OBP: 0.322, SLG: 0.337										3	0	0	0	0	0	3						
Pete O'Brien, L (9, PH) OBP: 0.274, SLG: 0.365										1	0	0	0	0	0	1						
Mike Blowers, R (1, 5) OBP: 0.275, SLG: 0.243										3	0	2	0	0	1	1						
Inning Stats	R: 0 E: 0 K: 0 S: 12	H: 2 LOB: 2 BB: 0 P: 20	R: 0 E: 0 K: 1 S: 6	H: 0 LOB: 0 BB: 0 P: 12	R: 0 E: 0 K: 0 S: 11	H: 2 LOB: 1 BB: 0 P: 18	R: 0 E: 0 K: 0 S: 14	H: 1 LOB: 2 BB: 1 P: 26	R: 0 E: 0 K: 0 S: 7	H: 1 LOB: 0 BB: 0 P: 9	R: 0 E: 0 K: 0 S: 6	H: 1 LOB: 0 BB: 0 P: 10	R: 0 E: 0 K: 1 S: 13	H: 1 LOB: 1 BB: 0 P: 22	R: 0 E: 0 K: 0 S: 6	H: 1 LOB: 1 BB: 0 P: 10	R: 0 E: 0 K: 1 S: 9	H: 0 LOB: 1 BB: 1 P: 18	1B: 7 2B: 2 3B: 0 HR: 0	SF: 0 SAC: 0 DP: 2 HBP: 0	WP: 1 PB: 0 SB: 0 CS: 1	PA: 35
PITCHER Rick Sutcliffe, R (1, 1) ERA: 3.91	IP: 8.2 WLS: W BF: 34 H: 9 R: 0 ER: 0 SO: 3 BB: 2 IBB: 0 HBP: 0 BLK: 0 WP: 1 HR: 0 S: 82 P: 141 ERA: 0.00 WHIP: 1.269															PITCHER						
Gregg Olson, R (9, 1) ERA: 2.31	IP: 0.1 WLS: S BF: 1 H: 0 R: 0 ER: 0 SO: 0 BB: 0 IBB: 0 HBP: 0 BLK: 0 WP: 0 HR: 2 S: 4 P: 4 ERA: 0.00 WHIP: 0.000															PITCHER						



Batter	1	2	3	4	5	6	7	8	9	AB	R	H	RBI	BB	SO	LOB	TOP										
Brady Anderson, L (1, 7) OBP: 0.385, SLG: 0.468										3	1	2	0	2	1	0	Baltimore Orioles @ Oakland Athletics Oakland-Alameda County Coliseum, Oakland, CA Mon Aug 31 1992, 7:05 PM PDT Att: 25,442 - Cloudy - 68 F										
Randy Milligan, R (1, 3) OBP: 0.400, SLG: 0.381 David Segui, S (8, 3) OBP: 0.314, SLG: 0.312										2	1	0	0	3	0	2											
Mike Devereaux, R (1, 8) OBP: 0.327, SLG: 0.478										4	1	1	1	1	2	4											
Glenn Davis, R (1, 10) OBP: 0.345, SLG: 0.433										4	1	1	0	1	0	4											
Cal Ripken Jr., R (1, 6) OBP: 0.328, SLG: 0.354										5	0	3	2	0	0	2											
Chito Martinez, L (1, 9) OBP: 0.354, SLG: 0.407										5	0	1	0	0	1	3											
Leo Gomez, R (1, 5) OBP: 0.369, SLG: 0.443										4	0	1	0	1	0	2											
Chris Hoiles, R (1, 2) OBP: 0.394, SLG: 0.504										1	0	0	1	3	0	1											
Billy Ripken, R (1, 4) OBP: 0.273, SLG: 0.325										3	0	0	0	0	0	4											
Inning Stats	R: 0 E: 0 K: 1 S: 13	H: 1 LOB: 2 BB: 1 P: 27	R: 0 E: 0 K: 0 S: 12	H: 0 LOB: 1 BB: 1 P: 19	R: 0 E: 0 K: 1 S: 6	H: 1 LOB: 0 BB: 0 P: 9	R: 0 E: 0 K: 0 S: 8	H: 2 LOB: 1 BB: 0 P: 12	R: 0 E: 0 K: 0 S: 12	H: 0 LOB: 3 BB: 3 P: 27	R: 0 E: 0 K: 0 S: 6	H: 0 LOB: 1 BB: 1 P: 12	R: 4 E: 1 K: 1 S: 16	H: 3 LOB: 3 BB: 4 P: 40	R: 0 E: 0 K: 0 S: 7	H: 1 LOB: 1 BB: 0 P: 18	R: 0 E: 0 K: 0 S: 6	H: 1 LOB: 0 BB: 0 P: 7	1B: 9 2B: 0 3B: 0 HR: 0	SF: 0 SAC: 1 DP: 3 HBP: 0	WP: 0 PB: 0 SB: 2 CS: 1	PA: 43					
PITCHER	IP	WLS	BF	H	R	ER	SO	BB	IBB	HBP	BLK	WP	HR	S	P	ERA	WHIP										
Kelly Downs, R (1, 1) ERA: 3.71	6.1	L	32	6	4	4	3	7	2	0	0	0	0	64	126	5.68	2.053										
Mike Raczka, L (7, 1) ERA:	0.1		1	0	0	0	1	0	0	0	0	0	0	3	6	0.00	0.000										
Jim Corsi, R (7, 1) ERA: 1.93	1.1		7	2	0	0	0	2	0	0	0	0	0	13	32	0.00	3.000										
Todd Revenig, R (9, 1) ERA:	1.0		3	1	0	0	0	0	0	0	0	0	0	6	7	0.00	1.000										

Batter	1	2	3	4	5	6	7	8	9	AB	R	H	RBI	BB	SO	LOB	BOTTOM										
Rickey Henderson, R (1, 7) OBP: 0.428, SLG: 0.453										5	0	0	0	0	1	6	Baltimore Orioles @ Oakland Athletics Oakland-Alameda County Coliseum, Oakland, CA Mon Aug 31 1992, 7:05 PM PDT Att: 25,442 - Cloudy - 68 F										
Jerry Browne, S (1, 5) OBP: 0.367, SLG: 0.342										3	0	1	0	1	1	0											
Jose Canseco, R (1, 9) OBP: 0.335, SLG: 0.456 Lance Blankenship, R (1, PH) OBP: 0.387, SLG: 0.351										0	0	0	0	0	0	0											
Harold Baines, L (1, 10) OBP: 0.332, SLG: 0.380										3	0	0	0	1	2	2											
Carney Lansford, R (1, 3) OBP: 0.327, SLG: 0.393										4	0	0	0	0	0	3											
Terry Steinbach, R (1, 2) OBP: 0.348, SLG: 0.431										3	0	0	0	1	0	2											
Mike Bordick, R (1, 4) OBP: 0.357, SLG: 0.362										3	0	2	0	1	0	0											
Walt Weiss, S (1, 6) OBP: 0.322, SLG: 0.261										3	0	0	0	0	0	3											
Eric Fox, S (1, 8) OBP: 0.304, SLG: 0.408										2	0	0	0	2	1	1											
Inning Stats	R: 0 E: 0 K: 1 S: 9	H: 0 LOB: 3 BB: 1 P: 19	R: 0 E: 0 K: 1 S: 10	H: 1 LOB: 2 BB: 2 P: 23	R: 0 E: 0 K: 2 S: 9	H: 1 LOB: 1 BB: 0 P: 15	R: 0 E: 0 K: 0 S: 8	H: 0 LOB: 2 BB: 2 P: 16	R: 0 E: 0 K: 0 S: 10	H: 1 LOB: 2 BB: 1 P: 18	R: 0 E: 0 K: 1 S: 9	H: 0 LOB: 0 BB: 0 P: 15	R: 0 E: 0 K: 0 S: 8	H: 0 LOB: 0 BB: 0 P: 12	R: 0 E: 0 K: 0 S: 9	H: 0 LOB: 0 BB: 0 P: 11	R: 0 E: 0 K: 0 S: 7	H: 1 LOB: 1 BB: 0 P: 12	1B: 3 2B: 1 3B: 0 HR: 0	SF: 0 SAC: 2 DP: 0 HBP: 0	WP: 0 PB: 0 SB: 1 CS: 0	PA: 37					
PITCHER	IP	WLS	BF	H	R	ER	SO	BB	IBB	HBP	BLK	WP	HR	S	P	ERA	WHIP										
35 Mike Mussina, R (1, 1) ERA: 2.81	8.0	W	33	3	0	0	5	5	1	0	0	0	0	72	129	0.00	1.000										
Todd Frohwrith, R (9, 1) ERA: 2.24	1.0		4	1	0	0	0	0	0	0	0	0	0	7	12	0.00	1.000										



Batter	1	2	3	4	5	6	7	8	9	AB	R	H	RBI	BB	SO	LOB	TOP									
Brady Anderson, L (1, 7) OBP: 0.383, SLG: 0.464										4	1	0	0	1	2	1	Baltimore Orioles @ Oakland Athletics Oakland-Alameda County Coliseum, Oakland, CA Tue Sep 01 1992, 7:05 PM PDT Att: 21,303 - Cloudy - 68 F									
Randy Milligan, R (1, 3) OBP: 0.400, SLG: 0.387 David Segui, S (9, 3) OBP: 0.314, SLG: 0.312										4	1	1	1	1	2	3										
Mike Devereaux, R (1, 8) OBP: 0.331, SLG: 0.481										5	1	4	2	0	1	0										
Glenn Davis, R (1, 10) OBP: 0.345, SLG: 0.429										3	0	0	0	2	1	3										
Cal Ripken Jr., R (1, 6) OBP: 0.327, SLG: 0.352										5	0	1	1	0	1	6										
Chito Martinez, L (1, 9) OBP: 0.351, SLG: 0.409										4	0	1	1	0	0	5										
Tim Luetz, R (1, 5) OBP: 0.345, SLG: 0.371										4	0	0	0	0	1	4										
Chris Hoiles, R (1, 2) OBP: 0.392, SLG: 0.504										4	1	1	0	0	0	0										
Billy Ripken, R (1, 4) OBP: 0.271, SLG: 0.322 Mark McLemore, S (7, 4) OBP: 0.330, SLG: 0.313										2	1	0	0	0	0	1										
Inning Stats	R: 0 E: 0 K: 2 S: 9	H: 0 LOB: 0 BB: 0 P: 13	R: 0 E: 0 K: 1 S: 9	H: 0 LOB: 0 BB: 0 P: 10	R: 0 E: 1 K: 1 S: 10	H: 0 LOB: 1 BB: 0 P: 14	R: 2 E: 0 K: 1 S: 12	H: 3 LOB: 1 BB: 0 P: 23	R: 0 E: 0 K: 0 S: 5	H: 0 LOB: 0 BB: 0 P: 7	R: 0 E: 0 K: 1 S: 10	H: 1 LOB: 3 BB: 2 P: 22	R: 3 E: 1 K: 1 S: 19	H: 3 LOB: 2 BB: 1 P: 32	R: 0 E: 0 K: 0 S: 8	H: 0 LOB: 0 BB: 0 P: 9		R: 0 E: 0 K: 1 S: 10	H: 1 LOB: 2 BB: 1 P: 17	1B: 5 2B: 2 HR: 1	SF: 0 SAC: 1 DP: 0 HBP: 0	WP: 0 PB: 0 SB: 1 CS: 0	PA: 41			
PITCHER	IP	WLS	BF	H	R	ER	SO	BB	IBB	HBP	BLK	WP	HR	S	P	ERA	WHIP									
Joe Slusarski, R (1, 1) ERA: 5.45	5.0	L	22	4	2	2	5	2	0	0	0	0	0	1	48	78	3.60	1.200								
Kevin Campbell, R (6, 1) ERA: 4.32	1.2		10	3	3	1	2	1	0	0	0	0	0	0	24	38	5.40	2.400								
Vince Horsman, L (7, 1) ERA: 2.61	0.1		1	0	0	0	0	0	0	0	0	0	0	0	2	5	0.00	0.000								
Shawn Hillegas, R (8, 1) ERA: 5.45	1.0		3	0	0	0	0	0	0	0	0	0	0	0	8	9	0.00	0.000								
Jeff Russell, R (9, 1) ERA: 1.87	1.0		5	1	0	0	1	1	0	0	0	0	0	0	10	17	0.00	2.000								

AB	36
R	5
H	8
RBI	5
BB	4
SO	8
LOB	23



Batter	1	2	3	4	5	6	7	8	9	AB	R	H	RBI	BB	SO	LOB	BOTTOM									
Rickey Henderson, R (1, 7) OBP: 0.428, SLG: 0.452 Eric Fox, S (9, 7) OBP: 0.394, SLG: 0.408										3	0	1	0	0	0	2	Baltimore Orioles @ Oakland Athletics Oakland-Alameda County Coliseum, Oakland, CA Tue Sep 01 1992, 7:05 PM PDT Att: 21,303 - Cloudy - 68 F									
Jerry Browne, S (1, 5) OBP: 0.366, SLG: 0.338										3	1	0	0	1	2	3										
Harold Baines, L (1, 10) OBP: 0.330, SLG: 0.377 Randy Ready, R (9, PH) OBP: 0.333, SLG: 0.316										3	0	0	0	0	0	2										
Terry Steinbach, R (1, 2) OBP: 0.346, SLG: 0.427 Jamie Quirk, L (8, 2) OBP: 0.280, SLG: 0.267 Lance Blankenship, R (9, PH) OBP: 0.366, SLG: 0.349										3	0	0	0	0	0	1										
Carney Lansford, R (1, 3) OBP: 0.326, SLG: 0.391										4	0	1	1	0	0	0										
Dave Henderson, R (1, 9) OBP: 0.133, SLG: 0.133 Scott Brosius, R (8, 9) OBP: 0.235, SLG: 0.364										3	0	0	0	0	0	0										
Willie Wilson, S (1, 8) OBP: 0.339, SLG: 0.339										3	0	2	0	0	0	0										
Mike Bordick, R (1, 4) OBP: 0.357, SLG: 0.362										3	0	1	0	0	1	2										
Walt Weiss, S (1, 6) OBP: 0.318, SLG: 0.258										3	0	0	0	0	0	3										
Inning Stats	R: 0 E: 0 K: 1 S: 6	H: 1 LOB: 0 BB: 0 P: 11	R: 0 E: 0 K: 0 S: 4	H: 0 LOB: 0 BB: 0 P: 6	R: 0 E: 0 K: 1 S: 8	H: 1 LOB: 1 BB: 0 P: 12	R: 0 E: 1 K: 1 S: 7	H: 0 LOB: 0 BB: 0 P: 12	R: 0 E: 0 K: 0 S: 6	H: 0 LOB: 0 BB: 0 P: 12	R: 0 E: 0 K: 0 S: 9	H: 1 LOB: 2 BB: 0 P: 15	R: 0 E: 0 K: 0 S: 7	H: 0 LOB: 0 BB: 0 P: 13	R: 0 E: 0 K: 0 S: 9	H: 1 LOB: 1 BB: 0 P: 17		R: 1 E: 0 K: 0 S: 12	H: 2 LOB: 1 BB: 1 P: 18	1B: 5 2B: 2 HR: 0	SF: 0 SAC: 0 DP: 3 HBP: 1	WP: 0 PB: 0 SB: 1 CS: 1	PA: 33			
PITCHER	IP	WLS	BF	H	R	ER	SO	BB	IBB	HBP	BLK	WP	HR	S	P	ERA	WHIP									
Bob Milacki, R (1, 1) ERA: 5.74	8.0	W	29	4	1	1	3	1	0	1	0	0	0	0	57	103	1.12	0.625								
Pat Clements, L (9, 1) ERA: 2.79	0.0		1	1	0	0	0	0	0	0	0	0	0	2	3	∞	∞									
Todd Frohwirth, R (9, 1) ERA: 2.22	1.0		3	1	0	0	0	0	0	0	0	0	0	9	10	0.00	1.000									



Batter	1	2	3	4	5	6	7	8	9	AB	R	H	RBI	BB	SO	LOB	TOP					
Brady Anderson, L (1, 7) OBP: 0.384, SLG: 0.464	G4-3		FC3-6 1-H 2-H 2B		1B 2B BB			F7		3	1	1	2	2	0	0	Baltimore Orioles @ California Angels Anaheim Stadium, Anaheim, CA Fri Sep 04 1992, 10:05 PM EDT Att: 20,621 - Sunny - 73 F					
Randy Milligan, R (1, 3) OBP: 0.398, SLG: 0.386 David Segui, S (8, 3) OBP: 0.314, SLG: 0.312	K		FC3-6 BB		2B 1B			K		4	1	1	1	1	3	1						
Mike Devereaux, R (1, 8) OBP: 0.331, SLG: 0.485	K		FC3-6 1-2 2-3		2B 2B			G4-3		5	2	2	1	0	1	2						
Glenn Davis, R (1, 10) OBP: 0.341, SLG: 0.424		G5-4-3 1B			L3-6 2B			P5		5	0	2	2	0	1	3						
Cal Ripken Jr., R (1, 6) OBP: 0.324, SLG: 0.349	G5-4-3 1-2			L7	L3-6 2B			G5-3		5	0	1	0	0	0	2						
Leo Gomez, R (1, 5) OBP: 0.368, SLG: 0.439	L6			BB	P8			SF7		3	0	0	1	1	1	0						
Chris Hoiles, R (1, 2) OBP: 0.393, SLG: 0.512			1B 2B		F8			HBP HR		3	2	2	1	0	0	1						
Joe Orsulak, L (1, 9) OBP: 0.362, SLG: 0.391			K		F8			G4-3		3	0	0	0	0	1	2						
Mark McLemore, S (1, 4) OBP: 0.341, SLG: 0.323			2B 1B		BB 1B			G3		4	2	2	0	0	0	3						
Inning Stats	R: 0 E: 0 K: 2 S: 10	H: 0 LOB: 0 BB: 0 P: 16	R: 0 E: 0 K: 0 S: 5	H: 1 LOB: 0 BB: 0 P: 5	R: 2 E: 0 K: 2 S: 16	H: 3 LOB: 2 BB: 1 P: 31	R: 0 E: 0 K: 0 S: 7	H: 0 LOB: 1 BB: 1 P: 15	R: 4 E: 0 K: 0 S: 14	H: 4 LOB: 0 BB: 1 P: 25	R: 1 E: 0 K: 1 S: 14	H: 1 LOB: 1 BB: 1 P: 21	R: 1 E: 0 K: 0 S: 11	H: 2 LOB: 3 BB: 0 P: 20	R: 0 E: 0 K: 1 S: 9	H: 0 LOB: 0 BB: 0 P: 16		R: 0 E: 0 K: 1 S: 9	H: 0 LOB: 0 BB: 0 P: 12	1B: 7 2B: 4 3B: 0 HR: 1	SF: 1 SAC: 0 DP: 2 HBP: 2	WP: 0 PB: 0 SB: 0 CS: 0
PITCHER	IP	WLS	BF	H	R	ER	SO	BB	IBB	HBP	BLK	WP	HR	S	P	ERA	WHIP					
Mark Langston, L (1, 1) ERA: 4.18	4.0	L	22	8	6	6	4	3	0	0	0	0	0	48	87	13.50	2.750					
Chuck Crim, R (5, 1) ERA: 5.2	2.2		12	3	2	2	1	1	0	1	0	0	1	27	40	6.75	1.500					
Steve Frey, L (7, 1) ERA: 3.92	0.2		3	0	0	0	0	0	0	1	0	0	0	6	13	0.00	0.000					
Joe Grahe, R (8, 1) ERA: 3.2	1.2		5	0	0	0	2	0	0	0	0	0	0	14	21	0.00	0.000					

AB	35
R	8
H	11
RBI	8
BB	4
SO	7
LOB	14



Batter	1	2	3	4	5	6	7	8	9	AB	R	H	RBI	BB	SO	LOB	BOTTOM					
Luis Polonia, L (1, 7) OBP: 0.349, SLG: 0.340	K			F9	P4			G4-3		4	0	0	1	0	1	2	Baltimore Orioles @ California Angels Anaheim Stadium, Anaheim, CA Fri Sep 04 1992, 10:05 PM EDT Att: 20,621 - Sunny - 73 F					
Luis Sojo, R (1, 4) OBP: 0.305, SLG: 0.410	G6-3			1B HR BB	F7			F7		3	1	0	0	1	0	2						
Junior Felix, S (1, 10) OBP: 0.288, SLG: 0.362	K			HR 1B				K		4	1	1	0	0	2	0						
Tim Salmon, R (1, 9) OBP: 0.339, SLG: 0.383		F8		HR 1B				L6		4	1	1	0	0	0	0						
Lee Stevens, L (1, 3) OBP: 0.279, SLG: 0.359		P4		HR 1B				F7		4	1	1	4	0	0	0						
Chad Curtis, R (1, 8) OBP: 0.334, SLG: 0.373 Rob Ducey, L (7, PR) OBP: 0.203, SLG: 0.232		K		K				G6-3		2	0	0	0	0	2	0						
Hubie Brooks, R (9, PH) OBP: 0.244, SLG: 0.346				K				1B BLK HBP		0	1	0	0	0	0	0						
Gary Disarcina, R (1, 6) OBP: 0.286, SLG: 0.304			F9	G4-3				BLK SF9 1B		4	1	1	0	0	0	0						
Damon Easley, R (1, 5) OBP: 0.325, SLG: 0.333		L7			G6-4-3 1B			SF9 BLK G4-3 1B		4	1	2	0	0	0	0						
John Orton, R (1, 2) OBP: 0.266, SLG: 0.203 Ken Oberkfell, L (7, PH) OBP: 0.274, SLG: 0.250 Ron Tingley, R (8, 2) OBP: 0.272, SLG: 0.304		F9			G6-4-3			SF9		2	0	0	0	0	0	1						
Inning Stats	R: 0 E: 0 K: 2 S: 8	H: 0 LOB: 0 BB: 0 P: 12	R: 0 E: 0 K: 1 S: 6	H: 0 LOB: 0 BB: 0 P: 9	R: 0 E: 0 K: 0 S: 6	H: 0 LOB: 0 BB: 0 P: 12	R: 4 E: 0 K: 1 S: 15	H: 3 LOB: 0 BB: 1 P: 28	R: 0 E: 0 K: 0 S: 6	H: 0 LOB: 0 BB: 0 P: 9	R: 3 E: 0 K: 0 S: 6	H: 2 LOB: 1 BB: 0 P: 13	R: 0 E: 0 K: 1 S: 10	H: 0 LOB: 0 BB: 0 P: 12	R: 0 E: 0 K: 0 S: 8	H: 0 LOB: 0 BB: 0 P: 8	1B: 5 2B: 0 3B: 0 HR: 1	SF: 1 SAC: 0 DP: 0 HBP: 1	WP: 0 PB: 0 SB: 0 CS: 0	PA: 35		
PITCHER	IP	WLS	BF	H	R	ER	SO	BB	IBB	HBP	BLK	WP	HR	S	P	ERA	WHIP					
Rick Sutcliffe, R (1, 1) ERA: 4.08	7.0	W	29	6	7	7	4	1	0	1	1	0	0	57	98	9.00	1.000					
Todd Frohwrith, R (8, 1) ERA: 2.17	2.0	S	6	0	0	0	1	0	0	0	0	0	0	18	20	0.00	0.000					

AB	32
R	7
H	6
RBI	6
BB	1
SO	5
LOB	5



Batter	1	2	3	4	5	6	7	8	9	AB	R	H	RBI	BB	SO	LOB	TOP				
Brady Anderson, L (1, 7) OBP: 0.386, SLG: 0.465	4-0 S 1B BB		0-2 G4-3			2-1 S 1B 2B	4-0 WP BB	0-3 K		3	2	1	0	2	1	2					
Randy Milligan, R (1, 3) OBP: 0.398, SLG: 0.382	2-1 F9		4-1		3-2 G3-4	1-3 K		1-0 P3		4	0	0	0	1	1	4					
David Segui, S (9, 3) OBP: 0.314, SLG: 0.312					2-3	1-2 2-3 3-H				0	0	0	0	0	0	0					
Mike Devereaux, R (1, 8) OBP: 0.333, SLG: 0.485	3-1 G5-3		1-0 G6-4-3 1B		0-1 G6-4-3 1B		4-1 G6-4-3 BB		3-3 K	4	0	2	1	1	1	1					
Glenn Davis, R (1, 10) OBP: 0.342, SLG: 0.424	2-1		1-2 G6-4-3		3-H F7		0-1 G6-4-3		3-2 BB 1B	5	0	2	1	0	0	4					
Luis Mercedes, R (9, PR) OBP: 0.240, SLG: 0.050	2H 1B		1-2		1-2		1-2		1B	0	0	0	0	0	0	0					
Cal Ripken Jr., R (1, 6) OBP: 0.323, SLG: 0.347	0-1 G4-3				0-0 G5-3		1-0 G5-3		3-2 G5-3	4	0	0	0	1	0	1					
Leo Gomez, R (1, 5) OBP: 0.366, SLG: 0.436			0-0 G5-3		1-0 1B		2-3 K		0-1 F8	5	0	1	0	0	1	2					
Chris Hoiles, R (1, 2) OBP: 0.401, SLG: 0.518			0-1		0-0 1B		4-0 1B BB		2-1 1B FC5-2 1B	3	1	3	0	1	0	0					
Chito Martinez, L (1, 9) OBP: 0.354, SLG: 0.411			1-3 K		1-2 G6-3		2-0 BB 1B		0-0 FC5-2 1B	4	1	2	0	0	1	3					
Mark McLemore, S (1, 4) OBP: 0.340, SLG: 0.321	0-1 G4-3				3-2 G6-3		1-2 WP BB 1B		1-2 FC5-2	4	0	1	1	0	0	3					
Inning Stats	R: 1 E: 0 K: 0 S: 8	H: 1 LOB: 1 BB: 1 P: 19	R: 0 E: 0 K: 1 S: 8	H: 1 LOB: 1 BB: 0 P: 9	R: 0 E: 0 K: 0 S: 10	H: 1 LOB: 1 BB: 1 P: 16	R: 0 E: 0 K: 0 S: 6	H: 2 LOB: 1 BB: 0 P: 8	R: 1 E: 0 K: 0 S: 12	H: 2 LOB: 1 BB: 0 P: 22	R: 2 E: 0 K: 2 S: 11	H: 2 LOB: 2 BB: 2 P: 26	R: 0 E: 0 K: 0 S: 6	H: 0 LOB: 0 BB: 1 P: 13	R: 0 E: 0 K: 1 S: 10	H: 2 LOB: 2 BB: 1 P: 20	1B: 11 2B: 1 3B: 0 HR: 0	SF: 0 SAC: 0 DP: 3 HBP: 0	WP: 1 PB: 0 SB: 2 CS: 0	PA: 42	
PITCHER	IP	WLS	BF	H	R	ER	SO	BB	IBB	HBP	BLK	WP	HR	S	P	ERA	WHIP				
Jim Abbott, L (1, 1) ERA: 2.84	8.0	L	37	11	4	4	4	5	0	0	0	1	0	71	125	4.50	2.000				
Scott Lewis, R (9, 1) ERA: 5.67	1.0	S	5	1	0	0	1	1	0	0	0	0	0	9	20	0.00	2.000				

Baltimore Orioles @ California Angels
Anaheim Stadium, Anaheim, CA
Sat Sep 05 1992, 10:05 PM EDT
Att: 22,386 - Sunny - 74 F

AB 36
R 4
H 12
RBI 3
BB 6
SO 5
LOB 20



Batter	1	2	3	4	5	6	7	8	9	AB	R	H	RBI	BB	SO	LOB	BOTTOM					
Luis Polonia, L (1, 10) OBP: 0.347, SLG: 0.337	1-0 G6-3		0-1 G4-3		1-2 L6			0-3 K		4	0	0	0	0	1	0						
Luis Sojo, R (1, 4) OBP: 0.304, SLG: 0.411	1-1 P6		3-2 PO 2B		1-1 F8		1-1 F8		2-1 G1-3	4	0	1	0	0	0	0						
Junior Felix, S (1, 8) OBP: 0.286, SLG: 0.359	1-3 K		1-3 K		0-3 K		0-3 K		0-3 K	4	0	0	0	0	4	1						
Tim Salmon, R (1, 9) OBP: 0.328, SLG: 0.367			3-3 K		1-0 PO		3-3 K		3-1 F9	2	0	0	0	0	2	0						
Rob Ducey, L (6, PH) OBP: 0.197, SLG: 0.224			2-3 PO		1-1 K		3-2 F9		1-1 F8	2	0	0	0	0	0	0						
Lee Stevens, L (1, 3) OBP: 0.276, SLG: 0.355			1-3 K		1-1 P8		3-2 G6-3			3	0	0	0	0	1	0						
Chad Curtis, R (1, 7) OBP: 0.337, SLG: 0.375			1-2 1B 1B		0-0 S 1B		0-0 G5-3			3	1	2	0	0	0	0						
Gary Disarcina, R (1, 6) OBP: 0.286, SLG: 0.304			1-2 1B 1B		2-1 P3		2-2 G1-3			3	0	1	0	0	0	1						
Damon Easley, R (1, 5) OBP: 0.325, SLG: 0.333			2-0 1B		2-2 G6-3				0-3 K	3	0	1	1	0	1	0						
John Orton, R (1, 2) OBP: 0.258, SLG: 0.197			1-2 3-H 2-0		2-3 K				0-0 G5-3	2	0	0	0	0	1	2						
Hubie Brooks, R (8, PH) OBP: 0.243, SLG: 0.345			F8							1	0	0	0	0	0	0						
Mike Fitzgerald, R (9, 2) OBP: 0.289, SLG: 0.295										0	0	0	0	0	0	0						
Inning Stats	R: 0 E: 0 K: 1 S: 6	H: 0 LOB: 0 BB: 0 P: 9	R: 1 E: 0 K: 2 S: 16	H: 3 LOB: 2 BB: 0 P: 26	R: 0 E: 0 K: 1 S: 10	H: 1 LOB: 0 BB: 0 P: 15	R: 0 E: 0 K: 1 S: 10	H: 1 LOB: 1 BB: 0 P: 15	R: 0 E: 0 K: 1 S: 11	H: 0 LOB: 0 BB: 0 P: 16	R: 0 E: 0 K: 1 S: 8	H: 0 LOB: 0 BB: 0 P: 12	R: 0 E: 0 K: 0 S: 8	H: 0 LOB: 0 BB: 0 P: 13	R: 0 E: 0 K: 2 S: 9	H: 0 LOB: 0 BB: 0 P: 9	R: 0 E: 0 K: 1 S: 8	H: 0 LOB: 0 BB: 0 P: 11	1B: 4 2B: 1 3B: 0 HR: 0	SF: 0 SAC: 0 DP: 0 HBP: 0	WP: 0 PB: 0 SB: 1 CS: 0	PA: 32
PITCHER	IP	WLS	BF	H	R	ER	SO	BB	IBB	HBP	BLK	WP	HR	S	P	ERA	WHIP					
35 Mike Mussina, R (1, 1) ERA: 2.74	8.0	W	28	5	1	1	9	0	0	0	0	0	0	8	115	1.12	0.625					
Gregg Olson, R (9, 1) ERA: 2.26	1.0	S	3	0	0	0	1	0	0	0	0	0	0	8	11	0.00	0.000					

Baltimore Orioles @ California Angels
Anaheim Stadium, Anaheim, CA
Sat Sep 05 1992, 10:05 PM EDT
Att: 22,386 - Sunny - 74 F

AB 31
R 1
H 5
RBI 1
BB 0
SO 10
LOB 4




Batter	1	2	3	4	5	6	7	8	9	AB	R	H	RBI	BB	SO	LOB	TOP										
Brady Anderson, L OBP: 0.385, SLG: 0.463 (1, 7)										4	1	1	0	0	1	1	Baltimore Orioles @ California Angels Anaheim Stadium, Anaheim, CA Sun Sep 06 1992, 6:33 AM EDT Att: 19,476 - Sunny - 78 F										
Randy Milligan, R OBP: 0.397, SLG: 0.382 (1, 3)										3	0	1	0	1	0	0											
Mike Devereaux, R OBP: 0.336, SLG: 0.487 (1, 8)										3	0	2	1	0	0	0											
Glenn Davis, R OBP: 0.338, SLG: 0.419 (1, 10)										4	0	0	0	0	2	5											
Cal Ripken Jr., R OBP: 0.321, SLG: 0.344 (1, 6)										4	0	0	0	0	0	4											
Chito Martinez, L OBP: 0.347, SLG: 0.401 (1, 9)										4	0	0	0	0	0	0											
Leo Gomez, R OBP: 0.366, SLG: 0.434 (1, 5)										4	0	1	0	0	0	0											
Chris Hoiles, R OBP: 0.403, SLG: 0.530 (1, 2)										4	1	2	1	0	1	1											
Mark McLemore, S OBP: 0.335, SLG: 0.316 (1, 4)										3	0	0	0	0	0	2											
Inning Stats	R: 0 E: 0 K: 1 S: 7	H: 0 LOB: 1 BB: 0 P: 9	R: 0 E: 0 K: 0 S: 9	H: 0 LOB: 0 BB: 0 P: 13	R: 2 E: 0 K: 1 S: 14	H: 3 LOB: 2 BB: 1 P: 23	R: 0 E: 0 K: 1 S: 9	H: 1 LOB: 1 BB: 0 P: 12	R: 0 E: 0 K: 0 S: 6	H: 0 LOB: 0 BB: 0 P: 7	R: 0 E: 0 K: 1 S: 9	H: 1 LOB: 1 BB: 0 P: 12	R: 0 E: 0 K: 0 S: 7	H: 2 LOB: 1 BB: 0 P: 13	R: 0 E: 0 K: 0 S: 6	H: 0 LOB: 0 BB: 0 P: 8	1B: 5 2B: 2 3B: 0 HR: 1	SF: 0 SAC: 0 DP: 1 HBP: 1	WP: 0 PB: 0 SB: 1 CS: 0	PA: 35							
PITCHER	IP	WLS	BF	H	R	ER	SO	BB	IBB	HBP	BLK	WP	HR	S	P	ERA	WHIP										
Bert Blyleven, R ERA: 4.59 (1, 1)	6.0	W	24	4	2	2	4	1	0	1	0	0	1	54	74	3.00	0.833										
Chuck Cmm, R ERA: 5.13 (7, 1)	1.0		4	1	0	0	0	0	0	0	0	0	0	9	12	0.00	1.000										
Joe Grahe, R ERA: 3.13 (8, 1)	2.0	S	7	2	0	0	0	0	0	0	0	0	0	13	21	0.00	1.000										

Batter	1	2	3	4	5	6	7	8	9	AB	R	H	RBI	BB	SO	LOB	BOTTOM										
Damon Easley, R OBP: 0.325, SLG: 0.333 (1, 5)										3	1	1	0	0	1	0	Baltimore Orioles @ California Angels Anaheim Stadium, Anaheim, CA Sun Sep 06 1992, 6:33 AM EDT Att: 19,476 - Sunny - 78 F										
Luis Sojo, R OBP: 0.305, SLG: 0.410 (1, 4)										3	1	1	0	0	1	2											
Chad Curtis, R OBP: 0.336, SLG: 0.382 (1, 9)										4	1	1	3	0	1	3											
Gary Gaetti, R OBP: 0.276, SLG: 0.355 (1, 3)										4	1	1	2	0	1	2											
Hubie Brooks, R OBP: 0.243, SLG: 0.343 (1, 10)										4	0	1	0	0	1	1											
Junior Felix, S OBP: 0.286, SLG: 0.358 (1, 8)										4	0	1	0	0	2	2											
Mike Fitzgerald, R OBP: 0.284, SLG: 0.290 (1, 7)										3	0	0	0	0	0	2											
Rob Ducey, L OBP: 0.197, SLG: 0.224 (8, 7)										0	0	0	0	0	0	0											
Gary Disarcina, R OBP: 0.284, SLG: 0.302 (1, 6)										3	0	0	0	0	0	1											
Ron Tingley, R OBP: 0.281, SLG: 0.313 (1, 2)										3	1	2	0	0	0	0											
Inning Stats	R: 2 E: 0 K: 3 S: 15	H: 2 LOB: 0 BB: 0 P: 20	R: 0 E: 0 K: 0 S: 4	H: 1 LOB: 0 BB: 0 P: 6	R: 0 E: 0 K: 2 S: 16	H: 2 LOB: 2 BB: 0 P: 21	R: 0 E: 0 K: 1 S: 7	H: 1 LOB: 1 BB: 0 P: 9	R: 3 E: 2 K: 0 S: 8	H: 2 LOB: 0 BB: 0 P: 11	R: 0 E: 0 K: 1 S: 9	H: 0 LOB: 0 BB: 0 P: 11	R: 0 E: 0 K: 0 S: 4	H: 0 LOB: 0 BB: 0 P: 8	R: 0 E: 1 K: 0 S: 7	H: 0 LOB: 1 BB: 0 P: 10	1B: 6 2B: 0 3B: 0 HR: 2	SF: 0 SAC: 2 DP: 2 HBP: 0	WP: 1 PB: 0 SB: 0 CS: 0	PA: 33							
PITCHER	IP	WLS	BF	H	R	ER	SO	BB	IBB	HBP	BLK	WP	HR	S	P	ERA	WHIP										
Craig Lefferts, L ERA: 3.73 (1, 1)	8.0	L	33	8	5	4	7	0	0	0	0	1	2	70	96	4.50	1.000										

AB	33
R	2
H	7
RBI	2
BB	1
SO	4
LOB	13



AB	31
R	5
H	8
RBI	5
BB	0
SO	7
LOB	13



Batter	1	2	3	4	5	6	7	8	9	10	11	12	13	AB	R	H	RBI	BB	SO	LOB	TOP					
Bernie Williams, S OBP: 0.333, SLG: 0.371 (1, 8)	F7	FC6-4						G4-3	L6			P6		7	0	2	3	0	0	6						
Roberto Kelly, R OBP: 0.333, SLG: 0.404 (1, 7)	F9		F8					L6				G6-3	F9	7	0	1	0	0	0	2						
Don Mattingly, L OBP: 0.325, SLG: 0.416 (1, 3)	G4-3		F8					FC5-4				G5-3		6	0	0	0	0	0	1						
Danny Tartabull, R OBP: 0.405, SLG: 0.471 (1, 10)		G4-3	K					K						5	1	0	0	1	3	1						
Mel Hall, L OBP: 0.313, SLG: 0.434 (1, 9)		1B						F7				SH1-4	1B	6	2	3	0	0	1	0						
Randy Velarde, R OBP: 0.337, SLG: 0.386 (1, 5)		1B						L6				SH1-4	1B	4	0	1	0	1	1	2						
Mike Stanley, R OBP: 0.363, SLG: 0.424 (1, 2)		1B						G6-3						3	1	1	1	1	1	2						
Matt Nickes, L OBP: 0.282, SLG: 0.406 (11, PH)														0	1	0	0	2	0	0						
Andy Stankiewicz, R OBP: 0.341, SLG: 0.351 (1, 6)														5	1	0	1	1	1	5						
Pat Kelly, R OBP: 0.310, SLG: 0.396 (1, 4)														5	0	1	0	1	1	5						
Inning Stats	R: 0 E: 0 K: 0 S: 4	H: 0 LOB: 0 BB: 0 P: 7	R: 1 E: 1 K: 1 S: 16	H: 3 LOB: 3 BB: 0 P: 29	R: 0 E: 0 K: 1 S: 8	H: 0 LOB: 0 BB: 14	R: 0 E: 0 K: 1 S: 9	H: 0 LOB: 0 BB: 0 P: 14	R: 0 E: 0 K: 0 S: 8	H: 1 LOB: 1 BB: 0 P: 11	R: 1 E: 0 K: 0 S: 10	H: 1 LOB: 0 BB: 0 P: 19	R: 0 E: 0 K: 1 S: 11	H: 0 LOB: 3 BB: 3 P: 26	R: 0 E: 0 K: 1 S: 7	H: 0 LOB: 0 BB: 0 P: 9	R: 0 E: 0 K: 2 S: 17	H: 1 LOB: 2 BB: 1 P: 15	R: 0 E: 0 K: 0 S: 7	H: 0 LOB: 0 BB: 0 P: 9	R: 4 E: 0 K: 2 S: 17	H: 2 LOB: 1 BB: 3 P: 33	1B: 6 2B: 1 3B: 1 HR: 1	SF: 0 SAC: 1 DP: 0 HBP: 0	W/P: 0 PB: 0 SB: 0 CS: 0	PA: 56
PITCHER	IP	WLS	BF	H	R	ER	SO	BB	IBB	HBP	BLK	WP	HR	S	P	ERA	WHIP									
Ben McDonald, R ERA: 4.3 (1, 1)	8.1		33	6	2	1	4	1	0	0	0	0	1	76	124	1.08	0.840									
Gregg Olson, R ERA: 2.19 (9, 1)	1.2		7	0	0	0	2	2	0	0	0	0	0	15	28	0.00	1.200									
Alan Mills, R ERA: 2.65 (11, 1)	3.0	L	16	3	4	4	2	2	2	0	0	0	0	32	57	12.00	1.667									

New York Yankees @ Baltimore Orioles
Oriole Park at Camden Yards, Baltimore, MD
 Mon Sep 07 1992, 7:05 PM EDT
 Att. 45,903 - Cloudy - 81 F

livebaseballscorecards.com

AB	48
R	6
H	9
RBI	5
BB	7
SO	8
LOB	24



Batter	1	2	3	4	5	6	7	8	9	10	11	12	13	AB	R	H	RBI	BB	SO	LOB	BOTTOM							
Brady Anderson, L OBP: 0.386, SLG: 0.465 (1, 7)	K		K			K					P4			6	0	3	0	0	2	0								
Randy Milligan, R OBP: 0.394, SLG: 0.379 (1, 3)						G6-3		G6-3					FC5-4	6	0	1	0	0	1	2								
Mike Devereaux, R OBP: 0.333, SLG: 0.483 (1, 8)						G6-3		G4-3					F7	5	0	0	0	0	2	2								
Glenn Davis, R OBP: 0.333, SLG: 0.412 (1, 10)						P4		P6						5	0	0	0	0	1	2								
Cal Ripken Jr., R OBP: 0.324, SLG: 0.347 (1, 6)						L4		2B						4	0	2	0	1	0	0								
Joe Orsulak, L OBP: 0.357, SLG: 0.385 (1, 9)						K2-3		P5					1B	5	0	0	0	0	1	3								
Leo Gomez, R OBP: 0.364, SLG: 0.439 (1, 5)						G6-3								5	1	1	1	0	1	1								
Chris Holles, R OBP: 0.390, SLG: 0.535 (1, 2)						HR		F7						5	1	1	1	0	0	0								
Mark McLemore, S OBP: 0.327, SLG: 0.308 (1, 4)						G4-3		K						5	0	0	0	0	2	0								
Inning Stats	R: 0 E: 0 K: 2 S: 11	H: 2 LOB: 1 BB: 0 P: 16	R: 0 E: 0 K: 0 S: 6	H: 0 LOB: 0 BB: 0 P: 7	R: 0 E: 0 K: 1 S: 7	H: 0 LOB: 0 BB: 0 P: 10	R: 0 E: 0 K: 1 S: 7	H: 0 LOB: 0 BB: 0 P: 11	R: 1 E: 0 K: 1 S: 9	H: 1 LOB: 0 BB: 0 P: 17	R: 0 E: 0 K: 0 S: 8	H: 1 LOB: 1 BB: 0 P: 13	R: 1 E: 0 K: 1 S: 13	H: 2 LOB: 1 BB: 0 P: 17	R: 0 E: 0 K: 1 S: 10	H: 0 LOB: 1 BB: 1 P: 16	R: 0 E: 0 K: 2 S: 12	H: 0 LOB: 0 BB: 0 P: 18	R: 0 E: 0 K: 1 S: 8	H: 0 LOB: 0 BB: 0 P: 15	R: 0 E: 0 K: 0 S: 6	H: 1 LOB: 1 BB: 0 P: 8	R: 0 E: 0 K: 0 S: 13	H: 1 LOB: 1 BB: 0 P: 22	1B: 4 2B: 2 3B: 0 HR: 2	SF: 0 SAC: 0 DP: 0 HBP: 0	W/P: 0 PB: 0 SB: 0 CS: 0	PA: 47
PITCHER	IP	WLS	BF	H	R	ER	SO	BB	IBB	HBP	BLK	WP	HR	S	P	ERA	WHIP											
Melido Perez, R ERA: 2.78 (1, 1)	9.0		33	6	2	2	7	1	0	0	0	0	2	77	115	2.00	0.778											
Rich Monteleone, R ERA: 3.02 (10, 1)	3.0	W	10	1	0	0	3	0	0	0	0	0	0	26	41	0.00	0.333											
Steve Farr, R ERA: 1.61 (13, 1)	1.0		4	1	0	0	0	0	0	0	0	0	0	13	22	0.00	1.000											

New York Yankees @ Baltimore Orioles
Oriole Park at Camden Yards, Baltimore, MD
 Mon Sep 07 1992, 7:05 PM EDT
 Att. 45,903 - Cloudy - 81 F

livebaseballscorecards.com

AB	46
R	2
H	8
RBI	2
BB	1
SO	10
LOB	10



Batter	1	2	3	4	5	6	7	8	9	AB	R	H	RBI	BB	SO	LOB	TOP					
Bernie Williams, S OBP: 0.333, SLG: 0.370 (1, 8)										6	2	2	0	0	0	1	New York Yankees @ Baltimore Orioles Oriole Park at Camden Yards, Baltimore, MD Tue Sep 08 1992, 7:05 PM EDT Att: 45,861 - Cloudy - 85 F					
Randy Velarde, R OBP: 0.342, SLG: 0.392 (1, 5)										5	3	3	2	1	1	2						
Don Mattingly, L OBP: 0.326, SLG: 0.420 Kevin Maas, L OBP: 0.308, SLG: 0.416 (7, 3)										4	2	2	0	0	1	2						
Danny Tartabull, R OBP: 0.412, SLG: 0.499 Dion James, L OBP: 0.362, SLG: 0.379 (8, 9)										5	3	5	9	0	0	0						
Roberto Kelly, R OBP: 0.332, SLG: 0.402 (1, 7)										5	2	1	0	1	0	4						
Mike Stanley, R OBP: 0.376, SLG: 0.417 (1, 2)										5	0	1	1	0	1	2						
Jim Leyritz, R OBP: 0.333, SLG: 0.397 Mel Hall, L OBP: 0.314, SLG: 0.434 (5, PH)										2	1	1	0	0	0	0						
Andy Stankiewicz, R OBP: 0.339, SLG: 0.349 (1, 6)										5	0	1	1	0	0	2						
Pat Kelly, R OBP: 0.312, SLG: 0.398 (1, 4)										4	1	1	1	1	1	2						
Inning Stats	R: 1 E: 0 K: 1 S: 12	H: 2 LOB: 1 BB: 0 P: 22	R: 0 E: 0 K: 1 S: 7	H: 0 LOB: 0 BB: 0 P: 11	R: 4 E: 0 K: 0 S: 15	H: 3 LOB: 0 BB: 1 P: 25	R: 1 E: 0 K: 1 S: 12	H: 2 LOB: 1 BB: 0 P: 22	R: 3 E: 0 K: 0 S: 13	H: 4 LOB: 1 BB: 0 P: 23	R: 2 E: 0 K: 0 S: 10	H: 3 LOB: 1 BB: 0 P: 16	R: 0 E: 0 K: 1 S: 7	H: 0 LOB: 0 BB: 0 P: 8	R: 5 E: 0 K: 1 S: 20	H: 5 LOB: 1 BB: 1 P: 34		R: 0 E: 0 K: 0 S: 5	H: 1 LOB: 2 BB: 1 P: 9	1B: 13 2B: 5 3B: 0 HR: 2	SF: 0 SAC: 0 DP: 0 HBP: 0	WP: 1 PB: 0 SB: 2 CS: 0
PITCHER	IP	WLS	BF	H	R	ER	SO	BB	IBB	HBP	BLK	WP	HR	S	P	ERA	WHIP					
Arthur Rhodes, L ERA: 4.36 (1, 1)	2.1	L	12	4	4	4	2	1	0	0	0	0	0	28	49	15.43	2.143					
Storm Davis, R ERA: 3.45 (3, 1)	1.2		9	4	3	3	1	0	0	0	0	0	1	20	36	16.20	2.400					
Bob Milacki, R ERA: 5.98 (5, 1)	2.0		12	6	4	4	0	0	0	0	0	0	0	21	34	18.00	3.000					
Jim Poole, L ERA: (7, 1)	1.0		3	0	0	0	1	0	0	0	0	0	0	7	8	0.00	0.000					
Mike Fianagan, L ERA: 8.81 (8, 1)	0.2		8	5	5	5	0	1	0	0	0	0	1	17	28	67.50	9.000					
PITCHER	IP	WLS	BF	H	R	ER	SO	BB	IBB	HBP	BLK	WP	HR	S	P	ERA	WHIP					
Mark Williamson, R ERA: (8, 1)	1.1		6	1	0	0	1	1	0	0	0	0	0	8	15	0.00	1.500					

Batter	1	2	3	4	5	6	7	8	9	AB	R	H	RBI	BB	SO	LOB	BOTTOM					
Joe Orsulak, L OBP: 0.397, SLG: 0.392 (1, 7)										4	1	1	2	1	0	0	New York Yankees @ Baltimore Orioles Oriole Park at Camden Yards, Baltimore, MD Tue Sep 08 1992, 7:05 PM EDT Att: 45,861 - Cloudy - 85 F					
Randy Milligan, R OBP: 0.395, SLG: 0.377 Mark Parent, R OBP: 0.227, SLG: 0.263 (8, 2)										2	0	0	0	2	1	1						
Mike Devereaux, R OBP: 0.351, SLG: 0.480 Steve Scarosone, R OBP: 0.200, SLG: 0.143 (8, 6)										4	0	0	0	0	3	4						
Cal Ripken Jr., R OBP: 0.324, SLG: 0.346 Luis Mercedes, R OBP: 0.269, SLG: 0.143 (1, 6)										2	1	0	0	1	0	1						
Sam Horn, L OBP: 0.328, SLG: 0.408 Tim Hulett, R OBP: 0.342, SLG: 0.368 (8, PH)										3	0	1	0	0	0	1						
Chris Hoiles, R OBP: 0.399, SLG: 0.533 David Segui, S OBP: 0.312, SLG: 0.310 (8, 3)										3	0	1	0	0	0	2						
Chito Martinez, L OBP: 0.345, SLG: 0.400 (1, 9)										3	0	1	2	0	1	1						
Leo Gomez, R OBP: 0.363, SLG: 0.439 (1, 5)										4	0	1	0	0	0	1						
Mark McLemore, S OBP: 0.326, SLG: 0.312 (1, 4)										4	1	1	0	0	0	2						
Inning Stats	R: 0 E: 0 K: 1 S: 9	H: 0 LOB: 0 BB: 0 P: 14	R: 1 E: 0 K: 0 S: 9	H: 1 LOB: 1 BB: 1 P: 15	R: 2 E: 0 K: 1 S: 17	H: 2 LOB: 1 BB: 1 P: 28	R: 0 E: 0 K: 1 S: 8	H: 0 LOB: 0 BB: 0 P: 13	R: 0 E: 0 K: 2 S: 11	H: 0 LOB: 1 BB: 0 P: 15	R: 0 E: 0 K: 0 S: 10	H: 1 LOB: 1 BB: 0 P: 14	R: 0 E: 0 K: 0 S: 14	H: 0 LOB: 2 BB: 2 P: 27	R: 1 E: 0 K: 0 S: 17	H: 3 LOB: 2 BB: 0 P: 21		R: 0 E: 0 K: 0 S: 7	H: 0 LOB: 0 BB: 0 P: 9	1B: 3 2B: 3 3B: 0 HR: 1	SF: 1 SAC: 0 DP: 0 HBP: 0	WP: 0 PB: 0 SB: 0 CS: 0
PITCHER	IP	WLS	BF	H	R	ER	SO	BB	IBB	HBP	BLK	WP	HR	S	P	ERA	WHIP					
Scott Sanderson, R ERA: 4.49 (1, 1)	7.0	W	30	4	3	3	5	4	0	0	0	0	0	78	126	3.86	1.143					
Curt Young, L ERA: 3.98 (8, 1)	1.0		6	3	1	1	0	0	0	0	0	0	0	17	21	9.00	3.000					
Jerry Nielsen, L ERA: 3.09 (9, 1)	1.0		3	0	0	0	0	0	0	0	0	0	0	7	9	0.00	0.000					

Batter	1	2	3	4	5	6	7	8	9	AB	R	H	RBI	BB	SO	LOB	TOP								
Bernie Williams, S OBP: 0.330, SLG: 0.365 (1, 8)										5	0	1	0	0	0	2	New York Yankees @ Baltimore Orioles Oriole Park at Camden Yards, Baltimore, MD Wed Sep 09 1992, 7:05 PM EDT Att: 45,149 - Cloudy - 87 F								
Roberto Kelly, R OBP: 0.331, SLG: 0.403 (1, 7)										4	1	1	0	0	1	2									
Don Mattingly, L OBP: 0.328, SLG: 0.426 (1, 3)										4	1	2	1	0	0	1									
Danny Tartabull, R OBP: 0.413, SLG: 0.506 (1, 9)										3	2	1	1	1	0	1									
Mel Hall, L OBP: 0.313, SLG: 0.432 (1, 10)										4	0	1	0	0	0	3									
Randy Velarde, R OBP: 0.344, SLG: 0.402 (1, 5)										4	1	2	3	0	0	2									
Matt Nokes, L OBP: 0.279, SLG: 0.403 (1, 2)										4	0	0	0	0	1	2									
Andy Stankiewicz, R OBP: 0.336, SLG: 0.345 (1, 6)										4	0	0	0	0	0	1									
Pat Kelly, R OBP: 0.314, SLG: 0.395 (1, 4)										2	0	0	0	0	1	0									
Inning Stats	R: 0 E: 0 K: 1 S: 8	H: 0 LOB: 0 BB: 0 P: 15	R: 0 E: 0 K: 0 S: 11	H: 1 LOB: 1 BB: 0 P: 15	R: 0 E: 0 K: 0 S: 7	H: 0 LOB: 0 BB: 0 P: 13	R: 3 E: 0 K: 0 S: 9	H: 2 LOB: 0 BB: 0 P: 21	R: 0 E: 0 K: 0 S: 6	H: 1 LOB: 1 BB: 0 P: 11	R: 0 E: 0 K: 0 S: 9	H: 1 LOB: 1 BB: 0 P: 15	R: 0 E: 0 K: 1 S: 6	H: 0 LOB: 0 BB: 0 P: 13	R: 2 E: 0 K: 0 S: 13	H: 2 LOB: 0 BB: 0 P: 23	R: 0 E: 0 K: 1 S: 14	H: 1 LOB: 2 BB: 0 P: 22	1B: 4 2B: 1 3B: 0 HR: 3	SF: 0 SAC: 0 DP: 1 HBP: 2	WP: 0 PB: 0 SB: 1 CS: 0	PA: 37			
PITCHER	IP	WLS	BF	H	R	ER	SO	BB	IBB	HBP	BLK	WP	HR	S	P	ERA	WHIP								
Rick Sutcliffe, R ERA: 4.14 (1, 1)	7.2	L	31	7	5	5	2	1	0	1	0	0	3	66	120	5.87	1.043								
Pat Clements, L ERA: 2.77 (8, 1)	0.1		1	0	0	0	0	0	0	0	0	0	0	3	6	0.00	0.000								
Todd Frohwrth, R ERA: 2.15 (9, 1)	1.0	S	5	1	0	0	1	0	0	1	0	0	0	14	22	0.00	1.000								

Batter	1	2	3	4	5	6	7	8	9	AB	R	H	RBI	BB	SO	LOB	BOTTOM								
Brady Anderson, L OBP: 0.386, SLG: 0.463 (1, 7)										3	1	0	0	2	1	1	New York Yankees @ Baltimore Orioles Oriole Park at Camden Yards, Baltimore, MD Wed Sep 09 1992, 7:05 PM EDT Att: 45,149 - Cloudy - 87 F								
Randy Milligan, R OBP: 0.395, SLG: 0.376 (1, 3)										4	0	1	0	1	1	4									
Mike Devereaux, R OBP: 0.330, SLG: 0.477 (1, 8)										5	0	1	1	0	0	6									
Cal Ripken Jr., R OBP: 0.321, SLG: 0.343 (1, 6)										4	0	0	0	0	1	2									
Sam Horn, L OBP: 0.321, SLG: 0.398 (1, 10)										4	0	0	0	0	3	0									
Chris Hoiles, R OBP: 0.400, SLG: 0.542 (1, 2)										3	1	1	1	1	1	0									
Joe Orsulak, L OBP: 0.364, SLG: 0.399 (1, 9)										4	0	4	0	0	0	0									
Leo Gomez, R OBP: 0.364, SLG: 0.439 Steve Scarsone, R OBP: 0.200, SLG: 0.143 (9, PR)										3	0	1	0	1	0	1									
Mark McLemore, S OBP: 0.325, SLG: 0.311 (1, 4)										4	0	1	0	0	0	7									
Inning Stats	R: 0 E: 0 K: 0 S: 9	H: 1 LOB: 1 BB: 0 P: 16	R: 0 E: 0 K: 1 S: 10	H: 2 LOB: 2 BB: 0 P: 15	R: 0 E: 0 K: 1 S: 8	H: 1 LOB: 1 BB: 0 P: 13	R: 0 E: 0 K: 1 S: 10	H: 1 LOB: 2 BB: 2 P: 23	R: 1 E: 0 K: 1 S: 9	H: 0 LOB: 0 BB: 1 P: 18	R: 1 E: 0 K: 1 S: 7	H: 2 LOB: 0 BB: 0 P: 11	R: 0 E: 0 K: 0 S: 6	H: 1 LOB: 1 BB: 1 P: 14	R: 0 E: 0 K: 1 S: 11	H: 0 LOB: 0 BB: 0 P: 14	R: 0 E: 1 K: 1 S: 15	H: 1 LOB: 3 BB: 1 P: 26	1B: 8 2B: 0 3B: 0 HR: 1	SF: 0 SAC: 0 DP: 2 HBP: 0	WP: 0 PB: 0 SB: 2 CS: 0	PA: 39			
PITCHER	IP	WLS	BF	H	R	ER	SO	BB	IBB	HBP	BLK	WP	HR	S	P	ERA	WHIP								
Bob Wickman, R ERA: 3.81 (1, 1)	7.0	W	30	8	2	2	5	4	0	0	0	0	0	0	0	2.57	1.714								
Russ Springer, R ERA: 8.71 (8, 1)	1.0		3	0	0	0	1	0	0	0	0	0	0	11	14	0.00	0.000								
Steve Farr, R ERA: 1.58 (9, 1)	1.0	S	6	1	0	0	1	1	0	0	0	0	0	15	26	0.00	2.000								

AB	34
R	5
H	8
RBI	5
BB	1
SO	3
LOB	14

AB	34
R	2
H	9
RBI	2
BB	5
SO	7
LOB	21

Batter	1	2	3	4	5	6	7	8	9	AB	R	H	RBI	BB	SO	LOB	TOP		
Pat Listach, S OBP: 0.360, SLG: 0.356	BB		FC4-6 BB		CS 1B			G4-3		2	0	1	0	2	0	0	Milwaukee Brewers @ Baltimore Orioles Oriole Park at Camden Yards, Baltimore, MD Fri Sep 11 1992, 7:05 PM EDT Att: 45,207 - Sunny - 75 F		
Darryl Hamilton, L OBP: 0.356, SLG: 0.403	K		P6		CS	1B WP		L1		4	1	1	0	0	1	3			
Paul Moltzer, R OBP: 0.388, SLG: 0.463	F9		FC4-6			1B		F7		4	0	1	0	0	0	3			
Robin Yount, R OBP: 0.317, SLG: 0.378	K			G5-3		K		F9		4	0	0	0	0	2	3			
Franklin Stubbs, L OBP: 0.291, SLG: 0.367	K			K				P4		3	0	0	0	1	2	0			
Greg Vaughn, R OBP: 0.285, SLG: 0.387	P2			P6						3	0	0	0	1	0	2			
Kevin Seitzer, R OBP: 0.333, SLG: 0.362										3	1	2	0	0	0	0			
Dante Bichette, R OBP: 0.328, SLG: 0.426	CS 1B				SH3-4 SF9 2B			F9		1	0	0	0	0	0	1			
B.J. Surhoff, L OBP: 0.313, SLG: 0.325	CS		K		SH3-4			K		2	0	0	0	0	2	0			
Scott Fletcher, R OBP: 0.351, SLG: 0.389			FC4-6 2B		SF9			K		2	0	1	1	0	1	0			
Inning Stats	R: 0 E: 0 K: 2 S: 15	H: 0 LOB: 1 BB: 1 P: 19	R: 0 E: 0 K: 1 S: 9	H: 1 LOB: 0 BB: 0 P: 16	R: 0 E: 0 K: 1 S: 11	H: 1 LOB: 2 BB: 1 P: 20	R: 0 E: 0 K: 1 S: 8	H: 0 LOB: 0 BB: 0 P: 17	R: 1 E: 0 K: 1 S: 10	H: 2 LOB: 1 BB: 1 P: 16	R: 0 E: 0 K: 2 S: 10	H: 0 LOB: 0 BB: 0 P: 13	R: 0 E: 0 K: 0 S: 5	H: 0 LOB: 0 BB: 0 P: 6	R: 0 E: 0 K: 0 S: 7	H: 0 LOB: 1 BB: 1 P: 15	1B: 4 2B: 2 3B: 0 HR: 0	SF: 1 SAC: 1 DP: 1 HBP: 0	WP: 1 PB: 0 CS: 1 PA: 36
PITCHER 35 Mike Mussina, R ERA: 2.71	IP: 9.0 WLS: W BF: 34 H: 6 R: 2 ER: 2 SO: 8 BB: 4 IBB: 0 HBP: 0 BLK: 0 WP: 1 HR: 0 S: 81 P: 132 ERA: 2.00 WHIP: 1.111															PITCHER			

Batter	1	2	3	4	5	6	7	8	9	AB	R	H	RBI	BB	SO	LOB	BOTTOM
Brady Anderson, L OBP: 0.384, SLG: 0.459	L6		K		F9			G6-3		4	0	0	0	0	1	2	Milwaukee Brewers @ Baltimore Orioles Oriole Park at Camden Yards, Baltimore, MD Fri Sep 11 1992, 7:05 PM EDT Att: 45,207 - Sunny - 75 F
Randy Milligan, R OBP: 0.394, SLG: 0.379				FC4-5 3B	F9					4	0	1	0	0	2	2	
David Segui, S OBP: 0.312, SLG: 0.310								K		0	0	0	0	0	0	0	
Mike Devereaux, R OBP: 0.329, SLG: 0.479	K			FC4-2-5 3B		1B 3B		G6-3		4	1	1	0	0	1	1	
Sam Horn, L OBP: 0.324, SLG: 0.401					F7					1	0	1	0	0	0	0	
Glenn Davis, R OBP: 0.336, SLG: 0.413						2B 1B				2	1	1	1	1	0	1	
Mark McLemore, S OBP: 0.325, SLG: 0.311						1B		CS BB		0	0	0	0	0	0	0	
Cal Ripken Jr., R OBP: 0.321, SLG: 0.344	L5							G5-3		4	0	1	0	0	1	3	
Joe Orsulak, L OBP: 0.384, SLG: 0.399	P5				L4					3	0	1	1	0	0	1	
Chris Hoiles, R OBP: 0.399, SLG: 0.540	G5-3				1B 1B			F9		3	1	1	0	0	0	2	
Leo Gomez, R OBP: 0.366, SLG: 0.440										3	0	2	0	0	0	1	
Billy Ripken, R OBP: 0.272, SLG: 0.323			G6-4-3							3	0	1	1	0	1	1	
Inning Stats	R: 0 E: 0 K: 2 S: 12	H: 0 LOB: 0 BB: 0 P: 21	R: 0 E: 0 K: 0 S: 11	H: 1 LOB: 1 BB: 0 P: 20	R: 0 E: 0 K: 1 S: 8	H: 1 LOB: 0 BB: 0 P: 14	R: 0 E: 0 K: 1 S: 10	H: 1 LOB: 1 BB: 0 P: 15	R: 2 E: 0 K: 0 S: 11	H: 4 LOB: 2 BB: 0 P: 18	R: 0 E: 0 K: 2 S: 10	H: 0 LOB: 0 BB: 0 P: 15	R: 0 E: 0 K: 0 S: 6	H: 0 LOB: 1 BB: 1 P: 14	1B: 7 2B: 1 3B: 2 HR: 0	SF: 0 SAC: 0 DP: 1 HBP: 0	WP: 0 PB: 0 CS: 1 PA: 32
PITCHER Bill Wegman, R ERA: 3.34	IP: 8.0 WLS: L BF: 32 H: 10 R: 3 ER: 3 SO: 6 BB: 1 IBB: 0 HBP: 0 BLK: 0 WP: 0 HR: 0 S: 78 P: 133 ERA: 3.38 WHIP: 1.375															PITCHER	

Batter	1	2	3	4	5	6	7	8	9	AB	R	H	RBI	BB	SO	LOB	TOP										
Gregg Jefferies, S (1, 5) OBP: 0.340, SLG: 0.407	G4-3			F8		G6-4-3		G4-6-3		4	0	0	0	0	0	3	Kansas City Royals @ Baltimore Orioles Oriole Park at Camden Yards, Baltimore, MD Mon Sep 14 1992, 7:05 PM EDT Att: 45,073 - Sunny - 75 F livebaseballscorecards.com										
Keith Miller, R (1, 4) OBP: 0.350, SLG: 0.393	F8			P3		G5-3		G4-3		4	0	0	0	0	0	0											
George Brett, L (1, 10) OBP: 0.326, SLG: 0.389	G4-3			G4-3			G3		K	4	0	0	0	0	1	0											
Jim Eisenreich, L (1, 7) OBP: 0.317, SLG: 0.347		F7			K		P3		1B BB	3	0	0	0	1	1	0											
Brent Mayne, L (1, 2) OBP: 0.275, SLG: 0.289		G4-3			G5-3		G3		1-3 1B	4	0	1	0	0	0	0											
Kevin Koslofski, L (1, 8) OBP: 0.343, SLG: 0.409		G3-1			S 1B			K	L6	4	0	1	0	0	1	2											
Jeff Conine, R (1, 3) OBP: 0.323, SLG: 0.365				K	FC5-4 BB			1B BB		2	1	1	0	1	1	0											
Curtis Wilkerson, S (1, 6) OBP: 0.307, SLG: 0.328				G6-3	FC5-4			1B BB		2	0	0	0	1	0	2											
Gary Thurman, R (1, 9) OBP: 0.294, SLG: 0.322				F8				1-3 2-H 1B		1	0	0	0	1	0	0											
Mike Macfarlane, R (8, PH) OBP: 0.309, SLG: 0.418								G4-6-3 1B		1	0	1	1	0	0	0											
Brian McRae, S (8, PR) OBP: 0.288, SLG: 0.299										0	0	0	0	0	0	0											
Inning Stats	R: 0 E: 0 K: 0 S: 8	H: 0 LOB: 0 BB: 0 P: 16	R: 0 E: 0 K: 0 S: 7	H: 0 LOB: 0 BB: 0 P: 14	R: 0 E: 0 K: 1 S: 5	H: 0 LOB: 0 BB: 0 P: 8	R: 0 E: 0 K: 0 S: 6	H: 0 LOB: 0 BB: 0 P: 10	R: 0 E: 0 K: 1 S: 12	H: 1 LOB: 2 BB: 1 P: 23	R: 0 E: 0 K: 0 S: 6	H: 0 LOB: 0 BB: 0 P: 14	R: 0 E: 0 K: 0 S: 4	H: 0 LOB: 0 BB: 0 P: 9	R: 1 E: 0 K: 1 S: 9	H: 2 LOB: 2 BB: 1 P: 17	R: 0 E: 0 K: 1 S: 10	H: 1 LOB: 2 BB: 1 P: 17	1B: 4 2B: 0 3B: 0 HR: 0	SF: 0 SAC: 0 DP: 2 HBP: 0	WP: 0 PB: 0 SB: 1 CS: 0	PA: 33					
PITCHER	IP	WLS	BF	H	R	ER	SO	BB	IBB	HBP	BLK	WP	HR	S	P	ERA	WHIP										
Rick Sutcliffe, R (1, 1) ERA: 4.05	7.1	W	26	2	1	1	3	3	0	0	0	0	0	54	107	1.23	0.682										
Todd Frothing, R (8, 1) ERA: 2.13	0.2		2	1	0	0	0	0	0	0	0	0	0	3	4	0.00	1.500										
Gregg Olson, R (9, 1) ERA: 2.13	1.0	S	5	1	0	0	1	1	0	0	0	0	0	10	17	0.00	2.000										

Batter	1	2	3	4	5	6	7	8	9	AB	R	H	RBI	BB	SO	LOB	BOTTOM										
Brady Anderson, L (1, 7) OBP: 0.380, SLG: 0.458	F7			HR		F8		K		4	1	1	1	0	1	1	Kansas City Royals @ Baltimore Orioles Oriole Park at Camden Yards, Baltimore, MD Mon Sep 14 1992, 7:05 PM EDT Att: 45,073 - Sunny - 75 F livebaseballscorecards.com										
Randy Milligan, R (1, 3) OBP: 0.394, SLG: 0.376	G5-3 BB			G3 1B		G4-3		K		3	0	1	0	1	1	0											
Mark Parent, R (9, 2) OBP: 0.227, SLG: 0.263								K		0	0	0	0	0	0	0											
Mike Devereaux, R (1, 8) OBP: 0.326, SLG: 0.473	G5-3			G3				K 1B		4	0	1	0	0	1	2											
Glenn Davis, R (1, 10) OBP: 0.332, SLG: 0.405	L7			K				K 1B		4	0	0	0	0	3	3											
Cal Ripken Jr., R (1, 6) OBP: 0.321, SLG: 0.351				G5-3 1B		G3-1 2B		HR		3	1	3	1	0	0	0											
Joe Orsulak, L (1, 9) OBP: 0.357, SLG: 0.391				G5-3		G3-1		F7		3	0	0	0	0	0	2											
Chris Hoiles, R (1, 2) OBP: 0.396, SLG: 0.533				G6-3		G6-3				2	0	0	0	1	0	2											
David Segui, S (9, 3) OBP: 0.303, SLG: 0.300								BB		0	0	0	0	0	0	0											
Leo Gomez, R (1, 5) OBP: 0.363, SLG: 0.436				F8		F9		P4		3	0	0	0	0	0	3											
Billy Ripken, R (1, 4) OBP: 0.268, SLG: 0.317				F9		G5-3		L7		3	0	0	0	0	0	1											
Inning Stats	R: 0 E: 0 K: 0 S: 7	H: 0 LOB: 1 BB: 1 P: 11	R: 0 E: 0 K: 0 S: 9	H: 1 LOB: 1 BB: 0 P: 16	R: 1 E: 0 K: 1 S: 15	H: 2 LOB: 1 BB: 0 P: 21	R: 0 E: 0 K: 0 S: 8	H: 1 LOB: 1 BB: 0 P: 11	R: 0 E: 0 K: 1 S: 10	H: 2 LOB: 0 BB: 0 P: 17	R: 0 E: 0 K: 1 S: 8	H: 0 LOB: 1 BB: 1 P: 17	R: 0 E: 0 K: 3 S: 9	H: 0 LOB: 0 BB: 0 P: 17	1B: 3 2B: 1 3B: 0 HR: 2	SF: 0 SAC: 0 DP: 0 HBP: 0	WP: 0 PB: 0 SB: 0 CS: 0	PA: 31									
PITCHER	IP	WLS	BF	H	R	ER	SO	BB	IBB	HBP	BLK	WP	HR	S	P	ERA	WHIP										
Rick Reed, R (1, 1) ERA: 4.02	6.0	L	24	6	2	2	2	1	0	0	0	0	0	17	34	0.00	0.500										
Tom Gordon, R (7, 1) ERA: 4.12	2.0		7	0	0	0	4	1	0	0	0	0	0	17	34	0.00	0.500										

AB	29
R	1
H	4
RBI	1
BB	4
SO	4
LOB	7

AB	29
R	2
H	6
RBI	2
BB	2
SO	6
LOB	14



Batter	1	2	3	4	5	6	7	8	9	10	11	12	13	14	AB	R	H	RBI	BB	SO	LOB	TOP					
Keith Miller, R OBP: 0.347, SLG: 0.389 (1, 4)															6	0	1	0	0	1	3						
Juan Samuel, R OBP: 0.320, SLG: 0.345 Kevin Koslofski, L OBP: 0.337, SLG: 0.400 (8, 9)															4	0	1	0	0	3	2						
George Brett, L OBP: 0.326, SLG: 0.389 Terry Shumpert, R OBP: 0.188, SLG: 0.276 (9, PR)															3	0	1	0	0	0	1						
Gregg Jefferies, S OBP: 0.338, SLG: 0.404 (1, 5)															6	0	1	0	0	2	3						
Bob Melvin, R OBP: 0.338, SLG: 0.345 Wally Joyner, L OBP: 0.334, SLG: 0.384 (9, PH)															2	0	0	0	1	0	0						
Jeff Conine, R OBP: 0.323, SLG: 0.364 Brent Mayne, L OBP: 0.271, SLG: 0.285 (9, 2)															3	0	1	0	0	1	0						
Brian McRae, S OBP: 0.286, SLG: 0.296 (1, 8)															4	0	0	0	0	1	0						
Gary Thurman, R OBP: 0.297, SLG: 0.324 (1, 7)															5	1	2	0	0	0	2						
David Howard, S OBP: 0.308, SLG: 0.314 Mike Macfarlane, R OBP: 0.311, SLG: 0.425 Curtis Wilkerson, S OBP: 0.304, SLG: 0.326 (8, 6)															2	0	1	0	0	0	0						
Inning Stats	R: 0 E: 1 K: 2 S: 12	H: 1 LOB: 1 BB: 0 P: 14	R: 0 E: 0 K: 1 S: 7	H: 0 LOB: 0 BB: 0 P: 10	R: 0 E: 0 K: 1 S: 6	H: 0 LOB: 0 BB: 0 P: 8	R: 0 E: 0 K: 1 S: 8	H: 0 LOB: 0 BB: 0 P: 11	R: 0 E: 0 K: 0 S: 3	H: 0 LOB: 0 BB: 0 P: 5	R: 1 E: 0 K: 2 S: 12	H: 2 LOB: 1 BB: 0 P: 14	R: 0 E: 0 K: 0 S: 6	H: 1 LOB: 1 BB: 0 P: 9	R: 0 E: 0 K: 0 S: 7	H: 0 LOB: 0 BB: 0 P: 12	R: 0 E: 0 K: 0 S: 8	H: 1 LOB: 1 BB: 0 P: 9	R: 0 E: 0 K: 3 S: 13	H: 0 LOB: 2 BB: 1 P: 25	R: 0 E: 0 K: 0 S: 13	H: 0 LOB: 2 BB: 1 P: 25	1B: 7 2B: 2 HR: 0	SF: 0 SAC: 1 DP: 3 HBP: 0	WP: 1 PB: 1 SB: 0 CS: 2	PA: 51	
PITCHER	IP	WLS	BF	H	R	ER	SO	BB	IBB	HBP	BLK	WP	HR	S	P	ERA	WHIP										
Arthur Rhodes, L ERA: 4.05 Todd Frohwirth, R ERA: 2.05 Jim Poole, L ERA: Storm Davis, R ERA: 3.46	(1, 1)	7.1	27	6	1	0	6	0	0	0	0	0	0	60	86	1.23	0.955										
	(8, 1)	4.0	13	2	0	0	1	0	0	0	0	0	0	32	47	0.00	0.500										
	(12, 1)	0.2	2	0	0	0	1	0	0	0	0	0	0	10	10	0.00	0.000										
	(13, 1)	2.0	9	1	0	0	3	0	1	0	0	1	0	21	34	0.00	0.500										

Kansas City Royals @ Baltimore Orioles
Oriole Park at Camden Yards, Baltimore, MD
Tue Sep 15 1992, 7:05 PM EDT
Att. 41,146 - Sunny - 79 F

AB	47
R	1
H	9
RBI	1
BB	2
SO	11
LOB	17



Batter	1	2	3	4	5	6	7	8	9	10	11	12	13	14	AB	R	H	RBI	BB	SO	LOB	BOTTOM					
Brady Anderson, L OBP: 0.376, SLG: 0.453 (1, 7)															6	0	0	1	0	1	4						
Randy Milligan, R OBP: 0.391, SLG: 0.373 Mark McLemore, S OBP: 0.328, SLG: 0.311 David Segui, S OBP: 0.299, SLG: 0.296 (8, 3)															4	0	0	0	0	0	0						
Mike Devereaux, R OBP: 0.328, SLG: 0.473 (1, 8)															6	0	3	0	0	1	1						
Glenn Davis, R OBP: 0.332, SLG: 0.404 (1, 10)															6	0	2	0	0	1	3						
Cal Ripken Jr., R OBP: 0.324, SLG: 0.355 (1, 6)															5	1	3	0	1	0	2						
Joe Orsulak, L OBP: 0.354, SLG: 0.386 Luis Mercedes, R OBP: 0.250, SLG: 0.130 (10, PH)															4	0	0	0	0	0	3						
Chris Hoiles, R OBP: 0.389, SLG: 0.523 (1, 2)															5	0	0	1	0	2	0						
Leo Gomez, R OBP: 0.347, SLG: 0.437 Steve Scarsone, R OBP: 0.200, SLG: 0.143 (14, PR)															6	0	3	0	0	0	0						
Billy Ripken, R OBP: 0.354, SLG: 0.321 Chito Martinez, L OBP: 0.338, SLG: 0.391 Tim Luetft, R OBP: 0.352, SLG: 0.396 (10, 4)															3	0	2	0	0	0	0						
Inning Stats	R: 0 E: 0 K: 0 S: 11	H: 3 LOB: 2 BB: 0 P: 23	R: 0 E: 0 K: 0 S: 11	H: 2 LOB: 2 BB: 0 P: 13	R: 0 E: 0 K: 0 S: 14	H: 0 LOB: 0 BB: 0 P: 5	R: 0 E: 0 K: 1 S: 15	H: 2 LOB: 2 BB: 0 P: 22	R: 0 E: 0 K: 1 S: 9	H: 0 LOB: 1 BB: 0 P: 16	R: 0 E: 0 K: 0 S: 5	H: 0 LOB: 2 BB: 0 P: 10	R: 0 E: 0 K: 0 S: 10	H: 0 LOB: 0 BB: 0 P: 14	R: 0 E: 0 K: 0 S: 7	H: 0 LOB: 0 BB: 0 P: 12	R: 0 E: 0 K: 1 S: 8	H: 1 LOB: 0 BB: 0 P: 12	R: 1 E: 0 K: 0 S: 9	H: 2 LOB: 1 BB: 0 P: 12	R: 0 E: 0 K: 0 S: 13	H: 0 LOB: 1 BB: 0 P: 12	1B: 13 2B: 2 HR: 0	SF: 2 SAC: 0 DP: 2 HBP: 0	WP: 0 PB: 0 SB: 2 CS: 1	PA: 55	
PITCHER	IP	WLS	BF	H	R	ER	SO	BB	IBB	HBP	BLK	WP	HR	S	P	ERA	WHIP										
Luis Aquino, R ERA: 4.15 Juan Berenguer, R ERA: 5.45 Rusty Meacham, R ERA: 2.96 Steve Shifflett, R ERA: 2.61 Mike Magnante, L ERA: 3.04	(1, 1)	5.0	23	8	1	0	0	0	0	0	0	0	0	54	79	1.80	1.600										
	(6, 1)	1.0	5	2	0	0	1	0	0	0	0	0	0	15	19	0.00	2.000										
	(7, 1)	3.0	9	0	0	0	2	0	0	0	0	0	0	22	42	0.00	0.000										
	(10, 1)	0.2	4	1	0	0	0	0	1	0	0	0	0	9	20	0.00	1.500										
	(10, 1)	0.1	1	0	0	0	0	0	0	0	0	0	0	2	4	0.00	0.000										
PITCHER	IP	WLS	BF	H	R	ER	SO	BB	IBB	HBP	BLK	WP	HR	S	P	ERA	WHIP										
Bill Sampen, R ERA: 3.21 (11, 1)	3.2	13	13	3	1	1	3	0	0	0	0	0	0	34	50	2.46	0.818										

Kansas City Royals @ Baltimore Orioles
Oriole Park at Camden Yards, Baltimore, MD
Tue Sep 15 1992, 7:05 PM EDT
Att. 41,146 - Sunny - 79 F

AB	52
R	2
H	14
RBI	2
BB	1
SO	6
LOB	16



Batter	1	2	3	4	5	6	7	8	9	AB	R	H	RBI	BB	SO	LOB	TOP		
Jim Eisenreich, L (1, 9) OBP: 0.313, SLG: 0.342	1-3 K		2-2 G5-3			0-2 FC1-6		2-2 L5		4	0	0	0	0	1	1			
Keith Miller, R (1, 4) OBP: 0.346, SLG: 0.387	1-2 1B			0-1 F8		1-0 F2			0-2 P3	4	0	1	0	0	0	1			
George Brett, L (1, 10) OBP: 0.326, SLG: 0.388	2-0 G4-3			0-1 G4-3		0-3 K			2-2 FC4-6 1B	4	0	1	0	0	1	1			
Gregg Jefferies, S (1, 5)		2-1 F8		1-2 L4			0-1 G5-3		3-1 F7	4	0	0	0	0	0	1			
Wally Joyner, L (1, 3) OBP: 0.337, SLG: 0.385		1-1 1B			4-2 BB		4-1 BB		1-2 FC4-6	2	0	1	0	2	0	1			
Mike Macfarlane, R (1, 2) OBP: 0.309, SLG: 0.422		0-1 F9			0-0 P9		0-1 F9			3	0	0	0	0	0	3			
Kevin Koslowski, L (1, 8) OBP: 0.327, SLG: 0.388				0-0 G5-3		3-2 P4			0-0 L6	3	0	0	0	0	0	3			
Jeff Conine, R (1, 7) OBP: 0.313, SLG: 0.352			1-3 K		2-3 K				0-0 F9	3	0	0	0	0	2	1			
David Howard, S (1, 6) OBP: 0.298, SLG: 0.314			2-1 F7			0-2 FC1-6 1B			1-1 B3	3	0	1	0	0	0	0			
Inning Stats	R: 0 E: 0 K: 1 S: 9	H: 1 LOB: 0 BB: 0 P: 13	R: 0 E: 0 K: 0 S: 7	H: 1 LOB: 1 BB: 0 P: 10	R: 0 E: 0 K: 1 S: 8	H: 0 LOB: 0 BB: 0 P: 13	R: 0 E: 0 K: 0 S: 7	H: 0 LOB: 1 BB: 1 P: 8	R: 0 E: 0 K: 1 S: 11	H: 1 LOB: 1 BB: 0 P: 11	R: 0 E: 0 K: 0 S: 6	H: 0 LOB: 1 BB: 1 P: 10	R: 0 E: 0 K: 0 S: 6	H: 0 LOB: 0 BB: 0 P: 9	R: 0 E: 0 K: 0 S: 12	H: 1 LOB: 1 BB: 0 P: 18	1B: 4 2B: 0 3B: 0 HR: 0	SF: 0 SAC: 0 DP: 0 HBP: 0	WP: 0 PA: 32 PB: 0 SB: 0 CS: 0
PITCHER 35 Mike Mussina, R (1, 1) ERA: 2.6	IP: 9.0 WLS: W BF: 32 H: 4 R: 0 ER: 0 SO: 4 BB: 2 IBB: 0 HBP: 0 BLK: 0 WP: 0 HR: 0 S: 75 P: 110 ERA: 0.00 WHIP: 0.667															PITCHER			

Kansas City Royals @ Baltimore Orioles
 Oriole Park at Camden Yards, Baltimore, MD
 Wed Sep 16 1992, 7:05 PM EDT
 Att: 44,050 - Sunny - 83 F

AB	30
R	0
H	4
RBI	0
BB	2
SO	4
LOB	12



Batter	1	2	3	4	5	6	7	8	9	AB	R	H	RBI	BB	SO	LOB	BOTTOM		
Brady Anderson, L (1, 7) OBP: 0.374, SLG: 0.449	2-3 K		0-2 F8		0-0 F7		3-1 P5			4	0	0	0	0	1	3			
Luis Mercedes, R (1, 9) OBP: 0.298, SLG: 0.192	1-0 G3			1-1 G6-3		0-1 1B SF8 2B	0-0 F7			3	1	1	0	0	0	0			
Joe Orsulak, L (7, PH) (8, 9) OBP: 0.353, SLG: 0.385										1	0	0	0	0	0	1			
Mike Devereaux, R (1, 8) OBP: 0.329, SLG: 0.475	3-1 F8			2-1 G4-3 2B		0-1 1B 1B	1-2 F8			4	1	2	0	0	0	1			
Glenn Davis, R (1, 10) OBP: 0.333, SLG: 0.415		1-2 1B		0-0 G4-3		2-0 SF8		2-2 HR		3	1	2	2	0	0	1			
Cal Ripken Jr., R (1, 6) OBP: 0.327, SLG: 0.357		1-1 CS 1B		2-2 F9		0-0 1B	1-3 1B		2-0 CS 1B	4	0	3	0	0	0	1			
Randy Milligan, R (1, 3) OBP: 0.388, SLG: 0.369		1-2 1B			0-1 G6-3		1-3 K		3-3 K	4	0	0	0	0	3	5			
David Segui, S (9, 3) OBP: 0.299, SLG: 0.296										0	0	0	0	0	0	0			
Chris Hoiles, R (1, 2) OBP: 0.393, SLG: 0.527		2-1 F8			1-1 E 1B	1-0 FC6-4 1B		1-1 1B		4	0	3	1	0	0	1			
Leo Gomez, R (1, 5) OBP: 0.362, SLG: 0.433			3-1 F9		0-0 F9	2-2 FC6-4		2-0 G5-3		4	0	0	0	0	0	4			
Billy Ripken, R (1, 4) OBP: 0.276, SLG: 0.324			0-1 G5-3		1-2 E8 1B					3	0	2	0	0	0	0			
Inning Stats	R: 0 E: 0 K: 1 S: 8	H: 0 LOB: 0 BB: 0 P: 14	R: 0 E: 0 K: 1 S: 11	H: 2 LOB: 1 BB: 0 P: 18	R: 0 E: 0 K: 0 S: 7	H: 0 LOB: 0 BB: 0 P: 10	R: 0 E: 0 K: 0 S: 10	H: 1 LOB: 1 BB: 0 P: 15	R: 0 E: 1 K: 0 S: 9	H: 2 LOB: 2 BB: 0 P: 11	R: 2 E: 0 K: 1 S: 13	H: 4 LOB: 2 BB: 0 P: 19	R: 0 E: 0 K: 0 S: 8	H: 1 LOB: 1 BB: 0 P: 11	R: 1 E: 0 K: 1 S: 10	H: 3 LOB: 1 BB: 0 P: 20	1B: 10 2B: 4 3B: 0 HR: 1	SF: 1 SAC: 0 DP: 2 HBP: 0	WP: 0 PA: 35 PB: 0 SB: 0 CS: 2
PITCHER Chris Haney, L (1, 1) ERA: 5.01 Tom Gordon, R (6, 1) ERA: 4.11	IP: 5.1 WLS: L BF: 23 H: 8 R: 2 ER: 2 SO: 2 BB: 0 IBB: 0 HBP: 0 BLK: 0 WP: 0 HR: 0 S: 51 P: 76 ERA: 3.38 WHIP: 1.500															PITCHER			

Kansas City Royals @ Baltimore Orioles
 Oriole Park at Camden Yards, Baltimore, MD
 Wed Sep 16 1992, 7:05 PM EDT
 Att: 44,050 - Sunny - 83 F

AB	34
R	3
H	13
RBI	3
BB	0
SO	4
LOB	17



Batter	1	2	3	4	5	6	7	8	9	AB	R	H	RBI	BB	SO	LOB	TOP				
Brady Anderson, L (1, 7) OBP: 0.375, SLG: 0.449	4-1 CS BB		0-0 SH5-3		0-0 FC5-4 1B			1-3 K		2	0	1	0	1	1	0	Baltimore Orioles @ Milwaukee Brewers Milwaukee County Stadium, Milwaukee, WI Sat Sep 19 1992, 4:33 AM EDT Att: 33,702 - Cloudy - 59 F				
Mike Devereaux, R (1, 8) OBP: 0.326, SLG: 0.472	1 SAFE 0-2 F9		3-1 G5-3		0-0 FC5-4 1-2			1-1 F9		4	0	0	0	0	4						
Cal Ripken Jr., R (1, 6) OBP: 0.325, SLG: 0.360	1-2 P6		1-2 F8		1-0 F8			1-0 G5-3		4	0	0	0	0	4						
Glenn Davis, R (1, 10) OBP: 0.332, SLG: 0.417		3-3 K		1-2 F9				1-0 F9		4	0	0	0	1	0						
Joe Orsulak, L (1, 9) OBP: 0.356, SLG: 0.399		2-1 G4-3		1-2 1B				1-2 F8		4	0	1	0	0	0						
Chris Hoiles, R (1, 2) OBP: 0.391, SLG: 0.531		1-1 HR		1 SAFE 2-2 F8				1-3 K		4	1	1	1	0	1						
Leo Gomez, R (1, 5) OBP: 0.362, SLG: 0.433		3-2 F7		0-2 1B				1-1 F9		3	0	1	0	0	0						
David Segui, S (1, 3) OBP: 0.300, SLG: 0.297			1-0 SH5-3 1B		1-2 F7			3-1 P2		3	0	1	0	0	2						
Billy Ripken, R (1, 4) OBP: 0.277, SLG: 0.322			0-0 SH5-3 1B		1-2 G6-3			1-2 G5-3		3	0	1	0	0	0						
Inning Stats	R: 0 E: 0 K: 0 S: 7	H: 0 LOB: 0 BB: 1 P: 12	R: 1 E: 0 K: 1 S: 12	H: 1 LOB: 0 BB: 0 P: 21	R: 0 E: 0 K: 0 S: 8	H: 2 LOB: 2 BB: 0 P: 13	R: 0 E: 0 K: 0 S: 17	H: 2 LOB: 2 BB: 0 P: 22	R: 0 E: 0 K: 1 S: 6	H: 0 LOB: 0 BB: 0 P: 11	R: 0 E: 0 K: 0 S: 7	H: 0 LOB: 0 BB: 0 P: 12	R: 0 E: 0 K: 1 S: 7	H: 0 LOB: 0 BB: 0 P: 10	R: 0 E: 0 K: 0 S: 6	H: 0 LOB: 0 BB: 0 P: 8	1B: 5 2B: 0 3B: 0 HR: 1	SF: 0 SAC: 1 DP: 0 HBP: 0	WP: 0 PB: 0 SB: 0 CS: 1	PA: 33	
PITCHER	IP	WLS	BF	H	R	ER	SO	BB	IBB	HBP	BLK	WP	HR	S	P	ERA	WHIP				
Chris Bosio, R (1, 1) ERA: 3.58	7.0	W	27	6	1	1	2	1	0	0	0	0	1	65	99	1.29	1.000				
Jesse Orosco, L (8, 1) ERA: 3.39	1.0	S	3	0	0	0	1	0	0	0	0	0	0	7	10	0.00	0.000				
Darren Holmes, R (9, 1) ERA: 2.68	1.0	S	3	0	0	0	0	0	0	0	0	0	0	6	8	0.00	0.000				

Batter	1	2	3	4	5	6	7	8	9	AB	R	H	RBI	BB	SO	LOB	BOTTOM				
Pat Listach, S (1, 6) OBP: 0.362, SLG: 0.367	0-1 G4-3		2-3 K		0-3 K			1-3 K		4	0	0	0	0	3	2	Baltimore Orioles @ Milwaukee Brewers Milwaukee County Stadium, Milwaukee, WI Sat Sep 19 1992, 4:33 AM EDT Att: 33,702 - Cloudy - 59 F				
Darryl Hamilton, L (1, 9) OBP: 0.354, SLG: 0.393	4-2 BLK BB		0-0 CS		1-1 P5			1-1 F7		3	0	0	0	1	0	1					
Paul Moltor, R (1, 3) OBP: 0.393, SLG: 0.464	2-0 P5		4-2 G1-3 1B		0-0 G5-3			4-1 1B G4-3 BB		2	2	0	0	2	0	1					
Robin Yount, R (1, 8) OBP: 0.322, SLG: 0.386	0-1 F7		0-1 G1-3		0-0 CS 1B			0-2 G4-3 S 1B		4	0	2	0	0	2						
Greg Vaughn, R (1, 7) OBP: 0.302, SLG: 0.400		1-3 K		2-1 S 1B				3-1 P5		4	1	1	1	0	2	3					
B.J. Surhoff, L (1, 2) OBP: 0.313, SLG: 0.328	3-2 G4-3		2-1 BB 1B		2-1 BB 1B			4-0 S IBB		3	0	1	1	1	0	0					
Kevin Seitzer, R (1, 5) OBP: 0.335, SLG: 0.361	1-3 K		4-2 BB 1B		1-2 BB			1-1 G4-3		3	1	1	1	1	1	2					
Dave Nilsson, L (1, 10) OBP: 0.275, SLG: 0.338		2-3 K		4-0 FC4-6 BB				1-2 P5		3	0	0	0	1	2	3					
Bill Spiers, L (1, 4) OBP: 0.333, SLG: 0.500		0-0 CS 1B		1-0 FC4-6				3-2 2B		3	0	2	1	0	0	3					
Inning Stats	R: 0 E: 0 K: 0 S: 11	H: 0 LOB: 1 BB: 1 P: 16	R: 0 E: 0 K: 2 S: 9	H: 0 LOB: 0 BB: 0 P: 14	R: 0 E: 0 K: 2 S: 7	H: 1 LOB: 0 BB: 0 P: 11	R: 2 E: 0 K: 0 S: 15	H: 2 LOB: 3 BB: 3 P: 33	R: 0 E: 0 K: 1 S: 6	H: 1 LOB: 0 BB: 0 P: 14	R: 1 E: 1 K: 1 S: 18	H: 2 LOB: 1 BB: 0 P: 25	R: 1 E: 0 K: 1 S: 11	H: 1 LOB: 2 BB: 2 P: 25	R: 0 E: 0 K: 0 S: 9	H: 0 LOB: 0 BB: 0 P: 14	1B: 6 2B: 2 3B: 0 HR: 0	SF: 0 SAC: 0 DP: 1 HBP: 0	WP: 0 PB: 0 SB: 3 CS: 2	PA: 36	
PITCHER	IP	WLS	BF	H	R	ER	SO	BB	IBB	HBP	BLK	WP	HR	S	P	ERA	WHIP				
Ben McDonald, R (1, 1) ERA: 4.26	6.1	L	27	6	3	3	6	4	0	0	0	0	0	3	4	0.00	0.000				
Storm Davis, R (7, 1) ERA: 3.44	0.1		1	0	0	0	1	0	0	0	0	0	0	3	4	0.00	0.000				
Jim Poole, L (7, 1) ERA:	0.1		1	0	0	0	0	0	0	0	0	0	0	2	3	0.00	0.000				
Todd Frohwrth, R (8, 1) ERA: 2.12	0.2		5	1	1	1	0	1	1	0	0	0	0	8	20	13.50	3.000				
Gregg Olson, R (8, 1) ERA: 2.11	0.1		1	0	0	0	1	0	0	0	0	0	0	3	5	0.00	0.000				

Batter	1	2	3	4	5	6	7	8	9	AB	R	H	RBI	BB	SO	LOB	TOP					
Brady Anderson, L (1, 7) OBP: 0.378, SLG: 0.450	2-2 HBP		2-1 F8		1-1 BLK 1B	4-1 IBB			1-2 DI 1B	3	1	2	0	1	0	0	Baltimore Orioles @ Milwaukee Brewers Milwaukee County Stadium, Milwaukee, WI Sun Sep 20 1992, 4:33 AM EDT Att: 25,796 - Cloudy - 68 F					
Mike Devereaux, R (1, 8) OBP: 0.327, SLG: 0.470	1-2 F8		1-1 1B		1-0 P4	3-3 K			0-1 F7	5	0	1	0	0	1	6						
Cal Ripken Jr., R (1, 6) OBP: 0.325, SLG: 0.360	0-0 F9		1-1 F8		1-2 BLK 1B			3-2 G4-3 1B	2-1 F9	5	1	2	1	0	0	3						
Glenn Davis, R (1, 10) OBP: 0.330, SLG: 0.414	0-0 L5		2-3 K		0-0 FC3-6 1B			0-1 P6	1-1 G6-3	5	0	1	2	0	1	4						
Joe Orsulak, L (1, 9) OBP: 0.352, SLG: 0.394		1-0 G5-3		2-1 G4-3	1-0 FC3-6			1-0 G4-3		4	0	0	0	0	0	2						
Chris Hoiles, R (1, 2) OBP: 0.390, SLG: 0.526		4-0 1B BB		2-3 K	3-2 F9			3-3 K		3	0	0	0	1	2	2						
Randy Milligan, R (1, 3) OBP: 0.389, SLG: 0.366		2-2 1B		4-2 BB				4-2 G4-3 BB		2	0	1	0	2	0	0						
Leo Gomez, R (1, 5) OBP: 0.359, SLG: 0.429		2-2 F7		0-1 L7				0-0 F9	0-0 L8	4	0	0	0	0	0	4						
Billy Ripken, R (1, 4) OBP: 0.277, SLG: 0.322		2-2 P4			0-0 1B 1B			2-0 G4-3	2-3 K	3	1	1	0	0	0	3						
David Segui, S (8, PH) OBP: 0.299, SLG: 0.295										1	0	0	0	0	1	0						
Steve Scarsone, R (8, 4) OBP: 0.188, SLG: 0.133										0	0	0	0	0	0	0						
Inning Stats	R: 0 E: 0 K: 0 S: 7	H: 0 LOB: 1 BB: 0 P: 10	R: 0 E: 0 K: 0 S: 13	H: 1 LOB: 2 BB: 1 P: 24	R: 0 E: 0 K: 1 S: 10	H: 1 LOB: 1 BB: 0 P: 16	R: 0 E: 0 K: 1 S: 10	H: 0 LOB: 1 BB: 1 P: 18	R: 3 E: 0 K: 0 S: 12	H: 4 LOB: 1 BB: 0 P: 19	R: 0 E: 0 K: 1 S: 9	H: 0 LOB: 1 BB: 2 P: 21	R: 0 E: 0 K: 1 S: 11	H: 1 LOB: 1 BB: 0 P: 18	R: 0 E: 0 K: 1 S: 6	H: 0 LOB: 0 BB: 0 P: 8	R: 0 E: 0 K: 0 S: 9	H: 1 LOB: 1 BB: 0 P: 13	1B: 8 2B: 0 3B: 0 HR: 0	SF: 0 SAC: 0 DP: 0 HBP: 1	WP: 0 PB: 0 SB: 0 CS: 0	PA: 40
PITCHER	IP WLS BF H R ER SO BB IBB HBP BLK WP HR S P ERA WHIP																					
Ricky Bones, R (1, 1) ERA: 4.54	4.1	22	6	3	3	2	2	0	0	0	0	0	0	0	4	8	0.00	0.000				
Jesse Orosco, L (5, 1) ERA: 3.31	0.2	2	0	0	0	0	0	0	0	0	0	0	0	4	8	0.00	0.000					
Jim Austin, R (6, 1) ERA: 1.77	1.0	W	6	1	0	0	1	1	1	0	0	0	0	12	27	0.00	2.000					
Mike Fetters, R (7, 1) ERA: 1.23	2.0		6	0	0	0	2	0	0	0	0	0	0	14	20	0.00	0.000					
Doug Henry, R (9, 1) ERA: 4.23	1.0		4	1	0	0	0	0	0	0	0	0	0	9	13	0.00	1.000					

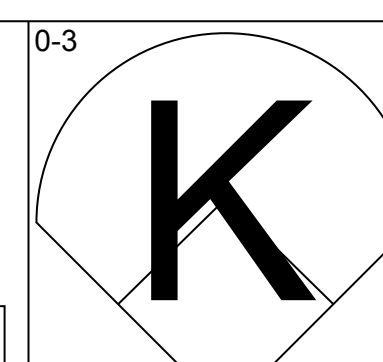
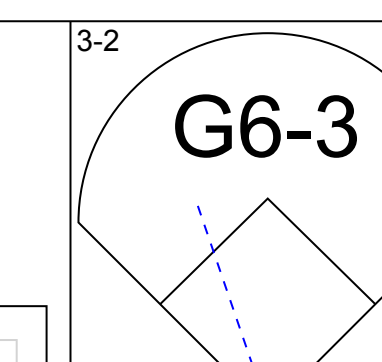
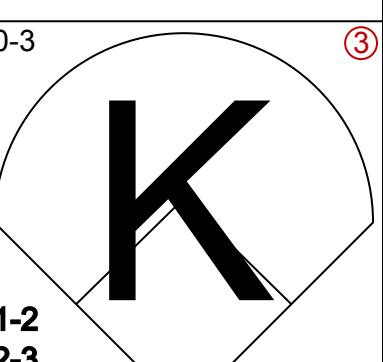
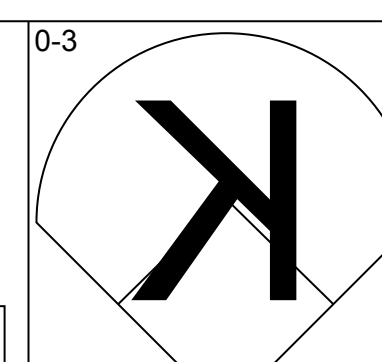
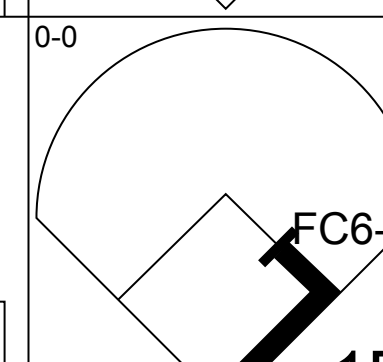
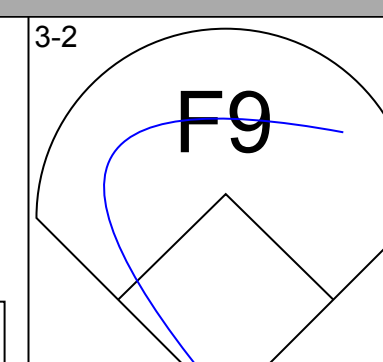
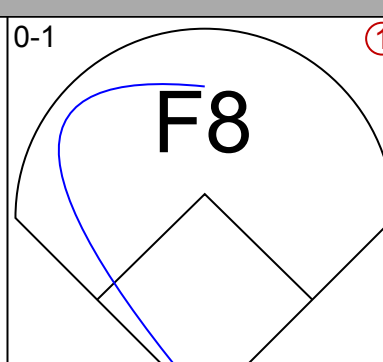
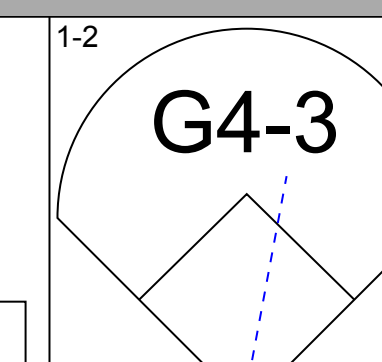
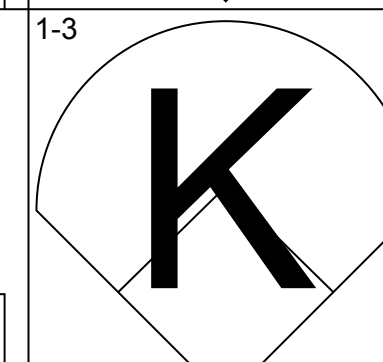
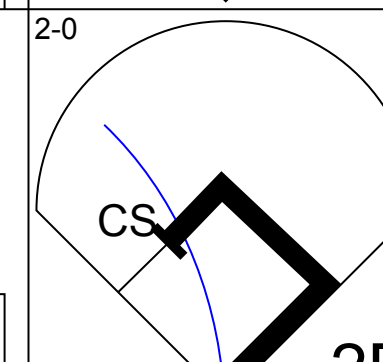
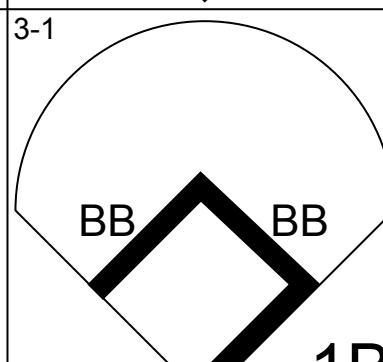
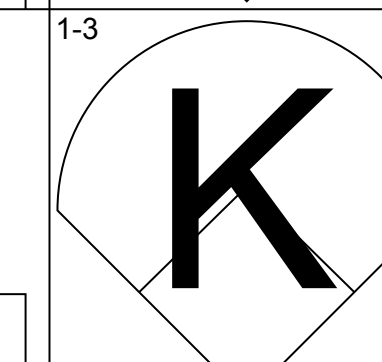
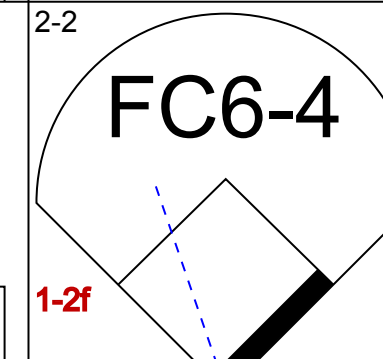
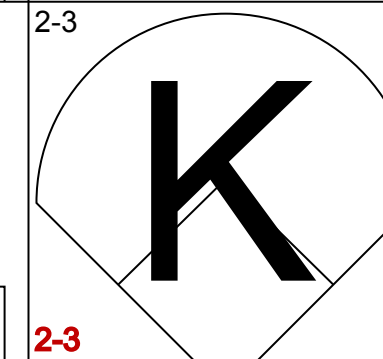
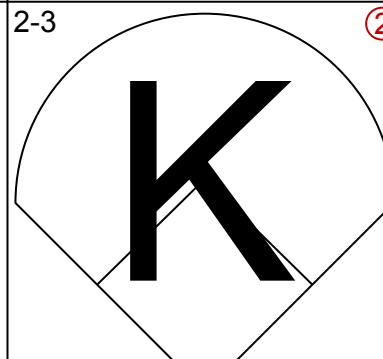
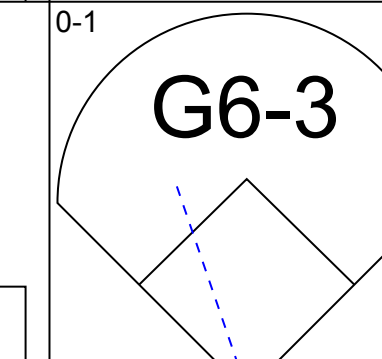
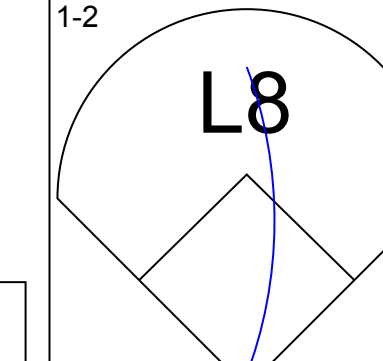
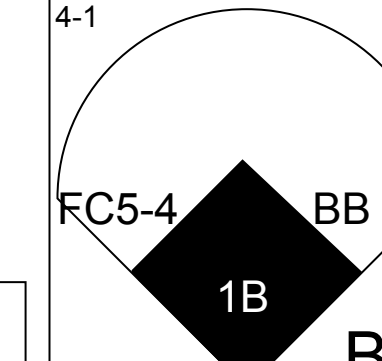
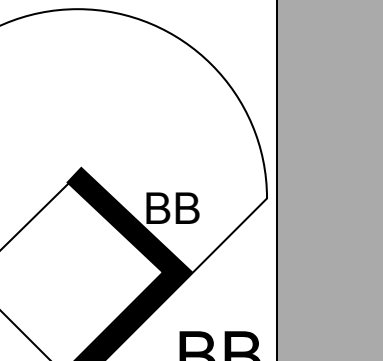
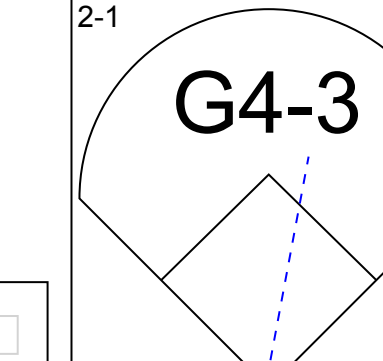
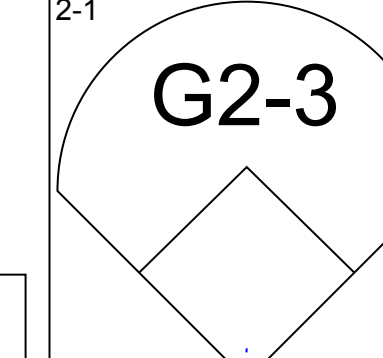
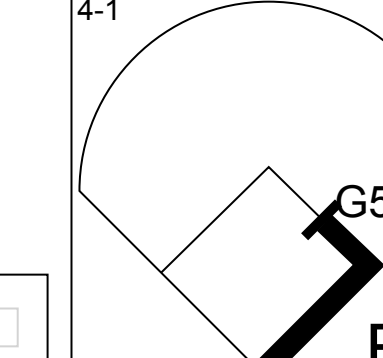
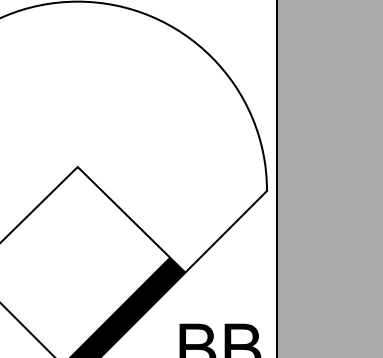
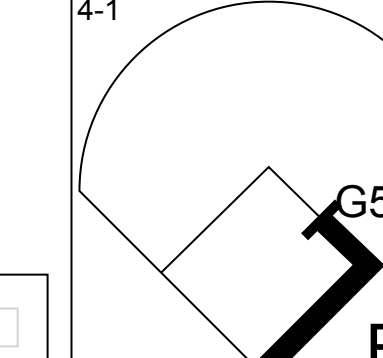
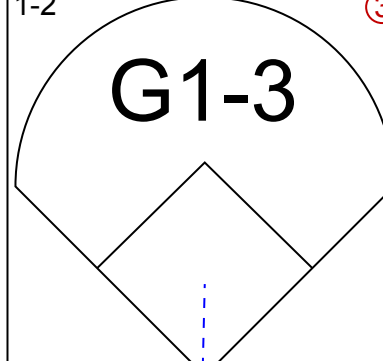
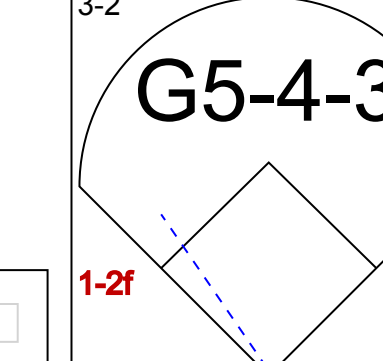
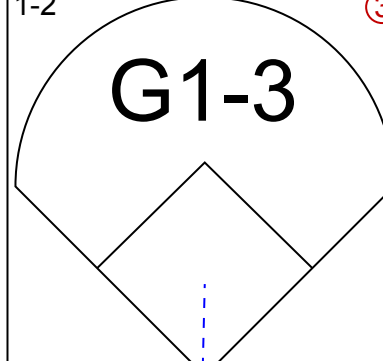
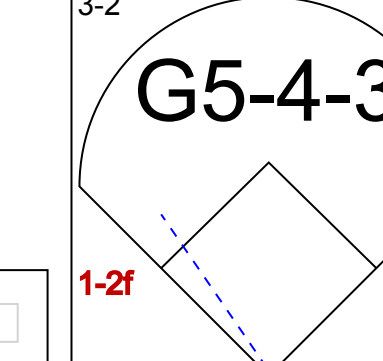
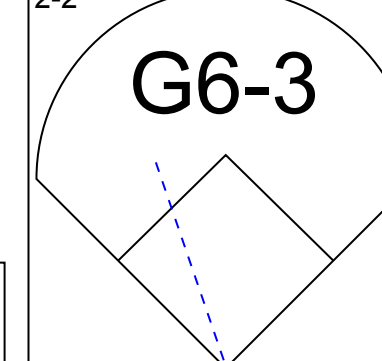
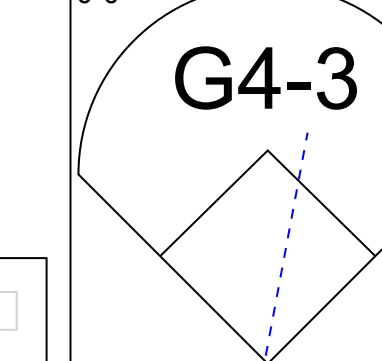
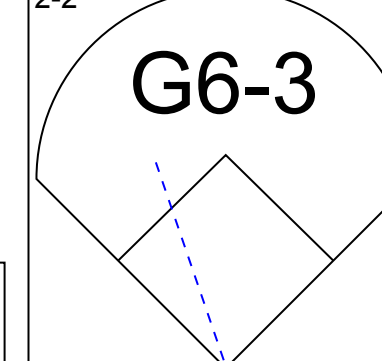
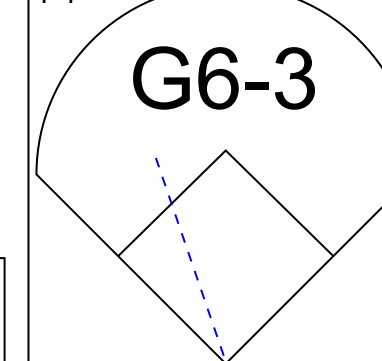
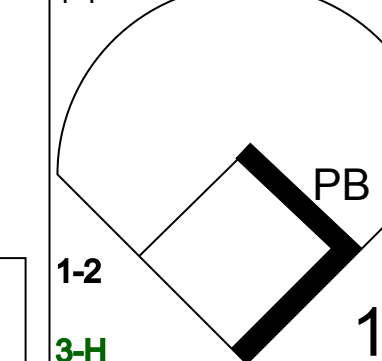
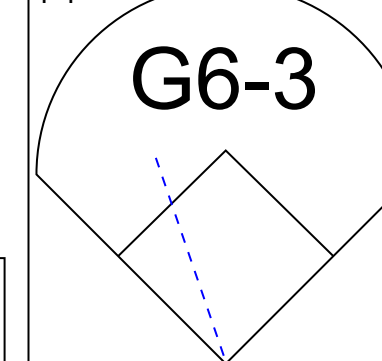
Batter	1	2	3	4	5	6	7	8	9	AB	R	H	RBI	BB	SO	LOB	BOTTOM				
Pat Listach, S (1, 6) OBP: 0.361, SLG: 0.366	1-0 G6-3		0-1 G5-3		1-0 P4	2-1 S 1B			2-2 G6-3	5	1	1	1	0	0	3	Baltimore Orioles @ Milwaukee Brewers Milwaukee County Stadium, Milwaukee, WI Sun Sep 20 1992, 4:33 AM EDT Att: 25,796 - Cloudy - 68 F				
Kevin Seitzer, R (1, 4) OBP: 0.335, SLG: 0.361	0-1 B1-3			2-1 F8		3-H S 1B			0-0 G3-1	5	2	2	1	0	0	0					
Paul Molitor, R (1, 10) OBP: 0.393, SLG: 0.467	1-1 G4-3			2-2 F8		S 1B			0-2 G5-3	5	1	2	1	0	0	0					
Robin Yount, R (1, 8) OBP: 0.321, SLG: 0.387		0-1 L3		0-2 2B		SF9			2-1 F8	4	0	1	1	0	0	2					
Greg Vaughn, R (1, 7) OBP: 0.306, SLG: 0.401		4-2 S BB		4-0 BB		S 1B			1-0 G6-3	2	1	1	1	2	0	0					
Dante Bichette, R (1, 9) OBP: 0.324, SLG: 0.415		1 SAFE 2-2 1 SAFE		1-3 K		3-H S 1B			2-2 FC4-6 1B	2	0	0	0	1	1	3					
Alex Diaz, S (6, FR)						1-2 S 1B				0	1	0	0	0	0	0					
Franklin Stubbs, L (7, 3) OBP: 0.294, SLG: 0.366						1-2 S 1B				1	0	1	0	0	0	0					
John Jaha, R (1, 3) OBP: 0.294, SLG: 0.331						1-2 S 1B				2	0	0	0	0	0	1					
Darryl Hamilton, L (6, PH) OBP: 0.355, SLG: 0.393						1-3 2-H S 1B				2	2	1	1	0	0	1					
B.J. Surhoff, L (1, 2) OBP: 0.315, SLG: 0.330			3-3 K		3-1 G3-1	1-2 CS 1B			2-2 1B	4	1	2	2	0	1	0					
Jim Tatum, R (1, 5) OBP: 0.333, SLG: 0.200			0-0 G5-3		1-2 1B	1-3 3-H S 1B			4-1 BB	3	0	1	0	1	1	1					
Inning Stats	R: 0 E: 0 K: 0 S: 5	H: 0 LOB: 0 BB: 0 P: 7	R: 0 E: 0 K: 0 S: 14	H: 0 LOB: 1 BB: 1 P: 23	R: 0 E: 0 K: 1 S: 6	H: 0 LOB: 0 BB: 0 P: 9	R: 0 E: 0 K: 1 S: 11	H: 1 LOB: 2 BB: 1 P: 20	R: 0 E: 0 K: 0 S: 12	H: 1 LOB: 1 BB: 0 P: 20	R: 8 E: 0 K: 1 S: 22	H: 8 LOB: 2 BB: 1 P: 39	R: 1 E: 0 K: 0 S: 12	H: 2 LOB: 1 BB: 1 P: 25	R: 0 E: 0 K: 0 S: 7	H: 0 LOB: 0 BB: 0 P: 9	R: 0 E: 0 K: 0 S: 9	1B: 9 2B: 3 3B: 0 HR: 0	SF: 1 SAC: 0 DP: 0 HBP: 0	WP: 0 PB: 0 SB: 4 CS: 2	PA: 40
PITCHER	IP WLS BF H R ER SO BB IBB HBP BLK WP HR S P ERA WHIP																				
Craig Lefferts, L (1, 1) ERA: 3.8	5.0	21	4	2	2	2	2	0	0	0	0	4	9	0.00	6.000						
Storm Davis, R (6, 1) ERA: 3.64	0.1	L	3	1	0	0	0	1	0	0	0	0	4	9	0.00	6.000					
Jim Poole, L (6, 1) ERA:	0.1		4	3	4	2	1	0	0	0	0	0	10	15	54.00	9.000					
Todd Frohwirth, R (6, 1) ERA: 2.27	1.1		9	4	3	2	0	1	0	0	0	0	17	35	13.50	3.750					
Mark Williamson, R (8, 1) ERA: 1.13	1.0		3	0	0	0	0	0	0	0	0	0	7	9	0.00	0.000					

AB	35
R	3
H	8
RBI	3
BB	4
SO	5
LOB	24



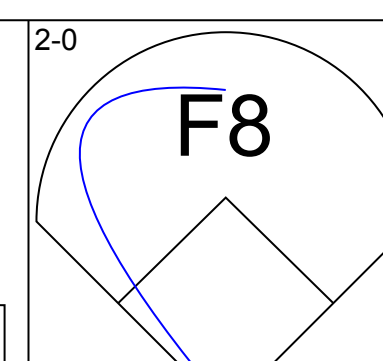
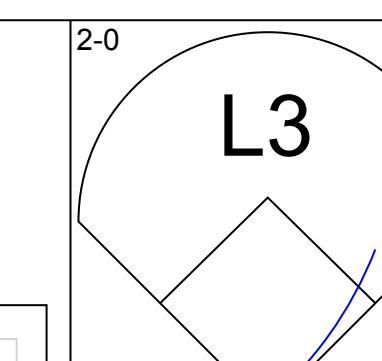

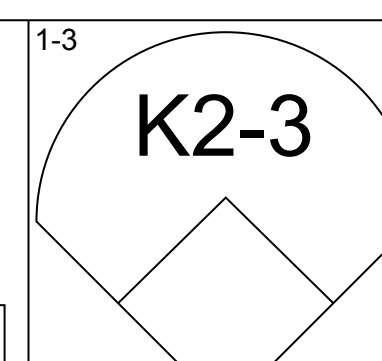
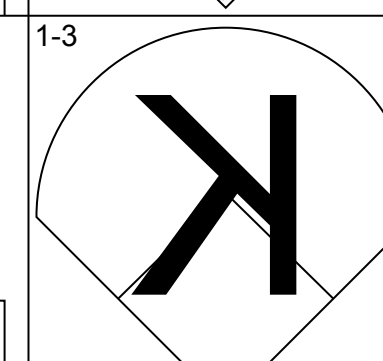
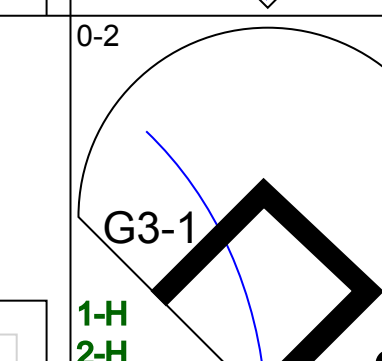

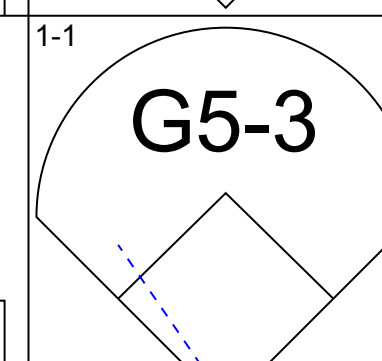
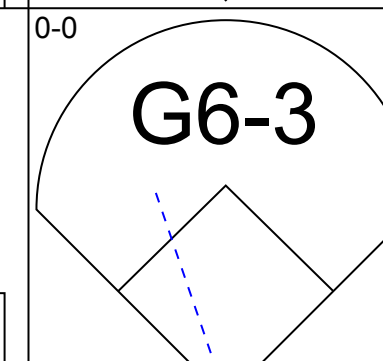
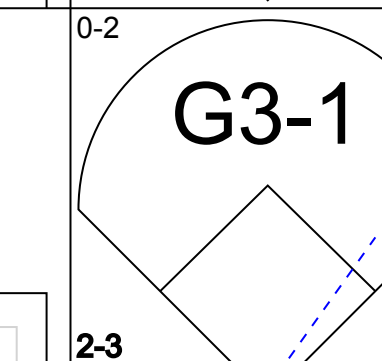
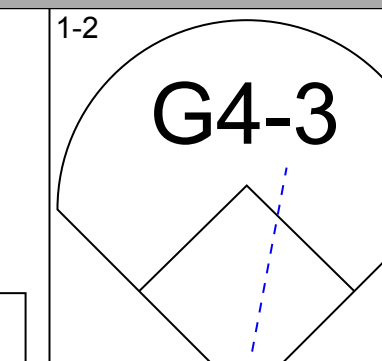
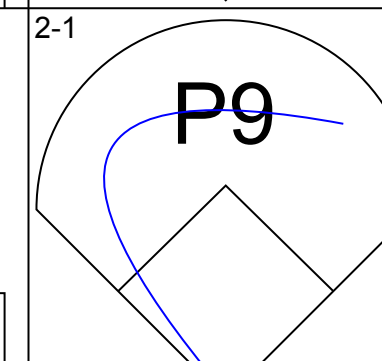
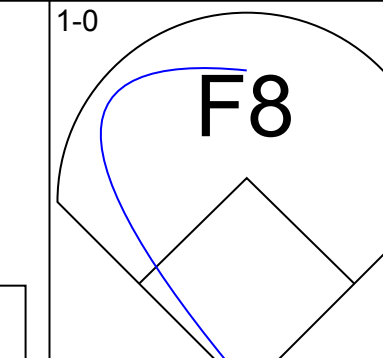
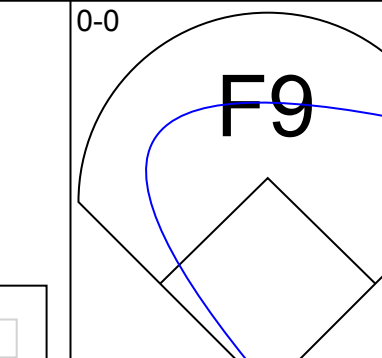
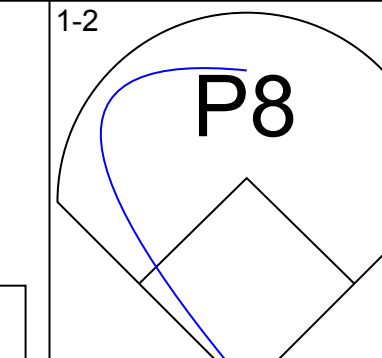
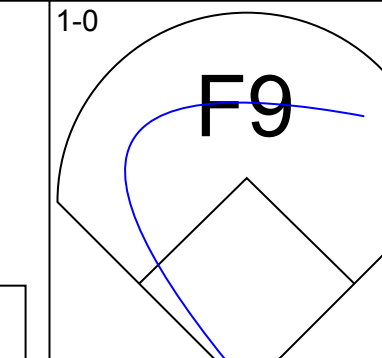
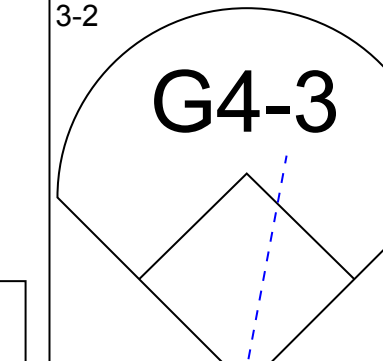
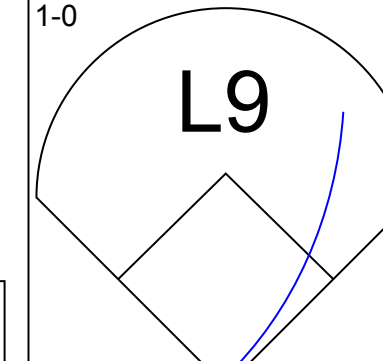
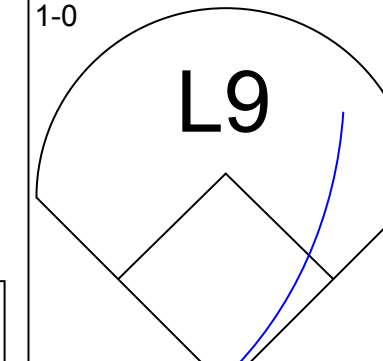
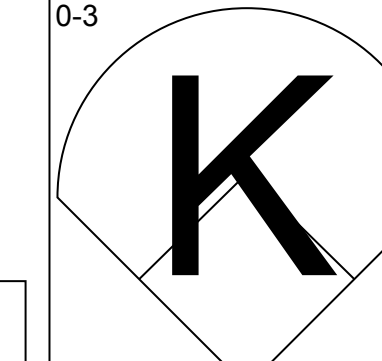

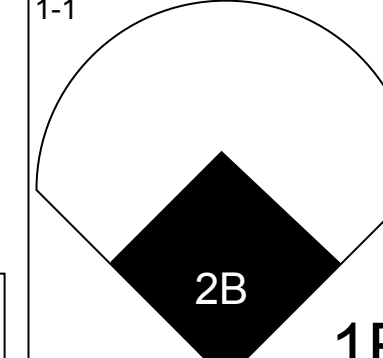
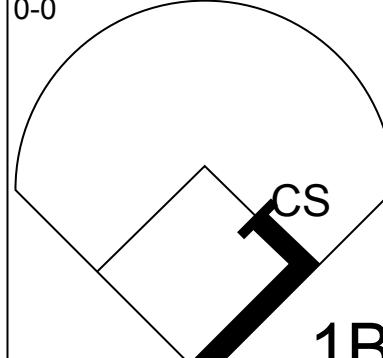
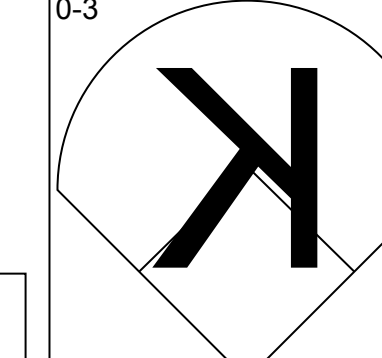
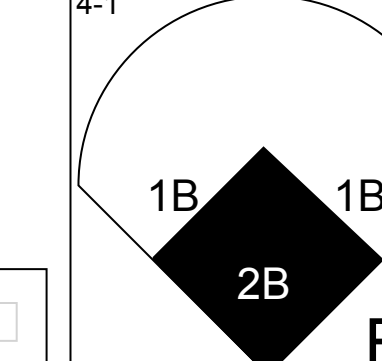
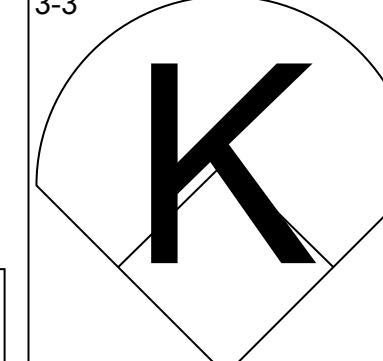
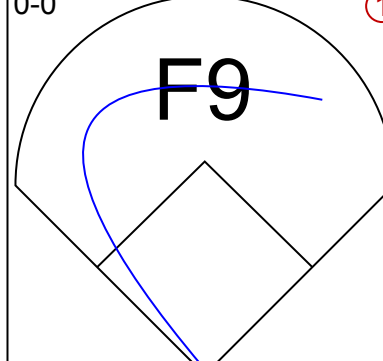
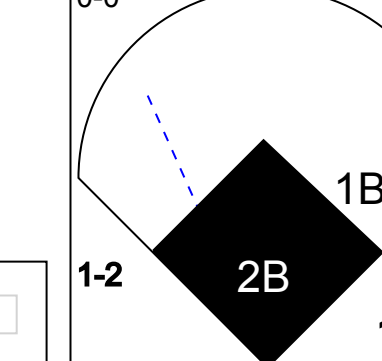
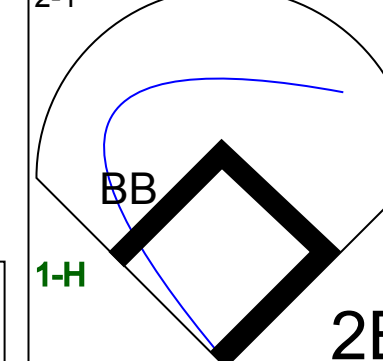
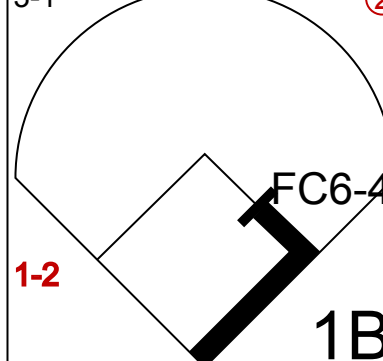
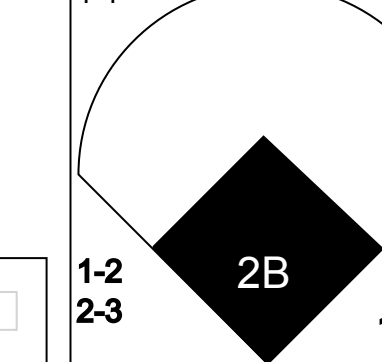
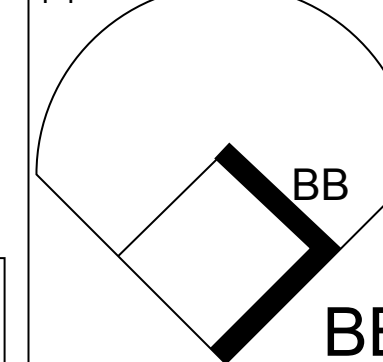
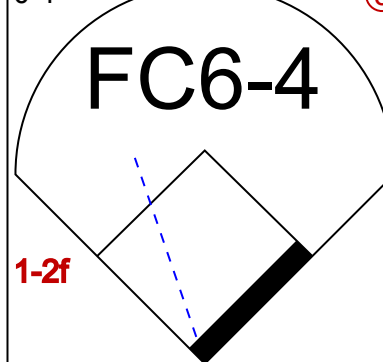
Batter	1	2	3	4	5	6	7	8	9	AB	R	H	RBI	BB	SO	LOB	TOP					
Brady Anderson, L (1, 7) OBP: 0.378, SLG: 0.449	G4-3		F8						F8	4	1	1	0	1	0	0	Baltimore Orioles @ Milwaukee Brewers Milwaukee County Stadium, Milwaukee, WI Mon Sep 21 1992, 8:05 PM EDT Att: 15,921 - Cloudy - 66 F					
Mike Devereaux, R (1, 8) OBP: 0.326, SLG: 0.470	F8		K							4	0	1	3	0	1	2						
Cal Ripken Jr., R (1, 6) OBP: 0.325, SLG: 0.358	L9				G6-3					3	0	0	0	1	0	1						
Glenn Davis, R (1, 10) OBP: 0.329, SLG: 0.412										4	0	1	0	0	1	3						
Joe Orsulak, L (1, 9) OBP: 0.348, SLG: 0.390										4	1	0	0	0	0	1						
Chris Hoiles, R (1, 2) OBP: 0.391, SLG: 0.522 Mark McLemore, S (8, PR) OBP: 0.325, SLG: 0.311 David Segui, S (8, 3) OBP: 0.298, SLG: 0.295										2	1	0	0	2	2	2						
Randy Milligan, R (1, 3) OBP: 0.389, SLG: 0.372 Jeff Tackett, R (8, 2) OBP: 0.292, SLG: 0.380										0	0	0	0	0	0	0						
Leo Gomez, R (1, 5) OBP: 0.357, SLG: 0.425										0	0	0	0	0	0	0						
Billy Ripken, R (1, 4) OBP: 0.277, SLG: 0.321										4	0	1	0	0	0	2						
Inning Stats	R: 0 E: 0 K: 0 S: 5	H: 0 LOB: 0 BB: 0 P: 10	R: 1 E: 0 K: 1 S: 15	H: 2 LOB: 1 BB: 0 P: 21	R: 0 E: 0 K: 1 S: 6	H: 0 LOB: 0 BB: 0 P: 9	R: 0 E: 0 K: 0 S: 4	H: 0 LOB: 0 BB: 0 P: 7	R: 3 E: 0 K: 0 S: 16	H: 2 LOB: 1 BB: 2 P: 30	R: 0 E: 1 K: 1 S: 9	H: 0 LOB: 1 BB: 0 P: 15	R: 0 E: 0 K: 1 S: 18	H: 2 LOB: 3 BB: 1 P: 29	R: 0 E: 0 K: 0 S: 4	H: 0 LOB: 1 BB: 1 P: 12		R: 0 E: 0 K: 0 S: 6	H: 0 LOB: 0 BB: 0 P: 7	1B: 3 2B: 3 3B: 0 HR: 0	SF: 0 SAC: 0 DP: 0 HBP: 0	WP: 0 PB: 0 SB: 0 CS: 1
PITCHER	IP	WLS	BF	H	R	ER	SO	BB	IBB	HBP	BLK	WP	HR	S	P	ERA	WHIP					
Bill Wegman, R (1, 1) ERA: 3.29	7.0	L	31	6	4	4	4	3	0	0	0	0	0	73	121	5.14	1.286					
Jesse Orosco, L (8, 1) ERA: 3.29	0.1		2	0	0	0	0	1	0	0	0	0	0	1	5	0.00	3.000					
Darren Holmes, R (8, 1) ERA: 2.56	1.2		4	0	0	0	0	0	0	0	0	0	0	9	14	0.00	0.000					

Batter	1	2	3	4	5	6	7	8	9	AB	R	H	RBI	BB	SO	LOB	BOTTOM					
Pat Listach, S (1, 6) OBP: 0.359, SLG: 0.364	L7		SH1-3							3	0	0	0	0	0	2	Baltimore Orioles @ Milwaukee Brewers Milwaukee County Stadium, Milwaukee, WI Mon Sep 21 1992, 8:05 PM EDT Att: 15,921 - Cloudy - 66 F					
Darryl Hamilton, L (1, 9) OBP: 0.354, SLG: 0.392										4	0	1	0	0	0	3						
Paul Molitor, R (1, 10) OBP: 0.394, SLG: 0.466										3	0	1	0	1	0	1						
Robin Yount, R (1, 8) OBP: 0.318, SLG: 0.384										4	0	0	0	0	0	4						
Greg Vaughn, R (1, 7) OBP: 0.307, SLG: 0.400										3	1	1	0	1	0	0						
B.J. Surhoff, L (1, 2) OBP: 0.316, SLG: 0.330										3	0	1	0	1	0	0						
Kevin Seitzer, R (1, 5) OBP: 0.333, SLG: 0.359										4	0	0	1	0	0	2						
John Jaha, R (1, 3) OBP: 0.286, SLG: 0.320										4	0	0	0	0	2	2						
Jim Gantner, L (1, 4) OBP: 0.278, SLG: 0.313 Bill Spiers, L (5, 4) OBP: 0.500, SLG: 0.750										1	0	1	0	0	0	0						
Inning Stats	R: 0 E: 0 K: 0 S: 11	H: 1 LOB: 0 BB: 0 P: 14	R: 1 E: 1 K: 1 S: 16	H: 2 LOB: 1 BB: 0 P: 22	R: 0 E: 0 K: 0 S: 14	H: 1 LOB: 2 BB: 1 P: 21	R: 0 E: 0 K: 0 S: 13	H: 0 LOB: 1 BB: 2 P: 25	R: 0 E: 0 K: 0 S: 13	H: 2 LOB: 2 BB: 0 P: 18	R: 0 E: 0 K: 0 S: 5	H: 0 LOB: 0 BB: 0 P: 6	R: 0 E: 0 K: 1 S: 11	H: 1 LOB: 1 BB: 0 P: 18	R: 0 E: 0 K: 0 S: 7	H: 0 LOB: 0 BB: 0 P: 9		R: 0 E: 0 K: 0 S: 7	H: 0 LOB: 0 BB: 0 P: 9	1B: 6 2B: 1 3B: 0 HR: 0	SF: 0 SAC: 1 DP: 1 HBP: 0	WP: 0 PB: 0 SB: 0 CS: 1
PITCHER	IP	WLS	BF	H	R	ER	SO	BB	IBB	HBP	BLK	WP	HR	S	P	ERA	WHIP					
35 Mike Mussina, R (1, 1) ERA: 2.53	9.0	W	35	7	1	1	2	3	0	0	0	0	0	97	142	1.00	1.111					

Batter	1	2	3	4	5	6	7	8	9	AB	R	H	RBI	BB	SO	LOB	TOP			
Devon White, S OBP: 0.296, SLG: 0.386 (1, 8)										4	0	0	0	0	3	2	Toronto Blue Jays @ Baltimore Orioles Oriole Park at Camden Yards, Baltimore, MD Wed Sep 23 1992, 7:05 PM EDT Att: 45,660 - Sunny - 65 F			
Roberto Alomar, S OBP: 0.410, SLG: 0.428 (1, 4)	 1B									4	0	1	0	0	0	0				
Joe Carter, R OBP: 0.306, SLG: 0.495 (1, 9)										4	0	2	0	0	2	1				
Dave Winfield, R OBP: 0.377, SLG: 0.494 (1, 10)	 1-2									4	0	0	0	0	2	3				
John Olerud, L OBP: 0.378, SLG: 0.463 (1, 3)					 1B						2	1	0	0	2	0				
Candy Maldonado, R OBP: 0.354, SLG: 0.466 (1, 7)					 1-2				 BB		1	0	0	0	3	0				
Kelly Gruber, R OBP: 0.278, SLG: 0.364 (1, 5)									 1-2		4	0	0	0	0	6				
Pat Borders, R OBP: 0.291, SLG: 0.383 (1, 2)					 1-2					3	0	0	0	0	0	2				
Alfredo Griffin, S OBP: 0.257, SLG: 0.273 (1, 6)					 1B					3	0	1	1	0	0	0				
Inning Stats	R: 0 E: 0 K: 2 S: 10	H: 1 LOB: 1 BB: 0 P: 13	R: 0 E: 0 K: 0 S: 8	H: 0 LOB: 0 BB: 0 P: 12	R: 0 E: 0 K: 0 S: 7	H: 0 LOB: 0 BB: 0 P: 11	R: 0 E: 0 K: 1 S: 8	H: 1 LOB: 2 BB: 0 P: 15	R: 1 E: 0 K: 1 S: 12	H: 1 LOB: 3 BB: 2 P: 21	R: 0 E: 0 K: 1 S: 8	H: 0 LOB: 0 BB: 0 P: 11	R: 0 E: 0 K: 1 S: 8	H: 0 LOB: 0 BB: 1 P: 10	R: 0 E: 0 K: 0 S: 9	H: 0 LOB: 0 BB: 1 P: 18	1B: 3 2B: 1 3B: 0 HR: 0	SF: 0 SAC: 0 DP: 1 HBP: 0	WP: 0 PB: 1 SB: 0 CS: 1	PA: 34
PITCHER	IP	WLS	BF	H	R	ER	SO	BB	IBB	HBP	BLK	WP	HR	S	P	ERA	WHIP			
Arthur Rhodes, L ERA: 3.75 (1, 1)	8.1	W	33	4	1	1	7	5	0	0	0	0	0	76	128	1.08	1.080			
Gregg Olson, R ERA: 2.06 (9, 1)	0.2	S	1	0	0	0	0	0	0	0	0	0	0	6	9	0.00	0.000			

livebaseballscores.com



Batter	1	2	3	4	5	6	7	8	9	AB	R	H	RBI	BB	SO	LOB	BOTTOM			
Brady Anderson, L OBP: 0.378, SLG: 0.447 (1, 7)				 BB						3	0	0	0	1	1	3	Toronto Blue Jays @ Baltimore Orioles Oriole Park at Camden Yards, Baltimore, MD Wed Sep 23 1992, 7:05 PM EDT Att: 45,660 - Sunny - 65 F			
Mike Devereaux, R OBP: 0.325, SLG: 0.473 (1, 8)			 1-2	 1-2						4	0	1	3	0	1	3				
Cal Ripken Jr., R OBP: 0.322, SLG: 0.357 (1, 6)			 2-3							4	0	0	0	0	0	1				
Glenn Davis, R OBP: 0.330, SLG: 0.413 (1, 10)										4	0	0	0	0	0	1				
Randy Milligan, R OBP: 0.384, SLG: 0.365 David Segui, S OBP: 0.302, SLG: 0.299 (1, 3)										4	0	0	0	0	1	0				
Chito Martinez, L OBP: 0.345, SLG: 0.393 (1, 9)				 1B			 1B			4	1	2	0	0	2	0				
Chris Hoiles, R OBP: 0.389, SLG: 0.518 (1, 2)			 2B							2	1	0	0	1	1	2				
Leo Gomez, R OBP: 0.358, SLG: 0.428 (1, 5)			 2B	 2B		 1-2				3	1	3	1	0	0	0				
Billy Ripken, R OBP: 0.279, SLG: 0.320 (1, 4)			 2B			 1-2				2	1	1	0	1	0	1				
Inning Stats	R: 0 E: 0 K: 1 S: 5	H: 0 LOB: 0 BB: 0 P: 8	R: 0 E: 0 K: 1 S: 7	H: 0 LOB: 0 BB: 0 P: 11	R: 3 E: 0 K: 0 S: 12	H: 3 LOB: 1 BB: 1 P: 19	R: 1 E: 0 K: 1 S: 12	H: 2 LOB: 3 BB: 2 P: 28	R: 0 E: 0 K: 0 S: 6	H: 2 LOB: 1 BB: 0 P: 9	R: 0 E: 0 K: 1 S: 7	H: 0 LOB: 0 BB: 0 P: 11	R: 0 E: 0 K: 2 S: 8	H: 0 LOB: 0 BB: 0 P: 9	R: 0 E: 0 K: 0 S: 9	H: 0 LOB: 0 BB: 0 P: 9	1B: 5 2B: 2 3B: 0 HR: 0	SF: 0 SAC: 0 DP: 0 HBP: 0	WP: 0 PB: 0 SB: 0 CS: 1	PA: 33
PITCHER	IP	WLS	BF	H	R	ER	SO	BB	IBB	HBP	BLK	WP	HR	S	P	ERA	WHIP			
Jack Morris, R ERA: 4.09 (1, 1)	8.0	L	33	7	4	4	6	3	0	0	0	0	0	68	111	4.50	1.250			


livebaseballscores.com



Batter	1	2	3	4	5	6	7	8	9	10	11	12	13	14	AB	R	H	RBI	BB	SO	LOB	TOP						
Billy Hatcher, R OBP: 0.306, SLG: 0.345 (1, 7)															6	1	1	0	0	0	2							
Scott Cooper, L OBP: 0.350, SLG: 0.377 (1, 3)															5	1	3	2	2	0	0							
Wade Boggs, L OBP: 0.352, SLG: 0.358 (1, 5)															7	0	0	0	0	1	6							
Mo Vaughn, L OBP: 0.327, SLG: 0.406 (1, 10)															5	1	1	1	0	1	1							
Bob Zuppic, R OBP: 0.321, SLG: 0.349 (9, 9) (14, 8)															4	1	2	1	2	1	2							
Jody Reed, R OBP: 0.321, SLG: 0.317 (1, 4)															4	1	0	0	1	0	2							
Phil Plantier, L OBP: 0.324, SLG: 0.347 (9, PR) Steve Lyons, L OBP: 0.250, SLG: 0.300 John Marzano, R OBP: 0.137, SLG: 0.167 (9, 2)															3	0	0	0	1	1	1	AB 45						
Tony Peña, R OBP: 0.295, SLG: 0.298 Herm Winningham, L OBP: 0.268, SLG: 0.284 (9, 8) Tom Brunansky, R OBP: 0.351, SLG: 0.440 (14, 9)															3	0	0	0	0	2	1	R 7						
John Valentín, R OBP: 0.341, SLG: 0.420 (1, 6)															6	1	2	2	0	1	3	H 9						
Inning Stats	R: 1 E: 0 K: 0 S: 8	H: 1 LOB: 0 BB: 0 P: 14	R: 0 E: 0 K: 0 S: 9	H: 1 LOB: 1 BB: 0 P: 14	R: 0 E: 0 K: 1 S: 7	H: 0 LOB: 0 BB: 0 P: 11	R: 0 E: 0 K: 1 S: 5	H: 0 LOB: 0 BB: 0 P: 9	R: 1 E: 0 K: 1 S: 18	H: 2 LOB: 1 BB: 0 P: 20	R: 0 E: 0 K: 0 S: 10	H: 0 LOB: 2 BB: 0 P: 12	R: 0 E: 0 K: 0 S: 14	H: 0 LOB: 1 BB: 0 P: 20	R: 0 E: 0 K: 0 S: 16	H: 0 LOB: 0 BB: 0 P: 26	R: 0 E: 0 K: 1 S: 10	H: 0 LOB: 0 BB: 1 P: 15	R: 0 E: 0 K: 0 S: 7	H: 0 LOB: 0 BB: 1 P: 13	R: 0 E: 0 K: 0 S: 6	H: 0 LOB: 0 BB: 0 P: 11	R: 4 E: 1 K: 0 S: 22	H: 2 LOB: 2 BB: 3 P: 40	1B: 6 2B: 3 HR: 1	SF: 0 SAC: 3 DP: 3 HBP: 1	WP: 0 PB: 0 SB: 0 CS: 1	PA: 57
PITCHER	IP	WLS	BF	H	R	ER	SO	BB	IBB	HBP	BLK	WP	HR	S	P	ERA	WHIP											
35 Mike Mussina, R ERA: 2.56	(1, 1)	8.0	31	6	3	3	5	1	0	0	0	0	0	76	114	3.38	0.875											
Storm Davis, R ERA: 3.59	(9, 1)	1.1	7	1	0	0	0	2	0	0	0	0	0	19	31	0.00	2.250											
Pat Clements, L ERA: 3.2	(10, 1)	1.0	3	0	0	0	1	1	0	0	0	0	0	8	14	0.00	1.000											
Todd Frohwrth, R ERA: 2.46	(11, 1)	2.2	L 11	1	4	3	1	2	0	1	0	0	0	26	45	10.12	1.125											
Jim Poole, L ERA:	(14, 1)	0.0	1	0	0	0	0	1	0	0	0	0	0	3	7	=	=											

Boston Red Sox @ Baltimore Orioles
Oriole Park at Camden Yards, Baltimore, MD
Sat Sep 26 1992, 7:05 PM EDT
Cloudy - 77 F


AB 45
R 7
H 9
RBI 7
BB 8
SO 7
LOB 20



Batter	1	2	3	4	5	6	7	8	9	10	11	12	13	14	AB	R	H	RBI	BB	SO	LOB	BOTTOM						
Brady Anderson, L OBP: 0.377, SLG: 0.444 (1, 7)															1	0	0	0	0	0	0							
Joe Orsulak, L OBP: 0.348, SLG: 0.390 (4, 7)															3	0	0	0	1	0	1							
Luis Mercedes, R OBP: 0.238, SLG: 0.143 David Segui, S OBP: 0.301, SLG: 0.296 (12, PH) (13, 9)															4	0	0	0	0	1	3							
Mike Devereaux, R OBP: 0.321, SLG: 0.466 (1, 8)															6	1	0	0	0	0	5							
Cal Ripken Jr., R OBP: 0.321, SLG: 0.354 (1, 9)															6	1	2	0	0	0	1							
Glenn Davis, R OBP: 0.333, SLG: 0.415 Mark McLemore, S OBP: 0.321, SLG: 0.307 (9, PR)															4	1	2	1	0	0	0							
Randy Milligan, R OBP: 0.384, SLG: 0.362 (1, 3)															4	0	1	1	2	0	2							
Chris Hoiles, R OBP: 0.384, SLG: 0.506 (1, 2)															6	0	0	1	0	1	5							
Tim Hulett, R OBP: 0.359, SLG: 0.400 Manny Alexander, R (12, PR)															6	0	0	1	0	1	5	AB 47						
Leo Gomez, R OBP: 0.356, SLG: 0.425 (13, 5)															5	0	3	0	0	1	2	R 3						
Billy Ripken, R OBP: 0.280, SLG: 0.318 Chito Martínez, L OBP: 0.351, SLG: 0.397 Steve Scarsone, R OBP: 0.178, SLG: 0.125 (11, 4)															1	0	1	0	0	0	0	H 9						
Inning Stats	R: 0 E: 0 K: 0 S: 9	H: 0 LOB: 1 BB: 0 P: 13	R: 0 E: 0 K: 2 S: 12	H: 0 LOB: 1 BB: 1 P: 22	R: 0 E: 0 K: 0 S: 7	H: 4 LOB: 1 BB: 0 P: 21	R: 0 E: 0 K: 0 S: 6	H: 0 LOB: 0 BB: 0 P: 11	R: 0 E: 0 K: 0 S: 5	H: 0 LOB: 0 BB: 0 P: 9	R: 0 E: 0 K: 0 S: 10	H: 1 LOB: 1 BB: 0 P: 17	R: 0 E: 0 K: 0 S: 7	H: 1 LOB: 1 BB: 0 P: 12	R: 0 E: 0 K: 1 S: 9	H: 1 LOB: 2 BB: 0 P: 13	R: 0 E: 0 K: 0 S: 7	H: 1 LOB: 1 BB: 0 P: 12	R: 0 E: 0 K: 0 S: 9	H: 1 LOB: 2 BB: 1 P: 17	R: 0 E: 0 K: 0 S: 8	H: 0 LOB: 0 BB: 1 P: 17	R: 0 E: 0 K: 0 S: 9	H: 0 LOB: 0 BB: 0 P: 17	1B: 9 2B: 1 HR: 0	SF: 0 SAC: 3 DP: 0 HBP: 2	WP: 0 PB: 0 SB: 0 CS: 0	PA: 55
PITCHER	IP	WLS	BF	H	R	ER	SO	BB	IBB	HBP	BLK	WP	HR	S	P	ERA	WHIP											
Frank Viola, L ERA: 3.58	(1, 1)	9.0	35	6	3	2	2	1	1	0	0	0	0	79	133	2.00	0.778											
Greg Harris, R ERA: 2.27	(10, 1)	5.0	W 20	3	0	0	1	1	1	0	0	0	0	42	76	0.00	0.800											

Boston Red Sox @ Baltimore Orioles
Oriole Park at Camden Yards, Baltimore, MD
Sat Sep 26 1992, 7:05 PM EDT
Cloudy - 77 F

AB 47
R 3
H 9
RBI 9
BB 3
SO 3
LOB 23



Batter	1	2	3	4	5	6	7	8	9	AB	R	H	RBI	BB	SO	LOB	TOP								
Billy Hatcher, R OBP: 0.303, SLG: 0.341 (1, 7)	F9		F8			FC5-4			G6-3	4	0	0	0	0	0	1									
Jody Reed, R OBP: 0.319, SLG: 0.315 (1, 4)	F9			P3		CS	F8		K	3	0	0	0	0	0	0									
Herm Winningham, L (9, PH) OBP: 0.267, SLG: 0.293	F9			K					K	1	0	0	0	0	1	0									
Bob Zupic, R OBP: 0.323, SLG: 0.351 (1, 8)				K						3	0	2	0	0	1	0									
Phil Plantier, L (9, PH) OBP: 0.326, SLG: 0.349	1B								1B	1	0	1	0	0	0	0									
Tom Brunansky, R OBP: 0.348, SLG: 0.436 (1, 9)	G5-3			G5-3			F7		K	4	0	0	0	0	1	3									
Eric Wedge, R OBP: 0.377, SLG: 0.483 (1, 10)			F7				FC6-4			3	0	1	0	0	0	1									
Scott Cooper, L OBP: 0.347, SLG: 0.373 (1, 3)		G4-3			P5-3				G6-3	3	0	0	0	0	0	1									
Tim Lincecum, R OBP: 0.285, SLG: 0.290 (1, 5)			K		P3					3	0	1	0	0	1	0									
Luis Rivera, R OBP: 0.288, SLG: 0.261 (1, 6)				F7						2	0	1	0	0	0	0									
Mo Vaughn, L OBP: 0.326, SLG: 0.405 (8, PH)									F7	1	0	0	0	0	0	1									
John Flaherty, R OBP: 0.234, SLG: 0.233 (8, 2)										0	0	0	0	0	0	0									
John Marzano, R OBP: 0.132, SLG: 0.160 (1, 2)				F7					L6	2	0	0	0	0	1	1									
Wade Boggs, L OBP: 0.352, SLG: 0.358 (8, 5)						K				1	0	0	0	0	0	1									
Inning Stats	R: 0 E: 0 K: 0 S: 8	H: 1 LOB: 1 BB: 0 P: 11	R: 0 E: 0 K: 1 S: 7	H: 0 LOB: 0 BB: 0 P: 15	R: 0 E: 0 K: 0 S: 7	H: 0 LOB: 0 BB: 0 P: 10	R: 0 E: 0 K: 1 S: 6	H: 0 LOB: 0 BB: 0 P: 6	R: 0 E: 0 K: 0 S: 9	H: 1 LOB: 0 BB: 0 P: 12	R: 0 E: 0 K: 1 S: 9	H: 1 LOB: 1 BB: 0 P: 13	R: 0 E: 0 K: 0 S: 8	H: 1 LOB: 1 BB: 0 P: 12	R: 0 E: 0 K: 0 S: 8	H: 1 LOB: 1 BB: 0 P: 12	R: 0 E: 0 K: 2 S: 12	H: 1 LOB: 1 BB: 0 P: 16	1B: 6 2B: 1 3B: 0 HR: 0	SF: 0 SAC: 0 DP: 1 HBP: 0	WP: 0 PB: 0 SB: 0 CS: 1	PA: 32			
PITCHER	IP	WLS	BF	H	R	ER	SO	BB	IBB	HBP	BLK	WP	HR	S	P	ERA	WHIP								
Craig Lefferts, L ERA: 3.65 (1, 1)	7.1	W	25	5	0	0	3	0	0	0	0	0	0	58	85	0.00	0.682								
Gregg Olson, R ERA: 2.01 (8, 1)	1.2	S	6	1	0	0	2	0	0	0	0	0	0	16	22	0.00	0.600								

Boston Red Sox @ Baltimore Orioles
 Oriole Park at Camden Yards, Baltimore, MD
 Sat Sep 26 1992, 7:05 PM EDT
 Att: 45,454 - Cloudy - 71 F

AB 31
 R 0
 H 6
 RBI 0
 BB 0
 SO 5
 LOB 9



Batter	1	2	3	4	5	6	7	8	9	AB	R	H	RBI	BB	SO	LOB	BOTTOM								
Mark McLemore, S OBP: 0.319, SLG: 0.306 (1, 4)	G4-3		G4-3			F7	G6-4-3			4	1	1	0	0	0	2									
Joe Orsulak, L OBP: 0.345, SLG: 0.386 (1, 7)	G6-3			G1-3		F7			F9	4	0	0	0	0	0	1									
Mike Devereaux, R OBP: 0.321, SLG: 0.465 (1, 8)	K					P6			F7	4	0	1	0	0	1	1									
Cal Ripken Jr., R OBP: 0.320, SLG: 0.355 (1, 6)			K		G5-3				K	4	0	1	1	0	2	1									
Glenn Davis, R OBP: 0.333, SLG: 0.414 (1, 10)						G5-3				3	0	1	0	0	0	1									
Chito Martinez, L OBP: 0.355, SLG: 0.407 (1, 9)										3	1	2	0	0	0	1									
Leo Gomez, R OBP: 0.354, SLG: 0.423 (1, 5)										3	0	0	0	0	1	3									
David Segui, S OBP: 0.306, SLG: 0.306 (1, 3)										2	0	1	0	1	1	0									
Jeff Tackett, R OBP: 0.293, SLG: 0.379 (1, 2)										3	0	1	1	0	0	2									
Inning Stats	R: 0 E: 0 K: 1 S: 7	H: 0 LOB: 0 BB: 0 P: 10	R: 0 E: 0 K: 1 S: 10	H: 1 LOB: 1 BB: 0 P: 17	R: 0 E: 0 K: 1 S: 6	H: 0 LOB: 0 BB: 0 P: 7	R: 0 E: 0 K: 0 S: 9	H: 1 LOB: 0 BB: 0 P: 10	R: 0 E: 0 K: 0 S: 11	H: 2 LOB: 2 BB: 0 P: 16	R: 1 E: 0 K: 0 S: 8	H: 2 LOB: 1 BB: 0 P: 12	R: 1 E: 0 K: 1 S: 12	H: 2 LOB: 1 BB: 1 P: 22	R: 0 E: 0 K: 1 S: 9	H: 0 LOB: 0 BB: 0 P: 12	1B: 5 2B: 3 3B: 0 HR: 0	SF: 0 SAC: 0 DP: 1 HBP: 0	WP: 0 PB: 0 SB: 2 CS: 1	PA: 31					
PITCHER	IP	WLS	BF	H	R	ER	SO	BB	IBB	HBP	BLK	WP	HR	S	P	ERA	WHIP								
John Dopson, R ERA: 4.0 (1, 1)	6.1	L	27	8	2	2	4	0	0	0	0	0	0	14	19	0.00	1.263								
Matt Young, L ERA: 4.54 (7, 1)	1.2		4	0	0	0	1	0	0	0	0	0	0	14	19	0.00	0.000								

Boston Red Sox @ Baltimore Orioles
 Oriole Park at Camden Yards, Baltimore, MD
 Sat Sep 26 1992, 7:05 PM EDT
 Att: 45,454 - Cloudy - 71 F

AB 30
 R 2
 H 8
 RBI 2
 BB 1
 SO 5
 LOB 12



Batter	1	2	3	4	5	6	7	8	9	AB	R	H	RBI	BB	SO	LOB	TOP				
Billy Hatcher, R OBP: 0.300, SLG: 0.337 (1, 7)										5	0	0	0	0	0	6	Boston Red Sox @ Baltimore Orioles Oriole Park at Camden Yards, Baltimore, MD Sun Sep 27 1992, 3:33 AM EDT Att: 45,597 - Cloudy - 73 F				
Scott Cooper, L OBP: 0.348, SLG: 0.374 (1, 3)										5	1	2	0	0	1	1					
Wade Boggs, L OBP: 0.356, SLG: 0.364 (1, 5)										5	3	4	0	0	1	1					
Tom Brunansky, R OBP: 0.351, SLG: 0.435 (1, 9)										3	1	1	1	2	0	2					
Mo Vaughn, L OBP: 0.326, SLG: 0.403 (8, PH) Eric Wedge, R OBP: 0.371, SLG: 0.475										4	0	1	1	0	0	4					
Bob Zupic, R OBP: 0.327, SLG: 0.353 (1, 8)										4	1	2	1	1	1	2					
John Valentin, R OBP: 0.342, SLG: 0.419 (1, 6)										5	0	2	1	0	0	4					
Tony Peña, R OBP: 0.279, SLG: 0.297 (1, 2)										5	0	1	0	0	0	2					
Tim Lincecum, R OBP: 0.289, SLG: 0.302 (1, 4)										3	0	2	1	0	0	2					
Inning Stats	R: 1 E: 0 K: 1 S: 15	H: 2 LOB: 2 BB: 1 P: 28	R: 0 E: 0 K: 0 S: 8	H: 1 LOB: 1 BB: 0 P: 15	R: 4 E: 1 K: 0 S: 16	H: 5 LOB: 2 BB: 0 P: 25	R: 0 E: 0 K: 0 S: 15	H: 1 LOB: 3 BB: 0 P: 29	R: 0 E: 0 K: 1 S: 11	H: 1 LOB: 1 BB: 0 P: 16	R: 0 E: 0 K: 0 S: 6	H: 2 LOB: 1 BB: 0 P: 7	R: 0 E: 0 K: 1 S: 11	H: 1 LOB: 1 BB: 0 P: 14	R: 0 E: 0 K: 0 S: 7	H: 1 LOB: 0 BB: 0 P: 9	1B: 13 2B: 2 3B: 0 HR: 0	SF: 1 SAC: 0 DP: 2 HBP: 0	WP: 0 PB: 0 SB: 0 CS: 0	PA: 44	
PITCHER	IP	WLS	BF	H	R	ER	SO	BB	IBB	HBP	BLK	WP	HR	S	P	ERA	WHIP				
Rick Sutcliffe, R ERA: 4.47	2.1	L	16	8	5	4	1	1	0	0	0	0	0	36	64	15.43	3.857				
Pat Clements, L ERA: 2.99	3.1		16	3	1	0	1	2	0	0	0	0	0	34	61	0.00	1.500				
Mark Williamson, R ERA: 0.6	1.1		5	2	0	0	0	0	0	0	0	0	0	8	12	0.00	1.500				
Mike Flanagan, L ERA: 8.05	2.0		7	2	0	0	1	0	0	0	0	0	0	18	23	0.00	1.000				

Batter	1	2	3	4	5	6	7	8	9	AB	R	H	RBI	BB	SO	LOB	BOTTOM				
Brady Anderson, L OBP: 0.376, SLG: 0.444 (1, 8)										4	0	1	0	0	2	0	Boston Red Sox @ Baltimore Orioles Oriole Park at Camden Yards, Baltimore, MD Sun Sep 27 1992, 3:33 AM EDT Att: 45,597 - Cloudy - 73 F				
Mark McLemore, S OBP: 0.314, SLG: 0.300 (1, 4)										4	0	0	0	0	1	1					
Cal Ripken Jr., R OBP: 0.318, SLG: 0.353 (1, 6)										4	0	0	0	0	0	0					
Glenn Davis, R OBP: 0.331, SLG: 0.411 (1, 10)										3	0	0	0	0	1	0					
Joe Orsulak, L OBP: 0.342, SLG: 0.383 (1, 7)										3	0	0	0	0	0	0					
Chito Martinez, L OBP: 0.360, SLG: 0.411 (1, 9)										3	1	2	0	0	0	0					
Tim Lincecum, R OBP: 0.358, SLG: 0.407 (1, 5)										3	0	1	1	0	0	1					
David Segui, S OBP: 0.302, SLG: 0.301 (1, 3)										3	0	0	0	0	2	1					
Jeff Tackett, R OBP: 0.289, SLG: 0.374 Rick Dempsey, R OBP: 0.273, SLG: 0.111 (8, 2)										2	0	0	0	0	0	0					
Inning Stats	R: 0 E: 0 K: 1 S: 7	H: 0 LOB: 0 BB: 0 P: 11	R: 1 E: 0 K: 0 S: 7	H: 2 LOB: 1 BB: 0 P: 11	R: 0 E: 0 K: 1 S: 9	H: 1 LOB: 0 BB: 0 P: 17	R: 0 E: 0 K: 0 S: 5	H: 0 LOB: 0 BB: 0 P: 6	R: 0 E: 0 K: 1 S: 7	H: 0 LOB: 0 BB: 0 P: 13	R: 0 E: 0 K: 1 S: 5	H: 0 LOB: 0 BB: 0 P: 6	R: 0 E: 0 K: 1 S: 10	H: 1 LOB: 1 BB: 0 P: 11	R: 0 E: 0 K: 0 S: 4	H: 0 LOB: 0 BB: 0 P: 9	1B: 2 2B: 2 3B: 0 HR: 0	SF: 0 SAC: 0 DP: 0 HBP: 0	WP: 1 PB: 0 SB: 0 CS: 0	PA: 30	
PITCHER	IP	WLS	BF	H	R	ER	SO	BB	IBB	HBP	BLK	WP	HR	S	P	ERA	WHIP				
Joe Hesketh, L ERA: 4.39	8.0	W	27	4	1	1	5	0	0	0	0	0	0	56	84	1.12	0.500				
Tony Fossas, L ERA: 2.54	1.0		3	0	0	0	0	0	0	0	0	0	0	4	9	0.00	0.000				



Batter	1	2	3	4	5	6	7	8	9	AB	R	H	RBI	BB	SO	LOB	TOP										
Billy Hatcher, R OBP: 0.299, SLG: 0.338 (1, 7)	G5-3		SH3-4 BB 2B	G4-3			G1-6-3		L8	5	1	1	0	0	0	1											
Jody Reed, R OBP: 0.322, SLG: 0.317 (1, 4)	K		BB SH3-4 BB				FC6-4 1B			3	0	2	0	1	1	0											
Bob Zupcic, R OBP: 0.324, SLG: 0.350 (1, 8)	P4		SH3-4				FC6-4			3	0	0	0	0	0	2											
Tom Brunansky, R OBP: 0.352, SLG: 0.435 (1, 9)		P4	K				FC5-4 1B			3	0	1	0	1	1	2											
Eric Wedge, R OBP: 0.384, SLG: 0.492 (1, 10)		G4-3 2B	BB				L9			2	1	1	0	1	0	0											
Mo Vaughn, L OBP: 0.325, SLG: 0.402 (8, PH)			BB							1	0	0	0	0	0	1											
John Valentin, R OBP: 0.346, SLG: 0.414 (1, 6)		G4-3 2B	BB				FC5-4 FC3-6			2	1	0	1	2	0	1											
Scott Cooper, L OBP: 0.346, SLG: 0.372 (1, 3)		G4-3	K				FC3-6			4	0	1	0	0	1	6											
Tim Lincecum, R OBP: 0.290, SLG: 0.309 (1, 5)										3	0	1	2	0	1	1											
Wade Boggs, L OBP: 0.355, SLG: 0.363 (9, PH)										1	0	0	0	0	0	0											
John Flaherty, R OBP: 0.239, SLG: 0.238 (1, 2)		G4-3								3	0	1	0	0	0	1											
Steve Lyons, L OBP: 0.250, SLG: 0.300 (7, PR)										0	0	0	0	0	0	0											
Tony Peña, R OBP: 0.278, SLG: 0.296 (7, 2)										1	0	0	0	0	0	0											
Inning Stats	R: 0 E: 0 K: 1 S: 9	H: 0 LOB: 0 BB: 0 P: 14	R: 2 E: 0 K: 0 S: 14	H: 2 LOB: 1 BB: 1 P: 27	R: 1 E: 0 K: 2 S: 14	H: 1 LOB: 3 BB: 3 P: 31	R: 0 E: 0 K: 1 S: 9	H: 0 LOB: 0 BB: 0 P: 9	R: 0 E: 0 K: 0 S: 8	H: 1 LOB: 1 BB: 0 P: 18	R: 0 E: 0 K: 0 S: 5	H: 1 LOB: 1 BB: 0 P: 10	R: 0 E: 0 K: 0 S: 13	H: 2 LOB: 1 BB: 0 P: 15	R: 0 E: 0 K: 0 S: 9	H: 1 LOB: 1 BB: 0 P: 13	R: 0 E: 0 K: 0 S: 8	H: 0 LOB: 0 BB: 0 P: 13	1B: 5 2B: 3 3B: 0 HR: 0	SF: 0 SAC: 1 DP: 2 HBP: 0	WP: 0 PB: 0 SB: 0 CS: 1	PA: 38					
PITCHER	IP	WLS	BF	H	R	ER	SO	BB	IBB	HBP	BLK	WP	HR	S	P	ERA	WHIP										
Arthur Rhodes, L ERA: 3.8 (1, 1)	6.0		27	6	3	3	4	5	0	0	0	0	0	65	116	4.50	1.833										
Storm Davis, R ERA: 3.5 (7, 1)	2.0	W	7	2	0	0	0	0	0	0	0	0	0	16	21	0.00	1.000										
Jim Poole, L ERA: (9, 1)	1.0		3	0	0	0	0	0	0	0	0	0	0	8	13	0.00	0.000										

Boston Red Sox @ Baltimore Orioles
 Oriole Park at Camden Yards, Baltimore, MD
 Mon Sep 28 1992, 7:05 PM EDT
 Att: 45,663 - Cloudy - 67 F

AB 31
 R 3
 H 8
 RBI 3
 BB 5
 SO 4
 LOB 15



Batter	1	2	3	4	5	6	7	8	9	AB	R	H	RBI	BB	SO	LOB	BOTTOM										
Brady Anderson, L OBP: 0.376, SLG: 0.454 (1, 7)	HR					G4-3		HR		5	2	2	2	0	2	3											
Mike Devereaux, R OBP: 0.320, SLG: 0.462 (1, 8)	SF9 BB		F8			G5-3		K		4	1	0	0	1	1	0											
Cal Ripken Jr., R OBP: 0.319, SLG: 0.353 (1, 6)	P4		P4			1B		BB 2B 1B		5	1	2	0	0	1	1											
Glenn Davis, R OBP: 0.333, SLG: 0.410 (1, 10)	E6		1B			P5		BB 2B BB		3	1	1	0	1	0	2											
Randy Milligan, R OBP: 0.384, SLG: 0.361 (1, 3)	SF9		F9			1B		BB 2B BB		1	0	0	1	1	0	1											
David Segui, S OBP: 0.305, SLG: 0.301 (7, 3)								BB 2B BB		0	1	0	0	1	0	0											
Chito Martinez, L OBP: 0.359, SLG: 0.410 (1, 9)	K					L3		BB 1B		3	1	1	0	0	1	1											
Tim Lincecum, R OBP: 0.356, SLG: 0.403 (7, PH)								K		1	0	0	0	0	1	3											
Joe Orsulak, L OBP: 0.342, SLG: 0.383 (8, 9)								BB 1B		0	0	0	0	0	0	0											
Leo Gomez, R OBP: 0.356, SLG: 0.425 (1, 5)			K			WP S BB		1B BB		2	0	1	3	2	1	0											
Billy Ripken, R OBP: 0.276, SLG: 0.314 (1, 4)			F9			L4		P1		4	0	0	0	0	0	4											
Mark Parent, R OBP: 0.259, SLG: 0.292 (1, 2)			1B			K		F8		4	0	2	1	0	1	1											
Inning Stats	R: 2 E: 1 K: 1 S: 20	H: 1 LOB: 1 BB: 1 P: 31	R: 0 E: 0 K: 2 S: 11	H: 1 LOB: 0 BB: 0 P: 17	R: 0 E: 0 K: 0 S: 10	H: 0 LOB: 1 BB: 1 P: 17	R: 0 E: 0 K: 1 S: 10	H: 0 LOB: 1 BB: 1 P: 17	R: 0 E: 0 K: 0 S: 9	H: 1 LOB: 1 BB: 0 P: 10	R: 1 E: 0 K: 0 S: 13	H: 2 LOB: 2 BB: 2 P: 24	R: 3 E: 0 K: 1 S: 17	H: 2 LOB: 1 BB: 2 P: 35	R: 1 E: 0 K: 2 S: 11	H: 1 LOB: 0 BB: 0 P: 20	1B: 6 2B: 1 3B: 0 HR: 2	SF: 1 SAC: 0 DP: 0 HBP: 0	WP: 1 PB: 0 SB: 1 CS: 0	PA: 39							
PITCHER	IP	WLS	BF	H	R	ER	SO	BB	IBB	HBP	BLK	WP	HR	S	P	ERA	WHIP										
Mike Gardiner, R ERA: 4.56 (1, 1)	5.1		24	5	3	2	5	3	0	0	0	0	0	65	101	3.38	1.500										
Paul Quantrill, R ERA: 2.32 (6, 1)	0.1		3	1	0	0	0	1	0	0	0	0	0	5	9	0.00	6.000										
Matt Young, L ERA: 4.52 (6, 1)	0.1		1	0	0	0	0	0	0	0	0	0	0	3	6	0.00	0.000										
Daryl Irvine, R ERA: 8.11 (7, 1)	0.1	L	4	1	3	3	0	2	0	0	0	0	0	9	20	81.00	9.000										
Scott Taylor, L ERA: 9.0 (7, 1)	1.0		5	2	1	1	1	0	0	0	0	0	1	13	25	9.00	2.000										

Boston Red Sox @ Baltimore Orioles
 Oriole Park at Camden Yards, Baltimore, MD
 Mon Sep 28 1992, 7:05 PM EDT
 Att: 45,663 - Cloudy - 67 F

AB 32
 R 7
 H 9
 RBI 7
 BB 6
 SO 8
 LOB 16



Batter	1	2	3	4	5	6	7	8	9	AB	R	H	RBI	BB	SO	LOB	TOP				
Brady Anderson, L (1, 7) OBP: 0.375, SLG: 0.453										4	0	1	1	0	2	3	Baltimore Orioles @ Detroit Tigers Tiger Stadium, Detroit, MI Tue Sep 29 1992, 7:05 PM EDT Att: 10,448 - Sunny - 57 F				
Luis Mercedes, R (1, 9) OBP: 0.234, SLG: 0.154										4	0	1	2	0	0	2					
Mike Devereaux, R (1, 8) OBP: 0.321, SLG: 0.461										5	0	2	0	0	1	3					
Cal Ripken Jr., R (1, 6) OBP: 0.321, SLG: 0.354										4	1	2	0	1	0	1					
Glenn Davis, R (1, 10) OBP: 0.331, SLG: 0.407										5	1	1	0	0	2	4					
Tim Lincecum, R (1, 5) OBP: 0.357, SLG: 0.426										5	2	2	2	0	0	2					
David Segui, S (1, 3) OBP: 0.309, SLG: 0.301										3	2	1	1	1	0	1					
Billy Ripken, R (1, 4) OBP: 0.274, SLG: 0.312										3	0	0	0	0	0	1					
Jeff Tackett, R (1, 2) OBP: 0.299, SLG: 0.383										4	1	3	1	0	0	0					
Inning Stats	R: 0 E: 0 K: 1 S: 14	H: 3 LOB: 2 BB: 0 P: 23	R: 2 E: 0 K: 1 S: 16	H: 3 LOB: 2 BB: 1 P: 25	R: 0 E: 0 K: 1 S: 8	H: 1 LOB: 1 BB: 0 P: 9	R: 1 E: 1 K: 0 S: 13	H: 1 LOB: 1 BB: 0 P: 19	R: 4 E: 0 K: 1 S: 15	H: 4 LOB: 1 BB: 1 P: 26	R: 0 E: 0 K: 1 S: 7	H: 0 LOB: 0 BB: 0 P: 10	R: 0 E: 0 K: 2 S: 10	H: 0 LOB: 0 BB: 0 P: 15	R: 0 E: 0 K: 1 S: 8	H: 0 LOB: 0 BB: 0 P: 11	R: 0 E: 0 K: 0 S: 7	H: 1 LOB: 1 BB: 0 P: 9	1B: 12 2B: 0 3B: 0 HR: 1	SF: 2 SAC: 1 DP: 1 HBP: 0	WP: 0 PA: 42 PB: 0 SB: 0 CS: 0
PITCHER	IP	WLS	BF	H	R	ER	SO	BB	IBB	HBP	BLK	WP	HR	S	P	ERA	WHIP				
Frank Tanana, L (1, 1) ERA: 4.39	4.0	L	25	11	7	6	3	2	0	0	0	0	1	56	87	13.50	3.250				
Eric King, R (5, 1) ERA: 5.5	4.0		13	1	0	0	2	0	0	0	0	0	0	35	51	0.00	0.250				
Les Lancaster, R (9, 1) ERA: 6.33	1.0		4	1	0	0	0	0	0	0	0	0	0	7	9	0.00	1.000				

AB	37
R	7
H	13
RBI	7
BB	2
SO	5
LOB	17



Batter	1	2	3	4	5	6	7	8	9	AB	R	H	RBI	BB	SO	LOB	BOTTOM				
Tony Phillips, S (1, 8) OBP: 0.391, SLG: 0.395										3	0	1	1	1	0	0	Baltimore Orioles @ Detroit Tigers Tiger Stadium, Detroit, MI Tue Sep 29 1992, 7:05 PM EDT Att: 10,448 - Sunny - 57 F				
Lou Whitaker, L (1, 4) OBP: 0.388, SLG: 0.465										4	0	0	0	0	0	4					
Travis Fryman, R (1, 6) OBP: 0.318, SLG: 0.421										3	0	0	0	1	2	4					
Cecil Fielder, R (1, 10) OBP: 0.327, SLG: 0.465										4	1	1	1	0	1	1					
Mickey Tettleton, S (1, 2) OBP: 0.378, SLG: 0.465										2	0	0	0	2	0	0					
Rob Deer, R (1, 9) OBP: 0.336, SLG: 0.552										4	0	0	0	0	3	2					
Scott Livingstone, L (1, 5) OBP: 0.319, SLG: 0.373										4	0	0	0	0	2	1					
Mark Carreon, R (1, 7) OBP: 0.279, SLG: 0.359										3	1	1	0	0	0	0					
Dave Bergman, L (1, 3) OBP: 0.303, SLG: 0.267										3	0	2	0	0	0	0					
Inning Stats	R: 0 E: 0 K: 0 S: 5	H: 0 LOB: 0 BB: 0 P: 9	R: 0 E: 0 K: 0 S: 3	H: 0 LOB: 0 BB: 1 P: 9	R: 0 E: 0 K: 0 S: 5	H: 0 LOB: 0 BB: 0 P: 10	R: 0 E: 0 K: 0 S: 8	H: 0 LOB: 1 BB: 1 P: 13	R: 0 E: 0 K: 2 S: 8	H: 0 LOB: 0 BB: 0 P: 14	R: 0 E: 0 K: 1 S: 12	H: 1 LOB: 2 BB: 1 P: 22	R: 0 E: 0 K: 2 S: 8	H: 0 LOB: 0 BB: 0 P: 10	R: 1 E: 0 K: 2 S: 13	H: 3 LOB: 2 BB: 0 P: 20	R: 1 E: 0 K: 1 S: 7	H: 1 LOB: 0 BB: 1 P: 14	1B: 3 2B: 1 3B: 0 HR: 1	SF: 0 SAC: 0 DP: 2 HBP: 0	WP: 0 PA: 34 PB: 0 SB: 0 CS: 0
PITCHER	IP	WLS	BF	H	R	ER	SO	BB	IBB	HBP	BLK	WP	HR	S	P	ERA	WHIP				
Ben McDonald, R (1, 1) ERA: 4.4	8.0	W	30	4	1	1	7	3	0	0	0	0	1	62	107	1.12	0.875				
Mark Williamson, R (9, 1) ERA: 1.13	1.0		4	1	1	1	1	1	0	0	0	0	1	7	14	9.00	2.000				



Batter	1	2	3	4	5	6	7	8	9	AB	R	H	RBI	BB	SO	LOB	TOP		
Brady Anderson, L (1, 7) OBP: 0.373, SLG: 0.450	G3		F7		F8			G3		4	0	0	0	0	0	3	Baltimore Orioles @ Detroit Tigers Tiger Stadium, Detroit, MI Wed Sep 30 1992, 7:05 PM EDT Att: 11,990 - Sunny - 56 F		
Mike Devereaux, R (1, 8) OBP: 0.322, SLG: 0.461	G6-4-3 1B		BB			G5-3		F7		3	0	1	0	1	0	0			
Cal Ripken Jr., R (1, 6) OBP: 0.354	G6-4-3		BB			HR 1B		P3		4	1	1	0	0	1	4			
Glenn Davis, R (1, 10) OBP: 0.335, SLG: 0.419		G4-6-3 1B			G6-3 1B	HR 1B		K		4	1	3	2	0	1	0			
Chito Martinez, L (1, 9) OBP: 0.362, SLG: 0.412	G4-6-3		G6-3			HR 1B		G5-4-3 1B		4	0	2	0	0	0	2			
Tim Lincecum, R (1, 5) OBP: 0.347, SLG: 0.414	G1-3		K			G4-3		G5-4-3		4	0	0	0	0	1	1			
David Segui, S (1, 3) OBP: 0.305, SLG: 0.296			G4-3		F7			G4-3		3	0	0	0	0	0	0			
Billy Ripken, R (1, 4) OBP: 0.275, SLG: 0.312			BB 1B		G6-3			P3		3	0	1	0	0	0	0			
Mark Parent, R (1, 2) OBP: 0.300, SLG: 0.370			BB 1B		2B			K		3	0	2	0	0	1	0			
Inning Stats	R: 0 E: 0 K: 0 S: 8	H: 1 LOB: 0 BB: 0 P: 10	R: 0 E: 0 K: 0 S: 4	H: 1 LOB: 0 BB: 0 P: 5	R: 0 E: 0 K: 1 S: 14	H: 2 LOB: 3 BB: 1 P: 26	R: 0 E: 0 K: 1 S: 7	H: 1 LOB: 0 BB: 0 P: 11	R: 0 E: 0 K: 1 S: 6	H: 1 LOB: 1 BB: 0 P: 11	R: 2 E: 0 K: 0 S: 14	H: 3 LOB: 0 BB: 0 P: 22	R: 0 E: 0 K: 1 S: 9	H: 0 LOB: 0 BB: 0 P: 13	R: 0 E: 0 K: 1 S: 5	H: 1 LOB: 0 BB: 0 P: 8		1B: 8 2B: 1 3B: 0 HR: 1	SF: 0 SAC: 0 DP: 4 HBP: 0
PITCHER	IP	WLS	BF	H	R	ER	SO	BB	IBB	HBP	BLK	WP	HR	S	P	ERA	WHIP		
John Doherty, R (1, 1) ERA: 3.88	6.0	W	24	9	2	2	2	1	0	0	0	0	1	53	85	3.00	1.667		
Mark Leiter, R (7, 1) ERA: 4.24	2.0		6	0	0	0	1	0	0	0	0	0	0	17	26	0.00	0.000		
Mike Henneman, R (9, 1) ERA: 3.96	1.0	S	3	1	0	0	1	0	0	0	0	0	0	5	8	0.00	1.000		

AB	32
R	2
H	10
RBI	2
BB	1
SO	4
LOB	10




Batter	1	2	3	4	5	6	7	8	9	AB	R	H	RBI	BB	SO	LOB	BOTTOM		
Tony Phillips, S (1, 10) OBP: 0.390, SLG: 0.393	G5-3		SH1-3	G3		F7				3	0	0	0	0	0	2	Baltimore Orioles @ Detroit Tigers Tiger Stadium, Detroit, MI Wed Sep 30 1992, 7:05 PM EDT Att: 11,990 - Sunny - 56 F		
Lou Whitaker, L (1, 4) OBP: 0.385, SLG: 0.466	F9		2B		L3			S BB		3	0	1	1	1	0	0			
Travis Fryman, R (1, 6) OBP: 0.319, SLG: 0.420	F8		BB		BB			K		2	0	0	0	2	1	1			
Cecil Fielder, R (1, 3) OBP: 0.326, SLG: 0.463		FC5-4 BB	P3		P3			F8		3	0	0	0	1	0	4			
Mickey Tettleton, S (1, 2) OBP: 0.377, SLG: 0.462		FC5-4 BB	F8		K			K		3	0	0	0	1	2	4			
Rob Deer, R (1, 9) OBP: 0.336, SLG: 0.551	FC5-4 L5-3			1B SF8 2B		G1-3		K		4	1	1	0	0	1	2			
Scott Livingstone, L (1, 5) OBP: 0.316, SLG: 0.375	L5-3			L8		2B		F8		4	1	1	0	0	0	3			
Dan Gladden, R (1, 8) OBP: 0.307, SLG: 0.362			2B		1B			F8		4	1	3	1	0	0	0			
Mark Carreon, R (1, 7) OBP: 0.279, SLG: 0.363			SH1-3 2B	SF8		F7				2	1	1	2	0	0	1			
Inning Stats	R: 0 E: 0 K: 0 S: 9	H: 0 LOB: 1 BB: 2 P: 13	R: 0 E: 0 K: 0 S: 9	H: 0 LOB: 1 BB: 2 P: 20	R: 2 E: 0 K: 0 S: 12	H: 3 LOB: 1 BB: 1 P: 21	R: 1 E: 0 K: 0 S: 10	H: 2 LOB: 1 BB: 0 P: 18	R: 0 E: 0 K: 2 S: 9	H: 0 LOB: 1 BB: 1 P: 18	R: 0 E: 0 K: 1 S: 12	H: 0 LOB: 0 BB: 0 P: 17	1B: 1 2B: 7 3B: 0 HR: 0	SF: 1 SAC: 1 DP: 1 HBP: 0	WP: 0 PA: 35 PB: 0 SB: 1 CS: 0				
PITCHER	IP	WLS	BF	H	R	ER	SO	BB	IBB	HBP	BLK	WP	HR	S	P	ERA	WHIP		
Bob Milacki, R (1, 1) ERA: 5.73	6.0	L	28	7	4	4	4	4	0	0	0	0	0	21	35	6.00	1.833		
Storm Davis, R (7, 1) ERA: 3.43	2.0		7	0	0	0	3	1	0	0	0	0	0	21	35	0.00	0.500		


AB	28
R	4
H	7
RBI	4
BB	5
SO	4
LOB	17





Batter	1	2	3	4	5	6	7	8	9	10	AB	R	H	RBI	BB	SO	LOB	TOP						
Brady Anderson, L (1, 7) OBP: 0.372, SLG: 0.448	L1			P9		F9			HR		4	1	1	0	0	0	0	Baltimore Orioles @ Cleveland Indians Cleveland Municipal Stadium, Cleveland, OH Thu Oct 01 1992, 7:05 PM EDT Att: 5,076 - Sunny - 59 F						
Luis Mercedes, R (1, 9) OBP: 0.220, SLG: 0.143	K			G4-3			G6-3		L4		3	0	0	0	0	1	0							
Joe Orsuta, L (9, PH) OBP: 0.341, SLG: 0.382	K			F8			P4		HR		4	1	1	2	0	1	0							
Mike Devereaux, R (1, 8) OBP: 0.321, SLG: 0.464	K						F7		F9		4	0	0	0	0	0	0							
Cal Ripken Jr., R (1, 6) OBP: 0.319, SLG: 0.351		F8					P4				4	0	0	0	0	0	0							
Glenn Davis, R (1, 10) OBP: 0.339, SLG: 0.428									F8		3	1	2	1	1	0	0							
Randy Milligan, R (1, 3) OBP: 0.389, SLG: 0.362											2	0	1	0	1	0	1							
Mark McLemore, S (8, PR) OBP: 0.313, SLG: 0.299											1	0	0	0	0	0	0							
Tim Lincecum, R (1, 5) OBP: 0.345, SLG: 0.409											4	0	1	0	0	0	3							
Billy Ripken, R (1, 4) OBP: 0.276, SLG: 0.311											1	0	0	0	1	0	0							
David Segui, S (8, PH) OBP: 0.302, SLG: 0.293											2	0	0	0	0	1	2							
Jeff Tackett, R (1, 2) OBP: 0.298, SLG: 0.379											2	0	0	0	0	0	1							
Chito Martinez, L (9, PH) OBP: 0.360, SLG: 0.410											1	0	0	0	0	1	0							
Mark Parent, R (9, 2) OBP: 0.300, SLG: 0.370											0	0	0	0	0	0	0							
Inning Stats	R: 0 E: 0 K: 2 S: 9	H: 0 LOB: 0 BB: 0 P: 16	R: 0 E: 0 K: 0 S: 9	H: 0 LOB: 0 BB: 1 P: 16	R: 0 E: 0 K: 0 S: 5	H: 0 LOB: 0 BB: 1 P: 13	R: 0 E: 0 K: 0 S: 7	H: 0 LOB: 0 BB: 0 P: 12	R: 0 E: 0 K: 0 S: 8	H: 1 LOB: 1 BB: 1 P: 13	R: 0 E: 0 K: 0 S: 7	H: 0 LOB: 0 BB: 0 P: 9	R: 0 E: 0 K: 0 S: 6	H: 0 LOB: 0 BB: 0 P: 11	R: 0 E: 0 K: 1 S: 8	H: 1 LOB: 1 BB: 0 P: 11	R: 2 E: 0 K: 1 S: 12	H: 2 LOB: 0 BB: 0 P: 17	R: 1 E: 0 K: 0 S: 4	H: 2 LOB: 0 BB: 0 P: 5	1B: 4 2B: 0 3B: 0 HR: 2	SF: 0 SAC: 0 DP: 4 HBP: 0	WP: 1 PB: 0 SB: 0 CS: 0	PA: 35
PITCHER	IP	WLS	BF	H	R	ER	SO	BB	IBB	HBP	BLK	WP	HR	S	P	ERA	WHIP							
Dennis Cook, L (1, 1) ERA: 3.82	7.0		22	1	0	0	2	3	0	0	0	0	0	51	90	0.00	0.571							
Eric Plunk, R (8, 1) ERA: 3.58	3.0	L	13	5	3	3	2	0	0	0	0	1	1	24	33	9.00	1.667							

Batter	1	2	3	4	5	6	7	8	9	10	AB	R	H	RBI	BB	SO	LOB	BOTTOM						
Kenny Lofton, L (1, 8) OBP: 0.361, SLG: 0.363	G5-3										5	0	1	0	0	2	2	Baltimore Orioles @ Cleveland Indians Cleveland Municipal Stadium, Cleveland, OH Thu Oct 01 1992, 7:05 PM EDT Att: 5,076 - Sunny - 59 F						
Felix Fermin, R (1, 6) OBP: 0.316, SLG: 0.316	F9										4	1	1	0	0	0	1							
Jesse Lewis, L (10, PH) OBP: 0.282, SLG: 0.462	G4-3										1	0	0	0	0	0	0							
Carlos Baerga, S (1, 4) OBP: 0.349, SLG: 0.453											5	0	3	0	0	0	1							
Albert Belle, R (1, 7) OBP: 0.483, SLG: 0.483											4	0	1	1	0	1	3							
Thomas Howard, S (8, PR) OBP: 0.311, SLG: 0.345	P2										1	0	0	0	0	0	0							
Paul Sorrento, L (1, 3) OBP: 0.345, SLG: 0.449											3	1	1	0	1	1	1							
Reggie Jefferson, S (1, 10) OBP: 0.359, SLG: 0.468											4	0	0	0	0	0	4							
Carlos Martinez, R (1, 5) OBP: 0.287, SLG: 0.388											3	0	2	1	0	0	0							
Wayne Kirby, L (7, PR) OBP: 0.316, SLG: 0.438											0	0	0	0	0	0	0							
Brook Jacoby, R (8, 5) OBP: 0.326, SLG: 0.329											1	0	0	0	0	0	0							
Mark Whiten, S (1, 9) OBP: 0.350, SLG: 0.365											4	0	1	0	0	0	1							
Junior Ortiz, R (1, 2) OBP: 0.290, SLG: 0.274											4	0	2	0	0	0	3							
Inning Stats	R: 0 E: 0 K: 0 S: 9	H: 1 LOB: 1 BB: 0 P: 13	R: 1 E: 0 K: 0 S: 12	H: 3 LOB: 1 BB: 0 P: 18	R: 0 E: 0 K: 1 S: 17	H: 1 LOB: 1 BB: 0 P: 22	R: 0 E: 0 K: 1 S: 9	H: 0 LOB: 0 BB: 0 P: 11	R: 0 E: 0 K: 0 S: 7	H: 1 LOB: 1 BB: 0 P: 9	R: 0 E: 0 K: 0 S: 12	H: 1 LOB: 1 BB: 0 P: 16	R: 0 E: 0 K: 0 S: 8	H: 2 LOB: 1 BB: 0 P: 9	R: 1 E: 0 K: 0 S: 8	H: 2 LOB: 1 BB: 1 P: 15	R: 0 E: 0 K: 1 S: 9	H: 1 LOB: 1 BB: 0 P: 11	R: 0 E: 0 K: 0 S: 5	H: 0 LOB: 0 BB: 0 P: 6	1B: 7 2B: 5 3B: 0 HR: 0	SF: 0 SAC: 0 DP: 3 HBP: 0	WP: 0 PB: 0 SB: 0 CS: 1	PA: 40
PITCHER	IP	WLS	BF	H	R	ER	SO	BB	IBB	HBP	BLK	WP	HR	S	P	ERA	WHIP							
35 Mike Mussina, R (1, 1) ERA: 2.54	9.0	W	37	12	2	2	4	0	1	0	0	0	0	91	124	2.00	1.333							
Gregg Olson, R (10, 1) ERA: 1.97	1.0	S	3	0	0	0	0	0	0	0	0	0	0	5	6	0.00	0.000							

Batter	1	2	3	4	5	6	7	8	9	AB	R	H	RBI	BB	SO	LOB	TOP										
Brady Anderson, L (1, 8) OBP: 0.371, SLG: 0.446	L7		P7			G3			P4	5	0	1	1	0	0	2	Baltimore Orioles @ Cleveland Indians Cleveland Municipal Stadium, Cleveland, OH Fri Oct 02 1992, 7:05 PM EDT Att: 10,367 - Sunny - 68 F										
Joe Orsulak, L (1, 7) OBP: 0.342, SLG: 0.382	G5-3		G6-3			FC3-6 1B			HR	5	2	2	0	0	0	3											
Cal Ripken Jr., R (1, 6) OBP: 0.322, SLG: 0.360									HR	4	1	3	4	1	0	0											
Glenn Davis, R (1, 10) OBP: 0.335, SLG: 0.423	K								P9	5	0	0	0	0	1	4											
Chito Martinez, L (1, 9) OBP: 0.366, SLG: 0.408									F9	3	0	1	0	2	1	2											
David Segui, S (1, 3) OBP: 0.300, SLG: 0.292										4	0	1	0	0	0	5											
Tim Lulett, R (1, 5) OBP: 0.336, SLG: 0.397									F9	4	0	0	0	0	1	3											
Steve Scarosone, R (1, 4) OBP: 0.190, SLG: 0.150									G5-3	4	1	1	0	0	0	0											
Jeff Tackett, R (1, 2) OBP: 0.305, SLG: 0.380									G6-3	2	1	1	0	2	0	0											
Inning Stats	R: 0 E: 0 K: 1 S: 12	H: 0 LOB: 1 BB: 1 P: 22	R: 0 E: 0 K: 0 S: 9	H: 0 LOB: 0 BB: 1 P: 13	R: 0 E: 0 K: 0 S: 9	H: 0 LOB: 1 BB: 1 P: 17	R: 0 E: 0 K: 0 S: 8	H: 2 LOB: 2 BB: 0 P: 11	R: 3 E: 0 K: 1 S: 18	H: 3 LOB: 2 BB: 2 P: 33	R: 0 E: 0 K: 1 S: 8	H: 1 LOB: 1 BB: 0 P: 13	R: 0 E: 0 K: 1 S: 15	H: 2 LOB: 0 BB: 0 P: 22	R: 0 E: 0 K: 0 S: 6	H: 0 LOB: 0 BB: 0 P: 9		R: 2 E: 0 K: 0 S: 7	H: 2 LOB: 0 BB: 0 P: 12	1B: 8 2B: 1 3B: 0 HR: 1	SF: 0 SAC: 0 DP: 1 HBP: 0	WP: 0 PB: 0 SB: 0 CS: 0	PA: 41				
PITCHER	IP	WLS	BF	H	R	ER	SO	BB	IBB	HBP	BLK	WP	HR	S	P	ERA	WHIP										
Jose Mesa, R (1, 1) ERA: 4.59	4.1		21	5	3	3	1	4	0	0	0	0	0	49	84	6.23	2.077										
Rod Nichols, R (5, 1) ERA: 4.53	4.2	W	20	5	2	2	2	1	0	0	0	0	1	43	68	3.86	1.286										

Batter	1	2	3	4	5	6	7	8	9	AB	R	H	RBI	BB	SO	LOB	BOTTOM										
Kenny Lofton, L (1, 8) OBP: 0.362, SLG: 0.365	HR		L6			SF8			S	3	2	2	2	0	0	1	Baltimore Orioles @ Cleveland Indians Cleveland Municipal Stadium, Cleveland, OH Fri Oct 02 1992, 7:05 PM EDT Att: 10,367 - Sunny - 68 F										
Thomas Howard, S (1, 7) OBP: 0.314, SLG: 0.353			K			K			E	3	2	1	2	1	2	2											
Carlos Baerga, S (1, 4) OBP: 0.351, SLG: 0.455						FC5-4			E8	4	1	3	2	0	0	1											
Albert Belle, R (1, 10) OBP: 0.322, SLG: 0.482	F7								F7	4	0	1	1	0	0	2											
Reggie Jefferson, S (1, 3) OBP: 0.354, SLG: 0.457	G6-4-3								F8	4	0	1	0	0	1	1											
Carlos Martinez, R (1, 5) OBP: 0.286, SLG: 0.383										3	0	0	0	1	0	1											
Brook Jacoby, R (9, 5) OBP: 0.326, SLG: 0.329									L6-3	0	0	0	0	0	0	0											
Mark Whiten, S (1, 9) OBP: 0.347, SLG: 0.362									L6-3	4	0	0	0	0	0	2											
Felix Fermin, R (1, 6) OBP: 0.320, SLG: 0.317										2	2	1	0	1	0	0											
Junior Ortiz, R (1, 2) OBP: 0.294, SLG: 0.279									G5-3	3	1	2	0	0	0	1											
Inning Stats	R: 2 E: 0 K: 0 S: 10	H: 3 LOB: 0 BB: 0 P: 16	R: 0 E: 0 K: 0 S: 4	H: 0 LOB: 0 BB: 0 P: 8	R: 2 E: 0 K: 1 S: 12	H: 3 LOB: 1 BB: 0 P: 17	R: 0 E: 0 K: 0 S: 6	H: 1 LOB: 0 BB: 0 P: 10	R: 1 E: 0 K: 1 S: 12	H: 2 LOB: 1 BB: 0 P: 18	R: 0 E: 0 K: 1 S: 8	H: 0 LOB: 0 BB: 0 P: 13	R: 3 E: 1 K: 0 S: 13	H: 2 LOB: 1 BB: 2 P: 24	R: 0 E: 0 K: 0 S: 3	H: 0 LOB: 0 BB: 1 P: 9		R: 0 E: 0 K: 0 S: 3	H: 0 LOB: 0 BB: 1 P: 9	1B: 10 2B: 1 3B: 0 HR: 1	SF: 1 SAC: 0 DP: 3 HBP: 0	WP: 0 PB: 0 SB: 1 CS: 1	PA: 34				
PITCHER	IP	WLS	BF	H	R	ER	SO	BB	IBB	HBP	BLK	WP	HR	S	P	ERA	WHIP										
Craig Lefferts, L (1, 1) ERA: 3.76	6.2	L	28	10	7	5	3	1	0	0	0	0	0	8	15	0.00	6.000										
Mark Williamson, R (7, 1) ERA: 1.1	0.1		3	1	1	0	0	1	0	0	0	0	0	8	15	0.00	6.000										
Alan Mills, R (8, 1) ERA: 2.66	1.0		3	0	0	0	0	1	0	0	0	0	0	3	9	0.00	1.000										

Batter	1	2	3	4	5	6	7	8	9	10	11	12	13	AB R H RBI BB SO LOB	TOP													
Brady Anderson, L OBP: 0.373, SLG: 0.449 (1, 8)	F7					P6		F7			P6			6 0 2 0 0 0 5	<p>Baltimore Orioles @ Cleveland Indians Cleveland Municipal Stadium, Cleveland, OH</p> <p>Sun Oct 04 1992, 3:33 AM EDT Att: 30,187 - Sunny - 61 F</p> <p>livebaseballscorecards.com</p> <p>AB 45 R 4 H 11 RBI 3 BB 6 SO 11 LOB 24</p> 													
Mark McLemore, S OBP: 0.306, SLG: 0.294 (1, 4)	K		F8			FC3-6		G1-3					G6-3	6 0 1 0 0 1 3														
Joe Osulak, L OBP: 0.342, SLG: 0.381 (1, 7)						K				L3			B1-3	6 1 2 0 0 1 3														
Cal Ripken Jr., R OBP: 0.323, SLG: 0.368 Manny Alexander, R OBP: 0.200, SLG: 0.200 (4, 6)	G3												K	2 0 0 0 0 0 1 4 1 1 0 0 2 2														
Chito Martinez, L OBP: 0.300, SLG: 0.404 Tim Lincecum, R OBP: 0.300, SLG: 0.404 Gregg Olson, R OBP: 0.275, SLG: 0.312 Randy Johnson, R OBP: 0.300, SLG: 0.300 Alan Mills, R OBP: 0.300, SLG: 0.300 Glenn Davis, R OBP: 0.300, SLG: 0.300 Bob Mlicki, R OBP: 0.300, SLG: 0.300 (1, 6)			K											3 0 1 0 0 1 0 1 1 1 1 0 0 0 0 0 0 0 0 0 0 1 0 0 0 0 0 0 0 0 0 0 0 0 0 0 1 0 0 0 1 0 0 0 0 0 0 1 0 0 0 0 0 0 1 0														
Luis Mercedes, R OBP: 0.287, SLG: 0.180 (9, 9)						G6-3							K	4 0 1 0 1 1 2														
David Segui, S OBP: 0.306, SLG: 0.296 (1, 3)														4 0 1 0 2 2 2														
Mark Parent, R OBP: 0.316, SLG: 0.441 Billy Ripken, R OBP: 0.275, SLG: 0.312 Jeff Tackett, R OBP: 0.307, SLG: 0.380 (8, 2)														3 0 1 0 0 0 0 0 0 0 0 0 0 0 0 0 0 2 1 0 0														
Steve Scarsone, R OBP: 0.219, SLG: 0.167 (1, 5)														5 0 0 0 1 3 6														
Inning Stats	R: 0 E: 0 K: 1 S: 9	H: 1 LOB: 1 BB: 0 P: 11	R: 0 E: 0 K: 1 S: 12	H: 0 LOB: 0 BB: 1 P: 18	R: 0 E: 0 K: 1 S: 12	H: 1 LOB: 1 BB: 0 P: 18	R: 0 E: 0 K: 1 S: 6	H: 0 LOB: 0 BB: 0 P: 10	R: 0 E: 0 K: 1 S: 7	H: 1 LOB: 1 BB: 0 P: 16	R: 0 E: 0 K: 1 S: 9	H: 1 LOB: 2 BB: 0 P: 14	R: 3 E: 1 K: 1 S: 13	H: 3 LOB: 1 BB: 0 P: 22		R: 0 E: 0 K: 0 S: 18	H: 2 LOB: 3 BB: 1 P: 23	R: 0 E: 0 K: 1 S: 8	H: 0 LOB: 0 BB: 0 P: 11	R: 1 E: 0 K: 1 S: 13	H: 0 LOB: 1 BB: 2 P: 26	1B: 8 2B: 2 3B: 1 HR: 0	SF: 1 SAC: 2 DP: 1 HBP: 0	WP: 1 PB: 0 SB: 1 CS: 2	PA: 54			
PITCHER	IP WLS BF H R ER SO P ERA WHIP																											
Charles Nagy, R ERA: 2.96 (9, 1)	8.0	31	6	2	2	7	2	0	0	0	75	115	2.25	1.000														
Derek Lirio, L ERA: 1.75 (9, 1)	0.0	1	1	0	0	0	0	0	0	0	3	6	=	=														
Steve Ott, R ERA: 2.34 (12, 1)	3.0	14	4	1	1	2	0	2	0	0	33	49	3.00	1.333														
Eric Plunk, R ERA: 3.84 (13, 1)	1.1	L	6	0	1	1	2	0	0	0	15	28	6.75	1.500														
Ted Power, R ERA: 2.94 (13, 1)	0.2		2	0	0	0	0	0	0	0	1	6	9	0.00	0.000													

Batter	1	2	3	4	5	6	7	8	9	10	11	12	13	AB R H RBI BB SO LOB	BOTTOM														
Thomas Howard, S OBP: 0.308, SLG: 0.346 (1, 8)	F7					G3-1		K					SH1-3		B5-3	5 0 0 0 0 2 0	<p>Baltimore Orioles @ Cleveland Indians Cleveland Municipal Stadium, Cleveland, OH</p> <p>Sun Oct 04 1992, 3:33 AM EDT Att: 30,187 - Sunny - 61 F</p> <p>livebaseballscorecards.com</p> <p>AB 43 R 3 H 7 RBI 1 BB 4 SO 13 LOB 15</p> 												
Felix Fermin, R OBP: 0.326, SLG: 0.321 Kenny Lofton, L OBP: 0.362, SLG: 0.365 José Hernández, R OBP: 0.362, SLG: 0.365 (10, 6)	G4-3					G1-3							P4		L8	3 1 1 0 1 0 0 0 1 0 0 0 0 0 2 0 0 0 0 0 2													
Carlos Baerga, S OBP: 0.354, SLG: 0.455 (1, 4)						G1-3										4 1 2 0 2 0 2													
Albert Belle, R OBP: 0.320, SLG: 0.477 (1, 7)	FC6-4					G4-3							F7			5 0 1 1 0 1 6													
Paul Sorrento, L OBP: 0.341, SLG: 0.443 (1, 10)																5 0 0 0 0 1 2													
Reggie Jefferson, S OBP: 0.352, SLG: 0.483 (1, 3)																5 0 1 0 0 0 0													
Carlos Martinez, R OBP: 0.293, SLG: 0.377 Brook Jacoby, R OBP: 0.324, SLG: 0.326 (8, 5)																3 0 1 0 0 1 0 2 0 0 0 0 2 1													
Mark Whiten, S OBP: 0.347, SLG: 0.360 (1, 9)																4 0 0 0 1 3 0													
Jesse Levis, L OBP: 0.279, SLG: 0.442 Wayne Kirby, L OBP: 0.286, SLG: 0.389 Junior Ortiz, R OBP: 0.296, SLG: 0.279 (1, 2)																4 0 1 0 0 2 0 0 0 0 0 0 0 0 1 0 0 0 0 1 2													
Inning Stats	R: 0 E: 0 K: 0 S: 6	H: 0 LOB: 1 BB: 1 P: 10	R: 0 E: 0 K: 2 S: 14	H: 0 LOB: 0 BB: 0 P: 18	R: 0 E: 0 K: 1 S: 5	H: 0 LOB: 0 BB: 0 P: 6	R: 2 E: 2 K: 0 S: 10	H: 2 LOB: 0 BB: 0 P: 14	R: 0 E: 0 K: 2 S: 10	H: 0 LOB: 0 BB: 0 P: 15	R: 0 E: 0 K: 1 S: 13	H: 1 LOB: 1 BB: 0 P: 17	R: 0 E: 0 K: 0 S: 7	H: 1 LOB: 0 BB: 0 P: 14	R: 1 E: 0 K: 1 S: 7	H: 0 LOB: 1 BB: 1 P: 18		R: 0 E: 0 K: 2 S: 11	H: 0 LOB: 0 BB: 0 P: 15	R: 0 E: 0 K: 0 S: 7	H: 1 LOB: 2 BB: 1 P: 14	R: 0 E: 0 K: 2 S: 10	H: 1 LOB: 2 BB: 1 P: 19	R: 0 E: 0 K: 0 S: 7	H: 1 LOB: 1 BB: 0 P: 9	1B: 6 2B: 1 3B: 0 HR: 0	SF: 0 SAC: 1 DP: 1 HBP: 0	WP: 1 PB: 1 SB: 1 CS: 1	PA: 49
PITCHER	IP WLS BF H R ER SO P ERA WHIP																												
Ben McDonald, R ERA: 4.24 (1, 1)	8.0	28	4	2	0	8	1	0	0	0	74	108	4.50	0.625															
Gregg Olson, R ERA: 2.05 (9, 1)	2.0	7	0	1	1	3	1	0	0	0	18	33	4.50	0.500															
Alan Mills, R ERA: 2.61 (11, 1)	2.0	W	10	2	0	0	2	0	0	0	17	33	0.00	1.000															
Bob Mlicki, R ERA: 5.68 (13, 1)	1.0	S	3	1	0	0	0	0	0	0	7	9	0.00	1.000															