



Baltimore Orioles - 1993


Batter	1	2	3	4	5	6	7	8	9	AB	R	H	RBI	BB	SO	LOB	TOP										
Brady Anderson, L (1, 7) OBP: 0.571, SLG: 0.846	G3	IBB		2B		2B		K		4	0	2	0	1	1	1	Baltimore Orioles @ Seattle Mariners The Kingdome, Seattle, WA Fri Apr 09 1993, 10:05 PM EDT Att: 23,015 - Dome										
Mike Devereaux, R (1, 8) OBP: 0.214, SLG: 0.286	BB	G5-3		F9		K		P3		5	0	1	0	0	1	8											
Cal Ripken Jr., R (1, 6) OBP: 0.429, SLG: 0.462	P3		G6-3		2B		FC6-4	1B	F9	5	0	2	0	0	0	1											
Harold Baines, L (1, 10) OBP: 0.357, SLG: 0.308	BB		K		F7		K	K	K	4	0	0	0	1	3	2											
Glenn Davis, R (1, 3) OBP: 0.143, SLG: 0.214	F9		2B		G6-3		FC6-4	1B	WP	5	0	2	0	0	0	4											
Chris Hoiles, R (1, 2) OBP: 0.231, SLG: 0.250		G3	2B	BB	F8		P6	K	K	4	0	1	0	1	1	3											
Chito Martinez, L (1, 9)		K	G1			G3		WP	BB	3	0	0	0	1	1	3											
Leo Gomez, R (1, 5) OBP: 0.250, SLG: 0.182		G3	BB		K	FC3-6	1B	K		3	0	1	0	1	2	1											
Harold Reynolds, S (1, 4)	G3		G1		G1	FC3-6	2B	K		4	0	0	0	0	1	4											
Inning Stats	R: 0 E: 0 K: 0 S: 8	H: 1 LOB: 2 BB: 1 P: 18	R: 0 E: 0 K: 1 S: 13	H: 1 LOB: 3 BB: 2 P: 29	R: 0 E: 0 K: 1 S: 7	H: 1 LOB: 2 BB: 1 P: 14	R: 0 E: 0 K: 1 S: 13	H: 1 LOB: 1 BB: 0 P: 17	R: 0 E: 0 K: 1 S: 14	H: 2 LOB: 2 BB: 0 P: 26	R: 0 E: 0 K: 1 S: 13	H: 1 LOB: 1 BB: 0 P: 22	R: 0 E: 0 K: 3 S: 18	H: 0 LOB: 2 BB: 1 P: 28	R: 0 E: 0 K: 2 S: 8	H: 1 LOB: 1 BB: 0 P: 12	1B: 4 2B: 5 3B: 0 HR: 0	SF: 0 SAC: 0 DP: 0 HBP: 0	WP: 4 PB: 0 SB: 0 CS: 0	PA: 42							
PITCHER	IP	WLS	BF	H	R	ER	SO	BB	IBB	HBP	BLK	WP	HR	S	P	ERA	WHIP										
Erik Hanson, R (1, 1) ERA:	6.0	W	29	7	0	0	4	3	1	0	0	0	0	65	121	0.00	1.667										
Rich DeLucia, R (7, 1) ERA:	2.0		9	1	0	0	4	1	0	0	0	1	0	31	50	0.00	1.000										
Norm Charlton, L (9, 1) ERA:	1.0		4	1	0	0	2	0	0	0	0	1	0	8	12	0.00	1.000										
Batter	1	2	3	4	5	6	7	8	9	AB	R	H	RBI	BB	SO	LOB	BOTTOM										
Omar Vizquel, S (1, 6) OBP: 0.385, SLG: 0.273	1B	G3-1	G3		CS	L5		K		4	1	1	2	1	1	3	Baltimore Orioles @ Seattle Mariners The Kingdome, Seattle, WA Fri Apr 09 1993, 10:05 PM EDT Att: 23,015 - Dome										
Mike Felder, S (1, 7) OBP: 0.500, SLG: 0.571	BB	G3	G3		G6-3					3	0	1	0	1	0	1											
Ken Griffey Jr., L (1, 8) OBP: 0.231, SLG: 0.400	SF8	G3	K		F8					2	0	0	2	1	1	1											
Tino Martinez, L (1, 3) OBP: 0.077, SLG: 0.308	P5	G3		G4-3		F8				4	0	0	1	0	0	3											
Pete O'Brien, L (1, 10) OBP: 0.444, SLG: 0.167	BB	G1-3		F9		G4-3				3	0	0	0	1	0	2											
Jay Buhner, R (1, 9) OBP: 0.417, SLG: 0.222	BB		1B	K		F7				3	1	1	0	1	1	0											
Wally Backman, S (1, 5) ERA: 20.25	G6-3		1B		E4			G5-3		3	1	1	0	0	0	3											
Mike Blowers, R (8, 5) OBP: 0.250, SLG: 0.143			1B		FC6-4					1	0	0	0	0	0	0											
Dave Valle, R (1, 2) OBP: 0.273, SLG: 0.125		G3-1	SF8		F8			G6-3		2	1	0	1	1	0	1											
Rich Amaral, R (1, 4) OBP: 0.545, SLG: 0.800	BB	BB	1B		FC6-4					3	2	2	0	1	0	1											
Inning Stats	R: 1 E: 0 K: 0 S: 12	H: 1 LOB: 3 BB: 3 P: 30	R: 2 E: 0 K: 0 S: 15	H: 0 LOB: 4 BB: 4 P: 35	R: 3 E: 0 K: 1 S: 11	H: 4 LOB: 1 BB: 0 P: 15	R: 0 E: 0 K: 1 S: 10	H: 0 LOB: 0 BB: 0 P: 14	R: 0 E: 1 K: 0 S: 7	H: 0 LOB: 0 BB: 0 P: 12	R: 0 E: 0 K: 0 S: 6	H: 0 LOB: 0 BB: 0 P: 9	R: 0 E: 0 K: 0 S: 5	H: 0 LOB: 0 BB: 0 P: 9	R: 0 E: 0 K: 1 S: 10	H: 1 LOB: 1 BB: 0 P: 12	1B: 5 2B: 1 3B: 0 HR: 0	SF: 2 SAC: 0 DP: 0 HBP: 0	WP: 1 PB: 0 SB: 2 CS: 1	PA: 38							
PITCHER	IP	WLS	BF	H	R	ER	SO	BB	IBB	HBP	BLK	WP	HR	S	P	ERA	WHIP										
Ben McDonald, R (1, 1) ERA:	1.1	L	12	1	3	3	0	7	0	0	0	0	0	21	55	20.25	6.000										
Mark Williamson, R (2, 1) ERA: 5.79	4.2		18	4	3	3	2	0	0	0	0	0	0	40	60	5.79	0.857										
Fernando Valenzuela, L (7, 1) ERA:	1.0		3	0	0	0	0	0	0	0	0	0	0	5	9	0.00	0.000										
Gregg Olson, R (8, 1) ERA: 5.4	1.0		4	1	0	0	1	0	0	0	0	0	0	10	12	0.00	1.000										

Batter	1	2	3	4	5	6	7	8	9	AB	R	H	RBI	BB	SO	LOB	TOP										
Brady Anderson, L (1, 7) OBP: 0.526, SLG: 0.706	1-1 F7		3-2 G3					2-2 G4-3		4	1	1	0	1	0	2											
Mike Devereaux, R (1, 8) OBP: 0.211, SLG: 0.263	1-1 G6-3		1-2 2-3 G1-3						0-0 F9	5	1	1	0	0	1	5											
Cal Ripken Jr., R (1, 6) OBP: 0.526, SLG: 0.611	0-1 F8			3-1 G4-3				1-1 2B	3-2 1B	5	1	4	0	0	0	0											
Glenn Davis, R (1, 3) David Segui, S (7, 3)		3-2 F8		0-2 F8				1-0 2B	0-1 F7	4	1	1	1	0	0	2											
Harold Baines, L (1, 10) OBP: 0.389, SLG: 0.375		1-0 G4-3		3-1 G4-3				0-1 2B	4-0 BB	3	1	1	2	1	0	1											
Tim Lincecum, R (1, 5) OBP: 0.250, SLG: 0.500		0-2 G5-3		1-3 K				1-3 2H 2-0 2B	1-0 BB	4	0	1	2	0	1	3											
Sherman Obando, R (1, 9) Luis Mercedes, R (3, PR) OBP: 0.500, SLG: 0.500			2-0 E5		2-2 G5-3			4-0 S	1-1 G5-3	1	0	0	0	0	0	0											
Harold Reynolds, S (1, 4)			4-2 G3		1-1 F7			3-3 K	1-1 G6-3	3	0	0	0	1	1	2											
Jeff Tackett, R (1, 2)			3-3 K		1-2 G5-3			1-1 P4	1-1 G4-3	4	0	0	0	0	1	4											
Inning Stats	R: 0 E: 0 K: 0 S: 6	H: 0 LOB: 0 BB: 0 P: 8	R: 0 E: 0 K: 0 S: 11	H: 0 LOB: 0 BB: 0 P: 15	R: 0 E: 1 K: 1 S: 10	H: 0 LOB: 2 BB: 1 P: 23	R: 0 E: 0 K: 1 S: 10	H: 1 LOB: 1 BB: 0 P: 17	R: 0 E: 0 K: 0 S: 8	H: 0 LOB: 0 BB: 0 P: 12	R: 5 E: 0 K: 2 S: 24	H: 6 LOB: 3 BB: 2 P: 42	R: 0 E: 0 K: 0 S: 6	H: 1 LOB: 2 BB: 1 P: 13	R: 0 E: 0 K: 1 S: 9	H: 0 LOB: 0 BB: 0 P: 11	R: 0 E: 0 K: 1 S: 9	H: 1 LOB: 0 BB: 0 P: 13	1B: 6 2B: 3 3B: 0 HR: 0	SF: 0 SAC: 0 DP: 0 HBP: 0	WP: 0 PB: 0 SB: 2 CS: 1	PA: 40					
PITCHER	IP	WLS	BF	H	R	ER	SO	BB	IBB	HBP	BLK	WP	HR	S	P	ERA	WHIP										
John Cummings, L (1, 1) ERA: 9.0	5.0	L	23	6	5	5	2	1	0	0	0	0	0	57	92	9.00	1.400										
David Wainhouse, R (6, 1) ERA	0.2		4	1	0	0	1	1	0	0	0	0	0	8	17	0.00	3.000										
Russ Swan, L (6, 1) ERA	0.2		5	1	0	0	1	2	0	0	0	0	0	7	16	0.00	4.500										
Tim Leary, R (7, 1) ERA: 2.45	2.2		8	1	0	0	1	0	0	0	0	0	0	19	29	0.00	0.375										

Baltimore Orioles @ Seattle Mariners
The Kingdome, Seattle, WA
Sat Apr 10 1993, 10:05 PM EDT
Att: 54,641 - Dome

livebaseballscores.com

AB 36
R 5
H 9
RBI 5
BB 4
SO 5
LOB 22




Batter	1	2	3	4	5	6	7	8	9	AB	R	H	RBI	BB	SO	LOB	BOTTOM										
Omar Vizquel, S (1, 6) OBP: 0.444, SLG: 0.286	1-1 G5-3		4-1 BB		4-0 2B			2-1 P7		3	2	1	0	2	0	1											
Mike Felder, S (1, 7) OBP: 0.385, SLG: 0.364	2-0 G5-3		4-0 BB		1-1 P7			3-2 G5-3		4	0	0	0	1	0	3											
Ken Griffey Jr., L (1, 8) OBP: 0.235, SLG: 0.429	1-2 L8		1-1 L8		1-1 G4-3			1-1 F7		4	0	1	0	0	0	3											
Tino Martinez, L (1, 3) OBP: 0.235, SLG: 0.533	2-0 HR		4-2 BB		4-0 G4-3			0-1 F8		2	1	1	2	2	0	0											
Pete O'Brien, L (1, 10) OBP: 0.308, SLG: 0.100	3-2 P6		1-0 G3		1-0 G4-3			3-2 G3		4	0	0	1	0	0	5											
Jay Buhner, R (1, 9) OBP: 0.438, SLG: 0.182		4-1 G5-4-3		2-3 K		4-1 BB		2-3 K		2	0	0	0	2	2	0											
Wally Backman, S (1, 5) OBP: 0.143, SLG: 0.143		1-0 P7		1-1 G6-3		2-1 G3-1		0-0 G4-3		4	0	0	0	0	0	4											
Dave Valle, R (1, 2) Fernando Vina, L (9, PR)	0-1 G5-4-3		1-2 1B		1-2 K			1-3 K		4	0	2	0	0	1	1											
Rich Amaral, R (1, 4) OBP: 0.400, SLG: 0.571			1-0 F9		1-3 K			2-2 F8		4	0	0	0	0	2	2											
Inning Stats	R: 2 E: 0 K: 0 S: 13	H: 2 LOB: 0 BB: 0 P: 22	R: 0 E: 0 K: 0 S: 4	H: 0 LOB: 0 BB: 1 P: 9	R: 0 E: 0 K: 2 S: 11	H: 1 LOB: 1 BB: 0 P: 16	R: 1 E: 0 K: 0 S: 8	H: 1 LOB: 3 BB: 3 P: 25	R: 0 E: 0 K: 1 S: 9	H: 0 LOB: 0 BB: 0 P: 14	R: 0 E: 0 K: 0 S: 7	H: 0 LOB: 0 BB: 0 P: 11	R: 0 E: 0 K: 1 S: 7	H: 0 LOB: 0 BB: 0 P: 12	R: 0 E: 0 K: 1 S: 10	H: 1 LOB: 1 BB: 0 P: 12	R: 0 E: 0 K: 1 S: 10	H: 1 LOB: 0 BB: 0 P: 12	1B: 3 2B: 1 3B: 0 HR: 1	SF: 0 SAC: 0 DP: 1 HBP: 0	WP: 0 PB: 0 SB: 0 CS: 0	PA: 38					
PITCHER	IP	WLS	BF	H	R	ER	SO	BB	IBB	HBP	BLK	WP	HR	S	P	ERA	WHIP										
Rick Sutcliffe, R (1, 1) ERA: 5.79	8.0	W	34	4	3	3	4	6	1	0	0	0	0	68	132	3.38	1.250										
Gregg Olson, R (9, 1) ERA: 3.38	1.0	S	4	1	0	0	1	0	0	0	0	0	0	10	12	0.00	1.000										

Baltimore Orioles @ Seattle Mariners
The Kingdome, Seattle, WA
Sat Apr 10 1993, 10:05 PM EDT
Att: 54,641 - Dome

livebaseballscores.com

AB 31
R 3
H 5
RBI 3
BB 7
SO 5
LOB 19



Batter	1	2	3	4	5	6	7	8	9	AB	R	H	RBI	BB	SO	LOB	TOP										
Brady Anderson, L (1, 7) OBP: 0.500, SLG: 0.692	3-1 S 1B	4-2 FC6-4 BB		2-1 FC3-6 2B		2-3 K			0-3 K	4	0	1	1	1	2	4											
Mike Devereaux, R (1, 8) OBP: 0.233, SLG: 0.379	2-2 G5-3	3-1 FC6-4		1-1 2B		3-2 F9			2-2 G6-3	5	0	1	1	0	0	6											
Cal Ripken Jr., R (1, 6) OBP: 0.379, SLG: 0.407	0-0 F7		0-1 G3-1		1-3 2B		2-1 G6-3			3	0	0	0	1	0	1											
Glenn Davis, R (1, 3) OBP: 0.143, SLG: 0.148	0-3 K		1-3 K		1-0 G1-3		0-2 G6-3			4	0	0	0	0	2	4											
Harold Baines, L (1, 10) OBP: 0.364, SLG: 0.400		3-2 1B BB 2B	2-1 F7		0-1 G4-3		2-2 F7			4	1	1	0	0	0	0											
Chris Hoiles, R (1, 2) OBP: 0.391, SLG: 0.526		3-1 L1		1-1 1B 2B		3-0 P8		2-2 F8		4	1	1	0	0	0	1											
Leo Gomez, R (1, 5) OBP: 0.381, SLG: 0.316		1-2 BB BB 1B		0-0 FC3-6 1B 2B		3-2 PO 1B		1-0 P3		4	1	3	0	0	0	0											
Luis Mercedes, R (1, 9) OBP: 0.412, SLG: 0.429		2-3 K		0-1 P4		0-0 PO		2-3 K		4	0	1	0	0	2	4											
Harold Reynolds, S (1, 4) OBP: 0.250, SLG: 0.118		4-1 BB BB		1-0 FC3-6 1B		2-1 G6-3		0-1 G6-3		3	0	2	1	1	0	0											
Inning Stats	R: 0 E: 0 K: 1 S: 11	H: 1 LOB: 1 BB: 0 P: 15	R: 1 E: 0 K: 1 S: 20	H: 2 LOB: 3 BB: 2 P: 40	R: 0 E: 0 K: 1 S: 8	H: 0 LOB: 0 BB: 0 P: 11	R: 2 E: 0 K: 0 S: 11	H: 4 LOB: 3 BB: 1 P: 21	R: 0 E: 0 K: 0 S: 7	H: 1 LOB: 0 BB: 0 P: 13	R: 0 E: 0 K: 0 S: 8	H: 0 LOB: 0 BB: 0 P: 13	R: 0 E: 0 K: 0 S: 9	H: 0 LOB: 0 BB: 0 P: 14	R: 0 E: 0 K: 1 S: 10	H: 2 LOB: 1 BB: 0 P: 13	1B: 6 2B: 4 3B: 0 HR: 0	SF: 0 SAC: 0 DP: 1 HBP: 0	WP: 0 PB: 0 SB: 1 CS: 0	PA: 39							
PITCHER	IP	WLS	BF	H	R	ER	SO	BB	IBB	HBP	BLK	WP	HR	S	P	ERA	WHIP										
Charlie Leibrandt, L (1, 1) ERA: 2.08	6.0	W	28	8	3	3	5	2	1	0	0	0	0	65	114	4.50	1.667										
Matt Whiteside, R (7, 1) ERA: 3.38	1.0		3	0	0	0	1	0	0	0	0	0	0	8	13	0.00	0.000										
Bob Patterson, L (8, 1) ERA:	1.1		6	2	0	0	1	0	0	0	0	0	0	16	22	0.00	1.500										
Tom Henke, R (9, 1) ERA:	0.2	S	1	0	0	0	0	0	0	0	0	0	0	3	5	0.00	0.000										

Baltimore Orioles @ Texas Rangers
Arlington Stadium, Arlington, TX
Mon Apr 12 1993, 8:05 PM EDT
Att: 22,993 - Unknown - 80 F

livebaseballscorecards.com

AB 35
R 3
H 10
RBI 3
BB 3
SO 6
LOB 20



Batter	1	2	3	4	5	6	7	8	9	AB	R	H	RBI	BB	SO	LOB	BOTTOM										
Doug Dascenzo, S (1, 8) OBP: 0.091, SLG: 0.182	0-2 G4-3		0-0 P3		1 SAFE 3-2 F9-3-9		0-0 E6			4	0	0	0	0	0	2											
Rafael Palmeiro, L (1, 3) OBP: 0.160, SLG: 0.261	1-1 G4-3		1-0 P7			2-1 G3-1		2-3 SF8		3	0	0	1	0	0	0											
Jose Canseco, R (1, 9) OBP: 0.292, SLG: 0.381	2-2 P4		3-1 F8			2-2 HR 1B		2-2 FC6-4		4	1	1	0	0	0	1											
Juan Gonzalez, R (1, 7) OBP: 0.292, SLG: 0.913		2-1 HR		1-0 G6-3		0-2 HR		0-1 G1-3		4	2	2	3	0	0	0											
Julio Franco, R (1, 10) OBP: 0.391, SLG: 0.350		2-2 1B SH1-3 1B		0-2 K		0-2 1B		4-0 G6-4-3 BB		3	1	2	0	1	1	0											
Butch Davis, R (8, PR) OBP: 1.000, SLG: 2.000										0	0	0	0	0	0	0											
Dean Palmer, R (1, 5) OBP: 0.333, SLG: 0.875		0-3 K		2-2 K		1-1 F9		0-0 G6-4-3		4	0	0	0	0	2	3											
John Russell, R (1, 2) OBP: 0.500, SLG: 1.250		0-1 SH1-3 1B				3-2 HR		0-3 K		3	1	2	1	0	1	1											
Billy Ripken, R (1, 4) OBP: 0.308, SLG: 0.333		0-0 SH1-3				4-2 FC1-8 BB		2-2 SH5-3 SF8 1B		1	1	1	1	1	0	0											
Benji Gil, R (1, 6) OBP: 0.158, SLG: 0.059		0-0 P6				1 SAFE 2-1 FC1-6 F9-3-9		0-0 SH5-3		2	0	0	0	0	0	2											
Inning Stats	R: 0 E: 0 K: 0 S: 10	H: 0 LOB: 0 BB: 0 P: 13	R: 2 E: 0 K: 1 S: 15	H: 3 LOB: 1 BB: 0 P: 21	R: 0 E: 0 K: 0 S: 4	H: 0 LOB: 0 BB: 0 P: 8	R: 0 E: 0 K: 2 S: 7	H: 0 LOB: 0 BB: 0 P: 10	R: 1 E: 0 K: 0 S: 11	H: 1 LOB: 1 BB: 1 P: 23	R: 2 E: 0 K: 1 S: 17	H: 3 LOB: 1 BB: 0 P: 22	R: 1 E: 1 K: 0 S: 13	H: 1 LOB: 1 BB: 0 P: 17	R: 0 E: 0 K: 0 S: 3	H: 0 LOB: 1 BB: 1 P: 7	1B: 5 2B: 1 3B: 0 HR: 3	SF: 1 SAC: 2 DP: 2 HBP: 0	WP: 0 PB: 0 SB: 0 CS: 0	PA: 33							
PITCHER	IP	WLS	BF	H	R	ER	SO	BB	IBB	HBP	BLK	WP	HR	S	P	ERA	WHIP										
35 Mike Mussina, R (1, 1) ERA: 3.6	7.0	L	30	8	6	5	4	1	0	0	0	0	0	3	77	6.43	1.286										
Todd Frohwrth, R (8, 1) ERA: 3.0	1.0		3	0	0	0	0	1	0	0	0	0	0	3	7	0.00	1.000										

Baltimore Orioles @ Texas Rangers
Arlington Stadium, Arlington, TX
Mon Apr 12 1993, 8:05 PM EDT
Att: 22,993 - Unknown - 80 F

livebaseballscorecards.com

AB 28
R 6
H 8
RBI 6
BB 2
SO 4
LOB 9



Batter	1	2	3	4	5	6	7	8	9	AB	R	H	RBI	BB	SO	LOB	TOP			
Brady Anderson, L (1, 7) OBP: 0.513, SLG: 0.636	4-1 BB 1B BB	1-2 1B		2-3 K		0-0 G4-6-3 1B		4-2 S BB		3	1	2	0	2	1	1	Baltimore Orioles @ Texas Rangers Arlington Stadium, Arlington, TX Wed Apr 14 1993, 8:05 PM EDT Att: 20,355 - Unknown - 48 F			
Mike Devereaux, R (1, 8) OBP: 0.251, SLG: 0.342	2-0 BB 1B	1-0 P4		1-2 2B 1B		1-1 G4-6-3 1B		2-2 F8		5	2	2	1	0	0	3				
Cal Ripken Jr., R (1, 6) OBP: 0.316, SLG: 0.333	3-3 K	0-2 1B		3-2 F8		0-1 G4-3			1-0 G6-3	5	0	1	0	0	1	3				
Harold Baines, L (1, 10) OBP: 0.323, SLG: 0.321	4-1 BB 1B BB	3-2 F7		0-0 2B 1B			2-1 G6-3		1-3 K	4	1	1	0	1	1	2				
Glenn Davis, R (1, 3) OBP: 0.216, SLG: 0.250	1-0 BB 1B		3-2 G6-3	0-1 2B			2-3 K		1-2 G6-3	5	0	2	4	0	1	0				
Chris Hoiles, R (1, 2) OBP: 0.355, SLG: 0.538	1-3 K		1-0 P4	1-3 K			4-2 BB			3	0	0	0	1	2	3				
Chito Martinez, L (1, 9) OBP: 0.211, SLG: 0.235	4-2 BB		3-2 G3		0-0 G5-3		2-1 F7			3	0	0	0	1	0	1				
Tim Lulett, R (1, 5) OBP: 0.444, SLG: 0.625	0-0 F7			3-2 SH WP 2B		2-2 F8		4-2 B3-4 BB		3	1	1	0	1	0	3				
Harold Reynolds, S (1, 4) OBP: 0.192, SLG: 0.087		0-2 G5-3		0-0 SH WP 1B		1-2 F7		1-0 B3-4		3	1	0	0	0	0	1				
Inning Stats	R: 2 E: 0 K: 2 S: 13	H: 2 LOB: 3 BB: 3 P: 32	R: 0 E: 0 K: 0 S: 14	H: 2 LOB: 2 BB: 0 P: 19	R: 0 E: 0 K: 0 S: 7	H: 0 LOB: 0 BB: 0 P: 14	R: 4 E: 1 K: 2 S: 21	H: 4 LOB: 1 BB: 0 P: 32	R: 0 E: 0 K: 0 S: 5	H: 1 LOB: 0 BB: 0 P: 6	R: 0 E: 0 K: 1 S: 9	H: 0 LOB: 1 BB: 1 P: 19	R: 0 E: 0 K: 0 S: 10	H: 0 LOB: 1 BB: 2 P: 21	R: 0 E: 0 K: 1 S: 7	H: 0 LOB: 0 BB: 0 P: 10		1B: 7 2B: 3 3B: 0 HR: 0	SF: 0 SAC: 1 DP: 2 HBP: 0	WP: 1 PB: 0 SB: 1 CS: 0
PITCHER	IP WLS BF H R ER SO	IP WLS BF H R ER SO	IP WLS BF H R ER SO	IP WLS BF H R ER SO	IP WLS BF H R ER SO	IP WLS BF H R ER SO	IP WLS BF H R ER SO	IP WLS BF H R ER SO	IP WLS BF H R ER SO	IP WLS BF H R ER SO	IP WLS BF H R ER SO	IP WLS BF H R ER SO	IP WLS BF H R ER SO	IP WLS BF H R ER SO	IP WLS BF H R ER SO	IP WLS BF H R ER SO	ERA WHIP	ERA WHIP		
Nolan Ryan, R (1, 1) ERA: 2.7	4.0 L	24 8	6 3	4 0	3 0	0 0	0 0	0 0	0 0	28 51	0.00	1.091								
Brian Bohanon, L (5, 1) ERA: 2.94	0.2	2 1	0 0	0 0	0 0	0 0	0 0	0 0	4 7	0.00	0.000									
Matt Whiteside, R (8, 1) ERA: 2.7	0.2	2 0	0 0	0 0	0 0	0 0	0 0	6 8	0.00	0.000										
Bob Patterson, L (9, 1) ERA:																				

Batter	1	2	3	4	5	6	7	8	9	AB	R	H	RBI	BB	SO	LOB	BOTTOM			
David Hulse, L (1, 8) OBP: 0.211, SLG: 0.235	3-2 G6-3		4-2 BB		1-0 G4-3	0-0 FC5		0-1 L6		3	0	0	0	1	0	4	Baltimore Orioles @ Texas Rangers Arlington Stadium, Arlington, TX Wed Apr 14 1993, 8:05 PM EDT Att: 20,355 - Unknown - 48 F			
Gary Redus, R (9, PH) OBP: 0.333, SLG: 0.833						2-3 BB				1	0	0	0	0	0	1				
Rafael Palmeiro, L (1, 3) OBP: 0.200, SLG: 0.226	3-1 G4-3		2-3 K			0-1 1B 1B	2-1 P2	0-0 F7		5	1	1	0	0	1	2				
Jose Canseco, R (1, 9) OBP: 0.212, SLG: 0.267	2-2 G5-3			1-1 G5-3		0-3 K	0-2 G6-3			4	0	0	0	0	1	1				
Juan Gonzalez, R (1, 7) OBP: 0.375, SLG: 0.900		4-0 L4-3 BB		1-3 K		2-0 1B 2B 1B	1-3 K			3	1	1	0	1	2	0				
Julio Franco, R (1, 10) OBP: 0.387, SLG: 0.393		1-1 F9		0-2 G1		1-1 2B 1B 1B		1-1 G6-3		4	1	1	1	0	0	1				
Ivan Rodriguez, R (1, 2) OBP: 0.577, SLG: 0.600		3-2 L4-3			1-0 2B 1B	0-0 1B 2B		1-0 P3		4	1	2	1	0	0	1				
Doug Strange, S (1, 5) OBP: 0.385, SLG: 0.818			2-2 G6-3 1B 2B		1-0 2B	1-3 FC5 1B 1B		2-3 K		4	1	3	1	0	1	0				
Billy Ripken, R (1, 4) OBP: 0.250, SLG: 0.263			3-2 G6-3		1-1 G1-3	1-3 K		1-1 SH1-4 2B		3	0	0	0	0	1	5				
Doug Dascenzo, S (9, PH) OBP: 0.197, SLG: 0.333										1	0	1	0	0	0	0				
Benji Gil, R (1, 6) OBP: 0.192, SLG: 0.125			1-1 CS 1B		3-3 K	0-1 1B		1-1 SH1-4		3	0	2	2	0	1	2				
Butch Davis, R (9, PH) OBP: 1.000, SLG: 2.000						1-2 3H 1B		2-3 K		0	0	0	0	0	0	0				
Inning Stats	R: 0 E: 0 K: 0 S: 10	H: 0 LOB: 0 BB: 0 P: 18	R: 0 E: 0 K: 0 S: 6	H: 0 LOB: 0 BB: 1 P: 14	R: 1 E: 0 K: 1 S: 13	H: 2 LOB: 1 BB: 1 P: 25	R: 0 E: 0 K: 1 S: 8	H: 0 LOB: 0 BB: 0 P: 10	R: 0 E: 0 K: 2 S: 16	H: 6 LOB: 2 BB: 0 P: 22	R: 0 E: 0 K: 1 S: 9	H: 0 LOB: 0 BB: 0 P: 12	R: 0 E: 0 K: 1 S: 6	H: 0 LOB: 0 BB: 0 P: 10	R: 0 E: 0 K: 0 S: 7	H: 1 LOB: 1 BB: 0 P: 9	1B: 7 2B: 5 3B: 0 HR: 0	SF: 0 SAC: 1 DP: 1 HBP: 0	WP: 0 PB: 0 SB: 0 CS: 1	PA: 38
PITCHER	IP WLS BF H R ER SO	IP WLS BF H R ER SO	IP WLS BF H R ER SO	IP WLS BF H R ER SO	IP WLS BF H R ER SO	IP WLS BF H R ER SO	IP WLS BF H R ER SO	IP WLS BF H R ER SO	IP WLS BF H R ER SO	IP WLS BF H R ER SO	IP WLS BF H R ER SO	IP WLS BF H R ER SO	IP WLS BF H R ER SO	IP WLS BF H R ER SO	IP WLS BF H R ER SO	IP WLS BF H R ER SO	ERA WHIP	ERA WHIP		
Ben McDonald, R (1, 1) ERA: 10.8	5.1 W	25 9	5 1	4 0	3 0	0 0	0 0	0 0	21 29	0.00	0.375									
Mark Williamson, R (6, 1) ERA: 4.0	2.2	9 1	0 0	0 0	3 0	0 0	0 0	7 9	0.00	1.000										
Gregg Olson, R (9, 1) ERA: 3.18	1.0 S	4 1	0 0	0 0	0 0	0 0	0 0													

AB	34
R	6
H	9
RBI	5
BB	6
SO	6
LOB	17



Batter	1	2	3	4	5	6	7	8	9	AB	R	H	RBI	BB	SO	LOB	TOP					
Luis Polonia, L (1, 7) OBP: 0.324, SLG: 0.441	F8		B5		G4-3		F7		FC6-4 1B	5	0	1	0	0	0	0						
Chad Curtis, R (1, 8) OBP: 0.400, SLG: 0.379	G6-3			2B 1B	1B			G4-3	FC6-4 1B	5	1	2	0	0	0	2						
J.T. Snow, L (1, 3) OBP: 0.467, SLG: 0.538	F8			1B 1-H 2B	1B			1B BB		3	0	2	1	1	0	0						
Chili Davis, S (1, 10) Jerome Walton, R (8, PR)			K		P2			1B		4	0	1	0	0	1	3						
Tim Salmon, R (1, 9) OBP: 0.367, SLG: 0.348	G5-3			1B BB			F9		1B	3	0	0	0	1	0	2						
Greg Myers, L (1, 2) OBP: 0.235, SLG: 0.188				F8			F7		F7	3	0	0	0	1	0	4						
Rene Gonzales, R (1, 5) OBP: 0.500, SLG: 0.333				1B			G6-3		1B 1B	4	0	2	0	0	1	1						
Damon Easley, R (1, 4) OBP: 0.357, SLG: 0.423				G1-3			G4-6-3 BB		F8	3	0	1	0	1	0	4						
Gary Disarcina, R (1, 6) Torey Lovullo, S (9, PH)				G5-4-3 1B			G4-6-3		F7	3	0	0	0	0	1	2						
Inning Stats	R: 0 E: 0 K: 0 S: 6	H: 0 LOB: 0 BB: 0 P: 12	R: 0 E: 0 K: 2 S: 12	H: 0 LOB: 1 BB: 1 P: 20	R: 0 E: 0 K: 0 S: 4	H: 1 LOB: 0 BB: 0 P: 4	R: 1 E: 0 K: 0 S: 14	H: 3 LOB: 3 BB: 1 P: 28	R: 0 E: 0 K: 1 S: 9	H: 2 LOB: 2 BB: 0 P: 14	R: 0 E: 0 K: 0 S: 5	H: 0 LOB: 0 BB: 0 P: 8	R: 0 E: 0 K: 0 S: 4	H: 0 LOB: 0 BB: 1 P: 10	R: 0 E: 0 K: 0 S: 12	H: 1 LOB: 2 BB: 0 P: 22	R: 0 E: 0 K: 0 S: 14	H: 2 LOB: 2 BB: 0 P: 23	1B: 8 2B: 1 3B: 0 HR: 0	SF: 0 SAC: 0 DP: 2 HBP: 0	WP: 0 PB: 0 SB: 0 CS: 0	PA: 38
PITCHER	IP	WLS	BF	H	R	ER	SO	BB	IBB	HBP	BLK	WP	HR	S	P	ERA	WHIP					
Rick Sutcliffe, R (1, 1) ERA: 4.22	7.1	W	31	7	1	1	3	4	0	0	0	0	0	61	108	1.23	1.500					
Todd Frothing, R (8, 1) ERA: 1.53	0.1		1	0	0	0	0	0	0	0	0	0	0	2	4	0.00	0.000					
Alan Mills, R (8, 1) ERA: 2.79	0.1		1	0	0	0	0	0	0	0	0	0	0	3	6	0.00	0.000					
Gregg Olson, R (9, 1) ERA: 2.7	1.0	S	5	2	0	0	0	0	0	0	0	0	0	14	23	0.00	2.000					

California Angels @ Baltimore Orioles
Oriole Park at Camden Yards, Baltimore, MD

AB 34
R 1
H 9
RBI 1
BB 4
SO 3
LOB 19



WP: 0 PA: 38
PB: 0
SB: 0
CS: 0

California Angels @ Baltimore Orioles
Oriole Park at Camden Yards, Baltimore, MD

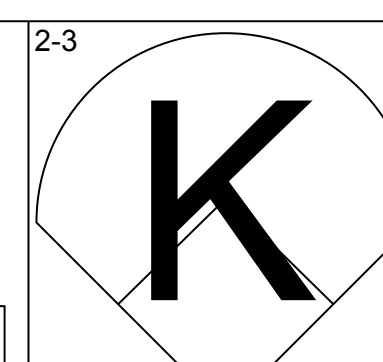
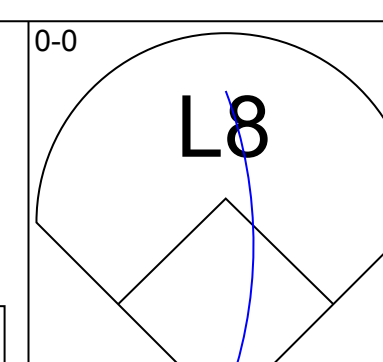
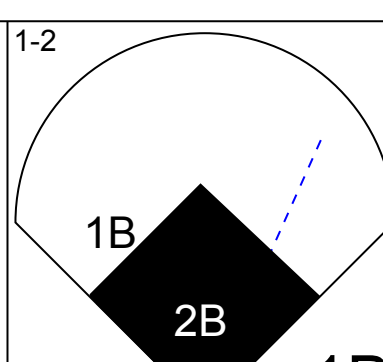
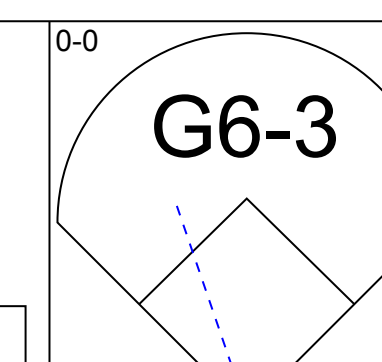
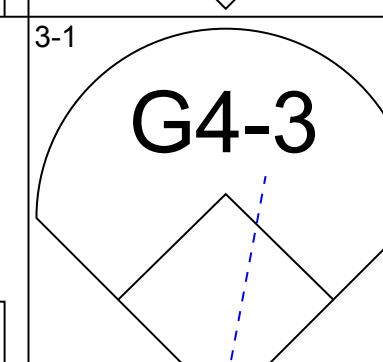
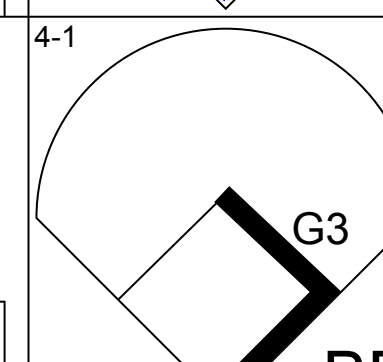
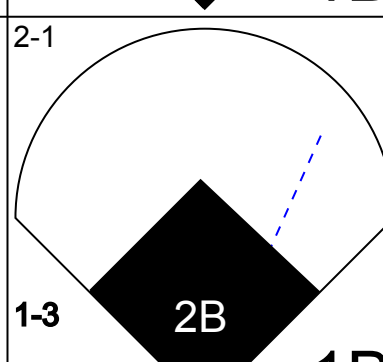
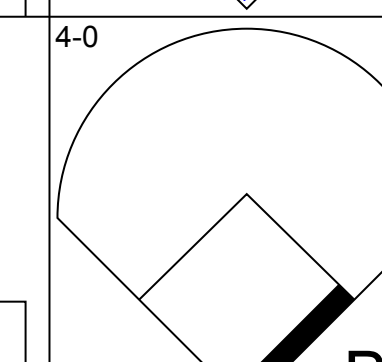
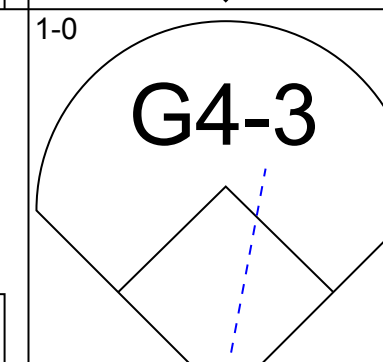
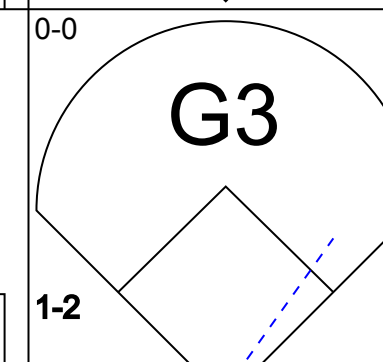
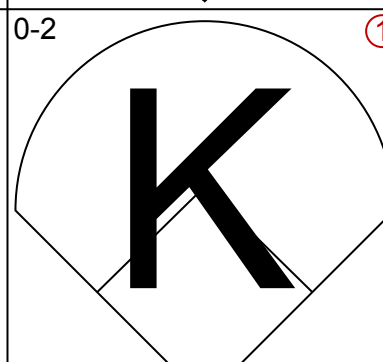
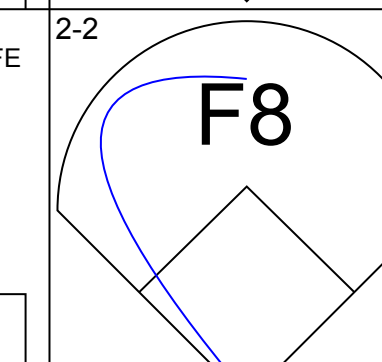
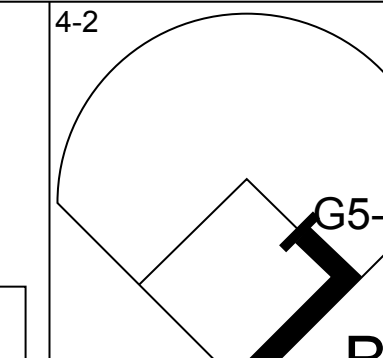
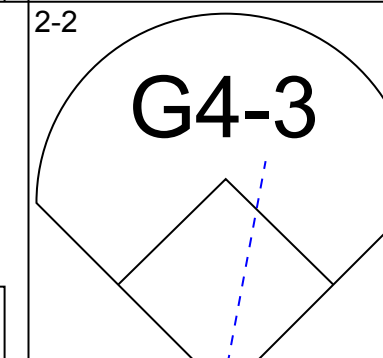
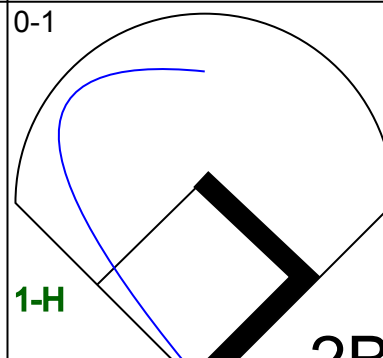
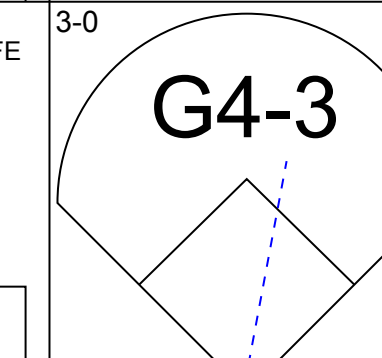
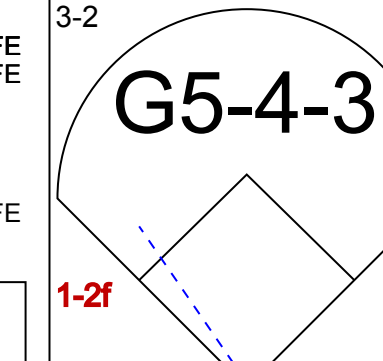
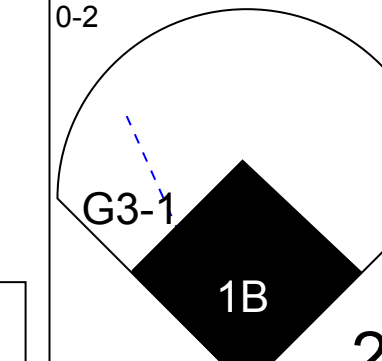
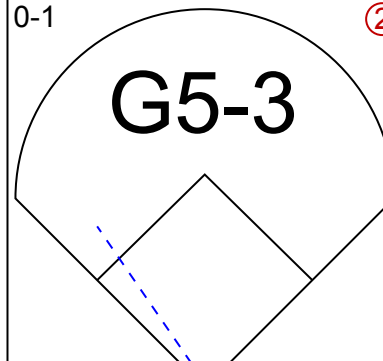
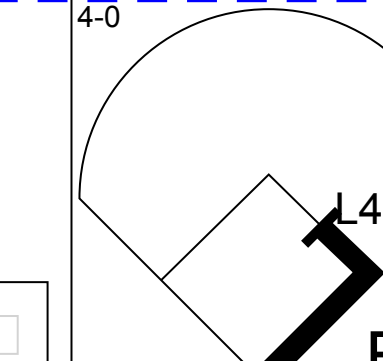

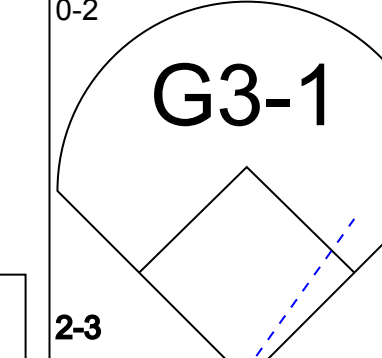
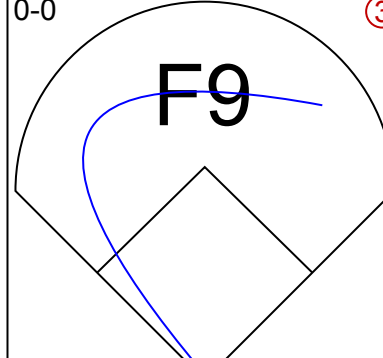
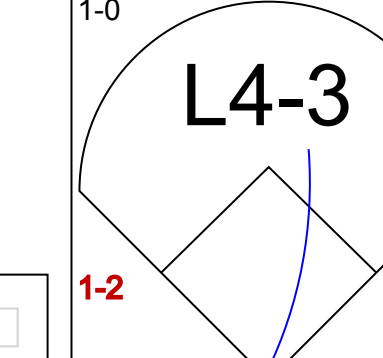
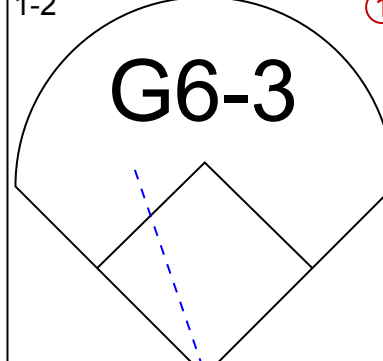
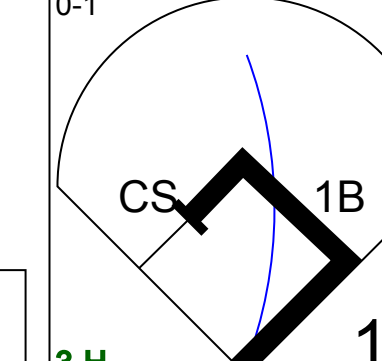

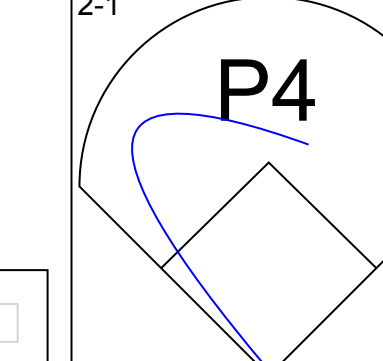
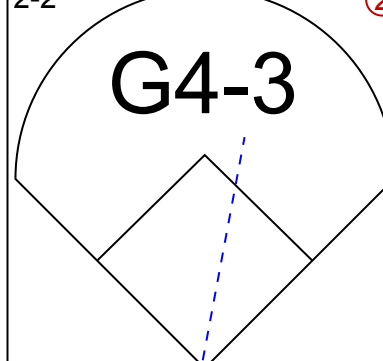
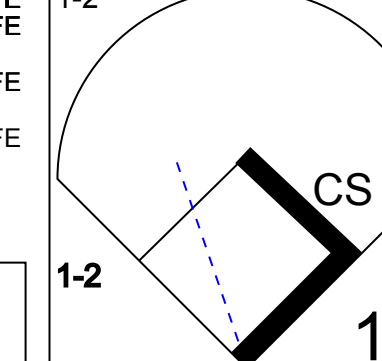

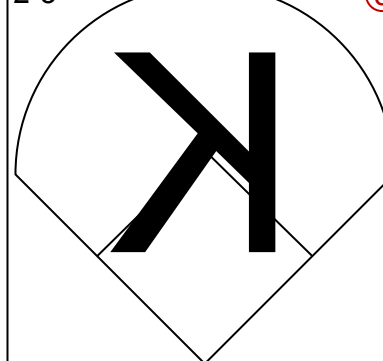
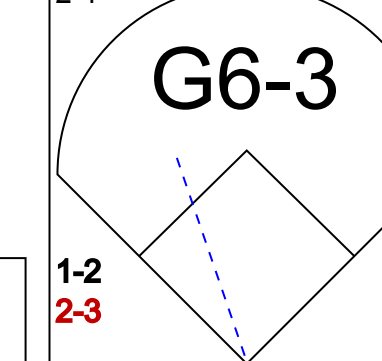

AB 30
R 4
H 7
RBI 4
BB 1
SO 5
LOB 12

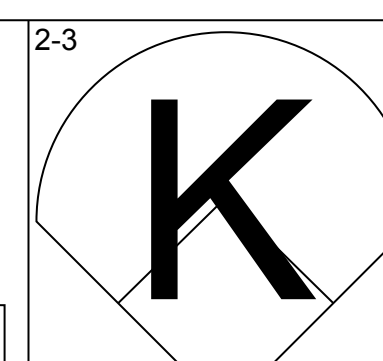
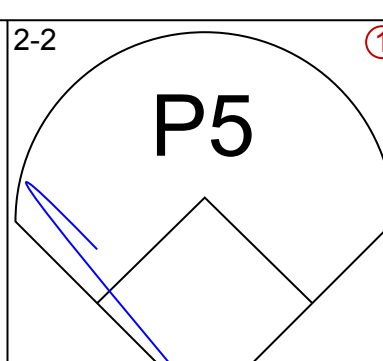
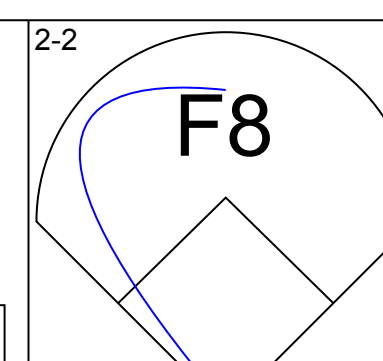
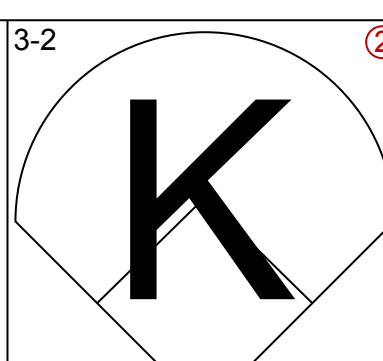
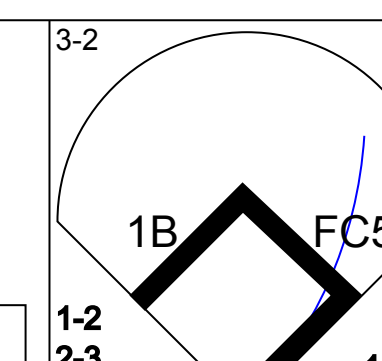
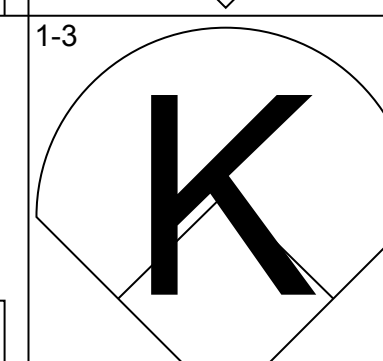
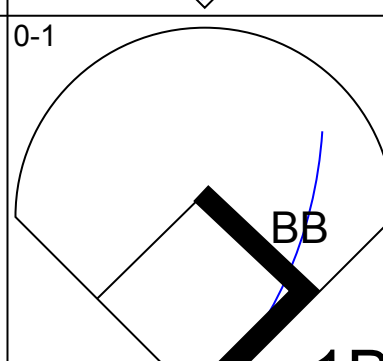
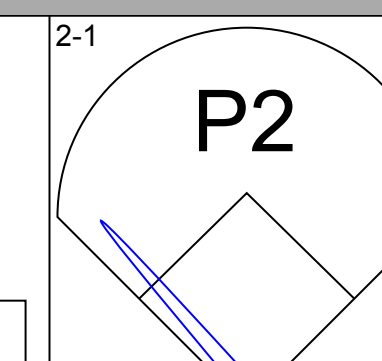
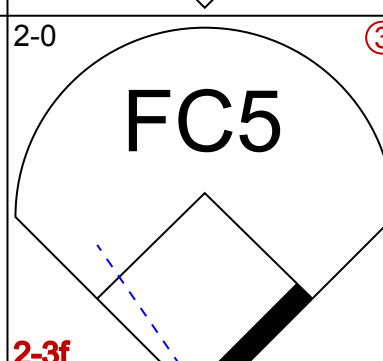
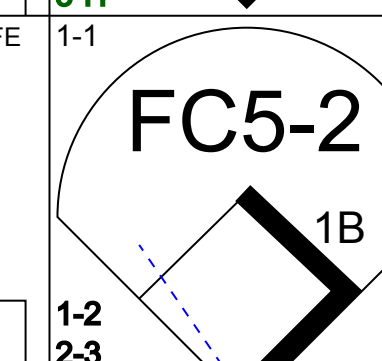
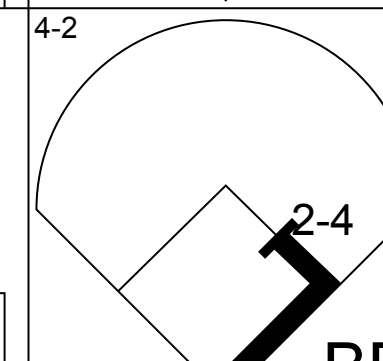
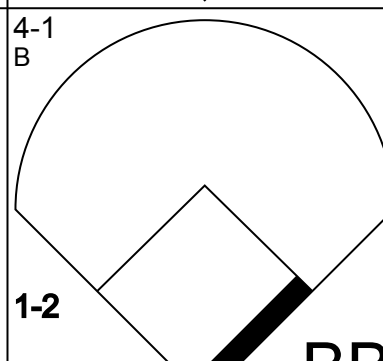
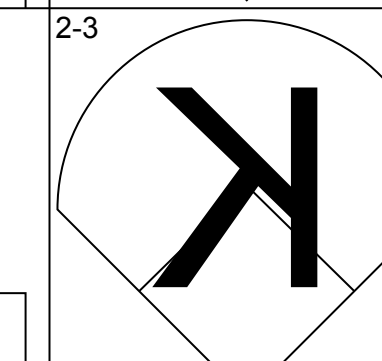

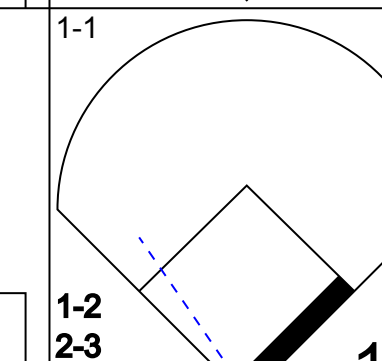
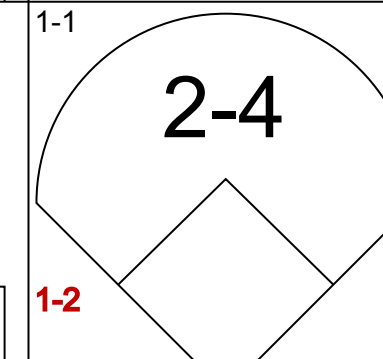
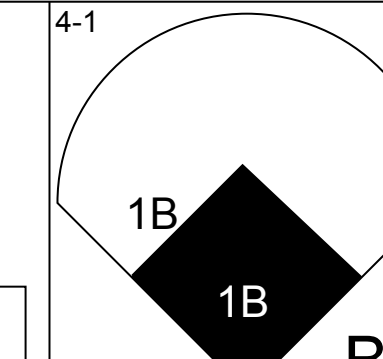
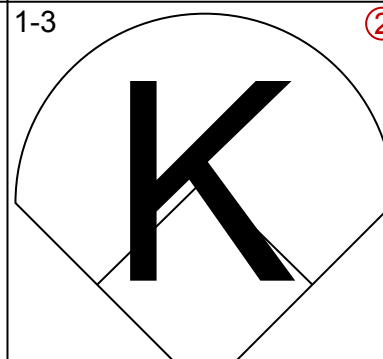
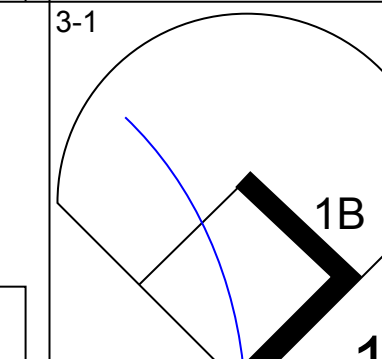

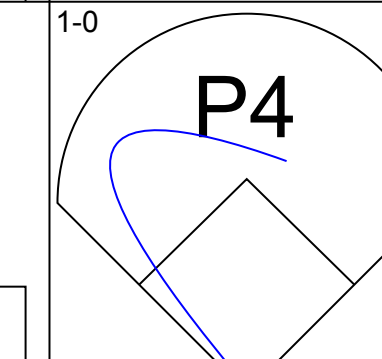
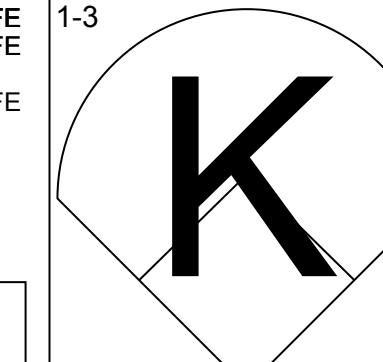
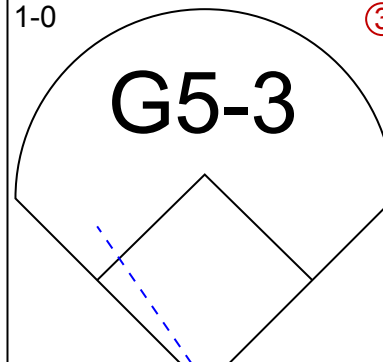
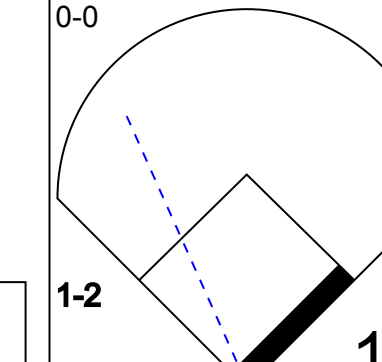

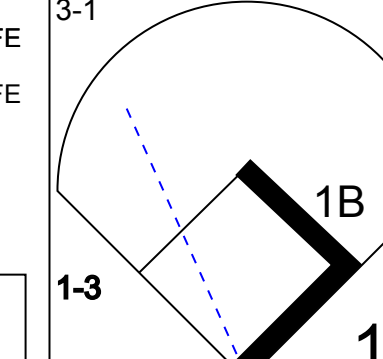
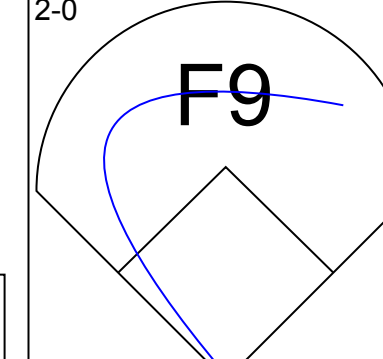
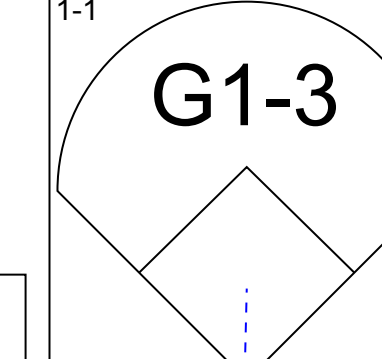
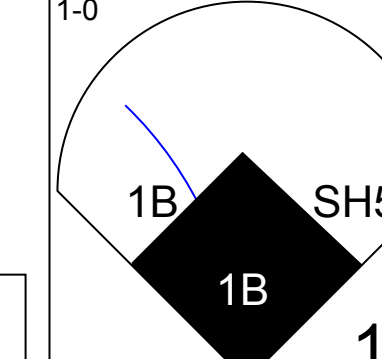
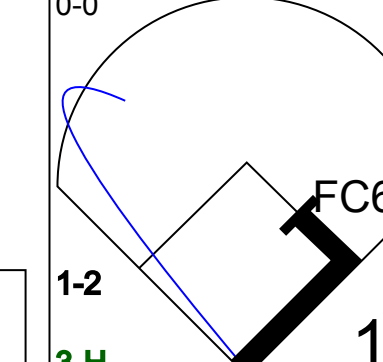
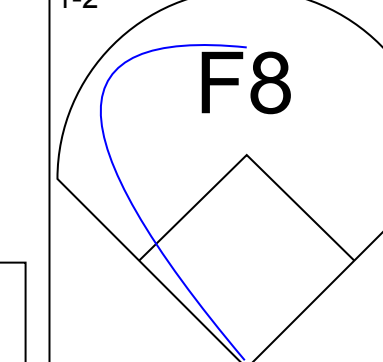
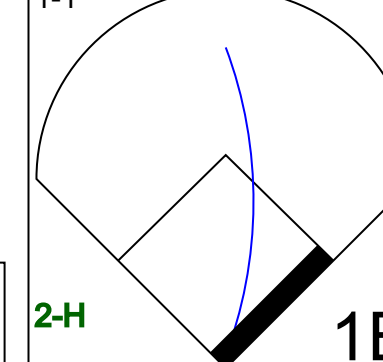

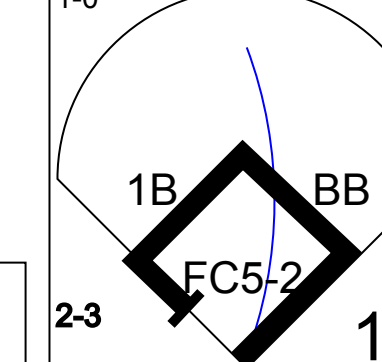
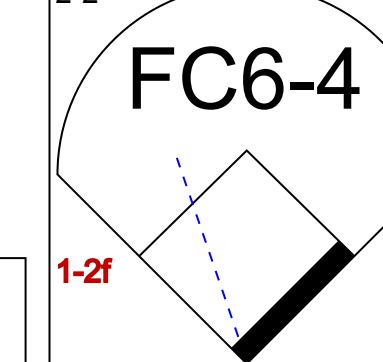
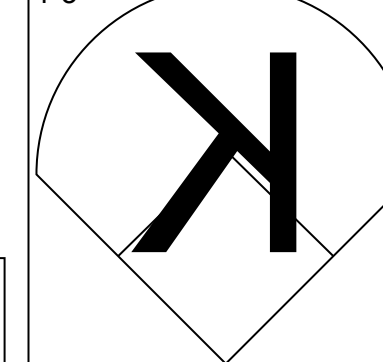

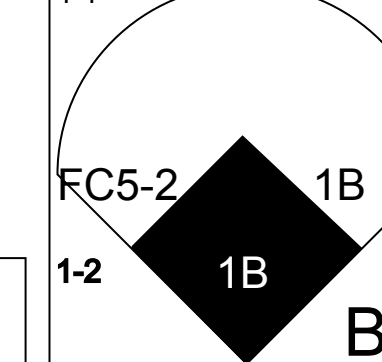
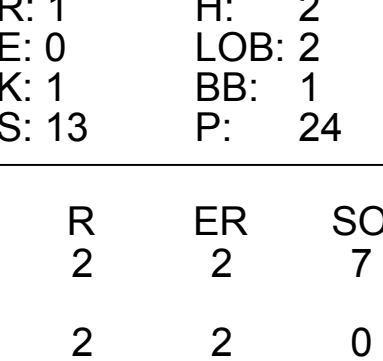
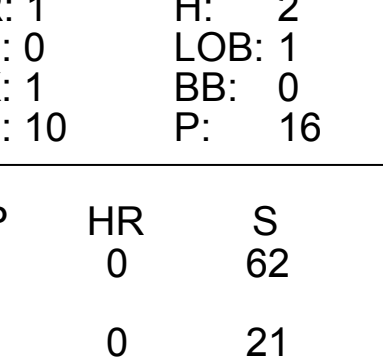
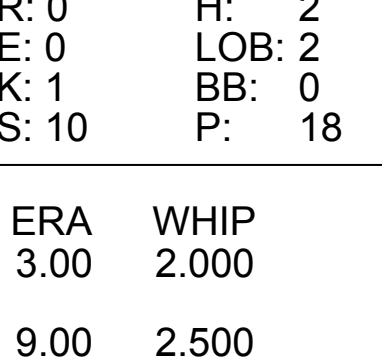
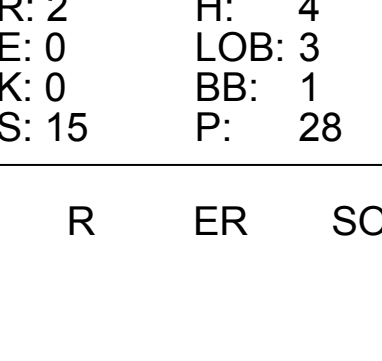


WP: 0 PA: 33
PB: 0
SB: 2
CS: 0

Batter	1	2	3	4	5	6	7	8	9	AB	R	H	RBI	BB	SO	LOB	BOTTOM							
Brady Anderson, L (1, 7) OBP: 0.465, SLG: 0.568	K		K		G3		F7			4	0	0	0	0	2	2								
Mike Devereaux, R (1, 8) OBP: 0.205, SLG: 0.310	F9		G6-3			G5-3	K			4	0	0	0	0	1	1								
Cal Ripken Jr., R (1, 6) OBP: 0.333, SLG: 0.410	F7			G4-3		1B BB		HR		3	2	1	1	1	0	0								
Glenn Davis, R (1, 3) David Segui, S (9, 3)		P6		HBP		1B BB		F9		3	1	1	0	0	0	0								
Chris Hoiles, R (1, 2) OBP: 0.371, SLG: 0.533		E S 1B		P4		2B 1B		F9		4	1	2	1	0	0	1								
Chito Martinez, L (1, 10)		K		K			F8		G3-1	4	0	0	0	0	2	4								
Mark McLemore, S (1, 9) OBP: 0.333, SLG: 0.444		F7			G4-3 1B	1-H 2-H 2B				3	0	2	2	0	0	1								
Leo Gomez, R (1, 5) OBP: 0.407, SLG: 0.400				SH2-3 1B		G1-3	G6-3			3	0	1	0	0	0	2								
Harold Reynolds, S (1, 4) OBP: 0.179, SLG: 0.080		SH2-3			G4-3		P4			2	0	0	0	0	0	1								
Inning Stats	R: 0 E: 0 K: 1 S: 6	H: 0 LOB: 0 BB: 0 P: 11	R: 0 E: 1 K: 1 S: 10	H: 1 LOB: 0 BB: 0 P: 15	R: 0 E: 0 K: 1 S: 8	H: 1 LOB: 1 BB: 0 P: 15	R: 0 E: 0 K: 1 S: 8	H: 0 LOB: 1 BB: 0 P: 12	R: 0 E: 0 K: 0 S: 11	H: 1 LOB: 1 BB: 0 P: 16	R: 3 E: 0 K: 0 S: 14	H: 3 LOB: 1 BB: 1 P: 29	R: 0 E: 0 K: 1 S: 6	H: 0 LOB: 0 BB: 0 P: 9	R: 1 E: 0 K: 0 S: 9	H: 1 LOB: 0 BB: 0 P: 18	1B: 5 2B: 1 3B: 0 HR: 1	SF: 0 SAC: 1 DP: 0 HBP: 1	WP: 0 PB: 0 SB: 2 CS: 0	PA: 33				
PITCHER	IP	WLS	BF	H	R	ER	SO	BB	IBB	HBP	BLK	WP	HR	S	P	ERA	WHIP							
John Farrell, R (1, 1) ERA: 5.91	6.0	L	26	6	3	3	4	6	3	3	4	0	0	1	0	57	98	4.50	1.167					
Ken Patterson, L (7, 1) ERA: 3.0	1.0		3	0	0	0	1	0	0	0	0	0	0	6	9	0.00	0.000							
Gene Nelson, R (8, 1) ERA: 3.0	1.0		4	1	1	1	0	0	0	0	0	0	1	9	18	9.00	1.000							

WP: 0 PA: 33
PB: 0
SB: 2
CS: 0


Batter	1	2	3	4	5	6	7	8	9	AB	R	H	RBI	BB	SO	LOB	TOP					
Luis Polonia, L (1, 7) OBP: 0.302, SLG: 0.400										4	1	1	0	0	1	0	California Angels @ Baltimore Orioles Oriole Park at Camden Yards, Baltimore, MD Sun Apr 18 1993, 3:33 AM EDT Att: 45,462 - Sunny - 61 F					
Chad Curtis, R (1, 8) OBP: 0.432, SLG: 0.371										2	1	1	0	2	0							
J.T. Snow, L (1, 3) OBP: 0.410, SLG: 0.600										4	0	0	0	0	1	4						
Chili Davis, S (1, 10)										3	0	1	2	1	0	2						
Tim Salmon, R (1, 9) OBP: 0.410, SLG: 0.379										3	1	1	0	1	0	2						
Rene Gonzales, R (1, 5) OBP: 0.415, SLG: 0.250										4	0	0	0	0	1	3						
Damion Easley, R (1, 4) OBP: 0.361, SLG: 0.529										4	0	1	1	0	0	0						
Gary Disarcina, R (1, 6) OBP: 0.263, SLG: 0.395										3	0	1	0	0	0	0						
John Orton, R (1, 2) OBP: 0.333, SLG: 0.524										3	0	0	0	0	1	2						
Inning Stats	R: 0 E: 0 K: 1 S: 7	H: 0 LOB: 0 BB: 0 P: 13	R: 0 E: 0 K: 1 S: 8	H: 0 LOB: 0 BB: 1 P: 16	R: 0 E: 0 K: 1 S: 10	H: 0 LOB: 0 BB: 0 P: 15	R: 0 E: 0 K: 0 S: 6	H: 0 LOB: 1 BB: 1 P: 12	R: 1 E: 0 K: 0 S: 13	H: 3 LOB: 1 BB: 0 P: 16	R: 2 E: 0 K: 1 S: 13	H: 3 LOB: 0 BB: 0 P: 16	R: 0 E: 0 K: 0 S: 8	H: 0 LOB: 0 BB: 0 P: 16	R: 0 E: 0 K: 0 S: 6	H: 0 LOB: 0 BB: 1 P: 15	R: 0 E: 0 K: 0 S: 3	H: 0 LOB: 0 BB: 1 P: 10	1B: 4 2B: 3 3B: 0 HR: 0	SF: 0 SAC: 0 DP: 2 HBP: 0	WP: 0 PB: 0 SB: 0 CS: 2	PA: 34
PITCHER	IP WLS BF H R ER SO BB IBB HBP BLK WP HR S P ERA WHIP																					
35 Mike Mussina, R (1, 1) ERA: 3.52	8.0 W 31 6 3 3 4 3 0 0 0 0 0 0 71 119 3.38 1.125																					
Gregg Olson, R (9, 1) ERA: 2.35	1.0 S 3 0 0 0 0 1 0 0 0 0 0 0 3 10 0.00 1.000																					

Batter	1	2	3	4	5	6	7	8	9	AB	R	H	RBI	BB	SO	LOB	BOTTOM					
Brady Anderson, L (1, 7) OBP: 0.472, SLG: 0.578										5	0	1	1	0	2	3	California Angels @ Baltimore Orioles Oriole Park at Camden Yards, Baltimore, MD Sun Apr 18 1993, 3:33 AM EDT Att: 45,462 - Sunny - 61 F					
Mike Deversaux, R (1, 8) OBP: 0.185, SLG: 0.269										5	0	1	0	0	1	5						
Cal Ripken Jr., R (1, 6) OBP: 0.327, SLG: 0.362										3	0	1	1	2	1	0						
Glenn Davis, R (1, 10) OBP: 0.261, SLG: 0.256										4	1	1	0	1	1	5						
Chris Hoiles, R (1, 2) OBP: 0.364, SLG: 0.500										4	0	1	0	0	1	3						
Tim Hulett, R (1, 5) OBP: 0.482, SLG: 0.583										4	0	2	0	0	0	2						
Harold Reynolds, S (8, FR) OBP: 0.219, SLG: 0.172										0	1	0	0	0	0	0						
Leo Gomez, R (9, 5) OBP: 0.406, SLG: 0.483										0	0	0	0	0	0	0						
David Segui, S (1, 3) OBP: 0.571, SLG: 0.545										2	1	2	1	1	0	0						
Sherman Obando, R (1, 9) OBP: 0.571, SLG: 0.571										4	0	3	1	0	0	2						
Mark McLemore, S (1, 4) OBP: 0.308, SLG: 0.333										3	1	0	0	1	1	5						
Inning Stats	R: 0 E: 0 K: 2 S: 10	H: 0 LOB: 1 BB: 1 P: 18	R: 1 E: 0 K: 1 S: 13	H: 2 LOB: 2 BB: 1 P: 24	R: 0 E: 0 K: 1 S: 10	H: 1 LOB: 1 BB: 0 P: 18	R: 1 E: 0 K: 1 S: 10	H: 2 LOB: 1 BB: 0 P: 16	R: 0 E: 0 K: 1 S: 10	H: 2 LOB: 2 BB: 0 P: 18	R: 0 E: 0 K: 1 S: 9	H: 1 LOB: 2 BB: 1 P: 19	R: 0 E: 0 K: 0 S: 6	H: 0 LOB: 0 BB: 0 P: 9	R: 2 E: 0 K: 0 S: 15	H: 4 LOB: 3 BB: 1 P: 28	R: 0 E: 0 K: 0 S: 3	H: 0 LOB: 0 BB: 1 P: 10	1B: 11 2B: 1 3B: 0 HR: 0	SF: 0 SAC: 1 DP: 0 HBP: 0	WP: 0 PB: 0 SB: 0 CS: 0	PA: 40
PITCHER	IP WLS BF H R ER SO BB IBB HBP BLK WP HR S P ERA WHIP																					
Mark Langston, L (1, 1) ERA: 3.5	6.0 L 11 4 2 2 0 4 0 0 0 0 0 0 21 37 9.00 2.500																					
Julio Valera, R (7, 1) ERA: 2.08	2.0 L 11 4 2 2 0 1 0 0 0 0 0 0 21 37 9.00 2.500																					

Batter	1	2	3	4	5	6	7	8	9	10	11	12	13	14	AB	R	H	RBI	BB	SO	LOB	TOP
Joey Cora, S OBP: 0.404, SLG: 0.455 (1.4)	G4-3		G4-3			G1-3		G6-3			K				5	1	0	0	1	1	1	
Lance Johnson, L OBP: 0.320, SLG: 0.417 (1.8)	F8		G5-3			1B		F8			G3				6	0	2	0	0	0	1	
Frank Thomas, R OBP: 0.322, SLG: 0.327 (1.3)	F8					BB		1B			F3				4	0	1	1	1	0	0	
George Bell, R OBP: 0.259, SLG: 0.259 (1.10)		K				G5-4-3		F7			F9				6	0	1	0	0	1	4	
Robin Ventura, L OBP: 0.364, SLG: 0.318 (1.5)	L6					1B		1B			F8				5	0	2	0	0	0	1	
Ellis Burks, R OBP: 0.327, SLG: 0.477 (1.9)	K					G5-3		K			K				5	0	0	0	0	3	4	
Steve Sax, R OBP: 0.500, SLG: 0.500 (1.7)											K				3	1	2	0	0	1	0	
Mike Huff, R OBP: 0.308, SLG: 0.273 (9.7)															1	0	0	0	1	1	0	
Ron Karkovics, R OBP: 0.299, SLG: 0.394 (1.2)			G3-1			1B		F7			P3				5	0	0	0	0	1	3	
Ozzie Guillen, L OBP: 0.244, SLG: 0.244 (1.6)								F8			G4-3				5	0	1	1	0	0	1	
Inning Stats	R: 0 E: 0 K: 0 S: 8	H: 0 LOB: 0 BB: 0 P: 15	R: 0 E: 0 K: 2 S: 10	H: 0 LOB: 0 BB: 0 P: 15	R: 1 E: 0 K: 0 S: 14	H: 2 LOB: 1 BB: 0 P: 18	R: 0 E: 0 K: 0 S: 9	H: 1 LOB: 1 BB: 0 P: 13	R: 0 E: 0 K: 1 S: 8	H: 1 LOB: 0 BB: 0 P: 14	R: 0 E: 0 K: 2 S: 7	H: 2 LOB: 2 BB: 0 P: 12	R: 0 E: 0 K: 1 S: 9	H: 0 LOB: 0 BB: 0 P: 13	R: 0 E: 0 K: 1 S: 3	H: 0 LOB: 0 BB: 1 P: 7	R: 1 E: 0 K: 0 S: 6	H: 1 LOB: 0 BB: 1 P: 13	1B: 8 2B: 0 3B: 1 HR: 0	SF: 1 SAC: 0 DP: 3 HBP: 0	WP: 0 PB: 1 SB: 2 CS: 2	PA: 49
PITCHER	IP	WLS	BF	H	R	ER	SO	BB	IBB	HBP	BLK	WP	HR	S	P	ERA	WHIP					
Ben McDonald, R ERA: 5.28 (1.1)	8.2		32	8	1	0	5					0	0	78	125	1.04	1.038					
Todd Frohwrth, R ERA: 1.94 (9.1)	4.1		13	0	0	0	3	1	0	0	0	0	0	28	39	0.00	0.231					
Alan Mills, R ERA: 2.53 (14.1)	1.0	L	4	1	1	0	0	1	0	0	0	0	0	6	13	0.00	2.000					

Chicago White Sox @ Baltimore Orioles
 Oriole Park at Camden Yards, Baltimore, MD
 Tue Apr 20 1993, 7:05 PM EDT
 Att. 45,891 - Unknown - 79 F

AB 45
 R 2
 H 9
 RBI 2
 BB 3
 SO 8
 LOB 15



Batter	1	2	3	4	5	6	7	8	9	10	11	12	13	14	AB	R	H	RBI	BB	SO	LOB	BOTTOM		
Brady Anderson, L OBP: 0.492, SLG: 0.592 (1.7)	G3		2B			1B		BB			WP				4	0	2	1	2	0	1			
Mike Devereaux, R OBP: 0.186, SLG: 0.259 (1.8)	1B		K			G6-3		F7			L8				6	0	1	0	0	1	4			
Cal Ripken Jr., R OBP: 0.328, SLG: 0.346 (1.6)	L8							G5-3			WP				5	0	1	0	1	0	2			
Glenn Davis, R OBP: 0.245, SLG: 0.239 (1.10)	K							F8			BB				3	0	0	0	0	1	2			
Harold Baines, L OBP: 0.344, SLG: 0.321 (9. PH)								F9			G4-3				0	0	0	0	1	0	0			
Luis Mercedes, R OBP: 0.391, SLG: 0.389 (9. PR)															0	0	0	0	0	0	0			
Chito Martinez, L (10. PH)															2	0	0	0	0	0	2			
Chris Hoiles, R OBP: 0.367, SLG: 0.463 (1.2)						G5-4-3		G5-3			SH1-6-3				3	0	0	0	2	1	1			
Leo Gomez, R OBP: 0.429, SLG: 0.484 (1.5)						BB		BB			K				2	0	1	0	1	1	1			
Mark McLemore, S OBP: 0.250, SLG: 0.267 (8.9)								BB			K				3	0	0	0	0	3	2			
David Segui, S OBP: 0.500, SLG: 0.400 (1.3)								G6-4-3			G6-3				4	0	0	0	2	1	2			
Sherman Obando, R OBP: 0.400, SLG: 0.400 (1.9)								BB			BB				3	0	0	0	0	2	1			
Tim Hulett, R OBP: 0.375, SLG: 0.467 (8.5)								F8			K				3	0	0	0	0	2	2			
Harold Reynolds, S OBP: 0.243, SLG: 0.206 (1.4)								G6-3			F8				5	1	2	0	0	1	0			
Inning Stats	R: 0 E: 0 K: 1 S: 15	H: 1 LOB: 1 BB: 0 P: 20	R: 0 E: 0 K: 1 S: 6	H: 0 LOB: 1 BB: 1 P: 12	R: 1 E: 0 K: 2 S: 15	H: 2 LOB: 0 BB: 0 P: 22	R: 0 E: 0 K: 0 S: 11	H: 1 LOB: 3 BB: 2 P: 18	R: 0 E: 0 K: 2 S: 5	H: 1 LOB: 1 BB: 1 P: 13	R: 0 E: 0 K: 0 S: 9	H: 0 LOB: 1 BB: 1 P: 14	R: 0 E: 0 K: 2 S: 14	H: 0 LOB: 2 BB: 2 P: 27	R: 0 E: 0 K: 1 S: 10	H: 0 LOB: 1 BB: 0 P: 20	R: 0 E: 0 K: 0 S: 6	H: 0 LOB: 0 BB: 0 P: 12	R: 0 E: 0 K: 3 S: 10	H: 0 LOB: 0 BB: 0 P: 13	1B: 6 2B: 1 3B: 0 HR: 0	SF: 0 SAC: 1 DP: 3 HBP: 0	WP: 1 PB: 0 SB: 3 CS: 0	PA: 53
PITCHER	IP	WLS	BF	H	R	ER	SO	BB	IBB	HBP	BLK	WP	HR	S	P	ERA	WHIP							
Wilson Alvarez, L ERA: 4.09 (1.1)	8.0		31	6	1	0	6	5	0	0	0	0	0	75	125	1.12	1.375							
Roberto Hernandez, R ERA: 3.18 (9.1)	2.1		11	0	0	0	3	3	1	0	0	1	0	27	53	0.00	1.286							
Scott Radinsky, L ERA: 5.14 (11.1)	1.2		6	1	0	0	1	0	0	0	0	0	0	19	31	0.00	0.600							
Donn Pall, R ERA: 2.45 (13.1)	2.0	W	6	0	0	0	3	0	0	0	0	0	0	16	25	0.00	0.000							

Chicago White Sox @ Baltimore Orioles
 Oriole Park at Camden Yards, Baltimore, MD
 Tue Apr 20 1993, 7:05 PM EDT
 Att. 45,891 - Unknown - 79 F

AB 43
 R 1
 H 7
 RBI 1
 BB 9
 SO 13
 LOB 20



Batter	1	2	3	4	5	6	7	8	9	AB	R	H	RBI	BB	SO	LOB	TOP										
Joey Cora, S OBP: 0.404, SLG: 0.438 (1, 4)	G4-6-3 BB		F7			F9		FC1-5 1B	K	4	0	1	0	1	1	4											
Lance Johnson, L OBP: 0.315, SLG: 0.404 (1, 8)	G4-6-3 1-2		F9			F9		FC1-5 1B		4	0	1	1	0	0	2											
Frank Thomas, R OBP: 0.302, SLG: 0.302 (1, 3)	G6-3			G1-3		F7		FC1-5 1B		4	0	0	0	0	0	2											
George Bell, R OBP: 0.242, SLG: 0.241 (1, 10)		K		F7			P4	F7		4	0	0	0	0	1	2											
Robin Ventura, L OBP: 0.373, SLG: 0.333 (1, 5)		F7		F8			1B		1B SF	4	1	2	0	0	0	0											
Bo Jackson, R OBP: 0.524, SLG: 0.647 (9, PR)					1-1					3	0	2	0	1	1	1											
Ellis Burks, R OBP: 0.327, SLG: 0.477 (9, 9)							K		WP SF	0	1	0	0	0	0	0											
Dan Pasqua, L OBP: 0.261, SLG: 0.167 (9, PR)					2 SAFE				SF	3	0	0	1	0	1	3											
Mike Huff, R OBP: 0.308, SLG: 0.273 (9, 7)							G4-3		SH1-4 1-H 3-H	0	0	0	0	0	0	0											
Ron Karkovice, R OBP: 0.317, SLG: 0.400 (1, 2)			B2-3 BB			L7		1B	SH1-4	2	1	1	0	1	0	1											
Ozzie Guillen, L OBP: 0.224, SLG: 0.222 (1, 6)			B2-3			G4-3		P7	F9	4	0	0	0	0	0	6											
Inning Stats	R: 0 E: 0 K: 0 S: 6	H: 0 LOB: 0 BB: 1 P: 11	R: 0 E: 0 K: 1 S: 10	H: 0 LOB: 1 BB: 1 P: 19	R: 0 E: 0 K: 0 S: 8	H: 0 LOB: 1 BB: 1 P: 13	R: 0 E: 0 K: 0 S: 5	H: 0 LOB: 0 BB: 0 P: 9	R: 0 E: 0 K: 1 S: 12	H: 1 LOB: 1 BB: 0 P: 16	R: 0 E: 0 K: 1 S: 9	H: 1 LOB: 1 BB: 0 P: 13	R: 1 E: 0 K: 0 S: 12	H: 3 LOB: 2 BB: 0 P: 16	R: 2 E: 1 K: 1 S: 13	H: 2 LOB: 3 BB: 0 P: 19	1B: 6 2B: 1 3B: 0 HR: 0	SF: 1 SAC: 1 DP: 1 HBP: 0	WP: 1 PB: 0 SB: 0 CS: 0	PA: 37							
PITCHER	IP	WLS	BF	H	R	ER	SO	BB	IBB	HBP	BLK	WP	HR	S	P	ERA	WHIP										
Rick Sutcliffe, R ERA: 3.45 (1, 1)	7.1		28	4	1	1	3	3	0	0	0	0	0	64	107	1.23	0.955										
Jim Poole, L ERA: (8, 1)	0.0		1	1	0	0	0	0	0	0	0	0	0	2	2	∞	∞										
Alan Mills, R ERA: 2.38 (9, 1)	0.2		2	0	0	0	0	0	0	0	0	0	0	5	7	0.00	0.000										
Gregg Olson, R ERA: 3.12 (9, 1)	1.0	L	6	2	2	1	1	0	0	0	0	1	0	13	19	9.00	2.000										

Chicago White Sox @ Baltimore Orioles
Oriole Park at Camden Yards, Baltimore, MD

Thu Apr 22 1993, 7:05 PM EDT
Att: 22,317 - Unknown - 47 F

AB 32
R 3
H 7
RBI 2
BB 3
SO 4
LOB 21



Batter	1	2	3	4	5	6	7	8	9	AB	R	H	RBI	BB	SO	LOB	BOTTOM										
Brady Anderson, L OBP: 0.476, SLG: 0.558 (1, 7)	F8		2B L1-5 BB		P5		G1-3			3	0	0	0	1	0	1											
Mike Deversaux, R OBP: 0.206, SLG: 0.279 (1, 8)	P4		1-3 2B			2B BB		F7		3	1	1	0	1	0	0											
Cal Ripken Jr., R OBP: 0.323, SLG: 0.357 (1, 6)	L5		L1-5			1-H 2B		P3		4	0	1	1	0	0	2											
Harold Baines, L OBP: 0.306, SLG: 0.281 (1, 10)		G4-3				L4		F8		4	0	0	0	0	1	1											
Glenn Davis, R OBP: 0.250, SLG: 0.245 (1, 3)									G1-3	3	0	1	0	0	0	1											
David Segui, S OBP: 0.476, SLG: 0.375 (9, 3)			FC3-6 1B			F7				1	0	0	0	0	0	0											
Chris Hoiles, R OBP: 0.358, SLG: 0.444 (1, 2)		FC3-6 2B E				K			K	4	1	1	0	0	2	2											
Tim Hulett, R OBP: 0.400, SLG: 0.526 (1, 5)		E 2B				K			F8	4	0	2	0	0	1	1											
Mark McLemore, S OBP: 0.211, SLG: 0.222 (1, 9)		E4 CS				K				3	0	0	0	0	2	2											
Harold Reynolds, S OBP: 0.225, SLG: 0.189 (1, 4)		CS				G1-3			G1-3	3	0	0	0	0	0	1											
Inning Stats	R: 0 E: 0 K: 0 S: 7	H: 2 LOB: 1 BB: 0 P: 17	R: 1 E: 1 K: 0 S: 12	H: 2 LOB: 1 BB: 0 P: 13	R: 0 E: 0 K: 2 S: 13	H: 1 LOB: 1 BB: 0 P: 15	R: 0 E: 0 K: 1 S: 8	H: 0 LOB: 0 BB: 0 P: 11	R: 1 E: 0 K: 1 S: 13	H: 1 LOB: 1 BB: 1 P: 23	R: 0 E: 0 K: 1 S: 11	H: 1 LOB: 1 BB: 0 P: 12	R: 0 E: 0 K: 0 S: 4	H: 0 LOB: 0 BB: 0 P: 5	R: 0 E: 0 K: 1 S: 9	H: 0 LOB: 0 BB: 0 P: 13	1B: 3 2B: 4 3B: 0 HR: 0	SF: 0 SAC: 0 DP: 1 HBP: 0	WP: 0 PB: 0 SB: 0 CS: 1	PA: 35							
PITCHER	IP	WLS	BF	H	R	ER	SO	BB	IBB	HBP	BLK	WP	HR	S	P	ERA	WHIP										
Jack McDowell, R ERA: 4.23 (1, 1)	8.0		31	6	2	1	5	2	0	0	0	0	0	75	105	1.12	1.000										
Roberto Hernandez, R ERA: 2.7 (9, 1)	1.0	S	3	0	0	0	1	0	0	0	0	0	0	9	13	0.00	0.000										

Chicago White Sox @ Baltimore Orioles
Oriole Park at Camden Yards, Baltimore, MD

Thu Apr 22 1993, 7:05 PM EDT
Att: 22,317 - Unknown - 47 F

AB 32
R 2
H 6
RBI 1
BB 2
SO 6
LOB 11



Batter	1	2	3	4	5	6	7	8	9	AB	R	H	RBI	BB	SO	LOB	TOP							
Brady Anderson, L (1, 7) OBP: 0.456, SLG: 0.561										5	1	1	2	0	0	1								
Mike Devereaux, R (1, 8) OBP: 0.206, SLG: 0.273										5	1	1	0	0	1	1								
Cal Ripken Jr., R (1, 6) OBP: 0.313, SLG: 0.377										5	0	1	0	0	0	2								
Harold Baines, L (1, 10) OBP: 0.300, SLG: 0.278										4	0	1	1	0	2	1								
Glenn Davis, R (1, 3) OBP: 0.232, SLG: 0.226										4	0	0	0	0	0	1								
Chris Hoiles, R (1, 2) OBP: 0.351, SLG: 0.429										4	1	1	0	0	2	0								
Leo Gomez, R (1, 5) OBP: 0.462, SLG: 0.469										1	1	0	0	3	0	0								
Mark McLemore, S (1, 9) OBP: 0.261, SLG: 0.273										4	1	2	0	0	0	2								
Harold Reynolds, S (1, 4) OBP: 0.227, SLG: 0.179										2	1	0	1	0	0	1								
Inning Stats	R: 0 E: 0 K: 1 S: 13	H: 1 LOB: 1 BB: 0 P: 20	R: 0 E: 0 K: 1 S: 9	H: 0 LOB: 1 BB: 1 P: 16	R: 0 E: 0 K: 0 S: 8	H: 0 LOB: 0 BB: 0 P: 12	R: 0 E: 0 K: 1 S: 7	H: 0 LOB: 0 BB: 0 P: 14	R: 2 E: 0 K: 0 S: 16	H: 2 LOB: 1 BB: 1 P: 26	R: 0 E: 0 K: 1 S: 6	H: 0 LOB: 1 BB: 1 P: 10	R: 0 E: 0 K: 0 S: 11	H: 0 LOB: 1 BB: 1 P: 18	R: 1 E: 0 K: 0 S: 12	H: 2 LOB: 1 BB: 0 P: 20	R: 3 E: 1 K: 1 S: 13	H: 2 LOB: 1 BB: 0 P: 21	1B: 5 2B: 0 3B: 2 HR: 0	SF: 1 SAC: 0 DP: 0 HBP: 1	WP: 1 PB: 0 SB: 0 CS: 0	PA: 39		
PITCHER	IP	WLS	BF	H	R	ER	SO	BB	IBB	HBP	BLK	WP	HR	S	P	ERA	WHIP							
Mark Gardner, R (1, 1) ERA: 5.68	7.0	W	27	3	2	2	4	3	0	0	0	1	0	70	116	2.57	0.857							
Rusty Mescham, R (8, 1) ERA: 4.22	1.2		11	4	4	3	1	0	0	1	0	0	0	24	38	16.20	2.400							
Jeff Montgomery, R (9, 1) ERA: 1.08	0.1	S	1	0	0	0	0	0	0	0	0	0	0	1	3	0.00	0.000							

Baltimore Orioles @ Kansas City Royals
Kauffman Stadium, Kansas City, MO
Fri Apr 23 1993, 7:05 PM CDT
Att: 18,651 - Unknown - 73 F

AB 34
R 6
H 7
RBI 4
BB 3
SO 5
LOB 9



Batter	1	2	3	4	5	6	7	8	9	AB	R	H	RBI	BB	SO	LOB	BOTTOM							
Keith Miller, R (1, 10) OBP: 0.286, SLG: 0.231										3	1	0	0	1	0	1								
Brian McRae, S (1, 8) OBP: 0.299, SLG: 0.406										4	1	1	3	0	1	2								
Wally Joyner, L (1, 3) OBP: 0.339, SLG: 0.340										4	0	0	0	0	0	0								
Mike Macfarlane, R (1, 2) OBP: 0.192, SLG: 0.292										4	0	0	0	0	1	0								
Kevin McReynolds, R (1, 7) OBP: 0.368, SLG: 0.606										3	1	1	1	1	0	0								
Harvey Pulliam, R (1, 9) OBP: 0.412, SLG: 0.500										4	1	2	0	0	0	0								
Phil Hiatt, R (1, 5) OBP: 0.271, SLG: 0.489										4	1	1	1	0	1	2								
Jose Lind, R (1, 4) OBP: 0.354, SLG: 0.457										3	1	1	0	1	0	0								
Greg Gagne, R (1, 6) OBP: 0.269, SLG: 0.333										4	1	2	2	0	1	1								
Inning Stats	R: 0 E: 0 K: 0 S: 6	H: 0 LOB: 0 BB: 0 P: 13	R: 7 E: 0 K: 0 S: 29	H: 5 LOB: 2 BB: 2 P: 51	R: 0 E: 0 K: 0 S: 11	H: 0 LOB: 0 BB: 0 P: 16	R: 0 E: 0 K: 1 S: 14	H: 1 LOB: 1 BB: 0 P: 21	R: 0 E: 0 K: 1 S: 9	H: 1 LOB: 2 BB: 1 P: 18	R: 0 E: 1 K: 1 S: 10	H: 0 LOB: 1 BB: 0 P: 13	R: 0 E: 0 K: 1 S: 9	H: 0 LOB: 0 BB: 0 P: 15	R: 0 E: 0 K: 0 S: 7	H: 1 LOB: 1 BB: 0 P: 13	1B: 3 2B: 3 3B: 0 HR: 2	SF: 0 SAC: 0 DP: 0 HBP: 0	WP: 1 PB: 0 SB: 0 CS: 0	PA: 36				
PITCHER	IP	WLS	BF	H	R	ER	SO	BB	IBB	HBP	BLK	WP	HR	S	P	ERA	WHIP							
Arthur Rhodes, L (1, 1) ERA: 13.97	1.1	L	10	4	6	6	0	2	0	0	0	0	0	23	46	40.50	4.500							
Mark Williamson, R (2, 1) ERA: 2.81	4.2		19	3	1	1	3	1	0	0	0	0	1	56	86	1.93	0.857							
Brad Pennington, L (7, 1) ERA: 3.86	1.0		3	0	0	0	1	0	0	0	0	0	0	9	15	0.00	0.000							
Gregg Olson, R (8, 1) ERA: 2.79	1.0		4	1	0	0	0	0	0	0	0	0	0	7	13	0.00	1.000							

Baltimore Orioles @ Kansas City Royals
Kauffman Stadium, Kansas City, MO
Fri Apr 23 1993, 7:05 PM CDT
Att: 18,651 - Unknown - 73 F

AB 33
R 7
H 8
RBI 7
BB 3
SO 4
LOB 6



Batter	1	2	3	4	5	6	7	8	9	AB	R	H	RBI	BB	SO	LOB	TOP								
Brady Anderson, L (1, 7) OBP: 0.452, SLG: 0.597	F7		L9			HR		P6		5	1	2	1	0	0	1	Baltimore Orioles @ Kansas City Royals Kauffman Stadium, Kansas City, MO Sat Apr 24 1993, 3:33 AM CDT Att: 21,457 - Overcast livebaseballscorecards.com								
Mike Devereaux, R (1, 8) OBP: 0.233, SLG: 0.296	FC6-4 1B		L5-3			G4-3 G6-3 1B		P6 2B 1B		5	1	3	0	0	0	3									
Cal Ripken Jr., R (1, 6) OBP: 0.319, SLG: 0.394	FC6-4 1-2			G3-1		G6-3		G6-3 1B 2B		5	1	2	2	0	0	2									
Harold Baines, L (1, 10)	G6-3			G6-3 2B 1B		G4-3		G4-3 1B IBB		4	1	1	0	1	0	4									
Glenn Davis, R (1, 3) OBP: 0.233, SLG: 0.228 David Segui, S (8, 3) OBP: 0.476, SLG: 0.375		G5-3		P5		K		K 1-3 2-H 1B		4	0	1	1	0	1	2									
Leo Gomez, R (1, 5) OBP: 0.442, SLG: 0.472	E5 FC3-6			P5 1-H 2B				G5-3		4	0	1	1	0	1	2									
Mark McLemore, S (1, 4) OBP: 0.296, SLG: 0.423	FC3-6 1-2			G6-3		G6-3		G6-3 P3-1 1B		4	1	2	1	0	0	1									
Sherman Obando, R (1, 9) OBP: 0.286, SLG: 0.286	P6			K		K		P3-1 1-1		4	0	0	0	0	2	2									
Jeff Tackett, R (1, 2) OBP: 0.231, SLG: 0.091			L5-3 1B	G6-3				F8		3	1	1	0	1	0	0									
Inning Stats	R: 0 E: 0 K: 0 S: 6	H: 1 LOB: 1 BB: 0 P: 11	R: 0 E: 1 K: 0 S: 6	H: 0 LOB: 1 BB: 0 P: 9	R: 0 E: 0 K: 0 S: 5	H: 1 LOB: 0 BB: 0 P: 8	R: 1 E: 0 K: 0 S: 8	H: 2 LOB: 1 BB: 0 P: 11	R: 0 E: 0 K: 1 S: 6	H: 0 LOB: 0 BB: 0 P: 9	R: 1 E: 0 K: 1 S: 14	H: 2 LOB: 1 BB: 0 P: 25	R: 0 E: 0 K: 1 S: 8	H: 1 LOB: 0 BB: 0 P: 14	R: 2 E: 0 K: 0 S: 17	H: 3 LOB: 2 BB: 1 P: 30		R: 2 E: 0 K: 1 S: 15	H: 3 LOB: 2 BB: 1 P: 27	1B: 9 2B: 4 3B: 0 HR: 2	SF: 0 SAC: 0 DP: 2 HBP: 0	WP: 0 PB: 0 SB: 0 CS: 0	PA: 40		
PITCHER	IP	WLS	BF	H	R	ER	SO	BB	IBB	HBP	BLK	WP	HR	S	P	ERA	WHIP								
Hipolito Pichardo, R (1, 1) ERA: 3.8	7.0		26	7	2	2	3	0	0	0	0	0	1	53	87	2.57	1.000								
Jeff Montgomery, R (8, 1) ERA: 2.89	1.0	L	7	3	2	2	0	0	1	0	0	0	0	17	30	18.00	3.000								
Rusty Meacham, R (9, 1) ERA: 5.56	0.2		6	3	2	2	1	1	0	0	0	0	1	13	25	27.00	6.000								
Frank DiPino, L (9, 1) ERA: 2.84	0.1		1	0	0	0	0	0	0	0	0	0	0	2	2	0.00	0.000								

Batter	1	2	3	4	5	6	7	8	9	AB	R	H	RBI	BB	SO	LOB	BOTTOM								
Keith Miller, R (1, 4) OBP: 0.222, SLG: 0.176	L9		G6-3		G5-4-3			G4-3		4	0	0	0	0	0	1	Baltimore Orioles @ Kansas City Royals Kauffman Stadium, Kansas City, MO Sat Apr 24 1993, 3:33 AM CDT Att: 21,457 - Overcast livebaseballscorecards.com								
Brian McRae, S (1, 8) OBP: 0.310, SLG: 0.403	B1-3			G4-3 HR BB		G6-3		G6-3 CS 1B		3	1	1	0	1	0	0									
George Brett, L (1, 10) OBP: 0.281, SLG: 0.322	G4-3 1B			G4-3		G1-3		G6-3		4	0	1	0	0	0	2									
Felix Jose, S (1, 9) OBP: 0.268, SLG: 0.346	G5-3			G4-3 HR		P7		P7 2B 2B		4	2	2	2	0	0	1									
Wally Joyner, L (1, 3) OBP: 0.333, SLG: 0.321		L7		L9		L9 1B BB		L8		3	1	0	0	1	0	1									
Chris Gwynn, L (1, 7) OBP: 0.333, SLG: 0.407	G6-3			G6-3 1B		P5		P5 1B 2B		4	1	2	1	0	0	1									
Brent Mayne, L (1, 2) OBP: 0.308, SLG: 0.324	G3			G6-3		G6-3		G6-3 1B		4	0	1	1	0	0	2									
Phil Hiatt, R (1, 5) OBP: 0.294, SLG: 0.500 Jose Lind, R (8, 4) OBP: 0.354, SLG: 0.457 Hubie Brooks, R (9, PH) OBP: 0.389, SLG: 0.471			L9		G5-4-3 1B		G6-3 2-H 1B	F8		3	0	2	1	0	0	0									
Greg Gagne, R (1, 6) OBP: 0.250, SLG: 0.308	F9			G6-3		F9		FC5-4 1-2		4	0	0	0	0	0	3									
Inning Stats	R: 0 E: 0 K: 0 S: 9	H: 1 LOB: 1 BB: 0 P: 11	R: 0 E: 0 K: 0 S: 9	H: 0 LOB: 0 BB: 0 P: 13	R: 0 E: 0 K: 0 S: 7	H: 0 LOB: 0 BB: 0 P: 10	R: 2 E: 0 K: 0 S: 19	H: 2 LOB: 1 BB: 1 P: 28	R: 0 E: 0 K: 0 S: 6	H: 1 LOB: 0 BB: 0 P: 9	R: 1 E: 0 K: 0 S: 14	H: 1 LOB: 1 BB: 1 P: 24	R: 0 E: 0 K: 0 S: 8	H: 1 LOB: 0 BB: 0 P: 11	R: 2 E: 0 K: 0 S: 20	H: 3 LOB: 1 BB: 0 P: 31		1B: 6 2B: 2 3B: 0 HR: 1	SF: 0 SAC: 0 DP: 1 HBP: 0	WP: 0 PB: 0 SB: 1 CS: 1	PA: 36				
PITCHER	IP	WLS	BF	H	R	ER	SO	BB	IBB	HBP	BLK	WP	HR	S	P	ERA	WHIP								
35 Mike Mussina, R (1, 1) ERA: 4.02	8.1		33	8	5	5	0	2	0	0	0	0	0	91	132	5.40	1.200								
Todd Frohwrith, R (9, 1) ERA: 1.54	0.2	S	3	1	0	0	0	0	0	0	0	0	0	8	14	0.00	1.500								

AB 38
R 6
H 13
RBI 6
BB 2
SO 4
LOB 17



AB 34
R 5
H 9
RBI 5
BB 2
SO 0
LOB 12



Batter	1	2	3	4	5	6	7	8	9	AB	R	H	RBI	BB	SO	LOB	TOP			
Brady Anderson, L (1, 7) OBP: 0.423, SLG: 0.552	2-0 F9	2-2 P8			3-1 P6		0-1 L3		3-2 G3-6	5	0	0	0	0	0	3				
Mike Devereaux, R (1, 8) OBP: 0.260, SLG: 0.360	1-2 3B		3-1 2B		1-0 G4-3			2-1 1B		4	1	3	0	0	0	0				
Cal Ripken Jr., R (1, 6) OBP: 0.316, SLG: 0.414	3-2 3B		1-1 G5-3		0-0 F7			2-2 FC6-4		4	1	1	1	0	0	2				
Harold Baines, L (1, 10) OBP: 0.306, SLG: 0.273 Harold Reynolds, S (8, PR) OBP: 0.227, SLG: 0.179	2-3 K		0-3 K		3-3 K			0-0 1B		4	0	1	0	0	3	2				
Chris Hoiles, R (1, 2) OBP: 0.344, SLG: 0.404	4-2 BB		3-3 K		0-3 K			3-1 P7		3	0	0	0	1	2	3				
Leo Gomez, R (1, 5) OBP: 0.426, SLG: 0.450	0-2 F9			2-1 F9		1-1 1B		0-2 E5		4	0	1	0	0	0	3				
Mark McLemore, S (1, 4) OBP: 0.290, SLG: 0.400		3-1 F8		0-0 1B		3-3 K		2-1 F8		4	0	1	0	0	1	3				
David Segui, S (1, 3) OBP: 0.240, SLG: 0.316		0-1 G5-3		0-0 F8			4-1 BB		1-3 K	3	0	0	0	1	1	1				
Luis Mercedes, R (1, 9) OBP: 0.400, SLG: 0.381		2-2 1B		0-3 K			0-1 FC5-4		4-1 BB	3	0	1	0	1	1	2				
Inning Stats	R: 1 H: 2 E: 0 K: 1 S: 20	H: 2 R: 2 ER: 1 LOB: 2 BB: 1 P: 32	R: 0 H: 1 E: 0 K: 0 S: 11	H: 1 R: 2 ER: 0 LOB: 1 BB: 0 P: 18	R: 0 H: 1 E: 0 K: 1 S: 10	H: 1 R: 0 ER: 0 LOB: 1 BB: 0 P: 17	R: 0 H: 1 E: 0 K: 0 S: 7	H: 0 R: 0 ER: 0 LOB: 0 BB: 0 P: 9	R: 0 H: 0 E: 0 K: 3 S: 14	H: 1 R: 0 ER: 0 LOB: 1 BB: 1 P: 21	R: 0 H: 0 E: 0 K: 0 S: 5	H: 0 R: 0 ER: 0 LOB: 0 BB: 1 P: 9	R: 1 H: 2 E: 1 K: 0 S: 13	H: 2 R: 2 ER: 1 LOB: 2 BB: 0 P: 22	R: 0 H: 0 E: 0 K: 1 S: 7	H: 0 R: 0 ER: 0 LOB: 0 BB: 1 P: 15	1B: 5 2B: 2 3B: 2 HR: 0	SF: 0 SAC: 0 DP: 2 HBP: 0	WP: 1 PB: 0 SB: 0 CS: 0	PA: 37
PITCHER	IP	WLS	BF	H	R	ER	SO	BB	IBB	HBP	BLK	WP	HR	S	P	ERA	WHIP			
Kevin Appier, R (1, 1) ERA: 3.03	7.1	W	31	8	2	1	7	2	0	0	0	1	0	77	124	1.23	1.364			
Jeff Montgomery, R (8, 1) ERA: 2.45	1.2	S	6	0	0	0	1	1	0	0	0	0	0	14	27	0.00	0.600			

Baltimore Orioles @ Kansas City Royals
Kauffman Stadium, Kansas City, MO
Sun Apr 25 1993, 3:33 AM CDT
Att: 21,248 - Sunny - 69 F

AB 34
R 2
H 8
RBI 1
BB 3
SO 8
LOB 19



Batter	1	2	3	4	5	6	7	8	9	AB	R	H	RBI	BB	SO	LOB	BOTTOM			
Brian McRae, S (1, 8) OBP: 0.342, SLG: 0.451	2-1 E	2-1 G2-3		3-2 1B		2-2 1B		4-1 BB		4	1	3	0	1	0	0				
Wally Joyner, L (1, 3) OBP: 0.352, SLG: 0.322	4-0 1B	4-1 BB		1-0 1B		2-0 L9		1-0 L7		3	1	1	0	2	0	3				
George Brett, L (1, 10) OBP: 0.261, SLG: 0.297	1-1 FC3	2-3 K		0-0 L7		1-0 P6		3-1 G4-3		5	1	0	0	0	1	7				
Felix Jose, S (1, 9) OBP: 0.305, SLG: 0.358 Kevin McReynolds, R (6, PH) OBP: 0.359, SLG: 0.588	1-0 P5		4-2 G4-3		4-2 G5-3		1-0 L7			1	0	1	1	2	0	0				
Chris Gwynn, L (1, 7) OBP: 0.290, SLG: 0.355	2-3 1B		3-2 G4-3		1-1 L7		1-2 G3-1			4	0	0	0	0	0	4				
Brent Mayne, L (1, 2) OBP: 0.326, SLG: 0.341	3-1 HBP		1-3 K		0-1 G5-3		0-3 K			4	0	2	1	0	2	1				
Phil Hiatt, R (1, 5) OBP: 0.143, SLG: 0.077 Keith Miller, R (8, 5) OBP: 0.222, SLG: 0.176	1-1 HBP		0-0 F8		0-0 G5-3		0-0 1B			3	0	1	0	0	0	3				
Jose Lind, R (1, 4) OBP: 0.327, SLG: 0.420	1-2 P4		2-3 K		3-1 P7		1-0 G1-3			4	0	0	0	0	1	5				
Curtis Wilkerson, S (1, 6) OBP: 0.143, SLG: 0.077 Greg Gagne, R (9, 6) OBP: 0.250, SLG: 0.308		3-2 G4-3		2-3 K		1-0 L9		1-1 F8		4	0	1	0	0	1	0				
Inning Stats	R: 3 H: 3 E: 1 K: 0 S: 12	H: 3 R: 3 ER: 1 LOB: 2 BB: 1 P: 27	R: 0 H: 0 E: 0 K: 1 S: 10	H: 0 R: 3 ER: 0 LOB: 1 BB: 1 P: 21	R: 0 H: 0 E: 0 K: 1 S: 9	H: 0 R: 0 ER: 0 LOB: 1 BB: 1 P: 17	R: 0 H: 2 E: 0 K: 2 S: 12	H: 1 R: 0 ER: 0 LOB: 2 BB: 0 P: 19	R: 0 H: 2 E: 0 K: 0 S: 10	H: 1 R: 0 ER: 0 LOB: 1 BB: 0 P: 15	R: 0 H: 1 E: 0 K: 1 S: 10	H: 1 R: 0 ER: 0 LOB: 1 BB: 0 P: 12	R: 0 H: 0 E: 0 K: 0 S: 6	H: 0 R: 0 ER: 0 LOB: 1 BB: 1 P: 15	1B: 8 2B: 0 3B: 1 HR: 0	SF: 0 SAC: 0 DP: 0 HBP: 1	WP: 0 PB: 0 SB: 1 CS: 0	PA: 39		
PITCHER	IP	WLS	BF	H	R	ER	SO	BB	IBB	HBP	BLK	WP	HR	S	P	ERA	WHIP			
Ben McDonald, R (1, 1) ERA: 4.43	5.0	L	28	8	3	1	4	4	0	1	0	0	0	59	110	1.80	2.400			
Jim Poole, L (6, 1) ERA:	3.0		11	1	0	0	1	1	0	0	0	0	0	20	34	0.00	0.667			

Baltimore Orioles @ Kansas City Royals
Kauffman Stadium, Kansas City, MO
Sun Apr 25 1993, 3:33 AM CDT
Att: 21,248 - Sunny - 69 F

AB 33
R 3
H 9
RBI 2
BB 5
SO 5
LOB 25



Batter	1	2	3	4	5	6	7	8	9	AB	R	H	RBI	BB	SO	LOB	TOP										
Brady Anderson, L (1, 7) OBP: 0.415, SLG: 0.535	2-2 FC6-5 SH5-3 1B		0-1 G4-3			2-0 G6-3		1-2 F7		4	0	1	0	0	0	1	Baltimore Orioles @ Chicago White Sox Comiskey Park, Chicago, IL Mon Apr 26 1993, 8:05 PM EDT Att: 19,477 - Unknown - 41 F										
Luis Mercedes, R (1, 9) OBP: 0.429, SLG: 0.391	0-0 SH5-3		4-1			1-2 G4-3		0-0		2	0	1	0	1	0												
Cal Ripken Jr., R (1, 6) OBP: 0.300, SLG: 0.392	1-2 FC6-5		2-3 BB			3-3 K		0-0 G5-3		4	0	0	0	0	2	4											
Mike Devereaux, R (1, 8) OBP: 0.247, SLG: 0.342	1-2 P3				3-2 F9		1-1 G4-3		1-2 F8	4	0	0	0	0	0	1											
Glenn Davis, R (1, 10) OBP: 0.250, SLG: 0.246		3-1 CS 1B			1-1 F9		1-2		1-1 G5-3	4	0	2	0	0	0	0											
Chris Hoiles, R (1, 2) OBP: 0.338, SLG: 0.382		3-3 K 1-2			1-0 P6		1-1 P3		4-2	3	0	0	0	1	1	2											
Leo Gomez, R (1, 5) OBP: 0.412, SLG: 0.455		0-0 1B 2B				3-3 K		1-2 F9		4	0	1	0	0	1	2											
David Segui, S (1, 3) OBP: 0.429, SLG: 0.318		0-1 1B				0-0 F9		1-0 F8		3	0	1	0	0	0	0											
Harold Reynolds, S (1, 4) OBP: 0.234, SLG: 0.190			2-1 G6-3			2-0 F8		3-2 1B		3	0	1	0	0	0	0											
Inning Stats	R: 0 E: 0 K: 0 S: 12	H: 1 LOB: 1 BB: 0 P: 16	R: 0 E: 0 K: 1 S: 9	H: 3 LOB: 2 BB: 0 P: 15	R: 0 E: 0 K: 1 S: 8	H: 0 LOB: 1 BB: 1 P: 16	R: 0 E: 0 K: 0 S: 8	H: 0 LOB: 0 BB: 0 P: 13	R: 0 E: 0 K: 1 S: 5	H: 0 LOB: 0 BB: 0 P: 10	R: 0 E: 0 K: 0 S: 8	H: 1 LOB: 1 BB: 0 P: 16	R: 0 E: 0 K: 0 S: 9	H: 2 LOB: 2 BB: 0 P: 14	R: 0 E: 0 K: 0 S: 10	H: 0 LOB: 1 BB: 1 P: 16	1B: 6 2B: 2 3B: 0 HR: 0	SF: 0 SAC: 1 DP: 1 HBP: 0	WP: 0 PB: 0 SB: 0 CS: 1	PA: 34							
PITCHER	IP	WLS	BF	H	R	ER	SO	BB	IBB	HBP	BLK	WP	HR	S	P	ERA	WHIP										
Wilson Alvarez, L (1, 1) ERA: 2.37	8.0	W	30	7	0	0	4	1	0	0	0	0	0	71	114	0.00	1.000										
Scott Radinsky, L (9, 1) ERA: 4.5	1.0		4	0	0	0	0	1	0	0	0	0	0	10	16	0.00	1.000										

Batter	1	2	3	4	5	6	7	8	9	AB	R	H	RBI	BB	SO	LOB	BOTTOM										
Joey Cora, S (1, 4) OBP: 0.387, SLG: 0.400	1-2 E4 HR		2-2 G5-3		0-1 G4-3		0-0 E6			4	1	0	0	0	0	1	Baltimore Orioles @ Chicago White Sox Comiskey Park, Chicago, IL Mon Apr 26 1993, 8:05 PM EDT Att: 19,477 - Unknown - 41 F										
Mike Huff, R (1, 8) OBP: 0.294, SLG: 0.231	4-0 HR		0-0 G6-3		2-3 K		2-2 SF8			2	1	0	1	1	1	0											
Frank Thomas, R (1, 3) OBP: 0.280, SLG: 0.313	3-2 HR		3-2 G5-3		2-3 K		3-H F8			4	1	1	3	0	1	1											
George Bell, R (1, 10) OBP: 0.227, SLG: 0.203	1-1 G6-3					2-2 G5-3		4-2 BB		3	0	0	0	1	0	0											
Steve Sax, R (8, PR) OBP: 0.375, SLG: 0.286								1B BB		0	1	0	0	0	0	0											
Robin Ventura, L (1, 5) OBP: 0.373, SLG: 0.406	2-3 K					1-0 FC5-4 1B		3-2 F9		4	2	2	1	0	1	1											
Ellis Burks, R (1, 9) OBP: 0.369, SLG: 0.474	2-2 CS 1B					3-2 SAFE SAFE SAFE 1B		4-1 1B		3	0	2	0	1	1	0											
Bo Jackson, R (1, 7) OBP: 0.438, SLG: 0.462	1-1 CS		2-2 G5-4-3 1B		2-1 FC5-4 2B		3-3 K		2-1 1B	3	0	1	0	0	1	2											
Lance Johnson, L (7, 8) OBP: 0.324, SLG: 0.394					1-2 2-3			1-2 2-H		1	0	1	1	0	0	0											
Ron Karkovice, R (1, 2) OBP: 0.309, SLG: 0.408					0-1 K			1-3 K		4	1	2	1	0	2	3											
Craig Grebeck, R (1, 6) OBP: 0.143, SLG: 0.077			1-1 G5-4-3		1-3 3-H 2-0 F7		1-1 SH1-3		3-3 K	3	0	0	0	0	1	5											
Inning Stats	R: 3 E: 1 K: 1 S: 17	H: 2 LOB: 0 BB: 1 P: 31	R: 0 E: 0 K: 1 S: 8	H: 1 LOB: 0 BB: 0 P: 12	R: 0 E: 0 K: 0 S: 7	H: 0 LOB: 0 BB: 0 P: 12	R: 1 E: 0 K: 0 S: 15	H: 3 LOB: 2 BB: 0 P: 25	R: 0 E: 0 K: 2 S: 8	H: 0 LOB: 0 BB: 0 P: 12	R: 1 E: 1 K: 0 S: 11	H: 1 LOB: 1 BB: 0 P: 21	R: 1 E: 0 K: 0 S: 12	H: 1 LOB: 1 BB: 0 P: 20	R: 1 E: 0 K: 2 S: 15	H: 1 LOB: 2 BB: 2 P: 32	1B: 6 2B: 1 3B: 0 HR: 2	SF: 1 SAC: 1 DP: 1 HBP: 0	WP: 0 PB: 0 SB: 0 CS: 1	PA: 37							
PITCHER	IP	WLS	BF	H	R	ER	SO	BB	IBB	HBP	BLK	WP	HR	S	P	ERA	WHIP										
Fernando Valenzuela, L (1, 1) ERA: 11.95	4.0	L	18	6	4	3	2	1	0	0	0	0	1	47	80	6.75	1.750										
Alan Mills, R (5, 1) ERA: 3.07	3.1		15	2	3	2	4	2	0	0	0	0	1	37	70	5.40	1.200										
Brad Pennington, L (8, 1) ERA: 3.0	0.2		3	1	0	0	2	0	0	0	0	0	0	9	15	0.00	1.500										

AB 31
R 0
H 7
RBI 0
BB 2
SO 4
LOB 10



AB 31
R 7
H 9
RBI 7
BB 3
SO 8
LOB 13



Batter	1	2	3	4	5	6	7	8	9	AB	R	H	RBI	BB	SO	LOB	TOP		
Brady Anderson, L (1, 7) OBP: 0.391, SLG: 0.500	3-1 P5	0-1 L8			1-2 F7		3-2 F7		1-3 K	5	0	0	0	0	1	2			
Mike Devereaux, R (1, 8) OBP: 0.247, SLG: 0.349	1-2 G5-3	0-3 K			0-0 F9			2-0 2B		4	1	1	0	0	1	2			
Cal Ripken Jr., R (1, 6) OBP: 0.286, SLG: 0.372	3-1 P4			0-0 F8				0-2 G6-3		4	0	0	0	0	0	1			
Harold Baines, L (1, 10)		0-1 1B		3-2 F7		1-0 L9		0-0 1B		4	1	2	1	0	0	0			
Glenn Davis, R (1, 3)		2-0 P2		4-2 BB		0-2 1B		0-0 G5-3		3	0	1	0	1	0	2			
Tim Lincecum, R (1, 5) OBP: 0.417, SLG: 0.522	0-0 E9			0-2 FC5-4		2-0 F9		0-2 1B		4	1	2	0	0	0	2			
Mark McLemore, S (1, 9)	1-2 1B			0-0 B1		0-1 L8		1-1 G4-3		4	1	1	2	0	0	3			
Chris Hoiles, R (1, 2)	1-1 1B			1-0 G5-3				0-2 G6-3		4	0	1	0	0	0	0			
Harold Reynolds, S (1, 4)	1-2 1B			1-2 F9				3-1 F9		4	0	1	1	0	0	0			
Inning Stats	R: 0 E: 0 K: 0 S: 7	H: 0 LOB: 0 BB: 0 P: 14	R: 3 E: 1 K: 1 S: 20	H: 5 LOB: 2 BB: 0 P: 25	R: 0 E: 0 K: 0 S: 13	H: 0 LOB: 1 BB: 1 P: 20	R: 0 E: 0 K: 0 S: 5	H: 0 LOB: 0 BB: 0 P: 7	R: 0 E: 0 K: 0 S: 7	H: 1 LOB: 1 BB: 0 P: 10	R: 0 E: 0 K: 0 S: 8	H: 0 LOB: 0 BB: 0 P: 14	R: 1 E: 0 K: 0 S: 11	H: 3 LOB: 2 BB: 0 P: 14	R: 0 E: 0 K: 1 S: 10	H: 0 LOB: 0 BB: 0 P: 15	1B: 7 2B: 2 3B: 0 HR: 0	SF: 0 SAC: 0 DP: 0 HBP: 0	WP: 1 PA: 37 CS: 0
PITCHER	IP	WLS	BF	H	R	ER	SO	BB	IBB	HBP	BLK	WP	HR	S	P	ERA	WHIP		
Jack McDowell, R (1, 1) ERA: 4.33	7.2	W	33	9	4	4	1	1	0	0	0	1	0	74	108	4.70	1.304		
Scott Radinsky, L (8, 1) ERA: 4.32	0.1		1	0	0	0	0	0	0	0	0	0	0	2	3	0.00	0.000		
Roberto Hernandez, R (9, 1) ERA: 1.93	1.0		3	0	0	0	1	0	0	0	0	0	0	10	15	0.00	0.000		

Baltimore Orioles @ Chicago White Sox
Comiskey Park, Chicago, IL
Tue Apr 27 1993, 8:05 PM EDT
Att: 22,022 - Unknown - 64 F

AB 36
R 4
H 9
RBI 4
BB 1
SO 2
LOB 12



Batter	1	2	3	4	5	6	7	8	9	AB	R	H	RBI	BB	SO	LOB	BOTTOM		
Joey Cora, S (1, 4) OBP: 0.413, SLG: 0.420	2-1 E3		4-2 1B	1-0 1B	0-0 2B		2-1 1B			4	4	3	0	1	0	0			
Lance Johnson, L (1, 8) OBP: 0.356, SLG: 0.423	1-0 G5-4-3		2-2 1B	0-1 1B	0-0 2B		0-0 1B			5	2	4	0	0	0	1			
Frank Thomas, R (1, 3) OBP: 0.325, SLG: 0.358	4-0 BB		3-2 1B	4-0 SF7	2-1 2B		1-1 1B			3	2	3	4	2	0	0			
George Bell, R (1, 10)	4-2 BB		0-0 1B	1-2 SF9	1-0 F9		2-3 K			4	1	2	2	1	1	3			
Robin Ventura, L (1, 5) OBP: 0.375, SLG: 0.394	4-0 BB		4-1 1B	1-1 SF7		1-2 L7	1-1 P5			2	0	0	1	2	0	2			
Ellis Burks, R (1, 9) OBP: 0.386, SLG: 0.484	2-1 P3		2-0 1B	3-2 1B	3-2 G6-3			0-1 G5-4-3		5	0	3	1	0	0	3			
Bo Jackson, R (1, 7) OBP: 0.444, SLG: 0.500		2-1 1B		2-3 K2-3		1-1 2B		0-1 1B		4	0	2	0	0	2	5			
Mike Huff, R (6, PR) OBP: 0.333, SLG: 0.286			1-3 K	1-1 K				1-2 1B		1	0	1	0	0	0	0			
Ron Karkovice, R (1, 2) OBP: 0.283, SLG: 0.377		1-3 K	1-1 SF9		1-3 K			3-2 G5-4-3		4	0	0	1	0	3	4			
Ozzie Guillen, L (1, 6) OBP: 0.200, SLG: 0.213	1-2 F9		0-1 G3		0-2 G1-3			3-2 G4-3		5	0	0	0	0	0	4			
Inning Stats	R: 0 E: 1 K: 0 S: 10	H: 0 LOB: 3 BB: 3 P: 27	R: 0 E: 0 K: 1 S: 8	H: 1 LOB: 0 BB: 0 P: 12	R: 4 E: 0 K: 1 S: 20	H: 4 LOB: 2 BB: 1 P: 36	R: 2 E: 0 K: 1 S: 14	H: 4 LOB: 1 BB: 1 P: 26	R: 2 E: 0 K: 1 S: 12	H: 3 LOB: 1 BB: 0 P: 16	R: 0 E: 0 K: 1 S: 13	H: 1 LOB: 0 BB: 0 P: 17	R: 1 E: 0 K: 1 S: 12	H: 3 LOB: 2 BB: 0 P: 18	R: 0 E: 0 K: 0 S: 10	H: 2 LOB: 1 BB: 0 P: 16	1B: 16 2B: 2 3B: 0 HR: 0	SF: 2 SAC: 0 DP: 2 HBP: 0	WP: 0 PA: 45 CS: 1
PITCHER	IP	WLS	BF	H	R	ER	SO	BB	IBB	HBP	BLK	WP	HR	S	P	ERA	WHIP		
Rick Sutcliffe, R (1, 1) ERA: 5.13	4.2	L	30	12	8	8	4	5	0	0	0	0	0	63	115	15.43	3.643		
Mark Williamson, R (5, 1) ERA: 2.95	2.1		11	4	1	1	2	0	0	0	0	0	0	26	37	3.86	1.714		
Gregg Olson, R (8, 1) ERA: 2.53	1.0		4	2	0	0	0	0	0	0	0	0	0	10	16	0.00	2.000		

Baltimore Orioles @ Chicago White Sox
Comiskey Park, Chicago, IL
Tue Apr 27 1993, 8:05 PM EDT
Att: 22,022 - Unknown - 64 F

AB 37
R 9
H 18
RBI 9
BB 6
SO 6
LOB 22




Batter	1	2	3	4	5	6	7	8	9	AB	R	H	RBI	BB	SO	LOB	TOP								
Chuck Knoblauch, R OBP: 0.352, SLG: 0.261 (1, 4)										4	1	0	0	1	2	1	Minnesota Twins @ Baltimore Orioles Oriole Park at Camden Yards, Baltimore, MD Wed Apr 28 1993, 7:05 PM EDT Att: 41,102 - Unknown - 65 F livebaseballscorecards.com								
Jeff Reboulet, R OBP: 0.227, SLG: 0.132 (1, 6)										3	0	1	0	1	0	1									
Kirby Puckett, R OBP: 0.422, SLG: 0.557 (1, 8)										4	0	2	0	0	1	2									
Dave Winfield, R OBP: 0.286, SLG: 0.470 (1, 10)										4	0	0	0	0	2	4									
Brian Harper, R OBP: 0.348, SLG: 0.394 (1, 2)										4	0	0	0	0	0	1									
Pedro Munoz, R OBP: 0.378, SLG: 0.619 (8, PH)										3	3	3	2	0	0	0									
J.T. Bruett, L OBP: 0.318, SLG: 0.350 (8, 9)										1	0	0	0	0	0	0									
Shane Mack, R OBP: 0.263, SLG: 0.292 (9, PH)										3	0	1	0	0	0	0									
Mike Pagliarulo, L OBP: 0.314, SLG: 0.469 (9, PH)										1	0	0	0	0	1	0									
Gene Larkin, S OBP: 0.302, SLG: 0.351 (1, 3)										3	0	0	1	0	0	0									
Terry Jorgensen, R OBP: 0.231, SLG: 0.240 (9, PH)										3	0	0	0	0	0	1									
Randy Bush, L OBP: 0.368, SLG: 0.214 (9, PH)										0	0	0	0	1	0	0									
Inning Stats	R: 0 E: 0 K: 1 S: 11	H: 0 LOB: 1 BB: 1 P: 21	R: 1 E: 0 K: 0 S: 11	H: 2 LOB: 1 BB: 0 P: 18	R: 1 E: 0 K: 0 S: 9	H: 1 LOB: 1 BB: 1 P: 21	R: 1 E: 0 K: 0 S: 6	H: 1 LOB: 0 BB: 0 P: 14	R: 0 E: 0 K: 2 S: 9	H: 1 LOB: 1 BB: 0 P: 15	R: 1 E: 0 K: 0 S: 7	H: 1 LOB: 0 BB: 0 P: 13	R: 0 E: 0 K: 0 S: 11	H: 1 LOB: 1 BB: 0 P: 16	R: 0 E: 0 K: 1 S: 8	H: 0 LOB: 0 BB: 0 P: 10	R: 0 E: 0 K: 2 S: 9	H: 0 LOB: 1 BB: 1 P: 18	1B: 5 2B: 0 3B: 0 HR: 2	SF: 1 SAC: 0 DP: 1 HBP: 0	WP: 0 PB: 0 SB: 0 CS: 0	PA: 37			
PITCHER	IP	WLS	BF	H	R	ER	SO	BB	IBB	HBP	BLK	WP	HR	S	P	ERA	WHIP								
Arthur Rhodes, L ERA: 10.47 (1, 1)	6.2	W	29	7	4	4	3	2	0	0	0	0	2	62	115	5.40	1.350								
Todd Frohwrth, R ERA: 1.29 (7, 1)	2.1		8	0	0	0	3	1	0	0	0	0	0	19	31	0.00	0.429								

Batter	1	2	3	4	5	6	7	8	9	AB	R	H	RBI	BB	SO	LOB	BOTTOM								
Brady Anderson, L OBP: 0.407, SLG: 0.500 (1, 7)										2	1	1	0	2	0	0	Minnesota Twins @ Baltimore Orioles Oriole Park at Camden Yards, Baltimore, MD Wed Apr 28 1993, 7:05 PM EDT Att: 41,102 - Unknown - 65 F livebaseballscorecards.com								
Mike Devereaux, R OBP: 0.247, SLG: 0.345 (1, 8)										4	2	1	1	0	0	4									
Cal Ripken Jr., R OBP: 0.295, SLG: 0.415 (1, 6)										4	2	2	3	0	0	0									
Harold Baines, L OBP: 0.321, SLG: 0.314 (1, 10)										3	0	1	1	0	0	0									
Luis Mercedes, R OBP: 0.414, SLG: 0.375 (6, PR)										1	1	0	0	0	0	0									
Glenn Davis, R OBP: 0.268, SLG: 0.269 (1, 3)										3	0	1	0	0	2	0									
David Segui, S OBP: 0.429, SLG: 0.318 (7, PR)										0	0	0	0	0	0	0									
Leo Gomez, R OBP: 0.382, SLG: 0.417 (1, 5)										4	0	0	0	0	1	4									
Mark McLemore, S OBP: 0.282, SLG: 0.368 (1, 9)										4	1	1	2	0	1	0									
Harold Reynolds, S OBP: 0.255, SLG: 0.204 (1, 4)										3	0	1	0	1	0	0									
Jeff Tackett, R OBP: 0.294, SLG: 0.267 (1, 2)										4	1	2	1	0	0	1									
Inning Stats	R: 0 E: 0 K: 0 S: 6	H: 1 LOB: 0 BB: 0 P: 10	R: 0 E: 0 K: 1 S: 7	H: 0 LOB: 0 BB: 0 P: 10	R: 4 E: 0 K: 0 S: 15	H: 3 LOB: 0 BB: 1 P: 26	R: 0 E: 0 K: 1 S: 5	H: 0 LOB: 0 BB: 0 P: 7	R: 0 E: 0 K: 0 S: 6	H: 0 LOB: 0 BB: 0 P: 7	R: 4 E: 1 K: 0 S: 22	H: 4 LOB: 3 BB: 2 P: 38	R: 0 E: 0 K: 1 S: 10	H: 1 LOB: 1 BB: 0 P: 13	R: 0 E: 0 K: 1 S: 6	H: 1 LOB: 0 BB: 0 P: 9	1B: 7 2B: 2 3B: 0 HR: 1	SF: 0 SAC: 1 DP: 1 HBP: 0	WP: 0 PB: 0 SB: 1 CS: 1	PA: 36					
PITCHER	IP	WLS	BF	H	R	ER	SO	BB	IBB	HBP	BLK	WP	HR	S	P	ERA	WHIP								
Scott Erickson, R ERA: 9.6 (1, 1)	5.2	L	25	7	8	4	2	1	0	0	0	0	0	25	43	0.00	2.143								
Mike Trombley, R ERA: 3.31 (6, 1)	2.1		11	3	0	0	2	2	0	0	0	0	0	25	43	0.00	2.143								


Batter	1	2	3	4	5	6	7	8	9	AB	R	H	RBI	BB	SO	LOB	TOP					
Chuck Knoblauch, R (1,4) <small>OBP: 0.348, SLG: 0.250</small> Terry Jorgensen, R (8,6) <small>OBP: 0.231, SLG: 0.240</small>	F9		G1-3			F9		HBP		3	0	0	0	0	0	0	Minnesota Twins @ Baltimore Orioles Oriole Park at Camden Yards, Baltimore, MD Thu Apr 29 1993, 7:05 PM EDT Att: 42,205 - Unknown - 71 F					
Shane Mack, R (1,7) <small>OBP: 0.250, SLG: 0.276</small>	G6-3			G1-3		G5-3		F7		4	0	0	0	0	0	2						
Kirby Puckett, R (1,8) <small>OBP: 0.402, SLG: 0.527</small> J.T. Bruett, L (8,8) <small>OBP: 0.318, SLG: 0.350</small>	F9			K		L7		P4		4	0	0	0	0	1	2						
Kent Hrbek, L (1,3) <small>OBP: 0.395, SLG: 0.530</small> Randy Bush, L (8,3) <small>OBP: 0.350, SLG: 0.200</small>		1B		G6-4-3					K	3	0	3	0	0	0	0						
Dave Winfield, R (1,10) <small>OBP: 0.284, SLG: 0.457</small>	P8			G6-4-3					G5-3	4	0	1	0	0	0	3						
Pedro Munoz, R (1,9) <small>OBP: 0.347, SLG: 0.565</small>	F7								F8	4	0	0	0	0	1	3						
Mike Pagliarulo, L (1,5) <small>OBP: 0.295, SLG: 0.442</small> Gene Larkin, S (8,5) <small>OBP: 0.302, SLG: 0.351</small>	F9									3	0	0	0	0	0	2						
Lenny Webster, R (1,2) <small>OBP: 0.167, SLG: 0.176</small>										2	0	1	0	1	0	1						
Jeff Reboulet, R (1,6) <small>OBP: 0.213, SLG: 0.122</small>										3	0	0	0	0	0	3						
Inning Stats	R: 0 E: 0 K: 0 S: 3	H: 0 LOB: 0 BB: 0 P: 5	R: 0 E: 0 K: 0 S: 8	H: 1 LOB: 1 BB: 0 P: 11	R: 0 E: 0 K: 1 S: 7	H: 1 LOB: 0 BB: 0 P: 10	R: 0 E: 0 K: 1 S: 9	H: 1 LOB: 1 BB: 0 P: 11	R: 0 E: 1 K: 1 S: 12	H: 0 LOB: 1 BB: 0 P: 15	R: 0 E: 0 K: 0 S: 5	H: 0 LOB: 0 BB: 0 P: 8	R: 0 E: 0 K: 0 S: 10	H: 2 LOB: 1 BB: 0 P: 15	R: 0 E: 0 K: 0 S: 8	H: 0 LOB: 2 BB: 1 P: 16		R: 0 E: 0 K: 1 S: 6	H: 0 LOB: 0 BB: 0 P: 10	1B: 5 2B: 0 3B: 0 HR: 0	SF: 0 SAC: 0 DP: 3 HBP: 1	WP: 1 PB: 0 SB: 0 CS: 0
PITCHER 35 Mike Mussina, R (1,1) <small>ERA: 3.12</small>	IP: 9.0 WLS: W BF: 33 H: 5 R: 0 ER: 0 SO: 3 BB: 1 IBB: 0 HBP: 1 BLK: 0 WP: 1 HR: 0 S: 68 P: 101 ERA: 0.00 WHIP: 0.667											PITCHER IP: 9.0 WLS: W BF: 33 H: 5 R: 0 ER: 0 SO: 3 BB: 1 IBB: 0 HBP: 1 BLK: 0 WP: 1 HR: 0 S: 68 P: 101 ERA: 0.00 WHIP: 0.667										

Batter	1	2	3	4	5	6	7	8	9	AB	R	H	RBI	BB	SO	LOB	BOTTOM			
Brady Anderson, L (1,7) <small>OBP: 0.385, SLG: 0.476</small>	F7	G1-3		F7		K	SF7			4	0	0	1	0	1	4	Minnesota Twins @ Baltimore Orioles Oriole Park at Camden Yards, Baltimore, MD Thu Apr 29 1993, 7:05 PM EDT Att: 42,205 - Unknown - 71 F			
Mike Devereaux, R (1,8) <small>OBP: 0.245, SLG: 0.359</small>	G5-3		K			L6	E5			5	0	1	2	0	1	1				
Cal Ripken Jr., R (1,6) <small>OBP: 0.312, SLG: 0.435</small> Tim Lincecum, R (8,6) <small>OBP: 0.417, SLG: 0.522</small>						G1-3				3	1	1	0	2	0	1				
Harold Baines, L (1,10) <small>OBP: 0.322, SLG: 0.321</small> Sherman Obando, R (7,PH) <small>OBP: 0.313, SLG: 0.267</small>	G3		SF8							2	1	1	1	0	0	1				
Glenn Davis, R (1,3) <small>OBP: 0.280, SLG: 0.314</small> David Segui, S (8,3) <small>OBP: 0.314, SLG: 0.304</small>										1	1	0	0	0	0	3				
Leo Gomez, R (1,5) <small>OBP: 0.417, SLG: 0.431</small>										3	1	1	1	1	0	1				
Mark McLemore, S (1,9) <small>OBP: 0.318, SLG: 0.429</small>										1	0	0	0	0	1	0				
Harold Reynolds, S (1,4) <small>OBP: 0.288, SLG: 0.269</small>										3	2	2	2	1	0	1				
Jeff Tackett, R (1,2) <small>OBP: 0.318, SLG: 0.333</small>										3	0	1	2	1	1	4				
Inning Stats	R: 0 E: 0 K: 0 S: 10	H: 0 LOB: 1 BB: 1 P: 15	R: 1 E: 0 K: 0 S: 9	H: 2 LOB: 2 BB: 1 P: 16	R: 1 E: 0 K: 1 S: 10	H: 1 LOB: 0 BB: 0 P: 17	R: 3 E: 0 K: 0 S: 16	H: 2 LOB: 1 BB: 1 P: 30	R: 1 E: 0 K: 0 S: 12	H: 2 LOB: 2 BB: 2 P: 24	R: 0 E: 0 K: 1 S: 6	H: 0 LOB: 0 BB: 0 P: 9	R: 4 E: 1 K: 0 S: 18	H: 3 LOB: 3 BB: 2 P: 39	R: 1 E: 0 K: 2 S: 12	H: 1 LOB: 1 BB: 1 P: 19		1B: 4 2B: 3 3B: 3 HR: 1	SF: 3 SAC: 1 DP: 1 HBP: 1	WP: 0 PB: 0 SB: 0 CS: 0
PITCHER Pat Mahomes, R (1,1) <small>ERA: 10.62</small> Mike Hartley, R (4,1) <small>ERA: 4.91</small> Mark Guthrie, L (6,1) <small>ERA: 7.84</small> Brett Merriman, R (7,1) <small>ERA: 19.0</small> George Tsamis, L (7,1) <small>ERA: 2.09</small>	IP: 3.2 WLS: L BF: 20 H: 5 R: 5 ER: 5 SO: 1 BB: 3 IBB: 0 HBP: 0 BLK: 0 WP: 0 HR: 1 S: 44 P: 75 ERA: 12.27 WHIP: 2.182											PITCHER Rick Aguilera, R (8,1) <small>ERA: 3.6</small>								

AB 31
R 0
H 5
RBI 0
BB 1
SO 3
LOB 16



AB 32
R 11
H 11
RBI 11
BB 8
SO 4
LOB 19



Batter	1	2	3	4	5	6	7	8	9	AB	R	H	RBI	BB	SO	LOB	TOP								
Brian McRae, S OBP: 0.333, SLG: 0.413 (1, 8)	1-2 G2-3		3-3 K			0-2 G4-3		2-1 BB 1B	0-3 K	5	1	1	0	0	2	2	Kansas City Royals @ Baltimore Orioles Oriole Park at Camden Yards, Baltimore, MD Fri Apr 30 1993, 7:05 PM EDT Att: 45,915 - Unknown - 70 F livebaseballscorecards.com								
Wally Joyner, L OBP: 0.388, SLG: 0.354 (1, 3)	4-1 CS BB			0-0 G4-3		0-0 HR 1B		4-1 E 1B BB	2-0 G3	3	1	1	0	2	0	2									
George Brett, L OBP: 0.250, SLG: 0.317 (1, 10)	2-1 F8			2-0 P6		1-1 HR		0-3 K		4	1	1	2	0	1	3									
Felix Jose, S OBP: 0.297, SLG: 0.328 Hubie Brooks, R OBP: 0.409, SLG: 0.476 (8, PH) (8, 9)		1-3 K		2-3 K		0-0 B1-3		0-0 E9 1B		3	0	0	0	0	2	0									
Chris Gwynn, L OBP: 0.311, SLG: 0.356 Kevin McReynolds, R OBP: 0.340, SLG: 0.549 (8, PH) (8, 7)		2-3 K		1-1 PB FC6 1B		2-1 G6-3		2-3 K		3	1	1	0	0	1	0									
Brent Mayne, L OBP: 0.333, SLG: 0.377 (1, 2)	2-2 CS 1B			0-1 FC6 PB 1B				1-3 K		4	1	3	1	0	1	2									
Phil Hiatt, R OBP: 0.310, SLG: 0.431 (1, 5)	2-2 CS 1B		1-2 G4-3	2-1 P6		0-1 G6-3		1-0 L7		4	0	0	0	0	0	2									
Jose Lind, R OBP: 0.328, SLG: 0.391 (1, 4)			0-1 G5-3 1B	0-0 FC6		3-2 F7		4-2 WP BB		3	0	1	1	1	0	1									
Greg Gagne, R OBP: 0.270, SLG: 0.284 (1, 6)			1-0 G5-3	2-3 3-H G1-3		2-1 F9		1-3 K		4	0	0	0	0	1	3									
Inning Stats	R: 0 E: 0 K: 0 S: 6	H: 0 LOB: 0 BB: 1 P: 13	R: 0 E: 0 K: 2 S: 14	H: 1 LOB: 0 BB: 0 P: 21	R: 0 E: 0 K: 1 S: 9	H: 1 LOB: 1 BB: 0 P: 14	R: 0 E: 0 K: 1 S: 5	H: 0 LOB: 0 BB: 0 P: 9	R: 1 E: 0 K: 0 S: 10	H: 2 LOB: 1 BB: 0 P: 15	R: 2 E: 0 K: 0 S: 9	H: 2 LOB: 0 BB: 0 P: 12	R: 1 E: 0 K: 0 S: 13	H: 1 LOB: 0 BB: 0 P: 18	R: 1 E: 1 K: 3 S: 14	H: 2 LOB: 2 BB: 1 P: 23	R: 0 E: 0 K: 2 S: 12	H: 0 LOB: 2 BB: 1 P: 20	1B: 7 2B: 0 3B: 0 HR: 2	SF: 0 SAC: 0 DP: 0 HBP: 0	WP: 1 PB: 1 SB: 0 CS: 2	PA: 39			
PITCHER	IP	WLS	BF	H	R	ER	SO	BB	IBB	HBP	BLK	WP	HR	S	P	ERA	WHIP								
Ben McDonald, R ERA: 4.44 (1, 1)	6.0	W	24	7	4	3	4	1	0	0	0	0	2	54	85	4.50	1.333								
Alan Mills, R ERA: 3.45 (7, 1)	1.0		4	1	1	1	0	0	0	0	0	0	0	14	21	9.00	1.000								
Brad Pennington, L ERA: 2.7 (8, 1)	0.1		3	1	0	0	1	1	0	0	0	0	0	5	9	0.00	6.000								
Gregg Olson, R ERA: 2.19 (8, 1)	1.2	S	7	0	0	0	4	1	0	0	0	1	0	19	30	0.00	0.600								

Batter	1	2	3	4	5	6	7	8	9	AB	R	H	RBI	BB	SO	LOB	BOTTOM								
Brady Anderson, L OBP: 0.376, SLG: 0.460 (1, 7)	1-3 K		1-2 G3-1			1-1 G4-3		3-1 F8		5	1	1	2	0	1	4	Kansas City Royals @ Baltimore Orioles Oriole Park at Camden Yards, Baltimore, MD Fri Apr 30 1993, 7:05 PM EDT Att: 45,915 - Unknown - 70 F livebaseballscorecards.com								
Mike Deversaux, R OBP: 0.245, SLG: 0.365 (1, 8)	1-1 G5-3			1-3 K		0-1 2B		0-0 SH5-3		4	0	1	2	0	1	0									
Cal Ripken Jr., R OBP: 0.316, SLG: 0.420 (1, 6)	1-3 K			4-1 1B BB		0-1 G6-3		1-2 F8		3	2	0	0	2	1	1									
Harold Baines, L OBP: 0.349, SLG: 0.351 Jack Voigt, R (7, PR)		1-1 P6		1-0 E9 1B		1-0 HR 1B		0-1 P6		4	1	3	0	0	0	0									
Glenn Davis, R OBP: 0.278, SLG: 0.301 David Segui, S OBP: 0.433, SLG: 0.333 (7, PR) (8, 3)		0-3 K		1-3 K		1-3 K		2-1 2B 1B		3	0	0	0	1	3	2									
Leo Gomez, R OBP: 0.415, SLG: 0.500 (1, 5)		0-3 K		1-0 G5-3		0-1 HR		1-2 2B 1B		1	1	1	2	0	0	0									
Mark McLemore, S OBP: 0.367, SLG: 0.444 (1, 9)			3-3 K		0-0 G4-3 2B 1B		2-0 G6-4-3 1B 1B			3	3	2	0	2	1	0									
Harold Reynolds, S OBP: 0.297, SLG: 0.298 (1, 4)			1-1 2B		3-3 K		3-1 G6-4-3			5	1	2	0	0	1	4									
Jeff Tackett, R OBP: 0.385, SLG: 0.350 (1, 2)			3-1 L6		4-2 G4-3 2B BB		0-0 1B		4-2 SH5-3 1B BB	2	2	1	1	2	0	1									
Inning Stats	R: 0 E: 0 K: 2 S: 8	H: 0 LOB: 0 BB: 0 P: 11	R: 0 E: 0 K: 2 S: 8	H: 0 LOB: 0 BB: 0 P: 9	R: 0 E: 0 K: 1 S: 11	H: 1 LOB: 0 BB: 0 P: 19	R: 1 E: 1 K: 2 S: 11	H: 1 LOB: 1 BB: 1 P: 19	R: 2 E: 0 K: 1 S: 14	H: 2 LOB: 1 BB: 1 P: 22	R: 3 E: 0 K: 1 S: 16	H: 4 LOB: 1 BB: 0 P: 25	R: 0 E: 0 K: 1 S: 13	H: 1 LOB: 2 BB: 1 P: 22	R: 6 E: 0 K: 0 S: 13	H: 4 LOB: 2 BB: 4 P: 34	1B: 9 2B: 3 3B: 0 HR: 1	SF: 0 SAC: 1 DP: 0 HBP: 0	WP: 0 PB: 0 SB: 2 CS: 0	PA: 44					
PITCHER	IP	WLS	BF	H	R	ER	SO	BB	IBB	HBP	BLK	WP	HR	S	P	ERA	WHIP								
Kevin Appier, R ERA: 3.7 (1, 1)	5.2	L	27	8	6	5	9	2	0	0	0	0	0	66	100	7.94	1.765								
Tom Gordon, R ERA: 5.87 (6, 1)	1.2		12	3	5	5	1	3	1	0	0	0	0	22	48	27.00	3.600								
Rusty Meacham, R ERA: 5.14 (8, 1)	0.2		5	2	1	1	0	1	0	0	0	0	0	6	13	13.50	4.500								

Batter	1	2	3	4	5	6	7	8	9	AB	R	H	RBI	BB	SO	LOB	TOP			
Brian McRae, S OBP: 0.346, SLG: 0.443 (1, 8)	2-2 1B 3B	2-2 FC6-4 1B			1-1 B1-3		3-1 P4		0-1 1B	5	1	3	1	0	0	1				
Hubie Brooks, R OBP: 0.333, SLG: 0.385 Felix Jose, S OBP: 0.297, SLG: 0.328 (9, 9)	2-1 P6	2-0 FC6-4 1-2			2-2 G3			2-3 K	1-2 G6-3	5	0	0	0	0	1	3				
George Brett, L OBP: 0.261, SLG: 0.326 (1, 10)	1-0 2B 1B			3-2 P6				2-1 1B		4	1	2	1	0	1	0				
Kevin McReynolds, R OBP: 0.333, SLG: 0.511 (1, 7)	4-2 2B BB			1-2 F8			1-1 P6	2-0 F9		3	1	0	0	1	0	1				
Wally Joyner, L OBP: 0.384, SLG: 0.341 (1, 3)	0-0 F7			0-3 K			4-2 FC6-4 BB	1-1 G3		3	0	0	0	1	1	3				
Mike Macfarlane, R OBP: 0.270, SLG: 0.471 (1, 2)	0-0 2B			2-1 P6			1-0 FC6-4		1-2 HR	4	1	2	3	0	0	1				
Phil Hiatt, R OBP: 0.307, SLG: 0.412 (1, 5)	2-1 P9			1-3 K			4-2 G5-3 BB		3-3 K	3	0	0	0	1	2	1				
Jose Lind, R OBP: 0.310, SLG: 0.368 (1, 4)		1-1 G4-3		0-0 G1-3			3-2 G5-3	1-2 G5-3	1-0 G5-3	4	0	0	0	0	0	1				
Greg Gagne, R OBP: 0.269, SLG: 0.310 (1, 6)		0-0 G1-3			1-0 P3		2-1 G6-3	3-1 1B 3B		4	1	1	0	0	0	1				
Inning Stats	R: 3 E: 0 K: 0 S: 16	H: 3 LOB: 1 BB: 1 P: 27	R: 0 E: 0 K: 0 S: 7	H: 1 LOB: 1 BB: 0 P: 12	R: 0 E: 0 K: 1 S: 11	H: 0 LOB: 0 BB: 0 P: 15	R: 0 E: 0 K: 1 S: 6	H: 0 LOB: 0 BB: 0 P: 9	R: 0 E: 0 K: 0 S: 6	H: 0 LOB: 1 BB: 1 P: 16	R: 0 E: 0 K: 0 S: 9	H: 0 LOB: 1 BB: 1 P: 21	R: 0 E: 0 K: 1 S: 8	H: 1 LOB: 1 BB: 0 P: 15	R: 2 E: 0 K: 1 S: 16	H: 3 LOB: 0 BB: 0 P: 25	1B: 4 2B: 1 3B: 2 HR: 1	SF: 0 SAC: 0 DP: 0 HBP: 0	WP: 0 PA: 38 CS: 1	
PITCHER	IP	WLS	BF	H	R	ER	SO	BB	IBB	HBP	BLK	WP	HR	S	P	ERA	WHIP			
Fernando Valenzuela, L ERA: 7.53	(1, 1)	7.0		28	4	3	3	3	0	0	0	0	0	63	110	3.86	1.000			
Alan Mills, R ERA: 4.15	(8, 1)	1.2	L	8	3	2	2	0	0	0	0	0	1	18	33	10.80	1.800			
Brad Pennington, L ERA: 2.45	(9, 1)	0.1		2	1	0	0	0	0	0	0	0	0	6	7	0.00	3.000			

Kansas City Royals @ Baltimore Orioles
 Oriole Park at Camden Yards, Baltimore, MD
 Sat May 01 1993, 7:05 PM EDT
 Att: 46,415 - Sunny - 81 F

AB 35
 R 5
 H 8
 RBI 5
 BB 3
 SO 5
 LOB 12





Batter	1	2	3	4	5	6	7	8	9	AB	R	H	RBI	BB	SO	LOB	BOTTOM			
Brady Anderson, L OBP: 0.377, SLG: 0.467 (1, 7)	3-2 G3		1-1 F9-2 1B		2-1 L3		3-1 G4-3		2-1 1B 2B	5	0	2	1	0	0	0				
Mike Deversaux, R OBP: 0.262, SLG: 0.380 (1, 8)	4-2 1B 2B BB		1-2 F9-2 1-2		2-1 2B		1-1 CS 1B		0-1 G5-3	4	1	2	0	1	0	2				
Cal Ripken Jr., R OBP: 0.330, SLG: 0.424 (1, 6)	0-1 2B WP 1B		0-1 1B		0-0 P4		2-1 CS 1-2	0-1 G5-3	4-0 IBB	4	1	2	0	1	0	1				
Harold Baines, L OBP: 0.388, SLG: 0.390 Jack Voigt, R (8, PR)	1-0 WP SF7 2B		0-0 1B		4-0 IBB			0-1 G4-3		2	1	2	1	2	0	0				
David Segui, S OBP: 0.319, SLG: 0.320 (9, PH)	1-3 3H 2B		1-2 1B		2-2 IBB			HBP BB		1	0	0	0	0	0	2				
Glenn Davis, R OBP: 0.265, SLG: 0.289 (1, 3)	2-0 SF7		3-3 K		2-2 G6-3		1-1 P3			3	0	0	1	0	1	5				
Leo Gomez, R OBP: 0.406, SLG: 0.475 (1, 5)	1-3 K			0-0 G5-3		2-2 G5-3		4-2 1-2 HBP		3	0	0	0	0	1	0				
Mark McLemore, S OBP: 0.340, SLG: 0.408 (1, 9)		1-0 G4-3		2-3 K		3-1 G3		1-1 F8		4	0	0	0	0	1	2				
Harold Reynolds, S OBP: 0.309, SLG: 0.311 (1, 4)		1-0 G3		1-0 1B		2-2 G3-1			1-2 2B 1B	4	1	2	0	0	0	0				
Jeff Tackett, R OBP: 0.345, SLG: 0.304 Tim Hulett, R OBP: 0.400, SLG: 0.500 (9, PH)		2-3 K		2-3 K		1-0 G4-3			0-3 K	3	0	0	0	0	2	1				
Inning Stats	R: 3 E: 0 K: 1 S: 12	H: 2 LOB: 0 BB: 1 P: 23	R: 0 E: 0 K: 1 S: 5	H: 0 LOB: 0 BB: 0 P: 9	R: 0 E: 0 K: 2 S: 8	H: 1 LOB: 1 BB: 0 P: 13	R: 0 E: 0 K: 0 S: 9	H: 0 LOB: 0 BB: 0 P: 16	R: 0 E: 0 K: 0 S: 6	H: 1 LOB: 0 BB: 0 P: 13	R: 0 E: 0 K: 0 S: 9	H: 0 LOB: 2 BB: 1 P: 18	R: 1 E: 0 K: 1 S: 12	H: 2 LOB: 2 BB: 1 P: 19	1B: 7 2B: 4 3B: 0 HR: 0	SF: 1 SAC: 0 DP: 1 HBP: 1	WP: 1 PA: 41 CS: 1			
PITCHER	IP	WLS	BF	H	R	ER	SO	BB	IBB	HBP	BLK	WP	HR	S	P	ERA	WHIP			
Mark Gubicza, R ERA: 7.01	(1, 1)	6.2		29	8	3	3	5	1	0	0	0	0	10	21	4.05	1.350			
Bill Sampen, R ERA:	(7, 1)	1.1	W	5	0	0	0	1	0	1	0	0	0	10	21	0.00	0.750			
Jeff Montgomery, R ERA: 2.57	(9, 1)	1.0	S	6	2	1	1	1	0	1	0	0	0	12	19	9.00	2.000			

Kansas City Royals @ Baltimore Orioles
 Oriole Park at Camden Yards, Baltimore, MD
 Sat May 01 1993, 7:05 PM EDT
 Att: 46,415 - Sunny - 81 F

AB 34
 R 4
 H 10
 RBI 3
 BB 4
 SO 6
 LOB 14



Batter	1	2	3	4	5	6	7	8	9	AB	R	H	RBI	BB	SO	LOB	TOP								
Brady Anderson, L (1, 7) OBP: 0.353, SLG: 0.431	G4-3		K	F8			G5-3		P6	5	0	0	0	0	1	3	<p>Baltimore Orioles @ Minnesota Twins Hubert H. Humphrey Metrodome, Minneapolis, MN Tue May 04 1993, 8:05 PM EDT Att: 17,768 - Dome</p> <p>livebaseballscores.com</p> <p>AB 32 R 3 H 4 RBI 3 BB 5 SO 9 LOB 20</p> 								
Mark McLemore, S (1, 9) OBP: 0.317, SLG: 0.368	G1-3 1B		S BB	F8			K		K	4	0	1	0	1	2	1									
Cal Ripken Jr., R (1, 6) OBP: 0.321, SLG: 0.394	G1-3		F7				G5-3			4	0	0	0	0	0	3									
Harold Baines, L (1, 10) Jack Voigt, R (8, PH)	FC6-4 BB		G6-3					4-0 HR BB		2	0	0	0	1	1	1									
Glenn Davis, R (1, 3)	FC6-4						K		K	3	1	0	0	1	2	3									
Leo Gomez, R (1, 5) OBP: 0.384, SLG: 0.444		G5-3		E6 1B			L4		K	4	0	0	0	0	1	2									
Chris Hoiles, R (1, 2) OBP: 0.377, SLG: 0.469		2B		L4			HBP		HR	3	1	2	2	0	0	2									
Harold Reynolds, S (1, 4) OBP: 0.329, SLG: 0.313		K					G4-3		F7	4	0	1	1	0	1	2									
Damon Buford, R (1, 8)	G1-3			K					G5-3	3	0	0	0	1	1	3									
Inning Stats	R: 0 E: 0 K: 0 S: 7	H: 1 LOB: 2 BB: 1 P: 15	R: 0 E: 0 K: 1 S: 7	H: 1 LOB: 1 BB: 0 P: 13	R: 0 E: 0 K: 1 S: 8	H: 0 LOB: 1 BB: 1 P: 16	R: 1 E: 0 K: 1 S: 13	H: 1 LOB: 2 BB: 1 P: 24	R: 0 E: 0 K: 1 S: 9	H: 0 LOB: 0 BB: 0 P: 14	R: 0 E: 0 K: 1 S: 6	H: 0 LOB: 1 BB: 1 P: 11	R: 0 E: 0 K: 1 S: 10	H: 0 LOB: 1 BB: 1 P: 19	R: 2 E: 0 K: 2 S: 10	H: 1 LOB: 0 BB: 1 P: 19	R: 0 E: 0 K: 1 S: 10	H: 0 LOB: 0 BB: 0 P: 17	1B: 2 2B: 1 3B: 0 HR: 1	SF: 0 SAC: 0 DP: 0 HBP: 1	WP: 0 PB: 0 SB: 1 CS: 0	PA: 38			
PITCHER	IP	WLS	BF	H	R	ER	SO	BB	IBB	HBP	BLK	WP	HR	S	P	ERA	WHIP								
Scott Erickson, R (1, 1) ERA: 6.55	7.0	W	30	3	1	0	6	4	0	1	0	0	0	60	112	0.00	1.000								
Mike Trombley, R (8, 1) ERA: 3.79	0.2		4	1	2	2	2	1	0	0	0	0	1	7	16	27.00	3.000								
Rick Aguilera, R (8, 1) ERA: 2.7	1.1	S	4	0	0	0	1	0	0	0	0	0	0	13	20	0.00	0.000								

Batter	1	2	3	4	5	6	7	8	9	AB	R	H	RBI	BB	SO	LOB	BOTTOM								
Chuck Knoblauch, R (1, 4) OBP: 0.364, SLG: 0.287	L9			2B 1B	G6-3			G5-3 2B		4	1	2	1	0	0	3	<p>Baltimore Orioles @ Minnesota Twins Hubert H. Humphrey Metrodome, Minneapolis, MN Tue May 04 1993, 8:05 PM EDT Att: 17,768 - Dome</p> <p>livebaseballscores.com</p> <p>AB 35 R 4 H 12 RBI 4 BB 3 SO 3 LOB 17</p> 								
Shane Mack, R (1, 7) OBP: 0.253, SLG: 0.290	F9	HBP	P4	2B			G5-4-3 1B	G5-3		5	0	2	1	0	0	4									
Kirby Puckett, R (1, 8) OBP: 0.394, SLG: 0.539	1B		G6-3 3B	IBB			G5-4-3 1B	G1-3		4	1	2	0	1	0	2									
Dave Winfield, R (1, 10) OBP: 0.256, SLG: 0.388	G6-3		G6-3	F8			1B			4	0	1	1	0	0	3									
Brian Harper, R (1, 2) OBP: 0.345, SLG: 0.420		G4-3	G5-3				BB 1B	F8		4	0	1	0	0	0	1									
Pedro Munoz, R (1, 9) OBP: 0.317, SLG: 0.492		K	K				K	G6-3		4	0	0	0	0	3	1									
Gene Larkin, S (1, 3) OBP: 0.314, SLG: 0.341		1B BB		G6-3			G4-3	G4-3		3	1	1	0	1	0	0									
Terry Jorgensen, R (1, 5) OBP: 0.263, SLG: 0.278		HBP 1B		1B 2B			F7	G4-3		4	1	2	0	0	0	2									
Jeff Reboulet, R (1, 6) OBP: 0.274, SLG: 0.170		HBP 1B		G5-3			BB	G6-3		3	0	1	1	1	0	1									
Inning Stats	R: 0 E: 0 K: 0 S: 9	H: 1 LOB: 1 BB: 0 P: 15	R: 1 E: 0 K: 1 S: 15	H: 2 LOB: 3 BB: 1 P: 32	R: 1 E: 0 K: 1 S: 9	H: 1 LOB: 0 BB: 0 P: 14	R: 2 E: 0 K: 0 S: 12	H: 3 LOB: 2 BB: 1 P: 23	R: 0 E: 0 K: 1 S: 12	H: 2 LOB: 3 BB: 1 P: 21	R: 0 E: 0 K: 0 S: 9	H: 2 LOB: 1 BB: 0 P: 13	R: 0 E: 0 K: 0 S: 5	H: 0 LOB: 0 BB: 0 P: 6	R: 0 E: 0 K: 0 S: 6	H: 1 LOB: 1 BB: 0 P: 8	1B: 8 2B: 3 3B: 1 HR: 0	SF: 0 SAC: 0 DP: 1 HBP: 1	WP: 0 PB: 0 SB: 0 CS: 0	PA: 39					
PITCHER	IP	WLS	BF	H	R	ER	SO	BB	IBB	HBP	BLK	WP	HR	S	P	ERA	WHIP								
Arthur Rhodes, L (1, 1) ERA: 10.35	3.2	L	21	7	4	4	2	1	1	1	0	0	0	40	76	9.82	2.182								
Mark Williamson, R (4, 1) ERA: 2.45	3.2		16	5	0	0	1	1	0	0	0	0	0	35	53	0.00	1.636								
Gregg Olson, R (8, 1) ERA: 2.08	0.2		2	0	0	0	0	0	0	0	0	0	0	2	3	0.00	0.000								

Batter	1	2	3	4	5	6	7	8	9	AB	R	H	RBI	BB	SO	LOB	TOP								
Brady Anderson, L (1, 7) OBP: 0.355, SLG: 0.434	F8		1-H 2B	K			F7		1B BB	4	0	1	1	1	1	2									
Mark McLemore, S (1, 9) OBP: 0.353, SLG: 0.410	G5-4-3 1B		S BB	K			1-1 2B		1-2 1B	4	0	3	0	0	1	2									
Cal Ripken Jr., R (1, 6) OBP: 0.316, SLG: 0.379	G5-4-3		FC6-4 BB		P3		F7		G5-3	4	0	0	0	1	0	4									
Glenn Davis, R (1, 3) OBP: 0.253, SLG: 0.265		3-3 K	FC6-4		G6-3				K	4	0	0	0	0	2	3									
David Segui, S (8, 3) OBP: 0.371, SLG: 0.286			1-2							0	0	0	0	0	0	0									
Chris Hoiles, R (1, 2) OBP: 0.383, SLG: 0.455	G5-3		FC6 E BB		F9				G6-3 BB	2	1	0	0	2	0	0									
Leo Gomez, R (1, 5) OBP: 0.364, SLG: 0.418	F9		1-2 1B		P3				G6-3	4	1	0	0	0	0	1									
Sherman Obando, R (1, 10) OBP: 0.350, SLG: 0.316			1B 2B 1B		K				G6-3	4	1	2	1	0	1	1									
Harold Reynolds, S (1, 4) OBP: 0.325, SLG: 0.310			K		G4-3				1-0 K 1B	4	0	1	0	0	1	2									
Damon Buford, R (1, 8) OBP: 0.375, SLG: 0.167			1-3 2B 1B		L5				1-3 K	3	0	1	0	1	1	1									
Inning Stats	R: 0 E: 0 K: 0 S: 5	H: 1 LOB: 0 BB: 0 P: 11	R: 0 E: 0 K: 1 S: 7	H: 0 LOB: 0 BB: 0 P: 12	R: 1 E: 0 K: 1 S: 16	H: 3 LOB: 3 BB: 2 P: 33	R: 2 E: 1 K: 2 S: 17	H: 1 LOB: 2 BB: 2 P: 29	R: 0 E: 0 K: 0 S: 5	H: 0 LOB: 0 BB: 0 P: 8	R: 0 E: 0 K: 1 S: 6	H: 0 LOB: 0 BB: 0 P: 8	R: 0 E: 0 K: 0 S: 6	H: 1 LOB: 1 BB: 0 P: 11	R: 0 E: 0 K: 1 S: 8	H: 0 LOB: 1 BB: 1 P: 18	R: 0 E: 0 K: 1 S: 7	H: 2 LOB: 2 BB: 1 P: 18	1B: 6 2B: 2 3B: 0 HR: 0	SF: 0 SAC: 0 DP: 1 HBP: 0	WP: 0 PB: 0 SB: 1 CS: 0	PA: 39			
PITCHER	IP	WLS	BF	H	R	ER	SO	BB	IBB	HBP	BLK	WP	HR	S	P	ERA	WHIP								
Willie Banks, R (1, 1) ERA: 2.67	3.1	L	18	5	3	1	2	4	0	0	0	0	0	39	78	2.70	2.700								
Mike Hartley, R (4, 1) ERA: 3.27	3.2		12	1	0	0	3	0	0	0	0	0	0	23	34	0.00	0.273								
Rich Garcés, R (8, 1) ERA:	1.0		4	0	0	0	1	1	0	0	0	0	0	8	18	0.00	1.000								
Mark Guthrie, L (9, 1) ERA: 6.94	0.2		4	2	0	0	1	1	0	0	0	0	0	6	15	0.00	4.500								
Pat Mahomes, R (9, 1) ERA: 10.45	0.1		1	0	0	0	0	0	0	0	0	0	0	1	3	0.00	0.000								

Baltimore Orioles @ Minnesota Twins
 Hubert H. Humphrey Metrodome, Minneapolis, MN
 Wed May 05 1993, 4:33 AM EDT
 Att: 19,583 - Dome

AB 33
 R 3
 H 8
 RBI 2
 BB 6
 SO 7
 LOB 16

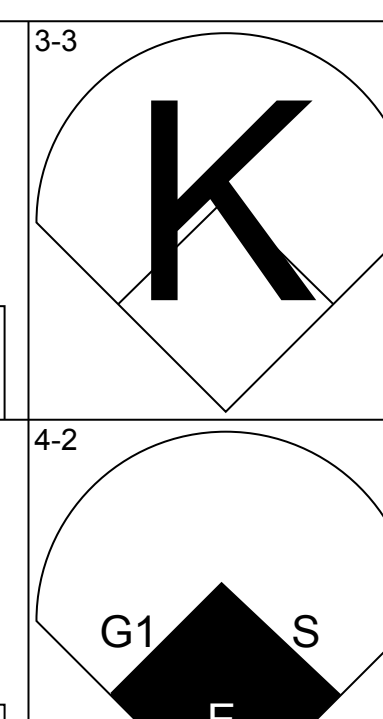
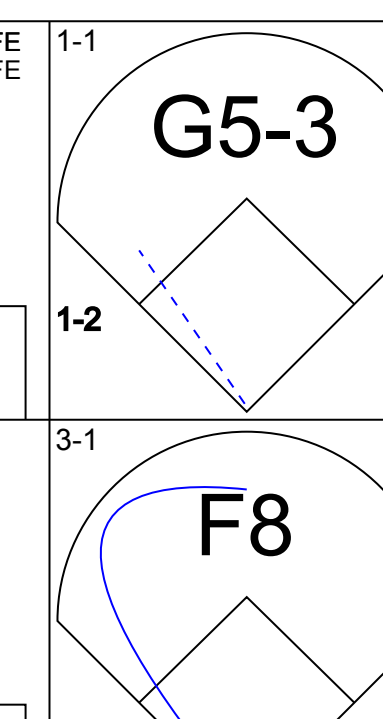
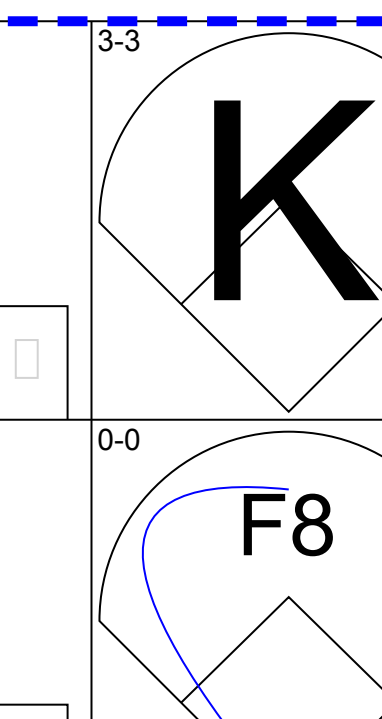
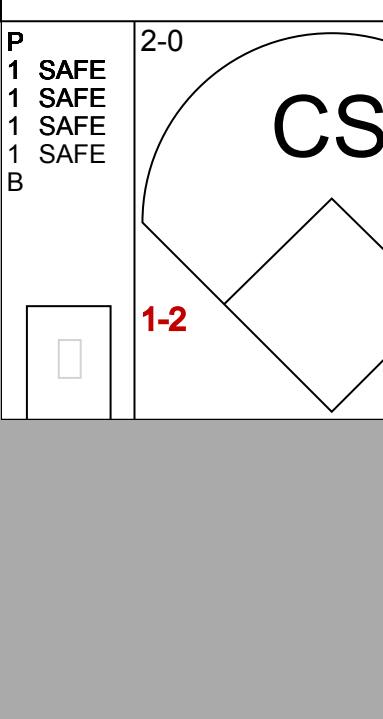
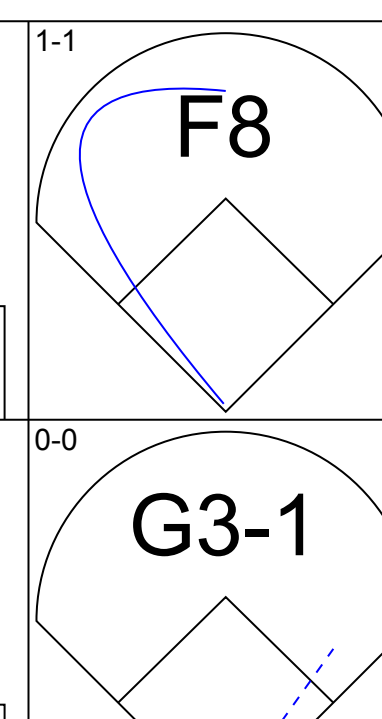
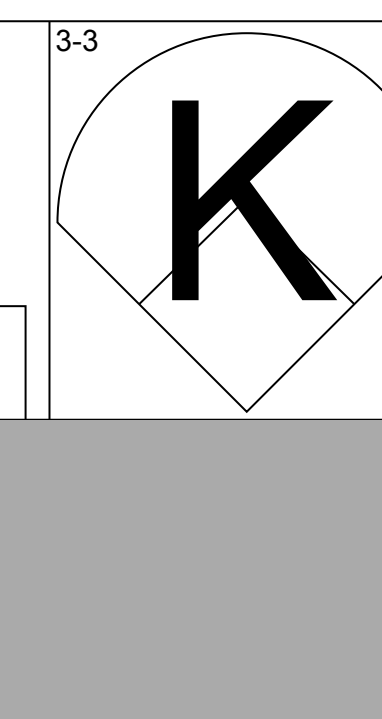
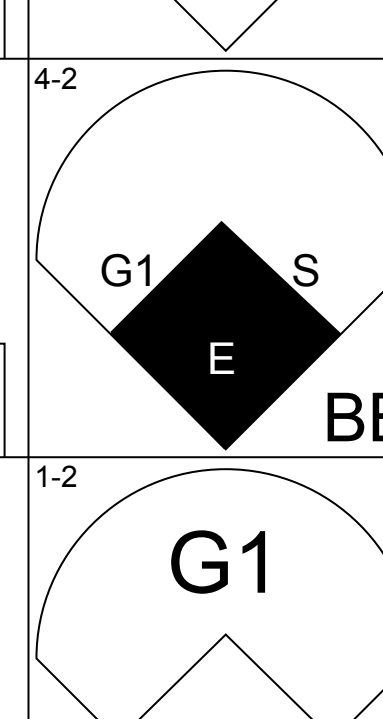
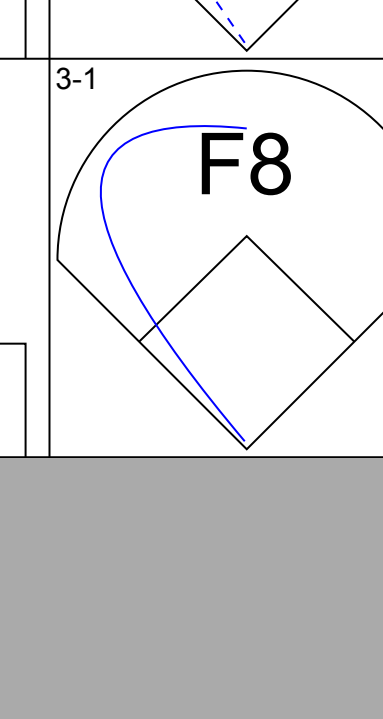
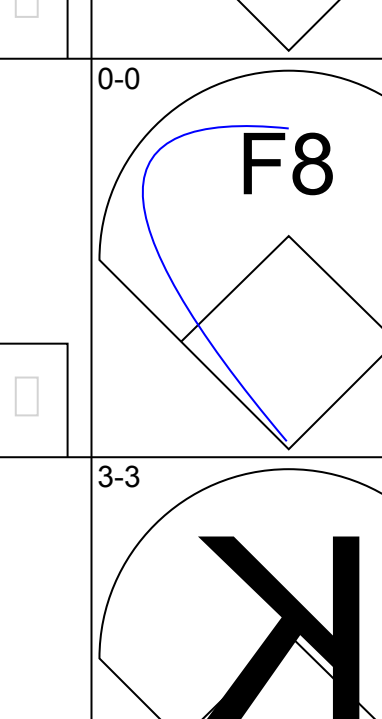
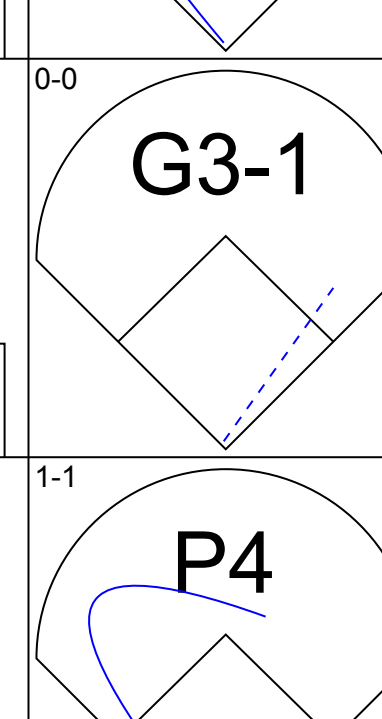
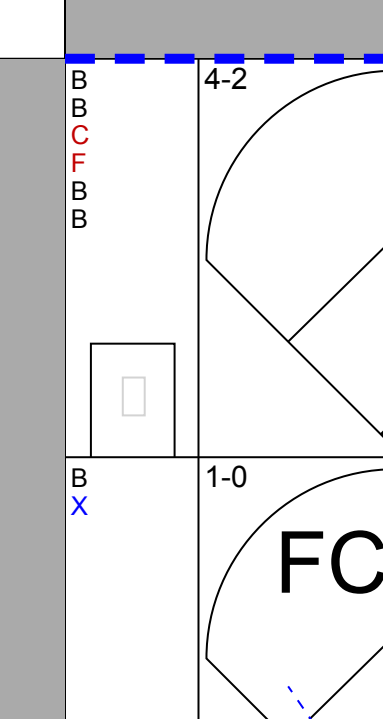
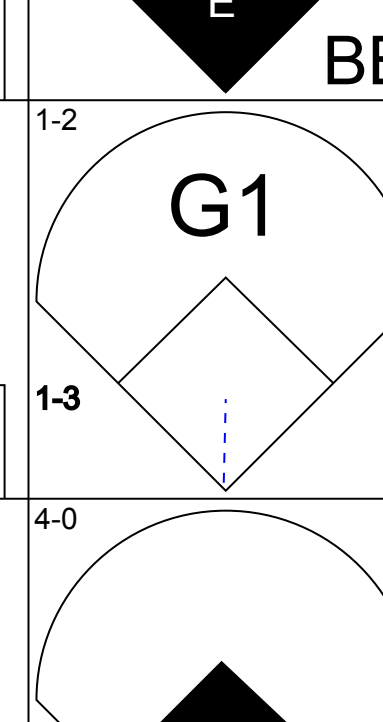
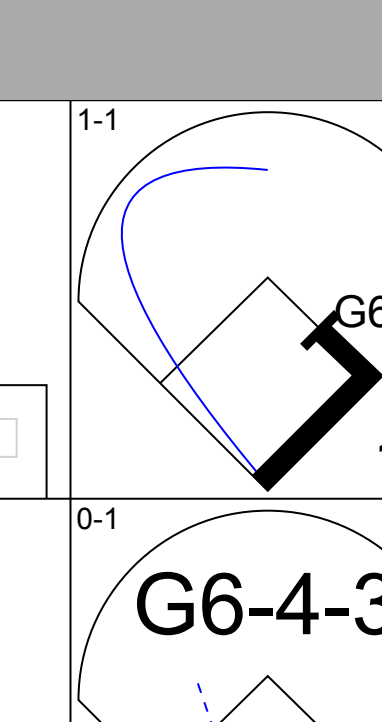
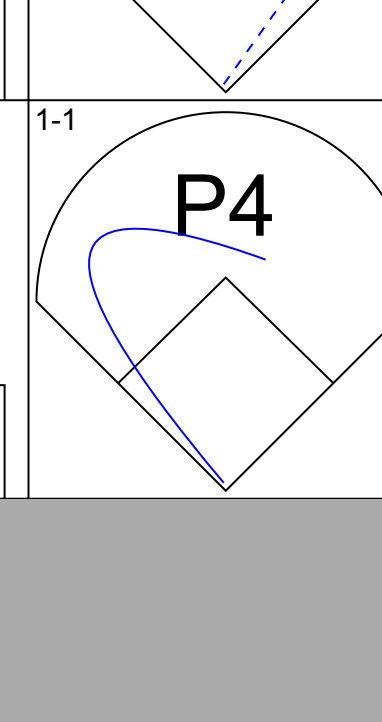
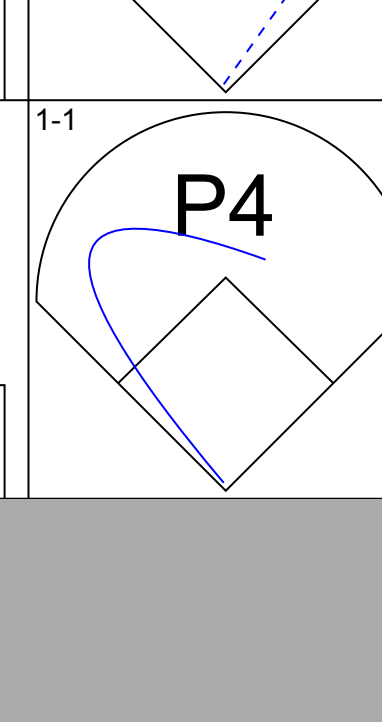
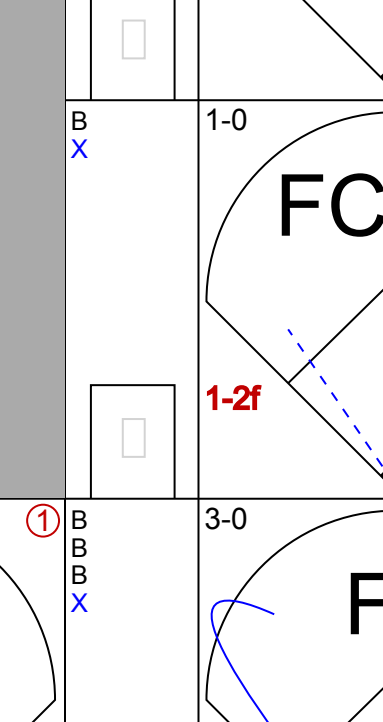
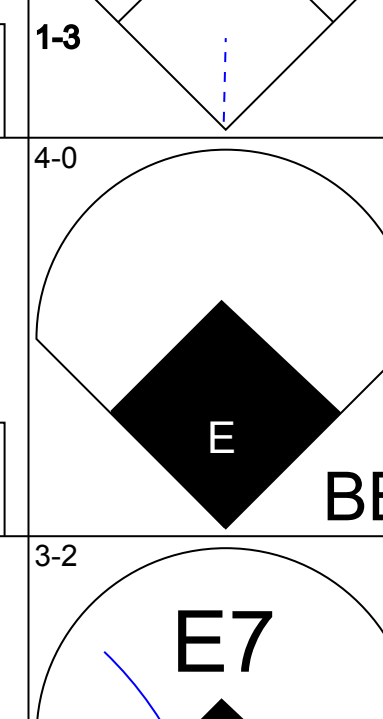
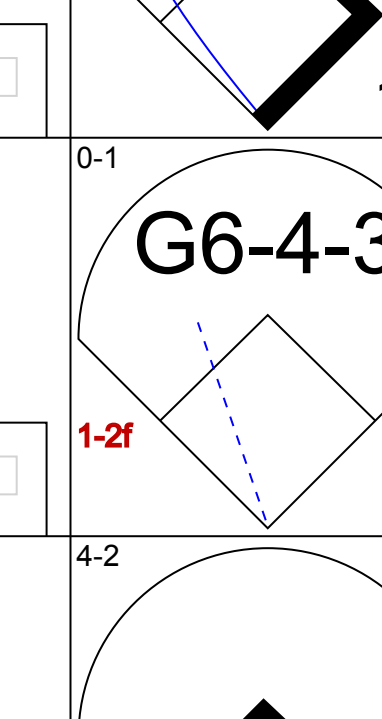
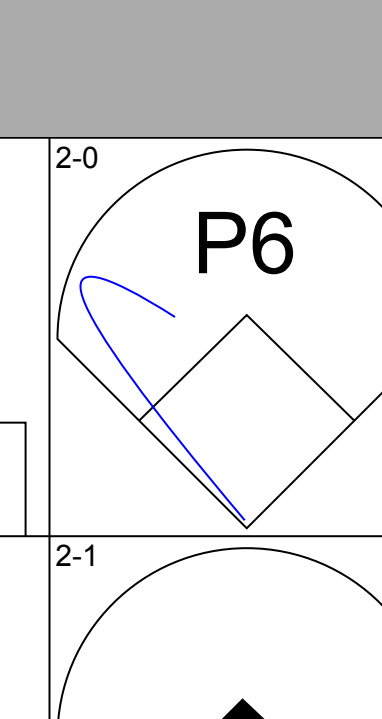
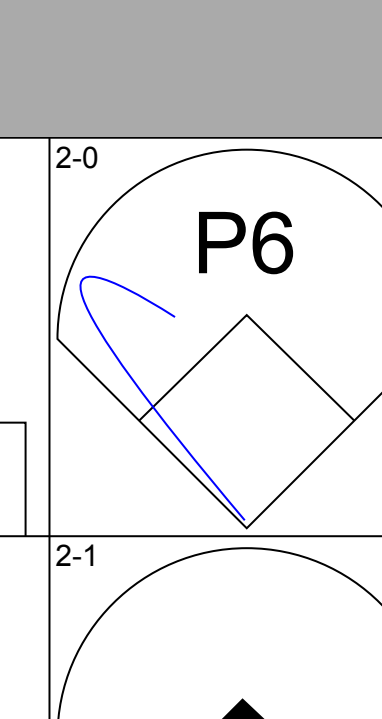
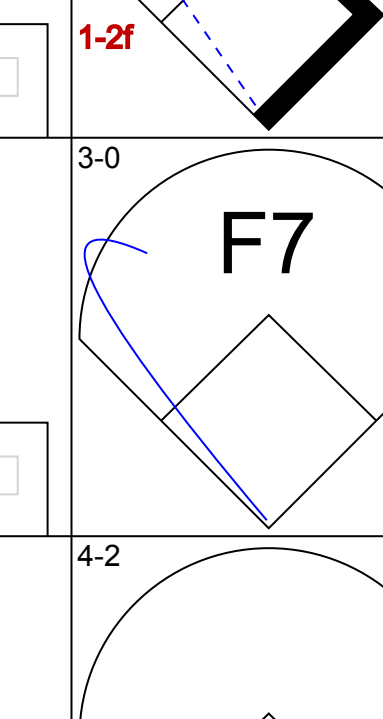
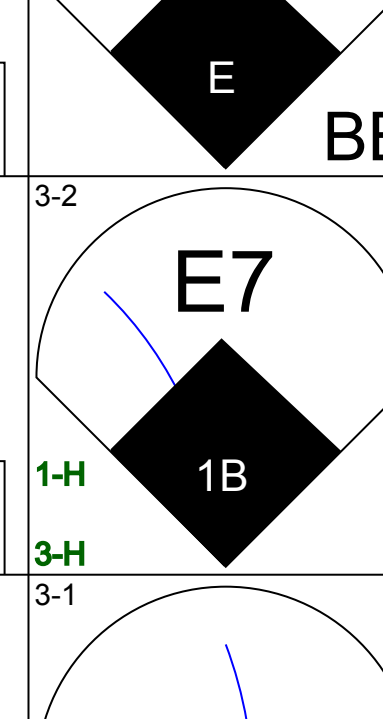
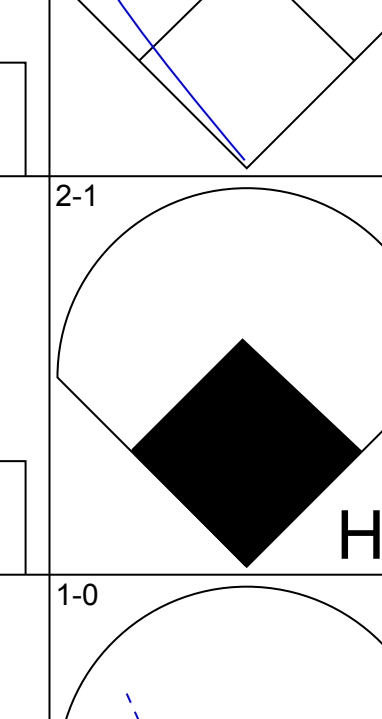
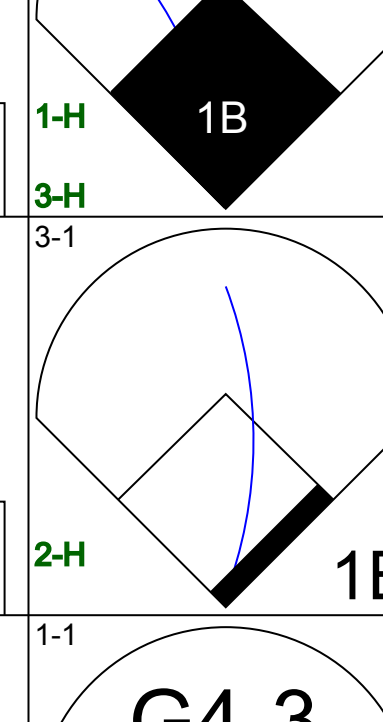
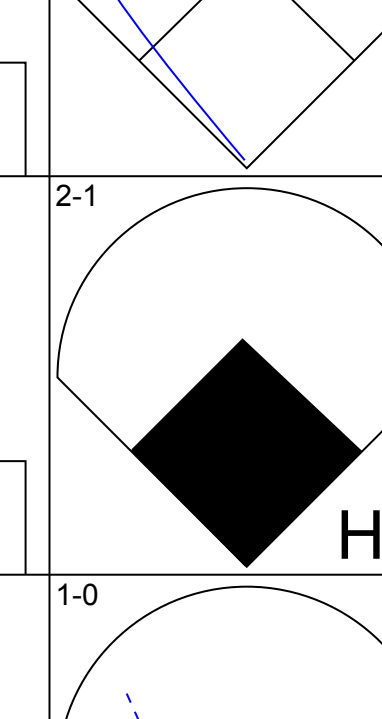
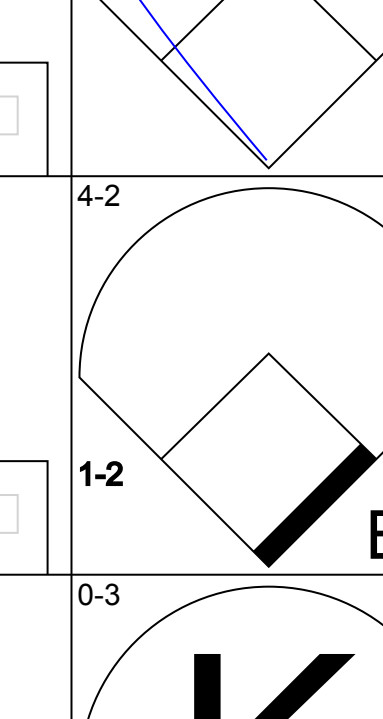
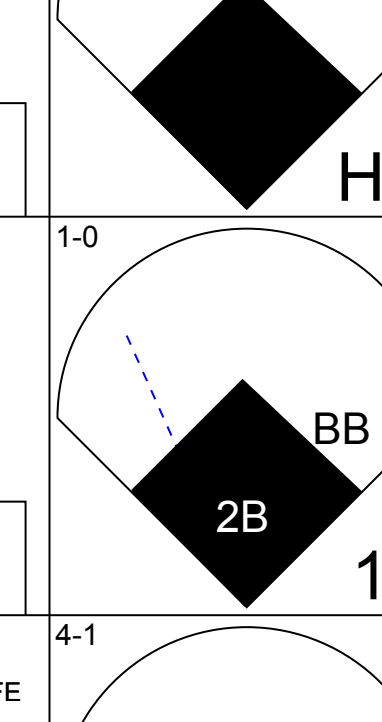
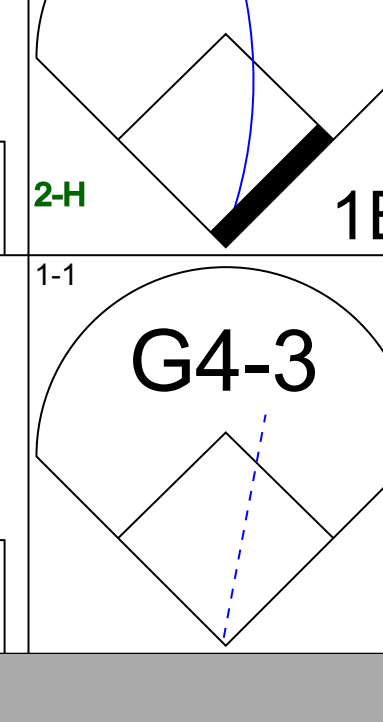
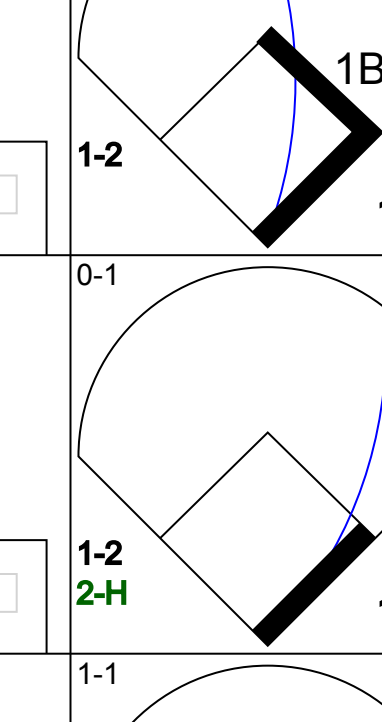
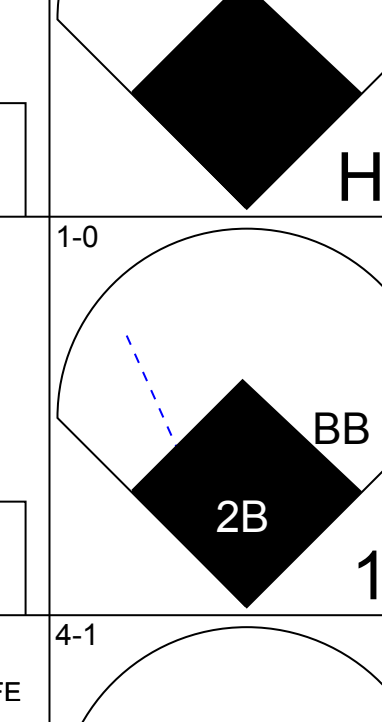
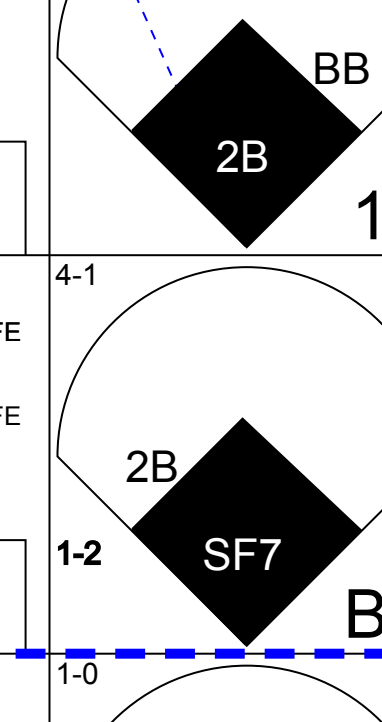
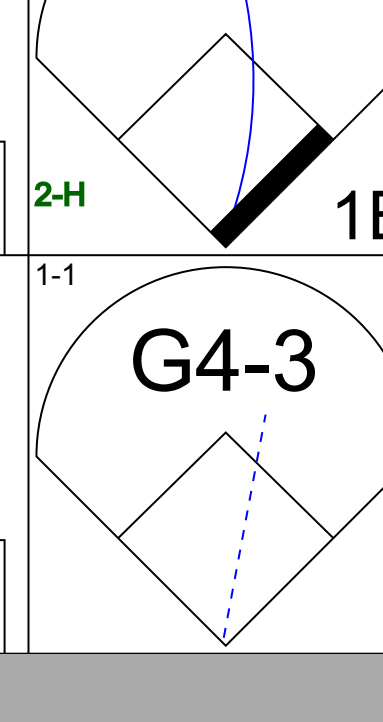
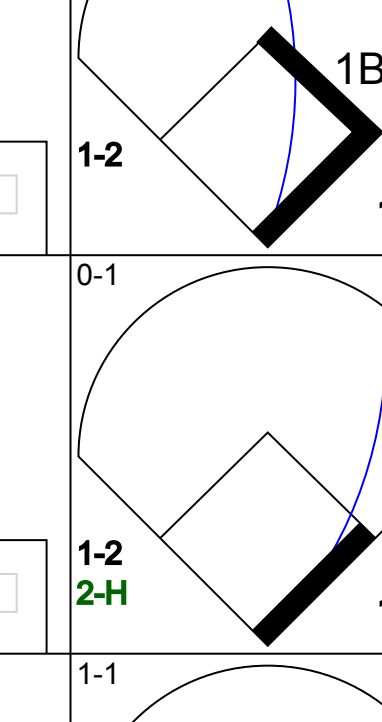
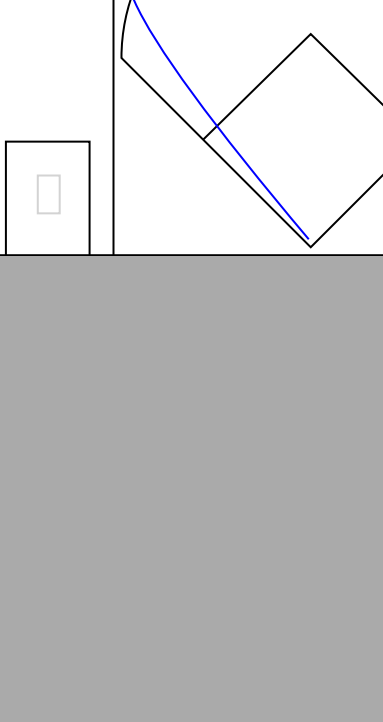
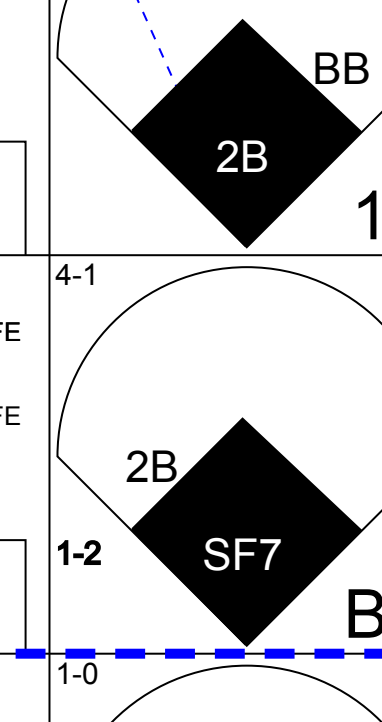
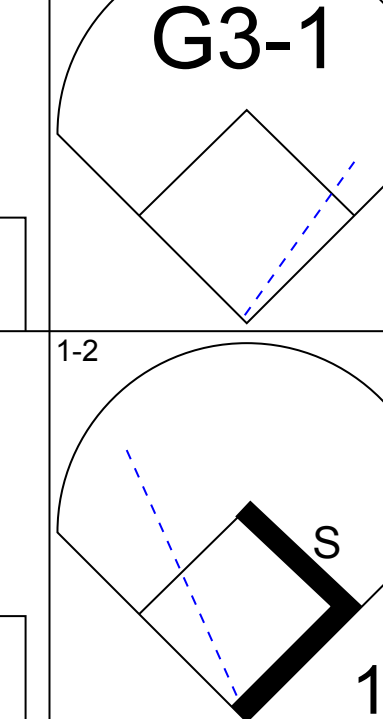
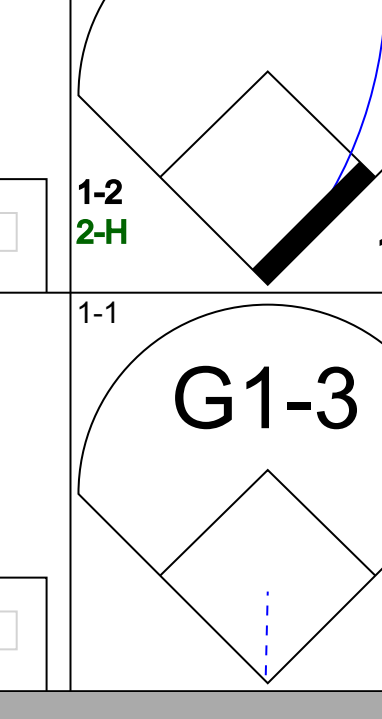
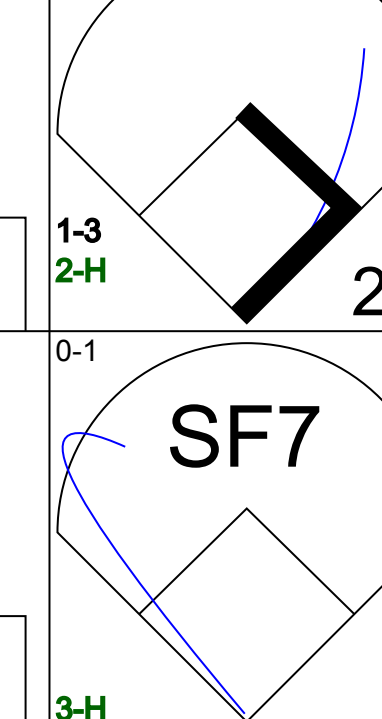
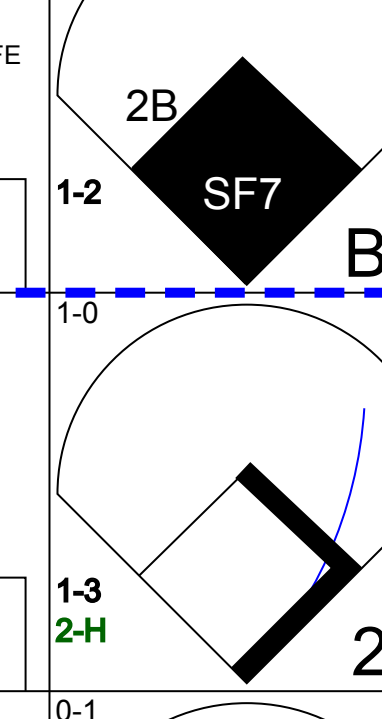


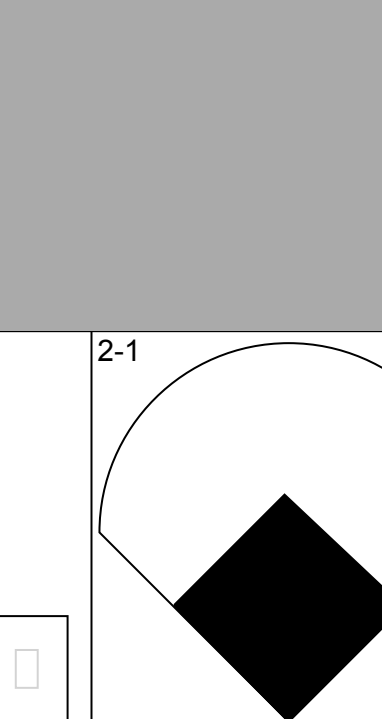

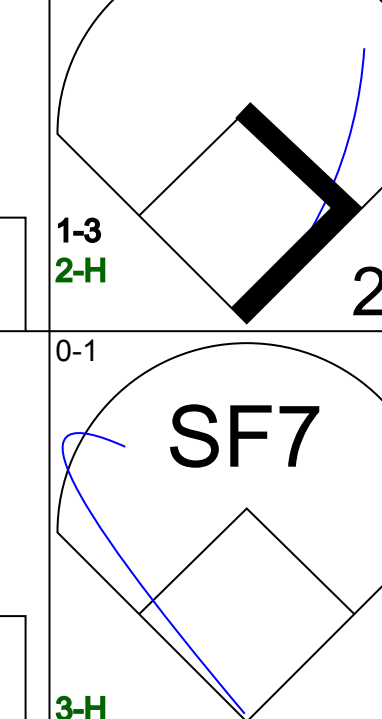


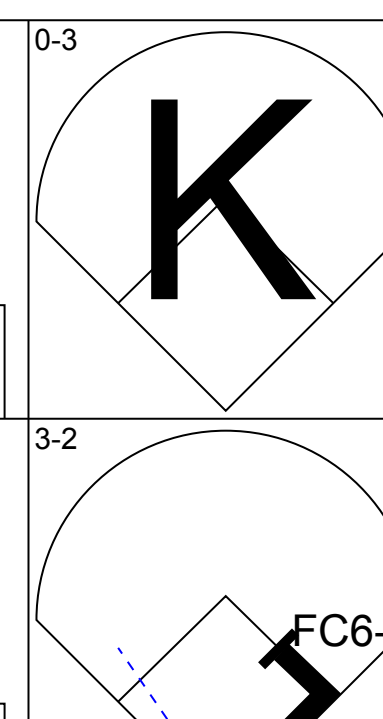
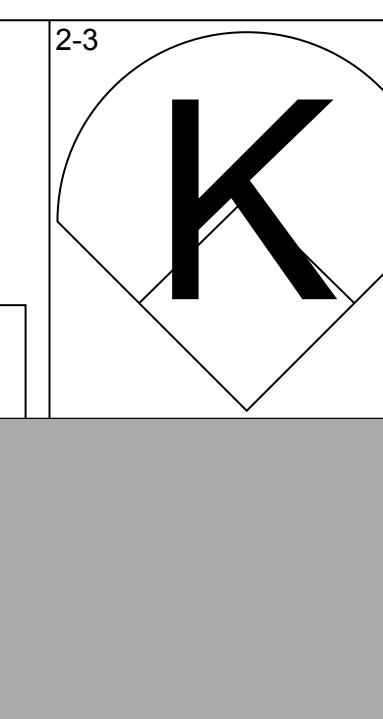
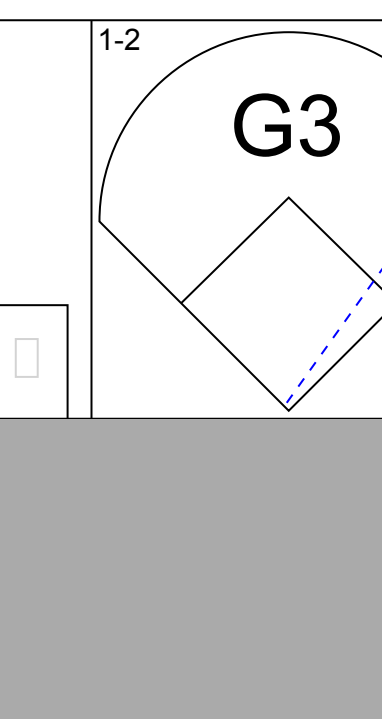
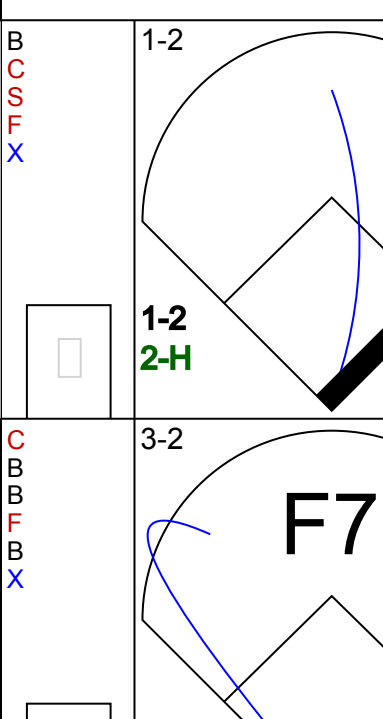
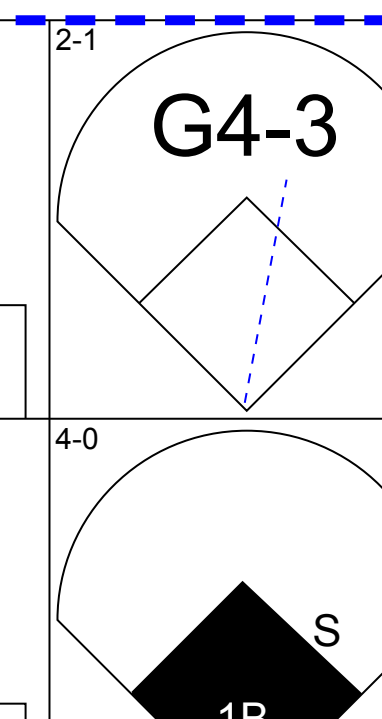
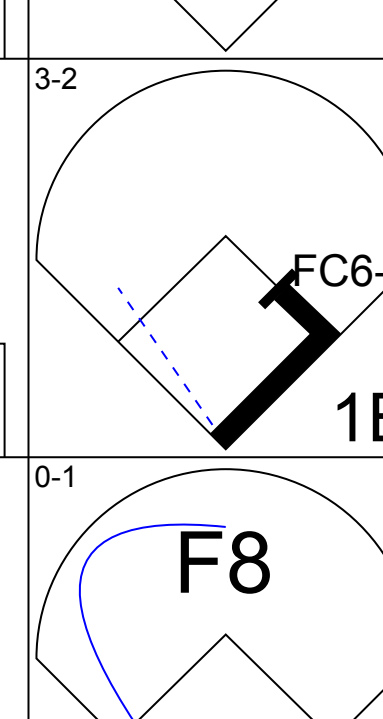
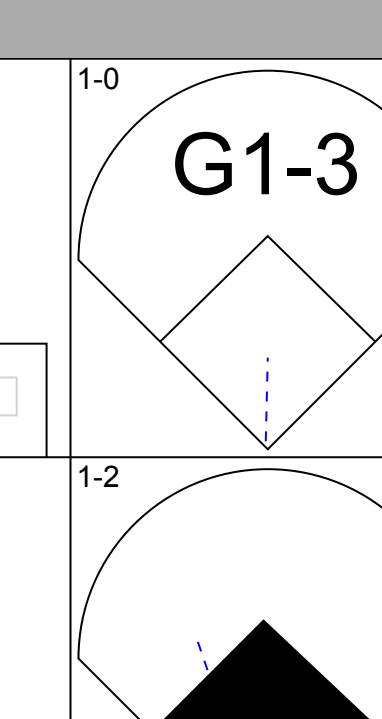
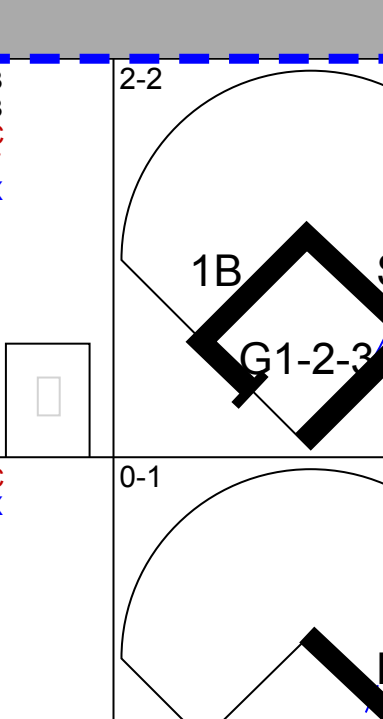
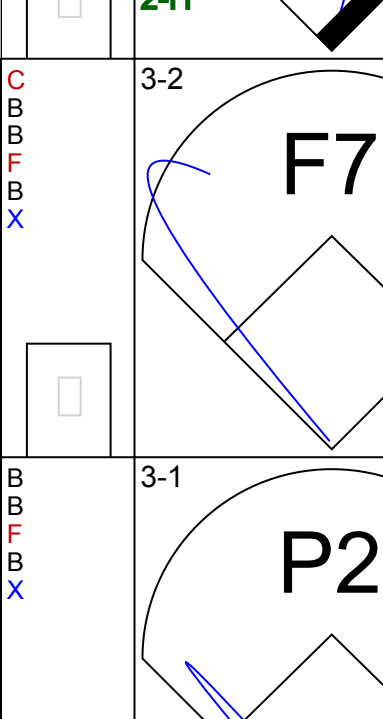
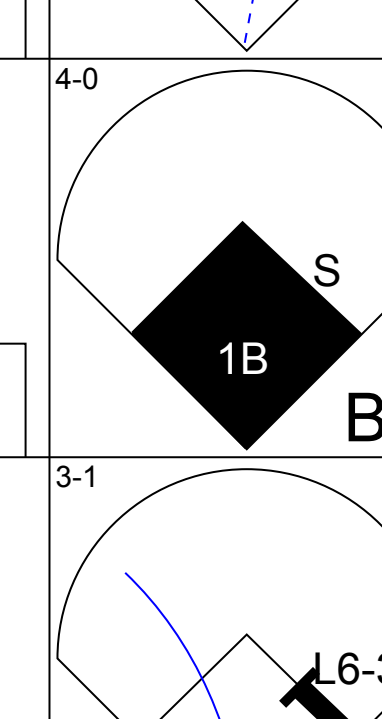
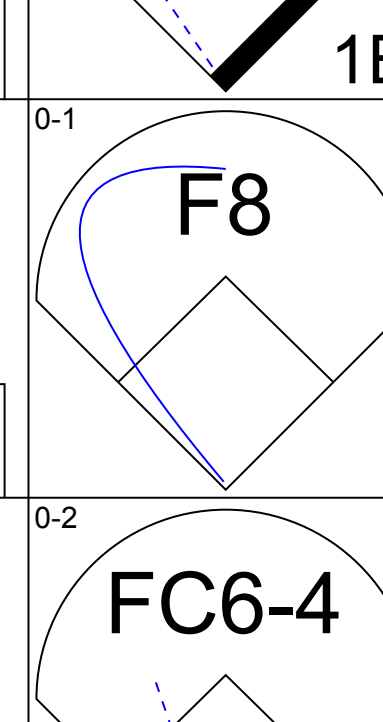
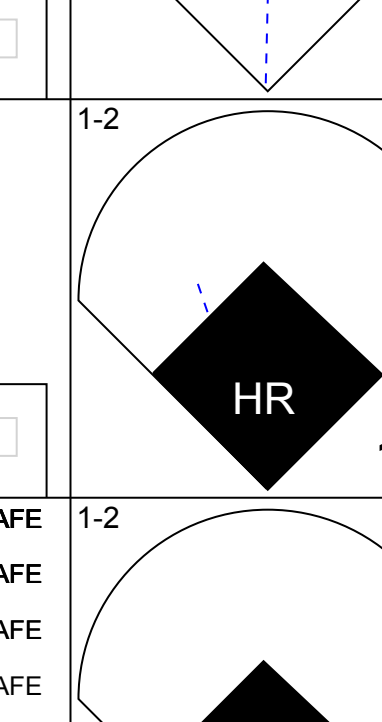
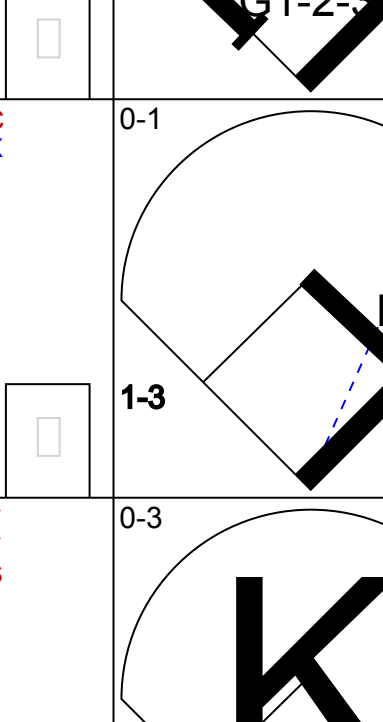
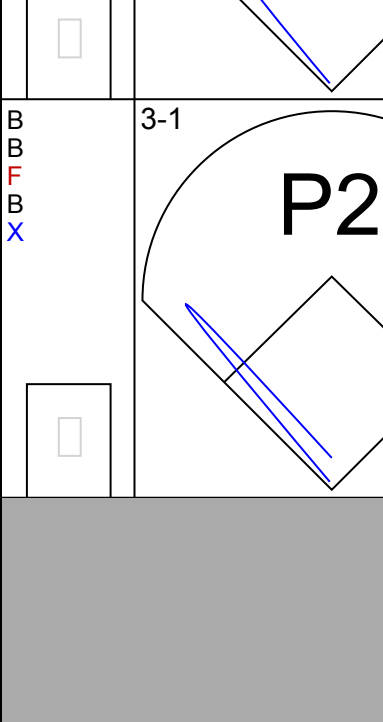
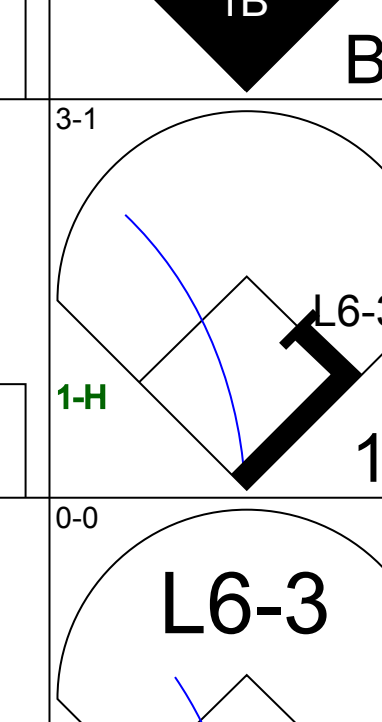

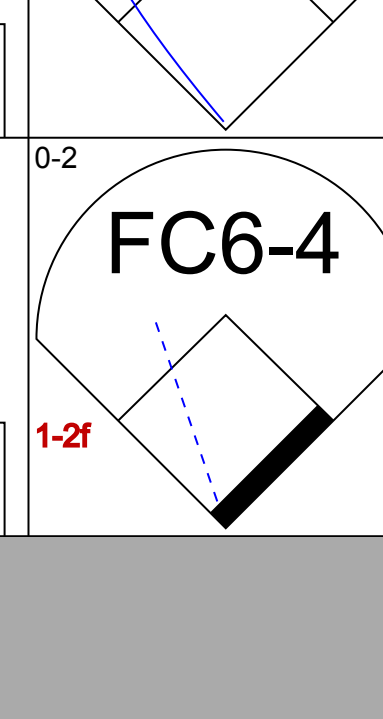
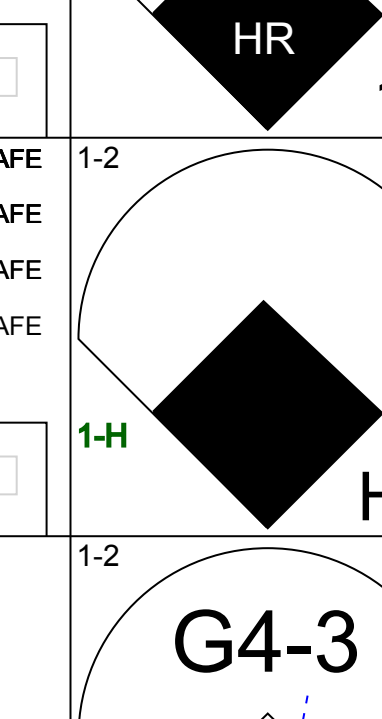
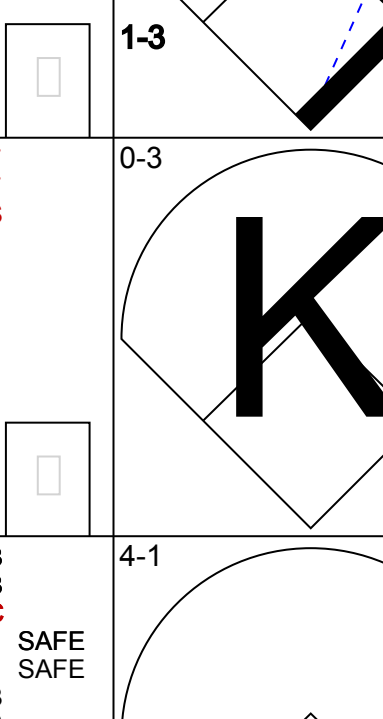
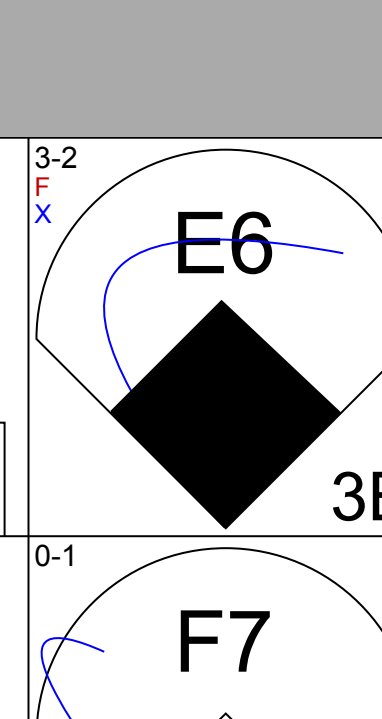
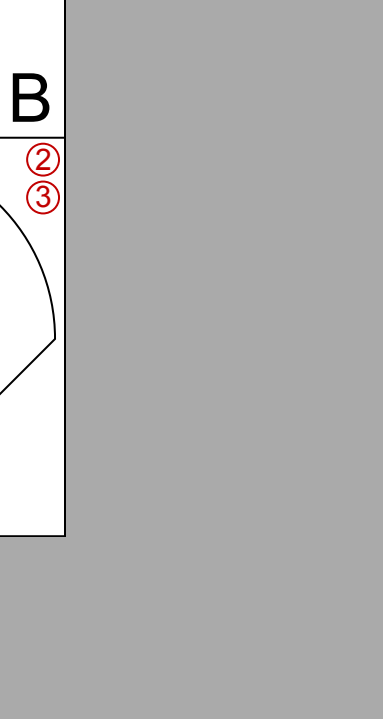
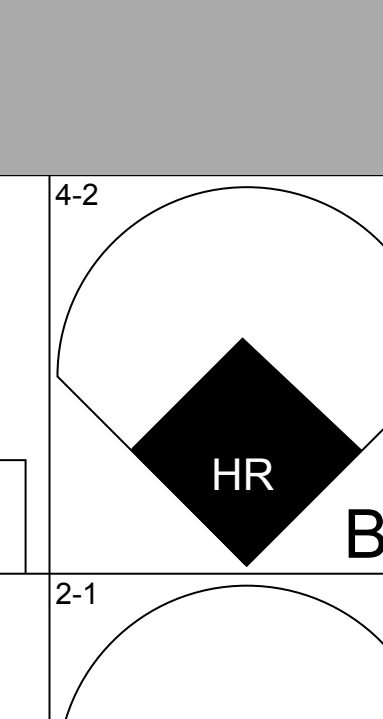
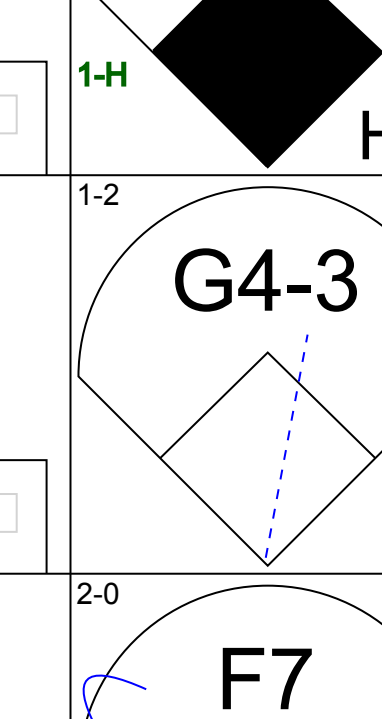
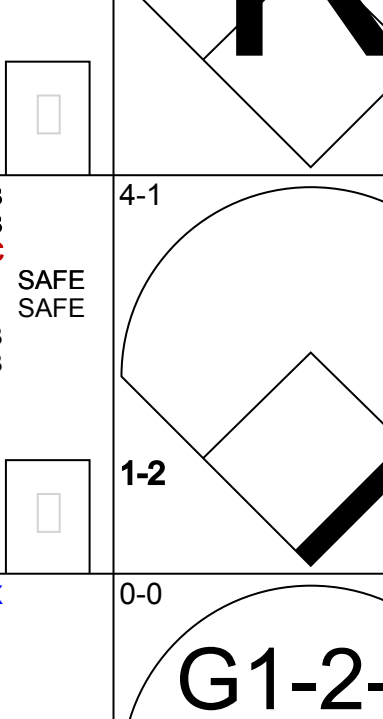
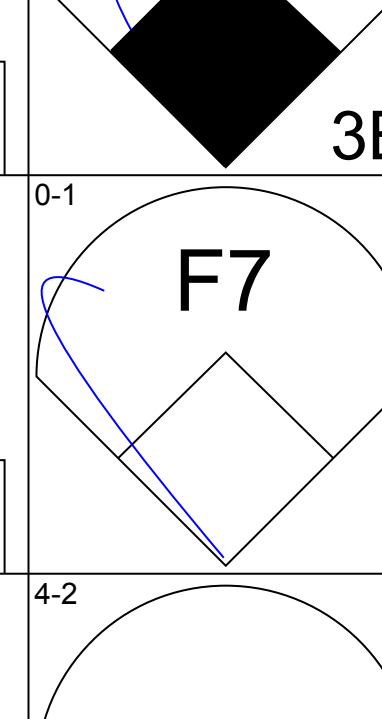
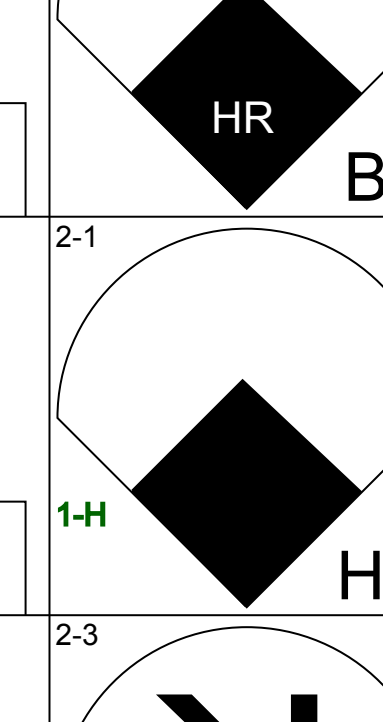
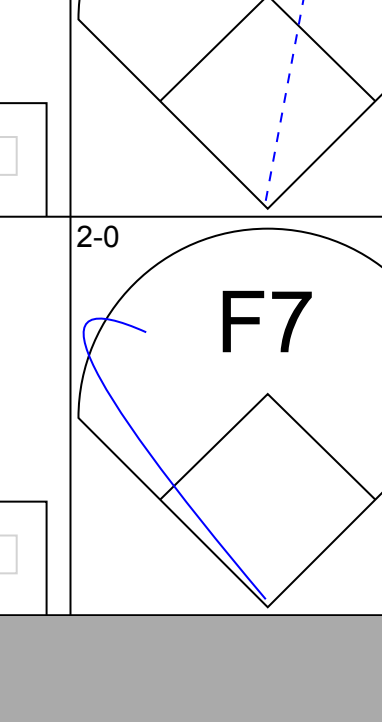
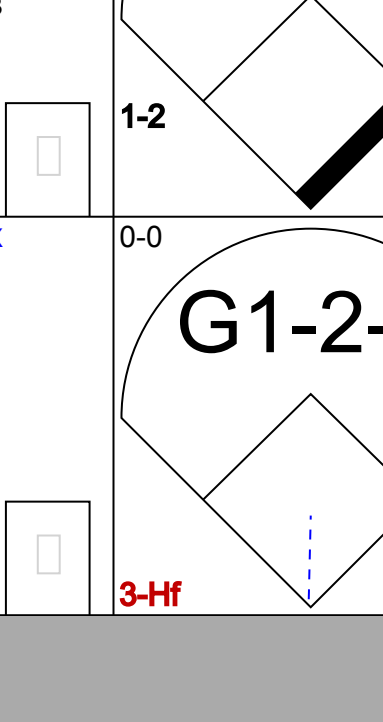
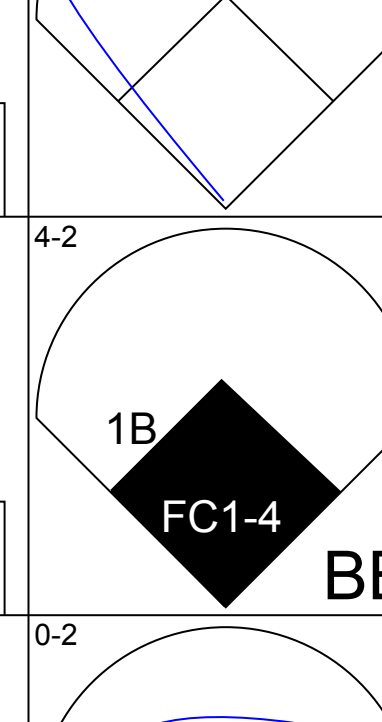
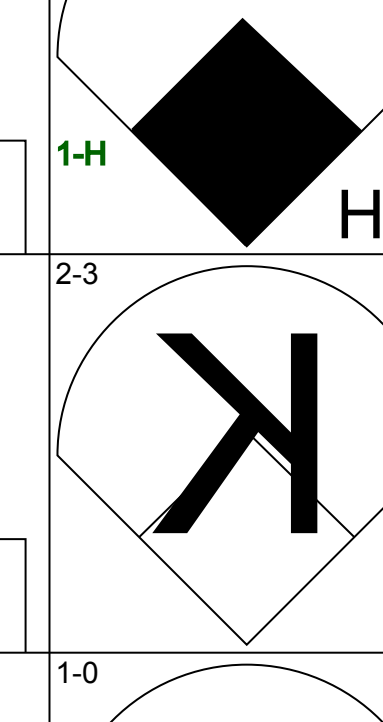
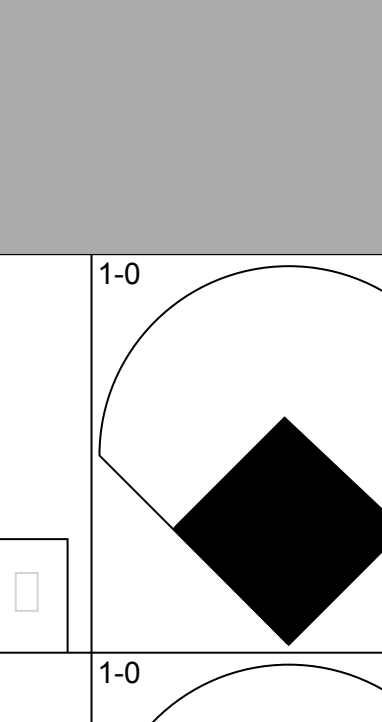
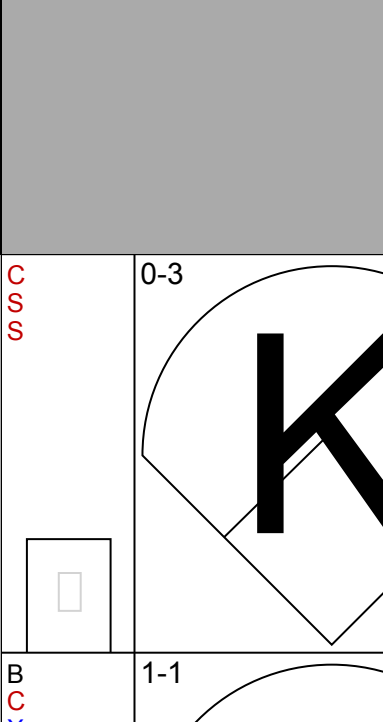

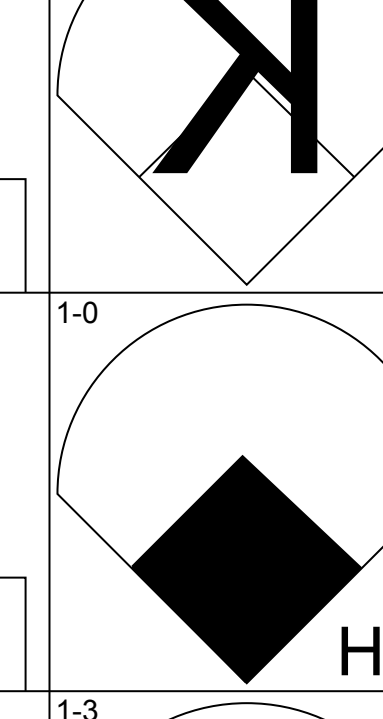
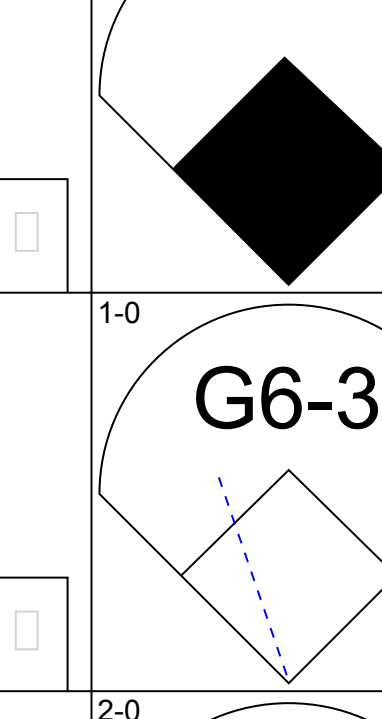
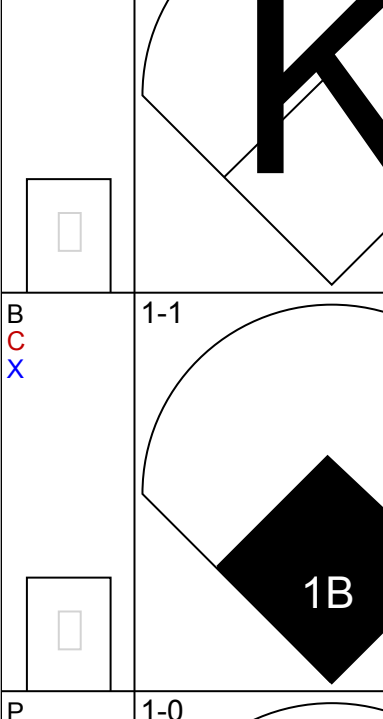

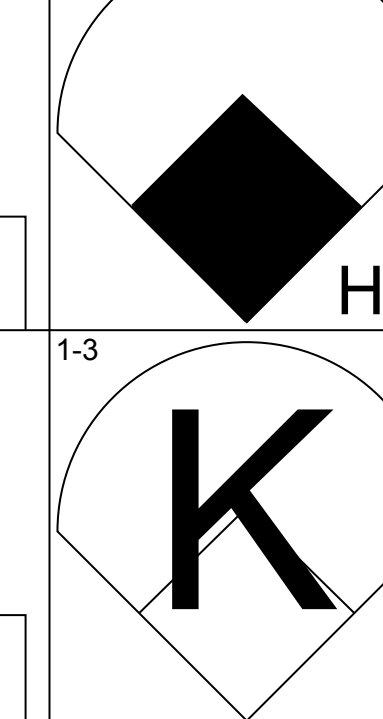
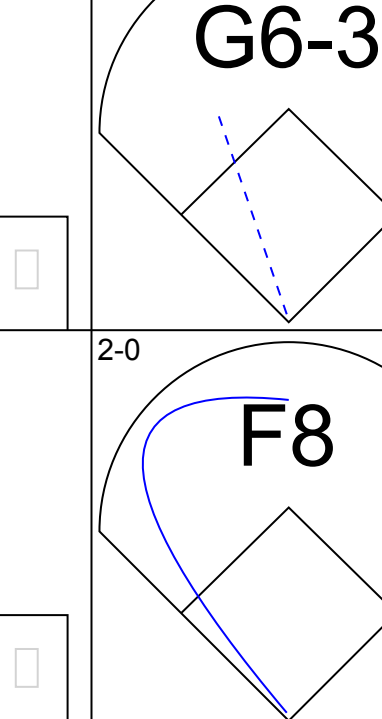
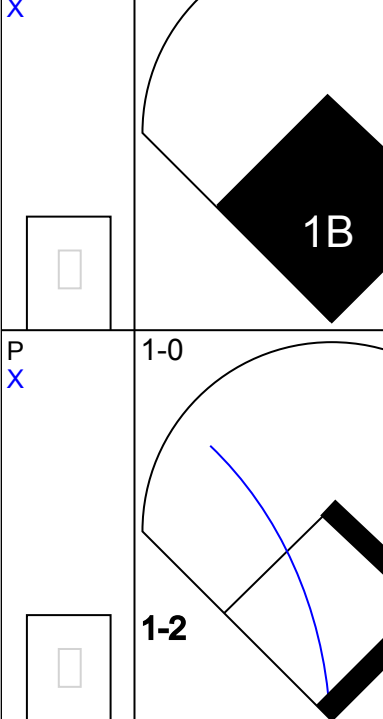

Batter	1	2	3	4	5	6	7	8	9	AB	R	H	RBI	BB	SO	LOB	BOTTOM								
Chuck Knoblauch, R (1, 4) OBP: 0.360, SLG: 0.286	P3		P3			E 1B		F7		4	0	1	0	0	0	1									
Shane Mack, R (1, 7) OBP: 0.243, SLG: 0.278	L4		G5-3		E4				L9	4	0	0	0	0	0	1									
Kirby Puckett, R (1, 8) OBP: 0.389, SLG: 0.522	K		F7		K				B1-3 BB	3	0	0	0	1	2	2									
Kent Hrbek, L (1, 3) OBP: 0.375, SLG: 0.474		F9		BB	G3-1				B1-3	3	0	0	0	1	0	3									
Dave Winfield, R (1, 10) OBP: 0.245, SLG: 0.371		K		L7		L8			F8	4	0	0	0	0	1	2									
Pedro Munoz, R (1, 9) OBP: 0.308, SLG: 0.475		G5-3		G5-3		F8				2	0	0	0	0	0	0									
Gene Larkin, S (7, PH) OBP: 0.308, SLG: 0.333										1	0	0	0	0	0	0									
Lenny Webster, R (1, 2) OBP: 0.143, SLG: 0.150			G6-3		L4				G4-3	3	0	0	0	0	0	0									
Mike Pagliarulo, L (1, 5) OBP: 0.300, SLG: 0.439					G4-3				K	3	0	1	0	0	1	0									
Jeff Reboulet, R (1, 6) OBP: 0.266, SLG: 0.164										2	0	0	0	0	1	1									
Randy Bush, L (8, PH) OBP: 0.333, SLG: 0.188										1	0	0	0	0	0	0									
Pat Meares, R (9, 6)										0	0	0	0	0	0	0									
Inning Stats	R: 0 E: 0 K: 1 S: 11	H: 0 LOB: 0 BB: 0 P: 17	R: 0 E: 0 K: 1 S: 8	H: 0 LOB: 0 BB: 0 P: 12	R: 0 E: 0 K: 0 S: 10	H: 1 LOB: 1 BB: 0 P: 15	R: 0 E: 0 K: 0 S: 8	H: 0 LOB: 1 BB: 1 P: 16	R: 0 E: 0 K: 0 S: 13	H: 0 LOB: 0 BB: 0 P: 15	R: 0 E: 1 K: 2 S: 13	H: 1 LOB: 2 BB: 0 P: 16	R: 0 E: 0 K: 0 S: 5	H: 0 LOB: 0 BB: 0 P: 6	R: 0 E: 0 K: 1 S: 6	H: 0 LOB: 0 BB: 0 P: 11	R: 0 E: 0 K: 0 S: 8	H: 0 LOB: 1 BB: 1 P: 15	1B: 1 2B: 1 3B: 0 HR: 0	SF: 0 SAC: 0 DP: 0 HBP: 0	WP: 0 PB: 0 SB: 0 CS: 0	PA: 32			
PITCHER	IP	WLS	BF	H	R	ER	SO	BB	IBB	HBP	BLK	WP	HR	S	P	ERA	WHIP								
35 Mike Mussina, R (1, 1) ERA: 2.55	9.0	W	32	2	0	0	5	2	0	0	0	0	0	82	123	0.00	0.444								

Baltimore Orioles @ Minnesota Twins
 Hubert H. Humphrey Metrodome, Minneapolis, MN
 Wed May 05 1993, 4:33 AM EDT
 Att: 19,583 - Dome

AB 30
 R 0
 H 2
 RBI 0
 BB 2
 SO 5
 LOB 10



Batter	1	2	3	4	5	6	7	8	9	AB	R	H	RBI	BB	SO	LOB	TOP					
Brady Anderson, L (1, 7) OBP: 0.341, SLG: 0.414										5	0	0	0	0	3	2	Baltimore Orioles @ Toronto Blue Jays SkyDome, Toronto, ON Thu May 06 1993, 7:05 PM EDT Att: 50,505 - Unknown - 65 F					
Mark McLemore, S (1, 9) OBP: 0.356, SLG: 0.391										3	1	0	0	2	0	1						
Cal Ripken Jr., R (1, 6) OBP: 0.311, SLG: 0.370										5	0	1	0	0	1	2						
Chris Hoiles, R (1, 2) OBP: 0.384, SLG: 0.443										4	1	1	0	1	0	2						
Leo Gomez, R (1, 5) Jack Voigt, R (9, PR)										3	3	1	1	2	1	1						
Sherman Obando, R (1, 10) OBP: 0.400, SLG: 0.375										5	1	3	1	0	1	2						
David Segui, S (1, 3) OBP: 0.385, SLG: 0.290										3	1	1	1	1	0	1						
Harold Reynolds, S (1, 4) OBP: 0.333, SLG: 0.333										4	0	2	1	0	0	2						
Damon Buford, R (1, 8) Mark Leonard, L (8, PH)										3	1	2	1	0	0	1						
Inning Stats	R: 3 E: 1 K: 1 S: 15	H: 1 LOB: 1 BB: 2 P: 34	R: 0 E: 0 K: 0 S: 10	H: 1 LOB: 1 BB: 0 P: 18	R: 1 E: 0 K: 0 S: 15	H: 3 LOB: 2 BB: 1 P: 23	R: 1 E: 0 K: 2 S: 9	H: 1 LOB: 0 BB: 0 P: 17	R: 0 E: 0 K: 1 S: 8	H: 1 LOB: 0 BB: 0 P: 12	R: 0 E: 0 K: 0 S: 6	H: 1 LOB: 0 BB: 0 P: 10	R: 0 E: 0 K: 0 S: 5	H: 0 LOB: 0 BB: 0 P: 7	R: 3 E: 0 K: 1 S: 12	H: 3 LOB: 1 BB: 1 P: 25		R: 0 E: 0 K: 1 S: 10	H: 0 LOB: 2 BB: 2 P: 22	1B: 8 2B: 2 3B: 0 HR: 2	SF: 1 SAC: 0 DP: 2 HBP: 0	WP: 0 PB: 0 SB: 2 CS: 2
PITCHER	IP	WLS	BF	H	R	ER	SO	BB	IBB	HBP	BLK	WP	HR	S	P	ERA	WHIP					
Scott Brow, R (1, 1) ERA: 6.0	3.0		18	6	5	2	1	3	0	0	0	0	1	42	79	6.00	3.000					
Danny Cox, R (4, 1) ERA: 1.95	4.1	W	16	4	3	3	3	1	0	0	0	0	1	31	56	6.23	1.154					
Mike Timlin, R (8, 1) ERA: 4.38	0.2		3	1	0	0	1	0	0	0	0	0	0	7	11	0.00	1.500					
Duane Ward, R (9, 1) ERA: 2.31	1.0	S	5	0	0	0	1	2	0	0	0	0	0	10	22	0.00	2.000					

Batter	1	2	3	4	5	6	7	8	9	AB	R	H	RBI	BB	SO	LOB	BOTTOM				
Devon White, S (1, 8) OBP: 0.375, SLG: 0.446										5	0	1	1	0	2	0	Baltimore Orioles @ Toronto Blue Jays SkyDome, Toronto, ON Thu May 06 1993, 7:05 PM EDT Att: 50,505 - Unknown - 65 F				
Roberto Alomar, S (1, 4) OBP: 0.407, SLG: 0.402										4	1	2	0	1	0	2					
Paul Molitor, R (1, 10) OBP: 0.384, SLG: 0.427										5	1	3	1	0	0	3					
Joe Carter, R (1, 7) OBP: 0.345, SLG: 0.653										5	2	2	2	0	1	4					
John Olerud, L (1, 3) OBP: 0.496, SLG: 0.583										2	1	0	0	2	0	0					
Darnell Coles, R (1, 9) Turner Ward, S (9, 9) OBP: 0.186, SLG: 0.300										3	2	1	2	1	0	3					
Ed Sprague, R (1, 5) OBP: 0.275, SLG: 0.417										4	1	2	1	0	2	0					
Pat Borders, R (1, 2) OBP: 0.219, SLG: 0.283										4	2	2	2	0	0	1					
Luis Sojo, R (1, 6) OBP: 0.313, SLG: 0.375										4	0	1	0	0	1	1					
Inning Stats	R: 0 E: 0 K: 1 S: 11	H: 1 LOB: 1 BB: 0 P: 14	R: 3 E: 0 K: 3 S: 14	H: 2 LOB: 0 BB: 1 P: 26	R: 2 E: 0 K: 0 S: 12	H: 2 LOB: 0 BB: 0 P: 18	R: 1 E: 0 K: 0 S: 6	H: 1 LOB: 0 BB: 0 P: 11	R: 0 E: 0 K: 1 S: 10	H: 2 LOB: 2 BB: 1 P: 16	R: 1 E: 0 K: 1 S: 16	H: 3 LOB: 0 BB: 0 P: 24	R: 2 E: 1 K: 0 S: 22	H: 2 LOB: 1 BB: 1 P: 32	R: 1 E: 0 K: 0 S: 5	H: 1 LOB: 0 BB: 1 P: 14		1B: 9 2B: 1 3B: 1 HR: 4	SF: 0 SAC: 0 DP: 2 HBP: 0	WP: 2 PB: 0 SB: 2 CS: 0	PA: 40
PITCHER	IP	WLS	BF	H	R	ER	SO	BB	IBB	HBP	BLK	WP	HR	S	P	ERA	WHIP				
Ben McDonald, R (1, 1) ERA: 5.64	4.0	L	19	6	6	6	4	1	0	0	0	0	4	43	69	13.50	1.750				
Alan Mills, R (5, 1) ERA: 4.87	3.0		17	7	3	3	2	2	0	0	0	1	0	48	72	9.00	3.000				
Gregg Olson, R (8, 1) ERA: 2.57	1.0		4	1	1	1	0	1	0	0	0	0	0	5	14	9.00	2.000				

AB	35
R	8
H	11
RBI	6
BB	6
SO	6
LOB	14



AB	36
R	10
H	14
RBI	9
BB	4
SO	6
LOB	14



Batter	1	2	3	4	5	6	7	8	9	AB	R	H	RBI	BB	SO	LOB	TOP				
Brady Anderson, L (1, 7) OBP: 0.336, SLG: 0.400	4-0 1B FC3-6 BB		2-2 F7		2-0 P4	2-0 P3			1-1 G3	4	1	0	0	1	0	4					
Mark McLemore, S (1, 9) OBP: 0.394, SLG: 0.397	2-1 FC3-6 1B		1-2 G4-3		1-0 WP 1B		0-2 P5			4	0	2	0	0	0	0					
Cal Ripken Jr., R (1, 6) OBP: 0.310, SLG: 0.366	0-1 FC3-6 WP 1-2 3-H			1-2 1B 1B	3-2 F9		1-0 G6-3			4	0	1	1	0	0	3					
Glenn Davis, R (1, 3) OBP: 0.253, SLG: 0.264	1-1 F8			0-1 F8		2-1 1B BB 1B		1-3 K		4	1	1	0	0	1	2					
Leo Gomez, R (1, 5) OBP: 0.372, SLG: 0.446	2-3 K			0-0 F7		1-3 BB 1B		3-3 K		4	0	1	0	0	2	2					
Sherman Obando, R (1, 10) OBP: 0.379, SLG: 0.357		3-2 F8		2-1 1B		2-3 K		1-3 K		4	0	1	0	0	2	2					
Harold Reynolds, S (1, 4) OBP: 0.330, SLG: 0.321		2-2 P2		2-2 P6		4-2 BB BB		1-0 F8		3	0	0	0	1	0	2					
Damon Buford, R (1, 8) OBP: 0.467, SLG: 0.583		1-3 K			0-0 WP 1B 1B	4-2 BB BB		1-2 P6		3	0	1	1	1	1	0					
Jeff Tackett, R (1, 2) OBP: 0.313, SLG: 0.269			0-2 G1-3		0-3 K			2-1 G3		3	0	0	0	0	2	4					
Mark Leonard, L (9, PH)										1	0	0	0	0	0	0					
Chris Hoiles, R (9, 2) OBP: 0.384, SLG: 0.443										0	0	0	0	0	0	0					
Inning Stats	R: 1 E: 0 K: 1 S: 9	H: 1 LOB: 1 BB: 1 P: 18	R: 0 E: 0 K: 1 S: 10	H: 0 LOB: 0 BB: 0 P: 16	R: 0 E: 0 K: 0 S: 11	H: 2 LOB: 2 BB: 0 P: 14	R: 0 E: 0 K: 0 S: 11	H: 2 LOB: 2 BB: 0 P: 15	R: 1 E: 0 K: 2 S: 16	H: 2 LOB: 3 BB: 2 P: 35	R: 0 E: 0 K: 1 S: 7	H: 0 LOB: 0 BB: 0 P: 9	R: 0 E: 0 K: 2 S: 9	H: 0 LOB: 0 BB: 0 P: 14	R: 0 E: 0 K: 0 S: 7	H: 0 LOB: 0 BB: 0 P: 11	1B: 7 2B: 0 3B: 0 HR: 0	SF: 0 SAC: 0 DP: 0 HBP: 0	WP: 2 PB: 0 SB: 0 CS: 0	PA: 37	
PITCHER	IP	WLS	BF	H	R	ER	SO	BB	IBB	HBP	BLK	WP	HR	S	P	ERA	WHIP				
Pat Hentgen, R (1, 1) ERA: 2.21	6.0		28	7	2	2	5	3	0	0	0	2	0	68	114	3.00	1.667				
Mark Eichhorn, R (7, 1) ERA: 3.47	3.0	W	9	0	0	0	3	0	0	0	0	0	0	23	34	0.00	0.000				

Baltimore Orioles @ Toronto Blue Jays
SkyDome, Toronto, ON
Fri May 07 1993, 7:05 PM EDT
Att: 50,498 - Dome

AB 34
R 2
H 7
RBI 2
BB 3
SO 8
LOB 19

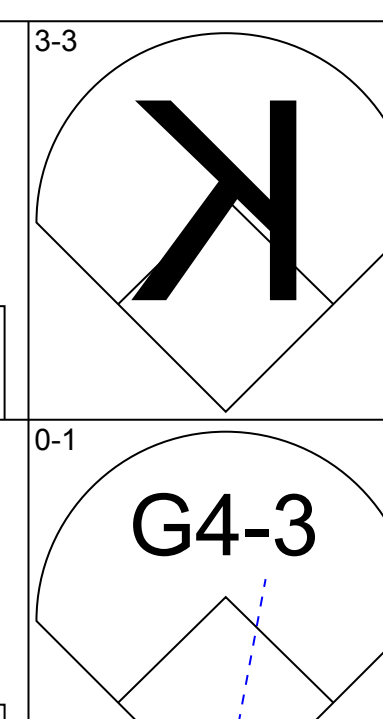
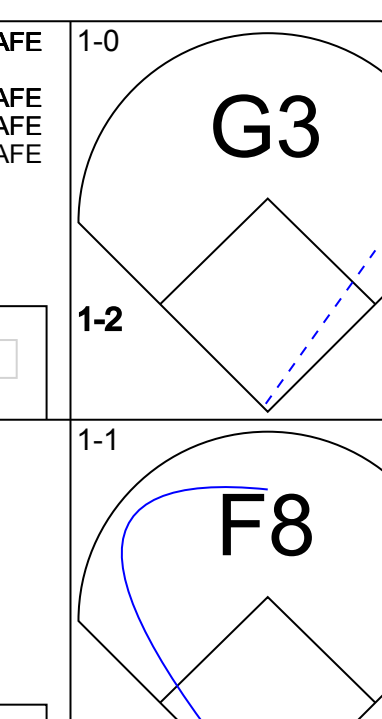
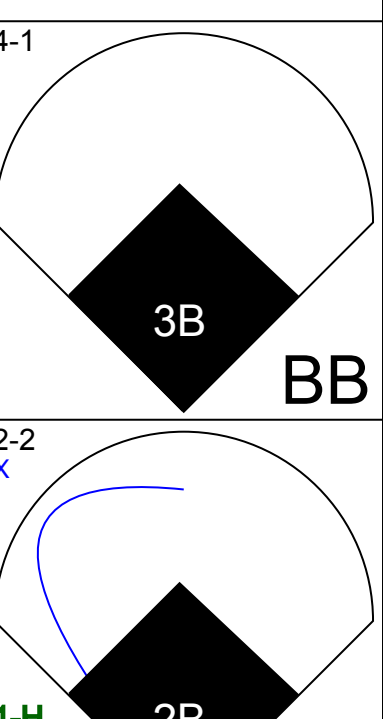
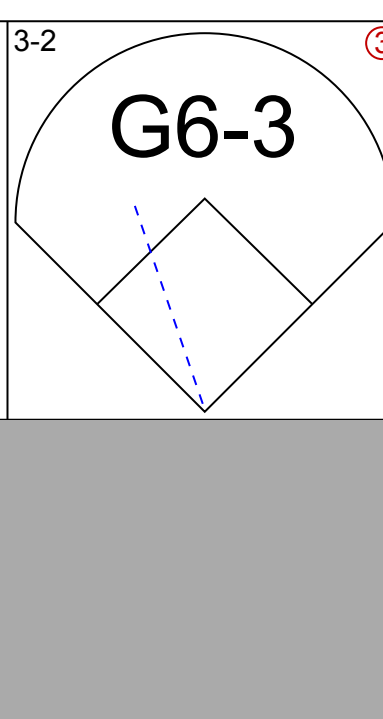
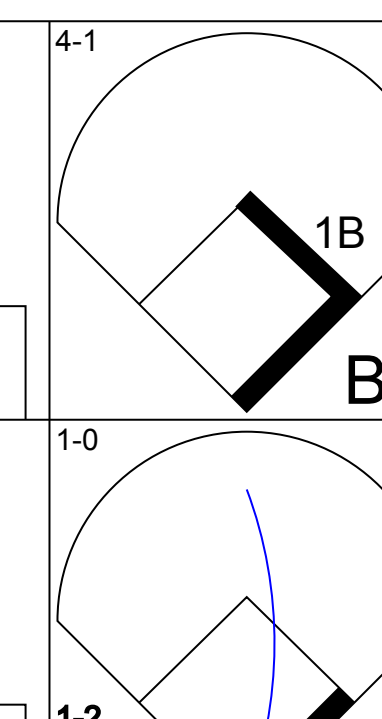
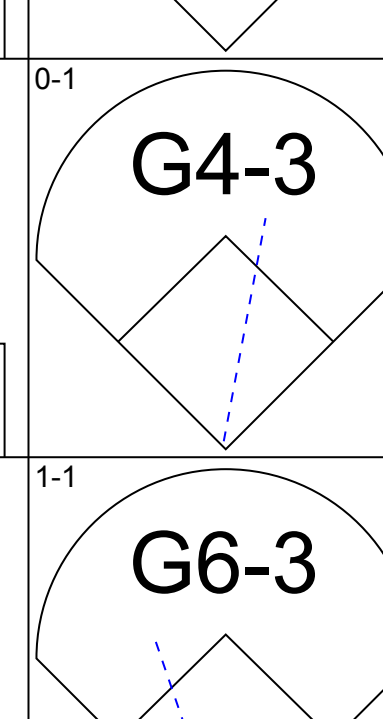
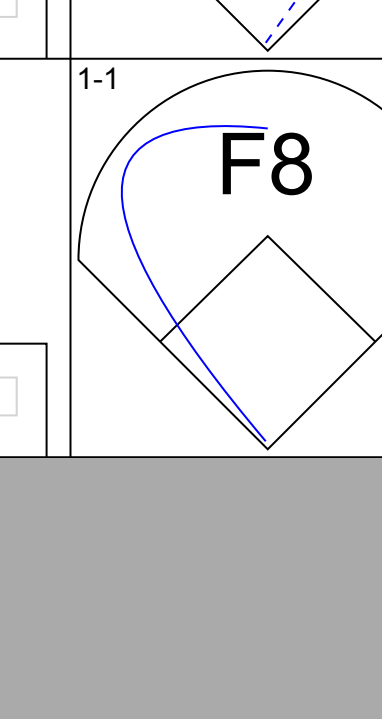
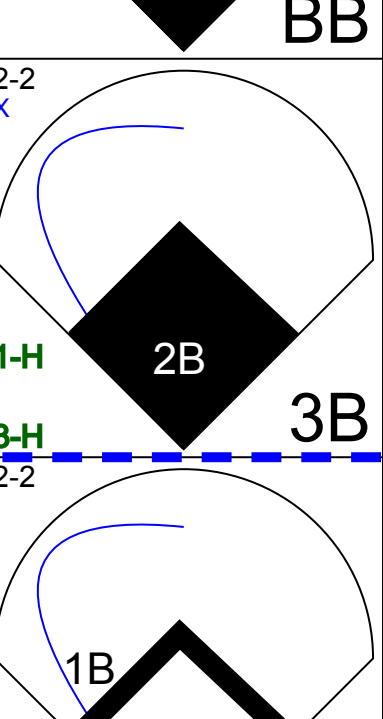

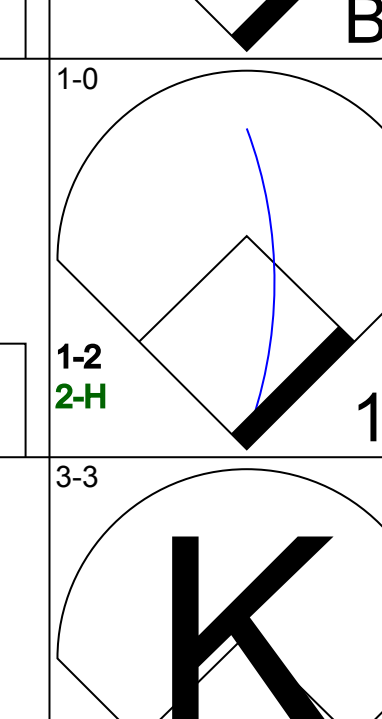
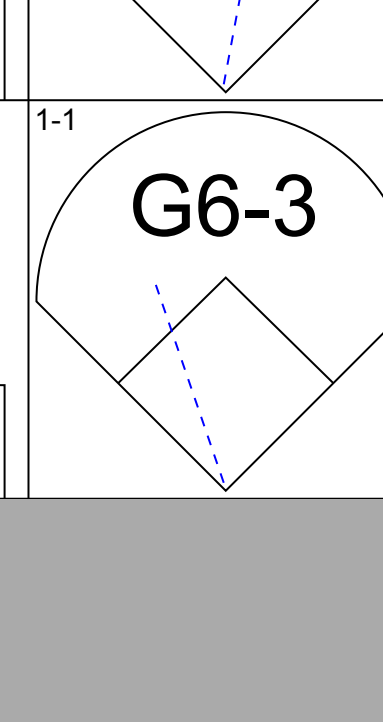
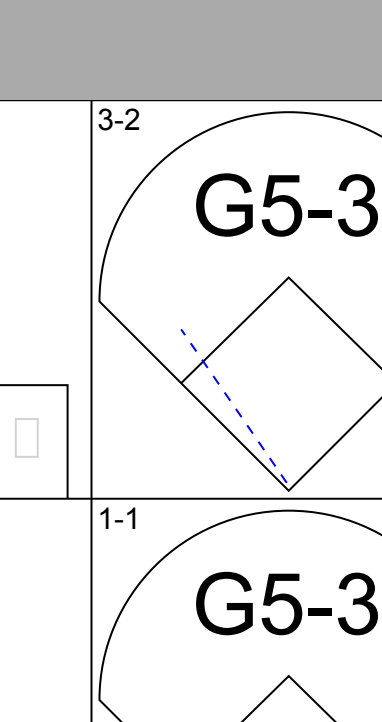
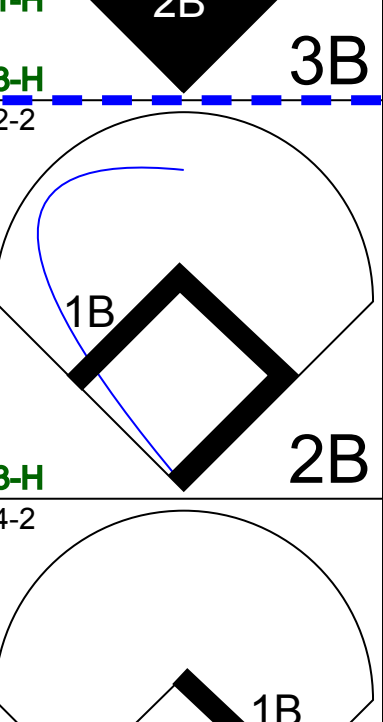

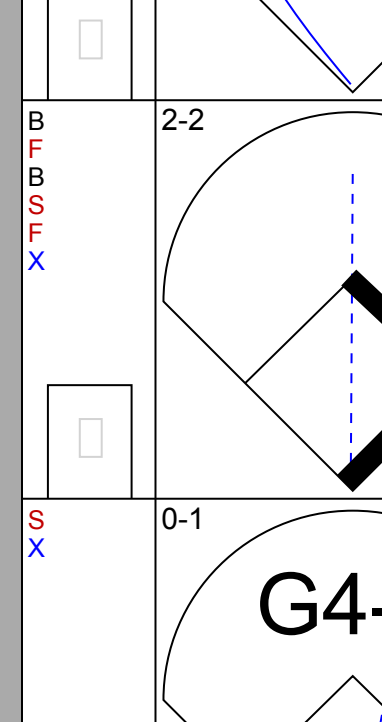
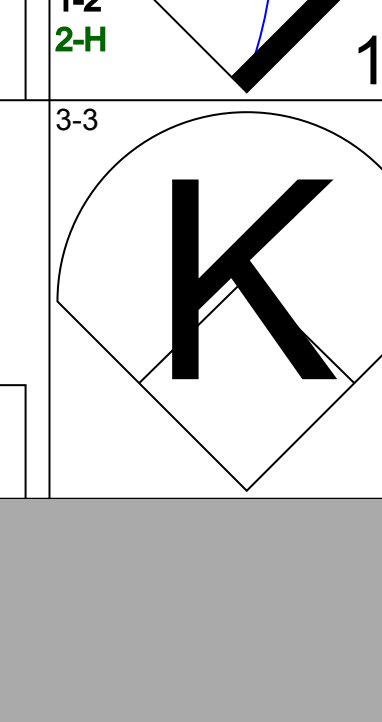
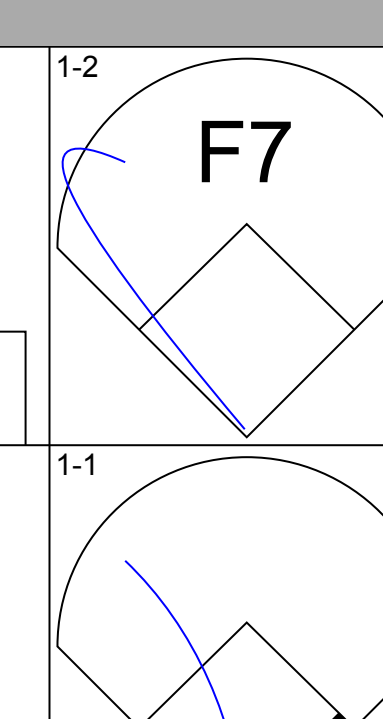
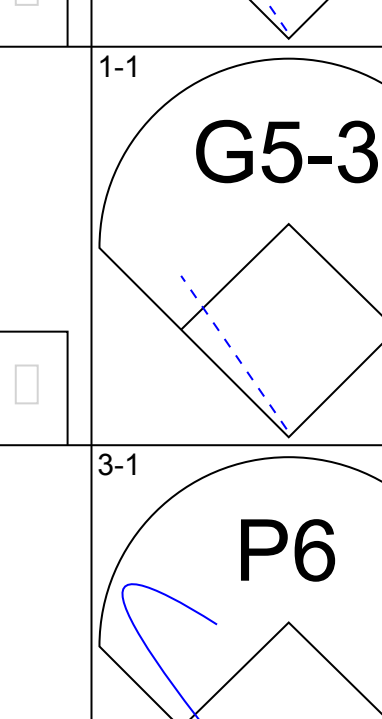
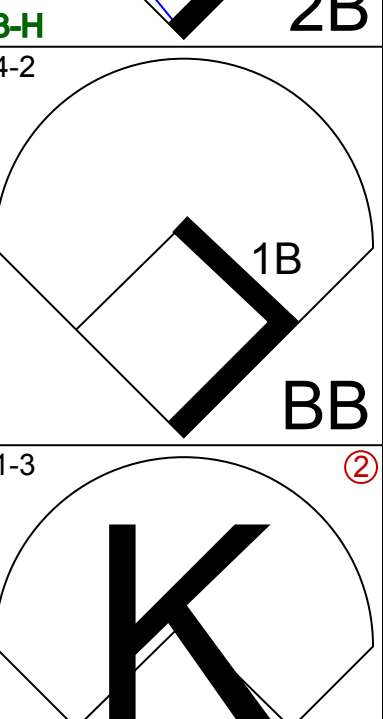
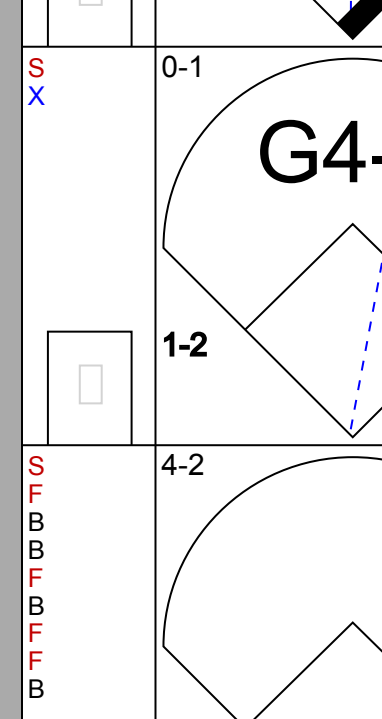
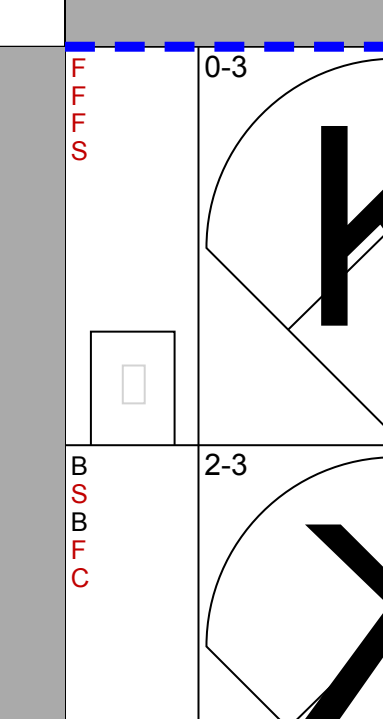
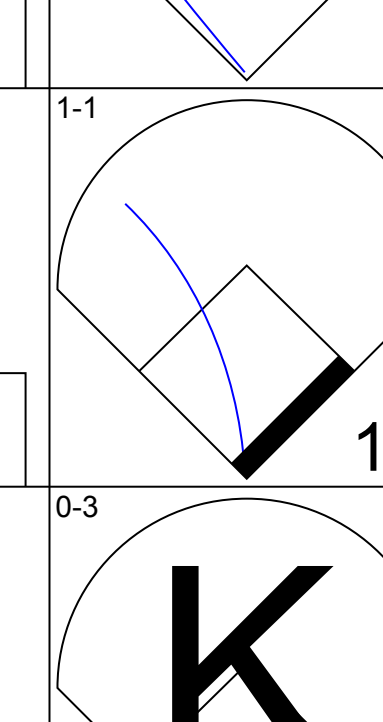
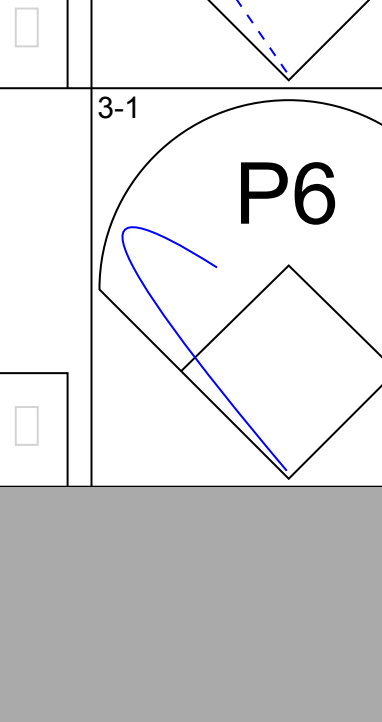
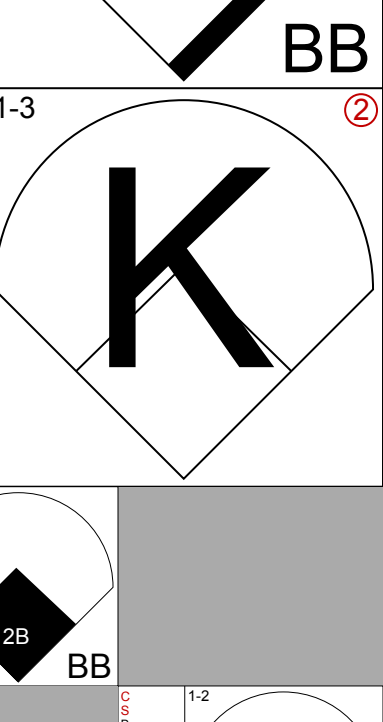
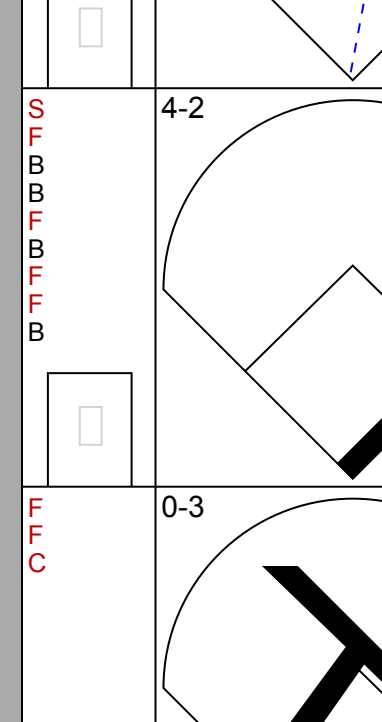
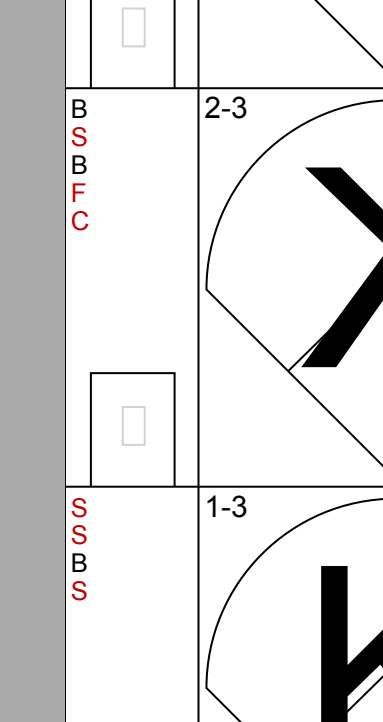
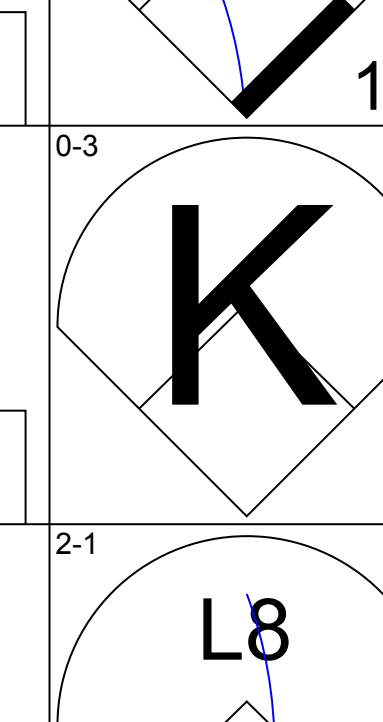
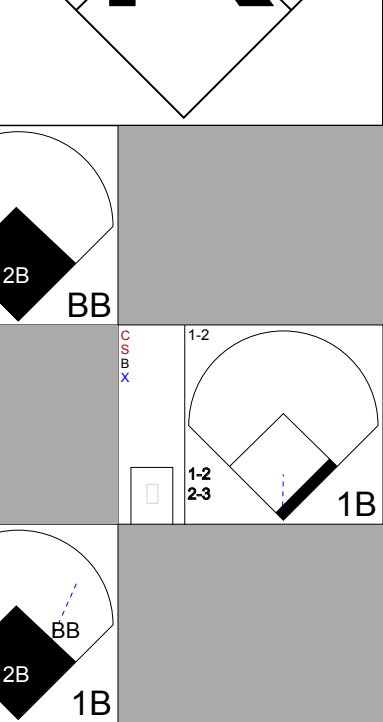
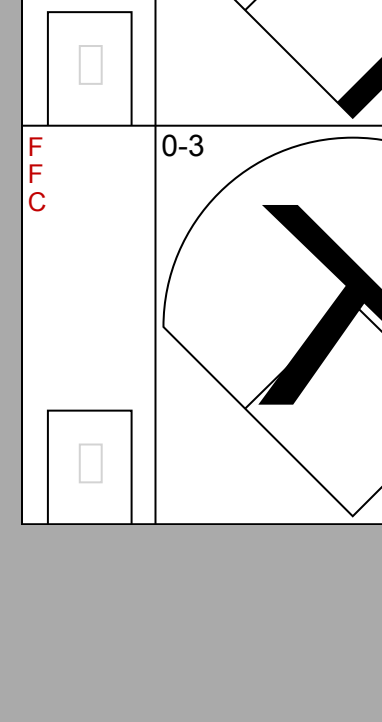
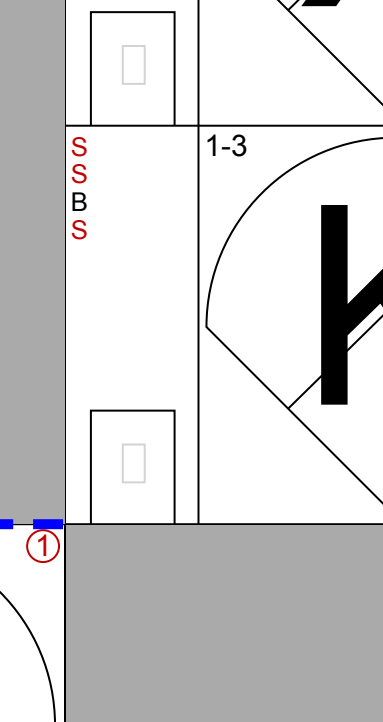
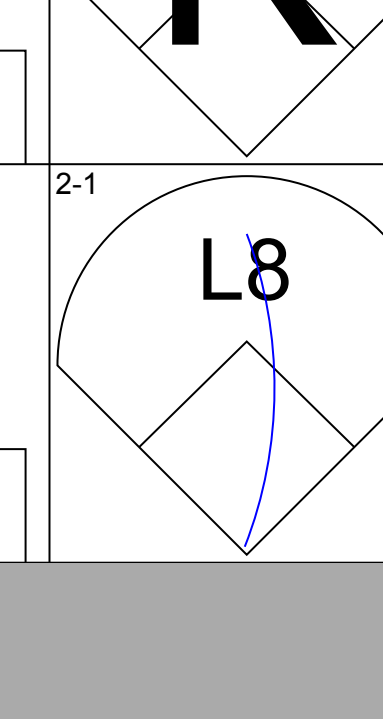
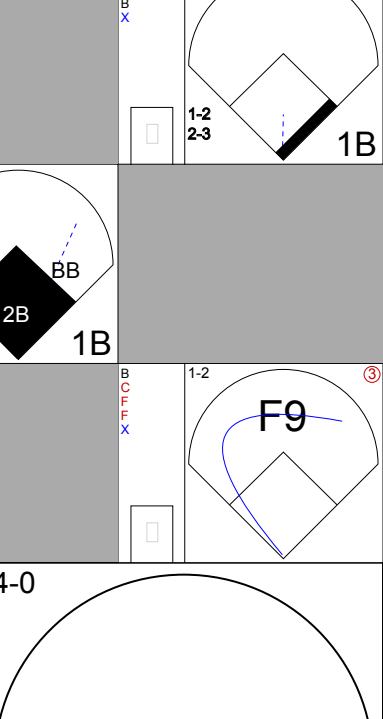
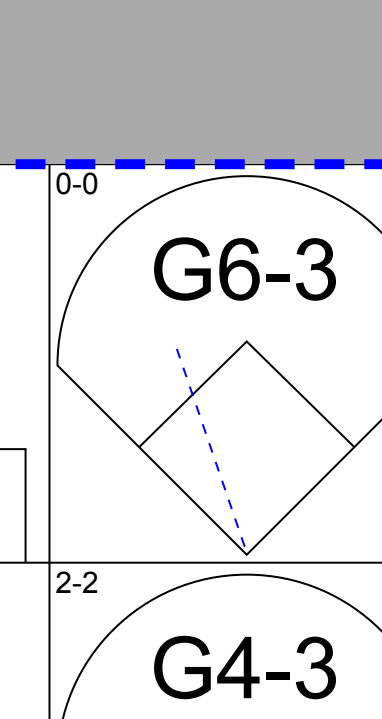
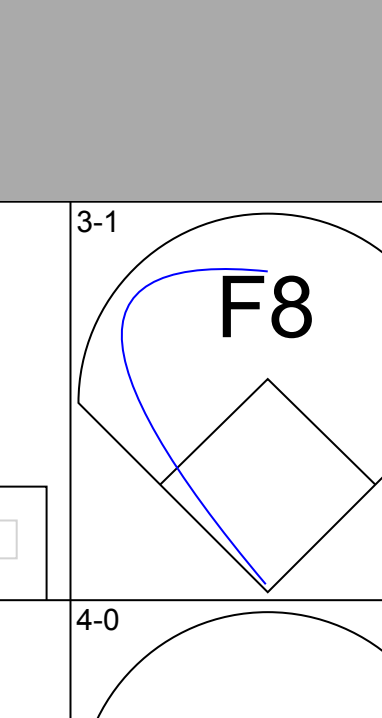
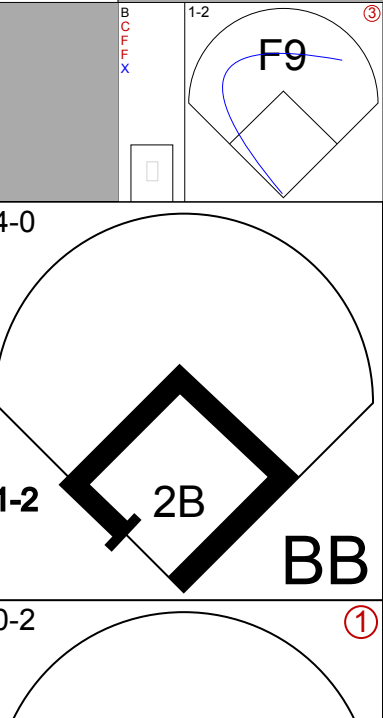
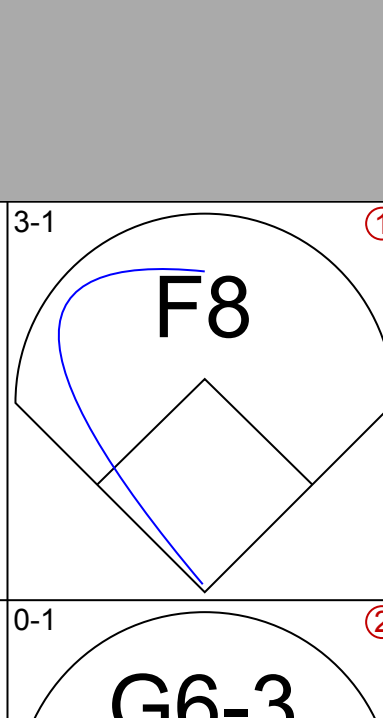
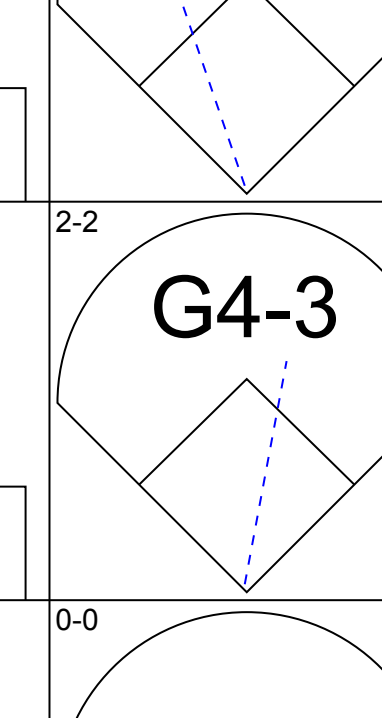

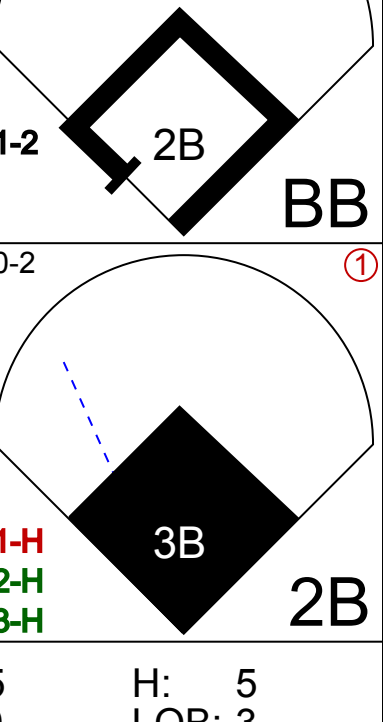
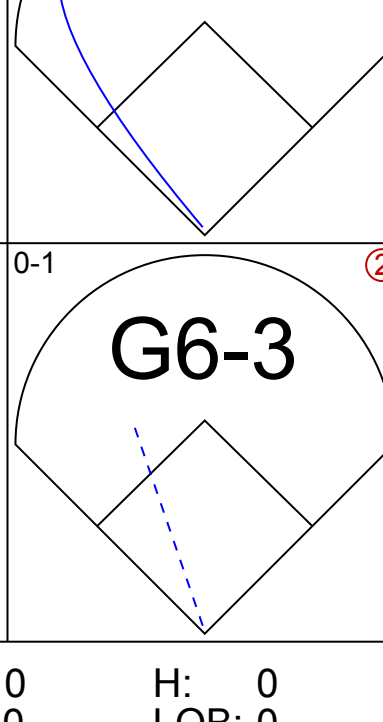

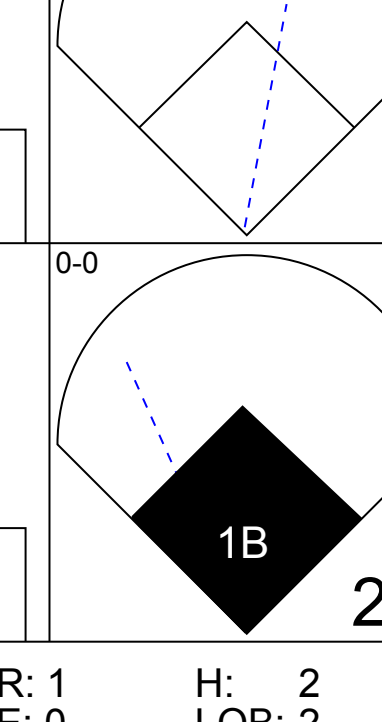


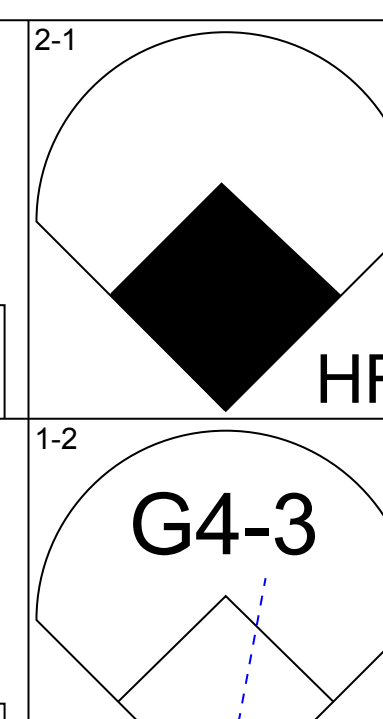
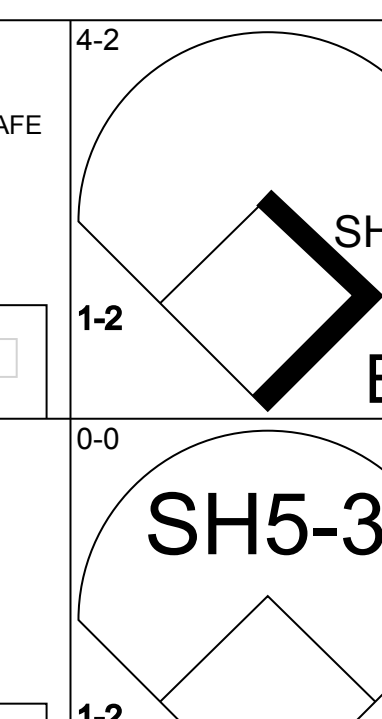
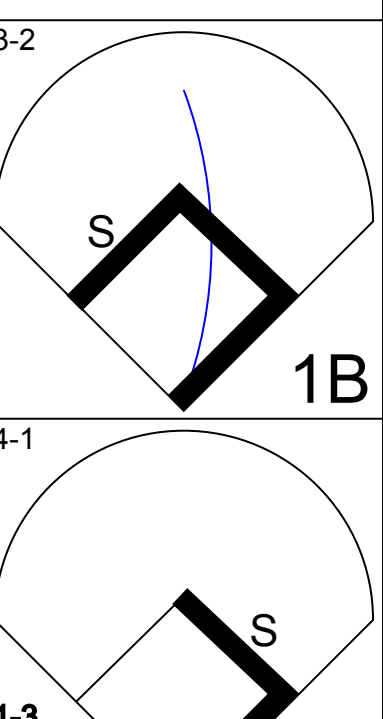
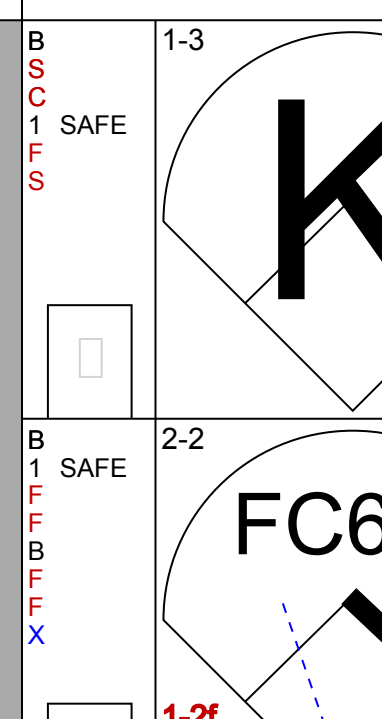
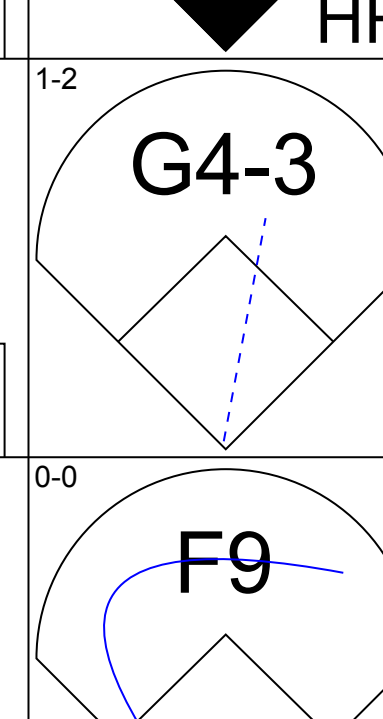
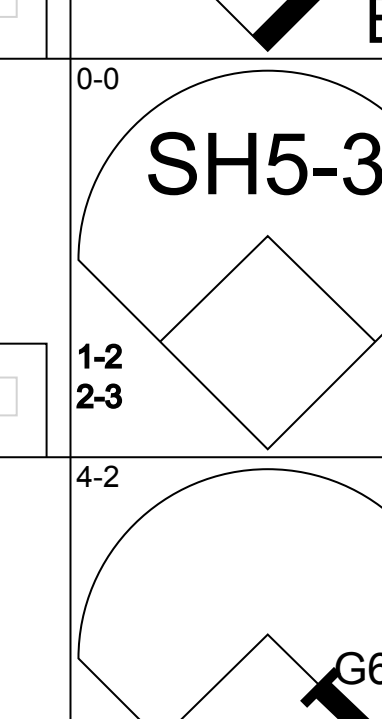
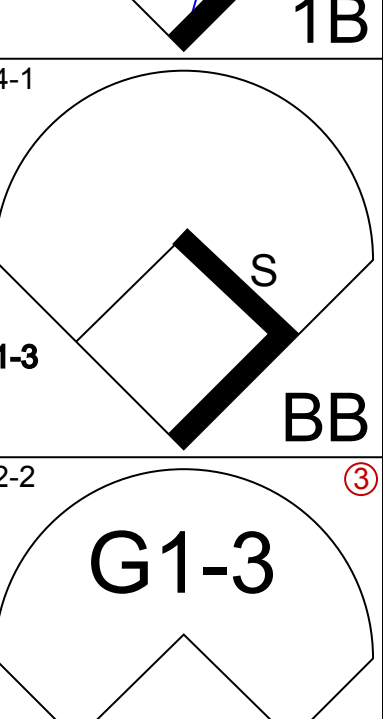
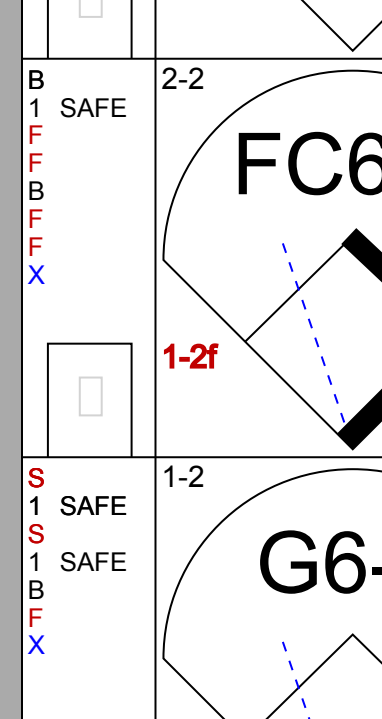
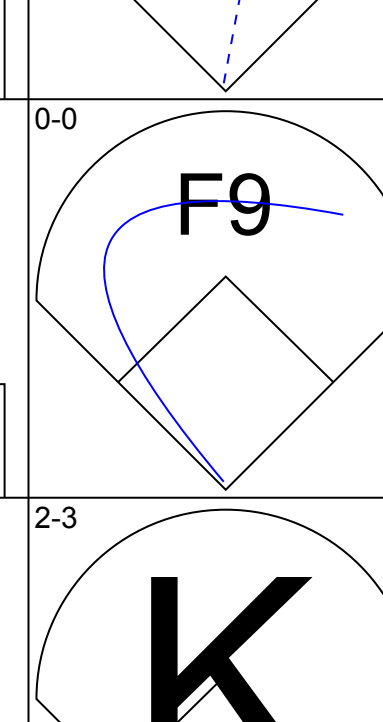
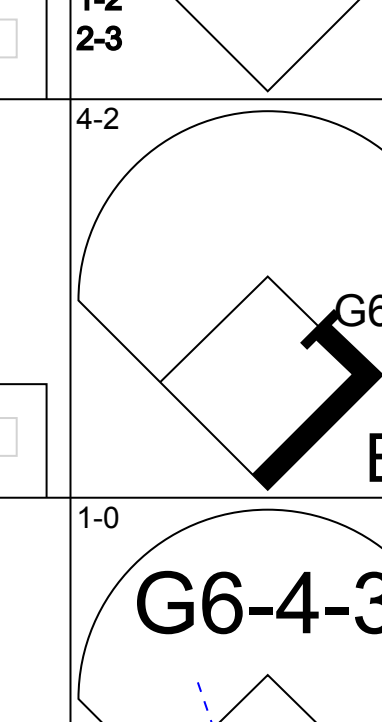
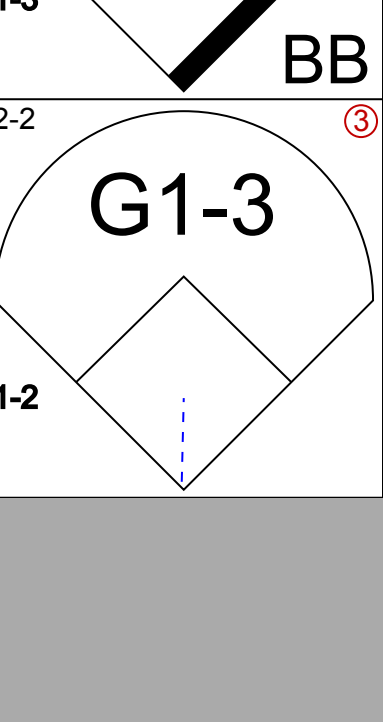
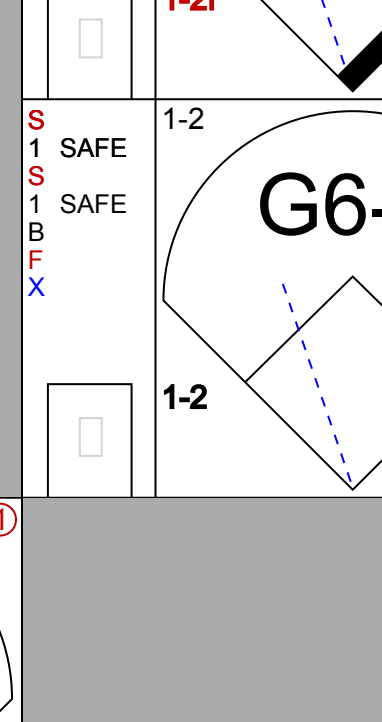
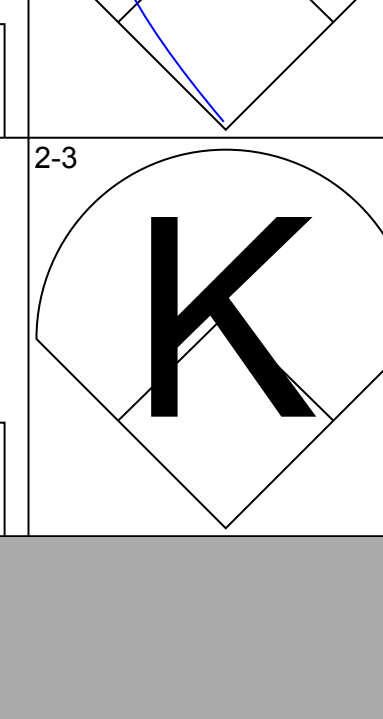
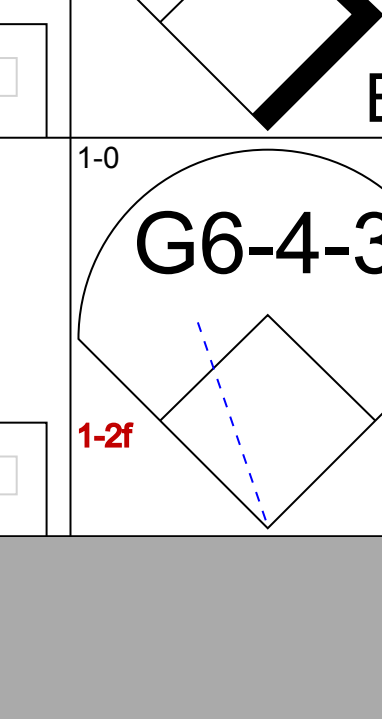

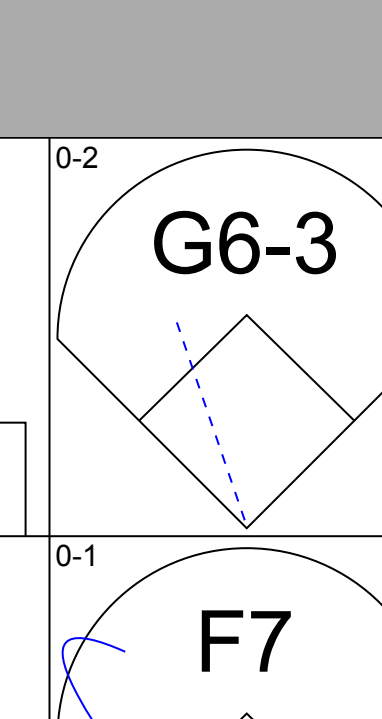
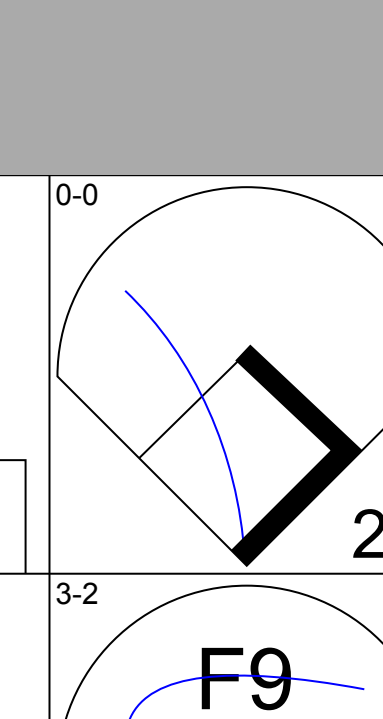
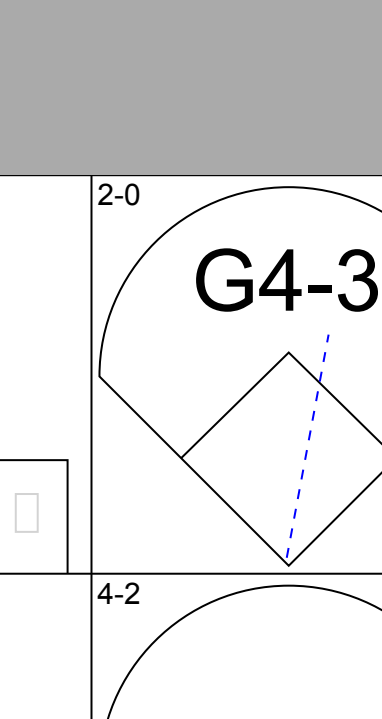
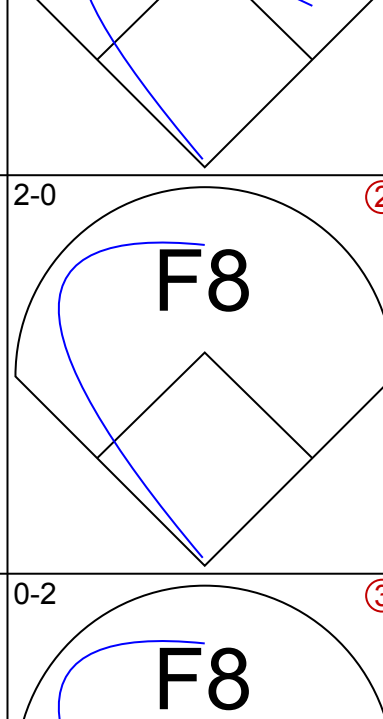
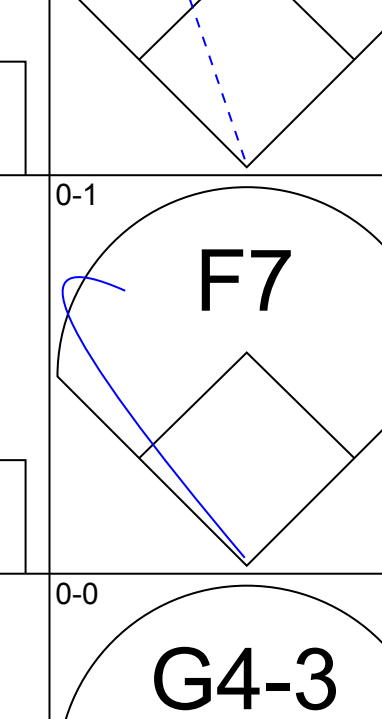
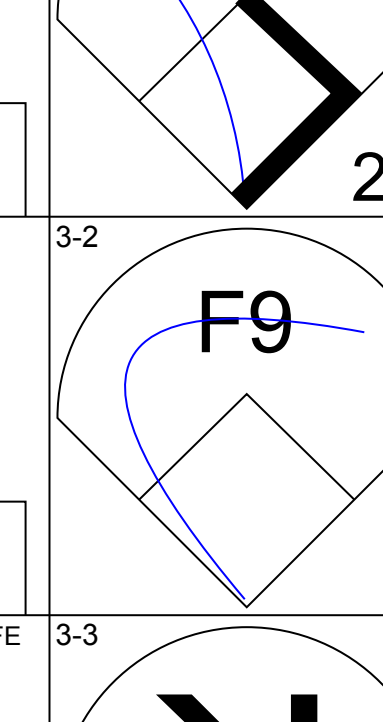
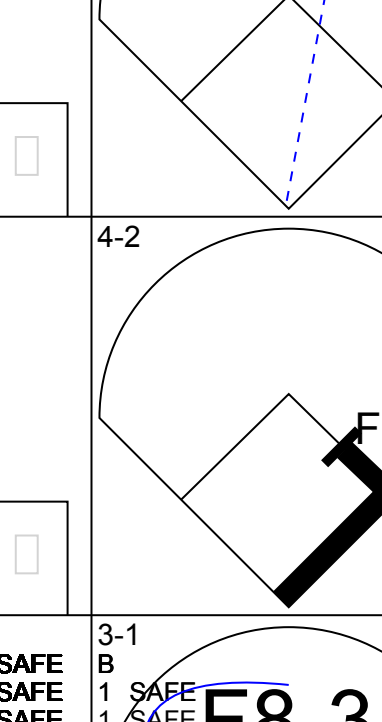

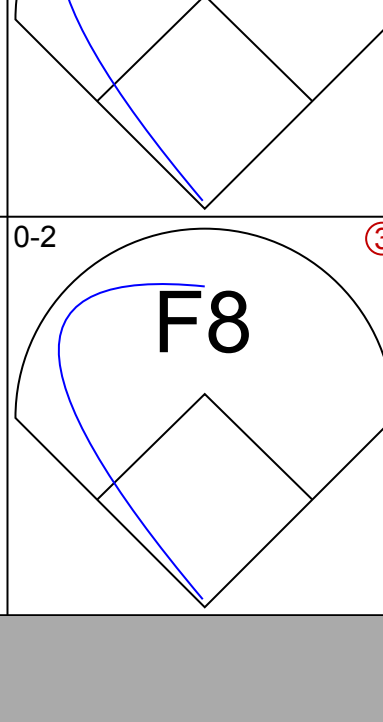
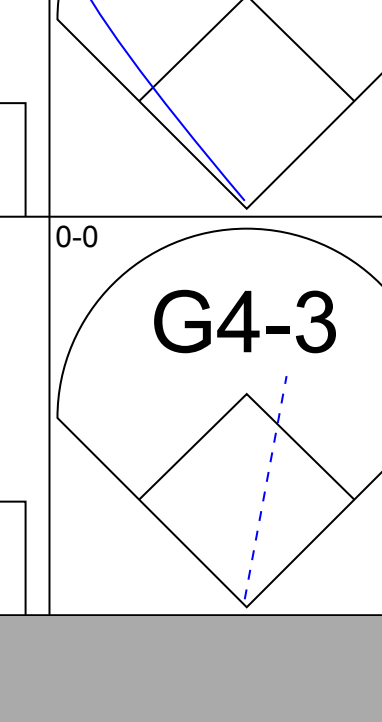
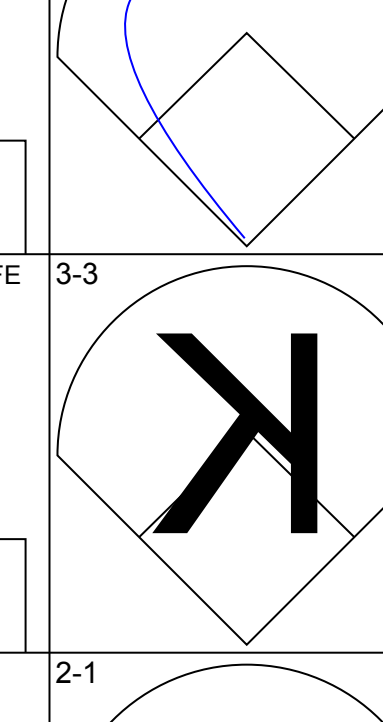
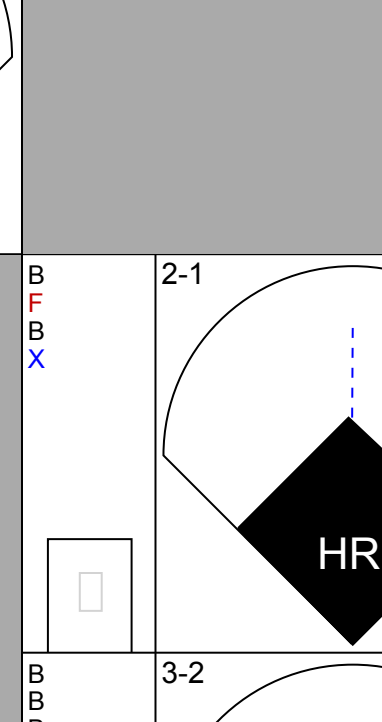
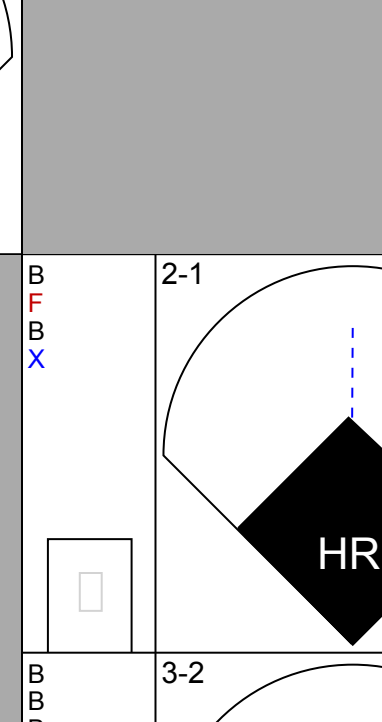
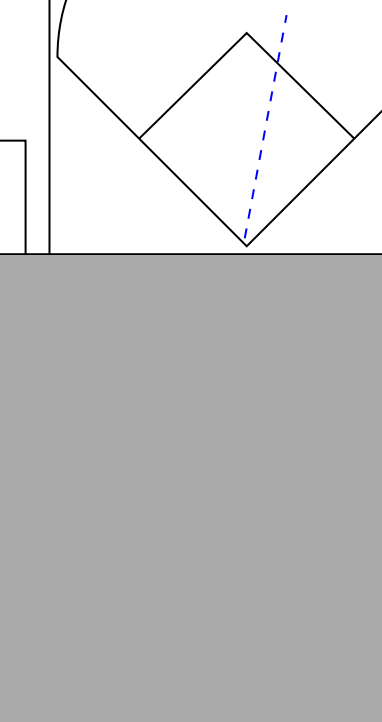
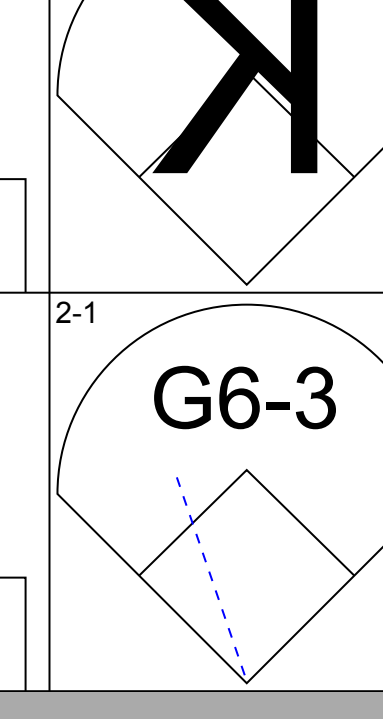
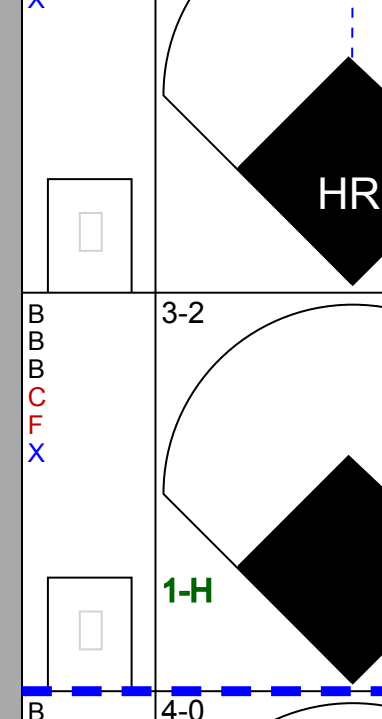
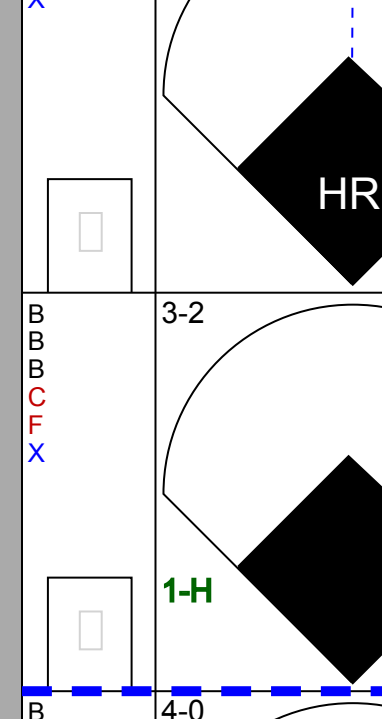
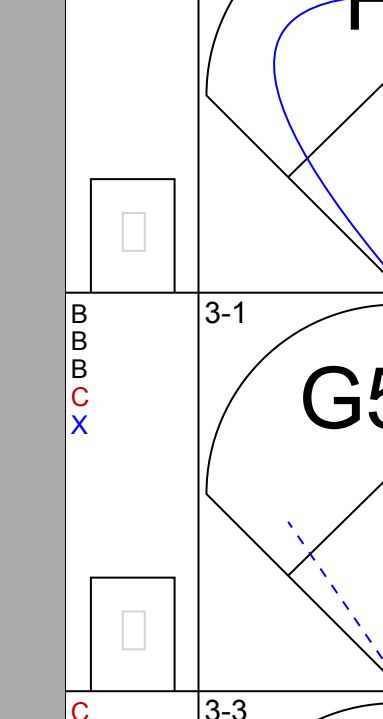
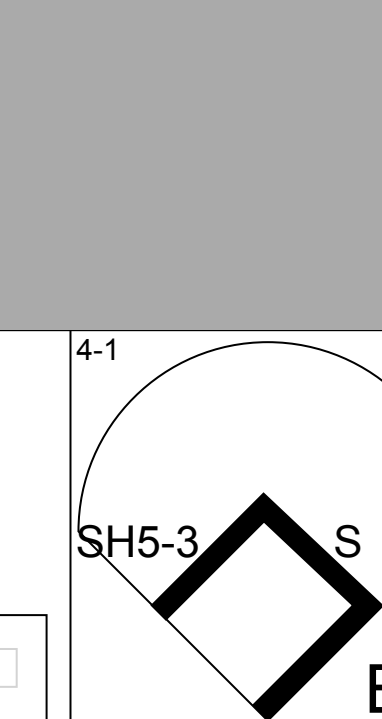
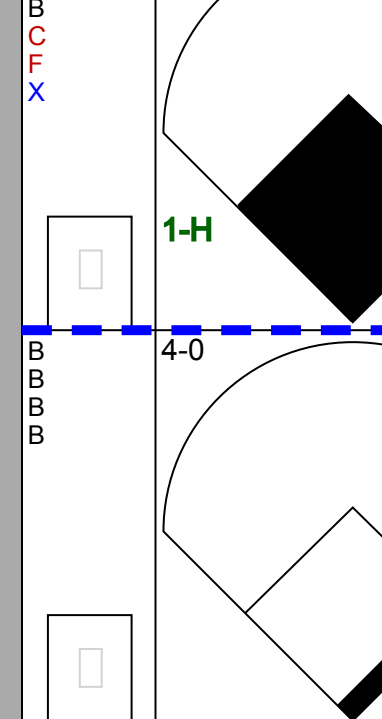
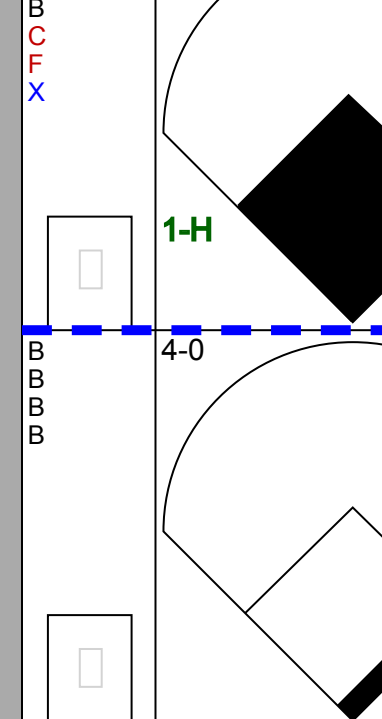

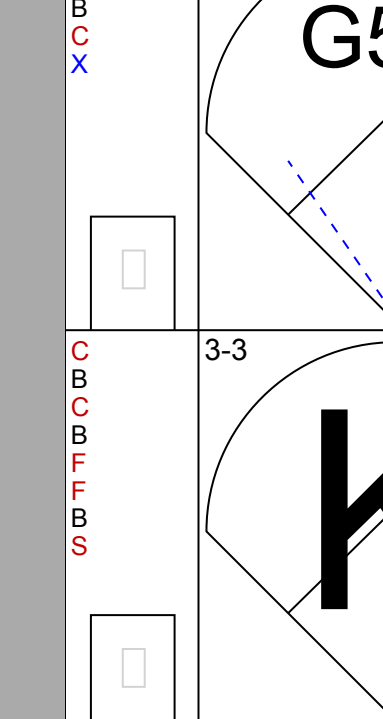
Batter	1	2	3	4	5	6	7	8	9	AB	R	H	RBI	BB	SO	LOB	BOTTOM				
Devon White, S (1, 8) OBP: 0.381, SLG: 0.462	2-1 F8		0-0 SF9 1-3 2B		0-1 G6-4-3 1B			0-1 G6-3		4	0	2	0	0	0	0					
Roberto Alomar, S (1, 4) OBP: 0.394, SLG: 0.391	1-2 P5		0-0 SF9		1-2 G6-4-3			0-0 F7		3	0	0	1	0	0	1					
Paul Molitor, R (1, 3) OBP: 0.380, SLG: 0.421	3-2 G6-3		2-3 3-H 1-2 G6-3			0-1 CS 1B		1-0 F9		4	0	1	0	0	0	1					
Joe Carter, R (1, 10) OBP: 0.359, SLG: 0.686		2-1 HR		1-1 BB 1B		0-0 F8		0-1 SH3 1B		4	2	3	1	0	0	1					
Darnell Coles, R (1, 7) OBP: 0.381, SLG: 0.441		0-3 K		4-1 BB 1B		0-1 G1-3		1-0 SH3		2	0	0	0	1	1	1					
Darin Jackson, R (1, 9) OBP: 0.277, SLG: 0.367		3-1 P6		1-3 BB K		2-2 P4		0-1 1B		4	0	1	1	0	1	2					
Ed Sprague, R (1, 5) OBP: 0.267, SLG: 0.404		0-3 K		3-2 F8		1-1 G6-3				3	0	0	0	0	1	2					
Pat Borders, R (1, 2) OBP: 0.222, SLG: 0.284			1-1 G5-3		0-0 F9		1-2 1B			3	0	1	0	0	0	2					
Dick Schofield, R (1, 6) OBP: 0.300, SLG: 0.231			4-2 2B SF9 BB		1-2 F9		3-2 G1-3			2	1	0	0	1	0	1					
Inning Stats	R: 0 E: 0 K: 0 S: 8	H: 0 LOB: 0 BB: 0 P: 14	R: 1 E: 0 K: 2 S: 10	H: 1 LOB: 0 BB: 0 P: 15	R: 1 E: 0 K: 0 S: 9	H: 1 LOB: 1 BB: 1 P: 15	R: 0 E: 0 K: 1 S: 10	H: 1 LOB: 2 BB: 1 P: 19	R: 0 E: 0 K: 0 S: 5	H: 1 LOB: 0 BB: 0 P: 5	R: 0 E: 0 K: 0 S: 13	H: 1 LOB: 1 BB: 0 P: 20	R: 0 E: 0 K: 0 S: 4	H: 0 LOB: 0 BB: 0 P: 5	R: 1 E: 0 K: 0 S: 5	H: 2 LOB: 1 BB: 0 P: 6	1B: 6 2B: 1 3B: 0 HR: 1	SF: 1 SAC: 1 DP: 1 HBP: 0	WP: 0 PB: 0 SB: 0 CS: 1	PA: 33	
PITCHER	IP	WLS	BF	H	R	ER	SO	BB	IBB	HBP	BLK	WP	HR	S	P	ERA	WHIP				
Fernando Valenzuela, L (1, 1) ERA: 5.64	8.0		30	6	2	2	3	2	0	0	0	0	1	68	104	2.25	1.000				
Todd Frohwrth, R (9, 1) ERA: 1.69	0.1	L	3	2	1	1	0	0	0	0	0	0	0	5	6	27.00	6.000				

Baltimore Orioles @ Toronto Blue Jays
SkyDome, Toronto, ON
Fri May 07 1993, 7:05 PM EDT
Att: 50,498 - Dome

AB 29
R 3
H 8
RBI 3
BB 2
SO 3
LOB 11



Batter	1	2	3	4	5	6	7	8	9	AB	R	H	RBI	BB	SO	LOB	TOP					
Brady Anderson, L (1, 7) OBP: 0.338, SLG: 0.390										3	1	0	0	2	1	1	Baltimore Orioles @ Toronto Blue Jays SkyDome, Toronto, ON Sat May 08 1993, 3:33 AM EDT Att: 50,507 - Dome					
Mark McLemore, S (1, 9) OBP: 0.366, SLG: 0.425										5	1	2	3	0	0	1						
Cal Ripken Jr., R (1, 6) OBP: 0.313, SLG: 0.376										5	0	2	1	0	1	2						
Glenn Davis, R (1, 3) OBP: 0.250, SLG: 0.253										4	0	0	0	1	1	1						
David Segui, S (9, 3) OBP: 0.365, SLG: 0.290										0	0	0	0	0	0	0						
Chris Hoiles, R (1, 2) OBP: 0.385, SLG: 0.432										4	0	1	0	1	2	2						
Sherman Obando, R (1, 10) OBP: 0.382, SLG: 0.344										4	1	1	0	1	3	3						
Tim Hulett, R (1, 5) OBP: 0.364, SLG: 0.438										4	1	1	0	0	0	4						
Harold Reynolds, S (1, 4) OBP: 0.326, SLG: 0.309										3	0	0	0	1	0	0						
Damon Buford, R (1, 8) OBP: 0.526, SLG: 0.733										3	2	2	2	1	0	0						
Inning Stats	R: 0 E: 0 K: 1 S: 8	H: 0 LOB: 0 BB: 0 P: 12	R: 0 E: 0 K: 1 S: 10	H: 1 LOB: 1 BB: 0 P: 14	R: 0 E: 0 K: 0 S: 6	H: 0 LOB: 1 BB: 1 P: 14	R: 0 E: 0 K: 0 S: 7	H: 0 LOB: 0 BB: 0 P: 14	R: 5 E: 0 K: 1 S: 24	H: 5 LOB: 3 BB: 4 P: 47	R: 0 E: 0 K: 0 S: 9	H: 0 LOB: 0 BB: 0 P: 15	R: 0 E: 0 K: 1 S: 18	H: 1 LOB: 2 BB: 1 P: 27	R: 1 E: 0 K: 1 S: 10	H: 2 LOB: 2 BB: 1 P: 20	R: 0 E: 0 K: 3 S: 10	H: 0 LOB: 0 BB: 0 P: 13	1B: 5 2B: 3 3B: 1 HR: 0	SF: 0 SAC: 0 DP: 0 HBP: 0	WP: 0 PB: 0 SB: 0 CS: 0	PA: 42
PITCHER	IP	WLS	BF	H	R	ER	SO	BB	IBB	HBP	BLK	WP	HR	S	P	ERA	WHIP					
Doug Linton, R (1, 1) ERA: 10.38	4.1	L	20	4	5	5	2	4	0	0	0	0	0	40	77	10.38	1.846					
Tony Castillo, L (5, 1) ERA: 2.25	2.2		13	3	0	0	2	2	0	0	0	0	0	42	66	0.00	1.875					
Mark Eichhorn, R (8, 1) ERA: 3.7	1.0		6	2	1	1	2	1	0	0	0	0	0	10	20	9.00	3.000					
Mike Timlin, R (9, 1) ERA: 4.05	1.0		3	0	0	0	3	0	0	0	0	0	0	10	13	0.00	0.000					

Batter	1	2	3	4	5	6	7	8	9	AB	R	H	RBI	BB	SO	LOB	BOTTOM					
Devon White, S (1, 8) OBP: 0.398, SLG: 0.506										3	1	2	1	1	1	1	Baltimore Orioles @ Toronto Blue Jays SkyDome, Toronto, ON Sat May 08 1993, 3:33 AM EDT Att: 50,507 - Dome					
Roberto Alomar, S (1, 4) OBP: 0.392, SLG: 0.384										2	0	0	0	1	0	1						
Paul Molitor, R (1, 10) OBP: 0.376, SLG: 0.410										3	0	0	0	1	0	3						
Joe Carter, R (1, 7) OBP: 0.347, SLG: 0.661										4	0	0	0	0	1	3						
John Olerud, L (1, 3) OBP: 0.487, SLG: 0.580										4	0	1	0	0	0	0						
Darin Jackson, R (1, 9) OBP: 0.276, SLG: 0.355											3	0	0	0	1	0						
Ed Sprague, R (1, 5) OBP: 0.266, SLG: 0.398										4	1	1	0	0	1	2						
Randy Knorr, R (1, 2) OBP: 0.125, SLG: 0.267										4	1	1	2	0	0	1						
Dick Schofield, R (1, 6) OBP: 0.309, SLG: 0.225										2	0	0	0	2	1	0						
Inning Stats	R: 1 E: 0 K: 1 S: 9	H: 1 LOB: 0 BB: 0 P: 14	R: 0 E: 0 K: 1 S: 9	H: 1 LOB: 1 BB: 0 P: 17	R: 0 E: 0 K: 0 S: 7	H: 0 LOB: 2 BB: 3 P: 20	R: 0 E: 0 K: 0 S: 6	H: 0 LOB: 0 BB: 1 P: 15	R: 0 E: 0 K: 0 S: 12	H: 1 LOB: 2 BB: 1 P: 25	R: 0 E: 0 K: 0 S: 6	H: 0 LOB: 0 BB: 0 P: 8	R: 2 E: 0 K: 1 S: 18	H: 2 LOB: 1 BB: 1 P: 31	R: 0 E: 0 K: 0 S: 6	H: 0 LOB: 0 BB: 0 P: 6	R: 0 E: 0 K: 1 S: 9	H: 0 LOB: 0 BB: 0 P: 16	1B: 2 2B: 2 3B: 0 HR: 2	SF: 0 SAC: 1 DP: 2 HBP: 0	WP: 0 PB: 0 SB: 5 CS: 0	PA: 36
PITCHER	IP	WLS	BF	H	R	ER	SO	BB	IBB	HBP	BLK	WP	HR	S	P	ERA	WHIP					
Rick Sutcliffe, R (1, 1) ERA: 5.19	6.0	W	26	5	3	3	2	5	0	0	0	0	0	28	109	4.50	1.667					
Todd Frohwrith, R (7, 1) ERA: 1.42	3.0	S	10	0	0	0	2	1	0	0	0	0	0	28	43	0.00	0.333					



Batter	1	2	3	4	5	6	7	8	9	AB	R	H	RBI	BB	SO	LOB	TOP								
Brady Anderson, L OBP: 0.340, SLG: 0.380	4-2 BB		3-2 L4			3-2 G4-3		4-0 G6-3 BB	2-1 F8	3	0	0	0	2	0	2									
Mark McLemore, S OBP: 0.372, SLG: 0.442	1-2 SF8 2B		0-0 CS			0-0 G4-3		2-1 G6-3		4	1	2	0	0	0	1									
Cal Ripken Jr., R OBP: 0.319, SLG: 0.375	2-2 1B		4-2 1B			2-0 G5-3		1-2 F7		3	0	1	0	1	0	1									
Mark Leonard, L (1, 10)	1-0 SF8		2-2 G3			4-2 1B BB		2-3 K		2	0	0	1	1	1	2									
Leo Gomez, R OBP: 0.367, SLG: 0.436	3-2 G5-3					3-2 F8		1-2 G6-4-3 1B		4	0	1	0	0	1	1									
Chris Hoiles, R OBP: 0.388, SLG: 0.429		1-3 K				0-0		1-1 G6-4-3		3	0	1	0	1	1	2									
Jack Voigt, R (9, PR)										0	1	0	0	0	0	0									
Jeff Tackett, R OBP: 0.313, SLG: 0.269										0	0	0	0	0	0	0									
David Segui, S OBP: 0.349, SLG: 0.257		2-2 G6-3				1-2 L6		1-3 K		4	0	0	0	0	1	2									
Harold Reynolds, S OBP: 0.333, SLG: 0.310		4-2 CS BB				2-0 G3		2-2 K		3	1	1	1	1	1	1									
Damon Buford, R OBP: 0.522, SLG: 0.842	1-0 CS		1-1 HR			1-3 K		3-2 F9		4	1	2	2	0	1	0									
Inning Stats	R: 1 E: 0 K: 0 S: 13	H: 2 LOB: 1 BB: 1 P: 25	R: 0 E: 0 K: 1 S: 8	H: 0 LOB: 0 BB: 1 P: 16	R: 1 E: 0 K: 0 S: 14	H: 2 LOB: 1 BB: 1 P: 24	R: 0 E: 0 K: 0 S: 8	H: 1 LOB: 1 BB: 0 P: 16	R: 0 E: 0 K: 1 S: 7	H: 0 LOB: 0 BB: 0 P: 11	R: 0 E: 0 K: 0 S: 10	H: 1 LOB: 1 BB: 1 P: 20	R: 0 E: 0 K: 1 S: 11	H: 0 LOB: 0 BB: 0 P: 18	R: 0 E: 0 K: 1 S: 9	H: 0 LOB: 1 BB: 1 P: 18	R: 2 E: 0 K: 2 S: 15	H: 2 LOB: 2 BB: 1 P: 27	1B: 6 2B: 1 3B: 0 HR: 1	SF: 1 SAC: 0 DP: 1 HBP: 0	WP: 1 PB: 0 SB: 1 CS: 2	PA: 38			
PITCHER	IP	WLS	BF	H	R	ER	SO	BB	IBB	HBP	BLK	WP	HR	S	P	ERA	WHIP								
Juan Guzman, R ERA: 4.09	(1, 1)	5.1	23	6	2	2	2	4	0	0	0	0	1	58	109	3.38	1.875								
Danny Cox, R ERA: 1.73	(6, 1)	2.1	7	0	0	0	1	1	0	0	0	0	0	18	33	0.00	0.429								
Duane Ward, R ERA: 3.46	(8, 1)	1.1	L	7	2	2	2	3	1	0	0	1	0	19	33	13.50	2.250								

Baltimore Orioles @ Toronto Blue Jays
SkyDome, Toronto, ON
Sun May 09 1993, 3:33 AM EDT
Att: 50,473 - Dome

AB 30
R 4
H 8
RBI 4
BB 6
SO 6
LOB 12



Batter	1	2	3	4	5	6	7	8	9	AB	R	H	RBI	BB	SO	LOB	BOTTOM								
Devon White, S OBP: 0.387, SLG: 0.500	3-2 P2		0-3 K			0-0 G1-3 1B 2B		1-1 F8		5	1	1	0	0	2	2									
Luis Sojo, R OBP: 0.238, SLG: 0.286	0-2 F7		1-2 G4-3			0-2 G1-3		2-2 F8		5	0	0	1	0	0	2									
Paul Molitor, R OBP: 0.380, SLG: 0.413	2-1 2B 1B					1-2 G5-3		1-2 F7		4	0	2	1	0	0	0									
Joe Carter, R OBP: 0.352, SLG: 0.664	1-1 2B					0-1 P3		1-1 G5-3		4	0	2	0	0	0	0									
John Olerud, L OBP: 0.479, SLG: 0.563	2-1 L7					4-2 BB		1-0 F8		3	0	0	0	1	1	4									
Darin Jackson, R OBP: 0.285, SLG: 0.340		3-2 F8				2-3 K		2-1 G1-3		4	0	0	0	0	2	1									
Ed Sprague, R OBP: 0.265, SLG: 0.421		1-1 F9				2-1 HR		0-1 F8		4	1	1	1	0	0	0									
Pat Borders, R OBP: 0.214, SLG: 0.273		2-2 F9				0-0 P2		1-1 E5 1B		4	0	0	0	0	0	0									
Dick Schofield, R OBP: 0.320, SLG: 0.241			1-3 K			2-2 2B G1-3 1B		0-1 1B		3	1	2	0	0	1	0									
Darnell Coles, R OBP: 0.372, SLG: 0.429								1-3 1B		1	0	0	0	0	0	0									
Inning Stats	R: 0 E: 0 K: 0 S: 12	H: 2 LOB: 2 BB: 0 P: 20	R: 0 E: 0 K: 0 S: 8	H: 0 LOB: 0 BB: 0 P: 14	R: 0 E: 0 K: 2 S: 9	H: 0 LOB: 0 BB: 0 P: 11	R: 0 E: 0 K: 1 S: 12	H: 0 LOB: 1 BB: 1 P: 19	R: 3 E: 0 K: 0 S: 18	H: 5 LOB: 2 BB: 0 P: 26	R: 0 E: 1 K: 0 S: 10	H: 1 LOB: 2 BB: 0 P: 14	R: 0 E: 0 K: 2 S: 9	H: 0 LOB: 0 BB: 0 P: 15	R: 0 E: 0 K: 2 S: 9	H: 0 LOB: 0 BB: 0 P: 14	R: 0 E: 0 K: 1 S: 6	H: 0 LOB: 1 BB: 0 P: 8	1B: 5 2B: 2 3B: 0 HR: 1	SF: 0 SAC: 0 DP: 0 HBP: 0	WP: 1 PB: 0 SB: 0 CS: 0	PA: 38			
PITCHER	IP	WLS	BF	H	R	ER	SO	BB	IBB	HBP	BLK	WP	HR	S	P	ERA	WHIP								
Arthur Rhodes, L ERA: 9.36	(1, 1)	5.0	23	7	3	3	3	1	0	0	0	0	0	59	90	5.40	1.600								
Mark Williamson, R ERA: 2.16	(6, 1)	3.0	W	11	1	0	0	2	0	0	0	0	0	30	43	0.00	0.333								
Gregg Olson, R ERA: 2.4	(9, 1)	1.0	S	4	0	0	0	1	0	0	0	1	0	6	8	0.00	0.000								

Baltimore Orioles @ Toronto Blue Jays
SkyDome, Toronto, ON
Sun May 09 1993, 3:33 AM EDT
Att: 50,473 - Dome

AB 37
R 3
H 8
RBI 3
BB 1
SO 6
LOB 9



Batter	1	2	3	4	5	6	7	8	9	AB	R	H	RBI	BB	SO	LOB	TOP								
Billy Hatcher, R OBP: 0.324, SLG: 0.326 (1, 8)										5	0	2	1	0	0	1									
Jeff Richardson, R OBP: 0.281, SLG: 0.318 (1, 4)										3	0	0	0	0	0	2									
Carlos Quintana, R OBP: 0.408, SLG: 0.355 (8, PH)										1	0	0	0	0	0	0									
Mike Greenwell, L OBP: 0.351, SLG: 0.455 (1, 7)										3	0	1	0	2	1	2									
Mo Vaughn, L OBP: 0.390, SLG: 0.579 (1, 3)										5	0	1	0	0	1	2									
Ivan Calderon, R OBP: 0.272, SLG: 0.267 (1, 10)										4	0	1	0	0	1	3									
Scott Cooper, L OBP: 0.384, SLG: 0.431 (1, 5)										4	0	2	0	0	0	4									
Bob Zupcic, R OBP: 0.300, SLG: 0.273 (1, 9)										4	0	0	0	0	2	2									
John Valentin, R OBP: 0.234, SLG: 0.328 (1, 6)										3	1	3	0	1	0	0									
Tony Peña, R OBP: 0.205, SLG: 0.229 (1, 2)										3	0	1	0	0	0	4									
Ernest Riles, L OBP: 0.185, SLG: 0.360 (8, PH)										1	0	0	0	0	0	1									
Bob Melvin, R OBP: 0.289, SLG: 0.265 (8, 2)										0	0	0	0	0	0	0									
Inning Stats	R: 0 E: 0 K: 1 S: 8	H: 0 LOB: 1 BB: 1 P: 17	R: 0 E: 1 K: 1 S: 10	H: 2 LOB: 2 BB: 0 P: 17	R: 0 E: 0 K: 0 S: 7	H: 1 LOB: 1 BB: 0 P: 10	R: 0 E: 0 K: 1 S: 13	H: 2 LOB: 2 BB: 0 P: 24	R: 0 E: 0 K: 0 S: 8	H: 2 LOB: 3 BB: 1 P: 14	R: 1 E: 0 K: 1 S: 13	H: 2 LOB: 2 BB: 1 P: 22	R: 0 E: 0 K: 0 S: 4	H: 1 LOB: 0 BB: 0 P: 7	R: 0 E: 0 K: 1 S: 12	H: 1 LOB: 1 BB: 0 P: 21	R: 0 E: 0 K: 0 S: 7	H: 0 LOB: 0 BB: 0 P: 11	1B: 10 2B: 1 3B: 0 HR: 0	SF: 0 SAC: 1 DP: 1 HBP: 0	WP: 0 PB: 0 SB: 0 CS: 0	PA: 40			
PITCHER	IP	WLS	BF	H	R	ER	SO	BB	IBB	HBP	BLK	WP	HR	S	P	ERA	WHIP								
35 Mike Mussina, R ERA: 2.43	(1, 1)	6.1	32	10	1	1	4	2	1	0	0	0	0	61	107	1.42	1.895								
Jim Poole, L ERA	(7, 1)	0.2	1	0	0	0	0	0	0	0	0	0	0	2	4	0.00	0.000								
Todd Frohwrth, R ERA: 1.33	(8, 1)	1.1	W	5	1	0	1	0	0	0	0	0	0	13	23	0.00	0.750								
Brad Pennington, L ERA: 2.08	(9, 1)	0.2	S	2	0	0	0	0	0	0	0	0	0	6	9	0.00	0.000								

Boston Red Sox @ Baltimore Orioles
 Oriole Park at Camden Yards, Baltimore, MD
 Mon May 10, 1993, 7:05 PM EDT
 Att: 46,372 - Unknown - 87 F

AB 36
 R 1
 H 11
 RBI 1
 BB 3
 SO 5
 LOB 21



Batter	1	2	3	4	5	6	7	8	9	AB	R	H	RBI	BB	SO	LOB	BOTTOM								
Brady Anderson, L OBP: 0.338, SLG: 0.376 (1, 7)										4	1	1	0	0	0	0									
Mark McLemore, S OBP: 0.378, SLG: 0.444 (1, 9)										4	0	2	0	0	1	0									
Cal Ripken Jr., R OBP: 0.331, SLG: 0.382 (1, 6)										3	0	2	0	1	0	0									
Mark Leonard, L (1, 10)										3	0	0	1	0	0	2									
Leo Gomez, R OBP: 0.362, SLG: 0.463 (1, 5)										4	1	1	1	0	1	2									
Chris Hoiles, R OBP: 0.378, SLG: 0.413 (1, 2)										3	0	0	0	0	0	0									
David Segui, S OBP: 0.326, SLG: 0.237 (1, 3)										3	0	0	0	0	1	1									
Harold Reynolds, S OBP: 0.343, SLG: 0.314 (1, 4)										2	0	1	0	1	0	0									
Damon Buford, R OBP: 0.462, SLG: 0.727 (1, 8)										3	0	0	0	0	2	3									
Inning Stats	R: 0 E: 0 K: 1 S: 7	H: 0 LOB: 0 BB: 0 P: 11	R: 0 E: 0 K: 0 S: 8	H: 0 LOB: 0 BB: 0 P: 9	R: 0 E: 0 K: 1 S: 8	H: 1 LOB: 0 BB: 0 P: 13	R: 0 E: 0 K: 0 S: 11	H: 2 LOB: 1 BB: 0 P: 15	R: 0 E: 1 K: 2 S: 12	H: 0 LOB: 2 BB: 1 P: 24	R: 0 E: 0 K: 0 S: 8	H: 1 LOB: 1 BB: 0 P: 12	R: 1 E: 0 K: 0 S: 9	H: 1 LOB: 0 BB: 0 P: 13	R: 1 E: 0 K: 1 S: 20	H: 2 LOB: 2 BB: 1 P: 34	R: 0 E: 0 K: 0 S: 7	H: 0 LOB: 0 BB: 0 P: 11	1B: 6 2B: 0 3B: 0 HR: 1	SF: 1 SAC: 0 DP: 0 HBP: 0	WP: 0 PB: 0 SB: 0 CS: 2	PA: 32			
PITCHER	IP	WLS	BF	H	R	ER	SO	BB	IBB	HBP	BLK	WP	HR	S	P	ERA	WHIP								
John Dopson, R ERA: 2.53	(1, 1)	7.0	26	5	1	1	4	0	0	0	1	0	0	63	97	1.29	0.714								
Paul Quantinili, R ERA: 2.42	(8, 1)	0.1	L	2	1	1	1	0	0	0	0	0	0	8	12	27.00	3.000								
Tony Fossas, L ERA: 3.38	(8, 1)	0.0		1	1	0	0	0	0	0	0	0	0	4	6	∞	∞								
Ken Ryan, R ERA: 2.03	(8, 1)	0.2	3	0	0	0	0	1	0	0	0	0	0	8	16	0.00	1.500								

Boston Red Sox @ Baltimore Orioles
 Oriole Park at Camden Yards, Baltimore, MD
 Mon May 10, 1993, 7:05 PM EDT
 Att: 46,372 - Unknown - 87 F

AB 29
 R 2
 H 7
 RBI 2
 BB 2
 SO 5
 LOB 8



Batter	1	2	3	4	5	6	7	8	9	AB	R	H	RBI	BB	SO	LOB	TOP			
Scott Fletcher, R OBP: 0.333, SLG: 0.403 (1, 4)										4	0	1	0	1	0	5	Boston Red Sox @ Baltimore Orioles Oriole Park at Camden Yards, Baltimore, MD Tue May 11 1993, 7:05 PM EDT Att: 46,460 - Unknown - 91 F livebaseballscorecards.com			
Billy Hatcher, R OBP: 0.318, SLG: 0.313 (1, 8)										4	0	0	0	1	1	2				
Mike Greenwell, L OBP: 0.360, SLG: 0.468 (1, 7)										5	1	3	0	0	0	3				
Carlos Quintana, R OBP: 0.389, SLG: 0.337 (1, 3)										5	0	0	0	0	1	4				
Mo Vaughn, L OBP: 0.382, SLG: 0.559 (1, 10)											4	1	0	0	1	3		1		
Ivan Calderon, R OBP: 0.279, SLG: 0.304 Bob Zupcic, R OBP: 0.300, SLG: 0.273 (9, 9)											4	2	1	1	1	0		0		
Scott Cooper, L OBP: 0.395, SLG: 0.437 (1, 5)											3	0	2	2	0	0		1		
John Valentin, R OBP: 0.235, SLG: 0.323 (1, 6)											4	0	1	0	0	1		4		
Tony Peña, R OBP: 0.234, SLG: 0.257 (1, 2)											4	0	3	1	0	0		1		
Inning Stats	R: 0 E: 0 K: 1 S: 7	H: 1 LOB: 1 BB: 1 P: 16	R: 1 E: 0 K: 2 S: 11	H: 2 LOB: 1 BB: 0 P: 19	R: 0 E: 0 K: 0 S: 8	H: 1 LOB: 1 BB: 0 P: 14	R: 1 E: 0 K: 1 S: 11	H: 2 LOB: 2 BB: 0 P: 15	R: 0 E: 0 K: 0 S: 9	H: 1 LOB: 2 BB: 0 P: 16	R: 2 E: 0 K: 1 S: 13	H: 2 LOB: 2 BB: 2 P: 25	R: 0 E: 0 K: 0 S: 7	H: 1 LOB: 1 BB: 1 P: 15	R: 0 E: 0 K: 1 S: 6	H: 0 LOB: 0 BB: 0 P: 9		1B: 8 2B: 3 3B: 0 HR: 1	SF: 0 SAC: 0 DP: 2 HBP: 1	WP: 0 PB: 0 SB: 0 CS: 1
PITCHER	IP WLS BF H R ER SO BB IBB HBP BLK WP HR S P ERA WHIP																			
Ben McDonald, R ERA: 5.35 (1, 1)	6.2 L 32 9 4 3 5 2 0 1 0 0 0 1 59 104 4.05 1.650																			
Alan Mills, R ERA: 4.71 (7, 1)	0.2 6 2 0 0 0 2 0 0 0 0 0 0 12 26 0.00 6.000																			
Jim Poole, L ERA: (8, 1)	1.2 4 0 0 0 1 0 0 0 0 0 0 0 7 10 0.00 0.000																			

Batter	1	2	3	4	5	6	7	8	9	AB	R	H	RBI	BB	SO	LOB	BOTTOM			
Brady Anderson, L OBP: 0.329, SLG: 0.364 (1, 7)										4	0	0	0	0	2	3	Boston Red Sox @ Baltimore Orioles Oriole Park at Camden Yards, Baltimore, MD Tue May 11 1993, 7:05 PM EDT Att: 46,460 - Unknown - 91 F livebaseballscorecards.com			
Mark McLemore, S OBP: 0.372, SLG: 0.435 (1, 9)										4	0	1	0	0	1	2				
Cal Ripken Jr., R OBP: 0.336, SLG: 0.389 (1, 6)										3	0	1	0	1	0	1				
Mark Leonard, L (1, 10)										4	0	0	0	0	3	3				
Leo Gomez, R OBP: 0.357, SLG: 0.453 (1, 5)										4	0	1	0	0	2	2				
Chris Hoiles, R OBP: 0.363, SLG: 0.393 (1, 2)										4	0	0	0	0	4	3				
David Segui, S OBP: 0.320, SLG: 0.238 (1, 3)										4	0	1	0	0	0	2				
Harold Reynolds, S OBP: 0.343, SLG: 0.307 (1, 4)										2	0	0	0	1	0	1				
Damon Buford, R OBP: 0.448, SLG: 0.680 (1, 8)										3	0	1	0	0	1	1				
Inning Stats	R: 0 E: 0 K: 1 S: 7	H: 0 LOB: 0 BB: 0 P: 10	R: 0 E: 0 K: 3 S: 11	H: 0 LOB: 0 BB: 0 P: 17	R: 0 E: 0 K: 1 S: 7	H: 0 LOB: 1 BB: 1 P: 12	R: 0 E: 0 K: 1 S: 14	H: 1 LOB: 0 BB: 0 P: 21	R: 0 E: 0 K: 2 S: 9	H: 0 LOB: 0 BB: 0 P: 14	R: 0 E: 0 K: 2 S: 10	H: 0 LOB: 1 BB: 1 P: 19	R: 0 E: 0 K: 0 S: 14	H: 2 LOB: 2 BB: 0 P: 21	R: 0 E: 0 K: 2 S: 10	H: 2 LOB: 2 BB: 0 P: 16		1B: 4 2B: 1 3B: 0 HR: 0	SF: 0 SAC: 0 DP: 0 HBP: 0	WP: 0 PB: 0 SB: 2 CS: 0
PITCHER	IP WLS BF H R ER SO BB IBB HBP BLK WP HR S P ERA WHIP																			
Roger Clemens, R ERA: 1.73 (1, 1)	9.0 W 34 5 0 0 13 2 0 0 0 0 0 0 90 143 0.00 0.778																			

Batter	1	2	3	4	5	6	7	8	9	AB	R	H	RBI	BB	SO	LOB	TOP											
Scott Fletcher, R OBP: 0.329, SLG: 0.437 (1, 4)										4	1	1	1	0	0	1	Boston Red Sox @ Baltimore Orioles Oriole Park at Camden Yards, Baltimore, MD Wed May 12 1993, 7:05 PM EDT Att: 46,075 - Unknown - 67 F											
Billy Hatcher, R OBP: 0.315, SLG: 0.311 (1, 8)										4	0	1	0	0	1	0												
Mike Greenwell, L OBP: 0.350, SLG: 0.454 (1, 7)										4	0	0	0	0	0	2												
Ivan Calderon, R OBP: 0.289, SLG: 0.325 Bob Zupic, R OBP: 0.300, SLG: 0.273 (9, PR) (9, 9)										4	0	2	1	0	1	0												
Mo Vaughn, L OBP: 0.386, SLG: 0.553 (1, 10)										3	0	1	0	1	1	2												
Carlos Quintana, R OBP: 0.384, SLG: 0.333 (1, 3)										4	0	1	0	0	2	2												
Scott Cooper, L OBP: 0.391, SLG: 0.426 (1, 5)										3	0	0	0	1	1	4												
Tony Peña, R OBP: 0.225, SLG: 0.247 (1, 2)										3	0	0	0	0	0	3												
Luis Rivera, R OBP: 0.254, SLG: 0.250 (1, 6)										3	1	1	0	0	1	0												
Inning Stats	R: 1 E: 0 K: 2 S: 16	H: 1 LOB: 0 BB: 0 P: 25	R: 0 E: 0 K: 0 S: 7	H: 2 LOB: 1 BB: 0 P: 11	R: 1 E: 0 K: 1 S: 15	H: 3 LOB: 2 BB: 0 P: 25	R: 0 E: 0 K: 1 S: 5	H: 0 LOB: 0 BB: 0 P: 10	R: 0 E: 0 K: 0 S: 6	H: 0 LOB: 0 BB: 0 P: 8	R: 0 E: 0 K: 0 S: 3	H: 0 LOB: 0 BB: 1 P: 17	R: 0 E: 0 K: 1 S: 7	H: 0 LOB: 0 BB: 0 P: 11	R: 0 E: 0 K: 2 S: 9	H: 1 LOB: 2 BB: 1 P: 17		1B: 5 2B: 1 3B: 0 HR: 1	SF: 0 SAC: 0 DP: 2 HBP: 0	WP: 0 PB: 0 SB: 0 CS: 0	PA: 34							
PITCHER	IP	WLS	BF	H	R	ER	SO	BB	IBB	HBP	BLK	WP	HR	S	P	ERA	WHIP											
Fernando Valenzuela, L ERA: 4.7 Gregg Olson, R ERA: 2.3	(1, 1)	8.1	L	31	7	2	2	5	1	0	0	0	0	1	70	120	2.16	0.960										
	(9, 1)	0.2		3	0	0	0	2	0	1	0	0	0	0	6	12	0.00	0.000										

AB	32
R	2
H	7
RBI	2
BB	2
SO	7
LOB	14



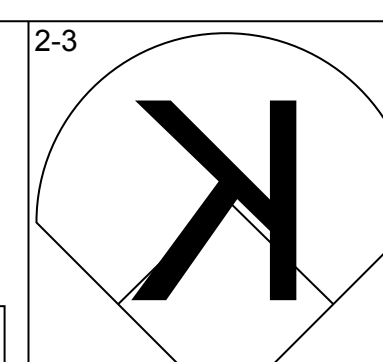
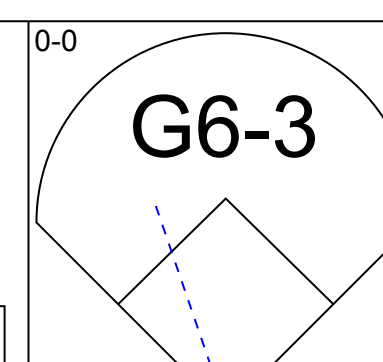
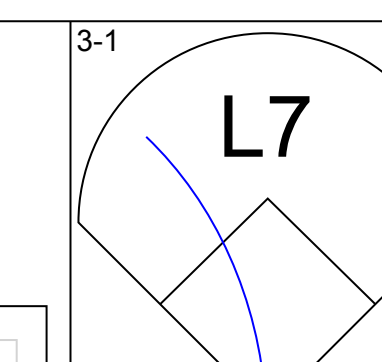
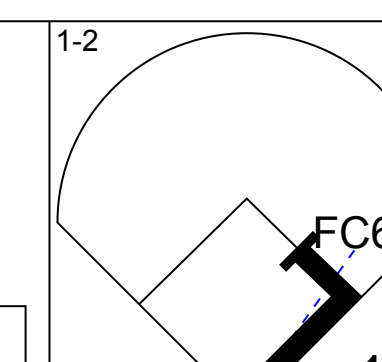
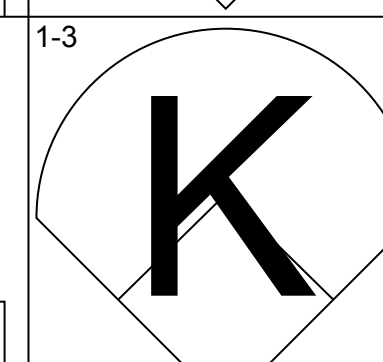
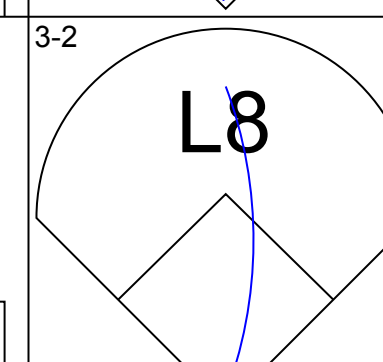
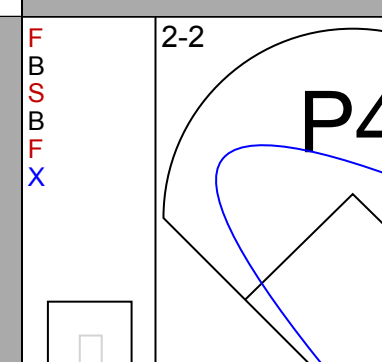
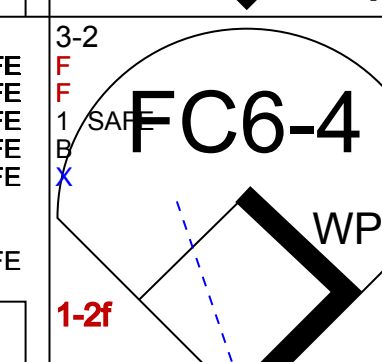
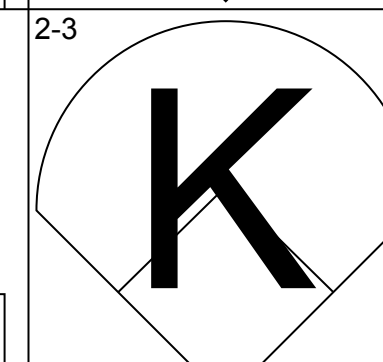
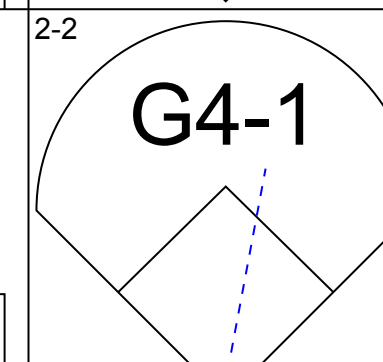
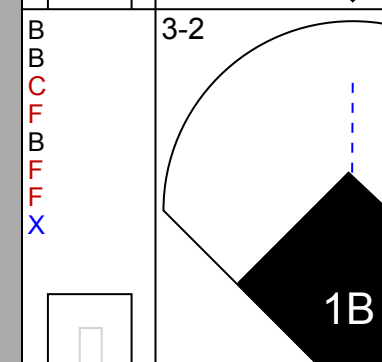
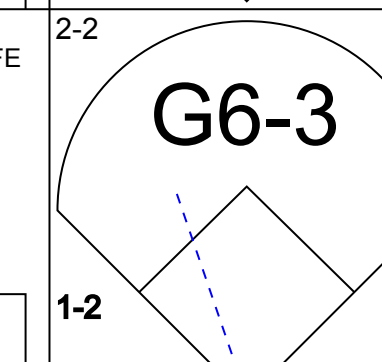
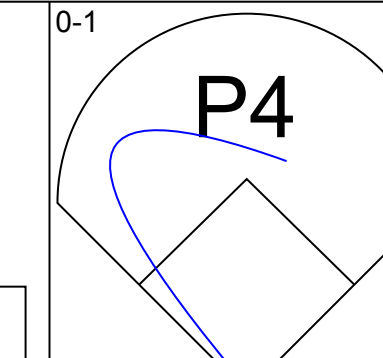
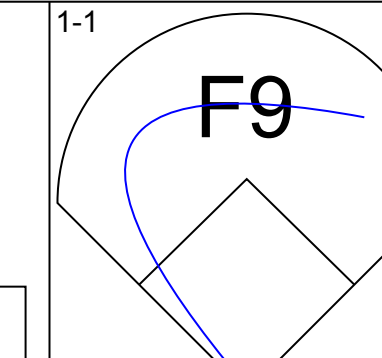
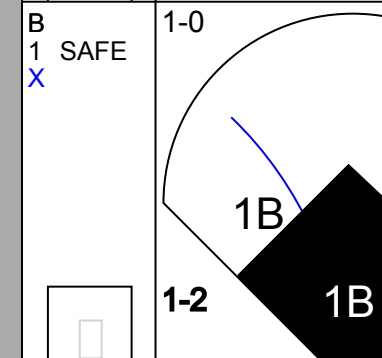
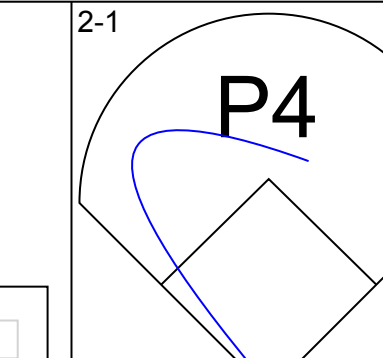
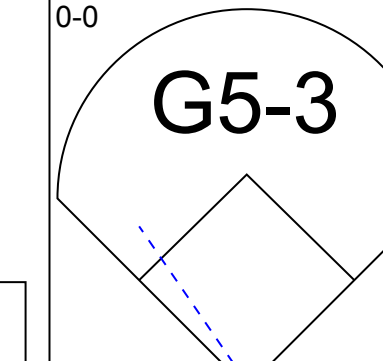
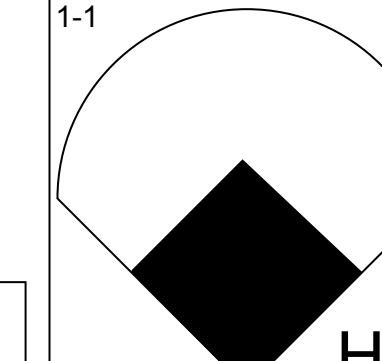
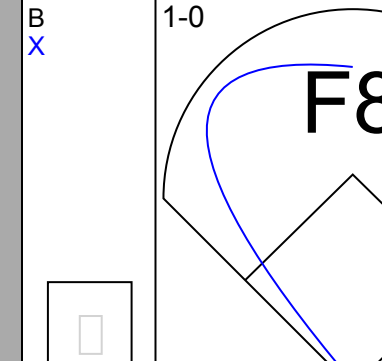
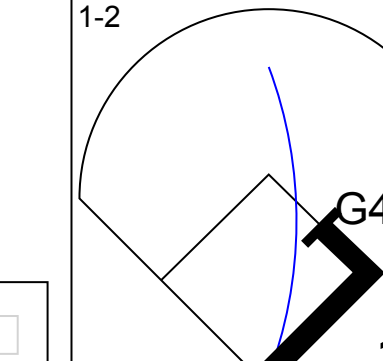
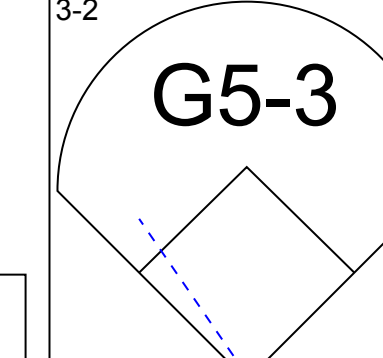
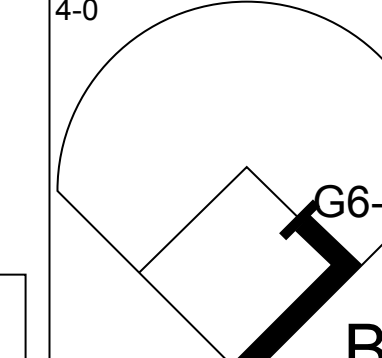
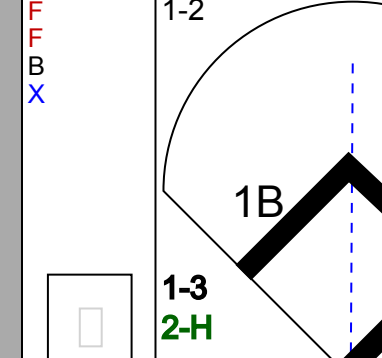
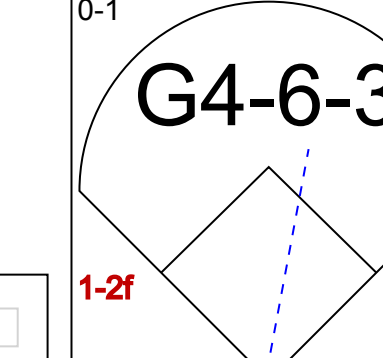
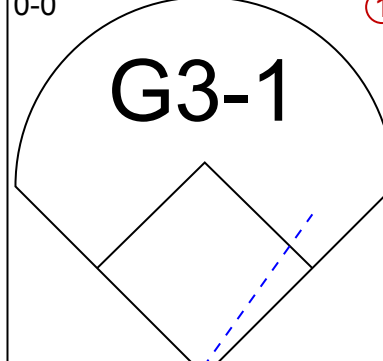
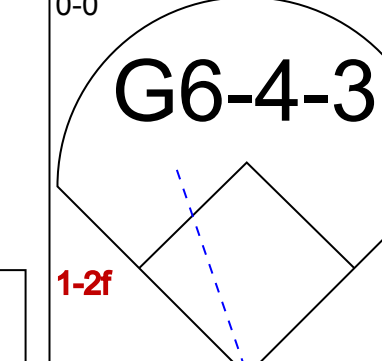
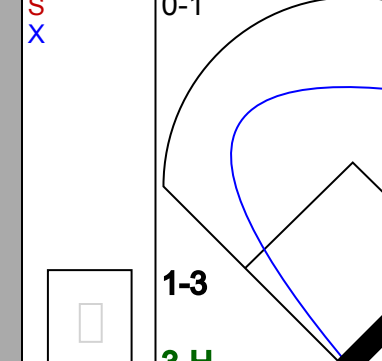
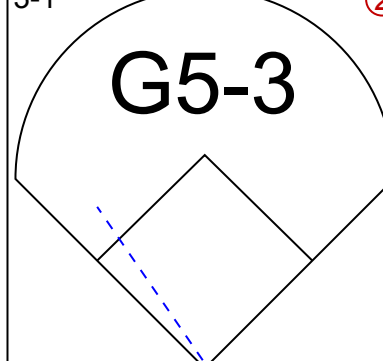
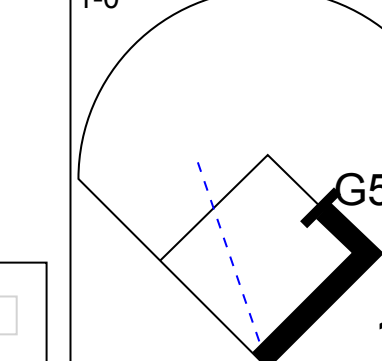
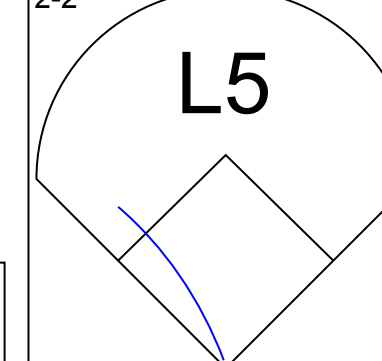

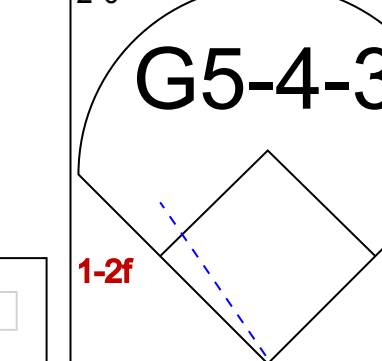
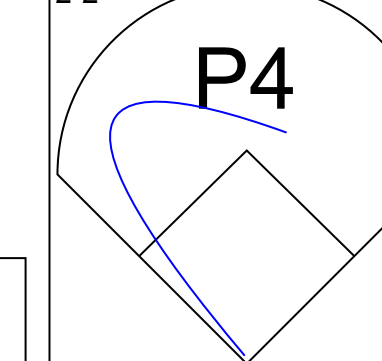
Batter	1	2	3	4	5	6	7	8	9	AB	R	H	RBI	BB	SO	LOB	BOTTOM											
Brady Anderson, L OBP: 0.320, SLG: 0.353 (1, 7)										4	0	0	0	0	1	0	Boston Red Sox @ Baltimore Orioles Oriole Park at Camden Yards, Baltimore, MD Wed May 12 1993, 7:05 PM EDT Att: 46,075 - Unknown - 67 F											
Mark McLemore, S OBP: 0.357, SLG: 0.416 (1, 9)										4	0	0	0	0	0	0												
Cal Ripken Jr., R OBP: 0.329, SLG: 0.380 (1, 6)										3	0	0	0	0	0	0												
Glenn Davis, R OBP: 0.243, SLG: 0.245 (1, 10)										3	0	0	0	0	2	0												
Leo Gomez, R OBP: 0.356, SLG: 0.443 (1, 5)										2	0	0	0	1	0	0												
Chris Hoiles, R OBP: 0.352, SLG: 0.379 (1, 2)										3	0	0	0	0	1	1												
David Segui, S OBP: 0.340, SLG: 0.289 Jack Voigt, R (8, PR) (9, 3)										3	0	2	0	0	0	0												
Harold Reynolds, S OBP: 0.333, SLG: 0.297 (1, 4)										3	0	0	0	0	1	3												
Damon Buford, R OBP: 0.406, SLG: 0.607 (1, 8)										3	0	0	0	0	0	0												
Inning Stats	R: 0 E: 0 K: 0 S: 4	H: 0 LOB: 0 BB: 0 P: 5	R: 0 E: 0 K: 1 S: 8	H: 0 LOB: 0 BB: 0 P: 10	R: 0 E: 0 K: 0 S: 8	H: 1 LOB: 0 BB: 0 P: 13	R: 0 E: 0 K: 0 S: 5	H: 0 LOB: 0 BB: 0 P: 5	R: 0 E: 0 K: 1 S: 9	H: 0 LOB: 0 BB: 0 P: 17	R: 0 E: 0 K: 0 S: 10	H: 0 LOB: 0 BB: 0 P: 13	R: 0 E: 0 K: 0 S: 6	H: 0 LOB: 0 BB: 0 P: 12	R: 0 E: 0 K: 2 S: 17	H: 1 LOB: 2 BB: 1 P: 26		R: 0 E: 0 K: 1 S: 8	H: 0 LOB: 0 BB: 0 P: 11	1B: 1 2B: 1 3B: 0 HR: 0	SF: 0 SAC: 0 DP: 1 HBP: 0	WP: 0 PB: 0 SB: 0 CS: 0	PA: 29					
PITCHER	IP	WLS	BF	H	R	ER	SO	BB	IBB	HBP	BLK	WP	HR	S	P	ERA	WHIP											
Danny Darwin, R ERA: 4.12 Greg Harris, R ERA: 1.98 Jeff Russell, R ERA: 0.75	(1, 1)	7.2		25	2	0	0	3	1	0	0	0	0	0	64	96	0.00	0.391										
	(8, 1)	0.1		1	0	0	0	1	0	0	0	0	0	3	5	0.00	0.000											
	(9, 1)	1.0	S	3	0	0	0	1	0	0	0	0	0	8	11	0.00	0.000											

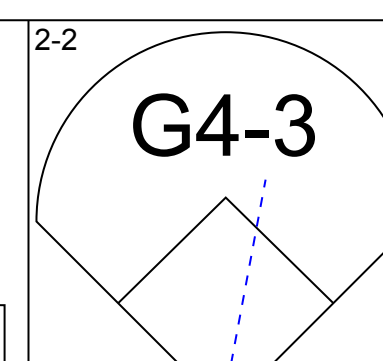
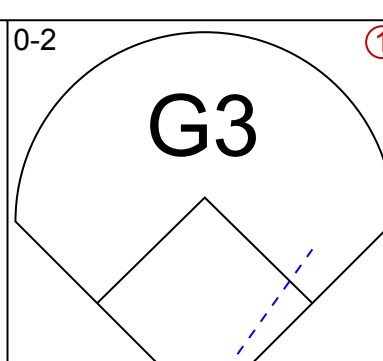
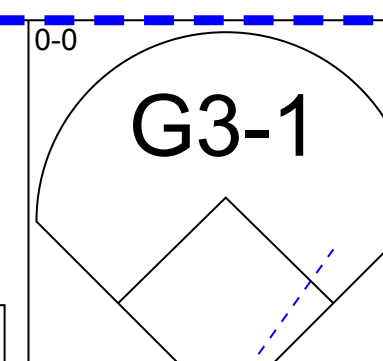
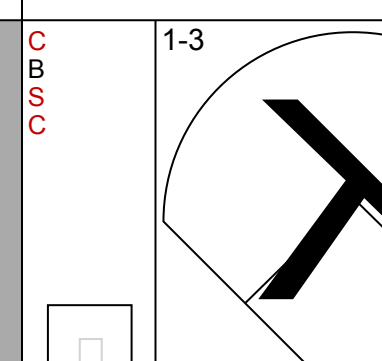
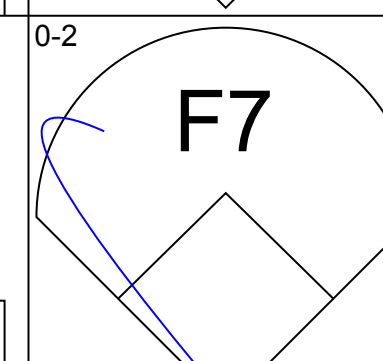
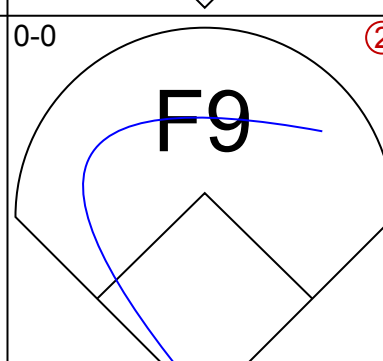
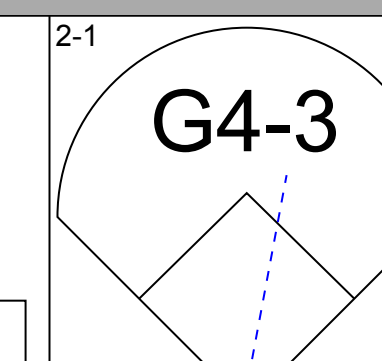
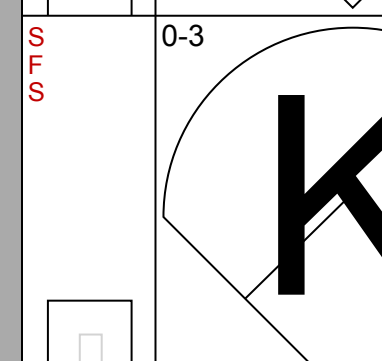
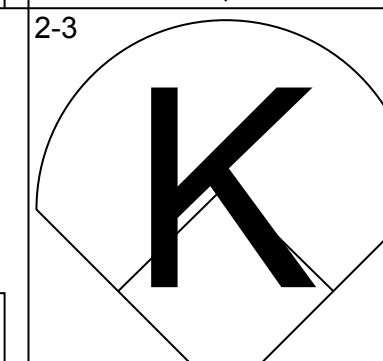
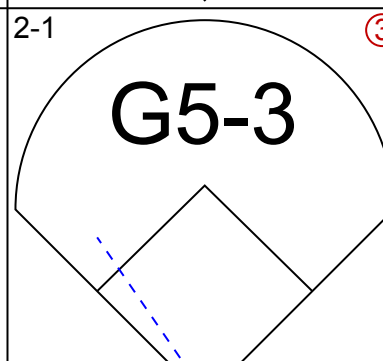
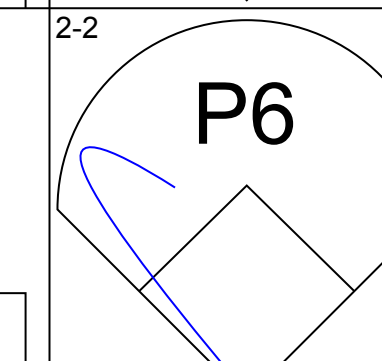
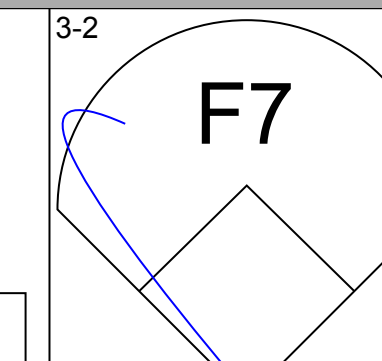
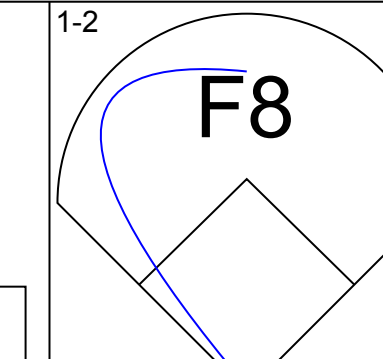
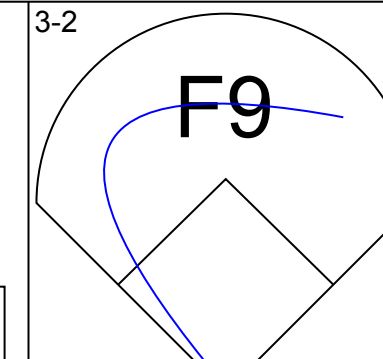
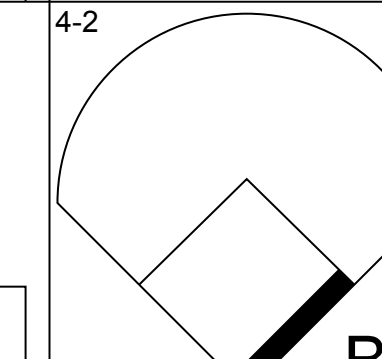
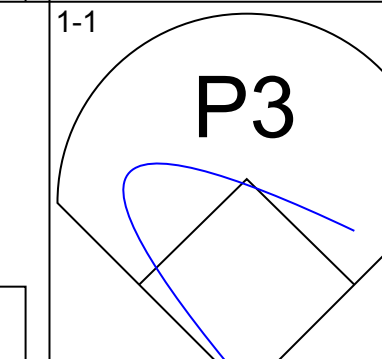
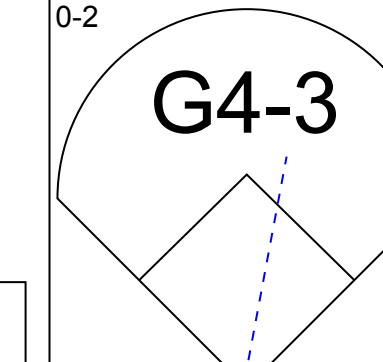
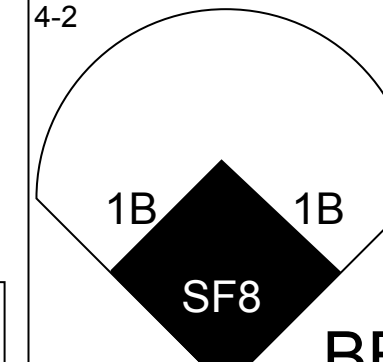
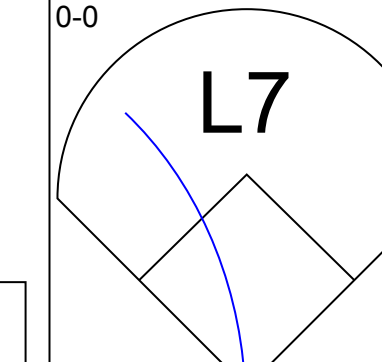
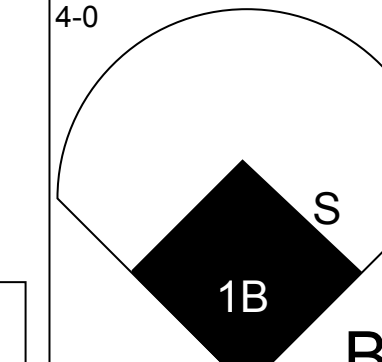
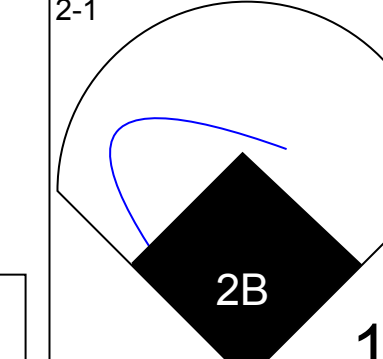
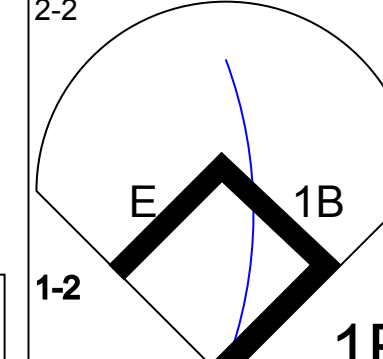
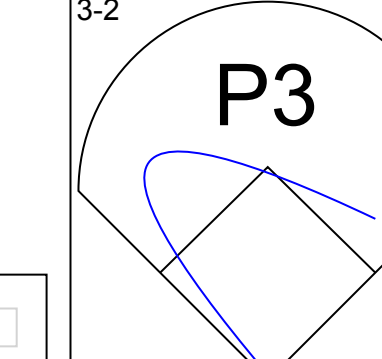
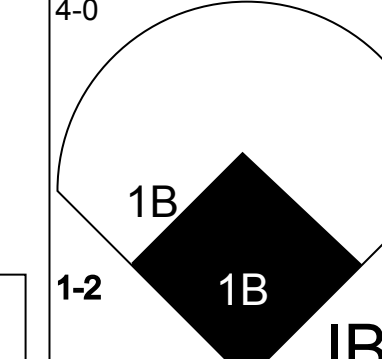
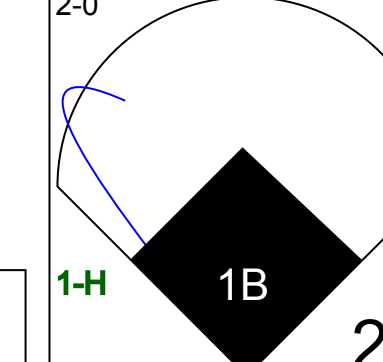
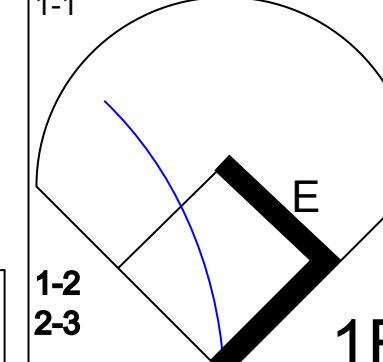
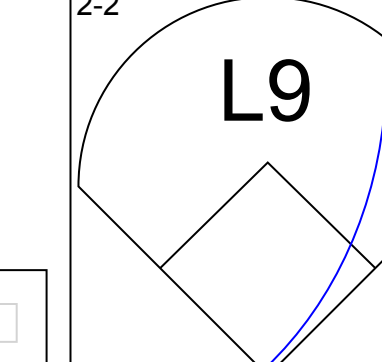
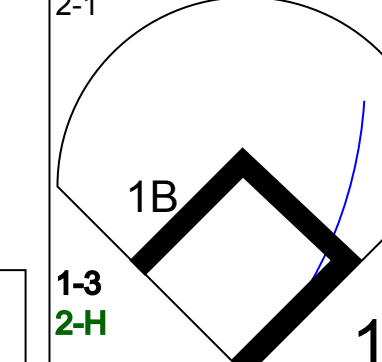
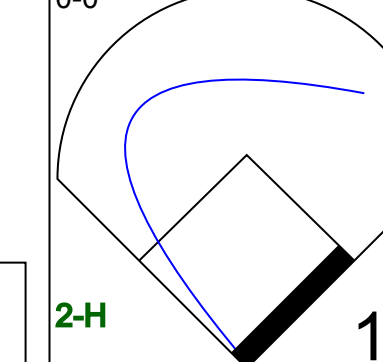
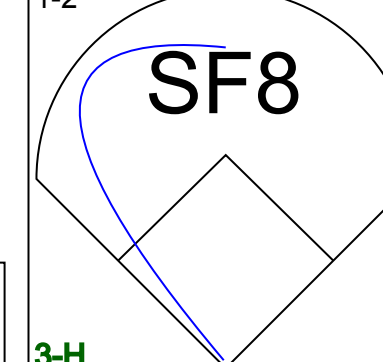
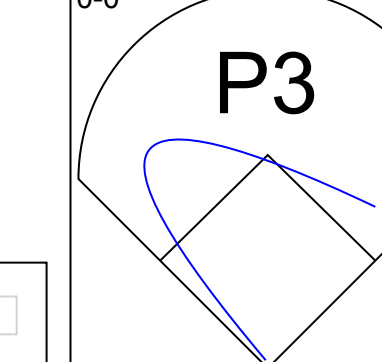
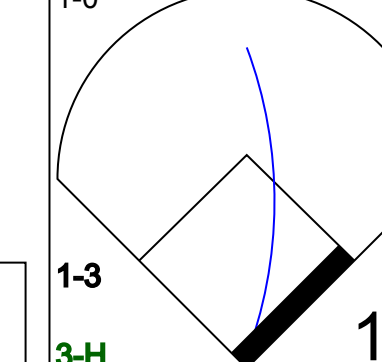
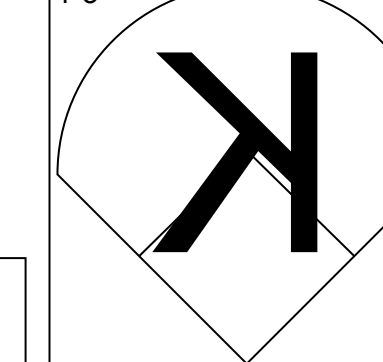
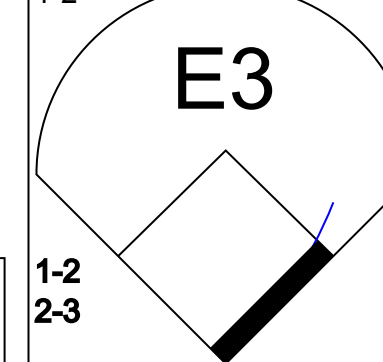
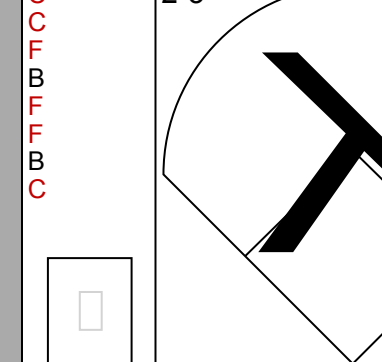
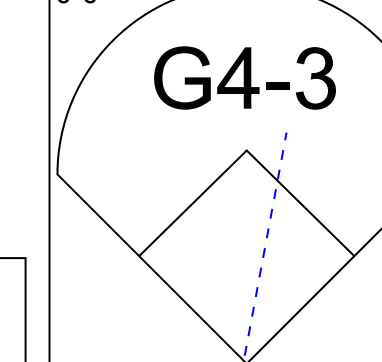
AB	28
R	0
H	2
RBI	0
BB	1
SO	5
LOB	4



Batter	1	2	3	4	5	6	7	8	9	AB	R	H	RBI	BB	SO	LOB	TOP					
Brady Anderson, L OBP: 0.329, SLG: 0.380 (1, 7)	L7		CS 1B		E S BB		K		HR	4	1	2	1	1	1	0	Baltimore Orioles @ Detroit Tigers Tiger Stadium, Detroit, MI Fri May 14 1993, 7:05 PM EDT Att: 17,496 - Unknown - 71 F					
Harold Reynolds, S OBP: 0.336, SLG: 0.305 (1, 4)	G6-3		CS 1B	G4-3	BB		G6-3		SH2-3 2B	4	0	1	0	1	0	0						
Mark McLemore, S OBP: 0.373, SLG: 0.435 (1, 9)	F8								SH2-3 1B	3	0	2	0	1	0	0						
Cal Ripken Jr., R OBP: 0.338, SLG: 0.374 (1, 6)									FC6 IBB	2	0	0	0	3	0	4						
Glenn Davis, R OBP: 0.231, SLG: 0.232 (1, 10)									FC6-4 IBB	5	0	0	0	0	1	5						
Tim Lincecum, R OBP: 0.342, SLG: 0.405 (1, 5)										5	0	1	0	0	1	5						
Chris Hoiles, R OBP: 0.358, SLG: 0.378 (1, 2)										3	1	1	0	1	1	1						
David Segui, S OBP: 0.368, SLG: 0.362 (1, 3)										2	1	1	1	2	0	1						
Damon Buford, R OBP: 0.389, SLG: 0.563 (1, 8)										4	0	1	1	0	1	4						
Inning Stats	R: 0 E: 0 K: 0 S: 6	H: 0 LOB: 0 BB: 0 P: 8	R: 0 E: 0 K: 0 S: 8	H: 0 LOB: 0 BB: 1 P: 17	R: 1 E: 0 K: 0 S: 13	H: 3 LOB: 0 BB: 0 P: 20	R: 0 E: 0 K: 0 S: 8	H: 1 LOB: 2 BB: 1 P: 15	R: 1 E: 0 K: 0 S: 12	H: 1 LOB: 3 BB: 3 P: 25	R: 0 E: 0 K: 1 S: 10	H: 0 LOB: 2 BB: 2 P: 20	R: 0 E: 0 K: 1 S: 9	H: 1 LOB: 1 BB: 0 P: 11	R: 0 E: 0 K: 2 S: 13	H: 1 LOB: 2 BB: 1 P: 21	R: 1 E: 0 K: 1 S: 13	H: 2 LOB: 2 BB: 1 P: 25	1B: 5 2B: 2 3B: 0 HR: 2	SF: 0 SAC: 1 DP: 0 HBP: 0	WP: 1 PB: 0 SB: 1 CS: 3	PA: 43
PITCHER	IP	WLS	BF	H	R	ER	SO	BB	IBB	HBP	BLK	WP	HR	S	P	ERA	WHIP					
John Doherty, R ERA: 2.75 (1, 1)	7.2		35	7	2	2	3	7	1	0	0	1	1	76	133	2.35	1.826					
Dave Haas, R ERA: 3.94 (8, 1)	0.1		1	0	0	0	1	0	0	0	0	0	0	3	4	0.00	0.000					
Mike Henneman, R ERA: 1.83 (9, 1)	1.0	W	6	2	1	1	1	0	1	0	0	0	1	13	25	9.00	2.000					

Batter	1	2	3	4	5	6	7	8	9	AB	R	H	RBI	BB	SO	LOB	BOTTOM					
Tony Phillips, S OBP: 0.491, SLG: 0.457 (1, 7)	G1-3		L8		F9		1B		1B	4	0	1	1	1	0	3	Baltimore Orioles @ Detroit Tigers Tiger Stadium, Detroit, MI Fri May 14 1993, 7:05 PM EDT Att: 17,496 - Unknown - 71 F					
Lou Whitaker, L OBP: 0.377, SLG: 0.436 (1, 4)	G4-3			G4-3		K	F8		1B	5	0	1	1	0	1	2						
Travis Fryman, R OBP: 0.396, SLG: 0.511 (1, 6)						K			1B	4	0	0	0	0	4	0						
Kirk Gibson, L OBP: 0.517, SLG: 0.691 (1, 10)						G3			HR	3	1	2	1	1	0	0						
Mickey Tettleton, S OBP: 0.350, SLG: 0.468 (1, 3)						HR	P5		K	4	1	1	1	0	2	2						
Chad Kreuter, S OBP: 0.485, SLG: 0.651 (1, 2)						G3-1			F8	4	0	0	0	0	0	1						
Scott Livingstone, L OBP: 0.356, SLG: 0.398 (1, 5)						L9			L8	4	0	1	0	0	0	0						
Rob Deer, R OBP: 0.293, SLG: 0.448 (9, PR)						G5-3			BB	2	1	0	0	2	1	1						
Gary Thurman, R OBP: 0.310, SLG: 0.280 (9, PR)									BB	0	1	0	0	0	0	0						
Mitt Cuyler, S OBP: 0.362, SLG: 0.387 (1, 8)									BB	2	0	2	0	2	0	0						
Inning Stats	R: 0 E: 0 K: 1 S: 8	H: 0 LOB: 0 BB: 0 P: 14	R: 0 E: 0 K: 1 S: 6	H: 0 LOB: 0 BB: 1 P: 12	R: 0 E: 0 K: 0 S: 8	H: 0 LOB: 1 BB: 1 P: 16	R: 0 E: 0 K: 1 S: 8	H: 0 LOB: 0 BB: 0 P: 10	R: 1 E: 0 K: 1 S: 12	H: 2 LOB: 2 BB: 1 P: 26	R: 0 E: 0 K: 2 S: 12	H: 1 LOB: 1 BB: 0 P: 20	R: 1 E: 0 K: 0 S: 12	H: 2 LOB: 2 BB: 1 P: 22	R: 0 E: 0 K: 2 S: 12	H: 1 LOB: 0 BB: 0 P: 18	R: 1 E: 0 K: 0 S: 9	H: 2 LOB: 3 BB: 2 P: 20	1B: 5 2B: 0 3B: 1 HR: 2	SF: 0 SAC: 0 DP: 1 HBP: 0	WP: 0 PB: 0 SB: 0 CS: 0	PA: 38
PITCHER	IP	WLS	BF	H	R	ER	SO	BB	IBB	HBP	BLK	WP	HR	S	P	ERA	WHIP					
Rick Sutcliffe, R ERA: 4.86 (7, 1)	6.2		28	5	2	2	6	4	0	0	0	0	0	2	3	0.00	0.000					
Jim Poole, L ERA: (8, 1)	0.1		1	0	0	0	0	0	0	0	0	0	0	2	3	0.00	0.000					
Todd Frohwrth, R ERA: 2.08 (8, 1)	1.1	L	9	3	2	2	2	2	0	0	0	0	1	21	38	13.50	3.750					

Batter	1	2	3	4	5	6	7	8	9	AB	R	H	RBI	BB	SO	LOB	TOP				
Harold Reynolds, S (1, 4) OBP: 0.333, SLG: 0.303										4	0	1	0	0	1	0	Baltimore Orioles @ Detroit Tigers Tiger Stadium, Detroit, MI Sat May 15 1993, 3:33 AM EDT Att: 24,843 - Sunny - 75 F				
Damon Buford, R (1, 8) OBP: 0.350, SLG: 0.500										4	0	0	0	0	1	1					
Mark McLemore, S (1, 9) OBP: 0.368, SLG: 0.427										4	1	1	0	0	1	1					
Cal Ripken Jr., R (1, 6) OBP: 0.335, SLG: 0.370										4	1	1	0	0	0	0					
Leo Gomez, R (1, 5) OBP: 0.362, SLG: 0.478										4	1	2	1	0	0	2					
Sherman Obando, R (1, 10) OBP: 0.395, SLG: 0.343										3	0	1	1	1	0	1					
David Segui, S (1, 3) OBP: 0.367, SLG: 0.360										3	0	1	1	0	0	1					
Jack Voigt, R (1, 7) OBP: 0.222, SLG: 0.125										3	0	1	0	0	0	2					
Jeff Tackett, R (1, 2) OBP: 0.294, SLG: 0.250										2	0	0	0	0	1	1					
Tim Hulett, R (8, PH) OBP: 0.333, SLG: 0.395										1	0	0	0	0	0	0					
Chris Hoiles, R (8, 2) OBP: 0.358, SLG: 0.378										0	0	0	0	0	0	0					
Inning Stats	R: 0 H: 0 E: 0 K: 3 S: 9	H: 0 LOB: 0 BB: 0 P: 14	R: 0 H: 0 E: 0 K: 0 S: 7	H: 0 LOB: 0 BB: 0 P: 10	R: 0 H: 0 E: 0 K: 1 S: 6	H: 0 LOB: 0 BB: 0 P: 11	R: 0 H: 0 E: 0 K: 0 S: 9	H: 0 LOB: 0 BB: 0 P: 14	R: 1 H: 1 E: 0 K: 0 S: 5	H: 1 LOB: 0 BB: 1 P: 11	R: 0 H: 1 E: 0 K: 0 S: 4	H: 1 LOB: 0 BB: 0 P: 10	R: 2 H: 4 E: 0 K: 0 S: 21	H: 4 LOB: 2 BB: 0 P: 31	R: 0 H: 1 E: 0 K: 0 S: 16	H: 1 LOB: 1 BB: 0 P: 24	R: 0 H: 1 E: 0 K: 0 S: 7	H: 1 LOB: 0 BB: 0 P: 10	1B: 7 2B: 0 3B: 0 HR: 1	SF: 0 SAC: 0 DP: 3 HBP: 0	WP: 1 PA: 33 PB: 0 SB: 0 CS: 0
PITCHER	IP	WLS	BF	H	R	ER	SO	BB	IBB	HBP	BLK	WP	HR	S	P	ERA	WHIP				
David Wells, L (1, 1) ERA: 1.86	6.2		24	5	3	3	4	1	0	0	0	0	1	54	92	4.05	0.900				
Bill Krueger, L (7, 1) ERA: 2.67	2.1	W	9	3	0	0	0	0	0	0	0	1	0	30	43	0.00	1.286				

Batter	1	2	3	4	5	6	7	8	9	AB	R	H	RBI	BB	SO	LOB	BOTTOM				
Tony Phillips, S (1, 7) OBP: 0.480, SLG: 0.444										4	0	0	0	0	1	3	Baltimore Orioles @ Detroit Tigers Tiger Stadium, Detroit, MI Sat May 15 1993, 3:33 AM EDT Att: 24,843 - Sunny - 75 F				
Lou Whitaker, L (1, 4) OBP: 0.394, SLG: 0.418										4	0	0	0	0	1	0					
Travis Fryman, R (1, 6) OBP: 0.386, SLG: 0.496										4	0	0	0	0	1	0					
Cecil Fielder, R (1, 3) OBP: 0.353, SLG: 0.391										3	0	0	0	1	0	0					
Kirk Gibson, L (1, 10) OBP: 0.516, SLG: 0.677										2	2	0	0	2	0	1					
Mickey Tettleton, S (1, 2) OBP: 0.362, SLG: 0.473										3	2	2	0	1	0	0					
Alan Trammell, R (1, 5) OBP: 0.400, SLG: 0.446										4	1	3	2	0	0	0					
Rob Deer, R (1, 9) OBP: 0.299, SLG: 0.453										3	0	2	3	0	0	0					
Mitt Cuyler, S (1, 8) OBP: 0.349, SLG: 0.371										4	0	0	0	0	2	5					
Inning Stats	R: 0 H: 0 E: 0 K: 1 S: 10	H: 3 LOB: 1 BB: 0 P: 14	R: 2 H: 3 E: 0 K: 1 S: 15	H: 3 LOB: 1 BB: 0 P: 21	R: 0 H: 0 E: 0 K: 0 S: 6	H: 0 LOB: 0 BB: 0 P: 8	R: 1 H: 2 E: 1 K: 0 S: 18	H: 2 LOB: 3 BB: 1 P: 29	R: 0 H: 0 E: 0 K: 0 S: 9	H: 0 LOB: 1 BB: 1 P: 17	R: 0 H: 0 E: 0 K: 0 S: 8	H: 0 LOB: 0 BB: 0 P: 13	R: 0 H: 0 E: 0 K: 3 S: 12	H: 0 LOB: 0 BB: 0 P: 15	R: 2 H: 2 E: 0 K: 0 S: 11	H: 2 LOB: 2 BB: 2 P: 26		R: 0 H: 1 E: 0 K: 0 S: 7	H: 1 LOB: 0 BB: 0 P: 10	1B: 6 2B: 1 3B: 0 HR: 0	SF: 1 SAC: 0 DP: 0 HBP: 0
PITCHER	IP	WLS	BF	H	R	ER	SO	BB	IBB	HBP	BLK	WP	HR	S	P	ERA	WHIP				
Mark Williamson, R (1, 1) ERA: 2.83	3.2		18	5	3	3	2	1	0	0	0	0	0	48	71	7.36	1.636				
Alan Mills, R (4, 1) ERA: 4.68	4.0	L	16	1	2	2	3	2	1	0	0	0	0	39	69	4.50	0.750				
Todd Frohwirth, R (8, 1) ERA: 2.08	0.0		1	1	0	0	0	0	0	0	0	0	0	1	2	∞	∞				
Brad Pennington, L (8, 1) ERA: 1.93	0.1		1	0	0	0	0	0	0	0	0	0	0	1	1	0.00	0.000				

Batter	1	2	3	4	5	6	7	8	9	AB	R	H	RBI	BB	SO	LOB	TOP				
Brady Anderson, L (1, 7) OBP: 0.331, SLG: 0.387	1-2 F8		2-2 E3		2-2 1B SF9		2-1 SH5-3		2-1 G4-3	5	1	2	0	0	0	1	Baltimore Orioles @ Detroit Tigers Tiger Stadium, Detroit, MI Sun May 16 1993, 3:33 AM EDT Att: 26,308 - Sunny - 49 F				
Harold Reynolds, S (1, 4) OBP: 0.336, SLG: 0.311	1-2 CS		0-2 G1-3		0-0 1B		0-1 SH5-3		1-0 P3	4	0	2	0	0	0	2					
Mark McLemore, S (1, 9) OBP: 0.373, SLG: 0.424	4-2 BB		1-3 K		1-0 1B		1-3 K			3	0	1	0	1	2	2					
Cal Ripken Jr., R (1, 6) OBP: 0.333, SLG: 0.362	4-1 BB		2-2 G6-3		2-1 P4		2-1 L8			3	0	0	0	1	0	5					
Leo Gomez, R (1, 5) OBP: 0.358, SLG: 0.505	3-2 P6			0-0 HR	2-0 SF9			2-1 F9		3	1	1	2	0	0	2					
Sherman Obando, R (1, 10) OBP: 0.357, SLG: 0.308		3-3 K		0-1 G6-3	2-3 K			3-2 L7		4	0	0	0	0	2	2					
Chris Hoiles, R (1, 2) OBP: 0.363, SLG: 0.415		0-1 1B		0-0 HR		3-3 K		0-1 G6-3		4	1	2	1	0	1	0					
David Segui, S (1, 3) OBP: 0.375, SLG: 0.370		1-3 K		1-3 K	2-2 G4-3-6			0-0 G4-3 WP		4	0	2	0	0	2	1					
Damon Buford, R (1, 8) OBP: 0.318, SLG: 0.450	1-2 P3		1-2 P6		1-0 G4-3-6			1-1 B2		4	0	0	0	0	0	3					
Inning Stats	R: 0 E: 0 K: 0 S: 17	H: 1 LOB: 2 BB: 2 P: 29	R: 0 E: 0 K: 2 S: 12	H: 1 LOB: 1 BB: 0 P: 17	R: 0 E: 1 K: 1 S: 12	H: 0 LOB: 1 BB: 0 P: 17	R: 2 E: 0 K: 1 S: 10	H: 2 LOB: 0 BB: 0 P: 12	R: 1 E: 0 K: 1 S: 12	H: 3 LOB: 2 BB: 0 P: 21	R: 0 E: 0 K: 1 S: 9	H: 1 LOB: 1 BB: 0 P: 14	R: 0 E: 0 K: 0 S: 7	H: 0 LOB: 0 BB: 0 P: 12	R: 0 E: 0 K: 0 S: 6	H: 1 LOB: 1 BB: 0 P: 10	1B: 7 2B: 1 3B: 0 HR: 2	SF: 1 SAC: 1 DP: 1 HBP: 0	WP: 1 PB: 0 SB: 0 CS: 1	PA: 38	
PITCHER	IP	WLS	BF	H	R	ER	SO	BB	IBB	HBP	BLK	WP	HR	S	P	ERA	WHIP				
Bill Gullickson, R (1, 1) ERA: 5.63	2.1		11	2	0	0	2	2	0	0	0	0	0	35	54	0.00	1.714				
Dave Haas, R (3, 1) ERA: 4.35	4.2	L	20	7	3	3	5	0	0	0	0	0	2	45	70	5.79	1.500				
Mark Grater, R (8, 1) ERA: 7.36	1.1		5	1	0	0	0	0	0	0	0	0	0	10	16	0.00	0.750				
Tom Bolton, L (9, 1) ERA: 7.71	0.2		2	0	0	0	0	0	0	0	0	1	0	3	6	0.00	0.000				

AB	34
R	3
H	10
RBI	3
BB	2
SO	7
LOB	18



Batter	1	2	3	4	5	6	7	8	9	AB	R	H	RBI	BB	SO	LOB	BOTTOM					
Alan Trammell, R (1, 8) OBP: 0.405, SLG: 0.478	1-2 CS		2-2 3B		1-3 K			0-0 F8		4	0	2	0	0	1	1	Baltimore Orioles @ Detroit Tigers Tiger Stadium, Detroit, MI Sun May 16 1993, 3:33 AM EDT Att: 26,308 - Sunny - 49 F					
Lou Whitaker, L (1, 4) OBP: 0.351, SLG: 0.406	3-3 K		0-0 F8		0-1 F9			4-2 G6-4-3		3	0	0	0	1	1	3						
Travis Fryman, R (1, 6) OBP: 0.383, SLG: 0.510	3-2 HR			1-3 K		0-3 K		1-2 G6-4-3		4	1	1	1	0	2	1						
Cecil Fielder, R (1, 3) OBP: 0.356, SLG: 0.412	2-3 K			0-1 HR		2-3 K			4-2 1B	3	1	1	1	1	2	0						
Milt Cuyler, S (9, PR) OBP: 0.349, SLG: 0.371									BB	0	0	0	0	0	0	0						
Kirk Gibson, L (1, 10) OBP: 0.500, SLG: 0.650		2-2 L9		1-3 K		0-3 K			3-1 F7	4	0	0	0	0	2	1						
Mickey Tettleton, S (1, 7) OBP: 0.359, SLG: 0.466		3-3 K		2-1 1B			2-1 F9		0-2 F7	4	0	1	0	0	1	1						
Chad Kreuter, S (1, 2) OBP: 0.306, SLG: 0.633		3-3 K		1-3 K			2-3 K		2-1 1B	4	0	1	0	0	3	1						
Gary Thurman, R (9, PR) OBP: 0.310, SLG: 0.280									1-2 1B	0	0	0	0	0	0	0						
Rob Deer, R (1, 9) OBP: 0.306, SLG: 0.454			2-3 K		3-2 WP			4-2 BB		2	0	1	0	1	1	0						
Tony Phillips, S (9, PH) OBP: 0.477, SLG: 0.440					1-2 1B				0-0 F7	1	0	0	0	0	0	2						
Scott Livingstone, L (1, 5) OBP: 0.344, SLG: 0.384			1-3 K		2-2 L7					3	0	0	0	0	1	2						
Inning Stats	R: 1 E: 0 K: 2 S: 17	H: 2 LOB: 0 BB: 0 P: 26	R: 0 E: 0 K: 2 S: 9	H: 0 LOB: 0 BB: 0 P: 17	R: 0 E: 0 K: 2 S: 10	H: 1 LOB: 1 BB: 0 P: 15	R: 1 E: 0 K: 3 S: 13	H: 2 LOB: 1 BB: 0 P: 18	R: 0 E: 0 K: 1 S: 16	H: 1 LOB: 1 BB: 0 P: 22	R: 0 E: 0 K: 3 S: 9	H: 0 LOB: 0 BB: 0 P: 11	R: 0 E: 0 K: 1 S: 11	H: 0 LOB: 1 BB: 1 P: 19	R: 0 E: 0 K: 0 S: 8	H: 0 LOB: 0 BB: 1 P: 13	R: 0 E: 0 K: 0 S: 10	H: 1 LOB: 2 BB: 1 P: 19	1B: 4 2B: 0 3B: 1 HR: 2	SF: 0 SAC: 0 DP: 1 HBP: 0	WP: 1 PB: 0 SB: 0 CS: 1	PA: 35
PITCHER	IP	WLS	BF	H	R	ER	SO	BB	IBB	HBP	BLK	WP	HR	S	P	ERA	WHIP					
35 Mike Mussina, R (1, 1) ERA: 2.4	8.0	W	30	6	2	2	14	2	0	0	0	0	1	2	93	141	2.25	1.000				
Gregg Olson, R (9, 1) ERA: 2.16	1.0	S	5	1	0	0	0	1	0	0	0	0	0	10	19	0.00	2.000					



Batter	1	2	3	4	5	6	7	8	9	AB	R	H	RBI	BB	SO	LOB	TOP					
Kenny Lofton, L OBP: 0.410, SLG: 0.414 (1, 8)	L7		K			E4		G1-3		4	0	0	0	0	0	1						
Wayne Kirby, L OBP: 0.395, SLG: 0.460 (1, 9)	WP HR 1B		1B			F9			P5	4	1	2	0	0	0	1						
Carlos Baerga, S OBP: 0.302, SLG: 0.460 (1, 4)	F8		G1-3			G6-3			BB F9-2 2B	4	0	1	0	0	0	3						
Albert Belle, R OBP: 0.372, SLG: 0.622 (1, 7)	HR				G5-3			G6-3	BB IBB	3	1	1	2	1	0	0						
Paul Sorrento, L OBP: 0.371, SLG: 0.541 (1, 3)	K				F7			F7	BB IBB	3	0	0	0	1	1	0						
Carlos Martinez, R OBP: 0.331, SLG: 0.417 Alvaro Espinoza, R OBP: 0.385, SLG: 0.720 (1, 5) (9, 5)			G6-4-3 1B		G6-3			L6	BB F9-2	4	0	1	0	0	0	3						
Reggie Jefferson, S OBP: 0.316, SLG: 0.402 (1, 10)			P6			G4-3			F7	3	0	0	0	0	0	1						
Felix Fermin, R OBP: 0.315, SLG: 0.300 (1, 6)			G6-4-3			G5-3			G4-3 1B	3	0	1	0	0	0	1						
Junior Ortiz, R OBP: 0.222, SLG: 0.256 (1, 2)						G6-3			G4-3	3	0	0	0	0	1	1						
Inning Stats	R: 2 E: 0 K: 1 S: 13	H: 2 LOB: 0 BB: 0 P: 24	R: 0 E: 0 K: 0 S: 5	H: 1 LOB: 0 BB: 0 P: 8	R: 0 E: 0 K: 2 S: 13	H: 1 LOB: 1 BB: 0 P: 17	R: 0 E: 0 K: 0 S: 9	H: 0 LOB: 0 BB: 0 P: 13	R: 0 E: 0 K: 0 S: 4	H: 0 LOB: 0 BB: 0 P: 8	R: 0 E: 1 K: 0 S: 7	H: 0 LOB: 0 BB: 0 P: 11	R: 0 E: 0 K: 0 S: 7	H: 0 LOB: 0 BB: 0 P: 13	R: 0 E: 0 K: 0 S: 7	H: 1 LOB: 1 BB: 0 P: 12	R: 0 E: 0 K: 0 S: 5	H: 1 LOB: 2 BB: 0 P: 16	1B: 4 2B: 2 3B: 0 HR: 1	SF: 0 SAC: 0 DP: 3 HBP: 0	WP: 1 PB: 0 SB: 0 CS: 0	PA: 33
PITCHER	IP	WLS	BF	H	R	ER	SO	BB	IBB	HBP	BLK	WP	HR	S	P	ERA	WHIP					
Ben McDonald, R ERA: 4.76 (1, 1)	8.1	L	30	6	2	2	3	0	0	0	0	1	1	69	112	2.16	0.720					
Jim Poole, L ERA: (9, 1)	0.0		2	0	0	0	0	1	1	0	0	0	0	0	8	∞	∞					
Todd Frohwirth, R ERA: 2.01 (9, 1)	0.2		1	0	0	0	0	0	0	0	0	0	0	1	2	0.00	0.000					

Cleveland Indians @ Baltimore Orioles
Oriole Park at Camden Yards, Baltimore, MD

Mon May 17 1993, 7:05 PM EDT
Att: 42,756 - Unknown - 73 F

AB 31
R 2
H 6
RBI 2
BB 2
SO 3
LOB 11



Batter	1	2	3	4	5	6	7	8	9	AB	R	H	RBI	BB	SO	LOB	BOTTOM					
Brady Anderson, L OBP: 0.323, SLG: 0.377 (1, 7)	F7		P3			F7			L9	4	0	0	0	0	0	1						
Harold Reynolds, S OBP: 0.336, SLG: 0.308 (1, 4)	G4-3		G3			K			1B	4	0	1	0	0	1	0						
Mark McLemore, S OBP: 0.377, SLG: 0.427 (1, 9)	1B				CS 1B			K	F7	4	0	2	0	0	1	2						
Cal Ripken Jr., R OBP: 0.331, SLG: 0.359 (1, 6)	1B				F7			G5-3	G4-3	4	0	1	0	0	0	3						
Leo Gomez, R OBP: 0.348, SLG: 0.490 (1, 5)	K				P6			P2		3	0	0	0	0	1	3						
Sherman Obando, R OBP: 0.341, SLG: 0.293 Tim Hulett, R OBP: 0.325, SLG: 0.385 (1, 10) (8, PH)	F8					F9			K	2	0	0	0	0	0	0						
Chris Hoiles, R OBP: 0.353, SLG: 0.402 (1, 2)	K					P5			K	3	0	0	0	0	2	0						
David Segui, S OBP: 0.358, SLG: 0.351 (1, 3)	L7					G4-3			L9	3	0	0	0	0	0	0						
Damon Buford, R OBP: 0.304, SLG: 0.429 Mark Leonard, L (9, PH)						K			F9	2	0	0	0	0	1	0						
Inning Stats	R: 0 E: 0 K: 1 S: 10	H: 2 LOB: 2 BB: 0 P: 18	R: 0 E: 0 K: 1 S: 6	H: 0 LOB: 0 BB: 0 P: 9	R: 0 E: 0 K: 1 S: 8	H: 0 LOB: 0 BB: 0 P: 11	R: 0 E: 0 K: 0 S: 6	H: 1 LOB: 0 BB: 0 P: 8	R: 0 E: 0 K: 0 S: 7	H: 0 LOB: 0 BB: 0 P: 11	R: 0 E: 0 K: 1 S: 8	H: 0 LOB: 0 BB: 0 P: 10	R: 0 E: 0 K: 1 S: 6	H: 0 LOB: 0 BB: 0 P: 9	R: 0 E: 0 K: 2 S: 8	H: 0 LOB: 2 BB: 0 P: 14	R: 0 E: 0 K: 0 S: 13	H: 1 LOB: 1 BB: 1 P: 19	1B: 4 2B: 0 3B: 0 HR: 0	SF: 0 SAC: 0 DP: 0 HBP: 0	WP: 0 PB: 0 SB: 0 CS: 1	PA: 31
PITCHER	IP	WLS	BF	H	R	ER	SO	BB	IBB	HBP	BLK	WP	HR	S	P	ERA	WHIP					
Jose Mesa, R ERA: 2.75 (1, 1)	8.0	W	27	3	0	0	7	1	0	0	0	0	0	62	97	0.00	0.500					
Derek Liguist, L ERA: 1.65 (9, 1)	0.2		3	1	0	0	0	0	0	0	0	0	0	4	5	0.00	1.500					
Eric Plunk, R ERA: 2.5 (9, 1)	0.1	S	1	0	0	0	0	0	0	0	0	0	0	6	7	0.00	0.000					

Cleveland Indians @ Baltimore Orioles
Oriole Park at Camden Yards, Baltimore, MD

Mon May 17 1993, 7:05 PM EDT
Att: 42,756 - Unknown - 73 F

AB 30
R 0
H 4
RBI 0
BB 1
SO 7
LOB 9



Batter	1	2	3	4	5	6	7	8	9	AB	R	H	RBI	BB	SO	LOB	TOP	
Kenny Lofton, L OBP: 0.406, SLG: 0.406 (1, 8)	B1-3		CS	G2-3 BB		K		F7		3	0	0	0	1	1	1	Cleveland Indians @ Baltimore Orioles Oriole Park at Camden Yards, Baltimore, MD Tue May 18, 1993, 7:05 PM EDT Att: 43,710 - Unknown - 59 F livebaseballscorecards.com	
Thomas Howard, S OBP: 0.297, SLG: 0.366 (1, 9)	G5-3			F7		G5-3				3	0	0	0	0	0	1		
Carlos Baerga, S OBP: 0.297, SLG: 0.451 (1, 4)	K			G2-3			G5-3			3	0	0	0	0	1	1		
Albert Belle, R OBP: 0.371, SLG: 0.614 (1, 7)		K		G6-3			WP BB			2	0	0	0	1	1	1		
Carlos Martinez, R OBP: 0.331, SLG: 0.410 (1, 5)		F8			FC5-4 BB		F7			2	0	0	0	1	0	1		
Reggie Jefferson, S OBP: 0.308, SLG: 0.391 (1, 3)		G6-3			FC5-4		K			3	0	0	0	0	1	2		
Glenallen Hill, R OBP: 0.278, SLG: 0.400 (1, 10)			K		P4			2B		3	0	1	0	0	1	1		
Felix Fermin, R OBP: 0.315, SLG: 0.301 (1, 6)			CS 1B		P4			K		3	0	1	0	0	1	2		
Junior Ortiz, R OBP: 0.208, SLG: 0.239 (1, 2)			F9		G5-3			P2		3	0	0	0	0	0	2		
Inning Stats	R: 0 E: 0 K: 1 S: 7	H: 0 LOB: 0 BB: 0 P: 11	R: 0 E: 0 K: 1 S: 7	H: 0 LOB: 0 BB: 0 P: 11	R: 0 E: 0 K: 1 S: 11	H: 1 LOB: 0 BB: 0 P: 17	R: 0 E: 0 K: 0 S: 9	H: 0 LOB: 1 BB: 1 P: 17	R: 0 E: 0 K: 0 S: 9	H: 0 LOB: 0 BB: 0 P: 13	R: 0 E: 0 K: 1 S: 10	H: 0 LOB: 1 BB: 1 P: 19	R: 0 E: 0 K: 1 S: 11	H: 1 LOB: 1 BB: 0 P: 14				
PITCHER Fernando Valenzuela, L ERA: 3.72 (1, 1)	IP: 8.0 WLS: W BF: 28	H: 2 R: 0 ER: 0 SO: 6	BB: 3 IBB: 0 HBP: 0 BLK: 0	WP: 1 HR: 0 S: 72 P: 120	ERA: 0.00 WHIP: 0.625	PITCHER		IP: 8.0 WLS: W BF: 28	H: 2 R: 0 ER: 0 SO: 6	BB: 3 IBB: 0 HBP: 0 BLK: 0	WP: 1 HR: 0 S: 72 P: 120	ERA: 0.00 WHIP: 0.625			1B: 1 2B: 1 3B: 0 HR: 0	SF: 0 SAC: 0 DP: 0 HBP: 0	WP: 1 PB: 0 SB: 0 CS: 1	PA: 29

Batter	1	2	3	4	5	6	7	8	9	AB	R	H	RBI	BB	SO	LOB	BOTTOM	
Brady Anderson, L OBP: 0.327, SLG: 0.376 (1, 7)	L5		1B BB 1B	K			1B BB G1-3			3	2	1	0	1	1	0	Cleveland Indians @ Baltimore Orioles Oriole Park at Camden Yards, Baltimore, MD Tue May 18, 1993, 7:05 PM EDT Att: 43,710 - Unknown - 59 F livebaseballscorecards.com	
Harold Reynolds, S OBP: 0.341, SLG: 0.315 (1, 4)	F8		BB 2B 1B	G4-3			G1-3 1B 1B			4	2	2	0	0	0	0		
Mark McLemore, S OBP: 0.381, SLG: 0.430 (1, 9)	F8		BB 2B 1B		G3		G1-3 1B 1B			4	2	2	1	0	0	0		
Cal Ripken Jr., R OBP: 0.329, SLG: 0.352 (1, 6)		K	2B BB	G2-3			G1-3			3	0	0	2	1	1	2		
Leo Gomez, R OBP: 0.353, SLG: 0.485 (1, 5)		1B BB	F8	F9			1B 1B 1B			3	0	1	2	1	0	3		
Sherman Obando, R OBP: 0.396, SLG: 0.364 (1, 10)		1B BB	2B	G6-4-3 BB			1B 1B			3	0	3	2	1	0	0		
Chris Hoiles, R OBP: 0.358, SLG: 0.400 (1, 2)	P3		BB	L5			1B 1B			3	0	1	0	1	0	3		
David Segui, S OBP: 0.338, SLG: 0.328 (1, 3)	G1-3		F7	G6-4-3			F8			4	0	0	0	0	0	9		
Damon Buford, R OBP: 0.300, SLG: 0.413 (1, 8)			K	G1-3			K			4	1	1	0	0	2	3		
Inning Stats	R: 0 E: 0 K: 0 S: 5	H: 0 LOB: 0 BB: 0 P: 9	R: 0 E: 0 K: 1 S: 14	H: 1 LOB: 2 BB: 1 P: 27	R: 3 E: 0 K: 1 S: 15	H: 4 LOB: 3 BB: 2 P: 29	R: 0 E: 0 K: 1 S: 9	H: 0 LOB: 0 BB: 0 P: 13	R: 0 E: 0 K: 0 S: 10	H: 0 LOB: 0 BB: 0 P: 17	R: 0 E: 0 K: 0 S: 5	H: 0 LOB: 1 BB: 1 P: 10	R: 4 E: 0 K: 1 S: 25	H: 6 LOB: 3 BB: 1 P: 46				
PITCHER Matt Young, L ERA: 7.04 (7, 1)	IP: 6.0 WLS: L BF: 28	H: 5 R: 5 ER: 5 SO: 3	BB: 5 IBB: 0 HBP: 0 BLK: 0	WP: 0 HR: 0 S: 61 P: 114	ERA: 7.50 WHIP: 1.833	PITCHER		IP: 6.0 WLS: L BF: 28	H: 5 R: 5 ER: 5 SO: 3	BB: 5 IBB: 0 HBP: 0 BLK: 0	WP: 0 HR: 0 S: 61 P: 114	ERA: 7.50 WHIP: 1.833			1B: 10 2B: 1 3B: 0 HR: 0	SF: 0 SAC: 0 DP: 1 HBP: 0	WP: 0 PB: 0 SB: 0 CS: 0	PA: 36
Jerry Dipoto, R ERA: 27.0 (7, 1)	0.1	5	4	2	2	0	0	0	0	0	0	12	20	54.00	12.000			
Mark Clark, R ERA: 6.28 (7, 1)	0.2	3	1	0	0	1	0	0	0	0	0	10	17	0.00	1.500			

Batter	1	2	3	4	5	6	7	8	9	AB	R	H	RBI	BB	SO	LOB	TOP								
Kenny Lofton, L OBP: 0.424, SLG: 0.422 (1, 8)	G6-3 BB		2-1 1B			0-2 1B		0-0 2B 1B	1-1 1B	4	1	4	1	1	0	0	Cleveland Indians @ Baltimore Orioles Oriole Park at Camden Yards, Baltimore, MD Wed May 19 1993, 7:05 PM EDT Att: 40,307 - Unknown - 65 F								
Wayne Kirby, L OBP: 0.404, SLG: 0.491 (1, 9)	G5-3		3-2 L9-6 2-3			2-2 1B		1-2 F7 1B 1-H 2B	0-0 1B	5	1	3	1	0	0	3									
Carlos Baerga, S OBP: 0.288, SLG: 0.437 (1, 4)	G6-3			1-0 F8		2-3 K		1-0 F7 2-3	1-3 K	5	0	0	0	0	2	6									
Albert Belle, R OBP: 0.363, SLG: 0.597 (1, 7)	K			2-3 K		1-1 G1-3		2-0 G2-3		4	0	0	0	0	2	4									
Paul Sorrento, L OBP: 0.375, SLG: 0.536 (1, 3)		2-1 G3-1		4-1 BB		2-0 F7		1-1 1B		3	0	1	1	1	0	2									
Carlos Martinez, R OBP: 0.329, SLG: 0.406 (1, 10)	G6-3			0-0 L8				3-H F7 2-2		4	0	1	0	0	0	2									
Jeff Treadway, L OBP: 0.373, SLG: 0.364 (1, 5)	P4				0-1 P7			1-3 K	1-0 G4-3 1B	4	1	1	0	0	1	1									
Felix Fermin, R OBP: 0.316, SLG: 0.302 Thomas Howard, S OBP: 0.294, SLG: 0.381 (9, PH)			1-0 F9		0-0 G5-4-3 1B			0-0 L9	1-2 G4-3	3	0	1	0	0	0	1									
Junior Ortiz, R OBP: 0.216, SLG: 0.245 Reggie Jefferson, S OBP: 0.356, SLG: 0.387 (9, PH)			1-0 L9-6 1B		1-1 G5-4-3			0-3 K	1-2 F7	3	0	1	0	0	1	2									
Inning Stats	R: 0 E: 0 K: 1 S: 9	H: 0 LOB: 1 BB: 1 P: 17	R: 0 E: 0 K: 0 S: 7	H: 0 LOB: 0 BB: 0 P: 12	R: 0 E: 0 K: 0 S: 8	H: 2 LOB: 1 BB: 0 P: 15	R: 0 E: 0 K: 1 S: 7	H: 0 LOB: 1 BB: 1 P: 14	R: 0 E: 0 K: 0 S: 5	H: 1 LOB: 0 BB: 0 P: 6	R: 0 E: 0 K: 1 S: 14	H: 2 LOB: 2 BB: 0 P: 21	R: 0 E: 0 K: 2 S: 9	H: 1 LOB: 1 BB: 0 P: 11	R: 2 E: 0 K: 0 S: 12	H: 3 LOB: 1 BB: 0 P: 19		R: 1 E: 0 K: 1 S: 15	H: 3 LOB: 2 BB: 0 P: 20	1B: 11 2B: 2 3B: 0 HR: 0	SF: 0 SAC: 0 DP: 2 HBP: 0	WP: 0 PB: 0 SB: 1 CS: 0	PA: 39		
PITCHER	IP	WLS	BF	H	R	ER	SO	BB	IBB	HBP	BLK	WP	HR	S	P	ERA	WHIP								
Rick Sutcliffe, R ERA: 4.53 Todd Frohwrth, R ERA: 2.31 Gregg Olson, R ERA: 2.12	(1, 1)	7.2	W	32	9	2	5	2	0	0	0	0	0	68	110	2.35	1.435								

Batter	1	2	3	4	5	6	7	8	9	AB	R	H	RBI	BB	SO	LOB	BOTTOM									
Brady Anderson, L OBP: 0.326, SLG: 0.368 (1, 7)	F8 1B BB	1-2 P5		2-2 G4-6-3 1-2 2-3		1-1 F9				3	1	0	0	1	0	4	Cleveland Indians @ Baltimore Orioles Oriole Park at Camden Yards, Baltimore, MD Wed May 19 1993, 7:05 PM EDT Att: 40,307 - Unknown - 65 F									
Harold Reynolds, S OBP: 0.338, SLG: 0.307 (1, 4)	F8	1-1 CS	4-1 F8 BB	1-1 F8		1-0 G3				3	0	0	0	1	0	2										
Mark McLemore, S OBP: 0.369, SLG: 0.414 (1, 9)	G4-3		1-1 F9		2-2 F7		0-1 F8			4	0	0	0	0	0	2										
Cal Ripken Jr., R OBP: 0.327, SLG: 0.345 (1, 6)	HBP 1B BB		1-1 F8		1-0 G5-3		1-2 G1-4-3			3	1	0	0	1	0	1										
Leo Gomez, R OBP: 0.350, SLG: 0.471 (1, 5)	1B HBP		3-1 P4		1-1 P3		2-2 G5-3			3	0	0	0	0	0	1										
Sherman Obando, R OBP: 0.423, SLG: 0.458 (1, 10)	1-2 2-H 3-H 1B		3-2 2B 1B		3-2 G5-3		3-2 HR			4	2	3	3	0	0	0										
Chris Hoiles, R OBP: 0.383, SLG: 0.423 (1, 2)	K		1-1 2B		1-1 2B		3-0 2B		2-2 G5-3	4	2	2	0	0	1	2										
David Segui, S OBP: 0.360, SLG: 0.400 (1, 3)		0-1 2B		1-1 G4-6-3 2B		1-1 2B		0-0 F7		4	0	3	3	0	0	0										
Damon Buford, R OBP: 0.321, SLG: 0.404 (1, 8)		4-1 CS BB		3-2 G4-6-3 2B		1-0 L6				1	0	0	0	2	0	1										
Inning Stats	R: 2 E: 0 K: 1 S: 13	H: 1 LOB: 2 BB: 2 P: 32	R: 0 E: 0 K: 0 S: 7	H: 1 LOB: 1 BB: 1 P: 13	R: 0 E: 0 K: 0 S: 7	H: 0 LOB: 1 BB: 1 P: 16	R: 2 E: 0 K: 0 S: 16	H: 3 LOB: 1 BB: 1 P: 28	R: 0 E: 0 K: 0 S: 6	H: 0 LOB: 0 BB: 0 P: 10	R: 1 E: 0 K: 0 S: 9	H: 2 LOB: 1 BB: 0 P: 18	R: 0 E: 0 K: 0 S: 6	H: 0 LOB: 0 BB: 0 P: 8	R: 1 E: 0 K: 0 S: 11	H: 1 LOB: 0 BB: 0 P: 18		1B: 2 2B: 5 3B: 0 HR: 1	SF: 0 SAC: 0 DP: 1 HBP: 1	WP: 0 PB: 0 SB: 2 CS: 1	PA: 36					
PITCHER	IP	WLS	BF	H	R	ER	SO	BB	IBB	HBP	BLK	WP	HR	S	P	ERA	WHIP									
Scott Scudder, R ERA: 12.0 Mark Clark, R ERA: 5.84 Cliff Young, L ERA: 8.0	(1, 1)	3.0	L	17	5	4	4	1	0	0	0	0	0	1	40	69	3.86	0.857								



Batter	1	2	3	4	5	6	7	8	9	AB	R	H	RBI	BB	SO	LOB	TOP										
Kenny Lofton, L OBP: 0.423, SLG: 0.421 (1, 8)	1-3 K		1-1 B5-3		2-1 F7		2-1 1B		1-0 BB 1B	5	0	2	1	0	1	0	Cleveland Indians @ Baltimore Orioles Oriole Park at Camden Yards, Baltimore, MD Thu May 20 1993, 3:33 AM EDT Att: 45,706 - Overcast - 63 F livebaseballscorecards.com										
Thomas Howard, S OBP: 0.290, SLG: 0.364 (1, 9)	3-2 1B 1B		0-0 G1-3		1-1 1B		1-1 F8		2-3 K	5	1	2	0	0	1	3											
Carlos Baerga, S OBP: 0.297, SLG: 0.438 (1, 4)	0-1 1B 1-2 G6-3 1B		0-1 2B 1B		1-2 G6-3-4-5 1-2			0-2 G6-3	4-1 1-2 BB	4	1	2	0	1	0	1											
Albert Belle, R OBP: 0.369, SLG: 0.604 (1, 7)	3-2 1B 1-3 2H G6-3 1B		1-1 2B		0-0 1B			2-2 G5-3	1-3 K	5	0	3	1	0	1	3											
Carlos Martinez, R OBP: 0.327, SLG: 0.401 Felix Fermin, R OBP: 0.316, SLG: 0.302 (8, 6)	1-2 G6-3		2-0 L4-3		0-0 F9			1-2 1B		4	0	1	1	0	0	4											
Reggie Jefferson, S OBP: 0.312, SLG: 0.400 (1, 3)	0-1 G4-3				1-2 1B			0-2 G1-3		4	0	2	0	0	0	2											
Glenallen Hill, R OBP: 0.266, SLG: 0.385 Wayne Kirby, L OBP: 0.397, SLG: 0.482 (9, PH)		0-1 G1-3		0-1 G5-3		0-0 FC5-4 1B			2-0 L3	3	0	0	0	0	0	2											
Alvaro Espinoza, R OBP: 0.367, SLG: 0.655 (8, 5)		1-3 K		0-0 G1-3			0-1 L5		0-1 BB 1B	4	1	1	0	0	1	1											
Lance Parrish, R OBP: 0.300, SLG: 0.444 (1, 2)		2-3 K		0-1 F9			2-1 P6		4-2 1B BB	3	0	0	0	1	1	1											
Inning Stats	R: 2 E: 0 K: 1 S: 16	H: 3 LOB: 1 BB: 0 P: 24	R: 0 E: 0 K: 2 S: 8	H: 0 LOB: 0 BB: 0 P: 11	R: 0 E: 0 K: 0 S: 8	H: 2 LOB: 2 BB: 0 P: 12	R: 0 E: 0 K: 0 S: 7	H: 1 LOB: 1 BB: 0 P: 7	R: 0 E: 0 K: 0 S: 8	H: 2 LOB: 1 BB: 0 P: 7	R: 0 E: 0 K: 0 S: 9	H: 1 LOB: 1 BB: 0 P: 13	R: 0 E: 0 K: 0 S: 12	H: 1 LOB: 1 BB: 0 P: 15	R: 1 E: 0 K: 2 S: 17	H: 2 LOB: 3 BB: 2 P: 31		1B: 11 2B: 3 3B: 0 HR: 0	SF: 0 SAC: 0 DP: 1 HBP: 0	WP: 0 PB: 0 SB: 0 CS: 1	PA: 40						
PITCHER	IP	WLS	BF	H	R	ER	SO	BB	IBB	HBP	BLK	WP	HR	S	P	ERA	WHIP										
Jamie Moyer, L ERA: 2.45 (1, 1)	7.1	L	30	10	2	2	3	0	0	0	0	0	0	65	89	2.46	1.364										
Mark Williamson, R ERA: 3.03 (8, 1)	1.0		6	2	1	1	0	1	0	0	0	0	0	15	24	9.00	3.000										
Jim Poole, L ERA: (9, 1)	0.1		3	1	0	0	1	1	0	0	0	0	0	7	14	0.00	6.000										
Alan Mills, R ERA: 4.62 (9, 1)	0.1		1	0	0	0	1	0	0	0	0	0	0	4	5	0.00	0.000										

Batter	1	2	3	4	5	6	7	8	9	AB	R	H	RBI	BB	SO	LOB	BOTTOM										
Brady Anderson, L OBP: 0.318, SLG: 0.359 (1, 7)	0-0 G4-3		1-3 K		1-3 K			0-2 G3-1		4	0	0	0	0	2	2	Cleveland Indians @ Baltimore Orioles Oriole Park at Camden Yards, Baltimore, MD Thu May 20 1993, 3:33 AM EDT Att: 45,706 - Overcast - 63 F livebaseballscorecards.com										
Harold Reynolds, S OBP: 0.328, SLG: 0.297 (1, 4)	2-1 P2			1-1 F7		0-0 F7		2-2 G4-3		4	0	0	0	0	0	0											
Mark McLemore, S OBP: 0.373, SLG: 0.426 (1, 9)	1-1 CS 1B			2-1 F7		3-2 CS 2B			2-3 K	4	0	2	0	0	1	0											
Cal Ripken Jr., R OBP: 0.326, SLG: 0.338 (1, 6)	1-0 CS 1-2		2-1 F7		0-1 P6		4-1 BB		0-1 P3	3	0	0	0	1	0	0											
Leo Gomez, R OBP: 0.339, SLG: 0.454 (1, 5)		2-3 K2-3		3-2 F9		2-3 K			1-3 K	4	0	0	0	0	3	1											
Sherman Obando, R OBP: 0.400, SLG: 0.431 (1, 10)		2-2 E3		0-0 G6-3			0-1 G5-3			3	0	0	0	0	0	0											
David Segui, S OBP: 0.359, SLG: 0.388 (1, 3)		0-0 P7		4-1 HBP 1B BB			1-0 G2-3			2	1	0	0	1	0	1											
Damon Buford, R OBP: 0.321, SLG: 0.388 (1, 8)			2-2 L5		1-0 1B HBP		0-0 F9			2	0	0	0	0	0	0											
Jeff Tackett, R OBP: 0.306, SLG: 0.267 Mark Leonard, L (8, PH)			3-2 L7		1-1 HBP			1-3 K		2	0	1	1	0	0	0											
Glenn Davis, R OBP: 0.228, SLG: 0.230 Chris Hoiles, R OBP: 0.363, SLG: 0.423 (9, 2)					1-2 2H 1B					0	0	0	0	0	0	0											
Inning Stats	R: 0 E: 0 K: 0 S: 5	H: 1 LOB: 0 BB: 0 P: 9	R: 0 E: 1 K: 1 S: 10	H: 0 LOB: 1 BB: 0 P: 16	R: 0 E: 0 K: 1 S: 13	H: 0 LOB: 0 BB: 0 P: 19	R: 0 E: 0 K: 0 S: 6	H: 0 LOB: 0 BB: 0 P: 9	R: 1 E: 0 K: 1 S: 11	H: 1 LOB: 2 BB: 1 P: 21	R: 0 E: 0 K: 1 S: 9	H: 1 LOB: 1 BB: 1 P: 17	R: 0 E: 0 K: 0 S: 4	H: 0 LOB: 0 BB: 0 P: 5	R: 0 E: 0 K: 1 S: 10	H: 0 LOB: 0 BB: 0 P: 13	R: 0 E: 0 K: 2 S: 8	H: 0 LOB: 0 BB: 0 P: 11	1B: 2 2B: 1 3B: 0 HR: 0	SF: 0 SAC: 0 DP: 0 HBP: 1	WP: 0 PB: 0 SB: 0 CS: 2	PA: 33					
PITCHER	IP	WLS	BF	H	R	ER	SO	BB	IBB	HBP	BLK	WP	HR	S	P	ERA	WHIP										
Dennis Cook, L ERA: 4.3 (1, 1)	5.2	W	22	3	1	1	3	2	0	1	0	0	0	51	86	1.59	0.882										
Tom Kramer, R ERA: 2.96 (8, 1)	1.1		4	0	0	0	1	0	0	0	0	0	0	7	10	0.00	0.000										
Derek Lilliquist, L ERA: 1.47 (8, 1)	2.0	S	6	0	0	0	3	0	0	0	0	0	0	18	24	0.00	0.000										



Batter	1	2	3	4	5	6	7	8	9	AB	R	H	RBI	BB	SO	LOB	TOP			
Darryl Hamilton, L OBP: 0.388, SLG: 0.372 (1, 9)										3	3	2	0	2	1	0	Milwaukee Brewers @ Baltimore Orioles Oriole Park at Camden Yards, Baltimore, MD Fri May 21 1993, 7:05 PM EDT Att: 46,145 - Unknown - 71 F			
Bill Spiers, L OBP: 0.313, SLG: 0.275 (1, 4)										5	1	1	2	0	1	4				
Greg Vaughn, R OBP: 0.413, SLG: 0.577 (1, 10)										4	1	2	2	1	1	0				
Kevin Reimer, L OBP: 0.307, SLG: 0.504 Tom Brunansky, R OBP: 0.206, SLG: 0.234 (7, 9)										4	1	2	4	0	0	1				
Robin Yount, R OBP: 0.306, SLG: 0.284 (1, 8)										4	0	0	0	0	1	2				
B.J. Surhoff, L OBP: 0.227, SLG: 0.168 (1, 5)										4	0	0	0	0	1	1				
John Jaha, R OBP: 0.288, SLG: 0.307 (1, 3)										4	1	1	1	0	1	0				
Pat Listach, S OBP: 0.313, SLG: 0.308 (1, 6)										4	1	1	0	0	1	0				
Joe Krnak, R OBP: 0.304, SLG: 0.279 (1, 2)										3	1	1	0	1	0	0				
Inning Stats	R: 0 E: 0 K: 2 S: 8	H: 0 LOB: 0 BB: 0 P: 12	R: 0 E: 0 K: 0 S: 9	H: 0 LOB: 0 BB: 0 P: 13	R: 6 E: 0 K: 0 S: 25	H: 4 LOB: 0 BB: 2 P: 39	R: 1 E: 0 K: 1 S: 8	H: 1 LOB: 1 BB: 1 P: 16	R: 0 E: 0 K: 1 S: 8	H: 0 LOB: 0 BB: 0 P: 11	R: 1 E: 0 K: 1 S: 15	H: 2 LOB: 1 BB: 0 P: 22	R: 0 E: 0 K: 0 S: 6	H: 0 LOB: 0 BB: 0 P: 12	R: 1 E: 0 K: 1 S: 13	H: 2 LOB: 1 BB: 1 P: 21		1B: 7 2B: 1 3B: 0 HR: 2	SF: 0 SAC: 0 DP: 0 HBP: 0	WP: 0 PB: 0 SB: 1 CS: 0
PITCHER	IP WLS BF H R ER SO BB IBB HBP BLK WP HR S P ERA WHIP																			
35 Mike Mussina, R ERA: 3.24 (1, 1)	3.0 L 16 5 7 7 2 2 0 0 0 0 2 43 65 21.00 2.333																			
Alan Mills, R ERA: 4.4 (4, 1)	3.1 14 3 1 1 3 1 0 0 0 0 0 34 56 2.70 1.200																			
Brad Pennington, L ERA: 2.45 (7, 1)	2.2 10 2 1 1 2 1 0 0 0 0 0 23 39 3.38 1.125																			

Batter	1	2	3	4	5	6	7	8	9	AB	R	H	RBI	BB	SO	LOB	BOTTOM					
Brady Anderson, L OBP: 0.317, SLG: 0.375 (1, 7)										4	1	1	2	0	0	1	Milwaukee Brewers @ Baltimore Orioles Oriole Park at Camden Yards, Baltimore, MD Fri May 21 1993, 7:05 PM EDT Att: 46,145 - Unknown - 71 F					
Harold Reynolds, S OBP: 0.326, SLG: 0.295 (1, 4)										4	0	1	0	0	0	0						
Mark McLemore, S OBP: 0.377, SLG: 0.429 (1, 9)										4	0	2	0	0	1	1						
Cal Ripken Jr., R OBP: 0.318, SLG: 0.329 (1, 6)										4	0	0	0	0	0	3						
Leo Gomez, R OBP: 0.336, SLG: 0.446 (1, 5)										4	0	1	0	0	0	1						
Sherman Obando, R OBP: 0.373, SLG: 0.400 (1, 10)										4	0	0	0	0	1	2						
Chris Hoiles, R OBP: 0.367, SLG: 0.449 (1, 2)										3	1	1	1	1	2	0						
Glenn Davis, R OBP: 0.230, SLG: 0.231 (1, 3)										4	0	1	0	0	0	1						
Damon Buford, R OBP: 0.322, SLG: 0.373 (1, 8)										2	1	0	0	1	0	1						
Inning Stats	R: 0 E: 0 K: 0 S: 11	H: 0 LOB: 0 BB: 0 P: 14	R: 0 E: 0 K: 1 S: 5	H: 0 LOB: 0 BB: 0 P: 8	R: 0 E: 0 K: 0 S: 6	H: 0 LOB: 1 BB: 1 P: 13	R: 0 E: 0 K: 1 S: 11	H: 1 LOB: 0 BB: 0 P: 18	R: 1 E: 0 K: 0 S: 10	H: 1 LOB: 0 BB: 0 P: 15	R: 2 E: 0 K: 0 S: 13	H: 3 LOB: 2 BB: 1 P: 24	R: 0 E: 0 K: 1 S: 11	H: 1 LOB: 1 BB: 0 P: 14	R: 0 E: 0 K: 0 S: 8	H: 1 LOB: 1 BB: 0 P: 13		R: 0 E: 0 K: 1 S: 7	H: 0 LOB: 0 BB: 0 P: 10	1B: 5 2B: 1 3B: 0 HR: 2	SF: 0 SAC: 0 DP: 1 HBP: 0	WP: 1 PB: 0 SB: 0 CS: 0
PITCHER	IP WLS BF H R ER SO BB IBB HBP BLK WP HR S P ERA WHIP																					
Jaime Navarro, R ERA: 5.17 (1, 1)	9.0 W 35 7 3 3 4 2 0 0 0 1 2 82 129 3.00 1.000																					

Batter	1	2	3	4	5	6	7	8	9	10	11	12	13	14	AB	R	H	RBI	BB	SO	LOB	TOP					
Daryl Hamilton, L OBP: 0.382, SLG: 0.366 (9, 7)	G3-1			F7		2B 1B	1B	L8			K		F8		7	1	2	0	0	1	1						
Bill Spiers, L OBP: 0.319, SLG: 0.287 (1, 4)	G4-3			K		1B	BB				K			K	6	2	2	0	0	3	0						
Greg Vaughn, R OBP: 0.401, SLG: 0.551 (1, 10)	K			E4		1B	BB	FC5-2-6-5			K		G1-3		6	1	0	0	1	2	3						
Kevin Reimer, L OBP: 0.318, SLG: 0.504 Tom Brunansky, R OBP: 0.212, SLG: 0.240 (9, 9)		K		P5		BB	E	1B						F8	4	0	2	2	1	1	1						
Robin Yount, R OBP: 0.300, SLG: 0.269 (1, 8)		K				K2-3	E1	1B						P3	2	0	1	0	0	0	0						
B.J. Surhoff, L OBP: 0.224, SLG: 0.161 (8, 2)		K				F8									4	0	0	2	1	3	2						
John Jaha, R OBP: 0.296, SLG: 0.311 (1, 3)				G1-3											5	0	0	0	1	2	4						
Pat Listach, S OBP: 0.309, SLG: 0.311 (1, 6)				F7		FC1-4-6	F7	SH3-4							5	0	1	0	0	0	5						
Joe Knak, R OBP: 0.296, SLG: 0.270 Tom Lampkin, L (7, PH)						G4-3	G3	F8							2	0	0	0	0	1	0						
Dickie Thon, R OBP: 0.344, SLG: 0.415 (8, 5)				K											1	0	0	0	0	0	0						
Inning Stats	R: 0 E: 0 K: 1 S: 8	H: 0 LOB: 0 BB: 0 P: 12	R: 0 E: 0 K: 2 S: 9	H: 0 LOB: 0 BB: 0 P: 15	R: 0 E: 0 K: 1 S: 6	H: 1 LOB: 1 BB: 0 P: 16	R: 3 E: 1 K: 1 S: 21	H: 3 LOB: 3 BB: 2 P: 38	R: 1 E: 0 K: 1 S: 18	H: 2 LOB: 3 BB: 2 P: 33	R: 0 E: 0 K: 0 S: 8	H: 0 LOB: 1 BB: 1 P: 11	R: 0 E: 0 K: 2 S: 10	H: 1 LOB: 1 BB: 0 P: 14	R: 0 E: 0 K: 1 S: 4	H: 1 LOB: 0 BB: 0 P: 6	R: 0 E: 0 K: 1 S: 6	H: 0 LOB: 0 BB: 0 P: 10	1B: 8 2B: 3 3B: 0 HR: 0	SF: 0 SAC: 2 DP: 1 HBP: 1	WP: 0 PB: 0 SB: 0 CS: 1	PA: 58					
PITCHER														Mark Williamson, R (12, 1) ERA: 2.76													
Ben McDonald, R ERA: 4.8 (6, 1)	5.1	WLS: 23	H: 4	R: 3	ER: 3	SO: 6	BB: 1	IBB: 0	HBP: 0	BLK: 0	WP: 0	HR: 0	S: 59	P: 95	ERA: 5.06	WHIP: 0.938											
Jim Poole, L ERA: (6, 1)	0.0	1	0	0	0	0	1	0	0	0	0	0	2	6	∞	∞											
Todd Frohwirth, R ERA: 2.49 (8, 1)	2.0	11	3	1	1	2	1	0	0	0	0	0	26	46	4.50	2.000											
Brad Pennington, L ERA: 2.08 (9, 1)	1.1	5	1	0	0	1	0	0	1	0	0	0	15	23	0.00	0.750											
Gregg Olson, R ERA: 1.86 (8, 5)	2.1	8	0	0	0	3	1	0	0	0	0	0	21	29	0.00	0.429											

Milwaukee Brewers @ Baltimore Orioles
 Oriole Park at Camden Yards, Baltimore, MD
 Sat May 22 1993, 7:05 PM EDT
 Att. 46,177 - Unknown

AB	50
R	10
H	14
RBI	4
BB	5
SO	14
LOB	22



Batter	1	2	3	4	5	6	7	8	9	10	11	12	13	14	AB	R	H	RBI	BB	SO	LOB	BOTTOM					
Brady Anderson, L OBP: 0.316, SLG: 0.367 (11, 8)	F9			G4-3		F7		P2			P5		FC5-2 1B		6	0	1	1	1	0	2						
Mark McLemore, S OBP: 0.372, SLG: 0.421 (1, 9)	F8			G6-3 1B		F8		P3			G5-3		K		7	0	2	0	0	1	1						
Cal Ripken Jr., R OBP: 0.328, SLG: 0.346 (1, 6)	K			G6-3 1B				HR					FC5-2 1B		4	1	1	1	1	1	4						
Sherman Olando, R OBP: 0.348, SLG: 0.371 (1, 10)						F7		F9			K		K		7	0	1	0	0	3	6						
Leo Gomez, R OBP: 0.353, SLG: 0.483 Damon Buford, R OBP: 0.311, SLG: 0.358 (11, 8)				BB 1B		F7		F9					FC5-2 1B		4	1	3	1	1	0	1						
Chris Holles, R OBP: 0.381, SLG: 0.459 (1, 2)				BB 1B		HR		BB					FC5-2 1B		2	0	0	0	0	0	0						
Mark Leonard, L OBP: 0.182, SLG: 0.100 Jack Voigt, R OBP: 0.370, SLG: 0.382 (11, 3)				BB 1B		WP 1B		1B					SH3-4 1B		4	2	2	0	2	2	1						
Mark Leonard, L OBP: 0.182, SLG: 0.100 Jack Voigt, R OBP: 0.370, SLG: 0.382 (11, 3)				BB 1B		1B		1B					G6-3		1	1	0	0	1	0	3						
Glenn Davis, R OBP: 0.237, SLG: 0.239 Tim Hulett, R OBP: 0.357, SLG: 0.400 (11, 5)				BB 1B		G4-3		G5-3					G6-3		2	0	0	0	0	0	0						
Harold Reynolds, S OBP: 0.319, SLG: 0.291 (1, 4)				BB 1B		G4-3		G5-3					G6-3		4	2	2	0	2	2	1						
Inning Stats	R: 0 E: 0 K: 1 S: 6	H: 2 LOB: 3 BB: 1 P: 24	R: 0 E: 0 K: 0 S: 7	H: 1 LOB: 0 BB: 0 P: 12	R: 3 E: 0 K: 0 S: 17	H: 4 LOB: 2 BB: 1 P: 27	R: 1 E: 0 K: 0 S: 14	H: 1 LOB: 2 BB: 2 P: 27	R: 0 E: 0 K: 1 S: 9	H: 0 LOB: 1 BB: 1 P: 18	R: 0 E: 0 K: 1 S: 12	H: 1 LOB: 1 BB: 0 P: 20	R: 0 E: 0 K: 2 S: 11	H: 0 LOB: 0 BB: 0 P: 15	R: 0 E: 0 K: 1 S: 12	H: 2 LOB: 3 BB: 1 P: 25	R: 1 E: 0 K: 0 S: 9	H: 1 LOB: 2 BB: 2 P: 22	1B: 11 2B: 4 3B: 0 HR: 2	SF: 1 SAC: 0 DP: 0 HBP: 2	WP: 1 PB: 0 SB: 0 CS: 1	PA: 64					
PITCHER														Doug Henry, R (11, 1) ERA: 6.0													
Ricky Bones, R ERA: 6.32 (5, 1)	1.1	5	1	0	0	0	0	0	0	0	0	0	13	21	0.00	0.750											
Graeme Lloyd, L ERA: 1.85 (7, 1)	1.2	7	1	0	0	1	1	0	0	0	0	0	20	36	0.00	1.200											
Jim Austin, R ERA: 4.76 (8, 1)	0.2	3	0	0	0	0	0	0	1	0	0	0	5	8	0.00	0.000											
Jesse Orosco, L ERA: 5.73 (9, 1)	1.2	6	1	0	0	1	0	1	0	0	0	0	12	20	0.00	0.600											
PITCHER														Carlos Maldonado, R (14, 1) ERA: 6.14													
Doug Henry, R ERA: 6.0 (11, 1)	3.0	WLS: 13	H: 7	R: 0	ER: 0	SO: 3	BB: 0	IBB: 1	HBP: 0	BLK: 0	WP: 0	HR: 1	S: 29	P: 49	ERA: 6.00	WHIP: 0.667											
Carlos Maldonado, R ERA: 6.14 (14, 1)	0.2	L	5	1	1	1	0	1	1	0	0	0	9	22	13.50	3.000											

Milwaukee Brewers @ Baltimore Orioles
 Oriole Park at Camden Yards, Baltimore, MD
 Sat May 22 1993, 7:05 PM EDT
 Att. 46,177 - Unknown

AB	49
R	5
H	14
RBI	5
BB	9
SO	7
LOB	33



Batter	1	2	3	4	5	6	7	8	9	AB	R	H	RBI	BB	SO	LOB	TOP		
Pat Listach, S OBP: 0.318, SLG: 0.317 (1, 6)	E7 1B		G4-3 WP 1B BB		G5-3	K			1B E 1B	4	2	2	0	1	1	2	Milwaukee Brewers @ Baltimore Orioles Oriole Park at Camden Yards, Baltimore, MD Sun May 23 1993, 3:33 AM EDT Att. 46,564 - Overcast - 73 F		
Bill Doran, S OBP: 0.283, SLG: 0.283 (1, 4)	FC1-5-6-2 FC1-6 2-3		G4-3 1B 1B		E5 FC1-6				L7	4	1	1	0	1	0	2			
Darryl Hamilton, L OBP: 0.374, SLG: 0.358 (1, 8) (9, 7)	FC1-6 2-3		G4-3 1-2 2-3		FC1-6 E S 1B 1-2	K			E BB 1B 1-3	5	2	1	0	0	1	7			
Greg Vaughn, R OBP: 0.413, SLG: 0.554 (1, 10)			1B 1B IBB						E 1B BB 1-2	3	2	2	1	2	0	0			
Kevin Reimer, L OBP: 0.314, SLG: 0.492 Robin Yount, R OBP: 0.300, SLG: 0.269 (1, 7) (9, 8)	L9		1B S 1B 1-3 2-H 3-H		K				E5 1B 1B 1-2 2-3 3-H	5	1	1	3	0	1	5			
Dickie Thon, R OBP: 0.358, SLG: 0.425 (1, 5)		G3				WP S SH 1B 2-2			1B 1B 1-2 2-H 3-H	5	1	3	3	0	0	0			
Tom Brunansky, R OBP: 0.202, SLG: 0.228 (1, 9)	F4				G5-3				P4	5	0	0	0	0	1	3			
John Jaha, R OBP: 0.309, SLG: 0.325 (1, 3)	P3		L9-6 2B			BB SH HBP 1-3			K 1-3 2-H	4	0	2	1	0	1	0			
Joe Krnak, R OBP: 0.280, SLG: 0.254 (1, 2)			G6-3 2-3		L9-6	SH BB 1-2 3-H			F9 G4-3	4	0	0	1	0	0	3			
Inning Stats	R: 0 E: 1 K: 0 S: 5	H: 2 LOB: 2 BB: 0 P: 9	R: 0 E: 0 K: 0 S: 5	H: 0 LOB: 0 BB: 0 P: 10	R: 3 E: 0 K: 0 S: 16	H: 3 LOB: 2 BB: 2 P: 32	R: 0 E: 0 K: 0 S: 7	H: 1 LOB: 0 BB: 0 P: 13	R: 1 E: 1 K: 1 S: 15	H: 1 LOB: 1 BB: 0 P: 22	R: 0 E: 0 K: 0 S: 5	H: 0 LOB: 0 BB: 0 P: 8	R: 0 E: 0 K: 2 S: 7	H: 0 LOB: 0 BB: 0 P: 9	R: 4 E: 1 K: 0 S: 22	H: 4 LOB: 2 BB: 1 P: 37	1B: 11 2B: 2 3B: 0 HR: 0	SF: 0 SAC: 1 DP: 1 HBP: 1	WP: 2 PA: 45 PB: 0 SB: 3 CS: 0
PITCHER	IP WLS BF H R ER SO	IP WLS BF H R ER SO	IP WLS BF H R ER SO	IP WLS BF H R ER SO	IP WLS BF H R ER SO	IP WLS BF H R ER SO	IP WLS BF H R ER SO	IP WLS BF H R ER SO	IP WLS BF H R ER SO	IP WLS BF H R ER SO	IP WLS BF H R ER SO	IP WLS BF H R ER SO	IP WLS BF H R ER SO	IP WLS BF H R ER SO	IP WLS BF H R ER SO	IP WLS BF H R ER SO	ERA WHIP	ERA WHIP	
Fernando Valenzuela, L ERA: 4.09	5.1 L 25	8 5 4 1	1 1 0 0	1 1 0 0	1 0 6 15	0.00 3.000	6.75 1.688												
Alan Mills, R ERA: 4.34	0.1	4 0 0 0	1 0 0 0	1 0 0 0	0 0 28 42	10.12 1.125													
Jim Poole, L ERA: 2.03	2.2	12 2 4 3	3 1 0 0	0 0 0 0	0 0 9 16	0.00 3.000													
Todd Frohwrth, R ERA: 2.42	0.2	4 2 0 0	0 0 0 0	0 0 0 0	0 0 0 0														

Batter	1	2	3	4	5	6	7	8	9	AB	R	H	RBI	BB	SO	LOB	BOTTOM		
Brady Anderson, L OBP: 0.314, SLG: 0.371 (1, 8)			P5			F8			G4-3	4	0	1	0	0	0	1	Milwaukee Brewers @ Baltimore Orioles Oriole Park at Camden Yards, Baltimore, MD Sun May 23 1993, 3:33 AM EDT Att. 46,564 - Overcast - 73 F		
Mark McLemore, S OBP: 0.382, SLG: 0.408 (1, 9)	F7		G3-1			K			G4-3	4	0	0	0	0	1	1			
Cal Ripken Jr., R OBP: 0.321, SLG: 0.337 (1, 6)	P3				F9	P4			P8	4	0	0	0	0	0	1			
Leo Gomez, R OBP: 0.358, SLG: 0.504 (1, 5)	K				2B BB	HR			P2	3	1	1	1	1	1	1			
Tim Lincecum, R OBP: 0.370, SLG: 0.432 (1, 4)		E 1B 1B			F9				F8	4	0	2	0	0	0	1			
Mark Leonard, L OBP: 0.200, SLG: 0.143 Jack Voigt, R OBP: 0.167, SLG: 0.091 (1, 7) (9, FH)	K					K			K	3	0	1	0	0	2	2			
Glenn Davis, R OBP: 0.230, SLG: 0.230 (1, 10)	F7					K			G5-3	4	0	0	0	0	2	3			
David Segui, S OBP: 0.381, SLG: 0.408 (1, 3)	E8 1B					F9			G4-3 2B	3	0	2	0	0	0	0			
Jeff Tackett, R OBP: 0.282, SLG: 0.242 (1, 2)			F8			K			G4-3	3	0	0	0	0	1	1			
Inning Stats	R: 0 E: 0 K: 1 S: 10	H: 1 LOB: 1 BB: 0 P: 17	R: 0 E: 1 K: 1 S: 9	H: 2 LOB: 2 BB: 0 P: 17	R: 0 E: 0 K: 1 S: 14	H: 1 LOB: 2 BB: 1 P: 22	R: 0 E: 0 K: 1 S: 7	H: 0 LOB: 0 BB: 0 P: 11	R: 1 E: 0 K: 2 S: 11	H: 2 LOB: 1 BB: 0 P: 15	R: 0 E: 0 K: 1 S: 9	H: 1 LOB: 1 BB: 0 P: 12	R: 0 E: 0 K: 0 S: 8	H: 0 LOB: 0 BB: 0 P: 13	R: 0 E: 0 K: 1 S: 6	H: 0 LOB: 0 BB: 0 P: 9	1B: 2 2B: 4 3B: 0 HR: 1	SF: 0 SAC: 0 DP: 0 HBP: 0	WP: 0 PA: 34 PB: 0 SB: 0 CS: 0
PITCHER	IP WLS BF H R ER SO	IP WLS BF H R ER SO	IP WLS BF H R ER SO	IP WLS BF H R ER SO	IP WLS BF H R ER SO	IP WLS BF H R ER SO	IP WLS BF H R ER SO	IP WLS BF H R ER SO	IP WLS BF H R ER SO	IP WLS BF H R ER SO	IP WLS BF H R ER SO	IP WLS BF H R ER SO	IP WLS BF H R ER SO	IP WLS BF H R ER SO	IP WLS BF H R ER SO	IP WLS BF H R ER SO	ERA WHIP	ERA WHIP	
21 Cal Eldred, R ERA: 4.08	8.0	31	7	1	1	7	0	1	74	1.12	1.000								
Jesse Orosco, L ERA: 5.25	1.0	3	0	0	0	1	0	0	6	9	0.00	0.000							

Batter	1	2	3	4	5	6	7	8	9	AB	R	H	RBI	BB	SO	LOB	TOP					
Brady Anderson, L (1, 7) OBP: 0.322, SLG: 0.394	G5-3		G1-3 1B		1-1 1B 2B	K2-3		0-0 1B 3B		5	2	3	1	0	1	1	Baltimore Orioles @ New York Yankees Yankee Stadium, Bronx, NY Mon May 24 1993, 7:05 PM EDT Att: 15,473 - Unknown - 76 F					
Harold Reynolds, S (1, 4) OBP: 0.322, SLG: 0.290	G6-3		G1-3		2-2 P4			2-0 G4-3 1B		4	0	1	1	1	0	3						
Mark McLemore, S (1, 9) OBP: 0.356, SLG: 0.400	G5-3		F8		1-2 1B HR			2-3 K		5	1	1	2	0	1	4						
Cal Ripken Jr., R (1, 6) OBP: 0.323, SLG: 0.357		G4-3		0-1 2B 1B	P5			2-2 G4-3		5	1	2	1	0	0	2						
Leo Gomez, R (1, 5) OBP: 0.359, SLG: 0.496		F8		1-3 K	1-0 HR 1B			4-1 BLK BB		4	1	1	0	1	1	1						
Chris Hoiles, R (1, 2) OBP: 0.388, SLG: 0.500		1B		2-1 1B 2B	2-2 HR			1-3 K		5	1	3	3	0	1	1						
Sherman Obando, R (1, 10) Tim Hulett, R (9, PH) OBP: 0.362, SLG: 0.422		FC6-4 1B		0-0 1B	2-1 G1-3			2-0 G6-3		4	0	2	0	0	0	1						
David Segui, S (1, 3) OBP: 0.398, SLG: 0.425		FC6-4		1-1 1-2 1B 2B	0-0 1B 2B			4-2 SH5-3 BB		2	1	1	0	2	0	2						
Damon Buford, R (1, 8) OBP: 0.313, SLG: 0.357			G6-3		0-0 2B 1B			2-3 SH5-3 K		3	1	1	0	0	1	2						
Inning Stats	R: 0 E: 0 K: 0 S: 5	H: 0 LOB: 0 BB: 0 P: 7	R: 0 E: 0 K: 0 S: 10	H: 2 LOB: 2 BB: 0 P: 16	R: 0 E: 0 K: 0 S: 6	H: 1 LOB: 1 BB: 0 P: 9	R: 0 E: 0 K: 1 S: 8	H: 3 LOB: 2 BB: 0 P: 11	R: 6 E: 0 K: 0 S: 18	H: 6 LOB: 0 BB: 0 P: 27	R: 0 E: 0 K: 1 S: 11	H: 0 LOB: 2 BB: 2 P: 22	R: 1 E: 0 K: 2 S: 14	H: 1 LOB: 2 BB: 2 P: 28	R: 1 E: 0 K: 1 S: 14	H: 2 LOB: 0 BB: 0 P: 19	R: 0 E: 0 K: 0 S: 6	H: 0 LOB: 0 BB: 0 P: 11	1B: 9 2B: 3 3B: 1 HR: 2	SF: 0 SAC: 1 DP: 0 HBP: 0	WP: 0 PB: 0 SB: 0 CS: 0	PA: 43
PITCHER	IP	WLS	BF	H	R	ER	SO	BB	IBB	HBP	BLK	WP	HR	S	P	ERA	WHIP					
Jim Abbott, L (1, 1) ERA: 4.57	4.2		24	12	6	6	1	0	0	0	0	0	1	45	66	11.57	2.571					
Andy Cook, R (5, 1) ERA: 5.05	1.1	L	8	1	1	1	1	3	0	0	0	0	1	17	36	6.75	3.000					
John Habyan, R (7, 1) ERA: 4.5	3.0		11	2	1	1	3	0	1	0	1	0	0	30	48	3.00	0.667					

Batter	1	2	3	4	5	6	7	8	9	AB	R	H	RBI	BB	SO	LOB	BOTTOM					
Dion James, L (1, 8) OBP: 0.393, SLG: 0.490	PB G4-3 2B		P2		2-0 L9				0-3 K	3	1	1	0	0	0	0	Baltimore Orioles @ New York Yankees Yankee Stadium, Bronx, NY Mon May 24 1993, 7:05 PM EDT Att: 15,473 - Unknown - 76 F					
Gerald Williams, R (7, PH) OBP: 0.238, SLG: 0.400					2-2 F8					2	0	0	0	0	2	1						
Spike Owen, S (1, 6) OBP: 0.337, SLG: 0.342	F9		G4-3 2B		2-1 F8			2-1 F7		4	0	1	0	0	0	1						
Wade Boggs, L (1, 5) OBP: 0.376, SLG: 0.336	G4-3		G4-3		2-2 G4-3			2-2 G4-3		4	0	0	1	0	0	1						
Danny Tartabull, R (1, 9) OBP: 0.339, SLG: 0.432	G4-3		K		2-3 K			1-3 K		3	0	0	0	0	2	1						
Mike Humphreys, R (8, 7) OBP: 0.296, SLG: 0.273	G4-3				2-2 K			1-2 G6-3		1	0	0	0	0	0	0						
Paul O'Neill, L (1, 7) OBP: 0.371, SLG: 0.496		P6		3-1 G3				1-2 G6-3		3	1	1	0	0	0	0						
Randy Velarde, R (8, PH) OBP: 0.365, SLG: 0.460					2-2 2B 1B					1	0	0	0	0	0	0						
Matt Nokes, L (1, 10) OBP: 0.269, SLG: 0.460		P2		1-1 F8				1-3 K		4	1	1	1	0	1	0						
Mike Stanley, R (1, 2) OBP: 0.396, SLG: 0.540				2-2 G5-3				4-1 HR BB		2	1	1	0	2	0	0						
Kevin Maas, L (1, 3) OBP: 0.330, SLG: 0.464					1-2 HR			1-2 F7		3	2	2	4	1	0	1						
Pat Kelly, R (1, 4) OBP: 0.285, SLG: 0.352					0-1 B1-3			0-1 L8		3	0	0	0	0	0	2						
Jim Leivritz, R (9, PH) OBP: 0.433, SLG: 0.603										1	0	0	0	0	0	1						
Inning Stats	R: 1 E: 0 K: 0 S: 10	H: 1 LOB: 0 BB: 0 P: 17	R: 0 E: 0 K: 0 S: 10	H: 1 LOB: 2 BB: 1 P: 17	R: 0 E: 0 K: 1 S: 10	H: 1 LOB: 0 BB: 0 P: 17	R: 0 E: 0 K: 0 S: 7	H: 0 LOB: 0 BB: 0 P: 13	R: 1 E: 0 K: 0 S: 10	H: 1 LOB: 0 BB: 0 P: 15	R: 4 E: 0 K: 1 S: 16	H: 3 LOB: 0 BB: 1 P: 27	R: 0 E: 0 K: 1 S: 8	H: 0 LOB: 0 BB: 0 P: 13	R: 0 E: 0 K: 2 S: 10	H: 0 LOB: 0 BB: 0 P: 13	R: 0 E: 0 K: 1 S: 10	H: 0 LOB: 1 BB: 1 P: 15	1B: 1 2B: 4 3B: 0 HR: 2	SF: 0 SAC: 0 DP: 0 HBP: 0	WP: 0 PB: 1 SB: 0 CS: 0	PA: 37
PITCHER	IP	WLS	BF	H	R	ER	SO	BB	IBB	HBP	BLK	WP	HR	S	P	ERA	WHIP					
Rick Sutcliffe, R (1, 1) ERA: 4.81	6.0	W	27	7	6	5	2	2	0	0	0	0	0	18	26	0.00	0.000					
Jim Poole, L (7, 1) ERA: 1.75	2.0		6	0	0	0	3	0	0	0	0	0	0	10	15	0.00	1.000					
Gregg Olson, R (9, 1) ERA: 1.77	1.0	S	4	0	0	0	1	1	0	0	0	0	0	10	15	0.00	1.000					

AB	38
R	8
H	15
RBI	8
BB	4
SO	5
LOB	17

AB	34
R	6
H	7
RBI	6
BB	3
SO	6
LOB	8

Batter	1	2	3	4	5	6	7	8	9	AB	R	H	RBI	BB	SO	LOB	TOP										
Brady Anderson, L (1, 7) OBP: 0.320, SLG: 0.391	2-2 G4-3		0-0 E1			2-1 F9		2-2 FC4		4	0	1	0	0	0	1	Baltimore Orioles @ New York Yankees Yankee Stadium, Bronx, NY Tue May 25 1993, 7:05 PM EDT Att: 15,062 - Unknown - 82 F										
Harold Reynolds, S (1, 4) OBP: 0.320, SLG: 0.284	4-1 FC4-6 BB		0-0 F7			1-0 G4-3		1-2 FC4		3	0	0	0	1	0	3											
Mark McLemore, S (1, 9) OBP: 0.347, SLG: 0.388	0-0 FC4-6		3-1 F7			3-3 K		0-0 G4-3		4	0	0	0	0	1	4											
Cal Ripken Jr., R (1, 6) OBP: 0.317, SLG: 0.349	1-0 P6			1-3 K			0-1 F7		3-2 F7	4	0	0	0	0	1	1											
Leo Gomez, R (1, 5) OBP: 0.356, SLG: 0.488		2-2 F7		0-0 G6-3			0-1 CS 1B		3-3 K	4	0	1	0	0	1	0											
Chris Hoiles, R (1, 2) OBP: 0.392, SLG: 0.492		4-2 G4-6-3 BB		0-1 F9			3-1 1B HBP		2-3 K	2	0	0	0	1	1	0											
Paul Carey, L (1, 10) OBP: 0.333, SLG: 0.333		1-0 G4-6-3			3-2 G3		1-0 1B			3	0	1	0	0	0	1											
David Segui, S (1, 3) OBP: 0.385, SLG: 0.408			1-1 F7		2-2 L3		3-2 G4-3			3	0	0	0	0	0	2											
Damon Buford, R (1, 8) OBP: 0.318, SLG: 0.351			4-2 BB		1-0 F8			2-3 K		1	0	0	0	1	0	0											
Mark Leonard, L (8, PH) OBP: 0.190, SLG: 0.133										1	0	0	0	0	1	0											
Inning Stats	R: 0 E: 0 K: 0 S: 6	H: 0 LOB: 1 BB: 1 P: 13	R: 0 E: 0 K: 0 S: 7	H: 0 LOB: 0 BB: 1 P: 14	R: 0 E: 1 K: 0 S: 8	H: 0 LOB: 2 BB: 1 P: 16	R: 0 E: 0 K: 1 S: 6	H: 0 LOB: 0 BB: 0 P: 7	R: 0 E: 0 K: 0 S: 8	H: 0 LOB: 0 BB: 0 P: 14	R: 0 E: 0 K: 1 S: 6	H: 2 LOB: 2 BB: 0 P: 16	R: 0 E: 1 K: 1 S: 11	H: 1 LOB: 1 BB: 0 P: 16	R: 0 E: 0 K: 2 S: 12	H: 0 LOB: 0 BB: 0 P: 20	1B: 3 2B: 0 3B: 0 HR: 0	SF: 0 SAC: 0 DP: 1 HBP: 1	WP: 0 PB: 0 SB: 0 CS: 1	PA: 33							
PITCHER	IP	WLS	BF	H	R	ER	SO	BB	IBB	HBP	BLK	WP	HR	S	P	ERA	WHIP										
Bob Wickman, R (1, 1) ERA: 3.93	8.0	W	30	3	0	0	3	3	0	1	0	0	0	62	108	0.00	0.750										
Steve Farr, R (9, 1) ERA: 4.11	1.0	S	3	0	0	0	2	0	0	0	0	0	0	12	20	0.00	0.000										

Batter	1	2	3	4	5	6	7	8	9	AB	R	H	RBI	BB	SO	LOB	BOTTOM										
Mike Humphreys, R (1, 9) OBP: 0.235, SLG: 0.214	3-2 G6-3		0-1 G6-3			1-2 F9		1-2 1B		3	0	0	0	0	0	0	Baltimore Orioles @ New York Yankees Yankee Stadium, Bronx, NY Tue May 25 1993, 7:05 PM EDT Att: 15,062 - Unknown - 82 F										
Paul O'Neill, L (7, PH) OBP: 0.375, SLG: 0.500								1-2 1B		1	0	1	0	0	0	0											
Mike Gallego, R (1, 5) OBP: 0.428, SLG: 0.475	2-2 1B		2-2 G4-6-3 1B		3-2 F9		0-1 FC5			4	0	2	0	0	0	2											
Wade Boggs, L (1, 10) OBP: 0.379, SLG: 0.340	2-2 G6-4-3 1B		1-2 G4-6-3		3-1 G4-3		1-2 E HBP 1B			4	0	2	0	0	0	1											
Jim Leyritz, R (1, 3) OBP: 0.436, SLG: 0.593	1-1 G6-4-3			2-3 K		2-2 FC6-4 1B		1-2 HBP		3	0	1	0	0	1	2											
Mike Stanley, R (1, 2) OBP: 0.390, SLG: 0.538		1-1 G6-3		2-2 G3 2B		1-2 F9		1-0 B2		4	0	1	0	0	0	3											
Randy Velarde, R (1, 7) OBP: 0.359, SLG: 0.448		1-2 1B		3-2 G3		0-2 FC6-4		2-3 K		4	0	1	0	0	1	4											
Gerald Williams, R (1, 8) OBP: 0.250, SLG: 0.391		1-1 F9		2-3 K			0-1 1B			3	0	1	0	0	1	2											
Spike Owen, S (1, 6) OBP: 0.337, SLG: 0.342		2-0 1B			1-1 F9		3-2 G5-3			3	0	1	0	0	0	0											
Pat Kelly, R (1, 4) OBP: 0.293, SLG: 0.384		0-0 F9			2-0 HR		2-2 FC5 1B			3	1	2	1	0	0	2											
Inning Stats	R: 0 E: 0 K: 0 S: 12	H: 2 LOB: 1 BB: 0 P: 20	R: 0 E: 0 K: 0 S: 9	H: 2 LOB: 2 BB: 0 P: 14	R: 0 E: 0 K: 2 S: 13	H: 1 LOB: 1 BB: 0 P: 22	R: 1 E: 0 K: 0 S: 10	H: 1 LOB: 0 BB: 0 P: 17	R: 0 E: 0 K: 0 S: 11	H: 1 LOB: 1 BB: 0 P: 18	R: 0 E: 0 K: 1 S: 13	H: 3 LOB: 2 BB: 0 P: 19	R: 0 E: 1 K: 1 S: 9	H: 1 LOB: 2 BB: 0 P: 14	R: 0 E: 0 K: 1 S: 12	H: 0 LOB: 0 BB: 0 P: 20	1B: 10 2B: 1 3B: 0 HR: 1	SF: 0 SAC: 0 DP: 2 HBP: 1	WP: 0 PB: 0 SB: 0 CS: 0	PA: 33							
PITCHER	IP	WLS	BF	H	R	ER	SO	BB	IBB	HBP	BLK	WP	HR	S	P	ERA	WHIP										
Jamie Moyer, L (1, 1) ERA: 1.93	6.2	L	27	10	1	1	2	0	0	0	0	0	0	71	115	1.35	1.500										
Alan Mills, R (7, 1) ERA: 4.15	1.1		6	2	0	0	1	0	0	1	0	0	0	14	20	0.00	1.500										

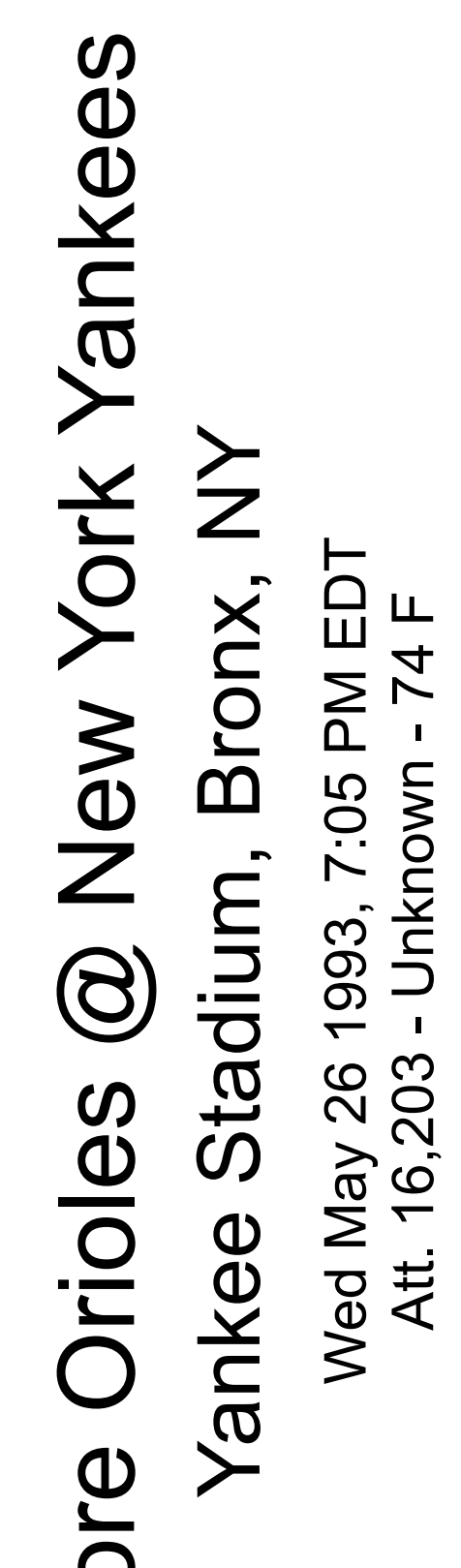

AB	29
R	0
H	3
RBI	0
BB	3
SO	5
LOB	12

AB	32
R	1
H	12
RBI	1
BB	0
SO	3
LOB	16

Batter	1	2	3	4	5	6	7	8	9	AB	R	H	RBI	BB	SO	LOB	TOP		
Brady Anderson, L (1, 8) OBP: 0.322, SLG: 0.388	P4		K			K		2B 1B	G5-4-3 BB HBP	4	1	1	0	0	2	1	Baltimore Orioles @ New York Yankees Yankee Stadium, Bronx, NY Wed May 26 1993, 7:05 PM EDT Att: 16,203 - Unknown - 74 F		
Mark McLemore, S (1, 9) OBP: 0.348, SLG: 0.385	L8		F7			FC6-4 1B		K	G5-4-3 BB	4	0	1	0	1	1	3			
Cal Ripken Jr., R (1, 6) OBP: 0.314, SLG: 0.350	F8				F8	FC6-4 BB 1-2		1B 2B	G5-4-3	5	1	1	1	1	0	3			
Leo Gomez, R (1, 5) OBP: 0.360, SLG: 0.485																			
Harold Reynolds, S (8, PR) OBP: 0.316, SLG: 0.291																			
Chris Hoiles, R (1, 2) OBP: 0.388, SLG: 0.484																			
Paul Carey, L (1, 10) OBP: 0.286, SLG: 0.167																			
Tim Lulett, R (1, 4) OBP: 0.353, SLG: 0.408																			
David Segui, S (1, 3) OBP: 0.300, SLG: 0.430																			
Jack Voigt, R (1, 7) OBP: 0.250, SLG: 0.143																			
Inning Stats	R: 0 H: 0 E: 0 K: 0 S: 5	H: 0 R: 0 ER: 0 LOB: 0 BB: 0 P: 7	R: 0 H: 0 E: 0 K: 1 S: 7	H: 0 R: 0 ER: 0 LOB: 0 BB: 0 P: 8	R: 1 H: 2 E: 0 K: 1 S: 14	H: 2 R: 0 ER: 0 LOB: 1 BB: 0 P: 25	R: 0 H: 0 E: 0 K: 1 S: 8	H: 0 R: 0 ER: 0 LOB: 1 BB: 0 P: 12	R: 0 H: 1 E: 0 K: 2 S: 10	H: 1 R: 0 ER: 0 LOB: 2 BB: 1 P: 18	R: 0 H: 0 E: 0 K: 1 S: 5	H: 0 R: 0 ER: 0 LOB: 0 BB: 0 P: 6	R: 5 H: 5 E: 0 K: 1 S: 21	H: 5 R: 0 ER: 0 LOB: 2 BB: 2 P: 38	R: 0 H: 0 E: 0 K: 0 S: 10	H: 0 R: 0 ER: 0 LOB: 1 BB: 1 P: 19	1B: 7 RBI: 0 SF: 0 2B: 2 3B: 0 HR: 0	SF: 0 SAC: 0 DP: 1 HBP: 1	WP: 0 PA: 40 PB: 0 SB: 0 CS: 0
PITCHER	IP	WLS	BF	H	R	ER	SO	BB	IBB	HBP	BLK	WP	HR	S	P	ERA	WHIP		
Melido Perez, R (1, 1) ERA: 3.6	7.1	L	31	7	5	5	8	3	0	0	0	0	0	71	113	6.14	1.364		
Scott Kamieniecki, R (8, 1) ERA: 3.9	0.1		4	2	1	1	0	1	0	0	0	0	0	7	14	27.00	9.000		
Rich Monteleone, R (8, 1) ERA: 4.23	0.1		1	0	0	0	0	0	0	0	0	0	0	2	3	0.00	0.000		
Neal Heaton, L (9, 1) ERA: 8.25	1.0		4	0	0	0	0	1	0	1	0	0	0	10	19	0.00	1.000		

Batter	1	2	3	4	5	6	7	8	9	AB	R	H	RBI	BB	SO	LOB	BOTTOM		
Dion James, L (1, 8) OBP: 0.393, SLG: 0.473	L8		K			K			1B 1B	4	1	1	0	0	2	0	Baltimore Orioles @ New York Yankees Yankee Stadium, Bronx, NY Wed May 26 1993, 7:05 PM EDT Att: 16,203 - Unknown - 74 F		
Randy Velarde, R (1, 6) OBP: 0.386, SLG: 0.451	G4-3					G5-3			1B 1B	4	0	2	0	0	0	0			
Wade Boggs, L (1, 5) OBP: 0.376, SLG: 0.338						FC5-4 1B		F7	F9	4	0	1	0	0	0	3			
Jim Leyritz, R (1, 9) OBP: 0.429, SLG: 0.576	F8					F9		L4	1B 2H	4	0	1	1	0	0	2			
Paul O'Neill, L (1, 7) OBP: 0.367, SLG: 0.489																			
Mike Humphreys, R (9, PH) OBP: 0.222, SLG: 0.200																			
Matt Nokes, L (1, 10) OBP: 0.282, SLG: 0.447																			
Mike Gallego, R (9, PH) OBP: 0.429, SLG: 0.475																			
Spike Owen, S (9, PH) OBP: 0.335, SLG: 0.340																			
Mike Stanley, R (1, 2) OBP: 0.380, SLG: 0.521																			
Kevin Maas, L (1, 3) OBP: 0.322, SLG: 0.450																			
Pat Kelly, R (1, 4) OBP: 0.294, SLG: 0.406																			
Inning Stats	R: 0 H: 1 E: 0 K: 0 S: 8	H: 0 R: 0 ER: 0 LOB: 0 BB: 0 P: 9	R: 0 H: 0 E: 0 K: 1 S: 9	H: 0 R: 0 ER: 0 LOB: 0 BB: 0 P: 16	R: 0 H: 0 E: 0 K: 1 S: 11	H: 0 R: 0 ER: 0 LOB: 0 BB: 0 P: 17	R: 0 H: 1 E: 0 K: 0 S: 8	H: 1 R: 0 ER: 0 LOB: 1 BB: 0 P: 12	R: 0 H: 0 E: 0 K: 1 S: 6	H: 0 R: 0 ER: 0 LOB: 0 BB: 0 P: 7	R: 0 H: 0 E: 0 K: 1 S: 8	H: 0 R: 0 ER: 0 LOB: 0 BB: 0 P: 12	R: 0 H: 0 E: 0 K: 1 S: 9	H: 0 R: 0 ER: 0 LOB: 2 BB: 0 P: 13	R: 1 H: 3 E: 0 K: 2 S: 19	H: 3 R: 0 ER: 0 LOB: 2 BB: 0 P: 29	1B: 5 RBI: 0 SF: 0 2B: 0 3B: 0 HR: 1	SF: 0 SAC: 0 DP: 0 HBP: 0	WP: 0 PA: 33 PB: 0 SB: 0 CS: 0
PITCHER	IP	WLS	BF	H	R	ER	SO	BB	IBB	HBP	BLK	WP	HR	S	P	ERA	WHIP		
35 Mike Mussina, R (1, 1) ERA: 3.12	8.1	W	31	6	2	2	5	6	2	2	0	0	0	80	117	2.16	0.720		
Brad Pennington, L (9, 1) ERA: 2.0	0.1		1	0	0	0	1	0	0	0	0	0	0	3	6	0.00	0.000		
Gregg Olson, R (9, 1) ERA: 1.74	0.1	S	1	0	0	0	1	0	0	0	0	0	0	3	5	0.00	0.000		

AB	34
R	6
H	9
RBI	6
BB	5
SO	8
LOB	16




Batter	1	2	3	4	5	6	7	8	9	10	AB	R	H	RBI	BB	SO	LOB	TOP				
Brady Anderson, L OBP: 0.329, SLG: 0.387 (1, 7)	F7						K			SH1-3 1B	3	1	1	0	2	1	0	Baltimore Orioles @ New York Yankees Yankee Stadium, Bronx, NY Thu May 27 1993, 7:05 PM EDT Att: 15,299 - Unknown - 72 F				
Mark McLemore, S OBP: 0.340, SLG: 0.374 (1, 9)	G3	G4-3		L6-4			K			SH1-3	4	0	0	0	0	1	4					
Cal Ripken Jr., R OBP: 0.311, SLG: 0.343 (1, 6)	E6		G6-3				G5-3			F7	4	0	0	0	1	0	1					
Harold Baines, L OBP: 0.425, SLG: 0.426 (10, PR)			G4-3				FC4-6				4	0	1	0	1	0	1					
Damon Buford, R OBP: 0.318, SLG: 0.351 (1, 10)			G4-3				FC4-6				0	0	0	0	0	0	0					
Mike Devereaux, R OBP: 0.259, SLG: 0.371 (1, 8)	K		G6-3				F8				5	0	1	1	0	1	3					
Leo Gomez, R OBP: 0.355, SLG: 0.470 (1, 5)							FC6-4				4	1	0	0	1	1	3					
Chris Hoiles, R OBP: 0.391, SLG: 0.516 (1, 2)											4	2	2	2	0	0	0					
David Segui, S OBP: 0.394, SLG: 0.422 (1, 3)											4	0	1	0	0	1	0					
Harold Reynolds, S OBP: 0.316, SLG: 0.275 (1, 4)											3	0	0	1	1	0	1					
Inning Stats	R: 0 E: 1 K: 1 S: 10	H: 1 LOB: 2 BB: 0 P: 20	R: 1 E: 0 K: 1 S: 10	H: 1 LOB: 2 BB: 2 P: 25	R: 0 E: 0 K: 0 S: 4	H: 0 LOB: 0 BB: 0 P: 8	R: 2 E: 0 K: 0 S: 15	H: 2 LOB: 1 BB: 2 P: 31	R: 0 E: 0 K: 0 S: 7	H: 0 LOB: 0 BB: 0 P: 8	R: 0 E: 0 K: 2 S: 9	H: 0 LOB: 0 BB: 0 P: 13	R: 0 E: 0 K: 0 S: 7	H: 0 LOB: 0 BB: 0 P: 12	R: 0 E: 0 K: 1 S: 7	H: 0 LOB: 0 BB: 0 P: 10	R: 1 E: 0 K: 0 S: 17	H: 2 LOB: 2 BB: 1 P: 28	1B: 4 2B: 2 3B: 0 HR: 1	SF: 0 SAC: 1 DP: 1 HBP: 0	WP: 0 PB: 0 SB: 0 CS: 0	PA: 42
PITCHER	IP	WLS	BF	H	R	ER	SO	BB	IBB	HBP	BLK	WP	HR	S	P	ERA	WHIP					
Mike Witt, R ERA: 4.33 (1, 1)	4.0		21	4	3	3	2	5	0	0	0	0	0	1	42	91	6.75	2.250				
Rich Monteleone, R ERA: 3.82 (5, 1)	3.0		9	0	0	0	2	0	0	0	0	0	0	18	31	0.00	0.000					
John Habyan, R ERA: 4.15 (8, 1)	2.0		6	0	0	0	1	0	0	0	0	0	0	14	22	0.00	0.000					
Steve Farr, R ERA: 4.41 (10, 1)	1.0	L	6	2	1	1	0	0	1	0	0	0	0	17	28	9.00	2.000					

Batter	1	2	3	4	5	6	7	8	9	10	AB	R	H	RBI	BB	SO	LOB	BOTTOM				
Dion James, L OBP: 0.375, SLG: 0.458 (1, 8)											4	0	1	0	0	1	1	Baltimore Orioles @ New York Yankees Yankee Stadium, Bronx, NY Thu May 27 1993, 7:05 PM EDT Att: 15,299 - Unknown - 72 F				
Hensley Meulens, R (10, PH)	L3			K							0	0	0	0	1	0	0					
Randy Velarde, R OBP: 0.372, SLG: 0.467 (1, 7)	L3			G6-3							4	1	2	0	0	0	1					
Gerald Williams, R OBP: 0.240, SLG: 0.375 (9, PR)				G6-3							1	1	0	0	0	0	2					
Wade Boggs, L OBP: 0.379, SLG: 0.341 (1, 5)	L7			G6-3							4	1	2	1	0	0	0					
Jim Leyritz, R OBP: 0.431, SLG: 0.568 (1, 3)											3	0	1	1	1	0	1					
Paul O'Neill, L OBP: 0.394, SLG: 0.482 (1, 9)				G4-3							4	0	1	1	0	0	3					
Matt Nokes, L OBP: 0.255, SLG: 0.434 (1, 10)				G3							3	0	0	0	0	1	0					
Mike Humphreys, R OBP: 0.211, SLG: 0.188 (9, PH)											1	0	0	0	0	1	3					
Mike Stanley, R OBP: 0.384, SLG: 0.520 (1, 2)											4	0	2	0	0	1	0					
Mike Gallego, R OBP: 0.429, SLG: 0.475 (10, PR)				K							0	0	0	0	0	0	0					
Spike Owen, S OBP: 0.329, SLG: 0.333 (1, 6)				G4-1							3	0	0	0	0	0	1					
Pat Kelly, R OBP: 0.293, SLG: 0.397 (1, 4)				G5-3							3	0	0	0	1	1	2					
Inning Stats	R: 0 E: 0 K: 0 S: 8	H: 1 LOB: 0 BB: 0 P: 12	R: 0 E: 0 K: 0 S: 4	H: 0 LOB: 0 BB: 1 P: 11	R: 0 E: 0 K: 1 S: 7	H: 0 LOB: 0 BB: 0 P: 8	R: 0 E: 0 K: 1 S: 6	H: 0 LOB: 0 BB: 1 P: 7	R: 0 E: 0 K: 0 S: 7	H: 0 LOB: 1 BB: 0 P: 16	R: 2 E: 0 K: 0 S: 8	H: 3 LOB: 0 BB: 0 P: 13	R: 0 E: 0 K: 0 S: 5	H: 1 LOB: 0 BB: 0 P: 9	R: 1 E: 0 K: 1 S: 10	H: 3 LOB: 3 BB: 0 P: 17	R: 0 E: 0 K: 1 S: 11	H: 1 LOB: 2 BB: 1 P: 19	1B: 8 2B: 2 3B: 0 HR: 0	SF: 0 SAC: 1 DP: 3 HBP: 0	WP: 1 PB: 0 SB: 0 CS: 0	PA: 38
PITCHER	IP	WLS	BF	H	R	ER	SO	BB	IBB	HBP	BLK	WP	HR	S	P	ERA	WHIP					
Ben McDonald, R ERA: 4.58 (1, 1)	6.1		22	3	2	2	3	2	0	0	0	0	0	44	78	2.84	0.789					
Jim Poole, L ERA: 1.69 (7, 1)	0.2		2	1	0	0	0	0	0	0	0	0	0	3	4	0.00	1.500					
Todd Frohwrth, R ERA: 2.33 (8, 1)	1.0		3	1	0	0	0	0	0	0	0	0	0	5	9	0.00	1.000					
Gregg Olson, R ERA: 2.14 (9, 1)	0.1		4	3	1	1	0	0	0	0	0	0	0	6	11	27.00	9.000					
Brad Pennington, L ERA: 1.69 (9, 1)	1.2	W	7	1	0	0	2	1	0	0	0	0	0	15	25	0.00	1.200					

Batter	1	2	3	4	5	6	7	8	9	AB	R	H	RBI	BB	SO	LOB	TOP										
Brady Anderson, L OBP: 0.321, SLG: 0.377	F9	G3			G3-4-1	P4		P2		5	0	0	0	0	0	6	Baltimore Orioles @ California Angels Anaheim Stadium, Anaheim, CA Fri May 28 1993, 10:05 PM EDT Att: 37,162 - Unknown										
Mark McLemore, S OBP: 0.348, SLG: 0.388	FC5-4 1B		G6-3			2B	F9 BB 1B	F7		5	1	3	1	0	0	0											
Cal Ripken Jr., R OBP: 0.304, SLG: 0.333	FC5-4 1B		G6-3		F7		P6		F8	5	0	0	0	0	0	3											
Harold Baines, L OBP: 0.424, SLG: 0.417	1B		G4-3		G4-3		1B BB		K	4	1	1	0	1	1	0											
Mike Devereaux, R OBP: 0.257, SLG: 0.364	P4			K	G4-3		F9		BB	5	0	1	0	0	1	4											
Leo Gomez, R OBP: 0.369, SLG: 0.486		G5-3 2B		F8		1B	1B	1B	1B	4	1	3	1	1	0	0											
Chris Hoiles, R OBP: 0.391, SLG: 0.511		G5-3		F8		1B	1B	1B	BB	5	0	2	1	0	1	3											
David Segui, S OBP: 0.388, SLG: 0.414		P6			G4-3	1B	FC6-4			4	0	1	1	0	0	3											
Harold Reynolds, S OBP: 0.327, SLG: 0.284		BB		G3-4 2B 1B		1B			K	3	1	2	0	1	1	0											
Inning Stats	R: 0 E: 0 K: 0 S: 10	H: 2 LOB: 2 BB: 0 P: 16	R: 0 E: 0 K: 0 S: 8	H: 1 LOB: 2 BB: 1 P: 18	R: 0 E: 0 K: 0 S: 6	H: 0 LOB: 0 BB: 0 P: 10	R: 0 E: 0 K: 1 S: 7	H: 0 LOB: 0 BB: 0 P: 9	R: 1 E: 0 K: 0 S: 11	H: 2 LOB: 1 BB: 0 P: 15	R: 1 E: 0 K: 0 S: 16	H: 4 LOB: 3 BB: 0 P: 23	R: 2 E: 0 K: 0 S: 13	H: 3 LOB: 2 BB: 1 P: 23	R: 0 E: 0 K: 1 S: 7	H: 0 LOB: 0 BB: 0 P: 11	R: 0 E: 0 K: 2 S: 14	H: 1 LOB: 2 BB: 1 P: 22	1B: 11 2B: 2 3B: 0 HR: 0	SF: 0 SAC: 0 DP: 0 HBP: 0	WP: 0 PB: 0 SB: 0 CS: 0	PA: 43					
PITCHER	IP	WLS	BF	H	R	ER	SO	BB	IBB	HBP	BLK	WP	HR	S	P	ERA	WHIP										
Julio Valera, R ERA: 4.46	5.2	W	27	9	2	2	1	1	0	0	0	0	0	56	88	3.18	1.765										
Ken Patterson, L ERA: 4.53	0.2		4	1	2	2	0	1	0	0	0	0	0	8	14	27.00	3.000										
Scott Lewis, R ERA: 4.67	0.1		3	2	0	0	0	0	0	0	0	0	0	6	11	0.00	6.000										
Steve Frey, L ERA: 2.51	2.0		8	1	0	0	2	1	0	0	0	0	0	17	28	0.00	1.000										
Gene Nelson, R ERA: 1.17	0.1	S	1	0	0	0	1	0	0	0	0	0	0	5	6	0.00	0.000										

Batter	1	2	3	4	5	6	7	8	9	AB	R	H	RBI	BB	SO	LOB	BOTTOM										
Luis Polonia, L OBP: 0.324, SLG: 0.362	G6-3	F7		K		BB 1B	FC5-2 S 1B			5	0	2	1	0	1	1	Baltimore Orioles @ California Angels Anaheim Stadium, Anaheim, CA Fri May 28 1993, 10:05 PM EDT Att: 37,162 - Unknown										
Chad Curtis, R OBP: 0.429, SLG: 0.427	S BB 1B		HR	CS BB		BB	FC5-2 IBB			1	2	1	1	4	0	0											
Tim Salmon, R OBP: 0.390, SLG: 0.486	BB 1B		HR BB	CS	HR	HR	FC5-2			3	2	1	1	2	0	5											
Chili Davis, S OBP: 0.329, SLG: 0.373	K		HR	HR	SF8 BB	K	G4-3			4	2	1	2	1	2	7											
Rene Gonzales, R OBP: 0.389, SLG: 0.322	1B		HR	FC6-4 1B	HR	G4-3		S BB		4	0	3	1	1	0	2											
J.T. Snow, L OBP: 0.300, SLG: 0.460	G1-3		FC6-4 1B	E6 FC6-4		G3	F8			5	0	0	0	0	0	6											
Damion Easley, R OBP: 0.379, SLG: 0.429		G6-3	1B	F8		1B	F9			5	1	2	0	0	0	4											
Gary Disarcina, R OBP: 0.256, SLG: 0.318		1B	G5-3	SF8		1B	F8			4	1	2	2	0	0	3											
John Orton, R OBP: 0.235, SLG: 0.295		K		G6-3	FC6-4		FC5-2 1B			4	0	1	0	0	1	3											
Ron Tingley, R OBP: 0.235, SLG: 0.295										0	0	0	0	0	0	0											
Inning Stats	R: 1 E: 0 K: 1 S: 12	H: 1 LOB: 2 BB: 2 P: 24	R: 0 E: 0 K: 1 S: 11	H: 1 LOB: 1 BB: 0 P: 15	R: 3 E: 0 K: 0 S: 12	H: 4 LOB: 1 BB: 1 P: 20	R: 0 E: 0 K: 1 S: 8	H: 0 LOB: 0 BB: 1 P: 16	R: 2 E: 1 K: 0 S: 21	H: 2 LOB: 2 BB: 1 P: 38	R: 0 E: 0 K: 1 S: 11	H: 1 LOB: 1 BB: 1 P: 21	R: 2 E: 0 K: 0 S: 12	H: 4 LOB: 3 BB: 1 P: 25	R: 0 E: 0 K: 0 S: 11	H: 0 LOB: 1 BB: 1 P: 17	1B: 9 2B: 1 3B: 0 HR: 3	SF: 1 SAC: 0 DP: 1 HBP: 0	WP: 0 PB: 0 SB: 0 CS: 1	PA: 45							
PITCHER	IP	WLS	BF	H	R	ER	SO	BB	IBB	HBP	BLK	WP	HR	S	P	ERA	WHIP										
Fernando Valenzuela, L ERA: 4.89	4.0	L	22	7	6	5	3	5	0	0	0	0	0	3	51	11.25	3.000										
Mark Williamson, R ERA: 3.09	2.1		13	4	2	2	1	1	0	0	0	0	0	29	53	7.71	2.143										
Todd Frohwrth, R ERA: 2.2	1.2		9	2	0	0	0	1	1	0	0	0	0	18	34	0.00	1.800										

AB	40
R	4
H	13
RBI	4
BB	3
SO	4
LOB	19



Batter	1	2	3	4	5	6	7	8	9	AB	R	H	RBI	BB	SO	LOB	TOP								
Harold Reynolds, S (1, 4) OBP: 0.327, SLG: 0.285										3	0	1	0	0	1	1									
Mark McLemore, S (1, 9) OBP: 0.339, SLG: 0.378										4	0	0	0	0	1	3									
Cal Ripken Jr., R (1, 6) OBP: 0.307, SLG: 0.337										4	0	2	1	0	2	0									
Leo Gomez, R (1, 10) OBP: 0.360, SLG: 0.472										4	0	0	0	0	2	2									
Mike Devereaux, R (1, 8) OBP: 0.256, SLG: 0.360										4	0	1	0	0	2	0									
Tim Lulett, R (1, 5) OBP: 0.352, SLG: 0.404										3	0	1	0	0	1	0									
Harold Baines, L (9, PH) OBP: 0.424, SLG: 0.417										0	0	0	0	0	0	0									
Chris Holles, R (9, PH) OBP: 0.389, SLG: 0.508										1	0	0	0	0	0	2									
David Segui, S (1, 3) OBP: 0.393, SLG: 0.444										3	2	1	1	1	0	3									
Jack Voigt, R (1, 7) OBP: 0.211, SLG: 0.118										3	0	0	0	0	0	1									
Jeff Tackett, R (1, 2) OBP: 0.310, SLG: 0.257										2	1	1	0	1	0	0									
Inning Stats	R: 0 E: 0 K: 1 S: 9	H: 1 LOB: 0 BB: 0 P: 17	R: 0 E: 0 K: 2 S: 7	H: 0 LOB: 0 BB: 0 P: 11	R: 1 E: 0 K: 1 S: 8	H: 1 LOB: 0 BB: 0 P: 16	R: 0 E: 0 K: 2 S: 7	H: 0 LOB: 0 BB: 0 P: 11	R: 0 E: 0 K: 1 S: 12	H: 1 LOB: 1 BB: 0 P: 17	R: 1 E: 0 K: 1 S: 14	H: 2 LOB: 1 BB: 0 P: 19	R: 1 E: 1 K: 1 S: 9	H: 0 LOB: 1 BB: 1 P: 19	R: 0 E: 0 K: 0 S: 6	H: 0 LOB: 0 BB: 0 P: 14	R: 0 E: 0 K: 0 S: 9	H: 2 LOB: 2 BB: 0 P: 11	1B: 6 2B: 1 3B: 0 HR: 1	SF: 0 SAC: 1 DP: 1 HBP: 0	WP: 0 PB: 0 SB: 0 CS: 0	PA: 34			
PITCHER	IP	WLS	BF	H	R	ER	SO	BB	IBB	HBP	BLK	WP	HR	S	P	ERA	WHIP								
Mark Langston, L (1, 1) ERA: 2.36	8.0	W	29	5	3	2	9	2	0	0	0	0	1	72	124	2.25	0.875								
Gene Nelson, R (9, 1) ERA: 1.15	0.1		3	2	0	0	0	0	0	0	0	0	0	6	8	0.00	6.000								
Steve Frey, L (9, 1) ERA: 2.4	0.2	S	2	0	0	0	0	0	0	0	0	0	0	3	3	0.00	0.000								

Baltimore Orioles @ California Angels
Anaheim Stadium, Anaheim, CA
Sat May 29 1993, 10:05 PM EDT
Att: 24,761 - Unknown - 74 F

AB 31
R 3
H 7
RBI 2
BB 2
SO 9
LOB 12



Batter	1	2	3	4	5	6	7	8	9	AB	R	H	RBI	BB	SO	LOB	BOTTOM								
Luis Polonia, L (1, 7) OBP: 0.318, SLG: 0.354										4	0	0	0	0	0	0									
Chad Curtis, R (1, 8) OBP: 0.430, SLG: 0.431										3	1	1	0	1	0	0									
Tim Salmon, R (1, 9) OBP: 0.392, SLG: 0.493										4	1	2	0	0	0	1									
Chili Davis, S (1, 10) OBP: 0.333, SLG: 0.368										2	1	0	0	2	0	0									
J.T. Snow, L (1, 3) OBP: 0.305, SLG: 0.454										2	1	0	1	2	0	2									
Greg Myers, L (1, 2) OBP: 0.309, SLG: 0.378										3	1	2	0	0	0	1									
Stan Javier, S (8, PH) OBP: 0.292, SLG: 0.311										1	0	0	0	0	1	3									
Ron Tingley, R (9, 2) OBP: 0.359, SLG: 0.521										0	0	0	0	0	0	0									
Rene Gonzales, R (1, 5) OBP: 0.378, SLG: 0.311										4	0	0	0	0	1	6									
Damon Easley, R (1, 4) OBP: 0.382, SLG: 0.426										3	0	1	3	1	0	1									
Gary Disarcina, R (1, 6) OBP: 0.253, SLG: 0.313										2	0	0	0	0	0	2									
Torey Lovullo, S (7, PH) OBP: 0.359, SLG: 0.521										2	1	1	2	0	0	1									
Inning Stats	R: 0 E: 0 K: 0 S: 8	H: 1 LOB: 0 BB: 0 P: 14	R: 0 E: 0 K: 0 S: 10	H: 0 LOB: 1 BB: 1 P: 18	R: 0 E: 0 K: 0 S: 8	H: 0 LOB: 0 BB: 0 P: 14	R: 0 E: 0 K: 0 S: 5	H: 0 LOB: 0 BB: 0 P: 8	R: 0 E: 0 K: 0 S: 12	H: 1 LOB: 2 BB: 1 P: 22	R: 0 E: 0 K: 0 S: 10	H: 1 LOB: 2 BB: 1 P: 18	R: 2 E: 0 K: 0 S: 8	H: 2 LOB: 0 BB: 0 P: 16	R: 4 E: 0 K: 2 S: 18	H: 2 LOB: 1 BB: 3 P: 36	R: 0 E: 0 K: 0 S: 9	H: 4 LOB: 1 BB: 3 P: 36	1B: 4 2B: 2 3B: 0 HR: 1	SF: 0 SAC: 0 DP: 0 HBP: 0	WP: 0 PB: 0 SB: 0 CS: 1	PA: 36			
PITCHER	IP	WLS	BF	H	R	ER	SO	BB	IBB	HBP	BLK	WP	HR	S	P	ERA	WHIP								
Rick Sutcliffe, R (1, 1) ERA: 4.58	7.0		28	5	2	2	0	3	0	0	0	0	1	61	110	2.57	1.143								
Todd Frohworth, R (8, 1) ERA: 3.14	0.0	L	3	1	3	3	0	2	0	0	0	0	0	6	15	∞	∞								
Brad Pennington, L (8, 1) ERA: 2.45	0.1		2	0	0	0	1	1	0	0	0	0	0	5	9	0.00	3.000								
Gregg Olson, R (8, 1) ERA: 2.08	0.2		3	1	1	1	1	0	0	0	0	0	0	7	12	13.50	1.500								

Baltimore Orioles @ California Angels
Anaheim Stadium, Anaheim, CA
Sat May 29 1993, 10:05 PM EDT
Att: 24,761 - Unknown - 74 F

AB 30
R 6
H 7
RBI 6
BB 6
SO 2
LOB 17



Batter	1	2	3	4	5	6	7	8	9	AB	R	H	RBI	BB	SO	LOB	TOP								
Brady Anderson, L OBP: 0.323, SLG: 0.371	0-0 P4	2-2 G4-3				4-1 1B BB	2-1 F8		4-2 1B BB		3	1	0	0	2	0	2								
Mike Deversaux, R OBP: 0.270, SLG: 0.364	3-2 F9		1-0 F7			0-2 FC4 1B SF9		2-2 G4-6-3 BB	0-0 1B		4	1	2	1	0	0	0								
Cal Ripken Jr., R OBP: 0.318, SLG: 0.366	2-1 2B		0-0 HR			3-2 FC4 1B		4-0 G4-6-3 BB	2-1 G5-3		4	1	3	2	1	0	2								
Harold Baines, L OBP: 0.422, SLG: 0.408	4-2 BB		3-2 G4-3			2-1 FC4 BB		2-1 G4-6-3	3-2 BB		4	0	1	0	1	0	4								
Damon Buford, R OBP: 0.316, SLG: 0.351						2-1 FC4 BB		1-2 2-3 F9			0	0	0	0	0	0	0								
Leo Gomez, R OBP: 0.361, SLG: 0.462	0-3 K		3-3 K2-3			4-0 FC6-4 BB		3-2 F9			3	0	0	0	2	2	3								
Mark McLemore, S OBP: 0.339, SLG: 0.378						1-2 BB			4-2 BB		0	0	0	0	0	0	0								
Chris Hoiles, R OBP: 0.383, SLG: 0.496		4-2 1B G1-3 BB			1-3 K	0-0 SF9			2-3 K		3	0	0	1	1	3	2								
David Segui, S OBP: 0.384, SLG: 0.432		0-2 G1-3			2-2 G4-3	3-0 FC6-4		0-2 FC6-4 1B WP	3-1 F8		5	1	1	0	0	0	5								
Jack Voigt, R OBP: 0.304, SLG: 0.238		2-1 1B			0-0 FC5-4 1B		3-3 K	1-2 FC6-4 1B	2-1 F8		4	0	3	0	0	1	0								
Paul Carey, L OBP: 0.143		2-3 1B						1-2 FC6-4 1B			1	0	0	0	0	0	2								
Harold Reynolds, S OBP: 0.320, SLG: 0.277		1-2 P3			0-2 FC5-4		1-0 F9	1-0 FC6-4 1B WP			4	1	0	0	0	0	5								
Inning Stats	R: 0 E: 0 K: 1 S: 11	H: 1 LOB: 2 BB: 1 P: 20	R: 0 E: 0 K: 0 S: 17	H: 1 LOB: 2 BB: 1 P: 26	R: 1 E: 0 K: 1 S: 9	H: 1 LOB: 0 BB: 0 P: 16	R: 0 E: 0 K: 1 S: 11	H: 1 LOB: 1 BB: 0 P: 14	R: 2 E: 0 K: 0 S: 11	H: 2 LOB: 2 BB: 2 P: 24	R: 0 E: 0 K: 1 S: 6	H: 0 LOB: 0 BB: 0 P: 12	R: 0 E: 0 K: 0 S: 10	H: 0 LOB: 1 BB: 1 P: 21	R: 2 E: 0 K: 1 S: 17	H: 3 LOB: 2 BB: 1 P: 27	R: 0 E: 0 K: 1 S: 14	H: 1 LOB: 2 BB: 1 P: 26	1B: 8 2B: 1 3B: 0 HR: 1	SF: 1 SAC: 0 DP: 1 HBP: 1	WP: 1 PB: 0 SB: 0 CS: 0	PA: 44			
PITCHER	IP	WLS	BF	H	R	ER	SO	BB	IBB	HBP	BLK	WP	HR	S	P	ERA	WHIP								
Chuck Finley, L ERA: 3.08	5.0	W	25	6	3	3	3	4	0	0	0	0	1	59	100	5.40	2.000								
Scott Lewis, R ERA: 4.5	1.0		5	0	0	0	1	1	0	1	0	0	0	9	21	0.00	1.000								
Ken Patterson, L ERA: 5.4	1.2		7	2	2	2	1	1	0	0	0	1	0	21	34	10.80	1.800								
Gene Nelson, R ERA: 1.06	1.1	S	7	2	0	0	1	1	0	0	0	0	0	17	31	0.00	2.250								

Baltimore Orioles @ California Angels
Anaheim Stadium, Anaheim, CA
Sun May 30, 1993, 6:33 AM EDT
Att: 21,773 - Sunny - 78 F

AB 35
R 5
H 10
RBI 4
BB 7
SO 6
LOB 25



Batter	1	2	3	4	5	6	7	8	9	AB	R	H	RBI	BB	SO	LOB	BOTTOM								
Stan Javier, S OBP: 0.308, SLG: 0.313	4-2 G6-4-3 BB	3-2 1B HR 1B		1-2 L4			3-2 G4-3				3	1	1	2	1	0	1								
Chad Curtis, R OBP: 0.426, SLG: 0.427	2-0 G6-4-3	0-0 1B HR 1B			3-3 K		2-3 K				4	1	1	1	0	2	2								
Tim Salmon, R OBP: 0.395, SLG: 0.513	2-3 K	1-0 1B HR			1-1 CS 1B		1-1 P3				4	1	2	3	0	1	1								
Chili Davis, S OBP: 0.326, SLG: 0.358		L5-3 G6-3			2-3 K			0-0 G2-3			4	0	0	0	0	1	1								
Rene Gonzales, R OBP: 0.382, SLG: 0.320		0-1 1B 2B	4-2 G6-4-3 BB		1-2 CS	0-1 F7		0-0 G6-3			3	1	1	0	1	0	0								
Gary Gaetti, R OBP: 0.255, SLG: 0.229		0-0 1B 1B	1-1 G6-4-3		0-0 2B			2-3 K			3	1	2	1	0	0	1								
J.T. Snow, L OBP: 0.303, SLG: 0.451		2-H 1B 1B	1-2 G3-1								1	0	0	0	0	1	0								
Damion Easley, R OBP: 0.381, SLG: 0.420		1-2 1B HBP			1-1 F7						2	1	0	0	0	0	1								
Gary Disarcina, R OBP: 0.248, SLG: 0.307		2-3 K			0-0 F8		0-1 L9				3	0	0	0	0	1	3								
Ron Tingley, R OBP: 0.600, SLG: 0.750		1-1 1B 1B			3-3 K		1-1 G4-3 2B				3	1	2	0	0	1	0								
Inning Stats	R: 0 E: 0 K: 1 S: 8	H: 0 LOB: 0 BB: 1 P: 15	R: 7 E: 0 K: 1 S: 21	H: 6 LOB: 0 BB: 0 P: 34	R: 0 E: 0 K: 0 S: 6	H: 0 LOB: 1 BB: 1 P: 12	R: 0 E: 0 K: 1 S: 7	H: 0 LOB: 0 BB: 0 P: 11	R: 0 E: 0 K: 2 S: 10	H: 1 LOB: 0 BB: 0 P: 17	R: 0 E: 0 K: 0 S: 6	H: 1 LOB: 0 BB: 0 P: 7	R: 0 E: 0 K: 1 S: 14	H: 1 LOB: 1 BB: 0 P: 19	R: 0 E: 0 K: 1 S: 5	H: 0 LOB: 0 BB: 0 P: 7	1B: 5 2B: 3 3B: 0 HR: 1	SF: 0 SAC: 0 DP: 2 HBP: 1	WP: 0 PB: 0 SB: 0 CS: 1	PA: 34					
PITCHER	IP	WLS	BF	H	R	ER	SO	BB	IBB	HBP	BLK	WP	HR	S	P	ERA	WHIP								
Jamie Moyer, L ERA: 5.74	1.2	L	12	6	7	7	2	1	0	1	0	0	1	27	44	37.80	4.200								
Alan Mills, R ERA: 3.53	5.1		18	3	0	0	4	1	0	0	0	0	0	45	71	0.00	0.750								
Mark Williamson, R ERA: 3.0	1.0		3	0	0	0	1	0	0	0	0	0	0	5	7	0.00	0.000								

Baltimore Orioles @ California Angels
Anaheim Stadium, Anaheim, CA
Sun May 30, 1993, 6:33 AM EDT
Att: 21,773 - Sunny - 78 F

AB 30
R 7
H 9
RBI 7
BB 2
SO 7
LOB 10



Batter	1	2	3	4	5	6	7	8	9	AB	R	H	RBI	BB	SO	LOB	TOP											
Brady Anderson, L (1, 7) OBP: 0.325, SLG: 0.369										4	1	1	0	1	1	3	Baltimore Orioles @ Oakland Athletics Oakland-Alameda County Coliseum, Oakland, CA Mon May 31 1993, 3:33 AM PDT Att: 20,795 - Cloudy - 69 F											
Mark McLemore, S (1, 9) OBP: 0.341, SLG: 0.371										3	1	0	0	2	0	2												
Cal Ripken Jr., R (1, 6) OBP: 0.317, SLG: 0.369										4	1	1	1	0	0	2												
Harold Baines, L (1, 10) OBP: 0.404, SLG: 0.388										4	0	0	0	0	2	2												
Mike Devereaux, R (1, 8) OBP: 0.278, SLG: 0.377										4	0	2	1	0	1	1												
Leo Gomez, R (1, 5) OBP: 0.353, SLG: 0.450										4	0	0	0	0	1	2												
Chris Hoiles, R (1, 2) OBP: 0.373, SLG: 0.482										4	0	0	0	0	1	2												
David Segui, S (1, 3) OBP: 0.379, SLG: 0.418										3	0	0	0	1	1	0												
Harold Reynolds, S (1, 4) OBP: 0.324, SLG: 0.283										4	0	2	0	0	1	0												
Inning Stats	R: 1 H: 1 E: 1 K: 15 S: 15	H: 1 LOB: 1 BB: 0 P: 24	R: 0 H: 1 E: 0 K: 11 S: 11	H: 1 LOB: 2 BB: 1 P: 23	R: 0 H: 0 E: 0 K: 11 S: 8	H: 0 LOB: 0 BB: 0 P: 14	R: 0 H: 0 E: 0 K: 11 S: 11	H: 0 LOB: 0 BB: 0 P: 18	R: 0 H: 0 E: 0 K: 11 S: 7	H: 0 LOB: 0 BB: 0 P: 11	R: 2 H: 2 E: 0 K: 15 S: 15	H: 2 LOB: 1 BB: 2 P: 26	R: 0 H: 0 E: 0 K: 14 S: 14	H: 0 LOB: 0 BB: 2 P: 24	R: 0 H: 1 E: 0 K: 11 S: 11	H: 1 LOB: 1 BB: 0 P: 16	R: 0 H: 1 E: 0 K: 11 S: 11	H: 1 LOB: 1 BB: 0 P: 18	1B: 4 2B: 2 3B: 0 HR: 0	SF: 0 SAC: 0 DP: 0 HBP: 0	WP: 0 PB: 1 SB: 4 CS: 0	PA: 38						
PITCHER	IP WLS BF H R ER SO BB IBB HBP BLK WP HR S P ERA WHIP	6.2 L 29 4 3 2 7 4 0 0 0 0 0 0 77 136 2.70 1.200	1.1 5 1 0 0 1 0 0 0 0 0 0 0 15 20 0.00 0.750	1.0 4 1 0 0 0 0 0 0 0 0 0 0 11 18 0.00 1.000	PITCHER										IP WLS BF H R ER SO BB IBB HBP BLK WP HR S P ERA WHIP													
Ron Darling, R (1, 1) ERA: 6.43											6.2	L	29	4	3	2	7	4	0	0	0	0	0	0	77	136	2.70	1.200
Joe Boever, R (7, 1) ERA: 4.31											1.1	5	1	0	0	1	0	0	0	0	0	0	0	15	20	0.00	0.750	
Dennis Eckersley, R (9, 1) ERA: 5.03											1.0	4	1	0	0	0	0	0	0	0	0	0	0	11	18	0.00	1.000	

AB	34
R	3
H	6
RBI	2
BB	4
SO	8
LOB	14



Batter	1	2	3	4	5	6	7	8	9	AB	R	H	RBI	BB	SO	LOB	BOTTOM										
Rickey Henderson, R (1, 7) OBP: 0.462, SLG: 0.489										4	0	2	0	0	0	2	Baltimore Orioles @ Oakland Athletics Oakland-Alameda County Coliseum, Oakland, CA Mon May 31 1993, 3:33 AM PDT Att: 20,795 - Cloudy - 69 F										
Mike Bordick, R (1, 6) OBP: 0.343, SLG: 0.327										4	0	0	0	0	0	4											
Ruben Sierra, S (1, 9) OBP: 0.268, SLG: 0.419										4	0	0	0	0	0	3											
Dave Henderson, R (1, 10) OBP: 0.276, SLG: 0.447										4	0	0	0	0	2	1											
Mike Aldrete, L (1, 3) OBP: 0.214, SLG: 0.286										4	1	1	0	0	1	0											
Kevin Seitzer, R (1, 5) OBP: 0.298, SLG: 0.340										4	0	1	0	0	0	1											
Brent Gates, S (1, 4) OBP: 0.375, SLG: 0.391										4	0	1	1	0	0	1											
Scott Hemond, R (1, 2) OBP: 0.250, SLG: 0.179										1	0	0	0	1	0	0											
Dale Sveum, S (7, PH) OBP: 0.329, SLG: 0.228										1	0	0	0	0	1	1											
Henry Mercedes, R (8, 2)										0	0	0	0	0	0	0											
Lance Blankenship, R (1, 8) OBP: 0.373, SLG: 0.316										3	0	1	0	0	1	1											
Inning Stats	R: 0 H: 1 E: 0 K: 11 S: 11	H: 0 LOB: 0 BB: 0 P: 17	R: 0 H: 0 E: 0 K: 11 S: 7	H: 0 LOB: 1 BB: 1 P: 11	R: 0 H: 0 E: 0 K: 11 S: 11	H: 0 LOB: 0 BB: 1 P: 21	R: 0 H: 0 E: 0 K: 11 S: 5	H: 0 LOB: 0 BB: 0 P: 6	R: 0 H: 0 E: 0 K: 11 S: 6	H: 0 LOB: 0 BB: 0 P: 11	R: 1 H: 2 E: 0 K: 14 S: 14	H: 2 LOB: 1 BB: 0 P: 23	R: 0 H: 1 E: 0 K: 10 S: 10	H: 1 LOB: 1 BB: 0 P: 17	R: 0 H: 1 E: 0 K: 8 S: 8	H: 1 LOB: 1 BB: 0 P: 12	1B: 4 2B: 2 3B: 0 HR: 0	SF: 0 SAC: 0 DP: 0 HBP: 0	WP: 0 PB: 0 SB: 0 CS: 0	PA: 34							
PITCHER	IP WLS BF H R ER SO BB IBB HBP BLK WP HR S P ERA WHIP	9.0 W 34 6 1 1 5 1 0 0 0 0 0 0 80 133 1.00 0.778	PITCHER										IP WLS BF H R ER SO BB IBB HBP BLK WP HR S P ERA WHIP														
35 Mike Mussina, R (1, 1) ERA: 2.89											9.0	W	34	6	1	1	5	1	0	0	0	0	0	80	133	1.00	0.778



Batter	1	2	3	4	5	6	7	8	9	AB	R	H	RBI	BB	SO	LOB	TOP				
Brady Anderson, L OBP: 0.318, SLG: 0.360 (1, 7)	L6	G4-3		P7			FC4-6 1B		K	5	1	0	0	0	1	5	Baltimore Orioles @ Oakland Athletics Oakland-Alameda County Coliseum, Oakland, CA Tue Jun 01 1993, 7:05 PM PDT Att: 16,434 - Unknown - 63 F livebaseballscorecards.com				
Mark McLemore, S OBP: 0.348, SLG: 0.377 (1, 9)	2B		L8		F8		1B BB		BB	3	0	1	0	2	0	0					
Cal Ripken Jr., R OBP: 0.315, SLG: 0.369 (1, 6)	F8		F9		2B		L5		F8	5	0	1	0	0	5						
Harold Baines, L OBP: 0.414, SLG: 0.393 (1, 10)	BB		1B		L3		1B		F8	4	0	2	1	1	0	3					
Mike Devereaux, R OBP: 0.277, SLG: 0.373 (1, 8)	F7		1B		P2		G5-3			4	0	1	0	0	5						
Leo Gomez, R OBP: 0.350, SLG: 0.441 (1, 5)		P4	F9			F8		G4-6-3 BB		3	0	0	0	1	0	2					
Chris Hoiles, R OBP: 0.371, SLG: 0.476 (1, 2)	1B	1B	F9		P3		P2		P2	4	0	1	0	0	0	1					
David Segui, S OBP: 0.383, SLG: 0.422 (1, 3)	1B	1B	1B		F8		G4-6-3		G4-6-3	4	0	2	0	0	0	1					
Harold Reynolds, S OBP: 0.328, SLG: 0.284 (1, 4)	FC1-5-2		F8				FC4-6 BB		BB	3	0	1	0	1	0	3					
Inning Stats	R: 0 E: 0 K: 0 S: 9	H: 1 LOB: 2 BB: 1 P: 17	R: 0 E: 0 K: 0 S: 11	H: 2 LOB: 2 BB: 0 P: 19	R: 0 E: 0 K: 0 S: 12	H: 2 LOB: 2 BB: 0 P: 19	R: 0 E: 0 K: 0 S: 10	H: 1 LOB: 1 BB: 0 P: 15	R: 0 E: 0 K: 0 S: 8	H: 0 LOB: 0 BB: 0 P: 9	R: 1 E: 0 K: 0 S: 12	H: 1 LOB: 2 BB: 2 P: 27	R: 0 E: 0 K: 0 S: 6	H: 0 LOB: 0 BB: 1 P: 11	R: 0 E: 0 K: 1 S: 14	H: 1 LOB: 2 BB: 1 P: 25	1B: 7 2B: 2 3B: 0 HR: 0	SF: 0 SAC: 0 DP: 1 HBP: 0	WP: 0 PB: 0 SB: 0 CS: 0	PA: 40	
PITCHER	IP	WLS	BF	H	R	ER	SO	BB	IBB	HBP	BLK	WP	HR	S	P	ERA	WHIP				
Shawn Hillegas, R ERA: 6.25 (1, 1)	5.0	W	23	7	0	1	0	1	0	0	0	0	0	50	85	0.00	1.600				
Kelly Downs, R ERA: 6.23 (6, 1)	1.2		7	0	1	1	0	2	0	0	0	0	0	13	29	5.40	1.200				
Mike Mohler, L ERA: 5.68 (7, 1)	0.0		1	1	0	0	0	0	0	0	0	0	0	2	2	∞	∞				
Ed Nunez, R ERA: 3.55 (7, 1)	1.1		4	0	0	0	0	1	0	0	0	0	0	9	16	0.00	0.750				
Dennis Eckersley, R ERA: 4.79 (9, 1)	1.0	S	5	1	0	0	1	1	0	0	0	0	0	14	25	0.00	2.000				

Batter	1	2	3	4	5	6	7	8	9	AB	R	H	RBI	BB	SO	LOB	BOTTOM				
Rickey Henderson, R OBP: 0.463, SLG: 0.485 (1, 7)	F7		1B		G4-6-3 BB		G1-6-3			3	0	1	1	1	0	1	Baltimore Orioles @ Oakland Athletics Oakland-Alameda County Coliseum, Oakland, CA Tue Jun 01 1993, 7:05 PM PDT Att: 16,434 - Unknown - 63 F livebaseballscorecards.com				
Brent Gates, S OBP: 0.370, SLG: 0.389 (1, 4)	L7		SF8		F8			G4-6-3 1B		3	0	1	1	0	0	2					
Ruben Sierra, S OBP: 0.263, SLG: 0.410 (1, 9)	P6		G5-3		G4-6-3		G4-6-3		G4-6-3	4	0	0	0	0	0	4					
Dave Henderson, R OBP: 0.275, SLG: 0.437 (1, 8)		G6-4-3 BB		G5-3		K		G5-3		3	0	0	0	1	1	0					
Kevin Seitzer, R OBP: 0.299, SLG: 0.335 (1, 10)		G6-4-3		K		HBP				2	0	0	0	0	1	1					
Mike Aldrete, L OBP: 0.176, SLG: 0.235 (1, 3)	G3		K		K		L7			3	0	0	0	0	1	1					
Craig Paquette, R OBP: 0.333, SLG: 0.333 (1, 5)			SH1-4 1B		E6 2B		K			3	2	1	0	0	1	1					
Mike Bordick, R OBP: 0.339, SLG: 0.322 (1, 6)		E5 1B	SH1-4 SF8		SH 2B			E6 G1-6-3		2	2	0	0	0	0	1					
Scott Hemond, R OBP: 0.265, SLG: 0.233 (1, 2)		SH1-4		SH1-4 2B			B1			2	0	1	2	0	0	1					
Inning Stats	R: 0 E: 0 K: 0 S: 6	H: 0 LOB: 0 BB: 0 P: 7	R: 0 E: 0 K: 0 S: 6	H: 0 LOB: 1 BB: 1 P: 12	R: 2 E: 1 K: 2 S: 9	H: 2 LOB: 1 BB: 0 P: 23	R: 0 E: 0 K: 2 S: 9	H: 0 LOB: 0 BB: 0 P: 17	R: 2 E: 1 K: 0 S: 9	H: 1 LOB: 1 BB: 1 P: 20	R: 0 E: 0 K: 2 S: 11	H: 0 LOB: 1 BB: 0 P: 16	R: 0 E: 1 K: 0 S: 5	H: 0 LOB: 0 BB: 0 P: 7	R: 0 E: 0 K: 0 S: 6	H: 1 LOB: 0 BB: 0 P: 11	1B: 3 2B: 1 3B: 0 HR: 0	SF: 1 SAC: 2 DP: 4 HBP: 1	WP: 0 PB: 0 SB: 0 CS: 0	PA: 31	
PITCHER	IP	WLS	BF	H	R	ER	SO	BB	IBB	HBP	BLK	WP	HR	S	P	ERA	WHIP				
Ben McDonald, R ERA: 4.43 (1, 1)	4.0	L	19	3	4	1	2	2	0	0	0	0	0	37	72	2.25	1.250				
Todd Frohwrth, R ERA: 2.76 (5, 1)	4.0		12	1	0	0	2	0	0	1	0	0	0	26	41	0.00	0.250				



Batter	1	2	3	4	5	6	7	8	9	AB R H RBI BB SO LOB	TOP											
Brady Anderson, L (1, 7) OBP: 0.319, SLG: 0.362	F7		BB		2B		K		F8	4 1 1 1 1 1 1	Baltimore Orioles @ Oakland Athletics Oakland-Alameda County Coliseum, Oakland, CA Wed Jun 02 1993, 3:33 AM PDT Att: 20,937 - Unknown - 68 F livebaseballscorecards.com											
Mark McLemore, S (1, 9) OBP: 0.350, SLG: 0.380	2B		F8		E		L8		F7	4 2 1 1 1 0 2												
Cal Ripken Jr., R (1, 6) OBP: 0.318, SLG: 0.369	G4-3		F7		S		BB			3 1 1 0 1 0 2												
Harold Baines, L (1, 10) OBP: 0.417, SLG: 0.402	2B		G4-3		K		BB			3 0 1 1 1 1 1												
Mike Devereaux, R (1, 8) OBP: 0.276, SLG: 0.364	BB				K		K			3 0 0 0 1 2 3												
Leo Gomez, R (1, 5) OBP: 0.343, SLG: 0.429	K						F7		P2	4 0 0 0 0 2 2												
Paul Carey, L (1, 3) OBP: 0.167, SLG: 0.091			G3-1		K					4 0 0 0 0 3 0												
David Segui, S (8, 3) OBP: 0.383, SLG: 0.422					K		K		K	0 0 0 0 0 0 0												
Tim Lueft, R (1, 4) OBP: 0.345, SLG: 0.393			K				F9		F8	4 1 1 0 0 1 0												
Jeff Tackett, R (1, 2) OBP: 0.311, SLG: 0.263	F9				SH3				G6-3	3 0 1 0 0 0 0												
Inning Stats	R: 1 E: 0 K: 1 S: 14	H: 1 LOB: 2 BB: 2 P: 30	R: 0 E: 0 K: 1 S: 7	H: 0 LOB: 0 BB: 0 P: 11	R: 0 E: 0 K: 0 S: 6	H: 0 LOB: 1 BB: 1 P: 12	R: 0 E: 0 K: 3 S: 11	H: 0 LOB: 0 BB: 0 P: 14	R: 4 E: 1 K: 1 S: 27	H: 3 LOB: 0 BB: 1 P: 40	R: 0 E: 0 K: 1 S: 6	H: 0 LOB: 0 BB: 0 P: 12	R: 0 E: 0 K: 2 S: 18	H: 2 LOB: 3 BB: 1 P: 28	R: 0 E: 0 K: 1 S: 6	H: 0 LOB: 0 BB: 0 P: 9	R: 0 E: 0 K: 0 S: 10	H: 0 LOB: 0 BB: 0 P: 14	1B: 3 2B: 3 3B: 0 HR: 0	SF: 0 SAC: 1 DP: 0 HBP: 0	WP: 0 PB: 0 SB: 5 CS: 0	PA: 38
PITCHER	IP WLS BF H R ER SO BB IBB HBP BLK WP HR S P ERA WHIP											PITCHER	IP WLS BF H R ER SO BB IBB HBP BLK WP HR S P ERA WHIP									
Bobby Witt, R (1, 1) ERA: 3.91	5.0 L 23 4 5 3 6 4 0 0 0 0 0 65 107 5.40 1.600																					
Joe Boever, R (6, 1) ERA: 3.82	4.0 15 2 0 0 4 1 0 0 0 0 0 40 63 0.00 0.750																					

Batter	1	2	3	4	5	6	7	8	9	AB R H RBI BB SO LOB	BOTTOM											
Rickey Henderson, R (1, 7) OBP: 0.456, SLG: 0.475	P3		K		S		F9		G5-4-3	5 0 1 1 0 1 1	Baltimore Orioles @ Oakland Athletics Oakland-Alameda County Coliseum, Oakland, CA Wed Jun 02 1993, 3:33 AM PDT Att: 20,937 - Unknown - 68 F livebaseballscorecards.com											
Brent Gates, S (1, 4) OBP: 0.381, SLG: 0.404	2B		SF8		K		G1		G3	4 1 2 0 1 1 2												
Ruben Sierra, S (1, 9) OBP: 0.263, SLG: 0.412	P2		2B		F8		G1			4 0 1 0 0 0 2												
Dave Henderson, R (1, 10) OBP: 0.268, SLG: 0.426	F8		SF8		G6-3		K			3 0 0 1 0 1 2												
Terry Steinbach, R (1, 2) OBP: 0.354, SLG: 0.438			G5-3		G6-3				G5-3	3 0 0 0 1 0 1												
Dale Sveum, S (1, 3) OBP: 0.311, SLG: 0.213	G6-4-3				P4		F8		G6-3	4 0 0 0 0 0 1												
Craig Paquette, R (1, 5) OBP: 0.429, SLG: 0.714					K		K			4 0 2 0 0 2 0												
Mike Bordick, R (1, 6) OBP: 0.337, SLG: 0.316					E6		E5		FC6-4	3 1 0 0 1 0 1												
Lance Blankenship, R (1, 8) ERA: 4.31										2 0 0 0 1 1 3												
Mike Adreite, L (8, PH) OBP: 0.222, SLG: 0.278					S		G5-3		G5-4-3	1 0 1 0 0 0 0												
Inning Stats	R: 0 E: 0 K: 0 S: 11	H: 1 LOB: 1 BB: 0 P: 18	R: 0 E: 0 K: 1 S: 10	H: 1 LOB: 2 BB: 2 P: 22	R: 1 E: 0 K: 1 S: 13	H: 1 LOB: 1 BB: 1 P: 25	R: 1 E: 1 K: 2 S: 17	H: 1 LOB: 2 BB: 1 P: 29	R: 0 E: 0 K: 0 S: 7	H: 0 LOB: 0 BB: 0 P: 11	R: 0 E: 0 K: 1 S: 9	H: 0 LOB: 1 BB: 0 P: 13	R: 0 E: 0 K: 1 S: 10	H: 1 LOB: 1 BB: 0 P: 17	R: 0 E: 0 K: 0 S: 7	H: 1 LOB: 1 BB: 0 P: 10	R: 0 E: 0 K: 0 S: 8	H: 1 LOB: 1 BB: 0 P: 11	1B: 4 2B: 2 3B: 1 HR: 0	SF: 1 SAC: 0 DP: 2 HBP: 0	WP: 0 PB: 0 SB: 2 CS: 0	PA: 38
PITCHER	IP WLS BF H R ER SO BB IBB HBP BLK WP HR S P ERA WHIP											PITCHER	IP WLS BF H R ER SO BB IBB HBP BLK WP HR S P ERA WHIP									
Fernando Valenzuela, L (1, 1) ERA: 4.31	6.1 W 29 6 1 0 0 1 4 0 0 0 0 0 72 126 1.42 1.421																					
Mark Williamson, R (7, 1) ERA: 2.87	1.2 6 1 0 0 1 0 0 0 0 0 0 12 19 0.00 0.600																					
Gregg Olson, R (8, 1) ERA: 1.98	1.0 S 3 1 0 0 0 0 0 0 0 0 0 8 11 0.00 1.000																					

Batter	1	2	3	4	5	6	7	8	9	10	AB	R	H	RBI	BB	SO	LOB	TOP			
Omar Vizquel, S OBP: 0.345, SLG: 0.305 (1, 6)	G5-3		G6-3		G6-3	K		G4-3		K	6	0	0	0	0	2	3				
Mike Felder, S OBP: 0.298, SLG: 0.323 (1, 7)	F7		P6		P5					K	5	0	1	0	0	1	1				
Ken Griffey Jr., L OBP: 0.350, SLG: 0.538 Henny Cotto, R OBP: 0.193, SLG: 0.264 (1, 8) (7, 8)	1B				HR	1B	BB	BB		HR	3	2	2	1	1	0	1				
Pete O'Brien, L OBP: 0.326, SLG: 0.429 Fernando Vina, L OBP: 0.327, SLG: 0.267 (1, 10) (9, PR)	F8		F9		1B	BB	BB			1B	4	0	1	0	1	1	2				
Jay Buhner, R OBP: 0.375, SLG: 0.527 (1, 9)		F8	G4-3		1B	IBB				1B	3	0	1	1	2	0	0				
Tino Martinez, L OBP: 0.351, SLG: 0.438 (1, 3)	K		K		3B	BB				1B	3	1	1	0	2	1	2				
Mike Blowers, R OBP: 0.359, SLG: 0.514 (1, 5)	K		K		1B	3B				P2	5	1	2	1	0	2	5				
Dave Valle, R OBP: 0.376, SLG: 0.395 Bill Haselman, R OBP: 0.320, SLG: 0.333 (1, 2) (10, PR)			P6		1B					FC3-6	4	0	2	1	0	0	0				
Rich Amaral, R OBP: 0.375, SLG: 0.406 (1, 4)			G6-3		F8					FC3-6	4	0	0	0	1	0	3				
Inning Stats	R: 0 E: 0 K: 0 S: 9	H: 1 LOB: 1 BB: 0 P: 16	R: 0 E: 0 K: 2 S: 7	H: 0 LOB: 0 BB: 0 P: 10	R: 0 E: 0 K: 0 S: 7	H: 0 LOB: 1 BB: 1 P: 15	R: 3 E: 0 K: 0 S: 8	H: 3 LOB: 1 BB: 1 P: 19	R: 1 E: 0 K: 0 S: 12	H: 1 LOB: 2 BB: 2 P: 24	R: 0 E: 0 K: 2 S: 14	H: 1 LOB: 3 BB: 2 P: 27	R: 0 E: 0 K: 0 S: 4	H: 0 LOB: 0 BB: 0 P: 6	R: 1 E: 0 K: 1 S: 18	H: 3 LOB: 2 BB: 1 P: 35	R: 0 E: 0 K: 1 S: 5	H: 1 LOB: 1 BB: 0 P: 5	1B: 7 2B: 1 3B: 1 HR: 2	SF: 0 SAC: 1 DP: 0 HBP: 0	WP: 0 PA: 46
PITCHER	IP WLS BF H R ER SO BB IBB HBP BLK WP HR S P ERA WHIP	IP WLS BF H R ER SO BB IBB HBP BLK WP HR S P ERA WHIP	IP WLS BF H R ER SO BB IBB HBP BLK WP HR S P ERA WHIP	IP WLS BF H R ER SO BB IBB HBP BLK WP HR S P ERA WHIP	IP WLS BF H R ER SO BB IBB HBP BLK WP HR S P ERA WHIP	IP WLS BF H R ER SO BB IBB HBP BLK WP HR S P ERA WHIP	IP WLS BF H R ER SO BB IBB HBP BLK WP HR S P ERA WHIP	IP WLS BF H R ER SO BB IBB HBP BLK WP HR S P ERA WHIP	IP WLS BF H R ER SO BB IBB HBP BLK WP HR S P ERA WHIP	IP WLS BF H R ER SO BB IBB HBP BLK WP HR S P ERA WHIP	IP WLS BF H R ER SO BB IBB HBP BLK WP HR S P ERA WHIP	IP WLS BF H R ER SO BB IBB HBP BLK WP HR S P ERA WHIP	IP WLS BF H R ER SO BB IBB HBP BLK WP HR S P ERA WHIP	IP WLS BF H R ER SO BB IBB HBP BLK WP HR S P ERA WHIP	IP WLS BF H R ER SO BB IBB HBP BLK WP HR S P ERA WHIP	IP WLS BF H R ER SO BB IBB HBP BLK WP HR S P ERA WHIP	IP WLS BF H R ER SO BB IBB HBP BLK WP HR S P ERA WHIP	IP WLS BF H R ER SO BB IBB HBP BLK WP HR S P ERA WHIP	IP WLS BF H R ER SO BB IBB HBP BLK WP HR S P ERA WHIP	IP WLS BF H R ER SO BB IBB HBP BLK WP HR S P ERA WHIP	
Rick Sutcliffe, R ERA: 4.7 (1, 1)	6.0	29	7	4	4	3	4	0	0	0	0	0	0	0	0	0	0	6.00	1.833		
Jim Poole, L ERA: 1.62 (7, 1)	0.2	4	0	0	0	1	1	1	0	0	0	0	0	0	0	0	0	0.00	1.500		
Alan Mills, R ERA: 3.55 (7, 1)	2.1	10	3	1	1	2	1	0	0	0	0	1	27	48	3.86	1.714					
Mark Williamson, R ERA: 2.79 (10, 1)	1.0	3	1	0	0	1	0	0	0	0	0	0	5	5	0.00	1.000					

Seattle Mariners @ Baltimore Orioles
 Oriole Park at Camden Yards, Baltimore, MD
 Fri Jun 04 1993, 7:05 PM EDT
 Att: 46,189 - Unknown - 71 F

AB 38
 R 5
 H 11
 RBI 5
 BB 7
 SO 7
 LOB 17



Batter	1	2	3	4	5	6	7	8	9	10	AB	R	H	RBI	BB	SO	LOB	BOTTOM			
Brady Anderson, L OBP: 0.317, SLG: 0.355 (1, 7)	K		G3		G4-3		P6				4	1	0	0	1	1	0				
Mark McLemore, S OBP: 0.351, SLG: 0.376 (1, 9)	F9		G6-3		P4						4	1	1	1	1	0	0				
Cal Ripken Jr., R OBP: 0.311, SLG: 0.362 (1, 6)	F9		G1-3		G4-3						4	0	0	1	0	0	1				
Chris Holmes, R OBP: 0.366, SLG: 0.463 (1, 2)		G5-3		K		FC1-6	BB				4	0	0	0	1	1	2				
Mike Devereaux, R OBP: 0.295, SLG: 0.379 (1, 8)		BB	BB		2B		FC1-6				3	2	2	1	2	0	1				
Leo Gomez, R OBP: 0.351, SLG: 0.430 Damon Buford, R OBP: 0.318, SLG: 0.351 Tim Lincecum, R OBP: 0.345, SLG: 0.393 (1, 5) (8, PR) (9, 5)		BB	BB		BB		F9				2	0	1	0	2	0	1				
David Segui, S OBP: 0.368, SLG: 0.402 (1, 3)		K			K						5	0	0	0	0	3	7				
Jack Voigt, R OBP: 0.357, SLG: 0.423 (1, 10)					K						5	1	3	3	0	1	2				
Harold Reynolds, S OBP: 0.326, SLG: 0.283 (1, 4)	F8				F7						4	1	1	0	0	0	2				
Inning Stats	R: 0 E: 0 K: 1 S: 6	H: 0 LOB: 0 BB: 0 P: 11	R: 1 E: 0 K: 1 S: 17	H: 1 LOB: 2 BB: 2 P: 27	R: 0 E: 0 K: 0 S: 3	H: 0 LOB: 0 BB: 0 P: 7	R: 0 E: 0 K: 3 S: 17	H: 1 LOB: 2 BB: 1 P: 27	R: 0 E: 0 K: 0 S: 6	H: 0 LOB: 0 BB: 0 P: 10	R: 1 E: 0 K: 0 S: 7	H: 1 LOB: 0 BB: 0 P: 15	R: 1 E: 0 K: 1 S: 15	H: 2 LOB: 3 BB: 1 P: 27	R: 2 E: 0 K: 0 S: 11	H: 2 LOB: 1 BB: 1 P: 22	R: 1 E: 0 K: 0 S: 5	H: 1 LOB: 1 BB: 1 P: 11	1B: 6 2B: 1 3B: 0 HR: 1	SF: 1 SAC: 1 DP: 0 HBP: 0	WP: 1 PA: 44
PITCHER	IP WLS BF H R ER SO BB IBB HBP BLK WP HR S P ERA WHIP	IP WLS BF H R ER SO BB IBB HBP BLK WP HR S P ERA WHIP	IP WLS BF H R ER SO BB IBB HBP BLK WP HR S P ERA WHIP	IP WLS BF H R ER SO BB IBB HBP BLK WP HR S P ERA WHIP	IP WLS BF H R ER SO BB IBB HBP BLK WP HR S P ERA WHIP	IP WLS BF H R ER SO BB IBB HBP BLK WP HR S P ERA WHIP	IP WLS BF H R ER SO BB IBB HBP BLK WP HR S P ERA WHIP	IP WLS BF H R ER SO BB IBB HBP BLK WP HR S P ERA WHIP	IP WLS BF H R ER SO BB IBB HBP BLK WP HR S P ERA WHIP	IP WLS BF H R ER SO BB IBB HBP BLK WP HR S P ERA WHIP	IP WLS BF H R ER SO BB IBB HBP BLK WP HR S P ERA WHIP	IP WLS BF H R ER SO BB IBB HBP BLK WP HR S P ERA WHIP	IP WLS BF H R ER SO BB IBB HBP BLK WP HR S P ERA WHIP	IP WLS BF H R ER SO BB IBB HBP BLK WP HR S P ERA WHIP	IP WLS BF H R ER SO BB IBB HBP BLK WP HR S P ERA WHIP	IP WLS BF H R ER SO BB IBB HBP BLK WP HR S P ERA WHIP	IP WLS BF H R ER SO BB IBB HBP BLK WP HR S P ERA WHIP	IP WLS BF H R ER SO BB IBB HBP BLK WP HR S P ERA WHIP	IP WLS BF H R ER SO BB IBB HBP BLK WP HR S P ERA WHIP	IP WLS BF H R ER SO BB IBB HBP BLK WP HR S P ERA WHIP	
Randy Johnson, L ERA: 2.79 (1, 1)	7.0	29	3	3	3	5	5	0	0	0	0	0	0	0	0	0	0	3.86	1.143		
Jeff Nelson, R ERA: 3.1 (8, 1)	0.2	4	2	0	0	0	0	0	0	0	0	0	0	9	14	0.00	3.000				
Rich DeLucia, R ERA: 2.67 (8, 1)	0.1	1	0	0	0	1	0	0	0	0	1	0	0	3	6	0.00	0.000				
Norm Charlton, L ERA: 3.0 (9, 1)	1.0	6	2	2	2	0	1	0	0	0	0	0	0	11	22	18.00	3.000				
Russ Swan, L ERA: 9.44 (10, 1)	0.2	4	1	1	1	0	1	0	0	0	0	0	0	5	11	13.50	3.000				

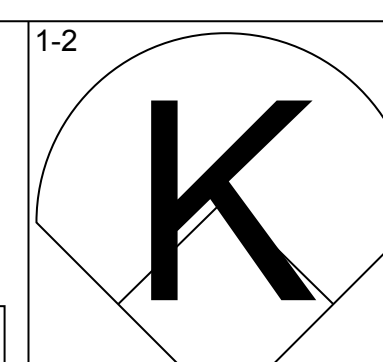
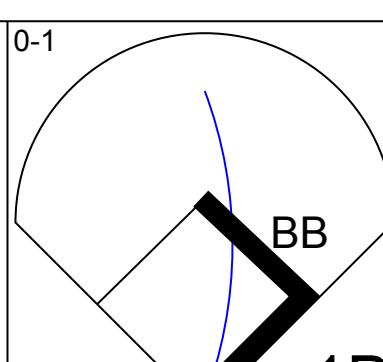
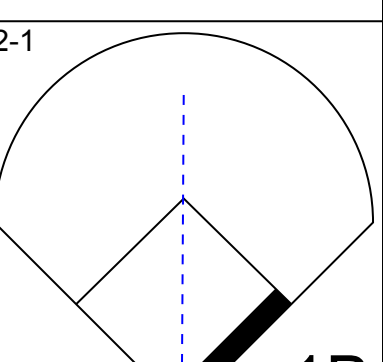
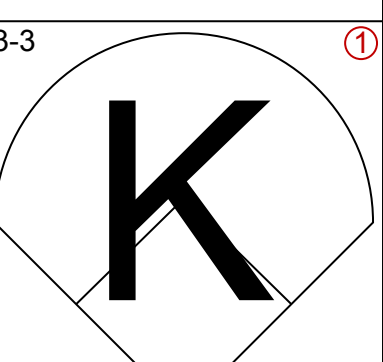
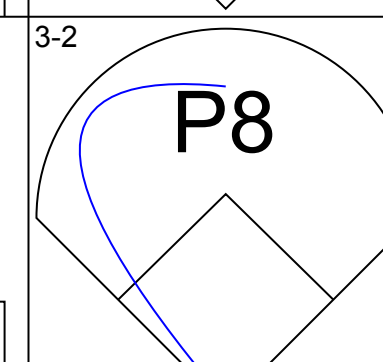
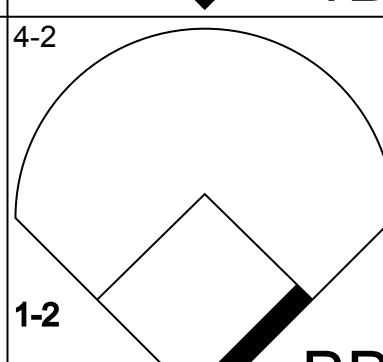
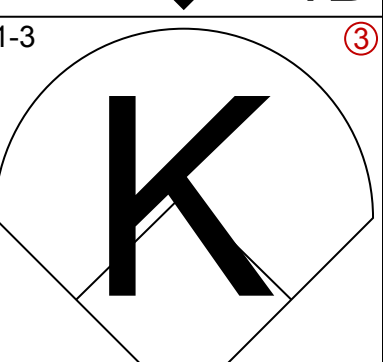
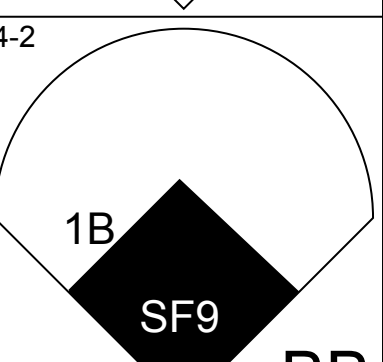
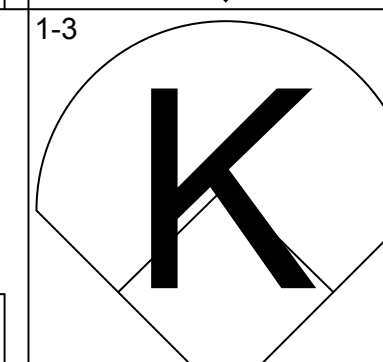
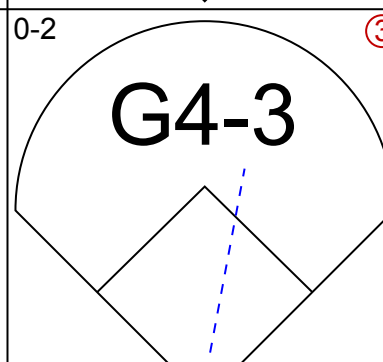
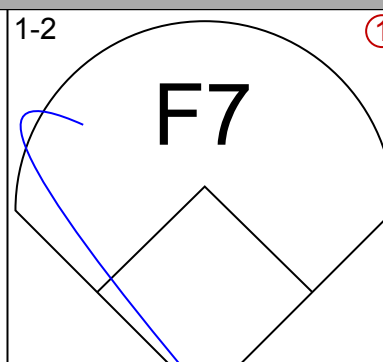
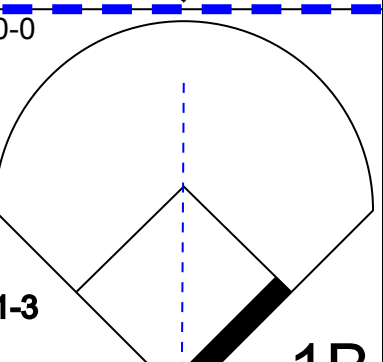
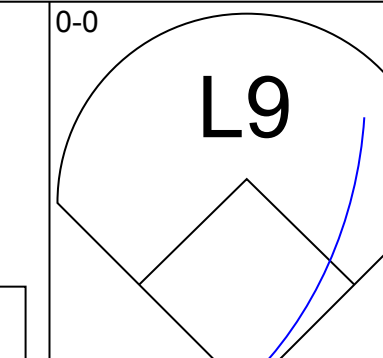
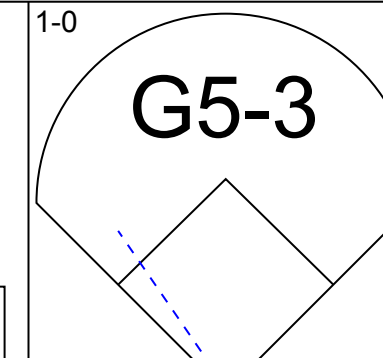
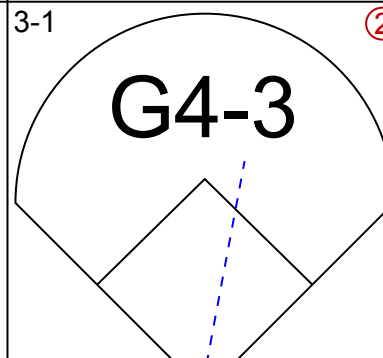
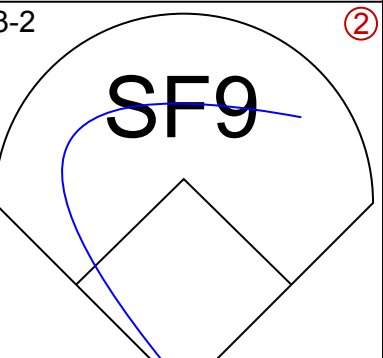
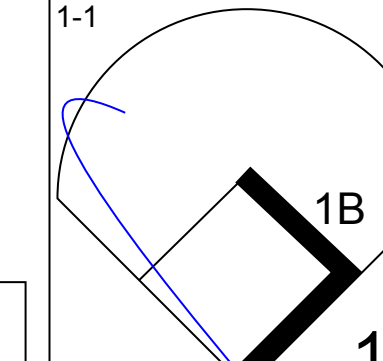
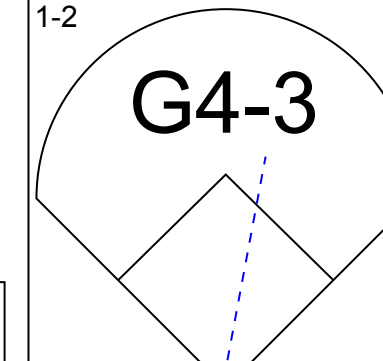
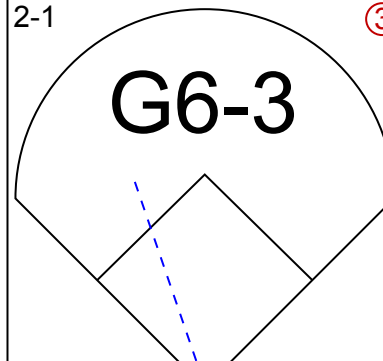
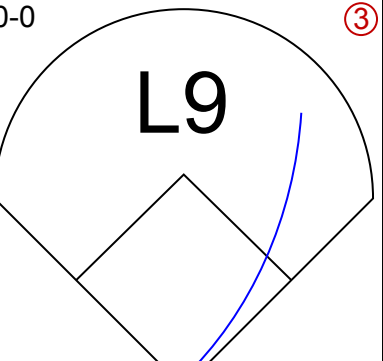
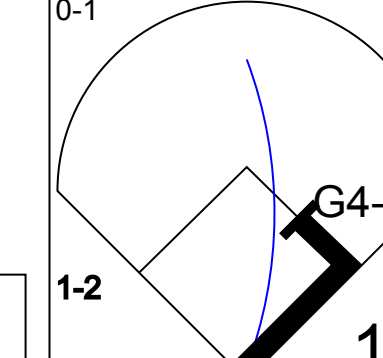
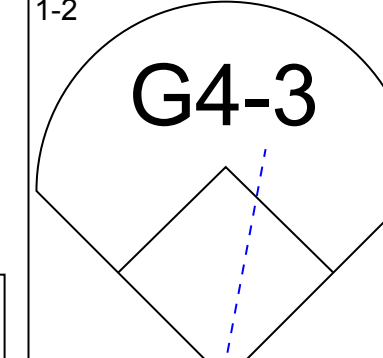
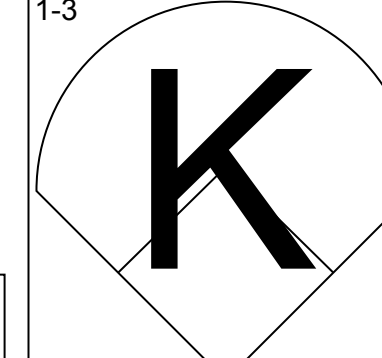
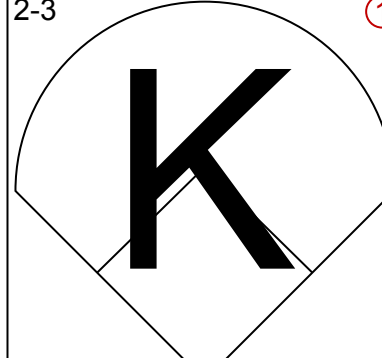
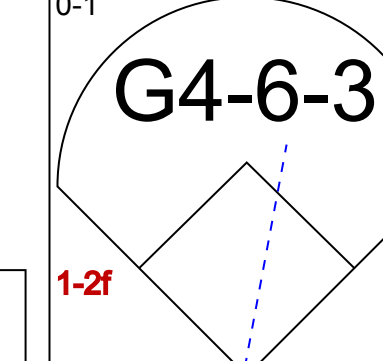
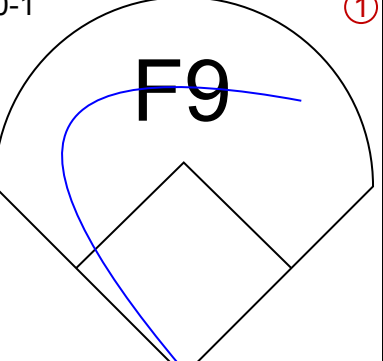
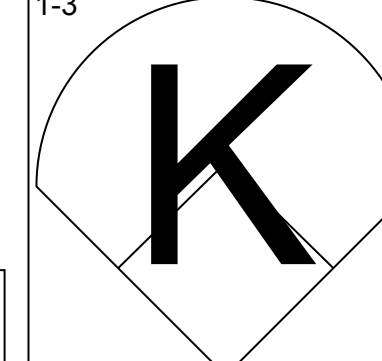
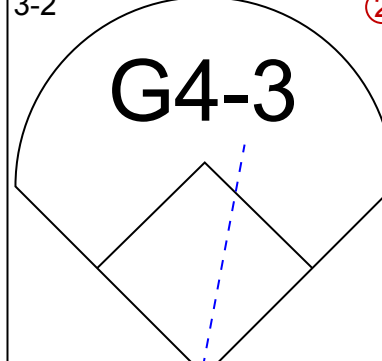
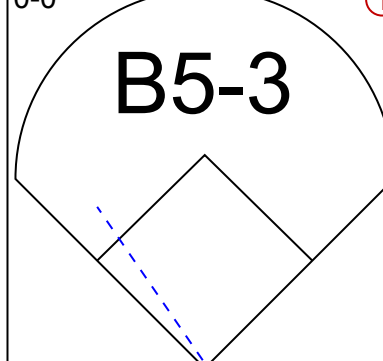
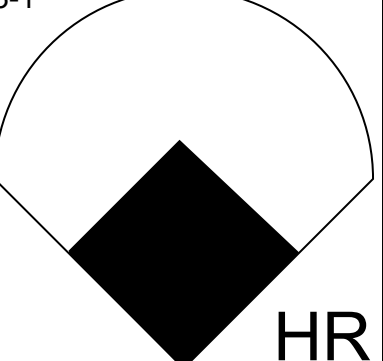
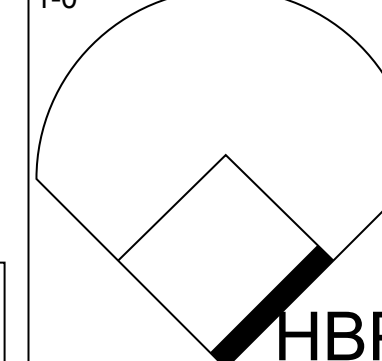
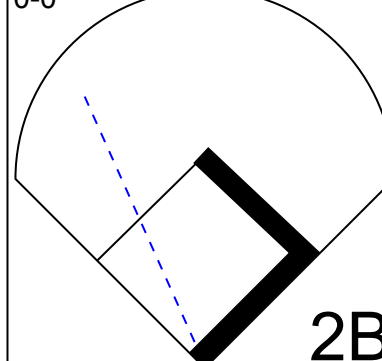

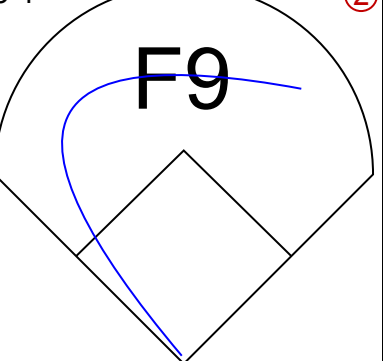
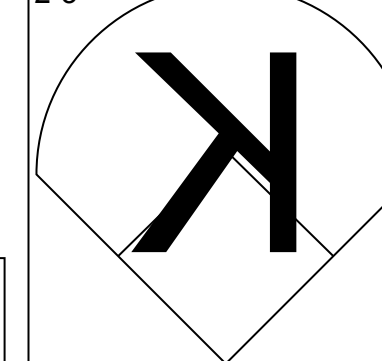
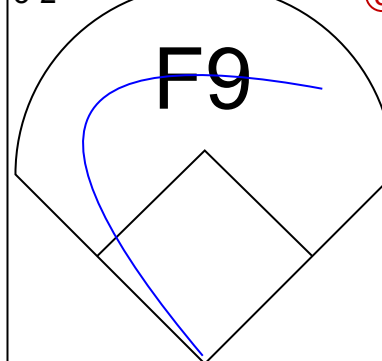
Seattle Mariners @ Baltimore Orioles
 Oriole Park at Camden Yards, Baltimore, MD
 Fri Jun 04 1993, 7:05 PM EDT
 Att: 46,189 - Unknown - 71 F

AB 35
 R 6
 H 8
 RBI 6
 BB 7
 SO 6
 LOB 16



Batter	1	2	3	4	5	6	7	8	9	AB	R	H	RBI	BB	SO	LOB	TOP										
Rich Amaral, R OBP: 0.376, SLG: 0.411 (1, 4)	G6-3		G6-3					G5-3		5	1	2	0	0	0	2	Seattle Mariners @ Baltimore Orioles Oriole Park at Camden Yards, Baltimore, MD Sat Jun 05 1993, 7:05 PM EDT Att: 46,559 - Unknown - 72 F livebaseballscorecards.com										
Henry Cotto, R OBP: 0.207, SLG: 0.258 (1, 7)					G6-3					2	1	0	0	2	0	2											
Mike Felder, S OBP: 0.296, SLG: 0.321 (8, PH)	BB		2B				FC2	F8		1	0	0	0	0	0	2											
Ken Griffey Jr., L OBP: 0.398, SLG: 0.565 (1, 8)	1B		G5-3				1B			5	1	4	3	0	1	1											
Edgar Martinez, R OBP: 0.365, SLG: 0.349 (1, 10)	FC5		G5-3				1B			3	0	1	0	2	1	1											
Jay Buhner, R OBP: 0.371, SLG: 0.518 (1, 9)	1B		G1-3				K			5	0	1	0	0	1	5											
Mike Blowers, R OBP: 0.347, SLG: 0.495 (1, 5)										4	0	0	0	0	0	5											
Mackey Sasser, L OBP: 0.289, SLG: 0.333 (9, PH)	FC5						G3			1	0	0	0	0	1	0											
Tino Martinez, L OBP: 0.353, SLG: 0.442 (1, 3)		G3-1						G4-3		3	0	1	0	1	0	0											
Dave Valle, R OBP: 0.373, SLG: 0.387 (1, 2)		F9						G5-3		3	0	0	0	1	0	2											
Omar Vizquel, S OBP: 0.348, SLG: 0.306 (1, 6)		F7						G5-3		3	0	1	0	0	0	1											
Inning Stats	R: 0 E: 0 K: 0 S: 9	H: 2 LOB: 3 BB: 2 P: 21	R: 0 E: 0 K: 0 S: 6	H: 0 LOB: 0 BB: 0 P: 10	R: 1 E: 0 K: 0 S: 9	H: 1 LOB: 1 BB: 1 P: 19	R: 0 E: 0 K: 0 S: 9	H: 1 LOB: 2 BB: 1 P: 15	R: 0 E: 0 K: 0 S: 6	H: 1 LOB: 1 BB: 0 P: 10	R: 1 E: 1 K: 1 S: 9	H: 3 LOB: 2 BB: 0 P: 15	R: 0 E: 0 K: 0 S: 6	H: 0 LOB: 2 BB: 1 P: 16	R: 1 E: 0 K: 2 S: 11	H: 1 LOB: 0 BB: 0 P: 16	1B: 6 2B: 3 3B: 0 HR: 1	SF: 0 SAC: 0 DP: 0 HBP: 1	WP: 0 PB: 0 SB: 0 CS: 1	PA: 42							
PITCHER	IP	WLS	BF	H	R	ER	SO	BB	IBB	HBP	BLK	WP	HR	S	P	ERA	WHIP										
Jamie Moyer, L ERA: 4.57 (1, 1)	6.0		30	8	2	1	1	5	0	0	0	0	0	52	96	1.50	2.167										
Todd Frothing, R ERA: 2.52 (7, 1)	1.2		7	1	0	0	1	1	0	1	0	0	0	11	25	0.00	1.200										
Brad Pennington, L ERA: 3.18 (8, 1)	0.1	W	2	1	1	1	0	0	0	0	0	0	1	3	4	27.00	3.000										
Gregg Olson, R ERA: 1.9 (9, 1)	1.0	S	3	0	0	0	2	0	0	0	0	0	0	9	14	0.00	0.000										

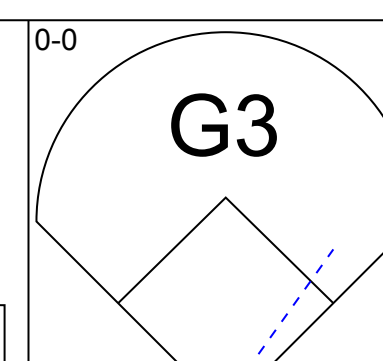
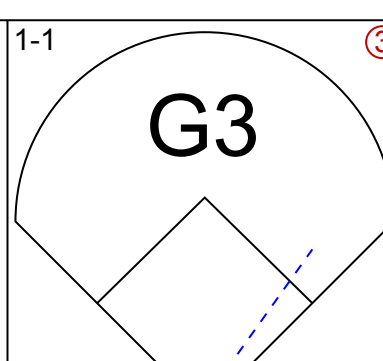
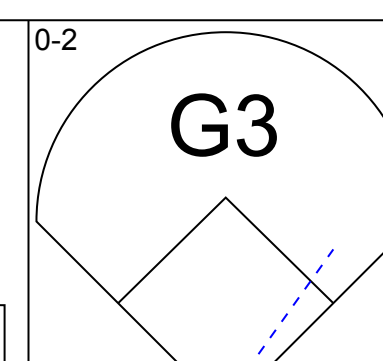
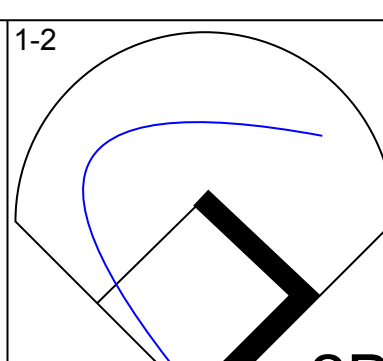
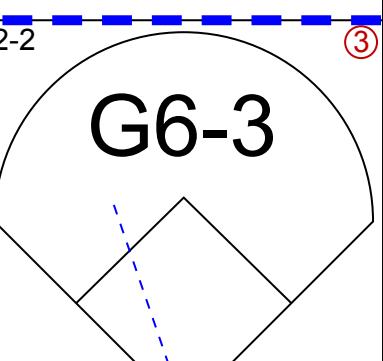
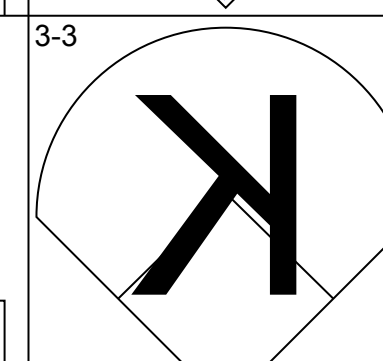
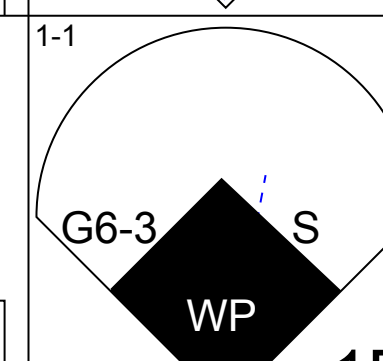
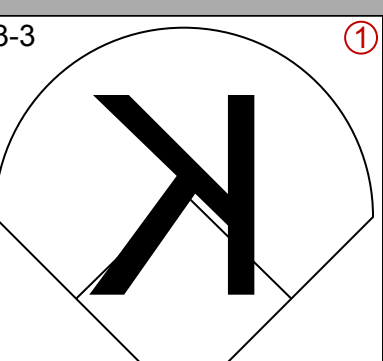
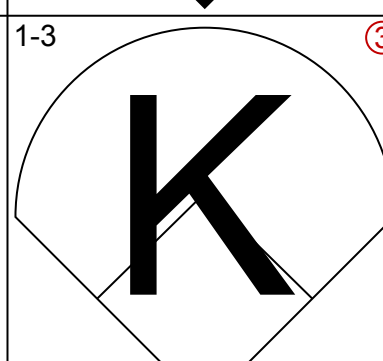
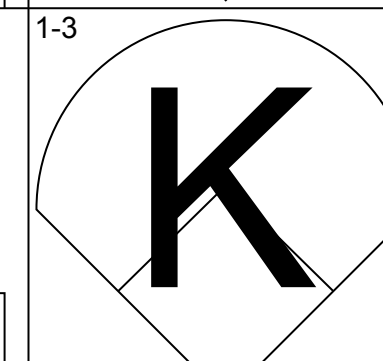
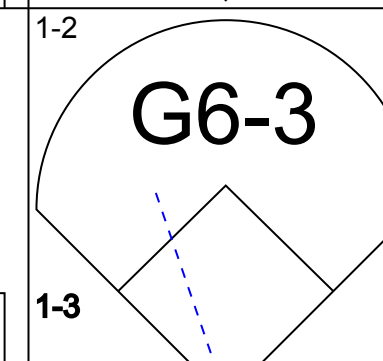
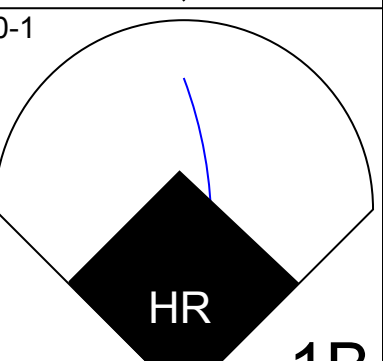
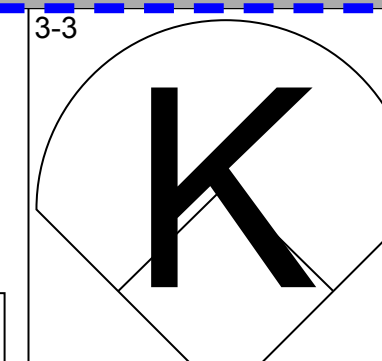
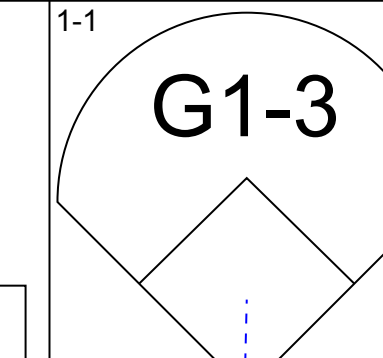
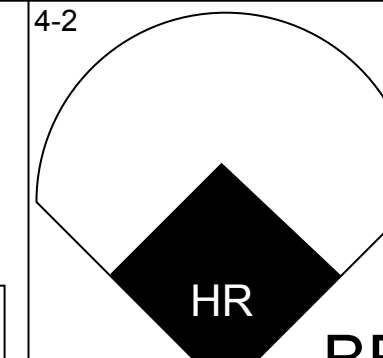
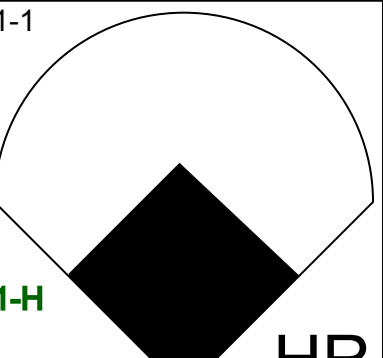
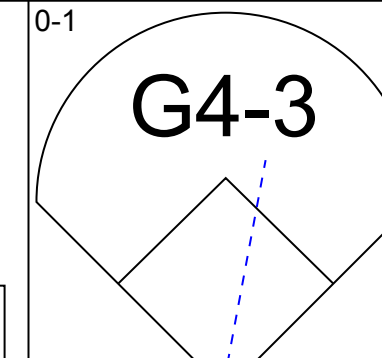
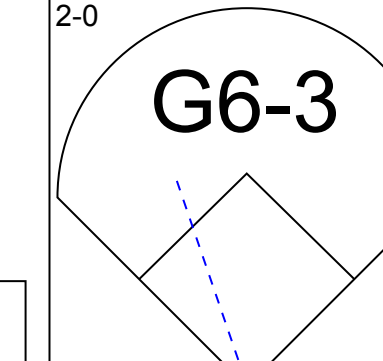
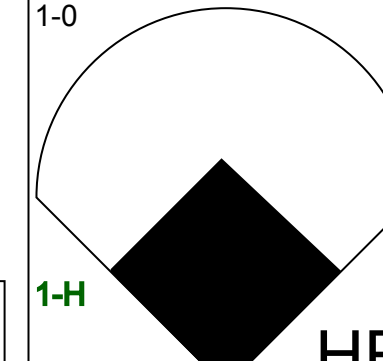
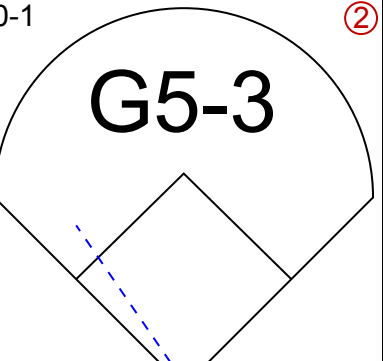
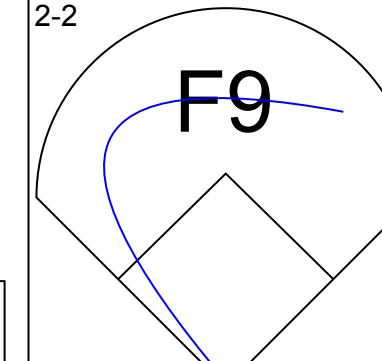
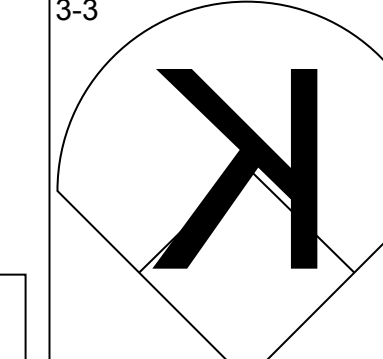
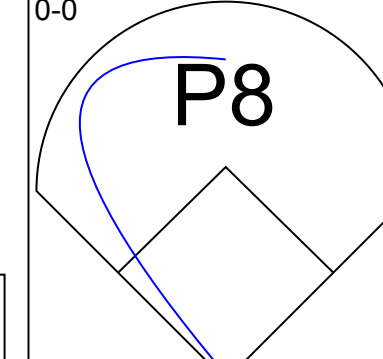
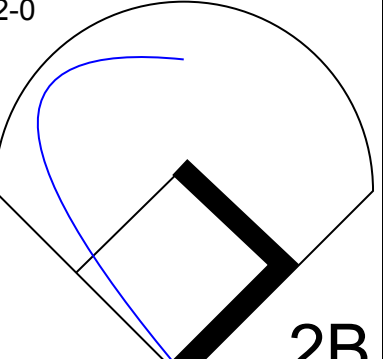
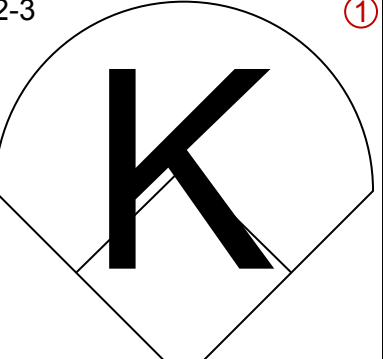
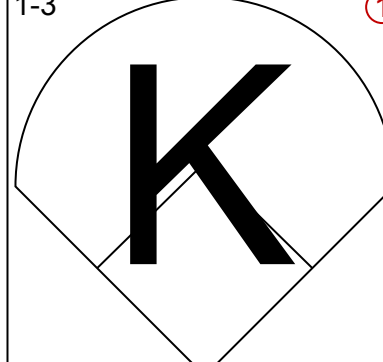
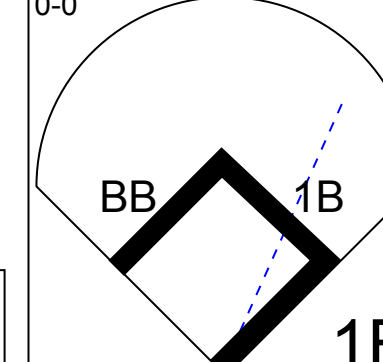
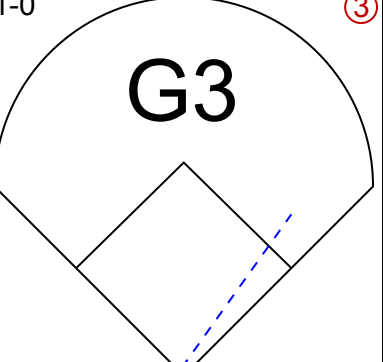
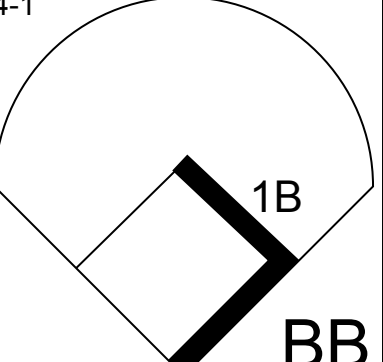
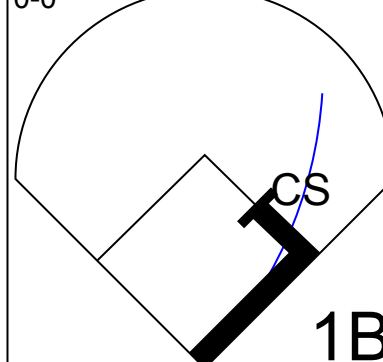
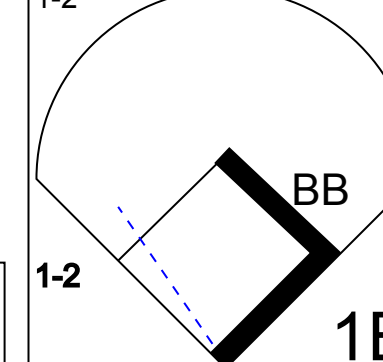
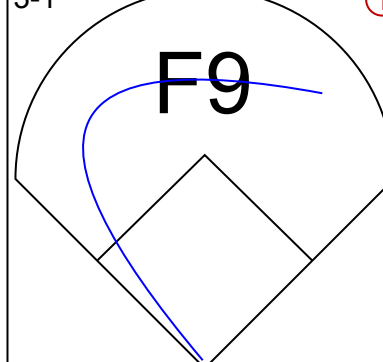
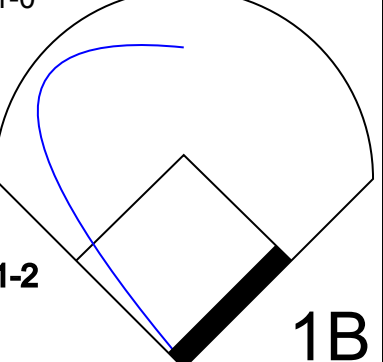
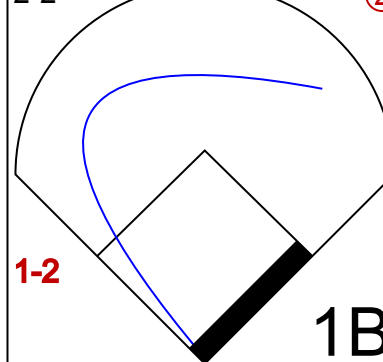
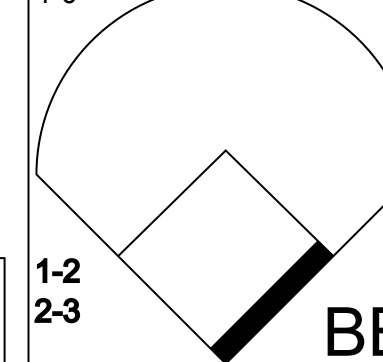

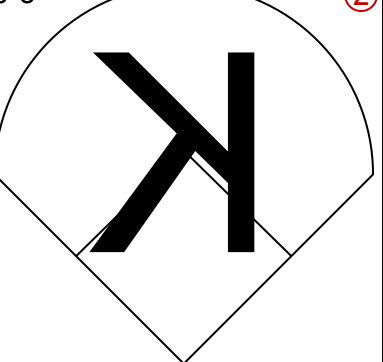
Batter	1	2	3	4	5	6	7	8	9	AB	R	H	RBI	BB	SO	LOB	BOTTOM										
Brady Anderson, L OBP: 0.316, SLG: 0.350 (1, 7)	F8			G6-4-3		L3	CS	F8		3	0	0	0	1	0	0	Seattle Mariners @ Baltimore Orioles Oriole Park at Camden Yards, Baltimore, MD Sat Jun 05 1993, 7:05 PM EDT Att: 46,559 - Unknown - 72 F livebaseballscorecards.com										
Mark McLemore, S OBP: 0.359, SLG: 0.382 (1, 9)	K			G6-4-3				1B		3	1	2	0	1	1	0											
Cal Ripken Jr., R OBP: 0.310, SLG: 0.360 (1, 6)	G5-3			G6-4-3		K		1B		4	1	1	0	0	1	3											
Harold Baines, L OBP: 0.411, SLG: 0.396 (1, 10)			G1-6-3		G5-3			F8		4	0	1	0	0	1	4											
Mike Devereaux, R OBP: 0.301, SLG: 0.412 (1, 8)		G1-6-3			G6-3		HR	HR		4	2	2	3	0	0	1											
Leo Gomez, R OBP: 0.360, SLG: 0.450 (1, 5)							HR	HR		2	1	1	2	2	1	0											
Chris Hoiles, R OBP: 0.363, SLG: 0.457 (1, 2)							F8	K		4	0	1	0	0	1	1											
David Segui, S OBP: 0.359, SLG: 0.391 (1, 3)			P3							3	0	0	0	0	1	2											
Harold Reynolds, S OBP: 0.326, SLG: 0.280 (1, 4)			G3							2	0	0	0	1	0	2											
Inning Stats	R: 0 E: 0 K: 1 S: 10	H: 0 LOB: 0 BB: 0 P: 16	R: 0 E: 0 K: 1 S: 8	H: 1 LOB: 0 BB: 0 P: 13	R: 0 E: 0 K: 0 S: 7	H: 0 LOB: 0 BB: 0 P: 10	R: 0 E: 0 K: 0 S: 5	H: 1 LOB: 1 BB: 1 P: 11	R: 0 E: 0 K: 0 S: 9	H: 1 LOB: 2 BB: 1 P: 16	R: 2 E: 0 K: 1 S: 12	H: 2 LOB: 0 BB: 1 P: 19	R: 3 E: 0 K: 1 S: 18	H: 3 LOB: 1 BB: 1 P: 28	R: 0 E: 0 K: 1 S: 11	H: 0 LOB: 0 BB: 0 P: 16		1B: 5 2B: 1 3B: 0 HR: 2	SF: 0 SAC: 0 DP: 2 HBP: 0	WP: 0 PB: 0 SB: 1 CS: 1	PA: 35						
PITCHER	IP	WLS	BF	H	R	ER	SO	BB	IBB	HBP	BLK	WP	HR	S	P	ERA	WHIP										
Erik Hanson, R ERA: 2.28 (1, 1)	8.0	L	34	8	5	5	6	5	0	0	0	0	2	79	132	5.62	1.625										

Batter	1	2	3	4	5	6	7	8	9	AB	R	H	RBI	BB	SO	LOB	TOP					
Omar Vizquel, S OBP: 0.350, SLG: 0.310 (1, 6)			 1B			 1B				4	0	2	0	0	2	0	Seattle Mariners @ Baltimore Orioles Oriole Park at Camden Yards, Baltimore, MD Sun Jun 06 1993, 3:33 AM EDT Att: 46,296 - Sunny - 73 F					
Mike Felder, S OBP: 0.300, SLG: 0.318 (1, 8)			 1-2					 SF9 BB		2	1	0	0	2	1	1						
Ken Griffey Jr., L OBP: 0.396, SLG: 0.559 (1, 10)										4	0	1	0	0	1	2						
Edgar Martinez, R OBP: 0.339, SLG: 0.326 (1, 5)										3	0	0	1	0	0	0						
Tino Martinez, L OBP: 0.352, SLG: 0.438 (1, 3)	 1B								4	0	1	0	0	0	1							
Jay Buhner, R OBP: 0.368, SLG: 0.513 (1, 9)	 1B									4	0	1	0	0	2	0						
Mackey Sasser, L OBP: 0.271, SLG: 0.311 (1, 7)										3	0	0	0	0	1	2						
Henry Cotto, R OBP: 0.207, SLG: 0.258 (7, 7)										0	0	0	0	0	0	0						
Pete O'Brien, L OBP: 0.333, SLG: 0.425 (9, PH)										1	0	0	0	0	0	0						
Bill Haselman, R OBP: 0.340, SLG: 0.409 (1, 2)										2	1	1	1	0	0	0						
Dave Valle, R OBP: 0.376, SLG: 0.397 (7, PR)										1	0	1	0	0	0	0						
Rich Amaral, R OBP: 0.368, SLG: 0.402 (1, 4)										4	0	0	0	0	2	2						
Inning Stats	R: 0 E: 0 K: 2 S: 11	H: 0 LOB: 0 BB: 0 P: 16	R: 0 E: 0 K: 0 S: 7	H: 2 LOB: 1 BB: 0 P: 8	R: 0 E: 0 K: 1 S: 16	H: 1 LOB: 2 BB: 1 P: 21	R: 0 E: 0 K: 0 S: 7	H: 0 LOB: 0 BB: 0 P: 10	R: 1 E: 0 K: 1 S: 12	H: 2 LOB: 1 BB: 0 P: 21	R: 0 E: 0 K: 0 S: 7	H: 0 LOB: 1 BB: 0 P: 13	R: 0 E: 0 K: 3 S: 9	H: 0 LOB: 0 BB: 0 P: 14	R: 1 E: 0 K: 1 S: 10	H: 1 LOB: 1 BB: 1 P: 20	R: 0 E: 0 K: 1 S: 12	H: 1 LOB: 1 BB: 0 P: 20	1B: 5 2B: 1 3B: 0 HR: 1	SF: 1 SAC: 0 DP: 1 HBP: 1	WP: 0 PB: 0 SB: 0 CS: 0	PA: 36
PITCHER	IP	WLS	BF	H	R	ER	SO	BB	IBB	HBP	BLK	WP	HR	S	P	ERA	WHIP					
35 Mike Mussina, R ERA: 2.86 (1, 1)	7.1	W	29	5	2	2	8	2	0	1	0	0	1	74	115	2.46	0.955					
Jim Poole, L ERA: 1.59 (8, 1)	0.2		3	1	0	0	0	0	0	0	0	0	0	5	8	0.00	1.500					
Gregg Olson, R ERA: 1.82 (9, 1)	1.0	S	4	1	0	0	1	0	0	0	0	0	0	12	20	0.00	1.000					

livebaseballscores.com



AB 32
R 2
H 7
RBI 2
BB 2
SO 9
LOB 8

Batter	1	2	3	4	5	6	7	8	9	AB	R	H	RBI	BB	SO	LOB	BOTTOM				
Brady Anderson, L OBP: 0.313, SLG: 0.352 (1, 7)										5	0	1	0	0	0	6	Seattle Mariners @ Baltimore Orioles Oriole Park at Camden Yards, Baltimore, MD Sun Jun 06 1993, 3:33 AM EDT Att: 46,296 - Sunny - 73 F				
Mark McLemore, S OBP: 0.357, SLG: 0.379 (1, 9)				 S WP 1B						4	1	1	0	0	3	1					
Cal Ripken Jr., R OBP: 0.309, SLG: 0.358 (1, 6)				 1-3	 1B					4	1	1	0	0	2	1					
Harold Baines, L OBP: 0.414, SLG: 0.426 (1, 10)				 BB	 1-H					3	2	1	2	1	0	0					
Mike Devereaux, R OBP: 0.299, SLG: 0.429 (1, 8)				 1-H						4	1	1	2	0	0	0					
Leo Gomez, R OBP: 0.358, SLG: 0.451 (1, 5)										4	0	1	0	0	2	0					
Paul Carey, L OBP: 0.250, SLG: 0.143 (1, 3)				 1B				 BB	3	0	1	0	1	1	1						
Harold Reynolds, S OBP: 0.335, SLG: 0.291 (1, 4)			 1B	 1-2 1B					4	0	3	0	0	0	0						
Jeff Tackett, R OBP: 0.327, SLG: 0.268 (1, 2)			 1B	 BB					3	0	1	0	1	2	2						
Inning Stats	R: 0 E: 0 K: 2 S: 7	H: 0 LOB: 0 BB: 0 P: 11	R: 0 E: 0 K: 1 S: 7	H: 0 LOB: 0 BB: 0 P: 13	R: 0 E: 0 K: 1 S: 11	H: 2 LOB: 1 BB: 0 P: 15	R: 3 E: 0 K: 0 S: 18	H: 4 LOB: 3 BB: 2 P: 30	R: 2 E: 0 K: 1 S: 11	H: 3 LOB: 1 BB: 0 P: 18	R: 0 E: 0 K: 2 S: 11	H: 1 LOB: 1 BB: 0 P: 18	R: 0 E: 0 K: 1 S: 9	H: 0 LOB: 0 BB: 0 P: 14	R: 0 E: 0 K: 2 S: 11	H: 1 LOB: 2 BB: 1 P: 20		1B: 7 2B: 2 3B: 0 HR: 2	SF: 0 SAC: 0 DP: 0 HBP: 0	WP: 1 PB: 0 SB: 1 CS: 1	PA: 37
PITCHER	IP	WLS	BF	H	R	ER	SO	BB	IBB	HBP	BLK	WP	HR	S	P	ERA	WHIP				
Chris Bosio, R ERA: 3.21 (1, 1)	6.0	L	29	10	5	5	7	2	0	0	0	0	2	65	105	7.50	2.000				
Dwayne Henry, R ERA: 7.01 (7, 1)	1.2		7	1	0	0	3	1	0	0	0	0	0	17	29	0.00	1.200				
Dennis Powell, L ERA: 3.91 (8, 1)	0.1		1	0	0	0	0	0	0	0	0	0	0	3	5	0.00	0.000				

livebaseballscores.com



AB 34
R 5
H 11
RBI 4
BB 3
SO 10
LOB 11

Batter	1	2	3	4	5	6	7	8	9	AB	R	H	RBI	BB	SO	LOB	TOP										
Lance Blankenship, R OBP: 0.364, SLG: 0.293	(1, 8) B 2-2 G6-3		(3, 2) B 3-2 G6-3				(2, 2) B 3-2 F9	(3, 1) B 1-1 FC6-4	(3, 1) C 2-1 P7	5	0	0	0	0	0	4											
Brent Gates, S OBP: 0.376, SLG: 0.402	(1, 4) B 2-3 K			(1, 0) B 1-0 F8			(1, 2) B 1-2 HBP	(2, 2) B 2-2 BB	(1, 1) B 1B	3	1	1	0	0	1	0											
Rickey Henderson, R OBP: 0.452, SLG: 0.451	(1, 7) B 4-1 BB			(2, 1) C 0-1 G3			(2, 1) B 1-2 F9	(4, 2) B 4-2 S	(1, 2) B 1-2 BB	2	0	0	0	2	0	2											
Ruben Sierra, S OBP: 0.263, SLG: 0.407	(1, 9) C 2-1 P9			(3, 1) C 0-1 G4-3			(1, 0) B 1-0 G1-3	(3, 2) B 3-2 F9		4	0	0	0	0	0	3											
Terry Steinbach, R OBP: 0.364, SLG: 0.444		(1, 1) S 1-1 G1-3			(0, 3) B 0-3 K		(2, 1) B 2-1 1B	(4, 2) B 4-2 BB	(1, 2) B 1-2 2B	3	1	1	0	1	1	0											
Kevin Seitzer, R OBP: 0.312, SLG: 0.347	(1, 3) B 1-2 P9			(3, 2) C 3-2 L8			(1, 1) B 1-1 2B	(0, 2) C 0-2 SF7		3	0	1	1	0	0	0											
Dale Sveum, S OBP: 0.293, SLG: 0.246	(1, 10) B 2-2 P3			(2, 3) C 2-3 K			(2, 0) B 2-0 P8	(2, 3) C 2-3 K		4	0	0	0	0	2	4											
Craig Paquette, R OBP: 0.261, SLG: 0.455			(1, 2) B 1-2 F8			(1, 0) B 1-0 G1-3	(0, 0) B 0-0 2B		(3, 3) C 3-3 K	4	0	2	1	0	1	0											
Mike Bordick, R OBP: 0.347, SLG: 0.311			(2, 2) B 2-2 L8			(1, 0) B 1-0 G1-3	(4, 0) B 4-0 FC6-4		(0, 0) C 0-0 G6-3	3	0	0	0	1	0	1											
Inning Stats	R: 0 E: 0 K: 1 S: 11	H: 0 LOB: 1 BB: 1 P: 21	R: 0 E: 0 K: 0 S: 10	H: 0 LOB: 0 BB: 0 P: 14	R: 0 E: 0 K: 0 S: 9	H: 0 LOB: 0 BB: 0 P: 15	R: 0 E: 0 K: 2 S: 5	H: 0 LOB: 0 BB: 0 P: 6	R: 0 E: 0 K: 0 S: 10	H: 1 LOB: 2 BB: 0 P: 17	R: 1 E: 0 K: 0 S: 9	H: 3 LOB: 3 BB: 1 P: 20	R: 1 E: 0 K: 1 S: 23	H: 1 LOB: 2 BB: 2 P: 38	R: 0 E: 0 K: 1 S: 7	H: 0 LOB: 0 BB: 0 P: 12	1B: 4 2B: 1 3B: 0 HR: 0	SF: 1 SAC: 0 DP: 0 HBP: 1	WP: 0 PB: 0 SB: 1 CS: 0	PA: 37							
PITCHER	IP	WLS	BF	H	R	ER	SO	BB	IBB	HBP	BLK	WP	HR	S	P	ERA	WHIP										
Ben McDonald, R ERA: 4.12	(1, 1)	6.2	27	4	1	1	3	2	0	1	0	0	0	61	104	1.35	0.900										
Todd Frohwrth, R ERA: 2.79	(7, 1)	1.1	W	7	1	1	1	2	0	0	0	0	0	25	41	6.75	2.250										
Gregg Olson, R ERA: 1.75	(9, 1)	1.0	S	3	0	0	0	1	0	0	0	0	0	7	12	0.00	0.000										

Oakland Athletics @ Baltimore Orioles
Oriole Park at Camden Yards, Baltimore, MD

Mon Jun 07 1993, 7:05 PM EDT
Att: 44,838 - Unknown - 79 F

AB 31
R 2
H 5
RBI 2
BB 4
SO 5
LOB 14



Batter	1	2	3	4	5	6	7	8	9	AB	R	H	RBI	BB	SO	LOB	BOTTOM										
Brady Anderson, L OBP: 0.309, SLG: 0.345	(1, 7) C 3-2 L7		(1, 1) B 2-3 K		(1, 2) F 0-1 FC5-4		(1, 1) B 0-1 SH3-4	(3, 1) C 0-0 P7		4	0	0	0	0	1	3											
Mark McLemore, S OBP: 0.355, SLG: 0.372	(1, 9) C 0-1 P6		(4, 2) B 4-2 CS		(1, 3) B 1-3 K		(2, 2) C 1-2 G5-3			3	0	0	0	1	1	2											
Cal Ripken Jr., R OBP: 0.316, SLG: 0.359	(1, 6) B 4-0 1B		(0, 2) B 0-2 BB		(1, 0) B 1-0 L4		(4, 0) B 4-0 IBB			2	1	1	0	2	0	1											
Harold Baines, L OBP: 0.426, SLG: 0.480	(1, 10) B 1-2 FC6-4		(2, 2) B 2-2 1B		(1, 0) B 1-0 HR		(1, 0) B 1-0 2B	(2, 1) B 2-1 G3-1		4	1	3	2	0	0	2											
Mike Devereaux, R OBP: 0.298, SLG: 0.420	(1, 8) B 1-0 FC6-4		(0, 2) C 0-2 G6-3			(3, 1) B 3-1 F7		(4, 2) B 4-2 1B	(1, 1) B 1-1 S	3	1	0	0	1	0	3											
Leo Gomez, R OBP: 0.350, SLG: 0.440		(1, 1) C 1-1 G6-3		(1, 3) C 1-3 K		(2, 2) B 2-2 P4		(2, 1) B 2-1 B1		4	0	0	0	0	1	2											
Chris Hoiles, R OBP: 0.372, SLG: 0.468		(1, 1) B 1-1 FC1-6		(0, 1) B 0-1 F9		(4, 2) B 4-2 BB		(2, 1) B 2-1 1B		3	0	2	0	1	0	0											
David Segui, S OBP: 0.348, SLG: 0.381		(0, 1) B 0-1 FC1-6		(0, 1) C 0-1 G4-3		(0, 0) B 0-0 G4-3		(1, 0) B 1-0 SF7		3	0	0	1	0	0	3											
Harold Reynolds, S OBP: 0.344, SLG: 0.293		(2, 1) B 2-1 P9			(1, 0) H 1-0 FC5-4		(2, 1) B 2-1 SH3-4	(4, 2) B 4-2 BB		2	0	1	0	1	0	1											
Inning Stats	R: 0 E: 0 K: 0 S: 9	H: 1 LOB: 2 BB: 1 P: 18	R: 0 E: 0 K: 0 S: 8	H: 1 LOB: 1 BB: 0 P: 12	R: 2 E: 0 K: 1 S: 15	H: 2 LOB: 0 BB: 1 P: 23	R: 0 E: 0 K: 1 S: 7	H: 0 LOB: 0 BB: 0 P: 8	R: 0 E: 0 K: 0 S: 6	H: 0 LOB: 1 BB: 0 P: 9	R: 0 E: 0 K: 0 S: 9	H: 1 LOB: 2 BB: 1 P: 19	R: 0 E: 0 K: 0 S: 9	H: 1 LOB: 2 BB: 1 P: 18	R: 1 E: 0 K: 0 S: 11	H: 1 LOB: 2 BB: 2 P: 24	1B: 4 2B: 2 3B: 0 HR: 1	SF: 1 SAC: 1 DP: 0 HBP: 1	WP: 0 PB: 0 SB: 1 CS: 1	PA: 37							
PITCHER	IP	WLS	BF	H	R	ER	SO	BB	IBB	HBP	BLK	WP	HR	S	P	ERA	WHIP										
Bobby Witt, R ERA: 3.84	(1, 1)	6.0	27	6	2	2	3	3	0	1	0	0	0	56	93	3.00	1.500										
Rick Honeycutt, L ERA: 3.15	(7, 1)	1.0	4	0	0	0	0	0	1	0	0	0	0	7	14	0.00	0.000										
Rich Gossage, R ERA: 2.78	(8, 1)	0.2	L	5	1	1	0	2	0	0	0	0	0	10	23	13.50	4.500										
Mike Mohler, L ERA: 5.59	(8, 1)	0.1	1	0	0	0	0	0	0	0	0	0	0	1	1	0.00	0.000										

Oakland Athletics @ Baltimore Orioles
Oriole Park at Camden Yards, Baltimore, MD

Mon Jun 07 1993, 7:05 PM EDT
Att: 44,838 - Unknown - 79 F

AB 28
R 3
H 7
RBI 3
BB 6
SO 3
LOB 17



Batter	1	2	3	4	5	6	7	8	9	AB	R	H	RBI	BB	SO	LOB	TOP										
Lance Blankenship, R OBP: 0.362, SLG: 0.281	G5-3			G6-3			G5-3		K	4	0	0	0	1	1	1	Oakland Athletics @ Baltimore Orioles Oriole Park at Camden Yards, Baltimore, MD Wed Jun 09 1993, 7:05 PM EDT Att: 45,963 - Unknown - 97 F livebaseballscorecards.com										
Brent Gates, S OBP: 0.373, SLG: 0.392	CS	G1-3			F7		G1			4	0	1	0	1	0	3											
Rickey Henderson, R OBP: 0.442, SLG: 0.435	1B			F9	G1-6-3		G5-3		P6	4	0	1	0	1	0	2											
Ruben Sierra, S OBP: 0.275, SLG: 0.433	1B				G1-6-3					4	2	3	1	0	0	1											
Terry Steinbach, R OBP: 0.360, SLG: 0.438	K									1	0	0	0	0	1	2											
Scott Hemond, R OBP: 0.250, SLG: 0.225				P3						3	1	2	0	0	0	0											
Kevin Seitzer, R OBP: 0.315, SLG: 0.360				F8						4	0	0	0	0	1	2											
Mike Aldrete, L OBP: 0.323, SLG: 0.483										3	0	1	1	0	0	0											
Craig Paquette, R OBP: 0.250, SLG: 0.407	G6-3			G4-3						1	0	0	0	0	0	0											
Dale Sveum, S OBP: 0.310, SLG: 0.292										2	1	1	1	2	0	1											
Mike Bordick, R OBP: 0.343, SLG: 0.304										4	0	1	0	0	0	2											
Inning Stats	R: 0 E: 0 K: 1 S: 13	H: 3 LOB: 2 BB: 0 P: 19	R: 0 E: 0 K: 1 S: 14	H: 1 LOB: 3 BB: 2 P: 27	R: 1 E: 0 K: 0 S: 7	H: 1 LOB: 0 BB: 0 P: 12	R: 1 E: 0 K: 0 S: 6	H: 1 LOB: 0 BB: 0 P: 10	R: 0 E: 0 K: 0 S: 4	H: 0 LOB: 0 BB: 1 P: 10	R: 1 E: 0 K: 0 S: 9	H: 2 LOB: 1 BB: 0 P: 17	R: 0 E: 0 K: 0 S: 7	H: 0 LOB: 0 BB: 0 P: 10	R: 1 E: 0 K: 0 S: 9	H: 2 LOB: 2 BB: 0 P: 10	R: 0 E: 0 K: 1 S: 12	H: 0 LOB: 2 BB: 2 P: 22	1B: 7 2B: 1 3B: 0 HR: 2	SF: 0 SAC: 0 DP: 2 HBP: 0	WP: 1 PB: 0 SB: 0 CS: 1	PA: 39					
PITCHER	IP	WLS	BF	H	R	ER	SO	BB	IBB	HBP	BLK	WP	HR	S	P	ERA	WHIP										
Rick Sutcliffe, R ERA: 4.72	5.1	W	25	8	3	3	2	3	0	0	0	0	2	48	86	5.06	2.062										
Mark Williamson, R ERA: 2.85	2.1		8	2	1	1	0	0	0	0	0	0	0	19	27	3.86	0.857										
Brad Pennington, L ERA: 2.84	1.1	S	6	0	0	0	1	2	0	0	0	1	0	14	24	0.00	1.500										

Batter	1	2	3	4	5	6	7	8	9	AB	R	H	RBI	BB	SO	LOB	BOTTOM										
Brady Anderson, L OBP: 0.312, SLG: 0.342	G4-3	F9				CS	K	F9		5	1	1	1	0	1	4	Oakland Athletics @ Baltimore Orioles Oriole Park at Camden Yards, Baltimore, MD Wed Jun 09 1993, 7:05 PM EDT Att: 45,963 - Unknown - 97 F livebaseballscorecards.com										
Mark McLemore, S OBP: 0.371, SLG: 0.389	G5-3	HBP					1B			5	3	5	3	0	0	0											
Cal Ripken Jr., R OBP: 0.316, SLG: 0.354	G5-3	HBP					1B			4	0	1	0	0	0	3											
Harold Baines, L OBP: 0.419, SLG: 0.457	G5-3									3	0	1	1	1	0	2											
Mike Devereaux, R OBP: 0.306, SLG: 0.413										4	0	2	2	0	0	2											
Chris Hoiles, R OBP: 0.377, SLG: 0.491		K								4	0	0	0	0	1	3											
Paul Carey, L OBP: 0.350, SLG: 0.235										3	0	2	0	1	1	0											
Damon Buford, R OBP: 0.318, SLG: 0.351										0	1	0	0	0	0	0											
David Segui, S OBP: 0.348, SLG: 0.405										0	0	0	0	0	0	0											
Tim Lulett, R OBP: 0.367, SLG: 0.414										2	1	2	0	0	0	0											
Leo Gomez, R OBP: 0.350, SLG: 0.437										1	0	0	0	0	0	1											
Harold Reynolds, S OBP: 0.340, SLG: 0.287										4	1	1	0	0	0	4											
Inning Stats	R: 1 E: 0 K: 0 S: 14	H: 2 LOB: 1 BB: 0 P: 22	R: 0 E: 0 K: 1 S: 11	H: 2 LOB: 2 BB: 0 P: 18	R: 1 E: 0 K: 0 S: 8	H: 2 LOB: 1 BB: 1 P: 18	R: 2 E: 0 K: 1 S: 14	H: 3 LOB: 1 BB: 0 P: 23	R: 0 E: 0 K: 0 S: 5	H: 0 LOB: 0 BB: 0 P: 8	R: 0 E: 0 K: 0 S: 6	H: 0 LOB: 1 BB: 1 P: 13	R: 1 E: 0 K: 1 S: 16	H: 3 LOB: 2 BB: 0 P: 21	R: 2 E: 0 K: 0 S: 22	H: 3 LOB: 1 BB: 0 P: 31	1B: 15 2B: 0 3B: 0 HR: 0	SF: 0 SAC: 1 DP: 0 HBP: 1	WP: 1 PB: 0 SB: 2 CS: 1	PA: 40							
PITCHER	IP	WLS	BF	H	R	ER	SO	BB	IBB	HBP	BLK	WP	HR	S	P	ERA	WHIP										
Bob Welch, R ERA: 4.78	6.0	L	27	9	4	4	2	2	0	0	0	0	0	58	102	6.00	1.833										
Rick Honeycutt, L ERA: 3.54	0.1		4	3	1	1	1	0	0	0	0	0	0	12	16	27.00	9.000										
Kelly Downs, R ERA: 6.57	0.2		2	0	0	0	0	0	0	0	0	1	0	4	5	0.00	0.000										
Dennis Eckersley, R ERA: 5.4	1.0		6	3	2	2	0	0	0	0	0	0	0	22	31	18.00	3.000										



Batter	1	2	3	4	5	6	7	8	9	AB	R	H	RBI	BB	SO	LOB	TOP					
Brady Anderson, L (1, 7) OBP: 0.311, SLG: 0.340	2-1 F9		3-3 K		0-1 PC WP 2H 1B			2-1 G3		4	0	1	1	0	1	0	Baltimore Orioles @ Boston Red Sox Fenway Park, Boston, MA Thu Jun 10 1993, 7:05 PM EDT Att: 33,069 - Unknown - 81 F					
Mark McLemore, S (1, 9) OBP: 0.384, SLG: 0.381	1-2 G6-3		3-2 G4-3		1-0 PO 1-3	2-3 K		3-3 K		4	0	0	0	0	2	0						
Cal Ripken Jr., R (1, 6) OBP: 0.311, SLG: 0.348	2-2 F8			0-1 G6-3			1-3 K		0-1 F8	4	0	0	0	0	1	0						
Mike Devereaux, R (1, 8) OBP: 0.311, SLG: 0.416		0-0 FC5-4 1B		1-1 G5-3			3-2 1B		1-3 K	4	0	2	0	0	1	0						
Leo Gomez, R (1, 5) OBP: 0.343, SLG: 0.427	1-0 F7			3-2 F9			3-2 F9		0-0 G5-3	4	0	0	0	0	2							
Chris Hoiles, R (1, 2) OBP: 0.381, SLG: 0.497		1-2 FC5-4 1B 1-2			2-1 1B G5-3 2B			4-1 G4-3 BB		2	1	1	0	1	0	1						
David Segui, S (1, 3) OBP: 0.355, SLG: 0.412		1-0 1B			1-2 1B G5-3 1B			3-1 F7		3	1	2	0	0	0	1						
Jack Voigt, R (1, 10) OBP: 0.306, SLG: 0.333		3-2 F7			0-0 G5-3 1-2 3-H			1-0 G4-3 1-2		3	0	0	1	0	0	4						
Harold Reynolds, S (1, 4) OBP: 0.335, SLG: 0.282			2-2 G4-3		1-2 G5-3			0-1 G4-3		3	0	0	0	0	0	1						
Inning Stats	R: 0 E: 0 K: 0 S: 8	H: 0 LOB: 0 BB: 0 P: 13	R: 0 E: 0 K: 0 S: 12	H: 2 LOB: 2 BB: 0 P: 18	R: 0 E: 0 K: 1 S: 10	H: 0 LOB: 0 BB: 0 P: 18	R: 0 E: 0 K: 0 S: 10	H: 0 LOB: 0 BB: 0 P: 14	R: 2 E: 0 K: 0 S: 11	H: 3 LOB: 0 BB: 0 P: 16	R: 0 E: 0 K: 2 S: 13	H: 1 LOB: 1 BB: 0 P: 22	R: 0 E: 0 K: 0 S: 4	H: 0 LOB: 0 BB: 1 P: 12	R: 0 E: 0 K: 1 S: 8	H: 0 LOB: 0 BB: 0 P: 13	R: 0 E: 0 K: 1 S: 6	H: 0 LOB: 0 BB: 0 P: 7	1B: 5 2B: 1 3B: 0 HR: 0	SF: 0 SAC: 0 DP: 1 HBP: 0	WP: 1 PB: 0 SB: 0 CS: 0	PA: 33
PITCHER Frank Viola, L (1, 1) ERA: 3.1	IP: 9.0 WLS: L BF: 32	H: 6 R: 2 ER: 2 SO: 5	BB: 1 IBB: 0 HBP: 0 BLK: 0	WP: 1 HR: 0 S: 82 P: 133	ERA: 2.00 WHIP: 0.778											ERA: 2.00 WHIP: 0.778						

Batter	1	2	3	4	5	6	7	8	9	AB	R	H	RBI	BB	SO	LOB	BOTTOM						
Bob Zupcic, R (1, 8) OBP: 0.323, SLG: 0.326	2-2 G1-3		0-3 K		0-0 FC6-4 1-2		1 SAFE 0-1 2B			4	0	1	0	0	1	3	Baltimore Orioles @ Boston Red Sox Fenway Park, Boston, MA Thu Jun 10 1993, 7:05 PM EDT Att: 33,069 - Unknown - 81 F						
John Valentin, R (1, 6) OBP: 0.275, SLG: 0.373	2-0 G5-3			1-0 F9		2-2 F9	1-0 G6-3			4	0	0	0	0	0	1							
Mike Greenwell, L (1, 7) OBP: 0.355, SLG: 0.446	2-2 F8			0-0 L7		3-2 BB 1B		0-0 P6		4	0	1	0	0	0	0							
Andre Dawson, R (1, 10) OBP: 0.267, SLG: 0.317		0-2 P4		0-0 P2		2-2 K		3-2 G6-3		4	0	0	0	0	1	1							
Mo Vaughn, L (1, 3) OBP: 0.417, SLG: 0.533		2-0 G4-1			0-1 HR	4-0 BB		2-3 K		3	1	1	1	1	1	0							
Ivan Calderon, R (1, 9) OBP: 0.287, SLG: 0.305		1-0 G6-3			0-1 G4-3	4-0 BB		2-0 F9		3	0	0	0	1	0	0							
Scott Cooper, L (1, 5) OBP: 0.362, SLG: 0.370			3-2 G6-3 1B		3-1 FC4-6 1B	3-1 L7		1-3 K		4	0	2	0	0	1	3							
Tony Peña, R (1, 2) OBP: 0.213, SLG: 0.220			1-0 G6-3		1-0 FC4-6 1B 1-2		1-2 F7		2-3 K2-3	3	0	0	0	0	2	2							
Ernest Riles, L (9, PH) OBP: 0.307, SLG: 0.377					1-2 FC6-4 1B					1	0	0	0	0	1	0							
Luis Rivera, R (1, 4) OBP: 0.295, SLG: 0.300					3-2 FC6-4 1B		4-2 2B BB			2	0	2	0	1	0	0							
Inning Stats	R: 0 E: 0 K: 0 S: 10	H: 0 LOB: 0 BB: 0 P: 16	R: 0 E: 0 K: 0 S: 6	H: 0 LOB: 0 BB: 0 P: 9	R: 0 E: 0 K: 1 S: 10	H: 2 LOB: 1 BB: 0 P: 17	R: 0 E: 0 K: 0 S: 3	H: 0 LOB: 0 BB: 0 P: 4	R: 1 E: 0 K: 0 S: 12	H: 3 LOB: 2 BB: 0 P: 19	R: 0 E: 0 K: 1 S: 12	H: 1 LOB: 3 BB: 2 P: 30	R: 0 E: 0 K: 0 S: 10	H: 1 LOB: 1 BB: 1 P: 16	R: 0 E: 0 K: 1 S: 8	H: 0 LOB: 0 BB: 0 P: 13	R: 0 E: 0 K: 2 S: 7	H: 0 LOB: 0 BB: 0 P: 12	1B: 5 2B: 1 3B: 0 HR: 1	SF: 0 SAC: 0 DP: 1 HBP: 0	WP: 0 PB: 0 SB: 0 CS: 0	PA: 35	
PITCHER Jamie Moyer, L (1, 1) ERA: 3.95	IP: 5.2 WLS: W BF: 23	H: 6 R: 1 ER: 1 SO: 2	BB: 1 IBB: 0 HBP: 0 BLK: 0	WP: 0 HR: 1 S: 51 P: 86	ERA: 1.59 WHIP: 1.235											ERA: 1.59 WHIP: 1.235							
Todd Frohwrth, R (6, 1) ERA: 2.66	1.1	6	1	0	0	0	0	0	0	12	25	0.00	2.250										
Jim Poole, L (8, 1) ERA: 1.47	1.0	3	0	0	0	1	0	0	0	8	13	0.00	0.000										
Gregg Olson, R (9, 1) ERA: 1.67	1.0	S	3	0	0	0	0	0	0	7	12	0.00	0.000										



Batter	1	2	3	4	5	6	7	8	9	AB	R	H	RBI	BB	SO	LOB	TOP				
Brady Anderson, L (1, 7) OBP: 0.316, SLG: 0.351 Tim Lincecum, R (8, 6) OBP: 0.367, SLG: 0.414	2-2 G6-3 2B	4-1 BB		2-2 HR HBP	2-3 K		2-2 F9	1-2 1B 2B		4	3	2	0	1	1	2					
Mark McLemore, S (1, 9) OBP: 0.363, SLG: 0.387	2-2 G6-3	0-0 F8		1-2 SF8	2-2 FC5 1B		1-0 2B 2B	0-1 1B 1B		5	2	2	3	0	0	3					
Cal Ripken Jr., R (1, 6) Damon Buford, R (8, PH) OBP: 0.328, SLG: 0.362	3-2 G6-3		1-0 G6-3	1-1 HR	2-1 FC4-6 1B		0-2 WP 2B	2-1 1B		5	1	3	5	0	0	1					
Harold Baines, L (1, 10) OBP: 0.408, SLG: 0.436	4-0 2B IBB		2-1 G4-3	0-0 G6-3	2-2 FC4-6 1B		2-0 G4-3	1-1 G4-3		5	0	0	0	1	0	4					
Mike Devereaux, R (1, 8) Jack Voigt, R (8, 7) OBP: 0.297, SLG: 0.324	0-2 1-3 2B		2-3 K	1-1 G6-3	2-3 K		2-0 G5-3		2-3 K	5	0	1	1	0	2	2					
Leo Gomez, R (1, 5) OBP: 0.343, SLG: 0.426	3-2 P4			4-2 1B BB	1-1 E 2B		3-3 K	2-1 E6 FC1 SF7	2-3 K	5	3	1	0	1	2	2					
Chris Hoiles, R (1, 2) OBP: 0.380, SLG: 0.491		2-2 G1-3 1B		1-1 1B 1B	2-1 E6 2B		0-0 F9	1-2 FC1 2B 1B	1-2 G5-3	6	3	2	0	0	0	1					
David Segui, S (1, 3) OBP: 0.364, SLG: 0.418		0-0 G1-3		2-0 HBP SF8 1B	0-0 2B FC5 1B		4-2 BB	2-0 SF7		3	2	2	2	1	0	1					
Harold Reynolds, S (1, 4) OBP: 0.337, SLG: 0.291		0-1 L7		0-0 SF8 HR 1B	1-2 E 2B		3-2 F8	2-2 K		5	2	2	2	0	1	3					
Inning Stats	R: 1 E: 0 K: 0 S: 18	H: 2 LOB: 2 BB: 1 P: 32	R: 0 E: 0 K: 0 S: 9	H: 1 LOB: 2 BB: 1 P: 15	R: 0 E: 0 K: 1 S: 6	H: 0 LOB: 0 BB: 0 P: 11	R: 6 E: 0 K: 0 S: 16	H: 4 LOB: 0 BB: 0 P: 28	R: 5 E: 2 K: 2 S: 22	H: 4 LOB: 1 BB: 0 P: 35	R: 0 E: 0 K: 1 S: 10	H: 0 LOB: 1 BB: 1 P: 20	R: 1 E: 0 K: 0 S: 10	H: 2 LOB: 1 BB: 0 P: 17	R: 3 E: 2 K: 1 S: 19	H: 3 LOB: 2 BB: 0 P: 30	R: 0 E: 0 K: 2 S: 13	H: 0 LOB: 0 BB: 0 P: 18	1B: 8 2B: 7 3B: 0 HR: 1	SF: 2 SAC: 0 DP: 0 HBP: 1	WP: 1 PA: 52 FB: 0 SB: 0 CS: 0
PITCHER	IP	WLS	BF	H	R	ER	SO	BB	IBB	HBP	BLK	WP	HR	S	P	ERA	WHIP				
John Dopson, R (1, 1) ERA: 4.19	3.0	L	19	6	6	6	1	2	1	1	0	0	0	41	75	18.00	2.667				
Jose Meindenz, R (4, 1) ERA: 2.25	0.1		2	1	1	1	0	0	0	0	0	0	1	5	7	27.00	3.000				
Joe Hesketh, L (4, 1) ERA: 7.24	1.0		8	3	5	2	1	0	0	0	0	0	0	17	25	18.00	3.000				
Scott Bankhead, R (5, 1) ERA: 3.86	2.0		10	3	1	1	2	1	0	0	0	0	0	26	45	4.50	2.000				
Greg Harris, R (7, 1) ERA: 2.39	1.2		10	3	3	0	1	0	0	0	0	1	0	21	36	0.00	1.800				

Baltimore Orioles @ Boston Red Sox
Fenway Park, Boston, MA
Fri Jun 11 1993, 7:05 PM EDT
Att: 33,008 - Unknown - 67 F

AB 45
R 16
H 16
RBI 13
BB 4
SO 7
LOB 19

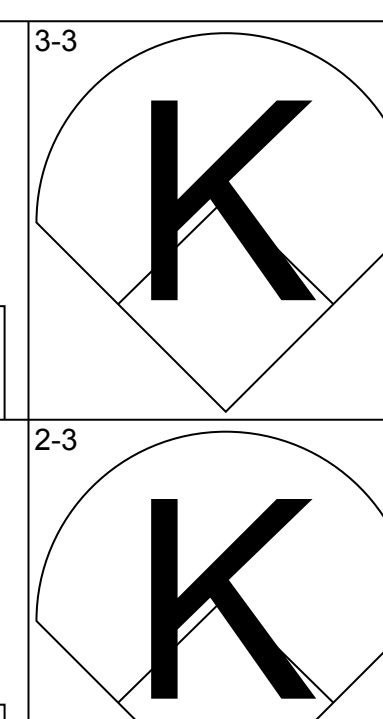
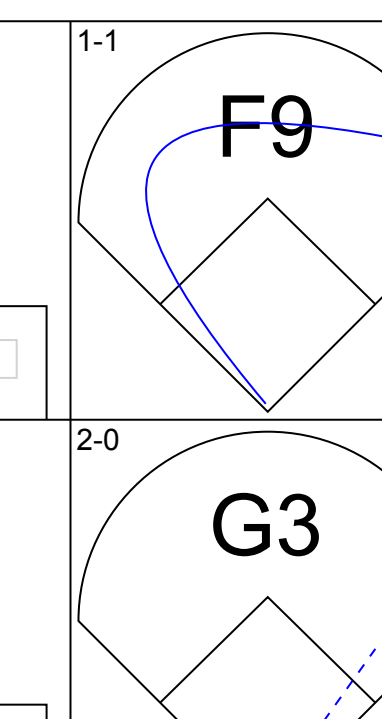
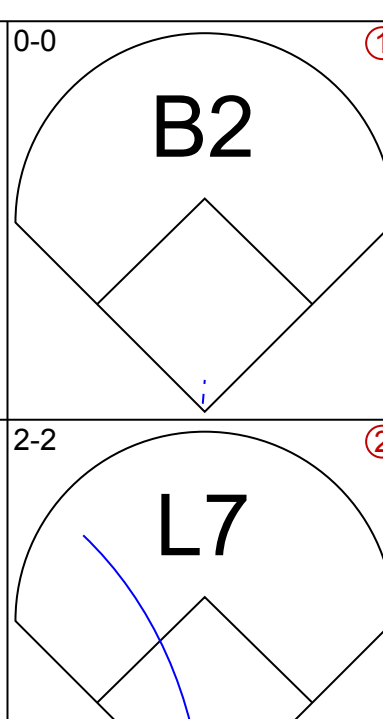
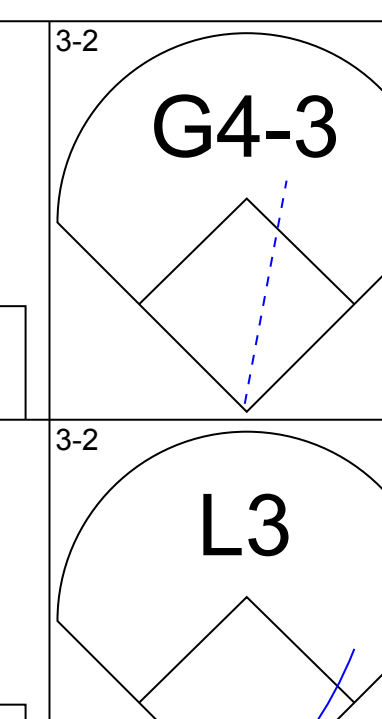
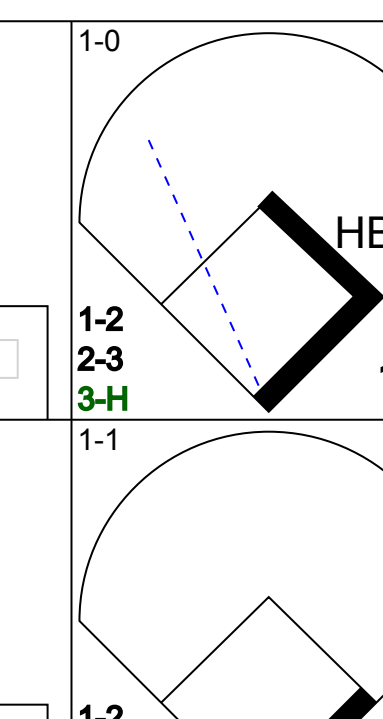
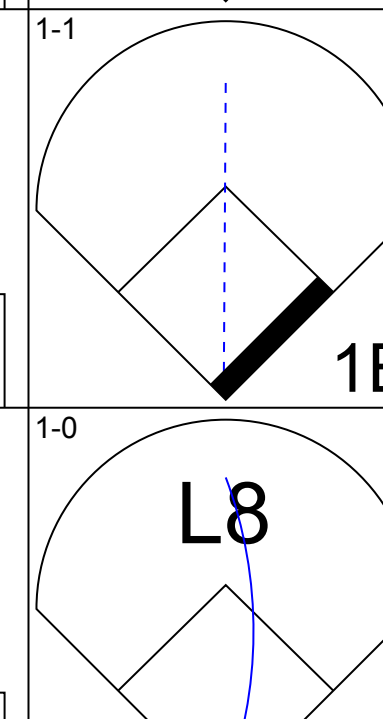
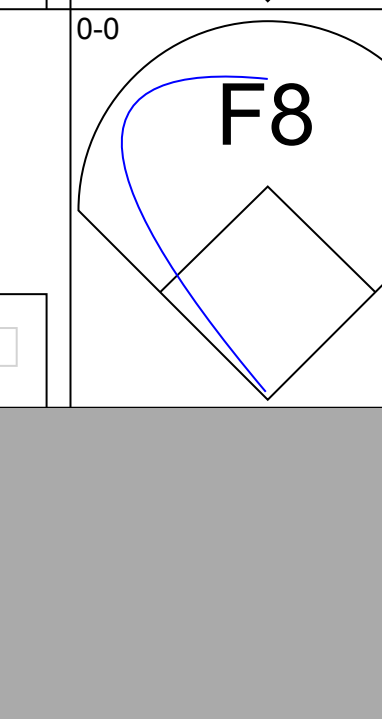
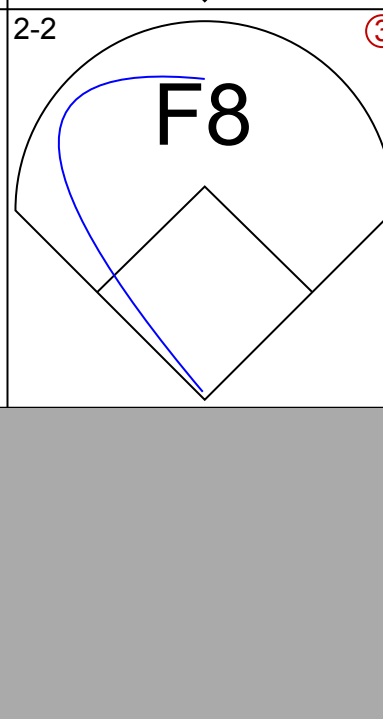

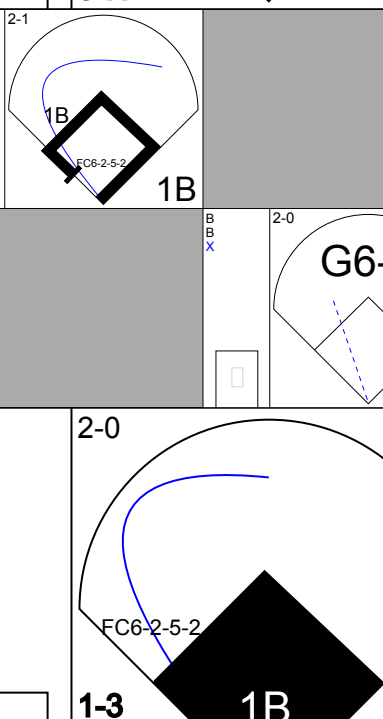



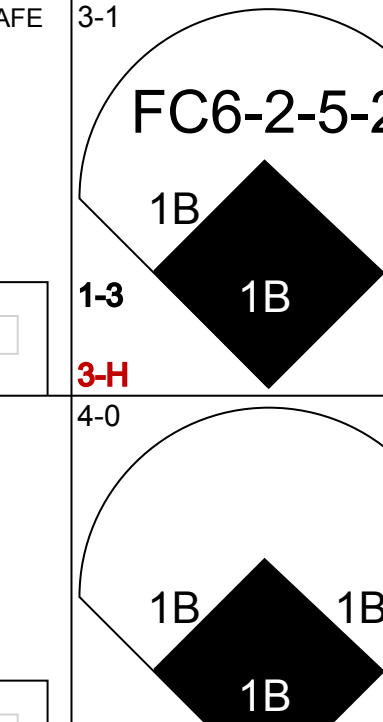


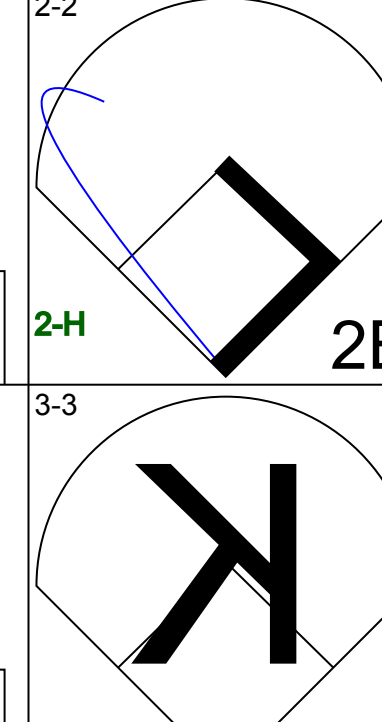
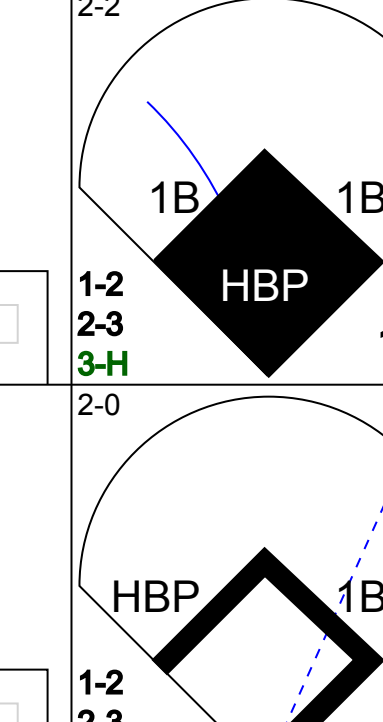
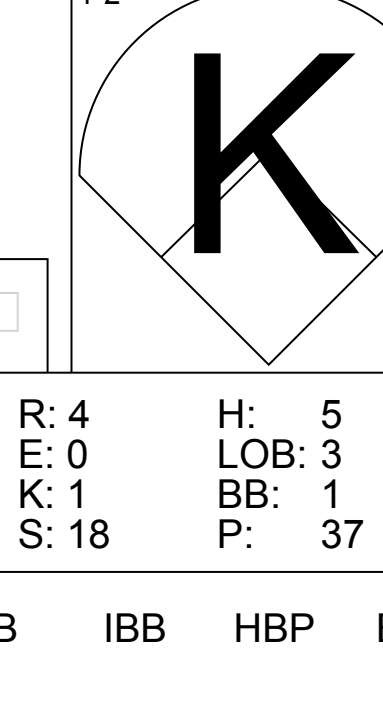
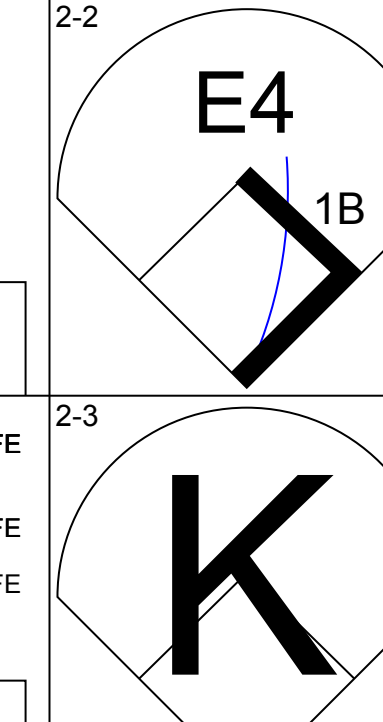
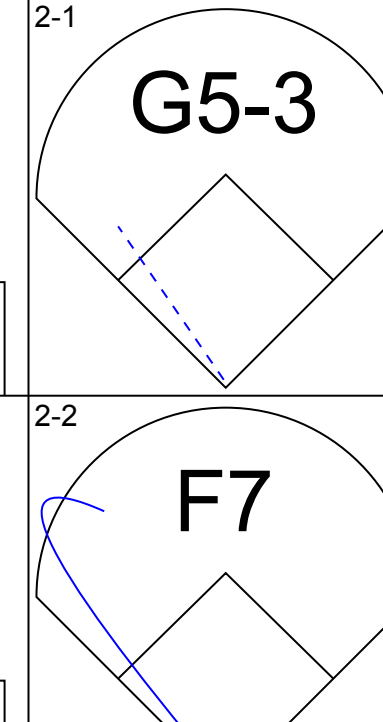
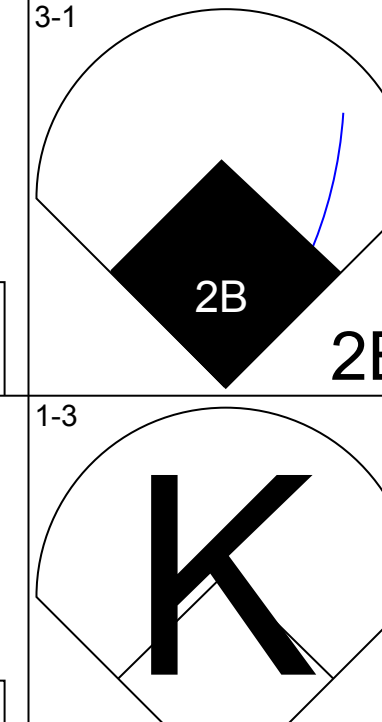
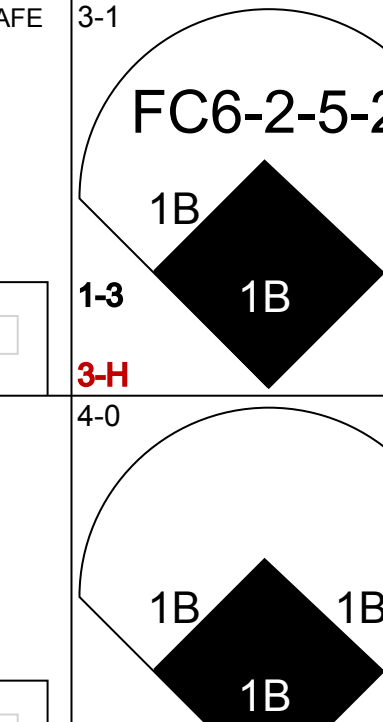
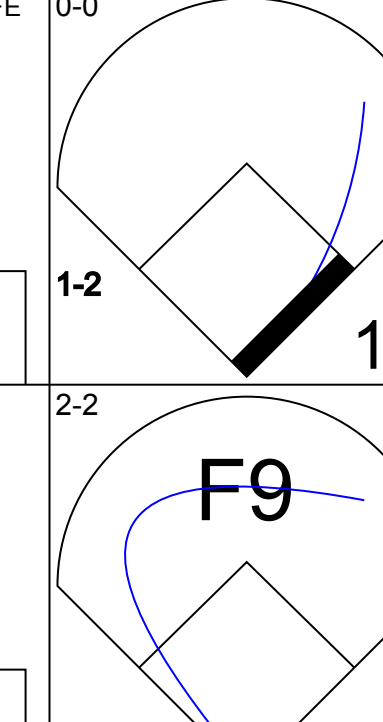

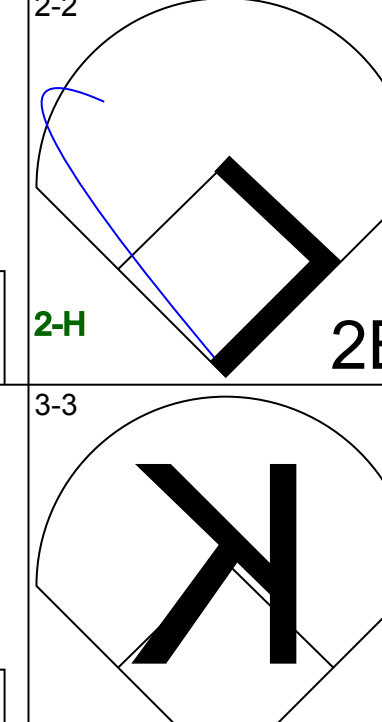
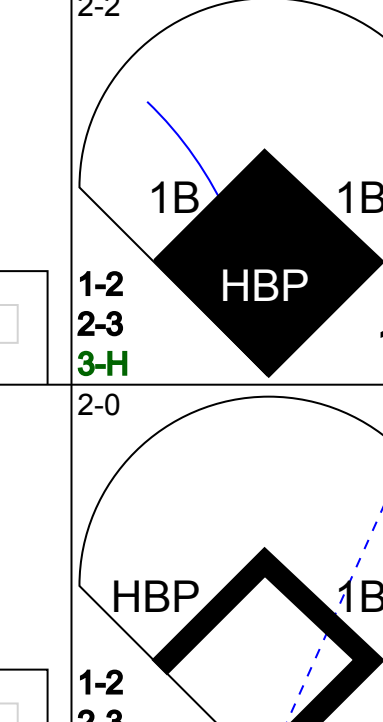
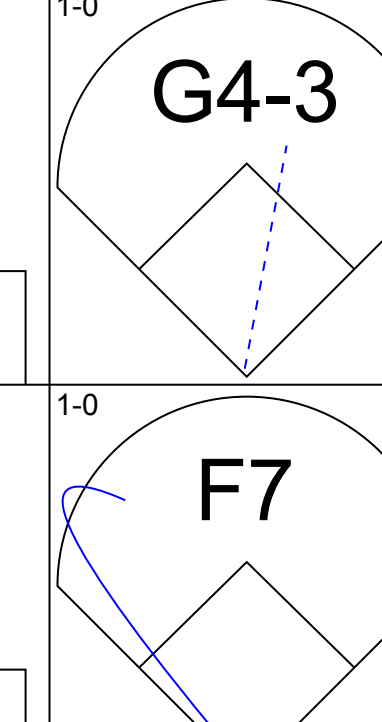
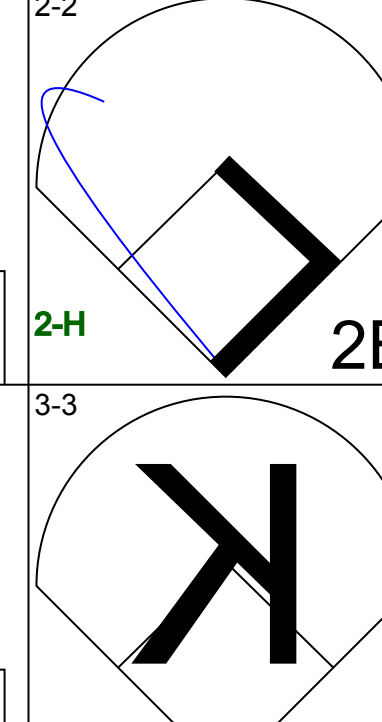
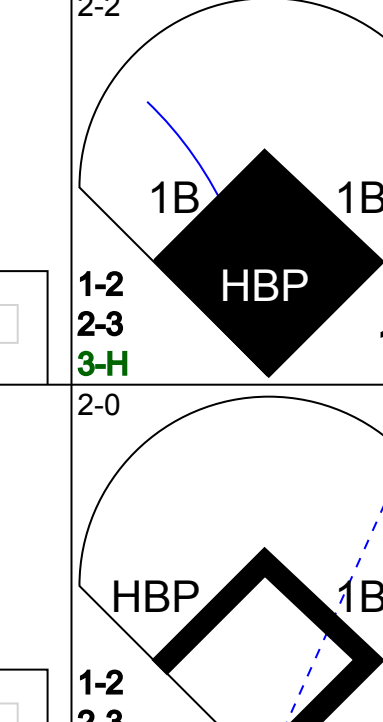
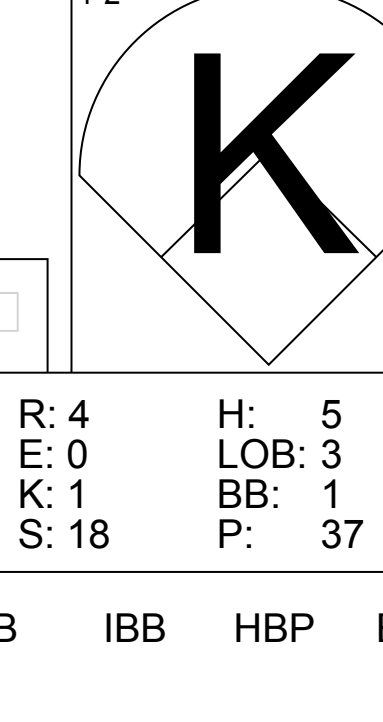
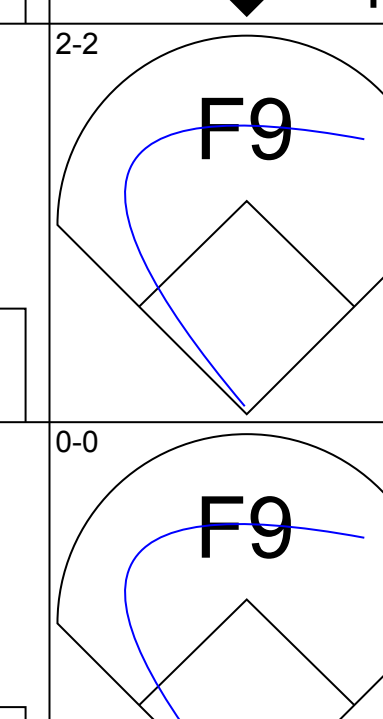
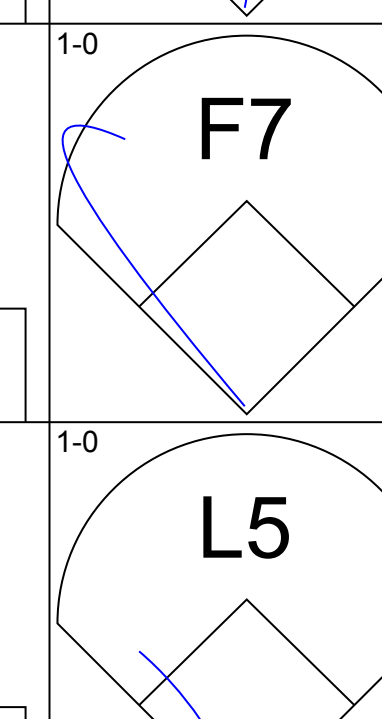
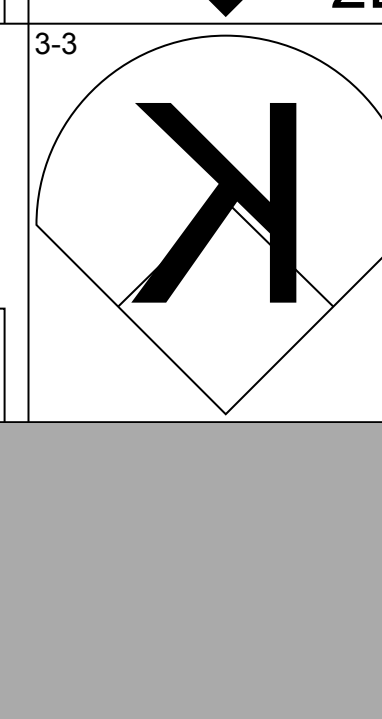
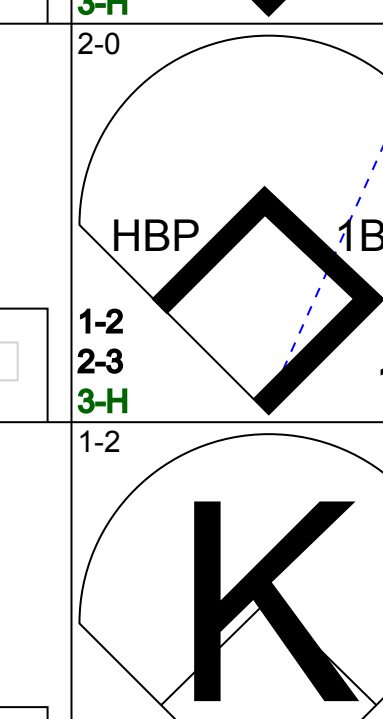
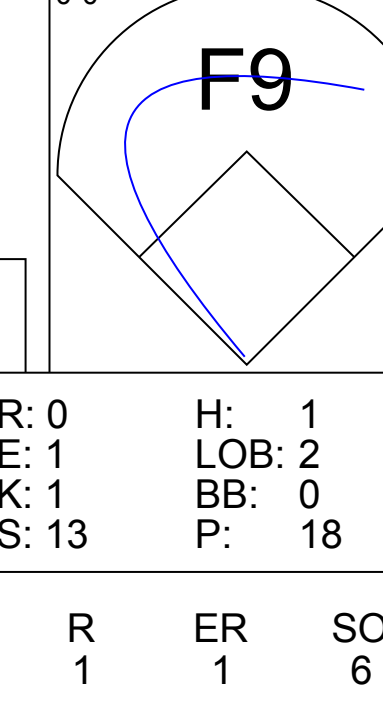
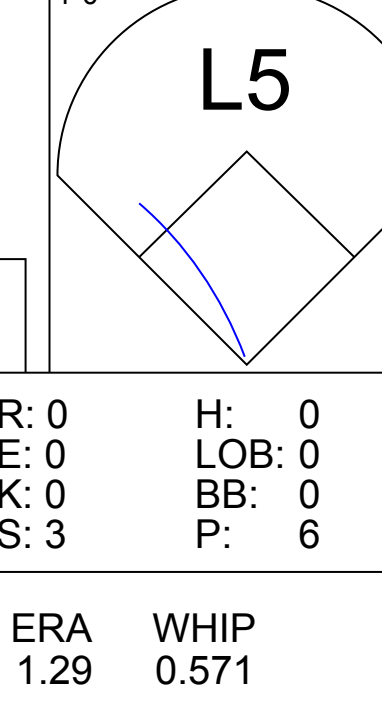
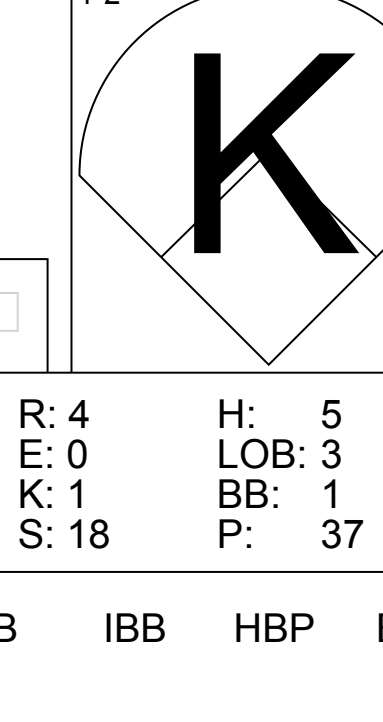


Batter	1	2	3	4	5	6	7	8	9	AB	R	H	RBI	BB	SO	LOB	BOTTOM				
Billy Hatcher, R (1, 8) OBP: 0.349, SLG: 0.381	2-2 L3	1-3 K		0-2 F7		3-3 K			3-3 K	5	0	0	0	0	3	4					
Carlos Quintana, R (1, 9) OBP: 0.344, SLG: 0.289	1-2 G6-3		0-1 G6-3	0-0 P3		2-1 G1-3			2-2 G6-3	5	0	0	0	0	0	3					
Mike Greenwell, L (1, 7) Bob Zupic, R (8, 7) OBP: 0.323, SLG: 0.326	4-1 BB		1-1 G6-3		2-2 G3-1		1-0 P8			3	0	0	0	1	0	0					
Andre Dawson, R (1, 10) OBP: 0.260, SLG: 0.308	0-0 F9		0-1 G5-3		0-0 L6		0-3 K			4	0	0	0	0	1	1					
Mo Vaughn, L (1, 3) Ivan Calderon, R (8, 9) OBP: 0.287, SLG: 0.305		0-1 1B 2B 1B		1-0 BB 1B 1B	2-2 2B HBP		0-1 G4-3			3	2	2	0	0	0	0					
Scott Cooper, L (1, 5) Ernest Riles, L (9, 5) OBP: 0.307, SLG: 0.377		2-2 L8		3-2 BB 1B 1B	0-0 2B		0-1 G6-3			4	1	2	0	0	0	1					
Bob Melvin, R (1, 2) OBP: 0.315, SLG: 0.364		0-0 1-2 2B 1B		4-1 1B BB	2-1 F8		1-1 G3-1			3	1	1	0	1	0	2					
John Valentin, R (1, 6) OBP: 0.280, SLG: 0.384		0-1 1-1 2H 2B		1-3 K		0-0 1B		0-1 G5-3		4	0	2	2	0	1	3					
Luis Rivera, R (1, 4) OBP: 0.293, SLG: 0.297		2-3 K		0-0 1-2 2H 1B		1-2 F8		0-1 F8		4	0	1	2	0	1	2					
Inning Stats	R: 0 E: 0 K: 0 S: 10	H: 0 LOB: 1 BB: 1 P: 17	R: 2 E: 0 K: 2 S: 14	H: 3 LOB: 0 BB: 0 P: 19	R: 0 E: 0 K: 0 S: 6	H: 0 LOB: 0 BB: 0 P: 7	R: 2 E: 0 K: 1 S: 16	H: 3 LOB: 2 BB: 1 P: 25	R: 0 E: 0 K: 1 S: 10	H: 1 LOB: 2 BB: 0 P: 16	R: 0 E: 0 K: 1 S: 10	H: 1 LOB: 1 BB: 0 P: 16	R: 0 E: 0 K: 1 S: 6	H: 0 LOB: 0 BB: 0 P: 7	R: 0 E: 0 K: 0 S: 6	H: 0 LOB: 0 BB: 0 P: 7	R: 0 E: 0 K: 1 S: 9	H: 0 LOB: 0 BB: 0 P: 14	1B: 6 2B: 2 3B: 0 HR: 0	SF: 0 SAC: 0 DP: 0 HBP: 1	WP: 0 PA: 38 FB: 0 SB: 1 CS: 0
PITCHER	IP	WLS	BF	H	R	ER	SO	BB	IBB	HBP	BLK	WP	HR	S	P	ERA	WHIP				
35 Mike Mussina, R (1, 1) ERA: 3.05	6.0	W	29	8	4	4	4	2	0	1	0	0	0	66	100	6.00	1.667				
Jim Poole, L (7, 1) ERA: 1.4	1.0		3	0	0	0	1	0	0	0	0	0	0	6	7	0.00	0.000				
Todd Frohwirth, R (8, 1) ERA: 2.54	2.0		6	0	0	0	1	0	0	0	0	0	0	15	21	0.00	0.000				

Baltimore Orioles @ Boston Red Sox
Fenway Park, Boston, MA
Fri Jun 11 1993, 7:05 PM EDT
Att: 33,008 - Unknown - 67 F

AB 35
R 4
H 8
RBI 4
BB 2
SO 6
LOB 16

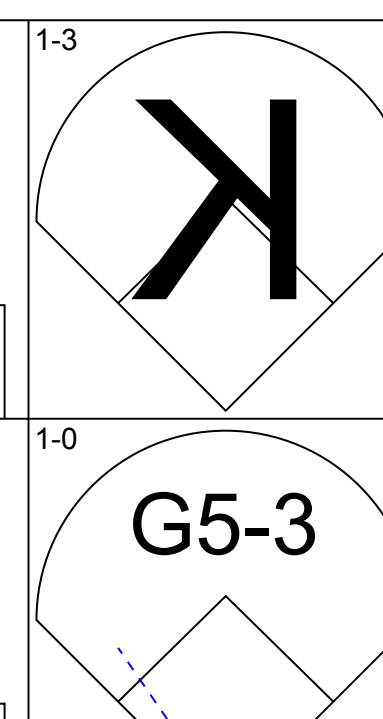
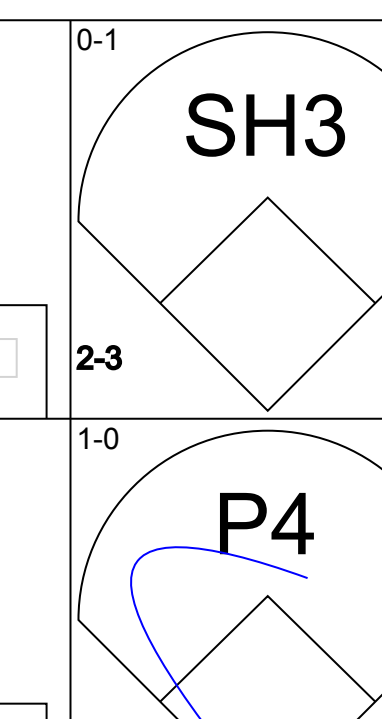
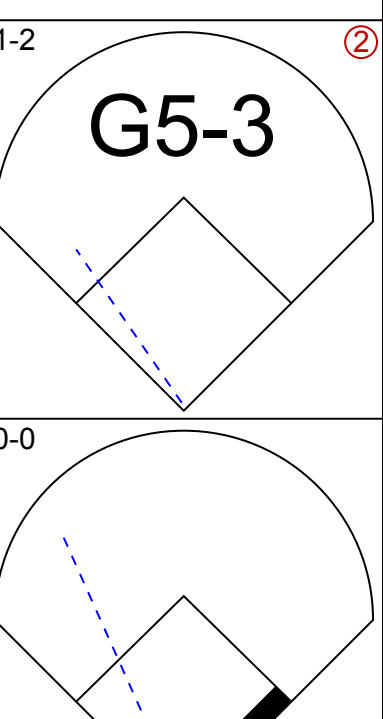
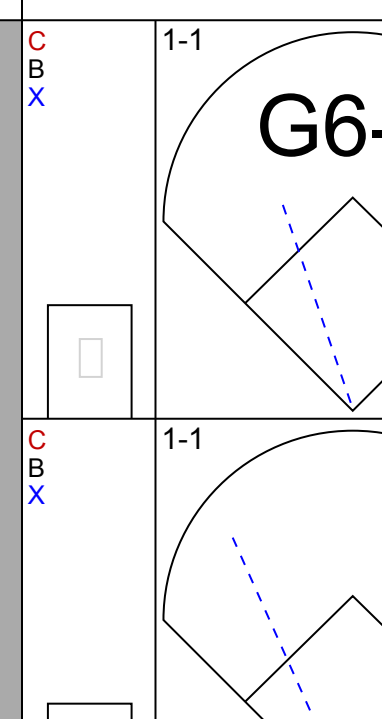
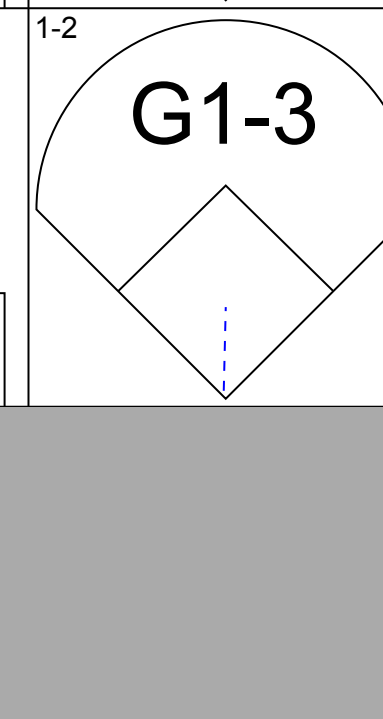

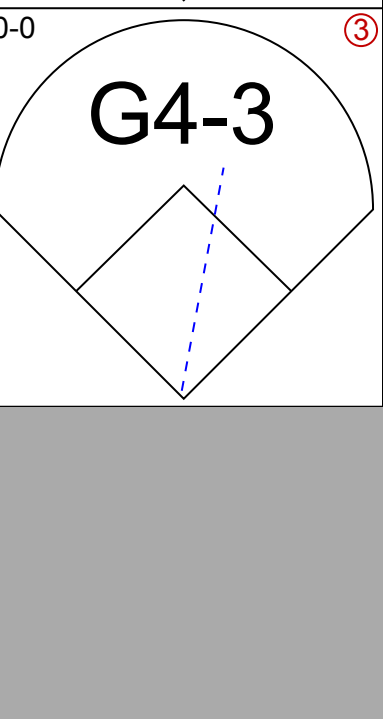


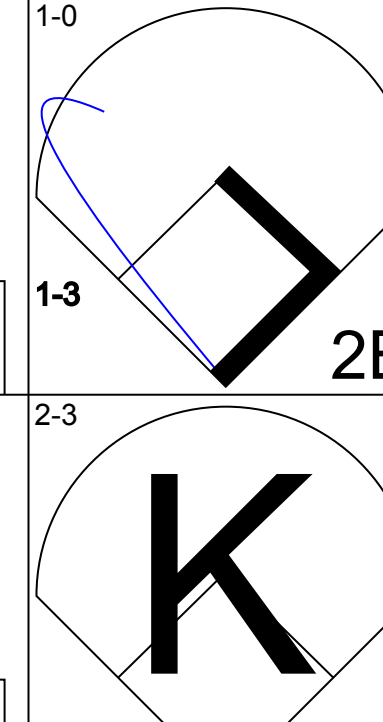


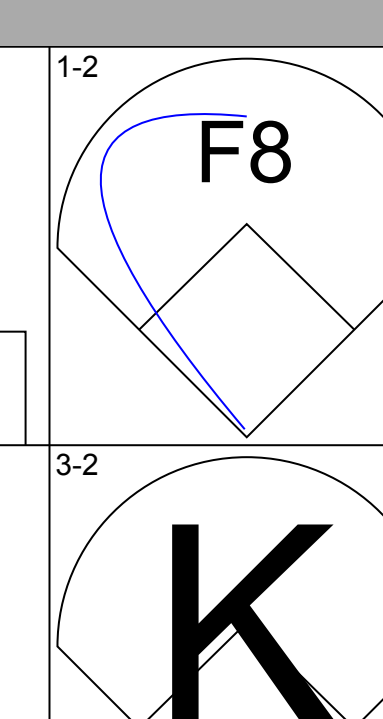
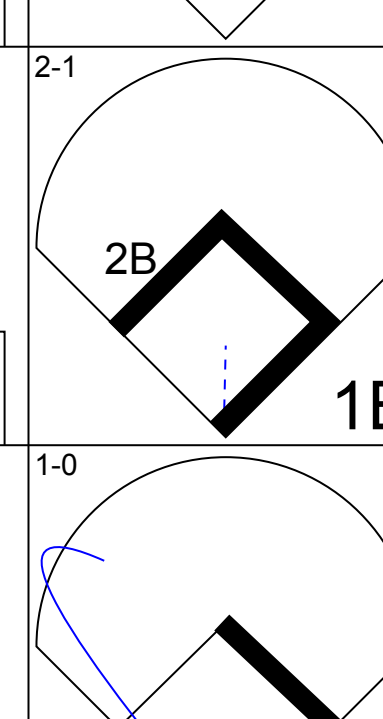
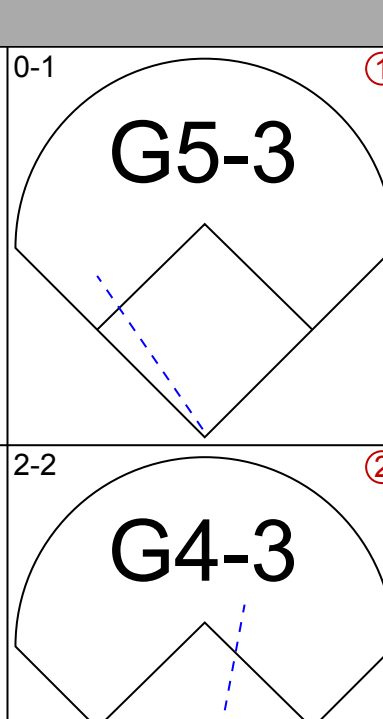
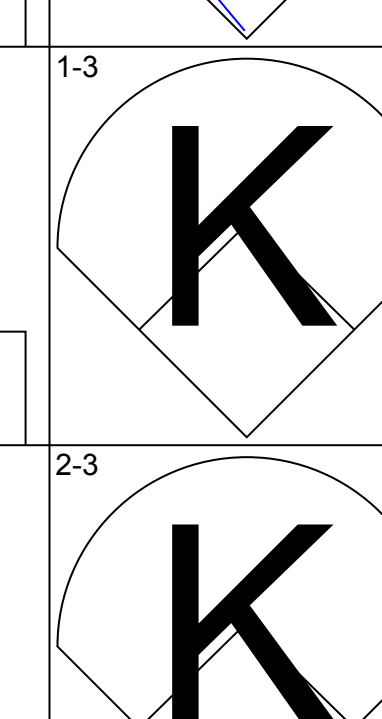
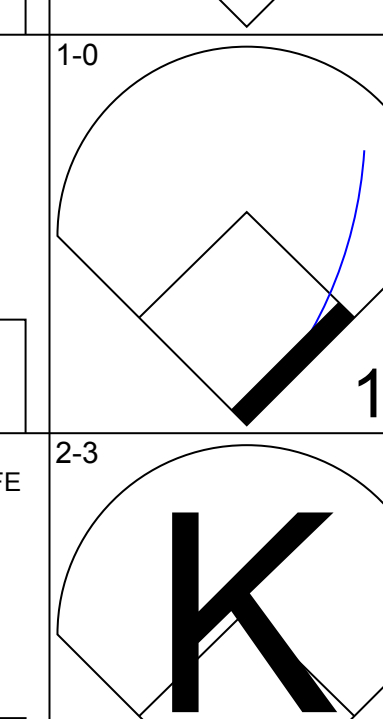
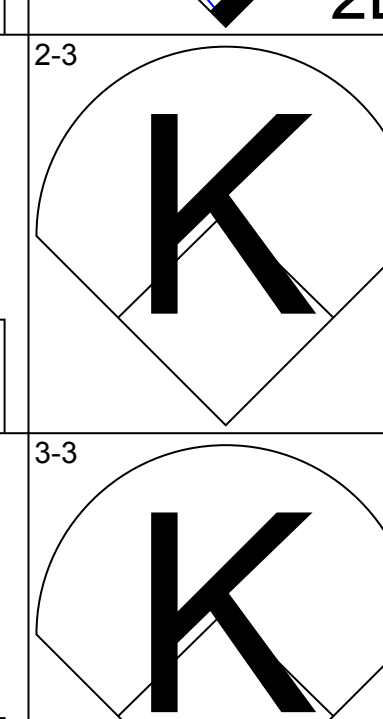
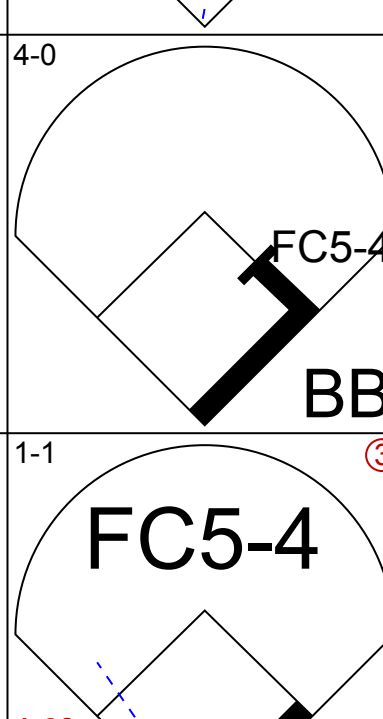





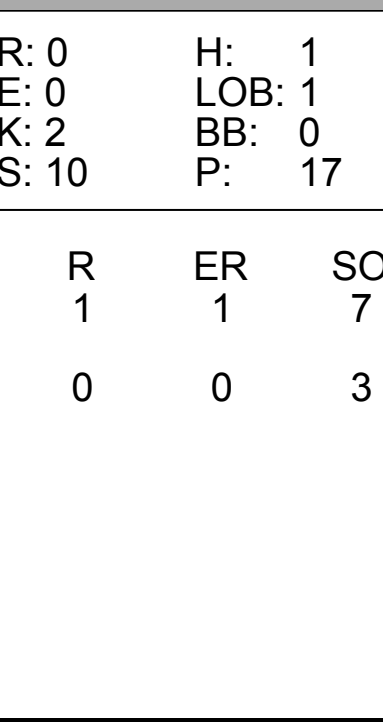
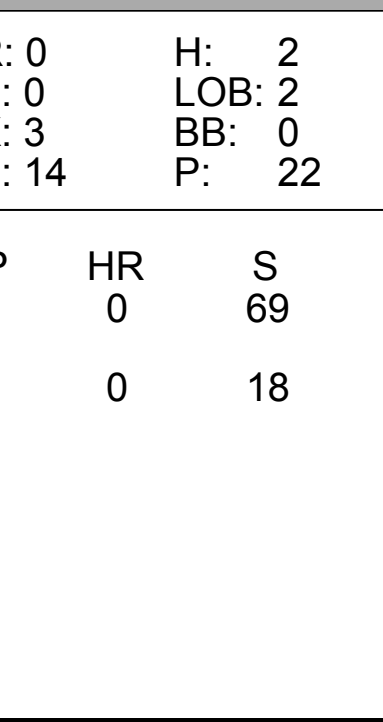
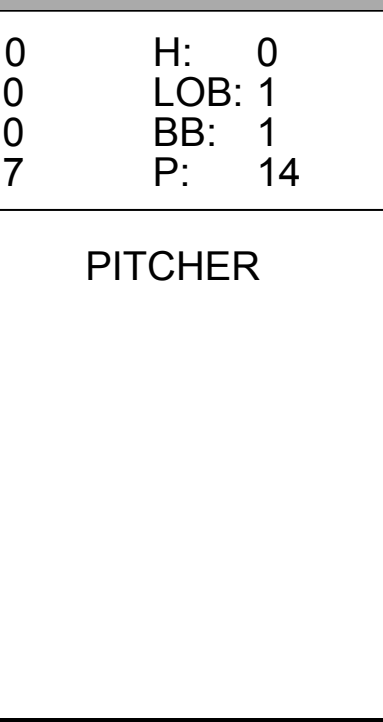
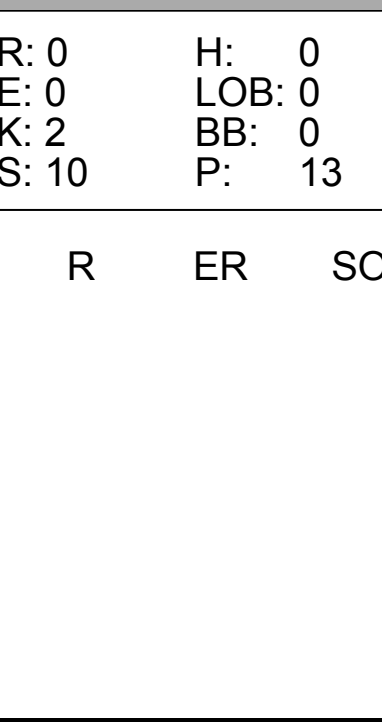
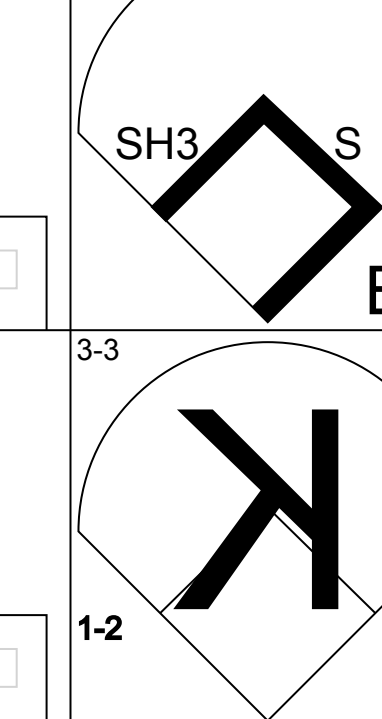
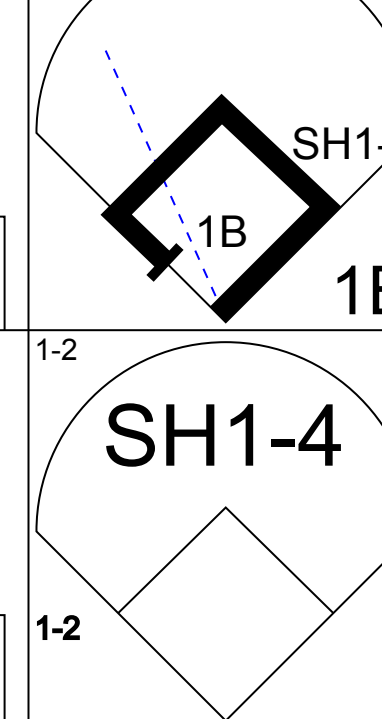
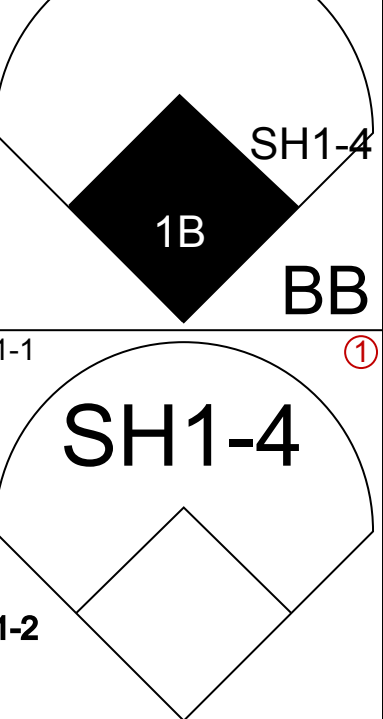
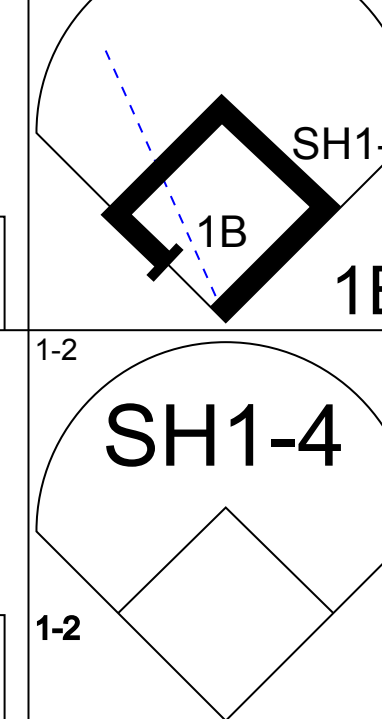

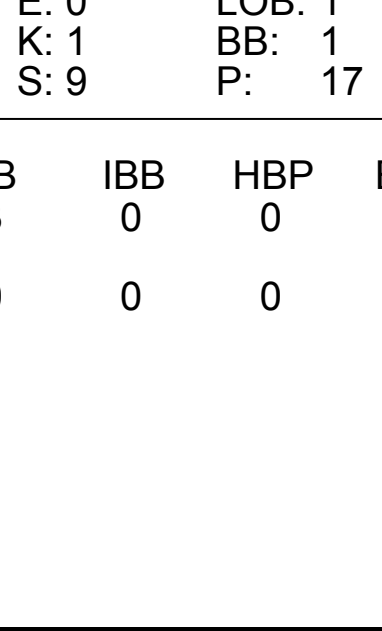
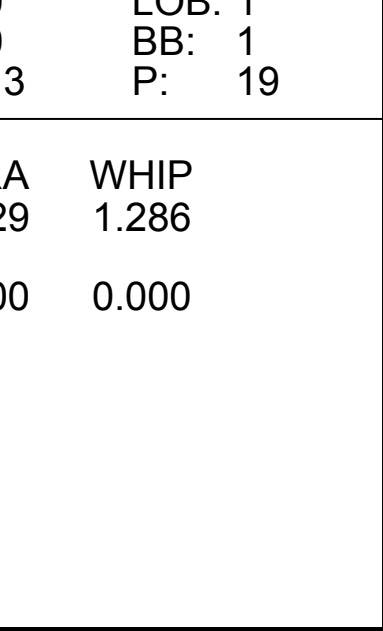



Batter	1	2	3	4	5	6	7	8	9	AB	R	H	RBI	BB	SO	LOB	TOP					
Brady Anderson, L OBP: 0.317, SLG: 0.348 (1, 7)										5	0	1	1	0	1	0						
Mark McLemore, S OBP: 0.359, SLG: 0.379 (1, 9)										4	0	0	1	0	1	0						
Cal Ripken Jr., R OBP: 0.318, SLG: 0.370 (1, 6)										5	0	2	0	0	0	3						
Harold Baines, L OBP: 0.403, SLG: 0.430 (9, PR)										4	0	1	0	0	1	1						
Damon Buford, R OBP: 0.326, SLG: 0.362 (9, PR)										0	1	0	0	0	0	0						
Mike Devereaux, R OBP: 0.306, SLG: 0.417 (1, 8)										4	2	1	0	0	0	2						
Leo Gomez, R OBP: 0.341, SLG: 0.419 (1, 5)										3	1	0	0	1	2	2						
Paul Carey, L OBP: 0.417, SLG: 0.381 (9, 3)										4	1	3	2	0	0	0						
David Segui, S OBP: 0.364, SLG: 0.418 (9, 3)										0	0	0	0	0	0	0						
Harold Reynolds, S OBP: 0.335, SLG: 0.290 (1, 4)										4	0	1	1	0	1	3						
Jeff Tackett, R OBP: 0.302, SLG: 0.244 (1, 2)										4	0	0	0	0	2	5						
Inning Stats	R: 0 E: 0 K: 2 S: 10	H: 1 LOB: 1 BB: 0 P: 17	R: 0 E: 1 K: 1 S: 13	H: 1 LOB: 2 BB: 0 P: 18	R: 0 E: 0 K: 1 S: 4	H: 0 LOB: 0 BB: 0 P: 7	R: 0 E: 0 K: 1 S: 9	H: 0 LOB: 0 BB: 0 P: 14	R: 0 E: 0 K: 0 S: 3	H: 0 LOB: 0 BB: 0 P: 6	R: 0 E: 0 K: 0 S: 7	H: 0 LOB: 0 BB: 0 P: 11	R: 1 E: 0 K: 2 S: 15	H: 2 LOB: 1 BB: 0 P: 24	R: 0 E: 0 K: 1 S: 11	H: 0 LOB: 0 BB: 0 P: 19	R: 4 E: 0 K: 1 S: 18	H: 5 LOB: 3 BB: 1 P: 37	1B: 7 2B: 2 3B: 0 HR: 0	SF: 0 SAC: 0 DP: 0 HBP: 1	WP: 0 PB: 0 SB: 0 CS: 0	PA: 39
PITCHER	IP	WLS	BF	H	R	ER	SO	BB	IBB	HBP	BLK	WP	HR	S	P	ERA	WHIP					
Paul Quantrill, R ERA: 2.75 (1, 1)	7.0		26	4	1	1	6	0	0	0	0	0	0	61	97	1.29	0.571					
Greg Harris, R ERA: 3.0 (8, 1)	1.1	L	7	2	3	3	1	0	1	0	0	0	0	16	35	20.25	1.500					
Jeff Russell, R ERA: 1.93 (9, 1)	0.2		6	3	1	1	1	0	0	1	0	0	0	13	21	13.50	4.500					

Baltimore Orioles @ Boston Red Sox
Fenway Park, Boston, MA
Sat Jun 12 1993, 3:33 AM EDT
Att: 33,222 - Sunny

AB 37
R 5
H 9
RBI 5
BB 1
SO 8
LOB 16



Batter	1	2	3	4	5	6	7	8	9	AB	R	H	RBI	BB	SO	LOB	BOTTOM					
Billy Hatcher, R OBP: 0.344, SLG: 0.376 (1, 8)										3	0	0	0	0	1	3						
Ivan Calderon, R OBP: 0.292, SLG: 0.310 (1, 9)										4	0	2	1	0	0	1						
Mike Greenwell, L OBP: 0.346, SLG: 0.428 (1, 7)										4	0	0	0	0	1	1						
Andre Dawson, R OBP: 0.259, SLG: 0.306 (1, 10)										4	0	1	0	0	1	0						
Mo Vaughn, L OBP: 0.420, SLG: 0.534 (1, 3)										4	0	1	0	0	2	0						
Scott Cooper, L OBP: 0.397, SLG: 0.378 (1, 5)										3	0	1	0	1	1	2						
John Valentin, R OBP: 0.273, SLG: 0.373 (1, 6)										4	0	0	0	0	3	4						
Tony Peña, R OBP: 0.230, SLG: 0.227 (7, PR)										1	1	1	0	2	0	0						
Bob Zupcic, R OBP: 0.323, SLG: 0.326 (8, 2)										0	0	0	0	0	0	0						
Bob Melvin, R OBP: 0.311, SLG: 0.358 (8, 2)										1	0	0	0	0	0	0						
Luis Rivera, R OBP: 0.289, SLG: 0.293 (1, 4)										1	0	0	0	0	1	1						
Inning Stats	R: 0 E: 0 K: 1 S: 7	H: 0 LOB: 0 BB: 0 P: 10	R: 0 E: 0 K: 2 S: 10	H: 1 LOB: 1 BB: 0 P: 17	R: 0 E: 0 K: 1 S: 9	H: 0 LOB: 1 BB: 1 P: 17	R: 0 E: 0 K: 3 S: 14	H: 2 LOB: 2 BB: 0 P: 22	R: 1 E: 0 K: 0 S: 13	H: 1 LOB: 1 BB: 1 P: 19	R: 0 E: 0 K: 0 S: 7	H: 0 LOB: 1 BB: 1 P: 14	R: 0 E: 0 K: 0 S: 9	H: 2 LOB: 2 BB: 0 P: 11	R: 0 E: 0 K: 2 S: 10	H: 0 LOB: 0 BB: 0 P: 13	R: 0 E: 0 K: 1 S: 8	H: 0 LOB: 0 BB: 0 P: 13	1B: 5 2B: 1 3B: 0 HR: 0	SF: 0 SAC: 3 DP: 0 HBP: 0	WP: 0 PB: 0 SB: 1 CS: 0	PA: 35
PITCHER	IP	WLS	BF	H	R	ER	SO	BB	IBB	HBP	BLK	WP	HR	S	P	ERA	WHIP					
Ben McDonald, R ERA: 3.86 (1, 1)	7.0		29	6	0	0	3	0	0	0	0	0	0	69	110	1.29	1.286					
Brad Pennington, L ERA: 2.45 (8, 1)	2.0	W	6	0	0	0	3	0	0	0	0	0	0	18	26	0.00	0.000					

Baltimore Orioles @ Boston Red Sox
Fenway Park, Boston, MA
Sat Jun 12 1993, 3:33 AM EDT
Att: 33,222 - Sunny

AB 29
R 1
H 6
RBI 1
BB 3
SO 10
LOB 12



Batter	1	2	3	4	5	6	7	8	9	AB	R	H	RBI	BB	SO	LOB	TOP										
Brady Anderson, L (1, 7) OBP: 0.319, SLG: 0.363	1-2 G6-3	2-1 G4-3			1-2 HR			2-1 G4-6-3 1B		4	1	2	1	0	0	1	Baltimore Orioles @ Boston Red Sox Fenway Park, Boston, MA Sun Jun 13 1993, 3:33 AM EDT Att: 33,536 - Sunny - 80 F										
Mark McLemore, S (1, 9) OBP: 0.397, SLG: 0.376	0-0 G3 1B		0-3 K		1-3 K			1-1 G4-6-3 1-2f		4	1	1	0	0	2	1											
Cal Ripken Jr., R (1, 6) OBP: 0.313, SLG: 0.364	1-0 G3		1-2 G3			1-1 P4		0-0 F8		4	0	0	0	0	0	1											
Harold Baines, L (1, 10) OBP: 0.399, SLG: 0.424	3-2 1B 2H		2-1 F7			1-2 G6-3		1-2 G4-3		4	0	1	1	0	0	0											
Mike Devereaux, R (1, 8) OBP: 0.305, SLG: 0.413	1-0 1B			1-3 K		1-3 K		0-2 L7		4	0	1	0	0	2	0											
Leo Gomez, R (1, 5) OBP: 0.335, SLG: 0.411	2-3 K			2-3 K			2-3 K	1-2 L1-3		4	0	0	0	0	3	2											
Chris Hoiles, R (1, 2) OBP: 0.374, SLG: 0.483		2-3 K		2-3 K			2-1 P4			3	0	0	0	0	2	0											
David Segui, S (1, 3) OBP: 0.363, SLG: 0.411		2-2 G3			0-0 F7		4-2 FC6-4 BB			2	0	0	0	1	0	0											
Harold Reynolds, S (1, 4) OBP: 0.335, SLG: 0.296		0-1 2B			2-1 G4-3		0-1 FC6-4 1-2f			3	0	1	0	0	0	1											
Inning Stats	R: 1 E: 0 K: 1 S: 13	H: 3 LOB: 2 BB: 0 P: 21	R: 0 E: 0 K: 1 S: 13	H: 1 LOB: 1 BB: 0 P: 19	R: 0 E: 0 K: 1 S: 10	H: 0 LOB: 0 BB: 0 P: 13	R: 0 E: 0 K: 3 S: 9	H: 0 LOB: 0 BB: 0 P: 14	R: 1 E: 0 K: 1 S: 9	H: 1 LOB: 0 BB: 0 P: 13	R: 0 E: 0 K: 1 S: 8	H: 0 LOB: 0 BB: 0 P: 11	R: 0 E: 0 K: 1 S: 9	H: 0 LOB: 1 BB: 1 P: 17	R: 0 E: 0 K: 0 S: 5	H: 1 LOB: 0 BB: 0 P: 8	R: 0 E: 0 K: 0 S: 14	H: 0 LOB: 0 BB: 0 P: 16	1B: 4 2B: 1 3B: 0 HR: 1	SF: 0 SAC: 0 DP: 1 HBP: 0	WP: 0 PB: 0 SB: 0 CS: 0	PA: 33					
PITCHER	IP	WLS	BF	H	R	ER	SO	BB	IBB	HBP	BLK	WP	HR	S	P	ERA	WHIP										
Roger Clemens, R (1, 1) ERA: 3.18	8.0	W	30	6	2	2	9	1	0	0	0	0	1	76	116	2.25	0.875										
Jeff Russell, R (9, 1) ERA: 1.63	1.0	S	3	0	0	0	0	0	0	0	0	0	0	14	16	0.00	0.000										

AB	32
R	2
H	6
RBI	2
BB	1
SO	9
LOB	6



Batter	1	2	3	4	5	6	7	8	9	AB	R	H	RBI	BB	SO	LOB	BOTTOM										
Billy Hatcher, R (1, 8) OBP: 0.347, SLG: 0.372	4-2 3B BB	2-1 G5-3			0-1 G5-3			4-1 CS BB		2	1	0	0	2	0	0	Baltimore Orioles @ Boston Red Sox Fenway Park, Boston, MA Sun Jun 13 1993, 3:33 AM EDT Att: 33,536 - Sunny - 80 F										
Bob Zupcic, R (1, 9) OBP: 0.330, SLG: 0.348	1-0 FC1-2 3B		2-3 K		2-2 S HBP		1-1 CS 1-2f	1-0 G6-3		3	0	1	1	0	1	0											
Mike Greenwell, L (1, 7) OBP: 0.349, SLG: 0.426	1-1 FC1-2 1B		0-3 K		3-3 K 1-2f			4-2 G4-6-3 BB		3	1	1	0	1	2	1											
Andre Dawson, R (1, 10) OBP: 0.259, SLG: 0.300	0-2 FC1-2 1B 2B		4-2 BB		1-2 L5			1-0 G4-6-3 1-2f		3	1	0	0	1	0	4											
Mo Vaughn, L (1, 3) OBP: 0.415, SLG: 0.527	1-2 3H L7		2-1 G4-3			3-3 K				3	0	0	0	0	1	3											
John Valentin, R (1, 6) OBP: 0.274, SLG: 0.373	2-1 2B 1B			0-0 P3		3-3 K				3	1	1	1	0	1	0											
Scott Cooper, L (1, 5) OBP: 0.371, SLG: 0.384	1-1 1H 2H 2B			4-1 BB		1-0 G4-3				2	0	1	2	1	0	0											
Tony Peña, R (1, 2) OBP: 0.225, SLG: 0.221		2-1 G4-3		0-0 P9			1-0 G6-3			3	0	0	0	0	0	1											
Luis Rivera, R (1, 4) OBP: 0.279, SLG: 0.282		3-2 P4		1-2 F8			3-3 K			3	0	0	0	0	1	1											
Inning Stats	R: 4 E: 0 K: 0 S: 15	H: 4 LOB: 1 BB: 1 P: 26	R: 0 E: 0 K: 0 S: 8	H: 0 LOB: 0 BB: 0 P: 15	R: 0 E: 0 K: 2 S: 11	H: 0 LOB: 1 BB: 1 P: 17	R: 0 E: 0 K: 0 S: 7	H: 0 LOB: 1 BB: 1 P: 12	R: 0 E: 0 K: 1 S: 11	H: 0 LOB: 1 BB: 0 P: 17	R: 0 E: 0 K: 2 S: 7	H: 0 LOB: 0 BB: 0 P: 14	R: 0 E: 0 K: 1 S: 8	H: 0 LOB: 1 BB: 1 P: 17	R: 0 E: 0 K: 0 S: 5	H: 0 LOB: 0 BB: 1 P: 11	1B: 2 2B: 1 3B: 1 HR: 0	SF: 0 SAC: 0 DP: 1 HBP: 1	WP: 0 PB: 0 SB: 1 CS: 1	PA: 32							
PITCHER	IP	WLS	BF	H	R	ER	SO	BB	IBB	HBP	BLK	WP	HR	S	P	ERA	WHIP										
Fernando Valenzuela, L (1, 1) ERA: 4.35	7.1	L	30	4	4	4	6	5	0	1	0	0	0	71	127	4.91	1.227										
Mark Williamson, R (8, 1) ERA: 2.81	0.2		1	0	0	0	0	0	0	0	0	0	0	1	2	0.00	0.000										

AB	25
R	4
H	4
RBI	4
BB	5
SO	6
LOB	10



Batter	1	2	3	4	5	6	7	8	9	AB	R	H	RBI	BB	SO	LOB	TOP								
Brady Anderson, L (1, 7) OBP: 0.324, SLG: 0.385	G4-3			HR		1B	P2			4	2	2	2	1	0	1	Baltimore Orioles @ Milwaukee Brewers Milwaukee County Stadium, Milwaukee, WI Mon Jun 14 1993, 8:05 PM EDT Att: 17,000 - Unknown - 76 F								
Mark McLemore, S (1, 9) OBP: 0.355, SLG: 0.374	G3		G4-3			E		E2	CS	4	2	1	1	0	0	0									
Cal Ripken Jr., R (1, 6) OBP: 0.312, SLG: 0.367	G1-3		G5-3			E9		G6-3		4	1	1	1	0	0	1									
Harold Baines, L (1, 10) OBP: 0.394, SLG: 0.446		G1-3		G3-1		SF8			HR	3	1	1	3	0	0	0									
Mike Devereaux, R (1, 8) OBP: 0.304, SLG: 0.409		F7				P6				4	0	1	0	0	1	0									
Leo Gomez, R (1, 5) OBP: 0.329, SLG: 0.402						F9			F9	4	0	0	0	0	2	1									
Chris Hoiles, R (1, 2) OBP: 0.372, SLG: 0.474						F9				3	0	0	0	1	1	1									
David Segui, S (1, 3) OBP: 0.367, SLG: 0.445				G4-6-3		HR			F8	4	1	2	1	0	0	1									
Harold Reynolds, S (1, 4) OBP: 0.333, SLG: 0.292				G4-3		HR			G3-1	3	1	0	0	1	0	1									
Inning Stats	R: 0 E: 0 K: 0 S: 4	H: 0 LOB: 0 BB: 0 P: 7	R: 0 E: 0 K: 1 S: 5	H: 0 LOB: 0 BB: 0 P: 8	R: 0 E: 0 K: 0 S: 5	H: 0 LOB: 0 BB: 1 P: 10	R: 1 E: 0 K: 0 S: 10	H: 1 LOB: 0 BB: 0 P: 14	R: 0 E: 0 K: 0 S: 5	H: 0 LOB: 0 BB: 0 P: 10	R: 5 E: 1 K: 2 S: 13	H: 4 LOB: 0 BB: 1 P: 27	R: 0 E: 0 K: 0 S: 9	H: 1 LOB: 1 BB: 0 P: 13	R: 2 E: 1 K: 1 S: 18	H: 2 LOB: 1 BB: 0 P: 23	R: 0 E: 0 K: 0 S: 6	H: 0 LOB: 0 BB: 1 P: 14	1B: 2 2B: 2 3B: 1 HR: 3	SF: 1 SAC: 0 DP: 1 HBP: 0	WP: 0 PB: 0 SB: 0 CS: 1	PA: 38			
PITCHER	IP	WLS	BF	H	R	ER	SO	BB	IBB	HBP	BLK	WP	HR	S	P	ERA	WHIP								
Bill Wegman, R (1, 1) ERA: 3.66	6.1	L	26	6	6	5	3	2	0	0	0	0	2	46	81	7.11	1.263								
Graeme Lloyd, L (7, 1) ERA: 2.94	1.0		6	2	2	1	0	0	0	0	0	0	1	12	18	9.00	2.000								
Jim Austin, R (8, 1) ERA: 4.58	0.2		2	0	0	0	1	0	0	0	0	0	0	11	13	0.00	0.000								
Mike Fetters, R (9, 1) ERA: 2.84	1.0		3	0	0	0	0	1	0	0	0	0	0	6	14	0.00	1.000								

Batter	1	2	3	4	5	6	7	8	9	AB	R	H	RBI	BB	SO	LOB	BOTTOM								
Juan Bell, R (1, 6) OBP: 0.350, SLG: 0.402	L5-3		F8	K		K			L5-3	5	0	2	0	0	2	4	Baltimore Orioles @ Milwaukee Brewers Milwaukee County Stadium, Milwaukee, WI Mon Jun 14 1993, 8:05 PM EDT Att: 17,000 - Unknown - 76 F								
Darryl Hamilton, L (1, 9) OBP: 0.354, SLG: 0.349	L5-3		F7		F7		F7		L5-3	4	0	0	0	1	0	1									
B.J. Surhoff, L (1, 5) OBP: 0.278, SLG: 0.280	L5-3			HR	G3		P3		SF7	4	1	2	1	0	0	0									
Greg Vaughn, R (1, 7) OBP: 0.391, SLG: 0.570	G5-3			HR	1B	CS	HR		L5-4	5	2	3	3	0	0	3									
Kevin Reimer, L (1, 10) OBP: 0.309, SLG: 0.436		L1		G6-3	1B		P5			4	0	1	0	0	0	0									
Robin Yount, R (1, 8) OBP: 0.363, SLG: 0.397		G1-3		1B	2B	CS	G5-3		G5-3	4	1	2	0	0	0	0									
Bill Spiers, L (1, 4) OBP: 0.307, SLG: 0.296		G1-3		S	1B		L7		F8	4	0	1	1	0	0	1									
John Jaha, R (1, 3) OBP: 0.324, SLG: 0.345		G1-3		S	BB		E		K	3	0	1	0	1	1	1									
Tom Lampkin, L (1, 2) OBP: 0.273, SLG: 0.213			K		P4		E6		BB	4	1	1	0	0	1	3									
Inning Stats	R: 0 E: 0 K: 0 S: 10	H: 2 LOB: 1 BB: 0 P: 13	R: 0 E: 0 K: 0 S: 7	H: 1 LOB: 0 BB: 0 P: 12	R: 0 E: 0 K: 1 S: 6	H: 0 LOB: 0 BB: 0 P: 9	R: 3 E: 0 K: 1 S: 14	H: 4 LOB: 2 BB: 1 P: 29	R: 0 E: 0 K: 1 S: 8	H: 2 LOB: 1 BB: 0 P: 13	R: 0 E: 0 K: 1 S: 10	H: 1 LOB: 2 BB: 0 P: 17	R: 1 E: 0 K: 0 S: 6	H: 1 LOB: 0 BB: 0 P: 8	R: 0 E: 0 K: 1 S: 8	H: 0 LOB: 0 BB: 0 P: 13	R: 1 E: 0 K: 0 S: 12	H: 2 LOB: 1 BB: 1 P: 20	1B: 10 2B: 3 3B: 0 HR: 2	SF: 1 SAC: 0 DP: 2 HBP: 0	WP: 0 PB: 0 SB: 3 CS: 1	PA: 41			
PITCHER	IP	WLS	BF	H	R	ER	SO	BB	IBB	HBP	BLK	WP	HR	S	P	ERA	WHIP								
Rick Sutcliffe, R (1, 1) ERA: 4.7	6.0	W	28	10	3	3	3	1	0	0	0	0	1	55	93	4.50	1.833								
Jim Poole, L (7, 1) ERA: 1.77	1.0		4	1	1	1	0	0	0	0	0	0	1	6	8	9.00	1.000								
Mark Williamson, R (8, 1) ERA: 2.95	1.0		5	2	1	1	1	0	0	0	0	0	0	13	21	9.00	2.000								
Gregg Olson, R (9, 1) ERA: 1.61	1.0	S	3	0	0	0	0	1	0	0	0	0	0	7	12	0.00	1.000								

Batter	1	2	3	4	5	6	7	8	9	AB R H RBI BB SO LOB	TOP							
Brady Anderson, L (1, 7) OBP: 0.325, SLG: 0.395	F9		BB			HR	G3		K	4 1 1 1 1 1 0	Baltimore Orioles @ Milwaukee Brewers Milwaukee County Stadium, Milwaukee, WI Tue Jun 15 1993, 8:05 PM EDT Att: 23,954 - Unknown - 64 F							
Mark McLemore, S (1, 9) OBP: 0.356, SLG: 0.389	F7		G4-3			HR			K	5 1 2 1 0 1 1								
Cal Ripken Jr., R (1, 6) OBP: 0.308, SLG: 0.361	G3-1			G3-1		F7	G6-3			4 0 0 0 0 0 1								
Harold Baines, L (1, 10) OBP: 0.397, SLG: 0.448		G6-3		F8		BB			PB	4 1 2 0 0 0 0								
Mike Devereaux, R (1, 8) OBP: 0.303, SLG: 0.402		E6		L9		BB			K	3 1 0 0 1 1 1								
Chris Hoiles, R (1, 2) OBP: 0.370, SLG: 0.466		F7			F8	F7			PB	3 0 0 0 1 0 3								
Tim Lincecum, R (1, 5) OBP: 0.375, SLG: 0.410					F9				BB	3 0 1 1 1 0 2								
David Segui, S (1, 3) OBP: 0.377, SLG: 0.450			L5-3						L7	3 0 2 1 1 0 2								
Harold Reynolds, S (1, 4) OBP: 0.327, SLG: 0.286			L5-3		F8	G4-3			P3	4 0 0 0 0 0 5								
Inning Stats	R: 0 E: 0 K: 0 S: 5	H: 0 LOB: 0 BB: 0 P: 8	R: 1 E: 1 K: 0 S: 8	H: 1 LOB: 1 BB: 0 P: 13	R: 0 E: 0 K: 0 S: 5	H: 0 LOB: 0 BB: 0 P: 9	R: 0 E: 0 K: 0 S: 7	H: 1 LOB: 1 BB: 0 P: 13	R: 3 E: 0 K: 0 S: 24	H: 3 LOB: 3 BB: 3 P: 43	R: 0 E: 0 K: 1 S: 10	H: 1 LOB: 2 BB: 1 P: 19	R: 0 E: 0 K: 2 S: 8	H: 0 LOB: 0 BB: 0 P: 15	1B: 6 2B: 1 3B: 0 HR: 2	SF: 0 SAC: 0 DP: 1 HBP: 0	WP: 0 PB: 1 CS: 1	PA: 38
PITCHER	IP WLS BF H R ER SO BB IBB HBP BLK WP HR S P ERA WHIP											IP WLS BF H R ER SO BB IBB HBP BLK WP HR S P ERA WHIP						
Ricky Bones, R (1, 1) ERA: 4.92	5.1 L 23 6 4 3 0 2 0 0 0 0 0 2 42 74 5.06 1.500																	
Mike Ignasiak, R (6, 1) ERA:	0.1 3 0 0 0 0 2 0 0 0 0 0 0 9 18 0.00 6.000																	
Angel Miranda, L (6, 1) ERA: 4.5	0.2 3 1 0 0 0 0 0 0 0 0 0 0 7 13 0.00 1.500																	
Jim Austin, R (7, 1) ERA: 4.29	1.1 5 1 0 0 1 1 0 0 0 0 0 0 13 24 0.00 1.500																	
Jesse Orosco, L (8, 1) ERA: 4.09	1.1 4 0 0 0 2 0 0 0 0 0 0 0 10 17 0.00 0.000																	

Batter	1	2	3	4	5	6	7	8	9	AB R H RBI BB SO LOB	BOTTOM									
Juan Bell, R (1, 6) OBP: 0.355, SLG: 0.400	L8		S		F8			E		3 2 1 0 1 0 0	Baltimore Orioles @ Milwaukee Brewers Milwaukee County Stadium, Milwaukee, WI Tue Jun 15 1993, 8:05 PM EDT Att: 23,954 - Unknown - 64 F									
Robin Yount, R (1, 8) OBP: 0.360, SLG: 0.388	L8		BB		F7			K		3 0 0 0 1 1 1										
Greg Vaughn, R (1, 7) OBP: 0.392, SLG: 0.568	FC6-4		BB		K			E4		4 0 2 1 0 1 1										
Tom Brunansky, R (1, 9) OBP: 0.270, SLG: 0.288			BB					L8		4 0 1 1 0 1 3										
William Suero, R (8, PR) OBP: 0.273, SLG: 0.200	FC6-4		G6-3							0 0 0 0 0 0 0										
Troy O'Leary, L (9, 9)										0 0 0 0 0 0 0										
Kevin Reimer, L (1, 10) OBP: 0.305, SLG: 0.429		K		B1-3				L8		3 0 0 0 0 2 0										
Dickie Thon, R (8, PH) OBP: 0.336, SLG: 0.366										1 0 0 0 0 0 2										
John Jaha, R (1, 3) OBP: 0.319, SLG: 0.338	F9		G6-3		G6-3			K		4 0 0 0 0 1 2										
B.J. Surhoff, L (1, 5) OBP: 0.277, SLG: 0.279	G5-3						F9		P6	4 0 1 0 0 0 0										
Bill Spiers, L (1, 4) OBP: 0.306, SLG: 0.291			K		G6-3			G6-3		3 0 0 0 1 1 0										
Joe Krnak, R (1, 2) OBP: 0.294, SLG: 0.258			L7		G4-3			G4-3		4 0 0 0 0 0 2										
Inning Stats	R: 0 E: 0 K: 0 S: 8	H: 1 LOB: 1 BB: 0 P: 11	R: 0 E: 0 K: 1 S: 6	H: 0 LOB: 0 BB: 0 P: 8	R: 1 E: 0 K: 1 S: 16	H: 1 LOB: 2 BB: 1 P: 30	R: 0 E: 0 K: 0 S: 9	H: 1 LOB: 2 BB: 1 P: 16	R: 0 E: 0 K: 2 S: 9	H: 0 LOB: 0 BB: 0 P: 14	R: 0 E: 0 K: 0 S: 9	H: 0 LOB: 0 BB: 0 P: 15	R: 1 E: 1 K: 2 S: 11	H: 2 LOB: 2 BB: 0 P: 17	R: 0 E: 0 K: 0 S: 6	H: 0 LOB: 0 BB: 0 P: 9	1B: 5 2B: 0 3B: 0 HR: 0	SF: 0 SAC: 0 DP: 0 HBP: 0	WP: 0 PB: 0 CS: 0	PA: 36
PITCHER	IP WLS BF H R ER SO BB IBB HBP BLK WP HR S P ERA WHIP											IP WLS BF H R ER SO BB IBB HBP BLK WP HR S P ERA WHIP								
Jamie Moyer, L (1, 1) ERA: 3.41	7.0 W 28 4 2 1 5 3 0 0 0 0 0 0 65 107 1.29 1.000																			
Todd Frohwrith, R (8, 1) ERA: 2.52	0.1 3 1 0 0 1 0 0 0 0 0 0 0 5 8 0.00 3.000																			
Brad Pennington, L (8, 1) ERA: 2.2	1.2 S 5 0 0 0 1 0 0 0 0 0 0 0 11 16 0.00 0.000																			

Batter	1	2	3	4	5	6	7	8	9	AB	R	H	RBI	BB	SO	LOB	TOP										
Brady Anderson, L (1, 7) OBP: 0.327, SLG: 0.402	2-2 P6		0-3 K						2-1 P5	5	0	2	2	0	1	2	Baltimore Orioles @ Milwaukee Brewers Milwaukee County Stadium, Milwaukee, WI Wed Jun 16 1993, 4:33 AM EDT Att: 20,427 - Overcast - 65 F										
Mark McLemore, S (1, 9) OBP: 0.354, SLG: 0.383	0-0 F7		4-0 BB		1-3 2-H 3-H 2B		2-1 G3			3	0	0	0	1	0	3											
Cal Ripken Jr., R (1, 6) OBP: 0.304, SLG: 0.355	1-0 G4-3		0-0 G3		3-H 0-0 G5-4-3		0-3 K			4	0	0	0	0	1	6											
Harold Baines, L (1, 10)		1-3 K		3-2 E4		0-0 FC5	2-3 K			4	0	1	0	0	2	1											
Mike Devereaux, R (1, 8) OBP: 0.307, SLG: 0.401		0-0 G5-3		3-2 F8		4-0 BB	1-2 BB	1-2 G6-3		3	0	1	0	1	0	1											
Paul Carey, L (1, 3) OBP: 0.370, SLG: 0.333	1-1 G6-3		0-2 G4-3		1-6 L7		2-3 K			3	0	0	0	0	0	3											
Jack Voigt, R (8, PH) OBP: 0.289, SLG: 0.314			0-0 L5		4-1 BB	0-0 FC5	1-1 G6-3			3	1	0	0	1	0	3											
Harold Reynolds, S (1, 4) OBP: 0.335, SLG: 0.284			4-0 BB		4-1 BB	4-2 BB	1-0 G3			1	1	0	0	3	0	0											
Jeff Tackett, R (1, 2) OBP: 0.321, SLG: 0.255			0-0 BB		4-2 BB	1-1 F7	2-3 K			2	0	1	0	1	0	3											
David Segui, S (9, PH) OBP: 0.374, SLG: 0.447			1-2 1B		1-2 2-3 BB					1	0	0	0	0	1	0											
Inning Stats	R: 0 E: 0 K: 0 S: 6	H: 0 LOB: 0 BB: 0 P: 9	R: 0 E: 0 K: 1 S: 6	H: 0 LOB: 0 BB: 0 P: 8	R: 0 E: 0 K: 1 S: 6	H: 1 LOB: 3 BB: 2 P: 14	R: 0 E: 1 K: 0 S: 9	H: 0 LOB: 0 BB: 0 P: 15	R: 2 E: 0 K: 0 S: 9	H: 1 LOB: 1 BB: 3 P: 25	R: 0 E: 0 K: 0 S: 8	H: 1 LOB: 3 BB: 2 P: 18	R: 0 E: 0 K: 12 S: 12	H: 1 LOB: 0 BB: 0 P: 16	R: 0 E: 0 K: 10 S: 10	H: 1 LOB: 0 BB: 0 P: 14	R: 0 E: 0 K: 7 S: 7	H: 0 LOB: 0 BB: 0 P: 12	1B: 3 2B: 2 3B: 0 HR: 0	SF: 0 SAC: 0 DP: 3 HBP: 0	WP: 0 PB: 0 SB: 0 CS: 0	PA: 37					
PITCHER	IP	WLS	BF	H	R	ER	SO	BB	IBB	HBP	BLK	WP	HR	S	P	ERA	WHIP										
Jaime Navarro, R (1, 1) ERA: 4.35	5.0	W	23	3	2	2	2	6	0	0	0	0	0	37	76	3.60	1.800										
Mike Ignasiak, R (6, 1) ERA:	1.0		4	0	0	0	0	1	0	0	0	0	0	7	13	0.00	1.000										
Jesse Orosco, L (7, 1) ERA: 3.66	2.0		7	2	0	0	3	0	0	0	0	0	0	22	30	0.00	1.000										
Doug Henry, R (9, 1) ERA: 4.66	1.0		3	0	0	0	1	0	0	0	0	0	0	7	12	0.00	0.000										

Batter	1	2	3	4	5	6	7	8	9	AB	R	H	RBI	BB	SO	LOB	BOTTOM										
Juan Bell, R (1, 6) OBP: 0.351, SLG: 0.394	3-3 K	1-0 G3-6-3			0-1 G3		3-1 P3			4	0	1	0	0	1	2	Baltimore Orioles @ Milwaukee Brewers Milwaukee County Stadium, Milwaukee, WI Wed Jun 16 1993, 4:33 AM EDT Att: 20,427 - Overcast - 65 F										
Bill Spillers, L (1, 4) OBP: 0.305, SLG: 0.290	0-1 F9	1-1 G3-6-3			2-2 P4		1-1 2B	1-2 3-H 1B		4	1	1	1	0	0	1											
Darryl Hamilton, L (1, 9) OBP: 0.362, SLG: 0.367	2-0 2B		1-0 G6-4-3		2-3 K		1-2 2B	1-2 2B		4	2	3	2	0	1	0											
Greg Vaughn, R (1, 7) OBP: 0.398, SLG: 0.580	2-0 PB	1-3 SAFE	1-3 SAFE		2-0 1B		1-2 2B	2-H 2B		4	1	3	2	0	1	1											
Kevin Reimer, L (1, 10) OBP: 0.304, SLG: 0.423	4-0 1B		1-0 G6-4-3		3-0 F8		2-1 G6-3			3	1	0	0	1	0	3											
Robin Yount, R (1, 8) OBP: 0.357, SLG: 0.383	3-2 1B			1-0 G6-3		2-1 F9		1-0 G6-3		4	0	1	1	0	0	1											
B.J. Surhoff, L (1, 5) OBP: 0.276, SLG: 0.279	1-3 2-H			2-2 K			0-0 F7	1-1 P4		4	0	1	1	0	1	0											
John Jaha, R (1, 3) OBP: 0.322, SLG: 0.338	1-0 K			1-1 G5-3			1-1 1B	4-2 BB		3	1	1	0	1	1	2											
Tom Lampkin, L (1, 2) OBP: 0.271, SLG: 0.216		0-3 K			1-0 G4-3		2-1 1B	0-0 G3		4	1	1	0	0	1	1											
Inning Stats	R: 3 E: 0 K: 2 S: 17	H: 4 LOB: 2 BB: 1 P: 33	R: 0 E: 0 K: 1 S: 6	H: 1 LOB: 0 BB: 0 P: 8	R: 0 E: 0 K: 1 S: 5	H: 1 LOB: 0 BB: 0 P: 8	R: 0 E: 0 K: 1 S: 7	H: 0 LOB: 0 BB: 0 P: 11	R: 0 E: 0 K: 0 S: 6	H: 0 LOB: 0 BB: 0 P: 9	R: 0 E: 0 K: 1 S: 7	H: 1 LOB: 1 BB: 0 P: 16	R: 4 E: 0 K: 0 S: 17	H: 5 LOB: 1 BB: 0 P: 28	R: 0 E: 0 K: 0 S: 6	H: 0 LOB: 1 BB: 1 P: 12		R: 0 E: 0 K: 0 S: 6	H: 0 LOB: 1 BB: 1 P: 12	1B: 8 2B: 4 3B: 0 HR: 0	SF: 0 SAC: 0 DP: 2 HBP: 0	WP: 0 PB: 1 SB: 0 CS: 0	PA: 36				
PITCHER	IP	WLS	BF	H	R	ER	SO	BB	IBB	HBP	BLK	WP	HR	S	P	ERA	WHIP										
35 Mike Mussina, R (1, 1) ERA: 3.46	6.2	L	30	11	7	7	6	1	0	0	0	0	0	60	105	9.45	1.800										
Mark Williamson, R (7, 1) ERA: 2.93	0.1		2	1	0	0	0	0	0	0	0	0	0	5	8	0.00	3.000										
Alan Mills, R (8, 1) ERA: 3.59	1.0		4	0	0	0	0	1	0	0	0	0	0	6	12	0.00	1.000										

AB	30
R	2
H	5
RBI	2
BB	7
SO	6
LOB	23




AB	34
R	7
H	12
RBI	7
BB	2
SO	6
LOB	11




Batter	1	2	3	4	5	6	7	8	9	AB	R	H	RBI	BB	SO	LOB	TOP										
Brady Anderson, L (1, 7) OBP: 0.329, SLG: 0.402	3-1 F8		0-2 1B		3-2 WP HBP		2-3 K		0-1 SH1-3	3	0	1	0	0	1	1	Baltimore Orioles @ Cleveland Indians Cleveland Municipal Stadium, Cleveland, OH Fri Jun 18 1993, 7:05 PM EDT Att: 35,594 - Unknown										
Mark McLemore, S (1, 9) OBP: 0.355, SLG: 0.378	1-0 P6		1-0 F7		4-2 BB		4-0 HR IBB		1-3 K	3	1	0	0	2	1	2											
Cal Ripken Jr., R (1, 6) OBP: 0.305, SLG: 0.365	3-3 K			3-1 F7	1-0 P6		1-2 HR		4-1 BB	4	1	1	3	1	1	2											
Harold Baines, L (1, 10) OBP: 0.381, SLG: 0.425		2-2 K		0-1 F9		0-2 L7	3-1 G4-3		0-1 P5	5	0	0	0	0	1	2											
Mike Devereaux, R (1, 8) OBP: 0.321, SLG: 0.413		2-0 2B		4-2 BB		4-2 FC6-4 BB		2-2 FC5-4 1B		2	0	2	0	2	0	0											
Chris Hoiles, R (1, 2) OBP: 0.383, SLG: 0.456	2-2 P7		1 SAFE 2-3 K		1-0 F7		2-3 K			4	0	0	0	0	2	4											
Leo Gomez, R (1, 5) OBP: 0.322, SLG: 0.388	0-1 F9				0-0 P2	0-0 FC6-4		0-0 F8		4	0	0	0	0	0	3											
David Segui, S (1, 3) OBP: 0.384, SLG: 0.456			1-2 G4-6-3 1B		0-0 G1-3 WP 1B		0-0 SH3-4 HR 1B	2-2 FC5-4		4	2	3	0	0	0	1											
Harold Reynolds, S (1, 4) OBP: 0.335, SLG: 0.285			1-1 G4-6-3		2-0 G1-3		1 SAFE 3-1 SH3-4	2-2 SH1-3 1B		3	0	1	0	0	0	2											
Inning Stats	R: 0 E: 0 K: 1 S: 6	H: 0 LOB: 0 BB: 0 P: 13	R: 0 E: 0 K: 1 S: 9	H: 1 LOB: 1 BB: 0 P: 15	R: 0 E: 0 K: 0 S: 10	H: 2 LOB: 1 BB: 0 P: 12	R: 0 E: 0 K: 1 S: 10	H: 0 LOB: 1 BB: 1 P: 19	R: 1 E: 0 K: 0 S: 9	H: 1 LOB: 2 BB: 1 P: 19	R: 0 E: 0 K: 0 S: 7	H: 0 LOB: 1 BB: 1 P: 12	R: 3 E: 0 K: 1 S: 11	H: 2 LOB: 0 BB: 1 P: 24	R: 0 E: 0 K: 1 S: 10	H: 1 LOB: 1 BB: 0 P: 16	R: 0 E: 0 K: 1 S: 11	H: 1 LOB: 2 BB: 1 P: 18	1B: 6 2B: 1 3B: 0 HR: 1	SF: 0 SAC: 2 DP: 1 HBP: 1	WP: 2 PB: 0 SB: 0 CS: 0	PA: 40					
PITCHER	IP	WLS	BF	H	R	ER	SO	BB	IBB	HBP	BLK	WP	HR	S	P	ERA	WHIP										
Jose Mesa, R (1, 1) ERA: 4.12	7.0	L	31	6	4	4	4	3	1	1	0	1	1	62	114	5.14	1.286										
Heathcliff Slocumb, R (8, 1) ERA: 3.42	1.0		4	1	0	0	1	0	0	0	0	0	0	10	16	0.00	1.000										
Derek Liliquist, L (9, 1) ERA: 1.5	1.0		5	1	0	0	1	1	0	0	0	0	0	11	18	0.00	2.000										

Batter	1	2	3	4	5	6	7	8	9	AB	R	H	RBI	BB	SO	LOB	BOTTOM										
Kenny Lofton, L (1, 8) OBP: 0.412, SLG: 0.413	0-3 K2-3		4-0 G1-3 BB		2-2 1B 2B		2-3 K		2-1 G6-3	4	0	1	0	1	2	2	Baltimore Orioles @ Cleveland Indians Cleveland Municipal Stadium, Cleveland, OH Fri Jun 18 1993, 7:05 PM EDT Att: 35,594 - Unknown										
Wayne Kirby, L (1, 9) OBP: 0.355, SLG: 0.402	2-1 1B		2-2 G1-3		3-1 1B		4-2 BB		0-1 G1-3	4	0	2	1	1	0	3											
Carlos Baerga, S (1, 4) OBP: 0.326, SLG: 0.531	1 SAFE 1-1 F8		4-1 IBB		2-3 3H G3		1-2 K			3	0	0	0	1	1	4											
Albert Belle, R (1, 7) OBP: 0.367, SLG: 0.581	1 SAFE 1-1 P8		0-0 F9		2-2 G4-3 FC1-5 2B		2-2 G4-3			4	0	1	0	0	0	6											
Paul Sorrento, L (1, 3) OBP: 0.339, SLG: 0.497		1-3 K		2-2 F8		2-1 G4-3		0-3 K		3	0	0	0	0	1	1											
Carlos Martinez, R (8, PH) OBP: 0.299, SLG: 0.361										1	0	0	0	0	1	0											
Reggie Jefferson, S (1, 10) OBP: 0.321, SLG: 0.401		0-0 G3-1		1-0 F7		4-2 FC1-5 BB		2-2 G4-6-3 1B		3	0	1	0	1	0	0											
Jeff Treadway, L (1, 5) OBP: 0.364, SLG: 0.376		2-1 F8		2-1 F8		2-0 FC1-5		2-1 G4-6-3		3	0	0	0	0	0	2											
Alvaro Espinoza, R (8, PH) OBP: 0.316, SLG: 0.480						1-2 3H 1B		1-2 1B		1	0	0	0	0	0	1											
Felix Fermin, R (1, 6) OBP: 0.317, SLG: 0.302			1-0 G1-3 BB 1B		3-2 G6-3		0-0 G4-3		4-1 DI BB	3	0	1	0	0	0	2											
Thomas Howard, S (9, PH) OBP: 0.271, SLG: 0.314										0	0	0	0	1	0	0											
Jesse Levis, L (1, 2) OBP: 0.152, SLG: 0.161			1-0 P7		2-2 2B 1B 1B		2-1 BB		2-1 F7	4	1	2	0	0	0	2											
Inning Stats	R: 0 E: 0 K: 1 S: 9	H: 1 LOB: 0 BB: 0 P: 13	R: 0 E: 0 K: 1 S: 6	H: 0 LOB: 0 BB: 0 P: 9	R: 0 E: 0 K: 0 S: 7	H: 1 LOB: 3 BB: 2 P: 19	R: 0 E: 0 K: 0 S: 6	H: 0 LOB: 0 BB: 0 P: 11	R: 1 E: 0 K: 0 S: 17	H: 3 LOB: 1 BB: 0 P: 28	R: 0 E: 0 K: 0 S: 9	H: 1 LOB: 2 BB: 1 P: 19	R: 0 E: 0 K: 2 S: 18	H: 1 LOB: 2 BB: 1 P: 29	R: 0 E: 0 K: 1 S: 8	H: 1 LOB: 0 BB: 0 P: 12	R: 0 E: 0 K: 0 S: 7	H: 0 LOB: 1 BB: 1 P: 15	1B: 6 2B: 2 3B: 0 HR: 0	SF: 0 SAC: 0 DP: 1 HBP: 0	WP: 0 PB: 0 SB: 0 CS: 0	PA: 38					
PITCHER	IP	WLS	BF	H	R	ER	SO	BB	IBB	HBP	BLK	WP	HR	S	P	ERA	WHIP										
Ben McDonald, R (1, 1) ERA: 3.67	6.1	W	29	1	1	1	3	3	0	0	0	0	0	66	119	1.42	1.579										
Jim Poole, L (7, 1) ERA: 1.74	0.1		1	0	0	0	1	0	0	0	0	0	0	3	4	0.00	0.000										
Todd Frohwirth, R (7, 1) ERA: 2.5	0.1		1	0	0	0	0	0	0	0	0	0	0	3	5	0.00	0.000										
Brad Pennington, L (8, 1) ERA: 2.08	1.0	S	3	1	0	0	1	0	0	0	0	0	0	8	12	0.00	1.000										
Gregg Olson, R (9, 1) ERA: 1.55	1.0	S	4	0	0	0	0	1	0	0	0	0	0	7	15	0.00	1.000										



Batter	1	2	3	4	5	6	7	8	9	AB	R	H	RBI	BB	SO	LOB	TOP								
Brady Anderson, L (1, 7) OBP: 0.331, SLG: 0.407	2-2 P6		3-1 F8			1-2 CS 1B		3-2 2B		4	0	2	0	0	0	1	Baltimore Orioles @ Cleveland Indians Cleveland Municipal Stadium, Cleveland, OH Sat Jun 19 1993, 3:33 AM EDT Att: 38,619 - Sunny								
Mark McLemore, S (1, 9) OBP: 0.358, SLG: 0.380	1-0 L9			3-2 G6-4-3 1B		0-1 1B		1-0 G2-3		4	0	2	0	0	0	1									
Cal Ripken Jr., R (1, 6) OBP: 0.305, SLG: 0.363	1-0 G6-3			2-2 G6-4-3 1-2		1-0 1B			2-1 L9	4	0	1	0	0	0	1									
Mike Devereaux, R (1, 8) OBP: 0.315, SLG: 0.404		2-2 G4-3		3-3 K		0-1 F9			0-3 K	4	0	0	0	0	2	2									
Paul Carey, L (1, 10) OBP: 0.355, SLG: 0.296		1-3 K			1-1 L9		4-1 G6-4-3 BB		0-2 G4-3	3	0	0	0	1	1	0									
Tim Lincecum, R (1, 5) OBP: 0.356, SLG: 0.391		2-2 G6-3			1-1 F8		1-2 G6-4-3 1-2			3	0	0	0	0	0	1									
David Segui, S (1, 3) OBP: 0.389, SLG: 0.460			1-0 CS 1B		1-1 1B		0-0 F7			3	0	2	0	0	0	0									
Harold Reynolds, S (1, 4) OBP: 0.335, SLG: 0.286			1-1 1B		2-2 L8			3-1 P6		3	0	1	0	0	0	1									
Jeff Tackett, R (1, 2) OBP: 0.305, SLG: 0.240			1-3 K			2-3 K		1-3 K		3	0	0	0	0	3	2									
Inning Stats	R: 0 E: 0 K: 0 S: 6	H: 0 LOB: 0 BB: 0 P: 10	R: 0 E: 0 K: 1 S: 9	H: 0 LOB: 0 BB: 0 P: 14	R: 0 E: 0 K: 1 S: 9	H: 2 LOB: 1 BB: 0 P: 14	R: 0 E: 0 K: 1 S: 10	H: 1 LOB: 0 BB: 0 P: 18	R: 0 E: 0 K: 0 S: 9	H: 1 LOB: 1 BB: 0 P: 14	R: 0 E: 0 K: 0 S: 11	H: 3 LOB: 2 BB: 0 P: 15	R: 0 E: 0 K: 0 S: 5	H: 0 LOB: 0 BB: 1 P: 10	R: 0 E: 0 K: 1 S: 12	H: 1 LOB: 1 BB: 0 P: 20	R: 0 E: 0 K: 1 S: 8	H: 0 LOB: 0 BB: 0 P: 10	1B: 7 2B: 2 3B: 0 HR: 0	SF: 0 SAC: 0 DP: 3 HBP: 0	WP: 0 PB: 0 SB: 0 CS: 2	PA: 32			
PITCHER	IP	WLS	BF	H	R	ER	SO	BB	IBB	HBP	BLK	WP	HR	S	P	ERA	WHIP								
Mark Clark, R (1, 1) ERA: 3.59	6.0	W	22	7	0	0	4	0	0	0	0	0	0	54	85	0.00	1.167								
Jeremy Hernandez, R (7, 1) ERA: 3.53	2.0		7	1	0	0	1	1	0	0	0	0	0	17	30	0.00	1.000								
Eric Plunk, R (9, 1) ERA: 3.1	1.0	S	3	0	0	0	1	0	0	0	0	0	0	8	10	0.00	0.000								

Batter	1	2	3	4	5	6	7	8	9	AB	R	H	RBI	BB	SO	LOB	BOTTOM								
Kenny Lofton, L (1, 8) OBP: 0.417, SLG: 0.417	3-2 L7		4-1 2B 1B BB			2-2 2B		4-2 CS BB		2	1	1	0	2	0	0	Baltimore Orioles @ Cleveland Indians Cleveland Municipal Stadium, Cleveland, OH Sat Jun 19 1993, 3:33 AM EDT Att: 38,619 - Sunny								
Wayne Kirby, L (1, 9) OBP: 0.355, SLG: 0.412	0-0 B1-3		1-2 SAFE SAFE SAFE SAFE 1B SAFE SAFE SAFE SAFE 1B		0-1 L5		0-1 CS	1-1 WP 1B SF7		4	2	2	0	0	0	1									
Carlos Baerga, S (1, 4) OBP: 0.332, SLG: 0.534	3-2 1B		0-0 2B			1-1 G6-3		0-2 E WP 1B		4	0	3	2	0	0	0									
Albert Belle, R (1, 10) OBP: 0.369, SLG: 0.577	0-0 1B		2-H 3-H 0-0 G4-6-3 1-2			1-1 BB HBP		3-3 K		3	0	1	0	0	1	3									
Carlos Martinez, R (1, 3) OBP: 0.300, SLG: 0.357	1-1 F8			0-0 F8		4-2 BB		4-0 E IBB		2	0	0	0	1	0	2									
Paul Sorrento, L (7, 3) OBP: 0.342, SLG: 0.497						1-2 BB		1-2 2-3 3-H		0	0	0	0	1	0	0									
Glenallen Hill, R (1, 7) OBP: 0.270, SLG: 0.429		1-2 G6-3		3-2 G5-3		0-0 F9		2-2 SF7		3	0	0	0	0	0	2									
Thomas Howard, S (7, 7) OBP: 0.269, SLG: 0.314								1-2 2-3 3-H		0	0	0	1	0	0	0									
Alvaro Espinoza, R (1, 5) OBP: 0.300, SLG: 0.456		0-0 G5-3		2-2 F8		1-1 F8		2-3 K		4	0	0	0	0	1	4									
Felix Fermin, R (1, 6) OBP: 0.312, SLG: 0.298		3-2 G5-3			2-2 P6		1-1 G3-1			3	0	0	0	0	0	0									
Junior Ortiz, R (1, 2) OBP: 0.218, SLG: 0.271			2-0 G6-3		1-1 G6-3		3-1 F9			3	0	0	0	0	0	0									
Inning Stats	R: 0 E: 0 K: 0 S: 14	H: 2 LOB: 2 BB: 0 P: 21	R: 0 E: 0 K: 0 S: 9	H: 0 LOB: 0 BB: 0 P: 13	R: 2 E: 0 K: 0 S: 7	H: 2 LOB: 0 BB: 1 P: 14	R: 0 E: 0 K: 0 S: 9	H: 0 LOB: 0 BB: 0 P: 14	R: 0 E: 0 K: 0 S: 11	H: 1 LOB: 1 BB: 0 P: 15	R: 0 E: 0 K: 0 S: 8	H: 0 LOB: 2 BB: 1 P: 18	R: 0 E: 0 K: 0 S: 5	H: 0 LOB: 0 BB: 1 P: 16	R: 1 E: 1 K: 2 S: 17	H: 2 LOB: 2 BB: 1 P: 29	R: 0 E: 0 K: 2 S: 8	H: 0 LOB: 0 BB: 0 P: 10	1B: 5 2B: 2 3B: 0 HR: 0	SF: 1 SAC: 0 DP: 1 HBP: 1	WP: 1 PB: 0 SB: 0 CS: 1	PA: 35			
PITCHER	IP	WLS	BF	H	R	ER	SO	BB	IBB	HBP	BLK	WP	HR	S	P	ERA	WHIP								
Fernando Valenzuela, L (1, 1) ERA: 4.28	7.0	L	29	6	3	3	0	3	0	1	0	0	0	70	114	3.86	1.286								
Alan Mills, R (8, 1) ERA: 3.5	1.0		5	1	0	0	2	0	1	0	0	1	0	15	26	0.00	1.000								

Batter	1	2	3	4	5	6	7	8	9	AB	R	H	RBI	BB	SO	LOB	TOP										
Tony Phillips, S OBP: 0.442, SLG: 0.418 (1, 7)										5	1	1	1	0	0	2	Detroit Tigers @ Baltimore Orioles Oriole Park at Camden Yards, Baltimore, MD Tue Jun 22 1993, 7:05 PM EDT Att: 46,465 - Unknown - 91 F										
Lou Whitaker, L OBP: 0.424, SLG: 0.534 (1, 4)										2	2	1	1	3	1	0											
Travis Fryman, R OBP: 0.349, SLG: 0.464 (1, 6)										5	2	3	4	0	0	1											
Cecil Fielder, R OBP: 0.392, SLG: 0.527 (1, 3)										4	0	0	0	1	0	2											
Kirk Gibson, L OBP: 0.362, SLG: 0.458 (1, 10)										4	0	0	0	1	1	3											
Mickey Tettleton, S OBP: 0.356, SLG: 0.545 (1, 2)										5	1	3	3	0	1	0											
Alan Trammell, R OBP: 0.390, SLG: 0.460 (1, 5)										5	1	1	0	0	1	3											
Rob Deer, R OBP: 0.312, SLG: 0.417 (1, 9)										3	1	1	0	1	1	1											
Mitt Cuyler, S OBP: 0.275, SLG: 0.340 (1, 8)										4	1	0	0	0	2	4											
Inning Stats	R: 3 E: 0 K: 2 S: 15	H: 2 LOB: 0 BB: 1 P: 27	R: 2 E: 0 K: 1 S: 11	H: 3 LOB: 1 BB: 0 P: 22	R: 1 E: 0 K: 0 S: 8	H: 1 LOB: 0 BB: 0 P: 15	R: 1 E: 1 K: 0 S: 12	H: 1 LOB: 3 BB: 3 P: 29	R: 0 E: 0 K: 0 S: 15	H: 0 LOB: 0 BB: 0 P: 21	R: 0 E: 0 K: 2 S: 10	H: 0 LOB: 0 BB: 0 P: 16	R: 0 E: 0 K: 1 S: 6	H: 0 LOB: 0 BB: 0 P: 10	R: 0 E: 0 K: 1 S: 11	H: 1 LOB: 1 BB: 0 P: 19	R: 2 E: 0 K: 1 S: 15	H: 2 LOB: 2 BB: 2 P: 28	1B: 6 2B: 2 3B: 0 HR: 2	SF: 0 SAC: 0 DP: 0 HBP: 0	WP: 1 PB: 0 SB: 0 CS: 0	PA: 43					
PITCHER	IP	WLS	BF	H	R	ER	SO	BB	IBB	HBP	BLK	WP	HR	S	P	ERA	WHIP										
35 Mike Mussina, R ERA: 3.83 (1, 1)	1.2		11	5	5	5	3	1	0	0	0	1	1	25	46	27.00	3.600										
Alan Mills, R ERA: 3.64 (2, 1)	3.1	W	15	2	2	2	0	3	0	0	0	0	1	36	68	5.40	1.500										
Jim Poole, L ERA: 1.61 (6, 1)	1.0		3	0	0	0	2	0	0	0	0	0	0	10	16	0.00	0.000										
Todd Frohwrth, R ERA: 2.74 (7, 1)	2.2		12	2	2	2	1	2	0	0	0	0	0	26	48	6.75	1.500										
Gregg Olson, R ERA: 1.48 (9, 1)	0.1	S	2	1	0	0	1	0	0	0	0	0	0	6	9	0.00	3.000										


Batter	1	2	3	4	5	6	7	8	9	AB	R	H	RBI	BB	SO	LOB	BOTTOM										
Brady Anderson, L OBP: 0.333, SLG: 0.406 (1, 7)										4	1	2	0	1	0	0	Detroit Tigers @ Baltimore Orioles Oriole Park at Camden Yards, Baltimore, MD Tue Jun 22 1993, 7:05 PM EDT Att: 46,465 - Unknown - 91 F										
Mark McLemore, S OBP: 0.352, SLG: 0.374 (1, 9)										5	1	1	2	0	1	3											
Cal Ripken Jr., R OBP: 0.311, SLG: 0.367 (1, 6)										4	1	1	1	1	0	1											
Harold Baines, L OBP: 0.375, SLG: 0.417 (1, 10)										5	1	1	1	0	0	3											
Mike Devereaux, R OBP: 0.304, SLG: 0.394 (1, 8)										5	2	1	0	0	1	4											
Chris Hoiles, R OBP: 0.382, SLG: 0.521 (1, 2)										4	3	3	6	1	1	0											
David Segui, S OBP: 0.390, SLG: 0.466 (1, 3)										4	0	2	1	1	0	1											
Leo Gomez, R OBP: 0.328, SLG: 0.404 (1, 5)										4	1	1	1	0	1	3											
Harold Reynolds, S OBP: 0.344, SLG: 0.300 (1, 4)										3	2	1	0	1	0	1											
Inning Stats	R: 0 E: 0 K: 0 S: 10	H: 1 LOB: 1 BB: 0 P: 18	R: 1 E: 0 K: 1 S: 13	H: 1 LOB: 1 BB: 1 P: 25	R: 0 E: 0 K: 0 S: 11	H: 0 LOB: 0 BB: 0 P: 15	R: 1 E: 0 K: 0 S: 9	H: 2 LOB: 1 BB: 0 P: 11	R: 1 E: 0 K: 2 S: 10	H: 2 LOB: 2 BB: 1 P: 19	R: 3 E: 1 K: 1 S: 25	H: 5 LOB: 1 BB: 3 P: 48	R: 0 E: 0 K: 0 S: 4	H: 0 LOB: 0 BB: 0 P: 6	R: 1 E: 0 K: 0 S: 5	H: 2 LOB: 1 BB: 0 P: 9	R: 1 E: 0 K: 0 S: 5	H: 2 LOB: 1 BB: 0 P: 9	1B: 5 2B: 5 3B: 0 HR: 3	SF: 0 SAC: 0 DP: 0 HBP: 0	WP: 1 PB: 0 SB: 0 CS: 0	PA: 43					
PITCHER	IP	WLS	BF	H	R	ER	SO	BB	IBB	HBP	BLK	WP	HR	S	P	ERA	WHIP										
Bill Gulickson, R ERA: 4.82 (1, 1)	5.2		27	7	5	5	4	3	0	0	0	1	0	6	16	∞	∞										
Bill Krueger, L ERA: 3.54 (6, 1)	0.0	L	4	3	2	2	0	0	1	0	0	0	1	11	18	0.00	6.000										
Kurt Knudsen, R ERA: 3.18 (6, 1)	0.1		4	1	4	0	0	1	0	0	0	0	1	11	18	0.00	6.000										
Buddy Groom, L ERA: 4.38 (7, 1)	2.0		8	2	1	1	0	0	0	0	0	0	0	9	15	4.50	1.000										

AB	37
R	9
H	10
RBI	9
BB	6
SO	7
LOB	16



Batter	1	2	3	4	5	6	7	8	9	AB	R	H	RBI	BB	SO	LOB	TOP					
Tony Phillips, S OBP: 0.438, SLG: 0.412 (1, 7)	4-1 2B G3 BB		1-2 G4-3		1-0 F8		2-0 F7		1-2 G4-3	4	1	0	0	1	0	4	Detroit Tigers @ Baltimore Orioles Oriole Park at Camden Yards, Baltimore, MD Wed Jun 23 1993, 7:05 PM EDT Att: 46,288 - Unknown - 85 F livebaseballscores.com					
Lou Whitaker, L OBP: 0.426, SLG: 0.531 (1, 4)	1-0 F8		4-0 BB BB		2-2 1B		1-0 G4-3			3	0	1	0	1	0	3						
Travis Fryman, R OBP: 0.351, SLG: 0.466 (1, 6)	2-2 G3 2B		4-2 BB		2-3 K			2-0 F9		3	0	1	0	1	1	2						
Cecil Fielder, R OBP: 0.387, SLG: 0.518 (1, 3)	1-1 G3		3-2 L4			2-2 G5-3		1-2 G6-3		4	0	0	1	0	0	3						
Kirk Gibson, L OBP: 0.355, SLG: 0.449 (1, 10)	1-0 G4-3			1-3 K		1-3 K		1-1 F8		4	0	0	0	0	2	1						
Mickey Tettleton, S OBP: 0.354, SLG: 0.539 (1, 2)		1-0 L8		2-1 G6-4-3 1B		0-1 G6-3		2-3 K		4	0	1	0	0	1	0						
Rob Deer, R OBP: 0.306, SLG: 0.408 (1, 9)		1-1 P4		0-1 G6-4-3 1B			1-2 P5		1-0 G5-3	4	0	0	0	0	0	1						
Scott Livingstone, L OBP: 0.330, SLG: 0.333 (1, 5)		0-1 F8			0-1 1B 1B		0-1 1B 1B		1-0 1B 2B	4	1	3	0	0	0	0						
Dan Gladden, R OBP: 0.325, SLG: 0.506 (1, 8)			3-1 L8		3-1 F9		0-0 1B		0-0 1B	4	0	2	1	0	0	1						
Inning Stats	R: 1 E: 0 K: 0 S: 9	H: 1 LOB: 1 BB: 1 P: 18	R: 0 E: 0 K: 0 S: 5	H: 0 LOB: 0 BB: 0 P: 7	R: 0 E: 0 K: 0 S: 13	H: 0 LOB: 2 BB: 2 P: 28	R: 0 E: 0 K: 1 S: 7	H: 1 LOB: 0 BB: 0 P: 10	R: 0 E: 0 K: 1 S: 11	H: 2 LOB: 2 BB: 0 P: 19	R: 0 E: 0 K: 0 S: 9	H: 0 LOB: 0 BB: 0 P: 12	R: 0 E: 0 K: 0 S: 8	H: 2 LOB: 2 BB: 0 P: 12	R: 0 E: 0 K: 0 S: 6	H: 0 LOB: 0 BB: 0 P: 10	R: 1 E: 0 K: 1 S: 9	H: 2 LOB: 1 BB: 0 P: 14	1B: 6 2B: 2 3B: 0 HR: 0	SF: 0 SAC: 0 DP: 1 HBP: 0	WP: 0 PB: 0 SB: 0 CS: 0	PA: 37
PITCHER Rick Sutcliffe, R ERA: 4.45 (1, 1)	IP: 9.0 WLS: W BF: 37 H: 8 R: 2 ER: 2 SO: 4 BB: 3 IBB: 0 HBP: 0 BLK: 0 WP: 0 HR: 0 S: 77 P: 130 ERA: 2.00 WHIP: 1.222															PITCHER						

Batter	1	2	3	4	5	6	7	8	9	AB	R	H	RBI	BB	SO	LOB	BOTTOM					
Harold Reynolds, S OBP: 0.343, SLG: 0.296 (1, 4)	0-1 G4-3		4-1 1B E BB		1-2 G4-3		2-2 F7			3	1	0	0	1	0	1	Detroit Tigers @ Baltimore Orioles Oriole Park at Camden Yards, Baltimore, MD Wed Jun 23 1993, 7:05 PM EDT Att: 46,288 - Unknown - 85 F livebaseballscores.com					
Mark McLemore, S OBP: 0.358, SLG: 0.378 (1, 9)	0-0 S 1B		1-2 E G6-4-3 1B		2-3 K			4-1 HR BB		3	2	2	0	1	1	0						
Cal Ripken Jr., R OBP: 0.310, SLG: 0.376 (1, 6)	1-1 G1-3		0-1 E1 G6-4-3		3-2 F7			0-1 HR BB		4	1	1	2	0	0	2						
Harold Baines, L OBP: 0.366, SLG: 0.406 (1, 10)	3-2 G4-3		1-1 G6-4-3			2-0 F9		1-2 G3-1		4	0	0	0	0	0	2						
Mike Devereaux, R OBP: 0.303, SLG: 0.396 (1, 8)		0-0 G5-3 2B	3-1 G6-3			2-1 F7		1-3 K		4	0	1	0	0	1	0						
Chris Hoiles, R OBP: 0.384, SLG: 0.536 (1, 2)		2-1 G5-3		1-0 HR		3-2 P4		1-0 BB 1B		4	1	2	1	0	0	1						
David Segui, S OBP: 0.392, SLG: 0.464 (1, 3)		2-2 G4-3		0-0 G4-3			0-0 1B	4-1 BB		3	0	1	0	1	0	1						
Leo Gomez, R OBP: 0.322, SLG: 0.396 (1, 5)		1-0 G6-3		1-0 F7			2-3 K	0-3 K		4	0	0	0	0	2	4						
Jack Voigt, R OBP: 0.293, SLG: 0.297 (1, 7)			4-1 1B BB E BB		2-1 F8		1-0 F7			2	1	0	0	1	0	1						
Inning Stats	R: 0 E: 0 K: 0 S: 8	H: 1 LOB: 0 BB: 0 P: 12	R: 0 E: 0 K: 0 S: 8	H: 1 LOB: 0 BB: 0 P: 13	R: 3 E: 1 K: 0 S: 12	H: 1 LOB: 0 BB: 2 P: 25	R: 1 E: 0 K: 0 S: 5	H: 1 LOB: 0 BB: 0 P: 9	R: 0 E: 0 K: 0 S: 10	H: 0 LOB: 0 BB: 0 P: 16	R: 0 E: 0 K: 0 S: 7	H: 0 LOB: 0 BB: 0 P: 14	R: 0 E: 0 K: 1 S: 10	H: 1 LOB: 1 BB: 0 P: 15	R: 2 E: 0 K: 2 S: 14	H: 2 LOB: 2 BB: 2 P: 25	R: 0 E: 0 K: 0 S: 8	H: 0 LOB: 0 BB: 0 P: 14	1B: 4 2B: 1 3B: 0 HR: 2	SF: 0 SAC: 0 DP: 1 HBP: 0	WP: 0 PB: 0 SB: 1 CS: 0	PA: 35
PITCHER Mike Moore, R ERA: 5.76 (1, 1)	IP: 7.2 WLS: L BF: 33 H: 7 R: 6 ER: 3 SO: 3 BB: 3 IBB: 0 HBP: 0 BLK: 0 WP: 0 HR: 2 S: 70 P: 121 ERA: 3.52 WHIP: 1.304															PITCHER						
Mike Henneman, R ERA: 1.89 (8, 1)	0.1 2 0 0 0 0 1 1 0 0 0 0 0 0 4 8 0.00 3.000															PITCHER						




Batter	1	2	3	4	5	6	7	8	9	AB	R	H	RBI	BB	SO	LOB	TOP										
Tony Phillips, S OBP: 0.435, SLG: 0.408 (1, 7)	G4-3		G4-3			G1		K		5	0	1	0	0	1	2	Detroit Tigers @ Baltimore Orioles Oriole Park at Camden Yards, Baltimore, MD Thu Jun 24 1993, 7:05 PM EDT Att: 46,388 - Unknown - 83 F										
Lou Whitaker, L OBP: 0.425, SLG: 0.525 (1, 4)	K		G3					G3		4	1	1	0	1	1	0											
Travis Fryman, R OBP: 0.352, SLG: 0.463 (1, 6)	G5-3									4	0	1	0	1	2	2											
Cecil Fielder, R OBP: 0.393, SLG: 0.534 (1, 3)										4	1	3	2	1	0	1											
Kirk Gibson, L OBP: 0.351, SLG: 0.442 (1, 10)										3	0	0	0	0	1	4											
Dan Gladden, R OBP: 0.318, SLG: 0.494 (7, PH)										2	0	0	0	0	1	3											
Mickey Tettleton, S OBP: 0.359, SLG: 0.541 (1, 9)										3	0	1	0	2	1	1											
Chad Kreuter, S OBP: 0.396, SLG: 0.530 (1, 2)										3	0	1	0	1	2	5											
Scott Livingstone, L OBP: 0.326, SLG: 0.329 (6, PH)										2	0	0	0	0	0	4											
Alan Trammell, R OBP: 0.385, SLG: 0.453 (6, 5)										2	0	0	0	0	0	4											
Mitt Cuyler, S OBP: 0.272, SLG: 0.337 (1, 8)										2	0	0	0	0	1	0											
Rob Deer, R OBP: 0.308, SLG: 0.409 (6, PH)										2	0	1	0	0	1	0											
Inning Stats	R: 0 E: 0 K: 1 S: 7	H: 0 LOB: 0 BB: 0 P: 10	R: 0 E: 0 K: 2 S: 16	H: 2 LOB: 2 BB: 0 P: 24	R: 0 E: 0 K: 1 S: 6	H: 0 LOB: 0 BB: 0 P: 10	R: 1 E: 0 K: 1 S: 11	H: 2 LOB: 2 BB: 1 P: 22	R: 0 E: 0 K: 1 S: 13	H: 1 LOB: 3 BB: 1 P: 23	R: 1 E: 0 K: 2 S: 22	H: 2 LOB: 3 BB: 2 P: 38	R: 0 E: 0 K: 2 S: 9	H: 0 LOB: 1 BB: 1 P: 15	R: 0 E: 0 K: 0 S: 10	H: 0 LOB: 1 BB: 1 P: 18	1B: 7 2B: 1 3B: 0 HR: 1	SF: 0 SAC: 0 DP: 0 HBP: 0	WP: 0 PB: 0 SB: 0 CS: 0	PA: 42							
PITCHER	IP	WLS	BF	H	R	ER	SO	BB	IBB	HBP	BLK	WP	HR	S	P	ERA	WHIP										
Ben McDonald, R ERA: 3.54 (1, 1)	5.1	W	25	6	1	1	7	3	0	0	0	0	1	61	105	1.69	1.688										
Jim Poole, L ERA: 1.59 (6, 1)	0.1		1	0	0	0	0	0	0	0	0	0	0	2	3	0.00	0.000										
Mark Williamson, R ERA: 3.02 (6, 1)	0.1		5	3	1	1	0	1	0	0	0	0	0	11	22	27.00	12.000										
Brad Pennington, L ERA: 1.74 (7, 1)	3.0	S	11	0	0	0	4	2	0	0	0	0	0	33	55	0.00	0.667										

Batter	1	2	3	4	5	6	7	8	9	AB	R	H	RBI	BB	SO	LOB	BOTTOM											
Harold Reynolds, S OBP: 0.344, SLG: 0.303 (1, 4)	K		G1-3			L6		2B		5	1	2	0	0	1	1	Detroit Tigers @ Baltimore Orioles Oriole Park at Camden Yards, Baltimore, MD Thu Jun 24 1993, 7:05 PM EDT Att: 46,388 - Unknown - 83 F											
Mark McLemore, S OBP: 0.358, SLG: 0.381 (1, 9)	HR					F9		2B		3	1	1	3	1	0	0												
Cal Ripken Jr., R OBP: 0.312, SLG: 0.377 (1, 6)	HR					G4-3		G6-3		5	1	2	0	0	1	2												
Harold Baines, L OBP: 0.373, SLG: 0.425 (1, 10)	HR					K		IBB		3	1	1	3	2	2	1												
Mike Devereaux, R OBP: 0.301, SLG: 0.388 (1, 8)	K					K		P6		4	0	0	0	1	3	2												
Chris Hoiles, R OBP: 0.385, SLG: 0.533 (1, 2)	BB					1B		K		5	0	2	0	0	1	5												
David Segui, S OBP: 0.400, SLG: 0.464 (1, 3)						G6-3		BB		2	0	1	0	2	0	0												
Leo Gomez, R OBP: 0.317, SLG: 0.389 (1, 5)	K					L4		L4		4	0	0	0	0	2	5												
Jack Voigt, R OBP: 0.333, SLG: 0.325 (1, 7)						G4-3		2B		3	2	2	0	1	0	2												
Inning Stats	R: 3 E: 0 K: 3 S: 25	H: 3 LOB: 2 BB: 2 P: 42	R: 1 E: 0 K: 1 S: 18	H: 2 LOB: 2 BB: 2 P: 32	R: 0 E: 0 K: 0 S: 6	H: 0 LOB: 1 BB: 1 P: 14	R: 0 E: 0 K: 1 S: 7	H: 0 LOB: 0 BB: 0 P: 13	R: 0 E: 0 K: 2 S: 15	H: 2 LOB: 2 BB: 0 P: 18	R: 0 E: 0 K: 1 S: 8	H: 1 LOB: 1 BB: 0 P: 13	R: 0 E: 0 K: 1 S: 9	H: 0 LOB: 1 BB: 1 P: 15	R: 2 E: 0 K: 1 S: 27	H: 3 LOB: 2 BB: 1 P: 49		1B: 8 2B: 2 3B: 0 HR: 1	SF: 1 SAC: 0 DP: 0 HBP: 0	WP: 1 PB: 0 SB: 0 CS: 0	PA: 42							
PITCHER	IP	WLS	BF	H	R	ER	SO	BB	IBB	HBP	BLK	WP	HR	S	P	ERA		WHIP										
Mark Leiter, R ERA: 4.2 (1, 1)	2.0	L	15	5	4	4	4	3	1	0	0	0	0	43	74	18.00		4.000										
Tom Bolton, L ERA: 5.4 (3, 1)	5.0		22	5	2	2	5	2	0	0	0	0	0	57	91	3.60	1.400											
Kurt Knudsen, R ERA: 2.92 (8, 1)	1.0		5	1	0	0	1	0	1	0	0	0	0	15	31	0.00	1.000											

Batter	1	2	3	4	5	6	7	8	9	10	AB	R	H	RBI	BB	SO	LOB					
Bernie Williams, S OBP: 0.318, SLG: 0.400	0-1 SAFE 2B	0-1 SAFE 1B		0-0 P6		1-1 G4-3			0-2 F7		5	0	2	1	0	0	4					
Wade Boggs, L OBP: 0.383, SLG: 0.362	2-2 G4-3	2-2 SF8		2-1 G6-3			0-0 G4-3		3-2 F8		4	0	0	1	0	0	2					
Don Mattingly, L OBP: 0.326, SLG: 0.373	0-1 SAFE HR	0-1 SAFE CS		2-0 P6		0-0 G6-4-3 1B		0-0 G6-3		1-0 G4-3	5	1	2	1	0	0	0					
Danny Tartabull, R OBP: 0.338, SLG: 0.452	3-3 K		1-1 G6-3		2-3 K		2-3 K		0-0 G6-3		5	0	0	0	0	3	1					
Jim Leyritz, R OBP: 0.435, SLG: 0.548		0-0 HR 1B	3-2 P7		1-0 G6-4-3			2-2 K		0-3 K	5	1	1	0	0	2	1					
Mike Stanley, R OBP: 0.382, SLG: 0.495		2-2 F7		4-2 BB 2B		2-1 BB 1B					2	1	1	0	2	0	1					
Dave Silvestri, R OBP: 0.423, SLG: 0.476		0-0 HR		2-2 F9		2-1 F9		3-1 P3			4	1	1	2	0	0	3					
Hensley Meulens, R OBP: 0.343, SLG: 0.414		4-2 BB 1B		4-2 2B BB		4-1 BB		1-3 K			1	1	0	0	3	1	1					
Pat Kelly, R OBP: 0.309, SLG: 0.396	4-0 SAFE 1B SF8 BB		0-0 BB	1-3 2H 2B		1-3 BB		0-0 B3			3	1	1	1	1	1	2					
Inning Stats	R: 1 E: 0 K: 1 S: 10	H: 2 LOB: 0 BB: 0 P: 15	R: 4 E: 0 K: 0 S: 14	H: 3 LOB: 0 BB: 2 P: 26	R: 0 E: 0 K: 0 S: 6	H: 0 LOB: 0 BB: 0 P: 12	R: 1 E: 0 K: 0 S: 13	H: 1 LOB: 2 BB: 2 P: 25	R: 0 E: 0 K: 1 S: 5	H: 1 LOB: 0 BB: 1 P: 8	R: 0 E: 0 K: 1 S: 10	H: 0 LOB: 0 BB: 0 P: 7	R: 0 E: 0 K: 2 S: 9	H: 0 LOB: 1 BB: 1 P: 19	R: 0 E: 0 K: 0 S: 7	H: 0 LOB: 0 BB: 0 P: 10	R: 0 E: 0 K: 1 S: 5	H: 0 LOB: 0 BB: 0 P: 6	1B: 4 2B: 2 3B: 0 HR: 2	SF: 1 SAC: 0 DP: 1 HBP: 0	WP: 0 PB: 0 SB: 0 CS: 1	PA: 42
PITCHER	IP	WLS	BF	H	R	ER	SO	BB	IBB	HBP	BLK	WP	HR	S	P	ERA	WHIP					
Fernando Valenzuela, L ERA: 4.79	(1.1)	3.1	18	6	6	6	1	4	0	0	0	0	0	2	40	73	16.20	3.000				
Alan Mills, R ERA: 3.25	(4.1)	5.2	20	2	0	0	5	2	0	0	0	0	0	39	69	0.00	0.706					
Todd Frohwrth, R ERA: 2.88	(10.1)	1.0	W	3	0	0	0	1	0	0	0	0	0	5	6	0.00	0.000					

New York Yankees @ Baltimore Orioles
 Oriole Park at Camden Yards, Baltimore, MD
 Fri Jun 25 1993, 7:05 PM EDT
 Att. 46,312 - Unknown


AB 34
 R 6
 H 8
 RBI 6
 BB 6
 SO 7
 LOB 15



Batter	1	2	3	4	5	6	7	8	9	10	AB	R	H	RBI	BB	SO	LOB					
Harold Reynolds, S OBP: 0.344, SLG: 0.300	0-0 G5-3		0-1 F7		0-0 FC5-2		1-2 L6		2-2 3B 1B	4-0 BB SH1-3 IBB	5	1	1	0	1	0	4					
Mark McLemore, S OBP: 0.356, SLG: 0.386	3-1 G1-3		1-1 FC5		0-2 F8		2-1 G5-3		1-1 WP 3B	1-0 SH1-3	5	1	1	1	0	0	4					
Cal Ripken Jr., R OBP: 0.315, SLG: 0.373	1-1 G6-3			0-0 L4	0-1 FC5-4			4-1 1B BB	4-2 1B BB	4-0 BB IBB	3	1	0	0	3	0	2					
Mike Devereaux, R OBP: 0.302, SLG: 0.383		0-1 F8		1-1 2B 1B		4-0 1B BB		2-0 F9	2-1 SAFE F8	1-3 K	5	2	1	0	1	1	5					
Chris Hoiles, R OBP: 0.302, SLG: 0.539		2-2 G5-3		1-0 2B		1-0 1B SF7 1B		3-1 F8	3-2 IBB 1B	4-0 BB	5	1	3	2	1	0	1					
Sherman Obando, R OBP: 0.347, SLG: 0.365		1-0 G5-3		0-0 G5-3		1-1 G5-4-3 1B		2-2 BB 1B	4-0 FC3-6 IBB		2	0	0	0	0	0	1					
Jeffrey Hammonds, R OBP: 1.000, SLG: 1.000								1-2 1B	1-2 IBB	1-2 2-3 3H	2	0	2	1	1	0	0					
David Segui, S OBP: 0.400, SLG: 0.465			0-0 FC4 1B	1-2 F8		0-0 SF7		2-1 BB 1B	0-0 L7		4	0	2	2	0	0	4					
Tim Hulett, R OBP: 0.361, SLG: 0.397			0-1 FC4 FC5 BB		1-0 G5-4-3		1-2 G5-4-3	4-0 BB BB	1-1 FC3-6		4	0	1	0	1	0	5					
Jack Voigt, R OBP: 0.354, SLG: 0.333		4-1 FC5-2 2B		0-1 FC5-2 1B			0-1 K	0-1 L6		3-2 SH1-3 BB 2B	2	0	1	0	1	1	0					
Harold Baines, L OBP: 0.371, SLG: 0.422											1	0	0	0	0	0	3					
Damon Buford, R OBP: 0.338, SLG: 0.390											1	1	1	0	0	0	0					
Inning Stats	R: 0 E: 0 K: 0 S: 5	H: 0 LOB: 0 BB: 0 P: 9	R: 0 E: 0 K: 0 S: 6	H: 0 LOB: 0 BB: 0 P: 9	R: 0 E: 0 K: 0 S: 8	H: 1 LOB: 1 BB: 1 P: 13	R: 1 E: 0 K: 0 S: 8	H: 2 LOB: 1 BB: 0 P: 11	R: 0 E: 0 K: 0 S: 9	H: 2 LOB: 2 BB: 1 P: 10	R: 2 E: 0 K: 0 S: 7	H: 0 LOB: 0 BB: 0 P: 13	R: 1 E: 0 K: 0 S: 11	H: 2 LOB: 3 BB: 2 P: 28	R: 2 E: 0 K: 0 S: 17	H: 3 LOB: 3 BB: 3 P: 34	R: 1 E: 0 K: 1 S: 7	H: 1 LOB: 3 BB: 3 P: 24	1B: 9 2B: 3 3B: 1 HR: 0	SF: 1 SAC: 1 DP: 1 HBP: 0	WP: 1 PB: 0 SB: 0 CS: 0	PA: 50
PITCHER	IP	WLS	BF	H	R	ER	SO	BB	IBB	HBP	BLK	WP	HR	S	P	ERA	WHIP					
Jim Abbott, L ERA: 4.65	(1.1)	6.0	26	7	3	3	0	2	0	0	0	0	0	43	66	4.50	1.500					
Bobby Munoz, R ERA: 3.29	(7.1)	1.2	8	2	1	1	1	1	0	0	0	0	0	17	35	5.40	1.800					
Steve Farr, R ERA: 3.67	(8.1)	0.2	8	3	2	2	0	2	1	0	0	1	0	16	36	27.00	7.500					
Steve Howe, L ERA: 9.18	(9.1)	1.0	L	6	1	1	1	0	2	0	0	0	0	7	20	9.00	1.000					
John Habyan, R ERA: 3.57	(10.1)	0.1	2	0	0	0	1	1	0	0	0	0	0	3	8	0.00	3.000					

New York Yankees @ Baltimore Orioles
 Oriole Park at Camden Yards, Baltimore, MD
 Fri Jun 25 1993, 7:05 PM EDT
 Att. 46,312 - Unknown

AB 39
 R 7
 H 13
 RBI 6
 BB 9
 SO 2
 LOB 29



Batter	1	2	3	4	5	6	7	8	9	AB	R	H	RBI	BB	SO	LOB	TOP										
Bernie Williams, S (1, 8) OBP: 0.324, SLG: 0.409	G5-3		BB	2B		G3		G4-3		5	2	3	1	0	0	0	New York Yankees @ Baltimore Orioles Oriole Park at Camden Yards, Baltimore, MD Sat Jun 26 1993, 7:05 PM EDT Att: 46,202 - Unknown										
Wade Boggs, L (1, 10) OBP: 0.383, SLG: 0.371	F9		1B	2B		F7		G4-3		5	2	2	2	0	0	1											
Jim Leyritz, R (1, 3) OBP: 0.324, SLG: 0.548				2B						0	0	0	0	2	0	0											
Don Mattingly, L (4, PH) OBP: 0.330, SLG: 0.377	BB			1B				G4-3		3	0	2	2	0	0	1											
Danny Tartabull, R (1, 9) OBP: 0.339, SLG: 0.448				1B		FC5-4				4	0	1	1	1	0	4											
Mike Stanley, R (1, 2) OBP: 0.382, SLG: 0.492	K			1B		E6				5	2	2	0	0	2	2											
Mike Gallego, R (1, 5) OBP: 0.420, SLG: 0.510				1B						5	1	3	0	0	0	2											
Hensley Meulens, R (1, 7) OBP: 0.324, SLG: 0.387				1B						2	0	0	0	0	0	2											
Paul O'Neill, L (5, PH) OBP: 0.359, SLG: 0.525	F9		G1-4-3			G4-3				3	1	1	3	0	0	1											
Spike Owen, S (1, 6) OBP: 0.329, SLG: 0.343				2B						4	1	0	0	1	0	1											
Pat Kelly, R (1, 4) OBP: 0.308, SLG: 0.394				1B						4	1	1	1	0	1	1											
Dion James, L (9, PH) OBP: 0.361, SLG: 0.458			K	2B		G5-3		L3		1	0	0	0	0	0	0											
Inning Stats	R: 0 E: 0 K: 1 S: 14	H: 0 LOB: 2 BB: 2 P: 27	R: 0 E: 0 K: 0 S: 4	H: 0 LOB: 0 BB: 0 P: 7	R: 0 E: 0 K: 1 S: 14	H: 1 LOB: 2 BB: 1 P: 24	R: 5 E: 0 K: 0 S: 16	H: 6 LOB: 1 BB: 1 P: 27	R: 1 E: 1 K: 0 S: 10	H: 1 LOB: 1 BB: 0 P: 17	R: 0 E: 0 K: 0 S: 10	H: 1 LOB: 1 BB: 0 P: 14	R: 2 E: 0 K: 1 S: 18	H: 2 LOB: 0 BB: 0 P: 25	R: 2 E: 0 K: 0 S: 8	H: 4 LOB: 1 BB: 0 P: 11	R: 0 E: 0 K: 0 S: 8	H: 0 LOB: 0 BB: 0 P: 14	1B: 11 2B: 3 3B: 0 HR: 1	SF: 0 SAC: 0 DP: 2 HBP: 0	WP: 0 PB: 0 SB: 0 CS: 0	PA: 45					
PITCHER	IP	WLS	BF	H	R	ER	SO	BB	IBB	HBP	BLK	WP	HR	S	P	ERA	WHIP										
Jamie Moyer, L (1, 1) ERA: 4.36	3.2		20	6	5	5	2	4	0	0	0	0	0	44	78	12.27	2.727										
Mark Williamson, R (4, 1) ERA: 3.19	3.1	W	16	5	3	2	1	0	0	0	0	0	1	42	63	5.40	1.500										
Jim Poole, L (8, 1) ERA: 2.35	0.1		3	2	2	2	0	0	0	0	0	0	0	5	8	54.00	6.000										
Todd Frohwrth, R (8, 1) ERA: 2.64	0.2		3	2	0	0	0	0	0	0	0	0	0	3	3	0.00	3.000										
Gregg Olson, R (9, 1) ERA: 1.44	1.0	S	3	0	0	0	0	0	0	0	0	0	0	8	14	0.00	0.000										

Batter	1	2	3	4	5	6	7	8	9	AB	R	H	RBI	BB	SO	LOB	BOTTOM										
Harold Reynolds, S (1, 4) OBP: 0.345, SLG: 0.311	F7		G1-3			PB		K		5	2	2	1	0	1	0	New York Yankees @ Baltimore Orioles Oriole Park at Camden Yards, Baltimore, MD Sat Jun 26 1993, 7:05 PM EDT Att: 46,202 - Unknown										
Mark McLemore, S (1, 9) OBP: 0.356, SLG: 0.384						G6-3		G3-1-3		4	1	1	1	1	0	1											
Cal Ripken Jr., R (1, 6) OBP: 0.313, SLG: 0.370										5	0	1	1	0	0	2											
Harold Baines, L (1, 10) OBP: 0.371, SLG: 0.428	FC6-4									5	1	2	1	0	0	2											
Mike Devereaux, R (1, 8) OBP: 0.304, SLG: 0.389										5	2	2	0	0	0	2											
Chris Hoiles, R (1, 2) OBP: 0.398, SLG: 0.572										4	3	3	2	0	0	1											
David Segui, S (1, 3) OBP: 0.407, SLG: 0.484										4	1	3	4	0	0	0											
Leo Gomez, R (1, 5) OBP: 0.312, SLG: 0.382										4	0	0	0	0	0	3											
Jeffrey Hammonds, R (1, 7) OBP: 0.714, SLG: 1.333										4	2	2	2	0	1	1											
Inning Stats	R: 0 E: 0 K: 0 S: 5	H: 0 LOB: 1 BB: 1 P: 11	R: 1 E: 0 K: 1 S: 13	H: 2 LOB: 0 BB: 0 P: 20	R: 1 E: 0 K: 0 S: 9	H: 2 LOB: 1 BB: 0 P: 13	R: 1 E: 0 K: 0 S: 6	H: 1 LOB: 0 BB: 0 P: 7	R: 4 E: 0 K: 0 S: 23	H: 5 LOB: 1 BB: 0 P: 41	R: 2 E: 0 K: 0 S: 17	H: 3 LOB: 1 BB: 0 P: 23	R: 3 E: 0 K: 1 S: 11	H: 3 LOB: 0 BB: 0 P: 16	R: 0 E: 0 K: 0 S: 4	H: 0 LOB: 0 BB: 0 P: 9		1B: 6 2B: 7 3B: 0 HR: 3	SF: 0 SAC: 0 DP: 0 HBP: 0	WP: 1 PB: 2 SB: 0 CS: 0	PA: 41						
PITCHER	IP	WLS	BF	H	R	ER	SO	BB	IBB	HBP	BLK	WP	HR	S	P	ERA	WHIP										
Bob Wickman, R (1, 1) ERA: 4.3	4.2	L	25	10	7	7	1	1	0	0	0	0	0	14	21	13.50	2.357										
John Habayan, R (5, 1) ERA: 4.0	0.2		5	3	2	2	0	0	0	0	0	0	0	14	21	27.00	4.500										
Neal Heaton, L (6, 1) ERA: 6.0	2.2		11	3	3	3	1	0	0	0	0	1	2	21	33	10.12	1.125										

Batter	1	2	3	4	5	6	7	8	9	AB R H RBI BB SO LOB	TOP											
Devon White, S (1, 8) OBP: 0.357, SLG: 0.509	1-3 K			0-3 K		3-2 G3-1		2-3 K		4 0 0 0 0 3 0	Toronto Blue Jays @ Baltimore Orioles Oriole Park at Camden Yards, Baltimore, MD Tue Jun 29 1993, 7:05 PM EDT Att: 46,408 - Unknown - 83 F AB 31 R 2 H 5 RBI 2 BB 5 SO 9 LOB 12											
Roberto Alomar, S (1, 4) OBP: 0.390, SLG: 0.455	1-1 G4-3			4-1 BB BLK BB		1-0 F7		0-0 S WP 1B	3 1 1 0 1 0 0													
Paul Molitor, R (1, 10) OBP: 0.403, SLG: 0.469	0-3 K			0-0 F9		1-1 G5-3		4-2 B 1 SAFE 1B 1-2 1B	3 1 0 0 1 1 1													
John Olerud, L (1, 3) OBP: 0.506, SLG: 0.693		3-2 G6-3		4-1 1 SAFE 1B 1-2 IBB		0-1 G6-3		2-2 1B 1-2 2H 1B	3 0 1 1 1 0 0													
Tony Fernandez, S (1, 6) OBP: 0.343, SLG: 0.389		0-0 G6-3		4-0 1-2 2-3 BB		1-3 K		0-2 1-3 2H 1B	3 0 1 1 1 1 0													
Ed Sprague, R (1, 5) OBP: 0.310, SLG: 0.418		2-3 K		0-0 P6		0-0 1B		3-3 K	4 0 1 0 0 2 5													
Darnell Coles, R (1, 7) OBP: 0.327, SLG: 0.362			2-2 F8		0-0 G4-3		3-2 F7	1-3 K	4 0 0 0 0 1 3													
Pat Borders, R (1, 2) OBP: 0.268, SLG: 0.365			1-1 G4-3		0-0 F8		2-2 F8	4-2 BB	3 0 0 0 1 0 0													
Turner Ward, S (1, 9) OBP: 0.324, SLG: 0.379			3-3 K		3-2 1B		3-2 G4-3	0-0 G3-1	4 0 1 0 0 1 3													
Inning Stats	R: 0 E: 0 K: 2 S: 12	H: 0 LOB: 0 BB: 0 P: 14	R: 0 E: 0 K: 1 S: 7	H: 0 LOB: 0 BB: 0 P: 12	R: 0 E: 0 K: 1 S: 8	H: 0 LOB: 3 BB: 0 P: 14	R: 0 E: 0 K: 1 S: 7	H: 0 LOB: 1 BB: 3 P: 19	R: 0 E: 0 K: 0 S: 8	H: 1 LOB: 1 BB: 0 P: 11	R: 0 E: 0 K: 0 S: 9	H: 0 LOB: 0 BB: 0 P: 14	R: 0 E: 0 K: 1 S: 9	H: 1 LOB: 1 BB: 0 P: 13	R: 0 E: 0 K: 1 S: 10	H: 0 LOB: 0 BB: 0 P: 17	R: 2 E: 0 K: 2 S: 21	H: 3 LOB: 3 BB: 2 P: 35	1B: 5 2B: 0 3B: 0 HR: 0	SF: 0 SAC: 0 DP: 0 HBP: 0	WP: 1 PB: 0 SB: 1 CS: 0	PA: 36
PITCHER	IP WLS BF H R ER SO BB IBB HBP BLK WP HR S P ERA WHIP											PITCHER	IP WLS BF H R ER SO BB IBB HBP BLK WP HR S P ERA WHIP									
Ben McDonald, R (1, 1) ERA: 3.43	8.0 L 30 3 2 2 7 3 1 0 0 1 1 0 75 123 2.25 0.750																					
Brad Pennington, L (9, 1) ERA: 2.95	0.0 2 2 0 0 0 0 0 0 0 0 0 0 7 9 ∞ ∞																					
Gregg Olson, R (9, 1) ERA: 1.39	1.0 4 0 0 0 0 2 1 0 0 0 0 0 9 17 0.00 1.000																					

Batter	1	2	3	4	5	6	7	8	9	AB R H RBI BB SO LOB	BOTTOM											
Harold Reynolds, S (1, 4) OBP: 0.342, SLG: 0.314	1-1 G3		1-2 1B	0-0 P7			1-2 G3		1-1 F7	5 0 2 0 0 0 2	Toronto Blue Jays @ Baltimore Orioles Oriole Park at Camden Yards, Baltimore, MD Tue Jun 29 1993, 7:05 PM EDT Att: 46,408 - Unknown - 83 F AB 34 R 1 H 9 RBI 1 BB 2 SO 6 LOB 19											
Mark McLemore, S (1, 9) OBP: 0.361, SLG: 0.388	0-1 WP 1B		0-0 BB	2-1 F8		1-1 G3				4 0 2 0 0 0 3												
Cal Ripken Jr., R (1, 6) OBP: 0.316, SLG: 0.380	3-2 F9		4-2 BB		2-2 G3		2-3 K			3 0 0 0 1 1 2												
Harold Baines, L (1, 10) OBP: 0.367, SLG: 0.424	1-0 2H 1B		0-0 P7		0-0 F7		1-1 P5			4 0 1 0 0 0 4												
Mike Devereaux, R (1, 8) OBP: 0.300, SLG: 0.397		0-1 G4-3	0-3 K		0-1 G6-3			0-0 F8		4 0 1 0 0 1 3												
Chris Hoiles, R (1, 2) OBP: 0.395, SLG: 0.558		1-2 G4-3		4-2 SH1-4 1B BB		0-0 G5-3		1-3 K		3 1 0 0 1 1 1												
David Segui, S (1, 3) OBP: 0.406, SLG: 0.477		1-3 K		0-2 1B SH1-4 1B		0-1 1B		0-0 F8		4 0 2 0 0 1 1												
Leo Gomez, R (1, 5) OBP: 0.304, SLG: 0.370		2-3 K		0-0 SH1-4		0-0 P4		3-2 P4		3 0 0 0 0 1 2												
Jeffrey Hammonds, R (1, 7) OBP: 0.450, SLG: 0.632			1-1 L3	0-1 2-3 3H 1B		0-2 F8		0-3 K		4 0 1 1 0 1 1												
Inning Stats	R: 0 E: 0 K: 0 S: 8	H: 2 LOB: 2 BB: 0 P: 13	R: 0 E: 0 K: 2 S: 12	H: 1 LOB: 1 BB: 0 P: 16	R: 0 E: 0 K: 1 S: 12	H: 2 LOB: 3 BB: 1 P: 18	R: 0 E: 0 K: 0 S: 12	H: 2 LOB: 2 BB: 1 P: 18	R: 0 E: 0 K: 0 S: 6	H: 0 LOB: 0 BB: 0 P: 8	R: 0 E: 0 K: 0 S: 7	H: 1 LOB: 1 BB: 0 P: 7	R: 0 E: 0 K: 1 S: 11	H: 1 LOB: 1 BB: 0 P: 16	R: 0 E: 0 K: 1 S: 5	H: 0 LOB: 0 BB: 0 P: 6	R: 0 E: 0 K: 1 S: 10	H: 0 LOB: 0 BB: 0 P: 14	1B: 7 2B: 2 3B: 0 HR: 0	SF: 0 SAC: 1 DP: 0 HBP: 0	WP: 1 PB: 0 SB: 0 CS: 0	PA: 37
PITCHER	IP WLS BF H R ER SO BB IBB HBP BLK WP HR S P ERA WHIP											PITCHER	IP WLS BF H R ER SO BB IBB HBP BLK WP HR S P ERA WHIP									
Pat Hentgen, R (1, 1) ERA: 3.02	8.0 W 34 9 1 1 5 2 0 0 0 0 1 0 73 102 1.12 1.375																					
Duane Ward, R (9, 1) ERA: 2.04	1.0 S 3 0 0 0 1 0 0 0 0 0 0 0 10 14 0.00 0.000																					

Batter	1	2	3	4	5	6	7	8	9	AB	R	H	RBI	BB	SO	LOB	TOP					
Devon White, S OBP: 0.352, SLG: 0.502 (1, 8)										4	0	0	0	0	2	2	Toronto Blue Jays @ Baltimore Orioles Oriole Park at Camden Yards, Baltimore, MD Wed Jun 30 1993, 7:05 PM EDT Att: 46,409 - Unknown - 87 F					
Luis Sojo, R OBP: 0.231, SLG: 0.213 (1, 4)										4	0	0	0	0	0	1						
Paul Molitor, R OBP: 0.399, SLG: 0.463 (1, 3)										4	0	0	0	0	0	1						
John Olerud, L OBP: 0.506, SLG: 0.690 (1, 10)										4	0	2	0	0	0	0						
Tony Fernandez, S OBP: 0.342, SLG: 0.387 (1, 6)										4	0	1	0	0	0	1						
Ed Sprague, R OBP: 0.310, SLG: 0.417 (1, 5)										3	0	1	0	0	0	0						
Darnell Coles, R OBP: 0.318, SLG: 0.351 (1, 7)										3	0	0	0	0	0	3						
Pat Borders, R OBP: 0.269, SLG: 0.365 (1, 2)										3	0	1	0	0	0	3						
Turner Ward, S OBP: 0.324, SLG: 0.378 (1, 9)										3	0	1	0	0	0	1						
Inning Stats	R: 0 E: 0 K: 1 S: 8	H: 0 LOB: 0 BB: 0 P: 11	R: 0 E: 0 K: 0 S: 8	H: 3 LOB: 2 BB: 0 P: 9	R: 0 E: 1 K: 0 S: 12	H: 0 LOB: 1 BB: 0 P: 18	R: 0 E: 0 K: 0 S: 10	H: 1 LOB: 0 BB: 0 P: 14	R: 0 E: 0 K: 1 S: 12	H: 1 LOB: 0 BB: 0 P: 18	R: 0 E: 0 K: 0 S: 8	H: 0 LOB: 0 BB: 0 P: 13	R: 0 E: 0 K: 0 S: 5	H: 0 LOB: 0 BB: 0 P: 7	R: 0 E: 0 K: 0 S: 10	H: 1 LOB: 1 BB: 0 P: 14	R: 0 E: 0 K: 0 S: 6	H: 0 LOB: 0 BB: 0 P: 10	1B: 6 2B: 0 3B: 0 HR: 0	SF: 0 SAC: 0 DP: 2 HBP: 0	WP: 0 PB: 0 SB: 0 CS: 0	PA: 32
PITCHER Fernando Valenzuela, L ERA: 4.29 (1, 1)	IP: 9.0 WLS: W BF: 32 H: 6 R: 0 ER: 0 SO: 2 BB: 0 IBB: 0 HBP: 0 BLK: 0 WP: 0 HR: 0 S: 79 P: 114 ERA: 0.00 WHIP: 0.667															PITCHER						

Batter	1	2	3	4	5	6	7	8	9	AB	R	H	RBI	BB	SO	LOB	BOTTOM			
Harold Reynolds, S OBP: 0.343, SLG: 0.320 (1, 4)										5	1	2	0	0	0	3	Toronto Blue Jays @ Baltimore Orioles Oriole Park at Camden Yards, Baltimore, MD Wed Jun 30 1993, 7:05 PM EDT Att: 46,409 - Unknown - 87 F			
Mark McLemore, S OBP: 0.358, SLG: 0.384 (1, 9)										5	1	1	0	0	0	2				
Cal Ripken Jr., R OBP: 0.318, SLG: 0.381 (1, 6)										4	2	2	0	0	0	2				
Harold Baines, L OBP: 0.375, SLG: 0.438 (1, 10)										4	0	3	3	0	1	0				
Damon Buford, R OBP: 0.336, SLG: 0.390 (7, PR)										0	1	0	0	0	0	0				
Mike Devereaux, R OBP: 0.303, SLG: 0.401 (1, 8)										3	1	1	1	1	1	1				
Chris Hoiles, R OBP: 0.393, SLG: 0.553 (1, 2)										4	0	1	2	0	0	2				
David Segui, S OBP: 0.308, SLG: 0.480 (1, 3)										3	0	1	0	1	0	2				
Leo Gomez, R OBP: 0.303, SLG: 0.365 (1, 5)										3	0	0	0	1	1	4				
Jeffrey Hammonds, R OBP: 0.417, SLG: 0.565 (1, 7)										4	0	1	0	0	2	1				
Inning Stats	R: 1 E: 0 K: 1 S: 12	H: 2 LOB: 1 BB: 0 P: 17	R: 0 E: 0 K: 1 S: 16	H: 1 LOB: 2 BB: 1 P: 28	R: 0 E: 0 K: 1 S: 10	H: 1 LOB: 0 BB: 0 P: 16	R: 0 E: 0 K: 0 S: 12	H: 1 LOB: 1 BB: 0 P: 15	R: 2 E: 0 K: 1 S: 21	H: 3 LOB: 2 BB: 1 P: 29	R: 0 E: 0 K: 0 S: 6	H: 0 LOB: 1 BB: 1 P: 12	R: 3 E: 0 K: 0 S: 17	H: 4 LOB: 2 BB: 0 P: 25	R: 0 E: 0 K: 1 S: 11	H: 0 LOB: 0 BB: 0 P: 13	1B: 8 2B: 4 3B: 0 HR: 0	SF: 0 SAC: 0 DP: 0 HBP: 0	WP: 0 PB: 0 SB: 0 CS: 1	PA: 38
PITCHER Dave Stewart, R ERA: 4.88 (1, 1)	IP: 5.0 WLS: L BF: 24 H: 8 R: 3 ER: 3 SO: 4 BB: 1 IBB: 0 HBP: 0 BLK: 0 WP: 0 HR: 0 S: 71 P: 105 ERA: 5.40 WHIP: 2.000															PITCHER				
Woody Williams, R ERA: 3.54 (6, 1)	1.1 8 3 3 3 0 1 0 0 0 0 0 16 27 20.25 3.000																			
Mike Timlin, R ERA: 5.94 (7, 1)	0.2 3 1 0 0 0 0 0 0 0 0 0 7 10 0.00 1.500																			
Mark Eichhorn, R ERA: 3.12 (8, 1)	1.0 3 0 0 0 1 0 0 0 0 0 0 11 13 0.00 0.000																			

Batter	1	2	3	4	5	6	7	8	9	AB	R	H	RBI	BB	SO	LOB	TOP					
Harold Reynolds, S (1,4) OBP: 0.342, SLG: 0.319	1-1 G3		0-0 1 SAFE 1-3 1B			0-1 L6			1-0 L7	4	0	1	0	0	0	0						
Mark McLemore, S (1,9) OBP: 0.397, SLG: 0.383	3-1 1B		2-2 SAFE 3-H P7			1-2 G4-3			0-0 L4	3	0	1	1	0	0	0						
Cal Ripken Jr., R (1,6) OBP: 0.314, SLG: 0.376	1-2 G5-3		0-0 SAFE P7			1-0 P9			0-1 G4-3	4	0	0	0	0	0	2						
Harold Baines, L (1,10) OBP: 0.369, SLG: 0.430	1-1 P7			1-3 K						3	0	0	0	0	2	1						
Mike Devereaux, R (1,8) OBP: 0.300, SLG: 0.396		3-1 G1-3		1-2 G6-3					1-2 G3	3	0	0	0	0	0	0						
Chris Hoiles, R (1,2) OBP: 0.392, SLG: 0.550		1-2 G6-3 1B		0-1 F9					1-0 G6-3	3	0	1	0	0	0	0						
David Segui, S (1,3) OBP: 0.302, SLG: 0.472		1-1 G6-3 1-2				0-2 G4-3			0-0 L8	3	0	0	0	0	0	1						
Tim Hulett, R (1,5) OBP: 0.354, SLG: 0.370			4-1 1B SF8 BB			3-3 K			3-2 G6-3	2	1	0	0	1	1	0						
Jeffrey Hammonds, R (1,7) OBP: 0.370, SLG: 0.500			2-2 L9			0-1 G1-3			1-2 L7	3	0	0	0	0	0	1						
Inning Stats	R: 0 E: 0 K: 0 S: 9	H: 1 LOB: 1 BB: 0 P: 15	R: 0 E: 0 K: 0 S: 7	H: 1 LOB: 0 BB: 0 P: 12	R: 1 E: 0 K: 0 S: 12	H: 1 LOB: 1 BB: 1 P: 19	R: 0 E: 0 K: 1 S: 8	H: 0 LOB: 0 BB: 0 P: 10	R: 0 E: 0 K: 1 S: 8	H: 0 LOB: 0 BB: 0 P: 11	R: 0 E: 0 K: 0 S: 6	H: 0 LOB: 0 BB: 0 P: 8	R: 0 E: 0 K: 1 S: 7	H: 0 LOB: 0 BB: 0 P: 10	R: 0 E: 0 K: 0 S: 8	H: 0 LOB: 0 BB: 0 P: 12	R: 0 E: 0 K: 0 S: 4	H: 0 LOB: 0 BB: 0 P: 5	1B: 3 2B: 0 3B: 0 HR: 0	SF: 1 SAC: 0 DP: 1 HBP: 0	WP: 0 PB: 0 SB: 1 CS: 0	PA: 30
PITCHER Jack McDowell, R (1,1) ERA: 3.65	IP: 9.0 WLS: L BF: 30 H: 3 R: 1 ER: 1 SO: 3 BB: 1 IBB: 0 HBP: 0 BLK: 0 WP: 0 HR: 0 S: 69 P: 102 ERA: 1.00 WHIP: 0.444															PITCHER						

Baltimore Orioles @ Chicago White Sox
Comiskey Park, Chicago, IL
Thu Jul 01 1993, 8:05 PM EDT
Att: 25,691 - Unknown - 67 F

AB 28
R 1
H 3
RBI 1
BB 1
SO 3
LOB 5



Batter	1	2	3	4	5	6	7	8	9	AB	R	H	RBI	BB	SO	LOB	BOTTOM					
Joey Cora, S (1,4) OBP: 0.370, SLG: 0.352	0-1 F8		1-0 G6-3			1-2 G4-3			1-2 G5-3	4	0	0	0	0	0	0						
Craig Grebeck, R (1,5) OBP: 0.304, SLG: 0.265	0-0 BB 1B		3-2 G6-3			1-2 F8			2-2 G4-3	4	0	1	0	0	0	0						
Frank Thomas, R (1,3) OBP: 0.406, SLG: 0.545	4-2 SAFE 1-2 G4-6-3 BB		3-1 F9			1-0 G6-3			2-1 F9	3	0	0	0	1	0	0						
George Bell, R (1,10) OBP: 0.255, SLG: 0.349	2-2 G4-6-3 1-2					1-1 G4-3			1-1 FC5-4 1B	4	0	1	0	0	0	2						
Ellis Burks, R (1,9) OBP: 0.357, SLG: 0.468				4-2 BB		1-1 FC5-4 1-2			1-0 1B	3	0	2	0	1	0	1						
Bo Jackson, R (1,7) OBP: 0.314, SLG: 0.398				2-0 F9					0-0 L3	3	0	0	0	0	0	2						
Robin Ventura, L (9, FH) OBP: 0.369, SLG: 0.432										1	0	0	0	0	0	1						
Lance Johnson, L (1,8) OBP: 0.344, SLG: 0.366		2-2 SAFE 1-1 SAFE FC3-6 1B 1-2		2-2 G3					2-2 G4-3	3	0	0	0	0	0	2						
Rick Wrona, R (1,2) OBP: 0.167, SLG: 0.167									0-1 P2	3	0	1	0	0	1	0						
Ozzie Guillen, L (1,6) OBP: 0.280, SLG: 0.332									0-1 G6-3	3	0	0	0	0	0	2						
Inning Stats	R: 0 E: 0 K: 0 S: 9	H: 1 LOB: 1 BB: 1 P: 15	R: 0 E: 0 K: 0 S: 9	H: 2 LOB: 2 BB: 0 P: 15	R: 0 E: 0 K: 0 S: 6	H: 0 LOB: 0 BB: 0 P: 13	R: 0 E: 0 K: 0 S: 8	H: 0 LOB: 1 BB: 1 P: 17	R: 0 E: 0 K: 1 S: 9	H: 0 LOB: 0 BB: 0 P: 12	R: 0 E: 0 K: 0 S: 10	H: 1 LOB: 1 BB: 0 P: 14	R: 0 E: 0 K: 0 S: 6	H: 0 LOB: 0 BB: 0 P: 8	R: 0 E: 0 K: 0 S: 8	H: 0 LOB: 0 BB: 0 P: 11	R: 0 E: 0 K: 0 S: 7	H: 1 LOB: 1 BB: 0 P: 12	1B: 5 2B: 0 3B: 0 HR: 0	SF: 0 SAC: 0 DP: 1 HBP: 0	WP: 0 PB: 0 SB: 0 CS: 0	PA: 33
PITCHER Jamie Moyer, L (1,1) ERA: 3.68	IP: 8.0 WLS: W BF: 29 H: 4 R: 0 ER: 0 SO: 4 BB: 2 IBB: 0 HBP: 0 BLK: 0 WP: 0 HR: 0 S: 65 P: 105 ERA: 0.00 WHIP: 0.750															PITCHER						
Gregg Olson, R (9,1) ERA: 1.35	IP: 1.0 WLS: S BF: 4 H: 1 R: 0 ER: 0 SO: 0 BB: 0 IBB: 0 HBP: 0 BLK: 0 WP: 0 HR: 0 S: 7 P: 12 ERA: 0.00 WHIP: 1.000															PITCHER						

Baltimore Orioles @ Chicago White Sox
Comiskey Park, Chicago, IL
Thu Jul 01 1993, 8:05 PM EDT
Att: 25,691 - Unknown - 67 F

AB 31
R 0
H 5
RBI 0
BB 2
SO 1
LOB 10



Batter	1	2	3	4	5	6	7	8	9	AB	R	H	RBI	BB	SO	LOB	TOP										
Harold Reynolds, S (1, 4) OBP: 0.340, SLG: 0.318	0-0 G6-3 1B		1-0 F8		2-1 G6-3			1-2 G1-6-3		4	0	1	0	0	0	2											
Mark McLemore, S (1, 10) OBP: 0.355, SLG: 0.381	2-2 G6-3		3-2 F7			3-2 FC5-4 1B		3-2 G3		4	0	1	0	0	0	1											
Cal Ripken Jr., R (1, 6) Damon Buford, R (6, 8) OBP: 0.333, SLG: 0.383	0-1 G6-3		1-2 G1-3			0-0 FC5-4		1-1 G5-3		3	0	0	0	0	0	1											
Mike Devereaux, R (1, 8) Leo Gomez, R (6, 5) OBP: 0.300, SLG: 0.399 OBP: 0.302, SLG: 0.364		1-1 G6-3 2B		0-1 G3-1		0-2 P4		0-0 F8		3	1	1	0	0	0	1											
Chris Hoiles, R (1, 2) OBP: 0.390, SLG: 0.542		1-1 G6-3		4-1		2-1 P8		1-2 G5-3		3	0	0	0	1	0	2											
David Segui, S (1, 3) OBP: 0.401, SLG: 0.467		4-0 2B IBB		1-3 K				0-0 G3-1		2	0	0	0	1	1	1											
Tim Hulett, R (1, 5) OBP: 0.354, SLG: 0.368		1-3 K		1-0 F9				1-0 G4-6-3 1B		3	0	1	0	0	1	3											
Jeffrey Hammonds, R (1, 7) OBP: 0.400, SLG: 0.552		1-0 2B		2-1 G6-3 1B				0-0 G4-6-3		3	0	2	1	0	0	1											
Jack Voigt, R (1, 9) OBP: 0.353, SLG: 0.318		1-3 3-H 2B		2-2 F8				4-2 G1-6-3 BB		2	0	0	0	1	1	3											
Inning Stats	R: 0 E: 0 K: 0 S: 6	H: 1 LOB: 0 BB: 0 P: 8	R: 1 E: 0 K: 2 S: 11	H: 2 LOB: 2 BB: 1 P: 19	R: 0 E: 0 K: 0 S: 7	H: 0 LOB: 0 BB: 0 P: 12	R: 0 E: 0 K: 1 S: 7	H: 0 LOB: 1 BB: 1 P: 13	R: 0 E: 0 K: 0 S: 10	H: 1 LOB: 1 BB: 0 P: 15	R: 0 E: 0 K: 0 S: 3	H: 1 LOB: 0 BB: 0 P: 4	R: 0 E: 0 K: 0 S: 8	H: 0 LOB: 0 BB: 1 P: 16	R: 0 E: 0 K: 0 S: 8	H: 0 LOB: 0 BB: 0 P: 10	1B: 4 2B: 2 3B: 0 HR: 0	SF: 0 SAC: 0 DP: 4 HBP: 0	WP: 0 PB: 0 SB: 0 CS: 0	PA: 32							
PITCHER	IP	WLS	BF	H	R	ER	SO	BB	IBB	HBP	BLK	WP	HR	S	P	ERA	WHIP										
Alex Fernandez, R (1, 1) ERA: 2.75	8.0	W	29	6	1	1	3	2	1	0	0	0	0	59	100	1.12	1.000										
Roberto Hernandez, R (9, 1) ERA: 2.68	1.0		3	0	0	0	0	0	0	0	0	0	0	8	10	0.00	0.000										

Baltimore Orioles @ Chicago White Sox
Comiskey Park, Chicago, IL
Fri Jul 02 1993, 8:05 PM EDT
Att: 27,997 - Unknown

AB 29
R 1
H 6
RBI 1
BB 3
SO 3
LOB 15





Batter	1	2	3	4	5	6	7	8	9	AB	R	H	RBI	BB	SO	LOB	BOTTOM										
Tim Raines, S (1, 7) OBP: 0.432, SLG: 0.521	1-1 F7	0-0 1B		2-1 F8	1-2 G3-1			1-1 F8		5	0	1	1	0	0	1											
Joey Cora, S (1, 4) OBP: 0.371, SLG: 0.350	1-1 F8	0-2 FC6-4 1B		4-2 BB HR BB	0-2 F7			1-1 L3		4	1	1	0	1	0	0											
Frank Thomas, R (1, 3) Steve Sax, R (7, 9) OBP: 0.283, SLG: 0.347	4-1 BB	1-0 FC6-4		4-1 HR BB	2-2 F8			1-0 G5-3		2	1	0	0	2	0	3											
Robin Ventura, L (1, 5) OBP: 0.366, SLG: 0.439	2-3 K		0-2 P6	1-0 HR				0-0 G3		5	1	1	4	0	1	1											
Ellis Burks, R (1, 9) OBP: 0.358, SLG: 0.483		2-1 F9	2-2 F8	1-1 HR 2B				1-0 HR		5	2	2	1	0	0	0											
Bo Jackson, R (1, 10) OBP: 0.320, SLG: 0.429		0-0 1B 1B	1-1 F9	0-1 HR				3-2 F8		4	2	2	2	0	0	0											
Lance Johnson, L (1, 8) Dan Pasqua, L (6, PH) OBP: 0.295, SLG: 0.326		1-3 K		2-1 HR 1B P5				4-2 BB		3	1	1	0	0	1	1											
Michael LaValliere, L (1, 2) OBP: 0.375, SLG: 0.387		3-2 1B 1B		0-0 SH1-3	1-1 HR 1B			2-2 F9		3	2	2	0	0	0	1											
Ozzie Guillen, L (1, 6) Craig Grebeck, R (7, PH) OBP: 0.289, SLG: 0.355 OBP: 0.301, SLG: 0.262		2-2 1B 1B		0-1 F8 HR 1B	0-0 HR 1B			0-3 K		3	2	3	4	0	0	0											
Inning Stats	R: 0 E: 0 K: 1 S: 9	H: 0 LOB: 1 BB: 1 P: 17	R: 2 E: 0 K: 1 S: 18	H: 5 LOB: 3 BB: 0 P: 27	R: 0 E: 0 K: 0 S: 9	H: 0 LOB: 0 BB: 0 P: 12	R: 7 E: 0 K: 0 S: 20	H: 5 LOB: 0 BB: 2 P: 38	R: 2 E: 0 K: 0 S: 14	H: 2 LOB: 0 BB: 0 P: 18	R: 1 E: 0 K: 0 S: 10	H: 1 LOB: 1 BB: 1 P: 20	R: 0 E: 0 K: 1 S: 7	H: 0 LOB: 0 BB: 0 P: 9	R: 0 E: 0 K: 0 S: 5	H: 0 LOB: 0 BB: 0 P: 9	1B: 8 2B: 1 3B: 0 HR: 4	SF: 0 SAC: 1 DP: 0 HBP: 0	WP: 1 PB: 0 SB: 0 CS: 0	PA: 41							
PITCHER	IP	WLS	BF	H	R	ER	SO	BB	IBB	HBP	BLK	WP	HR	S	P	ERA	WHIP										
35 Mike Mussina, R (1, 1) ERA: 4.28	3.2	L	22	8	7	7	2	3	0	0	0	0	1	48	81	17.18	3.000										
Alan Mills, R (4, 1) ERA: 3.93	2.1		13	5	5	5	0	1	0	0	0	0	3	32	51	19.29	2.571										
Anthony Telford, R (7, 1) ERA:	2.0		6	0	0	0	1	0	0	0	0	0	0	12	18	0.00	0.000										

Baltimore Orioles @ Chicago White Sox
Comiskey Park, Chicago, IL
Fri Jul 02 1993, 8:05 PM EDT
Att: 27,997 - Unknown

AB 36
R 12
H 13
RBI 12
BB 4
SO 3
LOB 7



Batter	1	2	3	4	5	6	7	8	9	AB	R	H	RBI	BB	SO	LOB	TOP										
Harold Reynolds, S (1,4) OBP: 0.341, SLG: 0.317	4-1 PB G4-3 BB	1-0 G3		0-1 G4-6-3 1B		1-0 F7	2-1 G4-3			4	1	1	0	1	0	3	Baltimore Orioles @ Chicago White Sox Comiskey Park, Chicago, IL Sat Jul 03 1993, 8:05 PM EDT Att: 41,972 - Unknown livebaseballscorecards.com										
Mark McLemore, S (1,9) OBP: 0.350, SLG: 0.375	2-2 G4-3 1-H	2-0 F7		0-0 G4-6-3 1-2f		1-2 G3		1-3 K		5	0	0	1	0	1	2											
Cal Ripken Jr., R (1,6) OBP: 0.313, SLG: 0.369	1-3 K	4-2 BB BB		2-1 F8			4-0 1B BB	0-1 G6-3		3	0	0	0	2	1	0											
Harold Baines, L (1,10) OBP: 0.385, SLG: 0.437	4-2 HR BB	4-2 FC5-4 BB			4-2 BB		0-1 1B BB	1-0 2B 1B		2	2	2	0	3	0	0											
Mike Devereaux, R (1,8) OBP: 0.302, SLG: 0.416	2-2 HR	0-1 FC5-4			1-3 K		1-0 FC5-2-6-1 1B	1-0 2B		5	2	2	2	0	1	5											
Chris Hoiles, R (1,2) OBP: 0.387, SLG: 0.535	3-3 K		2-2 E4 G6-4-3 1B		0-0 F9		1-0 WP 2B	2-0 G5-3		5	1	1	2	0	1	3											
David Segui, S (1,3) OBP: 0.306, SLG: 0.464		4-1 HR HBP BB	1-2 G6-4-3 1B		0-1 G3		4-0 2B BB		0-0 L9	3	1	1	0	2	0	1											
Tim Hulett, R (1,5) OBP: 0.368, SLG: 0.388		2-1 HR HBP	3-2 G6-4-3 1-2f 2-3		1-0 L8		1-0 2B	0-2 G5-4-3 1B		4	1	2	1	0	0	2											
Jeffrey Hammonds, R (1,7) OBP: 0.400, SLG: 0.647		3-1 HR	1-2 P9		0-0 2B		0-0 F8	0-0 G5-4-3 1-2f		5	1	2	3	0	0	4											
Inning Stats	R: 3 E: 0 K: 2 S: 17	H: 1 LOB: 0 BB: 2 P: 33	R: 3 E: 0 K: 0 S: 13	H: 1 LOB: 2 BB: 3 P: 33	R: 0 E: 1 K: 0 S: 12	H: 1 LOB: 1 BB: 0 P: 19	R: 0 E: 0 K: 0 S: 5	H: 1 LOB: 0 BB: 7	R: 0 E: 0 K: 1 S: 8	H: 0 LOB: 1 BB: 1 P: 13	R: 0 E: 0 K: 0 S: 6	H: 1 LOB: 1 BB: 0 P: 9	R: 3 E: 0 K: 0 S: 8	H: 3 LOB: 2 BB: 2 P: 21	R: 0 E: 0 K: 1 S: 8	H: 2 LOB: 2 BB: 0 P: 13	R: 0 E: 0 K: 0 S: 5	H: 1 LOB: 0 BB: 5	1B: 6 2B: 3 3B: 0 HR: 2	SF: 0 SAC: 0 DP: 3 HBP: 1	WP: 1 PB: 2 SB: 0 CS: 0	PA: 45					
PITCHER	IP	WLS	BF	H	R	ER	SO	BB	IBB	HBP	BLK	WP	HR	S	P	ERA	WHIP										
Jason Bere, R (1,1) ERA: 5.61	1.0	L	8	1	5	5	2	3	0	1	0	0	1	19	41	45.00	4.000										
Kirk McCaskill, R (2,1) ERA: 6.0	5.1		25	6	4	4	1	4	0	0	0	0	1	46	83	6.75	1.875										
Jeff Schwarz, R (7,1) ERA: 2.64	0.2		4	1	0	0	1	0	0	0	0	1	0	4	11	0.00	3.000										
Bobby Thigpen, R (8,1) ERA: 4.05	1.0		5	2	0	0	1	0	0	0	0	0	0	8	13	0.00	2.000										
Scott Radinsky, L (9,1) ERA: 4.71	1.0		3	1	0	0	0	0	0	0	0	0	0	5	5	0.00	1.000										

Batter	1	2	3	4	5	6	7	8	9	AB	R	H	RBI	BB	SO	LOB	BOTTOM										
Tim Raines, S (1,7) OBP: 0.424, SLG: 0.533	2-1 B1-3	1-2 HR		2-3 K		0-0 G6-3			0-1 G5-3	5	1	1	3	0	1	1	Baltimore Orioles @ Chicago White Sox Comiskey Park, Chicago, IL Sat Jul 03 1993, 8:05 PM EDT Att: 41,972 - Unknown livebaseballscorecards.com										
Joey Cora, S (1,4) OBP: 0.371, SLG: 0.349	2-3 K	2-1 FC6-4 1B		1-2 G5-4-3 HBP		0-2 G5-3		3-2 G6-3		4	0	1	0	0	1	0											
Frank Thomas, R (1,3) OBP: 0.404, SLG: 0.546	2-0 HR	1-1 FC6-4		0-1 G5-4-3		0-0 F8		0-2 F9		5	1	1	1	0	0	3											
Robin Ventura, L (1,5) OBP: 0.365, SLG: 0.434	4-2 BB		2-2 G3		1-1 B5-3		0-1 G5-3			3	0	0	0	1	0	0											
Ellis Burks, R (1,9) OBP: 0.356, SLG: 0.480	1-3 K		0-2 P6		1-2 P5			0-1 2B 1B		4	1	1	0	0	1	1											
Bo Jackson, R (1,10) OBP: 0.333, SLG: 0.452		4-2 HR BB		0-0 2B		1-1 G6-3		1-0 1B 2B		3	1	2	1	1	0	0											
Lance Johnson, L (1,8) OBP: 0.349, SLG: 0.369		1-1 HR 1B		4-2 BB			1-0 S 1B 1B	1-1 L7		3	2	2	0	1	0	1											
Michael LaValliere, L (1,2) OBP: 0.371, SLG: 0.382		2-3 K		0-3 K		2-0 1B		0-2 L5		3	0	1	1	0	2	4											
Steve Sax, R (8,PH) OBP: 0.278, SLG: 0.340						1-H CS 1B				1	0	0	0	0	0	1											
Rick Wrona, R (9,2) OBP: 0.167, SLG: 0.167										0	0	0	0	0	0	0											
Ozzie Guillen, L (1,6) OBP: 0.289, SLG: 0.353		0-0 F7		3-2 S 1B		0-2 G1-3		0-1 G3		4	0	1	0	0	0	4											
Inning Stats	R: 1 E: 0 K: 2 S: 13	H: 1 LOB: 1 BB: 1 P: 24	R: 3 E: 0 K: 1 S: 16	H: 3 LOB: 1 BB: 1 P: 27	R: 0 E: 0 K: 1 S: 12	H: 1 LOB: 2 BB: 1 P: 18	R: 0 E: 0 K: 1 S: 12	H: 1 LOB: 0 BB: 0 P: 18	R: 0 E: 0 K: 0 S: 7	H: 0 LOB: 0 BB: 0 P: 10	R: 1 E: 0 K: 0 S: 7	H: 2 LOB: 0 BB: 0 P: 10	R: 0 E: 0 K: 0 S: 6	H: 0 LOB: 0 BB: 0 P: 6	R: 1 E: 0 K: 0 S: 12	H: 2 LOB: 1 BB: 0 P: 14	R: 0 E: 0 K: 0 S: 8	H: 0 LOB: 0 BB: 0 P: 11	1B: 6 2B: 2 3B: 0 HR: 2	SF: 0 SAC: 0 DP: 1 HBP: 1	WP: 0 PB: 0 SB: 2 CS: 1	PA: 39					
PITCHER	IP	WLS	BF	H	R	ER	SO	BB	IBB	HBP	BLK	WP	HR	S	P	ERA	WHIP										
Rick Sutcliffe, R (1,1) ERA: 4.96	3.1		20	4	4	4	5	3	0	0	0	0	0	25	32	4.91	1.091										
Mark Williamson, R (4,1) ERA: 3.31	3.2	W	13	4	2	2	0	0	0	0	0	0	0	2	3	0.00	0.000										
Jim Poole, L (8,1) ERA: 2.28	0.1		1	0	0	0	0	0	0	0	0	0	0	2	3	0.00	0.000										
Todd Frohwrth, R (8,1) ERA: 2.56	0.1		1	0	0	0	0	0	0	0	0	0	0	5	5	0.00	0.000										
Brad Pennington, L (8,1) ERA: 2.82	0.1		1	0	0	0	0	0	0	0	0	0	0	2	2	0.00	0.000										
Gregg Olson, R (9,1) ERA: 1.31	1.0	S	3	0	0	0	0	0	0	0	0	0	0	8	11	0.00	0.000										

Batter	1	2	3	4	5	6	7	8	9	AB	R	H	RBI	BB	SO	LOB	TOP										
Harold Reynolds, S (1, 4) OBP: 0.340, SLG: 0.316	F8		G3 WP 1B			G3			P8	4	0	1	0	0	0	0											
Mark McLemore, S (1, 9) OBP: 0.345, SLG: 0.369	G4-3		G3			B2-3			K	4	0	0	0	0	1	1											
Cal Ripken Jr., R (1, 6) OBP: 0.312, SLG: 0.377	HR		L7			G5-3			G4-3	4	1	1	1	0	0	1											
Harold Baines, L (1, 10) OBP: 0.384, SLG: 0.435	1B					F8			G5-3	3	0	1	0	0	0	0											
Mike Devereaux, R (1, 8) OBP: 0.298, SLG: 0.411	K					G6-3			F9	3	0	0	0	0	1	1											
Jeffrey Hammonds, R (1, 7) OBP: 0.368, SLG: 0.595						P6			K	3	0	0	0	0	1	0											
David Segui, S (1, 3) OBP: 0.300, SLG: 0.457						G4-3			F8	3	0	0	0	0	0	0											
Tim Hulett, R (1, 5) OBP: 0.356, SLG: 0.373						F8			G6-3	3	0	0	0	0	0	0											
Jeff Tackett, R (1, 2) OBP: 0.313, SLG: 0.259									P5	2	0	0	0	0	1	0											
Paul Carey, L (8, PH) OBP: 0.297, SLG: 0.242										1	0	0	0	0	0	0											
Chris Hoiles, R (8, 2) OBP: 0.387, SLG: 0.535										0	0	0	0	0	0	0											
Inning Stats	R: 1 E: 0 K: 1 S: 13	H: 2 LOB: 1 BB: 0 P: 25	R: 0 E: 0 K: 0 S: 6	H: 0 LOB: 0 BB: 0 P: 9	R: 0 E: 0 K: 1 S: 10	H: 1 LOB: 1 BB: 0 P: 15	R: 0 E: 0 K: 0 S: 7	H: 0 LOB: 0 BB: 0 P: 9	R: 0 E: 0 K: 0 S: 7	H: 0 LOB: 0 BB: 0 P: 12	R: 0 E: 0 K: 1 S: 4	H: 0 LOB: 0 BB: 0 P: 5	R: 0 E: 0 K: 1 S: 8	H: 0 LOB: 0 BB: 0 P: 9	R: 0 E: 0 K: 0 S: 9	H: 0 LOB: 0 BB: 0 P: 11	R: 0 E: 0 K: 1 S: 8	H: 0 LOB: 0 BB: 0 P: 12	1B: 2 2B: 0 3B: 0 HR: 1	SF: 0 SAC: 0 DP: 0 HBP: 0	WP: 1 PB: 0 CS: 0	PA: 30					
PITCHER	IP	WLS	BF	H	R	ER	SO	BB	IBB	HBP	BLK	WP	HR	S	P	ERA	WHIP										
Rodney Bolton, R (1, 1) ERA: 6.91	7.0	W	24	3	1	1	3	0	0	0	0	1	1	55	84	1.29	0.429										
Donn Pall, R (8, 1) ERA: 2.5	1.0		3	0	0	0	0	0	0	0	0	0	0	9	11	0.00	0.000										
Roberto Hernandez, R (8, 1) ERA: 2.61	1.0	S	3	0	0	0	1	0	0	0	0	0	0	8	12	0.00	0.000										

Baltimore Orioles @ Chicago White Sox
Comiskey Park, Chicago, IL
Sun Jul 04 1993, 4:33 AM EDT
Att: 31,441 - Sunny - 88 F

AB	30
R	1
H	3
RBI	1
BB	0
SO	4
LOB	3



Batter	1	2	3	4	5	6	7	8	9	AB	R	H	RBI	BB	SO	LOB	BOTTOM										
Tim Raines, S (1, 7) OBP: 0.419, SLG: 0.540	F8		K			SH1-3 1-H 3B			F9	4	1	1	1	0	1	2											
Joey Cora, S (1, 4) OBP: 0.369, SLG: 0.346	F8		CS		G4-3	SH1-3				2	0	0	1	0	0	0											
Frank Thomas, R (1, 3) OBP: 0.401, SLG: 0.540	F9				G3	SH1-3 3-H 2-2 G5-3				3	0	0	0	0	0	0											
Robin Ventura, L (1, 5) OBP: 0.361, SLG: 0.429					F7				G4-3	3	0	0	0	0	0	0											
Ellis Burks, R (1, 9) OBP: 0.353, SLG: 0.474					F8				G5-3	3	0	0	0	0	0	0											
Bo Jackson, R (1, 10) OBP: 0.326, SLG: 0.441					F9				G4-3	3	0	0	0	0	0	0											
Lance Johnson, L (1, 8) OBP: 0.352, SLG: 0.379					L7				G4-3 SH3 1B	3	1	2	0	0	0	0											
Michael LaValliere, L (1, 2) OBP: 0.351, SLG: 0.361					F7				SH3	2	0	0	0	0	0	1											
Ozzie Guillen, L (1, 6) OBP: 0.289, SLG: 0.353					FC4 CS				G4-3	3	1	1	1	0	0	1											
Inning Stats	R: 0 E: 0 K: 0 S: 9	H: 0 LOB: 0 BB: 0 P: 14	R: 0 E: 0 K: 0 S: 4	H: 0 LOB: 0 BB: 0 P: 4	R: 1 E: 0 K: 1 S: 11	H: 1 LOB: 0 BB: 0 P: 15	R: 0 E: 0 K: 0 S: 9	H: 0 LOB: 0 BB: 0 P: 16	R: 0 E: 0 K: 0 S: 7	H: 0 LOB: 0 BB: 0 P: 12	R: 2 E: 0 K: 0 S: 11	H: 2 LOB: 0 BB: 0 P: 19	R: 0 E: 0 K: 0 S: 7	H: 0 LOB: 0 BB: 0 P: 12	R: 0 E: 0 K: 0 S: 7	H: 1 LOB: 1 BB: 0 P: 10	1B: 2 2B: 0 3B: 2 HR: 0	SF: 0 SAC: 2 DP: 0 HBP: 0	WP: 0 PB: 0 CS: 1	PA: 29							
PITCHER	IP	WLS	BF	H	R	ER	SO	BB	IBB	HBP	BLK	WP	HR	S	P	ERA	WHIP										
Ben McDonald, R (1, 1) ERA: 3.46	7.0	L	25	4	3	3	1	0	0	0	0	0	0	60	95	3.86	0.571										
Jim Poole, L (8, 1) ERA: 2.19	1.0		3	0	0	0	0	0	0	0	0	0	0	5	7	0.00	0.000										

Baltimore Orioles @ Chicago White Sox
Comiskey Park, Chicago, IL
Sun Jul 04 1993, 4:33 AM EDT
Att: 31,441 - Sunny - 88 F

AB	26
R	3
H	4
RBI	3
BB	0
SO	1
LOB	4



Batter	1	2	3	4	5	6	7	8	9	AB	R	H	RBI	BB	SO	LOB	TOP		
Harold Reynolds, S (1, 4) OBP: 0.352, SLG: 0.326	0-1 SH5-4 1B 2B		4-2 1B 1B BB	2-2 FC4-6 2B		1-1 FC4-6		2-0 FC5-4 1B		4	2	2	0	1	0	3			
Mark McLemore, S (1, 9) OBP: 0.346, SLG: 0.376	2-1 SH5-4		3-2 1B	1-0 1B			0-0 G1-3	1-0 FC5-4		4	0	2	2	0	0	1			
Mike Devereaux, R (1, 8) OBP: 0.300, SLG: 0.412	3-2 G6-3 1B		0-2 1B	1-2 2-3 1B			1-2 F9		1-2 G4-3	5	0	2	2	0	0	1			
Harold Baines, L (1, 10) OBP: 0.379, SLG: 0.427 Jack Voigt, R (9, PH) OBP: 0.346, SLG: 0.311	0-0 G6-3		2-3 K				3-1 G4-3		1-1 G5-3	4	0	0	0	0	1	4			
Cal Ripken Jr., R (1, 6) OBP: 0.305, SLG: 0.367		1-1 G6-3	2-0 F7				2-1 G5-3		0-0 F8	5	0	0	0	0	1	3			
Chris Hoiles, R (1, 2) OBP: 0.386, SLG: 0.532		3-2 F8		2-2 1B SF8 2B			0-1 F9		0-2 1B 2B 1B	4	2	2	0	0	0	0			
David Segui, S (1, 3) OBP: 0.304, SLG: 0.456		2-0 G4-3		0-0 FC4-6 2B 1B			4-2 FC4-6 BB		1-1 2B 1B	3	2	2	0	1	0	0			
Jeffrey Hammonds, R (1, 7) OBP: 0.370, SLG: 0.561			4-1 1B S BB	0-0 SF8			2-3 K		2-2 1B SF9 2B	2	2	1	3	1	1	1			
Leo Gomez, R (1, 5) OBP: 0.298, SLG: 0.356			0-3 K	0-0 CI FC4-6			0-0 L8		0-2 SF9	2	0	0	1	0	1	2			
Inning Stats	R: 1 E: 0 K: 0 S: 8	H: 2 LOB: 0 BB: 0 P: 13	R: 0 E: 0 K: 0 S: 7	H: 0 LOB: 0 BB: 0 P: 13	R: 1 E: 0 K: 2 S: 22	H: 2 LOB: 3 BB: 2 P: 37	R: 3 E: 1 K: 0 S: 13	H: 3 LOB: 1 BB: 0 P: 20	R: 0 E: 0 K: 1 S: 6	H: 0 LOB: 0 BB: 1 P: 15	R: 0 E: 0 K: 0 S: 7	H: 0 LOB: 0 BB: 0 P: 11	R: 0 E: 0 K: 1 S: 19	H: 4 LOB: 1 BB: 0 P: 27	R: 0 E: 0 K: 0 S: 6	H: 0 LOB: 0 BB: 0 P: 8	1B: 7 2B: 4 3B: 0 HR: 0	SF: 2 SAC: 1 DP: 1 HBP: 0	WP: 0 PA: 41 PB: 0 SB: 1 CS: 0
PITCHER	IP	WLS	BF	H	R	ER	SO	BB	IBB	HBP	BLK	WP	HR	S	P	ERA	WHIP		
Mark Gardner, R (1, 1) ERA: 6.02	4.0	L	21	7	5	4	2	2	0	0	0	0	0	50	83	9.00	2.250		
Tom Gordon, R (5, 1) ERA: 3.98	3.0		10	0	0	0	1	1	0	0	0	0	0	21	37	0.00	0.333		
Frank DiPino, L (8, 1) ERA: 6.75	2.0		10	4	3	3	1	0	0	0	0	0	0	25	35	13.50	2.000		

Baltimore Orioles @ Kansas City Royals
Kauffman Stadium, Kansas City, MO
Tue Jul 06 1993, 7:05 PM CDT
Att: 17,892 - Unknown - 73 F

AB	34
R	8
H	11
RBI	8
BB	3
SO	4
LOB	15



Batter	1	2	3	4	5	6	7	8	9	AB	R	H	RBI	BB	SO	LOB	BOTTOM		
Brian McRae, S (1, 8) OBP: 0.347, SLG: 0.421	1-0 F7		0-1 G1-3			1-1 G2-3			1-1 FC6-4 1B	4	0	1	0	0	0	2			
Greg Gagne, R (1, 6) OBP: 0.311, SLG: 0.350	1-3 K2-3		0-0 F9			0-0 G6-3			0-1 F8	4	0	0	0	0	1	3			
George Brett, L (1, 10) OBP: 0.299, SLG: 0.389	3-1 G4-3			1-1 L6			1-2 G4-1		3-2 FC6-4 1B	4	0	0	0	0	0	1			
Mike Macfarlane, R (1, 2) OBP: 0.356, SLG: 0.511		1-3 K		0-3 K			1-2 F9		0-0 P4	4	0	0	0	0	2	1			
Gary Gaetti, R (1, 5) OBP: 0.293, SLG: 0.360		0-1 G5-3		2-1 G1-3			1-3 K			3	0	0	0	0	1	0			
Wally Joyner, L (1, 3) OBP: 0.385, SLG: 0.438		2-0 G3-1			0-1 G3-1			1-0 P5		3	0	0	0	0	0	0			
Kevin McReynolds, R (1, 7) OBP: 0.321, SLG: 0.412			0-2 G1-3 1B		1-2 P3			2-0 F7		3	0	1	0	0	0	0			
Hubie Brooks, R (1, 9) OBP: 0.323, SLG: 0.330			0-2 G1-3 1B		0-0 F7			2-0 1B		3	0	2	0	0	0	0			
Rico Rossy, R (1, 4) OBP: 0.333, SLG: 0.500			0-1 P2		2-2 G5-3			0-0 F8		3	0	0	0	0	0	3			
Inning Stats	R: 0 E: 0 K: 1 S: 7	H: 0 LOB: 0 BB: 0 P: 12	R: 0 E: 0 K: 1 S: 7	H: 0 LOB: 0 BB: 0 P: 10	R: 0 E: 0 K: 0 S: 11	H: 2 LOB: 2 BB: 0 P: 11	R: 0 E: 0 K: 1 S: 7	H: 0 LOB: 0 BB: 0 P: 10	R: 0 E: 0 K: 0 S: 9	H: 0 LOB: 0 BB: 0 P: 12	R: 0 E: 0 K: 1 S: 9	H: 0 LOB: 0 BB: 0 P: 12	R: 0 E: 0 K: 0 S: 4	H: 1 LOB: 1 BB: 0 P: 9	R: 0 E: 0 K: 0 S: 8	H: 1 LOB: 1 BB: 0 P: 12	1B: 4 2B: 0 3B: 0 HR: 0	SF: 0 SAC: 0 DP: 0 HBP: 0	WP: 0 PA: 31 PB: 0 SB: 0 CS: 0
PITCHER	IP	WLS	BF	H	R	ER	SO	BB	IBB	HBP	BLK	WP	HR	S	P	ERA	WHIP		
Jamie Moyer, L (1, 1) ERA: 3.13	9.0	W	31	4	0	0	4	0	0	0	0	0	0	69	96	0.00	0.444		

Baltimore Orioles @ Kansas City Royals
Kauffman Stadium, Kansas City, MO
Tue Jul 06 1993, 7:05 PM CDT
Att: 17,892 - Unknown - 73 F

AB	31
R	0
H	4
RBI	0
BB	0
SO	4
LOB	10



Batter	1	2	3	4	5	6	7	8	9	AB	R	H	RBI	BB	SO	LOB	TOP				
Harold Reynolds, S OBP: 0.353, SLG: 0.325 (1, 4)	F9		FC4-6				G5-3										4 1 1 1 1 0 1				
Mark McLemore, S OBP: 0.353, SLG: 0.384 (1, 9)	F8				G5-3												5 1 3 2 0 0 0				
Mike Devereaux, R OBP: 0.298, SLG: 0.406 (1, 8)	G5-3				G5-3		F8										4 0 0 0 1 1 3				
Harold Baines, L OBP: 0.377, SLG: 0.423 (1, 10)		L7															4 1 1 0 0 0 1				
Cal Ripken Jr., R OBP: 0.304, SLG: 0.368 (1, 6)		L9															4 1 1 0 0 0 0				
Chris Hoiles, R OBP: 0.388, SLG: 0.556 (1, 2)		G5-3															4 2 2 4 0 0 0				
David Segui, S OBP: 0.301, SLG: 0.452 (1, 3)																	4 0 1 0 0 0 0				
Jeffrey Hammonds, R OBP: 0.340, SLG: 0.532 (1, 7)																	4 1 0 0 0 1 1				
Leo Gomez, R OBP: 0.301, SLG: 0.356 (1, 5)																	3 1 1 0 1 0 0				
Inning Stats	R: 0 H: 0 E: 0 K: 0 S: 6	H: 0 LOB: 0 BB: 0 P: 9	R: 0 H: 0 E: 0 K: 0 S: 6	H: 0 LOB: 0 BB: 0 P: 10	R: 0 H: 1 E: 0 K: 1 S: 8	LOB: 1 BB: 0 P: 11	R: 3 H: 3 E: 0 K: 0 S: 14	H: 3 LOB: 0 BB: 0 P: 24	R: 1 H: 1 E: 0 K: 0 S: 14	LOB: 1 BB: 1 P: 23	R: 1 H: 1 E: 0 K: 0 S: 16	R: 0 H: 0 E: 0 K: 0 S: 8	H: 0 LOB: 0 BB: 0 P: 12	R: 1 H: 1 E: 0 K: 0 S: 7	LOB: 1 BB: 1 P: 13	R: 2 H: 3 E: 0 K: 1 S: 15	H: 3 LOB: 2 BB: 1 P: 23	1B: 6 2B: 2 3B: 0 HR: 2	SF: 0 SAC: 0 DP: 1 HBP: 0	WP: 0 PA: 39 PB: 1 SB: 3 CS: 0	
PITCHER	IP	WLS	BF	H	R	ER	SO	BB	IBB	HBP	BLK	WP	HR	S	P	ERA	WHIP				
Hipolito Pichardo, R ERA: 4.17 (1, 1)	6.0	L	25	6	5	4	1	1	0	0	0	0	2	56	93	6.00	1.167				
Billy Brewster, L ERA: 2.55 (7, 1)	2.0		7	1	1	1	0	1	0	0	1	0	0	15	25	4.50	1.000				
Bill Sampen, R ERA: 4.5 (9, 1)	1.0		7	3	2	2	1	1	0	0	0	0	0	15	23	18.00	4.000				

Baltimore Orioles @ Kansas City Royals
Kauffman Stadium, Kansas City, MO
Wed Jul 07 1993, 7:05 PM CDT
Att: 20,910 - Unknown - 82 F

AB	36
R	8
H	10
RBI	7
BB	3
SO	2
LOB	6



Batter	1	2	3	4	5	6	7	8	9	AB	R	H	RBI	BB	SO	LOB	BOTTOM				
Felix Jose, S OBP: 0.312, SLG: 0.359 (1, 8)	L6																4 0 0 0 0 1 1				
Kevin McReynolds, R OBP: 0.319, SLG: 0.415 (1, 7)	F9																4 2 1 0 0 0 1				
Wally Joyner, L OBP: 0.387, SLG: 0.450 (1, 3)	F8																4 1 2 2 0 0 1				
Mike Macfarlane, R OBP: 0.358, SLG: 0.519 (1, 2)																	3 0 2 1 0 1 0				
Chris Gwynn, L OBP: 0.355, SLG: 0.418 (1, 9)																	4 0 0 0 0 0 3				
Gary Gaetti, R OBP: 0.291, SLG: 0.348 (1, 5)																	3 0 0 0 1 0 2				
Hubie Brooks, R OBP: 0.310, SLG: 0.316 (1, 10)																	4 0 0 0 0 2 4				
Greg Gagne, R OBP: 0.308, SLG: 0.346 (1, 6)																	3 0 0 0 0 2 2				
Jose Lind, R OBP: 0.282, SLG: 0.310 (1, 4)																	3 0 1 0 0 0 0				
Inning Stats	R: 0 H: 0 E: 0 K: 0 S: 8	H: 1 LOB: 2 BB: 1 P: 20	R: 0 H: 0 E: 0 K: 2 S: 11	H: 1 LOB: 1 BB: 1 P: 20	R: 0 H: 0 E: 0 K: 1 S: 10	LOB: 0 BB: 0 P: 14	R: 0 H: 2 E: 0 K: 1 S: 13	H: 2 LOB: 2 BB: 0 P: 19	R: 0 H: 0 E: 0 K: 1 S: 11	LOB: 0 BB: 0 P: 14	R: 1 H: 1 E: 0 K: 0 S: 15	H: 1 LOB: 0 BB: 0 P: 25	R: 0 H: 0 E: 0 K: 0 S: 11	H: 0 LOB: 0 BB: 0 P: 15	R: 2 H: 2 E: 0 K: 1 S: 15	H: 2 LOB: 0 BB: 0 P: 17	R: 0 H: 0 E: 0 K: 0 S: 7	H: 0 LOB: 0 BB: 0 P: 10	1B: 3 2B: 2 3B: 0 HR: 1	SF: 1 SAC: 0 DP: 0 HBP: 0	WP: 0 PA: 34 PB: 0 SB: 0 CS: 0
PITCHER	IP	WLS	BF	H	R	ER	SO	BB	IBB	HBP	BLK	WP	HR	S	P	ERA	WHIP				
35 Mike Mussina, R ERA: 4.1 (1, 1)	7.0	W	26	4	1	1	5	1	0	0	0	0	0	79	118	1.29	0.714				
Todd Frohworth, R ERA: 2.89 (8, 1)	1.0		5	2	2	2	1	0	0	0	0	0	1	15	17	18.00	2.000				
Gregg Olson, R ERA: 1.27 (9, 1)	1.0		3	0	0	0	0	0	0	0	0	0	0	7	10	0.00	0.000				

Baltimore Orioles @ Kansas City Royals
Kauffman Stadium, Kansas City, MO
Wed Jul 07 1993, 7:05 PM CDT
Att: 20,910 - Unknown - 82 F

AB	32
R	3
H	6
RBI	3
BB	1
SO	6
LOB	14



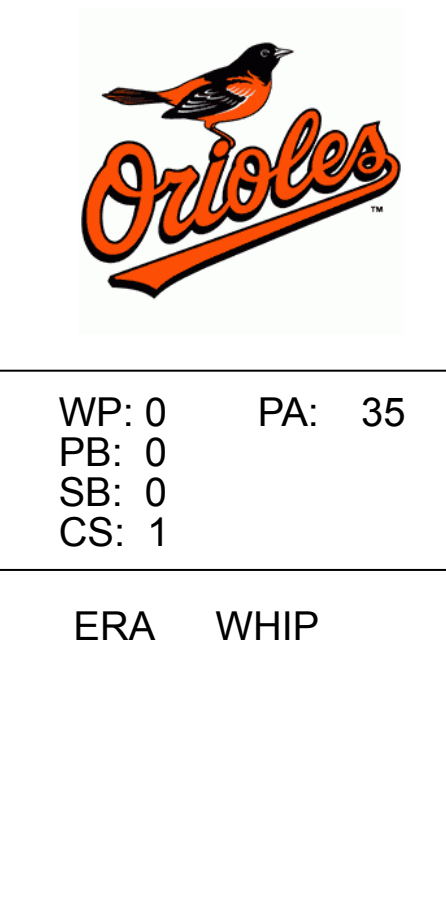
Batter	1	2	3	4	5	6	7	8	9	AB	R	H	RBI	BB	SO	LOB	TOP					
Tim Raines, S <small>(1, 7)</small> <small>OBP: 0.420, SLG: 0.527</small>										6	1	4	1	0	0	1	Chicago White Sox @ Baltimore Orioles Oriole Park at Camden Yards, Baltimore, MD <small>Thu Jul 08 1993, 7:05 PM EDT</small> <small>Att: 46,496 - Unknown - 101 F</small>					
Joey Cora, S <small>(1, 4)</small> <small>OBP: 0.364, SLG: 0.340</small>										6	1	1	0	0	0	4						
Frank Thomas, R <small>(1, 3)</small> <small>OBP: 0.414, SLG: 0.553</small>										2	2	0	0	3	0	1						
Dan Pasqua, L <small>(9, 3)</small> <small>OBP: 0.303, SLG: 0.326</small>										0	0	0	0	0	0	0						
Robin Ventura, L <small>(1, 5)</small> <small>OBP: 0.366, SLG: 0.433</small>										4	1	1	0	1	0	6						
Ellis Burks, R <small>(1, 9)</small> <small>OBP: 0.360, SLG: 0.483</small>										4	2	5	1	1	1							
Bo Jackson, R <small>(1, 10)</small> <small>OBP: 0.313, SLG: 0.425</small>										5	1	1	3	0	2	2						
Lance Johnson, L <small>(1, 8)</small> <small>OBP: 0.357, SLG: 0.399</small>										5	1	2	0	0	0	1						
Ron Karkovics, R <small>(1, 2)</small> <small>OBP: 0.309, SLG: 0.505</small>										5	3	3	1	0	1	3						
Ozzie Guillen, L <small>(1, 6)</small> <small>OBP: 0.287, SLG: 0.354</small>										4	0	1	1	0	0	3						
Inning Stats	R: 6 E: 1 K: 0 S: 16	H: 5 LOB: 1 BB: 1 P: 32	R: 3 E: 0 K: 0 S: 13	H: 2 LOB: 0 BB: 1 P: 21	R: 1 E: 0 K: 0 S: 8	H: 2 LOB: 2 BB: 1 P: 15	R: 0 E: 0 K: 2 S: 11	H: 1 LOB: 2 BB: 1 P: 20	R: 0 E: 0 K: 1 S: 15	H: 0 LOB: 1 BB: 0 P: 21	R: 1 E: 1 K: 0 S: 6	H: 2 LOB: 2 BB: 1 P: 15	R: 0 E: 0 K: 1 S: 5	H: 0 LOB: 0 BB: 0 P: 8	R: 1 E: 0 K: 0 S: 8	H: 2 LOB: 0 BB: 0 P: 10	1B: 11 2B: 1 3B: 0 HR: 3	SF: 0 SAC: 1 DP: 1 HBP: 0	WP: 0 PB: 0 SB: 1 CS: 0	PA: 47		
PITCHER	IP WLS BF H R ER SO BB IBB HBP BLK WP HR S P ERA WHIP	IP WLS BF H R ER SO BB IBB HBP BLK WP HR S P ERA WHIP	IP WLS BF H R ER SO BB IBB HBP BLK WP HR S P ERA WHIP	IP WLS BF H R ER SO BB IBB HBP BLK WP HR S P ERA WHIP	IP WLS BF H R ER SO BB IBB HBP BLK WP HR S P ERA WHIP	IP WLS BF H R ER SO BB IBB HBP BLK WP HR S P ERA WHIP	IP WLS BF H R ER SO BB IBB HBP BLK WP HR S P ERA WHIP	IP WLS BF H R ER SO BB IBB HBP BLK WP HR S P ERA WHIP	IP WLS BF H R ER SO BB IBB HBP BLK WP HR S P ERA WHIP	IP WLS BF H R ER SO BB IBB HBP BLK WP HR S P ERA WHIP	IP WLS BF H R ER SO BB IBB HBP BLK WP HR S P ERA WHIP	IP WLS BF H R ER SO BB IBB HBP BLK WP HR S P ERA WHIP	IP WLS BF H R ER SO BB IBB HBP BLK WP HR S P ERA WHIP	IP WLS BF H R ER SO BB IBB HBP BLK WP HR S P ERA WHIP	IP WLS BF H R ER SO BB IBB HBP BLK WP HR S P ERA WHIP	IP WLS BF H R ER SO BB IBB HBP BLK WP HR S P ERA WHIP	IP WLS BF H R ER SO BB IBB HBP BLK WP HR S P ERA WHIP	IP WLS BF H R ER SO BB IBB HBP BLK WP HR S P ERA WHIP	IP WLS BF H R ER SO BB IBB HBP BLK WP HR S P ERA WHIP	IP WLS BF H R ER SO BB IBB HBP BLK WP HR S P ERA WHIP	IP WLS BF H R ER SO BB IBB HBP BLK WP HR S P ERA WHIP	
Rick Sutcliffe, R <small>(1, 1)</small> <small>ERA: 5.27</small>	0.2	L	9	5	6	4	0	1	0	0	0	0	0	0	0	0	54.00	9.000				
Alan Mills, R <small>(1, 1)</small> <small>ERA: 4.32</small>	3.1		18	5	4	4	2	3	0	0	0	0	0	2	34	59	10.80	2.400				
Jim Poole, L <small>(5, 1)</small> <small>ERA: 1.95</small>	3.0		13	3	1	0	1	0	1	0	0	0	0	0	27	45	0.00	1.000				
Todd Frohwrth, R <small>(8, 1)</small> <small>ERA: 2.96</small>	2.0		7	2	1	1	1	0	0	0	0	0	0	0	13	18	4.50	1.000				
Harold Reynolds, S <small>(1, 4)</small> <small>OBP: 0.353, SLG: 0.324</small>										4	0	1	0	1	1	3	Chicago White Sox @ Baltimore Orioles Oriole Park at Camden Yards, Baltimore, MD <small>Thu Jul 08 1993, 7:05 PM EDT</small> <small>Att: 46,496 - Unknown - 101 F</small>					
Mark McLemore, S <small>(1, 5)</small> <small>OBP: 0.351, SLG: 0.380</small>										5	0	1	0	0	1	2						
Mike Devereaux, R <small>(1, 8)</small> <small>OBP: 0.300, SLG: 0.405</small>										5	1	2	0	0	1	1						
Harold Baines, L <small>(1, 10)</small> <small>OBP: 0.373, SLG: 0.418</small>										5	0	1	0	0	1	2						
Cal Ripken Jr., R <small>(1, 6)</small> <small>OBP: 0.308, SLG: 0.381</small>										5	1	3	1	0	0	3						
Chris Hoiles, R <small>(1, 2)</small> <small>OBP: 0.389, SLG: 0.551</small>										2	2	0	0	2	0	3						
David Segui, S <small>(1, 3)</small> <small>OBP: 0.303, SLG: 0.453</small>										4	1	2	1	0	0	1						
Brady Anderson, L <small>(1, 7)</small> <small>OBP: 0.335, SLG: 0.405</small>										3	0	1	1	1	0	0						
Jeffrey Hammonds, R <small>(1, 9)</small> <small>OBP: 0.333, SLG: 0.510</small>										4	0	1	2	0	0	2						
Inning Stats	R: 0 E: 0 K: 0 S: 4	H: 0 LOB: 0 BB: 1 P: 8	R: 0 E: 0 K: 1 S: 15	H: 1 LOB: 1 BB: 0 P: 22	R: 0 E: 0 K: 1 S: 13	H: 1 LOB: 1 BB: 0 P: 21	R: 3 E: 0 K: 1 S: 18	H: 3 LOB: 2 BB: 2 P: 35	R: 0 E: 0 K: 2 S: 10	H: 0 LOB: 0 BB: 0 P: 16	R: 2 E: 0 K: 0 S: 10	H: 3 LOB: 1 BB: 1 P: 19	R: 0 E: 0 K: 0 S: 14	H: 2 LOB: 2 BB: 0 P: 22	R: 0 E: 0 K: 0 S: 9	H: 0 LOB: 0 BB: 0 P: 13		R: 0 E: 0 K: 0 S: 8	H: 2 LOB: 2 BB: 0 P: 16	1B: 11 2B: 0 3B: 0 HR: 1	SF: 0 SAC: 0 DP: 2 HBP: 0	WP: 2 PB: 0 SB: 0 CS: 0
PITCHER	IP WLS BF H R ER SO BB IBB HBP BLK WP HR S P ERA WHIP	IP WLS BF H R ER SO BB IBB HBP BLK WP HR S P ERA WHIP	IP WLS BF H R ER SO BB IBB HBP BLK WP HR S P ERA WHIP	IP WLS BF H R ER SO BB IBB HBP BLK WP HR S P ERA WHIP	IP WLS BF H R ER SO BB IBB HBP BLK WP HR S P ERA WHIP	IP WLS BF H R ER SO BB IBB HBP BLK WP HR S P ERA WHIP	IP WLS BF H R ER SO BB IBB HBP BLK WP HR S P ERA WHIP	IP WLS BF H R ER SO BB IBB HBP BLK WP HR S P ERA WHIP	IP WLS BF H R ER SO BB IBB HBP BLK WP HR S P ERA WHIP	IP WLS BF H R ER SO BB IBB HBP BLK WP HR S P ERA WHIP	IP WLS BF H R ER SO BB IBB HBP BLK WP HR S P ERA WHIP	IP WLS BF H R ER SO BB IBB HBP BLK WP HR S P ERA WHIP	IP WLS BF H R ER SO BB IBB HBP BLK WP HR S P ERA WHIP	IP WLS BF H R ER SO BB IBB HBP BLK WP HR S P ERA WHIP	IP WLS BF H R ER SO BB IBB HBP BLK WP HR S P ERA WHIP	IP WLS BF H R ER SO BB IBB HBP BLK WP HR S P ERA WHIP	IP WLS BF H R ER SO BB IBB HBP BLK WP HR S P ERA WHIP	IP WLS BF H R ER SO BB IBB HBP BLK WP HR S P ERA WHIP	IP WLS BF H R ER SO BB IBB HBP BLK WP HR S P ERA WHIP	IP WLS BF H R ER SO BB IBB HBP BLK WP HR S P ERA WHIP	IP WLS BF H R ER SO BB IBB HBP BLK WP HR S P ERA WHIP	
Jason Bere, R <small>(1, 1)</small> <small>ERA: 5.96</small>	5.0	W	25	7	5	5	4	4	0	0	0	0	0	0	28	43	0.00	1.000				
Donn Pall, R <small>(6, 1)</small> <small>ERA: 2.3</small>	3.0		11	3	0	0	0	0	0	0	0	0	0	0	8	16	0.00	2.000				
Bobby Thigpen, R <small>(9, 1)</small> <small>ERA: 3.68</small>	1.0		5	2	0	0	0	0	0	0	0	0	0	0	8	16	0.00	2.000				

Batter	1	2	3	4	5	6	7	8	9	AB	R	H	RBI	BB	SO	LOB	TOP																				
Tim Raines, S OBP: 0.411, SLG: 0.510 (1, 7)	G4-3		G6-3			G4-3		F8		4	0	0	0	0	0	1	Chicago White Sox @ Baltimore Orioles Oriole Park at Camden Yards, Baltimore, MD Sat Jul 10 1993, 3:33 AM EDT Att: 45,368 - Sunny - 101 F																				
Joey Cora, S OBP: 0.363, SLG: 0.341 (1, 4)				P4		G4-3		F7		4	0	1	0	0	0	0																					
Frank Thomas, R OBP: 0.409, SLG: 0.541 (1, 3)	F9			G5-3		P6				3	0	0	0	1	0	1																					
Ellis Burks, R OBP: 0.365, SLG: 0.483 (1, 9)	CS							F8		2	0	1	0	2	0	0																					
Robin Ventura, L OBP: 0.359, SLG: 0.423 (1, 5)				G3				G4-3		4	0	0	0	0	0	4																					
Bo Jackson, R OBP: 0.312, SLG: 0.414 (1, 10)						K				2	0	0	0	1	2	0																					
Lance Johnson, L OBP: 0.356, SLG: 0.397 (1, 8)						G3-1		G4-3		3	0	0	0	0	0	1																					
Ron Karkovice, R OBP: 0.313, SLG: 0.500 (1, 2)				K				L1		2	0	0	0	1	1	0																					
Craig Grebeck, R OBP: 0.309, SLG: 0.264 (1, 6)				P6						3	0	1	0	0	0	1																					
Inning Stats	R: 0 E: 0 K: 0 S: 6	H: 1 LOB: 0 BB: 0 P: 11	R: 0 E: 0 K: 0 S: 11	H: 0 LOB: 1 BB: 2 P: 23	R: 0 E: 0 K: 1 S: 9	H: 0 LOB: 0 BB: 0 P: 13	R: 0 E: 0 K: 0 S: 8	H: 0 LOB: 1 BB: 1 P: 17	R: 0 E: 0 K: 1 S: 9	H: 0 LOB: 0 BB: 0 P: 15	R: 0 E: 0 K: 0 S: 6	H: 0 LOB: 0 BB: 0 P: 11	R: 0 E: 0 K: 0 S: 14	H: 1 LOB: 1 BB: 0 P: 21	R: 0 E: 0 K: 0 S: 15	H: 1 LOB: 1 BB: 1 P: 23	1B: 3 2B: 0 3B: 0 HR: 0	SF: 0 SAC: 0 DP: 2 HBP: 0	WP: 0 PB: 0 SB: 0 CS: 1	PA: 33																	
PITCHER	IP	WLS	BF	H	R	ER	SO	BB	IBB	HBP	BLK	WP	HR	S	P	ERA	WHIP	PITCHER		IP	WLS	BF	H	R	ER	SO	BB	IBB	HBP	BLK	WP	HR	S	P	ERA	WHIP	
Fernando Valenzuela, L ERA: 3.97 (1, 1)	8.0	W	28	2	0	0	3	4	0	0	0	0	0	72	125	0.00	0.750			8.0	W	28	2	0	0	3	4	0	0	0	0	0	0	72	125	0.00	0.750
Mark Williamson, R ERA: 3.88 (9, 1)	1.0		4	1	0	0	0	1	0	0	0	0	0	15	23	0.00	2.000			1.0		4	1	0	0	0	1	0	0	0	0	0	15	23	0.00	2.000	

Batter	1	2	3	4	5	6	7	8	9	AB	R	H	RBI	BB	SO	LOB	BOTTOM																			
Harold Reynolds, S OBP: 0.349, SLG: 0.317 (1, 4)	F7		K			SF8		F8		3	0	0	1	0	1	1	Chicago White Sox @ Baltimore Orioles Oriole Park at Camden Yards, Baltimore, MD Sat Jul 10 1993, 3:33 AM EDT Att: 45,368 - Sunny - 101 F																			
Mark McLemore, S OBP: 0.355, SLG: 0.380 (1, 9)						L8		L8		4	1	2	0	0	0	0																				
Mike Devereaux, R OBP: 0.296, SLG: 0.399 (1, 8)				HR						4	1	1	0	0	0	2																				
Cal Ripken Jr., R OBP: 0.311, SLG: 0.385 (1, 6)										4	1	2	1	0	0	1																				
Chris Hoiles, R OBP: 0.401, SLG: 0.578 (1, 2)										3	2	1	2	1	0	1																				
David Segui, S OBP: 0.412, SLG: 0.471 (1, 3)										3	0	2	0	1	0	0																				
Jeffrey Hammonds, R ERA: 3.32 (1, 10)										2	0	0	0	0	0	1																				
Harold Baines, L OBP: 0.381, SLG: 0.427 (8, PH)										1	0	1	2	0	0	0																				
Damon Buford, R OBP: 0.333, SLG: 0.383 (8, PR)										0	0	0	0	0	0	0																				
Brady Anderson, L OBP: 0.332, SLG: 0.401 (1, 7)										3	1	0	0	1	1	3																				
Tim Lincecum, R OBP: 0.367, SLG: 0.389 (1, 5)										3	0	1	0	0	0	2																				
Inning Stats	R: 0 E: 0 K: 0 S: 11	H: 1 LOB: 0 BB: 0 P: 16	R: 0 E: 0 K: 0 S: 7	H: 1 LOB: 0 BB: 0 P: 12	R: 0 E: 0 K: 1 S: 7	H: 1 LOB: 1 BB: 0 P: 13	R: 2 E: 0 K: 0 S: 18	H: 3 LOB: 1 BB: 0 P: 32	R: 1 E: 1 K: 0 S: 6	H: 0 LOB: 0 BB: 1 P: 13	R: 0 E: 0 K: 0 S: 7	H: 0 LOB: 0 BB: 0 P: 12	R: 0 E: 0 K: 0 S: 6	H: 1 LOB: 1 BB: 0 P: 11	R: 3 E: 0 K: 1 S: 15	H: 3 LOB: 2 BB: 2 P: 29	1B: 7 2B: 2 3B: 0 HR: 1	SF: 1 SAC: 1 DP: 1 HBP: 0	WP: 0 PB: 0 SB: 0 CS: 1	PA: 35																
PITCHER	IP	WLS	BF	H	R	ER	SO	BB	IBB	HBP	BLK	WP	HR	S	P	ERA	WHIP	PITCHER		IP	WLS	BF	H	R	ER	SO	BB	IBB	HBP	BLK	WP	HR	S	P	ERA	WHIP
Wilson Alvarez, L ERA: 2.45 (1, 1)	7.2	L	33	9	6	5	1	2	1	0	0	0	0	4	6	0.00	3.000			7.2	L	33	9	6	5	1	2	1	0	0	0	0	4	6	0.00	3.000
Roberto Hernandez, R ERA: 2.45 (8, 1)	0.1		2	1	0	0	1	0	0	0	0	0	0	4	6	0.00	3.000			0.1		2	1	0	0	1	0	0	0	0	0	4	6	0.00	3.000	

AB	27
R	0
H	3
RBI	0
BB	5
SO	3
LOB	8


AB	30
R	6
H	10
RBI	6
BB	3
SO	2
LOB	11



Batter	1	2	3	4	5	6	7	8	9	AB	R	H	RBI	BB	SO	LOB	TOP									
Steve Sax, R OBP: 0.267, SLG: 0.321 Tim Raines, S OBP: 0.414, SLG: 0.526	0-1 1B HR	2-0 L9			1-1 G4-3	2-2 G6-3		0-1 SF8		4	1	1	0	0	0	1										
Craig Grebeck, R OBP: 0.324, SLG: 0.267	0-0 HR	1-1 F9			4-0 BB 1B BB		4-2 HR BB	1-0 G5-3		3	3	1	0	2	0	2										
Frank Thomas, R OBP: 0.410, SLG: 0.559 Dan Pasqua, L OBP: 0.310, SLG: 0.319	0-0 HR		0-0 G1-3		2-3 K		1-0 HR	4-1 BB		4	2	2	5	0	1	1										
Ellis Burks, R OBP: 0.369, SLG: 0.485	1-0 G4-3		1-1 1B		4-2 BB 1B BB		2-1 G4-3 S SF9	1-1 SF8		3	2	2	1	1	0	0										
Robin Ventura, L OBP: 0.363, SLG: 0.424	1-1 1B		3-2 G6-4-3		4-2 1B BB		1-2 G4-3	1-1 F8		4	0	2	0	1	0	2										
Bo Jackson, R OBP: 0.309, SLG: 0.410	0-3 K		1-0 G6-4-3		1-1 FC6 1B		1-1 SF9		0-3 K	4	0	1	3	0	2	3										
Lance Johnson, L OBP: 0.350, SLG: 0.390	2-3 K			1-0 G3	1-0 FC6		1-0 G4-3		0-0 G4-3	5	0	0	0	0	1	3										
Ron Karkovics, R OBP: 0.310, SLG: 0.493		1-3 K		2-2 K		1-0 F9		0-0 HR 1B	0-0 G6-3	5	1	1	0	0	2	0										
Ozzie Guillen, L OBP: 0.295, SLG: 0.374	1-2 2B		0-0 G3-1		1-1 G1-3			0-0 HR		4	1	2	2	0	0	0										
Inning Stats	R: 3 E: 0 K: 2 S: 14	H: 4 LOB: 1 BB: 0 P: 18	R: 0 E: 0 K: 1 S: 9	H: 1 LOB: 1 BB: 0 P: 14	R: 0 E: 0 K: 0 S: 8	H: 2 LOB: 1 BB: 0 P: 13	R: 0 E: 0 K: 1 S: 5	H: 0 LOB: 0 BB: 0 P: 8	R: 2 E: 0 K: 1 S: 15	H: 1 LOB: 2 BB: 3 P: 32	R: 0 E: 0 K: 0 S: 7	H: 0 LOB: 0 BB: 0 P: 11	R: 3 E: 0 K: 0 S: 12	H: 2 LOB: 1 BB: 1 P: 22	R: 3 E: 0 K: 0 S: 10	H: 3 LOB: 1 BB: 1 P: 17	R: 0 E: 0 K: 1 S: 5	H: 0 LOB: 0 BB: 1 P: 5	1B: 8 2B: 1 3B: 1 HR: 3	SF: 2 SAC: 0 DP: 1 HBP: 0	WP: 0 PB: 0 SB: 1 CS: 0	PA: 44				
PITCHER	IP WLS BF H R ER SO BB IBB HBP BLK WP HR S P ERA WHIP	IP WLS BF H R ER SO BB IBB HBP BLK WP HR S P ERA WHIP	IP WLS BF H R ER SO BB IBB HBP BLK WP HR S P ERA WHIP	IP WLS BF H R ER SO BB IBB HBP BLK WP HR S P ERA WHIP	IP WLS BF H R ER SO BB IBB HBP BLK WP HR S P ERA WHIP	IP WLS BF H R ER SO BB IBB HBP BLK WP HR S P ERA WHIP	IP WLS BF H R ER SO BB IBB HBP BLK WP HR S P ERA WHIP	IP WLS BF H R ER SO BB IBB HBP BLK WP HR S P ERA WHIP	IP WLS BF H R ER SO BB IBB HBP BLK WP HR S P ERA WHIP	IP WLS BF H R ER SO BB IBB HBP BLK WP HR S P ERA WHIP	IP WLS BF H R ER SO BB IBB HBP BLK WP HR S P ERA WHIP	IP WLS BF H R ER SO BB IBB HBP BLK WP HR S P ERA WHIP	IP WLS BF H R ER SO BB IBB HBP BLK WP HR S P ERA WHIP	IP WLS BF H R ER SO BB IBB HBP BLK WP HR S P ERA WHIP	IP WLS BF H R ER SO BB IBB HBP BLK WP HR S P ERA WHIP	IP WLS BF H R ER SO BB IBB HBP BLK WP HR S P ERA WHIP	IP WLS BF H R ER SO BB IBB HBP BLK WP HR S P ERA WHIP	IP WLS BF H R ER SO BB IBB HBP BLK WP HR S P ERA WHIP	IP WLS BF H R ER SO BB IBB HBP BLK WP HR S P ERA WHIP	IP WLS BF H R ER SO BB IBB HBP BLK WP HR S P ERA WHIP	IP WLS BF H R ER SO BB IBB HBP BLK WP HR S P ERA WHIP	IP WLS BF H R ER SO BB IBB HBP BLK WP HR S P ERA WHIP	IP WLS BF H R ER SO BB IBB HBP BLK WP HR S P ERA WHIP	IP WLS BF H R ER SO BB IBB HBP BLK WP HR S P ERA WHIP	IP WLS BF H R ER SO BB IBB HBP BLK WP HR S P ERA WHIP	
Harold Reynolds, S OBP: 0.352, SLG: 0.319	3-2 FC4-6 1B		0-1 1B		4-2 FC4-6 BB		2-2 G4-3		0-0 G4-3	4	0	2	0	1	0	0										
Mark McLemore, S OBP: 0.353, SLG: 0.381	1-2 FC4-6 1B		3-1 L8		0-0 F8		0-0 G4-3		0-0 1B 2B	5	0	1	0	0	0	3										
Mike Devereaux, R OBP: 0.298, SLG: 0.399	1-2 1B			1-0 F7	1-3 K		2-2 L9	0-0 L4-6 BB 1B		5	0	2	0	0	1	1										
Harold Baines, L OBP: 0.385, SLG: 0.441	0-0 F7			4-2 HR BB	0-0 FC4-6		0-0 HR	4-0 BB		3	2	1	1	2	0	2										
Cal Ripken Jr., R OBP: 0.312, SLG: 0.394		0-0 G6-3		0-0 HR		0-3 K		0-2 2B 1B	0-0 L4-6	5	2	2	2	0	1	3										
Chris Hoiles, R OBP: 0.403, SLG: 0.581	0-2 F9			2-2 P4		3-1 1B		2-2 1B 2B		4	1	2	1	0	0	0										
David Segui, S OBP: 0.410, SLG: 0.467	0-1 F7			0-1 1B		1-1 F8		3-2 F9		4	0	1	0	0	0	2										
Brady Anderson, L OBP: 0.334, SLG: 0.402			1-2 G6-3		0-2 1B		1-3 K		3-2 DI 1B	4	0	2	1	0	1	1										
Tim Lincecum, R OBP: 0.353, SLG: 0.372			0-1 L4		1-2 G4-3		2-3 K	1-2 G1-3		4	0	0	0	0	1	3										
Inning Stats	R: 0 E: 0 K: 0 S: 10	H: 2 LOB: 1 BB: 0 P: 15	R: 0 E: 0 K: 0 S: 6	H: 0 LOB: 0 BB: 0 P: 6	R: 0 E: 0 K: 0 S: 10	H: 1 LOB: 1 BB: 0 P: 14	R: 2 E: 0 K: 0 S: 17	H: 3 LOB: 2 BB: 1 P: 25	R: 0 E: 0 K: 1 S: 7	H: 0 LOB: 1 BB: 1 P: 12	R: 0 E: 0 K: 2 S: 10	H: 1 LOB: 1 BB: 0 P: 15	R: 0 E: 0 K: 1 S: 8	H: 0 LOB: 0 BB: 0 P: 12	R: 3 E: 0 K: 0 S: 21	H: 4 LOB: 1 BB: 0 P: 32	R: 0 E: 0 K: 0 S: 4	H: 2 LOB: 2 BB: 1 P: 8	1B: 9 2B: 3 3B: 0 HR: 2	SF: 0 SAC: 0 DP: 1 HBP: 0	WP: 0 PB: 0 SB: 0 CS: 0	PA: 41				
PITCHER	IP WLS BF H R ER SO BB IBB HBP BLK WP HR S P ERA WHIP	IP WLS BF H R ER SO BB IBB HBP BLK WP HR S P ERA WHIP	IP WLS BF H R ER SO BB IBB HBP BLK WP HR S P ERA WHIP	IP WLS BF H R ER SO BB IBB HBP BLK WP HR S P ERA WHIP	IP WLS BF H R ER SO BB IBB HBP BLK WP HR S P ERA WHIP	IP WLS BF H R ER SO BB IBB HBP BLK WP HR S P ERA WHIP	IP WLS BF H R ER SO BB IBB HBP BLK WP HR S P ERA WHIP	IP WLS BF H R ER SO BB IBB HBP BLK WP HR S P ERA WHIP	IP WLS BF H R ER SO BB IBB HBP BLK WP HR S P ERA WHIP	IP WLS BF H R ER SO BB IBB HBP BLK WP HR S P ERA WHIP	IP WLS BF H R ER SO BB IBB HBP BLK WP HR S P ERA WHIP	IP WLS BF H R ER SO BB IBB HBP BLK WP HR S P ERA WHIP	IP WLS BF H R ER SO BB IBB HBP BLK WP HR S P ERA WHIP	IP WLS BF H R ER SO BB IBB HBP BLK WP HR S P ERA WHIP	IP WLS BF H R ER SO BB IBB HBP BLK WP HR S P ERA WHIP	IP WLS BF H R ER SO BB IBB HBP BLK WP HR S P ERA WHIP	IP WLS BF H R ER SO BB IBB HBP BLK WP HR S P ERA WHIP	IP WLS BF H R ER SO BB IBB HBP BLK WP HR S P ERA WHIP	IP WLS BF H R ER SO BB IBB HBP BLK WP HR S P ERA WHIP	IP WLS BF H R ER SO BB IBB HBP BLK WP HR S P ERA WHIP	IP WLS BF H R ER SO BB IBB HBP BLK WP HR S P ERA WHIP	IP WLS BF H R ER SO BB IBB HBP BLK WP HR S P ERA WHIP	IP WLS BF H R ER SO BB IBB HBP BLK WP HR S P ERA WHIP	IP WLS BF H R ER SO BB IBB HBP BLK WP HR S P ERA WHIP	IP WLS BF H R ER SO BB IBB HBP BLK WP HR S P ERA WHIP	IP WLS BF H R ER SO BB IBB HBP BLK WP HR S P ERA WHIP


Chicago White Sox @ Baltimore Orioles
 Oriole Park at Camden Yards, Baltimore, MD
 Sun Jul 11 1993, 3:33 AM EDT
 Att: 45,999 - Sunny - 95 F

AB 37
 R 11
 H 13
 RBI 11
 BB 5
 SO 6
 LOB 12



Chicago White Sox @ Baltimore Orioles
 Oriole Park at Camden Yards, Baltimore, MD
 Sun Jul 11 1993, 3:33 AM EDT
 Att: 45,999 - Sunny - 95 F

AB 38
 R 5
 H 13
 RBI 5
 SO 4
 LOB 15



Batter	1	2	3	4	5	6	7	8	9	AB	R	H	RBI	BB	SO	LOB	TOP					
Shane Mack, R OBP: 0.341, SLG: 0.414										4	1	1	0	1	1	1						
Chuck Knoblauch, R OBP: 0.397, SLG: 0.347										4	2	2	0	1	0	0						
Kirby Puckett, R OBP: 0.351, SLG: 0.469										5	1	2	0	0	1	3						
Kent Hrbek, L OBP: 0.345, SLG: 0.452										4	1	1	4	0	0	2						
Dave Winfield, R OBP: 0.325, SLG: 0.466										3	2	2	2	1	0	1						
Brian Harper, R OBP: 0.350, SLG: 0.464										4	0	1	0	0	0	3						
Mike Pagliarulo, L OBP: 0.322, SLG: 0.444										4	0	2	0	0	1	2						
Dave McCarty, R OBP: 0.299, SLG: 0.340										3	0	0	0	0	1	1						
Derek Lee, L OBP: 0.143, SLG: 0.111										1	0	0	1	0	0	1						
Pat Meares, R OBP: 0.319, SLG: 0.374										3	0	2	0	0	0	0						
Chip Hale, L OBP: 0.346, SLG: 0.366										1	0	0	0	0	0	1						
Inning Stats	R: 3 E: 0 K: 0 S: 17	H: 1 LOB: 1 BB: 3 P: 32	R: 0 E: 0 K: 1 S: 11	H: 0 LOB: 0 BB: 0 P: 15	R: 1 E: 0 K: 0 S: 8	H: 2 LOB: 1 BB: 0 P: 15	R: 0 E: 0 K: 0 S: 9	H: 3 LOB: 2 BB: 0 P: 13	R: 2 E: 0 K: 1 S: 15	H: 3 LOB: 1 BB: 0 P: 20	R: 0 E: 0 K: 0 S: 10	H: 1 LOB: 0 BB: 0 P: 11	R: 0 E: 0 K: 0 S: 5	H: 1 LOB: 0 BB: 0 P: 9	R: 1 E: 0 K: 0 S: 10	H: 2 LOB: 1 BB: 0 P: 18	R: 0 E: 0 K: 2 S: 8	H: 0 LOB: 0 BB: 0 P: 11	1B: 7 2B: 5 3B: 0 HR: 2	SF: 0 SAC: 0 DP: 3 HBP: 0	WP: 0 PB: 0 SB: 0 CS: 0	PA: 39
PITCHER	IP	WLS	BF	H	R	ER	SO	BB	IBB	HBP	BLK	WP	HR	S	P	ERA	WHIP					
35 Mike Mussina, R ERA: 4.34	6.0	W	28	10	6	6	2	3	0	0	0	0	2	70	106	9.00	2.167					
Todd Frothing, R ERA: 3.79	2.0		8	3	1	1	0	0	0	0	0	0	0	15	27	4.50	1.500					
Gregg Olson, R ERA: 1.17	1.0	S	3	0	0	0	2	0	0	0	0	0	0	8	11	0.00	0.000					

Minnesota Twins @ Baltimore Orioles
 Oriole Park at Camden Yards, Baltimore, MD
 Fri Jul 16 1993, 7:05 PM EDT
 Att: 46,716 - Unknown - 89 F

AB 36
 R 7
 H 13
 RBI 7
 BB 3
 SO 4
 LOB 15



Batter	1	2	3	4	5	6	7	8	9	AB	R	H	RBI	BB	SO	LOB	BOTTOM					
Brady Anderson, L OBP: 0.337, SLG: 0.397										4	1	0	0	0	2	2						
Mark McLemore, S OBP: 0.355, SLG: 0.382										5	1	2	1	0	0	0						
Mike Devereaux, R OBP: 0.309, SLG: 0.420										4	2	4	3	1	0	0						
Harold Baines, L OBP: 0.383, SLG: 0.445										4	2	1	1	1	1	4						
Cal Ripken Jr., R OBP: 0.316, SLG: 0.403										3	0	1	2	1	0	0						
Chris Hoiles, R OBP: 0.495, SLG: 0.575										2	1	0	0	2	1	3						
David Segui, S OBP: 0.309, SLG: 0.477										4	1	2	2	0	1	2						
Jeffrey Hammonds, R OBP: 0.302, SLG: 0.467										4	0	0	0	0	2	1						
Tim Lincecum, R OBP: 0.346, SLG: 0.374										4	1	1	0	0	0	1						
Inning Stats	R: 2 E: 0 K: 1 S: 17	H: 2 LOB: 2 BB: 2 P: 35	R: 2 E: 0 K: 2 S: 15	H: 2 LOB: 1 BB: 0 P: 25	R: 0 E: 0 K: 1 S: 7	H: 0 LOB: 0 BB: 0 P: 12	R: 0 E: 0 K: 2 S: 9	H: 0 LOB: 0 BB: 0 P: 12	R: 4 E: 0 K: 0 S: 14	H: 3 LOB: 3 BB: 1 P: 22	R: 1 E: 0 K: 1 S: 14	H: 1 LOB: 1 BB: 0 P: 9	R: 0 E: 0 K: 0 S: 8	H: 0 LOB: 0 BB: 1 P: 14	R: 0 E: 0 K: 0 S: 8	H: 0 LOB: 0 BB: 1 P: 14	1B: 5 2B: 3 3B: 0 HR: 3	SF: 0 SAC: 0 DP: 1 HBP: 1	WP: 1 PB: 1 SB: 0 CS: 0	PA: 40		
PITCHER	IP	WLS	BF	H	R	ER	SO	BB	IBB	HBP	BLK	WP	HR	S	P	ERA	WHIP					
Jim Deshaies, L ERA: 4.87	4.2	L	25	7	8	7	6	3	0	1	0	0	3	61	105	13.50	2.143					
Mike Trombley, R ERA: 4.92	1.1		8	3	1	1	1	0	1	0	0	1	0	15	28	6.75	2.250					
George Tsamis, L ERA: 5.29	1.0		4	1	0	0	0	0	0	0	0	0	0	8	9	0.00	1.000					
Rick Aguilera, R ERA: 2.52	1.0		3	0	0	0	0	1	0	0	0	0	0	8	14	0.00	1.000					

Minnesota Twins @ Baltimore Orioles
 Oriole Park at Camden Yards, Baltimore, MD
 Fri Jul 16 1993, 7:05 PM EDT
 Att: 46,716 - Unknown - 89 F

AB 34
 R 9
 H 11
 RBI 9
 BB 5
 SO 7
 LOB 13



Batter	1	2	3	4	5	6	7	8	9	AB	R	H	RBI	BB	SO	LOB	TOP			
Shane Mack, R OBP: 0.340, SLG: 0.412	E5 G4-6-3 1B HR		F8-4-3 1B	P3			G5-3			4	1	1	0	0	0	1	Minnesota Twins @ Baltimore Orioles Oriole Park at Camden Yards, Baltimore, MD Sat Jul 17 1993, 7:05 PM EDT Att: 46,360 - Sunny - 87 F			
Chuck Knoblauch, R OBP: 0.388, SLG: 0.347	G4-6-3 1B		F8-4-3 1-2				G6-3			3	0	1	0	1	0	1				
Kirby Puckett, R OBP: 0.350, SLG: 0.466	G4-6-3 1-2 2-3									4	0	1	0	0	0	3				
Kent Hrbek, L OBP: 0.343, SLG: 0.463	HR		F9 1B							4	1	1	2	0	2	2				
Dave Winfield, R OBP: 0.321, SLG: 0.460	F8									4	0	0	0	0	1	1				
Brian Harper, R OBP: 0.345, SLG: 0.457		F7								4	0	0	0	0	0	0				
Mike Pagliarulo, L OBP: 0.320, SLG: 0.440		P6								4	1	1	0	0	0	0				
Dave McCarty, R OBP: 0.304, SLG: 0.340										3	1	1	0	1	0	0				
Pat Meares, R OBP: 0.319, SLG: 0.384	G3									3	0	1	2	0	0	1				
Inning Stats	R: 2 E: 1 K: 0 S: 11	H: 2 LOB: 0 BB: 0 P: 19	R: 0 E: 0 K: 0 S: 16	H: 1 LOB: 1 BB: 0 P: 24	R: 0 E: 0 K: 0 S: 7	H: 2 LOB: 1 BB: 0 P: 12	R: 2 E: 0 K: 1 S: 13	H: 2 LOB: 1 BB: 1 P: 21	R: 0 E: 0 K: 0 S: 10	H: 0 LOB: 0 BB: 0 P: 10	R: 0 E: 0 K: 0 S: 6	H: 0 LOB: 0 BB: 0 P: 10	R: 0 E: 0 K: 1 S: 10	H: 0 LOB: 0 BB: 0 P: 15	R: 0 E: 0 K: 0 S: 8	H: 0 LOB: 0 BB: 0 P: 11	1B: 5 2B: 1 3B: 1 HR: 1	SF: 0 SAC: 0 DP: 2 HBP: 0	WP: 0 PB: 0 SB: 0 CS: 0	PA: 35
PITCHER Rick Sutcliffe, R ERA: 5.01	IP: 9.0 WLS: L BF: 35	H: 7 R: 4 ER: 2 SO: 3	BB: 2 IBB: 0 HBP: 0 BLK: 0	WP: 0 HR: 1 S: 86 P: 137	ERA: 2.00 WHIP: 1.000	PITCHER										IP: 9.0 WLS: L BF: 35	H: 7 R: 4 ER: 2 SO: 3	BB: 2 IBB: 0 HBP: 0 BLK: 0	WP: 0 HR: 1 S: 86 P: 137	ERA: 2.00 WHIP: 1.000


Batter	1	2	3	4	5	6	7	8	9	AB	R	H	RBI	BB	SO	LOB	BOTTOM			
Brady Anderson, L OBP: 0.338, SLG: 0.405	P6								G3	4	1	1	1	1	1	1	Minnesota Twins @ Baltimore Orioles Oriole Park at Camden Yards, Baltimore, MD Sat Jul 17 1993, 7:05 PM EDT Att: 46,360 - Sunny - 87 F			
Mark McLemore, S OBP: 0.357, SLG: 0.383	S 1B		F8							4	0	2	0	0	0	2				
Mike Devereaux, R OBP: 0.308, SLG: 0.428	K 1-2									4	1	1	1	0	2	4				
Harold Baines, L OBP: 0.381, SLG: 0.441	P2									4	0	1	0	0	1	1				
Cal Ripken Jr., R OBP: 0.315, SLG: 0.401										4	0	1	0	0	0	1				
Chris Hoiles, R OBP: 0.406, SLG: 0.573	G6-4-3 1-2 2-3									3	0	1	0	1	0	1				
David Segui, S OBP: 0.302, SLG: 0.469	F7									4	0	0	0	0	0	4				
Harold Reynolds, S OBP: 0.353, SLG: 0.334										4	0	0	0	0	0	3				
Jeffrey Hammonds, R OBP: 0.313, SLG: 0.469										4	0	2	0	0	0	3				
Inning Stats	R: 0 E: 0 K: 1 S: 10	H: 1 LOB: 0 BB: 0 P: 16	R: 0 E: 0 K: 0 S: 4	H: 1 LOB: 0 BB: 0 P: 5	R: 0 E: 0 K: 1 S: 11	H: 1 LOB: 1 BB: 1 P: 19	R: 0 E: 0 K: 0 S: 14	H: 1 LOB: 3 BB: 1 P: 21	R: 2 E: 0 K: 0 S: 10	H: 2 LOB: 0 BB: 0 P: 16	R: 0 E: 0 K: 0 S: 11	H: 1 LOB: 0 BB: 0 P: 16	R: 0 E: 0 K: 1 S: 9	H: 0 LOB: 0 BB: 0 P: 12	R: 0 E: 0 K: 0 S: 16	H: 1 LOB: 1 BB: 0 P: 17	1B: 7 2B: 0 3B: 0 HR: 2	SF: 0 SAC: 0 DP: 2 HBP: 0	WP: 0 PB: 0 SB: 1 CS: 0	PA: 37
PITCHER Kevin Tapani, R ERA: 5.6	IP: 7.0 WLS: W BF: 30	H: 8 R: 2 ER: 2 SO: 3	BB: 2 IBB: 0 HBP: 0 BLK: 0	WP: 0 HR: 2 S: 70 P: 107	ERA: 2.57 WHIP: 1.429	PITCHER										IP: 7.0 WLS: W BF: 30	H: 8 R: 2 ER: 2 SO: 3	BB: 2 IBB: 0 HBP: 0 BLK: 0	WP: 0 HR: 2 S: 70 P: 107	ERA: 2.57 WHIP: 1.429
Larry Casian, L ERA: 1.08	(8, 1)	0.1	1	0	0	0	1	0	0	0	0	0	0	0	0	0	0.00	0.000		
Carl Willis, R ERA: 7.29	(8, 1)	0.2	2	0	0	0	0	0	0	0	0	6	8	0.00	0.000					
Rick Aguilera, R ERA: 2.45	(9, 1)	1.0	S	4	1	0	0	0	0	0	0	16	17	0.00	1.000					




Batter	1	2	3	4	5	6	7	8	9	AB	R	H	RBI	BB	SO	LOB	TOP			
Chuck Knoblauch, R OBP: 0.364, SLG: 0.343 (1, 4)	F7	FC6-4			F9			G5-3		4	0	0	0	0	0	2	Minnesota Twins @ Baltimore Orioles Oriole Park at Camden Yards, Baltimore, MD Sun Jul 18 1993, 3:33 AM EDT Att: 46,208 - Sunny - 85 F			
Jeff Reboulet, R OBP: 0.273, SLG: 0.197 Bernardo Brito, R (8, FH)	F8		G6-3			F8		F9		3	0	0	0	0	0	0				
Chip Hale, L OBP: 0.346, SLG: 0.366 (8, 5)										1	0	0	0	0	0	0				
Kirby Puckett, R OBP: 0.352, SLG: 0.468 (1, 10)	F7		P4			G6-3 BB				3	0	1	0	1	0	0				
Dave Winfield, R OBP: 0.320, SLG: 0.457 (1, 9)		2B 1B	K			G6-3				4	1	1	0	0	1	2				
Shane Mack, R OBP: 0.339, SLG: 0.410 (1, 8)		K			F7			G6-3		4	0	1	0	0	1	2				
Kent Hrbek, L OBP: 0.346, SLG: 0.466 (1, 3)		1B 2B			G4-3			G4-1		3	1	1	1	1	0	1				
Lenny Webster, R OBP: 0.229, SLG: 0.258 (1, 2)		F9			P3			FC5-4 BB		3	0	0	0	0	0	3				
Dave McCarty, R OBP: 0.304, SLG: 0.340 (1, 7)		1B 1B			G5-3			G5-3		3	0	1	1	0	0	1				
Pat Meares, R OBP: 0.319, SLG: 0.383 (1, 6)		FC6-4 1B			G1-3			F8		3	0	1	0	0	0	0				
Inning Stats	R: 0 E: 0 K: 0 S: 6	H: 0 LOB: 0 BB: 0 P: 8	R: 2 E: 0 K: 1 S: 16	H: 4 LOB: 2 BB: 0 P: 24	R: 0 E: 0 K: 1 S: 7	H: 0 LOB: 0 BB: 0 P: 12	R: 0 E: 0 K: 0 S: 7	H: 0 LOB: 0 BB: 0 P: 10	R: 0 E: 0 K: 0 S: 9	H: 0 LOB: 0 BB: 1 P: 12	R: 0 E: 0 K: 0 S: 5	H: 1 LOB: 1 BB: 1 P: 17	R: 0 E: 0 K: 0 S: 13	H: 0 LOB: 0 BB: 0 P: 19	R: 0 E: 0 K: 0 S: 9	H: 1 LOB: 1 BB: 0 P: 13	1B: 4 2B: 2 3B: 0 HR: 0	SF: 0 SAC: 0 DP: 2 HBP: 0	WP: 0 PB: 0 SB: 0 CS: 0	PA: 33
PITCHER Fernando Valenzuela, L ERA: 3.53 (1, 1)	IP: 9.0 WLS: W BF: 33 H: 6 R: 2 ER: 2 SO: 2 BB: 2 IBB: 0 HBP: 0 BLK: 0 WP: 0 HR: 0 S: 83 P: 126 ERA: 2.00 WHIP: 0.889															PITCHER				

Batter	1	2	3	4	5	6	7	8	9	AB	R	H	RBI	BB	SO	LOB	BOTTOM			
Brady Anderson, L OBP: 0.336, SLG: 0.400 (1, 7)	F8	L5			F8		1B BB	K		4	0	0	0	1	1	1	Minnesota Twins @ Baltimore Orioles Oriole Park at Camden Yards, Baltimore, MD Sun Jul 18 1993, 3:33 AM EDT Att: 46,208 - Sunny - 85 F			
Mark McLemore, S OBP: 0.380, SLG: 0.390 (1, 4)	1B 2B		F8		3B 1B		1B 1B	G3		5	3	3	0	0	0	0				
Mike Devereaux, R OBP: 0.311, SLG: 0.436 (1, 8)	BB SF7 1B		L4		3B		FC6-2-6-1 1B FC6-2			4	1	2	2	0	0	2				
Cal Ripken Jr., R OBP: 0.320, SLG: 0.402 (1, 6)	BB 1B		K		FC6-4 IBB		FC6-2 1B E IBB			2	1	1	1	2	1	0				
Chris Hoiles, R OBP: 0.408, SLG: 0.570 (1, 2)	BB				K		FC6-2 E 1B			3	1	1	1	1	1	2				
Jeffrey Hammonds, R OBP: 0.298, SLG: 0.448 (1, 9)	SF7				F8		FC6-2 E			3	0	0	1	0	0	3				
David Segui, S OBP: 0.396, SLG: 0.461 (1, 3)	P7				G5-3		F8			4	0	0	0	0	0	3				
Tim Lulett, R OBP: 0.351, SLG: 0.379 (1, 5)		F9			1B 3B 1B		P4			4	1	2	0	0	0	2				
Sherman Obando, R OBP: 0.329, SLG: 0.347 (1, 10)		F8			K		F7			4	0	0	0	0	2	2				
Inning Stats	R: 2 E: 0 K: 0 S: 13	H: 3 LOB: 2 BB: 1 P: 26	R: 0 E: 0 K: 0 S: 8	H: 0 LOB: 0 BB: 0 P: 12	R: 0 E: 0 K: 1 S: 7	H: 0 LOB: 0 BB: 0 P: 9	R: 0 E: 0 K: 1 S: 9	H: 0 LOB: 0 BB: 0 P: 15	R: 2 E: 0 K: 1 S: 15	H: 3 LOB: 2 BB: 1 P: 25	R: 0 E: 0 K: 0 S: 8	H: 1 LOB: 1 BB: 0 P: 14	R: 3 E: 1 K: 0 S: 17	H: 2 LOB: 2 BB: 2 P: 37	R: 0 E: 0 K: 2 S: 8	H: 0 LOB: 0 BB: 0 P: 13		1B: 7 2B: 1 3B: 1 HR: 0	SF: 1 SAC: 0 DP: 0 HBP: 0	WP: 0 PB: 0 SB: 0 CS: 0
PITCHER Eddie Guardado, L ERA: 6.32 Mike Trombley, R ERA: 4.84 Mike Hartley, R ERA: 4.7 (7, 1) (8, 1)	IP: 6.0 WLS: L BF: 28 H: 7 R: 5 ER: 5 SO: 3 BB: 2 IBB: 1 HBP: 0 BLK: 0 WP: 0 HR: 0 S: 62 P: 107 ERA: 7.50 WHIP: 1.500															PITCHER				

livebaseballscores.com



livebaseballscores.com



Batter	1	2	3	4	5	6	7	8	9	AB	R	H	RBI	BB	SO	LOB	TOP			
Brian McRae, S (1, 8) OBP: 0.357, SLG: 0.457	G6-3		F8			L6		FC4-6 BB	1B	4	0	1	1	1	0	0	Kansas City Royals @ Baltimore Orioles Oriole Park at Camden Yards, Baltimore, MD Mon Jul 19 1993, 7:05 PM EDT Att: 46,056 - Unknown - 87 F livebaseballscorecards.com			
Greg Gagne, R (1, 6) OBP: 0.312, SLG: 0.355 Chris Gwynn, L (9, PH) OBP: 0.349, SLG: 0.397	G5-3			2B BB		K		FC4-6 FC5-4	1B	3	1	0	0	1	1	2				
Wally Joyner, L (1, 3) OBP: 0.388, SLG: 0.476				F8		G4-3		SF7	K	4	0	1	1	0	1	3				
Mike Macfarlane, R (1, 2) OBP: 0.354, SLG: 0.524	K			K				G5-3 FC5-4		4	0	0	0	0	2	3				
Gary Gaetti, R (1, 5) OBP: 0.310, SLG: 0.405		K							G5-3	4	0	2	1	0	1	0				
Kevin McReynolds, R (1, 7) OBP: 0.365, SLG: 0.495		F8							G6-3	4	0	1	0	0	0	1				
Hubie Brooks, R (1, 9) OBP: 0.310, SLG: 0.318										4	1	1	0	0	0	2				
Phil Hiatt, R (1, 10) OBP: 0.285, SLG: 0.385			G6-3			K				4	1	1	0	0	2	2				
Jose Lind, R (1, 4) OBP: 0.296, SLG: 0.329 George Brett, L (9, PH) OBP: 0.300, SLG: 0.392 Rico Rossy, R (9, PR) OBP: 0.313, SLG: 0.467			G4-3			P4				3	1	1	0	0	0	0				
								FC4-6 BB	1B	1	0	1	1	0	0	0				
									1B	0	1	0	0	0	0	0				
Inning Stats	R: 0 E: 0 K: 1 S: 11	H: 1 LOB: 1 BB: 0 P: 15	R: 0 E: 0 K: 1 S: 8	H: 0 LOB: 0 BB: 0 P: 12	R: 0 E: 0 K: 0 S: 5	H: 0 LOB: 0 BB: 0 P: 7	R: 1 E: 0 K: 1 S: 10	H: 1 LOB: 1 BB: 0 P: 16	R: 0 E: 0 K: 1 S: 9	H: 0 LOB: 0 BB: 0 P: 11	R: 0 E: 0 K: 1 S: 11	H: 2 LOB: 2 BB: 0 P: 15	R: 1 E: 0 K: 0 S: 8	H: 1 LOB: 1 BB: 1 P: 15	R: 3 E: 0 K: 1 S: 17	H: 5 LOB: 2 BB: 0 P: 23	1B: 6 2B: 4 3B: 0 HR: 0	SF: 1 SAC: 0 DP: 0 HBP: 0	WP: 0 PB: 0 SB: 0 CS: 0	PA: 39
PITCHER	IP WLS BF H R ER SO BB IBB HBP BLK WP HR S P ERA WHIP																			
Jamie Moyer, L (1, 1) ERA: 3.42	6.0 W 21 2 1 1 5 1 0 0 0 0 0 0 53 73 1.50 0.500																			
Todd Frothingham, R (7, 1) ERA: 3.86	1.1 8 3 1 1 1 1 0 0 0 0 0 0 16 25 6.75 3.000																			
Jim Poole, L (8, 1) ERA: 1.99	0.2 2 0 0 0 0 0 0 0 0 0 0 0 3 5 0.00 0.000																			
Mark Williamson, R (9, 1) ERA: 4.02	0.2 4 2 2 2 0 0 0 0 0 0 0 0 10 13 27.00 3.000																			
Gregg Olson, R (9, 1) ERA: 1.4	0.1 S 4 3 1 1 1 0 0 0 0 0 0 0 7 10 27.00 9.000																			

Batter	1	2	3	4	5	6	7	8	9	AB	R	H	RBI	BB	SO	LOB	BOTTOM			
Brady Anderson, L (1, 7) OBP: 0.337, SLG: 0.401	G6-3	K		F8						4	0	1	1	1	1	1	Kansas City Royals @ Baltimore Orioles Oriole Park at Camden Yards, Baltimore, MD Mon Jul 19 1993, 7:05 PM EDT Att: 46,056 - Unknown - 87 F livebaseballscorecards.com			
Mark McLemore, S (1, 9) OBP: 0.358, SLG: 0.393				L6		P4				5	1	1	0	0	0	3				
Mike Devereaux, R (1, 8) OBP: 0.316, SLG: 0.438										3	1	2	1	1	0	0				
Cal Ripken Jr., R (1, 6) OBP: 0.321, SLG: 0.401										3	1	1	0	1	1	2				
Chris Hoiles, R (1, 2) OBP: 0.409, SLG: 0.580										4	1	2	3	0	1	2				
Jeffrey Hammonds, R (1, 10) OBP: 0.293, SLG: 0.479										4	1	1	1	0	0	3				
David Segui, S (1, 3) OBP: 0.390, SLG: 0.453										4	0	0	0	0	0	0				
Tim Lueftl, R (1, 5) OBP: 0.365, SLG: 0.411										4	1	3	0	0	0	0				
Harold Reynolds, S (1, 4) OBP: 0.349, SLG: 0.330										4	0	0	0	0	2	3				
										4	0	0	0	0	2	3				
Inning Stats	R: 1 E: 0 K: 1 S: 13	H: 3 LOB: 2 BB: 0 P: 23	R: 0 E: 0 K: 1 S: 12	H: 1 LOB: 1 BB: 0 P: 16	R: 3 E: 0 K: 0 S: 10	H: 1 LOB: 0 BB: 2 P: 20	R: 0 E: 0 K: 0 S: 5	H: 0 LOB: 0 BB: 0 P: 6	R: 0 E: 0 K: 0 S: 8	H: 1 LOB: 1 BB: 0 P: 10	R: 2 E: 0 K: 1 S: 16	H: 3 LOB: 1 BB: 0 P: 21	R: 0 E: 0 K: 1 S: 9	H: 1 LOB: 1 BB: 0 P: 13	R: 0 E: 0 K: 1 S: 13	H: 1 LOB: 2 BB: 1 P: 24	1B: 5 2B: 3 3B: 1 HR: 2	SF: 0 SAC: 0 DP: 0 HBP: 0	WP: 0 PB: 0 SB: 0 CS: 0	PA: 38
PITCHER	IP WLS BF H R ER SO BB IBB HBP BLK WP HR S P ERA WHIP																			
Dennis Rasmussen, L (1, 1) ERA: 0.4	5.0 L 23 6 4 4 2 2 0 0 0 0 0 0 1 48 75 7.20 1.600																			
Frank DiPino, L (6, 1) ERA: 7.07	0.2 5 3 2 2 1 0 0 0 0 0 0 1 13 17 27.00 4.500																			
Enrique Burgos, L (6, 1) ERA: 7.71	2.1 10 2 0 0 2 1 0 0 0 0 0 0 25 41 0.00 1.286																			



Batter	1	2	3	4	5	6	7	8	9	AB	R	H	RBI	BB	SO	LOB	TOP					
Felix Jose, S OBP: 0.307, SLG: 0.341 (1, 9)										3	0	0	0	1	3	0	Kansas City Royals @ Baltimore Orioles Oriole Park at Camden Yards, Baltimore, MD Tue Jul 20 1993, 7:05 PM EDT Att: 45,983 - Unknown - 93 F livebaseballscorecards.com					
Brian McRae, S OBP: 0.353, SLG: 0.452 (1, 8)										4	0	0	0	0	3	1						
George Brett, L OBP: 0.296, SLG: 0.386 (1, 10)										4	0	0	0	0	1	1						
Wally Joyner, L OBP: 0.384, SLG: 0.472 (1, 3)										3	0	0	0	0	0	0						
Gary Gaetti, R OBP: 0.311, SLG: 0.403 (1, 5)										3	0	1	0	0	0	0						
Brent Mayne, L OBP: 0.310, SLG: 0.348 (1, 2)										2	0	0	0	1	1	1						
Kevin McReynolds, R OBP: 0.309, SLG: 0.490 (1, 7)									2	0	0	0	1	0	1							
Greg Gagne, R OBP: 0.309, SLG: 0.351 (1, 6)									3	0	0	0	0	1	3							
Jose Lind, R OBP: 0.293, SLG: 0.326 (1, 4)										2	0	0	0	0	0	0						
Mike Macfarlane, R OBP: 0.353, SLG: 0.522 (8, PH)										1	0	0	0	0	0	0						
Rico Rossy, R OBP: 0.313, SLG: 0.467 (8, 4)										0	0	0	0	0	0	0						
Inning Stats	R: 0 E: 0 K: 2 S: 9	H: 0 LOB: 0 BB: 0 P: 14	R: 0 E: 1 K: 0 S: 15	H: 0 LOB: 2 BB: 1 P: 28	R: 0 E: 0 K: 2 S: 8	H: 0 LOB: 0 BB: 0 P: 12	R: 0 E: 0 K: 1 S: 8	H: 1 LOB: 1 BB: 0 P: 12	R: 0 E: 0 K: 0 S: 6	H: 0 LOB: 0 BB: 0 P: 12	R: 0 E: 0 K: 0 S: 7	H: 0 LOB: 0 BB: 0 P: 9	R: 0 E: 0 K: 0 S: 6	H: 0 LOB: 0 BB: 0 P: 9	R: 0 E: 0 K: 1 S: 7	H: 0 LOB: 0 BB: 0 P: 10	R: 0 E: 0 K: 1 S: 10	H: 0 LOB: 0 BB: 1 P: 15	1B: 1 2B: 1 3B: 0 HR: 0	SF: 0 SAC: 0 DP: 2 HBP: 0	WP: 0 PB: 0 SB: 0 CS: 0	PA: 30
PITCHER Ben McDonald, R ERA: 3.24 (1, 1)	IP: 9.0 WLS: W BF: 30 H: 1 R: 0 ER: 0 SO: 9 BB: 3 IBB: 0 HBP: 0 BLK: 0 WP: 0 HR: 0 S: 76 P: 123 ERA: 0.00 WHIP: 0.444															PITCHER						

Batter	1	2	3	4	5	6	7	8	9	AB	R	H	RBI	BB	SO	LOB	BOTTOM			
Brady Anderson, L OBP: 0.336, SLG: 0.399 (1, 7)										4	1	1	0	0	1	1	Kansas City Royals @ Baltimore Orioles Oriole Park at Camden Yards, Baltimore, MD Tue Jul 20 1993, 7:05 PM EDT Att: 45,983 - Unknown - 93 F livebaseballscorecards.com			
Mark McLemore, S OBP: 0.359, SLG: 0.394 (1, 9)									4	1	2	1	0	0	1					
Mike Devereaux, R OBP: 0.319, SLG: 0.435 (1, 8)									2	1	0	0	2	0	2					
Harold Baines, L OBP: 0.387, SLG: 0.461 (8, PR)									4	1	3	3	0	0	0					
Damon Buford, R OBP: 0.333, SLG: 0.383 (8, PR)									0	1	0	0	0	0	0					
Cal Ripken Jr., R OBP: 0.318, SLG: 0.397 (1, 6)									4	0	0	0	0	1	4					
Chris Hoiles, R OBP: 0.416, SLG: 0.583 (1, 2)									2	1	2	1	1	0	0					
David Segui, S OBP: 0.385, SLG: 0.447 (1, 3)									3	0	0	1	0	2	3					
Harold Reynolds, S OBP: 0.348, SLG: 0.329 (1, 4)										4	0	1	0	0	1	2				
Tim Lincecum, R OBP: 0.361, SLG: 0.405 (1, 5)									4	1	1	0	0	1	2					
Inning Stats	R: 0 E: 0 K: 0 S: 6	H: 1 LOB: 0 BB: 0 P: 9	R: 1 E: 0 K: 3 S: 13	H: 1 LOB: 1 BB: 0 P: 22	R: 0 E: 0 K: 1 S: 10	H: 0 LOB: 1 BB: 1 P: 16	R: 0 E: 0 K: 1 S: 10	H: 0 LOB: 1 BB: 1 P: 15	R: 0 E: 0 K: 0 S: 8	H: 0 LOB: 0 BB: 0 P: 12	R: 0 E: 0 K: 0 S: 9	H: 1 LOB: 1 BB: 1 P: 17	R: 0 E: 0 K: 0 S: 4	H: 1 LOB: 0 BB: 0 P: 6	R: 6 E: 2 K: 0 S: 24	H: 5 LOB: 2 BB: 1 P: 42	1B: 9 2B: 1 3B: 0 HR: 1	SF: 1 SAC: 0 DP: 2 HBP: 1	WP: 3 PB: 0 SB: 0 CS: 1	PA: 37
PITCHER David Cone, R ERA: 3.56 (1, 1)	IP: 7.0 WLS: L BF: 31 H: 8 R: 6 ER: 4 SO: 6 BB: 3 IBB: 0 HBP: 1 BLK: 0 WP: 2 HR: 1 S: 70 P: 117 ERA: 5.14 WHIP: 1.571															PITCHER				
Mark Gubicza, R ERA: 4.5 (8, 1)	IP: 1.0 WLS: L BF: 5 H: 2 R: 1 ER: 0 SO: 0 BB: 0 IBB: 0 HBP: 0 BLK: 0 WP: 1 HR: 0 S: 14 P: 22 ERA: 0.00 WHIP: 2.000															PITCHER				

Batter	1	2	3	4	5	6	7	8	9	AB	R	H	RBI	BB	SO	LOB	TOP								
Brian McRae, S (1, 8) OBP: 0.354, SLG: 0.451	1-2 G1-6-3 1B	1-3 K		0-1 FC6-4 1-2		0-0 G3	0-0 G3 1B	0-3 K		5	0	2	0	0	2	5									
Chris Gwynn, L (1, 7) OBP: 0.354, SLG: 0.411 Kevin McReynolds, R (7, PH) OBP: 0.308, SLG: 0.401	0-3 K		1-0 1B		0-0 SF7 3B		1-2 F9 1B		3-2 G3 1B 1B	3	1	2	0	0	1	1									
George Brett, L (1, 10) OBP: 0.294, SLG: 0.385	1 SAFE G1-6-3 1-2		1-3 K		3-2 SF7		1-1 G3		2-1 G3 1B 1B	4	1	1	1	0	1	4									
Wally Joyner, L (1, 3) OBP: 0.382, SLG: 0.466		4-2 1B 2B BB	3-1 P6		3-H F9		1-3 K		0-3 K	4	1	0	0	1	2	5									
Mike Macfarlane, R (1, 2) OBP: 0.351, SLG: 0.516 Brent Mayne, L (8, PR) OBP: 0.308, SLG: 0.346		0-1 F9	3-2 F9		2-3 K			0-1 WP 1B 1B	1-2 G3 1B	4	0	1	0	0	1	2									
Felix Jose, S (1, 9) OBP: 0.308, SLG: 0.342		0-0 2B 1B		0-2 G5-3		0-2 G3-1		0-1 F9	1-0 E 1B	5	1	2	2	0	0	1									
Greg Gagne, R (1, 6) OBP: 0.317, SLG: 0.360		0-0 1B 2B		0-2 1B		1-0 G1-3		1-1 WP 1B 1B	2-H 3-H 4-0 E BB	4	2	3	1	1	0	0									
Phil Hiatt, R (1, 5) OBP: 0.286, SLG: 0.384 Gary Gaetti, R (6, 5) OBP: 0.306, SLG: 0.397		2-1 PB 1B		2-3 K		3-3 K		0-0 L7	2-2 E6	3	0	1	2	0	2	1									
Jose Lind, R (1, 4) OBP: 0.298, SLG: 0.328 Hubie Brooks, R (8, PH) OBP: 0.316, SLG: 0.324 Rico Rossy, R (8, 4) OBP: 0.306, SLG: 0.457		2-3 K		0-0 FC6-4 1B			4-2 G3 1B BB	1-2 1-H 2-H 1B	0-1 G5-3	2	0	1	0	1	1	1									
Inning Stats	R: 0 E: 0 K: 1 S: 9	H: 1 LOB: 0 BB: 0 P: 10	R: 3 E: 0 K: 2 S: 16	H: 3 LOB: 1 BB: 1 P: 25	R: 0 E: 0 K: 1 S: 9	H: 1 LOB: 1 BB: 0 P: 17	R: 0 E: 0 K: 1 S: 13	H: 2 LOB: 2 BB: 0 P: 15	R: 1 E: 0 K: 1 S: 10	H: 1 LOB: 0 BB: 0 P: 16	R: 0 E: 0 K: 1 S: 7	H: 0 LOB: 0 BB: 0 P: 11	R: 0 E: 0 K: 1 S: 18	H: 1 LOB: 2 BB: 1 P: 25	R: 2 E: 0 K: 1 S: 14	H: 3 LOB: 3 BB: 1 P: 16	R: 2 E: 1 K: 1 S: 20	H: 3 LOB: 3 BB: 1 P: 33	1B: 13 2B: 1 3B: 1 HR: 0	SF: 1 SAC: 0 DP: 1 HBP: 0	WP: 1 PB: 1 SB: 0 CS: 0	PA: 45			
PITCHER	IP	WLS	BF	H	R	ER	SO	BB	IBB	HBP	BLK	WP	HR	S	P	ERA	WHIP								
35 Mike Mussina, R (1, 1) ERA: 4.45	5.0		23	8	4	4	6	1	0	0	0	0	0	57	83	7.20	1.800								
Alan Mills, R (6, 1) ERA: 4.25	1.0		5	1	0	0	1	1	0	0	0	0	0	16	24	0.00	2.000								
Alan Mills, R (7, 1) ERA: 4.25	1.0		5	1	0	0	1	1	0	0	0	0	0	16	24	0.00	2.000								
Jim Poole, L (7, 1) ERA: 1.93	1.0		3	0	0	0	1	0	0	0	0	0	0	9	12	0.00	0.000								
Todd Frohwirth, R (8, 1) ERA: 4.14	0.2		4	2	2	2	0	0	0	0	0	0	0	7	8	27.00	3.000								
PITCHER	IP	WLS	BF	H	R	ER	SO	BB	IBB	HBP	BLK	WP	HR	S	P	ERA	WHIP								
Gregg Olson, R (8, 1) ERA: 1.8	1.1	L	10	4	2	2	2	1	0	0	0	0	0	27	41	13.50	3.750								

Kansas City Royals @ Baltimore Orioles
 Oriole Park at Camden Yards, Baltimore, MD
 Wed Jul 21 1993, 3:33 AM EDT
 Att: 46,216 - Cloudy - 80 F

AB	41
R	8
H	15
RBI	8
BB	3
SO	10
LOB	31



Batter	1	2	3	4	5	6	7	8	9	AB	R	H	RBI	BB	SO	LOB	BOTTOM								
Harold Reynolds, S (1, 4) OBP: 0.347, SLG: 0.326 Alan Mills, R (7, 1) ERA: 4.25 Jim Poole, L (7, 1) ERA: 1.93 Todd Frohwirth, R (8, 1) ERA: 4.14 Gregg Olson, R (8, 1) ERA: 1.8	2-2 E5 WP BB SF7		1-1 G4-3	2-2 P6		4-2 1B BB		1-3 K		3	1	0	0	1	0	3									
Mark McLemore, S (1, 9) OBP: 0.380, SLG: 0.392	4-2 WP BB		2-1 F7		2-0 E5 F9 G4-3	0-2 FC4 1B		3-3 K		4	1	1	2	1	1	0									
Mike Devereaux, R (1, 8) OBP: 0.314, SLG: 0.428	1-3 K		1-2 G6-3		0-1 F9	1-2 FC4 1-2		1-1 G5-3		5	0	0	0	0	1	5									
Cal Ripken Jr., R (1, 6) OBP: 0.317, SLG: 0.403	1-2 SF7 1-2 2-H			3-1 HR	1-1 G4-3		2-1 G5-3		2-2 L7	4	1	1	3	0	0	0									
Chris Hoiles, R (1, 10) OBP: 0.416, SLG: 0.577	4-0 1B IBB			4-2 1B 1B BB	3-2 G6-3		3-2 G6-3		1-1 L9	3	0	0	0	2	0	0									
Jeffrey Hammonds, R (1, 7) OBP: 0.304, SLG: 0.493	2-3 K			0-1 1B		2-1 P3	0-1 1B 2B			4	0	2	0	0	1	2									
Tim Lincecum, R (1, 5) OBP: 0.366, SLG: 0.409		1-3 K		0-1 1B		1-2 2B 1B	1-3 K			4	1	2	0	0	2	1									
David Segui, S (1, 3) OBP: 0.386, SLG: 0.464		0-0 G5-3		1-3 K		3-2 1B 2B	0-1 HR			4	2	2	1	0	1	3									
Jeff Tackett, R (1, 2) OBP: 0.303, SLG: 0.250 Brady Anderson, L (6, PH) OBP: 0.334, SLG: 0.397		2-3 K		1-3 K		1-1 L1	1-3 K			2	0	0	0	0	2	3									
Inning Stats	R: 1 E: 1 K: 2 S: 18	H: 0 LOB: 2 BB: 2 P: 32	R: 0 E: 0 K: 2 S: 7	H: 0 LOB: 0 BB: 0 P: 10	R: 0 E: 0 K: 0 S: 7	H: 0 LOB: 0 BB: 0 P: 11	R: 1 E: 0 K: 2 S: 18	H: 3 LOB: 3 BB: 1 P: 29	R: 1 E: 1 K: 0 S: 8	H: 0 LOB: 0 BB: 0 P: 14	R: 2 E: 0 K: 0 S: 20	H: 3 LOB: 2 BB: 1 P: 32	R: 0 E: 0 K: 1 S: 12	H: 1 LOB: 1 BB: 0 P: 18	R: 1 E: 0 K: 3 S: 13	H: 1 LOB: 0 BB: 0 P: 18	R: 0 E: 0 K: 0 S: 8	H: 0 LOB: 0 BB: 0 P: 12	1B: 4 2B: 2 3B: 0 HR: 2	SF: 1 SAC: 0 DP: 0 HBP: 0	WP: 1 PB: 0 SB: 0 CS: 0	PA: 41			
PITCHER	IP	WLS	BF	H	R	ER	SO	BB	IBB	HBP	BLK	WP	HR	S	P	ERA	WHIP								
Chris Haney, L (1, 1) ERA: 5.45	5.0		23	3	3	1	6	2	1	0	0	0	1	58	96	1.80	1.000								
Tom Gordon, R (6, 1) ERA: 3.92	2.0		11	4	2	2	1	1	0	0	0	0	0	32	50	9.00	2.500								
Billy Brewer, L (8, 1) ERA: 3.6	1.0	W	4	1	1	1	3	0	0	0	0	0	1	13	18	9.00	1.000								
Jeff Montgomery, R (9, 1) ERA: 1.86	1.0	S	3	0	0	0	0	0	0	0	0	0	0	8	12	0.00	0.000								

Kansas City Royals @ Baltimore Orioles
 Oriole Park at Camden Yards, Baltimore, MD
 Wed Jul 21 1993, 3:33 AM EDT
 Att: 46,216 - Cloudy - 80 F

AB	36
R	6
H	8
RBI	6
BB	4
SO	10
LOB	19



Batter	1	2	3	4	5	6	7	8	9	AB	R	H	RBI	BB	SO	LOB	TOP				
Brady Anderson, L OBP: 0.338, SLG: 0.403 (1, 7)	1-2 E 2B 1B	0-2 P9		2-1 F8			3-1 1B SF9 1B		1-1 1B 2B	5	3	3	0	0	0	4					
Mark McLemore, S OBP: 0.346, SLG: 0.392 (1, 9)	1-0 F 1B	3-1 G4-6-3			2-0 F8		0-3 K		1-0 F8	5	1	1	0	0	1	4					
Mike Devereaux, R OBP: 0.315, SLG: 0.428 (1, 8)	1-2 G5-3			2-0 G6-3		1-3 K		2-2 1B	0-1 1B 2H	5	0	2	1	0	1	2					
Harold Baines, L OBP: 0.387, SLG: 0.462 Jack Voigt, R OBP: 0.346, SLG: 0.311 (9, PR)	3-2 E4 1B 2-3 3-H		3-2 G4-3		1-1 FC6-4 1B		0-1 SF9		3-1 1B 1-3 1B	4	0	2	2	0	0	1					
Cal Ripken Jr., R OBP: 0.316, SLG: 0.401 (1, 6)	0-1 FC5-4 1B 1-2 3-H		3-3 K		2-2 FC6-4 1-2		0-1 P3		2-0 F9	5	0	1	1	0	1	4					
Chris Hoiles, R OBP: 0.417, SLG: 0.572 (1, 2)	1-1 P4			4-2 1B BB		4-1 BB BB		2-3 K		2	0	0	0	2	1	2					
David Segui, S OBP: 0.384, SLG: 0.459 (1, 3)	0-0 FC5-4 1-2		1-3 K		4-1 G6-4-3 BB		2-1 F7		0-0 F8	3	0	0	0	1	1	3					
Harold Reynolds, S OBP: 0.346, SLG: 0.328 (1, 4)		1-0 1B 1B		1-2 1B		2-3 K				4	0	2	0	0	1	2					
Tim Hulett, R OBP: 0.362, SLG: 0.403 (1, 5)	1-0 G4-6-3 1B 1-3		1-3 K		0-2 G6-4-3 1-2				3-2 G5-3	4	0	1	0	0	1	4					
Inning Stats	R: 2 E: 1 K: 0 S: 16	H: 3 LOB: 2 BB: 0 P: 22	R: 0 E: 0 K: 0 S: 7	H: 2 LOB: 1 BB: 0 P: 12	R: 0 E: 0 K: 1 S: 9	H: 0 LOB: 0 BB: 0 P: 17	R: 0 E: 0 K: 2 S: 14	H: 1 LOB: 2 BB: 1 P: 23	R: 0 E: 0 K: 1 S: 10	H: 0 LOB: 1 BB: 2 P: 18	R: 1 E: 0 K: 1 S: 12	H: 2 LOB: 1 BB: 0 P: 17	R: 0 E: 0 K: 1 S: 6	H: 0 LOB: 2 BB: 0 P: 10	R: 1 E: 0 K: 0 S: 12	H: 3 LOB: 2 BB: 0 P: 22	1B: 10 2B: 2 3B: 0 HR: 0	SF: 1 SAC: 0 DP: 2 HBP: 0	WP: 0 PB: 0 SB: 0 CS: 0	PA: 41	
PITCHER	IP	WLS	BF	H	R	ER	SO	BB	IBB	HBP	BLK	WP	HR	S	P	ERA	WHIP				
Willie Banks, R ERA: 4.53 Mike Trombley, R ERA: 4.82	(1, 1)	5.0	W	25	7	2	2	4	3	0	0	0	0	58	100	3.60	2.000				
(6, 1)	4.0	S	16	5	2	2	3	0	0	0	0	0	0	36	57	4.50	1.250				

Baltimore Orioles @ Minnesota Twins
Hubert H. Humphrey Metrodome, Minneapolis, MN
Thu Jul 22 1993, 8:05 PM EDT
Att: 32,921 - Dome - 67 F

AB 37
R 4
H 12
RBI 4
BB 3
SO 7
LOB 26



Batter	1	2	3	4	5	6	7	8	9	AB	R	H	RBI	BB	SO	LOB	BOTTOM				
Shane Mack, R OBP: 0.346, SLG: 0.426 (1, 8)	2-1 G5-3 2B 1B	1-1 G5-4-3 1-2		1-3 K		4-2 G6-3 BB		1-0 2H 2B		4	1	2	1	1	1	3					
Chuck Knoblauch, R OBP: 0.368, SLG: 0.349 (1, 4)	3-1 G5-3 1-2		1-0 P3	1-1 1B		1-0 G6-3 1-2		0-1 G6-3		5	0	1	0	0	0	3					
Kirby Puckett, R OBP: 0.354, SLG: 0.466 (1, 9)	0-1 WP G5-3 2H 2B		0-2 F9	2-0 1B		1-2 2-3 3-H 1B		2-2 1B G4-3 1B		4	2	3	2	0	0	0					
Kent Hrbek, L OBP: 0.347, SLG: 0.454 (1, 3)	4-2 WP 1B BB		4-2 2B BB	1-1 P6		0-1 G4-3 1B		1-3 1B		2	2	1	0	2	0	3					
Dave Winfield, R OBP: 0.327, SLG: 0.459 (1, 10)	2-1 G5-3 1-2 2H		1-1 1B 2B	2-3 K		0-1 G4-3 1-2		3-1 3-H 2-2 P3		4	1	1	2	0	1	5					
Brian Harper, R OBP: 0.344, SLG: 0.453 (1, 2)	1-1 2H 1B		0-0 1B		1-1 P3		1-1 P3			4	0	2	2	0	0	0					
Mike Pagliarulo, L OBP: 0.329, SLG: 0.431 Jeff Reboulet, R OBP: 0.297, SLG: 0.214 (8, PH) (9, 5)	0-3 K		2-0 P7		2-3 K		4-2 SH2-4 2B BB			3	0	0	0	0	2	2					
Pat Meares, R OBP: 0.317, SLG: 0.381 (1, 6)		0-0 G5-4-3 1B		2-2 1B 1B 1B		3-3 K		1-0 SH2-4		3	1	2	0	0	1	0					
Derek Lee, L OBP: 0.176, SLG: 0.182 Dave McCarty, R OBP: 0.299, SLG: 0.337 (8, PH) (9, 7)	3-1 K		2-3 K		0-0 1B 1B 1B		1-1 G3-1		3-3 K	3	0	1	0	0	1	1					
Inning Stats	R: 3 E: 0 K: 1 S: 16	H: 3 LOB: 1 BB: 1 P: 28	R: 0 E: 0 K: 1 S: 6	H: 1 LOB: 0 BB: 0 P: 9	R: 2 E: 0 K: 0 S: 10	H: 2 LOB: 1 BB: 1 P: 18	R: 1 E: 0 K: 2 S: 15	H: 4 LOB: 3 BB: 0 P: 24	R: 0 E: 0 K: 2 S: 8	H: 0 LOB: 0 BB: 1 P: 14	R: 0 E: 0 K: 0 S: 6	H: 0 LOB: 0 BB: 1 P: 12	R: 1 E: 0 K: 0 S: 11	H: 2 LOB: 0 BB: 0 P: 15	R: 1 E: 0 K: 1 S: 9	H: 1 LOB: 1 BB: 1 P: 18	1B: 10 2B: 3 3B: 0 HR: 0	SF: 0 SAC: 1 DP: 3 HBP: 0	WP: 1 PB: 0 SB: 0 CS: 0	PA: 38	
PITCHER	IP	WLS	BF	H	R	ER	SO	BB	IBB	HBP	BLK	WP	HR	S	P	ERA	WHIP				
Rick Sutcliffe, R ERA: 5.33 Alan Mills, R ERA: 4.14 Brad Pennington, L ERA: 4.62	(1, 1)	3.1	L	21	10	6	6	3	2	0	0	0	0	42	71	16.20	3.600				
(4, 1)	3.2		12	2	1	1	3	1	0	0	0	0	0	30	49	2.46	0.818				
(8, 1)	1.0		5	1	1	1	1	1	0	0	0	0	0	9	18	9.00	2.000				

Baltimore Orioles @ Minnesota Twins
Hubert H. Humphrey Metrodome, Minneapolis, MN
Thu Jul 22 1993, 8:05 PM EDT
Att: 32,921 - Dome - 67 F

AB 33
R 8
H 13
RBI 7
BB 4
SO 7
LOB 18



Batter	1	2	3	4	5	6	7	8	9	AB	R	H	RBI	BB	SO	LOB	TOP										
Brady Anderson, L (1, 7) OBP: 0.339, SLG: 0.406	G3		1-2 1B	1-1 P3		2-2 P5		3-2 1B		5	1	2	0	0	0	4	Baltimore Orioles @ Minnesota Twins Hubert H. Humphrey Metrodome, Minneapolis, MN Fri Jul 23 1993, 8:05 PM EDT Att: 35,195 - Dome										
Mark McLemore, S (1, 4) OBP: 0.353, SLG: 0.387	F9		1-2 G6-3		2-2 G6-3	0-0 G6-3		1-3 K		5	0	0	1	0	1	4											
Mike Devereaux, R (1, 8) OBP: 0.319, SLG: 0.434	F9		3-H 2-H 1B		0-0 2B	2-2 P6			1-0 G6-4-3 2B	5	1	3	1	0	0	1											
Cal Ripken Jr., R (1, 6) OBP: 0.317, SLG: 0.397		4-1 2B BB	0-0 F9		0-1 P5		1-0 G5-3		4-0 G6-4-3 BB	3	0	0	0	2	0	2											
Chris Hoiles, R (1, 2) OBP: 0.414, SLG: 0.569	F7			2-2 F8	3-2 1B 2B		0-3 K		0-2 G6-4-3	5	0	1	1	0	1	3											
Jeffrey Hammonds, R (1, 9) OBP: 0.310, SLG: 0.500	2-2 K		0-2 F9		0-0 1B		1-0 G5-3		1-1 F8	5	0	2	0	0	0	1											
David Segui, S (1, 3) OBP: 0.386, SLG: 0.461	0-1 F8		4-1 BB 1B BB		3-2 1B 2B		0-0 F7			3	1	1	0	1	0	2											
Tim Lulett, R (1, 5) OBP: 0.374, SLG: 0.410	1-3 K		1-2 BB 1B		0-2 2B 1B		4-2 1B HBP			3	1	2	0	0	1	2											
Jack Voigt, R (1, 10) OBP: 0.382, SLG: 0.362			0-0 2B G6-3 1B		4-2 1B BB		3-2 1-1 SAFE 1-1 SAFE 3-H G6-3 2B			2	1	2	2	1	0	0											
Harold Baines, L (8, PH) OBP: 0.386, SLG: 0.459								1-3 K		1	0	0	0	0	1	1											
Inning Stats	R: 0 E: 0 K: 0 S: 10	H: 0 LOB: 0 BB: 0 P: 14	R: 0 E: 0 K: 1 S: 14	H: 1 LOB: 2 BB: 1 P: 21	R: 2 E: 0 K: 0 S: 10	H: 3 LOB: 0 BB: 0 P: 15	R: 0 E: 0 K: 0 S: 16	H: 1 LOB: 3 BB: 2 P: 28	R: 1 E: 0 K: 0 S: 10	H: 3 LOB: 2 BB: 0 P: 15	R: 2 E: 0 K: 0 S: 20	H: 3 LOB: 1 BB: 0 P: 30	R: 0 E: 0 K: 1 S: 5	H: 0 LOB: 0 BB: 0 P: 7	R: 0 E: 0 K: 2 S: 13	H: 1 LOB: 2 BB: 0 P: 22	R: 0 E: 0 K: 0 S: 6	H: 1 LOB: 1 BB: 1 P: 12	1B: 7 2B: 6 3B: 0 HR: 0	SF: 0 SAC: 0 DP: 1 HBP: 1	WP: 0 PB: 0 SB: 0 CS: 1	PA: 42					
PITCHER	IP	WLS	BF	H	R	ER	SO	BB	IBB	HBP	BLK	WP	HR	S	P	ERA	WHIP										
Eddie Guardado, L (1, 1) ERA: 6.64	5.0	L	27	11	5	5	1	3	0	0	0	0	0	73	112	9.00	2.800										
Mike Hartley, R (6, 1) ERA: 4.47	2.2		10	1	0	0	2	0	0	1	0	0	0	22	36	0.00	0.375										
George Tsamis, L (8, 1) ERA: 5.09	1.1		5	1	0	0	1	1	0	0	0	0	0	9	16	0.00	1.500										

AB	37
R	5
H	13
RBI	5
BB	4
SO	4
LOB	20



Batter	1	2	3	4	5	6	7	8	9	AB	R	H	RBI	BB	SO	LOB	BOTTOM										
Chuck Knoblauch, R (1, 4) OBP: 0.366, SLG: 0.351	P3		0-0 G4-6-3			0-0 F8		0-0 2B		4	0	1	1	0	0	2	Baltimore Orioles @ Minnesota Twins Hubert H. Humphrey Metrodome, Minneapolis, MN Fri Jul 23 1993, 8:05 PM EDT Att: 35,195 - Dome										
Jeff Reboulet, R (1, 5) OBP: 0.291, SLG: 0.209	F9		3-1 P6			3-2 P6		2-2 G1-3		3	0	0	0	0	0	1											
Bernardo Brito, R (8, PH) OBP: 0.143, SLG: 0.143										1	0	0	0	0	0	1											
Chip Hale, L (9, 5) OBP: 0.346, SLG: 0.366										0	0	0	0	0	0	0											
Kirby Puckett, R (1, 9) OBP: 0.353, SLG: 0.464	3-2 G5-3				0-0 G5-4-3 1B		0-1 F7		0-0 G5-3	4	0	1	0	0	0	1											
Dave Winfield, R (1, 10) OBP: 0.323, SLG: 0.453		2-0 G1-3		2-1 G5-4-3		0-2 P5		0-0 F7		4	0	0	0	0	0	1											
Shane Mack, R (1, 8) OBP: 0.341, SLG: 0.420		3-2 G1-3		0-2 G6-3		0-0 F8		2-2 G6-3		4	0	0	0	0	0	0											
Brian Harper, R (1, 2) OBP: 0.344, SLG: 0.455		1-2 2B			0-2 P3		3-2 F8			3	0	1	0	0	0	0											
Kent Hrbek, L (1, 3) OBP: 0.347, SLG: 0.450		4-0 FC5-4 BB			1-3 K			0-0 G4-3		2	0	0	0	1	1	0											
Dave McCarty, R (1, 7) OBP: 0.299, SLG: 0.343		1-1 FC5-4			1-0 F9			3-2 2B 2B		3	1	1	0	0	0	2											
Pat Meares, R (1, 6) OBP: 0.322, SLG: 0.386			1-2 G4-6-3 1B			0-0 1B		3-3 K		3	0	2	0	0	1	1											
Inning Stats	R: 0 E: 0 K: 0 S: 12	H: 0 LOB: 0 BB: 0 P: 19	R: 0 E: 0 K: 0 S: 9	H: 1 LOB: 2 BB: 1 P: 20	R: 0 E: 0 K: 0 S: 6	H: 1 LOB: 0 BB: 0 P: 10	R: 0 E: 0 K: 1 S: 6	H: 1 LOB: 0 BB: 0 P: 8	R: 0 E: 0 K: 0 S: 7	H: 0 LOB: 0 BB: 0 P: 9	R: 0 E: 0 K: 0 S: 7	H: 1 LOB: 1 BB: 0 P: 10	R: 0 E: 0 K: 0 S: 7	H: 0 LOB: 0 BB: 0 P: 10	R: 1 E: 0 K: 1 S: 13	H: 2 LOB: 1 BB: 0 P: 21	R: 0 E: 0 K: 0 S: 5	H: 0 LOB: 0 BB: 0 P: 7	1B: 3 2B: 3 3B: 0 HR: 0	SF: 0 SAC: 0 DP: 2 HBP: 0	WP: 0 PB: 0 SB: 0 CS: 0	PA: 32					
PITCHER	IP	WLS	BF	H	R	ER	SO	BB	IBB	HBP	BLK	WP	HR	S	P	ERA	WHIP										
Fernando Valenzuela, L (1, 1) ERA: 3.34	9.0	W	32	6	1	1	2	1	0	0	0	0	0	72	114	1.00	0.778										

AB	31
R	1
H	6
RBI	1
BB	1
SO	2
LOB	9

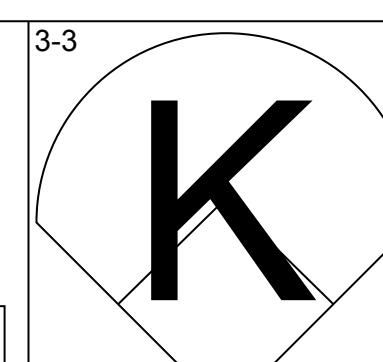
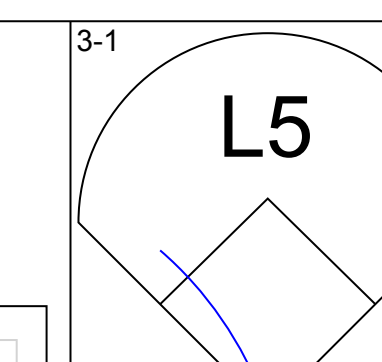
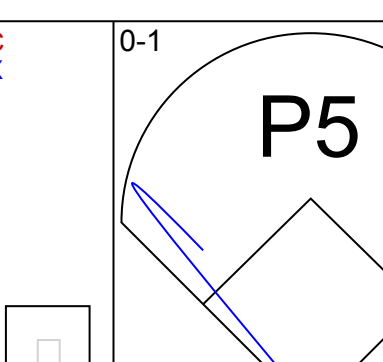
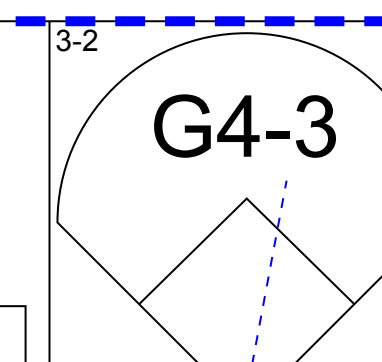
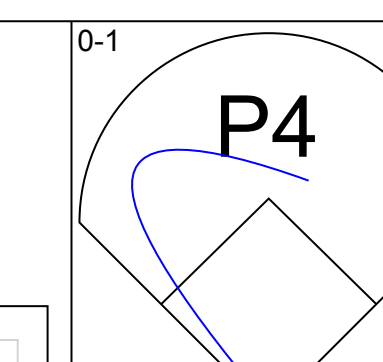
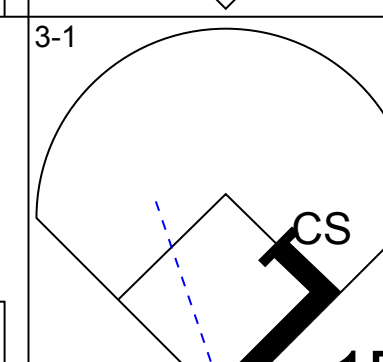
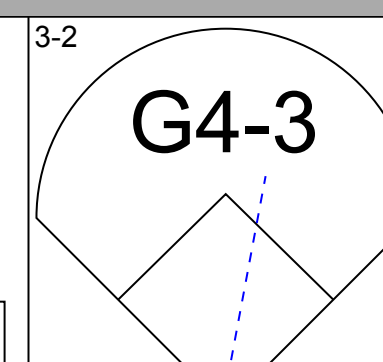
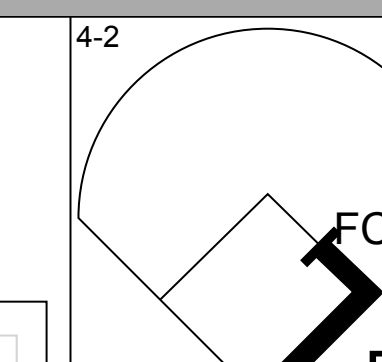
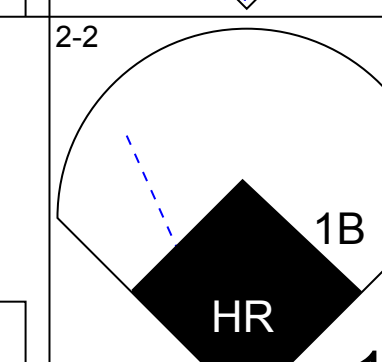
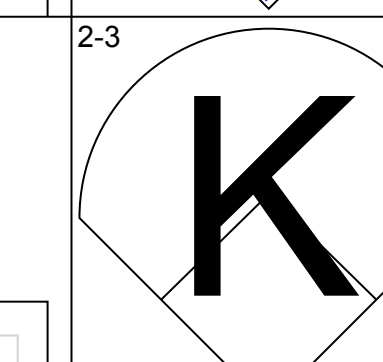
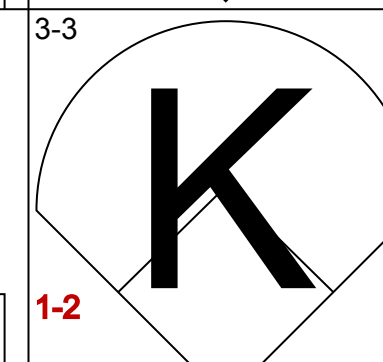
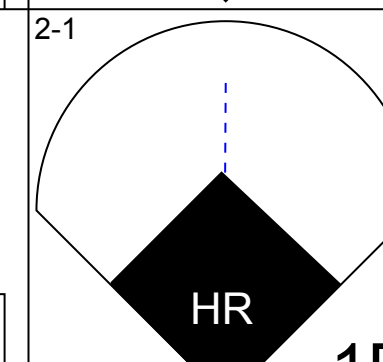
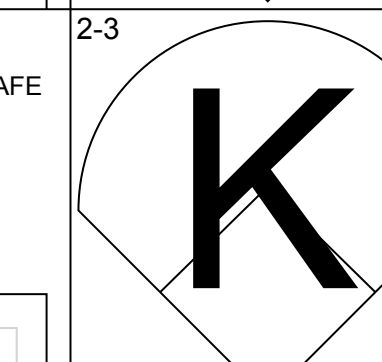
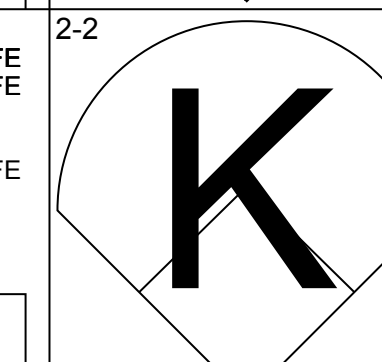
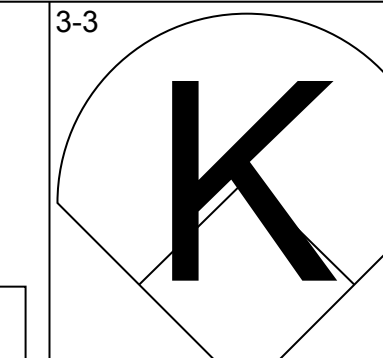
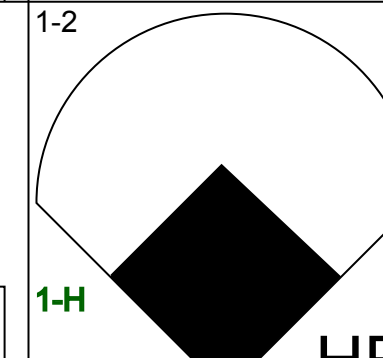
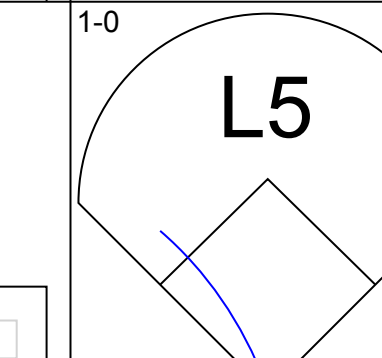
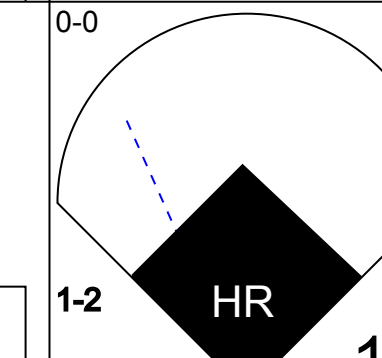
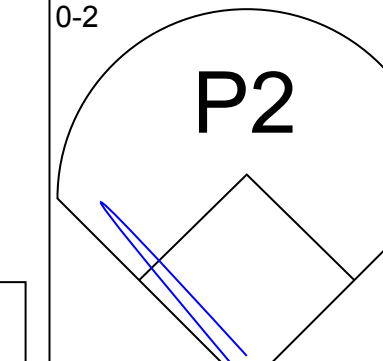
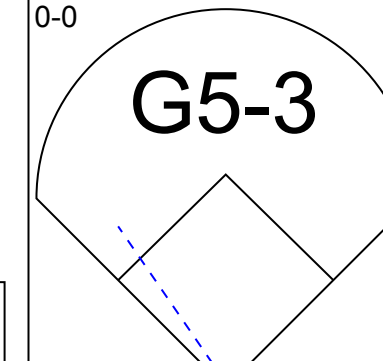
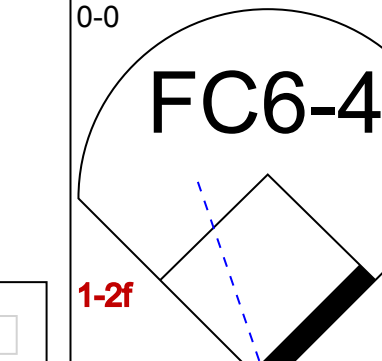
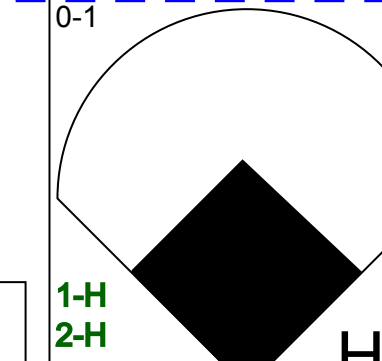
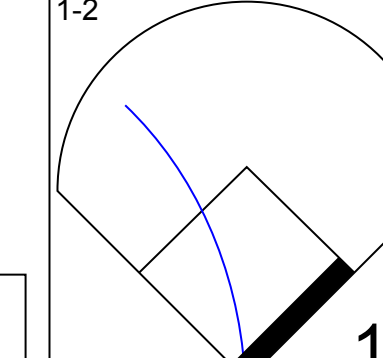
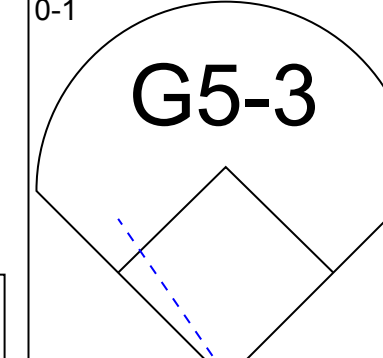
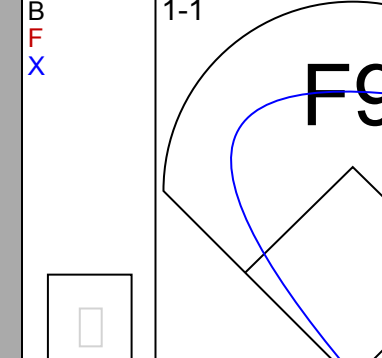
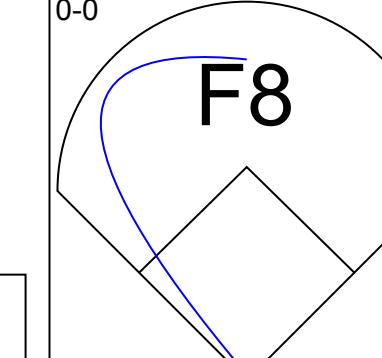
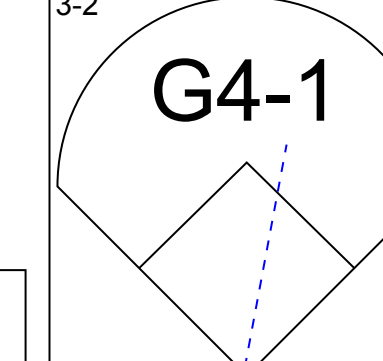
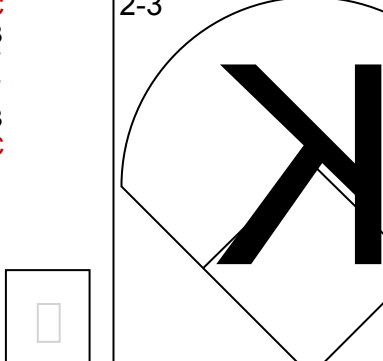
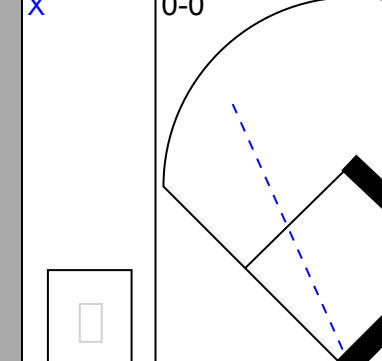
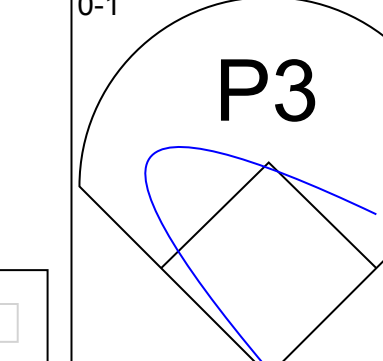
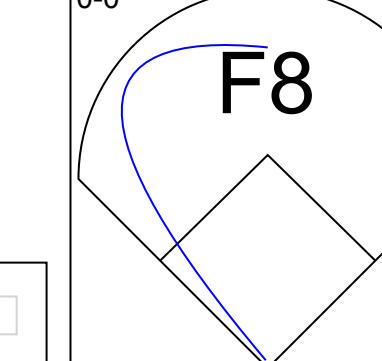
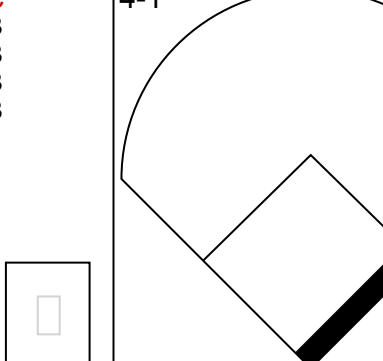
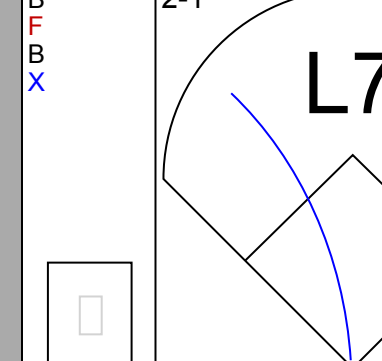
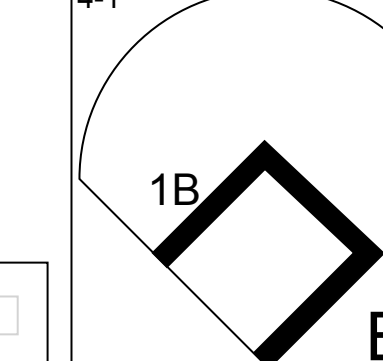
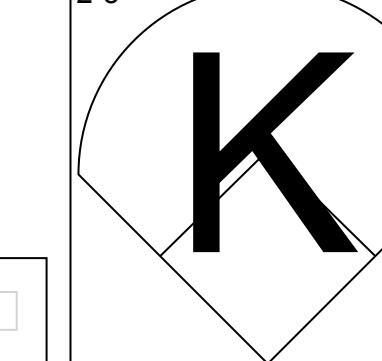
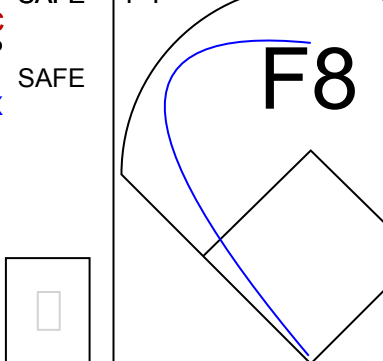
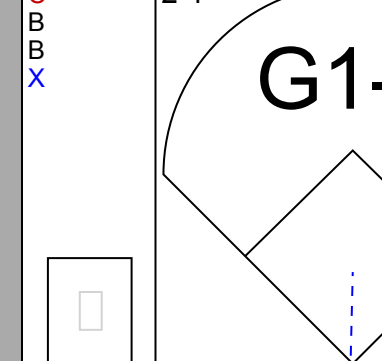
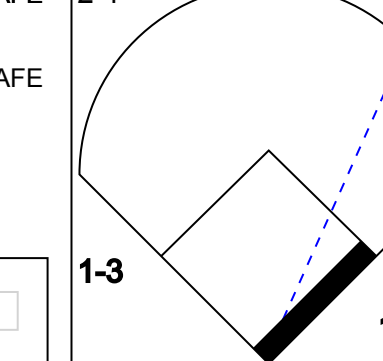


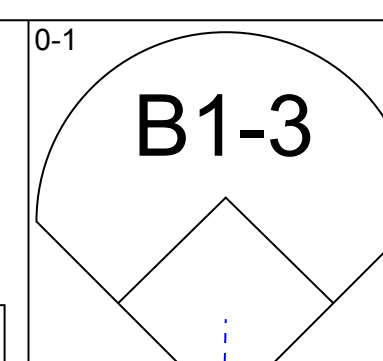
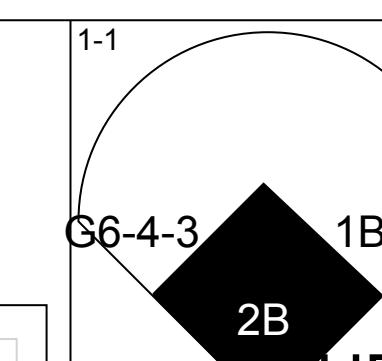
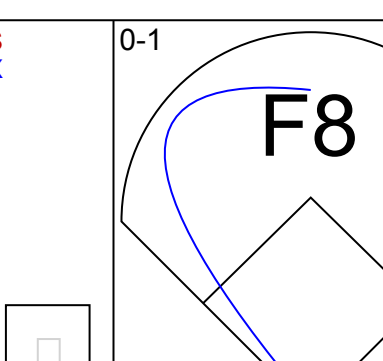
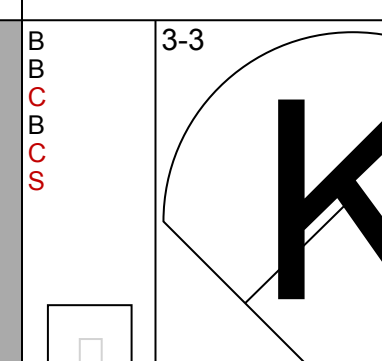
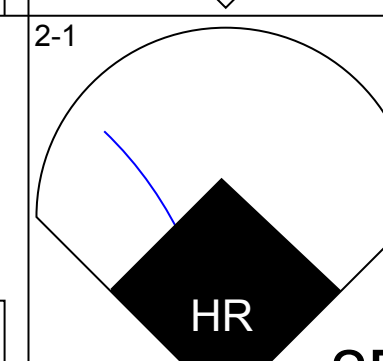
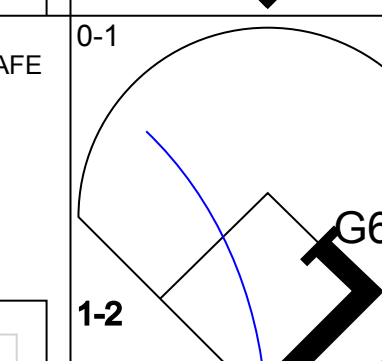
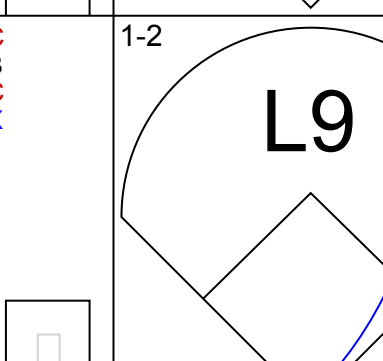
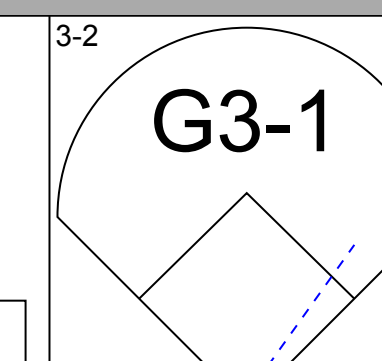
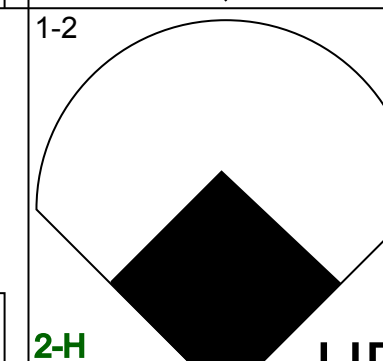
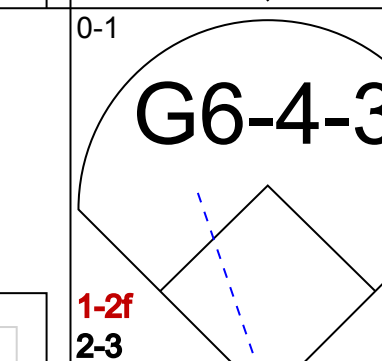
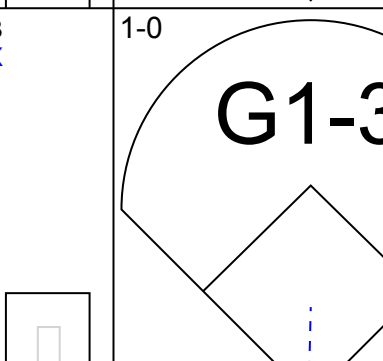
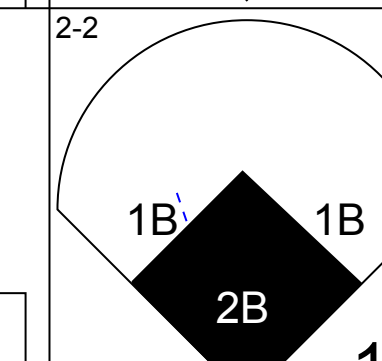
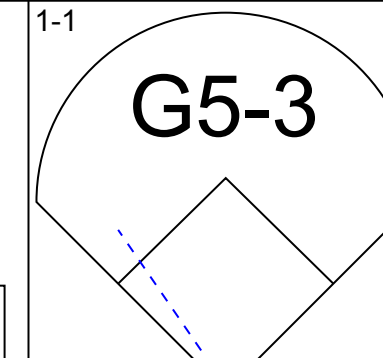
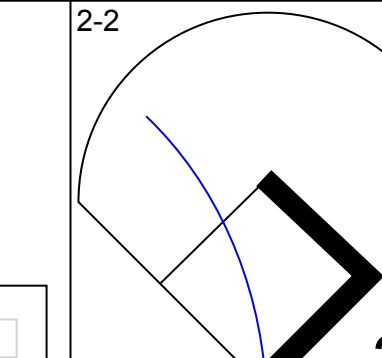
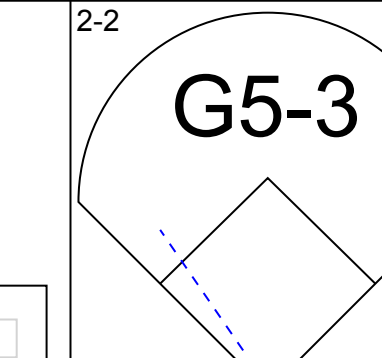
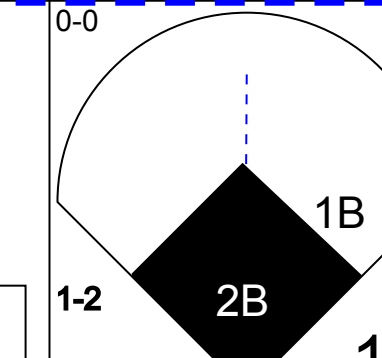
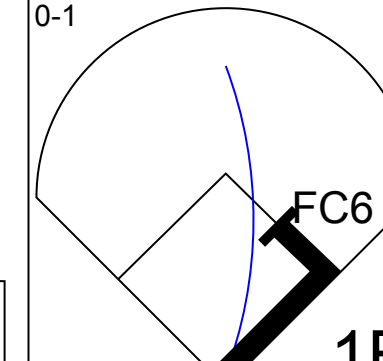
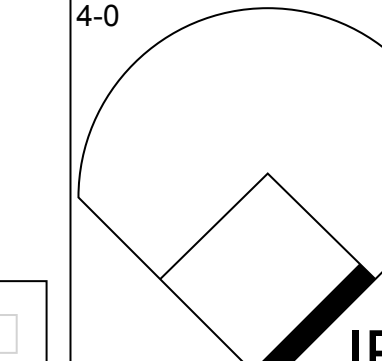
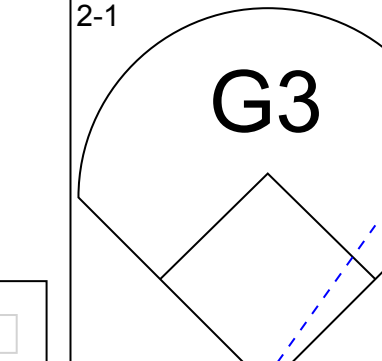
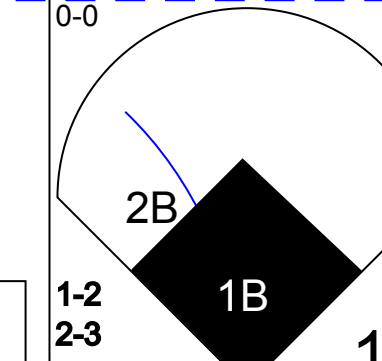
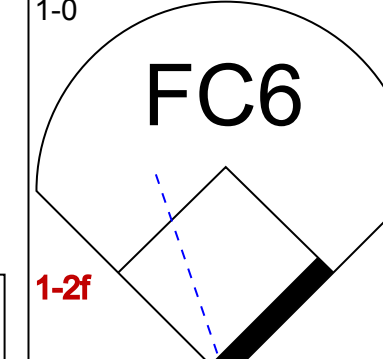
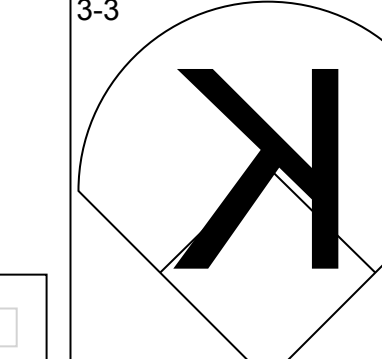
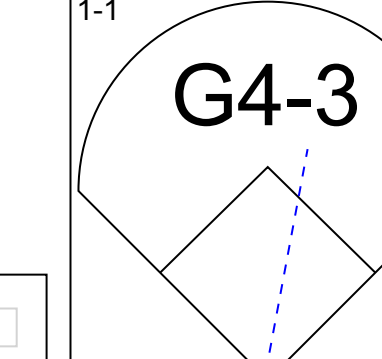
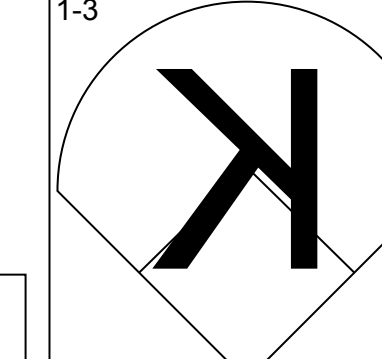
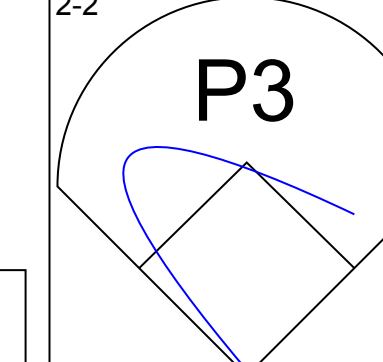
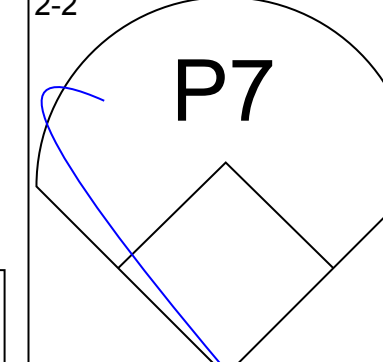
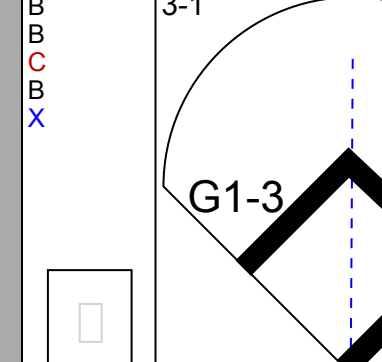
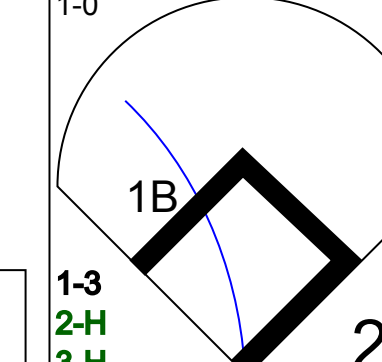
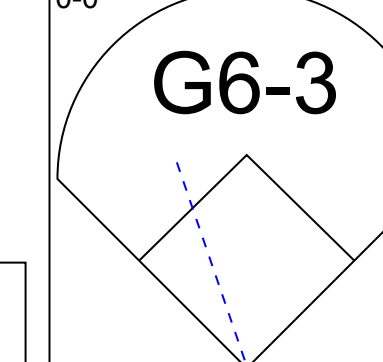
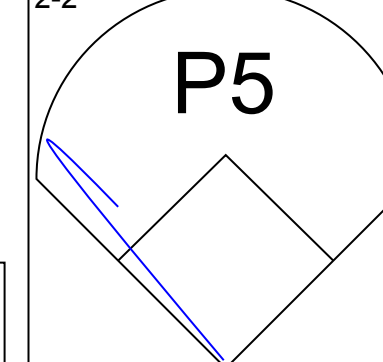
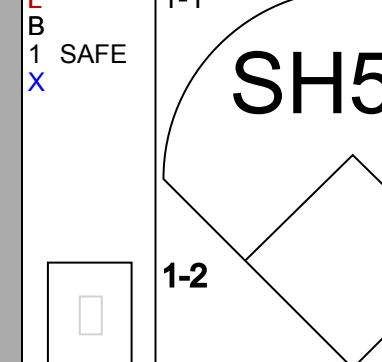
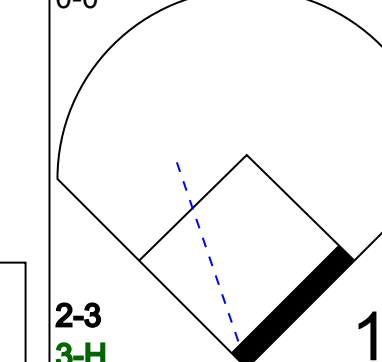
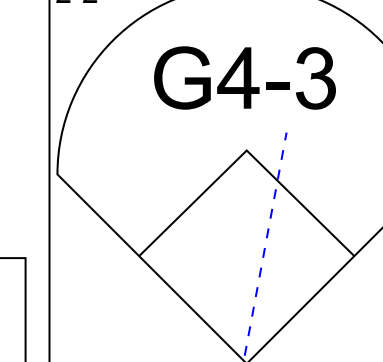
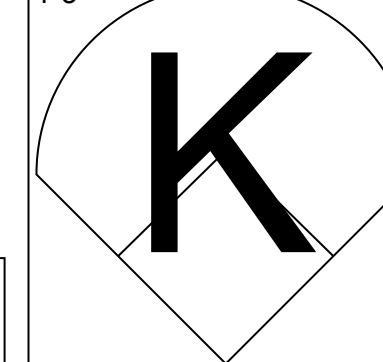
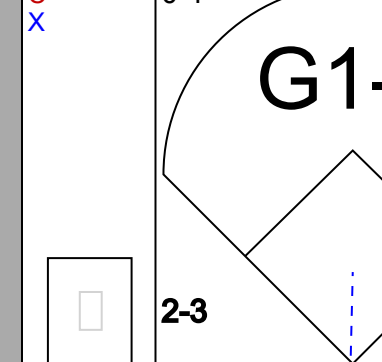
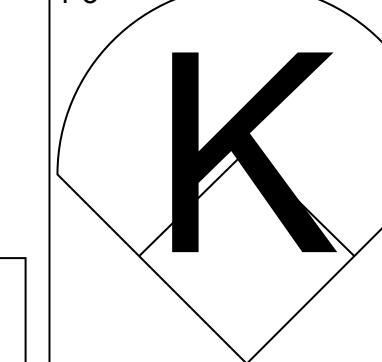
Batter	1	2	3	4	5	6	7	8	9	AB	R	H	RBI	BB	SO	LOB	TOP					
Brady Anderson, L OBP: 0.342, SLG: 0.427 (1, 7)										5	3	3	2	0	1	1	Baltimore Orioles @ Minnesota Twins Hubert H. Humphrey Metrodome, Minneapolis, MN Sat Jul 24 1993, 4:33 AM EDT Att: 38,830 - Dome livebaseballscorecards.com					
Mark McLemore, S OBP: 0.391, SLG: 0.385 (8, 4)										4	1	1	0	1	1	0						
Mike Devereaux, R OBP: 0.318, SLG: 0.430 (1, 8)										5	1	1	0	0	2	3						
Harold Baines, L OBP: 0.391, SLG: 0.467 Damon Buford, R OBP: 0.343, SLG: 0.410 (8, PR)										3	0	3	1	0	0	0						
Cal Ripken Jr., R OBP: 0.320, SLG: 0.398 (1, 6)										2	2	1	1	2	0	1						
Chris Hoiles, R OBP: 0.411, SLG: 0.561 (1, 2)										4	1	0	0	0	1	5						
David Segui, S OBP: 0.383, SLG: 0.456 (1, 3)										5	0	1	1	0	1	3						
Harold Reynolds, S OBP: 0.348, SLG: 0.326 Jeffrey Hammonds, R OBP: 0.326, SLG: 0.512 (8, PH)										2	0	0	0	1	0	0						
Tim Lincecum, R OBP: 0.360, SLG: 0.394 (1, 5)										5	0	0	0	0	1	5						
Inning Stats	R: 2 E: 1 K: 1 S: 15	H: 1 LOB: 1 BB: 1 P: 27	R: 0 E: 0 K: 2 S: 10	H: 0 LOB: 1 BB: 1 P: 20	R: 0 E: 0 K: 2 S: 14	H: 2 LOB: 2 BB: 0 P: 22	R: 0 E: 0 K: 0 S: 5	H: 0 LOB: 0 BB: 0 P: 10	R: 1 E: 0 K: 1 S: 12	H: 2 LOB: 1 BB: 0 P: 16	R: 0 E: 0 K: 0 S: 5	H: 0 LOB: 0 BB: 0 P: 7	R: 0 E: 0 K: 1 S: 8	H: 1 LOB: 1 BB: 0 P: 13	R: 2 E: 0 K: 0 S: 12	H: 2 LOB: 2 BB: 1 P: 20		R: 4 E: 0 K: 0 S: 18	H: 5 LOB: 2 BB: 1 P: 32	1B: 10 2B: 2 3B: 0 HR: 2	SF: 2 SAC: 0 DP: 1 HBP: 1	WP: 0 PB: 0 SB: 2 CS: 0
PITCHER	IP WLS BF H R ER SO BB IBB HBP BLK WP HR S P ERA WHIP																					
Scott Erickson, R ERA: 5.5 Larry Casian, L ERA: 1.07 Carl Willis, R ERA: 6.04 George Tsamis, L ERA: 6.0 Mike Hartley, R ERA: 4.45	(1, 1) (8, 1) (8, 1) (9, 1) (9, 1)	7.0 0.1 0.2 0.2 0.1	L 1 2 7 2	33 0 1 4 1	7 0 0 4 0	5 0 0 4 0	4 0 0 4 0	7 0 0 0 0	3 0 0 1 0	0 0 0 0 0	0 0 0 1 0	1 2 5 15 3	125 3 7 27 5	5.14 0.00 0.00 54.00 0.00	1.429 0.000 1.500 6.000 3.000							
Batter	1	2	3	4	5	6	7	8	9	AB	R	H	RBI	BB	SO	LOB	BOTTOM					
Shane Mack, R OBP: 0.336, SLG: 0.413 (1, 8)										5	0	0	0	0	1	5	Baltimore Orioles @ Minnesota Twins Hubert H. Humphrey Metrodome, Minneapolis, MN Sat Jul 24 1993, 4:33 AM EDT Att: 38,830 - Dome livebaseballscorecards.com					
Chuck Knoblauch, R OBP: 0.394, SLG: 0.349 (1, 4)										5	1	1	0	0	0	4						
Kirby Puckett, R OBP: 0.352, SLG: 0.460 (1, 10)										3	1	0	0	1	0	1						
Dave Winfield, R OBP: 0.325, SLG: 0.463 (1, 9)										4	0	2	1	0	1	1						
Brian Harper, R OBP: 0.343, SLG: 0.453 (1, 2)										4	0	1	1	0	1	2						
Kent Hrbek, L OBP: 0.350, SLG: 0.450 (1, 3)										4	0	2	0	0	0	1						
Dave McCarty, R OBP: 0.293, SLG: 0.335 (1, 7)										4	0	0	0	0	2	3						
Mike Pagliarulo, L OBP: 0.338, SLG: 0.441 Lenny Webster, R OBP: 0.225, SLG: 0.254 (9, PH)										2	0	2	0	0	0	0						
Pat Meares, R OBP: 0.319, SLG: 0.382 Chip Hale, L OBP: 0.352, SLG: 0.366 (8, 4)										2	0	0	0	0	1	2						
Bernardo Brito, R OBP: 0.250, SLG: 0.375 (9, PH)										1	0	1	0	0	0	0						
Inning Stats	R: 0 E: 0 K: 0 S: 3	H: 0 LOB: 0 BB: 0 P: 5	R: 0 E: 0 K: 3 S: 14	H: 1 LOB: 0 BB: 0 P: 21	R: 0 E: 0 K: 1 S: 7	H: 0 LOB: 0 BB: 0 P: 9	R: 0 E: 0 K: 0 S: 7	H: 1 LOB: 1 BB: 0 P: 12	R: 0 E: 0 K: 0 S: 7	H: 1 LOB: 0 BB: 0 P: 11	R: 1 E: 0 K: 0 S: 10	H: 2 LOB: 1 BB: 0 P: 17	R: 0 E: 0 K: 2 S: 10	H: 2 LOB: 3 BB: 1 P: 17	R: 1 E: 0 K: 0 S: 7	H: 1 LOB: 1 BB: 1 P: 14	R: 0 E: 0 K: 0 S: 6	H: 1 LOB: 1 BB: 0 P: 9	1B: 5 2B: 3 3B: 1 HR: 0	SF: 0 SAC: 0 DP: 1 HBP: 1	WP: 1 PB: 0 SB: 0 CS: 0	PA: 38
PITCHER	IP WLS BF H R ER SO BB IBB HBP BLK WP HR S P ERA WHIP																					
Jamie Moyer, L ERA: 3.26 Todd Frohwrith, R ERA: 4.23 Jim Poole, L ERA: 1.83	(1, 1) (7, 1) (8, 1)	6.1 1.0 1.2	W 6 S	26 1 6	7 1 1	1 1 0	5 1 0	0 1 0	0 0 0	0 1 0	0 8 9	19 8 14	9.00 9.00 0.00	3.000 3.000 0.600								

Batter	1	2	3	4	5	6	7	8	9	AB	R	H	RBI	BB	SO	LOB	TOP				
Brady Anderson, L OBP: 0.338, SLG: 0.421	F8		K		K		K		K	5	0	0	0	0	4	2	Baltimore Orioles @ Minnesota Twins Hubert H. Humphrey Metrodome, Minneapolis, MN Sun Jul 25 1993, 4:33 AM EDT Att: 27,354 - Dome				
Mark McLemore, S OBP: 0.352, SLG: 0.383	P6		B1-3		BB 1B		F8		FC6-4	5	0	1	0	0	0	1					
Mike Devereaux, R OBP: 0.317, SLG: 0.426	K		L4		BB				G3	3	0	0	0	1	1	0					
Harold Baines, L OBP: 0.393, SLG: 0.469					F7		F8		BB 1B 2B	3	0	1	0	1	0	3					
Cal Ripken Jr., R OBP: 0.317, SLG: 0.394			G5-4-3		F9		K		P4	4	0	0	0	0	1	2					
Jeffrey Hammonds, R OBP: 0.344, SLG: 0.535			BB 2B 1B		BB 2B		K		BB 1B	4	1	3	0	0	1	0					
David Segui, S OBP: 0.384, SLG: 0.458			BB 2B BB		F7		BB 2B		F8	3	1	1	0	1	0	3					
Tim Lulett, R OBP: 0.364, SLG: 0.405			BB 2B		CS 1B		F9		K	4	0	2	2	0	1	1					
Jeff Tackett, R OBP: 0.304, SLG: 0.254 Harold Reynolds, S OBP: 0.350, SLG: 0.328			G4-3		BB 1B		L8		FC6-4 1B	3	0	1	0	0	0	1					
Inning Stats	R: 0 E: 0 K: 1 S: 8	H: 0 LOB: 0 BB: 0 P: 13	R: 2 E: 0 K: 0 S: 13	H: 2 LOB: 1 BB: 2 P: 24	R: 0 E: 0 K: 1 S: 6	H: 0 LOB: 0 BB: 0 P: 9	R: 0 E: 0 K: 0 S: 10	H: 1 LOB: 1 BB: 0 P: 15	R: 0 E: 0 K: 2 S: 12	H: 1 LOB: 1 BB: 0 P: 19	R: 0 E: 0 K: 1 S: 8	H: 0 LOB: 0 BB: 0 P: 9	R: 0 E: 0 K: 0 S: 9	H: 2 LOB: 2 BB: 0 P: 17	R: 0 E: 0 K: 2 S: 12	H: 1 LOB: 1 BB: 0 P: 16	1B: 6 2B: 4 3B: 0 HR: 0	SF: 0 SAC: 0 DP: 1 HBP: 0	WP: 0 PB: 0 SB: 0 CS: 1	PA: 38	
PITCHER	IP	WLS	BF	H	R	ER	SO	BB	IBB	HBP	BLK	WP	HR	S	P	ERA	WHIP				
Jim Deshaies, L ERA: 4.67	5.2	W	25	7	2	2	5	3	0	0	0	0	0	64	105	3.18	1.765				
Mike Trombley, R ERA: 4.7	1.2		6	1	0	0	1	0	0	0	0	0	0	16	23	0.00	0.600				
Carl Willis, R ERA: 5.88	0.2		3	1	0	0	0	0	0	0	0	0	0	3	7	0.00	1.500				
Rick Aguilera, R ERA: 2.49	1.0	S	4	1	0	0	2	0	0	0	0	0	0	12	16	0.00	1.000				

Batter	1	2	3	4	5	6	7	8	9	AB	R	H	RBI	BB	SO	LOB	BOTTOM				
Shane Mack, R OBP: 0.341, SLG: 0.421	S BB G4-3 1B		F8		G6-4-3 1B		BB 2B			4	1	3	1	0	0	0	Baltimore Orioles @ Minnesota Twins Hubert H. Humphrey Metrodome, Minneapolis, MN Sun Jul 25 1993, 4:33 AM EDT Att: 27,354 - Dome				
Chuck Knoblauch, R OBP: 0.383, SLG: 0.346	G4-3 1B BB		G5-3		G6-4-3 1B		P3			3	1	0	0	1	0	2					
Kirby Puckett, R OBP: 0.348, SLG: 0.455	K		F9		G3-1				F8	4	0	0	0	0	1	2					
Kent Hrbek, L OBP: 0.348, SLG: 0.447	G4-3		FC5-4 1B		G6-3		G4-3			4	0	1	1	0	0	1					
Dave Winfield, R OBP: 0.327, SLG: 0.473	BB 1B		FC5-4 1B		K		K		HR	4	1	2	2	0	1	1					
Mike Pagliarulo, L OBP: 0.341, SLG: 0.440	BB 1B				K		K		CS BB	3	0	1	0	1	2	0					
Lenny Webster, R OBP: 0.216, SLG: 0.243	K				G1-3		L5		CS	3	0	0	0	0	1	2					
Dave McCarty, R OBP: 0.288, SLG: 0.330			G6-3		F8		G6-3			3	0	0	0	0	0	0					
Pat Meares, R OBP: 0.324, SLG: 0.391			G6-3		BB G6-4-3 2B		BB 2B 1B			3	2	2	0	0	0	0					
Inning Stats	R: 2 E: 0 K: 2 S: 20	H: 3 LOB: 2 BB: 1 P: 35	R: 0 E: 0 K: 0 S: 6	H: 0 LOB: 0 BB: 0 P: 11	R: 0 E: 0 K: 0 S: 8	H: 1 LOB: 1 BB: 0 P: 14	R: 0 E: 0 K: 1 S: 7	H: 0 LOB: 0 BB: 0 P: 12	R: 1 E: 0 K: 0 S: 6	H: 2 LOB: 0 BB: 0 P: 10	R: 0 E: 0 K: 2 S: 10	H: 0 LOB: 0 BB: 0 P: 16	R: 1 E: 0 K: 0 S: 11	H: 2 LOB: 1 BB: 0 P: 19	R: 1 E: 0 K: 0 S: 7	H: 1 LOB: 0 BB: 1 P: 16	1B: 6 2B: 2 3B: 0 HR: 1	SF: 0 SAC: 0 DP: 1 HBP: 0	WP: 0 PB: 0 SB: 2 CS: 1	PA: 34	
PITCHER	IP	WLS	BF	H	R	ER	SO	BB	IBB	HBP	BLK	WP	HR	S	P	ERA	WHIP				
Ben McDonald, R ERA: 3.35	6.2	L	28	8	4	4	4	1	0	0	0	0	0	64	111	5.40	1.350				
Todd Frohwrith, R ERA: 4.31	1.0		5	1	1	1	0	1	0	0	0	0	1	11	21	9.00	2.000				
Gregg Olson, R ERA: 1.79	0.1		0	0	0	0	0	0	0	0	0	0	0	0	1	0.00	0.000				



Batter	1	2	3	4	5	6	7	8	9	AB R H RBI BB SO LOB	TOP																
Brady Anderson, L (1, 7) OBP: 0.333, SLG: 0.415										5 0 0 0 0 1 3	Baltimore Orioles @ Toronto Blue Jays SkyDome, Toronto, ON Tue Jul 27 1993, 7:05 PM EDT Att: 50,513 - Unknown - 76 F																
Mark McLemore, S (1, 9) OBP: 0.355, SLG: 0.384										4 1 2 0 1 1 2																	
Mike Devereaux, R (1, 8) OBP: 0.316, SLG: 0.424										4 1 1 0 0 3 3																	
Harold Baines, L (1, 10) OBP: 0.395, SLG: 0.483 Damon Buford, R (8, PR) OBP: 0.343, SLG: 0.410										4 1 2 2 0 1 1 0 1 0 0 0 0 0																	
Cal Ripken Jr., R (1, 6) OBP: 0.316, SLG: 0.400										4 1 1 3 0 0 1																	
Chris Hoiles, R (1, 2) OBP: 0.409, SLG: 0.557										4 0 1 0 0 0 1																	
David Segui, S (1, 3) OBP: 0.383, SLG: 0.457 Jack Voigt, R (2, 3) OBP: 0.379, SLG: 0.380										1 0 0 0 0 0 1 3 0 1 0 0 1 0																	
Harold Reynolds, S (1, 4) OBP: 0.352, SLG: 0.326										2 0 0 0 2 0 1																	
Tim Lincecum, R (1, 5) OBP: 0.361, SLG: 0.400										4 0 1 0 0 1 2																	
Inning Stats	R: 0 E: 0 K: 2 S: 9	H: 1 LOB: 1 BB: 0 P: 18	R: 0 E: 0 K: 1 S: 14	H: 1 LOB: 1 BB: 0 P: 21	R: 0 E: 0 K: 1 S: 6	H: 0 LOB: 0 BB: 0 P: 11	R: 2 E: 0 K: 0 S: 12	H: 2 LOB: 0 BB: 0 P: 18	R: 0 E: 0 K: 1 S: 10	H: 0 LOB: 1 BB: 1 P: 16		R: 0 E: 0 K: 0 S: 8	H: 1 LOB: 1 BB: 0 P: 12	R: 3 E: 0 K: 1 S: 13	H: 3 LOB: 1 BB: 0 P: 20	R: 0 E: 0 K: 1 S: 11	H: 1 LOB: 2 BB: 1 P: 19	1B: 6 2B: 2 3B: 0 HR: 2	SF: 0 SAC: 0 DP: 1 HBP: 0	WP: 0 PB: 0 SB: 0 CS: 1	PA: 38						
PITCHER	IP WLS BF H R ER SO BB IBB HBP BLK WP HR S P ERA WHIP											IP WLS BF H R ER SO BB IBB HBP BLK WP HR S P ERA WHIP															
Jack Morris, R (1, 1) ERA: 6.88	7.0	27	5	2	2	6	2	0	0	0	0	0	1	66	111	2.57	1.000										
Al Leiter, L (8, 1) ERA: 4.66	0.2	4	2	2	2	1	0	0	0	0	0	0	0	10	17	27.00	3.000										
Duane Ward, R (8, 1) ERA: 2.08	1.1	W	7	2	1	1	1	0	0	0	0	0	1	14	22	6.75	2.250										

Batter	1	2	3	4	5	6	7	8	9	AB R H RBI BB SO LOB	BOTTOM																
Devon White, S (1, 8) OBP: 0.346, SLG: 0.462										3 1 0 0 0 1 1	Baltimore Orioles @ Toronto Blue Jays SkyDome, Toronto, ON Tue Jul 27 1993, 7:05 PM EDT Att: 50,513 - Unknown - 76 F																
Roberto Alomar, S (1, 4) OBP: 0.387, SLG: 0.455										4 1 2 0 0 0 0																	
Paul Molitor, R (1, 10) OBP: 0.403, SLG: 0.475										4 2 2 2 0 0 2																	
Joe Carter, R (1, 9) OBP: 0.320, SLG: 0.508										4 1 2 1 0 0 0																	
John Olerud, L (1, 3) OBP: 0.501, SLG: 0.693										3 1 2 0 1 0 0																	
Tony Fernandez, S (1, 6) OBP: 0.341, SLG: 0.363										4 0 0 0 0 2 6																	
Ed Sprague, R (1, 5) OBP: 0.310, SLG: 0.410										4 0 2 2 0 0 0																	
Pat Borders, R (1, 2) OBP: 0.259, SLG: 0.358										3 0 1 1 0 0 0																	
Turner Ward, S (1, 7) OBP: 0.301, SLG: 0.336										4 0 0 0 0 2 3																	
Inning Stats	R: 2 E: 0 K: 0 S: 12	H: 3 LOB: 1 BB: 0 P: 17	R: 0 E: 0 K: 0 S: 7	H: 0 LOB: 0 BB: 0 P: 11	R: 1 E: 0 K: 1 S: 11	H: 2 LOB: 2 BB: 1 P: 21	R: 0 E: 0 K: 1 S: 9	H: 0 LOB: 0 BB: 0 P: 14	R: 0 E: 0 K: 0 S: 6	H: 0 LOB: 0 BB: 0 P: 8		R: 0 E: 0 K: 0 S: 7	H: 0 LOB: 0 BB: 0 P: 12	R: 0 E: 0 K: 1 S: 9	H: 1 LOB: 1 BB: 0 P: 16	R: 3 E: 0 K: 2 S: 16	H: 5 LOB: 2 BB: 0 P: 24	1B: 7 2B: 3 3B: 0 HR: 1	SF: 0 SAC: 1 DP: 1 HBP: 1	WP: 0 PB: 0 SB: 0 CS: 0	PA: 36						
PITCHER	IP WLS BF H R ER SO BB IBB HBP BLK WP HR S P ERA WHIP											IP WLS BF H R ER SO BB IBB HBP BLK WP HR S P ERA WHIP															
Rick Sutcliffe, R (1, 1) ERA: 5.3	7.1	30	7	4	4	3	0	1	1	0	0	0	1	67	110	4.91	0.955										
Mark Williamson, R (8, 1) ERA: 4.18	0.0	1	1	0	0	0	0	0	0	0	0	0	0	1	1	∞	∞										
Jim Poole, L (8, 1) ERA: 2.1	0.0	L	1	1	0	0	0	0	0	0	0	0	0	1	1	∞	∞										
Gregg Olson, R (8, 1) ERA: 1.76	0.2	4	2	2	2	2	0	0	0	0	0	0	0	8	11	27.00	3.000										



Batter	1	2	3	4	5	6	7	8	9	10	AB	R	H	RBI	BB	SO	LOB	TOP							
Brady Anderson, L OBP: 0.332, SLG: 0.412 (1, 7)	1-1 FC4-6 1B		0-3 K		0-1 F9		3-2 F8			2-1 G6-3	5	0	1	0	0	1	1								
Mark McLemore, S OBP: 0.358, SLG: 0.395 (1, 9)	0-0 FC4-6 1-2f		3-2 3B		2-1 2B		0-1 G4-3			1-0 G1-6-3 1B	5	1	3	1	0	0	1								
Mike Devereaux, R OBP: 0.314, SLG: 0.418 (1, 8)	0-0 F7		0-2 G6-3		4-1 2B				2-0 F8	0-0 G1-6-3 1-2f	4	1	0	0	1	0	3								
Harold Baines, L OBP: 0.400, SLG: 0.508 Jeffrey Hammonds, R OBP: 0.344, SLG: 0.535 (8, PR)	3-1 P8				0-0 HR		3-1 2B		1-1 2B		4	1	3	3	0	0	1								
Cal Ripken Jr., R OBP: 0.316, SLG: 0.397 (1, 6)		3-3 K		1-0 F8		1-1 F8			4-0 G1-4-3 1BB		3	0	0	0	1	1	0								
Chris Hoiles, R OBP: 0.404, SLG: 0.549 (1, 2)	1-1 F7			0-0 G6-3		3-2 F7			3-2 G1-4-3 1-2f		4	0	0	0	0	0	2								
David Segui, S OBP: 0.385, SLG: 0.459 (1, 3)	1-2 2B			1-0 F8		4-1 BB			0-0 G4-3		3	0	1	0	1	0	0								
Harold Reynolds, S OBP: 0.348, SLG: 0.322 (1, 4)	0-1 G3			0-1 G4-3		0-0 G3			1-2 G3-1		4	0	0	0	0	0	2								
Tim Lincecum, R OBP: 0.358, SLG: 0.403 (1, 5)			1-3 K		0-1 2B		0-1 F8		0-1 G6-3		4	1	1	0	0	1	0								
Inning Stats	R: 0 E: 0 K: 0 S: 6	H: 1 LOB: 1 BB: 0 P: 10	R: 0 E: 0 K: 1 S: 11	H: 1 LOB: 1 BB: 0 P: 16	R: 0 E: 0 K: 2 S: 12	H: 1 LOB: 1 BB: 0 P: 16	R: 1 E: 0 K: 0 S: 4	H: 1 LOB: 0 BB: 0 P: 6	R: 3 E: 0 K: 0 S: 11	H: 3 LOB: 1 BB: 1 P: 20	R: 0 E: 0 K: 0 S: 7	H: 0 LOB: 1 BB: 1 P: 15	R: 0 E: 0 K: 0 S: 7	H: 0 LOB: 0 BB: 0 P: 10	R: 0 E: 0 K: 0 S: 8	H: 0 LOB: 0 BB: 0 P: 9	R: 0 E: 0 K: 0 S: 4	H: 1 LOB: 0 BB: 0 P: 7	1B: 2 2B: 5 3B: 1 HR: 1	SF: 0 SAC: 0 DP: 2 HBP: 0	WP: 0 PB: 0 SB: 0 CS: 0	PA: 39			
PITCHER	IP 7.1	WLS 31	BF 8	H 4	R 4	ER 4	SO 3	BB 2	IBB 0	HBP 0	BLK 0	WP 0	HR 1	S 61	P 99	ERA 4.91	WHIP 1.364								
Todd Stottlemyre, R ERA: 4.65 (8, 1)	1.2	5	0	0	0	0	0	0	1	0	0	0	0	12	20	0.00	0.000								
Mark Eichhorn, R ERA: 3.97 (10, 1)	1.0	W	3	1	0	0	0	0	0	0	0	0	0	4	7	0.00	1.000								

Baltimore Orioles @ Toronto Blue Jays
SkyDome, Toronto, ON
Wed Jul 28 1993, 7:05 PM EDT
Att: 50,523 - Unknown - 79 F

livebaseballscorecards.com

AB 36
R 4
H 9
RBI 4
BB 3
SO 3
LOB 10




Batter	1	2	3	4	5	6	7	8	9	10	AB	R	H	RBI	BB	SO	LOB	BOTTOM							
Devon White, S OBP: 0.342, SLG: 0.456 (1, 8)	1-0 F8		1-2 G5-3			2-2 G4-3	1-1 P4			2-3 K	5	0	0	0	0	1	2								
Roberto Alomar, S OBP: 0.385, SLG: 0.454 (1, 4)	3-1 1B		3-3 K			3-3 K	0-0 G5-3			0-0 L8	5	1	1	0	0	2	2								
Paul Molitor, R OBP: 0.405, SLG: 0.474 (1, 10)	4-1 1B			1-1 G5-3		1-1 1B		0-1 G5-3		4-1 E	3	1	1	0	2	0	0								
Joe Carter, R OBP: 0.321, SLG: 0.507 (1, 9)	1-0 BB			2-0 P3		0-1 P3		2-2 L6		2-2 E	5	0	2	1	0	0	1								
John Olerud, L OBP: 0.505, SLG: 0.700 (1, 3)	0-1 G3-6-3			1-1 HR		4-1 1B		4-1 BB		4-0 E	2	2	1	1	3	0	2								
Tony Fernandez, S OBP: 0.339, SLG: 0.361 (1, 6)		2-1 F8		1-1 G6-3		1-1 G6-3		0-0 1B	2-1 E5	1-2 FC5-4	5	1	1	0	0	0	3								
Ed Sprague, R OBP: 0.307, SLG: 0.406 (1, 5)		1-2 G5-3			1-1 P4		0-0 F7	0-1 FC5-4		1-2 2-3 3H	4	0	0	0	0	0	4								
Darnell Coles, R OBP: 0.316, SLG: 0.333 Turner Ward, S OBP: 0.299, SLG: 0.333 (7, PR)	2-1 L5				2-3 K		0-0 1B		0-1 G4-3		3	0	1	1	0	1	0								
Pat Borders, R OBP: 0.259, SLG: 0.357 (1, 2)			1-0 F9		2-2 F9		0-1 1B		2-3 K		4	0	1	1	0	1	0								
Inning Stats	R: 1 E: 0 K: 0 S: 7	H: 2 LOB: 1 BB: 1 P: 16	R: 0 E: 0 K: 0 S: 8	H: 0 LOB: 0 BB: 0 P: 13	R: 0 E: 0 K: 1 S: 7	H: 0 LOB: 0 BB: 0 P: 12	R: 1 E: 0 K: 0 S: 7	H: 1 LOB: 0 BB: 0 P: 12	R: 0 E: 0 K: 1 S: 10	H: 1 LOB: 1 BB: 0 P: 16	R: 2 E: 0 K: 0 S: 9	H: 3 LOB: 2 BB: 1 P: 14	R: 0 E: 1 K: 0 S: 10	H: 0 LOB: 2 BB: 1 P: 18	R: 0 E: 0 K: 2 S: 10	H: 0 LOB: 0 BB: 0 P: 14	R: 1 E: 2 K: 0 S: 11	H: 1 LOB: 3 BB: 2 P: 22	1B: 6 2B: 1 3B: 0 HR: 1	SF: 0 SAC: 0 DP: 1 HBP: 0	WP: 0 PB: 0 SB: 0 CS: 0	PA: 42			
PITCHER	IP 7.2	WLS 33	BF 7	H 4	R 4	ER 4	SO 3	BB 3	IBB 0	HBP 0	BLK 0	WP 0	HR 1	S 66	P 114	ERA 4.70	WHIP 1.304								
Fernando Valenzuela, L ERA: 3.42 (8, 1)	1.2	L	9	1	1	0	2	1	1	0	0	0	0	23	38	0.00	1.200								

Baltimore Orioles @ Toronto Blue Jays
SkyDome, Toronto, ON
Wed Jul 28 1993, 7:05 PM EDT
Att: 50,523 - Unknown - 79 F

livebaseballscorecards.com

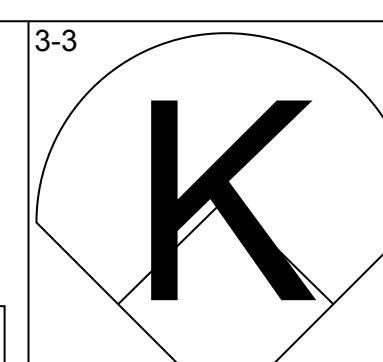
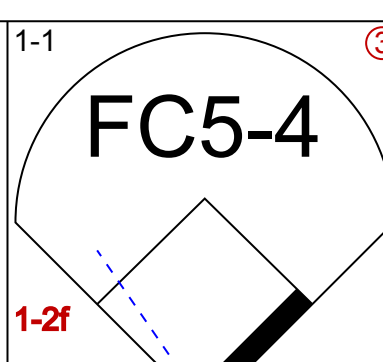
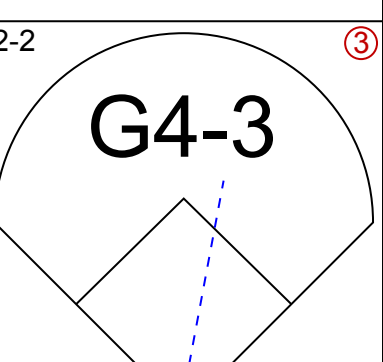
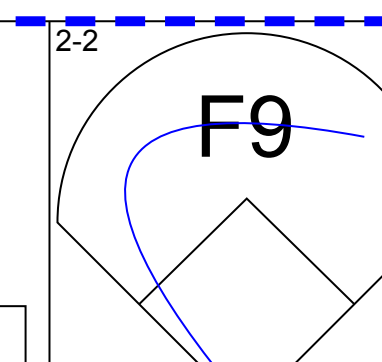
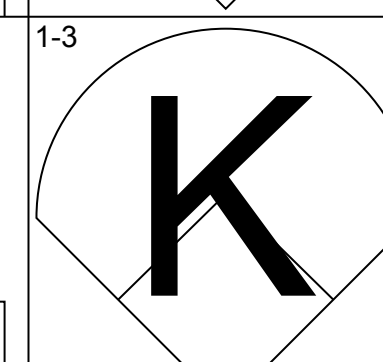
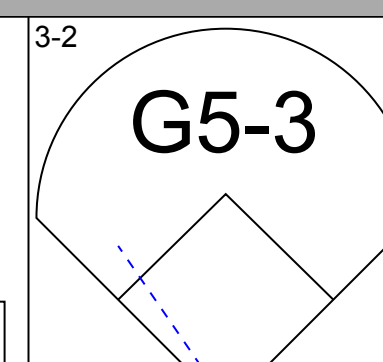
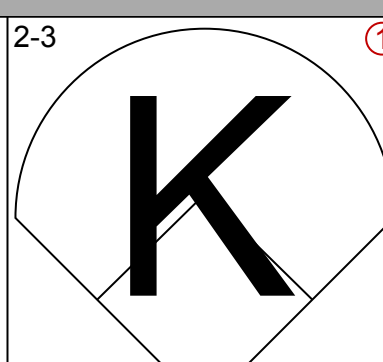
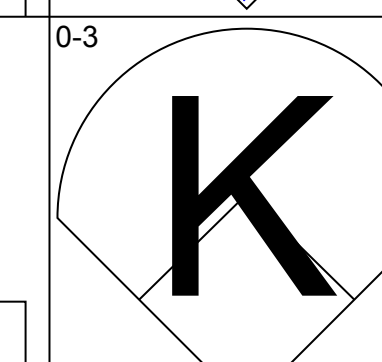
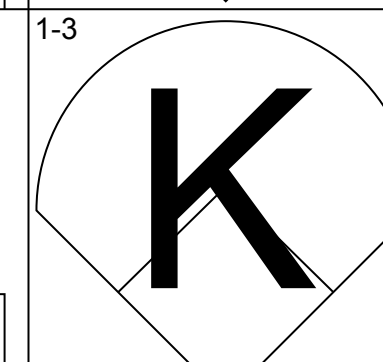
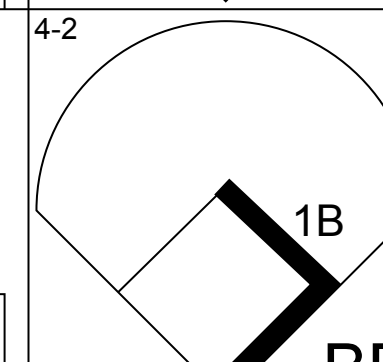
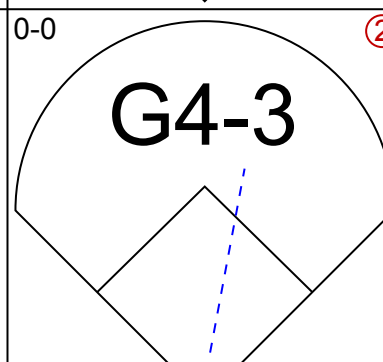
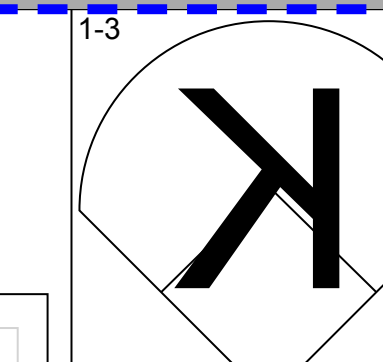
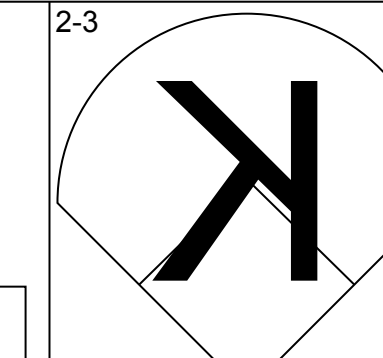
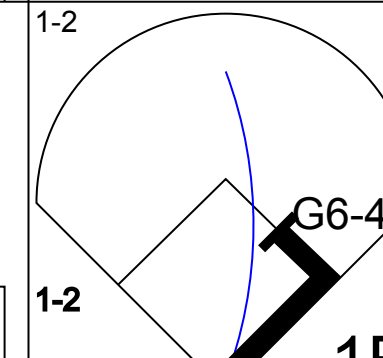
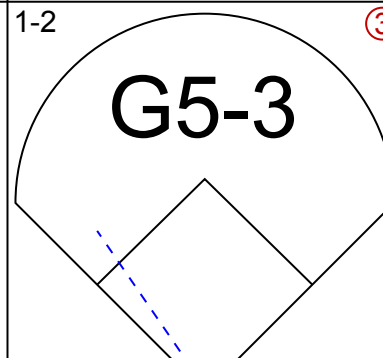
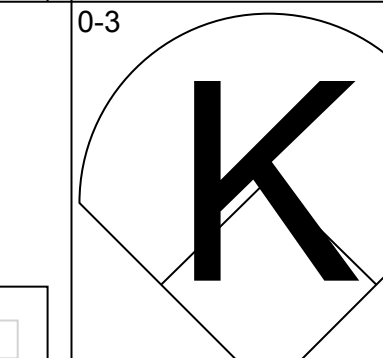
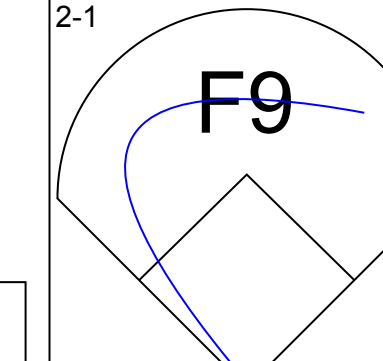
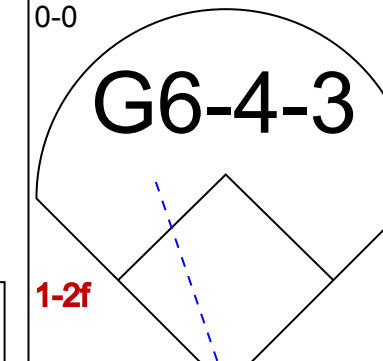
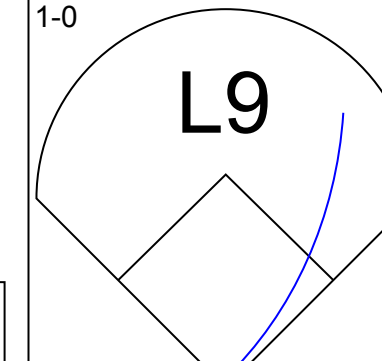
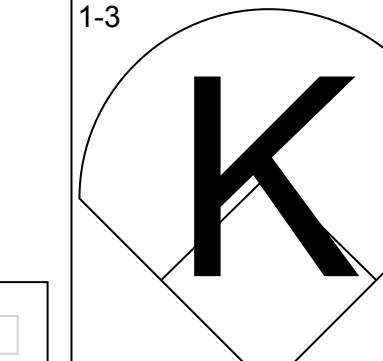
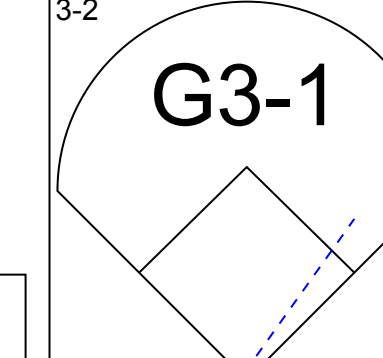
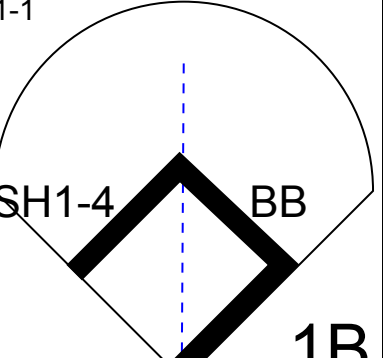
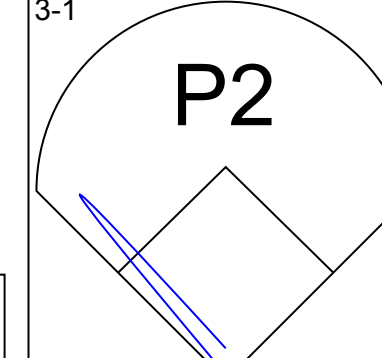
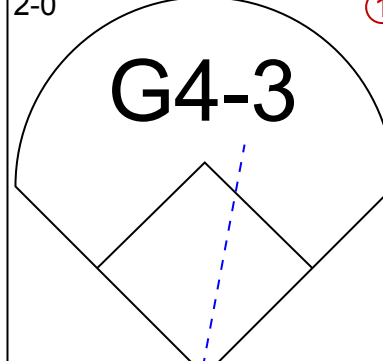
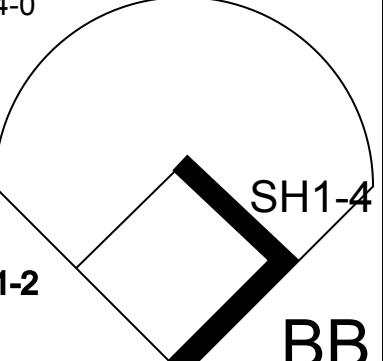
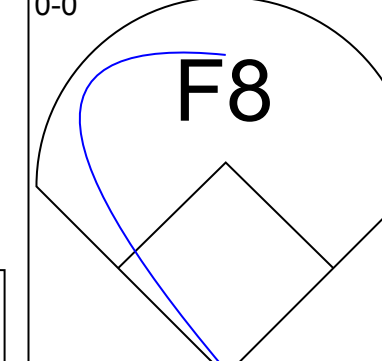
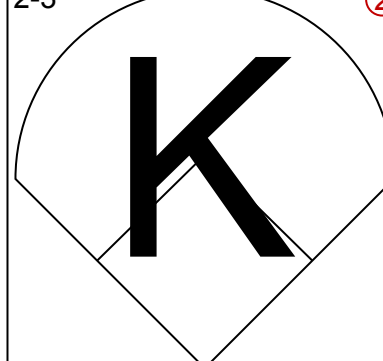
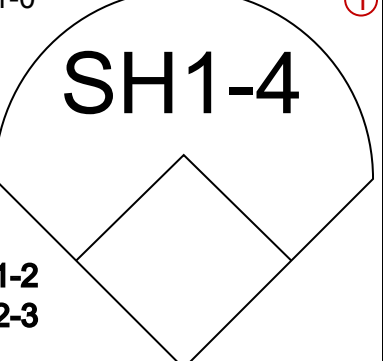
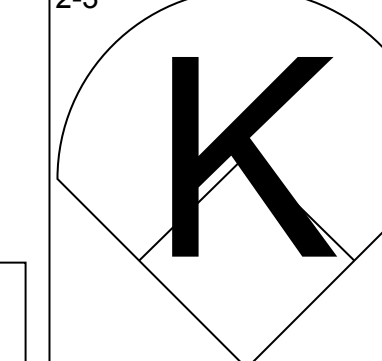
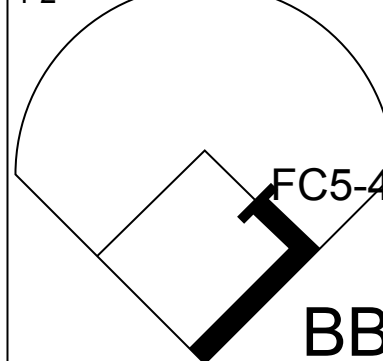
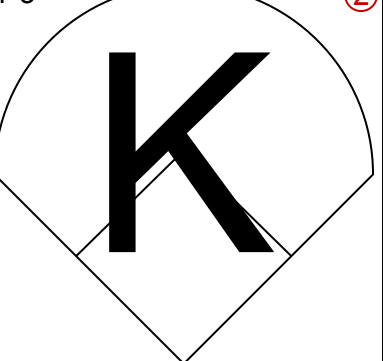
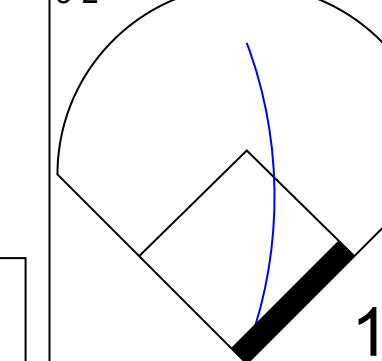
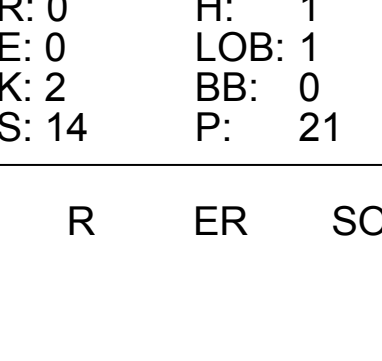
AB 37
R 5
H 8
RBI 4
BB 5
SO 5
LOB 14



Batter	1	2	3	4	5	6	7	8	9	AB R H RBI BB SO LOB	TOP									
Scott Fletcher, R (1.4) OBP: 0.354, SLG: 0.410	L7	F9		G6-3		G1-3			K	5 0 0 0 0 1 0	Boston Red Sox @ Baltimore Orioles Oriole Park at Camden Yards, Baltimore, MD Fri Jul 30 1993, 7:05 PM EDT Att: 46,167 - Unknown									
Billy Hatcher, R (1.8) OBP: 0.370, SLG: 0.454	BB HR 1B		1B 2B 1B	F9		G6-3		G6-3	5 2 2 0 0 0 0											
Mike Greenwell, L (1.7) OBP: 0.371, SLG: 0.474	HR BB		2B 1B	F9		F7		G4-3	4 2 1 0 1 0 0											
Andre Dawson, R (1.10) OBP: 0.304, SLG: 0.401	HR		HR 2B	F9		L7			4 2 2 5 0 0 0											
Mo Vaughn, L (1.3) OBP: 0.418, SLG: 0.566	F7		HR	G4-3		G3-1			4 1 1 2 0 0 0											
Ivan Calderon, R (1.9) OBP: 0.294, SLG: 0.292	P3		K			G5-3			3 0 0 0 1 1 0											
Bob Zupcic, R (8.9) OBP: 0.345, SLG: 0.389			K	BB					0 0 0 0 0 0 0											
Scott Cooper, L (1.5) OBP: 0.364, SLG: 0.403		K	G3	G4-3				BB 1B	4 0 1 0 0 1 1											
John Valentin, R (1.6) OBP: 0.313, SLG: 0.389	G5-3		2B	L6				BB	3 0 1 0 1 0 0											
Tony Peña, R (1.2) OBP: 0.238, SLG: 0.242	HR		P2	G1-3				K	4 1 1 1 0 1 3											
Inning Stats	R: 3 E: 0 K: 0 S: 12	H: 2 LOB: 0 BB: 1 P: 21	R: 1 E: 0 K: 1 S: 11	H: 1 LOB: 0 BB: 0 P: 15	R: 4 E: 0 K: 1 S: 16	H: 5 LOB: 1 BB: 0 P: 27	R: 0 E: 0 K: 0 S: 6	H: 0 LOB: 0 BB: 0 P: 10	R: 0 E: 0 K: 0 S: 10	H: 0 LOB: 1 BB: 1 P: 17	R: 0 E: 0 K: 0 S: 8	H: 0 LOB: 0 BB: 0 P: 13	R: 0 E: 0 K: 1 S: 10	H: 1 LOB: 2 BB: 1 P: 17	R: 0 E: 0 K: 1 S: 7	H: 0 LOB: 0 BB: 0 P: 13	1B: 4 2B: 2 3B: 0 HR: 3	SF: 0 SAC: 0 DP: 0 HBP: 0	WP: 0 PB: 0 SB: 0 CS: 0	PA: 39
PITCHER	IP WLS BF H R ER SO BB IBB HBP BLK WP HR S P ERA WHIP											IP WLS BF H R ER SO BB IBB HBP BLK WP HR S P ERA WHIP								
Jamie Moyer, L (1.1) ERA: 3.97	2.0 L 13 6 7 7 1 1 0 0 0 0 2 29 46 31.50 3.500																			
Alan Mills, R (3.1) ERA: 3.97	5.0 18 2 1 1 1 1 0 0 0 0 1 41 69 1.80 0.600																			
Jim Poole, L (8.1) ERA: 2.06	0.2 3 1 0 0 0 0 0 0 0 0 0 6 9 0.00 1.500																			
Todd Frohwrth, R (8.1) ERA: 4.21	1.1 5 0 0 0 2 1 0 0 0 0 0 11 21 0.00 0.750																			

Batter	1	2	3	4	5	6	7	8	9	AB R H RBI BB SO LOB	BOTTOM											
Brady Anderson, L (1.7) OBP: 0.335, SLG: 0.409	SH2-3 BB	G4-3		1B BB HR BB	F8			SF7 SH BB		2 1 0 0 3 0 3	Boston Red Sox @ Baltimore Orioles Oriole Park at Camden Yards, Baltimore, MD Fri Jul 30 1993, 7:05 PM EDT Att: 46,167 - Unknown											
Mark McLemore, S (1.4) OBP: 0.358, SLG: 0.393	SH2-3		G6-3	1B HR BB	L8		SH	SH	2 1 0 0 1 0 2													
Mike Devereaux, R (1.8) OBP: 0.315, SLG: 0.416	P6		1B BB BB	HR 1B		K	K	K	4 1 1 0 1 2 4													
Harold Baines, L (1.10) OBP: 0.400, SLG: 0.519	G6-3		1B BB	HR		F7	SF7	SF7	3 1 1 5 1 0 1													
Cal Ripken Jr., R (1.6) OBP: 0.317, SLG: 0.403		HR	K	BB		G5-3		F7	4 1 1 1 1 1 4													
Jeffrey Hammonds, R (1.9) OBP: 0.359, SLG: 0.545		HR		BB					2 0 2 0 0 0 0													
Jack Voigt, R (4. PH) OBP: 0.373, SLG: 0.373		2B		F9		K		G1-3	1 0 0 0 0 0 1													
Harold Reynolds, S (7. PH) OBP: 0.348, SLG: 0.320		1B	1B						2 0 0 0 0 1 0													
Chris Hoiles, R (1.2) OBP: 0.401, SLG: 0.547		1B 2B	G4-5-3		K		L4	K	5 1 1 0 0 2 3													
David Segui, S (1.3) OBP: 0.382, SLG: 0.454		F9		F8			G4-3	K	5 0 1 0 0 1 1													
Tim Lincecum, R (1.5) OBP: 0.368, SLG: 0.420		2H 1B		G2-3				SH SF7 2B	4 1 3 1 0 0 0													
Inning Stats	R: 0 E: 0 K: 0 S: 9	H: 0 LOB: 1 BB: 1 P: 18	R: 2 E: 0 K: 0 S: 16	H: 4 LOB: 1 BB: 0 P: 26	R: 0 E: 0 K: 1 S: 15	H: 1 LOB: 3 BB: 2 P: 31	R: 4 E: 0 K: 0 S: 13	H: 2 LOB: 1 BB: 3 P: 26	R: 0 E: 0 K: 1 S: 12	H: 2 LOB: 2 BB: 0 P: 22	R: 0 E: 0 K: 1 S: 8	H: 0 LOB: 0 BB: 0 P: 13	R: 0 E: 0 K: 1 S: 9	H: 0 LOB: 0 BB: 0 P: 15	R: 1 E: 0 K: 1 S: 9	H: 1 LOB: 2 BB: 1 P: 16	R: 0 E: 0 K: 2 S: 15	H: 0 LOB: 0 BB: 0 P: 20	1B: 6 2B: 2 3B: 0 HR: 2	SF: 1 SAC: 2 DP: 0 HBP: 0	WP: 0 PB: 0 SB: 0 CS: 0	PA: 44
PITCHER	IP WLS BF H R ER SO BB IBB HBP BLK WP HR S P ERA WHIP											IP WLS BF H R ER SO BB IBB HBP BLK WP HR S P ERA WHIP										
Frank Viola, L (1.1) ERA: 3.68	3.2 23 7 6 6 1 6 0 0 0 0 0 30 51 0.00 0.600																					
Paul Quantrill, R (4.1) ERA: 2.97	3.1 W 12 2 0 0 3 0 0 0 0 0 0 30 51 0.00 0.600																					
Greg Harris, R (8.1) ERA: 2.47	1.0 6 1 1 1 1 1 0 0 0 0 0 9 16 9.00 2.000																					
Jeff Russell, R (9.1) ERA: 2.88	1.0 S 3 0 0 0 2 0 0 0 0 0 0 15 20 0.00 0.000																					



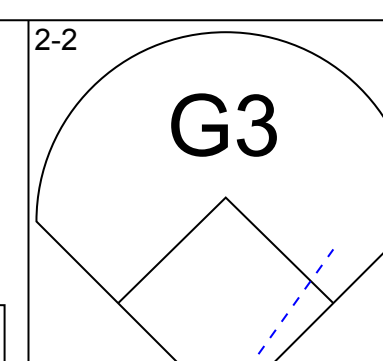
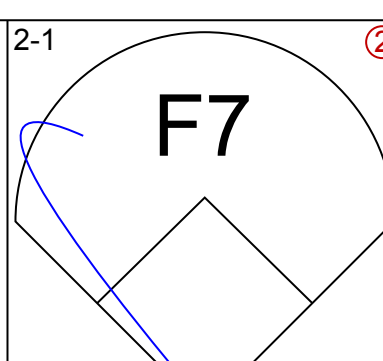
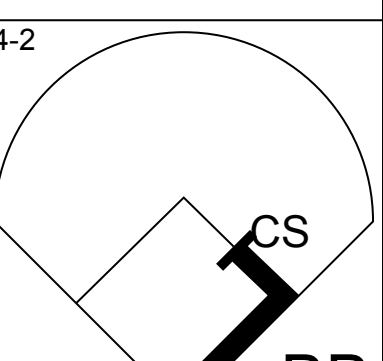
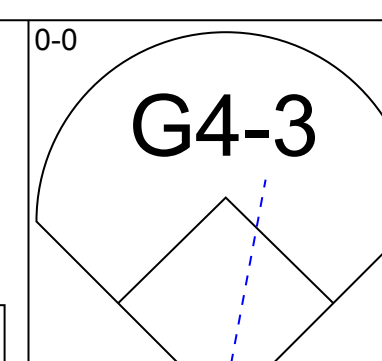
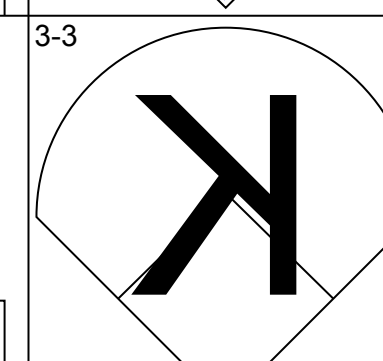
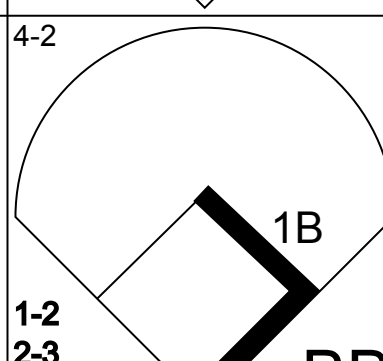
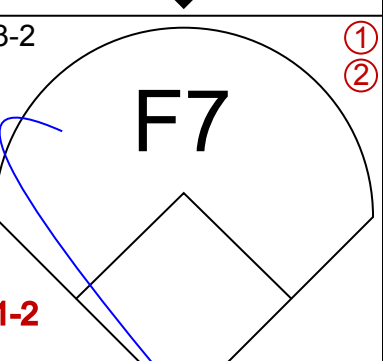
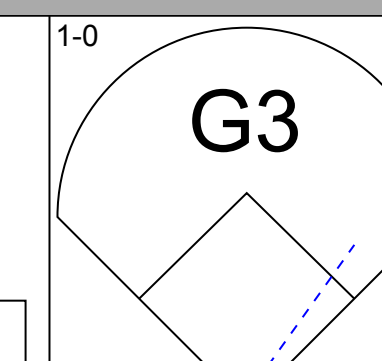
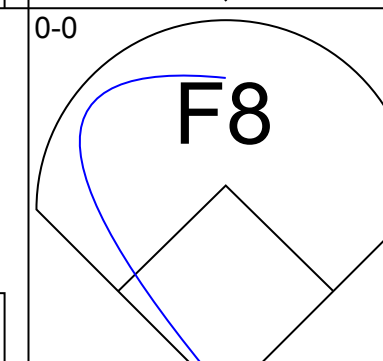
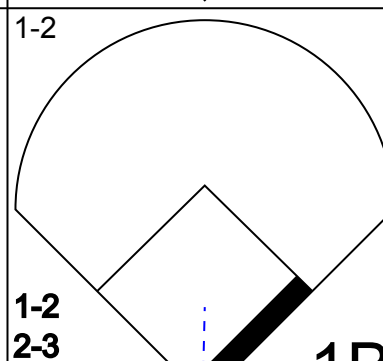
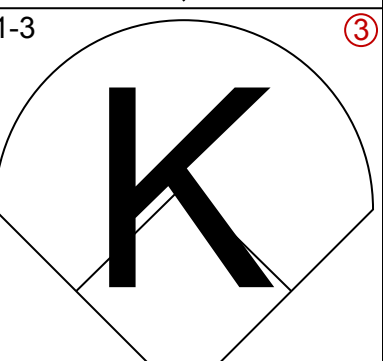
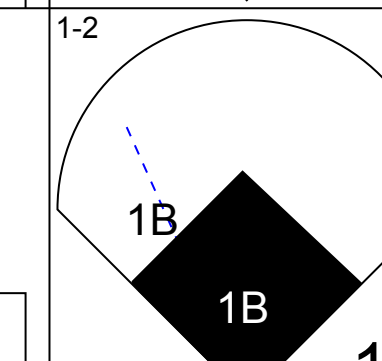
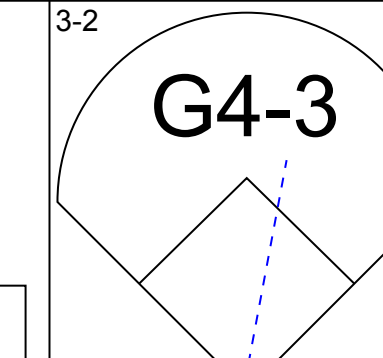
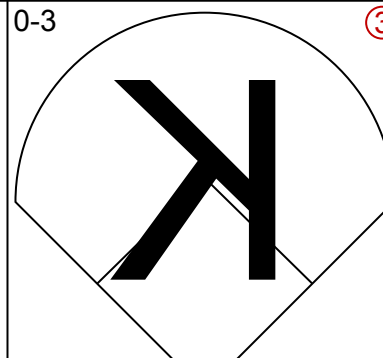
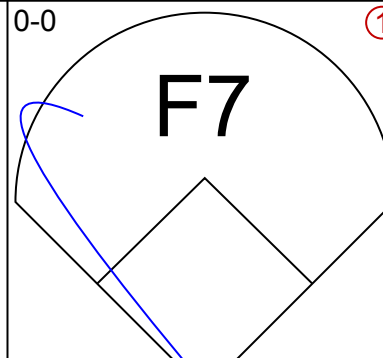
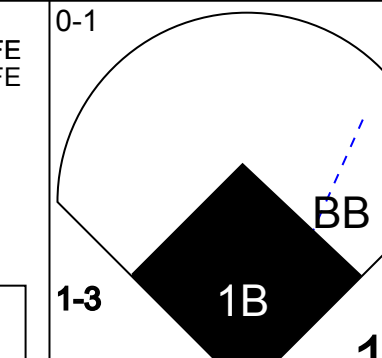
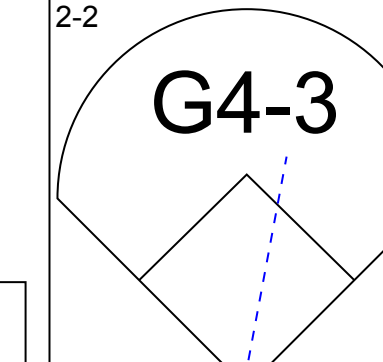
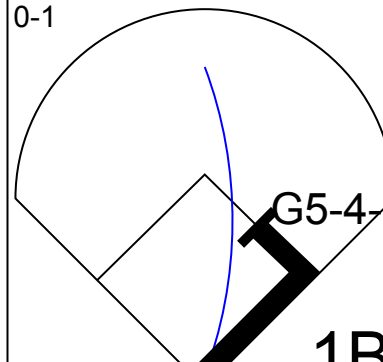
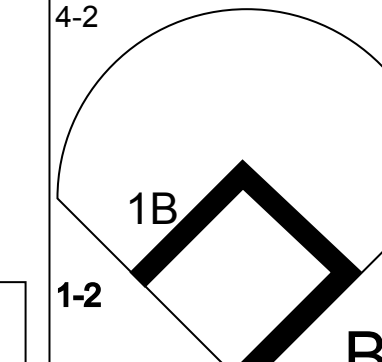
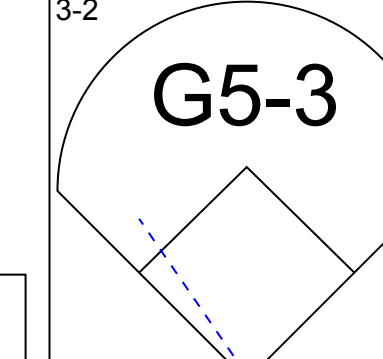
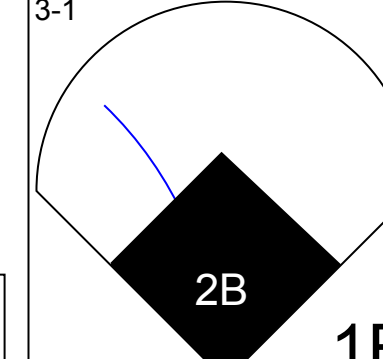
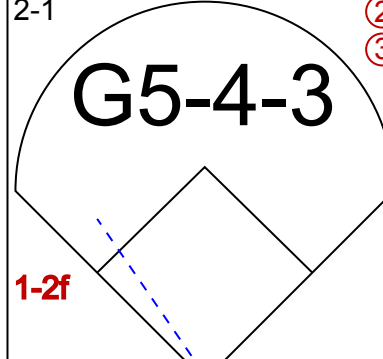
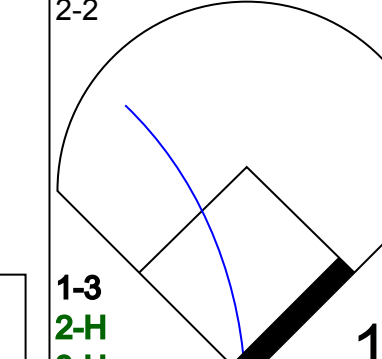

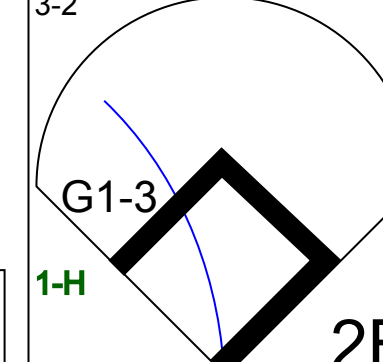

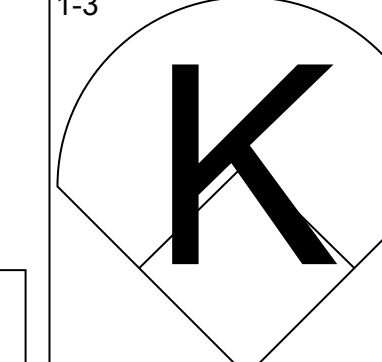
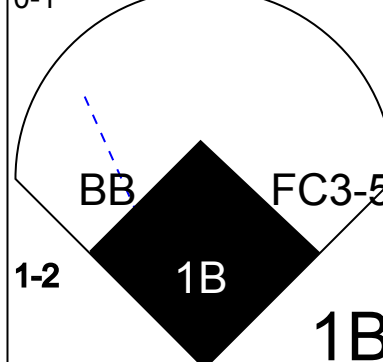
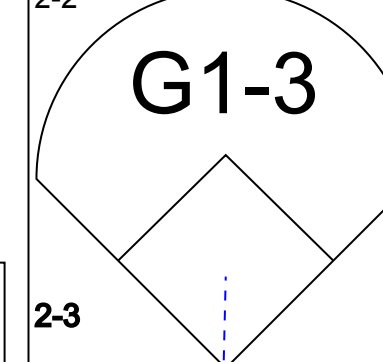
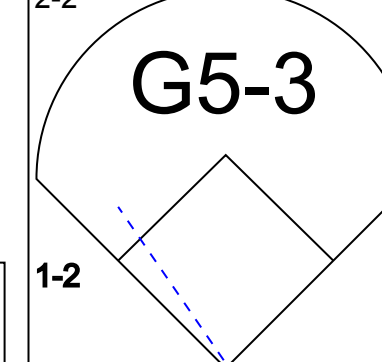
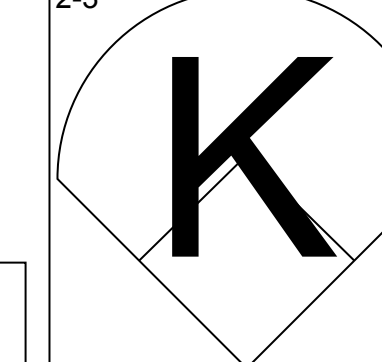
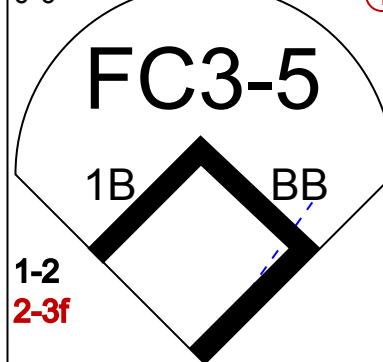
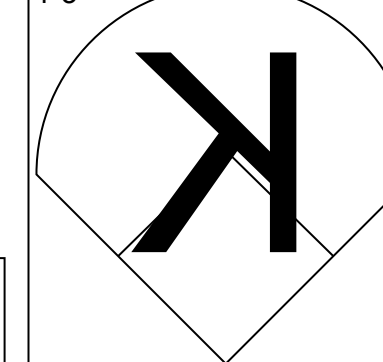
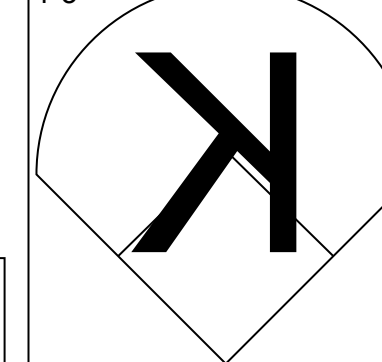


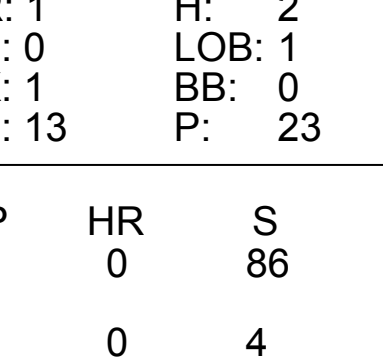
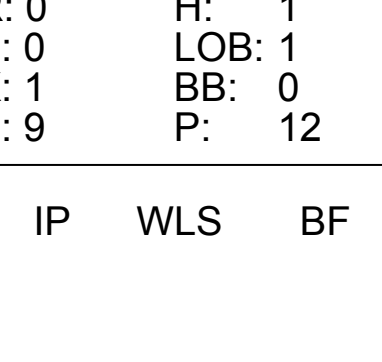
Batter	1	2	3	4	5	6	7	8	9	AB	R	H	RBI	BB	SO	LOB	TOP		
Scott Fletcher, R (1, 4) OBP: 0.349, SLG: 0.404										4	0	0	0	0	1	4			
Billy Hatcher, R (1, 8) OBP: 0.366, SLG: 0.448										4	0	0	0	0	3	1			
Mike Greenwell, L (1, 7) OBP: 0.370, SLG: 0.470										3	0	0	0	1	2	0			
Andre Dawson, R (1, 9) OBP: 0.304, SLG: 0.399										4	0	1	0	0	2	0			
Mo Vaughn, L (1, 3) OBP: 0.414, SLG: 0.559										4	0	0	0	0	1	2			
Ivan Calderon, R (1, 10) OBP: 0.295, SLG: 0.292										3	0	1	0	0	0	0			
Scott Cooper, L (1, 5) OBP: 0.364, SLG: 0.401										2	0	0	0	1	0	0			
John Valentin, R (1, 6) OBP: 0.311, SLG: 0.387										2	0	0	0	0	2	0			
Tony Peña, R (1, 2) OBP: 0.241, SLG: 0.241										1	0	0	0	1	1	2			
Ernest Riles, L (8, PH) OBP: 0.311, SLG: 0.430										1	0	1	0	0	0	0			
Bob Melvin, R (8, 2) OBP: 0.300, SLG: 0.333										0	0	0	0	0	0	0			
Inning Stats	R: 0 H: 0 E: 0 K: 3 S: 10	H: 0 LOB: 0 BB: 0 P: 15	R: 0 H: 0 E: 0 K: 1 S: 11	H: 0 LOB: 0 BB: 0 P: 18	R: 0 H: 0 E: 0 K: 1 S: 9	H: 3 LOB: 1 BB: 1 P: 18	R: 0 H: 1 E: 0 K: 0 S: 11	H: 1 LOB: 1 BB: 1 P: 19	R: 0 H: 1 E: 0 K: 1 S: 10	H: 0 LOB: 0 BB: 0 P: 12	R: 0 H: 0 E: 0 K: 0 S: 4	H: 0 LOB: 0 BB: 0 P: 8	R: 0 H: 1 E: 0 K: 2 S: 14	H: 1 LOB: 1 BB: 0 P: 21	R: 0 H: 0 E: 0 K: 3 S: 9	H: 0 LOB: 0 BB: 0 P: 11	1B: 3 2B: 0 3B: 0 HR: 0	SF: 0 SAC: 1 DP: 1 HBP: 0	WP: 0 PA: 32 PB: 0 SB: 0 CS: 0
PITCHER	IP	WLS	BF	H	R	ER	SO	BB	IBB	HBP	BLK	WP	HR	S	P	ERA	WHIP		
Ben McDonald, R (1, 1) ERA: 3.17	7.1	W	27	3	0	0	8	3	0	0	0	0	0	71	121	0.00	0.818		
Mark Williamson, R (8, 1) ERA: 4.01	0.2		2	0	0	0	1	0	0	0	0	0	0	7	9	0.00	0.000		
Gregg Olson, R (9, 1) ERA: 1.71	1.0		3	0	0	0	3	0	0	0	0	0	0	9	11	0.00	0.000		

Boston Red Sox @ Baltimore Orioles
Oriole Park at Camden Yards, Baltimore, MD

AB 28
R 0
H 3
RBI 0
BB 3
SO 12
LOB 9



Sat Jul 31 1993, 7:05 PM EDT
Att: 46,489 - Unknown

Batter	1	2	3	4	5	6	7	8	9	AB	R	H	RBI	BB	SO	LOB	BOTTOM		
Harold Reynolds, S (1, 4) OBP: 0.345, SLG: 0.317										3	0	0	0	1	0	3			
Mark McLemore, S (1, 9) OBP: 0.357, SLG: 0.390										3	0	0	0	1	1	1			
Mike Devereaux, R (1, 8) OBP: 0.318, SLG: 0.417										4	1	2	1	0	1	0			
Harold Baines, L (1, 10) OBP: 0.398, SLG: 0.514										4	0	1	0	0	1	3			
Brady Anderson, L (8, PR) OBP: 0.335, SLG: 0.409										0	1	0	0	0	0	0			
Cal Ripken Jr., R (1, 6) OBP: 0.318, SLG: 0.402										3	0	1	0	1	0	0			
Chris Hoiles, R (1, 2) OBP: 0.402, SLG: 0.546										4	1	2	2	0	0	1			
David Segui, S (1, 3) OBP: 0.386, SLG: 0.462										4	0	3	1	0	1	2			
Tim Lueftl, R (1, 5) OBP: 0.365, SLG: 0.415										4	1	1	0	0	1	4			
Jack Voigt, R (1, 7) OBP: 0.355, SLG: 0.352										3	0	0	0	0	2	4			
Inning Stats	R: 0 H: 0 E: 0 K: 1 S: 9	H: 0 LOB: 0 BB: 0 P: 14	R: 0 H: 0 E: 0 K: 0 S: 9	H: 0 LOB: 0 BB: 0 P: 17	R: 1 H: 3 E: 0 K: 1 S: 17	H: 3 LOB: 3 BB: 1 P: 26	R: 1 H: 2 E: 0 K: 1 S: 13	H: 0 LOB: 0 BB: 1 P: 17	R: 0 H: 1 E: 0 K: 1 S: 5	H: 1 LOB: 1 BB: 0 P: 7	R: 0 H: 1 E: 0 K: 1 S: 9	H: 1 LOB: 1 BB: 0 P: 12	R: 2 H: 3 E: 0 K: 2 S: 22	H: 3 LOB: 2 BB: 1 P: 32	R: 0 H: 0 E: 0 K: 3 S: 9	H: 0 LOB: 0 BB: 0 P: 11	1B: 9 2B: 1 3B: 0 HR: 0	SF: 0 SAC: 0 DP: 1 HBP: 0	WP: 0 PA: 35 PB: 0 SB: 0 CS: 1
PITCHER	IP	WLS	BF	H	R	ER	SO	BB	IBB	HBP	BLK	WP	HR	S	P	ERA	WHIP		
Roger Clemens, R (1, 1) ERA: 3.32	7.1	L	33	10	4	4	5	3	0	0	0	0	0	86	138	4.91	1.773		
Tony Fossas, L (8, 1) ERA: 5.21	0.1		1	0	0	0	1	0	0	0	0	0	0	4	5	0.00	0.000		
Scott Bankhead, R (8, 1) ERA: 4.14	0.1		1	0	0	0	1	0	0	0	0	0	0	3	5	0.00	0.000		

Boston Red Sox @ Baltimore Orioles
Oriole Park at Camden Yards, Baltimore, MD

AB 32
R 4
H 10
RBI 4
BB 3
SO 7
LOB 18



Sat Jul 31 1993, 7:05 PM EDT
Att: 46,489 - Unknown

Batter	1	2	3	4	5	6	7	8	9	AB	R	H	RBI	BB	SO	LOB	TOP					
Scott Fletcher, R (1.4) OBP: 0.354, SLG: 0.413	G4-3 2B		G5-4-3 1B				G4-6-3 1-2			4	0	3	0	0	0	1	Boston Red Sox @ Baltimore Orioles Oriole Park at Camden Yards, Baltimore, MD Sun Aug 01 1993, 3:33 AM EDT Att: 45,299 - Cloudy - 93 F					
Billy Hatcher, R (1.8) OBP: 0.362, SLG: 0.444	B3		G5-4-3 1-2				P4	G4-3		4	0	0	0	0	0	3						
Mike Greenwell, L (1.7) OBP: 0.371, SLG: 0.473	G4-3 2-3			F8				G1-3 1B		4	0	2	0	0	0	1						
Andre Dawson, R (1.10) OBP: 0.303, SLG: 0.407	G5-3			HR				G1-3 1-2		4	1	1	1	0	0	3						
Mo Vaughn, L (1.3) OBP: 0.417, SLG: 0.559 Carlos Quintana, R (9.3) OBP: 0.328, SLG: 0.287		K								2	1	1	0	2	1	0						
Bob Zupcic, R (1.9) OBP: 0.348, SLG: 0.397										0	0	0	0	0	0	0						
Ernest Riles, L (1.5) OBP: 0.304, SLG: 0.419 Scott Cooper, L (7.5) OBP: 0.363, SLG: 0.399										4	0	2	1	0	0	3						
Bob Melvin, R (1.2) OBP: 0.289, SLG: 0.321										3	0	0	0	0	1	3						
John Valentin, R (1.6) OBP: 0.311, SLG: 0.385										1	0	0	0	0	0	0						
Inning Stats	R: 0 E: 0 K: 0 S: 4	H: 1 LOB: 1 BB: 0 P: 7	R: 0 E: 0 K: 1 S: 7	H: 1 LOB: 1 BB: 0 P: 11	R: 0 E: 0 K: 0 S: 5	H: 1 LOB: 0 BB: 0 P: 8	R: 1 E: 0 K: 1 S: 8	H: 2 LOB: 1 BB: 0 P: 13	R: 0 E: 0 K: 0 S: 10	H: 1 LOB: 1 BB: 0 P: 14	R: 1 E: 0 K: 0 S: 9	H: 2 LOB: 0 BB: 1 P: 19	R: 0 E: 0 K: 0 S: 6	H: 1 LOB: 0 BB: 0 P: 11	R: 0 E: 0 K: 0 S: 8	H: 1 LOB: 2 BB: 1 P: 14		R: 0 E: 0 K: 0 S: 6	H: 0 LOB: 0 BB: 0 P: 10	1B: 6 2B: 3 3B: 0 HR: 1	SF: 0 SAC: 0 DP: 2 HBP: 0	WP: 0 PB: 0 SB: 0 CS: 2
PITCHER	IP WLS BF	H R ER SO	BB IBB HBP BLK	WP HR S P	ERA WHIP	PITCHER	IP WLS BF	H R ER SO	BB IBB HBP BLK	WP HR S P	ERA WHIP											
Rick Sutcliffe, R (1.1) ERA: 5.18	6.1 L	9 2 2 2	0 1 0 0	0 0 15 26	2.84 1.421	Todd Frohwrth, R (7.1) ERA: 4.03	2.2 9	1 0 0 0	0 1 0 0	0 0 15 26	0.00 0.375											

Batter	1	2	3	4	5	6	7	8	9	AB	R	H	RBI	BB	SO	LOB	BOTTOM			
Harold Reynolds, S (1.4) OBP: 0.341, SLG: 0.313	K		L9					F9		4	0	0	0	0	1	1	Boston Red Sox @ Baltimore Orioles Oriole Park at Camden Yards, Baltimore, MD Sun Aug 01 1993, 3:33 AM EDT Att: 45,299 - Cloudy - 93 F			
Mark McLemore, S (1.9) OBP: 0.361, SLG: 0.395	K									3	0	2	0	1	1	0				
Mike Devereaux, R (1.8) OBP: 0.317, SLG: 0.415										4	0	1	0	0	1	4				
Harold Baines, L (1.10) OBP: 0.396, SLG: 0.508	G3									3	0	0	0	1	0	3				
Cal Ripken Jr., R (1.6) OBP: 0.315, SLG: 0.399										4	0	0	0	0	0	2				
Jeffrey Hammonds, R (1.7) OBP: 0.344, SLG: 0.522										4	0	0	0	0	1	1				
Chris Hoiles, R (1.2) OBP: 0.401, SLG: 0.552										4	1	1	1	0	1	1				
David Segui, S (1.3) OBP: 0.386, SLG: 0.465										3	0	1	0	0	0	0				
Tim Lincecum, R (1.5) OBP: 0.358, SLG: 0.407										3	0	0	0	0	2	1				
Inning Stats	R: 0 E: 0 K: 2 S: 13	H: 1 LOB: 0 BB: 0 P: 15	R: 0 E: 0 K: 0 S: 6	H: 0 LOB: 0 BB: 0 P: 11	R: 0 E: 0 K: 1 S: 11	H: 1 LOB: 1 BB: 1 P: 21	R: 0 E: 0 K: 0 S: 9	H: 0 LOB: 1 BB: 1 P: 19	R: 0 E: 0 K: 0 S: 6	H: 0 LOB: 0 BB: 0 P: 10	R: 1 E: 0 K: 1 S: 12	H: 1 LOB: 0 BB: 0 P: 17	R: 0 E: 0 K: 0 S: 10	H: 1 LOB: 1 BB: 0 P: 18	R: 0 E: 0 K: 2 S: 10	H: 0 LOB: 0 BB: 0 P: 15		1B: 2 2B: 2 3B: 0 HR: 1	SF: 0 SAC: 0 DP: 0 HBP: 0	WP: 0 PB: 0 SB: 0 CS: 0
PITCHER	IP WLS BF	H R ER SO	BB IBB HBP BLK	WP HR S P	ERA WHIP	PITCHER	IP WLS BF	H R ER SO	BB IBB HBP BLK	WP HR S P	ERA WHIP									
Danny Darwin, R (1.1) ERA: 3.16	6.1 W	4 1 1 4	2 0 0 0	0 0 12 20	0.00 0.750	Greg Harris, R (7.1) ERA: 2.52	1.1 5	1 0 0 1	0 0 0 0	0 0 12 20	0.00 0.750									
Tony Fossas, L (8.1) ERA: 5.12	0.1 S	0 0 0 2	0 0 0 0	0 0 2 4	0.00 0.000	Jeff Russell, R (9.1) ERA: 2.61	1.0 S	3 0 0 2	0 0 0 0	0 0 10 15	0.00 0.000									



Batter	1	2	3	4	5	6	7	8	9	AB	R	H	RBI	BB	SO	LOB	TOP										
Juan Bell, R OBP: 0.335, SLG: 0.374 (1, 6)	G5-3	G1-6-3 1B			G6-4-3 1B		P4		L7	5	0	2	2	0	0	2	Milwaukee Brewers @ Baltimore Orioles Oriole Park at Camden Yards, Baltimore, MD Tue Aug 03 1993, 7:05 PM EDT Att: 45,617 - Unknown - 89 F										
Kevin Seitzer, R OBP: 0.319, SLG: 0.350 (1, 5)	K	G1-6-3			G6-4-3 1-2f		F7		F7	5	0	1	1	0	1	3											
B.J. Surhoff, L OBP: 0.303, SLG: 0.361 (1, 10)	G3-1				F7				G3-1	4	0	0	0	1	0	2											
Greg Vaughn, R OBP: 0.367, SLG: 0.519 Tom Lampkin, L OBP: 0.293, SLG: 0.383 (8, 7)			P3						K	4	2	2	1	0	1	1											
Robin Yount, R OBP: 0.331, SLG: 0.391 (1, 8)			BB 1B							0	0	0	0	0	0	0											
Tom Brunansky, R OBP: 0.285, SLG: 0.323 Bill Spiers, L OBP: 0.305, SLG: 0.304 (7, 9)			BB 1B							3	2	1	0	1	0	1											
Dickie Thon, R OBP: 0.327, SLG: 0.355 (1, 4)			BB 1B							2	1	1	1	1	0	1											
John Jaha, R OBP: 0.319, SLG: 0.346 (1, 3)			BB 1B							2	1	1	0	0	0	0											
Dave Nilsson, L OBP: 0.298, SLG: 0.314 (1, 2)			BB 1B							1	1	1	0	0	0	0											
Inning Stats	R: 0 E: 0 K: 1 S: 8	H: 0 LOB: 0 BB: 0 P: 12	R: 4 E: 0 K: 0 S: 19	H: 4 LOB: 1 BB: 2 P: 34	R: 0 E: 0 K: 0 S: 9	H: 0 LOB: 0 BB: 1 P: 17	R: 0 E: 0 K: 1 S: 5	H: 1 LOB: 0 BB: 0 P: 7	R: 1 E: 0 K: 1 S: 8	H: 1 LOB: 0 BB: 1 P: 15	R: 0 E: 0 K: 0 S: 8	H: 0 LOB: 0 BB: 0 P: 12	R: 0 E: 0 K: 1 S: 9	H: 0 LOB: 0 BB: 0 P: 9	R: 3 E: 0 K: 0 S: 16	H: 4 LOB: 2 BB: 1 P: 29		1B: 9 2B: 0 3B: 0 HR: 1	SF: 0 SAC: 0 DP: 2 HBP: 0	WP: 0 PB: 0 SB: 1 CS: 1	PA: 39						
PITCHER	IP	WLS	BF	H	R	ER	SO	BB	IBB	HBP	BLK	WP	HR	S	P	ERA	WHIP										
Jamie Moyer, L ERA: 4.37 (1, 1)	1.0		8	3	4	4	1	2	0	0	0	0	0	22	38	36.00	5.000										
Alan Mills, R ERA: 3.86 (2, 1)	4.1		16	3	1	1	1	2	0	0	0	0	1	29	51	2.08	1.154										
Todd Frohwirth, R ERA: 3.86 (6, 1)	2.2	W	7	0	0	0	2	0	0	0	0	0	0	20	25	0.00	0.000										
Brad Pennington, L ERA: 5.47 (9, 1)	1.0		8	4	3	3	0	1	0	0	0	0	0	16	29	27.00	5.000										

Batter	1	2	3	4	5	6	7	8	9	AB	R	H	RBI	BB	SO	LOB	BOTTOM										
Brady Anderson, L OBP: 0.335, SLG: 0.408 (1, 7)	G3-1		P6		G5-3	SF8 1B	1B			5	1	2	3	0	0	0	Milwaukee Brewers @ Baltimore Orioles Oriole Park at Camden Yards, Baltimore, MD Tue Aug 03 1993, 7:05 PM EDT Att: 45,617 - Unknown - 89 F										
Mark McLemore, S OBP: 0.385, SLG: 0.404 (1, 9)	F7		G6-3 3B		S	FC6-4 1B	2B			5	2	4	1	0	0	0											
Mike Devereaux, R OBP: 0.317, SLG: 0.414 (1, 8)	P3		G6-3		BB	K	1B			4	0	1	3	1	1	3											
Harold Baines, L OBP: 0.389, SLG: 0.500 (1, 10)			P5		P4	SF8	F8			4	0	0	1	0	0	3											
Cal Ripken Jr., R OBP: 0.316, SLG: 0.398 (1, 6)			G2-3		P4	SF8	F8			4	0	0	1	0	0	3											
David Segui, S OBP: 0.394, SLG: 0.465 (1, 3)			G2-3		G5-3	FC6-4 1-2f			G3	5	1	1	0	0	1	4											
David Segui, S OBP: 0.394, SLG: 0.465 (1, 3)			HR 1B		G5-3	FC6-4 1-2f			G3	3	4	3	0	2	0	0											
Tim Lincecum, R OBP: 0.357, SLG: 0.418 (1, 5)			HR 1B		G5-3	FC6-4 1-2f			G3	4	2	2	3	1	1	2											
Harold Reynolds, S OBP: 0.348, SLG: 0.316 (1, 4)			HR 1B		SF7	BB	BB		1B	2	2	2	1	2	0	0											
Jeff Tackett, R OBP: 0.307, SLG: 0.250 (1, 2)			P5		K	SF8 1B	BB		G3	4	1	0	1	1	1	5											
Inning Stats	R: 0 E: 0 K: 0 S: 4	H: 0 LOB: 0 BB: 0 P: 6	R: 3 E: 0 K: 0 S: 12	H: 4 LOB: 0 BB: 0 P: 17	R: 1 E: 0 K: 0 S: 7	H: 1 LOB: 0 BB: 0 P: 12	R: 1 E: 0 K: 2 S: 10	H: 2 LOB: 1 BB: 0 P: 16	R: 0 E: 0 K: 0 S: 13	H: 1 LOB: 2 BB: 1 P: 22	R: 4 E: 0 K: 1 S: 17	H: 2 LOB: 4 BB: 4 P: 40	R: 4 E: 0 K: 1 S: 17	H: 4 LOB: 1 BB: 1 P: 29	R: 0 E: 0 K: 0 S: 12	H: 1 LOB: 2 BB: 1 P: 20	1B: 12 2B: 1 3B: 1 HR: 1	SF: 2 SAC: 0 DP: 0 HBP: 0	WP: 1 PB: 0 SB: 2 CS: 0	PA: 45							
PITCHER	IP	WLS	BF	H	R	ER	SO	BB	IBB	HBP	BLK	WP	HR	S	P	ERA	WHIP										
Ricky Bones, R ERA: 5.08 (1, 1)	5.0	L	25	8	7	7	2	3	0	0	0	0	1	48	83	12.60	2.200										
Mike Fetters, R ERA: 4.32 (6, 1)	0.0		4	2	1	1	0	2	0	0	0	0	0	8	19	-	-										
Carlos Maldonado, R ERA: 0.63 (6, 1)	2.0		11	4	5	5	2	1	0	0	0	0	0	24	40	22.50	2.500										
Matt Maysey, R ERA: 1.86 (8, 1)	1.0		5	1	0	0	0	1	0	0	0	0	0	12	20	0.00	2.000										

AB	34
R	8
H	10
RBI	8
BB	5
SO	4
LOB	16



AB	36
R	13
H	15
RBI	13
BB	7
SO	4
LOB	17



Batter	1	2	3	4	5	6	7	8	9	AB	R	H	RBI	BB	SO	LOB	TOP		
Juan Bell, R OBP: 0.336, SLG: 0.377 (1, 6)	4-1 BB BB BB BB	0-0 FC6-4			1-1 2B		3-2 G4-3		0-3 K	4	1	1	0	1	1	5			
Kevin Seitzer, R OBP: 0.320, SLG: 0.360 (1, 10)	4-1 BB BB BB BB	2-1 F8			1-0 F9			1-0 F9	0-0 HR	4	1	1	4	1	0	2			
B.J. Surhoff, L OBP: 0.307, SLG: 0.368 (1, 5)	3-2 P6		4-0 G5-3 BB		2-1 2B			1-1 F8	1-1 2B	4	0	2	0	1	0	2			
Greg Vaughn, R OBP: 0.368, SLG: 0.524 (1, 7)	4-2 L5-4 BB BB		1-0 G5-3		2-2 L9			3-2 HR	3-0 G6-3	4	1	1	1	1	0	3			
Robin Yount, R OBP: 0.331, SLG: 0.388 Bill Spiers, L OBP: 0.304, SLG: 0.303 (1, 8) (7, 4)	4-2 BB BB		1-0 F8		0-3 K			0-0 G3		2	0	0	1	1	1	1			
Tom Brunansky, R OBP: 0.285, SLG: 0.321 (1, 9)	1-2 L5-4		1-0 L7		1-1 G6-3			1-2 BB HR	1B	4	1	1	0	0	0	4			
Dickie Thon, R OBP: 0.330, SLG: 0.355 (1, 4) (7, 6)		4-1 FC5-6 BB BB		3-2 G4-3		0-1 G5-3		2-1 HR 1B	1B	3	1	1	0	1	0	0			
John Jaha, R OBP: 0.318, SLG: 0.342 (1, 3)		4-2 FC6-4 BB BB		0-0 G5-3		2-2 G4-3		1-2 F7	1B	3	0	0	0	1	0	2			
Dave Nilsson, L OBP: 0.297, SLG: 0.308 (1, 2)		2-1 FC5-6-5 FC6-4		1-0 L9		0-2 F9		4-1 HR BB	1B	3	1	0	0	1	0	2			
Inning Stats	R: 1 E: 0 K: 0 S: 16	H: 0 LOB: 2 BB: 4 P: 36	R: 0 E: 0 K: 0 S: 9	H: 0 LOB: 2 BB: 2 P: 21	R: 0 E: 0 K: 0 S: 3	H: 0 LOB: 1 BB: 1 P: 10	R: 0 E: 0 K: 0 S: 6	H: 2 LOB: 0 BB: 0 P: 10	R: 0 E: 0 K: 1 S: 7	H: 0 LOB: 0 BB: 0 P: 8	R: 0 E: 0 K: 0 S: 10	H: 0 LOB: 0 BB: 0 P: 15	R: 1 E: 0 K: 0 S: 10	H: 1 LOB: 0 BB: 1 P: 15	R: 4 E: 0 K: 1 S: 16	H: 4 LOB: 1 BB: 1 P: 28	1B: 2 2B: 4 3B: 0 HR: 2	SF: 0 SAC: 0 DP: 1 HBP: 0	WP: 0 PA: 40 PB: 0 SB: 0 CS: 0
PITCHER	IP WLS BF H R ER SO BB IBB HBP BLK WP HR S P ERA WHIP																		
Arthur Rhodes, L ERA: 8.1 (1, 1)	5.0 W 22 2 1 1 0 7 0 0 0 0 0 0 42 91 1.80 1.800																		
Mark Williamson, R ERA: 4.08 (6, 1)	3.0 12 3 3 3 1 0 0 0 0 0 0 1 32 46 9.00 1.000																		
Brad Pennington, L ERA: 6.0 (9, 1)	0.2 4 1 2 2 1 1 0 0 0 0 0 1 8 13 27.00 3.000																		
Gregg Olson, R ERA: 1.66 (9, 1)	0.1 S 2 1 0 0 0 0 0 0 0 0 0 0 3 7 0.00 3.000																		

Milwaukee Brewers @ Baltimore Orioles
Oriole Park at Camden Yards, Baltimore, MD
Wed Aug 04 1993, 7:05 PM EDT
Att: 45,451 - Unknown - 79 F

AB 32
R 6
H 7
RBI 6
BB 8
SO 2
LOB 21





Batter	1	2	3	4	5	6	7	8	9	AB	R	H	RBI	BB	SO	LOB	BOTTOM		
Brady Anderson, L OBP: 0.341, SLG: 0.413 (1, 7)	1-2 HR HBP	2-3 K		2-1 S 2B	4-2 FC4-6 BB		2-2 1B			3	1	2	0	1	1	2			
Mark McLemore, S OBP: 0.383, SLG: 0.409 (1, 9)	2-0 1-H HR	1-3 K		2-1 G3-1	1-0 FC4-6		1-0 G5-3			5	1	1	2	0	1	6			
Mike Devereaux, R OBP: 0.324, SLG: 0.428 (1, 8)	1-1 1B 2B		0-3 K		4-2 2B BB	0-2 HR		4-2 BB		3	3	2	1	2	1	0			
Harold Baines, L OBP: 0.392, SLG: 0.498 (1, 10)	1-1 G5-4-3 1B		4-0 1B BB		4-1 2B BB	0-0 F8		2-3 K		3	1	1	1	2	1	1			
Cal Ripken Jr., R OBP: 0.315, SLG: 0.398 (1, 6)	0-0 G5-4-3		0-0 F8		0-0 2B 2B	2-2 L9		2-0 P4		5	1	1	1	0	0	3			
David Segui, S OBP: 0.394, SLG: 0.462 (1, 3)	0-0 G4-3		2-2 FC6-4 1B		0-0 P4	4-1 FC5-4 BB		3-3 K		4	0	1	0	1	1	3			
Tim Lincecum, R OBP: 0.360, SLG: 0.416 (1, 5)		1-2 SH5-3 1B	2-0 FC6-4		4-0 2B SF9 IBB	0-0 FC5-4				3	1	1	0	1	0	3			
Harold Reynolds, S OBP: 0.348, SLG: 0.320 (1, 4)		1-1 SH5-3		1-0 G3-1	0-1 SF9 2B		0-0 F9			3	0	1	2	0	0	0			
Mark Parent, R (1, 2)		4-2 BB		0-3 K	0-2 SF9		0-2 G1-3			2	0	0	1	1	1	0			
Inning Stats	R: 3 E: 0 K: 0 S: 9	H: 3 LOB: 0 BB: 0 P: 14	R: 0 E: 0 K: 2 S: 15	H: 1 LOB: 2 BB: 1 P: 24	R: 0 E: 0 K: 1 S: 8	H: 1 LOB: 2 BB: 1 P: 16	R: 0 E: 0 K: 1 S: 9	H: 1 LOB: 0 BB: 0 P: 14	R: 4 E: 0 K: 0 S: 16	H: 2 LOB: 2 BB: 4 P: 35	R: 1 E: 0 K: 0 S: 10	H: 1 LOB: 1 BB: 1 P: 16	R: 0 E: 0 K: 2 S: 10	H: 0 LOB: 1 BB: 1 P: 21	R: 0 E: 0 K: 2 S: 10	H: 0 LOB: 1 BB: 1 P: 21	1B: 4 2B: 4 3B: 0 HR: 2	SF: 1 SAC: 1 DP: 1 HBP: 1	WP: 0 PA: 42 PB: 0 SB: 1 CS: 0
PITCHER	IP WLS BF H R ER SO BB IBB HBP BLK WP HR S P ERA WHIP																		
21 Cal Eldred, R ERA: 4.4 (7, 1)	6.0 L 34 6 0 0 0 0 0 0 0 0 0 0 8 11 0.00 1.000																		
Mike Fetters, R ERA: 4.22 (8, 1)	1.0 4 0 0 0 0 2 1 0 0 0 0 0 10 21 0.00 1.000																		

Milwaukee Brewers @ Baltimore Orioles
Oriole Park at Camden Yards, Baltimore, MD
Wed Aug 04 1993, 7:05 PM EDT
Att: 45,451 - Unknown - 79 F

AB 31
R 8
H 10
RBI 8
BB 8
SO 6
LOB 18



Batter	1	2	3	4	5	6	7	8	9	AB	R	H	RBI	BB	SO	LOB	TOP			
Juan Bell, R OBP: 0.336, SLG: 0.376 Darryl Hamilton, L OBP: 0.376, SLG: 0.409 Dicke Thorn, R OBP: 0.330, SLG: 0.355	0-2 G1-3		2-2 G6-3 1B			2-1 G4-3		1-1 G4-3		3	0	1	0	0	0	0	<p>Milwaukee Brewers @ Baltimore Orioles</p> <p>Oriole Park at Camden Yards, Baltimore, MD</p> <p>Thu Aug 05 1993, 7:05 PM EDT Att: 46,541 - Unknown - 75 F</p> <p>livebaseballscores.com</p> <p>AB 32 R 1 H 8 RBI 0 BB 0 SO 4 LOB 7</p> 			
Robin Yount, R OBP: 0.330, SLG: 0.390	0-2 G3 WP 2B		0-0 G6-3 1-2			1-3 K		1-2 F8		4	1	1	0	0	1	2				
B.J. Surhoff, L OBP: 0.304, SLG: 0.364	1-2 G3 2-3			0-0 F8		2-0 G4-3			1-2 G3-1	4	0	0	0	0	1					
Greg Vaughn, R OBP: 0.367, SLG: 0.521	3-2 1B			0-0 F7			0-3 K		1-0 G5-3	4	0	1	0	0	1	0				
Kevin Reimer, L OBP: 0.296, SLG: 0.414	0-1 G4-3			2-1 G4-3			1-3 K		2-1 G6-3	4	0	0	0	0	1	1				
Kevin Seitzer, R OBP: 0.317, SLG: 0.356		0-2 G5-3			0-0 F9		0-1 E1 1B			3	0	0	0	0	0	0				
Dave Nilsson, L OBP: 0.301, SLG: 0.312 Tom Lampkin, L OBP: 0.296, SLG: 0.385		2-0 CS 1B			1-2 F9		1-0 SAFE 1B			1	0	1	0	0	0	0				
John Jaha, R OBP: 0.318, SLG: 0.342		1-3 K			3-2 1B			0-1 L5		3	0	1	0	0	1	1				
Bill Spiers, L OBP: 0.307, SLG: 0.307			3-2 1B		0-0 G1-3			1-1 G4-3 1B		3	0	2	0	0	0	1				
Inning Stats	R: 1 E: 0 K: 0 S: 16	H: 2 LOB: 1 BB: 0 P: 20	R: 0 E: 0 K: 1 S: 8	H: 1 LOB: 0 BB: 0 P: 11	R: 0 E: 0 K: 0 S: 11	H: 2 LOB: 0 BB: 0 P: 16	R: 0 E: 0 K: 0 S: 4	H: 0 LOB: 0 BB: 0 P: 6	R: 0 E: 0 K: 1 S: 8	H: 1 LOB: 1 BB: 0 P: 12	R: 0 E: 0 K: 1 S: 6	H: 0 LOB: 0 BB: 0 P: 11	R: 0 E: 1 K: 2 S: 9	H: 1 LOB: 2 BB: 0 P: 11	R: 0 E: 0 K: 0 S: 9	H: 1 LOB: 1 BB: 0 P: 10	1B: 7 2B: 1 3B: 0 HR: 0	SF: 0 SAC: 0 DP: 1 HBP: 0	WP: 1 PB: 0 SB: 0 CS: 1	PA: 32
PITCHER Ben McDonald, R ERA: 3.03	IP: 9.0 WLS: W BF: 32	H: 8 R: 1 ER: 1 SO: 4	BB: 0 IBB: 0 HBP: 0 BLK: 0	WP: 1 HR: 0 S: 77 P: 109	ERA: 1.00 WHIP: 0.889	PITCHER										IP: 9.0 WLS: W BF: 32	H: 8 R: 1 ER: 1 SO: 4	BB: 0 IBB: 0 HBP: 0 BLK: 0	WP: 1 HR: 0 S: 77 P: 109	ERA: 1.00 WHIP: 0.889


Batter	1	2	3	4	5	6	7	8	9	AB	R	H	RBI	BB	SO	LOB	BOTTOM			
Brady Anderson, L OBP: 0.340, SLG: 0.415	1-0 2B	2-1 F9			2-0 L9		0-0 SF9			3	1	1	1	0	0	3	<p>Milwaukee Brewers @ Baltimore Orioles</p> <p>Oriole Park at Camden Yards, Baltimore, MD</p> <p>Thu Aug 05 1993, 7:05 PM EDT Att: 46,541 - Unknown - 75 F</p> <p>livebaseballscores.com</p> <p>AB 29 R 3 H 7 RBI 3 BB 1 SO 1 LOB 12</p> 			
Mark McLemore, S OBP: 0.382, SLG: 0.406	2-0 G1-4-3		0-1 G5-3		4-0 1B BB		3-H 0-2 F8			3	0	0	0	1	0	1				
Mike Devereaux, R OBP: 0.325, SLG: 0.432	0-1 2H 2B		0-0 F7		2-0 FC6-4 1B			1-2 F9		4	0	2	2	0	0	0				
Cal Ripken Jr., R OBP: 0.312, SLG: 0.394	2-2 P6		1-2 P6		0-2 FC6-4			2-2 P3		4	0	0	0	0	0	3				
Jeffrey Hammonds, R OBP: 0.330, SLG: 0.500	1-1 F8			2-2 F7		2-3 K		0-2 P4		4	0	0	0	0	1	1				
David Segui, S OBP: 0.390, SLG: 0.457		2-0 E5 G5-3 1B		3-2 L7		0-0 F7				3	0	0	0	0	0	0				
Tim Lulett, R OBP: 0.360, SLG: 0.415	1 SAFE X	0-0 G5-3 1B		1-0 G6-3		3-0 L8				3	0	1	0	0	0	0				
Jack Voigt, R OBP: 0.377, SLG: 0.443		2-1 F8			1-2 SH1-4 1B		0-2 E 1B SF9 1B			3	2	2	0	0	0	2				
Jeff Tackett, R OBP: 0.312, SLG: 0.258		0-0 G5-3			0-0 SH1-4		1-1 SAFE E3 1B			2	0	1	0	0	0	2				
Inning Stats	R: 1 E: 0 K: 0 S: 9	H: 2 LOB: 1 BB: 0 P: 15	R: 0 E: 1 K: 0 S: 7	H: 1 LOB: 2 BB: 0 P: 13	R: 0 E: 0 K: 0 S: 6	H: 0 LOB: 0 BB: 0 P: 7	R: 0 E: 0 K: 0 S: 7	H: 0 LOB: 0 BB: 0 P: 13	R: 1 E: 0 K: 0 S: 10	H: 2 LOB: 2 BB: 1 P: 19	R: 0 E: 0 K: 1 S: 6	H: 0 LOB: 0 BB: 0 P: 11	R: 1 E: 1 K: 0 S: 9	H: 2 LOB: 0 BB: 0 P: 10	R: 0 E: 0 K: 0 S: 9	H: 0 LOB: 0 BB: 0 P: 12	1B: 5 2B: 2 3B: 0 HR: 0	SF: 1 SAC: 1 DP: 0 HBP: 0	WP: 0 PB: 0 SB: 0 CS: 0	PA: 32
PITCHER Rafael Novoa, L ERA: 3.22	IP: 8.0 WLS: L BF: 32	H: 7 R: 3 ER: 2 SO: 1	BB: 1 IBB: 0 HBP: 0 BLK: 0	WP: 0 HR: 0 S: 63 P: 100	ERA: 2.25 WHIP: 1.000	PITCHER										IP: 8.0 WLS: L BF: 32	H: 7 R: 3 ER: 2 SO: 1	BB: 1 IBB: 0 HBP: 0 BLK: 0	WP: 0 HR: 0 S: 63 P: 100	ERA: 2.25 WHIP: 1.000


Batter	1	2	3	4	5	6	7	8	9	AB	R	H	RBI	BB	SO	LOB	TOP					
Wayne Kirby, L OBP: 0.347, SLG: 0.433 (1, 9)	F8		BB 1B		G3			1B		4	0	2	0	0	0	0	Cleveland Indians @ Baltimore Orioles Oriole Park at Camden Yards, Baltimore, MD Fri Aug 06 1993, 7:05 PM EDT Att: 46,219 - Unknown					
Thomas Howard, S OBP: 0.280, SLG: 0.324 (1, 8)	K		F7				F8	G4-3		4	0	0	0	0	1	3						
Carlos Baerga, S OBP: 0.339, SLG: 0.492 (1, 4)	G6-3						G3		G6-3	3	0	0	0	1	0	0						
Albert Belle, R OBP: 0.381, SLG: 0.591 (1, 7)		G5-3	F7				G6-3		G6-3	4	1	1	0	0	0	3						
Paul Sorrento, L OBP: 0.317, SLG: 0.435 (1, 3)		G3-1					G3		F7	4	0	0	0	0	0	1						
Reggie Jefferson, S OBP: 0.294, SLG: 0.367 (1, 10)							G4-3		E8 1B	4	0	2	0	0	1	0						
Jeff Treadway, L OBP: 0.342, SLG: 0.388 (1, 5)							F8		1B	4	0	1	1	0	1	1						
Alvaro Espinoza, R OBP: 0.312, SLG: 0.388 (1, 6)									P4	4	0	1	0	0	1	2						
Junior Ortiz, R OBP: 0.273, SLG: 0.290 (1, 2)									G6-4-3	3	0	1	0	0	0	1						
Inning Stats	R: 0 E: 0 K: 1 S: 8	H: 0 LOB: 0 BB: 0 P: 10	R: 0 E: 0 K: 1 S: 12	H: 1 LOB: 1 BB: 0 P: 19	R: 0 E: 0 K: 0 S: 11	H: 2 LOB: 3 BB: 1 P: 17	R: 0 E: 0 K: 1 S: 10	H: 0 LOB: 0 BB: 0 P: 15	R: 0 E: 0 K: 1 S: 7	H: 0 LOB: 0 BB: 0 P: 11	R: 0 E: 0 K: 0 S: 9	H: 0 LOB: 0 BB: 0 P: 11	R: 0 E: 0 K: 0 S: 5	H: 0 LOB: 0 BB: 0 P: 10	R: 0 E: 0 K: 0 S: 7	H: 2 LOB: 1 BB: 0 P: 9		R: 1 E: 1 K: 0 S: 13	H: 3 LOB: 2 BB: 0 P: 19	1B: 7 2B: 0 3B: 1 HR: 0	SF: 0 SAC: 0 DP: 1 HBP: 0	WP: 0 PB: 0 SB: 0 CS: 0
PITCHER Rick Sutcliffe, R ERA: 4.92 (1, 1)	IP: 9.0 WLS: W BF: 35 H: 8 R: 1 ER: 1 SO: 4 BB: 1 IBB: 0 HBP: 0 BLK: 0 WP: 0 HR: 0 S: 82 P: 121 ERA: 1.00 WHIP: 1.000															PITCHER						

Batter	1	2	3	4	5	6	7	8	9	AB	R	H	RBI	BB	SO	LOB	BOTTOM			
Brady Anderson, L OBP: 0.340, SLG: 0.413 (1, 7)	G4-6-3 BB		K	FC5-4 HBP	K		SF8			2	0	0	1	1	2	2	Cleveland Indians @ Baltimore Orioles Oriole Park at Camden Yards, Baltimore, MD Fri Aug 06 1993, 7:05 PM EDT Att: 46,219 - Unknown			
Mark McLemore, S OBP: 0.380, SLG: 0.402 (1, 4)	G4-6-3 1-2		G1-3	FC5-4 1B	L9		2-H 3-H	FC6-4 BB		4	1	0	0	1	0	5				
Mike Devereaux, R OBP: 0.326, SLG: 0.430 (1, 8)	G1-3			1B BB			F8	FC6-4 1-2		4	1	1	1	1	0	1				
Harold Baines, L OBP: 0.389, SLG: 0.492 (1, 10)		F7		BB 1B	P2		L4	F9		5	0	1	0	0	0	3				
Cal Ripken Jr., R OBP: 0.315, SLG: 0.397 (1, 6)		G6-3		BB 1B	FC5-4 1B			BB 1B	F8	5	0	3	2	0	0	0				
David Segui, S OBP: 0.396, SLG: 0.468 (1, 3)					FC5-4				2B BB	2	1	1	1	3	0	2				
Tim Lincecum, R OBP: 0.361, SLG: 0.407 (1, 5)					G2-3				K BB	3	1	0	0	2	2	6				
Jack Voigt, R OBP: 0.419, SLG: 0.516 (1, 9)									2B WP BB	3	2	3	1	2	0	0				
Mark Parent, R OBP: 0.333, SLG: 0.429 (1, 2)									G6-3	5	2	2	1	0	1	5				
Inning Stats	R: 0 E: 0 K: 0 S: 8	H: 0 LOB: 0 BB: 1 P: 16	R: 2 E: 0 K: 0 S: 13	H: 2 LOB: 1 BB: 1 P: 21	R: 1 E: 0 K: 1 S: 13	H: 2 LOB: 3 BB: 2 P: 28	R: 3 E: 0 K: 0 S: 16	H: 4 LOB: 2 BB: 0 P: 22	R: 0 E: 0 K: 2 S: 12	H: 0 LOB: 2 BB: 2 P: 27	R: 0 E: 0 K: 1 S: 12	H: 1 LOB: 2 BB: 1 P: 21	R: 2 E: 0 K: 0 S: 11	H: 1 LOB: 1 BB: 2 P: 26	R: 0 E: 0 K: 1 S: 10	H: 1 LOB: 2 BB: 1 P: 16		1B: 6 2B: 4 3B: 0 HR: 1	SF: 1 SAC: 0 DP: 1 HBP: 1	WP: 1 PB: 0 SB: 0 CS: 0
PITCHER Jeff Muts, L ERA: 5.4 (1, 1)	IP: 3.0 WLS: L BF: 18 H: 5 R: 5 ER: 5 SO: 1 BB: 4 IBB: 0 HBP: 0 BLK: 0 WP: 0 HR: 1 S: 36 P: 67 ERA: 15.00 WHIP: 3.333															PITCHER				
Matt Young, L ERA: 5.21 (4, 1)	IP: 2.0 WLS: L BF: 11 H: 2 R: 1 ER: 1 SO: 2 BB: 2 IBB: 0 HBP: 1 BLK: 0 WP: 0 HR: 0 S: 26 P: 47 ERA: 4.50 WHIP: 2.000															PITCHER				
Bill Wertz, R ERA: 4.15 (6, 1)	IP: 1.0 WLS: L BF: 5 H: 1 R: 0 ER: 0 SO: 1 BB: 1 IBB: 0 HBP: 0 BLK: 0 WP: 0 HR: 0 S: 12 P: 21 ERA: 0.00 WHIP: 2.000															PITCHER				
Jeremy Hernandez, R ERA: 3.87 (7, 1)	IP: 1.0 WLS: L BF: 6 H: 1 R: 2 ER: 0 SO: 2 BB: 0 IBB: 0 HBP: 0 BLK: 0 WP: 1 HR: 0 S: 11 P: 26 ERA: 18.00 WHIP: 3.000															PITCHER				
Derek Lilliquist, L ERA: 1.16 (8, 1)	IP: 1.0 WLS: L BF: 5 H: 1 R: 0 ER: 0 SO: 1 BB: 1 IBB: 0 HBP: 0 BLK: 0 WP: 0 HR: 0 S: 10 P: 16 ERA: 0.00 WHIP: 2.000															PITCHER				

AB	34
R	1
H	8
RBI	1
BB	1
SO	4
LOB	11



Batter	1	2	3	4	5	6	7	8	9	AB	R	H	RBI	BB	SO	LOB	TOP								
Brady Anderson, L (1, 7) OBP: 0.346, SLG: 0.421	F7		BB		SF7		G1-3		BB	3	1	1	0	2	0	0	Baltimore Orioles @ Detroit Tigers Tiger Stadium, Detroit, MI Mon Aug 09 1993, 7:05 PM EDT Att: 20,798 - Unknown - 77 F								
Mark McLemore, S (1, 9) OBP: 0.397, SLG: 0.418	L7		L4		SF7			G6-4-3	BB	3	0	0	1	1	1	3									
Mike Devereaux, R (1, 8) OBP: 0.319, SLG: 0.420	L4			P3	F8			G6-4-3	BB	4	0	1	0	0	0	0									
Harold Baines, L (1, 10) OBP: 0.383, SLG: 0.474		G1-3		G3				G6-4-3	BB	3	0	0	0	1	0	2									
Cal Ripken Jr., R (1, 6) OBP: 0.317, SLG: 0.409		G1-3						G1-3		4	0	1	0	0	1	2									
David Segui, S (1, 3) OBP: 0.394, SLG: 0.459				G4-3						3	1	1	0	1	0	2									
Tim Lincecum, R (1, 5) OBP: 0.373, SLG: 0.416										4	1	1	0	0	2	3									
Harold Reynolds, S (1, 4) OBP: 0.343, SLG: 0.313			F8					G4-3		4	0	0	0	0	1	2									
Mark Parent, R (1, 2) OBP: 0.278, SLG: 0.688			P4							4	1	1	2	0	1	0									
Inning Stats	R: 0 E: 0 K: 0 S: 5	H: 0 LOB: 0 BB: 0 P: 7	R: 0 E: 0 K: 1 S: 8	H: 0 LOB: 1 BB: 1 P: 16	R: 0 E: 0 K: 0 S: 5	H: 0 LOB: 1 BB: 1 P: 11	R: 0 E: 0 K: 0 S: 8	H: 1 LOB: 1 BB: 0 P: 13	R: 3 E: 0 K: 1 S: 11	H: 3 LOB: 0 BB: 0 P: 18	R: 0 E: 0 K: 1 S: 9	H: 0 LOB: 0 BB: 0 P: 19	R: 0 E: 0 K: 1 S: 6	H: 0 LOB: 0 BB: 0 P: 10	R: 0 E: 0 K: 0 S: 6	H: 1 LOB: 1 BB: 1 P: 12		R: 1 E: 1 K: 2 S: 17	H: 1 LOB: 2 BB: 1 P: 28	1B: 4 2B: 0 3B: 1 HR: 1	SF: 1 SAC: 0 DP: 1 HBP: 0	WP: 0 PB: 0 SB: 0 CS: 0	PA: 38		
PITCHER	IP	WLS	BF	H	R	ER	SO	BB	IBB	HBP	BLK	WP	HR	S	P	ERA	WHIP								
Mike Moore, R (1, 1) ERA: 5.66	8.2	L	37	6	4	3	5	5	0	0	0	0	1	72	130	3.12	1.269								
Bob MacDonald, L (9, 1) ERA: 4.47	0.1		1	0	0	0	1	0	0	0	0	0	0	3	4	0.00	0.000								

Batter	1	2	3	4	5	6	7	8	9	AB	R	H	RBI	BB	SO	LOB	BOTTOM								
Tony Phillips, S (1, 4) OBP: 0.440, SLG: 0.400	F9		K			FC5-4		K		4	0	1	0	0	2	1	Baltimore Orioles @ Detroit Tigers Tiger Stadium, Detroit, MI Mon Aug 09 1993, 7:05 PM EDT Att: 20,798 - Unknown - 77 F								
Dan Gladden, R (1, 7) OBP: 0.299, SLG: 0.416	G6-3		L7			L8		G4-3		4	0	0	0	0	0	2									
Travis Fryman, R (1, 5) OBP: 0.355, SLG: 0.465	P3			F8		FC5-4				3	1	0	0	1	0	1									
Cecil Fielder, R (1, 3) OBP: 0.375, SLG: 0.517		G6-3		P6		P3				4	0	0	0	0	0	2									
Alan Trammell, R (1, 10) OBP: 0.351, SLG: 0.407			K				F9			4	0	1	0	0	2	0									
Rob Deer, R (1, 9) OBP: 0.301, SLG: 0.389							P3			3	0	1	0	0	1	0									
Lou Whitaker, L (9, PH) OBP: 0.411, SLG: 0.466		E9						FC3-6		1	0	0	1	0	0	1									
Chad Kreuter, S (1, 2) OBP: 0.354, SLG: 0.464					G5-3					3	0	0	0	1	1	2									
Gary Thurman, R (1, 8) OBP: 0.329, SLG: 0.279										2	0	1	0	1	1	1									
Chris Gomez, R (1, 6) OBP: 0.333, SLG: 0.394										2	0	0	0	0	1	2									
Skeeter Barnes, R (8, PH) OBP: 0.307, SLG: 0.398										1	0	0	0	0	1	0									
Inning Stats	R: 0 E: 0 K: 0 S: 7	H: 0 LOB: 0 BB: 0 P: 14	R: 0 E: 1 K: 1 S: 10	H: 1 LOB: 1 BB: 0 P: 15	R: 0 E: 0 K: 2 S: 15	H: 1 LOB: 1 BB: 0 P: 21	R: 0 E: 0 K: 1 S: 9	H: 0 LOB: 0 BB: 0 P: 14	R: 0 E: 0 K: 1 S: 9	H: 0 LOB: 1 BB: 0 P: 18	R: 0 E: 0 K: 1 S: 7	H: 0 LOB: 1 BB: 1 P: 14	R: 0 E: 0 K: 2 S: 9	H: 0 LOB: 0 BB: 0 P: 14	R: 0 E: 0 K: 2 S: 14	H: 0 LOB: 0 BB: 0 P: 23		1B: 3 2B: 1 3B: 0 HR: 0	SF: 0 SAC: 0 DP: 0 HBP: 0	WP: 0 PB: 0 SB: 0 CS: 0	PA: 34				
PITCHER	IP	WLS	BF	H	R	ER	SO	BB	IBB	HBP	BLK	WP	HR	S	P	ERA	WHIP								
Arthur Rhodes, L (1, 1) ERA: 6.63	8.0	W	30	3	1	1	8	3	0	0	0	0	0	12	17	0.00	1.000								
Alan Mills, R (9, 1) ERA: 3.89	1.0		4	1	0	0	1	0	0	0	0	0	0	12	17	0.00	1.000								

Batter	1	2	3	4	5	6	7	8	9	AB	R	H	RBI	BB	SO	LOB	TOP					
Brady Anderson, L (1, 7) OBP: 0.345, SLG: 0.419										4	0	1	0	0	1	0	Baltimore Orioles @ Detroit Tigers Tiger Stadium, Detroit, MI Tue Aug 10 1993, 7:05 PM EDT Att: 20,546 - Unknown - 77 F					
Mark McLemore, S (1, 9) OBP: 0.389, SLG: 0.420 Damon Buford, R (6, 8) OBP: 0.338, SLG: 0.403										3	0	2	0	0	0	1						
Mike Devereaux, R (1, 8) OBP: 0.317, SLG: 0.417 Jack Voigt, R (6, 5) OBP: 0.429, SLG: 0.515										3	0	0	0	0	1	2						
Harold Baines, L (1, 10) OBP: 0.379, SLG: 0.469 Mark Parent, R (9, PH) OBP: 0.316, SLG: 0.706										3	0	0	0	0	1	1						
Cal Ripken Jr., R (1, 6) OBP: 0.315, SLG: 0.407 Sherman Obando, R (6, 9) OBP: 0.333, SLG: 0.390										2	0	0	0	0	0	0						
David Segui, S (1, 3) OBP: 0.391, SLG: 0.455										3	0	0	0	0	0	0						
Tim Lincecum, R (1, 5) OBP: 0.372, SLG: 0.414										3	0	1	0	0	0	0						
Harold Reynolds, S (1, 4) OBP: 0.346, SLG: 0.323										2	1	1	1	1	0	1						
Jeff Tackett, R (1, 2) OBP: 0.310, SLG: 0.239										3	0	0	0	0	0	2						
Inning Stats	R: 0 E: 0 K: 1 S: 8	H: 1 LOB: 1 BB: 0 P: 12	R: 0 E: 0 K: 0 S: 6	H: 0 LOB: 0 BB: 0 P: 10	R: 0 E: 0 K: 0 S: 8	H: 1 LOB: 1 BB: 1 P: 13	R: 0 E: 0 K: 1 S: 7	H: 0 LOB: 0 BB: 0 P: 8	R: 1 E: 0 K: 0 S: 9	H: 1 LOB: 0 BB: 0 P: 13	R: 0 E: 0 K: 0 S: 5	H: 1 LOB: 0 BB: 0 P: 6	R: 0 E: 0 K: 0 S: 6	H: 0 LOB: 0 BB: 0 P: 9	R: 0 E: 0 K: 0 S: 6	H: 1 LOB: 0 BB: 0 P: 7		R: 0 E: 0 K: 1 S: 13	H: 1 LOB: 2 BB: 1 P: 21	1B: 5 2B: 0 3B: 0 HR: 1	SF: 0 SAC: 0 DP: 3 HBP: 0	WP: 0 PB: 0 SB: 0 CS: 0
PITCHER	IP	WLS	BF	H	R	ER	SO	BB	IBB	HBP	BLK	WP	HR	S	P	ERA	WHIP					
John Doherty, R (1, 1) ERA: 4.32	8.0	W	27	5	1	1	2	1	0	0	0	0	1	55	78	1.12	0.750					
Greg Gohr, R (9, 1) ERA: 6.97	1.0		5	1	0	0	1	1	0	0	0	0	0	13	21	0.00	2.000					

Batter	1	2	3	4	5	6	7	8	9	AB	R	H	RBI	BB	SO	LOB	BOTTOM				
Tony Phillips, S (1, 4) OBP: 0.440, SLG: 0.397										3	2	0	0	2	0	3	Baltimore Orioles @ Detroit Tigers Tiger Stadium, Detroit, MI Tue Aug 10 1993, 7:05 PM EDT Att: 20,546 - Unknown - 77 F				
Dan Gladden, R (1, 7) OBP: 0.297, SLG: 0.426										5	2	1	4	0	3	1					
Travis Fryman, R (1, 5) OBP: 0.353, SLG: 0.462										5	0	1	0	0	2	1					
Cecil Fielder, R (1, 3) OBP: 0.377, SLG: 0.516 Skeeter Barnes, R (6, PR) OBP: 0.320, SLG: 0.421										1	1	0	0	2	1	0					
Mickey Tettleton, S (1, 9) OBP: 0.347, SLG: 0.495										2	1	2	1	0	0	0					
Kirk Gibson, L (1, 8) OBP: 0.344, SLG: 0.459 Gary Thurman, R (6, 8) OBP: 0.321, SLG: 0.271										3	2	1	0	0	0	2					
Alan Trammell, R (1, 6) OBP: 0.361, SLG: 0.421 Chris Gomez, R (7, 6) OBP: 0.324, SLG: 0.382										1	2	1	3	3	0	0					
Scott Livingstone, L (1, 10) OBP: 0.325, SLG: 0.393 Rob Deer, R (5, PH) OBP: 0.502, SLG: 0.398										2	2	2	3	0	0	0					
Chad Kreuter, S (1, 2) OBP: 0.356, SLG: 0.473 Rich Rowland, R (9, 2)										3	2	1	2	1	1	1					
Inning Stats	R: 0 E: 0 K: 2 S: 9	H: 0 LOB: 0 BB: 0 P: 14	R: 5 E: 0 K: 2 S: 21	H: 3 LOB: 0 BB: 2 P: 37	R: 0 E: 0 K: 2 S: 8	H: 0 LOB: 0 BB: 0 P: 11	R: 4 E: 0 K: 1 S: 16	H: 2 LOB: 2 BB: 2 P: 31	R: 4 E: 0 K: 2 S: 19	H: 2 LOB: 1 BB: 3 P: 39	R: 0 E: 0 K: 1 S: 17	H: 2 LOB: 3 BB: 1 P: 27	R: 2 E: 1 K: 0 S: 11	H: 1 LOB: 1 BB: 1 P: 20	R: 0 E: 0 K: 1 S: 6	H: 0 LOB: 0 BB: 0 P: 9		1B: 4 2B: 1 3B: 1 HR: 4	SF: 0 SAC: 0 DP: 0 HBP: 0	WP: 0 PB: 0 SB: 0 CS: 0	PA: 44
PITCHER	IP	WLS	BF	H	R	ER	SO	BB	IBB	HBP	BLK	WP	HR	S	P	ERA	WHIP				
Ben McDonald, R (1, 1) ERA: 3.5	2.1	L	15	4	4	4	4	4	0	0	0	0	2	39	69	15.43	3.429				
Brad Pennington, L (4, 1) ERA: 6.75	1.0		6	1	2	0	0	1	0	0	0	0	0	11	20	0.00	2.000				
Jim Poole, L (7, 1) ERA: 1.98	1.0		3	0	0	0	1	0	0	0	0	0	0	6	9	0.00	0.000				



Batter	1	2	3	4	5	6	7	8	9	AB	R	H	RBI	BB	SO	LOB	TOP		
Brady Anderson, L (1, 7) OBP: 0.343, SLG: 0.416 Damon Buford, R (6, 8) OBP: 0.329, SLG: 0.391	2-1 F7		2-2 G4-3		1-1 G3		0-1 P3		0-0 P2	3	0	0	0	0	0	0	Baltimore Orioles @ Detroit Tigers Tiger Stadium, Detroit, MI Wed Aug 11, 1993, 7:05 PM EDT Att: 20,762 - Unknown - 84 F		
Mark McLemore, S (1, 9) OBP: 0.369, SLG: 0.420	0-1 1B		2-2 G1-3			2-1 F8		1-3 K	3-2 1B	5	0	2	0	0	1				
Mike Devereaux, R (1, 8) Jack Voigt, R (6, 5) OBP: 0.430, SLG: 0.507	2-0 2B		3-2 G5-3			1-2 HR		4-1 HR	0-1 P3	3	2	2	1	0	0				
Harold Baines, L (1, 10) OBP: 0.384, SLG: 0.474	1-1 1B			0-1 G4-6-3		3-2 G4-3		4-1 HR		3	1	2	1	1	0				
Cal Ripken Jr., R (1, 6) Sherman Obando, R (6, 7) OBP: 0.318, SLG: 0.408 OBP: 0.341, SLG: 0.436	0-1 G6-3			0-0 G4-6-3		1-0 1B		3-1 HR		3	0	2	0	0	0				
David Segui, S (1, 3) OBP: 0.386, SLG: 0.449		1-2 F8		0-0 G4-6-3		2-1 F9		0-2 G1-4-3		4	0	0	0	0	3				
Tim Lulett, R (1, 5) OBP: 0.380, SLG: 0.418		4-1 BB		2-2 G6-3			1-0 1B	0-0 FC6-4		3	0	2	0	1	0				
Harold Reynolds, S (1, 4) OBP: 0.342, SLG: 0.319		0-0 F7			0-1 G4-3		0-0 F8	1-1 FC6-4		4	0	0	0	0	3				
Mark Parent, R (1, 2) OBP: 0.261, SLG: 0.571		0-0 F8			1-2 P5		2-1 L8		0-1 G5-3	4	0	0	0	0	2				
Inning Stats	R: 1 E: 0 K: 0 S: 9	H: 3 LOB: 1 BB: 0 P: 14	R: 0 E: 0 K: 0 S: 6	H: 0 LOB: 1 BB: 1 P: 11	R: 0 E: 0 K: 0 S: 10	H: 2 LOB: 1 BB: 0 P: 11	R: 0 E: 0 K: 0 S: 7	H: 0 LOB: 0 BB: 0 P: 9	R: 1 E: 0 K: 0 S: 11	H: 2 LOB: 1 BB: 0 P: 20	R: 0 E: 0 K: 0 S: 6	H: 1 LOB: 1 BB: 0 P: 9	R: 3 E: 0 K: 1 S: 14	H: 2 LOB: 1 BB: 2 P: 27	R: 0 E: 0 K: 0 S: 12	H: 1 LOB: 1 BB: 0 P: 15		1B: 8 2B: 1 3B: 0 HR: 2	SF: 0 SAC: 0 DP: 1 HBP: 0
PITCHER	IP	WLS	BF	H	R	ER	SO	BB	IBB	HBP	BLK	WP	HR	S	P	ERA	WHIP		
Bill Gullickson, R (1, 1) ERA: 4.83	7.0	W	28	8	2	2	0	1	0	0	0	0	1	58	91	2.57	1.286		
Bob MacDonald, L (8, 1) ERA: 4.91	1.0		7	2	3	3	1	2	0	0	0	0	1	14	27	27.00	4.000		
Storm Davis, R (9, 1) ERA: 5.47	1.0		4	1	0	0	0	0	0	0	0	0	0	12	15	0.00	1.000		

Batter	1	2	3	4	5	6	7	8	9	AB	R	H	RBI	BB	SO	LOB	BOTTOM		
Tony Phillips, S (1, 4) OBP: 0.441, SLG: 0.404			1-2 P6	3-2 1B			1-0 HR	1-2 F8		5	2	2	2	1	1	7	Baltimore Orioles @ Detroit Tigers Tiger Stadium, Detroit, MI Wed Aug 11, 1993, 7:05 PM EDT Att: 20,762 - Unknown - 84 F		
Dan Gladden, R (1, 7) OBP: 0.304, SLG: 0.450	0-1 1B	3-2 G5-3	0-1 HR	1-1 P2			0-0 G4-3			5	3	3	5	0	0	1			
Travis Fryman, R (1, 5) OBP: 0.356, SLG: 0.470	0-0 2B	0-0 E5	3-2 HR		2-0 F9		1-2 G4-3			5	2	3	1	0	0	1			
Cecil Fielder, R (1, 3) Skeeter Barnes, R (5, 3) OBP: 0.374, SLG: 0.512 OBP: 0.314, SLG: 0.412	2-0 F7	3-1 P4	2-3 K		1-2 G6-3		0-1 G5-3			3	0	0	0	0	1	3			
Mickey Tettleton, S (1, 9) OBP: 0.345, SLG: 0.490	4-2 2B	2-3 K		1-3 K	1-2 G3		2-1 G3			4	1	0	0	1	2	1			
Kirk Gibson, L (1, 8) Gary Thurman, R (8, 8) OBP: 0.346, SLG: 0.473 OBP: 0.317, SLG: 0.268	3-2 1B		3-2 G6-3	1-1 HR		0-3 K		1-2 G6-3		4	2	2	3	0	1	0			
Scott Livingstone, L (1, 10) OBP: 0.337, SLG: 0.364	1-3 2B				0-1 WP	0-1 G3-1		4-1 1B		4	2	4	2	1	0	0			
Chad Kreuter, S (1, 2) Rich Rowland, R (8, 2) OBP: 0.355, SLG: 0.470	1-1 F7	1-1 SAFE	2-0 HR	2-2 G3-1		3-3 K		0-2 L9		4	1	1	0	0	1	3			
Chris Gomez, R (1, 6) OBP: 0.381, SLG: 0.447	1-1 1B		3-0 HR	2-1 1B		1-2 G1-3		1-1 1B		4	2	3	1	0	0	1			
Inning Stats	R: 5 E: 0 K: 1 S: 19	H: 5 LOB: 2 BB: 2 P: 35	R: 0 E: 1 K: 1 S: 10	H: 1 LOB: 1 BB: 0 P: 18	R: 3 E: 0 K: 1 S: 17	H: 4 LOB: 1 BB: 0 P: 27	R: 0 E: 0 K: 0 S: 9	H: 0 LOB: 0 BB: 0 P: 13	R: 0 E: 0 K: 2 S: 14	H: 1 LOB: 1 BB: 0 P: 18	R: 2 E: 0 K: 0 S: 9	H: 2 LOB: 0 BB: 0 P: 13	R: 0 E: 0 K: 0 S: 13	H: 1 LOB: 2 BB: 1 P: 20	1B: 11 2B: 3 3B: 0 HR: 4	SF: 0 SAC: 0 DP: 0 HBP: 1		WP: 1 PA: 46 PB: 0 SB: 2 CS: 0	
PITCHER	IP	WLS	BF	H	R	ER	SO	BB	IBB	HBP	BLK	WP	HR	S	P	ERA	WHIP		
Rick Sutcliffe, R (1, 1) ERA: 5.21	0.2	L	9	5	5	5	0	2	0	0	0	1	3	16	31	67.50	10.500		
Anthony Telford, R (1, 1) ERA: 9.82	3.1		20	9	8	8	4	0	0	1	0	1	3	47	80	21.60	2.700		
Mark Williamson, R (5, 1) ERA: 4.35	3.0		12	3	2	2	2	0	0	0	0	0	1	32	44	6.00	1.000		
Jeff Tackett, R (8, 1) ERA:	1.0		5	1	0	0	0	1	0	0	0	0	0	13	20	0.00	2.000		

Batter	1	2	3	4	5	6	7	8	9	AB	R	H	RBI	BB	SO	LOB	TOP										
Brady Anderson, L OBP: 0.345, SLG: 0.414	0-2 SH2-3 1B	2-2 F7		4-2 FC4-6 BB		0-0 P6		4-2 G5-3 1B BB	1-1 G4-3	4	1	1	1	2	0	3											
Harold Reynolds, S OBP: 0.343, SLG: 0.320	0-1 SH2-3 1-2		2-2 FC4-6 1B HR	1-1 FC4-6 FC6-4 1-2f		2-1 HR 1B		0-3 K	1-3 K	5	2	2	1	0	2	2											
Mike Devereaux, R OBP: 0.320, SLG: 0.434	1-0 G6-3		0-2 FC4-6 1B	1-1 FC6-4 1-2f		1-0 HR		1-1 G5-3		5	1	2	2	0	0	3											
Harold Baines, L OBP: 0.381, SLG: 0.470	1-2 P5		1-0 FC4-6 HR		1-1 G4-3	1-3 K		0-0 1B 1B		5	2	1	1	0	1	3											
Cal Ripken Jr., R OBP: 0.320, SLG: 0.417		2-2 1B G5-3 1B	0-0 HR		2-1 G5-3		0-0 F7	1-0 1B 1-2 1B		5	2	3	3	0	0	0											
David Segui, S OBP: 0.389, SLG: 0.451		2-2 G5-3 1B	2-1 1B		2-3 K		1-3 K	0-0 1-3 2-H 1B		5	0	3	1	0	2	0											
Tim Lincecum, R OBP: 0.385, SLG: 0.420		0-2 G5-3 1B	0-3 K			3-1 2B 1B	3-2 HBP	2-3 K		4	1	2	0	0	2	3											
Jack Voigt, R OBP: 0.440, SLG: 0.549	1-2 P3		1-3 K			1-0 G4-3 1B 2B	4-2 BB		0-0 G4-3 3B	4	2	2	1	1	1	4											
Jeff Tackett, R OBP: 0.299, SLG: 0.230		2-2 G5-3		1-3 K		3-1 G4-3	0-1 F7	3-2 P3		3	0	0	1	0	1	3											
Mark Parent, R OBP: 0.240, SLG: 0.522	1-2 2-3 3-H					2-3				2	0	0	0	0	0	3											
Inning Stats	R: 0 E: 0 K: 0 S: 9	H: 1 LOB: 1 BB: 0 P: 11	R: 1 E: 0 K: 0 S: 18	H: 3 LOB: 2 BB: 0 P: 27	R: 3 E: 0 K: 2 S: 18	H: 4 LOB: 1 BB: 0 P: 24	R: 0 E: 0 K: 1 S: 10	H: 0 LOB: 0 BB: 1 P: 17	R: 0 E: 0 K: 1 S: 9	H: 0 LOB: 0 BB: 0 P: 14	R: 4 E: 0 K: 1 S: 12	H: 4 LOB: 0 BB: 23 P: 20	R: 0 E: 0 K: 1 S: 11	H: 0 LOB: 2 BB: 1 P: 19	R: 2 E: 0 K: 2 S: 14	H: 3 LOB: 2 BB: 1 P: 22	R: 1 E: 0 K: 1 S: 11	H: 1 LOB: 0 BB: 0 P: 16	1B: 12 2B: 1 3B: 1 HR: 2	SF: 0 SAC: 1 DP: 0 HBP: 1	WP: 0 PB: 0 SB: 0 CS: 0	PA: 47					
PITCHER	IP	WLS	BF	H	R	ER	SO	BB	IBB	HBP	BLK	WP	HR	S	P	ERA	WHIP										
Sean Bergman, R ERA: 5.67	2.1		15	8	4	4	0	0	0	0	0	0	1	38	54	15.43	3.429										
Storm Davis, R ERA: 5.29	2.2		9	0	0	0	4	1	0	0	0	0	0	26	39	0.00	0.375										
Bob MacDonal, L ERA: 5.5	1.0		7	4	4	4	1	0	0	0	0	0	1	12	23	36.00	4.000										
Greg Gohr, R ERA: 6.55	0.2		4	0	0	0	1	1	0	1	0	0	0	9	17	0.00	1.500										
Mike Henneman, R ERA: 2.44	2.1	W	12	4	3	3	3	1	0	0	0	0	0	27	40	11.57	2.143										

Baltimore Orioles @ Detroit Tigers
Tiger Stadium, Detroit, MI
Thu Aug 12 1993, 3:33 AM EDT
Att: 28,055 - Sunny - 85 F

AB 42
R 11
H 16
RBI 11
BB 3
SO 9
LOB 24



Batter	1	2	3	4	5	6	7	8	9	AB	R	H	RBI	BB	SO	LOB	BOTTOM										
Gary Thurman, R OBP: 0.329, SLG: 0.324				2-3 K	1-0 L5		1-1 F8	4-0 E 2B IBB		3	1	2	2	0	1	1											
Kirk Gibson, L OBP: 0.346, SLG: 0.470										2	1	0	0	1	0	2											
Dan Gladden, R OBP: 0.309, SLG: 0.466				1-0 F8	1-2 P4		2-2 BB S 1B	1-1 E2 2B SF7 1B		6	2	3	3	0	1	4											
Travis Fryman, R OBP: 0.361, SLG: 0.481	0-2 1B 2B	2-2 G6-4-3 1B		4-2 BB BB		0-1 SH1-4 HR 2B	1-3 K	1-2 SF7 1B 2B		5	3	4	1	1	1	1											
Cecil Fielder, R OBP: 0.378, SLG: 0.511	3-2 E FC1-2 2H 1B	1-3 K		4-2 BB BB		1-0 E5 SH1-4 HR	4-0 BB IBB	4-0 1B 1B IBB		3	1	1	1	3	1	2											
Alan Trammell, R OBP: 0.361, SLG: 0.420	2-1 E8 E 1B	1-2 G6-4-3		1-2 BB		0-0 SH1-4	4-2 BB	0-0 SF7		3	1	1	1	1	0	4											
Rob Deer, R OBP: 0.305, SLG: 0.399	4-1 E 1B BB		3-3 K		1-1 SH5-4 1B 1B	4-0 HR IBB	2-0 G4-3	1-2 1B 1B		2	2	1	0	1	1	0											
Tony Phillips, S OBP: 0.442, SLG: 0.404										2	1	1	1	1	0	3											
Rich Rowland, R ERA: 4.25	1-1 FC1-2 1B		1-3 K		0-0 1B SH5-4 1B	2-2 P6		SH3-4 1B		3	1	1	0	0	1	2											
Mickey Tettleton, S OBP: 0.347, SLG: 0.491	1-3 2-H 3-H 1B				1-2 1B			SH3-4 1B		3	1	2	0	0	0	3											
Skeeter Barnes, R OBP: 0.318, SLG: 0.414	1-0 3B		0-1 P5		0-0 SH5-4	0-1 P6		SH3-4 1B		2	1	1	1	0	0	0											
Chad Kreuter, S OBP: 0.356, SLG: 0.483	1-2 3B 1B				1-2 2-3 3-H 1B	1-1 HR				3	2	2	4	0	1	3											
Chris Gomez, R OBP: 0.391, SLG: 0.439	1-3 K			4-1 BB S BB	1-0 S	2-1 F9		0-0 SH3-4		3	0	1	1	1	1	2											
Inning Stats	R: 7 E: 2 K: 2 S: 23	H: 7 LOB: 1 BB: 1 P: 39	R: 0 E: 0 K: 1 S: 12	H: 1 LOB: 0 BB: 0 P: 16	R: 0 E: 0 K: 2 S: 14	H: 0 LOB: 0 BB: 0 P: 18	R: 0 E: 0 K: 1 S: 12	H: 0 LOB: 3 BB: 3 P: 26	R: 1 E: 0 K: 0 S: 9	H: 3 LOB: 2 BB: 0 P: 13	R: 4 E: 1 K: 0 S: 12	H: 2 LOB: 0 BB: 1 P: 21	R: 0 E: 0 K: 1 S: 13	H: 1 LOB: 3 BB: 2 P: 27	R: 5 E: 1 K: 1 S: 21	H: 6 LOB: 3 BB: 2 P: 35	1B: 13 2B: 4 3B: 1 HR: 2	SF: 1 SAC: 3 DP: 1 HBP: 0	WP: 0 PB: 0 SB: 3 CS: 0	PA: 53							
PITCHER	IP	WLS	BF	H	R	ER	SO	BB	IBB	HBP	BLK	WP	HR	S	P	ERA	WHIP										
Fernando Valenzuela, L ERA: 4.25	0.2		10	7	7	7	1	1	0	0	0	0	0	20	34	94.50	12.000										
Alan Mills, R ERA: 3.74	3.0		12	1	0	0	5	3	0	0	0	0	0	40	64	0.00	1.333										
Todd Frothing, R ERA: 0.63	2.0	L	12	4	4	2	0	0	1	0	0	0	0	18	29	9.00	2.000										
Jim Poole, L ERA: 2.17	1.0		7	2	1	0	1	1	1	0	0	0	1	16	30	0.00	3.000										
Mark Williamson, R ERA: 4.52	1.1		12	6	5	2	1	0	2	0	0	0	0	22	38	13.50	4.500										

Baltimore Orioles @ Detroit Tigers
Tiger Stadium, Detroit, MI
Thu Aug 12 1993, 3:33 AM EDT
Att: 28,055 - Sunny - 85 F

AB 40
R 17
H 20
RBI 15
BB 9
SO 8
LOB 27




Batter	1	2	3	4	5	6	7	8	9	AB	R	H	RBI	BB	SO	LOB	TOP				
Brady Anderson, L OBP: 0.347, SLG: 0.413										3	0	1	0	1	1	1	Baltimore Orioles @ New York Yankees Yankee Stadium, Bronx, NY Fri Aug 13 1993, 7:05 PM EDT Att: 36,168 - Unknown - 77 F				
Mark McLemore, S OBP: 0.366, SLG: 0.416										4	0	0	0	0	2						
Mike Devereaux, R OBP: 0.327, SLG: 0.437										2	1	2	0	2	0						
Harold Baines, L OBP: 0.376, SLG: 0.463										4	0	0	0	0	5						
Cal Ripken Jr., R OBP: 0.322, SLG: 0.418										4	0	2	0	0	4						
David Segui, S OBP: 0.391, SLG: 0.452										4	0	2	0	0	1						
Tim Lincecum, R OBP: 0.383, SLG: 0.419										3	0	1	1	0	1						
Jack Voigt, R OBP: 0.420, SLG: 0.520										4	0	0	0	0	4						
Mark Parent, R OBP: 0.214, SLG: 0.462										3	0	0	0	0	1						
Inning Stats	R: 0 E: 0 K: 0 S: 7	H: 1 LOB: 2 BB: 1 P: 13	R: 0 E: 0 K: 0 S: 4	H: 1 LOB: 0 BB: 0 P: 4	R: 0 E: 0 K: 0 S: 4	H: 0 LOB: 0 BB: 1 P: 8	R: 0 E: 0 K: 0 S: 10	H: 2 LOB: 1 BB: 0 P: 14	R: 0 E: 0 K: 1 S: 11	H: 1 LOB: 1 BB: 0 P: 15	R: 0 E: 0 K: 0 S: 6	H: 0 LOB: 0 BB: 0 P: 9	R: 0 E: 0 K: 0 S: 6	H: 0 LOB: 0 BB: 0 P: 7	R: 1 E: 0 K: 0 S: 14	H: 3 LOB: 2 BB: 0 P: 19	1B: 8 2B: 0 3B: 0 HR: 0	SF: 1 SAC: 0 DP: 4 HBP: 0	WP: 0 PB: 0 SB: 0 CS: 0	PA: 35	
PITCHER Jim Abbott, L ERA: 4.0	IP: 9.0 WLS: W BF: 35 H: 8 R: 1 ER: 1 SO: 1 BB: 3 IBB: 0 HBP: 0 BLK: 0 WP: 0 HR: 0 S: 65 P: 96 ERA: 1.00 WHIP: 1.222																				

Batter	1	2	3	4	5	6	7	8	9	AB	R	H	RBI	BB	SO	LOB	BOTTOM				
Wade Boggs, L OBP: 0.383, SLG: 0.379										4	1	1	0	0	0		Baltimore Orioles @ New York Yankees Yankee Stadium, Bronx, NY Fri Aug 13 1993, 7:05 PM EDT Att: 36,168 - Unknown - 77 F				
Randy Velarde, R OBP: 0.387, SLG: 0.446										3	0	1	0	0	0						
Don Mattingly, L OBP: 0.377, SLG: 0.478										2	2	1	0	2	1						
Danny Tartabull, R OBP: 0.367, SLG: 0.523										4	1	1	0	0	1	3					
Mike Stanley, R OBP: 0.392, SLG: 0.550										4	0	2	3	0	1						
Bernie Williams, S OBP: 0.336, SLG: 0.415										4	0	2	1	0	1						
Paul O'Neill, L OBP: 0.366, SLG: 0.513										3	0	0	0	1	3						
Mike Gallego, R OBP: 0.348, SLG: 0.407										3	0	0	0	0	2						
Pat Kelly, R OBP: 0.316, SLG: 0.389										3	0	0	0	1	2						
Inning Stats	R: 0 E: 0 K: 0 S: 7	H: 1 LOB: 0 BB: 0 P: 9	R: 0 E: 1 K: 2 S: 10	H: 1 LOB: 0 BB: 0 P: 19	R: 0 E: 0 K: 0 S: 6	H: 0 LOB: 0 BB: 0 P: 7	R: 0 E: 0 K: 0 S: 7	H: 0 LOB: 1 BB: 1 P: 13	R: 0 E: 0 K: 1 S: 9	H: 0 LOB: 0 BB: 0 P: 15	R: 2 E: 0 K: 1 S: 11	H: 3 LOB: 2 BB: 1 P: 20	R: 2 E: 0 K: 0 S: 9	H: 3 LOB: 2 BB: 1 P: 19	1B: 6 2B: 3 3B: 0 HR: 0	SF: 0 SAC: 1 DP: 1 HBP: 0	WP: 0 PB: 0 SB: 0 CS: 0	PA: 34			
PITCHER Jamie Moyer, L ERA: 4.34	IP: 6.0 WLS: L BF: 23 H: 5 R: 2 ER: 2 SO: 2 BB: 1 IBB: 0 HBP: 0 BLK: 0 WP: 0 HR: 0 S: 54 P: 85 ERA: 3.00 WHIP: 1.000																				
John O'Donoghue, L ERA: 7.71	IP: 0.1 WLS: L BF: 2 H: 0 R: 0 ER: 0 SO: 0 BB: 1 IBB: 0 HBP: 0 BLK: 0 WP: 0 HR: 0 S: 1 P: 5 ERA: 0.00 WHIP: 3.000																				
Todd Frohwrth, R ERA: 3.82	IP: 1.1 WLS: W BF: 8 H: 3 R: 2 ER: 2 SO: 1 BB: 0 IBB: 1 HBP: 0 BLK: 0 WP: 0 HR: 0 S: 11 P: 20 ERA: 13.50 WHIP: 2.250																				
John O'Donoghue, L ERA: 7.71	IP: 0.1 WLS: L BF: 1 H: 0 R: 0 ER: 0 SO: 0 BB: 0 IBB: 0 HBP: 0 BLK: 0 WP: 0 HR: 0 S: 2 P: 5 ERA: 0.00 WHIP: 0.000																				

AB	31
R	1
H	8
RBI	1
BB	3
SO	1
LOB	19



AB	30
R	4
H	8
RBI	4
BB	3
SO	4
LOB	13



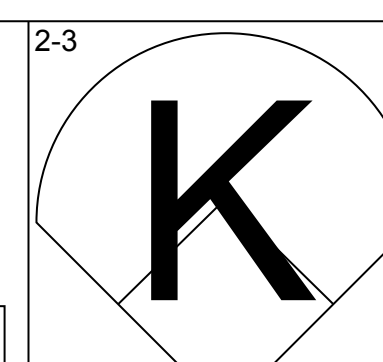
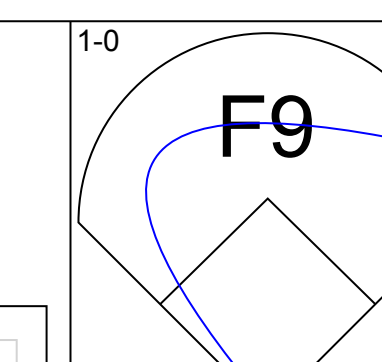
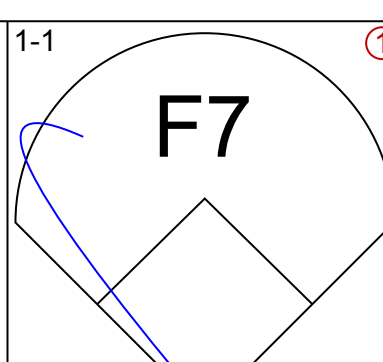
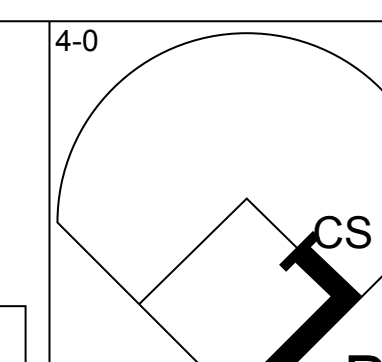
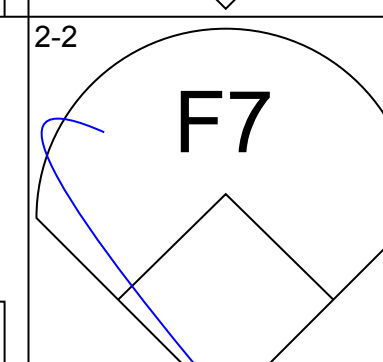
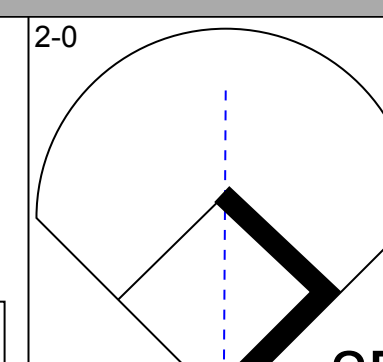
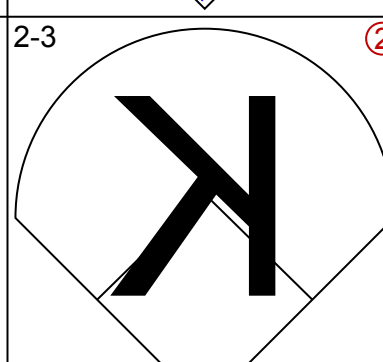
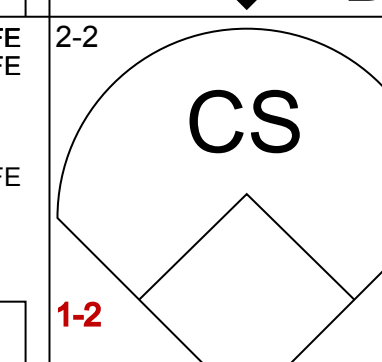
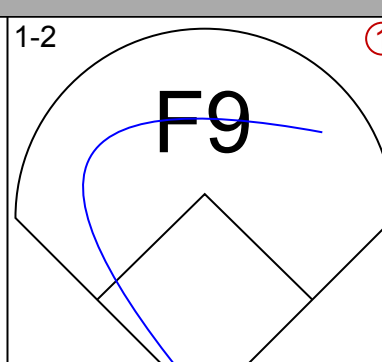
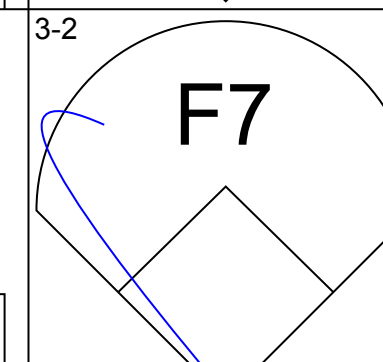
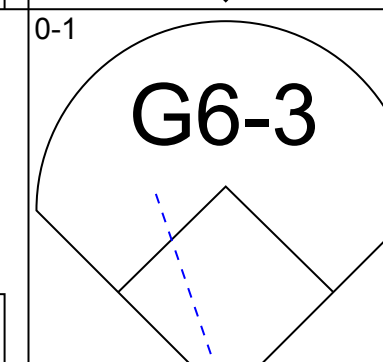
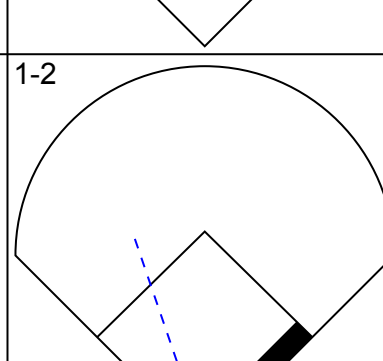
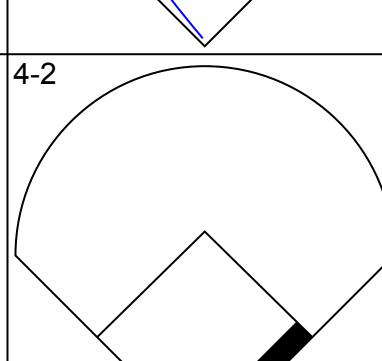
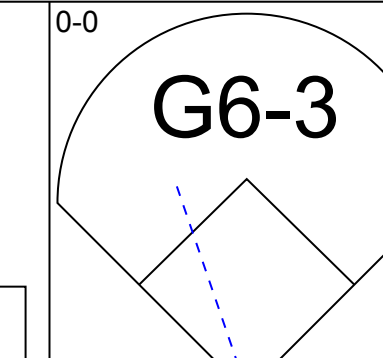
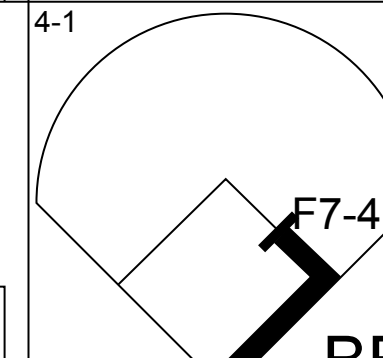
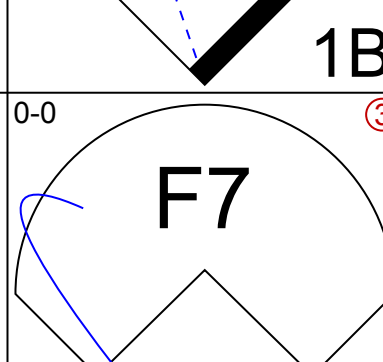
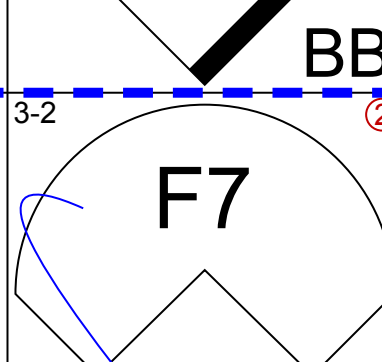

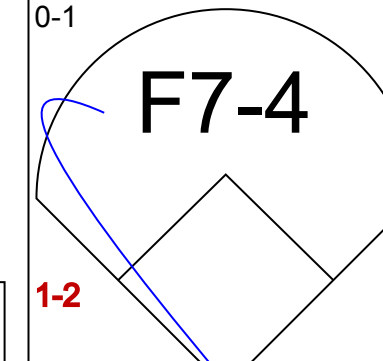
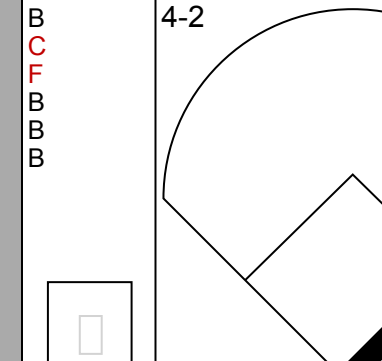
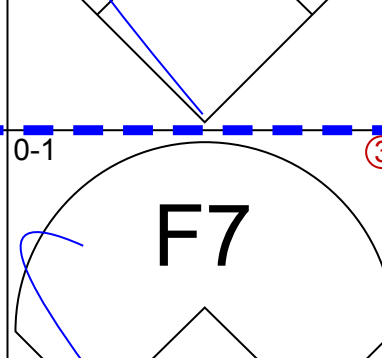

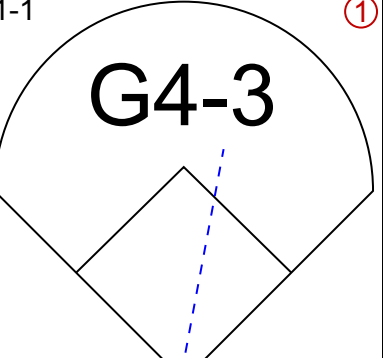
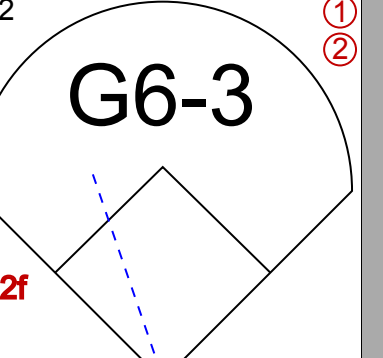
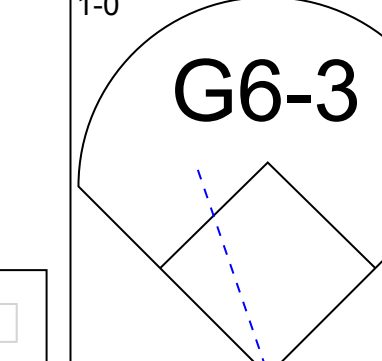

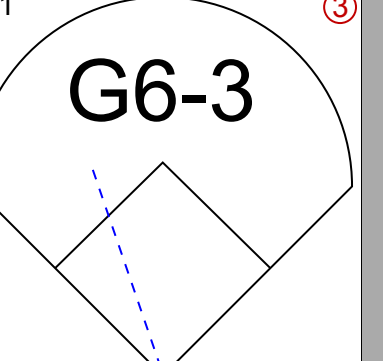
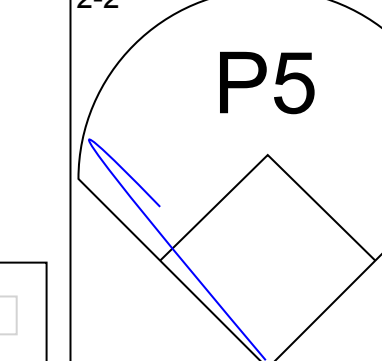
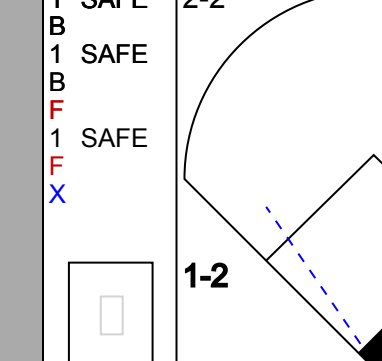
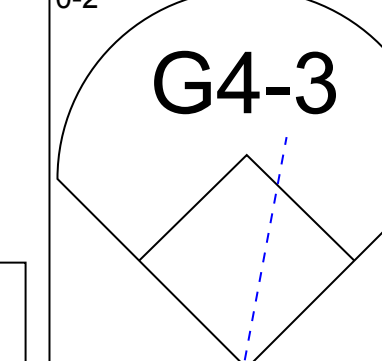
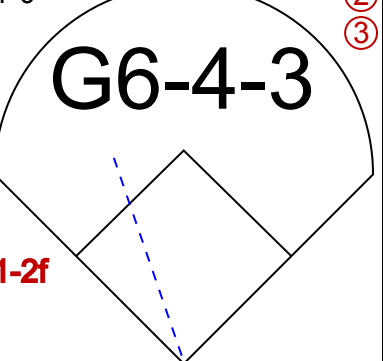
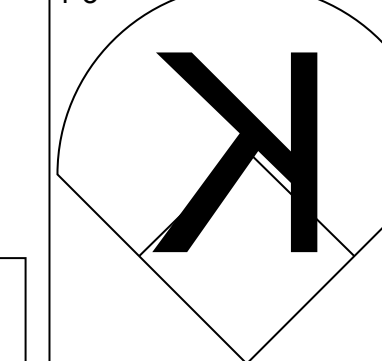
Batter	1	2	3	4	5	6	7	8	9	AB	R	H	RBI	BB	SO	LOB	TOP										
Brady Anderson, L (1, 7) OBP: 0.344, SLG: 0.409	G5-3		G4-3		F8	F8			SH1-3	4	0	0	0	0	0	2	Baltimore Orioles @ New York Yankees Yankee Stadium, Bronx, NY Sat Aug 14 1993, 3:33 AM EDT Att: 52,598 - Sunny - 84 F										
Mark McLemore, S (1, 9) OBP: 0.394, SLG: 0.413	G4-3		G3		HR				L3	5	1	1	0	0	1	2											
Mike Devereaux, R (1, 8) OBP: 0.325, SLG: 0.442	G2-3			G6-3	HR				L7	5	1	1	2	0	0	2											
Harold Baines, L (1, 10) OBP: 0.375, SLG: 0.460		G4-3		G1-3						4	0	1	0	0	0	0											
Cal Ripken Jr., R (1, 6) OBP: 0.323, SLG: 0.417		WP BB		BB BB		L9			L7	3	0	1	0	1	0	1											
David Segui, S (1, 3) OBP: 0.392, SLG: 0.449	G4-3			BB BB		G1-3 BB			K	2	0	0	0	2	1	1											
Tim Lincecum, R (1, 5) OBP: 0.385, SLG: 0.415						G1-3			G6-3	2	0	0	0	2	0	1											
Harold Reynolds, S (1, 4) OBP: 0.344, SLG: 0.320			F7		L4				SH1-3 BB	3	0	1	0	1	0	5											
Jeff Tackett, R (1, 2) OBP: 0.289, SLG: 0.221			F9		G5-3				SH1-3 BB	3	0	0	0	0	1	2											
Jack Voigt, R (9, PH) OBP: 0.427, SLG: 0.520						K				0	0	0	0	1	0	0											
Inning Stats	R: 0 E: 0 K: 0 S: 6	H: 0 LOB: 0 BB: 0 P: 11	R: 0 E: 0 K: 0 S: 10	H: 0 LOB: 2 BB: 2 P: 24	R: 0 E: 0 K: 0 S: 6	H: 0 LOB: 0 BB: 0 P: 14	R: 0 E: 0 K: 0 S: 8	H: 1 LOB: 3 BB: 2 P: 19	R: 2 E: 0 K: 1 S: 11	H: 3 LOB: 1 BB: 0 P: 17	R: 0 E: 0 K: 1 S: 8	H: 0 LOB: 0 BB: 0 P: 20	R: 0 E: 0 K: 1 S: 7	H: 0 LOB: 0 BB: 0 P: 8	R: 0 E: 0 K: 1 S: 7	H: 0 LOB: 0 BB: 0 P: 10	R: 0 E: 0 K: 0 S: 13	H: 1 LOB: 2 BB: 1 P: 22	1B: 4 2B: 0 3B: 0 HR: 1	SF: 0 SAC: 1 DP: 0 HBP: 0	WP: 1 PB: 0 SB: 1 CS: 0	PA: 39					
PITCHER	IP	WLS	BF	H	R	ER	SO	BB	IBB	HBP	BLK	WP	HR	S	P	ERA	WHIP										
Domingo Jean, R (1, 1) ERA: 4.63	5.0		23	4	2	2	0	4	0	0	0	1	1	41	85	3.60	1.600										
Rich Monteleone, R (6, 1) ERA: 4.39	0.2		4	0	0	0	1	2	0	0	0	0	0	6	15	0.00	3.000										
Paul Assenmacher, L (6, 1) ERA: 3.43	1.1	W	4	0	0	0	1	0	0	0	0	0	0	9	13	0.00	0.000										
Bob Wickman, R (8, 1) ERA: 4.54	1.0		3	0	0	0	1	0	0	0	0	0	0	7	10	0.00	0.000										
Steve Farr, R (9, 1) ERA: 3.25	1.0	S	5	1	0	0	0	1	0	0	0	0	0	13	22	0.00	2.000										

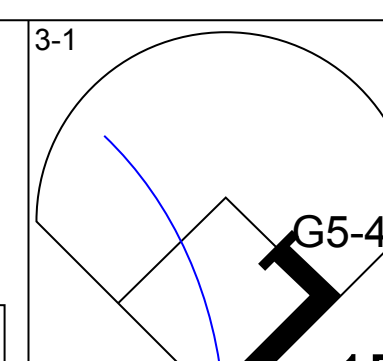
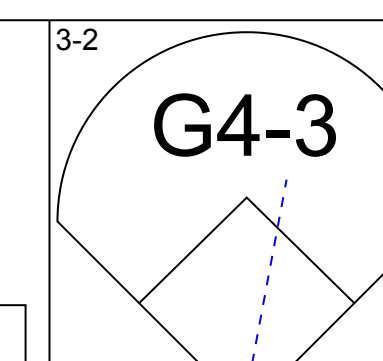
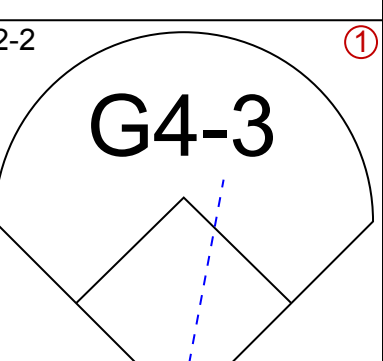
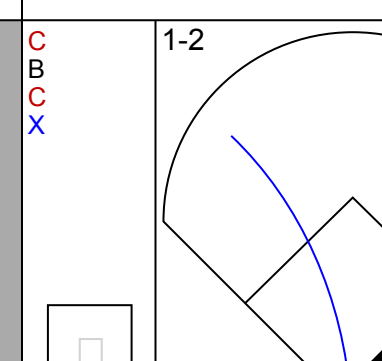
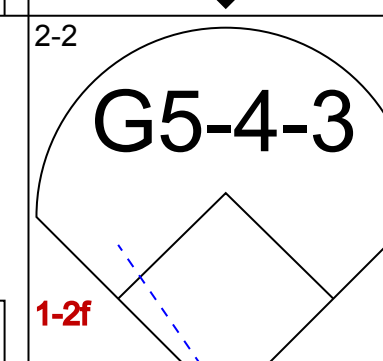
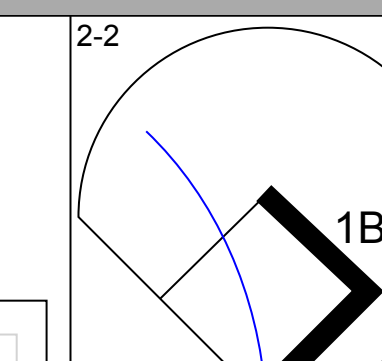
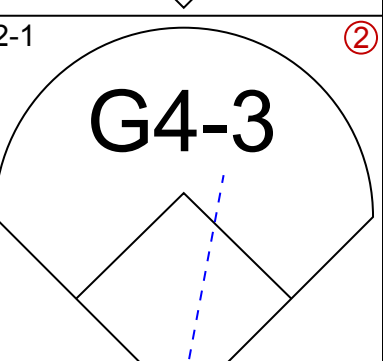
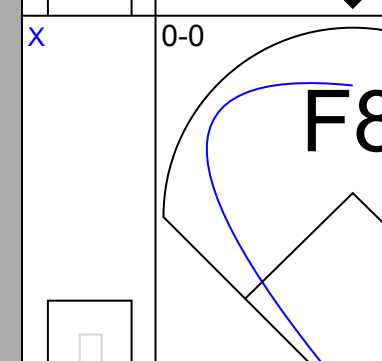
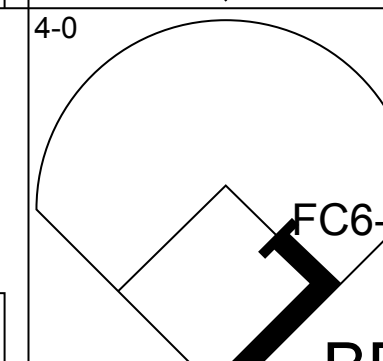
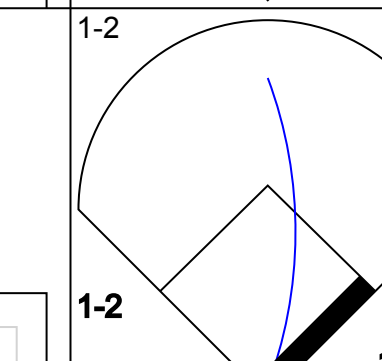
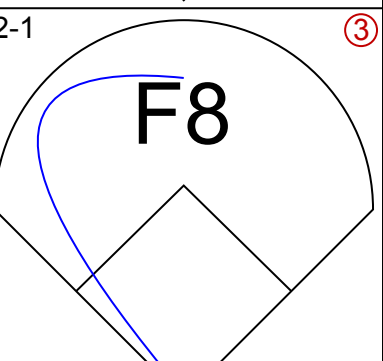
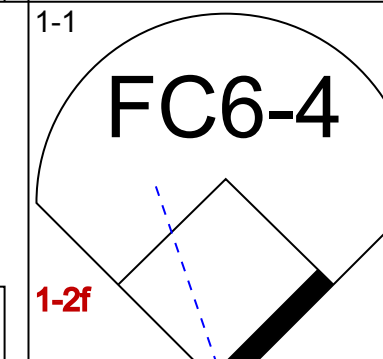
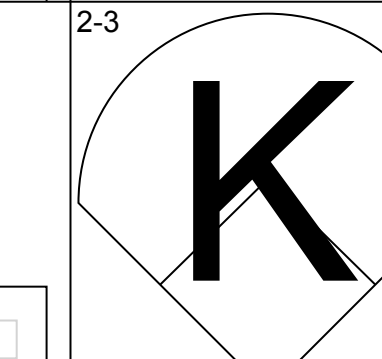

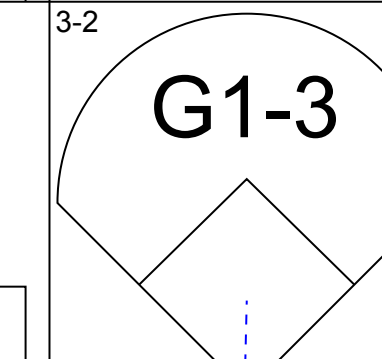

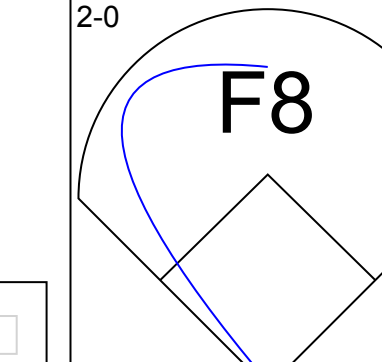
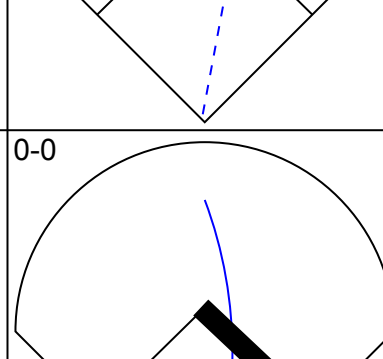
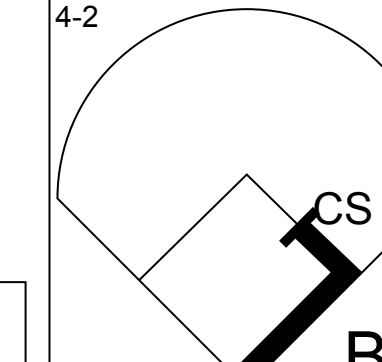
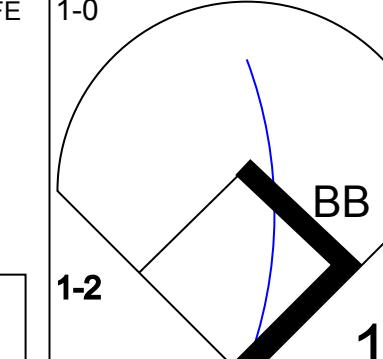
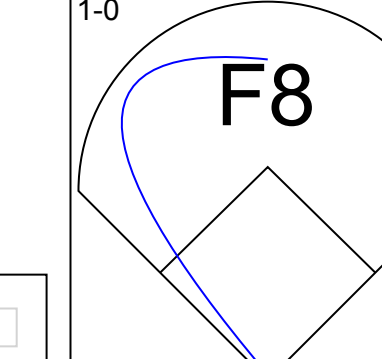
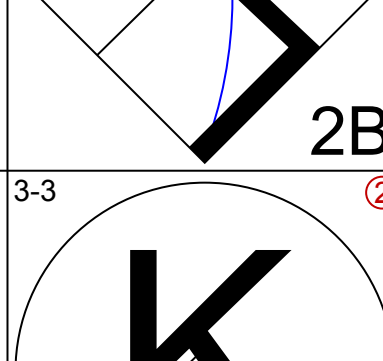
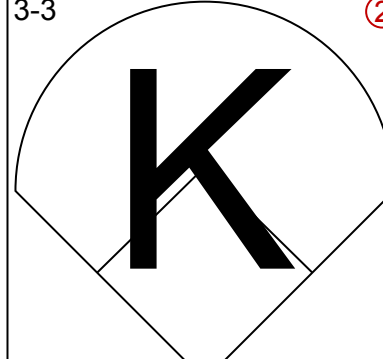
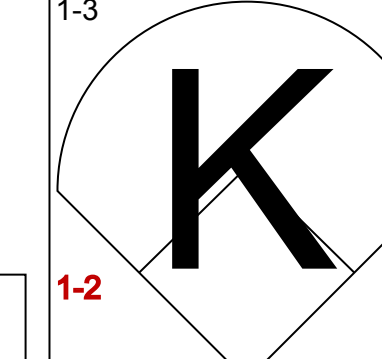

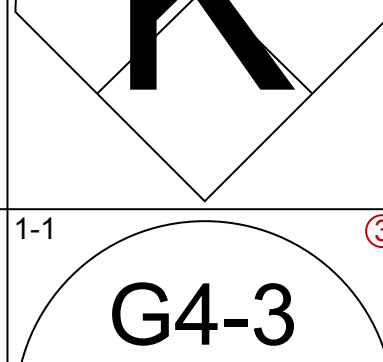

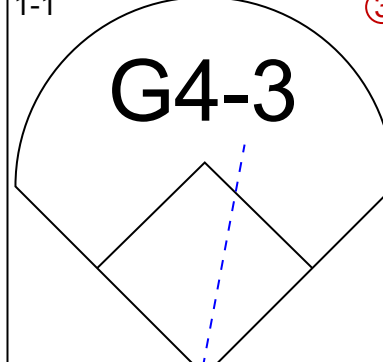

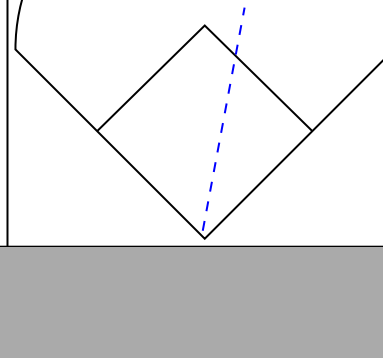
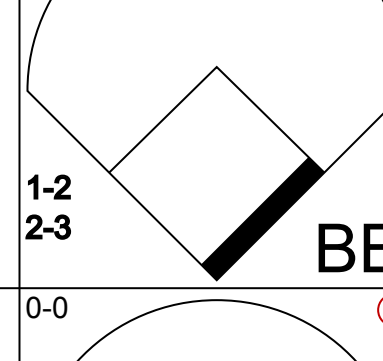

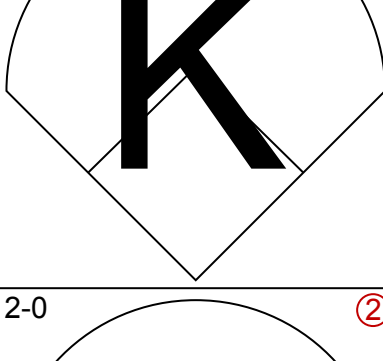
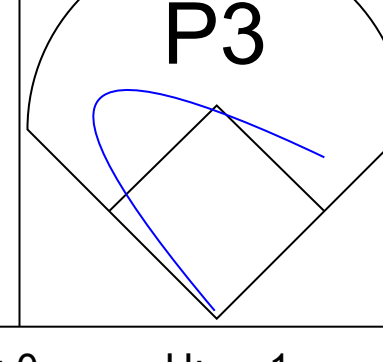
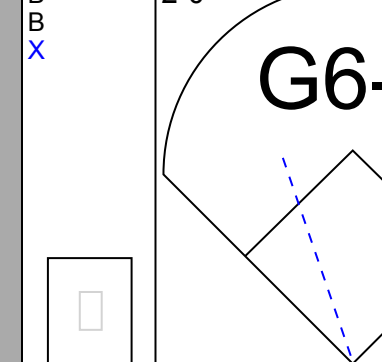
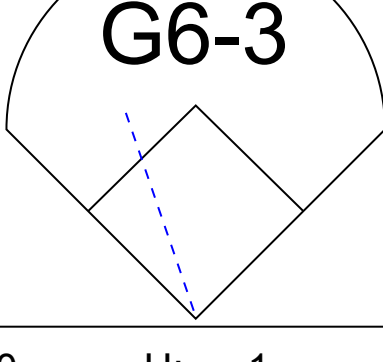
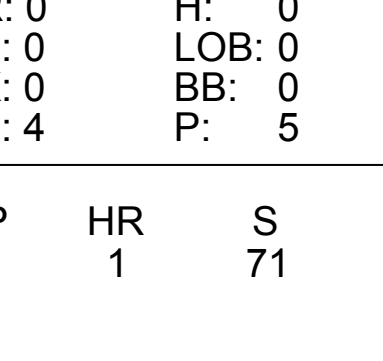
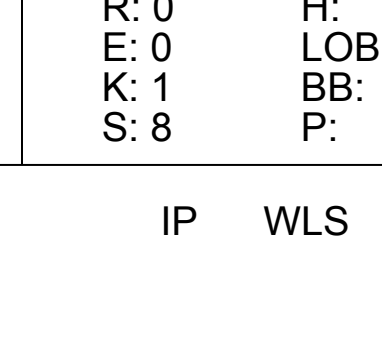
Batter	1	2	3	4	5	6	7	8	9	AB	R	H	RBI	BB	SO	LOB	BOTTOM										
Mike Gallego, R (1, 5) OBP: 0.350, SLG: 0.406	L9	P6			SH2-4 1B BB					3	1	1	1	1	0	3	Baltimore Orioles @ New York Yankees Yankee Stadium, Bronx, NY Sat Aug 14 1993, 3:33 AM EDT Att: 52,598 - Sunny - 84 F										
Randy Velarde, R (1, 7) OBP: 0.386, SLG: 0.443	FC6-4 1B		G4-3		SH2-4	L8				3	0	1	0	0	0	1											
Don Mattingly, L (1, 3) OBP: 0.376, SLG: 0.475	P6		L9						G3	4	0	1	2	0	0	1											
Danny Tartabull, R (1, 10) OBP: 0.364, SLG: 0.517	FC6-4 1-2		F8		L9				K	4	0	0	0	0	1	2											
Mike Stanley, R (1, 2) OBP: 0.390, SLG: 0.545		BB 1B BB		L8	F8				L7	3	0	0	0	1	0	1											
Bernie Williams, S (1, 8) OBP: 0.336, SLG: 0.416		F9		L8					F8 2B	4	0	1	0	0	0	1											
Jim Leyritz, R (1, 9) OBP: 0.420, SLG: 0.511									L8	2	0	2	0	0	0	0											
Paul O'Neill, L (6, PH) OBP: 0.364, SLG: 0.510		BB 1B							L9	2	0	0	0	0	0	1											
Spike Owen, S (1, 6) OBP: 0.302, SLG: 0.318		F9		F9					G3	4	1	1	0	0	0	4											
Pat Kelly, R (1, 4) OBP: 0.321, SLG: 0.390					SH2-4 BB 1B	WP 1B			K	2	2	1	1	2	1	1											
Inning Stats	R: 0 E: 0 K: 0 S: 8	H: 1 LOB: 1 BB: 0 P: 14	R: 0 E: 0 K: 0 S: 13	H: 1 LOB: 3 BB: 2 P: 29	R: 0 E: 0 K: 0 S: 4	H: 0 LOB: 0 BB: 0 P: 6	R: 0 E: 0 K: 0 S: 8	H: 1 LOB: 1 BB: 0 P: 15	R: 2 E: 0 K: 0 S: 13	H: 1 LOB: 1 BB: 2 P: 22	R: 2 E: 0 K: 0 S: 7	H: 3 LOB: 1 BB: 0 P: 10	R: 0 E: 0 K: 1 S: 12	H: 0 LOB: 0 BB: 0 P: 15	R: 0 E: 0 K: 1 S: 8	H: 1 LOB: 1 BB: 0 P: 15	1B: 6 2B: 2 3B: 0 HR: 0	SF: 0 SAC: 1 DP: 0 HBP: 0	WP: 1 PB: 0 SB: 0 CS: 0	PA: 36							
PITCHER	IP	WLS	BF	H	R	ER	SO	BB	IBB	HBP	BLK	WP	HR	S	P	ERA	WHIP										
Arthur Rhodes, L (1, 1) ERA: 6.38	4.1		21	4	2	2	0	4	0	0	0	1	0	40	80	10.80	1.846										
Mark Williamson, R (5, 1) ERA: 4.07	1.2	L	8	3	2	2	0	0	0	0	0	0	0	13	16	0.00	0.750										
John O'Donoghue, L (7, 1) ERA: 6.48	1.1		5	1	0	0	1	0	0	0	0	0	0	14	19	0.00	0.750										
Mike Oquist, R (8, 1) ERA:	0.2		2	0	0	0	1	0	0	0	0	0	0	6	11	0.00	0.000										

livebaseballscores.com

livebaseballscores.com



Batter	1	2	3	4	5	6	7	8	9	AB	R	H	RBI	BB	SO	LOB	TOP				
Brady Anderson, L (1, 7) OBP: 0.343, SLG: 0.406										3	0	0	0	1	1	1	Baltimore Orioles @ New York Yankees Yankee Stadium, Bronx, NY Sun Aug 15 1993, 3:33 AM EDT Att: 47,428 - Sunny - 89 F				
Mark McLemore, S (1, 9) OBP: 0.363, SLG: 0.414										4	0	1	0	0	1	0					
Mike Devereaux, R (1, 8) OBP: 0.327, SLG: 0.441										3	0	1	0	1	0	1					
Harold Baines, L (1, 10) OBP: 0.373, SLG: 0.455										3	0	0	0	1	0	2					
Cal Ripken Jr., R (1, 6) OBP: 0.323, SLG: 0.415										3	0	0	0	1	0	3					
David Segui, S (1, 3) OBP: 0.389, SLG: 0.444										3	0	0	0	0	0	1					
Tim Lincecum, R (1, 5) OBP: 0.384, SLG: 0.410										2	0	0	0	1	0	0					
Harold Reynolds, S (1, 4) OBP: 0.344, SLG: 0.321										3	0	1	0	0	0	0					
Mark Parent, R (1, 2) OBP: 0.233, SLG: 0.444 (8, PH)										1	0	0	0	1	0	2					
Jack Voigt, R (8, PH) OBP: 0.422, SLG: 0.513										1	0	0	0	0	1	0					
Jeff Tackett, R (8, 2) OBP: 0.289, SLG: 0.221										0	0	0	0	0	0	0					
Inning Stats	R: 0 E: 0 K: 1 S: 11	H: 0 LOB: 0 BB: 0 P: 18	R: 0 E: 0 K: 0 S: 5	H: 0 LOB: 0 BB: 0 P: 7	R: 0 E: 0 K: 0 S: 9	H: 0 LOB: 1 BB: 1 P: 17	R: 0 E: 0 K: 0 S: 6	H: 1 LOB: 1 BB: 1 P: 12	R: 0 E: 0 K: 1 S: 9	H: 1 LOB: 1 BB: 0 P: 13	R: 0 E: 0 K: 0 S: 7	H: 0 LOB: 0 BB: 1 P: 16	R: 0 E: 0 K: 1 S: 10	H: 0 LOB: 0 BB: 1 P: 16	R: 0 E: 0 K: 0 S: 13	H: 0 LOB: 1 BB: 1 P: 21	1B: 2 2B: 2 3B: 0 HR: 0	SF: 0 SAC: 0 DP: 3 HBP: 0	WP: 0 PB: 0 SB: 0 CS: 1	PA: 33	
PITCHER	IP	WLS	BF	H	R	ER	SO	BB	IBB	HBP	BLK	WP	HR	S	P	ERA	WHIP				
Scott Kamieniecki, R (1, 1) ERA: 3.88	8.1	W	30	3	0	0	3	6	0	0	0	0	0	73	128	0.00	1.080				
Paul Assenmacher, L (9, 1) ERA: 3.4	0.1		1	0	0	0	0	0	0	0	0	0	0	4	7	0.00	0.000				
Bob Wickman, R (9, 1) ERA: 4.53	0.1	S	1	0	0	0	0	0	0	0	0	0	0	2	2	0.00	0.000				

Batter	1	2	3	4	5	6	7	8	9	AB	R	H	RBI	BB	SO	LOB	BOTTOM				
Wade Boggs, L (1, 5) OBP: 0.384, SLG: 0.381										4	0	2	0	0	0	3	Baltimore Orioles @ New York Yankees Yankee Stadium, Bronx, NY Sun Aug 15 1993, 3:33 AM EDT Att: 47,428 - Sunny - 89 F				
Dion James, L (1, 7) OBP: 0.406, SLG: 0.509										4	0	1	0	0	0	2					
Randy Velarde, R (9, 7) OBP: 0.366, SLG: 0.443										0	0	0	0	0	0	0					
Don Mattingly, L (1, 3) OBP: 0.380, SLG: 0.485										3	1	2	1	1	0	0					
Danny Tartabull, R (1, 10) OBP: 0.360, SLG: 0.511										4	0	0	0	0	1	3					
Paul O'Neill, L (1, 9) OBP: 0.368, SLG: 0.513										2	0	1	0	2	0	2					
Bernie Williams, S (1, 8) OBP: 0.335, SLG: 0.414										4	0	1	0	0	2	4					
Matt Nokes, L (1, 2) OBP: 0.283, SLG: 0.437										3	0	0	0	0	1	3					
Mike Gallego, R (1, 6) OBP: 0.349, SLG: 0.403										2	0	0	0	1	1	0					
Pat Kelly, R (1, 4) OBP: 0.319, SLG: 0.386										3	0	0	0	0	0	3					
Inning Stats	R: 0 E: 0 K: 0 S: 8	H: 1 LOB: 1 BB: 1 P: 18	R: 0 E: 0 K: 1 S: 11	H: 1 LOB: 3 BB: 2 P: 25	R: 0 E: 0 K: 1 S: 14	H: 2 LOB: 0 BB: 0 P: 22	R: 0 E: 0 K: 0 S: 4	H: 0 LOB: 0 BB: 0 P: 5	R: 0 E: 0 K: 1 S: 7	H: 0 LOB: 0 BB: 0 P: 13	R: 0 E: 0 K: 1 S: 8	H: 1 LOB: 1 BB: 0 P: 13	R: 0 E: 0 K: 1 S: 8	H: 1 LOB: 0 BB: 0 P: 12	R: 1 E: 0 K: 1 S: 11	H: 1 LOB: 0 BB: 1 P: 19	1B: 5 2B: 1 3B: 0 HR: 1	SF: 0 SAC: 0 DP: 1 HBP: 0	WP: 0 PB: 0 SB: 0 CS: 1	PA: 33	
PITCHER	IP	WLS	BF	H	R	ER	SO	BB	IBB	HBP	BLK	WP	HR	S	P	ERA	WHIP				
Ben McDonald, R (1, 1) ERA: 3.38	8.0	L	33	7	1	1	5	4	0	0	0	0	1	71	127	1.12	1.375				

AB	26
R	0
H	3
RBI	0
BB	6
SO	3
LOB	10



AB	29
R	1
H	7
RBI	1
BB	4
SO	5
LOB	20




Batter	1	2	3	4	5	6	7	8	9	AB	R	H	RBI	BB	SO	LOB	TOP								
Brady Anderson, L (1, 7) OBP: 0.347, SLG: 0.415	2-1 FC4-6 1B		3-2 G4-3		4-0 1B IBB		3-1 L3-6			3	0	1	0	1	0	2									
Mark McLemore, S (1, 9) OBP: 0.365, SLG: 0.412	1-1 FC4-6 CS			1-1 G6-4-3 BB 1B	0-2 1-2 2-H 3-H 1B			4-0 G6-4-3 BB		3	0	2	2	1	0	1									
Mike Devereaux, R (1, 8) OBP: 0.325, SLG: 0.435	3-3 K			4-0 G6-4-3 BB 1-2	3-3 K			1-0 G6-4-3 1-2		3	0	0	0	1	2	4									
Harold Baines, L (1, 10) OBP: 0.374, SLG: 0.452		1-1 G4-3		1-0 G6-4-3 1-2 2-3	1-1 G4-3			4-1 BB		3	0	0	0	1	0	4									
Cal Ripken Jr., R (1, 6) OBP: 0.323, SLG: 0.412		0-3 K		1-0 L5		0-0 CS 1B		3-2 G1-3		4	0	1	0	0	1	2									
Mike Pagliarulo, L (1, 3) OBP: 0.351, SLG: 0.424		0-0 G4-3			2-0 1B 2B	1-3 K 1-2			0-2 P2	4	1	1	0	0	1	1									
Tim Lincecum, R (1, 5) OBP: 0.382, SLG: 0.401			3-3 K		0-1 SH2-4 BB 2-H 1B	3-1 L6			1-3 K	4	1	1	1	0	2	0									
Harold Reynolds, S (1, 4) OBP: 0.350, SLG: 0.322			4-2 BB		1-2 SH2-4 BB 1B		3-2 L3-6 SH3-4 1B		4-1 BB	1	1	1	0	3	0	0									
Mark Parent, R (1, 2) OBP: 0.265, SLG: 0.548			1-2 P6		0-1 SH2-4		0-1 SH3-4		2-2 F7	1	0	0	0	0	0	1									
Jack Voigt, R (9, PH) OBP: 0.396, SLG: 0.476					1-2 2-3		1-2			1	0	0	0	0	0	1									
Inning Stats	R: 0 E: 0 K: 1 S: 7	H: 1 LOB: 1 BB: 0 P: 13	R: 0 E: 0 K: 1 S: 6	H: 0 LOB: 0 BB: 0 P: 7	R: 0 E: 0 K: 1 S: 12	H: 0 LOB: 1 BB: 1 P: 23	R: 0 E: 0 K: 0 S: 4	H: 1 LOB: 1 BB: 1 P: 11	R: 3 E: 0 K: 1 S: 14	H: 3 LOB: 2 BB: 2 P: 28	R: 0 E: 0 K: 0 S: 6	H: 1 LOB: 0 BB: 0 P: 10	R: 0 E: 0 K: 0 S: 7	H: 0 LOB: 0 BB: 0 P: 13	R: 0 E: 0 K: 0 S: 5	H: 0 LOB: 1 BB: 1 P: 17	R: 0 E: 0 K: 1 S: 11	H: 0 LOB: 1 BB: 1 P: 18	1B: 6 2B: 3 3B: 0 HR: 0	SF: 0 SAC: 2 DP: 4 HBP: 0	WP: 0 PB: 0 SB: 0 CS: 2	PA: 36			
PITCHER	IP	WLS	BF	H	R	ER	SO	BB	IBB	HBP	BLK	WP	HR	S	P	ERA	WHIP								
Chris Bosio, R (1, 1) ERA: 4.17	8.0	W	32	7	3	3	5	5	1	0	0	0	0	61	122	3.38	1.500								
Ted Power, R (9, 1) ERA: 5.4	1.0	S	4	0	0	0	1	1	0	0	0	0	0	11	18	0.00	1.000								

Baltimore Orioles @ Seattle Mariners
The Kingdome, Seattle, WA
Tue Aug 17 1993, 10:05 PM EDT
Att: 20,529 - Dome

livebaseballscores.com

AB 27
R 3
H 7
RBI 3
BB 7
SO 6
LOB 16




Batter	1	2	3	4	5	6	7	8	9	AB	R	H	RBI	BB	SO	LOB	BOTTOM								
Rich Amaral, R (1, 6) OBP: 0.351, SLG: 0.355	1-2 P5		0-0 G6-3		2-2 F9		1-0 L8			4	0	0	0	0	0	1									
Brian Turano, R (1, 8) OBP: 0.294, SLG: 0.529	1-1 S 2B		1-3 K		2-2 G3			0-1 2B		4	1	2	0	0	1	0									
Ken Griffey Jr., L (1, 10) OBP: 0.403, SLG: 0.621	0-2 F8		4-2 BB		2-2 G3-1			0-0 1B 1B 2B		3	1	1	1	1	0	1									
Jay Buhner, R (1, 9) OBP: 0.393, SLG: 0.501	4-0 FC5-4 IBB		4-1 BB		1-2 BB		3-2 F7		0-1 BB 1B	2	1	1	0	2	0	0									
Greg Pirkel, R (1, 3) OBP: 0.250, SLG: 0.438	3-1 FC5-4		2-3 K2-3				0-1 G6-3		3-2 K	3	0	0	0	0	1	4									
Dave Magadan, L (8, PH) OBP: 0.390, SLG: 0.367	1-2 2-3									1	0	0	0	0	1	2									
Mike Blowers, R (1, 5) OBP: 0.370, SLG: 0.505		2-2 FC1-5 E 1B			0-1 HR				4-2 1B SF8 BB	3	1	2	1	0	0	0									
Mackey Sasser, L (8, PH) OBP: 0.282, SLG: 0.354		2-2 E5 FC1-5			0-3 K				1-3 2-H 3-H 1B	0	1	0	0	1	0	0									
Omar Vizquel, S (9, 6) OBP: 0.326, SLG: 0.305		1-2 FC1-5			1-2 F8				0-0 SF8	2	0	0	1	1	0	2									
Bret Boone, R (1, 4) OBP: 0.322, SLG: 0.458		0-0 FC1-5			1-2 F8				3-H 2-2 G4-3	3	0	0	0	0	0	3									
Dave Valle, R (1, 2) OBP: 0.346, SLG: 0.387		2-2 G5-4-3			1-1 L7				1-2 BB	1	0	0	0	0	0	1									
Greg Litton, R (1, 7) OBP: 0.326, SLG: 0.395		2-2 G5-4-3					1-2 L9		3-H 2-2 G4-3	3	0	0	0	0	0	3									
Dann Howitt, L (8, PH) OBP: 0.286, SLG: 0.485		1-2								1	0	0	0	0	0	1									
Inning Stats	R: 0 E: 0 K: 0 S: 13	H: 1 LOB: 2 BB: 1 P: 22	R: 0 E: 1 K: 0 S: 10	H: 1 LOB: 0 BB: 0 P: 16	R: 0 E: 0 K: 2 S: 10	H: 0 LOB: 2 BB: 2 P: 21	R: 1 E: 0 K: 1 S: 10	H: 1 LOB: 0 BB: 0 P: 12	R: 0 E: 0 K: 0 S: 11	H: 0 LOB: 0 BB: 0 P: 17	R: 0 E: 0 K: 0 S: 7	H: 0 LOB: 0 BB: 0 P: 11	R: 0 E: 0 K: 0 S: 6	H: 0 LOB: 1 BB: 1 P: 13	R: 4 E: 0 K: 1 S: 16	H: 4 LOB: 1 BB: 1 P: 25	R: 0 E: 0 K: 1 S: 11	H: 0 LOB: 1 BB: 1 P: 18	1B: 3 2B: 3 3B: 0 HR: 1	SF: 1 SAC: 0 DP: 1 HBP: 0	WP: 0 PB: 0 SB: 1 CS: 0	PA: 36			
PITCHER	IP	WLS	BF	H	R	ER	SO	BB	IBB	HBP	BLK	WP	HR	S	P	ERA	WHIP								
Fernando Valenzuela, L (1, 1) ERA: 4.23	7.0	L	30	5	3	3	3	3	1	0	0	0	0	70	115	3.86	1.143								
Todd Frohwrth, R (8, 1) ERA: 3.89	0.0	L	1	1	0	0	0	0	0	0	0	0	0	2	2	-	-								
Jim Poole, L (8, 1) ERA: 2.15	0.1	L	1	0	0	0	1	0	0	0	0	0	0	4	7	0.00	0.000								
Alan Mills, R (8, 1) ERA: 3.83	0.2	L	4	1	2	2	0	1	0	0	0	0	0	7	13	27.00	3.000								

Baltimore Orioles @ Seattle Mariners
The Kingdome, Seattle, WA
Tue Aug 17 1993, 10:05 PM EDT
Att: 20,529 - Dome

livebaseballscores.com

AB 30
R 5
H 7
RBI 5
BB 5
SO 4
LOB 15



Batter	1	2	3	4	5	6	7	8	9	AB	R	H	RBI	BB	SO	LOB	TOP									
Brady Anderson, L (1, 7) OBP: 0.349, SLG: 0.419	G4-6-3 BB			K	1B	1B	FC6-4 1B	FC6		4	1	2	2	1	1	1	Baltimore Orioles @ Seattle Mariners The Kingdome, Seattle, WA Wed Aug 18 1993, 6:33 AM EDT Att: 21,917 - Dome									
Mark McLemore, S (1, 9) OBP: 0.365, SLG: 0.410	G4-6-3 1-2f		1B	1B	K	FC6-4 1-2f			G5-4-3 BB	4	0	1	0	1	1	4										
Mike Devereaux, R (1, 8) OBP: 0.326, SLG: 0.434	F7		1B	G4-6-3 1B	1B		K		G5-4-3 1-2f	5	0	2	1	0	1	1										
Harold Baines, L (1, 10)		P5		G4-6-3 1-2f	G3		HR		P5	5	1	1	1	0	0	3										
Cal Ripken Jr., R (1, 6) OBP: 0.324, SLG: 0.413		G5-3			1B	1B	FC6-4 1B		G6-3	4	2	2	0	0	0	0										
Mike Pagliarulo, L (1, 3) OBP: 0.350, SLG: 0.421		K			1B	HR	F7		K	4	1	1	0	0	2	1										
Tim Lincecum, R (1, 5) OBP: 0.384, SLG: 0.403			G5-3		1B	HR	1B	FC6-4 1B	F9	4	1	2	1	0	0	0										
Harold Reynolds, S (1, 4) OBP: 0.351, SLG: 0.330		F7			HR	HR	FC6-4 1B		FC6 BB	3	2	1	3	1	0	2										
Jeff Tackett, R (1, 2) OBP: 0.287, SLG: 0.213		G3-1			G6-3		1B		L8	3	0	0	0	1	0	1										
Inning Stats	R: 0 E: 0 K: 0 S: 4	H: 0 LOB: 0 BB: 1 P: 9	R: 0 E: 0 K: 1 S: 7	H: 0 LOB: 0 BB: 0 P: 10	R: 0 E: 0 K: 0 S: 7	H: 0 LOB: 0 BB: 0 P: 12	R: 0 E: 0 K: 1 S: 8	H: 2 LOB: 1 BB: 0 P: 14	R: 5 E: 0 K: 1 S: 15	H: 6 LOB: 1 BB: 0 P: 24	R: 2 E: 0 K: 0 S: 13	H: 3 LOB: 2 BB: 1 P: 24	R: 1 E: 0 K: 2 S: 11	H: 1 LOB: 0 BB: 0 P: 21	R: 0 E: 0 K: 0 S: 9	H: 0 LOB: 1 BB: 1 P: 15		R: 0 E: 0 K: 0 S: 4	H: 0 LOB: 0 BB: 1 P: 11	1B: 9 2B: 1 3B: 0 HR: 2	SF: 0 SAC: 0 DP: 3 HBP: 0	WP: 0 PB: 0 SB: 1 CS: 0	PA: 40			
PITCHER	IP	WLS	BF	H	R	ER	SO	BB	IBB	HBP	BLK	WP	HR	S	P	ERA	WHIP									
Erik Hanson, R (1, 1) ERA: 3.22	4.2	L	21	8	5	5	3	1	0	0	0	0	0	1	40	68	9.64	1.929								
Russ Swan, L (5, 1) ERA: 8.69	1.1		8	3	2	2	0	1	0	0	0	0	0	1	14	25	13.50	3.000								
Dwayne Henry, R (7, 1) ERA: 6.79	2.0		8	1	1	1	2	1	0	0	0	0	0	1	20	36	4.50	1.000								
Tim Leary, R (9, 1) ERA: 5.03	1.0		3	0	0	0	0	1	0	0	0	0	0	4	11	0.00	1.000									

AB	36
R	8
H	12
RBI	8
BB	4
SO	5
LOB	13



Batter	1	2	3	4	5	6	7	8	9	AB	R	H	RBI	BB	SO	LOB	BOTTOM								
Rich Amaral, R (1, 6) OBP: 0.352, SLG: 0.356	P4					K		1B		4	0	2	1	0	1	0	Baltimore Orioles @ Seattle Mariners The Kingdome, Seattle, WA Wed Aug 18 1993, 6:33 AM EDT Att: 21,917 - Dome								
Brian Turano, R (1, 8) OBP: 0.286, SLG: 0.476	G1-3		G6-3			F8		DI 1B		4	0	1	0	0	0	0									
Ken Griffey Jr., L (1, 10) OBP: 0.404, SLG: 0.621	BB			2B		K		K		3	0	1	0	1	2	2									
Jay Buhner, R (1, 9) OBP: 0.390, SLG: 0.496	K			G6-3		G5-3		K		4	0	0	0	0	2	2									
Mike Blowers, R (1, 5) OBP: 0.376, SLG: 0.509		CS 1B		K		1B		G5-4-3 1B		4	0	3	0	0	1	1									
Greg Pirtl, R (1, 3) OBP: 0.200, SLG: 0.350	F9		G6-3			L9		G5-4-3 1-2f		4	0	0	0	0	0	4									
Bret Boone, R (1, 4) OBP: 0.314, SLG: 0.445	K				F9		L8			3	0	0	0	0	1	2									
Bill Haselman, R (1, 2) OBP: 0.333, SLG: 0.470			L5		G6-3			G3-1		3	0	0	0	0	0	0									
Greg Litton, R (1, 7) OBP: 0.326, SLG: 0.402			1B		K			F9		3	1	1	0	0	1	0									
Inning Stats	R: 0 E: 0 K: 1 S: 14	H: 0 LOB: 1 BB: 1 P: 24	R: 0 E: 0 K: 1 S: 8	H: 1 LOB: 0 BB: 0 P: 12	R: 1 E: 0 K: 0 S: 10	H: 2 LOB: 0 BB: 0 P: 17	R: 0 E: 0 K: 1 S: 9	H: 1 LOB: 1 BB: 0 P: 16	R: 0 E: 0 K: 2 S: 10	H: 0 LOB: 0 BB: 0 P: 15	R: 0 E: 0 K: 0 S: 9	H: 1 LOB: 1 BB: 0 P: 13	R: 0 E: 0 K: 1 S: 13	H: 2 LOB: 2 BB: 0 P: 20	R: 0 E: 0 K: 1 S: 8	H: 1 LOB: 0 BB: 0 P: 13		1B: 6 2B: 3 3B: 0 HR: 0	SF: 0 SAC: 0 DP: 2 HBP: 0	WP: 0 PB: 0 SB: 0 CS: 1	PA: 33				
PITCHER	IP	WLS	BF	H	R	ER	SO	BB	IBB	HBP	BLK	WP	HR	S	P	ERA	WHIP								
Jamie Moyer, L (1, 1) ERA: 4.05	9.0	W	33	8	1	1	8	1	0	0	0	0	0	87	138	1.00	1.000								



Batter	1	2	3	4	5	6	7	8	9	AB	R	H	RBI	BB	SO	LOB	TOP								
Gary Redus, R OBP: 0.328, SLG: 0.477 Donald Harris, R OBP: 0.286, SLG: 0.341	2-1 G5-3	4-1 1B 1B BB	2-2 1B 3B		1-1 F8		0-0 SF9 2B		2-0 G3-1	4	2	2	0	1	0	0									
Mario Diaz, R OBP: 0.293, SLG: 0.381	0-1 HR	0-0 1B 1B	1-0 1B			2-2 G4-3	2-0 SF9			4	2	3	4	0	0	0									
Rafael Palmeiro, L OBP: 0.371, SLG: 0.582	2-3 K	2-0 HBP 1B	3-H L3			1-2 2B SF8	1B	2-3 3-H 4-0 G6-4-3 IBB		4	2	2	1	1	1	1									
Juan Gonzalez, R OBP: 0.377, SLG: 0.634	1-0 G6-3	2-0 1B HR HBP		2-0 P3		0-0 SF8 2B	0-2 G6-4-3			4	1	1	0	0	0	2									
Julio Franco, R OBP: 0.363, SLG: 0.442		1B BB		2-2 F8 2B		4-0 SF8 IBB		2-1 G6-3		3	2	2	2	2	0	0									
Dean Palmer, R OBP: 0.320, SLG: 0.499		1B HR		2-0 F8		0-1 SF8		2-3 K		4	2	2	4	0	1	1									
Doug Strange, S OBP: 0.314, SLG: 0.349		E1 1B		0-1 G3-1		1-2 2-3 3-H 4-0 BB		2-2 G6-3		4	0	1	0	1	0	1									
Geno Petralli, L OBP: 0.376, SLG: 0.306		2-1 G4-3	2-2 G6-3		3-1 F9	2-0 L3		0-0 P3		5	0	0	0	0	0	4									
David Hulse, L OBP: 0.333, SLG: 0.373		2-2 1B BB	0-0 L7		0-2 G5-3		0-0 2B SF9 1B	0-2 G4-3		5	2	2	0	0	0	0									
Inning Stats	R: 1 E: 0 K: 1 S: 8	H: 1 LOB: 0 BB: 0 P: 13	R: 9 E: 1 K: 0 S: 19	H: 7 LOB: 2 BB: 2 P: 42	R: 1 E: 0 K: 0 S: 13	H: 2 LOB: 1 BB: 0 P: 20	R: 0 E: 0 K: 0 S: 7	H: 1 LOB: 1 BB: 0 P: 13	R: 0 E: 0 K: 0 S: 7	H: 0 LOB: 0 BB: 0 P: 11	R: 1 E: 0 K: 0 S: 10	H: 2 LOB: 3 BB: 2 P: 23	R: 1 E: 0 K: 0 S: 6	H: 2 LOB: 1 BB: 1 P: 12	R: 0 E: 0 K: 1 S: 9	H: 0 LOB: 0 BB: 0 P: 15	R: 0 E: 0 K: 0 S: 5	H: 0 LOB: 0 BB: 0 P: 7	1B: 9 2B: 3 3B: 1 HR: 2	SF: 2 SAC: 0 DP: 2 HBP: 1	WP: 0 PB: 0 SB: 0 CS: 0	PA: 46			
PITCHER	IP	WLS	BF	H	R	ER	SO	BB	IBB	HBP	BLK	WP	HR	S	P	ERA	WHIP								
Fernando Valenzuela, L ERA: 4.81	1.2	L	12	6	7	7	1	2	0	0	0	0	1	23	45	37.80	4.800								
Kevin McGehee, R ERA: 11.25	4.0		22	7	5	5	0	1	1	1	0	0	1	40	74	11.25	2.000								
Mark Williamson, R ERA: 4.84	1.1		6	2	1	1	0	0	1	0	0	0	0	7	15	6.75	1.500								
John O'Donoghue, L ERA: 7.45	1.0		3	0	0	0	1	0	0	0	0	0	0	9	15	0.00	0.000								
Jim Poole, L ERA: 2.06	1.0		3	0	0	0	0	0	0	0	0	0	0	5	7	0.00	0.000								

Texas Rangers @ Baltimore Orioles
 Oriole Park at Camden Yards, Baltimore, MD
 Mon Aug 23 1993, 7:05 PM EDT
 Att: 46,703 - Unknown - 85 F

AB 38
 R 13
 H 15
 RBI 11
 BB 5
 SO 2
 LOB 9



Batter	1	2	3	4	5	6	7	8	9	AB	R	H	RBI	BB	SO	LOB	BOTTOM									
Harold Reynolds, S OBP: 0.353, SLG: 0.337	1-1 F9	0-0 1B		1-1 B1-3		1-1 P4			0-1 F8	5	0	1	2	0	0	1										
Mark McLemore, S OBP: 0.380, SLG: 0.399	3-2 K	2-H F7		3-1 G6-3			1-1 P4		1-1 F8	5	0	0	0	0	1	3										
Mike Devereaux, R OBP: 0.316, SLG: 0.419	2-3 K		1-1 F8		0-1 G6-3		0-2 L9		1-0 G5-3	5	0	0	0	0	1	0										
Cal Ripken Jr., R OBP: 0.330, SLG: 0.421 Damon Buford, R OBP: 0.325, SLG: 0.397		0-0 P6	2-1 G6-3		1-2 FC5-4 1B		2-3 K			4	0	1	0	0	1	0										
Tim Lincecum, R OBP: 0.381, SLG: 0.417		1-0 E6 1B BB	2-2 G6-3		2-2 FC5-4 1B			1-3 K		4	1	1	0	0	1	0										
David Segui, S OBP: 0.391, SLG: 0.447		1-0 BB 1B		1-1 HR 2B	2-1 FC5-4			0-1 G5-3 E 1B		4	3	3	0	0	0	2										
Jack Voigt, R OBP: 0.406, SLG: 0.512		2-1 BB 1B		2-1 HR	0-1 G1-3			0-0 G5-3		4	2	2	2	0	0	3										
Sherman Obando, R OBP: 0.337, SLG: 0.429		4-0 1B BB		0-0 G1-3		0-2 L8		3-2 E5 FC5-4		3	0	0	1	1	0	0										
Mark Parent, R OBP: 0.304, SLG: 0.524		3-2 P4		0-0 B1-3 1B		0-3 K		0-0 FC5-4		4	0	1	0	0	1	4										
Inning Stats	R: 0 E: 0 K: 2 S: 8	H: 0 LOB: 0 BB: 0 P: 14	R: 3 E: 1 K: 0 S: 11	H: 3 LOB: 1 BB: 1 P: 22	R: 0 E: 0 K: 0 S: 8	H: 0 LOB: 0 BB: 0 P: 13	R: 2 E: 0 K: 0 S: 10	H: 3 LOB: 1 BB: 0 P: 17	R: 0 E: 0 K: 1 S: 8	H: 0 LOB: 0 BB: 0 P: 9	R: 0 E: 0 K: 1 S: 9	H: 0 LOB: 0 BB: 0 P: 12	R: 1 E: 1 K: 1 S: 12	H: 1 LOB: 1 BB: 0 P: 16	R: 0 E: 0 K: 0 S: 5	H: 0 LOB: 0 BB: 0 P: 7	1B: 7 2B: 1 3B: 0 HR: 1	SF: 0 SAC: 0 DP: 0 HBP: 0	WP: 0 PB: 0 SB: 0 CS: 0	PA: 39						
PITCHER	IP	WLS	BF	H	R	ER	SO	BB	IBB	HBP	BLK	WP	HR	S	P	ERA	WHIP									
Kenny Rogers, L ERA: 4.66	8.0	W	36	9	6	2	5	1	0	0	0	0	0	1	79	121	2.25	1.250								
Craig Lefferts, L ERA: 5.91	1.0		3	0	0	0	0	0	0	0	0	0	0	5	7	0.00	0.000									

Texas Rangers @ Baltimore Orioles
 Oriole Park at Camden Yards, Baltimore, MD
 Mon Aug 23 1993, 7:05 PM EDT
 Att: 46,703 - Unknown - 85 F

AB 38
 R 6
 H 9
 RBI 5
 BB 1
 SO 5
 LOB 13



Batter	1	2	3	4	5	6	7	8	9	AB	R	H	RBI	BB	SO	LOB	TOP										
Rod Correia, R OBP: 0.439, SLG: 0.474 (1, 4)										3	0	0	0	1	1	2											
Chad Curtis, R OBP: 0.377, SLG: 0.372 (1, 8)										4	0	1	0	0	3	2											
Tim Salmon, R OBP: 0.369, SLG: 0.524 (1, 9)										4	0	0	0	0	2	1											
Chili Davis, S OBP: 0.326, SLG: 0.420 (1, 10)										3	0	0	0	1	1	0											
Torey Lovullo, S OBP: 0.315, SLG: 0.347 (9, PR)										0	0	0	0	0	0	0											
Eduardo Perez, R OBP: 0.286, SLG: 0.384 (1, 5)										4	0	0	0	0	0	2											
J.T. Snow, L OBP: 0.315, SLG: 0.384 (1, 3)																											
Luis Polonia, L OBP: 0.316, SLG: 0.323 (8, 7)										3	0	1	0	0	0	0											
Stan Javier, S OBP: 0.346, SLG: 0.343 (8, 3)										2	0	0	0	0	0	0											
Gary Disarcina, R OBP: 0.271, SLG: 0.315 (1, 6)										3	0	1	0	0	0	2											
Ron Tingley, R OBP: 0.281, SLG: 0.271 (1, 2)										2	0	1	0	1	0	1											
Inning Stats	R: 0 H: 0 E: 0 K: 3 S: 10	H: 0 R: 0 ER: 0 LOB: 0 P: 17	R: 0 H: 0 E: 0 K: 0 S: 7	H: 1 R: 0 ER: 0 LOB: 0 P: 9	R: 0 H: 0 E: 0 K: 0 S: 5	H: 0 R: 0 ER: 0 LOB: 0 P: 8	R: 0 H: 0 E: 0 K: 1 S: 6	H: 0 R: 0 ER: 0 LOB: 0 P: 9	R: 0 H: 0 E: 0 K: 1 S: 9	H: 0 R: 0 ER: 0 LOB: 0 P: 13	R: 0 H: 1 E: 0 K: 1 S: 12	H: 0 R: 0 ER: 0 LOB: 0 P: 21	R: 0 H: 0 E: 0 K: 1 S: 10	H: 0 R: 0 ER: 0 LOB: 0 P: 14	R: 0 H: 1 E: 0 K: 0 S: 4	H: 1 R: 0 ER: 0 LOB: 1 P: 10	R: 0 H: 1 E: 0 K: 0 S: 8	H: 1 R: 0 ER: 0 LOB: 1 P: 14	1B: 3 2B: 1 3B: 0 HR: 0	SF: 0 SAC: 1 DP: 2 HBP: 0	WP: 0 PB: 0 SB: 0 CS: 0	PA: 32					
PITCHER	IP	WLS	BF	H	R	ER	SO	BB	IBB	HBP	BLK	WP	HR	S	P	ERA	WHIP										
Jamie Moyer, L ERA: 3.75 (1, 1)	8.0	W	28	3	0	0	7	2	0	0	0	0	0	63	101	0.00	0.625										
Alan Mills, R ERA: 3.6 (9, 1)	1.0	S	4	1	0	0	0	1	0	0	0	0	0	8	14	0.00	2.000										

California Angels @ Baltimore Orioles
Oriole Park at Camden Yards, Baltimore, MD
Tue Aug 24 1993, 7:05 PM EDT
Att: 46,284 - Unknown - 89 F

AB 28
R 0
H 4
RBI 0
BB 3
SO 7
LOB 10



Batter	1	2	3	4	5	6	7	8	9	AB	R	H	RBI	BB	SO	LOB	BOTTOM										
Brady Anderson, L OBP: 0.352, SLG: 0.418 (1, 7)										3	1	1	0	1	2	1											
Harold Reynolds, S OBP: 0.352, SLG: 0.334 (1, 4)										3	0	0	0	0	1	1											
Mike Devereaux, R OBP: 0.316, SLG: 0.417 (1, 8)										2	0	0	0	1	1	0											
Harold Baines, L OBP: 0.385, SLG: 0.461 (1, 10)										3	0	0	0	0	2	2											
Cal Ripken Jr., R OBP: 0.330, SLG: 0.421 (1, 6)										3	0	1	1	0	0	0											
Chris Hoiles, R OBP: 0.399, SLG: 0.547 (1, 2)										3	0	0	0	0	2	2											
David Segui, S OBP: 0.368, SLG: 0.443 (1, 3)										3	0	0	0	0	1	0											
Tim Lulett, R OBP: 0.376, SLG: 0.411 (1, 5)										3	0	0	0	0	0	0											
Jack Voigt, R OBP: 0.404, SLG: 0.500 (1, 9)										2	0	0	0	1	1	0											
Inning Stats	R: 1 H: 1 E: 0 K: 3 S: 19	H: 1 R: 0 ER: 0 LOB: 1 P: 34	R: 0 H: 0 E: 0 K: 2 S: 11	H: 0 R: 0 ER: 0 LOB: 0 P: 18	R: 0 H: 0 E: 0 K: 0 S: 7	H: 0 R: 0 ER: 0 LOB: 0 P: 10	R: 0 H: 0 E: 0 K: 1 S: 6	H: 0 R: 0 ER: 0 LOB: 0 P: 10	R: 0 H: 1 E: 0 K: 0 S: 5	H: 0 R: 0 ER: 0 LOB: 0 P: 8	R: 0 H: 0 E: 0 K: 2 S: 10	H: 0 R: 0 ER: 0 LOB: 0 P: 15	R: 0 H: 0 E: 0 K: 0 S: 9	H: 0 R: 0 ER: 0 LOB: 0 P: 12	R: 0 H: 0 E: 0 K: 2 S: 7	H: 0 R: 0 ER: 0 LOB: 0 P: 13	R: 0 H: 0 E: 0 K: 0 S: 8	H: 0 R: 0 ER: 0 LOB: 0 P: 13	1B: 2 2B: 0 3B: 0 HR: 0	SF: 0 SAC: 0 DP: 0 HBP: 0	WP: 1 PB: 0 SB: 0 CS: 1	PA: 29					
PITCHER	IP	WLS	BF	H	R	ER	SO	BB	IBB	HBP	BLK	WP	HR	S	P	ERA	WHIP										
Chuck Finley, L ERA: 3.13 (1, 1)	8.0	L	28	2	1	1	10	3	0	0	0	1	0	74	120	1.12	0.625										

California Angels @ Baltimore Orioles
Oriole Park at Camden Yards, Baltimore, MD
Tue Aug 24 1993, 7:05 PM EDT
Att: 46,284 - Unknown - 89 F

AB 25
R 1
H 2
RBI 1
BB 3
SO 10
LOB 6



Batter	1	2	3	4	5	6	7	8	9	AB	R	H	RBI	BB	SO	LOB	TOP										
Luis Polonia, L (1, 7) OBP: 0.318, SLG: 0.324	1-1 G6-4-3 1B		2-2 FC4-6 1B			3-2 SH5-3 2B 1B		1-0 L8		4	2	2	0	0	0	1											
Chad Curtis, R (1, 8) OBP: 0.377, SLG: 0.372	1-2 G6-4-3 1-2f		2-2 FC6-4 1B			0-0 SH5-3 1-2		0-1 L7		3	0	1	1	0	0	1											
Tim Salmon, R (1, 9) OBP: 0.370, SLG: 0.525	3-3 K		1-0 FC6-4 1-2f			1-0 2H 2B		4-1 BB		3	0	1	1	1	1	1											
Chili Davis, S (1, 10) OBP: 0.323, SLG: 0.416		1-0 G4-3				2-3 K		0-3 K		4	0	0	0	0	2	1											
J.T. Snow, L (1, 3) OBP: 0.317, SLG: 0.384		2-0 1B				1-2 L5		2-2 F9		3	0	1	0	1	0	0											
Eduardo Perez, R (1, 5) OBP: 0.275, SLG: 0.369		1-0 F8				1-3 K		0-1 FC3-6 BB		4	0	0	0	0	2	2											
Kurt Stillwell, S (1, 4) OBP: 0.280, SLG: 0.266		0-2 G4-3				2-0 L9		1-0 E 1B		4	0	1	0	0	0	2											
Gary Disarcina, R (1, 6) OBP: 0.272, SLG: 0.313			4-1 FC6-4 BB			1-0 P9		0-1 E4 FC6-4		2	0	0	0	1	0	1											
Ron Tingley, R (1, 2) OBP: 0.273, SLG: 0.261			2-2 FC6-4 FC4-6 1-2f			3-2 G4-3		3-1 FC6-4		3	0	0	0	0	0	3											
Inning Stats	R: 0 E: 0 K: 1 S: 8	H: 1 LOB: 0 BB: 0 P: 13	R: 0 E: 0 K: 0 S: 7	H: 1 LOB: 1 BB: 0 P: 11	R: 1 E: 0 K: 0 S: 12	H: 1 LOB: 1 BB: 1 P: 23	R: 0 E: 0 K: 1 S: 9	H: 0 LOB: 0 BB: 0 P: 11	R: 0 E: 0 K: 0 S: 5	H: 0 LOB: 0 BB: 0 P: 11	R: 1 E: 0 K: 1 S: 8	H: 2 LOB: 2 BB: 0 P: 14	R: 0 E: 0 K: 1 S: 11	H: 1 LOB: 2 BB: 0 P: 18	R: 0 E: 0 K: 0 S: 7	H: 0 LOB: 1 BB: 1 P: 12	R: 0 E: 0 K: 0 S: 4	H: 0 LOB: 0 BB: 1 P: 8	1B: 5 2B: 1 3B: 0 HR: 0	SF: 0 SAC: 1 DP: 2 HBP: 0	WP: 0 PB: 0 SB: 1 CS: 0	PA: 34					
PITCHER	IP	WLS	BF	H	R	ER	SO	BB	IBB	HBP	BLK	WP	HR	S	P	ERA	WHIP										
35 Mike Mussina, R (1, 1) ERA: 4.33	8.0	L	31	6	2	2	5	2	0	0	0	0	0	67	113	2.25	1.000										
Todd Frohwrth, R (9, 1) ERA: 3.67	1.0	S	3	0	0	0	0	1	0	0	0	0	0	4	8	0.00	1.000										

California Angels @ Baltimore Orioles
Oriole Park at Camden Yards, Baltimore, MD

AB 30
R 2
H 6
RBI 2
BB 3
SO 5
LOB 12



Wed Aug 25 1993, 7:05 PM EDT
Att: 46,624 - Unknown - 93 F

Batter	1	2	3	4	5	6	7	8	9	AB	R	H	RBI	BB	SO	LOB	BOTTOM										
Harold Reynolds, S (1, 4) OBP: 0.349, SLG: 0.332	0-1 L5		4-1 CS BB			1-1 G6-3		2-2 G1-3		3	0	0	0	1	0	0											
Mark McLemore, S (1, 9) OBP: 0.357, SLG: 0.395	3-2 F9		0-1 CS 1-2		2-3 K	0-0 G5-3		3-3 K		4	0	0	0	0	2	0											
Mike Devereaux, R (1, 8) OBP: 0.318, SLG: 0.415	1-3 K				4-1 BB	0-1 F9		4-2 1B BB		2	0	0	0	2	1	0											
Cal Ripken Jr., R (1, 6) OBP: 0.329, SLG: 0.419		1-0 F9			0-3 K	2-2 E FC1 G6-3 1B		0-0 F8		4	1	1	0	0	1	2											
Chris Hoiles, R (1, 2) OBP: 0.398, SLG: 0.543		2-0 P6			1-2 F7	0-0 FC1 G6-3		2-1 1B		4	0	1	0	0	0	2											
Damon Buford, R (9, PR) OBP: 0.325, SLG: 0.397						1-3 1B		1-3 1B		0	0	0	0	0	0	0											
David Segui, S (1, 3) OBP: 0.387, SLG: 0.439		4-0 BB				1-1 F9		2-2 G6-3 1-2f		3	0	0	0	1	1	3											
Tim Hulett, R (1, 5) OBP: 0.371, SLG: 0.405		1-0 F8				1-3 K		2-2 F7		3	0	0	0	0	1	1											
Jack Voigt, R (1, 7) OBP: 0.393, SLG: 0.484			3-3 K			3-2 E6		0-3 K		3	0	0	0	0	2	0											
Sherman Obando, R (1, 10) OBP: 0.326, SLG: 0.414			1-3 K			1-3 K		2-3 K		3	0	0	0	0	3	1											
Inning Stats	R: 0 E: 0 K: 1 S: 10	H: 0 LOB: 0 BB: 0 P: 14	R: 0 E: 0 K: 0 S: 3	H: 0 LOB: 1 BB: 1 P: 11	R: 0 E: 0 K: 2 S: 9	H: 0 LOB: 0 BB: 1 P: 17	R: 0 E: 0 K: 2 S: 11	H: 0 LOB: 1 BB: 1 P: 18	R: 0 E: 0 K: 2 S: 12	H: 0 LOB: 1 BB: 0 P: 18	R: 0 E: 0 K: 0 S: 5	H: 0 LOB: 0 BB: 0 P: 6	R: 1 E: 1 K: 0 S: 11	H: 1 LOB: 0 BB: 0 P: 17	R: 0 E: 0 K: 2 S: 10	H: 0 LOB: 0 BB: 0 P: 14	R: 0 E: 0 K: 2 S: 13	H: 1 LOB: 2 BB: 1 P: 23	1B: 2 2B: 0 3B: 0 HR: 0	SF: 0 SAC: 0 DP: 1 HBP: 0	WP: 0 PB: 0 SB: 0 CS: 1	PA: 34					
PITCHER	IP	WLS	BF	H	R	ER	SO	BB	IBB	HBP	BLK	WP	HR	S	P	ERA	WHIP										
Mark Langston, L (1, 1) ERA: 2.87	8.0	W	28	1	1	0	9	3	0	0	0	0	0	71	115	0.00	0.500										
Mike Butcher, R (9, 1) ERA: 3.04	1.0	S	5	1	0	0	2	1	0	0	0	0	0	13	23	0.00	2.000										

California Angels @ Baltimore Orioles
Oriole Park at Camden Yards, Baltimore, MD

AB 29
R 1
H 2
RBI 0
BB 4
SO 11
LOB 9




Wed Aug 25 1993, 7:05 PM EDT
Att: 46,624 - Unknown - 93 F

Batter	1	2	3	4	5	6	7	8	9	AB	R	H	RBI	BB	SO	LOB	TOP																					
Luis Polonia, L OBP: 0.319, SLG: 0.327	G3		2B	1B		FC4-6			L7	5	1	2	1	0	0	1																						
Chad Curtis, R OBP: 0.379, SLG: 0.377	CS		2B	1B		G5-3			F8	5	0	3	2	0	0	1																						
Tim Salmon, R OBP: 0.369, SLG: 0.520	K		L8	G3			G1-6-3 HBP		L9	4	0	0	0	0	1	4																						
Chili Davis, S OBP: 0.323, SLG: 0.414		G1-3		IBB		F9			G1-6-3	3	0	0	0	1	0	1																						
J.T. Snow, L OBP: 0.316, SLG: 0.382	E		K			P5			K	4	0	1	0	0	2	2																						
Eduardo Perez, R OBP: 0.283, SLG: 0.402	K				G4-6-3 1B				P5	4	2	2	1	0	1	1																						
Greg Myers, L OBP: 0.307, SLG: 0.369										1	0	0	0	3	1	0																						
Torey Lovullo, S OBP: 0.315, SLG: 0.347	S				G4-6-3 BB					0	0	0	0	0	0	0																						
Kurt Stillwell, S OBP: 0.274, SLG: 0.259	G3-1				G4-6-3				L8	4	0	0	0	0	0	5																						
Gary Disarcina, R OBP: 0.273, SLG: 0.313									L9	1	1	0	0	0	0	0																						
Rod Correia, R OBP: 0.452, SLG: 0.487									L9	1	0	1	0	0	0	0																						
Stan Javier, S OBP: 0.344, SLG: 0.341										1	0	0	0	0	0	1																						
Ron Tingley, R OBP: 0.273, SLG: 0.261										0	0	0	0	0	0	0																						
Inning Stats	R: 0 E: 0 K: 1 S: 7	H: 1 LOB: 1 BB: 0 P: 10	R: 0 E: 1 K: 1 S: 9	H: 1 LOB: 2 BB: 1 P: 19	R: 1 E: 0 K: 1 S: 12	H: 2 LOB: 2 BB: 1 P: 22	R: 2 E: 0 K: 0 S: 12	H: 3 LOB: 2 BB: 1 P: 25	R: 1 E: 0 K: 1 S: 8	H: 1 LOB: 0 BB: 0 P: 14	R: 0 E: 0 K: 1 S: 6	H: 0 LOB: 0 BB: 0 P: 12	R: 0 E: 0 K: 0 S: 8	H: 0 LOB: 1 BB: 1 P: 14	R: 0 E: 0 K: 0 S: 7	H: 0 LOB: 0 BB: 0 P: 9	1B: 6 2B: 3 3B: 0 HR: 1	SF: 0 SAC: 0 DP: 3 HBP: 2	WP: 0 PB: 0 SB: 3 CS: 1	PA: 39																		
PITCHER	IP	WLS	BF	H	R	ER	SO	BB	IBB	HBP	BLK	WP	HR	S	P	ERA	WHIP	PITCHER				IP	WLS	BF	H	R	ER	SO	BB	IBB	HBP	BLK	WP	HR	S	P	ERA	WHIP
Ben McDonald, R ERA: 3.49	(1, 1)	7.0	32	9	4	4	5	2	1	2	0	0	1	68	126	5.14	1.571																					
Mark Williamson, R ERA: 4.73	(8, 1)	1.0	W	4	0	0	0	1	0	0	0	0	0	8	14	0.00	1.000																					
Jim Poole, L ERA: 2.01	(9, 1)	1.0		3	0	0	0	0	0	0	0	0	0	7	9	0.00	0.000																					

California Angels @ Baltimore Orioles
Oriole Park at Camden Yards, Baltimore, MD

Thu Aug 26 1993, 3:33 AM EDT
Att: 46,219 - Sunny - 95 F

AB 33
R 4
H 9
RBI 4
BB 4
SO 5
LOB 16



Batter	1	2	3	4	5	6	7	8	9	AB	R	H	RBI	BB	SO	LOB	BOTTOM																					
Brady Anderson, L OBP: 0.355, SLG: 0.418	F7	1B		G6-4-3 BB			G4-3	WP	1B	3	1	1	0	2	0	0																						
Mark McLemore, S OBP: 0.382, SLG: 0.402	E	BB		G6-4-3			G1-4-3 HR	2B	WP	5	2	4	3	0	0	2																						
Mike Devereaux, R OBP: 0.316, SLG: 0.415	L9	L8			L6		G1-4-3			5	0	1	1	0	0	4																						
Harold Baines, L OBP: 0.388, SLG: 0.470	E			K		P4				3	1	1	2	2	1	0																						
Damon Buford, R OBP: 0.325, SLG: 0.397	BB						HR		IBB	0	0	0	0	0	0	0																						
Cal Ripken Jr., R OBP: 0.326, SLG: 0.416	E4			L4		P4			SF9	4	0	0	1	0	1	2																						
Mike Pagliaro, L OBP: 0.350, SLG: 0.438	F7						G4-3			4	2	1	1	1	0	5																						
Chris Hoiles, R OBP: 0.400, SLG: 0.543				F9					SH1-4	2	0	1	0	1	0	0																						
David Segui, S OBP: 0.388, SLG: 0.440		FC3-6				F7				4	2	2	0	0	0	2																						
Harold Reynolds, S OBP: 0.347, SLG: 0.329										3	0	0	0	0	0	3																						
Jack Voigt, R OBP: 0.398, SLG: 0.489										1	1	1	1	0	0	0																						
Inning Stats	R: 0 E: 1 K: 0 S: 9	H: 3 LOB: 3 BB: 1 P: 17	R: 1 E: 0 K: 0 S: 10	H: 3 LOB: 0 BB: 0 P: 16	R: 1 E: 0 K: 1 S: 9	H: 1 LOB: 0 BB: 0 P: 14	R: 0 E: 0 K: 0 S: 7	H: 1 LOB: 1 BB: 1 P: 15	R: 0 E: 0 K: 0 S: 3	H: 0 LOB: 0 BB: 0 P: 6	R: 0 E: 0 K: 0 S: 5	H: 0 LOB: 1 BB: 1 P: 11	R: 2 E: 0 K: 1 S: 13	H: 2 LOB: 0 BB: 0 P: 20	R: 5 E: 0 K: 0 S: 12	H: 4 LOB: 2 BB: 3 P: 32	1B: 8 2B: 2 3B: 0 HR: 2	SF: 1 SAC: 1 DP: 1 HBP: 0	WP: 1 PB: 0 SB: 0 CS: 0	PA: 42																		
PITCHER	IP	WLS	BF	H	R	ER	SO	BB	IBB	HBP	BLK	WP	HR	S	P	ERA	WHIP	PITCHER				IP	WLS	BF	H	R	ER	SO	BB	IBB	HBP	BLK	WP	HR	S	P	ERA	WHIP
Phil Leftwich, R ERA: 3.43	(1, 1)	6.2		7	3	3	1	3	0	0	0	0	1	1	2	4.05	1.500																					
Ken Patterson, L ERA: 4.65	(7, 1)	0.0		1	1	1	0	0	0	0	0	0	1	1	2	∞	∞																					
Gene Nelson, R ERA: 2.98	(7, 1)	0.2	L	3	0	1	1	1	0	0	0	0	0	7	11	13.50	1.500																					
Steve Frey, L ERA: 3.12	(8, 1)	0.0		4	3	2	2	0	1	0	0	0	0	4	10	∞	∞																					
Joe Grahe, R ERA: 3.48	(8, 1)	0.2		4	1	2	2	0	0	1	0	0	4	14	27.00	1.500																						

California Angels @ Baltimore Orioles
Oriole Park at Camden Yards, Baltimore, MD

Thu Aug 26 1993, 3:33 AM EDT
Att: 46,219 - Sunny - 95 F

AB 34
R 9
H 12
RBI 9
BB 6
SO 2
LOB 18



Batter	1	2	3	4	5	6	7	8	9	AB	R	H	RBI	BB	SO	LOB	TOP								
Brady Anderson, L (1, 7) OBP: 0.356, SLG: 0.416	4-0 1B BB SF8 BB		1-3 K		1-1 G3-1			4-1 G5-3 BB		2	1	0	0	2	1	0									
Mark McLemore, S (1, 9) OBP: 0.359, SLG: 0.398	1-3 K		0-1 G5-3		2-0 G4-3			3-0 G5-3		4	0	0	0	0	1	2									
Mike Devereaux, R (1, 8) OBP: 0.316, SLG: 0.412	4-2 SF8 1B 1-2 BB		2-2 G6-3			2-2 G1-3		3-1 P4		3	0	0	0	1	0	1									
Cal Ripken Jr., R (1, 6) OBP: 0.329, SLG: 0.431	0-0 1-2 2-3 1B			2-1 HR		0-0 P3		1-2 HR		4	2	3	2	0	0	0									
Chris Hoiles, R (1, 2) OBP: 0.396, SLG: 0.538	2-0 SF8		1-3 K		2-2 F9			2-2 P5		3	0	0	1	0	1	0									
David Segui, S (1, 3) OBP: 0.384, SLG: 0.435	0-1 G1-3		0-3 K			2-0 P3		1-3 K		4	0	0	0	0	2	2									
Tim Hulett, R (1, 5) OBP: 0.367, SLG: 0.400		0-1 P2		3-3 K		0-1 G1-3		1-3 K		3	0	0	0	0	1	0									
Mike Pagliarulo, L (0, PH) OBP: 0.349, SLG: 0.436										1	0	0	0	0	1	0									
Jack Voigt, R (1, 10) OBP: 0.396, SLG: 0.516		3-2 P3			1-0 HR		2-1 P3			3	1	1	1	0	0	0									
Harold Reynolds, S (1, 4) OBP: 0.345, SLG: 0.327		1-1 F8			0-0 P3			2-1 G6-3		3	0	0	0	0	0	0									
Inning Stats	R: 1 E: 0 K: 1 S: 9	H: 1 LOB: 2 BB: 2 P: 20	R: 0 E: 0 K: 0 S: 7	H: 0 LOB: 0 BB: 0 P: 11	R: 0 E: 0 K: 1 S: 8	H: 0 LOB: 0 BB: 0 P: 11	R: 1 E: 0 K: 3 S: 11	H: 1 LOB: 0 BB: 0 P: 17	R: 1 E: 0 K: 0 S: 5	H: 1 LOB: 0 BB: 0 P: 9	R: 0 E: 0 K: 0 S: 10	H: 0 LOB: 0 BB: 0 P: 14	R: 0 E: 0 K: 0 S: 5	H: 0 LOB: 0 BB: 0 P: 9	R: 0 E: 0 K: 0 S: 6	H: 0 LOB: 1 BB: 1 P: 18	R: 1 E: 0 K: 2 S: 13	H: 1 LOB: 0 BB: 0 P: 18	1B: 1 2B: 0 3B: 0 HR: 3	SF: 1 SAC: 0 DP: 0 HBP: 0	WP: 0 PB: 0 SB: 0 CS: 0	PA: 34			
PITCHER	IP	WLS	BF	H	R	ER	SO	BB	IBB	HBP	BLK	WP	HR	S	P	ERA	WHIP								
Kenny Rogers, L (1, 1) ERA: 4.61	7.2	W	29	3	3	3	5	3	0	0	0	0	2	59	104	3.52	0.783								
Cris Carpenter, R (8, 1) ERA: 3.07	0.1		1	0	0	0	0	0	0	0	0	0	0	2	5	0.00	0.000								
Tom Henke, R (9, 1) ERA: 2.9	1.0	S	4	1	1	1	2	0	0	0	0	0	1	13	18	9.00	1.000								

Baltimore Orioles @ Texas Rangers
Arlington Stadium, Arlington, TX
Fri Aug 27 1993, 8:05 PM EDT
Att: 25,673 - Unknown - 94 F

AB 30
R 4
H 4
RBI 4
BB 3
SO 7
LOB 5



Batter	1	2	3	4	5	6	7	8	9	AB	R	H	RBI	BB	SO	LOB	BOTTOM								
Gary Redus, R (1, 9) OBP: 0.340, SLG: 0.486	2-1 SF8 3B		3-2 G6-3			4-1 FC5-2 1B 1-2 2B BB	4-0 FC1-2 E			2	3	1	0	2	0	1									
Ivan Rodriguez, R (1, 2) OBP: 0.331, SLG: 0.447	1-1 SF8		0-1 F8			1-0 P2	0-0 FC1-2 E			3	0	0	1	0	0	6									
Rafael Palmeiro, L (1, 3) OBP: 0.372, SLG: 0.579	2-0 3-H G4-6-3 1B			1-0 P6		1-1 FC5-2 2B 1B	1-1 E1			4	1	2	0	0	0	1									
Juan Gonzalez, R (1, 7) OBP: 0.372, SLG: 0.619	3-0 G4-6-3			1-1 F9		2-2 FC5-2 2B	2-2 IBB			3	0	0	0	1	0	4									
Julio Franco, R (1, 10) OBP: 0.361, SLG: 0.439		1-3 K		1-0 L6		0-0 2B	1-3 K			4	0	1	2	0	2	3									
Dean Palmer, R (1, 5) OBP: 0.317, SLG: 0.498		3-3 K		1-1 L7		3-2 F9		4-2 CS BB		3	0	0	0	1	1	2									
Doug Strange, S (1, 4) OBP: 0.307, SLG: 0.343		0-0 F9		2-2 G5-3			0-0 SH2-4 FC1-2 1B	0-3 K		4	0	1	0	0	1	1									
Donald Harris, R (1, 8) OBP: 0.288, SLG: 0.340			1-1 G6-3 SH1-4 1B		0-3 K		3-2 FC1-2 SH2-4 E 1B	2-3 K		2	0	1	0	0	1	0									
David Hulst, L (7, PH) OBP: 0.332, SLG: 0.370										2	1	1	0	0	1	1									
Manuel Lee, S (1, 6) OBP: 0.254, SLG: 0.185			0-1 SH1-4			4-0 1B FC5-2 BB	0-0 SH2-4			0	0	0	0	1	0	0									
Inning Stats	R: 1 E: 0 K: 0 S: 6	H: 2 LOB: 0 BB: 0 P: 14	R: 0 E: 0 K: 2 S: 9	H: 0 LOB: 0 BB: 0 P: 13	R: 0 E: 0 K: 0 S: 4	H: 0 LOB: 0 BB: 0 P: 7	R: 0 E: 0 K: 1 S: 9	H: 0 LOB: 0 BB: 0 P: 12	R: 2 E: 0 K: 0 S: 11	H: 2 LOB: 3 BB: 2 P: 26	R: 2 E: 1 K: 1 S: 12	H: 2 LOB: 3 BB: 2 P: 25	R: 0 E: 0 K: 2 S: 8	H: 0 LOB: 0 BB: 1 P: 14	1B: 5 2B: 1 3B: 1 HR: 0	SF: 1 SAC: 2 DP: 1 HBP: 0	WP: 0 PB: 0 SB: 0 CS: 1	PA: 35							
PITCHER	IP	WLS	BF	H	R	ER	SO	BB	IBB	HBP	BLK	WP	HR	S	P	ERA	WHIP								
Arthur Rhodes, L (1, 1) ERA: 6.54	5.1		21	4	3	3	3	2	0	0	0	0	0	15	27	0.00	2.250								
Todd Frothing, R (6, 1) ERA: 3.61	1.1	L	8	3	2	0	0	0	1	0	0	0	0	1	2	∞	∞								
John O'Donoghue, L (7, 1) ERA: 7.45	0.0		1	0	0	0	0	0	0	0	0	0	0	1	2	∞	∞								
Mark Williamson, R (7, 1) ERA: 4.7	1.1		5	0	0	0	3	1	1	0	0	0	0	11	22	0.00	0.750								

Baltimore Orioles @ Texas Rangers
Arlington Stadium, Arlington, TX
Fri Aug 27 1993, 8:05 PM EDT
Att: 25,673 - Unknown - 94 F

AB 27
R 5
H 7
RBI 3
BB 5
SO 6
LOB 19



Batter	1	2	3	4	5	6	7	8	9	AB	R	H	RBI	BB	SO	LOB	TOP	
Brady Anderson, L (1, 8) OBP: 0.353, SLG: 0.412	F9		F8		G4-3		F8			4	0	0	0	0	0	1	Baltimore Orioles @ Texas Rangers Arlington Stadium, Arlington, TX Sat Aug 28 1993, 8:05 PM EDT Att: 37,008 - Unknown - 93 F	
Mark McLemore, S (1, 9) OBP: 0.358, SLG: 0.397	P6		G4-3			1B		G6-3		4	1	1	0	0	0	1		
Cal Ripken Jr., R (1, 6) OBP: 0.329, SLG: 0.429	G6-3			F8		1B		F7		4	0	1	0	0	0	0		
Harold Baines, L (1, 10) OBP: 0.386, SLG: 0.467		G4-3		F7		1B		G1-3		4	0	1	1	0	0	0		
Chris Hoiles, R (1, 2) OBP: 0.397, SLG: 0.536		E9		2B	BB	L6		L4-3	1B	3	0	1	0	1	0	2		
Mike Pagliarulo, L (1, 5) OBP: 0.348, SLG: 0.439		F7		1-3	2B	K		L4-3	1B	3	0	1	0	0	1	3		
Damon Buford, R (9, PH) OBP: 0.321, SLG: 0.391										1	0	0	0	0	0	1		
David Segui, S (1, 3) OBP: 0.380, SLG: 0.430		G6-3			P7	G3			K	4	0	0	0	0	1	5		
Jack Voigt, R (1, 7) OBP: 0.395, SLG: 0.505				FC4-6	BB	L6			K	2	0	0	0	1	1	0		
Harold Reynolds, S (1, 4) OBP: 0.343, SLG: 0.324			FC4-6		L9		G6-3			3	0	0	0	0	0	1		
Inning Stats	R: 0 E: 0 K: 0 S: 8	H: 0 LOB: 0 BB: 0 P: 12	R: 0 E: 1 K: 0 S: 6	H: 0 LOB: 1 BB: 1 P: 11	R: 0 E: 0 K: 0 S: 8	H: 1 LOB: 2 BB: 1 P: 15	R: 0 E: 0 K: 0 S: 10	H: 0 LOB: 0 BB: 0 P: 9	R: 1 E: 0 K: 1 S: 14	H: 3 LOB: 2 BB: 0 P: 19	R: 0 E: 0 K: 1 S: 7	H: 0 LOB: 0 BB: 0 P: 13	R: 0 E: 0 K: 1 S: 8	H: 1 LOB: 0 BB: 0 P: 11	1B: 4 2B: 2 3B: 0 HR: 0	SF: 0 SAC: 0 DP: 1 HBP: 0	WP: 0 PA: 34 PB: 0 SB: 0 CS: 0	
PITCHER	IP	WLS	BF	H	R	ER	SO	BB	IBB	HBP	BLK	WP	HR	S	P	ERA	WHIP	
Roger Pavlik, R (1, 1) ERA: 3.83	8.0	W	31	4	1	1	2	2	0	0	0	0	0	65	104	1.12	0.750	
Bob Patterson, L (9, 1) ERA: 4.6	1.0		3	1	0	0	1	0	0	0	0	0	0	8	11	0.00	1.000	

Batter	1	2	3	4	5	6	7	8	9	AB	R	H	RBI	BB	SO	LOB	BOTTOM	
David Hulse, L (1, 8) OBP: 0.331, SLG: 0.369	G3-1			G3-1		K		G6-3		1	0	0	0	0	0	0	Baltimore Orioles @ Texas Rangers Arlington Stadium, Arlington, TX Sat Aug 28 1993, 8:05 PM EDT Att: 37,008 - Unknown - 93 F	
Donald Harris, R (2, 8) OBP: 0.268, SLG: 0.314		G4-3								4	0	0	0	0	1	1		
Gary Redus, R (1, 9) OBP: 0.347, SLG: 0.492	G6-3			F9						4	1	2	1	1	0	0		
Rafael Palmeiro, L (1, 3) OBP: 0.375, SLG: 0.581	HR		G6-3							4	2	2	1	0	1	2		
Juan Gonzalez, R (1, 7) OBP: 0.376, SLG: 0.640										4	3	3	5	0	1	1		
Julio Franco, R (1, 10) OBP: 0.360, SLG: 0.440				F7						4	0	1	0	0	0	1		
Ivan Rodriguez, R (1, 2) OBP: 0.330, SLG: 0.444					L9					3	1	0	0	1	0	2		
Dean Palmer, R (1, 5) OBP: 0.318, SLG: 0.505										4	2	2	1	0	1	1		
Doug Strange, S (1, 4) OBP: 0.308, SLG: 0.351										2	1	1	1	0	1	0		
Jeff Huson, L (7, PH) OBP: 0.125, SLG: 0.226										1	0	0	0	0	0	1		
Manuel Lee, S (1, 6) OBP: 0.254, SLG: 0.188										4	1	1	1	0	1	0		
Inning Stats	R: 2 E: 0 K: 0 S: 11	H: 2 LOB: 0 BB: 0 P: 18	R: 3 E: 0 K: 0 S: 17	H: 3 LOB: 1 BB: 1 P: 29	R: 1 E: 0 K: 0 S: 10	H: 1 LOB: 0 BB: 0 P: 14	R: 1 E: 0 K: 0 S: 9	H: 1 LOB: 0 BB: 0 P: 15	R: 1 E: 0 K: 3 S: 18	H: 1 LOB: 0 BB: 0 P: 26	R: 3 E: 0 K: 1 S: 17	H: 4 LOB: 1 BB: 0 P: 25	R: 0 E: 0 K: 1 S: 7	H: 0 LOB: 1 BB: 1 P: 13	1B: 4 2B: 3 3B: 0 HR: 5	SF: 0 SAC: 1 DP: 0 HBP: 1	WP: 1 PA: 39 PB: 0 SB: 1 CS: 0	
PITCHER	IP	WLS	BF	H	R	ER	SO	BB	IBB	HBP	BLK	WP	HR	S	P	ERA	WHIP	
Fernando Valenzuela, L (1, 1) ERA: 4.88	2.0	L	12	5	5	5	0	1	0	0	0	0	0	28	47	22.50	3.000	
Kevin McGehee, R (3, 1) ERA: 12.38	4.0		20	7	6	6	4	0	0	1	0	0	4	56	84	13.50	1.750	
Todd Frohworth, R (7, 1) ERA: 0.56	1.0		3	0	0	0	1	0	0	0	0	0	0	7	10	0.00	0.000	
John O'Donoghue, L (8, 1) ERA: 6.75	1.0		4	0	0	0	1	1	0	0	0	0	0	7	13	0.00	1.000	

AB	32
R	1
H	5
RBI	1
BB	2
SO	3
LOB	14



AB	35
R	11
H	12
RBI	10
BB	2
SO	6
LOB	9



Batter	1	2	3	4	5	6	7	8	9	AB	R	H	RBI	BB	SO	LOB	TOP								
Brady Anderson, L (1, 7) OBP: 0.357, SLG: 0.417	4-0 BB G4-6-3		4-1 BB S		0-0 2B SH1-4 WP		1-0 1B G4-3	1-1 2 SF7		2	2	2	1	2	0	0									
Mark McLemore, S (1, 4) OBP: 0.397, SLG: 0.395	1-1 G4-6-3		4-2 BB S		0-0 2-3 SH1-4		1-1 G4-3	2-2 3 G3		3	0	0	0	1	0	3									
Mike Devereaux, R (1, 8) OBP: 0.313, SLG: 0.408	0-1 G4-3		3-3 BB K		2-2 G1-3		1-2 G5-3		1-1 P4	5	0	0	0	0	1	4									
Cal Ripken Jr., R (1, 6) OBP: 0.329, SLG: 0.434		0-0 HR		2-1 G1-3	1-2 3 G6-3		4-0 1B IBB		1-1 P3	4	1	1	1	1	0	0									
Tim Lincecum, R (1, 5) OBP: 0.368, SLG: 0.400	2-1 P3		1-0 1B E7		0-1 G1-3		0-2 1B		1-1 G4-3	5	1	2	1	0	0	0									
David Segui, S (1, 3) OBP: 0.379, SLG: 0.428	2-3 K		2-0 1B WP		1-0 P2		1-2 F7			4	0	1	1	0	1	2									
Jack Voigt, R (1, 9) OBP: 0.307, SLG: 0.510	1-1 L9		1-2 1B WP		4-2 BB		0-0 1B SF7			3	1	2	0	1	0	0									
Sherman Obando, R (1, 10) OBP: 0.319, SLG: 0.404			1-0 G3-1		2-2 G6-3		0-1 G4-3		3-1 1B SF7	2	0	0	0	0	0	2									
Harold Baines, L (6, PH) OBP: 0.467, SLG: 0.467			1-2 2-3 K		1-2 2-3 K				1-3 1B	2	0	1	0	0	0	1									
Mark Parent, R (1, 2) OBP: 0.300, SLG: 0.565			1-2 F7		2-3 K				0-2 F9	4	1	1	1	0	1	4									
Inning Stats	R: 0 E: 0 K: 0 S: 4	H: 0 LOB: 0 BB: 1 P: 9	R: 1 E: 0 K: 1 S: 8	H: 1 LOB: 0 BB: 0 P: 13	R: 0 E: 0 K: 1 S: 11	H: 0 LOB: 2 BB: 2 P: 24	R: 1 E: 1 K: 1 S: 13	H: 3 LOB: 2 BB: 0 P: 23	R: 1 E: 0 K: 0 S: 9	H: 1 LOB: 0 BB: 0 P: 12	R: 0 E: 0 K: 0 S: 7	H: 0 LOB: 1 BB: 1 P: 12	R: 2 E: 0 K: 0 S: 16	H: 3 LOB: 2 BB: 1 P: 27	R: 1 E: 0 K: 0 S: 11	H: 2 LOB: 1 BB: 0 P: 17	R: 0 E: 0 K: 0 S: 6	H: 0 LOB: 0 BB: 0 P: 9	1B: 7 2B: 1 3B: 0 HR: 2	SF: 1 SAC: 1 DP: 1 HBP: 0	WP: 2 PB: 0 SB: 1 CS: 0	PA: 41			
PITCHER	IP	WLS	BF	H	R	ER	SO	BB	IBB	HBP	BLK	WP	HR	S	P	ERA	WHIP								
Brian Bohannon, L (1, 1) ERA: 3.78	4.2	L	21	5	3	3	3	3	0	0	0	1	1	42	77	5.79	1.714								
Steve Dreyer, R (5, 1) ERA: 6.0	1.2		8	2	2	2	0	1	0	0	0	1	1	15	26	10.80	1.800								
Matt Whiteside, R (7, 1) ERA: 3.53	1.2		9	3	1	1	0	0	1	0	0	0	0	22	34	5.40	1.800								
Craig Lefferts, L (9, 1) ERA: 5.83	1.0		3	0	0	0	0	0	0	0	0	0	0	6	9	0.00	0.000								

Baltimore Orioles @ Texas Rangers
Arlington Stadium, Arlington, TX
Sun Aug 29 1993, 4:33 AM EDT
Att: 20,716 - Sunny - 94 F

AB	34
R	6
H	10
RBI	5
BB	5
SO	3
LOB	16



Batter	1	2	3	4	5	6	7	8	9	AB	R	H	RBI	BB	SO	LOB	BOTTOM								
Gary Redus, R (1, 9) OBP: 0.343, SLG: 0.484	3-2 L7		1-1 P3		1-2 G6-3			0-0 1B 1B	1-0 L9	5	1	1	0	0	0	2									
Ivan Rodriguez, R (1, 2) OBP: 0.329, SLG: 0.442	0-0 G4-3		0-1 G6-3			0-1 L4		1-0 1B E		4	1	1	0	0	0	1									
Rafael Palmeiro, L (1, 3) OBP: 0.374, SLG: 0.577	1-1 HBP			1-0 G6-3		1-1 F9		0-3 K		3	0	0	0	0	1	2									
Juan Gonzalez, R (1, 7) OBP: 0.374, SLG: 0.637	2-3 K			2-3 K		2-0 P2		1-0 1B FC4-6		4	0	1	1	0	2	1									
Julio Franco, R (1, 10) OBP: 0.362, SLG: 0.440		2-2 G6-3		0-1 BB 1B			0-0 S G6-3 1B	2-1 FC4-6		4	1	2	0	0	0	1									
Dean Palmer, R (1, 5) OBP: 0.320, SLG: 0.503		3-2 P5		4-1 BB			2-1 G6-3 S 1B	0-3 K		3	0	1	0	1	1	1									
Doug Strange, S (1, 4) OBP: 0.305, SLG: 0.348		2-3 K		0-0 F9			2-3 K		2-1 F9	4	0	0	0	0	2	4									
Donald Harris, R (1, 8) OBP: 0.271, SLG: 0.302			1-2 SH1-4 HBP		1-1 G6-3		0-2 G6-3		0-0 G4-3	2	0	0	1	0	0	1									
Geno Petrilli, L (9, PH) OBP: 0.370, SLG: 0.300							2-3 3-H K			1	0	0	0	0	0	0									
Manuel Lee, S (1, 6) OBP: 0.250, SLG: 0.185			1-0 SH1-4		1-3 K				0-1 2B	2	0	0	0	0	1	1									
Rob Ducey, L (9, PH) OBP: 1.000, SLG: 2.000										1	0	1	0	0	0	0									
Inning Stats	R: 0 E: 0 K: 1 S: 9	H: 0 LOB: 1 BB: 0 P: 15	R: 0 E: 0 K: 1 S: 15	H: 0 LOB: 0 BB: 0 P: 22	R: 0 E: 0 K: 0 S: 7	H: 0 LOB: 1 BB: 0 P: 10	R: 0 E: 0 K: 1 S: 10	H: 1 LOB: 2 BB: 1 P: 17	R: 0 E: 0 K: 0 S: 8	H: 0 LOB: 0 BB: 0 P: 11	R: 0 E: 0 K: 0 S: 5	H: 0 LOB: 0 BB: 0 P: 8	R: 1 E: 0 K: 1 S: 11	H: 2 LOB: 1 BB: 0 P: 15	R: 2 E: 1 K: 2 S: 12	H: 3 LOB: 1 BB: 0 P: 16	R: 0 E: 0 K: 0 S: 6	H: 1 LOB: 0 BB: 0 P: 9	1B: 6 2B: 1 3B: 0 HR: 0	SF: 0 SAC: 1 DP: 0 HBP: 2	WP: 0 PB: 0 SB: 2 CS: 0	PA: 37			
PITCHER	IP	WLS	BF	H	R	ER	SO	BB	IBB	HBP	BLK	WP	HR	S	P	ERA	WHIP								
Jamie Moyer, L (1, 1) ERA: 3.68	7.0	W	29	5	3	2	5	1	0	0	0	0	0	4	4	0.00	0.000								
Jim Poole, L (8, 1) ERA: 1.99	0.1		1	0	0	0	1	0	0	0	0	0	0	4	4	0.00	0.000								
Alan Mills, R (8, 1) ERA: 3.53	1.2		7	2	0	0	1	0	0	0	0	0	0	12	18	0.00	1.200								

Baltimore Orioles @ Texas Rangers
Arlington Stadium, Arlington, TX
Sun Aug 29 1993, 4:33 AM EDT
Att: 20,716 - Sunny - 94 F

AB	33
R	3
H	7
RBI	2
BB	1
SO	7
LOB	14



Batter	1	2	3	4	5	6	7	8	9	AB	R	H	RBI	BB	SO	LOB	TOP					
Brady Anderson, L (1, 7) OBP: 0.356, SLG: 0.412	G4-3		HBP	F7		G4-3			G5-3	4	0	0	0	0	0	1						
Mark McLemore, S (1, 4) OBP: 0.358, SLG: 0.395	L5		1B		G4-3		F8		P6	4	1	1	0	1	0	0						
Mike Devereaux, R (1, 8) OBP: 0.311, SLG: 0.403			G1-3		F8		K			3	0	0	0	1	1	3						
Harold Baines, L (1, 10) OBP: 0.389, SLG: 0.480	F8			FC6-4	G4-3		F8			4	1	1	0	0	0	2						
Cal Ripken Jr., R (1, 6) OBP: 0.329, SLG: 0.431		G6-3		FC6-4					K	4	1	2	1	0	1	0						
Chris Hoiles, R (1, 2) OBP: 0.398, SLG: 0.539	F7		FC6-4	2B						4	1	2	2	0	0	1						
Tim Luetz, R (1, 5) OBP: 0.366, SLG: 0.395	P2		2B	1B	F8				K	3	1	0	0	1	1	2						
David Segui, S (1, 3) OBP: 0.374, SLG: 0.424			G6-3	1B					P6	4	0	1	1	0	0	1						
Jack Voigt, R (1, 9) OBP: 0.402, SLG: 0.500			P4	1B					K	4	0	1	1	0	2	0						
Inning Stats	R: 0 E: 0 K: 0 S: 7	H: 0 LOB: 1 BB: 1 P: 13	R: 0 E: 0 K: 0 S: 4	H: 0 LOB: 0 BB: 0 P: 6	R: 0 E: 0 K: 0 S: 7	H: 1 LOB: 2 BB: 0 P: 14	R: 3 E: 0 K: 0 S: 16	H: 4 LOB: 1 BB: 1 P: 27	R: 2 E: 0 K: 0 S: 10	H: 2 LOB: 1 BB: 1 P: 21	R: 0 E: 0 K: 1 S: 6	H: 0 LOB: 0 BB: 0 P: 10	R: 0 E: 0 K: 1 S: 7	H: 0 LOB: 0 BB: 0 P: 11	R: 0 E: 0 K: 2 S: 12	H: 1 LOB: 1 BB: 0 P: 19	R: 0 E: 0 K: 1 S: 10	H: 0 LOB: 0 BB: 0 P: 14	1B: 6 2B: 2 3B: 0 HR: 0	SF: 0 SAC: 0 DP: 0 HBP: 1	WP: 0 PB: 0 SB: 0 CS: 0	PA: 38
PITCHER	IP	WLS	BF	H	R	ER	SO	BB	IBB	HBP	BLK	WP	HR	S	P	ERA	WHIP					
Mark Holzemer, L (1, 1) ERA: 8.2	7.0	L	31	7	5	5	2	3	0	1	0	0	0	57	102	6.43	1.429					
Gene Nelson, R (8, 1) ERA: 3.08	2.0		7	1	0	0	3	0	0	0	0	0	0	22	33	0.00	0.500					

Baltimore Orioles @ California Angels
Anaheim Stadium, Anaheim, CA
Wed Sep 01 1993, 10:05 PM EDT
Att: 18,489 - Unknown - 76 F

AB 34
R 5
H 8
RBI 5
BB 3
SO 5
LOB 10





Batter	1	2	3	4	5	6	7	8	9	AB	R	H	RBI	BB	SO	LOB	BOTTOM					
Luis Polonia, L (1, 7) OBP: 0.324, SLG: 0.332	G6-3			G6-3		FC6		F8		4	0	0	0	0	0	1						
Chad Curtis, R (1, 8) OBP: 0.377, SLG: 0.374	G3-1			G5-3		K			FC6-4	4	0	1	0	0	1	1						
Tim Salmon, R (1, 9) OBP: 0.370, SLG: 0.520	G6-3			F8		1B			FC6-4	4	0	1	0	0	0	1						
Chili Davis, S (1, 10) OBP: 0.322, SLG: 0.411			K		1B	SF7		G3-1		3	1	0	0	1	2	3						
J.T. Snow, L (1, 3) OBP: 0.319, SLG: 0.386			K							3	0	1	0	1	2	0						
Eduardo Perez, R (1, 5) OBP: 0.290, SLG: 0.385										4	0	0	0	0	2	4						
Greg Myers, L (1, 2) OBP: 0.305, SLG: 0.367				K						2	0	0	1	0	1	0						
Kurt Stillwell, S (1, 4) OBP: 0.275, SLG: 0.267				G6-3		G4-3				3	0	0	0	0	0	1						
Rod Correia, R (1, 6) OBP: 0.414, SLG: 0.426										2	0	1	0	0	1	0						
Torey Lovullo, S (8, PH) OBP: 0.316, SLG: 0.350										1	0	0	0	0	1	0						
Inning Stats	R: 0 E: 0 K: 0 S: 5	H: 0 LOB: 0 BB: 0 P: 6	R: 0 E: 0 K: 2 S: 7	H: 0 LOB: 0 BB: 0 P: 8	R: 0 E: 0 K: 2 S: 10	H: 0 LOB: 0 BB: 0 P: 12	R: 0 E: 0 K: 0 S: 6	H: 0 LOB: 0 BB: 0 P: 8	R: 1 E: 0 K: 1 S: 9	H: 1 LOB: 1 BB: 1 P: 18	R: 0 E: 0 K: 1 S: 12	H: 2 LOB: 2 BB: 0 P: 16	R: 0 E: 0 K: 1 S: 7	H: 0 LOB: 0 BB: 0 P: 11	R: 0 E: 0 K: 1 S: 9	H: 0 LOB: 0 BB: 0 P: 13	R: 0 E: 0 K: 2 S: 12	H: 1 LOB: 2 BB: 1 P: 22	1B: 4 2B: 0 3B: 0 HR: 0	SF: 1 SAC: 0 DP: 0 HBP: 0	WP: 0 PB: 0 SB: 0 CS: 0	PA: 33
PITCHER	IP	WLS	BF	H	R	ER	SO	BB	IBB	HBP	BLK	WP	HR	S	P	ERA	WHIP					
Ben McDonald, R (1, 1) ERA: 3.37	9.0	W	33	4	1	1	10	2	0	0	0	0	0	77	114	1.00	0.667					

Baltimore Orioles @ California Angels
Anaheim Stadium, Anaheim, CA
Wed Sep 01 1993, 10:05 PM EDT
Att: 18,489 - Unknown - 76 F

AB 30
R 1
H 4
RBI 1
BB 2
SO 10
LOB 11



Batter	1	2	3	4	5	6	7	8	9	AB	R	H	RBI	BB	SO	LOB	TOP										
Brady Anderson, L (1, 7) OBP: 0.361, SLG: 0.416	1-2 HR 1B		1-1 SH1-3 1B	0-1 SH5-4		4-1 SAFE 1-2 BB		2-2 S 1B		3	2	3	0	1	0	0	Baltimore Orioles @ California Angels Anaheim Stadium, Anaheim, CA Thu Sep 02 1993, 10:05 PM EDT Att: 16,817 - Unknown - 72 F AB 38 R 4 H 13 RBI 4 BB 3 SO 8 LOB 22 										
Jeffrey Hammonds, R (1, 10) OBP: 0.324, SLG: 0.485	2-3 K		0-0 F SH1-3 1B	1-3 K		1-1 F8		1-1 F8		5	1	1	0	0	2	6											
Mike Devereaux, R (1, 8) OBP: 0.312, SLG: 0.410	1-2 HR		0-0 SH1-3	3-3 K			2-1 F9		1-2 G6-4-3 1B	4	1	2	2	0	1	2											
Cal Ripken Jr., R (1, 6) OBP: 0.328, SLG: 0.429	0-0 G4-3		1-0 E5 FC5-4 1B		0-0 G6-3		2-0 2B 1B		3-1 G6-4-3 1B	5	0	1	1	0	0	2											
Chris Hoiles, R (1, 2) OBP: 0.403, SLG: 0.545	4-2 BB		2-0 FC5-4 1B		2-2 G6-3		1-0 2B 1B		3-2 1B 1B	4	0	3	1	1	0	0											
Tim Lincecum, R (1, 4) OBP: 0.363, SLG: 0.391	3-3 K		2-2 FC5-4 1B		2-3 K		2-3 K2-3		3-1 1B	5	0	1	0	0	3	5											
Leo Gomez, R (1, 5) Mark McLemore, S (9, 4) OBP: 0.358, SLG: 0.395		0-3 K	1-0 L6		0-0 G5-3		1-1 G6-3		0-2 P3	5	0	0	0	0	1	6											
David Segui, S (1, 3) OBP: 0.375, SLG: 0.423		1-3 K		4-0 SH5-4 1B BB		1-1 BB 1B		2-0 G6-3		3	0	1	0	1	1	0											
Jack Voigt, R (1, 9) OBP: 0.397, SLG: 0.491	2-2 F9		1-0 SH5-4 1B		1-0 F8		2-1 F9			4	0	1	0	0	0	1											
Inning Stats	R: 2 H: 2 E: 0 K: 2 S: 18	H: 2 LOB: 1 BB: 1 P: 29	R: 0 H: 0 E: 0 K: 2 S: 10	H: 0 LOB: 0 BB: 0 P: 13	R: 2 H: 3 E: 1 K: 0 S: 10	H: 3 LOB: 2 BB: 1 P: 17	R: 0 H: 1 E: 0 K: 2 S: 9	H: 1 LOB: 2 BB: 1 P: 18	R: 0 H: 0 E: 0 K: 1 S: 7	H: 0 LOB: 0 BB: 0 P: 11	R: 0 H: 1 E: 0 K: 0 S: 7	H: 1 LOB: 2 BB: 1 P: 14	R: 0 H: 2 E: 0 K: 1 S: 9	H: 2 LOB: 2 BB: 0 P: 17	R: 0 H: 1 E: 0 K: 0 S: 8	H: 1 LOB: 1 BB: 0 P: 15		R: 0 H: 3 E: 0 K: 0 S: 13	H: 3 LOB: 2 BB: 0 P: 23	1B: 11 2B: 1 3B: 0 HR: 1	SF: 0 SAC: 2 DP: 1 HBP: 0	WP: 0 PB: 0 SB: 2 CS: 0	PA: 43				
PITCHER Chuck Finley, L (1, 1) ERA: 3.14	IP 9.0	WLS L	BF 43	H 13	R 4	ER 4	SO 8	BB 3	IBB 0	HBP 0	BLK 0	WP 0	HR 1	S 91	P 157	ERA 4.00	WHIP 1.778										

Batter	1	2	3	4	5	6	7	8	9	AB	R	H	RBI	BB	SO	LOB	BOTTOM										
Stan Javier, S (1, 7) OBP: 0.332, SLG: 0.326	1-0 G5-3		1-0 F9			4-2 HR BB		3-2 L8		3	1	0	0	1	0	0	Baltimore Orioles @ California Angels Anaheim Stadium, Anaheim, CA Thu Sep 02 1993, 10:05 PM EDT Att: 16,817 - Unknown - 72 F AB 32 R 3 H 7 RBI 3 BB 2 SO 7 LOB 9 										
Chad Curtis, R (1, 8) OBP: 0.376, SLG: 0.377	0-1 1B 3B		0-0 F9			3-2 F8		2-2 L7		4	1	1	0	0	0	1											
Tim Salmon, R (1, 9) OBP: 0.373, SLG: 0.528	1-1 G6-4-3 1B		1-2 G5-3			2-2 HR		0-1 1B		4	1	3	3	0	0	0											
Chili Davis, S (1, 10) OBP: 0.322, SLG: 0.409	2-1 G6-4-3		3-3 K			3-1 G5-3 1B		1-0 F7		4	0	1	0	0	1	2											
Eduardo Perez, R (1, 5) OBP: 0.289, SLG: 0.381		1-1 G5-3		2-3 K		1-2 G5-3		0-1 G6-4-3 1B		4	0	1	0	0	1	1											
Rene Gonzales, R (1, 4) Luis Polonia, L (9, FH) OBP: 0.362, SLG: 0.338 OBP: 0.323, SLG: 0.331		3-2 2B		2-1 P3		0-0 G6-3		3-2 G6-4-3 1B		3	0	1	0	0	0	1											
J.T. Snow, L (1, 3) OBP: 0.316, SLG: 0.382		0-3 K			0-0 F9		2-3 K		1-2 G5-3	4	0	0	0	0	2	1											
Chris Turner, R (1, 2) OBP: 0.353, SLG: 0.400		4-0 BB			2-3 K		2-3 K			2	0	0	0	1	2	0											
Rod Correia, R (1, 6) OBP: 0.393, SLG: 0.404		0-2 G4-3			1-0 G6-3		1-3 K			3	0	0	0	0	1	2											
Inning Stats	R: 1 H: 2 E: 0 K: 0 S: 7	H: 2 LOB: 0 BB: 0 P: 11	R: 0 H: 1 E: 0 K: 1 S: 13	H: 1 LOB: 2 BB: 1 P: 21	R: 0 H: 0 E: 0 K: 0 S: 5	H: 0 LOB: 0 BB: 0 P: 7	R: 0 H: 0 E: 0 K: 2 S: 10	H: 0 LOB: 0 BB: 0 P: 17	R: 0 H: 2 E: 0 K: 1 S: 14	H: 2 LOB: 1 BB: 1 P: 27	R: 0 H: 0 E: 0 K: 3 S: 11	H: 0 LOB: 0 BB: 0 P: 16	R: 0 H: 1 E: 0 K: 0 S: 10	H: 1 LOB: 1 BB: 0 P: 16	R: 0 H: 1 E: 0 K: 0 S: 9	H: 1 LOB: 0 BB: 0 P: 13		1B: 4 2B: 1 3B: 1 HR: 1	SF: 0 SAC: 0 DP: 2 HBP: 0	WP: 0 PB: 0 SB: 0 CS: 0	PA: 34						
PITCHER Arthur Rhodes, L (1, 1) ERA: 6.41 Mark Williamson, R (6, 1) ERA: 4.54 Jim Poole, L (9, 1) ERA: 1.94	IP 5.1 2.2 1.0	WLS W S	BF 22 10 2	H 5 2	R 3 0	ER 3 0	SO 3 3 0	BB 0 0 0	IBB 0 0 0	HBP 0 0 0	BLK 0 0 0	WP 0 0 0	HR 1 0 0	S 51 27 7	P 87 39 11	ERA 5.06 0.00 0.000	WHIP 1.312 0.750 0.000										

Batter	1	2	3	4	5	6	7	8	9	10	11	12	13	AB	R	H	RBI	BB	SO	LOB	TOP	
Brady Anderson, L OBP: 0.361, SLG: 0.421	P6		FC5			F7			K			SH1-4 1B		6	1	2	2	0	1	3		
Mark McLemore, S OBP: 0.356, SLG: 0.394	K		G4-3			FC6-4 BB			P3			SH1-4 1-2		4	0	1	0	1	1	0		
Mike Devereaux, R OBP: 0.309, SLG: 0.405	K		F8			FC6-4 BB			G6-3			K		6	0	0	0	0	2	3		
Harold Baines, L OBP: 0.389, SLG: 0.474		G4-3	P5						K					4	0	0	0	2	1	0		
Cal Ripken Jr., R OBP: 0.325, SLG: 0.424		F9				F9			G5-3			F9		6	0	0	0	0	2	4		
Mike Pagliarulo, L OBP: 0.356, SLG: 0.465		WP 2B BB				F9			P2			G4-3		5	2	1	1	1	0	2		
Chris Hoiles, R OBP: 0.404, SLG: 0.547												P8		4	0	2	1	0	1	0		
Jeffrey Hammonds, R OBP: 0.324, SLG: 0.485														0	0	0	0	0	0	0		
Mark Parent, R OBP: 0.288, SLG: 0.542														2	0	0	0	0	1	0		
David Segui, S OBP: 0.377, SLG: 0.431		F7				FC5 1B BB			F7			G4-3		5	1	2	1	1	0	2		
Harold Reynolds, S OBP: 0.342, SLG: 0.320												G4-3		5	1	1	0	1	1	1		
Inning Stats	R: 0 E: 0 K: 2 S: 10	H: 0 LOB: 0 BB: 0 P: 16	R: 1 E: 0 K: 0 S: 9	H: 1 LOB: 1 BB: 1 P: 16	R: 2 E: 0 K: 0 S: 15	H: 1 LOB: 0 BB: 1 P: 24	R: 1 E: 0 K: 1 S: 13	H: 2 LOB: 2 BB: 1 P: 24	R: 0 E: 0 K: 1 S: 12	H: 0 LOB: 0 BB: 0 P: 11	R: 0 E: 0 K: 0 S: 9	H: 1 LOB: 1 BB: 0 P: 15	R: 0 E: 0 K: 2 S: 6	H: 0 LOB: 0 BB: 0 P: 9	R: 0 E: 0 K: 0 S: 9	H: 1 LOB: 2 BB: 1 P: 16	R: 1 E: 0 K: 2 S: 8	H: 1 LOB: 0 BB: 0 P: 13	1B: 5 2B: 1 3B: 0 HR: 3	SF: 0 SAC: 1 DP: 0 HBP: 0	WP: 1 PB: 0 SB: 0 CS: 0	PA: 54
PITCHER	IP	WLS	BF	H	R	ER	SO	BB	IBB	HBP	BLK	WP	HR	S	P	ERA	WHIP					
Todd Van Poppel, R ERA: 5.08	(1.1)	6.0	28	5	4	4	4	5	0	0	0	1	2	71	124	6.00	1.667					
Vince Horsman, L ERA: 3.72	(7.1)	1.0	3	0	0	0	1	0	0	0	0	0	0	7	11	0.00	0.000					
Ed Nunez, R ERA: 4.31	(8.1)	2.0	8	2	0	0	1	0	0	0	0	0	0	19	31	0.00	1.000					
Rick Horseycutt, L ERA: 3.48	(10.1)	2.1	8	1	0	0	0	0	0	0	0	0	0	16	26	0.00	0.429					
Dennis Eckersley, R ERA: 3.88	(12.1)	1.2	7	1	1	1	4	0	1	0	0	0	1	14	24	5.40	0.600					

Baltimore Orioles @ Oakland Athletics
Oakland-Alameda County Coliseum, Oakland, CA

AB 47
R 5
H 9
RBI 5
BB 6
SO 10
LOB 15



Batter	1	2	3	4	5	6	7	8	9	10	11	12	13	AB	R	H	RBI	BB	SO	LOB	BOTTOM					
Mike Bordick, R OBP: 0.356, SLG: 0.336	F7		FC1-4 BB			BB HBP			G5-3			B1		4	0	0	0	1	0	1						
Brent Gates, S OBP: 0.343, SLG: 0.370	FC6-4 1B		FC1-4 HR			P2			F8			K		5	1	1	0	1	1	5						
Ruben Sierra, S OBP: 0.297, SLG: 0.401	FC6-4 CS		FC6-4 HR			BB			L9			G6-4-3 1B		4	1	1	3	2	0	2						
Dave Henderson, R OBP: 0.292, SLG: 0.394	CS					BB						G6-4-3 1B		5	0	2	1	1	2	2						
Henry Mercedes, R OBP: 0.125, SLG: 0.250	CS		K			BB			G4-6-3 1B			K		0	0	0	0	0	0	0						
Craig Paquette, R OBP: 0.294, SLG: 0.407									G4-6-3			F8 BB		2	0	0	0	0	1							
Mark McSwine, R OBP: 0.462, SLG: 0.726														1	0	0	0	0	3							
Mike Aldrete, L OBP: 0.365, SLG: 0.487														1	0	0	0	1	0	1						
Scott Lydy, R OBP: 0.232, SLG: 0.273														1	0	0	0	0	1	0						
Troy Neel, L OBP: 0.361, SLG: 0.478														5	0	2	0	1	1	1						
Marcos Armas, R OBP: 0.167, SLG: 0.389														6	0	1	0	0	3	6						
Scott Brosius, R OBP: 0.226, SLG: 0.298														6	0	0	0	0	0	4						
Scott Hemond, R OBP: 0.314, SLG: 0.354														3	2	1	0	1	0	1						
Jerry Browne, S OBP: 0.283, SLG: 0.285														0	0	0	0	1	0	0						
Inning Stats	R: 0 E: 0 K: 0 S: 9	H: 1 LOB: 0 BB: 0 P: 16	R: 0 E: 0 K: 1 S: 8	H: 1 LOB: 1 BB: 1 P: 17	R: 3 E: 0 K: 1 S: 19	H: 1 LOB: 0 BB: 2 P: 35	R: 0 E: 0 K: 2 S: 9	H: 0 LOB: 0 BB: 0 P: 15	R: 1 E: 0 K: 0 S: 9	H: 1 LOB: 3 BB: 2 P: 21	R: 0 E: 0 K: 0 S: 12	H: 1 LOB: 1 BB: 0 P: 19	R: 0 E: 0 K: 0 S: 7	H: 0 LOB: 0 BB: 0 P: 17	R: 0 E: 0 K: 0 S: 5	H: 0 LOB: 0 BB: 0 P: 10	R: 0 E: 0 K: 0 S: 13	H: 0 LOB: 2 BB: 1 P: 22	R: 0 E: 1 K: 2 S: 9	H: 0 LOB: 2 BB: 2 P: 22	R: 0 E: 0 K: 2 S: 13	H: 1 LOB: 1 BB: 0 P: 22	1B: 4 2B: 3 3B: 0 HR: 1	SF: 0 SAC: 0 DP: 2 HBP: 1	WP: 0 PB: 0 SB: 0 CS: 3	PA: 54
PITCHER	IP	WLS	BF	H	R	ER	SO	BB	IBB	HBP	BLK	WP	HR	S	P	ERA	WHIP									
Fernando Valenzuela, L ERA: 4.88	(1.1)	4.2	22	4	4	4	4	5	0	1	0	0	1	53	103	7.71	1.929									
Todd Frothingh, R ERA: 3.44	(5.1)	2.1	9	2	0	0	0	2	0	0	0	0	0	26	39	0.00	0.857									
Jim Ffoliote, L ERA: 1.8	(8.1)	3.1	11	1	0	0	0	2	0	0	0	0	0	26	43	0.00	0.900									
Alan Mills, R ERA: 3.42	(11.1)	2.2	W	11	1	0	0	4	1	1	0	0	0	28	55	0.00	0.750									

Baltimore Orioles @ Oakland Athletics
Oakland-Alameda County Coliseum, Oakland, CA

AB 43
R 4
H 8
RBI 4
BB 9
SO 8
LOB 27



Fri Sep 03 1993, 7:05 PM PDT
Att: 17,063 - Unknown - 63 F

Batter	1	2	3	4	5	6	7	8	9	AB	R	H	RBI	BB	SO	LOB	TOP								
Brady Anderson, L (1, 7) OBP: 0.361, SLG: 0.425	F8		F8		F7		SF9 3B			5	1	2	0	0	0	0	Baltimore Orioles @ Oakland Athletics Oakland-Alameda County Coliseum, Oakland, CA Sat Sep 04 1993, 3:33 AM PDT Att: 22,563 - Sunny - 70 F								
Mark McLemore, S (1, 9) OBP: 0.397, SLG: 0.392	K		F7			CS BB	SF9		K	3	0	0	1	1	2	1									
Mike Devereaux, R (1, 8) OBP: 0.310, SLG: 0.405	1B		1B			1-1 1-2	F9		K	5	0	2	0	0	1	2									
Harold Baines, L (1, 10) OBP: 0.390, SLG: 0.475 Damon Buford, R (8, PR) OBP: 0.325, SLG: 0.394	G6-3		F7			1-1	E 1B 1B		FC5-4 1B	4	1	2	0	0	0	2									
Cal Ripken Jr., R (1, 6) OBP: 0.326, SLG: 0.424		F7 FC1-2 1B		P3		2-2	E9 1B		FC5-4 BB BB SF9	5	2	2	0	0	0	3									
Mike Pagliarulo, L (1, 5) OBP: 0.361, SLG: 0.467		FC1-2 F7 1B		G4-3		0-0	HR		SF9 BB	3	1	2	2	1	0	0									
Chris Hoiles, R (1, 2) OBP: 0.405, SLG: 0.554		F7		P4		2-H 3-H	HR		BB	3	1	1	2	1	0	2									
David Segui, S (1, 3) OBP: 0.374, SLG: 0.427		FC1-5-2		F8		0-1	G4-3		SF9	3	0	0	1	0	0	2									
Harold Reynolds, S (1, 4) OBP: 0.339, SLG: 0.317		L9		F7		1-1	F7		G3	4	0	0	0	0	0	4									
Inning Stats	R: 0 E: 0 K: 1 S: 12	H: 1 LOB: 1 BB: 0 P: 18	R: 0 E: 0 K: 0 S: 16	H: 2 LOB: 2 BB: 0 P: 26	R: 0 E: 0 K: 0 S: 11	H: 1 LOB: 1 BB: 0 P: 15	R: 0 E: 0 K: 0 S: 7	H: 0 LOB: 0 BB: 0 P: 12	R: 0 E: 0 K: 0 S: 5	H: 0 LOB: 0 BB: 0 P: 8	R: 4 E: 1 K: 0 S: 16	H: 4 LOB: 0 BB: 1 P: 26	R: 1 E: 0 K: 0 S: 6	H: 1 LOB: 0 BB: 0 P: 9	R: 1 E: 0 K: 0 S: 6	H: 1 LOB: 2 BB: 0 P: 19	R: 0 E: 0 K: 2 S: 9	H: 2 LOB: 2 BB: 0 P: 15	1B: 10 2B: 0 3B: 1 HR: 1	SF: 2 SAC: 0 DP: 0 HBP: 0	WP: 0 PB: 0 SB: 1 CS: 1	PA: 41			
PITCHER	IP	WLS	BF	H	R	ER	SO	BB	IBB	HBP	BLK	WP	HR	S	P	ERA	WHIP								
Steve Karsay, R (1, 1) ERA: 5.76	7.0	L	30	9	5	5	1	1	0	0	0	0	1	73	114	6.43	1.429								
Vince Horsman, L (8, 1) ERA: 4.12	0.1		3	1	1	1	0	1	0	0	0	0	0	2	8	27.00	6.000								
John Briscoe, R (8, 1) ERA: 9.22	1.2		8	2	0	0	2	1	0	0	0	0	0	13	26	0.00	1.800								

AB	36
R	6
H	12
RBI	6
BB	3
SO	3
LOB	16



Batter	1	2	3	4	5	6	7	8	9	AB	R	H	RBI	BB	SO	LOB	BOTTOM								
Jerry Browne, S (1, 7) OBP: 0.288, SLG: 0.290	L8		G5-3		1-3 3-H 1B			S 2B 1B		4	1	2	1	0	0	0	Baltimore Orioles @ Oakland Athletics Oakland-Alameda County Coliseum, Oakland, CA Sat Sep 04 1993, 3:33 AM PDT Att: 22,563 - Sunny - 70 F								
Brent Gates, S (1, 4) OBP: 0.350, SLG: 0.374	1B		K		G1-3		G6-3 1-H SF7		2B	4	1	2	1	0	1	2									
Ruben Sierra, S (1, 9) OBP: 0.297, SLG: 0.400	1B				L8		G5-3		G6-3	4	0	1	0	0	0	1									
Dave Henderson, R (1, 8) OBP: 0.259, SLG: 0.380	F7				F8		L7		SF7	3	0	0	1	0	0	2									
Troy Neel, L (1, 10) OBP: 0.358, SLG: 0.472	P4				G3-1		G4-3		K	4	0	0	0	0	1	2									
Craig Paquette, R (1, 5) OBP: 0.297, SLG: 0.408	G6-3				CS 1B		1B		F9	4	0	2	0	0	0	0									
Mike Bordick, R (1, 6) OBP: 0.355, SLG: 0.337	F8				1-2 1B 2B		F9		P6	4	1	1	0	0	0	1									
Marcos Armas, R (1, 3) OBP: 0.182, SLG: 0.364	K				1B 2-3 1B		K		F7	4	0	1	0	0	2	1									
Henry Mercedes, R (1, 2) OBP: 0.100, SLG: 0.200 Scott Brosius, R (7, PH) OBP: 0.223, SLG: 0.295 Eric Helfand, L (8, 2)			K		K		G1-3			2	0	0	0	0	2	2									
Inning Stats	R: 0 E: 0 K: 0 S: 20	H: 2 LOB: 0 BB: 0 P: 24	R: 0 E: 0 K: 1 S: 7	H: 0 LOB: 0 BB: 0 P: 10	R: 0 E: 0 K: 2 S: 7	H: 0 LOB: 0 BB: 0 P: 10	R: 0 E: 0 K: 0 S: 7	H: 0 LOB: 0 BB: 0 P: 12	R: 1 E: 0 K: 1 S: 12	H: 4 LOB: 2 BB: 0 P: 15	R: 0 E: 0 K: 0 S: 6	H: 0 LOB: 0 BB: 0 P: 8	R: 0 E: 0 K: 1 S: 13	H: 1 LOB: 1 BB: 0 P: 19	R: 2 E: 0 K: 1 S: 14	H: 2 LOB: 0 BB: 0 P: 20	R: 0 E: 0 K: 0 S: 11	H: 0 LOB: 0 BB: 0 P: 18	1B: 7 2B: 2 3B: 0 HR: 0	SF: 1 SAC: 0 DP: 0 HBP: 0	WP: 0 PB: 0 SB: 1 CS: 1	PA: 35			
PITCHER	IP	WLS	BF	H	R	ER	SO	BB	IBB	HBP	BLK	WP	HR	S	P	ERA	WHIP								
Jamie Moyer, L (1, 1) ERA: 3.62	7.0	W	28	8	2	2	5	0	0	0	0	0	0	75	102	2.57	1.143								
Mark Williamson, R (8, 1) ERA: 4.54	2.0		7	1	1	1	1	0	0	0	0	0	0	22	34	4.50	0.500								



Batter	1	2	3	4	5	6	7	8	9	AB	R	H	RBI	BB	SO	LOB	TOP				
Brady Anderson, L (1, 7) OBP: 0.364, SLG: 0.435										4	1	3	2	0	0	1	Baltimore Orioles @ Oakland Athletics Oakland-Alameda County Coliseum, Oakland, CA Sun Sep 05 1993, 3:33 AM PDT Att: 24,116 - Overcast - 65 F				
Mark McLemore, S (1, 9) OBP: 0.354, SLG: 0.388										5	0	0	0	0	3	7					
Mike Devereaux, R (1, 8) OBP: 0.308, SLG: 0.403										5	0	1	2	0	1	3					
Harold Baines, L (1, 10) OBP: 0.390, SLG: 0.475										4	1	1	0	1	0	1					
Cal Ripken Jr., R (1, 6) OBP: 0.326, SLG: 0.425										5	0	2	1	0	0	0					
Mike Pagliarulo, L (1, 5) OBP: 0.358, SLG: 0.463										5	1	1	0	0	0	3					
Chris Hoiles, R (1, 2) OBP: 0.410, SLG: 0.565										4	2	3	1	1	1	1					
David Segui, S (1, 3) OBP: 0.376, SLG: 0.431										4	2	2	0	1	0	3					
Harold Reynolds, S (1, 4) OBP: 0.342, SLG: 0.323										5	2	3	3	0	2	1					
Inning Stats	R: 1 E: 0 K: 0 S: 11	H: 2 LOB: 2 BB: 1 P: 20	R: 3 E: 0 K: 0 S: 12	H: 3 LOB: 1 BB: 1 P: 26	R: 3 E: 0 K: 1 S: 21	H: 3 LOB: 1 BB: 1 P: 37	R: 1 E: 0 K: 1 S: 14	H: 2 LOB: 1 BB: 0 P: 17	R: 0 E: 0 K: 0 S: 5	H: 0 LOB: 0 BB: 0 P: 7	R: 1 E: 0 K: 2 S: 17	H: 4 LOB: 3 BB: 0 P: 26	R: 0 E: 0 K: 0 S: 3	H: 0 LOB: 0 BB: 0 P: 3	R: 0 E: 0 K: 1 S: 8	H: 1 LOB: 0 BB: 0 P: 9	1B: 10 2B: 4 3B: 0 HR: 2	SF: 0 SAC: 1 DP: 1 HBP: 0	WP: 0 PB: 0 SB: 0 CS: 0	PA: 45	
PITCHER	IP	WLS	BF	H	R	ER	SO	BB	IBB	HBP	BLK	WP	HR	S	P	ERA	WHIP				
Bob Welch, R (1, 1) ERA: 5.13	3.0	L	20	8	7	7	1	3	0	0	0	0	2	44	83	21.00	3.667				
Kelly Downs, R (4, 1) ERA: 5.69	3.0	12	3	1	1	3	0	0	0	0	0	0	0	31	43	3.00	1.000				
Vince Horsman, L (7, 1) ERA: 4.35	1.0	7	4	1	1	2	0	0	0	0	0	0	0	17	26	9.00	4.000				
Roger Smithberg, R (8, 1) ERA:	2.0	6	1	0	0	1	0	0	0	0	0	0	0	11	12	0.00	0.500				

Batter	1	2	3	4	5	6	7	8	9	AB	R	H	RBI	BB	SO	LOB	BOTTOM					
Mike Bordick, R (1, 6) OBP: 0.353, SLG: 0.335										3	0	0	0	0	0	0	Baltimore Orioles @ Oakland Athletics Oakland-Alameda County Coliseum, Oakland, CA Sun Sep 05 1993, 3:33 AM PDT Att: 24,116 - Overcast - 65 F					
Scott Brosius, R (6, 6) OBP: 0.227, SLG: 0.306										2	1	1	0	0	0	3						
Jerry Browne, S (1, 8) OBP: 0.293, SLG: 0.297										3	0	1	0	1	1	1						
Ruben Sierra, S (1, 9) OBP: 0.295, SLG: 0.397										3	0	0	0	0	1	2						
Scott Lydy, R (7, 9) OBP: 0.241, SLG: 0.282										1	0	1	1	0	0	0						
Troy Neel, L (1, 10) OBP: 0.357, SLG: 0.469										4	0	1	0	0	0	2						
Brent Gates, S (1, 4) OBP: 0.347, SLG: 0.370										4	0	0	0	0	3	2						
Mike Aldrete, L (1, 7) OBP: 0.380, SLG: 0.480										3	0	0	0	0	1	0						
Henry Mercedes, R (8, FH) OBP: 0.091, SLG: 0.182										1	0	0	0	0	1	0						
Craig Paquette, R (1, 5) OBP: 0.260, SLG: 0.419										4	1	2	1	0	1	0						
Marcos Armas, R (1, 3) OBP: 0.231, SLG: 0.360										3	0	1	0	1	0	0						
Scott Hemond, R (1, 2) OBP: 0.312, SLG: 0.352										1	0	0	0	0	0	1						
Eric Helfand, L (4, 2) OBP: 0.333, SLG: 0.333										3	0	1	0	0	1	0						
Inning Stats	R: 0 E: 0 K: 1 S: 8	H: 1 LOB: 2 BB: 1 P: 18	R: 0 E: 0 K: 2 S: 10	H: 0 LOB: 1 BB: 1 P: 17	R: 0 E: 0 K: 0 S: 5	H: 1 LOB: 1 BB: 0 P: 7	R: 0 E: 0 K: 1 S: 6	H: 0 LOB: 0 BB: 0 P: 9	R: 0 E: 0 K: 0 S: 5	H: 0 LOB: 0 BB: 0 P: 8	R: 0 E: 0 K: 1 S: 6	H: 0 LOB: 0 BB: 0 P: 7	R: 1 E: 0 K: 0 S: 11	H: 1 LOB: 1 BB: 0 P: 16	R: 1 E: 0 K: 2 S: 9	H: 2 LOB: 1 BB: 0 P: 9	R: 0 E: 0 K: 2 S: 15	H: 3 LOB: 3 BB: 0 P: 22	1B: 5 2B: 2 3B: 0 HR: 1	SF: 0 SAC: 0 DP: 0 HBP: 0	WP: 0 PB: 0 SB: 0 CS: 0	PA: 37
PITCHER	IP	WLS	BF	H	R	ER	SO	BB	IBB	HBP	BLK	WP	HR	S	P	ERA	WHIP					
35 Mike Mussina, R (1, 1) ERA: 4.1	8.0	W	31	5	2	2	7	2	0	0	0	0	0	60	91	2.25	0.875					
John O'Donoghue, L (9, 1) ERA: 6.17	1.0	6	3	0	0	2	0	0	0	0	0	0	0	15	22	0.00	3.000					



Batter	1	2	3	4	5	6	7	8	9	AB	R	H	RBI	BB	SO	LOB	TOP										
Mike Felder, S OBP: 0.268, SLG: 0.277 (1, 7)	2-2 P5	3-2 G6-3			0-0 F7		2-2 G1-3			4	0	0	0	0	0	4	Seattle Mariners @ Baltimore Orioles Oriole Park at Camden Yards, Baltimore, MD Mon Sep 06 1993, 7:05 PM EDT Att: 46,085 - Unknown - 85 F										
Bret Boone, R OBP: 0.305, SLG: 0.454 (1, 4)	3-1 G4-3		2-0 G4-3		4-0 BB		2-3 K			3	0	0	0	1	1	0											
Ken Griffey Jr., L OBP: 0.415, SLG: 0.639 (1, 8)	2-3 K		3-2 P4		1-3 K2-3		2-0 1B			4	0	1	0	0	2	2											
Jay Buhner, R OBP: 0.379, SLG: 0.476 (1, 9)		0-3 K	1-1 G5-3		2-0 G1-3		2-3 K			4	0	0	0	0	2	1											
Dave Magadan, L OBP: 0.392, SLG: 0.369 (1, 3)		3-2 1B		0-3 K		1-0 1B		2-2 1B		4	1	3	0	0	1	0											
Mike Blowers, R OBP: 0.361, SLG: 0.493 (1, 5)		4-1 1B		2-1 G6-3		1-0 K		1-1 G4-6-3		3	0	1	0	1	1	1											
Larry Sheets, L OBP: 0.250, SLG: 0.143 (1, 10)		2-1 1B		2-0 G1-3		3-2 F7		3-2 F8		4	0	1	0	0	0	2											
Dave Valle, R OBP: 0.354, SLG: 0.384 (1, 2)		1-0 1B		0-2 FC6-4		2-2 P3		0-0 G4-6-3		4	0	2	1	0	0	1											
Omar Vizquel, S OBP: 0.325, SLG: 0.305 (1, 6)		1-1 F7		2-2 FC6-4		1-0 G1-3				3	0	0	0	0	0	4											
Inning Stats	R: 0 E: 0 K: 1 S: 11	H: 0 LOB: 0 BB: 0 P: 18	R: 1 E: 0 K: 1 S: 18	H: 3 LOB: 3 BB: 1 P: 32	R: 0 E: 0 K: 0 S: 9	H: 0 LOB: 0 BB: 0 P: 15	R: 0 E: 0 K: 1 S: 6	H: 0 LOB: 0 BB: 0 P: 10	R: 0 E: 0 K: 1 S: 10	H: 1 LOB: 2 BB: 1 P: 17	R: 0 E: 0 K: 1 S: 8	H: 1 LOB: 1 BB: 0 P: 14	R: 0 E: 0 K: 0 S: 7	H: 0 LOB: 0 BB: 0 P: 12	R: 0 E: 0 K: 2 S: 13	H: 2 LOB: 2 BB: 0 P: 21	R: 0 E: 0 K: 0 S: 6	H: 1 LOB: 0 BB: 0 P: 10	1B: 8 2B: 0 3B: 0 HR: 0	SF: 0 SAC: 0 DP: 1 HBP: 0	WP: 0 PB: 0 SB: 1 CS: 0	PA: 35					
PITCHER	IP	WLS	BF	H	R	ER	SO	BB	IBB	HBP	BLK	WP	HR	S	P	ERA	WHIP										
Ben McDonald, R ERA: 3.28 (1, 1)	7.1	W	30	6	1	1	6	2	0	0	0	0	0	73	126	1.23	1.091										
Alan Mills, R ERA: 3.36 (8, 1)	1.2	S	5	2	0	0	1	0	0	0	0	0	0	15	23	0.00	1.200										

AB	33
R	1
H	8
RBI	1
BB	2
SO	7
LOB	15



Batter	1	2	3	4	5	6	7	8	9	AB	R	H	RBI	BB	SO	LOB	BOTTOM										
Brady Anderson, L OBP: 0.364, SLG: 0.432 (1, 7)	1-0 F9	4-1 FC6-4		1-0 FC4-6		0-1 G3		4-2 1B		3	0	0	0	2	0	2	Seattle Mariners @ Baltimore Orioles Oriole Park at Camden Yards, Baltimore, MD Mon Sep 06 1993, 7:05 PM EDT Att: 46,085 - Unknown - 85 F										
Mark McLemore, S OBP: 0.352, SLG: 0.386 (1, 4)	1-1 E5	0-0 FC6-4		2-1 FC5-4		2-1 P3		2-0 FC6		5	0	1	2	0	0	2											
Mike Devereaux, R OBP: 0.313, SLG: 0.413 (1, 8)	4-2 BB		4-0 F9		1-1 HR		1-1 2B		1-2 FC6	3	1	2	1	2	0	2											
Cal Ripken Jr., R OBP: 0.326, SLG: 0.424 (1, 6)	0-0 F7		2-0 1B		1-0 G5-3		1-1 G5-3		1-2 G1-3	4	0	1	0	0	0	3											
Chris Hoiles, R OBP: 0.406, SLG: 0.558 (1, 2)	1-1 G5-3		3-2 K		3-3 K		0-0 G1-3			4	0	0	0	0	2	5											
Jeffrey Hammonds, R OBP: 0.372, SLG: 0.487 (1, 10)		2-2 F7		0-0 F9		0-0 F8		1-1 G6-3		4	0	0	0	0	0	2											
Mike Pagliarulo, L OBP: 0.357, SLG: 0.460 (1, 3)		0-1 E3		1-2 G3		1-1 G4-3		2-2 BB		4	2	1	0	0	0	2											
Tim Lueftl, R OBP: 0.365, SLG: 0.390 (1, 5)		0-1 F9		2-1 P5		3-1 1B		4-0 BB		3	1	1	0	1	0	1											
Jack Voigt, R OBP: 0.400, SLG: 0.514 (1, 9)		0-0 HR		4-2 FC4-6		0-0 L5		2-3 K		3	1	1	2	1	1	3											
Inning Stats	R: 0 E: 1 K: 0 S: 9	H: 0 LOB: 2 BB: 1 P: 15	R: 2 E: 1 K: 0 S: 10	H: 1 LOB: 1 BB: 1 P: 16	R: 0 E: 0 K: 1 S: 10	H: 1 LOB: 2 BB: 1 P: 19	R: 0 E: 0 K: 0 S: 7	H: 0 LOB: 1 BB: 1 P: 16	R: 1 E: 0 K: 1 S: 7	H: 1 LOB: 0 BB: 0 P: 12	R: 0 E: 0 K: 0 S: 7	H: 1 LOB: 1 BB: 0 P: 11	R: 0 E: 0 K: 0 S: 7	H: 1 LOB: 1 BB: 0 P: 11	R: 2 E: 0 K: 1 S: 15	H: 2 LOB: 2 BB: 2 P: 31	R: 0 E: 0 K: 1 S: 6	H: 0 LOB: 0 BB: 0 P: 10	1B: 4 2B: 1 3B: 0 HR: 2	SF: 0 SAC: 0 DP: 0 HBP: 0	WP: 0 PB: 0 SB: 0 CS: 0	PA: 39					
PITCHER	IP	WLS	BF	H	R	ER	SO	BB	IBB	HBP	BLK	WP	HR	S	P	ERA	WHIP										
Dave Fleming, L ERA: 4.16 (1, 1)	7.2	L	38	7	5	3	3	6	0	0	0	0	2	68	126	3.52	1.696										
Jeff Nelson, R ERA: 4.18 (8, 1)	0.1		1	0	0	0	0	0	0	0	0	0	0	4	5	0.00	0.000										

AB	33
R	5
H	7
RBI	5
BB	6
SO	3
LOB	22



Batter	1	2	3	4	5	6	7	8	9	AB	R	H	RBI	BB	SO	LOB	TOP										
Rich Amaral, R OBP: 0.344, SLG: 0.349 (1, 10)	F8			G6-3		F8		F9		4	0	0	0	0	0	1	Seattle Mariners @ Baltimore Orioles Oriole Park at Camden Yards, Baltimore, MD Tue Sep 07 1993, 7:05 PM EDT Att: 45,704 - Unknown - 85 F										
Brian Turano, R OBP: 0.376, SLG: 0.423 (1, 7)	L4			G6-3			HR	BB	BB	2	1	0	0	2	0	0											
Ken Griffey Jr., L OBP: 0.412, SLG: 0.634 (1, 8)	P7			G3-1			SAFE	SAFE	G3-1	4	0	0	0	0	1	3											
Jay Buhner, R OBP: 0.379, SLG: 0.477 (1, 9)		L9			G4-3			K		4	0	1	0	0	1	1											
Mike Blowers, R OBP: 0.363, SLG: 0.503 (1, 5)		K			F7				FC6-4	4	1	2	2	0	1	0											
Bret Boone, R OBP: 0.304, SLG: 0.446 (1, 4)		F9			BB			F9	FC6-4	3	0	0	0	1	0	2											
Greg Litton, R OBP: 0.345, SLG: 0.437 (9, PH)				G6-4-3				P8		2	0	0	0	1	1	1											
Dave Magadan, L OBP: 0.392, SLG: 0.368 (9, 3)					K					1	0	0	0	0	1	2											
Dave Valle, R OBP: 0.355, SLG: 0.393 (1, 2)				G6-4-3		G4-3			HR	3	1	1	1	1	0	1											
Omar Vizquel, S OBP: 0.323, SLG: 0.303 (9, PH)				G1-3		G6-3		E3	FC5-4	3	0	0	0	0	0	0											
Bill Haselman, R OBP: 0.314, SLG: 0.439 (9, 1)									1-2	1	0	0	0	0	0	3											
Brad Holman, R (9, 1)										0	0	0	0	0	0	0											
Erik Plantenberg, R (9, 1)										0	0	0	0	0	0	0											
Ted Power, R (9, 1)										0	0	0	0	0	0	0											
Inning Stats	R: 0 H: 0 E: 0 K: 0 S: 9	H: 0 LOB: 0 BB: 0 P: 14	R: 0 H: 0 E: 0 K: 1 S: 8	H: 0 LOB: 0 BB: 0 P: 13	R: 0 H: 0 E: 0 K: 0 S: 4	H: 0 LOB: 0 BB: 1 P: 10	R: 0 H: 0 E: 0 K: 0 S: 7	H: 0 LOB: 1 BB: 1 P: 10	R: 0 H: 0 E: 0 K: 0 S: 6	H: 0 LOB: 0 BB: 0 P: 10	R: 2 H: 1 E: 0 K: 2 S: 10	H: 1 LOB: 0 BB: 1 P: 18	R: 1 H: 1 E: 1 K: 0 S: 10	H: 1 LOB: 2 BB: 1 P: 18	R: 0 H: 2 E: 0 K: 1 S: 12	H: 2 LOB: 3 BB: 1 P: 23	1B: 1 2B: 1 3B: 0 HR: 2	SF: 0 SAC: 0 DP: 1 HBP: 0	WP: 0 PB: 0 SB: 2 CS: 0	PA: 36							
PITCHER	IP	WLS	BF	H	R	ER	SO	BB	IBB	HBP	BLK	WP	HR	S	P	ERA	WHIP										
Arthur Rhodes, L ERA: 6.04 (1, 1)	8.0	L	30	2	3	3	4	4	0	0	0	0	2	64	109	3.38	0.750										
Todd Frohwrth, R ERA: 3.43 (9, 1)	0.1		3	2	0	0	0	0	0	0	0	0	0	6	9	0.00	6.000										
Jim Poole, L ERA: 1.77 (9, 1)	0.2		3	0	0	0	1	0	1	0	0	0	0	6	14	0.00	0.000										

AB	31
R	3
H	4
RBI	3
BB	5
SO	5
LOB	14



Batter	1	2	3	4	5	6	7	8	9	AB	R	H	RBI	BB	SO	LOB	BOTTOM										
Brady Anderson, L OBP: 0.365, SLG: 0.433 (1, 7)	G3			F7					G4-6-3	3	0	1	0	1	0	0	Seattle Mariners @ Baltimore Orioles Oriole Park at Camden Yards, Baltimore, MD Tue Sep 07 1993, 7:05 PM EDT Att: 45,704 - Unknown - 85 F										
Mark McLemore, S OBP: 0.352, SLG: 0.385 (1, 9)	K			G6-4-3					G4-6-3	4	0	1	0	0	2	4											
Mike Devereaux, R OBP: 0.313, SLG: 0.414 (1, 8)	P4			G6-4-3					2B	4	1	1	1	0	0	1											
Harold Baines, L OBP: 0.391, SLG: 0.477 (9, PR)		G4-3			G4-6-3				2B	3	0	1	1	1	0	0											
Jeffrey Hammonds, R OBP: 0.312, SLG: 0.467 (9, PR)									WP	0	0	0	0	0	0	0											
Cal Ripken Jr., R OBP: 0.325, SLG: 0.423 (1, 6)				F7					2B	4	0	1	0	0	1	2											
Mike Pagliaro, L OBP: 0.353, SLG: 0.455 (1, 5)				G3-6-3						3	0	0	0	0	0	2											
Chris Hoiles, R OBP: 0.405, SLG: 0.556 (1, 2)				F9					P3	3	0	1	0	0	0	0											
David Segui, S OBP: 0.374, SLG: 0.427 (1, 3)				L9					L7	3	0	0	0	0	0	1											
Harold Reynolds, S OBP: 0.342, SLG: 0.321 (1, 4)				G4-3					G4-6-3	2	1	0	0	1	0	1											
Inning Stats	R: 0 H: 0 E: 0 K: 1 S: 8	H: 1 LOB: 0 BB: 0 P: 12	R: 0 H: 1 E: 0 K: 0 S: 8	H: 0 LOB: 0 BB: 0 P: 10	R: 0 H: 0 E: 0 K: 0 S: 4	H: 0 LOB: 0 BB: 0 P: 6	R: 0 H: 1 E: 0 K: 0 S: 6	H: 1 LOB: 0 BB: 0 P: 9	R: 0 H: 0 E: 0 K: 0 S: 7	H: 0 LOB: 1 BB: 1 P: 13	R: 0 H: 2 E: 0 K: 1 S: 14	H: 2 LOB: 2 BB: 0 P: 20	R: 0 H: 0 E: 0 K: 0 S: 4	H: 0 LOB: 0 BB: 0 P: 5	R: 0 H: 0 E: 0 K: 0 S: 6	H: 0 LOB: 0 BB: 0 P: 11	R: 2 H: 2 E: 0 K: 1 S: 13	H: 2 LOB: 2 BB: 2 P: 24	1B: 3 2B: 3 3B: 0 HR: 0	SF: 0 SAC: 0 DP: 4 HBP: 0	WP: 1 PB: 0 SB: 0 CS: 0	PA: 32					
PITCHER	IP	WLS	BF	H	R	ER	SO	BB	IBB	HBP	BLK	WP	HR	S	P	ERA	WHIP										
Chris Bosio, R ERA: 3.72 (1, 1)	4.0		13	2	0	0	1	1	0	0	0	0	0	28	43	0.00	0.750										
Brad Holman, R ERA: 4.38 (9, 1)	4.0	W	14	2	1	1	1	1	0	0	0	0	0	32	50	2.25	0.750										
Brad Holman, R ERA: 4.38 (9, 1)	4.0	W	14	2	1	1	1	1	0	0	0	0	0	32	50	2.25	0.750										
Erik Plantenberg, L ERA: 8.59 (9, 1)	0.0		1	0	0	0	0	1	0	0	0	0	0	4													
Ted Power, R ERA: 5.4 (9, 1)	1.0	S	4	2	1	1	1	0	0	0	0	1	0	10	13	9.00	2.000										



Batter	1	2	3	4	5	6	7	8	9	AB	R	H	RBI	BB	SO	LOB	TOP															
Brian Turang, R (1, 8) OBP: 0.384, SLG: 0.427										4	1	2	0	0	0	2	Seattle Mariners @ Baltimore Orioles Oriole Park at Camden Yards, Baltimore, MD Wed Sep 08 1993, 7:05 PM EDT Att: 45,944 - Unknown - 79 F livebaseballscorecards.com															
Bret Boone, R (1, 4) OBP: 0.298, SLG: 0.436										4	0	0	0	0	0	3																
Ken Griffey Jr., L (1, 10) OBP: 0.409, SLG: 0.629										4	0	0	0	0	3	3																
Jay Buhner, R (1, 9) OBP: 0.381, SLG: 0.484										3	1	2	2	1	0	0																
Mike Blowers, R (1, 5) OBP: 0.362, SLG: 0.500										4	0	1	0	0	1	3																
Greg Litton, R (1, 7) OBP: 0.344, SLG: 0.442										3	1	1	0	0	0	0																
Mackey Sasser, L (8, PH) OBP: 0.282, SLG: 0.342										0	0	0	0	0	0	0																
Bill Haselman, R (8, PH) OBP: 0.312, SLG: 0.435										1	0	0	0	0	0	2																
Dann Howitt, L (8, 7) OBP: 0.246, SLG: 0.364										0	0	0	0	0	0	0																
Dave Magadan, L (1, 3) OBP: 0.388, SLG: 0.364										4	0	0	0	0	1	1																
Dave Valle, R (1, 2) OBP: 0.354, SLG: 0.391										4	0	1	0	0	0	1																
Omar Vizquel, S (1, 6) OBP: 0.323, SLG: 0.303										3	0	1	1	0	0	0																
Inning Stats	R: 2 E: 0 K: 1 S: 13	H: 2 LOB: 0 BB: 0 P: 22	R: 0 E: 0 K: 1 S: 8	H: 0 LOB: 0 BB: 0 P: 12	R: 0 E: 0 K: 1 S: 11	H: 1 LOB: 3 BB: 1 P: 21	R: 1 E: 0 K: 0 S: 8	H: 2 LOB: 1 BB: 0 P: 11	R: 0 E: 0 K: 0 S: 7	H: 0 LOB: 0 BB: 0 P: 11	R: 0 E: 0 K: 0 S: 11	H: 0 LOB: 0 BB: 0 P: 19	R: 0 E: 0 K: 0 S: 8	H: 1 LOB: 1 BB: 0 P: 12	R: 0 E: 0 K: 1 S: 8	H: 2 LOB: 1 BB: 0 P: 11	R: 0 E: 0 K: 0 S: 3	H: 0 LOB: 0 BB: 0 P: 6	1B: 6 2B: 1 3B: 0 HR: 1	SF: 0 SAC: 1 DP: 1 HBP: 0	WP: 1 PB: 0 SB: 0 CS: 0	PA: 36										
PITCHER	IP WLS BF H R ER SO BB IBB HBP BLK WP HR S P ERA WHIP																															
Fernando Valenzuela, L (1, 1) ERA: 4.92	6.1	27	6	3	3	4	1	0	0	0	1	1	61	101	4.26	1.105																
Mark Williamson, R (7, 1) ERA: 4.48	1.0	5	2	0	0	1	0	0	0	0	0	0	12	17	0.00	2.000																
Jim Poole, L (8, 1) ERA: 1.71	1.2	W	4	0	0	0	0	0	0	0	0	0	4	7	0.00	0.000																

Batter	1	2	3	4	5	6	7	8	9	AB	R	H	RBI	BB	SO	LOB	BOTTOM																
Brady Anderson, L (1, 7) OBP: 0.365, SLG: 0.436										4	1	1	0	0	1	0	Seattle Mariners @ Baltimore Orioles Oriole Park at Camden Yards, Baltimore, MD Wed Sep 08 1993, 7:05 PM EDT Att: 45,944 - Unknown - 79 F livebaseballscorecards.com																
Mark McLemore, S (1, 9) OBP: 0.351, SLG: 0.384										4	0	1	0	0	1	1																	
Mike Devereaux, R (1, 8) OBP: 0.316, SLG: 0.414										2	1	1	1	2	0	0																	
Harold Baines, L (1, 10) OBP: 0.391, SLG: 0.475										3	1	1	0	0	0	3																	
Cal Ripken Jr., R (1, 6) OBP: 0.325, SLG: 0.420										3	1	0	0	1	1	1																	
Mike Pagliaro, L (1, 5) OBP: 0.353, SLG: 0.454										3	0	1	0	0	0	0																	
Tim Hulett, R (8, PH) OBP: 0.367, SLG: 0.390										0	1	0	0	1	0	0																	
Chris Hoiles, R (1, 2) OBP: 0.409, SLG: 0.566										3	1	2	3	1	0	2																	
David Segui, S (1, 3) OBP: 0.372, SLG: 0.428										4	0	1	1	0	0	2																	
Harold Reynolds, S (1, 4) OBP: 0.339, SLG: 0.318										4	0	0	0	0	2	3																	
Inning Stats	R: 0 E: 0 K: 2 S: 12	H: 0 LOB: 0 BB: 0 P: 15	R: 1 E: 0 K: 1 S: 14	H: 3 LOB: 2 BB: 0 P: 25	R: 1 E: 0 K: 0 S: 11	H: 2 LOB: 0 BB: 0 P: 18	R: 0 E: 0 K: 0 S: 7	H: 0 LOB: 1 BB: 1 P: 15	R: 0 E: 0 K: 1 S: 9	H: 1 LOB: 2 BB: 1 P: 16	R: 1 E: 0 K: 0 S: 5	H: 1 LOB: 0 BB: 0 P: 10	R: 0 E: 0 K: 1 S: 6	H: 0 LOB: 0 BB: 0 P: 9	R: 3 E: 0 K: 0 S: 11	H: 1 LOB: 1 BB: 3 P: 26	1B: 5 2B: 1 3B: 1 HR: 1	SF: 0 SAC: 1 DP: 1 HBP: 0	WP: 1 PB: 0 SB: 0 CS: 0	PA: 36													
PITCHER	IP WLS BF H R ER SO BB IBB HBP BLK WP HR S P ERA WHIP																																
Roger Salkeld, R (1, 1) ERA: 3.86	4.2	21	6	2	2	4	2	0	0	0	0	0	52	88	3.86	1.714																	
Kevin King, L (5, 1) ERA: 5.79	2.2	L	11	1	3	3	1	1	1	0	0	0	1	16	32	10.12	0.750																
Jeff Nelson, R (8, 1) ERA: 4.35	0.0	2	1	0	0	0	1	0	0	0	0	0	3	8	∞	∞																	
Erik Plantenberg, L (8, 1) ERA: 7.88	0.2	2	0	1	1	0	0	0	0	0	0	1	0	4	6	13.50	0.000																



Batter	1	2	3	4	5	6	7	8	9	AB	R	H	RBI	BB	SO	LOB	TOP										
Jerry Browne, S (1, 7) OBP: 0.292, SLG: 0.297	G3	G6-3			G3-1		G3-1	1B E 1B		5	1	1	2	0	0	2											
Dave Henderson, R (1, 8) OBP: 0.282, SLG: 0.385	G6-3		G1-3		G3			1B E 1B		4	0	1	1	0	0	0											
Scott Brosius, R (8, FR) OBP: 0.241, SLG: 0.331								1B E 1B		1	1	1	1	0	0	0											
Ruben Sierra, S (1, 9) OBP: 0.294, SLG: 0.396	P6		K		L6			1B E 1B		5	1	1	0	0	1	1											
Troy Neel, L (1, 10) OBP: 0.359, SLG: 0.475		P5				G4-3		1B E 1B		5	1	2	1	0	0	2											
Brent Gates, S (1, 4) OBP: 0.350, SLG: 0.374								1B E 1B		4	1	2	2	0	0	1											
Marcos Armas, R (9, PH) OBP: 0.200, SLG: 0.310		1B FC5-2 1B	G3			G3		1B E 1B	F7	1	0	0	0	0	0	0											
Mike Aldrete, L (1, 3) OBP: 0.370, SLG: 0.481					F7			1B E 1B		3	2	2	0	0	0	0											
Kurt Abbott, R (9, PH) OBP: 0.400, SLG: 1.000								1B E 1B	F9	1	0	0	0	0	0	0											
Mike Bordick, R (1, 6) OBP: 0.348, SLG: 0.327					G5-3			1B E 1B		4	1	0	0	1	0	4											
Craig Paquette, R (1, 5) OBP: 0.256, SLG: 0.408					G5-3			1B E 1B		5	1	1	1	0	0	3											
Scott Hemond, R (1, 2) OBP: 0.325, SLG: 0.376								1B E 1B		3	3	2	2	1	0	0											
Inning Stats	R: 0 E: 0 K: 0 S: 7	H: 0 LOB: 0 BB: 0 P: 7	R: 4 E: 1 K: 0 S: 13	H: 4 LOB: 1 BB: 0 P: 18	R: 0 E: 0 K: 1 S: 11	H: 1 LOB: 1 BB: 0 P: 17	R: 0 E: 0 K: 0 S: 8	H: 0 LOB: 0 BB: 0 P: 12	R: 1 E: 0 K: 0 S: 8	H: 1 LOB: 0 BB: 0 P: 13	R: 0 E: 0 K: 0 S: 12	H: 1 LOB: 1 BB: 0 P: 17	R: 0 E: 0 K: 0 S: 7	H: 0 LOB: 0 BB: 0 P: 10	R: 7 E: 2 K: 0 S: 24	H: 6 LOB: 2 BB: 1 P: 41	R: 0 E: 0 K: 0 S: 10	H: 0 LOB: 1 BB: 1 P: 19	1B: 10 2B: 2 HR: 1	SF: 0 SAC: 1 DP: 0 HBP: 0	WP: 0 PB: 0 SB: 0 CS: 0	PA: 44					
PITCHER	IP	WLS	BF	H	R	ER	SO	BB	IBB	HBP	BLK	WP	HR	S	P	ERA	WHIP										
35 Mike Mussina, R (1, 1) ERA: 4.23	6.0		25	7	5	5	1	0	0	0	0	0	1	59	84	7.50	1.167										
Mark Williamson, R (7, 1) ERA: 4.54	1.0	L	5	2	2	2	0	0	0	0	0	0	0	9	15	18.00	2.000										
Jim Poole, L (8, 1) ERA: 1.9	0.0		3	2	1	1	0	0	0	0	0	0	0	5	9	∞	∞										
Alan Mills, R (8, 1) ERA: 3.44	0.2		5	2	3	1	0	1	0	0	0	0	0	12	20	13.50	4.500										
Brad Pennington, L (8, 1) ERA: 6.46	1.1		6	0	1	0	0	1	0	0	0	0	0	15	26	0.00	0.750										

Oakland Athletics @ Baltimore Orioles
 Oriole Park at Camden Yards, Baltimore, MD
 Fri Sep 10 1993, 7:05 PM EDT
 Att: 46,162 - Unknown

AB 41
 R 12
 H 13
 RBI 10
 BB 2
 SO 1
 LOB 13



Batter	1	2	3	4	5	6	7	8	9	AB	R	H	RBI	BB	SO	LOB	BOTTOM										
Brady Anderson, L (1, 7) OBP: 0.367, SLG: 0.436	S BB		K			1B BB		F7		3	0	1	1	2	1	1											
Mark McLemore, S (1, 9) OBP: 0.350, SLG: 0.382	K	L7			F8			F9		5	0	1	0	0	1	3											
Mike Devereaux, R (1, 8) OBP: 0.315, SLG: 0.412	P2				P9					5	1	1	0	0	2	2											
Harold Baines, L (1, 10) OBP: 0.391, SLG: 0.471	K				F7					3	2	0	0	2	1	2											
Cal Ripken Jr., R (1, 6) OBP: 0.325, SLG: 0.419								F8		4	2	1	0	1	1	2											
Mike Pagliarulo, L (1, 5) OBP: 0.354, SLG: 0.457		L5								5	1	2	1	0	1	3											
Chris Hoiles, R (1, 2) OBP: 0.413, SLG: 0.568		F9								2	1	1	1	3	0	1											
David Segui, S (1, 3) OBP: 0.373, SLG: 0.430										5	2	2	4	0	0	4											
Harold Reynolds, S (1, 4) OBP: 0.339, SLG: 0.324										5	0	2	2	0	0	3											
Inning Stats	R: 0 E: 0 K: 2 S: 11	H: 0 LOB: 1 BB: 1 P: 20	R: 2 E: 0 K: 0 S: 18	H: 4 LOB: 2 BB: 0 P: 25	R: 4 E: 0 K: 3 S: 19	H: 3 LOB: 1 BB: 2 P: 36	R: 0 E: 0 K: 0 S: 7	H: 0 LOB: 0 BB: 0 P: 12	R: 0 E: 0 K: 1 S: 10	H: 1 LOB: 1 BB: 1 P: 17	R: 0 E: 0 K: 1 S: 6	H: 1 LOB: 1 BB: 1 P: 15	R: 0 E: 0 K: 0 S: 9	H: 0 LOB: 1 BB: 1 P: 20	R: 0 E: 0 K: 0 S: 10	H: 0 LOB: 0 BB: 0 P: 14	R: 3 E: 0 K: 1 S: 11	H: 2 LOB: 1 BB: 2 P: 27	1B: 7 2B: 3 HR: 0	SF: 0 SAC: 0 DP: 0 HBP: 0	WP: 1 PB: 0 SB: 1 CS: 0	PA: 45					
PITCHER	IP	WLS	BF	H	R	ER	SO	BB	IBB	HBP	BLK	WP	HR	S	P	ERA	WHIP										
Todd Van Poppel, R (1, 1) ERA: 5.62	4.1		24	8	6	6	5	3	0	0	0	1	0	59	97	12.46	2.538										
Kelly Downs, R (5, 1) ERA: 5.52	2.2	W	11	1	0	0	1	3	0	0	0	0	0	21	48	0.00	1.500										
Rick Honeycutt, L (8, 1) ERA: 3.22	1.0		3	0	0	0	0	0	0	0	0	0	0	10	14	0.00	0.000										
John Briscoe, R (9, 1) ERA: 10.93	0.1		5	2	3	3	1	2	0	0	0	0	0	8	22	81.00	12.000										
Dennis Eckersley, R (9, 1) ERA: 3.75	0.2	S	2	0	0	0	0	0	0	0	0	0	0	3	5	0.00	0.000										

Oakland Athletics @ Baltimore Orioles
 Oriole Park at Camden Yards, Baltimore, MD
 Fri Sep 10 1993, 7:05 PM EDT
 Att: 46,162 - Unknown


AB 37
 R 9
 H 11
 RBI 9
 BB 8
 SO 7
 LOB 21



Batter	1	2	3	4	5	6	7	8	9	AB	R	H	RBI	BB	SO	LOB	TOP					
Jerry Browne, S (1, 7) OBP: 0.291, SLG: 0.293	G1-4-3			G1-3		1B BB		F7		3	0	0	0	1	0	0	Oakland Athletics @ Baltimore Orioles Oriole Park at Camden Yards, Baltimore, MD Sat Sep 11 1993, 7:05 PM EDT Att: 46,050 - Unknown - 71 F					
Dave Henderson, R (1, 8) OBP: 0.292, SLG: 0.383	P4			G6-3		1-2 1B		L5		4	0	1	0	0	0							
Ruben Sierra, S (1, 9) OBP: 0.292, SLG: 0.394	P5			E9		G4-6-3 1-2			F8	4	0	0	0	0	2							
Troy Neel, L (1, 10) OBP: 0.355, SLG: 0.470		G3		E4			G4-3		L8	4	0	0	0	0	1							
Brent Gates, S (1, 4) OBP: 0.347, SLG: 0.371		K		G4-3			K		K	4	0	0	0	3	2							
Mike Aldrete, L (1, 3) OBP: 0.370, SLG: 0.483 Marcos Armas, R (7, PR) OBP: 0.200, SLG: 0.310 (7, 3)		G5-3			K		1B 2B			3	0	1	0	0	1	0						
Craig Paquette, R (1, 5) OBP: 0.260, SLG: 0.411				G1-6-3 1B			K		2-H 1B	3	0	2	1	0	1	0						
Kurt Abbott, R (1, 6) OBP: 0.375, SLG: 0.714				G1-6-3 1-2			PO BB		K	2	0	0	0	1	1	3						
Scott Hemond, R (1, 2) OBP: 0.321, SLG: 0.370				G4-3		PO	F9		F9	3	0	0	0	0	0							
Inning Stats	R: 0 E: 0 K: 0 S: 5	H: 0 LOB: 0 BB: 0 P: 8	R: 0 E: 0 K: 1 S: 7	H: 0 LOB: 0 BB: 0 P: 11	R: 0 E: 0 K: 0 S: 8	H: 1 LOB: 0 BB: 0 P: 16	R: 0 E: 2 K: 0 S: 13	H: 0 LOB: 2 BB: 0 P: 20	R: 0 E: 0 K: 2 S: 8	H: 0 LOB: 0 BB: 1 P: 15	R: 0 E: 0 K: 0 S: 7	H: 1 LOB: 1 BB: 1 P: 13	R: 1 E: 0 K: 2 S: 12	H: 2 LOB: 2 BB: 0 P: 18	R: 0 E: 0 K: 0 S: 6	H: 0 LOB: 0 BB: 0 P: 10	R: 0 E: 0 K: 1 S: 8	H: 0 LOB: 0 BB: 0 P: 14	1B: 3 2B: 1 3B: 0 HR: 0	SF: 0 SAC: 0 DP: 2 HBP: 0	WP: 0 PB: 0 SB: 0 CS: 0	PA: 33
PITCHER Ben McDonald, R (1, 1) ERA: 3.18	IP: 9.0 WLS: W BF: 32 H: 4 R: 1 ER: 1 SO: 6 BB: 2 IBB: 0 HBP: 0 BLK: 0 WP: 0 HR: 0 S: 74 P: 125 ERA: 1.00 WHIP: 0.667															PITCHER						

livebaseballscores.com

AB 30
R 1
H 4
RBI 1
BB 2
SO 6
LOB 8



Batter	1	2	3	4	5	6	7	8	9	AB	R	H	RBI	BB	SO	LOB	BOTTOM			
Brady Anderson, L (1, 7) OBP: 0.368, SLG: 0.435	G4-3	G4-3		CS 1B			L4 BB			3	0	1	1	1	0	1	Oakland Athletics @ Baltimore Orioles Oriole Park at Camden Yards, Baltimore, MD Sat Sep 11 1993, 7:05 PM EDT Att: 46,050 - Unknown - 71 F			
Mark McLemore, S (1, 9) OBP: 0.351, SLG: 0.382	1B			F7 CS		G4-3	BB			3	1	1	0	1	0	0				
Mike Devereaux, R (1, 8) OBP: 0.315, SLG: 0.410	1B			F9		K	L4			4	0	1	0	0	1	3				
Harold Baines, L (1, 10) OBP: 0.394, SLG: 0.477 Damon Buford, R (6, PR) OBP: 0.325, SLG: 0.394	1B			FC5-2 1B		K			G4-3 1B	4	0	3	1	0	1	0				
Cal Ripken Jr., R (1, 6) OBP: 0.323, SLG: 0.416	FC5-2			F8		G6-3			G4-3	4	0	0	0	0	4					
Mike Pagliarulo, L (1, 5) OBP: 0.350, SLG: 0.451	K			F7		G6-3			K	4	0	0	0	2	4					
Chris Hoiles, R (1, 2) OBP: 0.414, SLG: 0.575		L5		HR		F9			IBB	3	1	1	1	1	0	0				
David Segui, S (1, 3) OBP: 0.369, SLG: 0.426		L6-3		F7		E6 BB SH1-4			G4-3	4	0	0	0	0	2					
Harold Reynolds, S (1, 4) OBP: 0.342, SLG: 0.330				1B 3B		SH1-4				1	1	1	0	0	0					
Inning Stats	R: 1 E: 0 K: 1 S: 14	H: 3 LOB: 2 BB: 0 P: 21	R: 0 E: 0 K: 0 S: 8	H: 0 LOB: 1 BB: 0 P: 16	R: 0 E: 0 K: 0 S: 8	H: 1 LOB: 1 BB: 0 P: 13	R: 2 E: 0 K: 0 S: 16	H: 3 LOB: 0 BB: 0 P: 26	R: 0 E: 0 K: 2 S: 9	H: 0 LOB: 0 BB: 0 P: 14	R: 0 E: 0 K: 0 S: 5	H: 0 LOB: 0 BB: 2 P: 11	R: 0 E: 1 K: 0 S: 6	H: 0 LOB: 2 BB: 2 P: 15	R: 0 E: 0 K: 1 S: 10	H: 1 LOB: 2 BB: 1 P: 16	1B: 5 2B: 2 3B: 1 HR: 1	SF: 0 SAC: 1 DP: 1 HBP: 1	WP: 0 PB: 0 SB: 0 CS: 1	PA: 36
PITCHER Bob Welch, R (1, 1) ERA: 5.1 Ed Nunez, R (7, 1) ERA: 4.11	IP: 6.1 WLS: L BF: 29 H: 7 R: 3 ER: 3 SO: 3 BB: 2 IBB: 0 HBP: 1 BLK: 0 WP: 0 HR: 1 S: 64 P: 113 ERA: 4.26 WHIP: 1.421															PITCHER				

livebaseballscores.com

AB 30
R 3
H 8
RBI 3
BB 3
SO 4
LOB 14



Batter	1	2	3	4	5	6	7	8	9	AB	R	H	RBI	BB	SO	LOB	TOP								
Jerry Browne, S OBP: 0.289, SLG: 0.290 (1, 7)	G6-3		K			1B		FC6-4 HBP	G4-3	5	0	1	0	0	1	2									
Dave Henderson, R OBP: 0.292, SLG: 0.382 (1, 10)	L8		K			1B		L4		4	0	1	0	0	1	2									
Ruben Sierra, S OBP: 0.292, SLG: 0.395 Scott Lydy, R OBP: 0.299, SLG: 0.291 (1, 9) (6, 9)	G5-3					2B				3	0	1	0	0	0	2									
Troy Neel, L OBP: 0.355, SLG: 0.477 Marcos Armas, R OBP: 0.194, SLG: 0.300 (1, 3) (7, 3)		HR								3	1	1	1	0	1	3									
Brent Gates, S OBP: 0.346, SLG: 0.369 Kurt Abbott, R OBP: 0.500, SLG: 1.125 (1, 4) (7, PH) (7, 4)	L4									2	0	0	0	0	0	1									
Craig Paquette, R OBP: 0.297, SLG: 0.407 Eric Helfand, L OBP: 0.500, SLG: 0.500 (1, 5) (9, PH)	G6-3									3	0	0	0	0	1	1									
Mike Bordick, R OBP: 0.345, SLG: 0.324 (1, 6)	G6-3									4	0	0	0	0	1	2									
Scott Brosius, R OBP: 0.241, SLG: 0.350 (1, 8)			K							4	1	1	3	0	2	0									
Scott Hemond, R OBP: 0.322, SLG: 0.372 Henry Mercedes, R OBP: 0.154, SLG: 0.231 (1, 2) (5, 2)										2	0	1	0	0	0	0									
										2	0	1	0	0	1	0									
Inning Stats	R: 0 E: 0 K: 0 S: 4	H: 0 LOB: 0 BB: 0 P: 8	R: 1 E: 0 K: 0 S: 6	H: 1 LOB: 0 BB: 0 P: 8	R: 0 E: 0 K: 3 S: 11	H: 1 LOB: 1 BB: 0 P: 17	R: 0 E: 0 K: 2 S: 11	H: 1 LOB: 1 BB: 0 P: 17	R: 0 E: 0 K: 1 S: 8	H: 0 LOB: 0 BB: 0 P: 9	R: 0 E: 0 K: 0 S: 5	H: 2 LOB: 1 BB: 0 P: 8	R: 1 E: 0 K: 0 S: 7	H: 1 LOB: 0 BB: 0 P: 13	R: 0 E: 0 K: 1 S: 9	H: 1 LOB: 2 BB: 0 P: 12	R: 3 E: 0 K: 2 S: 14	H: 2 LOB: 0 BB: 1 P: 27	1B: 5 2B: 1 3B: 0 HR: 3	SF: 0 SAC: 0 DP: 1 HBP: 1	WP: 0 PB: 0 SB: 1 CS: 0	PA: 37			
PITCHER	IP	WLS	BF	H	R	ER	SO	BB	IBB	HBP	BLK	WP	HR	S	P	ERA	WHIP								
Jamie Moyer, L ERA: 3.54 (1, 1)	8.0	W	31	7	2	2	7	0	0	1	1	0	2	61	92	2.25	0.875								
Todd Frohwrith, R ERA: 3.72 (9, 1)	1.0		6	2	3	3	2	1	0	0	0	0	1	14	27	27.00	3.000								

Oakland Athletics @ Baltimore Orioles
Oriole Park at Camden Yards, Baltimore, MD

AB 35
R 5
H 9
RBI 5
BB 1
SO 9
LOB 15



WP: 0 PA: 37
PB: 0
SB: 1
CS: 0

Sun Sep 12 1993, 7:05 PM EDT
Att: 45,803 - Unknown - 79 F

livebaseballscores.com

Batter	1	2	3	4	5	6	7	8	9	AB	R	H	RBI	BB	SO	LOB	BOTTOM								
Brady Anderson, L OBP: 0.368, SLG: 0.437 (1, 7)	SH1-3 SF7 2B		HR	FC3-6 WP 2B	G6-3					5	3	2	0	0	1	3									
Mark McLemore, S OBP: 0.352, SLG: 0.380 (1, 9)	SH1-3		HR	2B		G3	F8			2	2	0	0	2	0	1									
Mike Devereaux, R OBP: 0.317, SLG: 0.421 (1, 8)	SF7		HR	1B	FC6-4 2B	K		HR		4	3	3	5	0	1	0									
Harold Baines, L OBP: 0.398, SLG: 0.489 Lonnie Smith, R OBP: 0.424, SLG: 0.442 (1, 10) (8, PH)	G4-3		HR	FC6-4 1B		HR		HR		4	2	3	2	0	0	0									
Cal Ripken Jr., R OBP: 0.325, SLG: 0.421 Tim Lincecum, R OBP: 0.367, SLG: 0.390 (1, 6) (9, 6)		K2-3	HR	FC6-4 1B		HR		HR		3	2	1	4	2	1	1									
Mike Pagliarulo, L OBP: 0.353, SLG: 0.461 (1, 5)	G4-3		HR	G3-1		BB		HR		4	1	2	3	1	0	1									
Chris Hoiles, R OBP: 0.412, SLG: 0.574 Paul Carey, L OBP: 0.289, SLG: 0.235 (1, 2) (6, PH) (9, 3)			K		P4			K		4	0	1	0	0	1	2									
David Segui, S OBP: 0.368, SLG: 0.423 Mark Parent, R OBP: 0.288, SLG: 0.542 (1, 3) (9, 2)	G4-3		F8					G3		5	0	1	0	0	0	2									
Harold Reynolds, S OBP: 0.343, SLG: 0.329 (1, 4)			F9	FC3-6 1B	L8			G3		4	0	1	0	1	0	2									
Inning Stats	R: 1 E: 0 K: 0 S: 6	H: 1 LOB: 1 BB: 0 P: 11	R: 0 E: 0 K: 1 S: 8	H: 1 LOB: 1 BB: 0 P: 12	R: 6 E: 0 K: 1 S: 22	H: 4 LOB: 0 BB: 2 P: 40	R: 3 E: 1 K: 0 S: 14	H: 3 LOB: 1 BB: 1 P: 25	R: 0 E: 0 K: 0 S: 7	H: 1 LOB: 1 BB: 0 P: 12	R: 1 E: 0 K: 1 S: 14	H: 1 LOB: 2 BB: 1 P: 27	R: 0 E: 0 K: 1 S: 8	H: 0 LOB: 1 BB: 1 P: 16	R: 3 E: 0 K: 1 S: 16	H: 3 LOB: 1 BB: 1 P: 23	1B: 7 2B: 3 3B: 0 HR: 4	SF: 1 SAC: 1 DP: 0 HBP: 0	WP: 1 PB: 1 SB: 0 CS: 0	PA: 45					
PITCHER	IP	WLS	BF	H	R	ER	SO	BB	IBB	HBP	BLK	WP	HR	S	P	ERA	WHIP								
Ron Darling, R ERA: 5.56 (1, 1)	3.0	L	18	7	8	8	2	2	0	0	0	1	0	13	23	18.00	3.000								
John Briscoe, R ERA: 11.4 (4, 1)	1.0		6	2	2	2	0	1	0	0	0	1	0	13	23	18.00	3.000								
Miguel Jimenez, R ERA: 12.0 (5, 1)	3.0		18	5	4	4	2	4	0	0	0	0	2	37	69	12.00	3.000								
Ed Nunez, R ERA: 4.06 (8, 1)	1.0		3	0	0	0	1	0	0	0	0	0	0	8	9	0.00	0.000								

Oakland Athletics @ Baltimore Orioles
Oriole Park at Camden Yards, Baltimore, MD

AB 36
R 14
H 14
RBI 14
BB 7
SO 5
LOB 13



WP: 1 PA: 45
PB: 1
SB: 0
CS: 0

Sun Sep 12 1993, 7:05 PM EDT
Att: 45,803 - Unknown - 79 F

livebaseballscores.com

Batter	1	2	3	4	5	6	7	8	9	AB	R	H	RBI	BB	SO	LOB	TOP						
Brady Anderson, L (1,9) OBP: 0.371, SLG: 0.441	2-2 SH5-3 HR 2B		0-1 P4			0-0 G4-3	4-0 1B BB	4-1 G4-6-3 BB		3	1	1	1	2	0	0	Baltimore Orioles @ Boston Red Sox Fenway Park, Boston, MA Tue Sep 14 1993, 7:05 PM EDT Att: 26,367 - Unknown - 79 F						
Mark McLemore, S (1,4) OBP: 0.350, SLG: 0.379	0-0 SH5-3		3-2 G4-3			1-1 L8	1-1 1B	1-0 G4-6-3		4	0	1	1	0	0	2							
Mike Devereaux, R (1,8) OBP: 0.312, SLG: 0.414	1-2 K		0-0 F9			1-2 G1-3	1-2 L1	0-2 G6-3		5	0	0	0	0	1	4							
Harold Baines, L (1,10) OBP: 0.349, SLG: 0.504	0-0 HR			1-1 F8			1-0 L9	4-1 2B BB	0-0 G6-3	3	1	1	2	1	0	0							
Damon Buford, R (8, PR) OBP: 0.325, SLG: 0.394										0	1	0	0	0	0	0							
Paul Carey, L (9, PH) OBP: 0.282, SLG: 0.229										1	0	0	0	0	0	0							
Cal Ripken Jr., R (1,6) OBP: 0.327, SLG: 0.422	3-2 HBP			1-3 K			1-2 HR 1B	3-1 2B 2B	0-3 K	4	2	2	0	0	2	0							
Chris Hoiles, R (1,2) OBP: 0.280, SLG: 0.595	0-1 1B			0-3 K			0-0 HR	4-2 2B BB	1-0 1B	4	2	3	2	1	1	0							
Mike Pagliarulo, L (1,5) OBP: 0.349, SLG: 0.454		1-1 G3			0-1 F9		1-2 2B SF7 1B	1-1 1B BB 2B	1-3 K	3	1	1	0	0	0	0							
Tim Lincecum, R (8, PH) OBP: 0.368, SLG: 0.395										2	1	1	2	0	1	1							
Lonnie Smith, R (1,7) OBP: 0.425, SLG: 0.446		0-0 F9			0-0 P4		1-2 1B 2B	4-1 BB 1B G4-6-3 BB		3	2	1	0	1	0	0							
David Segui, S (1,3) OBP: 0.366, SLG: 0.421		0-0 G4-3			2-2 G4-3		2-1 SF7	0-0 G4-6-3 BB 1B		3	0	1	2	0	0	0							
Inning Stats	R: 2 E: 0 K: 1 S: 15	H: 3 LOB: 2 BB: 0 P: 21	R: 0 E: 0 K: 0 S: 4	H: 0 LOB: 0 BB: 0 P: 5	R: 0 E: 0 K: 0 S: 6	H: 0 LOB: 0 BB: 0 P: 9	R: 0 E: 0 K: 2 S: 8	H: 0 LOB: 0 BB: 0 P: 10	R: 0 E: 0 K: 0 S: 6	H: 0 LOB: 0 BB: 0 P: 8	R: 0 E: 0 K: 0 S: 7	H: 0 LOB: 0 BB: 0 P: 9	R: 4 E: 0 K: 0 S: 20	H: 5 LOB: 2 BB: 1 P: 32	R: 5 E: 0 K: 0 S: 18	H: 3 LOB: 1 BB: 4 P: 39	R: 0 E: 0 K: 2 S: 8	H: 1 LOB: 1 BB: 0 P: 10	1B: 6 2B: 4 3B: 0 HR: 2	SF: 1 SAC: 1 DP: 1 HBP: 1	WP: 0 PB: 0 SB: 0 CS: 0	PA: 43	
PITCHER	IP WLS BF L	H R ER 6	SO 3	BB 1	IBB 0	HBP 1	BLK 0	WP 0	HR 2	S 63	P 90	ERA 8.10	WHIP 1.350										
Danny Darwin, R (1,1) ERA: 3.27	6.2	8	3	1	0	0	0	0	0	24	81.00	9.000											
Ken Ryan, R (7,1) ERA: 3.99	0.1	1	3	0	0	0	0	0	0	5	14	∞											
Scott Taylor, L (8,1) ERA: 9.0	0.0	2	1	0	2	0	0	0	0	12	15	4.50	0.500										
Cory Bailey, R (8,1) ERA: 3.86	2.0	1	1	2	0	0	0	0	0	12	15	4.50	0.500										

AB	35
R	11
H	12
RBI	10
BB	5
SO	5
LOB	7



Batter	1	2	3	4	5	6	7	8	9	AB	R	H	RBI	BB	SO	LOB	BOTTOM						
Scott Fletcher, R (1,4) OBP: 0.343, SLG: 0.405	3-2 G5-3	1-0 FC6-4			3-2 P3		0-0 G1-3		0-2 P3	4	0	0	0	0	0	2	Baltimore Orioles @ Boston Red Sox Fenway Park, Boston, MA Tue Sep 14 1993, 7:05 PM EDT Att: 26,367 - Unknown - 79 F						
Steve Lyons, L (9,4) OBP: 0.238, SLG: 0.211										1	0	0	0	0	0	0							
Mike Greenwell, L (1,7) OBP: 0.369, SLG: 0.464	1-0 G6-3		0-0 SH1 1B		1-1 HR 1B		0-0 1B			4	1	3	0	0	0	0							
Greg Blosser, L (9,7) OBP: 0.111, SLG: 0.111										0	0	0	0	0	0	0							
Tim Lincecum, R (1,10) OBP: 0.338, SLG: 0.408	3-0 1B		0-0 SH1 K		1-3 K		1-1 L5			3	0	1	0	0	1	2							
Mo Vaughn, L (1,3) OBP: 0.399, SLG: 0.536	3-3 K		4-1 BB		0-1 HR			2-1 F8 2B		3	1	2	2	1	1	1							
Ernest Riles, L (9,3) OBP: 0.293, SLG: 0.370										0	0	0	0	0	0	0							
Rob Deer, R (1,9) OBP: 0.311, SLG: 0.380		0-1 BB 1B SF8 1B		2-0 P4		1-1 F8		1-2 G6-3		3	1	1	0	0	0	2							
Bob Zupic, R (8, PH) OBP: 0.318, SLG: 0.361										1	0	0	0	0	0	1							
Billy Hatcher, R (1,8) OBP: 0.335, SLG: 0.401		1-1 L8		0-1 P6		0-1 F7		1-2 F8		3	0	0	0	0	0	3							
Jeff McNeely, R (8, PH) OBP: 0.222, SLG: 0.222										1	0	0	0	0	0	1							
Scott Cooper, L (1,5) OBP: 0.349, SLG: 0.392		0-1 BB 1B		1-2 G4-3		1-1 F7		0-0 P6		3	0	1	0	0	0	0							
Luis Ortiz, R (8, PH) OBP: 0.286, SLG: 0.286										1	0	0	0	0	0	1							
John Valentin, R (1,6) OBP: 0.332, SLG: 0.416		4-2 FC6-4 BB		2-2 L9		3-2 F9			0-0 P3	2	0	0	0	1	0	0							
Luis Rivera, R (9,6) OBP: 0.279, SLG: 0.315										1	0	0	0	0	0	0							
Bob Melvin, R (1,2) OBP: 0.250, SLG: 0.315		0-0 SF8		1-0 F8			0-1 F8		2-3 K	0	0	0	0	0	0	0							
Tony Peña, R (2,2) OBP: 0.231, SLG: 0.234										2	0	0	1	0	0	0							
John Flaherty, R (9,2) OBP: 0.214, SLG: 0.308										1	0	0	0	0	1	0							
Inning Stats	R: 0 E: 0 K: 1 S: 9	H: 1 LOB: 1 BB: 0 P: 19	R: 1 E: 0 K: 0 S: 11	H: 2 LOB: 2 BB: 1 P: 17	R: 0 E: 0 K: 0 S: 6	H: 1 LOB: 2 BB: 1 P: 12	R: 0 E: 0 K: 0 S: 7	H: 0 LOB: 0 BB: 0 P: 11	R: 2 E: 0 K: 1 S: 12	H: 2 LOB: 0 BB: 0 P: 18	R: 0 E: 0 K: 0 S: 8	H: 0 LOB: 0 BB: 0 P: 12	R: 0 E: 0 K: 0 S: 6	H: 1 LOB: 1 BB: 0 P: 7	R: 0 E: 0 K: 0 S: 11	H: 1 LOB: 1 BB: 0 P: 15	R: 0 E: 0 K: 1 S: 8	H: 0 LOB: 0 BB: 0 P: 10	1B: 6 2B: 1 3B: 0 HR: 1	SF: 1 SAC: 1 DP: 0 HBP: 0	WP: 0 PB: 0 SB: 0 CS: 0	PA: 37	
PITCHER	IP WLS BF W	H R ER 3	SO 3	BB 2	IBB 0	HBP 0	BLK 0	WP 0	HR 1	S 78	P 121	ERA 3.00	WHIP 1.111										
Fernando Valenzuela, L (1,1) ERA: 4.82	9.0	8	3	3	2	0	0	0	0	78	121	3.00	1.111										

AB	33
R	3
H	8
RBI	3
BB	2
SO	3
LOB	13



Batter	1	2	3	4	5	6	7	8	9	AB	R	H	RBI	BB	SO	LOB	TOP										
Brady Anderson, L (1, 9) OBP: 0.373, SLG: 0.444	4-1 S BB	2-2 G4-3 1-3 2-H 2B		1-1 1B		2-1 G6-3			2-3 K	4	0	2	1	1	1	0											
Mark McLemore, S (1, 4) OBP: 0.349, SLG: 0.376	1-0 F8	1-1 G4-3		1-3 K			2-0 G5-3		4-2 FC6-4 BB	4	0	0	1	1	1	3											
Mike Devereaux, R (1, 8) OBP: 0.311, SLG: 0.410	0-3 K	1-1 G4-3			4-2 G5-4-3 1B BB		3-1 G6-3		0-0 FC6-4	4	1	0	0	1	1	3											
Harold Baines, L (1, 10) OBP: 0.400, SLG: 0.503	2-2 G4		4-2 FC6-4 BB		2-2 G5-4-3 1B		1-1 F9			3	0	1	0	1	0	1											
Cal Ripken Jr., R (1, 6) OBP: 0.328, SLG: 0.426		0-1 BLK FC3-2 2B	1-0 P4		2-1 G5-4-3			0-0		4	0	2	0	0	0	3											
Chris Hoiles, R (1, 2) OBP: 0.421, SLG: 0.593		1-0 FC3-2 1B FC3 HBP	2-2 FC6-4 WP		3-1 1B			2-3 K		3	1	1	1	0	1	2											
Mike Pagliarulo, L (1, 5) OBP: 0.345, SLG: 0.448		1-1 FC3 1B FC3-2	2-2 G1-3		1-0 L7			1-3 K		4	1	0	0	0	1	5											
Lonnie Smith, R (1, 7) OBP: 0.419, SLG: 0.437		0-0 FC3-2 1B 2B		1-3 K		2-2 G6-3		3-3 K		4	1	0	0	0	2	4											
David Segui, S (1, 3) OBP: 0.365, SLG: 0.419		1-2 2B G4-3 1B		2-1 4-3		2-1 G4-3		0-2 L4		4	1	1	2	0	0	0											
Inning Stats	R: 0 E: 0 K: 1 S: 9	H: 0 LOB: 1 BB: 1 P: 16	R: 4 E: 0 K: 0 S: 15	H: 3 LOB: 1 BB: 0 P: 23	R: 0 E: 0 K: 0 S: 11	H: 0 LOB: 1 BB: 0 P: 20	R: 1 E: 0 K: 0 S: 10	H: 2 LOB: 1 BB: 0 P: 22	R: 0 E: 0 K: 0 S: 9	H: 0 LOB: 0 BB: 0 P: 15	R: 0 E: 0 K: 0 S: 5	H: 0 LOB: 0 BB: 0 P: 11	R: 0 E: 0 K: 3 S: 10	H: 1 LOB: 1 BB: 0 P: 16	R: 0 E: 0 K: 1 S: 10	H: 0 LOB: 1 BB: 1 P: 16	1B: 4 2B: 3 3B: 0 HR: 0	SF: 0 SAC: 0 DP: 1 HBP: 1	WP: 1 PB: 0 SB: 1 CS: 0	PA: 39							
PITCHER	IP	WLS	BF	H	R	ER	SO	BB	IBB	HBP	BLK	WP	HR	S	P	ERA	WHIP										
Roger Clemens, R (1, 1) ERA: 4.46	5.0	W	25	6	5	5	3	3	0	1	1	1	0	55	96	9.00	1.800										
Paul Quantrill, R (6, 1) ERA: 3.94	1.2		5	0	0	0	0	0	0	0	0	0	0	12	23	0.00	0.000										
Tony Fossas, L (7, 1) ERA: 5.1	0.1		1	0	0	0	0	0	0	0	0	0	0	2	3	0.00	0.000										
Greg Harris, R (8, 1) ERA: 2.96	2.0	S	8	1	0	0	4	1	0	0	0	0	0	20	32	0.00	1.000										

Baltimore Orioles @ Boston Red Sox
Fenway Park, Boston, MA
Wed Sep 15 1993, 7:05 PM EDT
Att: 27,545 - Unknown - 81 F

AB	34
R	5
H	7
RBI	5
BB	4
SO	7
LOB	21



Batter	1	2	3	4	5	6	7	8	9	AB	R	H	RBI	BB	SO	LOB	BOTTOM										
Scott Fletcher, R (1, 4) OBP: 0.342, SLG: 0.404	0-3 K	0-1 1B		1-1 F8		2-1 G6-4-3				4	0	1	1	0	1	2											
Mike Greenwell, L (1, 7) OBP: 0.372, SLG: 0.467	1-0 2B		0-0 G6-3 2B	4-0 2B IBB		0-1 F7				3	2	2	0	1	0	0											
Tim Lincecum, R (1, 10) OBP: 0.346, SLG: 0.440	0-2 L5-4 1B		3-2 G6-3	1-0 1B 2B			0-1 G1-3			4	1	2	3	0	0	1											
Mo Vaughn, L (1, 3) OBP: 0.399, SLG: 0.535	4-2 BB		1-3 K	2-2 1B			2-3 K			3	0	1	1	1	2	1											
Rob Deer, R (1, 9) OBP: 0.311, SLG: 0.377	1-1 L5-4		4-1 BB	3-3 K			0-1 P2			3	0	0	0	1	1	3											
Scott Cooper, L (1, 5) OBP: 0.350, SLG: 0.392		0-0 SH1-3 1B	4-0 BB		0-0 P6			3-1 L5		3	1	1	0	1	0	0											
Billy Hatcher, R (1, 8) OBP: 0.335, SLG: 0.490		1-2 SF8 1B	3-3 K		3-2 E5			0-0 B1-3		4	1	1	0	0	1	3											
John Valentin, R (1, 6) OBP: 0.330, SLG: 0.413		2-1 SH1-3		1-0 G6-3				1-1 L7		3	0	0	0	0	1	1											
Tony Peña, R (1, 2) OBP: 0.235, SLG: 0.243		0-1 SF8		0-0 2B		2-2 G6-4-3 1B				2	1	2	1	0	0	0											
Inning Stats	R: 1 E: 0 K: 1 S: 12	H: 2 LOB: 1 BB: 1 P: 18	R: 2 E: 0 K: 0 S: 11	H: 3 LOB: 1 BB: 0 P: 14	R: 0 E: 0 K: 2 S: 15	H: 1 LOB: 3 BB: 2 P: 30	R: 3 E: 0 K: 1 S: 14	H: 3 LOB: 1 BB: 1 P: 25	R: 0 E: 1 K: 1 S: 9	H: 0 LOB: 0 BB: 0 P: 14	R: 0 E: 0 K: 0 S: 8	H: 1 LOB: 0 BB: 0 P: 12	R: 0 E: 0 K: 1 S: 7	H: 0 LOB: 0 BB: 0 P: 9	R: 0 E: 0 K: 0 S: 5	H: 0 LOB: 0 BB: 0 P: 9	1B: 6 2B: 5 3B: 0 HR: 0	SF: 1 SAC: 1 DP: 2 HBP: 0	WP: 0 PB: 0 SB: 0 CS: 1	PA: 35							
PITCHER	IP	WLS	BF	H	R	ER	SO	BB	IBB	HBP	BLK	WP	HR	S	P	ERA	WHIP										
35 Mike Mussina, R (1, 1) ERA: 4.46	3.2	L	22	9	6	6	3	3	1	0	0	0	0	47	79	14.73	3.273										
Todd Frohwrth, R (4, 1) ERA: 3.53	4.1		13	1	0	0	3	0	0	0	0	0	0	34	52	0.00	0.231										


Baltimore Orioles @ Boston Red Sox
Fenway Park, Boston, MA
Wed Sep 15 1993, 7:05 PM EDT
Att: 27,545 - Unknown - 81 F


AB	29
R	6
H	10
RBI	6
BB	4
SO	6
LOB	11



Batter	1	2	3	4	5	6	7	8	9	AB	R	H	RBI	BB	SO	LOB	TOP					
Brady Anderson, L (1, 7) OBP: 0.374, SLG: 0.446	F8		3-2 2B			3-2 CS 1B		3-1 P4		4	0	2	0	0	0	0	Baltimore Orioles @ Milwaukee Brewers Milwaukee County Stadium, Milwaukee, WI Fri Sep 17 1993, 8:05 PM EDT Att: 14,014 - Unknown livebaseballscorecards.com					
Mark McLemore, S (1, 9) OBP: 0.348, SLG: 0.374	G4-3		4-2 BB			0-1 L9		2-3 K		3	0	0	0	1	1							
Mike Devereaux, R (1, 8) OBP: 0.309, SLG: 0.407	P4		1-2 G4-3			1 SAFE 3-2 F9		0-0 G5-3		4	0	0	0	0	4							
Harold Baines, L (1, 10) OBP: 0.397, SLG: 0.497		2-1 F8		1-1 L8		2-3 K		0-0 G6-3		4	0	0	0	1	0							
Cal Ripken Jr., R (1, 6) OBP: 0.327, SLG: 0.424		0-0 L7		2-0 P5		1-0 F8				3	0	0	0	0	0							
Mike Pagliaro, L (1, 5) OBP: 0.345, SLG: 0.447		3-1 P6		3-2 G6-3		2-1 1B				3	0	1	0	0	0							
Chris Hoiles, R (1, 2) OBP: 0.420, SLG: 0.590			4-0 2B BB		3-3 K		2-3 K			2	0	0	0	1	2	1						
David Segui, S (1, 3) OBP: 0.362, SLG: 0.416			1-3 K		0-0 G1		3-2 F7			3	0	0	0	0	1	1						
Harold Reynolds, S (1, 4) OBP: 0.340, SLG: 0.325		1 SAFE 1 SAFE P6		1-1 G1-3		2-2 G1-3		1-2 G4-3		3	0	0	0	0	0	1						
Inning Stats	R: 0 E: 0 K: 0 S: 6	H: 0 LOB: 0 BB: 0 P: 9	R: 0 E: 0 K: 0 S: 5	H: 0 LOB: 0 BB: 0 P: 10	R: 0 E: 0 K: 1 S: 14	H: 1 LOB: 3 BB: 2 P: 28	R: 0 E: 0 K: 0 S: 6	H: 0 LOB: 0 BB: 0 P: 12	R: 0 E: 0 K: 1 S: 9	H: 0 LOB: 0 BB: 0 P: 14	R: 0 E: 0 K: 0 S: 9	H: 1 LOB: 1 BB: 0 P: 15	R: 0 E: 0 K: 2 S: 9	H: 1 LOB: 1 BB: 0 P: 16	R: 0 E: 0 K: 0 S: 8	H: 0 LOB: 0 BB: 0 P: 15	R: 0 E: 0 K: 1 S: 6	H: 0 LOB: 0 BB: 0 P: 8	1B: 2 2B: 1 3B: 0 HR: 0	SF: 0 SAC: 0 DP: 0 HBP: 0	WP: 0 PB: 0 SB: 0 CS: 1	PA: 31
PITCHER 21 Cal Eldred, R (1, 1) ERA: 3.93	IP: 9.0 WLS: W BF: 31 H: 3 R: 0 ER: 0 SO: 5 BB: 2 IBB: 0 HBP: 0 BLK: 0 WP: 0 HR: 0 S: 72 P: 127 ERA: 0.00 WHIP: 0.556															PITCHER						

Batter	1	2	3	4	5	6	7	8	9	AB	R	H	RBI	BB	SO	LOB	BOTTOM			
Darryl Hamilton, L (1, 7) OBP: 0.366, SLG: 0.410	G4-3		1-1 F8		1 SAFE 1-3 K		1-3 K			4	0	0	0	0	2	1	Baltimore Orioles @ Milwaukee Brewers Milwaukee County Stadium, Milwaukee, WI Fri Sep 17 1993, 8:05 PM EDT Att: 14,014 - Unknown livebaseballscorecards.com			
Kevin Seitzer, R (1, 5) OBP: 0.337, SLG: 0.390	L9			1-2 L3		1-2 F9		0-2 G5-3		4	0	0	0	0	0					
B.J. Surhoff, L (1, 9) OBP: 0.313, SLG: 0.372	F7			0-1 G6-3		1-0 L7		1-3 K		4	0	0	0	0	1	0				
Greg Vaughn, R (1, 10) OBP: 0.376, SLG: 0.487		2-3 K		4-2 BB BB		1-0 1B WP 1B		0-3 K		3	1	1	0	1	2	0				
Robin Yount, R (1, 8) OBP: 0.324, SLG: 0.372		1-3 K		4-2 SAFE 1-2 BB		1-1 WP 1B				2	0	1	0	1	1	0				
Dave Nilsson, L (1, 2) OBP: 0.334, SLG: 0.382		2-0 HR		1-0 L9		4-0 1B		1-2 1B IBB		2	1	1	1	1	0	2				
John Jaha, R (1, 3) OBP: 0.330, SLG: 0.490		2-0 F8		2-1 G1-3		3-H 0-0 P9				3	0	0	0	0	2					
Juan Bell, R (1, 4) OBP: 0.316, SLG: 0.335			3-1 P5		4-0 BB		1-0 L9			2	0	0	0	1	0	0				
Jose Valentin, S (1, 6) OBP: 0.286, SLG: 0.714			1-3 K		1-0 F9		3-1 P6			3	0	0	0	0	1	1				
Inning Stats	R: 0 E: 0 K: 0 S: 6	H: 0 LOB: 0 BB: 0 P: 10	R: 1 E: 0 K: 2 S: 8	H: 1 LOB: 0 BB: 0 P: 15	R: 0 E: 0 K: 1 S: 7	H: 0 LOB: 0 BB: 0 P: 12	R: 0 E: 0 K: 0 S: 16	H: 0 LOB: 2 BB: 2 P: 26	R: 0 E: 0 K: 1 S: 7	H: 0 LOB: 1 BB: 1 P: 15	R: 1 E: 0 K: 0 S: 9	H: 2 LOB: 2 BB: 1 P: 17	R: 0 E: 0 K: 1 S: 6	H: 0 LOB: 0 BB: 0 P: 11	R: 0 E: 0 K: 2 S: 9	H: 0 LOB: 0 BB: 0 P: 10	1B: 2 2B: 0 3B: 0 HR: 1	SF: 0 SAC: 0 DP: 0 HBP: 0	WP: 1 PB: 0 SB: 0 CS: 0	PA: 31
PITCHER Ben McDonald, R (1, 1) ERA: 3.14	IP: 8.0 WLS: L BF: 31 H: 3 R: 2 ER: 2 SO: 7 BB: 3 IBB: 1 HBP: 0 BLK: 0 WP: 1 HR: 1 S: 68 P: 116 ERA: 2.25 WHIP: 0.750															PITCHER				

Batter	1	2	3	4	5	6	7	8	9	AB	R	H	RBI	BB	SO	LOB	TOP										
Brady Anderson, L (1, 7) OBP: 0.373, SLG: 0.444	0-3 K		0-3 K					4-0 BB		3	0	0	0	1	2	0	Baltimore Orioles @ Milwaukee Brewers Milwaukee County Stadium, Milwaukee, WI Sat Sep 18 1993, 8:05 PM EDT Att: 25,735 - Unknown - 59 F AB 31 R 0 H 4 RBI 0 BB 2 SO 8 LOB 12 										
Mark McLemore, S (1, 4) OBP: 0.348, SLG: 0.373	0-0 F7					0-3 K		0-0 G6-3		4	0	1	0	0	1	2											
Mike Devereaux, R (1, 8) OBP: 0.308, SLG: 0.406	0-0 P4								0-0 E6 G4-3 1B	4	0	1	0	0	1	1											
Cal Ripken Jr., R (1, 6) OBP: 0.328, SLG: 0.426		0-0 F8							0-0 F2	4	0	2	0	0	0	1											
Chris Hoiles, R (1, 2) OBP: 0.419, SLG: 0.585		4-0 BB				0-0 G5-4-3 1B		0-0 G6-3	0-0 G4-3	3	0	0	0	1	0	4											
Lonnie Smith, R (1, 10) OBP: 0.412, SLG: 0.429		0-3 K						0-0 G5-3	0-3 K	4	0	0	0	0	3	3											
Tim Lincecum, R (1, 5) OBP: 0.364, SLG: 0.390		0-0 F5							0-0 G4-3	3	0	0	0	0	0	1											
David Segui, S (1, 3) OBP: 0.360, SLG: 0.413			0-3 K						0-0 F7	3	0	0	0	0	1	0											
Jack Voigt, R (1, 9) OBP: 0.391, SLG: 0.500			0-0 F3					0-0 G3	0-0 E5 BB	3	0	0	0	0	0	0											
Inning Stats	R: 0 E: 0 K: 1 S: 5	H: 0 LOB: 0 BB: 0 P: 5	R: 0 E: 0 K: 1 S: 5	H: 0 LOB: 1 BB: 1 P: 9	R: 0 E: 0 K: 2 S: 7	H: 0 LOB: 0 BB: 0 P: 7	R: 0 E: 0 K: 1 S: 6	H: 2 LOB: 1 BB: 0 P: 6	R: 0 E: 0 K: 1 S: 5	H: 0 LOB: 0 BB: 0 P: 5	R: 0 E: 0 K: 0 S: 4	H: 1 LOB: 1 BB: 0 P: 4	R: 0 E: 1 K: 0 S: 4	H: 0 LOB: 2 BB: 1 P: 8	R: 0 E: 1 K: 1 S: 6	H: 1 LOB: 1 BB: 0 P: 6	1B: 3 2B: 1 3B: 0 HR: 0	SF: 0 SAC: 0 DP: 1 HBP: 0	WP: 0 PB: 0 SB: 0 CS: 0	PA: 33							
PITCHER	IP	WLS	BF	H	R	ER	SO	BB	IBB	HBP	BLK	WP	HR	S	P	ERA	WHIP										
Angel Miranda, L (1, 1) ERA: 2.91	8.0	W	30	4	0	0	7	2	0	0	0	0	0	42	50	0.00	0.750										
Jesse Orosco, L (9, 1) ERA: 2.92	1.0	S	3	0	0	0	1	0	0	0	0	0	0	5	5	0.00	0.000										

Batter	1	2	3	4	5	6	7	8	9	AB	R	H	RBI	BB	SO	LOB	BOTTOM										
Darryl Hamilton, L (1, 7) OBP: 0.365, SLG: 0.409	0-0 G6-3		0-0 P3	0-0 G4-3						4	0	1	0	0	0	2	Baltimore Orioles @ Milwaukee Brewers Milwaukee County Stadium, Milwaukee, WI Sat Sep 18 1993, 8:05 PM EDT Att: 25,735 - Unknown - 59 F AB 31 R 3 H 10 RBI 2 BB 2 SO 5 LOB 18 										
Kevin Seitzer, R (1, 5) OBP: 0.339, SLG: 0.392	0-0 WP 1B		0-0 E	0-0 F8						4	1	2	0	0	0	2											
B.J. Surhoff, L (1, 9) OBP: 0.317, SLG: 0.377	0-0 WP 1B		0-0 E9 1H 2H							4	1	3	2	0	1	1											
Greg Vaughn, R (1, 10) OBP: 0.376, SLG: 0.485	0-0 P6		0-0 G4-3							4	0	1	0	0	0	2											
Robin Yount, R (1, 8) OBP: 0.324, SLG: 0.371	0-0 L8		0-0 BB 1B							4	0	1	0	0	1	4											
Dave Nilsson, L (1, 2) OBP: 0.337, SLG: 0.379		4-0 CS BB	4-0 BB 1B							2	0	0	0	2	0	1											
John Jaha, R (1, 3) OBP: 0.328, SLG: 0.397		0-0 P4	0-3 K							4	0	0	0	0	2	4											
Juan Bell, R (1, 4) OBP: 0.317, SLG: 0.335		0-3 K								3	0	1	0	0	1	1											
Jose Valentin, S (1, 6) OBP: 0.353, SLG: 0.688			0-0 E 1B	1-0 G4-3 HBP						2	1	1	0	0	0	1											
Inning Stats	R: 0 E: 0 K: 0 S: 5	H: 2 LOB: 2 BB: 0 P: 5	R: 0 E: 0 K: 1 S: 4	H: 0 LOB: 1 BB: 1 P: 8	R: 3 E: 1 K: 1 S: 9	H: 4 LOB: 2 BB: 1 P: 13	R: 0 E: 0 K: 0 S: 3	H: 0 LOB: 0 BB: 0 P: 4	R: 0 E: 0 K: 0 S: 3	H: 2 LOB: 0 BB: 0 P: 3	R: 0 E: 0 K: 0 S: 4	H: 1 LOB: 1 BB: 0 P: 4	R: 0 E: 0 K: 1 S: 5	H: 1 LOB: 0 BB: 0 P: 5	R: 0 E: 1 K: 2 S: 8	H: 0 LOB: 1 BB: 0 P: 8	1B: 9 2B: 2 3B: 0 HR: 0	SF: 0 SAC: 0 DP: 2 HBP: 1	WP: 1 PB: 0 SB: 0 CS: 2	PA: 34							
PITCHER	IP	WLS	BF	H	R	ER	SO	BB	IBB	HBP	BLK	WP	HR	S	P	ERA	WHIP										
Jamie Moyer, L (1, 1) ERA: 3.51	6.0	L	27	9	3	2	2	2	0	1	0	0	0	28	37	3.00	1.833										
Jim Poole, L (7, 1) ERA: 1.99	1.0		3	1	0	0	1	0	0	0	0	0	0	5	5	0.00	1.000										
Alan Mills, R (8, 1) ERA: 3.4	1.0		4	0	0	0	2	0	0	0	0	0	0	8	8	0.00	0.000										

Batter	1	2	3	4	5	6	7	8	9	AB	R	H	RBI	BB	SO	LOB	TOP										
Brady Anderson, L (1, 7) OBP: 0.374, SLG: 0.443	1-0 1B		3-1 2B 1B	3-1 F8		2-2 S WP 1B HBP		1-0 P6	3-2 F7	5	2	2	0	0	0	2											
Mark McLemore, S (1, 9) OBP: 0.351, SLG: 0.377	3-1 F7		3-2 1B 2B		0-0 1B G6-3	4-2 1B BB		0-0 FC2-4 1B		4	2	3	1	1	0	1											
Mike Devereaux, R (1, 8) OBP: 0.311, SLG: 0.408	1-3 K		3-2 2B 1B		3-2 E G6-3 1B	1-0 L6		0-1 FC2-4 1B		5	1	3	2	0	1	3											
Harold Baines, L (1, 10) OBP: 0.399, SLG: 0.501	0-0 1B		2-3 3-H 1-0 2B		0-0 G6-3	1-0 1B		0-0 FC2-4 1B		5	0	3	4	0	0	3											
Cal Ripken Jr., R (1, 6) OBP: 0.327, SLG: 0.423	2-3 K		1-0 G5-3		1-2 3-H 4-0 E 1B IBB	1-0 P3		3-3 K		4	0	0	0	1	2	7											
Mike Pagliaro, L (1, 5) OBP: 0.343, SLG: 0.444		2-2 F7	0-0 G5-3		1-0 L3		0-0 G4-3		1-0 2B 1B	5	1	1	0	0	0	3											
Chris Hoiles, R (1, 2) OBP: 0.418, SLG: 0.584		2-0 F8	0-3 K		4-0 FC6-4 1B IBB		2-2 L4		0-1 1B 2B	4	0	1	0	1	1	1											
David Segui, S (1, 3) OBP: 0.356, SLG: 0.408		2-1 F7		1-2 F8	1-2 FC6-4		1-0 F9		2-2 G1-3	5	0	0	0	0	0	5											
Harold Reynolds, S (1, 4) OBP: 0.342, SLG: 0.327			3-1 1B 2B 1B	2-1 B1-3		1-1 F9		4-0 1B BB	1-0 2B 1B	4	2	2	1	1	0	0											
Inning Stats	R: 0 E: 0 K: 2 S: 10	H: 2 LOB: 2 BB: 0 P: 17	R: 0 E: 0 K: 0 S: 6	H: 0 LOB: 0 BB: 0 P: 12	R: 4 E: 0 K: 1 S: 17	H: 5 LOB: 1 BB: 0 P: 29	R: 0 E: 0 K: 0 S: 7	H: 0 LOB: 0 BB: 0 P: 13	R: 1 E: 1 K: 0 S: 10	H: 2 LOB: 3 BB: 2 P: 23	R: 1 E: 0 K: 0 S: 9	H: 1 LOB: 2 BB: 1 P: 18	R: 0 E: 0 K: 0 S: 9	H: 0 LOB: 0 BB: 0 P: 12	R: 1 E: 0 K: 1 S: 10	H: 2 LOB: 2 BB: 1 P: 18	R: 1 E: 0 K: 0 S: 12	H: 3 LOB: 1 BB: 0 P: 19	1B: 12 2B: 3 3B: 0 HR: 0	SF: 0 SAC: 0 DP: 0 HBP: 1	WP: 1 PB: 0 CS: 1	PA: 46					
PITCHER	IP	WLS	BF	H	R	ER	SO	BB	IBB	HBP	BLK	WP	HR	S	P	ERA	WHIP										
Jaime Navarro, R (1, 1) ERA: 5.23	4.0	L	21	9	5	5	3	0	0	0	0	0	0	45	79	11.25	2.250										
Rafael Nova, L (5, 1) ERA: 4.73	1.2		10	1	1	1	0	1	2	1	0	1	0	13	32	5.40	1.200										
Mike Ignasiak, R (6, 1) ERA: 4.39	1.2		8	2	1	1	0	1	0	0	0	0	0	14	22	5.40	1.800										
Graeme Lloyd, L (8, 1) ERA: 2.83	0.2		3	1	1	1	1	0	0	0	0	0	0	7	11	13.50	1.500										
Matt Maysey, R (9, 1) ERA: 5.03	1.0		4	2	0	0	0	0	0	0	0	0	0	11	17	0.00	2.000										

Baltimore Orioles @ Milwaukee Brewers
Milwaukee County Stadium, Milwaukee, WI
 Sun Sep 19 1993, 4:33 AM EDT
 Att: 19,119 - Cloudy - 61 F

AB	41
R	8
H	15
RBI	8
BB	4
SO	4
LOB	25



Batter	1	2	3	4	5	6	7	8	9	AB	R	H	RBI	BB	SO	LOB	BOTTOM										
Darryl Hamilton, L (1, 7) OBP: 0.367, SLG: 0.408	2-2 FC6-4 1B		4-0 G5-4-3 BB		1-1 G1-3		4-0 BB		1-1 F7	3	0	1	0	2	0	2											
Kevin Seitzer, R (1, 5) OBP: 0.339, SLG: 0.390	2-2 FC6-4 FC3-6 1-2f		1-2 G5-4-3		3-1 1B		4-1 BB		2-2 P4	4	0	1	2	1	0	2											
B.J. Surhoff, L (1, 9) OBP: 0.315, SLG: 0.375	1-1 FC3-6 BB 1-2f		3-1 G4-3		1-1 P6		0-1 P6		2-1 1B	5	1	1	0	0	0	5											
Greg Vaughn, R (1, 10) OBP: 0.376, SLG: 0.484	4-0 BB 1-2 3B BB			1-0 G5-4-3 1B		1-1 P3	0-2 P5		2-0 P2	4	1	1	0	1	0	4											
Robin Yount, R (1, 8) OBP: 0.325, SLG: 0.375	2-2 1B 3B			0-0 G5-4-3		2-0 F9		4-2 1B BB		3	0	1	2	1	0	1											
Dave Nilsson, L (1, 2) OBP: 0.336, SLG: 0.375	3-1 F9			2-1 F8		4-1 FC6-4 BB		1-3 K		3	0	0	0	1	1	2											
John Jaha, R (1, 3) OBP: 0.325, SLG: 0.393		2-3 K			1-1 G4-3	0-0 FC6-4		2-3 K		4	0	0	0	0	2	2											
Juan Bell, R (1, 4) OBP: 0.319, SLG: 0.335		2-1 F8			4-0 G1-3 1B BB		1-1 L7	1-1 1B		3	1	1	0	1	0	0											
Jose Valentin, S (1, 6) OBP: 0.400, SLG: 0.789		2-0 L7			1-2 1B BB		3-2 3B	2-3 K		3	1	2	0	0	0	0											
Kevin Reimer, L (8, PH) OBP: 0.303, SLG: 0.394					1-2 1B					1	0	0	0	0	1	2											
Bill Spiers, L (9, 6) OBP: 0.301, SLG: 0.311					1-2 1B					0	0	0	0	0	0	0											
Inning Stats	R: 2 E: 0 K: 0 S: 14	H: 2 LOB: 1 BB: 1 P: 28	R: 0 E: 0 K: 1 S: 6	H: 0 LOB: 0 BB: 0 P: 12	R: 0 E: 0 K: 0 S: 5	H: 0 LOB: 0 BB: 1 P: 13	R: 0 E: 0 K: 0 S: 4	H: 1 LOB: 0 BB: 0 P: 7	R: 2 E: 0 K: 0 S: 11	H: 2 LOB: 3 BB: 1 P: 22	R: 0 E: 0 K: 0 S: 5	H: 0 LOB: 1 BB: 1 P: 12	R: 0 E: 0 K: 0 S: 11	H: 1 LOB: 2 BB: 2 P: 23	R: 0 E: 0 K: 3 S: 18	H: 1 LOB: 2 BB: 1 P: 28	R: 0 E: 0 K: 0 S: 8	H: 1 LOB: 1 BB: 0 P: 15	1B: 6 2B: 0 3B: 2 HR: 0	SF: 0 SAC: 0 DP: 2 HBP: 0	WP: 0 PB: 0 CS: 0	PA: 40					
PITCHER	IP	WLS	BF	H	R	ER	SO	BB	IBB	HBP	BLK	WP	HR	S	P	ERA	WHIP										
Arthur Rhodes, L (1, 1) ERA: 5.88	6.1	W	28	6	4	4	1	5	0	0	0	0	0	50	107	5.68	1.737										
Todd Frohworth, R (7, 1) ERA: 3.53	0.0		1	0	0	0	0	1	0	0	0	0	0	1	5	∞	∞										
Jim Poole, L (7, 1) ERA: 1.85	0.1		1	0	0	0	0	0	0	0	0	0	0	2	2	0.00	0.000										
Alan Mills, R (7, 1) ERA: 3.32	2.1	S	10	2	0	0	3	1	0	0	0	0	0	29	46	0.00	1.286										

Baltimore Orioles @ Milwaukee Brewers
Milwaukee County Stadium, Milwaukee, WI
 Sun Sep 19 1993, 4:33 AM EDT
 Att: 19,119 - Cloudy - 61 F

AB	33
R	4
H	8
RBI	4
BB	7
SO	4
LOB	20



Batter	1	2	3	4	5	6	7	8	9	AB	R	H	RBI	BB	SO	LOB	TOP								
Brady Anderson, L (1, 8) OBP: 0.374, SLG: 0.442	K2-3		HBP				K		G4-3	4	0	1	1	0	2	1	Baltimore Orioles @ Cleveland Indians Cleveland Municipal Stadium, Cleveland, OH Mon Sep 20 1993, 7:05 PM EDT Att: 11,751 - Cloudy - 61 F								
Mark McLemore, S (1, 9) OBP: 0.348, SLG: 0.375	L8		FC6-5-4				F7			4	0	0	0	0	1	2									
Lonnie Smith, R (1, 7) OBP: 0.414, SLG: 0.425			CS	P4	L6				G4-3 2B	2	1	0	0	2	0	1									
Harold Baines, L (1, 10) OBP: 0.395, SLG: 0.496	G4-3			G4-3	F9				G4-3	4	0	0	0	0	0	3									
Cal Ripken Jr., R (1, 6) OBP: 0.328, SLG: 0.427			F9	HR					G6-3	4	1	2	1	0	0	0									
Mike Pagliarulo, L (1, 5) OBP: 0.346, SLG: 0.453										2	1	1	2	1	1	0									
Mike Devereaux, R (8, PH) OBP: 0.311, SLG: 0.408										0	0	0	0	0	0	0									
Paul Carey, L (8, PH) OBP: 0.275, SLG: 0.222										1	0	0	0	0	0	1									
Tim Lincecum, R (8, 5) OBP: 0.364, SLG: 0.390										0	0	0	0	0	0	0									
Chris Hoiles, R (1, 2) OBP: 0.419, SLG: 0.582										3	0	1	0	1	0	1									
Manny Alexander, R (9, PR)										0	0	0	0	0	0	0									
David Segui, S (1, 3) OBP: 0.353, SLG: 0.404										4	0	0	0	0	0	3									
Harold Reynolds, S (1, 4) OBP: 0.344, SLG: 0.333										4	1	2	0	0	0	0									
Inning Stats	R: 0 E: 0 K: 1 S: 14	H: 0 LOB: 1 BB: 1 P: 26	R: 0 E: 0 K: 0 S: 6	H: 0 LOB: 1 BB: 1 P: 13	R: 0 E: 0 K: 0 S: 8	H: 0 LOB: 0 BB: 0 P: 17	R: 2 E: 0 K: 0 S: 11	H: 2 LOB: 1 BB: 1 P: 19	R: 1 E: 0 K: 0 S: 8	H: 2 LOB: 1 BB: 0 P: 12	R: 0 E: 0 K: 1 S: 7	H: 0 LOB: 0 BB: 0 P: 11	R: 0 E: 0 K: 1 S: 9	H: 0 LOB: 0 BB: 0 P: 13	R: 1 E: 0 K: 0 S: 11	H: 1 LOB: 1 BB: 1 P: 19	R: 0 E: 1 K: 0 S: 9	H: 2 LOB: 2 BB: 0 P: 15	1B: 3 2B: 2 3B: 1 HR: 1	SF: 0 SAC: 0 DP: 1 HBP: 1	WP: 1 PB: 0 SB: 1 CS: 1	PA: 38			
PITCHER	IP	WLS	BF	H	R	ER	SO	BB	IBB	HBP	BLK	WP	HR	S	P	ERA	WHIP								
Dave Mlicki, R (1, 1) ERA: 4.5	4.0		17	2	2	2	1	3	0	1	0	1	1	39	75	4.50	1.250								
Bob Miliacki, R (5, 1) ERA: 3.77	1.0	W	5	2	1	1	0	0	0	0	0	0	0	8	12	9.00	2.000								
Jeremy Hernandez, R (6, 1) ERA: 3.66	2.0		6	0	0	0	2	0	0	0	0	0	0	16	24	0.00	0.000								
Derek Lilliquist, L (8, 1) ERA: 2.14	0.2		4	1	1	1	1	1	0	0	0	0	0	7	14	13.50	3.000								
Eric Flurck, R (8, 1) ERA: 2.76	0.1		1	0	0	0	0	0	0	0	0	0	0	4	5	0.00	0.000								
Jerry Dipoto, R (9, 1) ERA: 2.49	1.0	S	4	2	0	0	0	0	0	0	0	0	0	9	15	0.00	2.000								

Batter	1	2	3	4	5	6	7	8	9	AB	R	H	RBI	BB	SO	LOB	BOTTOM								
Wayne Kirby, L (1, 8) OBP: 0.323, SLG: 0.376	G4-3		K						F9	5	2	2	0	0	1	1	Baltimore Orioles @ Cleveland Indians Cleveland Municipal Stadium, Cleveland, OH Mon Sep 20 1993, 7:05 PM EDT Att: 11,751 - Cloudy - 61 F								
Mark Lewis, R (1, 6) OBP: 0.286, SLG: 0.429			L5						P3	5	2	2	1	0	0	3									
Carlos Baerga, S (1, 4) OBP: 0.355, SLG: 0.489			FC5-4							4	1	2	2	0	1	2									
Albert Belle, R (1, 7) OBP: 0.373, SLG: 0.553										4	0	1	1	0	1	3									
Randy Milligan, R (1, 3) OBP: 0.419, SLG: 0.436										3	0	2	2	1	0	2									
Paul Sorrento, L (7, 3) OBP: 0.333, SLG: 0.433										0	0	0	0	0	0	0									
Candy Maldonado, R (1, 9) OBP: 0.291, SLG: 0.335										4	0	0	0	0	1	3									
Jim Thome, L (1, 5) ERA: 4.91										3	0	0	0	1	1	2									
Alvaro Espinoza, R (8, 5) OBP: 0.298, SLG: 0.381										0	0	0	0	0	0	0									
Manny Ramirez, R (1, 10) OBP: 0.196, SLG: 0.318										3	0	0	0	1	0	3									
Sandy Alomar Jr., R (1, 2) OBP: 0.306, SLG: 0.396										3	1	1	0	1	0	1									
Inning Stats	R: 0 E: 0 K: 1 S: 10	H: 1 LOB: 1 BB: 0 P: 16	R: 0 E: 0 K: 0 S: 8	H: 1 LOB: 1 BB: 0 P: 14	R: 0 E: 0 K: 1 S: 9	H: 0 LOB: 1 BB: 1 P: 17	R: 0 E: 0 K: 0 S: 8	H: 0 LOB: 2 BB: 2 P: 20	R: 4 E: 0 K: 2 S: 24	H: 5 LOB: 1 BB: 0 P: 34	R: 2 E: 1 K: 0 S: 13	H: 3 LOB: 2 BB: 1 P: 23	R: 0 E: 0 K: 1 S: 8	H: 0 LOB: 0 BB: 0 P: 12	R: 0 E: 0 K: 0 S: 9	H: 0 LOB: 0 BB: 0 P: 11	1B: 8 2B: 2 3B: 0 HR: 0	SF: 0 SAC: 0 DP: 0 HBP: 0	WP: 0 PB: 0 SB: 4 CS: 0	PA: 38					
PITCHER	IP	WLS	BF	H	R	ER	SO	BB	IBB	HBP	BLK	WP	HR	S	P	ERA	WHIP								
Fernando Valenzuela, L (1, 1) ERA: 4.91	4.0	L	21	6	4	4	2	3	0	0	0	0	0	47	85	9.00	2.250								
Todd Frothingham, R (5, 1) ERA: 3.65	2.0		11	4	2	2	2	1	0	0	0	0	0	25	39	9.00	2.500								
Mike Oquist, R (7, 1) ERA:	2.0		6	0	0	0	1	0	0	0	0	0	0	17	23	0.00	0.000								



Batter	1	2	3	4	5	6	7	8	9	AB	R	H	RBI	BB	SO	LOB	TOP					
Brady Anderson, L (1, 9) OBP: 0.373, SLG: 0.439										5	1	1	0	0	1	3	Baltimore Orioles @ Cleveland Indians Cleveland Municipal Stadium, Cleveland, OH Tue Sep 21 1993, 7:05 PM EDT Att: 19,642 - Unknown - 51 F					
Mark McLemore, S (1, 4) OBP: 0.351, SLG: 0.373										2	0	0	0	3	0	3						
Mike Devereaux, R (1, 8) OBP: 0.310, SLG: 0.406										5	0	1	1	0	1	4						
Harold Baines, L (1, 10) OBP: 0.400, SLG: 0.507										4	2	3	1	1	0	1						
Damon Buford, R (9, PR) OBP: 0.325, SLG: 0.394										0	0	0	0	0	0	0						
Cal Ripken Jr., R (1, 6) OBP: 0.328, SLG: 0.427										5	1	2	0	0	0	2						
Chris Hoiles, R (1, 2) OBP: 0.418, SLG: 0.580										5	1	2	0	0	1	3						
Manny Alexander, R (9, PR) OBP: 0.278, SLG: 0.205										0	1	0	0	0	0	0						
Jeff Tackett, R (9, 2) OBP: 0.278, SLG: 0.205										0	0	0	0	0	0	0						
Lonnie Smith, R (1, 7) OBP: 0.355, SLG: 0.406										2	1	0	0	2	2	1						
David Segui, S (8, 3) OBP: 0.355, SLG: 0.406										1	0	1	1	0	0	0						
Tim Hulett, R (1, 5) OBP: 0.361, SLG: 0.386										5	0	1	1	0	3	6						
Jack Voigt, R (1, 3) OBP: 0.399, SLG: 0.521										5	0	3	2	0	0	0						
Inning Stats	R: 1 E: 0 K: 0 S: 12	H: 2 LOB: 1 BB: 0 P: 21	R: 0 E: 0 K: 2 S: 10	H: 0 LOB: 0 BB: 0 P: 16	R: 0 E: 0 K: 0 S: 7	H: 0 LOB: 1 BB: 1 P: 16	R: 3 E: 0 K: 1 S: 17	H: 4 LOB: 2 BB: 1 P: 31	R: 0 E: 0 K: 2 S: 14	H: 2 LOB: 3 BB: 1 P: 27	R: 0 E: 0 K: 0 S: 10	H: 1 LOB: 1 BB: 1 P: 22	R: 1 E: 0 K: 2 S: 15	H: 2 LOB: 1 BB: 0 P: 23	R: 0 E: 0 K: 0 S: 8	H: 0 LOB: 1 BB: 1 P: 17	R: 2 E: 1 K: 1 S: 17	H: 3 LOB: 3 BB: 1 P: 28	1B: 11 2B: 2 3B: 0 HR: 1	SF: 0 SAC: 0 DP: 1 HBP: 0	WP: 0 PB: 0 SB: 0 CS: 0	PA: 45
PITCHER	IP	WLS	BF	H	R	ER	SO	BB	IBB	HBP	BLK	WP	HR	S	P	ERA	WHIP					
Bob Ojeda, L (1, 1) ERA: 4.4	4.0		20	6	4	4	3	2	0	0	0	0	0	46	84	9.00	2.000					
Tom Kramer, R (5, 1) ERA: 4.02	1.1		9	3	0	0	2	1	1	0	0	0	0	21	43	0.00	3.000					
Heathcliff Slocumb, R (6, 1) ERA: 4.21	2.0		7	2	1	1	2	0	0	0	0	0	1	19	32	4.50	1.000					
Derek Liliquist, L (8, 1) ERA: 2.12	0.2		3	0	0	0	0	1	0	0	0	0	0	7	14	0.00	1.500					
Jerry Dipoto, R (9, 1) ERA: 2.61	1.0	L	6	3	2	1	1	1	0	0	0	0	0	17	28	9.00	4.000					

Batter	1	2	3	4	5	6	7	8	9	AB	R	H	RBI	BB	SO	LOB	BOTTOM					
Kenny Lofton, L (1, 8) OBP: 0.405, SLG: 0.411										4	1	2	1	1	0	1	Baltimore Orioles @ Cleveland Indians Cleveland Municipal Stadium, Cleveland, OH Tue Sep 21 1993, 7:05 PM EDT Att: 19,642 - Unknown - 51 F					
Wayne Kirby, L (1, 9) OBP: 0.325, SLG: 0.378										3	0	2	1	0	1	1						
Candy Maldonado, R (7, PH) OBP: 0.292, SLG: 0.343										1	0	1	2	0	0	0						
Carlos Baerga, S (1, 4) OBP: 0.355, SLG: 0.489										5	0	2	0	0	1	4						
Albert Belle, R (1, 7) OBP: 0.371, SLG: 0.549										4	0	0	0	1	1	5						
Jim Thome, L (1, 5) OBP: 0.403, SLG: 0.500										3	0	0	0	0	0	5						
Alvaro Espinoza, R (9, 5) OBP: 0.298, SLG: 0.381										0	0	0	0	0	0	0						
Jeff Treadway, L (9, PH) OBP: 0.357, SLG: 0.408										1	0	0	0	0	0	0						
Paul Sorrento, L (1, 3) OBP: 0.331, SLG: 0.430										3	0	0	0	0	0	2						
Randy Milligan, R (8, PH) OBP: 0.423, SLG: 0.438										1	1	1	0	1	0	0						
Sam Horn, L (1, 10) OBP: 0.400, SLG: 1.000										3	1	1	0	0	0	1						
Manny Ramirez, R (8, PH) OBP: 0.213, SLG: 0.333										1	1	1	0	0	0	0						
Reggie Jefferson, S (9, PH) OBP: 0.308, SLG: 0.374										1	0	0	0	0	0	1						
Mark Lewis, R (1, 6) OBP: 0.294, SLG: 0.588										3	1	1	2	0	1	0						
Sandy Alomar Jr., R (1, 2) OBP: 0.314, SLG: 0.395										3	1	2	0	0	0	0						
Inning Stats	R: 0 E: 0 K: 0 S: 10	H: 1 LOB: 0 BB: 0 P: 13	R: 0 E: 0 K: 0 S: 8	H: 0 LOB: 1 BB: 1 P: 16	R: 1 E: 0 K: 0 S: 14	H: 4 LOB: 3 BB: 0 P: 20	R: 2 E: 0 K: 1 S: 15	H: 3 LOB: 1 BB: 0 P: 22	R: 0 E: 0 K: 1 S: 8	H: 0 LOB: 0 BB: 0 P: 10	R: 1 E: 0 K: 2 S: 12	H: 1 LOB: 1 BB: 1 P: 22	R: 2 E: 0 K: 0 S: 19	H: 2 LOB: 2 BB: 1 P: 31	R: 0 E: 0 K: 0 S: 7	H: 1 LOB: 1 BB: 0 P: 12	1B: 10 2B: 2 3B: 0 HR: 1	SF: 1 SAC: 1 DP: 2 HBP: 2	WP: 0 PB: 0 SB: 1 CS: 0	PA: 43		
PITCHER	IP	WLS	BF	H	R	ER	SO	BB	IBB	HBP	BLK	WP	HR	S	P	ERA	WHIP					
Rick Sutcliffe, R (1, 1) ERA: 5.72	3.1		18	8	3	3	0	1	0	0	0	0	0	27	42	3.00	1.000					
John O'Donoghue, L (4, 1) ERA: 5.52	0.1		1	0	0	0	1	0	0	0	0	0	0	3	3	0.00	0.000					
Mark Williamson, R (7, 1) ERA: 5.0	0.1		3	1	2	2	0	1	0	0	0	0	0	6	13	54.00	6.000					
Jim Poole, L (7, 1) ERA: 2.2	2.0	W	9	2	0	0	0	0	0	1	0	0	0	23	35	0.00	1.000					
Alan Mills, R (8, 1) ERA: 3.25																						

AB 39
R 7
H 14
RBI 6
BB 6
SO 8
LOB 23



AB 36
R 6
H 13
RBI 6
BB 3
SO 4
LOB 20



Batter	1	2	3	4	5	6	7	8	9	AB	R	H	RBI	BB	SO	LOB	TOP								
Brady Anderson, L (1, 7) OBP: 0.372, SLG: 0.439	F7		G3-1		F9		2B		G3-1	5	0	1	1	0	0	4	Baltimore Orioles @ Cleveland Indians Cleveland Municipal Stadium, Cleveland, OH Wed Sep 22 1993, 7:05 PM EDT Att: 17,113 - Unknown - 70 F								
Mark McLemore, S (1, 9) OBP: 0.355, SLG: 0.371	G6-3		G3-1		F7		IBB		G3	4	0	0	0	1	0	4									
Mike Devereaux, R (1, 8) OBP: 0.308, SLG: 0.403	K		F9			K	K			4	0	0	0	0	3	2									
Harold Baines, L (1, 10) OBP: 0.396, SLG: 0.501		G6-3		G3-1		F7		G4-3		4	0	0	0	0	0	0									
Cal Ripken Jr., R (1, 6) OBP: 0.328, SLG: 0.426		G5-3		K		2B	K			4	0	1	0	0	2	0									
Mike Pagliarulo, L (1, 5) OBP: 0.345, SLG: 0.453		E6 1B		K		2B	K			4	1	1	0	0	2	0									
Chris Hoiles, R (1, 2) OBP: 0.419, SLG: 0.579		1B				FC3-6 1B	F8		K	4	0	2	0	0	1	0									
Paul Carey, L (1, 3) OBP: 0.302, SLG: 0.256		1B				FC3-6 BB			G3-1 1B	3	0	2	1	0	0	1									
Damon Buford, R (7, PR) OBP: 0.325, SLG: 0.394		1B				1-2 2B			BB	0	1	0	0	0	0	0									
David Segui, S (7, 3) OBP: 0.356, SLG: 0.406		1B				1-2 2B			BB	0	0	0	0	0	1	0									
Harold Reynolds, S (1, 4) OBP: 0.347, SLG: 0.333		K				1-2 BB			G3-1 1B	2	0	1	0	2	1	2									
Inning Stats	R: 0 E: 0 K: 1 S: 5	H: 0 LOB: 0 BB: 0 P: 5	R: 1 E: 1 K: 1 S: 8	H: 2 LOB: 2 BB: 0 P: 8	R: 0 E: 0 K: 0 S: 3	H: 0 LOB: 0 BB: 0 P: 3	R: 0 E: 0 K: 2 S: 7	H: 0 LOB: 0 BB: 0 P: 7	R: 0 E: 0 K: 0 S: 4	H: 1 LOB: 2 BB: 1 P: 8	R: 0 E: 0 K: 1 S: 6	H: 2 LOB: 2 BB: 0 P: 6	R: 1 E: 0 K: 1 S: 6	H: 2 LOB: 2 BB: 2 P: 14	R: 0 E: 0 K: 2 S: 7	H: 0 LOB: 0 BB: 0 P: 7	R: 0 E: 0 K: 1 S: 6	H: 1 LOB: 2 BB: 1 P: 10	1B: 6 2B: 2 3B: 0 HR: 0	SF: 0 SAC: 0 DP: 0 HBP: 0	WP: 0 PB: 0 SB: 0 CS: 0	PA: 38			
PITCHER	IP	WLS	BF	H	R	ER	SO	BB	IBB	HBP	BLK	WP	HR	S	P	ERA	WHIP								
Jason Grimsley, R (1, 1) ERA: 5.88	6.1		27	6	2	1	5	2	0	0	0	0	0	35	43	1.42	1.263								
Jeremy Hernandez, R (7, PR) ERA: 3.6	1.2	W	6	1	0	0	3	0	1	0	0	0	0	11	15	0.00	0.600								
Jerry Dipoto, R (9, 1) ERA: 2.56	1.0	S	5	1	0	0	1	1	0	0	0	0	0	6	10	0.00	2.000								

AB	34
R	2
H	8
RBI	2
BB	4
SO	9
LOB	13



Batter	1	2	3	4	5	6	7	8	9	AB	R	H	RBI	BB	SO	LOB	BOTTOM								
Kenny Lofton, L (1, 8) OBP: 0.403, SLG: 0.409	1B G3 1B		G6-3		F7		G4-3		K	5	1	1	0	0	1	5	Baltimore Orioles @ Cleveland Indians Cleveland Municipal Stadium, Cleveland, OH Wed Sep 22 1993, 7:05 PM EDT Att: 17,113 - Unknown - 70 F								
Wayne Kirby, L (1, 9) OBP: 0.325, SLG: 0.378	1B		G3							3	0	1	0	0	1	0									
Candy Maldonado, R (7, PH) OBP: 0.295, SLG: 0.346	S F8-2-5 1B									1	0	1	2	0	0	0									
Carlos Baerga, S (1, 4) OBP: 0.356, SLG: 0.489	G3				G5-3					3	0	1	1	1	0	1									
Albert Belle, R (1, 7) OBP: 0.371, SLG: 0.546	F8-2-5				K					3	0	0	0	1	2	2									
Jim Thome, L (1, 5) OBP: 0.405, SLG: 0.492					F7					2	0	0	0	2	0	3									
Alvaro Espinoza, R (8, 5) OBP: 0.298, SLG: 0.381									G4-3	0	0	0	0	0	0	0									
Paul Sorrento, L (1, 3) OBP: 0.329, SLG: 0.426	K									4	0	0	0	0	2	3									
Sam Horn, L (1, 10) OBP: 0.364, SLG: 0.909										1	0	0	0	0	1	1									
Reggie Jefferson, S (5, PH) OBP: 0.308, SLG: 0.372										2	0	0	0	0	1	0									
Mark Lewis, R (1, 6) OBP: 0.286, SLG: 0.524	F9				E3 2B				F9	4	2	1	0	0	2										
Sandy Alomar Jr., R (1, 2) OBP: 0.321, SLG: 0.404					F9					3	1	2	1	1	0	0									
Inning Stats	R: 1 E: 0 K: 0 S: 4	H: 2 LOB: 0 BB: 0 P: 4	R: 0 E: 0 K: 2 S: 7	H: 0 LOB: 1 BB: 1 P: 11	R: 0 E: 0 K: 0 S: 3	H: 0 LOB: 0 BB: 0 P: 3	R: 0 E: 0 K: 1 S: 5	H: 0 LOB: 0 BB: 0 P: 5	R: 1 E: 1 K: 1 S: 7	H: 1 LOB: 1 BB: 0 P: 7	R: 0 E: 0 K: 2 S: 8	H: 1 LOB: 2 BB: 1 P: 12	R: 2 E: 0 K: 0 S: 5	H: 2 LOB: 3 BB: 3 P: 17	R: 0 E: 0 K: 2 S: 8	H: 1 LOB: 2 BB: 0 P: 9	1B: 5 2B: 3 3B: 0 HR: 0	SF: 0 SAC: 0 DP: 1 HBP: 1	WP: 0 PB: 0 SB: 2 CS: 0	PA: 37					
PITCHER	IP	WLS	BF	H	R	ER	SO	BB	IBB	HBP	BLK	WP	HR	S	P	ERA	WHIP								
Ben McDonald, R (1, 1) ERA: 3.18	6.1	L	27	5	4	3	6	3	0	0	0	0	0	36	48	4.26	1.263								
Jim Poole, L (7, 1) ERA: 2.19	0.1		3	1	0	0	0	1	0	0	0	0	0	2	6	0.00	6.000								
Gregg Olson, R (7, 1) ERA: 1.6	0.0		1	0	0	0	0	1	0	0	0	0	0	4	∞	∞									
Brad Pennington, L (7, 1) ERA: 6.19	1.1		6	1	0	0	2	0	0	1	0	0	0	9	10	0.00	0.750								

AB	31
R	4
H	7
RBI	4
BB	5
SO	8
LOB	17



Batter	1	2	3	4	5	6	7	8	9	AB	R	H	RBI	BB	SO	LOB	TOP	
Tony Phillips, S OBP: 0.444, SLG: 0.392 (1, 10)	L8		CS BB		G6-3		2B			3	0	1	0	1	0	0		
Dan Gladden, R OBP: 0.308, SLG: 0.440 (1, 7)	K		CS 1-2	G6-3		2B	K			4	1	1	0	0	2	1		
Travis Fryman, R OBP: 0.379, SLG: 0.487 (1, 5)	BB			HR		G4-3 2-H	2B	F8		3	1	2	2	1	0	0		
Cecil Fielder, R OBP: 0.370, SLG: 0.470 (1, 3)	K			1B	1B	K		G5-3		4	0	1	0	0	2	2		
Eric Davis, R OBP: 0.320, SLG: 0.422 (1, 8)		K		1B	1B	G4-3		G2		4	0	1	0	0	1	1		
Alan Trammell, R OBP: 0.384, SLG: 0.484 (1, 6)	K			F7		IBB		G1-3		3	0	0	0	1	1	2		
Danny Bautista, R OBP: 0.226, SLG: 0.233 (1, 9)	P5			L7		G1-3		P6		4	0	0	0	0	0	4		
Rich Rowland, R OBP: 0.333, SLG: 0.342 (1, 2)			G5-3		G5-3		G3-1		K	4	0	0	0	0	1	0		
Chris Gomez, R OBP: 0.281, SLG: 0.286 (1, 4)			P4		G4-3		P4			3	0	0	0	0	0	0		
Inning Stats	R: 0 H: 0 E: 0 K: 2 S: 9	H: 0 LOB: 1 BB: 1 P: 16	R: 0 H: 0 E: 0 K: 2 S: 8	H: 0 LOB: 0 BB: 0 P: 11	R: 0 H: 0 E: 0 K: 0 S: 5	H: 3 LOB: 2 BB: 0 P: 18	R: 0 H: 0 E: 0 K: 0 S: 5	H: 2 LOB: 2 BB: 1 P: 16	R: 0 H: 1 E: 0 K: 1 S: 9	H: 0 LOB: 0 BB: 0 P: 12	R: 0 H: 0 E: 0 K: 1 S: 6	H: 0 LOB: 0 BB: 0 P: 10	R: 0 H: 0 E: 0 K: 1 S: 6	H: 0 LOB: 0 BB: 0 P: 10	1B: 2 2B: 3 3B: 0 HR: 1	SF: 0 SAC: 0 DP: 0 HBP: 0	WP: 0 PB: 0 SB: 0 CS: 1	PA: 36
PITCHER Jamie Moyer, L ERA: 3.42 (1, 1)	IP: 9.0 WLS: L BF: 35 H: 6 R: 2 ER: 2 SO: 7 BB: 2 IBB: 1 HBP: 0 BLK: 0 WP: 0 HR: 1 S: 72 P: 112 ERA: 2.00 WHIP: 0.889																	

Detroit Tigers @ Baltimore Orioles
 Oriole Park at Camden Yards, Baltimore, MD
 Fri Sep 24 1993, 7:05 PM EDT
 Att: 46,152 - Unknown - 71 F

AB 32
 R 2
 H 6
 RBI 2
 BB 3
 SO 7
 LOB 10

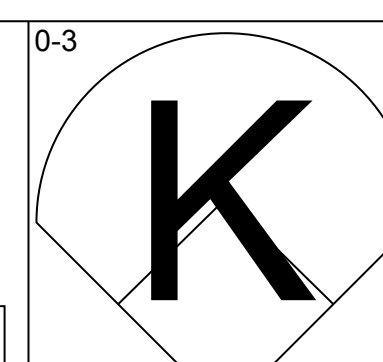
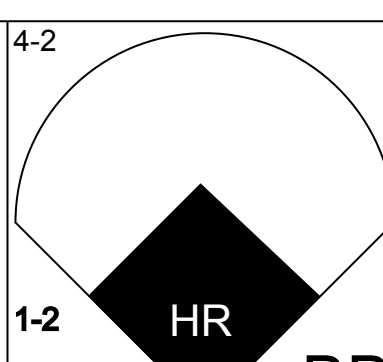
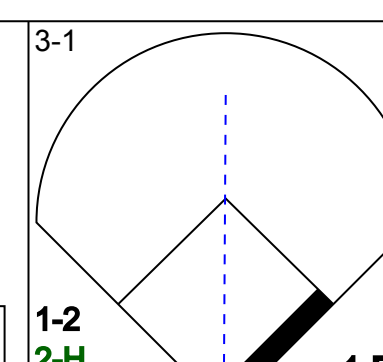
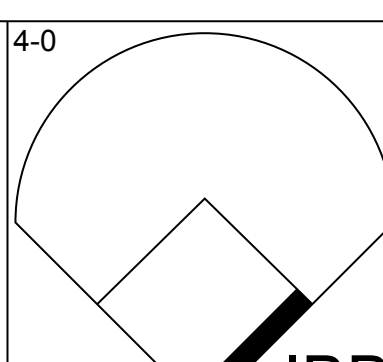
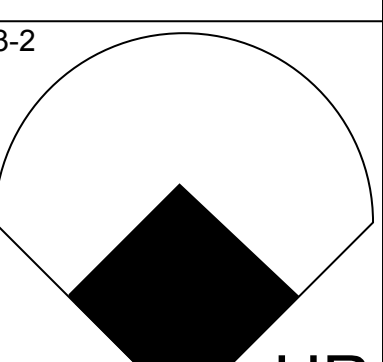
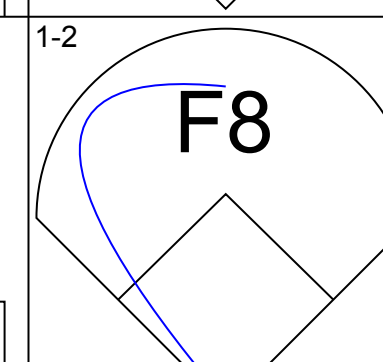
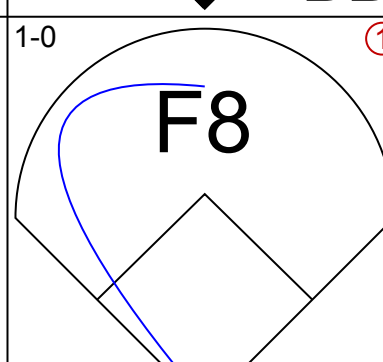
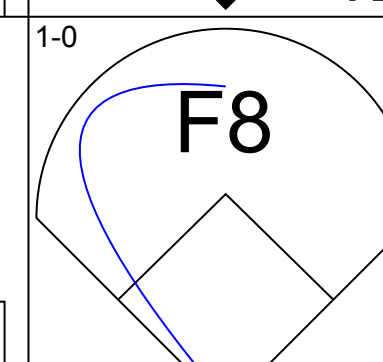
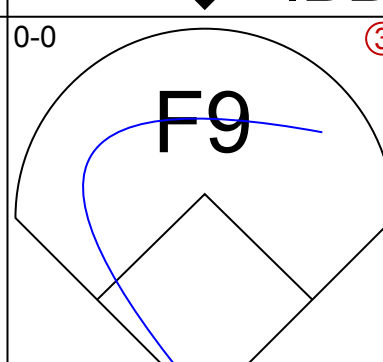
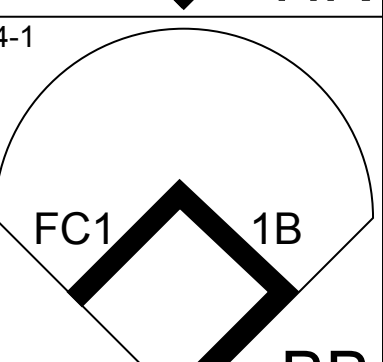
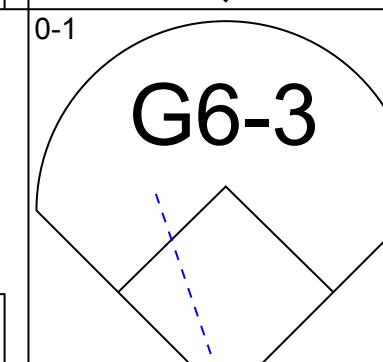
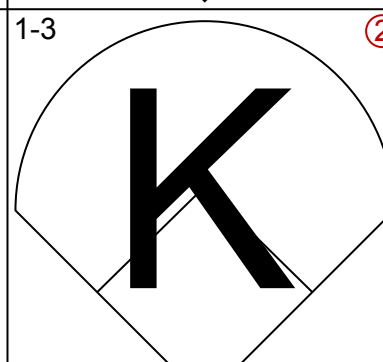
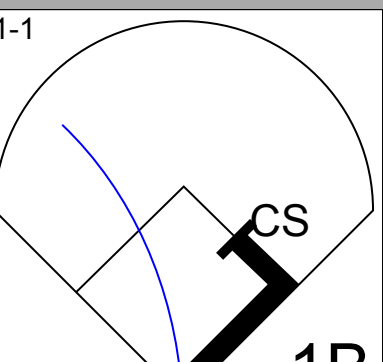
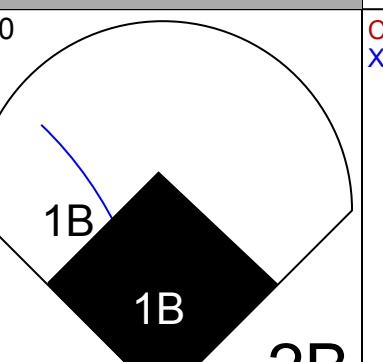
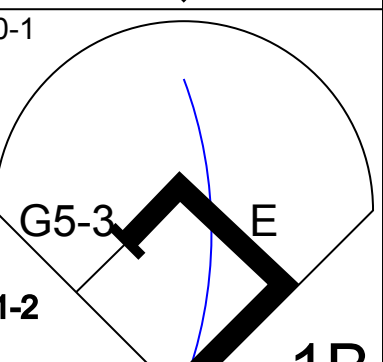
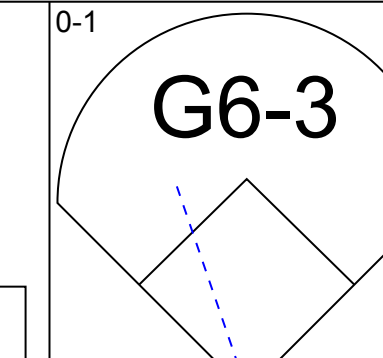
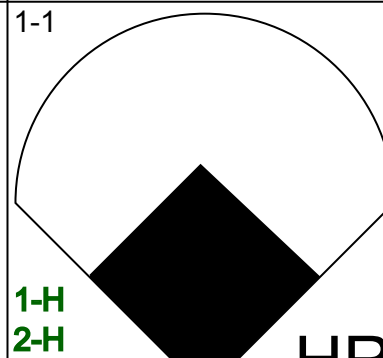
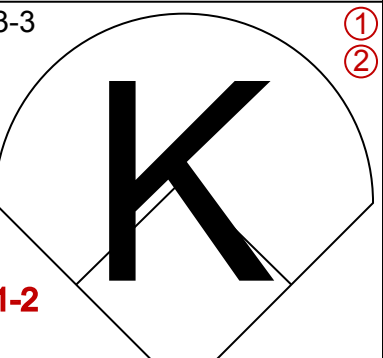
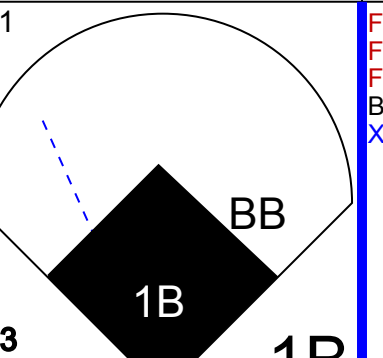
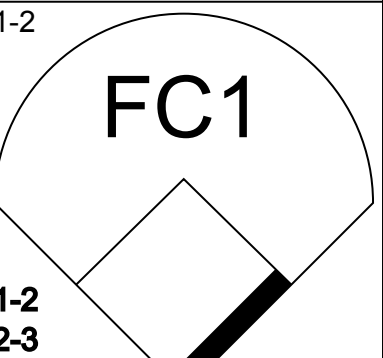
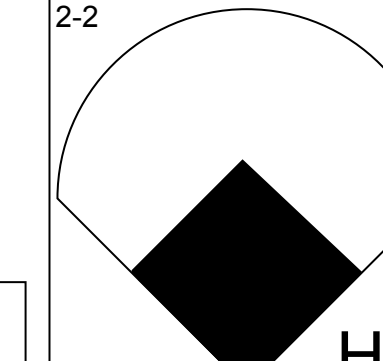
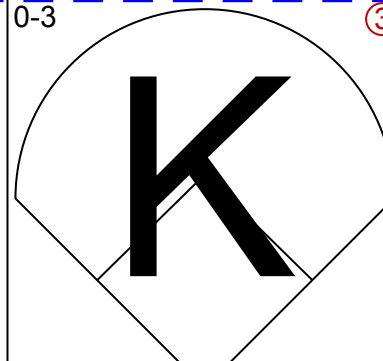
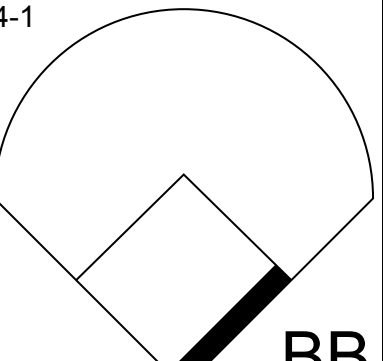
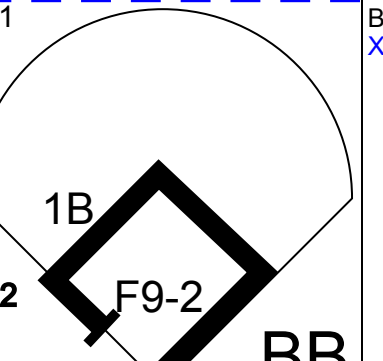
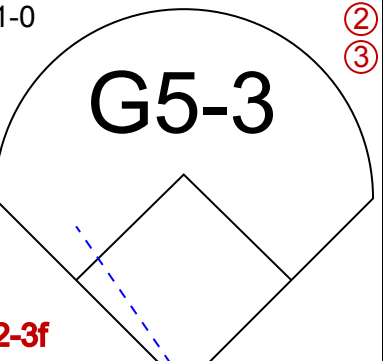
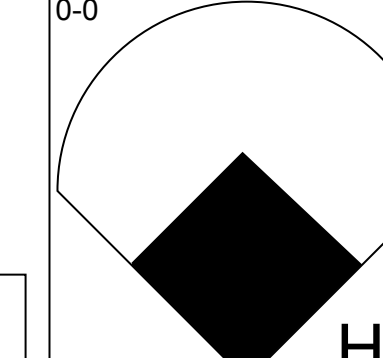
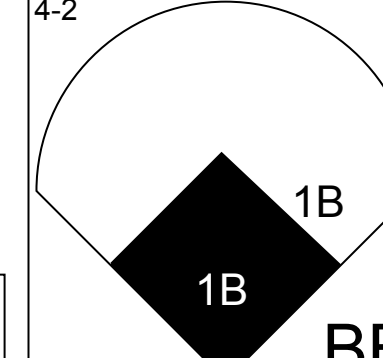
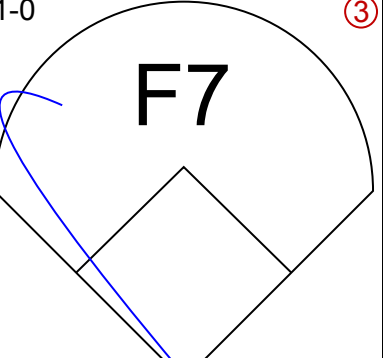

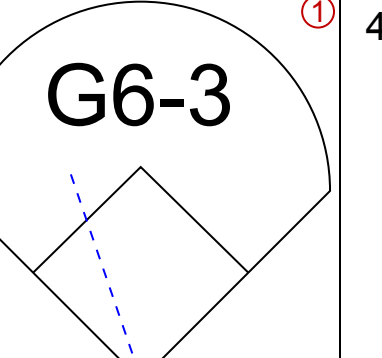
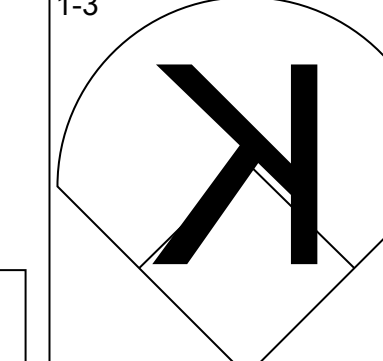
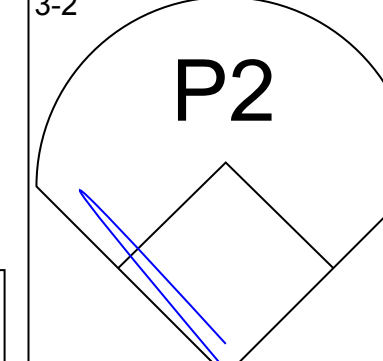
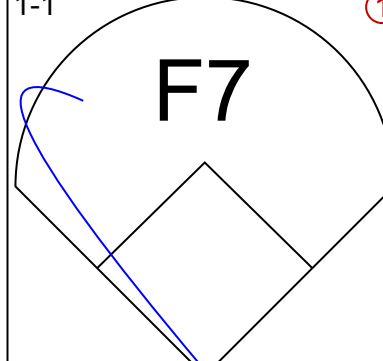
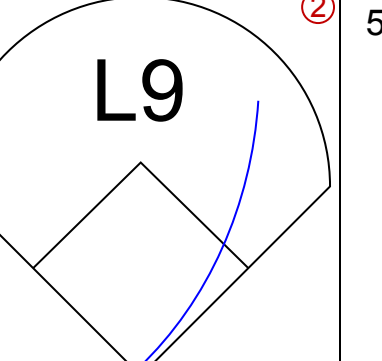
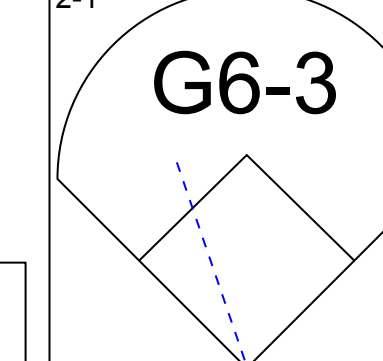
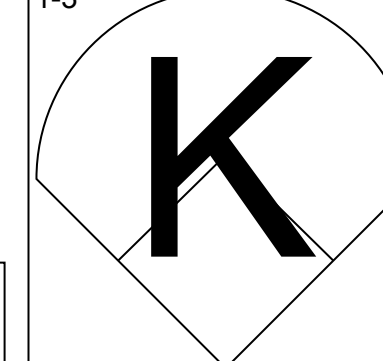
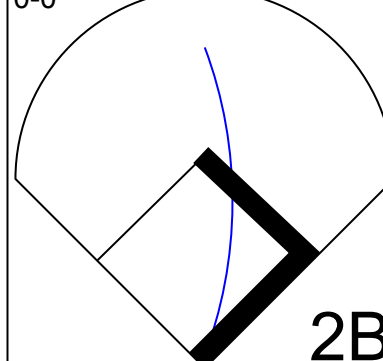
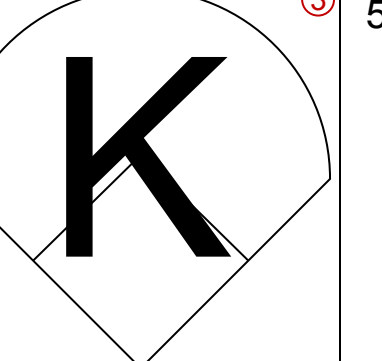
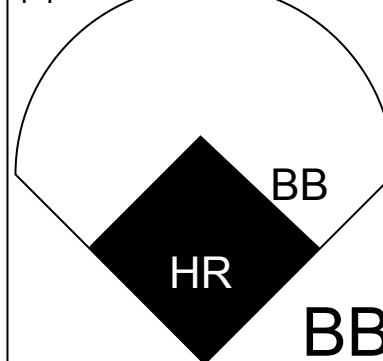
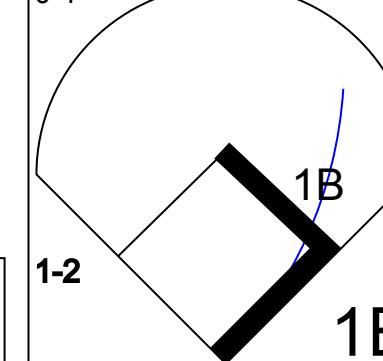
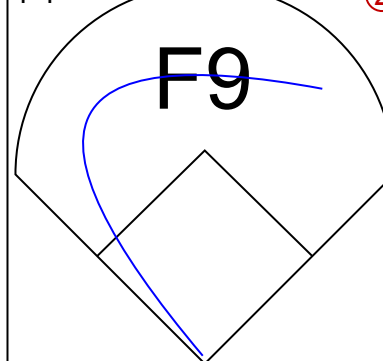
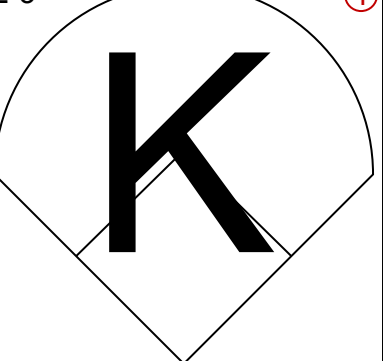


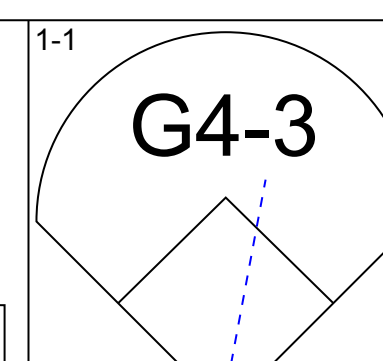
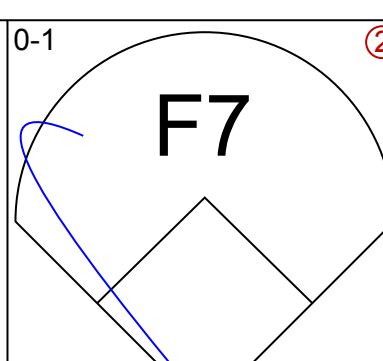
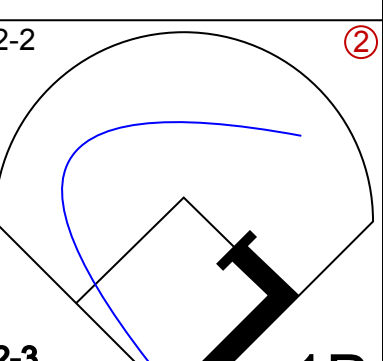
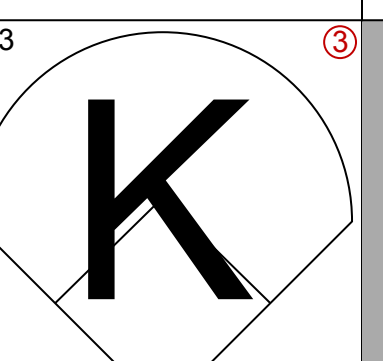
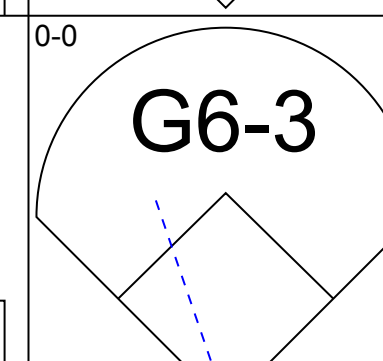
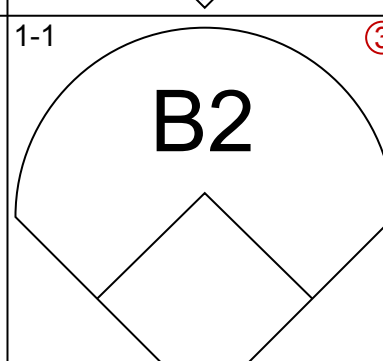
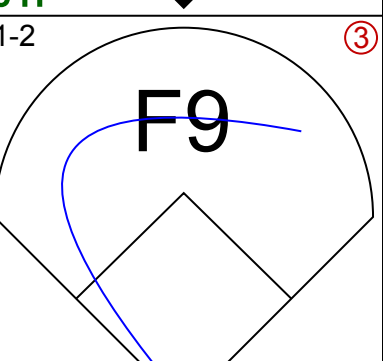
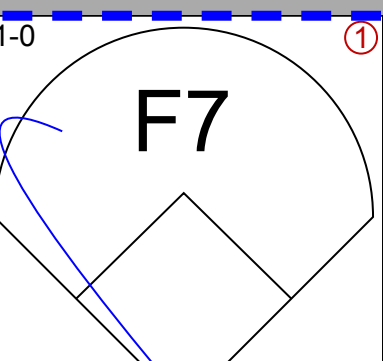
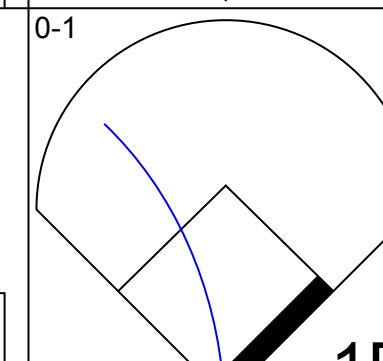
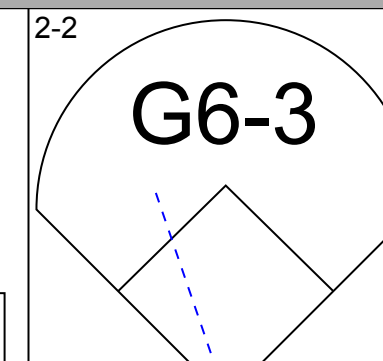
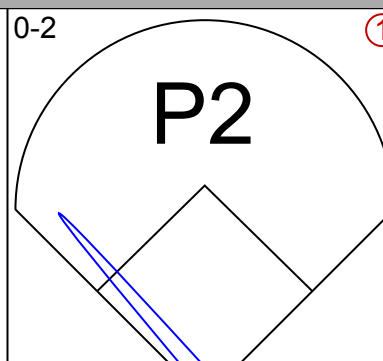
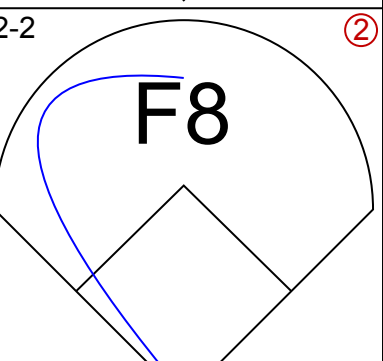
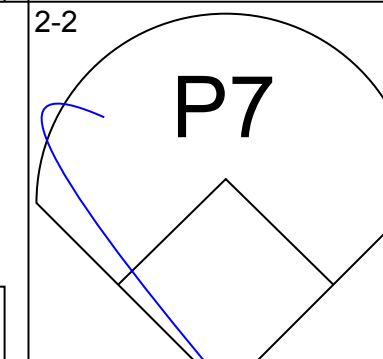
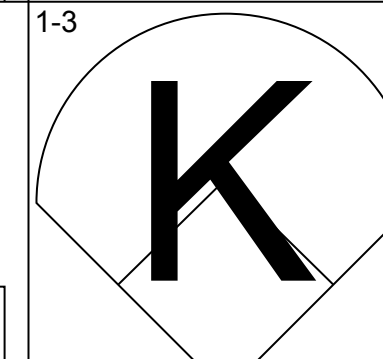
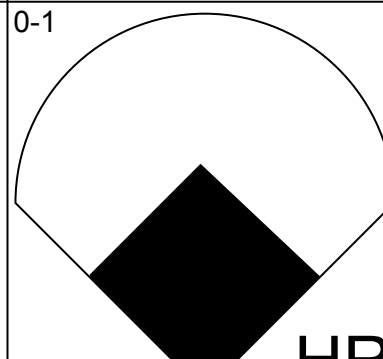
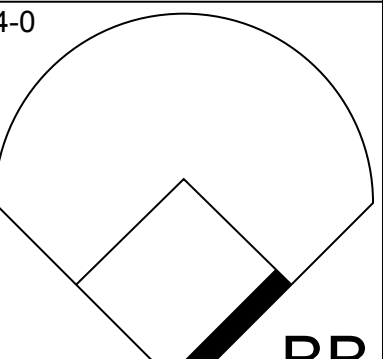
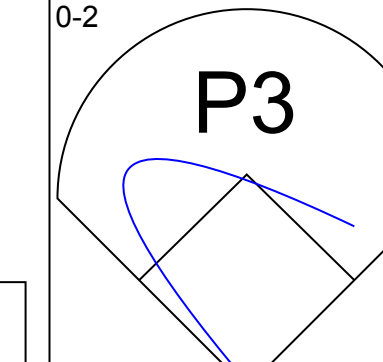
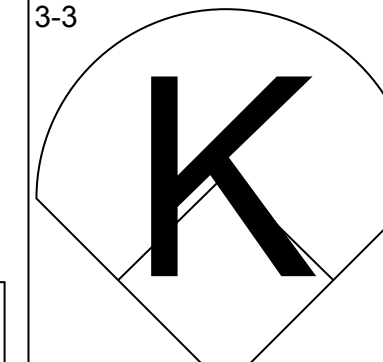
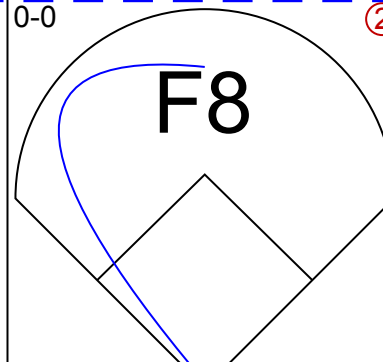
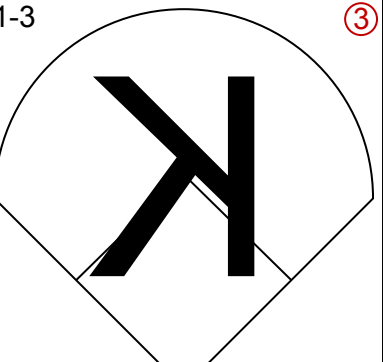
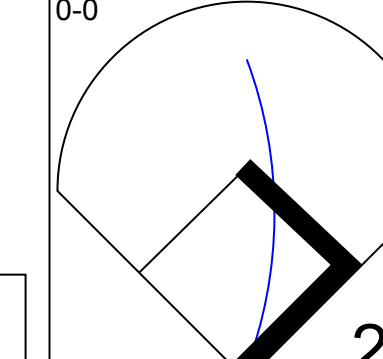
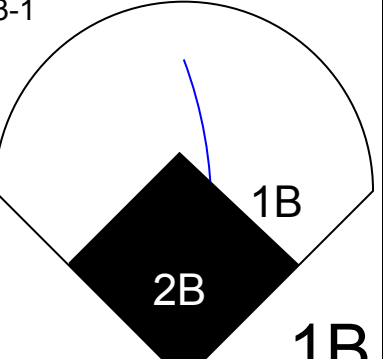
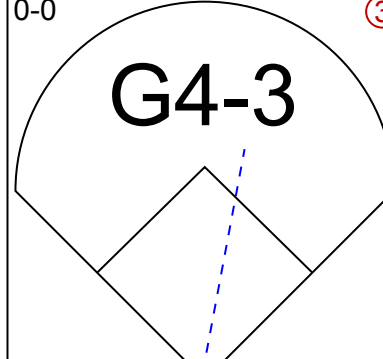
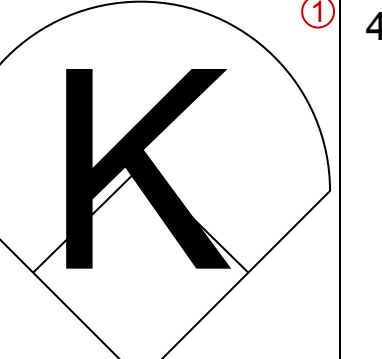
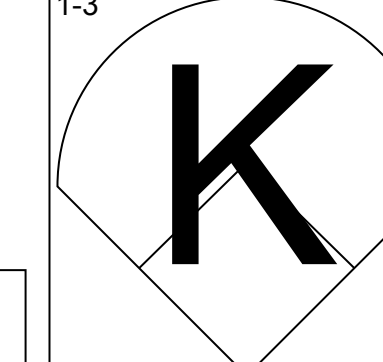
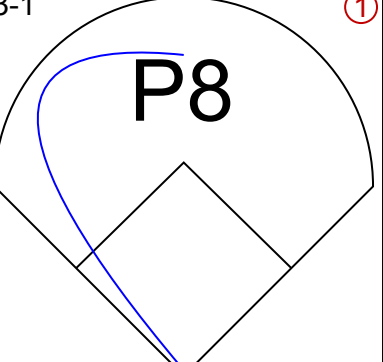
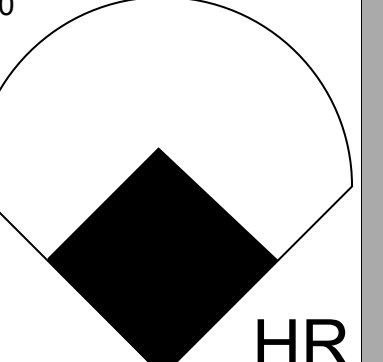
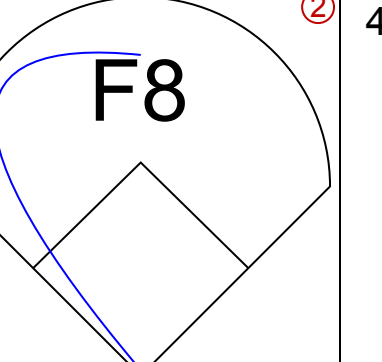
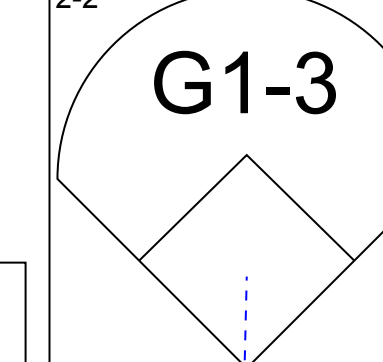
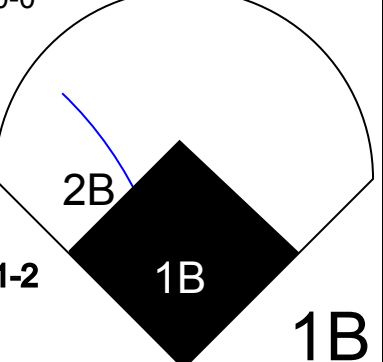

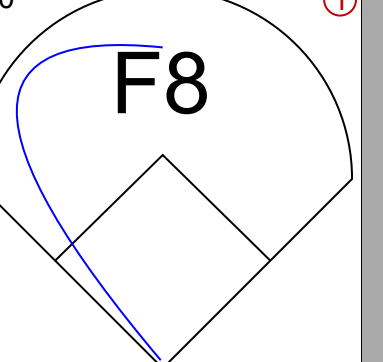
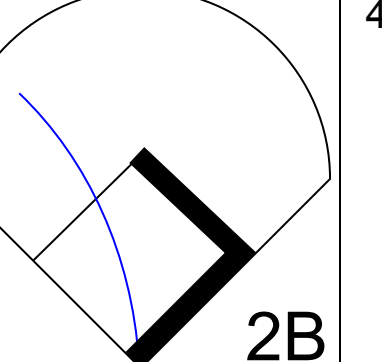
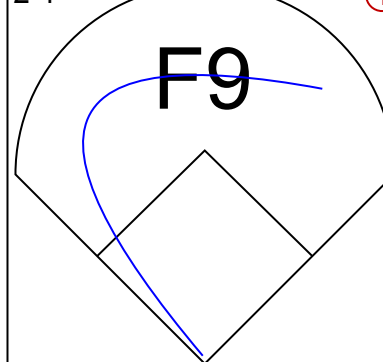
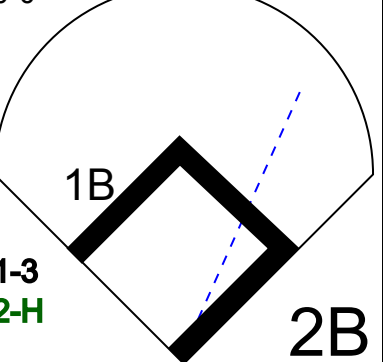

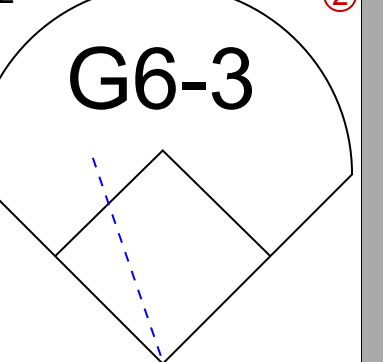
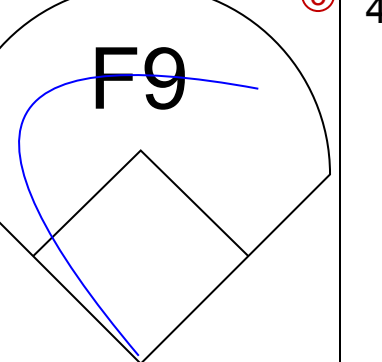
Batter	1	2	3	4	5	6	7	8	9	AB	R	H	RBI	BB	SO	LOB	BOTTOM			
Brady Anderson, L OBP: 0.369, SLG: 0.436 (1, 7) (5, 8)	L7		L9			G4-6-3		G4-3		4	0	0	0	0	0	1				
Mark McLemore, S OBP: 0.349, SLG: 0.370 (1, 9)	G5-4-3 1B		G5-3			G4-3		G4-3		4	0	1	0	0	0	0				
Mike Devereaux, R OBP: 0.307, SLG: 0.402 Jack Voigt, R OBP: 0.390, SLG: 0.508 (4, PH) (5, 7)	G5-4-3			K			L4		G6-3	1	0	0	0	0	0	1				
Harold Baines, L OBP: 0.393, SLG: 0.496 (1, 10)		K		G4-3		G6-3		L7		4	0	0	0	0	1	0				
Cal Ripken Jr., R OBP: 0.330, SLG: 0.428 (1, 6)		1B		G6-3		HBP 1B		1B		4	0	3	0	0	0	0				
Mike Pagliaro, L OBP: 0.347, SLG: 0.454 (1, 5)		1B			P6		HBP 1B		F7	4	0	2	0	0	0	1				
Chris Hoiles, R OBP: 0.419, SLG: 0.576 (1, 2)		K			G6-3		HBP			2	0	0	0	0	1	2				
David Segui, S OBP: 0.354, SLG: 0.403 (1, 3)		FC6-4			G4-3		K			3	0	0	0	0	1	5				
Harold Reynolds, S OBP: 0.347, SLG: 0.333 (1, 4)				G6-3		G4-6-3 1B		P6		3	0	1	0	0	0	0				
Inning Stats	R: 0 H: 1 E: 0 K: 0 S: 5	H: 2 LOB: 2 BB: 0 P: 8	R: 0 H: 0 E: 0 K: 2 S: 11	H: 2 LOB: 0 BB: 0 P: 18	R: 0 H: 0 E: 0 K: 0 S: 9	H: 0 LOB: 0 BB: 0 P: 13	R: 0 H: 0 E: 0 K: 1 S: 6	H: 0 LOB: 0 BB: 0 P: 8	R: 0 H: 1 E: 0 K: 0 S: 3	H: 0 LOB: 0 BB: 0 P: 7	R: 0 H: 2 E: 0 K: 1 S: 10	H: 0 LOB: 3 BB: 0 P: 13	R: 0 H: 0 E: 0 K: 0 S: 7	H: 0 LOB: 0 BB: 0 P: 10	R: 0 H: 1 E: 0 K: 0 S: 5	H: 1 LOB: 1 BB: 0 P: 9	1B: 7 2B: 0 3B: 0 HR: 0	SF: 0 SAC: 0 DP: 2 HBP: 1	WP: 0 PB: 0 SB: 0 CS: 0	PA: 33
PITCHER John Doherty, R ERA: 4.36 (1, 1)	IP: 9.0 WLS: W BF: 33 H: 7 R: 0 ER: 0 SO: 4 BB: 0 IBB: 0 HBP: 1 BLK: 0 WP: 0 HR: 0 S: 59 P: 92 ERA: 0.00 WHIP: 0.778																			

Detroit Tigers @ Baltimore Orioles
 Oriole Park at Camden Yards, Baltimore, MD
 Fri Sep 24 1993, 7:05 PM EDT
 Att: 46,152 - Unknown - 71 F

AB 32
 R 0
 H 7
 RBI 0
 BB 0
 SO 4
 LOB 10



Batter	1	2	3	4	5	6	7	8	9	AB	R	H	RBI	BB	SO	LOB	TOP			
Tony Phillips, S (1, 10) OBP: 0.447, SLG: 0.400										3	2	2	2	2	1	0	Detroit Tigers @ Baltimore Orioles Oriole Park at Camden Yards, Baltimore, MD Sun Sep 26 1993, 3:33 AM EDT Overcast - 73 F			
Dan Gladden, R (1, 7) OBP: 0.307, SLG: 0.435										4	0	0	0	1	0	6				
Travis Fryman, R (1, 5) OBP: 0.381, SLG: 0.489										5	1	3	0	0	1	2				
Cecil Fielder, R (1, 3) Skeeter Barnes, R (7, PR) OBP: 0.370, SLG: 0.476 OBP: 0.306, SLG: 0.377										4	1	2	3	0	1	1				
Eric Davis, R (1, 8) OBP: 0.322, SLG: 0.429										3	1	1	1	2	1	3				
Alan Trammell, R (1, 6) OBP: 0.384, SLG: 0.489										4	2	1	1	1	1	4				
Mickey Tettleton, S (1, 2) OBP: 0.369, SLG: 0.484										5	0	1	2	0	1	1				
Danny Bautista, R (1, 9) OBP: 0.222, SLG: 0.257										5	0	1	0	0	2	3				
Chris Gomez, R (1, 4) OBP: 0.288, SLG: 0.287										3	1	1	0	1	1	1				
Inning Stats	R: 0 E: 0 K: 1 S: 8	H: 0 LOB: 0 BB: 0 P: 9	R: 2 E: 0 K: 1 S: 13	H: 2 LOB: 0 BB: 0 P: 18	R: 3 E: 0 K: 2 S: 13	H: 1 LOB: 0 BB: 2 P: 24	R: 1 E: 0 K: 1 S: 13	H: 2 LOB: 2 BB: 1 P: 25	R: 0 E: 0 K: 0 S: 6	H: 1 LOB: 1 BB: 1 P: 12	R: 2 E: 0 K: 1 S: 13	H: 3 LOB: 1 BB: 1 P: 21	R: 1 E: 1 K: 1 S: 14	H: 2 LOB: 2 BB: 1 P: 25	R: 0 E: 0 K: 1 S: 5	H: 0 LOB: 0 BB: 0 P: 7		1B: 6 2B: 4 3B: 0 HR: 4	SF: 0 SAC: 0 DP: 3 HBP: 0	WP: 0 PB: 0 SB: 0 CS: 1
PITCHER	IP	WLS	BF	H	R	ER	SO	BB	IBB	HBP	BLK	WP	HR	S	P	ERA	WHIP			
Arthur Rhodes, L (1, 1) ERA: 6.25	2.2	L	13	3	5	5	3	2	0	0	0	0	3	30	47	16.88	1.875			
Mike Oquist, R (3, 1) ERA: 2.89	3.1		18	6	3	3	3	2	1	0	0	0	0	35	64	8.10	2.400			
Todd Frohwirth, R (7, 1) ERA: 3.63	3.0		13	3	1	1	3	2	0	0	0	0	1	29	48	3.00	1.667			

Batter	1	2	3	4	5	6	7	8	9	AB	R	H	RBI	BB	SO	LOB	BOTTOM			
Brady Anderson, L (1, 8) OBP: 0.368, SLG: 0.434										4	0	1	1	0	1	0	Detroit Tigers @ Baltimore Orioles Oriole Park at Camden Yards, Baltimore, MD Sun Sep 26 1993, 3:33 AM EDT Overcast - 73 F			
Mark McLemore, S (1, 9) OBP: 0.347, SLG: 0.367										4	0	0	0	0	0	1				
Cal Ripken Jr., R (1, 6) OBP: 0.330, SLG: 0.427										4	0	1	0	0	0	0				
Harold Baines, L (1, 10) OBP: 0.394, SLG: 0.503										3	1	1	1	1	1	1				
Chris Hoiles, R (1, 2) OBP: 0.415, SLG: 0.571										4	0	0	0	0	2	1				
Mike Pagliaro, L (1, 5) OBP: 0.348, SLG: 0.457										4	1	2	0	0	1	0				
David Segui, S (1, 3) OBP: 0.353, SLG: 0.498										4	1	1	1	0	1	2				
Jack Voigt, R (1, 7) OBP: 0.393, SLG: 0.516										4	1	2	0	0	0	1				
Harold Reynolds, S (1, 4) OBP: 0.346, SLG: 0.335										4	0	1	1	0	0	1				
Inning Stats	R: 0 E: 0 K: 0 S: 8	H: 1 LOB: 1 BB: 0 P: 11	R: 0 E: 0 K: 1 S: 13	H: 1 LOB: 0 BB: 0 P: 16	R: 0 E: 0 K: 2 S: 11	H: 0 LOB: 0 BB: 0 P: 17	R: 2 E: 0 K: 0 S: 14	H: 4 LOB: 1 BB: 0 P: 23	R: 1 E: 0 K: 1 S: 7	H: 1 LOB: 0 BB: 0 P: 7	R: 1 E: 0 K: 1 S: 10	H: 1 LOB: 0 BB: 0 P: 13	R: 0 E: 0 K: 1 S: 7	H: 0 LOB: 1 BB: 1 P: 15	R: 0 E: 0 K: 1 S: 15	H: 1 LOB: 0 BB: 0 P: 25		1B: 4 2B: 3 3B: 0 HR: 2	SF: 0 SAC: 0 DP: 0 HBP: 0	WP: 0 PB: 0 SB: 0 CS: 0
PITCHER	IP	WLS	BF	H	R	ER	SO	BB	IBB	HBP	BLK	WP	HR	S	P	ERA	WHIP			
Bill Gullickson, R (1, 1) ERA: 5.31	5.1	W	22	7	3	3	3	0	0	0	0	0	1	12	15	5.40	0.600			
Joe Boeвер, R (6, 1) ERA: 3.65	1.2		6	1	1	1	1	0	0	0	0	0	0	22	40	0.00	1.000			
Storm Davis, R (8, 1) ERA: 4.84	2.0		8	1	0	0	2	1	0	0	0	0	0	22	40	0.00	1.000			



Batter	1	2	3	4	5	6	7	8	9	AB	R	H	RBI	BB	SO	LOB	TOP								
Tony Phillips, S OBP: 0.448, SLG: 0.403 (1, 4)										5	2	3	0	0	0	2	Detroit Tigers @ Baltimore Orioles Oriole Park at Camden Yards, Baltimore, MD Sun Sep 26 1993, 3:38 AM EDT Att: 46,380 - Cloudy - 85 F								
Skeeter Barnes, R OBP: 0.394, SLG: 0.369 (1, 7)										3	1	0	0	1	0	2									
Travis Fryman, R OBP: 0.384, SLG: 0.494 (1, 5)										5	1	4	2	0	0	0									
Cecil Fielder, R OBP: 0.371, SLG: 0.473 Kirk Gibson, L OBP: 0.341, SLG: 0.437 (9, PR)										3	0	0	0	2	0	4									
Mickey Tettleton, S OBP: 0.369, SLG: 0.488 (1, 3)										4	0	2	3	1	1	1									
Danny Bautista, R OBP: 0.250, SLG: 0.282 (7, 9)										4	0	2	0	0	0	2									
Lou Whitaker, L OBP: 0.413, SLG: 0.458 (9, PH)										1	0	0	0	0	0	2									
Rich Rowland, R OBP: 0.333, SLG: 0.325 Chad Kreuter, S OBP: 0.363, SLG: 0.470 (7, PH)										2	0	0	0	1	1	2									
Gary Thurman, R OBP: 0.297, SLG: 0.281 (7, PH)										3	1	0	0	0	1	1									
Eric Davis, R OBP: 0.322, SLG: 0.428 (7, 8)										1	0	0	0	0	0	3									
Chris Gomez, R OBP: 0.303, SLG: 0.313 (1, 6)										4	0	3	1	0	0	0									
Inning Stats	R: 3 E: 1 K: 0 S: 15	H: 3 LOB: 1 BB: 1 P: 27	R: 1 E: 0 K: 0 S: 18	H: 3 LOB: 2 BB: 1 P: 29	R: 0 E: 0 K: 1 S: 7	H: 0 LOB: 0 BB: 0 P: 14	R: 0 E: 0 K: 1 S: 7	H: 1 LOB: 0 BB: 0 P: 12	R: 0 E: 0 K: 0 S: 9	H: 1 LOB: 2 BB: 2 P: 21	R: 1 E: 0 K: 0 S: 11	H: 1 LOB: 1 BB: 1 P: 18	R: 0 E: 0 K: 1 S: 11	H: 2 LOB: 3 BB: 1 P: 19	R: 0 E: 0 K: 0 S: 6	H: 1 LOB: 0 BB: 0 P: 10	R: 1 E: 0 K: 1 S: 15	H: 2 LOB: 2 BB: 0 P: 23	1B: 10 2B: 3 3B: 1 HR: 0	SF: 0 SAC: 1 DP: 2 HBP: 0	WP: 0 PB: 0 SB: 0 CS: 3	PA: 44			
PITCHER	IP	WLS	BF	H	R	ER	SO	BB	IBB	HBP	BLK	WP	HR	S	P	ERA	WHIP								
Fernando Valenzuela, L ERA: 5.02 (1, 1)	1.2		12	6	4	3	0	2	0	0	0	0	0	28	48	16.20	4.800								
Kevin McGehee, R ERA: 7.24 (2, 1)	3.1		12	2	0	0	2	2	0	0	0	0	0	28	55	0.00	1.200								
Mark Williamson, R ERA: 4.97 (6, 1)	2.1		13	4	1	1	1	2	0	0	0	0	0	25	43	3.86	2.571								
Alan Mills, R ERA: 3.28 (8, 1)	1.2	L	6	2	1	1	1	0	0	0	0	0	0	18	27	5.40	1.200								

Batter	1	2	3	4	5	6	7	8	9	AB	R	H	RBI	BB	SO	LOB	BOTTOM								
Brady Anderson, L OBP: 0.370, SLG: 0.439 (1, 8)										4	1	2	0	1	0	0	Detroit Tigers @ Baltimore Orioles Oriole Park at Camden Yards, Baltimore, MD Sun Sep 26 1993, 3:38 AM EDT Att: 46,380 - Cloudy - 85 F								
Mark McLemore, S OBP: 0.351, SLG: 0.370 (1, 9)										3	1	3	1	1	0	0									
Cal Ripken Jr., R OBP: 0.330, SLG: 0.426 (1, 6)										4	1	1	0	1	0	4									
Harold Baines, L OBP: 0.393, SLG: 0.500 (1, 10)										4	1	1	1	1	0	5									
Mike Pagliarulo, L OBP: 0.352, SLG: 0.463 (1, 5)										4	1	3	1	0	0	0									
David Segui, S OBP: 0.350, SLG: 0.405 (1, 3)										4	0	0	1	0	0	3									
Jack Voigt, R OBP: 0.403, SLG: 0.527 (1, 7)										3	0	2	1	1	0	1									
Harold Reynolds, S OBP: 0.343, SLG: 0.332 (1, 4)										4	0	0	0	0	0	4									
Mark Parent, R OBP: 0.291, SLG: 0.529 Damon Buford, R OBP: 0.325, SLG: 0.394 Jeff Tackett, R OBP: 0.278, SLG: 0.205 Chris Hoiles, R OBP: 0.415, SLG: 0.569 (8, PH)										3	0	1	0	0	2	1									
Inning Stats	R: 0 E: 0 K: 0 S: 4	H: 0 LOB: 1 BB: 2 P: 15	R: 0 E: 0 K: 0 S: 6	H: 1 LOB: 0 BB: 0 P: 9	R: 0 E: 0 K: 1 S: 9	H: 0 LOB: 0 BB: 0 P: 16	R: 4 E: 0 K: 1 S: 20	H: 5 LOB: 1 BB: 0 P: 31	R: 1 E: 0 K: 0 S: 7	H: 2 LOB: 0 BB: 0 P: 10	R: 0 E: 0 K: 0 S: 6	H: 1 LOB: 1 BB: 0 P: 14	R: 0 E: 0 K: 0 S: 7	H: 2 LOB: 3 BB: 1 P: 14	R: 0 E: 0 K: 1 S: 8	H: 1 LOB: 2 BB: 1 P: 16		R: 0 E: 0 K: 0 S: 7	H: 1 LOB: 0 BB: 0 P: 11	1B: 10 2B: 3 3B: 1 HR: 0	SF: 0 SAC: 1 DP: 5 HBP: 0	WP: 0 PB: 0 SB: 0 CS: 0	PA: 39		
PITCHER	IP	WLS	BF	H	R	ER	SO	BB	IBB	HBP	BLK	WP	HR	S	P	ERA	WHIP								
Mike Moore, R ERA: 5.19 (4, 1)	1.2		6	2	1	1	1	0	0	0	0	0	0	13	20	5.40	1.200								
Tom Bolton, L ERA: 4.5 (6, 1)	2.1		11	4	0	0	0	0	1	0	0	0	0	17	32	0.00	1.714								
Mike Henneman, R ERA: 2.87 Bob MacDonald, L ERA: 5.32 (9, 1)	0.2	W	3	0	0	0	1	1	0	0	0	0	0	4	12	0.00	1.500								
Joe Boever, R ERA: 3.62 (9, 1)	0.2		1	0	0	0	0	0	0	0	0	0	0	4	8	0.00	3.000								



Batter	1	2	3	4	5	6	7	8	9	AB	R	H	RBI	BB	SO	LOB	TOP					
Wade Boggs, L (1,5) OBP: 0.375, SLG: 0.359	G3			BB SF9 BB		P5		K2-3		3	1	0	0	1	1	0	New York Yankees @ Baltimore Orioles Oriole Park at Camden Yards, Baltimore, MD Tue Sep 28 1993, 7:05 PM EDT Att: 46,003 - Unknown - 71 F livebaseballscorecards.com					
Dion James, L (1,7) OBP: 0.399, SLG: 0.466	K			BB 1B		G4-3		P5		4	0	1	0	0	1	0						
Don Mattingly, L (1,3) OBP: 0.362, SLG: 0.440	F8			FC6-4 BB		FC5-4 1B			K	3	0	1	0	1	1	0						
Danny Tartabull, R (1,10) OBP: 0.363, SLG: 0.502		K				FC5-4 1-2			F8	4	0	0	0	0	2	4						
Matt Nokes, L (1,2) OBP: 0.302, SLG: 0.425		G5-4-3 BB		SF9					L9	2	0	0	1	1	0	0						
Jim Leyritz, R (1,9) OBP: 0.414, SLG: 0.538		G5-4-3 1-2		3-H FC6-4 1-2						2	0	0	0	1	0	3						
Bernie Williams, S (1,8) OBP: 0.334, SLG: 0.405				G4-3		L7				3	0	0	0	0	1	1						
Randy Velarde, R (1,6) OBP: 0.361, SLG: 0.479				G1-3						3	0	0	0	0	1	1						
Mike Gallego, R (1,4) OBP: 0.367, SLG: 0.421				K					F9	3	0	0	0	0	2	0						
Inning Stats	R: 0 E: 0 K: 1 S: 7	H: 0 LOB: 0 BB: 0 P: 10	R: 0 E: 0 K: 1 S: 7	H: 0 LOB: 0 BB: 1 P: 13	R: 0 E: 0 K: 1 S: 10	H: 0 LOB: 0 BB: 0 P: 13	R: 1 E: 0 K: 1 S: 10	H: 1 LOB: 2 BB: 0 P: 22	R: 0 E: 0 K: 0 S: 8	H: 0 LOB: 0 BB: 0 P: 12	R: 0 E: 0 K: 0 S: 8	H: 1 LOB: 1 BB: 0 P: 12	R: 0 E: 0 K: 1 S: 10	H: 0 LOB: 1 BB: 1 P: 18	R: 0 E: 0 K: 1 S: 7	H: 0 LOB: 0 BB: 0 P: 8	R: 0 E: 0 K: 1 S: 6	H: 0 LOB: 0 BB: 0 P: 9	1B: 2 2B: 0 3B: 0 HR: 0	SF: 1 SAC: 0 DP: 1 HBP: 0	WP: 0 PB: 0 SB: 0 CS: 0	PA: 32
PITCHER Ben McDonald, R (1,1) ERA: 3.09	IP: 9.0 WLS: W BF: 32 H: 2 R: 1 ER: 1 SO: 9 BB: 4 IBB: 0 HBP: 0 BLK: 0 WP: 0 HR: 0 S: 73 P: 117 ERA: 1.00 WHIP: 0.667															PITCHER						

Batter	1	2	3	4	5	6	7	8	9	AB	R	H	RBI	BB	SO	LOB	BOTTOM			
Brady Anderson, L (1,8) OBP: 0.367, SLG: 0.434	E4 F9 BB 2B	K		K		F8		SF7		4	1	0	1	0	2	3	New York Yankees @ Baltimore Orioles Oriole Park at Camden Yards, Baltimore, MD Tue Sep 28 1993, 7:05 PM EDT Att: 46,003 - Unknown - 71 F livebaseballscorecards.com			
Jack Voigt, R (1,9) OBP: 0.401, SLG: 0.507	2B BB			G5-3				K		3	1	0	0	2	2	3				
Cal Ripken Jr., R (1,6) OBP: 0.328, SLG: 0.421	F9			G6-4-3 1-2		F8		F9		5	0	0	0	0	0	5				
Chris Hoiles, R (1,2) OBP: 0.416, SLG: 0.576	WP 1-H 3-H 2B			F7		L7			HR	4	1	2	3	0	0	0				
Lonnie Smith, R (1,10) OBP: 0.412, SLG: 0.431	K			HR		K		G4-3		4	1	1	1	0	2	1				
Tim Lincecum, R (1,5) OBP: 0.367, SLG: 0.387	G5-3			2B 1B		1B BB		BB 2B		2	3	1	0	2	0	1				
David Segui, S (1,3) OBP: 0.351, SLG: 0.406		K		2B 2B		1B		2B SF7 BB		3	2	2	0	1	1	0				
Harold Reynolds, S (1,4) OBP: 0.344, SLG: 0.336		S BB		2B		L4-3		2B		3	0	2	3	1	0	2				
Damon Buford, R (1,7) OBP: 0.333, SLG: 0.392		K		G5-3		1B		BB		3	0	1	1	1	1	2				
Inning Stats	R: 2 E: 1 K: 1 S: 14	H: 1 LOB: 1 BB: 1 P: 26	R: 0 E: 0 K: 3 S: 14	H: 0 LOB: 1 BB: 1 P: 23	R: 0 E: 0 K: 0 S: 7	H: 0 LOB: 0 BB: 1 P: 16	R: 3 E: 0 K: 1 S: 16	H: 4 LOB: 1 BB: 0 P: 26	R: 0 E: 0 K: 1 S: 7	H: 0 LOB: 0 BB: 0 P: 12	R: 1 E: 0 K: 1 S: 7	H: 1 LOB: 0 BB: 0 P: 13	R: 2 E: 0 K: 1 S: 22	H: 1 LOB: 2 BB: 3 P: 39	R: 2 E: 0 K: 1 S: 22	H: 1 LOB: 2 BB: 3 P: 39	1B: 3 2B: 5 3B: 0 HR: 2	SF: 1 SAC: 0 DP: 2 HBP: 0	WP: 1 PB: 0 SB: 1 CS: 0	PA: 39
PITCHER Sterling Hitchcock, L (1,1) ERA: 4.65	IP: 3.0 WLS: L BF: 17 H: 5 R: 5 ER: 4 SO: 4 BB: 3 IBB: 0 HBP: 0 BLK: 0 WP: 1 HR: 1 S: 43 P: 78 ERA: 12.00 WHIP: 2.667															PITCHER				
Rich Monteleone, R (4,1) ERA: 4.95	IP: 3.0 WLS: L BF: 11 H: 2 R: 1 ER: 1 SO: 2 BB: 1 IBB: 0 HBP: 0 BLK: 0 WP: 0 HR: 0 S: 24 P: 46 ERA: 3.00 WHIP: 1.000															PITCHER				
Domingo Jean, R (7,1) ERA: 4.95	IP: 1.0 WLS: L BF: 4 H: 1 R: 1 ER: 1 SO: 1 BB: 0 IBB: 0 HBP: 0 BLK: 0 WP: 0 HR: 0 S: 7 P: 13 ERA: 9.00 WHIP: 1.000															PITCHER				
Mark Hutton, R (8,1) ERA: 6.73	IP: 0.0 WLS: L BF: 4 H: 1 R: 2 ER: 2 SO: 0 BB: 3 IBB: 0 HBP: 0 BLK: 0 WP: 0 HR: 0 S: 11 P: 25 ERA: = WHIP: =															PITCHER				
Paul Gibson, L (8,1) ERA: 3.46	IP: 1.0 WLS: L BF: 3 H: 0 R: 0 ER: 0 SO: 1 BB: 0 IBB: 0 HBP: 0 BLK: 0 WP: 0 HR: 0 S: 11 P: 14 ERA: 0.00 WHIP: 0.000															PITCHER				

AB 27
R 1
H 2
RBI 1
BB 4
SO 9
LOB 9



AB 31
R 9
H 9
RBI 9
BB 7
SO 8
LOB 17



Batter	1	2	3	4	5	6	7	8	9	AB	R	H	RBI	BB	SO	LOB	TOP										
Randy Velarde, R OBP: 0.361, SLG: 0.473 (1, 5)										5	1	1	0	0	0	3	New York Yankees @ Baltimore Orioles Oriole Park at Camden Yards, Baltimore, MD Wed Sep 29 1993, 7:05 PM EDT Att: 45,886 - Unknown - 65 F livebaseballscorecards.com										
Jim Leyritz, R OBP: 0.414, SLG: 0.536 (1, 7)										5	1	2	1	0	0	0											
Mike Humphreys, R OBP: 0.265, SLG: 0.433 (8, FR)										1	1	1	0	0	0	0											
Don Mattingly, L OBP: 0.364, SLG: 0.445 (1, 3)										5	2	2	3	1	0	2											
Danny Tartabull, R OBP: 0.363, SLG: 0.502 (1, 10)										4	1	1	1	1	1	4											
Mike Stanley, R OBP: 0.392, SLG: 0.542 (1, 2)										5	0	2	1	0	1	7											
Bernie Williams, S OBP: 0.335, SLG: 0.404 (1, 8)										4	0	1	1	1	1	5											
Mike Gallego, R OBP: 0.368, SLG: 0.419 (1, 6)										4	0	1	1	1	0	3											
Gerald Williams, R OBP: 0.203, SLG: 0.300 (1, 9)										5	0	1	0	0	0	7											
Pat Kelly, R OBP: 0.316, SLG: 0.385 (1, 4)										5	2	3	0	0	0	1											
Inning Stats	R: 0 E: 0 K: 1 S: 16	H: 2 LOB: 3 BB: 1 P: 29	R: 0 E: 0 K: 10 S: 10	H: 1 LOB: 1 BB: 0 P: 14	R: 2 E: 0 K: 1 S: 14	H: 3 LOB: 1 BB: 0 P: 20	R: 0 E: 0 K: 0 S: 8	H: 0 LOB: 0 BB: 0 P: 13	R: 1 E: 0 K: 0 S: 14	H: 1 LOB: 3 BB: 2 P: 27	R: 0 E: 0 K: 0 S: 10	H: 2 LOB: 2 BB: 0 P: 14	R: 4 E: 1 K: 1 S: 13	H: 3 LOB: 2 BB: 1 P: 27	R: 0 E: 0 K: 0 S: 8	H: 2 LOB: 1 BB: 0 P: 12	1B: 12 2B: 2 3B: 0 HR: 1	SF: 0 SAC: 0 DP: 1 HBP: 1	WP: 1 PA: 48 PB: 0 SB: 2 CS: 0								
PITCHER	IP	WLS	BF	H	R	ER	SO	BB	IBB	HBP	BLK	WP	HR	S	P	ERA	WHIP										
Jamie Moyer, L ERA: 3.43	4.2	L	24	7	3	2	2	2	0	0	0	0	1	58	93	3.86	1.929										
Todd Frothingham, R ERA: 3.53	2.1		14	5	4	4	0	1	0	1	0	0	0	26	46	15.43	2.571										
Brad Pennington, L ERA: 6.55	0.0		1	1	0	0	0	0	0	0	0	0	0	1	1	∞	∞										
Mike Cook, R ERA:	1.0		5	0	1	0	1	0	1	0	0	1	0	9	17	0.00	0.000										
Mark Williamson, R ERA: 4.91	1.0		4	2	0	0	0	0	0	0	0	0	0	8	12	0.00	2.000										

Batter	1	2	3	4	5	6	7	8	9	AB	R	H	RBI	BB	SO	LOB	BOTTOM										
Brady Anderson, L OBP: 0.365, SLG: 0.431 (1, 8)										4	0	0	0	1	0	1	New York Yankees @ Baltimore Orioles Oriole Park at Camden Yards, Baltimore, MD Wed Sep 29 1993, 7:05 PM EDT Att: 45,886 - Unknown - 65 F livebaseballscorecards.com										
Jack Voigt, R OBP: 0.396, SLG: 0.500 (1, 9)										4	1	1	0	0	2	1											
Cal Ripken Jr., R OBP: 0.329, SLG: 0.423 (1, 6)										4	1	2	0	0	0	1											
Chris Hoiles, R OBP: 0.417, SLG: 0.581 (1, 2)										3	1	1	2	1	0	2											
Lonnie Smith, R OBP: 0.415, SLG: 0.432 (1, 10)										2	0	1	1	1	1	0											
Harold Baines, L OBP: 0.391, SLG: 0.504 (8, PH)										1	0	0	0	0	0	0											
Tim Lincecum, R OBP: 0.386, SLG: 0.387 (1, 5)										3	0	1	0	0	1	5											
Mike Pagliarulo, L OBP: 0.354, SLG: 0.464 (8, PH)										1	0	0	0	0	0	0											
David Segui, S OBP: 0.350, SLG: 0.493 (1, 3)										3	0	0	0	1	1	1											
Harold Reynolds, S OBP: 0.342, SLG: 0.333 (1, 4)										4	0	0	0	0	2	1											
Damon Buford, R OBP: 0.322, SLG: 0.377 (1, 7)										3	0	0	0	0	2	0											
Paul Carey, L OBP: 0.295, SLG: 0.250 (8, PH)										1	0	0	0	0	1	1											
Inning Stats	R: 1 E: 0 K: 1 S: 15	H: 2 LOB: 2 BB: 1 P: 25	R: 0 E: 0 K: 2 S: 10	H: 0 LOB: 0 BB: 0 P: 16	R: 0 E: 0 K: 1 S: 6	H: 0 LOB: 0 BB: 0 P: 10	R: 0 E: 0 K: 0 S: 9	H: 0 LOB: 0 BB: 0 P: 12	R: 0 E: 0 K: 2 S: 13	H: 1 LOB: 1 BB: 0 P: 19	R: 0 E: 0 K: 1 S: 5	H: 0 LOB: 0 BB: 0 P: 8	R: 2 E: 0 K: 0 S: 11	H: 2 LOB: 0 BB: 0 P: 18	R: 0 E: 0 K: 1 S: 10	H: 0 LOB: 1 BB: 1 P: 20	1B: 4 2B: 1 3B: 0 HR: 1	SF: 0 SAC: 0 DP: 0 HBP: 0	WP: 0 PA: 37 PB: 0 SB: 0 CS: 0								
PITCHER	IP	WLS	BF	H	R	ER	SO	BB	IBB	HBP	BLK	WP	HR	S	P	ERA	WHIP										
Jimmy Key, L ERA: 3.0	7.0	W	28	4	1	1	9	3	0	0	0	0	1	73	117	1.29	1.000										
Bobby Munoz, R ERA: 5.27	1.0		5	2	2	2	0	0	0	0	0	0	1	11	18	18.00	2.000										
Lee Smith, R ERA: 3.95	1.0		4	0	0	0	1	1	0	0	0	0	0	10	20	0.00	1.000										

AB 43
R 8
H 15
RBI 8
BB 4
SO 3
LOB 32



AB 33
R 3
H 6
RBI 3
BB 4
SO 10
LOB 13



Batter	1	2	3	4	5	6	7	8	9	AB	R	H	RBI	BB	SO	LOB	TOP										
Devon White, S OBP: 0.342, SLG: 0.440 (1, 8)	G6-3	1B						G4-3		5	0	3	2	0	0	0	Toronto Blue Jays @ Baltimore Orioles Oriole Park at Camden Yards, Baltimore, MD Thu Sep 30 1993, 7:05 PM EDT Att: 45,653 - Unknown - 55 F										
Roberto Alomar, S OBP: 0.404, SLG: 0.484 (1, 4)	2B	BB		F8			G1-3	BB	3	0	1	0	2	0	2												
Paul Molitor, R OBP: 0.403, SLG: 0.511 (1, 10)	K	G5-3		L9			F9	L5	5	0	0	0	0	1	6												
Joe Carter, R OBP: 0.312, SLG: 0.482 (1, 9)	F8			P3			BB	BB	4	1	2	0	1	0	1												
John Olerud, L OBP: 0.472, SLG: 0.601 (1, 3)		F8		F8			G4-3	K	5	2	2	0	0	1	2												
Tony Fernandez, S OBP: 0.347, SLG: 0.392 (1, 6)	F8			P3			F8	L7	4	0	0	0	1	0	4												
Darnell Coles, R Rob Butler, L OBP: 0.373, SLG: 0.378 (9, PH) (9, 7)	G5-3	F8		P6			G4-3	FC4	4	0	0	0	0	0	4												
Ed Sprague, R OBP: 0.310, SLG: 0.388 (1, 5)	WP	1B		G1-3			G6-3		3	2	1	1	1	0	0												
Randy Knorr, R OBP: 0.299, SLG: 0.434 (1, 2)	1B	WP		1B			P3		3	1	2	3	1	0	0												
Inning Stats	R: 0 E: 0 K: 1 S: 12	H: 1 LOB: 1 BB: 0 P: 20	R: 3 E: 0 K: 0 S: 15	H: 4 LOB: 2 BB: 1 P: 31	R: 0 E: 0 K: 0 S: 7	H: 0 LOB: 1 BB: 1 P: 12	R: 0 E: 0 K: 0 S: 13	H: 1 LOB: 2 BB: 1 P: 22	R: 3 E: 0 K: 0 S: 14	H: 4 LOB: 2 BB: 1 P: 26	R: 0 E: 0 K: 0 S: 5	H: 0 LOB: 1 BB: 1 P: 11	R: 0 E: 0 K: 0 S: 5	H: 0 LOB: 0 BB: 0 P: 7	R: 0 E: 0 K: 1 S: 7	H: 1 LOB: 1 BB: 0 P: 16		R: 0 E: 0 K: 1 S: 7	H: 1 LOB: 1 BB: 0 P: 11	1B: 8 2B: 3 3B: 0 HR: 0	SF: 0 SAC: 0 DP: 0 HBP: 0	WP: 2 PB: 0 SB: 1 CS: 0	PA: 43				
PITCHER	IP	WLS	BF	H	R	ER	SO	BB	IBB	HBP	BLK	WP	HR	S	P	ERA	WHIP										
Arthur Rhodes, L ERA: 6.51 (1, 1)	5.0	L	28	10	6	6	1	4	0	0	0	1	0	61	111	10.80	2.800										
Kevin McGehee, R ERA: 5.94 (6, 1)	3.0		11	0	0	0	0	2	0	0	0	1	0	17	34	0.00	0.667										
Jim Poole, L ERA: 2.15 (9, 1)	1.0		4	1	0	0	1	0	0	0	0	0	0	7	11	0.00	1.000										

Batter	1	2	3	4	5	6	7	8	9	AB	R	H	RBI	BB	SO	LOB	BOTTOM										
Brady Anderson, L OBP: 0.364, SLG: 0.428 (1, 7) (6, 8)	F8								G6-3	4	0	0	0	1	0	3	Toronto Blue Jays @ Baltimore Orioles Oriole Park at Camden Yards, Baltimore, MD Thu Sep 30 1993, 7:05 PM EDT Att: 45,653 - Unknown - 55 F										
Jack Voigt, R OBP: 0.400, SLG: 0.521 (1, 9) (6, 7)	HR			P4			P3	FC6-4	4	1	2	1	0	0	3												
Mike Devereaux, R Sherman Obando, R OBP: 0.309, SLG: 0.400 OBP: 0.309, SLG: 0.391 (6, 9) (6, 9)	G5-3			K			K	FC6-4	2	0	0	0	0	1	1												
Cal Ripken Jr., R OBP: 0.328, SLG: 0.422 (1, 6)	P3			E5				P2	4	0	1	0	0	0	0												
Chris Hoiles, R Mark Parent, R OBP: 0.415, SLG: 0.577 OBP: 0.291, SLG: 0.529 (9, 2)	P4			FC4-6			K	K	3	0	0	0	1	2	1												
Lonnie Smith, R OBP: 0.420, SLG: 0.448 (1, 10)	HR			FC4-6			FC5-4	BB	0	0	0	0	0	0	0												
Tim Lueft, R OBP: 0.361, SLG: 0.381 (1, 5)	G1-3			FC4-6			FC5-4	BB	3	1	2	1	1	0	2												
David Segui, S OBP: 0.350, SLG: 0.400 (1, 3)	G5-3			L5-3			FC5-4		4	0	0	0	0	1	5												
Harold Reynolds, S OBP: 0.341, SLG: 0.333 (1, 4)	G4-3			L5-3			K	L7	3	0	0	0	1	1	2												
Inning Stats	R: 1 E: 0 K: 0 S: 8	H: 1 LOB: 0 BB: 0 P: 15	R: 1 E: 0 K: 0 S: 7	H: 1 LOB: 0 BB: 0 P: 12	R: 0 E: 0 K: 1 S: 8	H: 0 LOB: 1 BB: 1 P: 17	R: 0 E: 1 K: 0 S: 8	H: 0 LOB: 1 BB: 1 P: 14	R: 0 E: 1 K: 1 S: 7	H: 0 LOB: 2 BB: 1 P: 15	R: 0 E: 0 K: 2 S: 16	H: 2 LOB: 2 BB: 0 P: 23	R: 0 E: 0 K: 1 S: 10	H: 1 LOB: 1 BB: 0 P: 14	R: 0 E: 0 K: 2 S: 7	H: 0 LOB: 0 BB: 1 P: 14		R: 0 E: 0 K: 0 S: 6	H: 1 LOB: 0 BB: 0 P: 11	1B: 4 2B: 1 3B: 0 HR: 2	SF: 0 SAC: 0 DP: 2 HBP: 0	WP: 0 PB: 0 SB: 0 CS: 0	PA: 37				
PITCHER	IP	WLS	BF	H	R	ER	SO	BB	IBB	HBP	BLK	WP	HR	S	P	ERA	WHIP										
Al Leiter, L ERA: 4.11 (1, 1)	6.0	W	26	4	2	2	4	3	0	0	0	0	0	54	96	3.00	1.167										
Tony Castillo, L ERA: 3.44 (7, 1)	2.0		8	1	0	0	3	1	0	0	0	0	0	17	28	0.00	1.000										
Mike Timlin, R ERA: 4.77 (9, 1)	1.0		3	1	0	0	0	0	0	0	0	0	0	6	11	0.00	1.000										



Batter	1	2	3	4	5	6	7	8	9	AB	R	H	RBI	BB	SO	LOB	TOP										
Rickey Henderson, R OBP: 0.430, SLG: 0.475 Rob Butler, L OBP: 0.359, SLG: 0.362	G5-3		BB	G5-3			K		G4-3	3	0	1	0	0	0	2											
Devon White, S OBP: 0.340, SLG: 0.439 Turner Ward, S OBP: 0.289, SLG: 0.313	P4		SF7		G4-3		1B		P6	2	0	0	1	0	0	0											
Paul Molitor, R OBP: 0.404, SLG: 0.511	1B		BB		L9		1B		F9	4	0	2	0	1	0	0											
Joe Carter, R OBP: 0.310, SLG: 0.480 Willie Canate, R OBP: 0.315, SLG: 0.283	G6-3		P2		K		SF9			3	0	0	0	0	1	3											
John Olerud, L OBP: 0.472, SLG: 0.600			F7				G6-3			3	0	1	0	1	0	2											
Tony Fernandez, S OBP: 0.347, SLG: 0.392 Dick Schofield, R OBP: 0.303, SLG: 0.245	L9			WP			1B		F9	0	0	0	0	0	0	0											
Ed Sprague, R OBP: 0.309, SLG: 0.396 Domingo Martinez, R OBP: 0.333, SLG: 0.545	F7		F7				F8		F8	3	0	0	0	0	0	3											
Randy Knorr, R OBP: 0.309, SLG: 0.436 Carlos Delgado, L	P6			BB			FC6-4		G4-6-3	2	0	1	0	1	0	1											
Alfredo Griffin, S OBP: 0.234, SLG: 0.242			1B		P3		FC6-4		G4-6-3	4	1	1	0	0	0	5											
Inning Stats	R: 0 E: 0 K: 10 S: 10	H: 1 LOB: 1 BB: 0 P: 15	R: 0 E: 0 K: 0 S: 3	H: 0 LOB: 1 BB: 1 P: 9	R: 1 E: 0 K: 0 S: 10	H: 2 LOB: 2 BB: 1 P: 20	R: 0 E: 0 K: 0 S: 14	H: 0 LOB: 2 BB: 2 P: 26	R: 0 E: 0 K: 1 S: 9	H: 0 LOB: 0 BB: 0 P: 12	R: 0 E: 0 K: 0 S: 10	H: 2 LOB: 2 BB: 0 P: 16	R: 1 E: 0 K: 1 S: 19	H: 3 LOB: 2 BB: 0 P: 29	R: 0 E: 0 K: 0 S: 8	H: 0 LOB: 0 BB: 1 P: 16	R: 0 E: 0 K: 0 S: 5	H: 0 LOB: 0 BB: 0 P: 9	1B: 7 2B: 1 3B: 0 HR: 0	SF: 2 SAC: 0 DP: 1 HBP: 0	WP: 1 PB: 0 SB: 0 CS: 0	PA: 39					
PITCHER	IP	WLS	BF	H	R	ER	SO	BB	IBB	HBP	BLK	WP	HR	S	P	ERA	WHIP										
Fernando Valenzuela, L ERA: 4.84 Todd Frohwirth, R ERA: 3.87 Alan Mills, R ERA: 3.25	6.2	W	32	8	2	2	2	4	0	0	0	1	0	73	125	2.70	1.800										

Toronto Blue Jays @ Baltimore Orioles
Oriole Park at Camden Yards, Baltimore, MD

AB 32
R 2
H 8
RBI 2
BB 5
SO 2
LOB 19



Fri Oct 01 1993, 7:05 PM EDT
Att: 45,881 - Unknown

Batter	1	2	3	4	5	6	7	8	9	AB	R	H	RBI	BB	SO	LOB	BOTTOM										
Brady Anderson, L OBP: 0.364, SLG: 0.427	E6	L7		S	FC6-4					5	3	2	1	0	0	4											
Mark McLemore, S OBP: 0.354, SLG: 0.372 Damon Buford, R OBP: 0.315, SLG: 0.367	1B		1B	F8		G1-3				3	1	2	1	0	0	1											
Cal Ripken Jr., R OBP: 0.329, SLG: 0.422	P6		1B	FC3-6		F8				5	1	2	1	0	0	2											
Harold Baines, L OBP: 0.391, SLG: 0.505 Manny Alexander, R (8, PR)	K		FC3-6	L4		F8				5	0	2	2	0	1	2											
Mike Pagliarulo, L OBP: 0.352, SLG: 0.459	F7		FC3-6		G3		G4-3	G3-1		4	0	0	1	1	0	3											
Jack Voigt, R OBP: 0.402, SLG: 0.517		P6	G4-6-3		G3		G3-1			3	1	1	0	1	0	1											
Paul Carey, L OBP: 0.292, SLG: 0.233 David Segui, S OBP: 0.350, SLG: 0.400		2B	G4-6-3		K		G4-3			3	0	0	0	1	1	4											
Harold Reynolds, S OBP: 0.346, SLG: 0.338				SH1-4						2	1	2	0	2	0	0											
Mark Parent, R OBP: 0.293, SLG: 0.519	K		SH1-4							3	0	1	1	0	2	4											
Inning Stats	R: 1 E: 1 K: 1 S: 12	H: 1 LOB: 1 BB: 0 P: 16	R: 0 E: 0 K: 1 S: 11	H: 1 LOB: 2 BB: 1 P: 21	R: 2 E: 0 K: 0 S: 12	H: 4 LOB: 1 BB: 0 P: 20	R: 2 E: 0 K: 0 S: 13	H: 3 LOB: 1 BB: 0 P: 18	R: 1 E: 0 K: 1 S: 8	H: 1 LOB: 2 BB: 2 P: 18	R: 0 E: 0 K: 0 S: 5	H: 0 LOB: 0 BB: 0 P: 8	R: 0 E: 0 K: 1 S: 12	H: 0 LOB: 2 BB: 2 P: 27	R: 1 E: 0 K: 1 S: 12	H: 2 LOB: 1 BB: 0 P: 21	1B: 10 2B: 2 3B: 0 HR: 0	SF: 0 SAC: 1 DP: 1 HBP: 0	WP: 0 PB: 0 SB: 2 CS: 0	PA: 41							
PITCHER	IP	WLS	BF	H	R	ER	SO	BB	IBB	HBP	BLK	WP	HR	S	P	ERA	WHIP										
Todd Stottlemyre, R ERA: 4.84 Woody Williams, R ERA: 4.38 Huck Flener, L ERA: 1.93	5.0	L	28	6	5	3	3	3	0	0	0	0	0	17	35	0.00	1.000										

Toronto Blue Jays @ Baltimore Orioles
Oriole Park at Camden Yards, Baltimore, MD

AB 35
R 7
H 12
RBI 7
BB 5
SO 5
LOB 22



Fri Oct 01 1993, 7:05 PM EDT
Att: 45,881 - Unknown

Batter	1	2	3	4	5	6	7	8	9	AB	R	H	RBI	BB	SO	LOB	TOP								
Rickey Henderson, R OBP: 0.432, SLG: 0.475	4-1 1B BB		0-0 F8		0-2 G4-3		1-2 FC5 E 1B		1-0 1B	4	1	2	0	1	0	0	Toronto Blue Jays @ Baltimore Orioles Oriole Park at Camden Yards, Baltimore, MD Sat Oct 02 1993, 7:05 PM EDT Att: 46,094 - Unknown								
Roberto Alomar, S OBP: 0.406, SLG: 0.489	0-2 F8		1-1 2B		2-1 S 1B 2B		1-1 F8		2-1 1B	5	1	3	0	0	0	2									
Paul Molitor, R OBP: 0.403, SLG: 0.509	0-0 L9		2-0 G5-3		2-2 G3 2H 1B		3-1 E5		1-2 SF9	4	0	1	2	0	0	3									
Joe Carter, R OBP: 0.309, SLG: 0.478	1-0 1B SAFE		1-2 F8		0-0 G3		1-1 FC5		3H 1-2 P4	5	0	1	0	0	0	6									
John Olerud, L OBP: 0.472, SLG: 0.599	1-0 1B 1-3 2H			2-0 2B SF9 1B		0-1 F7		0-0 G3		4	1	2	1	0	0	1									
Ed Sprague, R OBP: 0.312, SLG: 0.389	2-1 P4			0-0 G6-3 1-3 2B		4-0 G6-4-3 BB		2-2 G6-4-3 1B		3	0	2	0	1	0	2									
Turner Ward, S OBP: 0.284, SLG: 0.307		3-2 L4		1-0 SF9		0-0 F7		1-0 G6-4-3 1-2		3	0	0	1	0	0	2									
Pat Borders, R OBP: 0.285, SLG: 0.374		0-3 K		2-0 G6-3		0-1 G6-4-3		1-0 1B SF9 1B		4	1	1	0	0	1	2									
Dick Schofield, R OBP: 0.294, SLG: 0.236		1-3 K		1-1 G1-3			0-0 G6-3		0-2 F8	4	0	0	0	0	1	2									
Inning Stats	R: 1 E: 0 K: 0 S: 9	H: 2 LOB: 2 BB: 1 P: 17	R: 0 E: 0 K: 2 S: 10	H: 0 LOB: 0 BB: 0 P: 14	R: 0 E: 0 K: 0 S: 7	H: 1 LOB: 1 BB: 0 P: 11	R: 1 E: 0 K: 0 S: 6	H: 2 LOB: 1 BB: 0 P: 12	R: 1 E: 0 K: 0 S: 11	H: 2 LOB: 1 BB: 1 P: 15	R: 0 E: 0 K: 0 S: 3	H: 0 LOB: 0 BB: 0 P: 7	R: 0 E: 1 K: 0 S: 10	H: 1 LOB: 2 BB: 0 P: 16	R: 0 E: 0 K: 0 S: 6	H: 1 LOB: 0 BB: 0 P: 9	R: 1 E: 0 K: 0 S: 14	H: 3 LOB: 2 BB: 0 P: 20	1B: 9 2B: 3 3B: 0 HR: 0	SF: 2 SAC: 0 DP: 2 HBP: 0	WP: 0 PB: 0 SB: 1 CS: 0	PA: 40			
PITCHER	IP WLS BF H R ER SO BB IBB HBP BLK WP HR S P ERA WHIP	8.1 W 38 12 4 4 2 2 0 0 0 0 0 0 70 113 4.32 1.680	0.2 S 2 0 0 0 0 0 0 0 0 0 0 0 6 8 0.00 0.000																						


AB	36
R	4
H	12
RBI	4
BB	2
SO	2
LOB	20



Batter	1	2	3	4	5	6	7	8	9	AB	R	H	RBI	BB	SO	LOB	BOTTOM							
Brady Anderson, L OBP: 0.366, SLG: 0.429	1-3 K	0-1 SAFE E 1B 1B	1-3 K			1-1 G6-3 G5-3 1B		1-2 G6-4-3 1B		5	1	3	0	0	2	2	Toronto Blue Jays @ Baltimore Orioles Oriole Park at Camden Yards, Baltimore, MD Sat Oct 02 1993, 7:05 PM EDT Att: 46,094 - Unknown							
Mark McLemore, S OBP: 0.352, SLG: 0.370	2-3 K	3-2 E6 1B 1B	0-1 F8			0-1 G5-3		3-1 G6-4-3 1-2		5	0	1	1	0	1	4								
Cal Ripken Jr., R OBP: 0.328, SLG: 0.421	0-1 F7	2-1 1B 3H		1-0 G4-3		0-0 G6-3		2-3 G6-3		4	0	1	1	0	0	1								
Harold Baines, L OBP: 0.392, SLG: 0.512		0-0 E 1B F8		0-0 HR		1-1 G3-1				4	2	2	1	0	0	3								
Mike Pagliarulo, L OBP: 0.353, SLG: 0.460		0-1 WP 1B 2B	1-1 1B BB HBP	1-0 F9		1-0 F8				3	2	1	0	0	0	0								
Jack Voigt, R OBP: 0.405, SLG: 0.514		1-0 E6 WP 1B	4-1 1B 1B E BB	3-3 K		2-1 1B				3	2	1	1	1	1	1								
Paul Carey, L OBP: 0.286, SLG: 0.234		3-2 P6	0-1 E 1B		0-3 K		0-3 K			4	0	1	0	0	2	3								
David Segui, S OBP: 0.350, SLG: 0.400		1-2 2-3 P6	1-2 2-3 1B							0	0	0	0	0	0	0								
Harold Reynolds, S OBP: 0.345, SLG: 0.337		3-2 1B 1B	0-1 P6		2-0 F9		1-0 G1-3			4	1	1	1	0	0	4								
Jeff Tackett, R OBP: 0.277, SLG: 0.207		1-3 SAFE K	1-1 E1		1-3 K		0-2 G5-3			4	0	1	1	0	2	1								
Inning Stats	R: 0 E: 0 K: 2 S: 11	H: 0 LOB: 0 BB: 0 P: 14	R: 5 E: 2 K: 1 S: 26	H: 6 LOB: 2 BB: 0 P: 44	R: 2 E: 1 K: 1 S: 15	H: 2 LOB: 1 BB: 1 P: 22	R: 1 E: 0 K: 1 S: 6	H: 1 LOB: 0 BB: 0 P: 11	R: 0 E: 0 K: 0 S: 7	H: 1 LOB: 1 BB: 0 P: 9	R: 0 E: 0 K: 1 S: 7	H: 1 LOB: 1 BB: 0 P: 11	R: 0 E: 0 K: 0 S: 9	H: 1 LOB: 0 BB: 0 P: 13	R: 0 E: 0 K: 0 S: 9	H: 1 LOB: 0 BB: 0 P: 13	1B: 10 2B: 1 3B: 0 HR: 1	SF: 0 SAC: 0 DP: 1 HBP: 1	WP: 2 PB: 0 SB: 0 CS: 0	PA: 38				
PITCHER	IP WLS BF H R ER SO BB IBB HBP BLK WP HR S P ERA WHIP	4.0 L 24 9 8 4 2 1 0 0 0 0 0 7 10 9.00 2.500	1.0 3 0 0 0 2 0 0 0 0 0 0 0 7 9 0.00 1.000	1.0 4 1 0 0 0 0 0 0 0 0 0 0 7 11 0.00 1.000	1.0 3 1 0 0 0 0 0 0 0 0 0 0 9 13 0.00 1.000																			

AB	36
R	8
H	12
RBI	6
BB	1
SO	8
LOB	19




Batter	1	2	3	4	5	6	7	8	9	AB	R	H	RBI	BB	SO	LOB	TOP							
Rickey Henderson, R OBP: 0.432, SLG: 0.474 Rob Butler, L OBP: 0.376, SLG: 0.354	1-1 F7	4-1 BB 2B BB		4-2 S 1B BB		4-1 1B BB	2-2 L7			1 1 0 0 1 0 0 1 2 0 0 2 0 1														
Devon White, S OBP: 0.341, SLG: 0.438 Willie Canate, R OBP: 0.309, SLG: 0.277	1-0 G6-3	4-1 2B BB		3-1 G6-3		2-1 1B FC4-6	0-3 K			3 2 1 0 1 0 1 1 0 0 0 0 1 1														
Roberto Alomar, S OBP: 0.408, SLG: 0.492 Domingo Cadeno, S OBP: 0.188, SLG: 0.174	0-0 F7	3-2 HR 2B		1-1 1B S		1-2 1B FC4-6	2-3 K			4 1 3 5 0 0 0 1 0 0 0 0 1 0														
Joe Carter, R OBP: 0.312, SLG: 0.489 Shawn Green, L		HR		4-0 FC5 1B		1-2 FC4-6	0-1 G4-3			2 2 2 3 1 0 0 2 0 0 0 0 0 1														
John Olerud, L OBP: 0.473, SLG: 0.599 Domingo Martinez, R OBP: 0.333, SLG: 0.500		BB		0-0 IBB		1-2 K	3-1 K			0 1 0 0 1 0 0 3 0 1 0 0 1 1														
Turner Ward, S OBP: 0.287, SLG: 0.311		F9		1-2 1B		2-3 K	2-0 1B			1 0 1 0 0 0 0														
Paul Molitor, R OBP: 0.402, SLG: 0.509 Carlos Delgado, L	2-2 1B S	3-1 F8		2-3 FC5		0-2 E5	2-1 P6			4 1 1 0 0 0 4 1 0 0 0 0 0 1														
Tony Fernandez, S OBP: 0.348, SLG: 0.394 Alfredo Griffin, S OBP: 0.235, SLG: 0.242	2-0 BB S 2B	0-3 K		2-2 L5-3 1B		1-1 F7	0-0 G3-1			1 1 1 1 0 0 0 4 0 1 0 0 1 2							AB 38 R 11 H 11 RBI 9 BB 7 SO 8 LOB 15							
Ed Sprague, R OBP: 0.310, SLG: 0.386 Darnell Coles, R OBP: 0.319, SLG: 0.371	1-3 K	1-1 L7		0-0 L5-3		1-0 P8	3-3 K			4 0 0 0 0 1 2 1 0 0 0 0 1 0														
Pat Borders, R OBP: 0.285, SLG: 0.371	0-3 K			2-3 K		1-2 F8	4-2 BB			4 0 0 0 1 2 1														
Inning Stats	R: 0 E: 0 K: 0 S: 4	H: 0 LOB: 0 BB: 0 P: 6	R: 8 E: 0 K: 2 S: 23	H: 5 LOB: 0 BB: 3 P: 46	R: 0 E: 0 K: 1 S: 7	H: 0 LOB: 0 BB: 0 P: 11	R: 1 E: 0 K: 1 S: 12	H: 2 LOB: 3 BB: 2 P: 28	R: 0 E: 0 K: 0 S: 8	H: 1 LOB: 0 BB: 0 P: 11	R: 2 E: 2 K: 1 S: 22	H: 2 LOB: 2 BB: 1 P: 33	R: 0 E: 0 K: 1 S: 10	H: 0 LOB: 1 BB: 1 P: 17	R: 0 E: 0 K: 1 S: 10	H: 1 LOB: 1 BB: 0 P: 17	R: 0 E: 0 K: 1 S: 8	H: 0 LOB: 0 BB: 0 P: 11	1B: 7 2B: 3 3B: 0 HR: 2	SF: 0 SAC: 0 DP: 1 HBP: 0	WP: 0 PB: 0 SB: 4 CS: 0	PA: 45		
PITCHER	IP WLS BF H R ER SO BB IBB HBP BLK WP HR S P ERA WHIP	IP WLS BF H R ER SO BB IBB HBP BLK WP HR S P ERA WHIP	IP WLS BF H R ER SO BB IBB HBP BLK WP HR S P ERA WHIP	IP WLS BF H R ER SO BB IBB HBP BLK WP HR S P ERA WHIP	IP WLS BF H R ER SO BB IBB HBP BLK WP HR S P ERA WHIP	IP WLS BF H R ER SO BB IBB HBP BLK WP HR S P ERA WHIP	IP WLS BF H R ER SO BB IBB HBP BLK WP HR S P ERA WHIP	IP WLS BF H R ER SO BB IBB HBP BLK WP HR S P ERA WHIP	IP WLS BF H R ER SO BB IBB HBP BLK WP HR S P ERA WHIP	IP WLS BF H R ER SO BB IBB HBP BLK WP HR S P ERA WHIP	IP WLS BF H R ER SO BB IBB HBP BLK WP HR S P ERA WHIP	IP WLS BF H R ER SO BB IBB HBP BLK WP HR S P ERA WHIP	IP WLS BF H R ER SO BB IBB HBP BLK WP HR S P ERA WHIP	IP WLS BF H R ER SO BB IBB HBP BLK WP HR S P ERA WHIP	IP WLS BF H R ER SO BB IBB HBP BLK WP HR S P ERA WHIP	IP WLS BF H R ER SO BB IBB HBP BLK WP HR S P ERA WHIP	IP WLS BF H R ER SO BB IBB HBP BLK WP HR S P ERA WHIP	IP WLS BF H R ER SO BB IBB HBP BLK WP HR S P ERA WHIP	IP WLS BF H R ER SO BB IBB HBP BLK WP HR S P ERA WHIP	IP WLS BF H R ER SO BB IBB HBP BLK WP HR S P ERA WHIP	IP WLS BF H R ER SO BB IBB HBP BLK WP HR S P ERA WHIP	IP WLS BF H R ER SO BB IBB HBP BLK WP HR S P ERA WHIP	IP WLS BF H R ER SO BB IBB HBP BLK WP HR S P ERA WHIP	IP WLS BF H R ER SO BB IBB HBP BLK WP HR S P ERA WHIP

Toronto Blue Jays @ Baltimore Orioles
 Oriole Park at Camden Yards, Baltimore, MD
 Sun Oct 03 1993, 3:33 AM EDT
 Att: 45,913 - Sunny - 67 F

livebaseballscorecards.com



Batter	1	2	3	4	5	6	7	8	9	AB	R	H	RBI	BB	SO	LOB	BOTTOM							
Brady Anderson, L OBP: 0.363, SLG: 0.425	2-1 G1-3	2-3 K			1-1 G1-3		0-0 FC4-6		1-1 G4-3	5 0 0 0 0 1 1														
Mark McLemore, S OBP: 0.353, SLG: 0.368	4-0 1B BB		1-1 L9		0-0 L6		4-0 FC6-4 BB		2-3 K	3 1 0 0 2 1 0														
Cal Ripken Jr., R OBP: 0.329, SLG: 0.420	3-1 1B SF8		2-1 HR HBP		2-0 F7		1-0 FC6-4		0-2 G1-3	4 2 1 0 0 0 2														
Harold Baines, L OBP: 0.390, SLG: 0.510	1-0 1B		3-1 F7			3-1 L8		0-0 G4-3		4 0 1 1 0 0 1														
Chris Hoiles, R OBP: 0.416, SLG: 0.585	1-1 SF8		3-2 HR			1-2 F7		1-2 WP 2B 1B		3 2 2 3 0 0 0														
Mike Pagliaro, L OBP: 0.357, SLG: 0.465	3-1 1B		1-0 G4-3			4-0 BB		2-2 1B 2B		3 1 2 1 1 0 0														
Jack Voigt, R OBP: 0.395, SLG: 0.500	2-1 P6			2-3 K		1-0 F7		3-1 P8		4 0 0 0 0 1 4							AB 33 R 6 H 7 RBI 6 BB 4 SO 4 LOB 10							
David Segui, S OBP: 0.351, SLG: 0.400		0-0 P3		2-3 K			4-1 FC1-6 BB	2-1 2B 1B		3 0 1 1 1 1 0														
Harold Reynolds, S OBP: 0.343, SLG: 0.334		2-1 G4-3		2-1 P4			0-0 FC1-6 FC4-6	1-0 L9		4 0 0 0 0 0 2														
Inning Stats	R: 2 E: 0 K: 0 S: 11	H: 3 LOB: 2 BB: 1 P: 26	R: 0 E: 0 K: 1 S: 6	H: 0 LOB: 0 BB: 0 P: 10	R: 2 E: 0 K: 0 S: 10	H: 1 LOB: 0 BB: 0 P: 20	R: 0 E: 0 K: 2 S: 8	H: 0 LOB: 0 BB: 0 P: 14	R: 0 E: 0 K: 0 S: 4	H: 0 LOB: 1 BB: 1 P: 7	R: 0 E: 0 K: 0 S: 8	H: 0 LOB: 1 BB: 1 P: 17	R: 0 E: 0 K: 0 S: 4	H: 0 LOB: 2 BB: 2 P: 13	R: 2 E: 0 K: 0 S: 14	H: 3 LOB: 1 BB: 0 P: 23	R: 0 E: 0 K: 1 S: 9	H: 0 LOB: 0 BB: 0 P: 12	1B: 5 2B: 1 3B: 0 HR: 1	SF: 1 SAC: 0 DP: 0 HBP: 1	WP: 1 PB: 0 SB: 1 CS: 0	PA: 39		
PITCHER	IP WLS BF H R ER SO BB IBB HBP BLK WP HR S P ERA WHIP	IP WLS BF H R ER SO BB IBB HBP BLK WP HR S P ERA WHIP	IP WLS BF H R ER SO BB IBB HBP BLK WP HR S P ERA WHIP	IP WLS BF H R ER SO BB IBB HBP BLK WP HR S P ERA WHIP	IP WLS BF H R ER SO BB IBB HBP BLK WP HR S P ERA WHIP	IP WLS BF H R ER SO BB IBB HBP BLK WP HR S P ERA WHIP	IP WLS BF H R ER SO BB IBB HBP BLK WP HR S P ERA WHIP	IP WLS BF H R ER SO BB IBB HBP BLK WP HR S P ERA WHIP	IP WLS BF H R ER SO BB IBB HBP BLK WP HR S P ERA WHIP	IP WLS BF H R ER SO BB IBB HBP BLK WP HR S P ERA WHIP	IP WLS BF H R ER SO BB IBB HBP BLK WP HR S P ERA WHIP	IP WLS BF H R ER SO BB IBB HBP BLK WP HR S P ERA WHIP	IP WLS BF H R ER SO BB IBB HBP BLK WP HR S P ERA WHIP	IP WLS BF H R ER SO BB IBB HBP BLK WP HR S P ERA WHIP	IP WLS BF H R ER SO BB IBB HBP BLK WP HR S P ERA WHIP	IP WLS BF H R ER SO BB IBB HBP BLK WP HR S P ERA WHIP	IP WLS BF H R ER SO BB IBB HBP BLK WP HR S P ERA WHIP	IP WLS BF H R ER SO BB IBB HBP BLK WP HR S P ERA WHIP	IP WLS BF H R ER SO BB IBB HBP BLK WP HR S P ERA WHIP	IP WLS BF H R ER SO BB IBB HBP BLK WP HR S P ERA WHIP	IP WLS BF H R ER SO BB IBB HBP BLK WP HR S P ERA WHIP	IP WLS BF H R ER SO BB IBB HBP BLK WP HR S P ERA WHIP	IP WLS BF H R ER SO BB IBB HBP BLK WP HR S P ERA WHIP	IP WLS BF H R ER SO BB IBB HBP BLK WP HR S P ERA WHIP

Toronto Blue Jays @ Baltimore Orioles
 Oriole Park at Camden Yards, Baltimore, MD
 Sun Oct 03 1993, 3:33 AM EDT
 Att: 45,913 - Sunny - 67 F

livebaseballscorecards.com

