

**Baltimore Orioles - 1994**

Batter	1	2	3	4	5	6	7	8	9	AB R H RBI BB SO LOB	TOP											
Vince Coleman, S (1, 7) C X	0-1 G4-3		3-2 K			1-0 F7			2-3 K	4 0 0 0 0 2 0												
Brian McRae, S (1, 8) B B F C X	3-2 L4		4-1 PO BB			1-1 G4-3			4-2 1B BB	2 1 0 0 2 0 0												
Wally Joyner, L (1, 3) B B X	2-0 F9		1 SAFE 0-0 PO		3-1 G4-3	1-0 G4-3			2-2 1B 1B	4 1 1 0 0 0 0												
Mike Macfarlane, R (1, 2) OBP: 0.500, SLG: 1.333		4-2 G3-1 1B BB			0-1 HR		0-0 F7		2-3 K	3 1 1 1 1 1 2												
Gary Gaetti, R (1, 5) OBP: 0.500, SLG: 0.500		0-0 G3-1 1B			0-0 G6-3		1-0 F7		0-1 1B 1B	4 0 2 1 0 0 0												
Bob Hamelin, L (1, 10) OBP: 0.250, SLG: 0.250		1-1 G3-1			1-2 G3-1		1-2 F7		1-1 FC5-4 1B	4 0 1 1 0 0 2												
Dave Henderson, R (1, 9)		0-0 G1-3				1-0 F8		3-1 F7	0-1 FC5-4	4 0 0 0 0 0 4												
Greg Gagne, R (1, 6)		1-3 K				0-0 F8		1-2 F7		3 0 0 0 0 1 2												
Jose Lind, R (1, 4)			1-1 G1-3			2-1 G6-3		2-1 F9		3 0 0 0 0 0 0												
<b>Inning Stats</b>	R: 0 E: 0 K: 0 S: 7	H: 0 LOB: 0 BB: 0 P: 12	R: 0 E: 0 K: 1 S: 9	H: 1 LOB: 2 BB: 1 P: 15	R: 0 E: 0 K: 1 S: 7	H: 0 LOB: 0 BB: 1 P: 15	R: 1 E: 0 K: 0 S: 8	H: 1 LOB: 0 BB: 0 P: 12	R: 0 E: 0 K: 0 S: 4	H: 0 LOB: 0 BB: 0 P: 7	R: 0 E: 0 K: 0 S: 4	H: 0 LOB: 0 BB: 0 P: 7	R: 0 E: 0 K: 0 S: 5	H: 0 LOB: 0 BB: 0 P: 7	R: 0 E: 0 K: 0 S: 10	H: 0 LOB: 0 BB: 0 P: 16	R: 2 E: 0 K: 2 S: 20	H: 3 LOB: 2 BB: 1 P: 31	1B: 4 2B: 0 3B: 0 HR: 1	SF: 0 SAC: 0 DP: 0 HBP: 0	WP: 0 PB: 0 SB: 0 CS: 0	PA: 35
<b>PITCHER</b>	IP WLS BF H R ER SO BB IBB HBP BLK WP HR S P ERA WHIP																					
35 Mike Mussina, R (1, 1) ERA: 1.13	8.0 W 27 2 1 1 2 2 0 0 0 0 0 1 54 91 1.12 0.500																					
Jim Poole, L (9, 1) ERA: 54.0	0.1 3 1 2 2 1 1 0 0 0 0 0 0 10 18 54.00 6.000																					
Alan Mills, R (9, 1) ERA:	0.1 3 2 0 0 1 0 0 0 0 0 0 0 8 11 0.00 6.000																					
Lee Smith, R (9, 1) ERA:	0.1 S 1 0 0 0 0 0 0 0 0 0 0 0 2 2 0.00 0.000																					

**Kansas City Royals @ Baltimore Orioles**  
**Oriole Park at Camden Yards, Baltimore, MD**

Mon Apr 04 1994, 3:33 AM EDT  
 Att: 47,549 - Unknown

AB	31
R	3
H	5
RBI	3
BB	3
SO	4
LOB	10





Batter	1	2	3	4	5	6	7	8	9
<b>Brady Anderson, L</b> OBP: 0.200, SLG: 0.200 (1, 7)	3-2 F7 ①	2-2 G5-3 ③				2-3 K ①		2-3 K ③	
<b>Mike Devereaux, R</b> OBP: 0.500, SLG: 1.333 (1, 8)	1-2 HR		0-1 L8 ①		4-1 1B BB	2-3 K ③			
<b>Rafael Palmeiro, L</b> OBP: 0.500, SLG: 1.250 (1, 3)	1-2 P2 ②		3-2 G6-4-3 1B		3-3 K ②		1-0 HR		
<b>Harold Baines, L</b> OBP: 0.500, SLG: 0.500 (1, 10)	2-1 1B		0-0 G6-4-3 ② ③		0-1 1B		0-0 G5-3 ①		
<b>Cal Ripken Jr., R</b> OBP: 0.500, SLG: 0.500 (1, 6)	0-1 1B			1-2 G5-3 ①	0-3 K ③		1-1 G6-4-3 1B		
<b>Chris Hoiles, R</b> OBP: 0.250, SLG: 0.500 (1, 2)	2-2 F8 ③			2-2 1B 2B		3-3 K ①	0-0 G6-4-3 ② ③		
<b>Chris Sabo, R</b> (1, 5)				3-3 K ②		2-2 G6-3 ②	0-1 E6		
<b>Mark McLemore, S</b> OBP: 0.250, SLG: 0.250 (1, 4)				1-1 1B		0-0 E3	0-3 K ①		
<b>Jeffrey Hammonds, R</b> OBP: 0.250, SLG: 0.500 (1, 9)				0-0 F8 ③		0-0 E9 1B 2B	1-3 K ②		

AB	R	H	RBI	BB	SO	LOB
5	0	1	1	0	2	2
3	2	1	1	1	1	1
4	1	2	1	0	1	1
4	0	2	1	0	0	1
4	0	2	0	0	1	1
4	1	1	0	0	1	3
3	0	0	0	1	1	1
4	1	1	1	0	1	2
4	1	1	1	0	1	3

BOTTOM	
<b>AB</b>	35
<b>R</b>	6
<b>H</b>	11
<b>RBI</b>	6
<b>BB</b>	2
<b>SO</b>	9
<b>LOB</b>	15

WP	HR	S	P	ERA	WHIP
0	0	0	0	0.00	1.800
0	0	0	0	0.00	1.500
0	1	7	12	13.50	3.000
0	0	3	4	0.00	1.500
0	0	11	14	0.00	0.000

Inning Stats		R	H	E	K	S	IP	WLS	BF	H	R	ER	SO	BB	IBB	HBP	BLK	WP	HR	S	P	ERA	WHIP	
<b>Kevin Appier, R</b> ERA: 5.4 (1, 1)		1	3	0	0	19	5.0	L	23	7	3	3	4	2	0	0	0	0	0	1	62	97	5.40	1.800
<b>Stan Belinda, R</b> ERA: (6, 1)		0	0	0	0	0	0.2		4	1	2	0	1	0	0	0	0	0	0	10	15	0.00	1.500	
<b>Billy Brewer, L</b> ERA: 13.5 (6, 1)		0	0	0	0	0	0.2		4	2	1	1	1	0	0	0	0	0	1	7	12	13.50	3.000	
<b>Hipolito Pichardo, R</b> ERA: (7, 1)		0	0	0	0	0	0.2		2	1	0	0	0	0	0	0	0	0	0	3	4	0.00	1.500	
<b>Jeff Montgomery, R</b> ERA: (8, 1)		0	0	0	0	0	1.0		4	0	0	0	3	0	0	0	0	0	0	11	14	0.00	0.000	



**Kansas City Royals @ Baltimore Orioles**  
**Oriole Park at Camden Yards, Baltimore, MD**  
 Mon Apr 04 1994, 3:33 AM EDT  
 Att. 47,549 - Unknown

livebaseballscores.com







Batter	1	2	3	4	5	6	7	8	9	AB R H RBI BB SO LOB	TOP					
David Hulse, L (1, 8) OBP: 0.333, SLG: 0.500	2-1 3B 1B		2-2 G3-1		0-0 FC1			3-2 G4-3		4 1 1 0 0 0 2						
Chris James, R (1, 9) OBP: 0.417, SLG: 1.000 Rob Ducey, L (8, 9)	3-2 1B 3B		0-0 F7		2-3 3-H K			2-2 HR		4 2 2 2 0 1 2 0 0 0 0 0 0 0						
Will Clark, L (1, 3) OBP: 0.250, SLG: 0.455	2-2 G1-3			1-3 K		0-0 G1-3		0-1 G4-3		4 0 0 0 0 1 1						
Juan Gonzalez, R (1, 7) OBP: 0.250, SLG: 0.500	2-1 CS 1B			2-1 P4		0-2 G6-3		1-1 G1-6-3		4 0 1 1 0 0 0						
Jose Canseco, R (1, 10)	3-3 K 1-2			0-0 F9		3-2 F8			4-0 FC1-5 1B BB	3 0 0 0 1 1 1						
Dean Palmer, R (1, 5) OBP: 0.417, SLG: 0.455		2-3 K			4-2 1B 1B BB			0-1 G4-3 FC1-5 1B 1-2	3 2 1 0 1 2 0							
Ivan Rodriguez, R (1, 2) OBP: 0.333, SLG: 0.545		1-0 P4			2-2 SH5-4 FC1 1B 1B		0-0 HR	0-0 FC1-5 G4-3 1B 1-2 2-3f	4 2 2 1 0 0 2							
Billy Ripken, R (1, 4) OBP: 0.250, SLG: 0.250		0-0 F7			0-0 FC1 SH5-4 1B 1-2 3-H		1-2 P3	3-2 G4-3 1-2 2-3	4 0 1 1 0 0 2							
Manuel Lee, S (1, 6) OBP: 0.200, SLG: 0.111			1-0 G1-3		0-1 SH5-4 1-2 2-3		1-1 G4-3	3-2 1B 2-H 3-H	3 0 1 2 0 0 0							
<b>Inning Stats</b>	R: 2 H: 3 E: 0 LOB: 0 K: 1 BB: 0 S: 15 P: 27	R: 0 H: 0 E: 0 LOB: 0 K: 1 BB: 0 S: 5 P: 8	R: 0 H: 0 E: 0 LOB: 0 K: 0 BB: 0 S: 5 P: 8	R: 0 H: 0 E: 0 LOB: 0 K: 1 BB: 0 S: 6 P: 9	R: 1 H: 2 E: 0 LOB: 2 K: 1 BB: 1 S: 13 P: 21	R: 0 H: 0 E: 0 LOB: 0 K: 0 BB: 0 S: 8 P: 11	R: 1 H: 1 E: 0 LOB: 0 K: 1 BB: 0 S: 10 P: 14	R: 1 H: 1 E: 0 LOB: 0 K: 0 BB: 0 S: 10 P: 16	R: 2 H: 2 E: 0 LOB: 1 K: 0 BB: 1 S: 9 P: 19	1B: 6 SF: 0 2B: 0 SAC: 1 3B: 1 DP: 0 HR: 2 HBP: 0	WP: 0 PA: 36 PB: 0 SB: 1 CS: 1					
<b>PITCHER</b>	IP WLS BF H R ER SO BB IBB HBP BLK WP HR S P ERA WHIP															
Jamie Moyer, L (1, 1) ERA: 5.87	7.2	30	7	5	5	5	1	0	0	0	0	2	70	111	5.87	1.043
Mark Eichhorn, R (8, 1) ERA: 7.71	1.1	L	6	2	2	2	0	1	0	0	0	0	11	22	13.50	2.250

Texas Rangers @ Baltimore Orioles  
 Oriole Park at Camden Yards, Baltimore, MD

Fri Apr 08 1994, 7:05 PM EDT  
 Att. 47,252 - Unknown - 53 F

AB	33
R	7
H	9
RBI	7
BB	2
SO	5
LOB	10





Batter	1	2	3	4	5	6	7	8	9	AB R H RBI BB SO LOB
Brady Anderson, L (1, 7) OBP: 0.357, SLG: 0.250	1-1 F8		2-3 K		2-0 F8		2-2 G4-3		2-3 K	5 0 0 0 0 2 2
Mike Devereaux, R (1, 8) OBP: 0.231, SLG: 0.667	1-0 F9		0-3 K			2-0 HR		1-3 K	2-3 K	5 1 1 1 0 3 1
Rafael Palmeiro, L (1, 3) OBP: 0.333, SLG: 0.818	1-3 K		0-1 F8			3-3 K		1-2 G3		4 0 0 0 0 2 1
Harold Baines, L (1, 10) OBP: 0.583, SLG: 0.900		4-2 F8 BB BB		2-0 G3		2-0 G5-3		1-1 2B 2B		3 1 1 0 1 0 0
Cal Ripken Jr., R (1, 6) OBP: 0.333, SLG: 0.417		2-0 F7		1-1 F8		1-1 1B		1-2 1B 2B		4 1 2 1 0 0 1
Chris Hoiles, R (1, 2) OBP: 0.333, SLG: 0.300 Damon Buford, R (8, PR) Jeff Tackett, R (9, 2)		4-2 1-2 BB		2-1 G5-3		2-3 K		3-2 2-H 3B 1B		3 0 1 1 1 1 1 0 1 0 0 0 0 0 0 0 0 0 0 0 0
Chris Sabo, R (1, 5) OBP: 0.250, SLG: 0.364		0-1 F8			0-0 B5		0-1 G1-3	1-1 1-H 3B		4 0 1 1 0 0 2
Mark McLemore, S (1, 4) OBP: 0.091, SLG: 0.091		2-1 F8			2-2 G6-3		1-2 E1	2-2 F7		4 0 0 0 0 0 4
Jeffrey Hammonds, R (1, 9) OBP: 0.364, SLG: 0.800			0-1 2B		1-0 HR		2-2 F8		0-0 F9	4 1 2 1 0 0 1

Inning Stats	R: 0 E: 0 K: 1 S: 6	H: 0 LOB: 0 BB: 0 P: 9	R: 0 E: 0 K: 10 S: 10	H: 0 LOB: 2 BB: 2 P: 22	R: 0 E: 0 K: 2 S: 10	H: 1 LOB: 1 BB: 0 P: 12	R: 0 E: 0 K: 5 S: 5	H: 0 LOB: 0 BB: 0 P: 10	R: 1 E: 0 K: 6 S: 6	H: 1 LOB: 0 BB: 0 P: 11	R: 1 E: 0 K: 12 S: 12	H: 2 LOB: 1 BB: 0 P: 22	R: 0 E: 1 K: 13 S: 13	H: 0 LOB: 1 BB: 0 P: 18	R: 3 E: 0 K: 1 S: 20	H: 4 LOB: 2 BB: 0 P: 30	R: 0 E: 0 K: 7 S: 7	H: 0 LOB: 0 BB: 11 P: 11	1B: 2 2B: 3 3B: 1 HR: 2	SF: 0 SAC: 0 DP: 0 HBP: 0
--------------	------------------------------	---------------------------------	--------------------------------	----------------------------------	-------------------------------	----------------------------------	------------------------------	----------------------------------	------------------------------	----------------------------------	--------------------------------	----------------------------------	--------------------------------	----------------------------------	-------------------------------	----------------------------------	------------------------------	-----------------------------------	----------------------------------	------------------------------------


**BOTTOM**

**Texas Rangers @ Baltimore Orioles**  
 Oriole Park at Camden Yards, Baltimore, MD

Fri Apr 08 1994, 7:05 PM EDT  
 Att: 47,252 - Unknown - 53 F

AB	36
R	5
H	8
RBI	5
BB	2
SO	8
LOB	13

WP: 0 PA: 38  
 PB: 0  
 SB: 0  
 CS: 0



PITCHER	IP	WLS	BF	H	R	ER	SO	BB	IBB	HBP	BLK	WP	HR	S	P	ERA	WHIP
Jack Armstrong, R (1, 1) ERA: 3.0	6.0		24	4	2	2	5	2	0	0	0	0	2	49	86	3.00	1.000
Cris Carpenter, R (7, 1) ERA:	0.2		3	0	0	0	0	0	0	0	0	0	0	9	12	0.00	0.000
Rick Honeycutt, L (7, 1) ERA: 9.0	1.0		4	1	1	1	1	0	0	0	0	0	0	13	18	9.00	1.000
Jay Howell, R (8, 1) ERA: 27.0	0.1	W	4	3	2	2	0	0	0	0	0	0	0	11	18	54.00	9.000
Tom Henke, R (9, 1) ERA:	1.0	S	3	0	0	0	2	0	0	0	0	0	0	7	11	0.00	0.000



Batter	1	2	3	4	5	6	7	8	9	AB R H RBI BB SO LOB	TOP											
David Hulse, L (1, 8) OBP: 0.353, SLG: 0.471	1-1 B2		1-3 K			1-2 1B		1-1 HR	0-0 L6	5 2 2 0 0 1 0												
Doug Strange, S (1, 4) OBP: 0.250, SLG: 0.636	0-0 2B			0-0 HR		2-0 1B		1-2 G3		4 1 3 1 0 0 1												
Will Clark, L (1, 3) OBP: 0.313, SLG: 0.429	2-3 K			2-2 K		1-2 E9		4-1 HR		3 1 1 1 1 2 1												
Juan Gonzalez, R (1, 7) OBP: 0.250, SLG: 0.625	3-2 P2			2-2 F9		3-3 K		1-1 HR		4 1 1 3 0 1 3												
Jose Canseco, R (1, 10) OBP: 0.188, SLG: 0.071		1-3 K		2-2 F8		2-3 K		0-0 1B		4 0 1 0 0 2 2												
Dean Palmer, R (1, 5) OBP: 0.313, SLG: 0.333		0-0 G2-3			0-1 G6-3	1-3 K		1-0 F7		4 0 0 0 0 1 3												
Rob Ducey, L (1, 9) Chris James, R (8, PH) OBP: 0.385, SLG: 0.923		0-2 P6			2-0 F8		0-0 F7	0-0 G4-3		3 0 0 0 0 0 0 1 0 0 0 0 0 1	AB 35 R 5 H 8 RBI 5 BB 2 SO 11 LOB 12											
Ivan Rodriguez, R (1, 2) OBP: 0.313, SLG: 0.429			2-3 K		4-2 BB		1-0 G6-3		2-2 G4-3	3 0 0 0 1 1 0												
Manuel Lee, S (1, 6) OBP: 0.143, SLG: 0.077			1-3 K		1-2 F8		1-3 K		0-3 K	4 0 0 0 0 3 1												
Inning Stats	R: 0 E: 0 K: 1 S: 10	H: 1 LOB: 1 BB: 0 P: 16	R: 0 E: 0 K: 1 S: 7	H: 0 LOB: 0 BB: 0 P: 8	R: 0 E: 0 K: 3 S: 10	H: 0 LOB: 0 BB: 0 P: 14	R: 1 E: 0 K: 1 S: 12	H: 1 LOB: 0 BB: 0 P: 18	R: 0 E: 0 K: 0 S: 11	H: 0 LOB: 1 BB: 1 P: 18	R: 1 E: 1 K: 3 S: 21	H: 3 LOB: 2 BB: 0 P: 31	R: 0 E: 0 K: 1 S: 5	H: 0 LOB: 0 BB: 0 P: 7	R: 3 E: 0 K: 0 S: 12	H: 3 LOB: 1 BB: 1 P: 20	R: 0 E: 0 K: 1 S: 8	H: 0 LOB: 0 BB: 0 P: 10	1B: 5 2B: 1 3B: 0 HR: 2	SF: 0 SAC: 0 DP: 0 HBP: 0	WP: 0 PB: 0 SB: 0 CS: 0	PA: 37
PITCHER	IP WLS BF H R ER SO BB IBB HBP BLK WP HR S P ERA WHIP												PITCHER	IP WLS BF H R ER SO BB IBB HBP BLK WP HR S P ERA WHIP								
35 Mike Mussina, R (1, 1) ERA: 2.08	5.0 W 21 5 2 2 6 1 0 0 0 0 1 59 87 3.60 1.200																					
Alan Mills, R (6, 1) ERA: 10.13	2.1 10 2 3 3 4 1 0 0 0 0 1 26 41 11.57 1.286																					
Mark Eichhorn, R (8, 1) ERA: 6.75	0.1 2 1 0 0 0 0 0 0 0 0 0 2 3 0.00 3.000																					
Jim Poole, L (8, 1) ERA: 27.0	0.1 1 0 0 0 0 0 0 0 0 0 0 1 1 0.00 0.000																					
Lee Smith, R (9, 1) ERA:	1.0 S 3 0 0 0 1 0 0 0 0 0 0 0 8 10 0.00 0.000																					

Texas Rangers @ Baltimore Orioles  
 Oriole Park at Camden Yards, Baltimore, MD  
 Sat Apr 09 1994, 3:33 AM EDT  
 Att: 47,225 - Sunny

livebaseballscorecards.com



Batter	1	2	3	4	5	6	7	8	9
<b>Brady Anderson, L</b> (1, 7) OBP: 0.368, SLG: 0.353	1-3 		1-0 SAFE SAFE 1B HR		3-2 F8		2-2 1B 2B	2-2 G3	
<b>Mike Devereaux, R</b> (1, 8) OBP: 0.235, SLG: 0.750	2-3 		3-1 SAFE 1B HR		0-3 K		1-3 K		
<b>Rafael Palmeiro, L</b> (1, 3) OBP: 0.375, SLG: 0.714	1-1 G4-3		4-1 BB			1-0 G3	0-1 2-H 1B		
<b>Harold Baines, L</b> (1, 10) OBP: 0.500, SLG: 0.714		1-2 G5-4-3 1B	2-0 G4-3			0-1 G3-1	1-3 K		
<b>Cal Ripken Jr., R</b> (1, 6) OBP: 0.375, SLG: 0.438		1-2 G5-4-3 1-2f		2-2 1B		1-0 HR 1B	1-1 P6		
<b>Chris Hoiles, R</b> (1, 2) OBP: 0.313, SLG: 0.500		3-2 G6-3		2-3 K		1-2 HR	0-2 E6 2B SF8		
<b>Chris Sabo, R</b> (1, 5) OBP: 0.313, SLG: 0.467			1-1 G4-3	2-3 SAFE K		1-0 1B 1B	2-0 2-3 2B		
<b>Mark McLemore, S</b> (1, 4) OBP: 0.200, SLG: 0.200			0-1 FC5-4 1B	0-0 G4-3		0-0 1-2 1B	1-3 K		
<b>Jeffrey Hammonds, R</b> (1, 9) OBP: 0.267, SLG: 0.615			0-0 FC5-4 1B HR 1-2f		0-1 G5-3	2-3 K	0-1 3-H SF8		

Inning Stats	R: 0	H: 0	E: 0	K: 2	S: 11	LOB: 0	BB: 0	P: 15	R: 0	H: 1	E: 0	K: 0	S: 10	LOB: 0	BB: 0	P: 15	R: 3	H: 3	E: 0	K: 0	S: 10	LOB: 1	BB: 1	P: 21	R: 0	H: 1	E: 0	K: 2	S: 12	LOB: 1	BB: 0	P: 18	R: 0	H: 0	E: 0	K: 1	S: 11	LOB: 0	BB: 0	P: 14	R: 2	H: 4	E: 0	K: 1	S: 12	LOB: 2	BB: 0	P: 18	R: 1	H: 2	E: 0	K: 2	S: 15	LOB: 1	BB: 0	P: 20	R: 1	H: 1	E: 1	K: 1	S: 12	LOB: 1	BB: 0	P: 17
--------------	------	------	------	------	-------	--------	-------	-------	------	------	------	------	-------	--------	-------	-------	------	------	------	------	-------	--------	-------	-------	------	------	------	------	-------	--------	-------	-------	------	------	------	------	-------	--------	-------	-------	------	------	------	------	-------	--------	-------	-------	------	------	------	------	-------	--------	-------	-------	------	------	------	------	-------	--------	-------	-------

AB	R	H	RBI	BB	SO	LOB
5	2	2	0	0	1	1
4	1	1	3	0	3	1
3	0	1	1	1	0	0
4	0	1	0	0	1	2
4	1	2	0	0	0	2
4	2	1	2	0	1	1
4	0	2	0	0	1	1
4	0	2	0	0	1	3
3	1	0	1	0	1	3

WP	HR	S	P	ERA	WHIP
0	2	75	113	8.53	1.895
0	0	6	8	0.00	0.000
0	0	9	12	0.00	1.500
0	0	3	5	0.00	0.000

**BOTTOM**

**Texas Rangers @ Baltimore Orioles**  
**Oriole Park at Camden Yards, Baltimore, MD**  
 Sat Apr 09 1994, 3:33 AM EDT  
 Att. 47,225 - Sunny

AB	35
R	7
H	12
RBI	7
BB	1
SO	9
LOB	14



WP	HR	S	P	ERA	WHIP
0	2	75	113	8.53	1.895
0	0	6	8	0.00	0.000
0	0	9	12	0.00	1.500
0	0	3	5	0.00	0.000





Batter	1	2	3	4	5	6	7	8	9	AB R H RBI BB SO LOB
<b>Brady Anderson, L</b> OBP: 0.375, SLG: 0.300 (1, 7)	2-3 K	4-2 1B BB		1-0 P5			4-2 1B 2B BB		1-3 K	3 1 0 0 2 2 0
<b>Mike Devereaux, R</b> OBP: 0.318, SLG: 0.700 (1, 8)	4-2 HR BB	2-1 1-2 1B		0-0 P3			1-1 2B G4-3 1B		3-3 K	4 2 2 1 1 1 0
<b>Rafael Palmeiro, L</b> OBP: 0.429, SLG: 0.895 (1, 3)	2-1 HR	1-1 P5			2-2 G4-6-3 1B		3-2 G4-3 G6-3 2B		0-0 G4-3	5 2 3 3 0 0 2
<b>Harold Baines, L</b> OBP: 0.450, SLG: 0.588 (1, 10)	4-1 G6-3 WP BB		2-1 G3-1		2-2 G4-6-3 1-2f		2-2 G4-3			3 0 0 1 1 0 2
<b>Cal Ripken Jr., R</b> OBP: 0.300, SLG: 0.350 (1, 6)	2-2 G6-3		3-2 E5		0-0 G6-3		2-3 3-H 2-1 G6-3			4 0 0 1 0 0 1
<b>Chris Hoiles, R</b> OBP: 0.300, SLG: 0.412 (1, 2)	1-3 K		3-1 P2			4-2 BB	0-0 F9			3 0 0 0 1 1 2
<b>Chris Sabo, R</b> OBP: 0.250, SLG: 0.368 (1, 5)		1-3 K	0-0 F8		1-0 P5			1-3 K		4 0 0 0 0 2 2
<b>Mark McLemore, S</b> OBP: 0.263, SLG: 0.316 (1, 4)		1-2 F8 1B 2B		0-0 1B		0-2 F8		1-1 G4-3		4 1 2 0 0 0 1
<b>Jeffrey Hammonds, R</b> OBP: 0.263, SLG: 0.706 (1, 9)		3-2 F8		0-1 HR		1-3 K		1-1 G6-3		4 1 1 1 0 1 2

Inning Stats	R: 2 E: 0 K: 2 S: 15	H: 1 LOB: 1 BB: 2 P: 30	R: 1 E: 0 K: 1 S: 19	H: 2 LOB: 2 BB: 1 P: 31	R: 0 E: 1 K: 0 S: 8	H: 0 LOB: 1 BB: 0 P: 16	R: 1 E: 0 K: 0 S: 5	H: 2 LOB: 0 BB: 0 P: 6	R: 0 E: 0 K: 0 S: 7	H: 1 LOB: 0 BB: 0 P: 11	R: 0 E: 0 K: 1 S: 9	H: 0 LOB: 1 BB: 1 P: 15	R: 3 E: 0 K: 0 S: 13	H: 2 LOB: 0 BB: 1 P: 25	R: 0 E: 0 K: 1 S: 7	H: 0 LOB: 0 BB: 0 P: 10	R: 0 E: 0 K: 2 S: 7	H: 0 LOB: 0 BB: 0 P: 11	1B: 4 2B: 2 3B: 0 HR: 2	SF: 0 SAC: 0 DP: 1 HBP: 0	WP: 1 PB: 0 SB: 0 CS: 0	PA: 39
--------------	-------------------------------	----------------------------------	-------------------------------	----------------------------------	------------------------------	----------------------------------	------------------------------	---------------------------------	------------------------------	----------------------------------	------------------------------	----------------------------------	-------------------------------	----------------------------------	------------------------------	----------------------------------	------------------------------	----------------------------------	----------------------------------	------------------------------------	----------------------------------	--------

PITCHER	IP	WLS	BF	H	R	ER	SO	BB	IBB	HBP	BLK	WP	HR	S	P	ERA	WHIP
<b>Rick Helling, R</b> ERA: 9.0 (1, 1)	4.0		20	5	4	4	3	3	0	0	0	1	2	47	83	9.00	2.000
<b>James Hurst, L</b> ERA: 4.91 (5, 1)	2.0		9	2	2	2	1	2	0	0	0	0	0	20	35	9.00	2.000
<b>Rick Honeycutt, L</b> ERA: 10.8 (7, 1)	0.1		2	1	0	0	0	0	0	0	0	0	0	6	11	0.00	3.000
<b>Jay Howell, R</b> ERA: 12.0 (7, 1)	1.2	W	5	0	1	1	1	0	0	0	0	0	0	10	15	5.40	0.000
<b>Tom Henke, R</b> ERA: (9, 1)	1.0	S	3	0	0	0	2	0	0	0	0	0	0	7	11	0.00	0.000

**BOTTOM**

**Texas Rangers @ Baltimore Orioles**  
Oriole Park at Camden Yards, Baltimore, MD

Sun Apr 10 1994, 3:33 AM EDT  
Att. 46,469 - Overcast - 65 F

AB	34
R	7
H	8
RBI	7
BB	5
SO	7
LOB	12



WP	HR	S	P	ERA	WHIP
1	0	10	11	9.00	2.000

livebaseballscores.com



Batter	1	2	3	4	5	6	7	8	9	AB R H RBI BB SO LOB	TOP											
Brady Anderson, L (1, 7) OBP: 0.433, SLG: 0.304	0-0 1B		0-0 F8	4-2 S BB		4-1 G3-1 1B BB	4-0 IBB		2-0 G4-3	3 1 1 0 3 0 1												
Mike Devereaux, R (1, 8) OBP: 0.259, SLG: 0.560	2-3 K		1-0 F9	0-1 F9		0-1 G3-1 BB	3-3 K			5 0 0 1 0 2 8												
Rafael Palmeiro, L (1, 3) OBP: 0.423, SLG: 0.783	0-1 F8		4-1 1B 3B BB	2-3 K		1-0 1B 1B	1-0 F8			4 1 1 2 1 1 5												
Harold Baines, L (1, 10) OBP: 0.440, SLG: 0.545	3-2 F7		3-0 3B 1B			1-1 G1-3	1-3 K	1-0 1B		5 1 2 1 0 1 2												
Cal Ripken Jr., R (1, 6) OBP: 0.320, SLG: 0.440		2-2 G4-3	1-1 1B 3B			3-2 P6	2-1 1B	0-2 P5		5 1 2 2 0 0 1												
Chris Hoiles, R (1, 2) OBP: 0.360, SLG: 0.368		4-2 BB	4-1 1B BB			4-1 BB	3-1 P3	1-3 K		2 0 0 0 3 1 3												
Chris Sabo, R (1, 5) OBP: 0.292, SLG: 0.391 Tim Hulett, R (8, PH) (8, 5)		1-0 F7	0-0 1B			2-0 F7	0-1 2B 1B	2-0 F7		4 0 2 1 0 0 2 1 0 0 0 0 0 1	AB 38 R 7 H 11 RBI 7 BB 8 SO 6 LOB 27											
Mark McLemore, S (1, 4) OBP: 0.250, SLG: 0.292		0-0 F8	1-0 G4-3			1-0 BB G3-1 1B	0-0 P2		3-3 K	5 1 1 0 0 1 4												
Jeffrey Hammonds, R (1, 9) OBP: 0.333, SLG: 0.714			4-2 1B BB	2-0 P3		0-0 G3-1 BB 1B	0-0 2B		2-1 P5	4 2 2 0 1 0 0												
Inning Stats	R: 0 E: 0 K: 1 S: 10	H: 1 LOB: 1 BB: 0 P: 15	R: 0 E: 0 K: 0 S: 8	H: 0 LOB: 1 BB: 1 P: 15	R: 4 E: 0 K: 0 S: 12	H: 3 LOB: 2 BB: 3 P: 30	R: 0 E: 0 K: 1 S: 9	H: 0 LOB: 1 BB: 1 P: 17	R: 0 E: 0 K: 0 S: 7	H: 0 LOB: 1 BB: 1 P: 17	R: 3 E: 0 K: 1 S: 13	H: 4 LOB: 2 BB: 1 P: 25	R: 0 E: 0 K: 1 S: 8	H: 2 LOB: 3 BB: 1 P: 16	R: 0 E: 0 K: 1 S: 9	H: 1 LOB: 1 BB: 0 P: 13	R: 0 E: 0 K: 1 S: 6	H: 0 LOB: 0 BB: 0 P: 13	1B: 9 2B: 1 3B: 1 HR: 0	SF: 0 SAC: 0 DP: 0 HBP: 0	WP: 0 PB: 0 SB: 1 CS: 0	PA: 46
PITCHER	IP WLS BF H R ER SO BB IBB HBP BLK WP HR S P ERA WHIP												PITCHER	IP WLS BF H R ER SO BB IBB HBP BLK WP HR S P ERA WHIP								
Tim Belcher, R (1, 1) ERA: 8.31	5.1 L 29 6 7 3 2 7 0 0 0 0 0 0 51 104 5.06 2.438																					
Bill Krueger, L (6, 1) ERA:	0.2 4 2 0 0 1 0 0 0 0 0 0 8 15 0.00 3.000																					
Joe Boever, R (7, 1) ERA:	3.0 13 3 0 0 3 0 1 0 0 0 0 23 42 0.00 1.000																					

Baltimore Orioles @ Detroit Tigers  
Tiger Stadium, Detroit, MI  
Mon Apr 11 1994, 3:33 AM EDT  
Att. 50,314 - Overcast - 50 F

livebaseballscorecards.com





Batter	1	2	3	4	5	6	7	8	9	AB	R	H	RBI	BB	SO	LOB
Tony Phillips, S OBP: 0.364, SLG: 0.310 (1, 7)	3-3 K			1-1 G6-3		1-1 G6-3		2-2 G6-3		4	0	0	1	0	1	1
Lou Whitaker, L OBP: 0.381, SLG: 0.500 (1, 4)	0-1 P6			3-2 F8		0-0 P5		4-1 BB		3	0	0	0	1	0	0
Eric Davis, R OBP: 0.208, SLG: 0.182 (1, 8)	1-1 F9			2-1 2B		0-0 G1-3		1-2 P4		4	0	1	0	0	0	2
Cecil Fielder, R OBP: 0.226, SLG: 0.536 (1, 3)		3-3 K		4-2 BB		1-1 G5-3		1-2 HR		2	0	0	0	1	1	0
Milt Cuyler, S OBP: 0.250, SLG: 0.143 (9, PR)										0	1	0	0	0	0	0
Travis Fryman, R OBP: 0.300, SLG: 0.519 (1, 5)		3-3 K		2-3 K		1-0 G5-3		1-0 HR		4	1	1	2	0	2	2
Mickey Tettleton, S OBP: 0.414, SLG: 0.455 (1, 2)		2-1 L4				0-3 K		1-1 BB 1B		3	1	1	0	0	1	0
Chad Kreuter, S (9, 2)										1	0	0	0	0	1	1
Kirk Gibson, L OBP: 0.294, SLG: 0.154 (1, 10)			1-3 K		1-0 F9		1-1 G1 BB	1-3 K		4	1	1	0	0	2	1
Alan Trammell, R OBP: 0.429, SLG: 0.458 (1, 6)			2-2 G5-3		0-2 F8		4-0 G1	2-2 G4-3		2	0	0	0	1	0	0
Chris Gomez, R OBP: 0.250, SLG: 0.250 (9, 6)							1-2 BB			1	0	0	0	0	0	1
Junior Felix, S OBP: 0.250, SLG: 0.182 (1, 9)			1-3 K			1-3 K		1-0 G1		3	0	0	1	0	2	2

Inning Stats		R: 0	H: 0	R: 0	H: 0	R: 0	H: 0	R: 0	H: 0	R: 0	H: 0	R: 2	H: 2	R: 2	H: 1	1B: 2	SF: 0
E: 0		LOB: 0		E: 0		LOB: 0		E: 0		LOB: 0		E: 0		LOB: 1		2B: 1	SAC: 0
K: 1		BB: 0		K: 2		BB: 0		K: 1		BB: 0		K: 0		BB: 0		3B: 0	DP: 0
S: 7		P: 11		S: 8		P: 16		S: 14		P: 8		S: 13		P: 27		HR: 1	HBP: 1

PITCHER										IP	WLS	BF	H	R	ER	SO	BB	IBB	HBP	BLK	WP	HR	S	P	ERA	WHIP
Ben McDonald, R ERA: 2.57 (1, 1)										7.2		29	3	2	2	8	3	0	0	0	0	0	0	112	2.35	0.783
Alan Mills, R ERA: 13.5 (8, 1)										0.2		4	1	2	2	1	0	0	1	0	0	1	9	14	27.00	1.500
Jim Poole, L ERA: 13.5 (9, 1)										0.2		2	0	0	0	1	0	0	0	0	0	0	7	10	0.00	0.000

BOTTOM

Baltimore Orioles @ Detroit Tigers

Tiger Stadium, Detroit, MI

Mon Apr 11 1994, 3:33 AM EDT  
Att. 50,314 - Overcast - 50 F

livebaseballscores.com

AB	31
R	4
H	4
RBI	4
BB	3
SO	10
LOB	10



WP: 0	PA: 35
PB: 0	
SB: 0	
CS: 0	

Batter	1	2	3	4	5	6	7	8	9	AB R H RBI BB SO LOB	TOP											
Brady Anderson, L (1, 7) OBP: 0.394, SLG: 0.269	2-3 K			2-3 K	1-1 G1-3		0-0 SH1-3			3 0 0 0 0 2 2												
Mike Devereaux, R (1, 8) OBP: 0.226, SLG: 0.483	1-1 G4-3			1-0 G5-3		1-3 K	1-2 G1-3			4 0 0 0 0 1 1												
Rafael Palmeiro, L (1, 3) OBP: 0.400, SLG: 0.704	0-0 G4-3			0-1 1B		0-1 F7		2-1 G4-3		4 0 1 0 0 0 0												
Harold Baines, L (1, 10) OBP: 0.448, SLG: 0.654		2-1 G1-3		1-0 G1-3		2-1 1B		3-2 HR		4 1 2 1 0 0 1												
Cal Ripken Jr., R (1, 6) OBP: 0.345, SLG: 0.483		0-0 G1-3			1-0 G4-3 1B	1-1 1B		1-0 G6-3		4 1 2 0 0 0 0												
Chris Hoiles, R (1, 2) OBP: 0.310, SLG: 0.304		0-2 G4-3			1-3 K	0-0 P5		1-3 K		4 0 0 0 0 2 3												
Tim Hulett, R (1, 5) OBP: 0.200, SLG: 0.200			1-2 G4-3		1-2 G4-3		0-0 1B FC6-4	0-0 G5-3		4 1 1 0 0 0 1												
Mark McLemore, S (1, 4) OBP: 0.286, SLG: 0.321			0-0 G4-3		3-2 1B		1-0 FC6-4	1-1 F8		4 0 2 1 0 0 0												
Jeffrey Hammonds, R (1, 9) OBP: 0.321, SLG: 0.640			0-1 G3-1		0-1 1B		1-1 FC6-4	0-1 G5-3		4 0 1 1 0 0 1												
<b>Inning Stats</b>	R: 0 E: 0 K: 1 S: 8	H: 0 LOB: 0 BB: 0 P: 11	R: 0 E: 0 K: 0 S: 6	H: 0 LOB: 0 BB: 0 P: 8	R: 0 E: 0 K: 0 S: 6	H: 0 LOB: 0 BB: 0 P: 7	R: 0 E: 0 K: 1 S: 7	H: 1 LOB: 1 BB: 0 P: 11	R: 1 E: 0 K: 1 S: 17	H: 3 LOB: 2 BB: 0 P: 24	R: 0 E: 0 K: 1 S: 10	H: 2 LOB: 2 BB: 0 P: 14	R: 1 E: 0 K: 0 S: 8	H: 2 LOB: 1 BB: 0 P: 11	R: 1 E: 0 K: 1 S: 9	H: 1 LOB: 0 BB: 0 P: 16	R: 0 E: 0 K: 0 S: 5	H: 0 LOB: 0 BB: 0 P: 6	1B: 7 2B: 1 3B: 0 HR: 1	SF: 0 SAC: 1 DP: 0 HBP: 0	WP: 0 PB: 0 SB: 0 CS: 0	PA: 36
<b>PITCHER</b>	IP WLS BF H R ER SO BB IBB HBP BLK WP HR S P ERA WHIP																					
John Doherty, R (1, 1) ERA: 4.05	7.0 W 29 8 2 2 4 0 0 0 0 0 0 0 62 86 2.57 1.143																					
Bill Krueger, L (8, 1) ERA: 6.75	0.1 2 1 1 1 0 0 0 0 0 0 0 1 5 10 27.00 3.000																					
Mike Henneman, R (8, 1) ERA:	1.2 S 5 0 0 0 1 0 0 0 0 0 0 0 9 12 0.00 0.000																					

Baltimore Orioles @ Detroit Tigers  
Tiger Stadium, Detroit, MI  
Wed Apr 13 1994, 3:33 AM EDT  
Att. 10,251 - Overcast - 51 F

livebaseballscorecards.com

AB 35  
R 3  
H 9  
RBI 3  
BB 0  
SO 5  
LOB 9





Batter	1	2	3	4	5	6	7	8	9
<b>Tony Phillips, S</b> OBP: 0.351, SLG: 0.394 (1, 7) B C C B B X (8, 4)	3-2 G4-3 ①		0-0 G3 ②		1-0 P3 ②		2-1 HR ②		
<b>Juan Samuel, R</b> OBP: 0.462, SLG: 0.300 <b>Milt Cuyler, S</b> OBP: 0.250, SLG: 0.143 (1, 4) S X (8, 7)	0-1 G5-3 ②		3-3 K ③		3-3 K ③		4-1 HR BB ③		
<b>Eric Davis, R</b> OBP: 0.250, SLG: 0.320 (1, 8) B B X	2-0 F7 ③			3-3 K ①		4-1 HR BB ①	0-1 1-H HR ①		
<b>Cecil Fielder, R</b> OBP: 0.314, SLG: 0.719 (1, 3)		3-1 1B 2B ①		1-0 1B ②		2-2 1-H HR ②	3-2 1B ③		
<b>Travis Fryman, R</b> OBP: 0.265, SLG: 0.452 (1, 5)		2-3 K ①		2-2 F7 ②		2-2 F8 ①	3-3 K ③		
<b>Alan Trammell, R</b> OBP: 0.375, SLG: 0.393 (1, 10)			1-1 G1-3 ②		2-2 F8 ③		1-1 P4 ②	2-3 K ①	
<b>Danny Bautista, R</b> OBP: 0.375, SLG: 0.533 (1, 9)		0-1 2-H 1B ①			3-2 G3-1 ①	1-0 G3-1 ③		3-2 E1 CS ②	
<b>Chad Kreuter, S</b> OBP: 0.182, SLG: 0.100 (1, 2) B B C C 1 X SAFE		3-1 P4 ③			0-0 1B 1B ①		1-3 K ①	0-1 P2 ②	
<b>Chris Gomez, R</b> OBP: 0.286, SLG: 0.286 (1, 6) F F F S			0-3 K ①		1-2 1B ②		0-1 G6-3 ②	1-1 CS ③	

Inning Stats	R: 0	H: 0	E: 0	K: 0	S: 6	R: 1	H: 2	E: 0	K: 1	S: 12	R: 0	H: 0	E: 0	K: 2	S: 8	R: 0	H: 1	E: 0	K: 1	S: 10	R: 0	H: 2	E: 0	K: 1	S: 11	R: 2	H: 1	E: 0	K: 0	S: 10	R: 3	H: 3	E: 0	K: 2	S: 21	R: 0	H: 0	E: 1	K: 1	S: 12	R: 0	H: 0	E: 0	K: 0	S: 0
	0	0	0	0	11	0	0	0	0	20	0	0	0	0	11	0	0	0	0	18	0	0	0	0	19	0	0	0	0	20	0	0	0	0	34	0	0	0	0	18	0	0	0	0	0

PITCHER	IP	WLS	BF	H	R	ER	SO	BB	IBB	HBP	BLK	WP	HR	S	P	ERA	WHIP
<b>Jamie Moyer, L</b> ERA: 5.65 (1, 1)	6.2	L	28	7	4	4	6	1	0	0	0	0	2	64	109	5.40	1.200
<b>Mark Eichhorn, R</b> ERA: 9.0 (7, 1)	0.1		4	2	2	2	1	1	0	0	0	0	1	14	24	54.00	9.000
<b>Brad Pennington, L</b> ERA: (8, 1)	1.0		3	0	0	0	1	0	0	0	0	0	0	12	18	0.00	0.000


**BOTTOM**

AB	R	H	RBI	BB	SO	LOB
4	1	1	1	0	0	2
3	1	0	0	1	2	2
0	0	0	0	0	0	0
3	2	1	2	1	1	0
4	2	4	2	0	0	0
4	0	0	0	0	2	3
4	0	0	0	0	1	2
4	0	1	1	0	0	0
4	0	1	0	0	1	2
3	0	1	0	0	1	0

**AB 33**  
**R 6**  
**H 9**  
**RBI 6**  
**BB 2**  
**SO 8**  
**LOB 11**

**WP: 0** **PA: 36**  
**PB: 0**  
**SB: 0**  
**CS: 1**

**Baltimore Orioles @ Detroit Tigers**  
Tiger Stadium, Detroit, MI  
Wed Apr 13 1994, 3:33 AM EDT  
Att. 10,251 - Overcast - 51 F



WP	PA	ERA	WHIP
0	36		

Batter	1	2	3	4	5	6	7	8	9	AB R H RBI BB SO LOB	TOP											
Brady Anderson, L (1, 7) OBP: 0.368, SLG: 0.355	3-1 HR		0-0 L3		3-3 K		1-1 G6-3		0-1 P7	5 1 1 1 0 1 2	<p><b>Baltimore Orioles @ Detroit Tigers</b></p> <p>Tiger Stadium, Detroit, MI</p> <p>Thu Apr 14 1994, 3:33 AM EDT</p> <p>Att. 11,243 - Sunny - 59 F</p>											
Mike Devereaux, R (1, 8) OBP: 0.250, SLG: 0.438	1-1 G5-3			4-2 2B 1B BB	1-3 K		2-1 FC3-2	4-2 SAFE SAFE BB	3 1 0 0 2 1 1													
Rafael Palmeiro, L (1, 3) OBP: 0.400, SLG: 0.688	1-3 K			0-0 FC5-2 1-3 2B	2-2 1B		2-1 G4-3	1-2 F8	5 0 2 0 0 1 3													
Harold Baines, L (1, 10) OBP: 0.412, SLG: 0.581	2-2 G1			1-0 FC5-2 1B 1B	0-0 1B		0-0 G1-3	1-2 G1-3	5 1 1 0 0 0 4													
Cal Ripken Jr., R (1, 6) OBP: 0.303, SLG: 0.424		0-3 K		0-3 K	1-0 F8		2-1 G1-3		4 0 0 0 0 2 4													
Chris Hoiles, R (1, 2) OBP: 0.333, SLG: 0.333		3-1 G5-3		3-2 BB 1B 1B		1-3 K	1-0 WP 1B		4 0 2 1 0 1 0													
Chris Sabo, R (1, 5) OBP: 0.321, SLG: 0.385		1-0 P9		0-0 BB 1B		1-0 P7	4-1 1-3 IBB		3 0 1 1 1 0 0													
Mark McLemore, S (1, 4) OBP: 0.281, SLG: 0.290			1-0 F7	4-0 BB BB BB	1-2 2-3 BB	2-2 P6	3-2 F8		3 0 0 0 1 0 2													
Jeffrey Hammonds, R (1, 9) OBP: 0.344, SLG: 0.655			0-1 B1-3	0-0 G1-3		0-0 G6-3 FC3-2 2B		0-1 S 1B	4 0 2 0 0 0 3													
<b>Inning Stats</b>	R: 1 E: 0 K: 1 S: 10	H: 1 LOB: 0 BB: 0 P: 17	R: 0 E: 0 K: 1 S: 6	H: 0 LOB: 0 BB: 0 P: 10	R: 0 E: 0 K: 0 S: 4	H: 0 LOB: 0 BB: 0 P: 5	R: 2 E: 0 K: 1 S: 13	H: 3 LOB: 3 BB: 2 P: 25	R: 0 E: 0 K: 2 S: 12	H: 2 LOB: 2 BB: 0 P: 19		R: 0 E: 0 K: 1 S: 8	H: 0 LOB: 0 BB: 0 P: 12	R: 0 E: 0 K: 0 S: 7	H: 1 LOB: 1 BB: 0 P: 12	R: 0 E: 0 K: 0 S: 8	H: 1 LOB: 2 BB: 1 P: 18	R: 0 E: 0 K: 0 S: 12	H: 1 LOB: 2 BB: 1 P: 18	1B: 6 2B: 2 3B: 0 HR: 1	SF: 0 SAC: 0 DP: 0 HBP: 0	WP: 2 PB: 0 SB: 1 CS: 0
<b>PITCHER</b>	IP WLS BF H R ER SO BB IBB HBP BLK WP HR S P ERA WHIP																					
Mike Moore, R (1, 1) ERA: 5.71	8.0 L 35 8 3 3 6 2 1 0 0 1 1 68 118 3.38 1.250																					
Storm Davis, R (9, 1) ERA: 4.5	1.0 5 1 0 0 0 1 0 0 0 0 0 12 18 0.00 2.000																					

livebaseballscorecards.com

AB	36
R	3
H	9
RBI	3
BB	4
SO	6
LOB	19









Batter	1	2	3	4	5	6	7	8	9	AB R H RBI BB SO LOB	TOP											
Brady Anderson, L (1, 7) OBP: 0.357, SLG: 0.371	0-2 F7		2-1 F7			1-1 P5		0-0 2B		4 0 1 1 0 0 1	<p><b>Baltimore Orioles @ Texas Rangers</b> The Ballpark at Arlington, Arlington, TX</p> <p>Fri Apr 15 1994, 8:05 PM EDT Att. 37,760 - Unknown</p> <p>livebaseballscorecards.com</p>											
Mike Devereaux, R (1, 8) OBP: 0.250, SLG: 0.400	3-2 G5-3			0-1 G5-3		0-0 F7		4-1 BB		3 0 0 0 1 0 1												
Rafael Palmeiro, L (1, 3) OBP: 0.359, SLG: 0.611	2-1 F9			1-0 F8			3-2 F7	1-1 F8		4 0 0 0 0 0 2												
Harold Baines, L (1, 10) OBP: 0.421, SLG: 0.657		0-0 HR		0-3 K			3-1 1B		1-0 G4-3	4 1 2 1 0 1 0												
Cal Ripken Jr., R (1, 6) OBP: 0.270, SLG: 0.378		1-1 G5-3			0-0 F7		0-0 G6-4-3		0-0 G4-3	4 0 0 0 0 0 1												
Chris Hoiles, R (1, 2) OBP: 0.351, SLG: 0.355		0-1 F7			3-2 G1-3			2-2 1B	1-2 FC5-4	4 1 2 0 0 0 0												
Chris Sabo, R (1, 5) OBP: 0.281, SLG: 0.333		2-0 P5			2-2 G6-3			2-3 K	1-0 FC5-4	4 0 0 0 0 1 2												
Mark McLemore, S (1, 4) OBP: 0.314, SLG: 0.303			0-1 G6-3			4-0 BB		2-1 2B		2 1 1 1 1 0 0												
Jeffrey Hammonds, R (1, 9) OBP: 0.314, SLG: 0.594			3-3 K			1-0 F7		0-1 F9		3 0 0 0 0 1 2												
<b>Inning Stats</b>	R: 0 E: 0 K: 0 S: 8	H: 0 LOB: 0 BB: 0 P: 13	R: 1 E: 0 K: 0 S: 6	H: 1 LOB: 0 BB: 0 P: 9	R: 0 E: 0 K: 1 S: 7	H: 0 LOB: 0 BB: 0 P: 12	R: 0 E: 0 K: 1 S: 6	H: 0 LOB: 0 BB: 0 P: 7	R: 0 E: 0 K: 0 S: 7	H: 0 LOB: 0 BB: 0 P: 12	R: 0 E: 0 K: 0 S: 4	H: 0 LOB: 1 BB: 1 P: 10	R: 0 E: 0 K: 0 S: 7	H: 1 LOB: 0 BB: 0 P: 13	R: 2 E: 0 K: 1 S: 15	H: 3 LOB: 2 BB: 1 P: 26	R: 0 E: 0 K: 0 S: 6	H: 1 LOB: 1 BB: 0 P: 9	1B: 4 2B: 1 3B: 0 HR: 1	SF: 0 SAC: 0 DP: 1 HBP: 0	WP: 1 PB: 0 SB: 0 CS: 0	PA: 34
<b>PITCHER</b>	IP WLS BF H R ER SO BB IBB HBP BLK WP HR S P ERA WHIP																					
Rick Helling, R (1, 1) ERA: 5.4	7.2 W 29 5 3 3 3 2 0 0 0 1 1 58 99 3.52 0.913																					
Rick Honeycutt, L (8, 1) ERA: 6.75	0.2 2 0 0 0 0 0 0 0 0 0 0 3 5 0.00 0.000																					
Jay Howell, R (9, 1) ERA: 8.31	0.2 3 1 0 0 0 0 0 0 0 0 0 5 7 0.00 1.500																					

AB	32
R	3
H	6
RBI	3
BB	2
SO	3
LOB	9









BOTTOM

Baltimore Orioles @ Texas Rangers  
The Ballpark at Arlington, Arlington, TX

Sat Apr 16 1994, 8:05 PM EDT  
Att: 46,607 - Unknown - 74 F

livebaseballscorecards.com

AB	35
R	4
H	9
RBI	3
BB	2
SO	4
LOB	12



WP:	0	PA:	38
PB:	0		
SB:	2		
CS:	0		

AB R H RBI BB SO LOB

5 1 2 0 0 2 1

4 0 0 0 0 0 2

4 1 1 2 0 0 1

4 0 2 0 0 0 0

3 1 2 1 1 0 1

3 0 0 0 1 1 3

4 1 1 0 0 0 2

4 0 1 0 0 1 1

1B:	5	SF:	0
2B:	2	SAC:	1
3B:	0	DP:	1
HR:	2	HBP:	0

Batter	1	2	3	4	5	6	7	8	9
David Hulse, L (1, 8) OBP: 0.364, SLG: 0.359	0-2 G6-3 1B		1-3 K			3-2 SH2-4 HR 1B	2-2 G3		2-3 K
Doug Strange, S (1, 4) OBP: 0.273, SLG: 0.467	2-1 P6			0-0 G4-3		0-0 SH2-4 1-2		1-1 G4-3	1-2 G6-3
Jose Canseco, R (1, 10) OBP: 0.390, SLG: 0.588	1 SAFE G6-3 1-2f			1-0 G5-3		3-2 HR 2-H		2-2 P5	
Juan Gonzalez, R (1, 7) OBP: 0.195, SLG: 0.400		1-0 P2		1-1 1B		0-0 P6		1-0 2B 1B	
Will Clark, L (1, 3) OBP: 0.395, SLG: 0.656		4-2 FC4-6 BB		0-1 F7		0-0 HR		1-1 1-3 2B	
Dean Palmer, R (1, 5) OBP: 0.268, SLG: 0.359		0-0 FC4-6 1-2f			1-2 G5-3	4-2 BB		0-3 K	
Rob Ducey, L (1, 9) OBP: 0.118, SLG: 0.176		3-2 F8 1-2			2-2 F8	1-0 G3			3-2 E 2B
Ivan Rodriguez, R (1, 2) OBP: 0.317, SLG: 0.429			1-2 G4-3		0-2 1B		3-3 K	1-1 G6-3	
Manuel Lee, S (1, 6) OBP: 0.250, SLG: 0.226			2-1 F7		2-1 F7		0-0 F7	3-2 E4 2-H	

Inning Stats	R: 0	H: 1	E: 0	LOB: 0	K: 0	S: 8	R: 0	H: 0	E: 0	LOB: 1	K: 0	S: 10	R: 0	H: 0	E: 0	LOB: 0	K: 1	S: 8	R: 0	H: 1	E: 0	LOB: 1	K: 0	S: 6	R: 0	H: 1	E: 0	LOB: 1	K: 0	S: 12	R: 3	H: 3	E: 0	LOB: 1	K: 0	S: 16	R: 0	H: 0	E: 0	LOB: 0	K: 1	S: 8	R: 0	H: 2	E: 0	LOB: 2	K: 1	S: 11	R: 1	H: 1	E: 1	LOB: 1	K: 1	S: 20	1B: 5	2B: 2	3B: 0	HR: 2	SF: 0	SAC: 1	DP: 1	HBP: 0	WP: 0	PA: 38
--------------	------	------	------	--------	------	------	------	------	------	--------	------	-------	------	------	------	--------	------	------	------	------	------	--------	------	------	------	------	------	--------	------	-------	------	------	------	--------	------	-------	------	------	------	--------	------	------	------	------	------	--------	------	-------	------	------	------	--------	------	-------	-------	-------	-------	-------	-------	--------	-------	--------	-------	--------

PITCHER	IP	WLS	BF	H	R	ER	SO	BB	IBB	HBP	BLK	WP	HR	S	P	ERA	WHIP
Ben McDonald, R (1, 1) ERA: 2.91	7.2	W	31	7	3	3	2	2	0	0	0	0	2	74	116	3.52	1.174
Jim Poole, L (8, 1) ERA: 7.71	0.0		1	1	0	0	0	0	0	0	0	0	0	2	3	∞	∞
Alan Mills, R (8, 1) ERA: 11.25	0.1		1	0	0	0	1	0	0	0	0	0	0	3	3	0.00	0.000
Lee Smith, R (9, 1) ERA:	1.0	S	5	1	1	0	1	0	0	0	0	0	0	20	30	0.00	1.000



Batter	1	2	3	4	5	6	7	8	9	AB R H RBI BB SO LOB	TOP											
Brady Anderson, L (1, 7) OBP: 0.327, SLG: 0.318	1-1 G4-3		0-3 K		2-2 L5		4-1 BB	1-1 G3		4 0 0 0 1 1 2												
Mike Devereaux, R (1, 8) OBP: 0.245, SLG: 0.386	2-0 G6-3		0-1 2B		2-1 L4		1-0 F8		1-1 G6-3	5 0 1 0 0 0 2												
Rafael Palmeiro, L (1, 3) OBP: 0.388, SLG: 0.636	3-2 WP 1B 1B		1-2 F7		1-0 F7		0-0 1B 1B		1-2 F9	5 1 2 0 0 0 1												
Harold Baines, L (1, 10) OBP: 0.442, SLG: 0.700 Lonnie Smith, R (8, PR)	3-0 WP 1-2 1B		3-2 F9		2-3 K		1-2 1B SF4 1B		1-3 K	4 0 2 0 0 1 0 1 1 0 0 0 1 0												
Cal Ripken Jr., R (1, 6) OBP: 0.283, SLG: 0.356	2-2 P3 1-2 2-3		3-1 G5-3		1-0 F9		3-2 1B BB 1B			4 1 1 1 0 0 2												
Chris Hoiles, R (1, 2) OBP: 0.400, SLG: 0.389		1-1 G5-3		2-1 HR 1B		2-1 G3 WP 2B		4-2 1B BB		3 2 2 0 1 0 0												
Chris Sabo, R (1, 5) OBP: 0.289, SLG: 0.429		3-2 G6-3		0-1 1-H HR		2-2 G3		0-2 SF4		3 1 1 3 0 0 1												
Mark McLemore, S (1, 4) OBP: 0.302, SLG: 0.256		2-3 K		3-1 G3-1		1-2 L4		0-3 K		4 0 0 0 0 2 3												
Jeffrey Hammonds, R (1, 9) OBP: 0.302, SLG: 0.575			0-1 F7		0-1 F7		1-1 3-H 3B		1-2 1B	4 0 2 1 0 0 0												
<b>Inning Stats</b>	R: 0 E: 0 K: 0 S: 10	H: 2 LOB: 2 BB: 0 P: 21	R: 0 E: 0 K: 1 S: 9	H: 0 LOB: 0 BB: 0 P: 15	R: 0 E: 0 K: 1 S: 10	H: 1 LOB: 1 BB: 0 P: 11	R: 2 E: 0 K: 0 S: 11	H: 2 LOB: 0 BB: 0 P: 22	R: 0 E: 0 K: 0 S: 7	H: 0 LOB: 0 BB: 0 P: 11	R: 0 E: 0 K: 1 S: 5	H: 0 LOB: 0 BB: 0 P: 9	R: 1 E: 0 K: 0 S: 12	H: 2 LOB: 2 BB: 1 P: 23	R: 3 E: 0 K: 1 S: 27	H: 4 LOB: 2 BB: 1 P: 37	R: 0 E: 0 K: 1 S: 9	H: 0 LOB: 0 BB: 0 P: 12	1B: 7 2B: 2 3B: 1 HR: 1	SF: 1 SAC: 0 DP: 0 HBP: 0	WP: 2 PB: 0 SB: 0 CS: 0	PA: 40
<b>PITCHER</b>	IP WLS BF H R ER SO BB IBB HBP BLK WP HR S P ERA WHIP																					
Jack Armstrong, R (1, 1) ERA: 3.6	4.0 L 17 5 2 2 2 0 0 0 0 0 1 1 40 69 4.50 1.250																					
Steve Dreyer, R (5, 1) ERA: 5.4	2.2 10 2 1 1 1 0 0 0 0 0 1 0 22 36 3.38 0.750																					
James Hurst, L (7, 1) ERA: 7.5	0.1 4 2 2 2 0 1 0 0 0 0 0 0 7 13 54.00 9.000																					
Cris Carpenter, R (8, 1) ERA: 1.35	0.2 5 2 1 1 1 1 0 0 0 0 0 0 20 28 13.50 4.500																					
Matt Whiteside, R (8, 1) ERA: 7.2	1.1 4 0 0 0 0 1 0 0 0 0 0 0 11 15 0.00 0.000																					

Baltimore Orioles @ Texas Rangers  
The Ballpark at Arlington, Arlington, TX

Sun Apr 17 1994, 8:05 PM EDT  
Att. 29,228 - Unknown - 75 F

livebaseballscorecards.com

AB	37
R	6
H	11
RBI	5
BB	2
SO	5
LOB	11





BOTTOM

Baltimore Orioles @ Texas Rangers  
The Ballpark at Arlington, Arlington, TX

Sun Apr 17 1994, 8:05 PM EDT  
Att. 29,228 - Unknown - 75 F

livebaseballscorecards.com

AB	39
R	5
H	14
RBI	5
BB	5
SO	7
LOB	33



WP:	0	PA:	47
PB:	0		
SB:	1		
CS:	0		

AB R H RBI BB SO LOB

6	0	3	1	0	1	4
2	0	0	1	3	1	2
5	0	0	0	0	1	9
5	2	2	1	0	1	2
5	1	3	1	0	0	3
5	1	1	0	0	1	6
4	0	2	0	1	1	2
2	0	1	0	0	1	1
2	0	1	1	0	0	0
2	1	1	0	1	0	2
1	0	0	0	0	0	2

Batter	1	2	3	4	5	6	7	8	9
David Hulse, L OBP: 0.380, SLG: 0.378 (1, 8)	2-1 E BB 1B	2-3 K		2-1 F8		0-1 G4-3		1-0 SF8 1B	0-1 1B
Chris James, R OBP: 0.452, SLG: 0.591 (1, 9)	4-2 E 1-2 BB	4-2 BB		4-2 1-2 2-3 BB		3-3 K		1-2 SF8 2-3 3-H	0-0 L9
Will Clark, L OBP: 0.349, SLG: 0.568 (1, 3)	1-2 P5	1-3 K		0-0 F8		2-2 G4-3		0-0 P6	
Juan Gonzalez, R OBP: 0.217, SLG: 0.467 (1, 7)	0-2 E5 1-2 2-3		2-3 K		0-0 1B SF7 1B		2-2 F8		2-2 HR
Jose Canseco, R OBP: 0.413, SLG: 0.667 (1, 10)	0-2 P4		3-2 P3		3-0 1B 1-2 1B		2-0 1B		0-2 HR
Dean Palmer, R OBP: 0.261, SLG: 0.341 (1, 5)	3-3 K		0-1 F8		0-2 F9		0-1 F8		1-1 1B 1B
Ivan Rodriguez, R OBP: 0.348, SLG: 0.436 (1, 2)		4-2 SH5-4 1B BB		2-1 BB S 1B		0-0 1-2 2-3 1B		0-1 G4-3	2-2 K
Billy Ripken, R OBP: 0.200, SLG: 0.200 Doug Strange, S OBP: 0.278, SLG: 0.469 (5, PH) (6, 4)		0-0 SH5-4 1B		2-3 K 1-2		1-1 SF7 3-H		1-2 F8	0-0 1B 1B
Manuel Lee, S OBP: 0.286, SLG: 0.242 Gary Redus, R OBP: 0.286, SLG: 0.429 (9, PH) (1, 6)		1-1 SH5-4 1-2 2-3		4-2 BB BB		2-2 G4-3		1-2 1B SF8 1B	2-2 P3

Inning Stats	R: 0	H: 1	LOB: 3	R: 0	H: 1	LOB: 3	R: 0	H: 0	LOB: 0	R: 0	H: 1	LOB: 3	R: 1	H: 3	LOB: 2	R: 0	H: 0	LOB: 0	R: 0	H: 1	LOB: 1	R: 1	H: 5	LOB: 2	R: 3	H: 5	LOB: 2	1B: 12	SF: 2	WP: 0	PA: 47
	E: 1	BB: 1	K: 17	E: 0	BB: 2	K: 10	E: 0	BB: 0	K: 10	E: 0	BB: 0	K: 1	E: 0	BB: 0	K: 11	E: 0	BB: 0	K: 1	E: 0	BB: 0	K: 9	E: 0	BB: 0	K: 13	E: 0	BB: 0	K: 18	2B: 0	SAC: 1	PB: 0	
	S: 17	P: 27	S: 21	S: 10	P: 15	S: 14	S: 11	P: 14	S: 9	P: 13	S: 13	P: 17	S: 18	P: 25	3B: 0	DP: 0	HR: 2	HBP: 0	CS: 0												

PITCHER	IP	WLS	BF	H	R	ER	SO	BB	IBB	HBP	BLK	WP	HR	S	P	ERA	WHIP
Sid Fernandez, L ERA: 3.24	(1, 1)	3.2	19	3	0	0	5	4	0	0	0	0	0	58	95	0.00	1.909
Mark Williamson, R ERA: 3.24	(4, 1)	3.1	15	4	1	1	1	1	0	0	0	0	0	33	52	2.70	1.500
Jim Poole, L ERA: 8.1	(8, 1)	1.0	5	2	1	1	0	0	0	0	0	0	0	13	17	9.00	2.000
Alan Mills, R ERA: 18.0	(9, 1)	0.0	3	3	3	3	0	0	0	0	0	0	2	8	11	∞	∞
Lee Smith, R ERA:	(9, 1)	1.0	S 5	2	0	0	1	0	0	0	0	0	0	10	14	0.00	2.000

Batter	1	2	3	4	5	6	7	8	9	AB R H RBI BB SO LOB	TOP														
<b>Damon Easley, R</b> (1, 5) OBP: 0.375, SLG: 0.460	0-1 G6-3			2-1 CS 1B		2-3 K		1-0 G6-3	0-1 1-2 1B	5 0 2 0 0 1 0															
<b>Chad Curtis, R</b> (1, 8) OBP: 0.250, SLG: 0.217	2-2 G6-3			0-0 1-2 1B		0-0 1B		3-1 G1-3	1-1 F8	5 1 2 0 0 0 2															
<b>Tim Salmon, R</b> (1, 9) OBP: 0.413, SLG: 0.558	1-0 F9			2-3 K		2-2 1-2 1B		2-2 HR		4 1 2 1 0 1 2															
<b>Chili Davis, S</b> (1, 10) OBP: 0.484, SLG: 0.635 <b>Spike Owen, S</b> (8, PR) OBP: 0.429, SLG: 0.200			1-3 K	4-2 1B		2-2 P6		2-1 1B		3 0 1 0 1 1 2															
<b>Bo Jackson, R</b> (1, 7) OBP: 0.324, SLG: 0.500 <b>Jim Edmonds, L</b> (8, PR) OBP: 0.600, SLG: 0.429			2-2 L7	1-1 FC6-4 1B		1-0 G1-3		2-2 1B		4 0 2 1 0 0 2															
<b>Eduardo Perez, R</b> (1, 3) OBP: 0.271, SLG: 0.453			1-2 G6-3	2-2 FC6-4 1-2f			0-0 G5-3	1-2 F8		0 0 0 0 0 0 4															
<b>Chris Turner, R</b> (1, 2) OBP: 0.207, SLG: 0.120 <b>Harold Reynolds, S</b> (9, PH) OBP: 0.326, SLG: 0.375			1-0 G5-3		0-3 K		1-2 P4		1-0 F8	3 0 0 0 0 1 0															
<b>Rex Hudler, R</b> (1, 4) OBP: 0.286, SLG: 0.500 <b>Dwight Smith, L</b> (9, PH) OBP: 0.385, SLG: 0.435			1-2 G5-3		0-2 G4-3		0-0 HR		1-1 1B	3 1 1 1 0 0 0															
<b>Gary Disarcina, R</b> (1, 6) OBP: 0.400, SLG: 0.412 <b>Greg Myers, L</b> (9, PH) OBP: 0.267, SLG: 0.250			2-1 G4-3		3-2 G1-3		0-0 G6-3		2-2 K	3 0 0 0 0 0 0															
<b>Inning Stats</b>	R: 0 E: 0 K: 0 S: 6	H: 0 LOB: 0 BB: 0 P: 9	R: 0 E: 0 K: 1 S: 11	H: 0 LOB: 0 BB: 0 P: 15	R: 0 E: 0 K: 0 S: 7	H: 0 LOB: 0 BB: 0 P: 11	R: 1 E: 0 K: 1 S: 13	H: 3 LOB: 2 BB: 1 P: 24	R: 0 E: 0 K: 1 S: 9	H: 0 LOB: 0 BB: 0 P: 12	R: 0 E: 0 K: 1 S: 12	H: 2 LOB: 2 BB: 0 P: 19	R: 1 E: 0 K: 0 S: 7	H: 1 LOB: 0 BB: 0 P: 8	R: 1 E: 0 K: 0 S: 16	H: 3 LOB: 2 BB: 0 P: 27	R: 0 E: 0 K: 1 S: 10	H: 2 LOB: 2 BB: 0 P: 15	1B: 9 2B: 0 3B: 0 HR: 2	SF: 0 SAC: 0 DP: 0 HBP: 0	WP: 0 PB: 0 SB: 0 CS: 2	PA: 38			
<b>PITCHER</b>	IP	WLS	BF	H	R	ER	SO	BB	IBB	HBP	BLK	WP	HR	S	P	ERA	WHIP								
<b>Jamie Moyer, L</b> (1, 1) ERA: 4.91	7.2	W	30	7	3	3	4	1	0	0	0	0	2	72	111	3.52	1.043								
<b>Brad Pennington, L</b> (8, 1) ERA: 10.13	0.0		1	1	0	0	0	0	0	0	0	0	0	2	4	∞	∞								
<b>Mark Eichhorn, R</b> (8, 1) ERA: 7.94	0.2		3	1	0	0	0	0	0	0	0	0	0	8	12	0.00	1.500								
<b>Jim Poole, L</b> (9, 1) ERA: 8.1	0.0		1	1	0	0	0	0	0	0	0	0	0	2	3	∞	∞								
<b>Lee Smith, R</b> (9, 1) ERA:	0.2	S	3	1	0	0	1	0	0	0	0	0	0	7	10	0.00	1.500								

**California Angels @ Baltimore Orioles**  
**Oriole Park at Camden Yards, Baltimore, MD**

Tue Apr 19 1994, 7:05 PM EDT  
 Att. 43,876 - Unknown - 85 F

livebaseballscorecards.com

**AB 37**  
**R 3**  
**H 11**  
**RBI 3**  
**BB 1**  
**SO 5**  
**LOB 13**









Batter	1	2	3	4	5	6	7	8	9	AB R H RBI BB SO LOB
<b>Damion Easley, R</b> (1, 5) OBP: 0.361, SLG: 0.426	2-3 K		0-0 F8		2-3 K		0-1 G1-3		4-2 1B SF7 BB	4 1 0 0 1 2 0
<b>Dwight Smith, L</b> (1, 7) OBP: 0.419, SLG: 0.464	1-1 BB 1B		0-1 G1-3 1B		2-2 P5		0-0 P5		1-2 1B 1B	5 2 3 2 0 0 0
<b>Tim Salmon, R</b> (1, 9) OBP: 0.382, SLG: 0.518	2-3 K		0-2 G1-3 1-2		1-3 K		0-0 L6		1-2 SF7 3-H	4 0 0 1 0 2 2
<b>Chili Davis, S</b> (1, 10) OBP: 0.493, SLG: 0.625	4-2 1B 1-2 BB		1-3 SAFE K			1-1 1B 1B		0-0 G4-3	3-1 1B 1B	4 2 2 1 1 1 1
<b>Jim Edmonds, L</b> (1, 3) OBP: 0.533, SLG: 0.417	0-1 1-3 2-H 1B			1-2 F7		0-0 F7		0-1 G4-3	0-1 1B BB BB 1B	5 1 2 2 0 0 1
<b>Chad Curtis, R</b> (1, 8) OBP: 0.261, SLG: 0.219	1-1 G4-3			2-1 1B 1B		0-2 P2		1-0 P6	4-1 BB 1B BB 1B	4 0 1 0 1 0 3
<b>Greg Myers, L</b> (1, 2) OBP: 0.286, SLG: 0.273			2-2 F7		2-0 F8		1-1 1B 1-2 1B		K 1-1 BB 1B	5 0 2 0 0 1 1
<b>Harold Reynolds, S</b> (1, 4) OBP: 0.375, SLG: 0.409			0-2 G3-1		0-1 1-2 1B		2-2 FC6-4 1-2 2-H 1B		1B 1B BB BB	4 1 3 2 1 0 0
<b>Gary Disarcina, R</b> (1, 6) OBP: 0.383, SLG: 0.393			2-1 F9		0-0 P3		1-2 FC6-4 1-2f		1B 1B BB BB P4	5 1 1 0 0 0 7

Inning Stats	R: 1 E: 0 K: 2 S: 17	H: 2 LOB: 2 BB: 1 P: 27	R: 0 E: 0 K: 0 S: 11	H: 0 LOB: 0 BB: 0 P: 15	R: 0 E: 0 K: 1 S: 11	H: 1 LOB: 1 BB: 0 P: 12	R: 0 E: 0 K: 0 S: 10	H: 2 LOB: 2 BB: 0 P: 15	R: 0 E: 0 K: 2 S: 9	H: 0 LOB: 0 BB: 0 P: 14	R: 1 E: 0 K: 0 S: 14	H: 3 LOB: 2 BB: 0 P: 19	R: 0 E: 0 K: 0 S: 4	H: 0 LOB: 0 BB: 0 P: 4	R: 0 E: 0 K: 0 S: 4	H: 0 LOB: 0 BB: 0 P: 5	R: 6 E: 0 K: 1 S: 26	H: 6 LOB: 3 BB: 3 P: 48	1B: 14 2B: 0 3B: 0 HR: 0	SF: 1 SAC: 0 DP: 0 HBP: 0	WP: 0 PB: 0 SB: 0 CS: 0	PA: 45
--------------	-------------------------------	----------------------------------	-------------------------------	----------------------------------	-------------------------------	----------------------------------	-------------------------------	----------------------------------	------------------------------	----------------------------------	-------------------------------	----------------------------------	------------------------------	---------------------------------	------------------------------	---------------------------------	-------------------------------	----------------------------------	-----------------------------------	------------------------------------	----------------------------------	--------

PITCHER	IP	WLS	BF	H	R	ER	SO	BB	IBB	HBP	BLK	WP	HR	S	P	ERA	WHIP
<b>35 Mike Mussina, R</b> (1, 1) ERA: 2.17	8.1	L	35	9	3	3	6	1	0	0	0	0	0	86	121	3.24	1.200
<b>Alan Mills, R</b> (9, 1) ERA: 24.92	0.1		5	3	3	3	0	1	0	0	0	0	0	12	21	81.00	12.000
<b>Brad Pennington, L</b> (9, 1) ERA: 12.0	0.1		5	2	2	2	0	2	0	0	0	0	0	8	17	54.00	12.000

**TOP**

**California Angels @ Baltimore Orioles**  
Oriole Park at Camden Yards, Baltimore, MD

Wed Apr 20 1994, 7:05 PM EDT  
Att. 45,851 - Unknown - 73 F

<b>AB</b>	<b>40</b>
<b>R</b>	<b>8</b>
<b>H</b>	<b>14</b>
<b>RBI</b>	<b>8</b>
<b>BB</b>	<b>4</b>
<b>SO</b>	<b>6</b>
<b>LOB</b>	<b>15</b>



Batter	1	2	3	4	5	6	7	8	9	AB	R	H	RBI	BB	SO	LOB
Brady Anderson, L (1, 7) OBP: 0.317, SLG: 0.346	2-2 F8		0-0 G3-1		1-3 K			1-2 G3		4	0	0	0	0	1	1
Mike Devereaux, R (1, 8) OBP: 0.263, SLG: 0.373	1-1 G6-3			0-2 G3 E 1B		2-1 F9		0-3 K		4	0	1	0	0	1	0
Rafael Palmeiro, L (1, 3) OBP: 0.386, SLG: 0.588	4-2 BB			1-3 K 1B		0-0 S 1B		0-0 1B 1B		3	0	2	0	1	1	1
Harold Baines, L (1, 10) OBP: 0.412, SLG: 0.638	0-0 P5			3-2 G3 2B		0-0 F7		1-2 K		4	0	0	0	0	1	4
Cal Ripken Jr., R (1, 6) OBP: 0.315, SLG: 0.396		2-2 G4-3			1-0 1B 2B 1B	3-2 F9		1-1 1B 1B		4	1	2	0	0	0	1
Chris Hoiles, R (1, 2) OBP: 0.358, SLG: 0.326		3-3 K			1-0 F8		2-0 P6	1-0 F8		4	0	0	0	0	1	3
Chris Sabo, R (1, 5) OBP: 0.304, SLG: 0.415		3-2 P5			1-3 K	1-2 CS 1B	1-2 F7	1-2 F8		4	0	0	0	0	1	3
Mark McLemore, S (1, 4) OBP: 0.306, SLG: 0.267			1-3 K		1-1 2B 1B		1-0 CS 1B			3	1	2	0	0	1	0
Jeffrey Hammonds, R (1, 9) OBP: 0.327, SLG: 0.652			0-0 P3		1-1 2B		2-0 CS	1-0 F8		3	0	1	2	0	0	0

<b>Inning Stats</b>	R: 0 E: 0 K: 0 S: 9	H: 0 LOB: 1 BB: 1 P: 16	R: 0 E: 0 K: 1 S: 10	H: 0 LOB: 0 BB: 0 P: 18	R: 0 E: 0 K: 1 S: 5	H: 0 LOB: 0 BB: 0 P: 6	R: 0 E: 1 K: 1 S: 10	H: 1 LOB: 0 BB: 0 P: 14	R: 2 E: 0 K: 2 S: 12	H: 3 LOB: 1 BB: 0 P: 18	R: 0 E: 0 K: 0 S: 7	H: 1 LOB: 1 BB: 0 P: 12	R: 0 E: 0 K: 0 S: 7	H: 1 LOB: 0 BB: 0 P: 12	R: 0 E: 0 K: 1 S: 7	H: 0 LOB: 0 BB: 0 P: 9	R: 0 E: 0 K: 1 S: 10	H: 2 LOB: 2 BB: 0 P: 14	1B: 7 2B: 1 3B: 0 HR: 0	SF: 0 SAC: 0 DP: 0 HBP: 0	WP: 0 PB: 0 SB: 1 CS: 1	PA: 35													
<b>PITCHER</b>	IP	WLS	BF	H	R	ER	SO	BB	IBB	HBP	BLK	WP	HR	S	P	ERA	WHIP	IP	WLS	BF	H	R	ER	SO	BB	IBB	HBP	BLK	WP	HR	S	P	ERA	WHIP	
Mark Leiter, R (1, 1) ERA: 2.57	8.0	W	29	6	2	2	6	1	0	0	0	0	0	67	105	2.25	0.875																		
Craig Lefferts, L (9, 1) ERA: 1.5	1.0		5	2	0	0	1	0	0	0	0	0	0	10	14	0.00	2.000																		

**BOTTOM**

**California Angels @ Baltimore Orioles**  
**Oriole Park at Camden Yards, Baltimore, MD**

Wed Apr 20 1994, 7:05 PM EDT  
Att: 45,851 - Unknown - 73 F

[livebaseballscorecards.com](http://livebaseballscorecards.com)

<b>AB</b>	<b>33</b>
<b>R</b>	<b>2</b>
<b>H</b>	<b>8</b>
<b>RBI</b>	<b>2</b>
<b>BB</b>	<b>1</b>
<b>SO</b>	<b>7</b>
<b>LOB</b>	<b>13</b>





Batter	1	2	3	4	5	6	7	8	9	AB R H RBI BB SO LOB	TOP											
<b>Damion Easley, R</b> (1, 5) OBP: 0.343, SLG: 0.417	2-3 		1-0 F7		1-0 SH5-3 1B 2B	0-0 FC5-2-5 BB HBP	0-3 K		1-3 K	6 2 1 0 0 3 4												
<b>Chad Curtis, R</b> (1, 8) OBP: 0.257, SLG: 0.217	3-2 		1-1 G6-3		0-0 SH5-3	3-3 K	3-3 K		0-0 P4	5 0 1 0 0 2 4												
<b>Tim Salmon, R</b> (1, 9) OBP: 0.384, SLG: 0.500	1-3 K		1-0 F9		1-0 HR 1B	4-2 HBP BB		1-0 F9		4 1 1 1 1 1 1												
<b>Chili Davis, S</b> (1, 10) OBP: 0.514, SLG: 0.627	1-3 K			0-0 PB SF9 1B	1-2 HR 1B	4-2 HBP BB		4-0 HR 1B BB		3 3 2 1 2 1 1												
<b>Bo Jackson, R</b> (1, 7) OBP: 0.366, SLG: 0.595		2-2 G6-3		0-1 SF9 PB 1B	2-1 HR	2-1 HBP		1-1 E4 HR 1B		3 1 2 4 0 0 0 1 1 1 0 0 0 0												
<b>Jim Edmonds, L</b> (6, PR) OBP: 0.563, SLG: 0.462				1-2 1B	1-H 2-H	1-2 2-3 3-H HBP		1-3 HR 1B														
<b>Eduardo Perez, R</b> (1, 3) OBP: 0.297, SLG: 0.561		3-1 HR		4-2 BB	0-0 F8	3-2 P4		1-2 HR		4 2 2 4 1 0 3												
<b>Greg Myers, L</b> (1, 2) OBP: 0.300, SLG: 0.316		1-1 2B		1-2 F7	1-2 G4-3		2-0 BB 1B	1-0 P4		5 0 2 0 0 0 3												
<b>Rex Hudler, R</b> (1, 4) OBP: 0.250, SLG: 0.467		2-3 K		2-2 SF9		0-2 1B FC5-2-5	4-2 BB	3-2 P6		1 0 0 1 0 1 1 2 0 1 0 1 0 0												
<b>Harold Reynolds, S</b> (6, PH) OBP: 0.392, SLG: 0.413				2-3 3-H		1-0 BB FC5-2-5 1B	1-2 BB															
<b>Gary Disarcina, R</b> (1, 6) OBP: 0.369, SLG: 0.377		2-2 G5-3		2-1 F8		1-3 BB 1B	1-3 K		1-1 F9	5 1 1 0 0 1 5												
<b>Inning Stats</b>	R: 0 E: 0 K: 3 S: 12	H: 1 LOB: 1 BB: 0 P: 19	R: 1 E: 0 K: 1 S: 15	H: 2 LOB: 1 BB: 0 P: 25	R: 0 E: 0 K: 0 S: 4	H: 0 LOB: 0 BB: 0 P: 7	R: 1 E: 0 K: 0 S: 18	H: 2 LOB: 2 BB: 1 P: 27	R: 4 E: 0 K: 0 S: 12	H: 4 LOB: 0 BB: 0 P: 18	R: 2 E: 0 K: 1 S: 21	H: 2 LOB: 3 BB: 2 P: 38	R: 0 E: 0 K: 3 S: 15	H: 1 LOB: 2 BB: 1 P: 25	R: 3 E: 1 K: 0 S: 12	H: 2 LOB: 0 BB: 1 P: 23	R: 0 E: 0 K: 1 S: 6	H: 0 LOB: 0 BB: 0 P: 8	1B: 9 2B: 2 3B: 0 HR: 3	SF: 1 SAC: 1 DP: 0 HBP: 1	WP: 0 PB: 1 SB: 1 CS: 0	PA: 47
<b>PITCHER</b>	IP WLS BF H R ER SO BB IBB HBP BLK WP HR S P ERA WHIP																					
<b>Arthur Rhodes, L</b> (1, 1) ERA: 10.95	4.1 L 22 8 5 5 4 1 0 0 0 0 1 55 87 10.38 2.077																					
<b>Mark Williamson, R</b> (5, 1) ERA: 5.4	1.2 11 3 3 3 1 2 0 1 0 0 1 27 47 16.20 3.000																					
<b>Brad Pennington, L</b> (7, 1) ERA: 10.5	3.0 14 3 3 3 4 2 0 0 0 0 1 33 56 9.00 1.667																					

**California Angels @ Baltimore Orioles**  
**Oriole Park at Camden Yards, Baltimore, MD**

Thu Apr 21 1994, 7:05 PM EDT  
 Att. 45,858 - Unknown - 67 F

livebaseballscorecards.com

AB	39
R	11
H	14
RBI	11
BB	5
SO	9
LOB	22



BOTTOM

California Angels @ Baltimore Orioles  
Oriole Park at Camden Yards, Baltimore, MD

Thu Apr 21 1994, 7:05 PM EDT  
Att: 45,858 - Unknown - 67 F

livebaseballscorecards.com

AB	34
R	8
H	10
RBI	8
BB	4
SO	3
LOB	12



WP:	0	PA:	41
PB:	0		
SB:	0		
CS:	0		

Batter	1	2	3	4	5	6	7	8	9	AB	R	H	RBI	BB	SO	LOB
Brady Anderson, L OBP: 0.323, SLG: 0.339 (1, 7) (6, 8)	0-0 F8		0-0 1B 2-3 1B		1-0 F8		0-1 G3		1-0 BB 1-2 2B HBP	4	1	1	0	0	0	0
Mike Devereaux, R OBP: 0.254, SLG: 0.365 Jack Voigt, R OBP: 0.500, SLG: 1.000 (1, 8) (5, PH) (6, 7)	0-2 F8		0-0 SF7		2-2 G4-3			2-1 HR	4-2 2B 1B BB	1	0	0	1	0	0	0
Rafael Palmeiro, L OBP: 0.403, SLG: 0.600 (1, 3)	4-2 BB		1-0 G6-4-3 1B		1-1 G3			1-2 G3-1	2-0 1B 2B	4	1	2	2	1	0	0
Cal Ripken Jr., R OBP: 0.305, SLG: 0.379 (1, 6)	2-2 P6		1-2 G6-4-3		1-0 F7			1-0 L6	2-0 1B	5	0	1	2	0	0	3
Chris Hoiles, R OBP: 0.345, SLG: 0.298 (1, 2)		2-3 K		4-2 1B BB		2-3 K		0-0 F8	2-3 K	4	0	0	0	1	3	1
Chris Sabo, R OBP: 0.300, SLG: 0.386 (1, 5)		4-1 BLK BB		1-1 F9		0-0 G6-3			3-2 P5	3	0	0	0	1	0	1
Lonnie Smith, R OBP: 0.400, SLG: 0.600 (1, 10)		0-0 F7		0-0 1B			1-2 F9 SF9 2B		2-1 G6-3	4	1	2	0	0	0	1
Mark McLemore, S OBP: 0.302, SLG: 0.265 (1, 4)		1-2 G4-3		0-2 P4			1-1 F9		1-0 1B BB 1B	4	1	1	0	0	0	4
Jeffrey Hammonds, R OBP: 0.340, SLG: 0.673 (1, 9)			1-2 1B SF7 2B		0-0 P4		1-0 SF9		1-0 BB HBP 2B 1B	3	2	2	1	0	0	2

Inning Stats	R: 0 E: 0 K: 0 S: 11	H: 0 LOB: 1 BB: 1 P: 17	R: 0 E: 0 K: 1 S: 8	H: 0 LOB: 1 BB: 1 P: 15	R: 1 E: 0 K: 0 S: 9	H: 3 LOB: 1 BB: 0 P: 12	R: 0 E: 0 K: 0 S: 9	H: 1 LOB: 2 BB: 1 P: 14	R: 0 E: 0 K: 1 S: 6	H: 0 LOB: 0 BB: 0 P: 10	R: 1 E: 0 K: 0 S: 8	H: 1 LOB: 0 BB: 0 P: 11	R: 1 E: 0 K: 0 S: 7	H: 1 LOB: 0 BB: 0 P: 11	R: 5 E: 0 K: 1 S: 17	H: 4 LOB: 1 BB: 1 P: 35	1B: 6 2B: 3 3B: 0 HR: 1	SF: 2 SAC: 0 DP: 1 HBP: 1
--------------	-------------------------------	----------------------------------	------------------------------	----------------------------------	------------------------------	----------------------------------	------------------------------	----------------------------------	------------------------------	----------------------------------	------------------------------	----------------------------------	------------------------------	----------------------------------	-------------------------------	----------------------------------	----------------------------------	------------------------------------

PITCHER	IP	WLS	BF	H	R	ER	SO	BB	IBB	HBP	BLK	WP	HR	S	P	ERA	WHIP
Brian Anderson, L ERA: 2.42 (1, 1)	8.0	W	32	6	3	3	2	3	0	0	1	0	1	63	98	3.38	1.125
Mike Butcher, R ERA: 16.62 (9, 1)	0.2		6	2	4	4	0	1	0	1	0	0	0	12	24	54.00	4.500
Scott Lewis, R ERA: 6.75 (9, 1)	0.1		3	2	1	1	1	0	0	0	0	0	0	5	11	27.00	6.000



Batter	1	2	3	4	5	6	7	8	9	AB R H RBI BB SO LOB	TOP											
Rich Amaral, R (1, 6) OBP: 0.354, SLG: 0.448	0-1 F9		3-2 G4-3			1-0 G6-4-3 1B	4-2 BB			3 0 1 0 1 0 0												
Torey Lovullo, S (1, 4) OBP: 0.273, SLG: 0.250	1-3 K			3-2 L8		0-0 G6-4-3 1-2f	1-1 L1			4 0 0 0 0 1 4												
Ken Griffey Jr., L (1, 8) OBP: 0.388, SLG: 0.677	1-3 K			2-2 G3			1-0 1B 2B	2-2 G3-1		4 1 1 0 0 1 0												
Jay Buhner, R (1, 9) OBP: 0.417, SLG: 0.698		1-2 G3-6-3 1B		3-2 G4-3			2-1 G5-3	2-1 L7		4 0 1 0 0 0 1												
Eric Anthony, L (1, 7) OBP: 0.317, SLG: 0.509		1-1 G3-6-3 1-2f			1-0 F8		1-0 1B G4-3 2-H 1B	1-0 1B		4 1 2 1 0 0 1												
Tino Martinez, L (1, 3) OBP: 0.259, SLG: 0.255		1-3 K			0-1 G4-3		2-2 SAFE G4-3 1-2	1-3 SAFE K		4 0 0 0 0 2 2												
Reggie Jefferson, S (1, 10) OBP: 0.464, SLG: 0.692			0-0 HR		1-1 FC6-4 1B		3-2 1B E 2-3 1B	2-2 G3-1		4 2 3 1 0 0 0												
Mike Blowers, R (1, 5) OBP: 0.241, SLG: 0.189			0-1 G4-3		0-0 FC6-4 1-2f		0-0 BB E 1-2 3-H 1B	3-2 G6-3		4 0 1 1 0 0 1												
Bill Haselman, R (1, 2) OBP: 0.455, SLG: 0.684			2-2 G6-3		1-1 G5-3		3-2 E6 BB 1-2 2-H	1-1 G6-3		4 0 0 0 0 0 1												
<b>Inning Stats</b>	R: 0 E: 0 K: 2 S: 9	H: 0 LOB: 0 BB: 0 P: 11	R: 0 E: 0 K: 1 S: 8	H: 1 LOB: 0 BB: 0 P: 11	R: 1 E: 0 K: 0 S: 9	H: 1 LOB: 0 BB: 0 P: 14	R: 0 E: 0 K: 0 S: 13	H: 0 LOB: 0 BB: 0 P: 21	R: 0 E: 0 K: 0 S: 6	H: 1 LOB: 1 BB: 0 P: 8	R: 0 E: 0 K: 0 S: 4	H: 1 LOB: 0 BB: 0 P: 6	R: 3 E: 1 K: 0 S: 19	H: 4 LOB: 3 BB: 1 P: 36	R: 0 E: 0 K: 1 S: 9	H: 1 LOB: 1 BB: 0 P: 15	R: 0 E: 0 K: 0 S: 12	H: 0 LOB: 0 BB: 0 P: 18	1B: 7 2B: 1 3B: 0 HR: 1	SF: 0 SAC: 0 DP: 2 HBP: 0	WP: 0 PB: 0 SB: 0 CS: 0	PA: 36
<b>PITCHER</b>	IP WLS BF H R ER SO BB IBB HBP BLK WP HR S P ERA WHIP																					
Ben McDonald, R (1, 1) ERA: 3.18	6.2 W 28 8 4 3 3 1 0 0 0 0 1 66 104 4.05 1.350																					
Jim Poole, L (7, 1) ERA: 5.79	1.1 5 1 0 0 1 0 0 0 0 0 0 0 11 18 0.00 0.750																					
Lee Smith, R (9, 1) ERA:	1.0 S 3 0 0 0 0 0 0 0 0 0 0 0 12 18 0.00 0.000																					

Seattle Mariners @ Baltimore Orioles  
 Oriole Park at Camden Yards, Baltimore, MD

Fri Apr 22 1994, 7:05 PM EDT  
 Att. 47,051 - Unknown - 65 F

livebaseballscorecards.com

AB	35
R	4
H	9
RBI	3
BB	1
SO	4
LOB	10



Batter	1	2	3	4	5	6	7	8	9	AB	R	H	RBI	BB	SO	LOB
Brady Anderson, L OBP: 0.333, SLG: 0.400 (1, 8)	1-2 BB E G6-4-3 1B	1-2 G5-3			3-1 HR	3-1 F8				4	2	2	1	0	0	2
Jeffrey Hammonds, R OBP: 0.316, SLG: 0.623 (1, 9)	3-2 E6 G6-4-3 BB 1B	2-1 P5			1-0 G1		0-2 F7			4	1	0	0	0	0	1
Rafael Palmeiro, L OBP: 0.409, SLG: 0.579 (1, 3)	4-2 G6-4-3 BB	1-1 G3-1			0-0 P4		4-2 1B BB			2	0	0	0	2	0	0
Cal Ripken Jr., R OBP: 0.302, SLG: 0.371 (1, 6)	1-2 G6-4-3		0-0 P6		2-1 F7		1-1 G4-6-3 1B			4	0	1	0	0	0	2
Lonnie Smith, R OBP: 0.500, SLG: 0.714 Harold Baines, L OBP: 0.404, SLG: 0.625 (7, PH)	4-1 HBP 1B BB		2-2 G6-3		0-0 1B 2B		0-1 G4-6-3			2	2	1	0	1	0	0
Chris Sabo, R OBP: 0.302, SLG: 0.370 Leo Gomez, R OBP: 0.333, SLG: 0.667 (8, 5)	1-2 1B 1B HBP		2-1 P4		1-1 G5-3		0-0 F9			2	1	0	0	0	0	1
Jack Voigt, R OBP: 0.500, SLG: 0.714 (1, 7)	1-1 1B 1B			1-3 K		4-1 1B IBB		3-2 G6-3		3	0	1	2	1	1	0
Tim Hulett, R OBP: 0.286, SLG: 0.286 Mark McLemore, S OBP: 0.291, SLG: 0.255 (6, PH)	1-2 FC5-4 1B		1-0 F8		1-3 K		1-3 K		0-0 G3	2	0	1	1	0	0	0
Jeff Tackett, R OBP: 0.333, SLG: 0.333 (1, 2)	0-0 FC5-4		1-3 K		3-2 SAFE 1B					2	0	0	0	0	1	2

Inning Stats	R: 4	H: 3	E: 1	LOB: 2	K: 0	S: 21	R: 0	H: 0	E: 0	LOB: 0	K: 0	S: 7	R: 0	H: 0	E: 0	LOB: 0	K: 0	S: 6	R: 1	H: 1	E: 0	LOB: 0	K: 0	S: 6	R: 1	H: 2	E: 0	LOB: 2	K: 1	S: 12	R: 0	H: 1	E: 0	LOB: 1	K: 0	S: 12	R: 0	H: 0	E: 0	LOB: 0	K: 0	S: 6	R: 0	H: 0	E: 0	LOB: 0	K: 0	S: 9			
1B: 5	SF: 0	2B: 1	SAC: 0	3B: 0	DP: 2	HR: 1	HBP: 1	WP: 0	PA: 35	PB: 0	SB: 1	CS: 0																																							

PITCHER	IP	WLS	BF	H	R	ER	SO	BB	IBB	HBP	BLK	WP	HR	S	P	ERA	WHIP
Dave Fleming, L ERA: 4.57 (1, 1)	5.1	L	25	5	6	2	2	2	2	1	0	0	1	52	90	3.38	1.312
Jeff Nelson, R ERA: 1.59 (6, 1)	0.1		1	0	0	0	1	0	0	0	0	0	0	3	4	0.00	0.000
Kevin King, L ERA: 8.1 (6, 1)	0.2		4	1	0	0	0	1	0	0	0	0	0	13	23	0.00	3.000
Rich Gossage, R ERA: 3.0 (7, 1)	1.2		5	1	0	0	0	0	0	0	0	0	0	10	14	0.00	0.600

BOTTOM

Seattle Mariners @ Baltimore Orioles  
Oriole Park at Camden Yards, Baltimore, MD

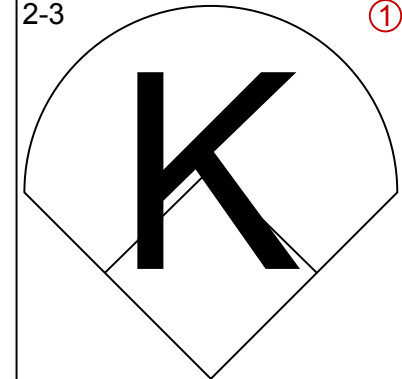
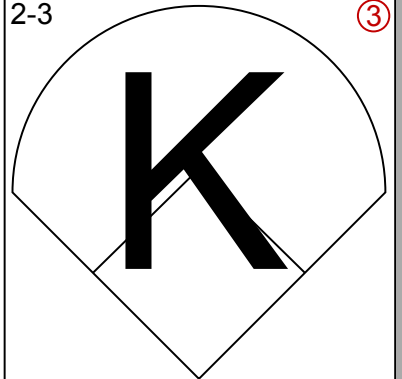
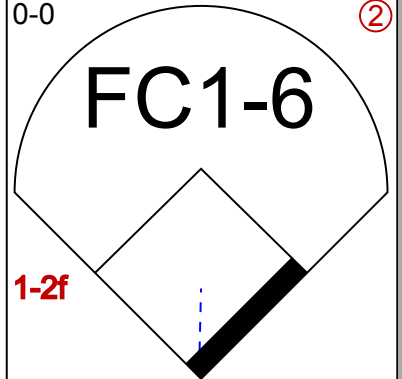
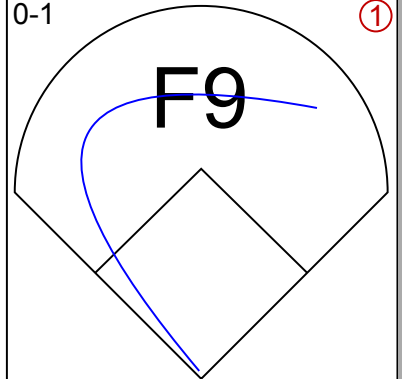
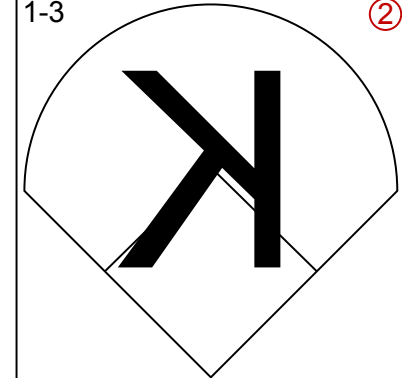
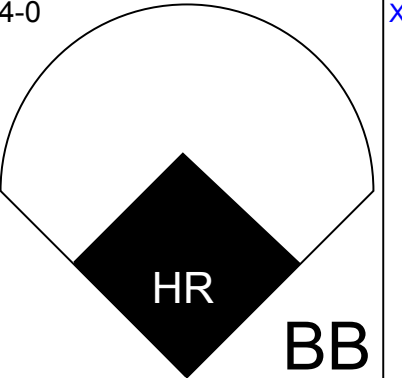
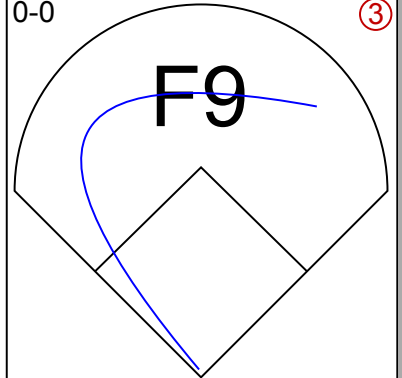
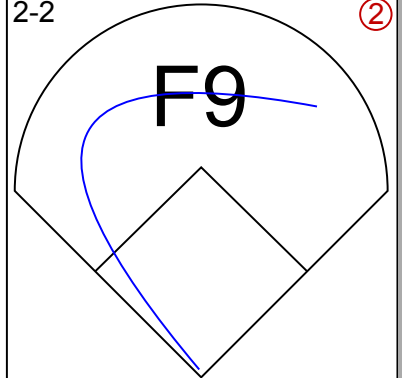
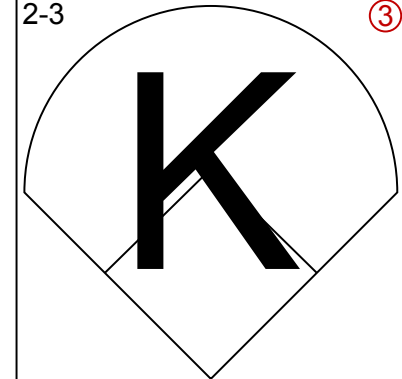
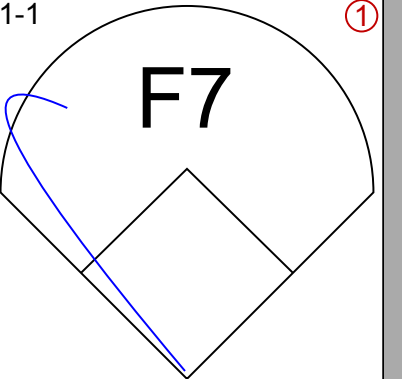
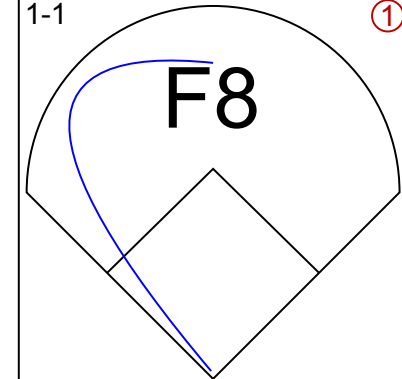
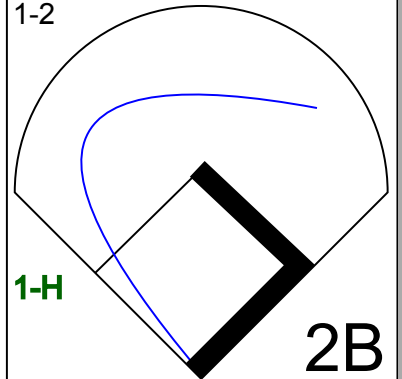
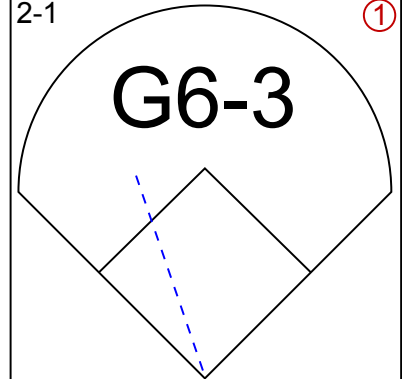
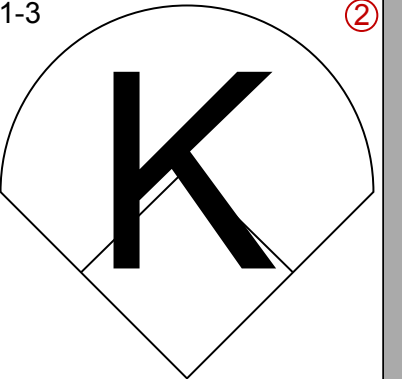
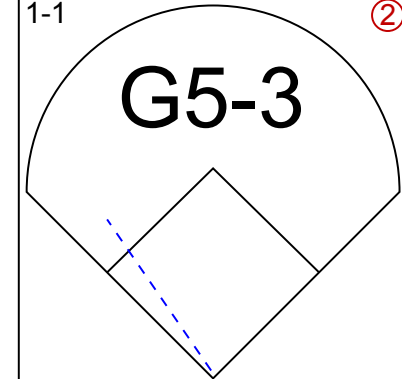
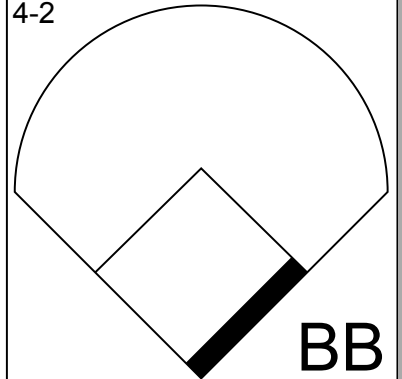
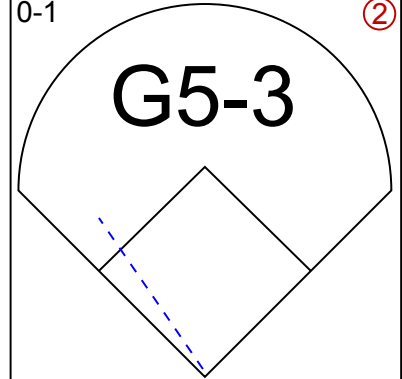
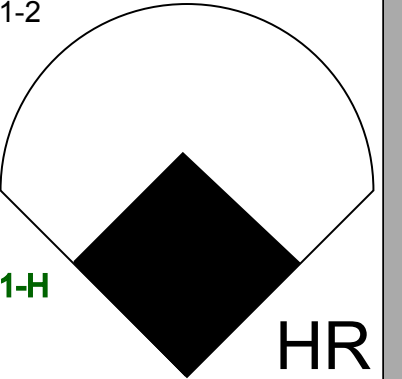
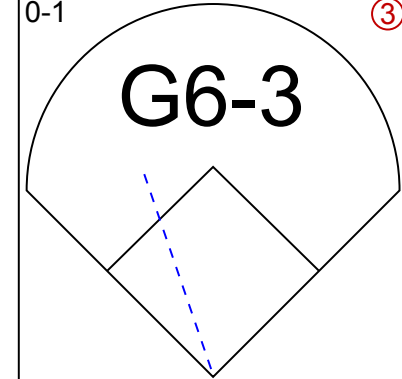
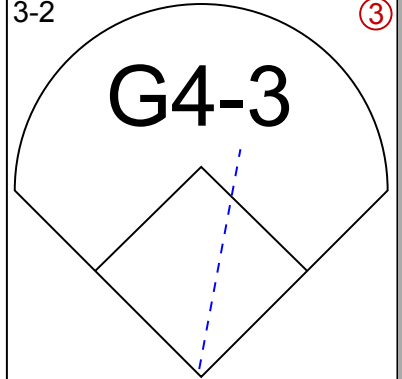
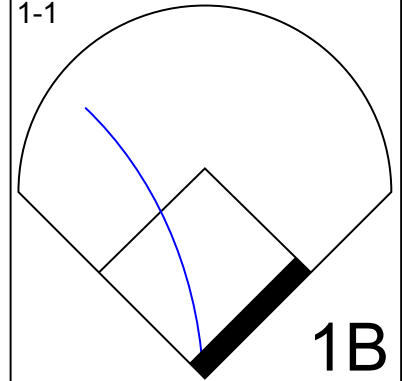
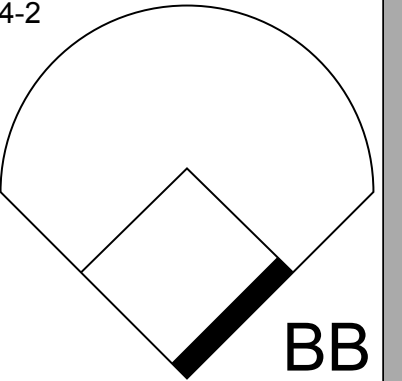
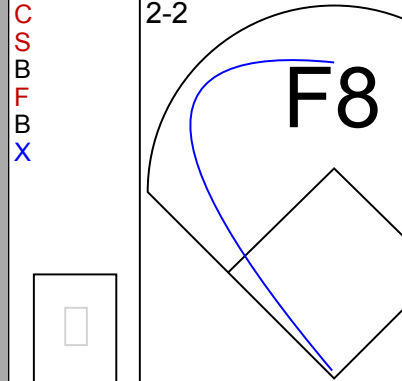
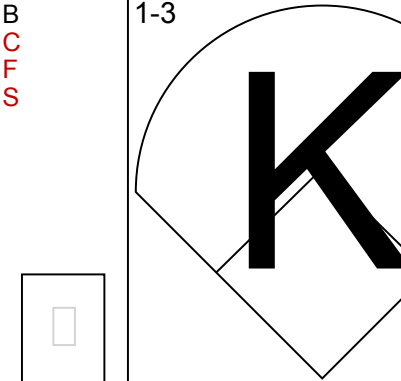
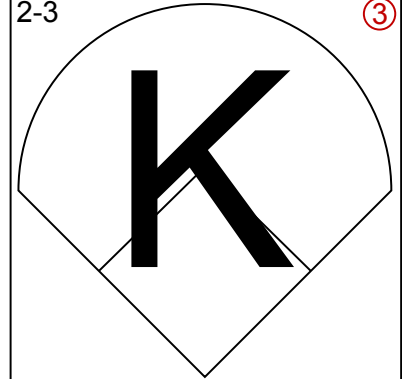
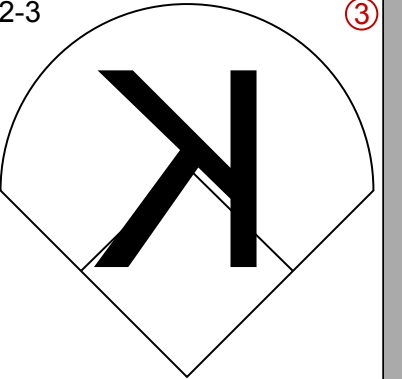
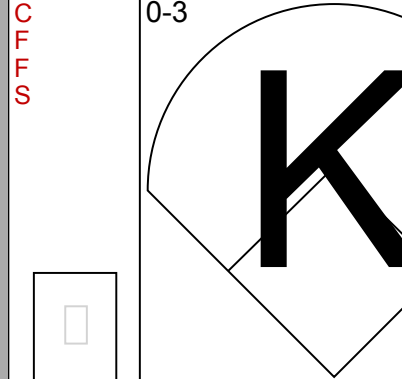
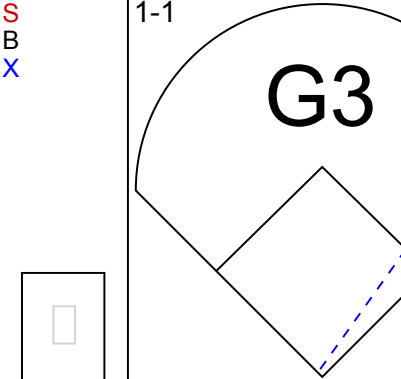
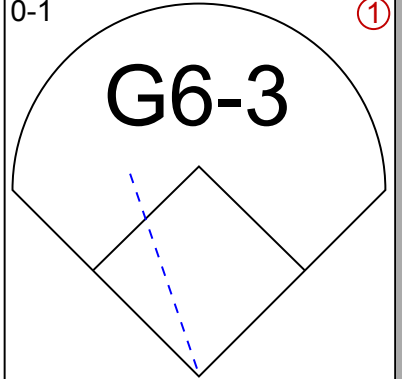
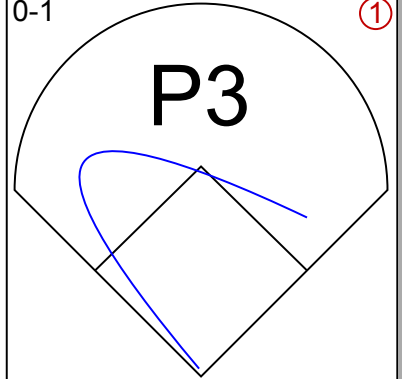
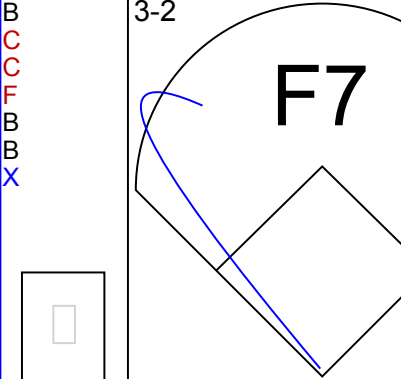
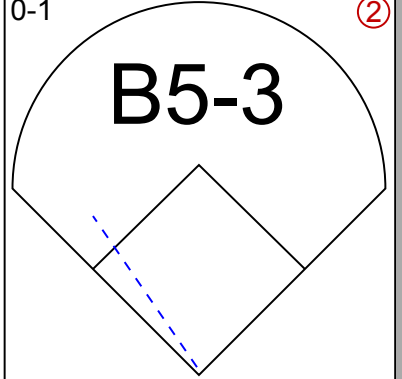
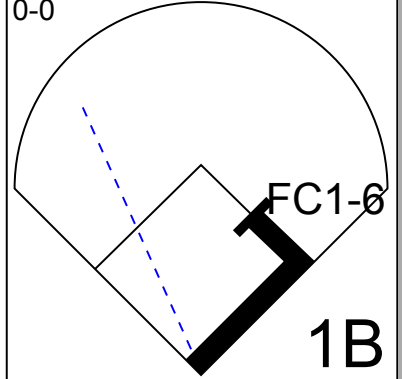
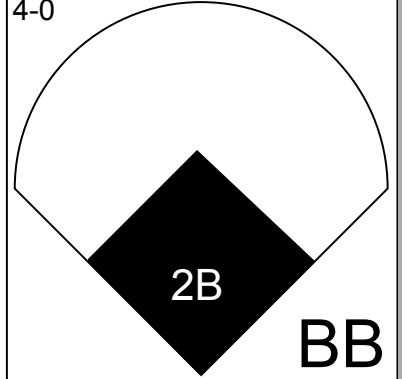
Fri Apr 22 1994, 7:05 PM EDT  
Att: 47,051 - Unknown - 65 F

livebaseballscores.com

AB	30
R	6
H	7
RBI	5
BB	4
SO	3
LOB	12





Batter	1	2	3	4	5	6	7	8	9	AB R H RBI BB SO LOB	TOP												
<b>Brian Turang, R</b> (1, 10) OBP: 0.176, SLG: 0.353	2-3 		2-3 		0-0 FC1-6 			0-1 F9 		4 0 0 0 0 2 2													
<b>Rich Amaral, R</b> (1, 6) OBP: 0.348, SLG: 0.426	1-3 			4-0 HR BB 	0-0 F9 			2-2 F9 		3 1 0 0 1 1 2													
<b>Ken Griffey Jr., L</b> (1, 8) OBP: 0.380, SLG: 0.667	2-3 			1-1 F7 		1-1 F8 		1-2 1-H 2B 		4 0 1 1 0 1 1													
<b>Jay Buhner, R</b> (1, 9) OBP: 0.406, SLG: 0.661		2-1 G6-3 		1-3 SAFE K 		1-1 G5-3 		4-2 BB 		3 0 0 0 1 1 1													
<b>Greg Pirk, R</b> (1, 3) OBP: 0.263, SLG: 0.778		0-1 G5-3 		1-2 1-H HR 		0-1 G6-3 		3-2 G4-3 		3 1 1 2 0 0 0													
<b>Tino Martinez, L</b> (8, PH) OBP: 0.255, SLG: 0.250										1 0 0 0 0 0 2													
<b>Mike Blowers, R</b> (1, 5) OBP: 0.258, SLG: 0.196		1-1 		4-2 BB 			2-2 F8 		1-3 K 	3 0 1 0 1 1 0													
<b>Eric Anthony, L</b> (1, 7) OBP: 0.297, SLG: 0.474		2-3 SAFE K 		2-3 K 			0-3 K 		1-1 G3 	4 0 0 0 0 3 2													
<b>Bill Haselman, R</b> (1, 2) OBP: 0.400, SLG: 0.591					0-1 G6-3 		0-1 P3 		3-2 F7 	3 0 0 0 0 0 0													
<b>Reggie Jefferson, S</b> (9, PH) OBP: 0.448, SLG: 0.667										1 0 0 0 0 0 0													
<b>Torey Lovullo, S</b> (1, 4) OBP: 0.320, SLG: 0.273					0-1 B5-3 		0-0 FC1-6 1B 		4-0 2B BB 	2 1 1 0 1 0 0													
<b>Inning Stats</b>	R: 0 E: 0 K: 3 S: 10	H: 0 LOB: 0 BB: 0 P: 15	R: 0 E: 0 K: 1 S: 9	H: 1 LOB: 1 BB: 0 P: 14	R: 0 E: 0 K: 1 S: 7	H: 0 LOB: 0 BB: 0 P: 9	R: 2 E: 0 K: 2 S: 16	H: 1 LOB: 1 BB: 2 P: 29	R: 0 E: 0 K: 0 S: 5	H: 1 LOB: 1 BB: 0 P: 5	R: 0 E: 0 K: 0 S: 6	H: 0 LOB: 0 BB: 0 P: 8	R: 0 E: 0 K: 1 S: 10	H: 0 LOB: 0 BB: 0 P: 14	R: 1 E: 0 K: 0 S: 13	H: 1 LOB: 2 BB: 2 P: 27	R: 0 E: 0 K: 1 S: 9	H: 0 LOB: 0 BB: 0 P: 14	1B: 2 2B: 1 3B: 0 HR: 1	SF: 0 SAC: 0 DP: 0 HBP: 0	WP: 0 PB: 0 SB: 0 CS: 0	PA: 35	
<b>PITCHER</b>	IP WLS BF H R ER SO BB IBB HBP BLK WP HR S P ERA WHIP																						
<b>Sid Fernandez, L</b> (1, 1) ERA: 2.38	7.2		30	4	3	3	8	3	0	0	0	0	0	1	71	109	3.52	0.913					
<b>Alan Mills, R</b> (8, 1) ERA: 24.92	0.0		1	0	0	0	0	1	0	0	0	0	0	2	6	∞	∞						
<b>Jim Poole, L</b> (8, 1) ERA: 5.4	0.1	W	1	0	0	0	0	0	0	0	0	0	0	3	6	0.00	0.000						
<b>Lee Smith, R</b> (9, 1) ERA:	1.0	S	3	0	0	0	1	0	0	0	0	0	0	9	14	0.00	0.000						

Seattle Mariners @ Baltimore Orioles  
 Oriole Park at Camden Yards, Baltimore, MD

Sat Apr 23 1994, 3:33 AM EDT  
 Att. 45,059 - Sunny - 63 F

livebaseballscorecards.com

AB 31  
 R 3  
 H 4  
 RBI 3  
 BB 4  
 SO 9  
 LOB 10







Batter	1	2	3	4	5	6	7	8	9	AB R H RBI BB SO LOB	TOP																									
<b>Rich Amaral, R</b> (1, 6) OBP: 0.365, SLG: 0.431	1-1 1B 2B 1B		0-1 G6-3		2-2 1B			4-1 WP 1B HR BB	3-3 K	4 2 2 0 1 1 0																										
<b>Torey Lovullo, S</b> (1, 4) OBP: 0.333, SLG: 0.296	2-1 2B 1-2 1B		3-2 G6-3		3-2 G6-3			0-2 WP 1B HR	2-1 F7	5 1 2 0 0 0 1																										
<b>Ken Griffey Jr., L</b> (1, 8) OBP: 0.382, SLG: 0.704	2-1 L6-4 1-3 2-H 2B			0-0 G3		1-1 G3		1-0 HR	0-1 F7	5 1 2 4 0 0 0																										
<b>Jay Buhner, R</b> (1, 9) OBP: 0.412, SLG: 0.667	0-0 L6-4 2-3			2-2 HR 1B		1-2 G6-3		0-1 BB 2B		4 1 2 0 0 0 2																										
<b>Mike Blowers, R</b> (1, 5) OBP: 0.242, SLG: 0.183	0-0 G5-3			2-0 F9		2-2 F7		2-3 K		4 0 0 0 0 1 3																										
<b>Greg Pirkel, R</b> (1, 10) OBP: 0.304, SLG: 0.864		1-1 F9		1-0 HR		2-2 G6-4-3 1B		2-3 K		4 1 2 2 0 1 1																										
<b>Tino Martinez, L</b> (1, 3) OBP: 0.254, SLG: 0.235		2-3 K		2-3 K		1-2 L4		4-0 BB IBB		3 0 0 0 1 2 1																										
<b>Dan Wilson, R</b> (1, 2) OBP: 0.255, SLG: 0.302		1-3 K			0-0 F8		2-2 G6-4-3	4-2 BB		3 0 0 0 1 1 1																										
<b>Darren Bragg, L</b> (1, 7) OBP: 0.211, SLG: 0.222			0-3 K		0-1 G4-3			1-2 1B BB WP	3-2 F9	3 1 1 0 0 1 0																										
<b>Brian Turang, R</b> (8, PH) OBP: 0.167, SLG: 0.333										1 0 0 0 0 0 3																										
<b>Inning Stats</b>	R: 1 E: 0 K: 0 S: 8	H: 3 LOB: 1 BB: 0 P: 13	R: 0 E: 0 K: 2 S: 8	H: 0 LOB: 0 BB: 0 P: 12	R: 0 E: 0 K: 1 S: 11	H: 0 LOB: 0 BB: 0 P: 14	R: 2 E: 0 K: 1 S: 10	H: 2 LOB: 0 BB: 0 P: 17	R: 0 E: 0 K: 0 S: 8	H: 0 LOB: 0 BB: 0 P: 12	R: 0 E: 0 K: 0 S: 12	H: 1 LOB: 0 BB: 0 P: 17	R: 4 E: 0 K: 2 S: 23	H: 4 LOB: 3 BB: 3 P: 43	R: 0 E: 0 K: 1 S: 7	H: 0 LOB: 0 BB: 0 P: 12	1B: 7 2B: 3 3B: 0 HR: 2	SF: 0 SAC: 0 DP: 2 HBP: 0	WP: 1 PB: 0 SB: 0 CS: 0	PA: 39																
<b>PITCHER</b>	IP WLS BF H R ER SO BB IBB HBP BLK WP HR S P ERA WHIP																																			
<b>Jamie Moyer, L</b> (1, 1) ERA: 5.59	7.0		29	9	6	6	4	1	0	0	0	0	1	74	111	7.71	1.429																			
<b>Brad Pennington, L</b> (8, 1) ERA: 12.0	0.0	L	1	1	1	1	0	0	0	0	0	1	1	1	2	∞	∞																			
<b>Mark Eichhorn, R</b> (8, 1) ERA: 7.11	0.2		5	1	0	0	2	1	1	0	0	0	0	12	24	0.00	3.000																			
<b>Jim Poole, L</b> (8, 1) ERA: 5.06	0.1		1	0	0	0	0	0	0	0	0	0	0	3	6	0.00	0.000																			
<b>Alan Mills, R</b> (9, 1) ERA: 20.25	1.0		3	0	0	0	1	0	0	0	0	0	0	7	12	0.00	0.000																			

**Seattle Mariners @ Baltimore Orioles**  
**Oriole Park at Camden Yards, Baltimore, MD**

Sun Apr 24 1994, 3:33 AM EDT  
 Att. 46,640 - Sunny - 79 F

[livebaseballscorecards.com](http://livebaseballscorecards.com)

<b>AB</b>	36
<b>R</b>	7
<b>H</b>	11
<b>RBI</b>	6
<b>BB</b>	3
<b>SO</b>	7
<b>LOB</b>	12



Batter	1	2	3	4	5	6	7	8	9	AB R H RBI BB SO LOB
Brady Anderson, L (1, 8) OBP: 0.308, SLG: 0.353	0-0 G3	0-0 B5-3		2-3 K			1-3 K			4 0 0 0 0 2 1
Jeffrey Hammonds, R (1, 9) OBP: 0.288, SLG: 0.548	1-1 F8		2-2 G6-3 2B 1B		1-2 G4-3		1-0 G5-3			4 1 1 0 0 0 0
Rafael Palmeiro, L (1, 3) OBP: 0.440, SLG: 0.667	0-1 G3		2-0 E 1-3 2B		1-2 G6-4-3 1B		0-1 1B			4 1 3 0 0 0 0
Cal Ripken Jr., R (1, 6) OBP: 0.324, SLG: 0.382		2-1 E 2B 1B	1-0 G6-3		1-0 G6-4-3 1-2f		1-1 1B	1-1 1B		4 1 2 1 0 0 2
Chris Hoiles, R (1, 2) OBP: 0.379, SLG: 0.407		1-0 E 2B	4-0 S BB		0-0 HR		0-3 K 2-3			3 1 2 1 1 1 2
Lonnie Smith, R (1, 10) OBP: 0.429, SLG: 0.455		4-2 E BB	2-1 G3		2-2 F7		2-2 G5-3			3 1 0 0 1 0 2
Jack Voigt, R (1, 7) OBP: 0.294, SLG: 0.357		1-1 E G1-2-3	3-1 G6-3		2-1 G4-3			1-3 K		4 1 0 1 0 1 3
Tim Hulett, R (1, 4) OBP: 0.273, SLG: 0.273		3-2 G1-2-3		0-1 G6-4-3 1B		3-3 K		0-0 F8		4 0 1 0 0 1 3
Leo Gomez, R (1, 5) OBP: 0.300, SLG: 0.333 Mark McLemore, S (9, PH) OBP: 0.300, SLG: 0.255		3-1 E5		3-2 G6-4-3 1-2f		0-3 K		0-0 G3		3 0 0 0 0 1 1 1 0 0 0 0 0 0

Inning Stats	R: 0	H: 0	E: 0	K: 5	S: 5	P: 6	R: 3	H: 2	E: 2	K: 0	S: 14	R: 2	H: 2	E: 0	K: 0	S: 11	R: 0	H: 1	E: 0	K: 1	S: 12	R: 0	H: 1	E: 0	K: 0	S: 7	R: 1	H: 1	E: 0	K: 1	S: 9	R: 0	H: 0	E: 0	K: 2	S: 7	R: 0	H: 2	E: 0	K: 1	S: 10	R: 0	H: 0	E: 0	K: 1	S: 5	1B: 6	SF: 0	2B: 2	SAC: 0	3B: 0	DP: 3	HR: 1	HBP: 0	WP: 0	PA: 36
--------------	------	------	------	------	------	------	------	------	------	------	-------	------	------	------	------	-------	------	------	------	------	-------	------	------	------	------	------	------	------	------	------	------	------	------	------	------	------	------	------	------	------	-------	------	------	------	------	------	-------	-------	-------	--------	-------	-------	-------	--------	-------	--------

PITCHER	IP	WLS	BF	H	R	ER	SO	BB	IBB	HBP	BLK	WP	HR	S	P	ERA	WHIP
Greg Hibbard, L (1, 1) ERA: 3.96	6.0		26	7	6	3	2	2	0	0	0	0	1	58	102	4.50	1.500
John Cummings, L (7, 1) ERA: 2.84	1.0	W	4	1	0	0	2	0	0	0	0	0	0	9	11	0.00	1.000
Bobby Ayala, R (8, 1) ERA: 1.08	2.0	S	6	1	0	0	2	0	0	0	0	0	0	13	17	0.00	0.500


**BOTTOM**

**Seattle Mariners @ Baltimore Orioles**  
**Oriole Park at Camden Yards, Baltimore, MD**

Sun Apr 24 1994, 3:33 AM EDT  
Att: 46,640 - Sunny - 79 F

livebaseballscores.com

AB	34
R	6
H	9
RBI	3
BB	2
SO	6
LOB	14





Batter	1	2	3	4	5	6	7	8	9	AB R H RBI BB SO LOB	TOP													
<b>Stan Javier, S</b> OBP: 0.443, SLG: 0.589 (1, 8)	2-2 1B 2B	1-1 HR	1-0 F9			2-2 F8			4-0 F9 DI BB	4 2 2 2 1 0 0														
<b>Mike Aldrete, L</b> OBP: 0.308, SLG: 0.364 (1, 7)	2-1 1B 2B	0-2 1B 2B 1B			2-2 G1-3		0-2 G3		0-2 F9 1-3	5 2 2 0 0 0 1														
<b>Geronimo Berroa, R</b> OBP: 0.492, SLG: 0.731 (1, 10)	0-0 1B	0-0 2B SF8 1B			0-0 L5		2-3 K		2-3 K	5 1 2 2 0 2 1														
<b>Ruben Sierra, S</b> OBP: 0.256, SLG: 0.512 (1, 9)	2-2 F8	1-0 SF8 1-3 2-H 2B			3-2 G1-3		0-0 G4-3		2-2 G4-3	5 0 1 1 0 0 2														
<b>Troy Neel, L</b> OBP: 0.393, SLG: 0.528 (1, 3)	1-0 E4 1-2	4-0 IBB			0-1 G4-3			1-3 K		3 0 0 0 1 1 1														
<b>Terry Steinbach, R</b> OBP: 0.377, SLG: 0.677 (1, 2)	1-3 K	1-2 SF8 2-3 3-H			3-2 G6-3			1-0 BB 1B		3 0 1 1 0 1 2														
<b>Mike Brumley, S</b> OBP: 0.313, SLG: 0.313 (1, 5) (8, 6)	1-3 K	1-0 F7			0-1 P3			0-2 L5		4 0 0 0 0 1 5														
<b>Mike Bordick, R</b> OBP: 0.338, SLG: 0.333 (8, PH) <b>Mark McGwire, R</b> OBP: 0.521, SLG: 0.623 (8, PR) <b>Junior Noboa, R</b> OBP: 0.361, SLG: 0.353 (8, 4)		1-2 G4-3	0-0 G4-3			2-2 F9		4-2 BB		3 0 0 0 0 0 0 0 0 0 0 1 0 0 0 0 0 0 0 0 0														
<b>Scott Hemond, R</b> OBP: 0.143, SLG: 0.040 (1, 4) <b>Rickey Henderson, R</b> OBP: 0.450, SLG: 0.316 (8, PH) <b>Scott Brosius, R</b> OBP: 0.250, SLG: 0.286 (8, 5)		4-0 HR BB	0-0 P3			0-0 G5-3		1-0 F8		2 1 0 0 1 0 0 1 0 0 0 0 0 2 0 0 0 0 0 0 0														
<b>Inning Stats</b>	R: 2 E: 1 K: 2 S: 20	H: 3 LOB: 2 BB: 0 P: 29	R: 4 E: 0 K: 0 S: 14	H: 4 LOB: 2 BB: 2 P: 27	R: 0 E: 0 K: 0 S: 3	H: 0 LOB: 0 BB: 0 P: 4	R: 0 E: 0 K: 0 S: 8	H: 0 LOB: 0 BB: 0 P: 13	R: 0 E: 0 K: 0 S: 7	H: 0 LOB: 0 BB: 0 P: 10	R: 0 E: 0 K: 0 S: 10	H: 0 LOB: 0 BB: 0 P: 14	R: 0 E: 0 K: 1 S: 8	H: 0 LOB: 0 BB: 0 P: 10	R: 0 E: 0 K: 1 S: 11	H: 1 LOB: 2 BB: 1 P: 18	R: 0 E: 0 K: 1 S: 10	H: 0 LOB: 1 BB: 1 P: 18	1B: 4 2B: 3 3B: 0 HR: 1	SF: 1 SAC: 0 DP: 0 HBP: 0	WP: 0 PB: 0 SB: 0 CS: 0	PA: 40		
<b>PITCHER</b> <b>35 Mike Mussina, R</b> ERA: 3.19 <b>Alan Mills, R</b> ERA: 19.06 <b>Lee Smith, R</b> ERA:	IP 7.2 0.1 1.0	WLS W S	BF 35 1 4	H 8 0 0	R 6 0 0	ER 6 0 0	SO 4 0 1	BB 2 0 1	IBB 1 0 0	HBP 0 0 0	BLK 0 0 0	WP 0 0 0	HR 1 0 0	S 80 1 10	P 123 2 18	ERA 7.04 0.00 0.00	WHIP 1.304 0.000 1.000							

**Oakland Athletics @ Baltimore Orioles**  
**Oriole Park at Camden Yards, Baltimore, MD**

[livebaseballscorecards.com](http://livebaseballscorecards.com)

<b>AB</b>	<b>35</b>
<b>R</b>	<b>6</b>
<b>H</b>	<b>8</b>
<b>RBI</b>	<b>6</b>
<b>BB</b>	<b>4</b>
<b>SO</b>	<b>5</b>
<b>LOB</b>	<b>14</b>



Mon Apr 25 1994, 7:05 PM EDT  
 Att. 46,941 - Sunny - 83 F





Batter	1	2	3	4	5	6	7	8	9	AB R H RBI BB SO LOB	TOP
Rickey Henderson, R OBP: 0.446, SLG: 0.305 Mike Brumley, S OBP: 0.294, SLG: 0.294	4-2 BB		0-1 P4	3-1 P3			0-0 F8			2 0 0 0 1 0 1 1 0 0 0 0 0 0	
Stan Javier, S OBP: 0.422, SLG: 0.558	1-1 F7		2-1 E4			3-3 K		1-3 K		4 0 0 0 0 2 1	
Geronimo Berroa, R OBP: 0.462, SLG: 0.679	1-1 F7		0-3 K			1-2 L6		1-2 K		4 0 0 0 0 2 2	
Mark McGwire, R OBP: 0.494, SLG: 0.579	3-3 K			1-3 K		3-1 F7		2-2 F9		4 0 0 0 0 2 1	
Ruben Sierra, S OBP: 0.255, SLG: 0.511		1-2 2B		1-1 F9		0-0 G4-3		0-3 K		4 1 1 0 0 1 0	
Scott Brosius, R OBP: 0.264, SLG: 0.303		0-0 CS 2-H 2B		4-2 BB 3B BB		0-2 F9		0-0 F9		3 1 1 1 1 0 0	
Mike Bordick, R OBP: 0.333, SLG: 0.319		1-1 G5-3		4-2 SAFE BB 3B BB		1-1 F9		3-2 L9		3 1 0 0 1 0 1	
Junior Noboa, R OBP: 0.359, SLG: 0.405		2-1 F9		0-0 1-H 2-H WP 3B			0-1 F9			3 1 1 2 0 0 1	
Scott Hemond, R OBP: 0.161, SLG: 0.037			1-3 K	4-2 3-H BB			2-1 F8			2 0 0 0 1 1 0	
<b>Inning Stats</b>	R: 0 H: 0 E: 0 LOB: 1 K: 1 BB: 1 S: 9 P: 18	R: 1 H: 2 E: 0 LOB: 0 K: 0 BB: 0 S: 8 P: 12	R: 0 H: 0 E: 1 LOB: 1 K: 2 BB: 0 S: 10 P: 13	R: 3 H: 1 E: 0 LOB: 1 K: 1 BB: 3 S: 19 P: 36	R: 0 H: 0 E: 0 LOB: 0 K: 1 BB: 0 S: 11 P: 18	R: 0 H: 0 E: 0 LOB: 0 K: 0 BB: 0 S: 6 P: 7	R: 0 H: 0 E: 0 LOB: 0 K: 0 BB: 0 S: 5 P: 7	R: 0 H: 0 E: 0 LOB: 0 K: 2 BB: 0 S: 9 P: 13	R: 0 H: 0 E: 0 LOB: 0 K: 1 BB: 0 S: 8 P: 11	1B: 0 SF: 0 2B: 2 SAC: 0 3B: 1 DP: 0 HR: 0 HBP: 0	WP: 1 PA: 34 PB: 0 SB: 0 CS: 1
<b>PITCHER</b> Arthur Rhodes, L ERA: 8.02	IP WLS BF H R ER SO BB IBB HBP BLK WP HR S P ERA WHIP										
	9.0 W 34 3 4 4 8 4 0 0 0 1 0 85 135 4.00 0.778										

Oakland Athletics @ Baltimore Orioles  
 Oriole Park at Camden Yards, Baltimore, MD  
 Tue Apr 26 1994, 3:33 AM EDT  
 Att. 47,565 - Sunny - 71 F

livebaseballscorecards.com

AB 30  
 R 4  
 H 3  
 RBI 3  
 BB 4  
 SO 8  
 LOB 7



Batter	1	2	3	4	5	6	7	8	9	AB	R	H	RBI	BB	SO	LOB
<b>Brady Anderson, L</b> OBP: 0.352, SLG: 0.494 (1, 8) X	0-0 SH 2B	2-2 HR		3-2 HR		1-1 HR 2B	1-3 K			5	4	4	2	0	1	0
<b>Mark McLemore, S</b> OBP: 0.324, SLG: 0.274 (1, 9) B C X	1-1 SH 1B	0-1 L7		3-1 G4-3		1-1 CS 1B		1-1 F7		4	1	1	0	0	0	0
<b>Rafael Palmeiro, L</b> OBP: 0.435, SLG: 0.662 (1, 3) B B F C B	4-2 1B BB	0-2 HR		3-2 P6		3-3 K 1-2		3-3 K		4	2	1	1	1	2	2
<b>Cal Ripken Jr., R</b> OBP: 0.346, SLG: 0.408 (1, 6) B B F B	4-1 1B BB	0-3 K		2-0 F8		4-0 HR BB		3-1 G6-3		3	2	0	0	2	1	0
<b>Chris Hoiles, R</b> OBP: 0.400, SLG: 0.450 (1, 2) C B S B X	2-2 1B BB	4-2 BB				3-0 G5-3 HR				3	1	2	4	1	0	0
<b>Lonnie Smith, R</b> OBP: 0.348, SLG: 0.278 (1, 10) B B C	1-3 K	1-3 K				1-3 K		4-2 BB		3	0	0	0	1	3	4
<b>Leo Gomez, R</b> OBP: 0.286, SLG: 0.250 (1, 5) C F C	0-3 K		0-0 P6			4-2 1B BB		1-3 K		3	0	0	0	1	2	4
<b>Tim Hulett, R</b> OBP: 0.333, SLG: 0.333 (1, 4) B B B X	3-1 1B		1-3 K			2-2 1B		1-2 G3		4	0	2	2	0	1	0
<b>Jack Voigt, R</b> OBP: 0.240, SLG: 0.238 (1, 7) C F S	0-3 K		1-2 F9			1-0 F9		2-1 F7		4	0	0	0	0	1	4

Inning Stats	R: 4	H: 3	LOB: 2	K: 3	S: 20	R: 2	H: 2	LOB: 1	K: 2	S: 23	R: 0	H: 0	LOB: 0	K: 1	S: 7	R: 1	H: 1	LOB: 0	K: 0	S: 11	R: 0	H: 1	LOB: 2	K: 1	S: 12	R: 3	H: 3	LOB: 1	K: 2	S: 13	R: 0	H: 0	LOB: 0	K: 1	S: 9	R: 0	H: 0	LOB: 0	K: 1	S: 8	R: 0	H: 0	LOB: 0	K: 1	S: 15
1B: 4	SF: 0	2B: 3	SAC: 1	3B: 0	DP: 1	HR: 4	HBP: 0	WP: 0	PA: 40	CS: 1																																			

PITCHER	IP	WLS	BF	H	R	ER	SO	BB	IBB	HBP	BLK	WP	HR	S	P	ERA	WHIP
<b>Bobby Witt, R</b> ERA: 7.57 (1, 1)	5.0	L	27	7	7	4	7	4	0	0	0	0	3	73	118	7.20	2.200
<b>Dave Righetti, L</b> ERA: 16.71 (6, 1)	0.2		4	2	2	2	1	1	0	0	0	0	0	7	16	27.00	4.500
<b>Carlos Reyes, R</b> ERA: 4.11 (6, 1)	2.1		9	1	1	1	3	1	0	0	0	0	1	23	42	3.86	0.857


**BOTTOM**

**Oakland Athletics @ Baltimore Orioles**  
 Oriole Park at Camden Yards, Baltimore, MD

Tue Apr 26 1994, 3:33 AM EDT  
 Att: 47,565 - Sunny - 71 F

livebaseballscorecards.com

<b>AB</b>	<b>33</b>
<b>R</b>	<b>10</b>
<b>H</b>	<b>10</b>
<b>RBI</b>	<b>9</b>
<b>BB</b>	<b>6</b>
<b>SO</b>	<b>11</b>
<b>LOB</b>	<b>14</b>





Batter	1	2	3	4	5	6	7	8	9	AB	R	H	RBI	BB	SO	LOB	TOP										
Brady Anderson, L (1, 7) OBP: 0.351, SLG: 0.518	3-2 E S 1B	1-3 K			3-2 L6-3	3-3 K		0-1 F8	2-2 HR	6	2	2	2	0	2	3											
Jeffrey Hammonds, R (1, 9) OBP: 0.338, SLG: 0.569	1 SAFE P3		1-2 G4-6-3 1B		2-0 G6-3		2-0 2B HR 1B	0-0 G6-3	0-0 2B	6	1	3	0	0	0	1											
Rafael Palmeiro, L (1, 3) OBP: 0.440, SLG: 0.713 Jack Voigt, R (9, 3) OBP: 0.240, SLG: 0.238	2 SAFE K	1-3 K	0-0 G4-6-3			2-1 HR	0-0 HR 2B	3-2 2B	2-2 F7	6	3	3	1	0	1	3											
Cal Ripken Jr., R (1, 6) OBP: 0.372, SLG: 0.481 Tim Hulett, R (9, 6) OBP: 0.333, SLG: 0.333	2-2 1B		3-2 F8			0-0 HR 1B	1-1 HR	0-1 2B		5	3	4	5	0	0	0											
Chris Hoiles, R (1, 2) OBP: 0.405, SLG: 0.492 Jeff Tackett, R (7, PR) OBP: 0.500, SLG: 0.750	1-3 K			1-2 F8		0-0 HR	1-2 1B HBP	1-2 2B		3	1	1	2	0	1	1											
Mike Devereaux, R (1, 8) OBP: 0.266, SLG: 0.439		0-0 P5		2-1 HR		0-0 WP SF9 2B	2-1 P5	2-3 K		5	2	2	1	0	1	2											
Leo Gomez, R (1, 5) OBP: 0.368, SLG: 0.313		4-2 1B BB		3-1 G5-3		2-3 K	3-2 FC5-4 1B	2-0 G3 HR 1B		4	1	2	0	1	1	1											
Lonnie Smith, R (1, 10) OBP: 0.286, SLG: 0.227		1-3 K		1-0 G5-3		0-0 SF9	0-0 F8	0-0 G3		4	0	0	1	0	1	4											
Mark McLemore, S (1, 4) OBP: 0.315, SLG: 0.269		1-0 1B			0-0 P5	3-3 K	2-1 FC5-4	1-0 G1-3		5	0	1	0	0	1	4											
<b>Inning Stats</b>	R: 1 E: 1 K: 2 S: 17	H: 2 LOB: 1 BB: 0 P: 25	R: 0 E: 0 K: 2 S: 10	H: 1 LOB: 2 BB: 1 P: 17	R: 0 E: 0 K: 0 S: 7	H: 1 LOB: 0 BB: 0 P: 11	R: 1 E: 0 K: 0 S: 8	H: 1 LOB: 0 BB: 0 P: 15	R: 0 E: 0 K: 0 S: 5	H: 0 LOB: 0 BB: 0 P: 10	R: 4 E: 0 K: 3 S: 17	H: 4 LOB: 1 BB: 0 P: 27	R: 3 E: 0 K: 0 S: 14	H: 4 LOB: 2 BB: 0 P: 25	R: 2 E: 0 K: 1 S: 17	H: 3 LOB: 1 BB: 0 P: 23	R: 2 E: 0 K: 0 S: 11	H: 3 LOB: 1 BB: 0 P: 18	1B: 8 2B: 6 3B: 0 HR: 5	SF: 1 SAC: 0 DP: 1 HBP: 1	WP: 1 PB: 0 SB: 1 CS: 0	PA: 48					
<b>PITCHER</b>	IP	WLS	BF	H	R	ER	SO	BB	IBB	HBP	BLK	WP	HR	S	P	ERA	WHIP										
Chuck Finley, L (1, 1) ERA: 6.42	6.0	L	28	9	6	6	7	1	0	0	0	1	3	64	105	9.00	1.667										
Scott Lewis, R (7, 1) ERA: 8.31	0.0		4	3	3	3	0	0	0	1	0	0	1	6	10	∞	∞										
Bill Sampen, R (7, 1) ERA: 6.17	1.0		4	1	0	0	0	0	0	0	0	0	0	8	15	0.00	1.000										
Craig Lefferts, L (8, 1) ERA: 2.7	1.0		6	3	2	2	1	0	0	0	0	0	0	17	23	18.00	3.000										
Joe Grahe, R (9, 1) ERA: 5.79	1.0		6	3	2	2	0	0	0	0	0	0	1	11	18	18.00	3.000										

Baltimore Orioles @ California Angels  
Anaheim Stadium, Anaheim, CA  
Wed Apr 27 1994, 10:05 PM EDT  
Att. 20,569 - Unknown - 58 F

livebaseballscorecards.com

AB	45
R	13
H	19
RBI	13
BB	1
SO	8
LOB	19



Batter	1	2	3	4	5	6	7	8	9	AB R H RBI BB SO LOB
<b>Damion Easley, R</b> OBP: 0.364, SLG: 0.423 (1, 5) X	0-0 G4-3 2B		2-1 G5-3		4-0 FC6 BB			2-1 G1-6-3 1-2f		3 1 1 0 1 0 1
<b>Dwight Smith, L</b> OBP: 0.347, SLG: 0.432 (1, 7) B B X	2-0 G4-3 2-3		2-1 F7		0-2 FC6 1-2f			0-3 K		4 0 0 0 0 1 2
<b>Tim Salmon, R</b> OBP: 0.344, SLG: 0.434 (1, 9) X	0-0 G4-3 3-H		0-0 BLK 1B			0-1 F9			2-3 K	4 0 1 1 0 1 0
<b>Chili Davis, S</b> OBP: 0.474, SLG: 0.543 (1, 10) C B X	1-1 F8		3-2 G3-1 1-2			1-1 F7		0-0 FC6 1B		4 0 1 0 0 0 1
<b>Eduardo Perez, R</b> OBP: 0.264, SLG: 0.456 <b>Spike Owen, S</b> OBP: 0.375, SLG: 0.308 (1, 3) (8, 3)			1-1 G5-3		0-1 G1-3		2-0 F9	1-0 F7		3 0 0 0 0 0 0 1 0 0 0 0 0 1
<b>Chad Curtis, R</b> OBP: 0.274, SLG: 0.281 (1, 8)			2-1 S 1B 1B		3-2 CS 1B		1-3 K	2-0 FC6 1-2f		4 0 2 0 0 1 1
<b>Jorge Fabregas, L</b> OBP: 0.500, SLG: 0.500 (1, 2)			2-2 SAFE SAFE S 1B		0-0 F7		1-1 G1-3			3 0 1 0 0 0 1
<b>Harold Reynolds, S</b> OBP: 0.358, SLG: 0.350 (1, 4)			2-3 K 1-2 2-3		1-2 CS 1-2		3-2 F7	1-1 F7		3 0 0 0 0 1 2
<b>Gary Disarcina, R</b> OBP: 0.358, SLG: 0.355 (1, 6)			2-2 G6-3			0-0 F9		2-0 G1-6-3 1B		3 0 1 0 0 0 2

Inning Stats	R: 1	H: 1	E: 0	LOB: 0	K: 0	S: 5	P: 8	R: 0	H: 2	E: 0	LOB: 2	K: 1	S: 17	P: 26	R: 0	H: 1	E: 0	LOB: 1	K: 0	S: 9	P: 16	R: 0	H: 1	E: 0	LOB: 0	K: 0	S: 9	P: 12	R: 0	H: 0	E: 0	LOB: 1	K: 0	S: 8	P: 15	R: 0	H: 0	E: 0	LOB: 0	K: 1	S: 5	P: 8	R: 0	H: 0	E: 0	LOB: 0	K: 1	S: 7	P: 10	R: 0	H: 1	E: 0	LOB: 0	K: 1	S: 6	P: 10	R: 0	H: 1	E: 0	LOB: 1	K: 1	S: 6	P: 11	1B: 6	SF: 0	2B: 1	SAC: 0	3B: 0	DP: 1	HR: 0	HBP: 0	WP: 0	PA: 34
<b>PITCHER</b> <b>Ben McDonald, R</b> ERA: 2.65 (1, 1)	IP	WLS	BF	H	R	ER	SO	BB	IBB	HBP	BLK	WP	HR	S	P	ERA	WHIP																			IP	WLS	BF	H	R	ER	SO	BB	IBB	HBP	BLK	WP	HR	S	P	ERA	WHIP																					
																		9.0	W	33	7	1	1	4	1	0	0	1	0	0	72	116	1.00	0.889																			9.0	W	33	7	1	1	4	1	0	0	1	0	0	72	116	1.00	0.889				

BOTTOM

Baltimore Orioles @ California Angels  
Anaheim Stadium, Anaheim, CA

Wed Apr 27 1994, 10:05 PM EDT  
Att: 20,569 - Unknown - 58 F

livebaseballscorecards.com

AB	32
R	1
H	7
RBI	1
BB	1
SO	4
LOB	11





Batter	1	2	3	4	5	6	7	8	9	AB R H RBI BB SO LOB	TOP		
<b>Brady Anderson, L</b> (1, 7) OBP: 0.354, SLG: 0.500	1-1 F7		4-0 FC5-4 BB	1-2 G4-3		4-0 IBB		1-0 FC4-6 G4-6-3 1-2f		3 0 0 0 2 0 3			
<b>Jeffrey Hammonds, R</b> (1, 9) OBP: 0.329, SLG: 0.584	0-2 G4-3		1-0 FC5-4 1-2f		1-1 HR	2-1 P6		2-1 G4-6-3 1-2f		5 1 1 1 0 0 6			
<b>Rafael Palmeiro, L</b> (1, 3) OBP: 0.427, SLG: 0.694	2-1 G4-3			0-0 BB BLK 2B	0-0 F8		2-2 F9		0-0 P6	5 1 1 0 0 0 0			
<b>Cal Ripken Jr., R</b> (1, 6) OBP: 0.374, SLG: 0.471		3-2 F7		4-0 BLK BB 1B BB	2-1 F8		0-2 2B 1B		2-2 F9	4 1 1 0 1 0 0			
<b>Mike Devereaux, R</b> (1, 8) OBP: 0.246, SLG: 0.403		2-3 K		0-3 K	1-3 K		1 SAFE 1-3 K		2-1 G4-3	5 0 0 0 0 4 3			
<b>Leo Gomez, R</b> (1, 10) OBP: 0.435, SLG: 0.421		1-1 F7		4-2 1B BLK 1B BB		3-2 G5-3 1B 1B		0-0 2B		3 1 2 0 1 0 0			
<b>Mark McLemore, S</b> (1, 4) OBP: 0.338, SLG: 0.286			3-3 K	0-0 F8 1B 1B		1-1 G5-3 1B 1-2		4-0 IBB		3 0 2 1 1 1 0			
<b>Tim Lincecum, R</b> (1, 5) OBP: 0.316, SLG: 0.316			1-1 F7	1-2 SAFE 1B 1-2 1B		0-0 G5-3		1-0 F8		4 0 1 1 0 0 5			
<b>Jeff Tackett, R</b> (1, 2) OBP: 0.500, SLG: 0.750			0-1 2B	0-0 F8 2-3		1-0 G6-3		0-0 FC4-6 1B		4 0 2 0 0 0 4			
<b>Inning Stats</b>	R: 0 E: 0 K: 0 S: 7 H: 0 LOB: 0 BB: 0 P: 10	R: 0 E: 0 K: 1 S: 12 H: 0 LOB: 0 BB: 0 P: 18	R: 0 E: 0 K: 1 S: 8 H: 1 LOB: 2 BB: 1 P: 17	R: 3 E: 0 K: 1 S: 15 H: 3 LOB: 2 BB: 2 P: 25	R: 1 E: 0 K: 1 S: 8 H: 1 LOB: 0 BB: 0 P: 12	R: 0 E: 0 K: 0 S: 11 H: 2 LOB: 3 BB: 1 P: 22	R: 0 E: 0 K: 1 S: 11 H: 2 LOB: 3 BB: 1 P: 19	R: 0 E: 0 K: 0 S: 5 H: 1 LOB: 0 BB: 0 P: 7	R: 0 E: 0 K: 0 S: 6 H: 0 LOB: 0 BB: 0 P: 10	1B: 6 2B: 3 3B: 0 HR: 1 SF: 0 SAC: 0 DP: 1 HBP: 0	WP: 0 PA: 41 PB: 0 SB: 0 CS: 0		
<b>PITCHER</b>	IP WLS BF H R ER SO BB IBB HBP BLK WP HR S P ERA WHIP											<b>PITCHER</b>	IP WLS BF H R ER SO BB IBB HBP BLK WP HR S P ERA WHIP
<b>John Dopson, R</b> (1, 1) ERA: 6.0	6.0 L 29 7 4 4 4 3 1 0 0 0 0 1 61 104 6.00 1.667												
<b>Scott Lewis, R</b> (7, 1) ERA: 6.75	2.0 9 3 0 0 1 0 1 0 0 0 0 0 16 26 0.00 1.500												
<b>Craig Lefferts, L</b> (9, 1) ERA: 2.45	1.0 3 0 0 0 0 0 0 0 0 0 0 0 6 10 0.00 0.000												

**Baltimore Orioles @ California Angels**  
**Anaheim Stadium, Anaheim, CA**  
 Thu Apr 28 1994, 10:05 PM EDT  
 Att. 16,415 - Unknown - 64 F

[livebaseballscorecards.com](http://livebaseballscorecards.com)

<b>AB</b>	36
<b>R</b>	4
<b>H</b>	10
<b>RBI</b>	3
<b>BB</b>	5
<b>SO</b>	5
<b>LOB</b>	21









Batter	1	2	3	4	5	6	7	8	9
<b>Brian Turang, R</b> OBP: 0.167, SLG: 0.300 (1, 7)	2-3 K		1-1 1B	0-1 P3			0-0 B1-4		
<b>Rich Amaral, R</b> OBP: 0.379, SLG: 0.471 (1, 4)	1-2 E5		2-0 1B		0-0 G4-6-3		1-3 K		
<b>Ken Griffey Jr., L</b> OBP: 0.392, SLG: 0.693 (1, 8)	3-1 P6		1-3 K		0-1 G4-6-3		2-1 HR		
<b>Jay Buhner, R</b> OBP: 0.391, SLG: 0.649 (1, 9)	2-2 FC6-4		1-0 F9		2-2 3B		2-1 HR		
<b>Greg Pirk, R</b> OBP: 0.294, SLG: 0.727 (1, 10)		1-1 F7		0-0 G5-3	1-0 G5-3		2-3 K		
<b>Mike Blowers, R</b> OBP: 0.263, SLG: 0.208 (1, 5)		1-1 E5		1-3 K		2-3 K	3-3 K		
<b>Tino Martinez, L</b> OBP: 0.276, SLG: 0.288 (1, 3)		3-2 L9		4-2 2B		1-1 G1-3	3-3 K		
<b>Bill Haselman, R</b> OBP: 0.344, SLG: 0.517 (1, 2)		0-0 G5-3		2-1 2B		2-2 G4-3			
<b>Felix Fermin, R</b> OBP: 0.354, SLG: 0.377 (1, 6)			0-1 G5-3	1-2 2B		0-1 B1-4			

AB	R	H	RBI	BB	SO	LOB
4	1	1	0	0	1	2
4	0	2	1	0	1	0
4	1	1	1	0	1	3
4	1	2	1	0	0	2
4	0	0	0	0	1	1
4	0	0	0	0	3	0
3	1	0	0	1	1	1
3	1	1	0	0	0	1
3	0	2	2	0	0	0

**BOTTOM**

**Baltimore Orioles @ Seattle Mariners**  
The Kingdome, Seattle, WA  
Fri Apr 29 1994, 10:05 PM EDT  
Att. 21,203 - Dome

[livebaseballscorecards.com](http://livebaseballscorecards.com)

<b>AB</b>	<b>33</b>
<b>R</b>	<b>5</b>
<b>H</b>	<b>9</b>
<b>RBI</b>	<b>5</b>
<b>BB</b>	<b>1</b>
<b>SO</b>	<b>8</b>
<b>LOB</b>	<b>10</b>



1B: 3	SF: 0	WP: 0	PA: 34
2B: 4	SAC: 0	PB: 0	
3B: 1	DP: 2	SB: 0	
HR: 2	HBP: 0	CS: 0	

Inning Stats		R: 0	H: 0	E: 1	LOB: 1	K: 1	BB: 0	S: 13	P: 21								
<b>Jamie Moyer, L</b> ERA: 5.5 (1, 1)	IP: 7.0	WLS: 0	BF: 30	H: 8	R: 4	ER: 4	SO: 5	BB: 1	IBB: 0	HBP: 0	BLK: 0	WP: 0	HR: 1	S: 69	P: 106	ERA: 5.14	WHIP: 1.286
<b>Alan Mills, R</b> ERA: 17.55 (8, 1)	IP: 1.0	L: 1	BF: 4	H: 1	R: 1	ER: 1	SO: 3	BB: 0	IBB: 0	HBP: 0	BLK: 0	WP: 0	HR: 1	S: 12	P: 22	ERA: 9.00	WHIP: 1.000



Batter	1	2	3	4	5	6	7	8	9	AB R H RBI BB SO LOB	TOP											
Brady Anderson, L (1, 7) OBP: 0.352, SLG: 0.484	2-0 G4-3	3-3 K		1-0 WP 1-H 2-H 3-H 2B		1-0 HBP		0-3 K		4 0 1 3 0 2 3												
Jeffrey Hammonds, R (1, 9) OBP: 0.322, SLG: 0.561 Lonnie Smith, R (1, 9) OBP: 0.258, SLG: 0.200 Rafael Palmeiro, L (6, 3) OBP: 0.426, SLG: 0.708	0-1 E6 1B		2-3 K	3-3 K		0-3 K		4-1 1B BB		1 0 1 0 0 0 0 3 0 0 0 0 3 3 0 0 0 0 1 0 0												
Cal Ripken Jr., R (1, 6) OBP: 0.370, SLG: 0.457	2-0 1B		0-3 K		0-1 G4-3	1-0 G5-3		0-0 1B		5 0 2 0 0 1 2												
Chris Hoiles, R (1, 2) OBP: 0.386, SLG: 0.493	3-3 K		0-3 K		3-3 K		2-1 G5-3	1-3 K		5 0 0 0 0 4 3												
Mike Devereaux, R (1, 8) OBP: 0.231, SLG: 0.366		1-3 K		0-0 G4-3	3-3 K		1-0 P4	1-0 SH3-4 1B		5 0 1 0 0 2 0												
Chris Sabo, R (1, 10) OBP: 0.318, SLG: 0.368		4-2 CS BB		1-2 BB 2B 1B		0-2 F8 1B 2B	0-2 1B 2B	0-1 SH3-4 1-2		3 2 2 0 1 0 0												
Jack Voigt, R (1, 3) OBP: 0.300, SLG: 0.308		1-2 2B 1B		2-3 K		0-0 HR 1B	1-0 2-H 1B	1-0 G5-3		5 1 3 1 0 1 2												
Leo Gomez, R (1, 5) OBP: 0.464, SLG: 0.609		0-1 2B		4-2 BB 2B BB		2-1 HR 1-H	1-0 F8	0-1 F9		4 2 2 2 1 0 2												
Mark McLemore, S (1, 4) OBP: 0.357, SLG: 0.293		4-0 BB		4-2 2B BB		2-1 HBP 1B		1-2 G4-3		2 1 1 0 2 0 0												
<b>Inning Stats</b>	R: 0 E: 1 K: 1 S: 8	H: 2 LOB: 1 BB: 0 P: 15	R: 0 E: 0 K: 2 S: 13	H: 2 LOB: 3 BB: 2 P: 26	R: 0 E: 0 K: 3 S: 9	H: 0 LOB: 0 BB: 0 P: 11	R: 3 E: 0 K: 2 S: 17	H: 2 LOB: 1 BB: 2 P: 32	R: 0 E: 0 K: 2 S: 9	H: 0 LOB: 0 BB: 0 P: 15	R: 2 E: 0 K: 1 S: 12	H: 3 LOB: 2 BB: 0 P: 18	R: 1 E: 0 K: 0 S: 8	H: 2 LOB: 1 BB: 0 P: 13	R: 0 E: 0 K: 2 S: 12	H: 1 LOB: 2 BB: 1 P: 18	R: 0 E: 0 K: 0 S: 6	H: 1 LOB: 1 BB: 0 P: 8	1B: 9 2B: 3 3B: 0 HR: 1	SF: 0 SAC: 1 DP: 0 HBP: 1	WP: 1 PB: 0 SB: 0 CS: 1	PA: 44
<b>PITCHER</b>	IP WLS BF H R ER SO BB IBB HBP BLK WP HR S P ERA WHIP												<b>PITCHER</b>	IP WLS BF H R ER SO BB IBB HBP BLK WP HR S P ERA WHIP								
Randy Johnson, L (1, 1) ERA: 5.01	6.0 L 30 9 5 5 11 4 0 1 0 1 1 68 117 7.50 2.167																					
Jim Converse, R (7, 1) ERA: 4.5	2.0 10 3 1 1 2 1 0 0 0 0 0 20 31 4.50 2.000																					
Rich Gossage, R (9, 1) ERA: 3.38	1.0 4 1 0 0 0 0 0 0 0 0 0 6 8 0.00 1.000																					

Baltimore Orioles @ Seattle Mariners  
The Kingdome, Seattle, WA  
Sat Apr 30 1994, 10:05 PM EDT  
Att. 50,006 - Dome

livebaseballscorecards.com

AB	37
R	6
H	13
RBI	6
BB	5
SO	13
LOB	15



Batter	1	2	3	4	5	6	7	8	9	AB	R	H	RBI	BB	SO	LOB
<b>Torey Lovullo, S</b> OBP: 0.310, SLG: 0.289 (1, 4)	1-3  1		2-2  1		1-2  3			2-2  1B		4	1	1	0	0	1	1
<b>Dale Sveum, S</b> OBP: 0.375, SLG: 0.286 (1, 5)	4-1  1B BB		3-2  2			1-2  1B		1-3  1		3	1	1	0	1	1	1
<b>Ken Griffey Jr., L</b> OBP: 0.376, SLG: 0.663 (1, 8)	2-0  2		3-1  3			3-1  1B 1-2f		1-1  2		4	0	0	0	0	0	3
<b>Jay Buhner, R</b> OBP: 0.396, SLG: 0.679 (1, 9)	0-1  1B 1-2			0-0  1		1-1  2		3-1  1H HR		4	1	2	2	0	0	1
<b>Reggie Jefferson, S</b> OBP: 0.512, SLG: 0.667 (1, 10)	1-0  1B 1-3 2-H			1-1  2		3-2  1B 1-2		1-1  HR		3	0	2	1	0	0	0
<b>Greg Pirkle, R</b> OBP: 0.314, SLG: 0.824 (8, PH)										1	1	1	1	0	0	0
<b>Eric Anthony, L</b> OBP: 0.284, SLG: 0.459 (1, 7)	0-1  3			3-2  3		0-1  3		2-2  3		4	0	0	0	0	0	4
<b>Tino Martinez, L</b> OBP: 0.288, SLG: 0.300 (1, 3)		1-1  1			0-1  1B G5-3			1-2  1B		4	0	2	0	0	1	0
<b>Bill Haselman, R</b> OBP: 0.306, SLG: 0.455 (1, 2)		1-1  2			0-2  1			2-2  1B G5-4-3 1-2f		4	0	0	0	0	0	2
<b>Felix Fermin, R</b> OBP: 0.348, SLG: 0.369 (1, 6)		0-0  3			2-1  1B 2-3			0-2  3 1-2f		4	0	1	0	0	0	1

Inning Stats	R: 1	H: 2	E: 0	K: 10	S: 10	LOB: 2	BB: 1	P: 18	R: 0	H: 0	E: 0	K: 0	S: 5	LOB: 0	BB: 0	P: 7	R: 0	H: 0	E: 0	K: 0	S: 10	LOB: 0	BB: 0	P: 18	R: 0	H: 2	E: 0	K: 0	S: 12	LOB: 1	BB: 0	P: 15	R: 0	H: 2	E: 0	K: 0	S: 13	LOB: 2	BB: 0	P: 21	R: 0	H: 1	E: 0	K: 0	S: 9	LOB: 0	BB: 0	P: 12	R: 3	H: 3	E: 0	K: 1	S: 15	LOB: 0	BB: 0	P: 25	R: 0	H: 0	E: 0	K: 1	S: 8	LOB: 0	BB: 0	P: 12	R: 0	H: 0	E: 0	K: 1	S: 8	LOB: 0	BB: 0	P: 12	1B: 8	SF: 0	2B: 0	SAC: 0	3B: 0	DP: 1	HR: 2	HBP: 0	WP: 0	PA: 36
--------------	------	------	------	-------	-------	--------	-------	-------	------	------	------	------	------	--------	-------	------	------	------	------	------	-------	--------	-------	-------	------	------	------	------	-------	--------	-------	-------	------	------	------	------	-------	--------	-------	-------	------	------	------	------	------	--------	-------	-------	------	------	------	------	-------	--------	-------	-------	------	------	------	------	------	--------	-------	-------	------	------	------	------	------	--------	-------	-------	-------	-------	-------	--------	-------	-------	-------	--------	-------	--------

PITCHER	IP	WLS	BF	H	R	ER	SO	BB	IBB	HBP	BLK	WP	HR	S	P	ERA	WHIP
<b>35 Mike Mussina, R</b> ERA: 2.89 (1, 1)	7.0	W	27	7	1	1	1	1	1	0	0	0	0	65	101	1.29	1.143
<b>Jim Poole, L</b> ERA: 8.53 (8, 1)	1.0		6	3	3	3	1	0	0	0	0	0	2	15	25	27.00	3.000
<b>Lee Smith, R</b> ERA: (9, 1)	1.0	S	3	0	0	0	1	0	0	0	0	0	0	8	12	0.00	0.000

**BOTTOM**


**Baltimore Orioles @ Seattle Mariners**  
The Kingdome, Seattle, WA

Sat Apr 30 1994, 10:05 PM EDT  
Att. 50,006 - Dome

livebaseballscorecards.com

<b>AB</b>	<b>35</b>
<b>R</b>	<b>4</b>
<b>H</b>	<b>10</b>
<b>RBI</b>	<b>4</b>
<b>BB</b>	<b>1</b>
<b>SO</b>	<b>3</b>
<b>LOB</b>	<b>13</b>



Batter	1	2	3	4	5	6	7	8	9	AB R H RBI BB SO LOB	TOP											
Brady Anderson, L (1, 7) OBP: 0.357, SLG: 0.485	2-1 G4-6-3 1B		1-0 F7		0-1 1B 1B		2-2 G3			4 0 2 0 0 0 1	<p><b>Baltimore Orioles @ Seattle Mariners</b> The Kingdome, Seattle, WA Sun May 01 1994, 6:33 AM EDT Att. 20,962 - Dome</p> <p>livebaseballscorecards.com</p> <p><b>AB 33</b> <b>R 0</b> <b>H 7</b> <b>RBI 0</b> <b>BB 1</b> <b>SO 4</b> <b>LOB 16</b></p> 											
Mark McLemore, S (1, 4) OBP: 0.341, SLG: 0.278	0-0 G4-6-3 1-2f		1-2 G5-3		1-0 F7			3-2 G6-3		4 0 0 0 0 0 4												
Rafael Palmeiro, L (1, 3) OBP: 0.429, SLG: 0.699	0-0 G1			1-2 G5-3 1B	0-1 1B 1B			3-1 P5		4 0 2 0 0 0 0												
Harold Baines, L (1, 10) OBP: 0.407, SLG: 0.593		2-0 1B		0-1 G5-3 1-2	2-0 G4-3			0-3 K		4 0 1 0 0 1 4												
Cal Ripken Jr., R (1, 6) OBP: 0.356, SLG: 0.439		1-0 F7		1-0 G5-3		1-1 P4		0-0 F7		4 0 0 0 0 0 2												
Chris Hoiles, R (1, 2) OBP: 0.390, SLG: 0.473		2-0 P3		4-2 BB		0-0 G5-3		0-3 K		3 0 0 0 1 1 1												
Mike Devereaux, R (1, 8) OBP: 0.220, SLG: 0.347		2-1 G1-3		1-1 G1-3		2-3 K		3-2 F9		4 0 0 0 0 1 3												
Leo Gomez, R (1, 5) OBP: 0.452, SLG: 0.577			3-2 L5		0-0 FC5-4 1B		2-3 K			3 0 1 0 0 1 0												
Jack Voigt, R (1, 9) OBP: 0.303, SLG: 0.310			1-0 1B		1-2 FC5-4 1B 1-2f		2-0 F7			3 0 1 0 0 0 1												
<b>Inning Stats</b>	R: 0 E: 0 K: 0 S: 4	H: 1 LOB: 0 BB: 0 P: 6	R: 0 E: 0 K: 0 S: 5	H: 1 LOB: 1 BB: 0 P: 12	R: 0 E: 0 K: 0 S: 8	H: 1 LOB: 1 BB: 0 P: 14	R: 0 E: 0 K: 0 S: 10	H: 1 LOB: 2 BB: 1 P: 17	R: 0 E: 0 K: 0 S: 11	H: 3 LOB: 3 BB: 0 P: 15	R: 0 E: 0 K: 1 S: 6	H: 0 LOB: 0 BB: 0 P: 9	R: 0 E: 0 K: 1 S: 8	H: 0 LOB: 0 BB: 0 P: 14	R: 0 E: 0 K: 1 S: 8	H: 0 LOB: 0 BB: 0 P: 14	R: 0 E: 0 K: 1 S: 7	H: 0 LOB: 0 BB: 0 P: 10	1B: 7 2B: 0 3B: 0 HR: 0	SF: 0 SAC: 0 DP: 1 HBP: 0	WP: 0 PB: 0 SB: 0 CS: 0	PA: 34
<b>PITCHER</b>	IP WLS BF H R ER SO BB IBB HBP BLK WP HR S P ERA WHIP																					
Chris Bosio, R (1, 1) ERA: 2.64	7.0 W 28 7 0 0 2 1 0 0 0 0 0 0 52 87 0.00 1.143																					
Tim Davis, L (8, 1) ERA:	1.0 3 0 0 0 1 0 0 0 0 0 0 0 8 14 0.00 0.000																					
Bobby Ayala, R (9, 1) ERA: 0.73	1.0 3 0 0 0 1 0 0 0 0 0 0 0 7 10 0.00 0.000																					

Batter	1	2	3	4	5	6	7	8	9	AB R H RBI BB SO LOB
<b>Brian Turang, R</b> OBP: 0.257, SLG: 0.344 (1, 7)	2-1 HR 2B	4-1 1-2 2-3 BB		4-0 1-2 BB		2-2 1B HBP	3-2 G1-3			2 2 1 0 2 0 0
<b>Rich Amaral, R</b> OBP: 0.380, SLG: 0.467 (1, 4)	2-3 K	0-1 F7		1-0 1-2 2-3 3-H 1B		1-0 F8		2-1 1B SF8 1B		5 1 2 1 0 1 5
<b>Ken Griffey Jr., L</b> OBP: 0.377, SLG: 0.680 (1, 8)	0-1 2-H HR	1-3 K		0-3 K		2-1 G3		0-0 SF8 S 1B		5 2 2 2 0 2 7
<b>Jay Buhner, R</b> OBP: 0.385, SLG: 0.647 (1, 10)	1-3 K		2-2 K	0-1 FC5-4 1-2f		4-0 1B IBB		1-1 G1		4 0 0 0 1 2 5
<b>Mike Blowers, R</b> OBP: 0.282, SLG: 0.213 (1, 5)	4-1 BB		3-3 K		0-1 G5-3	3-2 1-3 2-H HBP 1B		4-0 1B IBB		3 0 1 1 2 1 0
<b>Greg Pirkel, R</b> OBP: 0.300, SLG: 0.757 (1, 3)	1-3 K		3-3 K		0-0 F7	3-2 1-2 FC6-4 HBP		0-2 SF8		3 0 0 1 0 2 1
<b>Felix Fermin, R</b> OBP: 0.351, SLG: 0.371 (1, 6)		0-0 G6-3		1-2 G4-3	3-2 1B	1-2 FC6-4 1-2f		0-2 1-2 3-H 1B		5 0 2 1 0 0 3
<b>Eric Anthony, L</b> OBP: 0.314, SLG: 0.506 (1, 9)		1-0 BB HBP 1B		1-0 1B 3B	1-1 FC4-6 1-3		3-2 L4-3 1B	1-0 F8		5 1 4 0 0 0 2
<b>Dan Wilson, R</b> OBP: 0.242, SLG: 0.250 (1, 2)		2-2 1 SAFE BB HBP		4-2 1B BB BB	0-1 FC4-6 1-2f		1-1 L4-3			2 0 0 0 1 0 3

Inning Stats	R: 2	H: 2	E: 0	K: 3	S: 17	LOB: 1	BB: 1	P: 27	R: 0	H: 1	E: 0	K: 1	S: 10	LOB: 3	BB: 1	P: 18	R: 0	H: 0	E: 0	K: 3	S: 10	LOB: 0	BB: 0	P: 18	R: 1	H: 2	E: 0	K: 1	S: 15	LOB: 3	BB: 2	P: 26	R: 0	H: 2	E: 0	K: 0	S: 11	LOB: 2	BB: 0	P: 15	R: 1	H: 1	E: 0	K: 0	S: 17	LOB: 3	BB: 1	P: 33	R: 0	H: 1	E: 0	K: 0	S: 10	LOB: 0	BB: 0	P: 17	R: 2	H: 3	E: 0	K: 0	S: 13	LOB: 2	BB: 1	P: 21
--------------	------	------	------	------	-------	--------	-------	-------	------	------	------	------	-------	--------	-------	-------	------	------	------	------	-------	--------	-------	-------	------	------	------	------	-------	--------	-------	-------	------	------	------	------	-------	--------	-------	-------	------	------	------	------	-------	--------	-------	-------	------	------	------	------	-------	--------	-------	-------	------	------	------	------	-------	--------	-------	-------


PITCHER	IP	WLS	BF	H	R	ER	SO	BB	IBB	HBP	BLK	WP	HR	S	P	ERA	WHIP
<b>Arthur Rhodes, L</b> ERA: 7.62 (1, 1)	4.2	L	25	6	3	3	8	4	0	1	0	0	1	59	99	5.79	2.143
<b>Mike Oquist, R</b> ERA: 9.0 (5, 1)	1.0		8	2	1	1	0	0	1	2	0	0	0	16	32	9.00	2.000
<b>Mark Eichhorn, R</b> ERA: 7.56 (6, 1)	2.0		10	4	2	2	0	0	1	0	0	0	0	27	42	9.00	2.000
<b>Jim Poole, L</b> ERA: 8.1 (8, 1)	0.1		1	0	0	0	0	0	0	0	0	0	0	1	2	0.00	0.000

**BOTTOM**

**Baltimore Orioles @ Seattle Mariners**  
The Kingdome, Seattle, WA  
Sun May 01 1994, 6:33 AM EDT  
Att. 20,962 - Dome

AB	34
R	6
H	12
RBI	6
BB	6
SO	8
LOB	26

livebaseballscores.com



WP: 0	PA: 44
PB: 0	
SB: 1	
CS: 0	



Batter	1	2	3	4	5	6	7	8	9	AB R H RBI BB SO LOB	TOP									
Brady Anderson, L (1, 7) OBP: 0.356, SLG: 0.465	2-2 G4-3	2-2 G4-3		0-0 L6-3			4-0 FC3 1B	2-1 F7	4-1 BB	4 1 0 0 2 0 2	<p><b>Baltimore Orioles @ Oakland Athletics</b> Oakland-Alameda County Coliseum, Oakland, CA</p> <p>Tue May 03 1994, 7:05 PM PDT Att. 12,762 - Unknown - 60 F</p> <p>livebaseballscorecards.com</p>									
Jeffrey Hammonds, R (1, 9) Jack Voigt, R (7, 9) OBP: 0.286, SLG: 0.290	3-1 E G4-3 1B	1-2 3B		2-2 G5-3			0-2 FC3 1B	2-1 P4	0-0 P6	4 2 3 0 0 0 0 2 0 0 0 0 0 3										
Rafael Palmeiro, L (1, 3) OBP: 0.436, SLG: 0.688	1-0 E9 G4-3 1B	0-1 G3			1-1 F9		4-2 1B FC3	4-2 1B BB		3 2 1 0 2 0 1										
Harold Baines, L (1, 10) Lonnie Smith, R (8, PR) OBP: 0.406, SLG: 0.576 OBP: 0.258, SLG: 0.200	1-0 G4-3			1-1 FC6-4 1B		1-0 F8	1-2 FC3 1B	2-1 1B BB		5 0 2 3 0 0 3 0 0 0 0 0 0 0										
Cal Ripken Jr., R (1, 6) OBP: 0.358, SLG: 0.431	1-0 HBP 2B 1B			1-0 FC6-4		4-2 BB	1-3 K	0-3 K		4 1 1 1 1 2 6										
Chris Hoiles, R (1, 2) OBP: 0.381, SLG: 0.462	1-2 2B HBP			0-0 P4		3-2 F7	0-1 1B		0-0 F9	4 0 1 1 0 0 2										
Chris Sabo, R (1, 5) OBP: 0.310, SLG: 0.371	1-1 1-3 2-H 2B			2-1 F9		2-0 F7	0-2 L8		1-0 F9	5 0 1 1 0 0 4										
Mike Devereaux, R (1, 8) OBP: 0.241, SLG: 0.438	0-0 F9			3-2 HR		2-3 K	1-1 1B		3-2 HR	5 2 3 3 0 1 2										
Mark McLemore, S (1, 4) OBP: 0.355, SLG: 0.289		2-1 G6-3		1-0 L6-3 1B		0-3 K		1-1 1B BB	4-2 BB	4 1 2 0 1 1 0										
<b>Inning Stats</b>	R: 3 E: 1 K: 0 S: 13	H: 4 LOB: 2 BB: 0 P: 23	R: 0 E: 0 K: 0 S: 11	H: 1 LOB: 1 BB: 0 P: 16	R: 0 E: 0 K: 0 S: 6	H: 1 LOB: 1 BB: 0 P: 10	R: 1 E: 0 K: 0 S: 9	H: 2 LOB: 0 BB: 0 P: 15	R: 0 E: 0 K: 2 S: 7	H: 0 LOB: 0 BB: 0 P: 11	R: 3 E: 0 K: 1 S: 19	H: 3 LOB: 2 BB: 2 P: 30	R: 1 E: 0 K: 1 S: 14	H: 2 LOB: 2 BB: 1 P: 25	R: 1 E: 0 K: 0 S: 10	H: 1 LOB: 2 BB: 2 P: 22	1B: 10 2B: 2 3B: 1 HR: 2	SF: 0 SAC: 0 DP: 1 HBP: 1	WP: 0 PB: 0 SB: 0 CS: 0	PA: 47
<b>PITCHER</b>	IP WLS BF H R ER SO BB IBB HBP BLK WP HR S P ERA WHIP																			
Ron Darling, R (1, 1) ERA: 5.35	6.0 L 29 9 6 6 2 2 0 1 0 0 0 1 58 100 9.00 1.833																			
Vince Horsman, L (7, 1) ERA: 13.5	0.0 2 0 0 0 0 1 0 0 0 0 0 0 5 10 ∞ ∞																			
Billy Taylor, R (7, 1) ERA: 0.75	1.0 4 2 1 1 1 0 0 0 0 0 0 0 11 13 9.00 2.000																			
Ed Nunez, R (8, 1) ERA: 11.25	1.0 6 2 1 1 1 1 0 0 0 0 0 0 14 25 9.00 3.000																			
John Briscoe, R (9, 1) ERA: 4.15	1.0 6 1 1 1 0 2 0 0 0 0 0 1 10 22 9.00 3.000																			

livebaseballscorecards.com

AB	40
R	9
H	14
RBI	9
BB	6
SO	4
LOB	23









Batter	1	2	3	4	5	6	7	8	9	10	AB	R	H	RBI	BB	SO	LOB
Stan Javier, S (1, 8) OBP: 0.405, SLG: 0.485	1-1 F9		1-0 F7		2-2 G3		0-0 G4-6-3		4-0 S BB		4	0	0	0	1	0	2
Steve Sax, R (1, 4) OBP: 0.294, SLG: 0.412	1-0 G6-3		0-2 G4-3		1-0 E4 1B			2-0 G4-3	2-2 G5-3		5	0	1	0	0	0	2
Rickey Henderson, R (1, 10) OBP: 0.430, SLG: 0.273	4-2 BB			2-3 K	3-3 K			4-1 2B BB	2-2 G6-3		3	1	0	0	2	2	2
Ruben Sierra, S (1, 9) OBP: 0.240, SLG: 0.436	2-0 F9			0-2 G4-3		2-3 K		2-0 FC6-4 2B		2-0 G3-1	5	0	1	1	0	1	1
Geronimo Berroa, R (1, 7)		0-0 G4-6-3 1B		2-2 1B 1B		4-1 S BB		4-2 FC6-4 BB		2-1 P4	3	0	2	0	2	0	0
Terry Steinbach, R (1, 2) OBP: 0.372, SLG: 0.616		0-0 F8		1-0 1B		0-1 G6-3		1-1 FC6-4 FC4		0-0 F9	5	0	1	0	0	0	4
Mike Bordick, R (1, 6) OBP: 0.380, SLG: 0.326		1-1 G4-6-3		1-1 G4-3		2-2 G4-3		1-0 FC4			4	0	0	0	0	0	6
Scott Brosius, R (1, 5) OBP: 0.286, SLG: 0.344			0-2 1B		1-0 L7		0-2 F8		1-3 K		3	0	1	0	0	0	0
Mike Aldrete, L (9, PH) OBP: 0.317, SLG: 0.486											1	0	0	0	0	1	0
Mike Brumley, S (10, 5) OBP: 0.269, SLG: 0.240											0	0	0	0	0	0	0
Scott Hemond, R (1, 3) OBP: 0.227, SLG: 0.231			1-1 P4		1-0 HR		3-2 G4-6-3 1B		3-2 HR		3	1	2	1	0	0	1
Troy Neel, L (9, PH) OBP: 0.391, SLG: 0.551											1	1	1	1	0	0	0

Inning Stats	R: 0	H: 0	E: 0	K: 0	S: 7	H: 0	LOB: 1	BB: 1	P: 15	R: 0	H: 1	E: 0	K: 0	S: 4	H: 0	LOB: 0	BB: 0	P: 5	R: 0	H: 1	E: 0	K: 0	S: 9	H: 1	LOB: 1	BB: 0	P: 11	R: 0	H: 2	E: 0	K: 1	S: 12	H: 2	LOB: 2	BB: 0	P: 18	R: 1	H: 2	E: 1	K: 1	S: 9	H: 2	LOB: 1	BB: 0	P: 17	R: 0	H: 0	E: 0	K: 1	S: 13	H: 0	LOB: 1	BB: 1	P: 21	R: 0	H: 1	E: 0	K: 0	S: 8	H: 1	LOB: 0	BB: 0	P: 11	R: 1	H: 1	E: 0	K: 0	S: 9	H: 1	LOB: 2	BB: 2	P: 23	R: 1	H: 1	E: 0	K: 1	S: 13	H: 1	LOB: 1	BB: 1	P: 25	R: 0	H: 0	E: 0	K: 0	S: 4	H: 0	LOB: 0	BB: 0	P: 8	1B: 6	SF: 0	2B: 1	SAC: 0	3B: 0	DP: 2	HR: 2	HBP: 0	WP: 0	PA: 42
--------------	------	------	------	------	------	------	--------	-------	-------	------	------	------	------	------	------	--------	-------	------	------	------	------	------	------	------	--------	-------	-------	------	------	------	------	-------	------	--------	-------	-------	------	------	------	------	------	------	--------	-------	-------	------	------	------	------	-------	------	--------	-------	-------	------	------	------	------	------	------	--------	-------	-------	------	------	------	------	------	------	--------	-------	-------	------	------	------	------	-------	------	--------	-------	-------	------	------	------	------	------	------	--------	-------	------	-------	-------	-------	--------	-------	-------	-------	--------	-------	--------

PITCHER	IP	WLS	BF	H	R	ER	SO	BB	IBB	HBP	BLK	WP	HR	S	P	ERA	WHIP
Sid Fernandez, L (1, 1) ERA: 2.16	5.1		23	6	1	1	3	2	0	0	0	0	1	48	79	1.69	1.500
Mark Eichhorn, R (6, 1) ERA: 6.75	1.0		4	1	0	0	0	0	0	0	0	0	0	13	18	0.00	1.000
Alan Mills, R (7, 1) ERA: 15.12	1.2		7	1	1	1	0	2	0	0	0	0	0	10	24	5.40	1.800
Lee Smith, R (9, 1) ERA: 0.77	1.0	W	5	1	1	1	1	1	0	0	0	0	1	13	25	9.00	2.000
Mark Williamson, R (10, 1) ERA: 4.91	1.0	S	3	0	0	0	0	0	0	0	0	0	0	4	8	0.00	0.000

**BOTTOM**

**Baltimore Orioles @ Oakland Athletics**  
Oakland-Alameda County Coliseum, Oakland, CA

Wed May 04 1994, 7:05 PM PDT  
Att. 10,399 - Unknown - 60 F

livebaseballscorecards.com

AB	37
R	3
H	9
RBI	3
BB	5
SO	4
LOB	18





Batter	1	2	3	4	5	6	7	8	9	10	AB R H RBI BB SO LOB	TOP													
<b>Kenny Lofton, L</b> OBP: 0.458, SLG: 0.549 (1, 8) L C H	2-2 G6-3 S HBP		2-2 G3		0-0 2-3 1B			2-3 K		1-2 2B 1B	4 1 2 0 0 1 0														
<b>Wayne Kirby, L</b> OBP: 0.359, SLG: 0.324 <b>Manny Ramirez, R</b> OBP: 0.378, SLG: 0.606 (10, 9) B T F F X (10, 9)	1-2 P4			0-1 G4-3 SAFE	1-1 L8			2-2 F8		4-2 SAFE 2B BB	4 0 0 0 0 0 3 0 0 0 0 1 0 0														
<b>Carlos Baerga, S</b> OBP: 0.291, SLG: 0.411 (1, 4) C T F F X	1-2 G6-3			2-0 G3-1		1-1 G3-1			1-2 G6-4-3 1B	1-1 2B	5 0 2 2 0 0 1														
<b>Albert Belle, R</b> OBP: 0.403, SLG: 0.573 (1, 7) B C T F F X	1-3 K			3-2 HR 2B		3-2 G6-3			0-0 G6-4-3 1-2f	4-0 IBB	4 1 1 0 1 1 2														
<b>Eddie Murray, S</b> OBP: 0.298, SLG: 0.491 (1, 10) B T F F X		2-1 P3		1-2 HR 2-H		1-1 G3			4-2 FC6 BB	1-3 K	4 1 1 2 1 1 3														
<b>Paul Sorrento, L</b> OBP: 0.293, SLG: 0.393 (1, 3) B T F F X		3-1 G4-3		1-0 F8			0-1 F8		2-2 FC6 1-2f		4 0 0 0 0 0 1														
<b>Jim Thome, L</b> OBP: 0.313, SLG: 0.459 (1, 5) B T F F X		2-2 G3			2-3 K		0-1 G6-3			2-3 K	4 0 0 0 0 2 0														
<b>Alvaro Espinoza, R</b> OBP: 0.222, SLG: 0.278 (1, 6) F C T F F X			1-2 G4-3		1-2 G3-1		1-1 F7			1-2 FC4 1B	4 0 1 0 0 0 0														
<b>Tony Peña, R</b> OBP: 0.333, SLG: 0.389 (1, 2) B T F F X			1-0 G5-3		0-1 1B 2B		0-0 P6			0-0 FC4 1B 2B 1-2f	4 1 1 0 0 0 1														
<b>Inning Stats</b>	R: 0 E: 0 K: 1 S: 14	H: 0 LOB: 1 BB: 0 P: 19	R: 0 E: 0 K: 0 S: 7	H: 0 LOB: 0 BB: 0 P: 14	R: 0 E: 0 K: 0 S: 7	H: 0 LOB: 0 BB: 0 P: 11	R: 2 E: 0 K: 0 S: 10	H: 2 LOB: 0 BB: 0 P: 17	R: 0 E: 0 K: 1 S: 13	H: 2 LOB: 2 BB: 0 P: 17	R: 0 E: 0 K: 0 S: 8	H: 0 LOB: 0 BB: 0 P: 13	R: 0 E: 0 K: 0 S: 6	H: 0 LOB: 0 BB: 0 P: 7	R: 0 E: 0 K: 1 S: 7	H: 0 LOB: 0 BB: 0 P: 11	R: 0 E: 0 K: 0 S: 14	H: 1 LOB: 1 BB: 1 P: 21	R: 2 E: 0 K: 2 S: 20	H: 3 LOB: 3 BB: 2 P: 34	1B: 4 2B: 3 3B: 0 HR: 1	SF: 0 SAC: 0 DP: 1 HBP: 1	WP: 0 PB: 0 SB: 1 CS: 0	PA: 41	
<b>35 Mike Mussina, R</b> ERA: 2.73 <b>Alan Mills, R</b> ERA: 16.0 <b>Jim Poole, L</b> ERA: 7.71	IP 9.0 0.2 0.1	WLS L	BF 33 4 4	H 5 2 1	R 2 2 0	ER 2 2 0	SO 3 1 1	BB 0 0 1	IBB 0 0 1	HBP 1 0 0	BLK 0 0 0	WP 0 0 0	HR 1 0 0	S 86 13 7	P 130 17 17	ERA 2.00 27.00 0.00	WHIP 0.667 3.000 6.000								

Cleveland Indians @ Baltimore Orioles  
 Oriole Park at Camden Yards, Baltimore, MD  
 Fri May 06 1994, 7:05 PM EDT  
 Att. 47,508 - Unknown

livebaseballscorecards.com

AB	37
R	4
H	8
RBI	4
BB	3
SO	5
LOB	11







Batter	1	2	3	4	5	6	7	8	9	AB	R	H	RBI	BB	SO	LOB	TOP								
<b>Kenny Lofton, L</b> (1, 8) OBP: 0.448, SLG: 0.533	2-3 			1-3 		0-0 	0-0 	3-1 		5	1	1	0	0	2	1									
<b>Wayne Kirby, L</b> (1, 9) OBP: 0.326, SLG: 0.293 <b>Manny Ramirez, R</b> (9, PH) OBP: 0.373, SLG: 0.597	0-1 			0-1 		0-1 	2-2 		3-3 	4	0	0	0	0	0	2									
<b>Carlos Baerga, S</b> (1, 4) OBP: 0.303, SLG: 0.444	1-0 			1-0 		1-0 	1-0 		2-1 	5	2	3	2	0	0	0									
<b>Albert Belle, R</b> (1, 7) OBP: 0.411, SLG: 0.598		1-1 			1-2 	1-0 	4-2 		0-2 	4	2	2	1	1	0	1									
<b>Eddie Murray, S</b> (1, 10) OBP: 0.303, SLG: 0.487		1-0 			2-0 	0-0 	0-0 		4-0 	3	0	1	1	1	0	1									
<b>Paul Sorrento, L</b> (1, 3) OBP: 0.305, SLG: 0.395 <b>Candy Maldonado, R</b> (7, PH) OBP: 0.429, SLG: 0.824 <b>Mark Lewis, R</b> (7, PR) OBP: 0.270, SLG: 0.377		2-3 			3-2 	4-1 	2-2 		1-3 	2	0	1	1	1	1	0									
<b>Jim Thome, L</b> (1, 5) OBP: 0.310, SLG: 0.442			2-2 		1-3 	4-2 	2-3 		3-0 	3	0	0	0	1	2	3									
<b>Alvaro Espinoza, R</b> (1, 6) OBP: 0.227, SLG: 0.273			2-2 		1-1 	2-1 		2-2 		4	0	1	0	0	0	3									
<b>Tony Peña, R</b> (1, 2) OBP: 0.349, SLG: 0.400			1-0 		2-3 		1-2 	0-0 		4	1	2	0	0	1	2									
<b>Inning Stats</b>	R: 0 E: 0 K: 1 S: 6	H: 0 LOB: 0 BB: 0 P: 9	R: 0 E: 0 K: 1 S: 6	H: 0 LOB: 0 BB: 0 P: 10	R: 0 E: 0 K: 0 S: 8	H: 0 LOB: 0 BB: 0 P: 13	R: 0 E: 0 K: 1 S: 6	H: 0 LOB: 0 BB: 0 P: 8	R: 1 E: 0 K: 2 S: 18	H: 3 LOB: 2 BB: 0 P: 28	R: 2 E: 0 K: 0 S: 11	H: 3 LOB: 3 BB: 2 P: 23	R: 3 E: 0 K: 1 S: 18	H: 4 LOB: 2 BB: 1 P: 30	R: 0 E: 0 K: 0 S: 10	H: 1 LOB: 0 BB: 0 P: 15	R: 0 E: 0 K: 2 S: 12	H: 1 LOB: 2 BB: 1 P: 22	1B: 10 2B: 0 3B: 0 HR: 2	SF: 1 SAC: 0 DP: 1 HBP: 0	WP: 2 PB: 0 SB: 0 CS: 0	PA: 42			
<b>PITCHER</b> <b>Ben McDonald, R</b> (1, 1) ERA: 3.08 <b>Alan Mills, R</b> (7, 1) ERA: 16.0 <b>Jim Poole, L</b> (7, 1) ERA: 7.36 <b>Mark Eichhorn, R</b> (7, 1) ERA: 6.3 <b>Tom Bolton, L</b> (8, 1) ERA:	IP	WLS	BF	H	R	ER	SO	BB	IBB	HBP	BLK	WP	HR	S	P	ERA	WHIP								
<b>PITCHER</b> <b>Lee Smith, R</b> (9, 1) ERA: 0.71	1.0	S	5	1	0	0	2	1	0	0	0	0	0	12	22	0.00	2.000								

**Cleveland Indians @ Baltimore Orioles**  
**Oriole Park at Camden Yards, Baltimore, MD**  
 Sun May 08 1994, 3:33 AM EDT  
 Att. 47,345 - Overcast - 61 F

AB	37
R	6
H	12
RBI	6
BB	4
SO	8
LOB	15



livebaseballscorecards.com

Batter	1	2	3	4	5	6	7	8	9
<b>Brady Anderson, L</b> OBP: 0.331, SLG: 0.412 (1, 7) (7, 8)	1-2 F7	4-1 3B BB	2-2 FC3-6			1-2 G4-3		0-1 FC6-4	
<b>Mike Devereaux, R</b> OBP: 0.270, SLG: 0.489 <b>Tim Hulett, R</b> OBP: 0.304, SLG: 0.304 (6, PR) (7, 4)	2-2 HR	2-0 1B 3B	2-2 F7			2-2 HBP		0-3 K	
<b>Rafael Palmeiro, L</b> OBP: 0.439, SLG: 0.710 (1, 3)	1-2 G4-3	3-2 1B				0-0 G4-3			
<b>Harold Baines, L</b> OBP: 0.400, SLG: 0.529 <b>Lonnie Smith, R</b> OBP: 0.235, SLG: 0.179 (4, PH)	2-0 FC5-4 1B	2-2 G4-3				0-0 P9			
<b>Cal Ripken Jr., R</b> OBP: 0.328, SLG: 0.386 (1, 6)	1-1 FC5-4 1-2f		4-2 1B HR BB			1-1 G6-4-3 1-2f		3-2 P6	
<b>Chris Hoiles, R</b> OBP: 0.367, SLG: 0.420 (1, 2)		2-2 L7	0-0 HR 1B			2-3 K		4-1 BB	
<b>Leo Gomez, R</b> OBP: 0.429, SLG: 0.633 (1, 5)		1-0 G5-3	0-0 HR			0-2 P6		0-3 K	
<b>Mark McLemore, S</b> OBP: 0.371, SLG: 0.286 (7, 9)		4-2 BB 1B 3B BB	2-2 FC3-6 1B			3-2 G3		3-2 L7	
<b>Jack Voigt, R</b> OBP: 0.277, SLG: 0.262 (7, 7)		0-0 BB 3B 1B	1-1 F7			1-1 G4-3		1-0 FC6-4 1B	

Inning Stats	R: 1	H: 2	E: 0	K: 0	S: 13	L: 1	BB: 0	P: 20	R: 4	H: 3	E: 0	K: 0	S: 18	LOB: 1	BB: 2	P: 36	R: 3	H: 3	E: 0	K: 0	S: 20	LOB: 1	BB: 1	P: 31	R: 0	H: 1	E: 0	K: 0	S: 5	LOB: 0	BB: 0	P: 6	R: 0	H: 0	E: 0	K: 1	S: 11	LOB: 0	BB: 0	P: 16	R: 0	H: 0	E: 0	K: 0	S: 9	LOB: 1	BB: 0	P: 13	R: 0	H: 0	E: 0	K: 2	S: 11	LOB: 1	BB: 1	P: 20	R: 0	H: 1	E: 0	K: 1	S: 9	LOB: 1	BB: 0	P: 13
--------------	------	------	------	------	-------	------	-------	-------	------	------	------	------	-------	--------	-------	-------	------	------	------	------	-------	--------	-------	-------	------	------	------	------	------	--------	-------	------	------	------	------	------	-------	--------	-------	-------	------	------	------	------	------	--------	-------	-------	------	------	------	------	-------	--------	-------	-------	------	------	------	------	------	--------	-------	-------

PITCHER	IP	WLS	BF	H	R	ER	SO	BB	IBB	HBP	BLK	WP	HR	S	P	ERA	WHIP
<b>Mark Clark, R</b> ERA: 5.35 (1, 1)	1.2	L	12	5	5	5	0	2	0	0	0	0	1	27	50	27.00	4.200
<b>Chad Ogea, R</b> ERA: 8.1 (2, 1)	4.1		18	4	3	3	1	1	0	1	0	0	1	49	72	6.23	1.154
<b>Jose Mesa, R</b> ERA: 4.32 (7, 1)	1.0		4	0	0	0	2	1	0	0	0	0	0	11	20	0.00	1.000
<b>Paul Shuey, R</b> ERA: (8, 1)	1.0		4	1	0	0	1	0	0	0	0	0	0	9	13	0.00	1.000

AB R H RBI BB SO LOB

4	1	0	0	1	0	2
3	2	2	4	0	0	1
1	0	0	0	0	1	1
4	0	2	1	0	0	1
2	0	1	0	0	0	1
2	0	0	0	0	1	1
3	1	0	0	1	0	2
3	1	1	0	1	1	0
4	1	1	3	0	1	1
3	1	1	0	1	0	0
4	1	2	0	0	0	1

1B: 7	SF: 0	WP: 0	PA: 38
2B: 0	SAC: 0	PB: 0	
3B: 1	DP: 1	SB: 3	
HR: 2	HBP: 1	CS: 0	
AB	33		
R	8		
H	10		
RBI	8		
BB	4		
SO	4		
LOB	11		

**Cleveland Indians @ Baltimore Orioles**  
**Oriole Park at Camden Yards, Baltimore, MD**  
 Sun May 08 1994, 3:33 AM EDT  
 Att: 47,345 - Overcast - 61 F

livebaseballscorecards.com





Batter	1	2	3	4	5	6	7	8	9	AB R H RBI BB SO LOB	TOP									
Devon White, S (1, 8) OBP: 0.373, SLG: 0.550	1-1 G4-3		3-2 G5-3		2-2 L7		2-1 G5-3			4 0 0 0 0 0 0										
Roberto Alomar, S (1, 4) OBP: 0.387, SLG: 0.445	1-3 K		1-0 F8		4-2 CS BB			2-1 P4		3 0 0 0 1 1 0										
Paul Molitor, R (1, 10) OBP: 0.392, SLG: 0.493	1-1 S 2B		3-2 P4		2-2 F8 1-2			4-2 BB		3 0 1 0 1 0 1										
Joe Carter, R (1, 9) OBP: 0.377, SLG: 0.691	4-2 BB			0-1 1B 1B		0-1 P4		1-1 F8		3 1 1 0 1 0 1										
John Olerud, L (1, 3) OBP: 0.394, SLG: 0.517	1-0 P7 2-3			1-0 CS 1-2 1B		4-2 BB		1-3 SAFE K		3 0 1 0 1 1 3										
Ed Sprague, R (1, 5) OBP: 0.353, SLG: 0.450		0-0 P2		4-2 SAFE 1B 1-2 BB		0-1 F7		0-0 FC6-4 1B		3 0 1 0 1 0 1										
Darnell Coles, R (1, 7) OBP: 0.281, SLG: 0.286		4-0 FC6-4 BB		2-2 P5		2-2 SAFE G1-3		2-1 FC6-4 1-2f		3 0 0 0 1 0 4										
Pat Borders, R (1, 2) OBP: 0.282, SLG: 0.340		0-1 FC6-4 1-2f		1-2 SAFE 1-3 2-H 1B		3-2 F9		1-3 K		4 0 1 1 0 1 2										
Dick Schofield, R (1, 6) OBP: 0.338, SLG: 0.323		1-1 P3		3-2 L8		3-2 P3		1-1 F8		4 0 0 0 0 0 4										
<b>Inning Stats</b>	R: 0 E: 0 K: 1 S: 11	H: 1 LOB: 2 BB: 1 P: 19	R: 0 E: 0 K: 0 S: 5	H: 0 LOB: 1 BB: 1 P: 10	R: 0 E: 0 K: 0 S: 11	H: 0 LOB: 0 BB: 0 P: 18	R: 1 E: 0 K: 0 S: 18	H: 3 LOB: 2 BB: 1 P: 29	R: 0 E: 0 K: 0 S: 8	H: 0 LOB: 0 BB: 1 P: 16	R: 0 E: 0 K: 0 S: 11	H: 0 LOB: 0 BB: 0 P: 18	R: 0 E: 0 K: 1 S: 9	H: 0 LOB: 1 BB: 1 P: 17	R: 0 E: 0 K: 1 S: 8	H: 1 LOB: 1 BB: 0 P: 12	1B: 4 2B: 1 3B: 0 HR: 0	SF: 0 SAC: 0 DP: 0 HBP: 0	WP: 0 PB: 0 SB: 1 CS: 2	PA: 36
<b>PITCHER</b>	IP WLS BF H R ER SO BB IBB HBP BLK WP HR S P ERA WHIP																			
Sid Fernandez, L (1, 1) ERA: 1.95	7.1 W 30 4 1 1 1 6 0 0 0 0 0 0 78 136 1.23 1.364																			
Mark Williamson, R (8, 1) ERA: 4.76	0.1 1 0 0 0 0 0 0 0 0 0 0 0 2 3 0.00 0.000																			
Jim Poole, L (8, 1) ERA: 7.04	0.1 1 0 0 0 1 0 0 0 0 0 0 0 3 4 0.00 0.000																			
Lee Smith, R (9, 1) ERA: 0.66	1.0 S 4 1 0 0 1 0 0 0 0 0 0 0 8 12 0.00 1.000																			

Toronto Blue Jays @ Baltimore Orioles  
 Oriole Park at Camden Yards, Baltimore, MD  
 Mon May 09 1994, 7:05 PM EDT  
 Att. 47,369 - Unknown - 77 F

livebaseballscorecards.com

AB	30
R	1
H	5
RBI	1
BB	6
SO	3
LOB	16



Batter	1	2	3	4	5	6	7	8	9
Brady Anderson, L (1, 7) OBP: 0.319, SLG: 0.398	2-1 P5	2-2 P5			1-1 G4-3		1-1 SF8	2-3 K	
Mike Devereaux, R (1, 8) OBP: 0.269, SLG: 0.479	2-3 K		2-3 K			2-2 2B SF9 1B	1-0 P5		
Rafael Palmeiro, L (1, 3) OBP: 0.441, SLG: 0.709	4-2 BB		1-3 K			2-1 SF9 2B	1-1 F8		
Cal Ripken Jr., R (1, 6) OBP: 0.317, SLG: 0.376	3-2 G5-3		1-0 G3			2-2 SF9		2-0 F7	
Chris Hoiles, R (1, 2) OBP: 0.372, SLG: 0.418		3-2 FC4-6 1B		0-1 F7		1-3 K		4-0 BB 1B BB	
Leo Gomez, R (1, 5) OBP: 0.410, SLG: 0.588		2-2 FC4-6 BB 1-2f BB		3-2 P6		1-3 K		3-2 BB 1B WP BB	
Lonnie Smith, R (1, 10) OBP: 0.263, SLG: 0.194		0-0 P3		1-0 P4			0-0 1B SF8 1B	4-2 WP BB BB	
Mark McLemore, S (1, 4) OBP: 0.385, SLG: 0.290		4-2 BB BB			1-0 G5-3		0-2 SF8 1B	4-0 WP BB	
Jack Voigt, R (1, 9) OBP: 0.294, SLG: 0.267		4-2 BB			3-1 F7		0-1 SF8 1B	2-3 K	

Inning Stats	R: 0 E: 0 K: 1 S: 10	H: 0 LOB: 1 BB: 1 P: 21	R: 0 E: 0 K: 0 S: 16	H: 1 LOB: 3 BB: 2 P: 31	R: 0 E: 0 K: 2 S: 8	H: 0 LOB: 0 BB: 0 P: 12	R: 0 E: 0 K: 0 S: 8	H: 0 LOB: 0 BB: 0 P: 12	R: 0 E: 0 K: 0 S: 5	H: 0 LOB: 0 BB: 0 P: 10	R: 1 E: 0 K: 2 S: 15	H: 2 LOB: 1 BB: 0 P: 23	R: 1 E: 0 K: 0 S: 11	H: 3 LOB: 2 BB: 0 P: 14	R: 2 E: 0 K: 2 S: 14	H: 1 LOB: 2 BB: 3 P: 35
--------------	-------------------------------	----------------------------------	-------------------------------	----------------------------------	------------------------------	----------------------------------	------------------------------	----------------------------------	------------------------------	----------------------------------	-------------------------------	----------------------------------	-------------------------------	----------------------------------	-------------------------------	----------------------------------

PITCHER	IP	WLS	BF	H	R	ER	SO	BB	IBB	HBP	BLK	WP	HR	S	P	ERA	WHIP
Al Leiter, L (1, 1) ERA: 4.03	6.1	L	28	6	2	2	5	3	0	0	0	0	0	70	118	2.84	1.421
Mike Timlin, R (7, 1) ERA: 10.32	0.1		1	0	0	0	0	0	0	0	0	0	1	2	0.00	0.000	
Greg Cadaret, L (7, 1) ERA: 6.17	1.1		8	1	2	2	2	3	0	0	0	1	0	16	38	13.50	3.000

AB	R	H	RBI	BB	SO	LOB
4	0	0	1	0	1	5
4	1	1	0	0	2	2
3	0	1	0	1	1	2
3	0	0	1	0	0	1
3	1	1	0	1	1	1
4	1	1	0	0	1	2
3	1	1	0	1	0	1
2	0	1	1	2	0	0
3	0	1	0	1	1	3

AB	29
R	4
H	7
RBI	3
BB	6
SO	7
LOB	17

WP	PA
1	37
PB	0
SB	0
CS	0

**Toronto Blue Jays @ Baltimore Orioles**  
**Oriole Park at Camden Yards, Baltimore, MD**  
 Mon May 09 1994, 7:05 PM EDT  
 Att: 47,369 - Unknown - 77 F

livebaseballscorecards.com







Batter	1	2	3	4	5	6	7	8	9
Brady Anderson, L (1, 7) OBP: 0.322, SLG: 0.398	3-3 K		3-2 P2		1-0 G4-3 1B	2-2 L8		1-0 FC3-8 1B	
Mike Devereaux, R (1, 8) OBP: 0.284, SLG: 0.480	0-0 1B		0-3 K		4-2 G4-3 1B	2-1 BB 1B		3-0 L8	
Rafael Palmeiro, L (1, 3) OBP: 0.439, SLG: 0.693	1-3 K			2-2 1B	0-3 K	4-2 BB		2-0 FC3-6	
Harold Baines, L (1, 10) OBP: 0.388, SLG: 0.507	0-0 F9			1-1 BB 1B	1-0 G4-3	0-3 K		0-0 F9	
Cal Ripken Jr., R (1, 6) OBP: 0.331, SLG: 0.408		1-1 P4		3-2 BB 2B	4-0 1B		2-1 HR		
Chris Hoiles, R (1, 2) OBP: 0.376, SLG: 0.415		3-3 K		4-2 2B	2-2 BB 1B		2-2 F8		
Leo Gomez, R (1, 5) OBP: 0.419, SLG: 0.595		0-3 K		0-1 2B	4-2 BB		1-0 P3		
Mark McLemore, S (1, 4) OBP: 0.381, SLG: 0.289			1-1 S 1B	2-2 G4-3	1-2 F7		3-1 G1-3		
Jack Voigt, R (1, 9) OBP: 0.291, SLG: 0.265			0-0 L7	0-3 K		1-0 G1-3		0-1 FC3-6 1B	

Inning Stats	R: 0	H: 1	E: 0	K: 2	S: 8	LOB: 1	BB: 0	P: 12
	R: 0	H: 0	E: 0	K: 2	S: 9	LOB: 0	BB: 0	P: 13
	R: 0	H: 1	E: 0	K: 1	S: 11	LOB: 1	BB: 0	P: 15
	R: 3	H: 4	E: 0	K: 1	S: 21	LOB: 1	BB: 1	P: 33
	R: 2	H: 2	E: 0	K: 1	S: 17	LOB: 3	BB: 3	P: 34
	R: 0	H: 1	E: 0	K: 1	S: 13	LOB: 2	BB: 1	P: 22
	R: 1	H: 1	E: 0	K: 0	S: 8	LOB: 0	BB: 0	P: 16
	R: 0	H: 2	E: 0	K: 0	S: 6	LOB: 2	BB: 0	P: 12

PITCHER										PITCHER																									
IP	WLS	BF	H	R	ER	SO	BB	IBB	HBP	BLK	WP	HR	S	P	ERA	WHIP	IP	WLS	BF	H	R	ER	SO	BB	IBB	HBP	BLK	WP	HR	S	P	ERA	WHIP		
Juan Guzman, R (1, 1) ERA: 6.75	5.0	L	26	8	5	5	7	3	1	0	0	0	66	107	9.00	2.200																			
Woody Williams, R (6, 1) ERA: 5.4	2.0		9	2	1	1	1	1	0	0	0	0	21	38	4.50	1.500																			
Scott Brow, R (8, 1) ERA: 3.31	1.0		5	2	0	0	0	0	0	0	0	0	6	12	0.00	2.000																			

AB R H RBI BB SO LOB

5	1	2	0	0	1	1
4	1	2	0	1	1	3
4	1	1	0	1	2	5
5	1	1	0	0	1	7
3	2	2	2	1	0	0
3	0	1	2	1	1	0
3	0	1	2	1	1	0
4	0	1	0	0	0	4
4	0	1	0	0	1	2

1B: 10	SF: 0	WP: 0	PA: 40
2B: 1	SAC: 0	PB: 0	
3B: 0	DP: 0	SB: 1	
HR: 1	HBP: 0	CS: 0	

Toronto Blue Jays @ Baltimore Orioles  
 Oriole Park at Camden Yards, Baltimore, MD

livebaseballscorecards.com

AB	35
R	6
H	12
RBI	6
BB	5
SO	8
LOB	22



Tue May 10 1994, 7:05 PM EDT  
 Att: 47,194 - Unknown - 71 F



Batter	1	2	3	4	5	6	7	8	9	AB R H RBI BB SO LOB	TOP																						
<b>Devon White, S</b> (1, 8) OBP: 0.364, SLG: 0.529	1-0 L8		1-2 FC9-2 1B		2-1 F8		0-0 F9			4 0 1 1 0 0 2																							
<b>Roberto Alomar, S</b> (1, 4) OBP: 0.376, SLG: 0.429	0-0 F7		0-1 1B		1-3 K			0-0 G4-3		4 0 1 0 0 1 0																							
<b>Paul Molitor, R</b> (1, 10) OBP: 0.378, SLG: 0.472	2-3 K		0-0 FC9-2			1-2 F9		0-2 F8		4 0 0 0 0 1 2																							
<b>Joe Carter, R</b> (1, 9) OBP: 0.370, SLG: 0.658		0-1 F9		0-0 G6-4-3 1B		0-0 F9		0-0 G5-3		4 0 1 0 0 0 0																							
<b>John Olerud, L</b> (1, 3) OBP: 0.386, SLG: 0.496		4-0 BB		0-2 G6-4-3 1-2f		0-0 L7		2-1 P4		3 0 0 0 1 0 1																							
<b>Ed Sprague, R</b> (1, 5) OBP: 0.367, SLG: 0.459		1-2 P2		0-0 BB 1B			0-0 1B G3 1B		0-2 P4	4 0 2 0 0 0 1																							
<b>Carlos Delgado, L</b> (1, 7) OBP: 0.313, SLG: 0.474		2-3 K		4-2 BB 1-2 BB			2-2 G3 1-2		1-2 G1-3	3 0 0 0 1 1 2																							
<b>Pat Borders, R</b> (1, 2) OBP: 0.282, SLG: 0.336			2-3 K	2-1 G3			3-2 1B			3 0 1 0 0 1 2																							
<b>Dick Schofield, R</b> (1, 6) OBP: 0.351, SLG: 0.358			1-1 1B 2B		1-0 G5-3		1-3 K			3 1 1 0 0 1 2																							
<b>Inning Stats</b>	R: 0 E: 0 K: 1 S: 6	H: 0 LOB: 0 BB: 0 P: 9	R: 0 E: 0 K: 1 S: 10	H: 0 LOB: 1 BB: 1 P: 17	R: 1 E: 0 K: 1 S: 13	H: 3 LOB: 1 BB: 0 P: 17	R: 0 E: 0 K: 0 S: 10	H: 2 LOB: 2 BB: 1 P: 16	R: 0 E: 0 K: 1 S: 6	H: 0 LOB: 0 BB: 0 P: 10	R: 0 E: 0 K: 1 S: 12	H: 2 LOB: 2 BB: 0 P: 18	R: 0 E: 0 K: 0 S: 6	H: 0 LOB: 0 BB: 0 P: 6	R: 0 E: 0 K: 1 S: 9	H: 0 LOB: 0 BB: 0 P: 12	R: 0 E: 0 K: 0 S: 9	H: 0 LOB: 0 BB: 0 P: 12	1B: 6 2B: 2 3B: 0 HR: 0	SF: 0 SAC: 0 DP: 2 HBP: 0	WP: 0 PB: 0 SB: 0 CS: 0	PA: 34											
<b>PITCHER</b> 35 <b>Mike Mussina, R</b> (1, 1) ERA: 2.48	IP 9.0	WLS W	BF 34	H 7	R 1	ER 1	SO 5	BB 2	IBB 0	HBP 0	BLK 0	WP 0	HR 0	S 77	P 111	ERA 1.00	WHIP 1.000																
											<b>PITCHER</b>	IP	WLS	BF	H	R	ER	SO	BB	IBB	HBP	BLK	WP	HR	S	P	ERA	WHIP					

**Toronto Blue Jays @ Baltimore Orioles**  
**Oriole Park at Camden Yards, Baltimore, MD**

<b>AB</b>	<b>32</b>
<b>R</b>	<b>1</b>
<b>H</b>	<b>7</b>
<b>RBI</b>	<b>1</b>
<b>BB</b>	<b>2</b>
<b>SO</b>	<b>5</b>
<b>LOB</b>	<b>12</b>



Wed May 11 1994, 7:05 PM EDT  
 Att. 47,386 - Unknown - 73 F

livebaseballscorecards.com

Batter	1	2	3	4	5	6	7	8	9
<b>Brady Anderson, L</b> OBP: 0.318, SLG: 0.398 (1, 7)	0-0 G4-3 1B		2-0 G1-3 1B 2B		2-1 F7	1-1 G4-3		3-2 G3-2-3 1-2f	
<b>Mike Devereaux, R</b> OBP: 0.283, SLG: 0.465 (1, 8)	4-2 BB BB		2-2 G1-3 2-3		1-1 F9		1-1 G4-3		
<b>Rafael Palmeiro, L</b> OBP: 0.441, SLG: 0.686 (1, 3)	3-1 F8 SAFE		3-1 1B 3-H		1-2 G3-1		0-1 1B		
<b>Harold Baines, L</b> OBP: 0.405, SLG: 0.553 (1, 10)	4-1 FC6-4 1-2 BB		2-3 K			1-1 HR	1-1 G5-4-3 1B		
<b>Cal Ripken Jr., R</b> OBP: 0.328, SLG: 0.403 (1, 6)	2-2 FC6-4 1-2f		2-2 L8			0-1 HR 1B	1-0 G5-4-3 1-2f		
<b>Chris Hoiles, R</b> OBP: 0.380, SLG: 0.449 (1, 2)		0-0 F8		2-3 K		1-0 HR 1-H	1-1 FC6 1B		
<b>Leo Gomez, R</b> OBP: 0.426, SLG: 0.600 (1, 5)		0-1 2B		4-2 BB		1-0 F7	2-0 FC6 1-3		
<b>Mark McLemore, S</b> OBP: 0.385, SLG: 0.283 (1, 4)		3-2 L8		3-2 F7		4-2 CS BB	1-2 G3-2-3 HBP		
<b>Jack Voigt, R</b> OBP: 0.288, SLG: 0.264 (1, 9)		2-2 F8		1-3 K		0-2 1B 1-2	1-3 K		

Inning Stats	R: 0	H: 0	E: 0	K: 13	S: 13	R: 0	H: 1	E: 0	K: 9	S: 9	R: 1	H: 2	E: 0	K: 12	S: 12	R: 0	H: 0	E: 0	K: 7	S: 7	R: 3	H: 4	E: 0	K: 13	S: 13	R: 0	H: 2	E: 0	K: 11	S: 10	R: 0	H: 1	E: 1	K: 11	S: 19		
	LOB: 2	BB: 2				LOB: 1	BB: 0				LOB: 1	BB: 1				LOB: 0	BB: 0				LOB: 1	BB: 1		LOB: 2	BB: 1		LOB: 1	BB: 0		LOB: 2	BB: 0		LOB: 2	BB: 0		LOB: 2	BB: 1

AB	R	H	RBI	BB	SO	LOB
5	1	1	0	0	0	4
3	0	0	0	1	0	1
4	0	2	1	0	0	1
3	1	2	1	1	1	1
4	1	1	0	0	0	5
4	1	2	2	0	1	0
3	0	1	0	1	0	1
2	0	0	0	1	0	2
4	0	1	0	0	2	5

WP	HR	S	P	ERA	WHIP
0	0	0	0	6.35	1.941
0	0	2	3	0.00	0.000
0	0	18	29	0.00	1.500

**Toronto Blue Jays @ Baltimore Orioles**  
**Oriole Park at Camden Yards, Baltimore, MD**  
 Wed May 11 1994, 7:05 PM EDT  
 Att: 47,386 - Unknown - 73 F

AB	32
R	4
H	10
RBI	4
BB	4
SO	4
LOB	20



PITCHER	IP	WLS	BF	H	R	ER	SO	BB	IBB	HBP	BLK	WP	HR	S	P	ERA	WHIP
<b>Todd Stottlemyre, R</b> ERA: 3.86 (1, 1)	5.2	L	27	7	4	4	3	4	0	0	0	0	2	64	114	6.35	1.941
<b>Tony Castillo, L</b> ERA: 2.7 (6, 1)	0.1		1	0	0	0	0	0	0	0	0	0	0	2	3	0.00	0.000
<b>Mike Timlin, R</b> ERA: 8.78 (7, 1)	2.0		9	3	0	0	1	0	0	1	0	0	0	18	29	0.00	1.500



Batter	1	2	3	4	5	6	7	8	9	AB R H RBI BB SO LOB	TOP											
Brady Anderson, L (1, 7) OBP: 0.316, SLG: 0.394	2-1 CS 1B		3-2 F7		3-0 G3-1			1-3 K		4 0 1 0 0 1 3												
Mike Devereaux, R (1, 8) OBP: 0.274, SLG: 0.448	0-0 F9			2-2 G6-3		0-1 F8		1-3 K		4 0 0 0 0 1 3												
Rafael Palmeiro, L (1, 3) OBP: 0.436, SLG: 0.672	3-1 F8 1-2			3-1 BB 1B		2-1 E1 CS		2-3 K		4 1 1 0 0 1 3												
Harold Baines, L (1, 10) OBP: 0.398, SLG: 0.532		1-1 L3		4-0 FC6-4 1-2 BB		3-2 G4-3 1-2			2-1 G1-3	3 0 0 0 1 0 1												
Cal Ripken Jr., R (1, 6) OBP: 0.326, SLG: 0.398		3-1 F7		2-2 FC6-4 1-2 2-H 1B			1-2 G4-3		3-2 L7	4 0 1 1 0 0 0												
Chris Hoiles, R (1, 2) OBP: 0.368, SLG: 0.431		2-2 K		3-2 FC6-4 1-2f 2-3			1-1 F9		3-2 G1-6-3	4 0 0 0 0 1 2												
Leo Gomez, R (1, 5) OBP: 0.400, SLG: 0.558			0-0 G6-3	1-2 FC6-4 1-2f			3-3 K			3 0 0 0 0 1 2												
Mark McLemore, S (1, 4) OBP: 0.392, SLG: 0.287			2-2 S 1B		0-3 K			4-2 1B BB		2 0 1 0 1 1 0												
Jack Voigt, R (1, 9) OBP: 0.290, SLG: 0.268			2-3 K 1-2		3-2 P2			0-0 1B		3 0 1 0 0 1 1												
<b>Inning Stats</b>	R: 0 E: 0 K: 0 S: 5	H: 1 LOB: 0 BB: 0 P: 10	R: 0 E: 0 K: 1 S: 8	H: 0 LOB: 0 BB: 0 P: 14	R: 0 E: 0 K: 1 S: 11	H: 1 LOB: 1 BB: 0 P: 18	R: 1 E: 0 K: 0 S: 16	H: 2 LOB: 2 BB: 1 P: 31	R: 0 E: 0 K: 1 S: 8	H: 0 LOB: 0 BB: 0 P: 14	R: 0 E: 1 K: 0 S: 7	H: 0 LOB: 0 BB: 0 P: 12	R: 0 E: 0 K: 1 S: 9	H: 0 LOB: 0 BB: 0 P: 14	R: 0 E: 0 K: 3 S: 12	H: 1 LOB: 2 BB: 1 P: 20	R: 0 E: 0 K: 0 S: 8	H: 0 LOB: 0 BB: 0 P: 16	1B: 5 2B: 0 3B: 0 HR: 0	SF: 0 SAC: 0 DP: 0 HBP: 0	WP: 0 PB: 0 SB: 1 CS: 2	PA: 33
<b>PITCHER</b>	IP WLS BF H R ER SO BB IBB HBP BLK WP HR S P ERA WHIP																					
Pat Mahomes, R (1, 1) ERA: 5.26	7.0 W 27 5 1 1 4 2 0 0 0 0 0 0 67 120 1.29 1.000																					
Mark Guthrie, L (8, 1) ERA: 9.47	0.1 1 0 0 0 1 0 0 0 0 0 0 0 3 4 0.00 0.000																					
Mike Trombley, R (8, 1) ERA: 6.41	0.1 1 0 0 0 1 0 0 0 0 0 0 0 3 4 0.00 0.000																					
Larry Casian, L (8, 1) ERA: 8.1	1.1 S 4 0 0 0 1 0 0 0 0 0 0 0 11 21 0.00 0.000																					

**Baltimore Orioles @ Minnesota Twins**  
 Hubert H. Humphrey Metrodome, Minneapolis, MN  
 Fri May 13 1994, 8:05 PM EDT  
 Att. 17,898 - Dome

[livebaseballscorecards.com](http://livebaseballscorecards.com)

**AB 31**  
**R 1**  
**H 5**  
**RBI 1**  
**BB 2**  
**SO 7**  
**LOB 15**







Batter	1	2	3	4	5	6	7	8	9	AB R H RBI BB SO LOB	TOP											
<b>Brady Anderson, L</b> (1, 7) <small>OBP: 0.314, SLG: 0.385</small> <b>Jeff Tackett, R</b> (7, 2) <small>OBP: 0.444, SLG: 0.667</small>	1-1 G4-3	2-3 K			1-1 FC4-6 HBP		1-0 G4-3	0-0 G5-3		3 0 0 0 0 1 2 1 0 0 0 0 0 2												
<b>Mike Devereaux, R</b> (1, 8) <small>OBP: 0.262, SLG: 0.427</small>	1-1 F9		2-2 G5-3		0-0 L9			3-2 G6-3	1-1 L8	5 0 0 0 0 0 1												
<b>Rafael Palmeiro, L</b> (1, 3) <small>OBP: 0.434, SLG: 0.664</small> <b>Tim Lueck, R</b> (7, 6) <small>OBP: 0.280, SLG: 0.280</small>	1-0 FC6-4 1B		3-3 K		1-1 FC4-6 1-2f			2-3 K	0-1 G4-3	3 0 1 0 0 1 1 2 0 0 0 0 1 0												
<b>Harold Baines, L</b> (1, 10) <small>OBP: 0.398, SLG: 0.536</small>	2-1 FC6-4 1-2f		0-0 G6-3					0-0 1B 2B	3-1 1B	5 1 2 0 0 1 1												
<b>Cal Ripken Jr., R</b> (1, 6) <small>OBP: 0.319, SLG: 0.389</small> <b>Jack Voigt, R</b> (7, 3) <small>OBP: 0.313, SLG: 0.281</small>		2-3 K			2-3 K		0-0 L9	2-2 1B BB 2-H	4-1 1B BB 1-2	3 0 0 0 0 2 0 1 1 1 1 1 0 0												
<b>Chris Hoiles, R</b> (1, 2) <small>OBP: 0.375, SLG: 0.448</small> <b>Damon Buford, R</b> (7, 7) <small>OBP: 0.500, SLG: 0.500</small>		1-1 2B			1-2 F9		2-1 1B	3-1 1B BB 1-2	0-3 K	3 1 2 0 0 0 0 2 1 1 0 0 1 2												
<b>Leo Gomez, R</b> (1, 5) <small>OBP: 0.426, SLG: 0.587</small>		0-1 2B			2-1 1B		2-3 K	4-1 1B BB 1-2 2-3		3 1 2 1 1 1 1												
<b>Mark McLemore, S</b> (1, 4) <small>OBP: 0.385, SLG: 0.282</small>		4-1 BB			2-3 K			4-0 1B BB 1-2 2-3 3-H		2 0 0 1 2 2 1												
<b>Mark Smith, R</b> (1, 9) <small>OBP: 0.250, SLG: 0.250</small>		1-3 K			0-0 G4-3			3-2 P3	1-0 1B 1-3 2-H 3-H	4 0 1 2 0 1 2												
<b>Inning Stats</b>	R: 0 E: 0 K: 0 S: 7	H: 1 LOB: 1 BB: 0 P: 12	R: 1 E: 0 K: 3 S: 14	H: 2 LOB: 2 BB: 1 P: 24	R: 0 E: 0 K: 1 S: 7	H: 0 LOB: 0 BB: 0 P: 12	R: 0 E: 0 K: 2 S: 13	H: 1 LOB: 1 BB: 0 P: 20	R: 0 E: 0 K: 0 S: 5	H: 0 LOB: 1 BB: 0 P: 7	R: 0 E: 0 K: 2 S: 10	H: 1 LOB: 1 BB: 0 P: 15	R: 0 E: 0 K: 1 S: 8	H: 0 LOB: 0 BB: 0 P: 15	R: 4 E: 0 K: 1 S: 17	H: 4 LOB: 2 BB: 2 P: 36	R: 0 E: 0 K: 1 S: 12	H: 1 LOB: 2 BB: 1 P: 20	1B: 7 2B: 3 3B: 0 HR: 0	SF: 0 SAC: 0 DP: 0 HBP: 1	WP: 0 PB: 0 SB: 0 CS: 0	PA: 42
<b>PITCHER</b>	IP WLS BF H R ER SO BB IBB HBP BLK WP HR S P ERA WHIP																					
<b>Scott Erickson, R</b> (1, 1) <small>ERA: 5.33</small>	7.2 W 33 8 4 4 10 1 0 1 0 0 0 78 129 4.70 1.174																					
<b>Mike Trombley, R</b> (8, 1) <small>ERA: 6.75</small>	0.0 3 1 1 1 0 2 0 0 0 0 0 2 11 ∞ ∞																					
<b>Brett Merriman, R</b> (8, 1) <small>ERA: 1.29</small>	1.0 5 1 0 0 0 1 0 0 0 0 0 8 16 0.00 2.000																					
<b>Carl Willis, R</b> (9, 1) <small>ERA: 7.17</small>	0.1 S 1 0 0 0 0 1 0 0 0 0 0 0 5 5 0.00 0.000																					

**Baltimore Orioles @ Minnesota Twins**  
 Hubert H. Humphrey Metrodome, Minneapolis, MN  
 Sat May 14 1994, 8:05 PM EDT  
 Att. 25,223 - Dome

AB	37
R	5
H	10
RBI	5
BB	4
SO	11
LOB	13



Batter	1	2	3	4	5	6	7	8	9	AB	R	H	RBI	BB	SO	LOB
<b>Chuck Knoblauch, R</b> (1, 4) <small>OBP: 0.386, SLG: 0.463</small>	0-1  SF9 2B		2-0  G5-3		1-1  SF9 HR 2B	1-0  G4-6-3 1B				4	2	3	0	0	0	0
<b>Scott Leius, R</b> (1, 5) <small>OBP: 0.333, SLG: 0.490</small>	1-2  G4-3 2-3		1-3  K		1-3  K	0-0  G4-6-3 1-2f				4	0	0	0	0	2	4
<b>Kirby Puckett, R</b> (1, 9) <small>OBP: 0.354, SLG: 0.497</small> <b>Alex Cole, L</b> (8, 8) <small>OBP: 0.416, SLG: 0.436</small>	0-0  SF9 3-H		0-3  K		4-0  HR IBB		0-0  P4			2	1	0	1	1	1	0
<b>Shane Mack, R</b> (1, 8) <small>OBP: 0.452, SLG: 0.730</small>	1-2  HR 2B			0-2  HR 1B	3-1  SF9		4-0  G4-3 BB			2	1	2	1	1	0	0
<b>Dave Winfield, R</b> (1, 10) <small>OBP: 0.311, SLG: 0.444</small>	1-3  K			3-2  HR 1-H	3-2  HR 3-H		1-2  G4-3 1-2f			4	2	2	5	0	1	2
<b>Pedro Munoz, R</b> (1, 7) <small>OBP: 0.325, SLG: 0.386</small>		0-0  HR 3B		0-3  K	2-1  1B 2B		2-3  K			4	1	2	0	0	2	0
<b>Dave McCarty, R</b> (1, 3) <small>OBP: 0.310, SLG: 0.340</small>		1-3  K		1-3  K	3-2  FC6-4 1B		3-2  P3			4	0	1	1	0	2	1
<b>Matt Walbeck, S</b> (1, 2) <small>OBP: 0.230, SLG: 0.274</small>		1-3  K		1-1  F9	0-0  FC6-4 1-2f		1-1  1B			4	0	1	0	0	1	2
<b>Pat Meares, R</b> (1, 6) <small>OBP: 0.340, SLG: 0.325</small> <b>Chip Hale, L</b> (8, PH) <small>OBP: 0.353, SLG: 0.302</small> <b>Jeff Reboulet, R</b> (9, 6) <small>OBP: 0.354, SLG: 0.415</small>		2-3  K		2-2  2B SF9 HBP	1-3  K		2-2  L8			2	1	0	0	0	2	1
										1	0	0	0	0	0	1
										0	0	0	0	0	0	0

Inning Stats	R: 1	H: 2	E: 0	K: 1	S: 13	LOB: 1	BB: 0	P: 16	R: 0	H: 1	E: 0	K: 3	S: 11	LOB: 1	BB: 0	P: 15	R: 0	H: 0	E: 0	K: 2	S: 10	LOB: 0	BB: 0	P: 13	R: 2	H: 2	E: 0	K: 2	S: 16	LOB: 0	BB: 0	P: 21	R: 5	H: 4	E: 0	K: 1	S: 20	LOB: 1	BB: 1	P: 39	R: 0	H: 1	E: 0	K: 1	S: 5	LOB: 0	BB: 0	P: 7	R: 0	H: 0	E: 0	K: 0	S: 5	LOB: 0	BB: 1	P: 10	R: 0	H: 1	E: 0	K: 1	S: 14	LOB: 1	BB: 0	P: 22
1B: 4	SF: 2	2B: 4	SAC: 0	3B: 1	DP: 2	HR: 2	HBP: 1	WP: 0	PA: 36	PB: 0	SB: 1	CS: 0	WP: 0	PA: 36	ERA	WHIP																																																

PITCHER	IP	WLS	BF	H	R	ER	SO	BB	IBB	HBP	BLK	WP	HR	S	P	ERA	WHIP
<b>Sid Fernandez, L</b> (1, 1) <small>ERA: 3.41</small>	4.2	L	23	7	7	7	9	0	0	0	0	0	2	64	93	13.50	1.500
<b>Alan Mills, R</b> (5, 1) <small>ERA: 12.75</small>	3.0		12	4	1	1	2	1	0	0	0	0	0	27	45	3.00	1.667
<b>Mark Williamson, R</b> (8, 1) <small>ERA: 4.63</small>	0.1		1	0	0	0	0	0	0	0	0	0	0	3	5	0.00	0.000

**BOTTOM**

**Baltimore Orioles @ Minnesota Twins**  
 Hubert H. Humphrey Metrodome, Minneapolis, MN

Sat May 14 1994, 8:05 PM EDT  
 Att. 25,223 - Dome

livebaseballscorecards.com

AB	31
R	8
H	11
RBI	8
BB	2
SO	11
LOB	11



Batter	1	2	3	4	5	6	7	8	9	AB R H RBI BB SO LOB	TOP
Brady Anderson, L (1, 7) OBP: 0.313, SLG: 0.377	1-2 S HBP		0-0 G6-3		0-1 F8			2-2 P6		3 0 0 0 0 0 0	<b>Baltimore Orioles @ Minnesota Twins</b> Hubert H. Humphrey Metrodome, Minneapolis, MN Sun May 15 1994, 4:33 AM EDT Att. 14,254 - Dome
Mike Devereaux, R (1, 8) OBP: 0.254, SLG: 0.412	1-3 SAFE K		0-0 F8		0-2 L3			2-3 K		4 0 0 0 0 2 1	
Rafael Palmeiro, L (1, 3) OBP: 0.429, SLG: 0.659	0-0 SAFE F7			0-1 2B 2B	1-1 F8			0-0 L9		4 1 1 0 0 0 1	
Harold Baines, L (1, 10) OBP: 0.381, SLG: 0.511	2-3 K			1-2 G1-3		1-1 G3-1		0-0 G6-3		4 0 0 0 0 1 2	
Cal Ripken Jr., R (1, 6) OBP: 0.324, SLG: 0.400		0-0 L3		0-0 1B FC3-6 2B		3-1 G5-4-3 1B		1-2 G6-3		4 1 2 1 0 0 0	
Chris Hoiles, R (1, 2) OBP: 0.379, SLG: 0.444		3-1 1B		4-0 FC3-6 1B BB		1-0 G5-4-3		1-0 F7		3 0 1 0 1 0 1	
Tim Lincecum, R (1, 5) OBP: 0.286, SLG: 0.286		1-3 K		2-1 FC3-6 1B		1-0 P3				3 0 1 0 0 1 1	
Mark McLemore, S (1, 4) OBP: 0.386, SLG: 0.274		2-2 F7		0-1 FC3-6		0-1 G6-3				3 0 0 1 0 0 3	
Jack Voigt, R (1, 9) OBP: 0.299, SLG: 0.267			2-1 P3	1-1 SAFE F9		2-2 P5				3 0 0 0 0 0 2	
<b>Inning Stats</b>	R: 0 H: 0 E: 0 LOB: 1 K: 2 BB: 0 S: 11 P: 15	R: 0 H: 1 E: 0 LOB: 1 K: 1 BB: 0 S: 9 P: 15	R: 0 H: 0 E: 0 LOB: 0 K: 0 BB: 0 S: 4 P: 6	R: 2 H: 3 E: 0 LOB: 2 K: 0 BB: 1 S: 12 P: 20	R: 0 H: 0 E: 0 LOB: 0 K: 0 BB: 0 S: 7 P: 8	R: 0 H: 1 E: 0 LOB: 0 K: 0 BB: 0 S: 5 P: 10	R: 0 H: 0 E: 0 LOB: 0 K: 0 BB: 0 S: 6 P: 9	R: 0 H: 0 E: 0 LOB: 0 K: 1 BB: 0 S: 9 P: 13	R: 0 H: 0 E: 0 LOB: 0 K: 0 BB: 0 S: 5 P: 7	1B: 3 SF: 0 2B: 2 SAC: 0 3B: 0 DP: 1 HR: 0 HBP: 1	WP: 0 PA: 33 PB: 0 SB: 1 CS: 0
<b>PITCHER</b> Kevin Tapani, R (1, 1) ERA: 6.7	IP WLS BF H R ER SO BB IBB HBP BLK WP HR S P ERA WHIP										

livebaseballscorecards.com

**AB** 31  
**R** 2  
**H** 5  
**RBI** 2  
**BB** 1  
**SO** 4  
**LOB** 11



Batter	1	2	3	4	5	6	7	8	9	AB	R	H	RBI	BB	SO	LOB
<b>Chuck Knoblauch, R</b> (1, 4) <small>OBP: 0.382, SLG: 0.464</small>	1-3 	0-1 		0-2 			0-1 			4	0	1	1	0	1	0
<b>Scott Leius, R</b> (1, 5) <small>OBP: 0.322, SLG: 0.471</small>	1-1 	1-1 			1-0 		1-2 			4	0	0	0	0	0	1
<b>Kirby Puckett, R</b> (1, 9) <small>OBP: 0.358, SLG: 0.500</small>	1-0 		2-3 		4-0 		0-0 			3	0	1	0	1	1	0
<b>Shane Mack, R</b> (1, 8) <small>OBP: 0.435, SLG: 0.683</small>	0-2 		1-3 		0-1 			0-0 		4	0	1	0	0	1	2
<b>Dave Winfield, R</b> (1, 10) <small>OBP: 0.319, SLG: 0.440</small>		4-2 		3-2 		4-0 		0-0 		1	1	0	0	2	0	0
<b>Pedro Munoz, R</b> (1, 7) <small>OBP: 0.338, SLG: 0.411</small> <b>Alex Cole, L</b> (8, PH) <small>OBP: 0.420, SLG: 0.436</small>		1-2 		0-1 		1-3 		4-0 		3	2	2	1	0	1	2
<b>Dave McCarty, R</b> (1, 3) <small>OBP: 0.306, SLG: 0.386</small>		0-0 		1-1 			1-2 		0-0 	4	1	1	2	0	0	3
<b>Matt Walbeck, S</b> (1, 2) <small>OBP: 0.224, SLG: 0.267</small>		0-1 		1-1 			0-2 			3	0	0	0	0	0	1
<b>Jeff Reboulet, R</b> (1, 6) <small>OBP: 0.353, SLG: 0.432</small>		1-2 		3-2 			1-1 			3	1	1	1	0	0	0

Inning Stats	R: 0	H: 1	E: 0	K: 1	S: 10	R: 3	H: 3	E: 0	K: 0	S: 15	R: 0	H: 0	E: 0	K: 2	S: 9	R: 2	H: 2	E: 0	K: 0	S: 12	R: 0	H: 0	E: 0	K: 1	S: 6	R: 0	H: 0	E: 0	K: 0	S: 8	R: 0	H: 1	E: 0	K: 0	S: 3	R: 0	H: 0	E: 0	K: 0	S: 7	R: 0	H: 1	E: 0	K: 0	S: 3	1B: 2	2B: 4	3B: 0	HR: 1	SF: 0	SAC: 1	DP: 1	HBP: 0	WP: 0	PB: 0	SB: 1	CS: 0	PA: 34
--------------	------	------	------	------	-------	------	------	------	------	-------	------	------	------	------	------	------	------	------	------	-------	------	------	------	------	------	------	------	------	------	------	------	------	------	------	------	------	------	------	------	------	------	------	------	------	------	-------	-------	-------	-------	-------	--------	-------	--------	-------	-------	-------	-------	--------

PITCHER	IP	WLS	BF	H	R	ER	SO	BB	IBB	HBP	BLK	WP	HR	S	P	ERA	WHIP
<b>Jamie Moyer, L</b> (1, 1) <small>ERA: 5.91</small>	7.0	L	31	7	5	5	4	2	1	0	0	0	1	68	102	6.43	1.286
<b>Mark Eichhorn, R</b> (8, 1) <small>ERA: 5.25</small>	1.0		3	0	0	0	0	0	1	0	0	0	2	6		0.00	0.000

**BOTTOM**

**Baltimore Orioles @ Minnesota Twins**  
 Hubert H. Humphrey Metrodome, Minneapolis, MN

Sun May 15 1994, 4:33 AM EDT  
 Att. 14,254 - Dome

[livebaseballscorecards.com](http://livebaseballscorecards.com)

<b>AB</b>	<b>29</b>
<b>R</b>	<b>5</b>
<b>H</b>	<b>7</b>
<b>RBI</b>	<b>5</b>
<b>BB</b>	<b>4</b>
<b>SO</b>	<b>4</b>
<b>LOB</b>	<b>9</b>



Batter	1	2	3	4	5	6	7	8	9	AB R H RBI BB SO LOB	TOP
<b>Otis Nixon, S</b> (1, 8) OBP: 0.357, SLG: 0.311	0-2 		0-1 		1-0 		1-3 		3-3 	5 0 1 1 0 2 4	<b>Boston Red Sox @ Baltimore Orioles</b> Oriole Park at Camden Yards, Baltimore, MD Tue May 17 1994, 7:05 PM EDT Att. 47,420 - Unknown - 59 F
<b>Scott Fletcher, R</b> (1, 4) OBP: 0.300, SLG: 0.351	3-1 			0-0 	1-0 			0-1 		4 0 0 0 0 0 2	
<b>Mike Greenwell, L</b> (1, 7) OBP: 0.307, SLG: 0.438	3-3 			1-1 		1-1 		2-2 		4 0 1 0 0 1 0	
<b>Mo Vaughn, L</b> (1, 3) OBP: 0.430, SLG: 0.640		0-3 		1-3 		2-1 		1-0 		4 0 1 0 0 2 1	
<b>Andre Dawson, R</b> (1, 10) <b>Lee Tinsley, S</b> (8, PR) OBP: 0.300, SLG: 0.527 OBP: 0.400, SLG: 0.233		2-2 		0-0 		0-3 		0-2 		4 0 1 0 0 1 1 0 0 0 0 0 0 0	
<b>Scott Cooper, L</b> (1, 5) OBP: 0.375, SLG: 0.639		3-3 			0-0 		2-3 	2-0 		4 0 0 0 0 2 2	
<b>Tim Lincecum, R</b> (1, 6) <b>Carlos Rodriguez, S</b> (9, PR) OBP: 0.419, SLG: 0.591 OBP: 0.381, SLG: 0.714			2-1 		2-2 		3-2 		1-2 	4 2 3 1 0 0 0 0 0 0 0 0 0 0	
<b>Billy Hatcher, R</b> (1, 9) OBP: 0.309, SLG: 0.358			2-2 		0-0 		4-0 	0-1 	1-2 	2 0 0 0 1 0 1	
<b>Damon Berryhill, S</b> (1, 2) OBP: 0.273, SLG: 0.279			2-2 		3-2 		0-0 	2-3 		4 0 2 0 0 1 3	
<b>Inning Stats</b>	R: 0 H: 0 E: 0 LOB: 0 K: 1 BB: 0 S: 8 P: 14	R: 0 H: 0 E: 0 LOB: 0 K: 2 BB: 0 S: 11 P: 16	R: 0 H: 1 E: 0 LOB: 1 K: 0 BB: 0 S: 12 P: 18	R: 0 H: 1 E: 0 LOB: 1 K: 1 BB: 0 S: 7 P: 9	R: 1 H: 3 E: 0 LOB: 2 K: 0 BB: 0 S: 10 P: 17	R: 0 H: 0 E: 0 LOB: 0 K: 1 BB: 0 S: 7 P: 10	R: 1 H: 1 E: 0 LOB: 1 K: 2 BB: 1 S: 11 P: 21	R: 0 H: 2 E: 0 LOB: 2 K: 0 BB: 0 S: 13 P: 18	R: 0 H: 1 E: 0 LOB: 2 K: 2 BB: 0 S: 13 P: 19	1B: 8 SF: 0 2B: 0 SAC: 1 3B: 0 DP: 0 HR: 1 HBP: 0	
<b>PITCHER</b> <b>35 Mike Mussina, R</b> (1, 1) ERA: 2.45 <b>Lee Smith, R</b> (9, 1) ERA: 0.57	IP WLS BF H R ER SO BB IBB HBP BLK WP HR S P ERA WHIP 8.0 W 33 8 2 2 7 1 0 0 0 0 0 1 79 123 2.25 1.125 1.0 S 4 1 0 0 2 0 0 0 0 0 0 0 13 19 0.00 1.000	<b>PITCHER</b> IP WLS BF H R ER SO BB IBB HBP BLK WP HR S P ERA WHIP									

livebaseballscorecards.com

<b>AB</b>	<b>35</b>
<b>R</b>	<b>2</b>
<b>H</b>	<b>9</b>
<b>RBI</b>	<b>2</b>
<b>BB</b>	<b>1</b>
<b>SO</b>	<b>9</b>
<b>LOB</b>	<b>14</b>







Batter	1	2	3	4	5	6	7	8	9	AB R H RBI BB SO LOB	TOP														
<b>Otis Nixon, S</b> (1, 8) <small>OBP: 0.372, SLG: 0.331</small>	0-0 B2	3-2 1B 1-2 2-3 3-H	2-2 CS	1-0 FC1-2 1B		1-1 1B		3-2 CS 1B		5 1 4 1 0 0 0															
<b>Andy Tomberlin, L</b> (1, 9) <small>OBP: 0.154, SLG: 0.154</small> <b>Billy Hatcher, R</b> (8, PH) <small>OBP: 0.307, SLG: 0.355</small> (8, 9)	2-2 S 1B	2-3 K		1-0 F9		2-3 K		3-3 K 1-2 3-H		4 0 1 0 0 2 6 1 0 0 0 0 1 1															
<b>Mike Greenwell, L</b> (1, 7) <small>OBP: 0.310, SLG: 0.433</small>	4-0 1-2 BB	1-2 1B 1-3 2-H 3-H		3-1 FC1-2 1-H		3-1 F7			1-0 G3-1	4 0 1 2 1 0 3															
<b>Mo Vaughn, L</b> (1, 3) <small>OBP: 0.436, SLG: 0.636</small>	1-1 F8	2-2 FC6-4 1B 1-3 3-H		3-3 K			4-2 BB		2-2 1B	4 0 2 1 1 1 3															
<b>Andre Dawson, R</b> (1, 10) <small>OBP: 0.288, SLG: 0.504</small>	3-3 K	0-0 FC6-4 1-2f			0-0 G5-3		0-3 K		0-3 K	5 0 0 0 0 3 6															
<b>Scott Cooper, L</b> (1, 5) <small>OBP: 0.376, SLG: 0.637</small>		2-2 SH5-4 1B 2B	0-0 CS 1B		3-1 G3		1-3 K		0-0 F8	5 1 2 0 0 1 2															
<b>Tim Lincecum, R</b> (1, 4) <small>OBP: 0.421, SLG: 0.585</small>		4-1 1B SH5-4 1B BB	0-0 1-2 1B		2-1 G6-3		1-2 F8			3 1 1 0 1 0 1															
<b>Carlos Rodriguez, S</b> (1, 6) <small>OBP: 0.333, SLG: 0.625</small>		0-0 SH5-4	0-3 K			1-0 G5-3		1-0 G6-3		3 0 0 0 0 1 2															
<b>Dave Valle, R</b> (1, 2) <small>OBP: 0.278, SLG: 0.286</small>		4-1 1B 1B BB	2-2 F7			3-2 E5 1B		2-2 1B E 1B		3 2 1 0 1 0 2															
<b>Inning Stats</b>	R: 0 E: 0 K: 1 S: 9	H: 1 LOB: 2 BB: 1 P: 19	R: 4 E: 0 K: 1 S: 20	H: 4 LOB: 2 BB: 2 P: 38	R: 0 E: 0 K: 1 S: 12	H: 2 LOB: 1 BB: 0 P: 16	R: 0 E: 0 K: 1 S: 8	H: 1 LOB: 1 BB: 0 P: 16	R: 0 E: 0 K: 0 S: 5	H: 0 LOB: 0 BB: 0 P: 10	R: 0 E: 1 K: 1 S: 11	H: 1 LOB: 2 BB: 0 P: 21	R: 0 E: 0 K: 2 S: 12	H: 0 LOB: 1 BB: 1 P: 18	R: 1 E: 0 K: 1 S: 10	H: 2 LOB: 0 BB: 0 P: 19	R: 0 E: 0 K: 1 S: 8	H: 1 LOB: 1 BB: 0 P: 11	1B: 11 2B: 1 3B: 0 HR: 0	SF: 0 SAC: 1 DP: 0 HBP: 0	WP: 0 PB: 0 SB: 3 CS: 2	PA: 43			
<b>PITCHER</b>	IP	WLS	BF	H	R	ER	SO	BB	IBB	HBP	BLK	WP	HR	S	P	ERA	WHIP								
<b>Ben McDonald, R</b> (1, 1) <small>ERA: 3.75</small>	3.0	L	19	8	4	4	3	3	0	0	0	0	0	42	75	12.00	3.667								
<b>Tom Bolton, L</b> (4, 1) <small>ERA:</small>	3.0		12	1	0	0	2	1	0	0	0	0	0	26	52	0.00	0.667								
<b>Mark Williamson, R</b> (7, 1) <small>ERA: 4.15</small>	1.1		5	1	1	0	2	0	0	0	0	0	0	13	18	0.00	0.750								
<b>Jim Poole, L</b> (8, 1) <small>ERA: 5.59</small>	1.2		6	2	0	0	2	0	0	0	0	0	0	14	23	0.00	1.200								

**Boston Red Sox @ Baltimore Orioles**  
 Oriole Park at Camden Yards, Baltimore, MD

Wed May 18 1994, 7:05 PM EDT  
 Att. 47,612 - Unknown - 63 F

livebaseballscorecards.com

**AB 37**  
**R 5**  
**H 12**  
**RBI 4**  
**BB 4**  
**SO 9**  
**LOB 26**



Batter	1	2	3	4	5	6	7	8	9	AB R H RBI BB SO LOB		
Brady Anderson, L OBP: 0.321, SLG: 0.375 (1, 7)	0-0 L9 G4-3 1B		4-2 1B BB		0-0 1B			0-0 F8		3 1 2 0 1 0 0		
Mike Devereaux, R OBP: 0.246, SLG: 0.397 (1, 8)	1-2 G4-3 1B		1-0 P2		1-3 K			1-1 F8		4 1 1 0 0 1 2		
Rafael Palmeiro, L OBP: 0.419, SLG: 0.635 (1, 3)	2-2 L9		2-2 G4-6-3 1B					2-3 K		4 0 1 0 0 1 2		
Harold Baines, L OBP: 0.390, SLG: 0.552 (1, 10)	1-0 G4-3		3-2 G4-6-3					3-1 G1-3		4 0 1 1 0 0 3		
Cal Ripken Jr., R OBP: 0.320, SLG: 0.394 (1, 6)	1-2 2-H 1B		1-1 G5-4-3 1B					2-3 K		4 0 2 1 0 1 1		
Chris Hoiles, R OBP: 0.357, SLG: 0.414 (1, 2)	1-2 L6		0-2 G5-4-3					3-3 K		4 0 0 0 0 1 3		
Leo Gomez, R OBP: 0.417, SLG: 0.549 (1, 5)			3-3 K					1-1 F9		3 0 0 0 0 1 0		
Mark McLemore, S OBP: 0.376, SLG: 0.261 (1, 4)								2-3 K		3 0 0 0 0 1 0		
Jack Voigt, R OBP: 0.274, SLG: 0.242 (1, 9)								0-3 K		3 0 0 0 0 3 0		
<b>Inning Stats</b>	R: 2 H: 3 E: 0 LOB: 1 K: 0 BB: 0 S: 15 P: 21	R: 0 H: 0 E: 0 LOB: 0 K: 1 BB: 0 S: 9 P: 10	R: 0 H: 1 E: 0 LOB: 1 K: 0 BB: 1 S: 11 P: 20	R: 0 H: 1 E: 0 LOB: 0 K: 1 BB: 0 S: 10 P: 14	R: 0 H: 1 E: 0 LOB: 1 K: 2 BB: 0 S: 10 P: 13	R: 0 H: 1 E: 0 LOB: 1 K: 2 BB: 0 S: 7 P: 9	R: 0 H: 0 E: 0 LOB: 0 K: 2 BB: 0 S: 8 P: 11	R: 0 H: 0 E: 0 LOB: 0 K: 1 BB: 0 S: 6 P: 9	R: 0 H: 0 E: 0 LOB: 0 K: 2 BB: 0 S: 13 P: 21	1B: 6 SF: 0 2B: 1 SAC: 0 3B: 0 DP: 2 HR: 0 HBP: 0		
<b>PITCHER</b> Aaron Sele, R ERA: 2.29 (1, 1)	IP WLS BF H R ER SO BB IBB HBP BLK WP HR S P ERA WHIP	9.0 W 33 7 2 2 9 1 0 0 0 0 0 89 128 2.00 0.889										

**BOTTOM**

**Boston Red Sox @ Baltimore Orioles**  
**Oriole Park at Camden Yards, Baltimore, MD**

Wed May 18 1994, 7:05 PM EDT  
 Att: 47,612 - Unknown - 63 F

<b>AB</b>	<b>32</b>
<b>R</b>	<b>2</b>
<b>H</b>	<b>7</b>
<b>RBI</b>	<b>2</b>
<b>BB</b>	<b>1</b>
<b>SO</b>	<b>9</b>
<b>LOB</b>	<b>11</b>



WP: 0	PA: 33
PB: 0	
SB: 0	
CS: 0	

ERA	WHIP
-----	------

livebaseballscorecards.com



Batter	1	2	3	4	5	6	7	8	9	AB R H RBI BB SO LOB	TOP		
<b>Otis Nixon, S</b> (1, 8) OBP: 0.373, SLG: 0.328 B F C F C C B B B X	3-2 		1-2 			0-1 	0-0 		4-1 	4 1 1 0 1 0 3			
<b>Scott Fletcher, R</b> (1, 4) OBP: 0.298, SLG: 0.372 <b>Mike Greenwell, L</b> (9, PH) OBP: 0.308, SLG: 0.430 <b>Dave Valle, R</b> (9, 2) OBP: 0.278, SLG: 0.286 C F B F X C X	1-2 		0-1 			1-2 	2-2 		0-0 	4 1 1 1 0 0 3 1 0 0 0 0 0 2 0 0 0 0 0 0 0			
<b>Tim Naehring, R</b> (1, 5) OBP: 0.409, SLG: 0.566 C F S S X	0-3 			0-2 		1-2 		1-2 		4 0 0 0 0 2 1			
<b>Mo Vaughn, L</b> (1, 3) OBP: 0.431, SLG: 0.632 B S F T C C X		2-2 		0-3 		0-0 		1-3 		4 0 1 1 0 2 0			
<b>Andre Dawson, R</b> (1, 10) OBP: 0.287, SLG: 0.521 B S X		1-1 		0-0 		0-2 		1-2 		4 1 1 1 0 0 2			
<b>Billy Hatcher, R</b> (1, 9) OBP: 0.298, SLG: 0.344 B S X		1-1 			1-1 	0-1 		0-0 		4 0 0 0 0 0 2			
<b>Damon Berryhill, S</b> (1, 2) OBP: 0.271, SLG: 0.277 <b>Andy Tomberlin, L</b> (9, PR) OBP: 0.154, SLG: 0.154 <b>Scott Cooper, L</b> (9, 5) OBP: 0.376, SLG: 0.637 C T T C C B T B C T T C C B T B X		2-3 		2-2 			1-2 		1-1 	4 0 1 0 0 1 1 0 0 0 0 0 0 0 0 0 0 0 0 0 0			
<b>Lee Tinsley, S</b> (1, 7) OBP: 0.419, SLG: 0.250 S T T S B B S T T S B B X			2-3 		1-0 		0-1 		0-1 	2 0 1 0 0 1 0			
<b>Carlos Rodriguez, S</b> (1, 6) OBP: 0.357, SLG: 0.630 C C C B B X			1-2 		0-0 		4-2 		0-3 	3 0 1 0 1 1 3			
<b>Inning Stats</b>	R: 0 H: 0 E: 0 LOB: 0 K: 1 BB: 0 S: 12 P: 16	R: 0 H: 1 E: 0 LOB: 1 K: 1 BB: 0 S: 14 P: 20	R: 0 H: 1 E: 0 LOB: 1 K: 1 BB: 0 S: 13 P: 17	R: 0 H: 0 E: 0 LOB: 0 K: 1 BB: 0 S: 9 P: 9	R: 0 H: 0 E: 0 LOB: 1 K: 0 BB: 0 S: 8 P: 12	R: 2 H: 2 E: 1 LOB: 1 K: 1 BB: 0 S: 14 P: 16	R: 0 H: 1 E: 0 LOB: 2 K: 0 BB: 1 S: 15 P: 22	R: 1 H: 1 E: 0 LOB: 0 K: 1 BB: 0 S: 11 P: 14	R: 0 H: 1 E: 0 LOB: 2 K: 1 BB: 1 S: 9 P: 14	1B: 3 SF: 0 2B: 2 SAC: 1 3B: 1 DP: 0 HR: 1 HBP: 1	WP: 0 PA: 38 PB: 0 SB: 1 CS: 0		
<b>PITCHER</b>	IP WLS BF H R ER SO BB IBB HBP BLK WP HR S P ERA WHIP											<b>PITCHER</b>	IP WLS BF H R ER SO BB IBB HBP BLK WP HR S P ERA WHIP
<b>Sid Fernandez, L</b> (1, 1) ERA: 3.4	8.0 L 34 7 3 3 6 1 0 1 0 0 0 1 98 129 3.38 1.000												
<b>Alan Mills, R</b> (9, 1) ERA: 12.08	0.2 3 0 0 0 1 0 1 0 0 0 0 6 10 0.00 0.000												
<b>Jim Poole, L</b> (9, 1) ERA: 5.4	0.1 1 0 0 0 0 0 0 0 0 0 0 1 1 0.00 0.000												

**Boston Red Sox @ Baltimore Orioles**  
 Oriole Park at Camden Yards, Baltimore, MD

Thu May 19 1994, 7:05 PM EDT  
 Att. 47,467 - Unknown - 59 F

livebaseballscorecards.com

**AB 34**  
**R 3**  
**H 7**  
**RBI 3**  
**BB 2**  
**SO 7**  
**LOB 17**







Batter	1	2	3	4	5	6	7	8	9	AB R H RBI BB SO LOB	TOP									
Brady Anderson, L (1, 7) OBP: 0.330, SLG: 0.373	0-1 B1-3		1-1 G5-4-3			0-1 G2-3 1B	4-1 BB			3 0 1 0 1 0 1										
Mike Devereaux, R (1, 8) OBP: 0.246, SLG: 0.391	1-1 G4-3		1-3 K			2-0 L6	2-1 F9			4 0 0 0 0 1 4										
Rafael Palmeiro, L (1, 3) OBP: 0.417, SLG: 0.629	1-0 1B				1-1 G3	1-1 G2-3		4-2 L3-6 WP BB		3 0 1 0 1 0 1										
Cal Ripken Jr., R (1, 6) OBP: 0.311, SLG: 0.380	1-1 G4-3				1-0 F9	0-1 P6		2-3 K		4 0 0 0 0 1 3										
Chris Hoiles, R (1, 2) OBP: 0.351, SLG: 0.393			3-1 G5-3		4-0 FC6-4 BB		3-2 G6-3	4-2 BB		2 0 0 0 2 0 0										
Leo Gomez, R (1, 5) OBP: 0.382, SLG: 0.508			0-0 G6-3		2-1 FC6-4		0-0 1B FC4-6 2B	0-2 L3-6		4 1 1 0 0 0 3										
Tim Hulett, R (1, 4) OBP: 0.344, SLG: 0.300			1-0 1B			4-2 G6-4-3 BB	4-2 FC4-6 1B BB		3-1 F8	2 0 1 0 2 0 0	AB 30									
Lonnie Smith, R (1, 10) OBP: 0.288, SLG: 0.206			1-2 P8			2-2 G6-4-3	1-0 FC4-6 1B		2-3 K	3 0 1 0 0 0 2	R 1									
Harold Baines, L (9, PH) OBP: 0.391, SLG: 0.545						1-2f	1-2 2-3 1B			1 0 0 0 0 1 0	H 6									
Jack Voigt, R (1, 9) OBP: 0.276, SLG: 0.246			2-1 G5-4-3 1B			1-0 G4-3	0-0 FC4-6 BB		2-2 F7	3 0 1 1 0 0 2	RBI 1									
Mark McLemore, S (9, PH) OBP: 0.362, SLG: 0.250							1-2f 2-3 3-H			1 0 0 0 0 0 0	BB 6									
											SO 3									
											LOB 16									
Inning Stats	R: 0 E: 0 K: 0 S: 7	H: 1 LOB: 1 BB: 0 P: 10	R: 0 E: 0 K: 0 S: 7	H: 1 LOB: 1 BB: 0 P: 12	R: 0 E: 0 K: 1 S: 7	H: 1 LOB: 0 BB: 0 P: 11	R: 0 E: 0 K: 0 S: 5	H: 0 LOB: 1 BB: 1 P: 13	R: 0 E: 0 K: 0 S: 7	H: 1 LOB: 1 BB: 0 P: 10	R: 1 E: 0 K: 0 S: 12	H: 2 LOB: 3 BB: 2 P: 26	R: 0 E: 0 K: 1 S: 11	H: 0 LOB: 1 BB: 2 P: 21	R: 0 E: 0 K: 1 S: 8	H: 0 LOB: 0 BB: 0 P: 15	1B: 5 2B: 2 3B: 0 HR: 0	SF: 0 SAC: 0 DP: 3 HBP: 0	WP: 1 PB: 0 SB: 0 CS: 0	PA: 36
PITCHER	IP WLS BF H R ER SO BB IBB HBP BLK WP HR S P ERA WHIP																			
Jim Abbott, L (1, 1) ERA: 2.78	7.0 W 30 6 1 1 1 5 0 0 0 0 0 0 54 102 1.29 1.571																			
Bob Wickman, R (8, 1) ERA: 2.25	2.0 6 0 0 0 2 1 0 0 0 1 0 17 30 0.00 0.500																			

Baltimore Orioles @ New York Yankees  
 Yankee Stadium, Bronx, NY  
 Fri May 20 1994, 7:05 PM EDT  
 Att: 28,953 - Unknown

livebaseballscores.com



Batter	1	2	3	4	5	6	7	8	9
Luis Polonia, L OBP: 0.370, SLG: 0.407 (1, 7)	0-0 2B 1B		1-1 F9	1-2 FC4-2-5-1 HR		1-0 F8		1-0 F8	
Randy Velarde, R OBP: 0.353, SLG: 0.371 (1, 5)	2-3 SAFE SAFE K		2-1 P4	0-1 HR		1-1 G4-6-3		1-2 L9	
Don Mattingly, L OBP: 0.434, SLG: 0.451 (1, 3)	1-2 P5		2-1 2B	0-1 1B			1-1 BB 1B		
Danny Tartabull, R OBP: 0.339, SLG: 0.456 (1, 10)	3-0 1-3 2B		3-1 G5-3	3-2 F8			0-1 P4		
Jim Leyritz, R OBP: 0.385, SLG: 0.541 (1, 2)	1-1 G6-3			3-2 G6-3	1-2 F9		3-1 P4		
Paul O'Neill, L OBP: 0.570, SLG: 0.816 (1, 9)		4-2 FC6-4 BB		2-1 2B 1B	4-2 BB		1-1 BB 1B		
Bernie Williams, S OBP: 0.322, SLG: 0.389 (1, 8)		1-2 FC6-4 1-2f		1-0 1B 2B	0-3 SAFE K		4-0 1-2 2-3 BB		
Mike Gallego, R OBP: 0.331, SLG: 0.349 (1, 6)		0-2 SAFE SAFE K		1-2 2B 1B	1-2 F8		2-0 F8		
Pat Kelly, R OBP: 0.373, SLG: 0.390 (1, 4)		2-2 SAFE SAFE F9		2-1 FC4-2-5-1 HR 2B		1-0 G4-6-3 1B		1-1 F9	


Inning Stats	R: 0	H: 2	E: 0	K: 13	LOB: 2	BB: 0	P: 20	R: 0	H: 0	E: 0	K: 16	LOB: 1	BB: 1	P: 23	R: 0	H: 1	E: 0	K: 0	LOB: 1	BB: 0	P: 16	R: 5	H: 6	E: 0	K: 0	LOB: 1	BB: 0	P: 36	R: 0	H: 0	E: 0	K: 14	LOB: 1	BB: 1	P: 20	R: 0	H: 1	E: 0	K: 4	LOB: 0	BB: 0	P: 7	R: 0	H: 2	E: 0	K: 0	LOB: 3	BB: 1	P: 20	R: 0	H: 0	E: 0	K: 6	LOB: 0	BB: 0	P: 9
1B: 7	SF: 0	2B: 4	SAC: 0	3B: 0	DP: 1	HR: 1	HBP: 0	WP: 0	PA: 38																																															

**BOTTOM**

**Baltimore Orioles @ New York Yankees**  
 Yankee Stadium, Bronx, NY

Fri May 20 1994, 7:05 PM EDT  
 Att. 28,953 - Unknown

AB	35
R	5
H	12
RBI	5
BB	3
SO	3
LOB	20



PITCHER	IP	WLS	BF	H	R	ER	SO	BB	IBB	HBP	BLK	WP	HR	S	P	ERA	WHIP
Jamie Moyer, L ERA: 6.39 (1, 1)	3.2	L	21	9	5	5	2	1	0	0	0	0	1	57	89	12.27	2.727
Mark Williamson, R ERA: 3.38 (4, 1)	3.0		13	3	0	0	1	2	0	0	0	0	0	29	50	0.00	1.667
Alan Mills, R ERA: 11.77 (7, 1)	0.1		1	0	0	0	0	0	0	0	0	0	0	1	3	0.00	0.000
Mark Eichhorn, R ERA: 4.85 (8, 1)	1.0		3	0	0	0	0	0	0	0	0	0	0	6	9	0.00	0.000



Batter	1	2	3	4	5	6	7	8	9	AB R H RBI BB SO LOB	TOP											
Brady Anderson, L (1, 7) OBP: 0.331, SLG: 0.370	4-1 S E BB		2-1 G4-3		0-1 G3		1-2 FC4-6 1B		0-0 G3	4 1 1 0 1 0 0												
Mark McLemore, S (1, 4) OBP: 0.364, SLG: 0.267	0-2 F8		4-1 BB BB		1-0 2B 3B		3-1 FC4-6 2B		1-2 G1-3	4 2 1 0 1 0 2												
Rafael Palmeiro, L (1, 3) OBP: 0.425, SLG: 0.637	2-2 E7 G5-3 2B 1B		4-2 1-2 BB		0-0 1B 2B		1-3 K			3 1 2 2 1 1 1												
Harold Baines, L (1, 10) OBP: 0.386, SLG: 0.543	1-1 G5-3		1-3 K		2-2 P2		3-2 2B			4 0 1 1 0 1 4												
Cal Ripken Jr., R (1, 6) OBP: 0.315, SLG: 0.390	1-2 2B		0-0 F7		1-1 1B		2-2 G4-3			4 0 2 1 0 0 3												
Mike Devereaux, R (1, 8) OBP: 0.240, SLG: 0.379	2-0 F8		1-2 L9		0-0 F9		1-3 K			4 0 0 0 0 1 3												
Leo Gomez, R (1, 5) OBP: 0.361, SLG: 0.476		0-0 G5-3		2-2 F8		0-0 G6-3		3-3 K		4 0 0 0 0 1 0												
Jack Voigt, R (1, 9) OBP: 0.288, SLG: 0.250		0-0 F8		0-0 1B		4-2 G6-4-3 BB		2-2 F8		3 0 1 0 1 0 0												
Jeff Tackett, R (1, 2) OBP: 0.333, SLG: 0.500		1-3 K		2-3 K		2-2 G6-4-3		3-1 F8		3 0 0 0 0 2 2												
Chris Hoiles, R (9, PH) OBP: 0.349, SLG: 0.390										1 0 0 0 0 0 0												
<b>Inning Stats</b>	R: 2 E: 1 K: 0 S: 15	H: 2 LOB: 1 BB: 1 P: 25	R: 0 E: 0 K: 1 S: 6	H: 0 LOB: 0 BB: 0 P: 7	R: 0 E: 0 K: 1 S: 10	H: 0 LOB: 2 BB: 2 P: 21	R: 0 E: 0 K: 1 S: 10	H: 1 LOB: 1 BB: 0 P: 15	R: 1 E: 0 K: 0 S: 10	H: 3 LOB: 2 BB: 0 P: 14	R: 0 E: 0 K: 0 S: 7	H: 0 LOB: 0 BB: 1 P: 13	R: 1 E: 0 K: 1 S: 15	H: 2 LOB: 1 BB: 0 P: 25	R: 0 E: 0 K: 2 S: 10	H: 0 LOB: 0 BB: 0 P: 16	R: 0 E: 0 K: 0 S: 6	H: 0 LOB: 0 BB: 0 P: 10	1B: 4 2B: 3 3B: 1 HR: 0	SF: 0 SAC: 0 DP: 1 HBP: 0	WP: 0 PB: 0 SB: 1 CS: 0	PA: 38
<b>PITCHER</b>	IP WLS BF H R ER SO BB IBB HBP BLK WP HR S P ERA WHIP																					
Melido Perez, R (1, 1) ERA: 4.03	5.0 W 24 6 3 3 3 3 0 0 0 0 0 0 51 82 5.40 1.800																					
Scott Kamieniecki, R (6, 1) ERA: 2.78	3.1 12 2 1 1 3 1 0 0 0 0 0 0 34 59 2.70 0.900																					
Steve Howe, L (9, 1) ERA: 3.6	0.2 S 2 0 0 0 0 0 0 0 0 0 0 0 4 5 0.00 0.000																					

Baltimore Orioles @ New York Yankees  
 Yankee Stadium, Bronx, NY  
 Sat May 21 1994, 3:33 AM EDT  
 Att. 42,105 - Sunny

livebaseballscorecards.com

AB	34
R	4
H	8
RBI	4
BB	4
SO	6
LOB	15



Batter	1	2	3	4	5	6	7	8	9
<b>Bernie Williams, S</b> OBP: 0.320, SLG: 0.380 (1, 8)	4-2 WP 1B E BB	3-1 G3		1-0 G4-3		1-3 K			
<b>Randy Velarde, R</b> OBP: 0.340, SLG: 0.355 (1, 5)	2-3 K	2-0 G6-3		3-2 F8		0-0 G1-3			
<b>Don Mattingly, L</b> OBP: 0.436, SLG: 0.449 (1, 3)	3-1 F8	4-0 IBB		0-0 FC5-4 1B		0-0 F8			
<b>Danny Tartabull, R</b> OBP: 0.343, SLG: 0.453 (1, 9)	1-0 WP E 1B	1-2 F9		0-1 FC5-4 1-2f		4-2 BB			
<b>Jim Leyritz, R</b> OBP: 0.400, SLG: 0.545 (1, 2)	4-2 E 1-2 2-3 HR BB		0-0 1B		1-1 FC6-4 1B		0-3 K		
<b>Gerald Williams, R</b> OBP: 0.323, SLG: 0.484 (1, 7)	0-0 E2 HR 1B		0-2 1B		0-0 FC6-4 G6-4-3 1-2f		0-3 K2-3		
<b>Bob Melvin, R</b> OBP: 0.333, SLG: 0.833 (1, 10)	2-1 HR		0-3 K		0-0 G6-4-3 1-2f		1-0 P6		
<b>Luis Polonia, L</b> OBP: 0.368, SLG: 0.403 (8, PH)	2-H 3-H HR								
<b>Mike Gallego, R</b> OBP: 0.322, SLG: 0.338 (1, 6)	3-1 F7		3-3 K			0-0 G6-3		3-1 P6	
<b>Pat Kelly, R</b> OBP: 0.377, SLG: 0.404 (1, 4)		1-1 G3 2B	3-1 F9			0-0 1B		0-3 K	

Inning Stats	R: 5	H: 3	LOB: 0	K: 1	S: 18	R: 0	H: 1	LOB: 2	K: 0	S: 9	R: 0	H: 2	LOB: 2	K: 2	S: 12	R: 0	H: 1	LOB: 1	K: 0	S: 7	R: 0	H: 1	LOB: 0	K: 0	S: 4	R: 0	H: 1	LOB: 1	K: 1	S: 7	R: 0	H: 0	LOB: 1	K: 2	S: 11	R: 0	H: 0	LOB: 0	K: 1	S: 7	R: 0	H: 0	LOB: 0	K: 1	S: 7			

PITCHER	IP	WLS	BF	H	R	ER	SO	BB	IBB	HBP	BLK	WP	HR	S	P	ERA	WHIP
<b>Arthur Rhodes, L</b> ERA: 9.0 (1, 1)	1.0	L	9	4	5	5	1	2	0	0	0	1	1	20	40	45.00	6.000
<b>Mike Oquist, R</b> ERA: 0.69 (2, 1)	7.0		27	5	0	0	6	1	1	0	0	0	0	55	85	0.00	0.857

**BOTTOM**

AB	R	H	RBI	BB	SO	LOB
3	1	0	0	1	1	2
4	0	0	0	0	1	3
3	0	1	0	1	0	1
3	1	1	0	1	0	3
3	1	2	0	1	1	1
4	1	2	2	0	1	2
3	1	1	3	0	1	3
1	0	0	0	0	0	0
4	0	0	0	0	1	2
4	0	2	0	0	1	2

<b>AB</b>	<b>32</b>
<b>R</b>	<b>5</b>
<b>H</b>	<b>9</b>
<b>RBI</b>	<b>5</b>
<b>BB</b>	<b>4</b>
<b>SO</b>	<b>7</b>
<b>LOB</b>	<b>19</b>



WP	HR	S	P	ERA	WHIP
1	1	55	85	0.00	0.857

**Baltimore Orioles @ New York Yankees**  
**Yankee Stadium, Bronx, NY**  
 Sat May 21 1994, 3:33 AM EDT  
 Att. 42,105 - Sunny

livebaseballscores.com



Batter	1	2	3	4	5	6	7	8	9	10	AB R H RBI BB SO LOB	TOP													
Brady Anderson, L (1, 7) OBP: 0.326, SLG: 0.369	0-2 F7	0-0 F8		0-1 2B 1-3 2-H		1-0 G4-3			2-3 K	3-1 F7	6 0 1 1 0 1 2	<b>Baltimore Orioles @ New York Yankees</b> Yankee Stadium, Bronx, NY Sun May 22 1994, 3:33 AM EDT Att. 39,865 - Sunny - 76 F													
Mark McLemore, S (1, 4) OBP: 0.358, SLG: 0.258	3-3 K		3-3 K	3-3 K			3-3 K		4-2 FC6-4 BB		4 0 0 0 1 4 2														
Rafael Palmeiro, L (1, 3) OBP: 0.424, SLG: 0.629	0-0 1B		1-1 F7		1-2 BB 2B 1B		1-3 K		1-3 K		5 1 2 0 0 2 1														
Cal Ripken Jr., R (1, 6) OBP: 0.324, SLG: 0.392	2-0 1B		0-0 1B		4-0 2B 1-2 BB		2-2 G3-1		2-0 FC6-4		4 0 2 0 1 0 1														
Chris Hoiles, R (1, 2) OBP: 0.344, SLG: 0.391	2-1 G4-3		3-3 K		3-1 2B 1-H 2-H			0-0 G5-3		1-3 K	5 0 1 1 0 2 3														
Mike Devereaux, R (1, 8)		0-0 G4-3		1-1 1B G6-4-3	1-2 G5-3		2-1 1B 3B		1-0 P4		5 1 2 0 0 0 1														
Chris Sabo, R (1, 10) OBP: 0.305, SLG: 0.417		1-2 2B 3B		3-2 G6-4-3 1-2f	3-1 G5-3		1-3 K		2-0 2B 1B		4 1 1 0 0 1 3														
Harold Baines, L (10, PH) OBP: 0.391, SLG: 0.547											1 0 1 0 0 0 0														
Lonnie Smith, R (10, PR) OBP: 0.268, SLG: 0.206											0 1 0 0 0 0 0														
Leo Gomez, R (1, 5) OBP: 0.390, SLG: 0.529		2-1 G3 2B		3-2 1B 2B 1B		2-2 F8		3-1 1B		2-0 1B 2B	5 2 4 2 0 0 0														
Jack Voigt, R (1, 9) OBP: 0.294, SLG: 0.260		0-0 G3		2-1 2B 1B		2-0 G6-3		3-2 F8		0-0 1B	5 0 2 2 0 0 2														
<b>Inning Stats</b>	R: 0 E: 0 K: 10 S: 10	H: 2 LOB: 2 BB: 0 P: 17	R: 1 E: 0 K: 11 S: 11	H: 2 LOB: 1 BB: 0 P: 14	R: 0 E: 0 K: 2 S: 9	H: 1 LOB: 1 BB: 0 P: 16	R: 1 E: 0 K: 1 S: 17	H: 4 LOB: 2 BB: 0 P: 29	R: 1 E: 0 K: 0 S: 10	H: 2 LOB: 1 BB: 1 P: 22	R: 0 E: 0 K: 0 S: 7	H: 0 LOB: 0 BB: 0 P: 12	R: 0 E: 0 K: 2 S: 9	H: 0 LOB: 0 BB: 0 P: 15	R: 1 E: 0 K: 1 S: 11	H: 2 LOB: 1 BB: 0 P: 20	R: 0 E: 0 K: 2 S: 10	H: 0 LOB: 1 BB: 1 P: 19	R: 2 E: 0 K: 1 S: 9	H: 3 LOB: 1 BB: 0 P: 18	1B: 10 2B: 4 3B: 2 HR: 0	SF: 0 SAC: 0 DP: 1 HBP: 0	WP: 0 PB: 0 SB: 0 CS: 0	PA: 46	
<b>PITCHER</b>	IP	WLS	BF	H	R	ER	SO	BB	IBB	HBP	BLK	WP	HR	S	P	ERA	WHIP								
Jimmy Key, L (1, 1) ERA: 3.13	6.0		28	11	3	3	4	1	0	0	0	0	0	64	110	4.50	2.000								
Paul Gibson, L (7, 1) ERA: 3.12	0.2		2	0	0	0	2	0	0	0	0	0	0	6	10	0.00	0.000								
Donn Pall, R (7, 1) ERA: 3.54	0.2		3	1	1	1	0	0	0	0	0	0	0	6	10	13.50	1.500								
Bob Wickman, R (8, 1) ERA: 2.19	0.2		3	1	0	0	1	0	0	0	0	0	0	8	15	0.00	1.500								
Sterling Hitchcock, L (9, 1) ERA: 8.59	0.2		3	0	0	0	2	1	0	0	0	0	0	9	16	0.00	1.500								
<b>PITCHER</b>	IP	WLS	BF	H	R	ER	SO	BB	IBB	HBP	BLK	WP	HR	S	P	ERA	WHIP								
Xavier Hernandez, R (9, 1) ERA: 5.06	1.1	L	7	3	2	2	1	0	0	0	0	0	0	10	21	13.50	2.250								

livebaseballscorecards.com

AB	44
R	6
H	16
RBI	6
BB	2
SO	10
LOB	15







Batter	1	2	3	4	5	6	7	8	9	AB R H RBI BB SO LOB	TOP		
<b>Brady Anderson, L</b> (1, 7) OBP: 0.328, SLG: 0.376	1-0 L6		2-2 1-3 1B		2-2 HR 2B		1-0 L4		2-0 L4	5 1 2 0 0 0 0	<b>Baltimore Orioles @ Milwaukee Brewers</b> <b>Milwaukee County Stadium, Milwaukee, WI</b> Mon May 23 1994, 8:05 PM EDT Att. 10,849 - Unknown - 63 F		
<b>Mark McLemore, S</b> (1, 4) OBP: 0.359, SLG: 0.281	1-1 G6-3		2-1 G4-3		0-1 HR		2-0 F8		4-2 BB	4 1 1 2 1 0 2			
<b>Rafael Palmeiro, L</b> (1, 3) OBP: 0.418, SLG: 0.613	3-2 F8				2-0 P5		3-1 G3		0-1 L1	4 1 0 0 1 0 1			
<b>Harold Baines, L</b> (1, 10) OBP: 0.378, SLG: 0.527		0-0 L8			2-0 L9		3-2 G3		0-0 G6-3	4 0 0 0 0 0 1			
<b>Cal Ripken Jr., R</b> (1, 6) OBP: 0.328, SLG: 0.401		1-1 G5-3			1-2 1-3 2B 1B		1-3 K		1-0 S 2B	4 1 2 0 0 1 0			
<b>Leo Gomez, R</b> (1, 5) OBP: 0.395, SLG: 0.535		2-2 P5			1-0 1-H 3-H 1B 2B		0-0 F8		4-0 2-3 BB	3 0 1 2 1 0 0			
<b>Chris Hoiles, R</b> (1, 2) OBP: 0.335, SLG: 0.379					3-1 P3		3-1 F8		0-3 K	4 0 0 0 0 1 3			
<b>Mike Devereaux, R</b> (1, 8) OBP: 0.258, SLG: 0.400					3-1 1B 1B		4-2 FC6-4 BB		2-1 P4	3 0 2 0 1 0 2			
<b>Jack Voigt, R</b> (1, 9) OBP: 0.292, SLG: 0.296					2-1 HR		0-0 FC6-4		2-2 F9	4 1 1 1 0 0 2			
<b>Inning Stats</b>	R: 0 E: 0 K: 0 S: 6 H: 0 LOB: 0 BB: 0 P: 11	R: 0 E: 0 K: 0 S: 8 H: 0 LOB: 0 BB: 0 P: 11	R: 0 E: 0 K: 0 S: 10 H: 2 LOB: 2 BB: 0 P: 17	R: 2 E: 0 K: 0 S: 11 H: 3 LOB: 2 BB: 1 P: 23	R: 3 E: 0 K: 1 S: 16 H: 3 LOB: 0 BB: 0 P: 26	R: 0 E: 0 K: 0 S: 7 H: 0 LOB: 1 BB: 1 P: 14	R: 0 E: 0 K: 0 S: 4 H: 0 LOB: 0 BB: 0 P: 10	R: 0 E: 0 K: 1 S: 7 H: 1 LOB: 2 BB: 1 P: 14	R: 0 E: 0 K: 0 S: 10 H: 0 LOB: 1 BB: 1 P: 18	1B: 4 2B: 3 3B: 0 HR: 2 SF: 0 SAC: 0 DP: 0 HBP: 0	WP: 0 PB: 0 SB: 1 CS: 0 PA: 39		
<b>PITCHER</b>	IP WLS BF H R ER SO BB IBB HBP BLK WP HR S P ERA WHIP											<b>PITCHER</b>	IP WLS BF H R ER SO BB IBB HBP BLK WP HR S P ERA WHIP
<b>Ricky Bones, R</b> (1, 1) ERA: 2.34	7.1 L 32 9 5 5 1 2 0 0 0 0 0 2 64 115 6.14 1.500												
<b>Doug Henry, R</b> (8, 1) ERA: 2.08	1.1 6 0 0 0 1 2 0 0 0 0 0 0 13 27 0.00 1.500												
<b>Graeme Lloyd, L</b> (9, 1) ERA: 4.8	0.1 1 0 0 0 0 0 0 0 0 0 0 0 2 2 0.00 0.000												

livebaseballscorecards.com

<b>AB</b>	<b>35</b>
<b>R</b>	<b>5</b>
<b>H</b>	<b>9</b>
<b>RBI</b>	<b>5</b>
<b>BB</b>	<b>4</b>
<b>SO</b>	<b>2</b>
<b>LOB</b>	<b>11</b>



**BOTTOM**

**Baltimore Orioles @ Milwaukee Brewers**  
 Milwaukee County Stadium, Milwaukee, WI  
 Mon May 23 1994, 8:05 PM EDT  
 Att. 10,849 - Unknown - 63 F

livebaseballscorecards.com

<b>AB</b>	<b>34</b>
<b>R</b>	<b>3</b>
<b>H</b>	<b>9</b>
<b>RBI</b>	<b>3</b>
<b>BB</b>	<b>2</b>
<b>SO</b>	<b>6</b>
<b>LOB</b>	<b>15</b>



<b>WP</b> : 0	<b>PA</b> : 37
<b>PB</b> : 0	
<b>SB</b> : 1	
<b>CS</b> : 0	

AB	R	H	RBI	BB	SO	LOB
1	0	1	0	0	0	0
2	0	1	1	1	0	0
3	0	1	2	0	0	2
4	0	1	0	0	1	3
5	0	2	0	0	0	2
6	0	0	0	1	1	2
7	0	0	0	0	1	3
8	0	1	0	0	1	1
9	4	1	1	0	0	1
10	4	2	1	0	0	0

1B	8
SF	1
2B	2
3B	0
HR	0
DP	2
HBP	0

1B	8
SF	1
2B	2
3B	0
HR	0
DP	2
HBP	0

1B	8
SF	1
2B	2
3B	0
HR	0
DP	2
HBP	0

1B	8
SF	1
2B	2
3B	0
HR	0
DP	2
HBP	0

1B	8
SF	1
2B	2
3B	0
HR	0
DP	2
HBP	0

1B	8
SF	1
2B	2
3B	0
HR	0
DP	2
HBP	0

1B	8
SF	1
2B	2
3B	0
HR	0
DP	2
HBP	0

1B	8
SF	1
2B	2
3B	0
HR	0
DP	2
HBP	0

1B	8
SF	1
2B	2
3B	0
HR	0
DP	2
HBP	0

1B	8
SF	1
2B	2
3B	0
HR	0
DP	2
HBP	0

Batter	1	2	3	4	5	6	7	8	9
Bill Spiers, L (1, 5) OBP: 0.336, SLG: 0.308 Jeff Cirillo, R (1, PR) OBP: 0.300, SLG: 0.235 Troy O'Leary, L (9, PH) OBP: 0.429, SLG: 0.769	1-2 1B		4-1 FC6-4 BB		1-0 G6-3		1-0 1B		2-3 K
Turner Ward, S (1, 8) OBP: 0.385, SLG: 0.451	3-1 F8		3-2 FC6-4 1-2f 3-H		2-1 1B		0-0 SF7		
Dave Nilsson, L (1, 2) OBP: 0.285, SLG: 0.426	0-1 G3-6 1B		2-0 FC6-4 1-2f		3-2 F7		3-H 2-3 K2-3		
Brian Harper, R (1, 10) OBP: 0.292, SLG: 0.368	1-1 G3-6 1-2f			1-0 1B 1B		1-2 G5-3		2-1 2B	
Greg Vaughn, R (1, 7) OBP: 0.311, SLG: 0.466		2-2 F9		0-3 K		4-2 L6-3 BB		0-1 L6	
B.J. Surhoff, L (1, 3) OBP: 0.077, SLG: 0.154		2-2 G4-3		1-0 F7		0-2 L6-3 1-2		2-3 K	
Jody Reed, R (1, 4) OBP: 0.359, SLG: 0.293		1-3 K		2-1 1B			1-0 L7	2-2 L4	
Matt Mieske, R (1, 9) OBP: 0.368, SLG: 0.407			1-3 K	3-1 F7			2-2 1B 1B	3-2 F9	
Jose Valentin, S (1, 6) OBP: 0.270, SLG: 0.353			1-0 E8 FC6-4		0-1 F8		3-2 1B SF7 1B	0-1 F7	

Inning Stats	R: 0	H: 2	E: 0	K: 0	S: 9	R: 0	H: 0	E: 0	K: 1	S: 9	R: 1	H: 0	E: 1	K: 1	S: 9	R: 0	H: 2	E: 0	K: 1	S: 11	R: 0	H: 1	E: 0	K: 0	S: 10	R: 0	H: 0	E: 0	K: 0	S: 9	R: 2	H: 3	E: 0	K: 1	S: 12	R: 0	H: 1	E: 0	K: 1	S: 10	R: 0	H: 0	E: 0	K: 1	S: 8	R: 0	H: 0	E: 0	K: 1	S: 8	1B: 8	SF: 1	2B: 2	3B: 0	HR: 0	WP: 0	PA: 37
--------------	------	------	------	------	------	------	------	------	------	------	------	------	------	------	------	------	------	------	------	-------	------	------	------	------	-------	------	------	------	------	------	------	------	------	------	-------	------	------	------	------	-------	------	------	------	------	------	------	------	------	------	------	-------	-------	-------	-------	-------	-------	--------

PITCHER	IP	WLS	BF	H	R	ER	SO	BB	IBB	HBP	BLK	WP	HR	S	P	ERA	WHIP
Ben McDonald, R (1, 1) ERA: 3.65	6.2	W	29	8	3	2	3	2	0	0	0	0	0	66	112	2.70	1.500
Tom Bolton, L (7, 1) ERA:	0.1		1	0	0	0	1	0	0	0	0	0	0	3	5	0.00	0.000
Mark Eichhorn, R (8, 1) ERA: 4.73	0.1		2	1	0	0	0	0	0	0	0	0	0	4	6	0.00	3.000
Jim Poole, L (8, 1) ERA: 5.06	0.1		1	0	0	0	1	0	0	0	0	0	0	3	5	0.00	0.000
Alan Mills, R (8, 1) ERA: 11.2	0.1		1	0	0	0	0	0	0	0	0	0	0	3	5	0.00	0.000

PITCHER	IP	WLS	BF	H	R	ER	SO	BB	IBB	HBP	BLK	WP	HR	S	P	ERA	WHIP
Lee Smith, R (9, 1) ERA: 1.02	1.0	S	3	0	0	0	1	0	0	0	0	0	0	8	13	0.00	0.000



Batter	1	2	3	4	5	6	7	8	9	AB R H RBI BB SO LOB	TOP											
<b>Brady Anderson, L</b> (1, 7) OBP: 0.333, SLG: 0.376	3-3 		2-0 	0-1 	2-1 		3-2 	1-0 		5 1 2 0 0 1 3												
<b>Mike Devereaux, R</b> (1, 8) OBP: 0.267, SLG: 0.396	0-1 		1-1 	4-2 	4-1 		1-3 	2-1 		4 2 1 0 2 1 3												
<b>Rafael Palmeiro, L</b> (1, 3) OBP: 0.421, SLG: 0.601 <b>Mark Smith, R</b> (9, 9) OBP: 0.143, SLG: 0.143	4-2 		0-3 	4-2 	0-1 		4-1 			3 1 0 0 3 1 5 0 0 0 0 0 0 0												
<b>Cal Ripken Jr., R</b> (1, 6) OBP: 0.328, SLG: 0.423	3-2 		2-1 	3-1 		2-1 	0-1 			6 2 2 6 0 0 3												
<b>Leo Gomez, R</b> (1, 5) OBP: 0.402, SLG: 0.610		3-2 	2-2 	0-1 		2-1 		2-2 		6 2 3 2 0 1 0												
<b>Chris Sabo, R</b> (1, 10) OBP: 0.310, SLG: 0.429		2-2 	2-0 	0-1 		3-2 		2-0 		5 2 2 0 0 0 1												
<b>Chris Hoiles, R</b> (1, 2) OBP: 0.344, SLG: 0.412		3-2 		1-0 	4-1 	2-1 		1-1 		4 1 2 2 1 0 1												
<b>Mark McLemore, S</b> (1, 4) OBP: 0.354, SLG: 0.273			2-0 	4-2 	1-1 	2-0 		1-0 		4 1 0 0 1 0 3												
<b>Jack Voigt, R</b> (1, 9) (9, 3)			2-0 	3-2 	1-0 		1-3 	1-0 		5 1 3 2 0 1 1												
<b>Inning Stats</b>	R: 0 E: 0 K: 1 S: 10	H: 0 LOB: 1 BB: 1 P: 20	R: 0 E: 0 K: 0 S: 9	H: 0 LOB: 0 BB: 0 P: 17	R: 4 E: 0 K: 1 S: 15	H: 5 LOB: 1 BB: 0 P: 28	R: 6 E: 1 K: 0 S: 19	H: 3 LOB: 0 BB: 3 P: 38	R: 0 E: 0 K: 0 S: 9	H: 1 LOB: 3 BB: 2 P: 21	R: 1 E: 0 K: 2 S: 10	H: 2 LOB: 1 BB: 0 P: 21	R: 0 E: 0 K: 2 S: 14	H: 1 LOB: 2 BB: 1 P: 23	R: 2 E: 0 K: 0 S: 11	H: 3 LOB: 2 BB: 0 P: 21	R: 0 E: 0 K: 1 S: 7	H: 0 LOB: 0 BB: 0 P: 12	1B: 7 2B: 3 3B: 0 HR: 5	SF: 0 SAC: 0 DP: 0 HBP: 1	WP: 0 PB: 0 SB: 1 CS: 0	PA: 50
<b>PITCHER</b>	IP WLS BF H R ER SO BB IBB HBP BLK WP HR S P ERA WHIP																					
<b>Teddy Higuera, L</b> (1, 1) ERA: 5.98	3.2 L 21 6 8 8 2 4 0 0 0 0 0 3 47 94 19.64 2.727																					
<b>Jeff Bronkey, R</b> (4, 1) ERA: 4.35	0.2 6 3 2 2 0 1 0 0 0 0 0 1 10 19 27.00 6.000																					
<b>Jesse Orosco, L</b> (5, 1) ERA: 5.49	1.1 6 1 1 0 0 1 0 0 0 0 0 0 12 25 0.00 1.500																					
<b>Doug Henry, R</b> (6, 1) ERA: 1.88	1.1 7 2 0 0 2 1 0 0 0 0 0 0 17 30 0.00 2.250																					
<b>Bob Scanlan, R</b> (8, 1) ERA: 5.96	1.0 7 3 2 2 0 0 0 0 1 0 0 1 11 21 18.00 3.000																					
<b>PITCHER</b>	IP WLS BF H R ER SO BB IBB HBP BLK WP HR S P ERA WHIP																					
<b>Jaime Navarro, R</b> (9, 1) ERA: 7.57	1.0 3 0 0 0 1 0 0 0 0 0 0 0 10 12 0.00 0.000																					

**Baltimore Orioles @ Milwaukee Brewers**  
Milwaukee County Stadium, Milwaukee, WI

Tue May 24 1994, 8:05 PM EDT  
Att. 12,420 - Unknown - 74 F

AB	42
R	13
H	15
RBI	12
BB	7
SO	5
LOB	20



WP: 0	PA: 50
-------	--------

Batter	1	2	3	4	5	6	7	8	9	AB	R	H	RBI	BB	SO	LOB
Turner Ward, S OBP: 0.386, SLG: 0.456 Alex Diaz, S OBP: 0.274, SLG: 0.389	3-2 G3 1B 2B	2-2 HR 1B		0-1 G4-3	1-0 FC3-6 1-2f			2-3 K		5	2	2	1	0	1	3
Dave Nilsson, L OBP: 0.288, SLG: 0.425	0-1 G3 2-3	1-3 K		3-1 1B			2-2 1B	1-1 P5		5	0	2	0	0	1	2
Greg Vaughn, R OBP: 0.315, SLG: 0.489 Troy O'Leary, L OBP: 0.429, SLG: 0.769	4-0 1B BB	1-1 HR		0-3 K			1-1 F8	2-1 F8		4	1	1	2	1	1	2
Brian Harper, R OBP: 0.282, SLG: 0.355	1-2 P3	0-2 F8		1-0 L3			0-2 P6			5	0	0	0	0	0	4
B.J. Surhoff, L OBP: 0.167, SLG: 0.278	0-1 1-3 3-H 1B			1-0 G3			1-2 1B 2B	2-1 G3		5	0	2	1	0	0	1
John Jaha, R OBP: 0.324, SLG: 0.402	3-3 K			3-2 BB HBP			0-0 HBP 1B	3-3 K		4	0	2	0	0	2	2
Jody Reed, R OBP: 0.363, SLG: 0.289 Jeff Cirillo, R OBP: 0.286, SLG: 0.222		0-1 F8		4-2 BB			0-3 K	4-2 BB		2	0	0	0	2	1	2
Matt Mieske, R OBP: 0.361, SLG: 0.444		2-1 HR		1-3 K			1-3 K	1-0 F8		4	1	1	1	0	2	5
Jose Valentin, S OBP: 0.282, SLG: 0.366		2-2 1B 2B		2-3 K			2-2 FC3-6 HBP	2-1 G4-3		3	1	1	0	0	1	3

Inning Stats	R: 1	H: 2	E: 0	K: 1	S: 14	H: 2	LOB: 2	BB: 1	P: 25	R: 4	H: 4	E: 0	K: 1	S: 18	H: 0	LOB: 0	BB: 0	P: 26	R: 0	H: 0	E: 0	K: 2	S: 15	H: 1	LOB: 1	BB: 0	P: 12	R: 0	H: 2	E: 0	K: 2	S: 14	H: 1	LOB: 1	BB: 0	P: 16	R: 0	H: 0	E: 0	K: 1	S: 9	H: 0	LOB: 0	BB: 0	P: 12	R: 0	H: 1	E: 0	K: 0	S: 8	H: 1	LOB: 1	BB: 0	P: 12	1B: 6	2B: 3	3B: 0	HR: 2	SF: 0	SAC: 0	DP: 0	HBP: 2	WP: 0	PA: 43
--------------	------	------	------	------	-------	------	--------	-------	-------	------	------	------	------	-------	------	--------	-------	-------	------	------	------	------	-------	------	--------	-------	-------	------	------	------	------	-------	------	--------	-------	-------	------	------	------	------	------	------	--------	-------	-------	------	------	------	------	------	------	--------	-------	-------	-------	-------	-------	-------	-------	--------	-------	--------	-------	--------

PITCHER	IP	WLS	BF	H	R	ER	SO	BB	IBB	HBP	BLK	WP	HR	S	P	ERA	WHIP
Sid Fernandez, L ERA: 4.24	(1, 1)	1.2	12	6	5	5	2	1	0	0	0	0	0	29	48	27.00	4.200
Mark Eichhorn, R ERA: 3.57	(2, 1)	4.1	20	4	0	0	5	1	0	2	0	0	0	51	76	0.00	1.154
Alan Mills, R ERA: 9.18	(7, 1)	3.0	11	1	0	0	2	1	0	0	0	0	0	24	43	0.00	0.667

BOTTOM

Baltimore Orioles @ Milwaukee Brewers  
Milwaukee County Stadium, Milwaukee, WI

livebaseballscorecards.com

AB	38
R	5
H	11
RBI	5
BB	3
SO	9
LOB	25



Tue May 24 1994, 8:05 PM EDT  
Att: 12,420 - Unknown - 74 F



Batter	1	2	3	4	5	6	7	8	9	AB R H RBI BB SO LOB	TOP											
<b>Brady Anderson, L</b> (1, 7) OBP: 0.335, SLG: 0.377	2-1 1B 2B 1B	1-0 1B 1B		1-2 G3		0-0 G5-3			0-0 L4	5 2 2 0 0 0 0												
<b>Mike Devereaux, R</b> (1, 8) OBP: 0.271, SLG: 0.396	1-1 2B 2B 1B	1-0 P6 1-2		1-1 G3 BLK 1B		2-1 G6-3			0-2 G4-3	5 1 2 0 0 0 1												
<b>Rafael Palmeiro, L</b> (1, 3) OBP: 0.420, SLG: 0.593	2-1 P6	0-1 1B 1B 2-H		3-2 G3 1-3		0-1 G4-3			4-0 BB	4 0 1 1 1 0 3												
<b>Harold Baines, L</b> (1, 10) OBP: 0.371, SLG: 0.522	3-2 2B 2B 2-H	2-3 K		2-2 G3-1					1-2 F8	5 1 1 1 0 1 3												
<b>Cal Ripken Jr., R</b> (1, 6) OBP: 0.332, SLG: 0.421	4-0 2B 1B BB	1-2 1B				1-0 G5-3			3-2 G6-3	3 1 1 0 1 0 0												
<b>Leo Gomez, R</b> (1, 5) OBP: 0.407, SLG: 0.613	1-0 1B SF7 2B	1-1 P3				4-2 G3 1B BB			0-1 G6-3	3 1 1 2 1 0 2												
<b>Mark McLemore, S</b> (1, 4) OBP: 0.358, SLG: 0.279	0-1 S 1B			2-0 G3-1		0-2 G3 1B			0-0 F8	4 0 2 1 0 0 0												
<b>Jack Voigt, R</b> (1, 9) OBP: 0.296, SLG: 0.337	SAFE SF7			3-2 G6-3		1-1 G3			2-2 G5-3	3 0 0 1 0 0 2												
<b>Jeff Tackett, R</b> (1, 2) OBP: 0.250, SLG: 0.375	1-0 F8			0-0 L7		2-1 G6-3			2-0 G4-3	4 0 0 0 0 0 3												
<b>Inning Stats</b>	R: 5 E: 0 K: 0 S: 16	H: 5 LOB: 1 BB: 1 P: 32	R: 1 E: 0 K: 1 S: 14	H: 3 LOB: 2 BB: 0 P: 20	R: 0 E: 0 K: 0 S: 5	H: 0 LOB: 0 BB: 0 P: 10	R: 0 E: 0 K: 0 S: 14	H: 1 LOB: 1 BB: 0 P: 21	R: 0 E: 0 K: 0 S: 10	H: 1 LOB: 2 BB: 1 P: 18	R: 0 E: 0 K: 0 S: 5	H: 0 LOB: 0 BB: 0 P: 7	R: 0 E: 0 K: 0 S: 6	H: 0 LOB: 0 BB: 0 P: 10	R: 0 E: 0 K: 0 S: 5	H: 0 LOB: 0 BB: 0 P: 9	R: 0 E: 0 K: 0 S: 7	H: 0 LOB: 1 BB: 1 P: 12	1B: 8 2B: 2 3B: 0 HR: 0	SF: 1 SAC: 0 DP: 0 HBP: 0	WP: 0 PB: 0 SB: 2 CS: 0	PA: 40
<b>PITCHER</b>	IP WLS BF H R ER SO BB IBB HBP BLK WP HR S P ERA WHIP																					
<b>Mike Ignasiak, R</b> (1, 1) ERA: 5.79	4.0 L 22 9 6 6 1 1 0 0 0 1 0 0 49 83 13.50 2.500																					
<b>Jaime Navarro, R</b> (5, 1) ERA: 7.09	3.0 11 1 0 0 0 1 0 0 0 0 0 0 21 35 0.00 0.667																					
<b>Mike Fetters, R</b> (8, 1) ERA: 2.79	2.0 7 0 0 0 0 1 0 0 0 0 0 0 12 21 0.00 0.500																					

**Baltimore Orioles @ Milwaukee Brewers**  
**Milwaukee County Stadium, Milwaukee, WI**

Wed May 25 1994, 4:33 AM EDT  
 Att. 16,846 - Sunny - 65 F

[livebaseballscorecards.com](http://livebaseballscorecards.com)

<b>AB</b>	36
<b>R</b>	6
<b>H</b>	10
<b>RBI</b>	6
<b>BB</b>	3
<b>SO</b>	1
<b>LOB</b>	14



Batter	1	2	3	4	5	6	7	8	9	AB R H RBI BB SO LOB
Turner Ward, S OBP: 0.386, SLG: 0.451 (1, 8)	4-1 L4-3 BB BB	2-1 G6-3 1-2		3-2 F9 1 SAFE			0-2 G4-3		0-0 1B	4 0 1 0 1 0 2
Jeff Cirillo, R OBP: 0.240, SLG: 0.182 (1, 5)	3-2 F8		0-1 G6-3		1-1 F8		0-0 G6-3		1-3 K	4 0 0 0 0 0 1 1 0 0 0 0 1 3
Dave Nilsson, L OBP: 0.287, SLG: 0.422 (9, PH)										
Greg Vaughn, R OBP: 0.310, SLG: 0.469 (1, 7)	4-2 L4-3 BB 1-2		1-0 P3		2-2 F7			0-3 K	1-3 K	4 0 0 0 1 2 3
Brian Harper, R OBP: 0.281, SLG: 0.352 (1, 10)	3-2 L4-3 1-2 2-3		1-2 1B		0-1 F9			0-2 G6-3		4 0 1 0 0 0 2
B.J. Surhoff, L OBP: 0.182, SLG: 0.318 (1, 2)	1-1 G4-3		1-0 P4			2-2 G4-3 2B		0-1 F8		4 0 1 0 0 0 3
John Jaha, R OBP: 0.336, SLG: 0.460 (1, 3)		2-2 1B PB FC5-4 1B		1-2 HR		1-2 P4			0-1 HR	4 3 3 2 0 0 1
Jody Reed, R OBP: 0.360, SLG: 0.288 (1, 4)		2-2 FC5-4 1B		1-2 G5-3		3-2 G4-3			1-3 K	4 0 1 0 0 1 1
Matt Mieske, R OBP: 0.355, SLG: 0.424 (1, 9)		2-2 FC5-4		0-0 L8		2-2 F7			4-1 1B 1B BB	3 0 0 1 1 0 2
Jose Valentin, S OBP: 0.284, SLG: 0.356 (1, 6)		1-2 FC5-4		4-1 BB			1-1 G5-3		3-2 1B	2 0 0 0 1 0 1 0 0 0 0 0 0 0 1 0 1 0 0 0 0
Troy O'Leary, L OBP: 0.429, SLG: 0.769 (9, PH)										
Tom Brunansky, R OBP: 0.259, SLG: 0.308 (9, PH)										

Inning Stats	R: 0	H: 0	E: 0	K: 12	LOB: 2	BB: 27	S: 12	R: 1	H: 2	E: 0	K: 15	LOB: 1	BB: 0	S: 24	R: 0	H: 1	E: 0	K: 8	LOB: 1	BB: 0	S: 11	R: 1	H: 1	E: 0	K: 15	LOB: 1	BB: 1	S: 24	R: 0	H: 0	E: 0	K: 7	LOB: 0	BB: 0	S: 10	R: 0	H: 1	E: 0	K: 12	LOB: 1	BB: 0	S: 20	R: 0	H: 0	E: 0	K: 6	LOB: 0	BB: 0	S: 7	R: 0	H: 0	E: 0	K: 9	LOB: 0	BB: 0	S: 9	R: 1	H: 3	E: 0	K: 3	LOB: 3	BB: 1	S: 30	1B: 5	SF: 0	2B: 1	SAC: 0	3B: 0	DP: 0	HR: 2	HBP: 0	WP: 0	PA: 39
--------------	------	------	------	-------	--------	--------	-------	------	------	------	-------	--------	-------	-------	------	------	------	------	--------	-------	-------	------	------	------	-------	--------	-------	-------	------	------	------	------	--------	-------	-------	------	------	------	-------	--------	-------	-------	------	------	------	------	--------	-------	------	------	------	------	------	--------	-------	------	------	------	------	------	--------	-------	-------	-------	-------	-------	--------	-------	-------	-------	--------	-------	--------

PITCHER	IP	WLS	BF	H	R	ER	SO	BB	IBB	HBP	BLK	WP	HR	S	P	ERA	WHIP
Jamie Moyer, L ERA: 5.97 (1, 1)	8.0		33	6	3	3	1	3	0	0	0	0	2	86	134	3.38	1.125
Mark Williamson, R ERA: 3.57 (9, 1)	0.1		2	0	0	0	1	1	0	0	0	0	4	9	0.00	3.000	
Jim Poole, L ERA: 5.06 (9, 1)	0.0		1	1	0	0	0	0	0	0	0	0	4	7	∞	∞	
Lee Smith, R ERA: 0.98 (9, 1)	0.2	S	3	1	0	0	2	0	0	0	0	0	10	12	0.00	1.500	

BOTTOM

Baltimore Orioles @ Milwaukee Brewers  
Milwaukee County Stadium, Milwaukee, WI

Wed May 25 1994, 4:33 AM EDT  
Att. 16,846 - Sunny - 65 F

livebaseballscorecards.com

AB	35
R	3
H	8
RBI	3
BB	4
SO	4
LOB	19





Batter	1	2	3	4	5	6	7	8	9	AB R H RBI BB SO LOB	TOP
Brady Anderson, L (1, 7) OBP: 0.333, SLG: 0.374	2-0 P6		0-1 G4-3			1-0 FC6-4 1B		2-2 G4-3		4 0 1 0 0 0 1	
Mike Devereaux, R (1, 8) OBP: 0.271, SLG: 0.392	2-2 G5-3			2-2 G6-3		0-1 FC6-4 1-2f		0-0 1B		4 0 1 0 0 0 1	
Rafael Palmeiro, L (1, 3) OBP: 0.417, SLG: 0.584	2-1 L8			0-0 G5-3 1B		0-0 F8		0-0 L4		4 0 1 0 0 0 2	
Cal Ripken Jr., R (1, 6) OBP: 0.324, SLG: 0.411		2-1 L9		1-1 G5-3 1-2		0-3 K			1-1 L8	4 0 0 0 0 1 2	
Leo Gomez, R (1, 5) OBP: 0.400, SLG: 0.595		2-3 K		1-0 G6-3			1-0 G4-3 1B		1-0 P4	4 0 1 0 0 1 1	
Chris Hoiles, R (1, 2) OBP: 0.341, SLG: 0.407		1-3 K			3-2 1B		1-2 P4		2-2 L3	4 0 1 0 0 1 1	
Chris Sabo, R (1, 10) OBP: 0.311, SLG: 0.438			2-2 2B		0-0 F7		2-0 G4-3 1-2			3 0 1 0 0 0 2	
Mark McLemore, S (1, 4) OBP: 0.352, SLG: 0.273			2-2 G1-3		2-1 L9		2-2 P4			3 0 0 0 0 0 3	
Jack Voigt, R (1, 9) OBP: 0.287, SLG: 0.326			0-3 K		3-3 K			1-3 K		3 0 0 0 0 3 2	
<b>Inning Stats</b>	R: 0 E: 0 K: 0 S: 6 H: 0 LOB: 0 BB: 0 P: 12	R: 0 E: 0 K: 2 S: 8 H: 0 LOB: 0 BB: 0 P: 13	R: 0 E: 0 K: 1 S: 12 H: 1 LOB: 1 BB: 0 P: 16	R: 0 E: 0 K: 0 S: 8 H: 1 LOB: 1 BB: 0 P: 12	R: 0 E: 0 K: 1 S: 9 H: 1 LOB: 1 BB: 0 P: 17	R: 0 E: 0 K: 1 S: 7 H: 1 LOB: 1 BB: 0 P: 8	R: 0 E: 0 K: 0 S: 8 H: 1 LOB: 1 BB: 0 P: 14	R: 0 E: 0 K: 1 S: 9 H: 1 LOB: 1 BB: 0 P: 12	R: 0 E: 0 K: 0 S: 6 H: 0 LOB: 0 BB: 0 P: 10	1B: 5 2B: 1 3B: 0 HR: 0 SF: 0 SAC: 0 DP: 0 HBP: 0	WP: 0 PB: 0 SB: 0 CS: 0 PA: 33
<b>PITCHER</b> Wilson Alvarez, L (1, 1) ERA: 2.39	IP: 9.0 WLS: W BF: 33 H: 6 R: 0 ER: 0 SO: 6 BB: 0 IBB: 0 HBP: 0 BLK: 0 WP: 0 HR: 0 S: 73 P: 114 ERA: 0.00 WHIP: 0.667										

**Baltimore Orioles @ Chicago White Sox**  
Comiskey Park, Chicago, IL  
Fri May 27 1994, 8:05 PM EDT  
Att. 34,351 - Unknown - 57 F

livebaseballscorecards.com

AB	33
R	0
H	6
RBI	0
BB	0
SO	6
LOB	15



Batter	1	2	3	4	5	6	7	8	9	AB	R	H	RBI	BB	SO	LOB
Tim Raines, S OBP: 0.383, SLG: 0.439 (1, 7)	1-0 L9		0-2 P3		1-0 P5		0-0 SF7			3	0	0	1	0	0	2
Joey Cora, S OBP: 0.337, SLG: 0.354 (1, 4)	3-3 K		2-2 P6		3-2 P5		1-1 G5-3			4	0	0	0	0	1	2
Frank Thomas, R OBP: 0.514, SLG: 0.806 (1, 3)	3-2 1B			3-1 2B		2-2 L9		0-0 HR		4	1	3	1	0	0	0
Julio Franco, R OBP: 0.372, SLG: 0.526 (1, 10)	0-3 K			2-3 K		1-1 F8		2-3 K		4	0	0	0	0	3	2
Robin Ventura, L OBP: 0.391, SLG: 0.530 Bob Zupcic, R OBP: 0.250, SLG: 0.375 Warren Newson, L OBP: 0.324, SLG: 0.484 Ozzie Guillen, L OBP: 0.279, SLG: 0.307 (1, 5) (3, 5) (8, PH) (9, 6)		2-0 G4-3		2-2 P9		1-2 E6 2B		1-1 G3		1	0	0	0	0	0	0
Darrin Jackson, R OBP: 0.399, SLG: 0.551 (1, 9)		1-0 2B		0-0 G5-3		0-2 2B		0-1 G6-3		4	0	2	1	0	0	1
Lance Johnson, L OBP: 0.294, SLG: 0.329 (1, 8)		0-0 P4			3-2 P7		1-0 G4-3			3	0	0	0	0	0	2
Ron Karkovice, R OBP: 0.400, SLG: 0.474 (1, 2)		0-0 F7			0-0 1B 1B		2-0 L4			3	0	1	0	0	0	1
Norberto Martin, R OBP: 0.467, SLG: 0.571 (1, 6) (9, 5)			0-1 F9		1-1 1B		0-1 SF7 3B			3	1	2	0	0	0	0


Inning Stats	R: 0	H: 1	E: 0	LOB: 1	K: 2	S: 10	R: 0	H: 1	E: 0	LOB: 1	K: 0	S: 4	R: 0	H: 0	E: 0	LOB: 0	K: 0	S: 8	R: 0	H: 1	E: 0	LOB: 1	K: 1	S: 9	R: 0	H: 2	E: 0	LOB: 2	K: 0	S: 13	R: 1	H: 1	E: 1	LOB: 1	K: 0	S: 13	R: 1	H: 1	E: 0	LOB: 0	K: 0	S: 6	R: 1	H: 1	E: 0	LOB: 0	K: 1	S: 8					
PITCHER 35 Mike Mussina, R ERA: 2.58 (1, 1)	IP	WLS	BF	H	R	ER	SO	BB	IBB	HBP	BLK	WP	HR	S	P	ERA	WHIP																																				
	8.0	L	33	8	3	2	4	0	0	0	0	0	0	1	71	109	2.25	1.000																																			

**BOTTOM**

**Baltimore Orioles @ Chicago White Sox**  
Comiskey Park, Chicago, IL

Fri May 27 1994, 8:05 PM EDT  
Att: 34,351 - Unknown - 57 F

AB	32
R	3
H	8
RBI	3
BB	0
SO	4
LOB	11



1B:	3	SF:	1	WP:	0	PA:	33
2B:	3	SAC:	0	PB:	0		
3B:	1	DP:	0	SB:	0		
HR:	1	HBP:	0	CS:	0		



Batter	1	2	3	4	5	6	7	8	9	AB R H RBI BB SO LOB	TOP											
<b>Brady Anderson, L</b> (1, 7) OBP: 0.340, SLG: 0.374	4-1 G4-3 S BB		0-2 F9			4-0 1B BB	0-2 G6-4-3 1B		2-2 G3	3 1 1 0 2 0 4												
<b>Mike Devereaux, R</b> (1, 8) OBP: 0.270, SLG: 0.389	1-3 K		1-2 G4-6-3			2-2 1B BB	1-1 G6-4-3			4 1 1 0 0 1 4												
<b>Rafael Palmeiro, L</b> (1, 3) OBP: 0.408, SLG: 0.571	2-2 G4-3			0-1 F9		0-0 L5			1-3 K	4 0 0 0 0 1 3												
<b>Harold Baines, L</b> (1, 10) OBP: 0.367, SLG: 0.508	1-3 K			2-0 G4-3		4-2 1B BB			0-3 K	3 0 0 0 1 2 1												
<b>Cal Ripken Jr., R</b> (1, 6) OBP: 0.318, SLG: 0.402		2-2 P2		0-1 G6-3		2-2 P8			0-0 L1	4 0 0 0 0 0 3												
<b>Leo Gomez, R</b> (1, 5) OBP: 0.394, SLG: 0.580		3-3 K			0-0 P6	2-2 BB 1B			0-1 G5-3	4 0 1 2 0 1 0												
<b>Chris Hoiles, R</b> (1, 2) OBP: 0.345, SLG: 0.406		1-3 K			1-1 G5-3	4-0 1-2 BB			1-1 1B 1B	3 0 1 0 1 1 0												
<b>Mark McLemore, S</b> (1, 4) OBP: 0.355, SLG: 0.282			1-1 F9 2B		4-1 BB	1-3 K			1-3 K	3 0 1 0 1 2 4												
<b>Jack Voigt, R</b> (1, 9) OBP: 0.295, SLG: 0.326			4-2 G4-6-3 BB		0-1 F8		0-1 F8		0-0 1B	3 0 1 0 1 0 1												
<b>Inning Stats</b>	R: 0 E: 0 K: 2 S: 13	H: 0 LOB: 1 BB: 1 P: 20	R: 0 E: 0 K: 2 S: 12	H: 0 LOB: 0 BB: 0 P: 18	R: 0 E: 0 K: 0 S: 12	H: 1 LOB: 1 BB: 1 P: 18	R: 0 E: 0 K: 0 S: 5	H: 0 LOB: 0 BB: 0 P: 7	R: 0 E: 0 K: 0 S: 6	H: 0 LOB: 1 BB: 1 P: 11	R: 2 E: 0 K: 1 S: 16	H: 2 LOB: 3 BB: 3 P: 35	R: 0 E: 0 K: 0 S: 7	H: 1 LOB: 0 BB: 0 P: 8	R: 0 E: 0 K: 2 S: 8	H: 0 LOB: 0 BB: 0 P: 9	R: 0 E: 0 K: 1 S: 12	H: 2 LOB: 2 BB: 0 P: 16	1B: 5 2B: 1 3B: 0 HR: 0	SF: 0 SAC: 0 DP: 2 HBP: 0	WP: 0 PB: 0 SB: 1 CS: 0	PA: 37
<b>PITCHER</b>	IP WLS BF H R ER SO BB IBB HBP BLK WP HR S P ERA WHIP																					
<b>Jason Bere, R</b> (1, 1) ERA: 3.34	5.2 W 25 3 2 2 4 6 0 0 0 0 0 0 61 105 3.18 1.588																					
<b>Dennis Cook, L</b> (6, 1) ERA: 3.31	2.0 6 1 0 0 3 0 0 0 0 0 0 0 17 20 0.00 0.500																					
<b>Kirk McCaskill, R</b> (8, 1) ERA: 2.08	0.1 1 0 0 0 0 0 0 0 0 0 0 0 1 1 0.00 0.000																					
<b>Roberto Hernandez, R</b> (9, 1) ERA: 4.91	1.0 5 2 0 0 1 0 0 0 0 0 0 0 12 16 0.00 2.000																					

**Baltimore Orioles @ Chicago White Sox**  
Comiskey Park, Chicago, IL  
Sat May 28 1994, 8:05 PM EDT  
Att. 43,589 - Sunny - 77 F

[livebaseballscorecards.com](http://livebaseballscorecards.com)

**AB 31**  
**R 2**  
**H 6**  
**RBI 2**  
**BB 6**  
**SO 8**  
**LOB 20**




Batter	1	2	3	4	5	6	7	8	9
<b>Tim Raines, S</b> OBP: 0.389, SLG: 0.441 (1, 7)	2-0 B1-3		4-1 1B BB	1-2 F9			0-2 1B S	1-2 1B	
<b>Joey Cora, S</b> OBP: 0.333, SLG: 0.349 (1, 4)	1-2 G6-3		2-3 K		3-2 F9		1-3 K SAFE	1-1 1B	
<b>Frank Thomas, R</b> OBP: 0.516, SLG: 0.816 (1, 3)	2-2 G4-3		4-0 1B BB		2-1 HR		4-0 1B IBB	2-3 K	
<b>Julio Franco, R</b> OBP: 0.379, SLG: 0.531 (1, 10)		2-2 1B G6-4-3	1-1 1B BB		2-1 G4-3		0-1 1B		
<b>Warren Newson, L</b> OBP: 0.316, SLG: 0.441 (1, 9)		0-0 G6-4-3	4-2 BB		2-3 K		2-3 K		
<b>Darrin Jackson, R</b> OBP: 0.399, SLG: 0.551 (8, 9)		1-2 BB							
<b>Lance Johnson, L</b> OBP: 0.298, SLG: 0.333 (1, 8)	1-2 L4		3-2 G6-3			3-1 SH1-4 1B	1-0 1B		
<b>Olmedo Saenz, R</b> OBP: 0.333, SLG: 0.333 (1, 5)			3-1 2B 1B		2-3 K	1-0 SH1-4	3-3 K		
<b>Michael LaValiere, L</b> OBP: 0.450, SLG: 0.375 (1, 2)			2-3 K		1-1 G6-3	1-3 K		1-3 K	
<b>Ron Karkovice, R</b> OBP: 0.394, SLG: 0.466 (6, PH) (7, 2)									
<b>Ozzie Guillen, L</b> OBP: 0.285, SLG: 0.319 (1, 6)			2-2 1B BB		2-2 S 1B	1-2 F7		1-2 F8	

AB	R	H	RBI	BB	SO	LOB
4	2	2	0	1	0	1
5	0	1	0	0	2	3
3	2	1	1	2	1	2
4	0	3	3	0	0	0
3	0	0	0	1	2	3
0	0	0	0	0	0	0
4	0	2	1	0	0	3
3	1	1	0	0	2	2
2	0	0	0	0	1	1
2	0	0	0	0	2	1
4	1	2	1	0	0	1

**BOTTOM**

**Baltimore Orioles @ Chicago White Sox**  
Comiskey Park, Chicago, IL  
Sat May 28 1994, 8:05 PM EDT  
Att. 43,589 - Sunny - 77 F

AB	34
R	6
H	12
RBI	6
BB	4
SO	10
LOB	17



Inning Stats		R: 0	H: 0	LOB: 0	R: 0	H: 1	LOB: 0	R: 0	H: 1	LOB: 1	R: 1	H: 1	LOB: 0	R: 0	H: 1	LOB: 1	R: 2	H: 3	LOB: 2	R: 0	H: 2	LOB: 2	
R	0	0	0	0	0	0	0	0	0	0	0	0	0	0	0	0	0	0	0	0	0	0	0
H	0	0	0	0	1	1	1	1	1	1	1	1	1	1	1	1	3	3	2	2	2	2	
LOB	0	0	0	0	0	1	1	1	1	1	0	0	0	0	0	0	2	2	2	2	2	2	
K	0	0	0	0	0	0	0	0	0	0	0	0	0	0	0	0	3	3	1	2	2	2	
S	9	14	14	14	7	10	10	11	17	20	11	17	20	11	17	17	17	28	28	17	23	23	

PITCHER		IP	WLS	BF	H	R	ER	SO	BB	IBB	HBP	BLK	WP	HR	S	P	ERA	WHIP
<b>Ben McDonald, R</b> ERA: 3.89 (1, 1)		2.2	L	14	4	3	3	2	3	0	0	0	0	0	38	68	10.12	2.625
<b>Tom Bolton, L</b> ERA: 1.13 (3, 1)		2.2		11	3	1	1	2	0	0	0	0	0	1	28	50	3.38	1.125
<b>Mark Williamson, R</b> ERA: 4.26 (6, 1)		1.1		7	2	2	2	3	0	1	0	0	0	0	20	29	13.50	1.500
<b>Jim Poole, L</b> ERA: 4.63 (7, 1)		1.0		6	3	0	0	2	0	0	0	0	0	0	19	27	0.00	3.000
<b>Alan Mills, R</b> ERA: 9.0 (8, 1)		0.1		1	0	0	0	1	0	0	0	0	0	0	3	5	0.00	0.000

WP	PA	ERA	WHIP
0	39		
0			
2			
0			



Batter	1	2	3	4	5	6	7	8	9	AB R H RBI BB SO LOB	TOP											
<b>Brady Anderson, L</b> (1, 7) OBP: 0.335, SLG: 0.367	1-3 		2-0 L3 		0-2 FC3-6 E 1B SF7 		2-1 	3-1 F7 	1-3 K 	6 1 1 0 0 2 8												
<b>Mike Devereaux, R</b> (1, 8) OBP: 0.274, SLG: 0.389	1-1 G4-3 		3-2 G6-3 		3-1 E6 SF7 1B 		3-2 G4-3 		2-0 1B WP 2B 1B 	5 1 2 1 0 0 2												
<b>Rafael Palmeiro, L</b> (1, 3) OBP: 0.418, SLG: 0.578	2-2 			0-0 G6-4-3 1B 	2-0 SF7 		0-0 		2-0 BB 2B 1B 	3 1 3 1 0 0 0												
<b>Harold Baines, L</b> (1, 10) OBP: 0.353, SLG: 0.488	0-0 FC6 			1-0 G6-4-3 	0-0 G4-3 		0-1 G3 		1-1 P4 	5 0 0 0 0 0 6												
<b>Cal Ripken Jr., R</b> (1, 6) OBP: 0.325, SLG: 0.401		2-2 G5-3 		4-2 BB 		0-0 G5-3 1B 		1-0 G6-3 	4-0 2B BB 	3 2 1 0 2 0 0												
<b>Leo Gomez, R</b> (1, 5) OBP: 0.394, SLG: 0.581		0-2 F7 		0-3 K 		1-1 G5-3 		2-2 2B 1B 	1-1 WP 2B 	5 1 2 3 0 1 3												
<b>Chris Hoiles, R</b> (1, 2) OBP: 0.347, SLG: 0.412		0-1 F9 		1-1 F9 		0-1 2-H 1B 		3-2 3B 2B 	1-3 K 	5 1 2 1 0 1 3												
<b>Tim Lulett, R</b> (1, 4) OBP: 0.405, SLG: 0.394			4-0 BB 		1-2 FC3-6 1B 		2-3 K 		0-2 FC5-2 3B 	4-0 BB 	3 1 2 2 2 1 1											
<b>Mark McLemore, S</b> (1, 9) OBP: 0.362, SLG: 0.283			4-2 L3 BB 		2-0 FC3-6 1B 		1-2 L9 		2-2 FC5-2 3B 	4-2 BB 	3 0 1 0 2 0 2											
<b>Inning Stats</b>	R: 0 E: 0 K: 1 S: 9	H: 0 LOB: 1 BB: 0 P: 13	R: 0 E: 0 K: 0 S: 8	H: 0 LOB: 0 BB: 0 P: 10	R: 0 E: 0 K: 0 S: 8	H: 0 LOB: 1 BB: 2 P: 21	R: 0 E: 0 K: 1 S: 15	H: 1 LOB: 2 BB: 1 P: 21	R: 2 E: 1 K: 0 S: 11	H: 3 LOB: 1 BB: 0 P: 19	R: 1 E: 0 K: 1 S: 11	H: 2 LOB: 1 BB: 0 P: 15	R: 0 E: 0 K: 0 S: 10	H: 2 LOB: 1 BB: 0 P: 15	R: 2 E: 0 K: 0 S: 20	H: 3 LOB: 1 BB: 0 P: 31	R: 3 E: 0 K: 2 S: 14	H: 3 LOB: 3 BB: 3 P: 34	1B: 11 2B: 3 3B: 1 HR: 0	SF: 1 SAC: 0 DP: 1 HBP: 1	WP: 2 PB: 0 SB: 1 CS: 0	PA: 46
<b>PITCHER</b>	IP WLS BF H R ER SO BB IBB HBP BLK WP HR S P ERA WHIP																					
<b>Jack McDowell, R</b> (1, 1) ERA: 6.24	7.0 L 31 8 3 2 3 3 0 1 0 0 0 72 114 2.57 1.571																					
<b>Kirk McCaskill, R</b> (8, 1) ERA: 2.73	0.1 4 3 2 2 0 0 0 0 0 0 0 15 21 54.00 9.000																					
<b>Paul Assenmacher, L</b> (8, 1) ERA: 6.08	1.0 5 2 2 2 0 0 0 0 0 1 0 9 19 18.00 2.000																					
<b>Jeff Schwarz, R</b> (9, 1) ERA: 6.35	0.2 6 1 1 1 2 3 0 0 0 1 0 10 25 13.50 6.000																					

**Baltimore Orioles @ Chicago White Sox**  
Comiskey Park, Chicago, IL  
Sun May 29 1994, 4:33 AM EDT  
Att. 37,454 - Sunny - 81 F

[livebaseballscorecards.com](http://livebaseballscorecards.com)

AB	38
R	8
H	14
RBI	8
BB	6
SO	5
LOB	25







Batter	1	2	3	4	5	6	7	8	9	10	11	AB R H RBI BB SO LOB	TOP																					
<b>Tony Phillips, S</b> OBP: 0.416, SLG: 0.430 (1, 7)	4-2 1B BB		0-2 2B		1-1 G5-3		3-2 1B		3-2 HR		2-2 G4-3	5 1 3 2 1 0 0																						
<b>Chris Gomez, R</b> OBP: 0.395, SLG: 0.515 (1, 4) (9, 6)	2-0 1B		1-2 G5-3		1-1 1B		4-1 BB		3-2 F8		0-1 2B 1B	5 1 3 0 1 0 1																						
<b>Travis Fryman, R</b> OBP: 0.327, SLG: 0.468 (1, 5)	3-3 K		4-2 BB		1-3 K		0-1 L9		1-0 G5-3 1B		3-0 1B 2B	5 1 2 1 1 2 5																						
<b>Cecil Fielder, R</b> OBP: 0.352, SLG: 0.509 <b>Skeeter Barnes, R</b> OBP: 0.600, SLG: 1.200 (1, 3) (11, PR) (11, 3)	2-2 P3		3-2 F9				1-1 FC6-4 1B 1B		2-2 G3-1		1-0 G5-3	5 0 1 0 1 0 5 0 0 0 0 0 0 0																						
<b>Alan Trammell, R</b> OBP: 0.367, SLG: 0.430 <b>Chad Kreuter, S</b> OBP: 0.337, SLG: 0.263 (1, 6) (9, 2)	3-3 K				1-0 G4-3		1-2 FC6-4 1B		2-2 2B		1-1 F9	5 0 2 0 0 1 3 1 0 1 1 0 0 0																						
<b>Mickey Tettleton, S</b> OBP: 0.435, SLG: 0.520 (1, 10)			2-1 G5-3		1-0 P2		0-1 FC6-4 1B 1-2 2-3		2-3 K		3-1 HR	5 1 1 1 1 1 3																						
<b>Danny Bautista, R</b> OBP: 0.238, SLG: 0.375 <b>Kirk Gibson, L</b> OBP: 0.384, SLG: 0.566 (1, 8) (8, PH) (8, 8)			0-0 G1-3		0-2 2B		0-0 G6-4-3		4-2 BB		0-1 G6-3	3 0 1 0 0 0 2 2 0 0 0 1 0 3																						
<b>Junior Felix, S</b> OBP: 0.355, SLG: 0.516 (1, 9)			0-0 G6-3		1-3 K				0-3 K		3-2 F8	6 0 0 0 0 2 6																						
<b>John Flaherty, R</b> OBP: 0.143, SLG: 0.100 <b>Lou Whitaker, L</b> OBP: 0.382, SLG: 0.547 (1, 2) (9, PH) (9, 4)			1-3 K		1-0 P3				0-1 L7		4-2 HR BB	3 0 0 0 0 1 0 1 1 0 0 1 0 0																						
<b>Inning Stats</b>	R: 0 E: 0 K: 2 S: 13	H: 1 LOB: 2 BB: 1 P: 27	R: 0 E: 0 K: 0 S: 4	H: 0 LOB: 0 BB: 0 P: 6	R: 0 E: 0 K: 1 S: 16	H: 1 LOB: 2 BB: 1 P: 25	R: 0 E: 0 K: 1 S: 8	H: 1 LOB: 1 BB: 0 P: 11	R: 0 E: 0 K: 1 S: 8	H: 1 LOB: 1 BB: 0 P: 12	R: 0 E: 0 K: 0 S: 8	H: 2 LOB: 1 BB: 0 P: 10	R: 0 E: 0 K: 1 S: 13	H: 1 LOB: 2 BB: 1 P: 20	R: 0 E: 0 K: 1 S: 14	H: 1 LOB: 2 BB: 1 P: 24	R: 2 E: 0 K: 0 S: 17	H: 2 LOB: 1 BB: 1 P: 30	R: 1 E: 0 K: 0 S: 10	H: 1 LOB: 0 BB: 0 P: 19	R: 2 E: 0 K: 0 S: 14	H: 3 LOB: 3 BB: 2 P: 31	1B: 8 2B: 4 3B: 0 HR: 2	SF: 0 SAC: 0 DP: 1 HBP: 0	WP: 0 PB: 0 SB: 0 CS: 0	PA: 53								
<b>PITCHER</b>	IP WLS BF H R ER SO BB IBB HBP BLK WP HR S P ERA WHIP												<b>PITCHER</b>	IP WLS BF H R ER SO BB IBB HBP BLK WP HR S P ERA WHIP																				
<b>Mark Moyer, L</b> ERA: 5.34 <b>Mark Williamson, R</b> ERA: 4.12 <b>Alan Mills, R</b> ERA: 8.53 <b>Lee Smith, R</b> ERA: 1.8 <b>Tom Bolton, L</b> ERA: 3.72	(1, 1) (7, 1) (8, 1) (9, 1) (10, 1)	6.2 0.2 0.2 1.0 1.2	29 3 3 6 11	7 1 0 2 4	0 0 0 2 3	0 0 0 2 3	6 0 1 0 0	3 0 0 1 1	0 0 0 0 1	0 0 0 0 0	0 0 0 0 0	0 0 0 1 1	0 0 0 0 0	0 0 0 1 1	0 0 0 1 1	0 0 0 1 1	0 0 0 1 1	0 0 0 1 1	0 0 0 1 1	0 0 0 1 1	0 0 0 1 1	0 0 0 1 1	0 0 0 1 1	0 0 0 1 1	0 0 0 1 1	0 0 0 1 1	0 0 0 1 1	0 0 0 1 1	0 0 0 1 1	0 0 0 1 1				
<b>Mark Eichhorn, R</b> ERA: 3.5	(11, 1)	0.1	1	0	0	0	0	0	0	0	0	0	0	0	0	0	0	0	0	0	0	0	0	0	0	0	0	0	0	0	0	0	0	0

**Detroit Tigers @ Baltimore Orioles**  
 Oriole Park at Camden Yards, Baltimore, MD  
 Mon May 30 1994, 7:05 PM EDT  
 Att: 47,851 - Unknown - 83 F

livebaseballscorecards.com

**AB** 46  
**R** 5  
**H** 14  
**RBI** 5  
**BB** 7  
**SO** 7  
**LOB** 28







Batter	1	2	3	4	5	6	7	8	9	AB R H RBI BB SO LOB	TOP											
Tony Phillips, S (1, 7) OBP: 0.407, SLG: 0.419	1-2 G3-1		1-3 K		3-2 G4-3	0-3 K		2-2 G3		5 0 0 0 0 2 0												
Lou Whitaker, L (1, 4) OBP: 0.369, SLG: 0.525	3-3 K		1-2 G3-1		3-2 L4	2-1 F8			1-3 K	5 0 0 0 0 2 0												
Travis Fryman, R (1, 5) OBP: 0.333, SLG: 0.477	3-3 K		0-0 1B		1-1 HR 2B		2-2 G6-3		1-2 G5-4-3 1B	5 1 3 0 0 1 0												
Cecil Fielder, R (1, 3) OBP: 0.359, SLG: 0.535		0-1 G3 BB 2B	2-0 F9		0-0 HR		1-1 FC3-6 1B		1-1 G5-4-3	5 2 3 2 0 0 2												
Kirk Gibson, L (1, 10) OBP: 0.381, SLG: 0.579		2-1 G3		1-1 F7	0-1 HR		1-1 FC3-6			4 1 1 1 0 0 2												
Mickey Tettleton, S (1, 2) OBP: 0.447, SLG: 0.530		4-0 BB HBP IBB		1-1 2B	4-1 HR BB		4-0 IBB			1 2 1 0 3 0 0												
Junior Felix, S (1, 9) OBP: 0.363, SLG: 0.552		1-1 BB HBP		3-3 K	1-1 HR		1-1 G1-6-3			3 1 1 2 0 1 3												
Chris Gomez, R (1, 6) OBP: 0.398, SLG: 0.520		4-1 G6-4-3 BB		2-2 2B	0-1 G6-3		3-2 G6-3			3 0 1 2 1 0 0												
Danny Bautista, R (1, 8) OBP: 0.217, SLG: 0.341		0-0 G6-4-3		0-0 G6-3		1-0 G5-3		0-0 B1-3		4 0 0 0 0 0 4												
<b>Inning Stats</b>	R: 0 E: 0 K: 2 S: 11	H: 0 LOB: 0 BB: 0 P: 18	R: 1 E: 0 K: 1 S: 7	H: 1 LOB: 2 BB: 2 P: 18	R: 0 E: 0 K: 1 S: 8	H: 1 LOB: 1 BB: 0 P: 12	R: 1 E: 0 K: 1 S: 13	H: 2 LOB: 1 BB: 0 P: 20	R: 5 E: 0 K: 0 S: 18	H: 4 LOB: 0 BB: 1 P: 30	R: 0 E: 0 K: 1 S: 6	H: 0 LOB: 0 BB: 0 P: 9	R: 0 E: 0 K: 0 S: 9	H: 1 LOB: 2 BB: 1 P: 18	R: 0 E: 0 K: 0 S: 11	H: 0 LOB: 0 BB: 0 P: 16	R: 0 E: 0 K: 1 S: 8	H: 1 LOB: 0 BB: 0 P: 11	1B: 3 2B: 4 3B: 0 HR: 3	SF: 0 SAC: 0 DP: 2 HBP: 1	WP: 0 PB: 0 SB: 1 CS: 0	PA: 40
<b>PITCHER</b>	IP WLS BF H R ER SO BB IBB HBP BLK WP HR S P ERA WHIP												<b>PITCHER</b>	IP WLS BF H R ER SO BB IBB HBP BLK WP HR S P ERA WHIP								
Mike Oquist, R (1, 1) ERA: 4.08	4.2 L 25 8 7 7 4 2 1 1 0 0 3 55 96 13.50 2.143																					
Mark Eichhorn, R (5, 1) ERA: 2.82	4.1 15 2 0 0 2 0 1 0 0 0 0 36 56 0.00 0.462																					

Detroit Tigers @ Baltimore Orioles  
 Oriole Park at Camden Yards, Baltimore, MD

Tue May 31 1994, 7:05 PM EDT  
 Att. 46,843 - Unknown - 81 F

livebaseballscorecards.com

AB	35
R	7
H	10
RBI	7
BB	4
SO	6
LOB	11



BOTTOM

Detroit Tigers @ Baltimore Orioles  
Oriole Park at Camden Yards, Baltimore, MD

Tue May 31 1994, 7:05 PM EDT  
Att: 46,843 - Unknown - 81 F

livebaseballscorecards.com

AB	34
R	6
H	11
RBI	6
BB	4
SO	4
LOB	16



WP:	0	PA:	39
PB:	0	SB:	0
CS:	1		

AB R H RBI BB SO LOB

5	1	3	0	0	0	0
4	0	1	1	1	1	3
4	1	1	1	0	1	2
4	1	1	2	0	0	1
3	0	0	0	1	0	0
3	1	2	1	1	0	1
3	0	1	0	1	0	1
0	0	0	0	0	0	0
0	0	0	0	0	0	0
4	1	1	1	0	0	4
4	1	1	0	0	2	4

Batter	1	2	3	4	5	6	7	8	9
Brady Anderson, L (1, 7) OBP: 0.341, SLG: 0.374	1-0 1B 2B		0-0 G5-3		3-1 1B		2-1 FC5-4 1B		3-2 F9
Mike Devereaux, R (1, 8) OBP: 0.286, SLG: 0.385	1-1 G4-6-3 1B		4-1 CS BB		3-2 F9		2-2 FC5-4		0-3 K
Rafael Palmeiro, L (1, 3) OBP: 0.408, SLG: 0.577	0-0 G4-6-3 1-2f		2-3 K		1-1 HR 1B		0-0 SF7		1-0 F7
Harold Baines, L (1, 10) OBP: 0.352, SLG: 0.496	3-0 G5-3			1-0 G3-1		2-0 HR 1B		2-2 G4-3	
Cal Ripken Jr., R (1, 6) OBP: 0.320, SLG: 0.389		0-0 F8		1-2 F8		1-2 G5-3		4-0 BB BB	
Leo Gomez, R (1, 5) OBP: 0.402, SLG: 0.610		4-1 1B BB		1-1 HR		3-2 G6-4-3 1B		2-2 F8	
Chris Hoiles, R (1, 2) OBP: 0.351, SLG: 0.406		1-2 1B		1-2 F8		1-0 G6-4-3		4-1 BB	
Lonnie Smith, R (8, PR) OBP: 0.268, SLG: 0.206		1-2 1B				1-2f			
Jeff Tackett, R (9, 2) OBP: 0.250, SLG: 0.375		1-2 1B							
Mark McLemore, S (1, 9) OBP: 0.361, SLG: 0.301		2-0 L8			3-1 F7		2-2 HR		3-2 F7
Tim Hulett, R (1, 4) OBP: 0.370, SLG: 0.350		0-0 G4-3			1-3 K		1-2 FC5-4 1B SF7 1B		1-3 K

Inning Stats	R: 1	H: 2	E: 0	LOB: 0	K: 0	S: 5	P: 10	R: 0	H: 1	E: 0	LOB: 2	K: 0	S: 7	P: 14	R: 0	H: 0	E: 0	LOB: 0	K: 1	S: 6	P: 11	R: 1	H: 1	E: 0	LOB: 0	K: 0	S: 9	P: 13	R: 0	H: 3	E: 0	LOB: 0	K: 0	S: 13	P: 21	R: 2	H: 3	E: 0	LOB: 1	K: 1	S: 12	P: 22	R: 2	H: 3	E: 0	LOB: 1	K: 0	S: 17	P: 26	R: 0	H: 0	E: 0	LOB: 2	K: 1	S: 10	P: 24	R: 0	H: 0	E: 0	LOB: 0	K: 1	S: 9	P: 13	1B: 7	SF: 1	2B: 1	SAC: 0	3B: 0	DP: 2	HR: 3	HBP: 0	WP: 0	PA: 39
--------------	------	------	------	--------	------	------	-------	------	------	------	--------	------	------	-------	------	------	------	--------	------	------	-------	------	------	------	--------	------	------	-------	------	------	------	--------	------	-------	-------	------	------	------	--------	------	-------	-------	------	------	------	--------	------	-------	-------	------	------	------	--------	------	-------	-------	------	------	------	--------	------	------	-------	-------	-------	-------	--------	-------	-------	-------	--------	-------	--------

PITCHER	IP	WLS	BF	H	R	ER	SO	BB	IBB	HBP	BLK	WP	HR	S	P	ERA	WHIP
Mike Moore, R (1, 1) ERA: 5.91	5.1		24	8	4	4	2	2	0	0	0	0	2	51	89	6.75	1.875
Storm Davis, R (6, 1) ERA: 3.54	0.2		3	2	2	2	0	0	0	0	0	0	1	8	12	27.00	3.000
Buddy Groom, L (7, 1) ERA: 2.79	1.0		4	1	0	0	0	0	0	0	0	0	0	10	16	0.00	1.000
Kurt Knudsen, R (8, 1) ERA: 6.75	0.1		3	0	0	0	0	2	0	0	0	0	0	4	14	0.00	6.000
Joe Boever, R (8, 1) ERA: 4.7	0.2		2	0	0	0	1	0	0	0	0	0	0	6	10	0.00	0.000

PITCHER	IP	WLS	BF	H	R	ER	SO	BB	IBB	HBP	BLK	WP	HR	S	P	ERA	WHIP
Mike Henneman, R (9, 1) ERA: 4.74	1.0		3	0	0	0	1	0	0	0	0	0	0	9	13	0.00	0.000



Batter	1	2	3	4	5	6	7	8	9	AB R H RBI BB SO LOB	TOP											
<b>Tony Phillips, S</b> OBP: 0.409, SLG: 0.415 (1, 7)	4-2 1B BB	0-1 1B G4-3		2-2 G4-3		1-1 G3-1	4-1 E 2B BB		2-2 F9	4 3 1 0 2 0 1												
<b>Lou Whitaker, L</b> OBP: 0.367, SLG: 0.520 (1, 4)	3-2 G4-3 1B	3-2 G4-3		1-1 1B		0-1 P2	0-2 E3 2B G4-3		1-0 SF9	5 1 2 2 0 0 2												
<b>Travis Fryman, R</b> OBP: 0.351, SLG: 0.495 (1, 5)	0-1 G4-3 1B	4-1 1B BB		0-1 FC4 1B		0-1 FC6-4 1B	1-0 G4-3 2B		2-1 FC4-6 1B	5 0 5 2 1 0 0												
<b>Cecil Fielder, R</b> OBP: 0.355, SLG: 0.525 (1, 3) <b>Skeeter Barnes, R</b> OBP: 0.500, SLG: 1.000 (7, 3)	2-3 K	1-2 1B		1-3 K		2-2 FC6-4 1-2f	1-2 G4-3 2-3 3-H		2-0 FC4-6 1-2f	5 0 1 2 0 2 6 1 0 0 0 0 0 1												
<b>Kirk Gibson, L</b> OBP: 0.371, SLG: 0.562 (1, 10) <b>Juan Samuel, R</b> OBP: 0.325, SLG: 0.314 (7, PH)	0-1 G4-3 1-2 2-3	0-0 G1-3		2-2 FC4 1-2f			F9 F7			4 0 0 0 0 0 6 1 0 0 0 0 0 1												
<b>Mickey Tettleton, S</b> OBP: 0.450, SLG: 0.529 (1, 2) <b>John Flaherty, R</b> OBP: 0.143, SLG: 0.100 (9, 2)	4-2 BB			1-1 CS 1B		1-0 G2-3	2-1 HBP 1B		2-3 K	4 1 2 0 1 1 0 0 0 0 0 0 0 0												
<b>Junior Felix, S</b> OBP: 0.353, SLG: 0.521 (1, 9)	1-2 G1-3			0-2 P9		0-0 F9	2-1 1B HBP		1-3 K	4 1 0 0 0 1 4												
<b>Chris Gomez, R</b> OBP: 0.398, SLG: 0.524 (1, 6)				4-2 FC5-4 1-2 2B		2-1 G6-3	1-1 BB E 1B		1-0 G1-3	5 1 2 1 0 0 0												
<b>Danny Bautista, R</b> OBP: 0.275, SLG: 0.458 (1, 8)				1-2 FC5-4 2-3			0-0 HR		2-1 F9 SF9 2B	4 4 3 2 1 0 1												
<b>Inning Stats</b>	R: 1 E: 0 K: 1 S: 20	H: 2 LOB: 3 BB: 2 P: 34	R: 2 E: 0 K: 0 S: 14	H: 2 LOB: 2 BB: 2 P: 26	R: 0 E: 0 K: 0 S: 16	H: 2 LOB: 1 BB: 0 P: 21	R: 0 E: 0 K: 1 S: 13	H: 2 LOB: 2 BB: 0 P: 19	R: 0 E: 0 K: 0 S: 4	H: 0 LOB: 0 BB: 0 P: 7	R: 1 E: 0 K: 0 S: 10	H: 2 LOB: 1 BB: 0 P: 13	R: 6 E: 1 K: 0 S: 19	H: 4 LOB: 1 BB: 1 P: 35	R: 0 E: 0 K: 2 S: 7	H: 0 LOB: 0 BB: 0 P: 11	R: 1 E: 0 K: 0 S: 9	H: 2 LOB: 1 BB: 0 P: 18	1B: 12 2B: 3 3B: 0 HR: 1	SF: 1 SAC: 0 DP: 0 HBP: 1	WP: 0 PB: 0 SB: 0 CS: 1	PA: 49
<b>PITCHER</b>	IP WLS BF H R ER SO BB IBB HBP BLK WP HR S P ERA WHIP																					
<b>35 Mike Mussina, R</b> ERA: 2.81 (1, 1)	6.0 L 31 10 4 4 2 4 0 0 0 0 0 1 77 120 6.00 2.333																					
<b>Mark Williamson, R</b> ERA: 5.75 (7, 1)	0.2 9 4 6 4 0 1 0 1 0 0 0 0 16 29 54.00 7.500																					
<b>Jim Poole, L</b> ERA: 4.15 (7, 1)	1.1 4 0 0 0 2 0 0 0 0 0 0 0 10 17 0.00 0.000																					
<b>Tom Bolton, L</b> ERA: 4.22 (9, 1)	1.0 5 2 1 1 0 0 0 0 0 0 0 0 9 18 9.00 2.000																					

**Detroit Tigers @ Baltimore Orioles**  
 Oriole Park at Camden Yards, Baltimore, MD

Wed Jun 01 1994, 7:05 PM EDT  
 Att. 46,773 - Unknown - 89 F

livebaseballscorecards.com

<b>AB</b>	42
<b>R</b>	11
<b>H</b>	16
<b>RBI</b>	9
<b>BB</b>	5
<b>SO</b>	4
<b>LOB</b>	22



Batter	1	2	3	4	5	6	7	8	9	AB	R	H	RBI	BB	SO	LOB
Brady Anderson, L (1, 7) OBP: 0.335, SLG: 0.366	1-1 F8		0-1 P4			2-1 F8		0-0 L4		4	0	0	0	0	0	3
Mike Devereaux, R (1, 8) OBP: 0.280, SLG: 0.376	0-3 K		3-2 L3-6			2-2 G5-3		0-3 K		4	0	0	0	0	2	3
Rafael Palmeiro, L (1, 3) OBP: 0.405, SLG: 0.570	1-0 F9								0-0 HR	4	1	1	0	0	0	0
Harold Baines, L (1, 10) OBP: 0.349, SLG: 0.489		1-1 G1-4-3		1-0 G3			1-2 G3		0-2 F7	4	0	1	0	0	0	1
Cal Ripken Jr., R (1, 6) OBP: 0.321, SLG: 0.389		2-1 G1-4-3		0-2 K			0-1		2-1	3	0	1	0	0	1	1
Tim Lincecum, R (8, 6) OBP: 0.383, SLG: 0.439		1-2					1B		HR	1	1	1	2	0	0	0
Leo Gomez, R (1, 5) OBP: 0.405, SLG: 0.602		4-2 BB		3-2 P4			2-2 F9		2-2	3	0	1	0	1	0	1
Mark McLemore, S (1, 4) OBP: 0.358, SLG: 0.295		0-0 G6-3		1-0 G3-1				4-1	1-2	3	1	0	0	1	0	2
Jack Voigt, R (1, 9) OBP: 0.300, SLG: 0.340			1-0 L3-6		1-0 F8			0-0	1-0	4	0	2	0	0	0	1
Jeff Tackett, R (1, 2) OBP: 0.263, SLG: 0.333			4-0 BB			0-1 G1-3		0-2		2	0	0	1	1	0	1

Inning Stats	R: 0	H: 0	E: 0	K: 1	S: 6	R: 0	H: 1	E: 0	K: 0	S: 9	R: 0	H: 1	E: 0	K: 0	S: 6	R: 0	H: 0	E: 0	K: 1	S: 5	R: 0	H: 0	E: 0	K: 0	S: 6	R: 0	H: 0	E: 0	K: 0	S: 9	R: 0	H: 1	E: 0	K: 1	S: 11	R: 1	H: 1	E: 0	K: 1	S: 9	R: 2	H: 3	E: 0	K: 0	S: 17	1B: 5	SF: 0	2B: 2	SAC: 0	3B: 0	DP: 2	HR: 1	HBP: 0	WP: 0	PA: 35
--------------	------	------	------	------	------	------	------	------	------	------	------	------	------	------	------	------	------	------	------	------	------	------	------	------	------	------	------	------	------	------	------	------	------	------	-------	------	------	------	------	------	------	------	------	------	-------	-------	-------	-------	--------	-------	-------	-------	--------	-------	--------

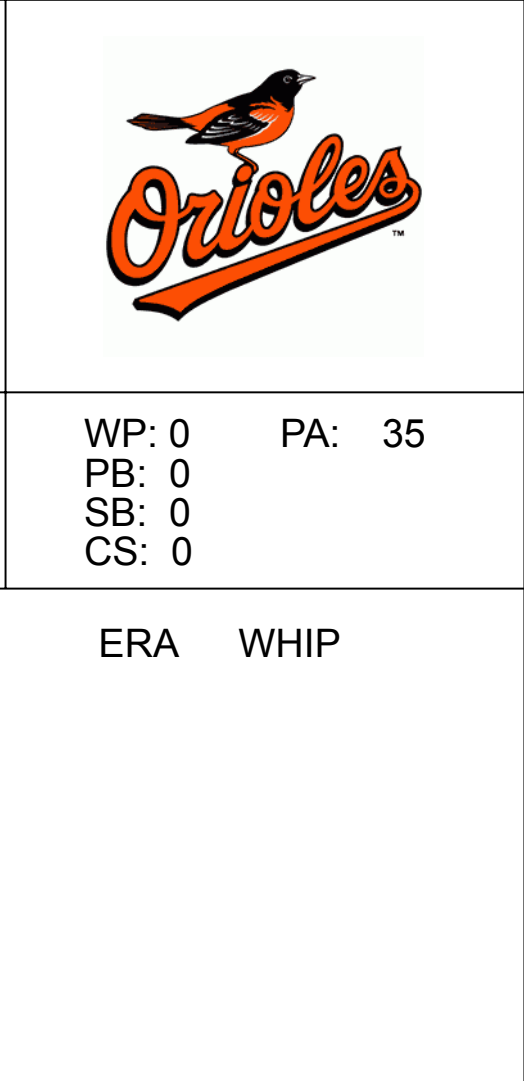
PITCHER	IP	WLS	BF	H	R	ER	SO	BB	IBB	HBP	BLK	WP	HR	S	P	ERA	WHIP
Tim Belcher, R (1, 1) ERA: 6.46	8.0	W	29	4	1	1	3	3	0	0	0	0	0	61	95	1.12	0.875
Mike Gardiner, R (9, 1) ERA: 3.09	1.0		6	3	2	2	0	0	0	0	0	0	1	17	23	18.00	3.000

**DETROIT TIGERS @ BALTIMORE ORIOLES**  
**ORIOLE PARK AT CAMDEN YARDS, BALTIMORE, MD**

Wed Jun 01 1994, 7:05 PM EDT  
 Att: 46,773 - Unknown - 89 F

AB	32
R	3
H	7
RBI	3
BB	3
SO	3
LOB	13

WP: 0 PA: 35  
 PB: 0 SB: 0  
 CS: 0





Batter	1	2	3	4	5	6	7	8	9	AB R H RBI BB SO LOB	TOP											
Danny Bautista, R OBP: 0.286, SLG: 0.453 (1, 8)	2-2 2-3-2 1B		1-1 HR 1B	1-3 K			1-0 G4-3		1-3 K	5 1 2 0 0 2 1												
Lou Whitaker, L OBP: 0.375, SLG: 0.553 (1, 4)	1-3 K2-3-2 1-1		0-0 HR 1-H	2-1 F9			1-1 2B		1-1 1B 1-2 1B	5 1 3 2 0 1 1												
Travis Fryman, R OBP: 0.348, SLG: 0.488 (1, 5)	2-3 K		0-3 K				3-2 L6 1B		2-3 K	5 0 1 0 0 3 3												
Cecil Fielder, R OBP: 0.361, SLG: 0.530 (1, 3)		1-1 G3 SF7 2B	4-2 E HBP BB				2-1 G6-4-3 1-2f 1B		3-2 K 1B	4 2 2 1 1 1 2												
Kirk Gibson, L OBP: 0.366, SLG: 0.546 (1, 10)		1-0 G3 2-3	1-1 E6 HBP 1-3				4-2 BB		2-2 G6-3 1B	4 0 0 0 1 1 4												
Mickey Tettleton, S OBP: 0.451, SLG: 0.522 (1, 7)		4-2 SF7 BB	4-0 HBP IBB				3-2 G4-3		3-3 K	2 0 0 0 2 1 1												
Junior Felix, S OBP: 0.360, SLG: 0.534 (1, 9)		0-0 SF7 1-2 3-H	2-1 HBP 1-2 2-3 3-H				1-1 G4-3		1-0 2B	2 0 1 2 0 0 0												
Chris Gomez, R OBP: 0.386, SLG: 0.505 (1, 6)		1-0 G6-3	2-1 F8				0-0 G5-3		1-3 K	4 0 0 0 0 1 5												
Chad Kreuter, S OBP: 0.333, SLG: 0.263 (1, 2)			1-1 G4-3	2-2 G3-1			2-2 G3		2-2 1B 1B	4 1 1 0 0 0 0												
<b>Inning Stats</b>	R: 0 E: 0 K: 2 S: 9	H: 1 LOB: 0 BB: 0 P: 14	R: 1 E: 0 K: 0 S: 7	H: 1 LOB: 1 BB: 1 P: 14	R: 3 E: 1 K: 1 S: 18	H: 2 LOB: 3 BB: 2 P: 33	R: 0 E: 0 K: 1 S: 8	H: 0 LOB: 0 BB: 0 P: 13	R: 0 E: 0 K: 0 S: 10	H: 1 LOB: 1 BB: 1 P: 20	R: 0 E: 0 K: 0 S: 7	H: 0 LOB: 0 BB: 0 P: 10	R: 0 E: 0 K: 1 S: 9	H: 1 LOB: 1 BB: 0 P: 17	R: 0 E: 0 K: 2 S: 11	H: 1 LOB: 1 BB: 0 P: 18	R: 1 E: 0 K: 3 S: 23	H: 3 LOB: 2 BB: 0 P: 33	1B: 6 2B: 4 3B: 0 HR: 1	SF: 1 SAC: 0 DP: 2 HBP: 1	WP: 0 PB: 0 SB: 0 CS: 0	PA: 41
<b>PITCHER</b> Scott Kligenbeck, R ERA: 3.86 Alan Mills, R ERA: 8.14	IP 7.0 WLS W BF 31 H 6 R 4 ER 3 SO 5 BB 3 IBB 1 HBP 1 BLK 0 WP 0 HR 1 S 68 P 121 ERA 3.86 WHIP 1.286	IP 2.0 WLS W BF 10 H 4 R 1 ER 1 SO 5 BB 0 IBB 0 HBP 0 BLK 0 WP 0 HR 0 S 34 P 51 ERA 4.50 WHIP 2.000											<b>PITCHER</b> IP WLS BF H R ER SO BB IBB HBP BLK WP HR S P ERA WHIP									

Detroit Tigers @ Baltimore Orioles  
 Oriole Park at Camden Yards, Baltimore, MD

Thu Jun 02 1994, 3:33 AM EDT  
 Att. 47,341 - Sunny - 71 F

livebaseballscorecards.com

AB	35
R	5
H	10
RBI	5
BB	4
SO	10
LOB	17



Batter	1	2	3	4	5	6	7	8	9	AB R H RBI BB SO LOB
<b>Brady Anderson, L</b> (1, 7) OBP: 0.332, SLG: 0.359	3-3 K	1-1 E4		0-1 P6	1-2 P5			4-1 1B BB		4 1 0 0 1 1 2
<b>Mike Devereaux, R</b> (1, 8) OBP: 0.278, SLG: 0.371	0-1 G6-3	3-H SAFE 3-2 SAFE SAFE SAFE SAFE SAFE SAFE		1-2 F9		1-1 F9		0-1 SAFE SAFE SAFE SAFE SAFE SAFE SAFE SAFE		5 1 1 0 0 0 2
<b>Rafael Palmeiro, L</b> (1, 3) OBP: 0.409, SLG: 0.574	0-0 F9		2-2 S 1B 2B	4-0 HR IBB		3-1 G4-3		1-0 2B HBP 1B		4 3 2 1 1 0 0
<b>Cal Ripken Jr., R</b> (1, 6) OBP: 0.327, SLG: 0.409		0-3 K 1B 1B 1B	3-0 BB 1B	0-1 HR		2-1 1B		2-0 P6		5 2 3 4 0 1 2
<b>Leo Gomez, R</b> (1, 5) OBP: 0.413, SLG: 0.607		2-2 1B BB 1B	1-2 P6	4-2 BB		2-3 K		1-1 HBP 2B		4 1 2 1 1 1 2
<b>Chris Sabo, R</b> (1, 10) OBP: 0.316, SLG: 0.429		0-1 BB SF9-6 1B	2-1 F7	3-2 F9		3-2 G5-3		4-0 HBP IBB		4 1 1 0 1 0 2
<b>Chris Hoiles, R</b> (1, 2) OBP: 0.363, SLG: 0.408		1-1 SF9-6 E 1B	4-2 FC4-6 BB		0-0 P3		4-2 BB	3-2 1-2 2-3 3-H HBP		2 1 1 2 2 0 0
<b>Tim Hulett, R</b> (1, 4) OBP: 0.365, SLG: 0.400		4-2 SF9-6 BB	1-1 FC4-6		2-2 G6-3		1-1 F9	3-3 K		4 0 0 1 1 1 6
<b>Jack Voigt, R</b> (1, 9) OBP: 0.304, SLG: 0.333		0-1 SF9-6		4-0 HR BB	4-1 BB		1-1 F7	1-1 F7		2 1 0 1 2 0 4

Inning Stats	R: 0	H: 0	E: 0	K: 1	S: 8	H: 0	LOB: 0	BB: 0	P: 11	R: 4	H: 3	E: 1	K: 1	S: 20	R: 1	H: 2	E: 0	K: 0	S: 16	R: 3	H: 1	E: 0	K: 0	S: 14	R: 0	H: 1	E: 0	K: 1	S: 11	R: 0	H: 0	E: 0	K: 0	S: 10	R: 3	H: 3	E: 0	K: 1	S: 16	1B: 7	2B: 3	3B: 0	HR: 1	SF: 1	SAC: 0	DP: 1	HBP: 1	WP: 1	PA: 45
--------------	------	------	------	------	------	------	--------	-------	-------	------	------	------	------	-------	------	------	------	------	-------	------	------	------	------	-------	------	------	------	------	-------	------	------	------	------	-------	------	------	------	------	-------	-------	-------	-------	-------	-------	--------	-------	--------	-------	--------

PITCHER	IP	WLS	BF	H	R	ER	SO	BB	IBB	HBP	BLK	WP	HR	S	P	ERA	WHIP
<b>Bill Krueger, L</b> (1, 1) ERA: 9.61	2.0	L	13	5	5	4	2	1	0	0	0	1	0	35	54	18.00	3.000
<b>Storm Davis, R</b> (3, 1) ERA: 3.38	1.0		4	0	0	0	0	1	0	0	0	0	0	9	17	0.00	1.000
<b>Kurt Knudsen, R</b> (4, 1) ERA: 11.81	4.0		22	4	6	6	1	5	1	0	0	0	1	48	93	13.50	2.250
<b>Joe Boever, R</b> (8, 1) ERA: 4.58	1.0		6	1	0	0	1	0	1	1	0	0	0	12	26	0.00	1.000

**BOTTOM**

**Detroit Tigers @ Baltimore Orioles**  
**Oriole Park at Camden Yards, Baltimore, MD**

Thu Jun 02 1994, 3:33 AM EDT  
 Att: 47,341 - Sunny - 71 F

livebaseballscorecards.com

<b>AB</b>	<b>34</b>
<b>R</b>	<b>11</b>
<b>H</b>	<b>10</b>
<b>RBI</b>	<b>10</b>
<b>BB</b>	<b>9</b>
<b>SO</b>	<b>4</b>
<b>LOB</b>	<b>20</b>





Batter	1	2	3	4	5	6	7	8	9	AB R H RBI BB SO LOB	TOP
<b>Tim Raines, S</b> (1, 7) OBP: 0.368, SLG: 0.426 B B F X	2-1 		2-1 		2-1 		1-1 			4 0 0 0 0 0 2	<b>Chicago White Sox @ Baltimore Orioles</b> Oriole Park at Camden Yards, Baltimore, MD Fri Jun 03 1994, 7:05 PM EDT Att. 47,243 - Unknown - 81 F  livebaseballscorecards.com
<b>Joey Cora, S</b> (1, 4) OBP: 0.337, SLG: 0.344 C F S	1-3 		0-0 			1-0 		2-2 		4 0 0 0 0 1 1	
<b>Frank Thomas, R</b> (1, 3) OBP: 0.521, SLG: 0.818 B B B S X	3-2 			3-2 		4-1 		0-0 		3 1 1 1 1 0 0	
<b>Julio Franco, R</b> (1, 10) OBP: 0.371, SLG: 0.505 B C X		1-1 		0-1 		1-0 		2-1 		4 1 1 0 0 0 1	
<b>Robin Ventura, L</b> (1, 5) OBP: 0.368, SLG: 0.531 C C X		0-2 		2-0 		2-2 		1-3 		4 1 1 1 0 1 2	
<b>Darrin Jackson, R</b> (1, 9) OBP: 0.375, SLG: 0.524 B C C X		3-2 		0-1 		1-0 		2-1 		4 0 1 1 0 0 0	
<b>Lance Johnson, L</b> (1, 8) OBP: 0.308, SLG: 0.358 C X		0-1 		1-1 		0-0 		0-1 		4 1 1 0 0 0 1	
<b>Ron Karkovics, R</b> (1, 2) OBP: 0.377, SLG: 0.454 C O S B		1-3 		1-3 		3-3 				3 0 0 0 0 3 2	
<b>Ozzie Guillen, L</b> (1, 6) OBP: 0.290, SLG: 0.323 B S F X		1-2 		2-0 		0-0 				3 0 2 1 0 0 0	
<b>Inning Stats</b>	R: 0 H: 0 E: 0 LOB: 0 K: 1 BB: 0 S: 8 P: 14	R: 1 H: 2 E: 0 LOB: 1 K: 1 BB: 0 S: 16 P: 21	R: 0 H: 1 E: 0 LOB: 0 K: 0 BB: 0 S: 7 P: 10	R: 2 H: 2 E: 0 LOB: 0 K: 0 BB: 0 S: 11 P: 17	R: 0 H: 0 E: 0 LOB: 0 K: 1 BB: 0 S: 6 P: 11	R: 0 H: 0 E: 0 LOB: 1 K: 0 BB: 1 S: 6 P: 14	R: 1 H: 2 E: 0 LOB: 1 K: 1 BB: 0 S: 8 P: 13	R: 0 H: 0 E: 0 LOB: 0 K: 0 BB: 0 S: 9 P: 13	R: 0 H: 0 E: 0 LOB: 0 K: 1 BB: 0 S: 7 P: 10	1B: 4 SF: 0 2B: 1 SAC: 0 3B: 0 DP: 1 HR: 2 HBP: 0	WP: 0 PA: 34 PB: 0 SB: 1 CS: 0
<b>PITCHER Sid Fernandez, L</b> (1, 1) ERA: 4.16	IP WLS BF H R ER SO BB IBB HBP BLK WP HR S P ERA WHIP 9.0 L 34 7 4 4 5 1 0 0 0 0 2 78 123 4.00 0.889										

AB	33
R	4
H	7
RBI	4
BB	1
SO	5
LOB	9



Batter	1	2	3	4	5	6	7	8	9	AB	R	H	RBI	BB	SO	LOB
<b>Brady Anderson, L</b> (1, 7) OBP: 0.339, SLG: 0.375	2-3 K		4-1 S 2B BB		3-2 HR		4-2 G6-4-3 BB			2	2	1	1	2	1	0
<b>Mike Devereaux, R</b> (1, 8) OBP: 0.272, SLG: 0.363	1-3 K		0-3 K		2-2 F9		0-0 G6-4-3 1-2f			4	0	0	0	0	2	2
<b>Rafael Palmeiro, L</b> (1, 3) OBP: 0.420, SLG: 0.580	3-2 1B		4-1 2B 1-2 BB		0-0 1B		2-2 1B			3	0	3	0	1	0	0
<b>Harold Baines, L</b> (1, 10) OBP: 0.353, SLG: 0.496	0-0 F9		1-0 2B		2-2 P4		0-1 G4-3 1B			4	0	2	1	0	0	2
<b>Lonnie Smith, R</b> (8, PR) OBP: 0.268, SLG: 0.206			1-3 2-H 2B				1-3 1B			0	0	0	0	0	0	0
<b>Cal Ripken Jr., R</b> (1, 6) OBP: 0.326, SLG: 0.406		2-1 1B	1-0 F7		1-2 F9		1-0 P6			4	0	1	0	0	0	5
<b>Leo Gomez, R</b> (1, 5) OBP: 0.408, SLG: 0.591		2-3 K		4-0 BB		3-1 G6-3		3-2 G4-3 1-2f		3	0	0	0	1	1	3
<b>Chris Hoiles, R</b> (1, 2) OBP: 0.356, SLG: 0.398		3-1 P4		0-0 F9		3-2 L3			1-1 F9	4	0	0	0	0	0	2
<b>Mark McLemore, S</b> (1, 4) OBP: 0.351, SLG: 0.288		0-2 L7		0-0 F8		0-2 G6-3			2-2 G6-3	4	0	0	0	0	0	2
<b>Jack Voigt, R</b> (1, 9) OBP: 0.294, SLG: 0.321			2-1 P9		2-1 P5		2-2 F9		3-2 F7	4	0	0	0	0	0	1

Inning Stats	R: 0	H: 1	E: 0	K: 2	S: 16	LOB: 1	BB: 0	P: 22	R: 0	H: 1	E: 0	K: 1	S: 10	LOB: 1	BB: 0	P: 17	R: 1	H: 1	E: 0	K: 1	S: 11	LOB: 2	BB: 2	P: 23	R: 0	H: 0	E: 0	K: 0	S: 4	LOB: 1	BB: 1	P: 10	R: 1	H: 2	E: 0	K: 0	S: 15	LOB: 1	BB: 0	P: 23	R: 0	H: 0	E: 0	K: 0	S: 12	LOB: 0	BB: 0	P: 18	R: 0	H: 0	E: 0	K: 0	S: 8	LOB: 0	BB: 1	P: 14	R: 0	H: 2	E: 0	K: 0	S: 9	LOB: 2	BB: 0	P: 15	R: 0	H: 0	E: 0	K: 0	S: 8	LOB: 0	BB: 0	P: 14	1B: 5	SF: 0	3B: 0	HR: 1
--------------	------	------	------	------	-------	--------	-------	-------	------	------	------	------	-------	--------	-------	-------	------	------	------	------	-------	--------	-------	-------	------	------	------	------	------	--------	-------	-------	------	------	------	------	-------	--------	-------	-------	------	------	------	------	-------	--------	-------	-------	------	------	------	------	------	--------	-------	-------	------	------	------	------	------	--------	-------	-------	------	------	------	------	------	--------	-------	-------	-------	-------	-------	-------

**BOTTOM**

**Chicago White Sox @ Baltimore Orioles**  
**Oriole Park at Camden Yards, Baltimore, MD**  
 Fri Jun 03 1994, 7:05 PM EDT  
 Att: 47,243 - Unknown - 81 F

AB	32
R	2
H	7
RBI	2
BB	4
SO	4
LOB	17



PITCHER	IP	WLS	BF	H	R	ER	SO	BB	IBB	HBP	BLK	WP	HR	S	P	ERA	WHIP
<b>Jason Bere, R</b> (1, 1) ERA: 3.26	7.0	W	29	5	2	2	4	4	0	0	0	0	1	76	127	2.57	1.286
<b>Dennis Cook, L</b> (8, 1) ERA: 3.71	0.0		2	2	0	0	0	0	0	0	0	0	0	5	7	∞	∞
<b>Kirk McCaskill, R</b> (8, 1) ERA: 2.63	1.0		2	0	0	0	0	0	0	0	0	0	0	4	8	0.00	0.000
<b>Roberto Hernandez, R</b> (9, 1) ERA: 4.29	1.0	S	3	0	0	0	0	0	0	0	0	0	0	8	14	0.00	0.000



Batter	1	2	3	4	5	6	7	8	9	AB R H RBI BB SO LOB	TOP	
Norberto Martin, R OBP: 0.412, SLG: 0.563 (1, 4)	2-0 G5-3	1-0 G4-3			0-1 F8-6			1-2 G4-3	0-0 HR	5 1 1 4 0 0 1		
Bob Zuppcic, R OBP: 0.297, SLG: 0.400 (1, 7)	1-2 2B 1B		1-3 K		2-2 P1			3-2 2B	0-1 G4-3	5 1 2 0 0 1 0		
Frank Thomas, R OBP: 0.531, SLG: 0.827 (1, 3)	3-2 SAFE 1B 2B		0-1 1B		4-1 G6-4-3 BB			4-0 IBB	1-2 BB 2B 1B	3 2 3 0 2 0 0		
Julio Franco, R OBP: 0.371, SLG: 0.500 (1, 10)	2-1 BB 2-H 3-H 1B		1-3 K		1-1 G6-4-3			1-3 K	4-2 2B 1-2 BB	4 0 1 2 1 2 4		
Robin Ventura, L OBP: 0.388, SLG: 0.530 (1, 5)	4-2 1-2 BB		2-1 G4-3		1-0 G3-1			0-0 G3	0-2 1-3 2-H 2B	4 0 1 1 1 0 3		
Darrin Jackson, R OBP: 0.365, SLG: 0.509 (1, 9)	0-0 P4			0-0 G1-3				0-0 G6-3	P3 G5-3	5 0 0 0 0 0 4		
Lance Johnson, L OBP: 0.307, SLG: 0.365 (1, 8)	0-0 F9			1-3 K				1-1 G4-3	0-1 HR 3B	4 1 1 0 0 1 2		
Ron Karkovice, R OBP: 0.377, SLG: 0.447 Tim Raines, S OBP: 0.371, SLG: 0.426 Michael LaValliere, L OBP: 0.439, SLG: 0.364 (1, 2) (9, PH) (9, 2)		2-3 K		2-3 K				4-0 BB	4-0 HR BB	2 0 0 0 1 2 0 0 1 0 0 1 0 0 0 0 0 0 0 0 0		
Ozzie Guillen, L OBP: 0.295, SLG: 0.323 (1, 6)		2-2 G4-3			0-2 F8-6 1B			0-0 G4-3	4-0 HR IBB	3 1 1 0 1 0 1		
<b>Inning Stats</b>	R: 2 H: 3 E: 0 LOB: 2 K: 0 BB: 1 S: 14 P: 26	R: 0 H: 0 E: 0 LOB: 0 K: 1 BB: 0 S: 8 P: 13	R: 0 H: 1 E: 0 LOB: 1 K: 2 BB: 0 S: 11 P: 15	R: 0 H: 0 E: 0 LOB: 0 K: 2 BB: 0 S: 7 P: 10	R: 0 H: 1 E: 0 LOB: 0 K: 0 BB: 0 S: 10 P: 12	R: 0 H: 0 E: 0 LOB: 0 K: 0 BB: 1 S: 4 P: 10	R: 0 H: 0 E: 0 LOB: 1 K: 0 BB: 1 S: 4 P: 9	R: 0 H: 1 E: 0 LOB: 2 K: 1 BB: 1 S: 13 P: 22	R: 5 H: 4 E: 0 LOB: 2 K: 0 BB: 3 S: 23 P: 38	1B: 5 SF: 0 2B: 4 SAC: 0 3B: 1 DP: 2 HR: 1 HBP: 0	WP: 0 PA: 42 PB: 0 SB: 0 CS: 0	
<b>PITCHER</b>	IP WLS BF H R ER SO BB IBB HBP BLK WP HR S P ERA WHIP											
Jamie Moyer, L ERA: 5.05 (1, 1)	7.1 L 30 6 2 2 5 3 1 0 0 0 0 0 67 112 2.46 1.227											
Alan Mills, R ERA: 8.02 (8, 1)	0.1 1 0 0 0 1 0 0 0 0 0 0 0 3 4 0.00 0.000											
Jim Poole, L ERA: 7.07 (8, 1)	1.0 10 4 5 5 0 2 1 0 0 0 1 22 35 45.00 6.000											
Mark Williamson, R ERA: 5.66 (9, 1)	0.1 1 0 0 0 0 0 0 0 0 0 0 0 2 4 0.00 0.000											

Chicago White Sox @ Baltimore Orioles  
 Oriole Park at Camden Yards, Baltimore, MD

Sat Jun 04 1994, 7:05 PM EDT  
 Att. 46,518 - Sunny - 81 F

livebaseballscorecards.com

AB	35
R	7
H	10
RBI	7
BB	7
SO	6
LOB	15



Batter	1	2	3	4	5	6	7	8	9	AB R H RBI BB SO LOB
<b>Brady Anderson, L</b> (1, 7) OBP: 0.332, SLG: 0.366	1-0 F7	3-3 K			1-2 G5-3		1-2 L6-3		1-0 F9	5 0 0 0 0 1 4
<b>Mike Devereaux, R</b> (1, 8) OBP: 0.277, SLG: 0.359	4-2 FC5 BB		0-3 K		0-0 G5-3		4-1 BB			2 0 0 0 2 1 0
<b>Cal Ripken Jr., R</b> (1, 6) OBP: 0.320, SLG: 0.398	0-3 K		1-0 G6-3		3-2 P4		1-1 G4-3			4 0 0 0 0 1 3
<b>Harold Baines, L</b> (1, 10) OBP: 0.351, SLG: 0.490	1-1 FC5		2-0 1B		2-2 P5		2-2 G6-3			4 0 1 0 0 0 1
<b>Leo Gomez, R</b> (1, 5) OBP: 0.403, SLG: 0.575		3-2 G6-3	1-1 G6-3		4-1 FC5-4 BB		3-1 G4-3			3 0 0 0 1 0 1
<b>Chris Hoiles, R</b> (1, 2) OBP: 0.354, SLG: 0.394		1-2 BB 1B		2-1 F7		0-1 F8		2-3 K		4 1 1 0 0 1 1
<b>Tim Hulett, R</b> (1, 4) OBP: 0.339, SLG: 0.367		1-0 F9		2-3 K		2-1 FC5-4				4 0 0 0 0 1 2
<b>Mark McLemore, S</b> (1, 9) OBP: 0.359, SLG: 0.294		4-1 1B BB		0-0 E2 1B			0-0 F7 1B			3 0 2 0 1 1 0
<b>Jack Voigt, R</b> (1, 3) OBP: 0.301, SLG: 0.321		0-1 1B		3-3 K			0-2 F7			3 0 1 1 1 1 2

Inning Stats	R: 0 E: 0 K: 1 S: 9	H: 0 LOB: 1 BB: 1 P: 15	R: 1 H: 2 ER: 1 SO: 5 K: 1 P: 25	H: 2 LOB: 2 BB: 1 P: 25	R: 0 E: 0 K: 1 S: 7	H: 1 LOB: 1 BB: 0 P: 11	R: 0 E: 1 K: 2 S: 14	H: 1 LOB: 1 BB: 0 P: 21	R: 0 E: 0 K: 0 S: 9	H: 0 LOB: 0 BB: 0 P: 13	R: 0 E: 0 K: 0 S: 8	H: 0 LOB: 1 BB: 1 P: 16	R: 0 E: 0 K: 0 S: 11	H: 1 LOB: 2 BB: 1 P: 17	R: 0 E: 0 K: 1 S: 9	H: 0 LOB: 0 BB: 0 P: 16	R: 0 E: 0 K: 1 S: 7	H: 0 LOB: 1 BB: 1 P: 14	1B: 5 2B: 0 3B: 0 HR: 0	SF: 0 SAC: 0 DP: 0 HBP: 0
--------------	------------------------------	----------------------------------	---	----------------------------------	------------------------------	----------------------------------	-------------------------------	----------------------------------	------------------------------	----------------------------------	------------------------------	----------------------------------	-------------------------------	----------------------------------	------------------------------	----------------------------------	------------------------------	----------------------------------	----------------------------------	------------------------------------


**BOTTOM**

**Chicago White Sox @ Baltimore Orioles**  
 Oriole Park at Camden Yards, Baltimore, MD

Sat Jun 04 1994, 7:05 PM EDT  
 Att: 46,518 - Sunny - 81 F

livebaseballscorecards.com

<b>AB</b>	<b>32</b>
<b>R</b>	<b>1</b>
<b>H</b>	<b>5</b>
<b>RBI</b>	<b>1</b>
<b>BB</b>	<b>5</b>
<b>SO</b>	<b>7</b>
<b>LOB</b>	<b>14</b>



PITCHER	IP	WLS	BF	H	R	ER	SO	BB	IBB	HBP	BLK	WP	HR	S	P	ERA	WHIP
<b>Jack McDowell, R</b> (1, 1) ERA: 5.77	7.0	W	30	5	1	1	5	4	0	0	0	0	0	71	118	1.29	1.286
<b>Paul Assenmacher, L</b> (8, 1) ERA: 6.46	0.1		1	0	0	0	0	0	0	0	0	0	0	4	6	0.00	0.000
<b>Kirk McCaskill, R</b> (8, 1) ERA: 2.57	0.2		2	0	0	0	1	0	0	0	0	0	0	5	10	0.00	0.000
<b>Dane Johnson, R</b> (9, 1) ERA: 2.7	1.0		4	0	0	0	1	1	0	0	0	0	0	7	14	0.00	1.000









**Baltimore Orioles @ Kansas City Royals**  
 Kauffman Stadium, Kansas City, MO

Mon Jun 06 1994, 7:05 PM CDT  
 Att. 25,781 - Unknown - 84 F



Batter	1	2	3	4	5	6	7	8	9	AB R H RBI BB SO LOB
<b>Brady Anderson, L</b> (1, 7) OBP: 0.335, SLG: 0.362	0-0 G3		1-0 G4-3		1-0 G6-3		4-1 FC6-4 BB		0-0 FC5-6 SF9	4 1 0 0 1 0 2
<b>Mike Devereaux, R</b> (1, 8) OBP: 0.278, SLG: 0.358	2-2 P4		2-2 G4-3		0-2 1B		1-1 FC6-4 BB		2-1 SF9	4 0 1 2 0 0 1
<b>Rafael Palmeiro, L</b> (1, 3) OBP: 0.427, SLG: 0.602	2-3 K			1-1 G6-3	2-2 G4-3		4-1 BB		0-0 2B	4 0 1 0 1 1 1
<b>Harold Baines, L</b> (1, 10) OBP: 0.348, SLG: 0.497		1-2 G1		1-2 F8		0-0 E 1B SF8	2-3 K		2-2 P6	5 1 1 0 0 1 3
<b>Cal Ripken Jr., R</b> (1, 6) OBP: 0.330, SLG: 0.408		4-2 BB 2B BB		2-2 FC5 WP 1B		0-0 E8 1B 1B	1-0 G3			3 1 2 0 1 0 2
<b>Leo Gomez, R</b> (1, 5) OBP: 0.401, SLG: 0.585		4-2 2B FC7-2 BB		4-0 BB		0-0 SF8		2-3 K		1 0 0 1 2 1 0
<b>Chris Hoiles, R</b> (1, 2) OBP: 0.351, SLG: 0.396		3-2 2B		0-0 FC5		2-3 K		1-0 P3		4 0 1 1 0 1 3
<b>Jeff Tackett, R</b> (9, 2) OBP: 0.217, SLG: 0.273		1-3 2-H 2B		2-3f		0-0 K				0 0 0 0 0 0 0
<b>Mark McLemore, S</b> (1, 4) OBP: 0.355, SLG: 0.292		0-0 FC7-2			0-0 G4-3	0-0 1B		1-1 G4-3		4 0 1 0 0 0 2
<b>Jack Voigt, R</b> (1, 9) OBP: 0.313, SLG: 0.330			0-0 F8		0-1 G6-3 1B 2B	2-0 F9			4-2 FC5-6 BB	3 1 1 0 1 0 2

Inning Stats	R: 0	H: 0	E: 0	K: 1	S: 7	P: 11	R: 1	H: 1	E: 0	K: 0	S: 14	P: 26	R: 0	H: 1	E: 0	K: 0	S: 9	P: 17	R: 1	H: 2	E: 0	K: 0	S: 12	P: 15	R: 1	H: 3	E: 1	K: 1	S: 8	P: 12	R: 0	H: 0	E: 0	K: 1	S: 9	P: 20	R: 0	H: 0	E: 0	K: 1	S: 7	P: 11	R: 1	H: 1	E: 1	K: 0	S: 9	P: 17	1B: 5	SF: 2	2B: 4	SAC: 0	3B: 0	DP: 1	HR: 0	HBP: 0	WP: 1	PA: 40
--------------	------	------	------	------	------	-------	------	------	------	------	-------	-------	------	------	------	------	------	-------	------	------	------	------	-------	-------	------	------	------	------	------	-------	------	------	------	------	------	-------	------	------	------	------	------	-------	------	------	------	------	------	-------	-------	-------	-------	--------	-------	-------	-------	--------	-------	--------

PITCHER	IP	WLS	BF	H	R	ER	SO	BB	IBB	HBP	BLK	WP	HR	S	P	ERA	WHIP
<b>Tom Gordon, R</b> (1, 1) ERA: 4.48	8.0	L	35	7	3	3	4	5	0	0	0	1	0	72	121	3.38	1.500
<b>Hipolito Pichardo, R</b> (9, 1) ERA: 5.04	0.2		3	0	1	1	0	1	0	0	0	0	0	5	11	13.50	1.500
<b>Mike Magnante, L</b> (9, 1) ERA: 3.76	0.1		2	1	0	0	0	0	0	0	0	0	0	4	6	0.00	3.000

AB	R	H	RBI	BB	SO	LOB
32	4	8	4	6	4	16

Batter	1	2	3	4	5	6	7	8	9	AB	R	H	RBI	BB	SO	LOB
Vince Coleman, S OBP: 0.254, SLG: 0.310 (1, 7) B T F X	1-2 E S SF7 1B		2-3 K ①		3-2 G1-3 ②			4-2 E S BB		3	1	1	0	1	1	0
Brian McRae, S OBP: 0.407, SLG: 0.450 (1, 8) B S F B X	2-2 G3 ① 1-3		0-0 B1-3 ②		2-2 F9 ③			1 SAFE S 1 SAFE S 1 SAFE S 1 SAFE S 1 SAFE S	2-2 F8 ①	4	0	0	0	0	0	2
Wally Joyner, L OBP: 0.375, SLG: 0.450 (1, 3) X	0-0 SF7 ② 3-H		3-2 P3 ③			2-2 G3 ①		1-0 F7 ②		3	0	0	1	0	0	1
Bob Hamelin, L OBP: 0.378, SLG: 0.563 Hubie Brooks, R OBP: 0.216, SLG: 0.235 (1, 10) (8, PH) B C X	1-1 F7 ③			3-1 F9 ①		0-0 F7 ②		1-1 G4-3 ③ 1-3		3	0	0	0	0	0	0
Mike Macfarlane, R OBP: 0.400, SLG: 0.507 (1, 2) X		0-0 HR		1-3 K ②		1-1 2B 1B			1-2 F8 ①	4	1	2	1	0	1	0
Felix Jose, S OBP: 0.338, SLG: 0.393 (1, 9) C B B B X		3-1 F8 ①		0-2 1B 1B		3-1 2B ③ 1-H			1-3 K ②	4	0	2	0	0	1	0
Greg Gagne, R OBP: 0.354, SLG: 0.412 (1, 6) C B X		1-1 G4-3 ②		1 SAFE 0-2 1B ③			1-1 G1-3 ①		2-3 K ③	4	0	1	0	0	1	0
Jose Lind, R OBP: 0.267, SLG: 0.308 (1, 4) C B B X		1-2 E1 1B		0-0 G1-3 ③			2-1 G4-3 ②			3	0	1	0	0	0	2
David Howard, S OBP: 0.289, SLG: 0.167 (1, 5) C B B X		2-2 P5 ③			1-2 B1 ①		2-3 K ③			3	0	0	0	0	1	1

Inning Stats	R: 1	H: 1	E: 0	K: 0	S: 9	LOB: 0	BB: 0	P: 13	R: 1	H: 2	E: 1	K: 0	S: 12	LOB: 1	BB: 0	P: 19	R: 0	H: 0	E: 0	K: 1	S: 11	LOB: 0	BB: 0	P: 16	R: 0	H: 2	E: 0	K: 1	S: 14	LOB: 2	BB: 0	P: 18	R: 0	H: 0	E: 0	K: 0	S: 12	LOB: 0	BB: 0	P: 18	R: 0	H: 2	E: 0	K: 0	S: 10	LOB: 2	BB: 0	P: 16	R: 0	H: 0	E: 0	K: 1	S: 8	LOB: 0	BB: 0	P: 13	R: 0	H: 0	E: 0	K: 0	S: 11	LOB: 1	BB: 1	P: 19	R: 0	H: 0	E: 0	K: 2	S: 10	LOB: 0	BB: 0	P: 14	1B: 5	SF: 1	2B: 1	SAC: 0	3B: 0	DP: 0	HR: 1	HBP: 0	WP: 0	PA: 34
--------------	------	------	------	------	------	--------	-------	-------	------	------	------	------	-------	--------	-------	-------	------	------	------	------	-------	--------	-------	-------	------	------	------	------	-------	--------	-------	-------	------	------	------	------	-------	--------	-------	-------	------	------	------	------	-------	--------	-------	-------	------	------	------	------	------	--------	-------	-------	------	------	------	------	-------	--------	-------	-------	------	------	------	------	-------	--------	-------	-------	-------	-------	-------	--------	-------	-------	-------	--------	-------	--------

PITCHER	IP	WLS	BF	H	R	ER	SO	BB	IBB	HBP	BLK	WP	HR	S	P	ERA	WHIP
35 Mike Mussina, R ERA: 2.78 (1, 1)	7.1		29	7	2	2	3	1	0	0	0	0	1	84	127	2.46	1.091
Jim Poole, L ERA: 6.91 (8, 1)	0.1		1	0	0	0	0	0	0	0	0	0	0	1	2	0.00	0.000
Alan Mills, R ERA: 7.89 (8, 1)	0.1		1	0	0	0	0	0	0	0	0	0	0	2	3	0.00	0.000
Lee Smith, R ERA: 1.64 (9, 1)	1.0	S	3	0	0	0	2	0	0	0	0	0	0	10	14	0.00	0.000

**BOTTOM**

**Baltimore Orioles @ Kansas City Royals**  
Kauffman Stadium, Kansas City, MO

Mon Jun 06 1994, 7:05 PM CDT  
Att: 25,781 - Unknown - 84 F

livebaseballscorecards.com

AB	32
R	2
H	7
RBI	2
BB	1
SO	5
LOB	7





Batter	1	2	3	4	5	6	7	8	9	AB R H RBI BB SO LOB	TOP											
Brady Anderson, L (1, 7) OBP: 0.330, SLG: 0.356	2-2 G5-3		1-1 P4	3-1 P5			1-2 G1-3			4 0 0 0 0 0 3												
Mike Devereaux, R (1, 8) OBP: 0.273, SLG: 0.350	0-0 F9		0-3 K		1-3 K			0-1 G3		4 0 0 0 0 2 2												
Rafael Palmeiro, L (1, 3) OBP: 0.429, SLG: 0.598	2-2 P6		4-0 BB	1-2 2-3	0-0 F9			0-1 G6-3 1B		3 0 1 0 1 0 0												
Harold Baines, L (1, 10) OBP: 0.339, SLG: 0.484		1-0 G4-3	2-2 G4-3		2-0 P3			1-1 G6-3 1-2f		4 0 0 0 0 0 4												
Cal Ripken Jr., R (1, 6) OBP: 0.329, SLG: 0.419		3-2 L8		1-2 P6		1-1 G4-3		0-1 HR		4 1 1 1 0 0 0												
Leo Gomez, R (1, 5) OBP: 0.404, SLG: 0.575		1-1 HBP		4-2 HR BB		2-3 K		0-1 G6-3		2 1 0 0 1 1 0												
Chris Hoiles, R (1, 2) OBP: 0.350, SLG: 0.410		2-1 F8		0-1 HR		2-3 K		3-1 G6-3		4 1 1 2 0 1 1												
Mark McLemore, S (1, 4) OBP: 0.357, SLG: 0.297			0-1 BB 1B	0-0 E 1B			0-0 G3		0-1 P6	4 0 2 0 0 0 0												
Jack Voigt, R (1, 9) OBP: 0.313, SLG: 0.331			2-2 BB 1B	1-1 G4-3			2-3 K			3 0 1 0 0 1 1												
<b>Inning Stats</b>	R: 0 E: 0 K: 0 S: 10	H: 0 LOB: 0 BB: 0 P: 14	R: 0 E: 0 K: 0 S: 7	H: 0 LOB: 1 BB: 0 P: 14	R: 0 E: 0 K: 1 S: 18	H: 2 LOB: 3 BB: 1 P: 27	R: 2 E: 1 K: 0 S: 13	H: 2 LOB: 1 BB: 1 P: 22	R: 0 E: 0 K: 1 S: 5	H: 0 LOB: 0 BB: 0 P: 8	R: 0 E: 0 K: 2 S: 8	H: 0 LOB: 0 BB: 0 P: 13	R: 0 E: 0 K: 1 S: 7	H: 0 LOB: 0 BB: 0 P: 10	R: 0 E: 0 K: 0 S: 6	H: 1 LOB: 0 BB: 0 P: 7	R: 1 E: 0 K: 0 S: 8	H: 1 LOB: 0 BB: 0 P: 11	1B: 4 2B: 0 3B: 0 HR: 2	SF: 0 SAC: 0 DP: 1 HBP: 1	WP: 0 PB: 0 SB: 0 CS: 0	PA: 35
<b>PITCHER</b>	IP WLS BF H R ER SO BB IBB HBP BLK WP HR S P ERA WHIP																					
David Cone, R (1, 1) ERA: 2.6	8.0 W 31 5 2 2 5 2 0 1 0 0 1 74 115 2.25 0.875																					
Stan Belinda, R (9, 1) ERA: 5.75	1.0 4 1 1 1 0 0 0 0 0 0 1 8 11 9.00 1.000																					

Baltimore Orioles @ Kansas City Royals  
Kauffman Stadium, Kansas City, MO  
Tue Jun 07 1994, 7:05 PM CDT  
Att. 21,777 - Unknown - 78 F

livebaseballscorecards.com

AB	32
R	3
H	6
RBI	3
BB	2
SO	5
LOB	11



Batter	1	2	3	4	5	6	7	8	9
Vince Coleman, S OBP: 0.261, SLG: 0.319 (1, 7)	4-1 BB, 1B BB		0-0 1B 3B		3-2 F7	4-2 1B BB	3-0 F8		
Brian McRae, S OBP: 0.411, SLG: 0.451 (1, 8)	1-1 FC3-6 BB 1B		1-0 G6-3 1B 1B		1-0 G4-3	4-2 1B BB		1-1 G3	
Wally Joyner, L OBP: 0.380, SLG: 0.451 (1, 3)	4-2 FC3-6 BB		0-1 BB, G6-3 1B		3-2 F7	3-2 1B		0-0 L5	
Bob Hamelin, L OBP: 0.373, SLG: 0.557 (1, 10)	3-0 FC3-6		1-3 K			1B 2B		2-2 F9	
Gary Gaetti, R OBP: 0.336, SLG: 0.492 (1, 5)	1-3 K		1-0 G6-3			0-1 1B 1B	1-1 L9 2B		
Felix Jose, S OBP: 0.335, SLG: 0.385 (1, 9)		1-0 G4-3	4-2 BB			2-3 K	0-0 L9		
Brent Mayne, L OBP: 0.313, SLG: 0.339 (1, 2)		0-3 K		0-3 K		2-1 FC3-2-5 1B	1-1 1B 1B		
Greg Gagne, R OBP: 0.358, SLG: 0.416 (1, 6)		0-0 2B		1-0 G6-3		4-2 1B BB	1-3 K		
Jose Lind, R OBP: 0.273, SLG: 0.313 (1, 4)		3-2 F8		2-1 L9		0-1 BB 1B	1-2 1B		

Inning Stats	R: 0	H: 1	E: 0	LOB: 2	K: 1	S: 10	P: 23	R: 0	H: 1	E: 0	LOB: 1	K: 1	S: 9	P: 13	R: 1	H: 3	E: 0	LOB: 2	K: 1	S: 11	P: 18	R: 0	H: 0	E: 0	LOB: 0	K: 1	S: 6	P: 9	R: 0	H: 0	E: 0	LOB: 0	K: 0	S: 9	P: 16	R: 5	H: 4	E: 0	LOB: 2	K: 1	S: 23	P: 44	R: 1	H: 3	E: 0	LOB: 2	K: 1	S: 14	P: 21	R: 0	H: 0	E: 0	LOB: 0	K: 0	S: 6	P: 9
--------------	------	------	------	--------	------	-------	-------	------	------	------	--------	------	------	-------	------	------	------	--------	------	-------	-------	------	------	------	--------	------	------	------	------	------	------	--------	------	------	-------	------	------	------	--------	------	-------	-------	------	------	------	--------	------	-------	-------	------	------	------	--------	------	------	------

PITCHER	IP	WLS	BF	H	R	ER	SO	BB	IBB	HBP	BLK	WP	HR	S	P	ERA	WHIP
Ben McDonald, R ERA: 4.31 (1, 1)	5.2	L	28	8	6	6	5	5	0	0	0	0	0	62	110	9.53	2.294
Mark Eichhorn, R ERA: 2.59 (6, 1)	0.0		1	0	0	0	0	1	0	0	0	0	0	2	6	∞	∞
Tom Bolton, L ERA: 4.15 (6, 1)	0.2		5	3	1	1	0	0	0	0	0	0	0	9	14	13.50	4.500
Mark Williamson, R ERA: 5.24 (7, 1)	1.2		6	1	0	0	1	0	0	0	0	0	0	15	23	0.00	0.600

AB R H RBI BB SO LOB

3	2	1	0	2	0	2
4	0	2	2	1	0	0
4	0	2	2	1	0	0
5	0	1	0	0	1	6
4	2	2	0	0	1	4
3	0	0	0	1	1	3
4	1	1	1	0	2	2
3	1	1	0	1	1	1
4	1	2	2	0	0	1

AB	R	H	RBI	BB	SO	LOB
34	7	12	7	6	6	19

WP	HR	S	P	ERA	WHIP
0	0	0	0	0	0

**Baltimore Orioles @ Kansas City Royals**  
**Kauffman Stadium, Kansas City, MO**

Tue Jun 07 1994, 7:05 PM CDT  
 Att: 21,777 - Unknown - 78 F

livebaseballscores.com

WP: 0	PA: 40
PB: 0	SB: 0
CS: 0	





Batter	1	2	3	4	5	6	7	8	9	AB R H RBI BB SO LOB	TOP											
<b>Brady Anderson, L</b> (1, 7) OBP: 0.331, SLG: 0.365	3-1 G4-3 3B	1-0 G4-3	1-0 G4-3		1-0 L8		1-0 FC4-6 1B	1-3 K		5 1 2 0 0 1 4												
<b>Mark McLemore, S</b> (1, 4) OBP: 0.354, SLG: 0.294	1-0 G4-3		2-3 K		1-1 FC5-2 1B		0-1 FC4-6 1B	1-1 G6-3		5 1 1 1 0 1 2												
<b>Cal Ripken Jr., R</b> (1, 6) OBP: 0.331, SLG: 0.432	3-H 2-2 F7		1-1 HR		2-1 FC5-2		0-0 1B		1-2 G1-3	5 2 2 1 0 0 2												
<b>Rafael Palmeiro, L</b> (1, 3) OBP: 0.424, SLG: 0.589	0-1 F7		0-2 F7		1-2 G3		0-0 1B		1-2 K	5 1 1 1 0 1 2												
<b>Harold Baines, L</b> (1, 10) OBP: 0.341, SLG: 0.481		3-2 F8 G5-3 1B	1-0 F7		1-0 P5		1-2 2B		0-2 F8	5 1 2 1 0 0 0												
<b>Leo Gomez, R</b> (1, 5) OBP: 0.407, SLG: 0.581		1-2 G5-3		3-1 F9		3-2 1B	1-2 2B			4 0 2 1 0 0 1												
<b>Chris Hoiles, R</b> (1, 2) OBP: 0.343, SLG: 0.401		3-1 F8		1-0 G5-3		3-1 F8	0-1 G6-3			4 0 0 0 0 0 4												
<b>Mike Devereaux, R</b> (1, 8) OBP: 0.272, SLG: 0.348		0-0 WP 1B		0-0 G6-3		0-1 F9		0-3 K		4 0 1 1 0 1 1												
<b>Jack Voigt, R</b> (1, 9) OBP: 0.319, SLG: 0.339		4-1 1B		3-1 FC5-2 2B			0-0 G5-3	2-1 E6		3 0 1 0 1 0 0												
<b>Inning Stats</b>	R: 1 E: 0 K: 0 S: 8	H: 1 LOB: 0 BB: 0 P: 14	R: 1 E: 0 K: 0 S: 12	H: 2 LOB: 2 BB: 1 P: 24	R: 1 E: 0 K: 1 S: 9	H: 1 LOB: 0 BB: 0 P: 13	R: 0 E: 0 K: 0 S: 4	H: 0 LOB: 0 BB: 0 P: 8	R: 0 E: 0 K: 0 S: 8	H: 2 LOB: 2 BB: 0 P: 15	R: 0 E: 0 K: 0 S: 8	H: 1 LOB: 1 BB: 0 P: 15	R: 3 E: 0 K: 0 S: 14	H: 5 LOB: 2 BB: 0 P: 17	R: 0 E: 1 K: 2 S: 10	H: 0 LOB: 1 BB: 0 P: 14	R: 0 E: 0 K: 1 S: 9	H: 0 LOB: 0 BB: 0 P: 11	1B: 8 2B: 2 3B: 1 HR: 1	SF: 0 SAC: 0 DP: 0 HBP: 0	WP: 1 PB: 0 SB: 0 CS: 0	PA: 41
<b>PITCHER</b>	IP WLS BF H R ER SO BB IBB HBP BLK WP HR S P ERA WHIP																					
<b>Bob Milacki, R</b> (1, 1) ERA: 4.12	6.2 L 30 9 5 5 1 1 0 0 0 0 1 1 54 95 6.75 1.500																					
<b>Billy Brewer, L</b> (7, 1) ERA: 2.96	0.0 2 2 0 0 0 0 0 0 0 0 0 0 4 5 ∞ ∞																					
<b>Rusty Meacham, R</b> (7, 1) ERA: 2.08	2.1 9 1 1 1 3 0 0 0 0 0 0 0 24 31 3.86 0.429																					

**Baltimore Orioles @ Kansas City Royals**  
Kauffman Stadium, Kansas City, MO

Wed Jun 08 1994, 7:05 PM CDT  
Att. 17,892 - Unknown - 68 F

AB	40
R	6
H	12
RBI	6
BB	1
SO	4
LOB	16



Batter	1	2	3	4	5	6	7	8	9	AB	R	H	RBI	BB	SO	LOB
Vince Coleman, S OBP: 0.260, SLG: 0.314 (1, 7)	F8		2B BB		P4		G3		K	4	1	0	0	1	1	0
Wally Joyner, L OBP: 0.380, SLG: 0.460 (1, 3)	B3		2B		G4-3		2B		G4-3	5	0	2	1	0	0	0
Brian McRae, S OBP: 0.410, SLG: 0.461 (1, 8)	HR		BB		F8		K		G3	4	1	1	1	1	1	1
Dave Henderson, R OBP: 0.276, SLG: 0.420 Felix Jose, S (7, PH) OBP: 0.333, SLG: 0.383 (8, 9)	2B		K		K		P7			3	0	1	0	0	2	2
Gary Gaetti, R OBP: 0.337, SLG: 0.487 (1, 5)	K		K		K		3B 1B		F8	4	1	1	0	0	2	3
Mike Macfarlane, R OBP: 0.402, SLG: 0.517 (1, 2)		BB	K		K		SF7 3B		K	3	1	1	1	1	2	2
Hubie Brooks, R OBP: 0.220, SLG: 0.243 (1, 10)		SAFE	K		P4		SF7		BB	3	0	1	1	0	1	1
Greg Gagne, R OBP: 0.360, SLG: 0.420 (1, 6)	F9		P6		P6		2B		BB	3	0	1	0	1	0	1
Jose Lind, R OBP: 0.268, SLG: 0.307 Bob Hamelin, L (8, PH) OBP: 0.373, SLG: 0.557 Terry Shumpert, R (8, PH) OBP: 0.275, SLG: 0.609 (9, 4)	F9		F9		F9		L9		P3	3	0	0	0	0	0	2
										0	0	0	0	0	0	0
										1	0	0	0	0	0	2

Inning Stats	R: 1	H: 2	E: 0	K: 1	S: 14	H: 2	LOB: 1	BB: 0	P: 18	R: 0	H: 0	E: 0	K: 1	S: 13	H: 0	LOB: 1	BB: 1	P: 20	R: 1	H: 1	E: 0	K: 3	S: 14	H: 1	LOB: 2	BB: 2	P: 27	R: 0	H: 0	E: 0	K: 0	S: 9	R: 0	H: 0	E: 0	K: 0	S: 7	R: 2	H: 3	E: 0	K: 1	S: 18	H: 3	LOB: 1	BB: 0	P: 28	R: 0	H: 1	E: 0	K: 1	S: 11	H: 1	LOB: 1	BB: 0	P: 18	R: 0	H: 1	E: 0	K: 1	S: 17	H: 1	LOB: 2	BB: 1	P: 28	R: 0	H: 0	E: 0	K: 1	S: 8	H: 0	LOB: 0	BB: 0	P: 13	1B: 2	SF: 1	2B: 4	SAC: 0	3B: 1	DP: 0	HR: 1	HBP: 0	WP: 0	PA: 39
--------------	------	------	------	------	-------	------	--------	-------	-------	------	------	------	------	-------	------	--------	-------	-------	------	------	------	------	-------	------	--------	-------	-------	------	------	------	------	------	------	------	------	------	------	------	------	------	------	-------	------	--------	-------	-------	------	------	------	------	-------	------	--------	-------	-------	------	------	------	------	-------	------	--------	-------	-------	------	------	------	------	------	------	--------	-------	-------	-------	-------	-------	--------	-------	-------	-------	--------	-------	--------

PITCHER	IP	WLS	BF	H	R	ER	SO	BB	IBB	HBP	BLK	WP	HR	S	P	ERA	WHIP
Sid Fernandez, L ERA: 4.35 (1, 1)	5.2		26	6	4	4	6	3	0	0	0	0	1	72	110	6.35	1.588
Alan Mills, R ERA: 7.23 (6, 1)	2.0	W	9	2	0	0	2	1	0	0	0	0	0	29	49	0.00	1.500
Jim Poole, L ERA: 6.75 (8, 1)	0.1		1	0	0	0	0	0	0	0	0	0	0	2	2	0.00	0.000
Lee Smith, R ERA: 1.57 (9, 1)	1.0	S	3	0	0	0	1	0	0	0	0	0	0	8	13	0.00	0.000


**BOTTOM**

**Baltimore Orioles @ Kansas City Royals**  
**Kauffman Stadium, Kansas City, MO**

Wed Jun 08 1994, 7:05 PM CDT  
Att: 17,892 - Unknown - 68 F

livebaseballscorecards.com

<b>AB</b>	<b>34</b>
<b>R</b>	<b>4</b>
<b>H</b>	<b>8</b>
<b>RBI</b>	<b>4</b>
<b>BB</b>	<b>4</b>
<b>SO</b>	<b>9</b>
<b>LOB</b>	<b>15</b>





Batter	1	2	3	4	5	6	7	8	9	AB R H RBI BB SO LOB	TOP																									
Brady Anderson, L (1, 9) OBP: 0.338, SLG: 0.379	1-3 K		2-1 2B	2-2 1B		3-3 K		0-0 HR	4-2 BB	5 2 3 2 1 2 0																										
Chris Sabo, R (1, 7) OBP: 0.327, SLG: 0.461	1-0 1B		1-2 2B	0-0 F7		3-3 K		2-0 HR	1-2 FC6-2	5 2 2 2 0 1 4																										
Jack Voigt, R (9, 7) OBP: 0.319, SLG: 0.339			HBP						G4-6-3	0 0 0 0 0 0 0																										
Rafael Palmeiro, L (1, 3) OBP: 0.422, SLG: 0.586	2-2 F7		1-1 SF8	0-0 G1-3		2-3 K		0-2 FC1-6	0-0 G4-6-3	6 1 2 1 0 1 5																										
Cal Ripken Jr., R (1, 6) OBP: 0.336, SLG: 0.442	1-2 L4		0-1 SF8		3-2 G3-1		2-2 G4-6-3	1-2 FC1-6		4 1 3 1 0 0 1																										
Harold Baines, L (1, 10) OBP: 0.345, SLG: 0.497		1-0 HR	4-0 IBB		1-0 G3-1		3-1 G4-6-3	0-0 FC1-6		3 1 1 1 1 0 2																										
Lonnie Smith, R (8, PH) OBP: 0.262, SLG: 0.200					2-3		1-2f	1-2f		1 0 0 0 0 0 2																										
Leo Gomez, R (1, 5) OBP: 0.413, SLG: 0.583		3-2 1B	1-1 SF8		0-2 1B		4-1 BB	1-2 L3		3 0 2 2 1 0 2																										
Chris Hoiles, R (1, 2) OBP: 0.340, SLG: 0.396		2-2 F9	2-2 F9		0-0 P2		2-3 K		0-1 2B	5 1 1 0 0 1 4																										
Mark McLemore, S (1, 4) OBP: 0.364, SLG: 0.319		3-2 1B		0-2 1B	1-1 1B			2-3 K	0-0 1B	5 1 4 0 0 1 0																										
Mike Devereaux, R (1, 8) OBP: 0.275, SLG: 0.350		1-1 G5-4-3		0-2 K	0-1 G5-3			2-2 2B	0-0 FC6-2	5 1 2 1 0 1 5																										
Inning Stats	R: 0 E: 0 K: 1 S: 11	H: 1 LOB: 1 BB: 0 P: 16	R: 1 E: 0 K: 0 S: 13	H: 3 LOB: 1 BB: 0 P: 23	R: 3 E: 0 K: 0 S: 13	H: 2 LOB: 1 BB: 1 P: 24	R: 1 E: 0 K: 1 S: 16	H: 2 LOB: 1 BB: 0 P: 18	R: 1 E: 0 K: 0 S: 13	H: 3 LOB: 2 BB: 0 P: 18	R: 0 E: 0 K: 3 S: 10	H: 0 LOB: 0 BB: 0 P: 18	R: 0 E: 0 K: 1 S: 11	H: 1 LOB: 1 BB: 1 P: 22	R: 3 E: 0 K: 1 S: 20	H: 5 LOB: 2 BB: 0 P: 28	R: 1 E: 0 K: 0 S: 10	H: 3 LOB: 2 BB: 1 P: 15	1B: 12 2B: 6 3B: 0 HR: 2	SF: 2 SAC: 0 DP: 3 HBP: 1	WP: 0 PB: 0 SB: 0 CS: 0	PA: 48														
PITCHER	IP WLS BF H R ER SO BB IBB HBP BLK WP HR S P ERA WHIP																																			
Danny Darwin, R (1, 1) ERA: 5.92	4.1		24	10	6	6	2	0	1	1	0	0	1	61	93	12.46	2.308																			
Greg Harris, R (5, 1) ERA: 8.84	2.2		10	2	0	0	4	1	0	0	0	0	0	26	46	0.00	1.125																			
Ken Ryan, R (8, 1) ERA: 1.42	0.1	L	6	5	3	3	1	0	0	0	0	0	1	15	22	81.00	15.000																			
Tony Fossas, L (8, 1) ERA: 8.18	0.1		1	0	0	0	0	0	0	0	0	0	0	1	1	0.00	0.000																			
Todd Frohwrth, R (8, 1) ERA: 10.38	0.1		4	3	1	1	0	0	0	0	0	0	0	8	9	27.00	9.000																			
PITCHER	IP WLS BF H R ER SO BB IBB HBP BLK WP HR S P ERA WHIP																																			
Joe Hesketh, L (9, 1) ERA: 5.4	1.0		3	0	0	0	0	1	0	0	0	0	0	6	11	0.00	1.000																			

Baltimore Orioles @ Boston Red Sox  
Fenway Park, Boston, MA  
Fri Jun 10 1994, 7:05 PM EDT  
Att. 33,673 - Unknown - 74 F

livebaseballscorecards.com

AB	42
R	10
H	20
RBI	10
BB	3
SO	7
LOB	25




Batter	1	2	3	4	5	6	7	8	9	AB	R	H	RBI	BB	SO	LOB
<b>Otis Nixon, S</b> <small>OBP: 0.374, SLG: 0.357</small> (1, 8)	0-0 <b>G6-3</b> 	1-0 <b>FC6-4</b> 		2-2 <b>1B</b> 	1-0 <b>2B</b> 		2-1 <b>1B</b> 			5	1	3	1	0	0	2
<b>John Valentin, R</b> <small>OBP: 0.374, SLG: 0.463</small> (1, 6)	3-2 <b>HR</b> 	3-2 <b>P3</b> 		1-2 <b>1B</b> 	1-1 <b>G4-3</b> 			3-2 <b>G3-6-1</b> 		5	2	3	1	0	0	4
<b>Mo Vaughn, L</b> <small>OBP: 0.408, SLG: 0.616</small> (1, 3)	1-0 <b>HR</b> 		1-0 <b>SF9</b> 	1-2 <b>HBP</b> 		1-2 <b>P5</b> 		1-1 <b>G3-6-1</b> 		3	2	1	2	0	0	1
<b>Andre Dawson, R</b> <small>OBP: 0.293, SLG: 0.554</small> (1, 10)	0-1 <b>G5-3</b> 		0-0 <b>SF8</b> 	1-3 <b>K</b> 		1-2 		0-1 		5	1	3	0	0	1	2
<b>Mike Greenwell, L</b> <small>OBP: 0.351, SLG: 0.479</small> (1, 7)	3-0 <b>1B</b> 		0-0 <b>SF9</b> 	1-2 <b>1B</b> 		0-0 <b>P5</b> 		0-1 <b>G4-3</b> 		4	0	2	2	0	0	2
<b>Wes Chamberlain, R</b> <small>OBP: 0.290, SLG: 0.408</small> (1, 9)	2-0 <b>F9</b> 		4-0 <b>IBB</b> 	1-1 <b>G6-3</b> 		3-1 <b>G3-1</b> 			2-2 <b>1B</b> 	4	0	1	0	1	0	4
<b>Scott Cooper, L</b> <small>OBP: 0.372, SLG: 0.563</small> (1, 5)		1-0 <b>FC6-4</b> 	1-0 <b>SF8</b> 		1-1 <b>E2</b> 		0-0 <b>WP</b> 		3-3 <b>K</b> 	4	0	2	1	0	1	1
<b>Damon Berryhill, S</b> <small>OBP: 0.315, SLG: 0.449</small> (1, 2)		1-1 <b>FC6-4</b> 	3-1 <b>G1-3</b> 		2-1 <b>F9</b> 		2-3 <b>K</b> 		2-3 <b>K</b> 	5	0	1	0	0	2	4
<b>Carlos Rodriguez, S</b> <small>OBP: 0.312, SLG: 0.409</small> (1, 4)		2-2 <b>F7</b> 		2-1 <b>G4-3</b> 	2-3 <b>K</b> 		2-2 <b>1B</b> 		2-3 <b>K</b> 	5	1	1	0	0	2	4

Inning Stats	R: 2	H: 3	E: 0	K: 10	S: 10	LOB: 1	BB: 0	P: 19	R: 0	H: 2	E: 0	K: 0	S: 11	LOB: 2	BB: 0	P: 19	R: 2	H: 1	E: 0	K: 1	S: 16	LOB: 2	BB: 0	P: 18	R: 0	H: 1	E: 1	K: 1	S: 11	LOB: 1	BB: 0	P: 16	R: 1	H: 3	E: 0	K: 1	S: 10	LOB: 1	BB: 0	P: 16	R: 0	H: 2	E: 0	K: 0	S: 10	LOB: 1	BB: 0	P: 14	R: 0	H: 1	E: 0	K: 3	S: 16	LOB: 1	BB: 0	P: 25	1B: 13	SF: 2	2B: 3	SAC: 0	3B: 0	DP: 1	HR: 1	HBP: 2	WP: 2	PA: 45
--------------	------	------	------	-------	-------	--------	-------	-------	------	------	------	------	-------	--------	-------	-------	------	------	------	------	-------	--------	-------	-------	------	------	------	------	-------	--------	-------	-------	------	------	------	------	-------	--------	-------	-------	------	------	------	------	-------	--------	-------	-------	------	------	------	------	-------	--------	-------	-------	--------	-------	-------	--------	-------	-------	-------	--------	-------	--------

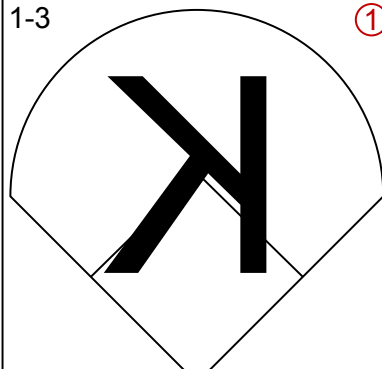
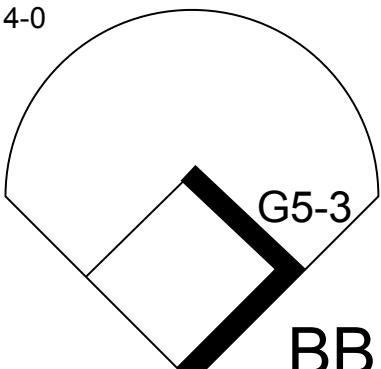
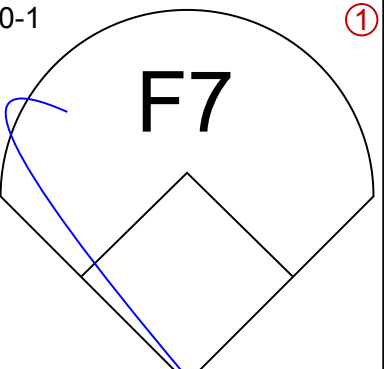
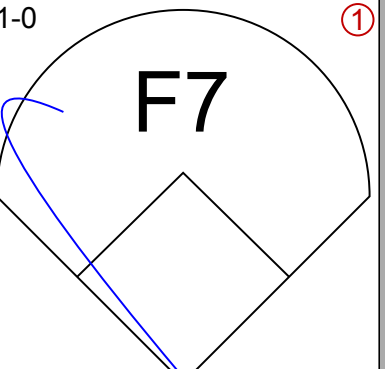
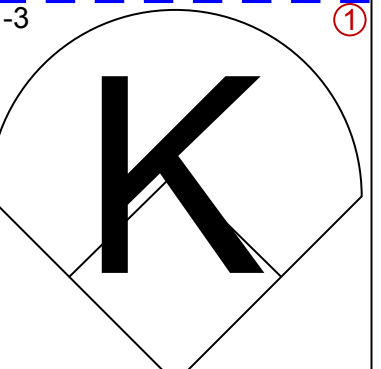
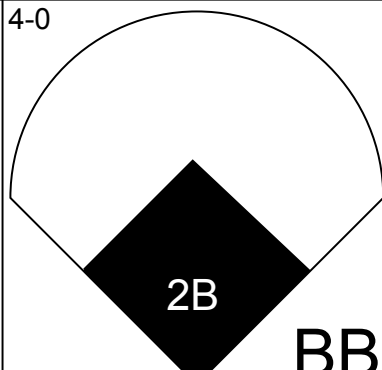
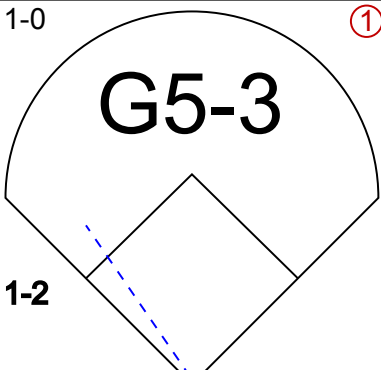
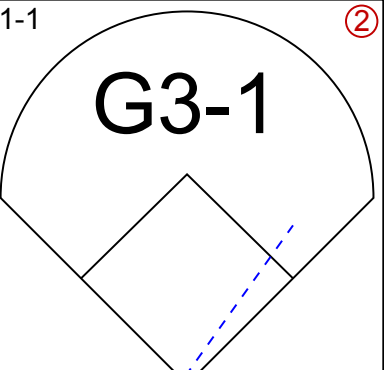
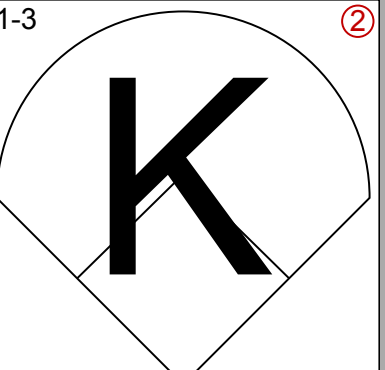
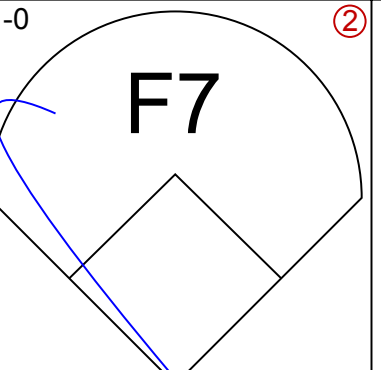
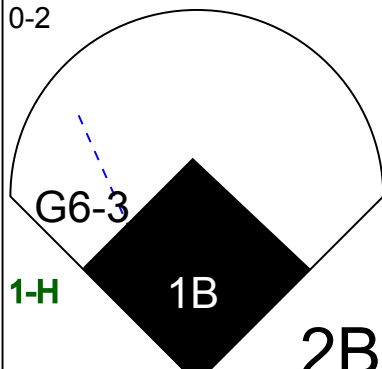
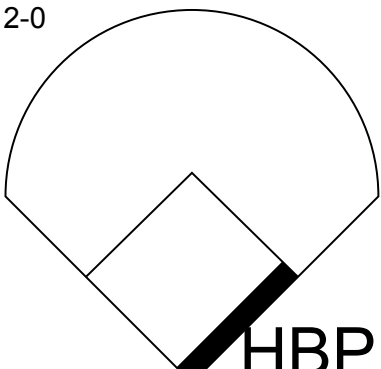
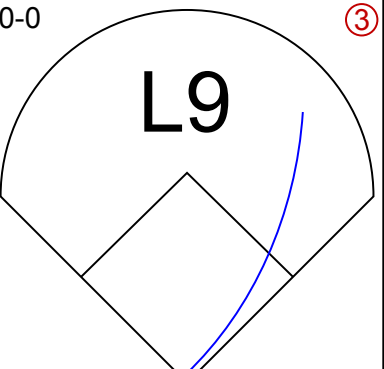
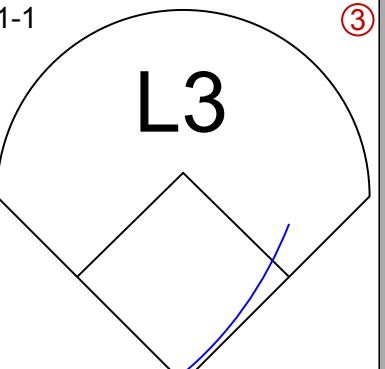
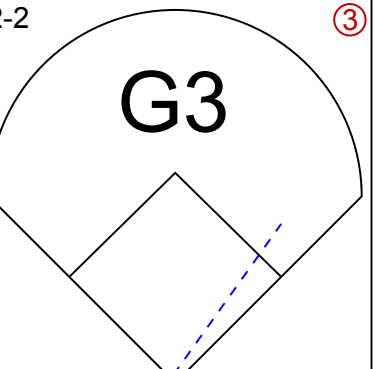
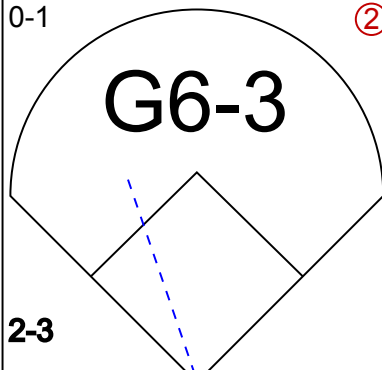
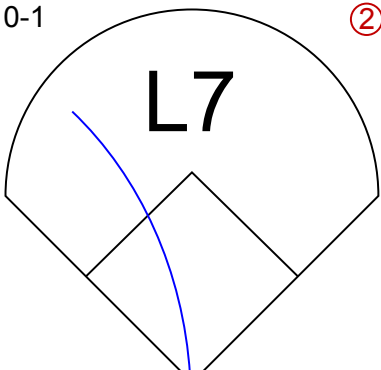
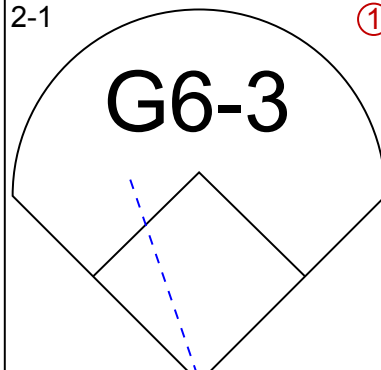
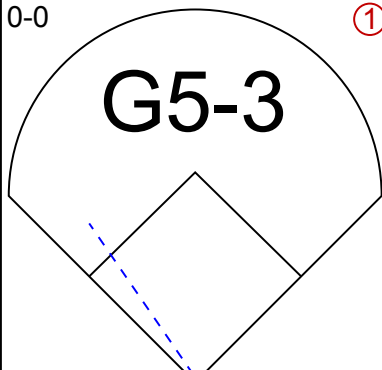

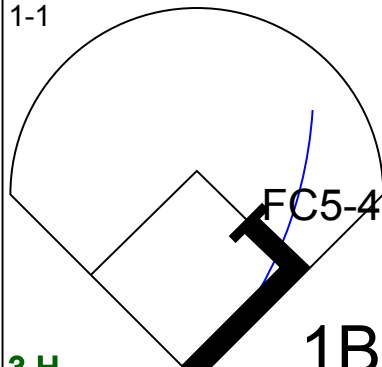
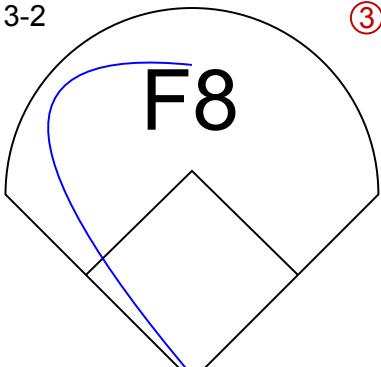
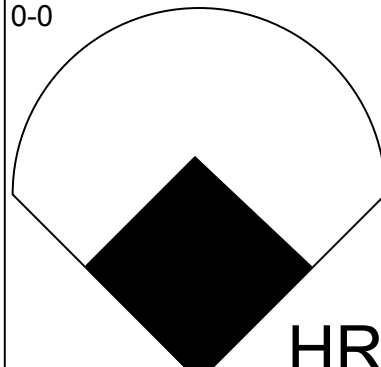
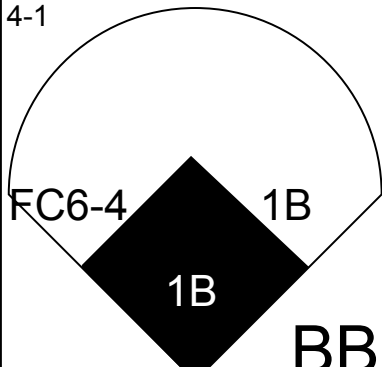

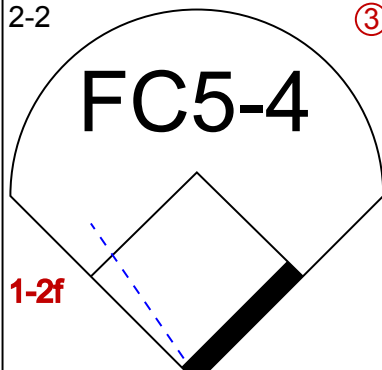
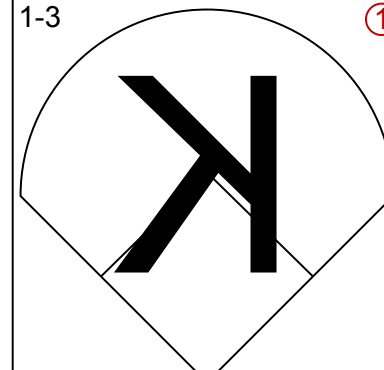
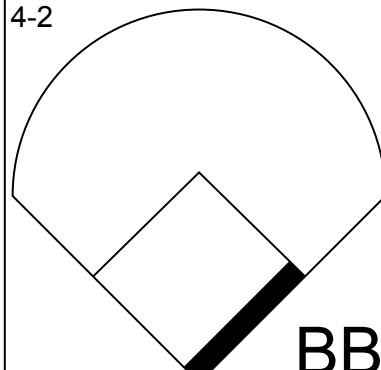
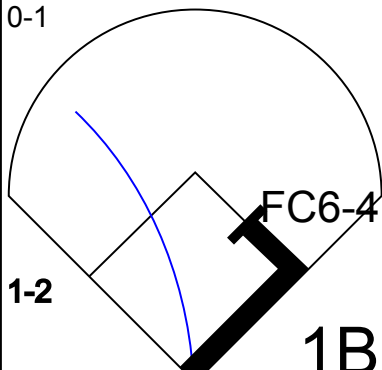

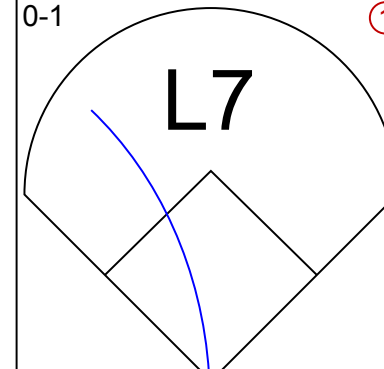
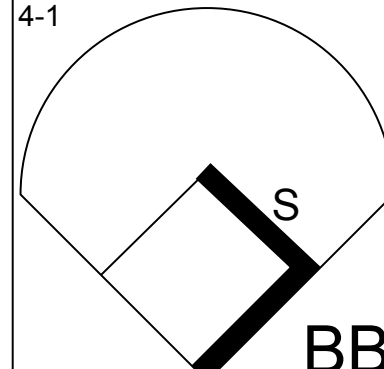
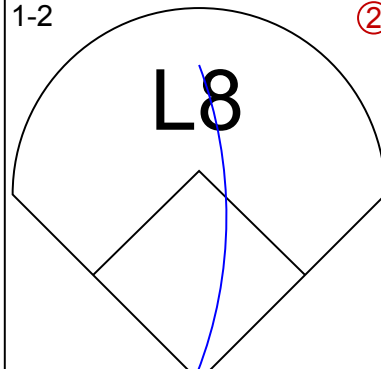
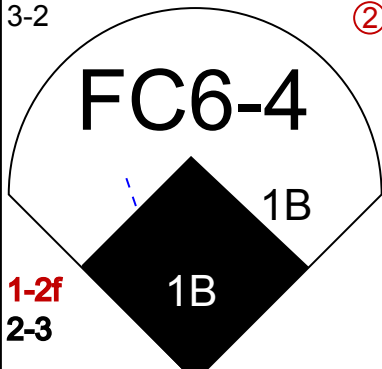
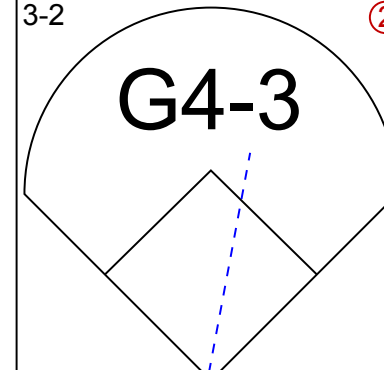
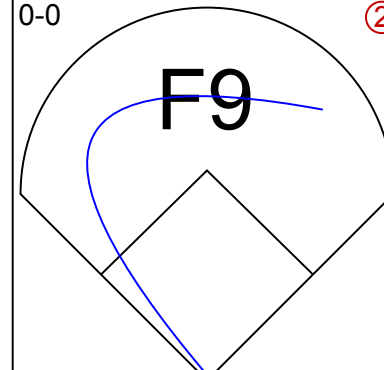
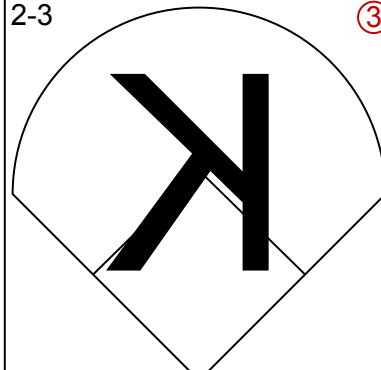
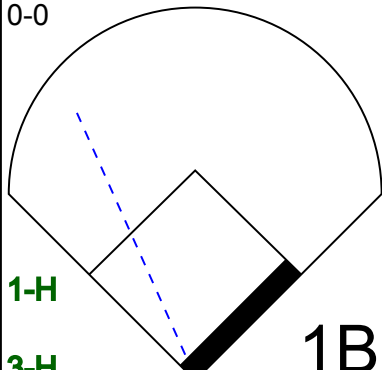
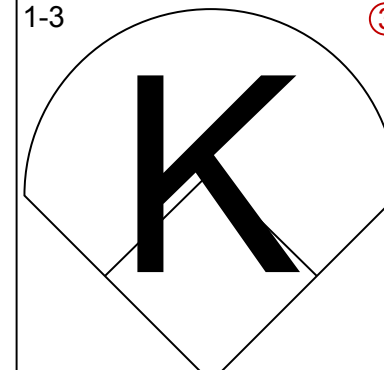
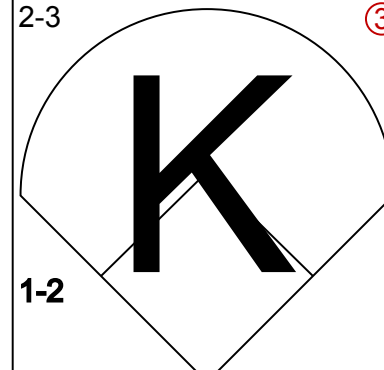
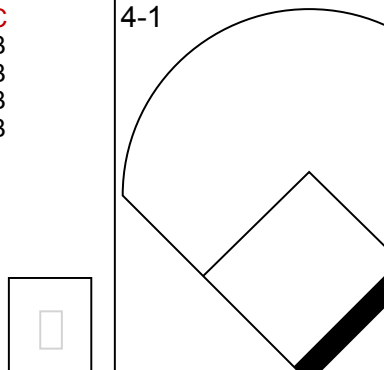
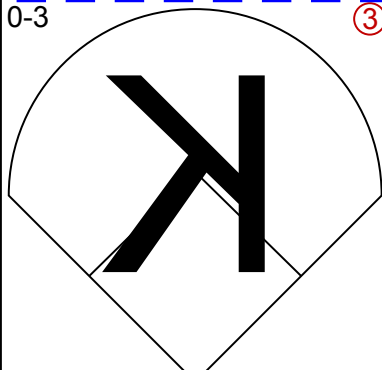
PITCHER	IP	WLS	BF	H	R	ER	SO	BB	IBB	HBP	BLK	WP	HR	S	P	ERA	WHIP
<b>Jamie Moyer, L</b> <small>ERA: 5.54</small>	(1, 1)	3.1	21	8	6	6	0	0	0	0	0	1	1	34	66	16.20	2.400
<b>Mike Oquist, R</b> <small>ERA: 4.91</small>	(4, 1)	3.2	17	7	1	1	3	0	0	0	0	1	0	44	68	2.46	1.909
<b>Tom Bolton, L</b> <small>ERA: 3.86</small>	(8, 1)	1.0	3	1	0	0	0	0	0	0	0	0	0	6	7	0.00	1.000
<b>Lee Smith, R</b> <small>ERA: 1.5</small>	(9, 1)	1.0	S	4	1	0	3	0	0	0	0	0	0	16	25	0.00	1.000

**Baltimore Orioles @ Boston Red Sox**  
 Fenway Park, Boston, MA  
 Fri Jun 10 1994, 7:05 PM EDT  
 Att: 33,673 - Unknown - 74 F

<b>AB</b>	<b>40</b>
<b>R</b>	<b>7</b>
<b>H</b>	<b>17</b>
<b>RBI</b>	<b>7</b>
<b>BB</b>	<b>1</b>
<b>SO</b>	<b>6</b>
<b>LOB</b>	<b>24</b>





Batter	1	2	3	4	5	6	7	8	9	AB R H RBI BB SO LOB	TOP											
<b>Brady Anderson, L</b> (1, 9) OBP: 0.336, SLG: 0.372	1-3 		4-0 		0-1 		1-0 		1-3 	4 0 0 0 1 2 1												
<b>Chris Sabo, R</b> (1, 7) OBP: 0.321, SLG: 0.441	4-0 		1-0 		1-1 		1-3 		1-0 	4 1 0 0 1 1 2												
<b>Rafael Palmeiro, L</b> (1, 3) OBP: 0.421, SLG: 0.584	0-2 		2-0 		0-0 		1-1 		2-2 	4 1 1 1 0 0 1												
<b>Cal Ripken Jr., R</b> (1, 6) OBP: 0.331, SLG: 0.435	0-1 		0-1 		2-1 		0-0 		0-0 	4 0 0 0 0 0 3												
<b>Harold Baines, L</b> (1, 10) OBP: 0.354, SLG: 0.518	1-1 		3-2 		0-0 		4-1 		4-1 	3 2 2 2 1 0 2												
<b>Leo Gomez, R</b> (1, 5) OBP: 0.416, SLG: 0.577	2-2 		1-3 		4-2 		0-1 		0-1 	3 0 1 0 1 1 1												
<b>Mark McLemore, S</b> (1, 4) OBP: 0.362, SLG: 0.314		0-1 		4-1 		1-2 		3-2 		3 1 0 0 1 0 3												
<b>Mike Devereaux, R</b> (1, 8) OBP: 0.275, SLG: 0.348		3-2 		0-0 		2-3 		0-0 		4 0 1 1 0 1 2												
<b>Jeff Tackett, R</b> (1, 2) OBP: 0.222, SLG: 0.240		1-3 		2-3 		4-1 		0-3 		3 0 0 0 1 3 2												
<b>Inning Stats</b>	R: 2 E: 0 K: 1 S: 16	H: 2 LOB: 1 BB: 1 P: 24	R: 0 E: 0 K: 1 S: 8	H: 0 LOB: 0 BB: 0 P: 12	R: 0 E: 0 K: 0 S: 7	H: 0 LOB: 2 BB: 1 P: 17	R: 0 E: 0 K: 2 S: 9	H: 0 LOB: 1 BB: 1 P: 16	R: 0 E: 0 K: 0 S: 5	H: 0 LOB: 0 BB: 0 P: 6	R: 1 E: 0 K: 1 S: 12	H: 1 LOB: 1 BB: 1 P: 21	R: 0 E: 0 K: 1 S: 7	H: 0 LOB: 1 BB: 1 P: 14	R: 2 E: 0 K: 1 S: 11	H: 2 LOB: 1 BB: 1 P: 18	R: 0 E: 0 K: 1 S: 10	H: 0 LOB: 0 BB: 0 P: 14	1B: 3 2B: 1 3B: 0 HR: 1	SF: 0 SAC: 0 DP: 0 HBP: 1	WP: 0 PB: 0 SB: 1 CS: 0	PA: 39
<b>PITCHER</b>	IP WLS BF H R ER SO BB IBB HBP BLK WP HR S P ERA WHIP																					
<b>Aaron Sele, R</b> (1, 1) ERA: 3.84	7.2 L 35 5 5 5 6 6 0 1 0 0 1 72 125 5.87 1.435																					
<b>Ken Ryan, R</b> (8, 1) ERA: 1.4	0.1 1 0 0 0 1 0 0 0 0 0 0 3 3 0.00 0.000																					
<b>Chris Howard, L</b> (9, 1) ERA: 2.61	1.0 3 0 0 0 1 0 0 0 0 0 0 10 14 0.00 0.000																					

**Baltimore Orioles @ Boston Red Sox**  
Fenway Park, Boston, MA  
Sat Jun 11 1994, 3:33 AM EDT  
Att. 33,295 - Sunny - 80 F

[livebaseballscorecards.com](http://livebaseballscorecards.com)

**AB 32**  
**R 5**  
**H 5**  
**RBI 4**  
**BB 6**  
**SO 8**  
**LOB 17**







Batter	1	2	3	4	5	6	7	8	9	AB R H RBI BB SO LOB	TOP										
<b>Brady Anderson, L</b> (1, 9) OBP: 0.344, SLG: 0.391	0-1 FC5-4 1B	3-1 1B 3B	0-2 SF9			2-2 HR 1B		2-0 BB 1B		4 2 4 2 0 0 0											
<b>Chris Sabo, R</b> (1, 7) OBP: 0.315, SLG: 0.429	2-1 FC5-4 1B	1-2 BB 1B	0-2 G5-3			3-2 K		3-2 F9		5 0 1 1 0 1 4											
<b>Rafael Palmeiro, L</b> (1, 3) OBP: 0.429, SLG: 0.601	0-2 2B 1B	0-0 BB 1B			3-2 HR	2-3 K		4-2 BB		4 2 3 1 1 1 1											
<b>Cal Ripken Jr., R</b> (1, 6) OBP: 0.336, SLG: 0.453	0-0 2B	4-1 BB			1-0 F8	2-2 HR		1-1 F9		4 1 2 3 1 0 2											
<b>Harold Baines, L</b> (1, 10) OBP: 0.349, SLG: 0.506	4-0 IBB	1-0 P7			1-1 G3	0-2 F8		2-2 F7		4 0 0 0 1 0 3											
<b>Leo Gomez, R</b> (1, 5) OBP: 0.409, SLG: 0.585	1-3 K		0-2 HR		1-2 F9		0-0 G5-3	1-2 P4		5 1 1 1 0 1 2											
<b>Chris Hoiles, R</b> (1, 2) OBP: 0.332, SLG: 0.385		1-3 K	3-2 G6-3		2-3 K		2-0 P4	2-0 L6		5 0 0 0 0 2 0											
<b>Mark McLemore, S</b> (1, 4) OBP: 0.364, SLG: 0.318		2-2 3B 1B	2-0 2B SF9 1B		1-2 G4-3		1-0 G3			4 2 2 0 0 0 0											
<b>Mike Devereaux, R</b> (1, 8) OBP: 0.274, SLG: 0.350		1-2 F7	0-2 SF9 2B		1-3 K			0-0 F9		4 0 1 0 0 1 1											
<b>Inning Stats</b>	R: 1 E: 0 K: 1 S: 12	H: 3 LOB: 2 BB: 1 P: 19	R: 2 E: 0 K: 1 S: 19	H: 4 LOB: 3 BB: 1 P: 32	R: 2 E: 0 K: 0 S: 19	H: 3 LOB: 1 BB: 0 P: 24	R: 1 E: 0 K: 0 S: 9	H: 1 LOB: 0 BB: 0 P: 15	R: 0 E: 0 K: 2 S: 9	H: 0 LOB: 0 BB: 0 P: 13	R: 2 E: 0 K: 2 S: 15	H: 2 LOB: 0 BB: 0 P: 24	R: 0 E: 0 K: 0 S: 3	H: 0 LOB: 0 BB: 0 P: 6	R: 0 E: 0 K: 0 S: 9	H: 1 LOB: 2 BB: 1 P: 19	R: 0 E: 0 K: 0 S: 7	H: 0 LOB: 0 BB: 0 P: 12	1B: 8 2B: 2 3B: 1 HR: 3	SF: 1 SAC: 0 DP: 0 HBP: 0	WP: 0 PA: 43 PB: 0 SB: 2 CS: 0
<b>PITCHER</b>	IP WLS BF H R ER SO BB IBB HBP BLK WP HR S P ERA WHIP																				
<b>Nate Minchey, R</b> (1, 1) ERA: 19.29	2.1 L 18 10 5 5 2 1 1 0 0 0 0 1 44 69 19.29 4.714																				
<b>Joe Hesketh, L</b> (3, 1) ERA: 5.51	0.2 3 1 1 1 0 0 0 0 0 0 0 1 9 12 13.50 1.500																				
<b>Greg Harris, R</b> (4, 1) ERA: 8.62	3.0 11 2 2 2 4 0 0 0 0 0 0 1 30 46 6.00 0.667																				
<b>Scott Bankhead, R</b> (7, 1) ERA: 3.63	1.2 6 1 0 0 0 0 0 0 0 0 0 0 8 16 0.00 0.600																				
<b>Tony Fossas, L</b> (8, 1) ERA: 7.94	0.1 2 0 0 0 0 1 0 0 0 0 0 0 4 9 0.00 3.000																				
<b>PITCHER</b>	IP WLS BF H R ER SO BB IBB HBP BLK WP HR S P ERA WHIP																				
<b>Jeff Russell, R</b> (9, 1) ERA: 5.19	1.0 3 0 0 0 0 0 0 0 0 0 0 0 9 12 5.19 1.500																				

**Baltimore Orioles @ Boston Red Sox**  
**Fenway Park, Boston, MA**  
 Sun Jun 12 1994, 3:33 AM EDT  
 Att. 32,280 - Overcast - 14 F

[livebaseballscorecards.com](http://livebaseballscorecards.com)

<b>AB</b>	<b>39</b>
<b>R</b>	<b>8</b>
<b>H</b>	<b>14</b>
<b>RBI</b>	<b>8</b>
<b>BB</b>	<b>3</b>
<b>SO</b>	<b>6</b>
<b>LOB</b>	<b>13</b>



Batter	1	2	3	4	5	6	7	8	9	AB R H RBI BB SO LOB
Otis Nixon, S OBP: 0.370, SLG: 0.353 (1, 8)	E6 CS SH3-4		G6-3			L6-2 G4-3 1B		K		4 0 1 1 0 1 2
John Valentin, R OBP: 0.360, SLG: 0.441 (1, 6)	SH3-4		G5-3			G4-3			2B 1B 1B	3 1 1 0 0 0 2
Mo Vaughn, L OBP: 0.403, SLG: 0.612 (1, 3)	K					L6-2			1B 2B	4 1 1 0 0 2 2
Andre Dawson, R OBP: 0.290, SLG: 0.558 (1, 10)			G4-3						PB DI 1B	4 1 2 3 0 0 0 0 0 0 0 0 0 0
Lee Tinsley, S OBP: 0.373, SLG: 0.298 (9, PR)									2B 1B	
Mike Greenwell, L OBP: 0.349, SLG: 0.472 (1, 7)			G6-4-3 1B			G3			F7	4 0 1 0 0 0 1
Wes Chamberlain, R OBP: 0.281, SLG: 0.385 (1, 9)			G6-4-3			F8			K	4 0 0 0 0 1 3
Scott Cooper, L OBP: 0.365, SLG: 0.548 (1, 5)			G4-3			K			G4-3	4 0 1 0 0 1 2
Dave Valle, R OBP: 0.256, SLG: 0.250 (1, 2)			1B G6-3 BB			K			P3	2 1 0 0 1 1 1
Carlos Rodriguez, S OBP: 0.313, SLG: 0.415 (1, 4)			G6-3 1B			G6-3			F7	3 0 1 0 0 0 1

Inning Stats	R: 0	H: 0	E: 1	K: 1	S: 9	LOB: 0	BB: 0	P: 13	R: 0	H: 1	E: 0	K: 0	S: 5	LOB: 0	BB: 0	P: 9	R: 1	H: 1	E: 0	K: 0	S: 10	LOB: 1	BB: 1	P: 19	R: 1	H: 1	E: 0	K: 1	S: 7	LOB: 0	BB: 0	P: 10	R: 0	H: 0	E: 0	K: 2	S: 7	LOB: 0	BB: 0	P: 13	R: 0	H: 1	E: 0	K: 0	S: 6	LOB: 0	BB: 0	P: 10	R: 0	H: 0	E: 0	K: 0	S: 9	LOB: 0	BB: 0	P: 11	R: 0	H: 1	E: 0	K: 1	S: 7	LOB: 1	BB: 0	P: 11	R: 2	H: 3	E: 0	K: 1	S: 12	LOB: 2	BB: 0	P: 21	1B: 6	SF: 0	2B: 2	SAC: 1	3B: 0	DP: 2	HR: 1	HBP: 0	WP: 0	PA: 34
--------------	------	------	------	------	------	--------	-------	-------	------	------	------	------	------	--------	-------	------	------	------	------	------	-------	--------	-------	-------	------	------	------	------	------	--------	-------	-------	------	------	------	------	------	--------	-------	-------	------	------	------	------	------	--------	-------	-------	------	------	------	------	------	--------	-------	-------	------	------	------	------	------	--------	-------	-------	------	------	------	------	-------	--------	-------	-------	-------	-------	-------	--------	-------	-------	-------	--------	-------	--------


PITCHER	IP	WLS	BF	H	R	ER	SO	BB	IBB	HBP	BLK	WP	HR	S	P	ERA	WHIP
Ben McDonald, R ERA: 4.22 (1, 1)	8.0		29	6	3	3	5	1	0	0	0	0	1	61	99	3.38	0.875
Tom Bolton, L ERA: 4.4 (9, 1)	0.1		3	2	1	1	0	0	0	0	0	0	0	4	7	27.00	6.000
Mark Eichhorn, R ERA: 2.52 (9, 1)	0.2		2	0	0	0	1	0	0	0	0	0	0	7	11	0.00	0.000

**BOTTOM**

**Baltimore Orioles @ Boston Red Sox**  
Fenway Park, Boston, MA

Sun Jun 12 1994, 3:33 AM EDT  
Att. 32,280 - Overcast - 14 F

AB	32
R	4
H	8
RBI	4
BB	1
SO	6
LOB	14





Batter	1	2	3	4	5	6	7	8	9	AB R H RBI BB SO LOB	TOP											
<b>Bernie Williams, S</b> (1, 8) OBP: 0.366, SLG: 0.450	0-3 K		1-3 K		2-0 1B		2-0 1B		2-1 G4-3	5 1 2 1 0 2 1	<b>New York Yankees @ Baltimore Orioles</b> <b>Oriole Park at Camden Yards, Baltimore, MD</b> Mon Jun 13 1994, 7:05 PM EDT Att. 47,383 - Unknown - 89 F											
<b>Randy Velarde, R</b> (1, 5) OBP: 0.321, SLG: 0.383	0-3 K		1-0 F9		3-2 P3		2-2 1B		4-2 G5-3 BB	4 0 1 0 1 1 3												
<b>Don Mattingly, L</b> (1, 3) OBP: 0.420, SLG: 0.441	1-1 L7		0-0 FC6-4		0-0 1B		0-0 FC3-6 1B		2-1 G5-3 1B	5 0 2 1 0 0 3												
<b>Danny Tartabull, R</b> (1, 10) OBP: 0.335, SLG: 0.443		2-3 K		3-2 G6-4-3 2B		1-1 P2		2-0 FC6-4 1B	0-0 G5-3	5 0 2 1 0 1 4												
<b>Jim Leyritz, R</b> (1, 2) OBP: 0.390, SLG: 0.543		2-0 BB 1B		4-2 G6-4-3 BB		2-2 P9		2-2 FC6-4	1-3 K	4 0 1 0 1 1 4												
<b>Paul O'Neill, L</b> (1, 9) OBP: 0.513, SLG: 0.695		4-2 BB		0-0 G6-4-3		4-2 G6-4-3 BB		1-0 L7		2 0 0 0 2 0 2												
<b>Gerald Williams, R</b> (1, 7) OBP: 0.304, SLG: 0.522		0-2 L7		2-2 G1-3		2-2 G6-4-3		2-2 2B		4 0 1 0 0 0 4												
<b>Mike Gallego, R</b> (1, 6) OBP: 0.317, SLG: 0.346		2-0 P3		4-2 1B BB		1-1 SH1-4 1B 2B		0-3 K		3 2 1 0 1 1 3												
<b>Pat Kelly, R</b> (1, 4) OBP: 0.337, SLG: 0.348			1-1 FC6-4 1B		0-3 K		2-1 SH1-4		3-2 G4-3	3 0 1 0 0 1 2												
<b>Inning Stats</b>	R: 0 E: 0 K: 2 S: 9	H: 0 LOB: 0 BB: 0 P: 10	R: 0 E: 0 K: 1 S: 12	H: 1 LOB: 2 BB: 1 P: 22	R: 0 E: 0 K: 1 S: 7	H: 1 LOB: 1 BB: 0 P: 10	R: 0 E: 0 K: 0 S: 11	H: 1 LOB: 1 BB: 1 P: 20	R: 1 E: 0 K: 1 S: 16	H: 2 LOB: 2 BB: 1 P: 26	R: 0 E: 0 K: 0 S: 11	H: 0 LOB: 0 BB: 1 P: 19	R: 2 E: 0 K: 0 S: 16	H: 4 LOB: 2 BB: 0 P: 27	R: 0 E: 0 K: 1 S: 12	H: 1 LOB: 1 BB: 0 P: 18	R: 0 E: 0 K: 1 S: 10	H: 1 LOB: 2 BB: 1 P: 19	1B: 8 2B: 3 3B: 0 HR: 0	SF: 0 SAC: 1 DP: 2 HBP: 0	WP: 0 PB: 0 SB: 0 CS: 0	PA: 41
<b>PITCHER</b>	IP WLS BF H R ER SO BB IBB HBP BLK WP HR S P ERA WHIP																					
<b>Sid Fernandez, L</b> (1, 1) ERA: 4.32	6.2 L 30 8 3 3 5 4 0 0 0 0 0 0 77 125 4.05 1.800																					
<b>Alan Mills, R</b> (7, 1) ERA: 6.66	1.2 8 2 0 0 1 1 0 0 0 0 0 0 21 37 0.00 1.800																					
<b>Jim Poole, L</b> (9, 1) ERA: 6.75	0.0 1 1 0 0 0 0 0 0 0 0 0 0 2 4 ∞ ∞																					
<b>Mark Eichhorn, R</b> (9, 1) ERA: 2.45	0.2 2 0 0 0 0 1 0 0 0 0 0 0 4 5 0.00 0.000																					

livebaseballscorecards.com

<b>AB</b>	<b>35</b>
<b>R</b>	<b>3</b>
<b>H</b>	<b>11</b>
<b>RBI</b>	<b>3</b>
<b>BB</b>	<b>5</b>
<b>SO</b>	<b>7</b>
<b>LOB</b>	<b>26</b>







**New York Yankees @ Baltimore Orioles**  
**Oriole Park at Camden Yards, Baltimore, MD**

Tue Jun 14 1994, 7:05 PM EDT  
 Att. 47,480 - Unknown - 97 F

AB	36
R	4
H	9
RBI	3
BB	4
SO	5
LOB	23



AB R H RBI BB SO LOB

TOP

Batter	1	2	3	4	5	6	7	8	9
<b>Luis Polonia, L</b> (1, 7) OBP: 0.376, SLG: 0.386	1-1 G5-3		0-0 L6-4 1B		0-0 L7		1-2 P5		0-0 E1 1B
<b>Wade Boggs, L</b> (1, 5) OBP: 0.425, SLG: 0.492	2-2 1B		2-1 L6-4		4-1 BB BB		2-2 F7		2-2 E 1B
<b>Don Mattingly, L</b> (1, 3) OBP: 0.419, SLG: 0.442	1-1 L7			3-2 2B	4-2 FC6-4 BB		1-1 G1-3		0-1 E3
<b>Danny Tartabull, R</b> (1, 10) OBP: 0.328, SLG: 0.433	0-0 P3			3-1 G5-3	3-1 FC6-4			2-3 K	2-3 K
<b>Paul O'Neill, L</b> (1, 9) OBP: 0.507, SLG: 0.682		0-0 G4-3		3-3 K		0-0 G1-3 BB G4-3 1B		0-1 F8	0-1 P5
<b>Jim Leyritz, R</b> (1, 2) OBP: 0.387, SLG: 0.530		0-1 P4		1-0 F9		4-1 G4-3 G1-3 BB		0-2 E5	
<b>Gerald Williams, R</b> (8, PR) OBP: 0.304, SLG: 0.522									
<b>Bob Melvin, R</b> (8, 2) OBP: 0.286, SLG: 0.500									
<b>Bernie Williams, S</b> (1, 8) OBP: 0.364, SLG: 0.443		0-1 L4			4-0 BB 1B BB	1-1 G1-3		1-1 G4-3	
<b>Mike Gallego, R</b> (1, 6) OBP: 0.312, SLG: 0.340			3-2 P4		1-3 K	0-0 G4-3			2-2 SH3-4 E 1B
<b>Daryl Boston, L</b> (9, PH) OBP: 0.229, SLG: 0.378									
<b>Randy Velarde, R</b> (9, 6) OBP: 0.321, SLG: 0.383									
<b>Pat Kelly, R</b> (1, 4) OBP: 0.342, SLG: 0.353			1-0 1B 1B		0-0 BB BB 1B	3-3 K			1-0 SH3-4

5	1	2	0	0	0	2
4	0	2	1	1	0	2
4	0	1	1	1	0	2
5	0	0	0	0	2	7
5	1	1	0	0	1	3
3	0	0	0	1	0	1
0	0	0	0	0	0	0
0	0	0	0	0	0	0
3	1	0	0	1	0	3
3	0	0	1	0	1	2
1	1	1	0	0	0	0
0	0	0	0	0	0	0
3	0	2	0	0	1	1

Inning Stats	R: 0 E: 0 K: 0 S: 8	H: 1 LOB: 1 BB: 0 P: 12	R: 0 E: 0 K: 0 S: 5	H: 0 LOB: 0 BB: 0 P: 5	R: 0 E: 0 K: 0 S: 7	H: 2 LOB: 1 BB: 0 P: 13	R: 0 E: 0 K: 1 S: 9	H: 1 LOB: 1 BB: 0 P: 19	R: 1 E: 0 K: 1 S: 11	H: 1 LOB: 3 BB: 3 P: 27	R: 1 E: 0 K: 1 S: 10	H: 1 LOB: 1 BB: 1 P: 18	R: 0 E: 0 K: 0 S: 9	H: 0 LOB: 0 BB: 0 P: 13	R: 0 E: 1 K: 1 S: 10	H: 0 LOB: 1 BB: 0 P: 13	R: 2 E: 2 K: 1 S: 18	H: 3 LOB: 2 BB: 0 P: 25	1B: 8 2B: 2 3B: 0 HR: 0	SF: 0 SAC: 1 DP: 1 HBP: 0	WP: 0 PB: 0 SB: 0 CS: 0	PA: 41
--------------	------------------------------	----------------------------------	------------------------------	---------------------------------	------------------------------	----------------------------------	------------------------------	----------------------------------	-------------------------------	----------------------------------	-------------------------------	----------------------------------	------------------------------	----------------------------------	-------------------------------	----------------------------------	-------------------------------	----------------------------------	----------------------------------	------------------------------------	----------------------------------	--------

PITCHER	IP	WLS	BF	H	R	ER	SO	BB	IBB	HBP	BLK	WP	HR	S	P	ERA	WHIP
<b>Mike Oquist, R</b> (1, 1) ERA: 4.7	5.0		24	6	2	2	2	4	0	0	0	0	0	42	82	3.60	2.000
<b>Mark Eichhorn, R</b> (6, 1) ERA: 2.2	3.0		10	0	0	0	2	0	0	0	0	0	0	27	38	0.00	0.000
<b>Lee Smith, R</b> (9, 1) ERA: 1.8	1.0	L	7	3	2	1	1	0	0	0	0	0	0	18	25	9.00	3.000

PITCHER	IP	WLS	BF	H	R	ER	SO	BB	IBB	HBP	BLK	WP	HR	S	P	ERA	WHIP
---------	----	-----	----	---	---	----	----	----	-----	-----	-----	----	----	---	---	-----	------

Batter	1	2	3	4	5	6	7	8	9	AB	R	H	RBI	BB	SO	LOB
Brady Anderson, L (1, 7) OBP: 0.340, SLG: 0.389	0-1 G4-3	3-1 FC4		3-2 2B		3-3 K		2-2 G4-3		5	0	1	0	0	1	2
Chris Sabo, R (1, 9) OBP: 0.317, SLG: 0.421 Jeff Tackett, R (9, 2) OBP: 0.222, SLG: 0.240	1-0 1B		2-1 P3	0-0 P8		1-1 2B 1B		2-1 G4-3		5	0	2	0	0	0	1
Rafael Palmeiro, L (1, 3) OBP: 0.429, SLG: 0.599	1-3 K		3-1 1B 1B		0-1 G3-1	1-1 2B			2-1 P3	5	0	2	0	0	1	1
Cal Ripken Jr., R (1, 6) OBP: 0.340, SLG: 0.457	1-0 G5-3		1-0 1B		2-2 G1-3		0-1 G3 PB 1B		2-2 1B 1B	5	0	3	0	0	0	1
Leo Gomez, R (1, 5) OBP: 0.405, SLG: 0.573 Damon Buford, R (9, PR) OBP: 0.500, SLG: 0.500		0-1 F9	1-3 K		4-2 1B 1B BB		1-1 G3		1-0 FC6-4 1B	4	1	1	0	1	1	3
Lonnie Smith, R (1, 10) OBP: 0.289, SLG: 0.216 Harold Baines, L (7, PH) OBP: 0.344, SLG: 0.492		4-2 1B 1B BB	2-1 F9		2-2 1B 1-2 1B		4-0 IBB		0-3 K	2	1	1	0	1	0	2
Chris Hoiles, R (1, 2) OBP: 0.329, SLG: 0.376 Jack Voigt, R (9, 9) OBP: 0.317, SLG: 0.336		2-2 L5		2-3 K	0-2 1-3 2-H 1B		2-3 K		0-0 FC6-4	4	0	1	1	0	2	3
Tim Hulett, R (1, 4) OBP: 0.333, SLG: 0.358		1-0 1B	1-3 K	1-3 K	2-2 P6		1-3 K			4	0	1	0	0	2	4
Mike Devereaux, R (1, 8) OBP: 0.275, SLG: 0.362		2-0 FC4 1B		0-0 HR		0-3 K		1-0 G5-3		4	1	2	2	0	1	0

Inning Stats	R: 0	H: 1	E: 0	LOB: 1	K: 1	S: 7	P: 10	R: 1	H: 2	E: 0	LOB: 2	K: 0	S: 14	P: 26	R: 0	H: 2	E: 0	LOB: 2	K: 1	S: 10	R: 1	H: 2	E: 0	LOB: 2	K: 0	S: 16	R: 1	H: 2	E: 0	LOB: 2	K: 0	S: 18	R: 0	H: 2	E: 0	LOB: 2	K: 2	S: 11	R: 0	H: 1	E: 0	LOB: 2	K: 2	S: 11	R: 0	H: 0	E: 0	LOB: 0	K: 0	S: 6	R: 0	H: 2	E: 0	LOB: 2	K: 1	S: 10	1B: 11	SF: 0	2B: 2	SAC: 0	3B: 0	DP: 0	HR: 1	HBP: 0	WP: 0	PA: 43
--------------	------	------	------	--------	------	------	-------	------	------	------	--------	------	-------	-------	------	------	------	--------	------	-------	------	------	------	--------	------	-------	------	------	------	--------	------	-------	------	------	------	--------	------	-------	------	------	------	--------	------	-------	------	------	------	--------	------	------	------	------	------	--------	------	-------	--------	-------	-------	--------	-------	-------	-------	--------	-------	--------

PITCHER	IP	WLS	BF	H	R	ER	SO	BB	IBB	HBP	BLK	WP	HR	S	P	ERA	WHIP
Terry Mulholland, L (1, 1) ERA: 6.13	6.0		30	11	3	3	6	2	0	0	0	0	1	76	121	4.50	2.167
Xavier Hernandez, R (7, 1) ERA: 5.63	1.1		6	1	0	0	2	0	1	0	0	0	0	12	21	0.00	0.750
Sterling Hitchcock, L (8, 1) ERA: 4.7	1.0	W	3	0	0	0	0	0	0	0	0	0	0	7	13	0.00	0.000
Bob Wickman, R (9, 1) ERA: 2.28	0.0		2	2	0	0	0	0	0	0	0	0	0	4	7	∞	∞
Steve Howe, L (9, 1) ERA: 3.6	0.2	S	2	0	0	0	1	0	0	0	0	0	0	4	4	0.00	0.000


**BOTTOM**

**New York Yankees @ Baltimore Orioles**  
**Oriole Park at Camden Yards, Baltimore, MD**

Tue Jun 14 1994, 7:05 PM EDT  
Att: 47,480 - Unknown - 97 F

livebaseballscorecards.com

<b>AB</b>	<b>40</b>
<b>R</b>	<b>3</b>
<b>H</b>	<b>14</b>
<b>RBI</b>	<b>3</b>
<b>BB</b>	<b>3</b>
<b>SO</b>	<b>9</b>
<b>LOB</b>	<b>21</b>





Batter	1	2	3	4	5	6	7	8	9	AB R H RBI BB SO LOB	TOP																									
<b>Bernie Williams, S</b> (1, 8) OBP: 0.366, SLG: 0.449	1-0 SH1-3 1B 2B	2-1 F9			0-1 P4			0-0 1B 1B		4 2 2 0 0 0 0																										
<b>Wade Boggs, L</b> (1, 5) OBP: 0.424, SLG: 0.487	0-1 SH1-3 2-3		0-1 F8			2-1 G4-3		4-2 1B 1-2 2-3 BB		2 0 0 0 1 0 0																										
<b>Don Mattingly, L</b> (1, 3) OBP: 0.421, SLG: 0.443	2-1 BB 1B 1B		1-2 L8			3-2 L8		1-0 F8 1B		4 1 2 3 0 0 0																										
<b>Danny Tartabull, R</b> (1, 9) OBP: 0.327, SLG: 0.428	4-2 1B 1-2 BB		3-3 K			0-0 G6-3		1-3 2-H 3-H 2-0 F8 1-2		3 0 0 0 1 1 2																										
<b>Mike Stanley, R</b> (1, 10) OBP: 0.335, SLG: 0.437	0-3 K			1-0 FC6-4 1B			2-1 F9	1-3 K		4 0 1 0 0 2 4																										
<b>Paul O'Neill, L</b> (1, 7) OBP: 0.502, SLG: 0.673	0-1 1-2 2-H 1B		2-1 FC6-4 G6-4-3 1-2f				2-3 K		2-3 K	4 0 1 1 0 2 1																										
<b>Jim Leyritz, R</b> (1, 2) OBP: 0.377, SLG: 0.515	1-1 F7		2-2 G6-4-3 1-2f				3-3 K		0-0 F9	4 0 0 0 0 1 3																										
<b>Randy Velarde, R</b> (1, 6) OBP: 0.319, SLG: 0.379		1-1 L7			3-3 K			2-0 BB SH3-4 1B 1B	1-0 G6-3	4 1 1 0 0 1 0																										
<b>Pat Kelly, R</b> (1, 4) OBP: 0.339, SLG: 0.349		2-1 F7			0-0 G4-3			0-0 SH3-4 1-2		2 0 0 0 0 0 0																										
<b>Inning Stats</b>	R: 2 E: 0 K: 1 S: 14	H: 3 LOB: 2 BB: 1 P: 22	R: 0 E: 0 K: 0 S: 6	H: 0 LOB: 0 BB: 0 P: 11	R: 0 E: 0 K: 1 S: 8	H: 0 LOB: 0 BB: 0 P: 12	R: 0 E: 0 K: 0 S: 7	H: 1 LOB: 0 BB: 0 P: 12	R: 0 E: 0 K: 1 S: 6	H: 0 LOB: 0 BB: 0 P: 9	R: 0 E: 0 K: 2 S: 9	H: 0 LOB: 0 BB: 0 P: 16	R: 2 E: 0 K: 1 S: 18	H: 3 LOB: 2 BB: 1 P: 28	R: 0 E: 0 K: 1 S: 5	H: 0 LOB: 0 BB: 0 P: 8	1B: 6 2B: 1 3B: 0 HR: 0	SF: 0 SAC: 2 DP: 1 HBP: 0	WP: 0 PB: 0 SB: 0 CS: 0	PA: 35																
<b>PITCHER</b>	IP WLS BF H R ER SO BB IBB HBP BLK WP HR S P ERA WHIP																																			
<b>Jamie Moyer, L</b> (1, 1) ERA: 5.49	7.1		28	6	4	4	5	1	0	0	0	0	0	59	98	4.91	0.955																			
<b>Jim Poole, L</b> (8, 1) ERA: 6.75	0.0		2	1	0	0	0	1	0	0	0	0	0	8	13	∞	∞																			
<b>Alan Mills, R</b> (8, 1) ERA: 6.26	1.2	W	5	0	0	0	2	0	0	0	0	0	0	12	18	0.00	0.000																			

**New York Yankees @ Baltimore Orioles**  
**Oriole Park at Camden Yards, Baltimore, MD**

Wed Jun 15 1994, 7:05 PM EDT  
Att. 47,306 - Unknown - 95 F

livebaseballscorecards.com

AB	31
R	4
H	7
RBI	4
BB	2
SO	7
LOB	10



Batter	1	2	3	4	5	6	7	8	9
<b>Brady Anderson, L</b> OBP: 0.341, SLG: 0.393 (1, 7) (6, 8)	2-0 HR 1B	0-1 G3			0-0 2B		0-0 F7	2-1 P4	
<b>Chris Sabo, R</b> OBP: 0.315, SLG: 0.441 <b>Dwight Smith, L</b> OBP: 0.300, SLG: 0.443 (1, 9) (9, 7)	1-0 HR		0-0 G5-3		2-3 K			2-3 K	
<b>Rafael Palmeiro, L</b> OBP: 0.426, SLG: 0.593 <b>Mark McLemore, S</b> OBP: 0.368, SLG: 0.323 (1, 3) (8, PR) (9, 9)	1-1 G1-3		1-0 F7		0-0 FC8-2			2-2 2B 1B	
<b>Cal Ripken Jr., R</b> OBP: 0.338, SLG: 0.451 (1, 6)	3-2 P3		0-0 F8			1-1 G6-3		4-1 2B SF8 BB	
<b>Leo Gomez, R</b> OBP: 0.407, SLG: 0.578 (1, 5)	0-0 G6-3			1-2 G1-6-3 1B		0-1 F8		2-0 2B 2B	
<b>Lonnie Smith, R</b> OBP: 0.313, SLG: 0.231 <b>Harold Baines, L</b> OBP: 0.347, SLG: 0.492 (1, 10) (8, PH)		1-0 G3 1B HBP		2-2 G1-6-3 1B		3-3 K2-3		4-0 2B 1B IBB	
<b>Chris Hoiles, R</b> OBP: 0.332, SLG: 0.396 (1, 2)		1-0 G3 1B		1-1 G1-6-3			1-1 HR	0-0 SF8	
<b>Tim Hulett, R</b> OBP: 0.328, SLG: 0.368 (1, 4)		1-1 G3		3-1 F8			2-1 G6-3	0-1 1B 2B	
<b>Mike Devereaux, R</b> OBP: 0.276, SLG: 0.363 <b>Jack Voigt, R</b> OBP: 0.319, SLG: 0.339 (1, 8) (6, 7) (9, 3)		1-0 P4			3-2 2B FC8-2 1B		0-0 F8	0-0 1B	

AB	R	H	RBI	BB	SO	LOB
5	1	2	0	0	0	3
4	1	1	2	0	2	2
0	0	0	0	0	0	0
4	0	1	0	0	0	2
0	1	0	0	0	0	0
3	1	0	0	1	0	0
4	1	2	1	0	0	0
2	0	1	0	0	1	0
0	1	0	0	1	0	0
3	1	2	2	0	0	2
4	1	1	1	0	0	3
2	0	1	0	0	0	2
2	0	1	2	0	0	0
1B: 7	SF: 1					
2B: 4	SAC: 0					
3B: 0	DP: 2					
HR: 2	HBP: 1					

**BOTTOM**

**New York Yankees @ Baltimore Orioles**  
**Oriole Park at Camden Yards, Baltimore, MD**

Wed Jun 15 1994, 7:05 PM EDT  
 Att: 47,306 - Unknown - 95 F

livebaseballscorecards.com

<b>AB</b>	<b>33</b>
<b>R</b>	<b>8</b>
<b>H</b>	<b>12</b>
<b>RBI</b>	<b>8</b>
<b>BB</b>	<b>2</b>
<b>SO</b>	<b>3</b>
<b>LOB</b>	<b>14</b>




Inning Stats	R: 2	H: 2	E: 0	K: 0	S: 8	LOB: 0	BB: 0	P: 15	R: 0	H: 1	E: 0	K: 0	S: 6	LOB: 2	BB: 0	P: 10	R: 0	H: 0	E: 0	K: 0	S: 3	LOB: 0	BB: 0	P: 4	R: 0	H: 2	E: 0	K: 0	S: 11	LOB: 1	BB: 0	P: 18	R: 0	H: 2	E: 0	K: 1	S: 9	LOB: 1	BB: 0	P: 14	R: 0	H: 0	E: 0	K: 1	S: 7	LOB: 0	BB: 0	P: 11	R: 1	H: 1	E: 0	K: 0	S: 6	LOB: 0	BB: 0	P: 9	R: 5	H: 4	E: 0	K: 1	S: 14	LOB: 1	BB: 2	P: 30
--------------	------	------	------	------	------	--------	-------	-------	------	------	------	------	------	--------	-------	-------	------	------	------	------	------	--------	-------	------	------	------	------	------	-------	--------	-------	-------	------	------	------	------	------	--------	-------	-------	------	------	------	------	------	--------	-------	-------	------	------	------	------	------	--------	-------	------	------	------	------	------	-------	--------	-------	-------

PITCHER	IP	WLS	BF	H	R	ER	SO	BB	IBB	HBP	BLK	WP	HR	S	P	ERA	WHIP
<b>Jim Abbott, L</b> ERA: 3.46 (1, 1)	7.0		28	8	3	3	2	0	0	0	0	0	2	50	81	3.86	1.143
<b>Donn Pall, R</b> ERA: 3.8 (8, 1)	0.1		1	0	0	0	1	0	0	0	0	0	0	3	5	0.00	0.000
<b>Paul Gibson, L</b> ERA: 4.26 (8, 1)	0.0		1	1	0	0	0	0	0	0	0	0	0	3	5	∞	∞
<b>Bob Wickman, R</b> ERA: 3.28 (8, 1)	0.1	L	5	2	3	3	0	1	1	0	0	0	0	5	15	81.00	9.000
<b>Xavier Hernandez, R</b> ERA: 5.55 (8, 1)	0.1		2	1	2	2	0	0	0	0	0	0	0	3	5	54.00	3.000

WP	HR	S	P	ERA	WHIP
0	0	0	37	0	0
0	0	0	0	0	0
0	0	0	0	0	0



Batter	1	2	3	4	5	6	7	8	9	AB R H RBI BB SO LOB	TOP	
Luis Polonia, L OBP: 0.373, SLG: 0.383 (1, 7) X	0-0 G4-3		0-1 G6-4-3 1B		1-1 SH1-3	1-0 F9		2-0 G4-3		4 0 1 1 0 0 1		
Wade Boggs, L OBP: 0.427, SLG: 0.503 (1, 5) B X	2-0 G4-3		1-1 G6-4-3		4-2 G4-3 BB		1-0 HR		0-1 1B 1B	4 1 2 1 1 0 2		
Don Mattingly, L OBP: 0.417, SLG: 0.438 (1, 3) C X	0-1 G4-3			2-2 G1-3	0-0 G4-3		0-1 F9		0-1 FC6-4 1B	5 0 1 0 0 0 2		
Paul O'Neill, L OBP: 0.500, SLG: 0.665 (1, 9) C B B B C		2-3 K		1-3 K	4-1 BB		2-2 FC6-4 1B		1-0 F7	4 0 1 0 1 2 2		
Daryl Boston, L OBP: 0.231, SLG: 0.388 (1, 10) X		0-0 G3		0-0 1B 2B	2-2 G1-3		1-2 P5		1-3 K2-3	4 1 1 0 0 0 4 1 0 0 0 0 1 2		
Jim Leyritz, R OBP: 0.375, SLG: 0.511 (9, PH) C B B B C		3-2 F8		0-0 1B		1-1 FC4-6 1B		1-1 FC6-4	0-2 FC6-4	5 0 2 1 0 0 3		
Mike Stanley, R OBP: 0.337, SLG: 0.436 (1, 2) X T B B B C				2-H 1B								
Bernie Williams, S OBP: 0.368, SLG: 0.455 (1, 8) B B C B X			3-1 SH1-3 1B 2B	0-2 1B		0-0 FC4-6 2B 1B			1-2 G5-3	4 2 2 0 0 0 1	AB 37 R 6 H 14 RBI 6 BB 3 SO 3 LOB 19	
Mike Gallego, R OBP: 0.316, SLG: 0.345 (1, 6) B F B B F B B			4-2 1B SH1-3 BB	3-2 F7		1-0 1B 2B		0-0 G5-3		3 1 1 0 1 0 2		
Pat Kelly, R OBP: 0.349, SLG: 0.378 (1, 4) L C B X			0-2 SH1-3		0-1 G4-3 SH1-3 1B	1-2 CS 1B		1-2 HR		3 1 3 3 0 0 0		
<b>Inning Stats</b>	R: 0 E: 0 K: 0 S: 4 H: 0 LOB: 0 BB: 0 P: 6	R: 0 E: 0 K: 1 S: 9 H: 0 LOB: 0 BB: 0 P: 14	R: 1 E: 0 K: 0 S: 13 H: 2 LOB: 1 BB: 1 P: 21	R: 1 E: 0 K: 1 S: 15 H: 3 LOB: 2 BB: 0 P: 21	R: 0 E: 0 K: 0 S: 13 H: 1 LOB: 3 BB: 2 P: 24	R: 2 E: 0 K: 0 S: 8 H: 3 LOB: 0 BB: 0 P: 12	R: 1 E: 0 K: 0 S: 13 H: 2 LOB: 1 BB: 0 P: 18	R: 1 E: 0 K: 0 S: 8 H: 1 LOB: 0 BB: 0 P: 12	R: 0 E: 0 K: 1 S: 11 H: 2 LOB: 2 BB: 0 P: 13	1B: 9 2B: 3 3B: 0 HR: 2 SF: 0 SAC: 2 DP: 1 HBP: 0	WP: 0 PB: 0 SB: 0 CS: 1 PA: 42	
<b>PITCHER</b>	IP WLS BF H R ER SO BB IBB HBP BLK WP HR S P ERA WHIP											
35 Mike Mussina, R ERA: 2.97 (1, 1)	6.1 L 31 11 5 5 2 3 0 0 0 0 0 1 68 107 7.11 2.211											
Mark Williamson, R ERA: 5.25 (7, 1)	1.2 8 3 1 1 0 0 0 0 0 0 0 1 19 25 5.40 1.800											
Tom Bolton, L ERA: 4.2 (9, 1)	0.2 2 0 0 0 1 0 0 0 0 0 0 0 4 6 0.00 0.000											
Mark Eichhorn, R ERA: 2.17 (9, 1)	0.1 1 0 0 0 0 0 0 0 0 0 0 0 3 3 0.00 0.000											

**New York Yankees @ Baltimore Orioles**  
**Oriole Park at Camden Yards, Baltimore, MD**  
 Thu Jun 16 1994, 7:05 PM EDT  
 Att. 46,345 - Unknown - 83 F

livebaseballscorecards.com

Batter	1	2	3	4	5	6	7	8	9	AB R H RBI BB SO LOB
<b>Brady Anderson, L</b> OBP: 0.339, SLG: 0.387 (1, 8) F H	1-1 G6-4-3 HBP		1-1 G6-3		0-1 G4-6-3 1-2f		0-0 G2-3		2-3 K	4 0 0 0 0 1 5
<b>Chris Sabo, R</b> OBP: 0.302, SLG: 0.422 (1, 9) L C B X	0-2 G6-4-3 1-2f		0-1 E5			0-0 P4	2-2 G1-3		3-2 P3	5 0 0 0 0 0 4
<b>Rafael Palmeiro, L</b> OBP: 0.420, SLG: 0.583 (1, 3) S F B B S	2-3 K		1-0 F7			0-0 G4-3		2-3 K		4 0 0 0 0 2 1
<b>Cal Ripken Jr., R</b> OBP: 0.337, SLG: 0.448 (1, 6) C B X		1-1 G6-3		1-0 F7		1-1 1B		1-3 K		4 0 1 0 0 1 0
<b>Leo Gomez, R</b> OBP: 0.409, SLG: 0.596 (1, 5) B B C T B X		3-2 F7		3-2 G5-3		1-2 1B		2-0 HR		4 1 2 1 0 0 0
<b>Lonnie Smith, R</b> OBP: 0.346, SLG: 0.262 (1, 10) S B B B X		3-1 BB 1B		1-2 1B		2-0 F9		4-1 BB		3 0 2 0 1 0 2
<b>Chris Hoiles, R</b> OBP: 0.339, SLG: 0.397 (1, 2) B B B SAFE		4-0 BB		1-0 1B		4-1 G2-3 1B BB		2-3 K		2 0 1 0 2 1 1
<b>Tim Hulett, R</b> OBP: 0.338, SLG: 0.367 (1, 4) B T B C T B X		3-2 G6-3		2-0 G4-6-3 1B		0-2 F8		4-0 WP BB		3 0 1 0 1 0 3
<b>Jack Voigt, R</b> OBP: 0.317, SLG: 0.336 (1, 7) B X			1-0 G1-3		1-3 K		2-1 G2-3 1B		3-3 K	4 0 1 0 0 2 3

Inning Stats	R: 0	H: 0	E: 0	K: 1	S: 7	R: 0	H: 1	E: 0	K: 0	S: 12	R: 0	H: 0	E: 1	K: 0	S: 6	R: 0	H: 1	E: 0	K: 0	S: 8	R: 0	H: 2	E: 0	K: 1	S: 8	R: 0	H: 2	E: 0	K: 0	S: 8	R: 1	H: 1	E: 0	K: 3	S: 11	R: 0	H: 0	E: 0	K: 2	S: 18	1B: 7	2B: 0	3B: 0	HR: 1	SF: 0	SAC: 0	DP: 2	HBP: 1								
	0	0	0	1	7	0	1	0	0	12	0	0	1	0	6	0	1	0	0	8	0	2	0	1	8	0	2	0	2	0	1	1	0	1	11	0	0	0	2	18	7	0	0	1												
<b>PITCHER</b>	IP	WLS	BF	H	R	ER	SO	BB	IBB	HBP	BLK	WP	HR	S	P	ERA	WHIP																			IP	WLS	BF	H	R	ER	SO	BB	IBB	HBP	BLK	WP	HR	S	P	ERA	WHIP				
<b>Jimmy Key, L</b> ERA: 2.99 (1, 1)	7.2	W	33	8	1	1	4	3	0	1	0	0	1	69	119	1.17	1.435																																							
<b>Sterling Hitchcock, L</b> ERA: 4.32 (8, 1)	1.1		5	0	0	0	3	1	0	0	0	1	0	21	35	0.00	0.750																																							


**BOTTOM**

**New York Yankees @ Baltimore Orioles**  
**Oriole Park at Camden Yards, Baltimore, MD**

Thu Jun 16 1994, 7:05 PM EDT  
Att: 46,345 - Unknown - 83 F

livebaseballscorecards.com

<b>AB</b>	<b>33</b>
<b>R</b>	<b>1</b>
<b>H</b>	<b>8</b>
<b>RBI</b>	<b>1</b>
<b>BB</b>	<b>4</b>
<b>SO</b>	<b>7</b>
<b>LOB</b>	<b>19</b>



WP: 1 PA: 38  
PB: 0  
SB: 0  
CS: 0



Batter	1	2	3	4	5	6	7	8	9	AB R H RBI BB SO LOB	TOP
<b>Chuck Knoblauch, R</b> (1, 4) <small>OBP: 0.385, SLG: 0.494</small> <b>Chip Hale, L</b> (7, 4) <small>OBP: 0.384, SLG: 0.370</small>	2-1 		2-1 			0-0 		0-0 		3 1 1 0 0 0 0 1 0 0 0 0 0 1	
<b>Alex Cole, L</b> (1, 8) <small>OBP: 0.408, SLG: 0.452</small>	2-1 			1-1 		1-0 		1-3 		4 0 1 0 0 1 2	
<b>Kirby Puckett, R</b> (1, 9) <small>OBP: 0.363, SLG: 0.524</small> <b>Pedro Munoz, R</b> (7, 9) <small>OBP: 0.331, SLG: 0.455</small>	2-2 			2-0 		2-2 		3-2 		3 0 1 1 0 0 1 1 0 0 0 0 0 1	
<b>Kent Hrbek, L</b> (1, 3) <small>OBP: 0.358, SLG: 0.365</small>		0-0 		0-0 		1-0 			1-2 	4 0 0 0 0 0 1	
<b>Dave Winfield, R</b> (1, 10) <small>OBP: 0.316, SLG: 0.399</small>		3-2 			0-1 		0-0 		1-0 	4 0 1 0 0 0 0	
<b>Shane Mack, R</b> (1, 7) <small>OBP: 0.392, SLG: 0.586</small>		0-3 			1-1 		2-1 		0-0 	4 1 2 1 0 1 1	
<b>Scott Leius, R</b> (1, 5) <small>OBP: 0.338, SLG: 0.481</small>		1-2 			1-2 		2-2 		2-3 	4 0 1 0 0 1 2	
<b>Matt Walbeck, S</b> (1, 2) <small>OBP: 0.252, SLG: 0.281</small>			0-1 		0-1 		1-3 			3 0 0 0 0 1 2	
<b>Pat Meares, R</b> (1, 6) <small>OBP: 0.327, SLG: 0.356</small>			1-1 			1-3 		1-1 		3 0 1 0 0 1 0	
<b>Inning Stats</b>	R: 0 H: 1 E: 0 LOB: 0 K: 0 BB: 0 S: 7 P: 13	R: 0 H: 1 E: 0 LOB: 1 K: 1 BB: 0 S: 10 P: 14	R: 0 H: 0 E: 0 LOB: 0 K: 0 BB: 0 S: 6 P: 9	R: 0 H: 0 E: 0 LOB: 0 K: 0 BB: 0 S: 4 P: 7	R: 0 H: 1 E: 0 LOB: 1 K: 0 BB: 0 S: 9 P: 11	R: 1 H: 2 E: 0 LOB: 1 K: 1 BB: 0 S: 12 P: 17	R: 0 H: 1 E: 0 LOB: 1 K: 1 BB: 0 S: 9 P: 14	R: 0 H: 1 E: 0 LOB: 1 K: 1 BB: 0 S: 10 P: 15	R: 1 H: 1 E: 0 LOB: 0 K: 1 BB: 0 S: 8 P: 12	1B: 4 SF: 0 2B: 3 SAC: 0 3B: 0 DP: 1 HR: 1 HBP: 0	WP: 0 PA: 34 PB: 0 SB: 0 CS: 0
<b>PITCHER</b> <b>Ben McDonald, R</b> (1, 1) <small>ERA: 4.01</small>	IP WLS BF H R ER SO BB IBB HBP BLK WP HR S P ERA WHIP 9.0 W 34 8 2 2 5 0 0 0 0 0 0 1 75 112 2.00 0.889										

Minnesota Twins @ Baltimore Orioles  
 Oriole Park at Camden Yards, Baltimore, MD

Fri Jun 17 1994, 7:05 PM EDT  
 Att: 47,475 - Unknown

livebaseballscorecards.com

AB	34
R	2
H	8
RBI	2
BB	0
SO	5
LOB	11



Batter	1	2	3	4	5	6	7	8	9	AB	R	H	RBI	BB	SO	LOB
Brady Anderson, L (1, 8) OBP: 0.337, SLG: 0.381	1-3 K		0-0 P6	0-0 F8	4-1 BB BB		0-3 K			4	0	0	0	1	2	7
Chris Sabo, R (1, 9) OBP: 0.321, SLG: 0.442 Jeffrey Hammonds, R (8, 9) OBP: 0.341, SLG: 0.593	1-0 1B		0-0 G3 1B		1-2 1B 2B		1-2 P6			4	1	3	2	1	0	2
Rafael Palmeiro, L (1, 3) OBP: 0.420, SLG: 0.584	0-0 1B		2-2 G3		0-0 F8		0-0 K			5	0	2	2	0	1	5
Cal Ripken Jr., R (1, 6) OBP: 0.335, SLG: 0.443	2-2 G1-6-3		0-1 G6-3		1-1 1B	1-2 G4-3	0-0 F7			5	1	1	1	0	0	4
Harold Baines, L (1, 10) OBP: 0.345, SLG: 0.483 Lonnie Smith, R (8, PH) OBP: 0.340, SLG: 0.256		0-1 G3-1		4-2 2B	1-2 E6 1B	3-3 K		3-1 F8		3	1	0	0	1	1	1
Leo Gomez, R (1, 5) OBP: 0.420, SLG: 0.626		1-2 G5-3		3-2 2B	0-0 1B	4-2 BB		2-0 HR		4	2	3	2	1	0	0
Dwight Smith, L (1, 7) OBP: 0.289, SLG: 0.425		0-3 K		1-1 F7	0-3 K	0-0 G5-3		1-0 G4-3		5	0	0	0	0	2	5
Chris Hoiles, R (1, 2) OBP: 0.349, SLG: 0.401			0-1 2B	4-1 BB	4-1 1B		3-2 2B	1-2 P4		3	3	2	0	2	0	0
Mark McLemore, S (1, 4) OBP: 0.375, SLG: 0.333			1-2 1B	2-3 K	3-2 1B		4-0 2B			3	1	2	2	1	1	3

Inning Stats	R: 0	H: 2	E: 0	K: 1	S: 8	R: 0	H: 0	E: 0	K: 1	S: 9	R: 2	H: 3	E: 0	K: 0	S: 12	R: 0	H: 1	E: 0	K: 1	S: 17	R: 5	H: 4	E: 1	K: 2	S: 22	R: 0	H: 0	E: 0	K: 1	S: 10	R: 1	H: 2	E: 0	K: 1	S: 14	R: 1	H: 1	E: 0	K: 0	S: 8
	LOB: 1	BB: 0	P: 12	LOB: 0	BB: 10	LOB: 1	BB: 0	LOB: 3	BB: 2	P: 31	LOB: 3	BB: 3	LOB: 3	BB: 3	P: 43	LOB: 1	BB: 1	LOB: 2	BB: 1	P: 22	LOB: 0	BB: 0	LOB: 0	BB: 0	P: 15	LOB: 0	BB: 0	LOB: 0	BB: 0	P: 15	SF: 0	SAC: 0	DP: 0	HBP: 0	1B: 8	2B: 4	3B: 0	HR: 1		


PITCHER	IP	WLS	BF	H	R	ER	SO	BB	IBB	HBP	BLK	WP	HR	S	P	ERA	WHIP
Kevin Tapani, R (1, 1) ERA: 4.27	4.2	L	27	10	7	4	4	3	0	0	0	0	0	62	94	7.71	2.786
Brett Merriman, R (5, 1) ERA: 4.5	2.1		13	2	1	1	3	4	0	0	0	0	0	30	57	3.86	2.571
22 Carlos Pulido, L (8, 1) ERA: 5.56	1.0		4	1	1	1	0	0	0	0	0	0	1	8	15	9.00	1.000

**BOTTOM**

**Minnesota Twins @ Baltimore Orioles**  
**Oriole Park at Camden Yards, Baltimore, MD**

livebaseballscorecards.com

**AB 37**  
**R 9**  
**H 13**  
**RBI 9**  
**BB 7**  
**SO 7**  
**LOB 27**



WP	HR	S	P	ERA	WHIP
0	0	0	0	0	0

Fri Jun 17 1994, 7:05 PM EDT  
Att. 47,475 - Unknown



Batter	1	2	3	4	5	6	7	8	9	AB R H RBI BB SO LOB	TOP
<b>Chuck Knoblauch, R</b> (1, 4) OBP: 0.385, SLG: 0.504	0-2 HR		2-2 F8			3-2 1B		0-1 G4-3	0-0 G4-3	5 1 2 1 0 0 1	
<b>Jeff Reboulet, R</b> (1, 5) OBP: 0.380, SLG: 0.449 (8, 9)	3-2 F7		1-2 P5			1-3 K		1-0 1B 2B		4 1 1 0 0 1 1	
<b>Kirby Puckett, R</b> (1, 9) OBP: 0.361, SLG: 0.519 (8, 8)	3-2 F8			0-1 F9		0-2 F8		0-1 2B E 1B		4 1 1 0 0 0 1	
<b>Shane Mack, R</b> (1, 8) OBP: 0.388, SLG: 0.584 (8, 7)	1-1 L4			0-2 G6-3		0-2 K		0-1 1B 2B	1-3 1-3 3-H 2B	4 0 1 1 0 1 1	
<b>Dave Winfield, R</b> (1, 10) OBP: 0.315, SLG: 0.406		3-2 P3		1-2 F9		2-2 HR 3B	1-1 E5 G5-4-3			4 1 1 1 0 0 1	
<b>Pedro Munoz, R</b> (1, 7) OBP: 0.331, SLG: 0.478 <b>Alex Cole, L</b> (8, PH) OBP: 0.408, SLG: 0.452 <b>Scott Leius, R</b> (8, PH) OBP: 0.337, SLG: 0.478 (8, 5)		0-1 G3			0-0 E9	0-0 HR	1-0 G5-4-3	1-0 1-2f		3 1 1 2 0 0 0 0 0 0 0 0 0 0 1 0 0 0 0 0 2	
<b>Dave McCarty, R</b> (1, 3) OBP: 0.331, SLG: 0.384		2-2 G5-3		0-1 G6-3		0-1 P6		1-0 G5-3		4 0 0 0 0 0 1	
<b>Derek Parks, R</b> (1, 2) OBP: 0.278, SLG: 0.392			0-0 HR	4-2 G6-4-3 BB		2-3 K		2-2 G4-3		3 1 1 1 1 1 0	
<b>Pat Meares, R</b> (1, 6) OBP: 0.321, SLG: 0.349 <b>Chip Hale, L</b> (9, PH) OBP: 0.379, SLG: 0.365			2-1 F9	1-0 G6-4-3 1-2f		1-3 K		2-0 E6		3 0 0 0 0 1 2 1 0 0 0 0 0 0	
<b>Inning Stats</b>	R: 1 H: 1 E: 0 LOB: 0 K: 0 BB: 0 S: 19 P: 26	R: 0 H: 0 E: 0 LOB: 0 K: 0 BB: 0 S: 8 P: 13	R: 1 H: 1 E: 0 LOB: 0 K: 0 BB: 0 S: 9 P: 14	R: 0 H: 0 E: 0 LOB: 0 K: 0 BB: 0 S: 9 P: 10	R: 0 H: 0 E: 1 LOB: 1 K: 0 BB: 1 S: 7 P: 12	R: 0 H: 1 E: 0 LOB: 1 K: 2 BB: 0 S: 16 P: 20	R: 2 H: 2 E: 0 LOB: 0 K: 2 BB: 0 S: 13 P: 18	R: 2 H: 3 E: 1 LOB: 1 K: 0 BB: 0 S: 10 P: 13	R: 0 H: 0 E: 1 LOB: 1 K: 0 BB: 0 S: 6 P: 11	1B: 2 SF: 0 2B: 2 SAC: 0 3B: 1 DP: 2 HR: 3 HBP: 0	WP: 0 PA: 37 PB: 0 SB: 0 CS: 0
<b>PITCHER</b> <b>Sid Fernandez, L</b> (1, 1) ERA: 4.44 <b>Mark Eichhorn, R</b> (7, 1) ERA: 2.67 <b>Jim Poole, L</b> (8, 1) ERA: 6.46 <b>Alan Mills, R</b> (9, 1) ERA: 6.04	IP WLS BF H R ER SO BB IBB HBP BLK WP HR S P ERA WHIP 6.0 W 24 5 4 4 2 1 0 0 0 0 0 3 72 101 6.00 1.000 1.1 8 3 2 2 2 0 0 0 0 0 0 0 18 23 13.50 2.250 0.2 1 0 0 0 0 0 0 0 0 0 0 0 1 2 0.00 0.000 1.0 4 0 0 0 0 0 0 0 0 0 0 0 6 11 0.00 0.000	<b>PITCHER</b> IP WLS BF H R ER SO BB IBB HBP BLK WP HR S P ERA WHIP 0 0 18 23 13.50 2.250 0 0 1 2 0.00 0.000 0 0 6 11 0.00 0.000									

**Minnesota Twins @ Baltimore Orioles**  
 Oriole Park at Camden Yards, Baltimore, MD  
 Sat Jun 18 1994, 7:05 PM EDT  
 Att. 47,426 - Unknown

livebaseballscorecards.com

<b>AB</b>	36
<b>R</b>	6
<b>H</b>	8
<b>RBI</b>	6
<b>BB</b>	1
<b>SO</b>	4
<b>LOB</b>	10



BOTTOM

Minnesota Twins @ Baltimore Orioles  
Oriole Park at Camden Yards, Baltimore, MD

Sat Jun 18 1994, 7:05 PM EDT  
Att. 47,426 - Unknown

livebaseballscorecards.com

AB	35
R	11
H	13
RBI	11
BB	2
SO	5
LOB	11



WP:	1	PA:	39
PB:	0	SB:	0
CS:	0		

AB R H RBI BB SO LOB

3 1 0 0 1 0 1  
4 1 2 2 0 0 1  
1 0 1 1 0 0 0

5 0 1 0 0 1 3

4 2 2 2 0 0 2

4 1 2 0 0 2 0

4 1 1 3 0 0 1

4 1 1 0 0 0 0

3 2 1 0 1 2 2

3 2 2 3 0 0 1

1B:	7	SF:	0
2B:	3	SAC:	1
3B:	0	DP:	2
HR:	3	HBP:	1

Batter	1	2	3	4	5	6	7	8	9
Brady Anderson, L OBP: 0.338, SLG: 0.377 (1, 8)	F7 2-0		G5-4-3 BB 4-2		G6-3 0-1		WP 1B HBP 2-1	P7 3-2	
Chris Sabo, R OBP: 0.326, SLG: 0.444 Jack Voigt, R OBP: 0.322, SLG: 0.349 (1, 9) (8, 9)	G6-3 2-2		G5-4-3 1-2f 0-0		G4-3 1B 0-0		HR 1B 1-H 2-H 2-2	2B 0-2	
Rafael Palmeiro, L OBP: 0.416, SLG: 0.576 (1, 3)	F9 1-1		1B 2-0		G4-3 1-2 2-1		K 2-3	G3-1 1-2	
Cal Ripken Jr., R OBP: 0.337, SLG: 0.456 (1, 6)		1B HR 1B 1-0	P3 0-1		F8 1-1		HR 1-H SAFE 1-2		
Leo Gomez, R OBP: 0.422, SLG: 0.623 (1, 5)		HR 1B 1-2 3-2		K 3-3		K 2-3	FC6-4 1B 0-1		
Chris Hoiles, R OBP: 0.347, SLG: 0.413 (1, 2)		HR 1-H 2-H 2-2	P3 3-1		L5 1-0		FC6-4 1-2f 0-1		
Lonnie Smith, R OBP: 0.333, SLG: 0.277 (1, 10)		E3 G6-4-3 0-1	L4 3-2		G5-3 0-1			2B 2B 2-2	
Jeffrey Hammonds, R OBP: 0.347, SLG: 0.584 (1, 7)		K 1-3 SAFE			HR BB 4-2		WP SH3-4 1B 2-2	K 0-3	
Tim Hulett, R OBP: 0.352, SLG: 0.444 (1, 4)		G6-4-3 1-2f SAFE			HR 1-H 2-0		SH3-4 1-2	2B 2B 1-1	

Inning Stats	R: 0	H: 0	E: 0	K: 0	S: 6	LOB: 0	BB: 0	P: 11	R: 3	H: 3	E: 1	K: 1	S: 16	LOB: 0	BB: 0	P: 24	R: 0	H: 1	E: 0	K: 0	S: 7	LOB: 1	BB: 1	P: 13	R: 0	H: 0	E: 0	K: 1	S: 11	LOB: 0	BB: 0	P: 20	R: 2	H: 2	E: 0	K: 0	S: 10	LOB: 1	BB: 1	P: 19	R: 0	H: 0	E: 0	K: 1	S: 9	LOB: 0	BB: 0	P: 12	R: 4	H: 4	E: 0	K: 1	S: 26	LOB: 1	BB: 0	P: 36	R: 2	H: 3	E: 0	K: 1	S: 21	LOB: 1	BB: 0	P: 28
--------------	------	------	------	------	------	--------	-------	-------	------	------	------	------	-------	--------	-------	-------	------	------	------	------	------	--------	-------	-------	------	------	------	------	-------	--------	-------	-------	------	------	------	------	-------	--------	-------	-------	------	------	------	------	------	--------	-------	-------	------	------	------	------	-------	--------	-------	-------	------	------	------	------	-------	--------	-------	-------

PITCHER	IP	WLS	BF	H	R	ER	SO	BB	IBB	HBP	BLK	WP	HR	S	P	ERA	WHIP
Jim Deshaies, L ERA: 6.78 (1, 1)	4.2	L	21	6	5	5	2	2	0	0	0	0	2	48	84	9.64	1.714
Dave Stevens, R ERA: 6.75 (5, 1)	1.2		6	1	1	1	1	0	0	0	0	0	0	15	22	5.40	0.600
Larry Casian, L ERA: 6.21 (7, 1)	0.0		1	0	0	0	0	0	0	1	0	0	0	1	3	∞	∞
Carl Willis, R ERA: 6.25 (7, 1)	0.1		4	3	3	3	1	0	0	0	0	1	1	19	24	81.00	9.000
Mark Guthrie, L ERA: 7.08 (7, 1)	1.1		7	3	2	2	1	0	0	0	0	0	0	23	30	13.50	2.250

PITCHER	IP	WLS	BF	H	R	ER	SO	BB	IBB	HBP	BLK	WP	HR	S	P	ERA	WHIP
---------	----	-----	----	---	---	----	----	----	-----	-----	-----	----	----	---	---	-----	------



Batter	1	2	3	4	5	6	7	8	9	AB R H RBI BB SO LOB	TOP		
<b>Chuck Knoblauch, R</b> (1, 4) <small>OBP: 0.385, SLG: 0.506</small>	0-0 		2-1 	0-2 		1-2 		1-1 		5 1 2 0 0 0 0			
<b>Alex Cole, L</b> (1, 8) <small>OBP: 0.405, SLG: 0.448</small>	0-1 		1-1 	1-0 		2-2 		1-0 		4 0 1 0 0 0 2			
<b>Kirby Puckett, R</b> (1, 10) <small>OBP: 0.358, SLG: 0.513</small>	1-3 		0-0 	1-0 		1-1 		1-1 		5 1 1 0 0 1 4			
<b>Kent Hrbek, L</b> (1, 3) <small>OBP: 0.359, SLG: 0.385</small>		0-0 	4-1 		1-2 		0-0 	1-2 		4 2 1 2 1 0 0			
<b>Shane Mack, R</b> (1, 7) <small>OBP: 0.394, SLG: 0.586</small>		1-1 	4-2 		1-1 		2-2 	4-2 		3 2 1 0 2 0 0			
<b>Pedro Munoz, R</b> (1, 9) <b>Dave McCarty, R</b> (5, 9) <small>OBP: 0.331, SLG: 0.475</small> <small>OBP: 0.341, SLG: 0.404</small>		3-3 	2-1 		3-2 		2-1 	1-0 		3 0 1 1 0 1 1 2 0 2 0 0 0 0			
<b>Scott Leius, R</b> (1, 5) <small>OBP: 0.338, SLG: 0.481</small>					1-0 		0-1 	1-1 	0-0 	5 1 2 2 0 0 2			
<b>Matt Walbeck, S</b> (1, 2) <small>OBP: 0.251, SLG: 0.284</small>						0-2 		0-0 	2-2 	5 1 1 1 0 0 3			
<b>Pat Meares, R</b> (1, 6) <small>OBP: 0.331, SLG: 0.397</small>			3-2 	1-2 		1-2 		2-2 		4 2 3 3 0 0 0			
<b>Inning Stats</b>	R: 0 H: 0 E: 0 LOB: 0 K: 1 BB: 0 S: 6 P: 7	R: 0 H: 0 E: 0 LOB: 0 K: 1 BB: 0 S: 6 P: 10	R: 6 H: 6 E: 0 LOB: 2 K: 0 BB: 2 S: 30 P: 51	R: 0 H: 1 E: 0 LOB: 1 K: 0 BB: 0 S: 9 P: 12	R: 0 H: 1 E: 0 LOB: 1 K: 0 BB: 0 S: 9 P: 15	R: 0 H: 2 E: 0 LOB: 2 K: 0 BB: 0 S: 15 P: 19	R: 0 H: 1 E: 0 LOB: 0 K: 0 BB: 0 S: 7 P: 11	R: 1 H: 1 E: 0 LOB: 0 K: 0 BB: 0 S: 8 P: 12	R: 3 H: 3 E: 1 LOB: 1 K: 0 BB: 1 S: 14 P: 24	1B: 7 SF: 0 2B: 5 SAC: 1 3B: 0 DP: 0 HR: 3 HBP: 0	WP: 0 PA: 45 PB: 0 SB: 0 CS: 1		
<b>PITCHER</b>	IP WLS BF H R ER SO BB IBB HBP BLK WP HR S P ERA WHIP											<b>PITCHER</b>	IP WLS BF H R ER SO BB IBB HBP BLK WP HR S P ERA WHIP
<b>Mike Oquist, R</b> (1, 1) <small>ERA: 5.94</small>	2.2 L 15 5 6 6 2 2 0 0 0 0 0 1 37 61 20.25 2.625												
<b>Mark Williamson, R</b> (3, 1) <small>ERA: 4.6</small>	5.1 22 7 1 1 0 0 0 0 0 0 0 1 53 76 1.69 1.312												
<b>Tom Bolton, L</b> (9, 1) <small>ERA: 5.28</small>	0.1 5 3 3 2 0 1 0 0 0 0 0 1 10 18 54.00 12.000												
<b>Mark Eichhorn, R</b> (9, 1) <small>ERA: 2.61</small>	0.2 2 0 0 0 0 0 0 0 0 0 0 0 4 6 0.00 0.000												

Minnesota Twins @ Baltimore Orioles  
 Oriole Park at Camden Yards, Baltimore, MD  
 Sun Jun 19 1994, 3:33 AM EDT  
 Att. 47,088 - Cloudy - 99 F

livebaseballscorecards.com




Batter	1	2	3	4	5	6	7	8	9	AB R H RBI BB SO LOB
Mark McLemore, S OBP: 0.376, SLG: 0.340 (1, 4)	2-1 HR 1B	2-2 G4-3			0-0 G4-3		1-0 1B 2B		1-0 P7	5 2 2 0 0 0 2
Chris Sabo, R OBP: 0.336, SLG: 0.473 (1, 9)	1-2 HR 1B		3-1 L3 1B		3-3 K		3-2 BB 1B		1-3 K	5 1 3 4 0 2 0
Rafael Palmeiro, L OBP: 0.414, SLG: 0.575 (1, 3)	2-2 P8		0-1 L3 1-2		0-1 2B		3-1 P7			4 0 1 0 0 0 2
Cal Ripken Jr., R OBP: 0.339, SLG: 0.458 (1, 6)	1-0 F8		2-2 1B 2B		2-3 K		4-2 G6-4-3 BB			3 0 1 0 1 1 1
Harold Baines, L OBP: 0.343, SLG: 0.478 (1, 10)	0-0 F7		3-2 1B		1-0 G3-1		2-0 G6-4-3			4 0 1 0 0 0 2
Leo Gomez, R OBP: 0.418, SLG: 0.611 (1, 5)		4-2 FC5-4 BB	0-3 K		0-0 F7		2-1 L8			3 0 0 0 1 1 2
Dwight Smith, L OBP: 0.297, SLG: 0.431 (1, 8)		2-0 P6		2-0 FC6-4 1B		0-0 1B		1-1 G5-3		3 0 2 0 0 0 1
Jack Voigt, R OBP: 0.320, SLG: 0.346 (8, PH) (9, 8)										1 0 0 0 0 0 0
Jeffrey Hammonds, R OBP: 0.333, SLG: 0.559 (1, 7)		0-0 FC5-4 1B		2-2 FC6-4 G6-4-3 1-2f		2-0 P9		1-0 L8		4 0 0 0 0 0 3
Jeff Tackett, R OBP: 0.267, SLG: 0.286 (1, 2)		0-0 1B		2-0 G6-4-3 1-2f			2-1 2B 1B 1B		1-0 G4-3	3 1 2 0 0 0 1
Brady Anderson, L OBP: 0.337, SLG: 0.375 (9, PH)										1 0 0 0 0 0 0

Inning Stats	R: 2 E: 0 K: 0 S: 10	H: 2 LOB: 0 BB: 0 P: 16	R: 0 E: 0 K: 0 S: 9	H: 1 LOB: 2 BB: 1 P: 17	R: 0 E: 0 K: 1 S: 15	H: 3 LOB: 2 BB: 0 P: 23	R: 0 E: 0 K: 0 S: 6	H: 1 LOB: 0 BB: 0 P: 12	R: 0 E: 0 K: 2 S: 10	H: 1 LOB: 1 BB: 0 P: 15	R: 2 E: 0 K: 0 S: 14	H: 3 LOB: 1 BB: 1 P: 29	R: 0 E: 0 K: 0 S: 5	H: 0 LOB: 0 BB: 0 P: 9	R: 0 E: 0 K: 1 S: 5	H: 0 LOB: 0 BB: 0 P: 8	1B: 8 2B: 4 3B: 0 HR: 1	SF: 0 SAC: 0 DP: 3 HBP: 0
--------------	-------------------------------	----------------------------------	------------------------------	----------------------------------	-------------------------------	----------------------------------	------------------------------	----------------------------------	-------------------------------	----------------------------------	-------------------------------	----------------------------------	------------------------------	---------------------------------	------------------------------	---------------------------------	----------------------------------	------------------------------------

**MINNESOTA TWINS @ BALTIMORE ORIOLES**  
**ORIOLE PARK AT CAMDEN YARDS, BALTIMORE, MD**  
 Sun Jun 19 1994, 3:33 AM EDT  
 Att: 47,088 - Cloudy - 99 F

AB	36
R	4
H	12
RBI	4
BB	2
SO	4
LOB	14



PITCHER	IP	WLS	BF	H	R	ER	SO	BB	IBB	HBP	BLK	WP	HR	S	P	ERA	WHIP
Pat Mahomes, R ERA: 5.47 (1, 1)	6.0		29	12	4	4	3	1	0	0	0	0	1	63	105	6.00	2.167
Carl Willis, R ERA: 6.19 (7, 1)	0.1		2	0	0	0	0	1	0	0	0	0	0	4	11	0.00	3.000
Mark Guthrie, L ERA: 6.75 (7, 1)	1.2		4	0	0	0	0	0	0	0	0	0	0	6	12	0.00	0.000
Rick Aguilera, R ERA: 4.38 (9, 1)	1.0		3	0	0	0	1	0	0	0	0	0	0	5	8	0.00	0.000





Batter	1	2	3	4	5	6	7	8	9	AB	R	H	RBI	BB	SO	LOB	
Brady Anderson, L OBP: 0.341, SLG: 0.388 (1, 8)	0-1 HR	2-1 1B		2-1 HBP		0-0 G3		2-1 F7		4	1	2	1	0	0	1	
Chris Sabo, R OBP: 0.331, SLG: 0.470 (1, 9)	0-0 P3	0-3 K		0-2 G6-4-3		1-0 2B		2-0 F9		5	0	1	1	0	1	4	
Rafael Palmeiro, L OBP: 0.410, SLG: 0.566 (1, 3)	2-1 F9		4-2 1B BB	3-2 F9		3-3 K		1-2 G3		4	1	0	0	1	1	2	
Cal Ripken Jr., R OBP: 0.340, SLG: 0.453 (1, 6)	4-1 1B BB		2-2 F7		4-0 HR BB	3-3 K		3-2 G5-3		3	1	0	0	2	1	2	
Harold Baines, L OBP: 0.350, SLG: 0.497 (1, 10)	1-1 1B		0-1 FC5-4 1B		1-1 HR		2-3 K		1-1 G3		5	1	3	2	0	1	0
Leo Gomez, R OBP: 0.415, SLG: 0.600 (1, 5)	2-1 P4		1-1 FC5-4 BB		0-1 G3		4-0 BB				3	0	0	0	1	0	3
Chris Hoiles, R OBP: 0.345, SLG: 0.407 (1, 2)		3-3 K		4-2 BB		0-1 F8		1-1 P4		3	0	0	0	1	1	1	
Mark McLemore, S OBP: 0.369, SLG: 0.333 (1, 4)		0-1 G1-3		1-2 G3-1		2-2 G4-3		2-1 F7		4	0	0	0	0	0	3	
Jeffrey Hammonds, R OBP: 0.350, SLG: 0.563 (1, 7)		2-2 1B		0-1 HBP 1B		4-1 G3 BB		2-0 F7		3	1	2	0	1	0	0	

Inning Stats	R: 1	H: 2	E: 0	K: 10	S: 10	H: 2	LOB: 2	BB: 1	P: 19	R: 0	H: 2	E: 0	K: 2	S: 14	H: 1	LOB: 2	BB: 2	P: 21	R: 1	H: 1	E: 1	K: 0	S: 17	R: 0	H: 1	E: 0	K: 0	S: 9	R: 2	H: 1	E: 0	K: 0	S: 9	R: 1	H: 1	E: 0	K: 2	S: 9	R: 0	H: 0	E: 0	K: 1	S: 7	R: 0	H: 0	E: 0	K: 0	S: 4	R: 0	H: 0	E: 0	K: 0	S: 9	R: 0	H: 0	E: 0	K: 0	S: 9	1B: 5	SF: 0	2B: 1	SAC: 0	3B: 0	DP: 1	HR: 2	HBP: 1	WP: 0	PA: 41
--------------	------	------	------	-------	-------	------	--------	-------	-------	------	------	------	------	-------	------	--------	-------	-------	------	------	------	------	-------	------	------	------	------	------	------	------	------	------	------	------	------	------	------	------	------	------	------	------	------	------	------	------	------	------	------	------	------	------	------	------	------	------	------	------	-------	-------	-------	--------	-------	-------	-------	--------	-------	--------

PITCHER	IP	WLS	BF	H	R	ER	SO	BB	IBB	HBP	BLK	WP	HR	S	P	ERA	WHIP
Bill Wegman, R ERA: 3.9 (1, 1)	5.1		29	8	5	4	2	5	0	1	0	0	2	62	107	6.75	2.438
Jesse Orosco, L ERA: 5.28 (6, 1)	1.0		3	0	0	0	3	0	0	0	0	0	0	9	17	0.00	0.000
Jose Mercedes, R ERA: 1.64 (7, 1)	0.2		3	0	0	0	0	1	0	0	0	0	0	4	11	0.00	1.500
Graeme Lloyd, L ERA: 4.88 (8, 1)	2.0	S	6	0	0	0	0	0	0	0	0	0	0	13	24	0.00	0.000

BOTTOM

Milwaukee Brewers @ Baltimore Orioles  
 Oriole Park at Camden Yards, Baltimore, MD

Mon Jun 20 1994, 7:05 PM EDT  
 Att: 47,262 - Unknown - 87 F

livebaseballscores.com

AB	34
R	5
H	8
RBI	4
BB	6
SO	5
LOB	16





Batter	1	2	3	4	5	6	7	8	9	AB R H RBI BB SO LOB	TOP											
Jody Reed, R (1, 4) OBP: 0.378, SLG: 0.346	2-1 F9		2-0 F9		0-1 F7			1-2 G6-3	1-0 F8	5 0 0 0 0 0 4												
Kevin Seitzer, R (1, 5) OBP: 0.385, SLG: 0.511	2-1 2B		1-2 SF9		0-0 P2			1-1 F9		3 0 1 1 0 0 1												
B.J. Surhoff, L (1, 3) OBP: 0.351, SLG: 0.500	3-3 K		3-H 4-0 BB			0-0 F7		1-1 WP 2B		3 0 1 0 1 1 1												
Greg Vaughn, R (1, 7) OBP: 0.360, SLG: 0.563	2-3 K		3-3 K			2-2 F7		4-0 2B		3 0 0 0 1 2 2												
Dave Nilsson, L (1, 10) OBP: 0.331, SLG: 0.479		1-0 F9		1-3 K		2-3 K		1-2 G4-3		4 0 0 0 0 2 2												
Dave Valle, R (1, 2) OBP: 0.275, SLG: 0.284		1-3 K		0-2 G6-4-3 1B			0-1 FC9-6 2B	1-3 K		3 0 2 0 0 1 0												
Bill Spiers, L (9, PH) OBP: 0.333, SLG: 0.312										1 0 0 0 0 1 0												
Matt Mieske, R (1, 9) OBP: 0.371, SLG: 0.500		2-2 1B		3-2 G6-4-3 1-2f			1-1 FC9-6	1-0 1B		4 0 2 0 0 0 2												
Alex Diaz, S (1, 8) OBP: 0.277, SLG: 0.377		0-1 F8			0-3 K		0-0 2B	0-1 1B		4 0 2 0 0 1 1												
Jose Valentin, S (1, 6) OBP: 0.309, SLG: 0.399			2-2 F9 SF9 2B		0-1 1B		2-3 K	0-0 P2		4 1 2 0 0 1 3												
<b>Inning Stats</b>	R: 0 E: 0 K: 2 S: 10	H: 1 LOB: 1 BB: 0 P: 19	R: 0 E: 0 K: 1 S: 10	H: 1 LOB: 1 BB: 0 P: 14	R: 1 E: 0 K: 1 S: 14	H: 1 LOB: 1 BB: 1 P: 26	R: 0 E: 0 K: 1 S: 11	H: 1 LOB: 0 BB: 0 P: 15	R: 0 E: 0 K: 1 S: 8	H: 2 LOB: 1 BB: 0 P: 8	R: 0 E: 0 K: 1 S: 9	H: 0 LOB: 0 BB: 0 P: 13	R: 0 E: 0 K: 1 S: 8	H: 2 LOB: 1 BB: 0 P: 11	R: 0 E: 0 K: 1 S: 10	H: 1 LOB: 2 BB: 1 P: 18	R: 0 E: 0 K: 1 S: 8	H: 2 LOB: 2 BB: 0 P: 11	1B: 5 2B: 6 3B: 0 HR: 0	SF: 1 SAC: 0 DP: 2 HBP: 0	WP: 1 PB: 0 SB: 0 CS: 0	PA: 37
<b>PITCHER</b>	IP WLS BF H R ER SO BB IBB HBP BLK WP HR S P ERA WHIP																					
35 Mike Mussina, R (1, 1) ERA: 2.87	7.0 W 27 7 1 1 8 1 0 0 0 0 0 0 70 106 1.29 1.143																					
Alan Mills, R (8, 1) ERA: 5.7	1.0 5 1 0 0 0 1 0 0 0 1 0 10 18 0.00 2.000																					
Lee Smith, R (9, 1) ERA: 1.73	1.0 5 2 0 0 0 1 0 0 0 0 0 8 11 0.00 2.000																					

Milwaukee Brewers @ Baltimore Orioles  
 Oriole Park at Camden Yards, Baltimore, MD

Tue Jun 21 1994, 7:05 PM EDT  
 Att. 46,599 - Unknown - 93 F

livebaseballscorecards.com

AB 34  
 R 1  
 H 10  
 RBI 1  
 BB 2  
 SO 9  
 LOB 16







Batter	1	2	3	4	5	6	7	8	9	AB R H RBI BB SO LOB	TOP											
Jody Reed, R OBP: 0.379, SLG: 0.345 (1, 4)	3-2 F7	4-2 1B BB	1-3 K			1-3 K			0-0 1B	4 1 1 0 1 2 0												
John Jaha, R OBP: 0.349, SLG: 0.407 (1, 3)	3-1 G6-3	2-1 SAFE 1B 2B 1B	0-1 G5-3			0-0 G5-3			0-0 F8	5 1 1 0 0 0 1												
B.J. Surhoff, L OBP: 0.357, SLG: 0.529 Bill Spiers, L OBP: 0.337, SLG: 0.316 (1, 5) (7, 5)	0-2 HR	2-3 K			1-2 G6-4-3 1B			0-0 F8	2-1 G6-4-3 1B	4 1 2 1 0 1 2 1 0 1 0 0 0 0												
Greg Vaughn, R OBP: 0.358, SLG: 0.557 Turner Ward, S OBP: 0.348, SLG: 0.387 (1, 7) (8, 7)	1-2 P5	1-2 2B 1B			2-0 G6-4-3 1-2f			2-2 F7	3-1 G6-4-3 1-2f	4 1 1 1 0 0 1 1 0 0 0 0 0 2												
Dave Nilsson, L OBP: 0.333, SLG: 0.483 (1, 10)		1-2 1B 2B			0-1 G4-3			3-2 L7		4 2 2 2 0 0 0												
Brian Harper, R OBP: 0.315, SLG: 0.391 (1, 2)		0-1 HR 1B			0-1 G5-3			1-0 G4-6-3 1B		3 1 2 0 1 0 0												
Matt Mieske, R OBP: 0.375, SLG: 0.508 (1, 9)		1-0 HR 2B			3-1 G6-3			1-2 G4-6-3 1-2f		4 1 2 2 0 0 1												
Alex Diaz, S OBP: 0.284, SLG: 0.403 (1, 8)		1-0 HR			0-0 G4-3			1-1 E3		4 1 2 3 0 0 0												
Jose Valentin, S OBP: 0.302, SLG: 0.388 (1, 6)		2-3 K	1-2 P5			0-0 L7		2-3 K		4 0 0 0 0 2 1												
<b>Inning Stats</b>	R: 1 E: 0 K: 0 S: 12	H: 1 LOB: 0 BB: 0 P: 19	R: 8 E: 0 K: 2 S: 29	H: 9 LOB: 2 BB: 2 P: 50	R: 0 E: 0 K: 1 S: 8	H: 0 LOB: 0 BB: 0 P: 10	R: 0 E: 0 K: 0 S: 6	H: 1 LOB: 0 BB: 0 P: 9	R: 0 E: 0 K: 0 S: 5	H: 0 LOB: 0 BB: 0 P: 8	R: 0 E: 0 K: 1 S: 5	H: 0 LOB: 0 BB: 0 P: 6	R: 0 E: 0 K: 0 S: 8	H: 0 LOB: 0 BB: 0 P: 13	R: 0 E: 1 K: 1 S: 12	H: 1 LOB: 1 BB: 0 P: 17	R: 0 E: 0 K: 0 S: 6	H: 2 LOB: 1 BB: 0 P: 11	1B: 10 2B: 2 3B: 0 HR: 2	SF: 0 SAC: 0 DP: 3 HBP: 0	WP: 0 PB: 0 SB: 0 CS: 0	PA: 40
<b>PITCHER</b>	IP WLS BF H R ER SO BB IBB HBP BLK WP HR S P ERA WHIP																					
Ben McDonald, R ERA: 4.69 (1, 1)	1.2 L 13 7 8 8 2 1 0 0 0 0 0 2 35 57 43.20 4.800																					
Mark Williamson, R ERA: 4.04 (2, 1)	6.1 23 5 1 1 3 1 0 0 0 0 0 0 50 75 1.42 0.947																					
Tom Bolton, L ERA: 4.96 (9, 1)	1.0 4 2 0 0 0 0 0 0 0 0 0 0 6 11 0.00 2.000																					

Milwaukee Brewers @ Baltimore Orioles  
 Oriole Park at Camden Yards, Baltimore, MD

livebaseballscorecards.com

AB 38  
 R 9  
 H 14  
 RBI 9  
 BB 2  
 SO 5  
 LOB 8



Wed Jun 22 1994, 7:05 PM EDT  
 Att. 47,186 - Overcast - 91 F

Batter	1	2	3	4	5	6	7	8	9	AB	R	H	RBI	BB	SO	LOB
<b>Brady Anderson, L</b> OBP: 0.338, SLG: 0.380 (1, 8) B C B B B B	4-2 CS S BB		2-2 G4-3		1-0 F9			2-1 G4-3		3	0	0	0	1	0	0
<b>Chris Sabo, R</b> OBP: 0.314, SLG: 0.444 (1, 9) B C 1 SAFE F B C	2-3 SAFE 1-2		0-2 G4-3		0-2 F9			2-2 G5-3		4	0	0	0	0	1	1
<b>Rafael Palmeiro, L</b> OBP: 0.413, SLG: 0.564 (1, 3) 2 SAFE B B B B B	4-0 SAFE CS BB			1-0 P2		1-1 G4-3			0-1 F9	3	0	0	0	1	0	0
<b>Cal Ripken Jr., R</b> OBP: 0.339, SLG: 0.446 (1, 6) C B B B B X	2-2 F8			2-2 1B SF9 1B		0-1 G5-3			4-1 G4-3 BB	3	1	1	0	0	0	2
<b>Tim Hulett, R</b> OBP: 0.361, SLG: 0.444 (8, 6) B B B B X	1-2 2-3									0	0	0	0	1	0	0
<b>Harold Baines, L</b> OBP: 0.355, SLG: 0.513 (1, 10) B B X T B		1-1 G4-3		2-1 BB 1B		1-3 K			0-0 G4-3	4	0	1	0	0	1	1
<b>Leo Gomez, R</b> OBP: 0.403, SLG: 0.581 (1, 5) B B B B B X		2-2 F8		1-0 SF9					1-2 G4-3	3	0	0	1	0	0	1
<b>Chris Hoiles, R</b> OBP: 0.352, SLG: 0.418 (1, 2) B B B B B X			3-1 HR	4-2 FC3-6 BB					1-2 G4-3	2	1	1	1	1	0	0
<b>Mark McLemore, S</b> OBP: 0.363, SLG: 0.327 (1, 4) C C C C C X		3-3 K		0-1 FC3-6					2-2 G1-3	3	0	0	0	0	1	2
<b>Jeffrey Hammonds, R</b> OBP: 0.330, SLG: 0.529 (1, 7) B C C C X			1-3 K		1-0 F7				1-1 F7	3	0	0	0	0	1	0

Inning Stats	R: 0	H: 0	E: 0	K: 1	S: 8	R: 1	H: 1	E: 0	K: 1	S: 10	R: 0	H: 0	E: 0	K: 1	S: 9	R: 1	H: 2	E: 0	K: 0	S: 14	R: 0	H: 0	E: 0	K: 0	S: 6	R: 0	H: 0	E: 0	K: 1	S: 7	R: 0	H: 0	E: 0	K: 0	S: 6	R: 0	H: 0	E: 0	K: 0	S: 7	R: 0	H: 0	E: 0	K: 0	S: 7	R: 0	H: 0	E: 0	K: 0	S: 8	R: 0	H: 0	E: 0	K: 0	S: 8	R: 0	H: 0	E: 0	K: 0	S: 7	R: 0	H: 0	E: 0	K: 0	S: 8	R: 0	H: 0	E: 0	K: 0	S: 8
<b>21 Cal Eldred, R</b> ERA: 4.21 (1, 1)	IP: 9.0	WLS: W	BF: 33	H: 3	R: 2	ER: 2	SO: 4	BB: 4	IBB: 0	HBP: 0	BLK: 0	WP: 0	HR: 1	S: 75	P: 125	ERA: 2.00	WHIP: 0.778																																																					

**BOTTOM**

**Milwaukee Brewers @ Baltimore Orioles**  
Oriole Park at Camden Yards, Baltimore, MD

livebaseballscores.com

<b>AB</b>	<b>28</b>
<b>R</b>	<b>2</b>
<b>H</b>	<b>3</b>
<b>RBI</b>	<b>2</b>
<b>BB</b>	<b>4</b>
<b>SO</b>	<b>4</b>
<b>LOB</b>	<b>7</b>



WP: 0	PA: 33
PB: 0	SB: 1
CS: 2	
ERA	WHIP

Wed Jun 22 1994, 7:05 PM EDT  
Att. 47,186 - Overcast - 91 F



Batter	1	2	3	4	5	6	7	8	9	AB R H RBI BB SO LOB	TOP																
Brady Anderson, L (1, 8) OBP: 0.339, SLG: 0.376	0-3 K		3-3 K		4-1 BB		2-3 K		4-2 2B 1B BB	3 1 0 0 2 3 1																	
Chris Sabo, R (1, 7) OBP: 0.317, SLG: 0.469 (8, 5)	1-1 HR		1-2 G6-3		1-3 K			0-1 F8	1-0 1B 2B	5 2 2 3 0 1 2																	
Rafael Palmeiro, L (1, 3) OBP: 0.412, SLG: 0.560	2-1 F8			0-2 L4		1-1 F7		4-2 1B BB	0-2 G6-4-3 1B	4 0 1 2 1 0 0																	
Cal Ripken Jr., R (1, 6) OBP: 0.340, SLG: 0.449	1-0 L8			3-2 2B		1-3 K		0-1 1B	0-0 G6-4-3 1-2f	5 0 2 0 0 1 1																	
Harold Baines, L (1, 10) OBP: 0.358, SLG: 0.510				0-0 P6		4-0 BB		0-1 P3		3 0 1 0 1 0 3																	
Leo Gomez, R (1, 5) OBP: 0.395, SLG: 0.568				1-3 K		0-0 P3		1-2 G1-3		4 0 0 0 0 1 5																	
Jack Voigt, R (8, 7) OBP: 0.320, SLG: 0.346										0 0 0 0 0 0 0																	
Chris Hoiles, R (1, 2) OBP: 0.350, SLG: 0.412										3 0 0 0 1 1 1																	
Lonnie Smith, R (9, PR) OBP: 0.333, SLG: 0.277										0 0 0 0 0 0 0																	
Jeff Tackett, R (9, 2) OBP: 0.267, SLG: 0.286										0 0 0 0 0 0 0																	
Mark McLemore, S (1, 4) OBP: 0.369, SLG: 0.335										4 1 3 0 0 0 1																	
Jeffrey Hammonds, R (1, 9) OBP: 0.319, SLG: 0.509										4 1 0 0 0 2 4																	
<b>Inning Stats</b>	R: 1 E: 0 K: 1 S: 9	H: 1 LOB: 0 BB: 0 P: 13	R: 0 E: 0 K: 1 S: 10	H: 1 LOB: 1 BB: 0 P: 18	R: 0 E: 0 K: 2 S: 13	H: 0 LOB: 0 BB: 0 P: 20	R: 0 E: 0 K: 1 S: 10	H: 1 LOB: 1 BB: 0 P: 14	R: 0 E: 0 K: 1 S: 10	H: 1 LOB: 2 BB: 1 P: 16	R: 0 E: 0 K: 2 S: 14	H: 1 LOB: 1 BB: 0 P: 20	R: 0 E: 0 K: 2 S: 14	H: 1 LOB: 2 BB: 1 P: 19	R: 4 E: 0 K: 0 S: 15	H: 3 LOB: 1 BB: 2 P: 26	1B: 6 2B: 2 3B: 0 HR: 1	SF: 0 SAC: 0 DP: 1 HBP: 0	WP: 0 PB: 0 SB: 3 CS: 0	PA: 40							
<b>PITCHER</b>	IP WLS BF H R ER SO BB IBB HBP BLK WP HR S P ERA WHIP																										
Pat Hentgen, R (1, 1) ERA: 3.36	8.0		33	6	1	1	9	3	0	0	0	0	1	86	132	1.12	1.125										
Dave Righetti, L (9, 1) ERA: 15.19	0.1	L	6	3	4	4	0	2	0	0	0	0	0	14	25	108.00	15.000										
Mike Timlin, R (9, 1) ERA: 6.66	0.2		1	0	0	0	0	0	0	0	0	0	0	1	1	0.00	0.000										

Baltimore Orioles @ Toronto Blue Jays  
SkyDome, Toronto, ON  
Fri Jun 24 1994, 7:05 PM EDT  
Att. 50,508 - Dome

livebaseballscorecards.com

AB	35
R	5
H	9
RBI	5
BB	5
SO	9
LOB	18



Batter	1	2	3	4	5	6	7	8	9	AB R H RBI BB SO LOB
Devon White, S OBP: 0.330, SLG: 0.480 (1, 8)	2-2 G3		3-1 G3		2-2 L3		1-0 P6		0-0 G3	5 0 0 0 0 0 3
Roberto Alomar, S OBP: 0.401, SLG: 0.494 (1, 4)	0-2 WP 1B		2-1 1B			0-0 2B SF7	2-1 FC6-4			4 1 4 0 0 0 0
Paul Molitor, R OBP: 0.417, SLG: 0.518 (1, 10)	2-0 WP 1B		1-1 G3			1-2 2B	3-1 FC6-4			4 0 2 0 0 0 3
Joe Carter, R OBP: 0.332, SLG: 0.553 (1, 9)	0-3 K			0-0 G1-3		3-2 SF7		0-1 G5-3		3 0 0 1 0 1 2
John Olerud, L OBP: 0.376, SLG: 0.427 (1, 3)	3-3 K			4-2 G6-4-3 BB		3-H 4-0 IBB		1-0 F7		2 0 0 0 2 1 2
Shawn Green, L OBP: 0.120, SLG: 0.160 (1, 7)		2-2 G4-3		0-2 G6-4-3		2-1 F7		1-1 G4-3		4 0 0 0 0 0 3
Ed Sprague, R OBP: 0.295, SLG: 0.362 (1, 5)		0-0 F8			0-2 1B		0-0 P3		2-2 G6-3	4 0 1 0 0 0 2
Pat Borders, R OBP: 0.286, SLG: 0.314 (1, 2)		2-1 P4			1-3 K		0-0 L4		0-1 P4	4 0 0 0 0 1 1
Domingo Cedenno, S OBP: 0.236, SLG: 0.286 (1, 6)			1-0 G4-3		1-0 F8		4-2 1B BB		2-1 2B	3 0 1 0 1 0 1


Inning Stats	R: 0	H: 2	E: 0	K: 2	S: 13	LOB: 2	BB: 0	P: 20	R: 0	H: 0	E: 0	K: 0	S: 6	LOB: 0	BB: 0	P: 10	R: 0	H: 1	E: 0	K: 0	S: 7	LOB: 1	BB: 0	P: 14	R: 0	H: 0	E: 0	K: 0	S: 6	LOB: 0	BB: 1	P: 10	R: 0	H: 1	E: 0	K: 1	S: 12	LOB: 1	BB: 0	P: 16	R: 1	H: 2	E: 0	K: 0	S: 11	LOB: 2	BB: 1	P: 21	R: 0	H: 1	E: 0	K: 0	S: 8	LOB: 2	BB: 1	P: 18	R: 0	H: 0	E: 0	K: 0	S: 5	LOB: 0	BB: 0	P: 7	R: 0	H: 1	E: 0	K: 0	S: 8	LOB: 1	BB: 0	P: 12	1B: 6	SF: 1	2B: 2	SAC: 0	3B: 0	DP: 1	HR: 0	HBP: 0	WP: 1	PA: 37
--------------	------	------	------	------	-------	--------	-------	-------	------	------	------	------	------	--------	-------	-------	------	------	------	------	------	--------	-------	-------	------	------	------	------	------	--------	-------	-------	------	------	------	------	-------	--------	-------	-------	------	------	------	------	-------	--------	-------	-------	------	------	------	------	------	--------	-------	-------	------	------	------	------	------	--------	-------	------	------	------	------	------	------	--------	-------	-------	-------	-------	-------	--------	-------	-------	-------	--------	-------	--------

PITCHER	IP	WLS	BF	H	R	ER	SO	BB	IBB	HBP	BLK	WP	HR	S	P	ERA	WHIP
Mike Oquist, R ERA: 5.18 (1, 1)	6.2		29	7	1	1	3	2	1	0	0	1	0	61	104	1.35	1.350
Mark Eichhorn, R ERA: 2.17 (7, 1)	2.1	W	8	1	0	0	0	0	0	0	0	0	0	15	24	0.00	0.429

**BOTTOM**

**Baltimore Orioles @ Toronto Blue Jays**  
 SkyDome, Toronto, ON  
 Fri Jun 24 1994, 7:05 PM EDT  
 Att. 50,508 - Dome

<b>AB</b>	<b>33</b>
<b>R</b>	<b>1</b>
<b>H</b>	<b>8</b>
<b>RBI</b>	<b>1</b>
<b>BB</b>	<b>3</b>
<b>SO</b>	<b>3</b>
<b>LOB</b>	<b>17</b>



PITCHER	IP	WLS	BF	H	R	ER	SO	BB	IBB	HBP	BLK	WP	HR	S	P	ERA	WHIP
---------	----	-----	----	---	---	----	----	----	-----	-----	-----	----	----	---	---	-----	------



Batter	1	2	3	4	5	6	7	8	9	AB R H RBI BB SO LOB	TOP	
Brady Anderson, L (1, 8) OBP: 0.337, SLG: 0.371	4-2 E S BB	1-1 F8			0-0 G3			3-3 K	0-3 K	4 0 0 0 1 2 3		
Chris Sabo, R (1, 7) OBP: 0.309, SLG: 0.457	0-3 K		0-0 F9		1-3 K			0-2 G1-3		4 0 0 0 0 2 1		
Jack Voigt, R (8, 7) OBP: 0.320, SLG: 0.346										0 0 0 0 0 0 0		
Rafael Palmeiro, L (1, 3) OBP: 0.413, SLG: 0.557	1-0 F7		4-0 BB		1-0 L9			1-1 HR 1B		3 1 1 0 1 0 1		
Cal Ripken Jr., R (1, 6) OBP: 0.339, SLG: 0.457	1-1 P4		0-1 P3		3-2 P3			1-0 HR 1-H		4 1 1 2 0 0 2		
Harold Baines, L (1, 10) OBP: 0.351, SLG: 0.500		3-2 F8	1-1 G4-3		3-3 K			0-0 G4-3		4 0 0 0 0 1 1		
Leo Gomez, R (1, 5) OBP: 0.392, SLG: 0.559		1-2 E6 1B BB FC6-4		4-1 FC4-6 BB	2-2 P3			1-1 P4		3 1 0 0 1 0 0		
Chris Hoiles, R (1, 2) OBP: 0.352, SLG: 0.425		4-2 FC6-4 1B 1-2 BB		1-3 K	0-0 P6			2-1 HR		3 1 1 1 1 1 1		
Mark McLemore, S (1, 4) OBP: 0.367, SLG: 0.333		1-0 FC6-4 1-2 2-3 1B		1-1 FC4-6 S 1-2f	1-0 L4			2-1 G4-3		4 0 1 0 0 0 1		
Jeffrey Hammonds, R (1, 9) OBP: 0.316, SLG: 0.500		0-0 FC6-4 1-2f 2-3 3-H		1-1 P3 1-2	0-0 F8			0-2 1B		4 0 1 1 0 0 3		
<b>Inning Stats</b>	R: 0 H: 0 E: 0 LOB: 1 K: 1 BB: 1 S: 8 P: 14	R: 1 H: 1 E: 1 LOB: 2 K: 0 BB: 1 S: 15 P: 25	R: 0 H: 0 E: 0 LOB: 1 K: 0 BB: 1 S: 5 P: 10	R: 0 H: 0 E: 0 LOB: 1 K: 1 BB: 1 S: 9 P: 15	R: 0 H: 0 E: 0 LOB: 0 K: 1 BB: 0 S: 6 P: 8	R: 0 H: 0 E: 0 LOB: 0 K: 1 BB: 0 S: 13 P: 21	R: 0 H: 0 E: 0 LOB: 0 K: 0 BB: 0 S: 3 P: 4	R: 2 H: 2 E: 0 LOB: 0 K: 1 BB: 0 S: 12 P: 17	R: 1 H: 2 E: 0 LOB: 1 K: 1 BB: 0 S: 12 P: 17	1B: 3 SF: 0 2B: 0 SAC: 0 3B: 0 DP: 0 HR: 2 HBP: 0	WP: 0 PA: 37 PB: 0 SB: 2 CS: 0	
<b>PITCHER</b> Juan Guzman, R (1, 1) ERA: 5.95 Woody Williams, R (9, 1) ERA: 5.67	IP WLS BF H R ER SO BB IBB HBP BLK WP HR S P ERA WHIP	8.0 L 32 3 3 2 5 4 0 0 0 0 0 1 71 114 2.25 0.875	1.0 5 2 1 1 1 0 0 0 0 0 0 1 12 17 9.00 2.000	<b>PITCHER</b> IP WLS BF H R ER SO BB IBB HBP BLK WP HR S P ERA WHIP								

**Baltimore Orioles @ Toronto Blue Jays**  
**SkyDome, Toronto, ON**  
 Sat Jun 25 1994, 3:33 AM EDT  
 Att. 50,526 - Overcast

[livebaseballscorecards.com](http://livebaseballscorecards.com)

<b>AB</b>	33
<b>R</b>	4
<b>H</b>	5
<b>RBI</b>	4
<b>BB</b>	4
<b>SO</b>	6
<b>LOB</b>	13



Batter	1	2	3	4	5	6	7	8	9	AB	R	H	RBI	BB	SO	LOB
<b>Devon White, S</b> OBP: 0.329, SLG: 0.480 (1, 8)	G5-3 2B		F8				L8			4	0	1	0	0	1	1
<b>Roberto Alomar, S</b> OBP: 0.399, SLG: 0.490 (1, 4)	K		P4					B2-3		4	0	1	0	0	1	1
<b>Paul Molitor, R</b> OBP: 0.412, SLG: 0.511 (1, 10)	G5-3			G6-3			F9	G6-3		4	0	0	0	0	0	2
<b>Joe Carter, R</b> OBP: 0.328, SLG: 0.544 (1, 9)	P5			F9			F7	G6-3		4	0	0	0	0	0	2
<b>John Olerud, L</b> OBP: 0.374, SLG: 0.422 (1, 3)		L8		E4					G5-3	3	0	0	0	1	0	0
<b>Mike Huff, R</b> OBP: 0.398, SLG: 0.447 (1, 7)		1B 2B		G4-3			P3		F7	4	0	1	0	0	0	3
<b>Ed Sprague, R</b> OBP: 0.298, SLG: 0.364 (1, 5)			L5-3 1B		P5			G4-3 SH3-4 1B		4	0	2	0	0	1	0
<b>Randy Knorr, R</b> OBP: 0.234, SLG: 0.350 (1, 2)		L5-3						SH3-4		2	1	1	1	0	0	2
<b>Rob Butler, L</b> OBP: 0.211, SLG: 0.167 (7, PH)										0	0	0	0	0	0	0
<b>Pat Borders, R</b> OBP: 0.286, SLG: 0.314 (8, 2)										0	0	0	0	0	0	0
<b>Domingo Cedeno, S</b> OBP: 0.224, SLG: 0.269 (1, 6)							L8		G4-3	3	0	0	0	0	1	1


Inning Stats	R: 0	H: 1	E: 0	K: 1	S: 13	R: 0	H: 2	E: 0	K: 0	S: 6	R: 0	H: 0	E: 0	K: 1	S: 6	R: 0	H: 0	E: 1	K: 0	S: 7	R: 1	H: 1	E: 0	K: 1	S: 16	R: 0	H: 1	E: 0	K: 0	S: 15	R: 0	H: 1	E: 0	K: 0	S: 10	R: 0	H: 0	E: 0	K: 0	S: 11	R: 0	H: 0	E: 0	K: 1	S: 12	1B: 3	2B: 3	3B: 0	HR: 1	SF: 0	SAC: 1	DP: 1	HBP: 0	WP: 0	PB: 0	SB: 0	CS: 0	PA: 34
--------------	------	------	------	------	-------	------	------	------	------	------	------	------	------	------	------	------	------	------	------	------	------	------	------	------	-------	------	------	------	------	-------	------	------	------	------	-------	------	------	------	------	-------	------	------	------	------	-------	-------	-------	-------	-------	-------	--------	-------	--------	-------	-------	-------	-------	--------

PITCHER	IP	WLS	BF	H	R	ER	SO	BB	IBB	HBP	BLK	WP	HR	S	P	ERA	WHIP
<b>Jamie Moyer, L</b> ERA: 5.56 (1, 1)	6.0		25	6	1	1	3	1	0	0	0	0	1	67	99	1.50	1.167
<b>Mark Eichhorn, R</b> ERA: 2.06 (7, 1)	2.0	W	6	0	0	0	0	0	0	0	0	0	0	17	23	0.00	0.000
<b>Lee Smith, R</b> ERA: 1.67 (9, 1)	1.0	S	3	0	0	0	1	0	0	0	0	0	0	12	16	0.00	0.000

**BOTTOM**

**Baltimore Orioles @ Toronto Blue Jays**  
SkyDome, Toronto, ON  
Sat Jun 25 1994, 3:33 AM EDT  
Att. 50,526 - Overcast

<b>AB</b>	<b>32</b>
<b>R</b>	<b>1</b>
<b>H</b>	<b>6</b>
<b>RBI</b>	<b>1</b>
<b>BB</b>	<b>1</b>
<b>SO</b>	<b>4</b>
<b>LOB</b>	<b>12</b>



PITCHER	IP	WLS	BF	H	R	ER	SO	BB	IBB	HBP	BLK	WP	HR	S	P	ERA	WHIP
---------	----	-----	----	---	---	----	----	----	-----	-----	-----	----	----	---	---	-----	------



Batter	1	2	3	4	5	6	7	8	9	AB R H RBI BB SO LOB	TOP											
Brady Anderson, L (1, 8) OBP: 0.341, SLG: 0.395	F9		G4-3 1B		HR			HR	P5	5 2 3 2 0 0 1												
Chris Sabo, R (1, 5) OBP: 0.300, SLG: 0.442	G6-3		G4-3		L4			F8	F7	5 0 0 1 0 0 2												
Rafael Palmeiro, L (1, 3) OBP: 0.411, SLG: 0.551	K		BB		P7			F9		3 0 0 0 1 1 0												
Cal Ripken Jr., R (1, 6) OBP: 0.334, SLG: 0.451		F9	K			F9		G1-3		4 0 0 0 0 1 2												
Harold Baines, L (1, 10) OBP: 0.347, SLG: 0.493 Lonnie Smith, R (9, PH) OBP: 0.345, SLG: 0.292		F7		K		F9			2B E 1B	3 0 0 0 0 1 0 1 1 1 0 0 0 0												
Chris Hoiles, R (1, 2) OBP: 0.348, SLG: 0.419		F8		CI S		G6-3			P3	3 0 0 0 0 0 1												
Dwight Smith, L (1, 7) OBP: 0.298, SLG: 0.451 Jack Voigt, R (9, PH) OBP: 0.324, SLG: 0.359			HR		K		K		1-2 E 2B	3 1 1 1 0 2 1 1 1 1 0 0 0 0	AB 35 R 7 H 7 RBI 4 BB 2 SO 8 LOB 8											
Mark McLemore, S (1, 4) OBP: 0.365, SLG: 0.329			K		K		G4-3		E E BB	3 1 0 0 1 2 1												
Jeffrey Hammonds, R (1, 9) OBP: 0.314, SLG: 0.491			1B G4-3 1B		G6-3		K		FC5 PB	4 1 1 0 0 1 0												
<b>Inning Stats</b>	R: 0 E: 0 K: 1 S: 9	H: 0 LOB: 0 BB: 0 P: 15	R: 0 E: 0 K: 0 S: 8	H: 0 LOB: 0 BB: 0 P: 13	R: 2 E: 0 K: 2 S: 12	H: 3 LOB: 2 BB: 1 P: 18	R: 0 E: 1 K: 3 S: 13	H: 0 LOB: 1 BB: 0 P: 20	R: 1 E: 0 K: 0 S: 12	H: 1 LOB: 0 BB: 0 P: 21	R: 0 E: 0 K: 0 S: 7	H: 0 LOB: 0 BB: 0 P: 11	R: 0 E: 0 K: 2 S: 7	H: 0 LOB: 0 BB: 0 P: 12	R: 1 E: 0 K: 0 S: 7	H: 1 LOB: 0 BB: 0 P: 11	R: 3 E: 1 K: 0 S: 17	H: 2 LOB: 1 BB: 1 P: 26	1B: 3 2B: 1 3B: 0 HR: 3	SF: 0 SAC: 0 DP: 0 HBP: 0	WP: 0 PB: 1 SB: 2 CS: 0	PA: 38
<b>PITCHER</b>	IP WLS BF H R ER SO BB IBB HBP BLK WP HR S P ERA WHIP																					
Todd Stottlemyre, R (1, 1) ERA: 3.9	8.0 L 31 5 4 4 8 1 0 0 0 0 3 75 121 4.50 0.750																					
Tony Castillo, L (9, 1) ERA: 2.41	1.0 7 2 3 0 0 1 0 0 0 0 0 0 17 26 0.00 3.000																					

Baltimore Orioles @ Toronto Blue Jays  
SkyDome, Toronto, ON  
Sun Jun 26 1994, 7:05 PM EDT  
Att. 50,229 - Unknown - 75 F

livebaseballscorecards.com



Batter	1	2	3	4	5	6	7	8	9	AB R H RBI BB SO LOB
Devon White, S (1, 8) OBP: 0.329, SLG: 0.479	0-0 G4-3		0-0 SH1-3			0-1 F8			2-2 FC4-6 1B	3 0 1 0 0 0 0
Roberto Alomar, S (1, 4) OBP: 0.394, SLG: 0.484	3-3 K		0-1 SF7			3-1 L6			2-0 FC4-6 G5-4-3 1-2f	3 0 0 1 0 1 1
Paul Molitor, R (1, 10) OBP: 0.407, SLG: 0.504	0-0 F8		0-0 G5-3			0-0 F9			1-1 G5-4-3 1-2f	4 0 0 0 0 0 1
Joe Carter, R (1, 9) OBP: 0.324, SLG: 0.538		1-2 P2		0-1 F7		0-0 F7				3 0 0 0 0 0 0
John Olerud, L (1, 3) OBP: 0.377, SLG: 0.425		1-1 2B 1B		0-0 G5-4-3 1B		1-0 G4-3				3 0 2 0 0 0 0
Mike Huff, R (1, 7) OBP: 0.397, SLG: 0.453		0-2 1-3 2B		1-2 G5-4-3 1-2f		3-3 K				3 0 1 0 0 1 1
Ed Sprague, R (1, 5) OBP: 0.295, SLG: 0.360		0-3 K			0-3 K			0-1 F7		3 0 0 0 0 2 2
Pat Borders, R (1, 2) OBP: 0.287, SLG: 0.311		0-0 G1-3			4-1 CS BB			0-0 G5-3		2 0 0 0 1 0 2
Domingo Cedeno, S (1, 6) OBP: 0.230, SLG: 0.273			3-2 E9 SH1-3 SF7 1B		3-3 K 1-2			3-3 K		3 1 1 0 0 2 1

Inning Stats	R: 0	H: 0	E: 0	K: 1	S: 9	R: 0	H: 2	E: 0	K: 1	S: 12	R: 1	H: 1	E: 1	K: 0	S: 9	R: 0	H: 1	E: 0	K: 0	S: 6	R: 0	H: 0	E: 0	K: 2	S: 7	R: 0	H: 0	E: 0	K: 1	S: 5	R: 0	H: 0	E: 0	K: 1	S: 7	R: 0	H: 0	E: 0	K: 1	S: 10	R: 0	H: 1	E: 0	K: 0	S: 6	1B: 4	SF: 1	2B: 2	SAC: 1	3B: 0	DP: 3	HR: 0	HBP: 0	WP: 0	PA: 30
	0	0	0	1	9	0	2	0	0	12	1	1	1	0	9	0	1	0	0	6	0	0	0	0	2	7	0	0	0	0	5	0	0	0	1	9	0	0	0	10	1	0	0	0	6	4	1	2	0	3	0	0	0	30	

PITCHER	IP	WLS	BF	H	R	ER	SO	BB	IBB	HBP	BLK	WP	HR	S	P	ERA	WHIP
35 Mike Mussina, R (1, 1) ERA: 2.67	9.0	W	30	5	1	0	6	1	0	0	0	0	0	66	97	0.00	0.667


**BOTTOM**

**Baltimore Orioles @ Toronto Blue Jays**  
SkyDome, Toronto, ON

Sun Jun 26 1994, 7:05 PM EDT  
Att: 50,229 - Unknown - 75 F

[livebaseballscorecards.com](http://livebaseballscorecards.com)

<b>AB</b>	<b>27</b>
<b>R</b>	<b>1</b>
<b>H</b>	<b>5</b>
<b>RBI</b>	<b>1</b>
<b>BB</b>	<b>1</b>
<b>SO</b>	<b>6</b>
<b>LOB</b>	<b>8</b>





Batter	1	2	3	4	5	6	7	8	9	AB	R	H	RBI	BB	SO	LOB	TOP					
<b>Brady Anderson, L</b> (1, 8) <small>OBP: 0.343, SLG: 0.397</small> <b>Jack Voigt, R</b> (7, 7) <small>OBP: 0.322, SLG: 0.356</small>	F9	1B			E1	FC6-4		G5-3		4	1	2	1	0	0	1						
<b>Chris Sabo, R</b> (1, 5) <small>OBP: 0.309, SLG: 0.444</small>	1B	K			G3-1	HBP		G5-3		4	1	2	0	0	1	3						
<b>Rafael Palmeiro, L</b> (1, 3) <small>OBP: 0.408, SLG: 0.545</small>	F9		F7		G3-1	G1-6-3		K		5	1	1	1	0	1	3						
<b>Cal Ripken Jr., R</b> (1, 6) <small>OBP: 0.335, SLG: 0.450</small>	K		G5-3		E				G4-3	5	1	2	0	0	1	1						
<b>Harold Baines, L</b> (1, 10) <small>OBP: 0.348, SLG: 0.505</small>		1B	HR		G3-1			K		5	2	2	2	0	2	3						
<b>Jeffrey Hammonds, R</b> (1, 9) <small>OBP: 0.325, SLG: 0.487</small>		K	K		BB				BB	3	0	1	0	2	2	1						
<b>Dwight Smith, L</b> (1, 7) <small>OBP: 0.288, SLG: 0.435</small> (7, 8)		K			G1-3	FC4		L6		5	0	0	1	0	1	5						
<b>Mark McLemore, S</b> (1, 4) <small>OBP: 0.364, SLG: 0.325</small>		1B	BB		G6-3	G4-3		G4-3		3	0	0	0	1	0	3						
<b>Jeff Tackett, R</b> (1, 2) <small>OBP: 0.324, SLG: 0.400</small>		1B	BB		G5-3			HR		2	1	1	1	1	0	0						
<b>Inning Stats</b>	R: 0 E: 0 K: 1 S: 11	H: 1 LOB: 1 BB: 0 P: 17	R: 1 E: 0 K: 3 S: 17	H: 2 LOB: 3 BB: 2 P: 33	R: 1 E: 0 K: 1 S: 10	H: 1 LOB: 0 BB: 0 P: 14	R: 0 E: 0 K: 0 S: 3	H: 0 LOB: 0 BB: 0 P: 5	R: 4 E: 2 K: 0 S: 13	H: 4 LOB: 1 BB: 1 P: 24	R: 0 E: 0 K: 0 S: 12	H: 0 LOB: 1 BB: 0 P: 19	R: 0 E: 0 K: 1 S: 11	H: 2 LOB: 2 BB: 0 P: 19	R: 1 E: 0 K: 1 S: 9	H: 1 LOB: 0 BB: 0 P: 14	R: 0 E: 0 K: 1 S: 7	H: 0 LOB: 1 BB: 1 P: 13	1B: 9 2B: 0 3B: 0 HR: 2	SF: 0 SAC: 0 DP: 1 HBP: 2	WP: 0 PB: 0 SB: 0 CS: 0	PA: 43
<b>PITCHER</b>	IP	WLS	BF	H	R	ER	SO	BB	IBB	HBP	BLK	WP	HR	S	P	ERA	WHIP					
<b>Charles Nagy, R</b> (1, 1) <small>ERA: 3.33</small> <b>Jose Mesa, R</b> (9, 1) <small>ERA: 3.71</small>	8.0	L	39	11	7	6	7	3	0	2	0	0	2	86	145	6.75	1.750					
	1.0		4	0	0	0	1	1	0	0	0	0	0	7	13	0.00	1.000					

**Baltimore Orioles @ Cleveland Indians**  
 Jacobs Field, Cleveland, OH  
 Mon Jun 27 1994, 7:05 PM EDT  
 Att. 41,663 - Unknown - 63 F

livebaseballscorecards.com

<b>AB</b>	37
<b>R</b>	7
<b>H</b>	11
<b>RBI</b>	6
<b>BB</b>	4
<b>SO</b>	8
<b>LOB</b>	20







Batter	1	2	3	4	5	6	7	8	9	AB R H RBI BB SO LOB	TOP																
Brady Anderson, L (1, 8) OBP: 0.347, SLG: 0.398	2-2 G4-3		4-0 2B 1B BB	0-0 G4-3			2-1 2B 1B		0-2 2B 1B	4 3 2 0 1 0 2																	
Chris Sabo, R (1, 7) OBP: 0.306, SLG: 0.442	1-0 L8		3-2 F8			1-0 L7	1-0 L7		0-2 1B 2B	5 1 1 0 0 0 3																	
Rafael Palmeiro, L (1, 3) OBP: 0.414, SLG: 0.555	2-1 F9		0-2 1B 2B			0-1 1B 1B	1-0 1B 2B		4-2 1B BB	4 1 3 2 1 0 0																	
Cal Ripken Jr., R (1, 6) OBP: 0.340, SLG: 0.452			0-1 1B			1-3 K	1-3 K		2-2 1B	5 0 3 3 0 2 1																	
Harold Baines, L (1, 10) OBP: 0.349, SLG: 0.502 Lonnie Smith, R (9, PR) OBP: 0.345, SLG: 0.292	0-0 L6		2-1 G3			3-1 1B			0-0 G4-3 WP 1B	5 0 2 1 0 0 3 0 0 0 0 0 0 0																	
Leo Gomez, R (1, 5) OBP: 0.383, SLG: 0.543 Dwight Smith, L (9, 7) OBP: 0.288, SLG: 0.435	1-1 P4					1-3 K			3-2 G4-3	5 0 0 0 0 2 4 0 0 0 0 0 0 0																	
Chris Hoiles, R (1, 2) OBP: 0.353, SLG: 0.420	3-3 K		1-2 SH5-3 1B			1-2 G4-6-3 1B			4-2 BB	4 0 2 0 1 1 1																	
Mark McLemore, S (1, 4) OBP: 0.362, SLG: 0.323			1-2 G1-3			3-2 G4-6-3			1-2 F9	4 1 1 0 0 0 3																	
Jeffrey Hammonds, R (1, 9) OBP: 0.338, SLG: 0.525			0-1 2B 2B			2-3 K			1-0 HR	3 2 2 2 1 1 0																	
<b>Inning Stats</b>	R: 0 E: 0 K: 0 S: 8	H: 0 LOB: 0 BB: 0 P: 13	R: 0 E: 0 K: 1 S: 7	H: 1 LOB: 1 BB: 0 P: 11	R: 2 E: 0 K: 0 S: 16	H: 3 LOB: 2 BB: 1 P: 26	R: 0 E: 0 K: 0 S: 9	H: 1 LOB: 2 BB: 1 P: 15	R: 0 E: 0 K: 2 S: 12	H: 2 LOB: 2 BB: 0 P: 18	R: 0 E: 0 K: 1 S: 9	H: 1 LOB: 0 BB: 0 P: 15	R: 1 E: 0 K: 1 S: 7	H: 2 LOB: 0 BB: 0 P: 12	R: 0 E: 0 K: 1 S: 7	H: 0 LOB: 0 BB: 0 P: 9	R: 5 E: 0 K: 0 S: 23	H: 6 LOB: 2 BB: 2 P: 38	1B: 11 2B: 4 3B: 0 HR: 1	SF: 0 SAC: 1 DP: 1 HBP: 0	WP: 1 PB: 0 SB: 0 CS: 0	PA: 44					
<b>PITCHER</b>	IP WLS BF H R ER SO BB IBB HBP BLK WP HR S P ERA WHIP																										
Jason Grimsley, R (1, 1) ERA: 3.96	8.0		38	14	7	7	6	2	0	0	0	0	1	84	130	7.88	2.000										
Derek Lilliquist, L (9, 1) ERA: 8.04	0.0		1	0	0	0	0	1	0	0	0	0	0	3	7	∞	∞										
Eric Plunk, R (9, 1) ERA: 2.57	1.0	W	5	2	1	1	0	1	0	0	0	1	0	11	20	9.00	3.000										

**Baltimore Orioles @ Cleveland Indians**  
**Jacobs Field, Cleveland, OH**  
 Tue Jun 28 1994, 7:05 PM EDT  
 Att. 41,747 - Unknown - 82 F

[livebaseballscorecards.com](http://livebaseballscorecards.com)

<b>AB</b>	<b>39</b>
<b>R</b>	<b>8</b>
<b>H</b>	<b>16</b>
<b>RBI</b>	<b>8</b>
<b>BB</b>	<b>4</b>
<b>SO</b>	<b>6</b>
<b>LOB</b>	<b>17</b>



Batter	1	2	3	4	5	6	7	8	9	AB	R	H	RBI	BB	SO	LOB
<b>Kenny Lofton, L</b> OBP: 0.432, SLG: 0.549 (1, 8)	2-2 G6-4-3 1B		1-0 FC6-4 1-2f 3-H	0-3 K		0-0 G3-1		3-2 G3		5	0	1	1	0	1	2
<b>Omar Vizquel, S</b> OBP: 0.378, SLG: 0.409 (1, 6)	1-1 G6-4-3 1-2f		1-2 L7 SAFE		4-1 SH1-3 BB		0-1 3B 1B	2-2 G6-3		4	1	1	0	1	0	2
<b>Carlos Baerga, S</b> OBP: 0.311, SLG: 0.465 (1, 4)	2-0 1B		2-0 F8		0-1 SH1-3 1-2		1-1 2B 3B		3-2 P3	4	1	2	1	0	0	1
<b>Albert Belle, R</b> OBP: 0.459, SLG: 0.699 (1, 7)	2-1 F9			1-2 1B HR 1B	4-0 IBB		0-0 G4-3 3-H 2B		0-1 HR	4	2	3	2	1	0	1
<b>Eddie Murray, S</b> OBP: 0.328, SLG: 0.459 (1, 3)		1-2 F9		1-0 HR 1B	0-3 K		1-1 G4-3 2-3			4	1	1	0	0	1	3
<b>Manny Ramirez, R</b> OBP: 0.361, SLG: 0.538 (1, 9)		2-2 F9		2-1 HR	2-3 K		3-2 G5-3			4	1	1	3	0	1	3
<b>Candy Maldonado, R</b> OBP: 0.343, SLG: 0.552 (1, 10)		2-3 K		1-1 HR			3-2 F8 F9			4	1	1	1	0	1	1
<b>Sandy Alomar Jr., R</b> OBP: 0.320, SLG: 0.453 (1, 2)			4-2 1B FC6-4 BB	1-3 K		2-2 G4-3		3-2 P5		3	1	0	0	1	1	0
<b>Alvaro Espinoza, R</b> OBP: 0.303, SLG: 0.372 (1, 5)			1-1 FC6-4 1-3 1B	0-2 G5-3		0-2 2B		1-0 HR		4	1	3	1	0	0	0

Inning Stats	R: 0	H: 2	E: 0	K: 8	S: 8	L: 0	LOB: 1	BB: 0	P: 15	R: 0	H: 0	E: 0	K: 1	S: 9	L: 0	LOB: 0	BB: 0	P: 14	R: 1	H: 1	E: 0	K: 0	S: 16	R: 4	H: 4	E: 0	K: 2	S: 18	R: 0	H: 0	E: 0	K: 2	S: 9	R: 0	H: 1	E: 0	K: 0	S: 12	R: 2	H: 3	E: 0	K: 0	S: 17	R: 1	H: 1	E: 0	K: 0	S: 18	R: 1	H: 1	E: 0	K: 0	S: 6	1B: 6	SF: 0	2B: 2	SAC: 1	3B: 1	DP: 1	HR: 4	HBP: 0	WP: 0	PA: 40
--------------	------	------	------	------	------	------	--------	-------	-------	------	------	------	------	------	------	--------	-------	-------	------	------	------	------	-------	------	------	------	------	-------	------	------	------	------	------	------	------	------	------	-------	------	------	------	------	-------	------	------	------	------	-------	------	------	------	------	------	-------	-------	-------	--------	-------	-------	-------	--------	-------	--------


PITCHER	IP	WLS	BF	H	R	ER	SO	BB	IBB	HBP	BLK	WP	HR	S	P	ERA	WHIP
<b>Arthur Rhodes, L</b> ERA: 9.09 (1, 1)	4.2		23	7	5	5	4	2	1	0	0	0	2	57	92	9.64	1.929
<b>Mark Williamson, R</b> ERA: 4.26 (5, 1)	2.1		11	4	2	2	1	0	0	0	0	0	0	32	46	7.71	1.714
<b>Jim Poole, L</b> ERA: 6.48 (8, 1)	1.1		5	1	1	1	0	0	0	0	0	0	1	22	34	6.75	0.750
<b>Alan Mills, R</b> ERA: 5.87 (9, 1)	0.0	L	1	1	1	1	0	0	0	0	0	0	1	2	2	∞	∞

**BOTTOM**

**Baltimore Orioles @ Cleveland Indians**  
Jacobs Field, Cleveland, OH

Tue Jun 28 1994, 7:05 PM EDT  
Att: 41,747 - Unknown - 82 F

<b>AB</b>	<b>36</b>
<b>R</b>	<b>9</b>
<b>H</b>	<b>13</b>
<b>RBI</b>	<b>9</b>
<b>BB</b>	<b>3</b>
<b>SO</b>	<b>5</b>
<b>LOB</b>	<b>13</b>



PITCHER	IP	WLS	BF	H	R	ER	SO	BB	IBB	HBP	BLK	WP	HR	S	P	ERA	WHIP
---------	----	-----	----	---	---	----	----	----	-----	-----	-----	----	----	---	---	-----	------











Batter	1	2	3	4	5	6	7	8	9	AB	R	H	RBI	BB	SO	LOB
<b>Kenny Lofton, L</b> OBP: 0.430, SLG: 0.554 (1, 8)	3-2 HR		2-3 K			0-0 L8	0-0 FC6-4			4	1	1	1	0	1	1
<b>Omar Vizquel, S</b> OBP: 0.382, SLG: 0.407 (1, 6)	2-3 K		2-2 1B			1-1 S BB 1B 1B		1-1 G5-3		4	1	2	0	0	1	0
<b>Carlos Baerga, S</b> OBP: 0.309, SLG: 0.458 (1, 4)	1-3 K		0-0 G6-3			0-2 SAFE F7		4-0 HR BB		3	1	0	0	1	1	2
<b>Albert Belle, R</b> OBP: 0.464, SLG: 0.721 (1, 7)	3-1 2B			3-3 K		4-0 SAFE 1B S 1-2 BB		0-0 HR		3	1	2	2	1	1	0
<b>Eddie Murray, S</b> OBP: 0.331, SLG: 0.470 (1, 3)	2-0 L6			2-2 G4-3		1-0 1-3 2-H 1B		2-2 S 1B		4	0	2	1	0	0	1
<b>Manny Ramirez, R</b> OBP: 0.353, SLG: 0.520 (1, 9)		1-0 P5		1-3 K		2-3 K		0-3 K		3	0	0	0	0	2	2
<b>Wayne Kirby, L</b> OBP: 0.311, SLG: 0.366 (8, PH) (9, 9)										1	0	0	0	0	1	1
<b>Candy Maldonado, R</b> OBP: 0.338, SLG: 0.525 (1, 10)		1-0 P6				2-3 K		4-0 1-2 BB		3	0	0	0	1	2	0
<b>Sandy Alomar Jr., R</b> OBP: 0.317, SLG: 0.444 (1, 2)		0-1 L5				2-2 P3		1-0 FC6-4 1B		4	0	1	0	0	0	2
<b>Alvaro Espinoza, R</b> OBP: 0.298, SLG: 0.365 (1, 5)			2-2 G5-3			0-0 G6-3		1-1 F7		3	0	0	0	0	0	1

Inning Stats	R: 1	H: 2	E: 0	K: 2	S: 15	LOB: 1	BB: 0	P: 26	R: 0	H: 0	E: 0	K: 0	S: 4	LOB: 0	BB: 0	P: 6	R: 0	H: 1	E: 0	K: 1	S: 12	LOB: 1	BB: 0	P: 18	R: 0	H: 0	E: 0	K: 2	S: 9	LOB: 0	BB: 0	P: 15	R: 0	H: 0	E: 0	K: 1	S: 8	LOB: 0	BB: 0	P: 12	R: 1	H: 2	E: 0	K: 1	S: 10	LOB: 2	BB: 1	P: 18	R: 0	H: 1	E: 0	K: 1	S: 7	LOB: 1	BB: 0	P: 11	R: 2	H: 2	E: 0	K: 1	S: 10	LOB: 2	BB: 2	P: 21
--------------	------	------	------	------	-------	--------	-------	-------	------	------	------	------	------	--------	-------	------	------	------	------	------	-------	--------	-------	-------	------	------	------	------	------	--------	-------	-------	------	------	------	------	------	--------	-------	-------	------	------	------	------	-------	--------	-------	-------	------	------	------	------	------	--------	-------	-------	------	------	------	------	-------	--------	-------	-------

PITCHER	IP	WLS	BF	H	R	ER	SO	BB	IBB	HBP	BLK	WP	HR	S	P	ERA	WHIP
<b>Jamie Moyer, L</b> ERA: 5.42 (1, 1)	7.1	L	30	6	3	3	8	2	0	0	0	0	1	67	113	3.68	1.091
<b>Mark Williamson, R</b> ERA: 4.5 (8, 1)	0.0		2	2	1	1	0	0	0	0	0	0	1	4	6	∞	∞
<b>Tom Bolton, L</b> ERA: 4.66 (8, 1)	0.1		2	0	0	0	1	1	0	0	0	0	0	3	7	0.00	3.000
<b>Alan Mills, R</b> ERA: 5.81 (8, 1)	0.1		1	0	0	0	0	0	0	0	0	0	0	1	1	0.00	0.000

**BOTTOM**

**Baltimore Orioles @ Cleveland Indians**  
Jacobs Field, Cleveland, OH

Thu Jun 30 1994, 7:05 PM EDT  
Att: 41,814 - Unknown - 73 F

AB	32
R	4
H	8
RBI	4
BB	3
SO	9
LOB	10

WP: 0 PA: 35  
PB: 0  
SB: 3  
CS: 0



livebaseballscorecards.com



Batter	1	2	3	4	5	6	7	8	9	AB R H RBI BB SO LOB	TOP																
<b>Spike Owen, S</b> (1, 5) OBP: 0.386, SLG: 0.411 <b>Rex Hudler, R</b> (9, PH) OBP: 0.386, SLG: 0.671	0-0 G4-3		0-0 FC4-6 1B		0-0 F7	0-0 G1-3			0-0 G6-4-3	4 0 0 0 0 0 1 1 0 0 0 0 0 1																	
<b>Harold Reynolds, S</b> (1, 4) OBP: 0.325, SLG: 0.299 <b>Damon Easley, R</b> (9, PH) OBP: 0.294, SLG: 0.330	0-0 G5-3		0-0 G6-4-3 1B		0-0 HR 1B			0-0 G4-3	0-0 G6-3	4 1 2 0 0 0 0 1 0 0 0 0 0 0																	
<b>Tim Salmon, R</b> (1, 9) OBP: 0.381, SLG: 0.527	0-0 HR		0-0 G6-4-3		0-0 HR		0-3 K			4 2 2 3 0 1 2																	
<b>Chili Davis, S</b> (1, 10) OBP: 0.432, SLG: 0.544	0-0 G3			0-0 HR	0-3 K		0-0 F9			4 1 1 1 0 1 0																	
<b>Jim Edmonds, L</b> (1, 7) OBP: 0.382, SLG: 0.442		0-0 G4-3		0-0 1B SF7 1B	0-0 HR			0-0 F8		4 2 2 1 0 0 0																	
<b>Chad Curtis, R</b> (1, 8) OBP: 0.301, SLG: 0.377		0-0 HR		0-0 BB 1B	0-0 E9			0-0 1B		4 1 3 1 0 0 0																	
<b>J.T. Snow, L</b> (1, 3) OBP: 0.243, SLG: 0.268		0-0 L9		4-0 BB BB BB 1-2 G1-6-3 BB	0-0 F8			0-0 F7		3 0 0 0 1 0 2																	
<b>Greg Myers, L</b> (1, 2) OBP: 0.275, SLG: 0.270		0-0 F8		0-0 SF7		0-0 G4-3		0-0 G3-1		3 0 0 1 0 0 1																	
<b>Gary Disarcina, R</b> (1, 6) OBP: 0.306, SLG: 0.361			0-0 FC4-6 1B	0-0 G1-6-3		0-0 G4-3			0-0 G6-4-3 1B	4 0 2 0 0 0 2																	
<b>Inning Stats</b>	R: 1 E: 0 K: 0 S: 4	H: 1 LOB: 0 BB: 0 P: 4	R: 1 E: 0 K: 0 S: 4	H: 1 LOB: 0 BB: 0 P: 4	R: 0 E: 0 K: 0 S: 4	H: 2 LOB: 1 BB: 0 P: 4	R: 2 E: 0 K: 0 S: 5	H: 3 LOB: 1 BB: 1 P: 9	R: 3 E: 1 K: 1 S: 9	H: 3 LOB: 1 BB: 0 P: 9	R: 0 E: 0 K: 0 S: 3	H: 0 LOB: 0 BB: 0 P: 3	R: 0 E: 0 K: 1 S: 5	H: 0 LOB: 0 BB: 0 P: 5	R: 0 E: 0 K: 0 S: 4	H: 1 LOB: 1 BB: 0 P: 4	R: 0 E: 0 K: 0 S: 3	H: 1 LOB: 0 BB: 0 P: 3	1B: 7 2B: 0 3B: 0 HR: 5	SF: 1 SAC: 0 DP: 3 HBP: 0	WP: 0 PB: 0 SB: 0 CS: 0	PA: 38					
<b>PITCHER</b>	IP	WLS	BF	H	R	ER	SO	BB	IBB	HBP	BLK	WP	HR	S	P	ERA	WHIP										
<b>35 Mike Mussina, R</b> (1, 1) ERA: 3.05	5.0	W	25	10	7	7	1	1	0	0	0	0	5	26	30	12.60	2.200										
<b>Mark Eichhorn, R</b> (6, 1) ERA: 1.72	3.0		10	1	0	0	1	0	0	0	0	0	0	12	12	0.00	0.333										
<b>Jim Poole, L</b> (9, 1) ERA: 6.11	1.0		3	1	0	0	0	0	0	0	0	0	0	3	3	0.00	1.000										

**California Angels @ Baltimore Orioles**  
**Oriole Park at Camden Yards, Baltimore, MD**  
 Fri Jul 01 1994, 7:05 PM EDT  
 Att. 47,342 - Unknown - 89 F

[livebaseballscorecards.com](http://livebaseballscorecards.com)

<b>AB</b>	<b>36</b>
<b>R</b>	<b>7</b>
<b>H</b>	<b>12</b>
<b>RBI</b>	<b>7</b>
<b>BB</b>	<b>1</b>
<b>SO</b>	<b>2</b>
<b>LOB</b>	<b>9</b>



Batter	1	2	3	4	5	6	7	8	9
<b>Brady Anderson, L</b> OBP: 0.343, SLG: 0.393 (1, 7) X	0-0 G3	0-0 G3		0-3 K		0-0 G4-6-3	0-0 F9		
<b>Chris Sabo, R</b> OBP: 0.313, SLG: 0.453 (1, 5) H	1-0 BB 1B HBP	0-0 E5 HR		0-3 K		0-0 1B 2B		0-0 SF9 3B	
<b>Rafael Palmeiro, L</b> OBP: 0.413, SLG: 0.553 (1, 3) B B B	4-0 1B BB	0-0 HR		4-0 2B BB		0-0 HR 1B		0-0 SF9	
<b>Cal Ripken Jr., R</b> OBP: 0.348, SLG: 0.477 (1, 6) X	0-0 F8	0-0 F9		0-0 2B		0-0 HR		0-0 G4-3	
<b>Leo Gomez, R</b> OBP: 0.386, SLG: 0.553 (1, 10) X	0-0 1B 1B		0-0 HR	0-0 F8		0-0 F9		4-0 BB BB	
<b>Chris Hoiles, R</b> OBP: 0.360, SLG: 0.447 (1, 2) X	0-0 1B		0-0 F8		0-0 F8		0-0 HR	4-0 1-2 BB	
<b>Jeffrey Hammonds, R</b> OBP: 0.340, SLG: 0.549 (1, 9) B B B		4-0 1B G3 BB	0-0 HR		0-0 F8		0-0 HR	0-0 G4-3	
<b>Mike Devereaux, R</b> OBP: 0.272, SLG: 0.357 (1, 8) X		0-0 F7	0-0 E6 CS		0-0 F8		0-0 G6-3		
<b>Tim Hulett, R</b> OBP: 0.367, SLG: 0.435 (1, 4) X		0-0 G3 E 1B	0-3 K			4-0 G4-6-3 BB	0-3 K		

Inning Stats	R: 1	H: 2	E: 0	K: 0	S: 4	LOB: 2	BB: 1	P: 9	R: 4	H: 2	E: 1	K: 0	S: 6	LOB: 0	BB: 1	P: 10	R: 2	H: 2	E: 1	K: 1	S: 7	LOB: 1	BB: 0	P: 7	R: 1	H: 1	E: 0	K: 2	S: 8	LOB: 0	BB: 0	P: 3	R: 3	H: 3	E: 0	K: 0	S: 5	LOB: 0	BB: 1	P: 9	R: 2	H: 2	E: 0	K: 1	S: 7	LOB: 0	BB: 0	P: 7	R: 1	H: 1	E: 0	K: 0	S: 4	LOB: 2	BB: 2	P: 12
--------------	------	------	------	------	------	--------	-------	------	------	------	------	------	------	--------	-------	-------	------	------	------	------	------	--------	-------	------	------	------	------	------	------	--------	-------	------	------	------	------	------	------	--------	-------	------	------	------	------	------	------	--------	-------	------	------	------	------	------	------	--------	-------	-------

AB	R	H	RBI	BB	SO	LOB
5	0	0	1	0	1	2
4	4	2	0	0	1	0
2	3	2	4	2	0	0
5	1	2	3	0	0	2
4	1	2	2	1	0	1
4	1	2	1	1	0	0
4	3	2	2	1	0	2
4	0	0	0	0	0	1
3	1	1	0	1	2	1

**BOTTOM**

**California Angels @ Baltimore Orioles**  
Oriole Park at Camden Yards, Baltimore, MD

Fri Jul 01 1994, 7:05 PM EDT  
Att: 47,342 - Unknown - 89 F

livebaseballscorecards.com

<b>AB</b>	<b>35</b>
<b>R</b>	<b>14</b>
<b>H</b>	<b>13</b>
<b>RBI</b>	<b>13</b>
<b>BB</b>	<b>6</b>
<b>SO</b>	<b>4</b>
<b>LOB</b>	<b>9</b>

**WP: 0 PA: 43**  
**PB: 0 SB: 1 CS: 1**



PITCHER	IP	WLS	BF	H	R	ER	SO	BB	IBB	HBP	BLK	WP	HR	S	P	ERA	WHIP
<b>Joe Magrane, L</b> ERA: 6.64 (1, 1)	2.1	L	16	6	7	4	0	2	0	1	0	0	3	13	22	15.43	3.429
<b>Mike Butcher, R</b> ERA: 6.67 (3, 1)	2.2		10	1	1	1	3	1	0	0	0	0	0	15	19	3.38	0.750
<b>Russ Springer, R</b> ERA: 6.75 (6, 1)	1.0		6	3	3	3	0	1	0	0	0	0	1	5	9	27.00	4.000
<b>Craig Lefferts, L</b> ERA: 4.41 (7, 1)	1.0		5	2	2	2	1	0	0	0	0	0	2	7	7	18.00	2.000
<b>Joe Grahe, R</b> ERA: 5.29 (8, 1)	1.0		6	1	1	1	0	2	0	0	0	0	0	4	12	9.00	3.000



Batter	1	2	3	4	5	6	7	8	9	AB R H RBI BB SO LOB	TOP													
<b>Spike Owen, S</b> (1, 5) OBP: 0.389, SLG: 0.405	4-1 BB BB		4-2 FC5-4 BB		1-2 G1-3			0-0 G4-3 2-3		2 0 0 0 2 0 2														
<b>Damion Easley, R</b> (1, 4) OBP: 0.297, SLG: 0.330	2-2 F9		1-0 FC5-4 1-2f		1-2 G5-4-3 1B			4-1 1B BB		3 0 1 0 1 0 2														
<b>Tim Salmon, R</b> (1, 9) OBP: 0.380, SLG: 0.523	0-1 F8		0-0 F8		1-1 G5-4-3 1-2f			1-0 1-3 1B 3-H		4 0 1 1 0 0 3														
<b>Chili Davis, S</b> (1, 10) OBP: 0.429, SLG: 0.538	4-2 1-2 BB			0-0 G6-3		0-2 P5		0-0 G1-3		3 0 0 0 1 0 2														
<b>Jim Edmonds, L</b> (1, 7) OBP: 0.374, SLG: 0.432	2-3 K			1-1 G4-3			1-2 L7		0-0 G5-3	4 0 0 0 0 1 2														
<b>Chad Curtis, R</b> (1, 8) OBP: 0.300, SLG: 0.375		1-2 G5-3		3-1 1B			1-3 K		0-0 F9	4 0 1 0 0 1 0														
<b>J.T. Snow, L</b> (1, 3) OBP: 0.234, SLG: 0.257		0-1 F9			2-2 G4-3		2-2 F7		2-3 K	4 0 0 0 0 1 0														
<b>Greg Myers, L</b> (1, 2) OBP: 0.271, SLG: 0.266		1-1 G4-3			3-2 F8 2B			4-1 G4-3 SH3 1B BB		1 0 0 0 0 0 0 1 1 1 0 1 0 0														
<b>Mark Dalesandro, R</b> (2, 2) OBP: 0.333, SLG: 0.286																								
<b>Gary Disarcina, R</b> (1, 6) OBP: 0.304, SLG: 0.358			1-1 G1-3		0-0 F8 2-3			0-0 SH3 1-2		2 0 0 0 0 0 1														
<b>Inning Stats</b>	R: 0 E: 0 K: 1 S: 14	H: 0 LOB: 2 BB: 2 P: 26	R: 0 E: 0 K: 0 S: 7	H: 0 LOB: 0 BB: 0 P: 9	R: 0 E: 0 K: 0 S: 8	H: 0 LOB: 1 BB: 1 P: 14	R: 0 E: 0 K: 0 S: 5	H: 1 LOB: 1 BB: 0 P: 9	R: 0 E: 0 K: 0 S: 12	H: 1 LOB: 1 BB: 0 P: 18	R: 0 E: 0 K: 1 S: 8	H: 1 LOB: 0 BB: 0 P: 10	R: 0 E: 0 K: 1 S: 10	H: 0 LOB: 0 BB: 0 P: 14	R: 1 E: 0 K: 0 S: 6	H: 1 LOB: 2 BB: 2 P: 15	R: 0 E: 0 K: 1 S: 5	H: 0 LOB: 0 BB: 0 P: 7	1B: 3 2B: 1 3B: 0 HR: 0	SF: 0 SAC: 1 DP: 1 HBP: 0	WP: 0 PB: 0 SB: 0 CS: 0	PA: 34		
<b>PITCHER</b> <b>Ben McDonald, R</b> (1, 1) ERA: 4.6	IP: 9.0 WLS: L BF: 34 H: 4 R: 1 ER: 1 SO: 3 BB: 5 IBB: 0 HBP: 0 BLK: 0 WP: 0 HR: 0 S: 75 P: 122 ERA: 1.00 WHIP: 1.000																							

**California Angels @ Baltimore Orioles**  
**Oriole Park at Camden Yards, Baltimore, MD**  
 Sat Jul 02 1994, 7:05 PM EDT  
 Att. 47,154 - Unknown - 87 F

livebaseballscorecards.com

<b>AB</b>	<b>28</b>
<b>R</b>	<b>1</b>
<b>H</b>	<b>4</b>
<b>RBI</b>	<b>1</b>
<b>BB</b>	<b>5</b>
<b>SO</b>	<b>3</b>
<b>LOB</b>	<b>12</b>



Batter	1	2	3	4	5	6	7	8	9	AB R H RBI BB SO LOB
Mark McLemore, S (1, 4) OBP: 0.361, SLG: 0.321	1-0 G6-3		2-1 G5-4-3			3-2 G6-3			3-2 G1-3	4 0 0 0 0 0 1
Chris Sabo, R (1, 10) OBP: 0.307, SLG: 0.443	1-3 K			1-3 K		0-0 F7			1-2 G4-3	4 0 0 0 0 2 0
Rafael Palmeiro, L (1, 3) OBP: 0.412, SLG: 0.549	0-0 PO 1B			1-0 G3		2-3 K			0-2 P8	4 0 1 0 0 1 0
Cal Ripken Jr., R (1, 6) OBP: 0.351, SLG: 0.479	2-2 PO 1-2	1-0 1B		0-1 E 1B		1-3 K				3 0 2 0 0 1 0
Jeffrey Hammonds, R (1, 9)			0-3 K		0-0 E6 1-2	3-2 P4				3 0 0 0 0 1 2
Leo Gomez, R (1, 5) OBP: 0.381, SLG: 0.545			0-0 L7		3-2 F9	1-2 G5-3				3 0 0 0 0 0 3
Mike Devereaux, R (1, 8) OBP: 0.269, SLG: 0.352			2-1 G4-3		1-0 G5-3			0-1 F7		3 0 0 0 0 0 1
Jack Voigt, R (1, 7) OBP: 0.316, SLG: 0.348			1-0 F7		2-1 G5-3			2-2 G5-3		3 0 0 0 0 0 0
Jeff Tackett, R (1, 2) OBP: 0.333, SLG: 0.387			4-2 G5-4-3 BB		2-1 G2-3			2-2 G6-3		1 0 0 0 1 0 0
Chris Hoiles, R (8, PH) OBP: 0.359, SLG: 0.445										1 0 0 0 0 0 0

Inning Stats	R: 0	H: 1	E: 0	LOB: 0	K: 1	S: 8	P: 12	R: 0	H: 1	E: 0	LOB: 1	K: 1	S: 8	P: 11	R: 0	H: 0	E: 0	LOB: 0	K: 0	S: 7	P: 14	R: 0	H: 1	E: 1	LOB: 2	K: 1	S: 11	R: 0	H: 0	E: 0	LOB: 0	K: 0	S: 5	P: 10	R: 0	H: 0	E: 0	LOB: 0	K: 1	S: 8	P: 13	R: 0	H: 0	E: 0	LOB: 0	K: 1	S: 14	P: 19	R: 0	H: 0	E: 0	LOB: 0	K: 0	S: 8	P: 12	R: 0	H: 0	E: 0	LOB: 0	K: 0	S: 12	P: 16	1B: 3	SF: 0	2B: 0	SAC: 0	3B: 0	DP: 1	HR: 0	HBP: 0
PITCHER Mark Langston, L (1, 1) ERA: 4.59	IP	WLS	BF	H	R	ER	SO	BB	IBB	HBP	BLK	WP	HR	S	P	ERA	WHIP	IP	WLS	BF	H	R	ER	SO	BB	IBB	HBP	BLK	WP	HR	S	P	ERA	WHIP	IP	WLS	BF	H	R	ER	SO	BB	IBB	HBP	BLK	WP	HR	S	P	ERA	WHIP																			

BOTTOM

California Angels @ Baltimore Orioles  
 Oriole Park at Camden Yards, Baltimore, MD

Sat Jul 02 1994, 7:05 PM EDT  
 Att: 47,154 - Unknown - 87 F

livebaseballscores.com

AB	29
R	0
H	3
RBI	0
BB	1
SO	5
LOB	7



WP: 0	PA: 31
PB: 0	SB: 0
CS: 0	





Batter	1	2	3	4	5	6	7	8	9	AB R H RBI BB SO LOB
<b>Brady Anderson, L</b> (1, 7) OBP: 0.350, SLG: 0.404	2-1 G6-4-3 1B		0-2 E5 1B BB 1-3 HR	4-0 G3 S BB		1 SAFE 0-3 K	3-2 3B			4 1 3 0 1 1 1
<b>Chris Sabo, R</b> (1, 5) OBP: 0.309, SLG: 0.444	0-1 G6-4-3 1-2f		4-0 1B 1-2 HR BB	2-0 F9		1-0 2B 1-3 G3 2B	2-2 G6-3			4 2 1 0 1 0 3
<b>Rafael Palmeiro, L</b> (1, 3) OBP: 0.417, SLG: 0.556	2-1 1B		3-2 HR 1-2 2-3 3-H	3-0 G3		0-1 G3 2-3 3-H 2B	0-1 BB HBP SF8 1B			5 2 4 2 0 0 1
<b>Cal Ripken Jr., R</b> (1, 6) OBP: 0.355, SLG: 0.487	2-0 F7		3-2 HR 1-H 2-H 3-H	2-3 K		4-0 G3 IBB	3-2 BB 1-2 HBP			3 1 1 4 1 1 2
<b>Leo Gomez, R</b> (1, 10) OBP: 0.380, SLG: 0.557		2-2 F9	1-2 F8		3-2 HR	0-1 G3 1-2 2-3 3-H 2B	4-1 BB 1-2 2-3			3 1 1 1 0 0 0 1 0 0 1 0 0 2 0 0 0 0 1 0 0
<b>Harold Baines, L</b> (6, PH) OBP: 0.347, SLG: 0.491		1-0 G6-3	2-1 HR		4-0 G6-4-3 BB	4-1 BB	3-1 P2			3 1 1 1 2 0 3
<b>Jack Voigt, R</b> (8, PH) OBP: 0.320, SLG: 0.348		0-1 FC6-4 1B	0-0 F8		2-0 G6-4-3 1-2f	1-2 F8	3-1 SF8			4 0 1 1 0 0 4
<b>Chris Hoiles, R</b> (1, 2) OBP: 0.363, SLG: 0.456		0-1 FC6-4 1-2f	1-0 2B		0-1 G6-3		2-2 P3			5 0 1 0 0 0 3
<b>Jeffrey Hammonds, R</b> (1, 9) OBP: 0.329, SLG: 0.529			1-0 K			4-2 2B 2B BB	1-0 G5-3			3 2 1 0 1 1 1

Inning Stats	R: 0	H: 2	E: 0	K: 0	S: 7	H: 1	LOB: 1	BB: 0	P: 13	R: 0	H: 1	E: 0	K: 0	S: 10	R: 6	H: 6	E: 1	K: 1	S: 24	R: 0	H: 0	E: 0	K: 1	S: 5	R: 1	H: 1	E: 0	K: 0	S: 7	R: 2	H: 2	E: 0	K: 1	S: 17	R: 0	H: 1	E: 0	K: 0	S: 9	R: 1	H: 1	E: 0	K: 0	S: 12	1B: 7	2B: 3	3B: 1	HR: 3	SF: 1	SAC: 0	DP: 2	HBP: 1	WP: 0	HR: 0	S: 12	P: 27	ERA: 9.00	WHIP: 2.000
--------------	------	------	------	------	------	------	--------	-------	-------	------	------	------	------	-------	------	------	------	------	-------	------	------	------	------	------	------	------	------	------	------	------	------	------	------	-------	------	------	------	------	------	------	------	------	------	-------	-------	-------	-------	-------	-------	--------	-------	--------	-------	-------	-------	-------	-----------	-------------


PITCHER	IP	WLS	BF	H	R	ER	SO	BB	IBB	HBP	BLK	WP	HR	S	P	ERA	WHIP
<b>Brian Anderson, L</b> (1, 1) ERA: 6.1	2.0	L	13	7	5	4	0	1	0	0	0	0	0	28	48	18.00	4.000
<b>Craig Lefferts, L</b> (3, 1) ERA: 4.67	2.0		10	3	2	2	2	1	0	0	0	0	2	22	42	9.00	2.000
<b>Mike Butcher, R</b> (5, 1) ERA: 6.43	1.0		3	0	0	0	0	1	0	0	0	0	0	3	9	0.00	1.000
<b>Bob Patterson, L</b> (6, 1) ERA: 5.67	0.1		5	2	2	2	1	1	1	0	0	0	0	11	20	54.00	9.000
<b>Mark Leiter, R</b> (6, 1) ERA: 4.4	1.2		7	1	0	0	0	1	0	0	0	0	0	15	26	0.00	1.200

**BOTTOM**

**California Angels @ Baltimore Orioles**  
**Oriole Park at Camden Yards, Baltimore, MD**

Sun Jul 03 1994, 3:33 AM EDT  
Att: 47,092 - Overcast - 91 F

AB	35
R	10
H	14
RBI	10
BB	7
SO	3
LOB	20



PITCHER	IP	WLS	BF	H	R	ER	SO	BB	IBB	HBP	BLK	WP	HR	S	P	ERA	WHIP
<b>Joe Magrane, L</b> (8, 1) ERA: 6.68	1.0		6	1	1	1	0	1	0	1	0	0	0	12	27	9.00	2.000



Batter	1	2	3	4	5	6	7	8	9	AB R H RBI BB SO LOB	TOP												
<b>Rich Amaral, R</b> (1, 4) OBP: 0.345, SLG: 0.394 <b>Luis Sojo, R</b> (3, 4) OBP: 0.303, SLG: 0.410	0-2 G1-3	0-2 F8		0-2 1B		0-0 1B		2-2 1B		2 0 0 0 0 0 2 3 0 3 0 0 0 0													
<b>Felix Fermin, R</b> (1, 6) OBP: 0.355, SLG: 0.417	3-2 1B		0-0 1B	2-2 F9		0-0 FC1-2-5		1-2 G4-3		5 1 2 0 0 0 4													
<b>Ken Griffey Jr., L</b> (1, 8) OBP: 0.407, SLG: 0.699	0-0 F8		4-1 1B		1-3 K	0-0 G1-3			0-1 F8	4 1 0 0 1 1 3													
<b>Edgar Martinez, R</b> (1, 5) OBP: 0.409, SLG: 0.500	3-1 1B		4-2 1B		3-2 F9		1-2 G6-3		1-0 1B	4 0 2 0 1 0 0													
<b>Mike Blowers, R</b> (1, 3) OBP: 0.337, SLG: 0.398	2-2 G3-1		1-0 1B		0-0 HR		1-0 G4-3		2-1 G4-6-3	5 1 2 3 0 0 3													
<b>Keith Mitchell, R</b> (1, 9) OBP: 0.391, SLG: 0.500		3-2 P4	2-0 P5		1-2 1B		1-0 HBP			3 0 1 0 0 0 2													
<b>Marc Newfield, R</b> (1, 10) OBP: 0.217, SLG: 0.143		1-1 P4	0-2 G5-4-3		0-3 K		3-2 G5-3			4 0 0 0 0 1 4													
<b>Dan Wilson, R</b> (1, 2) OBP: 0.271, SLG: 0.348		4-0 1B		2-1 P3		1-2 G5-3		1-2 L5		3 0 0 0 1 0 0													
<b>Brian Turang, R</b> (1, 7) OBP: 0.238, SLG: 0.269		1-2 1B		0-3 K		4-2 1B		0-3 K		3 0 1 0 1 2 0													
<b>Inning Stats</b>	R: 0 E: 0 K: 0 S: 15	H: 2 LOB: 2 BB: 0 P: 23	R: 0 E: 0 K: 0 S: 12	H: 1 LOB: 2 BB: 1 P: 21	R: 2 E: 0 K: 0 S: 9	H: 2 LOB: 1 BB: 2 P: 20	R: 0 E: 0 K: 1 S: 13	H: 1 LOB: 1 BB: 0 P: 17	R: 1 E: 0 K: 2 S: 14	H: 2 LOB: 1 BB: 0 P: 19	R: 0 E: 0 K: 0 S: 11	H: 1 LOB: 2 BB: 1 P: 16	R: 0 E: 0 K: 0 S: 8	H: 0 LOB: 1 BB: 0 P: 14	R: 0 E: 0 K: 1 S: 12	H: 1 LOB: 1 BB: 0 P: 16	R: 0 E: 0 K: 0 S: 5	H: 1 LOB: 0 BB: 0 P: 8	1B: 9 2B: 1 3B: 0 HR: 1	SF: 0 SAC: 0 DP: 2 HBP: 1	WP: 0 PB: 0 SB: 0 CS: 0	PA: 41	
<b>PITCHER</b> <b>Sid Fernandez, L</b> (1, 1) ERA: 4.5 <b>Mark Eichhorn, R</b> (6, 1) ERA: 1.59	IP WLS BF H R ER SO BB IBB HBP BLK WP HR S P ERA WHIP	5.0 W 25 8 3 3 3 3 3 0 0 0 0 1 63 100 5.40 2.200	4.0 S 16 3 0 0 1 1 0 1 0 0 0 0 36 54 0.00 1.000																				

**Seattle Mariners @ Baltimore Orioles**  
 Oriole Park at Camden Yards, Baltimore, MD

Mon Jul 04 1994, 7:05 PM EDT  
 Att. 47,336 - Sunny - 89 F

[livebaseballscorecards.com](http://livebaseballscorecards.com)

<b>AB</b>	36
<b>R</b>	3
<b>H</b>	11
<b>RBI</b>	3
<b>BB</b>	4
<b>SO</b>	4
<b>LOB</b>	18







Batter	1	2	3	4	5	6	7	8	9	AB R H RBI BB SO LOB	TOP
Luis Sojo, R (1, 4) OBP: 0.296, SLG: 0.400	1-2 G5-3		1-2 FC4		1-2 L5			0-0 G4-3		4 0 0 0 0 0 1	
Felix Fermin, R (1, 6) OBP: 0.354, SLG: 0.414	0-0 G6-3			2-1 G3-6 1B		1-2 G3-1		0-3 K		4 0 1 0 0 1 0	
Ken Griffey Jr., L (1, 8) OBP: 0.405, SLG: 0.693	1-1 G3			1-1 G3-6 1-2f		2-2 G1		4-0 BB		3 0 0 0 1 0 1	
Edgar Martinez, R (1, 5) OBP: 0.410, SLG: 0.495		3-1 G5-3		4-2 2B BB		4-2 BB		2-2 K		2 1 0 0 2 1 1	
Mike Blowers, R (1, 7) OBP: 0.335, SLG: 0.400		1-1 G5-3		3-2 1-H 2B		3-3 K		2-3 K		4 0 1 1 0 2 1	
Keith Mitchell, R (1, 9) OBP: 0.375, SLG: 0.475		1-3 K		0-1 F8			3-1 G6-3		3-3 K	4 0 0 0 0 2 1	
Marc Newfield, R (1, 10) OBP: 0.222, SLG: 0.160			3-2 F8		2-3 K		1-2 1B 1B		1-2 F8	4 0 1 0 0 1 0	
Tino Martinez, L (1, 3) OBP: 0.296, SLG: 0.418			1-3 K		2-3 K		2-1 G6-4-3 1B			3 0 1 0 0 2 0	
Dan Wilson, R (1, 2) OBP: 0.277, SLG: 0.368			3-1 FC4 1B		0-0 HR		2-2 G6-4-3 1-2f			3 1 2 1 0 0 2	
<b>Inning Stats</b>	R: 0 E: 0 K: 0 S: 6 H: 0 LOB: 0 BB: 0 P: 8	R: 0 E: 0 K: 1 S: 7 H: 0 LOB: 0 BB: 0 P: 12	R: 0 E: 0 K: 1 S: 13 H: 1 LOB: 1 BB: 0 P: 21	R: 1 E: 0 K: 0 S: 12 H: 2 LOB: 1 BB: 1 P: 22	R: 1 E: 0 K: 2 S: 11 H: 1 LOB: 0 BB: 0 P: 16	R: 0 E: 0 K: 1 S: 14 H: 0 LOB: 1 BB: 1 P: 24	R: 0 E: 0 K: 0 S: 10 H: 2 LOB: 1 BB: 0 P: 18	R: 0 E: 0 K: 2 S: 8 H: 0 LOB: 1 BB: 1 P: 14	R: 0 E: 0 K: 2 S: 9 H: 0 LOB: 0 BB: 0 P: 15	1B: 4 2B: 1 3B: 0 HR: 1 SF: 0 SAC: 0 DP: 2 HBP: 0	WP: 0 PB: 0 SB: 0 CS: 0 PA: 34
<b>PITCHER</b>	IP WLS BF H R ER SO BB IBB HBP BLK WP HR S P ERA WHIP										
Jamie Moyer, L (1, 1) ERA: 5.26	6.1 W 26 6 2 2 5 2 0 0 0 0 0 1 70 116 2.84 1.263										
Alan Mills, R (7, 1) ERA: 5.51	1.2 5 0 0 0 2 1 0 0 0 0 0 0 11 19 0.00 0.600										
Lee Smith, R (9, 1) ERA: 1.5	1.0 S 3 0 0 0 2 0 0 0 0 0 0 0 9 15 0.00 0.000										

Seattle Mariners @ Baltimore Orioles  
 Oriole Park at Camden Yards, Baltimore, MD

Tue Jul 05 1994, 7:05 PM EDT  
 Att. 47,842 - Sunny - 87 F

livebaseballscorecards.com

AB 31  
 R 2  
 H 6  
 RBI 2  
 BB 3  
 SO 9  
 LOB 7



Batter	1	2	3	4	5	6	7	8	9
<b>Brady Anderson, L</b> OBP: 0.354, SLG: 0.418 (1, 7)	4-1 1B S 1B BB	0-1 P8		2-1 HR	2-2 G6-3			2-2 F8	
<b>Mark McLemore, S</b> OBP: 0.364, SLG: 0.332 (1, 4)	4-2 1B 1-2 BB	1 SAFE 0-0 1-3 1B		1-1 G6-3		4-1 L4-3 BB		2-3 K	
<b>Rafael Palmeiro, L</b> OBP: 0.413, SLG: 0.547 (1, 3)	2-1 G3 1-2 2-3 1B	2-2 G3		2-3 K		0-0 L4-3 1-2			
<b>Cal Ripken Jr., R</b> OBP: 0.355, SLG: 0.483 (1, 6)	0-1 G3 1-2 2-H 2-H 3-H 1B		1-1 F8	0-1 G1-3		1-1 1B			
<b>Harold Baines, L</b> OBP: 0.348, SLG: 0.487 (1, 10)	2-1 G3 1-2 2-3		1-1 BB 1B		2-3 K	1-2 G4-3			
<b>Leo Gomez, R</b> OBP: 0.384, SLG: 0.583 (1, 5)	1-0 G5-3		1-2 P4		0-0 1B FC6 1B		3-1 F7		
<b>Chris Hoiles, R</b> OBP: 0.367, SLG: 0.466 (1, 2)	1-3 K		4-2 1B 1-2 BB		0-0 FC6 1B 1-2 1B		3-2 F9		
<b>Dwight Smith, L</b> OBP: 0.298, SLG: 0.437 (1, 9)		1-2 1B HBP	0-1 1-3 2-H 1B		0-0 FC6 1-2 2-3 1B		1-1 G3		
<b>Mike Devereaux, R</b> OBP: 0.263, SLG: 0.347 (1, 8)		0-1 F9	0-0 F8		1-1 FC6 1-2 2-3 3-H		1-0 G5-3		

Inning Stats	R: 2	H: 2	E: 0	K: 1	S: 13	R: 0	H: 1	E: 0	K: 0	S: 10	R: 1	H: 2	E: 0	K: 0	S: 13	R: 1	H: 1	E: 0	K: 1	S: 9	R: 1	H: 3	E: 0	K: 1	S: 12	R: 0	H: 1	E: 0	K: 0	S: 7	R: 0	H: 0	E: 0	K: 0	S: 7	R: 0	H: 0	E: 0	K: 1	S: 10	1B: 9	SF: 0	2B: 1	SAC: 0	3B: 0	DP: 1	HR: 1	HBP: 1
	LOB: 2	BB: 27	LOB: 2	BB: 0	P: 13	LOB: 2	BB: 1	LOB: 0	BB: 0	P: 20	LOB: 2	BB: 1	LOB: 0	BB: 0	P: 17	LOB: 1	BB: 1	LOB: 0	BB: 0	P: 14	LOB: 1	BB: 0	LOB: 2	BB: 0	P: 13	LOB: 0	BB: 0	P: 14	LOB: 0	BB: 0	P: 15	LOB: 0	BB: 0	P: 15	1B: 9 <td>SF: 0 <td>2B: 1 <td>SAC: 0 <td>3B: 0 <td>DP: 1 <td>HR: 1 <td>HBP: 1 </td></td></td></td></td></td></td>	SF: 0 <td>2B: 1 <td>SAC: 0 <td>3B: 0 <td>DP: 1 <td>HR: 1 <td>HBP: 1 </td></td></td></td></td></td>	2B: 1 <td>SAC: 0 <td>3B: 0 <td>DP: 1 <td>HR: 1 <td>HBP: 1 </td></td></td></td></td>	SAC: 0 <td>3B: 0 <td>DP: 1 <td>HR: 1 <td>HBP: 1 </td></td></td></td>	3B: 0 <td>DP: 1 <td>HR: 1 <td>HBP: 1 </td></td></td>	DP: 1 <td>HR: 1 <td>HBP: 1 </td></td>	HR: 1 <td>HBP: 1 </td>	HBP: 1						

PITCHER	IP	WLS	BF	H	R	ER	SO	BB	IBB	HBP	BLK	WP	HR	S	P	ERA	WHIP
<b>Jim Converse, R</b> ERA: 9.47 (1, 1)	4.2	L	27	9	5	5	3	3	0	1	0	0	1	53	85	9.64	2.571
<b>Kevin King, L</b> ERA: 5.79 (5, 1)	1.1		5	1	0	0	0	1	0	0	0	0	0	11	19	0.00	1.500
<b>Milt Hill, R</b> ERA: 6.75 (7, 1)	1.1		4	0	0	0	0	0	0	0	0	0	0	8	16	0.00	0.000
<b>Tim Davis, L</b> ERA: 3.94 (8, 1)	0.2		2	0	0	0	1	0	0	0	0	0	0	9	13	0.00	0.000

**BOTTOM**

AB R H RBI BB SO LOB

4 2 1 1 1 0 3

3 1 1 0 2 1 0

4 0 1 0 0 1 3

4 0 2 2 0 0 0

4 1 1 0 0 1 3

4 1 1 0 0 0 3

3 0 1 0 1 1 2


3 0 2 1 0 0 0

4 0 0 1 0 0 5

**Seattle Mariners @ Baltimore Orioles**  
Oriole Park at Camden Yards, Baltimore, MD

livebaseballscorecards.com

**AB 33**  
**R 5**  
**H 10**  
**RBI 5**  
**BB 4**  
**SO 4**  
**LOB 19**



WP: 0 PA: 38  
PB: 0  
SB: 1  
CS: 0

Tue Jul 05 1994, 7:05 PM EDT  
Att. 47,842 - Sunny - 87 F



Batter	1	2	3	4	5	6	7	8	9	AB R H RBI BB SO LOB	TOP	
<b>Felix Fermin, R</b> OBP: 0.355, SLG: 0.412 (1, 6)	4-0 BB		X 0-0 1B SF9 1B		B X 1-0 F8		B X 1-0 G3		B X 0-2 FC4	4 1 1 1 1 0 2		
<b>Keith Mitchell, R</b> OBP: 0.370, SLG: 0.464 (1, 9)	1-3 K		X 0-0 FC4-6 1B		B F B B X 3-1 F9		F B B X 2-1 P4			4 0 1 0 0 1 3		
<b>Ken Griffey Jr., L</b> OBP: 0.403, SLG: 0.689 (1, 8)	0-0 P6		C B B F B X 3-2 SF9		F F B B X 1-2 1B		B F C B X 1-2 P2			3 0 1 1 0 0 1		
<b>Edgar Martinez, R</b> OBP: 0.404, SLG: 0.486 (1, 5)	2-3 K		C B 1 SAFE 0-1 FC4-6		F S C 0-3 K		X 0-0 G3-1			4 0 0 0 0 2 3		
<b>Reggie Jefferson, S</b> OBP: 0.393, SLG: 0.564 (1, 10)		X 0-0 G3-1		B C T C 1-3 K		B F B B S 3-3 K		X 0-0 L9		4 0 0 0 0 2 1		
<b>Tino Martinez, L</b> OBP: 0.300, SLG: 0.428 (1, 3)		B B X 2-0 P6		B F B X 2-1 G4-3		L B B X 2-1 2B		C X 0-1 1B		4 2 2 0 0 0 0		
<b>Mike Blowers, R</b> OBP: 0.343, SLG: 0.410 <b>Rich Amaral, R</b> OBP: 0.345, SLG: 0.394 (1, 7) (9, PR)		B C T C 2-2 HBP		B C C X 2-1 G6-3		F B B B X 3-2 F9 G3 2B		C X 0-1 FC4 1B		3 1 2 2 0 0 0 0 0 0 0 0 0 0		
<b>Dan Wilson, R</b> OBP: 0.273, SLG: 0.363 <b>Jay Buhner, R</b> OBP: 0.384, SLG: 0.536 (1, 2) (9, PH)		B B B 3-3 K		C B C C 1-3 K		B X 1-0 F9		B T C 0-3 K		3 0 0 0 0 2 2 1 0 0 0 0 1 1		
<b>Luis Sojo, R</b> OBP: 0.297, SLG: 0.395 <b>Brian Turang, R</b> OBP: 0.235, SLG: 0.266 (1, 4) (7, PR) (7, 4)		B X 1-0 F7		B B B X 3-1 F8		B F B B H 2-2 G3 HBP		B 1 SAFE 2-2 F9		2 0 0 0 0 0 0 1 0 0 0 0 0 1		
<b>Inning Stats</b>	R: 0 H: 0 E: 0 LOB: 1 K: 2 BB: 1 S: 8 P: 15	R: 0 H: 0 E: 0 LOB: 1 K: 1 BB: 0 S: 9 P: 16	R: 1 H: 2 E: 0 LOB: 1 K: 0 BB: 0 S: 9 P: 13	R: 0 H: 0 E: 0 LOB: 0 K: 1 BB: 0 S: 7 P: 12	R: 0 H: 0 E: 0 LOB: 0 K: 1 BB: 0 S: 6 P: 11	R: 0 H: 1 E: 0 LOB: 1 K: 2 BB: 0 S: 13 P: 20	R: 2 H: 2 E: 0 LOB: 2 K: 0 BB: 0 S: 11 P: 22	R: 0 H: 0 E: 0 LOB: 0 K: 0 BB: 0 S: 5 P: 6	R: 1 H: 2 E: 0 LOB: 1 K: 1 BB: 0 S: 14 P: 16	1B: 4 SF: 1 2B: 3 SAC: 0 3B: 0 DP: 0 HR: 0 HBP: 2	WP: 0 PA: 37 PB: 0 SB: 0 CS: 0	
<b>PITCHER</b>	IP WLS BF H R ER SO BB IBB HBP BLK WP HR S P ERA WHIP											
<b>Mike Oquist, R</b> ERA: 5.61 (1, 1)	6.0 W 25 5 3 3 7 1 0 1 0 0 0 57 97 4.50 1.000											
<b>Alan Mills, R</b> ERA: 5.19 (7, 1)	2.0 7 0 0 0 0 0 0 0 1 0 0 0 11 18 0.00 0.000											
<b>Lee Smith, R</b> ERA: 1.74 (9, 1)	1.0 S 5 2 1 1 1 0 0 0 0 0 0 0 14 16 9.00 2.000											

Seattle Mariners @ Baltimore Orioles  
 Oriole Park at Camden Yards, Baltimore, MD

Wed Jul 06 1994, 7:05 PM EDT  
 Att. 47,697 - Unknown - 97 F

livebaseballscorecards.com

AB	33
R	4
H	7
RBI	4
BB	1
SO	8
LOB	14



Batter	1	2	3	4	5	6	7	8	9	AB	R	H	RBI	BB	SO	LOB
Brady Anderson, L OBP: 0.354, SLG: 0.426 (1, 8)	2-3 K		2-2 P2	1-1 HR		4-0 BB		1-0 F7		4	1	1	3	1	1	2
Chris Sabo, R OBP: 0.297, SLG: 0.426 Jack Voigt, R OBP: 0.320, SLG: 0.348 (1, 9) (7, 9)	3-3 K		2-3 K	0-2 P3		1-0 FC5				4	0	0	0	0	2	3
Rafael Palmeiro, L OBP: 0.414, SLG: 0.554 (1, 3)	4-2 1B BB		1-0 HR		0-2 G4-3		0-0 F7			3	1	1	1	1	0	0
Cal Ripken Jr., R OBP: 0.354, SLG: 0.480 (1, 6)	1-1 1B		3-0 L7		3-2 G5-3		2-2 F7			4	0	1	0	0	0	0
Harold Baines, L OBP: 0.342, SLG: 0.479 (1, 10)	0-0 G4-3			2-0 F7	1-2 G4-3		0-0 P6			4	0	0	0	0	0	2
Leo Gomez, R OBP: 0.378, SLG: 0.572 (1, 5)		0-0 G5-3		0-3 K		2-2 G4-3		1-2 F9		4	0	0	0	0	1	0
Chris Hoiles, R OBP: 0.375, SLG: 0.468 (1, 2)		4-1 BB		4-2 3B BB		2-1 BB 1B		4-1 1B BB		1	1	1	0	3	0	0
Dwight Smith, L OBP: 0.310, SLG: 0.455 (1, 7)		1-3 K		0-1 HR 3B		4-2 FC5 BB		0-0 1B		3	1	2	1	1	1	1
Mark McLemore, S OBP: 0.362, SLG: 0.328 (1, 4)		2-3 K		4-0 HR BB		1-3 K		1-3 K		3	1	0	0	1	3	5

Inning Stats	R: 0	H: 1	E: 0	K: 2	S: 12	L: 22	R: 0	H: 0	E: 0	K: 2	S: 8	R: 1	H: 1	E: 0	K: 1	S: 12	R: 4	H: 2	E: 0	K: 1	S: 14	R: 0	H: 0	E: 0	K: 0	S: 9	R: 0	H: 1	E: 0	K: 1	S: 11	R: 0	H: 0	E: 0	K: 0	S: 5	R: 0	H: 1	E: 0	K: 1	S: 9	
	0	1	0	2	12	22	0	0	0	2	8	1	1	0	1	12	4	2	0	0	1	14	0	0	0	0	9	0	1	0	1	11	0	0	0	0	5	0	1	0	1	9

PITCHER	IP	WLS	BF	H	R	ER	SO	BB	IBB	HBP	BLK	WP	HR	S	P	ERA	WHIP
Roger Salkeld, R ERA: 7.04 (1, 1)	4.0	L	20	4	5	5	6	4	0	0	0	0	2	46	82	11.25	2.000
Kevin King, L ERA: 4.26 (5, 1)	1.2		8	1	0	0	1	2	0	0	0	0	0	19	36	0.00	1.800
Milt Hill, R ERA: 6.67 (6, 1)	0.1		1	0	0	0	0	0	0	0	0	0	0	1	2	0.00	0.000
Tim Davis, L ERA: 3.82 (7, 1)	1.0		3	0	0	0	0	0	0	0	0	0	0	5	7	0.00	0.000
Bill Risley, R ERA: 4.18 (8, 1)	1.0		5	1	0	0	1	1	0	0	0	0	0	9	16	0.00	2.000


**BOTTOM**

**Seattle Mariners @ Baltimore Orioles**  
 Oriole Park at Camden Yards, Baltimore, MD

Wed Jul 06 1994, 7:05 PM EDT  
 Att: 47,697 - Unknown - 97 F

livebaseballscorecards.com

<b>AB</b>	<b>30</b>
<b>R</b>	<b>5</b>
<b>H</b>	<b>6</b>
<b>RBI</b>	<b>5</b>
<b>BB</b>	<b>7</b>
<b>SO</b>	<b>8</b>
<b>LOB</b>	<b>13</b>



1B: 3	SF: 0	WP: 0	PA: 37
2B: 0	SAC: 0	PB: 0	
3B: 1	DP: 0	SB: 0	
HR: 2	HBP: 0	CS: 0	



Batter	1	2	3	4	5	6	7	8	9	AB R H RBI BB SO LOB	TOP
Rickey Henderson, R OBP: 0.421, SLG: 0.383 (1, 10)	G5-3		G6-3	FC4-6 BB		2B 1B BB		L3		3 1 0 1 2 0 0	
Stan Javier, S OBP: 0.370, SLG: 0.448 (1, 8) (8, 7)	G1-3		E7 1B	FC4-6		1B 2B		L8		5 1 2 1 0 0 3	
Geronimo Berroa, R OBP: 0.402, SLG: 0.504 Eric Fox, S OBP: 0.244, SLG: 0.310 (1, 7) (8, 8)	FC6 1B		G5-3		K	FC4-6 1B		K		5 0 2 2 0 2 1 0 0 0 0 0 0 0	
Ruben Sierra, S OBP: 0.280, SLG: 0.462 (1, 9)	FC6			G4-3	F7	FC4-6		F8		5 0 0 0 0 0 2	
Troy Neel, L OBP: 0.356, SLG: 0.474 Mark McGwire, R OBP: 0.468, SLG: 0.526 (1, 3) (9, 3)			CS BB	E9 1B FC4-6	BB 1B	F8		G1-3		4 1 1 0 1 0 1 0 0 0 0 0 0 0	
Terry Steinbach, R OBP: 0.340, SLG: 0.467 (1, 2)			K	FC4-6 1B	BB 1B		G3 SH3-4 1B	2B		4 0 3 0 1 1 1	
Brent Gates, S OBP: 0.341, SLG: 0.370 (1, 4)			G6-3	FC4-6 1B	G3		SH3-4	L9		4 1 0 1 0 0 4	
Scott Brosius, R OBP: 0.298, SLG: 0.401 (1, 5)			G6-3 2B	BB 1B		2B 2B	G3			4 2 3 0 0 0 1	
Mike Bordick, R OBP: 0.333, SLG: 0.349 (1, 6)			G6-3	BB 1B		K	G6-3			4 0 1 1 0 1 3	
<b>Inning Stats</b>	R: 0 H: 1 E: 0 LOB: 1 K: 0 BB: 0 S: 11 P: 18	R: 0 H: 0 E: 0 LOB: 0 K: 1 BB: 1 S: 5 P: 12	R: 1 H: 2 E: 1 LOB: 1 K: 0 BB: 0 S: 11 P: 17	R: 2 H: 3 E: 1 LOB: 3 K: 0 BB: 1 S: 21 P: 38	R: 0 H: 1 E: 0 LOB: 2 K: 1 BB: 1 S: 17 P: 30	R: 3 H: 3 E: 0 LOB: 1 K: 1 BB: 1 S: 18 P: 27	R: 0 H: 1 E: 0 LOB: 1 K: 0 BB: 0 S: 7 P: 11	R: 0 H: 0 E: 0 LOB: 0 K: 1 BB: 0 S: 8 P: 9	R: 0 H: 1 E: 0 LOB: 1 K: 0 BB: 0 S: 9 P: 17	1B: 8 SF: 0 2B: 4 SAC: 1 3B: 0 DP: 0 HR: 0 HBP: 0	WP: 0 PA: 43 PB: 0 SB: 0 CS: 1
<b>PITCHER</b> Ben McDonald, R ERA: 4.47 Mark Eichhorn, R ERA: 1.96	IP WLS BF H R ER SO BB IBB HBP BLK WP HR S P ERA WHIP	IP WLS BF H R ER SO BB IBB HBP BLK WP HR S P ERA WHIP	IP WLS BF H R ER SO BB IBB HBP BLK WP HR S P ERA WHIP	IP WLS BF H R ER SO BB IBB HBP BLK WP HR S P ERA WHIP	IP WLS BF H R ER SO BB IBB HBP BLK WP HR S P ERA WHIP	IP WLS BF H R ER SO BB IBB HBP BLK WP HR S P ERA WHIP	IP WLS BF H R ER SO BB IBB HBP BLK WP HR S P ERA WHIP	IP WLS BF H R ER SO BB IBB HBP BLK WP HR S P ERA WHIP	IP WLS BF H R ER SO BB IBB HBP BLK WP HR S P ERA WHIP	ERA WHIP	ERA WHIP

Oakland Athletics @ Baltimore Orioles  
 Oriole Park at Camden Yards, Baltimore, MD

livebaseballscorecards.com

AB	38
R	6
H	12
RBI	6
BB	4
SO	4
LOB	16



Thu Jul 07 1994, 7:05 PM EDT  
 Att. 47,722 - Overcast - 92 F

Batter	1	2	3	4	5	6	7	8	9	AB R H RBI BB SO LOB
Brady Anderson, L (1, 8) OBP: 0.356, SLG: 0.429	1-1 1B	1-0 F7			1-0 SH1-3 SF7 2B		0-0 SH5-4		1-3 K	4 1 2 1 0 1 2
Chris Sabo, R (1, 5) OBP: 0.302, SLG: 0.429	1-2 L6-3-6 1B		1-1 G4-6-3 BB 1B		0-0 SH1-3		0-1 F8			3 0 2 0 0 0 2
Rafael Palmeiro, L (1, 3) OBP: 0.413, SLG: 0.551	1-0 L6-3-6		4-1 G4-6-3 BB		1-0 SF7		1-1 G6-3			2 0 0 1 1 0 4
Cal Ripken Jr., R (1, 6) OBP: 0.350, SLG: 0.474	3-1 G5-3		0-2 G4-6-3		0-1 P7			3-1 G5-3		4 0 0 0 0 0 3
Harold Baines, L (1, 10) OBP: 0.341, SLG: 0.473		4-2 FC3-4-6 BB	2-3 K		1-2 P5			1-2 G3		3 0 0 0 1 1 1
Chris Hoiles, R (1, 2) OBP: 0.370, SLG: 0.460		1-3 K		3-2 F7		1-0 G5-3		0-0 F9		4 0 0 0 0 1 1
Dwight Smith, L (1, 7) OBP: 0.308, SLG: 0.446		2-2 FC3-4-6 1B 1-2f 1B		1-2 L7		0-0 F8			4-2 BB	3 1 0 0 1 0 1
Mark McLemore, S (1, 4) OBP: 0.364, SLG: 0.331		3-1 1B 1-2 E 1B		2-0 F7			3-2 SH5-4 1B 1B		3-2 F8	4 1 2 0 0 0 1
Jeffrey Hammonds, R (1, 9) OBP: 0.331, SLG: 0.527		1-0 E9 1B 1-H 2-H			3-1 2B 2B		1-1 SH5-4 1B		1-2 P3	4 1 3 1 0 0 1

Inning Stats	R: 0 E: 0 K: 0 S: 8	H: 2 LOB: 1 BB: 0 P: 14	R: 2 E: 1 K: 1 S: 15	H: 2 LOB: 1 BB: 1 P: 27	R: 0 E: 0 K: 1 S: 9	H: 1 LOB: 1 BB: 1 P: 16	R: 0 E: 0 K: 0 S: 9	H: 0 LOB: 0 BB: 0 P: 15	R: 2 E: 0 K: 0 S: 7	H: 2 LOB: 0 BB: 0 P: 12	R: 0 E: 0 K: 0 S: 5	H: 0 LOB: 0 BB: 0 P: 7	R: 0 E: 0 K: 0 S: 12	H: 2 LOB: 2 BB: 0 P: 17	R: 0 E: 0 K: 0 S: 6	H: 0 LOB: 0 BB: 0 P: 10	R: 0 E: 0 K: 1 S: 18	H: 0 LOB: 1 BB: 1 P: 27	1B: 7 2B: 3 3B: 0 HR: 0	SF: 1 SAC: 2 DP: 2 HBP: 0	WP: 0 PB: 0 SB: 0 CS: 0	PA: 37
--------------	------------------------------	----------------------------------	-------------------------------	----------------------------------	------------------------------	----------------------------------	------------------------------	----------------------------------	------------------------------	----------------------------------	------------------------------	---------------------------------	-------------------------------	----------------------------------	------------------------------	----------------------------------	-------------------------------	----------------------------------	----------------------------------	------------------------------------	----------------------------------	--------

PITCHER	IP	WLS	BF	H	R	ER	SO	BB	IBB	HBP	BLK	WP	HR	S	P	ERA	WHIP
Todd Van Poppel, R (1, 1) ERA: 6.62	5.0		22	7	4	3	2	2	0	0	0	0	0	48	84	5.40	1.800
Vince Horsman, L (6, 1) ERA: 2.89	0.1		1	0	0	0	0	0	0	0	0	0	0	3	4	0.00	0.000
Bob Welch, R (6, 1) ERA: 7.38	0.2		4	2	0	0	0	0	0	0	0	0	0	9	14	0.00	3.000
Dave Leiper, L (7, 1) ERA: 1.0	0.1		1	0	0	0	0	0	0	0	0	0	0	1	1	0.00	0.000
Billy Taylor, R (7, 1) ERA: 3.83	0.1		1	0	0	0	0	0	0	0	0	0	0	2	2	0.00	0.000

PITCHER	IP	WLS	BF	H	R	ER	SO	BB	IBB	HBP	BLK	WP	HR	S	P	ERA	WHIP
Ed Vosberg, L (7, 1) ERA: 13.5	0.1		1	0	0	0	0	0	0	0	0	0	0	2	3	0.00	0.000
Mark Acree, R (8, 1) ERA: 2.61	1.0		3	0	0	0	0	0	0	0	0	0	0	6	10	0.00	0.000
Dennis Eckersley, R (9, 1) ERA: 4.26	1.0	S	4	0	0	0	1	1	0	0	0	0	0	18	27	0.00	1.000

BOTTOM

Oakland Athletics @ Baltimore Orioles  
 Oriole Park at Camden Yards, Baltimore, MD

Thu Jul 07 1994, 7:05 PM EDT  
 Att. 47,722 - Overcast - 92 F

livebaseballscorecards.com

AB	31
R	4
H	9
RBI	3
BB	3
SO	3
LOB	16





Batter	1	2	3	4	5	6	7	8	9	AB R H RBI BB SO LOB	TOP
<b>Stan Javier, S</b> (1, 8) OBP: 0.371, SLG: 0.446 (7, 7)	0-3 		0-3 		1-1  1B			0-0 	4-2  1-2 2-3	4 0 1 1 1 2 1	
<b>Brent Gates, S</b> (1, 4) OBP: 0.343, SLG: 0.368	4-2  E S		1-2  1-3		1-2  1-2		1-1 	1-3 	1-3 	4 0 1 0 1 1 4	
<b>Geronimo Berroa, R</b> (1, 7) OBP: 0.397, SLG: 0.496 (7, 9)	3-3  1-3		1-1 		0-0 		3-1 			4 0 0 0 0 1 3	
<b>Ruben Sierra, S</b> (1, 9) OBP: 0.280, SLG: 0.460 <b>Eric Fox, S</b> (7, 8) OBP: 0.261, SLG: 0.326	2-2 			3-2 		0-0  1B		1-0  1B	1-0  1B	3 0 1 0 0 0 1 1 1 1 0 0 0 0	
<b>Mark McGwire, R</b> (1, 3) OBP: 0.461, SLG: 0.515 <b>Mike Aldrete, L</b> (6, PH) OBP: 0.315, SLG: 0.382 (6, 3)		0-3 		2-1 		1-1 		1-1  SF9	1-1  SF9	2 0 0 0 0 1 0 2 1 1 0 0 0 1	
<b>Troy Neel, L</b> (1, 10) OBP: 0.354, SLG: 0.470		2-3 		2-0 		3-3 		1-1  1B	1-1  1B	4 0 1 1 0 2 1	
<b>Scott Brosius, R</b> (1, 5) OBP: 0.293, SLG: 0.396		1-3 			2-2 		0-0 	0-2 	0-2 	3 0 0 1 0 1 0	
<b>Mike Bordick, R</b> (1, 6) OBP: 0.335, SLG: 0.358			0-2  1B		0-1  3B		0-1 	1-2  BB 1B	1-2  BB 1B	4 1 2 0 0 0 1	
<b>Scott Hemond, R</b> (1, 2) OBP: 0.273, SLG: 0.319			0-1  1B		0-0 		2-3 	1-1  1B	1-1  1B	4 0 1 0 0 1 2	
<b>Inning Stats</b>	R: 0 H: 0 E: 1 LOB: 1 K: 2 BB: 1 S: 14 P: 23	R: 0 H: 0 E: 0 LOB: 0 K: 3 BB: 0 S: 11 P: 14	R: 0 H: 2 E: 0 LOB: 2 K: 1 BB: 0 S: 14 P: 16	R: 0 H: 0 E: 0 LOB: 0 K: 0 BB: 0 S: 8 P: 15	R: 1 H: 2 E: 0 LOB: 1 K: 0 BB: 0 S: 12 P: 16	R: 0 H: 1 E: 0 LOB: 1 K: 1 BB: 0 S: 7 P: 11	R: 0 H: 0 E: 0 LOB: 0 K: 1 BB: 0 S: 6 P: 8	R: 0 H: 0 E: 0 LOB: 0 K: 0 BB: 0 S: 5 P: 9	R: 2 H: 4 E: 0 LOB: 3 K: 1 BB: 1 S: 26 P: 36	1B: 8 SF: 1 2B: 0 SAC: 0 3B: 1 DP: 0 HR: 0 HBP: 0	WP: 0 PA: 38 PB: 0 SB: 2 CS: 0
<b>PITCHER</b> <b>35 Mike Mussina, R</b> (1, 1) ERA: 2.96 <b>Tom Bolton, L</b> (8, 1) ERA: 4.43 <b>Jim Poole, L</b> (9, 1) ERA: 6.75	IP WLS BF H R ER SO BB IBB HBP BLK WP HR S P ERA WHIP 7.0 W 27 5 1 1 8 1 0 0 0 0 0 0 72 103 1.29 0.857 1.0 3 0 0 0 0 0 0 0 0 0 0 0 5 9 0.00 0.000 1.0 8 4 2 2 1 1 0 0 0 0 0 0 26 36 18.00 5.000										

Oakland Athletics @ Baltimore Orioles  
 Oriole Park at Camden Yards, Baltimore, MD

livebaseballscorecards.com

AB	35
R	3
H	9
RBI	3
BB	2
SO	9
LOB	14



Fri Jul 08 1994, 7:05 PM EDT  
 Att. 46,674 - Sunny - 94 F

Batter	1	2	3	4	5	6	7	8	9
<b>Brady Anderson, L</b> (1, 8) OBP: 0.355, SLG: 0.431	3-3 K	2-1 P5	1-1 G5-3		3-2 1B	2-1 2B		3-2 F8	
<b>Chris Sabo, R</b> (1, 9) OBP: 0.305, SLG: 0.433	1-0 2B	0-0 G6-3		1-0 L5	3-1 1B	0-3 K			
<b>Jack Voigt, R</b> (7, 9) OBP: 0.320, SLG: 0.348									
<b>Rafael Palmeiro, L</b> (1, 3) OBP: 0.410, SLG: 0.545	0-1 P5		1-2 G1-3	1-3 K	1-2 1B	2-1 F7			
<b>Cal Ripken Jr., R</b> (1, 6) OBP: 0.352, SLG: 0.473	2-2 G5-3		4-1 HR	2-1 L4	1-1 1B		2-2 P3		
<b>Tim Hulett, R</b> (7, 6) OBP: 0.369, SLG: 0.425			HBP BB		1-2 1B				
<b>Harold Baines, L</b> (1, 10) OBP: 0.346, SLG: 0.473		0-1 1B	0-0 F7		2-2 1B	2-1 HBP			
<b>Dwight Smith, L</b> (7, PR) OBP: 0.308, SLG: 0.446									
<b>Leo Gomez, R</b> (1, 5) OBP: 0.378, SLG: 0.564		0-0 F8	2-1 HR	1-2 HBP	1-2 P3	4-2 2B	1-3 K		
<b>Chris Hoiles, R</b> (1, 2) OBP: 0.371, SLG: 0.471		1-0 1B	2-0 HR		2-2 P4	3-1 P4	0-3 K		
<b>Mark McLemore, S</b> (1, 4) OBP: 0.371, SLG: 0.344		1-0 E	3-2 BB		0-0 1B	1-1 2B		3-2 G3	
<b>Jeffrey Hammonds, R</b> (1, 7) OBP: 0.339, SLG: 0.530		0-1 FC6	4-0 BB		4-0 1B	0-0 2B		2-2 P4	

AB	R	H	RBI	BB	SO	LOB
6	1	2	3	0	1	4
5	1	2	2	0	1	3
0	0	0	0	0	0	0
5	0	1	0	0	1	2
3	1	1	1	1	0	1
1	0	0	0	0	0	0
4	2	2	0	0	0	3
0	0	0	0	0	0	0
3	2	0	0	1	1	3
5	2	2	3	0	1	3
5	2	4	0	0	0	0
3	2	1	1	2	0	1

AB	R	H	RBI	BB	SO	LOB
40	13	15	10	4	5	20

Inning Stats	R	H	E	K	S	R	H	E	K	S	R	H	E	K	S	R	H	E	K	S	R	H	E	K	S
<b>Bobby Witt, R</b> (1, 1) ERA: 4.81	2	2	0	1	17	6	5	0	1	1	2	0	0	0	1	0	1	0	0	1	0	0	0	0	0
<b>Vince Horsman, L</b> (3, 1) ERA: 4.79	2	0	0	13	5	5	5	1	2	0	0	0	0	0	0	0	0	0	0	0	0	0	0	0	0
<b>Carlos Reyes, R</b> (5, 1) ERA: 4.5	3	1	1	16	4	3	3	3	1	0	1	0	0	1	0	0	0	0	0	0	0	0	0	0	0

**Oakland Athletics @ Baltimore Orioles**  
**Oriole Park at Camden Yards, Baltimore, MD**

Fri Jul 08 1994, 7:05 PM EDT  
 Att: 46,674 - Sunny - 94 F

[livebaseballscorecards.com](http://livebaseballscorecards.com)

**AB 40**  
**R 13**  
**H 15**  
**RBI 10**  
**BB 4**  
**SO 5**  
**LOB 20**



WP	HR	S	P	ERA	WHIP
1	0	29	51	10.12	2.625
0	0	28	53	22.50	3.500
1	0	38	65	8.10	1.500



Batter	1	2	3	4	5	6	7	8	9	AB R H RBI BB SO LOB	TOP																
Rickey Henderson, R (1, 7) Eric Fox, S (5, 8) Mike Aldrete, L (8, PH) OBP: 0.418, SLG: 0.379 OBP: 0.255, SLG: 0.318 OBP: 0.313, SLG: 0.379	0-3 K		3-2 F9		1-1 SH2-3	0-0 G3-1		1-1 G5-3		2 0 0 0 0 1 0 1 0 0 0 0 0 0 1 0 0 0 0 0 1																	
Stan Javier, S (1, 8) OBP: 0.368, SLG: 0.442	2-1 B1-3		2-2 F8		3-2 2B 1B		1-3 K		3-3 K	5 1 1 1 0 2 0																	
Geronimo Berroa, R (1, 9) OBP: 0.397, SLG: 0.498	2-3 K		3-2 HR 2B		3-3 SAFE K		0-1 1B 1B		2-3 K	5 1 2 0 0 3 1																	
Ruben Sierra, S (1, 10) OBP: 0.287, SLG: 0.480		0-1 F9 E 2B	2-2 HR		1-2 1B 2B		3-2 1B		3-3 K	5 3 4 3 0 1 0																	
Mark McGwire, R (1, 3) OBP: 0.455, SLG: 0.500		0-2 F9 2-3	0-3 K		4-0 1B IBB		0-0 L5			3 0 0 0 1 1 3																	
Terry Steinbach, R (1, 2) OBP: 0.339, SLG: 0.464		1-2 E6 3-H		1-2 P3	2-2 1B		3-2 P4			4 0 1 2 0 0 2																	
Brent Gates, S (1, 4) OBP: 0.337, SLG: 0.361		0-1 SAFE P4		1-3 K	0-0 G4-3			1-0 G4-3		4 0 0 0 0 1 3																	
Scott Brosius, R (1, 5) OBP: 0.289, SLG: 0.389		0-1 F9		0-0 L4		0-2 G5-3		1-0 F9		4 0 0 0 0 0 1																	
Mike Bordick, R (1, 6) OBP: 0.340, SLG: 0.372			1-0 HR		4-1 S SH2-3 1B BB		1-1 F9		2-2 1B	3 2 2 1 1 0 0																	
<b>Inning Stats</b>	R: 0 E: 0 K: 2 S: 9	H: 0 LOB: 0 BB: 0 P: 13	R: 1 E: 1 K: 0 S: 13	H: 1 LOB: 1 BB: 0 P: 14	R: 3 E: 0 K: 1 S: 18	H: 3 LOB: 0 BB: 0 P: 29	R: 0 E: 1 K: 1 S: 9	H: 0 LOB: 0 BB: 0 P: 11	R: 3 E: 0 K: 1 S: 19	H: 3 LOB: 2 BB: 2 P: 37	R: 0 E: 0 K: 0 S: 7	H: 0 LOB: 0 BB: 0 P: 8	R: 0 E: 0 K: 1 S: 14	H: 2 LOB: 2 BB: 0 P: 21	R: 0 E: 0 K: 0 S: 7	H: 1 LOB: 1 BB: 0 P: 12	R: 0 E: 0 K: 3 S: 11	H: 0 LOB: 0 BB: 0 P: 19	1B: 5 2B: 3 3B: 0 HR: 2	SF: 0 SAC: 1 DP: 0 HBP: 0	WP: 0 PB: 0 SB: 3 CS: 0	PA: 40					
<b>PITCHER</b>	IP WLS BF H R ER SO BB IBB HBP BLK WP HR S P ERA WHIP																										
Sid Fernandez, L (1, 1) ERA: 4.96	4.2		23	6	7	7	5	1	1	0	0	0	2	64	98	13.50	1.500										
Mark Williamson, R (5, 1) ERA: 3.91	3.0		13	4	0	0	1	0	0	0	0	0	0	30	44	0.00	1.333										
Alan Mills, R (8, 1) ERA: 5.0	1.1	W	4	0	0	0	3	0	0	0	0	0	0	13	22	0.00	0.000										

Oakland Athletics @ Baltimore Orioles  
 Oriole Park at Camden Yards, Baltimore, MD  
 Sat Jul 09 1994, 7:05 PM EDT  
 Att. 47,310 - Unknown - 95 F

livebaseballscorecards.com

AB	37
R	7
H	10
RBI	7
BB	2
SO	9
LOB	11



Batter	1	2	3	4	5	6	7	8	9	AB	R	H	RBI	BB	SO	LOB
Brady Anderson, L (1, 7) OBP: 0.359, SLG: 0.433	1-1 HR 1B		4-2 G5-3 BB		0-2 1B 2B 1B	2-1 L6-3		0-0 SH SH1-4		3	2	2	1	1	0	1
Chris Sabo, R (1, 5) OBP: 0.308, SLG: 0.449	1-2 HR		0-0 G5-3		1-0 1B		2-0 G5-3	0-0 SH1-4		4	1	2	3	0	0	1
Rafael Palmeiro, L (1, 3) OBP: 0.412, SLG: 0.549	1-1 G4-6-3 1B		2-1 F8		1-0 WP 1B 2B		1-0 WP 1B	2-1 P6		5	2	3	1	0	0	3
Cal Ripken Jr., R (1, 6) OBP: 0.355, SLG: 0.472	1-2 G4-6-3 1-2f		0-0 G4-3		1-1 FC6-4 1B		4-0 1B BB	4-0 IBB		3	0	1	1	2	0	2
Harold Baines, L (1, 10) OBP: 0.343, SLG: 0.468	2-0 G1-3			3-3 K	3-3 K		1-0 IBB 1B	0-0 P5		5	0	1	1	0	2	4
Jeffrey Hammonds, R (1, 9) OBP: 0.335, SLG: 0.538		2-1 P3		2-1 G5-3	2-0 FC6-4 1-2f		1-3 K		1-1 HR	5	1	1	1	0	1	3
Mark McLemore, S (1, 4) OBP: 0.373, SLG: 0.341		0-3 K		3-3 K		4-0 S BB	4-0 IBB			2	0	0	0	2	2	0
Mike Devereaux, R (1, 8) OBP: 0.263, SLG: 0.346		2-0 1B			0-2 E6 HBP 1B	1 SAFE SAFE 1-2 K	2-1 P3			4	1	1	0	0	1	4
Jeff Tackett, R (1, 2) OBP: 0.333, SLG: 0.364		1-3 K			3-2 1B HBP	2-0 G5-3		2-1 SH1-4 SH 1B		2	1	0	0	0	1	2
Dwight Smith, L (8, PH) OBP: 0.313, SLG: 0.450										1	0	1	0	0	0	0
Chris Hoiles, R (9, 2) OBP: 0.371, SLG: 0.471										0	0	0	0	0	0	0

Inning Stats	R: 2	H: 3	E: 0	K: 0	S: 13	H: 3	LOB: 0	BB: 0	P: 19	R: 0	H: 1	E: 0	K: 2	S: 11	H: 1	LOB: 1	BB: 0	P: 16	R: 0	H: 0	E: 0	K: 0	S: 7	H: 0	LOB: 0	BB: 0	P: 16	R: 4	H: 4	E: 1	K: 1	S: 19	H: 0	LOB: 1	BB: 0	P: 30	R: 0	H: 0	E: 0	K: 1	S: 6	H: 0	LOB: 1	BB: 1	P: 14	R: 1	H: 2	E: 0	K: 1	S: 8	H: 1	LOB: 3	BB: 2	P: 23	R: 0	H: 1	E: 1	K: 0	S: 7	H: 1	LOB: 3	BB: 1	P: 15	R: 1	H: 1	E: 0	K: 0	S: 2	H: 1	LOB: 0	BB: 0	P: 3	1B: 9	2B: 1	3B: 0	HR: 2	SF: 0	SAC: 2	DP: 1	HBP: 1	WP: 2	PB: 0	SB: 1	CS: 0	PA: 42
--------------	------	------	------	------	-------	------	--------	-------	-------	------	------	------	------	-------	------	--------	-------	-------	------	------	------	------	------	------	--------	-------	-------	------	------	------	------	-------	------	--------	-------	-------	------	------	------	------	------	------	--------	-------	-------	------	------	------	------	------	------	--------	-------	-------	------	------	------	------	------	------	--------	-------	-------	------	------	------	------	------	------	--------	-------	------	-------	-------	-------	-------	-------	--------	-------	--------	-------	-------	-------	-------	--------

PITCHER	IP	WLS	BF	H	R	ER	SO	BB	IBB	HBP	BLK	WP	HR	S	P	ERA	WHIP
Steve Ontiveros, R (1, 1) ERA: 3.26	4.1		22	8	6	5	4	1	0	0	0	1	0	54	85	10.38	2.077
Ed Vosberg, L (5, 1) ERA: 7.36	1.2		6	0	0	0	2	1	0	0	0	0	0	10	23	0.00	0.600
Mark Acre, R (7, 1) ERA: 3.0	0.1		4	2	1	1	0	1	0	0	0	1	0	3	11	27.00	9.000
Billy Taylor, R (7, 1) ERA: 3.76	0.2		4	1	0	0	1	0	1	0	0	0	0	7	16	0.00	1.500
Dave Leiper, L (8, 1) ERA: 0.9	1.0		5	0	0	0	0	0	1	0	0	0	0	5	11	0.00	0.000

**BOTTOM**

**Oakland Athletics @ Baltimore Orioles**  
 Oriole Park at Camden Yards, Baltimore, MD

Sat Jul 09 1994, 7:05 PM EDT  
 Att: 47,310 - Unknown - 95 F

livebaseballscorecards.com

AB	34
R	8
H	12
RBI	8
BB	5
SO	7
LOB	20











Batter	1	2	3	4	5	6	7	8	9	AB R H RBI BB SO LOB	TOP									
<b>Brady Anderson, L</b> OBP: 0.363, SLG: 0.433 (1, 7) (8, 8)	2-3 K		0-0 G4-3		1-0 1B		1-1 F8		1-1 1B	5 0 2 0 0 1 2										
<b>Chris Sabo, R</b> OBP: 0.309, SLG: 0.453 (1, 5)	4-1 BB		4-2 PB		0-1 P4			3-1 HR	0-3 K	3 1 1 1 2 1 3										
<b>Rafael Palmeiro, L</b> OBP: 0.413, SLG: 0.554 (1, 3)	4-0 BB		3-2 G1-3		2-0 1B			1-1 HR	1-0 F7	4 1 2 1 1 0 2										
<b>Cal Ripken Jr., R</b> OBP: 0.357, SLG: 0.468 (1, 6)	0-0 P4			2-3 K	0-0 1B			1-1 P2	0-0 FC6-4	5 0 2 0 0 1 1										
<b>Chris Hoiles, R</b> OBP: 0.366, SLG: 0.460 (1, 2)		2-3 K		1-1 F8		1-3 K		1-0 F9	0-1 FC6-4	5 0 0 0 0 2 3										
<b>Leo Gomez, R</b> OBP: 0.375, SLG: 0.554 (1, 10)		2-0 G6-3		3-3 K		2-3 K		4-2 WP		3 1 0 0 1 2 1										
<b>Jeffrey Hammonds, R</b> OBP: 0.331, SLG: 0.524 (1, 9)		2-2 FC4			0-2 G1-3		0-2 G6-3	1-1 E2		4 0 2 0 0 0 0										
<b>Mike Devereaux, R</b> OBP: 0.261, SLG: 0.341 <b>Harold Baines, L</b> OBP: 0.351, SLG: 0.474 <b>Jack Voigt, R</b> OBP: 0.320, SLG: 0.348 (8, 7)		0-1 FC4			2-2 1B		2-3 K	4-0 IBB		3 0 1 0 0 1 1										
<b>Mark McLemore, S</b> OBP: 0.370, SLG: 0.338 (1, 4)				1-0 CS		1-3 K		1-1 1B	1-0 G1-3	4 0 2 0 0 1 3										
<b>Inning Stats</b>	R: 0 E: 0 K: 1 S: 5	H: 0 LOB: 1 BB: 2 P: 15	R: 0 E: 0 K: 1 S: 9	H: 1 LOB: 1 BB: 0 P: 15	R: 0 E: 0 K: 0 S: 8	H: 1 LOB: 1 BB: 1 P: 16	R: 0 E: 0 K: 2 S: 8	H: 0 LOB: 0 BB: 0 P: 14	R: 0 E: 0 K: 1 S: 12	H: 2 LOB: 2 BB: 0 P: 16	R: 0 E: 0 K: 1 S: 12	H: 1 LOB: 1 BB: 0 P: 16	R: 3 E: 1 K: 0 S: 12	H: 3 LOB: 2 BB: 2 P: 28	R: 0 E: 0 K: 1 S: 9	H: 2 LOB: 2 BB: 0 P: 11	1B: 10 2B: 0 3B: 0 HR: 2	SF: 0 SAC: 0 DP: 0 HBP: 0	WP: 1 PB: 1 SB: 0 CS: 1	PA: 41
<b>PITCHER</b>	IP WLS BF H R ER SO BB IBB HBP BLK WP HR S P ERA WHIP																			
<b>Mark Langston, L</b> ERA: 4.43 (1, 1)	7.2 L 34 10 3 2 8 4 0 0 0 1 2 73 127 2.35 1.826																			
<b>Mark Leiter, R</b> ERA: 4.37 (8, 1)	0.2 4 1 0 0 1 0 1 0 0 0 0 6 12 0.00 1.500																			
<b>Bob Patterson, L</b> ERA: 5.12 (9, 1)	0.1 1 0 0 0 0 0 0 0 0 0 0 1 2 0.00 0.000																			
<b>Joe Grahe, R</b> ERA: 5.94 (9, 1)	0.1 2 1 0 0 0 0 0 0 0 0 0 3 3 0.00 3.000																			

Baltimore Orioles @ California Angels  
Anaheim Stadium, Anaheim, CA  
Thu Jul 14 1994, 10:05 PM EDT  
Att. 18,821 - Unknown - 68 F

livebaseballscorecards.com

AB	36
R	3
H	12
RBI	2
BB	5
SO	9
LOB	16







Baltimore Orioles @ California Angels  
 Anaheim Stadium, Anaheim, CA

Fri Jul 15 1994, 10:05 PM EDT  
 Att: 18,886 - Unknown

AB	38
R	9
H	12
RBI	9
BB	4
SO	4
LOB	20



AB	R	H	RBI	BB	SO	LOB	
4	3	3	1	1	0	0	
4	2	1	2	1	0	2	
4	2	2	2	0	1	1	
5	0	1	1	0	0	2	
5	0	1	2	0	1	1	
0	0	0	0	0	0	0	
4	1	2	0	1	0	1	
5	0	1	0	0	0	5	
3	1	1	1	1	2	4	
4	0	0	0	0	0	4	
1B: 6	SF: 1	2B: 4	SAC: 0	3B: 1	DP: 0	HR: 1	HBP: 0

Batter	1	2	3	4	5	6	7	8	9									
<b>Brady Anderson, L</b> (1, 8) OBP: 0.368, SLG: 0.442	2-2 SF9 3B		4-2 S BB		0-0 HR 1B		2-1 WP 2B 1B	1-0 F7										
<b>Chris Sabo, R</b> (1, 5) OBP: 0.311, SLG: 0.463	1-2 G6-3		0-2 L7		2-0 HR 1B		4-2 2B 1B BB	2-1 P2										
<b>Rafael Palmeiro, L</b> (1, 3) OBP: 0.413, SLG: 0.560	2-2 SF9		1-3 K		2-1 G1-3		2-1 1B G5-3 2B	2-2 1B 2B										
<b>Cal Ripken Jr., R</b> (1, 6) OBP: 0.355, SLG: 0.464	1-0 F7		2-2 P6		2-2 G4-3		0-1 G5-3 1B	1-1 F8										
<b>Harold Baines, L</b> (1, 10) OBP: 0.349, SLG: 0.469 <b>Mike Devereaux, R</b> (9, PR) OBP: 0.261, SLG: 0.341																		
<b>Chris Hoiles, R</b> (1, 2) OBP: 0.370, SLG: 0.465																		
<b>Dwight Smith, L</b> (1, 7) OBP: 0.309, SLG: 0.442																		
<b>Jeffrey Hammonds, R</b> (1, 9) OBP: 0.335, SLG: 0.527																		
<b>Mark McLemore, S</b> (1, 4) OBP: 0.365, SLG: 0.333																		
<b>Inning Stats</b>	R: 1 E: 0 K: 0 S: 12	H: 1 LOB: 0 BB: 0 P: 18	R: 0 E: 0 K: 1 S: 8	H: 2 LOB: 2 BB: 0 P: 15	R: 0 E: 0 K: 1 S: 12	H: 0 LOB: 1 BB: 1 P: 19	R: 0 E: 0 K: 0 S: 9	H: 0 LOB: 0 BB: 0 P: 13	R: 3 E: 0 K: 0 S: 10	H: 2 LOB: 0 BB: 1 P: 22	R: 1 E: 0 K: 1 S: 13	H: 2 LOB: 1 BB: 0 P: 18	R: 3 E: 0 K: 1 S: 18	H: 3 LOB: 2 BB: 2 P: 34	R: 0 E: 0 K: 0 S: 4	H: 0 LOB: 0 BB: 0 P: 7	R: 1 E: 0 K: 0 S: 10	H: 2 LOB: 2 BB: 0 P: 15

PITCHER	IP	WLS	BF	H	R	ER	SO	BB	IBB	HBP	BLK	WP	HR	S	P	ERA	WHIP
<b>Phil Leftwich, R</b> (1, 1) ERA: 4.86	5.2	L	26	7	5	5	3	2	0	0	0	0	1	61	101	7.94	1.588
<b>Joe Magrane, L</b> (6, 1) ERA: 7.0	0.2		6	3	3	3	0	1	0	0	0	1	0	16	25	40.50	6.000
<b>Scott Lewis, R</b> (7, 1) ERA: 6.0	1.2		6	0	0	0	1	1	0	0	0	0	0	9	20	0.00	0.600
<b>Mike Butcher, R</b> (9, 1) ERA: 6.67	1.0		5	2	1	1	0	0	0	0	0	0	0	10	15	9.00	2.000

WP: 1	PA: 43
PB: 1	
SB: 2	
CS: 0	

Batter	1	2	3	4	5	6	7	8	9	AB	R	H	RBI	BB	SO	LOB
<b>Chad Curtis, R</b> OBP: 0.300, SLG: 0.375 (1, 8)	1-1 P3		2-2 P5			1-0 P5		0-0 FC1-6		4	0	0	0	0	0	1
<b>Spike Owen, S</b> OBP: 0.398, SLG: 0.419 (1, 5)	4-0 BB BB		1-2 G3			1-0 F7		0-1 FC6-4		3	0	0	0	1	0	1
<b>Tim Salmon, R</b> OBP: 0.380, SLG: 0.517 (1, 9)	4-1 1-2 BB				2-3 K	1-1 L5		0-0 L4-3		3	0	0	0	1	1	1
<b>Chili Davis, S</b> OBP: 0.438, SLG: 0.568 (1, 10)	2-3 K		2-1 P3			2-0 HR			3-2 G4-3	4	1	1	0	0	1	2
<b>Bo Jackson, R</b> OBP: 0.335, SLG: 0.468 (1, 7)	3-3 K		2-3 K			1-0 HR			1-3 K	4	1	1	2	0	3	2
<b>Damion Easley, R</b> OBP: 0.287, SLG: 0.318 (1, 4)		0-0 L6			2-1 P9		0-0 B3		1-0 G3	3	0	0	0	0	0	0
<b>Harold Reynolds, S</b> OBP: 0.322, SLG: 0.296 (9, PH)										1	0	0	0	0	0	0
<b>J.T. Snow, L</b> OBP: 0.267, SLG: 0.284 (1, 3)		2-3 K			2-2 2B		0-1 P4			3	0	1	0	0	1	0
<b>Chris Turner, R</b> OBP: 0.244, SLG: 0.239 (1, 2)										2	0	0	0	0	2	1
<b>Mark Dalesandro, R</b> OBP: 0.263, SLG: 0.235 (7, PH) (8, 2)			1-3 K		2-3 K		1-3 K			1	0	0	0	0	1	0
<b>Gary Disarcina, R</b> OBP: 0.302, SLG: 0.351 (1, 6)			2-1 P3		1-1 F9			0-1 FC1-6		3	0	1	0	0	0	1

Inning Stats	R: 0	H: 0	E: 0	K: 2	S: 11	R: 0	H: 0	E: 0	K: 2	S: 7	R: 0	H: 0	E: 0	K: 0	S: 11	R: 0	H: 0	E: 0	K: 2	S: 11	R: 0	H: 1	E: 0	K: 1	S: 11	R: 0	H: 0	E: 0	K: 0	S: 4	R: 2	H: 2	E: 0	K: 1	S: 8	R: 0	H: 1	E: 0	K: 0	S: 6	R: 0	H: 0	E: 0	K: 1	S: 9	1B: 2	SF: 0	2B: 1	SAC: 0	3B: 0	DP: 0	HR: 1	HBP: 0	WP: 0	PA: 33
<b>PITCHER</b>	IP	WLS	BF	H	R	ER	SO	BB	IBB	HBP	BLK	WP	HR	S	P	ERA	WHIP																																						
<b>Sid Fernandez, L</b> ERA: 4.79 (1, 1)	7.0	W	27	4	2	2	8	2	0	0	0	0	1	65	107	2.57	0.857																																						
<b>Mark Eichhorn, R</b> ERA: 2.02 (8, 1)	2.0		6	0	0	0	1	0	0	0	0	0	0	13	18	0.00	0.000																																						


**BOTTOM**

**Baltimore Orioles @ California Angels**  
Anaheim Stadium, Anaheim, CA

Fri Jul 15 1994, 10:05 PM EDT  
Att. 18,886 - Unknown

livebaseballscorecards.com

<b>AB</b>	<b>31</b>
<b>R</b>	<b>2</b>
<b>H</b>	<b>4</b>
<b>RBI</b>	<b>2</b>
<b>BB</b>	<b>2</b>
<b>SO</b>	<b>9</b>
<b>LOB</b>	<b>9</b>





Batter	1	2	3	4	5	6	7	8	9	AB R H RBI BB SO LOB	TOP																		
Brady Anderson, L (1, 7) OBP: 0.366, SLG: 0.439	1-2 G3		3-2 G4-3		2-2 1B		3-3 K		2-3 K	5 0 1 0 0 2 2																			
Chris Sabo, R (1, 5) OBP: 0.313, SLG: 0.473	3-1 P5		2-1 HR		2-0 F9		4-2 1B BB		1-0 G6-3	4 1 1 1 1 0 1																			
Rafael Palmeiro, L (1, 3) OBP: 0.419, SLG: 0.571	2-0 HR		4-2 1B BB		4-2 FC6-4 BB		1-0 1-2 1B			2 1 2 2 2 0 0																			
Cal Ripken Jr., R (1, 6) OBP: 0.357, SLG: 0.464	2-0 1B		0-0 1-2 1B		0-1 FC6-4		3-1 2-2 F9			4 0 2 0 0 0 4																			
Chris Hoiles, R (1, 2) OBP: 0.369, SLG: 0.460	1-2 G3		2-0 P2			0-0 F8		1-0 HBP		3 0 0 0 0 0 3																			
Leo Gomez, R (1, 10) Dwight Smith, L (8, PH) OBP: 0.371, SLG: 0.547 OBP: 0.307, SLG: 0.439			1-3 K		3-2 F9		3-1 G6-3		2-1 L7	3 0 0 0 0 1 0 1 0 0 0 0 0 1																			
Jeffrey Hammonds, R (1, 9) OBP: 0.328, SLG: 0.515			1-0 P9		1-3 K		1-1 F8		1-0 F6	4 0 0 0 0 1 1																			
Tim Hulett, R (1, 4) Mark McLemore, S (7, PR) OBP: 0.368, SLG: 0.413 OBP: 0.364, SLG: 0.332			2-1 G6-3		1-2 G6-3		4-2 S 1B BB		1-0 F8	2 0 0 0 1 0 0 1 1 0 0 0 0 1																			
Mike Devereaux, R (1, 8) OBP: 0.258, SLG: 0.337			1-3 K		0-0 G6-3		0-1 SH1-4		2-3 K	3 0 0 0 0 2 0																			
<b>Inning Stats</b>	R: 1 E: 0 K: 0 S: 10	H: 2 LOB: 1 BB: 0 P: 19	R: 0 E: 0 K: 1 S: 6	H: 0 LOB: 0 BB: 0 P: 10	R: 1 E: 0 K: 1 S: 13	H: 2 LOB: 2 BB: 1 P: 25	R: 0 E: 0 K: 1 S: 10	H: 0 LOB: 0 BB: 0 P: 15	R: 0 E: 0 K: 0 S: 5	H: 0 LOB: 0 BB: 0 P: 9	R: 1 E: 0 K: 1 S: 21	H: 1 LOB: 2 BB: 2 P: 35	R: 0 E: 0 K: 0 S: 4	H: 0 LOB: 1 BB: 0 P: 9	R: 0 E: 0 K: 2 S: 7	H: 0 LOB: 0 BB: 0 P: 12	1B: 4 2B: 0 3B: 0 HR: 2	SF: 0 SAC: 1 DP: 0 HBP: 1	WP: 0 PB: 0 SB: 2 CS: 0	PA: 38									
<b>PITCHER</b>	IP WLS BF H R ER SO BB IBB HBP BLK WP HR S P ERA WHIP																												
Chuck Finley, L (1, 1) ERA: 4.17	6.2		30	6	3	3	4	4	0	0	0	0	0	2	72	126	4.05	1.500											
Mark Leiter, R (7, 1) ERA: 4.28	1.2		6	0	0	0	1	0	0	1	0	0	0	0	11	20	0.00	0.000											
Bob Patterson, L (9, 1) ERA: 5.06	0.1		1	0	0	0	1	0	0	0	0	0	0	0	3	5	0.00	0.000											
Joe Grahe, R (9, 1) ERA: 5.89	0.1	W	1	0	0	0	0	0	0	0	0	0	0	0	1	2	0.00	0.000											

Baltimore Orioles @ California Angels  
Anaheim Stadium, Anaheim, CA

Sat Jul 16 1994, 10:05 PM EDT  
Att. 23,371 - Sunny - 75 F

livebaseballscorecards.com

AB	32
R	3
H	6
RBI	3
BB	4
SO	6
LOB	13







Batter	1	2	3	4	5	6	7	8	9	AB R H RBI BB SO LOB	TOP											
<b>Brady Anderson, L</b> (1, 8) OBP: 0.368, SLG: 0.441	4-0 1B HR BB	1-0 P5		2-0 S BB 1B	2-1 FC4-6 1-2f		1-0 2B 2B		1-1 P6	5 2 2 1 1 0 3												
<b>Chris Sabo, R</b> (1, 5) OBP: 0.323, SLG: 0.482	1-2 HR 1B	2-1 FC4-6 1B		2-0 F8		4-1 G6-4-3 BB	1-2 F9 1-2-1-5 2B			4 1 3 1 1 0 1												
<b>Rafael Palmeiro, L</b> (1, 3) OBP: 0.419, SLG: 0.576	2-0 HR 1-H 2-H	0-0 FC4-6 1-2f		4-2 BB	1-2 BB	1 SAFE 3-2 G6-4-3 1-2f	0-1 F9 2-3			4 1 1 3 1 0 4												
<b>Cal Ripken Jr., R</b> (1, 6) OBP: 0.355, SLG: 0.461	3-1 P3		2-2 G6-3	2-2 G1-3 2-3		1-2 1B 1B	0-1 L9-2-1-5 3-H			5 1 1 0 0 0 3												
<b>Harold Baines, L</b> (1, 10) OBP: 0.353, SLG: 0.469	4-2 BB		0-0 HR 1B		0-0 G1-3	3-2 1B 1B	2-1 F8			4 1 2 0 1 0 0												
<b>Dwight Smith, L</b> (1, 7) OBP: 0.316, SLG: 0.463	2-1 F7		3-2 HR 1-H		1-2 1B 1B	3-2 1B 1B 3-H	0-1 L1-6-3			5 2 3 3 0 0 1												
<b>Mark McLemore, S</b> (1, 4) OBP: 0.358, SLG: 0.326	0-3 K		1-1 G5-3		2-1 F9 1 SAFE 1 SAFE	2-1 F9 3	1-0 F9			5 0 0 0 0 1 4												
<b>Jack Voigt, R</b> (1, 9) OBP: 0.323, SLG: 0.345		4-1 1B G5-3 BB	0-1 F8		3-2 1B 1B 1-2		3-1 E9 3B		2-2 G6-3	4 1 1 0 1 0 0												
<b>Jeff Tackett, R</b> (1, 2) OBP: 0.341, SLG: 0.421		3-2 G5-3 1-2		0-0 G6-3	2-2 FC4-6 1B 1-2 2-H		0-1 2B 3B 2-H		3-3 K	5 1 2 2 0 1 1												
<b>Inning Stats</b>	R: 3 E: 0 K: 1 S: 14	H: 2 LOB: 1 BB: 2 P: 30	R: 0 E: 0 K: 0 S: 11	H: 1 LOB: 2 BB: 1 P: 21	R: 2 E: 0 K: 0 S: 14	H: 2 LOB: 0 BB: 0 P: 20	R: 0 E: 0 K: 0 S: 8	H: 1 LOB: 2 BB: 1 P: 18	R: 1 E: 0 K: 0 S: 14	H: 3 LOB: 2 BB: 0 P: 24	R: 1 E: 0 K: 0 S: 18	H: 3 LOB: 2 BB: 1 P: 34	R: 3 E: 1 K: 0 S: 12	H: 3 LOB: 0 BB: 0 P: 17	R: 0 E: 0 K: 0 S: 5	H: 0 LOB: 0 BB: 0 P: 8	R: 0 E: 0 K: 1 S: 8	H: 0 LOB: 0 BB: 0 P: 14	1B: 10 2B: 3 3B: 1 HR: 2	SF: 0 SAC: 0 DP: 2 HBP: 0	WP: 0 PB: 0 SB: 1 CS: 0	PA: 46
<b>PITCHER</b>	IP WLS BF H R ER SO BB IBB HBP BLK WP HR S P ERA WHIP																					
<b>Russ Springer, R</b> (1, 1) ERA: 7.71	3.0 L 17 5 5 5 1 3 0 0 0 0 0 2 39 71 15.00 2.667																					
<b>Andrew Lorraine, L</b> (4, 1) ERA: 12.0	3.0 20 9 5 4 0 2 0 0 0 0 0 0 45 85 12.00 3.667																					
<b>Scott Lewis, R</b> (7, 1) ERA: 5.33	3.0 9 1 0 0 0 1 0 0 0 0 0 0 20 30 0.00 0.333																					

**Baltimore Orioles @ California Angels**  
**Anaheim Stadium, Anaheim, CA**  
 Sun Jul 17 1994, 6:33 AM EDT  
 Att. 17,525 - Cloudy - 78 F

[livebaseballscorecards.com](http://livebaseballscorecards.com)

<b>AB</b>	<b>41</b>
<b>R</b>	<b>10</b>
<b>H</b>	<b>15</b>
<b>RBI</b>	<b>10</b>
<b>BB</b>	<b>5</b>
<b>SO</b>	<b>2</b>
<b>LOB</b>	<b>17</b>



BOTTOM

Baltimore Orioles @ California Angels  
Anaheim Stadium, Anaheim, CA  
Sun Jul 17 1994, 6:33 AM EDT  
Att. 17,525 - Cloudy - 78 F

livebaseballscorecards.com

AB 37  
R 5  
H 9  
RBI 5  
BB 4  
SO 1  
LOB 16



WP: 0 PA: 41  
PB: 0  
SB: 0  
CS: 0

AB R H RBI BB SO LOB

4 2 2 2 1 0 3

5 0 1 0 0 0 2

4 0 0 0 0 0 3

4 1 3 3 1 0 0

4 0 0 0 0 0 2

4 0 1 0 0 0 0

3 1 2 0 1 0 0

3 1 0 0 1 0 2

1B: 4 SF: 0  
2B: 4 SAC: 0  
3B: 0 DP: 0  
HR: 1 HBP: 0

Batter	1	2	3	4	5	6	7	8	9
Chad Curtis, R (1, 8) OBP: 0.304, SLG: 0.381	0-0 G6-3	1-1 P3			1-1 1B 2B		4-1 1B 2B BB	1-1 DI 1B	
Spike Owen, S (1, 5) OBP: 0.394, SLG: 0.423	0-2 P4		1-1 F8		0-1 F8		2-1 2B 1B	2-2 F7	
Tim Salmon, R (1, 9) OBP: 0.375, SLG: 0.507 Mark Dalesandro, R (8, 7) OBP: 0.250, SLG: 0.222	2-0 F9		1-1 G4-3		3-2 P6		0-0 L7		0-0 G5-3
Chili Davis, S (1, 10) OBP: 0.444, SLG: 0.582		0-0 HR	4-1 BB		2-2 1B		3-2 1B 2B		3-1 G4-3
Rex Hudler, R (1, 7) OBP: 0.336, SLG: 0.579 Jim Edmonds, L (7, PH) OBP: 0.350, SLG: 0.386 (8, 9)		1-0 F8	0-1 F7		0-2 F4		1-3 K		1-1 G1-3
Damion Easley, R (1, 4) OBP: 0.283, SLG: 0.313		0-2 P2		0-1 G3		0-0 G3	0-0 G6-3		
J.T. Snow, L (1, 3) OBP: 0.266, SLG: 0.289		2-0 BB 2B		0-0 F9		1-0 G3-1		1-1 F8	
Chris Turner, R (1, 2) OBP: 0.260, SLG: 0.259		4-1 BB BB		0-1 F3		3-2 1B		3-2 1B 2B	
Gary Disarcina, R (1, 6) OBP: 0.301, SLG: 0.346		4-2 BB BB		1-2 E5 2B		0-1 L7		0-0 F7	

Inning Stats	R: 0	H: 0	E: 0	K: 0	S: 5	R: 1	H: 2	E: 0	K: 0	S: 17	R: 0	H: 0	E: 0	K: 0	S: 7	R: 0	H: 0	E: 0	K: 0	S: 5	R: 2	H: 2	E: 1	K: 0	S: 18	R: 0	H: 1	E: 0	K: 0	S: 9	R: 1	H: 2	E: 0	K: 1	S: 12	R: 1	H: 2	E: 0	K: 0	S: 12	R: 0	H: 0	E: 0	K: 0	S: 5	1B: 4	2B: 4	3B: 0	HR: 1	SF: 0	SAC: 0	DP: 0	HBP: 0	WP: 0	PA: 41
--------------	------	------	------	------	------	------	------	------	------	-------	------	------	------	------	------	------	------	------	------	------	------	------	------	------	-------	------	------	------	------	------	------	------	------	------	-------	------	------	------	------	-------	------	------	------	------	------	-------	-------	-------	-------	-------	--------	-------	--------	-------	--------

PITCHER	IP	WLS	BF	H	R	ER	SO	BB	IBB	HBP	BLK	WP	HR	S	P	ERA	WHIP
Jamie Moyer, L (1, 1) ERA: 4.98	6.1	W	31	7	4	2	0	4	0	0	0	0	1	68	108	2.84	1.737
Mark Eichhorn, R (7, 1) ERA: 2.08	2.2		10	2	1	1	1	0	0	0	0	0	0	22	34	3.38	0.750









Batter	1	2	3	4	5	6	7	8	9	AB R H RBI BB SO LOB	TOP																
<b>Brady Anderson, L</b> (1, 8) <small>OBP: 0.364, SLG: 0.438</small> <b>Mike Devereaux, R</b> (8, PH) <small>OBP: 0.261, SLG: 0.344</small> (8, 8)	1-3 		2-2 			1-1 		2-1 		3 0 0 0 0 1 0 1 0 1 0 0 0 0	<b>Baltimore Orioles @ Oakland Athletics</b> Oakland-Alameda County Coliseum, Oakland, CA Thu Jul 21 1994, 3:33 AM PDT Att. 23,504 - Sunny - 63 F																
<b>Chris Sabo, R</b> (1, 5) <small>OBP: 0.324, SLG: 0.478</small>	4-2 		0-0 			0-1 		0-0 		2 1 1 0 1 0 0																	
<b>Rafael Palmeiro, L</b> (1, 3) <small>OBP: 0.413, SLG: 0.574</small>	0-2 					2-3 		0-0 		4 0 0 0 0 2 3																	
<b>Cal Ripken Jr., R</b> (1, 6) <small>OBP: 0.358, SLG: 0.463</small>	0-0 					3-1 		2-3 		4 0 1 1 0 1 1																	
<b>Harold Baines, L</b> (1, 10) <small>OBP: 0.354, SLG: 0.463</small> <b>Mark McLemore, S</b> (9, PR) <small>OBP: 0.363, SLG: 0.327</small>	0-3 					2-1 		4-2 	1-2 	3 1 1 0 1 1 1 0 0 0 0 0 0 0																	
<b>Chris Hoiles, R</b> (1, 2) <small>OBP: 0.364, SLG: 0.450</small>		4-2 				2-0 		0-3 	0-0 	2 0 0 0 1 1 1																	
<b>Jeffrey Hammonds, R</b> (1, 9) <small>OBP: 0.326, SLG: 0.514</small>		0-3 				2-3 		2-2 	3-3 	4 1 1 0 0 3 3																	
<b>Dwight Smith, L</b> (1, 7) <small>OBP: 0.318, SLG: 0.452</small>		1-0 				2-3 		1-0 	4-0 	3 0 1 2 1 1 1																	
<b>Tim Hulett, R</b> (1, 4) <small>OBP: 0.352, SLG: 0.392</small>			1-2 			1-0 		1-3 	0-3 	4 0 0 0 0 2 3																	
<b>Inning Stats</b>	R: 1 H: 1 E: 0 LOB: 1 K: 2 BB: 1 S: 13 P: 18	R: 0 H: 0 E: 0 LOB: 0 K: 1 BB: 1 S: 7 P: 12	R: 0 H: 0 E: 0 LOB: 0 K: 0 BB: 0 S: 7 P: 10	R: 0 H: 0 E: 0 LOB: 0 K: 1 BB: 0 S: 7 P: 12	R: 0 H: 0 E: 0 LOB: 0 K: 2 BB: 0 S: 8 P: 14	R: 0 H: 1 E: 0 LOB: 1 K: 1 BB: 0 S: 8 P: 12	R: 2 H: 2 E: 0 LOB: 1 K: 2 BB: 1 S: 15 P: 25	R: 0 H: 1 E: 0 LOB: 1 K: 1 BB: 0 S: 8 P: 12	R: 0 H: 1 E: 0 LOB: 2 K: 2 BB: 1 S: 10 P: 18	1B: 4 SF: 0 2B: 2 SAC: 2 3B: 0 DP: 1 HR: 0 HBP: 0	WP: 0 PA: 36 PB: 0 SB: 0 CS: 0																
<b>PITCHER</b>	IP WLS BF H R ER SO BB IBB HBP BLK WP HR S P ERA WHIP											IP WLS BF H R ER SO BB IBB HBP BLK WP HR S P ERA WHIP															
<b>Ron Darling, R</b> (1, 1) <small>ERA: 4.3</small>	8.0		31	5	3	3	10	3	0	0	0	0	0	73	115	3.38	1.000										
<b>Dave Leiper, L</b> (9, 1) <small>ERA: 0.68</small>	0.0		1	1	0	0	0	0	0	0	0	0	0	3	4	∞	∞										
<b>Dennis Eckersley, R</b> (9, 1) <small>ERA: 4.78</small>	1.0	W	4	0	0	0	2	0	1	0	0	0	0	7	14	0.00	0.000										

livebaseballscorecards.com

<b>AB</b>	30
<b>R</b>	3
<b>H</b>	6
<b>RBI</b>	3
<b>BB</b>	4
<b>SO</b>	12
<b>LOB</b>	13



Batter	1	2	3	4	5	6	7	8	9	AB R H RBI BB SO LOB
Rickey Henderson, R OBP: 0.411, SLG: 0.371 (1, 8)	1-2 G6-3 1B		1-3 K		2-2 G3-1		0-2 F8		0-1 L6	5 0 1 0 0 1 1
Scott Brosius, R OBP: 0.292, SLG: 0.409 (1, 5)	0-1 G6-3 1-2f		0-3 K			0-0 G5-3	1-3 K		4-1 1B BB	4 0 0 0 1 2 1
Geronimo Berroa, R OBP: 0.391, SLG: 0.502 (1, 7)	0-2 S 1B			1-2 L4		4-2 BB 1B BB		0-3 K	2-1 1B 2-H	4 1 2 1 1 1 0
Troy Neel, L OBP: 0.352, SLG: 0.468 (1, 10)	1-3 K 1-2			3-1 2B		4-1 1B BB		4-0 1B SF9 BB		2 2 1 0 2 1 1
Mark McGwire, R OBP: 0.426, SLG: 0.476 (1, 3)		1-1 G5-3		2-3 K		4-0 1B BB		1-0 1B		3 0 1 0 1 1 1
Mike Aldrete, L OBP: 0.318, SLG: 0.374 (1, 9)		4-2 FC4-6 BB		4-1 BB		3-2 1B		0-0 SF9		1 0 1 3 2 0 0
Terry Steinbach, R OBP: 0.323, SLG: 0.437 (1, 2)		1 SAFE 2-1 SAFE FC4-6 1-2		2-2 G4-3		1-1 F9		0-0 G4-3		4 0 0 0 0 0 6
Mike Bordick, R OBP: 0.333, SLG: 0.362 (1, 6)		3-2 F9			2-2 L9	1-3 K			2-2 SH1-4 1B	4 1 1 0 0 1 3
Francisco Matos, R Scott Hemond, R OBP: 0.267, SLG: 0.298 (9, PH)			3-2 G4-3		1-1 G6-3		2-2 F9		1 SAFE 0-0 SH1-4	3 0 0 0 0 0 0 0 0 0 0 0 0 0

Inning Stats	R: 0 E: 0 K: 1 S: 11	H: 2 LOB: 1 BB: 0 P: 13	R: 0 E: 0 K: 0 S: 9	H: 0 LOB: 1 BB: 1 P: 19	R: 0 E: 0 K: 2 S: 9	H: 0 LOB: 0 BB: 0 P: 13	R: 0 E: 0 K: 1 S: 13	H: 1 LOB: 2 BB: 1 P: 25	R: 0 E: 0 K: 0 S: 9	H: 0 LOB: 0 BB: 0 P: 14	R: 2 E: 0 K: 1 S: 12	H: 1 LOB: 2 BB: 3 P: 29	R: 0 E: 0 K: 1 S: 11	H: 0 LOB: 0 BB: 0 P: 14	R: 1 E: 0 K: 1 S: 6	H: 1 LOB: 1 BB: 1 P: 11	R: 1 E: 0 K: 0 S: 9	H: 2 LOB: 2 BB: 1 P: 17	1B: 6 2B: 1 3B: 0 HR: 0	SF: 1 SAC: 1 DP: 1 HBP: 0	WP: 0 PB: 0 SB: 1 CS: 0	PA: 39
PITCHER	IP	WLS	BF	H	R	ER	SO	BB	IBB	HBP	BLK	WP	HR	S	P	ERA	WHIP					
Ben McDonald, R ERA: 4.22 (1, 1)	5.1		22	3	2	2	4	4	0	0	0	0	0	55	96	3.38	1.312					
Alan Mills, R ERA: 4.81 (6, 1)	2.0		9	1	1	1	3	2	0	0	0	0	0	22	38	4.50	1.500					
Mark Eichhorn, R ERA: 2.1 (8, 1)	1.1	L	8	3	1	1	0	1	0	0	0	0	0	12	21	6.75	3.000					


**BOTTOM**

**Baltimore Orioles @ Oakland Athletics**  
Oakland-Alameda County Coliseum, Oakland, CA

Thu Jul 21 1994, 3:33 AM PDT  
Att. 23,504 - Sunny - 63 F

[livebaseballscorecards.com](http://livebaseballscorecards.com)

AB	30
R	4
H	7
RBI	4
BB	7
SO	7
LOB	13





Batter	1	2	3	4	5	6	7	8	9	AB R H RBI BB SO LOB	TOP									
Brady Anderson, L (1, 7) OBP: 0.362, SLG: 0.440	0-3 K	2-3 K		2-1 F8			1-0 1B 3B		0-0 P5	5 1 1 0 0 2 1										
Chris Sabo, R (1, 10) OBP: 0.326, SLG: 0.474	1-2 E4 BB E		4-1 HR BB	1-1 G6-3			0-2 G3-1 1B		3-2 G6-3	4 1 1 1 1 0 0										
Rafael Palmeiro, L (1, 3) OBP: 0.411, SLG: 0.579	3-1 F8		1-1 HR 1-H			3-2 G4-3	1-2 G3-1			4 1 1 2 0 0 2										
Cal Ripken Jr., R (1, 6) OBP: 0.357, SLG: 0.459	1-1 E5 BB		0-1 E6 HR			4-2 BB	1-3 K			3 1 0 0 1 1 1										
Leo Gomez, R (1, 5) OBP: 0.370, SLG: 0.539	4-2 BB		0-3 K			2-0 P4		0-1 G5-3		3 0 0 0 1 1 2										
Chris Hoiles, R (1, 2) OBP: 0.363, SLG: 0.457	2-0 P8		0-0 HR 1-H			3-0 P6		1-1 P2		4 1 1 2 0 0 4										
Jeff Tackett, R (9, 2) OBP: 0.341, SLG: 0.421										0 0 0 0 0 0 0										
Jeffrey Hammonds, R (1, 9) OBP: 0.335, SLG: 0.522		1-2 F9 2B	4-0 G4-6-3 BB			1-2 F8		3-2 1B		3 0 2 0 1 0 0										
Mike Devereaux, R (1, 8) OBP: 0.257, SLG: 0.339		0-0 F9 2B	0-0 G4-6-3			3-3 K2-3		0-3 K		4 0 0 0 0 2 3										
Tim Hulett, R (1, 4) OBP: 0.337, SLG: 0.373		2-2 K		0-0 L6		3-1 G5-3		2-1 L7		4 0 0 0 0 1 1										
<b>Inning Stats</b>	R: 0 E: 2 K: 1 S: 13	H: 0 LOB: 3 BB: 1 P: 24	R: 0 E: 0 K: 2 S: 12	H: 1 LOB: 1 BB: 0 P: 17	R: 4 E: 1 K: 1 S: 10	H: 2 LOB: 0 BB: 2 P: 19	R: 0 E: 0 K: 0 S: 5	H: 0 LOB: 0 BB: 0 P: 8	R: 0 E: 0 K: 1 S: 8	H: 0 LOB: 0 BB: 0 P: 15	R: 1 E: 0 K: 1 S: 10	H: 2 LOB: 0 BB: 0 P: 14	R: 0 E: 0 K: 1 S: 12	H: 1 LOB: 1 BB: 0 P: 16	R: 0 E: 0 K: 0 S: 6	H: 0 LOB: 0 BB: 0 P: 11	1B: 2 2B: 1 3B: 1 HR: 2	SF: 0 SAC: 0 DP: 1 HBP: 0	WP: 0 PB: 0 SB: 0 CS: 0	PA: 38
<b>PITCHER</b>	IP WLS BF H R ER SO BB IBB HBP BLK WP HR S P ERA WHIP																			
Mike Mohler, L (1, 1) ERA: 7.71	2.1 L 14 2 3 3 4 2 0 0 0 0 1 33 54 11.57 1.714																			
Billy Taylor, R (3, 1) ERA: 3.57	1.2 6 1 1 0 0 1 0 0 0 0 1 7 14 0.00 1.200																			
John Briscoe, R (5, 1) ERA: 4.08	2.0 7 0 0 0 1 1 0 0 0 0 0 18 37 0.00 0.500																			
Ed Vosberg, L (7, 1) ERA: 4.91	1.0 4 2 1 1 1 0 0 0 0 0 0 10 14 9.00 2.000																			
Mark Acre, R (8, 1) ERA: 3.46	1.1 5 1 0 0 1 0 0 0 0 0 0 14 20 0.00 0.750																			
<b>PITCHER</b>	IP WLS BF H R ER SO BB IBB HBP BLK WP HR S P ERA WHIP																			
Dave Leiper, L (9, 1) ERA: 0.64	0.2 2 0 0 0 0 0 0 0 0 0 0 0 7 0.00 0.000																			

Baltimore Orioles @ Oakland Athletics  
Oakland-Alameda County Coliseum, Oakland, CA

Fri Jul 22 1994, 7:05 PM PDT  
Att: 20,212 - Cloudy

AB	34
R	5
H	6
RBI	5
BB	4
SO	7
LOB	14



Batter	1	2	3	4	5	6	7	8	9	AB	R	H	RBI	BB	SO	LOB
Rickey Henderson, R OBP: 0.414, SLG: 0.368 (1, 10)	3-2 F7 BB	4-2 FC6-4 BB			3-2 P3 BB		4-1 G6-3 2B BB		4-2 SH1-3 BB	2	1	0	0	3	0	0
Stan Javier, S OBP: 0.366, SLG: 0.425 (1, 8)	4-2 G6-3 BB	0-0 FC6-4 1-2			2-1 P5 BB		0-0 G6-3 1-2		0-1 SH1-3 1-2	3	0	0	0	1	0	4
Geronimo Berroa, R OBP: 0.391, SLG: 0.503 (1, 7)	0-1 G6-3 1-2f				1-0 1B BB		0-0 G4-3 2-H 2B		1-3 K 2	5	0	2	1	0	1	2
Troy Neel, L OBP: 0.349, SLG: 0.462 (1, 3)		1-1 2B SF8 1B			3-2 G4-3 2		0-1 G4-3 2-3		3-2 L6-3 3	5	1	1	0	0	1	3
Terry Steinbach, R OBP: 0.325, SLG: 0.451 (1, 2)		0-0 SF8 2B			0-0 HR		0-1 F9 1		1-0 G4-3 3	4	2	2	1	0	0	1
Mike Aldrete, L OBP: 0.317, SLG: 0.366 (1, 9)		4-0 2B BB			2-2 G1 3		0-2 F8 2		3-2 G4-3 1	3	0	0	0	1	0	0
Scott Brosius, R OBP: 0.295, SLG: 0.412 (1, 5)		0-0 F8 1			0-0 P5 1		4-2 BB BB		2-0 2B 2	3	0	1	0	1	0	3
Mike Bordick, R OBP: 0.332, SLG: 0.360 (1, 6)		3-2 SF8 2-3 3-H			0-1 P4 2		4-2 BB 1-2		0-0 L7 2	2	0	0	1	1	0	1
Scott Hemond, R OBP: 0.268, SLG: 0.305 Ruben Sierra, S OBP: 0.288, SLG: 0.476 Francisco Matos, R (9, 4)		0-0 2B 1-3 3-H			0-2 K 3		0-1 F8 3		3-2 G3 3	3	0	1	1	0	1	2

Inning Stats	R: 0	H: 0	E: 0	K: 0	S: 9	R: 2	H: 3	E: 0	K: 0	S: 16	R: 1	H: 1	E: 0	K: 0	S: 12	R: 0	H: 0	E: 0	K: 1	S: 6	R: 0	H: 1	E: 0	K: 1	S: 9	R: 0	H: 0	E: 0	K: 0	S: 11	R: 1	H: 1	E: 0	K: 0	S: 6	R: 0	H: 1	E: 0	K: 0	S: 12	R: 0	H: 0	E: 0	K: 1	S: 14	1B: 2	SF: 1	2B: 4	SAC: 1	3B: 0	DP: 1	HR: 1	HBP: 0	WP: 0	PA: 40
--------------	------	------	------	------	------	------	------	------	------	-------	------	------	------	------	-------	------	------	------	------	------	------	------	------	------	------	------	------	------	------	-------	------	------	------	------	------	------	------	------	------	-------	------	------	------	------	-------	-------	-------	-------	--------	-------	-------	-------	--------	-------	--------

PITCHER	IP	WLS	BF	H	R	ER	SO	BB	IBB	HBP	BLK	WP	HR	S	P	ERA	WHIP
35 Mike Mussina, R ERA: 3.02 (1, 1)	8.0	W	36	7	4	4	2	6	0	0	0	0	1	81	135	4.50	1.625
Lee Smith, R ERA: 2.86 (9, 1)	1.0	S	4	0	0	0	1	1	0	0	0	0	0	14	22	0.00	1.000

BOTTOM

Baltimore Orioles @ Oakland Athletics  
Oakland-Alameda County Coliseum, Oakland, CA

livebaseballscores.com

AB	31
R	4
H	7
RBI	4
BB	7
SO	3
LOB	17



Fri Jul 22 1994, 7:05 PM PDT  
Att: 20,212 - Cloudy



Batter	1	2	3	4	5	6	7	8	9	AB R H RBI BB SO LOB	TOP											
Brady Anderson, L (1, 8) OBP: 0.361, SLG: 0.436	1-3 K		0-1 F8		0-1 B2			1-0 FC5-4 HBP	0-1 F8	4 0 0 0 0 1 2	<p><b>Baltimore Orioles @ Oakland Athletics</b> Oakland-Alameda County Coliseum, Oakland, CA</p> <p>Sat Jul 23 1994, 3:33 AM PDT Att. 32,068 - Sunny - 86 F</p>											
Chris Sabo, R (1, 5) OBP: 0.324, SLG: 0.468	1-1 G5-3		4-1 BB		1-0 P6			0-0 P3		3 0 0 0 1 0 2												
Rafael Palmeiro, L (1, 3) OBP: 0.410, SLG: 0.584	1-1 HR		3-2 G6-3		0-0 P6			2-3 K		4 1 1 1 0 1 2												
Cal Ripken Jr., R (1, 6) OBP: 0.356, SLG: 0.457	0-2 G4-3			0-1 1B				0-1 FC5-4		4 0 1 0 0 0 1												
Harold Baines, L (1, 10) OBP: 0.349, SLG: 0.456		3-1 G5-3		1-1 P6				0-0 P5		4 0 0 0 0 1 1												
Chris Hoiles, R (1, 2) OBP: 0.367, SLG: 0.456		4-1 BB		1-2 L6			4-2 G6-4-3 1B BB	4-2 2B SF8 BB		1 1 0 0 3 0 1												
Dwight Smith, L (1, 7) OBP: 0.322, SLG: 0.459		1-3 K		2-3 K			1-0 G6-4-3 1B	1-0 SF8 2B 2B		4 1 2 0 0 2 2												
Jeffrey Hammonds, R (1, 9) OBP: 0.328, SLG: 0.514		1-3 K			2-1 P7		0-0 G6-4-3	2-2 SF8		3 0 0 1 0 1 3												
Mark McLemore, S (1, 4) OBP: 0.365, SLG: 0.331			0-0 F7		4-2 BB		2-3 K	2-2 3-H 2B		3 0 1 1 1 1 1												
<b>Inning Stats</b>	R: 1 E: 0 K: 1 S: 10	H: 1 LOB: 0 BB: 0 P: 13	R: 0 E: 0 K: 2 S: 9	H: 0 LOB: 1 BB: 1 P: 18	R: 0 E: 0 K: 0 S: 8	H: 0 LOB: 1 BB: 1 P: 15	R: 0 E: 0 K: 1 S: 10	H: 1 LOB: 1 BB: 0 P: 14	R: 0 E: 0 K: 0 S: 7	H: 0 LOB: 1 BB: 1 P: 14		R: 0 E: 0 K: 0 S: 4	H: 0 LOB: 0 BB: 0 P: 4	R: 0 E: 0 K: 1 S: 8	H: 1 LOB: 1 BB: 1 P: 15	R: 0 E: 0 K: 1 S: 6	H: 0 LOB: 1 BB: 0 P: 9	R: 2 E: 0 K: 1 S: 15	H: 2 LOB: 1 BB: 1 P: 26	1B: 2 2B: 2 3B: 0 HR: 1	SF: 1 SAC: 0 DP: 1 HBP: 1	WP: 0 PB: 0 SB: 0 CS: 0
<b>PITCHER</b>	IP WLS BF H R ER SO BB IBB HBP BLK WP HR S P ERA WHIP																					
Todd Van Poppel, R (1, 1) ERA: 6.16	7.0 W 27 3 1 1 5 4 0 0 0 0 1 56 93 1.29 1.000																					
Dave Leiper, L (8, 1) ERA: 0.64	0.0 1 0 0 0 0 0 0 0 1 0 0 0 0 1 ∞ ∞																					
Bob Welch, R (8, 1) ERA: 7.43	1.2 S 8 2 2 2 2 1 0 0 0 0 0 19 32 10.80 1.800																					
Dennis Eckersley, R (9, 1) ERA: 4.74	0.1 1 0 0 0 0 0 0 0 0 0 0 0 0 2 2 0.00 0.000																					

livebaseballscorecards.com

<b>AB</b>	30
<b>R</b>	3
<b>H</b>	5
<b>RBI</b>	3
<b>BB</b>	5
<b>SO</b>	7
<b>LOB</b>	15



Batter	1	2	3	4	5	6	7	8	9
Rickey Henderson, R OBP: 0.415, SLG: 0.367 (1, 8) C C B B X	1-2 F8 ① C F B X	1-2 2-H 3-H 1B ③ C F B X		4-1 G3 BB ② B B B B C C B B C		3-3 K ③ C C C C B B C			
Mike Bordick, R OBP: 0.332, SLG: 0.356 (1, 6) B B B B C B	4-1 BB BB SAFE C F B X	3-2 F7 ③ C F B X		2-1 G3 ② B 1 SAFE F F F X			3-2 G6-3 ① C T B B B B T C X		
Geronimo Berroa, R OBP: 0.390, SLG: 0.498 Stan Javier, S OBP: 0.366, SLG: 0.425 (1, 7) B B F F B B (8, 8) F F B B	4-2 1-2 BB ② C F B X		1-2 K ① B X	1-0 G1-3 ③ C F B X			1-2 P6 ② C F B X		
Ruben Sierra, S OBP: 0.287, SLG: 0.482 (1, 9) C B S S C B	1-3 K ② C B S S C B		0-2 HR ② F F F S X		0-0 G1-3 ① X		3-2 G3 ③ C B B B C B B C B		
Mark McGwire, R OBP: 0.416, SLG: 0.462 (1, 3) F B X	1-1 F8 ③ C F B X		0-1 G5-3 ② T X		2-3 K ② S S B S C B		2-1 E5 1B ① F B B X		
Terry Steinbach, R OBP: 0.327, SLG: 0.455 (1, 10) X		0-0 1B 2B ① C F B X	3-1 WP HR 1B ② B B B B X		1-1 P3 ③ B S B S X		1-3 K ① C F B S		
Scott Brosius, R OBP: 0.301, SLG: 0.428 (1, 5) C X		0-1 S 1B 1B ① C F B X	1-2 1-H HR ② S 1 SAFE 1 SAFE B X		1-2 1B ① M B F X		1-1 F8 ② C B B X		
Scott Hemond, R OBP: 0.268, SLG: 0.304 (1, 2) B F B B C B		2-3 K ① S T B B C B X	3-3 K ③ B B B B C C B B C		2-2 K ② S B B T C		2-2 K ② C B B X		
Francisco Matos, R OBP: 0.154, SLG: 0.167 (1, 4) F X	0-1 P4 ② C F B X			2-2 G5-3 ① C B B B X		0-1 2B ① C X		0-2 F9 ③ S F X	

AB	R	H	RBI	BB	SO	LOB
3	0	1	2	1	1	1
3	0	0	0	1	0	2
3	0	0	0	1	1	1
0	0	0	0	0	0	0
4	1	1	1	0	1	2
4	1	0	0	0	1	2
4	2	2	0	0	1	1
4	2	3	2	0	0	1
4	0	1	1	0	3	2
4	0	1	0	0	0	3

**BOTTOM**

**Baltimore Orioles @ Oakland Athletics**  
**Oakland-Alameda County Coliseum, Oakland, CA**  
 Sat Jul 23 1994, 3:33 AM PDT  
 Att. 32,068 - Sunny - 86 F

[livebaseballscorecards.com](http://livebaseballscorecards.com)

<b>AB</b>	<b>33</b>
<b>R</b>	<b>6</b>
<b>H</b>	<b>9</b>
<b>RBI</b>	<b>6</b>
<b>BB</b>	<b>3</b>
<b>SO</b>	<b>8</b>
<b>LOB</b>	<b>15</b>



1B: 5	SF: 0	WP: 1	PA: 36
2B: 2	SAC: 0	PB: 0	
3B: 0	DP: 0	SB: 1	
HR: 2	HBP: 0	CS: 0	

Inning Stats	Pitcher														Pitcher																														
	R	H	E	K	S	R	H	E	K	S	R	H	E	K	S	R	H	E	K	S	R	H	E	K	S	R	H	E	K	S															
	0	0	0	12	23	2	3	0	16	22	3	3	0	18	26	0	0	0	6	9	0	2	0	12	18	0	0	0	12	19	1	1	0	13	19	0	0	0	12	19	1	1	0	13	19
	0	0	0	12	23	2	3	0	16	22	3	3	0	18	26	0	2	0	6	9	0	2	0	12	18	0	0	0	12	19	1	1	0	13	19	0	0	0	12	19	1	1	0	13	19
	0	0	0	12	23	2	3	0	16	22	3	3	0	18	26	0	2	0	6	9	0	2	0	12	18	0	0	0	12	19	1	1	0	13	19	0	0	0	12	19	1	1	0	13	19
	0	0	0	12	23	2	3	0	16	22	3	3	0	18	26	0	2	0	6	9	0	2	0	12	18	0	0	0	12	19	1	1	0	13	19	0	0	0	12	19	1	1	0	13	19
	0	0	0	12	23	2	3	0	16	22	3	3	0	18	26	0	2	0	6	9	0	2	0	12	18	0	0	0	12	19	1	1	0	13	19	0	0	0	12	19	1	1	0	13	19
	0	0	0	12	23	2	3	0	16	22	3	3	0	18	26	0	2	0	6	9	0	2	0	12	18	0	0	0	12	19	1	1	0	13	19	0	0	0	12	19	1	1	0	13	19
	0	0	0	12	23	2	3	0	16	22	3	3	0	18	26	0	2	0	6	9	0	2	0	12	18	0	0	0	12	19	1	1	0	13	19	0	0	0	12	19	1	1	0	13	19
	0	0	0	12	23	2	3	0	16	22	3	3	0	18	26	0	2	0	6	9	0	2	0	12	18	0	0	0	12	19	1	1	0	13	19	0	0	0	12	19	1	1	0	13	19
	0	0	0	12	23	2	3	0	16	22	3	3	0	18	26	0	2	0	6	9	0	2	0	12	18	0	0	0	12	19	1	1	0	13	19	0	0	0	12	19	1	1	0	13	19
	0	0	0	12	23	2	3	0	16	22	3	3	0	18	26	0	2	0	6	9	0	2	0	12	18	0	0	0	12	19	1	1	0	13	19	0	0	0	12	19	1	1	0	13	19
	0	0	0	12	23	2	3	0	16	22	3	3	0	18	26	0	2	0	6	9	0	2	0	12	18	0	0	0	12	19	1	1	0	13	19	0	0	0	12	19	1	1	0	13	19
	0	0	0	12	23	2	3	0	16	22	3	3	0	18	26	0	2	0	6	9	0	2	0	12	18	0	0	0	12	19	1	1	0	13	19	0	0	0	12	19	1	1	0	13	19
	0	0	0	12	23	2	3	0	16	22	3	3	0	18	26	0	2	0	6	9	0	2	0	12	18	0	0	0	12	19	1	1	0	13	19	0	0	0	12	19	1	1	0	13	19
	0	0	0	12	23	2	3	0	16	22	3	3	0	18	26	0	2	0	6	9	0	2	0	12	18	0	0	0	12	19	1	1	0	13	19	0	0	0	12	19	1	1	0	13	19
	0	0	0	12	23	2	3	0	16	22	3	3	0	18	26	0	2	0	6	9	0	2	0	12	18	0	0	0	12	19	1	1	0	13	19	0	0	0	12	19	1	1	0	13	19
	0	0	0	12	23	2	3	0	16	22	3	3	0	18	26	0	2	0	6	9	0	2	0	12	18	0	0	0	12	19	1	1	0	13	19	0	0	0	12	19	1	1	0	13	19
	0	0	0	12	23	2	3	0	16	22	3	3	0	18	26	0	2	0	6	9	0	2	0	12	18	0	0	0	12	19	1	1	0	13	19	0	0	0	12	19	1	1	0	13	19
	0	0	0	12	23	2	3	0	16	22	3	3	0	18	26	0	2	0	6	9	0	2	0	12	18	0	0	0	12	19	1	1	0	13	19	0	0	0	12	19	1	1	0	13	19
	0	0	0	12	23	2	3	0	16	22	3	3	0	18	26	0	2	0	6	9	0	2	0	12	18	0	0	0	12	19	1	1	0	13	19	0	0	0	12	19	1	1	0	13	19
	0	0	0	12	23	2	3	0	16	22	3	3	0	18	26	0	2	0	6	9	0	2	0	12	18	0	0	0	12	19	1	1	0	13	19	0	0	0	12	19	1	1	0	13	19
	0	0	0	12	23	2	3	0	16	22	3	3	0	18	26	0	2	0	6	9	0	2	0	12	18	0	0	0	12	19	1	1	0	13	19	0	0	0	12	19	1	1	0	13	19
	0	0	0	12	23	2	3	0	16	22	3	3	0	18	26	0	2	0	6	9	0	2	0	12	18	0	0	0	12	19	1	1	0	13	19	0	0	0	12	19	1	1	0	13	19
	0	0	0	12	23	2	3	0	16	22	3	3	0	18	26	0	2	0	6	9	0	2	0	12	18	0	0	0	12	19	1	1	0	13	19	0	0	0	12	19	1	1	0	13	19
	0	0	0	12	23	2	3	0	16	22	3	3	0	18	26	0	2	0	6	9	0	2	0	12	18	0	0	0	12	19	1	1	0	13	19	0	0	0	12	19	1	1	0	13	19
	0	0	0	12	23	2	3	0	16	22	3	3	0	18	26	0	2	0	6	9	0	2	0	12	18	0	0	0	12	19	1	1	0	13	19	0	0	0	12	19	1	1	0	13	19
	0	0	0	12	23	2	3	0	16	22	3	3	0	18	26	0	2	0	6	9	0	2	0	12	18	0	0	0	12	19	1	1	0	13	19	0	0	0	12	19	1	1	0	13	19
	0	0	0	12	23	2	3	0	16	22	3	3	0	18	26	0	2	0	6	9	0	2	0	12	18	0	0	0	12	19	1	1	0	13	19	0	0	0	12	19	1	1	0	13	19
	0	0	0	12	23	2	3	0	16	22	3	3	0	18	26	0	2	0	6	9	0	2	0	12	18	0	0	0	12	19	1	1	0	13	19	0	0	0	12	19	1	1	0	13	19
	0	0	0	12																																									



Batter	1	2	3	4	5	6	7	8	9	AB R H RBI BB SO LOB	TOP														
Brady Anderson, L OBP: 0.359, SLG: 0.433 (1, 8) (3, 7)	F7	G5-3	G4-3		G1-4-3 1B			P4		5 0 1 0 0 0 4															
Chris Sabo, R OBP: 0.325, SLG: 0.467 Leo Gomez, R OBP: 0.371, SLG: 0.537 (1, 5) (5, PH) (5, 5)	K		K		G1-4-3 1B			FC6 BB		3 0 1 0 0 2 0 1 0 0 0 1 0 2															
Rafael Palmeiro, L OBP: 0.410, SLG: 0.580 (1, 3)	1B 2B BB		1B S 1B		G4-1			FC6		4 2 1 0 1 1 2															
Cal Ripken Jr., R OBP: 0.359, SLG: 0.459 (1, 6)	2B 1B		1B 1B		G5-3			G5-3		5 2 3 1 0 0 0															
Harold Baines, L OBP: 0.353, SLG: 0.462 Lonnie Smith, R OBP: 0.345, SLG: 0.292 (1, 10) (9, PR)	2B		1B BB 1B		P5			G4-3 BB 1B		5 1 3 2 0 1 2 0 0 0 0 0 0 0															
Chris Hoiles, R OBP: 0.368, SLG: 0.453 (1, 2)	K		BB G5-3 1B		K			G4-3 BB		4 0 1 1 1 2 3															
Dwight Smith, L OBP: 0.321, SLG: 0.456 Mike Devereaux, R OBP: 0.257, SLG: 0.349 (1, 7) (3, PH) (3, 8)		K	G5-3		HR			G4-3		1 0 0 0 0 1 0 4 1 1 1 0 0 4															
Jeffrey Hammonds, R OBP: 0.340, SLG: 0.514 (1, 9)		E 1B	BB IBB		1B BB			BB		2 0 1 0 3 1 0															
Mark McLemore, S OBP: 0.362, SLG: 0.326 (1, 4)		P5			F7			G5-3	L7	4 0 0 1 1 0 5															
Inning Stats	R: 2 E: 0 K: 2 S: 12	H: 2 LOB: 1 BB: 1 P: 18	R: 0 E: 1 K: 1 S: 12	H: 1 LOB: 1 BB: 0 P: 18	R: 3 E: 0 K: 1 S: 18	H: 4 LOB: 3 BB: 2 P: 36	R: 0 E: 0 K: 2 S: 11	H: 2 LOB: 2 BB: 0 P: 18	R: 1 E: 0 K: 0 S: 11	H: 2 LOB: 1 BB: 1 P: 21	R: 0 E: 0 K: 1 S: 7	H: 0 LOB: 0 BB: 0 P: 10	R: 0 E: 0 K: 1 S: 8	H: 0 LOB: 0 BB: 0 P: 14	R: 0 E: 0 K: 0 S: 8	H: 0 LOB: 1 BB: 1 P: 17	R: 0 E: 0 K: 0 S: 14	H: 1 LOB: 3 BB: 2 P: 28	1B: 10 2B: 1 3B: 0 HR: 1	SF: 0 SAC: 0 DP: 1 HBP: 0	WP: 0 PB: 0 SB: 1 CS: 0	PA: 45			
PITCHER	IP	WLS	BF	H	R	ER	SO	BB	IBB	HBP	BLK	WP	HR	S	P	ERA	WHIP								
Bobby Witt, R ERA: 4.89 (1, 1)	2.1		15	7	5	5	4	1	0	0	0	0	0	36	55	19.29	3.429								
Vince Horsman, L ERA: 4.07 (3, 1)	1.1		8	2	0	0	1	1	1	0	0	0	0	14	32	0.00	2.250								
John Briscoe, R ERA: 4.17 (4, 1)	1.1		6	2	1	1	1	1	0	0	0	0	1	14	24	6.75	2.250								
Ed Vosberg, L ERA: 4.32 (6, 1)	1.0		3	0	0	0	1	0	0	0	0	0	0	7	10	0.00	0.000								
Mark Acre, R ERA: 3.33 (7, 1)	1.0		3	0	0	0	1	0	0	0	0	0	0	8	14	0.00	0.000								
PITCHER	IP	WLS	BF	H	R	ER	SO	BB	IBB	HBP	BLK	WP	HR	S	P	ERA	WHIP								
Dave Leiper, L ERA: 0.6 (8, 1)	1.0		4	0	0	0	0	1	0	0	0	0	0	8	17	0.00	1.000								
Dennis Eckersley, R ERA: 4.62 (9, 1)	1.0	W	6	1	0	0	0	2	0	0	0	0	0	14	28	0.00	3.000								

Baltimore Orioles @ Oakland Athletics  
Oakland-Alameda County Coliseum, Oakland, CA

Sun Jul 24 1994, 3:33 AM PDT  
Att. 36,227 - Sunny - 71 F

AB	38
R	6
H	12
RBI	6
BB	7
SO	8
LOB	22



WP: 0	PA: 45
PB: 0	
SB: 1	
CS: 0	

1B: 10	SF: 0
2B: 1	SAC: 0
3B: 0	DP: 1
HR: 1	HBP: 0

Batter	1	2	3	4	5	6	7	8	9	AB R H RBI BB SO LOB
Rickey Henderson, R (1, 7) OBP: 0.415, SLG: 0.368	2-2 G4-3		2-1 F9			3-2 G5-3		1-1 1B	2-1 FC6-2 BB 1B	5 2 2 0 0 0 1
Stan Javier, S (1, 8) OBP: 0.364, SLG: 0.420	2-3 K		1-1 P4			1-2 G4-3		3-2 G6-3	4-1 WP FC6-2 BB	4 0 0 0 1 1 2
Geronimo Berroa, R (1, 10) OBP: 0.367, SLG: 0.494	1-2 P4				3-2 F7	1-0 F7		1-2 HR 1B	1-0 FC6-2 WP	5 1 1 1 0 0 3
Ruben Sierra, S (1, 9) OBP: 0.292, SLG: 0.486		1-1 L4			3-2 1B		0-0 HR	4-2 HR BB	1-0 WP	4 2 2 0 1 0 2
Mark McGwire, R (1, 3) OBP: 0.412, SLG: 0.478		0-2 P6			0-0 F7		2-0 HR	2-2 P3		4 1 1 2 0 0 3
Terry Steinbach, R (1, 2) OBP: 0.327, SLG: 0.454		3-2 1B			0-0 G6-3		3-3 K	0-0 HR		3 0 1 0 0 1 1
Scott Hemond, R (8, 2) OBP: 0.272, SLG: 0.327								1-H 2-H		1 1 1 3 0 0 0
Scott Brosius, R (1, 5) OBP: 0.297, SLG: 0.422		3-2 K				1-0 P4	2-2 P3	1-2 F8		4 0 0 0 0 1 1
Mike Bordick, R (1, 6) OBP: 0.331, SLG: 0.355			2-2 F7			2-2 G6-3	1-2 1B		0-1 G4-3	4 0 1 0 0 0 0
Francisco Matos, R (1, 4) OBP: 0.188, SLG: 0.200			0-1 1B			2-1 F8	0-2 F9		4-2 BB 1B FC6-2 BB	3 0 1 0 0 0 1
Troy Neel, L (9, PH) OBP: 0.352, SLG: 0.462										0 0 0 0 1 0 0
Fausto Cruz, R (9, PR) OBP: 0.227, SLG: 0.056										0 0 0 0 0 0 0

Inning Stats	R: 0 E: 0 K: 1 S: 9	H: 0 LOB: 0 BB: 0 P: 14	R: 0 E: 0 K: 1 S: 12	H: 1 LOB: 1 BB: 0 P: 19	R: 0 E: 0 K: 0 S: 9	H: 1 LOB: 1 BB: 0 P: 14	R: 0 E: 0 K: 0 S: 6	H: 0 LOB: 0 BB: 0 P: 11	R: 2 E: 0 K: 1 S: 17	H: 3 LOB: 1 BB: 0 P: 25	R: 4 E: 0 K: 0 S: 20	H: 3 LOB: 0 BB: 1 P: 32	R: 1 E: 0 K: 0 S: 8	H: 1 LOB: 3 BB: 2 P: 20	1B: 7 2B: 1 3B: 0 HR: 2	SF: 0 SAC: 0 DP: 0 HBP: 0
--------------	------------------------------	----------------------------------	-------------------------------	----------------------------------	------------------------------	----------------------------------	------------------------------	----------------------------------	-------------------------------	----------------------------------	-------------------------------	----------------------------------	------------------------------	----------------------------------	----------------------------------	------------------------------------

PITCHER	IP	WLS	BF	H	R	ER	SO	BB	IBB	HBP	BLK	WP	HR	S	P	ERA	WHIP
Jamie Moyer, L (1, 1) ERA: 4.84	7.0		27	6	2	2	3	0	0	0	0	0	1	68	109	2.57	0.857
Alan Mills, R (8, 1) ERA: 5.53	1.1		8	3	4	4	0	1	0	0	0	0	1	22	34	27.00	3.000
Tom Bolton, L (9, 1) ERA: 4.79	0.0	L	1	0	0	0	0	1	0	0	0	0	0	2	6	∞	∞
Mark Eichhorn, R (9, 1) ERA: 2.09	0.1		4	1	1	1	0	1	0	0	0	1	0	4	12	27.00	6.000


**BOTTOM**

**Baltimore Orioles @ Oakland Athletics**  
Oakland-Alameda County Coliseum, Oakland, CA

Sun Jul 24 1994, 3:33 AM PDT  
Att. 36,227 - Sunny - 71 F

AB	37
R	7
H	10
RBI	6
BB	3
SO	3
LOB	14

livebaseballscores.com



WP	PA
1	40
0	
2	
0	



Batter	1	2	3	4	5	6	7	8	9	AB R H RBI BB SO LOB	TOP																					
<b>Kenny Lofton, L</b> (1, 8) OBP: 0.427, SLG: 0.558 <b>Ruben Amaro Jr, S</b> (8, 8) OBP: 0.125, SLG: 0.133	1-1 G4-3			2-1 P5		2-2 G3-1 1-2		1-1 2B		4 0 1 2 0 0 1 0 0 0 0 0 0 0	<b>Cleveland Indians @ Baltimore Orioles</b> Oriole Park at Camden Yards, Baltimore, MD Tue Jul 26 1994, 3:33 AM EDT Att. 43,578 - Overcast - 89 F																					
<b>Omar Vizquel, S</b> (1, 6) OBP: 0.323, SLG: 0.319 <b>Mark Lewis, R</b> (8, 4) OBP: 0.239, SLG: 0.333	2-2 G1-3			0-0 G4-3			0-1 G4-3	1-2 F7		4 0 0 0 0 0 1 0 0 0 0 0 0 0																						
<b>Jim Thome, L</b> (1, 5) OBP: 0.347, SLG: 0.533	2-2 1B			2-0 P6			0-3 K		1-3 K	4 0 1 0 0 2 0																						
<b>Albert Belle, R</b> (1, 7) OBP: 0.435, SLG: 0.699				2-2 G6-3		1-0 G6-3	2-2 HR		4-0 BB	3 1 1 1 1 0 0																						
<b>Eddie Murray, S</b> (1, 10) OBP: 0.308, SLG: 0.446				3-1 G6-3		3-1 HR	3-1 P6		2-3 K	4 1 1 1 0 1 1																						
<b>Paul Sorrento, L</b> (1, 3) <b>Candy Maldonado, R</b> (9, PH) OBP: 0.362, SLG: 0.506				3-1 F9		2-3 K		3-2 F8	0-1 P6	3 0 0 0 0 1 0 1 0 0 0 0 0 1																						
<b>Sandy Alomar Jr., R</b> (1, 2) OBP: 0.337, SLG: 0.466				1-0 G5-3		1-1 G4-3		3-2 F9		3 0 0 0 0 0 0																						
<b>Alvaro Espinoza, R</b> (1, 4) OBP: 0.280, SLG: 0.337 (8, 6)				2-1 F9		0-1 G5-3		1-0 1B 2B 2B		3 1 1 0 0 0 0																						
<b>Wayne Kirby, L</b> (1, 9) OBP: 0.327, SLG: 0.390				2-2 G1-3		0-0 G3-1 1B		1-2 2B 1B		3 1 2 0 0 0 0																						
<b>Inning Stats</b>	R: 0 E: 0 K: 0 S: 8	H: 1 LOB: 1 BB: 0 P: 13	R: 0 E: 0 K: 0 S: 7	H: 0 LOB: 0 BB: 0 P: 15	R: 0 E: 0 K: 0 S: 6	H: 0 LOB: 0 BB: 0 P: 11	R: 0 E: 0 K: 0 S: 4	H: 0 LOB: 0 BB: 0 P: 8	R: 1 E: 0 K: 1 S: 10	H: 1 LOB: 0 BB: 0 P: 17		R: 0 E: 0 K: 0 S: 6	H: 1 LOB: 0 BB: 0 P: 8	R: 1 E: 0 K: 1 S: 10	H: 1 LOB: 0 BB: 0 P: 15	R: 2 E: 0 K: 0 S: 16	H: 3 LOB: 1 BB: 0 P: 26	R: 0 E: 0 K: 2 S: 9	H: 0 LOB: 1 BB: 1 P: 16	1B: 3 2B: 2 3B: 0 HR: 2	SF: 0 SAC: 0 DP: 0 HBP: 0	WP: 0 PB: 0 SB: 0 CS: 0	PA: 33									
<b>PITCHER</b> <b>Ben McDonald, R</b> (1, 1) ERA: 4.24 <b>Jim Poole, L</b> (9, 1) ERA: 6.86	IP 8.0	WLS W	BF 29	H 7	R 4	ER 4	SO 2	BB 0	IBB 0	HBP 0	BLK 0	WP 0	HR 2	S 67	P 113	ERA 4.50	WHIP 0.875															
											<b>PITCHER</b> IP 1.0	WLS 4	BF 0	H 0	R 0	ER 0	SO 2	BB 1	IBB 0	HBP 0	BLK 0	WP 0	HR 0	S 9	P 16	ERA 0.00	WHIP 1.000					

<b>AB</b>	32
<b>R</b>	4
<b>H</b>	7
<b>RBI</b>	4
<b>BB</b>	1
<b>SO</b>	4
<b>LOB</b>	4







Batter	1	2	3	4	5	6	7	8	9	AB R H RBI BB SO LOB	TOP											
<b>Kenny Lofton, L</b> (1, 8) OBP: 0.422, SLG: 0.551	2-0 G4-3	0-2 G3-1		1-0 F9		0-0 P5		0-0 G3		5 0 0 0 0 0 0												
<b>Omar Vizquel, S</b> (1, 6) OBP: 0.325, SLG: 0.321	1-2 FC1 2B 1B	2-1 G6-3		0-1 G5-3			0-1 1B 1B	2-2 G5-3		5 2 2 0 0 0 0												
<b>Jim Thome, L</b> (1, 5) OBP: 0.345, SLG: 0.527	1-0 FC1 1-2		1-1 G6-3	2-3 K			2-2 1B 2B 1B	2-3 K		5 1 1 0 0 2 1												
<b>Albert Belle, R</b> (1, 7) OBP: 0.437, SLG: 0.708	0-1 BB 2B 2-H		2-1 HR		1-0 E S 1B		2-2 P3		1-0 F9	5 2 3 2 0 0 2												
<b>Eddie Murray, S</b> (1, 10) OBP: 0.310, SLG: 0.445 <b>Candy Maldonado, R</b> (9, PH) OBP: 0.358, SLG: 0.500	4-1 BB 2B BB		1-0 G4-3		2-2 P5		1-0 S 2B 1B		1-0 F8	3 2 1 1 1 0 1 1 0 0 0 0 0 0												
<b>Paul Sorrento, L</b> (1, 3) OBP: 0.343, SLG: 0.446	4-2 2B BB		2-0 BB 1B 1B		0-0 L4		2-2 SAFE G5-3 1B 2B		2-0 G3-1	4 2 2 2 1 0 1												
<b>Manny Ramirez, R</b> (1, 9) OBP: 0.351, SLG: 0.492	3-2 1-H 2-H 3-H 2B		0-0 BB 1B		3-3 K		2-1 G5-3			4 0 2 3 0 1 2												
<b>Tony Peña, R</b> (1, 2) OBP: 0.369, SLG: 0.447	2-3 K		4-1 FC5-4 BB			2-2 P4		2-1 1B		3 0 1 1 1 1 1												
<b>Alvaro Espinoza, R</b> (1, 4) OBP: 0.274, SLG: 0.330		0-2 F9	0-2 FC5-4			0-0 F8		0-2 L7		4 0 0 0 0 0 4												
<b>Inning Stats</b>	R: 4 E: 0 K: 1 S: 19	H: 3 LOB: 1 BB: 2 P: 36	R: 0 E: 0 K: 0 S: 9	H: 0 LOB: 0 BB: 0 P: 11	R: 1 E: 0 K: 0 S: 12	H: 3 LOB: 3 BB: 1 P: 22	R: 0 E: 0 K: 1 S: 6	H: 0 LOB: 0 BB: 0 P: 9	R: 0 E: 0 K: 1 S: 10	H: 1 LOB: 1 BB: 0 P: 16	R: 0 E: 0 K: 0 S: 5	H: 0 LOB: 0 BB: 0 P: 7	R: 4 E: 0 K: 0 S: 22	H: 5 LOB: 1 BB: 0 P: 33	R: 0 E: 0 K: 1 S: 7	H: 0 LOB: 0 BB: 0 P: 11	R: 0 E: 0 K: 0 S: 3	H: 0 LOB: 0 BB: 0 P: 7	1B: 8 2B: 3 3B: 0 HR: 1	SF: 0 SAC: 0 DP: 0 HBP: 0	WP: 0 PB: 0 SB: 2 CS: 0	PA: 42
<b>PITCHER</b>	IP WLS BF H R ER SO BB IBB HBP BLK WP HR S P ERA WHIP																					
<b>Mike Oquist, R</b> (1, 1) ERA: 6.17	2.2 L 16 6 5 5 1 2 0 0 0 0 0 1 35 60 16.88 3.000																					
<b>Mark Williamson, R</b> (3, 1) ERA: 3.74	3.2 15 3 2 2 2 1 0 0 0 0 0 0 35 54 4.91 1.091																					
<b>Tom Bolton, L</b> (7, 1) ERA: 5.01	2.2 11 3 2 2 1 0 0 0 0 0 0 0 23 38 6.75 1.125																					

**Cleveland Indians @ Baltimore Orioles**  
**Oriole Park at Camden Yards, Baltimore, MD**  
 Tue Jul 26 1994, 7:05 PM EDT  
 Att. 46,531 - Overcast - 77 F

AB	39
R	9
H	12
RBI	9
BB	3
SO	4
LOB	12



WP: 0	PA: 42
-------	--------

ERA	WHIP
-----	------

livebaseballscorecards.com

Batter	1	2	3	4	5	6	7	8	9	AB R H RBI BB SO LOB
Brady Anderson, L (1, 8) OBP: 0.358, SLG: 0.429	1-1 G3			4-0 G4-3 S BB		1-1 G6-3 1B		0-0 G3		3 0 1 1 1 0 0
Jeffrey Hammonds, R (1, 9) OBP: 0.340, SLG: 0.505	1-2 F9			1-1 F8		2-1 G6-3 1B		0-1 1B		4 0 1 0 0 0 2
Rafael Palmeiro, L (1, 3) OBP: 0.408, SLG: 0.582	3-3 K			1-1 G4-3 1-3		2-3 K		1-2 F8		4 0 0 0 0 2 3
Cal Ripken Jr., R (1, 6) OBP: 0.355, SLG: 0.453		1-0 G5-3		1-0 L8		0-0 F8		1-0 F7		3 0 0 0 0 0 1
Tim Hulett, R (9, 6) OBP: 0.333, SLG: 0.369										1 0 0 0 0 0 1
Harold Baines, L (1, 10) OBP: 0.358, SLG: 0.496		2-3 K			0-0 G4-3		1-1 HR	2-2 P2		3 1 1 1 0 1 0
Lonnie Smith, R (9, PH) OBP: 0.339, SLG: 0.286										1 0 0 0 0 0 1
Leo Gomez, R (1, 5) OBP: 0.372, SLG: 0.547		2-2 G6-3			2-2 F9		1-3 K			3 0 0 0 0 1 0
Dwight Smith, L (1, 7) OBP: 0.316, SLG: 0.448			1-1 G6-3		3-1 L8		1-3 K			3 0 0 0 0 1 0
Mark McLemore, S (1, 4) OBP: 0.361, SLG: 0.323			0-0 F8			4-0 S 1B BB		0-1 G4-3		2 1 0 0 1 0 0
Jeff Tackett, R (1, 2) OBP: 0.319, SLG: 0.390			2-3 K			0-3 K		2-2 G6-3		3 0 0 0 0 2 1

Inning Stats		R: 0	H: 0	R: 0	H: 0	R: 0	H: 0	R: 0	H: 0	R: 1	H: 1	R: 1	H: 1	R: 0	H: 0	R: 0	H: 1	1B: 2	SF: 0	WP: 0	PA: 32
		E: 0	LOB: 0	E: 0	LOB: 0	E: 0	LOB: 0	E: 0	LOB: 0	E: 0	LOB: 1	E: 0	LOB: 0	E: 0	LOB: 0	E: 0	LOB: 1	2B: 0	SAC: 0	PB: 0	
		K: 1	BB: 0	K: 1	BB: 0	K: 0	BB: 1	K: 0	BB: 0	K: 2	BB: 1	K: 2	BB: 0	K: 0	BB: 0	K: 0	BB: 0	3B: 0	DP: 0	SB: 2	
		S: 9	P: 14	S: 7	P: 12	S: 6	P: 9	S: 5	P: 12	S: 11	P: 20	S: 9	P: 12	S: 6	P: 8	S: 9	P: 13	HR: 1	HBP: 0	CS: 0	
PITCHER	IP WLS BF H R ER SO BB IBB HBP BLK WP HR S P ERA WHIP	8.0 W 28 2 2 2 7 2 0 0 0 0 1 59 98 2.25 0.500	1.0 4 1 0 0 0 0 0 0 0 0 0 9 13 0.00 1.000																		
Dennis Martinez, R (1, 1) ERA: 3.7																					
Derek Lilliquist, L (9, 1) ERA: 5.96																					


**BOTTOM**

**Cleveland Indians @ Baltimore Orioles**  
**Oriole Park at Camden Yards, Baltimore, MD**

Tue Jul 26 1994, 7:05 PM EDT  
Att. 46,531 - Overcast - 77 F

livebaseballscorecards.com

AB	30
R	2
H	3
RBI	2
BB	2
SO	7
LOB	9







Batter	1	2	3	4	5	6	7	8	9	AB R H RBI BB SO LOB
Brady Anderson, L (1, 8) OBP: 0.357, SLG: 0.426 (9, 7)	2-0 G4-3 ①		2-2 L8 ①		0-3 K ②		2-0 2B 1B		0-1 G4-3 ①	5 1 1 0 0 1 0
Jeffrey Hammonds, R (1, 9) OBP: 0.336, SLG: 0.503	0-3 K ②		0-0 F9 ②		0-3 K ③		0-0 1-H 2B		2-3 K ②	5 0 1 1 0 3 0
Rafael Palmeiro, L (1, 3) OBP: 0.406, SLG: 0.580	2-3 K ③		0-0 1B 2B			2-3 K ①	0-0 F9 ③		0-1 F9 ③	5 1 1 0 0 2 1
Cal Ripken Jr., R (1, 6) OBP: 0.359, SLG: 0.456		2-3 K ①	1-0 2-H 1B			1-1 BB 1B		2-1 HBP BB 1B		4 0 3 1 0 1 0
Harold Baines, L (1, 10) OBP: 0.357, SLG: 0.491		4-2 1B BB BB	1-3 K ③			3-3 SAFE K ②		1-3 K ①		3 0 0 0 1 3 3
Leo Gomez, R (1, 5) OBP: 0.378, SLG: 0.544		4-0 1B BB BB		0-0 G5-3 ①		4-2 BB BB		4-0 HBP BB		1 0 0 0 3 0 0
Chris Hoiles, R (1, 2) OBP: 0.368, SLG: 0.451		1-1 1-2 2-3 1B		2-1 F7 ②		1-3 K ③		2-1 1-2 2-3 HBP		3 0 1 0 0 1 2
Dwight Smith, L (1, 7) OBP: 0.311, SLG: 0.441 Chris Sabo, R (8, PH) OBP: 0.323, SLG: 0.465 Mike Devereaux, R (9, 8) OBP: 0.253, SLG: 0.343		1-2 P5 ②		3-1 F7 ③			1-0 G4-3 ①	1-1 P3 ②		3 0 0 0 0 0 3 1 0 0 0 0 0 3 0 0 0 0 0 0 0
Mark McLemore, S (1, 4) OBP: 0.358, SLG: 0.320 Tim Hulett, R (8, PH) OBP: 0.330, SLG: 0.365 (9, 4)		2-0 F7 ③			0-1 L3 ①		0-0 G3 ②	1-3 K ③		3 0 0 0 0 0 3 1 0 0 0 0 1 3

Inning Stats	R: 0	H: 0	E: 0	K: 2	S: 9	H: 0	LOB: 0	BB: 0	P: 13	R: 0	H: 1	E: 0	K: 1	S: 15	H: 2	LOB: 1	BB: 2	P: 29	R: 1	H: 2	E: 0	K: 1	S: 9	H: 0	LOB: 0	BB: 0	P: 10	R: 0	H: 0	E: 0	K: 2	S: 9	H: 1	LOB: 2	BB: 1	P: 24	R: 1	H: 2	E: 0	K: 0	S: 5	H: 2	LOB: 1	BB: 0	P: 8	R: 0	H: 1	E: 0	K: 2	S: 11	H: 0	LOB: 3	BB: 1	P: 22	R: 0	H: 0	E: 0	K: 1	S: 7	H: 0	LOB: 0	BB: 0	P: 9	1B: 5	SF: 0	2B: 2	SAC: 0	3B: 0	DP: 0	HR: 0	HBP: 1	WP: 0	PA: 39
PITCHER	IP	WLS	BF	H	R	ER	SO	BB	IBB	HBP	BLK	WP	HR	S	P	ERA	WHIP																																																								
Jack Morris, R (1, 1) ERA: 5.05	7.1	W	34	7	2	2	10	4	0	1	0	0	0	71	121	2.46	1.500																																																								
Derek Lilliquist, L (8, 1) ERA: 5.87	0.1		1	0	0	0	0	0	0	0	0	0	0	2	3	0.00	0.000																																																								
Eric Plunk, R (8, 1) ERA: 2.88	1.1	S	4	0	0	0	2	0	0	0	0	0	0	10	13	0.00	0.000																																																								

BOTTOM

Cleveland Indians @ Baltimore Orioles  
Oriole Park at Camden Yards, Baltimore, MD

Thu Jul 28 1994, 7:05 PM EDT  
Cloudy - 79 F

livebaseballscorecards.com

AB	34
R	2
H	7
RBI	2
BB	4
SO	12
LOB	18





Batter	1	2	3	4	5	6	7	8	9	AB R H RBI BB SO LOB	TOP
<b>Kenny Lofton, L</b> (1, 8) OBP: 0.420, SLG: 0.548	2-3 K		1-1 F7			1-0 SH2-4 1B 2B		1-0 F7		4 1 1 0 0 1 1	<b>Cleveland Indians @ Baltimore Orioles</b> Oriole Park at Camden Yards, Baltimore, MD Thu Jul 28 1994, 7:05 PM EDT Att. 47,632 - Unknown - 77 F
<b>Omar Vizquel, S</b> (1, 6) OBP: 0.323, SLG: 0.319	1-1 P3		3-1 P3			0-0 SH2-4		1-2 G4-3		3 0 0 0 0 0 1	
<b>Manny Ramirez, R</b> (1, 9) OBP: 0.353, SLG: 0.492	0-3 K		1-1 G5-3			2-2 FC5-4 1B		1-2 1B		4 0 2 1 0 1 1	
<b>Albert Belle, R</b> (1, 7) OBP: 0.435, SLG: 0.710		3-1 HR 1B		1-2 G1-3		0-0 FC5-4		1-3 K		4 1 1 0 0 1 2	
<b>Eddie Murray, S</b> (1, 3) OBP: 0.314, SLG: 0.459		3-2 HR		0-0 F9		2-3 K		1-0 HR		4 2 2 3 0 1 1	
<b>Candy Maldonado, R</b> (1, 10) OBP: 0.343, SLG: 0.476		2-3 K		1-3 K			1-2 K		0-0 F9	4 0 0 0 0 3 0	
<b>Tony Peña, R</b> (1, 2) OBP: 0.364, SLG: 0.469		2-1 G6-3			2-2 F9		1-0 HR		0-0 F9	4 1 1 1 0 0 0	
<b>Mark Lewis, R</b> (1, 5) OBP: 0.227, SLG: 0.315		0-3 K			0-3 K		0-1 F9		2-3 K	4 0 0 0 0 3 0	
<b>Alvaro Espinoza, R</b> (1, 4) OBP: 0.270, SLG: 0.324			2-2 1B		0-2 G4-3		2-2 L6			3 0 1 0 0 0 0	
<b>Inning Stats</b>	R: 0 E: 0 K: 2 S: 8 H: 0 LOB: 0 BB: 0 P: 11	R: 2 E: 0 K: 2 S: 14 H: 2 LOB: 0 BB: 0 P: 24	R: 0 E: 0 K: 0 S: 10 H: 1 LOB: 1 BB: 0 P: 17	R: 0 E: 0 K: 1 S: 9 H: 0 LOB: 0 BB: 0 P: 11	R: 0 E: 0 K: 1 S: 10 H: 0 LOB: 0 BB: 0 P: 12	R: 1 E: 0 K: 1 S: 10 H: 2 LOB: 1 BB: 0 P: 15	R: 1 E: 0 K: 1 S: 11 H: 1 LOB: 0 BB: 0 P: 15	R: 0 E: 0 K: 1 S: 13 H: 1 LOB: 1 BB: 0 P: 17	R: 1 E: 0 K: 1 S: 6 H: 1 LOB: 0 BB: 0 P: 9	1B: 4 2B: 1 3B: 0 HR: 3 SF: 0 SAC: 1 DP: 0 HBP: 0	WP: 0 PB: 0 SB: 0 CS: 0 PA: 35
<b>PITCHER Sid Fernandez, L</b> (1, 1) ERA: 5.09	IP 9.0 WLS L BF 35 H 8 R 5 ER 5 SO 10 BB 0 IBB 0 HBP 0 BLK 0 WP 0 HR 3 S 91 P 131 ERA 5.00 WHIP 0.889										

livebaseballscorecards.com

<b>AB</b>	34
<b>R</b>	5
<b>H</b>	8
<b>RBI</b>	5
<b>BB</b>	0
<b>SO</b>	10
<b>LOB</b>	6



Batter	1	2	3	4	5	6	7	8	9	AB R H RBI BB SO LOB
Brady Anderson, L (1, 7) OBP: 0.358, SLG: 0.425	0-0 BB HBP 1B		2-1 L3		1-0 G4-3		4-2 BB			3 0 1 0 1 0 1
Jeffrey Hammonds, R (1, 9) OBP: 0.344, SLG: 0.505	2-0 BB 1-2 HBP		1-0 G4-6-3 1B			1-2 WP 2B 1B	0-3 K			3 1 2 0 0 1 1
Rafael Palmeiro, L (1, 3) OBP: 0.406, SLG: 0.580	4-2 1-2 2-3 BB		2-2 G4-6-3 1-2f			1-0 SAFE 1B 2B	2-3 K			3 1 1 1 1 1 2
Cal Ripken Jr., R (1, 6) OBP: 0.358, SLG: 0.452	2-2 L4-3 1-2			0-1 L4		3-2 1B 1B HBP	2-3 K			3 0 0 0 0 1 3
Harold Baines, L (1, 10) OBP: 0.355, SLG: 0.486	4-2 BB			2-3 K		1-3 K	1-2 P6			3 0 0 0 1 2 2
Chris Sabo, R (1, 5) OBP: 0.322, SLG: 0.461	2-1 P3			0-0 F7		0-1 1B 1-2 2-H 1B	3-1 F8			4 0 1 1 0 0 3
Mark McLemore, S (1, 4) OBP: 0.362, SLG: 0.329		3-2 G4-3			1-0 S 2B	2-2 FC5-4 1-3 2-3 1B		1-1 G6-4-3 1B		4 0 3 0 0 0 0
Mike Devereaux, R (1, 8) OBP: 0.250, SLG: 0.338		1-1 G4-3			0-3 K	0-1 FC5-4 1-2		1-3 K		4 0 0 0 0 2 4
Jeff Tackett, R (1, 2) OBP: 0.300, SLG: 0.364 Dwight Smith, L (9, PH) OBP: 0.309, SLG: 0.438		1-0 F8			3-3 K		0-3 K		1-2 G6-4-3 1-2f	3 0 0 0 0 2 1 1 0 0 0 0 0 1

Inning Stats	R: 0 E: 0 K: 0 S: 10	H: 1 LOB: 3 BB: 2 P: 24	R: 0 E: 0 K: 0 S: 6	H: 0 LOB: 0 BB: 0 P: 11	R: 0 E: 0 K: 0 S: 8	H: 1 LOB: 0 BB: 0 P: 13	R: 0 E: 0 K: 1 S: 6	H: 0 LOB: 0 BB: 0 P: 8	R: 0 E: 0 K: 2 S: 9	H: 1 LOB: 1 BB: 0 P: 14	R: 2 E: 0 K: 1 S: 17	H: 4 LOB: 2 BB: 0 P: 25	R: 0 E: 0 K: 3 S: 12	H: 0 LOB: 1 BB: 1 P: 18	R: 0 E: 0 K: 1 S: 8	H: 0 LOB: 0 BB: 0 P: 14	R: 0 E: 0 K: 1 S: 8	H: 1 LOB: 0 BB: 0 P: 11	1B: 6 2B: 3 3B: 0 HR: 0	SF: 0 SAC: 0 DP: 3 HBP: 2	WP: 1 PB: 0 SB: 1 CS: 0	PA: 36
--------------	-------------------------------	----------------------------------	------------------------------	----------------------------------	------------------------------	----------------------------------	------------------------------	---------------------------------	------------------------------	----------------------------------	-------------------------------	----------------------------------	-------------------------------	----------------------------------	------------------------------	----------------------------------	------------------------------	----------------------------------	----------------------------------	------------------------------------	----------------------------------	--------

PITCHER	IP	WLS	BF	H	R	ER	SO	BB	IBB	HBP	BLK	WP	HR	S	P	ERA	WHIP
Jason Grimsley, R (1, 1) ERA: 4.66	5.2	W	25	7	2	2	4	2	0	0	0	1	0	54	93	3.18	1.588
Jose Mesa, R (6, 1) ERA: 4.19	2.1		8	0	0	0	4	1	0	0	0	0	0	22	34	0.00	0.429
Jeff Russell, R (9, 1) ERA: 4.79	1.0	S	3	1	0	0	1	0	0	0	0	0	0	8	11	0.00	1.000


**BOTTOM**

**Cleveland Indians @ Baltimore Orioles**  
**Oriole Park at Camden Yards, Baltimore, MD**

Thu Jul 28 1994, 7:05 PM EDT  
Att: 47,632 - Unknown - 77 F

livebaseballscorecards.com

AB	31
R	2
H	8
RBI	2
BB	3
SO	9
LOB	18





Batter	1	2	3	4	5	6	7	8	9	AB R H RBI BB SO LOB	TOP											
Devon White, S OBP: 0.320, SLG: 0.472 (1, 8) X	0-0 2B 1B 1B	2-3 K		3-2 G5-3			0-0 L4		0-0 G4-3	5 1 1 0 0 1 2												
Roberto Alomar, S OBP: 0.383, SLG: 0.454 (1, 4) L SAFE SAFE SAFE	1-2 1B FC5-2 2B		0-0 P4		3-1 G6-3		4-0 FC6-4 BB			3 0 1 0 1 0 0												
Paul Molitor, R OBP: 0.418, SLG: 0.528 (1, 10) X	0-0 FC5-2 1B 1B		3-1 HR 1B		1-0 G6-3		3-0 FC6-4 1-2			4 2 2 1 0 0 2												
Joe Carter, R OBP: 0.317, SLG: 0.529 (1, 9) F SAFE SAFE	1-3 K		0-0 1-H HR		1-2 F8		0-3 K			4 1 1 2 0 2 2												
Darnell Coles, R OBP: 0.257, SLG: 0.352 (1, 3) F SAFE SAFE John Olerud, L OBP: 0.384, SLG: 0.445 (8, PH) F (8, 3) X	1-2 1B FC5-2 1-3 3-H		2-2 2B		1-1 G6-3		2-2 F7			3 0 1 0 0 0 2 1 0 0 0 0 0 0												
Ed Sprague, R OBP: 0.281, SLG: 0.355 (1, 5) B SAFE SAFE SAFE	2-2 1-3 3-H 1B		0-0 P7		2-0 L4		1-0 G5-3			4 0 1 1 0 0 1												
Robert Perez, R OBP: 0.125, SLG: 0.125 (1, 7) C SAFE SAFE	0-1 B5-3		2-2 F8		2-2 F7					4 0 1 0 0 0 3												
Pat Borders, R OBP: 0.288, SLG: 0.336 (1, 2) C SAFE SAFE		1-2 G5-3		2-2 P8		0-0 P6				4 0 0 0 0 0 1												
Dick Schofield, R OBP: 0.334, SLG: 0.359 (1, 6) B SAFE SAFE		2-1 G4-3		0-0 P6		2-2 BB 1B				4 0 1 0 0 0 1												
<b>Inning Stats</b>	R: 2 E: 0 K: 1 S: 19	H: 4 LOB: 2 BB: 0 P: 24	R: 0 E: 0 K: 1 S: 8	H: 0 LOB: 0 BB: 0 P: 13	R: 2 E: 0 K: 0 S: 12	H: 3 LOB: 1 BB: 0 P: 19	R: 0 E: 0 K: 0 S: 13	H: 0 LOB: 0 BB: 0 P: 18	R: 0 E: 0 K: 0 S: 6	H: 0 LOB: 0 BB: 0 P: 11	R: 0 E: 0 K: 0 S: 6	H: 1 LOB: 2 BB: 1 P: 15	R: 0 E: 0 K: 1 S: 10	H: 0 LOB: 0 BB: 0 P: 13	R: 0 E: 0 K: 0 S: 5	H: 1 LOB: 1 BB: 0 P: 6	1B: 6 2B: 2 3B: 0 HR: 1	SF: 0 SAC: 0 DP: 0 HBP: 0	WP: 0 PB: 0 SB: 0 CS: 0	PA: 37		
<b>PITCHER</b> Jamie Moyer, L ERA: 4.87 (1, 1) Mark Eichhorn, R ERA: 2.01 (7, 1)	IP 6.2 2.1	WLS L 8	BF 29 8	H 8 1	R 4 0	ER 4 0	SO 2 1	BB 1 0	IBB 0 0	HBP 0 0	BLK 0 0	WP 0 0	HR 1 0	S 71 16	P 109 23	ERA 5.40 0.00	WHIP 1.350 0.429					

Toronto Blue Jays @ Baltimore Orioles  
 Oriole Park at Camden Yards, Baltimore, MD

AB	36
R	4
H	9
RBI	4
BB	1
SO	3
LOB	14



Fri Jul 29 1994, 7:05 PM EDT  
 Att. 47,497 - Cloudy - 79 F

livebaseballscorecards.com

Batter	1	2	3	4	5	6	7	8	9	AB R H RBI BB SO LOB
Mark McLemore, S (1, 4) OBP: 0.357, SLG: 0.324	3-2 G4-3		2-1 G5-3	0-0 F9		1-3 K			0-0 B4-3	5 0 0 0 0 1 4
Jeffrey Hammonds, R (1, 7) OBP: 0.341, SLG: 0.498	0-0 WP 1B 1B		3-2 G6-3		0-0 F9		3-1 G6-3		3-1 F8	5 0 1 0 0 0 0
Rafael Palmeiro, L (1, 3) OBP: 0.403, SLG: 0.574	0-0 F9			1-0 G3	0-0 F9		2-2 G3			4 0 0 0 0 0 1
Cal Ripken Jr., R (1, 6) OBP: 0.361, SLG: 0.458	0-1 WP 1-2 1B			2-2 1B 2B	2-1 1B		2-1 F8			4 1 3 0 0 0 0
Leo Gomez, R (1, 5) OBP: 0.376, SLG: 0.538 Brady Anderson, L (8, PR) OBP: 0.358, SLG: 0.425 Tim Hulett, R (9, 5) OBP: 0.330, SLG: 0.365	2-3 K2-3 1-2 2-3			0-0 G5-3	2-3 K			4-2 FC4-6 BB		3 0 0 0 1 2 4 0 0 0 0 0 0 0 0 0 0 0 0 0 0
Chris Sabo, R (1, 10) OBP: 0.321, SLG: 0.458		1-0 L1		2-0 1B 2-H 1B		3-2 F8		1-1 FC4-6 1-2		4 1 1 1 0 0 1
Chris Hoiles, R (1, 2) OBP: 0.369, SLG: 0.449		4-2 G5-4-3 BB		3-2 BB 1-3 1B 1B		0-0 G1-6-3		2-2 F7		3 1 1 0 1 0 1
Lonnie Smith, R (1, 9) OBP: 0.349, SLG: 0.288		0-0 G5-4-3 1-2f		4-2 1B 1-2 BB		1-0 BB 1B		1-3 K		3 0 1 0 1 1 2
Mike Devereaux, R (1, 8) OBP: 0.254, SLG: 0.339 Harold Baines, L (9, PH) OBP: 0.354, SLG: 0.485			1-0 G5-3	0-1 1B 1-2 2-H 3-H		4-2 BB 1B		3-3 K		2 0 1 2 1 0 0 1 0 0 0 0 1 0

Inning Stats	R: 0 E: 0 K: 1 S: 11	H: 2 LOB: 2 BB: 0 P: 16	R: 0 E: 0 K: 0 S: 4	H: 0 LOB: 0 BB: 1 P: 9	R: 0 E: 0 K: 0 S: 6	H: 0 LOB: 0 BB: 0 P: 12	R: 3 E: 0 K: 0 S: 16	H: 4 LOB: 2 BB: 1 P: 28	R: 0 E: 0 K: 1 S: 7	H: 1 LOB: 1 BB: 0 P: 11	R: 0 E: 0 K: 1 S: 15	H: 1 LOB: 2 BB: 1 P: 24	R: 0 E: 0 K: 0 S: 8	H: 0 LOB: 0 BB: 0 P: 15	R: 0 E: 0 K: 1 S: 11	H: 0 LOB: 1 BB: 1 P: 19	R: 0 E: 0 K: 1 S: 7	H: 0 LOB: 0 BB: 0 P: 13	1B: 7 2B: 1 3B: 0 HR: 0	SF: 0 SAC: 0 DP: 1 HBP: 0
--------------	-------------------------------	----------------------------------	------------------------------	---------------------------------	------------------------------	----------------------------------	-------------------------------	----------------------------------	------------------------------	----------------------------------	-------------------------------	----------------------------------	------------------------------	----------------------------------	-------------------------------	----------------------------------	------------------------------	----------------------------------	----------------------------------	------------------------------------

PITCHER	IP	WLS	BF	H	R	ER	SO	BB	IBB	HBP	BLK	WP	HR	S	P	ERA	WHIP
Al Leiter, L (1, 1) ERA: 4.56	6.0		28	8	3	3	3	3	3	0	0	1	0	59	100	4.50	1.833
Tony Castillo, L (7, 1) ERA: 2.36	2.0		7	0	0	0	1	1	0	0	0	0	0	19	34	0.00	0.500
Darren Hall, R (9, 1) ERA: 3.86	1.0	S	3	0	0	0	1	0	0	0	0	0	0	7	13	0.00	0.000

BOTTOM

Toronto Blue Jays @ Baltimore Orioles  
 Oriole Park at Camden Yards, Baltimore, MD

livebaseballscores.com

AB	34
R	3
H	8
RBI	3
BB	4
SO	5
LOB	13



WP: 1	PA: 38
PB: 0	
SB: 0	
CS: 0	

Fri Jul 29 1994, 7:05 PM EDT  
 Att: 47,497 - Cloudy - 79 F









Batter	1	2	3	4	5	6	7	8	9	AB R H RBI BB SO LOB	TOP											
<b>Devon White, S</b> (1, 8) OBP: 0.317, SLG: 0.472	1-0 P3	0-1 BB 1B		3-3 K2-3		3-2 FC6-4 BB			2-3 K	5 0 1 1 0 2 3												
<b>Roberto Alomar, S</b> (1, 4) OBP: 0.389, SLG: 0.456	2-2 G5-4-3 1B	4-0 1B BB			1-0 F8	4-2 BB			1-1 CS 2B	3 0 2 0 2 0 0												
<b>Paul Molitor, R</b> (1, 10) OBP: 0.415, SLG: 0.521	0-1 G5-4-3 1-2f	2-2 1B			1-1 F9	1-0 P4			4-2 BB	4 0 1 1 1 0 4												
<b>Joe Carter, R</b> (1, 9) OBP: 0.318, SLG: 0.532		1-0 HR 1B		3-2 F8					0-1 P3	5 1 1 0 0 1 2												
<b>John Olerud, L</b> (1, 3) OBP: 0.388, SLG: 0.461		3-2 SAFE HR 1-H		4-0 G6-4-3 BB		0-0 E8 3B			0-1 CS 2-3	3 2 2 2 1 1 0												
<b>Mike Huff, R</b> (1, 7) OBP: 0.370, SLG: 0.420		1-2 G5-3 1B		0-0 G6-4-3 1-2f		1-1 HBP BB FC6-4 1B			3-3 K	4 2 2 0 0 1 1												
<b>Ed Sprague, R</b> (1, 5) OBP: 0.281, SLG: 0.351		1-0 G5-3		1-0 G1-3		4-2 SAFE FC6-4 HBP BB			2-0 F8	3 0 0 0 1 0 1												
<b>Dick Schofield, R</b> (1, 6) OBP: 0.332, SLG: 0.355		0-1 G6-3		4-1 WP S BB		1-3 K			0-1 F8	3 0 0 0 1 1 3												
<b>Randy Knorr, R</b> (1, 2) OBP: 0.286, SLG: 0.437		2-1 1B 2-H 1B		3-1 G5-3		1-0 FC6-4 HBP			0-3 K	3 1 1 1 0 1 1												
<b>Inning Stats</b>	R: 0 E: 0 K: 0 S: 7	H: 1 LOB: 0 BB: 0 P: 10	R: 4 E: 0 K: 0 S: 23	H: 6 LOB: 2 BB: 1 P: 37	R: 0 E: 0 K: 0 S: 5	H: 0 LOB: 0 BB: 1 P: 12	R: 0 E: 0 K: 1 S: 7	H: 0 LOB: 1 BB: 1 P: 18	R: 0 E: 0 K: 0 S: 5	H: 0 LOB: 0 BB: 0 P: 10	R: 2 E: 1 K: 1 S: 17	H: 2 LOB: 3 BB: 2 P: 32	R: 0 E: 0 K: 3 S: 13	H: 0 LOB: 0 BB: 0 P: 21	R: 0 E: 0 K: 1 S: 6	H: 0 LOB: 0 BB: 0 P: 8	R: 0 E: 0 K: 1 S: 11	H: 1 LOB: 1 BB: 1 P: 18	1B: 7 2B: 1 3B: 1 HR: 1	SF: 0 SAC: 0 DP: 2 HBP: 1	WP: 1 PB: 0 SB: 1 CS: 1	PA: 41
<b>PITCHER</b>	IP WLS BF H R ER SO BB IBB HBP BLK WP HR S P ERA WHIP																					
<b>Ben McDonald, R</b> (1, 1) ERA: 4.47	5.0 L 24 9 6 6 1 3 0 0 0 0 1 1 50 91 10.80 2.400																					
<b>Armando Benitez, R</b> (6, 1) ERA:	3.2 16 1 0 0 6 3 0 1 0 0 0 0 43 74 0.00 1.091																					
<b>Jim Poole, L</b> (9, 1) ERA: 6.75	0.1 0 0 0 0 0 0 0 0 0 0 0 0 1 1 0.00 0.000																					

Toronto Blue Jays @ Baltimore Orioles  
 Oriole Park at Camden Yards, Baltimore, MD

livebaseballscorecards.com

AB	33
R	6
H	10
RBI	5
BB	6
SO	7
LOB	15



Sun Jul 31 1994, 3:33 AM EDT  
 Att. 47,684 - Sunny - 87 F





Batter	1	2	3	4	5	6	7	8	9	AB R H RBI BB SO LOB	TOP
<b>Brady Anderson, L</b> OBP: 0.351, SLG: 0.414 (1, 8) BB BB (9, 7)	4-0 F8 WP BB		2-1 G4-3		3-2 F8			2-2 G4-3		3 0 0 0 1 0 2	<b>Baltimore Orioles @ Minnesota Twins</b> Hubert H. Humphrey Metrodome, Minneapolis, MN Mon Aug 01 1994, 8:05 PM EDT Att. 27,712 - Dome
<b>Jeffrey Hammonds, R</b> OBP: 0.346, SLG: 0.498 (1, 9) BB C C F F X	2-2 F8 1-3		1-1 G4-6-3 1B		3-2 F8			1-0 2B 1B		4 0 2 0 0 0 3	
<b>Rafael Palmeiro, L</b> OBP: 0.400, SLG: 0.566 (1, 3) F B B T	3-3 K		1-1 G4-6-3 1-2f		0-0 G4-3			0-1 1-3 2B		4 0 1 0 0 1 2	
<b>Cal Ripken Jr., R</b> OBP: 0.362, SLG: 0.458 (1, 6) C F F X	1-2 P3			0-0 F8				0-1 F8		4 0 0 0 0 0 3	
<b>Harold Baines, L</b> OBP: 0.353, SLG: 0.487 (1, 10) X		0-0 FC6-4 1B		1-0 L9				0-0 F9		3 0 1 0 1 0 0	
<b>Leo Gomez, R</b> OBP: 0.367, SLG: 0.532 (1, 5) B C B X		2-1 FC6-4 1-2f 1B		2-2 P3				1-0 F8		4 1 0 0 0 0 4	
<b>Dwight Smith, L</b> OBP: 0.327, SLG: 0.452 <b>Mike Devereaux, R</b> OBP: 0.254, SLG: 0.339 (1, 7) (9, 8) B X		1-0 F8			4-2 F9 BB			2-1 1B		3 0 2 0 1 0 1 0 0 0 0 0 0 0	
<b>Chris Hoiles, R</b> OBP: 0.366, SLG: 0.442 (1, 2) C B B B		4-2 1B 1-2 BB			2-2 F9			3-1 P4		3 0 0 0 1 0 3	
<b>Mark McLemore, S</b> OBP: 0.364, SLG: 0.329 (1, 4) C X		0-1 1-3 2-H 1B			4-1 BB			0-3 K		3 0 1 1 1 1 2	
<b>Inning Stats</b>	R: 0 E: 0 K: 1 S: 12 H: 0 LOB: 1 BB: 1 P: 22	R: 1 E: 1 K: 0 S: 8 H: 2 LOB: 2 BB: 1 P: 15	R: 0 E: 0 K: 0 S: 6 H: 1 LOB: 0 BB: 0 P: 10	R: 0 E: 0 K: 0 S: 5 H: 0 LOB: 0 BB: 0 P: 8	R: 0 E: 0 K: 0 S: 15 H: 0 LOB: 2 BB: 2 P: 31	R: 0 E: 0 K: 0 S: 4 H: 0 LOB: 0 BB: 0 P: 4	R: 0 E: 0 K: 1 S: 9 H: 1 LOB: 1 BB: 0 P: 14	R: 0 E: 0 K: 0 S: 14 H: 2 LOB: 3 BB: 1 P: 24	R: 0 E: 0 K: 0 S: 5 H: 1 LOB: 0 BB: 0 P: 10	1B: 6 2B: 1 3B: 0 HR: 0 SF: 0 SAC: 0 DP: 2 HBP: 0	
<b>PITCHER</b>	IP WLS BF H R ER SO BB IBB HBP BLK WP HR S P ERA WHIP										
<b>Pat Mahomes, R</b> ERA: 4.7 (1, 1)	8.0 L 33 6 1 0 2 4 1 0 0 1 0 73 128 0.00 1.250										
<b>Dave Stevens, R</b> ERA: 6.98 (9, 1)	0.1 2 1 0 0 0 0 0 0 0 0 0 3 5 0.00 3.000										
<b>Mark Guthrie, L</b> ERA: 6.12 (9, 1)	0.2 1 0 0 0 0 0 0 0 0 0 0 2 5 0.00 0.000										

livebaseballscorecards.com

<b>AB</b>	31
<b>R</b>	1
<b>H</b>	7
<b>RBI</b>	1
<b>BB</b>	5
<b>SO</b>	2
<b>LOB</b>	20



Batter	1	2	3	4	5	6	7	8	9	AB	R	H	RBI	BB	SO	LOB
<b>Chuck Knoblauch, R</b> (1, 4) OBP: 0.382, SLG: 0.474 <b>Chip Hale, L</b> (8, 3) OBP: 0.358, SLG: 0.358	1-1 P3		0-1 FC5 BB 1B		1-1 2B		2-3 K			4	0	2	0	0	1	0
<b>Alex Cole, L</b> (1, 8) OBP: 0.375, SLG: 0.408	1-0 P5		4-0 1-2 BB		0-3 K			1-2 G5-3		3	0	0	0	1	1	1
<b>Kirby Puckett, R</b> (1, 10) OBP: 0.351, SLG: 0.517	1-2 2B		1-0 FC5 2-3f		0-2 F9			2-2 G4-3		4	0	1	0	0	0	3
<b>Shane Mack, R</b> (1, 7) OBP: 0.371, SLG: 0.540	3-1 P6			0-0 G4-3		0-0 1B		1-0 G6-3		4	0	1	0	0	0	1
<b>Pedro Munoz, R</b> (1, 9) OBP: 0.358, SLG: 0.514		2-3 K		1-2 G6-3		0-0 F7		0-1 G6-3		4	0	0	0	0	1	1
<b>Scott Leius, R</b> (1, 5) OBP: 0.320, SLG: 0.430		3-1 F7		2-1 1B 1B		2-3 K		2-1 1B		4	0	2	0	0	1	1
<b>Jeff Reboulet, R</b> (1, 3) OBP: 0.337, SLG: 0.402 (8, 4)		2-2 G6-3		0-0 1-2 1B		1-2 G4-3		3-2 P2		4	0	1	0	0	0	2
<b>Matt Walbeck, S</b> (1, 2) OBP: 0.232, SLG: 0.282			2-0 F9	0-1 G4-3			1-1 G4-3		0-2 F8		4	0	0	0	0	3
<b>Pat Meares, R</b> (1, 6) OBP: 0.323, SLG: 0.372			2-2 F9		2-1 P3		0-1 P9			3	0	0	0	0	0	0

Inning Stats	R: 0	H: 1	E: 0	K: 0	S: 8	R: 0	H: 0	E: 0	K: 1	S: 9	R: 0	H: 1	E: 0	K: 0	S: 7	R: 0	H: 2	E: 0	K: 0	S: 11	R: 0	H: 1	E: 0	K: 1	S: 11	R: 0	H: 1	E: 0	K: 1	S: 11	R: 0	H: 0	E: 0	K: 1	S: 7	R: 0	H: 0	E: 0	K: 0	S: 9	R: 0	H: 1	E: 0	K: 0	S: 10	R: 0	H: 0	E: 0	K: 0	S: 10	R: 0	H: 0	E: 0	K: 0	S: 10	R: 0	H: 1	E: 0	K: 0	S: 15
<b>Arthur Rhodes, L</b> (1, 1) ERA: 7.01	IP	WLS	BF	H	R	ER	SO	BB	IBB	HBP	BLK	WP	HR	S	P	ERA	WHIP																																											
																		<b>PITCHER</b>	IP	WLS	BF	H	R	ER	SO	BB	IBB	HBP	BLK	WP	HR	S	P	ERA	WHIP																									


**BOTTOM**

**Baltimore Orioles @ Minnesota Twins**  
 Hubert H. Humphrey Metrodome, Minneapolis, MN

Mon Aug 01 1994, 8:05 PM EDT  
 Att. 27,712 - Dome

livebaseballscorecards.com

<b>AB</b>	<b>34</b>
<b>R</b>	<b>0</b>
<b>H</b>	<b>7</b>
<b>RBI</b>	<b>0</b>
<b>BB</b>	<b>1</b>
<b>SO</b>	<b>4</b>
<b>LOB</b>	<b>12</b>



<b>WP:</b> 0	<b>PA:</b> 35
<b>PB:</b> 0	
<b>SB:</b> 0	
<b>CS:</b> 0	



Batter	1	2	3	4	5	6	7	8	9	AB R H RBI BB SO LOB	TOP											
<b>Brady Anderson, L</b> (1, 7) OBP: 0.352, SLG: 0.420	2-3 K	4-0 FC6-4 BB		3-3 K	0-0 HR		2-2 F8			4 1 1 1 1 2 0												
<b>Jeffrey Hammonds, R</b> (1, 9) OBP: 0.347, SLG: 0.498	4-1 1B BB	1-0 F7		1-3 K	1-0 2B			0-3 K		4 1 1 0 1 2 2												
<b>Rafael Palmeiro, L</b> (1, 3) OBP: 0.398, SLG: 0.561	2-1 F7	0-0 FC6-4		2-0 BB 1B E	3-2 L1			0-0 G3-1		5 1 1 0 0 0 4												
<b>Mark McLemore, S</b> (8, 4) OBP: 0.364, SLG: 0.329		1-2 2-3		1-3 1B				2-1 F8		0 0 0 0 0 0 0												
<b>Cal Ripken Jr., R</b> (1, 6) OBP: 0.362, SLG: 0.457	2-1 1B WP 1B	0-0 P4		0-0 BB E 1B	2-1 P4			2-1 F8		5 2 2 0 0 0 2												
<b>Leo Gomez, R</b> (1, 5) OBP: 0.368, SLG: 0.527	1-2 WP 1B		1-1 L7	4-2 E BB	0-1 F9			0-0 F9		4 1 1 1 1 0 0												
<b>Chris Sabo, R</b> (1, 10) OBP: 0.318, SLG: 0.463	1-1 P3		1-0 HR	1-2 E1	3-1 F7			1-3 K2-3		5 1 1 1 0 1 1												
<b>Tim Lincecum, R</b> (1, 4) OBP: 0.324, SLG: 0.348		4-1 1B 2B BB	1-1 L7	0-3 K			1-3 K	2-2 G3		4 1 0 0 1 2 1												
<b>Mike Devereaux, R</b> (1, 8) OBP: 0.258, SLG: 0.342		0-1 2B 1B	0-1 1B		1-0 L8		1-3 K			4 1 2 0 0 1 0												
<b>Jeff Tackett, R</b> (1, 2) OBP: 0.317, SLG: 0.434		0-0 FC6-4 2B	2-1 F7		0-0 G5-3		0-1 HR			4 1 2 3 0 0 1												
<b>Inning Stats</b>	R: 2 E: 0 K: 1 S: 13	H: 2 LOB: 1 BB: 1 P: 25	R: 2 E: 0 K: 0 S: 7	H: 2 LOB: 2 BB: 2 P: 16	R: 1 E: 0 K: 0 S: 9	H: 2 LOB: 1 BB: 0 P: 14	R: 3 E: 1 K: 3 S: 19	H: 2 LOB: 1 BB: 1 P: 30	R: 1 E: 0 K: 0 S: 7	H: 2 LOB: 1 BB: 0 P: 12	R: 0 E: 0 K: 0 S: 6	H: 0 LOB: 0 BB: 0 P: 11	R: 1 E: 0 K: 2 S: 13	H: 1 LOB: 0 BB: 0 P: 17	R: 0 E: 0 K: 1 S: 8	H: 0 LOB: 0 BB: 0 P: 10	R: 0 E: 0 K: 1 S: 8	H: 0 LOB: 0 BB: 0 P: 11	1B: 6 2B: 2 3B: 0 HR: 3	SF: 0 SAC: 0 DP: 0 HBP: 0	WP: 1 PB: 0 SB: 0 CS: 0	PA: 43
<b>PITCHER</b>	IP WLS BF H R ER SO BB IBB HBP BLK WP HR S P ERA WHIP																					
<b>22 Carlos Pulido, L</b> (1, 1) ERA: 6.01	3.0 L 18 6 5 5 1 3 0 0 0 0 1 1 29 55 15.00 3.000																					
<b>Erik Schullstrom, R</b> (4, 1) ERA: 0.77	1.0 7 2 3 0 3 1 0 0 0 0 0 0 19 30 0.00 3.000																					
<b>Mike Trombley, R</b> (5, 1) ERA: 6.55	5.0 18 3 2 2 4 0 0 0 0 0 0 2 42 61 3.60 0.600																					

**Baltimore Orioles @ Minnesota Twins**  
 Hubert H. Humphrey Metrodome, Minneapolis, MN  
 Tue Aug 02 1994, 8:05 PM EDT  
 Att. 21,364 - Dome

AB	39
R	10
H	11
RBI	6
BB	4
SO	8
LOB	11







Batter	1	2	3	4	5	6	7	8	9	AB R H RBI BB SO LOB	TOP
Brady Anderson, L (1, 8) OBP: 0.353, SLG: 0.419	2-2 G6-3		2-2 G4-3		2-2 L3 1B		4-2 S BB			3 0 1 0 1 0 0	<b>Baltimore Orioles @ Minnesota Twins</b> Hubert H. Humphrey Metrodome, Minneapolis, MN Wed Aug 03 1994, 4:33 AM EDT Att. 25,190 - Dome
Jeffrey Hammonds, R (1, 9) OBP: 0.341, SLG: 0.489	0-0 G4-3		0-0 G5-3		2-0 SAFE P6		1-3 K			4 0 0 0 0 1 2	
Rafael Palmeiro, L (1, 3) OBP: 0.397, SLG: 0.558	1-1 G1-3		2-2 FC5-4 1B		1-0 1-1 L3		1-0 G3			4 0 1 0 0 0 2	
Cal Ripken Jr., R (1, 6) OBP: 0.359, SLG: 0.453		2-1 G5-3	0-0 FC5-4 1-2f			3-1 F9		2-2 G5-3		4 0 0 0 0 0 1	
Harold Baines, L (1, 10) OBP: 0.355, SLG: 0.490		0-0 1B 2B		2-1 G3-1		3-2 HR 1B		2-2 G1-3		4 2 2 0 0 0 0	
Leo Gomez, R (1, 5) OBP: 0.368, SLG: 0.525		0-1 CI 1B		2-2 G6-3 1B		3-3 K		0-1 L9		3 0 1 0 0 1 1	
Dwight Smith, L (1, 7) OBP: 0.325, SLG: 0.464		1-3 K		2-1 G6-3		3-1 HR		1-0 F7		4 1 1 2 0 1 3	
Mike Devereaux, R (9, 8) OBP: 0.258, SLG: 0.342				1-2 G6-3		1-H HR		0-0 0 0 0 0 0 0 0			
Chris Hoiles, R (1, 2) OBP: 0.367, SLG: 0.441		2-0 1-2 2-H 1B		4-1 BB		2-1 F8		2-1 G5-3		3 0 1 1 1 0 0	
Mark McLemore, S (1, 4) OBP: 0.360, SLG: 0.325		1-1 F9		1-0 F7		1-1 F9		0-0 G4-3		4 0 0 0 0 0 4	
<b>Inning Stats</b>	R: 0 E: 0 K: 0 S: 6 H: 0 LOB: 0 BB: 0 P: 9	R: 1 E: 1 K: 1 S: 11 H: 2 LOB: 2 BB: 0 P: 17	R: 0 E: 0 K: 0 S: 10 H: 1 LOB: 1 BB: 0 P: 14	R: 0 E: 0 K: 0 S: 9 H: 1 LOB: 2 BB: 1 P: 20	R: 0 E: 0 K: 0 S: 5 H: 1 LOB: 0 BB: 0 P: 10	R: 2 E: 0 K: 1 S: 14 H: 2 LOB: 0 BB: 0 P: 28	R: 0 E: 0 K: 1 S: 9 H: 0 LOB: 1 BB: 1 P: 16	R: 0 E: 0 K: 0 S: 8 H: 0 LOB: 0 BB: 0 P: 12	R: 0 E: 0 K: 0 S: 4 H: 0 LOB: 0 BB: 0 P: 7	1B: 5 2B: 2 3B: 0 HR: 1 SF: 0 SAC: 0 DP: 1 HBP: 0	WP: 0 PB: 0 SB: 2 CS: 0 PA: 36
<b>PITCHER</b> Kevin Tapani, R (1, 1) ERA: 4.71	IP: 9.0 WLS: W BF: 36 H: 7 R: 3 ER: 3 SO: 3 BB: 2 IBB: 0 HBP: 0 BLK: 0 WP: 0 HR: 1 S: 76 P: 133 ERA: 3.00 WHIP: 1.000										

livebaseballscorecards.com

<b>AB</b>	<b>33</b>
<b>R</b>	<b>3</b>
<b>H</b>	<b>7</b>
<b>RBI</b>	<b>3</b>
<b>BB</b>	<b>2</b>
<b>SO</b>	<b>3</b>
<b>LOB</b>	<b>13</b>



Batter	1	2	3	4	5	6	7	8	9	AB	R	H	RBI	BB	SO	LOB
<b>Chuck Knoblauch, R</b> (1, 4) <small>OBP: 0.377, SLG: 0.466</small>	2-3 			1-0 	0-1 			0-1 		4	0	0	0	0	1	2
<b>Jeff Reboulet, R</b> (1, 3) <small>OBP: 0.335, SLG: 0.399</small> <b>Alex Cole, L</b> (9, PH) <small>OBP: 0.372, SLG: 0.404</small>	2-2 			1-1 			1-2 	0-0 	3 0 1 0 0 0 0 1 1 1 0 0 0 0	3	0	1	0	0	0	0
<b>Kirby Puckett, R</b> (1, 9) <small>OBP: 0.348, SLG: 0.510</small>	1-1 			0-1 			0-0 	1 SAFE 1 SAFE 	2 1 0 0 1 0 0	2	1	0	0	1	0	0
<b>Shane Mack, R</b> (1, 8) <small>OBP: 0.376, SLG: 0.541</small>			2-0 		2-1 		0-1 	0-0 	3 1 1 0 0 0 1	3	1	1	0	0	0	1
<b>Pedro Munoz, R</b> (1, 7) <small>OBP: 0.353, SLG: 0.509</small> <b>Chip Hale, L</b> (9, PH) <small>OBP: 0.352, SLG: 0.355</small>			0-0 		0-2 		2-3 	2-1 	3 1 1 0 0 1 0 0 0 0 1 0 0 0	3	1	1	0	0	1	0
<b>Kent Hrbek, L</b> (1, 10) <small>OBP: 0.339, SLG: 0.397</small>			3-1 		0-0 		0-0 	4-0 	3 0 0 1 1 0 1	3	0	0	1	1	0	1
<b>Scott Leius, R</b> (1, 5) <small>OBP: 0.322, SLG: 0.428</small>				4-0 	2-1 		2-1 	1-2 	3 0 2 2 1 0 0	3	0	2	2	1	0	0
<b>Derek Parks, R</b> (1, 2) <small>OBP: 0.253, SLG: 0.306</small>			3-3 		0-1 			2-1 	3 0 1 0 0 1 1	3	0	1	0	0	1	1
<b>Pat Meares, R</b> (1, 6) <small>OBP: 0.319, SLG: 0.366</small>			1-0 		0-0 			2-3 	3 0 0 0 0 1 2	3	0	0	0	0	1	2

Inning Stats	R: 0	H: 0	E: 0	K: 1	S: 10	LOB: 0	BB: 0	P: 15	R: 0	H: 0	E: 0	K: 0	S: 4	LOB: 0	BB: 0	P: 9	R: 0	H: 0	E: 0	K: 1	S: 5	LOB: 0	BB: 1	P: 13	R: 0	H: 0	E: 0	K: 0	S: 5	LOB: 0	BB: 0	P: 7	R: 2	H: 4	E: 0	K: 0	S: 13	LOB: 2	BB: 0	P: 17	R: 0	H: 1	E: 0	K: 1	S: 6	LOB: 0	BB: 0	P: 7	R: 0	H: 0	E: 0	K: 1	S: 6	LOB: 0	BB: 0	P: 10	R: 0	H: 0	E: 0	K: 1	S: 8	LOB: 0	BB: 0	P: 12	R: 2	H: 2	E: 0	K: 0	S: 7	LOB: 2	BB: 2	P: 18	1B: 6	SF: 1	2B: 3	SAC: 2	3B: 0	DP: 2	HR: 0	HBP: 0	WP: 0	PA: 34
--------------	------	------	------	------	-------	--------	-------	-------	------	------	------	------	------	--------	-------	------	------	------	------	------	------	--------	-------	-------	------	------	------	------	------	--------	-------	------	------	------	------	------	-------	--------	-------	-------	------	------	------	------	------	--------	-------	------	------	------	------	------	------	--------	-------	-------	------	------	------	------	------	--------	-------	-------	------	------	------	------	------	--------	-------	-------	-------	-------	-------	--------	-------	-------	-------	--------	-------	--------

PITCHER	IP	WLS	BF	H	R	ER	SO	BB	IBB	HBP	BLK	WP	HR	S	P	ERA	WHIP
<b>Jamie Moyer, L</b> (1, 1) <small>ERA: 4.72</small>	8.0		28	5	2	2	4	1	0	0	0	0	0	57	90	2.25	0.750
<b>Lee Smith, R</b> (9, 1) <small>ERA: 3.22</small>	0.2	L	6	2	2	2	0	1	1	0	0	0	0	7	18	27.00	4.500

**BOTTOM**

**Baltimore Orioles @ Minnesota Twins**  
 Hubert H. Humphrey Metrodome, Minneapolis, MN

Wed Aug 03 1994, 4:33 AM EDT  
 Att. 25,190 - Dome

livebaseballscores.com

<b>AB</b>	<b>28</b>
<b>R</b>	<b>4</b>
<b>H</b>	<b>7</b>
<b>RBI</b>	<b>4</b>
<b>BB</b>	<b>3</b>
<b>SO</b>	<b>4</b>
<b>LOB</b>	<b>7</b>



Batter	1	2	3	4	5	6	7	8	9	AB R H RBI BB SO LOB	TOP											
<b>Brady Anderson, L</b> (1, 9) OBP: 0.356, SLG: 0.424	2-2 G4-3 1B 2B	1-2 2-H G6-4-3 1B		1-0 F8			2-0 G6-3		1-2 BB 1B	5 1 3 1 0 0 2												
<b>Mark McLemore, S</b> (1, 4) OBP: 0.361, SLG: 0.322	2-1 G4-3	2-2 G6-4-3 1-2f		2-2 P4			4-1 1B BB		4-1 1-2 BB	3 0 0 0 2 0 5												
<b>Rafael Palmeiro, L</b> (1, 3) OBP: 0.394, SLG: 0.554	2-2 F9			1-2 G6-3		1-1 P4	0-0 1-2 1B		1-0 F7	5 0 1 0 0 0 3												
<b>Cal Ripken Jr., R</b> (1, 6) OBP: 0.360, SLG: 0.458	4-0 1B BB			1-0 P4		0-0 HR	1-0 L7		0-1 G4-3	4 1 1 1 1 0 4												
<b>Harold Baines, L</b> (1, 10) OBP: 0.357, SLG: 0.494	0-1 1-3 3-H 1B			3-2 2B		1-1 F7	2-0 G4-3			4 0 2 1 0 0 2												
<b>Leo Gomez, R</b> (1, 5) OBP: 0.368, SLG: 0.519	2-3 K			2-3 K		1-2 G5-3		4-0 BB		3 0 0 0 1 2 3												
<b>Jeffrey Hammonds, R</b> (8, PR) OBP: 0.341, SLG: 0.489	1 SAFE							0-3 K		0 0 0 0 0 0 0												
<b>Tim Hulett, R</b> (8, 5) OBP: 0.324, SLG: 0.348	2-3							1 SAFE 1 SAFE		0 0 0 0 0 0 0												
<b>Dwight Smith, L</b> (1, 7) OBP: 0.324, SLG: 0.459		1-0 BB 1B		2-3 K		2-3 K		1 SAFE 1 SAFE 1 SAFE	0-3 K	4 1 1 0 0 3 1	<b>AB 34</b>											
<b>Chris Hoiles, R</b> (1, 2) OBP: 0.369, SLG: 0.440		1 SAFE 1 SAFE 1 SAFE		1-1 BB 1B		3-1 F9		1 SAFE 1 SAFE	0-0 G6-4-3 1-2f	3 0 1 0 1 0 1	<b>R 3</b>											
<b>Mike Devereaux, R</b> (1, 8) OBP: 0.257, SLG: 0.338		3-2 F9		4-0 BB		0-3 K			0-2 G6-3	3 0 0 0 1 1 2	<b>H 9</b>											
<b>Inning Stats</b>	R: 1 E: 0 K: 1 S: 14	H: 2 LOB: 2 BB: 1 P: 26	R: 1 E: 0 K: 0 S: 11	H: 2 LOB: 1 BB: 1 P: 22	R: 0 E: 0 K: 1 S: 11	H: 1 LOB: 1 BB: 0 P: 19	R: 0 E: 0 K: 1 S: 10	H: 1 LOB: 2 BB: 1 P: 20	R: 1 E: 0 K: 0 S: 8	H: 1 LOB: 0 BB: 0 P: 11	R: 0 E: 0 K: 2 S: 8	H: 0 LOB: 0 BB: 0 P: 13	R: 0 E: 0 K: 0 S: 5	H: 1 LOB: 2 BB: 1 P: 14	R: 0 E: 0 K: 1 S: 4	H: 0 LOB: 1 BB: 1 P: 8	R: 0 E: 0 K: 0 S: 11	H: 1 LOB: 2 BB: 1 P: 17	1B: 6 2B: 2 3B: 0 HR: 1	SF: 0 SAC: 0 DP: 2 HBP: 0	WP: 0 PB: 0 SB: 0 CS: 0	PA: 40
<b>PITCHER</b>	IP WLS BF H R ER SO BB IBB HBP BLK WP HR S P ERA WHIP																					
<b>21 Cal Eldred, R</b> (1, 1) ERA: 4.4	6.1 W 29 7 3 3 5 4 0 0 0 0 0 1 64 119 4.26 1.737																					
<b>Graeme Lloyd, L</b> (7, 1) ERA: 5.32	0.2 3 1 0 0 0 0 0 0 0 0 0 0 3 6 0.00 1.500																					
<b>Doug Henry, R</b> (8, 1) ERA: 4.55	1.0 3 0 0 0 1 1 0 0 0 0 0 0 4 8 0.00 1.000																					
<b>Mike Fetters, R</b> (9, 1) ERA: 2.54	1.0 S 5 1 0 0 0 0 1 0 0 0 0 0 11 17 0.00 2.000																					

**Baltimore Orioles @ Milwaukee Brewers**  
**Milwaukee County Stadium, Milwaukee, WI**

Thu Aug 04 1994, 8:05 PM EDT  
 Att. 30,150 - Unknown - 61 F

<b>AB</b>	<b>34</b>
<b>R</b>	<b>3</b>
<b>H</b>	<b>9</b>
<b>RBI</b>	<b>3</b>
<b>BB</b>	<b>6</b>
<b>SO</b>	<b>6</b>
<b>LOB</b>	<b>23</b>



WP: 0	PA: 40
PB: 0	
SB: 0	
CS: 0	

Batter	1	2	3	4	5	6	7	8	9
Jody Reed, R OBP: 0.363, SLG: 0.333 (1, 4)	2-2 P4		1-0 L8		1-1 L9		2-0 F8	1-2 L9	
Turner Ward, S OBP: 0.342, SLG: 0.368 (1, 8) (9, 9)	0-3 K		0-2 P6		1-2 G3-1		0-0 G4-3		
Kevin Seitzer, R OBP: 0.377, SLG: 0.459 (1, 3)	1-0 2B		1-1 2B		2-0 G6-3		4-0 BB		
Dave Nilsson, L OBP: 0.319, SLG: 0.460 (1, 2)	2-0 G3-1		1-2 G4-3		0-0 G5-3		1-2 L8		
Greg Vaughn, R OBP: 0.355, SLG: 0.504 (1, 7)		1-0 F7		2-1 2B		1-0 2B		4-1 2B	
John Jaha, R OBP: 0.331, SLG: 0.405 (1, 10)		0-2 G4-3		3-2 2B		1-1 FC6-4		1-3 K	
Matt Mieske, R OBP: 0.328, SLG: 0.448 (1, 9) Duane Singleton, L (9, 8)		0-0 G6-3		2-3 K		2-2 FC6-4		2-2 F7	
Jeff Cirillo, R OBP: 0.304, SLG: 0.369 (1, 5)			1-2 HR		2-0 P6		1-0 FC6-4		
Jose Valentin, S OBP: 0.327, SLG: 0.423 (1, 6)			3-2 HR		1-2 F9		2-1 P3		

AB	R	H	RBI	BB	SO	LOB
5	0	0	0	0	0	2
4	0	0	0	0	1	0
3	0	2	0	1	0	0
4	0	0	0	0	0	3
3	3	2	0	1	0	0
4	0	2	2	0	1	1
4	0	1	0	0	1	2
0	0	0	0	0	0	0
4	1	2	1	0	0	3
3	1	1	2	1	0	3

AB	R	H	RBI	BB	SO	LOB
34	5	10	5	3	3	14

Inning	R	H	E	K	S	H	LOB	BB	P
1	0	1	0	1	14	0	0	0	14
2	0	0	0	0	5	0	0	0	6
3	2	3	0	0	16	1	1	0	23
4	1	2	0	1	15	0	1	0	25
5	0	0	0	0	6	0	0	0	10
6	1	3	0	1	10	0	2	0	17
7	0	0	0	0	5	0	1	0	12
8	1	1	0	1	11	0	2	0	24
9	0	0	0	0	0	0	0	0	0

PITCHER	IP	WLS	BF	H	R	ER	SO	BB	IBB	HBP	BLK	WP	HR	S	P	ERA	WHIP
Mark Williamson, R (1, 1) ERA: 4.01	6.2	L	30	9	4	4	2	1	0	0	0	0	1	63	103	5.40	1.500
Jim Poole, L (7, 1) ERA: 6.64	0.1		1	0	0	0	0	0	0	0	0	0	0	3	4	0.00	0.000
Alan Mills, R (8, 1) ERA: 5.36	1.0		6	1	1	1	1	1	1	0	0	0	0	11	24	9.00	2.000

PITCHER	IP	WLS	BF	H	R	ER	SO	BB	IBB	HBP	BLK	WP	HR	S	P	ERA	WHIP

**Baltimore Orioles @ Milwaukee Brewers**  
**Milwaukee County Stadium, Milwaukee, WI**  
 Thu Aug 04 1994, 8:05 PM EDT  
 Att: 30,150 - Unknown - 61 F

livebaseballscorecards.com

AB	34
R	5
H	10
RBI	5
BB	3
SO	3
LOB	14



WP	PA
0	37



Batter	1	2	3	4	5	6	7	8	9	AB R H RBI BB SO LOB	TOP
Brady Anderson, L (1, 9) OBP: 0.353, SLG: 0.420	2-2 K		0-0 P7		2-1 G6-3		0-0 G4-6-3			4 0 0 0 0 1 1	
Chris Sabo, R (1, 7) OBP: 0.320, SLG: 0.465 Jeffrey Hammonds, R (8, 7) OBP: 0.341, SLG: 0.489	2-2 3B HBP		1-2 E6 1B 2B		0-3 K			0-0 P4		3 2 1 0 0 1 0 0 0 0 0 0 0 0	
Rafael Palmeiro, L (1, 3) OBP: 0.393, SLG: 0.551	2-2 F8		1-1 1B		0-0 G4-3			0-1 G4-3		4 0 1 1 0 0 1	
Cal Ripken Jr., R (1, 6) OBP: 0.359, SLG: 0.461	1-2 1-H 3B		3-H 3-0 F7			0-0 L9		1-2 G1-3		4 0 1 1 0 0 1	
Harold Baines, L (1, 10) OBP: 0.356, SLG: 0.494	1-0 F8			2-1 F7		3-2 2B			2-2 F7	4 0 1 0 0 0 1	
Leo Gomez, R (1, 5) OBP: 0.365, SLG: 0.515		3-3 K		2-1 HR 1B		3-3 K			1-1 L8	4 1 1 0 0 2 1	
Chris Hoiles, R (1, 2) OBP: 0.370, SLG: 0.450		2-0 P4		3-2 1-H HR		1-3 K			2-1 FC4-6 1B	4 1 2 2 0 1 1	
Mark McLemore, S (1, 4) OBP: 0.357, SLG: 0.318		1-2 G6-3		0-3 K			0-1 F7		1-1 FC4-6	4 0 0 0 0 1 1	
Mike Devereaux, R (1, 8) OBP: 0.258, SLG: 0.338			0-1 F8		0-0 G1-3			1-1 G4-6-3 1B		3 0 1 0 0 0 0	
<b>Inning Stats</b>	R: 1 H: 1 E: 0 LOB: 1 K: 1 BB: 0 S: 13 P: 21	R: 0 H: 0 E: 0 LOB: 0 K: 1 BB: 0 S: 7 P: 13	R: 1 H: 2 E: 1 LOB: 1 K: 0 BB: 0 S: 9 P: 14	R: 2 H: 2 E: 0 LOB: 0 K: 1 BB: 0 S: 11 P: 18	R: 0 H: 0 E: 0 LOB: 0 K: 1 BB: 0 S: 6 P: 8	R: 0 H: 1 E: 0 LOB: 1 K: 2 BB: 0 S: 10 P: 17	R: 0 H: 1 E: 0 LOB: 0 K: 0 BB: 0 S: 5 P: 6	R: 0 H: 0 E: 0 LOB: 0 K: 0 BB: 0 S: 8 P: 9	R: 0 H: 1 E: 0 LOB: 1 K: 0 BB: 0 S: 9 P: 15	1B: 4 SF: 0 2B: 2 SAC: 0 3B: 1 DP: 1 HR: 1 HBP: 1	WP: 0 PA: 35 PB: 0 SB: 0 CS: 0
<b>PITCHER</b> Ricky Bones, R (1, 1) ERA: 3.38	IP WLS BF H R ER SO BB IBB HBP BLK WP HR S P ERA WHIP										
	9.0 L 35 8 4 4 6 0 0 1 0 0 1 78 121 4.00 0.889										

Baltimore Orioles @ Milwaukee Brewers  
Milwaukee County Stadium, Milwaukee, WI

Fri Aug 05 1994, 8:05 PM EDT  
Att. 23,174 - Unknown - 69 F

livebaseballscorecards.com

AB 34  
R 4  
H 8  
RBI 4  
BB 0  
SO 6  
LOB 7



Batter	1	2	3	4	5	6	7	8	9	AB R H RBI BB SO LOB
Jody Reed, R OBP: 0.359, SLG: 0.330 (1, 4)	3-1 L5		1-1 G6-3		0-2 G6-3			1-1 G1-3		4 0 0 0 0 0 2
Turner Ward, S OBP: 0.338, SLG: 0.364 (1, 8)	1-2 G3		3-3 K			1-2 L9		2-3 K		4 0 0 0 0 2 1
Kevin Seitzer, R OBP: 0.372, SLG: 0.453 (1, 3)	3-2 G6-3			3-1 F9		1-3 K		0-3 K		4 0 0 0 0 2 0
Dave Nilsson, L OBP: 0.323, SLG: 0.461 (1, 2)		4-2 G4-3 G1-3 BB		2-1 1B		1-0 G4-3		4-2 BB		2 0 1 0 2 0 0
Greg Vaughn, R OBP: 0.351, SLG: 0.499 (1, 7)		2-2 G1-3		1-3 K		3-3 K		0-0 F8		4 0 0 0 0 2 3
John Jaha, R OBP: 0.327, SLG: 0.399 (1, 10)		1-2 G4-3		2-3 K		2-0 G5-3		2-1 L8		4 0 0 0 0 1 3
Matt Mieske, R OBP: 0.329, SLG: 0.444 (1, 9)		4-1 BB			1-3 K		3-3 K			2 0 0 0 1 2 0
Jeff Cirillo, R OBP: 0.304, SLG: 0.362 (1, 5)		1-1 G5-3			1-2 G5-3			4-2 G1-3 G4-3 BB		2 0 0 0 1 0 2
Jose Valentin, S OBP: 0.327, SLG: 0.419 (1, 6)			1-0 F9		1-0 HBP			2-1 G4-3		2 0 0 0 0 0 1

Inning Stats	R: 0	H: 0	E: 0	LOB: 0	K: 0	S: 8	P: 15	R: 0	H: 0	E: 0	LOB: 2	K: 0	S: 14	P: 26	R: 0	H: 0	E: 0	LOB: 0	K: 1	S: 9	P: 14	R: 0	H: 1	E: 0	LOB: 1	K: 2	S: 10	P: 18	R: 0	H: 0	E: 0	LOB: 0	K: 1	S: 10	P: 13	R: 0	H: 0	E: 0	LOB: 0	K: 2	S: 7	P: 15	R: 0	H: 0	E: 0	LOB: 1	K: 1	S: 9	P: 18	R: 0	H: 0	E: 0	LOB: 1	K: 1	S: 9	P: 15	1B: 1	2B: 0	3B: 0	HR: 0	SF: 0	SAC: 0	DP: 0	HBP: 1	WP: 0	PA: 33
PITCHER Ben McDonald, R ERA: 4.2 (1, 1)	IP	WLS	BF	H	R	ER	SO	BB	IBB	HBP	BLK	WP	HR	S	P	ERA	WHIP	IP	WLS	BF	H	R	ER	SO	BB	IBB	HBP	BLK	WP	HR	S	P	ERA	WHIP	IP	WLS	BF	H	R	ER	SO	BB	IBB	HBP	BLK	WP	HR	S	P	ERA	WHIP															

**BOTTOM**

**Baltimore Orioles @ Milwaukee Brewers**  
Milwaukee County Stadium, Milwaukee, WI

livebaseballscorecards.com

**AB 28**  
**R 0**  
**H 1**  
**RBI 0**  
**BB 4**  
**SO 9**  
**LOB 12**



Fri Aug 05 1994, 8:05 PM EDT  
Att: 23,174 - Unknown - 69 F



Batter	1	2	3	4	5	6	7	8	9	AB R H RBI BB SO LOB	TOP	
Brady Anderson, L (1, 7) OBP: 0.353, SLG: 0.418	2-3 K		0-2 G6-4-3 E 1B		0-0 F9		1-0 G3		4-2 BB	4 0 1 0 1 1 2		
Jeffrey Hammonds, R (1, 9) OBP: 0.339, SLG: 0.483	1-0 G6-3 1B		1-0 E3 G6-4-3 1-2		2-1 G6-3		2-0 P6		0-0 P3	5 0 1 1 0 0 3		
Rafael Palmeiro, L (1, 3) OBP: 0.389, SLG: 0.544	2-2 G6-3 1-2f		0-0 G6-4-3		0-3 K			1-3 K	1-1 F7	5 0 0 0 0 2 5		
Cal Ripken Jr., R (1, 6) OBP: 0.357, SLG: 0.458		1-1 BB WP BB 1B	0-1 G6-3		2-3 K			1-1 G5-3	0-0 L7	5 1 1 0 0 1 2		
Harold Baines, L (1, 10) OBP: 0.360, SLG: 0.494 Lonnie Smith, R (8, PR) OBP: 0.349, SLG: 0.288		4-2 WP BB SF8 BB 1-2		1-0 G6-3		2-1 WP 1B 1B		4-2 BB BB BB 2B BB		2 1 1 0 2 0 0 0 1 0 0 0 0 0		
Leo Gomez, R (1, 5) OBP: 0.366, SLG: 0.511		4-1 WP BB 1-2 2-3		0-1 L7		0-0 L8		4-2 BB BB 2B BB		2 1 0 0 2 0 1		
Chris Hoiles, R (1, 2) OBP: 0.371, SLG: 0.449		3-2 P4		0-0 P3		1-1 WP 1B 1-2		4-1 2B BB 1-2 2-3		3 0 1 0 1 0 3		
Mark McLemore, S (1, 4) OBP: 0.359, SLG: 0.324		1-2 SF8 1-2 2-H 3-H		0-0 F9 S G6-3 1B		3-1 F8		0-2 2B		3 1 2 3 0 0 2		
Mike Devereaux, R (1, 8) OBP: 0.258, SLG: 0.337		2-2 P3		0-1 F9 1B			0-2 G6-3	0-2 F7		4 0 1 0 0 0 4		
<b>Inning Stats</b>	R: 0 E: 0 K: 1 S: 7 H: 1 LOB: 0 BB: 0 P: 12	R: 2 E: 0 K: 0 S: 15 H: 1 LOB: 1 BB: 2 P: 30	R: 0 E: 1 K: 0 S: 9 H: 1 LOB: 1 BB: 0 P: 10	R: 0 E: 0 K: 0 S: 4 H: 0 LOB: 0 BB: 0 P: 5	R: 1 E: 0 K: 1 S: 10 H: 2 LOB: 1 BB: 0 P: 12	R: 0 E: 0 K: 1 S: 10 H: 2 LOB: 2 BB: 0 P: 18	R: 0 E: 0 K: 0 S: 5 H: 0 LOB: 0 BB: 0 P: 8	R: 2 E: 0 K: 1 S: 19 H: 1 LOB: 3 BB: 3 P: 33	R: 0 E: 0 K: 0 S: 6 H: 0 LOB: 1 BB: 1 P: 11	1B: 7 2B: 1 3B: 0 HR: 0 SF: 1 SAC: 0 DP: 2 HBP: 0	WP: 2 PB: 0 SB: 1 CS: 0 PA: 40	
<b>PITCHER</b>	IP WLS BF H R ER SO BB IBB HBP BLK WP HR S P ERA WHIP											
Jaime Navarro, R (1, 1) ERA: 6.47	5.2 L 25 7 3 3 3 2 0 0 0 1 0 53 82 4.76 1.588											
Graeme Lloyd, L (6, 1) ERA: 5.28	2.0 7 0 1 1 1 1 0 0 0 1 0 17 29 4.50 0.500											
Doug Henry, R (8, 1) ERA: 4.8	0.1 4 1 1 1 0 2 0 0 0 0 0 9 17 27.00 9.000											
Teddy Higuera, L (9, 1) ERA: 7.31	1.0 4 0 0 0 0 1 0 0 0 0 0 6 11 0.00 1.000											

Baltimore Orioles @ Milwaukee Brewers  
Milwaukee County Stadium, Milwaukee, WI

Sat Aug 06 1994, 8:05 PM EDT  
Att. 29,077 - Unknown - 69 F

livebaseballscorecards.com

AB	33
R	5
H	8
RBI	4
BB	6
SO	4
LOB	22







Batter	1	2	3	4	5	6	7	8	9	AB R H RBI BB SO LOB	TOP											
<b>Brady Anderson, L</b> (1, 7) OBP: 0.352, SLG: 0.418	3-2 G4-3	1-0 S 1B 2B		2-0 G3			3-1 F8		1-1 P4	5 1 1 2 0 0 0												
<b>Jeffrey Hammonds, R</b> (1, 9) OBP: 0.344, SLG: 0.489	1-1 1B 2B	1-2 S E 1B			0-1 G5-3		1-2 P3		0-0 BB 1B	5 2 3 1 0 0 0												
<b>Rafael Palmeiro, L</b> (1, 3) OBP: 0.389, SLG: 0.542	0-0 F8	SAFE 3-1 E6 1B			2-2 G3-1		3-1 S 1B		4-0 1B 1B BB	4 1 1 0 1 0 1												
<b>Cal Ripken Jr., R</b> (1, 6) OBP: 0.360, SLG: 0.458	2-0 1B	2-1 G4-3			0-0 G5-3		4-2 1B BB		3-2 1B 1B	4 0 2 1 1 0 1												
<b>Harold Baines, L</b> (1, 10) OBP: 0.355, SLG: 0.486	1-1 G4-3		2-2 G4-3			0-0 F7	0-2 G1-3		0-3 K	5 0 0 0 0 1 6												
<b>Leo Gomez, R</b> (1, 5) OBP: 0.367, SLG: 0.509		0-0 2B 1B	3-2 L7			2-1 L7		3-3 K	2-0 1B	5 0 2 1 0 1 0												
<b>Chris Hoiles, R</b> (1, 2) OBP: 0.374, SLG: 0.455		3-2 1-H 2B 2B	1-1 G6-3			0-2 2B 1B		3-2 1B	0-0 F8	5 1 3 0 0 0 2												
<b>Mark McLemore, S</b> (1, 4) OBP: 0.358, SLG: 0.326		1-2 F8		1-3 K		3-1 2B		0-1 F8		4 0 1 0 0 1 2												
<b>Mike Devereaux, R</b> (1, 8) OBP: 0.258, SLG: 0.333		4-1 2B BB		2-0 G6-3		0-1 G5-3		3-2 F9		3 1 0 0 1 0 3												
<b>Inning Stats</b>	R: 0 E: 0 K: 0 S: 10	H: 2 LOB: 2 BB: 0 P: 17	R: 4 E: 1 K: 0 S: 18	H: 4 LOB: 1 BB: 1 P: 33	R: 0 E: 0 K: 0 S: 8	H: 0 LOB: 0 BB: 0 P: 14	R: 0 E: 0 K: 1 S: 5	H: 0 LOB: 0 BB: 0 P: 10	R: 0 E: 0 K: 0 S: 6	H: 0 LOB: 0 BB: 0 P: 8	R: 0 E: 0 K: 0 S: 10	H: 2 LOB: 2 BB: 0 P: 15	R: 0 E: 0 K: 0 S: 12	H: 1 LOB: 2 BB: 1 P: 23	R: 0 E: 0 K: 1 S: 14	H: 1 LOB: 1 BB: 0 P: 23	R: 2 E: 0 K: 1 S: 12	H: 3 LOB: 2 BB: 1 P: 22	1B: 9 2B: 4 3B: 0 HR: 0	SF: 0 SAC: 0 DP: 0 HBP: 0	WP: 0 PB: 0 SB: 4 CS: 0	PA: 43
<b>PITCHER</b>	IP WLS BF H R ER SO BB IBB HBP BLK WP HR S P ERA WHIP																					
<b>Bob Scanlan, R</b> (1, 1) ERA: 4.11	7.1 L 34 10 4 3 2 2 2 0 0 0 0 0 77 134 3.68 1.636																					
<b>Jesse Orosco, L</b> (8, 1) ERA: 5.26	1.1 7 2 2 2 1 1 0 0 0 0 0 0 16 27 13.50 2.250																					
<b>Doug Henry, R</b> (9, 1) ERA: 4.75	0.1 2 1 0 0 0 0 0 0 0 0 0 0 2 4 0.00 3.000																					

**Baltimore Orioles @ Milwaukee Brewers**  
**Milwaukee County Stadium, Milwaukee, WI**

Sun Aug 07 1994, 4:33 AM EDT  
 Att. 29,223 - Sunny - 73 F

AB	40
R	6
H	13
RBI	5
BB	3
SO	3
LOB	15



Batter	1	2	3	4	5	6	7	8	9	AB	R	H	RBI	BB	SO	LOB
Jody Reed, R OBP: 0.360, SLG: 0.331 (1, 4)	1-2 1B 1B		1-1 G6-3		1-2 F7			1-0 1B		4	1	2	0	0	0	1
Kevin Seitzer, R OBP: 0.375, SLG: 0.448 (1, 3)	0-1 1B 1-3 SF8 1B		2-2 L7		0-0 G1-3			1-0 P7		4	1	1	0	0	0	2
Dave Nilsson, L OBP: 0.320, SLG: 0.456 (1, 2)	0-0 L3		2-2 G4-3					0-0 F7		4	0	0	0	0	0	3
Greg Vaughn, R OBP: 0.349, SLG: 0.493 (1, 7)	0-2 SF8 1-3 CS 1B 3-H			3-1 G4-6-3 BB 1B				2-3 K		4	0	2	1	0	2	0
John Jaha, R OBP: 0.331, SLG: 0.398 (1, 10)	4-2 BB			4-2 G4-6-3 1-2 BB				0-3 K		2	0	0	0	2	1	0
Turner Ward, S OBP: 0.337, SLG: 0.369 (1, 8)	1-1 SF8 2-3 3-H			0-1 G4-6-3 1-2f 2-3				0-0 F9		3	1	1	2	0	0	2
Troy O'Leary, L OBP: 0.311, SLG: 0.364 (1, 9)	2-2 CS 3-H			1-0 G3				2-2 G4-3		4	0	2	0	0	0	1
Jeff Cirillo, R OBP: 0.301, SLG: 0.357 (1, 5)								2-3 K		3	0	0	0	1	1	2
Jose Valentin, S OBP: 0.324, SLG: 0.414 (1, 6)								1-0 F9		3	0	0	0	0	0	1

Inning Stats	R: 2	H: 3	E: 0	K: 0	S: 15	LOB: 1	BB: 1	P: 23	R: 0	H: 1	E: 0	K: 0	S: 8	LOB: 0	BB: 0	P: 10	R: 0	H: 0	E: 0	K: 0	S: 9	LOB: 1	BB: 1	P: 16	R: 0	H: 0	E: 0	K: 2	S: 9	LOB: 0	BB: 0	P: 11	R: 0	H: 0	E: 0	K: 1	S: 10	LOB: 0	BB: 0	P: 14	R: 0	H: 1	E: 0	K: 0	S: 14	LOB: 1	BB: 0	P: 7	R: 1	H: 2	E: 0	K: 1	S: 14	LOB: 1	BB: 0	P: 25	1B: 6	SF: 1	2B: 1	SAC: 0	3B: 0	DP: 2	HR: 1	HBP: 0	WP: 0	PA: 36
--------------	------	------	------	------	-------	--------	-------	-------	------	------	------	------	------	--------	-------	-------	------	------	------	------	------	--------	-------	-------	------	------	------	------	------	--------	-------	-------	------	------	------	------	-------	--------	-------	-------	------	------	------	------	-------	--------	-------	------	------	------	------	------	-------	--------	-------	-------	-------	-------	-------	--------	-------	-------	-------	--------	-------	--------


PITCHER	IP	WLS	BF	H	R	ER	SO	BB	IBB	HBP	BLK	WP	HR	S	P	ERA	WHIP
35 Mike Mussina, R ERA: 3.06 (1, 1)	8.0	W	30	6	2	2	3	3	0	0	0	0	0	77	117	2.25	1.125
Lee Smith, R ERA: 3.38 (9, 1)	1.0		5	2	1	1	1	0	0	0	0	0	1	14	25	9.00	2.000

**BOTTOM**

**Baltimore Orioles @ Milwaukee Brewers**  
**Milwaukee County Stadium, Milwaukee, WI**

livebaseballscorecards.com

**AB 31**  
**R 3**  
**H 8**  
**RBI 3**  
**BB 3**  
**SO 4**  
**LOB 12**



Sun Aug 07 1994, 4:33 AM EDT  
Att: 29,223 - Sunny - 73 F



Batter	1	2	3	4	5	6	7	8	9	10	11	AB R H RBI BB SO LOB	TOP																		
Brady Anderson, L (1, 7) OBP: 0.354, SLG: 0.417	4-1 BB		4-1 BB	3-1 F8			2-1 FC1		3-1 S		1-1 G6-3	4 1 1 0 2 0 0	<p><b>Baltimore Orioles @ New York Yankees</b>  <b>Yankee Stadium, Bronx, NY</b>            Mon Aug 08 1994, 7:05 PM EDT            Att: 34,045 - Cloudy - 74 F</p>																		
Jeffrey Hammonds, R (1, 9) OBP: 0.337, SLG: 0.481	1-3 K		0-0 SF9			1-1 P4	0-0 P9		1-1 P5			4 0 0 1 0 1 3																			
Rafael Palmeiro, L (1, 3) OBP: 0.389, SLG: 0.542	2-0 L7		3-2 SF8			1-2 G4-3	1-2 G3				1-2 G1-3	5 2 2 1 0 0 1																			
Cal Ripken Jr., R (1, 6) OBP: 0.360, SLG: 0.457	2-0 L9		3-2 SF8			1-0 1B					0-2 G1-3	5 0 2 1 0 0 2																			
Leo Gomez, R (1, 5) OBP: 0.367, SLG: 0.505		2-3 K	4-0 FC6-4			2-2 F8			0-3 K		2-2 1B	4 0 1 1 1 2 1																			
Chris Hoiles, R (1, 2) OBP: 0.375, SLG: 0.455		2-2 1B	2-2 SF8			1-2 1B			2-3 K		0-3 K	4 0 2 1 0 2 1																			
Tim Hulett, R (1, 4) OBP: 0.314, SLG: 0.337		1-0 L4	0-2 FC6-4			2-3 K			1-0 P6		0-0 G1-3	3 0 0 0 0 1 4																			
Mark McLemore, S (9, PH) OBP: 0.356, SLG: 0.324		1-2 L4	1-2 FC6-4			1-2 K						2 0 0 0 0 0 1																			
Lonnie Smith, R (1, 10) OBP: 0.348, SLG: 0.278			4-1 SF9			1-0 P9			1-2 1B		0-1 F8	2 1 0 0 1 0 1																			
Harold Baines, L (9, PH) OBP: 0.356, SLG: 0.486			2B SF9			2-1 F8			1B 1B			2 0 1 0 0 0 0																			
Mike Devereaux, R (1, 8) OBP: 0.257, SLG: 0.334			1B SF9			3-2 G6-3			2-2 P2		1-2 G6-3	5 1 1 0 0 0 2																			
<b>Inning Stats</b>	R: 0 E: 0 K: 1 S: 6	H: 0 LOB: 1 BB: 1 P: 15	R: 0 E: 0 K: 1 S: 7	H: 1 LOB: 0 BB: 0 P: 12	R: 4 E: 0 K: 0 S: 17	H: 3 LOB: 2 BB: 3 P: 37	R: 0 E: 0 K: 0 S: 7	H: 0 LOB: 0 BB: 0 P: 15	R: 0 E: 0 K: 0 S: 9	H: 1 LOB: 1 BB: 0 P: 14	R: 0 E: 0 K: 1 S: 10	H: 1 LOB: 1 BB: 0 P: 16	R: 0 E: 0 K: 0 S: 6	H: 0 LOB: 0 BB: 0 P: 9	R: 0 E: 0 K: 2 S: 9	H: 0 LOB: 0 BB: 0 P: 13	R: 0 E: 0 K: 0 S: 11	H: 2 LOB: 2 BB: 0 P: 19	R: 1 E: 0 K: 1 S: 13	H: 2 LOB: 1 BB: 0 P: 16	R: 0 E: 0 K: 0 S: 7	H: 0 LOB: 0 BB: 0 P: 9	1B: 8 2B: 3 3B: 0 HR: 0	SF: 2 SAC: 0 DP: 1 HBP: 0	WP: 0 PB: 0 SB: 1 CS: 0	PA: 46					
<b>PITCHER</b>	IP WLS BF H R ER SO BB IBB HBP BLK WP HR S P ERA WHIP															<b>PITCHER</b>	IP WLS BF H R ER SO BB IBB HBP BLK WP HR S P ERA WHIP														
Sterling Hitchcock, L (1, 1) ERA: 4.2	7.0	30	6	4	4	3	4	0	0	0	0	0	0	62	118	5.14	1.429														
Joe Ausanio, R (8, 1) ERA: 3.21	2.0	8	2	0	0	2	0	0	0	0	0	0	0	20	32	0.00	1.000														
Rob Murphy, L (10, 1) ERA: 4.29	0.0	1	1	1	1	0	0	0	0	0	0	0	0	3	4	∞	∞														
Bob Wickman, R (10, 1) ERA: 3.18	1.0	4	1	0	0	1	0	0	0	0	0	0	0	10	12	0.00	1.000														
Steve Howe, L (11, 1) ERA: 1.75	1.0	W 3	0	0	0	0	0	0	0	0	0	0	0	7	9	0.00	0.000														

livebaseballscorecards.com

AB	40
R	5
H	10
RBI	5
BB	4
SO	6
LOB	16



Batter	1	2	3	4	5	6	7	8	9	10	11	AB R H RBI BB SO LOB
<b>Bernie Williams, S</b> (1, 8) OBP: 0.388, SLG: 0.455												5 0 2 0 1 1 2
<b>Wade Boggs, L</b> (1, 5) OBP: 0.439, SLG: 0.486												6 0 1 0 0 2 3
<b>Jim Leyritz, R</b> (1, 10) OBP: 0.371, SLG: 0.531 <b>Luis Polonia, L</b> (8, PH) OBP: 0.381, SLG: 0.409												3 0 0 0 0 1 1 1 1 0 0 2 1 2
<b>Danny Tartabull, R</b> (1, 9) OBP: 0.362, SLG: 0.461												4 1 2 0 1 0 1
<b>Mike Stanley, R</b> (1, 2) OBP: 0.385, SLG: 0.546 <b>Daryl Boston, L</b> (10, PR) OBP: 0.266, SLG: 0.389 <b>Randy Velarde, R</b> (11, 6) OBP: 0.338, SLG: 0.439												5 1 3 2 0 0 2 0 1 0 0 0 0 0 1 0 1 1 0 0 0
<b>Don Mattingly, L</b> (1, 3) OBP: 0.403, SLG: 0.421												5 1 2 0 0 0 2
<b>Gerald Williams, R</b> (1, 7) OBP: 0.310, SLG: 0.518 <b>Paul O'Neill, L</b> (8, PH) OBP: 0.459, SLG: 0.609												1 1 1 1 2 0 0 1 0 0 0 1 1 2
<b>Mike Gallego, R</b> (1, 6) OBP: 0.331, SLG: 0.370 <b>Matt Nokes, L</b> (10, PH) OBP: 0.338, SLG: 0.622												4 0 1 1 0 2 2 0 0 0 1 0 0 0
<b>Pat Kelly, R</b> (1, 4) OBP: 0.329, SLG: 0.393												4 0 0 0 1 2 2

BOTTOM

**Baltimore Orioles @ New York Yankees**  
**Yankee Stadium, Bronx, NY**  
 Mon Aug 08 1994, 7:05 PM EDT  
 Att: 34,045 - Cloudy - 74 F

livebaseballscores.com

AB	40
R	6
H	13
RBI	6
BB	8
SO	10
LOB	19



Inning Stats	R: 0	H: 0	R: 0	H: 1	R: 1	H: 1	R: 2	H: 2	R: 0	H: 0	R: 1	H: 2	R: 0	H: 1	R: 0	H: 2	R: 1	H: 2	R: 1	H: 1	1B: 10	SF: 1	WP: 0	PA: 50
E: 0	LOB: 0	E: 0	LOB: 0	E: 0	LOB: 1	E: 0	LOB: 1	E: 0	LOB: 1	E: 0	LOB: 1	E: 0	LOB: 2	E: 0	LOB: 2	E: 0	LOB: 2	E: 0	LOB: 2	K: 3	BB: 0	2B: 3	SAC: 0	PB: 0
K: 3	BB: 0	K: 0	BB: 0	K: 0	BB: 2	K: 1	BB: 1	K: 1	BB: 1	K: 1	BB: 1	K: 1	BB: 1	K: 2	BB: 1	K: 2	BB: 1	K: 0	BB: 1	K: 0	BB: 1	3B: 0	DP: 4	SB: 0
S: 11	P: 16	S: 4	P: 6	S: 8	P: 17	S: 17	P: 28	S: 8	P: 15	S: 7	P: 14	S: 9	P: 16	S: 9	P: 15	S: 13	P: 17	S: 14	P: 21	S: 8	P: 14	HR: 1	HBP: 1	CS: 1

PITCHER	IP	WLS	BF	H	R	ER	SO	BB	IBB	HBP	BLK	WP	HR	S	P	ERA	WHIP
<b>Sid Fernandez, L</b> (1, 1) ERA: 5.15	5.2		25	6	4	4	5	5	0	0	0	0	1	54	94	6.35	1.941
<b>Armando Benitez, R</b> (6, 1) ERA: 0.9	3.2		16	5	1	1	5	1	0	0	0	0	0	35	55	2.46	1.636
<b>Jim Poole, L</b> (10, 1) ERA: 6.64	0.0		2	1	0	0	0	1	0	0	0	0	0	5	9	∞	∞
<b>Mark Eichhorn, R</b> (10, 1) ERA: 2.15	1.1	L	7	1	1	1	0	1	0	1	0	0	0	14	21	6.75	1.500



Batter	1	2	3	4	5	6	7	8	9	AB R H RBI BB SO LOB	TOP											
Brady Anderson, L (1, 7) OBP: 0.356, SLG: 0.421	0-1 1B 2B		0-0 WP BB G3 1B		0-0 F7	1-2 1B			1-2 G6-3	5 2 3 2 0 0 0												
Jeffrey Hammonds, R (1, 9) OBP: 0.338, SLG: 0.478	3-2 E S 1B		4-0 G3 WP 1B BB		0-0 G3-1	0-0 F9			0-0 G6-3	4 1 1 1 1 0 2												
Rafael Palmeiro, L (1, 3) OBP: 0.387, SLG: 0.538	0-0 L4		1-0 G3		2-0 F9				1-3 K	5 0 1 1 0 1 2												
Cal Ripken Jr., R (1, 6) OBP: 0.361, SLG: 0.458	3-2 P7		1-0 1B			2-2 F8 BB 1B			2-1 G4-6-3	4 1 2 1 0 0 2												
Leo Gomez, R (1, 5) OBP: 0.366, SLG: 0.500	3-2 F9		0-1 P6		4-1 BB WP 1B BB				3-2 P6	3 1 0 0 1 0 2												
Chris Hoiles, R (1, 2) OBP: 0.376, SLG: 0.456			2-0 F8		0-0 F8				2-0 FC3-6 1B	4 0 2 0 0 0 3												
Lonnie Smith, R (1, 10) OBP: 0.333, SLG: 0.263 Harold Baines, L (8, PH) OBP: 0.355, SLG: 0.485			0-3 K		0-3 K				3-2 FC3-6	3 0 0 0 0 3 3 1 0 0 0 0 0 1	AB 35 R 6 H 9 RBI 6 BB 4 SO 6 LOB 19											
Mike Devereaux, R (1, 8) OBP: 0.257, SLG: 0.331			1-1 G6-3		3-3 K				0-3 K	3 1 0 0 1 2 2												
Mark McLemore, S (1, 4) OBP: 0.355, SLG: 0.322			1-1 G5-3		3-2 G6-3				2-1 G4-3	3 0 0 1 1 0 2												
Inning Stats	R: 1 E: 0 K: 0 S: 15	H: 2 LOB: 1 BB: 0 P: 24	R: 0 E: 0 K: 1 S: 10	H: 1 LOB: 1 BB: 0 P: 17	R: 2 E: 0 K: 0 S: 6	H: 2 LOB: 1 BB: 1 P: 14	R: 0 E: 0 K: 2 S: 11	H: 0 LOB: 0 BB: 0 P: 17	R: 0 E: 0 K: 0 S: 3	H: 0 LOB: 0 BB: 0 P: 5	R: 3 E: 0 K: 1 S: 15	H: 2 LOB: 2 BB: 3 P: 33	R: 0 E: 0 K: 0 S: 8	H: 1 LOB: 0 BB: 0 P: 16	R: 0 E: 0 K: 1 S: 10	H: 1 LOB: 1 BB: 0 P: 17	R: 0 E: 0 K: 1 S: 7	H: 0 LOB: 0 BB: 0 P: 9	1B: 8 2B: 1 3B: 0 HR: 0	SF: 0 SAC: 0 DP: 1 HBP: 0	WP: 2 PB: 0 SB: 1 CS: 0	PA: 39
PITCHER	IP WLS BF H R ER SO BB IBB HBP BLK WP HR S P ERA WHIP												PITCHER	IP WLS BF H R ER SO BB IBB HBP BLK WP HR S P ERA WHIP								
Jim Abbott, L (1, 1) ERA: 4.55	5.2 L 27 6 6 6 4 4 0 0 0 2 0 56 105 9.53 1.765																					
Paul Gibson, L (6, 1) ERA: 4.97	0.0 1 1 0 0 0 0 0 0 0 0 0 3 4 ∞ ∞																					
Bob Wickman, R (6, 1) ERA: 3.07	2.1 8 2 0 0 1 0 0 0 0 0 0 19 34 0.00 0.857																					
Steve Howe, L (9, 1) ERA: 1.7	1.0 3 0 0 0 0 1 0 0 0 0 0 7 9 0.00 0.000																					

Baltimore Orioles @ New York Yankees  
 Yankee Stadium, Bronx, NY  
 Tue Aug 09 1994, 7:05 PM EDT  
 Att. 50,070 - Unknown - 78 F

livebaseballscorecards.com



Batter	1	2	3	4	5	6	7	8	9	AB R H RBI BB SO LOB
<b>Bernie Williams, S</b> OBP: 0.388, SLG: 0.460 (1, 8) C B X	1-1 1B G6-4-3 2B		0-1 G5-3		0-0 F8 2B		0-0 F8		2-1 G3	5 2 2 0 0 0 1
<b>Wade Boggs, L</b> OBP: 0.438, SLG: 0.493 (1, 5) X	0-0 G6-4-3 BB 2-3 1B		3-1 HR		1-0 F8 2-3		1-2 G6-3		1-1 G3-1	5 1 2 1 0 0 2
<b>Paul O'Neill, L</b> OBP: 0.464, SLG: 0.614 (1, 9) B B B B	4-0 G6-4-3 1-2 BB		4-2 2B BB		2-2 1B 2B		1-2 1B			2 2 2 1 2 0 0
<b>Mike Stanley, R</b> OBP: 0.387, SLG: 0.549 (1, 2) C B B X	2-1 G6-4-3 1-2f 2-3 3-H		2-2 1-H 2B		0-0 1B		3-2 F8			4 0 2 2 0 0 3
<b>Don Mattingly, L</b> OBP: 0.399, SLG: 0.416 (1, 3) C B B B C	3-3 K		1-0 F9		2-1 F8			2-1 G4-3		4 0 0 0 0 1 3
<b>Jim Leyritz, R</b> OBP: 0.366, SLG: 0.522 (1, 10) F B S		1-3 K		0-3 K		3-1 F8		1-3 K		4 0 0 0 0 3 1
<b>Gerald Williams, R</b> OBP: 0.319, SLG: 0.523 (1, 7) B X		1-0 G3-1		2-0 2B		4-1 G6-4-3 BB		0-1 B3		3 0 1 0 1 0 0
<b>Mike Gallego, R</b> OBP: 0.328, SLG: 0.367 (1, 6) <b>Luis Polonia, L</b> OBP: 0.382, SLG: 0.411 (9, PH)		2-3 K		0-0 L6-3		1-1 F8		3-2 SH1-4 S 1B		3 0 0 0 0 1 2 1 0 1 0 0 0 0
<b>Pat Kelly, R</b> OBP: 0.326, SLG: 0.388 (1, 4) F B B B X			3-1 G6-3		1-3 K		2-2 G6-4-3 1-2f		1-0 SH1-4	3 0 0 0 0 1 2

Inning Stats	R: 1	H: 2	E: 0	K: 1	S: 8	LOB: 1	BB: 1	P: 18	R: 0	H: 0	E: 0	K: 2	S: 7	LOB: 0	BB: 0	P: 11	R: 2	H: 2	E: 0	K: 0	S: 13	LOB: 1	BB: 1	P: 26	R: 0	H: 1	E: 0	K: 2	S: 9	LOB: 1	BB: 0	P: 12	R: 2	H: 3	E: 0	K: 0	S: 10	LOB: 1	BB: 0	P: 18	R: 0	H: 0	E: 0	K: 0	S: 7	LOB: 0	BB: 1	P: 14	R: 0	H: 1	E: 0	K: 0	S: 10	LOB: 1	BB: 0	P: 15	R: 0	H: 0	E: 0	K: 1	S: 7	LOB: 0	BB: 0	P: 10	R: 0	H: 1	E: 0	K: 0	S: 9	LOB: 1	BB: 0	P: 16	1B: 4	2B: 5	3B: 0	HR: 1	SF: 0	SAC: 1	DP: 2	HBP: 0	WP: 0	PB: 0	SB: 1	CS: 0	PA: 38
--------------	------	------	------	------	------	--------	-------	-------	------	------	------	------	------	--------	-------	-------	------	------	------	------	-------	--------	-------	-------	------	------	------	------	------	--------	-------	-------	------	------	------	------	-------	--------	-------	-------	------	------	------	------	------	--------	-------	-------	------	------	------	------	-------	--------	-------	-------	------	------	------	------	------	--------	-------	-------	------	------	------	------	------	--------	-------	-------	-------	-------	-------	-------	-------	--------	-------	--------	-------	-------	-------	-------	--------

PITCHER	IP	WLS	BF	H	R	ER	SO	BB	IBB	HBP	BLK	WP	HR	S	P	ERA	WHIP
<b>Jamie Moyer, L</b> ERA: 4.77 (1, 1)	8.0	W	34	9	5	5	6	3	0	0	0	0	1	71	124	5.62	1.500
<b>Lee Smith, R</b> ERA: 3.29 (9, 1)	1.0	S	4	1	0	0	0	0	0	0	0	0	0	9	16	0.00	1.000


**BOTTOM**

**Baltimore Orioles @ New York Yankees**  
Yankee Stadium, Bronx, NY

Tue Aug 09 1994, 7:05 PM EDT  
Att: 50,070 - Unknown - 78 F

livebaseballscores.com

<b>AB</b>	<b>34</b>
<b>R</b>	<b>5</b>
<b>H</b>	<b>10</b>
<b>RBI</b>	<b>4</b>
<b>BB</b>	<b>3</b>
<b>SO</b>	<b>6</b>
<b>LOB</b>	<b>14</b>





Batter	1	2	3	4	5	6	7	8	9	AB R H RBI BB SO LOB	TOP											
<b>Brady Anderson, L</b> (1, 7) OBP: 0.356, SLG: 0.419	0-0 F8	1-2 G4-3			1-0 2B HBP	2-1 G1-3		0-1 1B HR		4 2 1 0 0 0 2												
<b>Jeffrey Hammonds, R</b> (1, 9) OBP: 0.339, SLG: 0.480	0-3 K		1-0 F9		1-2 2B	2-0 G1-3		0-2 1B HR		5 2 2 1 0 1 1												
<b>Rafael Palmeiro, L</b> (1, 3) OBP: 0.392, SLG: 0.550	3-2 1B 2B		1-1 BLK 1B		2-2 1B G5-3 2B		3-2 F8	1-0 1B HR		5 3 4 5 0 0 0												
<b>Cal Ripken Jr., R</b> (1, 6) OBP: 0.364, SLG: 0.459	2-0 2B 1B		2-1 F7		1-0 G5-3 1B		0-0 G4-3	1-0 1B		5 0 3 0 0 0 1												
<b>Leo Gomez, R</b> (1, 5) OBP: 0.366, SLG: 0.502	0-1 2B		0-0 P9		2-1 G5-3		3-1 1B	1-2 P4		5 0 2 2 0 0 3												
<b>Chris Hoiles, R</b> (1, 2) OBP: 0.371, SLG: 0.449	3-3 K		1-2 F8		3-2 F9		1-1 F7	1-0 F7		5 0 0 0 0 1 4												
<b>Lonnie Smith, R</b> (1, 10) OBP: 0.333, SLG: 0.254		3-3 K		4-2 BB	0-1 F8			2-2 1B 1B	0-3 K	2 0 0 0 1 1 1 2 1 1 0 0 1 0	<b>AB 42</b>											
<b>Harold Baines, L</b> (8, PH) OBP: 0.356, SLG: 0.485											<b>R 8</b>											
<b>Mike Devereaux, R</b> (1, 8) OBP: 0.256, SLG: 0.332		1-3 K		0-0 F9		2-2 SH1-3 2B		0-1 F9	0-0 E3	5 0 1 0 0 1 2	<b>H 15</b>											
<b>Mark McLemore, S</b> (1, 4) OBP: 0.354, SLG: 0.321		2-0 1B		2-3 K		1-1 SH1-3		1-0 F7	2-2 G6-3	4 0 1 0 0 1 3	<b>RBI 8</b>											
<b>Inning Stats</b>	R: 1 E: 0 K: 2 S: 14	H: 3 LOB: 2 BB: 0 P: 22	R: 0 E: 0 K: 2 S: 10	H: 1 LOB: 1 BB: 0 P: 17	R: 0 E: 0 K: 1 S: 6	H: 1 LOB: 1 BB: 0 P: 10	R: 0 E: 0 K: 1 S: 12	H: 0 LOB: 1 BB: 1 P: 19	R: 3 E: 0 K: 0 S: 14	H: 3 LOB: 1 BB: 0 P: 24	R: 0 E: 0 K: 0 S: 8	H: 1 LOB: 1 BB: 0 P: 15	R: 0 E: 0 K: 0 S: 9	H: 1 LOB: 1 BB: 0 P: 16	R: 4 E: 0 K: 0 S: 16	H: 5 LOB: 1 BB: 0 P: 22	R: 0 E: 1 K: 1 S: 9	H: 0 LOB: 1 BB: 0 P: 12	1B: 10 2B: 4 3B: 0 HR: 1	SF: 0 SAC: 1 DP: 0 HBP: 1	WP: 0 PB: 0 SB: 0 CS: 0	PA: 45
<b>PITCHER</b>	IP WLS BF H R ER SO BB IBB HBP BLK WP HR S P ERA WHIP												<b>PITCHER</b>	IP WLS BF H R ER SO BB IBB HBP BLK WP HR S P ERA WHIP								
<b>Jimmy Key, L</b> (1, 1) ERA: 3.27	7.0 L 33 10 4 4 5 1 0 1 1 0 0 73 123 5.14 1.571																					
<b>Joe Ausanio, R</b> (8, 1) ERA: 4.91	0.2 5 3 3 3 0 0 0 0 0 0 0 11 14 40.50 4.500																					
<b>Terry Mulholland, L</b> (8, 1) ERA: 6.49	1.1 7 2 1 1 1 0 0 0 0 0 1 14 20 6.75 1.500																					

**Baltimore Orioles @ New York Yankees**  
 Yankee Stadium, Bronx, NY  
 Wed Aug 10 1994, 7:05 PM EDT  
 Att. 38,624 - Unknown - 79 F

livebaseballscorecards.com



