

Baltimore Orioles - 1994

Batter	1	2	3	4	5	6	7	8	9	AB	R	H	RBI	BB	SO	LOB	TOP										
Vince Coleman, S (1,7) C X	0-1 G4-3		3-2 K			1-0 F7			2-3 K	4	0	0	0	0	2	0											
Brian McRae, S (1,8) B X	3-2 L4		4-1 PO BB			1-1 G4-3			4-2 1B 1B BB	2	1	0	0	2	0	0											
Wally Joyner, L (1,3) OBP: 0.250, SLG: 0.250 B X	2-0 F9		0-0 PO 1-2	3-1 G4-3		1-0 G4-3			2-2 1B 1-2 1B	4	1	1	0	0	0	0											
Mike Macfarlane, R (1,2) OBP: 0.500, SLG: 1.333 B X		4-2 G3-1 1B BB		0-1 HR		0-0 F7			2-3 K	3	1	1	1	1	1	2											
Gary Gaetti, R (1,5) OBP: 0.500, SLG: 0.500 B X		0-0 G3-1 1B		0-0 G6-3		1-0 F7			0-1 1B	4	0	2	1	0	0	0											
Bob Hamelin, L (1,10) OBP: 0.250, SLG: 0.250 C X	1-1 G3-1		1-2 G3-1			1-2 F7			1-2 2-H 1B	4	0	1	1	0	0	2											
Dave Henderson, R (1,9) B X	0-0 G1-3				1-0 F8				3-1 F7 1-2 FC5-4	4	0	0	0	0	0	4											
Greg Gagne, R (1,6) C X	1-3 K				0-0 F8				1-2 F7	3	0	0	0	0	1	2											
Jose Lind, R (1,4) C X			1-1 G1-3		2-1 G6-3				2-1 F9	3	0	0	0	0	0	0											
Inning Stats	R: 0 E: 0 K: 0 S: 7	H: 0 LOB: 0 BB: 0 P: 12	R: 0 E: 0 K: 1 S: 9	H: 1 LOB: 2 BB: 1 P: 15	R: 0 E: 0 K: 1 S: 7	H: 0 LOB: 0 BB: 1 P: 15	R: 1 E: 0 K: 0 S: 8	H: 1 LOB: 0 BB: 0 P: 12	R: 0 E: 0 K: 0 S: 4	H: 0 LOB: 0 BB: 0 P: 7	R: 0 E: 0 K: 0 S: 5	H: 0 LOB: 0 BB: 0 P: 7	R: 0 E: 0 K: 0 S: 10	H: 0 LOB: 0 BB: 0 P: 16	R: 2 E: 0 K: 2 S: 20	H: 3 LOB: 2 BB: 1 P: 31	1B: 4 2B: 0 3B: 0 HR: 1	SF: 0 SAC: 0 DP: 0 HBP: 0	WP: 0 PB: 0 SB: 0 CS: 0	PA: 35							
PITCHER	IP	WLS	BF	H	R	ER	SO	BB	IBB	HBP	BLK	WP	HR	S	P	ERA	WHIP										
35 Mike Mussina, R (1,1) ERA: 1.13	8.0	W	27	2	1	1	2	2	0	0	0	0	1	54	91	1.12	0.500										
Jim Poole, L (9,1) ERA: 54.0	0.1		3	1	2	2	1	1	0	0	0	0	0	10	18	54.00	6.000										
Alan Mills, R (9,1) ERA:	0.1		3	2	0	0	1	0	0	0	0	0	0	8	11	0.00	6.000										
Lee Smith, R (9,1) ERA:	0.1	S	1	0	0	0	0	0	0	0	0	0	0	2	2	0.00	0.000										

Kansas City Royals @ Baltimore Orioles
 Oriole Park at Camden Yards, Baltimore, MD
 Mon Apr 04 1994, 3:33 AM EDT
 Att: 47,549 - Unknown

AB 31
 R 3
 H 5
 RBI 3
 BB 3
 SO 4
 LOB 10



Batter	1	2	3	4	5	6	7	8	9	AB	R	H	RBI	BB	SO	LOB	BOTTOM										
Brady Anderson, L (1,7) OBP: 0.200, SLG: 0.200 B X	3-2 F7	2-2 G5-3			2-3 K	2-1 1B		2-3 K		5	0	1	1	0	2	2											
Mike Deversaux, R (1,8) OBP: 0.500, SLG: 1.333 C X	1-2 HR		0-1 L8		4-1 1B S BB	3-H K				3	2	1	1	1	1	1											
Rafael Palmeiro, L (1,3) OBP: 0.500, SLG: 1.250 B X	1-2 P2		3-2 G6-4-3 1B		3-3 K	1-2 K		1-0 HR		4	1	2	1	0	1	1											
Harold Baines, L (1,10) OBP: 0.500, SLG: 0.500 B X	2-1 1B		0-0 G6-4-3 1-2		0-1 1B	2-H 1B		0-0 G5-3		4	0	2	1	0	0	1											
Cal Ripken Jr., R (1,6) OBP: 0.500, SLG: 0.500 C X	0-1 1B			1-2 G5-3	0-3 K			1-1 G6-4-3 1B		4	0	2	0	0	1	1											
Chris Hoiles, R (1,2) OBP: 0.250, SLG: 0.500 B X	2-2 F8			2-2 1B 2B		3-3 K		0-0 G6-4-3		4	1	1	0	0	1	3											
Chris Sabo, R (1,5) B X		4-0 BB		3-3 K		2-2 G6-3		0-1 E6		3	0	0	0	1	1	1											
Mark McLemore, S (1,4) OBP: 0.250, SLG: 0.250 C X	1-2 F8			1-1 2-H 1B		0-0 E3 E		0-3 K		4	1	1	1	0	1	2											
Jeffrey Hammonds, R (1,9) OBP: 0.250, SLG: 0.500 B X	1 SAFE F9			0-0 F8		0-0 E9 1B 2B		1-3 K		4	1	1	1	0	1	3											
Inning Stats	R: 1 E: 0 K: 0 S: 19	H: 3 LOB: 2 BB: 0 P: 28	R: 0 E: 0 K: 0 S: 10	H: 0 LOB: 1 BB: 1 P: 17	R: 0 E: 0 K: 0 S: 6	H: 1 LOB: 0 BB: 0 P: 9	R: 1 E: 0 K: 1 S: 15	H: 2 LOB: 1 BB: 0 P: 22	R: 1 E: 0 K: 3 S: 12	H: 1 LOB: 1 BB: 1 P: 21	R: 2 E: 2 K: 2 S: 15	H: 2 LOB: 1 BB: 0 P: 24	R: 1 E: 0 K: 0 S: 5	H: 2 LOB: 0 BB: 0 P: 7	R: 0 E: 1 K: 3 S: 11	H: 0 LOB: 1 BB: 0 P: 14	1B: 7 2B: 2 3B: 0 HR: 2	SF: 0 SAC: 0 DP: 2 HBP: 0	WP: 0 PB: 0 SB: 1 CS: 0	PA: 37							
PITCHER	IP	WLS	BF	H	R	ER	SO	BB	IBB	HBP	BLK	WP	HR	S	P	ERA	WHIP										
Kevin Appier, R (1,1) ERA: 5.4	5.0	L	23	7	3	3	4	2	0	0	0	0	0	62	97	5.40	1.800										
Stan Belinda, R (6,1) ERA:	0.2		4	1	2	0	1	0	0	0	0	0	0	10	15	0.00	1.500										
Billy Brewer, L (6,1) ERA: 13.5	0.2		4	2	1	1	1	0	0	0	0	0	1	7	12	13.50	3.000										
Hipolito Pichardo, R (7,1) ERA:	0.2		2	1	0	0	0	0	0	0	0	0	0	3	4	0.00	1.500										
Jeff Montgomery, R (8,1) ERA:	1.0		4	0	0	0	3	0	0	0	0	0	0	11	14	0.00	0.000										

Kansas City Royals @ Baltimore Orioles
 Oriole Park at Camden Yards, Baltimore, MD
 Mon Apr 04 1994, 3:33 AM EDT
 Att: 47,549 - Unknown

AB 35
 R 6
 H 11
 RBI 6
 BB 2
 SO 9
 LOB 15



Batter	1	2	3	4	5	6	7	8	9	AB	R	H	RBI	BB	SO	LOB	TOP								
Vince Coleman, S (1, 7)	F7		G3		FC6-4		FC6-4		P6	5	0	0	0	0	0	2	Kansas City Royals @ Baltimore Orioles Oriole Park at Camden Yards, Baltimore, MD Wed Apr 06 1994, 7:05 PM EDT Att: 44,778 - Unknown - 71 F livebaseballscorecards.com								
Brian McRae, S (1, 8) OBP: 0.500, SLG: 0.500	G4-3		HR		G4-3		FC			4	1	2	0	0	0	2									
Wally Joyner, L (1, 3)	G4-3		HR				G6-3		G5-4-3	3	1	1	2	1	0	1									
Mike Macfarlane, R (1, 2) OBP: 0.375, SLG: 0.714	G6-3		HR				G6-3		G5-4-3	4	0	1	0	0	1	2									
Gary Gaetti, R (1, 5) OBP: 0.500, SLG: 0.429	F7				FC6-4		P9		BB	3	0	1	0	1	0	1									
Bob Hamelin, L (1, 10) Tom Goodwin, L (8, FR)	1B		K		K		FC5-4		BB	3	0	2	0	1	1	1									
Dave Henderson, R (1, 9)	L8		F7		FC5-4		FC5-4		BB	4	0	0	0	0	0	6									
Greg Gagne, R (1, 6)	P9		FC6-4				K		K	4	0	0	0	0	2	2									
Jose Lind, R (1, 4) OBP: 0.286, SLG: 0.286			G6-3				FC6-4		F9	4	0	2	0	0	0	0									
Inning Stats	R: 0 E: 0 K: 0 S: 7	H: 1 LOB: 1 BB: 0 P: 12	R: 0 E: 0 K: 0 S: 9	H: 1 LOB: 1 BB: 0 P: 13	R: 2 E: 0 K: 1 S: 15	H: 2 LOB: 0 BB: 0 P: 21	R: 0 E: 0 K: 1 S: 7	H: 0 LOB: 1 BB: 1 P: 12	R: 0 E: 0 K: 0 S: 12	H: 1 LOB: 0 BB: 0 P: 18	R: 0 E: 0 K: 0 S: 8	H: 2 LOB: 2 BB: 0 P: 12	R: 0 E: 0 K: 1 S: 10	H: 1 LOB: 0 BB: 0 P: 17	R: 0 E: 0 K: 0 S: 7	H: 1 LOB: 2 BB: 2 P: 17		R: 0 E: 0 K: 1 S: 10	H: 0 LOB: 0 BB: 0 P: 13	1B: 7 2B: 1 3B: 0 HR: 1	SF: 0 SAC: 0 DP: 1 HBP: 0	WP: 0 PB: 1 SB: 1 CS: 1	PA: 37		
PITCHER	IP	WLS	BF	H	R	ER	SO	BB	IBB	HBP	BLK	WP	HR	S	P	ERA	WHIP								
Ben McDonald, R (1, 1) ERA: 2.84	6.1	W	27	8	2	2	3	1	0	0	0	0	1	64	98	2.84	1.421								
Brad Pennington, L (7, 1) ERA:	0.2		3	0	0	0	1	1	0	0	0	0	0	4	11	0.00	1.500								
Mark Eichhorn, R (8, 1) ERA:	1.0		4	1	0	0	1	0	0	0	0	0	0	7	13	0.00	2.000								
Lee Smith, R (9, 1) ERA:	1.0	S	3	0	0	0	1	0	0	0	0	0	0	10	13	0.00	0.000								

Batter	1	2	3	4	5	6	7	8	9	AB	R	H	RBI	BB	SO	LOB	BOTTOM								
Brady Anderson, L (1, 7) OBP: 0.556, SLG: 0.429	G3-6-1		BB				FC6-4			2	0	2	1	2	0	0	Kansas City Royals @ Baltimore Orioles Oriole Park at Camden Yards, Baltimore, MD Wed Apr 06 1994, 7:05 PM EDT Att: 44,778 - Unknown - 71 F livebaseballscorecards.com								
Mike Deversaux, R (1, 8) OBP: 0.250, SLG: 0.571	K		BB		G5-3		FC6-4			4	0	0	1	0	2	4									
Rafael Palmeiro, L (1, 3) OBP: 0.500, SLG: 1.286	G3-6-1				G4-6-3		P5			3	1	1	1	1	0	2									
Harold Baines, L (1, 10) OBP: 0.625, SLG: 1.000					G4-6-3		HR		F7	3	1	2	1	1	0	0									
Cal Ripken Jr., R (1, 6) OBP: 0.250, SLG: 0.250	F7		BB		G4-6-3		G6-3		G5-3	4	0	0	0	0	0	3									
Chris Hoiles, R (1, 2) OBP: 0.250, SLG: 0.286	F8				F8		L7		BB	3	0	0	0	1	0	2									
Chris Sabo, R (1, 5) OBP: 0.250, SLG: 0.143	P6				FC3-6		F8		P6	4	0	1	0	0	0	2									
Mark McLemore, S (1, 4) OBP: 0.143, SLG: 0.143			K		FC3-6		F7			3	1	0	0	0	1	1									
Jeffrey Hammonds, R (1, 9) OBP: 0.286, SLG: 0.333	F8				P6		FC6-4		1B	2	1	0	0	0	0	1									
Inning Stats	R: 0 E: 0 K: 1 S: 8	H: 0 LOB: 0 BB: 1 P: 14	R: 0 E: 0 K: 0 S: 9	H: 1 LOB: 1 BB: 0 P: 12	R: 0 E: 0 K: 2 S: 8	H: 0 LOB: 1 BB: 1 P: 14	R: 0 E: 0 K: 0 S: 5	H: 0 LOB: 1 BB: 2 P: 16	R: 1 E: 0 K: 0 S: 12	H: 2 LOB: 1 BB: 0 P: 19	R: 2 E: 0 K: 0 S: 9	H: 2 LOB: 0 BB: 0 P: 16	R: 1 E: 0 K: 0 S: 12	H: 1 LOB: 1 BB: 0 P: 17	R: 0 E: 0 K: 0 S: 8	H: 0 LOB: 1 BB: 1 P: 15		1B: 4 2B: 0 3B: 0 HR: 2	SF: 0 SAC: 0 DP: 2 HBP: 1	WP: 1 PB: 0 SB: 0 CS: 0	PA: 34				
PITCHER	IP	WLS	BF	H	R	ER	SO	BB	IBB	HBP	BLK	WP	HR	S	P	ERA	WHIP								
David Cone, R (1, 1) ERA: 5.4	5.0	L	22	5	3	3	3	4	0	0	0	0	0	9	15	6.75	0.000								
Stan Belinda, R (6, 1) ERA: 4.5	1.1		5	0	1	1	0	0	0	1	0	0	0	9	15	6.75	0.000								
Mike Magnante, L (7, 1) ERA:	1.0		4	1	0	0	0	0	0	0	0	0	0	11	17	0.00	1.000								
Hipolito Pichardo, R (8, 1) ERA:	0.2		3	0	0	0	0	1	0	0	0	0	0	6	11	0.00	1.500								

Batter	1	2	3	4	5	6	7	8	9	AB	R	H	RBI	BB	SO	LOB	TOP																
David Hulse, L (1, 8) OBP: 0.333, SLG: 0.500										4	1	1	0	0	0	2	Texas Rangers @ Baltimore Orioles Oriole Park at Camden Yards, Baltimore, MD Fri Apr 08 1994, 7:05 PM EDT Att: 47,252 - Unknown - 53 F																
Chris James, R (1, 9) OBP: 0.417, SLG: 1.000 Rob Ducey, L (8, 9)										4	2	2	2	0	1	2																	
Will Clark, L (1, 3) OBP: 0.250, SLG: 0.455										4	0	0	0	0	1	1																	
Juan Gonzalez, R (1, 7) OBP: 0.250, SLG: 0.500										4	0	1	1	0	0	0																	
Jose Canseco, R (1, 10)										3	0	0	0	1	1	1																	
Dean Palmer, R (1, 5) OBP: 0.417, SLG: 0.455										3	2	1	0	1	2	0																	
Ivan Rodriguez, R (1, 2) OBP: 0.333, SLG: 0.545										4	2	2	1	0	0	2																	
Billy Ripken, R (1, 4) OBP: 0.250, SLG: 0.250										4	0	1	1	0	0	2																	
Manuel Lee, S (1, 6) OBP: 0.200, SLG: 0.111										3	0	1	2	0	0	0																	
Inning Stats	R: 2 E: 0 K: 1 S: 15	H: 3 LOB: 0 BB: 0 P: 27	R: 0 E: 0 K: 1 S: 5	H: 0 LOB: 0 BB: 0 P: 8	R: 0 E: 0 K: 0 S: 5	H: 0 LOB: 0 BB: 0 P: 8	R: 0 E: 0 K: 1 S: 6	H: 0 LOB: 0 BB: 0 P: 9	R: 1 E: 0 K: 0 S: 13	H: 2 LOB: 2 BB: 1 P: 21	R: 0 E: 0 K: 0 S: 8	H: 0 LOB: 0 BB: 0 P: 11	R: 1 E: 0 K: 1 S: 10	H: 1 LOB: 0 BB: 0 P: 14	R: 1 E: 0 K: 0 S: 10	H: 1 LOB: 0 BB: 0 P: 16	R: 2 E: 0 K: 0 S: 9	H: 2 LOB: 1 BB: 1 P: 19	1B: 6 2B: 0 3B: 1 HR: 2	SF: 0 SAC: 1 DP: 0 HBP: 0	WP: 0 PB: 0 SB: 1 CS: 1	PA: 36											
PITCHER	IP WLS BF H R ER SO BB IBB HBP BLK WP HR S P ERA WHIP																																
Jamie Moyer, L (1, 1) ERA: 5.87	7.2	30	7	5	5	5	1	0	0	0	0	0	2	70	111	5.87	1.043																
Mark Eichhorn, R (8, 1) ERA: 7.71	1.1	6	2	2	2	0	1	0	0	0	0	0	0	11	22	13.50	2.250																

Batter	1	2	3	4	5	6	7	8	9	AB	R	H	RBI	BB	SO	LOB	BOTTOM																
Brady Anderson, L (1, 7) OBP: 0.357, SLG: 0.250										5	0	0	0	0	2	2	Texas Rangers @ Baltimore Orioles Oriole Park at Camden Yards, Baltimore, MD Fri Apr 08 1994, 7:05 PM EDT Att: 47,252 - Unknown - 53 F																
Mike Deversaux, R (1, 8) OBP: 0.231, SLG: 0.667										5	1	1	1	0	3	1																	
Rafael Palmeiro, L (1, 3) OBP: 0.333, SLG: 0.818										4	0	0	0	0	2	1																	
Harold Baines, L (1, 10) OBP: 0.583, SLG: 0.900										3	1	1	0	1	0	0																	
Cal Ripken Jr., R (1, 6) OBP: 0.333, SLG: 0.417										4	1	2	1	0	0	1																	
Chris Hoiles, R (1, 2) OBP: 0.333, SLG: 0.300 Damon Buford, R (8, FR) Jeff Tackett, R (9, 2)										3	0	1	1	1	1	1																	
Chris Sabo, R (1, 5) OBP: 0.250, SLG: 0.364										4	0	1	1	0	0	2																	
Mark McLemore, S (1, 4) OBP: 0.091, SLG: 0.091										4	0	0	0	0	0	4																	
Jeffrey Hammonds, R (1, 9) OBP: 0.364, SLG: 0.800										4	1	2	1	0	0	1																	
Inning Stats	R: 0 E: 0 K: 1 S: 6	H: 0 LOB: 0 BB: 2 P: 9	R: 0 E: 0 K: 0 S: 10	H: 0 LOB: 2 BB: 2 P: 22	R: 0 E: 0 K: 2 S: 10	H: 1 LOB: 1 BB: 0 P: 12	R: 0 E: 0 K: 0 S: 5	H: 0 LOB: 0 BB: 0 P: 10	R: 1 E: 0 K: 0 S: 6	H: 1 LOB: 0 BB: 0 P: 11	R: 1 E: 0 K: 2 S: 12	H: 2 LOB: 1 BB: 0 P: 22	R: 0 E: 1 K: 0 S: 13	H: 0 LOB: 1 BB: 0 P: 18	R: 3 E: 0 K: 1 S: 20	H: 4 LOB: 2 BB: 0 P: 30	R: 0 E: 0 K: 2 S: 7	H: 0 LOB: 0 BB: 0 P: 11	1B: 2 2B: 3 3B: 1 HR: 2	SF: 0 SAC: 0 DP: 0 HBP: 0	WP: 0 PB: 0 SB: 0 CS: 0	PA: 38											
PITCHER	IP WLS BF H R ER SO BB IBB HBP BLK WP HR S P ERA WHIP																																
Jack Armstrong, R (1, 1) ERA: 3.0	6.0	24	4	2	2	2	2	0	0	0	0	0	0	9	86	3.00	1.000																
Cris Carpenter, R (7, 1) ERA: 9.0	0.2	3	0	0	0	0	0	0	0	0	0	0	0	9	12	0.00	0.000																
Rick Honeycutt, L (7, 1) ERA: 9.0	1.0	4	1	1	1	1	1	0	0	0	0	0	0	13	18	9.00	1.000																
Jay Howell, R (8, 1) ERA: 27.0	0.1	W	4	3	2	2	0	0	0	0	0	0	0	11	18	54.00	9.000																
Tom Henke, R (9, 1) ERA: 27.0	1.0	S	3	0	0	0	2	0	0	0	0	0	0	7	11	0.00	0.000																

Batter	1	2	3	4	5	6	7	8	9	AB	R	H	RBI	BB	SO	LOB	TOP										
David Hulse, L OBP: 0.353, SLG: 0.471 (1, 8)	B2		K			1B 1B		G3 HR 1B	L6	5	2	2	0	0	1	0											
Doug Strange, S OBP: 0.250, SLG: 0.636 (1, 4)	2B			HR		F 1B 1B		G3		4	1	3	1	0	0	1											
Will Clark, L OBP: 0.313, SLG: 0.429 (1, 3)	K			K		E9 1B		HR BB		3	1	1	1	1	2	1											
Juan Gonzalez, R OBP: 0.250, SLG: 0.625 (1, 7)	P2			F9		K		HR		4	1	1	3	0	1	3											
Jose Canseco, R OBP: 0.188, SLG: 0.071 (1, 10)	K			F8		K		1B		4	0	1	0	0	2	2											
Dean Palmer, R OBP: 0.313, SLG: 0.333 (1, 5)	G2-3					K		F7		4	0	0	0	0	1	3											
Rob Ducey, L Chris James, R OBP: 0.385, SLG: 0.923 (8, PH) (8, 9)	P6					F8		F7	G4-3	3	0	0	0	0	0	0											
Ivan Rodriguez, R OBP: 0.313, SLG: 0.429 (1, 2)			K			BB		G6-3	G4-3	3	0	0	0	1	1	0											
Manuel Lee, S OBP: 0.143, SLG: 0.077 (1, 6)			K			F8		K	K	4	0	0	0	0	3	1											
Inning Stats	R: 0 E: 0 K: 1 S: 10	H: 1 LOB: 1 BB: 0 P: 16	R: 0 E: 0 K: 1 S: 7	H: 0 LOB: 0 BB: 0 P: 8	R: 0 E: 0 K: 3 S: 10	H: 0 LOB: 0 BB: 0 P: 14	R: 1 E: 0 K: 1 S: 12	H: 1 LOB: 0 BB: 0 P: 18	R: 0 E: 0 K: 0 S: 11	H: 0 LOB: 1 BB: 1 P: 18	R: 1 E: 1 K: 3 S: 21	H: 3 LOB: 2 BB: 0 P: 31	R: 0 E: 0 K: 1 S: 5	H: 0 LOB: 0 BB: 0 P: 7	R: 3 E: 0 K: 0 S: 12	H: 3 LOB: 1 BB: 1 P: 20	R: 0 E: 0 K: 1 S: 8	H: 0 LOB: 0 BB: 0 P: 10	1B: 5 2B: 1 3B: 0 HR: 2	SF: 0 SAC: 0 DP: 0 HBP: 0	WP: 0 PB: 0 SB: 0 CS: 0	PA: 37					
PITCHER	IP	WLS	BF	H	R	ER	SO	BB	IBB	HBP	BLK	WP	HR	S	P	ERA	WHIP										
35 Mike Mussina, R ERA: 2.08 (1, 1)	5.0	W	21	5	2	2	6	1	0	0	0	0	1	59	87	3.60	1.200										
Alan Mills, R ERA: 10.13 (6, 1)	2.1	10	2	3	3	4	1	0	0	0	0	0	1	26	41	11.57	1.286										
Mark Eichhorn, R ERA: 6.75 (8, 1)	0.1	2	1	0	0	0	0	0	0	0	0	0	0	2	3	0.00	3.000										
Jim Poole, L ERA: 27.0 (8, 1)	0.1	1	0	0	0	0	0	0	0	0	0	0	0	1	1	0.00	0.000										
Lee Smith, R ERA: (9, 1)	1.0	S	3	0	0	0	1	0	0	0	0	0	0	8	10	0.00	0.000										

Texas Rangers @ Baltimore Orioles
 Oriole Park at Camden Yards, Baltimore, MD
 Sat Apr 09 1994, 3:33 AM EDT
 Att: 47,225 - Sunny

AB 35
 R 5
 H 8
 RBI 5
 BB 2
 SO 11
 LOB 12





Batter	1	2	3	4	5	6	7	8	9	AB	R	H	RBI	BB	SO	LOB	BOTTOM										
Brady Anderson, L OBP: 0.368, SLG: 0.353 (1, 7)	K		HR 1B			F8		G3 1B 2B	G3	5	2	2	0	0	1	1											
Mike Devereaux, R OBP: 0.235, SLG: 0.750 (1, 8)	K		HR			K		K		4	1	1	3	0	3	1											
Rafael Palmeiro, L OBP: 0.375, SLG: 0.714 (1, 3)	G4-3		BB			G3		1B		3	0	1	1	1	0	0											
Harold Baines, L OBP: 0.500, SLG: 0.714 (1, 10)		G5-4-3 1B	G4-3			G3-1		K		4	0	1	0	0	1	2											
Cal Ripken Jr., R OBP: 0.375, SLG: 0.438 (1, 6)	G5-4-3		1B			HR 1B		P6		4	1	2	0	0	0	2											
Chris Hoiles, R OBP: 0.313, SLG: 0.500 (1, 2)	G6-3		K			K		E6 2B SF8		4	2	1	2	0	1	1											
Chris Sabo, R OBP: 0.313, SLG: 0.467 (1, 5)			G4-3			K		1B 1B		4	0	2	0	0	1	1											
Mark McLemore, S OBP: 0.200, SLG: 0.200 (1, 4)			FC5-4 1B			G4-3		K		4	0	2	0	0	1	3											
Jeffrey Hammonds, R OBP: 0.267, SLG: 0.615 (1, 9)			FC5-4 1B HR			G5-3		K		3	1	0	1	0	1	3											
Inning Stats	R: 0 E: 0 K: 2 S: 11	H: 0 LOB: 0 BB: 0 P: 15	R: 0 E: 0 K: 0 S: 10	H: 1 LOB: 0 BB: 0 P: 15	R: 3 E: 0 K: 0 S: 10	H: 3 LOB: 1 BB: 1 P: 21	R: 0 E: 0 K: 2 S: 12	H: 1 LOB: 0 BB: 0 P: 18	R: 0 E: 0 K: 1 S: 11	H: 0 LOB: 0 BB: 0 P: 14	R: 2 E: 0 K: 1 S: 12	H: 4 LOB: 2 BB: 0 P: 18	R: 1 E: 0 K: 2 S: 15	H: 2 LOB: 1 BB: 0 P: 20	R: 1 E: 1 K: 1 S: 12	H: 1 LOB: 1 BB: 0 P: 17	1B: 8 2B: 2 3B: 0 HR: 2	SF: 1 SAC: 0 DP: 1 HBP: 0	WP: 0 PB: 0 SB: 0 CS: 0	PA: 37							
PITCHER	IP	WLS	BF	H	R	ER	SO	BB	IBB	HBP	BLK	WP	HR	S	P	ERA	WHIP										
Kevin Brown, R ERA: 8.74 (7, 1)	0.2	2	0	0	0	1	0	0	0	0	0	0	0	6	8	0.00	0.000										
Cris Carpenter, R ERA: (8, 1)	0.2	4	1	1	0	1	0	0	0	0	0	0	0	9	12	0.00	1.500										
Rick Honeycutt, L ERA: 6.75 (8, 1)	0.1	1	0	0	0	0	0	0	0	0	0	0	0	3	5	0.00	0.000										

Texas Rangers @ Baltimore Orioles
 Oriole Park at Camden Yards, Baltimore, MD
 Sat Apr 09 1994, 3:33 AM EDT
 Att: 47,225 - Sunny

AB 35
 R 7
 H 12
 RBI 7
 BB 1
 SO 9
 LOB 14



Batter	1	2	3	4	5	6	7	8	9	AB	R	H	RBI	BB	SO	LOB	TOP						
David Hulse, L OBP: 0.364, SLG: 0.400	4-2 WP SF8 BB	0-0 L7		0-1 L7		0-0 L9		4-2 BB		3	1	0	0	2	0	3	Texas Rangers @ Baltimore Orioles Oriole Park at Camden Yards, Baltimore, MD Sun Apr 10 1994, 3:33 AM EDT Att. 46,469 - Overcast - 65 F						
Chris James, R OBP: 0.389, SLG: 0.750 Rob Ducey, L	4-0 SF8 WP SF9 BB	2-3 K		4-2 BB		1-3 K		1-2 K		3	1	0	0	2	3	5							
Will Clark, L OBP: 0.294, SLG: 0.429 Gary Redus, R	2-1 SF8		2-2 G1-3	1-2 P2		0-0 P7		0-0 F8		0	0	0	1	0	0	0							
Juan Gonzalez, R OBP: 0.190, SLG: 0.500	2-2 SF9		2-1 G6-3		1-1 G6-3		2-2 G5-3		1-0 L5	4	0	0	1	0	0	0							
Jose Canseco, R OBP: 0.381, SLG: 0.471	3-2 HR		3-2 S 1B		4-2 3B BB		1-0 G1-3 2B		4-2 1B 1B HBP	3	3	3	1	1	0	0							
Dean Palmer, R OBP: 0.381, SLG: 0.500	0-3 K		3-0 1H HR 1B		0-0 1H SF9 3B		0-1 G1-3		0-1 1B	5	2	3	2	0	1	1							
Ivan Rodriguez, R OBP: 0.286, SLG: 0.556		1-0 F9	1-0 1H HR		0-1 SF9		0-1 F8		0-3 K	4	1	1	3	0	1	3							
Doug Strange, S OBP: 0.353, SLG: 0.571	4-2 S 1B BB		1-3 K		3-1 G4-3			4-2 SH3-4 BB	0-2 1-2 2H 1B	3	0	1	0	2	1	0							
Manuel Lee, S OBP: 0.235, SLG: 0.188	1-1 1-2 1B			1-0 G4-3		1-0 1B		1-1 SH3-4		3	0	2	0	0	0	0	AB 32 R 8 H 10 RBI 8 BB 7 SO 6 LOB 16 						
Inning Stats	R: 3 E: 0 K: 1 S: 14	H: 1 LOB: 0 BB: 2 P: 29	R: 0 E: 0 K: 1 S: 11	H: 1 LOB: 2 BB: 1 P: 19	R: 3 E: 0 K: 1 S: 13	H: 3 LOB: 0 BB: 0 P: 25	R: 0 E: 0 K: 0 S: 8	H: 0 LOB: 1 BB: 1 P: 14	R: 2 E: 0 K: 0 S: 9	H: 1 LOB: 0 BB: 1 P: 17	R: 0 E: 0 K: 1 S: 6	H: 1 LOB: 1 BB: 0 P: 8	R: 0 E: 0 K: 0 S: 9	H: 1 LOB: 0 BB: 0 P: 12	R: 0 E: 0 K: 1 S: 10	H: 0 LOB: 2 BB: 2 P: 20		R: 0 E: 0 K: 1 S: 12	H: 2 LOB: 2 BB: 0 P: 17	1B: 6 2B: 1 3B: 1 HR: 2	SF: 3 SAC: 1 DP: 0 HBP: 1	WP: 1 PB: 0 SB: 2 CS: 0	PA: 44
PITCHER	IP WLS BF H R ER SO BB IBB HBP BLK WP HR S P ERA WHIP																						
Arthur Rhodes, L ERA: 18.0	3.0 L 17 5 6 6 3 3 0 0 0 0 1 2 38 73 18.00 2.667																						
Mark Williamson, R ERA: 4.5	4.0 17 3 2 2 1 2 0 0 0 0 0 0 32 51 4.50 1.250																						
Brad Pennington, L ERA: 4.91	1.0 5 0 0 0 1 2 0 0 0 0 0 0 10 20 0.00 2.000																						
Mark Eichhorn, R ERA: 4.91	1.0 5 2 0 0 1 0 0 1 0 0 0 0 12 17 0.00 2.000																						
Batter	1	2	3	4	5	6	7	8	9	AB	R	H	RBI	BB	SO	LOB	BOTTOM						
Brady Anderson, L OBP: 0.375, SLG: 0.300	2-3 K	4-2 1B BB		1-0 P5			4-2 1B 2B BB		1-3 K	3	1	0	0	2	2	0	Texas Rangers @ Baltimore Orioles Oriole Park at Camden Yards, Baltimore, MD Sun Apr 10 1994, 3:33 AM EDT Att. 46,469 - Overcast - 65 F						
Mike Devereaux, R OBP: 0.318, SLG: 0.700	4-2 HR BB	2-1 1-2 1B		0-0 P3			1-1 2B G4-3 1B		3-3 K	4	2	2	1	1	1	0							
Rafael Palmeiro, L OBP: 0.429, SLG: 0.895	2-1 1H HR	1-1 P5			2-2 G4-6-3 1B		3-2 G4-3 G6-3 2B		0-0 G4-3	5	2	3	3	0	0	2							
Harold Baines, L OBP: 0.450, SLG: 0.588	4-1 G6-3 WP BB		2-1 G3-1		2-2 G4-6-3 1-2		2-2 G4-3		2-2 G4-3	3	0	0	1	1	0	2							
Cal Ripken Jr., R OBP: 0.300, SLG: 0.350	2-2 G6-3		3-2 E5		0-0 G6-3		2-3 3H 2-1 G6-3		2-1 G6-3	4	0	0	1	0	0	1							
Chris Hoiles, R OBP: 0.300, SLG: 0.412	1-3 K		3-1 P2			4-2 BB	0-0 F9			3	0	0	0	1	1	2							
Chris Sabo, R OBP: 0.250, SLG: 0.368		1-3 K	0-0 F8			1-0 P5		1-3 K		4	0	0	0	0	2	2							
Mark McLemore, S OBP: 0.263, SLG: 0.316		1-2 F8 1B 2B		0-0 1B		0-2 F8		G4-3		4	1	2	0	0	0	1							
Jeffrey Hammonds, R OBP: 0.263, SLG: 0.706		3-2 F8		0-1 1B		1-3 K		G6-3		4	1	1	1	0	1	2	AB 34 R 7 H 8 RBI 7 BB 5 SO 7 LOB 12 						
Inning Stats	R: 2 E: 0 K: 2 S: 15	H: 1 LOB: 1 BB: 2 P: 30	R: 1 E: 0 K: 1 S: 19	H: 2 LOB: 2 BB: 1 P: 31	R: 0 E: 0 K: 0 S: 8	H: 0 LOB: 0 BB: 0 P: 16	R: 1 E: 0 K: 0 S: 5	H: 2 LOB: 0 BB: 0 P: 6	R: 0 E: 0 K: 1 S: 9	H: 0 LOB: 0 BB: 1 P: 15	R: 3 E: 0 K: 0 S: 13	H: 2 LOB: 0 BB: 1 P: 25	R: 0 E: 0 K: 1 S: 7	H: 0 LOB: 0 BB: 0 P: 10	R: 0 E: 0 K: 2 S: 7	H: 0 LOB: 0 BB: 0 P: 11		1B: 4 2B: 2 3B: 0 HR: 2	SF: 0 SAC: 0 DP: 1 HBP: 0	WP: 1 PB: 0 SB: 0 CS: 0	PA: 39		
PITCHER	IP WLS BF H R ER SO BB IBB HBP BLK WP HR S P ERA WHIP																						
Rick Helling, R ERA: 9.0	4.0 20 5 4 4 3 3 0 0 0 0 1 2 47 83 9.00 2.000																						
James Hurst, L ERA: 4.91	2.0 9 2 2 2 1 2 0 0 0 0 0 0 20 35 9.00 2.000																						
Rick Honeycutt, L ERA: 10.8	0.1 2 1 0 0 0 0 0 0 0 0 0 0 6 11 0.00 3.000																						
Jay Howell, R ERA: 12.0	1.2 W 5 0 1 1 1 0 0 0 0 0 0 0 10 15 5.40 0.000																						
Tom Henke, R ERA: 4.91	1.0 S 3 0 0 0 2 0 0 0 0 0 0 0 7 11 0.00 0.000																						

Batter	1	2	3	4	5	6	7	8	9	AB	R	H	RBI	BB	SO	LOB	TOP										
Brady Anderson, L (1, 7) OBP: 0.433, SLG: 0.304	0-0 1B		0-0 F8	4-2 S BB		4-1 G3-1 1B BB	4-0 IBB		2-0 G4-3	3	1	1	0	3	0	1	Baltimore Orioles @ Detroit Tigers Tiger Stadium, Detroit, MI Mon Apr 11 1994, 3:33 AM EDT Att: 50,314 - Overcast - 50 F										
Mike Devereaux, R (1, 8) OBP: 0.259, SLG: 0.560	2-3 K		1-0 F9	0-1 F9		0-1 G3-1	3-3 K			5	0	0	1	0	2	8											
Rafael Palmeiro, L (1, 3) OBP: 0.423, SLG: 0.783	0-1 F8		4-1 1B 3B BB	2-3 K		1-2 2-3 3-H 1B	1-0 F8			4	1	1	2	1	1	5											
Harold Baines, L (1, 10) OBP: 0.440, SLG: 0.545	3-2 F7		3-0 3B 1B			1-1 G1-3	1-3 K		1-0 1B	5	1	2	1	0	1	2											
Cal Ripken Jr., R (1, 6) OBP: 0.320, SLG: 0.440		2-2 G4-3	1-1 1B 3B			3-2 P6	2-1 1B		0-2 P5	5	1	2	2	0	0	1											
Chris Hoiles, R (1, 2) OBP: 0.360, SLG: 0.368		4-2 BB	4-1 1B BB			4-1 BB	3-1 P3		1-3 K	2	0	0	0	3	1	3											
Chris Sabo, R (1, 5) Tim Lulett, R (8, 5)	1-0 F7		0-0 1B			2-0 F7	0-1 2B 1B		2-0 F7	4	0	2	1	0	0	2											
Mark McLemore, S (1, 4) OBP: 0.250, SLG: 0.292	0-0 F8		1-0 G4-3			1-0 BB G3-1 1B	0-0 P2		3-3 K	5	1	1	0	0	1	4											
Jeffrey Hammonds, R (1, 9) OBP: 0.333, SLG: 0.714			4-2 1B BB			0-0 G3-1 1B BB	0-0 2B		2-1 P5	4	2	2	0	1	0	0											
Inning Stats	R: 0 E: 0 K: 1 S: 10	H: 1 LOB: 1 BB: 0 P: 15	R: 0 E: 0 K: 0 S: 8	H: 0 LOB: 1 BB: 1 P: 15	R: 4 E: 0 K: 0 S: 12	H: 3 LOB: 2 BB: 3 P: 30	R: 0 E: 0 K: 1 S: 9	H: 0 LOB: 1 BB: 1 P: 17	R: 0 E: 0 K: 0 S: 7	H: 0 LOB: 1 BB: 1 P: 17	R: 3 E: 0 K: 1 S: 13	H: 4 LOB: 2 BB: 1 P: 25	R: 0 E: 0 K: 1 S: 8	H: 2 LOB: 3 BB: 1 P: 16	R: 0 E: 0 K: 1 S: 9	H: 1 LOB: 1 BB: 0 P: 13	R: 0 E: 0 K: 1 S: 6	H: 0 LOB: 0 BB: 0 P: 13	1B: 9 2B: 1 3B: 1 HR: 0	SF: 0 SAC: 0 DP: 0 HBP: 0	WP: 0 PA: 46 PB: 0 SB: 1 CS: 0						
PITCHER	IP	WLS	BF	H	R	ER	SO	BB	IBB	HBP	BLK	WP	HR	S	P	ERA	WHIP										
Tim Belcher, R (1, 1) ERA: 8.31	5.1	L	29	6	7	3	2	7	0	0	0	0	0	51	104	5.06	2.438										
Bill Krueger, L (6, 1) ERA:	0.2		4	2	0	0	1	0	0	0	0	0	0	8	15	0.00	3.000										
Joe Boever, R (7, 1) ERA:	3.0		13	3	0	0	3	0	1	0	0	0	0	23	42	0.00	1.000										

Batter	1	2	3	4	5	6	7	8	9	AB	R	H	RBI	BB	SO	LOB	BOTTOM										
Tony Phillips, S (1, 7) OBP: 0.364, SLG: 0.310	3-3 K			1-1 G6-3		1-1 G6-3		2-2 G6-3		4	0	0	1	0	1	1	Baltimore Orioles @ Detroit Tigers Tiger Stadium, Detroit, MI Mon Apr 11 1994, 3:33 AM EDT Att: 50,314 - Overcast - 50 F										
Lou Whitaker, L (1, 4) OBP: 0.381, SLG: 0.500	0-1 P6			3-2 F8		0-0 P5		3-H 4-1 BB		3	0	0	0	1	0	0											
Eric Davis, R (1, 8) OBP: 0.208, SLG: 0.182	1-1 F9			2-1 2B		0-0 G1-3		1-2 P4		4	0	1	0	0	0	2											
Cecil Fielder, R (1, 3) OBP: 0.226, SLG: 0.536		3-3 K		4-2 BB		1-1 G5-3		1-2 HR HBP		2	0	0	0	1	1	0											
Milt Cuyler, S (9, PR) OBP: 0.250, SLG: 0.143										0	1	0	0	0	0	0											
Travis Fryman, R (1, 5) OBP: 0.300, SLG: 0.519		3-3 K		2-3 K		1-0 G5-3		1-0 HR		4	1	1	2	0	2	2											
Mickey Tettleton, S (1, 2) OBP: 0.414, SLG: 0.455		2-1 L4				0-3 K		1-1 BB 1B		3	1	1	0	0	1	0											
Chad Kreuter, S (9, 2)										1	0	0	0	0	1	1											
Kirk Gibson, L (1, 10) OBP: 0.294, SLG: 0.154			1-3 K		1-0 F9		1-1 G1 BB	1-3 G6-3 1B		4	1	1	0	0	2	1											
Alan Trammell, R (1, 6) OBP: 0.429, SLG: 0.458			2-2 G5-3		0-2 F8		4-0 G1 BB	2-2 G4-3		2	0	0	0	1	0	0											
Chris Gomez, R (9, 6) OBP: 0.250, SLG: 0.250							1-2 2-3 3-H			1	0	0	0	0	0	1											
Junior Felix, S (1, 9) OBP: 0.250, SLG: 0.182			1-3 K			1-3 K		1-0 G1		3	0	0	1	0	2	2											
Inning Stats	R: 0 E: 0 K: 1 S: 7	H: 0 LOB: 0 BB: 0 P: 11	R: 0 E: 0 K: 2 S: 8	H: 0 LOB: 0 BB: 0 P: 16	R: 0 E: 0 K: 2 S: 10	H: 0 LOB: 0 BB: 0 P: 14	R: 0 E: 0 K: 1 S: 14	H: 1 LOB: 2 BB: 1 P: 26	R: 0 E: 0 K: 1 S: 7	H: 0 LOB: 0 BB: 0 P: 8	R: 0 E: 0 K: 1 S: 6	H: 0 LOB: 0 BB: 0 P: 8	R: 0 E: 0 K: 0 S: 4	H: 0 LOB: 0 BB: 0 P: 6	R: 2 E: 0 K: 0 S: 13	H: 2 LOB: 2 BB: 2 P: 27	R: 2 E: 0 K: 2 S: 13	H: 1 LOB: 1 BB: 0 P: 20	1B: 2 2B: 1 3B: 0 HR: 1	SF: 0 SAC: 0 DP: 0 HBP: 1	WP: 0 PA: 35 PB: 0 SB: 0 CS: 0						
PITCHER	IP	WLS	BF	H	R	ER	SO	BB	IBB	HBP	BLK	WP	HR	S	P	ERA	WHIP										
Ben McDonald, R (1, 1) ERA: 2.57	7.2	W	29	3	2	2	2	3	0	0	0	0	0	66	112	2.35	0.783										
Alan Mills, R (8, 1) ERA: 13.5	0.2		4	1	2	2	1	0	0	1	0	0	0	9	14	27.00	1.500										
Jim Poole, L (9, 1) ERA: 13.5	0.2		2	0	0	0	1	0	0	0	0	0	0	7	10	0.00	0.000										

AB 38
R 7
H 11
RBI 7
BB 8
SO 6
LOB 27



AB 31
R 4
H 4
RBI 4
BB 3
SO 10
LOB 10



Batter	1	2	3	4	5	6	7	8	9	AB	R	H	RBI	BB	SO	LOB	TOP				
Brady Anderson, L OBP: 0.394, SLG: 0.269	2-3 K			2-3 K	1-1 G1-3		0-0 SH1-3			3	0	0	0	0	2	2	Baltimore Orioles @ Detroit Tigers Tiger Stadium, Detroit, MI Wed Apr 13 1994, 3:33 AM EDT Att: 10,251 - Overcast - 51 F				
Mike Devereaux, R OBP: 0.226, SLG: 0.483	1-1 G4-3			1-0 G5-3		1-3 K	1-2 G1-3			4	0	0	0	0	1	1					
Rafael Palmeiro, L OBP: 0.400, SLG: 0.704	0-0 G4-3			0-1 1B		0-1 F7		2-1 G4-3		4	0	1	0	0	0	0					
Harold Baines, L OBP: 0.448, SLG: 0.654		2-1 G1-3		1-0 G1-3		2-1 1B		3-2 HR		4	1	2	1	0	0	1					
Cal Ripken Jr., R OBP: 0.345, SLG: 0.483		0-0 G1-3			1-0 G4-3 1B	1-1 1B		1-0 G6-3		4	1	2	0	0	0	0					
Chris Hoiles, R OBP: 0.310, SLG: 0.304		0-2 G4-3			1-3 K	0-0 P5		1-3 K		4	0	0	0	0	2	3					
Tim Lincecum, R OBP: 0.200, SLG: 0.200			1-2 G4-3		1-2 G4-3		0-0 1B FC6-4		0-0 G5-3	4	1	1	0	0	0	1					
Mark McLemore, S OBP: 0.286, SLG: 0.321			0-0 G4-3		3-2 1B		1-0 FC6-4		1-1 F8	4	0	2	1	0	0	0					
Jeffrey Hammonds, R OBP: 0.321, SLG: 0.640			0-1 G3-1		0-1 1B		1-1 FC6-4 SH1-3		0-1 G5-3	4	0	1	1	0	0	1					
Inning Stats	R: 0 E: 0 K: 1 S: 8	H: 0 LOB: 0 BB: 0 P: 11	R: 0 E: 0 K: 0 S: 6	H: 0 LOB: 0 BB: 0 P: 8	R: 0 E: 0 K: 0 S: 6	H: 0 LOB: 0 BB: 0 P: 7	R: 0 E: 0 K: 1 S: 7	H: 1 LOB: 1 BB: 0 P: 11	R: 1 E: 0 K: 1 S: 17	H: 3 LOB: 2 BB: 0 P: 24	R: 0 E: 0 K: 1 S: 10	H: 2 LOB: 2 BB: 0 P: 14	R: 1 E: 0 K: 1 S: 9	H: 1 LOB: 0 BB: 0 P: 16	R: 0 E: 0 K: 0 S: 5	H: 0 LOB: 0 BB: 0 P: 6	1B: 7 2B: 1 3B: 0 HR: 1	SF: 0 SAC: 1 DP: 0 HBP: 0	WP: 0 PB: 0 SB: 0 CS: 0	PA: 36	
PITCHER	IP	WLS	BF	H	R	ER	SO	BB	IBB	HBP	BLK	WP	HR	S	P	ERA	WHIP				
John Doherty, R ERA: 4.05	7.0	W	29	8	2	2	4	0	0	0	0	0	0	62	86	2.57	1.143				
Bill Krueger, L ERA: 6.75	0.1		2	1	1	1	0	0	0	0	0	0	1	5	10	27.00	3.000				
Mike Henneman, R ERA:	1.2	S	5	0	0	0	1	0	0	0	0	0	0	9	12	0.00	0.000				

Batter	1	2	3	4	5	6	7	8	9	AB	R	H	RBI	BB	SO	LOB	BOTTOM				
Tony Phillips, S OBP: 0.351, SLG: 0.394	3-2 G4-3		0-0 G3		1-0 P3		2-1 HR			4	1	1	1	0	0	2	Baltimore Orioles @ Detroit Tigers Tiger Stadium, Detroit, MI Wed Apr 13 1994, 3:33 AM EDT Att: 10,251 - Overcast - 51 F				
Juan Samuel, R OBP: 0.482, SLG: 0.300	0-1 G5-3		3-3 K		3-3 K		4-1 HR			3	1	0	0	1	2	2					
Mitt Cuyler, S OBP: 0.250, SLG: 0.143							HR			0	0	0	0	0	0	0					
Eric Davis, R OBP: 0.250, SLG: 0.320	2-0 F7			3-3 K		4-1 HR	0-1 HR			3	2	1	2	1	1	0					
Cecil Fielder, R OBP: 0.314, SLG: 0.719		3-1 1B 2B		1-0 1B		2-2 HR	3-2 1B			4	2	4	2	0	0	0					
Travis Fryman, R OBP: 0.265, SLG: 0.452		2-3 K		2-2 F7		2-2 F8	3-3 K			4	0	0	0	0	2	3					
Alan Trammell, R OBP: 0.375, SLG: 0.393		1-1 G1-3		2-2 F8		1-1 P4		2-3 K		4	0	0	0	0	1	2					
Danny Bautista, R OBP: 0.375, SLG: 0.533		0-1 1B			3-2 G3-1	1-0 G3-1		3-2 E1		4	0	1	1	0	0	0					
Chad Kreuter, S OBP: 0.182, SLG: 0.100		3-1 P4			0-0 1B		1-3 K	0-1 P2		4	0	1	0	0	1	2					
Chris Gomez, R OBP: 0.286, SLG: 0.286			0-3 K		1-2 1B		0-1 G6-3	1-1 CS		3	0	1	0	0	1	0					
Inning Stats	R: 0 E: 0 K: 0 S: 6	H: 0 LOB: 0 BB: 0 P: 11	R: 1 E: 0 K: 1 S: 12	H: 2 LOB: 1 BB: 0 P: 20	R: 0 E: 0 K: 2 S: 8	H: 0 LOB: 0 BB: 0 P: 11	R: 0 E: 0 K: 1 S: 10	H: 1 LOB: 1 BB: 0 P: 18	R: 0 E: 0 K: 0 S: 11	H: 2 LOB: 2 BB: 0 P: 19	R: 2 E: 0 K: 0 S: 10	H: 1 LOB: 0 BB: 1 P: 20	R: 3 E: 0 K: 2 S: 21	H: 3 LOB: 1 BB: 1 P: 34	R: 0 E: 1 K: 1 S: 12	H: 0 LOB: 0 BB: 0 P: 18	1B: 5 2B: 1 3B: 0 HR: 3	SF: 0 SAC: 0 DP: 0 HBP: 0	WP: 0 PB: 0 SB: 0 CS: 1	PA: 36	
PITCHER	IP	WLS	BF	H	R	ER	SO	BB	IBB	HBP	BLK	WP	HR	S	P	ERA	WHIP				
Jamie Moyer, L ERA: 5.65	6.2	L	28	7	4	4	6	1	0	0	0	0	0	2	64	5.40	1.200				
Mark Eichhorn, R ERA: 9.0	0.1		4	2	2	2	1	1	0	0	0	0	1	14	24	54.00	9.000				
Brad Pennington, L ERA:	1.0		3	0	0	0	1	0	0	0	0	0	0	12	18	0.00	0.000				



Batter	1	2	3	4	5	6	7	8	9	AB	R	H	RBI	BB	SO	LOB	TOP				
Brady Anderson, L (1.7) OBP: 0.357, SLG: 0.371	0-2 F7		2-1 F7			1-1 P5		0-0 1-H 2B		4	0	1	1	0	0	1					
Mike Devereaux, R (1.8) OBP: 0.250, SLG: 0.400	3-2 G5-3			0-1 G5-3		0-0 F7		4-1 BB		3	0	0	0	1	0	1					
Rafael Palmeiro, L (1.3) OBP: 0.359, SLG: 0.611	2-1 F9			1-0 F8			3-2 F7	1-1 F8		4	0	0	0	0	0	2					
Harold Baines, L (1.10) OBP: 0.421, SLG: 0.657		0-0 HR		0-3 K			3-1 G6-4-3 1B		1-0 G4-3	4	1	2	1	0	1	0					
Cal Ripken Jr., R (1.6) OBP: 0.270, SLG: 0.378	1-1 G5-3				0-0 F7		0-0 G6-4-3 1-2		0-0 G4-3	4	0	0	0	0	0	1					
Chris Hoiles, R (1.2) OBP: 0.351, SLG: 0.355	0-1 F7				3-2 G1-3			2-2 WP 1B	1-2 FC5-4 1B	4	1	2	0	0	0	0					
Chris Sabo, R (1.5) OBP: 0.281, SLG: 0.333	2-0 P5				2-2 G6-3			2-3 K 1-2	1-0 FC5-4 1-2	4	0	0	0	0	1	2					
Mark McLemore, S (1.4) OBP: 0.314, SLG: 0.303			0-1 G6-3			4-0 BB		2-1 2B 2H		2	1	1	1	1	0	0					
Jeffrey Hammonds, R (1.9) OBP: 0.314, SLG: 0.594			3-3 K			1-0 F7		0-1 F9		3	0	0	0	0	1	2					
Inning Stats	R: 0 E: 0 K: 0 S: 8	H: 0 LOB: 0 BB: 0 P: 13	R: 1 E: 0 K: 0 S: 6	H: 1 LOB: 0 BB: 0 P: 9	R: 0 E: 0 K: 1 S: 7	H: 0 LOB: 0 BB: 0 P: 12	R: 0 E: 0 K: 1 S: 6	H: 0 LOB: 0 BB: 0 P: 7	R: 0 E: 0 K: 0 S: 4	H: 0 LOB: 1 BB: 1 P: 10	R: 0 E: 0 K: 0 S: 7	H: 1 LOB: 0 BB: 0 P: 13	R: 2 E: 0 K: 1 S: 15	H: 3 LOB: 2 BB: 1 P: 26	R: 0 E: 0 K: 0 S: 6	H: 1 LOB: 0 BB: 0 P: 9	1B: 4 2B: 1 3B: 0 HR: 1	SF: 0 SAC: 0 DP: 1 HBP: 0	WP: 1 PB: 0 SB: 0 CS: 0	PA: 34	
PITCHER	IP	WLS	BF	H	R	ER	SO	BB	IBB	HBP	BLK	WP	HR	S	P	ERA	WHIP				
Rick Helling, R (1.1) ERA: 5.4	7.2	W	29	5	3	3	3	2	0	0	0	1	1	58	99	3.52	0.913				
Rick Honeycutt, L (8.1) ERA: 8.75	0.2		2	0	0	0	0	0	0	0	0	0	0	3	5	0.00	0.000				
Jay Howell, R (9.1) ERA: 8.31	0.2		3	1	0	0	0	0	0	0	0	0	0	5	7	0.00	1.500				

Baltimore Orioles @ Texas Rangers
The Ballpark at Arlington, Arlington, TX
Fri Apr 15 1994, 8:05 PM EDT
Att: 37,760 - Unknown

AB	32
R	3
H	6
RBI	3
BB	2
SO	3
LOB	9

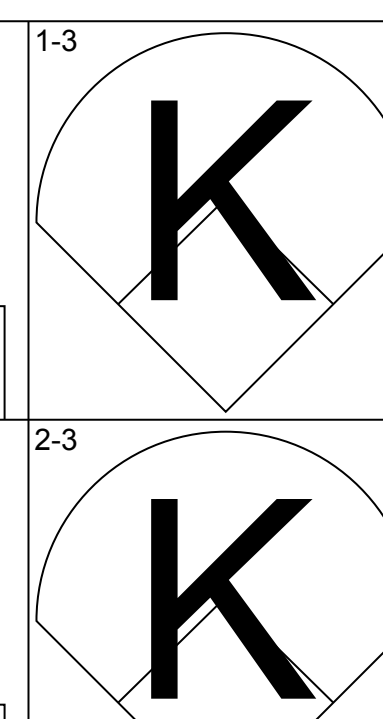
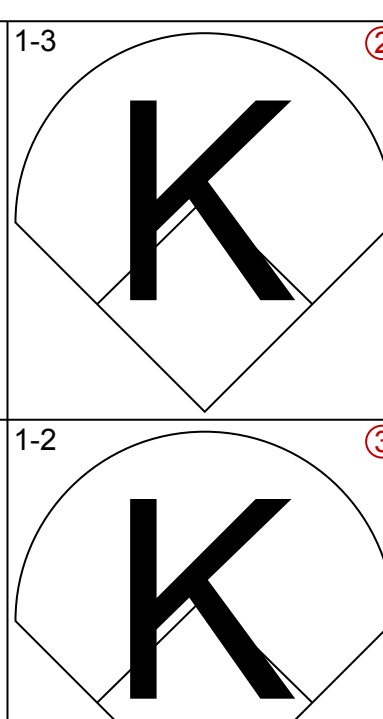
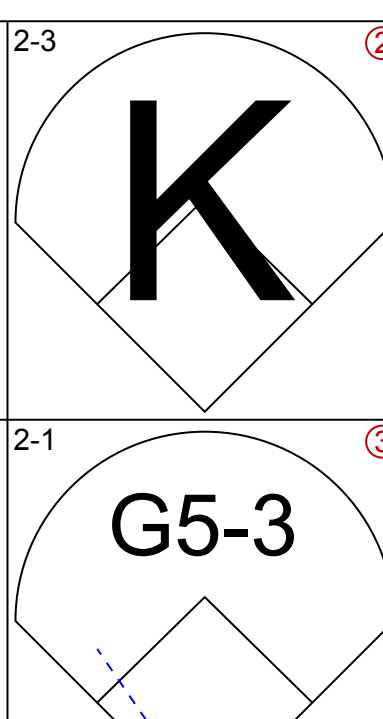
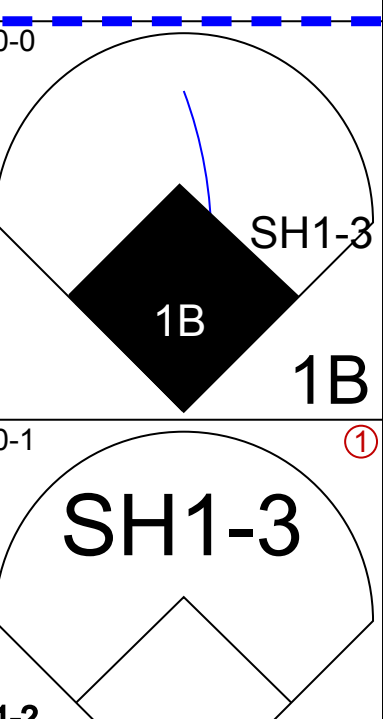
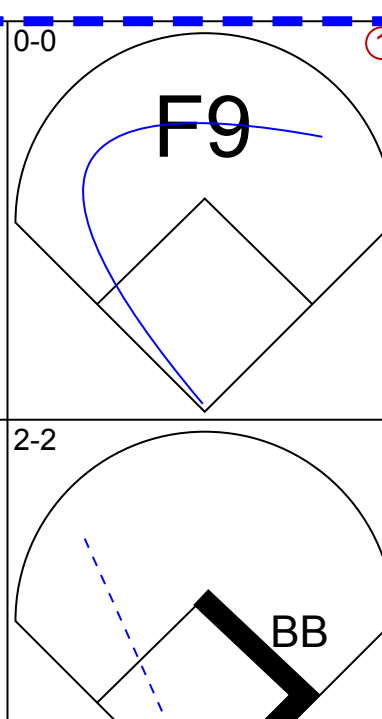
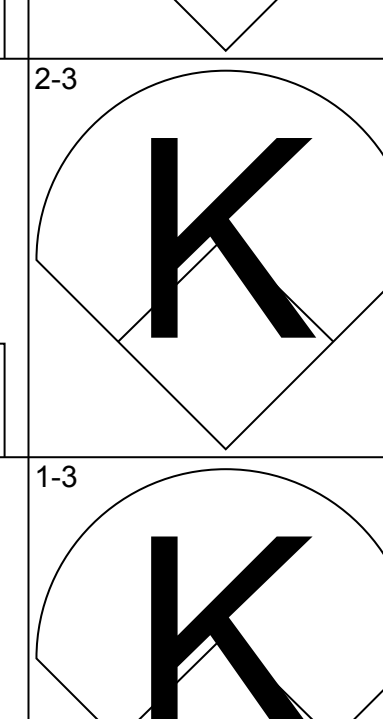

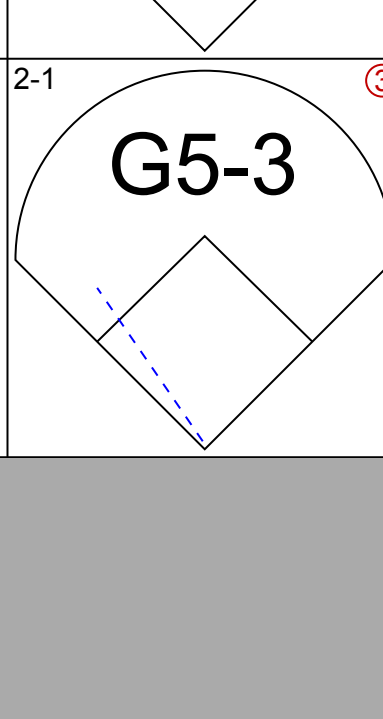
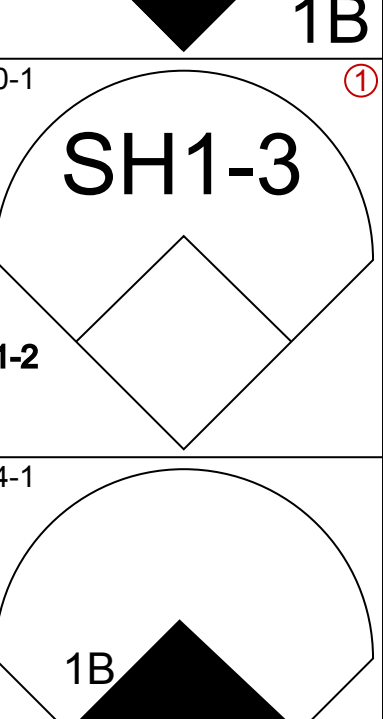
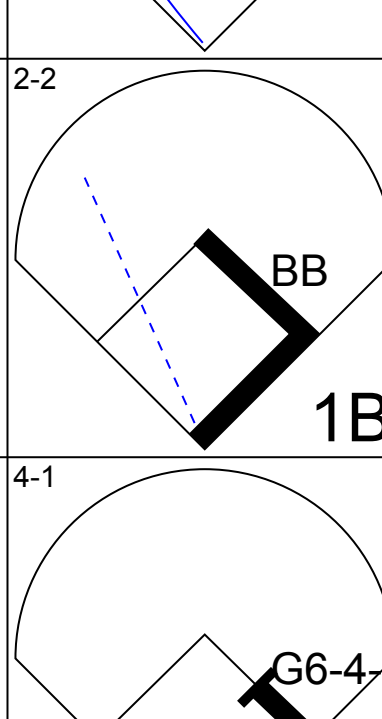
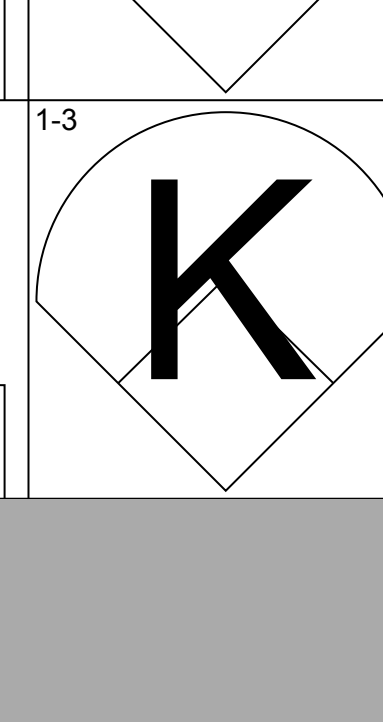
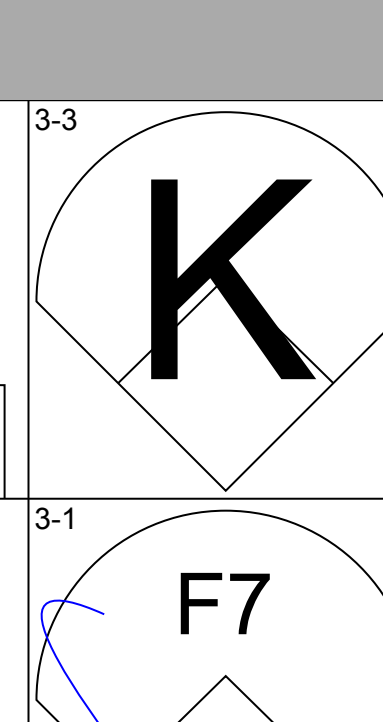
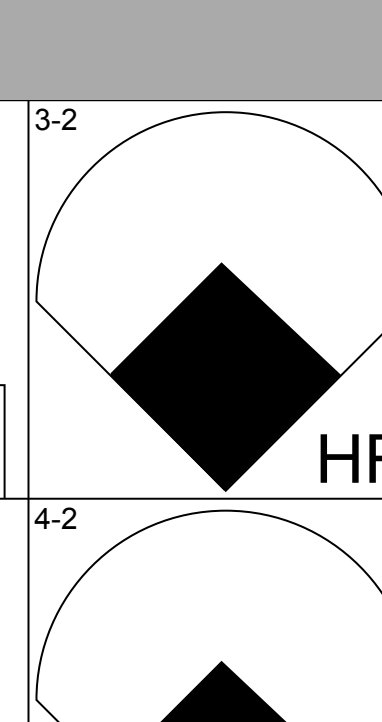
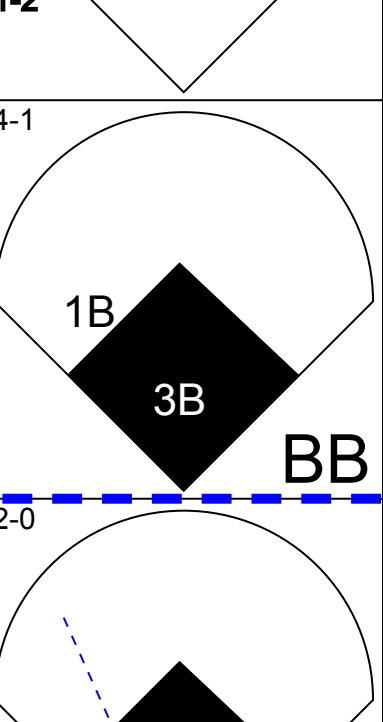
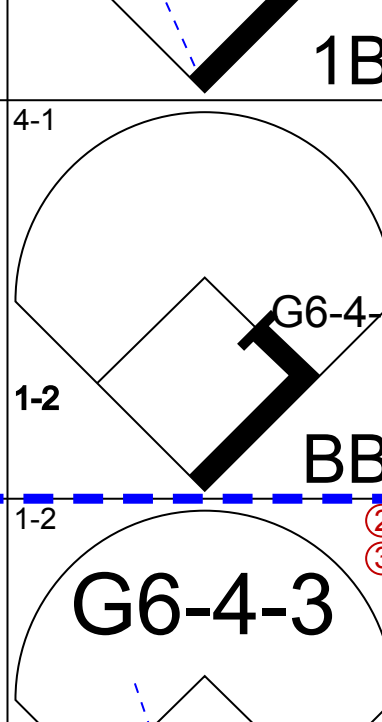
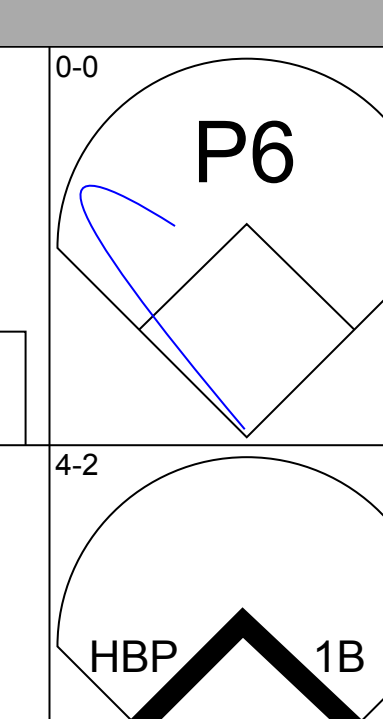
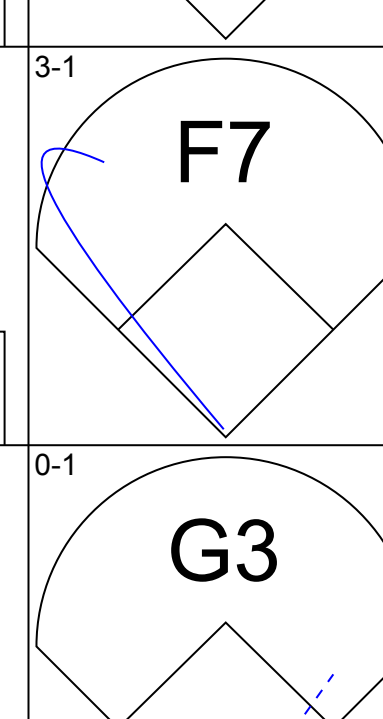
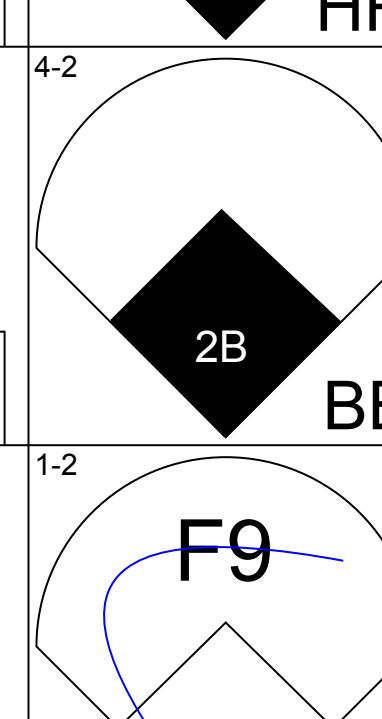
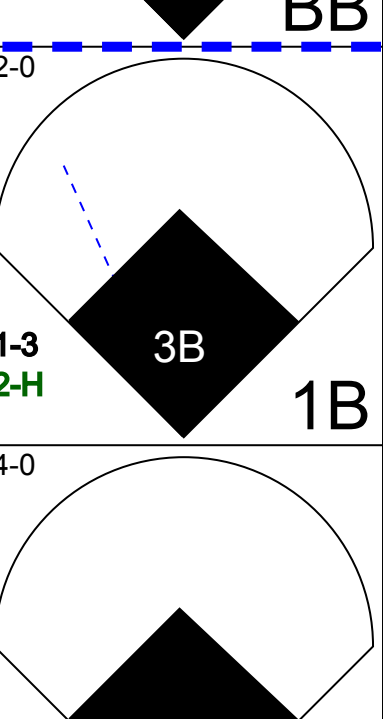
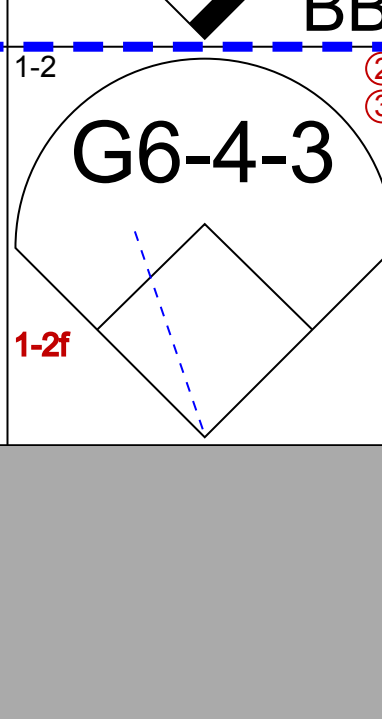
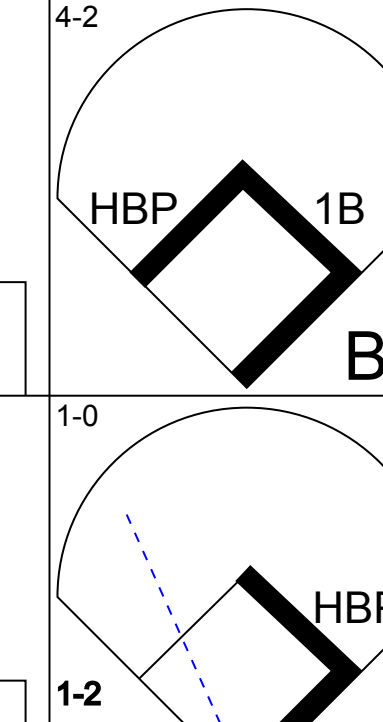
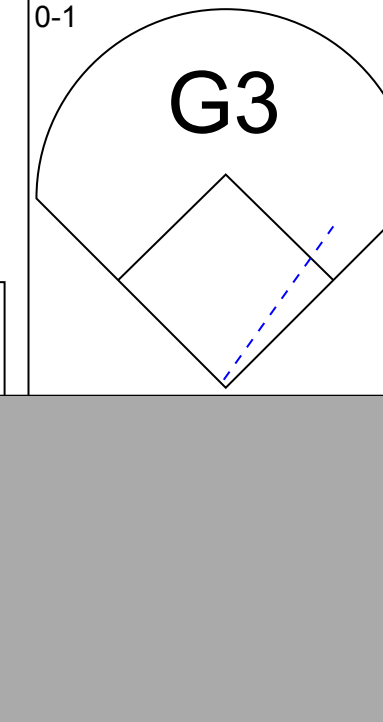
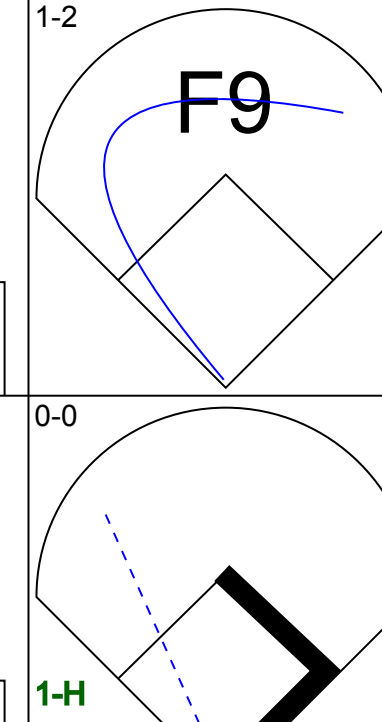
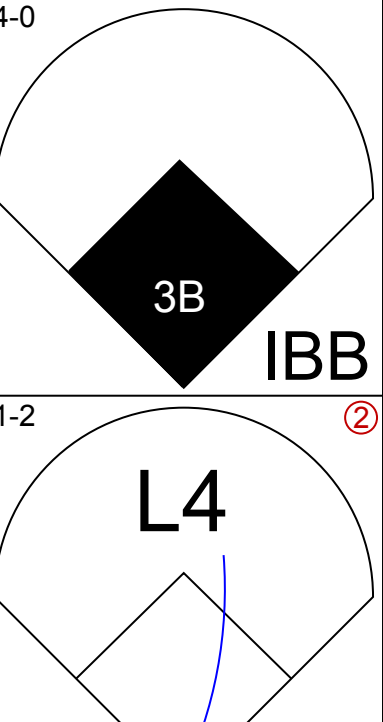
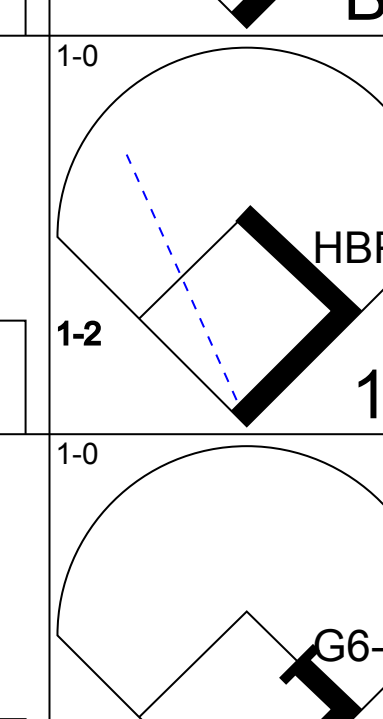
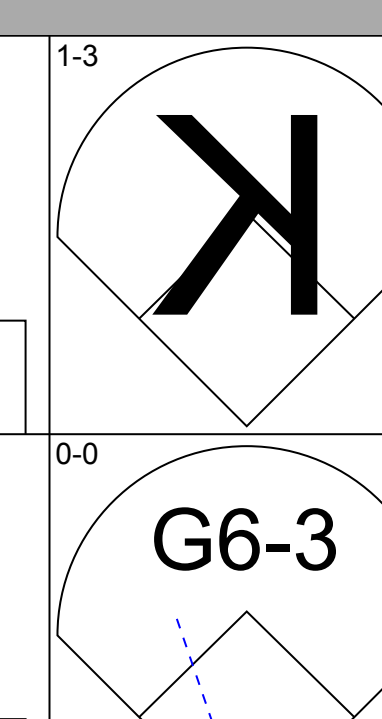
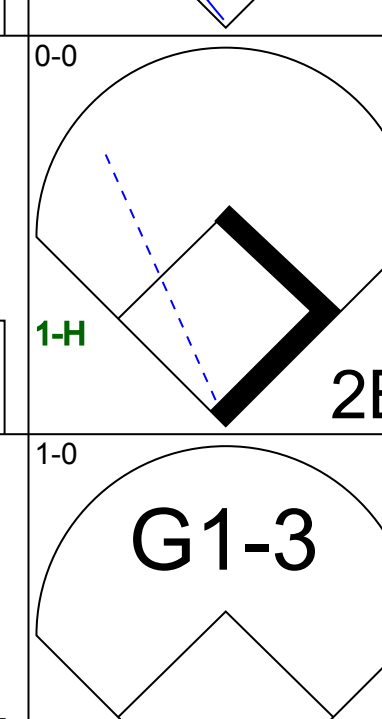
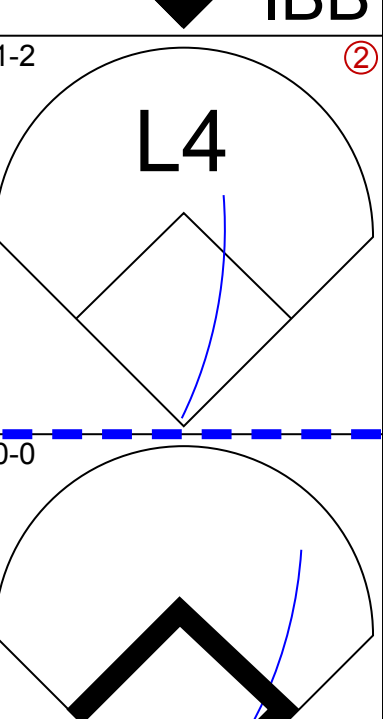
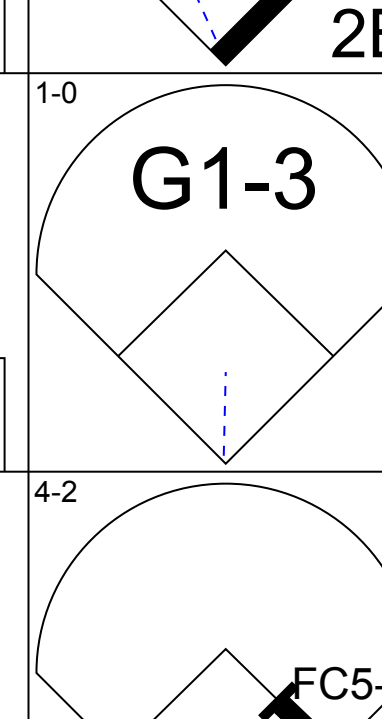
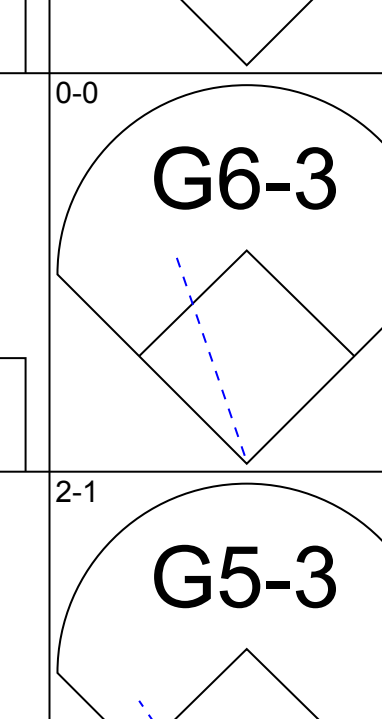
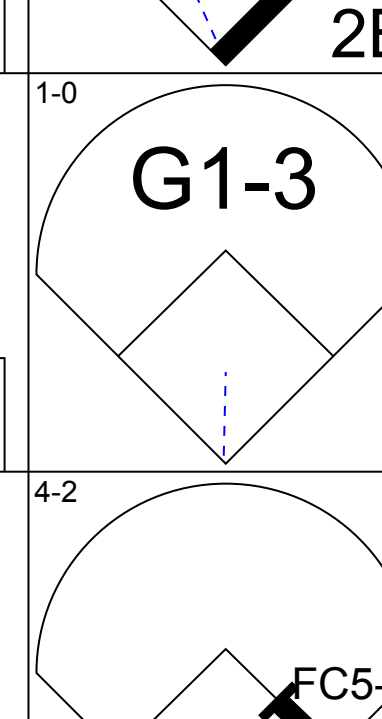
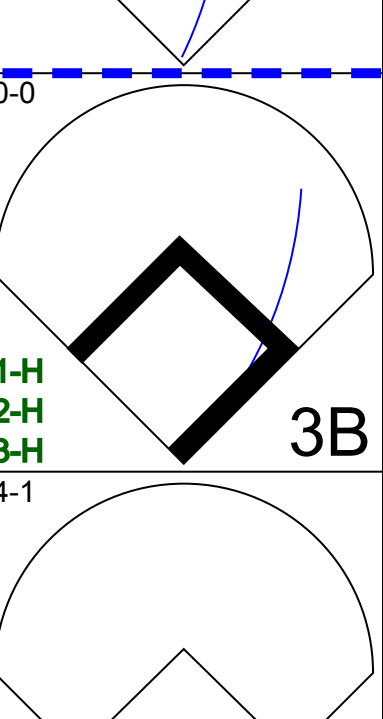
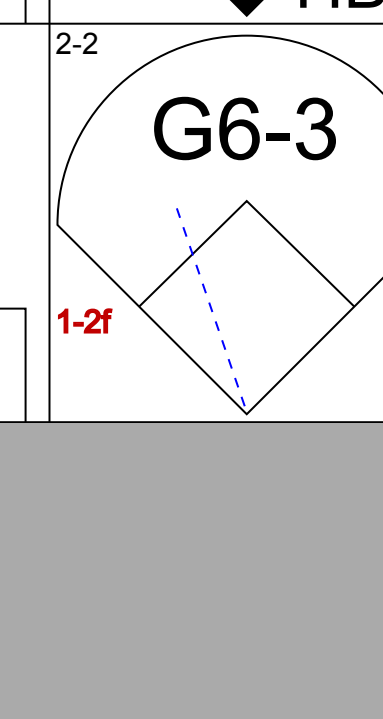
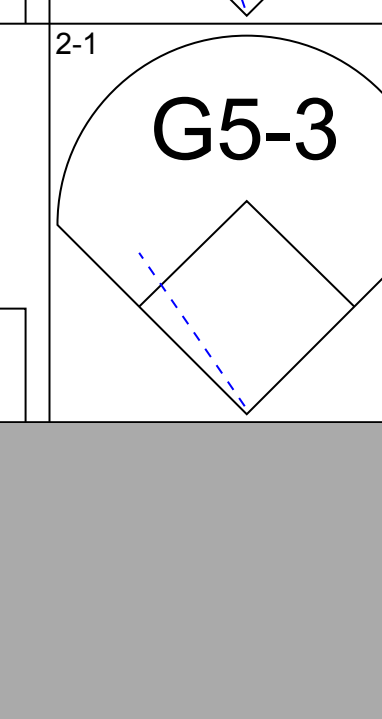
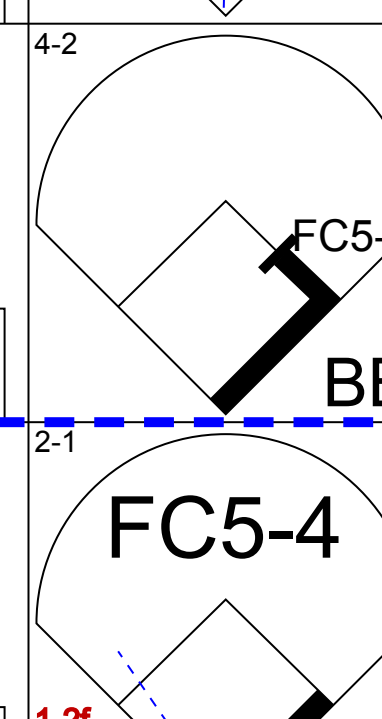
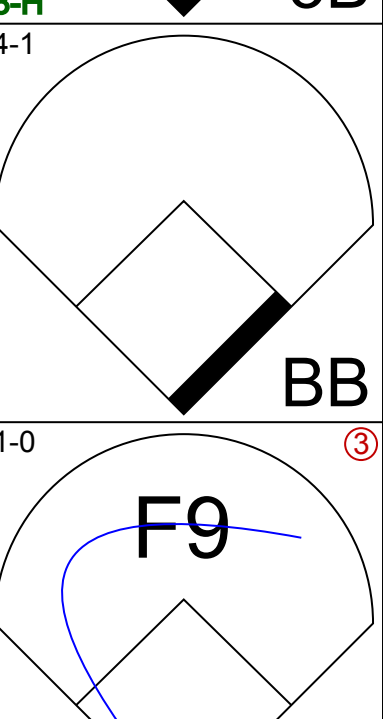
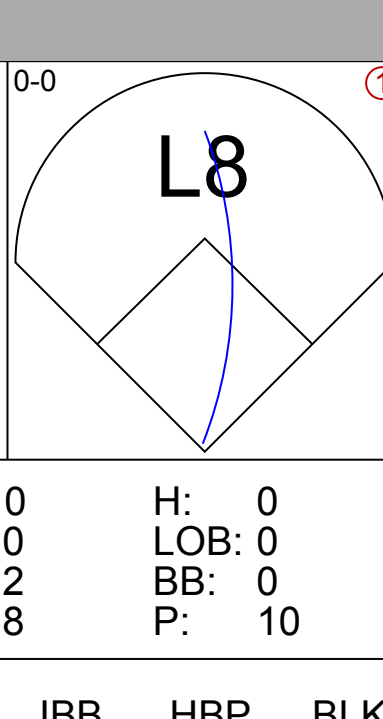
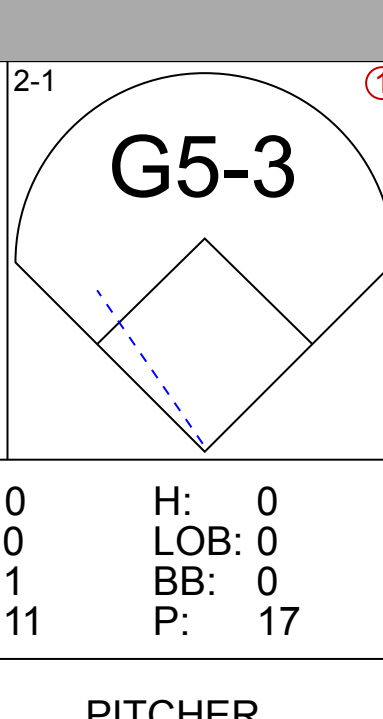
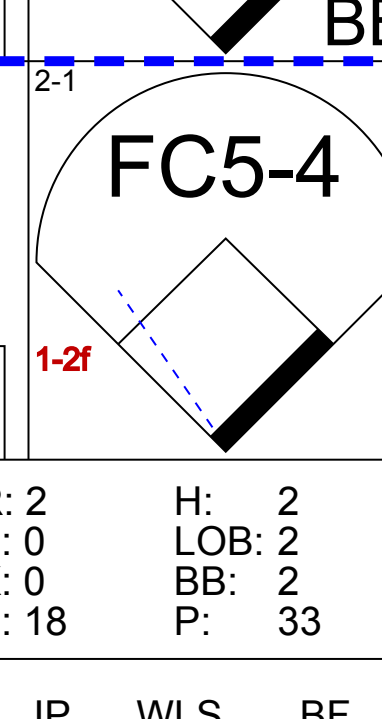
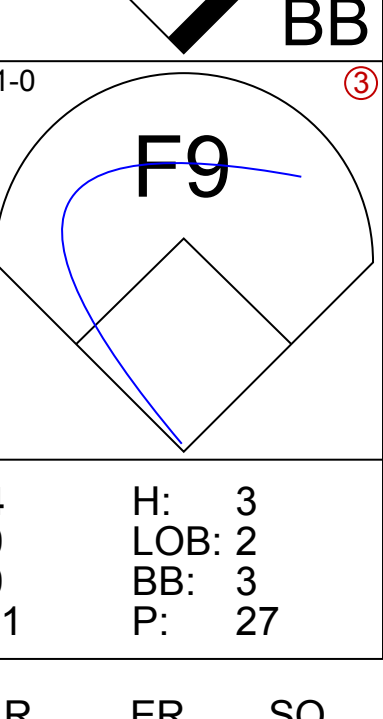


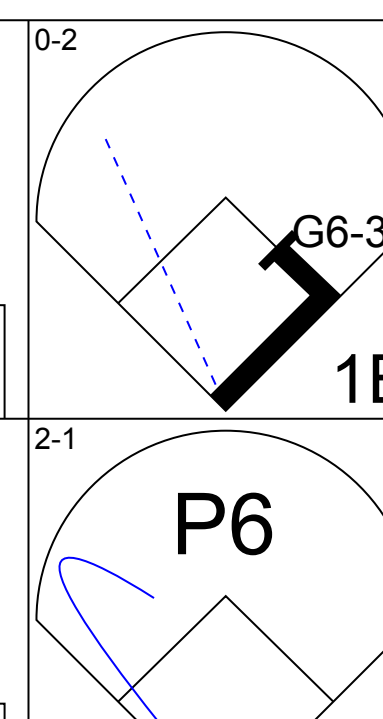

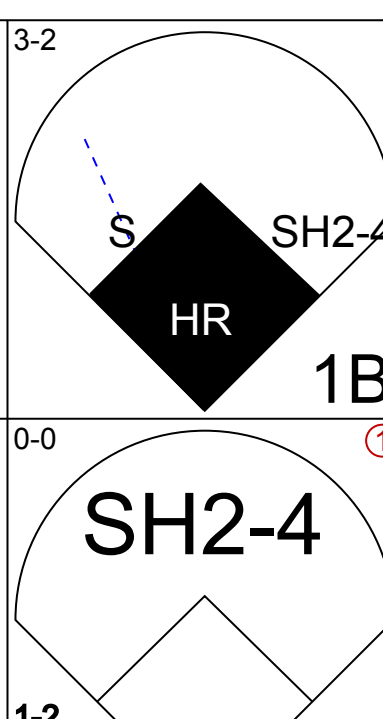
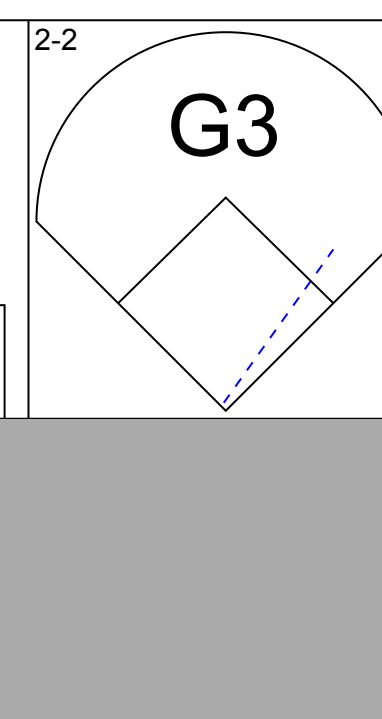
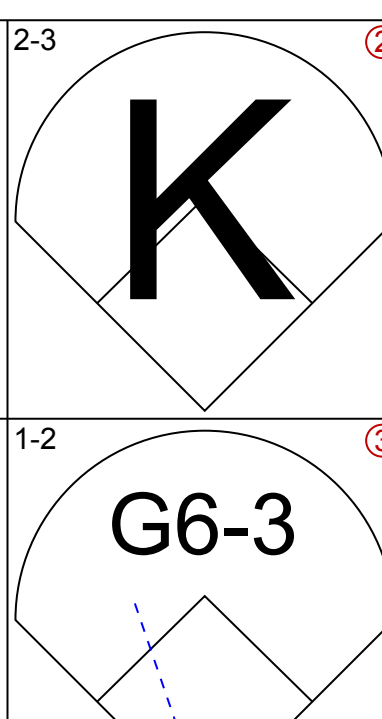
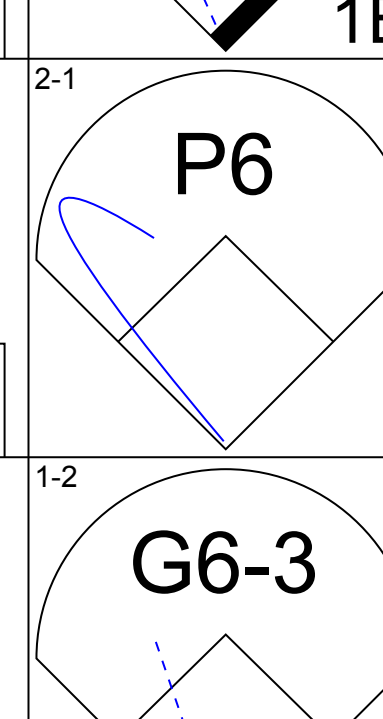
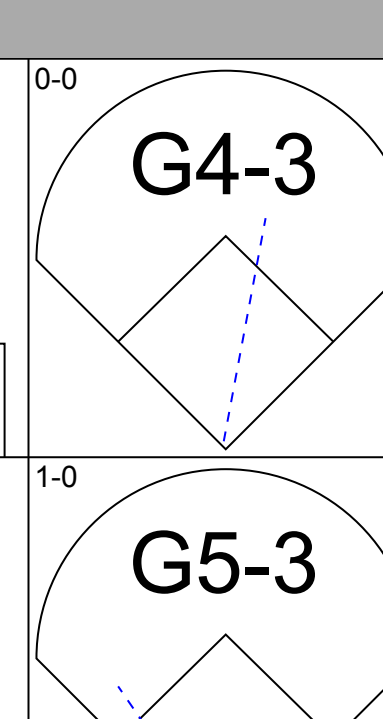
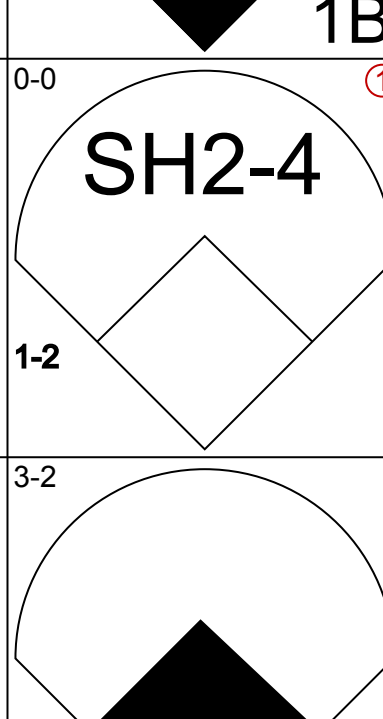
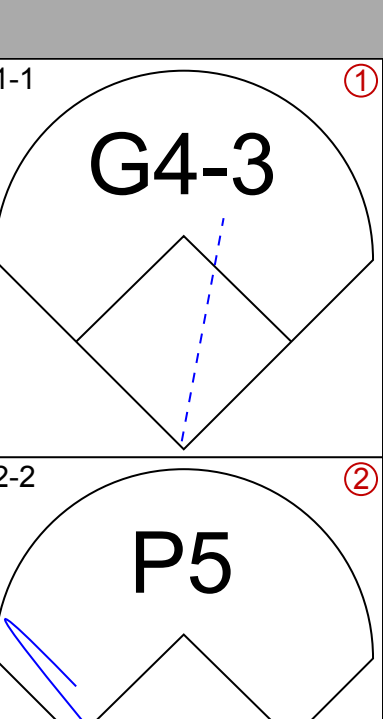
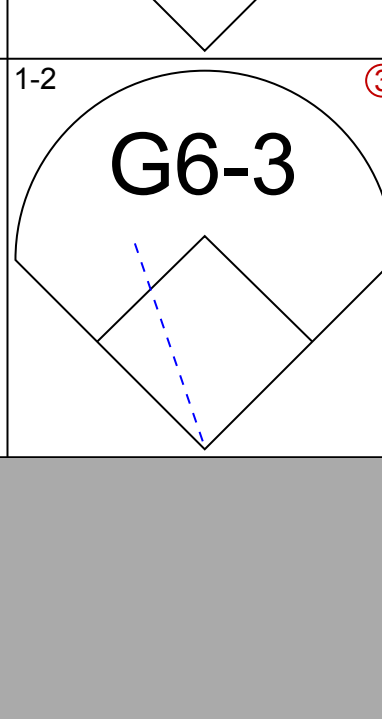
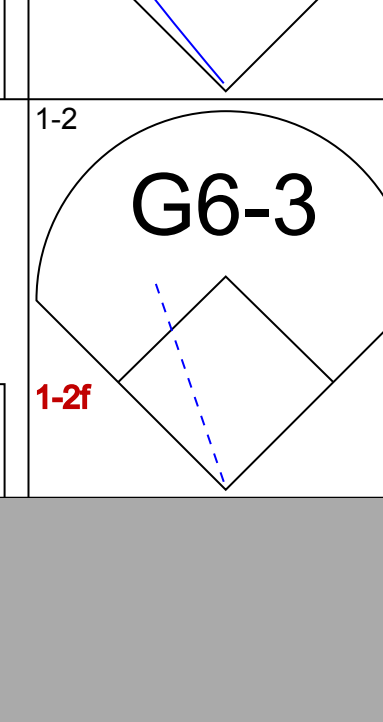
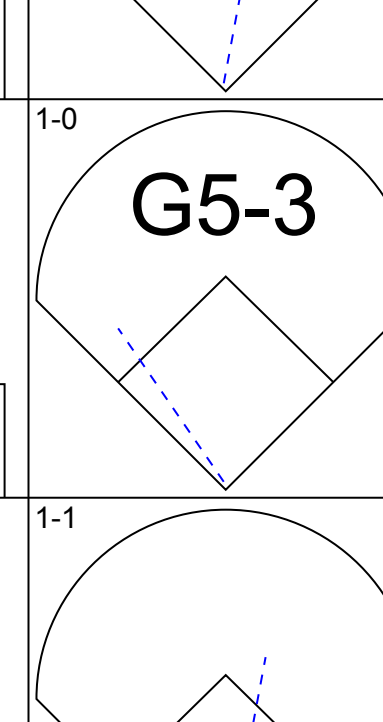
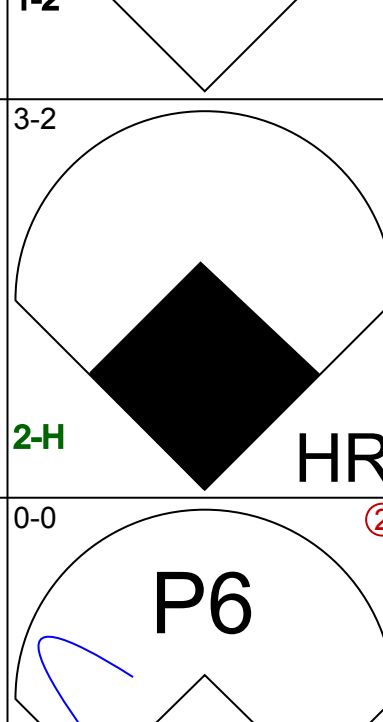
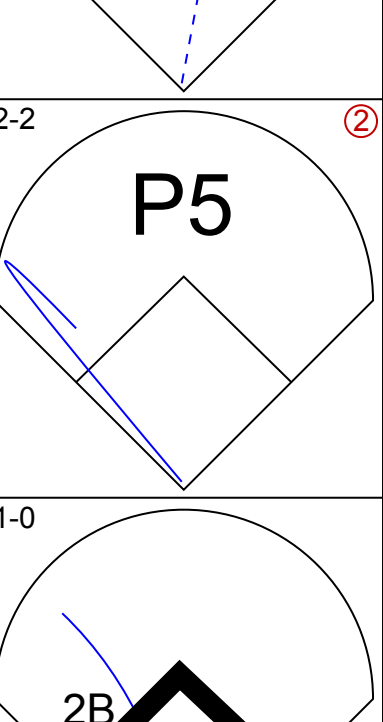
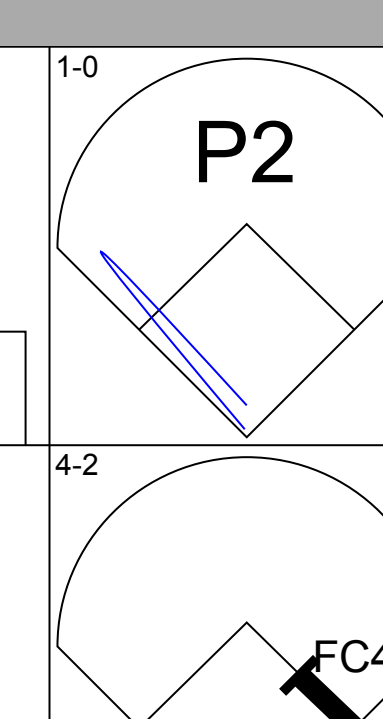
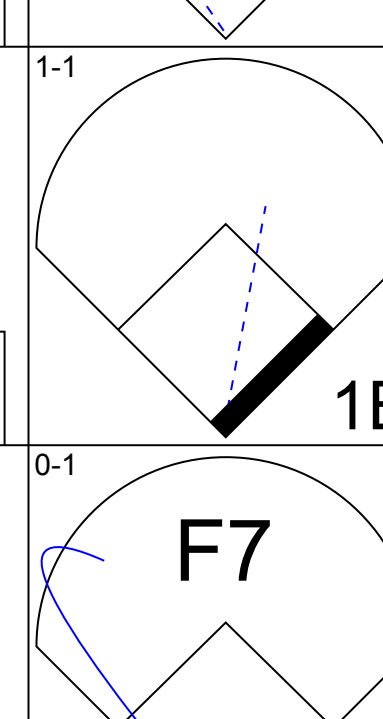
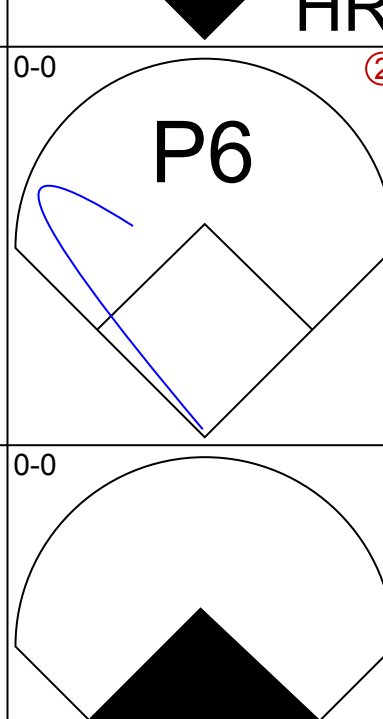
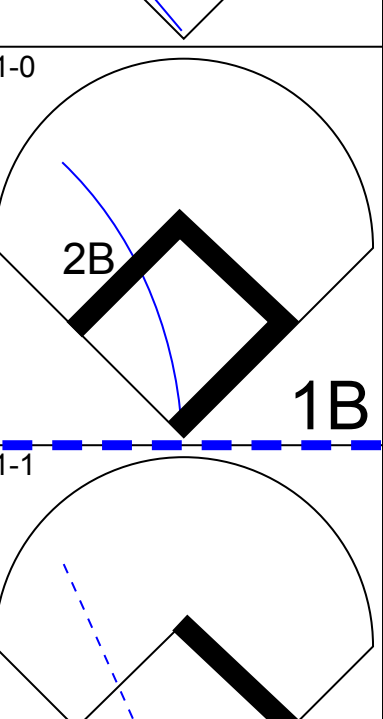
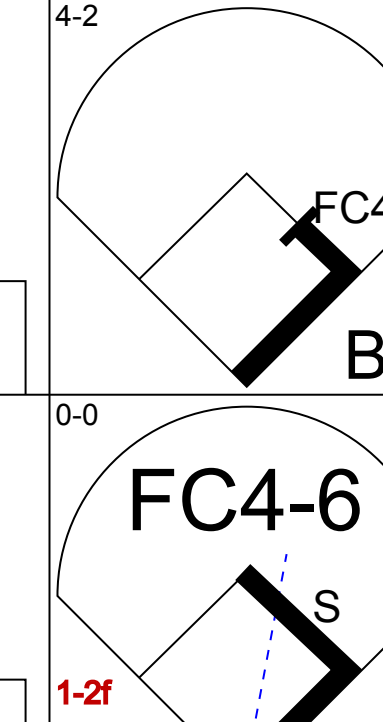
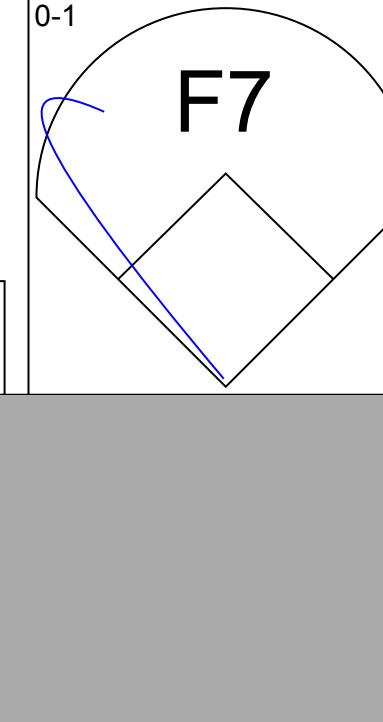
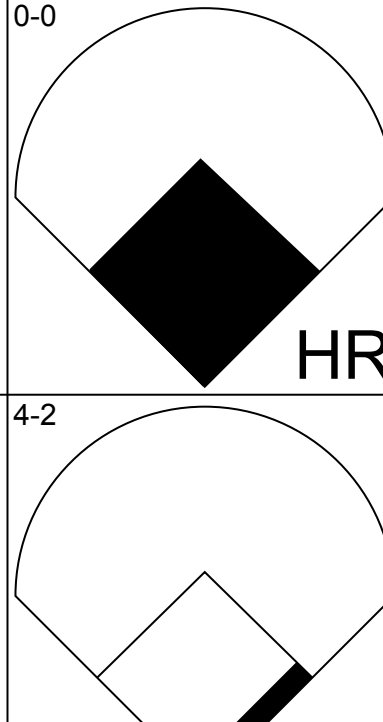
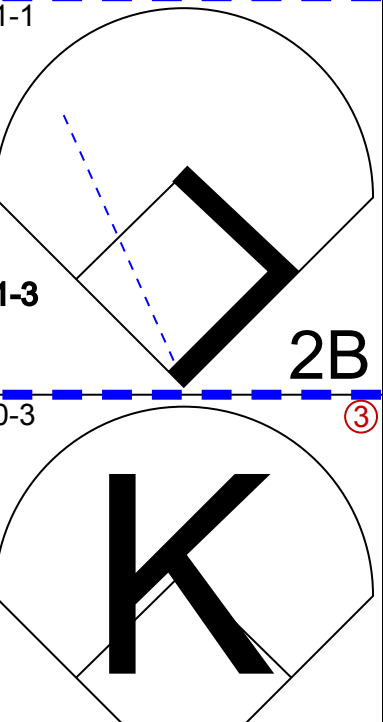
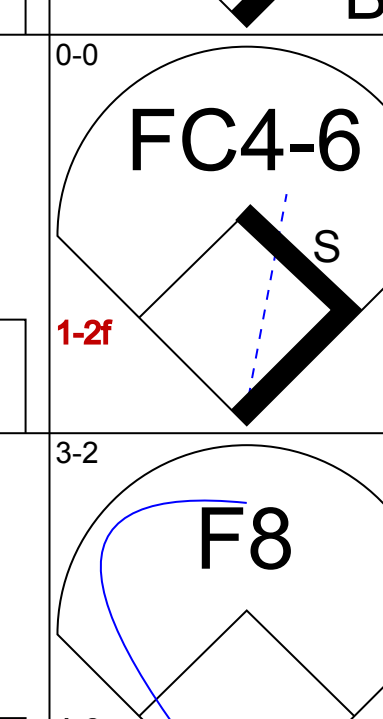

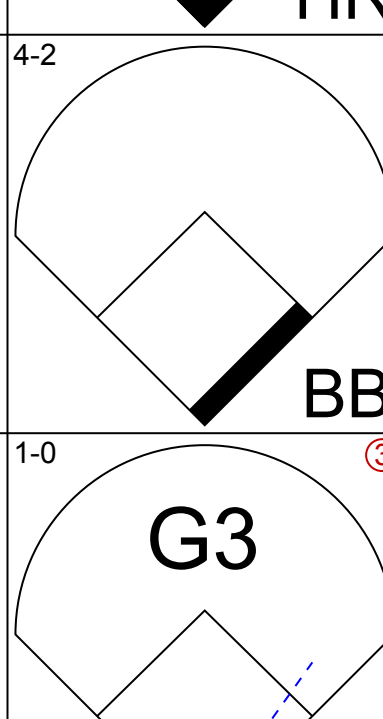
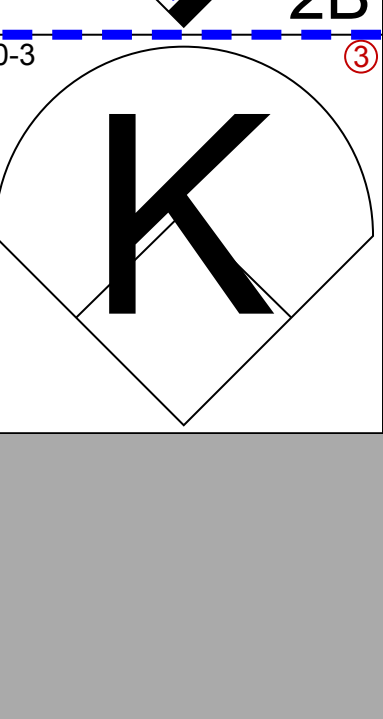
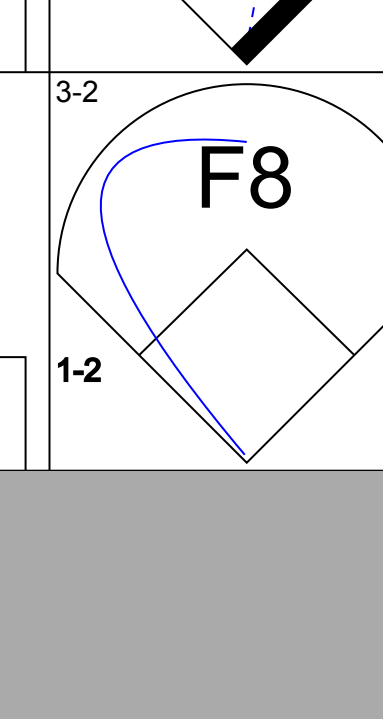
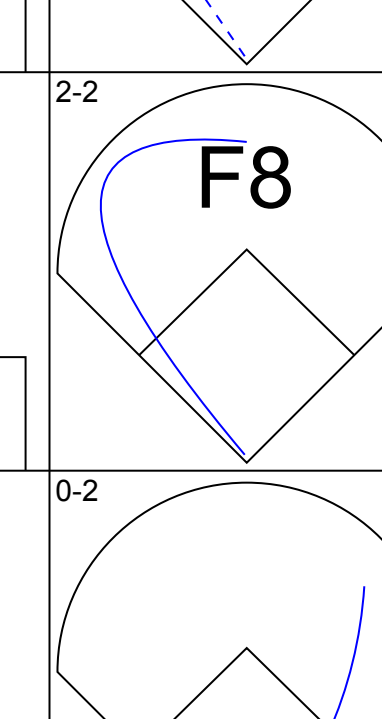
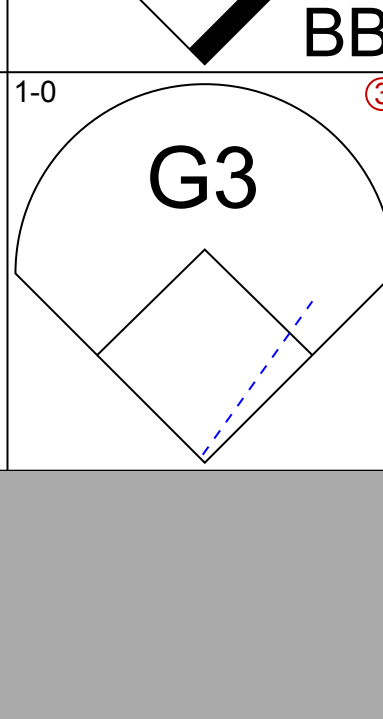
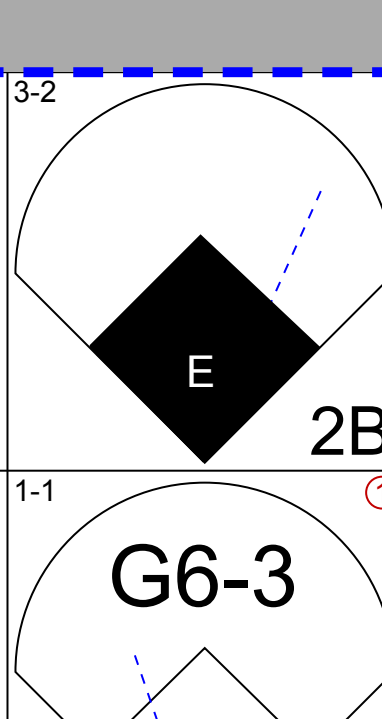
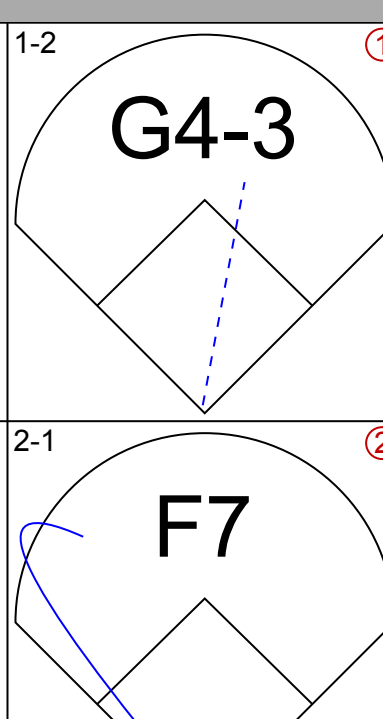
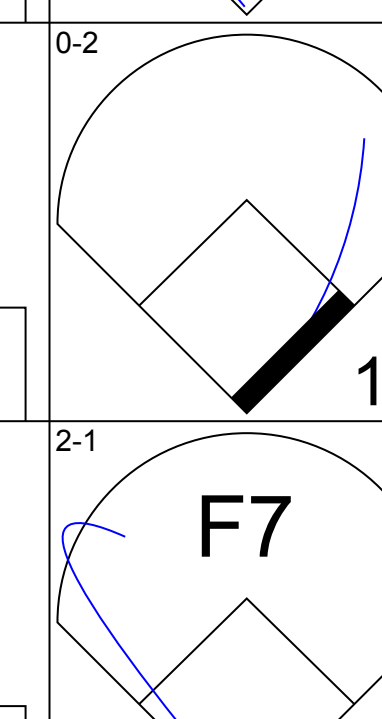
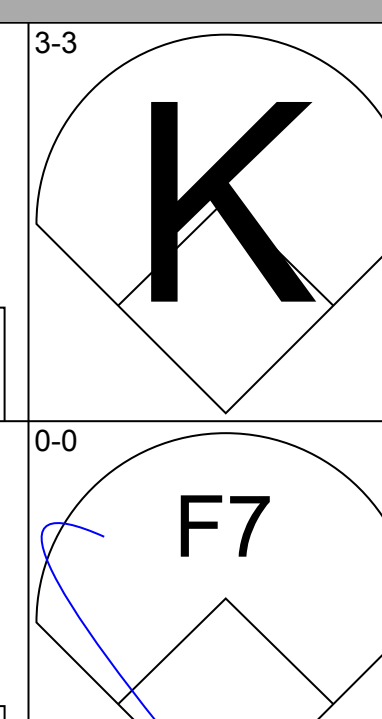
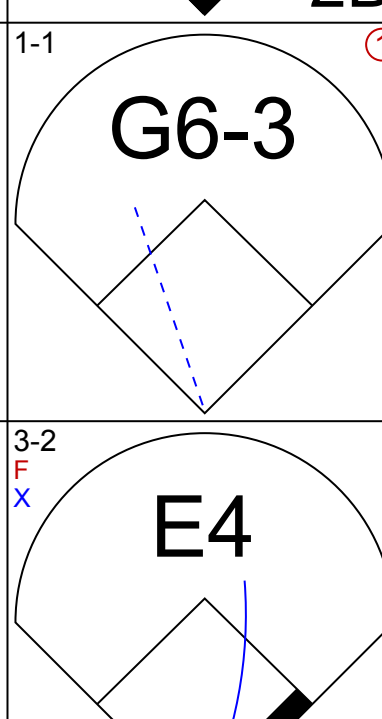
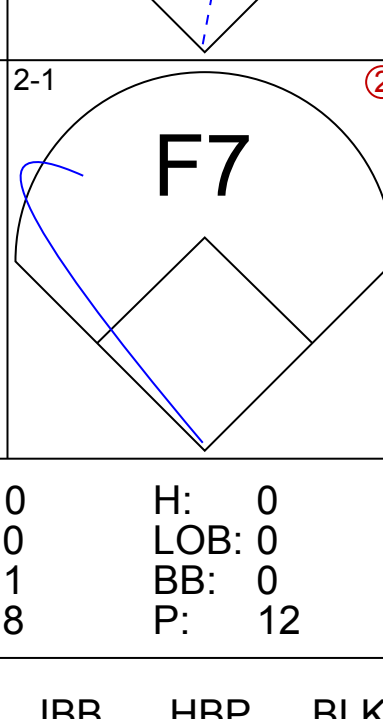
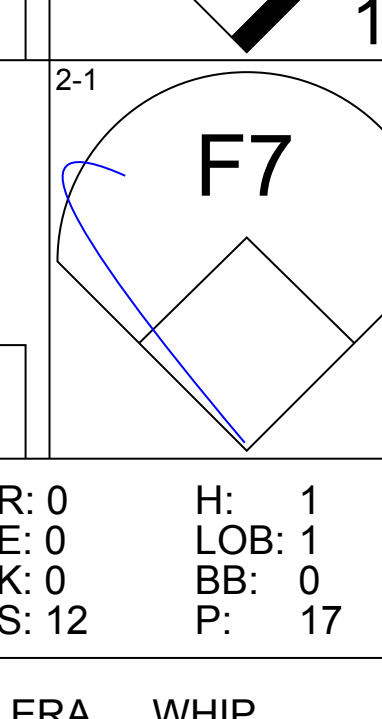
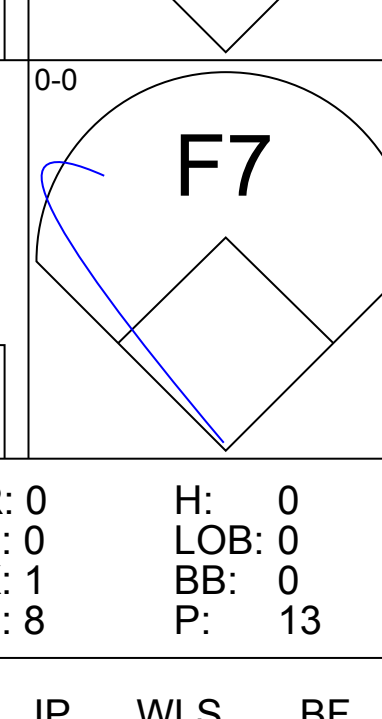
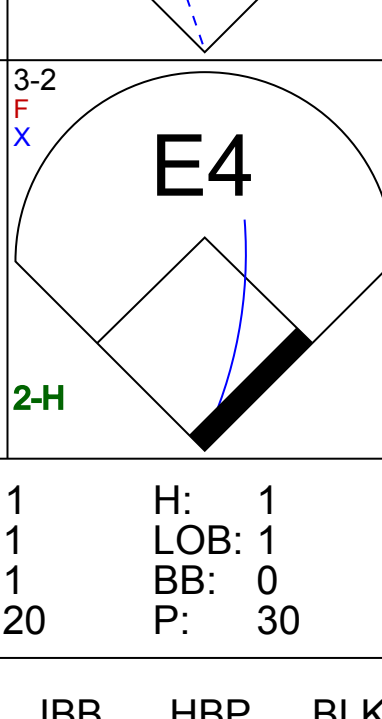
Batter	1	2	3	4	5	6	7	8	9	AB	R	H	RBI	BB	SO	LOB	BOTTOM				
David Hulse, L (1.8) OBP: 0.359, SLG: 0.353	4-2 S BB		3-2 G4-3		4-2 E BB		3-2 WP 2B	1-0 FC4-6 F9 WP 1-2		3	1	1	1	2	0	1					
Chris James, R (1.9) OBP: 0.440, SLG: 0.650	4-2 BB		2-1 G5-3		3-3 K		4-1 2B	1-1 F9		3	1	0	0	2	1	2					
Will Clark, L (1.3) OBP: 0.353, SLG: 0.517	1-1 F7			2-2 HR 1B		0-2 G4-3	0-2 1B 2B	0-3 K		5	2	2	1	0	1	4					
Juan Gonzalez, R (1.7) OBP: 0.162, SLG: 0.389	0-2 P6			0-3 K		1-0 2B	1-3 K			4	1	1	0	0	2	4					
Jose Canseco, R (1.10) OBP: 0.405, SLG: 0.533	3-3 K			2-0 HR		4-2 2B	0-2 BB	1-1 BB		3	2	2	3	1	1	2					
Dean Palmer, R (1.5) OBP: 0.270, SLG: 0.389		1-3 K		0-3 K		0-1 CS 2B	3-2 P4			4	0	1	2	0	2	1					
Ivan Rodriguez, R (1.2) OBP: 0.324, SLG: 0.452		1-3 K		4-1 BB		1-1 G6-3	4-2 BB			2	0	0	0	2	1	1					
Billy Ripken, R (1.4) OBP: 0.125, SLG: 0.125		2-1 G6-3		0-0 F8		1-3 K	3-2 G4-3			4	0	0	0	0	1	4					
Manuel Lee, S (1.6) OBP: 0.286, SLG: 0.259			1-3 K		0-1 G4-3		1-0 2B	2-2 FC4-6 1B		4	1	2	0	0	1	0					
Inning Stats	R: 0 E: 0 K: 1 S: 13	H: 0 LOB: 2 BB: 2 P: 25	R: 0 E: 0 K: 2 S: 9	H: 0 LOB: 0 BB: 0 P: 13	R: 0 E: 0 K: 1 S: 10	H: 0 LOB: 0 BB: 0 P: 16	R: 2 E: 0 K: 2 S: 12	H: 2 LOB: 1 BB: 1 P: 20	R: 0 E: 1 K: 1 S: 12	H: 0 LOB: 1 BB: 1 P: 19	R: 2 E: 0 K: 1 S: 12	H: 2 LOB: 0 BB: 1 P: 19	R: 4 E: 0 K: 1 S: 23	H: 4 LOB: 2 BB: 2 P: 44	R: 0 E: 0 K: 1 S: 9	H: 1 LOB: 1 BB: 0 P: 13	1B: 5 2B: 3 3B: 0 HR: 1	SF: 0 SAC: 0 DP: 0 HBP: 0	WP: 2 PB: 0 SB: 1 CS: 1	PA: 39	
PITCHER	IP	WLS	BF	H	R	ER	SO	BB	IBB	HBP	BLK	WP	HR	S	P	ERA	WHIP				
Arthur Rhodes, L (1.1) ERA: 11.25	5.0	L	23	3	4	4	4	5	0	0	0	0	0	8	11	9.00	2.000				
Mark Eichhorn, R (6.1) ERA: 9.0	1.0		4	2	1	1	1	0	0	0	0	0	0	8	11	9.00	2.000				
Brad Pennington, L (7.1) ERA: 10.13	0.0		3	2	2	2	0	1	0	0	0	1	0	5	14	∞	∞				
Mark Williamson, R (7.1) ERA: 3.6	1.0		5	1	1	1	1	1	0	0	0	0	0	17	28	9.00	2.000				
Jim Poole, L (8.1) ERA: 7.71	1.0		4	1	0	0	1	0	0	0	0	1	0	9	13	0.00	1.000				

Baltimore Orioles @ Texas Rangers
The Ballpark at Arlington, Arlington, TX
Fri Apr 15 1994, 8:05 PM EDT
Att: 37,760 - Unknown

AB	32
R	8
H	9
RBI	7
BB	7
SO	10
LOB	19



Batter	1	2	3	4	5	6	7	8	9	AB	R	H	RBI	BB	SO	LOB	TOP				
Brady Anderson, L (1, 7) OBP: 0.340, SLG: 0.350										5	1	1	0	0	3	0	Baltimore Orioles @ Texas Rangers The Ballpark at Arlington, Arlington, TX Sat Apr 16 1994, 8:05 PM EDT Att: 46,607 - Unknown - 74 F livebaseballscorecards.com				
Mike Devereaux, R (1, 8) OBP: 0.250, SLG: 0.385										4	0	1	0	0	2	0					
Rafael Palmeiro, L (1, 3) OBP: 0.386, SLG: 0.667										3	2	1	1	2	2	0					
Cal Ripken Jr., R (1, 6) OBP: 0.286, SLG: 0.366										4	2	1	1	1	0	2					
Chris Hoiles, R (1, 2) OBP: 0.366, SLG: 0.333										2	1	0	0	2	0	1					
Chris Sabo, R (1, 5) OBP: 0.294, SLG: 0.344										2	0	1	0	0	1	0					
Leo Gomez, R (5, 5) OBP: 0.500, SLG: 1.000										2	0	1	1	0	0	3					
Jack Voigt, R (1, 10)										2	0	0	0	0	0	1					
Harold Baines, L (8, PH) OBP: 0.436, SLG: 0.722										1	0	1	3	0	0	0					
Mark McLemore, S (1, 4) OBP: 0.333, SLG: 0.286										2	0	0	0	2	0	3					
Jeffrey Hammonds, R (1, 9) OBP: 0.282, SLG: 0.528										4	0	0	0	0	0	4					
Inning Stats	R: 0 E: 0 K: 3 S: 10	H: 0 LOB: 0 BB: 0 P: 14	R: 0 E: 0 K: 0 S: 7	H: 1 LOB: 2 BB: 1 P: 15	R: 0 E: 0 K: 2 S: 8	H: 0 LOB: 0 BB: 0 P: 10	R: 0 E: 0 K: 1 S: 8	H: 0 LOB: 0 BB: 0 P: 14	R: 0 E: 0 K: 1 S: 9	H: 0 LOB: 0 BB: 0 P: 12	R: 2 E: 0 K: 0 S: 18	H: 2 LOB: 2 BB: 2 P: 33	R: 4 E: 0 K: 0 S: 11	H: 3 LOB: 2 BB: 3 P: 27	R: 0 E: 0 K: 0 S: 9	H: 1 LOB: 1 BB: 1 P: 16	1B: 4 2B: 1 3B: 1 HR: 1	SF: 0 SAC: 1 DP: 2 HBP: 1	WP: 0 PB: 0 SB: 0 CS: 0	PA: 40	
PITCHER	IP	WLS	BF	H	R	ER	SO	BB	IBB	HBP	BLK	WP	HR	S	P	ERA	WHIP				
Kenny Rogers, L (1, 1) ERA: 6.75	6.2		26	3	2	2	8	3	0	1	0	0	1	69	111	2.70	0.900				
Cris Carpenter, R (7, 1)	0.1		1	0	0	0	0	0	0	0	0	0	0	2	4	0.00	0.000				
Rick Honeycutt, L (8, 1) ERA: 12.0	0.1	L	3	1	2	2	0	1	0	0	0	0	0	4	8	54.00	6.000				
Jay Howell, R (8, 1) ERA: 11.57	0.1		3	1	0	0	0	0	1	0	0	0	0	4	11	0.00	3.000				
Tom Henke, R (8, 1) ERA: 1.69	0.1		3	1	2	2	0	1	0	0	0	0	0	3	8	54.00	6.000				
PITCHER	IP	WLS	BF	H	R	ER	SO	BB	IBB	HBP	BLK	WP	HR	S	P	ERA	WHIP				
James Hurst, L (9, 1) ERA: 4.76	0.1		3	1	0	0	0	0	0	0	0	0	0	6	12	0.00	6.000				
Matt Whiteside, R (9, 1) ERA: 9.92	0.2		1	0	0	0	0	0	0	0	0	0	0	3	4	0.00	0.000				

Batter	1	2	3	4	5	6	7	8	9	AB	R	H	RBI	BB	SO	LOB	BOTTOM					
David Hulse, L (1, 8) OBP: 0.364, SLG: 0.359										5	1	2	0	0	2	1	Baltimore Orioles @ Texas Rangers The Ballpark at Arlington, Arlington, TX Sat Apr 16 1994, 8:05 PM EDT Att: 46,607 - Unknown - 74 F livebaseballscorecards.com					
Doug Strange, S (1, 4) OBP: 0.273, SLG: 0.467										4	0	0	0	0	2							
Jose Canseco, R (1, 10) OBP: 0.390, SLG: 0.588										4	1	1	2	0	0	1						
Juan Gonzalez, R (1, 7) OBP: 0.195, SLG: 0.400										4	0	2	0	0	0	0						
Will Clark, L (1, 3) OBP: 0.395, SLG: 0.656										3	1	2	1	1	0	1						
Dean Palmer, R (1, 5) OBP: 0.288, SLG: 0.359										3	0	0	0	1	1	3						
Rob Ducey, L (1, 9) OBP: 0.116, SLG: 0.176										4	1	1	0	0	0	2						
Ivan Rodriguez, R (1, 2) OBP: 0.317, SLG: 0.429										4	0	1	0	0	1	1						
Manuel Lee, S (1, 6) OBP: 0.250, SLG: 0.226										4	0	0	0	0	0	1						
Inning Stats	R: 0 E: 0 K: 0 S: 8	H: 1 LOB: 1 BB: 1 P: 11	R: 0 E: 0 K: 0 S: 10	H: 0 LOB: 1 BB: 1 P: 18	R: 0 E: 0 K: 1 S: 8	H: 0 LOB: 0 BB: 0 P: 12	R: 0 E: 0 K: 0 S: 6	H: 1 LOB: 1 BB: 0 P: 8	R: 0 E: 0 K: 0 S: 12	H: 1 LOB: 1 BB: 0 P: 17	R: 3 E: 0 K: 0 S: 16	H: 3 LOB: 1 BB: 1 P: 27	R: 0 E: 0 K: 1 S: 8	H: 0 LOB: 0 BB: 0 P: 13	R: 0 E: 0 K: 1 S: 11	H: 2 LOB: 2 BB: 0 P: 16		R: 1 E: 1 K: 1 S: 20	H: 1 LOB: 1 BB: 0 P: 30	1B: 5 2B: 2 3B: 0 HR: 2	SF: 0 SAC: 1 DP: 1 HBP: 0	WP: 0 PB: 0 SB: 2 CS: 0
PITCHER	IP	WLS	BF	H	R	ER	SO	BB	IBB	HBP	BLK	WP	HR	S	P	ERA	WHIP					
Ben McDonald, R (1, 1) ERA: 2.91	7.2		31	7	3	3	2	2	0	0	0	0	2	74	116	3.52	1.174					
Jim Poole, L (8, 1) ERA: 7.71	0.0		1	1	0	0	0	0	0	0	0	0	0	2	3	∞	∞					
Alan Mills, R (8, 1) ERA: 11.25	0.1		1	0	0	0	1	0	0	0	0	0	0	3	3	0.00	0.000					
Lee Smith, R (9, 1) ERA:	1.0	S	5	1	1	0	1	0	0	0	0	0	0	20	30	0.00	1.000					

Batter	1	2	3	4	5	6	7	8	9	AB	R	H	RBI	BB	SO	LOB	TOP									
Brady Anderson, L OBP: 0.327, SLG: 0.318	1-1 G4-3		0-3 K		2-2 L5		4-1 BB	1-1 G3		4	0	0	0	1	1	2										
Mike Deversaux, R OBP: 0.245, SLG: 0.386	2-0 G6-3		0-1 2B		2-1 L4		1-0 F8		1-1 G6-3	5	0	1	0	0	0	2										
Rafael Palmeiro, L OBP: 0.388, SLG: 0.636	3-2 WP 1B		1-2 F7		1-0 F7			0-0 1B	1-2 F9	5	1	2	0	0	0	1										
Harold Baines, L OBP: 0.442, SLG: 0.700 Lonnie Smith, R (8, PR)	3-0 WP		3-2 F9		2-3 K		1-2 SF4	1-2 K	1-3 K	4	0	2	0	0	1	0										
Cal Ripken Jr., R OBP: 0.283, SLG: 0.356	2-2 P3		3-1 G5-3		1-0 F9		3-2 BB	1-3 1B		4	1	1	1	0	0	2										
Chris Hoiles, R OBP: 0.400, SLG: 0.389		1-1 G5-3		2-1 HR		2-1 G3	4-2 WP	1-2 1B		3	2	2	0	1	0	0										
Chris Sabo, R OBP: 0.289, SLG: 0.429		3-2 G6-3		0-1 HR		2-2 G3	0-2 SF4			3	1	1	3	0	0	1										
Mark McLemore, S OBP: 0.302, SLG: 0.256		2-3 K		3-1 G3-1		1-2 L4	0-3 K			4	0	0	0	0	2	3										
Jeffrey Hammonds, R OBP: 0.302, SLG: 0.575			0-1 F7		0-1 F7		1-1 3B	1-2 1B		4	0	2	1	0	0	0										
Inning Stats	R: 0 E: 0 K: 0 S: 10	H: 2 LOB: 2 BB: 0 P: 21	R: 0 E: 0 K: 1 S: 9	H: 0 LOB: 0 BB: 0 P: 15	R: 0 E: 0 K: 1 S: 10	H: 1 LOB: 1 BB: 0 P: 11	R: 2 E: 0 K: 0 S: 11	H: 2 LOB: 0 BB: 0 P: 22	R: 0 E: 0 K: 0 S: 7	H: 0 LOB: 0 BB: 0 P: 11	R: 0 E: 0 K: 1 S: 5	H: 0 LOB: 0 BB: 0 P: 9	R: 1 E: 0 K: 0 S: 12	H: 2 LOB: 2 BB: 1 P: 23	R: 3 E: 0 K: 1 S: 27	H: 4 LOB: 2 BB: 1 P: 37	R: 0 E: 0 K: 1 S: 9	H: 0 LOB: 0 BB: 0 P: 12	1B: 7 2B: 2 3B: 1 HR: 1	SF: 1 SAC: 0 DP: 0 HBP: 0	WP: 2 PB: 0 SB: 0 CS: 0	PA: 40				
PITCHER	IP	WLS	BF	H	R	ER	SO	BB	IBB	HBP	BLK	WP	HR	S	P	ERA	WHIP									
Jack Armstrong, R ERA: 3.6	(1, 1)	4.0	L	17	5	2	2	2	0	0	0	0	1	1	40	69	4.50	1.250								
Steve Dreyer, R ERA: 5.4	(5, 1)	2.2		10	2	1	1	1	0	0	0	0	1	0	22	36	3.38	0.750								
James Hurst, L ERA: 7.5	(7, 1)	0.1		4	2	2	2	0	1	0	0	0	0	0	7	13	54.00	9.000								
Cris Carpenter, R ERA: 1.35	(8, 1)	0.2		5	2	1	1	1	1	0	0	0	0	0	20	28	13.50	4.500								
Matt Whiteside, R ERA: 7.2	(8, 1)	1.1		4	0	0	0	1	0	0	0	0	0	0	11	15	0.00	0.000								

Baltimore Orioles @ Texas Rangers
The Ballpark at Arlington, Arlington, TX
Sun Apr 17 1994, 8:05 PM EDT
Att: 29,228 - Unknown - 75 F

AB 37
R 6
H 11
RBI 5
BB 2
SO 5
LOB 11



Batter	1	2	3	4	5	6	7	8	9	AB	R	H	RBI	BB	SO	LOB	BOTTOM									
David Hulse, L OBP: 0.380, SLG: 0.378	2-1 E BB		2-3 K		2-1 F8		0-1 G4-3	1-0 SF8	0-1 1B	6	0	3	1	0	1	4										
Chris James, R OBP: 0.452, SLG: 0.591	4-2 E BB		4-2 BB		4-2 BB		3-3 K	1-2 SF8	0-0 L9	2	0	0	1	3	1	2										
Will Clark, L OBP: 0.349, SLG: 0.568	1-2 P5		1-3 K		0-0 F8		2-2 G4-3	2-3 P6		5	0	0	0	0	1	9										
Juan Gonzalez, R OBP: 0.217, SLG: 0.467	0-2 E5		2-3 K		0-0 1B		2-2 F8	2-2 HR		5	2	2	1	0	1	2										
Jose Canseco, R OBP: 0.413, SLG: 0.667	0-2 P4		3-2 P3		3-0 1B		2-0 1B	0-2 HR		5	1	3	1	0	0	3										
Dean Palmer, R OBP: 0.261, SLG: 0.341	3-3 K		0-1 F8		0-2 F9		0-1 F8	1-1 1B		5	1	1	0	0	1	6										
Ivan Rodriguez, R OBP: 0.346, SLG: 0.436		4-2 SH5-4		2-1 BB		0-0 G4-3	0-1 G4-3	2-2 K		4	0	2	0	1	1	2										
Billy Ripken, R OBP: 0.200, SLG: 0.200		0-0 SH5-4		2-3 K		1-1 SF7	1-2 F8	0-0 1B		2	0	1	0	0	1	1										
Doug Strange, S OBP: 0.276, SLG: 0.469		1-2 SH5-4		1-2 K		3-H SF7	2-2 F8	1-2 1B		2	0	1	1	0	0	0										
Manuel Lee, S OBP: 0.286, SLG: 0.242		1-1 SH5-4		4-2 BB		4-2 G4-3	1-2 1B	2-2 SF8		2	1	1	0	1	0	2										
Gary Redus, R OBP: 0.286, SLG: 0.429		1-2 SH5-4		1-2 BB						1	0	0	0	0	0	2										
Inning Stats	R: 0 E: 1 K: 1 S: 17	H: 1 LOB: 3 BB: 1 P: 27	R: 0 E: 0 K: 2 S: 21	H: 1 LOB: 3 BB: 2 P: 33	R: 0 E: 0 K: 1 S: 10	H: 0 LOB: 0 BB: 0 P: 15	R: 0 E: 0 K: 1 S: 14	H: 1 LOB: 3 BB: 2 P: 28	R: 1 E: 0 K: 0 S: 11	H: 3 LOB: 2 BB: 0 P: 17	R: 0 E: 0 K: 1 S: 9	H: 0 LOB: 0 BB: 0 P: 14	R: 0 E: 0 K: 0 S: 9	H: 1 LOB: 1 BB: 0 P: 13	R: 1 E: 0 K: 0 S: 13	H: 2 LOB: 1 BB: 0 P: 17	R: 3 E: 0 K: 1 S: 18	H: 5 LOB: 2 BB: 0 P: 25	1B: 12 2B: 0 3B: 0 HR: 2	SF: 2 SAC: 1 DP: 0 HBP: 0	WP: 0 PB: 0 SB: 1 CS: 0	PA: 47				
PITCHER	IP	WLS	BF	H	R	ER	SO	BB	IBB	HBP	BLK	WP	HR	S	P	ERA	WHIP									
Sid Fernandez, L ERA	(1, 1)	3.2		19	4	1	1	1	1	0	0	0	0	0	33	52	2.70	1.500								
Mark Williamson, R ERA: 3.24	(4, 1)	3.1	W	15	4	1	1	1	1	0	0	0	0	0	13	17	9.00	2.000								
Jim Poole, L ERA: 8.1	(8, 1)	1.0		5	2	1	1	0	0	0	0	0	0	2	8	11	∞	∞								
Alan Mills, R ERA: 18.0	(9, 1)	0.0		3	3	3	3	0	0	0	0	0	0	2	8	11	∞	∞								
Lee Smith, R ERA	(9, 1)	1.0	S	5	2	0	0	1	0	0	0	0	0	10	14	0.00	2.000									

Baltimore Orioles @ Texas Rangers
The Ballpark at Arlington, Arlington, TX
Sun Apr 17 1994, 8:05 PM EDT
Att: 29,228 - Unknown - 75 F

AB 39
R 5
H 14
RBI 5
BB 5
SO 7
LOB 33



Batter	1	2	3	4	5	6	7	8	9	AB	R	H	RBI	BB	SO	LOB	TOP											
Damon Easley, R OBP: 0.375, SLG: 0.460 (1, 5)	G6-3			CS 1B		K		G6-3	0-1 1B	5	0	2	0	0	1	0	California Angels @ Baltimore Orioles Oriole Park at Camden Yards, Baltimore, MD Tue Apr 19 1994, 7:05 PM EDT Att: 43,876 - Unknown - 85 F											
Chad Curtis, R OBP: 0.250, SLG: 0.217 (1, 8)	G6-3			CS 1B		1B		G1-3	3-1 1B	5	1	2	0	0	0	2												
Tim Salmon, R OBP: 0.413, SLG: 0.558 (1, 9)	F9			K		1B		HR	2-2	4	1	2	1	0	1	2												
Chili Davis, S OBP: 0.207, SLG: 0.635 Spike Owen, S OBP: 0.429, SLG: 0.200 (8, PR)		K		1B		P6		1B	2-1	3	0	1	0	1	1	2												
Bo Jackson, R OBP: 0.324, SLG: 0.500 Jim Edmonds, L OBP: 0.600, SLG: 0.429 (8, PR)	L7			BB		1B		1B	2-2	4	0	2	1	0	0	2												
Eduardo Perez, R OBP: 0.271, SLG: 0.453 (1, 3)	G6-3			FC6-4		G1-3		1B	1-2	4	0	0	0	0	0	0												
Chris Turner, R OBP: 0.207, SLG: 0.120 Harold Reynolds, S OBP: 0.326, SLG: 0.375 (9, PH)			G5-3			K		F8	1-0	3	0	0	0	0	1	0												
Rex Hudler, R OBP: 0.286, SLG: 0.500 Dwight Smith, L OBP: 0.365, SLG: 0.435 (9, PH)	G5-3		G5-3		G4-3		HR	1B	1-1	3	1	1	1	0	0	0												
Gary Disarcina, R OBP: 0.400, SLG: 0.412 Greg Myers, L OBP: 0.267, SLG: 0.250 (9, PH)	G4-3		G4-3		G1-3		G6-3	K	2-2	3	0	0	0	0	0	1												
Inning Stats	R: 0 E: 0 K: 0 S: 6	H: 0 LOB: 0 BB: 0 P: 9	R: 0 E: 0 K: 1 S: 11	H: 0 LOB: 0 BB: 0 P: 15	R: 0 E: 0 K: 0 S: 7	H: 0 LOB: 0 BB: 1 P: 11	R: 1 E: 0 K: 1 S: 13	H: 3 LOB: 2 BB: 1 P: 24	R: 0 E: 0 K: 0 S: 9	H: 0 LOB: 0 BB: 0 P: 12	R: 0 E: 0 K: 1 S: 12	H: 2 LOB: 2 BB: 0 P: 19	R: 1 E: 0 K: 0 S: 16	H: 1 LOB: 0 BB: 0 P: 8	R: 1 E: 0 K: 0 S: 16	H: 3 LOB: 2 BB: 0 P: 27		R: 0 E: 0 K: 1 S: 10	H: 2 LOB: 2 BB: 0 P: 15	1B: 9 2B: 0 3B: 0 HR: 2	SF: 0 SAC: 0 DP: 0 HBP: 0	WP: 0 PB: 0 SB: 0 CS: 2	PA: 38					
PITCHER	IP	WLS	BF	H	R	ER	SO	BB	IBB	HBP	BLK	WP	HR	S	P	ERA	WHIP											
Jamie Moyer, L ERA: 4.91 Brad Pennington, L ERA: 10.13 Mark Eichhorn, R ERA: 7.94 Jim Poole, L ERA: 8.1 Lee Smith, R ERA: 7.0	(1, 1)	7.2	W	30	7	3	3	4	1	0	0	0	0	2	72	111	3.52	1.043										
Brady Anderson, L OBP: 0.339, SLG: 0.375 (1, 7)	L3-6 2B			F7		1B		P5	2-2	4	0	2	0	0	0	1	California Angels @ Baltimore Orioles Oriole Park at Camden Yards, Baltimore, MD Tue Apr 19 1994, 7:05 PM EDT Att: 43,876 - Unknown - 85 F											
Mike Deversaux, R OBP: 0.254, SLG: 0.383 (1, 8)	L9			K		G6-4-3 1B		BB	4-1	3	0	1	0	1	1	2												
Rafael Palmeiro, L OBP: 0.358, SLG: 0.583 (1, 3)	L3-6			F8		P4		G4-3	3-2	4	0	0	0	0	0	4												
Harold Baines, L OBP: 0.447, SLG: 0.698 (1, 10)			G6-4-3 BB		2B	G6-4-3		K	3-3	3	1	1	0	1	1	2												
Cal Ripken Jr., R OBP: 0.300, SLG: 0.388 (1, 6)	G6-4-3			2B		G5-3		G5-3	1-0	4	1	2	1	0	0	1												
Chris Hoiles, R OBP: 0.388, SLG: 0.359 (1, 2)	K			F9		G5-3		BB	4-1	3	0	0	0	1	1	2												
Chris Sabo, R OBP: 0.333, SLG: 0.459 (1, 5)			G4-3 BB		2B	L3 BB		F8	2-2	2	1	1	1	2	0	1												
Mark McLemore, S OBP: 0.283, SLG: 0.238 (1, 4)	G4-3			L7		L3			0-0	3	0	0	0	0	0	4												
Jeffrey Hammonds, R OBP: 0.328, SLG: 0.651 (1, 9)	2H 1B					HR		G6-3	2-1	3	1	2	2	0	0	0												
Inning Stats	R: 0 E: 0 K: 0 S: 6	H: 1 LOB: 0 BB: 0 P: 8	R: 0 E: 0 K: 1 S: 6	H: 0 LOB: 1 BB: 1 P: 16	R: 1 E: 0 K: 1 S: 9	H: 1 LOB: 1 BB: 1 P: 17	R: 2 E: 0 K: 0 S: 9	H: 3 LOB: 1 BB: 0 P: 14	R: 1 E: 0 K: 0 S: 9	H: 3 LOB: 1 BB: 0 P: 12	R: 0 E: 0 K: 0 S: 8	H: 1 LOB: 1 BB: 1 P: 13	R: 0 E: 0 K: 0 S: 10	H: 0 LOB: 1 BB: 1 P: 20	R: 0 E: 0 K: 1 S: 11	H: 0 LOB: 1 BB: 1 P: 21		1B: 3 2B: 7 3B: 0 HR: 1	SF: 0 SAC: 0 DP: 4 HBP: 0	WP: 0 PB: 0 SB: 0 CS: 0	PA: 34							
PITCHER	IP	WLS	BF	H	R	ER	SO	BB	IBB	HBP	BLK	WP	HR	S	P	ERA	WHIP											
Phil Lettich, R ERA: 7.02 Bob Patterson, L ERA: 7.2 Bill Sampen, R ERA: 2.89	(1, 1)	4.0	L	20	8	4	4	2	2	0	0	0	0	3	4	0.00	0.000											
Bill Sampen, R ERA: 2.89 (6, 1)	3.0	12	1	0	0	0	1	3	0	0	0	0	0	29	54	0.00	1.333											

Batter	1	2	3	4	5	6	7	8	9	AB	R	H	RBI	BB	SO	LOB	TOP									
Damon Easley, R OBP: 0.361, SLG: 0.426										4	1	0	0	1	2	0										
Dwight Smith, L OBP: 0.419, SLG: 0.464										5	2	3	2	0	0	0										
Tim Salmon, R OBP: 0.382, SLG: 0.518										4	0	0	1	0	2	2										
Chili Davis, S OBP: 0.493, SLG: 0.625										4	2	2	1	1	1	1										
Jim Edmonds, L OBP: 0.533, SLG: 0.417										5	1	2	2	0	0	1										
Chad Curtis, R OBP: 0.261, SLG: 0.219										4	0	1	0	1	0	3										
Greg Myers, L OBP: 0.286, SLG: 0.273										5	0	2	0	0	1	1										
Harold Reynolds, S OBP: 0.375, SLG: 0.409										4	1	3	2	1	0	0										
Gary Disarcina, R OBP: 0.383, SLG: 0.393										5	1	1	0	0	0	7										
Inning Stats	R: 1 E: 0 K: 2 S: 17	H: 2 LOB: 2 BB: 1 P: 27	R: 0 E: 0 K: 0 S: 11	H: 0 LOB: 0 BB: 0 P: 15	R: 0 E: 0 K: 1 S: 11	H: 1 LOB: 1 BB: 0 P: 12	R: 0 E: 0 K: 0 S: 10	H: 2 LOB: 2 BB: 0 P: 15	R: 0 E: 0 K: 2 S: 9	H: 0 LOB: 0 BB: 0 P: 14	R: 1 E: 0 K: 0 S: 14	H: 3 LOB: 2 BB: 0 P: 19	R: 0 E: 0 K: 0 S: 4	H: 0 LOB: 0 BB: 0 P: 4	R: 0 E: 0 K: 0 S: 4	H: 0 LOB: 0 BB: 0 P: 5	R: 6 E: 0 K: 1 S: 26	H: 6 LOB: 3 BB: 3 P: 48	1B: 14 2B: 0 3B: 0 HR: 0	SF: 1 SAC: 0 DP: 0 HBP: 0	WP: 0 PB: 0 SB: 0 CS: 0	PA: 45				
PITCHER	IP	WLS	BF	H	R	ER	SO	BB	IBB	HBP	BLK	WP	HR	S	P	ERA	WHIP									
35 Mike Mussina, R ERA: 2.17	(1, 1)	8.1	L	35	9	3	3	6	1	0	0	0	0	0	86	121	3.24	1.200								
Alan Mills, R ERA: 24.92	(9, 1)	0.1		5	3	3	3	0	1	0	0	0	0	0	12	21	81.00	12.000								
Brad Pennington, L ERA: 12.0	(9, 1)	0.1		5	2	2	2	0	2	0	0	0	0	0	8	17	54.00	12.000								

California Angels @ Baltimore Orioles
Oriole Park at Camden Yards, Baltimore, MD

Wed Apr 20 1994, 7:05 PM EDT
Att: 45,851 - Unknown - 73 F

AB 40
R 8
H 14
RBI 8
BB 4
SO 6
LOB 15



Batter	1	2	3	4	5	6	7	8	9	AB	R	H	RBI	BB	SO	LOB	BOTTOM								
Brady Anderson, L OBP: 0.317, SLG: 0.346										4	0	0	0	0	1	1									
Mike Devereaux, R OBP: 0.263, SLG: 0.373										4	0	1	0	0	1	0									
Rafael Palmeiro, L OBP: 0.386, SLG: 0.588										3	0	2	0	1	1	1									
Harold Baines, L OBP: 0.412, SLG: 0.638										4	0	0	0	0	1	4									
Cal Ripken Jr., R OBP: 0.315, SLG: 0.396										4	1	2	0	0	0	1									
Chris Hoiles, R OBP: 0.358, SLG: 0.326										4	0	0	0	0	1	3									
Chris Sabo, R OBP: 0.304, SLG: 0.415										4	0	0	0	0	1	3									
Mark McLemore, S OBP: 0.306, SLG: 0.267										3	1	2	0	0	1	0									
Jeffrey Hammonds, R OBP: 0.327, SLG: 0.652										3	0	1	2	0	0	0									
Inning Stats	R: 0 E: 0 K: 0 S: 9	H: 0 LOB: 1 BB: 1 P: 16	R: 0 E: 0 K: 1 S: 10	H: 0 LOB: 0 BB: 0 P: 18	R: 0 E: 0 K: 1 S: 5	H: 0 LOB: 0 BB: 0 P: 6	R: 0 E: 1 K: 1 S: 10	H: 1 LOB: 0 BB: 0 P: 14	R: 2 E: 0 K: 2 S: 12	H: 3 LOB: 1 BB: 0 P: 18	R: 0 E: 0 K: 0 S: 7	H: 1 LOB: 1 BB: 0 P: 12	R: 0 E: 0 K: 0 S: 7	H: 1 LOB: 0 BB: 0 P: 12	R: 0 E: 0 K: 1 S: 7	H: 0 LOB: 0 BB: 0 P: 9	R: 0 E: 0 K: 1 S: 10	H: 2 LOB: 2 BB: 0 P: 14	1B: 7 2B: 1 3B: 0 HR: 0	SF: 0 SAC: 0 DP: 0 HBP: 0	WP: 0 PB: 0 SB: 0 CS: 1	PA: 35			
PITCHER	IP	WLS	BF	H	R	ER	SO	BB	IBB	HBP	BLK	WP	HR	S	P	ERA	WHIP								
Mark Leiter, R ERA: 2.57	(1, 1)	8.0	W	29	6	2	2	6	1	0	0	0	0	0	105	2.25	0.875								
Craig Lefferts, L ERA: 1.5	(9, 1)	1.0		5	2	0	0	1	0	0	0	0	0	10	14	0.00	2.000								

California Angels @ Baltimore Orioles
Oriole Park at Camden Yards, Baltimore, MD

Wed Apr 20 1994, 7:05 PM EDT
Att: 45,851 - Unknown - 73 F

AB 33
R 2
H 8
RBI 2
BB 1
SO 7
LOB 13



Batter	1	2	3	4	5	6	7	8	9	AB	R	H	RBI	BB	SO	LOB	TOP							
Damon Easley, R OBP: 0.343, SLG: 0.417										6	2	1	0	0	3	4	California Angels @ Baltimore Orioles Oriole Park at Camden Yards, Baltimore, MD Thu Apr 21 1994, 7:05 PM EDT Att: 45,858 - Unknown - 67 F							
Chad Curtis, R OBP: 0.297, SLG: 0.217										5	0	1	0	0	2	4								
Tim Salmon, R OBP: 0.384, SLG: 0.500										4	1	1	1	1	1	1								
Chili Davis, S OBP: 0.514, SLG: 0.627										3	3	2	1	2	1	1								
Bo Jackson, R OBP: 0.366, SLG: 0.595										3	1	2	4	0	0	0								
Jim Edmonds, L OBP: 0.563, SLG: 0.462										1	1	1	0	0	0	0								
Eduardo Perez, R OBP: 0.297, SLG: 0.561										4	2	2	4	1	0	3								
Greg Myers, L OBP: 0.300, SLG: 0.316										5	0	2	0	0	0	3								
Rex Hudler, R OBP: 0.250, SLG: 0.467										1	0	0	1	0	1	1								
Harold Reynolds, S OBP: 0.392, SLG: 0.413										2	0	1	0	1	0	0								
Gary Disarcina, R OBP: 0.369, SLG: 0.377										5	1	1	0	0	1	5								
Inning Stats	R: 0 E: 0 K: 3 S: 12	H: 1 LOB: 1 BB: 0 P: 19	R: 1 E: 0 K: 1 S: 15	H: 2 LOB: 1 BB: 0 P: 25	R: 0 E: 0 K: 0 S: 4	H: 0 LOB: 0 BB: 0 P: 7	R: 1 E: 0 K: 0 S: 18	H: 2 LOB: 2 BB: 1 P: 27	R: 4 E: 0 K: 0 S: 12	H: 4 LOB: 0 BB: 0 P: 18	R: 2 E: 0 K: 1 S: 21	H: 2 LOB: 3 BB: 2 P: 38	R: 0 E: 0 K: 3 S: 15	H: 1 LOB: 2 BB: 1 P: 25	R: 3 E: 1 K: 0 S: 12	H: 2 LOB: 0 BB: 1 P: 23	R: 0 E: 0 K: 1 S: 6	H: 0 LOB: 0 BB: 0 P: 8	1B: 9 2B: 2 3B: 0 HR: 3	SF: 1 SAC: 1 DP: 0 HBP: 1	WP: 0 PB: 1 SB: 1 CS: 0	PA: 47		
PITCHER	IP WLS BF H R ER SO BB IBB HBP BLK WP HR S P ERA WHIP	IP WLS BF H R ER SO BB IBB HBP BLK WP HR S P ERA WHIP	IP WLS BF H R ER SO BB IBB HBP BLK WP HR S P ERA WHIP	IP WLS BF H R ER SO BB IBB HBP BLK WP HR S P ERA WHIP	IP WLS BF H R ER SO BB IBB HBP BLK WP HR S P ERA WHIP	IP WLS BF H R ER SO BB IBB HBP BLK WP HR S P ERA WHIP	IP WLS BF H R ER SO BB IBB HBP BLK WP HR S P ERA WHIP	IP WLS BF H R ER SO BB IBB HBP BLK WP HR S P ERA WHIP	IP WLS BF H R ER SO BB IBB HBP BLK WP HR S P ERA WHIP	IP WLS BF H R ER SO BB IBB HBP BLK WP HR S P ERA WHIP	IP WLS BF H R ER SO BB IBB HBP BLK WP HR S P ERA WHIP	IP WLS BF H R ER SO BB IBB HBP BLK WP HR S P ERA WHIP	IP WLS BF H R ER SO BB IBB HBP BLK WP HR S P ERA WHIP	IP WLS BF H R ER SO BB IBB HBP BLK WP HR S P ERA WHIP	IP WLS BF H R ER SO BB IBB HBP BLK WP HR S P ERA WHIP	IP WLS BF H R ER SO BB IBB HBP BLK WP HR S P ERA WHIP	IP WLS BF H R ER SO BB IBB HBP BLK WP HR S P ERA WHIP	IP WLS BF H R ER SO BB IBB HBP BLK WP HR S P ERA WHIP	IP WLS BF H R ER SO BB IBB HBP BLK WP HR S P ERA WHIP	IP WLS BF H R ER SO BB IBB HBP BLK WP HR S P ERA WHIP	IP WLS BF H R ER SO BB IBB HBP BLK WP HR S P ERA WHIP	IP WLS BF H R ER SO BB IBB HBP BLK WP HR S P ERA WHIP	IP WLS BF H R ER SO BB IBB HBP BLK WP HR S P ERA WHIP	IP WLS BF H R ER SO BB IBB HBP BLK WP HR S P ERA WHIP

AB	39
R	11
H	14
RBI	11
BB	5
SO	9
LOB	22



Batter	1	2	3	4	5	6	7	8	9	AB	R	H	RBI	BB	SO	LOB	BOTTOM							
Brady Anderson, L OBP: 0.323, SLG: 0.339										4	1	1	0	0	0	0	California Angels @ Baltimore Orioles Oriole Park at Camden Yards, Baltimore, MD Thu Apr 21 1994, 7:05 PM EDT Att: 45,858 - Unknown - 67 F							
Mike Deversaux, R OBP: 0.254, SLG: 0.365									1	0	0	1	0	0	0									
Jack Voigt, R OBP: 0.500, SLG: 1.000									2	2	1	2	1	0	0									
Rafael Palmeiro, L OBP: 0.403, SLG: 0.600									4	1	2	2	1	0	0									
Cal Ripken Jr., R OBP: 0.305, SLG: 0.379									5	0	1	2	0	0	3									
Chris Hoiles, R OBP: 0.345, SLG: 0.298										4	0	0	0	1	3	1								
Chris Sabo, R OBP: 0.300, SLG: 0.386										3	0	0	0	1	0	1								
Lonnie Smith, R OBP: 0.400, SLG: 0.600										4	1	2	0	0	0	1								
Mark McLemore, S OBP: 0.302, SLG: 0.265										4	1	1	0	0	0	4								
Jeffrey Hammonds, R OBP: 0.340, SLG: 0.673										3	2	2	1	0	0	2								
Inning Stats	R: 0 E: 0 K: 0 S: 11	H: 0 LOB: 1 BB: 1 P: 17	R: 0 E: 0 K: 1 S: 8	H: 0 LOB: 1 BB: 1 P: 15	R: 1 E: 0 K: 0 S: 9	H: 3 LOB: 0 BB: 0 P: 12	R: 0 E: 0 K: 0 S: 9	H: 1 LOB: 2 BB: 1 P: 14	R: 0 E: 0 K: 0 S: 6	H: 0 LOB: 0 BB: 0 P: 10	R: 0 E: 0 K: 1 S: 5	H: 0 LOB: 0 BB: 0 P: 8	R: 1 E: 0 K: 0 S: 8	H: 1 LOB: 0 BB: 0 P: 11	R: 1 E: 0 K: 0 S: 7	H: 1 LOB: 0 BB: 0 P: 11	R: 5 E: 0 K: 1 S: 17	H: 4 LOB: 1 BB: 1 P: 35	1B: 6 2B: 3 3B: 0 HR: 1	SF: 2 SAC: 0 DP: 1 HBP: 1	WP: 0 PB: 0 SB: 0 CS: 0	PA: 41		
PITCHER	IP WLS BF H R ER SO BB IBB HBP BLK WP HR S P ERA WHIP	IP WLS BF H R ER SO BB IBB HBP BLK WP HR S P ERA WHIP	IP WLS BF H R ER SO BB IBB HBP BLK WP HR S P ERA WHIP	IP WLS BF H R ER SO BB IBB HBP BLK WP HR S P ERA WHIP	IP WLS BF H R ER SO BB IBB HBP BLK WP HR S P ERA WHIP	IP WLS BF H R ER SO BB IBB HBP BLK WP HR S P ERA WHIP	IP WLS BF H R ER SO BB IBB HBP BLK WP HR S P ERA WHIP	IP WLS BF H R ER SO BB IBB HBP BLK WP HR S P ERA WHIP	IP WLS BF H R ER SO BB IBB HBP BLK WP HR S P ERA WHIP	IP WLS BF H R ER SO BB IBB HBP BLK WP HR S P ERA WHIP	IP WLS BF H R ER SO BB IBB HBP BLK WP HR S P ERA WHIP	IP WLS BF H R ER SO BB IBB HBP BLK WP HR S P ERA WHIP	IP WLS BF H R ER SO BB IBB HBP BLK WP HR S P ERA WHIP	IP WLS BF H R ER SO BB IBB HBP BLK WP HR S P ERA WHIP	IP WLS BF H R ER SO BB IBB HBP BLK WP HR S P ERA WHIP	IP WLS BF H R ER SO BB IBB HBP BLK WP HR S P ERA WHIP	IP WLS BF H R ER SO BB IBB HBP BLK WP HR S P ERA WHIP	IP WLS BF H R ER SO BB IBB HBP BLK WP HR S P ERA WHIP	IP WLS BF H R ER SO BB IBB HBP BLK WP HR S P ERA WHIP	IP WLS BF H R ER SO BB IBB HBP BLK WP HR S P ERA WHIP	IP WLS BF H R ER SO BB IBB HBP BLK WP HR S P ERA WHIP	IP WLS BF H R ER SO BB IBB HBP BLK WP HR S P ERA WHIP	IP WLS BF H R ER SO BB IBB HBP BLK WP HR S P ERA WHIP	IP WLS BF H R ER SO BB IBB HBP BLK WP HR S P ERA WHIP



Batter	1	2	3	4	5	6	7	8	9	AB	R	H	RBI	BB	SO	LOB	TOP					
Rich Amaral, R OBP: 0.354, SLG: 0.448	F9		G4-3			G6-4-3 1B				3	0	1	0	1	0	0	Seattle Mariners @ Baltimore Orioles Oriole Park at Camden Yards, Baltimore, MD Fri Apr 22 1994, 7:05 PM EDT Att: 47,051 - Unknown - 65 F					
Torey Lovullo, S OBP: 0.273, SLG: 0.250	K			L8		G6-4-3 1-2	L1			4	0	0	0	0	1	4						
Ken Griffey Jr., L OBP: 0.388, SLG: 0.677	K			G3			1B 2B	G3-1		4	1	1	0	0	1	0						
Jay Buhner, R OBP: 0.417, SLG: 0.698		G3-6-3 1B		G4-3			G5-3	L7		4	0	1	0	0	0	1						
Eric Anthony, L OBP: 0.317, SLG: 0.509		G3-6-3 1-2			F8		1B 2H 1B	1B		4	1	2	1	0	0	1						
Tino Martinez, L OBP: 0.299, SLG: 0.255	K			G4-3			G4-3 1-2	K		4	0	0	0	0	2	2						
Reggie Jefferson, S OBP: 0.464, SLG: 0.692						FC6-4 1B		G3-1		4	2	3	1	0	0	0						
Mike Blowers, R OBP: 0.241, SLG: 0.189			G4-3		FC6-4 1-2		BB E 1B	G6-3		4	0	1	1	0	0	1						
Bill Haselman, R OBP: 0.455, SLG: 0.684			G6-3			G5-3	E6 1-2 2H	G6-3		4	0	0	0	0	0	1						
Inning Stats	R: 0 H: 0 E: 0 K: 2 S: 9	H: 0 LOB: 0 BB: 0 P: 11	R: 0 H: 1 E: 0 K: 1 S: 8	H: 1 LOB: 0 BB: 0 P: 11	R: 1 H: 1 E: 0 K: 0 S: 9	H: 1 LOB: 0 BB: 0 P: 14	R: 0 H: 0 E: 0 K: 0 S: 13	H: 0 LOB: 0 BB: 0 P: 21	R: 0 H: 1 E: 0 K: 0 S: 6	H: 1 LOB: 1 BB: 0 P: 8	R: 0 H: 1 E: 0 K: 0 S: 4	H: 1 LOB: 0 BB: 0 P: 6	R: 3 H: 4 E: 1 K: 0 S: 19	H: 4 LOB: 3 BB: 1 P: 36	R: 0 H: 1 E: 0 K: 1 S: 9	H: 1 LOB: 1 BB: 0 P: 15	R: 0 H: 0 E: 0 K: 0 S: 12	H: 0 LOB: 0 BB: 0 P: 18	1B: 7 2B: 1 3B: 0 HR: 1	SF: 0 SAC: 0 DP: 2 HBP: 0	WP: 0 PB: 0 SB: 0 CS: 0	PA: 36
PITCHER	IP	WLS	BF	H	R	ER	SO	BB	IBB	HBP	BLK	WP	HR	S	P	ERA	WHIP					
Ben McDonald, R ERA: 3.18	6.2	W	28	8	4	3	3	1	0	0	0	0	1	66	104	4.05	1.350					
Jim Poole, L ERA: 5.79	1.1		5	1	0	0	1	0	0	0	0	0	0	11	18	0.00	0.750					
Lee Smith, R ERA:	1.0	S	3	0	0	0	0	0	0	0	0	0	0	12	18	0.00	0.000					

AB	35
R	4
H	9
RBI	3
BB	1
SO	4
LOB	10



Batter	1	2	3	4	5	6	7	8	9	AB	R	H	RBI	BB	SO	LOB	BOTTOM				
Brady Anderson, L OBP: 0.333, SLG: 0.400	BB E G6-4-3 1B	G5-3				HR				4	2	2	1	0	0	2	Seattle Mariners @ Baltimore Orioles Oriole Park at Camden Yards, Baltimore, MD Fri Apr 22 1994, 7:05 PM EDT Att: 47,051 - Unknown - 65 F				
Jeffrey Hammonds, R OBP: 0.316, SLG: 0.623	E6 G6-4-3 1B	P5			G1		F7			4	1	0	0	0	0	1					
Rafael Palmeiro, L OBP: 0.409, SLG: 0.579	G6-4-3 1B	G3-1			P4		1B BB			2	0	0	0	2	0	0					
Cal Ripken Jr., R OBP: 0.302, SLG: 0.371	G6-4-3 1-2 2-3 3-H		P6		F7		G4-6-3 1B			4	0	1	0	0	0	2					
Lonnie Smith, R OBP: 0.500, SLG: 0.714	HBP 1B BB		G6-3			S 1B 2B	G4-6-3 1-2			2	2	1	0	1	0	0					
Harold Baines, L OBP: 0.404, SLG: 0.625										1	0	0	0	0	0	2					
Chris Sabo, R OBP: 0.302, SLG: 0.370	1B HBP		P4			G5-3		F9		2	1	0	0	0	0	1					
Leo Gomez, R OBP: 0.333, SLG: 0.667										1	0	0	0	0	0	0					
Jack Voigt, R OBP: 0.500, SLG: 0.714	1B 1-3 2-H 3-H			K		1B IBB		G6-3		3	0	1	2	1	1	0					
Tim Lulett, R OBP: 0.286, SLG: 0.286					F8			G3		2	0	1	1	0	0	0					
Mark McLemore, S OBP: 0.291, SLG: 0.255	FC5-4 1B					K				2	0	0	0	0	1	2					
Jeff Tackett, R OBP: 0.333, SLG: 0.333	FC5-4 1-2			K			1-2 3-H	1B		3	0	1	1	0	1	2					
Inning Stats	R: 4 H: 3 E: 1 K: 0 S: 21	H: 3 LOB: 2 BB: 2 P: 37	R: 0 H: 0 E: 0 K: 0 S: 7	H: 0 LOB: 0 BB: 0 P: 11	R: 0 H: 0 E: 0 K: 2 S: 8	H: 0 LOB: 0 BB: 0 P: 10	R: 0 H: 0 E: 0 K: 2 S: 8	H: 0 LOB: 0 BB: 0 P: 11	R: 1 H: 1 E: 0 K: 0 S: 6	H: 1 LOB: 0 BB: 0 P: 12	R: 0 H: 2 E: 0 K: 0 S: 12	H: 2 LOB: 2 BB: 1 P: 24	R: 0 H: 1 E: 0 K: 0 S: 12	H: 1 LOB: 1 BB: 1 P: 17	R: 0 H: 0 E: 0 K: 0 S: 6	H: 0 LOB: 0 BB: 0 P: 9	1B: 5 2B: 1 3B: 0 HR: 1	SF: 0 SAC: 0 DP: 2 HBP: 1	WP: 0 PB: 0 SB: 1 CS: 0	PA: 35	
PITCHER	IP	WLS	BF	H	R	ER	SO	BB	IBB	HBP	BLK	WP	HR	S	P	ERA	WHIP				
Dave Fleming, L ERA: 4.57	5.1	L	25	5	6	2	2	2	1	0	0	0	0	3	4	0.00	0.000				
Jeff Nelson, R ERA: 1.59	0.1		1	0	0	0	1	0	0	0	0	0	0	3	4	0.00	0.000				
Kevin King, L ERA: 8.1	0.2		4	1	0	0	0	1	0	0	0	0	0	13	23	0.00	3.000				
Rich Gossage, R ERA: 3.0	1.2		5	1	0	0	0	0	0	0	0	0	0	10	14	0.00	0.600				



Batter	1	2	3	4	5	6	7	8	9	AB	R	H	RBI	BB	SO	LOB	TOP										
Brian Turang, R (1, 10) OBP: 0.176, SLG: 0.353																	4 0 0 0 0 2 2										
Rich Amaral, R (1, 6) OBP: 0.348, SLG: 0.426																	3 1 0 0 1 1 2										
Ken Griffey Jr., L (1, 8) OBP: 0.380, SLG: 0.667																	4 0 1 1 0 1 1										
Jay Buhner, R (1, 9) OBP: 0.406, SLG: 0.661																	3 0 0 0 1 1 1										
Greg Pirkel, R (1, 3) OBP: 0.263, SLG: 0.778																	3 1 1 2 0 0 0										
Tino Martinez, L (8, PH) OBP: 0.255, SLG: 0.250																	1 0 0 0 0 0 2										
Mike Blowers, R (1, 5) OBP: 0.258, SLG: 0.196																	3 0 1 0 1 1 0										
Eric Anthony, L (1, 7) OBP: 0.297, SLG: 0.474																	4 0 0 0 0 3 2										
Bill Haselman, R (1, 2) OBP: 0.400, SLG: 0.691																	3 0 0 0 0 0 0										
Reggie Jefferson, S (9, PH) OBP: 0.448, SLG: 0.667																	1 0 0 0 0 0 0										
Torey Lovullo, S (1, 4) OBP: 0.320, SLG: 0.273																	2 1 1 0 1 0 0										
Inning Stats	R: 0 E: 0 K: 3 S: 10	H: 0 LOB: 0 BB: 0 P: 15	R: 0 E: 0 K: 1 S: 9	H: 1 LOB: 1 BB: 0 P: 14	R: 0 E: 0 K: 1 S: 7	H: 0 LOB: 0 BB: 0 P: 9	R: 2 E: 0 K: 2 S: 16	H: 1 LOB: 1 BB: 2 P: 29	R: 0 E: 0 K: 0 S: 5	H: 0 LOB: 0 BB: 0 P: 8	R: 0 E: 0 K: 1 S: 10	H: 0 LOB: 0 BB: 0 P: 14	R: 1 E: 0 K: 0 S: 13	H: 1 LOB: 2 BB: 2 P: 27	R: 0 E: 0 K: 1 S: 9	H: 0 LOB: 0 BB: 0 P: 14	1B: 2 2B: 1 3B: 0 HR: 1	SF: 0 SAC: 0 DP: 0 HBP: 0	WP: 0 PB: 0 SB: 0 CS: 0	PA: 35							
PITCHER	IP	WLS	BF	H	R	ER	SO	BB	IBB	HBP	BLK	WP	HR	S	P	ERA	WHIP										
Sid Fernandez, L (1, 1) ERA: 2.38	7.2		30	4	3	3	8	3	0	0	0	0	1	71	109	3.52	0.913										
Alan Mills, R (8, 1) ERA: 24.92	0.0	W	1	0	0	0	0	1	0	0	0	0	0	2	6	∞	∞										
Jim Poole, L (8, 1) ERA: 5.4	0.1	S	3	0	0	0	0	0	0	0	0	0	0	3	6	0.00	0.000										
Lee Smith, R (9, 1) ERA:	1.0			0	0	0	1	0	0	0	0	0	0	9	14	0.00	0.000										

Seattle Mariners @ Baltimore Orioles
 Oriole Park at Camden Yards, Baltimore, MD
 Sat Apr 23 1994, 3:33 AM EDT
 Att: 45,059 - Sunny - 63 F

AB 31
 R 3
 H 4
 RBI 3
 BB 4
 SO 9
 LOB 10



Batter	1	2	3	4	5	6	7	8	9	AB	R	H	RBI	BB	SO	LOB	BOTTOM										
Brady Anderson, L (1, 8) OBP: 0.324, SLG: 0.375																	4 0 0 0 1 0 2										
Jeffrey Hammonds, R (1, 9) OBP: 0.290, SLG: 0.599																	5 0 0 0 0 1 4										
Rafael Palmeiro, L (1, 3) OBP: 0.423, SLG: 0.645																	5 2 3 1 0 1 3										
Harold Baines, L (1, 10) OBP: 0.426, SLG: 0.633																	1 1 1 0 1 0 0										
Lonnie Smith, R (6, PH) OBP: 0.500, SLG: 0.625																	1 0 0 0 1 0 0										
Cal Ripken Jr., R (1, 6) OBP: 0.313, SLG: 0.375																	2 0 1 1 1 0 0										
Chris Hoiles, R (1, 2) OBP: 0.355, SLG: 0.314																	4 1 2 1 0 1 5										
Jack Voigt, R (1, 7) OBP: 0.385, SLG: 0.500																	3 0 0 0 0 0 3										
Mark McLemore, S (1, 4) OBP: 0.305, SLG: 0.259																	3 0 1 0 1 1 2										
Leo Gomez, R (1, 5) OBP: 0.429, SLG: 0.500																	3 0 1 1 1 1 1										
Inning Stats	R: 0 E: 0 K: 1 S: 10	H: 1 LOB: 3 BB: 2 P: 22	R: 0 E: 0 K: 1 S: 8	H: 1 LOB: 1 BB: 0 P: 13	R: 2 E: 0 K: 0 S: 13	H: 3 LOB: 1 BB: 0 P: 22	R: 0 E: 0 K: 0 S: 5	H: 0 LOB: 1 BB: 1 P: 12	R: 1 E: 0 K: 2 S: 15	H: 2 LOB: 2 BB: 1 P: 27	R: 0 E: 0 K: 0 S: 5	H: 0 LOB: 0 BB: 0 P: 7	R: 0 E: 0 K: 0 S: 7	H: 0 LOB: 0 BB: 0 P: 10	R: 1 E: 0 K: 1 S: 13	H: 2 LOB: 3 BB: 2 P: 29	1B: 7 2B: 1 3B: 0 HR: 1	SF: 1 SAC: 1 DP: 0 HBP: 0	WP: 0 PB: 0 SB: 0 CS: 0	PA: 39							
PITCHER	IP	WLS	BF	H	R	ER	SO	BB	IBB	HBP	BLK	WP	HR	S	P	ERA	WHIP										
Roger Salkeld, R (1, 1) ERA: 4.5	6.0		29	7	3	3	4	4	0	0	0	0	0	14	25	6.75	2.250										
Bobby Thigpen, R (7, 1) ERA: 8.44	1.1	L	7	2	1	1	0	1	0	0	0	0	0	6	14	0.00	1.500										
Tim Davis, L (8, 1) ERA:	0.2		3	0	0	0	1	1	0	0	0	0	0	6	14	0.00	1.500										

Seattle Mariners @ Baltimore Orioles
 Oriole Park at Camden Yards, Baltimore, MD
 Sat Apr 23 1994, 3:33 AM EDT
 Att: 45,059 - Sunny - 63 F

AB 31
 R 4
 H 9
 RBI 4
 BB 6
 SO 5
 LOB 20



Batter	1	2	3	4	5	6	7	8	9	AB	R	H	RBI	BB	SO	LOB	TOP										
Rich Amaral, R OBP: 0.365, SLG: 0.431 (1, 6)										4	2	2	0	1	1	0											
Torey Lovullo, S OBP: 0.333, SLG: 0.296 (1, 4)										5	1	2	0	0	0	1											
Ken Griffey Jr., L OBP: 0.382, SLG: 0.704 (1, 8)										5	1	2	4	0	0	0											
Jay Buhner, R OBP: 0.412, SLG: 0.667 (1, 9)										4	1	2	0	0	0	2											
Mike Blowers, R OBP: 0.242, SLG: 0.183 (1, 5)										4	0	0	0	0	1	3											
Greg Pirtl, R OBP: 0.304, SLG: 0.864 (1, 10)										4	1	2	2	0	1	1											
Tino Martinez, L OBP: 0.254, SLG: 0.235 (1, 3)										3	0	0	0	1	2	1											
Dan Wilson, R OBP: 0.255, SLG: 0.302 (1, 2)										3	0	0	0	1	1	1											
Darren Bragg, L OBP: 0.211, SLG: 0.222 (1, 7)										3	1	1	0	0	1	0											
Brian Turang, R OBP: 0.167, SLG: 0.333 (8, PH)										1	0	0	0	0	0	3											
Inning Stats	R: 1 E: 0 K: 0 S: 8	H: 3 LOB: 1 BB: 0 P: 13	R: 0 E: 0 K: 2 S: 8	H: 0 LOB: 0 BB: 0 P: 12	R: 0 E: 0 K: 1 S: 11	H: 0 LOB: 0 BB: 0 P: 14	R: 2 E: 0 K: 1 S: 10	H: 2 LOB: 0 BB: 0 P: 17	R: 0 E: 0 K: 0 S: 10	H: 0 LOB: 0 BB: 0 P: 15	R: 0 E: 0 K: 0 S: 12	H: 1 LOB: 1 BB: 0 P: 17	R: 4 E: 0 K: 2 S: 23	H: 4 LOB: 3 BB: 3 P: 43	R: 0 E: 0 K: 1 S: 7	H: 0 LOB: 0 BB: 0 P: 12	1B: 7 2B: 3 3B: 0 HR: 2	SF: 0 SAC: 0 DP: 2 HBP: 0	WP: 1 PB: 0 SB: 0 CS: 0	PA: 39							
PITCHER	IP	WLS	BF	H	R	ER	SO	BB	IBB	HBP	BLK	WP	HR	S	P	ERA	WHIP										
Jamie Moyer, L ERA: 5.59	7.0		29	9	6	6	4	1	0	0	0	0	1	1	111	7.71	1.429										
Brad Pennington, L ERA: 12.0	0.0	L	1	1	1	1	0	0	0	0	0	1	1	1	2	∞	∞										
Mark Eichhorn, R ERA: 7.11	0.2		5	1	0	0	2	1	1	0	0	0	0	12	24	0.00	3.000										
Jim Poole, L ERA: 5.06	0.1		1	0	0	0	0	0	0	0	0	0	0	3	6	0.00	0.000										
Alan Mills, R ERA: 20.25	1.0		3	0	0	0	1	0	0	0	0	0	0	7	12	0.00	0.000										
Batter	1	2	3	4	5	6	7	8	9	AB	R	H	RBI	BB	SO	LOB	BOTTOM										
Brady Anderson, L OBP: 0.308, SLG: 0.353 (1, 8)										4	0	0	0	0	2	1											
Jeffrey Hammonds, R OBP: 0.298, SLG: 0.548 (1, 9)										4	1	1	0	0	0	0											
Rafael Palmeiro, L OBP: 0.440, SLG: 0.667 (1, 3)										4	1	3	0	0	0	0											
Cal Ripken Jr., R OBP: 0.324, SLG: 0.382 (1, 6)										4	1	2	1	0	0	2											
Chris Hoiles, R OBP: 0.379, SLG: 0.407 (1, 2)										3	1	2	1	1	1	2											
Lonnie Smith, R OBP: 0.429, SLG: 0.455 (1, 10)										3	1	0	0	1	0	2											
Jack Voigt, R OBP: 0.294, SLG: 0.357 (1, 7)										4	1	0	1	0	1	3											
Tim Hulett, R OBP: 0.273, SLG: 0.273 (1, 4)										4	0	1	0	0	1	3											
Leo Gomez, R OBP: 0.300, SLG: 0.333 Mark McLemore, S OBP: 0.300, SLG: 0.255 (8, PH)										3	0	0	0	0	1	1											
Inning Stats	R: 0 E: 0 K: 0 S: 5	H: 0 LOB: 0 BB: 0 P: 6	R: 3 E: 2 K: 0 S: 14	H: 2 LOB: 1 BB: 1 P: 28	R: 2 E: 0 K: 0 S: 11	H: 2 LOB: 1 BB: 1 P: 25	R: 0 E: 0 K: 1 S: 12	H: 1 LOB: 0 BB: 0 P: 17	R: 0 E: 0 K: 0 S: 7	H: 1 LOB: 0 BB: 0 P: 10	R: 1 E: 0 K: 1 S: 9	H: 1 LOB: 0 BB: 0 P: 16	R: 0 E: 0 K: 2 S: 7	H: 0 LOB: 0 BB: 0 P: 9	R: 0 E: 0 K: 1 S: 10	H: 2 LOB: 1 BB: 0 P: 13	R: 0 E: 0 K: 1 S: 5	H: 0 LOB: 0 BB: 0 P: 6	1B: 6 2B: 2 3B: 0 HR: 1	SF: 0 SAC: 0 DP: 3 HBP: 0	WP: 0 PB: 0 SB: 3 CS: 0	PA: 36					
PITCHER	IP	WLS	BF	H	R	ER	SO	BB	IBB	HBP	BLK	WP	HR	S	P	ERA	WHIP										
Greg Hibbard, L ERA: 3.96	6.0		26	7	6	3	2	2	0	0	0	0	0	9	102	4.50	1.500										
John Cummings, L ERA: 2.94	1.0	W	4	1	0	0	2	0	0	0	0	0	0	9	11	0.00	1.000										
Bobby Ayala, R ERA: 1.08	2.0	S	6	1	0	0	2	0	0	0	0	0	0	13	17	0.00	0.500										

Seattle Mariners @ Baltimore Orioles
 Oriole Park at Camden Yards, Baltimore, MD
 Sun Apr 24 1994, 3:33 AM EDT
 Att: 46,640 - Sunny - 79 F

AB	36
R	7
H	11
RBI	6
BB	3
SO	7
LOB	12



Seattle Mariners @ Baltimore Orioles
 Oriole Park at Camden Yards, Baltimore, MD
 Sun Apr 24 1994, 3:33 AM EDT
 Att: 46,640 - Sunny - 79 F

AB	34
R	6
H	9
RBI	3
BB	2
SO	6
LOB	14



Batter	1	2	3	4	5	6	7	8	9	AB	R	H	RBI	BB	SO	LOB	TOP										
Stan Javier, S OBP: 0.443, SLG: 0.589 (1, 8)	2-2 2B 1B 2B	1-1 HR	1-0 F9			2-2 F8			4-0 F9 DI BB	4	2	2	2	1	0	0											
Mike Aldrete, L OBP: 0.508, SLG: 0.364 (1, 7)	2-1 1B 2B	0-2 1B 2B 1B		2-2 G1-3			0-2 G3		0-2 F9	5	2	2	0	0	0	1											
Gerónimo Berroa, R OBP: 0.492, SLG: 0.731 (1, 10)	0-0 1B	0-0 2B SF8 1B		0-0 L5			2-3 K		2-3 K	5	1	2	2	0	2	1											
Ruben Sierra, S OBP: 0.256, SLG: 0.512 (1, 9)	2-2 F8	1-0 SF8 2B		3-2 G1-3			0-0 G4-3		2-2 G4-3	5	0	1	1	0	0	2											
Troy Neel, L OBP: 0.393, SLG: 0.528 (1, 3)	1-0 E4	4-0 IBB			0-1 G4-3				1-3 K	3	0	0	0	1	1	1											
Terry Steinbach, R OBP: 0.377, SLG: 0.677 (1, 2)	1-3 K	1-2 SF8			3-2 G6-3				1-0 BB 1B	3	0	1	1	0	1	2											
Mike Brumley, S OBP: 0.313, SLG: 0.313 (1, 5) (8, 6)	1-3 K	1-0 F7			0-1 P3				0-2 L5	4	0	0	0	0	1	5											
Mike Bordick, R OBP: 0.338, SLG: 0.333 (8, PH)		1-2 G4-3		0-0 G4-3			2-2 F9		4-2 BB	3	0	0	0	0	0	0											
Mark McGwire, R OBP: 0.521, SLG: 0.623 (8, PH)									1-2 BB	0	0	0	0	1	0	0											
Junior Noboa, R OBP: 0.361, SLG: 0.353 (8, 4)									1-0 F8	0	0	0	0	0	0	0											
Scott Hemond, R OBP: 0.143, SLG: 0.040 (8, PH)		4-0 HR BB		0-0 P3			0-0 G5-3			2	1	0	0	1	0	0											
Rickey Henderson, R OBP: 0.450, SLG: 0.316 (8, 5)										1	0	0	0	0	0	2											
Scott Brosius, R OBP: 0.250, SLG: 0.286 (8, 5)										0	0	0	0	0	0	0											
Inning Stats	R: 2 H: 3 E: 1 K: 2 S: 20	H: 3 R: 6 ER: 0 LOB: 2 BB: 0 P: 29	R: 4 H: 4 E: 0 K: 0 S: 14	H: 4 R: 6 ER: 2 LOB: 2 BB: 2 P: 27	R: 0 H: 0 E: 0 K: 0 S: 3	H: 0 R: 0 ER: 0 LOB: 0 BB: 0 P: 4	R: 0 H: 0 E: 0 K: 0 S: 8	H: 0 R: 1 ER: 0 LOB: 0 BB: 0 P: 13	R: 0 H: 0 E: 0 K: 0 S: 7	H: 0 R: 0 ER: 0 LOB: 0 BB: 0 P: 10	R: 0 H: 0 E: 0 K: 0 S: 10	H: 0 R: 0 ER: 0 LOB: 0 BB: 0 P: 14	R: 0 H: 0 E: 0 K: 1 S: 8	H: 0 R: 0 ER: 0 LOB: 0 BB: 0 P: 10	R: 0 H: 1 E: 0 K: 1 S: 11	H: 1 R: 2 ER: 1 LOB: 2 BB: 1 P: 18	R: 0 H: 0 E: 0 K: 1 S: 10	H: 0 R: 0 ER: 0 LOB: 1 BB: 1 P: 18	1B: 4 2B: 3 3B: 0 HR: 1	SF: 1 SAC: 0 DP: 0 HBP: 0	WP: 0 PA: 40 PB: 0 SB: 0 CS: 0						
PITCHER	IP	WLS	BF	H	R	ER	SO	BB	IBB	HBP	BLK	WP	HR	S	P	ERA	WHIP										
35 Mike Mussina, R ERA: 3.19 (1, 1)	7.2	W	35	8	6	6	4	2	1	0	0	0	1	80	123	7.04	1.304										
Alan Mills, R ERA: 19.06 (8, 1)	0.1		1	0	0	0	0	0	0	0	0	0	0	1	2	0.00	0.000										
Lee Smith, R ERA: (9, 1)	1.0	S	4	0	0	0	1	1	0	0	0	0	0	10	18	0.00	1.000										

Oakland Athletics @ Baltimore Orioles
Oriole Park at Camden Yards, Baltimore, MD

Mon Apr 25 1994, 7:05 PM EDT
Att: 46,941 - Sunny - 83 F

AB 35
R 6
H 8
RBI 6
BB 4
SO 5
LOB 14



Batter	1	2	3	4	5	6	7	8	9	AB	R	H	RBI	BB	SO	LOB	BOTTOM										
Brady Anderson, L OBP: 0.325, SLG: 0.361 (1, 8)	2-2 1B 1B	0-0 G3		0-0 1B		4-1 BB 2B BB	0-0 FC3-6 1B		4-2 2 0 1 0 2	4	2	2	0	1	0	2											
Jeffrey Hammonds, R OBP: 0.304, SLG: 0.561 (1, 9)	1-0 1B 1B	2-1 1B		3-2 G4-3		4-1 BB BB	1-1 SAFE 1B		4 2 3 2 1 0 2	4	2	3	2	1	0	2											
Rafael Palmeiro, L OBP: 0.438, SLG: 0.643 (1, 3)	1-2 BB E 1B	0-0 F9		1-0 G3-1		1-2 2-3 3-H 4-2 2-2 BB	1-1 G4-3		4 1 1 2 1 0 3	4	1	1	2	1	0	3											
Cal Ripken Jr., R OBP: 0.342, SLG: 0.425 (1, 6)	1-2 E BB 1B		0-0 P5		2-2 2B	1-3 2-3 3-H 2-2 BB	3-2 E5 FC6-4		5 0 3 3 0 0 0	5	0	3	3	0	0	0											
Chris Hoiles, R OBP: 0.380, SLG: 0.386 (1, 2)	4-0 E BB		2-3 K		4-0 G6-3 BB	0-2 G6-3	0-0 L7		3 0 0 0 2 1 3	3	0	0	0	2	1	3											
Chris Sabo, R OBP: 0.276, SLG: 0.333 (1, 5)	3-1 P7		1-1 L5		1-2 G6-3	1-3 K	0-2 FC6-4		5 0 0 0 0 1 8	5	0	0	0	0	1	8											
Lonnie Smith, R OBP: 0.368, SLG: 0.333 (1, 10)	2-2 E4 G4-6-3			1-0 L7		4-1 BB BB BB	2-3 K	3-3 K	4 1 0 1 1 2 3	4	1	0	1	1	2	3											
Mark McLemore, S OBP: 0.328, SLG: 0.276 (1, 4)	2-0 G4-6-3			0-0 1B 1B		4-1 BB BB BB	0-1 FC3-6 S 1B		3 2 2 0 1 0 3	3	2	2	0	1	0	3											
Jack Voigt, R OBP: 0.286, SLG: 0.294 (1, 7)		1-0 F8		1-0 SAFE SAFE SAFE F8		1-2 SAFE SAFE SAFE SAFE K	4-0 SAFE SAFE SAFE SAFE FC3-6 BB		3 0 0 0 0 1 1 3	3	0	0	0	1	1	3											
Inning Stats	R: 3 H: 4 E: 1 K: 0 S: 19	H: 4 R: 5 ER: 1 LOB: 1 BB: 0 P: 8	R: 0 H: 0 E: 0 K: 1 S: 6	H: 0 R: 0 ER: 0 LOB: 0 BB: 0 P: 9	R: 0 H: 2 E: 0 K: 0 S: 7	H: 1 R: 0 ER: 0 LOB: 1 BB: 1 P: 15	R: 4 H: 1 E: 0 K: 2 S: 20	H: 1 R: 0 ER: 0 LOB: 2 BB: 5 P: 44	R: 1 H: 2 E: 0 K: 1 S: 10	H: 2 R: 0 ER: 0 LOB: 2 BB: 1 P: 19	R: 0 H: 0 E: 1 K: 1 S: 11	H: 0 R: 0 ER: 0 LOB: 1 BB: 0 P: 17	1B: 9 2B: 2 3B: 0 HR: 0	SF: 0 SAC: 0 DP: 2 HBP: 0	WP: 0 PA: 43 PB: 0 SB: 1 CS: 0												
PITCHER	IP	WLS	BF	H	R	ER	SO	BB	IBB	HBP	BLK	WP	HR	S	P	ERA	WHIP										
Steve Karsay, R ERA: 2.57 (1, 1)	5.0		26	8	5	5	1	4	0	0	0	0	0	46	9.00	2.400											
John Briscoe, R ERA: 3.38 (6, 1)	0.1	L	4	0	0	0	1	3	0	0	0	0	0	7	20	0.00	9.000										
Billy Taylor, R ERA: 1.0 (6, 1)	1.2		9	3	3	3	2	1	0	0	0	0	0	21	33	16.20	2.400										
Carlos Reyes, R ERA: 4.15 (8, 1)	1.0		4	0	0	0	1	0	0	0	0	0	0	11	17	0.00	0.000										

Oakland Athletics @ Baltimore Orioles
Oriole Park at Camden Yards, Baltimore, MD

Mon Apr 25 1994, 7:05 PM EDT
Att: 46,941 - Sunny - 83 F

AB 35
R 8
H 11
RBI 8
BB 8
SO 5
LOB 27



Batter	1	2	3	4	5	6	7	8	9	AB	R	H	RBI	BB	SO	LOB	TOP					
Rickey Henderson, R OBP: 0.446, SLG: 0.305 Mike Brumley, S OBP: 0.294, SLG: 0.294	4-2 BB		0-1 P4	3-1 P3			0-0 F8			2	0	0	0	1	0	1						
Stan Javier, S OBP: 0.422, SLG: 0.558	1-1 F7		2-1 E4		3-3 K			1-3 K		4	0	0	0	0	2	1						
Geronimo Berroa, R OBP: 0.462, SLG: 0.679	1-1 SAFE F7		0-3 K		1-2 L6			1-2 K		4	0	0	0	0	2	2						
Mark McGwire, R OBP: 0.494, SLG: 0.579	3-3 K			1-3 K	3-1 F7			2-2 F9		4	0	0	0	0	2	1						
Ruben Sierra, S OBP: 0.255, SLG: 0.511		1-2 2B		1-1 F9		0-0 G4-3		0-3 K		4	1	1	0	0	1	0						
Scott Brosius, R OBP: 0.284, SLG: 0.303		0-0 CS 2H 2B		4-2 BB 3B		0-2 F9		0-0 F9		3	1	1	1	1	0	0						
Mike Bordick, R OBP: 0.333, SLG: 0.319		1-1 SAFE G5-3		4-2 BB 3B		1-1 F9		3-2 L9		3	1	0	0	1	0	1						
Junior Noboa, R OBP: 0.359, SLG: 0.405		2-1 F9		0-0 1H 2H WP 3B			0-1 F9			3	1	1	2	0	0	1						
Scott Hemond, R OBP: 0.161, SLG: 0.037			1-3 K	4-2 3H BB			2-1 F8			2	0	0	0	1	1	0						
Inning Stats	R: 0 E: 0 K: 1 S: 9	H: 0 LOB: 1 BB: 1 P: 18	R: 1 E: 0 K: 0 S: 8	H: 2 LOB: 0 BB: 0 P: 12	R: 0 E: 1 K: 2 S: 10	H: 0 LOB: 1 BB: 0 P: 13	R: 3 E: 0 K: 1 S: 19	H: 1 LOB: 0 BB: 3 P: 36	R: 0 E: 0 K: 1 S: 11	H: 0 LOB: 0 BB: 0 P: 18	R: 0 E: 0 K: 0 S: 6	H: 0 LOB: 0 BB: 0 P: 7	R: 0 E: 0 K: 0 S: 5	H: 0 LOB: 0 BB: 0 P: 7	R: 0 E: 0 K: 2 S: 9	H: 0 LOB: 0 BB: 0 P: 13	R: 0 E: 0 K: 1 S: 8	H: 0 LOB: 0 BB: 0 P: 11	1B: 0 2B: 2 3B: 1 HR: 0	SF: 0 SAC: 0 DP: 0 HBP: 0	WP: 1 PB: 0 SB: 0 CS: 1	PA: 34
PITCHER Arthur Rhodes, L ERA: 8.02	IP: 9.0 WLS: W BF: 34 H: 3 R: 4 ER: 4 SO: 8 BB: 4 IBB: 0 HBP: 0 BLK: 0 WP: 1 HR: 0 S: 85 P: 135 ERA: 4.00 WHIP: 0.778															PITCHER	IP: 9.0 WLS: W BF: 34 H: 3 R: 4 ER: 4 SO: 8 BB: 4 IBB: 0 HBP: 0 BLK: 0 WP: 1 HR: 0 S: 85 P: 135 ERA: 4.00 WHIP: 0.778					

Oakland Athletics @ Baltimore Orioles
Oriole Park at Camden Yards, Baltimore, MD

AB 30
R 4
H 3
RBI 3
BB 4
SO 8
LOB 7



WP: 1 PA: 34
PB: 0
SB: 0
CS: 1

Batter	1	2	3	4	5	6	7	8	9	AB	R	H	RBI	BB	SO	LOB	BOTTOM			
Brady Anderson, L OBP: 0.352, SLG: 0.494	0-0 SH 2B	2-2 HR		3-2 HR		1-1 1B HR 2B	1-3 K			5	4	4	2	0	1	0				
Mark McLemore, S OBP: 0.324, SLG: 0.274	1-1 SH BB 1B 2H	0-1 L7		3-1 G4-3		1-1 CS 2-3 1B	1-1 F7			4	1	1	0	0	0	0				
Rafael Palmeiro, L OBP: 0.435, SLG: 0.662	4-2 1B BB	0-2 HR		3-2 P6		3-3 SAFE K	3-3 K			4	2	1	1	1	2	2				
Cal Ripken Jr., R OBP: 0.346, SLG: 0.408	4-1 1B BB	0-3 K		2-0 F8		4-0 HR BB	3-1 G6-3			3	2	0	0	2	1	0				
Chris Hoiles, R OBP: 0.400, SLG: 0.450	2-2 1B	4-2 BB		2-1 G5-3		3-0 1H 3H HR	3-0 HR			3	1	2	4	1	0	0				
Lonnie Smith, R OBP: 0.348, SLG: 0.278	1-2 2-3 3H 1B	1-3 BB		1-3 K		4-2 BB	4-2 BB			3	0	0	0	1	3	4				
Leo Gomez, R OBP: 0.286, SLG: 0.250	0-3 K		0-0 P6	4-2 1B BB		1-3 K				3	0	0	0	1	2	4				
Tim Lulett, R OBP: 0.333, SLG: 0.333	3-1 1B		1-3 K	2-2 1B		1-2 1B	1-2 G3			4	0	2	2	0	1	0				
Jack Voigt, R OBP: 0.240, SLG: 0.238	0-3 K		1-2 F9	1-0 F9		2-1 F7				4	0	0	0	0	1	4				
Inning Stats	R: 4 E: 1 K: 3 S: 20	H: 3 LOB: 2 BB: 2 P: 35	R: 2 E: 0 K: 2 S: 23	H: 2 LOB: 1 BB: 1 P: 30	R: 0 E: 0 K: 1 S: 7	H: 0 LOB: 0 BB: 0 P: 9	R: 1 E: 0 K: 0 S: 11	H: 1 LOB: 0 BB: 0 P: 22	R: 0 E: 0 K: 1 S: 12	H: 1 LOB: 2 BB: 1 P: 22	R: 3 E: 0 K: 2 S: 13	H: 3 LOB: 1 BB: 2 P: 30	R: 0 E: 0 K: 1 S: 9	H: 0 LOB: 0 BB: 0 P: 13	R: 0 E: 0 K: 1 S: 8	H: 0 LOB: 0 BB: 0 P: 15	1B: 4 2B: 3 3B: 0 HR: 4	SF: 0 SAC: 1 DP: 1 HBP: 0	WP: 0 PB: 0 SB: 0 CS: 1	PA: 40
PITCHER Bobby Witt, R ERA: 7.57 Dave Richetti, L ERA: 16.71 Carlos Reyes, R ERA: 4.11	IP: 5.0 WLS: L BF: 27 H: 7 R: 7 ER: 4 SO: 7 BB: 4 IBB: 0 HBP: 0 BLK: 0 WP: 0 HR: 3 S: 73 P: 118 ERA: 7.20 WHIP: 2.200															PITCHER	IP: 5.0 WLS: L BF: 27 H: 7 R: 7 ER: 4 SO: 7 BB: 4 IBB: 0 HBP: 0 BLK: 0 WP: 0 HR: 3 S: 73 P: 118 ERA: 7.20 WHIP: 2.200			

Oakland Athletics @ Baltimore Orioles
Oriole Park at Camden Yards, Baltimore, MD

AB 33
R 10
H 10
RBI 9
BB 6
SO 11
LOB 14



WP: 0 PA: 40
PB: 0
SB: 0
CS: 1

Batter	1	2	3	4	5	6	7	8	9	AB	R	H	RBI	BB	SO	LOB	TOP							
Brady Anderson, L OBP: 0.354, SLG: 0.500	1-1 F7		4-0 FC5-4 BB	1-2 G4-3		4-0 IBB		1-0 FC4-6 1-2f		3	0	0	0	2	0	3								
Jeffrey Hammonds, R OBP: 0.329, SLG: 0.584	0-2 G4-3		1-0 FC5-4 1-2f		1-1 HR	2-1 P6		2-1 G4-6-3 1-2f		5	1	1	1	0	0	6								
Rafael Palmeiro, L OBP: 0.427, SLG: 0.694	2-1 G4-3			0-0 BB BLK 2B	0-0 F8		2-2 F9		0-0 P6	5	1	1	0	0	0	0								
Cal Ripken Jr., R OBP: 0.374, SLG: 0.471		3-2 F7		4-0 BLK BB 1B BB	2-1 F8		0-2 2B 1B		2-2 F9	4	1	1	0	1	0	0								
Mike Devereaux, R OBP: 0.246, SLG: 0.403		2-3 K		0-3 K	1-3 K		1-3 K		2-1 G4-3	5	0	0	0	0	4	3								
Leo Gomez, R OBP: 0.435, SLG: 0.421	1-1 F7			4-2 1B BLK 1B BB		3-2 G5-3 1B		0-0 2B		3	1	2	0	1	0	0								
Mark McLemore, S OBP: 0.338, SLG: 0.286			3-3 K	0-0 F8 1B		1-1 G5-3 1B		4-0 IBB		3	0	2	1	1	1	0								
Tim Hulett, R OBP: 0.316, SLG: 0.316			1-1 F7	1-2 F8 1B		0-0 G5-3		1-0 F8		4	0	1	1	0	0	5								
Jeff Tackett, R OBP: 0.500, SLG: 0.750			0-1 2B	0-0 F8 2B		1-0 G6-3		0-0 FC4-6 1B		4	0	2	0	0	0	4								
Inning Stats	R: 0 E: 0 K: 0 S: 7	H: 0 LOB: 0 BB: 0 P: 10	R: 0 E: 0 K: 1 S: 12	H: 0 LOB: 0 BB: 0 P: 18	R: 0 E: 0 K: 1 S: 8	H: 1 LOB: 2 BB: 1 P: 17	R: 3 E: 0 K: 1 S: 15	H: 3 LOB: 2 BB: 2 P: 25	R: 1 E: 0 K: 1 S: 8	H: 1 LOB: 0 BB: 0 P: 12	R: 0 E: 0 K: 0 S: 11	H: 2 LOB: 3 BB: 1 P: 22	R: 0 E: 0 K: 1 S: 11	H: 2 LOB: 3 BB: 1 P: 19	R: 0 E: 0 K: 0 S: 5	H: 1 LOB: 0 BB: 0 P: 7	R: 0 E: 0 K: 0 S: 6	H: 0 LOB: 0 BB: 0 P: 10	1B: 6 2B: 3 3B: 0 HR: 1	SF: 0 SAC: 0 DP: 1 HBP: 0	WP: 0 PB: 0 SB: 0 CS: 0	PA: 41		
PITCHER	IP	WLS	BF	H	R	ER	SO	BB	IBB	HBP	BLK	WP	HR	S	P	ERA	WHIP							
John Dopson, R ERA: 6.0	(1, 1)	6.0	L	29	7	4	4	4	3	1	0	1	0	61	104	6.00	1.667							
Scott Lewis, R ERA: 6.75	(7, 1)	2.0		9	3	0	0	1	0	1	0	0	0	16	26	0.00	1.500							
Craig Lefferts, L ERA: 2.45	(9, 1)	1.0		3	0	0	0	0	0	0	0	0	0	6	10	0.00	0.000							

Baltimore Orioles @ California Angels
Anaheim Stadium, Anaheim, CA
Thu Apr 28 1994, 10:05 PM EDT
Att: 16,415 - Unknown - 64 F

AB 36
R 4
H 10
RBI 3
BB 5
SO 5
LOB 21



Batter	1	2	3	4	5	6	7	8	9	AB	R	H	RBI	BB	SO	LOB	BOTTOM							
Damon Easley, R OBP: 0.359, SLG: 0.407	4-2 G6-4-3 BB		1-3 K			0-0 F8			1-2 F7	3	0	0	0	1	1	0								
Chad Curtis, R OBP: 0.283, SLG: 0.323	0-0 G6-4-3 1-2f			1-1 G5-3 1B		0-1 F9			0-1 HR	4	1	2	1	0	0	1								
Tim Salmon, R OBP: 0.330, SLG: 0.414	3-1 F9			3-1 F7		3-1 F8			1-0 G6-3	4	0	0	0	0	0	1								
Chili Davis, S OBP: 0.465, SLG: 0.565		0-2 HR		1-2 G5-3		1-2 F8			0-0 G3	4	1	1	1	0	0	1								
Bo Jackson, R OBP: 0.321, SLG: 0.500		1-2 F9		2-3 K		1-3 K				3	0	0	0	0	2	1								
Eduardo Perez, R OBP: 0.256, SLG: 0.439			1-3 K		2-0 P5		2-2 F7			3	0	0	0	0	1	0								
Chris Turner, R OBP: 0.200, SLG: 0.114			1-3 K		0-0 F9				1-0 F7	3	0	0	0	0	1	0								
Rex Hudler, R OBP: 0.320, SLG: 0.478				2-2 P3		4-2 BB			1-0 G5-3	2	0	0	0	1	0	0								
Gary Disarcina, R OBP: 0.345, SLG: 0.342			0-1 L9		1-0 F9				1-2 G6-3	3	0	0	0	0	0	1								
Inning Stats	R: 0 E: 0 K: 0 S: 7	H: 0 LOB: 1 BB: 1 P: 14	R: 1 E: 0 K: 2 S: 12	H: 1 LOB: 0 BB: 0 P: 15	R: 0 E: 0 K: 1 S: 8	H: 0 LOB: 0 BB: 0 P: 11	R: 0 E: 0 K: 1 S: 12	H: 1 LOB: 1 BB: 0 P: 19	R: 0 E: 0 K: 0 S: 5	H: 0 LOB: 1 BB: 1 P: 12	R: 0 E: 0 K: 0 S: 5	H: 0 LOB: 0 BB: 0 P: 8	R: 0 E: 0 K: 1 S: 12	H: 0 LOB: 0 BB: 0 P: 16	R: 0 E: 0 K: 0 S: 5	H: 0 LOB: 0 BB: 0 P: 8	R: 1 E: 0 K: 0 S: 7	H: 1 LOB: 0 BB: 0 P: 9	1B: 1 2B: 0 3B: 0 HR: 2	SF: 0 SAC: 0 DP: 1 HBP: 0	WP: 0 PB: 0 SB: 0 CS: 0	PA: 31		
PITCHER	IP	WLS	BF	H	R	ER	SO	BB	IBB	HBP	BLK	WP	HR	S	P	ERA	WHIP							
Sid Fernandez, L ERA: 2.29	(1, 1)	8.1	W	29	3	2	2	5	2	0	0	0	0	71	109	2.16	0.600							
Lee Smith, R ERA:	(9, 1)	0.2	S	2	0	0	0	0	0	0	0	0	0	2	3	0.00	0.000							

Baltimore Orioles @ California Angels
Anaheim Stadium, Anaheim, CA
Thu Apr 28 1994, 10:05 PM EDT
Att: 16,415 - Unknown - 64 F

AB 29
R 2
H 3
RBI 2
BB 2
SO 5
LOB 5



Batter	1	2	3	4	5	6	7	8	9	AB	R	H	RBI	BB	SO	LOB	TOP								
Brady Anderson, L (1, 7) OBP: 0.350, SLG: 0.483	4-0 FC6-4 BB		0-1 B1-3		2-0 G4-3		1-2 F8			3	0	1	1	0	2										
Jeffrey Hammonds, R (1, 9) OBP: 0.314, SLG: 0.599	1-2 FC6-4 G4-3		2-3 K		3-2 G1-3		1-2 G5-3			4	1	0	0	0	1	3									
Rafael Palmeiro, L (1, 3) OBP: 0.420, SLG: 0.708	2-2 G4-3			2-0 F9		2-0 HR		0-3 K		4	1	1	2	0	1	0									
Cal Ripken Jr., R (1, 6) OBP: 0.368, SLG: 0.461	0-3 K			1-0 FC6-4 1B		3-2 F8		2-1 G6-3		4	0	1	0	0	1	0									
Chris Hoiles, R (1, 2) OBP: 0.410, SLG: 0.530		4-1 FC1-6 BB		2-2 FC6-4		3-0 HR		0-1 F7		3	1	1	1	1	0	1									
Mike Devereaux, R (1, 8) OBP: 0.233, SLG: 0.379		2-1 FC1-6		0-0 G1-3		1-3 K		3-2 G5-3		4	0	0	0	0	1	2									
Chris Sabo, R (1, 10) OBP: 0.290, SLG: 0.333		1-1 F8			0-1 SH1-4 1B	1-0 L7		4-2 BB		3	1	1	0	1	0	1									
Tim Lincecum, R (1, 5) OBP: 0.318, SLG: 0.318		2-1 F8			1-0 G4-3 SH1-4 1B		2-3 K		0-3 K	3	0	1	0	0	1	1									
Harold Baines, L (9, PH) OBP: 0.418, SLG: 0.620					1-2 SH1-4 1B				0-3 K	1	0	0	0	0	1	1									
Mark McLemore, S (1, 4) OBP: 0.338, SLG: 0.288			2-1 G6-3		0-1 SH1-4		1-0 1B		2-3 K	3	0	1	0	0	1	1									
Inning Stats	R: 1 E: 0 K: 1 S: 12	H: 0 LOB: 0 BB: 1 P: 19	R: 0 E: 0 K: 0 S: 7	H: 0 LOB: 1 BB: 1 P: 16	R: 0 E: 0 K: 1 S: 7	H: 0 LOB: 0 BB: 0 P: 11	R: 0 E: 0 K: 0 S: 7	H: 1 LOB: 1 BB: 0 P: 12	R: 1 E: 0 K: 0 S: 9	H: 2 LOB: 1 BB: 0 P: 15	R: 2 E: 0 K: 1 S: 11	H: 2 LOB: 0 BB: 0 P: 21	R: 0 E: 0 K: 1 S: 11	H: 1 LOB: 1 BB: 0 P: 16	R: 0 E: 0 K: 1 S: 7	H: 0 LOB: 0 BB: 1 P: 9	R: 0 E: 0 K: 2 S: 15	H: 0 LOB: 1 BB: 1 P: 24	1B: 4 2B: 0 3B: 0 HR: 2	SF: 0 SAC: 1 DP: 0 HBP: 0	WP: 0 PB: 0 SB: 0 CS: 0	PA: 36			
PITCHER	IP	WLS	BF	H	R	ER	SO	BB	IBB	HBP	BLK	WP	HR	S	P	ERA	WHIP								
Greg Hibbard, L (1, 1) ERA: 4.15	5.1		23	5	4	3	2	2	0	0	0	0	2	48	87	5.06	1.312								
Bill Riskey, R (6, 1) ERA:	2.2	W	9	1	0	0	3	0	0	0	0	0	0	23	32	0.00	0.375								
Bobby Ayala, R (9, 1) ERA: 0.79	1.0	S	4	0	0	0	2	1	0	0	0	0	0	15	24	0.00	1.000								

Baltimore Orioles @ Seattle Mariners
The Kingdome, Seattle, WA
Fri Apr 29 1994, 10:05 PM EDT
Att. 21,203 - Dome

AB 32
R 4
H 6
RBI 4
BB 3
SO 7
LOB 12



Batter	1	2	3	4	5	6	7	8	9	AB	R	H	RBI	BB	SO	LOB	BOTTOM								
Brian Turang, R (1, 7) OBP: 0.167, SLG: 0.300	2-3 K		1-1 1B	0-1 P3			0-0 B1-4			4	1	1	0	0	1	2									
Rich Amaral, R (1, 4) OBP: 0.379, SLG: 0.471	1-2 E5 FC6-4		2-0 2B		0-0 G4-6-3 1B		1-3 K			4	0	2	1	0	1	0									
Ken Griffey Jr., L (1, 8) OBP: 0.392, SLG: 0.693	3-1 P6		1-3 K		0-1 G4-6-3			2-1 HR		4	1	1	1	0	1	3									
Jay Buhner, R (1, 9) OBP: 0.391, SLG: 0.649	1-2 FC6-4		1-0 F9		2-2 3B			2-1 HR		4	1	2	1	0	0	2									
Greg Pirkel, R (1, 10) OBP: 0.294, SLG: 0.727		1-1 F7		0-0 G5-3	1-0 G5-3			2-3 K		4	0	0	0	0	1	1									
Mike Blowers, R (1, 5) OBP: 0.283, SLG: 0.208		1-1 E5		1-3 K		2-3 K		3-3 K		4	0	0	0	0	3	0									
Tino Martinez, L (1, 3) OBP: 0.276, SLG: 0.288		3-2 L9		4-2 2B BB		1-1 G1-3		3-3 K		3	1	0	0	1	1	1									
Bill Haselman, R (1, 2) OBP: 0.344, SLG: 0.517		0-0 G5-3		2-1 2B	1-3 2B		2-2 G4-3			3	1	1	0	0	0	1									
Felix Fermin, R (1, 6) OBP: 0.354, SLG: 0.377			0-1 G5-3		1-2 2B		0-1 B1-4 1B			3	0	2	2	0	0	0									
Inning Stats	R: 0 E: 1 K: 1 S: 13	H: 0 LOB: 1 BB: 0 P: 21	R: 0 E: 1 K: 0 S: 9	H: 0 LOB: 0 BB: 0 P: 14	R: 1 E: 0 K: 1 S: 9	H: 2 LOB: 1 BB: 0 P: 14	R: 2 E: 0 K: 1 S: 14	H: 2 LOB: 1 BB: 1 P: 22	R: 0 E: 0 K: 0 S: 7	H: 0 LOB: 0 BB: 0 P: 10	R: 0 E: 0 K: 1 S: 9	H: 0 LOB: 0 BB: 0 P: 14	R: 0 E: 0 K: 3 S: 14	H: 1 LOB: 0 BB: 0 P: 7	R: 2 E: 0 K: 3 S: 14	H: 2 LOB: 2 BB: 0 P: 26	1B: 3 2B: 4 3B: 1 HR: 2	SF: 0 SAC: 0 DP: 2 HBP: 0	WP: 0 PB: 0 SB: 0 CS: 0	PA: 34					
PITCHER	IP	WLS	BF	H	R	ER	SO	BB	IBB	HBP	BLK	WP	HR	S	P	ERA	WHIP								
Jamie Moyer, L (1, 1) ERA: 5.5	7.0		30	8	4	4	5	1	0	0	0	0	1	69	106	5.14	1.286								
Alan Mills, R (8, 1) ERA: 17.55	1.0	L	4	1	1	1	3	0	0	0	0	0	1	12	22	9.00	1.000								

Baltimore Orioles @ Seattle Mariners
The Kingdome, Seattle, WA
Fri Apr 29 1994, 10:05 PM EDT
Att. 21,203 - Dome

AB 33
R 5
H 9
RBI 5
BB 1
SO 8
LOB 10



Batter	1	2	3	4	5	6	7	8	9	AB	R	H	RBI	BB	SO	LOB	TOP										
Brady Anderson, L (1.7) OBP: 0.352, SLG: 0.484	G4-3	K		1-H 2-H 3-H 2B		1-2 HBP		K		4	0	1	3	0	2	3	Baltimore Orioles @ Seattle Mariners The Kingdome, Seattle, WA Sat Apr 30 1994, 10:05 PM EDT Att: 50,006 - Dome										
Jeffrey Hammonds, R (1.9) OBP: 0.322, SLG: 0.581	E6		K	K		K		1B		1	0	1	0	0	0	0											
Lonnie Smith, R (1.9) OBP: 0.293, SLG: 0.200	1B							BB		3	0	0	0	0	3	3											
Rafael Palmeiro, L (6.3) OBP: 0.426, SLG: 0.708	1B									0	0	0	0	1	0	0											
Cal Ripken Jr., R (1.6) OBP: 0.370, SLG: 0.457	2-H 1B		K		G4-3	G5-3		1-2 1B		5	0	2	0	0	1	2											
Chris Hoiles, R (1.2) OBP: 0.386, SLG: 0.493	K		K		K		G5-3	K		5	0	0	0	0	4	3											
Mike Devereaux, R (1.8) OBP: 0.231, SLG: 0.366		K			G4-3	K		SH3-4 1B		5	0	1	0	0	2	0											
Chris Sabo, R (1.10) OBP: 0.318, SLG: 0.368	CS BB			BB 2B	1B		F8 1B	SH3-4 1-2 2B		3	2	2	0	1	0	0											
Jack Voigt, R (1.3) OBP: 0.300, SLG: 0.308	1-2 2B 1-2 1B			K			HR 1B	G5-3 2-H 1B		5	1	3	1	0	1	2											
Leo Gomez, R (1.5) OBP: 0.464, SLG: 0.609	0-1 1-3 2B			BB 2B	BB		2-1 1-H HR	F8 F9		4	2	2	2	1	0	2											
Mark McLemore, S (1.4) OBP: 0.357, SLG: 0.293	4-0 BB			1-2 2B	BB		2-1 HBP 1B	G4-3		2	1	1	0	2	0	0											
Inning Stats	R: 0 E: 1 K: 1 S: 8	H: 2 LOB: 1 BB: 0 P: 15	R: 0 E: 0 K: 2 S: 13	H: 2 LOB: 3 BB: 2 P: 26	R: 0 E: 0 K: 3 S: 9	H: 0 LOB: 0 BB: 0 P: 11	R: 3 E: 0 K: 2 S: 17	H: 2 LOB: 1 BB: 2 P: 32	R: 0 E: 0 K: 2 S: 9	H: 0 LOB: 0 BB: 0 P: 15	R: 2 E: 0 K: 1 S: 12	H: 3 LOB: 2 BB: 0 P: 18	R: 1 E: 0 K: 0 S: 8	H: 2 LOB: 1 BB: 0 P: 13	R: 0 E: 0 K: 2 S: 12	H: 1 LOB: 2 BB: 1 P: 18	R: 0 E: 0 K: 0 S: 6	H: 1 LOB: 1 BB: 0 P: 8	1B: 9 2B: 3 3B: 0 HR: 1	SF: 0 SAC: 1 DP: 0 HBP: 1	WP: 1 PB: 0 SB: 0 CS: 1	PA: 44					
PITCHER	IP	WLS	BF	H	R	ER	SO	BB	IBB	HBP	BLK	WP	HR	S	P	ERA	WHIP										
Randy Johnson, L (1.1) ERA: 5.01	6.0	L	30	9	5	5	11	4	0	1	0	1	1	68	117	7.50	2.167										
Jim Converse, R (7.1) ERA: 4.5	2.0		10	3	1	1	2	1	0	0	0	0	0	20	31	4.50	2.000										
Rich Gossage, R (9.1) ERA: 3.38	1.0		4	1	0	0	0	0	0	0	0	0	0	6	8	0.00	1.000										

AB 37
R 6
H 13
RBI 6
BB 5
SO 13
LOB 15



Batter	1	2	3	4	5	6	7	8	9	AB	R	H	RBI	BB	SO	LOB	BOTTOM										
Torey Lovullo, S (1.4) OBP: 0.310, SLG: 0.289	K		G3-1		G4-3			HR 1B		4	1	1	0	0	1	1	Baltimore Orioles @ Seattle Mariners The Kingdome, Seattle, WA Sat Apr 30 1994, 10:05 PM EDT Att: 50,006 - Dome										
Dale Sveum, S (1.5) OBP: 0.375, SLG: 0.286	1B BB		P2			FC6-4 1B		K		3	1	1	0	1	1	1											
Ken Griffey Jr., L (1.8) OBP: 0.376, SLG: 0.663	F9		G3			FC6-4 1-2 1B		F8		4	0	0	0	0	0	3											
Jay Buhner, R (1.9) OBP: 0.396, SLG: 0.679	1B 1-2 1B			P4		F9		HR		4	1	2	2	0	0	1											
Reggie Jefferson, S (1.10) OBP: 0.512, SLG: 0.667	1-0		G6-3			1-2 1B		HR		3	0	2	1	0	0	0											
Greg Pirtl, R (8. PH) OBP: 0.314, SLG: 0.824	1-3 2-H 1B					1-2 1B		HR		1	1	1	1	0	0	0											
Eric Anthony, L (1.7) OBP: 0.284, SLG: 0.459	F9		F7		G4-3			F8		4	0	0	0	0	0	4											
Tino Martinez, L (1.3) OBP: 0.288, SLG: 0.300		G4-3			1B G5-3 1B		FC5-4 1B	K		4	0	2	0	0	1	0											
Bill Haselman, R (1.2) OBP: 0.306, SLG: 0.455		P3			G5-3		FC5-4 G5-4-3	F8		4	0	0	0	0	0	2											
Felix Fermin, R (1.6) OBP: 0.348, SLG: 0.369		G6-3			2-1 1B		G5-4-3	G3		4	0	1	0	0	0	1											
Inning Stats	R: 1 E: 0 K: 1 S: 10	H: 2 LOB: 2 BB: 1 P: 18	R: 0 E: 0 K: 0 S: 5	H: 0 LOB: 0 BB: 0 P: 7	R: 0 E: 0 K: 0 S: 10	H: 0 LOB: 0 BB: 0 P: 18	R: 0 E: 0 K: 0 S: 6	H: 0 LOB: 0 BB: 0 P: 10	R: 0 E: 0 K: 0 S: 12	H: 2 LOB: 1 BB: 0 P: 15	R: 0 E: 0 K: 0 S: 13	H: 2 LOB: 2 BB: 0 P: 21	R: 0 E: 0 K: 1 S: 9	H: 1 LOB: 0 BB: 0 P: 12	R: 3 E: 0 K: 1 S: 15	H: 3 LOB: 0 BB: 0 P: 25	R: 0 E: 0 K: 1 S: 8	H: 0 LOB: 0 BB: 0 P: 12	1B: 8 2B: 0 3B: 0 HR: 2	SF: 0 SAC: 0 DP: 1 HBP: 0	WP: 0 PB: 0 SB: 0 CS: 0	PA: 36					
PITCHER	IP	WLS	BF	H	R	ER	SO	BB	IBB	HBP	BLK	WP	HR	S	P	ERA	WHIP										
35 Mike Mussina, R (1.1) ERA: 2.89	7.0	W	27	7	1	1	1	1	0	0	0	0	0	65	101	1.29	1.143										
Jim Poole, L (8.1) ERA: 8.53	1.0		6	3	3	3	1	0	0	0	0	0	2	15	25	27.00	3.000										
Lee Smith, R (9.1) ERA:	1.0	S	3	0	0	0	1	0	0	0	0	0	0	8	12	0.00	0.000										

AB 35
R 4
H 10
RBI 4
BB 1
SO 3
LOB 13



Batter	1	2	3	4	5	6	7	8	9	AB	R	H	RBI	BB	SO	LOB	TOP										
Brady Anderson, L (1, 7) OBP: 0.357, SLG: 0.485	2-1 G4-6-3 1B		1-0 F7		0-1 1B		2-2 G3			4	0	2	0	0	0	1											
Mark McLemore, S (1, 4) OBP: 0.341, SLG: 0.278	0-0 G4-6-3 1-2		1-2 G5-3		1-0 F7		3-2 G6-3			4	0	0	0	0	0	4											
Rafael Palmeiro, L (1, 3) OBP: 0.429, SLG: 0.699	0-0 G1			1-2 G5-3 1B	0-1 1B	1-2 2-3 1B	3-1 P5	0-3 K		4	0	2	0	0	0	0											
Harold Baines, L (1, 10)		2-0 1B		0-1 G5-3	2-0 G4-3					4	0	1	0	0	1	4											
Cal Ripken Jr., R (1, 6) OBP: 0.356, SLG: 0.439	1-0 F7		1-0 G5-3		1-1 P4			0-0 F7		4	0	0	0	0	0	2											
Chris Hoiles, R (1, 2) OBP: 0.380, SLG: 0.473	2-0 P3		4-2 BB		0-0 G5-3			0-3 K		3	0	0	0	1	1												
Mike Devereaux, R (1, 8) OBP: 0.220, SLG: 0.347	2-1 G1-3		1-1 G1-3		2-3 K			3-2 F9		4	0	0	0	0	1	3											
Leo Gomez, R (1, 5) OBP: 0.452, SLG: 0.577			3-2 L5		0-0 FC5-4 1B		2-3 K			3	0	1	0	0	1	0											
Jack Voigt, R (1, 9) OBP: 0.303, SLG: 0.310	1-0 1B		1-2 FC5-4 1B		1-2 F7					3	0	1	0	0	0	1											
Inning Stats	R: 0 E: 0 K: 0 S: 4	H: 1 LOB: 0 BB: 0 P: 6	R: 0 E: 0 K: 0 S: 5	H: 1 LOB: 1 BB: 0 P: 12	R: 0 E: 0 K: 0 S: 8	H: 1 LOB: 1 BB: 0 P: 14	R: 0 E: 0 K: 0 S: 10	H: 1 LOB: 2 BB: 1 P: 17	R: 0 E: 0 K: 1 S: 6	H: 0 LOB: 0 BB: 0 P: 9	R: 0 E: 0 K: 1 S: 8	H: 0 LOB: 0 BB: 0 P: 14	R: 0 E: 0 K: 1 S: 7	H: 0 LOB: 0 BB: 0 P: 10	R: 0 E: 0 K: 1 S: 7	H: 0 LOB: 0 BB: 0 P: 10	1B: 7 2B: 0 3B: 0 HR: 0	SF: 0 SAC: 0 DP: 1 HBP: 0	WP: 0 PB: 0 SB: 0 CS: 0	PA: 34							
PITCHER	IP	WLS	BF	H	R	ER	SO	BB	IBB	HBP	BLK	WP	HR	S	P	ERA	WHIP										
Chris Bosio, R (1, 1) ERA: 2.64	7.0	W	28	7	0	0	2	1	0	0	0	0	0	52	87	0.00	1.143										
Tim Davis, L (8, 1) ERA:	1.0		3	0	0	0	1	0	0	0	0	0	0	8	14	0.00	0.000										
Bobby Ayala, R (9, 1) ERA: 0.73	1.0		3	0	0	0	1	0	0	0	0	0	0	7	10	0.00	0.000										

Baltimore Orioles @ Seattle Mariners
The Kingdome, Seattle, WA
Sun May 01 1994, 6:33 AM EDT
Att. 20,962 - Dome

AB 33
R 0
H 7
RBI 0
BB 1
SO 4
LOB 16



Batter	1	2	3	4	5	6	7	8	9	AB	R	H	RBI	BB	SO	LOB	BOTTOM										
Brian Turang, R (1, 7) OBP: 0.257, SLG: 0.344	2-1 HR 2B	4-1 BB		4-0 1B BB		2-2 G3 1B HBP	3-2 G1-3			2	2	1	0	2	0	0											
Rich Amaral, R (1, 4) OBP: 0.380, SLG: 0.467	2-3 K	0-1 F7		1-0 FC5-4 1B		1-0 F8		2-1 1B SF8 1B		5	1	2	1	0	1	5											
Ken Griffey Jr., L (1, 8) OBP: 0.377, SLG: 0.680	0-1 2-H HR	1-3 K		0-3 K		2-1 G3		0-0 SF8 1B S 1B		5	2	2	2	0	2	7											
Jay Buhner, R (1, 10) OBP: 0.385, SLG: 0.647	1-3 K		2-2 K	0-1 FC5-4		4-0 1B IBB		1-1 G1		4	0	0	0	1	2	5											
Mike Blowers, R (1, 5) OBP: 0.282, SLG: 0.213	4-1 BB		3-3 K		0-1 G5-3	3-2 HBP 1B		4-0 1B IBB		3	0	1	1	2	1	0											
Greg Pirtl, R (1, 3) OBP: 0.300, SLG: 0.757	1-3 K		3-3 K		0-0 F7	3-2 HBP 1B		0-2 SF8		3	0	0	1	0	2	1											
Felix Fermin, R (1, 6) OBP: 0.351, SLG: 0.371		0-0 G6-3		1-2 G4-3	3-2 1B	1-2 FC6-4		2-3 3-H 0-2 1B		5	0	2	1	0	0	3											
Eric Anthony, L (1, 9) OBP: 0.314, SLG: 0.506	1-0 BB HBP 1B		1-0 1B	1-1 3B	1-3 1B	3-2 L4-3 1B		1-0 F8		5	1	4	0	0	0	2											
Dan Wilson, R (1, 2) OBP: 0.242, SLG: 0.250	1 SAFE BB HBP	2-2 BB		4-2 1B BB	0-1 FC4-6	1-1 L4-3				2	0	0	0	1	0	3											
Inning Stats	R: 2 E: 0 K: 3 S: 17	H: 2 LOB: 1 BB: 1 P: 27	R: 0 E: 0 K: 1 S: 10	H: 1 LOB: 3 BB: 1 P: 18	R: 0 E: 0 K: 3 S: 10	H: 0 LOB: 0 BB: 0 P: 18	R: 1 E: 0 K: 1 S: 15	H: 2 LOB: 2 BB: 0 P: 26	R: 0 E: 0 K: 0 S: 17	H: 1 LOB: 3 BB: 1 P: 33	R: 0 E: 0 K: 0 S: 10	H: 1 LOB: 0 BB: 0 P: 17	R: 2 E: 0 K: 0 S: 13	H: 3 LOB: 2 BB: 1 P: 21	R: 2 E: 0 K: 0 S: 13	H: 3 LOB: 2 BB: 1 P: 21	1B: 9 2B: 2 3B: 1 HR: 1	SF: 1 SAC: 0 DP: 1 HBP: 3	WP: 0 PB: 0 SB: 1 CS: 0	PA: 44							
PITCHER	IP	WLS	BF	H	R	ER	SO	BB	IBB	HBP	BLK	WP	HR	S	P	ERA	WHIP										
Arthur Rhodes, L (1, 1) ERA: 7.62	4.2	L	25	6	3	3	8	4	0	1	0	0	0	16	32	9.00	2.000										
Mike Quast, R (5, 1) ERA: 9.0	1.0		8	2	1	1	0	0	1	2	0	0	0	27	42	9.00	2.000										
Mark Eichhorn, R (6, 1) ERA: 7.56	2.0		10	4	2	2	0	0	1	0	0	0	0	1	2	0.00	0.000										
Jim Poole, L (8, 1) ERA: 8.1	0.1		1	0	0	0	0	0	0	0	0	0	0	1	2	0.00	0.000										

Baltimore Orioles @ Seattle Mariners
The Kingdome, Seattle, WA
Sun May 01 1994, 6:33 AM EDT
Att. 20,962 - Dome

AB 34
R 6
H 12
RBI 6
BB 6
SO 8
LOB 26



Batter	1	2	3	4	5	6	7	8	9	AB	R	H	RBI	BB	SO	LOB	TOP					
Brady Anderson, L OBP: 0.356, SLG: 0.465 (1, 7)	G4-3	G4-3		L6-3			1B FC3 BB	F7		4	1	0	0	2	0	2	Baltimore Orioles @ Oakland Athletics Oakland-Alameda County Coliseum, Oakland, CA Tue May 03 1994, 7:05 PM PDT Att: 12,762 - Unknown - 60 F					
Jeffrey Hammonds, R OBP: 0.341, SLG: 0.593 Jack Voigt, R OBP: 0.286, SLG: 0.290 (1, 9) (7, 9)	F G4-3			G5-3			FC3 BB 1B	P4	P6	4	2	3	0	0	0	0						
Rafael Palmeiro, L OBP: 0.436, SLG: 0.688 (1, 3)	E9 G4-3 1B	G3			F9		1B FC3 BB			3	2	1	0	2	0	1						
Harold Baines, L OBP: 0.406, SLG: 0.576 Lonnie Smith, R OBP: 0.256, SLG: 0.200 (8, PR)	G4-3			FC6-4 1B	F8		FC3 1B			5	0	2	3	0	0	3						
Cal Ripken Jr., R OBP: 0.358, SLG: 0.431 (1, 6)	HBP 2B 1B			FC6-4			K	K		4	1	1	1	1	2	6						
Chris Hoiles, R OBP: 0.381, SLG: 0.462 (1, 2)	2B 1-2 HBP			P4	F7				F9	4	0	1	1	0	0	2						
Chris Sabo, R OBP: 0.310, SLG: 0.371 (1, 5)	1-3 2-H 2B			F9		F7	L8		F9	5	0	1	1	0	0	4						
Mike Devereaux, R OBP: 0.241, SLG: 0.438 (1, 8)	F9			HR		K			HR	5	2	3	3	0	1	2						
Mark McLemore, S OBP: 0.355, SLG: 0.289 (1, 4)		G6-3		L6-3 1B		K			BB 1B	4	1	2	0	1	1	0						
Inning Stats	R: 3 E: 1 K: 0 S: 13	H: 4 LOB: 2 BB: 0 P: 23	R: 0 E: 0 K: 0 S: 11	H: 1 LOB: 1 BB: 0 P: 16	R: 0 E: 0 K: 0 S: 6	H: 1 LOB: 0 BB: 0 P: 10	R: 1 E: 0 K: 0 S: 9	H: 2 LOB: 0 BB: 0 P: 15	R: 0 E: 0 K: 0 S: 7	H: 0 LOB: 0 BB: 0 P: 11	R: 0 E: 0 K: 1 S: 19	H: 3 LOB: 2 BB: 2 P: 30	R: 1 E: 0 K: 1 S: 14	H: 2 LOB: 2 BB: 2 P: 25	R: 1 E: 0 K: 0 S: 10	H: 1 LOB: 2 BB: 2 P: 22		1B: 10 2B: 2 3B: 1 HR: 2	SF: 0 SAC: 0 DP: 1 HBP: 1	WP: 0 PB: 0 SB: 0 CS: 0	PA: 47	
PITCHER	IP	WLS	BF	H	R	ER	SO	BB	IBB	HBP	BLK	WP	HR	S	P	ERA	WHIP					
Ron Darling, R ERA: 5.35 (1, 1)	6.0	L	29	9	6	6	2	2	0	1	0	0	0	5	10	9.00	1.833					
Vince Horsman, L ERA: 13.5 (7, 1)	0.0		2	0	0	0	0	1	0	0	0	0	0	5	10	∞	∞					
Billy Taylor, R ERA: 0.75 (7, 1)	1.0		4	2	1	1	1	0	0	0	0	0	0	11	13	9.00	2.000					
Ed Nunez, R ERA: 11.25 (8, 1)	1.0		6	2	1	1	1	1	0	0	0	0	0	14	25	9.00	3.000					
John Briscoe, R ERA: 4.15 (9, 1)	1.0		6	1	1	1	0	2	0	0	0	0	1	10	22	9.00	3.000					
Batter	1	2	3	4	5	6	7	8	9	AB	R	H	RBI	BB	SO	LOB	BOTTOM					
Stan Javier, S OBP: 0.414, SLG: 0.505 (1, 8)	G4-3		G5-3		P4			K		4	0	0	0	0	1	2	Baltimore Orioles @ Oakland Athletics Oakland-Alameda County Coliseum, Oakland, CA Tue May 03 1994, 7:05 PM PDT Att: 12,762 - Unknown - 60 F					
Steve Sax, R OBP: 0.333, SLG: 0.500 (1, 4)	G6-3				G6-3			G4-3		4	0	1	1	0	0	1						
Rickey Henderson, R OBP: 0.432, SLG: 0.286 (1, 10)	K2-3							F9	F9	3	0	0	0	1	1	0						
Troy Neel, L OBP: 0.384, SLG: 0.506 (1, 3)		K	K					F7	F7	4	0	0	0	0	2	2						
Ruben Sierra, S OBP: 0.242, SLG: 0.438 (1, 9)		F8			G6-3			F8	F7	4	0	0	0	0	0	0						
Mike Aldrete, L OBP: 0.325, SLG: 0.500 (1, 7)					G6-3			G6-3	1B 1B	3	0	1	0	1	0	0						
Scott Brosius, R OBP: 0.284, SLG: 0.345 (1, 5)					F7			E9	1B 1B	4	0	1	0	0	1	1						
Mike Bordick, R OBP: 0.394, SLG: 0.341 (1, 6)					G5-3 3B 1B			G5-3 1B	K	3	1	2	0	1	1	2						
Scott Hemond, R OBP: 0.195, SLG: 0.111 Geronimo Berroa, R OBP: 0.416, SLG: 0.571 Terry Steinbach, R OBP: 0.382, SLG: 0.642 (1, 2) (7, PH) (8, 2)					K			G5-3	K	2	0	0	0	0	1	2						
Inning Stats	R: 0 E: 0 K: 1 S: 8	H: 0 LOB: 0 BB: 0 P: 11	R: 0 E: 0 K: 2 S: 9	H: 0 LOB: 1 BB: 1 P: 16	R: 1 E: 0 K: 2 S: 11	H: 2 LOB: 2 BB: 1 P: 21	R: 0 E: 0 K: 0 S: 6	H: 0 LOB: 0 BB: 0 P: 11	R: 0 E: 0 K: 0 S: 8	H: 1 LOB: 1 BB: 0 P: 12	R: 0 E: 0 K: 0 S: 9	H: 0 LOB: 0 BB: 0 P: 15	R: 0 E: 1 K: 1 S: 10	H: 0 LOB: 2 BB: 1 P: 18	R: 0 E: 0 K: 1 S: 7	H: 0 LOB: 0 BB: 0 P: 12		R: 0 E: 0 K: 1 S: 8	H: 2 LOB: 2 BB: 0 P: 10	1B: 4 2B: 1 3B: 1 HR: 0	SF: 0 SAC: 0 DP: 1 HBP: 0	WP: 0 PB: 0 SB: 0 CS: 1
PITCHER	IP	WLS	BF	H	R	ER	SO	BB	IBB	HBP	BLK	WP	HR	S	P	ERA	WHIP					
Ben McDonald, R ERA: 2.33 (1, 1)	9.0	W	35	5	1	1	8	3	0	0	0	0	0	76	126	1.00	0.889					



Batter	1	2	3	4	5	6	7	8	9	10	AB	R	H	RBI	BB	SO	LOB	TOP				
Brady Anderson, L OBP: 0.350, SLG: 0.448 (1, 7)	 2-3	 0-0			 1-2		 0-0			 4-2	4	0	0	0	1	1	2	Baltimore Orioles @ Oakland Athletics Oakland-Alameda County Coliseum, Oakland, CA Wed May 04 1994, 7:05 PM PDT Att: 10,399 - Unknown - 60 F				
Mike Devereaux, R OBP: 0.239, SLG: 0.429 (1, 8)	 2-1		 1-2		 1-2			 1-2		 2-2	4	1	1	1	0	0	0					
Rafael Palmeiro, L OBP: 0.443, SLG: 0.707 (1, 3)	 4-2		 0-0		 4-2			 3-3		 3-1	3	1	1	1	2	1	1					
Harold Baines, L OBP: 0.420, SLG: 0.565 (1, 10)	 0-0		 4-2		 3-2			 2-3		 4-2	3	0	1	1	2	1	1					
Cal Ripken Jr., R OBP: 0.342, SLG: 0.411 (1, 6)	 2-2		 1-0			 2-1			 1-2	 0-3	5	0	0	0	0	1	5					
Chris Hoiles, R OBP: 0.368, SLG: 0.439 (1, 2)		 3-2	 1-1			 1-3			 0-2		4	0	0	0	0	1	1					
Chris Sabo, R OBP: 0.320, SLG: 0.415 (1, 5)		 2-0			 4-0		 3-1		 1-1		3	1	1	1	1	0	0					
Mark McLemore, S OBP: 0.351, SLG: 0.279 (1, 4)		 4-2		 0-0			 1-3		 0-1		3	0	0	0	1	1	1					
Jack Voigt, R OBP: 0.282, SLG: 0.265 (1, 9)		 4-0		 0-1			 2-3			 0-1	3	1	0	0	1	1	0					
Inning Stats	R: 1 E: 0 K: 1 S: 12	H: 2 LOB: 1 BB: 1 P: 22	R: 0 E: 0 K: 0 S: 8	H: 0 LOB: 2 BB: 2 P: 21	R: 1 E: 0 K: 0 S: 9	H: 1 LOB: 1 BB: 1 P: 16	R: 0 E: 0 K: 0 S: 3	H: 0 LOB: 0 BB: 1 P: 7	R: 0 E: 0 K: 1 S: 7	H: 0 LOB: 0 BB: 0 P: 13	R: 0 E: 0 K: 2 S: 8	H: 0 LOB: 0 BB: 0 P: 11	R: 0 E: 0 K: 2 S: 10	H: 0 LOB: 0 BB: 0 P: 16	R: 1 E: 0 K: 0 S: 10	H: 1 LOB: 0 BB: 0 P: 12	R: 1 E: 1 K: 1 S: 15		H: 0 LOB: 2 BB: 2 P: 28	1B: 2 2B: 1 3B: 0 HR: 2	SF: 1 SAC: 0 DP: 2 HBP: 0	WP: 1 PB: 0 SB: 1 CS: 0
PITCHER	IP WLS BF H R ER SO BB IBB HBP BLK WP HR S P ERA WHIP																					
Todd Van Poppel, R ERA: 3.37 (1, 1)	8.0	31	3	2	2	6	6	0	0	0	0	0	1	12	14	9.00	1.000					
Dennis Eckersteley, R ERA: 3.95 (9, 1)	1.0	L	5	1	2	1	0	0	0	0	0	0	1	5	11	0.00	3.000					
Ed Nunez, R ERA: 10.8 (10, 1)	0.1	2	0	0	0	0	1	0	0	0	0	0	0	5	12	0.00	3.000					
Vince Horsman, L ERA: 10.8 (10, 1)	0.1	2	0	0	0	0	1	0	0	0	0	0	0	5	12	0.00	3.000					
Billy Taylor, R ERA: 0.73 (10, 1)	0.1	1	0	0	0	1	0	0	0	0	0	0	0	3	3	0.00	0.000					

Batter	1	2	3	4	5	6	7	8	9	10	AB	R	H	RBI	BB	SO	LOB	BOTTOM						
Stan Javier, S OBP: 0.405, SLG: 0.485 (1, 8)	 1-1		 1-0		 2-2		 0-0			 4-0	4	0	0	0	1	0	2	Baltimore Orioles @ Oakland Athletics Oakland-Alameda County Coliseum, Oakland, CA Wed May 04 1994, 7:05 PM PDT Att: 10,399 - Unknown - 60 F						
Steve Sax, R OBP: 0.294, SLG: 0.412 (1, 4)	 1-0		 0-2		 1-0			 2-0	 1 SAFE	 2-2	5	0	1	0	0	0	2							
Rickey Henderson, R OBP: 0.430, SLG: 0.273 (1, 10)	 4-2			 2-3	 3-3			 4-1		 2-2	3	1	0	0	2	2	2							
Ruben Sierra, S OBP: 0.240, SLG: 0.436 (1, 9)	 2-0			 0-2		 2-3		 2-0		 2-0	5	0	1	1	0	1	1							
Geronimo Berroa, R OBP: 0.436, SLG: 0.575 (1, 7)		 0-0		 2-2	 4-1			 4-2		 2-1	3	0	2	0	2	0	0							
Terry Steinbach, R OBP: 0.372, SLG: 0.616 (1, 2)		 0-0		 1-0	 1-0		 0-1	 1-1		 0-0	5	0	1	0	0	0	4							
Mike Bordick, R OBP: 0.380, SLG: 0.326 (1, 6)	 1-1		 1-1		 1-1		 2-2	 1-0			4	0	0	0	0	0	6							
Scott Brosius, R OBP: 0.286, SLG: 0.344 (1, 5)											3	0	1	0	0	0	0							
Mike Aldrete, L OBP: 0.317, SLG: 0.486 (9, PH)					 0-2		 0-2		 1-3		1	0	0	0	0	1	0							
Mike Brumley, S OBP: 0.289, SLG: 0.240 (10, 5)			 1-1								0	0	0	0	0	0	0							
Scott Hemond, R OBP: 0.227, SLG: 0.231 (1, 3)			 1-1								3	1	2	1	0	0	1							
Troy Neel, L OBP: 0.391, SLG: 0.551 (9, PH)					 1-0				 3-2	 3-2	1	1	1	1	0	0	0							
Inning Stats	R: 0 E: 0 K: 0 S: 7	H: 0 LOB: 1 BB: 1 P: 15	R: 0 E: 0 K: 0 S: 4	H: 1 LOB: 1 BB: 0 P: 5	R: 0 E: 0 K: 0 S: 9	H: 1 LOB: 1 BB: 0 P: 11	R: 0 E: 0 K: 1 S: 12	H: 2 LOB: 2 BB: 0 P: 18	R: 1 E: 1 K: 1 S: 9	H: 2 LOB: 1 BB: 1 P: 17	R: 0 E: 0 K: 1 S: 13	H: 0 LOB: 1 BB: 1 P: 21	R: 0 E: 0 K: 0 S: 8	H: 1 LOB: 0 BB: 0 P: 11	R: 1 E: 0 K: 0 S: 9	H: 1 LOB: 2 BB: 2 P: 23	R: 1 E: 0 K: 1 S: 13	H: 1 LOB: 1 BB: 1 P: 25	R: 0 E: 0 K: 0 S: 4	H: 0 LOB: 0 BB: 0 P: 8	1B: 6 2B: 1 3B: 0 HR: 2	SF: 0 SAC: 0 DP: 2 HBP: 0	WP: 0 PB: 0 SB: 2 CS: 0	PA: 42
PITCHER	IP WLS BF H R ER SO BB IBB HBP BLK WP HR S P ERA WHIP																							
Sid Fernandez, L ERA: 2.16 (1, 1)	5.1	23	6	1	1	3	2	0	0	0	0	0	0	48	79	1.69	1.500							
Mark Eichhorn, R ERA: 6.75 (6, 1)	1.0	4	1	0	0	0	0	0	0	0	0	0	0	13	18	0.00	1.000							
Alan Mills, R ERA: 15.12 (7, 1)	1.2	7	1	1	1	0	2	0	0	0	0	0	0	10	24	5.40	1.800							
Lee Smith, R ERA: 0.77 (9, 1)	1.0	W	5	1	1	1	1	0	0	0	0	0	1	13	25	9.00	2.000							
Mark Williamson, R ERA: 4.91 (10, 1)	1.0	S	3	0	0	0	0	0	0	0	0	0	0	4	8	0.00	0.000							



Batter	1	2	3	4	5	6	7	8	9	10	AB	R	H	RBI	BB	SO	LOB	TOP				
Kenny Lofton, L OBP: 0.458, SLG: 0.549 (1, 8)	G6-3 S HBP		G3					K				4	1	2	0	0	1	0				
Wayne Kirby, L OBP: 0.359, SLG: 0.324 Manny Ramirez, R OBP: 0.378, SLG: 0.606 (10, PH)	P4		G4-3		L8			F8				4	0	0	0	0	0	3				
Carlos Baerga, S OBP: 0.291, SLG: 0.411 (1, 4)	G6-3		G3-1									5	0	2	2	0	0	1				
Albert Belle, R OBP: 0.403, SLG: 0.573 (1, 7)	K			HR				G6-3				4	1	1	0	1	1	2				
Eddie Murray, S OBP: 0.298, SLG: 0.491 (1, 10)		P3			HR			G3				4	1	1	2	1	1	3				
Paul Sorrento, L OBP: 0.293, SLG: 0.393 (1, 3)		G4-3			F8							4	0	0	0	0	0	1				
Jim Thome, L OBP: 0.313, SLG: 0.459 (1, 5)		G3						K				4	0	0	0	0	2	0				
Alvaro Espinoza, R OBP: 0.222, SLG: 0.278 (1, 6)			G4-3					G3-1				4	0	1	0	0	0	0				
Tony Peña, R OBP: 0.333, SLG: 0.389 (1, 2)			G5-3									4	1	1	0	0	0	1				
Inning Stats	R: 0 E: 0 K: 1 S: 14	H: 0 LOB: 1 BB: 0 P: 19	R: 0 E: 0 K: 0 S: 7	H: 0 LOB: 0 BB: 0 P: 14	R: 0 E: 0 K: 0 S: 7	H: 0 LOB: 0 BB: 0 P: 11	R: 2 E: 0 K: 0 S: 10	H: 2 LOB: 2 BB: 0 P: 17	R: 0 E: 0 K: 1 S: 13	H: 0 LOB: 0 BB: 0 P: 13	R: 0 E: 0 K: 0 S: 6	H: 0 LOB: 0 BB: 0 P: 7	R: 0 E: 0 K: 1 S: 7	H: 0 LOB: 0 BB: 0 P: 11	R: 0 E: 0 K: 0 S: 14	H: 1 LOB: 1 BB: 1 P: 21	R: 2 E: 0 K: 2 S: 20	H: 3 LOB: 3 BB: 2 P: 34	1B: 4 2B: 3 3B: 0 HR: 1	SF: 0 SAC: 0 DP: 1 HBP: 1	WP: 0 PB: 0 SB: 1 CS: 0	PA: 41
PITCHER	IP	WLS	BF	H	R	ER	SO	BB	IBB	HBP	BLK	WP	HR	S	P	ERA	WHIP					
35 Mike Mussina, R ERA: 2.73	9.0		33	5	2	2	3	1	0	0	0	0	0	86	130	2.00	0.667					
Alan Mills, R ERA: 16.0	0.2	L	4	2	2	2	1	0	0	0	0	0	0	13	17	27.00	3.000					
Jim Poole, L ERA: 7.71	0.1		4	1	0	0	1	1	1	0	0	0	0	7	17	0.00	6.000					

Cleveland Indians @ Baltimore Orioles
 Oriole Park at Camden Yards, Baltimore, MD
 Fri May 06 1994, 7:05 PM EDT
 Att: 47,508 - Unknown


AB	37
R	4
H	8
RBI	4
BB	3
SO	5
LOB	11



Batter	1	2	3	4	5	6	7	8	9	10	AB	R	H	RBI	BB	SO	LOB	BOTTOM				
Brady Anderson, L OBP: 0.336, SLG: 0.427 (1, 7)	G4-3		G4-3		G3			G6-3				5	0	0	0	0	2					
Mike Devereaux, R OBP: 0.250, SLG: 0.425 (1, 8)			K					G6-3				3	0	1	1	1	1	0				
Rafael Palmeiro, L OBP: 0.437, SLG: 0.716 (1, 3)			K		G4-3			G3				4	1	1	1	0	1	2				
Harold Baines, L OBP: 0.397, SLG: 0.530 (1, 10)	G4-3		G5-3									4	0	0	0	0	0	1				
Cal Ripken Jr., R OBP: 0.331, SLG: 0.396 (1, 6)			G6-3		L8			K				4	0	0	0	0	1	0				
Chris Hoiles, R OBP: 0.362, SLG: 0.424 (1, 2)					K			K				3	0	0	0	1	3	0				
Chris Sabo, R OBP: 0.308, SLG: 0.397 Lonnie Smith, R OBP: 0.250, SLG: 0.192 (10, PH)			P6					G4-3				3	0	0	0	0	1	1				
Mark McLemore, S OBP: 0.366, SLG: 0.284 (1, 4)								G6-3				2	0	1	0	2	0	0				
Jack Voigt, R OBP: 0.256, SLG: 0.237 (1, 9)			K		FC1-6 1B			G4-3				4	1	0	0	0	1	4				
Inning Stats	R: 0 E: 0 K: 1 S: 9	H: 0 LOB: 1 BB: 1 P: 16	R: 0 E: 0 K: 1 S: 8	H: 0 LOB: 2 BB: 2 P: 18	R: 1 E: 0 K: 1 S: 9	H: 1 LOB: 0 BB: 0 P: 16	R: 0 E: 0 K: 2 S: 8	H: 0 LOB: 0 BB: 0 P: 9	R: 0 E: 0 K: 0 S: 5	H: 0 LOB: 0 BB: 0 P: 8	R: 0 E: 0 K: 0 S: 9	H: 0 LOB: 0 BB: 0 P: 14	R: 0 E: 0 K: 1 S: 6	H: 0 LOB: 0 BB: 0 P: 9	R: 0 E: 0 K: 1 S: 6	H: 0 LOB: 1 BB: 1 P: 15	1B: 2 2B: 0 3B: 0 HR: 1	SF: 0 SAC: 0 DP: 0 HBP: 0	WP: 0 PB: 0 SB: 0 CS: 0	PA: 37		
PITCHER	IP	WLS	BF	H	R	ER	SO	BB	IBB	HBP	BLK	WP	HR	S	P	ERA	WHIP					
Dennis Martinez, R ERA: 3.81	10.0	W	37	3	2	2	9	4	0	0	0	0	1	77	130	1.80	0.700					

Cleveland Indians @ Baltimore Orioles
 Oriole Park at Camden Yards, Baltimore, MD
 Fri May 06 1994, 7:05 PM EDT
 Att: 47,508 - Unknown

AB	33
R	2
H	3
RBI	2
BB	4
SO	9
LOB	10



Batter	1	2	3	4	5	6	7	8	9	AB	R	H	RBI	BB	SO	LOB	TOP																			
Kenny Lofton, L OBP: 0.448, SLG: 0.533 (1, 8)										5	1	1	0	0	2	1	Cleveland Indians @ Baltimore Orioles Oriole Park at Camden Yards, Baltimore, MD Sun May 08 1994, 3:33 AM EDT Att: 47,345 - Overcast - 61 F																			
Wayne Kirby, L OBP: 0.326, SLG: 0.293 Manny Ramirez, R OBP: 0.373, SLG: 0.597 (9, PH)										4	0	0	0	0	0	2																				
Carlos Baerga, S OBP: 0.303, SLG: 0.444 (1, 4)										5	2	3	2	0	0	0																				
Albert Belle, R OBP: 0.411, SLG: 0.598 (1, 7)										4	2	2	1	1	0	1																				
Eddie Murray, S OBP: 0.303, SLG: 0.487 (1, 10)										3	0	1	1	1	0	1																				
Paul Sorrento, L OBP: 0.305, SLG: 0.395 Candy Maldonado, R OBP: 0.429, SLG: 0.824 Mark Lewis, R OBP: 0.270, SLG: 0.377 (7, PH)										2	0	1	1	1	1	0																				
Jim Thome, L OBP: 0.310, SLG: 0.442 (1, 5)										3	0	0	0	1	2	3																				
Alvaro Espinoza, R OBP: 0.227, SLG: 0.273 (7, 3)										4	0	1	0	0	0	3																				
Tony Peña, R OBP: 0.349, SLG: 0.400 (1, 2)										4	1	2	0	0	1	2																				
Inning Stats	R: 0 E: 0 K: 1 S: 6	H: 0 LOB: 0 BB: 0 P: 9	R: 0 E: 0 K: 1 S: 6	H: 0 LOB: 0 BB: 0 P: 10	R: 0 E: 0 K: 0 S: 8	H: 0 LOB: 0 BB: 0 P: 13	R: 0 E: 0 K: 1 S: 6	H: 0 LOB: 0 BB: 0 P: 8	R: 1 E: 0 K: 2 S: 18	H: 3 LOB: 2 BB: 0 P: 28	R: 2 E: 0 K: 0 S: 11	H: 3 LOB: 3 BB: 2 P: 23	R: 3 E: 0 K: 1 S: 18	H: 4 LOB: 2 BB: 1 P: 30	R: 0 E: 0 K: 0 S: 10	H: 1 LOB: 0 BB: 0 P: 15		R: 0 E: 0 K: 2 S: 12	H: 1 LOB: 2 BB: 1 P: 22	1B: 10 2B: 0 3B: 0 HR: 2	SF: 1 SAC: 0 DP: 1 HBP: 0	WP: 2 PB: 0 SB: 0 CS: 0	PA: 42													
PITCHER	IP	WLS	BF	H	R	ER	SO	BB	IBB	HBP	BLK	WP	HR	S	P	ERA	WHIP	PITCHER		IP	WLS	BF	H	R	ER	SO	BB	IBB	HBP	BLK	WP	HR	S	P	ERA	WHIP
Ben McDonald, R ERA: 3.08 (1, 1)	6.1	W	30	9	6	6	5	2	0	0	0	2	2	63	103	8.53	1.737	Lee Smith, R ERA: 0.71 (9, 1)		1.0	S	5	1	0	0	2	1	0	0	0	0	12	22	0.00	2.000	
Alan Mills, R ERA: 16.0 (7, 1)	0.0	1	0	0	0	0	0	1	0	0	0	0	0	2	6	∞	∞																			
Jim Poole, L ERA: 7.36 (7, 1)	0.1	1	0	0	0	0	0	0	0	0	0	0	0	1	1	0.00	0.000																			
Mark Eichhorn, R ERA: 6.3 (7, 1)	0.2	4	2	0	0	1	0	0	0	0	0	0	0	15	21	0.00	3.000																			
Tom Bolton, L ERA: (8, 1)	0.2	1	0	0	0	0	0	0	0	0	0	0	0	2	5	0.00	0.000																			

Batter	1	2	3	4	5	6	7	8	9	AB	R	H	RBI	BB	SO	LOB	BOTTOM																			
Brady Anderson, L OBP: 0.331, SLG: 0.412 (7, 8)										4	1	0	0	1	0	2	Cleveland Indians @ Baltimore Orioles Oriole Park at Camden Yards, Baltimore, MD Sun May 08 1994, 3:33 AM EDT Att: 47,345 - Overcast - 61 F																			
Mike Devereaux, R OBP: 0.270, SLG: 0.489 Tim Hulett, R OBP: 0.304, SLG: 0.304 (6, FR)										3	2	2	4	0	0	1																				
Rafael Palmeiro, L OBP: 0.439, SLG: 0.710 (1, 3)										4	0	2	1	0	0	1																				
Harold Baines, L OBP: 0.400, SLG: 0.529 Lonnie Smith, R OBP: 0.235, SLG: 0.179 (4, PH)										2	0	1	0	0	0	1																				
Cal Ripken Jr., R OBP: 0.328, SLG: 0.386 (1, 6)										3	1	0	0	1	0	2																				
Chris Hoiles, R OBP: 0.367, SLG: 0.420 (1, 2)										3	1	1	0	1	1	0																				
Leo Gomez, R OBP: 0.429, SLG: 0.633 (1, 5)										4	1	1	3	0	1	1																				
Mark McLemore, S OBP: 0.371, SLG: 0.286 (7, 9)										3	1	1	0	1	0	0																				
Jack Voigt, R OBP: 0.277, SLG: 0.262 (7, 7)										4	1	2	0	0	0	1																				
Inning Stats	R: 1 E: 0 K: 0 S: 13	H: 2 LOB: 1 BB: 0 P: 20	R: 4 E: 0 K: 0 S: 18	H: 3 LOB: 1 BB: 2 P: 36	R: 3 E: 0 K: 0 S: 20	H: 3 LOB: 1 BB: 1 P: 31	R: 0 E: 0 K: 0 S: 5	H: 1 LOB: 0 BB: 0 P: 6	R: 0 E: 0 K: 1 S: 11	H: 0 LOB: 0 BB: 0 P: 16	R: 0 E: 0 K: 0 S: 9	H: 0 LOB: 1 BB: 0 P: 13	R: 0 E: 0 K: 2 S: 11	H: 0 LOB: 1 BB: 1 P: 20	R: 0 E: 0 K: 1 S: 9	H: 1 LOB: 1 BB: 0 P: 13		1B: 7 2B: 0 3B: 1 HR: 2	SF: 0 SAC: 0 DP: 1 HBP: 1	WP: 0 PB: 0 SB: 3 CS: 0	PA: 38															
PITCHER	IP	WLS	BF	H	R	ER	SO	BB	IBB	HBP	BLK	WP	HR	S	P	ERA	WHIP	PITCHER		IP	WLS	BF	H	R	ER	SO	BB	IBB	HBP	BLK	WP	HR	S	P	ERA	WHIP
Mark Clark, R ERA: 5.35 (1, 1)	1.2	L	12	5	5	5	0	2	0	0	0	0	1	27	50	27.00	4.200	Jose Mesa, R ERA: 8.1 (7, 1)		1.0	4	0	0	0	2	1	0	0	0	0	0	11	20	0.00	1.000	
Chad Ogea, R ERA: 8.1 (2, 1)	4.1	18	4	3	3	1	1	1	0	1	0	0	0	49	72	6.23	1.154	Paul Shuey, R ERA: (8, 1)		1.0	4	1	0	0	1	0	0	0	0	0	9	13	0.00	1.000		



Batter	1	2	3	4	5	6	7	8	9	AB	R	H	RBI	BB	SO	LOB	TOP											
Devon White, S OBP: 0.373, SLG: 0.550	1-1 G4-3		3-2 G5-3		2-2 L7		2-1 G5-3			4	0	0	0	0	0	0	Toronto Blue Jays @ Baltimore Orioles Oriole Park at Camden Yards, Baltimore, MD Mon May 09 1994, 7:05 PM EDT Att: 47,369 - Unknown - 77 F											
Roberto Alomar, S OBP: 0.387, SLG: 0.445	1-3 K		1-0 F8		4-2 CS BB		2-1 P4			3	0	0	0	1	1	0												
Paul Molitor, R OBP: 0.392, SLG: 0.493	1-1 S 2B		3-2 P4		2-2 F8 1-2		4-2 BB			3	0	1	0	1	0	1												
Joe Carter, R OBP: 0.377, SLG: 0.691	4-2 BB			0-1 1B 1B		0-1 P4		1-1 F8		3	1	1	0	1	0	1												
John Olerud, L OBP: 0.394, SLG: 0.517	1-0 P7			1-0 CS 1B		4-2 BB		1-3 K		3	0	1	0	1	1	3												
Ed Sprague, R OBP: 0.353, SLG: 0.450		0-0 P2		4-2 1B 1-2 BB		0-1 F7		0-0 FC6-4 1B		3	0	1	0	1	0	1												
Darnell Coles, R OBP: 0.281, SLG: 0.286		4-0 FC6-4 BB		2-2 P5		2-2 G1-3		2-1 FC6-4 1-2		3	0	0	0	1	0	4												
Pat Borders, R OBP: 0.282, SLG: 0.340		0-1 FC6-4 1-2		1-2 1-3 2-H 1B		3-2 F9		1-3 K		4	0	1	1	0	1	2												
Dick Schofield, R OBP: 0.338, SLG: 0.323	1-1 P3			3-2 L8		3-2 P3		1-1 F8		4	0	0	0	0	0	4												
Inning Stats	R: 0 E: 0 K: 1 S: 11	H: 1 LOB: 2 BB: 1 P: 19	R: 0 E: 0 K: 0 S: 5	H: 0 LOB: 1 BB: 1 P: 10	R: 0 E: 0 K: 0 S: 11	H: 0 LOB: 0 BB: 0 P: 18	R: 1 E: 0 K: 0 S: 18	H: 3 LOB: 2 BB: 1 P: 29	R: 0 E: 0 K: 0 S: 8	H: 0 LOB: 0 BB: 1 P: 16	R: 0 E: 0 K: 0 S: 10	H: 0 LOB: 1 BB: 1 P: 16	R: 0 E: 0 K: 0 S: 11	H: 0 LOB: 0 BB: 0 P: 18	R: 0 E: 0 K: 1 S: 9	H: 0 LOB: 1 BB: 1 P: 17	R: 0 E: 0 K: 1 S: 8	H: 1 LOB: 1 BB: 0 P: 12	1B: 4 2B: 1 3B: 0 HR: 0	SF: 0 SAC: 0 DP: 0 HBP: 0	WP: 0 PB: 0 SB: 1 CS: 2	PA: 36						
PITCHER	IP	WLS	BF	H	R	ER	SO	BB	IBB	HBP	BLK	WP	HR	S	P	ERA	WHIP											
Sid Fernandez, L ERA: 1.95	(1, 1)	7.1	W	30	4	1	1	1	6	0	0	0	0	0	78	136	1.23	1.364										
Mark Williamson, R ERA: 4.75	(8, 1)	0.1	1	0	0	0	0	0	0	0	0	0	0	2	3	0.00	0.000											
Jim Poole, L ERA: 7.04	(8, 1)	0.1	1	0	0	0	1	0	0	0	0	0	0	3	4	0.00	0.000											
Lee Smith, R ERA: 0.66	(9, 1)	1.0	S	4	1	0	0	1	0	0	0	0	0	8	12	0.00	1.000											


Batter	1	2	3	4	5	6	7	8	9	AB	R	H	RBI	BB	SO	LOB	BOTTOM											
Brady Anderson, L OBP: 0.319, SLG: 0.398	2-1 P5	2-2 P5			1-1 G4-3		1-1 SF8	2-3 K		4	0	0	1	0	1	5	Toronto Blue Jays @ Baltimore Orioles Oriole Park at Camden Yards, Baltimore, MD Mon May 09 1994, 7:05 PM EDT Att: 47,369 - Unknown - 77 F											
Mike Deversaux, R OBP: 0.265, SLG: 0.479	2-3 K		2-3 K			2-2 2B SF9 1B	1-0 P5	1-2 2-3 3-H		4	1	1	0	0	2	2												
Rafael Palmeiro, L OBP: 0.441, SLG: 0.709	4-2 BB		1-3 K			2-1 SF9 1-3 2B	1-1 F8			3	0	1	0	1	1	2												
Cal Ripken Jr., R OBP: 0.317, SLG: 0.376	3-2 G5-3		1-0 G3			2-2 SF9		2-0 F7		3	0	0	1	0	0	1												
Chris Hoiles, R OBP: 0.372, SLG: 0.418		3-2 FC4-6 1B		0-1 F7		1-3 K		4-0 BB 1B BB		3	1	1	0	1	1	1												
Leo Gomez, R OBP: 0.410, SLG: 0.588		2-2 FC4-6 BB 1-2		3-2 P6		1-3 K		3-2 BB BB 1B		4	1	1	0	0	1	2												
Lonnie Smith, R OBP: 0.283, SLG: 0.194		0-0 P3		1-0 P4			0-0 1B SF8 1B	4-2 WP BB BB		3	1	1	0	1	0	1												
Mark McLemore, S OBP: 0.385, SLG: 0.290		4-2 BB 1-2 BB			1-0 G5-3		0-2 SF8 1B	4-0 WP BB		2	0	1	1	2	0	0												
Jack Voigt, R OBP: 0.294, SLG: 0.267		4-2 BB			3-1 F7		0-1 SF8 1B	1-2 2-3 3-H		3	0	1	0	1	1	3												
Inning Stats	R: 0 E: 0 K: 1 S: 10	H: 0 LOB: 1 BB: 1 P: 21	R: 0 E: 0 K: 0 S: 16	H: 1 LOB: 2 BB: 2 P: 31	R: 0 E: 0 K: 2 S: 8	H: 0 LOB: 0 BB: 0 P: 12	R: 0 E: 0 K: 0 S: 8	H: 0 LOB: 0 BB: 0 P: 12	R: 0 E: 0 K: 2 S: 15	H: 2 LOB: 1 BB: 0 P: 23	R: 1 E: 0 K: 0 S: 11	H: 3 LOB: 2 BB: 0 P: 14	R: 2 E: 0 K: 2 S: 14	H: 1 LOB: 2 BB: 3 P: 35	R: 0 E: 0 K: 2 S: 8	H: 0 LOB: 0 BB: 0 P: 12	1B: 6 2B: 1 3B: 0 HR: 0	SF: 2 SAC: 0 DP: 0 HBP: 0	WP: 1 PB: 0 SB: 0 CS: 0	PA: 37								
PITCHER	IP	WLS	BF	H	R	ER	SO	BB	IBB	HBP	BLK	WP	HR	S	P	ERA	WHIP											
Al Leiter, L ERA: 4.03	(1, 1)	6.1	L	28	6	2	2	5	3	0	0	0	0	0	70	118	2.84	1.421										
Mike Timlin, R ERA: 10.32	(7, 1)	0.1	1	0	0	0	0	0	0	0	0	0	0	1	2	0.00	0.000											
Greg Cadaret, L ERA: 6.17	(7, 1)	1.1	8	1	2	2	2	3	0	0	0	1	0	16	38	13.50	3.000											


AB	30
R	1
H	5
RBI	1
BB	6
SO	3
LOB	16



AB	29
R	4
H	7
RBI	3
BB	6
SO	7
LOB	17



Batter	1	2	3	4	5	6	7	8	9	AB	R	H	RBI	BB	SO	LOB	TOP										
Devon White, S (1, 8) OBP: 0.367, SLG: 0.537	G5-3		E9 1B	K			F7		G6-3	5	1	1	1	0	1	2	<p>Toronto Blue Jays @ Baltimore Orioles Oriole Park at Camden Yards, Baltimore, MD</p> <p>Tue May 10 1994, 7:05 PM EDT Att: 47,194 - Unknown - 71 F</p> <p>livebaseballscores.com</p> <p>AB 33 R 3 H 7 RBI 3 BB 2 SO 7 LOB 13</p> 										
Roberto Alomar, S (1, 4) OBP: 0.380, SLG: 0.435	K		2H 1B	L8			K		K	5	1	1	1	0	3	2											
Paul Molitor, R (1, 10) OBP: 0.388, SLG: 0.486	L5		1B				F8		F9	4	0	1	0	0	0	0											
Joe Carter, R (1, 9) OBP: 0.373, SLG: 0.673 Rob Butler, L (8, 7)		G5-3	F7				F7		HBP BB	3	0	0	0	1	0	2											
John Olerud, L (1, 3) OBP: 0.390, SLG: 0.508		G4-3	HBP 1B				G4-3		K	4	0	1	1	0	1	1											
Ed Sprague, R (1, 5) OBP: 0.364, SLG: 0.458			1-2 HBP				F8			2	0	1	0	0	0	0											
Darnell Coles, R (1, 7) OBP: 0.273, SLG: 0.276 Carlos Delgado, L (3, PH) OBP: 0.315, SLG: 0.489		G3	K				K		P6	1	0	0	0	0	0	1											
Mike Huff, R (8, PH) OBP: 0.459, SLG: 0.433										2	0	0	0	0	2	3											
Pat Borders, R (1, 2) OBP: 0.280, SLG: 0.337			SH1-3 1B				F7		G4-3	4	1	1	0	0	0	0											
Dick Schofield, R (1, 6) OBP: 0.352, SLG: 0.344			SH1-3				P5		G6-3 2B	2	0	1	0	1	0	0											
Inning Stats	R: 0 E: 0 K: 1 S: 7	H: 0 LOB: 0 BB: 0 P: 11	R: 0 E: 0 K: 0 S: 7	H: 1 LOB: 1 BB: 0 P: 14	R: 3 E: 2 K: 1 S: 21	H: 5 LOB: 3 BB: 0 P: 31	R: 0 E: 0 K: 1 S: 8	H: 0 LOB: 1 BB: 1 P: 18	R: 0 E: 0 K: 0 S: 9	H: 0 LOB: 0 BB: 0 P: 14	R: 0 E: 0 K: 1 S: 5	H: 0 LOB: 0 BB: 0 P: 10	R: 0 E: 0 K: 1 S: 9	H: 0 LOB: 0 BB: 0 P: 14	R: 0 E: 0 K: 1 S: 8	H: 0 LOB: 2 BB: 1 P: 17	R: 0 E: 0 K: 12 S: 12	H: 1 LOB: 1 BB: 0 P: 18	1B: 5 2B: 2 HR: 0	SF: 0 SAC: 1 HBP: 2	WP: 0 PB: 0 SB: 0 CS: 0	PA: 38					
PITCHER	IP	WLS	BF	H	R	ER	SO	BB	IBB	HBP	BLK	WP	HR	S	P	ERA	WHIP										
Jamie Moyer, L (1, 1) ERA: 5.82	2.2		14	6	3	3	1	0	0	0	0	0	0	29	46	10.12	2.250										
Mike Oquist, R (3, 1) ERA: 1.5	5.0	W	19	0	0	0	5	2	0	2	0	0	0	42	79	0.00	0.400										
Jim Poole, L (8, 1) ERA: 6.75	0.1		1	0	0	0	0	0	0	0	0	0	0	3	4	0.00	0.000										
Lee Smith, R (9, 1) ERA: 0.61	1.0	S	4	1	0	0	1	0	0	0	0	0	0	12	18	0.00	1.000										

Batter	1	2	3	4	5	6	7	8	9	AB	R	H	RBI	BB	SO	LOB	BOTTOM										
Brady Anderson, L (1, 7) OBP: 0.322, SLG: 0.398	K		P2				L8			5	1	2	0	0	1	1	<p>Toronto Blue Jays @ Baltimore Orioles Oriole Park at Camden Yards, Baltimore, MD</p> <p>Tue May 10 1994, 7:05 PM EDT Att: 47,194 - Unknown - 71 F</p> <p>livebaseballscores.com</p> <p>AB 35 R 6 H 12 RBI 6 BB 5 SO 8 LOB 22</p> 										
Mike Deversaux, R (1, 8) OBP: 0.284, SLG: 0.480			K				L8		L8	4	1	2	0	1	1	3											
Rafael Palmeiro, L (1, 3) OBP: 0.439, SLG: 0.693									FC3-6	4	1	1	0	1	2	5											
Harold Baines, L (1, 10) OBP: 0.388, SLG: 0.507									F9	5	1	1	0	0	1	7											
Cal Ripken Jr., R (1, 6) OBP: 0.331, SLG: 0.408		P4								3	2	2	2	1	0	0											
Chris Hoiles, R (1, 2) OBP: 0.376, SLG: 0.415									F8	3	0	1	2	1	1	0											
Leo Gomez, R (1, 5) OBP: 0.419, SLG: 0.595									P3	3	0	1	2	1	1	0											
Mark McLemore, S (1, 4) OBP: 0.381, SLG: 0.289									G1-3	4	0	1	0	0	0	4											
Jack Voigt, R (1, 9) OBP: 0.291, SLG: 0.265										4	0	1	0	0	1	2											
Inning Stats	R: 0 E: 0 K: 2 S: 8	H: 1 LOB: 1 BB: 0 P: 12	R: 0 E: 0 K: 2 S: 9	H: 0 LOB: 0 BB: 0 P: 13	R: 0 E: 0 K: 1 S: 11	H: 1 LOB: 1 BB: 0 P: 15	R: 3 E: 0 K: 1 S: 21	H: 4 LOB: 1 BB: 1 P: 33	R: 2 E: 0 K: 1 S: 17	H: 2 LOB: 3 BB: 3 P: 34	R: 0 E: 0 K: 1 S: 13	H: 1 LOB: 2 BB: 1 P: 22	R: 1 E: 0 K: 0 S: 8	H: 1 LOB: 0 BB: 0 P: 16	R: 0 E: 0 K: 0 S: 6	H: 2 LOB: 2 BB: 0 P: 12		1B: 10 2B: 1 3B: 0 HR: 1	SF: 0 SAC: 0 DP: 0 HBP: 0	WP: 0 PB: 0 SB: 1 CS: 0	PA: 40						
PITCHER	IP	WLS	BF	H	R	ER	SO	BB	IBB	HBP	BLK	WP	HR	S	P	ERA	WHIP										
Juan Guzman, R (1, 1) ERA: 6.75	5.0	L	26	8	5	5	7	3	0	0	0	0	0	66	107	9.00	2.200										
Woody Williams, R (6, 1) ERA: 5.4	2.0		9	2	1	1	1	1	0	0	0	0	1	21	38	4.50	1.500										
Scott Brow, R (8, 1) ERA: 3.31	1.0		5	2	0	0	0	0	0	0	0	0	0	6	12	0.00	2.000										

Batter	1	2	3	4	5	6	7	8	9	AB	R	H	RBI	BB	SO	LOB	TOP			
Devon White, S OBP: 0.364, SLG: 0.529	L8		1B FC9-2		F8		F9			4	0	1	1	0	0	2	Toronto Blue Jays @ Baltimore Orioles Oriole Park at Camden Yards, Baltimore, MD Wed May 11 1994, 7:05 PM EDT Att: 47,386 - Unknown - 73 F			
Roberto Alomar, S OBP: 0.376, SLG: 0.429	F7		1B		K			G4-3		4	0	1	0	0	1	0				
Paul Molitor, R OBP: 0.376, SLG: 0.472	K		FC9-2		F9		F9	F8		4	0	0	0	0	1	2				
Joe Carter, R OBP: 0.370, SLG: 0.658		F9		G6-4-3 1B	F9			G5-3		4	0	1	0	0	0	0				
John Olerud, L OBP: 0.386, SLG: 0.496		G6-4-3 BB		G6-4-3 1-2	L7			P4		3	0	0	0	1	0	1				
Ed Sprague, R OBP: 0.367, SLG: 0.459	P2			BB 1B			1B G3 1B	P4		4	0	2	0	0	0	1				
Carlos Delgado, L OBP: 0.313, SLG: 0.474	K			1-2 BB	G3		G3	G1-3		3	0	0	0	1	1	2				
Pat Borders, R OBP: 0.282, SLG: 0.336			K	G3			1B			3	0	1	0	0	1	2				
Dick Schofield, R OBP: 0.351, SLG: 0.358			1B 2B		G5-3		K			3	1	1	0	0	1	2				
Inning Stats	R: 0 E: 0 K: 1 S: 6	H: 0 LOB: 0 BB: 0 P: 9	R: 0 E: 0 K: 1 S: 10	H: 0 LOB: 1 BB: 1 P: 17	R: 1 E: 0 K: 1 S: 13	H: 3 LOB: 1 BB: 0 P: 17	R: 0 E: 0 K: 0 S: 10	H: 2 LOB: 2 BB: 1 P: 16	R: 0 E: 0 K: 0 S: 5	H: 0 LOB: 0 BB: 0 P: 6	R: 0 E: 0 K: 1 S: 12	H: 2 LOB: 2 BB: 0 P: 18	R: 0 E: 0 K: 0 S: 6	H: 0 LOB: 0 BB: 0 P: 6	R: 0 E: 0 K: 0 S: 9	H: 0 LOB: 0 BB: 0 P: 12	1B: 6 2B: 2 3B: 0 HR: 0	SF: 0 SAC: 0 DP: 2 HBP: 0	WP: 0 PB: 0 SB: 0 CS: 0	PA: 34
PITCHER 35 Mike Mussina, R ERA: 2.48	IP: 9.0 WLS: W BF: 34 H: 7 R: 1 ER: 1 SO: 5	BB: 2 IBB: 0 HBP: 0 BLK: 0	WP: 0 HR: 0 S: 77 P: 111	ERA: 1.00 WHIP: 1.000											IP: 9.0 WLS: W BF: 34 H: 7 R: 1 ER: 1 SO: 5	BB: 2 IBB: 0 HBP: 0 BLK: 0	WP: 0 HR: 0 S: 77 P: 111	ERA: 1.00 WHIP: 1.000		

Batter	1	2	3	4	5	6	7	8	9	AB	R	H	RBI	BB	SO	LOB	BOTTOM					
Brady Anderson, L OBP: 0.318, SLG: 0.398	G4-3		G1-3 1B 2B		F7	G4-3		G3-2-3		5	1	1	0	0	0	4	Toronto Blue Jays @ Baltimore Orioles Oriole Park at Camden Yards, Baltimore, MD Wed May 11 1994, 7:05 PM EDT Att: 47,386 - Unknown - 73 F					
Mike Deversaux, R OBP: 0.283, SLG: 0.465	BB BB		G1-3		F9		G4-3			3	0	0	0	1	0	1						
Rafael Palmeiro, L OBP: 0.441, SLG: 0.686	F8		1B		G3-1		1B			4	0	2	1	0	0	1						
Harold Baines, L OBP: 0.405, SLG: 0.553	FC6-4 BB		K		K	HR	G5-4-3 1B			3	1	2	1	1	1	1						
Cal Ripken Jr., R OBP: 0.328, SLG: 0.403	FC6-4		L8		L8	HR 1B	G5-4-3			4	1	1	0	0	0	5						
Chris Hoiles, R OBP: 0.380, SLG: 0.449	F8			K		HR		FC6 1B		4	1	2	2	0	1	0						
Leo Gomez, R OBP: 0.426, SLG: 0.600		2B		BB		F7		FC6		3	0	1	0	1	0	1						
Mark McLemore, S OBP: 0.385, SLG: 0.283	L8			BB		F7		G3-2-3 HBP		2	0	0	0	1	0	2						
Jack Voigt, R OBP: 0.288, SLG: 0.264	F8			K		1B		K		4	0	1	0	0	2	5						
Inning Stats	R: 0 E: 0 K: 0 S: 13	H: 1 LOB: 2 BB: 2 P: 26	R: 0 E: 0 K: 0 S: 9	H: 1 LOB: 1 BB: 0 P: 14	R: 1 E: 0 K: 1 S: 12	H: 2 LOB: 1 BB: 0 P: 23	R: 0 E: 0 K: 2 S: 12	H: 0 LOB: 1 BB: 1 P: 22	R: 0 E: 0 K: 0 S: 7	H: 0 LOB: 0 BB: 0 P: 11	R: 3 E: 0 K: 0 S: 13	H: 4 LOB: 1 BB: 1 P: 21	R: 0 E: 0 K: 0 S: 7	H: 2 LOB: 1 BB: 0 P: 10	R: 0 E: 1 K: 1 S: 11	H: 1 LOB: 2 BB: 0 P: 19	1B: 6 2B: 2 3B: 0 HR: 2	SF: 0 SAC: 0 DP: 2 HBP: 1	WP: 0 PB: 0 SB: 0 CS: 1	PA: 37		
PITCHER Todd Stottlemyre, R ERA: 3.88 Tony Castillo, L ERA: 2.7 Mike Timlin, R ERA: 8.78	IP: 5.2 WLS: L BF: 27 H: 7 R: 4 ER: 4 SO: 3	BB: 4 IBB: 0 HBP: 0 BLK: 0	WP: 0 HR: 2 S: 64 P: 114	ERA: 6.35 WHIP: 1.941	IP: 0.1 WLS: L BF: 1 H: 0 R: 0 ER: 0 SO: 0	BB: 0 IBB: 0 HBP: 0 BLK: 0	WP: 0 HR: 2 S: 3 P: 3	ERA: 0.00 WHIP: 0.000	IP: 2.0 WLS: L BF: 9 H: 3 R: 0 ER: 0 SO: 1	BB: 0 IBB: 0 HBP: 1 BLK: 0	WP: 0 HR: 0 S: 18 P: 29	ERA: 0.00 WHIP: 1.500										

AB	32
R	1
H	7
RBI	1
BB	2
SO	5
LOB	12



AB	32
R	4
H	10
RBI	4
BB	4
SO	4
LOB	20



Batter	1	2	3	4	5	6	7	8	9	AB	R	H	RBI	BB	SO	LOB	TOP										
Brady Anderson, L (1, 7) OBP: 0.316, SLG: 0.394	2-1 CS 1B		3-2 F7		3-0 G3-1			1-3 K		4	0	1	0	0	1	3	Baltimore Orioles @ Minnesota Twins Hubert H. Humphrey Metrodome, Minneapolis, MN Fri May 13 1994, 8:05 PM EDT Att: 17,898 - Dome										
Mike Devereaux, R (1, 8) OBP: 0.274, SLG: 0.448	0-0 F9			2-2 G6-3		0-1 F8		1-3 SAFE K		4	0	0	0	0	1	3											
Rafael Palmeiro, L (1, 3) OBP: 0.436, SLG: 0.672	3-1 F8 1-2			3-1 BB 1B		2-1 E1 CS		2-3 K		4	1	1	0	0	1	3											
Harold Baines, L (1, 10) OBP: 0.398, SLG: 0.532		1-1 L3		4-0 FC6-4 1B 1-2 BB		3-2 G4-3 1-2			2-1 G1-3	3	0	0	0	1	0	1											
Cal Ripken Jr., R (1, 6) OBP: 0.326, SLG: 0.398		3-1 F7		2-2 FC6-4 1B 1-2 2-H		1-2 G4-3			3-2 L7	4	0	1	1	0	0	0											
Chris Hoiles, R (1, 2) OBP: 0.388, SLG: 0.431		2-2 K		3-2 FC6-4 FC6-4 1-2 2-3		1-1 F9			3-2 G1-6-3	4	0	0	0	0	1	2											
Leo Gomez, R (1, 5) OBP: 0.400, SLG: 0.558			0-0 G6-3	1-2 FC6-4 1-2		3-3 K				3	0	0	0	0	1	2											
Mark McLemore, S (1, 4) OBP: 0.392, SLG: 0.287			2-2 S 1B		0-3 K			4-2 1B BB		2	0	1	0	1	1	0											
Jack Voigt, R (1, 9) OBP: 0.290, SLG: 0.268			2-3 K		3-2 P2			0-0 1B		3	0	1	0	0	1	1											
Inning Stats	R: 0 E: 0 K: 0 S: 5	H: 1 LOB: 0 BB: 0 P: 10	R: 0 E: 0 K: 1 S: 8	H: 0 LOB: 0 BB: 0 P: 14	R: 0 E: 0 K: 1 S: 11	H: 1 LOB: 1 BB: 0 P: 18	R: 1 E: 0 K: 0 S: 16	H: 2 LOB: 2 BB: 1 P: 31	R: 0 E: 1 K: 0 S: 7	H: 0 LOB: 0 BB: 0 P: 12	R: 0 E: 0 K: 1 S: 9	H: 0 LOB: 0 BB: 0 P: 14	R: 0 E: 0 K: 3 S: 12	H: 1 LOB: 2 BB: 1 P: 20	R: 0 E: 0 K: 0 S: 8	H: 0 LOB: 0 BB: 0 P: 16	1B: 5 2B: 0 3B: 0 HR: 0	SF: 0 SAC: 0 DP: 0 HBP: 0	WP: 0 PB: 0 SB: 1 CS: 2	PA: 33							
PITCHER	IP	WLS	BF	H	R	ER	SO	BB	IBB	HBP	BLK	WP	HR	S	P	ERA	WHIP										
Pat Mahomes, R (1, 1) ERA: 5.26	7.0	W	27	5	1	1	4	2	0	0	0	0	0	67	120	1.29	1.000										
Mark Guttrie, L (8, 1) ERA: 9.47	0.1		1	0	0	0	1	0	0	0	0	0	0	3	4	0.00	0.000										
Mike Trombley, R (8, 1) ERA: 6.41	0.1		1	0	0	0	1	0	0	0	0	0	0	3	4	0.00	0.000										
Larry Casian, L (8, 1) ERA: 8.1	1.1	S	4	0	0	0	1	0	0	0	0	0	0	11	21	0.00	0.000										

Batter	1	2	3	4	5	6	7	8	9	AB	R	H	RBI	BB	SO	LOB	BOTTOM										
Chuck Knoblauch, R (1, 4) OBP: 0.376, SLG: 0.438	2-0 F9		1 SAFE 1-2 F9			0-1 S HR 2B	0-1 1-2 1B			4	1	2	1	0	0	1	Baltimore Orioles @ Minnesota Twins Hubert H. Humphrey Metrodome, Minneapolis, MN Fri May 13 1994, 8:05 PM EDT Att: 17,898 - Dome										
Alex Cole, L (1, 8) OBP: 0.416, SLG: 0.436	1-0 L9			3-2 CS 1B		2-3 K	1-3 K			4	0	1	0	0	2	3											
Kirby Puckett, R (1, 9) OBP: 0.357, SLG: 0.503	0-0 G6-3			2-1 SAFE E5 S 1-2		3-1 HR		3-3 K		4	1	1	2	0	1	1											
Shane Mack, R (1, 7) OBP: 0.421, SLG: 0.686		1-1 G4-3		1-3 K		3-H 2-3 K		2-0 G5-3		4	0	0	0	0	2	1											
Dave Winfield, R (1, 10) OBP: 0.305, SLG: 0.392		0-3 K		0-2 F9			0-0 1B FC6-4 2B	0-0 P4		4	1	1	0	0	1	1											
Steve Dunn, L (1, 3) OBP: 0.167, SLG: 0.250		2-2 K			3-3 K		1-3 K			3	0	0	0	0	3	1											
Scott Leius, R (1, 5) OBP: 0.346, SLG: 0.511			1-1 G4-3		0-0 G6-3		4-0 FC6-4 1B BB			2	1	0	0	1	0	0											
Matt Walbeck, S (1, 2) OBP: 0.229, SLG: 0.274		0-0 P7			1-1 G4-3		0-0 FC6-4 1B			3	0	1	0	0	0	0											
Pat Meares, R (1, 6) OBP: 0.340, SLG: 0.333			4-2 BB			2-2 G4-3	1-0 FC6-4 1B			1	0	0	0	1	0	0											
Chip Hale, L (7, PH) OBP: 0.360, SLG: 0.310										1	0	0	1	0	0	2											
Jeff Reboulet, R (7, PR) OBP: 0.354, SLG: 0.415										0	0	0	0	0	0	0											
Inning Stats	R: 0 E: 0 K: 0 S: 3	H: 0 LOB: 0 BB: 0 P: 6	R: 0 E: 0 K: 2 S: 8	H: 0 LOB: 0 BB: 0 P: 11	R: 0 E: 0 K: 0 S: 8	H: 0 LOB: 1 BB: 1 P: 14	R: 0 E: 1 K: 1 S: 13	H: 1 LOB: 1 BB: 0 P: 19	R: 0 E: 0 K: 1 S: 11	H: 0 LOB: 0 BB: 0 P: 15	R: 2 E: 0 K: 2 S: 13	H: 2 LOB: 0 BB: 0 P: 22	R: 2 E: 0 K: 2 S: 11	H: 3 LOB: 2 BB: 1 P: 18	R: 0 E: 0 K: 1 S: 5	H: 0 LOB: 0 BB: 0 P: 10	1B: 3 2B: 2 3B: 0 HR: 1	SF: 0 SAC: 0 DP: 0 HBP: 0	WP: 0 PB: 0 SB: 2 CS: 1	PA: 32							
PITCHER	IP	WLS	BF	H	R	ER	SO	BB	IBB	HBP	BLK	WP	HR	S	P	ERA	WHIP										
Ben McDonald, R (1, 1) ERA: 3.34	6.2	L	28	6	4	4	7	2	0	0	0	0	1	64	101	5.40	1.200										
Tom Bolton, L (7, 1) ERA:	0.1		1	0	0	0	1	0	0	0	0	0	0	3	4	0.00	0.000										
Mark Eichhorn, R (8, 1) ERA: 5.73	1.0		3	0	0	0	1	0	0	0	0	0	0	5	10	0.00	0.000										

AB	31
R	1
H	5
RBI	1
BB	2
SO	7
LOB	15



AB	30
R	4
H	6
RBI	4
BB	2
SO	9
LOB	10



Batter	1	2	3	4	5	6	7	8	9	AB	R	H	RBI	BB	SO	LOB	TOP			
Brady Anderson, L (1, 7) OBP: 0.313, SLG: 0.377	1-2 HBP		0-0 G6-3		0-1 F8			2-2 P6		3	0	0	0	0	0	0	Baltimore Orioles @ Minnesota Twins Hubert H. Humphrey Metrodome, Minneapolis, MN Sun May 15 1994, 4:33 AM EDT Att: 14,254 - Dome livebaseballscorecards.com			
Mike Devereaux, R (1, 8) OBP: 0.254, SLG: 0.412	1-3 SAFE		0-0 F8		0-2 L3			2-3 K		4	0	0	0	0	2	1				
Rafael Palmeiro, L (1, 3) OBP: 0.429, SLG: 0.659	0-0 SAFE			0-1 2B	1-1 F8			0-0 L9		4	1	1	0	0	0	1				
Harold Baines, L (1, 10) OBP: 0.381, SLG: 0.511	2-3 K			1-2 G1-3		1-1 G3-1			0-0 G6-3	4	0	0	0	0	1	2				
Cal Ripken Jr., R (1, 6) OBP: 0.324, SLG: 0.400		0-0 L3		0-0 1B FC3-6 2B		3-1 G5-4-3 1B			1-2 G6-3	4	1	2	1	0	0	0				
Chris Hoiles, R (1, 2) OBP: 0.378, SLG: 0.444		3-1 1B		4-0 FC3-6 1B BB		1-0 G5-4-3 1-2			1-0 F7	3	0	1	0	1	0	1				
Tim Lincecum, R (1, 5) OBP: 0.286, SLG: 0.286		1-3 K		2-1 FC3-6 1B			1-0 P3			3	0	1	0	0	1	1				
Mark McLemore, S (1, 4) OBP: 0.386, SLG: 0.274		2-2 F7		0-1 FC3-6			0-1 G6-3			3	0	0	1	0	0	3				
Jack Voigt, R (1, 9) OBP: 0.299, SLG: 0.267			2-1 P3	1-1 F9			2-2 P5			3	0	0	0	0	0	2				
Inning Stats	R: 0 E: 0 K: 2 S: 11	H: 0 LOB: 1 BB: 0 P: 15	R: 0 E: 0 K: 1 S: 9	H: 1 LOB: 1 BB: 0 P: 15	R: 0 E: 0 K: 0 S: 4	H: 0 LOB: 0 BB: 0 P: 6	R: 2 E: 0 K: 0 S: 12	H: 3 LOB: 2 BB: 1 P: 20	R: 0 E: 0 K: 0 S: 7	H: 0 LOB: 0 BB: 0 P: 8	R: 0 E: 0 K: 0 S: 5	H: 0 LOB: 0 BB: 0 P: 10	R: 0 E: 0 K: 1 S: 9	H: 0 LOB: 0 BB: 0 P: 13	R: 0 E: 0 K: 0 S: 5	H: 0 LOB: 0 BB: 0 P: 7	1B: 3 2B: 2 3B: 0 HR: 0	SF: 0 SAC: 0 DP: 1 HBP: 1	WP: 0 PB: 0 SB: 1 CS: 0	PA: 33
PITCHER Kevin Tapani, R (1, 1) ERA: 6.7	IP: 9.0 WLS: W BF: 33 H: 5 R: 2 ER: 2 SO: 4 BB: 1 IBB: 0 HBP: 1 BLK: 0 WP: 0 HR: 0 S: 68 P: 103 ERA: 2.00 WHIP: 0.667															PITCHER				

Batter	1	2	3	4	5	6	7	8	9	AB	R	H	RBI	BB	SO	LOB	BOTTOM			
Chuck Knoblauch, R (1, 4) OBP: 0.382, SLG: 0.464	1-3 K	0-1 2B		0-2 G5-3			0-1 G5-3			4	0	1	1	0	1	0	Baltimore Orioles @ Minnesota Twins Hubert H. Humphrey Metrodome, Minneapolis, MN Sun May 15 1994, 4:33 AM EDT Att: 14,254 - Dome livebaseballscorecards.com			
Scott Leius, R (1, 5) OBP: 0.322, SLG: 0.471	1-1 G5-3	1-1 P5			1-0 G4-3		1-2 F7			4	0	0	0	0	0	1				
Kirby Puckett, R (1, 9) OBP: 0.358, SLG: 0.500	1-0 2B		2-3 K		4-0 BB		0-0 F9			3	0	1	0	1	1	0				
Shane Mack, R (1, 8) OBP: 0.435, SLG: 0.683	0-2 F8		1-3 K		0-1 L9			0-0 SH1-3 1B		4	0	1	0	0	1	2				
Dave Winfield, R (1, 10) OBP: 0.319, SLG: 0.440		4-2 2B BB	3-2 F7		4-0 IBB			0-0 SH1-3		1	1	0	0	2	0	0				
Pedro Munoz, R (1, 7) OBP: 0.338, SLG: 0.411	1-2 2B			0-1 HR 1B		1-3 K		4-0 G1-4-3 IBB		3	2	2	1	0	1	2				
Alex Cole, L (8, FH) OBP: 0.420, SLG: 0.436		1-H 2B								0	0	0	0	1	0	0				
Dave McCarty, R (1, 3) OBP: 0.306, SLG: 0.386	0-0 F8			1-1 HR		1-2 G1-3		0-0 G1-4-3		4	1	1	2	0	0	3				
Matt Walbeck, S (1, 2) OBP: 0.224, SLG: 0.267	0-1 F7			1-1 G3			0-2 F8			3	0	0	0	0	0	1				
Jeff Reboulet, R (1, 6) OBP: 0.353, SLG: 0.432	1-2 2B			3-2 G5-3			1-1 G6-3			3	1	1	1	0	0	0				
Inning Stats	R: 0 E: 0 K: 1 S: 10	H: 1 LOB: 1 BB: 0 P: 13	R: 3 E: 0 K: 0 S: 15	H: 3 LOB: 1 BB: 1 P: 22	R: 0 E: 0 K: 2 S: 9	H: 0 LOB: 0 BB: 0 P: 15	R: 2 E: 0 K: 0 S: 12	H: 2 LOB: 0 BB: 0 P: 17	R: 0 E: 0 K: 1 S: 6	H: 0 LOB: 2 BB: 2 P: 16	R: 0 E: 0 K: 0 S: 8	H: 0 LOB: 0 BB: 0 P: 10	R: 0 E: 0 K: 0 S: 7	H: 0 LOB: 0 BB: 0 P: 8	R: 0 E: 0 K: 0 S: 3	H: 1 LOB: 1 BB: 1 P: 7	1B: 2 2B: 4 3B: 0 HR: 1	SF: 0 SAC: 1 DP: 1 HBP: 0	WP: 0 PB: 0 SB: 1 CS: 0	PA: 34
PITCHER Jamie Moyer, L (1, 1) ERA: 5.91	IP: 7.0 WLS: L BF: 31 H: 7 R: 5 ER: 5 SO: 4 BB: 2 IBB: 1 HBP: 0 BLK: 0 WP: 0 HR: 1 S: 68 P: 102 ERA: 6.43 WHIP: 1.286															PITCHER				
Mark Eichhorn, R (8, 1) ERA: 5.25	IP: 1.0 WLS: 3 BF: 0 H: 0 R: 0 ER: 0 SO: 0 BB: 0 IBB: 1 HBP: 0 BLK: 0 WP: 0 HR: 0 S: 2 P: 6 ERA: 0.00 WHIP: 0.000															PITCHER				



Batter	1	2	3	4	5	6	7	8	9	AB	R	H	RBI	BB	SO	LOB	TOP
Otis Nixon, S <small>OBP: 0.357, SLG: 0.311</small> 										5	0	1	1	0	2	4	Boston Red Sox @ Baltimore Orioles Oriole Park at Camden Yards, Baltimore, MD Tue May 17 1994, 7:05 PM EDT Att: 47,420 - Unknown - 59 F
Scott Fletcher, R <small>OBP: 0.300, SLG: 0.351</small> 										4	0	0	0	0	2		
Mike Greenwell, L <small>OBP: 0.307, SLG: 0.438</small> 										4	0	1	0	0	1		
Mo Vaughn, L <small>OBP: 0.430, SLG: 0.640</small> 										4	0	1	0	0	2		
Andre Dawson, R <small>OBP: 0.300, SLG: 0.527</small> Lee Tinsley, S <small>OBP: 0.400, SLG: 0.233</small> 										4	0	1	0	0	1		
Scott Cooper, L <small>OBP: 0.375, SLG: 0.639</small> 										4	0	0	0	0	2		
Tim Lincecum, R <small>OBP: 0.419, SLG: 0.591</small> Carlos Rodriguez, S <small>OBP: 0.381, SLG: 0.714</small> 										4	2	3	1	0	0		
Billy Hatcher, R <small>OBP: 0.309, SLG: 0.358</small> 										2	0	0	0	1	0		
Damon Berryhill, S <small>OBP: 0.273, SLG: 0.279</small> 										4	0	2	0	0	1		
Inning Stats R: 0 H: 0 E: 0 LOB: 0 K: 1 BB: 0 S: 8 P: 14	R: 0 H: 0 E: 0 LOB: 0 K: 2 BB: 0 S: 11 P: 16	R: 0 H: 1 E: 0 LOB: 1 K: 0 BB: 0 S: 12 P: 18	R: 0 H: 1 E: 0 LOB: 1 K: 1 BB: 0 S: 7 P: 9	R: 1 H: 3 E: 0 LOB: 2 K: 0 BB: 0 S: 10 P: 17	R: 0 H: 0 E: 0 LOB: 0 K: 1 BB: 0 S: 7 P: 10	R: 1 H: 1 E: 0 LOB: 1 K: 2 BB: 1 S: 11 P: 21	R: 0 H: 2 E: 0 LOB: 2 K: 0 BB: 0 S: 13 P: 18	R: 0 H: 1 E: 0 LOB: 2 K: 2 BB: 0 S: 13 P: 19	1B: 8 SF: 0 2B: 0 SAC: 1 3B: 0 DP: 0 HR: 1 HBP: 0	WP: 0 PA: 37 FB: 0 SB: 0 CS: 0							
PITCHER 35 Mike Mussina, R <small>ERA: 2.45</small> Lee Smith, R <small>ERA: 0.57</small>	IP: 8.0 WLS: W BF: 33 H: 8 R: 2 ER: 2 SO: 7 BB: 1 IBB: 0 HBP: 0 BLK: 0 WP: 0 HR: 1 S: 79 P: 123 ERA: 2.25 WHIP: 1.125	PITCHER IP: 1.0 WLS: S BF: 4 H: 1 R: 0 ER: 0 SO: 2 BB: 0 IBB: 0 HBP: 0 BLK: 0 WP: 0 HR: 0 S: 13 P: 19 ERA: 0.00 WHIP: 1.000	PITCHER IP: 1.0 WLS: S BF: 4 H: 1 R: 0 ER: 0 SO: 2 BB: 0 IBB: 0 HBP: 0 BLK: 0 WP: 0 HR: 0 S: 13 P: 19 ERA: 0.00 WHIP: 1.000														

Batter	1	2	3	4	5	6	7	8	9	AB	R	H	RBI	BB	SO	LOB	BOTTOM
Brady Anderson, L <small>OBP: 0.311, SLG: 0.369</small> 										3	0	0	0	1	3	3	Boston Red Sox @ Baltimore Orioles Oriole Park at Camden Yards, Baltimore, MD Tue May 17 1994, 7:05 PM EDT Att: 47,420 - Unknown - 59 F
Mike Devereaux, R <small>OBP: 0.246, SLG: 0.402</small> 										3	0	0	1	0	2		
Rafael Palmeiro, L <small>OBP: 0.424, SLG: 0.647</small> 										4	1	1	0	0	1		
Harold Baines, L <small>OBP: 0.396, SLG: 0.554</small> Damon Buford, R <small>OBP: 0.500, SLG: 0.500</small> 										4	1	3	1	0	1		
Cal Ripken Jr., R <small>OBP: 0.315, SLG: 0.391</small> 										3	0	0	1	0	1		
Chris Hoiles, R <small>OBP: 0.388, SLG: 0.429</small> 										4	0	0	0	0	1		
Leo Gomez, R <small>OBP: 0.439, SLG: 0.583</small> 										2	1	1	0	1	1		
Mark McLemore, S <small>OBP: 0.385, SLG: 0.269</small> 										2	0	0	0	1	0		
Jack Voigt, R <small>OBP: 0.286, SLG: 0.254</small> 										3	0	0	0	0	1		
Inning Stats R: 0 H: 0 E: 0 LOB: 1 K: 3 BB: 1 S: 9 P: 17	R: 0 H: 1 E: 0 LOB: 1 K: 1 BB: 0 S: 13 P: 20	R: 0 H: 0 E: 0 LOB: 0 K: 2 BB: 0 S: 9 P: 13	R: 0 H: 1 E: 0 LOB: 1 K: 0 BB: 0 S: 7 P: 9	R: 1 H: 0 E: 1 LOB: 2 K: 1 BB: 2 S: 14 P: 27	R: 1 H: 1 E: 0 LOB: 0 K: 2 BB: 0 S: 10 P: 17	R: 0 H: 0 E: 0 LOB: 0 K: 1 BB: 0 S: 6 P: 10	R: 1 H: 2 E: 0 LOB: 2 K: 1 BB: 0 S: 12 P: 19	1B: 4 SF: 2 2B: 0 SAC: 0 3B: 0 DP: 0 HR: 1 HBP: 0	WP: 1 PA: 33 FB: 0 SB: 1 CS: 0								
PITCHER Roger Clemens, R <small>ERA: 2.54</small>	IP: 8.0 WLS: L BF: 33 H: 5 R: 3 ER: 2 SO: 11 BB: 3 IBB: 0 HBP: 0 BLK: 0 WP: 1 HR: 1 S: 80 P: 132 ERA: 2.25 WHIP: 1.000	PITCHER IP: 1.0 WLS: S BF: 4 H: 1 R: 0 ER: 0 SO: 2 BB: 0 IBB: 0 HBP: 0 BLK: 0 WP: 0 HR: 0 S: 13 P: 19 ERA: 0.00 WHIP: 1.000															

Batter	1	2	3	4	5	6	7	8	9	AB R H RBI BB SO LOB	TOP											
Otis Nixon, S OBP: 0.372, SLG: 0.331 (1, 8)	B2	1B	CS	FC1-2		1-1		CS		5 1 4 1 0 0 0	Boston Red Sox @ Baltimore Orioles Oriole Park at Camden Yards, Baltimore, MD Wed May 18, 1994, 7:05 PM EDT Att: 47,612 - Unknown - 63 F											
Andy Tomberlin, L OBP: 0.154, SLG: 0.154 Billy Hatcher, R OBP: 0.307, SLG: 0.355 (8, 9)	1B	1B		1B		1-2		1B		4 0 1 0 0 2 6 1 0 0 0 0 1 1												
Mike Greenwell, L OBP: 0.310, SLG: 0.433 (1, 7)	BB	1B		FC1-2		F7			G3-1	4 0 1 2 1 0 3												
Mo Vaughn, L OBP: 0.436, SLG: 0.636 (1, 3)	F8	FC6-4		K					1B	4 0 2 1 1 1 3												
Andre Dawson, R OBP: 0.288, SLG: 0.504 (1, 10)	K	FC6-4			G5-3		K		K	5 0 0 0 0 3 6												
Scott Cooper, L OBP: 0.376, SLG: 0.637 (1, 5)		SH5-4	CS		G3		K		F8	5 1 2 0 0 1 2												
Tim Lincecum, R OBP: 0.421, SLG: 0.585 (1, 4)		1B	SH5-4		G6-3		F8			3 1 1 0 1 0 1												
Carlos Rodriguez, S OBP: 0.333, SLG: 0.625 (1, 6)		SH5-4	K			G5-3		G6-3		3 0 0 0 0 1 2												
Dave Valle, R OBP: 0.278, SLG: 0.286 (1, 2)	1B	1B	F7			E5		1B	E	3 2 1 0 1 0 2												
Inning Stats	R: 0 E: 0 K: 1 S: 9	H: 1 LOB: 2 BB: 1 P: 19	R: 4 E: 0 K: 1 S: 20	H: 4 LOB: 2 BB: 2 P: 38	R: 0 E: 0 K: 1 S: 12	H: 2 LOB: 1 BB: 0 P: 16	R: 0 E: 0 K: 1 S: 8	H: 1 LOB: 1 BB: 0 P: 16	R: 0 E: 0 K: 2 S: 5	H: 0 LOB: 0 BB: 0 P: 10		R: 0 E: 1 K: 1 S: 11	H: 1 LOB: 2 BB: 0 P: 21	R: 0 E: 0 K: 2 S: 12	H: 0 LOB: 1 BB: 1 P: 18	R: 1 E: 0 K: 1 S: 10	H: 2 LOB: 0 BB: 0 P: 19	R: 0 E: 0 K: 1 S: 8	H: 1 LOB: 1 BB: 0 P: 11	1B: 11 2B: 1 3B: 0 HR: 0	SF: 0 SAC: 1 DP: 0 HBP: 0	WP: 0 PB: 0 SB: 3 CS: 2
PITCHER	IP WLS BF H R ER SO BB IBB HBP BLK WP HR S P ERA WHIP											IP WLS BF H R ER SO BB IBB HBP BLK WP HR S P ERA WHIP										
Ben McDonald, R ERA: 3.75 (1, 1)	3.0 L 19 8 4 4 3 3 0 0 0 0 0 0 42 75 12.00 3.667																					
Tom Bolton, L ERA: (4, 1)	3.0 1 12 1 0 0 2 1 0 0 0 0 0 26 52 0.00 0.667																					
Mark Williamson, R ERA: 4.15 (7, 1)	1.1 5 1 1 0 2 0 0 0 0 0 0 0 13 18 0.00 0.750																					
Jim Poole, L ERA: 5.99 (8, 1)	1.2 6 2 0 0 2 0 0 0 0 0 0 0 14 23 0.00 1.200																					

Batter	1	2	3	4	5	6	7	8	9	AB R H RBI BB SO LOB	BOTTOM											
Brady Anderson, L OBP: 0.321, SLG: 0.375 (1, 7)	L9		1B					F8		3 1 2 0 1 0 0	Boston Red Sox @ Baltimore Orioles Oriole Park at Camden Yards, Baltimore, MD Wed May 18, 1994, 7:05 PM EDT Att: 47,612 - Unknown - 63 F											
Mike Deversaux, R OBP: 0.246, SLG: 0.397 (1, 8)	G4-3		P2			K		F8		4 1 1 0 0 1 2												
Rafael Palmeiro, L OBP: 0.419, SLG: 0.635 (1, 3)	L9		G4-6-3			G4-3		K		4 0 1 0 0 1 2												
Harold Baines, L OBP: 0.390, SLG: 0.552 (1, 10)	G4-3		G4-6-3			G6-3			G1-3	4 0 1 1 0 0 3												
Cal Ripken Jr., R OBP: 0.320, SLG: 0.394 (1, 6)	2H					G6-3			K	4 0 2 1 0 1 1												
Chris Hoiles, R OBP: 0.357, SLG: 0.414 (1, 2)	L6		G5-4-3			G5-3			K	4 0 0 0 0 1 3												
Leo Gomez, R OBP: 0.417, SLG: 0.549 (1, 5)	F7		K					F9		3 0 0 0 0 1 0												
Mark McLemore, S OBP: 0.376, SLG: 0.261 (1, 4)	G1-3					G3		K		3 0 0 0 0 1 0												
Jack Voigt, R OBP: 0.274, SLG: 0.242 (1, 9)	K					K		K		3 0 0 0 0 3 0												
Inning Stats	R: 2 E: 0 K: 0 S: 15	H: 3 LOB: 1 BB: 0 P: 21	R: 0 E: 0 K: 1 S: 9	H: 0 LOB: 0 BB: 0 P: 10	R: 0 E: 0 K: 0 S: 11	H: 1 LOB: 1 BB: 1 P: 20	R: 0 E: 0 K: 1 S: 10	H: 1 LOB: 0 BB: 0 P: 14	R: 0 E: 0 K: 2 S: 10	H: 1 LOB: 1 BB: 0 P: 13		R: 0 E: 0 K: 0 S: 7	H: 1 LOB: 1 BB: 0 P: 9	R: 0 E: 0 K: 1 S: 6	H: 0 LOB: 0 BB: 0 P: 11	R: 0 E: 0 K: 1 S: 6	H: 0 LOB: 0 BB: 0 P: 9	R: 0 E: 0 K: 2 S: 13	H: 0 LOB: 0 BB: 0 P: 21	1B: 6 2B: 1 3B: 0 HR: 0	SF: 0 SAC: 0 DP: 2 HBP: 0	WP: 0 PB: 0 SB: 0 CS: 0
PITCHER	IP WLS BF H R ER SO BB IBB HBP BLK WP HR S P ERA WHIP											IP WLS BF H R ER SO BB IBB HBP BLK WP HR S P ERA WHIP										
Aaron Sele, R ERA: 2.29 (1, 1)	9.0 W 33 7 2 2 9 1 0 0 0 0 0 0 89 128 2.00 0.889																					

Batter	1	2	3	4	5	6	7	8	9	AB	R	H	RBI	BB	SO	LOB	TOP					
Otis Nixon, S <small>OBP: 0.373, SLG: 0.328</small> 	3-2 F9 		1-2 F9 			0-1 3B 	0-0 F9 		4-1 IBB 	4	1	1	0	1	0	3	Boston Red Sox @ Baltimore Orioles Oriole Park at Camden Yards, Baltimore, MD Thu May 19 1994, 7:05 PM EDT Att: 47,467 - Unknown - 59 F livebaseballscorecards.com					
Scott Fletcher, R <small>OBP: 0.298, SLG: 0.372</small> Mike Greenwell, L <small>OBP: 0.308, SLG: 0.430</small> Dave Valle, R <small>OBP: 0.276, SLG: 0.286</small>	1-2 F8 		0-1 F8 			1-2 1B 	2-2 L9 		0-0 G4-3 	4	1	1	1	0	0	3						
Tim Naehring, R <small>OBP: 0.409, SLG: 0.566</small>	0-3 K 			0-2 G6-3 		1-2 K 		1-2 F7 		4	0	0	0	0	2	1						
Mo Vaughn, L <small>OBP: 0.431, SLG: 0.632</small>		2-2 L8 		0-3 K 		0-0 E4 		1-3 K 		4	0	1	1	0	2	0						
Andre Dawson, R <small>OBP: 0.287, SLG: 0.521</small>		1-1 G5-3 		0-0 G4-3 		0-2 G6-3 		1-2 		4	1	1	1	0	0	2						
Billy Hatcher, R <small>OBP: 0.298, SLG: 0.344</small>		1-1 L8 			1-1 F9 	0-1 G6-3 		0-0 HR 		4	0	0	0	0	0	2						
Damon Berryhill, S <small>OBP: 0.271, SLG: 0.277</small> Andy Tomberlin, L <small>OBP: 0.154, SLG: 0.154</small> Scott Cooper, L <small>OBP: 0.376, SLG: 0.637</small>		2-3 K 			2-2 G6-3 		1-2 G6-3 		1-1 SH1-4 	4	0	1	0	0	1	1						
Lee Tinsley, S <small>OBP: 0.419, SLG: 0.250</small>			2-3 K 		1-0 		0-1 		0-1 SH1-4 	2	0	1	0	0	1	0						
Carlos Rodriguez, S <small>OBP: 0.397, SLG: 0.630</small>			1-2 		0-0 G3 		4-2 		0-3 K 	3	0	1	0	1	1	3						
Inning Stats	R: 0 H: 0 E: 0 K: 1 S: 12	H: 0 LOB: 0 BB: 0 P: 16	R: 0 H: 1 E: 0 K: 1 S: 14	H: 1 LOB: 1 BB: 0 P: 20	R: 0 H: 1 E: 0 K: 1 S: 13	H: 1 LOB: 1 BB: 0 P: 17	R: 0 H: 0 E: 0 K: 1 S: 9	H: 0 LOB: 0 BB: 0 P: 9	R: 0 H: 0 E: 0 K: 0 S: 8	H: 0 LOB: 1 BB: 0 P: 12	R: 2 H: 2 E: 1 K: 1 S: 14	H: 2 LOB: 1 BB: 0 P: 16	R: 0 H: 1 E: 0 K: 0 S: 15	H: 1 LOB: 2 BB: 1 P: 22	R: 1 H: 1 E: 0 K: 1 S: 11	H: 1 LOB: 0 BB: 0 P: 14		R: 0 H: 1 E: 0 K: 1 S: 9	H: 1 LOB: 2 BB: 1 P: 14	1B: 3 2B: 2 3B: 1 HR: 1	SF: 0 SAC: 1 DP: 0 HBP: 1	WP: 0 PA: 38 PB: 0 SB: 1 CS: 0
PITCHER	IP WLS BF H R ER SO BB IBB HBP BLK WP HR S P ERA WHIP	IP WLS BF H R ER SO BB IBB HBP BLK WP HR S P ERA WHIP	IP WLS BF H R ER SO BB IBB HBP BLK WP HR S P ERA WHIP	IP WLS BF H R ER SO BB IBB HBP BLK WP HR S P ERA WHIP	IP WLS BF H R ER SO BB IBB HBP BLK WP HR S P ERA WHIP	IP WLS BF H R ER SO BB IBB HBP BLK WP HR S P ERA WHIP	IP WLS BF H R ER SO BB IBB HBP BLK WP HR S P ERA WHIP	IP WLS BF H R ER SO BB IBB HBP BLK WP HR S P ERA WHIP	IP WLS BF H R ER SO BB IBB HBP BLK WP HR S P ERA WHIP	IP WLS BF H R ER SO BB IBB HBP BLK WP HR S P ERA WHIP	IP WLS BF H R ER SO BB IBB HBP BLK WP HR S P ERA WHIP	IP WLS BF H R ER SO BB IBB HBP BLK WP HR S P ERA WHIP	IP WLS BF H R ER SO BB IBB HBP BLK WP HR S P ERA WHIP	IP WLS BF H R ER SO BB IBB HBP BLK WP HR S P ERA WHIP	IP WLS BF H R ER SO BB IBB HBP BLK WP HR S P ERA WHIP	IP WLS BF H R ER SO BB IBB HBP BLK WP HR S P ERA WHIP	IP WLS BF H R ER SO BB IBB HBP BLK WP HR S P ERA WHIP	IP WLS BF H R ER SO BB IBB HBP BLK WP HR S P ERA WHIP	IP WLS BF H R ER SO BB IBB HBP BLK WP HR S P ERA WHIP	IP WLS BF H R ER SO BB IBB HBP BLK WP HR S P ERA WHIP	IP WLS BF H R ER SO BB IBB HBP BLK WP HR S P ERA WHIP	
Sid Fernandez, L <small>ERA: 3.4</small>	8.0 L	34 7 3 3 6 1 0 1 0 0 0 1 129 3.38 1.000	0.2 3 0 0 0 1 0 1 0 0 0 0 6 10 0.00 0.000	0.1 1 0 0 0 0 0 0 0 0 0 0 1 1 0.00 0.000	0.1 1 0 0 0 0 0 0 0 0 0 0 1 1 0.00 0.000	0.1 1 0 0 0 0 0 0 0 0 0 0 1 1 0.00 0.000	0.1 1 0 0 0 0 0 0 0 0 0 0 1 1 0.00 0.000	0.1 1 0 0 0 0 0 0 0 0 0 0 1 1 0.00 0.000	0.1 1 0 0 0 0 0 0 0 0 0 0 1 1 0.00 0.000	0.1 1 0 0 0 0 0 0 0 0 0 0 1 1 0.00 0.000	0.1 1 0 0 0 0 0 0 0 0 0 0 1 1 0.00 0.000	0.1 1 0 0 0 0 0 0 0 0 0 0 1 1 0.00 0.000	0.1 1 0 0 0 0 0 0 0 0 0 0 1 1 0.00 0.000	0.1 1 0 0 0 0 0 0 0 0 0 0 1 1 0.00 0.000	0.1 1 0 0 0 0 0 0 0 0 0 0 1 1 0.00 0.000	0.1 1 0 0 0 0 0 0 0 0 0 0 1 1 0.00 0.000	0.1 1 0 0 0 0 0 0 0 0 0 0 1 1 0.00 0.000	0.1 1 0 0 0 0 0 0 0 0 0 0 1 1 0.00 0.000	0.1 1 0 0 0 0 0 0 0 0 0 0 1 1 0.00 0.000	0.1 1 0 0 0 0 0 0 0 0 0 0 1 1 0.00 0.000	0.1 1 0 0 0 0 0 0 0 0 0 0 1 1 0.00 0.000	0.1 1 0 0 0 0 0 0 0 0 0 0 1 1 0.00 0.000

Batter	1	2	3	4	5	6	7	8	9	AB	R	H	RBI	BB	SO	LOB	BOTTOM				
Brady Anderson, L <small>OBP: 0.326, SLG: 0.374</small>	2-0 F7 		2-2 S 		4-2 			0-0 F7 		3	1	1	0	1	0	0	Boston Red Sox @ Baltimore Orioles Oriole Park at Camden Yards, Baltimore, MD Thu May 19 1994, 7:05 PM EDT Att: 47,467 - Unknown - 59 F livebaseballscorecards.com				
Mike Deversaux, R <small>OBP: 0.254, SLG: 0.403</small>	0-0 		1 SAFE 		4-2 BB 		0-0 F9 		2-1 G3-1 	3	1	1	0	1	0	1					
Rafael Palmeiro, L <small>OBP: 0.415, SLG: 0.636</small>	1-0 F7 		0-1 SF9 		0-2 F8 		2-2 		2-2 	3	0	1	1	0	0	1					
Harold Baines, L <small>OBP: 0.394, SLG: 0.550</small>	2-0 		3-H 		1-0 		1-0 		2-1 L7 	4	0	2	1	0	0	2					
Cal Ripken Jr., R <small>OBP: 0.318, SLG: 0.390</small>	0-0 FC6-4 			2-2 P5 		0-1 F8 		1-2 		4	0	1	0	0	0	2					
Chris Hoiles, R <small>OBP: 0.347, SLG: 0.400</small>		2-3 K 		3-2 L8 		2-3 K 		0-3 K 		4	0	0	0	0	3	2					
Leo Gomez, R <small>OBP: 0.391, SLG: 0.509</small>		0-1 F7 		2-3 K 			0-0 G6-3 		2-3 K 	4	0	0	0	0	2	1					
Mark McLemore, S <small>OBP: 0.365, SLG: 0.252</small>		1-2 L8 			1-2 L7 		1-1 F8 		1-1 F7 	4	0	0	0	0	0	1					
Mark Smith, R <small>OBP: 0.143, SLG: 0.143</small>			0-3 K 		0-0 F7 		3-2 G3 			3	0	0	0	0	1	0					
Inning Stats	R: 1 H: 2 E: 0 K: 0 S: 5	H: 2 LOB: 1 BB: 0 P: 10	R: 0 H: 0 E: 0 K: 1 S: 9	H: 0 LOB: 0 BB: 0 P: 12	R: 1 H: 1 E: 0 K: 1 S: 11	H: 1 LOB: 1 BB: 1 P: 17	R: 0 H: 0 E: 0 K: 1 S: 10	H: 0 LOB: 0 BB: 0 P: 17	R: 0 H: 0 E: 0 K: 0 S: 7	H: 0 LOB: 1 BB: 1 P: 12	R: 0 H: 1 E: 0 K: 1 S: 10	H: 1 LOB: 1 BB: 0 P: 13	R: 0 H: 0 E: 0 K: 0 S: 8	H: 0 LOB: 0 BB: 0 P: 12	R: 0 H: 1 E: 0 K: 0 S: 9	H: 1 LOB: 1 BB: 0 P: 15		R: 0 H: 1 E: 0 K: 2 S: 13	H: 1 LOB: 1 BB: 0 P: 17	1B: 4 2B: 2 3B: 0 HR: 0	SF: 1 SAC: 0 DP: 0 HBP: 0
PITCHER	IP WLS BF H R ER SO BB IBB HBP BLK WP HR S P ERA WHIP	IP WLS BF H R ER SO BB IBB HBP BLK WP HR S P ERA WHIP	IP WLS BF H R ER SO BB IBB HBP BLK WP HR S P ERA WHIP	IP WLS BF H R ER SO BB IBB HBP BLK WP HR S P ERA WHIP	IP WLS BF H R ER SO BB IBB HBP BLK WP HR S P ERA WHIP	IP WLS BF H R ER SO BB IBB HBP BLK WP HR S P ERA WHIP															

Batter	1	2	3	4	5	6	7	8	9	AB	R	H	RBI	BB	SO	LOB	TOP				
Brady Anderson, L (1, 7) OBP: 0.330, SLG: 0.373	B1-3		G5-4-3			G2-3				3	0	1	0	1	0	1	Baltimore Orioles @ New York Yankees Yankee Stadium, Bronx, NY Fri May 20 1994, 7:05 PM EDT Att: 28,953 - Unknown				
Mike Deversaux, R (1, 8) OBP: 0.246, SLG: 0.391	G4-3		K			L6	F9			4	0	0	0	0	1	4					
Rafael Palmeiro, L (1, 3) OBP: 0.417, SLG: 0.629				G3		G2-3		L3-6 WP		3	0	1	0	1	0	1					
Cal Ripken Jr., R (1, 6) OBP: 0.311, SLG: 0.380					F9				K	4	0	0	0	0	1	3					
Chris Hoiles, R (1, 2) OBP: 0.351, SLG: 0.393			G5-3							2	0	0	0	2	0	0					
Leo Gomez, R (1, 5) OBP: 0.382, SLG: 0.508					FC6-4					4	1	1	0	0	0	3					
Tim Hulett, R (1, 4) OBP: 0.344, SLG: 0.300										2	0	1	0	2	0	0					
Lonnie Smith, R (1, 10) OBP: 0.268, SLG: 0.206 Harold Baines, L (9, PH) OBP: 0.391, SLG: 0.545										3	0	1	0	0	0	2					
Jack Voigt, R (1, 9) OBP: 0.276, SLG: 0.246 Mark McLemore, S (9, PH) OBP: 0.362, SLG: 0.250										3	0	1	1	0	0	2					
Inning Stats	R: 0 E: 0 K: 0 S: 7	H: 1 LOB: 1 BB: 0 P: 10	R: 0 E: 0 K: 0 S: 7	H: 1 LOB: 1 BB: 0 P: 12	R: 0 E: 0 K: 1 S: 7	H: 1 LOB: 0 BB: 0 P: 11	R: 0 E: 0 K: 0 S: 5	H: 0 LOB: 0 BB: 1 P: 13	R: 0 E: 0 K: 0 S: 7	H: 1 LOB: 1 BB: 0 P: 10	R: 0 E: 0 K: 0 S: 12	H: 2 LOB: 3 BB: 2 P: 26	R: 0 E: 0 K: 1 S: 11	H: 0 LOB: 1 BB: 2 P: 21	R: 0 E: 0 K: 1 S: 8	H: 0 LOB: 0 BB: 0 P: 15		1B: 5 2B: 2 3B: 0 HR: 0	SF: 0 SAC: 0 DP: 3 HBP: 0	WP: 1 PB: 0 SB: 0 CS: 0	PA: 36
PITCHER	IP	WLS	BF	H	R	ER	SO	BB	IBB	HBP	BLK	WP	HR	S	P	ERA	WHIP				
Jim Abbott, L (1, 1) ERA: 2.78	7.0	W	30	6	1	1	1	5	0	0	0	0	0	54	102	1.29	1.571				
Bob Wickman, R (8, 1) ERA: 2.25	2.0		6	0	0	0	2	1	0	0	0	1	0	17	30	0.00	0.500				

Batter	1	2	3	4	5	6	7	8	9	AB	R	H	RBI	BB	SO	LOB	BOTTOM				
Luis Polonia, L (1, 7) OBP: 0.370, SLG: 0.407			F9	FC4-2-5-1		F8		F8		5	1	1	0	0	0	3	Baltimore Orioles @ New York Yankees Yankee Stadium, Bronx, NY Fri May 20 1994, 7:05 PM EDT Att: 28,953 - Unknown				
Randy Velarde, R (1, 5) OBP: 0.353, SLG: 0.371			P4			G4-6-3		L9		5	1	1	3	0	1	2					
Don Mattingly, L (1, 3) OBP: 0.434, SLG: 0.451										4	0	3	0	0	0	1					
Danny Tartabull, R (1, 10) OBP: 0.339, SLG: 0.456										4	0	1	0	0	0	3					
Jim Leyritz, R (1, 2) OBP: 0.385, SLG: 0.541										4	0	0	0	0	0	3					
Paul O'Neill, L (1, 9) OBP: 0.570, SLG: 0.816										2	1	2	0	2	0	0					
Bernie Williams, S (1, 8) OBP: 0.322, SLG: 0.389										3	1	1	1	1	1	2					
Mike Gallego, R (1, 6) OBP: 0.331, SLG: 0.349										4	0	1	0	0	1	5					
Pat Kelly, R (1, 4) OBP: 0.373, SLG: 0.390										4	1	2	1	0	0	1					
Inning Stats	R: 0 E: 0 K: 1 S: 13	H: 2 LOB: 2 BB: 0 P: 20	R: 0 E: 0 K: 1 S: 16	H: 0 LOB: 1 BB: 1 P: 23	R: 0 E: 0 K: 0 S: 8	H: 1 LOB: 1 BB: 0 P: 16	R: 5 E: 0 K: 0 S: 23	H: 6 LOB: 1 BB: 0 P: 36	R: 0 E: 0 K: 1 S: 14	H: 0 LOB: 1 BB: 1 P: 20	R: 0 E: 0 K: 0 S: 4	H: 1 LOB: 0 BB: 0 P: 7	R: 0 E: 0 K: 0 S: 9	H: 2 LOB: 3 BB: 1 P: 20	R: 0 E: 0 K: 0 S: 6	H: 0 LOB: 0 BB: 0 P: 9		1B: 7 2B: 4 3B: 0 HR: 1	SF: 0 SAC: 0 DP: 1 HBP: 0	WP: 0 PB: 0 SB: 0 CS: 0	PA: 38
PITCHER	IP	WLS	BF	H	R	ER	SO	BB	IBB	HBP	BLK	WP	HR	S	P	ERA	WHIP				
Jamie Moyer, L (1, 1) ERA: 6.39	3.2	L	21	9	5	5	2	1	0	0	0	0	0	29	50	0.00	1.667				
Mark Williamson, R (4, 1) ERA: 3.38	3.0		13	3	0	0	1	2	0	0	0	0	0	1	3	0.00	0.000				
Alan Mills, R (7, 1) ERA: 11.77	0.1		1	0	0	0	0	0	0	0	0	0	0	1	3	0.00	0.000				
Mark Eichhorn, R (8, 1) ERA: 4.85	1.0		3	0	0	0	0	0	0	0	0	0	0	6	9	0.00	0.000				

AB 30
R 1
H 6
RBI 1
BB 6
SO 3
LOB 16



AB 35
R 5
H 12
RBI 5
BB 3
SO 3
LOB 20



Batter	1	2	3	4	5	6	7	8	9	AB R H RBI BB SO LOB	TOP											
Brady Anderson, L (1, 7) OBP: 0.331, SLG: 0.370	4-1 S E BB		2-1 G4-3		0-1 G3		1-2 FC4-6 1B		0-0 G3	4 1 1 0 1 0 0	Baltimore Orioles @ New York Yankees Yankee Stadium, Bronx, NY Sat May 21 1994, 3:33 AM EDT Att: 42,105 - Sunny livebaseballscorecards.com											
Mark McLemore, S (1, 4) OBP: 0.364, SLG: 0.267	1 SAFE F8		4-1 BB BB		1-0 2B 3B		3-1 FC4-6 2B 1-2	1-2 G1-3	4 2 1 0 1 0 2													
Rafael Palmeiro, L (1, 3) OBP: 0.425, SLG: 0.637	2-2 G5-3 1-H 2B 1B		4-2 BB		0-0 1B 2B		1-3 K		3 1 2 2 1 1 1													
Harold Baines, L (1, 10) OBP: 0.386, SLG: 0.543	1-1 G5-3 2-3		1-3 K		2-2 P2		3-2 1-H 2B		4 0 1 1 0 1 4													
Cal Ripken Jr., R (1, 6) OBP: 0.315, SLG: 0.390	1-2 2B		0-0 F7		1-1 1B		2-2 G4-3		4 0 2 1 0 0 3													
Mike Devereaux, R (1, 8) OBP: 0.240, SLG: 0.379	2-0 F8			1-2 L9	0-0 F9			1-3 K	4 0 0 0 0 1 3													
Leo Gomez, R (1, 5) OBP: 0.361, SLG: 0.476		0-0 G5-3		2-2 F8		0-0 G6-3		3-3 K	4 0 0 0 0 1 0													
Jack Voigt, R (1, 9) OBP: 0.288, SLG: 0.250		0-0 F8		0-0 1B	4-2 G6-4-3 BB		2-2 F8		3 0 1 0 1 0 0													
Jeff Tackett, R (1, 2) OBP: 0.333, SLG: 0.500 Chris Hoiles, R (9, PH) OBP: 0.349, SLG: 0.390		1-3 K		2-3 K	2-2 G6-4-3 1-2			3-1 F8	3 0 0 0 0 2 2 1 0 0 0 0 0 0													
Inning Stats	R: 2 E: 1 K: 0 S: 15	H: 2 LOB: 1 BB: 1 P: 25	R: 0 E: 0 K: 1 S: 6	H: 0 LOB: 0 BB: 0 P: 7	R: 0 E: 0 K: 1 S: 10	H: 0 LOB: 2 BB: 2 P: 21	R: 0 E: 0 K: 1 S: 10	H: 1 LOB: 1 BB: 0 P: 15	R: 1 E: 0 K: 0 S: 10	H: 3 LOB: 2 BB: 0 P: 14	R: 0 E: 0 K: 0 S: 7	H: 0 LOB: 1 BB: 1 P: 13	R: 1 E: 0 K: 1 S: 15	H: 2 LOB: 1 BB: 0 P: 25	R: 0 E: 0 K: 2 S: 10	H: 0 LOB: 0 BB: 0 P: 16	R: 0 E: 0 K: 0 S: 6	H: 0 LOB: 0 BB: 0 P: 10	1B: 4 2B: 3 3B: 1 HR: 0	SF: 0 SAC: 0 DP: 1 HBP: 0	WP: 0 PB: 0 SB: 1 CS: 0	PA: 38
PITCHER	IP WLS BF H R ER SO BB IBB HBP BLK WP HR S P ERA WHIP											PITCHER	IP WLS BF H R ER SO BB IBB HBP BLK WP HR S P ERA WHIP									
Melido Perez, R (1, 1) ERA: 4.03	5.0 W 24 6 3 3 3 3 0 0 0 0 0 0 51 82 5.40 1.800																					
Scott Kamieniecki, R (6, 1) ERA: 2.78	3.1 S 12 2 1 1 3 1 0 0 0 0 0 0 34 59 2.70 0.900																					
Steve Howe, L (9, 1) ERA: 3.6	0.2 S 2 0 0 0 0 0 0 0 0 0 0 0 4 5 0.00 0.000																					

Batter	1	2	3	4	5	6	7	8	9	AB R H RBI BB SO LOB	BOTTOM									
Bernie Williams, S (1, 8) OBP: 0.320, SLG: 0.380	4-2 WP E 1B BB	3-1 G3		1-0 G4-3		1-3 K				3 1 0 0 1 1 2	Baltimore Orioles @ New York Yankees Yankee Stadium, Bronx, NY Sat May 21 1994, 3:33 AM EDT Att: 42,105 - Sunny livebaseballscorecards.com									
Randy Velarde, R (1, 5) OBP: 0.340, SLG: 0.355	2-3 K	2-0 G6-3		3-2 F8		0-0 G1-3				4 0 0 0 0 1 3										
Don Mattingly, L (1, 3) OBP: 0.436, SLG: 0.449	3-1 F8	4-0 IBB		0-0 FC5-4 1B			0-0 F8			3 0 1 0 1 0 1										
Danny Tartabull, R (1, 9) OBP: 0.343, SLG: 0.453	1-0 WP E 1B	1-2 F9		0-1 FC5-4 1-2			4-2 BB			3 1 1 0 1 0 3										
Jim Leyritz, R (1, 2) OBP: 0.400, SLG: 0.545	4-2 E HR BB		0-0 1B 1B		1-1 FC6-4 1B		0-3 K			3 1 2 0 1 1 1										
Gerald Williams, R (1, 7) OBP: 0.323, SLG: 0.484	0-0 E2 HR 1B		0-2 1B 1B		0-0 FC6-4 G6-4-3 1-2		0-3 K2-3			4 1 2 2 0 1 2										
Bob Melvin, R (1, 10) OBP: 0.333, SLG: 0.833 Luis Polonia, L (6, PH) OBP: 0.368, SLG: 0.403	2-1 HR		0-3 K		0-0 G6-4-3 1-2			1-0 P6		3 1 1 3 0 1 3 1 0 0 0 0 0 0										
Mike Gallego, R (1, 6) OBP: 0.322, SLG: 0.338	3-1 F7		3-3 K		0-0 G6-3			3-1 P6		4 0 0 0 0 1 2										
Pat Kelly, R (1, 4) OBP: 0.377, SLG: 0.404		1-1 G3 2B		3-1 F9		0-0 1B		0-3 K		4 0 2 0 0 1 2										
Inning Stats	R: 5 E: 1 K: 1 S: 18	H: 3 LOB: 0 BB: 2 P: 37	R: 0 E: 0 K: 0 S: 9	H: 1 LOB: 1 BB: 1 P: 20	R: 0 E: 0 K: 2 S: 12	H: 2 LOB: 2 BB: 0 P: 18	R: 0 E: 0 K: 0 S: 7	H: 1 LOB: 1 BB: 0 P: 11	R: 0 E: 0 K: 1 S: 4	H: 1 LOB: 0 BB: 0 P: 5	R: 0 E: 0 K: 1 S: 7	H: 1 LOB: 1 BB: 0 P: 8	R: 0 E: 0 K: 2 S: 11	H: 0 LOB: 1 BB: 1 P: 15	R: 0 E: 0 K: 1 S: 7	H: 0 LOB: 0 BB: 0 P: 11	1B: 7 2B: 1 3B: 0 HR: 1	SF: 0 SAC: 0 DP: 1 HBP: 0	WP: 1 PB: 0 SB: 0 CS: 0	PA: 36
PITCHER	IP WLS BF H R ER SO BB IBB HBP BLK WP HR S P ERA WHIP											PITCHER	IP WLS BF H R ER SO BB IBB HBP BLK WP HR S P ERA WHIP							
Arthur Rhodes, L (1, 1) ERA: 9.0	1.0 L 9 4 5 0 0 6 1 1 0 0 0 0 20 40 45.00 6.000																			
Mike Oquist, R (2, 1) ERA: 0.69	7.0 27 5 0 0 6 1 1 0 0 0 0 55 85 0.00 0.857																			

Batter	1	2	3	4	5	6	7	8	9	10	AB	R	H	RBI	BB	SO	LOB	TOP				
Brady Anderson, L OBP: 0.326, SLG: 0.369 (1, 7)	F7	F8		2B		G4-3			K	F7	6	0	1	1	0	1	2	Baltimore Orioles @ New York Yankees Yankee Stadium, Bronx, NY Sun May 22 1994, 3:33 AM EDT Att. 39,865 - Sunny - 76 F				
Mark McLemore, S OBP: 0.358, SLG: 0.258 (1, 4)	K		K	K					K		4	0	0	0	1	4	2					
Rafael Palmeiro, L OBP: 0.424, SLG: 0.629 (1, 3)	1B		F7						K		5	1	2	0	0	2	1					
Cal Ripken Jr., R OBP: 0.324, SLG: 0.392 (1, 6)	1B								K		4	0	2	0	1	0	1					
Chris Hoiles, R OBP: 0.344, SLG: 0.391 (1, 2)	G4-3		K						K		5	0	1	1	0	2	3					
Mike Deversaux, R OBP: 0.245, SLG: 0.394 (1, 8)		G4-3																				
Chris Sabo, R OBP: 0.305, SLG: 0.417 (1, 10)																						
Harold Baines, L OBP: 0.391, SLG: 0.547 (10, PH)																						
Lonnie Smith, R OBP: 0.268, SLG: 0.206 (10, PR)																						
Leo Gomez, R OBP: 0.390, SLG: 0.529 (1, 5)																						
Jack Voigt, R OBP: 0.294, SLG: 0.260 (1, 9)																						
Inning Stats	R: 0 E: 0 K: 1 S: 10	H: 2 LOB: 2 BB: 0 P: 17	R: 1 E: 0 K: 0 S: 11	H: 2 LOB: 1 BB: 0 P: 14	R: 0 E: 0 K: 2 S: 9	H: 1 LOB: 1 BB: 0 P: 16	R: 1 E: 0 K: 1 S: 17	H: 4 LOB: 2 BB: 0 P: 29	R: 0 E: 0 K: 0 S: 10	H: 0 LOB: 0 BB: 0 P: 12	R: 0 E: 0 K: 2 S: 9	H: 0 LOB: 0 BB: 0 P: 15	R: 1 E: 0 K: 1 S: 11	H: 2 LOB: 1 BB: 0 P: 20	R: 0 E: 0 K: 2 S: 10	H: 0 LOB: 1 BB: 0 P: 19	R: 2 E: 0 K: 1 S: 9	H: 3 LOB: 1 BB: 0 P: 18	1B: 10 2B: 4 3B: 2 HR: 0	SF: 0 SAC: 0 DP: 1 HBP: 0	WP: 0 PB: 0 SB: 0 CS: 0	PA: 46
PITCHER	IP	WLS	BF	H	R	ER	SO	BB	IBB	HBP	BLK	WP	HR	S	P	ERA	WHIP					
Jimmy Key, L ERA: 3.13	6.0		28	11	3	3	4	1	0	0	0	0	0	64	110	4.50	2.000					
Paul Gibson, L ERA: 3.12	0.2		2	0	0	0	2	0	0	0	0	0	0	6	10	0.00	0.000					
Donn Pall, R ERA: 3.54	0.2		3	1	1	1	0	0	0	0	0	0	0	6	10	13.50	1.500					
Bob Wickman, R ERA: 2.19	0.2		3	1	0	0	1	0	0	0	0	0	0	8	15	0.00	1.500					
Sterling Hitchcock, L ERA: 5.59	0.2		3	0	0	0	2	1	0	0	0	0	0	9	16	0.00	1.500					
PITCHER	IP	WLS	BF	H	R	ER	SO	BB	IBB	HBP	BLK	WP	HR	S	P	ERA	WHIP					
Xavier Hernandez, R ERA: 5.06	1.1		7	3	2	2	1	0	0	0	0	0	0	10	21	13.50	2.250					

AB	44
R	6
H	16
RBI	6
BB	2
SO	10
LOB	15



Batter	1	2	3	4	5	6	7	8	9	10	AB	R	H	RBI	BB	SO	LOB	BOTTOM						
Luis Polonia, L OBP: 0.362, SLG: 0.395 (1, 7)	G6-4-3 1B		F8			F8			K		5	0	1	0	0	1	2	Baltimore Orioles @ New York Yankees Yankee Stadium, Bronx, NY Sun May 22 1994, 3:33 AM EDT Att. 39,865 - Sunny - 76 F						
Randy Velarde, R OBP: 0.333, SLG: 0.378 (1, 5)	G6-4-3 1-2r		HR			P3			L3		5	1	1	1	0	1	3							
Don Mattingly, L OBP: 0.429, SLG: 0.441 (1, 3)	P6		F9						G4-3		5	1	1	0	0	0	0							
Danny Tartabull, R OBP: 0.339, SLG: 0.445 (1, 10)																								
Paul O'Neill, L OBP: 0.578, SLG: 0.847 (1, 9)																								
Jim Leyritz, R OBP: 0.400, SLG: 0.573 (1, 2)																								
Daryl Boston, L OBP: 0.206, SLG: 0.129 (1, 8)																								
Mike Gallego, R OBP: 0.320, SLG: 0.331 (1, 6)																								
Pat Kelly, R OBP: 0.373, SLG: 0.393 (1, 4)																								
Inning Stats	R: 0 E: 0 K: 0 S: 8	H: 1 LOB: 0 BB: 0 P: 12	R: 0 E: 0 K: 2 S: 13	H: 1 LOB: 2 BB: 1 P: 26	R: 0 E: 0 K: 1 S: 12	H: 1 LOB: 0 BB: 0 P: 19	R: 0 E: 0 K: 0 S: 11	H: 0 LOB: 1 BB: 1 P: 20	R: 0 E: 0 K: 0 S: 17	H: 0 LOB: 1 BB: 1 P: 24	R: 2 E: 0 K: 1 S: 21	H: 4 LOB: 2 BB: 0 P: 27	R: 0 E: 0 K: 1 S: 7	H: 0 LOB: 0 BB: 0 P: 12	R: 1 E: 0 K: 2 S: 10	H: 1 LOB: 0 BB: 0 P: 14	R: 0 E: 0 K: 2 S: 8		H: 0 LOB: 1 BB: 1 P: 12	R: 1 E: 0 K: 1 S: 14	H: 1 LOB: 0 BB: 0 P: 21	1B: 5 2B: 1 3B: 0 HR: 3	SF: 0 SAC: 0 DP: 1 HBP: 0	WP: 0 PB: 0 SB: 1 CS: 0
PITCHER	IP	WLS	BF	H	R	ER	SO	BB	IBB	HBP	BLK	WP	HR	S	P	ERA	WHIP							
35 Mike Mussina, R ERA: 2.62	6.0		27	7	3	3	3	3	0	0	0	0	0	1	82	4.50	1.667							
Tom Bolton, L ERA: 11.48	1.0		3	0	0	0	1	0	0	0	0	0	0	7	12	0.00	0.000							
Alan Mills, R ERA: 11.48	0.1		1	0	0	0	1	0	0	0	0	0	0	3	4	0.00	0.000							
Jim Poole, L ERA: 5.23	0.1		1	0	0	0	1	0	0	0	0	0	0	3	5	0.00	0.000							
Mark Williamson, R ERA: 3.63	1.1	W	6	1	1	1	2	1	0	0	0	0	1	12	17	6.75	1.500							
PITCHER	IP	WLS	BF	H	R	ER	SO	BB	IBB	HBP	BLK	WP	HR	S	P	ERA	WHIP							
Lee Smith, R ERA: 1.08	10.1		4	1	1	1	1	0	0	0	0	0	0	14	21	9.00	1.000							

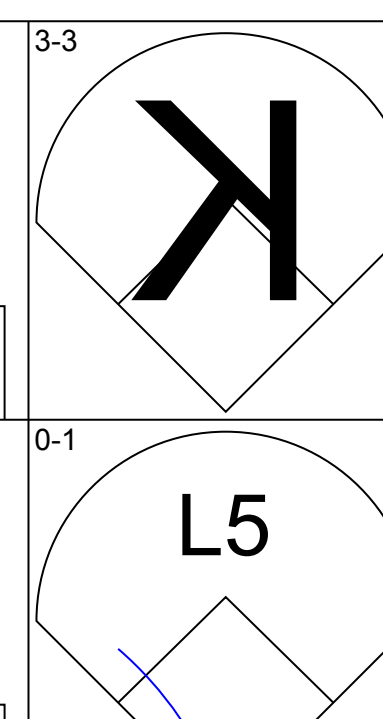
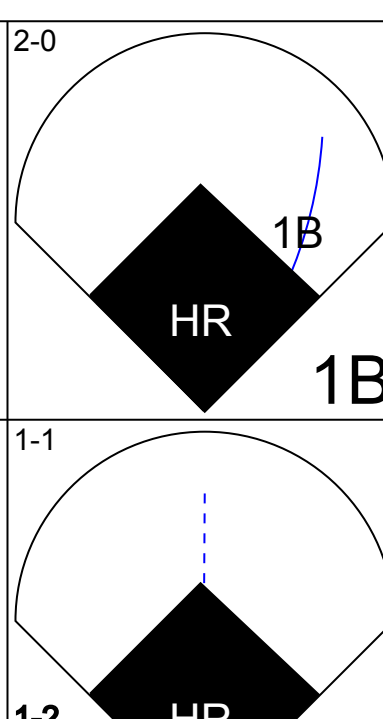
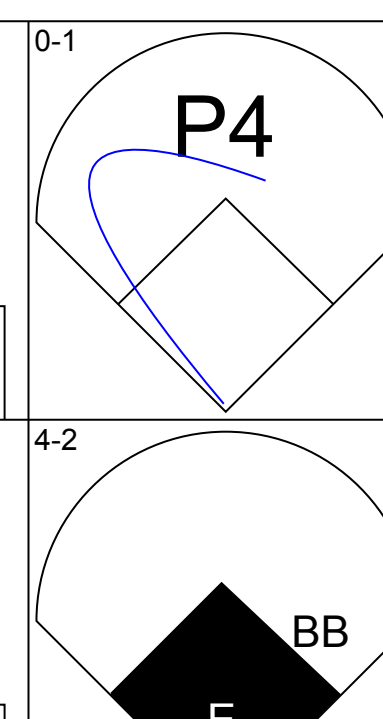
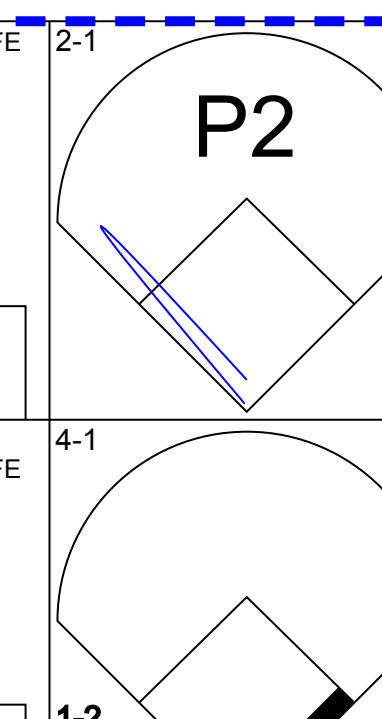
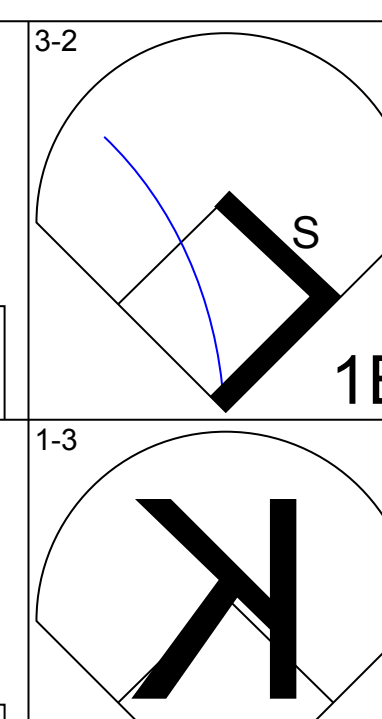
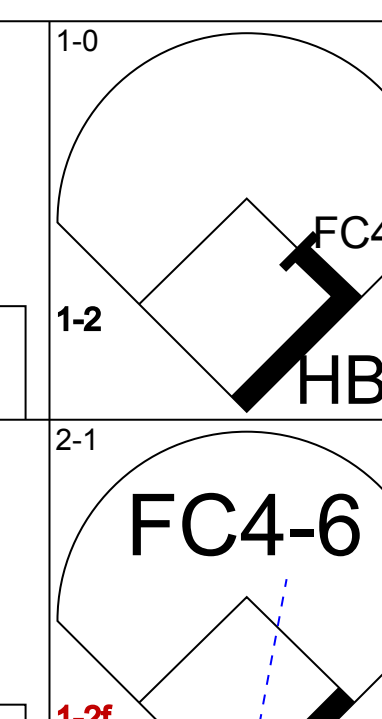
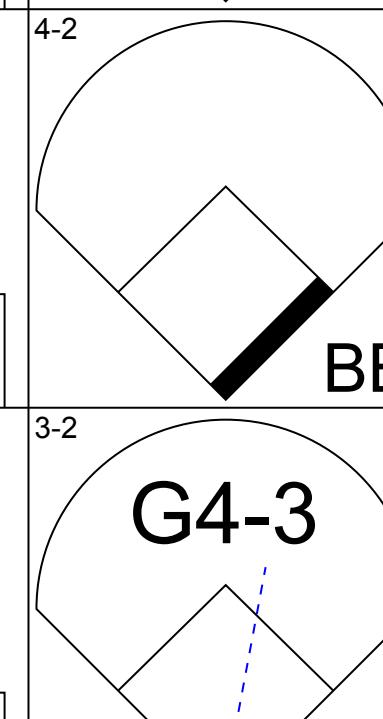
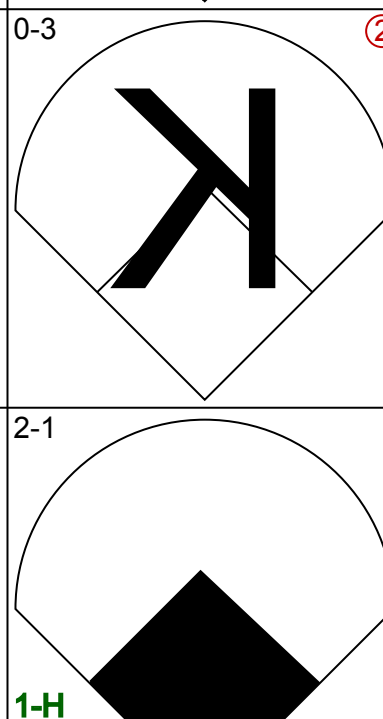
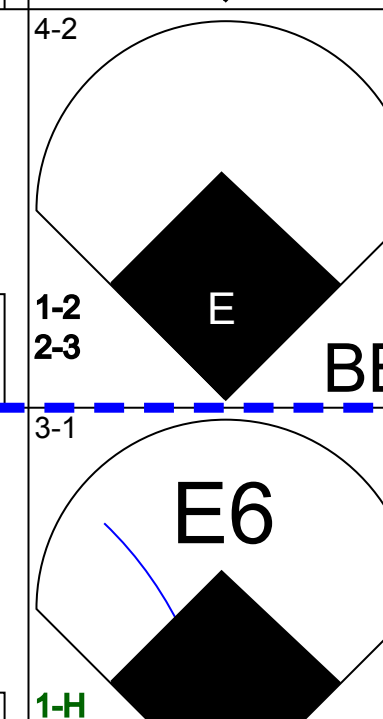
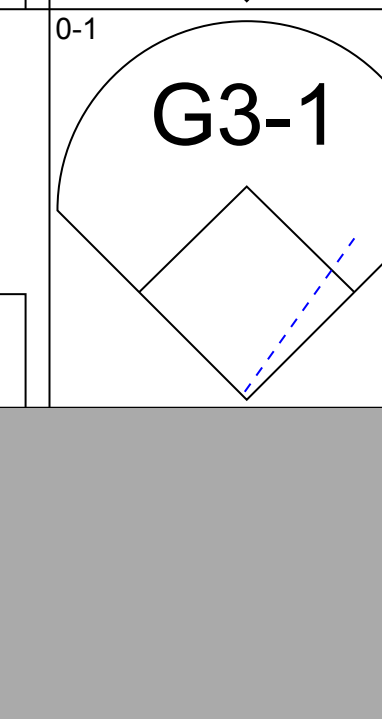
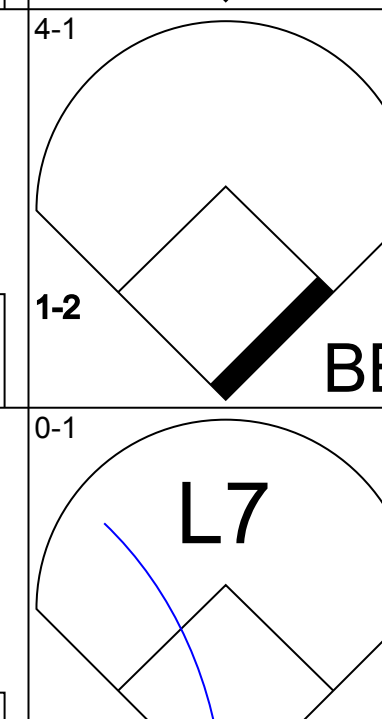


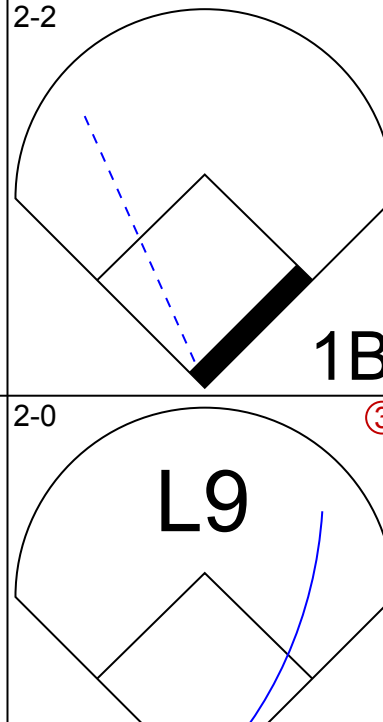
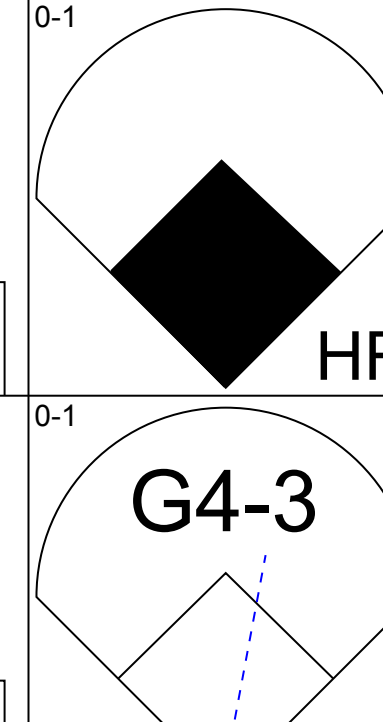


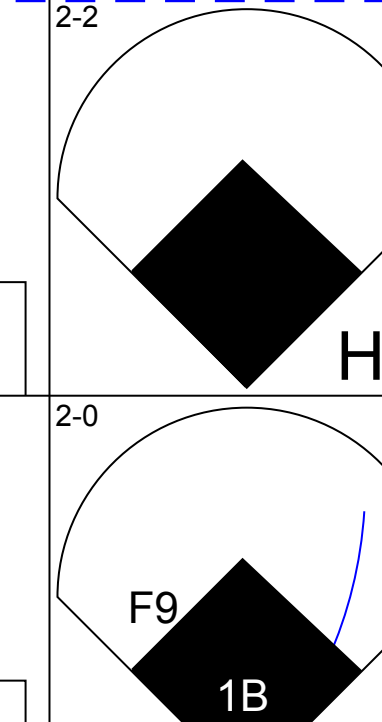

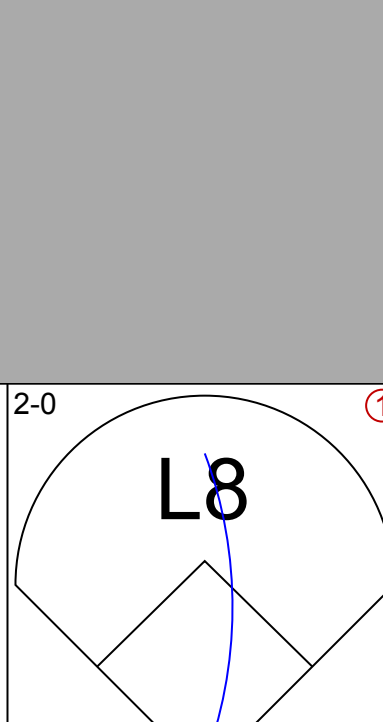
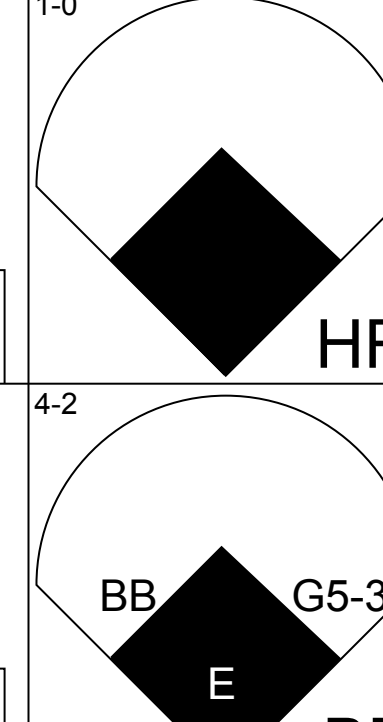
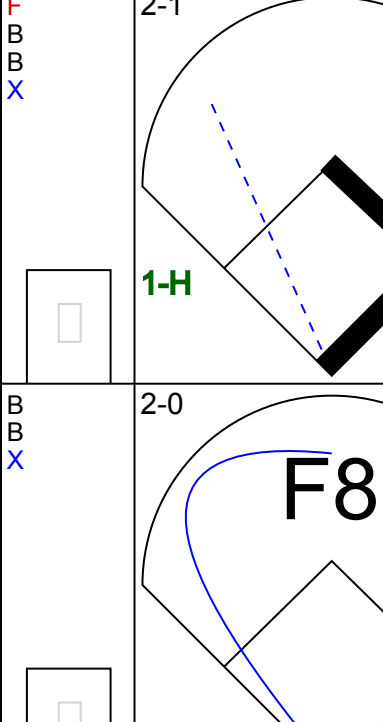

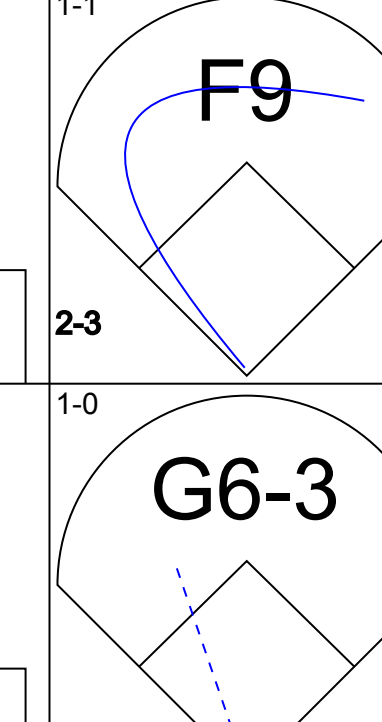
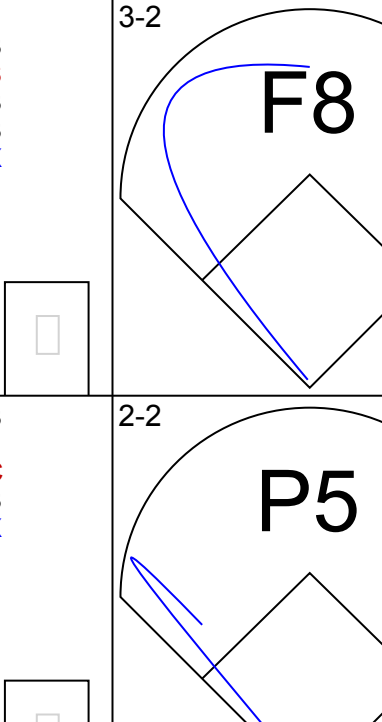
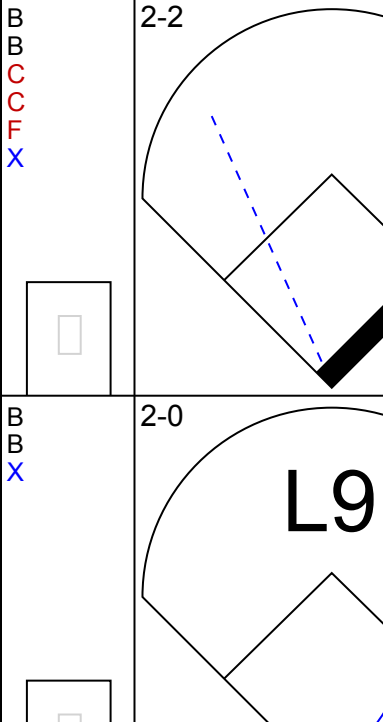
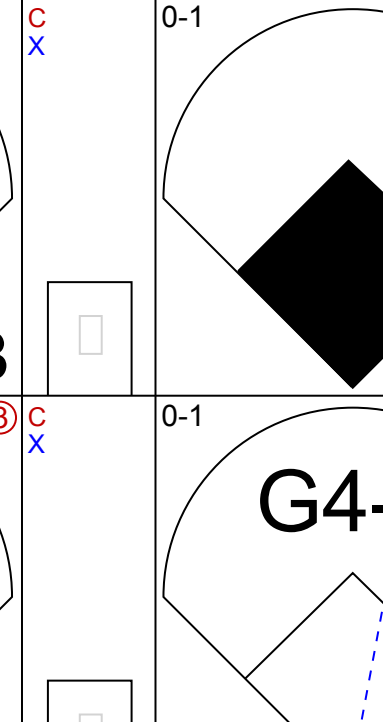
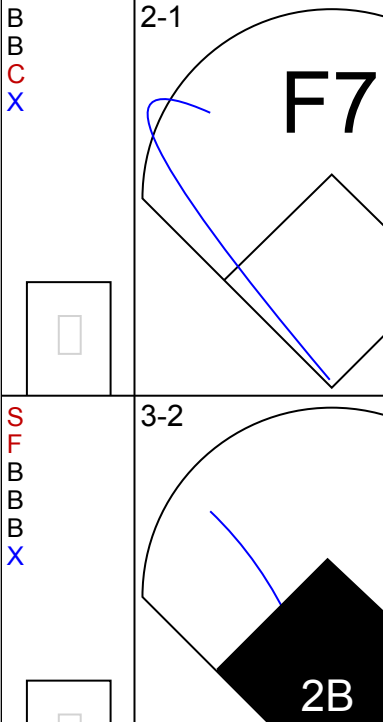
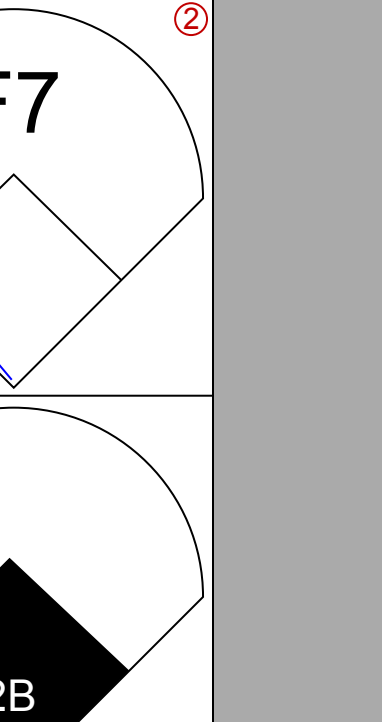
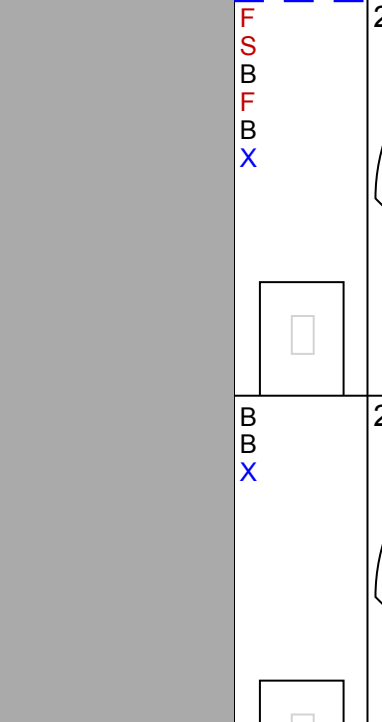

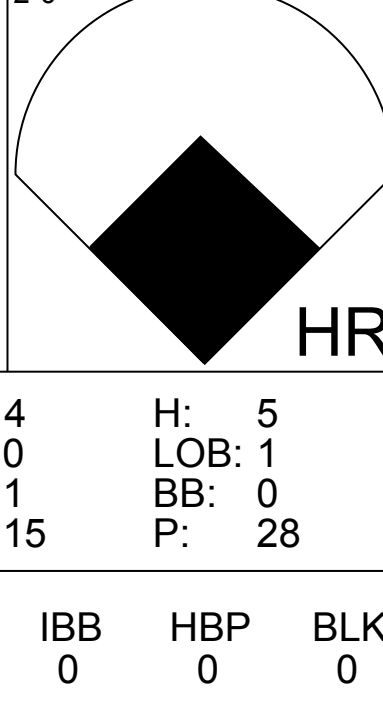
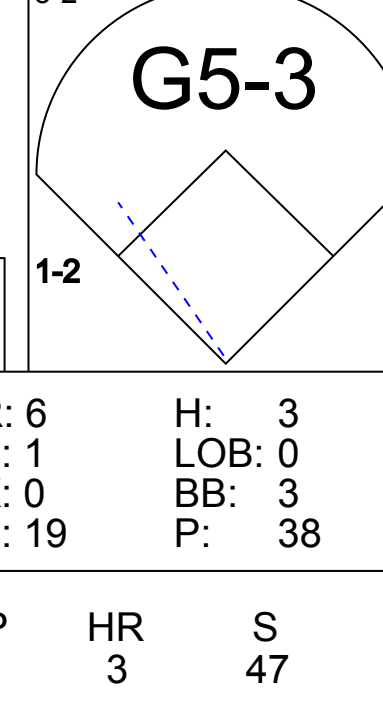
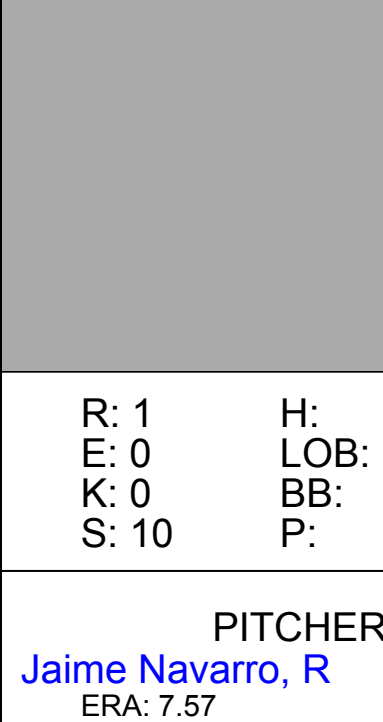
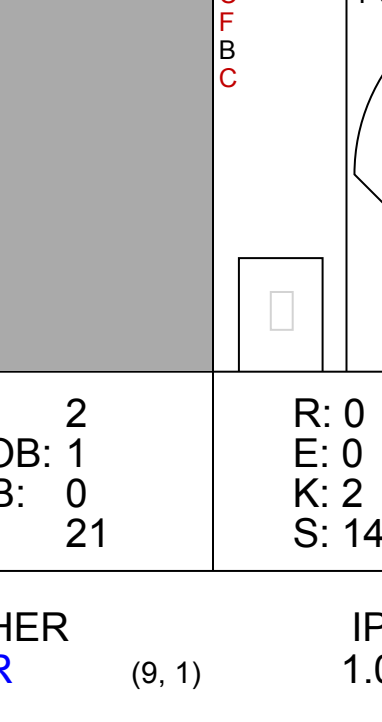
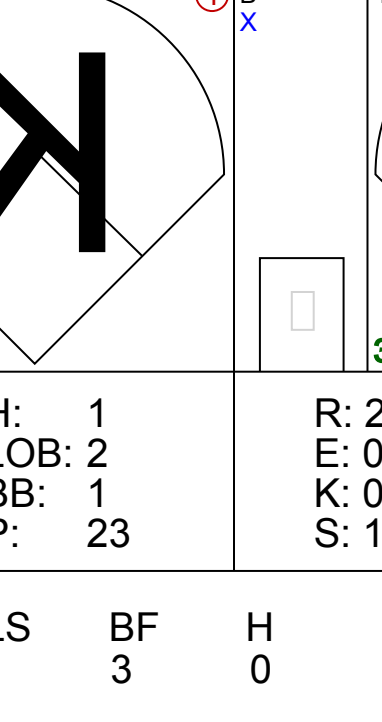
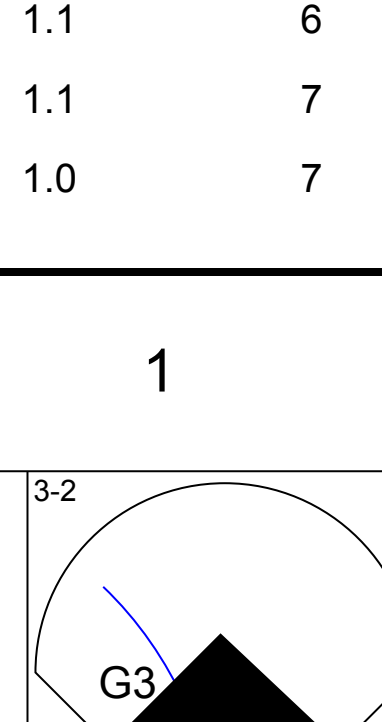
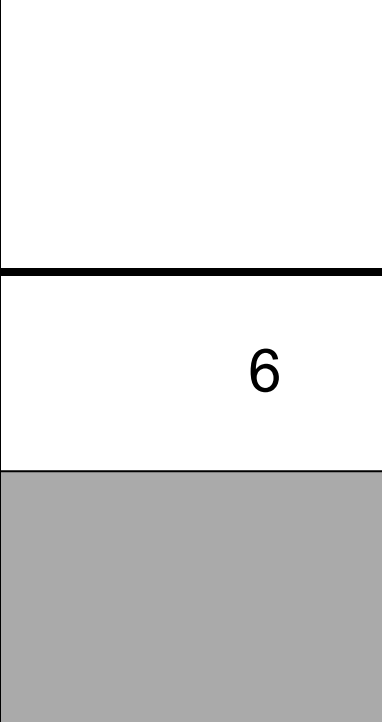
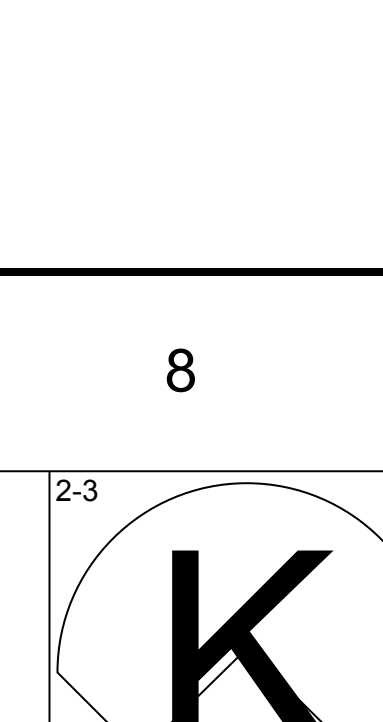
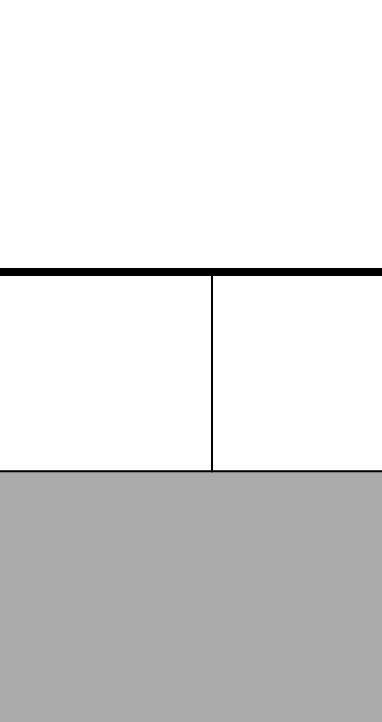

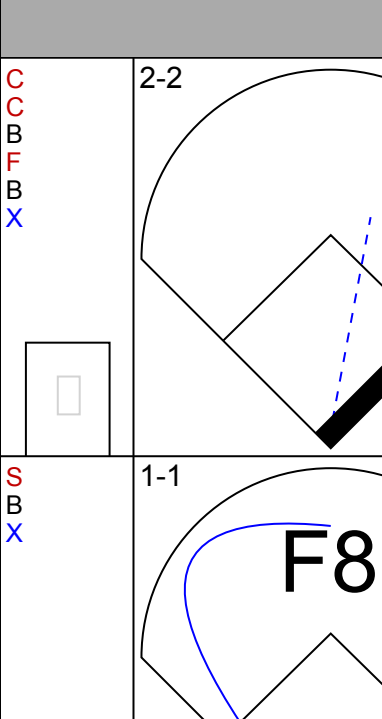
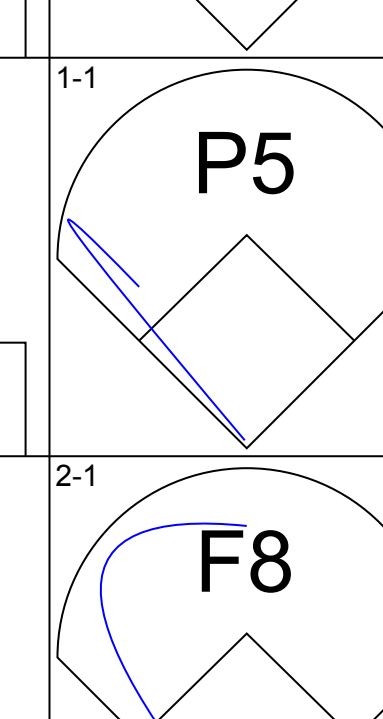
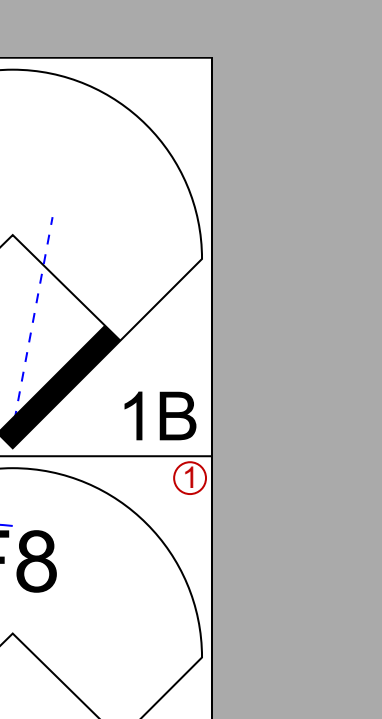
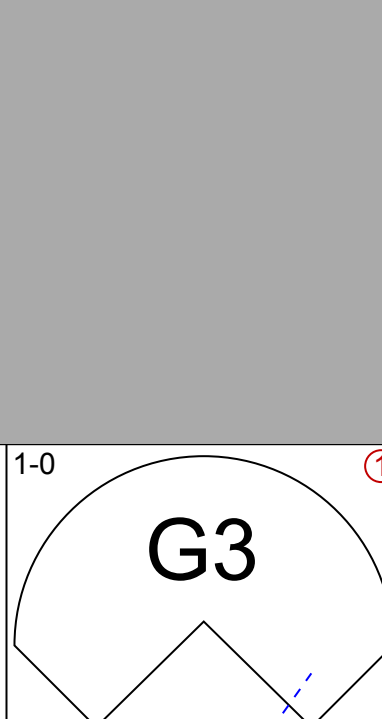
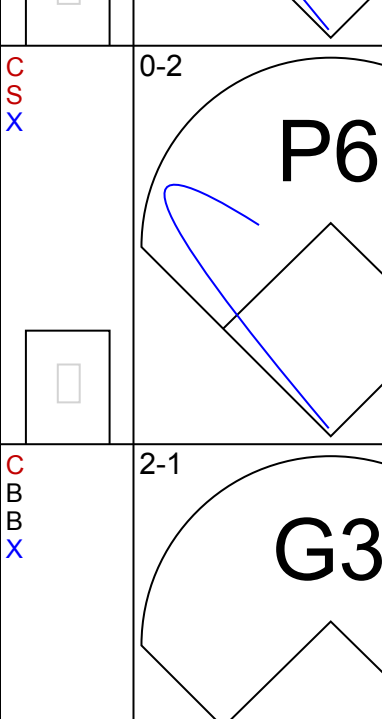

AB	38
R	5
H	9
RBI	5
BB	4
SO	9
LOB	17

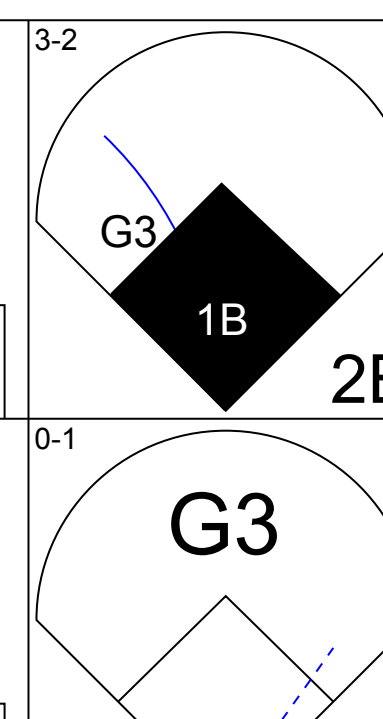
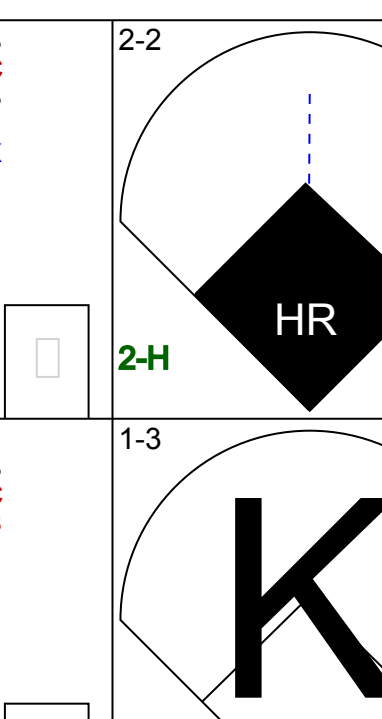
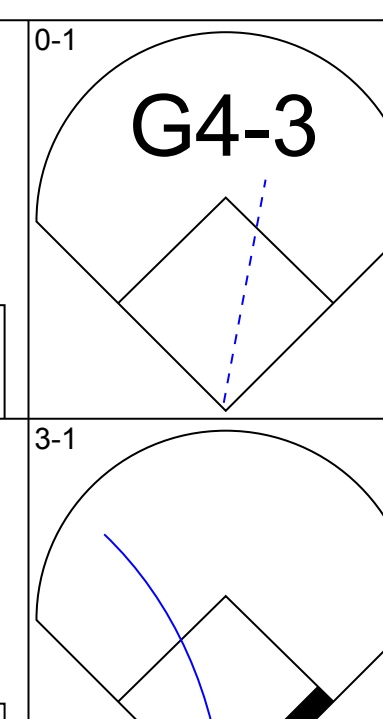
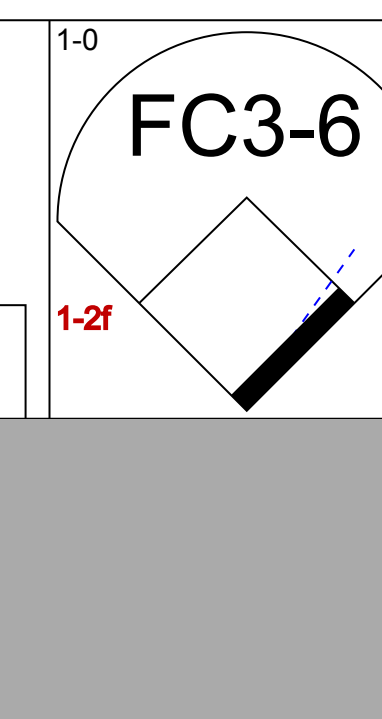
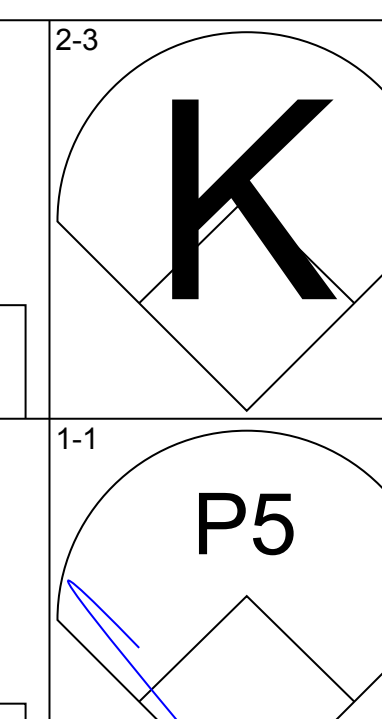
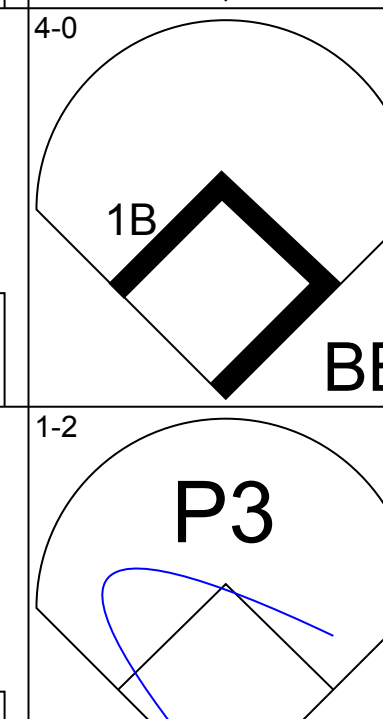
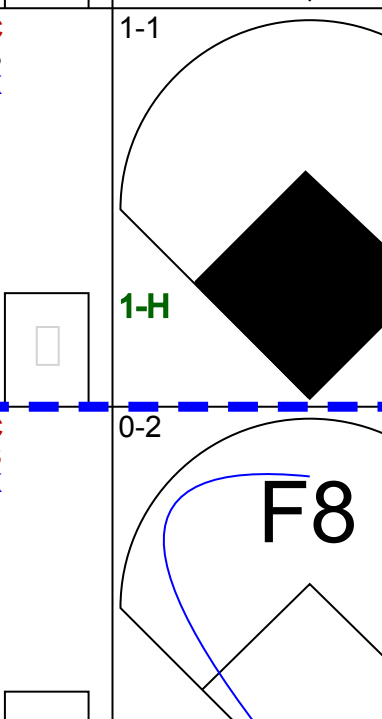
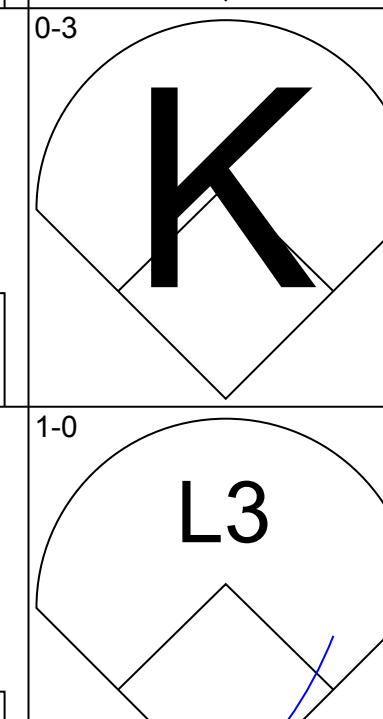
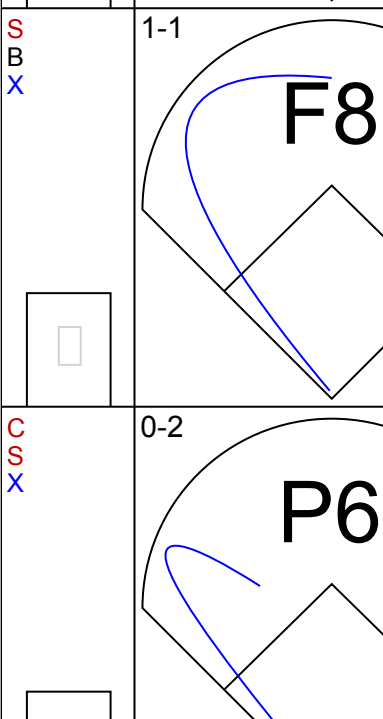
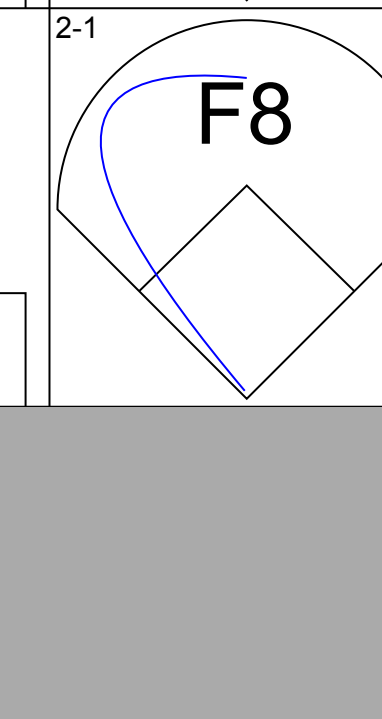
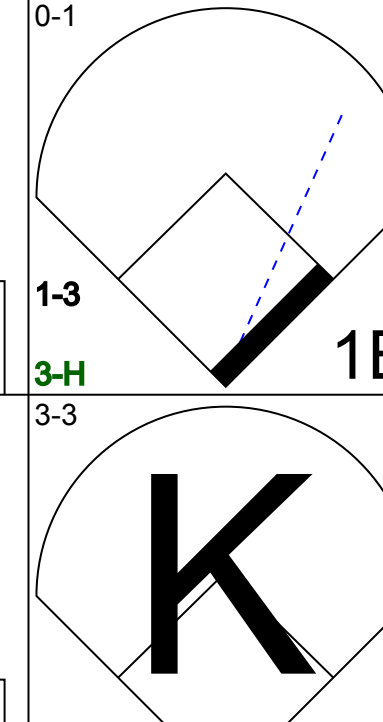


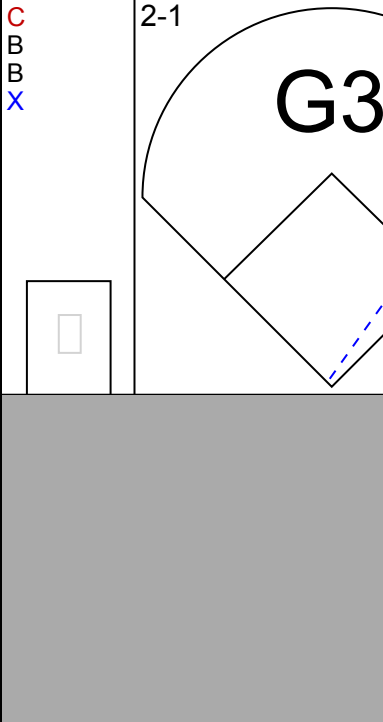


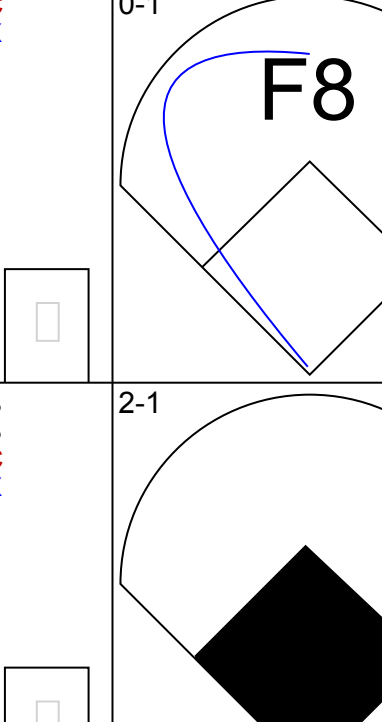



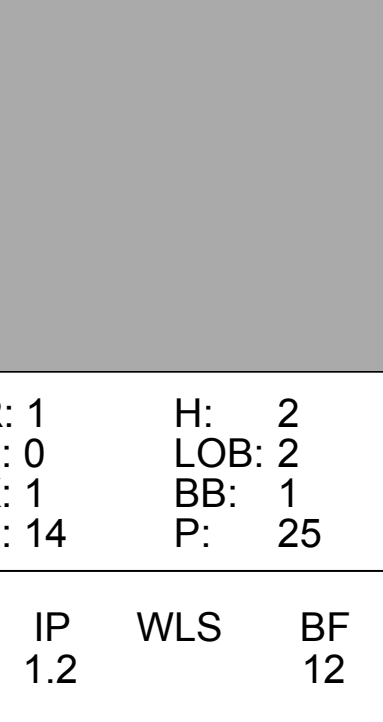
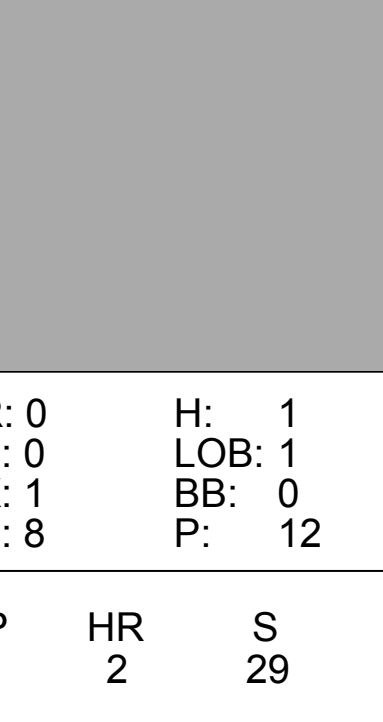
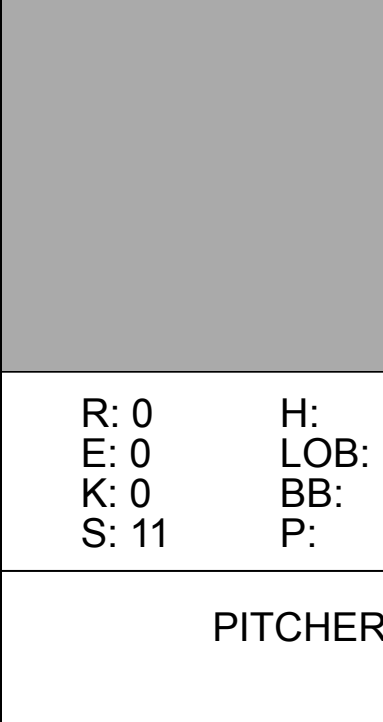





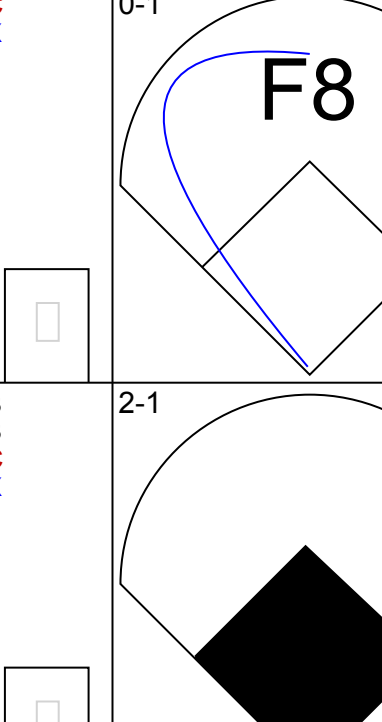



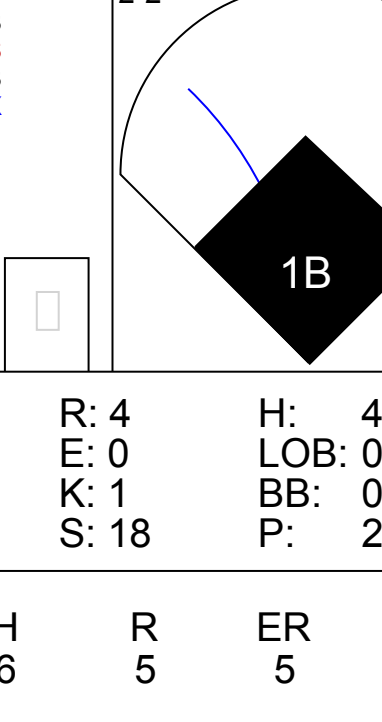
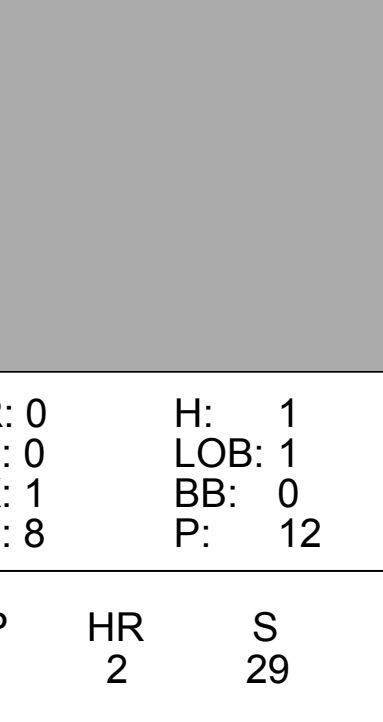
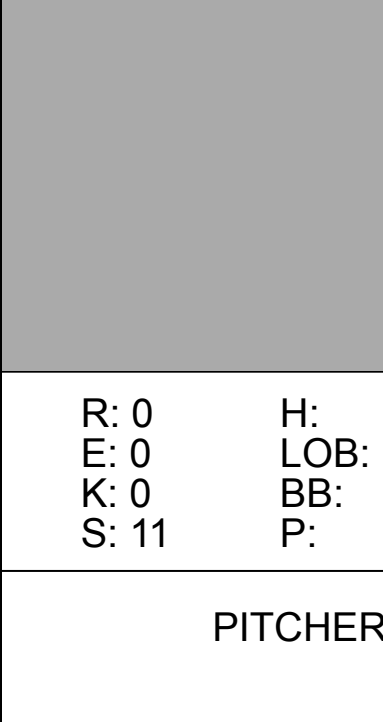







Batter	1	2	3	4	5	6	7	8	9	AB	R	H	RBI	BB	SO	LOB	TOP										
Brady Anderson, L (1, 7) OBP: 0.328, SLG: 0.376	L6		2-2 1-3 1B		2-2 HR		L4		L4	5	1	2	0	0	0	0	Baltimore Orioles @ Milwaukee Brewers Milwaukee County Stadium, Milwaukee, WI Mon May 23 1994, 8:05 PM EDT Att: 10,849 - Unknown - 63 F										
Mark McLemore, S (1, 4) OBP: 0.359, SLG: 0.281	G6-3		2-1 G4-3		0-1 HR		F8		4-2 BB	4	1	1	2	1	0	2											
Rafael Palmeiro, L (1, 3) OBP: 0.418, SLG: 0.613	F8			4-2 1B 2B BB	2-0 P5		G3		0-1 L1	4	1	0	0	1	0	1											
Harold Baines, L (1, 10) OBP: 0.378, SLG: 0.527		0-0 L8		2-0 L9	3-2 G3			0-0 G6-3		4	0	0	0	0	0	1											
Cal Ripken Jr., R (1, 6) OBP: 0.328, SLG: 0.401		1-1 G5-3		1-2 1-3 2B 1B	1-3 K			1-0 S 2B		4	1	2	0	0	1	0											
Leo Gomez, R (1, 5) OBP: 0.395, SLG: 0.535		2-2 P5		1-0 1-1 1B 2B	0-0 F8			4-0 BB		3	0	1	2	1	0	0											
Chris Hoiles, R (1, 2) OBP: 0.335, SLG: 0.379			0-0 L8		3-1 P3			0-3 K		4	0	0	0	0	1	3											
Mike Devereaux, R (1, 8) OBP: 0.258, SLG: 0.400			3-1 1B 1B		1-1 2H 1B			2-1 P4		3	0	2	0	1	0	2											
Jack Voigt, R (1, 9) OBP: 0.292, SLG: 0.296			0-0 L7		2-1 HR			0-0 FC6-4		4	1	1	1	0	0	2	AB 35 R 5 H 9 RBI 5 BB 4 SO 2 LOB 11										
Inning Stats	R: 0 E: 0 K: 0 S: 6	H: 0 LOB: 0 BB: 0 P: 11	R: 0 E: 0 K: 0 S: 8	H: 0 LOB: 0 BB: 0 P: 11	R: 0 E: 0 K: 0 S: 10	H: 2 LOB: 2 BB: 0 P: 17	R: 2 E: 0 K: 0 S: 11	H: 3 LOB: 2 BB: 1 P: 23	R: 3 E: 0 K: 1 S: 16	H: 3 LOB: 1 BB: 1 P: 26	R: 0 E: 0 K: 0 S: 4	H: 0 LOB: 0 BB: 0 P: 10	R: 0 E: 0 K: 1 S: 7	H: 1 LOB: 2 BB: 1 P: 14	R: 0 E: 0 K: 0 S: 10	H: 0 LOB: 1 BB: 1 P: 18		1B: 4 2B: 3 3B: 0 HR: 2	SF: 0 SAC: 0 DP: 0 HBP: 0	WP: 0 PB: 0 SB: 1 CS: 0	PA: 39						
PITCHER	IP	WLS	BF	H	R	ER	SO	BB	IBB	HBP	BLK	WP	HR	S	P	ERA	WHIP										
Ricky Bones, R (1, 1) ERA: 2.34	7.1	L	32	9	5	5	1	2	0	0	0	0	2	64	115	6.14	1.500										
Doug Henry, R (8, 1) ERA: 2.09	1.1		6	0	0	0	1	2	0	0	0	0	0	13	27	0.00	1.500										
Graeme Lloyd, L (9, 1) ERA: 4.8	0.1		1	0	0	0	0	0	0	0	0	0	0	2	2	0.00	0.000										

Batter	1	2	3	4	5	6	7	8	9	AB	R	H	RBI	BB	SO	LOB	BOTTOM										
Bill Spiers, L (1, 5) OBP: 0.336, SLG: 0.308	1-2 1B		4-1 FC6-4		1-0 G6-3		1-0 1B		2-3 K	1	0	1	0	0	0	0	Baltimore Orioles @ Milwaukee Brewers Milwaukee County Stadium, Milwaukee, WI Mon May 23 1994, 8:05 PM EDT Att: 10,849 - Unknown - 63 F										
Jeff Cirillo, R (1, FR) OBP: 0.300, SLG: 0.235			2-3 BB		2-1 1B		1-3 3H 1B			3	0	1	2	0	0	2											
Troy O'Leary, L (9, PH) OBP: 0.429, SLG: 0.769										1	0	0	0	0	1	0											
Turner Ward, S (1, 8) OBP: 0.385, SLG: 0.451	3-1 F8		3-2 FC6-4 FC6-4		2-1 1B		0-0 1B		3-1 SF7	3	0	1	2	0	0	2											
Dave Nilsson, L (1, 2) OBP: 0.285, SLG: 0.426	0-1 G3-6 1B		3-1 FC6-4		3-2 F7		3-1 K2-3			4	0	1	0	0	1	3											
Brian Harper, R (1, 10) OBP: 0.292, SLG: 0.368	1-1 G3-6				1-0 1B 1B		1-2 G5-3		2-1 2B	4	0	2	0	0	0	2											
Greg Vaughn, R (1, 7) OBP: 0.311, SLG: 0.466		2-2 F9		0-3 K		4-2 L6-3 BB		0-1 L6		3	0	0	0	1	1	2											
B.J. Surhoff, L (1, 3) OBP: 0.077, SLG: 0.154		2-2 G4-3		1-0 F7		0-2 L6-3		2-3 K		4	0	0	0	0	1	3											
Jody Reed, R (1, 4) OBP: 0.359, SLG: 0.293		1-3 K		2-1 1B			1-0 L7		2-2 L4	4	0	1	0	0	1	1											
Matt Mieske, R (1, 9) OBP: 0.368, SLG: 0.407			1-3 K		3-1 F7		2-2 1B 1B		3-2 F9	4	1	1	0	0	1	2											
Jose Valentin, S (1, 6) OBP: 0.270, SLG: 0.353			1-0 E8 FC6-4		0-1 F8		3-2 1B 1B		0-1 F7	4	2	1	0	0	0	0											
Inning Stats	R: 0 E: 0 K: 0 S: 9	H: 2 LOB: 2 BB: 0 P: 14	R: 0 E: 0 K: 1 S: 9	H: 0 LOB: 0 BB: 0 P: 14	R: 1 E: 1 K: 1 S: 9	H: 0 LOB: 1 BB: 1 P: 20	R: 0 E: 0 K: 1 S: 11	H: 2 LOB: 2 BB: 0 P: 18	R: 0 E: 0 K: 0 S: 10	H: 1 LOB: 1 BB: 0 P: 16	R: 0 E: 0 K: 0 S: 9	H: 0 LOB: 0 BB: 1 P: 14	R: 2 E: 0 K: 1 S: 12	H: 3 LOB: 1 BB: 0 P: 21	R: 0 E: 0 K: 1 S: 10	H: 1 LOB: 1 BB: 0 P: 16	R: 0 E: 0 K: 1 S: 8	H: 0 LOB: 0 BB: 0 P: 13	1B: 8 2B: 2 3B: 0 HR: 0	SF: 1 SAC: 0 DP: 2 HBP: 0	WP: 0 PB: 0 SB: 1 CS: 0	PA: 37					
PITCHER	IP	WLS	BF	H	R	ER	SO	BB	IBB	HBP	BLK	WP	HR	S	P	ERA	WHIP										
Ben McDonald, R (1, 1) ERA: 3.85	6.2	W	29	8	3	2	3	2	0	0	0	0	0	3	5	0.00	0.000										
Tom Bolton, L (7, 1) ERA	0.1		1	0	0	0	1	0	0	0	0	0	0	3	5	0.00	0.000										
Mark Eichhorn, R (8, 1) ERA: 4.73	0.1		2	1	0	0	0	0	0	0	0	0	0	4	6	0.00	3.000										
Jim Poole, L (8, 1) ERA: 5.06	0.1		1	0	0	0	1	0	0	0	0	0	0	3	5	0.00	0.000										
Alan Mills, R (8, 1) ERA: 11.2	0.1		1	0	0	0	0	0	0	0	0	0	0	3	5	0.00	0.000										
PITCHER	IP	WLS	BF	H	R	ER	SO	BB	IBB	HBP	BLK	WP	HR	S	P	ERA	WHIP										
Lee Smith, R (9, 1) ERA: 1.02	1.0	S	3	0	0	0	1	0	0	0	0	0	0	8	13	0.00	0.000										



Batter	1	2	3	4	5	6	7	8	9	AB	R	H	RBI	BB	SO	LOB	TOP					
Brady Anderson, L (1, 7) OBP: 0.333, SLG: 0.376			 1B				 1B	 HBP		5	1	2	0	0	1	3	Baltimore Orioles @ Milwaukee Brewers Milwaukee County Stadium, Milwaukee, WI Tue May 24 1994, 8:05 PM EDT Att: 12,420 - Unknown - 74 F					
Mike Devereaux, R (1, 8) OBP: 0.297, SLG: 0.396			 1B	 E BB	 1-2 2-3			 1-2		4	2	1	0	2	1	3						
Rafael Palmeiro, L (1, 3) Mark Smith, R (9, 9) OBP: 0.143, SLG: 0.143				 BB			 1-2			3	1	0	0	3	1	5						
Cal Ripken Jr., R (1, 6) OBP: 0.328, SLG: 0.423			 1-2 2-3	 2B						6	2	2	6	0	0	3						
Leo Gomez, R (1, 5) OBP: 0.402, SLG: 0.610			 2-2							6	2	3	2	0	1	0						
Chris Sabo, R (1, 10) OBP: 0.310, SLG: 0.429						 1B		 1B		5	2	2	0	0	0	1						
Chris Hoiles, R (1, 2) OBP: 0.344, SLG: 0.412				 BB		 1B				4	1	2	2	1	0	1						
Mark McLemore, S (1, 4) OBP: 0.354, SLG: 0.273				 G5-3						4	1	0	0	1	0	3						
Jack Voigt, R (1, 9) OBP: 0.309, SLG: 0.349			 1-2			 1B		 1B		5	1	3	2	0	1	1						
Inning Stats	R: 0 E: 0 K: 1 S: 10	H: 0 LOB: 1 BB: 1 P: 20	R: 0 E: 0 K: 0 S: 9	H: 0 LOB: 0 BB: 0 P: 17	R: 4 E: 0 K: 1 S: 15	H: 5 LOB: 1 BB: 0 P: 28	R: 6 E: 1 K: 0 S: 19	H: 3 LOB: 0 BB: 3 P: 38	R: 0 E: 0 K: 0 S: 9	H: 1 LOB: 3 BB: 2 P: 21	R: 1 E: 0 K: 0 S: 10	H: 2 LOB: 1 BB: 0 P: 21	R: 0 E: 0 K: 2 S: 14	H: 1 LOB: 2 BB: 1 P: 23	R: 2 E: 0 K: 0 S: 11	H: 3 LOB: 2 BB: 0 P: 21	R: 0 E: 0 K: 1 S: 7	H: 0 LOB: 0 BB: 0 P: 12	1B: 7 2B: 3 3B: 0 HR: 5	SF: 0 SAC: 0 DP: 0 HBP: 1	WP: 0 PB: 0 SB: 1 CS: 0	PA: 50
PITCHER	IP	WLS	BF	H	R	ER	SO	BB	IBB	HBP	BLK	WP	HR	S	P	ERA	WHIP					
Teddy Higuera, L (1, 1) ERA: 5.98	3.2	L	21	6	8	8	2	4	0	0	0	0	3	47	94	19.64	2.727					
Jeff Bronkay, R (4, 1) ERA: 4.35	0.2		6	3	2	2	0	1	0	0	0	0	1	10	19	27.00	6.000					
Jesse Orosco, L (5, 1) ERA: 5.49	1.1		6	1	1	0	0	1	0	0	0	0	0	12	25	0.00	1.500					
Doug Henry, R (6, 1) ERA: 1.88	1.1		7	2	0	0	2	1	0	0	0	0	0	17	30	0.00	2.250					
Bob Scanlan, R (8, 1) ERA: 5.99	1.0		7	3	2	2	0	0	0	1	0	0	1	11	21	18.00	3.000					
Jaime Navarro, R (9, 1) ERA: 7.57	1.0		3	0	0	0	1	0	0	0	0	0	0	7	12	0.00	0.000					

Batter	1	2	3	4	5	6	7	8	9	AB	R	H	RBI	BB	SO	LOB	BOTTOM					
Turner Ward, S (1, 8) OBP: 0.386, SLG: 0.456	 1B	 2B			 1-2					5	2	2	1	0	1	3	Baltimore Orioles @ Milwaukee Brewers Milwaukee County Stadium, Milwaukee, WI Tue May 24 1994, 8:05 PM EDT Att: 12,420 - Unknown - 74 F					
Alex Diaz, S (9, 8) OBP: 0.274, SLG: 0.389										0	0	0	0	0	0	0						
Dave Nilsson, L (1, 2) OBP: 0.288, SLG: 0.425										5	0	2	0	0	1	2						
Greg Vaughn, R (1, 7) OBP: 0.315, SLG: 0.489	 BB	 1-2								4	1	1	2	1	1	2						
Troy O'Leary, L (9, 7) OBP: 0.423, SLG: 0.769										0	0	0	0	0	0	0						
Brian Harper, R (1, 10) OBP: 0.282, SLG: 0.355										5	0	0	0	0	0	4						
B.J. Surhoff, L (1, 5) OBP: 0.167, SLG: 0.278	 1-3					 2B				5	0	2	1	0	0	1						
John Jaha, R (1, 3) OBP: 0.324, SLG: 0.402				 HBP		 1B				4	0	2	0	0	2	2						
Jody Reed, R (1, 4) OBP: 0.363, SLG: 0.289				 1-2						2	0	0	0	2	1	2						
Jeff Cirillo, R (7, PR) OBP: 0.286, SLG: 0.222										1	0	0	0	0	0	1						
Matt Mieske, R (1, 9) OBP: 0.361, SLG: 0.444										4	1	1	1	0	2	5						
Jose Valentin, S (1, 6) OBP: 0.282, SLG: 0.366		 2B				 HBP				3	1	1	0	0	1	3						
Inning Stats	R: 1 E: 0 K: 1 S: 14	H: 2 LOB: 2 BB: 1 P: 25	R: 4 E: 0 K: 1 S: 18	H: 4 LOB: 0 BB: 0 P: 26	R: 0 E: 0 K: 2 S: 15	H: 0 LOB: 2 BB: 1 P: 26	R: 0 E: 0 K: 1 S: 8	H: 1 LOB: 1 BB: 0 P: 12	R: 0 E: 0 K: 2 S: 14	H: 2 LOB: 3 BB: 0 P: 19	R: 0 E: 0 K: 0 S: 11	H: 1 LOB: 1 BB: 0 P: 16	R: 0 E: 0 K: 1 S: 9	H: 0 LOB: 1 BB: 1 P: 19	R: 0 E: 0 K: 1 S: 7	H: 0 LOB: 0 BB: 0 P: 12	R: 0 E: 0 K: 0 S: 8	H: 1 LOB: 1 BB: 0 P: 12	1B: 6 2B: 3 3B: 0 HR: 2	SF: 0 SAC: 0 DP: 0 HBP: 2	WP: 0 PB: 0 SB: 0 CS: 0	PA: 43
PITCHER	IP	WLS	BF	H	R	ER	SO	BB	IBB	HBP	BLK	WP	HR	S	P	ERA	WHIP					
Sid Fernandez, L (1, 1) ERA: 4.24	1.2		12	4	0	0	5	1	0	2	0	0	0	51	76	0.00	1.154					
Mark Eichhorn, R (2, 1) ERA: 3.57	4.1	W	20	4	0	0	5	1	0	2	0	0	0	24	43	0.00	0.667					
Alan Mills, R (7, 1) ERA: 9.18	3.0	S	11	1	0	0	2	1	0	0	0	0	0	24	43	0.00	0.667					

Batter	1	2	3	4	5	6	7	8	9	AB	R	H	RBI	BB	SO	LOB	TOP								
Brady Anderson, L (1, 7) OBP: 0.335, SLG: 0.377	2-1 1B 2B	1-0 1B		G3		G5-3			L4	5	2	2	0	0	0	0	Baltimore Orioles @ Milwaukee Brewers Milwaukee County Stadium, Milwaukee, WI Wed May 25 1994, 4:33 AM EDT Att: 16,846 - Sunny - 65 F livebaseballscorecards.com								
Mike Devereaux, R (1, 8) OBP: 0.271, SLG: 0.396	1-1 2B 1B	1-0 P6		G3 BLK		G6-3			G4-3	5	1	2	0	0	0	1									
Rafael Palmeiro, L (1, 3) OBP: 0.420, SLG: 0.593	2-1 P6	0-1 1B 1B		G3		G4-3			BB	4	0	1	1	1	0	3									
Harold Baines, L (1, 10) OBP: 0.371, SLG: 0.522	3-2 2B 2B	2-3 K		G3-1					F8	5	1	1	1	0	1	3									
Cal Ripken Jr., R (1, 6) OBP: 0.332, SLG: 0.421	4-0 2B 1B BB	1-2 1B				G5-3			G6-3	3	1	1	0	1	0	0									
Leo Gomez, R (1, 5) OBP: 0.407, SLG: 0.613	1-0 1B SF7 2B	1-1 P3				G3 1B BB			G6-3	3	1	1	2	1	0	2									
Mark McLemore, S (1, 4) OBP: 0.358, SLG: 0.279	0-1 S 1B			G3-1		0-2 G3 1B			F8	4	0	2	1	0	0	0									
Jack Voigt, R (1, 9) OBP: 0.296, SLG: 0.337	2-2 SF7	2-2 G6-3		G6-3		1-1 G3			G5-3	3	0	0	1	0	0	2									
Jeff Tackett, R (1, 2) OBP: 0.250, SLG: 0.375	1-0 F8			L7		2-1 G6-3			G4-3	4	0	0	0	0	0	3									
Inning Stats	R: 5 E: 0 K: 0 S: 16	H: 5 LOB: 1 BB: 1 P: 32	R: 1 E: 0 K: 1 S: 14	H: 3 LOB: 2 BB: 0 P: 20	R: 0 E: 0 K: 0 S: 5	H: 0 LOB: 0 BB: 0 P: 10	R: 0 E: 0 K: 0 S: 14	H: 1 LOB: 1 BB: 0 P: 21	R: 0 E: 0 K: 0 S: 10	H: 1 LOB: 2 BB: 1 P: 18	R: 0 E: 0 K: 0 S: 5	H: 0 LOB: 0 BB: 0 P: 7	R: 0 E: 0 K: 0 S: 6	H: 0 LOB: 0 BB: 0 P: 10	R: 0 E: 0 K: 0 S: 5	H: 0 LOB: 0 BB: 0 P: 9	R: 0 E: 0 K: 0 S: 7	H: 0 LOB: 1 BB: 1 P: 12	1B: 8 2B: 2 3B: 0 HR: 0	SF: 1 SAC: 0 DP: 0 HBP: 0	WP: 0 PB: 0 SB: 2 CS: 0	PA: 40			
PITCHER	IP	WLS	BF	H	R	ER	SO	BB	IBB	HBP	BLK	WP	HR	S	P	ERA	WHIP								
Mike Ignasiak, R (1, 1) ERA: 5.79	4.0	L	22	9	6	6	1	1	0	0	1	0	0	49	83	13.50	2.500								
Jaime Navarro, R (5, 1) ERA: 7.09	3.0		11	1	0	0	0	1	0	0	0	0	0	21	35	0.00	0.667								
Mike Fetters, R (8, 1) ERA: 2.79	2.0		7	0	0	0	0	1	0	0	0	0	0	12	21	0.00	0.500								

Batter	1	2	3	4	5	6	7	8	9	AB	R	H	RBI	BB	SO	LOB	BOTTOM								
Turner Ward, S (1, 8) OBP: 0.386, SLG: 0.451	4-1 L4-3 BB BB	2-1 G6-3		F9					G4-3	4	0	1	0	1	0	2	Baltimore Orioles @ Milwaukee Brewers Milwaukee County Stadium, Milwaukee, WI Wed May 25 1994, 4:33 AM EDT Att: 16,846 - Sunny - 65 F livebaseballscorecards.com								
Jeff Cirillo, R (1, 5) OBP: 0.240, SLG: 0.182	3-2 F8			G6-3					G6-3	4	0	0	0	0	0	1									
Dave Nilsson, L (9, PH) OBP: 0.287, SLG: 0.422									K	1	0	0	0	0	1	3									
Greg Vaughn, R (1, 7) OBP: 0.310, SLG: 0.469	4-2 L4-3 BB			P3					K	4	0	0	0	1	2	3									
Brian Harper, R (1, 10) OBP: 0.281, SLG: 0.352	3-2 L4-3			1B					F9	4	0	1	0	0	0	2									
B.J. Surhoff, L (1, 2) OBP: 0.182, SLG: 0.318	1-1 G4-3			P4					F8	4	0	1	0	0	0	3									
John Jaha, R (1, 3) OBP: 0.336, SLG: 0.460		2-2 1B PB FC5-4 1B		HR					P4	4	3	3	2	0	0	1									
Jody Reed, R (1, 4) OBP: 0.360, SLG: 0.288		2-2 FC5-4 1B		G5-3					G4-3	4	0	1	0	0	1	1									
Matt Mieske, R (1, 9) OBP: 0.355, SLG: 0.424		2-2 FC5-4 FC5-4		L8					F7	3	0	0	1	1	0	2									
Jose Valentin, S (1, 6) OBP: 0.284, SLG: 0.356		1-2 3-H FC5-4							1B 1B BB	2	0	0	0	1	0	1									
Troy O'Leary, L (9, PH) OBP: 0.429, SLG: 0.769		FC5-4							G5-3	0	0	0	0	0	0	0									
Tom Brunansky, R (9, PH) OBP: 0.259, SLG: 0.308		1-2 S							1B	1	0	1	0	0	0	0									
Inning Stats	R: 0 E: 0 K: 0 S: 12	H: 0 LOB: 2 BB: 2 P: 27	R: 1 E: 0 K: 0 S: 15	H: 2 LOB: 1 BB: 0 P: 24	R: 0 E: 0 K: 0 S: 8	H: 1 LOB: 1 BB: 0 P: 11	R: 1 E: 0 K: 0 S: 15	H: 1 LOB: 1 BB: 1 P: 24	R: 0 E: 0 K: 0 S: 7	H: 0 LOB: 0 BB: 0 P: 10	R: 0 E: 0 K: 0 S: 12	H: 1 LOB: 1 BB: 0 P: 20	R: 0 E: 0 K: 0 S: 6	H: 0 LOB: 0 BB: 0 P: 7	R: 0 E: 0 K: 1 S: 9	H: 0 LOB: 0 BB: 0 P: 9	R: 1 E: 0 K: 3 S: 20	H: 3 LOB: 3 BB: 1 P: 30	1B: 5 2B: 1 3B: 0 HR: 2	SF: 0 SAC: 0 DP: 0 HBP: 0	WP: 0 PB: 1 SB: 1 CS: 0	PA: 39			
PITCHER	IP	WLS	BF	H	R	ER	SO	BB	IBB	HBP	BLK	WP	HR	S	P	ERA	WHIP								
Jamie Moyer, L (1, 1) ERA: 5.97	8.0	W	33	6	3	3	1	3	0	0	0	0	0	86	134	3.38	1.125								
Mark Williamson, R (9, 1) ERA: 3.57	0.1		2	0	0	0	1	1	0	0	0	0	0	4	9	0.00	3.000								
Jim Poole, L (9, 1) ERA: 5.06	0.0		1	1	0	0	0	0	0	0	0	0	0	4	7	∞	∞								
Lee Smith, R (9, 1) ERA: 0.98	0.2	S	3	1	0	0	2	0	0	0	0	0	0	10	12	0.00	1.500								



Batter	1	2	3	4	5	6	7	8	9	AB	R	H	RBI	BB	SO	LOB	TOP					
Brady Anderson, L (1, 7) OBP: 0.333, SLG: 0.374	2-0 P6		0-1 G4-3			1-0 FC6-4 1B		2-2 G4-3		4	0	1	0	0	0	1	Baltimore Orioles @ Chicago White Sox Comiskey Park, Chicago, IL Fri May 27 1994, 8:05 PM EDT Att: 34,351 - Unknown - 57 F livebaseballscorecards.com					
Mike Devereaux, R (1, 8) OBP: 0.271, SLG: 0.392	2-2 G5-3			2-2 G6-3		0-1 FC6-4 1-2		0-0 1B		4	0	1	0	0	0	1						
Rafael Palmeiro, L (1, 3) OBP: 0.417, SLG: 0.584	2-1 L8			0-0 G5-3 1B		0-0 F8		0-0 L4		4	0	1	0	0	0	2						
Cal Ripken Jr., R (1, 6) OBP: 0.324, SLG: 0.411		2-1 L9		1-1 G5-3		0-3 K			1-1 L8	4	0	0	0	0	1	2						
Leo Gomez, R (1, 5) OBP: 0.400, SLG: 0.595		2-3 K		1-0 G6-3			1-0 G4-3 1B		1-0 P4	4	0	1	0	0	1	1						
Chris Hoiles, R (1, 2) OBP: 0.341, SLG: 0.407		1-3 K			3-2 1B		1-2 P4		2-2 L3	4	0	1	0	0	1	1						
Chris Sabo, R (1, 10) OBP: 0.311, SLG: 0.438			2-2 2B		0-0 F7		2-0 G4-3			3	0	1	0	0	0	2						
Mark McLemore, S (1, 4) OBP: 0.352, SLG: 0.273			2-2 G1-3		2-1 L9		2-2 P4			3	0	0	0	0	0	3						
Jack Voigt, R (1, 9) OBP: 0.287, SLG: 0.326			0-3 K		3-3 K			1-3 K		3	0	0	0	0	3	2						
Inning Stats	R: 0 E: 0 K: 0 S: 6	H: 0 LOB: 0 BB: 0 P: 12	R: 0 E: 0 K: 2 S: 8	H: 0 LOB: 0 BB: 0 P: 13	R: 0 E: 0 K: 1 S: 12	H: 1 LOB: 1 BB: 0 P: 16	R: 0 E: 0 K: 0 S: 8	H: 1 LOB: 1 BB: 0 P: 12	R: 0 E: 0 K: 1 S: 9	H: 1 LOB: 1 BB: 0 P: 17	R: 0 E: 0 K: 0 S: 7	H: 1 LOB: 1 BB: 0 P: 8	R: 0 E: 0 K: 0 S: 8	H: 1 LOB: 1 BB: 0 P: 14	R: 0 E: 0 K: 1 S: 9	H: 1 LOB: 1 BB: 0 P: 12		R: 0 E: 0 K: 0 S: 6	H: 0 LOB: 0 BB: 0 P: 10	1B: 5 2B: 1 3B: 0 HR: 0	SF: 0 SAC: 0 DP: 0 HBP: 0	WP: 0 PB: 0 SB: 0 CS: 0
PITCHER Wilson Alvarez, L (1, 1) ERA: 2.39	IP: 9.0 WLS: W BF: 33 H: 6 R: 0 ER: 0 SO: 6 BB: 0 IBB: 0 HBP: 0 BLK: 0 WP: 0 HR: 0 S: 73 P: 114 ERA: 0.00 WHIP: 0.667																					

Batter	1	2	3	4	5	6	7	8	9	AB	R	H	RBI	BB	SO	LOB	BOTTOM					
Tim Raines, S (1, 7) OBP: 0.383, SLG: 0.439	1-0 L9		0-2 P3		1-0 P5		0-0 SF7			3	0	0	1	0	0	2	Baltimore Orioles @ Chicago White Sox Comiskey Park, Chicago, IL Fri May 27 1994, 8:05 PM EDT Att: 34,351 - Unknown - 57 F livebaseballscorecards.com					
Joey Cora, S (1, 4) OBP: 0.337, SLG: 0.354	3-3 K		2-2 P6		3-2 P5		3-H G5-3			4	0	0	0	0	1	2						
Frank Thomas, R (1, 3) OBP: 0.514, SLG: 0.806	3-2 1B			3-1 2B		2-2 L9		0-0 HR		4	1	3	1	0	0	0						
Julio Franco, R (1, 10) OBP: 0.372, SLG: 0.526	0-3 K			2-3 K		1-1 F8		2-3 K		4	0	0	0	0	3	2						
Robin Ventura, L (1, 5) Bob Zupic, R (3, 5) Warren Newson, L (6, PH) Ozzie Guillen, L (9, 6) OBP: 0.391, SLG: 0.530 OBP: 0.250, SLG: 0.375 OBP: 0.324, SLG: 0.484 OBP: 0.279, SLG: 0.307		2-0 G4-3		2-2 P9		1-2 E6 2B		1-1 G3		1	0	0	0	0	0	0						
Darin Jackson, R (1, 9) OBP: 0.396, SLG: 0.551		1-0 2B		0-0 G5-3		0-2 2B		0-1 G6-3		4	0	2	1	0	0	1						
Lance Johnson, L (1, 8) OBP: 0.294, SLG: 0.329		0-0 P4			3-2 P7		1-0 G4-3			3	0	0	0	0	0	2						
Ron Karkovice, R (1, 2) OBP: 0.400, SLG: 0.474		0-0 F7			0-0 1B			2-0 L4		3	0	1	0	0	0	1						
Norberto Martin, R (1, 6) OBP: 0.467, SLG: 0.571			0-1 F9		1-1 1B		0-1 SF7 3B			3	1	2	0	0	0	0						
Inning Stats	R: 0 E: 0 K: 2 S: 10	H: 1 LOB: 1 BB: 0 P: 17	R: 0 E: 0 K: 0 S: 4	H: 1 LOB: 1 BB: 0 P: 7	R: 0 E: 0 K: 0 S: 8	H: 0 LOB: 0 BB: 0 P: 10	R: 0 E: 0 K: 1 S: 9	H: 1 LOB: 1 BB: 0 P: 16	R: 0 E: 0 K: 0 S: 13	H: 2 LOB: 2 BB: 0 P: 21	R: 1 E: 1 K: 0 S: 13	H: 1 LOB: 1 BB: 0 P: 18	R: 1 E: 0 K: 0 S: 6	H: 1 LOB: 0 BB: 0 P: 9	R: 1 E: 0 K: 1 S: 8	H: 1 LOB: 0 BB: 0 P: 11		R: 1 E: 0 K: 1 S: 8	H: 1 LOB: 0 BB: 0 P: 11	1B: 3 2B: 3 3B: 1 HR: 1	SF: 1 SAC: 0 DP: 0 HBP: 0	WP: 0 PB: 0 SB: 0 CS: 0
PITCHER 35 Mike Mussina, R (1, 1) ERA: 2.88	IP: 8.0 WLS: L BF: 33 H: 8 R: 3 ER: 2 SO: 4 BB: 0 IBB: 0 HBP: 0 BLK: 0 WP: 0 HR: 1 S: 71 P: 109 ERA: 2.25 WHIP: 1.000																					

Batter	1	2	3	4	5	6	7	8	9	AB	R	H	RBI	BB	SO	LOB	TOP					
Brady Anderson, L (1, 7) OBP: 0.340, SLG: 0.374	G4-3 S BB		F9 2-3			1B BB	G6-4-3 1B		G3	3	1	1	0	2	0	4	Baltimore Orioles @ Chicago White Sox Comiskey Park, Chicago, IL Sat May 28 1994, 8:05 PM EDT Att: 43,589 - Sunny - 77 F					
Mike Devereaux, R (1, 8) OBP: 0.270, SLG: 0.389	K		G4-6-3 1-2f			1B BB	G6-4-3 1-2f			4	1	1	0	0	1	4						
Rafael Palmeiro, L (1, 3) OBP: 0.408, SLG: 0.571	G4-3			F9		L5			K	4	0	0	0	0	1	3						
Harold Baines, L (1, 10)	K			G4-3		1B BB			K	3	0	0	0	1	2	1						
Cal Ripken Jr., R (1, 6) OBP: 0.318, SLG: 0.402		P2		G6-3		P8			L1	4	0	0	0	0	0	3						
Leo Gomez, R (1, 5) OBP: 0.394, SLG: 0.580	K				P6	BB 1B			G5-3	4	0	1	2	0	1	0						
Chris Hoiles, R (1, 2) OBP: 0.345, SLG: 0.406	K				G5-3	BB 1B			BB 1B	3	0	1	0	1	1	0						
Mark McLemore, S (1, 4) OBP: 0.355, SLG: 0.282			F9 2B			K			K	3	0	1	0	1	2	4						
Jack Voigt, R (1, 9) OBP: 0.295, SLG: 0.326			G4-6-3 BB		F8				F8 1B	3	0	1	0	1	0	1						
Inning Stats	R: 0 E: 0 K: 2 S: 13	H: 0 LOB: 1 BB: 1 P: 20	R: 0 E: 0 K: 2 S: 12	H: 0 LOB: 0 BB: 0 P: 18	R: 0 E: 0 K: 0 S: 12	H: 1 LOB: 1 BB: 1 P: 18	R: 0 E: 0 K: 0 S: 5	H: 0 LOB: 0 BB: 0 P: 7	R: 0 E: 0 K: 0 S: 6	H: 0 LOB: 1 BB: 1 P: 11	R: 2 E: 0 K: 1 S: 16	H: 2 LOB: 3 BB: 3 P: 35	R: 0 E: 0 K: 0 S: 7	H: 1 LOB: 0 BB: 0 P: 8	R: 0 E: 0 K: 2 S: 8	H: 0 LOB: 0 BB: 0 P: 9	R: 0 E: 0 K: 1 S: 12	H: 2 LOB: 2 BB: 0 P: 16	1B: 5 2B: 1 3B: 0 HR: 0	SF: 0 SAC: 0 DP: 2 HBP: 0	WP: 0 PB: 0 SB: 1 CS: 0	PA: 37
PITCHER	IP	WLS	BF	H	R	ER	SO	BB	IBB	HBP	BLK	WP	HR	S	P	ERA	WHIP					
Jason Bere, R (1, 1) ERA: 3.34	5.2	W	25	3	2	2	4	6	0	0	0	0	0	61	105	3.18	1.588					
Dennis Cook, L (6, 1) ERA: 3.31	2.0		6	1	0	0	3	0	0	0	0	0	0	17	20	0.00	0.500					
Kirk McCaskill, R (8, 1) ERA: 2.08	0.1		1	0	0	0	0	0	0	0	0	0	0	1	1	0.00	0.000					
Roberto Hernandez, R (9, 1) ERA: 4.91	1.0		5	2	0	0	1	0	0	0	0	0	0	12	16	0.00	2.000					

AB 31
R 2
H 6
RBI 2
BB 6
SO 8
LOB 20



Batter	1	2	3	4	5	6	7	8	9	AB	R	H	RBI	BB	SO	LOB	BOTTOM					
Tim Raines, S (1, 7) OBP: 0.389, SLG: 0.441	B1-3		BB 1B BB	F9 1-2			S 1B 1B	1B 1B		4	2	2	0	1	0	1	Baltimore Orioles @ Chicago White Sox Comiskey Park, Chicago, IL Sat May 28 1994, 8:05 PM EDT Att: 43,589 - Sunny - 77 F					
Joey Cora, S (1, 4) OBP: 0.333, SLG: 0.349	G6-3		K		F9		K	1B		5	0	1	0	0	2	3						
Frank Thomas, R (1, 3) OBP: 0.516, SLG: 0.816	G4-3		1B BB		HR		1B 1B IBB		K	3	2	1	1	2	1	2						
Julio Franco, R (1, 10) OBP: 0.379, SLG: 0.531		G6-4-3 1B	BB 1B	G4-3		G4-3	1B 1B			4	0	3	3	0	0	0						
Warren Newson, L (1, 9) OBP: 0.316, SLG: 0.441		G6-4-3 1-2f	BB 1B			K	K			3	0	0	0	1	2	3						
Darrin Jackson, R (8, 9) OBP: 0.399, SLG: 0.551			BB				K			0	0	0	0	0	0	0						
Lance Johnson, L (1, 8) OBP: 0.286, SLG: 0.333	L4		G6-3			SH1-4 1B	1B 1B			4	0	2	1	0	0	3						
Olmedo Saenz, R (1, 5) OBP: 0.333, SLG: 0.333			BB 1B	K		SH1-4 1B	K			3	1	1	0	0	2	2						
Michael LaValliere, L (1, 2) OBP: 0.450, SLG: 0.375			K	G6-3			K			2	0	0	0	0	1	1						
Ron Karkovics, R (6, PH) OBP: 0.394, SLG: 0.466			K				K			2	0	0	0	0	2	1						
Ozzie Guillen, L (1, 6) OBP: 0.285, SLG: 0.319		BB 1B 2B		S 1B		F7			F8	4	1	2	1	0	0	1						
Inning Stats	R: 0 E: 0 K: 0 S: 9	H: 0 LOB: 0 BB: 0 P: 14	R: 0 E: 0 K: 0 S: 7	H: 1 LOB: 0 BB: 0 P: 10	R: 3 E: 0 K: 2 S: 25	H: 3 LOB: 3 BB: 3 P: 50	R: 0 E: 0 K: 1 S: 11	H: 1 LOB: 1 BB: 0 P: 17	R: 1 E: 0 K: 1 S: 11	H: 1 LOB: 0 BB: 0 P: 20	R: 0 E: 0 K: 1 S: 11	H: 1 LOB: 1 BB: 0 P: 17	R: 2 E: 0 K: 3 S: 17	H: 3 LOB: 2 BB: 1 P: 28	R: 0 E: 0 K: 2 S: 17	H: 2 LOB: 2 BB: 0 P: 23	1B: 10 2B: 1 3B: 0 HR: 1	SF: 0 SAC: 1 DP: 1 HBP: 0	WP: 0 PB: 0 SB: 2 CS: 0	PA: 39		
PITCHER	IP	WLS	BF	H	R	ER	SO	BB	IBB	HBP	BLK	WP	HR	S	P	ERA	WHIP					
Ben McDonald, R (1, 1) ERA: 3.89	2.2	L	14	4	3	3	2	3	0	0	0	0	0	1	28	68	3.38	1.125				
Tom Bolton, L (3, 1) ERA: 1.13	2.2		11	3	1	1	2	0	0	0	0	0	0	20	29	13.50	1.500					
Mark Williamson, R (6, 1) ERA: 4.26	1.1		7	2	2	2	3	0	1	0	0	0	0	19	27	0.00	3.000					
Jim Poole, L (7, 1) ERA: 4.63	1.0		6	3	0	0	2	0	0	0	0	0	0	3	5	0.00	0.000					
Alan Mills, R (8, 1) ERA: 9.0	0.1		1	0	0	0	1	0	0	0	0	0	0	3	5	0.00	0.000					

AB 34
R 6
H 12
RBI 6
BB 4
SO 10
LOB 17



Batter	1	2	3	4	5	6	7	8	9	AB	R	H	RBI	BB	SO	LOB	TOP										
Brady Anderson, L (1, 7) OBP: 0.335, SLG: 0.367										6	1	1	0	0	2	8	Baltimore Orioles @ Chicago White Sox Comiskey Park, Chicago, IL Sun May 29, 1994, 4:33 AM EDT Att: 37,454 - Sunny - 81 F										
Mike Devereaux, R (1, 8) OBP: 0.274, SLG: 0.389										5	1	2	1	0	0	2											
Rafael Palmeiro, L (1, 3) OBP: 0.418, SLG: 0.578										3	1	3	1	0	0	0											
Harold Baines, L (1, 10) OBP: 0.353, SLG: 0.488										5	0	0	0	0	0	6											
Cal Ripken Jr., R (1, 6) OBP: 0.325, SLG: 0.401										3	2	1	0	2	0	0											
Leo Gomez, R (1, 5) OBP: 0.394, SLG: 0.581										5	1	2	3	0	1	3											
Chris Hoiles, R (1, 2) OBP: 0.347, SLG: 0.412										5	1	2	1	0	1	3											
Tim Lulett, R (1, 4) OBP: 0.405, SLG: 0.394										3	1	2	2	2	1	1											
Mark McLemore, S (1, 9) OBP: 0.362, SLG: 0.283										3	0	1	0	2	0	2											
Inning Stats	R: 0 E: 0 K: 1 S: 9	H: 0 LOB: 1 BB: 0 P: 13	R: 0 E: 0 K: 0 S: 8	H: 0 LOB: 0 BB: 0 P: 10	R: 0 E: 0 K: 0 S: 8	H: 0 LOB: 1 BB: 2 P: 21	R: 0 E: 0 K: 1 S: 15	H: 1 LOB: 2 BB: 1 P: 21	R: 2 E: 1 K: 0 S: 11	H: 3 LOB: 1 BB: 0 P: 19	R: 1 E: 0 K: 1 S: 11	H: 2 LOB: 1 BB: 0 P: 15	R: 0 E: 0 K: 0 S: 10	H: 2 LOB: 1 BB: 0 P: 15	R: 2 E: 0 K: 0 S: 20	H: 3 LOB: 1 BB: 0 P: 31		R: 3 E: 0 K: 2 S: 14	H: 3 LOB: 3 BB: 3 P: 34	1B: 11 2B: 3 3B: 1 HR: 0	SF: 1 SAC: 0 DP: 1 HBP: 1	WP: 2 PA: 46 PB: 0 SB: 1 CS: 0					
PITCHER	IP	WLS	BF	H	R	ER	SO	BB	IBB	HBP	BLK	WP	HR	S	P	ERA	WHIP										
Jack McDowell, R (1, 1) ERA: 6.24	7.0	L	31	8	3	2	3	3	0	1	0	0	0	72	114	2.57	1.571										
Kirk McCaskill, R (8, 1) ERA: 2.73	0.1		4	3	2	2	0	0	0	0	0	0	0	15	21	54.00	9.000										
Paul Assenmacher, L (8, 1) ERA: 6.08	1.0		5	2	2	2	0	0	0	0	0	1	0	9	19	18.00	2.000										
Jeff Schwarz, R (9, 1) ERA: 6.35	0.2		6	1	1	1	2	3	0	0	0	1	0	10	25	13.50	6.000										

Batter	1	2	3	4	5	6	7	8	9	AB	R	H	RBI	BB	SO	LOB	BOTTOM										
Tim Raines, S (1, 7) OBP: 0.384, SLG: 0.455										4	1	1	3	0	0	1	Baltimore Orioles @ Chicago White Sox Comiskey Park, Chicago, IL Sun May 29, 1994, 4:33 AM EDT Att: 37,454 - Sunny - 81 F										
Norberto Martin, R (1, 4) OBP: 0.451, SLG: 0.471										3	0	0	0	1	0	0											
Michael LaValliere, L (9, PH) OBP: 0.439, SLG: 0.364										1	0	0	0	0	0	2											
Frank Thomas, R (1, 3) OBP: 0.521, SLG: 0.830										2	1	1	1	2	1	0											
Julio Franco, R (1, 10) OBP: 0.377, SLG: 0.522										3	0	0	0	1	1	3											
Darrin Jackson, R (1, 8) OBP: 0.389, SLG: 0.536										4	0	0	0	0	0	2											
Bob Zupcic, R (1, 9) OBP: 0.296, SLG: 0.423										2	0	1	0	1	0	1											
Lance Johnson, L (9, PH) OBP: 0.297, SLG: 0.331										1	0	0	0	0	0	0											
Olmedo Saenz, R (1, 5) OBP: 0.167, SLG: 0.167										3	0	0	0	0	0	2											
Warren Newson, L (9, PH) OBP: 0.333, SLG: 0.441										0	1	0	0	1	0	0											
Ron Karkovice, R (1, 2) OBP: 0.393, SLG: 0.462										3	0	1	0	0	1	1											
Joey Cora, S (9, PH) OBP: 0.337, SLG: 0.353										1	0	1	0	0	0	0											
Ozzie Guillen, L (1, 6) OBP: 0.291, SLG: 0.319										3	1	1	0	1	0	1											
Inning Stats	R: 0 E: 0 K: 1 S: 8	H: 0 LOB: 0 BB: 0 P: 13	R: 0 E: 0 K: 1 S: 12	H: 0 LOB: 1 BB: 1 P: 18	R: 0 E: 0 K: 0 S: 10	H: 1 LOB: 0 BB: 0 P: 14	R: 1 E: 0 K: 0 S: 11	H: 1 LOB: 1 BB: 1 P: 18	R: 0 E: 0 K: 1 S: 7	H: 0 LOB: 0 BB: 0 P: 11	R: 0 E: 0 K: 0 S: 12	H: 0 LOB: 1 BB: 1 P: 19	R: 0 E: 0 K: 0 S: 16	H: 1 LOB: 1 BB: 0 P: 25	R: 2 E: 0 K: 0 S: 14	H: 2 LOB: 1 BB: 2 P: 25	R: 0 E: 0 K: 0 S: 16	H: 1 LOB: 2 BB: 2 P: 29	1B: 3 2B: 1 3B: 0 HR: 2	SF: 1 SAC: 0 DP: 1 HBP: 0	WP: 0 PA: 39 PB: 0 SB: 0 CS: 1						
PITCHER	IP	WLS	BF	H	R	ER	SO	BB	IBB	HBP	BLK	WP	HR	S	P	ERA	WHIP										
Sid Fernandez, L (1, 1) ERA: 4.19	7.0	W	28	5	3	3	3	3	0	0	0	0	0	19	33	6.75	3.000										
Alan Mills, R (8, 1) ERA: 8.84	1.1		7	1	1	1	0	3	0	0	0	0	0	4	8	∞	∞										
Jim Poole, L (9, 1) ERA: 4.63	0.0		1	0	0	0	0	1	0	0	0	0	0	4	8	∞	∞										
Lee Smith, R (9, 1) ERA: 0.95	0.2	S	2	0	0	0	0	0	0	0	0	0	0	4	8	0.00	0.000										

AB	38
R	8
H	14
RBI	8
BB	6
SO	5
LOB	25



Batter	1	2	3	4	5	6	7	8	9	10	11	AB	R	H	RBI	BB	SO	LOB	TOP					
Tony Phillips, S OBP: 0.416, SLG: 0.430 (1, 7)	4-2 BB 1B		0-2 2B		1-1 G5-3		3-2 BB 1B		3-2 HR		2-2 G4-3	5	1	3	2	1	0	0						
Chris Gomez, R OBP: 0.395, SLG: 0.515 (9, 6)	2-0 1B		1-2 G5-3		1-1		4-1 BB 1B		3-2 F8		0-1 2B 1B	5	1	3	0	1	0	1						
Travis Fryman, R OBP: 0.327, SLG: 0.468 (1, 5)	3-3 K		4-2 BB		1-3 K		0-1 L9		1-0 G5-3 1B		3-0 1B 2B	5	1	2	1	1	2	5						
Cecil Fielder, R OBP: 0.352, SLG: 0.509 Skeeter Barnes, R OBP: 0.600, SLG: 1.200 (11, PR) (11, 3)	2-2 P3		3-2 F9		1-1 FC6-4 1B		2-2 G3-1		1-0 G5-3		4-0 BB 1B IBB	5	0	1	0	1	0	5						
Alan Trammell, R OBP: 0.367, SLG: 0.430 Chad Kreuter, S OBP: 0.337, SLG: 0.263 (9, 2)	3-3 K		1-0 G4-3		1-2 FC6-4 1B		2-2 2B		1-1 F9		1-1 BB 1B	5	0	2	0	0	1	3						
Mickey Tettleton, S OBP: 0.455, SLG: 0.520 (1, 10)		2-1 G5-3		1-0 P2		0-1 FC6-4 G6-4-3		2-3 K		3-1 HR	4-1 BB	5	1	1	1	1	1	3						
Danny Bautista, R OBP: 0.238, SLG: 0.375 Kirk Gibson, L OBP: 0.384, SLG: 0.566 (8, PH) (8, 8)	0-0 G1-3		0-2 2B		1-2 G6-4-3		4-2 BB		0-1 G6-3		2-0 P4	3	0	1	0	0	0	2						
Junior Felix, S OBP: 0.355, SLG: 0.516 (1, 9)	0-0 G6-3		1-3 K		0-3 K		0-0 L7		3-2 F8		1-2 L3	6	0	0	0	0	2	6						
John Flaherty, R OBP: 0.143, SLG: 0.100 Lou Whitaker, L OBP: 0.382, SLG: 0.547 (9, PH) (9, 4)			1-3 K		1-0 P3		0-1 L7		4-2 HR BB		3-2 F8	3	0	0	0	0	1	0						
Inning Stats	R: 0 E: 0 K: 2 S: 13	H: 1 LOB: 2 BB: 1 P: 27	R: 0 E: 0 K: 0 S: 4	H: 0 LOB: 0 BB: 0 P: 6	R: 0 E: 0 K: 1 S: 16	H: 1 LOB: 2 BB: 1 P: 25	R: 0 E: 0 K: 1 S: 8	H: 1 LOB: 1 BB: 0 P: 11	R: 0 E: 0 K: 1 S: 8	H: 2 LOB: 1 BB: 0 P: 10	R: 0 E: 0 K: 1 S: 13	H: 1 LOB: 2 BB: 1 P: 20	R: 0 E: 0 K: 1 S: 14	H: 1 LOB: 2 BB: 1 P: 24	R: 2 E: 0 K: 0 S: 17	H: 2 LOB: 1 BB: 1 P: 30	R: 1 E: 0 K: 0 S: 10	H: 1 LOB: 0 BB: 0 P: 19	R: 2 E: 0 K: 0 S: 14	H: 3 LOB: 3 BB: 2 P: 31	1B: 8 2B: 4 3B: 0 HR: 2	SF: 0 SAC: 0 DP: 1 HBP: 0	WP: 0 PB: 0 SB: 0 CS: 0	PA: 53
PITCHER	IP WLS BF H R ER SO BB IBB HBP BLK WP HR S P ERA WHIP	6.2 0.2 3 1 0 0 0 0 0 0 0 0 0 8 12 0.00 1.500	6.2 0.2 3 0 0 0 1 1 0 0 0 0 0 8 14 0.00 1.500	6.2 1.0 6 2 2 2 0 1 0 0 0 0 1 17 30 18.00 3.000	6.2 1.2 L 11 4 3 3 0 1 1 0 0 0 1 21 46 16.20 3.000	3.5 0.1 1 0 0 0 0 0 0 0 0 0 0 1 3 0.00 0.000																		

Detroit Tigers @ Baltimore Orioles
 Oriole Park at Camden Yards, Baltimore, MD
 Mon May 30 1994, 7:05 PM EDT
 Att. 47,851 - Unknown - 83 F


AB 46
 R 5
 H 14
 RBI 5
 BB 7
 SO 7
 LOB 28



Batter	1	2	3	4	5	6	7	8	9	10	11	AB	R	H	RBI	BB	SO	LOB	BOTTOM					
Brady Anderson, L OBP: 0.335, SLG: 0.363 (1, 7)	1-2 G4-6-3 1B			0-0 F7	4-0 BB IBB			2-0 G3	0-1 F8		2-2 G4-3	5	0	1	0	1	0	4						
Mike Devereaux, R OBP: 0.263, SLG: 0.388 (1, 8)	1-2 P5			4-2 BB	4-2 BB			0-1 1B		0-1 L6		3	0	1	0	2	0	1						
Rafael Palmeiro, L OBP: 0.413, SLG: 0.584 (1, 3)	2-2 G4-6-3			1-2 F8	2-2 G4-3			1-2 F7		0-2 HR		5	1	1	1	0	0	6						
Harold Baines, L OBP: 0.355, SLG: 0.480 Lonnie Smith, R OBP: 0.299, SLG: 0.206 (10, PR) (10, 9)		0-0 G6-4-3 1B		1 SAFE G3		0-0 G1-3		1-1 P6		4-1 BB		4	0	1	0	1	0	2						
Cal Ripken Jr., R OBP: 0.322, SLG: 0.396 (1, 6)		1-0 G6-4-3			0-0 1B G4-3 1B	1-2 G5-3			0-3 K	2-0 F7		5	1	1	0	0	1	2						
Leo Gomez, R OBP: 0.389, SLG: 0.577 Jack Voigt, R OBP: 0.292, SLG: 0.323 (9, PR) (10, 9)		1-2 G1-3			0-0 G4-3	1-0 G5-3			1-2 WP 2B	1-1 F7		4	0	1	0	0	0	1						
Chris Hoiles, R OBP: 0.348, SLG: 0.408 (1, 2)				1-1 G5-3	1-0 1B SF7 1B			3-2 G5-3		4-0 IBB IBB		4	1	1	0	1	0	0						
Mark McLemore, S OBP: 0.363, SLG: 0.282 (1, 9) (10, 4)				1-0 G4-3	1-1 BB SF7 1B			3-3 K		4-0 IBB		4	0	1	1	1	1	0						
Tim Lincecum, R OBP: 0.361, SLG: 0.361 (1, 4) (10, 5)				1-2 G1-3	1-2 SF7			0-0 F7		1-3 K		3	0	0	1	1	1	3						
Inning Stats	R: 0 E: 0 K: 0 S: 11	H: 1 LOB: 0 BB: 0 P: 14	R: 0 E: 0 K: 0 S: 5	H: 1 LOB: 0 BB: 0 P: 7	R: 0 E: 0 K: 0 S: 7	H: 0 LOB: 1 BB: 1 P: 10	R: 0 E: 0 K: 0 S: 11	H: 0 LOB: 1 BB: 1 P: 18	R: 2 E: 0 K: 0 S: 12	H: 3 LOB: 3 BB: 2 P: 24	R: 0 E: 0 K: 0 S: 5	H: 0 LOB: 0 BB: 0 P: 7	R: 0 E: 0 K: 0 S: 9	H: 1 LOB: 1 BB: 0 P: 13	R: 0 E: 0 K: 0 S: 12	H: 1 LOB: 3 BB: 2 P: 22	R: 1 E: 0 K: 0 S: 10	H: 1 LOB: 1 BB: 1 P: 16	R: 0 E: 0 K: 0 S: 9	H: 0 LOB: 1 BB: 1 P: 16	1B: 6 2B: 1 3B: 0 HR: 1	SF: 1 SAC: 0 DP: 2 HBP: 0	WP: 1 PB: 0 SB: 0 CS: 0	PA: 46
PITCHER	IP WLS BF H R ER SO BB IBB HBP BLK WP HR S P ERA WHIP	7.1 0.2 6 0 0 0 0 0 0 0 0 0 0 6 10 0.00 0.000	7.1 1.0 6 1 0 0 2 0 2 0 0 1 0 12 22 0.00 1.000	7.1 1.0 W 5 1 1 1 0 1 0 0 0 0 1 10 16 9.00 2.000	7.1 1.0 S 4 0 0 0 0 1 0 0 0 0 0 9 16 0.00 1.000	4.8 0.2 3 0 0 0 0 0 0 0 0 0 0 6 8 0.00 0.000																		

Detroit Tigers @ Baltimore Orioles
 Oriole Park at Camden Yards, Baltimore, MD
 Mon May 30 1994, 7:05 PM EDT
 Att. 47,851 - Unknown - 83 F

AB 38
 R 3
 H 8
 RBI 3
 BB 7
 SO 3
 LOB 20



Batter	1	2	3	4	5	6	7	8	9	AB	R	H	RBI	BB	SO	LOB	TOP										
Tony Phillips, S OBP: 0.498, SLG: 0.415 (1, 7)										4	3	1	0	2	0	1	Detroit Tigers @ Baltimore Orioles Oriole Park at Camden Yards, Baltimore, MD Wed Jun 01 1994, 7:05 PM EDT Att: 46,773 - Unknown - 89 F livebaseballscorecards.com										
Lou Whitaker, L OBP: 0.397, SLG: 0.520 (1, 4)										5	1	2	2	0	0	2											
Travis Fryman, R OBP: 0.351, SLG: 0.495 (1, 5)										5	0	5	2	1	0	0											
Cecil Fielder, R OBP: 0.355, SLG: 0.525 Skeeter Barnes, R OBP: 0.500, SLG: 1.000 (7, 3)										5	0	1	2	0	2	6											
Kirk Gibson, L OBP: 0.371, SLG: 0.562 Juan Samuel, R OBP: 0.325, SLG: 0.314 (7, PH)										4	0	0	0	0	0	6											
Mickey Tettleton, S OBP: 0.450, SLG: 0.529 John Flaherty, R OBP: 0.143, SLG: 0.100 (9, 2)										4	1	2	0	1	1	0											
Junior Felix, S OBP: 0.353, SLG: 0.521 (1, 9)										4	1	0	0	0	1	4											
Chris Gomez, R OBP: 0.398, SLG: 0.524 (1, 6)										5	1	2	1	0	0	0											
Danny Bautista, R OBP: 0.275, SLG: 0.458 (1, 8)										4	4	3	2	1	0	1											
Inning Stats	R: 1 E: 0 K: 1 S: 20	H: 2 LOB: 3 BB: 2 P: 34	R: 2 E: 0 K: 0 S: 14	H: 2 LOB: 2 BB: 2 P: 26	R: 0 E: 0 K: 0 S: 16	H: 2 LOB: 1 BB: 0 P: 21	R: 0 E: 0 K: 1 S: 13	H: 2 LOB: 2 BB: 0 P: 19	R: 0 E: 0 K: 0 S: 4	H: 0 LOB: 0 BB: 0 P: 7	R: 1 E: 0 K: 0 S: 10	H: 2 LOB: 1 BB: 0 P: 13	R: 6 E: 1 K: 0 S: 19	H: 4 LOB: 1 BB: 1 P: 35	R: 0 E: 0 K: 2 S: 7	H: 0 LOB: 0 BB: 0 P: 11		R: 1 E: 0 K: 0 S: 9	H: 2 LOB: 1 BB: 0 P: 18	1B: 12 2B: 3 3B: 0 HR: 1	SF: 1 SAC: 0 DP: 0 HBP: 1	WP: 0 PB: 0 SB: 0 CS: 1	PA: 49				
PITCHER	IP	WLS	BF	H	R	ER	SO	BB	IBB	HBP	BLK	WP	HR	S	P	ERA	WHIP										
35 Mike Mussina, R ERA: 2.81	6.0	L	31	10	4	4	2	4	0	0	0	0	1	77	120	6.00	2.333										
Mark Williamson, R ERA: 5.75	0.2	9	4	6	4	0	1	0	0	1	0	0	0	16	29	54.00	7.500										
Jim Poole, L ERA: 4.15	1.1	4	0	0	0	2	0	0	0	0	0	0	0	10	17	0.00	0.000										
Tom Bolton, L ERA: 4.22	1.0	5	2	1	1	0	0	0	0	0	0	0	0	9	18	9.00	2.000										

Batter	1	2	3	4	5	6	7	8	9	AB	R	H	RBI	BB	SO	LOB	BOTTOM										
Brady Anderson, L OBP: 0.335, SLG: 0.366 (1, 7)										4	0	0	0	0	0	3	Detroit Tigers @ Baltimore Orioles Oriole Park at Camden Yards, Baltimore, MD Wed Jun 01 1994, 7:05 PM EDT Att: 46,773 - Unknown - 89 F livebaseballscorecards.com										
Mike Devereaux, R OBP: 0.280, SLG: 0.376 (1, 8)										4	0	0	0	0	2	3											
Rafael Palmeiro, L OBP: 0.405, SLG: 0.570 (1, 3)										4	1	1	0	0	0	0											
Harold Baines, L OBP: 0.349, SLG: 0.489 (1, 10)										4	0	1	0	0	0	1											
Cal Ripken Jr., R OBP: 0.321, SLG: 0.389 Tim Lincecum, R OBP: 0.383, SLG: 0.439 (8, 6)										3	0	1	0	0	1	1											
Leo Gomez, R OBP: 0.405, SLG: 0.602 (1, 5)										3	0	1	0	1	0	1											
Mark McLemore, S OBP: 0.358, SLG: 0.295 (1, 4)										3	1	0	0	1	0	2											
Jack Voigt, R OBP: 0.300, SLG: 0.340 (1, 9)										4	0	2	0	0	0	1											
Jeff Tackett, R OBP: 0.263, SLG: 0.333 (1, 2)										2	0	0	1	1	0	1											
Inning Stats	R: 0 E: 0 K: 1 S: 6	H: 0 LOB: 0 BB: 0 P: 8	R: 0 E: 0 K: 0 S: 9	H: 1 LOB: 1 BB: 1 P: 16	R: 0 E: 0 K: 0 S: 6	H: 1 LOB: 1 BB: 1 P: 14	R: 0 E: 0 K: 1 S: 5	H: 0 LOB: 0 BB: 0 P: 6	R: 0 E: 0 K: 0 S: 6	H: 0 LOB: 0 BB: 0 P: 11	R: 0 E: 0 K: 0 S: 9	H: 0 LOB: 0 BB: 0 P: 13	R: 0 E: 0 K: 0 S: 11	H: 1 LOB: 1 BB: 0 P: 14	R: 1 E: 0 K: 1 S: 9	H: 1 LOB: 1 BB: 1 P: 13		R: 2 E: 0 K: 0 S: 17	H: 3 LOB: 1 BB: 0 P: 23	1B: 5 2B: 2 3B: 0 HR: 1	SF: 0 SAC: 0 DP: 2 HBP: 0	WP: 0 PB: 0 SB: 0 CS: 0	PA: 35				
PITCHER	IP	WLS	BF	H	R	ER	SO	BB	IBB	HBP	BLK	WP	HR	S	P	ERA	WHIP										
Tim Belcher, R ERA: 6.46	8.0	W	29	4	1	1	3	3	0	0	0	0	0	61	95	1.12	0.875										
Mike Gardiner, R ERA: 3.09	1.0	6	3	2	2	0	0	0	0	0	0	0	1	17	23	18.00	3.000										

Batter	1	2	3	4	5	6	7	8	9	AB	R	H	RBI	BB	SO	LOB	TOP					
Tim Raines, S OBP: 0.368, SLG: 0.426 (1, 7)	F9		P6		P4		G6-3			4	0	0	0	0	0	2						
Joey Coxa, S OBP: 0.337, SLG: 0.344 (1, 4)	K		G4-6-3			F8		F9		4	0	0	0	0	1	1						
Frank Thomas, R OBP: 0.521, SLG: 0.818 (1, 3)	F7			HR				G5-3		3	1	1	1	1	0	0						
Julio Franco, R OBP: 0.371, SLG: 0.505 (1, 10)		L9 1B 2B		L8		F9		L8		4	1	1	0	0	0	1						
Robin Ventura, L OBP: 0.388, SLG: 0.531 (1, 5)		L9		HR		G4-3		K		4	1	1	1	0	1	2						
Darin Jackson, R OBP: 0.375, SLG: 0.524 (1, 9)		FC5-4 1B		F8			G5-3	P4		4	0	1	1	0	0	0						
Lance Johnson, L OBP: 0.308, SLG: 0.358 (1, 8)		FC5-4 1-2		F7			1B	G1-3		4	1	1	0	0	0	1						
Ron Karkovice, R OBP: 0.377, SLG: 0.454 (1, 2)		K			K			K		3	0	0	0	0	3	2						
Ozzie Guillen, L OBP: 0.290, SLG: 0.323 (1, 6)			G4-6-3 1B		G4-3			1B		3	0	2	1	0	0	0						
Inning Stats	R: 0 E: 0 K: 1 S: 8	H: 0 LOB: 0 BB: 0 P: 14	R: 1 E: 0 K: 1 S: 16	H: 2 LOB: 1 BB: 0 P: 21	R: 0 E: 0 K: 0 S: 7	H: 1 LOB: 0 BB: 0 P: 10	R: 2 E: 0 K: 0 S: 11	H: 2 LOB: 0 BB: 0 P: 17	R: 0 E: 0 K: 1 S: 6	H: 0 LOB: 1 BB: 1 P: 11	R: 0 E: 0 K: 0 S: 6	H: 0 LOB: 1 BB: 1 P: 14	R: 1 E: 0 K: 1 S: 8	H: 2 LOB: 1 BB: 0 P: 13	R: 0 E: 0 K: 0 S: 9	H: 0 LOB: 0 BB: 0 P: 13	R: 0 E: 0 K: 1 S: 7	H: 0 LOB: 0 BB: 0 P: 10	1B: 4 2B: 1 3B: 0 HR: 2	SF: 0 SAC: 0 DP: 1 HBP: 0	WP: 0 PB: 0 SB: 1 CS: 0	PA: 34
PITCHER Sid Fernandez, L ERA: 4.16 (1, 1)	IP: 9.0 WLS: L BF: 34 H: 7 R: 4 ER: 4 SO: 5 BB: 1 IBB: 0 HBP: 0 BLK: 0 WP: 0 HR: 2 S: 78 P: 123 ERA: 4.00 WHIP: 0.889															PITCHER						

Chicago White Sox @ Baltimore Orioles
Oriole Park at Camden Yards, Baltimore, MD

Fri Jun 03 1994, 7:05 PM EDT
Att: 47,243 - Unknown - 81 F

AB 33
R 4
H 7
RBI 4
BB 1
SO 5
LOB 9



Batter	1	2	3	4	5	6	7	8	9	AB	R	H	RBI	BB	SO	LOB	BOTTOM					
Brady Anderson, L OBP: 0.339, SLG: 0.375 (1, 7)	K		S 2B BB		HR		G6-4-3 BB			2	2	1	1	2	1	0						
Mike Devereaux, R OBP: 0.272, SLG: 0.363 (1, 8)	K		K		F9		G6-4-3			4	0	0	0	0	2	2						
Rafael Palmeiro, L OBP: 0.420, SLG: 0.580 (1, 3)	1B		2B BB		1B			1B		3	0	3	0	1	0	0						
Harold Baines, L OBP: 0.353, SLG: 0.496 (1, 10)	F9		2B		P4		G4-3 1B			4	0	2	1	0	0	2						
Lonnie Smith, R OBP: 0.298, SLG: 0.206 (8, PR)			2B							0	0	0	0	0	0	0						
Cal Ripken Jr., R OBP: 0.326, SLG: 0.406 (1, 6)		1B	F7		F9		P6			4	0	1	0	0	0	5						
Leo Gomez, R OBP: 0.408, SLG: 0.591 (1, 5)	K			BB		G6-3		G4-3		3	0	0	0	1	1	3						
Chris Hoiles, R OBP: 0.356, SLG: 0.398 (1, 2)	P4		F9		F9		L3		F9	4	0	0	0	0	0	2						
Mark McLemore, S OBP: 0.351, SLG: 0.288 (1, 4)	L7		F8		F8		G6-3		G6-3	4	0	0	0	0	0	2						
Jack Voigt, R OBP: 0.294, SLG: 0.321 (1, 9)			P9		P5		F9		F7	4	0	0	0	0	0	1						
Inning Stats	R: 0 E: 0 K: 2 S: 16	H: 1 LOB: 1 BB: 0 P: 22	R: 0 E: 0 K: 1 S: 10	H: 1 LOB: 1 BB: 0 P: 17	R: 1 E: 0 K: 1 S: 11	H: 1 LOB: 2 BB: 2 P: 23	R: 0 E: 0 K: 0 S: 4	H: 0 LOB: 1 BB: 1 P: 10	R: 1 E: 0 K: 0 S: 15	H: 2 LOB: 1 BB: 0 P: 23	R: 0 E: 0 K: 0 S: 12	H: 0 LOB: 0 BB: 0 P: 18	R: 0 E: 0 K: 0 S: 8	H: 0 LOB: 0 BB: 1 P: 14	R: 0 E: 0 K: 0 S: 9	H: 2 LOB: 2 BB: 0 P: 15	R: 0 E: 0 K: 0 S: 8	H: 0 LOB: 0 BB: 0 P: 14	1B: 5 2B: 1 3B: 0 HR: 1	SF: 0 SAC: 0 DP: 2 HBP: 0	WP: 0 PB: 0 SB: 1 CS: 0	PA: 36
PITCHER Jason Bere, R ERA: 3.26 (1, 1)	IP: 7.0 WLS: W BF: 29 H: 5 R: 2 ER: 2 SO: 4 BB: 4 IBB: 0 HBP: 0 BLK: 0 WP: 0 HR: 1 S: 76 P: 127 ERA: 2.57 WHIP: 1.286															PITCHER						
Dennis Cook, L ERA: 3.71 (8, 1)	0.0	2	2	0	0	0	0	0	0	5	7											
Kirk McCaskill, R ERA: 2.63 (8, 1)	1.0	2	0	0	0	0	0	0	0	4	8	0.00	0.000									
Roberto Hernandez, R ERA: 4.29 (9, 1)	1.0	S	3	0	0	0	0	0	0	8	14	0.00	0.000									

Chicago White Sox @ Baltimore Orioles
Oriole Park at Camden Yards, Baltimore, MD

Fri Jun 03 1994, 7:05 PM EDT
Att: 47,243 - Unknown - 81 F

AB 32
R 2
H 7
RBI 2
BB 4
SO 4
LOB 17



Batter	1	2	3	4	5	6	7	8	9	AB	R	H	RBI	BB	SO	LOB	TOP											
Norberto Martin, R OBP: 0.412, SLG: 0.563 (1, 4)	G5-3	G4-3			F8-6			G4-3	HR	5	1	1	4	0	0	1	Chicago White Sox @ Baltimore Orioles Oriole Park at Camden Yards, Baltimore, MD Sat Jun 04 1994, 7:05 PM EDT Att: 46,518 - Sunny - 81 F											
Bob Zupcic, R OBP: 0.297, SLG: 0.400 (1, 7)	2B	1B	K		P1			2B	G4-3	5	1	2	0	0	1	0												
Frank Thomas, R OBP: 0.531, SLG: 0.827 (1, 3)	1B	2B	1B		G6-4-3			IBB	BB	3	2	3	0	2	0	0												
Julio Franco, R OBP: 0.371, SLG: 0.500 (1, 10)	BB	1B	K		G6-4-3			K	2B	4	0	1	2	1	2	4												
Robin Ventura, L OBP: 0.388, SLG: 0.530 (1, 5)	BB	BB	G4-3		G3-1			G3	2B	4	0	1	1	1	0	3												
Darin Jackson, R OBP: 0.365, SLG: 0.509 (1, 9)	P4				G1-3			G6-3	P3	5	0	0	0	0	0	4												
Lance Johnson, L OBP: 0.307, SLG: 0.365 (1, 8)	F9				K			G4-3	HR	4	1	1	0	0	1	2												
Ron Karkovics, R OBP: 0.377, SLG: 0.447 (9, PH)		K			K				HR	2	0	0	0	1	2	0												
Tim Raines, S OBP: 0.371, SLG: 0.426 (9, 2)									IBB	0	1	0	0	1	0	0												
Michael LaValliere, L OBP: 0.439, SLG: 0.364 (9, 2)									HR	0	0	0	0	0	0	0												
Ozzie Guillen, L OBP: 0.295, SLG: 0.323 (1, 6)	G4-3				F8-6			G4-3	HR	3	1	1	0	1	0	1												
Inning Stats	R: 2 E: 0 K: 0 S: 14	H: 3 LOB: 2 BB: 1 P: 26	R: 0 E: 0 K: 1 S: 8	H: 0 LOB: 0 BB: 0 P: 13	R: 0 E: 0 K: 2 S: 11	H: 1 LOB: 1 BB: 0 P: 15	R: 0 E: 0 K: 2 S: 7	H: 0 LOB: 0 BB: 0 P: 10	R: 0 E: 0 K: 0 S: 10	H: 0 LOB: 1 BB: 1 P: 12	R: 0 E: 0 K: 0 S: 4	H: 0 LOB: 2 BB: 1 P: 22	R: 0 E: 0 K: 1 S: 13	H: 1 LOB: 2 BB: 1 P: 22	R: 5 E: 0 K: 0 S: 23	H: 4 LOB: 2 BB: 3 P: 38	1B: 5 2B: 4 3B: 1 HR: 1	SF: 0 SAC: 0 DP: 2 HBP: 0	WP: 0 PB: 0 SB: 0 CS: 0	PA: 42								
PITCHER	IP	WLS	BF	H	R	ER	SO	BB	IBB	HBP	BLK	WP	HR	S	P	ERA	WHIP											
Jamie Moyer, L ERA: 5.05 (1, 1)	7.1	L	30	6	2	2	5	3	1	0	0	0	0	67	112	2.46	1.227											
Alan Mills, R ERA: 8.02 (8, 1)	0.1		1	0	0	0	1	0	0	0	0	0	0	3	4	0.00	0.000											
Jim Poole, L ERA: 7.07 (8, 1)	1.0		10	4	5	5	0	2	1	0	0	0	0	1	22	35	45.00	6.000										
Mark Williamson, R ERA: 5.66 (9, 1)	0.1		1	0	0	0	0	0	0	0	0	0	0	2	4	0.00	0.000											

AB	35
R	7
H	10
RBI	7
BB	7
SO	6
LOB	15



Batter	1	2	3	4	5	6	7	8	9	AB	R	H	RBI	BB	SO	LOB	BOTTOM										
Brady Anderson, L OBP: 0.332, SLG: 0.366 (1, 7)	F7	K			G5-3			L6-3	F9	5	0	0	0	0	1	4	Chicago White Sox @ Baltimore Orioles Oriole Park at Camden Yards, Baltimore, MD Sat Jun 04 1994, 7:05 PM EDT Att: 46,518 - Sunny - 81 F										
Mike Devereaux, R OBP: 0.277, SLG: 0.359 (1, 8)	FC5	BB	K		G5-3			BB		2	0	0	0	2	1	0											
Cal Ripken Jr., R OBP: 0.320, SLG: 0.398 (1, 6)	K		G6-3		P4			G4-3		4	0	0	0	0	1	3											
Harold Baines, L OBP: 0.351, SLG: 0.490 (1, 10)	FC5		1B		P5			G6-3		4	0	1	0	0	0	1											
Leo Gomez, R OBP: 0.403, SLG: 0.575 (1, 5)		G6-3	G6-3		FC5-4			G4-3		3	0	0	0	1	0	1											
Chris Hoiles, R OBP: 0.354, SLG: 0.394 (1, 2)	BB	1B			F7			K		4	1	1	0	0	1	1											
Tim Hulett, R OBP: 0.339, SLG: 0.367 (1, 4)	F9				K			FC5-4	F9	4	0	0	0	0	1	2											
Mark McLemore, S OBP: 0.359, SLG: 0.294 (1, 9)	1B	BB			E2			F7	K	3	0	2	0	1	1	0											
Jack Voigt, R OBP: 0.301, SLG: 0.321 (1, 3)	1B				K			F7	BB	3	0	1	1	1	1	2											
Inning Stats	R: 0 E: 0 K: 1 S: 9	H: 0 LOB: 1 BB: 1 P: 15	R: 1 E: 0 K: 1 S: 13	H: 2 LOB: 2 BB: 1 P: 25	R: 0 E: 0 K: 2 S: 14	H: 1 LOB: 1 BB: 0 P: 21	R: 0 E: 0 K: 0 S: 9	H: 0 LOB: 0 BB: 1 P: 16	R: 0 E: 0 K: 0 S: 11	H: 1 LOB: 2 BB: 1 P: 17	R: 0 E: 0 K: 1 S: 9	H: 0 LOB: 0 BB: 0 P: 16	R: 0 E: 0 K: 1 S: 7	H: 0 LOB: 1 BB: 1 P: 14	1B: 5 2B: 0 3B: 0 HR: 0	SF: 0 SAC: 0 DP: 0 HBP: 0		WP: 0 PB: 0 SB: 0 CS: 0	PA: 37								
PITCHER	IP	WLS	BF	H	R	ER	SO	BB	IBB	HBP	BLK	WP	HR	S	P	ERA	WHIP										
Jack McDowell, R ERA: 5.77 (1, 1)	7.0	W	30	5	1	1	5	4	0	0	0	0	0	71	118	1.29	1.286										
Paul Assenmacher, L ERA: 6.46 (8, 1)	0.1		1	0	0	0	0	0	0	0	0	0	0	4	6	0.00	0.000										
Kirk McCaskill, R ERA: 2.57 (8, 1)	0.2		2	0	0	0	1	0	0	0	0	0	0	5	10	0.00	0.000										
Dane Johnson, R ERA: 2.7 (9, 1)	1.0		4	0	0	0	1	1	0	0	0	0	0	7	14	0.00	1.000										

AB	32
R	1
H	5
RBI	1
BB	5
SO	7
LOB	14



Batter	1	2	3	4	5	6	7	8	9	AB	R	H	RBI	BB	SO	LOB	TOP				
Brady Anderson, L (1, 7) OBP: 0.330, SLG: 0.356	G5-3		P4	P5			G1-3			4	0	0	0	0	0	3	Baltimore Orioles @ Kansas City Royals Kauffman Stadium, Kansas City, MO Tue Jun 07 1994, 7:05 PM CDT Att: 21,777 - Unknown - 78 F livebaseballscorecards.com				
Mike Devereaux, R (1, 8) OBP: 0.273, SLG: 0.350	F9		K					G3		4	0	0	0	0	2	2					
Rafael Palmeiro, L (1, 3) OBP: 0.429, SLG: 0.598	P6						F9	G6-3 1B		3	0	1	0	1	0	0					
Harold Baines, L (1, 10) OBP: 0.339, SLG: 0.484		G4-3	G4-3				P3	G6-3		4	0	0	0	0	0	4					
Cal Ripken Jr., R (1, 6) OBP: 0.329, SLG: 0.419	L8						G4-3			4	1	1	1	0	0	0					
Leo Gomez, R (1, 5) OBP: 0.404, SLG: 0.575									HR	2	1	0	0	1	1	0					
Chris Hoiles, R (1, 2) OBP: 0.350, SLG: 0.410									G6-3	4	1	1	2	0	1	1					
Mark McLemore, S (1, 4) OBP: 0.357, SLG: 0.297										4	0	2	0	0	0	0					
Jack Voigt, R (1, 9) OBP: 0.313, SLG: 0.331										3	0	1	0	0	1	1					
Inning Stats	R: 0 E: 0 K: 0 S: 10	H: 0 LOB: 0 BB: 0 P: 14	R: 0 E: 0 K: 0 S: 7	H: 0 LOB: 1 BB: 0 P: 14	R: 0 E: 0 K: 1 S: 18	H: 2 LOB: 3 BB: 1 P: 27	R: 2 E: 1 K: 0 S: 13	H: 2 LOB: 1 BB: 1 P: 22	R: 0 E: 0 K: 1 S: 5	H: 0 LOB: 0 BB: 0 P: 8	R: 0 E: 0 K: 1 S: 7	H: 0 LOB: 0 BB: 0 P: 10	R: 0 E: 0 K: 0 S: 6	H: 1 LOB: 0 BB: 0 P: 7	R: 1 E: 0 K: 0 S: 8	H: 1 LOB: 0 BB: 0 P: 11		1B: 4 2B: 0 3B: 0 HR: 2	SF: 0 SAC: 0 DP: 1 HBP: 1	WP: 0 PB: 0 SB: 0 CS: 0	PA: 35
PITCHER	IP	WLS	BF	H	R	ER	SO	BB	IBB	HBP	BLK	WP	HR	S	P	ERA	WHIP				
David Cone, R (1, 1) ERA: 2.6	8.0	W	31	5	2	2	5	2	0	1	0	0	1	74	115	2.25	0.875				
Stan Belinda, R (9, 1) ERA: 5.75	1.0		4	1	1	1	0	0	0	0	0	0	1	8	11	9.00	1.000				

Batter	1	2	3	4	5	6	7	8	9	AB	R	H	RBI	BB	SO	LOB	BOTTOM				
Vince Coleman, S (1, 7) OBP: 0.261, SLG: 0.319	BB 1B BB		1B 3B			F7	F8			3	2	1	0	2	0	2	Baltimore Orioles @ Kansas City Royals Kauffman Stadium, Kansas City, MO Tue Jun 07 1994, 7:05 PM CDT Att: 21,777 - Unknown - 78 F livebaseballscorecards.com				
Brian McRae, S (1, 8) OBP: 0.411, SLG: 0.451	FC3-6 1B		G6-3 1B			G4-3	1B BB	G3		4	0	2	2	1	0	0					
Wally Joyner, L (1, 3) OBP: 0.380, SLG: 0.451	FC3-6 BB		G6-3 1B			F7	1B	L5		4	0	2	2	1	0	0					
Bob Hamelin, L (1, 10) OBP: 0.373, SLG: 0.557	FC3-6		K					F9		5	0	1	0	0	1	6					
Gary Gaetti, R (1, 5) OBP: 0.338, SLG: 0.492	K		G6-3							4	2	2	0	0	1	4					
Felix Jose, S (1, 9) OBP: 0.335, SLG: 0.385		G4-3								3	0	0	0	1	1	3					
Brent Mayne, L (1, 2) OBP: 0.313, SLG: 0.339		K								4	1	1	1	0	2	2					
Greg Gagne, R (1, 6) OBP: 0.358, SLG: 0.416										3	1	1	0	1	1	1					
Jose Lind, R (1, 4) OBP: 0.273, SLG: 0.313										4	1	2	2	0	0	1					
Inning Stats	R: 0 E: 0 K: 1 S: 10	H: 1 LOB: 2 BB: 2 P: 23	R: 0 E: 0 K: 1 S: 9	H: 1 LOB: 0 BB: 0 P: 13	R: 1 E: 0 K: 1 S: 11	H: 3 LOB: 2 BB: 1 P: 18	R: 0 E: 0 K: 1 S: 6	H: 0 LOB: 0 BB: 0 P: 9	R: 0 E: 0 K: 0 S: 9	H: 0 LOB: 0 BB: 0 P: 16	R: 5 E: 0 K: 1 S: 23	H: 4 LOB: 2 BB: 3 P: 44	R: 1 E: 0 K: 1 S: 14	H: 3 LOB: 2 BB: 0 P: 21	R: 0 E: 0 K: 0 S: 6	H: 0 LOB: 0 BB: 0 P: 9		1B: 8 2B: 3 3B: 1 HR: 0	SF: 0 SAC: 0 DP: 0 HBP: 0	WP: 0 PB: 0 SB: 0 CS: 0	PA: 40
PITCHER	IP	WLS	BF	H	R	ER	SO	BB	IBB	HBP	BLK	WP	HR	S	P	ERA	WHIP				
Ben McDonald, R (1, 1) ERA: 4.31	5.2	L	28	8	6	6	5	5	0	0	0	0	0	62	110	9.53	2.294				
Mark Eichhorn, R (6, 1) ERA: 2.59	0.0		1	0	0	0	0	1	0	0	0	0	0	2	6						
Tom Bolton, L (6, 1) ERA: 4.15	0.2		5	3	1	1	0	0	0	0	0	0	0	9	14	13.50	4.500				
Mark Williamson, R (7, 1) ERA: 5.24	1.2		6	1	0	0	1	0	0	0	0	0	0	15	23	0.00	0.600				

Batter	1	2	3	4	5	6	7	8	9	AB	R	H	RBI	BB	SO	LOB	TOP										
Brady Anderson, L (1, 7) OBP: 0.331, SLG: 0.365										5	1	2	0	0	1	4	Baltimore Orioles @ Kansas City Royals Kauffman Stadium, Kansas City, MO Wed Jun 08 1994, 7:05 PM CDT Att: 17,892 - Unknown - 68 F livebaseballscorecards.com										
Mark McLemore, S (1, 4) OBP: 0.354, SLG: 0.294										5	1	1	1	0	1	2											
Cal Ripken Jr., R (1, 6) OBP: 0.331, SLG: 0.432										5	2	2	1	0	0	2											
Rafael Palmeiro, L (1, 3) OBP: 0.424, SLG: 0.589										5	1	1	1	0	1	2											
Harold Baines, L (1, 10) OBP: 0.341, SLG: 0.481										5	1	2	1	0	0	0											
Leo Gomez, R (1, 5) OBP: 0.407, SLG: 0.581										4	0	2	1	0	0	1											
Chris Hoiles, R (1, 2) OBP: 0.343, SLG: 0.401										4	0	0	0	0	0	4											
Mike Devereaux, R (1, 8) OBP: 0.272, SLG: 0.348										4	0	1	1	0	1	1											
Jack Voigt, R (1, 9) OBP: 0.319, SLG: 0.339										3	0	1	0	1	0	0											
Inning Stats	R: 1 E: 0 K: 0 S: 8	H: 1 LOB: 0 BB: 0 P: 14	R: 1 E: 0 K: 0 S: 12	H: 2 LOB: 2 BB: 1 P: 24	R: 1 E: 0 K: 1 S: 9	H: 1 LOB: 0 BB: 0 P: 13	R: 0 E: 0 K: 0 S: 4	H: 0 LOB: 0 BB: 0 P: 8	R: 0 E: 0 K: 0 S: 8	H: 2 LOB: 2 BB: 0 P: 15	R: 0 E: 0 K: 0 S: 8	H: 1 LOB: 1 BB: 0 P: 15	R: 3 E: 0 K: 0 S: 14	H: 5 LOB: 2 BB: 0 P: 17	R: 0 E: 1 K: 2 S: 10	H: 0 LOB: 1 BB: 0 P: 14		R: 0 E: 0 K: 1 S: 9	H: 0 LOB: 0 BB: 0 P: 11	1B: 8 2B: 2 3B: 1 HR: 1	SF: 0 SAC: 0 DP: 0 HBP: 0	WP: 1 PB: 0 SB: 0 CS: 0	PA: 41				
PITCHER	IP	WLS	BF	H	R	ER	SO	BB	IBB	HBP	BLK	WP	HR	S	P	ERA	WHIP										
Bob Milacki, R (1, 1) ERA: 4.12	6.2	L	30	9	5	5	1	1	0	0	0	1	1	54	95	6.75	1.500										
Billy Brewer, L (7, 1) ERA: 2.96	0.0	2	2	0	0	0	0	0	0	0	0	0	0	4	5	∞	∞										
Rusty Meacham, R (7, 1) ERA: 2.08	2.1	9	1	1	1	3	0	0	0	0	0	0	0	24	31	3.86	0.429										

Batter	1	2	3	4	5	6	7	8	9	AB	R	H	RBI	BB	SO	LOB	BOTTOM										
Vince Coleman, S (1, 7) OBP: 0.260, SLG: 0.314										4	1	0	0	1	1	0	Baltimore Orioles @ Kansas City Royals Kauffman Stadium, Kansas City, MO Wed Jun 08 1994, 7:05 PM CDT Att: 17,892 - Unknown - 68 F livebaseballscorecards.com										
Wally Joyner, L (1, 3) OBP: 0.380, SLG: 0.460										5	0	2	1	0	0	0											
Brian McRae, S (1, 8) OBP: 0.410, SLG: 0.461										4	1	1	1	1	1	1											
Dave Henderson, R (1, 9) OBP: 0.276, SLG: 0.420										3	0	1	0	0	2	2											
Felix Jose, S (7, PH) OBP: 0.333, SLG: 0.383										1	0	0	0	0	0	1											
Gary Gaetti, R (1, 5) OBP: 0.337, SLG: 0.487										4	1	1	0	0	2	3											
Mike Macfarlane, R (1, 2) OBP: 0.402, SLG: 0.517										3	1	1	1	1	2	2											
Hubie Brooks, R (1, 10) OBP: 0.220, SLG: 0.243										3	0	1	1	0	1	1											
Greg Gagne, R (1, 6) OBP: 0.360, SLG: 0.420										3	0	1	0	1	0	1											
Jose Lind, R (1, 4) OBP: 0.268, SLG: 0.307										3	0	0	0	0	0	2											
Bob Hamelin, L (8, PH) ERA: 7.23										0	0	0	0	0	0	0											
Terry Shumpert, R (8, PH) OBP: 0.275, SLG: 0.609										1	0	0	0	0	0	2											
Inning Stats	R: 1 E: 0 K: 1 S: 14	H: 2 LOB: 1 BB: 0 P: 18	R: 0 E: 0 K: 1 S: 13	H: 0 LOB: 1 BB: 1 P: 20	R: 1 E: 0 K: 3 S: 14	H: 1 LOB: 2 BB: 2 P: 27	R: 0 E: 0 K: 0 S: 9	H: 0 LOB: 0 BB: 0 P: 9	R: 0 E: 0 K: 0 S: 7	H: 0 LOB: 0 BB: 0 P: 13	R: 2 E: 0 K: 1 S: 18	H: 3 LOB: 1 BB: 0 P: 28	R: 0 E: 0 K: 1 S: 11	H: 1 LOB: 1 BB: 0 P: 18	R: 0 E: 0 K: 1 S: 17	H: 1 LOB: 2 BB: 1 P: 28	R: 0 E: 0 K: 1 S: 8	H: 0 LOB: 0 BB: 0 P: 13	1B: 2 2B: 4 3B: 1 HR: 1	SF: 1 SAC: 0 DP: 0 HBP: 0	WP: 0 PB: 0 SB: 0 CS: 0	PA: 39					
PITCHER	IP	WLS	BF	H	R	ER	SO	BB	IBB	HBP	BLK	WP	HR	S	P	ERA	WHIP										
Sid Fernandez, L (1, 1) ERA: 4.35	5.2	26	6	4	4	6	3	0	0	0	0	0	0	72	110	6.35	1.588										
Alan Mills, R (6, 1) ERA: 7.23	2.0	W	9	2	0	0	2	1	0	0	0	0	0	29	49	0.00	1.500										
Jim Poole, L (8, 1) ERA: 6.75	0.1	1	0	0	0	0	0	0	0	0	0	0	0	2	2	0.00	0.000										
Lee Smith, R (9, 1) ERA: 1.57	1.0	S	3	0	0	0	1	0	0	0	0	0	0	8	13	0.00	0.000										

Batter	1	2	3	4	5	6	7	8	9	AB	R	H	RBI	BB	SO	LOB	TOP				
Brady Anderson, L OBP: 0.338, SLG: 0.379	1-3 K		2-1 2B	2-2 1B		3-3 K		0-0 HR	4-2 BB	5	2	3	2	1	2	0					
Chris Sabo, R OBP: 0.327, SLG: 0.461	1-0 1B		1-2 2B	0-0 F7		3-3 K		2-0 HR	1-2 FC6-2	5	2	2	2	0	1	4					
Jack Voigt, R OBP: 0.319, SLG: 0.339			2B SF8 HBP					2-H HR	FC6-2 G4-6-3	0	0	0	0	0	0	0					
Rafael Palmeiro, L OBP: 0.422, SLG: 0.586	2-2 F7		1-1 SF8	0-0 G1-3		2-3 K		0-2 FC1-6	0-0 G4-6-3	6	1	2	1	0	1	5					
Cal Ripken Jr., R OBP: 0.336, SLG: 0.442	1-2 L4		0-1 SF8		3-2 G3-1		2-2 G4-6-3	1-2 FC1-6		4	1	3	1	0	0	1					
Harold Baines, L OBP: 0.345, SLG: 0.497		1-0 HR			1-0 G3-1		3-1 G4-6-3	0-0 FC1-6		3	1	1	1	1	0	2					
Lonnie Smith, R OBP: 0.262, SLG: 0.200					2-3 G3-1		1-2 G4-6-3	1-2 FC1-6		1	0	0	0	0	0	2					
Leo Gomez, R OBP: 0.413, SLG: 0.583		3-2 1B	1-1 SF8		0-2 1B		4-1 BB	1-2 L3		3	0	2	2	1	0	2					
Chris Hoiles, R OBP: 0.340, SLG: 0.396		2-2 F9	3-H F9		0-0 P2		2-3 K		0-1 2B	5	1	1	0	0	1	4					
Mark McLemore, S OBP: 0.364, SLG: 0.319		3-2 1B		0-2 1B	1-1 1B			2-3 K	0-0 FC6-2	5	1	4	0	0	1	0					
Mike Devereaux, R OBP: 0.275, SLG: 0.350		1-2 G5-4-3	1-1 G5-4-3	0-2 K	0-1 G5-3			2-2 2B	0-0 FC6-2	5	1	2	1	0	1	5					
Inning Stats	R: 0 E: 0 K: 1 S: 11	H: 1 LOB: 1 BB: 0 P: 16	R: 1 E: 0 K: 0 S: 13	H: 3 LOB: 1 BB: 0 P: 23	R: 3 E: 0 K: 0 S: 13	H: 2 LOB: 1 BB: 1 P: 24	R: 1 E: 0 K: 1 S: 16	H: 2 LOB: 1 BB: 0 P: 18	R: 1 E: 0 K: 3 S: 10	H: 3 LOB: 2 BB: 0 P: 18	R: 0 E: 0 K: 1 S: 11	H: 1 LOB: 1 BB: 1 P: 22	R: 3 E: 0 K: 1 S: 20	H: 5 LOB: 2 BB: 0 P: 28	R: 1 E: 0 K: 0 S: 10	H: 3 LOB: 2 BB: 1 P: 15	1B: 12 2B: 6 3B: 0 HR: 2	SF: 2 SAC: 0 DP: 3 HBP: 1	WP: 0 PB: 0 SB: 0 CS: 0	PA: 48	
PITCHER	IP	WLS	BF	H	R	ER	SO	BB	IBB	HBP	BLK	WP	HR	S	P	ERA	WHIP				
Danny Darwin, R ERA: 5.92	(1, 1)	4.1	24	10	6	6	2	0	1	1	0	0	1	61	93	12.46	2.308				
Greg Harris, R ERA: 8.94	(5, 1)	2.2	10	2	0	0	4	1	0	0	0	0	0	26	46	0.00	1.125				
Ken Ryan, R ERA: 1.42	(8, 1)	0.1	L	6	5	3	3	1	0	0	0	0	1	15	22	81.00	15.000				
Tony Fossas, L ERA: 8.18	(8, 1)	0.1		1	0	0	0	0	0	0	0	0	0	1	1	0.00	0.000				
Todd Frohwith, R ERA: 10.38	(8, 1)	0.1		4	3	1	1	0	0	0	0	0	0	8	9	27.00	9.000				
Joe Hesketh, L ERA: 5.4	(9, 1)	1.0		3	0	0	0	1	0	0	0	0	0	6	11	0.00	1.000				

Baltimore Orioles @ Boston Red Sox
Fenway Park, Boston, MA
Fri Jun 10 1994, 7:05 PM EDT
Att: 33,673 - Unknown - 74 F

AB 42
R 10
H 20
RBI 10
BB 3
SO 7
LOB 25



Batter	1	2	3	4	5	6	7	8	9	AB	R	H	RBI	BB	SO	LOB	BOTTOM				
Otis Nixon, S OBP: 0.374, SLG: 0.357	0-0 G6-3	1-0 FC6-4		2-2 1B	1-0 2B		2-1 1B			5	1	3	1	0	0	2					
John Valentin, R OBP: 0.374, SLG: 0.463	3-2 HR	3-2 P3		1-2 HBP	1-1 G4-3			3-2 G3-6-1		5	2	3	1	0	0	4					
Mo Vaughn, L OBP: 0.408, SLG: 0.616	1-0 HR		1-0 2B	1-2 HBP		1-2 P5		1-1 G3-6-1		3	2	1	2	0	0	1					
Andre Dawson, R OBP: 0.293, SLG: 0.554	0-1 G5-3		0-0 SF9	1-3 K		1-2 2B		0-1 1B		5	1	3	0	0	1	2					
Mike Greenwell, L OBP: 0.351, SLG: 0.479	3-0 1B		0-0 SF9	1-2 1B		0-0 P5		0-1 G4-3		4	0	2	2	0	0	2					
Wes Chamberlain, R OBP: 0.290, SLG: 0.408	2-0 F9		4-0 IBB	1-1 G6-3		3-1 G3-1			2-2 1B	4	0	1	0	1	0	4					
Scott Cooper, L OBP: 0.372, SLG: 0.563		1-0 FC6-4	1-0 SF8		1-1 E2		0-0 WP		3-3 K	4	0	2	1	0	1	1					
Damon Berryhill, S OBP: 0.315, SLG: 0.449		1-1 FC6-4	1-1 G1-3		2-1 F9		2-3 K		2-3 K	5	0	1	0	0	2	4					
Carlos Rodriguez, S OBP: 0.312, SLG: 0.409		2-2 F7		2-1 G4-3		2-2 K		2-2 1B	2-3 K	5	1	1	0	0	2	4					
Inning Stats	R: 2 E: 0 K: 0 S: 10	H: 3 LOB: 1 BB: 0 P: 19	R: 0 E: 0 K: 0 S: 11	H: 2 LOB: 2 BB: 0 P: 19	R: 2 E: 0 K: 0 S: 5	H: 1 LOB: 1 BB: 1 P: 14	R: 2 E: 0 K: 1 S: 16	H: 3 LOB: 2 BB: 0 P: 25	R: 0 E: 0 K: 0 S: 11	H: 1 LOB: 1 BB: 0 P: 16	R: 1 E: 0 K: 1 S: 10	H: 3 LOB: 1 BB: 0 P: 16	R: 0 E: 0 K: 0 S: 10	H: 2 LOB: 1 BB: 0 P: 14	R: 0 E: 0 K: 3 S: 16	H: 1 LOB: 1 BB: 0 P: 25	1B: 13 2B: 3 3B: 0 HR: 1	SF: 2 SAC: 0 DP: 1 HBP: 2	WP: 2 PB: 0 SB: 1 CS: 0	PA: 45	
PITCHER	IP	WLS	BF	H	R	ER	SO	BB	IBB	HBP	BLK	WP	HR	S	P	ERA	WHIP				
Jamie Moyer, L ERA: 5.54	(1, 1)	3.1	21	8	6	6	0	0	0	0	0	1	0	34	66	16.20	2.400				
Mike Oquist, R ERA: 4.91	(4, 1)	3.2	W	17	7	1	3	0	0	0	0	1	0	44	68	2.46	1.909				
Tom Bolton, L ERA: 3.86	(8, 1)	1.0		3	1	0	0	0	0	0	0	0	0	6	7	0.00	1.000				
Lee Smith, R ERA: 1.5	(9, 1)	1.0	S	4	1	0	3	0	0	0	0	0	0	16	25	0.00	1.000				

Baltimore Orioles @ Boston Red Sox
Fenway Park, Boston, MA
Fri Jun 10 1994, 7:05 PM EDT
Att: 33,673 - Unknown - 74 F

AB 40
R 7
H 17
RBI 7
BB 1
SO 6
LOB 24



Batter	1	2	3	4	5	6	7	8	9	AB	R	H	RBI	BB	SO	LOB	TOP										
Brady Anderson, L (1, 9) OBP: 0.336, SLG: 0.372	1-3 K		4-0 G5-3 BB		0-1 F7		1-0 F7		1-3 K	4	0	0	0	1	2	1	Baltimore Orioles @ Boston Red Sox Fenway Park, Boston, MA Sat Jun 11 1994, 3:33 AM EDT Att: 33,295 - Sunny - 80 F										
Chris Sabo, R (1, 7) OBP: 0.321, SLG: 0.441	4-0 2B BB		1-0 G5-3		1-1 G3-1		1-3 K		1-0 F7	4	1	0	0	1	1	2											
Rafael Palmeiro, L (1, 3) OBP: 0.421, SLG: 0.584	0-2 G6-3 1-H 1B 2B		2-0 HBP		0-0 L9		1-1 L3		2-2 G3	4	1	1	1	0	0	1											
Cal Ripken Jr., R (1, 6) OBP: 0.331, SLG: 0.435	0-1 G6-3		0-1 L7			2-1 G6-3		0-0 G5-3		4	0	0	0	0	0	3											
Harold Baines, L (1, 10) OBP: 0.354, SLG: 0.518	1-1 FC5-4 1B		3-2 F8			0-0 HR		4-1 FC6-4 1B BB		3	2	2	2	1	0	2											
Leo Gomez, R (1, 5) OBP: 0.216, SLG: 0.577	2-2 FC5-4			1-3 K		4-2 BB		0-1 FC6-4 1B		3	0	1	0	1	1	1											
Mark McLemore, S (1, 4) OBP: 0.362, SLG: 0.314		0-1 L7		4-1 S BB		1-2 L8		3-2 FC6-4 1B 1-2 2-3		3	1	0	0	1	0	3											
Mike Devereaux, R (1, 8) OBP: 0.275, SLG: 0.348		3-2 G4-3		0-0 F9		2-3 K		0-0 1-H 3-H 1B		4	0	1	1	0	1	2											
Jeff Tackett, R (1, 2) OBP: 0.222, SLG: 0.240		1-3 K		2-3 K			4-1 BB	0-3 K		3	0	0	0	1	3	2											
Inning Stats	R: 2 H: 2 E: 0 K: 1 S: 16	H: 2 LOB: 1 BB: 1 P: 24	R: 0 H: 0 E: 0 K: 1 S: 8	H: 0 LOB: 0 BB: 0 P: 12	R: 0 H: 0 E: 0 K: 0 S: 7	H: 0 LOB: 2 BB: 1 P: 17	R: 0 H: 0 E: 0 K: 2 S: 9	H: 0 LOB: 1 BB: 1 P: 16	R: 0 H: 0 E: 0 K: 0 S: 5	H: 0 LOB: 0 BB: 0 P: 6	R: 1 H: 1 E: 0 K: 1 S: 12	H: 1 LOB: 1 BB: 1 P: 21	R: 0 H: 0 E: 0 K: 1 S: 7	H: 0 LOB: 1 BB: 1 P: 14	R: 2 H: 2 E: 0 K: 1 S: 11	H: 2 LOB: 1 BB: 1 P: 18	R: 0 H: 0 E: 0 K: 1 S: 10	H: 0 LOB: 0 BB: 0 P: 14	1B: 3 2B: 1 3B: 0 HR: 1	SF: 0 SAC: 0 DP: 0 HBP: 1	WP: 0 PB: 0 SB: 1 CS: 0	PA: 39					
PITCHER	IP	WLS	BF	H	R	ER	SO	BB	IBB	HBP	BLK	WP	HR	S	P	ERA	WHIP										
Aaron Sele, R (1, 1) ERA: 3.84	7.2	L	35	5	5	5	6	6	0	1	0	0	1	72	125	5.87	1.435										
Ken Ryan, R (8, 1) ERA: 1.4	0.1		1	0	0	0	1	0	0	0	0	0	0	3	3	0.00	0.000										
Chris Howard, L (9, 1) ERA: 2.61	1.0		3	0	0	0	1	0	0	0	0	0	0	10	14	0.00	0.000										

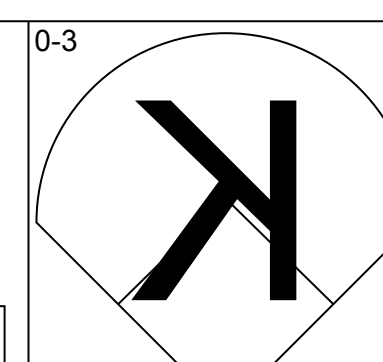
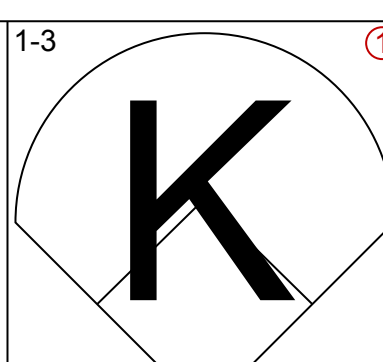
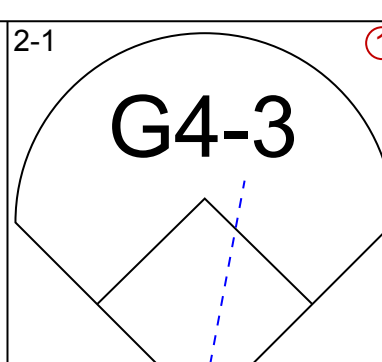
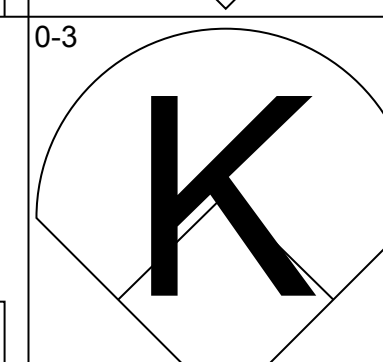
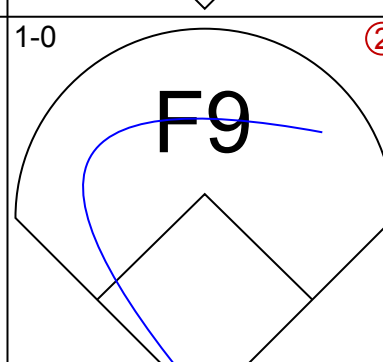
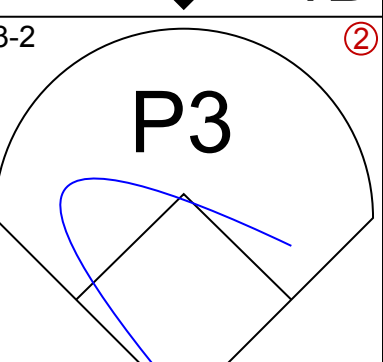
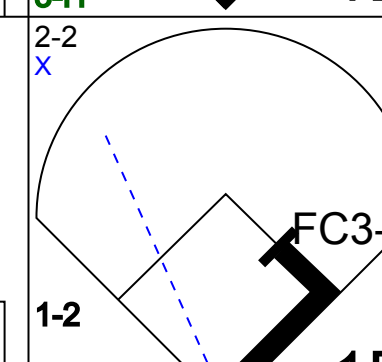
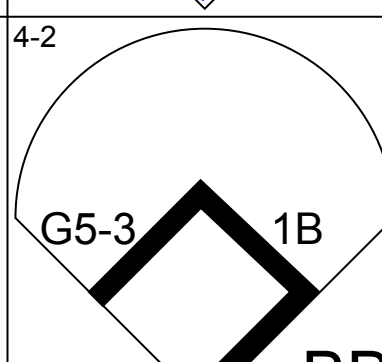
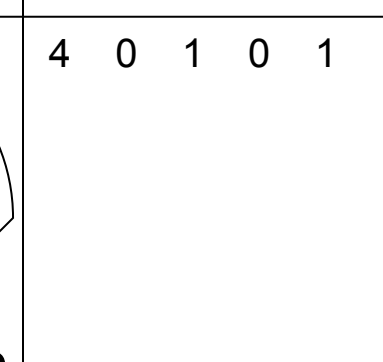
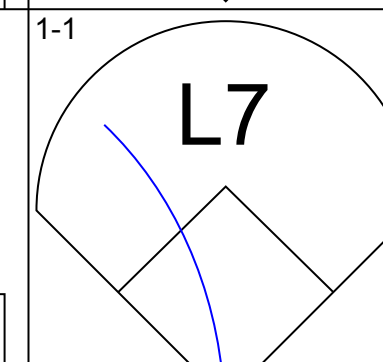
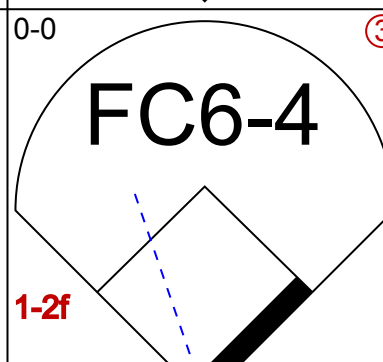
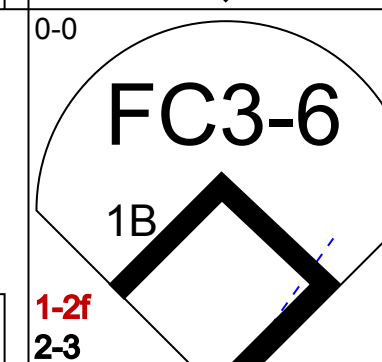
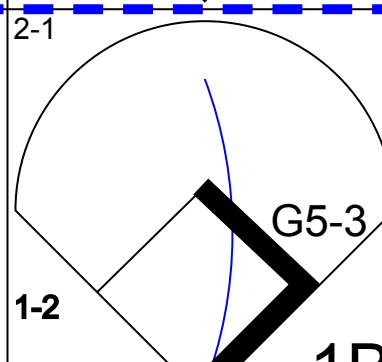
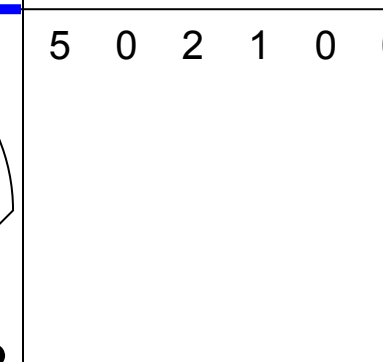
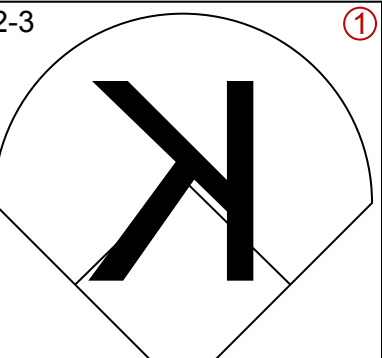
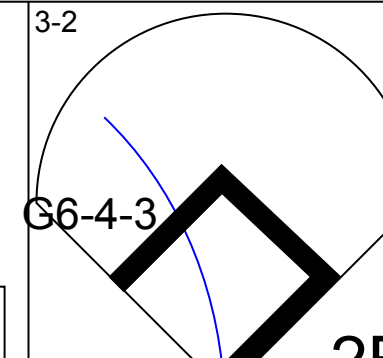
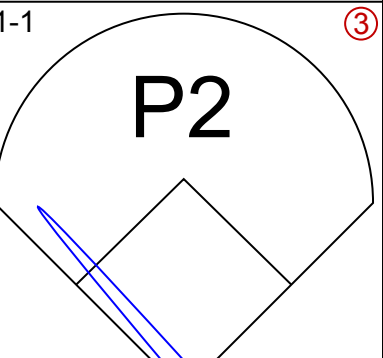
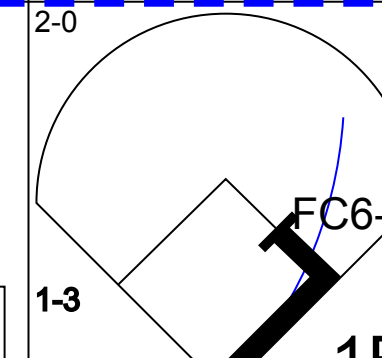
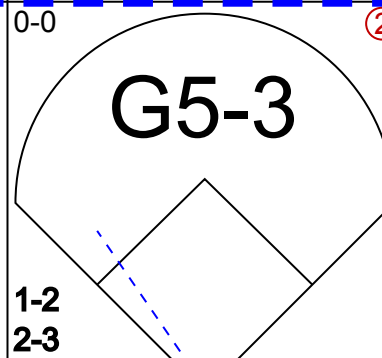
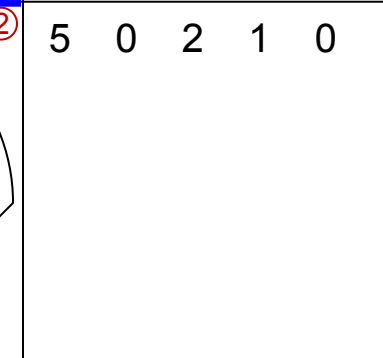
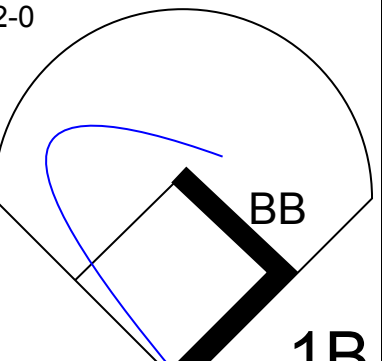
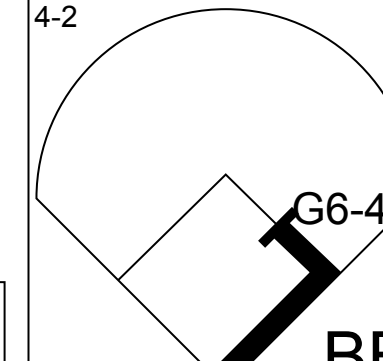
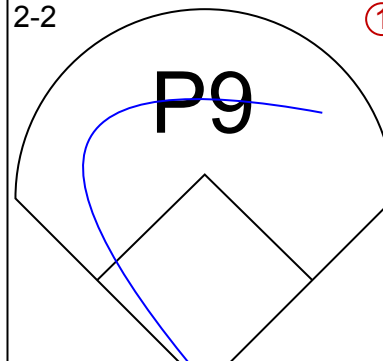
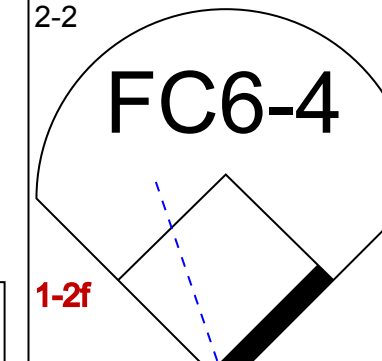
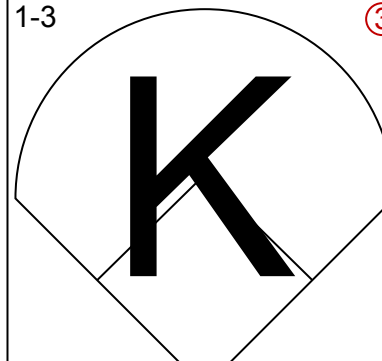
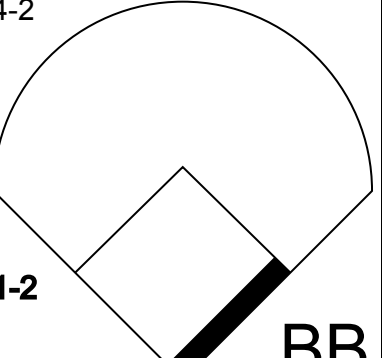
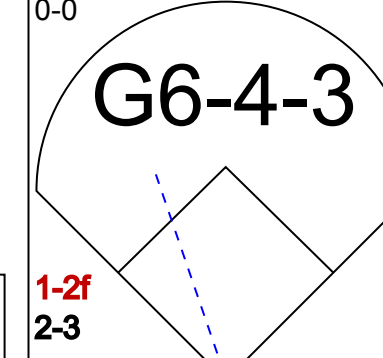
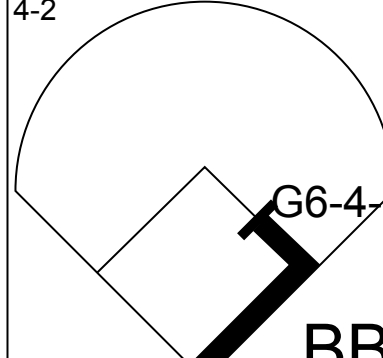
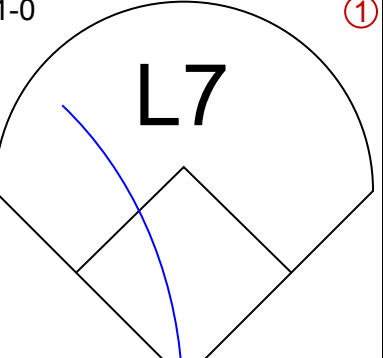
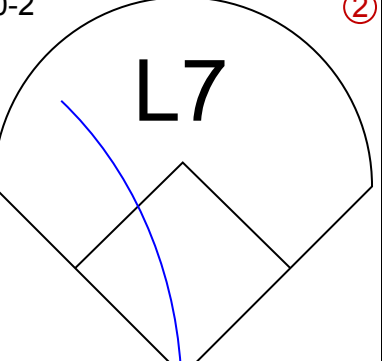
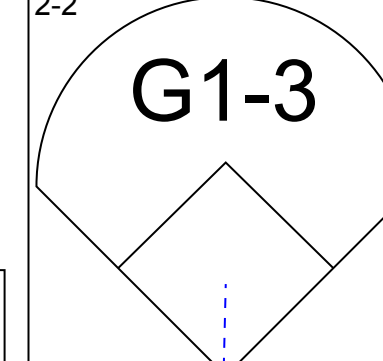
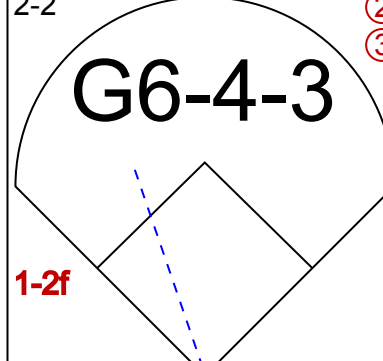
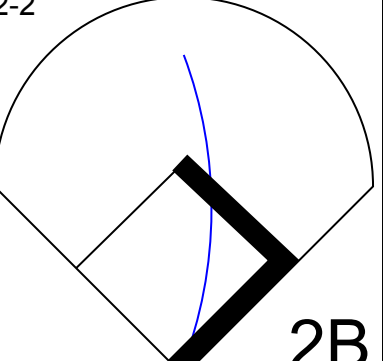
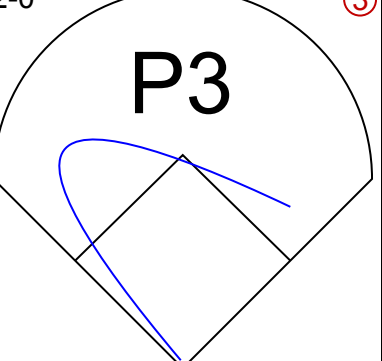
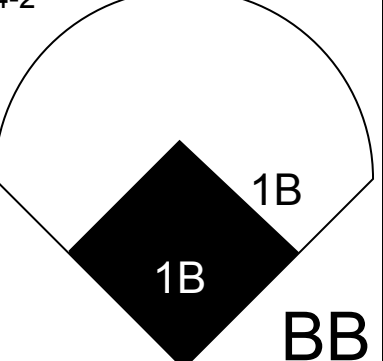
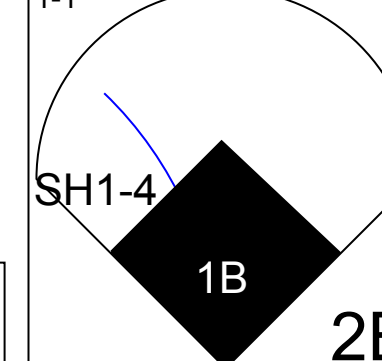
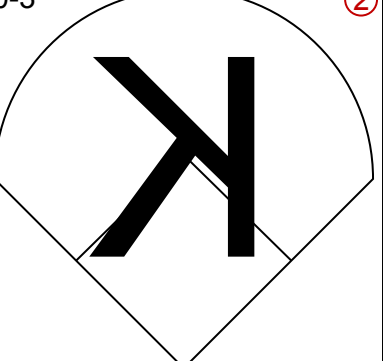
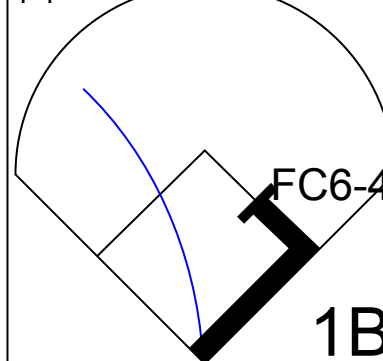
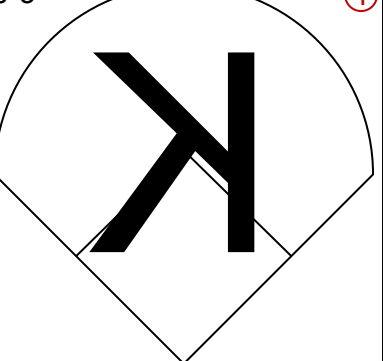
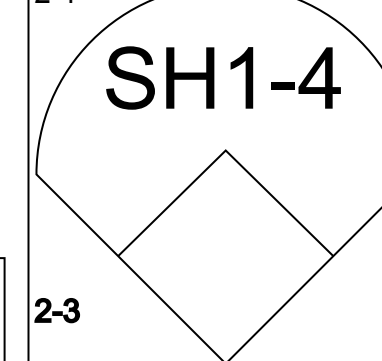
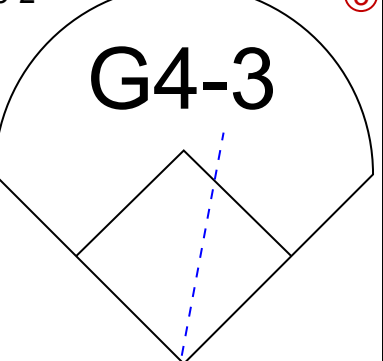
Batter	1	2	3	4	5	6	7	8	9	AB	R	H	RBI	BB	SO	LOB	BOTTOM										
Otis Nixon, S (1, 8) OBP: 0.372, SLG: 0.355	2-0 G3-1 S 1B		1-2 G5-3			3-2 G6-3			0-0 L5	4	0	1	0	0	0	2	Baltimore Orioles @ Boston Red Sox Fenway Park, Boston, MA Sat Jun 11 1994, 3:33 AM EDT Att: 33,295 - Sunny - 80 F										
John Valentin, R (1, 6) OBP: 0.360, SLG: 0.444	0-0 P4			1-0 P2			1-1 F8		1-2 F9	4	0	0	0	0	0	3											
Mo Vaughn, L (1, 3) OBP: 0.406, SLG: 0.614	3-1 G3-1			0-3 K			0-0 G6-3		0-2 2-H 3-H 2B	4	0	1	2	0	1	1											
Andre Dawson, R (1, 10) OBP: 0.285, SLG: 0.538	0-0 F9			2-0 F9			0-1 F8		2-2 P3	4	0	0	0	0	0	2											
Mike Greenwell, L (1, 7) OBP: 0.351, SLG: 0.477		1-0 G4-6-3 1B			3-3 K			3-2 G4-3		3	0	1	0	0	1	0											
Wes Chamberlain, R (1, 9) OBP: 0.291, SLG: 0.400		0-2 G4-6-3			4-1 CS BB			1-2 G6-3		2	0	0	0	1	0	1											
Scott Cooper, L (1, 5) OBP: 0.367, SLG: 0.554		1-3 K			3-3 K			0-2 G1-3		3	0	0	0	0	2	1											
Damon Berryhill, S (1, 2) OBP: 0.315, SLG: 0.446			2-3 K			2-2 P5			3-2 2B 2B 1B	3	1	1	0	0	1	0											
Carlos Rodriguez, S (1, 4) OBP: 0.313, SLG: 0.418			1-2 G4-3			2-0 G3			1-1 2B 2B	3	1	1	0	0	0	0											
Inning Stats	R: 0 H: 1 E: 0 K: 0 S: 5	H: 1 LOB: 0 BB: 0 P: 10	R: 0 H: 1 E: 0 K: 1 S: 9	H: 1 LOB: 0 BB: 0 P: 11	R: 0 H: 0 E: 0 K: 1 S: 10	H: 0 LOB: 0 BB: 0 P: 14	R: 0 H: 0 E: 0 K: 2 S: 7	H: 0 LOB: 0 BB: 1 P: 17	R: 0 H: 0 E: 0 K: 0 S: 10	H: 0 LOB: 0 BB: 0 P: 17	R: 0 H: 0 E: 0 K: 0 S: 5	H: 0 LOB: 0 BB: 0 P: 6	R: 0 H: 0 E: 0 K: 0 S: 15	H: 0 LOB: 0 BB: 0 P: 19	R: 2 H: 3 E: 0 K: 0 S: 15	H: 3 LOB: 1 BB: 0 P: 22	R: 0 H: 0 E: 0 K: 0 S: 15	H: 0 LOB: 0 BB: 0 P: 22	1B: 3 2B: 2 3B: 0 HR: 0	SF: 0 SAC: 0 DP: 1 HBP: 0	WP: 0 PB: 0 SB: 1 CS: 1	PA: 31					
PITCHER	IP	WLS	BF	H	R	ER	SO	BB	IBB	HBP	BLK	WP	HR	S	P	ERA	WHIP										
35 Mike Mussina, R (1, 1) ERA: 2.73	8.2	W	30	5	2	2	5	1	0	0	0	0	0	78	119	2.08	0.692										
Alan Mills, R (9, 1) ERA: 7.13	0.1	S	1	0	0	0	0	0	0	0	0	0	0	3	5	0.00	0.000										

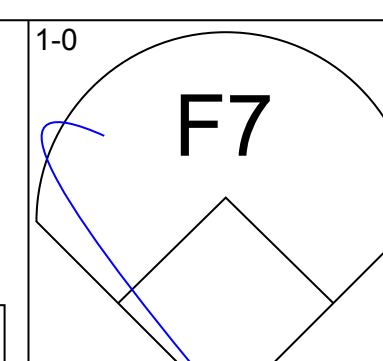
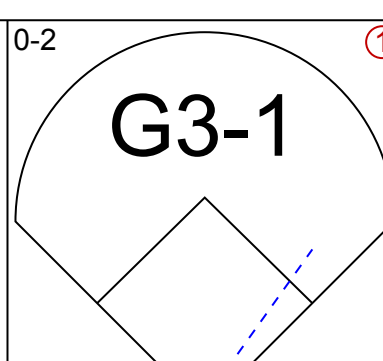
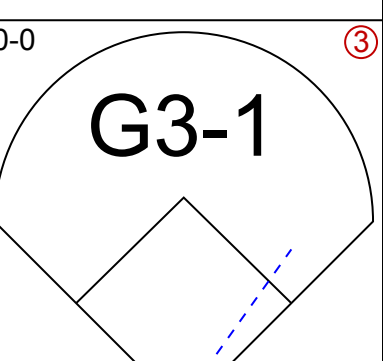
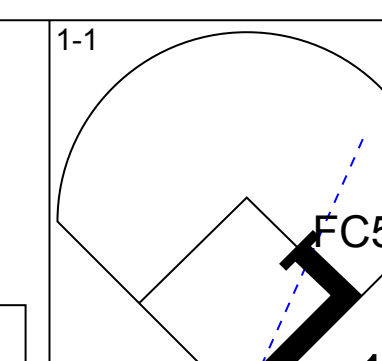
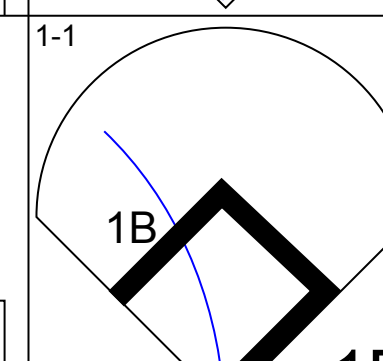
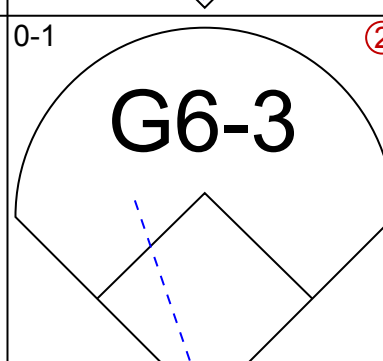
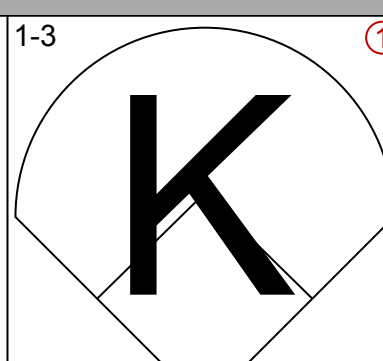
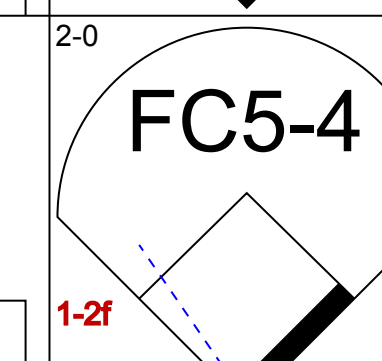
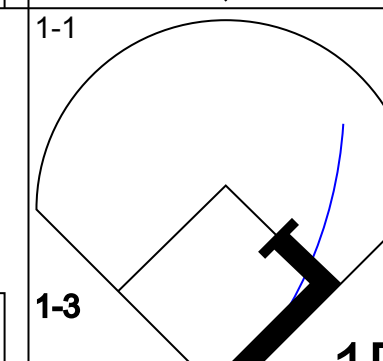
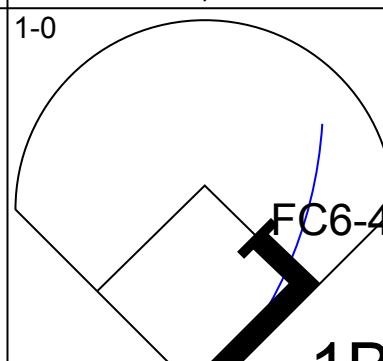
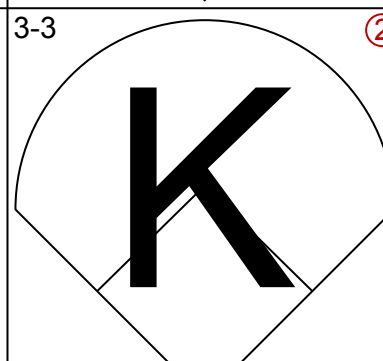
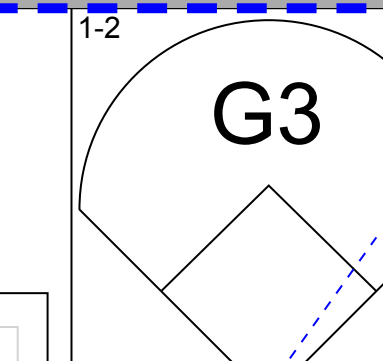
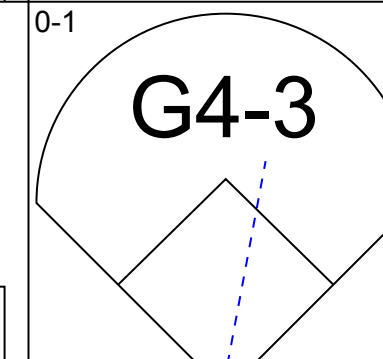
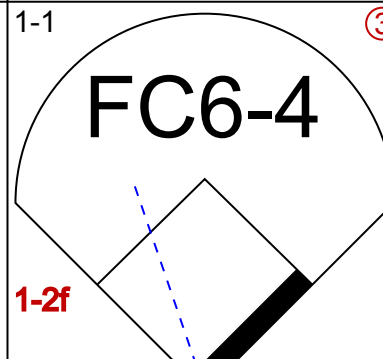
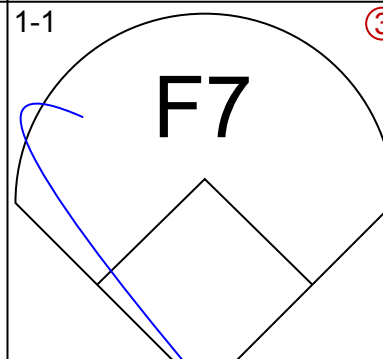
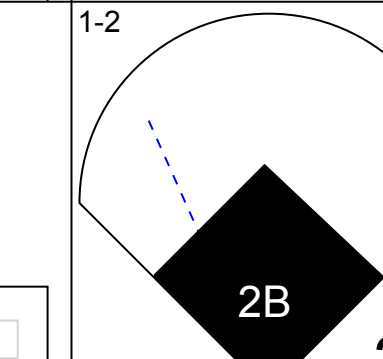
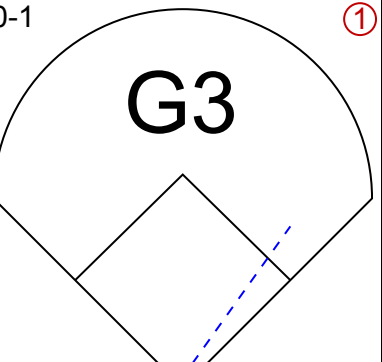
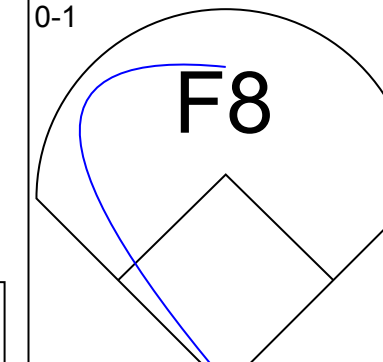
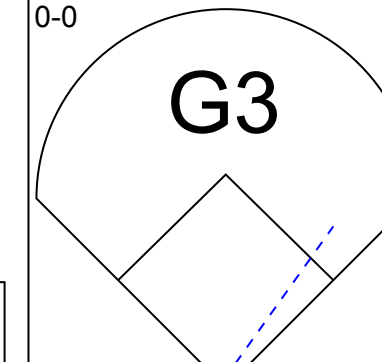
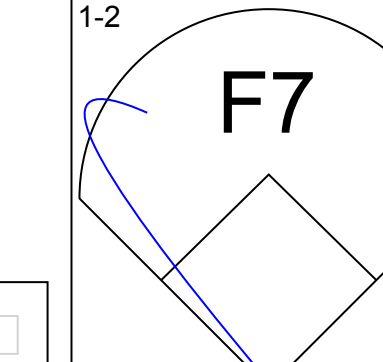
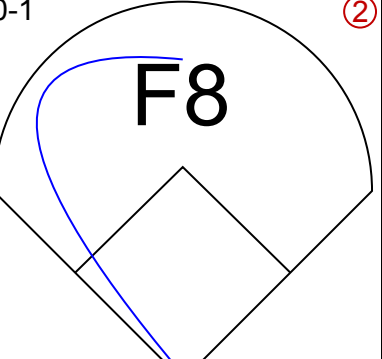
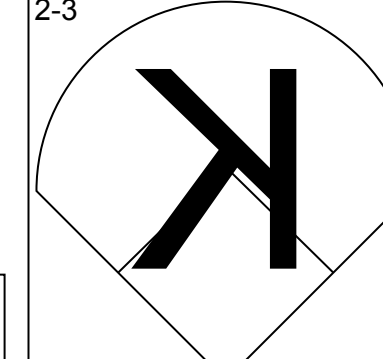
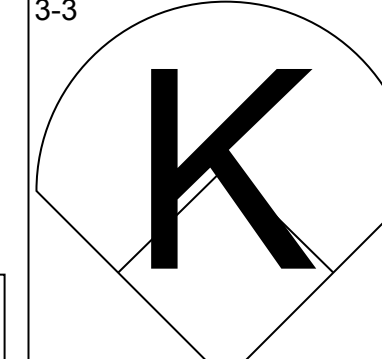
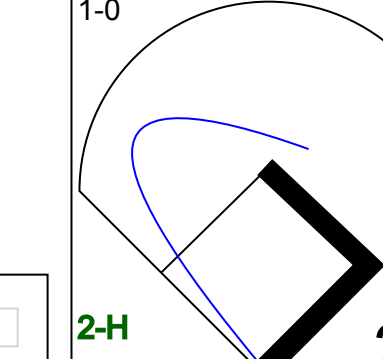
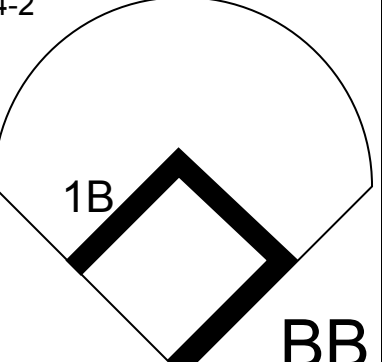
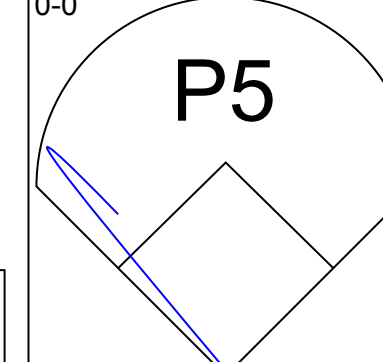
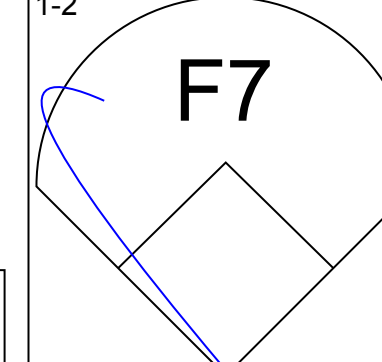
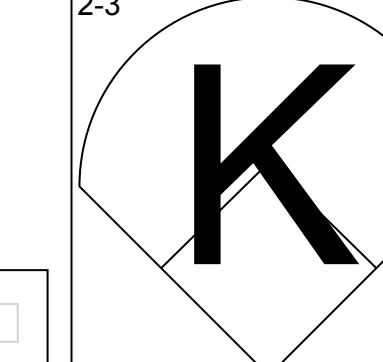
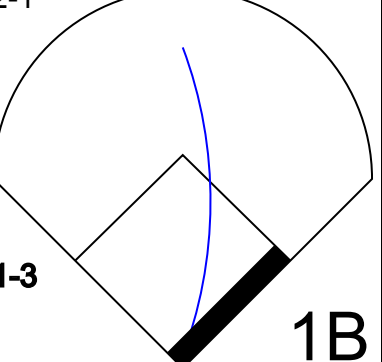
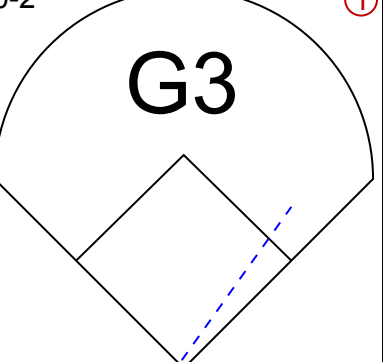
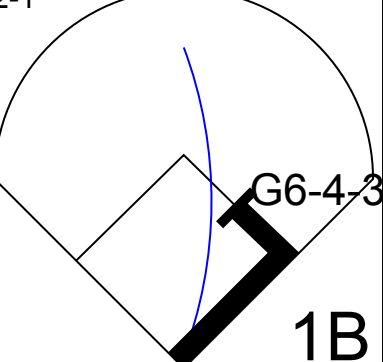
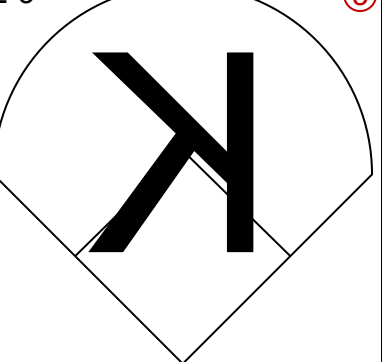
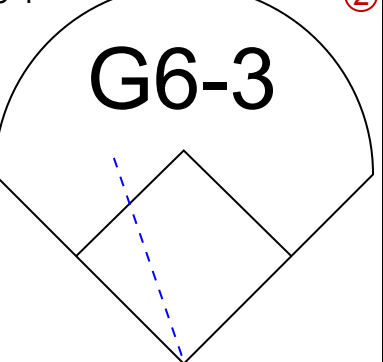
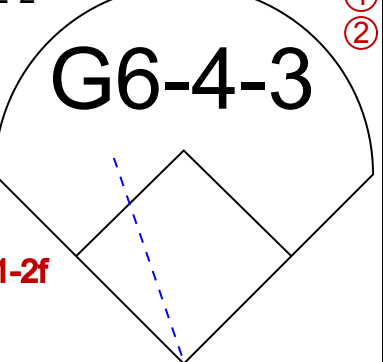
AB	32
R	5
H	5
RBI	4
BB	6
SO	8
LOB	17





AB	30
R	2
H	5
RBI	2
BB	1
SO	5
LOB	10



Batter	1	2	3	4	5	6	7	8	9	AB	R	H	RBI	BB	SO	LOB	TOP					
Bernie Williams, S OBP: 0.366, SLG: 0.450										5	1	2	1	0	2	1	New York Yankees @ Baltimore Orioles Oriole Park at Camden Yards, Baltimore, MD Mon Jun 13 1994, 7:05 PM EDT Att: 47,383 - Unknown - 89 F					
Randy Velarde, R OBP: 0.321, SLG: 0.383										4	0	1	0	1	1	3						
Don Mattingly, L OBP: 0.420, SLG: 0.441										5	0	2	1	0	0	3						
Danny Tartabull, R OBP: 0.335, SLG: 0.443										5	0	2	1	0	1	4						
Jim Leyritz, R OBP: 0.390, SLG: 0.543										4	0	1	0	1	1	4						
Paul O'Neill, L OBP: 0.513, SLG: 0.695										2	0	0	0	2	0	2						
Gerald Williams, R OBP: 0.304, SLG: 0.522										4	0	1	0	0	0	4						
Mike Gallego, R OBP: 0.317, SLG: 0.346										3	2	1	0	1	1	3						
Pat Kelly, R OBP: 0.337, SLG: 0.348										3	0	1	0	0	1	2						
Inning Stats	R: 0 E: 0 K: 2 S: 9	H: 0 LOB: 0 BB: 0 P: 10	R: 0 E: 0 K: 1 S: 12	H: 1 LOB: 2 BB: 1 P: 22	R: 0 E: 0 K: 1 S: 7	H: 1 LOB: 1 BB: 0 P: 10	R: 0 E: 0 K: 0 S: 11	H: 1 LOB: 1 BB: 1 P: 20	R: 1 E: 0 K: 0 S: 16	H: 2 LOB: 2 BB: 1 P: 26	R: 0 E: 0 K: 0 S: 11	H: 0 LOB: 0 BB: 1 P: 19	R: 2 E: 0 K: 0 S: 16	H: 4 LOB: 2 BB: 0 P: 27	R: 0 E: 0 K: 1 S: 12	H: 1 LOB: 1 BB: 0 P: 18	R: 0 E: 0 K: 1 S: 10	H: 1 LOB: 2 BB: 1 P: 19	1B: 8 2B: 3 3B: 0 HR: 0	SF: 0 SAC: 1 DP: 2 HBP: 0	WP: 0 PB: 0 SB: 0 CS: 0	PA: 41
PITCHER	IP	WLS	BF	H	R	ER	SO	BB	IBB	HBP	BLK	WP	HR	S	P	ERA	WHIP					
Sid Fernandez, L ERA: 4.32	6.2	L	30	8	3	3	5	4	0	0	0	0	0	77	125	4.05	1.800					
Alan Mills, R ERA: 6.66	1.2		8	2	0	0	1	1	0	0	0	0	0	21	37	0.00	1.800					
Jim Poole, L ERA: 6.75	0.0		1	1	0	0	0	0	0	0	0	0	0	2	4	∞	∞					
Mark Eichhorn, R ERA: 2.45	0.2		2	0	0	0	1	0	0	0	0	0	0	4	5	0.00	0.000					

Batter	1	2	3	4	5	6	7	8	9	AB	R	H	RBI	BB	SO	LOB	BOTTOM				
Brady Anderson, L OBP: 0.343, SLG: 0.389										4	0	1	0	0	0	0	New York Yankees @ Baltimore Orioles Oriole Park at Camden Yards, Baltimore, MD Mon Jun 13 1994, 7:05 PM EDT Att: 47,383 - Unknown - 89 F				
Chris Sabo, R OBP: 0.313, SLG: 0.422										4	0	1	0	0	1	1					
Rafael Palmeiro, L OBP: 0.430, SLG: 0.599										4	0	2	0	0	1	0					
Cal Ripken Jr., R OBP: 0.335, SLG: 0.454										4	1	1	0	0	0	2					
Harold Baines, L OBP: 0.342, SLG: 0.494										4	0	0	0	0	0	1					
Leo Gomez, R OBP: 0.405, SLG: 0.583										4	0	1	1	0	2	0					
Chris Hoiles, R OBP: 0.330, SLG: 0.379										3	0	0	0	1	1	1					
Mark McLemore, S OBP: 0.368, SLG: 0.323										3	0	2	0	0	0	0					
Mike Devereaux, R OBP: 0.271, SLG: 0.346										3	0	0	0	0	1	3					
Inning Stats	R: 0 E: 0 K: 0 S: 7	H: 2 LOB: 1 BB: 0 P: 10	R: 0 E: 0 K: 1 S: 12	H: 1 LOB: 1 BB: 1 P: 20	R: 0 E: 0 K: 0 S: 8	H: 0 LOB: 0 BB: 0 P: 10	R: 0 E: 0 K: 1 S: 6	H: 0 LOB: 0 BB: 0 P: 8	R: 0 E: 0 K: 2 S: 8	H: 0 LOB: 0 BB: 0 P: 13	R: 0 E: 0 K: 1 S: 9	H: 0 LOB: 0 BB: 0 P: 13	R: 0 E: 0 K: 0 S: 9	H: 2 LOB: 1 BB: 0 P: 16	R: 1 E: 0 K: 1 S: 13	H: 2 LOB: 1 BB: 0 P: 19	1B: 6 2B: 2 3B: 0 HR: 0	SF: 0 SAC: 0 DP: 1 HBP: 0	WP: 0 PB: 0 SB: 0 CS: 0	PA: 34	
PITCHER	IP	WLS	BF	H	R	ER	SO	BB	IBB	HBP	BLK	WP	HR	S	P	ERA	WHIP				
Melido Perez, R ERA: 3.86	8.0	W	29	6	0	0	0	65	99			0	0	10	14	13.50	3.000				
Steve Howe, L ERA: 3.77	0.2		4	2	1	1	0	0	0	0	0	0	0	3	5	0.00	0.000				
Bob Wickman, R ERA: 2.29	0.1	S	1	0	0	0	1	0	0	0	0	0	0	3	5	0.00	0.000				

Batter	1	2	3	4	5	6	7	8	9	AB	R	H	RBI	BB	SO	LOB	TOP																	
Luis Polonia, L OBP: 0.376, SLG: 0.386 (1, 7)	G5-3		L6-4 1B		L7		P5		E1 1B	5	1	2	0	0	0	2	<p>New York Yankees @ Baltimore Orioles Oriole Park at Camden Yards, Baltimore, MD</p> <p>Tue Jun 14 1994, 7:05 PM EDT Att: 47,480 - Unknown - 97 F</p> <p>livebaseballscores.com</p> <p>AB 36 R 4 H 9 RBI 3 BB 4 SO 5 LOB 23</p> 																	
Wade Boggs, L OBP: 0.425, SLG: 0.492 (1, 5)	1B		L6-4		BB		F7		E 1B	4	0	2	1	1	0	2																		
Don Mattingly, L OBP: 0.419, SLG: 0.442 (1, 3)	L7				FC6-4 BB		G1-3		E3	4	0	1	1	1	0	2																		
Danny Tartabull, R OBP: 0.328, SLG: 0.433 (1, 10)	P3				FC6-4 BB				K	5	0	0	0	0	2	7																		
Paul O'Neill, L OBP: 0.507, SLG: 0.682 (1, 9)			G4-3		K				P5	5	1	1	0	0	1	3																		
Jim Leyritz, R OBP: 0.387, SLG: 0.530 Gerald Williams, R (8, PR) OBP: 0.304, SLG: 0.522 Bob Melvin, R OBP: 0.286, SLG: 0.500 (8, 2)	P4				F9				E5	3	0	0	0	0	1	1																		
Bernie Williams, S OBP: 0.364, SLG: 0.443 (1, 8)	L4								G4-3	3	1	0	0	1	0	3																		
Mike Gallego, R OBP: 0.312, SLG: 0.340 Daryl Boston, L (9, PH) OBP: 0.229, SLG: 0.378 Randy Velarde, R OBP: 0.321, SLG: 0.383 (9, 6)			P4						G4-3 SH3-4 1B	3	0	0	1	0	1	2																		
Pat Kelly, R OBP: 0.342, SLG: 0.353 (1, 4)			1B						SH3-4	3	0	2	0	0	1	1																		
Inning Stats	R: 0 E: 0 K: 0 S: 8	H: 1 LOB: 1 BB: 0 P: 12	R: 0 E: 0 K: 0 S: 5	H: 0 LOB: 0 BB: 0 P: 5	R: 0 E: 0 K: 0 S: 7	H: 2 LOB: 1 BB: 0 P: 13	R: 0 E: 0 K: 1 S: 9	H: 1 LOB: 1 BB: 0 P: 19	R: 1 E: 0 K: 1 S: 11	H: 1 LOB: 3 BB: 3 P: 27	R: 0 E: 0 K: 0 S: 9	H: 0 LOB: 0 BB: 0 P: 13	R: 0 E: 1 K: 1 S: 10	H: 0 LOB: 1 BB: 0 P: 13	R: 2 E: 2 K: 1 S: 18	H: 3 LOB: 2 BB: 0 P: 25		1B: 8 2B: 2 3B: 0 HR: 0	SF: 0 SAC: 1 DP: 1 HBP: 0	WP: 0 PB: 0 SB: 0 CS: 0	PA: 41													
PITCHER	IP WLS BF H R ER SO BB IBB HBP BLK WP HR S P ERA WHIP																																	
Mike Oquist, R (1, 1) ERA: 4.7	5.0	24	6	2	2	2	4	0	0	0	0	0	0	0	42	82	3.60	2.000																
Mark Eichhorn, R (6, 1) ERA: 2.2	3.0	10	0	0	0	2	0	0	0	0	0	0	0	0	27	38	0.00	0.000																
Lee Smith, R (9, 1) ERA: 1.8	1.0	L 7	3	2	1	1	0	0	0	0	0	0	0	0	18	25	9.00	3.000																

Batter	1	2	3	4	5	6	7	8	9	AB	R	H	RBI	BB	SO	LOB	BOTTOM																	
Brady Anderson, L OBP: 0.340, SLG: 0.389 (1, 7)	G4-3	FC4				K		G4-3		5	0	1	0	0	1	2	<p>New York Yankees @ Baltimore Orioles Oriole Park at Camden Yards, Baltimore, MD</p> <p>Tue Jun 14 1994, 7:05 PM EDT Att: 47,480 - Unknown - 97 F</p> <p>livebaseballscores.com</p> <p>AB 40 R 3 H 14 RBI 3 BB 3 SO 9 LOB 21</p> 																	
Chris Sabo, R (1, 9) OBP: 0.317, SLG: 0.421 Jeff Tackett, R (9, 2) OBP: 0.222, SLG: 0.240	1B		P3		P8			G4-3		5	0	2	0	0	0	1																		
Rafael Palmeiro, L OBP: 0.429, SLG: 0.599 (1, 3)	K		1B		G3-1			P3		5	0	2	0	0	1	1																		
Cal Ripken Jr., R OBP: 0.340, SLG: 0.457 (1, 6)	G5-3		1B		G1-3			1B		5	0	3	0	0	0	1																		
Leo Gomez, R (1, 5) OBP: 0.405, SLG: 0.573 Damon Buford, R (9, PR) OBP: 0.500, SLG: 0.500		F9	K		1B BB			G3		4	1	1	0	1	1	3																		
Lonnie Smith, R (1, 10) OBP: 0.288, SLG: 0.216 Harold Baines, L (7, PH) OBP: 0.344, SLG: 0.492		1B BB	F9		1B			1B		0	0	0	0	0	0	0																		
Chris Hoiles, R (1, 2) OBP: 0.329, SLG: 0.376 Jack Voigt, R (9, 9) OBP: 0.317, SLG: 0.336	L5				K			K		4	0	1	1	0	2	3																		
Tim Lincecum, R (1, 4) OBP: 0.333, SLG: 0.358	1B				K			K		1	0	0	0	1	1	2																		
Mike Devereaux, R (1, 8) OBP: 0.275, SLG: 0.362	1B				HR			K		4	1	2	2	0	1	0																		
Inning Stats	R: 0 E: 0 K: 1 S: 7	H: 1 LOB: 1 BB: 0 P: 10	R: 1 E: 0 K: 0 S: 14	H: 2 LOB: 2 BB: 1 P: 26	R: 0 E: 0 K: 1 S: 10	H: 2 LOB: 0 BB: 0 P: 19	R: 1 E: 0 K: 2 S: 16	H: 2 LOB: 1 BB: 0 P: 22	R: 1 E: 0 K: 0 S: 18	H: 2 LOB: 2 BB: 1 P: 28	R: 0 E: 0 K: 2 S: 11	H: 2 LOB: 2 BB: 0 P: 16	R: 0 E: 0 K: 2 S: 11	H: 1 LOB: 2 BB: 1 P: 19	R: 0 E: 0 K: 0 S: 6	H: 0 LOB: 0 BB: 0 P: 11		R: 0 E: 0 K: 1 S: 10	H: 2 LOB: 2 BB: 0 P: 15	1B: 11 2B: 2 3B: 0 HR: 1	SF: 0 SAC: 0 DP: 0 HBP: 0	WP: 0 PB: 1 SB: 0 CS: 0	PA: 43											
PITCHER	IP WLS BF H R ER SO BB IBB HBP BLK WP HR S P ERA WHIP																																	
Terry Mulholland, L (1, 1) ERA: 6.13	6.0	30	11	3	3	6	2	0	0	0	0	0	0	0	12	21	4.50	2.167																
Xavier Hernandez, R (7, 1) ERA: 5.63	1.1	6	1	0	0	2	0	1	0	0	0	0	0	0	7	13	0.00	0.000																
Sterling Hitchcock, L (8, 1) ERA: 4.7	1.0	W 3	0	0	0	0	0	0	0	0	0	0	0	0	4	7	=	=																
Bob Wickman, R (9, 1) ERA: 2.29	0.0	2	2	0	0	0	0	0	0	0	0	0	0	0	4	7	=	=																
Steve Howe, L (9, 1) ERA: 3.6	0.2	S 2	0	0	0	1	0	0	0	0	0	0	0	0	4	4	0.00	0.000																

Batter	1	2	3	4	5	6	7	8	9	AB	R	H	RBI	BB	SO	LOB	TOP								
Bernie Williams, S OBP: 0.366, SLG: 0.449	1-0 SH1-3 1B	2-1 F9			0-1 P4			0-0 BB 1B		4	2	2	0	0	0	0									
Wade Boggs, L OBP: 0.424, SLG: 0.487	0-1 SH1-3 2B		0-1 F8			2-1 G4-3		1-2 2-3 BB		2	0	0	0	1	0	0									
Don Mattingly, L OBP: 0.421, SLG: 0.443	2-1 BB 1B		1-2 L8			3-2 L8		1-0 F8 1B		4	1	2	3	0	0	0									
Danny Tartabull, R OBP: 0.327, SLG: 0.428	4-2 1B BB		3-3 K			0-0 G6-3		1-3 F8		3	0	0	0	1	1	2									
Mike Stanley, R OBP: 0.335, SLG: 0.437	0-3 K			1-0 FC6-4 1B			2-1 F9	1-3 K		4	0	1	0	0	2	4									
Paul O'Neill, L OBP: 0.502, SLG: 0.673	0-1 1-2 2-H 1B			2-1 FC6-4 G6-4-3			2-3 K		2-3 K	4	0	1	1	0	2	1									
Jim Leyritz, R OBP: 0.377, SLG: 0.515	1-1 F7			2-2 G6-4-3			3-3 K		0-0 F9	4	0	0	0	0	1	3									
Randy Velarde, R OBP: 0.319, SLG: 0.379		1-1 L7			3-3 K			2-0 BB SH3-4 1B	1-0 G6-3	4	1	1	0	0	1	0									
Pat Kelly, R OBP: 0.339, SLG: 0.349		2-1 F7			0-0 G4-3			0-0 SH3-4		2	0	0	0	0	0	0									
Inning Stats	R: 2 E: 0 K: 1 S: 14	H: 3 LOB: 2 BB: 1 P: 22	R: 0 E: 0 K: 0 S: 6	H: 0 LOB: 0 BB: 0 P: 11	R: 0 E: 0 K: 1 S: 8	H: 0 LOB: 0 BB: 0 P: 12	R: 0 E: 0 K: 0 S: 7	H: 1 LOB: 0 BB: 0 P: 12	R: 0 E: 0 K: 2 S: 6	H: 0 LOB: 0 BB: 0 P: 9	R: 0 E: 0 K: 0 S: 6	H: 0 LOB: 0 BB: 0 P: 11	R: 0 E: 0 K: 2 S: 9	H: 0 LOB: 0 BB: 0 P: 16	R: 2 E: 0 K: 1 S: 18	H: 3 LOB: 2 BB: 1 P: 28	R: 0 E: 0 K: 1 S: 5	H: 0 LOB: 0 BB: 0 P: 8	1B: 6 2B: 1 3B: 0 HR: 0	SF: 0 SAC: 2 DP: 1 HBP: 0	WP: 0 PB: 0 SB: 0 CS: 0	PA: 35			
PITCHER	IP	WLS	BF	H	R	ER	SO	BB	IBB	HBP	BLK	WP	HR	S	P	ERA	WHIP								
Jamie Moyer, L ERA: 5.49	(1, 1)	7.1	28	6	4	4	5	1	0	0	0	0	0	59	98	4.91	0.955								
Jim Poole, L ERA: 6.75	(8, 1)	0.0	2	1	0	0	0	1	0	0	0	0	0	8	13	∞	∞								
Alan Mills, R ERA: 6.26	(8, 1)	1.2	W	5	0	0	0	2	0	0	0	0	0	12	18	0.00	0.000								

New York Yankees @ Baltimore Orioles
Oriole Park at Camden Yards, Baltimore, MD

Wed Jun 15 1994, 7:05 PM EDT
Att: 47,306 - Unknown - 95 F



AB 31
R 4
H 7
RBI 4
BB 2
SO 7
LOB 10

Batter	1	2	3	4	5	6	7	8	9	AB	R	H	RBI	BB	SO	LOB	BOTTOM								
Brady Anderson, L OBP: 0.341, SLG: 0.393	2-0 HR 1B	0-1 G3			0-0 2B		0-0 F7	2-1 P4		5	1	2	0	0	0	3									
Chris Sabo, R OBP: 0.315, SLG: 0.441	1-0 SAFE SAFE SAFE HR		0-0 G5-3		2-3 K			2-3 K		4	1	1	2	0	2	2									
Dwight Smith, L OBP: 0.300, SLG: 0.443	1-1 HR		1-0 F7		0-0 FC8-2			2-2 2B 1B		4	0	1	0	0	0	2									
Rafael Palmeiro, L OBP: 0.426, SLG: 0.593	1-1 G1-3		1-0 F7		3-1 3-H			4-1 2B SF8 BB		3	1	0	0	1	0	0									
Mark McLemore, S OBP: 0.368, SLG: 0.323	0-0 G6-3			1-2 G1-6-3 1B		0-1 F8		2-0 2B 2B		4	1	2	1	0	0	0									
Cal Ripken Jr., R OBP: 0.338, SLG: 0.451	3-2 P3		0-0 F8		1-1 G6-3			1-2 SF8 BB		3	1	0	0	1	0	0									
Leo Gomez, R OBP: 0.407, SLG: 0.578	0-0 G6-3			2-2 G1-6-3 1B		0-1 F8		1-3 2-H 2B 2B		4	1	2	1	0	0	0									
Lonnie Smith, R OBP: 0.313, SLG: 0.231		1-0 G3 HBP		1-2 G1-6-3 1B		3-3 K2-3		4-0 2B 1B IBB		2	0	1	0	0	1	0									
Harold Baines, L OBP: 0.347, SLG: 0.492		1-0 G3 1B						0-0 SF8		3	1	2	2	0	0	2									
Chris Hoiles, R OBP: 0.332, SLG: 0.396		1-0 G3 1B		1-1 G1-6-3				0-0 HR		3	1	2	2	0	0	2									
Tim Lulett, R OBP: 0.328, SLG: 0.368		1-1 G3		3-1 F8				0-1 G6-3		4	1	1	1	0	0	3									
Mike Devereaux, R OBP: 0.276, SLG: 0.363		1-0 P4			3-2 2B FC8-2 1B			0-0 2B		2	0	1	0	0	0	2									
Jack Voigt, R OBP: 0.319, SLG: 0.339								0-0 F8		2	0	1	2	0	0	0									
Inning Stats	R: 2 E: 0 K: 0 S: 8	H: 2 LOB: 0 BB: 0 P: 15	R: 0 E: 0 K: 0 S: 6	H: 1 LOB: 2 BB: 0 P: 10	R: 0 E: 0 K: 0 S: 3	H: 0 LOB: 0 BB: 0 P: 4	R: 0 E: 0 K: 0 S: 11	H: 2 LOB: 1 BB: 0 P: 18	R: 0 E: 0 K: 1 S: 9	H: 2 LOB: 1 BB: 0 P: 14	R: 0 E: 0 K: 1 S: 7	H: 0 LOB: 0 BB: 0 P: 11	R: 1 E: 0 K: 0 S: 6	H: 1 LOB: 0 BB: 0 P: 9	R: 5 E: 0 K: 1 S: 14	H: 4 LOB: 1 BB: 2 P: 30	R: 0 E: 0 K: 1 S: 5	H: 0 LOB: 0 BB: 0 P: 8	1B: 7 2B: 4 3B: 0 HR: 2	SF: 1 SAC: 0 DP: 2 HBP: 1	WP: 0 PB: 0 SB: 1 CS: 0	PA: 37			
PITCHER	IP	WLS	BF	H	R	ER	SO	BB	IBB	HBP	BLK	WP	HR	S	P	ERA	WHIP								
Jim Abbott, L ERA: 3.46	(1, 1)	7.0	28	8	3	3	2	0	0	1	0	0	0	3	5	3.86	1.143								
Donn Pall, R ERA: 3.8	(8, 1)	0.1	1	0	0	0	1	0	0	0	0	0	0	3	5	0.00	0.000								
Paul Gibson, L ERA: 4.26	(8, 1)	0.0	1	1	0	0	0	0	0	0	0	0	0	3	5	∞	∞								
Bob Wickman, R ERA: 3.28	(8, 1)	0.1	L	5	2	3	3	0	1	1	0	0	0	5	15	81.00	9.000								
Xavier Hernandez, R ERA: 5.55	(8, 1)	0.1	2	1	2	2	0	0	0	0	0	0	0	3	5	54.00	3.000								

New York Yankees @ Baltimore Orioles
Oriole Park at Camden Yards, Baltimore, MD

Wed Jun 15 1994, 7:05 PM EDT
Att: 47,306 - Unknown - 95 F



AB 33
R 8
H 12
RBI 8
BB 2
SO 3
LOB 14

Batter	1	2	3	4	5	6	7	8	9	AB	R	H	RBI	BB	SO	LOB	TOP										
Chuck Knoblauch, R (1, 4) <small>OBP: 0.385, SLG: 0.494</small> Chip Hale, L (7, 4) <small>OBP: 0.384, SLG: 0.370</small>	G5-3		G5-3			1B		G4-3		3	1	1	0	0	0	0											
Alex Cole, L (1, 8) <small>OBP: 0.408, SLG: 0.452</small>	G6-4-3 1B			G3-1		G1-3		K		4	0	1	0	0	1	2											
Kirby Puckett, R (1, 9) <small>OBP: 0.363, SLG: 0.524</small> Pedro Munoz, R (7, 9) <small>OBP: 0.331, SLG: 0.455</small>	G6-4-3 1-2			G3		2H 1B		F9		3	0	1	1	0	0	1											
Kent Hrbek, L (1, 3) <small>OBP: 0.358, SLG: 0.365</small>		F7		F7		G4-3			G3	4	0	0	0	0	0	1											
Dave Winfield, R (1, 10) <small>OBP: 0.316, SLG: 0.399</small>		2B			G6-3		G1-3		G5-3	4	0	1	0	0	0	0											
Shane Mack, R (1, 7) <small>OBP: 0.392, SLG: 0.586</small>	K			G4-3		G1-3 1B			HR	4	1	2	1	0	1	1											
Scott Leius, R (1, 5) <small>OBP: 0.338, SLG: 0.481</small>	G1-6-3			1B		G1-3		K		4	0	1	0	0	1	2											
Matt Walbeck, S (1, 2) <small>OBP: 0.252, SLG: 0.281</small>			F8		P5		K			3	0	0	0	0	1	2											
Pat Meares, R (1, 6) <small>OBP: 0.327, SLG: 0.356</small>			P2			K		G4-3 2B		3	0	1	0	0	1	0											
Inning Stats	R: 0 E: 0 K: 0 S: 7	H: 1 LOB: 0 BB: 0 P: 13	R: 0 E: 0 K: 1 S: 10	H: 1 LOB: 1 BB: 0 P: 14	R: 0 E: 0 K: 0 S: 6	H: 0 LOB: 0 BB: 0 P: 9	R: 0 E: 0 K: 0 S: 4	H: 0 LOB: 0 BB: 0 P: 7	R: 0 E: 0 K: 1 S: 9	H: 1 LOB: 1 BB: 0 P: 11	R: 1 E: 0 K: 1 S: 12	H: 2 LOB: 1 BB: 0 P: 17	R: 0 E: 0 K: 1 S: 9	H: 1 LOB: 1 BB: 0 P: 14	R: 0 E: 0 K: 1 S: 10	H: 1 LOB: 1 BB: 0 P: 15	R: 1 E: 0 K: 1 S: 8	H: 1 LOB: 0 BB: 0 P: 12	1B: 4 2B: 3 3B: 0 HR: 1	SF: 0 SAC: 0 DP: 1 HBP: 0	WP: 0 PB: 0 SB: 0 CS: 0	PA: 34					
PITCHER	IP	WLS	BF	H	R	ER	SO	BB	IBB	HBP	BLK	WP	HR	S	P	ERA	WHIP										
Ben McDonald, R (1, 1) <small>ERA: 4.01</small>	9.0	W	34	8	2	2	5	0	0	0	0	0	1	75	112	2.00	0.889										

Minnesota Twins @ Baltimore Orioles
 Oriole Park at Camden Yards, Baltimore, MD

AB 34
 R 2
 H 8
 RBI 2
 BB 0
 SO 5
 LOB 11



WP: 0 PA: 34
 PB: 0
 SB: 0
 CS: 0

Batter	1	2	3	4	5	6	7	8	9	AB	R	H	RBI	BB	SO	LOB	BOTTOM										
Brady Anderson, L (1, 8) <small>OBP: 0.337, SLG: 0.381</small>	K		P6	F8	BB BB		K			4	0	0	0	1	2	7											
Chris Sabo, R (1, 9) <small>OBP: 0.321, SLG: 0.442</small> Jeffrey Hammonds, R (8, 9) <small>OBP: 0.341, SLG: 0.593</small>	1B		G3		2B		P6			4	1	3	2	1	0	2											
Rafael Palmeiro, L (1, 3) <small>OBP: 0.420, SLG: 0.584</small>	1B		G3		F8		K			5	0	2	2	0	1	5											
Cal Ripken Jr., R (1, 6) <small>OBP: 0.335, SLG: 0.443</small>	G1-6-3		G6-3		G4-3 1B		F7			5	1	1	1	0	0	4											
Harold Baines, L (1, 10) <small>OBP: 0.345, SLG: 0.483</small> Lonnie Smith, R (8, PH) <small>OBP: 0.340, SLG: 0.256</small>		G3-1		2B BB	E6 1B 1B		K		F8	3	1	0	0	1	1	1											
Leo Gomez, R (1, 5) <small>OBP: 0.420, SLG: 0.626</small>	G5-3			BB	BB		BB		HR	4	2	3	2	1	0	0											
Dwight Smith, L (1, 7) <small>OBP: 0.289, SLG: 0.425</small>	K			2B	F7		G5-3		G4-3	5	0	0	0	0	2	5											
Chris Hoiles, R (1, 2) <small>OBP: 0.349, SLG: 0.401</small>			2B 1B		1B BB		BB 2B 1B		P4	3	3	2	0	2	0	0											
Mark McLemore, S (1, 4) <small>OBP: 0.375, SLG: 0.333</small>			1B 2B		K		BB BB		BB	3	1	2	2	1	1	3											
Inning Stats	R: 0 E: 0 K: 1 S: 8	H: 2 LOB: 1 BB: 0 P: 12	R: 0 E: 0 K: 1 S: 9	H: 0 LOB: 0 BB: 0 P: 10	R: 2 E: 0 K: 0 S: 12	H: 3 LOB: 1 BB: 0 P: 15	R: 0 E: 0 K: 1 S: 17	H: 1 LOB: 3 BB: 2 P: 31	R: 5 E: 1 K: 2 S: 22	H: 4 LOB: 3 BB: 3 P: 43	R: 0 E: 0 K: 1 S: 10	H: 0 LOB: 1 BB: 1 P: 18	R: 1 E: 0 K: 1 S: 14	H: 2 LOB: 2 BB: 1 P: 22	R: 1 E: 0 K: 0 S: 8	H: 1 LOB: 0 BB: 0 P: 15	1B: 8 2B: 4 3B: 0 HR: 1	SF: 0 SAC: 0 DP: 0 HBP: 0	WP: 0 PB: 0 SB: 0 CS: 0	PA: 44							
PITCHER	IP	WLS	BF	H	R	ER	SO	BB	IBB	HBP	BLK	WP	HR	S	P	ERA	WHIP										
Kevin Tapani, R (1, 1) <small>ERA: 4.27</small>	2.1	L	27	10	7	4	4	3	0	0	0	0	0	62	94	7.71	2.786										
Brett Merriman, R (5, 1) <small>ERA: 4.5</small>	1.0		13	2	1	1	3	4	0	0	0	0	0	30	57	3.86	2.571										
22 Carlos Pulido, L (8, 1) <small>ERA: 5.56</small>	1.0		4	1	1	1	0	0	0	0	0	0	1	8	15	9.00	1.000										

Minnesota Twins @ Baltimore Orioles
 Oriole Park at Camden Yards, Baltimore, MD

AB 37
 R 9
 H 13
 RBI 9
 BB 7
 SO 7
 LOB 27



WP: 0 PA: 44
 PB: 0
 SB: 0
 CS: 0

Batter	1	2	3	4	5	6	7	8	9	AB	R	H	RBI	BB	SO	LOB	TOP				
Jody Reed, R OBP: 0.395, SLG: 0.354	0-1 F9	1-2 1B			1-2 1B	1-1 G5-3			2-1 G6-4-3	5	1	3	0	0	0	1					
Kevin Seitzer, R OBP: 0.386, SLG: 0.507	0-0 HR	1-2 1B			1-2 1B		1-0 G6-3		0-2 G6-4-3	5	2	3	0	0	0	2					
Greg Vaughn, R OBP: 0.362, SLG: 0.572	0-0 HR						0-0 G5-3			4	1	1	2	0	0	5					
Brian Harper, R OBP: 0.308, SLG: 0.388	4-2 HR						1-3 K			3	1	1	1	1	1	0					
Dave Nilsson, L OBP: 0.336, SLG: 0.487	0-1 HR						2-3 K			4	1	2	3	0	1	0					
Turner Ward, S OBP: 0.349, SLG: 0.388	2-3 K						1-3 K			4	0	0	0	0	2	2					
John Jaha, R OBP: 0.352, SLG: 0.413	1-2 F7						1-2 F9			4	0	1	0	0	0	0					
Matt Mieske, R OBP: 0.368, SLG: 0.500										3	0	1	0	0	2	1					
B.J. Surhoff, L OBP: 0.346, SLG: 0.495										1	0	0	0	0	0	0					
Alex Diaz, S OBP: 0.271, SLG: 0.365										0	0	0	0	0	0	0					
Bill Spiers, L OBP: 0.335, SLG: 0.314										3	0	1	0	1	0	2					
Inning Stats	R: 4 E: 0 K: 1 S: 14	H: 3 LOB: 0 BB: 1 P: 21	R: 0 E: 0 K: 1 S: 12	H: 2 LOB: 2 BB: 1 P: 21	R: 0 E: 0 K: 0 S: 5	H: 0 LOB: 0 BB: 0 P: 8	R: 0 E: 0 K: 0 S: 4	H: 1 LOB: 0 BB: 0 P: 7	R: 2 E: 0 K: 1 S: 12	H: 4 LOB: 1 BB: 0 P: 16	R: 0 E: 0 K: 2 S: 6	H: 0 LOB: 0 BB: 0 P: 8	R: 0 E: 0 K: 2 S: 12	H: 0 LOB: 0 BB: 0 P: 16	R: 0 E: 0 K: 0 S: 9	H: 2 LOB: 1 BB: 0 P: 14	1B: 10 2B: 1 3B: 0 HR: 2	SF: 0 SAC: 0 DP: 4 HBP: 0	WP: 0 PB: 0 SB: 0 CS: 0	PA: 38	
PITCHER	IP WLS BF H R ER SO BB IBB HBP BLK WP HR S P ERA WHIP	IP WLS BF H R ER SO BB IBB HBP BLK WP HR S P ERA WHIP	IP WLS BF H R ER SO BB IBB HBP BLK WP HR S P ERA WHIP	IP WLS BF H R ER SO BB IBB HBP BLK WP HR S P ERA WHIP	IP WLS BF H R ER SO BB IBB HBP BLK WP HR S P ERA WHIP	IP WLS BF H R ER SO BB IBB HBP BLK WP HR S P ERA WHIP	IP WLS BF H R ER SO BB IBB HBP BLK WP HR S P ERA WHIP	IP WLS BF H R ER SO BB IBB HBP BLK WP HR S P ERA WHIP	IP WLS BF H R ER SO BB IBB HBP BLK WP HR S P ERA WHIP	IP WLS BF H R ER SO BB IBB HBP BLK WP HR S P ERA WHIP	IP WLS BF H R ER SO BB IBB HBP BLK WP HR S P ERA WHIP	IP WLS BF H R ER SO BB IBB HBP BLK WP HR S P ERA WHIP	IP WLS BF H R ER SO BB IBB HBP BLK WP HR S P ERA WHIP	IP WLS BF H R ER SO BB IBB HBP BLK WP HR S P ERA WHIP	IP WLS BF H R ER SO BB IBB HBP BLK WP HR S P ERA WHIP	IP WLS BF H R ER SO BB IBB HBP BLK WP HR S P ERA WHIP	IP WLS BF H R ER SO BB IBB HBP BLK WP HR S P ERA WHIP	IP WLS BF H R ER SO BB IBB HBP BLK WP HR S P ERA WHIP	IP WLS BF H R ER SO BB IBB HBP BLK WP HR S P ERA WHIP	IP WLS BF H R ER SO BB IBB HBP BLK WP HR S P ERA WHIP	IP WLS BF H R ER SO BB IBB HBP BLK WP HR S P ERA WHIP

Milwaukee Brewers @ Baltimore Orioles
 Oriole Park at Camden Yards, Baltimore, MD
 Mon Jun 20 1994, 7:05 PM EDT
 Att: 47,262 - Unknown - 87 F

AB 36
 R 6
 H 13
 RBI 6
 BB 2
 SO 6
 LOB 13



Batter	1	2	3	4	5	6	7	8	9	AB	R	H	RBI	BB	SO	LOB	BOTTOM				
Brady Anderson, L OBP: 0.341, SLG: 0.388	0-1 HR	2-1 1B								4	1	2	1	0	0	1					
Chris Sabo, R OBP: 0.331, SLG: 0.470	0-0 P3	0-3 K								5	0	1	1	0	1	4					
Rafael Palmeiro, L OBP: 0.410, SLG: 0.566	2-1 F9									4	1	0	0	1	1	2					
Cal Ripken Jr., R OBP: 0.340, SLG: 0.453	4-1 1B									3	1	0	0	2	1	2					
Harold Baines, L OBP: 0.350, SLG: 0.497	1-1 1B									5	1	3	2	0	1	0					
Leo Gomez, R OBP: 0.415, SLG: 0.600	2-1 P4									3	0	0	0	1	0	3					
Chris Hoiles, R OBP: 0.345, SLG: 0.407										3	0	0	0	1	1	1					
Mark McLemore, S OBP: 0.369, SLG: 0.333										4	0	0	0	0	0	3					
Jeffrey Hammonds, R OBP: 0.350, SLG: 0.563										3	1	2	0	1	0	0					
Inning Stats	R: 1 E: 0 K: 0 S: 10	H: 2 LOB: 2 BB: 1 P: 19	R: 0 E: 0 K: 2 S: 14	H: 2 LOB: 0 BB: 0 P: 21	R: 1 E: 1 K: 0 S: 17	H: 1 LOB: 2 BB: 2 P: 29	R: 0 E: 0 K: 0 S: 9	H: 1 LOB: 0 BB: 0 P: 14	R: 2 E: 0 K: 0 S: 9	H: 1 LOB: 1 BB: 1 P: 16	R: 0 E: 0 K: 1 S: 7	H: 0 LOB: 0 BB: 1 P: 16	R: 0 E: 0 K: 0 S: 4	H: 0 LOB: 0 BB: 0 P: 10	R: 0 E: 0 K: 0 S: 9	H: 0 LOB: 0 BB: 0 P: 14	1B: 5 2B: 1 3B: 0 HR: 2	SF: 0 SAC: 0 DP: 1 HBP: 1	WP: 0 PB: 0 SB: 0 CS: 0	PA: 41	
PITCHER	IP WLS BF H R ER SO BB IBB HBP BLK WP HR S P ERA WHIP	IP WLS BF H R ER SO BB IBB HBP BLK WP HR S P ERA WHIP	IP WLS BF H R ER SO BB IBB HBP BLK WP HR S P ERA WHIP	IP WLS BF H R ER SO BB IBB HBP BLK WP HR S P ERA WHIP	IP WLS BF H R ER SO BB IBB HBP BLK WP HR S P ERA WHIP	IP WLS BF H R ER SO BB IBB HBP BLK WP HR S P ERA WHIP	IP WLS BF H R ER SO BB IBB HBP BLK WP HR S P ERA WHIP	IP WLS BF H R ER SO BB IBB HBP BLK WP HR S P ERA WHIP	IP WLS BF H R ER SO BB IBB HBP BLK WP HR S P ERA WHIP	IP WLS BF H R ER SO BB IBB HBP BLK WP HR S P ERA WHIP	IP WLS BF H R ER SO BB IBB HBP BLK WP HR S P ERA WHIP	IP WLS BF H R ER SO BB IBB HBP BLK WP HR S P ERA WHIP	IP WLS BF H R ER SO BB IBB HBP BLK WP HR S P ERA WHIP	IP WLS BF H R ER SO BB IBB HBP BLK WP HR S P ERA WHIP	IP WLS BF H R ER SO BB IBB HBP BLK WP HR S P ERA WHIP	IP WLS BF H R ER SO BB IBB HBP BLK WP HR S P ERA WHIP	IP WLS BF H R ER SO BB IBB HBP BLK WP HR S P ERA WHIP	IP WLS BF H R ER SO BB IBB HBP BLK WP HR S P ERA WHIP	IP WLS BF H R ER SO BB IBB HBP BLK WP HR S P ERA WHIP	IP WLS BF H R ER SO BB IBB HBP BLK WP HR S P ERA WHIP	IP WLS BF H R ER SO BB IBB HBP BLK WP HR S P ERA WHIP

Milwaukee Brewers @ Baltimore Orioles
 Oriole Park at Camden Yards, Baltimore, MD
 Mon Jun 20 1994, 7:05 PM EDT
 Att: 47,262 - Unknown - 87 F

AB 34
 R 5
 H 8
 RBI 4
 BB 6
 SO 5
 LOB 16



Batter	1	2	3	4	5	6	7	8	9	AB	R	H	RBI	BB	SO	LOB	TOP
Jody Reed, R OBP: 0.378, SLG: 0.346	F9		F9					G6-3	F8	5	0	0	0	0	0	4	
Kevin Seitzer, R OBP: 0.385, SLG: 0.511			SF9					F9		3	0	1	1	0	0	1	
B.J. Surhoff, L OBP: 0.351, SLG: 0.500	2B							WP	2B	3	0	1	0	1	1	1	
Greg Vaughn, R OBP: 0.360, SLG: 0.563									BB	3	0	0	0	1	2	2	
Dave Nilsson, L OBP: 0.331, SLG: 0.479									BB	4	0	0	0	0	2	2	
Dave Valle, R OBP: 0.275, SLG: 0.284										3	0	2	0	0	1	0	
Bill Spiers, L OBP: 0.333, SLG: 0.312										1	0	0	0	0	1	0	
Matt Mieske, R OBP: 0.371, SLG: 0.500										4	0	2	0	0	0	2	
Alex Diaz, S OBP: 0.277, SLG: 0.377										4	0	2	0	0	1	1	
Jose Valentin, S OBP: 0.309, SLG: 0.399										4	1	2	0	0	1	3	
Inning Stats	R: 0 H: 1 E: 0 K: 2 S: 10	H: 1 LOB: 1 BB: 0 P: 19	R: 0 H: 1 E: 0 K: 1 S: 10	H: 1 LOB: 1 BB: 0 P: 14	R: 1 H: 1 E: 0 K: 1 S: 14	H: 1 LOB: 1 BB: 1 P: 26	R: 0 H: 1 E: 0 K: 1 S: 11	H: 1 LOB: 0 BB: 0 P: 15	R: 0 H: 1 E: 0 K: 1 S: 8	H: 2 LOB: 1 BB: 0 P: 11	R: 0 H: 1 E: 0 K: 1 S: 10	H: 1 LOB: 2 BB: 1 P: 18	R: 0 H: 2 E: 0 K: 1 S: 8	H: 2 LOB: 2 BB: 0 P: 11	1B: 5 2B: 6 3B: 0 HR: 0	SF: 1 SAC: 0 DP: 2 HBP: 0	WP: 1 PA: 37 PB: 0 SB: 0 CS: 0
PITCHER	IP	WLS	BF	H	R	ER	SO	BB	IBB	HBP	BLK	WP	HR	S	P	ERA	WHIP
35 Mike Mussina, R ERA: 2.87	7.0	W	27	7	1	1	8	1	0	0	0	0	0	70	106	1.29	1.143
Alan Mills, R ERA: 5.7	1.0		5	1	0	0	0	1	0	0	0	1	0	10	18	0.00	2.000
Lee Smith, R ERA: 1.73	1.0		5	2	0	0	1	0	0	0	0	0	0	8	11	0.00	2.000

Milwaukee Brewers @ Baltimore Orioles
 Oriole Park at Camden Yards, Baltimore, MD
 Tue Jun 21 1994, 7:05 PM EDT
 Att: 46,599 - Unknown - 93 F

AB 34
 R 1
 H 10
 RBI 1
 BB 2
 SO 9
 LOB 16

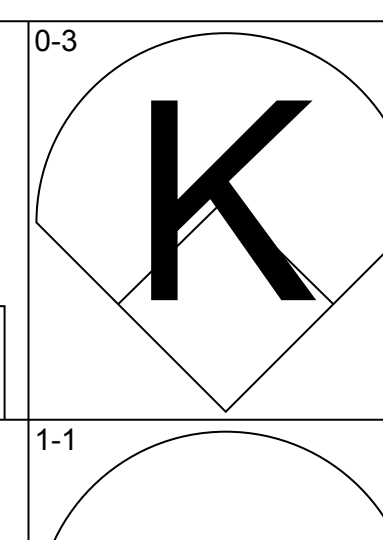
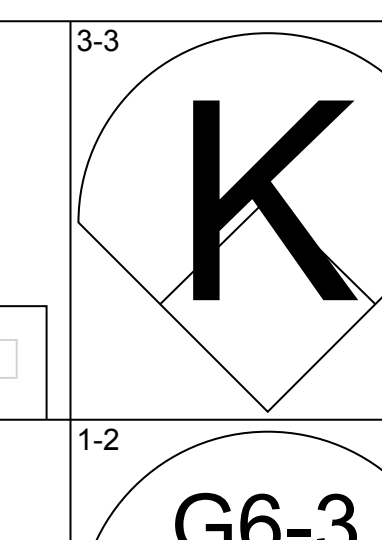
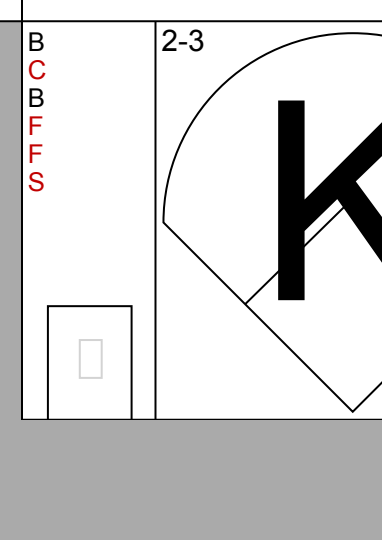
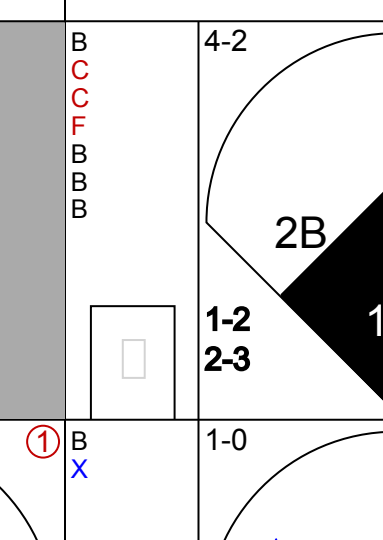
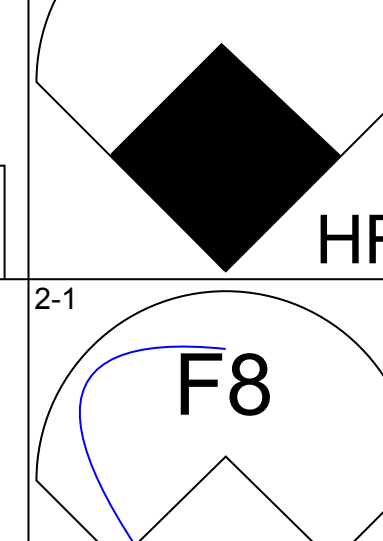
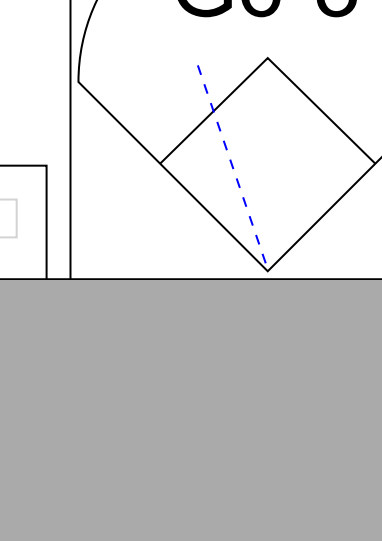

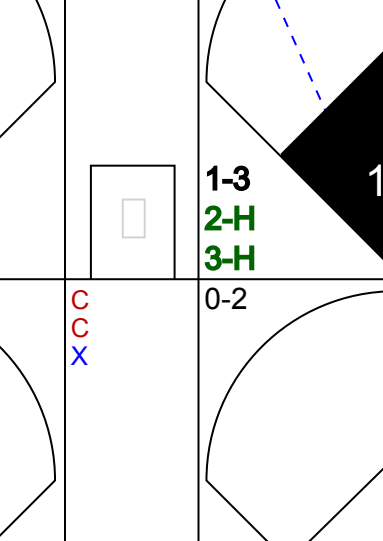
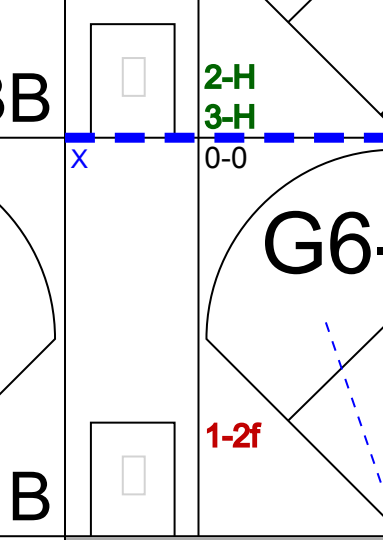
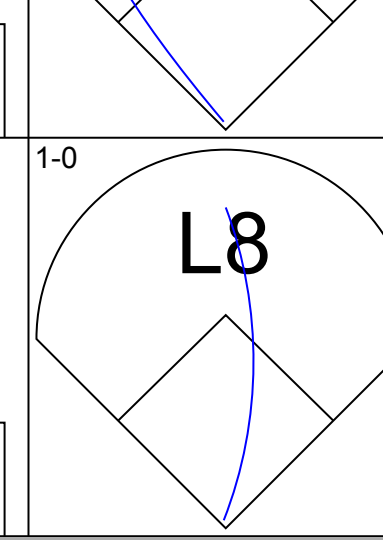
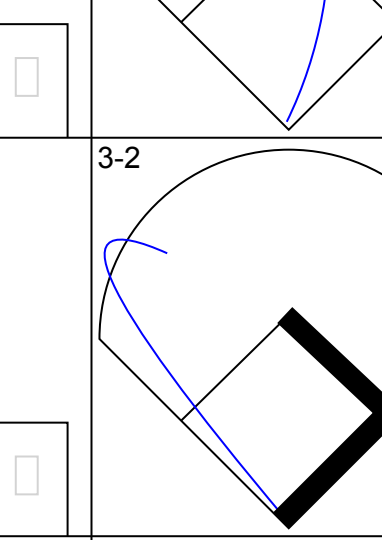

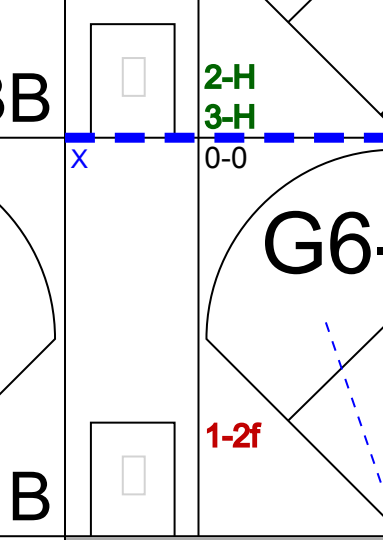
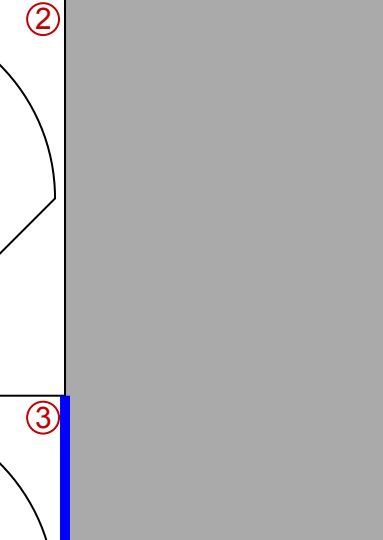

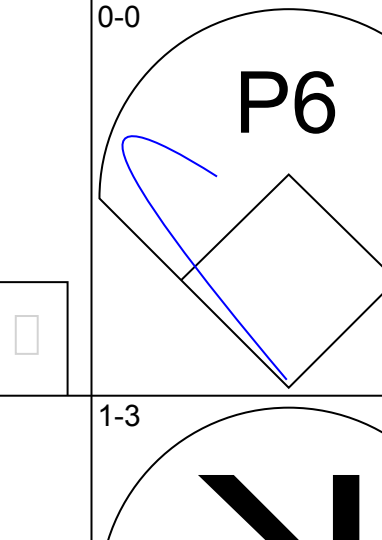

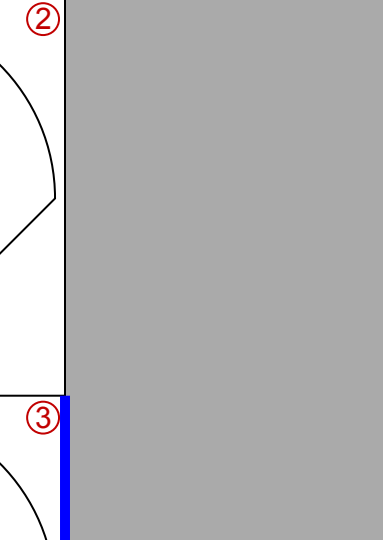
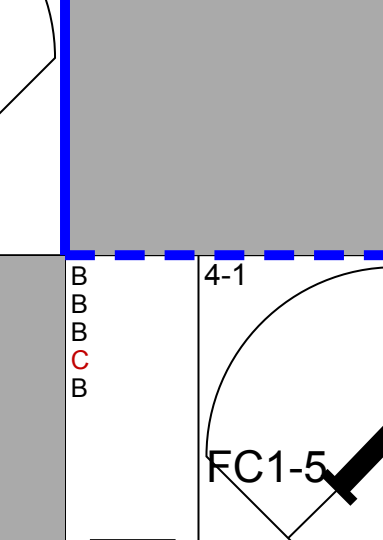
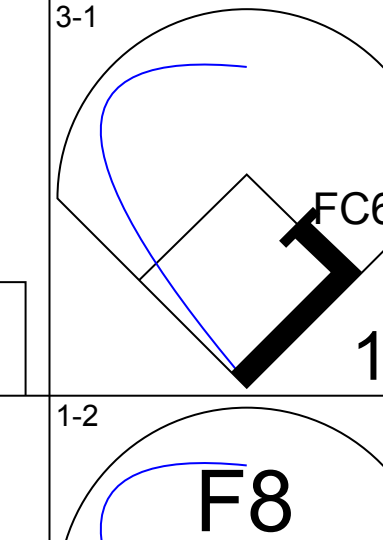
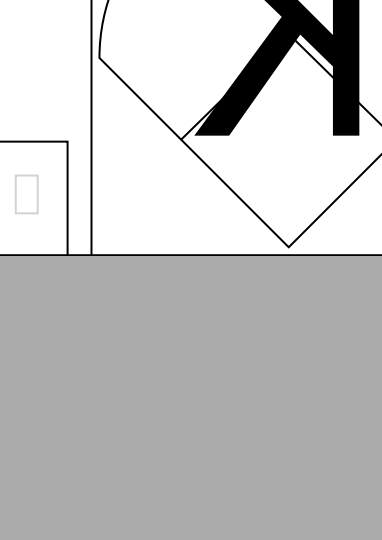
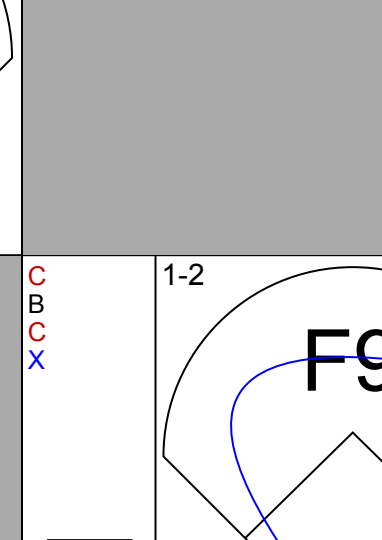
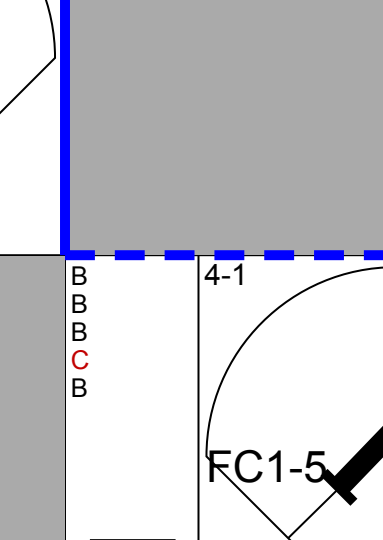

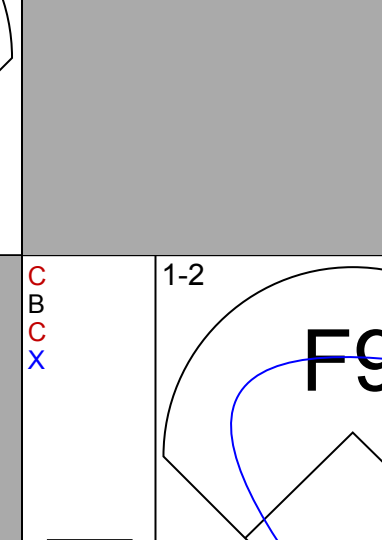
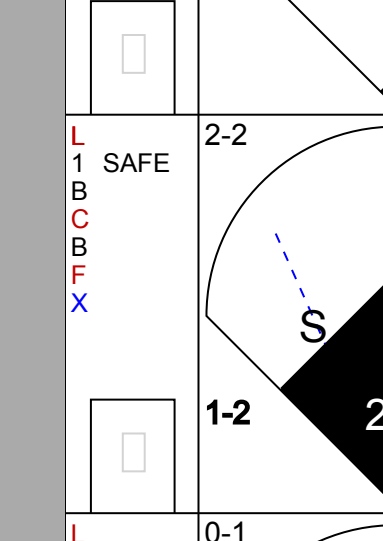
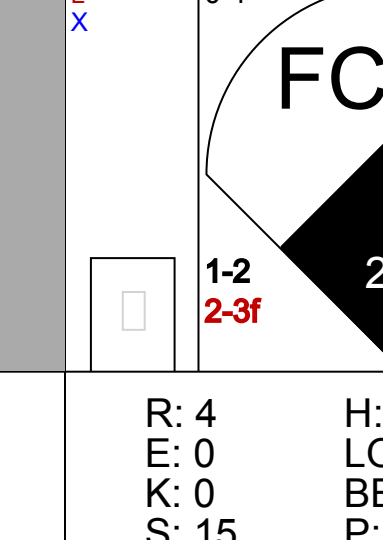

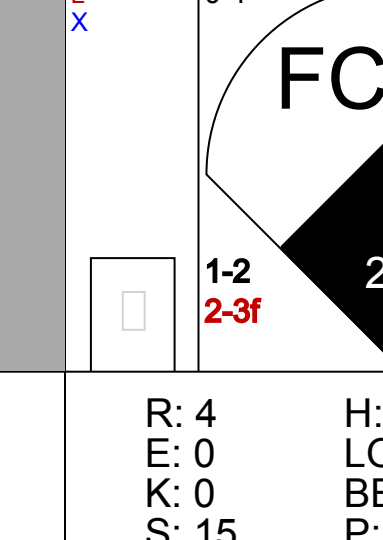

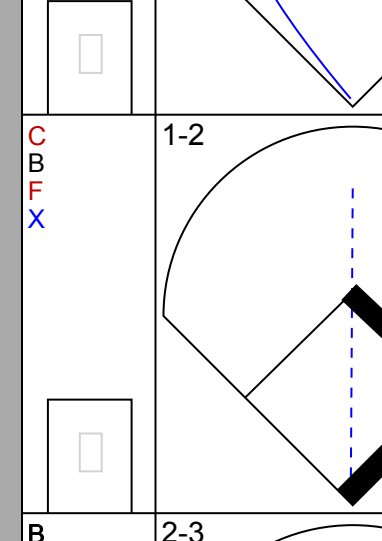
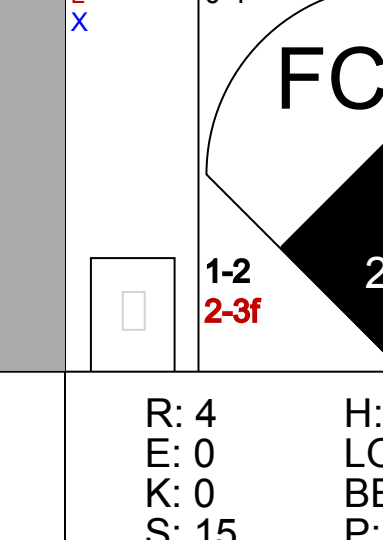



Batter	1	2	3	4	5	6	7	8	9	AB	R	H	RBI	BB	SO	LOB	BOTTOM		
Brady Anderson, L OBP: 0.340, SLG: 0.384	G3	K			G1					3	1	0	0	1	2	0			
Chris Sabo, R OBP: 0.322, SLG: 0.457	G6-3				P5					4	0	0	0	0	0	1			
Jack Voigt, R OBP: 0.320, SLG: 0.346										0	0	0	0	0	0	0			
Rafael Palmeiro, L OBP: 0.415, SLG: 0.571										3	2	2	0	1	1	0			
Cal Ripken Jr., R OBP: 0.339, SLG: 0.448	G3				G5-3					3	1	0	0	0	0	4			
Harold Baines, L OBP: 0.357, SLG: 0.518										4	1	3	4	0	0	1			
Lonnie Smith, R OBP: 0.333, SLG: 0.277					G4-3					0	0	0	0	0	0	0			
Leo Gomez, R OBP: 0.411, SLG: 0.592	G6-3									4	0	1	1	0	0	1			
Chris Hoiles, R OBP: 0.348, SLG: 0.403										2	0	0	0	2	0	2			
Mark McLemore, S OBP: 0.367, SLG: 0.332										4	1	1	0	0	1	3			
Jeffrey Hammonds, R OBP: 0.340, SLG: 0.545										3	0	0	0	0	0	3			
Inning Stats	R: 2 H: 1 E: 0 K: 0 S: 19	H: 0 LOB: 0 BB: 1 P: 33	R: 1 H: 0 E: 0 K: 1 S: 8	H: 0 LOB: 0 BB: 1 P: 13	R: 0 H: 1 E: 0 K: 0 S: 4	H: 1 LOB: 1 BB: 0 P: 6	R: 0 H: 1 E: 0 K: 0 S: 6	H: 1 LOB: 1 BB: 1 P: 12	R: 0 H: 0 E: 0 K: 1 S: 10	H: 0 LOB: 0 BB: 0 P: 12	R: 2 H: 1 E: 0 K: 0 S: 9	H: 1 LOB: 0 BB: 0 P: 16	R: 0 H: 0 E: 0 K: 1 S: 9	H: 0 LOB: 0 BB: 0 P: 11	R: 1 H: 3 E: 0 K: 1 S: 12	H: 3 LOB: 2 BB: 0 P: 18	1B: 5 2B: 2 3B: 0 HR: 1	SF: 0 SAC: 0 DP: 1 HBP: 1	WP: 0 PA: 35 PB: 0 SB: 1 CS: 0
PITCHER	IP	WLS	BF	H	R	ER	SO	BB	IBB	HBP	BLK	WP	HR	S	P	ERA	WHIP		
Bob Scanlan, R ERA: 4.69	7.1	L	33	7	6	6	3	4	0	1	1	1	1	73	115	7.36	1.500		
Jaime Navarro, R ERA: 7.35	0.2		2	0	0	0	1	0	0	0	0	0	0	4	6	0.00	0.000		

Milwaukee Brewers @ Baltimore Orioles
 Oriole Park at Camden Yards, Baltimore, MD
 Tue Jun 21 1994, 7:05 PM EDT
 Att: 46,599 - Unknown - 93 F

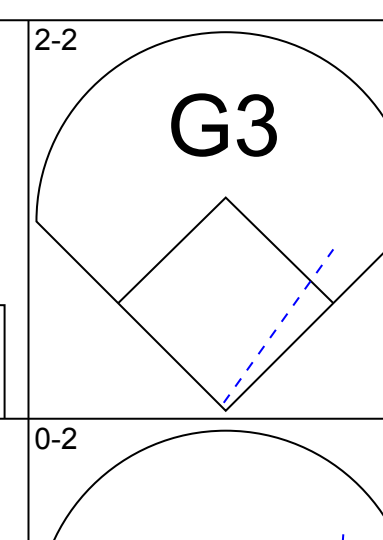
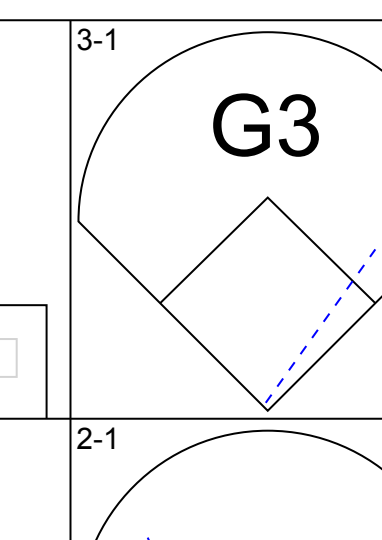
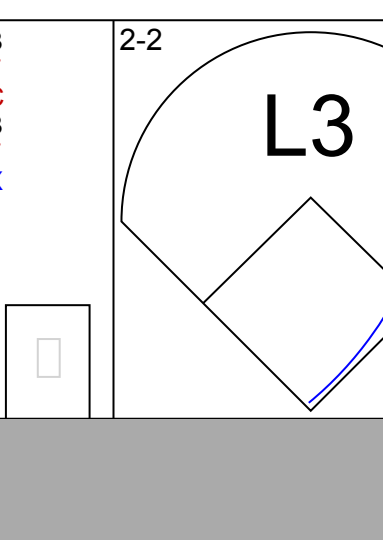
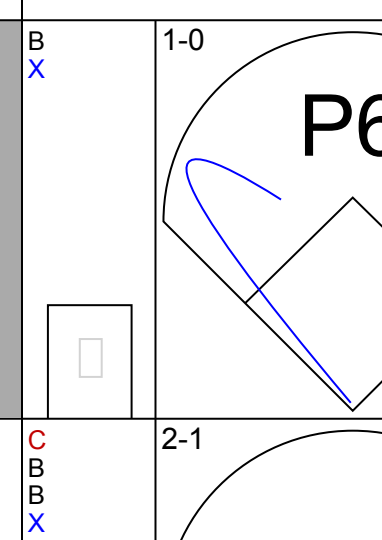
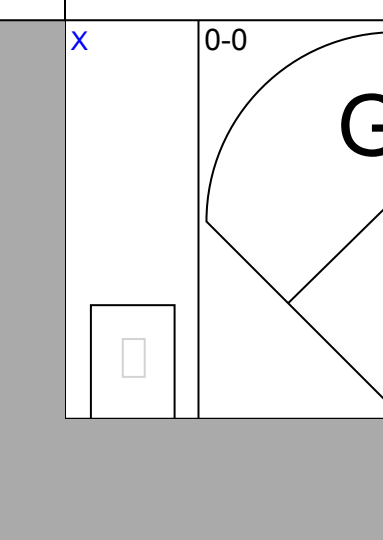
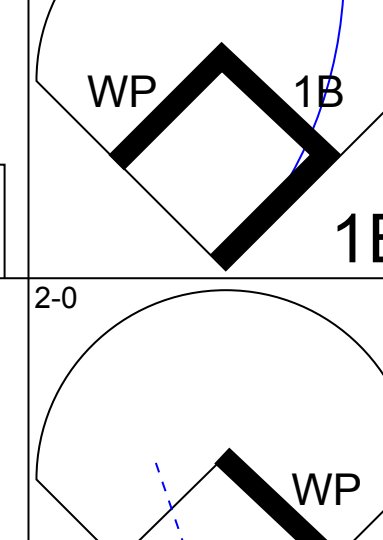
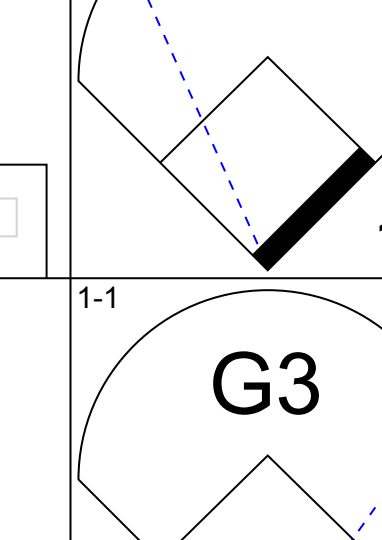
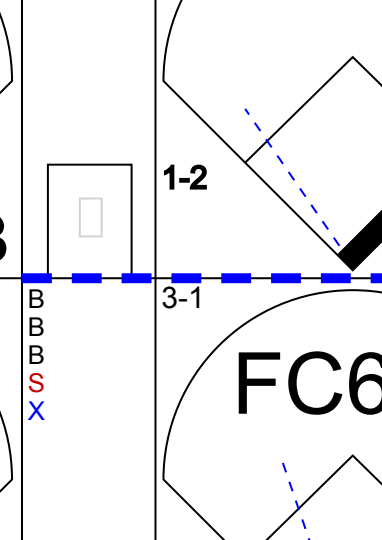

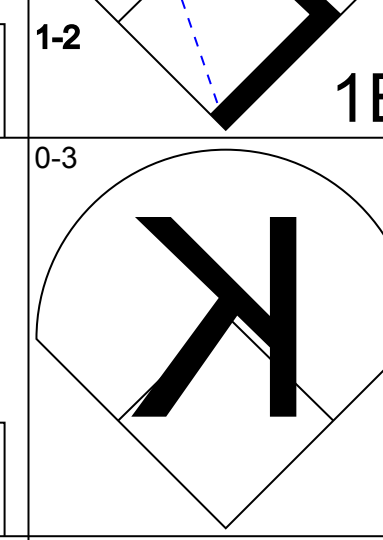
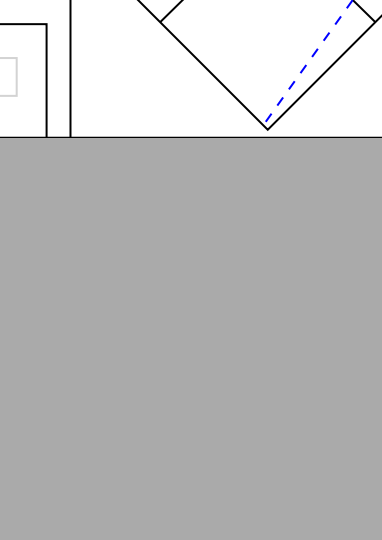
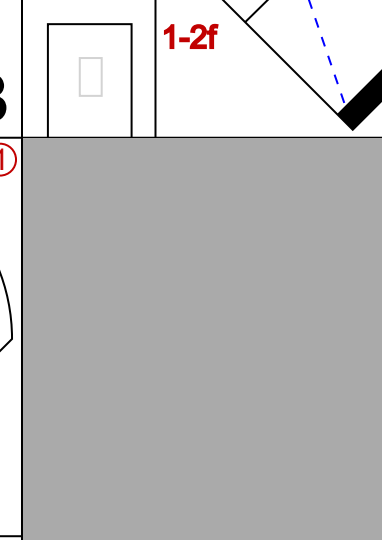
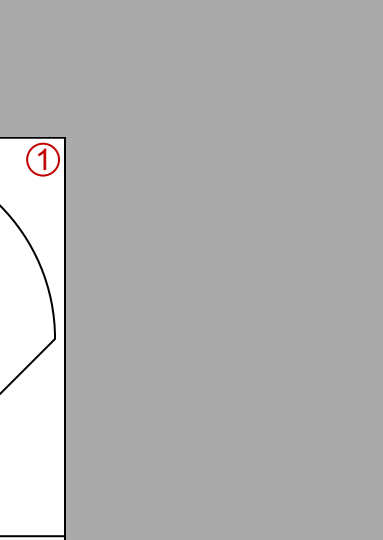
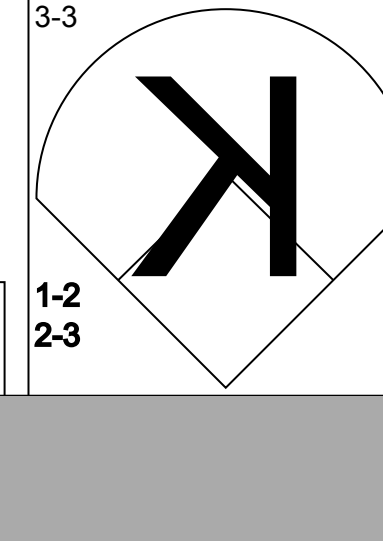
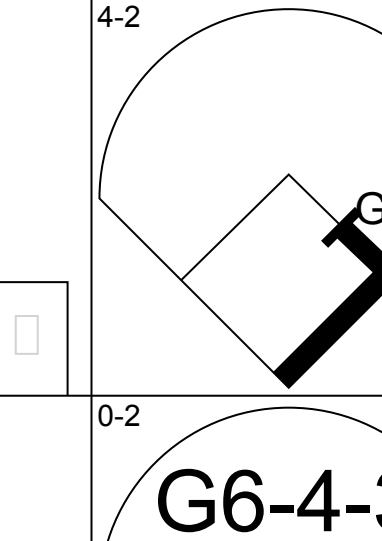

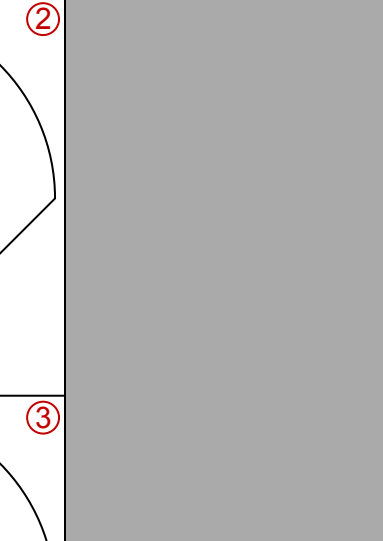

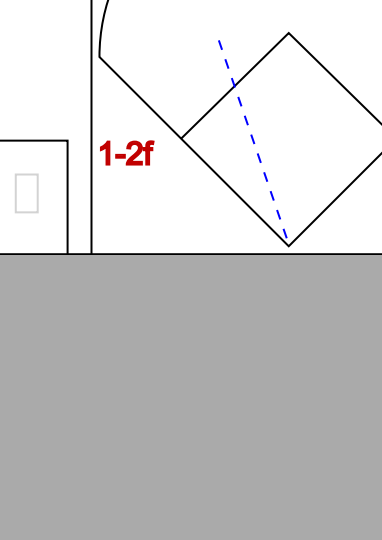

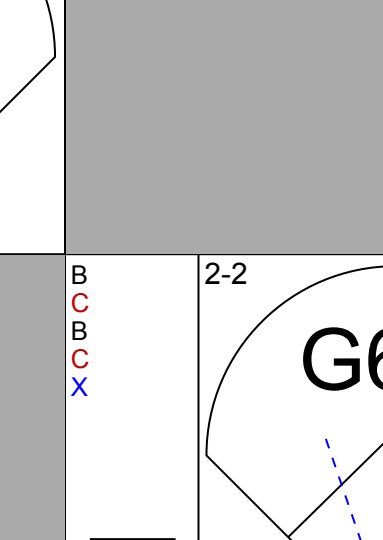
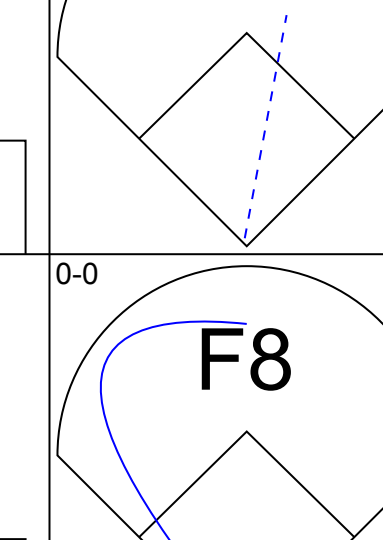

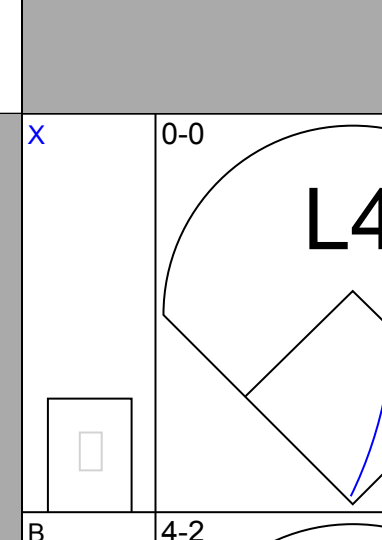
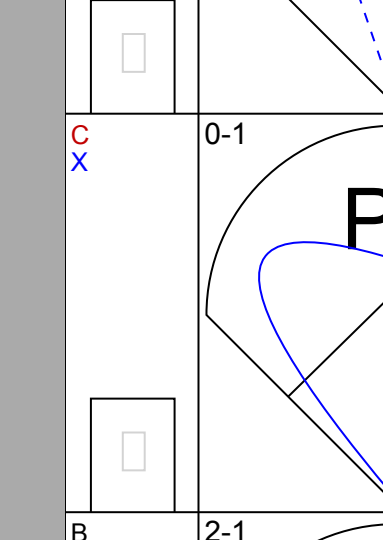
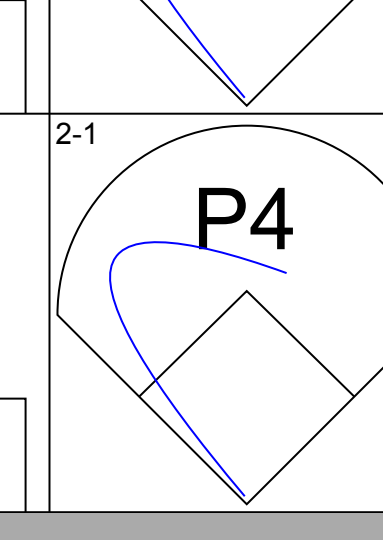
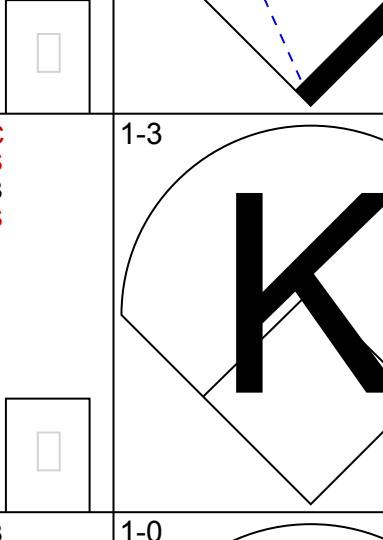
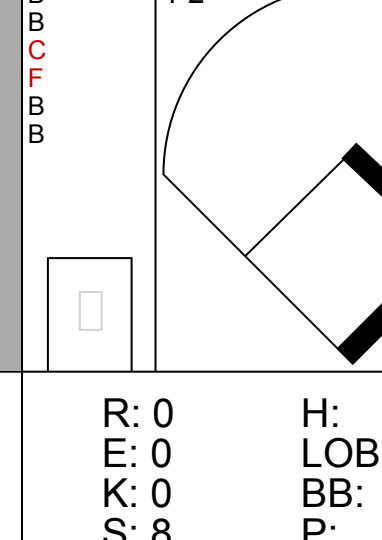
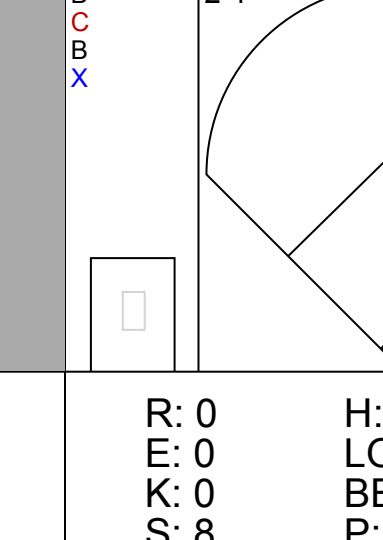
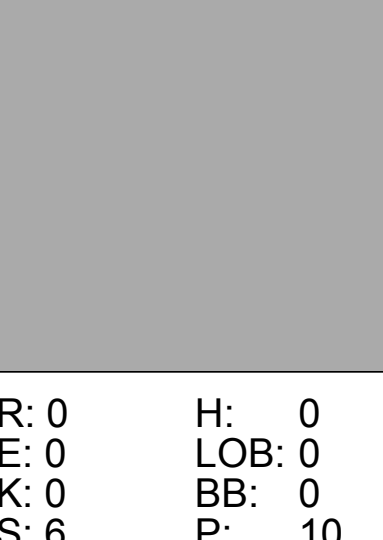
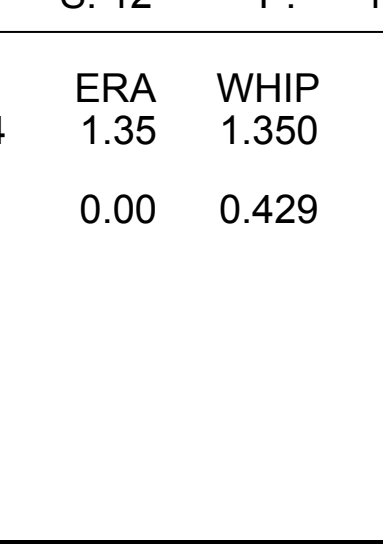


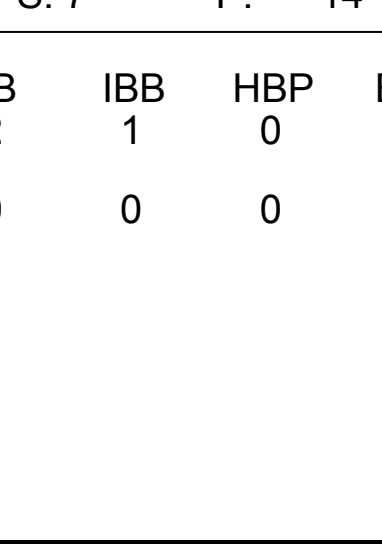
AB 30
 R 6
 H 7
 RBI 5
 BB 4
 SO 4
 LOB 15



Batter	1	2	3	4	5	6	7	8	9	AB	R	H	RBI	BB	SO	LOB	TOP				
Brady Anderson, L OBP: 0.339, SLG: 0.376 (1, 8)										3	1	0	0	2	3	1	Baltimore Orioles @ Toronto Blue Jays SkyDome, Toronto, ON Fri Jun 24 1994, 7:05 PM EDT Att: 50,508 - Dome				
Chris Sabo, R OBP: 0.317, SLG: 0.469 (1, 7) (8, 5)										5	2	2	3	0	1	2					
Rafael Palmeiro, L OBP: 0.412, SLG: 0.560 (1, 3)										4	0	1	2	1	0	0					
Cal Ripken Jr., R OBP: 0.340, SLG: 0.449 (1, 6)										5	0	2	0	0	1	1					
Harold Baines, L OBP: 0.358, SLG: 0.510 (1, 10)										3	0	1	0	1	0	3					
Leo Gomez, R OBP: 0.395, SLG: 0.568 (1, 5)										4	0	0	0	0	1	5					
Jack Voigt, R OBP: 0.320, SLG: 0.346 (8, 7)										0	0	0	0	0	0	0					
Chris Hoiles, R OBP: 0.350, SLG: 0.412 (1, 2)										3	0	0	0	1	1	1					
Lonnie Smith, R OBP: 0.333, SLG: 0.277 (9, PR)										0	0	0	0	0	0	0					
Jeff Tackett, R OBP: 0.267, SLG: 0.286 (9, 2)										0	0	0	0	0	0	0					
Mark McLemore, S OBP: 0.369, SLG: 0.335 (1, 4)										4	1	3	0	0	0	1					
Jeffrey Hammonds, R OBP: 0.319, SLG: 0.509 (1, 9)										4	1	0	0	0	2	4					
Inning Stats	R: 1 E: 0 K: 1 S: 9	H: 1 LOB: 0 BB: 0 P: 13	R: 0 E: 0 K: 1 S: 10	H: 1 LOB: 1 BB: 0 P: 18	R: 0 E: 0 K: 2 S: 13	H: 0 LOB: 0 BB: 0 P: 20	R: 0 E: 0 K: 1 S: 10	H: 1 LOB: 1 BB: 0 P: 14	R: 0 E: 0 K: 1 S: 6	H: 0 LOB: 2 BB: 1 P: 12	R: 0 E: 0 K: 2 S: 14	H: 1 LOB: 1 BB: 0 P: 20	R: 0 E: 0 K: 0 S: 14	H: 1 LOB: 2 BB: 1 P: 19	R: 4 E: 0 K: 0 S: 15	H: 3 LOB: 1 BB: 2 P: 26	1B: 6 2B: 2 3B: 0 HR: 1	SF: 0 SAC: 0 DP: 1 HBP: 0	WP: 0 PB: 0 SB: 3 CS: 0	PA: 40	
PITCHER	IP	WLS	BF	H	R	ER	SO	BB	IBB	HBP	BLK	WP	HR	S	P	ERA	WHIP				
Pat Hentgen, R ERA: 3.36 (1, 1)	8.0		33	6	1	1	9	3	0	0	0	0	1	86	132	1.12	1.125				
Dave Righetti, L ERA: 15.19 (9, 1)	0.1	L	6	3	4	4	0	2	0	0	0	0	0	14	25	108.00	15.000				
Mike Timlin, R ERA: 6.66 (9, 1)	0.2		1	0	0	0	0	0	0	0	0	0	0	1	1	0.00	0.000				

AB	35
R	5
H	9
RBI	5
BB	5
SO	9
LOB	18



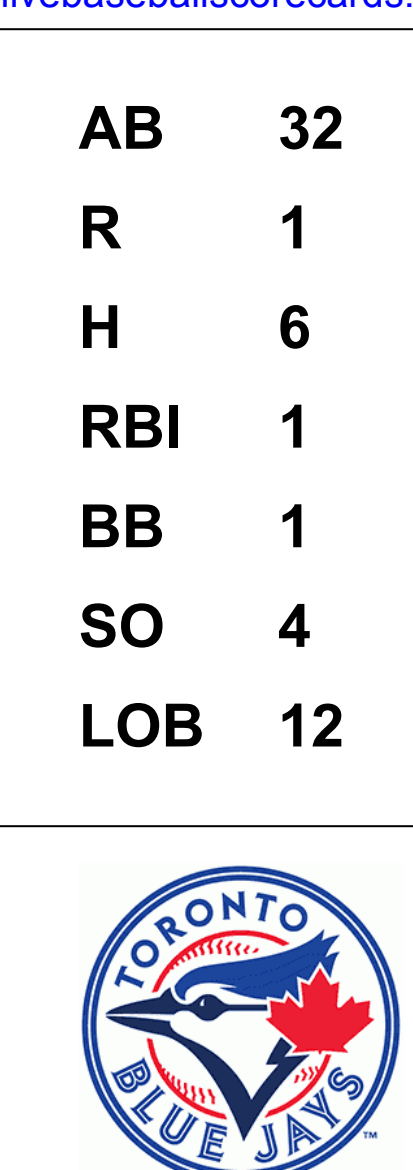
Batter	1	2	3	4	5	6	7	8	9	AB	R	H	RBI	BB	SO	LOB	BOTTOM				
Devon White, S OBP: 0.330, SLG: 0.480 (1, 8)										5	0	0	0	0	0	3	Baltimore Orioles @ Toronto Blue Jays SkyDome, Toronto, ON Fri Jun 24 1994, 7:05 PM EDT Att: 50,508 - Dome				
Roberto Alomar, S OBP: 0.401, SLG: 0.494 (1, 4)										4	1	4	0	0	0	0					
Paul Molitor, R OBP: 0.417, SLG: 0.518 (1, 10)										4	0	2	0	0	0	3					
Joe Carter, R OBP: 0.332, SLG: 0.553 (1, 9)										3	0	0	1	0	1	2					
John Olerud, L OBP: 0.376, SLG: 0.427 (1, 3)										2	0	0	0	2	1	2					
Shawn Green, L OBP: 0.120, SLG: 0.160 (1, 7)										4	0	0	0	0	0	3					
Ed Sprague, R OBP: 0.295, SLG: 0.362 (1, 5)										4	0	1	0	0	0	2					
Pat Borders, R OBP: 0.286, SLG: 0.314 (1, 2)										4	0	0	0	0	1	1					
Domingo Cedenio, S OBP: 0.236, SLG: 0.286 (1, 6)										3	0	1	0	1	0	1					
Inning Stats	R: 0 E: 0 K: 2 S: 13	H: 2 LOB: 2 BB: 0 P: 20	R: 0 E: 0 K: 0 S: 6	H: 0 LOB: 0 BB: 0 P: 10	R: 0 E: 0 K: 0 S: 7	H: 1 LOB: 1 BB: 0 P: 14	R: 0 E: 0 K: 0 S: 6	H: 0 LOB: 0 BB: 1 P: 10	R: 1 E: 0 K: 0 S: 11	H: 2 LOB: 2 BB: 1 P: 21	R: 0 E: 0 K: 0 S: 8	H: 1 LOB: 1 BB: 1 P: 18	R: 0 E: 0 K: 0 S: 5	H: 0 LOB: 0 BB: 0 P: 7	R: 0 E: 0 K: 0 S: 8	H: 1 LOB: 1 BB: 0 P: 12		1B: 6 2B: 2 3B: 0 HR: 0	SF: 1 SAC: 0 DP: 1 HBP: 0	WP: 1 PB: 0 SB: 0 CS: 0	PA: 37
PITCHER	IP	WLS	BF	H	R	ER	SO	BB	IBB	HBP	BLK	WP	HR	S	P	ERA	WHIP				
Mike Oquist, R ERA: 5.18 (1, 1)	6.2		29	7	1	1	3	2	1	0	0	0	0	61	104	1.35	1.350				
Mark Eichhorn, R ERA: 2.17 (7, 1)	2.1	W	8	1	0	0	0	0	0	0	0	0	0	15	24	0.00	0.429				



Batter	1	2	3	4	5	6	7	8	9	AB	R	H	RBI	BB	SO	LOB	TOP								
Brady Anderson, L (1, 8) OBP: 0.337, SLG: 0.371										4	0	0	0	1	2	3	Baltimore Orioles @ Toronto Blue Jays SkyDome, Toronto, ON Sat Jun 25 1994, 3:33 AM EDT Att. 50,526 - Overcast								
Chris Sabo, R (1, 7) OBP: 0.309, SLG: 0.457										4	0	0	0	0	2	1									
Jack Voigt, R (8, 7) OBP: 0.320, SLG: 0.346										3	1	1	0	1	0	1									
Rafael Palmeiro, L (1, 3) OBP: 0.413, SLG: 0.557										4	1	1	2	0	0	2									
Cal Ripken Jr., R (1, 6) OBP: 0.339, SLG: 0.457										4	0	0	0	0	1	1									
Harold Baines, L (1, 10)										3	1	0	0	1	0	0									
Leo Gomez, R (1, 5) OBP: 0.392, SLG: 0.559										3	1	1	1	1	1	1									
Chris Hoiles, R (1, 2) OBP: 0.352, SLG: 0.425										4	0	1	0	0	0	1									
Mark McLemore, S (1, 4) OBP: 0.367, SLG: 0.333										4	0	1	1	0	0	3									
Jeffrey Hammonds, R (1, 9) OBP: 0.316, SLG: 0.500																									
Inning Stats	R: 0 E: 0 K: 1 S: 8	H: 0 LOB: 1 BB: 1 P: 14	R: 1 E: 1 K: 0 S: 15	H: 1 LOB: 2 BB: 1 P: 25	R: 0 E: 0 K: 0 S: 5	H: 0 LOB: 1 BB: 1 P: 10	R: 0 E: 0 K: 1 S: 9	H: 0 LOB: 0 BB: 0 P: 15	R: 0 E: 0 K: 1 S: 6	H: 0 LOB: 0 BB: 0 P: 8	R: 0 E: 0 K: 0 S: 13	H: 0 LOB: 0 BB: 0 P: 21	R: 0 E: 0 K: 0 S: 3	H: 0 LOB: 0 BB: 0 P: 4	R: 2 E: 0 K: 1 S: 12	H: 2 LOB: 1 BB: 0 P: 17	R: 1 E: 0 K: 1 S: 12	H: 2 LOB: 1 BB: 0 P: 17	1B: 3 2B: 0 3B: 0 HR: 2	SF: 0 SAC: 0 DP: 0 HBP: 0	WP: 0 PB: 0 SB: 2 CS: 0	PA: 37			
PITCHER	IP	WLS	BF	H	R	ER	SO	BB	IBB	HBP	BLK	WP	HR	S	P	ERA	WHIP								
Juan Guzman, R (1, 1) ERA: 5.95	8.0	L	32	3	3	2	5	4	0	0	0	0	1	71	114	2.25	0.875								
Woody Williams, R (9, 1) ERA: 5.67	1.0		5	2	1	1	1	0	0	0	0	0	1	12	17	9.00	2.000								

Batter	1	2	3	4	5	6	7	8	9	AB	R	H	RBI	BB	SO	LOB	BOTTOM								
Devon White, S (1, 8) OBP: 0.329, SLG: 0.480										4	0	1	0	0	1	1	Baltimore Orioles @ Toronto Blue Jays SkyDome, Toronto, ON Sat Jun 25 1994, 3:33 AM EDT Att. 50,526 - Overcast								
Roberto Alomar, S (1, 4) OBP: 0.399, SLG: 0.490										4	0	1	0	0	1	1									
Paul Molitor, R (1, 10) OBP: 0.412, SLG: 0.511										4	0	0	0	0	0	2									
Joe Carter, R (1, 9) OBP: 0.328, SLG: 0.544										4	0	0	0	0	0	2									
John Olerud, L (1, 3) OBP: 0.374, SLG: 0.422										3	0	0	0	1	0	0									
Mike Huff, R (1, 7) OBP: 0.398, SLG: 0.447										4	0	1	0	0	0	3									
Ed Sprague, R (1, 5) OBP: 0.298, SLG: 0.364										4	0	2	0	0	1	0									
Randy Knorr, R (1, 2) OBP: 0.234, SLG: 0.350										2	1	1	1	0	0	2									
Rob Butler, L (7, PH) OBP: 0.211, SLG: 0.167										0	0	0	0	0	0	0									
Pat Borders, R (8, 2) OBP: 0.286, SLG: 0.314										0	0	0	0	0	0	0									
Domingo Cedenio, S (1, 6) OBP: 0.224, SLG: 0.269										3	0	0	0	0	1	1									
Inning Stats	R: 0 E: 0 K: 1 S: 13	H: 1 LOB: 1 BB: 0 P: 20	R: 0 E: 0 K: 0 S: 6	H: 2 LOB: 0 BB: 0 P: 11	R: 0 E: 0 K: 1 S: 6	H: 0 LOB: 0 BB: 0 P: 10	R: 0 E: 1 K: 0 S: 7	H: 0 LOB: 1 BB: 0 P: 8	R: 1 E: 0 K: 1 S: 16	H: 1 LOB: 0 BB: 0 P: 24	R: 0 E: 0 K: 0 S: 15	H: 1 LOB: 2 BB: 1 P: 21	R: 0 E: 0 K: 0 S: 10	H: 1 LOB: 1 BB: 0 P: 12	R: 0 E: 0 K: 0 S: 11	H: 0 LOB: 0 BB: 0 P: 16	R: 0 E: 0 K: 1 S: 12	H: 0 LOB: 0 BB: 0 P: 16	1B: 3 2B: 3 3B: 0 HR: 1	SF: 0 SAC: 1 DP: 1 HBP: 0	WP: 0 PB: 0 SB: 0 CS: 0	PA: 34			
PITCHER	IP	WLS	BF	H	R	ER	SO	BB	IBB	HBP	BLK	WP	HR	S	P	ERA	WHIP								
Jamie Moyer, L (1, 1) ERA: 5.56	6.0		25	6	1	1	3	1	0	0	0	0	0	17	23	0.00	0.000								
Mark Eichhorn, R (7, 1) ERA: 2.09	2.0	W	6	0	0	0	0	0	0	0	0	0	0	17	23	0.00	0.000								
Lee Smith, R (9, 1) ERA: 1.67	1.0	S	3	0	0	0	1	0	0	0	0	0	0	12	16	0.00	0.000								

AB	33
R	4
H	5
RBI	4
BB	4
SO	6
LOB	13



Batter	1	2	3	4	5	6	7	8	9	AB R H RBI BB SO LOB	TOP												
Brady Anderson, L (1, 8) OBP: 0.341, SLG: 0.395	F9		G4-3 1B		HR			HR	P5	5 2 3 2 0 0 1	Baltimore Orioles @ Toronto Blue Jays SkyDome, Toronto, ON Sun Jun 26 1994, 7:05 PM EDT Att: 50,229 - Unknown - 75 F												
Chris Sabo, R (1, 5) OBP: 0.300, SLG: 0.442	G6-3		G4-3		L4			F8	F7	5 0 0 1 0 0 2													
Rafael Palmeiro, L (1, 3) OBP: 0.411, SLG: 0.551	K				P7			F9		3 0 0 0 1 1 0													
Cal Ripken Jr., R (1, 6) OBP: 0.334, SLG: 0.451			K					G1-3		4 0 0 0 0 1 2													
Harold Baines, L (1, 10) OBP: 0.347, SLG: 0.493 Lonnie Smith, R (9, PH) OBP: 0.345, SLG: 0.292	F7				K			F9		3 0 0 0 0 1 0 1 1 1 0 0 0 0													
Chris Hoiles, R (1, 2) OBP: 0.348, SLG: 0.419	F8				CI			G6-3	P3	3 0 0 0 0 0 1													
Dwight Smith, L (1, 7) OBP: 0.298, SLG: 0.451 Jack Voigt, R (9, PH) OBP: 0.324, SLG: 0.359					K				E 2B	3 1 1 1 0 2 1 1 1 1 0 0 0 0													
Mark McLemore, S (1, 4) OBP: 0.365, SLG: 0.329					K			G4-3	E BB	3 1 0 0 1 2 1													
Jeffrey Hammonds, R (1, 9) OBP: 0.314, SLG: 0.491								G6-3	FC5 PB	4 1 1 0 0 1 0													
Inning Stats	R: 0 H: 0 E: 0 K: 1 S: 9	H: 0 LOB: 0 BB: 0 P: 15	R: 0 H: 0 E: 0 K: 0 S: 8	H: 0 LOB: 0 BB: 0 P: 13	R: 2 H: 3 E: 0 K: 2 S: 12	H: 3 LOB: 2 BB: 1 P: 18	R: 0 H: 0 E: 1 K: 3 S: 13	H: 0 LOB: 1 BB: 0 P: 20	R: 1 H: 1 E: 0 K: 0 S: 12	H: 1 LOB: 0 BB: 0 P: 21		R: 0 H: 0 E: 0 K: 0 S: 7	H: 0 LOB: 0 BB: 0 P: 11	R: 0 H: 0 E: 0 K: 2 S: 7	H: 0 LOB: 0 BB: 0 P: 12	R: 1 H: 1 E: 0 K: 0 S: 7	H: 1 LOB: 0 BB: 0 P: 11	R: 3 H: 2 E: 1 K: 0 S: 17	H: 2 LOB: 1 BB: 1 P: 26	1B: 3 2B: 1 3B: 0 HR: 3	SF: 0 SAC: 0 DP: 0 HBP: 0	WP: 0 PB: 1 SB: 2 CS: 0	PA: 38
PITCHER	IP WLS BF H R ER SO BB IBB HBP BLK WP HR S P ERA WHIP											PITCHER	IP WLS BF H R ER SO BB IBB HBP BLK WP HR S P ERA WHIP										
Todd Stottlemyre, R (1, 1) ERA: 3.9	8.0 L 31 5 4 4 8 1 0 0 0 0 0 3 75 121 4.50 0.750																						
Tony Castillo, L (9, 1) ERA: 2.41	1.0 7 2 3 0 0 1 0 0 0 0 0 0 17 26 0.00 3.000																						

Batter	1	2	3	4	5	6	7	8	9	AB R H RBI BB SO LOB	BOTTOM												
Devon White, S (1, 8) OBP: 0.329, SLG: 0.479	G4-3		SH1-3			F8			FC4-6 1B	3 0 1 0 0 0 0	Baltimore Orioles @ Toronto Blue Jays SkyDome, Toronto, ON Sun Jun 26 1994, 7:05 PM EDT Att: 50,229 - Unknown - 75 F												
Roberto Alomar, S (1, 4) OBP: 0.394, SLG: 0.484	K		SF7			L6			FC4-6 G5-4-3	3 0 0 1 0 1 1													
Paul Molitor, R (1, 10) OBP: 0.407, SLG: 0.504	F8		G5-3			F9			G5-4-3	4 0 0 0 0 0 1													
Joe Carter, R (1, 9) OBP: 0.324, SLG: 0.538					F7					3 0 0 0 0 0 0													
John Olerud, L (1, 3) OBP: 0.377, SLG: 0.425						G4-3				3 0 2 0 0 0 0													
Mike Huff, R (1, 7) OBP: 0.397, SLG: 0.453						G5-4-3				3 0 1 0 0 1 1													
Ed Sprague, R (1, 5) OBP: 0.295, SLG: 0.360						K				3 0 0 0 0 2 2													
Pat Borders, R (1, 2) OBP: 0.287, SLG: 0.311										2 0 0 0 1 0 2													
Domingo Cedenio, S (1, 6) OBP: 0.230, SLG: 0.273										3 1 1 0 0 2 1													
Inning Stats	R: 0 H: 0 E: 0 K: 1 S: 9	H: 2 LOB: 2 BB: 0 P: 12	R: 0 H: 0 E: 0 K: 1 S: 12	H: 2 LOB: 0 BB: 0 P: 14	R: 1 H: 1 E: 1 K: 0 S: 9	H: 1 LOB: 0 BB: 0 P: 12	R: 0 H: 1 E: 0 K: 2 S: 6	H: 0 LOB: 1 BB: 0 P: 7	R: 0 H: 0 E: 0 K: 0 S: 5	H: 0 LOB: 0 BB: 0 P: 8		R: 0 H: 0 E: 0 K: 1 S: 5	H: 0 LOB: 0 BB: 0 P: 9	R: 0 H: 0 E: 0 K: 1 S: 7	H: 0 LOB: 0 BB: 0 P: 10	R: 0 H: 1 E: 0 K: 0 S: 6	H: 1 LOB: 0 BB: 0 P: 11	1B: 4 2B: 2 3B: 0 HR: 0	SF: 1 SAC: 1 DP: 3 HBP: 0	WP: 0 PB: 0 SB: 0 CS: 1	PA: 30		
PITCHER	IP WLS BF H R ER SO BB IBB HBP BLK WP HR S P ERA WHIP											PITCHER	IP WLS BF H R ER SO BB IBB HBP BLK WP HR S P ERA WHIP										
35 Mike Mussina, R (1, 1) ERA: 2.67	9.0 W 30 5 1 0 6 1 0 0 0 0 0 0 66 97 0.00 0.667																						

AB 35
R 7
H 7
RBI 4
BB 2
SO 8
LOB 8



AB 27
R 1
H 5
RBI 1
BB 1
SO 6
LOB 8



Batter	1	2	3	4	5	6	7	8	9	AB	R	H	RBI	BB	SO	LOB	TOP																					
Brady Anderson, L (1, 8) OBP: 0.343, SLG: 0.397 Jack Voigt, R (7, 7) OBP: 0.322, SLG: 0.356	F9					E1 1B	FC6-4 HBP	G5-3		4	1	2	1	0	0	1	Baltimore Orioles @ Cleveland Indians Jacobs Field, Cleveland, OH Mon Jun 27 1994, 7:05 PM EDT Att: 41,663 - Unknown - 63 F																					
Chris Sabo, R (1, 5) OBP: 0.309, SLG: 0.444		K				1B G3-1	G1-6-3 HBP	G5-3		4	1	2	0	0	1	3																						
Rafael Palmeiro, L (1, 3) OBP: 0.408, SLG: 0.545	F9			F7		G3-1 FC4	G1-6-3	K		5	1	1	1	0	1	3																						
Cal Ripken Jr., R (1, 6) OBP: 0.335, SLG: 0.450	K			G5-3		G3-1 E			G4-3	5	1	2	0	0	1	1																						
Harold Baines, L (1, 10) OBP: 0.348, SLG: 0.505		BB 1B		HR		G3-1		K		5	2	2	2	0	2	3																						
Jeffrey Hammonds, R (1, 9) OBP: 0.325, SLG: 0.487		K		K		FC4 BB				3	0	1	0	2	2	1																						
Dwight Smith, L (1, 7) OBP: 0.288, SLG: 0.435		K			G1-3	FC4		L6		5	0	0	1	0	1	5																						
Mark McLemore, S (1, 4) OBP: 0.364, SLG: 0.325		1B BB			G6-3	G4-3		G4-3		3	0	0	0	1	0	3																						
Jeff Tackett, R (1, 2) OBP: 0.324, SLG: 0.400		1B BB			G5-3		FC6-4 HBP		HR	2	1	1	1	1	0	0																						
Inning Stats	R: 0 E: 0 K: 1 S: 11	H: 1 LOB: 1 BB: 0 P: 17	R: 1 E: 0 K: 3 S: 17	H: 2 LOB: 3 BB: 2 P: 33	R: 1 E: 0 K: 1 S: 10	H: 1 LOB: 0 BB: 0 P: 14	R: 0 E: 0 K: 0 S: 3	H: 0 LOB: 0 BB: 0 P: 5	R: 4 E: 2 K: 0 S: 13	H: 4 LOB: 1 BB: 1 P: 24	R: 0 E: 0 K: 0 S: 12	H: 0 LOB: 2 BB: 0 P: 19	R: 0 E: 0 K: 1 S: 11	H: 2 LOB: 2 BB: 0 P: 19	R: 1 E: 0 K: 1 S: 9	H: 1 LOB: 0 BB: 0 P: 14	R: 0 E: 0 K: 1 S: 7	H: 0 LOB: 1 BB: 1 P: 13	1B: 9 2B: 0 3B: 0 HR: 2	SF: 0 SAC: 0 DP: 1 HBP: 2	WP: 0 PB: 0 SB: 0 CS: 0	PA: 43																
PITCHER	IP	WLS	BF	H	R	ER	SO	BB	IBB	HBP	BLK	WP	HR	S	P	ERA	WHIP	PITCHER				IP	WLS	BF	H	R	ER	SO	BB	IBB	HBP	BLK	WP	HR	S	P	ERA	WHIP
Charles Nagy, R (1, 1) ERA: 3.33	8.0	L	39	11	7	6	7	3	0	2	0	0	2	86	145	6.75	1.750																					
Jose Mesa, R (9, 1) ERA: 3.71	1.0		4	0	0	0	1	1	0	0	0	0	0	7	13	0.00	1.000																					

AB	37
R	7
H	11
RBI	6
BB	4
SO	8
LOB	20



Batter	1	2	3	4	5	6	7	8	9	AB	R	H	RBI	BB	SO	LOB	BOTTOM																					
Kenny Lofton, L (1, 8) OBP: 0.436, SLG: 0.555	F9		G4-3			G3		G3		4	1	0	1	1	0	1	Baltimore Orioles @ Cleveland Indians Jacobs Field, Cleveland, OH Mon Jun 27 1994, 7:05 PM EDT Att: 41,663 - Unknown - 63 F																					
Omar Vizquel, S (1, 6) OBP: 0.377, SLG: 0.414	G6-3			1B BB	S 1B	2B		1B		4	2	3	1	1	0	0																						
Carlos Baerga, S (1, 4) OBP: 0.309, SLG: 0.458	L7			1B FC8-2	1B			1B		4	1	3	1	1	0	0																						
Albert Belle, R (1, 7) OBP: 0.454, SLG: 0.684	F8			F8	WP 1B	K		F8		5	0	1	0	0	1	6																						
Eddie Murray, S (1, 10) OBP: 0.329, SLG: 0.462	K			1B	WP 1B			K		4	0	2	2	1	2	2																						
Paul Sorrento, L (1, 3) OBP: 0.316, SLG: 0.365	G4-3			FC8-2	FC6-4 BB		F7		K	4	0	0	0	1	1	3																						
Jim Thome, L (1, 5) OBP: 0.350, SLG: 0.488 Ruben Amaro Jr., S (9, PR) OBP: 0.222, SLG: 0.250			SH1-3 BB		FC6-4		P9		S BB	3	1	1	0	2	0	4																						
Sandy Alomar Jr., R (1, 2) OBP: 0.321, SLG: 0.460			F9		E7 G3	F8		K		5	1	2	1	0	1	2																						
Wayne Kirby, L (1, 9) OBP: 0.314, SLG: 0.369			SH1-3		G3	CS 2B	P8		K	4	0	1	0	0	1	4																						
Inning Stats	R: 0 E: 0 K: 0 S: 6	H: 0 LOB: 0 BB: 0 P: 7	R: 0 E: 0 K: 1 S: 7	H: 0 LOB: 0 BB: 0 P: 11	R: 0 E: 0 K: 0 S: 7	H: 0 LOB: 1 BB: 1 P: 13	R: 1 E: 0 K: 0 S: 11	H: 2 LOB: 1 BB: 1 P: 20	R: 4 E: 1 K: 0 S: 20	H: 6 LOB: 3 BB: 1 P: 31	R: 1 E: 0 K: 1 S: 13	H: 2 LOB: 2 BB: 2 P: 25	R: 0 E: 0 K: 0 S: 10	H: 1 LOB: 2 BB: 1 P: 22	R: 0 E: 0 K: 1 S: 11	H: 2 LOB: 2 BB: 0 P: 15	R: 0 E: 0 K: 3 S: 11	H: 0 LOB: 2 BB: 1 P: 20	1B: 10 2B: 4 3B: 0 HR: 0	SF: 0 SAC: 1 DP: 1 HBP: 0	WP: 1 PB: 0 SB: 3 CS: 1	PA: 45																
PITCHER	IP	WLS	BF	H	R	ER	SO	BB	IBB	HBP	BLK	WP	HR	S	P	ERA	WHIP	PITCHER				IP	WLS	BF	H	R	ER	SO	BB	IBB	HBP	BLK	WP	HR	S	P	ERA	WHIP
Ben McDonald, R (1, 1) ERA: 4.92	4.2		23	8	5	5	1	2	0	0	0	1	0	30	60	3.38	3.000																					
Tom Bolton, L (5, 1) ERA: 4.74	2.2	W	15	4	1	1	1	4	0	0	0	0	0	8	11	0.00	1.500																					
Alan Mills, R (8, 1) ERA: 5.58	0.2		3	1	0	0	1	0	0	0	0	0	0	8	11	0.00	1.500																					
Lee Smith, R (9, 1) ERA: 1.61	1.0	S	4	0	0	0	3	1	0	0	0	0	0	11	20	0.00	1.000																					

AB	37
R	6
H	13
RBI	6
BB	7
SO	6
LOB	22



Batter	1	2	3	4	5	6	7	8	9	AB	R	H	RBI	BB	SO	LOB	TOP		
Brady Anderson, L (1, 8) OBP: 0.347, SLG: 0.398	2-2 G4-3		4-0 2B 1B BB	0-0 G4-3			2-1 2B 1B		0-2 2B 1B 1B	4	3	2	0	1	0	2	Baltimore Orioles @ Cleveland Indians Jacobs Field, Cleveland, OH Tue Jun 28 1994, 7:05 PM EDT Att: 41,747 - Unknown - 82 F		
Chris Sabo, R (1, 7) OBP: 0.306, SLG: 0.442	1-0 L8		3-2 SAFE F8		1-0 L7		1-0 L7		0-2 1B 2B	5	1	1	0	0	0	3			
Rafael Palmeiro, L (1, 3) OBP: 0.414, SLG: 0.555	2-1 F9		0-2 1B 2B		0-1 1B 1B		1-0 2B		4-2 1B BB	4	1	3	2	1	0	0			
Cal Ripken Jr., R (1, 6) OBP: 0.340, SLG: 0.452		0-0 1B	0-1 2-3 2-H 1B		1-3 K		1-3 K		2-2 1B 2B 1B	5	0	3	3	0	2	1			
Harold Baines, L (1, 10) OBP: 0.349, SLG: 0.502 Lonnie Smith, R (9, PR) OBP: 0.345, SLG: 0.292		0-0 L6	2-1 G3		3-1 1B				0-0 G3 G4-3 WP 1B	5	0	2	1	0	0	3			
Leo Gomez, R (1, 5) OBP: 0.383, SLG: 0.543 Dwight Smith, L (9, 7) OBP: 0.288, SLG: 0.435	1-1 P4			1-1 L9		1-3 K			2-3 K G4-3	5	0	0	0	0	2	4			
Chris Hoiles, R (1, 2) OBP: 0.353, SLG: 0.420	3-3 K			1-2 SH5-3 1B		1-2 G4-6-3 1B			4-2 BB	4	0	2	0	1	1	1			
Mark McLemore, S (1, 4) OBP: 0.362, SLG: 0.323			1-2 G1-3	0-0 SH5-3		3-2 G4-6-3			3-2 1B F9	4	1	1	0	0	0	3			
Jeffrey Hammonds, R (1, 9) OBP: 0.338, SLG: 0.525			0-1 2B 2B	4-2 BB		2-3 K			1-0 HR	3	2	2	2	1	1	0			
Inning Stats	R: 0 E: 0 K: 0 S: 8	H: 0 LOB: 0 BB: 0 P: 13	R: 0 E: 0 K: 1 S: 7	H: 1 LOB: 1 BB: 0 P: 11	R: 2 E: 0 K: 0 S: 16	H: 3 LOB: 2 BB: 1 P: 26	R: 0 E: 0 K: 0 S: 9	H: 1 LOB: 2 BB: 1 P: 15	R: 0 E: 0 K: 2 S: 12	H: 2 LOB: 0 BB: 0 P: 18	R: 1 E: 0 K: 1 S: 7	H: 2 LOB: 0 BB: 0 P: 12	R: 0 E: 0 K: 1 S: 7	H: 0 LOB: 0 BB: 0 P: 9	R: 5 E: 0 K: 0 S: 23	H: 6 LOB: 2 BB: 2 P: 38		1B: 11 2B: 4 3B: 0 HR: 1	SF: 0 SAC: 1 DP: 1 HBP: 0
PITCHER	IP	WLS	BF	H	R	ER	SO	BB	IBB	HBP	BLK	WP	HR	S	P	ERA	WHIP		
Jason Grimsley, R (1, 1) ERA: 3.96	8.0		38	14	7	6	6	2	0	0	0	0	1	84	130	7.88	2.000		
Derek Lilliquist, L (9, 1) ERA: 8.04	0.0	W	1	0	0	0	0	1	0	0	0	0	0	3	7	∞	∞		
Eric Plunk, R (9, 1) ERA: 2.57	1.0		5	2	1	1	0	1	0	0	0	1	0	11	20	9.00	3.000		

AB 39
R 8
H 16
RBI 8
BB 4
SO 6
LOB 17



Batter	1	2	3	4	5	6	7	8	9	AB	R	H	RBI	BB	SO	LOB	BOTTOM		
Kenny Lofton, L (1, 8) OBP: 0.432, SLG: 0.549	2-2 G6-4-3 1B		1-0 FC6-4 1-2 3-H 1B		0-3 K		0-0 G3-1		3-2 G3	5	0	1	1	0	1	2	Baltimore Orioles @ Cleveland Indians Jacobs Field, Cleveland, OH Tue Jun 28 1994, 7:05 PM EDT Att: 41,747 - Unknown - 82 F		
Omar Vizquel, S (1, 6) OBP: 0.376, SLG: 0.409	1-1 G6-4-3 1-2 1-2		1-2 SAFE L7		4-1 SH1-3 BB		0-1 3B 1B		2-2 G6-3	4	1	1	0	1	0	2			
Carlos Baerga, S (1, 4) OBP: 0.311, SLG: 0.465	2-0 1B		2-0 F8		0-1 SH1-3		1-1 1-H 2B 3B		3-2 P3	4	1	2	1	0	0	1			
Albert Belle, R (1, 7) OBP: 0.459, SLG: 0.699	2-1 F9			1-2 HR 1B	4-0 IBB		0-0 G4-3 2B		0-1 HR	4	2	3	2	1	0	1			
Eddie Murray, S (1, 3) OBP: 0.328, SLG: 0.459		1-2 F9		1-0 HR 1B	0-3 K		1-1 G4-3			4	1	1	0	0	1	3			
Manny Ramirez, R (1, 9) OBP: 0.361, SLG: 0.538		2-2 F9		2-1 HR	2-3 K		3-2 G5-3			4	1	1	3	0	1	3			
Candy Maldonado, R (1, 10) OBP: 0.343, SLG: 0.552		2-3 K		1-1 HR			3-2 F8 F9			4	1	1	1	0	1	1			
Sandy Alomar Jr., R (1, 2) OBP: 0.320, SLG: 0.453			4-2 1B FC6-4 BB	1-3 K			2-2 G4-3		3-2 P5	3	1	0	0	1	1	0			
Alvaro Espinoza, R (1, 5) OBP: 0.303, SLG: 0.372			1-1 FC6-4 1B	0-2 G5-3			0-2 2B		1-0 HR	4	1	3	1	0	0	0			
Inning Stats	R: 0 E: 0 K: 0 S: 8	H: 2 LOB: 1 BB: 0 P: 15	R: 0 E: 0 K: 1 S: 9	H: 0 LOB: 0 BB: 0 P: 14	R: 1 E: 0 K: 0 S: 16	H: 1 LOB: 1 BB: 1 P: 25	R: 4 E: 0 K: 2 S: 18	H: 4 LOB: 0 BB: 2 P: 24	R: 0 E: 0 K: 0 S: 12	H: 1 LOB: 1 BB: 0 P: 17	R: 2 E: 0 K: 0 S: 17	H: 3 LOB: 1 BB: 0 P: 24	R: 1 E: 0 K: 0 S: 18	H: 1 LOB: 0 BB: 0 P: 27	R: 1 E: 0 K: 0 S: 6	H: 1 LOB: 0 BB: 0 P: 9		1B: 6 2B: 2 3B: 1 HR: 4	SF: 0 SAC: 1 DP: 1 HBP: 0
PITCHER	IP	WLS	BF	H	R	ER	SO	BB	IBB	HBP	BLK	WP	HR	S	P	ERA	WHIP		
Arthur Rhodes, L (1, 1) ERA: 9.09	4.2		23	7	5	5	4	2	1	0	0	0	0	32	46	7.71	1.714		
Mark Williamson, R (5, 1) ERA: 4.25	2.1		11	4	2	2	1	0	0	0	0	0	1	22	34	6.75	0.750		
Jim Poole, L (8, 1) ERA: 6.48	1.1		5	1	1	1	0	0	0	0	0	0	1	2	2	∞	∞		
Alan Mills, R (9, 1) ERA: 5.87	0.0	L	1	1	1	1	0	0	0	0	0	0	1	2	2	∞	∞		

AB 36
R 9
H 13
RBI 9
BB 3
SO 5
LOB 13




Batter	1	2	3	4	5	6	7	8	9	10	AB	R	H	RBI	BB	SO	LOB				
Brady Anderson, L OBP: 0.352, SLG: 0.495 (1, 8)	G4-3 1B	G6-4-3 BB		F8				F7		BB 1B	5	1	3	0	1	0	0				
Chris Sabo, R OBP: 0.301, SLG: 0.433 (1, 7) (9, 5)	F9	G6-4-3 1-2r		G5-3				F9		BB 1B	6	0	1	1	0	0	5				
Rafael Palmeiro, L OBP: 0.413, SLG: 0.547 (1, 3)	G4-3			G1-3				G4-3		BB 1B	4	0	0	0	2	1	1				
Cal Ripken Jr., R OBP: 0.343, SLG: 0.452 (1, 6)	1B BB			2B 1B				P4		L3 F8	5	2	2	0	1	0	3				
Harold Baines, L OBP: 0.350, SLG: 0.500 (1, 10)	1B			2B SF7 1B				F8		F9	5	1	2	1	0	0	2				
Leo Gomez, R OBP: 0.384, SLG: 0.545 (1, 5) Jack Voigt, R OBP: 0.322, SLG: 0.356 (9, 7)	1B			1B 2B				F7		P8	5	1	2	2	0	0	0				
Chris Hoiles, R OBP: 0.354, SLG: 0.432 Jeff Tackett, R OBP: 0.324, SLG: 0.400 (10, 2)	K			SF7				K		G6-3	3	1	1	2	1	1	2				
Mark McLemore, S OBP: 0.366, SLG: 0.326 (1, 4)				BB BB				F8		G3	4	0	2	1	1	0	1				
Jeffrey Hammonds, R OBP: 0.333, SLG: 0.512 (1, 9)				F8 P6				P5		1B 1B	5	1	1	0	0	1	4				
Inning Stats	R: 2 E: 0 K: 1 S: 13	H: 3 LOB: 2 BB: 1 P: 22	R: 0 E: 0 K: 0 S: 8	H: 0 LOB: 1 BB: 2 P: 17	R: 3 E: 0 K: 0 S: 15	H: 4 LOB: 1 BB: 1 P: 25	R: 0 E: 0 K: 0 S: 9	H: 1 LOB: 2 BB: 1 P: 19	R: 1 E: 0 K: 0 S: 18	H: 3 LOB: 2 BB: 0 P: 27	R: 0 E: 0 K: 1 S: 10	H: 0 LOB: 1 BB: 1 P: 17	R: 0 E: 0 K: 0 S: 4	H: 0 LOB: 0 BB: 0 P: 5	R: 0 E: 0 K: 0 S: 8	H: 0 LOB: 0 BB: 0 P: 14	R: 1 E: 0 K: 0 S: 14	H: 3 LOB: 3 BB: 1 P: 22	1B: 11 2B: 2 3B: 0 HR: 1	SF: 1 SAC: 0 DP: 1 HBP: 0	WP: 0 PA: 49
PITCHER	IP	WLS	BF	H	R	ER	SO	BB	IBB	HBP	BLK	WP	HR	S	P	ERA	WHIP				
Dennis Martinez, R ERA: 4.17 Chad Ogea, R ERA: 6.3 Jose Mesa, R ERA: 3.64 Eric Plunk, R ERA: 2.55	(1, 1)	3.0	18	7	5	5	1	3	0	0	0	0	0	36	64	15.00	3.333				
	(4, 1)	3.1	16	4	1	1	1	2	0	0	0	0	1	42	67	2.70	1.800				
	(7, 1)	3.1	14	3	1	1	1	1	0	0	0	0	0	29	47	2.70	1.200				
	(10, 1)	0.1	1	0	0	0	0	0	0	0	0	0	0	1	1	0.00	0.000				

TOP

Baltimore Orioles @ Cleveland Indians
Jacobs Field, Cleveland, OH
Wed Jun 29 1994, 7:05 PM EDT
Att: 40,238 - Unknown - 72 F

livebaseballscorecards.com

AB 42
R 7
H 14
RBI 7
BB 6
SO 3
LOB 18




Batter	1	2	3	4	5	6	7	8	9	10	AB	R	H	RBI	BB	SO	LOB				
Kenny Lofton, L OBP: 0.432, SLG: 0.548 (1, 8)	SF8 1B	G4-3		SF8				FC6-4 1-2r		G3-6-3 1B	4	1	2	1	0	0	1				
Omar Vizquel, S OBP: 0.379, SLG: 0.403 (1, 6)	HR 1B			F8				G6-3		G3-6-3 1B	4	1	1	0	1	0	2				
Carlos Baerga, S OBP: 0.309, SLG: 0.462 (1, 4)	SF8			F9				G6-3		E3 1B	4	0	1	1	0	0	1				
Albert Belle, R OBP: 0.451, SLG: 0.707 (1, 7)	F9			F9				HR		G6-4-3 1B	4	1	2	1	1	0	2				
Eddie Murray, S OBP: 0.329, SLG: 0.469 (1, 10)	HR			G4-3				G6-3 1B		G6-4-3 1-2r	5	1	2	2	0	0	5				
Jim Thome, L OBP: 0.351, SLG: 0.483 Ruben Amaro Jr., S OBP: 0.222, SLG: 0.250 (10, PR)	BB			G1-3				G6-3		F8	4	0	1	0	1	0	1				
Manny Ramirez, R OBP: 0.357, SLG: 0.527 (1, 9)	G6-3			2B BB				G4-3		G5-3	4	1	0	0	1	0	2				
Paul Sorrento, L OBP: 0.326, SLG: 0.377 (1, 3)				G5-4-3 BB				FC6-4 1B		L8	4	1	3	1	1	0	1				
Sandy Alomar Jr., R OBP: 0.318, SLG: 0.448 (1, 2)	G5-4-3			G5-4-3				K		F8	4	0	1	0	0	1	3				
Inning Stats	R: 3 E: 0 K: 0 S: 14	H: 3 LOB: 1 BB: 1 P: 29	R: 0 E: 0 K: 0 S: 6	H: 0 LOB: 0 BB: 1 P: 11	R: 0 E: 0 K: 0 S: 11	H: 2 LOB: 1 BB: 1 P: 21	R: 1 E: 0 K: 0 S: 6	H: 2 LOB: 0 BB: 0 P: 11	R: 0 E: 1 K: 0 S: 9	H: 1 LOB: 1 BB: 0 P: 13	R: 0 E: 0 K: 0 S: 10	H: 1 LOB: 1 BB: 0 P: 15	R: 0 E: 0 K: 0 S: 10	H: 2 LOB: 2 BB: 1 P: 17	R: 0 E: 0 K: 0 S: 8	H: 1 LOB: 1 BB: 0 P: 13	1B: 10 2B: 1 3B: 0 HR: 2	SF: 2 SAC: 0 DP: 5 HBP: 0	WP: 0 PA: 44		
PITCHER	IP	WLS	BF	H	R	ER	SO	BB	IBB	HBP	BLK	WP	HR	S	P	ERA	WHIP				
Mike Oquist, R ERA: 5.89 Mark Eichhorn, R ERA: 1.84 Lee Smith, R ERA: 1.55	(1, 1)	4.1	23	7	6	6	0	4	0	0	0	0	0	42	82	12.46	2.538				
	(5, 1)	4.2	18	5	0	0	1	1	0	0	0	0	0	38	58	0.00	1.286				
	(10, 1)	1.0	3	1	0	0	0	0	0	0	0	0	0	8	13	0.00	1.000				


BOTTOM


Baltimore Orioles @ Cleveland Indians
Jacobs Field, Cleveland, OH
Wed Jun 29 1994, 7:05 PM EDT
Att: 40,238 - Unknown - 72 F

livebaseballscorecards.com

AB 37
R 6
H 13
RBI 6
BB 5
SO 1
LOB 18



Batter	1	2	3	4	5	6	7	8	9	AB	R	H	RBI	BB	SO	LOB	TOP			
Brady Anderson, L (1, 8) OBP: 0.348, SLG: 0.399	G4-3		F9		F9		G4-6-3			4	0	0	0	0	0	3	Baltimore Orioles @ Cleveland Indians Jacobs Field, Cleveland, OH Thu Jun 30 1994, 7:05 PM EDT Att: 41,814 - Unknown - 73 F			
Chris Sabo, R (1, 7) OBP: 0.305, SLG: 0.434	G5-3		1B		1B			E5		4	0	2	0	0	0	0				
Rafael Palmeiro, L (1, 3) OBP: 0.408, SLG: 0.540	G4-3		F9		G3			FC6-4		4	0	0	0	0	0	2				
Cal Ripken Jr., R (1, 6) OBP: 0.348, SLG: 0.465		HR			G5-4-3			F7		4	1	3	1	0	0	1				
Harold Baines, L (1, 10) OBP: 0.348, SLG: 0.493		BLK			F8			FC6-4		3	0	0	0	1	0	3				
Leo Gomez, R (1, 5) OBP: 0.381, SLG: 0.539		BB			G5-4-3					4	1	1	0	0	1	2				
Chris Hoiles, R (1, 2) OBP: 0.356, SLG: 0.433		K						F8		4	0	2	0	0	0	1				
Jeffrey Hammonds, R (1, 9) OBP: 0.331, SLG: 0.504		F8						P3		4	0	1	0	0	1	4				
Tim Hulett, R (1, 4) OBP: 0.360, SLG: 0.439		P4						F7		4	0	1	0	0	1	4				
Dwight Smith, L (9, PH) OBP: 0.286, SLG: 0.432		1-2						1B		3	0	1	1	0	0	1				
Inning Stats	R: 0 E: 0 K: 0 S: 11	H: 0 LOB: 0 BB: 0 P: 16	R: 1 E: 0 K: 1 S: 14	H: 1 LOB: 1 BB: 1 P: 25	R: 0 E: 0 K: 0 S: 9	H: 1 LOB: 0 BB: 0 P: 16	R: 0 E: 0 K: 0 S: 5	H: 1 LOB: 0 BB: 0 P: 8	R: 0 E: 0 K: 0 S: 12	H: 2 LOB: 1 BB: 0 P: 18	R: 1 E: 0 K: 0 S: 9	H: 3 LOB: 1 BB: 0 P: 12	R: 0 E: 1 K: 0 S: 6	H: 0 LOB: 1 BB: 0 P: 9	R: 0 E: 0 K: 1 S: 10	H: 1 LOB: 1 BB: 0 P: 15		1B: 9 2B: 0 3B: 0 HR: 1	SF: 0 SAC: 0 DP: 2 HBP: 0	WP: 0 PB: 0 SB: 0 CS: 0
PITCHER Mark Clark, R (1, 1) ERA: 3.84	IP: 9.0 WLS: W BF: 36 H: 10 R: 2 ER: 2 SO: 3 BB: 1 IBB: 0 HBP: 0 BLK: 1 WP: 0 HR: 1 S: 87 P: 136 ERA: 2.00 WHIP: 1.222															PITCHER				

Batter	1	2	3	4	5	6	7	8	9	AB	R	H	RBI	BB	SO	LOB	BOTTOM			
Kenny Lofton, L (1, 8) OBP: 0.430, SLG: 0.554	HR		K			L8		FC6-4		4	1	1	1	0	1	1	Baltimore Orioles @ Cleveland Indians Jacobs Field, Cleveland, OH Thu Jun 30 1994, 7:05 PM EDT Att: 41,814 - Unknown - 73 F			
Omar Vizquel, S (1, 6) OBP: 0.382, SLG: 0.407	K		1B			BB		G5-3		4	1	2	0	0	1	0				
Carlos Baerga, S (1, 4) OBP: 0.309, SLG: 0.458	K		G6-3			F7		HR		3	1	0	0	1	1	2				
Albert Belle, R (1, 7) OBP: 0.464, SLG: 0.721	2B					1B		BB		3	1	2	2	1	1	0				
Eddie Murray, S (1, 3) OBP: 0.331, SLG: 0.470	L6					BB		HR		4	0	2	1	0	0	1				
Manny Ramirez, R (1, 9) OBP: 0.353, SLG: 0.520						1B		1B		3	0	0	0	0	2	2				
Wayne Kirby, L (8, PH) OBP: 0.311, SLG: 0.366						K		K		1	0	0	0	0	1	1				
Candy Maldonado, R (1, 10) OBP: 0.336, SLG: 0.525						K		BB		3	0	0	0	1	2	0				
Sandy Alomar Jr., R (1, 2) OBP: 0.317, SLG: 0.444						P3		P4		4	0	1	0	0	0	2				
Alvaro Espinoza, R (1, 5) OBP: 0.298, SLG: 0.365						G6-3		F7		3	0	0	0	0	0	1				
Inning Stats	R: 1 E: 0 K: 2 S: 15	H: 2 LOB: 1 BB: 0 P: 26	R: 0 E: 0 K: 0 S: 4	H: 0 LOB: 0 BB: 0 P: 6	R: 0 E: 0 K: 1 S: 12	H: 1 LOB: 0 BB: 0 P: 18	R: 0 E: 0 K: 2 S: 9	H: 0 LOB: 0 BB: 0 P: 15	R: 0 E: 0 K: 1 S: 8	H: 0 LOB: 0 BB: 0 P: 12	R: 1 E: 0 K: 1 S: 10	H: 2 LOB: 2 BB: 1 P: 18	R: 0 E: 0 K: 1 S: 7	H: 1 LOB: 1 BB: 0 P: 11	R: 2 E: 0 K: 1 S: 10	H: 2 LOB: 2 BB: 2 P: 21		1B: 5 2B: 1 3B: 0 HR: 2	SF: 0 SAC: 0 DP: 0 HBP: 0	WP: 0 PB: 0 SB: 3 CS: 0
PITCHER Jamie Moyer, L (1, 1) ERA: 5.42	IP: 7.1 WLS: L BF: 30 H: 6 R: 3 ER: 3 SO: 8 BB: 2 IBB: 0 HBP: 0 BLK: 0 WP: 0 HR: 1 S: 67 P: 113 ERA: 3.68 WHIP: 1.091															PITCHER				
Mark Williamson, R (8, 1) ERA: 4.5	0.0	2	2	1	1	0	0	0	0	0	0	0	0	0	0	0	0			
Tom Bolton, L (8, 1) ERA: 4.66	0.1	2	0	0	0	1	1	0	0	0	0	3	7	0.00	3.000					
Alan Mills, R (8, 1) ERA: 5.81	0.1	1	0	0	0	0	0	0	0	0	0	1	1	0.00	0.000					

Batter	1	2	3	4	5	6	7	8	9	AB	R	H	RBI	BB	SO	LOB	TOP										
Spike Owen, S OBP: 0.386, SLG: 0.411 Rex Hudler, R OBP: 0.386, SLG: 0.671	G4-3		FC4-6		F7	G1-3			G6-4-3	4	0	0	0	0	0	1	California Angels @ Baltimore Orioles Oriole Park at Camden Yards, Baltimore, MD Fri Jul 01 1994, 7:05 PM EDT Att: 47,342 - Unknown - 89 F										
Harold Reynolds, S OBP: 0.325, SLG: 0.299 Damon Easley, R OBP: 0.294, SLG: 0.330	G5-3		G6-4-3		HR			G4-3	G6-3	4	1	2	0	0	0	0											
Tim Salmon, R OBP: 0.381, SLG: 0.527	HR		G6-4-3		HR			K		4	2	2	3	0	1	2											
Chili Davis, S OBP: 0.432, SLG: 0.544	G3				K			F9		4	1	1	1	0	1	0											
Jim Edmonds, L OBP: 0.382, SLG: 0.442		G4-3		1B	HR			F8		4	2	2	1	0	0	0											
Chad Curtis, R OBP: 0.301, SLG: 0.377	HR			1B	HR					4	1	3	1	0	0	0											
J.T. Snow, L OBP: 0.243, SLG: 0.268	L9			1B	F8			F7		3	0	0	0	1	0	2											
Greg Myers, L OBP: 0.275, SLG: 0.270	F8			SF7				G4-3	G3-1	3	0	0	1	0	0	1											
Gary Disarcina, R OBP: 0.306, SLG: 0.361			FC4-6	G1-6-3				G4-3		4	0	2	0	0	0	2											
Inning Stats	R: 1 E: 0 K: 0 S: 4	H: 1 LOB: 0 BB: 0 P: 4	R: 1 E: 0 K: 0 S: 4	H: 1 LOB: 0 BB: 0 P: 4	R: 0 E: 0 K: 0 S: 4	H: 2 LOB: 1 BB: 0 P: 4	R: 2 E: 0 K: 0 S: 5	H: 3 LOB: 1 BB: 0 P: 9	R: 3 E: 1 K: 1 S: 9	H: 3 LOB: 1 BB: 0 P: 9	R: 0 E: 0 K: 0 S: 3	H: 0 LOB: 0 BB: 0 P: 3	R: 0 E: 0 K: 1 S: 5	H: 0 LOB: 0 BB: 0 P: 5	R: 0 E: 0 K: 0 S: 4	H: 1 LOB: 1 BB: 0 P: 4	R: 0 E: 0 K: 0 S: 3	H: 1 LOB: 0 BB: 0 P: 3	1B: 7 2B: 0 3B: 0 HR: 5	SF: 1 SAC: 0 DP: 3 HBP: 0	WP: 0 PB: 0 SB: 0 CS: 0	PA: 38					
PITCHER	IP	WLS	BF	H	R	ER	SO	BB	IBB	HBP	BLK	WP	HR	S	P	ERA	WHIP										
35 Mike Mussina, R ERA: 3.05	5.0	W	25	10	7	7	1	1	0	0	0	0	5	26	30	12.60	2.200										
Mark Eichhorn, R ERA: 1.72	3.0		10	1	0	0	1	0	0	0	0	0	0	12	12	0.00	0.333										
Jim Poole, L ERA: 6.11	1.0		3	1	0	0	0	0	0	0	0	0	0	3	3	0.00	1.000										

AB	36
R	7
H	12
RBI	7
BB	1
SO	2
LOB	9



Batter	1	2	3	4	5	6	7	8	9	AB	R	H	RBI	BB	SO	LOB	BOTTOM										
Brady Anderson, L OBP: 0.343, SLG: 0.393	G3	G3		K		G4-6-3	F9			5	0	0	1	0	1	2	California Angels @ Baltimore Orioles Oriole Park at Camden Yards, Baltimore, MD Fri Jul 01 1994, 7:05 PM EDT Att: 47,342 - Unknown - 89 F										
Chris Sabo, R OBP: 0.313, SLG: 0.453	BB	E5		K		1B		SF9		4	4	2	0	0	1	0											
Rafael Palmeiro, L OBP: 0.413, SLG: 0.553	1B	HR		2B		HR	1B	SF9		2	3	2	4	2	0	0											
Cal Ripken Jr., R OBP: 0.348, SLG: 0.477	F8	F9		2B		HR		G4-3		5	1	2	3	0	0	2											
Leo Gomez, R OBP: 0.386, SLG: 0.553	1B			HR		F9		BB		4	1	2	2	1	0	1											
Chris Hoiles, R OBP: 0.380, SLG: 0.447	1B			F8		F8		BB		4	1	2	1	1	0	0											
Jeffrey Hammonds, R OBP: 0.340, SLG: 0.549		G3		HR		F8		HR	G4-3	4	3	2	2	1	0	2											
Mike Devereaux, R OBP: 0.272, SLG: 0.357		F7		E6		F8		G6-3		4	0	0	0	0	0	1											
Tim Lincecum, R OBP: 0.367, SLG: 0.435	G3			K		G4-6-3	K			3	1	1	0	1	2	1											
Inning Stats	R: 1 E: 0 K: 0 S: 4	H: 2 LOB: 2 BB: 1 P: 9	R: 4 E: 1 K: 0 S: 6	H: 2 LOB: 0 BB: 1 P: 10	R: 2 E: 1 K: 1 S: 7	H: 2 LOB: 1 BB: 0 P: 7	R: 1 E: 0 K: 2 S: 8	H: 1 LOB: 1 BB: 1 P: 12	R: 0 E: 0 K: 0 S: 3	H: 0 LOB: 0 BB: 0 P: 3	R: 3 E: 0 K: 0 S: 5	H: 3 LOB: 0 BB: 1 P: 9	R: 2 E: 0 K: 1 S: 7	H: 2 LOB: 0 BB: 0 P: 7	R: 1 E: 0 K: 0 S: 4	H: 1 LOB: 2 BB: 2 P: 12	1B: 4 2B: 3 3B: 1 HR: 6	SF: 1 SAC: 0 DP: 2 HBP: 1	WP: 0 PB: 0 SB: 1 CS: 1	PA: 43							
PITCHER	IP	WLS	BF	H	R	ER	SO	BB	IBB	HBP	BLK	WP	HR	S	P	ERA	WHIP										
Joe Magrane, L ERA: 6.64	2.1	L	16	6	7	4	0	2	0	0	0	0	3	13	22	15.43	3.429										
Mike Butcher, R ERA: 6.07	2.2		10	1	1	1	3	1	0	0	0	0	0	15	19	3.38	0.750										
Russ Springer, R ERA: 6.75	1.0		6	3	3	3	0	1	0	0	0	0	1	5	9	27.00	4.000										
Craig Lefferts, L ERA: 4.41	1.0		5	2	2	2	1	0	0	0	0	0	2	7	7	18.00	2.000										
Joe Grahe, R ERA: 5.23	1.0		6	1	1	1	0	2	0	0	0	0	0	4	12	9.00	3.000										



Batter	1	2	3	4	5	6	7	8	9	AB	R	H	RBI	BB	SO	LOB	TOP				
Rich Amaral, R OBP: 0.345, SLG: 0.394 Luis Sojo, R OBP: 0.303, SLG: 0.410	G1-3	F8				1B		1B		2	0	0	0	0	0	2	Seattle Mariners @ Baltimore Orioles Oriole Park at Camden Yards, Baltimore, MD Mon Jul 04 1994, 7:05 PM EDT Att: 47,336 - Sunny - 89 F livebaseballscores.com				
Felix Fermin, R OBP: 0.355, SLG: 0.417	2B			1B		1B		1B		5	1	2	0	0	0	4					
Ken Griffey Jr., L OBP: 0.407, SLG: 0.699	F8			1B						4	1	0	0	1	1	3					
Edgar Martinez, R OBP: 0.409, SLG: 0.500	2B			1B				1B		4	0	2	0	1	0	0					
Mike Blowers, R OBP: 0.337, SLG: 0.398	G3-1			1B				1B		5	1	2	3	0	0	3					
Keith Mitchell, R OBP: 0.391, SLG: 0.500		P4		P5						3	0	1	0	0	0	2					
Marc Newfield, R OBP: 0.217, SLG: 0.143		P4		G5-4-3						4	0	0	0	0	1	4					
Dan Wilson, R OBP: 0.271, SLG: 0.348		1B						L5		3	0	0	0	1	0	0					
Brian Turang, R OBP: 0.238, SLG: 0.269								K		3	0	1	0	1	2	0					
Inning Stats	R: 0 E: 0 K: 0 S: 15	H: 2 LOB: 2 BB: 0 P: 23	R: 0 E: 0 K: 0 S: 12	H: 1 LOB: 2 BB: 1 P: 21	R: 2 E: 0 K: 0 S: 9	H: 2 LOB: 1 BB: 2 P: 20	R: 0 E: 0 K: 1 S: 13	H: 1 LOB: 1 BB: 0 P: 17	R: 1 E: 0 K: 2 S: 14	H: 2 LOB: 1 BB: 0 P: 19	R: 0 E: 0 K: 0 S: 11	H: 1 LOB: 2 BB: 1 P: 16	R: 0 E: 0 K: 1 S: 12	H: 1 LOB: 1 BB: 0 P: 16	R: 0 E: 0 K: 0 S: 5	H: 1 LOB: 0 BB: 0 P: 8		1B: 9 2B: 1 3B: 0 HR: 1	SF: 0 SAC: 0 DP: 2 HBP: 1	WP: 0 PB: 0 SB: 0 CS: 0	PA: 41
PITCHER	IP	WLS	BF	H	R	ER	SO	BB	IBB	HBP	BLK	WP	HR	S	P	ERA	WHIP				
Sid Fernandez, L ERA: 4.5	5.0	W	25	8	3	3	3	3	0	0	0	0	1	63	100	5.40	2.200				
Mark Eichhorn, R ERA: 1.59	4.0	S	16	3	0	0	1	1	0	1	0	0	0	36	54	0.00	1.000				

Batter	1	2	3	4	5	6	7	8	9	AB	R	H	RBI	BB	SO	LOB	BOTTOM				
Brady Anderson, L OBP: 0.353, SLG: 0.411	L6			L5-4				G5-3		4	0	2	2	1	0	0	Seattle Mariners @ Baltimore Orioles Oriole Park at Camden Yards, Baltimore, MD Mon Jul 04 1994, 7:05 PM EDT Att: 47,336 - Sunny - 89 F livebaseballscores.com				
Chris Sabo, R OBP: 0.303, SLG: 0.435 Jack Voigt, R OBP: 0.320, SLG: 0.348	G6-3	G5-3		L5-4			G6-4-3			4	0	0	0	0	0	4					
Rafael Palmeiro, L OBP: 0.415, SLG: 0.551	G3			F9						3	0	0	0	1	0	0					
Cal Ripken Jr., R OBP: 0.354, SLG: 0.483		1B		P5			G6-3			3	1	0	0	1	1	1					
Harold Baines, L OBP: 0.349, SLG: 0.491		E		E			G3			4	1	2	0	0	1	0					
Leo Gomez, R OBP: 0.387, SLG: 0.589		FC5-4		FC5-4				HR		4	3	3	3	0	0	1					
Chris Hoiles, R OBP: 0.365, SLG: 0.467	F7			HR			P3			3	2	1	1	1	0	2					
Mark McLemore, S OBP: 0.359, SLG: 0.332	E4			E4			G3-1			4	2	1	2	0	0	1					
Jeffrey Hammonds, R OBP: 0.321, SLG: 0.514	FC5-4			F9			K			4	0	0	0	0	2	3					
Inning Stats	R: 0 E: 0 K: 0 S: 8	H: 0 LOB: 0 BB: 0 P: 12	R: 3 E: 1 K: 0 S: 14	H: 3 LOB: 2 BB: 1 P: 26	R: 0 E: 0 K: 0 S: 10	H: 1 LOB: 1 BB: 0 P: 17	R: 2 E: 1 K: 0 S: 11	H: 2 LOB: 0 BB: 0 P: 17	R: 0 E: 0 K: 1 S: 6	H: 0 LOB: 0 BB: 0 P: 9	R: 1 E: 0 K: 0 S: 10	H: 1 LOB: 1 BB: 0 P: 20	R: 0 E: 0 K: 1 S: 11	H: 0 LOB: 2 BB: 2 P: 22	R: 3 E: 0 K: 2 S: 18	H: 2 LOB: 0 BB: 1 P: 28		1B: 3 2B: 3 3B: 0 HR: 4	SF: 0 SAC: 0 DP: 2 HBP: 0	WP: 0 PB: 0 SB: 1 CS: 0	PA: 37
PITCHER	IP	WLS	BF	H	R	ER	SO	BB	IBB	HBP	BLK	WP	HR	S	P	ERA	WHIP				
Chris Bosio, R ERA: 4.2	7.0	L	31	7	6	3	2	3	0	0	0	0	2	70	123	3.86	1.429				
Rich Gossage, R ERA: 4.69	1.0		6	2	3	3	2	1	0	0	0	0	2	18	28	27.00	3.000				

Batter	1	2	3	4	5	6	7	8	9	AB	R	H	RBI	BB	SO	LOB	TOP					
Luis Sojo, R OBP: 0.296, SLG: 0.400 (1, 4)	G5-3		FC4		L5			G4-3		4	0	0	0	0	0	1						
Felix Fermin, R OBP: 0.354, SLG: 0.414 (1, 6)	G6-3				G3-6 1B		G3-1	K		4	0	1	0	0	1	0						
Ken Griffey Jr., L OBP: 0.405, SLG: 0.693 (1, 8)	G3			G3-6 1-2f			G1		BB	3	0	0	0	1	0	1						
Edgar Martinez, R OBP: 0.410, SLG: 0.495 (1, 5)		G5-3			2B BB			BB		2	1	0	0	2	1	1						
Mike Blowers, R OBP: 0.335, SLG: 0.400 (1, 7)		G5-3			1-H 2B		K			4	0	1	1	0	2	1						
Keith Mitchell, R OBP: 0.375, SLG: 0.475 (1, 9)	K				F8			G6-3		4	0	0	0	0	2	1						
Marc Newfield, R OBP: 0.222, SLG: 0.160 (1, 10)			F8				K		F8	4	0	1	0	0	1	0						
Tino Martinez, L OBP: 0.296, SLG: 0.418 (1, 3)			K				K			3	0	1	0	0	2	0						
Dan Wilson, R OBP: 0.277, SLG: 0.368 (1, 2)				FC4 1B				G6-4-3 1-2f		3	1	2	1	0	0	2						
Inning Stats	R: 0 E: 0 K: 0 S: 6	H: 0 LOB: 0 BB: 0 P: 8	R: 0 E: 0 K: 1 S: 7	H: 0 LOB: 0 BB: 0 P: 12	R: 0 E: 0 K: 1 S: 13	H: 1 LOB: 1 BB: 0 P: 21	R: 1 E: 0 K: 0 S: 12	H: 2 LOB: 1 BB: 1 P: 22	R: 1 E: 0 K: 2 S: 11	H: 1 LOB: 0 BB: 0 P: 16	R: 0 E: 0 K: 1 S: 14	H: 0 LOB: 1 BB: 1 P: 24	R: 0 E: 0 K: 0 S: 10	H: 2 LOB: 1 BB: 0 P: 18	R: 0 E: 0 K: 2 S: 8	H: 0 LOB: 1 BB: 1 P: 14	R: 0 E: 0 K: 2 S: 9	H: 0 LOB: 0 BB: 0 P: 15	1B: 4 2B: 1 3B: 0 HR: 1	SF: 0 SAC: 0 DP: 2 HBP: 0	WP: 0 PB: 0 SB: 0 CS: 0	PA: 34
PITCHER	IP	WLS	BF	H	R	ER	SO	BB	IBB	HBP	BLK	WP	HR	S	P	ERA	WHIP					
Jamie Moyer, L ERA: 5.26 (1, 1)	6.1	W	26	6	2	2	5	2	0	0	0	0	1	70	116	2.84	1.263					
Alan Mills, R ERA: 5.51 (7, 1)	1.2		5	0	0	0	2	1	0	0	0	0	0	11	19	0.00	0.600					
Lee Smith, R ERA: 1.5 (9, 1)	1.0	S	3	0	0	0	2	0	0	0	0	0	0	9	15	0.00	0.000					

Seattle Mariners @ Baltimore Orioles
Oriole Park at Camden Yards, Baltimore, MD
Tue Jul 05 1994, 7:05 PM EDT
Att: 47,842 - Sunny - 87 F

AB 31
R 2
H 6
RBI 2
BB 3
SO 9
LOB 7



Batter	1	2	3	4	5	6	7	8	9	AB	R	H	RBI	BB	SO	LOB	BOTTOM				
Brady Anderson, L OBP: 0.354, SLG: 0.418 (1, 7)	1B S BB	P8			G6-3			F8		4	2	1	1	1	0	3					
Mark McLemore, S OBP: 0.394, SLG: 0.332 (1, 4)	1B BB			G6-3		L4-3 BB		K		3	1	1	0	2	1	0					
Rafael Palmeiro, L OBP: 0.413, SLG: 0.547 (1, 3)	G3 1B	G3		K		L4-3				4	0	1	0	0	1	3					
Cal Ripken Jr., R OBP: 0.355, SLG: 0.483 (1, 6)	G3 1B			F8	G1-3					4	0	2	2	0	0	0					
Harold Baines, L OBP: 0.348, SLG: 0.487 (1, 10)	G3			BB 1B		K		G4-3		4	1	1	0	0	1	3					
Leo Gomez, R OBP: 0.394, SLG: 0.583 (1, 5)	G5-3			P4	1B FC6 1B			F7		4	1	1	0	0	0	3					
Chris Hoiles, R OBP: 0.367, SLG: 0.466 (1, 2)	K			1B BB		FC6 1B		F9		3	0	1	0	1	1	2					
Dwight Smith, L OBP: 0.298, SLG: 0.437 (1, 9)		1B HBP						G3		3	0	2	1	0	0	0					
Mike Devereaux, R OBP: 0.263, SLG: 0.347 (1, 8)		F9		F8	FC6			G5-3		4	0	0	1	0	0	5					
Inning Stats	R: 2 E: 0 K: 1 S: 13	H: 2 LOB: 2 BB: 2 P: 27	R: 0 E: 0 K: 0 S: 10	H: 1 LOB: 2 BB: 0 P: 13	R: 1 E: 0 K: 0 S: 13	H: 2 LOB: 2 BB: 1 P: 20	R: 1 E: 0 K: 1 S: 9	H: 1 LOB: 0 BB: 0 P: 14	R: 1 E: 0 K: 1 S: 12	H: 3 LOB: 2 BB: 0 P: 17	R: 0 E: 0 K: 0 S: 7	H: 1 LOB: 1 BB: 1 P: 13	R: 0 E: 0 K: 0 S: 7	H: 0 LOB: 0 BB: 0 P: 14	R: 0 E: 0 K: 1 S: 10	H: 0 LOB: 0 BB: 0 P: 15	1B: 9 2B: 1 3B: 0 HR: 1	SF: 0 SAC: 0 DP: 1 HBP: 1	WP: 0 PB: 0 SB: 1 CS: 0	PA: 38	
PITCHER	IP	WLS	BF	H	R	ER	SO	BB	IBB	HBP	BLK	WP	HR	S	P	ERA	WHIP				
Jim Converse, R ERA: 9.47 (1, 1)	4.2	L	27	9	5	5	3	3	0	1	0	0	0	11	53	9.64	2.571				
Kevin King, L ERA: 5.79 (5, 1)	1.1		5	1	0	0	0	1	0	0	0	0	0	11	19	0.00	1.500				
Mitt Hill, R ERA: 6.75 (7, 1)	1.1		4	0	0	0	0	0	0	0	0	0	0	8	16	0.00	0.000				
Tim Davis, L ERA: 3.94 (8, 1)	0.2		2	0	0	0	1	0	0	0	0	0	0	9	13	0.00	0.000				

Seattle Mariners @ Baltimore Orioles
Oriole Park at Camden Yards, Baltimore, MD
Tue Jul 05 1994, 7:05 PM EDT
Att: 47,842 - Sunny - 87 F

AB 33
R 5
H 10
RBI 5
BB 4
SO 4
LOB 19



Batter	1	2	3	4	5	6	7	8	9	AB	R	H	RBI	BB	SO	LOB	TOP				
Felix Fermin, R OBP: 0.355, SLG: 0.412 (1, 6)	4-0 BB		0-0 1B SF9		1-0 F8		1-0 G3		0-2 FC4	4	1	1	1	1	0	2					
Keith Mitchell, R OBP: 0.370, SLG: 0.464 (1, 9)	1-3 K		0-0 FC4-6 1B			3-1 F9	2-1 P4			4	0	1	0	0	1	3					
Ken Griffey Jr., L OBP: 0.403, SLG: 0.689 (1, 8)	0-0 P6		3-2 SF9			1-2 1B		1-2 P2		3	0	1	1	0	0	1					
Edgar Martinez, R OBP: 0.404, SLG: 0.486 (1, 5)	2-3 K		0-1 FC4-6			0-3 K		0-0 G3-1		4	0	0	0	0	2	3					
Reggie Jefferson, S OBP: 0.393, SLG: 0.564 (1, 10)		0-0 G3-1		1-3 K		3-3 K		0-0 L9		4	0	0	0	0	2	1					
Tino Martinez, L OBP: 0.300, SLG: 0.428 (1, 3)		2-0 P6		2-1 G4-3			2-1 2B		0-1 1B	4	2	2	0	0	0	0					
Mike Blowers, R OBP: 0.343, SLG: 0.410 Rich Amaral, R OBP: 0.345, SLG: 0.394 (9, PR)	2-2 HBP			2-1 G6-3			3-2 F9 G3 2B		0-1 FC4 1B	3	1	2	2	0	0	0					
Dan Wilson, R OBP: 0.273, SLG: 0.363 Jay Buhner, R OBP: 0.384, SLG: 0.536 (9, PH)	3-3 K				1-3 K		1-0 F9		0-3 K	3	0	0	0	0	2	2					
Luis Sojo, R OBP: 0.297, SLG: 0.395 Brian Turang, R OBP: 0.235, SLG: 0.266 (7, PR)					3-1 F8		2-2 G3 HBP		2-2 F9	2	0	0	0	0	0	0					
Inning Stats	R: 0 E: 0 K: 2 S: 8	H: 0 LOB: 1 BB: 1 P: 15	R: 0 E: 0 K: 1 S: 9	H: 0 LOB: 1 BB: 0 P: 16	R: 1 E: 0 K: 0 S: 9	H: 2 LOB: 1 BB: 0 P: 13	R: 0 E: 0 K: 1 S: 7	H: 0 LOB: 0 BB: 0 P: 12	R: 0 E: 0 K: 1 S: 6	H: 1 LOB: 2 BB: 0 P: 20	R: 2 E: 0 K: 0 S: 11	H: 2 LOB: 2 BB: 0 P: 22	R: 0 E: 0 K: 0 S: 5	H: 0 LOB: 0 BB: 0 P: 6	R: 1 E: 0 K: 1 S: 14	H: 2 LOB: 1 BB: 0 P: 16	1B: 4 2B: 3 3B: 0 HR: 0	SF: 1 SAC: 0 DP: 0 HBP: 2	WP: 0 PB: 0 SB: 0 CS: 0	PA: 37	
PITCHER	IP	WLS	BF	H	R	ER	SO	BB	IBB	HBP	BLK	WP	HR	S	P	ERA	WHIP				
Mike Quist, R ERA: 5.61 (1, 1)	6.0	W	25	5	3	3	7	1	0	1	0	0	0	57	97	4.50	1.000				
Alan Mills, R ERA: 5.19 (7, 1)	2.0		7	0	0	0	0	0	0	1	0	0	0	11	18	0.00	0.000				
Lee Smith, R ERA: 1.74 (9, 1)	1.0	S	5	2	1	1	1	0	0	0	0	0	0	14	16	9.00	2.000				

Seattle Mariners @ Baltimore Orioles
Oriole Park at Camden Yards, Baltimore, MD
Wed Jul 06 1994, 7:05 PM EDT
Att: 47,697 - Unknown - 97 F

AB 33
R 4
H 7
RBI 4
BB 1
SO 8
LOB 14



Batter	1	2	3	4	5	6	7	8	9	AB	R	H	RBI	BB	SO	LOB	BOTTOM				
Brady Anderson, L OBP: 0.354, SLG: 0.426 (1, 8)	2-3 K		2-2 P2	1-1 HR		4-0 BB		1-0 F7		4	1	1	3	1	1	2					
Chris Sabo, R OBP: 0.297, SLG: 0.426 Jack Voigt, R OBP: 0.320, SLG: 0.348 (7, 9)	3-3 K		2-3 K	0-2 P3		1-0 FC5				4	0	0	0	0	2	3					
Rafael Palmeiro, L OBP: 0.414, SLG: 0.554 (1, 3)	4-2 1B BB		1-0 HR		0-2 G4-3		0-0 F7			3	1	1	1	1	0	0					
Cal Ripken Jr., R OBP: 0.354, SLG: 0.480 (1, 6)	1-1 1B		3-0 L7		3-2 G5-3		2-2 F7			4	0	1	0	0	0	0					
Harold Baines, L OBP: 0.342, SLG: 0.479 (1, 10)	0-0 G4-3			2-0 F7	1-2 G4-3		0-0 P6			4	0	0	0	0	0	2					
Leo Gomez, R OBP: 0.376, SLG: 0.572 (1, 5)		0-0 G5-3		0-3 K		2-2 G4-3		1-2 F9		4	0	0	0	0	1	0					
Chris Hoiles, R OBP: 0.375, SLG: 0.468 (1, 2)		4-1 BB		4-2 3B BB		2-1 BB 1B		4-1 1B BB		1	1	1	0	3	0	0					
Dwight Smith, L OBP: 0.310, SLG: 0.455 (1, 7)		1-3 K		0-1 HR	1-1 HR	4-2 FC5 BB		1-3 1B		3	1	2	1	1	1	1					
Mark McLemore, S OBP: 0.362, SLG: 0.328 (1, 4)		2-3 K		4-0 HR		1-3 K		1-3 K		3	1	0	0	1	3	5					
Inning Stats	R: 0 E: 0 K: 2 S: 12	H: 1 LOB: 2 BB: 1 P: 22	R: 0 E: 0 K: 2 S: 8	H: 0 LOB: 1 BB: 1 P: 15	R: 1 E: 0 K: 1 S: 12	H: 1 LOB: 0 BB: 0 P: 20	R: 4 E: 0 K: 1 S: 14	H: 2 LOB: 2 BB: 2 P: 25	R: 0 E: 0 K: 0 S: 9	H: 0 LOB: 0 BB: 0 P: 13	R: 0 E: 0 K: 1 S: 11	H: 1 LOB: 3 BB: 2 P: 25	R: 0 E: 0 K: 0 S: 5	H: 0 LOB: 0 BB: 0 P: 7	R: 0 E: 0 K: 1 S: 9	H: 1 LOB: 2 BB: 1 P: 16	1B: 3 2B: 0 3B: 1 HR: 2	SF: 0 SAC: 0 DP: 0 HBP: 0	WP: 0 PB: 0 SB: 0 CS: 0	PA: 37	
PITCHER	IP	WLS	BF	H	R	ER	SO	BB	IBB	HBP	BLK	WP	HR	S	P	ERA	WHIP				
Roger Salkeld, R ERA: 7.04 (5, 1)	1.2		8	1	0	0	1	2	0	0	0	0	0	19	36	0.00	1.800				
Kevin King, L ERA: 4.29 (6, 1)	0.1		1	0	0	0	0	0	0	0	0	0	0	1	2	0.00	0.000				
Mitt Hill, R ERA: 6.67 (7, 1)	1.0		3	0	0	0	0	0	0	0	0	0	0	5	7	0.00	0.000				
Bill Risle, R ERA: 4.18 (8, 1)	1.0		5	1	0	0	1	1	0	0	0	0	0	9	16	0.00	2.000				

Seattle Mariners @ Baltimore Orioles
Oriole Park at Camden Yards, Baltimore, MD
Wed Jul 06 1994, 7:05 PM EDT
Att: 47,697 - Unknown - 97 F

AB 30
R 5
H 6
RBI 5
BB 7
SO 8
LOB 13



Batter	1	2	3	4	5	6	7	8	9	AB	R	H	RBI	BB	SO	LOB	TOP								
Rickey Henderson, R OBP: 0.421, SLG: 0.383 (1, 10)	G5-3		G6-3	FC4-6 BB		2B 1B BB		L3		3	1	0	1	2	0	0									
Stan Javier, S OBP: 0.370, SLG: 0.448 (1, 8) (8, 7)	G1-3		E7 1B	FC4-6		1B 2B		L8		5	1	2	1	0	0	3									
Gerónimo Berroa, R OBP: 0.402, SLG: 0.504 Eric Fox, S OBP: 0.244, SLG: 0.310 (1, 7) (8, 8)	FC6 1B		G5-3		K	FC4-6 1B		K		5	0	2	2	0	2	1									
Ruben Sierra, S OBP: 0.280, SLG: 0.462 (1, 9)	FC6			G4-3	F7	FC4-6			F8	5	0	0	0	0	2										
Troy Neel, L OBP: 0.356, SLG: 0.474 Mark McGwire, R OBP: 0.468, SLG: 0.526 (1, 3) (9, 3)		CS BB		E9 1B FC4-6	BB 1B			F8	G1-3	4	1	1	0	1	0	1									
Terry Steinbach, R OBP: 0.340, SLG: 0.467 (1, 2)	K			FC4-6 1B	BB 1B			G3 SH3-4 1B	2B	4	0	3	0	1	1										
Brent Gates, S OBP: 0.341, SLG: 0.370 (1, 4)	G6-3			FC4-6 1B	G3			SH3-4	L9	4	1	0	1	0	0	4									
Scott Brosius, R OBP: 0.298, SLG: 0.401 (1, 5)			G6-3 2B	BB 1B		2B 2B		G3		4	2	3	0	0	0	1									
Mike Bordick, R OBP: 0.333, SLG: 0.349 (1, 6)			G6-3	BB 1B		K		G6-3		4	0	1	1	0	1	3									
Inning Stats	R: 0 E: 0 K: 0 S: 11	H: 1 LOB: 1 BB: 0 P: 18	R: 0 E: 0 K: 1 S: 5	H: 0 LOB: 0 BB: 1 P: 12	R: 1 E: 1 K: 0 S: 11	H: 2 LOB: 1 BB: 0 P: 17	R: 2 E: 1 K: 0 S: 21	H: 3 LOB: 3 BB: 1 P: 38	R: 0 E: 0 K: 1 S: 17	H: 1 LOB: 2 BB: 1 P: 30	R: 3 E: 0 K: 1 S: 18	H: 3 LOB: 1 BB: 1 P: 27	R: 0 E: 0 K: 0 S: 7	H: 1 LOB: 1 BB: 0 P: 11	R: 0 E: 0 K: 1 S: 8	H: 0 LOB: 0 BB: 0 P: 9	R: 0 E: 0 K: 0 S: 9	H: 1 LOB: 1 BB: 0 P: 17	1B: 8 2B: 4 3B: 0 HR: 0	SF: 0 SAC: 1 DP: 0 HBP: 0	WP: 0 PB: 0 SB: 0 CS: 1	PA: 43			
PITCHER	IP WLS BF H R ER SO BB IBB HBP BLK WP HR S P ERA WHIP	5.0 L 25 7 3 1 2 3 0 0 0 0 0 65 115 1.80 2.000	4.0 L 18 5 3 3 2 1 0 0 0 0 0 42 64 6.75 1.500																						

Oakland Athletics @ Baltimore Orioles
Oriole Park at Camden Yards, Baltimore, MD

Thu Jul 07 1994, 7:05 PM EDT
Att: 47,722 - Overcast - 92 F

AB 38
R 6
H 12
RBI 6
BB 4
SO 4
LOB 16



Batter	1	2	3	4	5	6	7	8	9	AB	R	H	RBI	BB	SO	LOB	BOTTOM								
Brady Anderson, L OBP: 0.356, SLG: 0.429 (1, 8)	1B	F7			SH1-3 SF7 2B		SH5-4		K	4	1	2	1	0	1	2									
Chris Sabo, R OBP: 0.302, SLG: 0.429 (1, 5)	L6-3-6 1B		G4-6-3 BB 1B		SH1-3		F8			3	0	2	0	0	0	2									
Rafael Palmeiro, L OBP: 0.413, SLG: 0.551 (1, 3)	L6-3-6 1B		G4-6-3 BB		SF7		G6-3			2	0	0	1	1	0	4									
Cal Ripken Jr., R OBP: 0.350, SLG: 0.474 (1, 6)	G5-3		G4-6-3		P7			G5-3		4	0	0	0	0	0	3									
Harold Baines, L OBP: 0.341, SLG: 0.473 (1, 10)			K			P5		G3		3	0	0	0	1	1	1									
Chris Hoiles, R OBP: 0.370, SLG: 0.460 (1, 2)		K		F7		G5-3		F9		4	0	0	0	0	1	1									
Dwight Smith, L OBP: 0.308, SLG: 0.446 (1, 7)		FC3-4-6 1B		L7		F8			BB	3	1	0	0	1	0	1									
Mark McLemore, S OBP: 0.364, SLG: 0.331 (1, 4)		1B E 1B		F7			SH5-4 1B		F8	4	1	2	0	0	0	1									
Jeffrey Hammonds, R OBP: 0.331, SLG: 0.527 (1, 9)		E9 1B			2B 2B		SH5-4 1B		P3	4	1	3	1	0	0	1									
Inning Stats	R: 0 E: 0 K: 0 S: 8	H: 2 LOB: 1 BB: 0 P: 14	R: 2 E: 1 K: 1 S: 15	H: 2 LOB: 1 BB: 1 P: 27	R: 0 E: 0 K: 1 S: 9	H: 1 LOB: 1 BB: 1 P: 16	R: 0 E: 0 K: 0 S: 9	H: 0 LOB: 0 BB: 0 P: 15	R: 2 E: 0 K: 0 S: 7	H: 2 LOB: 0 BB: 0 P: 12	R: 0 E: 0 K: 0 S: 5	H: 0 LOB: 0 BB: 0 P: 7	R: 0 E: 0 K: 0 S: 12	H: 2 LOB: 2 BB: 0 P: 17	R: 0 E: 0 K: 0 S: 6	H: 0 LOB: 0 BB: 0 P: 10	R: 0 E: 0 K: 1 S: 18	H: 0 LOB: 1 BB: 1 P: 27	1B: 7 2B: 3 3B: 0 HR: 0	SF: 1 SAC: 2 DP: 2 HBP: 0	WP: 0 PB: 0 SB: 0 CS: 0	PA: 37			
PITCHER	IP WLS BF H R ER SO BB IBB HBP BLK WP HR S P ERA WHIP	5.0 W 22 7 4 3 2 2 0 0 0 0 0 3 4 0.00 0.000	0.1 W 1 0 0 0 0 0 0 0 0 0 0 3 4 0.00 0.000	0.2 W 4 2 0 0 0 0 0 0 0 0 0 9 14 0.00 3.000	0.1 W 1 0 0 0 0 0 0 0 0 0 0 1 1 0.00 0.000	0.1 W 1 0 0 0 0 0 0 0 0 0 0 2 2 0.00 0.000																			

Oakland Athletics @ Baltimore Orioles
Oriole Park at Camden Yards, Baltimore, MD

Thu Jul 07 1994, 7:05 PM EDT
Att: 47,722 - Overcast - 92 F

AB 31
R 4
H 9
RBI 3
BB 3
SO 3
LOB 16



Batter	1	2	3	4	5	6	7	8	9	AB	R	H	RBI	BB	SO	LOB	TOP											
Stan Javier, S OBP: 0.371, SLG: 0.446 (1, 8) (7, 7)										4	0	1	1	1	2	1	Oakland Athletics @ Baltimore Orioles Oriole Park at Camden Yards, Baltimore, MD Fri Jul 08 1994, 7:05 PM EDT Att: 46,674 - Sunny - 94 F											
Brent Gates, S OBP: 0.343, SLG: 0.368 (1, 4)										4	0	1	0	1	1	4												
Geronimo Berroa, R OBP: 0.397, SLG: 0.496 (1, 7) (7, 9)										4	0	0	0	0	1	3												
Ruben Sierra, S OBP: 0.280, SLG: 0.460 Eric Fox, S OBP: 0.261, SLG: 0.326 (1, 9) (7, 8)										3	0	1	0	0	0	1												
Mark McGwire, R OBP: 0.461, SLG: 0.515 Mike Aldrete, L OBP: 0.315, SLG: 0.382 (6, PH) (6, 3)										2	0	0	0	0	1	0												
Troy Neel, L OBP: 0.354, SLG: 0.470 (1, 10)										4	0	1	1	0	2	1												
Scott Brosius, R OBP: 0.293, SLG: 0.396 (1, 5)										3	0	0	1	0	1	0												
Mike Bordick, R OBP: 0.335, SLG: 0.358 (1, 6)										4	1	2	0	0	0	1												
Scott Hemond, R OBP: 0.273, SLG: 0.319 (1, 2)										4	0	1	0	0	1	2												
Inning Stats	R: 0 E: 1 K: 2 S: 14	H: 0 LOB: 1 BB: 1 P: 23	R: 0 E: 0 K: 3 S: 11	H: 0 LOB: 0 BB: 0 P: 14	R: 0 E: 0 K: 1 S: 14	H: 2 LOB: 2 BB: 0 P: 16	R: 0 E: 0 K: 0 S: 8	H: 0 LOB: 0 BB: 0 P: 15	R: 1 E: 0 K: 0 S: 12	H: 2 LOB: 1 BB: 0 P: 16	R: 0 E: 0 K: 1 S: 7	H: 1 LOB: 0 BB: 0 P: 11	R: 0 E: 0 K: 0 S: 6	H: 0 LOB: 0 BB: 0 P: 8	R: 0 E: 0 K: 0 S: 5	H: 0 LOB: 0 BB: 0 P: 9		R: 2 E: 0 K: 1 S: 26	H: 4 LOB: 3 BB: 1 P: 36	1B: 8 2B: 0 3B: 1 HR: 0	SF: 1 SAC: 0 DP: 0 HBP: 0	WP: 0 PB: 0 SB: 2 CS: 0	PA: 38					
PITCHER	IP	WLS	BF	H	R	ER	SO	BB	IBB	HBP	BLK	WP	HR	S	P	ERA	WHIP											
35 Mike Mussina, R ERA: 2.96 Tom Bolton, L ERA: 4.43 Jim Poole, L ERA: 6.75	(1, 1)	7.0	W	27	5	1	1	8	1	0	0	0	0	0	72	103	1.29	0.857										
(8, 1)	1.0	3	0	0	0	0	0	0	0	0	0	0	0	5	9	0.00	0.000											
(9, 1)	1.0	8	4	2	2	1	1	0	0	0	0	0	0	26	36	18.00	5.000											

AB	35
R	3
H	9
RBI	3
BB	2
SO	9
LOB	14



Batter	1	2	3	4	5	6	7	8	9	AB	R	H	RBI	BB	SO	LOB	BOTTOM										
Brady Anderson, L OBP: 0.355, SLG: 0.431 (1, 8)										6	1	2	3	0	1	4	Oakland Athletics @ Baltimore Orioles Oriole Park at Camden Yards, Baltimore, MD Fri Jul 08 1994, 7:05 PM EDT Att: 46,674 - Sunny - 94 F										
Chris Sabo, R OBP: 0.305, SLG: 0.433 Jack Voigt, R OBP: 0.320, SLG: 0.348 (1, 9) (7, 9)										5	1	2	2	0	1	3											
Rafael Palmeiro, L OBP: 0.410, SLG: 0.545 (1, 3)										5	0	1	0	0	1	2											
Cal Ripken Jr., R OBP: 0.352, SLG: 0.473 Tim Lincecum, R OBP: 0.369, SLG: 0.425 (1, 6) (7, 6)										3	1	1	1	1	0	1											
Harold Baines, L OBP: 0.346, SLG: 0.473 Dwight Smith, L OBP: 0.308, SLG: 0.446 (1, 10) (7, PR)										4	2	2	0	0	0	3											
Leo Gomez, R OBP: 0.376, SLG: 0.564 (1, 5)										3	2	0	0	1	1	3											
Chris Hoiles, R OBP: 0.371, SLG: 0.471 (1, 2)										5	2	2	3	0	1	3											
Mark McLemore, S OBP: 0.371, SLG: 0.344 (1, 4)										5	2	4	0	0	0	0											
Jeffrey Hammonds, R OBP: 0.339, SLG: 0.530 (1, 7)										3	2	1	1	2	0	1											
Inning Stats	R: 0 E: 0 K: 1 S: 9	H: 1 LOB: 1 BB: 0 P: 15	R: 2 E: 1 K: 0 S: 10	H: 3 LOB: 2 BB: 0 P: 14	R: 3 E: 0 K: 0 S: 12	H: 2 LOB: 2 BB: 2 P: 29	R: 0 E: 0 K: 1 S: 6	H: 0 LOB: 0 BB: 0 P: 10	R: 5 E: 0 K: 0 S: 23	H: 6 LOB: 2 BB: 1 P: 41	R: 3 E: 0 K: 1 S: 16	H: 3 LOB: 1 BB: 1 P: 28	R: 0 E: 0 K: 2 S: 10	H: 0 LOB: 1 BB: 0 P: 15	R: 0 E: 0 K: 0 S: 9	H: 0 LOB: 0 BB: 0 P: 17		R: 0 E: 0 K: 0 S: 9	H: 0 LOB: 0 BB: 0 P: 17	1B: 10 2B: 4 3B: 0 HR: 1	SF: 0 SAC: 0 DP: 0 HBP: 2	WP: 1 PB: 0 SB: 1 CS: 0	PA: 46				
PITCHER	IP	WLS	BF	H	R	ER	SO	BB	IBB	HBP	BLK	WP	HR	S	P	ERA	WHIP										
Bobby Witt, R ERA: 4.81 Vince Horsman, L ERA: 4.79 Carlos Reyes, R ERA: 4.5	(1, 1)	2.2	L	17	6	5	3	1	1	0	0	0	0	29	51	10.12	2.625										
(3, 1)	2.0	13	5	5	5	1	2	0	0	0	0	0	0	28	53	22.50	3.500										
(5, 1)	3.1	16	4	3	3	3	1	0	1	0	0	1	0	38	65	8.10	1.500										

AB	40
R	13
H	15
RBI	10
BB	4
SO	5
LOB	20



Batter	1	2	3	4	5	6	7	8	9	AB	R	H	RBI	BB	SO	LOB	TOP								
Rickey Henderson, R OBP: 0.418, SLG: 0.379 Eric Fox, S OBP: 0.255, SLG: 0.318 Mike Aldrete, L OBP: 0.313, SLG: 0.379	0-3 K		3-2 F9		1-1 SH2-3	0-0 G3-1		1-1 G5-3		2	0	0	0	0	1	0									
Stan Javier, S OBP: 0.368, SLG: 0.442	2-1 B1-3		2-2 F8		3-2 2B		1-3 K		3-3 K	5	1	1	1	0	2	0									
Geronimo Berroa, R OBP: 0.397, SLG: 0.498	2-3 K		3-2 HR		3-3 K		0-1 1B		2-3 K	5	1	2	0	0	3	1									
Ruben Sierra, S OBP: 0.287, SLG: 0.480		0-1 F9	2-2 HR		1-2 1B		3-2 1B		3-3 K	5	3	4	3	0	1	0									
Mark McGwire, R OBP: 0.455, SLG: 0.500	0-2 F9		0-3 K		4-0 1B		0-0 L5			3	0	0	0	1	1	3									
Terry Steinbach, R OBP: 0.339, SLG: 0.464	1-2 E6			1-2 P3		2-2 1B		3-2 P4		4	0	1	2	0	0	2									
Brent Gates, S OBP: 0.337, SLG: 0.361	0-1 P4			1-3 K		0-0 G4-3		1-0 G4-3		4	0	0	0	0	1	3									
Scott Brosius, R OBP: 0.289, SLG: 0.389	0-1 F9			0-0 L4		0-2 G5-3		1-0 F9		4	0	0	0	0	0	1									
Mike Bordick, R OBP: 0.340, SLG: 0.372			1-0 HR		4-1 1B	1-1 F9		2-2 1B		3	2	2	1	1	0	0									
Inning Stats	R: 0 E: 0 K: 2 S: 9	H: 0 LOB: 0 BB: 0 P: 13	R: 1 E: 1 K: 0 S: 13	H: 1 LOB: 1 BB: 0 P: 14	R: 3 E: 0 K: 1 S: 18	H: 3 LOB: 0 BB: 0 P: 29	R: 0 E: 0 K: 1 S: 9	H: 0 LOB: 0 BB: 0 P: 11	R: 3 E: 0 K: 1 S: 19	H: 3 LOB: 2 BB: 2 P: 37	R: 0 E: 0 K: 0 S: 7	H: 0 LOB: 0 BB: 0 P: 8	R: 0 E: 1 K: 1 S: 14	H: 2 LOB: 2 BB: 0 P: 21	R: 0 E: 0 K: 0 S: 7	H: 1 LOB: 3 BB: 1 P: 12	R: 0 E: 0 K: 3 S: 11	H: 0 LOB: 0 BB: 0 P: 19	1B: 5 2B: 3 3B: 0 HR: 2	SF: 0 SAC: 1 DP: 0 HBP: 0	WP: 0 PB: 0 SB: 3 CS: 0	PA: 40			
PITCHER	IP	WLS	BF	H	R	ER	SO	BB	IBB	HBP	BLK	WP	HR	S	P	ERA	WHIP								
Sid Fernandez, L ERA: 4.96	4.2		23	6	7	7	5	1	1	0	0	0	2	64	98	13.50	1.500								
Mark Williamson, R ERA: 3.91	3.0		13	4	0	0	1	0	0	0	0	0	0	30	44	0.00	1.333								
Alan Mills, R ERA: 5.0	1.1	W	4	0	0	0	3	0	0	0	0	0	0	13	22	0.00	0.000								

Oakland Athletics @ Baltimore Orioles
Oriole Park at Camden Yards, Baltimore, MD

AB 37
R 7
H 10
RBI 7
BB 2
SO 9
LOB 11



WP: 0 PA: 40
PB: 0
SB: 3
CS: 0

Batter	1	2	3	4	5	6	7	8	9	AB	R	H	RBI	BB	SO	LOB	BOTTOM								
Brady Anderson, L OBP: 0.359, SLG: 0.433	1-1 HR		4-2 G5-3		0-2 1B	2-1 L6-3		0-0 SH		3	2	2	1	1	0	1									
Chris Sabo, R OBP: 0.308, SLG: 0.449	1-2 HR		0-0 G5-3		1-0 1B		2-0 G5-3		0-0 SH1-4	4	1	2	3	0	0	1									
Rafael Palmeiro, L OBP: 0.412, SLG: 0.549	1-1 G4-6-3		2-1 F8		3-1 WP		1-0 P6		2-1 P6	5	2	3	1	0	0	3									
Cal Ripken Jr., R OBP: 0.355, SLG: 0.472	1-2 G4-6-3		0-0 G4-3		3-1 1B		4-0 1B		4-0 IBB	3	0	1	1	2	0	2									
Harold Baines, L OBP: 0.343, SLG: 0.468	2-0 G1-3			3-3 K	3-3 K		1-0 1B		0-0 P5	5	0	1	1	0	2	4									
Jeffrey Hammonds, R OBP: 0.335, SLG: 0.538		2-1 P3		2-1 G5-3	2-0 FC6-4		1-3 K		1-1 HR	5	1	1	1	0	1	3									
Mark McLemore, S OBP: 0.373, SLG: 0.341		0-3 K		3-3 K		4-0 BB		4-0 IBB		2	0	0	0	2	2	0									
Mike Devereaux, R OBP: 0.263, SLG: 0.346		2-0 1B			0-2 1B		0-3 K		2-1 P3	4	1	1	0	0	1	4									
Jeff Tackett, R OBP: 0.333, SLG: 0.364 Dwight Smith, L OBP: 0.313, SLG: 0.450 Chris Hoiles, R OBP: 0.371, SLG: 0.471		1-3 K		3-2 1B	2-0 1B		2-0 G5-3		2-1 SH1-4	2	1	0	0	0	1	2									
Inning Stats	R: 2 E: 0 K: 0 S: 13	H: 3 LOB: 0 BB: 0 P: 19	R: 0 E: 0 K: 2 S: 11	H: 1 LOB: 1 BB: 0 P: 16	R: 0 E: 0 K: 0 S: 7	H: 0 LOB: 0 BB: 1 P: 13	R: 0 E: 0 K: 2 S: 8	H: 0 LOB: 0 BB: 0 P: 16	R: 4 E: 1 K: 1 S: 19	H: 4 LOB: 1 BB: 0 P: 30	R: 0 E: 0 K: 1 S: 6	H: 0 LOB: 1 BB: 1 P: 14	R: 1 E: 0 K: 1 S: 8	H: 2 LOB: 3 BB: 2 P: 23	R: 0 E: 1 K: 0 S: 7	H: 1 LOB: 3 BB: 1 P: 15	R: 1 E: 0 K: 0 S: 2	H: 1 LOB: 0 BB: 0 P: 3	1B: 9 2B: 1 3B: 0 HR: 2	SF: 0 SAC: 2 DP: 1 HBP: 1	WP: 2 PB: 0 SB: 1 CS: 0	PA: 42			
PITCHER	IP	WLS	BF	H	R	ER	SO	BB	IBB	HBP	BLK	WP	HR	S	P	ERA	WHIP								
Steve Ontiveros, R ERA: 3.26	4.1		22	8	6	5	4	1	0	0	0	0	0	10	23	10.38	2.077								
Ed Vosberg, L ERA: 7.35	1.2		6	0	0	0	2	1	0	0	0	0	0	3	11	27.00	9.000								
Mark Acre, R ERA: 3.0	0.1		4	2	1	1	0	1	0	0	0	1	0	7	16	0.00	1.500								
Billy Taylor, R ERA: 3.76	0.2		4	1	0	0	1	0	1	0	0	0	0	5	11	0.00	0.000								
Dave Leiper, L ERA: 0.9	1.0		5	0	0	0	0	0	1	0	0	0	0	5	11	0.00	0.000								

Oakland Athletics @ Baltimore Orioles
Oriole Park at Camden Yards, Baltimore, MD

AB 34
R 8
H 12
RBI 8
BB 5
SO 7
LOB 20



WP: 2 PA: 42
PB: 0
SB: 1
CS: 0

Batter	1	2	3	4	5	6	7	8	9	AB	R	H	RBI	BB	SO	LOB	TOP				
Rickey Henderson, R OBP: 0.410, SLG: 0.370	L6		G4-3			F8		L4	F9	5	0	0	0	0	0	3	Oakland Athletics @ Baltimore Orioles Oriole Park at Camden Yards, Baltimore, MD Sun Jul 10 1994, 3:33 AM EDT Att: 46,477 - Sunny - 89 F				
Stan Javier, S OBP: 0.370, SLG: 0.439	1B		G6-3			B5-3				2	1	0	0	2	0						
Geronimo Berroa, R OBP: 0.395, SLG: 0.495	1H		F9			F9		F9		4	0	1	1	0	0	2					
Ruben Sierra, S OBP: 0.287, SLG: 0.478	L7			K		F9			E4	4	1	1	0	0	1	1					
Mark McGwire, R OBP: 0.449, SLG: 0.519	F7			K		K			1B	4	1	1	2	0	2	1					
Terry Steinbach, R OBP: 0.334, SLG: 0.457		L6-3		K		F8			G3	4	0	0	0	0	1	0					
Scott Brosius, R OBP: 0.292, SLG: 0.403					K				K	4	2	2	1	0	2	0					
Mike Bordick, R OBP: 0.339, SLG: 0.368	F8				G3			G6-3	1B	3	0	0	0	1	0	1					
Scott Hemond, R OBP: 0.269, SLG: 0.314	G5-3				K					2	0	0	0	0	1	0					
Brent Gates, S OBP: 0.342, SLG: 0.371								2B	1B	2	0	2	1	0	0	0					
Inning Stats	R: 1 E: 0 K: 0 S: 13	H: 1 LOB: 1 BB: 1 P: 20	R: 1 E: 0 K: 0 S: 6	H: 1 LOB: 0 BB: 0 P: 9	R: 0 E: 0 K: 3 S: 11	H: 0 LOB: 0 BB: 0 P: 18	R: 0 E: 0 K: 3 S: 9	H: 0 LOB: 0 BB: 0 P: 14	R: 0 E: 0 K: 1 S: 7	H: 0 LOB: 0 BB: 0 P: 11	R: 0 E: 0 K: 1 S: 10	H: 0 LOB: 0 BB: 0 P: 15	R: 1 E: 0 K: 0 S: 9	H: 2 LOB: 2 BB: 1 P: 17	R: 2 E: 1 K: 1 S: 19	H: 3 LOB: 2 BB: 1 P: 30	1B: 4 2B: 1 3B: 0 HR: 2	SF: 0 SAC: 0 DP: 0 HBP: 0	WP: 0 PB: 0 SB: 1 CS: 0	PA: 37	
PITCHER	IP	WLS	BF	H	R	ER	SO	BB	IBB	HBP	BLK	WP	HR	S	P	ERA	WHIP				
Jamie Moyer, L ERA: 5.1	7.0		24	2	2	2	6	1	0	0	0	0	1	65	101	2.57	0.429				
Mark Eichhorn, R ERA: 2.09	1.0		6	2	1	1	0	1	0	0	0	0	0	9	17	9.00	3.000				
Lee Smith, R ERA: 2.25	1.0	L	7	3	2	2	1	1	0	0	0	0	1	19	30	18.00	4.000				

AB 34
R 5
H 7
RBI 5
BB 3
SO 7
LOB 8



Batter	1	2	3	4	5	6	7	8	9	AB	R	H	RBI	BB	SO	LOB	BOTTOM				
Brady Anderson, L OBP: 0.362, SLG: 0.434	2B		G1-3			F8			F7	4	1	2	0	1	0	0	Oakland Athletics @ Baltimore Orioles Oriole Park at Camden Yards, Baltimore, MD Sun Jul 10 1994, 3:33 AM EDT Att: 46,477 - Sunny - 89 F				
Chris Sabo, R OBP: 0.303, SLG: 0.441	K		G1-3		P4	F7				4	0	0	0	0	1	3					
Rafael Palmeiro, L OBP: 0.411, SLG: 0.546	K		P6			F7				4	1	1	0	0	1	2					
Cal Ripken Jr., R OBP: 0.357, SLG: 0.469	2B		G6-3			1B		G6-3		2	2	0	0	2	0	1					
Harold Baines, L OBP: 0.349, SLG: 0.474				K		1B				3	0	2	2	1	1	0					
Dwight Smith, L OBP: 0.313, SLG: 0.450	2B			K		BB		1B		0	0	0	0	0	0	0					
Chris Hoiles, R OBP: 0.372, SLG: 0.469	P2			K		1B		BB		3	0	1	2	1	1	1					
Jeffrey Hammonds, R OBP: 0.329, SLG: 0.525			K		G6-3			F7		4	0	0	0	0	1	3					
Mark McLemore, S OBP: 0.368, SLG: 0.336	F7				K			F8		4	0	0	0	0	1	2					
Mike Devereaux, R OBP: 0.260, SLG: 0.341					K					3	0	0	0	0	1	2					
Leo Gomez, R OBP: 0.377, SLG: 0.562	F9				K			K		1	0	0	0	0	1	0					
Inning Stats	R: 2 E: 0 K: 2 S: 10	H: 1 LOB: 2 BB: 2 P: 23	R: 0 E: 0 K: 1 S: 10	H: 0 LOB: 0 BB: 0 P: 16	R: 0 E: 0 K: 0 S: 8	H: 1 LOB: 1 BB: 0 P: 13	R: 0 E: 0 K: 2 S: 8	H: 0 LOB: 0 BB: 0 P: 11	R: 0 E: 0 K: 2 S: 12	H: 1 LOB: 1 BB: 0 P: 20	R: 2 E: 0 K: 0 S: 5	H: 2 LOB: 2 BB: 2 P: 10	R: 0 E: 0 K: 0 S: 12	H: 1 LOB: 1 BB: 1 P: 22	R: 0 E: 0 K: 1 S: 6	H: 0 LOB: 0 BB: 0 P: 6	1B: 5 2B: 1 3B: 0 HR: 0	SF: 0 SAC: 0 DP: 0 HBP: 0	WP: 0 PB: 0 SB: 2 CS: 1	PA: 37	
PITCHER	IP	WLS	BF	H	R	ER	SO	BB	IBB	HBP	BLK	WP	HR	S	P	ERA	WHIP				
Ron Darling, R ERA: 4.81	8.0		34	6	4	4	7	5	0	0	0	0	0	77	137	4.50	1.375				
Dennis Eckersley, R ERA: 4.15	1.0	S	3	0	0	0	1	0	0	0	0	0	0	6	6	0.00	0.000				

AB 32
R 4
H 6
RBI 4
BB 5
SO 8
LOB 14



Batter	1	2	3	4	5	6	7	8	9	AB	R	H	RBI	BB	SO	LOB	TOP								
Brady Anderson, L (1, 7) OBP: 0.363, SLG: 0.433										5	0	2	0	0	1	2	Baltimore Orioles @ California Angels Anaheim Stadium, Anaheim, CA Thu Jul 14, 1994, 10:05 PM EDT Att: 18,821 - Unknown - 68 F								
Chris Sabo, R (1, 5) OBP: 0.309, SLG: 0.453										3	1	1	1	2	1	3									
Rafael Palmeiro, L (1, 3) OBP: 0.413, SLG: 0.554										4	1	2	1	1	0	2									
Cal Ripken Jr., R (1, 6) OBP: 0.357, SLG: 0.468										5	0	2	0	0	1	1									
Chris Hoiles, R (1, 2) OBP: 0.366, SLG: 0.460										5	0	0	0	0	2	3									
Leo Gomez, R (1, 10) OBP: 0.375, SLG: 0.554										3	1	0	0	1	2	1									
Jeffrey Hammonds, R (1, 9) OBP: 0.331, SLG: 0.524										4	0	2	0	0	0	0									
Mike Devereaux, R (1, 8) OBP: 0.261, SLG: 0.341										3	0	1	0	0	1	1									
Harold Baines, L (8, FH) OBP: 0.351, SLG: 0.474										0	0	0	0	1	0	0									
Jack Voigt, R (8, FR) OBP: 0.320, SLG: 0.348										0	0	0	0	0	0	0									
Mark McLemore, S (1, 4) OBP: 0.370, SLG: 0.338										4	0	2	0	0	1	3									
Inning Stats	R: 0 E: 0 K: 1 S: 5	H: 0 LOB: 1 BB: 2 P: 15	R: 0 E: 0 K: 1 S: 9	H: 1 LOB: 1 BB: 0 P: 15	R: 0 E: 0 K: 0 S: 8	H: 1 LOB: 1 BB: 1 P: 16	R: 0 E: 0 K: 2 S: 8	H: 0 LOB: 0 BB: 0 P: 14	R: 0 E: 0 K: 1 S: 12	H: 2 LOB: 2 BB: 0 P: 16	R: 0 E: 0 K: 2 S: 8	H: 2 LOB: 1 BB: 0 P: 13	R: 0 E: 0 K: 1 S: 12	H: 1 LOB: 1 BB: 0 P: 16	R: 3 E: 1 K: 0 S: 12	H: 3 LOB: 2 BB: 2 P: 28	R: 0 E: 0 K: 1 S: 9	H: 2 LOB: 2 BB: 0 P: 11	1B: 10 2B: 0 3B: 0 HR: 2	SF: 0 SAC: 0 DP: 0 HBP: 0	WP: 1 PB: 1 SB: 0 CS: 1	PA: 41			
PITCHER	IP	WLS	BF	H	R	ER	SO	BB	IBB	HBP	BLK	WP	HR	S	P	ERA	WHIP								
Mark Langston, L (1, 1) ERA: 4.43	7.2	L	34	10	3	2	8	4	0	0	0	1	2	73	127	2.35	1.826								
Mark Leiter, R (8, 1) ERA: 4.37	0.2		4	1	0	0	1	0	1	0	0	0	0	6	12	0.00	1.500								
Bob Patterson, L (9, 1) ERA: 5.12	0.1		1	0	0	0	0	0	0	0	0	0	0	1	2	0.00	0.000								
Joe Grahe, R (9, 1) ERA: 5.94	0.1		2	1	0	0	0	0	0	0	0	0	0	3	3	0.00	3.000								

Batter	1	2	3	4	5	6	7	8	9	AB	R	H	RBI	BB	SO	LOB	BOTTOM								
Chad Curtis, R (1, 8) OBP: 0.303, SLG: 0.379										3	1	1	0	1	1	0	Baltimore Orioles @ California Angels Anaheim Stadium, Anaheim, CA Thu Jul 14, 1994, 10:05 PM EDT Att: 18,821 - Unknown - 68 F								
Spike Owen, S (1, 5) OBP: 0.401, SLG: 0.426										3	0	2	0	0	0	1									
Tim Salmon, R (1, 9) OBP: 0.382, SLG: 0.521										4	0	0	0	0	1	4									
Chili Davis, S (1, 10) OBP: 0.440, SLG: 0.572										2	0	0	0	2	0	2									
Jim Edmonds, L (1, 7) OBP: 0.355, SLG: 0.390										3	1	1	1	1	2	2									
Damon Easley, R (1, 4) OBP: 0.290, SLG: 0.321										3	0	1	0	0	0	4									
Bo Jackson, R (9, FH) OBP: 0.337, SLG: 0.454										1	0	0	0	0	0	1									
J.T. Snow, L (1, 3) OBP: 0.266, SLG: 0.275										4	0	0	0	0	2	2									
Greg Myers, L (1, 2) OBP: 0.298, SLG: 0.329										4	0	1	1	0	0	0									
Harold Reynolds, S (9, PR) OBP: 0.324, SLG: 0.298										0	0	0	0	0	0	0									
Gary Disarcina, R (1, 6) OBP: 0.302, SLG: 0.351										4	0	0	0	0	1	1									
Inning Stats	R: 0 E: 0 K: 1 S: 7	H: 0 LOB: 1 BB: 1 P: 16	R: 0 E: 0 K: 1 S: 8	H: 1 LOB: 0 BB: 0 P: 10	R: 0 E: 0 K: 0 S: 6	H: 0 LOB: 0 BB: 0 P: 8	R: 0 E: 0 K: 1 S: 10	H: 1 LOB: 2 BB: 1 P: 17	R: 0 E: 0 K: 1 S: 10	H: 0 LOB: 0 BB: 0 P: 10	R: 1 E: 0 K: 0 S: 10	H: 2 LOB: 2 BB: 1 P: 23	R: 0 E: 0 K: 1 S: 10	H: 0 LOB: 0 BB: 0 P: 13	R: 0 E: 0 K: 1 S: 14	H: 1 LOB: 1 BB: 0 P: 25	R: 1 E: 0 K: 2 S: 15	H: 1 LOB: 1 BB: 1 P: 28	1B: 4 2B: 2 3B: 0 HR: 0	SF: 0 SAC: 1 DP: 0 HBP: 0	WP: 0 PB: 0 SB: 2 CS: 1	PA: 36			
PITCHER	IP	WLS	BF	H	R	ER	SO	BB	IBB	HBP	BLK	WP	HR	S	P	ERA	WHIP								
Ben McDonald, R (1, 1) ERA: 4.26	8.0	W	31	5	1	1	5	1	2	0	0	0	0	15	28	1.12	0.750								
Lee Smith, R (9, 1) ERA: 2.45	1.0	S	5	1	1	1	2	1	0	0	0	0	0	15	28	9.00	2.000								

AB	36
R	3
H	12
RBI	2
BB	5
SO	9
LOB	16



AB	31
R	2
H	6
RBI	2
BB	4
SO	7
LOB	17



Batter	1	2	3	4	5	6	7	8	9	AB	R	H	RBI	BB	SO	LOB	TOP										
Brady Anderson, L (1, 8) OBP: 0.368, SLG: 0.442										4	3	3	1	1	0	0	Baltimore Orioles @ California Angels Anaheim Stadium, Anaheim, CA Fri Jul 15 1994, 10:05 PM EDT Att: 18,886 - Unknown										
Chris Sabo, R (1, 5) OBP: 0.311, SLG: 0.463										4	2	1	2	1	0	2											
Rafael Palmeiro, L (1, 3) OBP: 0.413, SLG: 0.560										4	2	2	2	0	1	1											
Cal Ripken Jr., R (1, 6) OBP: 0.355, SLG: 0.464										5	0	1	1	0	0	2											
Harold Baines, L (1, 10) OBP: 0.349, SLG: 0.469										5	0	1	2	0	1	1											
Mike Devereaux, R (9, PR) OBP: 0.261, SLG: 0.341										0	0	0	0	0	0	0											
Chris Hoiles, R (1, 2) OBP: 0.370, SLG: 0.465										4	1	2	0	1	0	1											
Dwight Smith, L (1, 7) OBP: 0.309, SLG: 0.442										5	0	1	0	0	0	5											
Jeffrey Hammonds, R (1, 9) OBP: 0.335, SLG: 0.527										3	1	1	1	1	2	4											
Mark McLemore, S (1, 4) OBP: 0.365, SLG: 0.333										4	0	0	0	0	0	4											
Inning Stats	R: 1 E: 0 K: 0 S: 12	H: 1 LOB: 0 BB: 0 P: 18	R: 0 E: 0 K: 1 S: 8	H: 2 LOB: 2 BB: 0 P: 15	R: 0 E: 0 K: 1 S: 12	H: 0 LOB: 1 BB: 1 P: 19	R: 0 E: 0 K: 0 S: 9	H: 0 LOB: 0 BB: 0 P: 13	R: 3 E: 0 K: 0 S: 10	H: 2 LOB: 1 BB: 1 P: 22	R: 1 E: 0 K: 1 S: 13	H: 2 LOB: 0 BB: 0 P: 18	R: 3 E: 0 K: 1 S: 18	H: 3 LOB: 2 BB: 2 P: 34	R: 0 E: 0 K: 0 S: 4	H: 0 LOB: 0 BB: 0 P: 7	R: 1 E: 0 K: 0 S: 10	H: 2 LOB: 2 BB: 0 P: 15	1B: 6 2B: 4 3B: 1 HR: 1	SF: 1 SAC: 0 DP: 0 HBP: 0	WP: 1 PB: 1 SB: 2 CS: 0	PA: 43					
PITCHER	IP	WLS	BF	H	R	ER	SO	BB	IBB	HBP	BLK	WP	HR	S	P	ERA	WHIP										
Phil Leftwich, R (1, 1) ERA: 4.86	5.2	L	26	7	5	5	3	2	0	0	0	0	1	61	101	7.94	1.588										
Joe Magrane, L (6, 1) ERA: 7.0	0.2		6	3	3	3	0	1	0	0	0	1	0	16	25	40.50	6.000										
Scott Lewis, R (7, 1) ERA: 6.0	1.2		6	0	0	0	1	1	0	0	0	0	0	9	20	0.00	0.600										
Mike Butcher, R (9, 1) ERA: 6.67	1.0		5	2	1	1	0	0	0	0	0	0	0	10	15	9.00	2.000										

Batter	1	2	3	4	5	6	7	8	9	AB	R	H	RBI	BB	SO	LOB	BOTTOM										
Chad Curtis, R (1, 8) OBP: 0.300, SLG: 0.375										4	0	0	0	0	0	1	Baltimore Orioles @ California Angels Anaheim Stadium, Anaheim, CA Fri Jul 15 1994, 10:05 PM EDT Att: 18,886 - Unknown										
Spike Owen, S (1, 5) OBP: 0.398, SLG: 0.419										3	0	0	0	1	0	1											
Tim Salmon, R (1, 9) OBP: 0.380, SLG: 0.517										3	0	0	0	1	1	1											
Chili Davis, S (1, 10) OBP: 0.438, SLG: 0.568										4	1	1	0	0	1	2											
Bo Jackson, R (1, 7) OBP: 0.335, SLG: 0.468										4	1	1	2	0	3	2											
Damion Easley, R (1, 4) OBP: 0.287, SLG: 0.318										3	0	0	0	0	0	0											
Harold Reynolds, S (9, PH) OBP: 0.322, SLG: 0.296										1	0	0	0	0	0	0											
J.T. Snow, L (1, 3) OBP: 0.267, SLG: 0.284										3	0	1	0	0	1	0											
Chris Turner, R (1, 2) OBP: 0.244, SLG: 0.239										2	0	0	0	0	2	1											
Mark Dalesandro, R (7, PH) OBP: 0.263, SLG: 0.235										1	0	0	0	0	1	0											
Gary Disarcina, R (1, 6) OBP: 0.302, SLG: 0.351										3	0	1	0	0	0	1											
Inning Stats	R: 0 E: 0 K: 2 S: 11	H: 0 LOB: 2 BB: 2 P: 25	R: 0 E: 0 K: 2 S: 7	H: 0 LOB: 0 BB: 0 P: 10	R: 0 E: 0 K: 0 S: 11	H: 0 LOB: 0 BB: 0 P: 16	R: 0 E: 0 K: 2 S: 11	H: 0 LOB: 0 BB: 0 P: 17	R: 0 E: 0 K: 1 S: 11	H: 1 LOB: 0 BB: 0 P: 18	R: 0 E: 0 K: 0 S: 4	H: 0 LOB: 0 BB: 0 P: 7	R: 2 E: 0 K: 1 S: 8	H: 2 LOB: 0 BB: 0 P: 12	R: 0 E: 0 K: 0 S: 6	H: 1 LOB: 1 BB: 0 P: 6	R: 0 E: 0 K: 1 S: 9	H: 0 LOB: 0 BB: 0 P: 14	1B: 2 2B: 1 3B: 0 HR: 1	SF: 0 SAC: 0 DP: 0 HBP: 0	WP: 0 PB: 0 SB: 0 CS: 0	PA: 33					
PITCHER	IP	WLS	BF	H	R	ER	SO	BB	IBB	HBP	BLK	WP	HR	S	P	ERA	WHIP										
Sid Fernandez, L (1, 1) ERA: 4.79	7.0	W	27	4	2	2	8	2	0	0	0	0	1	65	107	2.57	0.857										
Mark Eichhorn, R (8, 1) ERA: 2.02	2.0		6	0	0	0	1	0	0	0	0	0	0	13	18	0.00	0.000										

AB	38
R	9
H	12
RBI	9
BB	4
SO	4
LOB	20



AB	31
R	2
H	4
RBI	2
BB	2
SO	9
LOB	9



Batter	1	2	3	4	5	6	7	8	9	AB	R	H	RBI	BB	SO	LOB	TOP										
Brady Anderson, L (1, 7) OBP: 0.366, SLG: 0.439	G3		G4-3				K		K	5	0	1	0	0	2	2	Baltimore Orioles @ California Angels Anaheim Stadium, Anaheim, CA Sat Jul 16 1994, 10:05 PM EDT Att: 23,371 - Sunny - 75 F										
Chris Sabo, R (1, 5) OBP: 0.313, SLG: 0.473	P5		HR				1B		G6-3	4	1	1	1	1	0	1											
Rafael Palmeiro, L (1, 3) OBP: 0.419, SLG: 0.571	HR		1B				BB			2	1	2	2	2	0	0											
Cal Ripken Jr., R (1, 6) OBP: 0.357, SLG: 0.464	1B		1B				F9			4	0	2	0	0	0	4											
Chris Hoiles, R (1, 2) OBP: 0.369, SLG: 0.460	G3		P2							3	0	0	0	0	0	3											
Leo Gomez, R (1, 10) OBP: 0.371, SLG: 0.547 Dwight Smith, S (8, PH) OBP: 0.307, SLG: 0.439		K					G6-3		L7	3	0	0	0	0	1	0											
Jeffrey Hammonds, R (1, 9) OBP: 0.329, SLG: 0.515	P9		K				F8		F6	4	0	0	0	0	1	1											
Tim Lincecum, R (1, 4) OBP: 0.368, SLG: 0.413 Mark McLemore, S (7, PR) OBP: 0.394, SLG: 0.332	G6-3		G6-3				SH1-4		F8	2	0	0	0	1	0	0											
Mike Devereaux, R (1, 8) OBP: 0.258, SLG: 0.337			K				G6-3		SH1-4	3	0	0	0	0	2	0											
Inning Stats	R: 1 E: 0 K: 0 S: 10	H: 2 LOB: 1 BB: 0 P: 19	R: 0 E: 0 K: 1 S: 6	H: 0 LOB: 0 BB: 0 P: 10	R: 1 E: 0 K: 1 S: 13	H: 2 LOB: 2 BB: 1 P: 25	R: 0 E: 0 K: 1 S: 10	H: 0 LOB: 0 BB: 0 P: 15	R: 0 E: 0 K: 0 S: 11	H: 1 LOB: 2 BB: 1 P: 19	R: 0 E: 0 K: 0 S: 5	H: 0 LOB: 0 BB: 0 P: 9	R: 1 E: 0 K: 1 S: 21	H: 1 LOB: 2 BB: 2 P: 35	R: 0 E: 0 K: 0 S: 4	H: 0 LOB: 1 BB: 0 P: 9		R: 0 E: 0 K: 2 S: 7	H: 0 LOB: 0 BB: 0 P: 12	1B: 4 2B: 0 3B: 0 HR: 2	SF: 0 SAC: 1 DP: 0 HBP: 1	WP: 0 PB: 0 SB: 2 CS: 0	PA: 38				
PITCHER	IP	WLS	BF	H	R	ER	SO	BB	IBB	HBP	BLK	WP	HR	S	P	ERA	WHIP										
Chuck Finley, L (1, 1) ERA: 4.17	6.2		30	6	3	3	4	4	0	0	0	0	2	72	126	4.05	1.500										
Mark Leiter, R (7, 1) ERA: 4.29	1.2		6	0	0	0	1	0	0	1	0	0	0	11	20	0.00	0.000										
Bob Patterson, L (9, 1) ERA: 5.06	0.1		1	0	0	0	1	0	0	0	0	0	0	3	5	0.00	0.000										
Joe Grahe, R (9, 1) ERA: 5.89	0.1	W	1	0	0	0	0	0	0	0	0	0	0	1	2	0.00	0.000										

AB	32
R	3
H	6
RBI	3
BB	4
SO	6
LOB	13



Batter	1	2	3	4	5	6	7	8	9	AB	R	H	RBI	BB	SO	LOB	BOTTOM										
Chad Curtis, R (1, 8) OBP: 0.300, SLG: 0.377 Rex Hudler, R (6, 7) OBP: 0.345, SLG: 0.596	FC1-5		F9				K		K	3	0	1	0	0	1	1	Baltimore Orioles @ California Angels Anaheim Stadium, Anaheim, CA Sat Jul 16 1994, 10:05 PM EDT Att: 23,371 - Sunny - 75 F										
Spike Owen, S (1, 5) OBP: 0.398, SLG: 0.429	FC1-5						G4-3		L1	5	0	2	1	0	0	1											
Tim Salmon, R (1, 9) OBP: 0.379, SLG: 0.513	L9						1B		F8	4	1	1	0	0	1	2											
Chili Davis, S (1, 10) OBP: 0.439, SLG: 0.567	F7						1B		L1	4	0	2	0	0	0	2											
Jim Edmonds, L (1, 7) OBP: 0.353, SLG: 0.389			K				G3		SF7	3	0	1	1	0	1	1											
Greg Myers, L (1, 2) OBP: 0.295, SLG: 0.338	F9						1B		K	4	1	1	0	0	1	3											
J.T. Snow, L (1, 3) OBP: 0.267, SLG: 0.283	F8						2B		F7	4	0	1	1	0	1	0											
Harold Reynolds, S (1, 4) OBP: 0.323, SLG: 0.297 Bo Jackson, R (9, PH) OBP: 0.339, SLG: 0.490			G6-3				L9			3	0	1	0	0	0	1											
Gary Disarcina, R (1, 6) OBP: 0.302, SLG: 0.350			G5-3				F9		E6	4	1	1	0	0	0	2											
Inning Stats	R: 0 E: 0 K: 0 S: 8	H: 1 LOB: 0 BB: 0 P: 13	R: 0 E: 0 K: 1 S: 7	H: 0 LOB: 0 BB: 0 P: 9	R: 0 E: 0 K: 1 S: 16	H: 1 LOB: 1 BB: 0 P: 21	R: 1 E: 0 K: 1 S: 12	H: 2 LOB: 1 BB: 0 P: 17	R: 1 E: 0 K: 1 S: 12	H: 2 LOB: 1 BB: 0 P: 19	R: 0 E: 0 K: 1 S: 7	H: 1 LOB: 1 BB: 0 P: 10	R: 0 E: 0 K: 0 S: 13	H: 2 LOB: 2 BB: 0 P: 17	R: 2 E: 0 K: 1 S: 14	H: 3 LOB: 1 BB: 0 P: 20		1B: 8 2B: 2 3B: 1 HR: 1	SF: 1 SAC: 0 DP: 0 HBP: 0	WP: 0 PB: 0 SB: 1 CS: 1	PA: 38						
PITCHER	IP	WLS	BF	H	R	ER	SO	BB	IBB	HBP	BLK	WP	HR	S	P	ERA	WHIP										
35 Mike Mussina, R (1, 1) ERA: 2.94	7.0		28	7	2	2	5	0	0	0	0	0	0	69	98	2.57	1.000										
Alan Mills, R (8, 1) ERA: 4.86	1.0		5	2	0	0	0	0	0	0	0	0	0	13	17	0.00	2.000										
Lee Smith, R (9, 1) ERA: 2.94	0.2	L	5	3	2	2	1	0	0	0	0	0	1	14	20	27.00	4.500										

AB	37
R	4
H	12
RBI	4
BB	0
SO	6
LOB	15



Batter	1	2	3	4	5	6	7	8	9	AB	R	H	RBI	BB	SO	LOB	TOP										
Brady Anderson, L OBP: 0.368, SLG: 0.441 (1, 8)	4-0 1B HR BB	1-0 P5		2-0 S BB 1B	2-1 FC4-6		1-0 2B 2B		1-1 P6	5	2	1	1	0	3												
Chris Sabo, R OBP: 0.323, SLG: 0.482 (1, 5)	1-2 HR 1B	2-1 FC4-6 1B		2-0 F8		4-1 G6-4-3 BB	1-2 F9 2B			4	1	3	1	1	0	1											
Rafael Palmeiro, L OBP: 0.419, SLG: 0.576 (1, 3)	2-0 HR 1B	0-0 FC4-6		4-2 BB		3-2 G6-4-3	0-1 F9			4	1	1	3	1	0	4											
Cal Ripken Jr., R OBP: 0.355, SLG: 0.461 (1, 6)	3-1 P3		2-2 G6-3	2-2 G1-3		1-2 1B 1B	0-1 L9-2-1-5			5	1	1	0	0	0	3											
Harold Baines, L OBP: 0.353, SLG: 0.469 (1, 10)	4-2 BB		0-0 HR 1B		0-0 G1-3	3-2 1B 1B		2-1 F8		4	1	2	0	1	0	0											
Dwight Smith, L OBP: 0.316, SLG: 0.463 (1, 7)	2-1 F7		3-2 HR		1-2 1B 1B	3-2 1B 1B		0-1 L1-6-3		5	2	3	3	0	0	1											
Mark McLemore, S OBP: 0.358, SLG: 0.326 (1, 4)	0-3 K		1-1 G5-3		2-1 F9	2-1 F9		1-0 F9		5	0	0	0	0	1	4											
Jack Voigt, R OBP: 0.323, SLG: 0.345 (1, 9)		4-1 1B G5-3 BB	0-1 F8		3-2 1B 1B		3-1 E9 3B		2-2 G6-3	4	1	1	0	1	0	0											
Jeff Tackett, R OBP: 0.341, SLG: 0.421 (1, 2)		3-2 G5-3		0-0 G6-3	2-2 FC4-6 1B		0-1 2B 3B		3-3 K	5	1	2	2	0	1	1											
Inning Stats	R: 3 E: 0 K: 1 S: 14	H: 2 LOB: 1 BB: 2 P: 30	R: 0 E: 0 K: 0 S: 11	H: 1 LOB: 2 BB: 1 P: 21	R: 2 E: 0 K: 0 S: 14	H: 2 LOB: 0 BB: 0 P: 20	R: 0 E: 0 K: 0 S: 8	H: 1 LOB: 2 BB: 1 P: 18	R: 1 E: 0 K: 0 S: 14	H: 3 LOB: 2 BB: 0 P: 24	R: 1 E: 0 K: 0 S: 18	H: 3 LOB: 2 BB: 1 P: 34	R: 3 E: 1 K: 0 S: 12	H: 3 LOB: 0 BB: 0 P: 17	R: 0 E: 0 K: 0 S: 5	H: 0 LOB: 0 BB: 0 P: 8	R: 0 E: 0 K: 1 S: 8	H: 0 LOB: 0 BB: 0 P: 14	1B: 10 2B: 3 3B: 1 HR: 2	SF: 0 SAC: 0 DP: 2 HBP: 0	WP: 0 PB: 0 SB: 1 CS: 0	PA: 46					
PITCHER	IP	WLS	BF	H	R	ER	SO	BB	IBB	HBP	BLK	WP	HR	S	P	ERA	WHIP										
Russ Springer, R ERA: 7.71 (1, 1)	3.0	L	17	5	5	5	1	3	0	0	0	0	2	39	71	15.00	2.667										
Andrew Lorraine, L ERA: 12.0 (4, 1)	3.0		20	9	5	4	0	2	0	0	0	0	0	45	85	12.00	3.667										
Scott Lewis, R ERA: 5.33 (7, 1)	3.0		9	1	0	0	1	0	0	0	0	0	0	20	30	0.00	0.333										

Baltimore Orioles @ California Angels
Anaheim Stadium, Anaheim, CA
Sun Jul 17 1994, 6:33 AM EDT
Att: 17,525 - Cloudy - 78 F

AB 41
R 10
H 15
RBI 10
BB 5
SO 2
LOB 17



Batter	1	2	3	4	5	6	7	8	9	AB	R	H	RBI	BB	SO	LOB	BOTTOM										
Chad Curtis, R OBP: 0.304, SLG: 0.381 (1, 8)	0-0 G6-3	1-1 P3			1-1 1B 2B		4-1 1B 2B BB	1-1 DI 1B		4	2	2	2	1	0	3											
Spike Owen, S OBP: 0.394, SLG: 0.423 (1, 5)	0-2 P4		1-1 F8		0-1 F8		2-1 2B 1B	2-2 F7		5	0	1	0	0	0	2											
Tim Salmon, R OBP: 0.375, SLG: 0.597 Mark Dalessandro, R OBP: 0.250, SLG: 0.222 (8, 7)	2-0 F9		1-1 G4-3		3-2 P6		0-0 L7		0-0 G5-3	4	0	0	0	0	0	3											
Chili Davis, S OBP: 0.444, SLG: 0.582 (1, 10)		0-0 HR	4-1 BB		2-2 1B		3-2 1B 2B		3-1 G4-3	4	1	3	3	1	0	0											
Rex Hudler, R OBP: 0.336, SLG: 0.579 Jim Edmonds, L OBP: 0.350, SLG: 0.386 (7, PH) (8, 9)		1-0 F8	0-1 F7		0-2 F4		1-3 K		1-1 G1-3	3	0	0	0	0	0	2											
Damion Easley, R OBP: 0.283, SLG: 0.313 (1, 4)		0-2 P2		0-1 G3		0-0 G3		0-0 G6-3		4	0	0	0	0	0	2											
J.T. Snow, L OBP: 0.266, SLG: 0.289 (1, 3)		2-0 BB 2B		0-0 F9		1-0 G3-1		1-1 F8		4	0	1	0	0	0	0											
Chris Turner, R OBP: 0.260, SLG: 0.259 (1, 2)		4-1 BB BB		0-1 F3		3-2 1B		3-2 1B 2B		3	1	2	0	1	0	0											
Gary Disarcina, R OBP: 0.301, SLG: 0.346 (1, 6)		4-2 BB		1-2 E5 2B		0-1 L7		0-0 F7		3	1	0	0	1	0	2											
Inning Stats	R: 0 E: 0 K: 0 S: 5	H: 0 LOB: 0 BB: 0 P: 7	R: 1 E: 0 K: 0 S: 17	H: 2 LOB: 3 BB: 2 P: 29	R: 0 E: 0 K: 0 S: 7	H: 0 LOB: 1 BB: 1 P: 13	R: 0 E: 0 K: 0 S: 5	H: 0 LOB: 0 BB: 0 P: 5	R: 2 E: 1 K: 0 S: 18	H: 2 LOB: 1 BB: 0 P: 25	R: 0 E: 0 K: 0 S: 9	H: 1 LOB: 1 BB: 0 P: 13	R: 1 E: 0 K: 1 S: 12	H: 2 LOB: 2 BB: 1 P: 22	R: 1 E: 0 K: 0 S: 12	H: 2 LOB: 1 BB: 0 P: 19	R: 0 E: 0 K: 0 S: 5	H: 0 LOB: 0 BB: 0 P: 9	1B: 4 2B: 4 3B: 0 HR: 1	SF: 0 SAC: 0 DP: 0 HBP: 0	WP: 0 PB: 0 SB: 0 CS: 0	PA: 41					
PITCHER	IP	WLS	BF	H	R	ER	SO	BB	IBB	HBP	BLK	WP	HR	S	P	ERA	WHIP										
Jamie Moyer, L ERA: 4.98 (1, 1)	6.1	W	31	7	4	2	0	4	0	0	0	0	0	0	0	2.84	1.737										
Mark Eichhorn, R ERA: 2.09 (7, 1)	2.2		10	2	1	1	1	0	0	0	0	0	0	22	34	3.38	0.750										

Baltimore Orioles @ California Angels
Anaheim Stadium, Anaheim, CA
Sun Jul 17 1994, 6:33 AM EDT
Att: 17,525 - Cloudy - 78 F

AB 37
R 5
H 9
RBI 5
BB 4
SO 1
LOB 16



Batter	1	2	3	4	5	6	7	8	9	AB	R	H	RBI	BB	SO	LOB	TOP					
Brady Anderson, L OBP: 0.367, SLG: 0.442	G3		G6-4-3			SF7 HR	F9			4	1	1	1	0	0	3	Baltimore Orioles @ Seattle Mariners The Kingdome, Seattle, WA Mon Jul 18 1994, 10:05 PM EDT Att: 22,694 - Dome					
Chris Sabo, R OBP: 0.320, SLG: 0.478	K		F7			SF7				2	0	0	0	0	1	1						
Leo Gomez, R OBP: 0.372, SLG: 0.547							HBP			0	0	0	1	0	0	0						
Rafael Palmeiro, L OBP: 0.417, SLG: 0.581	F7			G4-3		HR	F8			4	1	1	2	0	0	1						
Cal Ripken Jr., R OBP: 0.359, SLG: 0.465		FC8-5 2B		G6-3			G3-6-1 BB			3	0	2	0	1	0	0						
Harold Baines, L OBP: 0.352, SLG: 0.464	FC8-5			FC5-4 BB		P6	G3-6-1			3	0	0	0	1	0	3						
Chris Hoiles, R OBP: 0.394, SLG: 0.453	G5-3			FC5-4			F9			4	0	0	0	0	1	1						
Dwight Smith, L OBP: 0.314, SLG: 0.454			BB BB BB G6-4-3 BB		G4-3		G6-3			3	1	0	0	1	1	0						
Jack Voigt, R OBP: 0.327, SLG: 0.340			G6-4-3 BB		G3					2	1	0	0	2	1	0						
Mark McLemore, S OBP: 0.363, SLG: 0.327			G6-4-3 BB		2B SF7 BB		CS 1B			2	1	1	0	2	0	0						
Inning Stats	R: 0 E: 0 K: 1 S: 8	H: 0 LOB: 0 BB: 0 P: 15	R: 0 E: 0 K: 0 S: 4	H: 1 LOB: 0 BB: 0 P: 8	R: 1 E: 0 K: 0 S: 7	H: 0 LOB: 1 BB: 3 P: 21	R: 0 E: 0 K: 0 S: 11	H: 0 LOB: 1 BB: 1 P: 19	R: 4 E: 0 K: 1 S: 17	H: 3 LOB: 1 BB: 2 P: 29	R: 0 E: 0 K: 0 S: 7	H: 0 LOB: 0 BB: 0 P: 12	R: 0 E: 0 K: 0 S: 13	H: 1 LOB: 1 BB: 0 P: 18	R: 0 E: 0 K: 0 S: 9	H: 0 LOB: 0 BB: 1 P: 14	R: 0 E: 0 K: 2 S: 7	H: 0 LOB: 0 BB: 0 P: 10	1B: 2 2B: 3 3B: 0 HR: 1	SF: 1 SAC: 0 DP: 3 HBP: 1	WP: 0 PB: 0 SB: 0 CS: 1	PA: 36
PITCHER	IP	WLS	BF	H	R	ER	SO	BB	IBB	HBP	BLK	WP	HR	S	P	ERA	WHIP					
George Glinatsis, R ERA: 9.64	(1, 1)	4.2	22	4	5	5	1	6	0	0	0	0	1	44	86	9.64	2.143					
Kevin King, L ERA: 5.59	(5, 1)	0.1	1	0	0	0	0	0	0	0	0	0	0	3	6	0.00	0.000					
Rich Gossage, R ERA: 5.12	(6, 1)	1.2	6	1	0	0	1	0	0	1	0	0	0	18	28	0.00	0.600					
Tim Davis, L ERA: 4.25	(7, 1)	0.1	1	0	0	0	0	0	0	0	0	0	0	2	2	0.00	0.000					
Bill Risley, R ERA: 4.58	(8, 1)	1.0	W 3	0	0	0	0	1	0	0	0	0	0	9	14	0.00	1.000					

Batter	1	2	3	4	5	6	7	8	9	AB	R	H	RBI	BB	SO	LOB	BOTTOM				
Felix Fermin, R OBP: 0.343, SLG: 0.391	PB WP 1B			FC5 BB 1B				P4		5	2	4	0	0	0	0	Baltimore Orioles @ Seattle Mariners The Kingdome, Seattle, WA Mon Jul 18 1994, 10:05 PM EDT Att: 22,694 - Dome				
Eric Anthony, L OBP: 0.291, SLG: 0.388	K		1B FC3-2 1B			2B	F8			5	1	2	1	0	2	2					
Ken Griffey Jr., L OBP: 0.413, SLG: 0.709			FC3-2 BB 1B			2B	E4 S 2B			4	2	3	2	1	0	0					
Jay Buhner, R OBP: 0.378, SLG: 0.507	F9		1B FC3-2 BB			F8	2B BB			3	2	0	0	2	0	4					
Edgar Martinez, R OBP: 0.412, SLG: 0.516	F9		FC3-2 1B			G4-3	G6-3			5	0	1	2	0	0	5					
Reggie Jefferson, S OBP: 0.388, SLG: 0.563		1B BB BB	K			F8	K			4	0	0	0	1	2	4					
Tino Martinez, L OBP: 0.308, SLG: 0.459		L6	1-2 2-H 3-H			2B	G5-3 BB			3	0	2	2	1	0	1					
Dan Wilson, R OBP: 0.267, SLG: 0.348		K	F8			G6-3	G5-3			4	0	0	0	0	1	5					
Alex Rodriguez, R OBP: 0.290, SLG: 0.214		1B BB				K	G6-3			3	0	0	0	1	2	1					
Inning Stats	R: 1 E: 0 K: 1 S: 12	H: 2 LOB: 1 BB: 0 P: 18	R: 0 E: 0 K: 1 S: 10	H: 1 LOB: 2 BB: 2 P: 21	R: 2 E: 0 K: 1 S: 17	H: 3 LOB: 2 BB: 1 P: 29	R: 0 E: 0 K: 2 S: 14	H: 1 LOB: 2 BB: 1 P: 23	R: 0 E: 0 K: 0 S: 8	H: 1 LOB: 1 BB: 0 P: 9	R: 2 E: 0 K: 0 S: 13	H: 3 LOB: 1 BB: 0 P: 19	R: 0 E: 0 K: 2 S: 8	H: 0 LOB: 1 BB: 1 P: 16	R: 2 E: 1 K: 0 S: 21	H: 1 LOB: 1 BB: 1 P: 33	1B: 8 2B: 4 3B: 0 HR: 0	SF: 0 SAC: 0 DP: 0 HBP: 0	WP: 1 PB: 1 SB: 1 CS: 0	PA: 42	
PITCHER	IP	WLS	BF	H	R	ER	SO	BB	IBB	HBP	BLK	WP	HR	S	P	ERA	WHIP				
Mike Oquist, R ERA: 5.76	(1, 1)	3.1	19	7	3	3	4	3	0	0	0	0	0	44	75	8.10	3.000				
Tom Bolton, L ERA: 4.35	(4, 1)	0.1	2	0	0	0	1	1	0	0	0	0	0	5	10	0.00	3.000				
Mark Williamson, R ERA: 3.97	(4, 1)	1.2	7	2	1	1	0	0	0	0	0	0	0	16	21	5.40	1.200				
Jim Poole, L ERA: 7.23	(6, 1)	0.0	2	2	1	1	0	0	0	0	0	0	0	6	7	∞	∞				
Mark Eichhorn, R ERA: 2.0	(6, 1)	2.1	L 11	1	2	0	2	2	0	0	0	0	0	28	48	0.00	1.286				



Batter	1	2	3	4	5	6	7	8	9	AB R H RBI BB SO LOB	TOP												
Brady Anderson, L (1, 7) OBP: 0.362, SLG: 0.440	0-3 K	2-3 K		2-1 F8			1-0 1B 3B		0-0 P5	5 1 1 0 0 2 1	Baltimore Orioles @ Oakland Athletics Oakland-Alameda County Coliseum, Oakland, CA Fri Jul 22 1994, 7:05 PM PDT Att: 20,212 - Cloudy livebaseballscorecards.com												
Chris Sabo, R (1, 10) OBP: 0.326, SLG: 0.474	1-2 E4 BB		4-1 HR	1-1 G6-3			0-2 G3-1 1B	3-2 G6-3	4 1 1 1 1 0 0														
Rafael Palmeiro, L (1, 3) OBP: 0.411, SLG: 0.579	3-1 F8		1-1 HR		3-2 G4-3		1 SAFE 2-2 G3-1		4 1 1 2 0 0 2														
Cal Ripken Jr., R (1, 6) OBP: 0.357, SLG: 0.459	1-1 E5 BB		0-1 HR		4-2 BB		1-3 K		3 1 0 0 1 1 1														
Leo Gomez, R (1, 5) OBP: 0.370, SLG: 0.539	4-2 BB		0-3 K		2-0 P4			0-1 G5-3	3 0 0 0 1 1 2														
Chris Hoiles, R (1, 2) OBP: 0.283, SLG: 0.457	2-0 P8		0-0 HR		3-0 P6			1-1 P2	4 1 1 2 0 0 4														
Jeff Tackett, R (9, 2) OBP: 0.341, SLG: 0.421									0 0 0 0 0 0 0														
Jeffrey Hammonds, R (1, 9) OBP: 0.335, SLG: 0.522		1-2 F9 2B	4-0 G4-6-3 BB		1-2 F8			3-2 1B	3 0 2 0 1 0 0														
Mike Devereaux, R (1, 8) OBP: 0.257, SLG: 0.339		0-0 F9	0-0 G4-6-3		3-3 K2-3			0-3 K	4 0 0 0 0 2 3														
Tim Lincecum, R (1, 4) OBP: 0.337, SLG: 0.373		2-2 K		0-0 L6		3-1 G5-3		2-1 L7	4 0 0 0 0 1 1														
Inning Stats	R: 0 E: 2 K: 1 S: 13	H: 0 LOB: 3 BB: 1 P: 24	R: 0 E: 1 K: 2 S: 12	H: 1 LOB: 1 BB: 0 P: 17	R: 4 E: 1 K: 1 S: 10	H: 2 LOB: 0 BB: 2 P: 19	R: 0 E: 0 K: 0 S: 5	H: 0 LOB: 0 BB: 0 P: 8	R: 0 E: 0 K: 0 S: 10	H: 0 LOB: 1 BB: 1 P: 22	R: 1 E: 0 K: 1 S: 10	H: 2 LOB: 0 BB: 0 P: 14	R: 0 E: 0 K: 1 S: 12	H: 1 LOB: 1 BB: 0 P: 16	R: 0 E: 0 K: 0 S: 6	H: 0 LOB: 0 BB: 0 P: 11	1B: 2 2B: 1 3B: 1 HR: 2	SF: 0 SAC: 0 DP: 1 HBP: 0	WP: 0 PB: 0 SB: 0 CS: 0	PA: 38			
PITCHER	IP WLS BF H R ER SO BB IBB HBP BLK WP HR S P ERA WHIP											PITCHER	IP WLS BF H R ER SO BB IBB HBP BLK WP HR S P ERA WHIP										
Mike Mohler, L (1, 1) ERA: 7.71	2.1 L 14 2 3 3 4 2 0 0 0 0 1 33 54 11.57 1.714											Dave Leiper, L (9, 1) ERA: 0.64	0.2 2 2 0 0 0 0 0 0 0 0 1 7 14 0.00 1.200										
Billy Taylor, R (3, 1) ERA: 3.57	1.2 6 1 1 0 0 1 0 0 0 0 0 1 7 14 0.00 0.500																						
John Briscoe, R (5, 1) ERA: 4.08	2.0 7 0 0 0 1 1 0 0 0 0 0 0 18 37 0.00 0.500																						
Ed Vosberg, L (7, 1) ERA: 4.91	1.0 4 2 1 1 1 0 0 0 0 0 0 0 10 14 9.00 2.000																						
Mark Acree, R (8, 1) ERA: 3.46	1.1 5 1 0 0 1 0 0 0 0 0 0 0 14 20 0.00 0.750																						

Batter	1	2	3	4	5	6	7	8	9	AB R H RBI BB SO LOB	BOTTOM												
Rickey Henderson, R (1, 10) OBP: 0.414, SLG: 0.388	3-2 F7	4-2 FC6-4 BB			3-2 P3		4-1 G6-3 2B BB		4-2 SH1-3 BB	2 1 0 0 3 0 0	Baltimore Orioles @ Oakland Athletics Oakland-Alameda County Coliseum, Oakland, CA Fri Jul 22 1994, 7:05 PM PDT Att: 20,212 - Cloudy livebaseballscorecards.com												
Stan Javier, S (1, 8) OBP: 0.366, SLG: 0.425	4-2 G6-3 BB	0-0 FC6-4			2-1 P5		0-0 G6-3	1-2 1B	0-1 SH1-3	3 0 0 0 1 0 4													
Geronimo Berroa, R (1, 7) OBP: 0.391, SLG: 0.503	0-1 G6-3		2-2 F8		1-0 1B		0-0 G4-3 2B	2-H 2B	1-3 K	5 0 2 1 0 1 2													
Troy Neel, L (1, 3) OBP: 0.349, SLG: 0.462		1-1 2B SF8 1B	3-2 G4-3		1-3 K		0-1 G4-3		3-2 L6-3	5 1 1 0 0 1 3													
Terry Steinbach, R (1, 2) OBP: 0.325, SLG: 0.451		0-0 SF8 2B	0-0 HR				0-1 F9	1-0 G4-3		4 2 2 1 0 0 1													
Mike Aldrete, L (1, 9) OBP: 0.317, SLG: 0.366		4-0 2B BB	2-2 G1				0-2 F8		3-2 G4-3	3 0 0 0 1 0 0													
Scott Brosius, R (1, 5) OBP: 0.295, SLG: 0.412		0-0 F8		0-0 P5			4-2 BB BB		2-0 2B	3 0 1 0 1 0 3													
Mike Bordick, R (1, 6) OBP: 0.332, SLG: 0.360		3-2 SF8		0-1 P4			4-2 BB		0-0 L7	2 0 0 1 1 0 1													
Scott Hemond, R (1, 4) OBP: 0.268, SLG: 0.305		2-3 3-H		0-2 K			0-1 F8		3-2 G3	3 0 1 1 0 1 2													
Ruben Sierra, S (8, PH) OBP: 0.288, SLG: 0.476		1-3 3-H								1 0 0 0 0 0 1													
Francisco Matos, R (9, 4) ERA: 2.66										0 0 0 0 0 0 0													
Inning Stats	R: 0 E: 0 K: 0 S: 9	H: 0 LOB: 0 BB: 1 P: 16	R: 2 E: 0 K: 0 S: 16	H: 3 LOB: 3 BB: 2 P: 28	R: 1 E: 0 K: 0 S: 12	H: 1 LOB: 0 BB: 0 P: 19	R: 0 E: 0 K: 1 S: 6	H: 0 LOB: 0 BB: 0 P: 6	R: 0 E: 0 K: 0 S: 11	H: 0 LOB: 2 BB: 2 P: 19	R: 1 E: 0 K: 0 S: 6	H: 1 LOB: 1 BB: 1 P: 11	R: 0 E: 0 K: 0 S: 12	H: 1 LOB: 1 BB: 0 P: 20	R: 0 E: 0 K: 1 S: 14	H: 0 LOB: 1 BB: 1 P: 22	1B: 2 2B: 4 3B: 0 HR: 1	SF: 1 SAC: 1 DP: 1 HBP: 0	WP: 0 PB: 0 SB: 0 CS: 0	PA: 40			
PITCHER	IP WLS BF H R ER SO BB IBB HBP BLK WP HR S P ERA WHIP											PITCHER	IP WLS BF H R ER SO BB IBB HBP BLK WP HR S P ERA WHIP										
35 Mike Mussina, R (1, 1) ERA: 3.02	8.0 W 36 7 4 4 4 6 0 0 0 0 0 1 81 135 4.50 1.625																						
Lee Smith, R (9, 1) ERA: 2.66	1.0 S 4 0 0 0 1 1 0 0 0 0 0 0 14 22 0.00 1.000																						

Batter	1	2	3	4	5	6	7	8	9	AB	R	H	RBI	BB	SO	LOB	TOP										
Brady Anderson, L OBP: 0.361, SLG: 0.436 (1, 8)	 1-3		 0-1		 0-1			 1-0	 0-1	4	0	0	0	0	1	2	<p>Baltimore Orioles @ Oakland Athletics Oakland-Alameda County Coliseum, Oakland, CA</p> <p>Sat Jul 23 1994, 3:33 AM PDT Att: 32,068 - Sunny - 86 F</p> <p>livebaseballscores.com</p> <p>AB 30 R 3 H 5 RBI 3 BB 5 SO 7 LOB 15</p>										
Chris Sabo, R OBP: 0.324, SLG: 0.468 (1, 5)	 1-1		 4-1		 1-0			 0-0		3	0	0	0	1	0	2											
Rafael Palmeiro, L OBP: 0.410, SLG: 0.584 (1, 3)	 1-1		 3-2		 0-0			 2-3		4	1	1	1	0	1	2											
Cal Ripken Jr., R OBP: 0.356, SLG: 0.457 (1, 6)	 0-2			 0-1		 0-1		 0-1		4	0	1	0	0	0	1											
Harold Baines, L OBP: 0.349, SLG: 0.456 (1, 10)		 3-1		 1-1		 0-0			 2-3	4	0	0	0	0	1	1											
Chris Hoiles, R OBP: 0.367, SLG: 0.456 (1, 2)		 4-1		 1-2		 4-2			 4-2	1	1	0	0	3	0	1											
Dwight Smith, L OBP: 0.322, SLG: 0.459 (1, 7)		 1-3		 2-3		 1-0			 1-0	4	1	2	0	0	2	2											
Jeffrey Hammonds, R OBP: 0.328, SLG: 0.514 (1, 9)		 1-3		 2-1		 0-0			 2-2	3	0	0	1	0	1	3											
Mark McLemore, S OBP: 0.365, SLG: 0.331 (1, 4)			 0-0		 4-2		 2-3		 2-2	3	0	1	1	1	1	1											
Inning Stats	R: 1 E: 0 K: 1 S: 10	H: 1 LOB: 0 BB: 0 P: 13	R: 0 E: 0 K: 2 S: 9	H: 0 LOB: 1 BB: 1 P: 18	R: 0 E: 0 K: 0 S: 8	H: 0 LOB: 1 BB: 1 P: 15	R: 0 E: 0 K: 1 S: 10	H: 1 LOB: 1 BB: 0 P: 14	R: 0 E: 0 K: 0 S: 7	H: 0 LOB: 1 BB: 1 P: 14	R: 0 E: 0 K: 1 S: 8	H: 1 LOB: 1 BB: 1 P: 15	R: 0 E: 0 K: 1 S: 6	H: 0 LOB: 1 BB: 0 P: 9	R: 2 E: 0 K: 1 S: 15	H: 2 LOB: 1 BB: 1 P: 26	1B: 2 2B: 2 3B: 0 HR: 1	SF: 1 SAC: 0 DP: 1 HBP: 1	WP: 0 PB: 0 SB: 0 CS: 0	PA: 37							
PITCHER	IP	WLS	BF	H	R	ER	SO	BB	IBB	HBP	BLK	WP	HR	S	P	ERA	WHIP										
Todd Van Poppel, R ERA: 6.18 (1, 1)	7.0	W	27	3	1	1	5	4	0	0	0	0	1	56	93	1.29	1.000										
Dave Leiper, L ERA: 0.64 (8, 1)	0.0		1	0	0	0	0	0	0	1	0	0	0	0	1	∞	∞										
Bob Welch, R ERA: 7.43 (8, 1)	1.2		8	2	2	2	2	1	0	0	0	0	0	19	32	10.80	1.800										
Dennis Eckersley, R ERA: 4.74 (9, 1)	0.1	S	1	0	0	0	0	0	0	0	0	0	0	2	2	0.00	0.000										

Batter	1	2	3	4	5	6	7	8	9	AB	R	H	RBI	BB	SO	LOB	BOTTOM										
Rickey Henderson, R OBP: 0.415, SLG: 0.367 (1, 8) (8, 7)	 1-2			 4-1		 3-3				3	0	1	2	1	1	1	<p>Baltimore Orioles @ Oakland Athletics Oakland-Alameda County Coliseum, Oakland, CA</p> <p>Sat Jul 23 1994, 3:33 AM PDT Att: 32,068 - Sunny - 86 F</p> <p>livebaseballscores.com</p> <p>AB 33 R 6 H 9 RBI 6 BB 3 SO 8 LOB 15</p>										
Mike Bordick, R OBP: 0.332, SLG: 0.356 (1, 6)	 4-1	 3-2		 2-1		 3-2				3	0	0	0	1	0	2											
Geronimo Berroa, R OBP: 0.360, SLG: 0.498 (1, 7) (8, 8)	 4-2		 1-2	 1-0		 1-2				3	0	0	0	1	1	1											
Stan Javier, S OBP: 0.366, SLG: 0.425 (8, 8)	 1-2					 1-2				0	0	0	0	0	0	0											
Ruben Sierra, S OBP: 0.287, SLG: 0.482 (1, 9)	 1-3		 0-2		 0-0		 3-2			4	1	1	1	0	1	2											
Mark McGwire, R OBP: 0.416, SLG: 0.462 (1, 3)	 1-1		 0-1		 2-3			 2-1		4	1	0	0	0	1	2											
Terry Steinbach, R OBP: 0.327, SLG: 0.455 (1, 10)		 0-0	 3-1		 1-1			 1-3		4	2	2	0	0	1	1											
Scott Brosius, R OBP: 0.301, SLG: 0.428 (1, 5)	 0-1	 1-2	 1-2			 1-2		 1-1		4	2	3	2	0	0	1											
Scott Hemond, R OBP: 0.268, SLG: 0.304 (1, 2)	 2-3	 3-3	 3-3			 2-2		 2-2		4	0	1	1	0	3	2											
Francisco Matos, R OBP: 0.154, SLG: 0.167 (1, 4)	 0-1			 2-2		 0-1		 0-2		4	0	1	0	0	0	3											
Inning Stats	R: 0 E: 0 K: 1 S: 12	H: 0 LOB: 2 BB: 2 P: 23	R: 2 E: 0 K: 1 S: 16	H: 3 LOB: 1 BB: 0 P: 22	R: 3 E: 0 K: 2 S: 18	H: 3 LOB: 0 BB: 0 P: 26	R: 0 E: 0 K: 0 S: 10	H: 0 LOB: 1 BB: 1 P: 18	R: 0 E: 0 K: 1 S: 6	H: 0 LOB: 0 BB: 0 P: 9	R: 0 E: 0 K: 2 S: 12	H: 2 LOB: 1 BB: 0 P: 18	R: 0 E: 0 K: 0 S: 12	H: 0 LOB: 0 BB: 0 P: 19	R: 1 E: 1 K: 1 S: 13	H: 1 LOB: 1 BB: 0 P: 19	1B: 5 2B: 2 3B: 0 HR: 2	SF: 0 SAC: 0 DP: 0 HBP: 0	WP: 1 PB: 0 SB: 1 CS: 0	PA: 36							
PITCHER	IP	WLS	BF	H	R	ER	SO	BB	IBB	HBP	BLK	WP	HR	S	P	ERA	WHIP										
Sid Fernandez, L ERA: 5.1 (1, 1)	3.0	L	17	6	5	5	4	2	0	0	0	0	0	40	64	0.00	0.750										
Mark Williamson, R ERA: 3.66 (4, 1)	4.0		14	2	0	0	3	1	0	0	0	0	0	40	64	0.00	0.750										
Mike Oquist, R ERA: 5.66 (8, 1)	1.0		5	1	1	0	1	0	0	0	0	0	0	13	19	0.00	1.000										

Batter	1	2	3	4	5	6	7	8	9	AB	R	H	RBI	BB	SO	LOB	TOP					
Brady Anderson, L OBP: 0.359, SLG: 0.433 (1, 8)	F7	G5-3	G4-3		G1-4-3			P4		5	0	1	0	0	0	4	Baltimore Orioles @ Oakland Athletics Oakland-Alameda County Coliseum, Oakland, CA Sun Jul 24 1994, 3:33 AM PDT Att: 36,227 - Sunny - 71 F					
Chris Sabo, R OBP: 0.325, SLG: 0.467 Leo Gomez, R OBP: 0.371, SLG: 0.537 (5, 5)	K		K		G1-4-3			FC6 BB		3	0	1	0	0	2	0						
Rafael Palmeiro, L OBP: 0.410, SLG: 0.580 (1, 3)	2B BB		S 1B		K			FC6		4	2	1	0	1	1	2						
Cal Ripken Jr., R OBP: 0.359, SLG: 0.459 (1, 6)	2B 1B		1B 1B		1B			G5-3		5	2	3	1	0	0	0						
Harold Baines, L OBP: 0.353, SLG: 0.462 Lonnie Smith, R OBP: 0.345, SLG: 0.292 (9, PR)	2B		1B BB		P5			G4-3 BB		5	1	3	2	0	1	2						
Chris Hoiles, R OBP: 0.388, SLG: 0.453 (1, 2)	K		BB G5-3		K			1B		4	0	1	1	1	2	3						
Dwight Smith, L OBP: 0.321, SLG: 0.456 Mike Devereaux, R OBP: 0.257, SLG: 0.349 (3, 8)		K	G5-3					G4-3		1	0	0	0	0	1	0						
Jeffrey Hammonds, R OBP: 0.340, SLG: 0.514 (1, 9)	1B		BB IBB		1B			BB		4	1	1	1	0	0	4						
Mark McLemore, S OBP: 0.362, SLG: 0.326 (1, 4)	P5		BB		F7			G5-3		4	0	0	1	1	0	5						
Inning Stats	R: 2 E: 0 K: 2 S: 12	H: 2 LOB: 1 BB: 1 P: 18	R: 0 E: 1 K: 1 S: 12	H: 1 LOB: 1 BB: 0 P: 18	R: 3 E: 0 K: 1 S: 18	H: 4 LOB: 3 BB: 2 P: 36	R: 0 E: 0 K: 2 S: 11	H: 2 LOB: 2 BB: 0 P: 18	R: 1 E: 0 K: 0 S: 11	H: 2 LOB: 1 BB: 1 P: 21	R: 0 E: 0 K: 1 S: 7	H: 0 LOB: 0 BB: 0 P: 10	R: 0 E: 0 K: 1 S: 8	H: 0 LOB: 0 BB: 0 P: 14	R: 0 E: 0 K: 0 S: 8	H: 0 LOB: 1 BB: 1 P: 17		R: 0 E: 0 K: 0 S: 14	H: 1 LOB: 3 BB: 2 P: 28	1B: 10 2B: 1 3B: 0 HR: 1	SF: 0 SAC: 0 DP: 1 HBP: 0	WP: 0 PB: 0 SB: 1 CS: 0
PITCHER	IP	WLS	BF	H	R	ER	SO	BB	IBB	HBP	BLK	WP	HR	S	P	ERA	WHIP					
Bobby Witt, R ERA: 4.89	2.1	15	7	5	5	4	1	0	0	0	0	0	0	36	55	19.29	3.429					
Vince Horsman, L ERA: 4.07	1.1	8	2	0	0	1	1	1	0	0	0	0	0	14	32	0.00	2.250					
John Briscoe, R ERA: 4.17	1.1	6	2	1	1	1	1	0	0	0	0	0	1	14	24	6.75	2.250					
Ed Vosberg, L ERA: 4.32	1.0	3	0	0	0	1	0	0	0	0	0	0	0	7	10	0.00	0.000					
Mark Acree, R ERA: 3.53	1.0	3	0	0	0	1	0	0	0	0	0	0	0	8	14	0.00	0.000					
Dave Leiper, L ERA: 5.6	1.0	4	0	0	0	0	1	0	0	0	0	0	0	8	17	0.00	1.000					
Dennis Eckersley, R ERA: 4.62	1.0	W	6	1	0	0	2	0	0	0	0	0	0	14	28	0.00	3.000					

AB	38
R	6
H	12
RBI	6
BB	7
SO	8
LOB	22



Batter	1	2	3	4	5	6	7	8	9	AB	R	H	RBI	BB	SO	LOB	BOTTOM					
Rickey Henderson, R OBP: 0.415, SLG: 0.388 (1, 7)	G4-3		F9			G5-3		S 1B	FC6-2 BB	5	2	2	0	0	0	1	Baltimore Orioles @ Oakland Athletics Oakland-Alameda County Coliseum, Oakland, CA Sun Jul 24 1994, 3:33 AM PDT Att: 36,227 - Sunny - 71 F					
Stan Javier, S OBP: 0.364, SLG: 0.420 (1, 8)	K		P4			G4-3		G6-3	WP FC6-2 BB	4	0	0	0	1	1	2						
Geronimo Berroa, R OBP: 0.387, SLG: 0.494 (1, 10)	P4				F7			HR 1B	FC6-2 WP	5	1	1	1	0	0	3						
Ruben Sierra, S OBP: 0.292, SLG: 0.486 (1, 9)		L4			1B			HR 2B	HR BB	4	2	2	0	1	0	2						
Mark McGwire, R OBP: 0.412, SLG: 0.478 (1, 3)	P6				F7			P3		4	1	1	2	0	0	3						
Terry Steinbach, R OBP: 0.327, SLG: 0.454 Scott Hemond, R OBP: 0.272, SLG: 0.327 (8, 2)	1B				G6-3			HR		3	0	1	0	0	1	1						
Scott Brosius, R OBP: 0.297, SLG: 0.422 (1, 5)	K					P4		P3	F8	4	0	0	0	0	1	1						
Mike Bordick, R OBP: 0.331, SLG: 0.355 (1, 6)			F7			G6-3			G4-3	4	0	1	0	0	0	0						
Francisco Matos, R OBP: 0.188, SLG: 0.200 Troy Neel, L OBP: 0.352, SLG: 0.462 Fausto Cruz, R OBP: 0.227, SLG: 0.056 (9, PR)						F8			BB FC6-2 BB	3	0	1	0	0	0	1						
Inning Stats	R: 0 E: 0 K: 1 S: 9	H: 0 LOB: 0 BB: 0 P: 14	R: 0 E: 0 K: 1 S: 12	H: 1 LOB: 1 BB: 0 P: 19	R: 0 E: 0 K: 0 S: 9	H: 1 LOB: 1 BB: 0 P: 14	R: 0 E: 0 K: 0 S: 8	H: 1 LOB: 1 BB: 0 P: 14	R: 0 E: 0 K: 0 S: 6	H: 0 LOB: 0 BB: 0 P: 11	R: 0 E: 0 K: 0 S: 7	H: 0 LOB: 0 BB: 0 P: 12	R: 2 E: 0 K: 1 S: 17	H: 3 LOB: 1 BB: 0 P: 25	R: 4 E: 0 K: 0 S: 20	H: 3 LOB: 0 BB: 1 P: 32		R: 1 E: 0 K: 0 S: 8	H: 1 LOB: 3 BB: 2 P: 20	1B: 7 2B: 1 3B: 0 HR: 2	SF: 0 SAC: 0 DP: 0 HBP: 0	WP: 1 PB: 0 SB: 2 CS: 0
PITCHER	IP	WLS	BF	H	R	ER	SO	BB	IBB	HBP	BLK	WP	HR	S	P	ERA	WHIP					
Jamie Moyer, L ERA: 4.84	7.0	27	6	2	2	3	0	0	0	0	0	0	1	22	34	27.00	3.000					
Alan Mills, R ERA: 5.53	1.1	8	3	4	4	0	1	0	0	0	0	0	0	2	6	∞	∞					
Tom Bolton, L ERA: 4.79	0.0	L	1	0	0	0	1	0	0	0	0	0	0	2	6	∞	∞					
Mark Eichhorn, R ERA: 2.09	0.1	4	1	1	1	0	1	0	0	0	0	1	0	4	12	27.00	6.000					



Batter	1	2	3	4	5	6	7	8	9	AB	R	H	RBI	BB	SO	LOB	TOP								
Kenny Lofton, L (1, 8) OBP: 0.427, SLG: 0.558 Ruben Amaro Jr, S (8, 8) OBP: 0.125, SLG: 0.133	1-1 G4-3			2-1 P5		2-2 G3-1		1-1 2B		4	0	1	2	0	0	1	Cleveland Indians @ Baltimore Orioles Oriole Park at Camden Yards, Baltimore, MD Tue Jul 26 1994, 3:33 AM EDT Att: 43,578 - Overcast - 89 F								
Omar Vizquel, S (1, 6) OBP: 0.323, SLG: 0.319 Mark Lewis, R (8, 4) OBP: 0.239, SLG: 0.333	2-2 G1-3			0-0 G4-3			0-1 G4-3	1-2 F7		4	0	0	0	0	0	1									
Jim Thome, L (1, 5) OBP: 0.347, SLG: 0.533	2-2 1B			2-0 P6			0-3 K		1-3 K	4	0	1	0	0	2	0									
Albert Belle, R (1, 7) OBP: 0.435, SLG: 0.699		2-2 G6-3			1-0 G6-3		2-2 HR		4-0 BB	3	1	1	1	1	0	0									
Eddie Murray, S (1, 10) OBP: 0.308, SLG: 0.446		3-1 G6-3			3-1 HR		3-1 P6		2-3 K	4	1	1	1	0	1	1									
Paul Sorrento, L (1, 3) OBP: 0.339, SLG: 0.441 Candy Maldonado, R (8, PH) OBP: 0.362, SLG: 0.506		3-1 F9			2-3 K			3-2 F8	0-1 P6	3	0	0	0	0	1	0									
Sandy Alomar Jr., R (1, 2) OBP: 0.337, SLG: 0.466			1-0 G5-3		1-1 G4-3			3-2 F9		3	0	0	0	0	0	0									
Alvaro Espinoza, R (1, 4) OBP: 0.280, SLG: 0.337			2-1 F9			0-1 G5-3		1-0 1B 2B 2B		3	1	1	0	0	0	0									
Wayne Kirby, L (1, 9) OBP: 0.327, SLG: 0.390			2-2 G1-3			0-0 G3-1 1B		1-2 2B 1B		3	1	2	0	0	0	0									
Inning Stats	R: 0 E: 0 K: 0 S: 8	H: 1 LOB: 1 BB: 0 P: 13	R: 0 E: 0 K: 0 S: 7	H: 0 LOB: 0 BB: 0 P: 15	R: 0 E: 0 K: 0 S: 6	H: 0 LOB: 0 BB: 0 P: 11	R: 0 E: 0 K: 0 S: 4	H: 0 LOB: 0 BB: 0 P: 8	R: 1 E: 0 K: 1 S: 10	H: 1 LOB: 0 BB: 0 P: 17	R: 0 E: 0 K: 0 S: 6	H: 1 LOB: 0 BB: 0 P: 8	R: 1 E: 0 K: 1 S: 10	H: 1 LOB: 0 BB: 0 P: 15	R: 2 E: 0 K: 0 S: 16	H: 3 LOB: 1 BB: 0 P: 26		R: 0 E: 0 K: 2 S: 9	H: 0 LOB: 1 BB: 1 P: 16	1B: 3 2B: 2 3B: 0 HR: 2	SF: 0 SAC: 0 DP: 0 HBP: 0	WP: 0 PB: 0 SB: 0 CS: 0	PA: 33		
PITCHER	IP	WLS	BF	H	R	ER	SO	BB	IBB	HBP	BLK	WP	HR	S	P	ERA	WHIP								
Ben McDonald, R (1, 1) ERA: 4.24	8.0	W	29	7	4	4	2	0	0	0	0	0	2	67	113	4.50	0.875								
Jim Poole, L (8, 1) ERA: 6.86	1.0		4	0	0	0	2	1	0	0	0	0	0	9	16	0.00	1.000								

AB	32
R	4
H	7
RBI	4
BB	1
SO	4
LOB	4



Batter	1	2	3	4	5	6	7	8	9	AB	R	H	RBI	BB	SO	LOB	BOTTOM								
Brady Anderson, L (1, 7) OBP: 0.357, SLG: 0.430	2-2 G3-1		2-0 G4-3	1-0 1B		2-2 P6		0-0 G3-1		5	0	1	2	0	0	3	Cleveland Indians @ Baltimore Orioles Oriole Park at Camden Yards, Baltimore, MD Tue Jul 26 1994, 3:33 AM EDT Att: 43,578 - Overcast - 89 F								
Jeffrey Hammonds, R (1, 9) OBP: 0.341, SLG: 0.511	1-2 1B		2-1 G4-3		0-0 L8		2-2 F8	1-2 1B		5	0	2	0	0	0	1									
Rafael Palmeiro, L (1, 3) OBP: 0.412, SLG: 0.589	1-1 CS 1B		1-0 HR		0-0 L7		0-0 1B 1B	3-2 P8		5	2	3	2	0	0	1									
Cal Ripken Jr., R (1, 6) OBP: 0.357, SLG: 0.456	3-3 K		3-H G3		2-1 F8		1-2 SF8 1B			4	1	1	0	0	1	2									
Harold Baines, L (1, 10) OBP: 0.358, SLG: 0.488		3-1 G4-3		0-1 HR		0-0 HR		1-1 E8 HR 1B		4	3	3	3	0	0	0									
Chris Hoiles, R (1, 2) OBP: 0.398, SLG: 0.452		1-0 F9		3-2 1B 1B		1-0 F8		1-1 SF8		3	1	1	1	0	0	0									
Leo Gomez, R (1, 5) OBP: 0.376, SLG: 0.554			2-3 K		1-0 1B 1B		0-1 E WP 1B	3-H 0-1 HR		4	1	3	2	0	1	0									
Mark McLemore, S (1, 4) OBP: 0.361, SLG: 0.325			2-2 E G4-3 1B		2-3 K		3-1 E1	2-3 K		4	1	1	0	0	2	3									
Mike Devereaux, R (1, 8) OBP: 0.253, SLG: 0.343			0-2 E4 G4-3 HR		0-3 K		2-2 G4-3		0-3 K	4	1	0	0	0	2	5									
Inning Stats	R: 0 E: 0 K: 1 S: 12	H: 2 LOB: 2 BB: 0 P: 19	R: 0 E: 0 K: 1 S: 7	H: 0 LOB: 0 BB: 0 P: 13	R: 3 E: 1 K: 0 S: 15	H: 2 LOB: 0 BB: 0 P: 23	R: 2 E: 0 K: 2 S: 14	H: 4 LOB: 0 BB: 0 P: 21	R: 0 E: 0 K: 0 S: 4	H: 0 LOB: 0 BB: 0 P: 6	R: 1 E: 1 K: 0 S: 13	H: 2 LOB: 2 BB: 0 P: 21	R: 4 E: 1 K: 1 S: 19	H: 4 LOB: 0 BB: 0 P: 26	R: 0 E: 0 K: 1 S: 15	H: 1 LOB: 1 BB: 0 P: 19		1B: 11 2B: 1 3B: 0 HR: 4	SF: 1 SAC: 0 DP: 1 HBP: 0	WP: 1 PB: 0 SB: 0 CS: 1	PA: 39				
PITCHER	IP	WLS	BF	H	R	ER	SO	BB	IBB	HBP	BLK	WP	HR	S	P	ERA	WHIP								
Albie Lopez, R (1, 1) ERA: 5.06	5.1	L	26	10	6	3	4	0	0	0	0	0	1	26	37	21.60	2.400								
Jose Mesa, R (6, 1) ERA: 4.35	1.2		9	4	4	4	1	0	0	0	0	0	0	15	19	0.00	1.000								
Eric Plunk, R (8, 1) ERA: 2.95	1.0		4	1	0	0	1	0	0	0	0	0	0	15	19	0.00	1.000								

AB	38
R	10
H	15
RBI	10
BB	0
SO	6
LOB	15



Batter	1	2	3	4	5	6	7	8	9	AB	R	H	RBI	BB	SO	LOB	TOP										
Kenny Lofton, L OBP: 0.422, SLG: 0.551	G4-3	G3-1		F9		P5		G3		5	0	0	0	0	0	0	Cleveland Indians @ Baltimore Orioles Oriole Park at Camden Yards, Baltimore, MD Tue Jul 26 1994, 7:05 PM EDT Att. 46,531 - Overcast - 77 F										
Omar Vizquel, S OBP: 0.325, SLG: 0.321	FC1 2B	G6-3		G5-3			1B	G5-3		5	2	2	0	0	0												
Jim Thome, L OBP: 0.345, SLG: 0.527	FC1		G6-3	K			1B	K		5	1	1	0	0	2												
Albert Belle, R OBP: 0.437, SLG: 0.708	BB 2B			HR				F9		5	2	3	2	0	0	2											
Eddie Murray, S OBP: 0.310, SLG: 0.445 Candy Maldonado, R (9, PH) OBP: 0.358, SLG: 0.500	BB 2B		G4-3		P5			F8		3	2	1	1	1	0	1											
Paul Sorrento, L OBP: 0.343, SLG: 0.446	BB 2B			1B		L4		G3-1		4	2	2	2	1	0	1											
Manny Ramirez, R OBP: 0.351, SLG: 0.492	BB 2B			1B		K		G5-3		4	0	2	3	0	1	2											
Tony Peña, R OBP: 0.369, SLG: 0.447	K			FC5-4 BB		P4				3	0	1	1	1	1	1											
Alvaro Espinoza, R OBP: 0.274, SLG: 0.330		F9	FC5-4			F8		L7		4	0	0	0	0	0	4											
Inning Stats	R: 4 E: 0 K: 1 S: 19	H: 3 LOB: 1 BB: 2 P: 36	R: 0 E: 0 K: 0 S: 9	H: 0 LOB: 0 BB: 0 P: 11	R: 1 E: 0 K: 0 S: 12	H: 3 LOB: 3 BB: 1 P: 22	R: 0 E: 0 K: 1 S: 6	H: 0 LOB: 0 BB: 0 P: 9	R: 0 E: 0 K: 0 S: 10	H: 1 LOB: 1 BB: 0 P: 16	R: 0 E: 0 K: 0 S: 5	H: 0 LOB: 0 BB: 0 P: 7	R: 4 E: 0 K: 0 S: 22	H: 5 LOB: 1 BB: 0 P: 33	R: 0 E: 0 K: 1 S: 7	H: 0 LOB: 0 BB: 0 P: 11	R: 0 E: 0 K: 0 S: 3	H: 0 LOB: 0 BB: 0 P: 7	1B: 8 2B: 3 3B: 0 HR: 1	SF: 0 SAC: 0 DP: 0 HBP: 0	WP: 0 PB: 0 SB: 2 CS: 0	PA: 42					
PITCHER	IP	WLS	BF	H	R	ER	SO	BB	IBB	HBP	BLK	WP	HR	S	P	ERA	WHIP										
Mike Quist, R ERA: 8.17	2.2	L	16	6	5	5	1	2	0	0	0	0	1	35	60	16.88	3.000										
Mark Williamson, R ERA: 3.74	3.2		15	3	2	2	2	1	0	0	0	0	0	35	54	4.91	1.091										
Tom Bolton, L ERA: 5.01	2.2		11	3	2	2	1	0	0	0	0	0	0	23	38	6.75	1.125										

AB 39
R 9
H 12
RBI 9
BB 3
SO 4
LOB 12



Batter	1	2	3	4	5	6	7	8	9	AB	R	H	RBI	BB	SO	LOB	BOTTOM										
Brady Anderson, L OBP: 0.358, SLG: 0.429	G3			G4-3 S BB		G6-3 1B		G3		3	0	1	1	1	0	0	Cleveland Indians @ Baltimore Orioles Oriole Park at Camden Yards, Baltimore, MD Tue Jul 26 1994, 7:05 PM EDT Att. 46,531 - Overcast - 77 F										
Jeffrey Hammonds, R OBP: 0.360, SLG: 0.605	F9			F8		G6-3			0-1	4	0	1	0	0	0	2											
Rafael Palmeiro, L OBP: 0.408, SLG: 0.582	K			G4-3		K			1-2	4	0	0	0	0	2	3											
Cal Ripken Jr., R OBP: 0.355, SLG: 0.453 Tim Lincecum, R OBP: 0.333, SLG: 0.369		G5-3		L8				F8		3	0	0	0	0	0	1											
Harold Baines, L OBP: 0.358, SLG: 0.496 Lonnie Smith, R (9, PH) OBP: 0.339, SLG: 0.286		K			G4-3		HR		P2	3	1	1	1	0	1	0											
Leo Gomez, R OBP: 0.372, SLG: 0.547		G6-3			F9		K			3	0	0	0	0	1	0											
Dwight Smith, L OBP: 0.316, SLG: 0.448			G6-3		L8		K			3	0	0	0	0	1	0											
Mark McLemore, S OBP: 0.361, SLG: 0.323				F8		G4-3 S 1B BB		G4-3		2	1	0	0	1	0	0											
Jeff Tackett, R OBP: 0.319, SLG: 0.390				K		K		G6-3		3	0	0	0	0	2	1											
Inning Stats	R: 0 E: 0 K: 1 S: 9	H: 0 LOB: 0 BB: 0 P: 14	R: 0 E: 0 K: 1 S: 7	H: 0 LOB: 0 BB: 0 P: 12	R: 0 E: 0 K: 1 S: 6	H: 0 LOB: 0 BB: 0 P: 9	R: 0 E: 0 K: 0 S: 5	H: 0 LOB: 1 BB: 1 P: 12	R: 0 E: 0 K: 0 S: 6	H: 0 LOB: 0 BB: 0 P: 11	R: 1 E: 0 K: 2 S: 11	H: 1 LOB: 1 BB: 1 P: 20	R: 1 E: 0 K: 2 S: 9	H: 1 LOB: 0 BB: 0 P: 12	R: 0 E: 0 K: 0 S: 6	H: 0 LOB: 0 BB: 0 P: 8	R: 0 E: 0 K: 0 S: 9	H: 1 LOB: 1 BB: 0 P: 13	1B: 2 2B: 0 3B: 0 HR: 1	SF: 0 SAC: 0 DP: 0 HBP: 0	WP: 0 PB: 0 SB: 2 CS: 0	PA: 32					
PITCHER	IP	WLS	BF	H	R	ER	SO	BB	IBB	HBP	BLK	WP	HR	S	P	ERA	WHIP										
Dennis Martinez, R ERA: 3.7	8.0	W	28	2	2	2	7	2	0	0	0	0	0	9	98	2.25	0.500										
Derek Lilliquist, L ERA: 5.96	1.0		4	1	0	0	0	0	0	0	0	0	0	9	13	0.00	1.000										



Batter	1	2	3	4	5	6	7	8	9	AB	R	H	RBI	BB	SO	LOB	TOP					
Kenny Lofton, L OBP: 0.422, SLG: 0.549 (1, 8)	F7		G4-3					FC6-4									5 1 2 0 0 0 2					
Omar Vizquel, S OBP: 0.327, SLG: 0.323 (1, 6)	G4-3		F9						G5-3								5 0 2 0 0 0 0					
Jim Thome, L OBP: 0.343, SLG: 0.521 (1, 5)	G4-3		G4-3						K								5 0 1 2 0 1 2					
Albert Belle, R OBP: 0.437, SLG: 0.715 (1, 7)		L5						K	G1-3								5 2 2 1 0 1 2					
Eddie Murray, S OBP: 0.312, SLG: 0.443 (1, 10)																	2 1 0 0 2 0 2					
Paul Sorrento, L OBP: 0.345, SLG: 0.444 (1, 3)																	3 1 1 0 1 1 0					
Sandy Alomar Jr., R OBP: 0.339, SLG: 0.479 (1, 2)																	4 1 2 3 0 0 2					
Alvaro Espinoza, R OBP: 0.269, SLG: 0.324 (1, 4)																	4 1 0 0 0 0 2					
Wayne Kirby, L OBP: 0.326, SLG: 0.387 (1, 9)																	4 0 1 0 0 0 1					
Inning Stats	R: 0 E: 0 K: 0 S: 10	H: 0 LOB: 0 BB: 0 P: 16	R: 3 E: 0 K: 0 S: 9	H: 1 LOB: 0 BB: 2 P: 20	R: 0 E: 0 K: 0 S: 9	H: 0 LOB: 0 BB: 0 P: 15	R: 1 E: 0 K: 0 S: 9	H: 2 LOB: 1 BB: 1 P: 14	R: 0 E: 0 K: 0 S: 5	H: 2 LOB: 1 BB: 0 P: 7	R: 1 E: 0 K: 0 S: 9	H: 1 LOB: 0 BB: 0 P: 13	R: 2 E: 1 K: 1 S: 15	H: 3 LOB: 2 BB: 0 P: 18	R: 0 E: 0 K: 1 S: 8	H: 2 LOB: 2 BB: 0 P: 9	R: 0 E: 0 K: 1 S: 7	H: 0 LOB: 0 BB: 0 P: 11	1B: 8 2B: 2 3B: 0 HR: 2	SF: 0 SAC: 0 DP: 2 HBP: 0	WP: 0 PB: 0 SB: 0 CS: 0	PA: 40
PITCHER	IP	WLS	BF	H	R	ER	SO	BB	IBB	HBP	BLK	WP	HR	S	P	ERA	WHIP					
35 Mike Mussina, R ERA: 3.24	6.1	L	30	9	7	6	0	3	0	0	0	0	2	60	96	8.53	1.895					
Armando Benitez, R ERA:	2.2		10	2	0	0	3	0	0	0	0	0	0	21	27	0.00	0.750					

Cleveland Indians @ Baltimore Orioles
Oriole Park at Camden Yards, Baltimore, MD
Thu Jul 28 1994, 7:05 PM EDT
Cloudy - 79 F

AB	37
R	7
H	11
RBI	6
BB	3
SO	3
LOB	13



Batter	1	2	3	4	5	6	7	8	9	AB	R	H	RBI	BB	SO	LOB	BOTTOM					
Brady Anderson, L OBP: 0.357, SLG: 0.426 (1, 8)	G4-3		L8						G4-3								5 1 1 0 0 1 0					
Jeffrey Hammonds, R OBP: 0.336, SLG: 0.503 (1, 9)	K		F9						K								5 0 1 1 0 3 0					
Rafael Palmeiro, L OBP: 0.406, SLG: 0.580 (1, 3)	K								F9								5 1 1 0 0 2 1					
Cal Ripken Jr., R OBP: 0.359, SLG: 0.456 (1, 6)																	4 0 3 1 0 1 0					
Harold Baines, L OBP: 0.357, SLG: 0.491 (1, 10)																	3 0 0 0 1 3 3					
Leo Gomez, R OBP: 0.376, SLG: 0.544 (1, 5)																	1 0 0 0 3 0 0					
Chris Hoiles, R OBP: 0.368, SLG: 0.451 (1, 2)																	3 0 1 0 0 1 2					
Dwight Smith, L OBP: 0.311, SLG: 0.441 (8, PH)																	3 0 0 0 0 0 3					
Chris Sabo, R OBP: 0.323, SLG: 0.465 (8, PH)																	1 0 0 0 0 0 3					
Mike Devereaux, R OBP: 0.253, SLG: 0.343 (8, PH)																	0 0 0 0 0 0 0					
Mark McLemore, S OBP: 0.358, SLG: 0.320 (8, PH)																	3 0 0 0 0 0 3					
Tim Lincecum, R OBP: 0.330, SLG: 0.365 (8, PH)																	1 0 0 0 0 1 3					
Inning Stats	R: 0 E: 0 K: 2 S: 9	H: 1 LOB: 3 BB: 2 P: 13	R: 0 E: 1 K: 1 S: 15	H: 1 LOB: 2 BB: 2 P: 29	R: 1 E: 0 K: 1 S: 9	H: 2 LOB: 1 BB: 0 P: 13	R: 0 E: 0 K: 0 S: 5	H: 0 LOB: 0 BB: 0 P: 10	R: 0 E: 0 K: 2 S: 9	H: 0 LOB: 0 BB: 0 P: 9	R: 0 E: 0 K: 3 S: 13	H: 1 LOB: 2 BB: 1 P: 24	R: 1 E: 0 K: 0 S: 5	H: 2 LOB: 1 BB: 0 P: 8	R: 0 E: 0 K: 2 S: 11	H: 1 LOB: 3 BB: 1 P: 22	R: 0 E: 0 K: 1 S: 7	H: 0 LOB: 0 BB: 0 P: 9	1B: 5 2B: 2 3B: 0 HR: 0	SF: 0 SAC: 0 DP: 0 HBP: 1	WP: 0 PB: 0 SB: 0 CS: 0	PA: 39
PITCHER	IP	WLS	BF	H	R	ER	SO	BB	IBB	HBP	BLK	WP	HR	S	P	ERA	WHIP					
Jack Morris, R ERA: 5.85	7.1	W	34	7	2	2	10	4	0	1	0	0	0	71	121	2.46	1.500					
Derek Lilliquist, L ERA: 5.87	0.1		1	0	0	0	0	0	0	0	0	0	0	2	3	0.00	0.000					
Eric Plunk, R ERA: 2.88	1.1	S	4	0	0	0	2	0	0	0	0	0	0	10	13	0.00	0.000					

Cleveland Indians @ Baltimore Orioles
Oriole Park at Camden Yards, Baltimore, MD
Thu Jul 28 1994, 7:05 PM EDT
Cloudy - 79 F

AB	34
R	2
H	7
RBI	2
BB	4
SO	12
LOB	18



Batter	1	2	3	4	5	6	7	8	9	AB	R	H	RBI	BB	SO	LOB	TOP					
Kenny Lofton, L OBP: 0.420, SLG: 0.548 (1, 8)										4	1	1	0	0	1	1	Cleveland Indians @ Baltimore Orioles Oriole Park at Camden Yards, Baltimore, MD Thu Jul 28, 1994, 7:05 PM EDT Att: 47,632 - Unknown - 77 F					
Omar Vizquel, S OBP: 0.323, SLG: 0.319 (1, 6)										3	0	0	0	0	0	1						
Manny Ramirez, R OBP: 0.353, SLG: 0.492 (1, 9)										4	0	2	1	0	1	1						
Albert Belle, R OBP: 0.435, SLG: 0.710 (1, 7)										4	1	1	0	0	1	2						
Eddie Murray, S OBP: 0.314, SLG: 0.459 (1, 3)										4	2	3	0	1	1							
Candy Maldonado, R OBP: 0.343, SLG: 0.476 (1, 10)										4	0	0	0	0	3	0						
Tony Peña, R OBP: 0.364, SLG: 0.469 (1, 2)										4	1	1	1	0	0	0						
Mark Lewis, R OBP: 0.227, SLG: 0.315 (1, 5)										4	0	0	0	0	3	0						
Alvaro Espinoza, R OBP: 0.270, SLG: 0.324 (1, 4)										3	0	1	0	0	0	0						
Inning Stats	R: 0 E: 0 K: 2 S: 8	H: 0 LOB: 0 BB: 0 P: 11	R: 2 E: 0 K: 2 S: 14	H: 2 LOB: 0 BB: 0 P: 24	R: 0 E: 0 K: 0 S: 10	H: 1 LOB: 1 BB: 0 P: 17	R: 0 E: 0 K: 1 S: 9	H: 0 LOB: 0 BB: 0 P: 11	R: 0 E: 0 K: 2 S: 10	H: 0 LOB: 0 BB: 0 P: 12	R: 1 E: 0 K: 1 S: 10	H: 2 LOB: 1 BB: 0 P: 15	R: 1 E: 0 K: 0 S: 11	H: 1 LOB: 0 BB: 0 P: 15	R: 0 E: 0 K: 1 S: 13	H: 1 LOB: 1 BB: 0 P: 17	R: 1 E: 0 K: 1 S: 6	H: 1 LOB: 0 BB: 0 P: 9	1B: 4 2B: 1 3B: 0 HR: 3	SF: 0 SAC: 1 DP: 0 HBP: 0	WP: 0 PB: 0 SB: 0 CS: 0	PA: 35
PITCHER Sid Fernandez, L ERA: 5.09 (1, 1)	IP: 9.0 WLS: L BF: 35 H: 8 R: 5 ER: 5 SO: 10 BB: 0 IBB: 0 HBP: 0 BLK: 0 WP: 0 HR: 3 S: 91 P: 131 ERA: 5.00 WHIP: 0.889															PITCHER						

Batter	1	2	3	4	5	6	7	8	9	AB	R	H	RBI	BB	SO	LOB	BOTTOM					
Brady Anderson, L OBP: 0.358, SLG: 0.425 (1, 7)										3	0	1	0	1	0	1	Cleveland Indians @ Baltimore Orioles Oriole Park at Camden Yards, Baltimore, MD Thu Jul 28, 1994, 7:05 PM EDT Att: 47,632 - Unknown - 77 F					
Jeffrey Hammonds, R OBP: 0.344, SLG: 0.505 (1, 9)										3	1	2	0	0	1	1						
Rafael Palmeiro, L OBP: 0.406, SLG: 0.580 (1, 3)										3	1	1	1	1	1	2						
Cal Ripken Jr., R OBP: 0.358, SLG: 0.452 (1, 6)										3	0	0	0	0	1	3						
Harold Baines, L OBP: 0.355, SLG: 0.486 (1, 10)										3	0	0	0	1	2	2						
Chris Sabo, R OBP: 0.322, SLG: 0.461 (1, 5)										4	0	1	1	0	0	3						
Mark McLemore, S OBP: 0.362, SLG: 0.329 (1, 4)										4	0	3	0	0	0	0						
Mike Devereaux, R OBP: 0.250, SLG: 0.338 (1, 8)										4	0	0	0	0	2	4						
Jeff Tackett, R OBP: 0.300, SLG: 0.364 (1, 2)										3	0	0	0	0	2	1						
Dwight Smith, L OBP: 0.309, SLG: 0.438 (9, PH)										1	0	0	0	0	0	1						
Inning Stats	R: 0 E: 0 K: 0 S: 10	H: 1 LOB: 3 BB: 2 P: 24	R: 0 E: 0 K: 0 S: 6	H: 0 LOB: 0 BB: 0 P: 11	R: 0 E: 0 K: 0 S: 8	H: 1 LOB: 0 BB: 0 P: 13	R: 0 E: 0 K: 1 S: 6	H: 0 LOB: 0 BB: 0 P: 8	R: 0 E: 0 K: 2 S: 9	H: 1 LOB: 1 BB: 0 P: 14	R: 2 E: 0 K: 1 S: 17	H: 4 LOB: 2 BB: 0 P: 25	R: 0 E: 0 K: 3 S: 12	H: 0 LOB: 1 BB: 1 P: 18	R: 0 E: 0 K: 1 S: 8	H: 0 LOB: 0 BB: 0 P: 14	R: 0 E: 0 K: 1 S: 8	H: 1 LOB: 0 BB: 0 P: 11	1B: 6 2B: 3 3B: 0 HR: 0	SF: 0 SAC: 0 DP: 3 HBP: 2	WP: 1 PB: 0 SB: 1 CS: 0	PA: 36
PITCHER Jason Grimsley, R ERA: 4.66 (1, 1)	IP: 5.2 WLS: W BF: 25 H: 7 R: 2 ER: 2 SO: 4 BB: 2 IBB: 0 HBP: 2 BLK: 0 WP: 1 HR: 0 S: 54 P: 93 ERA: 3.18 WHIP: 1.588															PITCHER						
Jose Mesa, R ERA: 4.19 (6, 1)	2.1 S: 8																					
Jeff Russell, R ERA: 4.79 (9, 1)	1.0 S: 3																					



Batter	1	2	3	4	5	6	7	8	9	AB	R	H	RBI	BB	SO	LOB	TOP					
Devon White, S OBP: 0.320, SLG: 0.472 (1, 8)										5	1	1	0	0	1	2						
Roberto Alomar, S OBP: 0.383, SLG: 0.454 (1, 4)										3	0	1	0	1	0	0						
Paul Molitor, R OBP: 0.418, SLG: 0.528 (1, 10)										4	2	2	1	0	0	2						
Joe Carter, R OBP: 0.317, SLG: 0.529 (1, 9)										4	1	1	2	0	2	2						
Darnell Coles, R OBP: 0.257, SLG: 0.352 (1, 3)										3	0	1	0	0	0	2						
John Olerud, L OBP: 0.384, SLG: 0.445 (8, PH)										1	0	0	0	0	0	0						
Ed Sprague, R OBP: 0.281, SLG: 0.355 (1, 5)										4	0	1	1	0	0	1						
Robert Perez, R OBP: 0.125, SLG: 0.125 (1, 7)										4	0	1	0	0	0	3						
Pat Borders, R OBP: 0.288, SLG: 0.336 (1, 2)										4	0	0	0	0	0	1						
Dick Schofield, R OBP: 0.334, SLG: 0.359 (1, 6)										4	0	1	0	0	0	1						
Inning Stats	R: 2 E: 0 K: 1 S: 19	H: 4 LOB: 2 BB: 0 P: 24	R: 0 E: 0 K: 1 S: 8	H: 0 LOB: 0 BB: 0 P: 13	R: 2 E: 0 K: 0 S: 12	H: 3 LOB: 1 BB: 0 P: 19	R: 0 E: 0 K: 0 S: 13	H: 0 LOB: 0 BB: 0 P: 18	R: 0 E: 0 K: 0 S: 8	H: 0 LOB: 0 BB: 0 P: 13	R: 0 E: 0 K: 0 S: 6	H: 0 LOB: 0 BB: 0 P: 11	R: 0 E: 0 K: 0 S: 6	H: 1 LOB: 2 BB: 1 P: 15	R: 0 E: 0 K: 1 S: 10	H: 0 LOB: 0 BB: 0 P: 13	R: 0 E: 0 K: 0 S: 5	H: 1 LOB: 1 BB: 0 P: 6	1B: 6 2B: 2 3B: 0 HR: 1	SF: 0 SAC: 0 DP: 0 HBP: 0	WP: 0 PB: 0 SB: 0 CS: 0	PA: 37
PITCHER	IP WLS BF H R ER SO BB IBB HBP BLK WP HR S P ERA WHIP	IP WLS BF H R ER SO BB IBB HBP BLK WP HR S P ERA WHIP																				
Jamie Moyer, L ERA: 4.87 (1, 1)	6.2 L 29 8 4 4 2 1 0 0 0 0 1 71 109 5.40 1.350																					
Mark Eichhorn, R ERA: 2.01 (7, 1)	2.1 8 1 0 0 1 0 0 0 0 0 0 0 16 23 0.00 0.429																					

Toronto Blue Jays @ Baltimore Orioles
 Oriole Park at Camden Yards, Baltimore, MD
 Fri Jul 29 1994, 7:05 PM EDT
 Att: 47,497 - Cloudy - 79 F

AB 36
 R 4
 H 9
 RBI 4
 BB 1
 SO 3
 LOB 14



Batter	1	2	3	4	5	6	7	8	9	AB	R	H	RBI	BB	SO	LOB	BOTTOM					
Mark McLemore, S OBP: 0.357, SLG: 0.324 (1, 4)										5	0	0	0	0	1	4						
Jeffrey Hammonds, R OBP: 0.341, SLG: 0.498 (1, 7)										5	0	1	0	0	0	0						
Rafael Palmeiro, L OBP: 0.403, SLG: 0.574 (1, 3)										4	0	0	0	0	0	1						
Cal Ripken Jr., R OBP: 0.361, SLG: 0.458 (1, 6)										4	1	3	0	0	0	0						
Leo Gomez, R OBP: 0.376, SLG: 0.538 (1, 5)										3	0	0	0	1	2	4						
Brady Anderson, L OBP: 0.359, SLG: 0.425 (8, PR)										0	0	0	0	0	0	0						
Tim Lincecum, R OBP: 0.330, SLG: 0.365 (9, 5)										0	0	0	0	0	0	0						
Chris Sabo, R OBP: 0.321, SLG: 0.458 (1, 10)										4	1	1	1	0	0	1						
Chris Hoiles, R OBP: 0.369, SLG: 0.449 (1, 2)										3	1	1	0	1	0	1						
Lonnie Smith, R OBP: 0.349, SLG: 0.288 (1, 9)										3	0	1	0	1	1	2						
Mike Devereaux, R OBP: 0.254, SLG: 0.339 (1, 8)										2	0	1	2	1	0	0						
Harold Baines, L OBP: 0.354, SLG: 0.485 (9, PH)										1	0	0	0	0	1	0						
Inning Stats	R: 0 E: 0 K: 1 S: 11	H: 2 LOB: 2 BB: 0 P: 16	R: 0 E: 0 K: 0 S: 4	H: 0 LOB: 0 BB: 1 P: 9	R: 0 E: 0 K: 0 S: 6	H: 0 LOB: 0 BB: 0 P: 12	R: 3 E: 0 K: 0 S: 16	H: 4 LOB: 2 BB: 1 P: 28	R: 0 E: 0 K: 1 S: 7	H: 1 LOB: 1 BB: 0 P: 11	R: 0 E: 0 K: 1 S: 15	H: 1 LOB: 2 BB: 1 P: 24	R: 0 E: 0 K: 0 S: 8	H: 0 LOB: 0 BB: 0 P: 15	R: 0 E: 0 K: 1 S: 11	H: 0 LOB: 1 BB: 1 P: 19	R: 0 E: 0 K: 1 S: 7	H: 0 LOB: 0 BB: 0 P: 13	1B: 7 2B: 1 3B: 0 HR: 0	SF: 0 SAC: 0 DP: 1 HBP: 0	WP: 1 PB: 0 SB: 0 CS: 0	PA: 38
PITCHER	IP WLS BF H R ER SO BB IBB HBP BLK WP HR S P ERA WHIP	IP WLS BF H R ER SO BB IBB HBP BLK WP HR S P ERA WHIP																				
Al Leiter, L ERA: 4.56 (1, 1)	6.0 W 28 8 3 3 3 3 0 0 0 0 0 59 100 4.50 1.833																					
Tony Castillo, L ERA: 2.35 (7, 1)	2.0 7 0 0 0 1 1 0 0 0 0 0 0 19 34 0.00 0.500																					
Darren Hall, R ERA: 3.86 (9, 1)	1.0 S 3 0 0 0 1 0 0 0 0 0 0 7 13 0.00 0.000																					

Toronto Blue Jays @ Baltimore Orioles
 Oriole Park at Camden Yards, Baltimore, MD
 Fri Jul 29 1994, 7:05 PM EDT
 Att: 47,497 - Cloudy - 79 F

AB 34
 R 3
 H 8
 RBI 3
 BB 4
 SO 5
 LOB 13



Batter	1	2	3	4	5	6	7	8	9	AB	R	H	RBI	BB	SO	LOB	TOP											
Devon White, S OBP: 0.318, SLG: 0.476	P2		FC4-6			B1-3			L4	5	1	1	1	0	0	1												
Roberto Alomar, S OBP: 0.383, SLG: 0.451	G4-3		F8			1B		G4-3	G6-4-3 BB	4	0	1	0	1	0	1												
Paul Molitor, R OBP: 0.415, SLG: 0.524	F8		F9			FC6-4 1B		F9	G6-4-3	5	0	1	0	0	0	2												
Joe Carter, R OBP: 0.319, SLG: 0.537		G6-3				FC6-4				4	1	2	1	0	0	2												
John Olerud, L OBP: 0.385, SLG: 0.444		1B BB				F7		G4-3		3	1	1	0	1	0	1												
Ed Sprague, R OBP: 0.281, SLG: 0.354	L4					G5-3		F9	FC8-4 1B	4	0	1	0	0	0	2												
Rob Butler, L OBP: 0.239, SLG: 0.190						F8			FC8-6-4	3	1	1	0	1	0	1												
Pat Borders, R OBP: 0.288, SLG: 0.342		G6-3				K		F8		4	1	1	2	0	1	3												
Dick Schofield, R OBP: 0.333, SLG: 0.359						G6-3		SF8	P3	3	0	1	1	0	0	1												
Inning Stats	R: 0 E: 0 K: 0 S: 11	H: 0 LOB: 0 BB: 0 P: 16	R: 0 E: 0 K: 0 S: 16	H: 1 LOB: 2 BB: 1 P: 26	R: 0 E: 0 K: 0 S: 8	H: 1 LOB: 1 BB: 0 P: 14	R: 1 E: 0 K: 0 S: 5	H: 1 LOB: 0 BB: 0 P: 9	R: 1 E: 0 K: 1 S: 12	H: 3 LOB: 2 BB: 1 P: 14	R: 0 E: 0 K: 0 S: 6	H: 1 LOB: 1 BB: 0 P: 9	R: 0 E: 0 K: 0 S: 10	H: 1 LOB: 1 BB: 0 P: 14	R: 0 E: 0 K: 0 S: 6	H: 0 LOB: 0 BB: 1 P: 12	1B: 7 2B: 0 3B: 1 HR: 2	SF: 1 SAC: 0 DP: 1 HBP: 0	WP: 0 PB: 0 SB: 0 CS: 0	PA: 39								
PITCHER	IP	WLS	BF	H	R	ER	SO	BB	IBB	HBP	BLK	WP	HR	S	P	ERA	WHIP											
Mark Williamson, R ERA: 3.86	(1, 1)	5.1	24	7	3	3	1	1	0	0	0	0	0	2	56	84	5.06	1.500										
Tom Bolton, L ERA: 5.4	(6, 1)	0.0	1	0	0	0	0	1	0	0	0	0	0	0	4	8	∞	∞										
Mark Eichhorn, R ERA: 2.1	(6, 1)	1.2	W	7	2	2	2	0	0	0	0	0	0	9	14	10.80	1.200											
Alan Mills, R ERA: 5.4	(8, 1)	1.0		4	1	0	0	0	0	0	0	0	0	10	14	0.00	1.000											
Lee Smith, R ERA: 2.78	(9, 1)	1.0	S	3	0	0	0	1	0	0	0	0	0	6	12	0.00	1.000											

Toronto Blue Jays @ Baltimore Orioles
 Oriole Park at Camden Yards, Baltimore, MD
 Sat Jul 30 1994, 7:05 PM EDT
 Att: 47,000 - Sunny

AB	35
R	5
H	10
RBI	5
BB	3
SO	1
LOB	14



Batter	1	2	3	4	5	6	7	8	9	AB	R	H	RBI	BB	SO	LOB	BOTTOM										
Brady Anderson, L OBP: 0.356, SLG: 0.423	K		K	G3		1B			K	5	0	1	0	0	3	4											
Jeffrey Hammonds, R OBP: 0.338, SLG: 0.490	F9		P2			1B 1B		G3	F8	5	1	1	0	0	0	1											
Rafael Palmeiro, L OBP: 0.400, SLG: 0.570	P5		K			FC4-6 1B		G3	K	5	0	1	0	0	2	0											
Cal Ripken Jr., R OBP: 0.364, SLG: 0.463		K				HR 3B		FC4-6 1B	F9	4	2	2	1	1	1	0											
Harold Baines, L OBP: 0.356, SLG: 0.495		1B 1B				HR 3B		FC4-6 G6-4-3	K	4	1	2	2	0	1	3											
Leo Gomez, R OBP: 0.374, SLG: 0.545		F9				F8		G6-4-3	HR	4	1	1	2	0	0	3											
Dwight Smith, L ERA: 4.23	(1, 1)	6.0	29	12	4	4	4	1	0	0	0	0	0	0	0	0											
Dave Rightt, L ERA: 12.67	(7, 1)	0.2		3	0	1	1	1	0	0	0	0	0	0	0	0											
Mike Timlin, R ERA: 5.5	(7, 1)	0.1	L	5	3	2	2	1	0	0	0	1	1	11	19	54.00	12.000										
Woody Williams, R ERA: 4.24	(8, 1)	1.0		3	0	0	0	1	0	0	0	0	0	7	10	0.00	0.000										
Inning Stats	R: 0 E: 0 K: 1 S: 7	H: 2 LOB: 3 BB: 1 P: 27	R: 0 E: 0 K: 2 S: 10	H: 0 LOB: 0 BB: 0 P: 16	R: 2 E: 0 K: 0 S: 14	H: 4 LOB: 2 BB: 0 P: 21	R: 1 E: 0 K: 0 S: 10	H: 3 LOB: 1 BB: 0 P: 14	R: 1 E: 0 K: 0 S: 13	H: 3 LOB: 1 BB: 0 P: 18	R: 3 E: 0 K: 2 S: 19	H: 3 LOB: 2 BB: 2 P: 34	R: 0 E: 0 K: 1 S: 7	H: 0 LOB: 0 BB: 0 P: 10	1B: 12 2B: 0 3B: 1 HR: 2	SF: 0 SAC: 0 DP: 2 HBP: 0	WP: 1 PB: 0 SB: 0 CS: 0	PA: 40									
PITCHER	IP	WLS	BF	H	R	ER	SO	BB	IBB	HBP	BLK	WP	HR	S	P	ERA	WHIP										
Todd Stottlemyre, R ERA: 4.23	(1, 1)	6.0	29	12	4	4	4	1	0	0	0	0	0	7	10	6.00	2.167										

Toronto Blue Jays @ Baltimore Orioles
 Oriole Park at Camden Yards, Baltimore, MD
 Sat Jul 30 1994, 7:05 PM EDT
 Att: 47,000 - Sunny

AB	37
R	7
H	15
RBI	6
BB	3
SO	7
LOB	15



Batter	1	2	3	4	5	6	7	8	9	AB	R	H	RBI	BB	SO	LOB	TOP								
Devon White, S OBP: 0.317, SLG: 0.472 (1, 8)										5	0	1	1	0	2	3	Toronto Blue Jays @ Baltimore Orioles Oriole Park at Camden Yards, Baltimore, MD Sun Jul 31 1994, 3:33 AM EDT Att: 47,684 - Sunny - 87 F								
Roberto Alomar, S OBP: 0.389, SLG: 0.456 (1, 4)										3	0	2	0	2	0	0									
Paul Molitor, R OBP: 0.415, SLG: 0.521 (1, 10)										4	0	1	1	1	0	4									
Joe Carter, R OBP: 0.318, SLG: 0.532 (1, 9)										5	1	1	0	0	1	2									
John Olerud, L OBP: 0.388, SLG: 0.461 (1, 3)										3	2	2	2	1	1	0									
Mike Huff, R OBP: 0.370, SLG: 0.420 (1, 7)										4	2	2	0	0	1	1									
Ed Sprague, R OBP: 0.281, SLG: 0.351 (1, 5)										3	0	0	0	1	0	1									
Dick Schofield, R OBP: 0.332, SLG: 0.355 (1, 6)										3	0	0	0	1	1	3									
Randy Knorr, R OBP: 0.286, SLG: 0.437 (1, 2)										3	1	1	1	0	1	1									
Inning Stats	R: 0 E: 0 K: 0 S: 7	H: 1 LOB: 0 BB: 0 P: 10	R: 4 E: 0 K: 0 S: 23	H: 6 LOB: 2 BB: 1 P: 37	R: 0 E: 0 K: 0 S: 5	H: 0 LOB: 1 BB: 1 P: 12	R: 0 E: 0 K: 1 S: 7	H: 0 LOB: 0 BB: 1 P: 18	R: 0 E: 0 K: 0 S: 5	H: 0 LOB: 0 BB: 0 P: 10	R: 2 E: 1 K: 1 S: 17	H: 2 LOB: 3 BB: 2 P: 32	R: 0 E: 0 K: 3 S: 13	H: 0 LOB: 0 BB: 0 P: 21	R: 0 E: 0 K: 1 S: 6	H: 0 LOB: 0 BB: 0 P: 8	R: 0 E: 0 K: 1 S: 11	H: 1 LOB: 1 BB: 1 P: 18	1B: 7 2B: 1 3B: 1 HR: 1	SF: 0 SAC: 0 DP: 2 HBP: 1	WP: 1 PB: 0 SB: 1 CS: 1	PA: 41			
PITCHER	IP	WLS	BF	H	R	ER	SO	BB	IBB	HBP	BLK	WP	HR	S	P	ERA	WHIP								
Ben McDonald, R ERA: 4.47 (1, 1)	5.0	L	24	9	6	6	1	3	0	0	0	1	1	50	91	10.80	2.400								
Armando Benitez, R ERA: (6, 1)	3.2		16	1	0	0	6	3	0	1	0	0	0	43	74	0.00	1.091								
Jim Poole, L ERA: 6.75 (9, 1)	0.1		0	0	0	0	0	0	0	0	0	0	0	1	1	0.00	0.000								

AB	33
R	6
H	10
RBI	5
BB	6
SO	7
LOB	15



Batter	1	2	3	4	5	6	7	8	9	AB	R	H	RBI	BB	SO	LOB	BOTTOM								
Brady Anderson, L OBP: 0.352, SLG: 0.417 (1, 8)										5	0	0	0	0	2	2	Toronto Blue Jays @ Baltimore Orioles Oriole Park at Camden Yards, Baltimore, MD Sun Jul 31 1994, 3:33 AM EDT Att: 47,684 - Sunny - 87 F								
Jeffrey Hammonds, R OBP: 0.363, SLG: 0.498 (1, 9)										5	1	3	0	0	0	1									
Rafael Palmeiro, L OBP: 0.401, SLG: 0.567 (1, 3)										2	0	0	0	2	0	2									
Cal Ripken Jr., R OBP: 0.365, SLG: 0.463 (1, 6)										3	1	1	0	0	0	3									
Harold Baines, L OBP: 0.352, SLG: 0.488 (1, 10)										4	0	0	1	0	1	6									
Leo Gomez, R OBP: 0.372, SLG: 0.540 (1, 5)										4	1	1	0	0	0	2									
Dwight Smith, L OBP: 0.318, SLG: 0.449 (1, 7)										3	1	1	1	0	0	0									
Chris Sabo, R OBP: 0.320, SLG: 0.456 (6, PH)										4	0	1	2	0	0	0									
Mike Devereaux, R OBP: 0.254, SLG: 0.339 (9, 8)										2	0	0	0	0	1	0									
Mark McLemore, S OBP: 0.363, SLG: 0.329 (1, 4)										4	0	1	2	0	0	0									
Jeff Tackett, R OBP: 0.304, SLG: 0.347 (1, 2)										2	0	0	0	0	1	0									
Chris Hoiles, R OBP: 0.367, SLG: 0.446 (6, PH)										2	0	0	0	0	1	1									
Inning Stats	R: 1 E: 0 K: 0 S: 11	H: 2 LOB: 2 BB: 1 P: 21	R: 0 E: 0 K: 1 S: 8	H: 0 LOB: 0 BB: 0 P: 15	R: 0 E: 0 K: 1 S: 11	H: 1 LOB: 2 BB: 1 P: 20	R: 0 E: 0 K: 0 S: 7	H: 0 LOB: 0 BB: 0 P: 10	R: 0 E: 1 K: 1 S: 7	H: 0 LOB: 1 BB: 0 P: 12	R: 3 E: 0 K: 0 S: 13	H: 3 LOB: 1 BB: 0 P: 28	R: 0 E: 0 K: 1 S: 14	H: 1 LOB: 1 BB: 0 P: 23	R: 0 E: 0 K: 1 S: 11	H: 0 LOB: 0 BB: 0 P: 17	R: 0 E: 0 K: 1 S: 7	H: 0 LOB: 0 BB: 0 P: 13	1B: 5 2B: 2 3B: 0 HR: 0	SF: 0 SAC: 0 DP: 0 HBP: 1	WP: 1 PB: 0 SB: 1 CS: 0	PA: 38			
PITCHER	IP	WLS	BF	H	R	ER	SO	BB	IBB	HBP	BLK	WP	HR	S	P	ERA	WHIP								
Juan Guzman, R ERA: 5.82 (1, 1)	5.1	W	26	6	4	4	3	2	0	0	0	0	0	15	27	0.00	0.750								
Danny Cox, R ERA: 2.31 (6, 1)	1.1		5	1	0	0	0	0	0	0	0	0	0	15	23	0.00	0.000								
Tony Castillo, L ERA: 2.31 (7, 1)	1.1		4	0	0	0	2	0	0	0	0	0	0	15	23	0.00	0.000								
Darren Hall, R ERA: 3.71 (9, 1)	1.0	S	3	0	0	0	1	0	0	0	0	0	0	7	13	0.00	0.000								

AB	35
R	4
H	7
RBI	4
BB	2
SO	6
LOB	17



Batter	1	2	3	4	5	6	7	8	9	AB	R	H	RBI	BB	SO	LOB	TOP										
Brady Anderson, L OBP: 0.351, SLG: 0.414 (1, 8)	4-0 F8 WP BB		2-1 G4-3		3-2 F8			2-2 G4-3		3	0	0	0	1	0	2	Baltimore Orioles @ Minnesota Twins Hubert H. Humphrey Metrodome, Minneapolis, MN Mon Aug 01 1994, 8:05 PM EDT Att: 27,712 - Dome livebaseballscorecards.com										
Jeffrey Hammonds, R OBP: 0.346, SLG: 0.498 (1, 9)	2-2 F8		1-1 G4-3 1B		3-2 F8			1-0 2B 1B		4	0	2	0	0	0	3											
Rafael Palmeiro, L OBP: 0.400, SLG: 0.566 (1, 3)	3-3 K		1-1 G4-6-3 1-2f		0-0 G4-3			0-1 2B		4	0	1	0	0	1	2											
Cal Ripken Jr., R OBP: 0.362, SLG: 0.458 (1, 6)	1-2 P3			0-0 F8				1-2 P4		4	0	0	0	0	0	3											
Harold Baines, L OBP: 0.353, SLG: 0.487 (1, 10)		0-0 FC6-4 1B		1-0 L9				4-0 FC5-4 1BB		3	0	1	0	1	0	0											
Leo Gomez, R OBP: 0.367, SLG: 0.532 (1, 5)		2-1 FC6-4 1B 1-2f		2-2 P3				2-2 FC5-4 1-2f		4	1	0	0	0	0	4											
Dwight Smith, L OBP: 0.327, SLG: 0.452 Mike Devereaux, R OBP: 0.254, SLG: 0.339 (9, 8)		1-0 F8		4-2 F9 BB				2-1 1B		3	0	2	0	1	0	1											
Chris Hoiles, R OBP: 0.366, SLG: 0.442 (1, 2)		4-2 1B 1-2 BB		2-2 F9				3-1 P4		3	0	0	0	1	0	3											
Mark McLemore, S OBP: 0.364, SLG: 0.329 (1, 4)		0-1 1-3 2-H 1B		4-1 BB				0-3 K		3	0	1	1	1	1	2											
Inning Stats	R: 0 E: 0 K: 1 S: 12	H: 0 LOB: 1 BB: 1 P: 22	R: 1 E: 1 K: 0 S: 8	H: 2 LOB: 2 BB: 1 P: 15	R: 0 E: 0 K: 0 S: 6	H: 1 LOB: 0 BB: 0 P: 10	R: 0 E: 0 K: 0 S: 5	H: 0 LOB: 0 BB: 0 P: 8	R: 0 E: 0 K: 0 S: 15	H: 0 LOB: 0 BB: 2 P: 31	R: 0 E: 0 K: 1 S: 4	H: 1 LOB: 1 BB: 0 P: 4	R: 0 E: 0 K: 1 S: 9	H: 1 LOB: 1 BB: 0 P: 14	R: 0 E: 0 K: 0 S: 14	H: 2 LOB: 3 BB: 1 P: 24		R: 0 E: 0 K: 0 S: 5	H: 1 LOB: 0 BB: 0 P: 10	1B: 6 2B: 1 3B: 0 HR: 0	SF: 0 SAC: 0 DP: 2 HBP: 0	WP: 1 PB: 0 SB: 0 CS: 0	PA: 36				
PITCHER	IP	WLS	BF	H	R	ER	SO	BB	IBB	HBP	BLK	WP	HR	S	P	ERA	WHIP										
Pat Mahomes, R ERA: 4.7 (1, 1)	8.0	L	33	6	1	0	2	4	1	0	0	1	0	73	128	0.00	1.250										
Dave Stevens, R ERA: 6.99 (9, 1)	0.1		2	1	0	0	0	0	0	0	0	0	0	3	5	0.00	3.000										
Mark Guthrie, L ERA: 6.12 (9, 1)	0.2		1	0	0	0	0	0	0	0	0	0	0	2	5	0.00	0.000										

Batter	1	2	3	4	5	6	7	8	9	AB	R	H	RBI	BB	SO	LOB	BOTTOM										
Chuck Knoblauch, R OBP: 0.382, SLG: 0.474 Chip Hale, L OBP: 0.358, SLG: 0.358 (8, 3)	1-1 P3		0-1 FC5 BB 1B		1-1 2B			2-3 K		4	0	2	0	0	1	0	Baltimore Orioles @ Minnesota Twins Hubert H. Humphrey Metrodome, Minneapolis, MN Mon Aug 01 1994, 8:05 PM EDT Att: 27,712 - Dome livebaseballscorecards.com										
Alex Cole, L OBP: 0.375, SLG: 0.408 (1, 8)	1-0 P5		4-0 1-2 BB		0-3 K			1-2 G5-3		3	0	0	0	1	1	1											
Kirby Puckett, R OBP: 0.351, SLG: 0.517 (1, 10)	1-2 2B		1-0 FC5 2-3f		0-2 F9			2-2 G4-3		4	0	1	0	0	0	3											
Shane Mack, R OBP: 0.371, SLG: 0.540 (1, 7)	3-1 P6			0-0 G4-3				1-0 G6-3		4	0	1	0	0	0	1											
Pedro Munoz, R OBP: 0.358, SLG: 0.514 (1, 9)		2-3 K		1-2 G6-3				0-0 F7		4	0	0	0	0	1	1											
Scott Leius, R OBP: 0.320, SLG: 0.430 (1, 5)		3-1 F7		2-1 1B 1B				2-3 K		4	0	2	0	0	1	1											
Jeff Reboulet, R OBP: 0.337, SLG: 0.402 (8, 4)		2-2 G6-3		0-0 1-2 1B				1-2 G4-3		4	0	1	0	0	0	2											
Matt Walbeck, S OBP: 0.232, SLG: 0.282 (1, 2)			2-0 F9		0-1 G4-3			1-1 G4-3		4	0	0	0	0	0	3											
Pat Meares, R OBP: 0.323, SLG: 0.372 (1, 6)			2-2 F9		2-1 P3			0-1 P9		3	0	0	0	0	0	0											
Inning Stats	R: 0 E: 0 K: 0 S: 8	H: 1 LOB: 1 BB: 0 P: 14	R: 0 E: 0 K: 1 S: 9	H: 0 LOB: 0 BB: 0 P: 16	R: 0 E: 0 K: 0 S: 7	H: 1 LOB: 2 BB: 1 P: 16	R: 0 E: 0 K: 0 S: 11	H: 2 LOB: 2 BB: 0 P: 14	R: 0 E: 0 K: 1 S: 11	H: 1 LOB: 1 BB: 0 P: 14	R: 0 E: 0 K: 1 S: 7	H: 0 LOB: 0 BB: 0 P: 10	R: 0 E: 0 K: 0 S: 9	H: 0 LOB: 0 BB: 0 P: 13	R: 0 E: 0 K: 0 S: 10	H: 1 LOB: 1 BB: 0 P: 15		1B: 5 2B: 2 3B: 0 HR: 0	SF: 0 SAC: 0 DP: 0 HBP: 0	WP: 0 PB: 0 SB: 0 CS: 0	PA: 35						
PITCHER	IP	WLS	BF	H	R	ER	SO	BB	IBB	HBP	BLK	WP	HR	S	P	ERA	WHIP										
Arthur Rhodes, L ERA: 7.01 (1, 1)	9.0	W	35	7	0	0	4	1	0	0	0	0	0	83	126	0.00	0.889										

Batter	1	2	3	4	5	6	7	8	9	AB	R	H	RBI	BB	SO	LOB	TOP										
Brady Anderson, L (1, 7) OBP: 0.352, SLG: 0.420	2-3 K	4-0 FC6-4 BB		3-3 K	0-0 HR		2-2 F8			4	1	1	1	1	2	0											
Jeffrey Hammonds, R (1, 9) OBP: 0.397, SLG: 0.498	4-1 1B BB	1-0 F7		1-3 K	1-0 2B			0-3 K		4	1	1	0	1	2	2											
Rafael Palmeiro, L (1, 3) OBP: 0.398, SLG: 0.561	2-1 F7	0-0 FC6-4		2-0 BB 1B	3-2 L1			0-0 G3-1		5	1	1	0	0	0	4											
Mark McLemore, S (8, 4) OBP: 0.364, SLG: 0.329		1-2 2-3		1-2 2-3 1B						0	0	0	0	0	0	0											
Cal Ripken Jr., R (1, 6) OBP: 0.362, SLG: 0.457	2-1 1B WP	0-0 P4		0-0 BB 1B			2-1 P4			5	2	2	0	0	0	2											
Leo Gomez, R (1, 5) OBP: 0.368, SLG: 0.527	1-2 WP 1B			4-2 E BB			0-1 F9			4	1	1	1	1	0	0											
Chris Sabo, R (1, 10) OBP: 0.318, SLG: 0.463	1-1 P3			1-2 2-3 E1			3-1 F7			5	1	1	1	0	1	1											
Tim Lincecum, R (1, 4) OBP: 0.324, SLG: 0.348		4-1 1B BB		1-1 L7			1-3 K			4	1	0	0	1	2	1											
Mike Devereaux, R (1, 8) OBP: 0.258, SLG: 0.342		0-1 2B		0-1 L8			1-3 K			4	1	2	0	0	1	0											
Jeff Tackett, R (1, 2) OBP: 0.317, SLG: 0.434		1-2 2B 1B		0-0 FC6-4 2B			0-1 HR			4	1	2	3	0	0	1											
Inning Stats	R: 2 E: 0 K: 1 S: 13	H: 2 LOB: 1 BB: 1 P: 25	R: 2 E: 0 K: 0 S: 7	H: 2 LOB: 2 BB: 2 P: 16	R: 1 E: 0 K: 0 S: 9	H: 2 LOB: 1 BB: 0 P: 14	R: 3 E: 1 K: 3 S: 19	H: 2 LOB: 1 BB: 1 P: 30	R: 1 E: 0 K: 0 S: 7	H: 2 LOB: 1 BB: 0 P: 12	R: 0 E: 0 K: 0 S: 6	H: 0 LOB: 0 BB: 0 P: 11	R: 1 E: 0 K: 2 S: 13	H: 1 LOB: 0 BB: 0 P: 17	R: 0 E: 0 K: 1 S: 8	H: 0 LOB: 0 BB: 0 P: 10	R: 0 E: 0 K: 1 S: 8	H: 0 LOB: 0 BB: 0 P: 11	1B: 6 2B: 2 3B: 0 HR: 3	SF: 0 SAC: 0 DP: 0 HBP: 0	WP: 1 PB: 0 CS: 0	PA: 43					
PITCHER	IP	WLS	BF	H	R	ER	SO	BB	IBB	HBP	BLK	WP	HR	S	P	ERA	WHIP										
22 Carlos Pulido, L (1, 1) ERA: 6.01	3.0	L	18	6	5	5	1	3	0	0	0	1	1	29	55	15.00	3.000										
Erik Schultstrom, R (4, 1) ERA: 0.77	1.0		7	2	3	0	3	1	0	0	0	0	0	19	30	0.00	3.000										
Mike Trombley, R (5, 1) ERA: 6.56	5.0		18	3	2	2	4	0	0	0	0	0	2	42	61	3.60	0.600										

Baltimore Orioles @ Minnesota Twins
Hubert H. Humphrey Metrodome, Minneapolis, MN
Tue Aug 02 1994, 8:05 PM EDT
Att: 21,364 - Dome

AB 39
R 10
H 11
RBI 6
BB 4
SO 8
LOB 11



Batter	1	2	3	4	5	6	7	8	9	AB	R	H	RBI	BB	SO	LOB	BOTTOM										
Chuck Knoblauch, R (1, 4) OBP: 0.380, SLG: 0.471	1-3 K			3-2 F7				3-1 G6-3		3	0	0	0	0	1	1											
Jeff Reboulet, R (7, 4) OBP: 0.335, SLG: 0.400								2-3 G4-3		1	0	0	0	0	0	1											
Alex Cole, L (1, 8) OBP: 0.371, SLG: 0.402	3-2 P4			1-3 K				0-0 G4-3		4	0	0	0	0	1	2											
Kirby Puckett, R (1, 9) OBP: 0.348, SLG: 0.512	1-2 K			1-1 L3				1-3 K		4	0	0	0	0	2	1											
Kent Hrbek, L (1, 3) OBP: 0.340, SLG: 0.402		0-0 G3						0-0 G3-1		4	0	1	0	0	0	0											
Shane Mack, R (1, 7) OBP: 0.376, SLG: 0.543		1-2 G1-3						2-1 1B		4	0	3	0	0	0	0											
Pedro Munoz, R (1, 10) OBP: 0.354, SLG: 0.507		2-3 K						1-1 P5		3	0	0	0	0	2	3											
Chip Hale, L (9, FH) OBP: 0.355, SLG: 0.355										1	0	0	0	0	0	1											
Scott Leius, R (1, 5) OBP: 0.318, SLG: 0.426			1-1 P4					0-1 P6		3	0	0	0	0	0	3											
Matt Walbeck, S (1, 2) OBP: 0.233, SLG: 0.283			0-0 G6-3					0-0 G6-3 G3-1 1B		3	0	1	0	0	0	2											
Pat Meares, R (1, 6) OBP: 0.323, SLG: 0.371			0-0 F8					3-2 G3-1		3	0	1	0	0	0	1											
Inning Stats	R: 0 E: 0 K: 2 S: 10	H: 0 LOB: 0 BB: 0 P: 15	R: 0 E: 0 K: 1 S: 13	H: 0 LOB: 0 BB: 0 P: 16	R: 0 E: 0 K: 0 S: 4	H: 0 LOB: 0 BB: 0 P: 5	R: 0 E: 0 K: 1 S: 12	H: 0 LOB: 0 BB: 0 P: 17	R: 0 E: 0 K: 1 S: 10	H: 1 LOB: 1 BB: 0 P: 15	R: 0 E: 0 K: 1 S: 7	H: 1 LOB: 1 BB: 0 P: 11	R: 0 E: 0 K: 0 S: 7	H: 1 LOB: 1 BB: 0 P: 13	R: 0 E: 0 K: 0 S: 7	H: 1 LOB: 1 BB: 0 P: 13	1B: 6 2B: 0 3B: 0 HR: 0	SF: 0 SAC: 0 DP: 0 HBP: 0	WP: 0 PB: 0 CS: 0	PA: 33							
PITCHER	IP	WLS	BF	H	R	ER	SO	BB	IBB	HBP	BLK	WP	HR	S	P	ERA	WHIP										
35 Mike Mussina, R (1, 1) ERA: 3.1	7.0	W	25	4	0	0	6	0	0	0	0	0	0	73	103	0.00	0.571										
Mark Eichhorn, R (8, 1) ERA: 2.07	1.0		4	1	0	0	0	0	0	0	0	0	0	7	13	0.00	1.000										
Alan Mills, R (9, 1) ERA: 5.27	1.0		4	1	0	0	0	0	0	0	0	0	0	7	13	0.00	1.000										

Baltimore Orioles @ Minnesota Twins
Hubert H. Humphrey Metrodome, Minneapolis, MN
Tue Aug 02 1994, 8:05 PM EDT
Att: 21,364 - Dome

AB 33
R 0
H 6
RBI 0
BB 0
SO 6
LOB 15

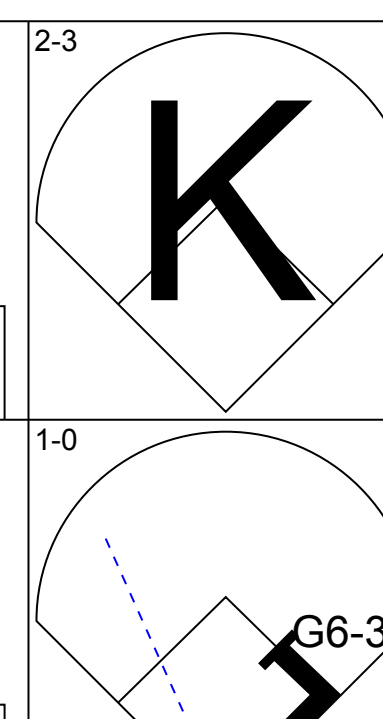
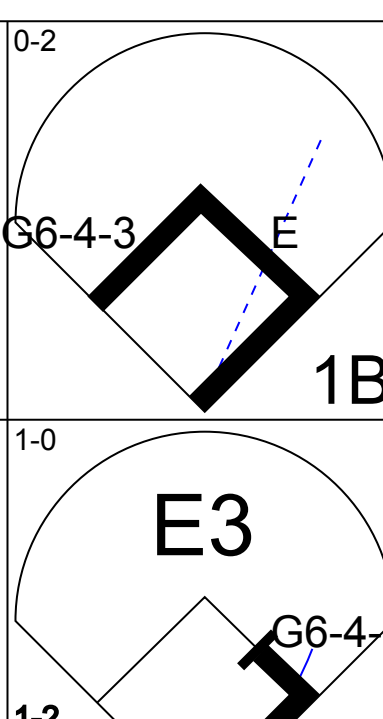
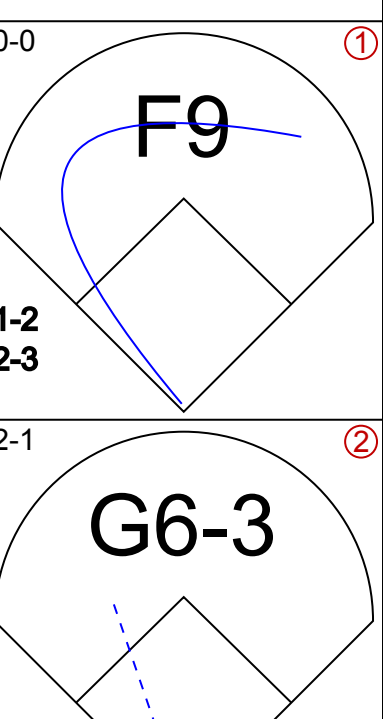
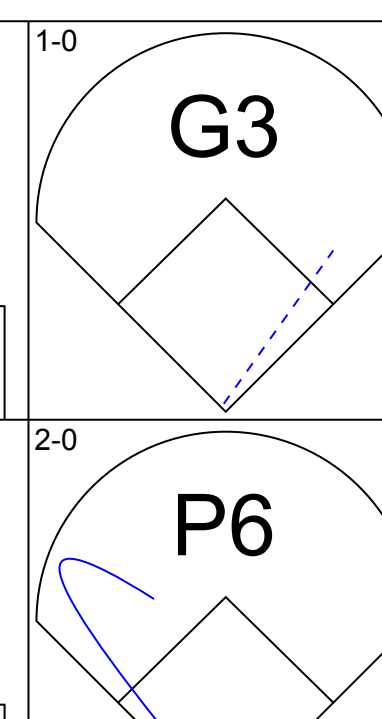
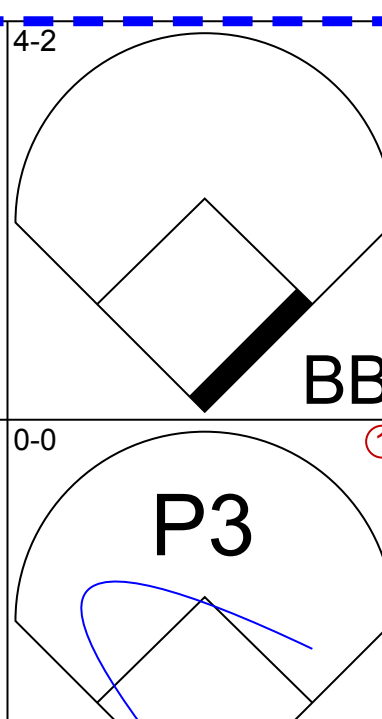
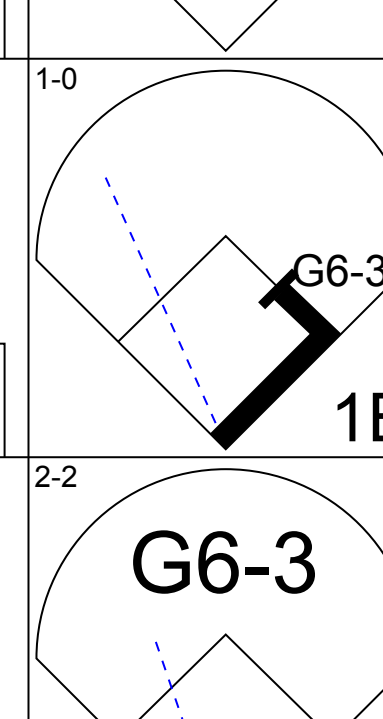
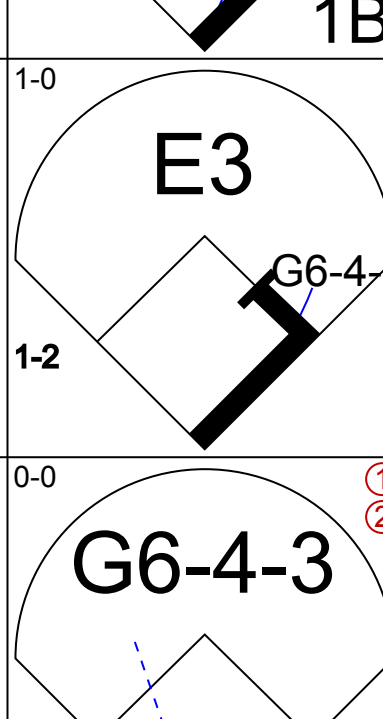
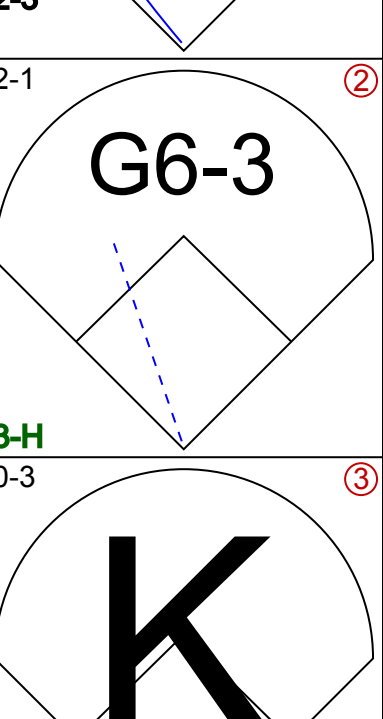
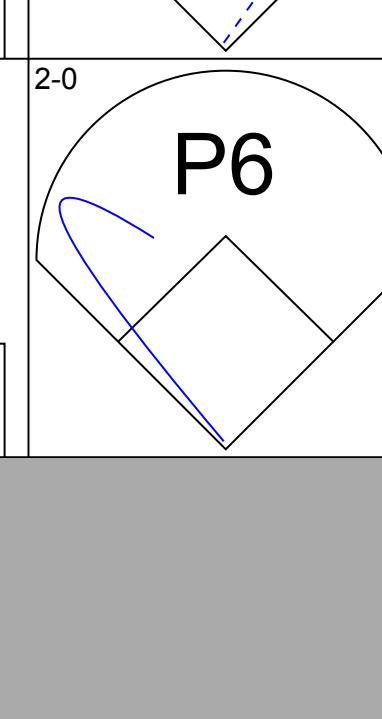
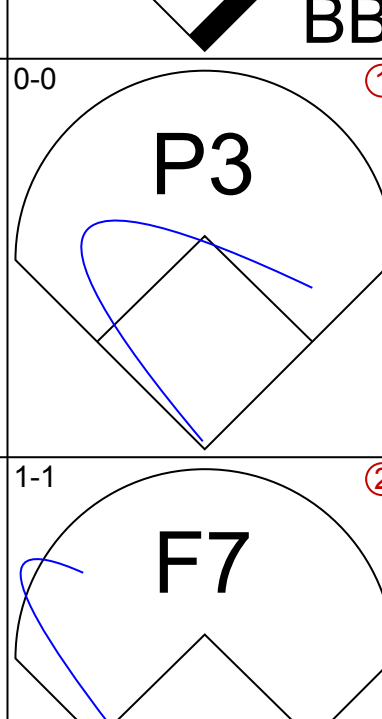
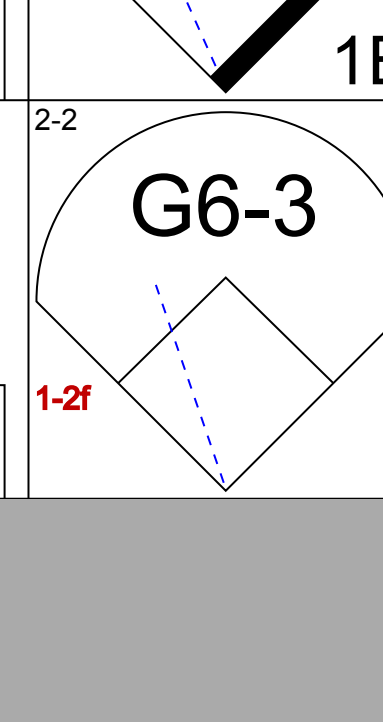
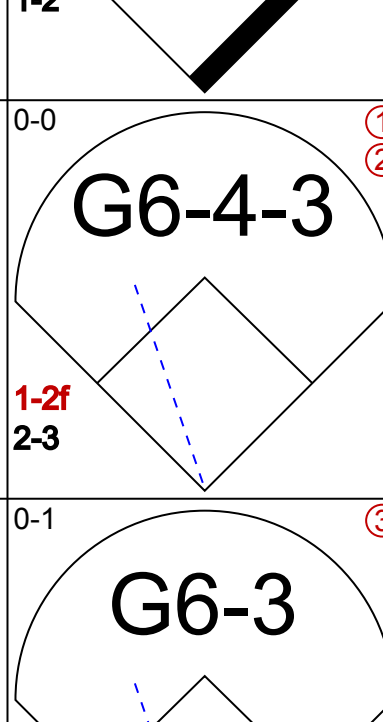

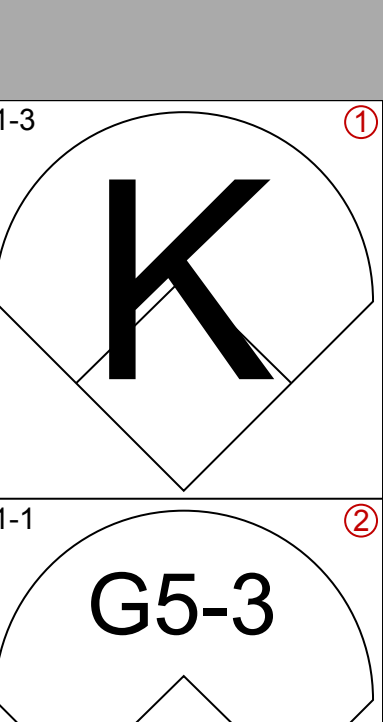
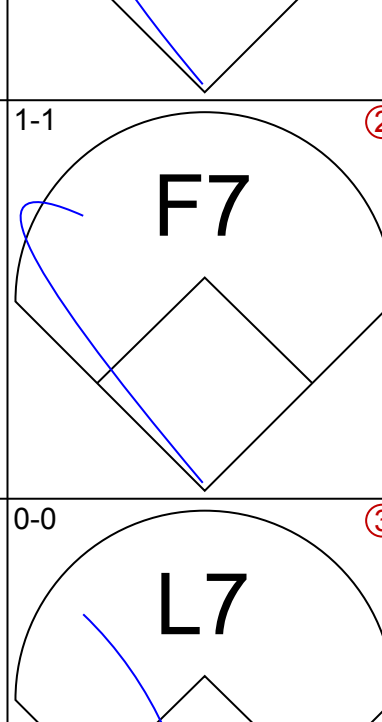
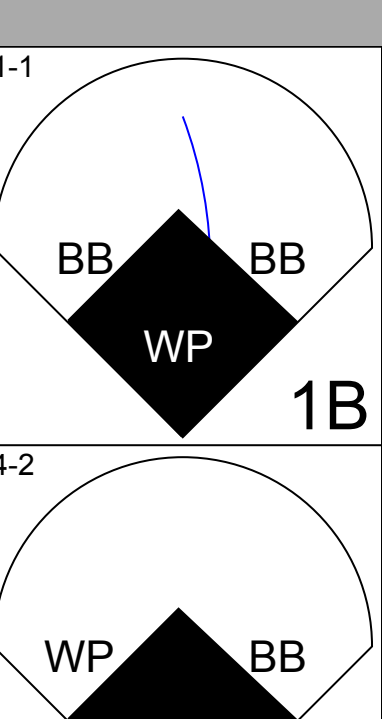
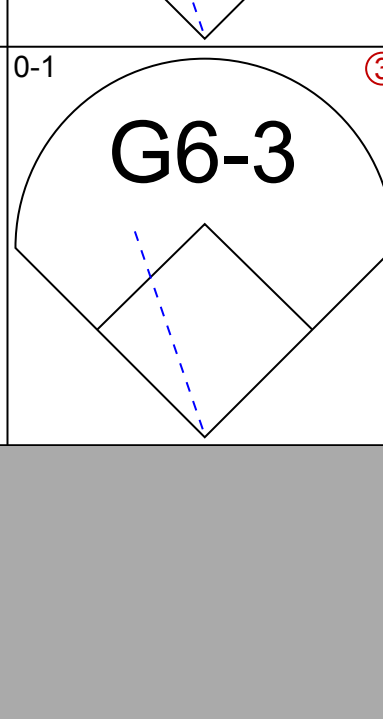
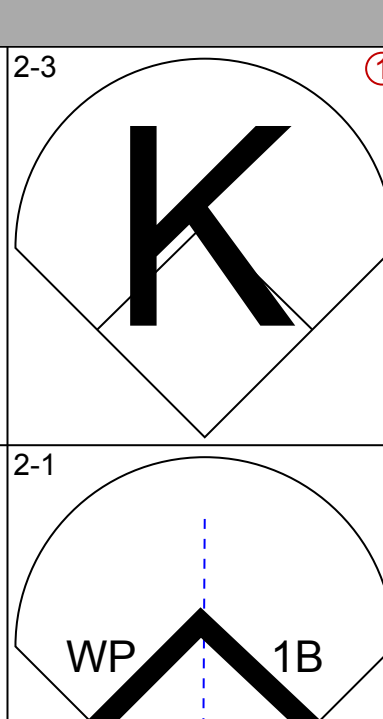
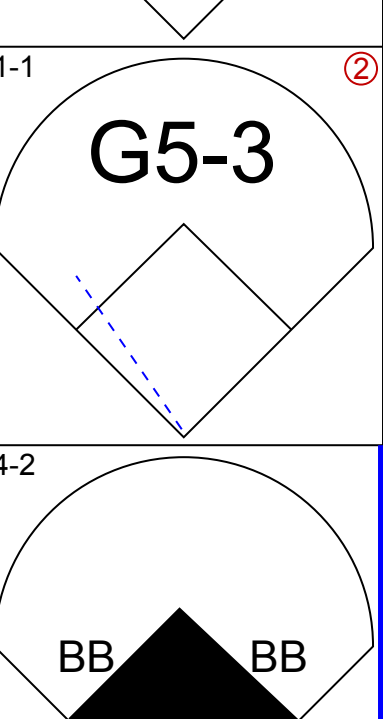
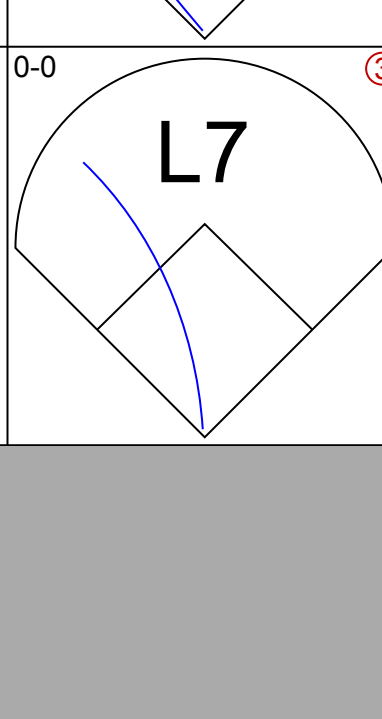
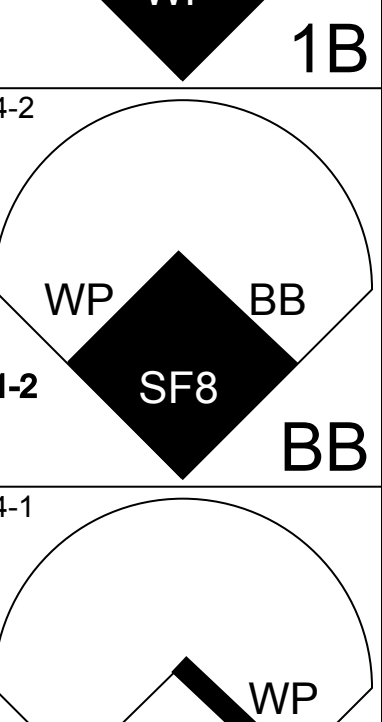
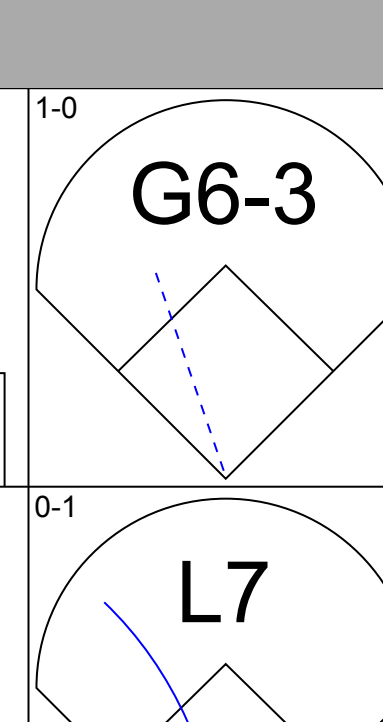
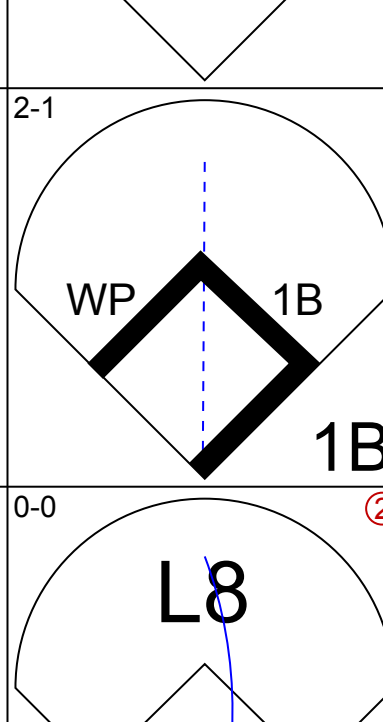
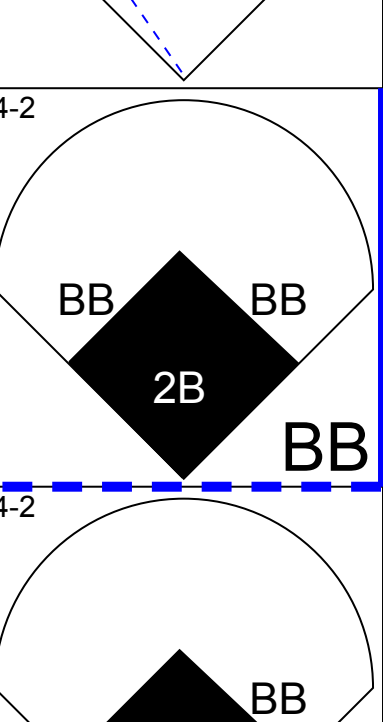
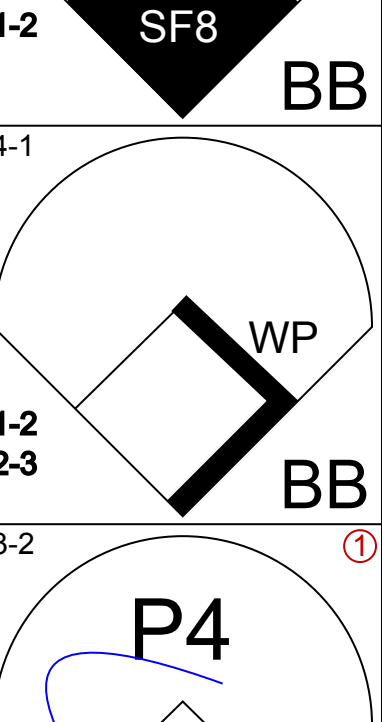
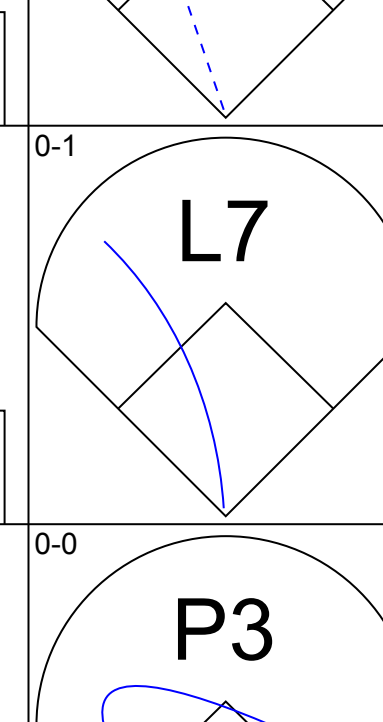
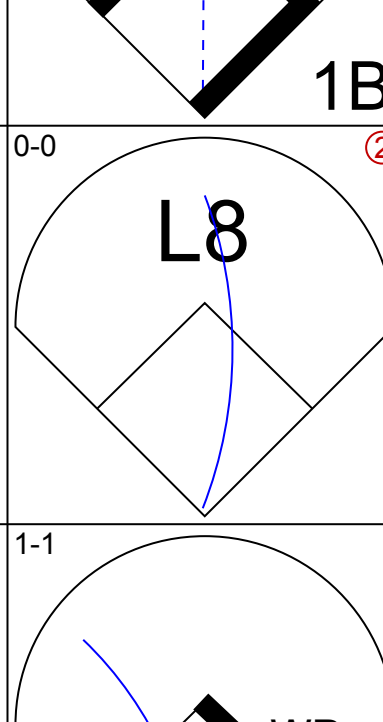
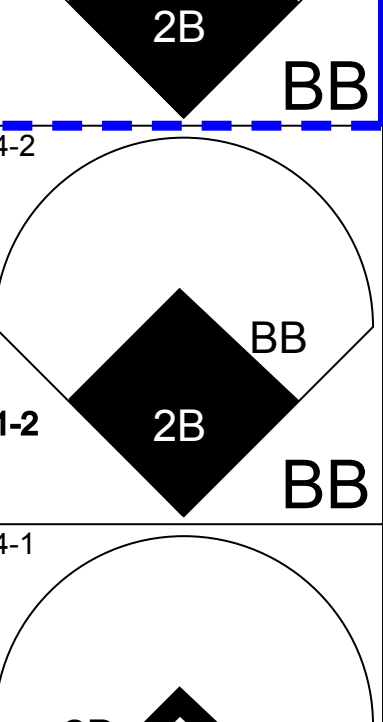
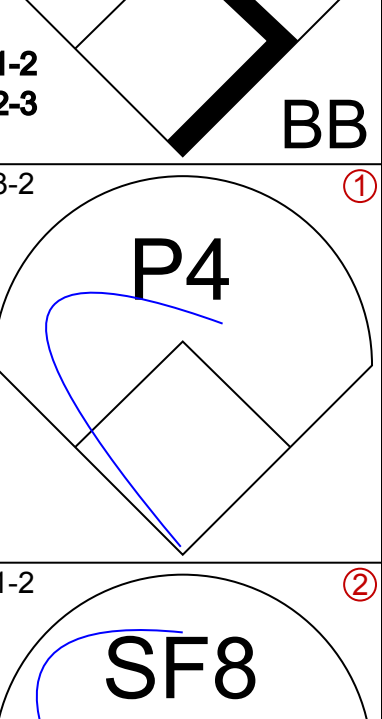
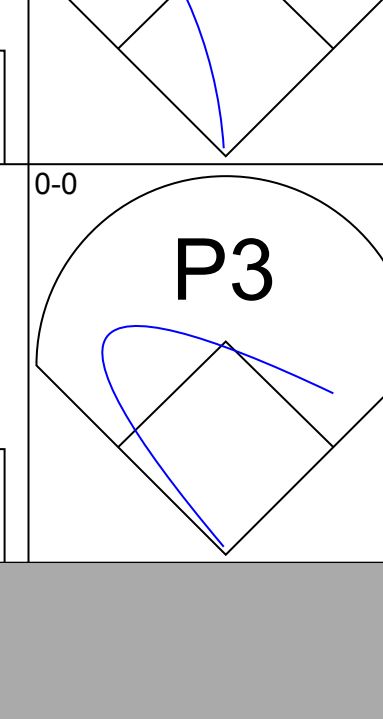
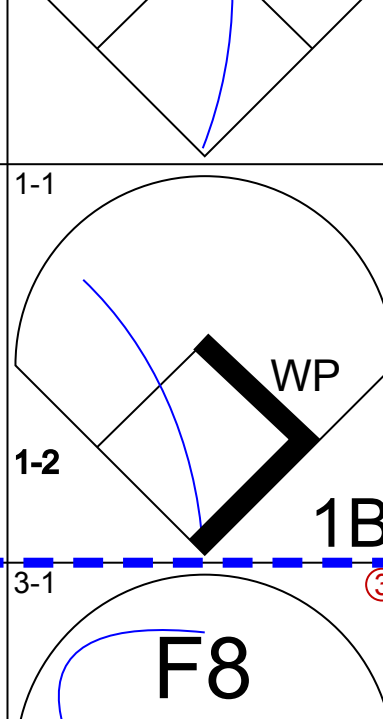
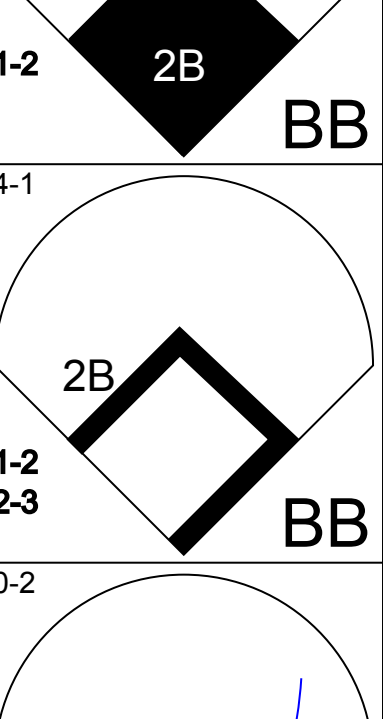
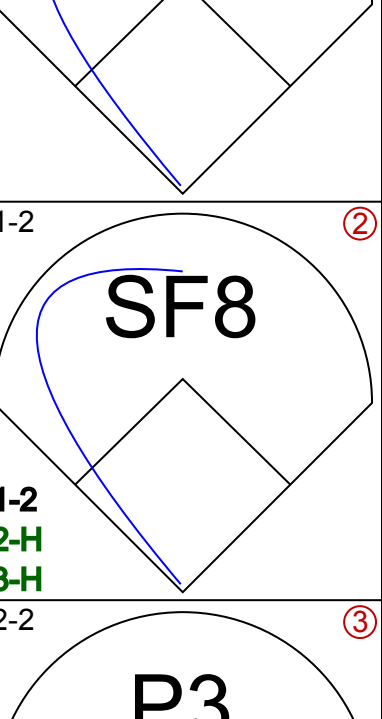
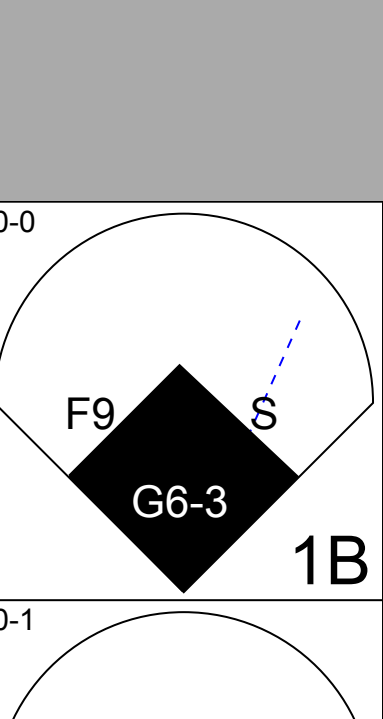
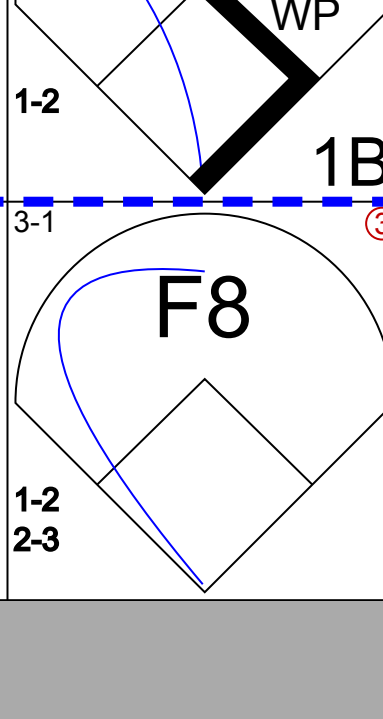
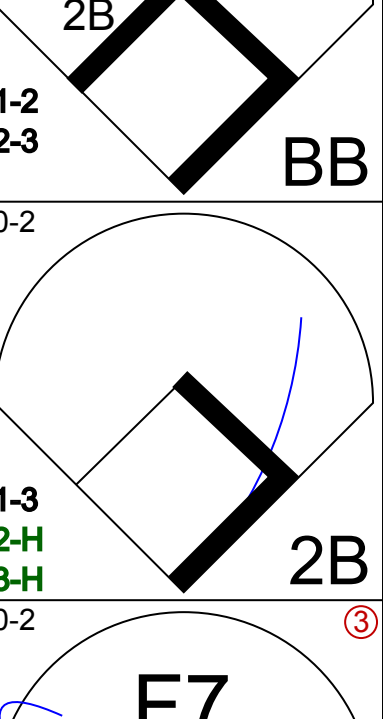
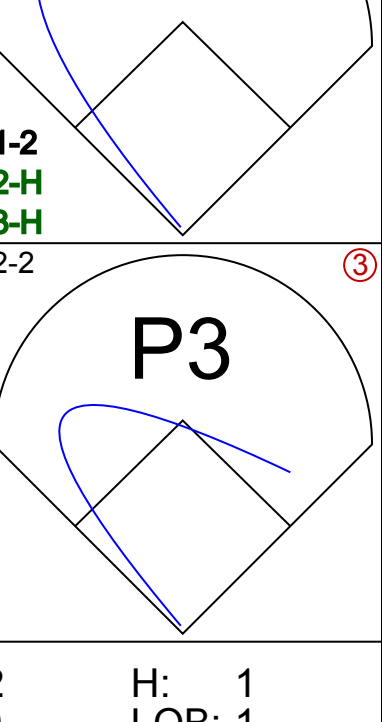
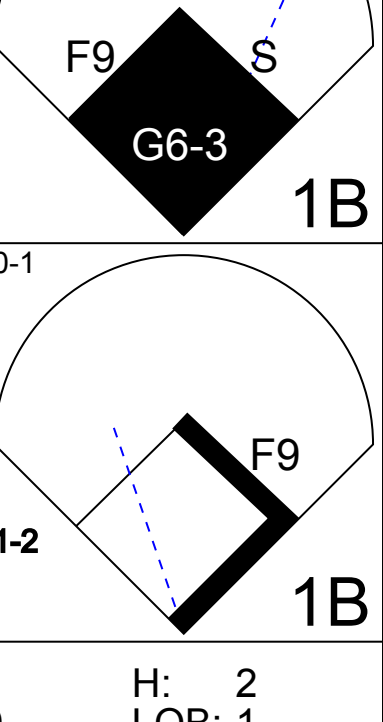
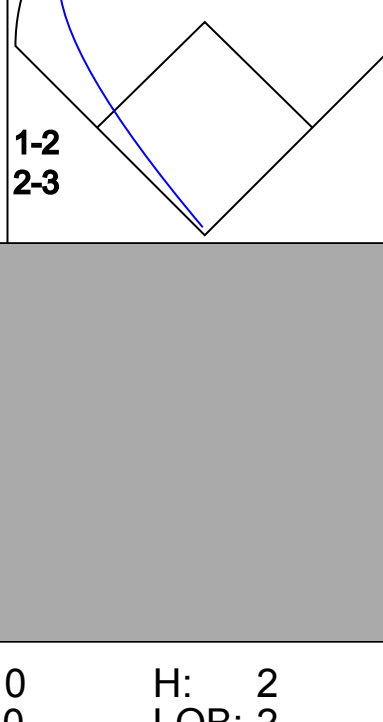
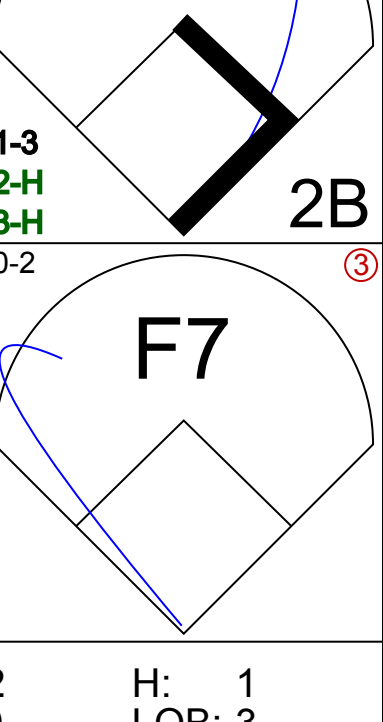


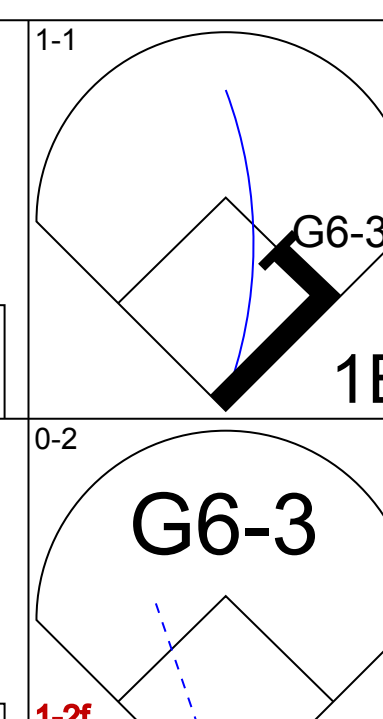
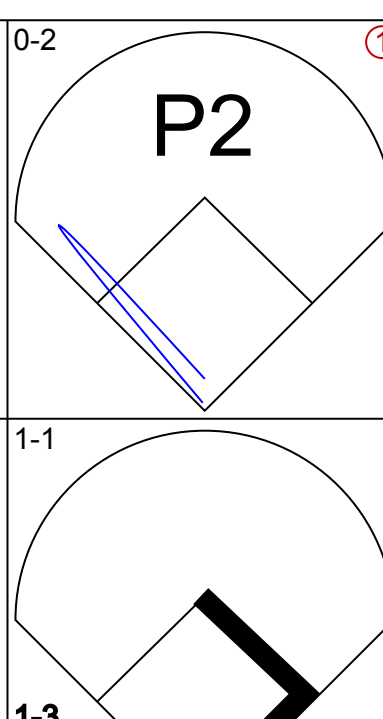
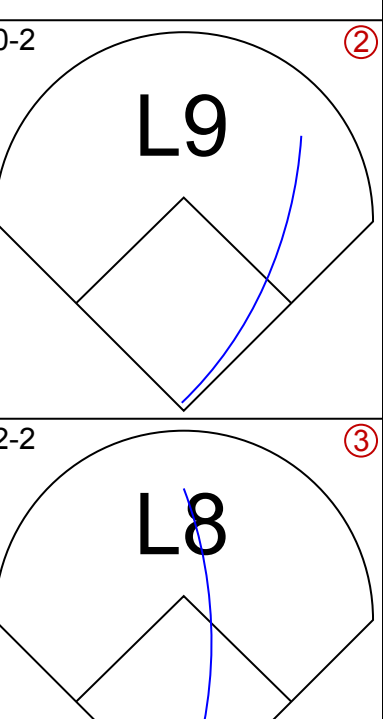
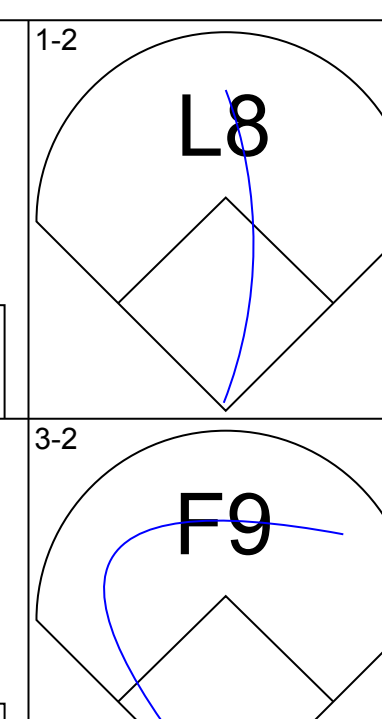
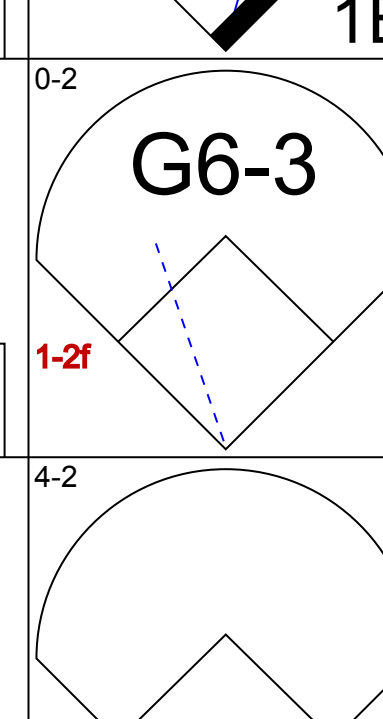
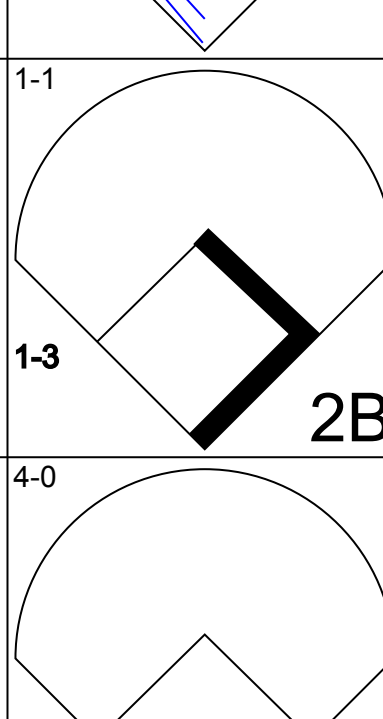
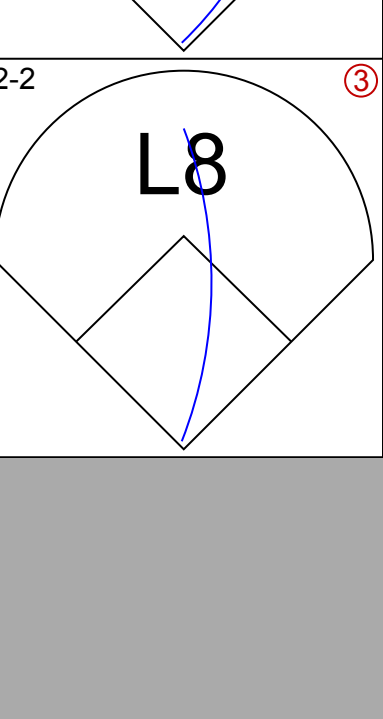
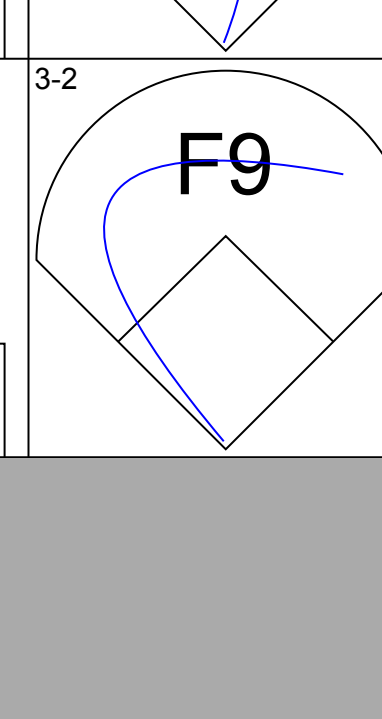
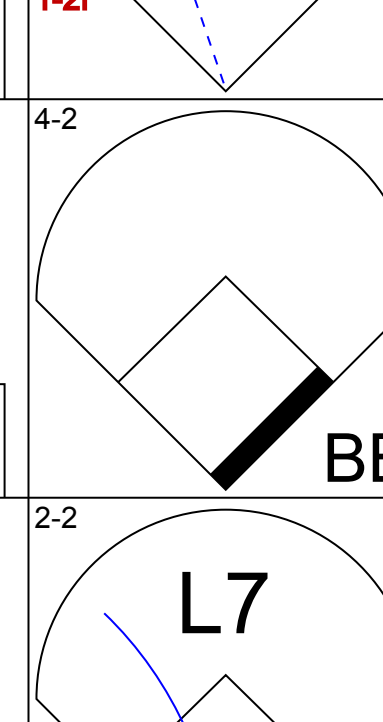
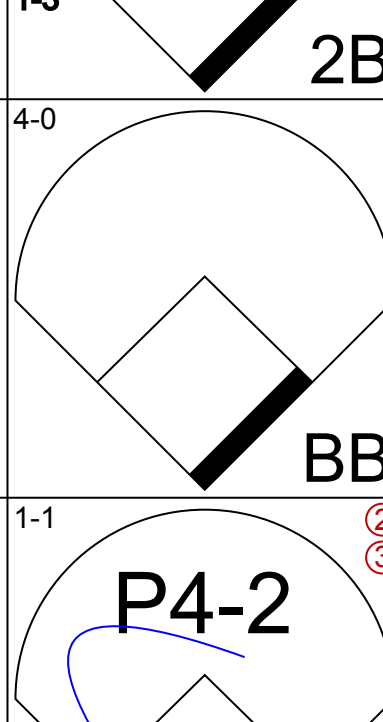
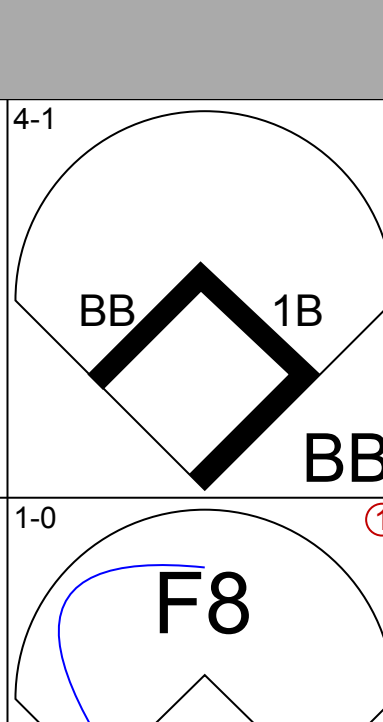
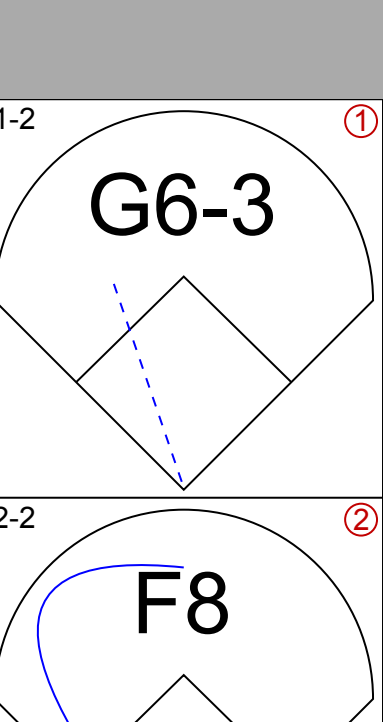
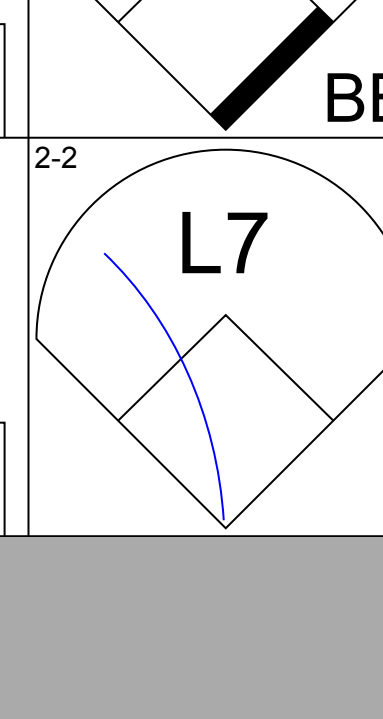
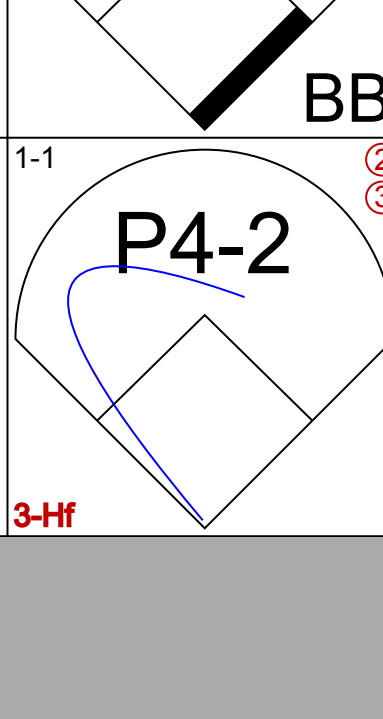
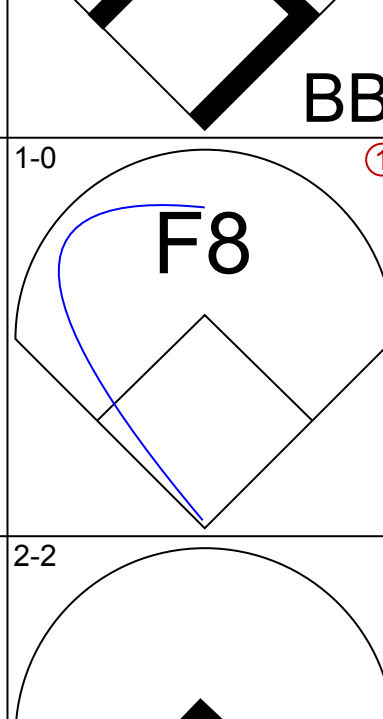
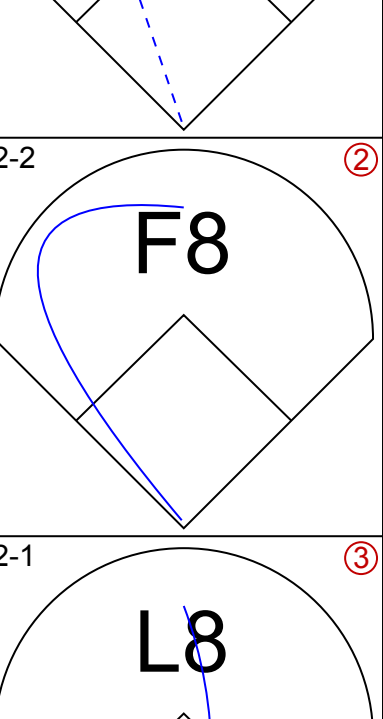
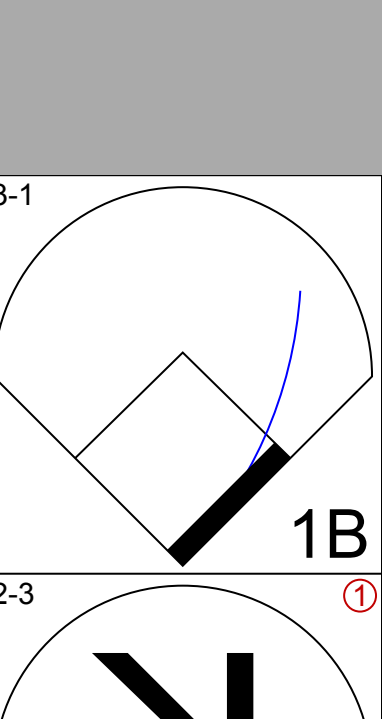
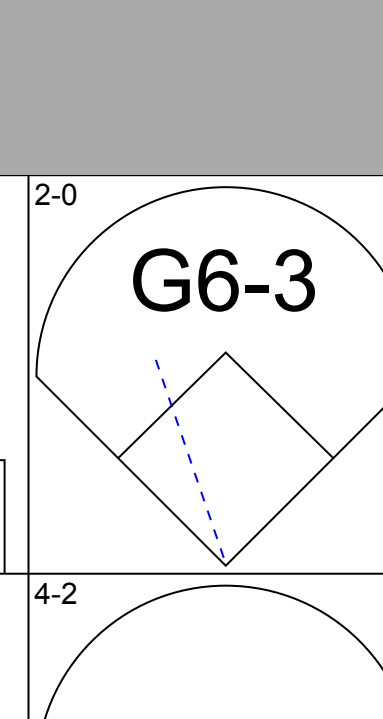
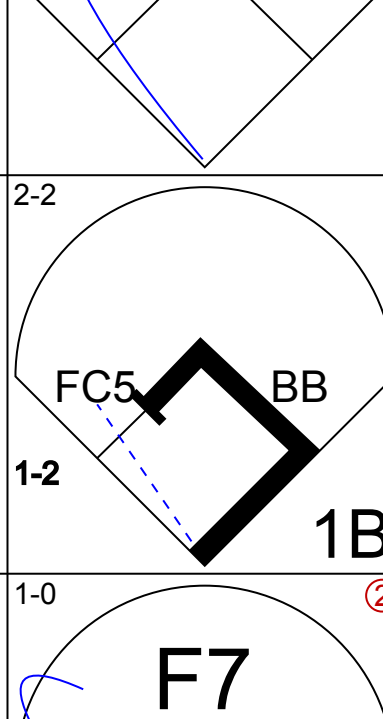
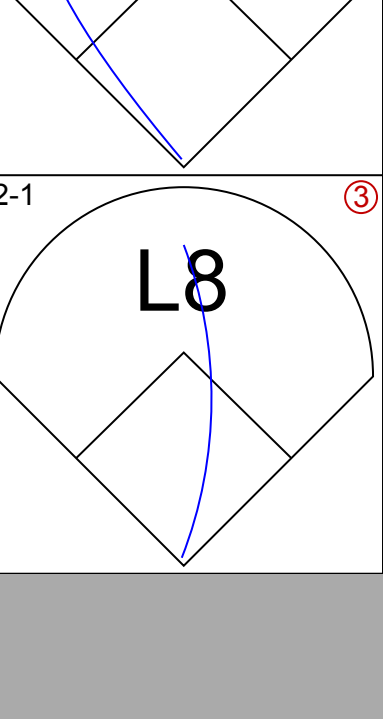

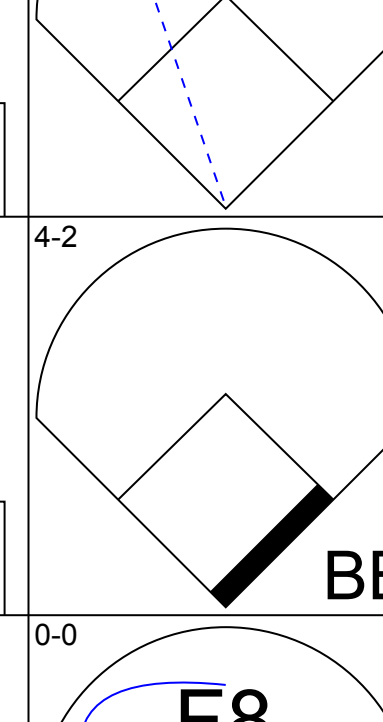
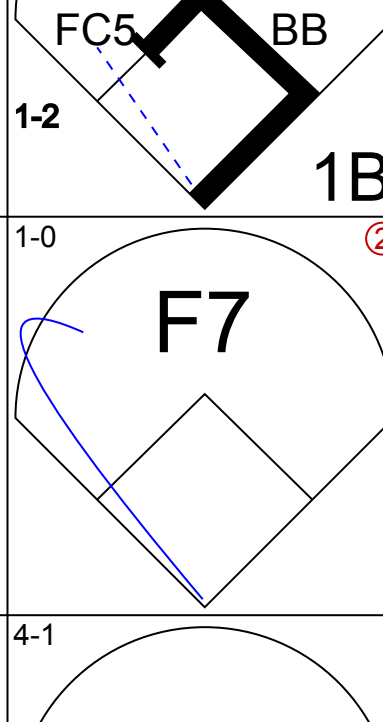
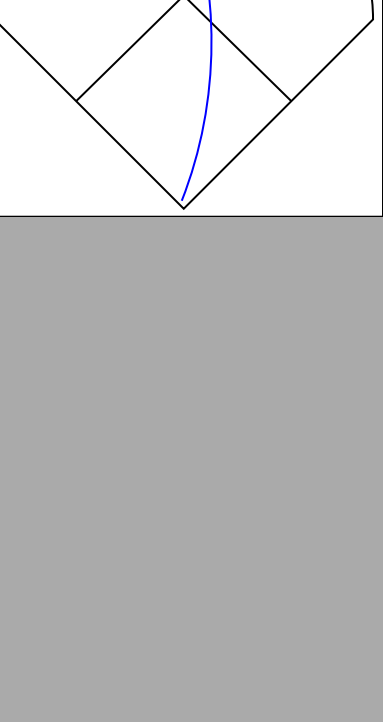

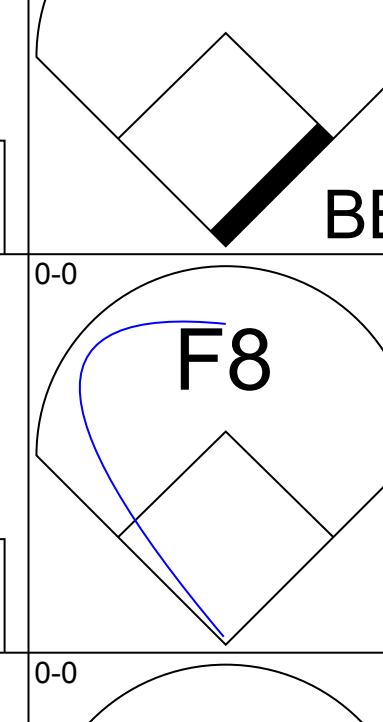
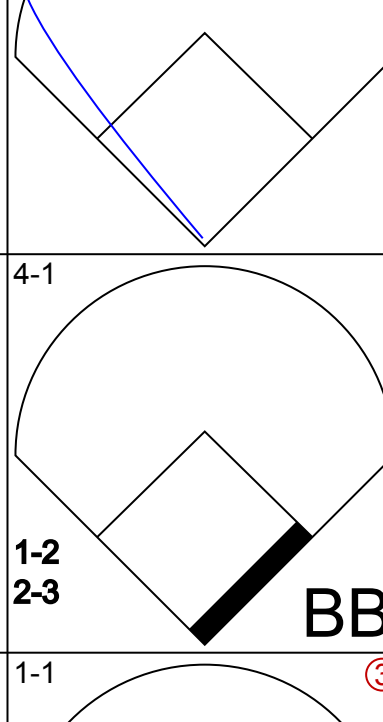


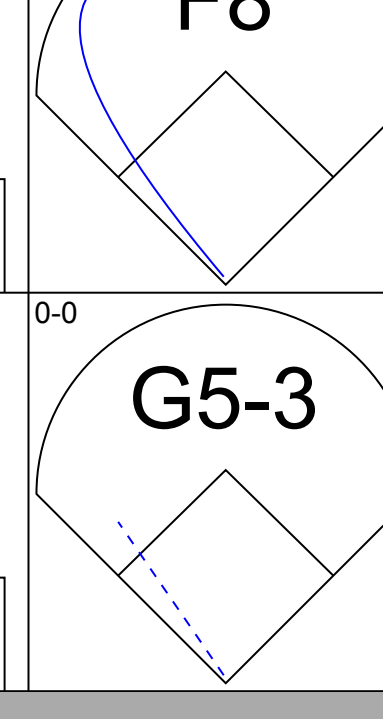
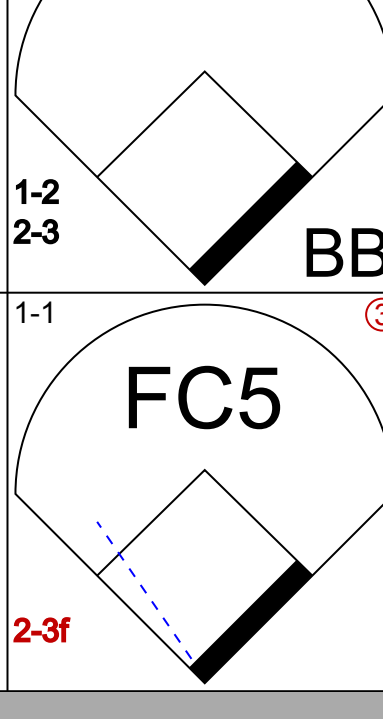

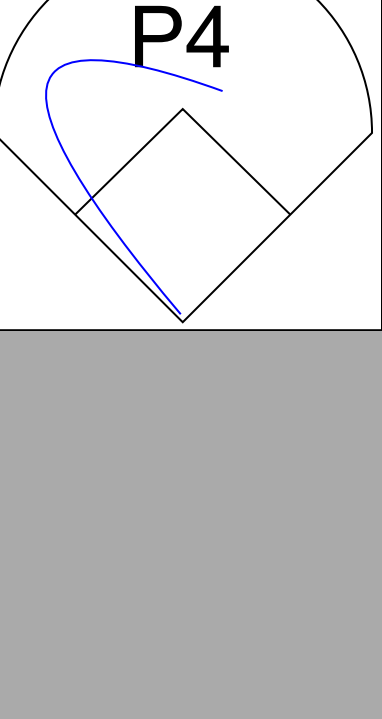
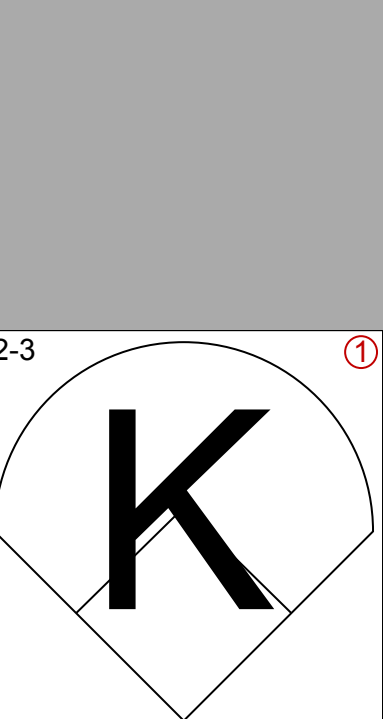
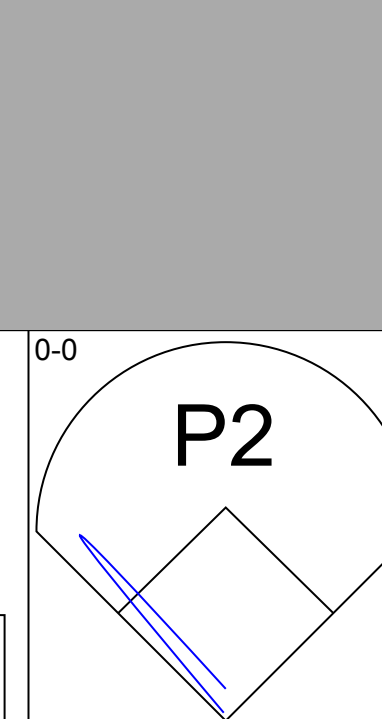
Batter	1	2	3	4	5	6	7	8	9	AB	R	H	RBI	BB	SO	LOB	TOP					
Brady Anderson, L (1, 8) OBP: 0.353, SLG: 0.419	G6-3		G4-3		L3		S			3	0	1	0	1	0	0	Baltimore Orioles @ Minnesota Twins Hubert H. Humphrey Metrodome, Minneapolis, MN Wed Aug 03 1994, 4:33 AM EDT Att: 25,190 - Dome livebaseballscorecards.com					
Jeffrey Hammonds, R (1, 9) OBP: 0.341, SLG: 0.489	G4-3		G5-3		P6		K			4	0	0	0	0	1	2						
Rafael Palmeiro, L (1, 3) OBP: 0.397, SLG: 0.558	G1-3		G5-3		L3		G3			4	0	1	0	0	0	2						
Cal Ripken Jr., R (1, 6) OBP: 0.359, SLG: 0.453		G5-3	FC5-4		F9		G5-3			4	0	0	0	0	0	1						
Harold Baines, L (1, 10) OBP: 0.355, SLG: 0.490				G3-1		HR	G1-3			4	2	2	0	0	0	0						
Leo Gomez, R (1, 5) OBP: 0.368, SLG: 0.525		CI		G6-3		K	L9			3	0	1	0	0	1	1						
Dwight Smith, L (1, 7) Mike Devereaux, R (9, 8) OBP: 0.258, SLG: 0.342		K		G6-3		HR	F7			4	1	1	2	0	1	3						
Chris Hoiles, R (1, 2) OBP: 0.367, SLG: 0.441							G5-3			3	0	1	1	1	0	0						
Mark McLemore, S (1, 4) OBP: 0.360, SLG: 0.325		F9		F7			G4-3			4	0	0	0	0	0	4						
Inning Stats	R: 0 E: 0 K: 0 S: 6	H: 0 LOB: 0 BB: 0 P: 9	R: 1 E: 1 K: 1 S: 11	H: 2 LOB: 2 BB: 0 P: 17	R: 0 E: 0 K: 0 S: 10	H: 1 LOB: 1 BB: 0 P: 14	R: 0 E: 0 K: 0 S: 9	H: 1 LOB: 2 BB: 1 P: 20	R: 0 E: 0 K: 0 S: 5	H: 1 LOB: 0 BB: 0 P: 10	R: 2 E: 0 K: 1 S: 14	H: 2 LOB: 1 BB: 1 P: 28	R: 0 E: 0 K: 1 S: 9	H: 0 LOB: 1 BB: 1 P: 16	R: 0 E: 0 K: 0 S: 8	H: 0 LOB: 0 BB: 0 P: 12		R: 0 E: 0 K: 0 S: 4	H: 0 LOB: 0 BB: 0 P: 7	1B: 5 2B: 2 3B: 0 HR: 1	SF: 0 SAC: 0 DP: 1 HBP: 0	WP: 0 PB: 0 SB: 2 CS: 0
PITCHER Kevin Tapani, R (1, 1) ERA: 4.71	IP: 9.0 WLS: W BF: 36 H: 7 R: 3 ER: 3 SO: 3 BB: 2 IBB: 0 HBP: 0 BLK: 0 WP: 0 HR: 1 S: 76 P: 133 ERA: 3.00 WHIP: 1.000															PITCHER						

Batter	1	2	3	4	5	6	7	8	9	AB	R	H	RBI	BB	SO	LOB	BOTTOM					
Chuck Knoblauch, R (1, 4) OBP: 0.377, SLG: 0.466	K			F8	FC5			F7		4	0	0	0	0	1	2	Baltimore Orioles @ Minnesota Twins Hubert H. Humphrey Metrodome, Minneapolis, MN Wed Aug 03 1994, 4:33 AM EDT Att: 25,190 - Dome livebaseballscorecards.com					
Jeff Reboulet, R (1, 3) Alex Cole, L (9, PH) OBP: 0.372, SLG: 0.404	G6-3			L6			F4-3	SH1-3	SH3-4	3	0	1	0	0	0	0						
Kirby Puckett, R (1, 9) OBP: 0.348, SLG: 0.510	F8			F9			SH1-3		SH3-4	2	1	0	0	1	0	0						
Shane Mack, R (1, 8) OBP: 0.376, SLG: 0.541		G5-3			G3		F4-3		SH3-4	3	1	1	0	0	0	1						
Pedro Munoz, R (1, 7) Chip Hale, L (9, PH) OBP: 0.352, SLG: 0.355		F8			G3				SF8	3	1	1	0	0	1	0						
Kent Hrbek, L (1, 10) OBP: 0.338, SLG: 0.397				P4			G3		F8	3	0	0	1	1	0	1						
Scott Leius, R (1, 5) OBP: 0.322, SLG: 0.428					CS		FC5-2		G4-3	3	0	2	2	1	0	0						
Derek Parks, R (1, 2) OBP: 0.253, SLG: 0.306				K			FC5	FC5-2	G1-3	3	0	1	0	0	1	1						
Pat Meares, R (1, 6) OBP: 0.319, SLG: 0.366				G3			FC5-2		K	3	0	0	0	0	1	2						
Inning Stats	R: 0 E: 0 K: 1 S: 10	H: 0 LOB: 0 BB: 0 P: 15	R: 0 E: 0 K: 0 S: 4	H: 0 LOB: 0 BB: 0 P: 9	R: 0 E: 0 K: 1 S: 5	H: 0 LOB: 0 BB: 1 P: 13	R: 0 E: 0 K: 0 S: 5	H: 0 LOB: 0 BB: 0 P: 7	R: 2 E: 0 K: 0 S: 13	H: 4 LOB: 2 BB: 0 P: 17	R: 0 E: 0 K: 0 S: 6	H: 1 LOB: 0 BB: 0 P: 7	R: 0 E: 0 K: 1 S: 6	H: 0 LOB: 0 BB: 0 P: 10	R: 0 E: 0 K: 1 S: 8	H: 0 LOB: 0 BB: 0 P: 12		R: 2 E: 0 K: 0 S: 7	H: 2 LOB: 2 BB: 2 P: 18	1B: 6 2B: 3 3B: 0 HR: 0	SF: 1 SAC: 2 DP: 2 HBP: 0	WP: 0 PB: 0 SB: 0 CS: 1
PITCHER Jamie Moyer, L (1, 1) Lee Smith, R (9, 1) ERA: 4.72 ERA: 3.22	IP: 8.0 WLS: L BF: 28 H: 5 R: 2 ER: 2 SO: 2 BB: 1 IBB: 0 HBP: 0 BLK: 0 WP: 0 HR: 0 S: 57 P: 90 ERA: 2.25 WHIP: 0.750															PITCHER						

Batter	1	2	3	4	5	6	7	8	9	AB	R	H	RBI	BB	SO	LOB	TOP			
Brady Anderson, L (1, 9) OBP: 0.353, SLG: 0.420	2-2 K		0-0 P7		2-1 G6-3		0-0 G4-6-3			4	0	0	0	0	1	1	Baltimore Orioles @ Milwaukee Brewers Milwaukee County Stadium, Milwaukee, WI Fri Aug 05 1994, 8:05 PM EDT Att: 23,174 - Unknown - 69 F			
Chris Sabo, R (1, 7) OBP: 0.320, SLG: 0.465 Jeffrey Hammonds, R (8, 7)	2-2 3B HBP		1-2 E6 1B 2B		0-3 K		0-0 P4			3	2	1	0	0	1	0				
Rafael Palmeiro, L (1, 3) OBP: 0.393, SLG: 0.551	2-2 F8		1-1 G4-3 1B		0-0 G4-3		0-1 G4-3			4	0	1	1	0	0	1				
Cal Ripken Jr., R (1, 6) OBP: 0.359, SLG: 0.461	1-2 1-H 3B		3-H 3-0 F7		0-0 L9		1-2 G1-3			4	0	1	1	0	0	1				
Harold Baines, L (1, 10) OBP: 0.356, SLG: 0.494	1-0 F8			2-1 F7		3-2 2B		2-2 F7		4	0	1	0	0	0	1				
Leo Gomez, R (1, 5) OBP: 0.365, SLG: 0.515		3-3 K		2-1 HR 1B		3-3 K		1-1 L8		4	1	1	0	0	2	1				
Chris Hoiles, R (1, 2) OBP: 0.370, SLG: 0.450		2-0 P4		3-2 1-H HR		1-3 K		2-1 FC4-6 1B		4	1	2	2	0	1	1				
Mark McLemore, S (1, 4) OBP: 0.357, SLG: 0.318		1-2 G6-3		0-3 K			0-1 F7		1-1 FC4-6 1-2	4	0	0	0	0	1	1				
Mike Devereaux, R (1, 8) OBP: 0.258, SLG: 0.338			0-1 F8		0-0 G1-3		1-1 G4-6-3 1B			3	0	1	0	0	0	0				
Inning Stats	R: 1 E: 0 K: 1 S: 13	H: 1 LOB: 1 BB: 0 P: 21	R: 0 E: 0 K: 1 S: 7	H: 0 LOB: 0 BB: 0 P: 13	R: 1 E: 1 K: 0 S: 9	H: 2 LOB: 1 BB: 0 P: 14	R: 2 E: 0 K: 1 S: 11	H: 2 LOB: 0 BB: 0 P: 18	R: 0 E: 0 K: 2 S: 10	H: 1 LOB: 1 BB: 0 P: 17	R: 0 E: 0 K: 0 S: 5	H: 1 LOB: 0 BB: 0 P: 6	R: 0 E: 0 K: 0 S: 8	H: 0 LOB: 0 BB: 0 P: 9	R: 0 E: 0 K: 0 S: 9	H: 1 LOB: 1 BB: 0 P: 15	1B: 4 2B: 2 3B: 1 HR: 1	SF: 0 SAC: 0 DP: 1 HBP: 1	WP: 0 PB: 0 SB: 0 CS: 0	PA: 35
PITCHER Ricky Bones, R (1, 1) ERA: 3.38	IP: 9.0 WLS: L BF: 35	H: 8 R: 4 ER: 4 SO: 6	BB: 0 IBB: 0 HBP: 1 BLK: 0	WP: 0 HR: 1 S: 78 P: 121	ERA: 4.00 WHIP: 0.889															

Batter	1	2	3	4	5	6	7	8	9	AB	R	H	RBI	BB	SO	LOB	BOTTOM					
Jody Reed, R (1, 4) OBP: 0.359, SLG: 0.330	3-1 L5		1-1 G6-3		0-2 G6-3			1-1 G1-3		4	0	0	0	0	0	2	Baltimore Orioles @ Milwaukee Brewers Milwaukee County Stadium, Milwaukee, WI Fri Aug 05 1994, 8:05 PM EDT Att: 23,174 - Unknown - 69 F					
Turner Ward, S (1, 8) OBP: 0.338, SLG: 0.364	1-2 G3		3-3 K			1-2 L9		2-3 K		4	0	0	0	0	2	1						
Kevin Seitzer, R (1, 3) OBP: 0.372, SLG: 0.453	3-2 G6-3			3-1 F9		1-3 K		0-3 K		4	0	0	0	0	2	0						
Dave Nilsson, L (1, 2) OBP: 0.323, SLG: 0.461		4-2 G4-3 G1-3 BB		2-1 1B		1-0 G4-3		4-2 BB		2	0	1	0	2	0	0						
Greg Vaughn, R (1, 7) OBP: 0.351, SLG: 0.499		2-2 G1-3		1-3 K			3-3 K		0-0 F8	4	0	0	0	0	2	3						
John Jaha, R (1, 10) OBP: 0.327, SLG: 0.399		1-2 G4-3		2-3 K			2-0 G5-3		2-1 L8	4	0	0	0	0	1	3						
Matt Mieske, R (1, 9) OBP: 0.329, SLG: 0.444		4-1 BB			1-3 K		3-3 K			2	0	0	0	1	2	0						
Jeff Cirillo, R (1, 5) OBP: 0.304, SLG: 0.362		1-1 G5-3			1-2 G5-3			4-2 G1-3 G4-3 BB		2	0	0	0	1	0	2						
Jose Valentin, S (1, 6) OBP: 0.327, SLG: 0.419			1-0 F9		1-0 HBP			2-1 G4-3		2	0	0	0	0	0	1						
Inning Stats	R: 0 E: 0 K: 0 S: 8	H: 0 LOB: 0 BB: 0 P: 15	R: 0 E: 0 K: 0 S: 14	H: 0 LOB: 2 BB: 2 P: 26	R: 0 E: 0 K: 1 S: 9	H: 0 LOB: 0 BB: 0 P: 14	R: 0 E: 0 K: 2 S: 10	H: 1 LOB: 1 BB: 0 P: 18	R: 0 E: 0 K: 1 S: 10	H: 0 LOB: 0 BB: 0 P: 13	R: 0 E: 0 K: 1 S: 8	H: 0 LOB: 0 BB: 0 P: 11	R: 0 E: 0 K: 2 S: 7	H: 0 LOB: 0 BB: 0 P: 15	R: 0 E: 0 K: 1 S: 9	H: 0 LOB: 1 BB: 1 P: 18	R: 0 E: 0 K: 1 S: 9	H: 0 LOB: 1 BB: 1 P: 15	1B: 1 2B: 0 3B: 0 HR: 0	SF: 0 SAC: 0 DP: 0 HBP: 1	WP: 0 PB: 0 SB: 0 CS: 0	PA: 33
PITCHER Ben McDonald, R (1, 1) ERA: 4.2	IP: 9.0 WLS: W BF: 33	H: 1 R: 0 ER: 0 SO: 9	BB: 4 IBB: 0 HBP: 1 BLK: 0	WP: 0 HR: 0 S: 84 P: 145	ERA: 0.00 WHIP: 0.556																	

Batter	1	2	3	4	5	6	7	8	9	AB	R	H	RBI	BB	SO	LOB	TOP								
Brady Anderson, L (1, 7) OBP: 0.353, SLG: 0.418			 G6-4-3 1B		 1-2 2-3		 1-0		 4-2	4	0	1	0	1	1	2	Baltimore Orioles @ Milwaukee Brewers Milwaukee County Stadium, Milwaukee, WI Sat Aug 06 1994, 8:05 PM EDT Att: 29,077 - Unknown - 69 F livebaseballscorecards.com								
Jeffrey Hammonds, R (1, 9) OBP: 0.339, SLG: 0.483	 1B		 G6-4-3 1-2		 2-1 3-H 6-3		 2-0		 0-0	5	0	1	1	0	0	3									
Rafael Palmeiro, L (1, 3) OBP: 0.389, SLG: 0.544	 1-2		 1-2 2-3		 1-2 2-3			 1-3 1 SAFE	 1-1	5	0	0	0	0	2	5									
Cal Ripken Jr., R (1, 6) OBP: 0.357, SLG: 0.458		 1B	 0-1			 2-3		 1-1	 0-0	5	1	1	0	0	1	2									
Harold Baines, L (1, 10) OBP: 0.360, SLG: 0.494 Lonnie Smith, R (8, PR) OBP: 0.349, SLG: 0.288	 1-2			 1-0		 1B		 4-2		2	1	1	0	2	0	0									
Leo Gomez, R (1, 5) OBP: 0.366, SLG: 0.511	 1-2 2-3			 0-1		 0-0		 4-2		2	1	0	0	2	0	1									
Chris Hoiles, R (1, 2) OBP: 0.371, SLG: 0.449	 3-2			 0-0		 1-2		 4-1		3	0	1	0	1	0	3									
Mark McLemore, S (1, 4) OBP: 0.359, SLG: 0.324	 1-2 2-H 3-H				 0-0 1B		 3-1 1-2 2-3		 0-2	3	1	2	3	0	0	2									
Mike Devereaux, R (1, 8) OBP: 0.258, SLG: 0.337	 2-2				 1-2 1B		 0-2		 0-2	4	0	1	0	0	0	4									
Inning Stats	R: 0 E: 0 K: 1 S: 7	H: 1 LOB: 0 BB: 0 P: 12	R: 2 E: 0 K: 0 S: 15	H: 1 LOB: 1 BB: 2 P: 30	R: 0 E: 1 K: 0 S: 9	H: 1 LOB: 1 BB: 0 P: 10	R: 0 E: 0 K: 0 S: 4	H: 0 LOB: 0 BB: 0 P: 5	R: 1 E: 0 K: 1 S: 10	H: 2 LOB: 1 BB: 0 P: 12	R: 0 E: 0 K: 1 S: 10	H: 2 LOB: 2 BB: 0 P: 18	R: 0 E: 0 K: 0 S: 5	H: 0 LOB: 0 BB: 0 P: 8	R: 2 E: 0 K: 1 S: 19	H: 1 LOB: 3 BB: 3 P: 33	R: 0 E: 0 K: 0 S: 6	H: 0 LOB: 1 BB: 1 P: 11	1B: 7 2B: 1 3B: 0 HR: 0	SF: 1 SAC: 0 DP: 2 HBP: 0	WP: 2 PB: 0 SB: 1 CS: 0	PA: 40			
PITCHER	IP	WLS	BF	H	R	ER	SO	BB	IBB	HBP	BLK	WP	HR	S	P	ERA	WHIP								
Jaime Navarro, R (1, 1) ERA: 6.47	5.2	L	25	7	3	3	3	2	0	0	0	1	0	53	82	4.76	1.588								
Graeme Lloyd, L (6, 1) ERA: 5.29	2.0		7	0	1	1	1	1	0	0	0	1	0	17	29	4.50	0.500								
Doug Henry, R (8, 1) ERA: 4.8	0.1		4	1	1	1	0	2	0	0	0	0	0	9	17	27.00	9.000								
Teddy Higuera, L (9, 1) ERA: 7.31	1.0		4	0	0	0	0	1	0	0	0	0	0	6	11	0.00	1.000								

Batter	1	2	3	4	5	6	7	8	9	AB	R	H	RBI	BB	SO	LOB	BOTTOM								
Jody Reed, R (1, 4) OBP: 0.358, SLG: 0.329	 1B		 0-2 1 SAFE		 0-2		 1-2			4	0	1	0	0	0	1	Baltimore Orioles @ Milwaukee Brewers Milwaukee County Stadium, Milwaukee, WI Sat Aug 06 1994, 8:05 PM EDT Att: 29,077 - Unknown - 69 F livebaseballscorecards.com								
Jeff Cirillo, R (1, 5) OBP: 0.303, SLG: 0.367	 1-2		 1-3		 2-2		 3-2			4	0	1	0	0	0	1									
Kevin Seitzer, R (1, 3) OBP: 0.377, SLG: 0.451	 4-2		 4-0			 4-1		 1-2		1	0	0	0	3	0	0									
Greg Vaughn, R (1, 7) OBP: 0.348, SLG: 0.493	 2-2		 1-1 3-H			 1-0		 2-2		4	0	0	0	0	0	5									
John Jaha, R (1, 10) OBP: 0.329, SLG: 0.401		 3-1		 2-0		 2-2 1-2		 2-1		4	0	2	0	0	0	0									
Turner Ward, S (1, 8) OBP: 0.337, SLG: 0.361	 2-3			 4-2		 1-0		 2-0		3	0	0	0	1	1	3									
Dave Valle, R (1, 2) OBP: 0.349, SLG: 0.382	 2-3			 0-0		 4-1 1-2 2-3		 1-2		3	0	0	0	1	1	2									
Matt Mieske, R (1, 9) OBP: 0.324, SLG: 0.438	 2-0			 0-0		 1-1 2-3		 1-2		4	0	0	0	0	0	5									
Jose Valentin, S (1, 6) OBP: 0.327, SLG: 0.419		 1B			 2-3		 0-0			3	0	1	0	0	1	0									
Inning Stats	R: 0 E: 0 K: 0 S: 11	H: 1 LOB: 1 BB: 1 P: 18	R: 0 E: 0 K: 2 S: 9	H: 1 LOB: 0 BB: 0 P: 18	R: 0 E: 0 K: 0 S: 13	H: 2 LOB: 2 BB: 1 P: 22	R: 0 E: 0 K: 0 S: 5	H: 0 LOB: 1 BB: 1 P: 11	R: 0 E: 0 K: 1 S: 10	H: 0 LOB: 0 BB: 0 P: 14	R: 0 E: 0 K: 0 S: 8	H: 1 LOB: 3 BB: 2 P: 23	R: 0 E: 0 K: 0 S: 9	H: 0 LOB: 0 BB: 0 P: 12	R: 0 E: 0 K: 0 S: 9	H: 0 LOB: 0 BB: 0 P: 14	R: 0 E: 0 K: 0 S: 10	H: 0 LOB: 0 BB: 0 P: 14	1B: 4 2B: 2 3B: 0 HR: 0	SF: 0 SAC: 0 DP: 2 HBP: 0	WP: 0 PB: 0 SB: 0 CS: 0	PA: 35			
PITCHER	IP	WLS	BF	H	R	ER	SO	BB	IBB	HBP	BLK	WP	HR	S	P	ERA	WHIP								
Arthur Rhodes, L (1, 1) ERA: 5.81	9.0	W	35	5	0	0	3	5	0	0	0	0	0	85	146	0.00	1.111								

Batter	1	2	3	4	5	6	7	8	9	AB	R	H	RBI	BB	SO	LOB	TOP			
Brady Anderson, L OBP: 0.352, SLG: 0.418	G4-3	1-0 S 1B 2B		G3			F8		P4	5	1	1	2	0	0	0				
Jeffrey Hammonds, R OBP: 0.344, SLG: 0.489	1B 2B	1-2 S E 1B			G5-3		P3		BB 1B	5	2	3	1	0	0	0				
Rafael Palmeiro, L OBP: 0.389, SLG: 0.542	F8	3-1 SAFE E6 1-H			G3-1		1B		1B BB	4	1	1	0	1	0	1				
Cal Ripken Jr., R OBP: 0.360, SLG: 0.458	2-0 2-3 1B	2-1 G4-3			G5-3		1B BB		1B 1B	4	0	2	1	1	0	1				
Harold Baines, L OBP: 0.355, SLG: 0.486	G4-3		G4-3			F7	G1-3		K	5	0	0	0	0	1	6				
Leo Gomez, R OBP: 0.367, SLG: 0.509		0-0 2B 1B	L7			L7		K	1-2 1B	5	0	2	1	0	1	0				
Chris Hoiles, R OBP: 0.374, SLG: 0.455		3-2 1-H 2B	G6-3			2B 1B		1B	F8	5	1	3	0	0	0	2				
Mark McLemore, S OBP: 0.356, SLG: 0.326		1-2 F8		1-3 K		3-1 2B		F8		4	0	1	0	0	1	2				
Mike Devereaux, R OBP: 0.258, SLG: 0.333		4-1 2B BB		2-0 G6-3		0-1 G5-3		F9		3	1	0	0	1	0	3				
Inning Stats	R: 0 E: 0 K: 0 S: 10	H: 2 LOB: 2 BB: 0 P: 17	R: 4 E: 1 K: 0 S: 18	H: 4 LOB: 1 BB: 1 P: 33	R: 0 E: 0 K: 0 S: 8	H: 0 LOB: 0 BB: 0 P: 14	R: 0 E: 0 K: 1 S: 5	H: 0 LOB: 0 BB: 0 P: 10	R: 0 E: 0 K: 0 S: 6	H: 2 LOB: 2 BB: 0 P: 15	R: 0 E: 0 K: 0 S: 12	H: 1 LOB: 2 BB: 1 P: 23	R: 0 E: 0 K: 1 S: 14	H: 1 LOB: 1 BB: 0 P: 20	R: 2 E: 0 K: 1 S: 12	H: 3 LOB: 2 BB: 1 P: 22	1B: 9 2B: 4 3B: 0 HR: 0	SF: 0 SAC: 0 DP: 0 HBP: 0	WP: 0 PB: 0 SB: 4 CS: 0	PA: 43
PITCHER	IP	WLS	BF	H	R	ER	SO	BB	IBB	HBP	BLK	WP	HR	S	P	ERA	WHIP			
Bob Scanlan, R ERA: 4.11	7.1	L	34	10	4	3	2	2	0	0	0	0	0	77	134	3.68	1.636			
Jesse Orosco, L ERA: 5.25	1.1		7	2	2	2	1	1	0	0	0	0	0	16	27	13.50	2.250			
Doug Henry, R ERA: 4.75	0.1		2	1	0	0	0	0	0	0	0	0	0	2	4	0.00	3.000			

Baltimore Orioles @ Milwaukee Brewers
Milwaukee County Stadium, Milwaukee, WI
Sun Aug 07 1994, 4:33 AM EDT
Att: 29,223 - Sunny - 73 F

AB 40
R 6
H 13
RBI 5
BB 3
SO 3
LOB 15



Batter	1	2	3	4	5	6	7	8	9	AB	R	H	RBI	BB	SO	LOB	BOTTOM					
Jody Reed, R OBP: 0.360, SLG: 0.331	1B 1B 1B		G6-3		F7			1B		4	1	2	0	0	0	1						
Kevin Seitzer, R OBP: 0.375, SLG: 0.448	1B SF8 1B		L7		G1-3			P7		4	1	1	0	0	0	2						
Dave Nilsson, L OBP: 0.320, SLG: 0.456	L3		G4-3			G4-3		F7		4	0	0	0	0	0	3						
Greg Vaughn, R OBP: 0.349, SLG: 0.493	SF8 CS 1B			G4-6-3 1B		K			K	4	0	2	1	0	2	0						
John Jaha, R OBP: 0.331, SLG: 0.398	BB			G4-6-3 BB		K			F9	2	0	0	0	2	1	0						
Turner Ward, S OBP: 0.337, SLG: 0.369	SF8		G4-6-3		F9				HR	3	1	1	2	0	0	2						
Troy O'Leary, L OBP: 0.311, SLG: 0.364	CS		G5-4-3 1B		G3		G4-3			4	0	2	0	0	0	1						
Jeff Cirillo, R OBP: 0.301, SLG: 0.357		G5-4-3			BB		K		G5-3	3	0	0	0	1	1	2						
Jose Valentin, S OBP: 0.324, SLG: 0.414		B3			F9			F9		3	0	0	0	0	0	1						
Inning Stats	R: 2 E: 0 K: 0 S: 15	H: 3 LOB: 1 BB: 1 P: 23	R: 0 E: 0 K: 0 S: 8	H: 1 LOB: 0 BB: 0 P: 10	R: 0 E: 0 K: 0 S: 9	H: 0 LOB: 0 BB: 0 P: 14	R: 0 E: 0 K: 0 S: 8	H: 1 LOB: 1 BB: 1 P: 16	R: 0 E: 0 K: 0 S: 14	H: 0 LOB: 1 BB: 1 P: 22	R: 0 E: 0 K: 2 S: 9	H: 0 LOB: 0 BB: 0 P: 11	R: 0 E: 0 K: 1 S: 10	H: 0 LOB: 0 BB: 0 P: 14	R: 0 E: 0 K: 0 S: 4	H: 1 LOB: 1 BB: 0 P: 7	R: 1 E: 0 K: 1 S: 14	H: 2 LOB: 1 BB: 0 P: 25	1B: 6 2B: 1 3B: 0 HR: 1	SF: 1 SAC: 0 DP: 2 HBP: 0	WP: 0 PB: 0 SB: 0 CS: 1	PA: 36
PITCHER	IP	WLS	BF	H	R	ER	SO	BB	IBB	HBP	BLK	WP	HR	S	P	ERA	WHIP					
35 Mike Mussina, R ERA: 3.06	8.0	W	30	6	2	2	3	3	0	0	0	0	0	77	117	2.25	1.125					
Lee Smith, R ERA: 3.35	1.0		5	2	1	1	1	0	0	0	0	0	1	14	25	9.00	2.000					

Baltimore Orioles @ Milwaukee Brewers
Milwaukee County Stadium, Milwaukee, WI
Sun Aug 07 1994, 4:33 AM EDT
Att: 29,223 - Sunny - 73 F

AB 31
R 3
H 8
RBI 3
BB 3
SO 4
LOB 12



Batter	1	2	3	4	5	6	7	8	9	10	11	AB	R	H	RBI	BB	SO	LOB	TOP			
Brady Anderson, L OBP: 0.354, SLG: 0.417	BB		BB	F8			FC1		1B		G6-3	4	1	1	0	2	0	0				
Jeffrey Hammonds, R OBP: 0.337, SLG: 0.481	K		SF9				P9		P5			4	0	0	1	0	1	3				
Rafael Palmeiro, L OBP: 0.389, SLG: 0.542	L7		BB	G4-3			G3				G1-3	5	2	2	1	0	0	1				
Cal Ripken Jr., R OBP: 0.360, SLG: 0.457	L9		SF8	1B			G4-3				G1-3	5	0	2	1	0	0	2				
Leo Gomez, R OBP: 0.367, SLG: 0.505			FC6-4	BB			F8		K		1B	4	0	1	1	1	2	1				
Chris Hoiles, R OBP: 0.375, SLG: 0.455	1B		SF8				1B		K		K	4	0	2	1	0	2	1				
Tim Lincecum, R OBP: 0.314, SLG: 0.337	L4		FC6-4				K		P6		G1-3	3	0	0	0	0	1	4				
Mark McLemore, S OBP: 0.356, SLG: 0.524							K					2	0	0	0	0	0	1				
Lonnie Smith, R OBP: 0.348, SLG: 0.278			2B	F8			P9		1B		F8	2	1	0	0	1	0	1				
Harold Baines, L OBP: 0.356, SLG: 0.486			SF9	BB					1B			2	0	1	0	0	0	0				
Mike Devereaux, R OBP: 0.297, SLG: 0.334			SF9	1B			G6-3		P2		G6-3	5	1	1	0	0	0	2				
Inning Stats	R: 0 E: 0 K: 1 S: 6	H: 0 LOB: 1 BB: 1 P: 15	R: 0 E: 0 K: 1 S: 7	H: 1 LOB: 0 BB: 0 P: 12	R: 4 E: 0 K: 0 S: 17	H: 3 LOB: 2 BB: 3 P: 37	R: 0 E: 0 K: 0 S: 7	H: 0 LOB: 0 BB: 0 P: 15	R: 0 E: 0 K: 0 S: 9	H: 1 LOB: 1 BB: 0 P: 14	R: 0 E: 0 K: 2 S: 9	H: 0 LOB: 0 BB: 0 P: 13	R: 0 E: 0 K: 0 S: 11	H: 2 LOB: 2 BB: 0 P: 19	R: 1 E: 0 K: 1 S: 13	H: 2 LOB: 1 BB: 0 P: 16	R: 0 E: 0 K: 0 S: 7	H: 0 LOB: 0 BB: 0 P: 9	1B: 8 2B: 3 3B: 0 HR: 0	SF: 2 SAC: 0 DP: 1 HBP: 0	WP: 0 PB: 0 SB: 1 CS: 0	PA: 46
PITCHER	IP 7.0	WLS 30	BF 4	H 6	R 4	ER 4	SO 3	BB 4	IBB 0	HBP 0	BLK 0	WP 0	HR 0	S 62	P 118	ERA 5.14	WHIP 1.429					
Sterling Hitchcock, L ERA: 4.2																						
Joe Ausanio, R ERA: 3.21																						
Rob Murphy, L ERA: 4.29																						
Bob Wickman, R ERA: 3.18																						
Steve Howe, L ERA: 1.75																						

Baltimore Orioles @ New York Yankees
Yankee Stadium, Bronx, NY
Mon Aug 08 1994, 7:05 PM EDT
Att: 34,045 - Cloudy - 74 F

AB 40
R 5
H 10
RBI 5
BB 4
SO 6
LOB 16



Batter	1	2	3	4	5	6	7	8	9	10	11	AB	R	H	RBI	BB	SO	LOB	BOTTOM							
Bernie Williams, S OBP: 0.388, SLG: 0.455	K		G6-4-3				CS		1B		G1-3	5	0	2	0	1	1	2								
Wade Boggs, L OBP: 0.439, SLG: 0.486	K		G4-3				K		1B		F8	6	0	1	0	0	2	3								
Jim Leyritz, R OBP: 0.371, SLG: 0.531			F9				P4		1B		K	3	0	0	0	0	1	1								
Luis Polonia, L OBP: 0.381, SLG: 0.409									BB		BB	1	1	0	0	2	1	2								
Danny Tartabull, R OBP: 0.362, SLG: 0.461			G6-4-3	HR			G5-4-3		P8		F9	4	1	2	0	1	0	1								
Mike Stanley, R OBP: 0.310, SLG: 0.518			G6-4-3				G5-4-3		1B		1B	5	1	3	2	0	0	2								
Daryl Boston, L OBP: 0.266, SLG: 0.389			1B				HR		1B		BB	0	1	0	0	0	0	0								
Randy Velarde, R OBP: 0.338, SLG: 0.439			1B				HR		1B		SF7	1	0	1	1	0	0	0								
Don Mattingly, L OBP: 0.403, SLG: 0.421			F8				L7		L7		SF7	5	1	2	0	0	0	2								
Gerald Williams, R OBP: 0.310, SLG: 0.518			2B				BB		1B		1B	1	1	1	1	2	0	0								
Paul O'Neill, L OBP: 0.459, SLG: 0.609			BB				BB		K		BB	1	0	0	0	1	1	2								
Mike Gallego, R OBP: 0.331, SLG: 0.370			G6-4-3				K		G6-3		SF7	4	0	1	1	0	2	2								
Matt Nokes, L OBP: 0.338, SLG: 0.622			1B				K		K		F8	0	0	0	1	0	0	0								
Pat Kelly, R OBP: 0.329, SLG: 0.393			G6-4-3				K		K		F8	4	0	0	0	1	2	2								
Inning Stats	R: 0 E: 0 K: 3 S: 11	H: 0 LOB: 0 BB: 0 P: 16	R: 0 E: 0 K: 0 S: 4	H: 1 LOB: 0 BB: 0 P: 6	R: 1 E: 0 K: 0 S: 8	H: 1 LOB: 1 BB: 2 P: 17	R: 2 E: 0 K: 1 S: 17	H: 2 LOB: 1 BB: 1 P: 28	R: 0 E: 0 K: 1 S: 8	H: 0 LOB: 1 BB: 1 P: 15	R: 1 E: 0 K: 1 S: 9	H: 2 LOB: 1 BB: 1 P: 16	R: 0 E: 0 K: 1 S: 7	H: 1 LOB: 1 BB: 0 P: 14	R: 0 E: 0 K: 1 S: 9	H: 1 LOB: 2 BB: 0 P: 15	R: 0 E: 0 K: 2 S: 13	H: 2 LOB: 2 BB: 0 P: 17	R: 1 E: 0 K: 0 S: 14	H: 2 LOB: 2 BB: 1 P: 21	R: 1 E: 0 K: 0 S: 8	H: 1 LOB: 2 BB: 1 P: 14	1B: 10 2B: 3 3B: 0 HR: 1	SF: 1 SAC: 0 DP: 4 HBP: 1	WP: 0 PB: 0 SB: 0 CS: 1	PA: 50
PITCHER	IP 5.2	WLS 25	BF 16	H 5	R 4	ER 4	SO 5	BB 5	IBB 0	HBP 0	BLK 0	WP 0	HR 1	S 54	P 94	ERA 6.35	WHIP 1.941									
Sid Fernandez, L ERA: 5.15																										
Armando Benitez, R ERA: 0.9																										
Jim Poole, L ERA: 5.64																										
Mark Eichhorn, R ERA: 2.15																										

Baltimore Orioles @ New York Yankees
Yankee Stadium, Bronx, NY
Mon Aug 08 1994, 7:05 PM EDT
Att: 34,045 - Cloudy - 74 F

AB 40
R 6
H 13
RBI 6
BB 8
SO 10
LOB 19



Batter	1	2	3	4	5	6	7	8	9	AB	R	H	RBI	BB	SO	LOB	TOP									
Brady Anderson, L OBP: 0.356, SLG: 0.419	F8	G4-3				G1-3		1B HR		4	2	1	0	0	0	2	Baltimore Orioles @ New York Yankees Yankee Stadium, Bronx, NY Wed Aug 10 1994, 7:05 PM EDT Att: 38,624 - Unknown - 79 F									
Jeffrey Hammonds, R OBP: 0.339, SLG: 0.480	K		F9			G1-3		1B HR		5	2	2	1	0	1	1										
Rafael Palmeiro, L OBP: 0.392, SLG: 0.550	1B 2B		BLK			1B G5-3		HR		5	3	4	5	0	0	0										
Cal Ripken Jr., R OBP: 0.364, SLG: 0.459	2B 1B		F7			G5-3		1B		5	0	3	0	0	0	1										
Leo Gomez, R OBP: 0.366, SLG: 0.502	1B		P9			G5-3		P4		5	0	2	2	0	0	3										
Chris Hoiles, R OBP: 0.371, SLG: 0.449	K		F8		F9		F7		F7	5	0	0	0	0	1	4										
Lonnie Smith, R OBP: 0.333, SLG: 0.254		K				F8		1B		2	0	0	0	1	1	1										
Harold Baines, L OBP: 0.356, SLG: 0.485						BB		1B		2	1	1	0	0	1	0										
Mike Devereaux, R OBP: 0.256, SLG: 0.332	K		F9			SH1-3		F9		5	0	1	0	0	1	2										
Mark McLemore, S OBP: 0.354, SLG: 0.321	1B		K			SH1-3		F7		4	0	1	0	0	1	3										
Inning Stats	R: 1 E: 0 K: 2 S: 14	H: 3 LOB: 2 BB: 0 P: 22	R: 0 E: 0 K: 2 S: 10	H: 1 LOB: 1 BB: 0 P: 17	R: 0 E: 0 K: 1 S: 6	H: 1 LOB: 1 BB: 0 P: 10	R: 0 E: 0 K: 1 S: 12	H: 0 LOB: 1 BB: 1 P: 19	R: 3 E: 0 K: 0 S: 14	H: 3 LOB: 1 BB: 0 P: 24	R: 0 E: 0 K: 0 S: 8	H: 1 LOB: 1 BB: 0 P: 15	R: 0 E: 0 K: 0 S: 9	H: 1 LOB: 1 BB: 0 P: 16	R: 4 E: 0 K: 0 S: 16	H: 5 LOB: 1 BB: 0 P: 22	R: 0 E: 1 K: 1 S: 9	H: 0 LOB: 1 BB: 0 P: 12	1B: 10 2B: 4 3B: 0 HR: 1	SF: 0 SAC: 1 DP: 0 HBP: 1	WP: 0 PB: 0 SB: 0 CS: 0	PA: 45				
PITCHER	IP	WLS	BF	H	R	ER	SO	BB	IBB	HBP	BLK	WP	HR	S	P	ERA	WHIP									
Jimmy Key, L ERA: 3.27	(1, 1)	7.0	L	33	10	4	4	5	1	0	1	1	0	0	73	123	5.14	1.571								
Joe Assanto, R ERA: 4.91	(8, 1)	0.2		5	3	3	3	0	0	0	0	0	0	0	11	14	40.50	4.500								
Terry Mulholland, L ERA: 6.49	(8, 1)	1.1		7	2	1	1	1	0	0	0	0	0	1	14	20	6.75	1.500								

AB	42
R	8
H	15
RBI	8
BB	1
SO	6
LOB	17



Batter	1	2	3	4	5	6	7	8	9	AB	R	H	RBI	BB	SO	LOB	BOTTOM								
Luis Polonia, L OBP: 0.383, SLG: 0.410	G1-3		L5-4			FC6-4		G1-4-3		3	0	1	0	0	0	1	Baltimore Orioles @ New York Yankees Yankee Stadium, Bronx, NY Wed Aug 10 1994, 7:05 PM EDT Att: 38,624 - Unknown - 79 F								
Wade Boggs, L OBP: 0.434, SLG: 0.488	G6-3				F8	FC6-4		G1-4-3		4	0	0	1	0	0	2									
Paul O'Neill, L OBP: 0.465, SLG: 0.612	P5				G4-3			1B		3	0	1	0	1	0	0									
Matt Nokes, L OBP: 0.333, SLG: 0.603					G4-3			1B		4	0	1	0	0	1	3									
Don Mattingly, L OBP: 0.398, SLG: 0.414		F7			G4-3			1B		4	0	1	0	0	0	2									
Bernie Williams, S OBP: 0.387, SLG: 0.458		F7			F7			1B		4	0	1	0	0	0	2									
Daryl Boston, L OBP: 0.253, SLG: 0.368		F8			K			P4		4	0	0	0	0	2	3									
Mike Gallego, R OBP: 0.326, SLG: 0.363			G6-3			G1-6-3		G5-3		3	0	0	0	0	0	0									
Pat Kelly, R OBP: 0.329, SLG: 0.399			L5-4			K		1B		3	1	2	0	0	1	0									
Inning Stats	R: 0 E: 0 K: 0 S: 6	H: 0 LOB: 0 BB: 0 P: 10	R: 0 E: 0 K: 0 S: 8	H: 1 LOB: 1 BB: 0 P: 13	R: 0 E: 0 K: 0 S: 7	H: 1 LOB: 0 BB: 0 P: 11	R: 0 E: 0 K: 0 S: 6	H: 0 LOB: 0 BB: 0 P: 9	R: 0 E: 0 K: 1 S: 11	H: 0 LOB: 0 BB: 0 P: 18	R: 0 E: 0 K: 1 S: 6	H: 0 LOB: 1 BB: 0 P: 9	R: 0 E: 0 K: 0 S: 10	H: 2 LOB: 2 BB: 0 P: 16	R: 1 E: 0 K: 1 S: 12	H: 2 LOB: 2 BB: 1 P: 20		R: 0 E: 0 K: 1 S: 9	H: 1 LOB: 0 BB: 0 P: 15	1B: 5 2B: 3 3B: 0 HR: 0	SF: 0 SAC: 0 DP: 2 HBP: 1	WP: 0 PB: 0 SB: 0 CS: 0	PA: 34		
PITCHER	IP	WLS	BF	H	R	ER	SO	BB	IBB	HBP	BLK	WP	HR	S	P	ERA	WHIP								
Ben McDonald, R ERA: 4.06	(1, 1)	7.1	W	27	5	1	1	2	0	0	1	0	0	58	92	1.23	0.682								
Alan Mills, R ERA: 5.16	(8, 1)	1.2		7	2	0	0	2	1	0	0	0	0	17	29	0.00	1.800								

