

Baltimore Orioles - 1995

Batter	1	2	3	4	5	6	7	8	9	AB R H RBI BB SO LOB	TOP									
Brady Anderson, L (1, 7) C B B C	2-3 K			0-0 F7		1 SAFE 1 SAFE 2-1 L6		3-1 G3		4 0 0 0 0 1 3	Baltimore Orioles @ Kansas City Royals Kauffman Stadium, Kansas City, MO Wed Apr 26 1995, 3:33 AM CDT Att. 24,170 - Cloudy - 65 F									
Bret Barberie, S (1, 4) Kevin Bass, S (8, PH) Manny Alexander, R (8, 4) B S S X	1-2 L5			1-3 K		3-3 K		0-1 F8		3 0 0 0 0 2 1 1 0 0 0 0 0 2 0 0 0 0 0 0 0										
Rafael Palmeiro, L (1, 3) C B B C	1-2 G3			4-2 BB			3-1 P5		3-3 K	3 0 0 0 1 1 0										
Cal Ripken Jr., R (1, 6) S B B B C		3-3 K		2-3 K			1-3 K		4-1 G3-1 BB	3 0 0 0 1 3 1										
Harold Baines, L (1, 10) B T B X		1-1 F9			4-1 G6-3 BB		2-0 F8		1-2 G3-1	3 0 0 0 1 0 1										
Chris Hoiles, R (1, 2) B S S		2-3 K			1-1 F8			1-0 1B HBP	1-3 K	3 1 0 0 0 2 2										
Andy Van Slyke, L (1, 8) C B B T B X			3-2 F9		1-0 G6-3			1-3 K		3 0 0 0 0 1 2										
Leo Gomez, R (1, 5) OBP: 0.333, SLG: 0.333 X			0-0 G5-3		3-1 F8			1-1 G3 1B		3 0 1 0 0 0 1										
Jeffrey Hammonds, R (1, 9) Damon Buford, R (8, PH) Matt Nokes, L (8, PH) Sherman Obando, R (8, PH) B S S B B X			3-2 F7			1-1 L6 HBP		3-1 G3 1B		1 0 1 0 1 1 0 0 0										
Inning Stats	R: 0 E: 0 K: 1 S: 11	H: 0 LOB: 0 BB: 0 P: 15	R: 0 E: 0 K: 2 S: 10	H: 0 LOB: 0 BB: 0 P: 16	R: 0 E: 0 K: 0 S: 8	H: 0 LOB: 1 BB: 1 P: 14	R: 0 E: 0 K: 2 S: 10	H: 0 LOB: 1 BB: 1 P: 17	R: 0 E: 0 K: 1 S: 6	H: 0 LOB: 1 BB: 0 P: 12	R: 0 E: 0 K: 1 S: 6	H: 0 LOB: 0 BB: 0 P: 12	R: 1 E: 0 K: 1 S: 11	H: 2 LOB: 2 BB: 0 P: 20	R: 0 E: 0 K: 2 S: 11	H: 0 LOB: 1 BB: 1 P: 20	1B: 2 2B: 1 3B: 0 HR: 0	SF: 0 SAC: 0 DP: 1 HBP: 2	WP: 0 PB: 0 SB: 0 CS: 0	PA: 33
PITCHER	IP WLS BF H R ER SO BB IBB HBP BLK WP HR S P ERA WHIP																			
Kevin Appier, R (1, 1) ERA:	6.2 W 22 0 0 0 7 2 0 1 0 0 0 56 98 0.00 0.300																			
Rusty Meacham, R (7, 1) ERA: 13.5	0.2 4 1 1 1 1 0 0 1 0 0 0 6 11 13.50 1.500																			
Billy Brewer, L (8, 1) ERA:	0.2 3 1 0 0 0 0 0 0 0 0 0 6 12 0.00 1.500																			
Jeff Montgomery, R (9, 1) ERA:	1.0 4 0 0 0 0 2 1 0 0 0 0 0 11 20 0.00 1.000																			

AB	28
R	1
H	2
RBI	1
BB	3
SO	10
LOB	13



Batter	1	2	3	4	5	6	7	8	9
Michael Tucker, L (1, 7) OBP: 0.333, SLG: 0.333 Keith Miller, R (7, PH) David Howard, S (8, 7)	0-0 G4-3 G6-3 1B		0-3 K			1-1 G3-1	1-3 K	3-2 G3	
Tom Goodwin, L (1, 8) OBP: 0.500, SLG: 0.333	0-1 G6-3 1-2		4-1 CS BB			1-0 E S 1B	1-1 F7		
Wally Joyner, L (1, 3) OBP: 0.500, SLG: 0.750	0-0 G4-3 2-3		0-1 CS 1-2	1-0 F9 2B		1-0 1-H 2B 1B		2-3 K	
Bob Hamelin, L (1, 10) OBP: 0.500, SLG: 0.667 Jon Nunnally, L (8, PR)	2-2 L4		2-1 CS	1-1 F9 2-3		1-2 1-H 2B		4-1 E BB	
Felix Jose, S (1, 9) Phil Hiatt, R (7, 9)		1-1 P6		0-0 L5		0-0 P4		2-0 F7	
Gary Gaetti, R (1, 5)		1-0 F9		0-0 G5-3		0-0 P5		0-1 HBP 1-H BB	
Greg Gagne, R (1, 6) OBP: 0.750, SLG: 0.667		2-1 1B			0-0 F9		1-0 SH5-4 2B 1B	4-1 BB HBP BB	
Brent Mayne, L (1, 2)		1 SAFE 1 SAFE 3-1 F9			1-2 P6		1 SAFE 1 SAFE 0-1 SH5-4	1-1 BB HBP	
Jose Lind, R (1, 4) OBP: 0.500, SLG: 0.667			1-1 4-3		0-1 G1-3		0-0 2-H 2B	4-1 1-2 2-3 3-H BB	

Inning Stats	R: 0 E: 0 K: 0 S: 7	H: 1 LOB: 1 BB: 0 P: 9	R: 0 E: 0 K: 0 S: 7	H: 1 LOB: 1 BB: 0 P: 14	R: 0 E: 0 K: 1 S: 7	H: 0 LOB: 0 BB: 1 P: 12	R: 0 E: 0 K: 0 S: 5	H: 1 LOB: 1 BB: 0 P: 7	R: 0 E: 0 K: 0 S: 6	H: 0 LOB: 0 BB: 0 P: 7	R: 2 E: 0 K: 0 S: 9	H: 3 LOB: 1 BB: 0 P: 13	R: 1 E: 0 K: 1 S: 9	H: 2 LOB: 1 BB: 0 P: 12	R: 2 E: 1 K: 1 S: 13	H: 0 LOB: 3 BB: 3 P: 33
--------------	------------------------------	---------------------------------	------------------------------	----------------------------------	------------------------------	----------------------------------	------------------------------	---------------------------------	------------------------------	---------------------------------	------------------------------	----------------------------------	------------------------------	----------------------------------	-------------------------------	----------------------------------

PITCHER	IP	WLS	BF	H	R	ER	SO	BB	IBB	HBP	BLK	WP	HR	S	P	ERA	WHIP
35 Mike Mussina, R (1, 1) ERA:	5.0		18	3	0	0	1	1	0	0	0	0	0	32	49	0.00	0.800
Jamie Moyer, L (6, 1) ERA: 20.25	1.1	L	8	4	3	3	0	0	0	0	0	0	0	12	17	20.25	3.000
Alan Mills, R (7, 1) ERA:	0.0		1	1	0	0	0	0	0	0	0	0	0	1	1	∞	∞
Brad Pennington, L (7, 1) ERA:	1.0		4	0	1	0	2	1	0	0	0	0	0	9	17	0.00	1.000
Armando Benitez, R (8, 1) ERA:	0.2		6	0	1	0	0	2	0	1	0	0	0	9	23	0.00	3.000

AB R H RBI BB SO LOB

BOTTOM

3	0	1	0	0	1	0
1	0	0	0	0	1	1
1	0	0	0	0	0	3
3	1	1	0	1	0	2
4	1	2	1	0	1	1
3	0	1	1	1	0	2
0	1	0	0	0	0	0
3	0	0	0	0	0	2
1	0	0	0	0	0	1
4	1	0	0	0	0	2
3	1	2	0	1	0	0
2	0	0	0	0	0	1
3	0	1	2	1	0	0


livebaseballscorecards.com

AB	31
R	5
H	8
RBI	4
BB	4
SO	3
LOB	15



WP	PA	ERA	WHIP
0	38		
0			
1			
1			

Baltimore Orioles @ Kansas City Royals
Kauffman Stadium, Kansas City, MO
 Wed Apr 26 1995, 3:33 AM CDT
 Att. 24,170 - Cloudy - 65 F

Batter	1	2	3	4	5	6	7	8	9	AB R H RBI BB SO LOB	TOP											
Brady Anderson, L (1, 7) OBP: 0.316, SLG: 0.556	0-1 E 3B	2-1 SF7 1B HBP	2-2 G3		2-0 1B HBP 1B		1-1 1B 3B		2-1 F7	5 4 3 0 0 0 1												
Kevin Bass, S (1, 9) OBP: 0.231, SLG: 0.273	0-0 E3 1B 1B	0-1 SF7		1-0 E 1B 2B	0-0 HBP FC5-4 1B		3-1 G4-3		2-1 G5-3	5 2 2 2 0 0 1												
Rafael Palmeiro, L (1, 3) OBP: 0.368, SLG: 0.471 Jack Voigt, R (7, PR) (7, 3)	2-1 HR 1B	1-0 G1-3		2-1 L6	2-1 HBP E 1B		0-0			5 2 3 1 0 0 3 0 0 0 0 0 0 0												
Cal Ripken Jr., R (1, 6) OBP: 0.588, SLG: 0.714	2-2 HR 1B	0-1 BB 1B		4-0 E 1B IBB	3-2 FC5-4 HBP		2-1 F8			3 2 2 3 1 0 1												
Harold Baines, L (1, 10) OBP: 0.412, SLG: 0.600	1-2 HR	4-1 BB		0-0 E4 1B	2-2 FC5-4		1-1 F8			4 1 1 4 1 0 4												
Matt Nokes, L (1, 2) OBP: 0.111, SLG: 0.444	1-2 P3	0-0 F9		1-2 K	0-1 G4-3			1-0 F8		5 0 0 0 0 1 6												
Andy Van Slyke, L (1, 8) OBP: 0.333, SLG: 0.786 Damon Buford, R (7, 8)	1-2 L3		1-3 K	3-1 FC5-4 1B		1-2 G6-3		1-0 G5-3		4 0 1 2 0 1 0 1 0 0 0 0 0 0	AB 42 R 13 H 15 RBI 12 BB 2 SO 2 LOB 19											
Leo Gomez, R (1, 5) OBP: 0.375, SLG: 0.333		0-0 HBP SF7 1B	1-2 BLK 1B	0-2 FC5-4		0-0 G6-3		1-1 P3		5 1 2 0 0 0 2												
Manny Alexander, R (1, 4) OBP: 0.222, SLG: 0.222		1-2 SF7 HBP 1B	2-1 G6-3		1-1 G5-3		1-1 F8		0-0 G6-3	5 1 1 0 0 0 1												
Inning Stats	R: 4 E: 1 K: 0 S: 17	H: 4 LOB: 0 BB: 0 P: 24	R: 3 E: 0 K: 0 S: 12	H: 3 LOB: 2 BB: 1 P: 20	R: 0 E: 0 K: 1 S: 11	H: 1 LOB: 1 BB: 0 P: 17	R: 2 E: 1 K: 1 S: 13	H: 2 LOB: 2 BB: 1 P: 24	R: 3 E: 1 K: 0 S: 13	H: 3 LOB: 1 BB: 0 P: 23	R: 0 E: 0 K: 0 S: 6	H: 0 LOB: 0 BB: 0 P: 8	R: 1 E: 0 K: 0 S: 9	H: 2 LOB: 1 BB: 0 P: 16	R: 0 E: 0 K: 0 S: 4	H: 0 LOB: 0 BB: 0 P: 7	R: 0 E: 0 K: 0 S: 5	H: 0 LOB: 0 BB: 0 P: 9	1B: 11 2B: 1 3B: 2 HR: 1	SF: 1 SAC: 0 DP: 0 HBP: 2	WP: 0 PB: 0 SB: 0 CS: 0	PA: 47
PITCHER	IP WLS BF H R ER SO BB IBB HBP BLK WP HR S P ERA WHIP												PITCHER	IP WLS BF H R ER SO BB IBB HBP BLK WP HR S P ERA WHIP								
LaTroy Hawkins, R (1, 1) ERA: 37.8	1.2 L 13 7 7 7 0 0 0 0 1 0 0 1 27 38 37.80 4.200																					
Rich Robertson, L (2, 1) ERA:	2.1 13 3 2 0 2 1 1 0 1 0 0 26 47 0.00 1.714																					
Brad Radke, R (5, 1) ERA: 9.0	3.0 15 5 4 3 0 0 0 0 1 0 0 28 47 9.00 1.667																					
Kevin Campbell, R (8, 1) ERA:	2.0 6 0 0 0 0 0 0 0 0 0 0 9 16 0.00 0.000																					

Baltimore Orioles @ Minnesota Twins
Hubert H. Humphrey Metrodome, Minneapolis, MN
 Sat Apr 29 1995, 8:05 PM EDT
 Att. 23,997 - Dome

livebaseballscorecards.com

Batter	1	2	3	4	5	6	7	8	9	AB	R	H	RBI	BB	SO	LOB
Chuck Knoblauch, R (1, 4) <small>OBP: 0.368, SLG: 0.200</small>										4	0	0	0	1	1	1
Alex Cole, L (1, 8) <small>OBP: 0.308, SLG: 0.182</small>										5	0	1	1	0	2	0
Kirby Puckett, R (1, 9) <small>OBP: 0.294, SLG: 0.400</small>										4	0	0	0	0	0	2
Kevin Maas, L (1, 3) <small>OBP: 0.250, SLG: 0.100</small>										3	1	0	0	1	1	2
Pedro Munoz, R (1, 10) <small>OBP: 0.167, SLG: 0.250</small>										4	1	1	0	0	2	1
Matt Merullo, L (1, 2) <small>OBP: 0.556, SLG: 0.625</small>										3	1	1	0	1	1	1
Marty Cordova, R (1, 7) <small>OBP: 0.200, SLG: 0.286</small>										4	1	1	1	0	1	3
Scott Leius, R (1, 5) <small>OBP: 0.462, SLG: 0.667</small>										3	2	1	3	1	0	1
Jeff Reboulet, R (1, 6) Chip Hale, L (9, PH)										3	1	2	2	0	0	0
										1	0	0	0	0	0	0

Inning Stats	R: 0	H: 0	E: 0	K: 1	S: 9	LOB: 0	BB: 0	P: 14	R: 3	H: 3	E: 0	K: 0	S: 15	LOB: 1	BB: 1	P: 25	R: 0	H: 0	E: 0	K: 2	S: 9	LOB: 0	BB: 0	P: 12	R: 0	H: 0	E: 0	K: 0	S: 10	LOB: 0	BB: 0	P: 13	R: 0	H: 0	E: 0	K: 1	S: 6	LOB: 0	BB: 0	P: 8	R: 4	H: 4	E: 0	K: 0	S: 15	LOB: 2	BB: 2	P: 34	R: 0	H: 0	E: 0	K: 2	S: 8	LOB: 1	BB: 1	P: 18	R: 0	H: 0	E: 0	K: 0	S: 8	LOB: 0	BB: 0	P: 12	1B: 3	SF: 0	2B: 2	SAC: 0	3B: 1	DP: 0	HR: 1	HBP: 0	WP: 0	PA: 38
--------------	------	------	------	------	------	--------	-------	-------	------	------	------	------	-------	--------	-------	-------	------	------	------	------	------	--------	-------	-------	------	------	------	------	-------	--------	-------	-------	------	------	------	------	------	--------	-------	------	------	------	------	------	-------	--------	-------	-------	------	------	------	------	------	--------	-------	-------	------	------	------	------	------	--------	-------	-------	-------	-------	-------	--------	-------	-------	-------	--------	-------	--------

PITCHER	IP	WLS	BF	H	R	ER	SO	BB	IBB	HBP	BLK	WP	HR	S	P	ERA	WHIP
Kevin Brown, R (1, 1) <small>ERA: 7.11</small>	6.1	W	25	5	5	5	6	1	0	0	0	0	1	60	90	7.11	0.947
Alan Mills, R (7, 1) <small>ERA: 31.5</small>	0.0		2	1	1	1	0	1	0	0	0	0	0	3	10	∞	∞
Mike Oquist, R (7, 1) <small>ERA: 6.75</small>	1.2		8	1	1	1	2	2	0	0	0	0	0	17	37	5.40	1.800
Doug Jones, R (9, 1) <small>ERA: 5.4</small>	1.0		3	0	0	0	0	0	0	0	0	0	0	8	12	0.00	0.000

BOTTOM

Baltimore Orioles @ Minnesota Twins
 Hubert H. Humphrey Metrodome, Minneapolis, MN

Sat Apr 29 1995, 8:05 PM EDT
 Att. 23,997 - Dome

livebaseballscorecards.com

AB	34
R	7
H	7
RBI	7
BB	4
SO	8
LOB	11

Batter	1	2	3	4	5	6	7	8	9	AB R H RBI BB SO LOB	TOP	
Brady Anderson, L (1, 7) OBP: 0.375, SLG: 0.682	4-2 BB 1B	1-1 G1-3		2-3 K			3-1 HR		1-1 1B	4 2 2 1 1 1 0		
Manny Alexander, R (1, 4) OBP: 0.286, SLG: 0.231	4-2 1B 1-2 BB	0-3 K			1-1 L8		1-0 BLK 1B		0-1 P7	4 0 1 0 1 1 1		
Rafael Palmeiro, L (1, 3) OBP: 0.333, SLG: 0.409	0-0 G4-6-3 1B 1-2 2-H		0-0 L9		0-2 F8		0-0 P6		2-0 G3	5 0 1 1 0 0 2		
Cal Ripken Jr., R (1, 6) OBP: 0.571, SLG: 0.706	1-0 P6		1-1 2B		0-3 K		4-1 1-2 IBB			3 0 1 0 1 1 2		
Harold Baines, L (1, 10) OBP: 0.381, SLG: 0.500	0-1 G4-6-3 1-2f		4-1 BB			0-1 P6	1-0 F7			3 0 0 0 1 0 4		
Chris Hoiles, R (1, 2) OBP: 0.385, SLG: 0.556		1-1 BB HR 1B	1-3 K		2-0 HR		1-0 F8			4 2 2 1 0 1 2		
Andy Van Slyke, L (1, 8) OBP: 0.316, SLG: 0.647		4-2 HR BB	1-2 G4-3		3-1 G4-3		0-0 G3-1			3 1 0 0 1 0 2		
Leo Gomez, R (1, 5) OBP: 0.300, SLG: 0.263		0-2 L4		1-2 G6-3		0-3 K		2-0 P3		4 0 0 0 0 1 2		
Jeffrey Hammonds, R (1, 9) Damon Buford, R (7, 9)		1-2 HR		0-0 G6-3			1-1 G4-3		1-1 P6	3 1 1 3 0 0 0 1 0 0 0 0 0 0		
Inning Stats	R: 1 E: 0 K: 0 S: 9 H: 1 LOB: 1 BB: 2 P: 18	R: 3 E: 0 K: 1 S: 18 H: 2 LOB: 0 BB: 1 P: 25	R: 0 E: 0 K: 1 S: 10 H: 1 LOB: 2 BB: 1 P: 17	R: 0 E: 0 K: 1 S: 8 H: 0 LOB: 0 BB: 0 P: 11	R: 0 E: 0 K: 1 S: 9 H: 0 LOB: 0 BB: 0 P: 10	R: 1 E: 0 K: 1 S: 8 H: 1 LOB: 0 BB: 0 P: 13	R: 1 E: 0 K: 0 S: 8 H: 2 LOB: 2 BB: 1 P: 18	R: 0 E: 0 K: 0 S: 3 H: 0 LOB: 0 BB: 0 P: 6	R: 0 E: 0 K: 0 S: 7 H: 1 LOB: 1 BB: 0 P: 11	1B: 4 2B: 1 3B: 0 HR: 3 SF: 0 SAC: 0 DP: 1 HBP: 0	WP: 0 PB: 0 SB: 0 CS: 0 PA: 39	
PITCHER	IP WLS BF H R ER SO BB IBB HBP BLK WP HR S P ERA WHIP											
Scott Erickson, R (1, 1) ERA: 5.73	6.1 L 28 6 6 6 5 4 0 0 0 0 0 3 66 102 8.53 1.579											
Mark Guthrie, L (7, 1) ERA:	0.2 4 1 0 0 0 0 0 1 0 1 0 0 4 10 0.00 1.500											
Dave Stevens, R (8, 1) ERA: 3.0	2.0 7 1 0 0 0 0 0 0 0 0 0 0 10 17 0.00 0.500											

Baltimore Orioles @ Minnesota Twins
 Hubert H. Humphrey Metrodome, Minneapolis, MN
 Sun Apr 30 1995, 4:33 AM EDT
 Att. 16,302 - Dome

livebaseballscorecards.com

AB	34
R	6
H	8
RBI	6
BB	5
SO	5
LOB	15



Batter	1	2	3	4	5	6	7	8	9	AB	R	H	RBI	BB	SO	LOB
Chuck Knoblauch, R (1, 4) <small>OBP: 0.375, SLG: 0.350</small>	2-3 		1-1 		2-1 		3-2 		0-2 	5	1	2	1	0	1	0
Jeff Reboulet, R (1, 6) <small>OBP: 0.500, SLG: 0.889</small> Chip Hale, L (9, PH)	2-3 		4-0 		3-2 		2-2 		3-2 	3	0	1	0	1	1	0
Kirby Puckett, R (1, 10) <small>OBP: 0.381, SLG: 0.500</small>	1-2 		0-0 			4-2 	1-2 			3	0	2	2	1	0	0
Pedro Munoz, R (1, 9) <small>OBP: 0.133, SLG: 0.200</small> Alex Cole, L (7, PH) <small>OBP: 0.286, SLG: 0.167</small> (8, 8)		0-3 	2-3 			2-0 	2-3 			3	0	0	0	0	2	2
Jerald Clark, R (1, 7) <small>OBP: 0.455, SLG: 1.000</small> (8, 9)		1-3 		0-0 		1-3 		2-1 		4	0	1	0	0	2	1
Scott Leius, R (1, 5) <small>OBP: 0.412, SLG: 0.533</small>		2-0 		2-3 		4-1 	1-2 	0-0 		3	0	0	0	1	1	1
Marty Cordova, R (1, 8) <small>OBP: 0.263, SLG: 0.250</small> (8, 7)			4-2 	3-3 		4-2 	1-2 	2-2 		2	1	0	0	2	1	1
Dave McCarty, R (1, 3) <small>OBP: 0.375, SLG: 0.167</small> Matt Merullo, L (6, PH) <small>OBP: 0.455, SLG: 0.500</small> (7, 3)			4-0 	2-2 		1-2 	1-2 		0-3 	1	0	0	0	1	0	1
Matt Walbeck, S (1, 2) <small>OBP: 0.167, SLG: 0.167</small>			2-2 		2-3 		3-3 		1-0 	4	1	0	0	0	2	2

Inning Stats	R: 0	H: 0	E: 0	K: 2	S: 11	LOB: 0	BB: 0	P: 16	R: 0	H: 0	E: 0	K: 2	S: 7	LOB: 0	BB: 0	P: 10	R: 3	H: 2	E: 0	K: 1	S: 14	LOB: 1	BB: 3	P: 31	R: 0	H: 1	E: 0	K: 2	S: 11	LOB: 1	BB: 0	P: 18	R: 0	H: 0	E: 0	K: 1	S: 9	LOB: 0	BB: 0	P: 16	R: 0	H: 0	E: 0	K: 2	S: 15	LOB: 3	BB: 3	P: 31	R: 0	H: 2	E: 0	K: 2	S: 17	LOB: 2	BB: 0	P: 28	R: 0	H: 0	E: 0	K: 0	S: 6	LOB: 0	BB: 0	P: 10	R: 0	H: 1	E: 0	K: 1	S: 10	LOB: 1	BB: 0	P: 14	1B: 2	2B: 3	3B: 1	HR: 0	SF: 0	SAC: 0	DP: 0	HBP: 0	WP: 0	PB: 0	SB: 0	CS: 0	PA: 38
--------------	------	------	------	------	-------	--------	-------	-------	------	------	------	------	------	--------	-------	-------	------	------	------	------	-------	--------	-------	-------	------	------	------	------	-------	--------	-------	-------	------	------	------	------	------	--------	-------	-------	------	------	------	------	-------	--------	-------	-------	------	------	------	------	-------	--------	-------	-------	------	------	------	------	------	--------	-------	-------	------	------	------	------	-------	--------	-------	-------	-------	-------	-------	-------	-------	--------	-------	--------	-------	-------	-------	-------	--------

PITCHER	IP	WLS	BF	H	R	ER	SO	BB	IBB	HBP	BLK	WP	HR	S	P	ERA	WHIP
Arthur Rhodes, L (1, 1) <small>ERA: 4.76</small>	5.2	W	23	3	3	3	9	4	0	0	0	0	0	59	105	4.76	1.235
Armando Benitez, R (6, 1) <small>ERA: 1.69</small>	2.1		11	2	0	0	2	2	0	0	1	0	0	31	55	0.00	1.714
Doug Jones, R (9, 1) <small>ERA: 3.38</small>	1.0	S	4	1	0	0	1	0	0	0	0	0	0	10	14	0.00	1.000

BOTTOM

Baltimore Orioles @ Minnesota Twins
 Hubert H. Humphrey Metrodome, Minneapolis, MN

Sun Apr 30 1995, 4:33 AM EDT
 Att. 16,302 - Dome

AB	32
R	3
H	6
RBI	3
BB	6
SO	12
LOB	14

livebaseballscorecards.com

Batter	1	2	3	4	5	6	7	8	9	AB R H RBI BB SO LOB	TOP											
Pat Listach, S OBP: 0.318, SLG: 0.381 (1, 4) X	0-0 G4-3		0-0 G3	0-0 L4			0-0 SH1-3 1B 2B		0-0 G6-3	5 1 1 0 0 0 1												
Darryl Hamilton, L OBP: 0.370, SLG: 0.227 (1, 8) X	0-0 F7		0-0 HR 1B		0-0 F7		0-0 SH1-3		4-0 BB	3 1 1 0 1 0 0												
Kevin Seitzer, R OBP: 0.391, SLG: 0.550 (1, 5) X	0-0		0-0		0-0 P4		0-0		0-0 P6	4 1 3 3 0 0 0												
David Hulse, L OBP: 0.500, SLG: 0.333 (7, PR) (7, 7) X	0-0 2B		1-H HR		0-0 P4		0-0 1B		0-0 P6	1 0 0 0 0 0 1												
Greg Vaughn, R OBP: 0.286, SLG: 0.240 (1, 10) X	0-0 P6		0-0 F8		4-0 BB		0-3 K		0-3 K	4 0 0 0 1 2 3												
Derrick May, L OBP: 0.316, SLG: 0.235 (1, 7) X		0-0 F8		0-0 HR 1B		0-0 P6		0-0 P5		4 1 1 0 0 0 2												
Jeff Cirillo, R OBP: 0.400, SLG: 0.400 (7, 5) X										0 0 0 0 0 0 0												
John Jaha, R OBP: 0.500, SLG: 1.154 (1, 3) X		0-0		0-0 HR 1B		4-0 L6-4 BB		0-0 P4		2 2 2 2 1 0 0												
B.J. Surhoff, L OBP: 0.222, SLG: 0.143 (6, PR) (6, 3) X		1B 3B		1-H HR		BB BB		0-0 P4		1 0 0 0 0 0 0												
Joe Oliver, R OBP: 0.400, SLG: 0.708 (1, 2) X		0-0 G1-6-3 1B		0-0 L3-6 1B		0-0 F9		0-0 HR		4 1 3 2 0 0 1												
Matt Mieske, R OBP: 0.462, SLG: 0.455 (1, 9) X	0-0 G1-6-3		0-0	0-0 1B		4-0 BB		0-3 K		3 0 1 0 1 1 1												
Jose Valentin, S OBP: 0.211, SLG: 0.118 (1, 6) X	0-0 1-2f		0-0 G1-3	0-0 L3-6		0-0 L6-4		0-0 F3		4 0 0 0 0 0 4												
				2-3		2-3																
Inning Stats	R: 0 E: 0 K: 0 S: 4	H: 1 LOB: 1 BB: 0 P: 4	R: 1 E: 0 K: 0 S: 4	H: 2 LOB: 0 BB: 0 P: 4	R: 2 E: 0 K: 0 S: 5	H: 2 LOB: 0 BB: 0 P: 5	R: 2 E: 0 K: 0 S: 6	H: 4 LOB: 1 BB: 0 P: 6	R: 0 E: 0 K: 0 S: 3	H: 0 LOB: 1 BB: 1 P: 7	R: 0 E: 0 K: 0 S: 2	H: 0 LOB: 1 BB: 2 P: 10	R: 1 E: 0 K: 1 S: 7	H: 2 LOB: 1 BB: 0 P: 7	R: 1 E: 0 K: 1 S: 6	H: 1 LOB: 0 BB: 0 P: 6	R: 0 E: 0 K: 1 S: 5	H: 0 LOB: 1 BB: 1 P: 9	1B: 6 2B: 4 3B: 1 HR: 3	SF: 0 SAC: 1 DP: 3 HBP: 0	WP: 0 PB: 0 SB: 0 CS: 0	PA: 40
PITCHER	IP WLS BF H R ER SO BB IBB HBP BLK WP HR S P ERA WHIP																					
35 Mike Mussina, R ERA: 5.0 (1, 1)	4.0 L 19 9 5 5 0 0 0 0 0 0 0 2 19 19 11.25 2.250																					
Jamie Moyer, L ERA: 9.82 (5, 1)	2.1 10 1 1 1 0 3 0 0 0 0 0 0 7 19 3.86 1.714																					
Mike Oquist, R ERA: 6.23 (7, 1)	0.1 2 1 0 0 1 0 0 0 0 0 0 0 4 4 0.00 3.000																					
Jesse Orosco, L ERA: 13.5 (7, 1)	0.2 2 0 0 0 0 0 0 0 0 0 0 0 2 2 0.00 0.000																					
Alan Mills, R ERA: 19.64 (8, 1)	1.2 7 1 1 1 2 1 0 0 0 0 0 1 10 14 5.40 1.200																					

Milwaukee Brewers @ Baltimore Orioles
 Oriole Park at Camden Yards, Baltimore, MD

Mon May 01 1995, 3:33 AM EDT
 Att. 46,523 - Cloudy - 61 F

AB	35
R	7
H	12
RBI	7
BB	4
SO	3
LOB	13



livebaseballscorecards.com

Milwaukee Brewers @ Baltimore Orioles
 Oriole Park at Camden Yards, Baltimore, MD

Wed May 03 1995, 7:05 PM EDT
 Att. 33,837 - Sunny - 71 F



WP: 0 PA: 42
 PB: 0
 SB: 1
 CS: 1

Batter	1	2	3	4	5	6	7	8	9	AB R H RBI BB SO LOB								
Pat Listach, S (1, 4) OBP: 0.308, SLG: 0.360	0-0 G1-3		0-0 G4-3			0-0 F9		0-0 1B	0-0 SH	4 1 1 2 0 0 0								
Darryl Hamilton, L (1, 8) OBP: 0.406, SLG: 0.308	0-0 2B		0-0 F9			0-0 G5-3		0-0 1B	0-0 SF8	4 0 2 0 1 0 0								
Kevin Seitzer, R (1, 5) OBP: 0.357, SLG: 0.458	0-3 K			0-0 G6-3			0-0 F8	0-0 G6-4-3	0-0 BB	4 0 0 1 1 1 3								
Greg Vaughn, R (1, 10) OBP: 0.303, SLG: 0.250	4-0 BB			0-0 G6-3			0-0 F7		0-0 BB	3 1 1 1 1 0 0								
Derrick May, L (1, 7) OBP: 0.318, SLG: 0.250	0-0 L6			0-3 K			0-0 1B		0-0 BB	3 0 1 0 0 1 2								
B.J. Surhoff, L (7, 3) OBP: 0.273, SLG: 0.222							0-0 1B		0-0 BB	2 1 1 0 0 0 2								
John Jaha, R (1, 3) OBP: 0.474, SLG: 1.000		0-0 G4-3			0-0 G1-3		0-0 1B		0-0 G3	3 0 1 0 0 0 0								
David Hulse, L (7, PR) OBP: 0.400, SLG: 0.250							1-2 1B		1-2 2-3	1 0 0 0 0 0 2								
Turner Ward, S (1, 9) OBP: 0.500, SLG: 0.500		0-0 G1-3			0-0 F9		0-0 P6		0-0 BB	4 1 1 1 0 0 2								
Jose Valentin, S (1, 6) OBP: 0.304, SLG: 0.111		4-0 CS			0-3 K			4-0 S	4-0 SH	1 2 0 0 3 1 0								
Mike Matheny, R (1, 2) OBP: 0.407, SLG: 0.692		0-0 CS	0-0 F8			0-3 K		0-3 K	0-0 SH	2 0 0 0 0 1 0								
Joe Oliver, R (8, PH) OBP: 0.407, SLG: 0.692		1-2						1-2 2-H	1-3 2-H	2 1 1 2 0 1 1								
Inning Stats	R: 0 E: 0 K: 1 S: 6	H: 1 LOB: 2 BB: 1 P: 10	R: 0 E: 0 K: 0 S: 2	H: 0 LOB: 0 BB: 1 P: 6	R: 0 E: 0 K: 0 S: 3	H: 0 LOB: 0 BB: 0 P: 3	R: 0 E: 0 K: 1 S: 5	H: 0 LOB: 0 BB: 0 P: 5	R: 0 E: 0 K: 1 S: 5	H: 2 LOB: 2 BB: 0 P: 5	R: 1 E: 0 K: 1 S: 6	H: 2 LOB: 1 BB: 1 P: 10	R: 6 E: 1 K: 0 S: 8	H: 4 LOB: 2 BB: 3 P: 20	1B: 8 2B: 1 3B: 0 HR: 0	SF: 1 SAC: 1 DP: 1 HBP: 0		
PITCHER	IP WLS BF H R ER SO BB IBB HBP BLK WP HR S P ERA WHIP																	
Ben McDonald, R (1, 1) ERA: 1.5	7.0	26	3	1	1	4	3	0	0	0	0	0	0	31	43	1.29	0.857	
Armando Benitez, R (8, 1) ERA: 1.59	0.1	2	1	0	0	1	0	0	0	0	0	0	0	4	4	0.00	3.000	
Jesse Orosco, L (8, 1) ERA: 13.5	0.0	1	1	0	0	0	0	0	0	0	0	0	0	1	1	∞	∞	
Doug Jones, R (8, 1) ERA: 12.27	1.0	L	8	4	6	4	1	0	0	0	0	0	0	7	11	36.00	5.000	
Brad Pennington, L (9, 1) ERA: 13.5	0.0	1	0	0	0	0	1	0	0	0	0	0	0	4	∞	∞		
PITCHER	IP WLS BF H R ER SO BB IBB HBP BLK WP HR S P ERA WHIP																	
Mike Oquist, R (9, 1) ERA: 5.4	0.2	3	0	0	0	0	1	0	0	0	0	0	0	0	2	6	0.00	1.500

livebaseballscorecards.com

AB 33
 R 7
 H 9
 RBI 7
 BB 6
 SO 5
 LOB 12

Batter	1	2	3	4	5	6	7	8	9	AB	R	H	RBI	BB	SO	LOB
Brady Anderson, L (1, 7) OBP: 0.394, SLG: 0.586	0-3 K	0-0 F2			0-0 BB 1B		0-0 F9		4-0 BB BB BB BB	4	0	1	0	1	1	2
Kevin Bass, S (1, 9) OBP: 0.294, SLG: 0.231 Sherman Obando, R (7, PH) OBP: 0.333, SLG: 0.333 Damon Buford, R (8, 9)	0-0 G3-1		0-3 K		4-0 BB 1-2 BB		0-0 F3		0-0 F9	2	0	0	0	1	1	0
Rafael Palmeiro, L (1, 3) OBP: 0.303, SLG: 0.333	0-0 1B		0-0 F8		0-0 F8			0-0 G4-3	0-0 F8	5	0	1	0	0	0	3
Cal Ripken Jr., R (1, 6) OBP: 0.414, SLG: 0.480	0-3 K		0-0 F8		0-0 F8			0-3 K		4	0	0	0	0	2	3
Harold Baines, L (1, 10) OBP: 0.321, SLG: 0.400 Jack Voigt, R (8, PR)		0-0 F6		0-3 K		0-0 G6-3		0-0 HR 1B		4	0	1	0	0	1	0
Chris Hoiles, R (1, 2) OBP: 0.476, SLG: 0.714 Matt Nokes, L (9, 2) OBP: 0.111, SLG: 0.444		4-0 HR BB		4-0 BLK BB		0-0 L6		0-0 1-H HR		2	2	1	2	2	0	0
Andy Van Slyke, L (1, 8) OBP: 0.308, SLG: 0.652		0-0 1-H HR		0-3 K 1-2		0-0 G6-3		4-0 BB		3	1	1	2	1	1	1
Leo Gomez, R (1, 5) OBP: 0.259, SLG: 0.200		0-0 G5-3		0-0 G5-3			4-0 BB	0-3 K		3	0	0	0	1	1	2
Bret Barberie, S (1, 4) OBP: 0.167, SLG: 0.091		4-0 BB			0-0 F9		0-3 K		0-3 K	3	0	0	0	1	2	1

Inning Stats	R: 0	H: 1	E: 0	K: 2	S: 8	LOB: 1	BB: 0	P: 8	R: 2	H: 1	E: 0	K: 0	S: 4	LOB: 1	BB: 2	P: 12	R: 0	H: 0	E: 0	K: 1	S: 5	LOB: 0	BB: 0	P: 5	R: 0	H: 0	E: 0	K: 2	S: 7	LOB: 1	BB: 1	P: 11	R: 0	H: 1	E: 0	K: 0	S: 4	LOB: 2	BB: 1	P: 8	R: 0	H: 0	E: 0	K: 1	S: 3	LOB: 0	BB: 0	P: 3	R: 0	H: 0	E: 0	K: 1	S: 5	LOB: 1	BB: 1	P: 9	R: 2	H: 2	E: 0	K: 2	S: 9	LOB: 1	BB: 1	P: 13	R: 0	H: 0	E: 0	K: 1	S: 5	LOB: 1	BB: 1	P: 9	1B: 3	SF: 0	2B: 0	SAC: 0	3B: 0	DP: 0	HR: 2	HBP: 0	WP: 0	PA: 39
PITCHER	IP	WLS	BF	H	R	ER	SO	BB	IBB	HBP	BLK	WP	HR	S	P	ERA	WHIP																																																																	
21 Cal Eldred, R (1, 1) ERA: 1.64	6.0		25	3	2	2	5	4	0	0	1	0	1	31	47	3.00	1.167																																																																	
Angel Miranda, L (7, 1) ERA: 4.0	1.2		8	2	2	2	2	1	0	0	0	0	1	11	15	10.80	1.800																																																																	
Mark Kiefer, R (8, 1) ERA: 2.84	0.1	W	2	0	0	0	1	1	0	0	0	0	0	3	7	0.00	3.000																																																																	
Graeme Lloyd, L (9, 1) ERA: 1.59	1.0	S	4	0	0	0	1	1	0	0	0	0	0	5	9	0.00	1.000																																																																	

BOTTOM

Milwaukee Brewers @ Baltimore Orioles
 Oriole Park at Camden Yards, Baltimore, MD

Wed May 03 1995, 7:05 PM EDT
 Att. 33,837 - Sunny - 71 F

livebaseballscores.com

AB	32
R	4
H	5
RBI	4
BB	7
SO	9
LOB	14



Batter	1	2	3	4	5	6	7	8	9	AB R H RBI BB SO LOB	TOP						
Pat Listach, S OBP: 0.300, SLG: 0.345 (1, 4) X	0-0 P4		0-0 SF7 1-2 2-3 1B		0-0 G5-3		0-0 FC1-6-5 1B			4 1 1 0 0 0 1							
Darryl Hamilton, L OBP: 0.417, SLG: 0.286 (1, 8) X	0-0 F9		0-3 K		4-0 BB BB BB		4-0 1B IBB			2 0 0 0 2 1 3							
Kevin Seitzer, R OBP: 0.375, SLG: 0.462 (1, 5) X	0-0 G3		0-0 SF7 1-2 2-3 3-H		4-0 BB 1-2		0-0 1B 1-3 2-H			2 0 1 2 1 0 0							
Greg Vaughn, R OBP: 0.297, SLG: 0.226 (1, 10)		4-0 BB BB BB	0-0 F7		0-3 K			0-3 K		3 0 0 0 1 2 4							
John Jaha, R OBP: 0.391, SLG: 0.800 (1, 3)		0-3 K		0-3 K		0-0 G4-3		0-0 G6-3		4 0 0 0 0 2 1							
Joe Oliver, R OBP: 0.387, SLG: 0.621 (1, 2)		0-0 P3 1-2		4-0 BB S		0-3 K		0-0 F9		3 0 0 0 1 1 1							
Turner Ward, S OBP: 0.423, SLG: 0.400 (1, 7)		0-3 K		0-0 F9 1-2		0-0 P5				4 0 0 0 0 1 2							
Matt Mieske, R OBP: 0.438, SLG: 0.429 (1, 9)			0-0 1B SF7 1B		0-3 K		0-0 F9			3 1 1 0 0 1 1							
B.J. Surhoff, L OBP: 0.250, SLG: 0.200 (9, PH)										1 0 0 0 0 0 0							
Fernando Vina, L OBP: 0.333, SLG: 0.364 (1, 6)			0-0 SF7 1-2 1B		0-0 F9		0-0 FC1-6-5 2B			4 0 2 0 0 0 0							
Inning Stats	R: 0 H: 0 E: 0 LOB: 0 K: 0 BB: 0 S: 3 P: 3	R: 0 H: 0 E: 0 LOB: 1 K: 2 BB: 1 S: 7 P: 11	R: 1 H: 3 E: 0 LOB: 2 K: 1 BB: 0 S: 8 P: 8	R: 0 H: 0 E: 0 LOB: 1 K: 2 BB: 1 S: 7 P: 11	R: 0 H: 0 E: 0 LOB: 2 K: 1 BB: 2 S: 5 P: 13	R: 0 H: 0 E: 0 LOB: 0 K: 1 BB: 0 S: 5 P: 5	R: 1 H: 2 E: 0 LOB: 2 K: 0 BB: 1 S: 4 P: 8	R: 0 H: 0 E: 0 LOB: 0 K: 1 BB: 0 S: 5 P: 5	R: 0 H: 0 E: 0 LOB: 0 K: 0 BB: 0 S: 3 P: 3	1B: 4 SF: 1 2B: 1 SAC: 0 3B: 0 DP: 0 HR: 0 HBP: 0	WP: 0 PA: 36 PB: 0 SB: 2 CS: 0						
PITCHER	IP WLS BF H R ER SO BB IBB HBP BLK WP HR S P ERA WHIP																
Sid Fernandez, L ERA: 4.5 (1, 1)	4.2		21	3	1	1	5	4	0	0	0	0	0	27	43	1.93	1.500
Alan Mills, R ERA: 13.5 (5, 1)	2.1	W	9	2	1	1	2	0	1	0	0	0	0	12	16	3.86	0.857
Armando Benitez, R ERA: 1.35 (8, 1)	1.0		3	0	0	0	1	0	0	0	0	0	0	5	5	0.00	0.000
Doug Jones, R ERA: 9.64 (9, 1)	1.0	S	3	0	0	0	0	0	0	0	0	0	0	3	3	0.00	0.000

Milwaukee Brewers @ Baltimore Orioles
 Oriole Park at Camden Yards, Baltimore, MD
 Thu May 04 1995, 3:33 AM EDT
 Att. 30,019 - Cloudy - 67 F

livebaseballscorecards.com

AB	30
R	2
H	5
RBI	2
BB	5
SO	8
LOB	13



Batter	1	2	3	4	5	6	7	8	9	AB R H RBI BB SO LOB	TOP		
Devon White, S (1, 8) OBP: 0.366, SLG: 0.459	2-1 G6-3 SH1-3 1B		0-1 G4-3			1-3 K		3-3 K		4 0 1 0 0 2 0	Toronto Blue Jays @ Baltimore Orioles Oriole Park at Camden Yards, Baltimore, MD Fri May 05 1995, 7:05 PM EDT Att. 37,670 - Unknown - 71 F		
Alex Gonzalez, R (1, 6) OBP: 0.270, SLG: 0.265	1-0 SH1-3			2-2 G1-3		2-3 K		4-2 BB		2 0 0 0 1 1 0			
Paul Molitor, R (1, 10) OBP: 0.300, SLG: 0.306	1-2 G6-3			0-0 F9			0-0 HR 2B	2-0 F8		4 1 1 0 0 0 2			
Joe Carter, R (1, 7) OBP: 0.400, SLG: 0.568	3-2 G5-3			1-1 G6-3			0-1 HR 2-H	0-1 P3		4 1 1 2 0 0 2			
John Olerud, L (1, 3) OBP: 0.300, SLG: 0.270		2-2 G3-1			1-0 G6-4-3 1B		1-0 G4-3		0-0 P5	4 0 1 0 0 0 0			
Roberto Alomar, S (1, 4) OBP: 0.462, SLG: 0.636		0-0 G1-3			2-1 G6-4-3 1B		4-2 1B S BB	2-2 G5-3		3 0 1 0 1 0 0			
Shawn Green, L (1, 9) OBP: 0.308, SLG: 0.250 Mike Huff, R (9, PH) OBP: 0.385, SLG: 0.111		0-1 G3			0-0 G6-4-3		1-2 HBP 1B	2-3 K		3 0 1 0 0 0 2 1 0 0 0 0 1 0			
Ed Sprague, R (1, 5) OBP: 0.353, SLG: 0.444			0-1 F9		2-3 K		1-1 SAFE SAFE HBP G4-6-3			2 0 0 0 0 1 1			
Randy Knorr, R (1, 2) OBP: 0.267, SLG: 0.333 Carlos Delgado, L (7, PH) Lance Parrish, R (7, 2) OBP: 0.357, SLG: 0.333			2-3 K			1-2 G4-3	3-1 G4-6-3			2 0 0 0 0 1 0 1 0 0 0 0 0 3 0 0 0 0 0 0 0			
Inning Stats	R: 0 H: 1 E: 0 LOB: 1 K: 0 BB: 0 S: 12 P: 19	R: 0 H: 0 E: 0 LOB: 0 K: 0 BB: 0 S: 6 P: 8	R: 0 H: 0 E: 0 LOB: 0 K: 1 BB: 0 S: 8 P: 10	R: 0 H: 0 E: 0 LOB: 0 K: 0 BB: 0 S: 6 P: 9	R: 0 H: 2 E: 0 LOB: 1 K: 1 BB: 0 S: 7 P: 12	R: 0 H: 0 E: 0 LOB: 0 K: 2 BB: 0 S: 9 P: 13	R: 2 H: 3 E: 0 LOB: 2 K: 0 BB: 1 S: 14 P: 24	R: 0 H: 0 E: 0 LOB: 1 K: 1 BB: 1 S: 9 P: 13	R: 0 H: 0 E: 0 LOB: 0 K: 1 BB: 0 S: 9 P: 13	1B: 4 SF: 0 2B: 1 SAC: 1 3B: 0 DP: 2 HR: 1 HBP: 1		WP: 0 PA: 34 PB: 0 SB: 1 CS: 0	
PITCHER	IP WLS BF H R ER SO BB IBB HBP BLK WP HR S P ERA WHIP											PITCHER	IP WLS BF H R ER SO BB IBB HBP BLK WP HR S P ERA WHIP
Kevin Brown, R (1, 1) ERA: 4.73	7.0 W 27 6 2 2 4 1 0 1 0 0 0 1 62 95 2.57 1.000												
Armando Benitez, R (8, 1) ERA: 1.17	1.0 4 0 0 0 1 1 0 0 0 0 0 0 12 21 0.00 1.000												
Jamie Moyer, L (9, 1) ERA: 7.71	1.0 3 0 0 0 1 0 0 0 0 0 0 0 9 13 0.00 0.000												

livebaseballscorecards.com

AB	30
R	2
H	6
RBI	2
BB	2
SO	6
LOB	10



Batter	1	2	3	4	5	6	7	8	9	AB R H RBI BB SO LOB	TOP											
Devon White, S (1, 8) OBP: 0.413, SLG: 0.475	1-0 1B	2-0 1B	4-2 BB		4-0 BB		2-3 K			3 1 2 1 2 1 0												
Alex Gonzalez, R (1, 6) OBP: 0.262, SLG: 0.237	0-3 K	4-1 1B	3-3 K		1-3 K		1-3 K			4 1 0 0 1 4 4												
Paul Molitor, R (1, 10) OBP: 0.311, SLG: 0.341	0-0 F9	1-0 1B	3-2 L8		2-0 L9			3-2 F8		5 1 2 2 0 0 4												
Joe Carter, R (1, 7) OBP: 0.444, SLG: 0.585	0-0 1B	1-1 FC6-4		3-2 G3		4-1 S		0-2 F8		4 0 3 1 1 0 1												
John Olerud, L (1, 3) OBP: 0.267, SLG: 0.238	2-2 G4-3	2-2 FC6-4		1-1 F8		3-2 G5-3		0-0 G3		5 0 0 0 0 0 7												
Roberto Alomar, S (1, 4) OBP: 0.455, SLG: 0.595		F8		3-2 G3		4-0 G5-4-3		1-3 K		4 0 1 1 1 1 2												
Candy Maldonado, R (1, 9)		BB		4-1 BB		2-2 G5-4-3		1-3 K		3 1 0 0 2 2 4												
Ed Sprague, R (1, 5) OBP: 0.359, SLG: 0.419		1B		0-0 F9		1-0 F9		0-1 G5-4-3		4 1 1 0 1 1 2												
Randy Knorr, R (1, 2) OBP: 0.350, SLG: 0.600		1B		1-2 2B		3-2 F7		0-2 G5-4-3		5 2 3 2 0 0 1												
Inning Stats	R: 0 E: 0 K: 1 S: 9	H: 2 LOB: 2 BB: 0 P: 12	R: 6 E: 0 K: 1 S: 22	H: 5 LOB: 2 BB: 3 P: 46	R: 0 E: 0 K: 1 S: 14	H: 1 LOB: 2 BB: 1 P: 25	R: 0 E: 0 K: 0 S: 12	H: 1 LOB: 2 BB: 1 P: 24	R: 0 E: 0 K: 1 S: 7	H: 0 LOB: 1 BB: 1 P: 17	R: 0 E: 0 K: 0 S: 7	H: 0 LOB: 1 BB: 2 P: 20	R: 1 E: 0 K: 3 S: 12	H: 1 LOB: 0 BB: 0 P: 18	R: 0 E: 0 K: 1 S: 13	H: 1 LOB: 1 BB: 0 P: 17	R: 0 E: 0 K: 1 S: 9	H: 1 LOB: 0 BB: 0 P: 10	1B: 9 2B: 2 3B: 0 HR: 1	SF: 0 SAC: 0 DP: 2 HBP: 0	WP: 0 PB: 0 SB: 1 CS: 0	PA: 45
PITCHER	IP WLS BF H R ER SO BB IBB HBP BLK WP HR S P ERA WHIP																					
Arthur Rhodes, L (1, 1) ERA: 11.57	1.1 L 12 5 6 6 1 3 0 0 0 0 0 0 19 39 40.50 6.000																					
Mike Oquist, R (2, 1) ERA: 3.12	3.2 18 4 0 0 3 3 0 0 0 0 0 0 45 85 0.00 1.909																					
Brad Pennington, L (6, 1) ERA: 8.1	2.0 8 1 1 1 3 1 1 0 0 0 0 1 19 38 4.50 1.000																					
Jesse Orosco, L (8, 1) ERA: 3.38	2.0 7 2 0 0 2 0 0 0 0 0 0 0 22 27 0.00 1.000																					

Toronto Blue Jays @ Baltimore Orioles
Oriole Park at Camden Yards, Baltimore, MD

livebaseballscorecards.com

AB	37
R	7
H	12
RBI	7
BB	8
SO	9
LOB	25



Sat May 06 1995, 3:33 AM EDT
 Att. 40,173 - Sunny - 71 F

Batter	1	2	3	4	5	6	7	8	9	AB R H RBI BB SO LOB
Brady Anderson, L (1, 7) OBP: 0.417, SLG: 0.674	1-1 1B G4-6-3 1B		2-2 P6		0-1 F8		1-0 P5	1-1 F7		5 1 1 0 0 0 1
Bret Barberie, S (1, 4) OBP: 0.440, SLG: 0.316	2-1 1B G4-6-3 1B		4-1 G3-1 BB		1-2 FC5 1B		4-0 HR BB	0-0 1-3 2B		3 1 3 0 2 0 0
Rafael Palmeiro, L (1, 3) OBP: 0.375, SLG: 0.535	3-2 G4-6-3 1-2f 3-H		0-0 G3-1		0-0 1-2 1B		0-2 1-H HR	4-1 BB		4 1 2 2 1 0 2
Cal Ripken Jr., R (1, 6) OBP: 0.364, SLG: 0.385	2-3 K		1-1 G6-3		0-0 FC5		1-0 BB 1B	2-2 P5		5 0 1 0 0 1 6
Harold Baines, L (1, 10) OBP: 0.378, SLG: 0.452		0-0 G3 2B		2-0 G4-3		4-2 BB	0-1 1-2 BB 1B		1-3 K	2 0 1 0 1 0 0 2 0 1 0 0 1 0
Sherman Obando, R (7, PH) OBP: 0.500, SLG: 0.455										
Matt Nokes, L (1, 2) OBP: 0.077, SLG: 0.308		1-0 G3		3-3 K		1-0 P5	4-1 1-2 2-3 BB		3-2 P3	3 0 0 0 0 1 2 1 0 0 0 1 0 0
Chris Hoiles, R (7, PH) OBP: 0.452, SLG: 0.500		2-3								
Andy Van Slyke, L (1, 8) OBP: 0.308, SLG: 0.500		3-2 1B		2-1 1B		1-2 P6	2-3 K		2-3 K	5 0 2 0 0 2 4
Leo Gomez, R (1, 5) OBP: 0.229, SLG: 0.156		1-2 P4		3-2 P4		1-1 F9		2-2 G1-3		3 0 0 0 0 0 4 1 0 0 0 0 0 0 0 0 0 0 0 0 0
Kevin Bass, S (8, PH) OBP: 0.300, SLG: 0.313										
Jeff Manto, R (9, 5)										
Jeffrey Hammonds, R (1, 9) OBP: 0.250, SLG: 0.400		2-3 K			0-1 F9		1-2 G1-3	1-2 2B 1B		4 0 1 0 0 1 2

Inning Stats	R: 1	H: 2	E: 0	K: 1	S: 16	H: 2	LOB: 0	BB: 0	P: 23	R: 0	H: 2	E: 0	K: 1	S: 12	H: 2	LOB: 2	BB: 0	P: 19	R: 0	H: 0	E: 0	K: 0	S: 7	H: 1	LOB: 1	BB: 1	P: 14	R: 0	H: 1	E: 0	K: 1	S: 9	H: 2	LOB: 2	BB: 0	P: 10	R: 0	H: 0	E: 0	K: 0	S: 9	H: 0	LOB: 1	BB: 1	P: 16	R: 2	H: 3	E: 0	K: 1	S: 14	H: 3	LOB: 3	BB: 2	P: 27	R: 0	H: 2	E: 0	K: 0	S: 14	H: 2	LOB: 3	BB: 1	P: 24	R: 0	H: 0	E: 0	K: 2	S: 9	H: 0	LOB: 0	BB: 0	P: 15	1B: 9	2B: 2	3B: 0	HR: 1	SF: 0	SAC: 0	DP: 1	HBP: 0	WP: 0	PA: 43
--------------	------	------	------	------	-------	------	--------	-------	-------	------	------	------	------	-------	------	--------	-------	-------	------	------	------	------	------	------	--------	-------	-------	------	------	------	------	------	------	--------	-------	-------	------	------	------	------	------	------	--------	-------	-------	------	------	------	------	-------	------	--------	-------	-------	------	------	------	------	-------	------	--------	-------	-------	------	------	------	------	------	------	--------	-------	-------	-------	-------	-------	-------	-------	--------	-------	--------	-------	--------

PITCHER	IP	WLS	BF	H	R	ER	SO	BB	IBB	HBP	BLK	WP	HR	S	P	ERA	WHIP
Danny Darwin, R (1, 1) ERA: 1.8	5.0		22	7	1	1	3	1	0	0	0	0	0	53	85	1.80	1.600
Tony Castillo, L (6, 1) ERA: 3.12	2.0		12	3	2	2	1	3	0	0	0	0	1	23	43	9.00	3.000
Woody Williams, R (8, 1) ERA: 5.4	1.0		6	2	0	0	0	1	0	0	0	0	0	14	24	0.00	3.000
Darren Hall, R (9, 1) ERA:	1.0		3	0	0	0	2	0	0	0	0	0	0	9	15	0.00	0.000

BOTTOM

Toronto Blue Jays @ Baltimore Orioles
 Oriole Park at Camden Yards, Baltimore, MD

Sat May 06 1995, 3:33 AM EDT
 Att. 40,173 - Sunny - 71 F

livebaseballscorecards.com

AB	38
R	3
H	12
RBI	2
BB	5
SO	6
LOB	21



Batter	1	2	3	4	5	6	7	8	9	AB R H RBI BB SO LOB	TOP		
Devon White, S (1, 8) OBP: 0.380, SLG: 0.432	1-1 G3-1			0-0 L4		2-3 K		0-0 P6		4 0 0 0 0 1 1			
Alex Gonzalez, R (1, 6) OBP: 0.244, SLG: 0.220 Carlos Delgado, L (8, PH) Tomas Perez, S (8, 6) OBP: 1.000, SLG: 1.000	1-3 K			2-2 L9		2-1 F8		0-1 F9		3 0 0 0 0 1 0 1 0 0 0 0 0 1 0 0 0 0 0 0 0			
Paul Molitor, R (1, 10) OBP: 0.327, SLG: 0.341	0-0 L3			1-1 1B		1-1 F8		4-2 1-2 BB		3 0 1 0 1 0 0			
Joe Carter, R (1, 7) OBP: 0.408, SLG: 0.533		0-0 F8		1-2 G1-3		0-2 F8		2-1 F9		4 0 0 0 0 0 3			
John Olerud, L (1, 3) OBP: 0.265, SLG: 0.239		0-0 G1-3			0-1 FC4-6 1B		2-3 K		0-2 G6-3	4 0 1 0 0 1 0			
Roberto Alomar, S (1, 4) OBP: 0.438, SLG: 0.585		1-2 G6-3			2-1 FC4-6 1B 1-2f		0-1 HR 2B		2-2 F9	4 1 1 0 0 0 1			
Candy Maldonado, R (1, 9) OBP: 0.333, SLG: 0.571			0-0 F9		1 SAFE 0-3 K		2-2 2-H HR		3-3 K	4 1 1 2 0 2 1			
Ed Sprague, R (1, 5) OBP: 0.357, SLG: 0.412			1-3 K		2-2 1 SAFE 1-3 1B		2-1 G5-3			3 0 1 0 0 1 0			
Lance Parrish, R (1, 2) OBP: 0.353, SLG: 0.333			2-2 G5-3		1-3 K			1-2 BB 1B		3 0 1 0 0 1 2			
Inning Stats	R: 0 E: 0 K: 1 S: 6 H: 0 LOB: 0 BB: 0 P: 8	R: 0 E: 0 K: 0 S: 5 H: 0 LOB: 0 BB: 0 P: 6	R: 0 E: 0 K: 1 S: 7 H: 0 LOB: 0 BB: 0 P: 10	R: 0 E: 0 K: 0 S: 9 H: 1 LOB: 1 BB: 0 P: 13	R: 0 E: 0 K: 2 S: 15 H: 2 LOB: 2 BB: 0 P: 20	R: 0 E: 0 K: 1 S: 7 H: 0 LOB: 0 BB: 0 P: 12	R: 2 E: 0 K: 1 S: 14 H: 2 LOB: 0 BB: 0 P: 20	R: 0 E: 0 K: 0 S: 10 H: 1 LOB: 2 BB: 1 P: 17	R: 0 E: 0 K: 1 S: 10 H: 0 LOB: 0 BB: 0 P: 15	1B: 4 2B: 1 3B: 0 HR: 1 SF: 0 SAC: 0 DP: 0 HBP: 0	WP: 0 PB: 0 SB: 0 CS: 0 PA: 34		
PITCHER	IP WLS BF H R ER SO BB IBB HBP BLK WP HR S P ERA WHIP											PITCHER	IP WLS BF H R ER SO BB IBB HBP BLK WP HR S P ERA WHIP
35 Mike Mussina, R (1, 1) ERA: 3.94	7.0 W 26 5 2 2 6 0 0 0 0 0 0 1 63 89 2.57 0.714												
Armando Benitez, R (8, 1) ERA: 1.04	1.0 5 1 0 0 0 1 0 0 0 0 0 0 10 17 0.00 2.000												
Doug Jones, R (9, 1) ERA: 7.94	1.0 3 0 0 0 0 1 0 0 0 0 0 0 10 15 0.00 0.000												

Toronto Blue Jays @ Baltimore Orioles
 Oriole Park at Camden Yards, Baltimore, MD
 Sun May 07 1995, 3:33 AM EDT
 Att. 44,304 - Sunny - 65 F

livebaseballscorecards.com

AB	33
R	2
H	6
RBI	2
BB	1
SO	7
LOB	9



Batter	1	2	3	4	5	6	7	8	9	AB R H RBI BB SO LOB	TOP																
Brady Anderson, L OBP: 0.429, SLG: 0.647 (1, 7) C B B X (7, 8)	2-2 G4-3 ①		1-1 K SH5-3 1B		0-1 G1-6-3 ① 1-2f 2-3		0-1 B1-3 ②			4 0 1 0 0 0 2																	
Bret Barberie, S OBP: 0.387, SLG: 0.280 (1, 4) B X	1-0 G6-3 ②		0-0 SH5-3 ① 1-2		2-3 K ③		1-1 F9 ③			3 0 0 0 0 1 1																	
Rafael Palmeiro, L OBP: 0.411, SLG: 0.574 (1, 3) B B X (1, 3)	2-1 F8 ③		3-3 K ② ③ 2-3			4-0 BB 1B BB		0-1 F9 ①		3 1 0 0 1 1 1																	
Cal Ripken Jr., R OBP: 0.385, SLG: 0.413 (1, 6)		4-2 G6-3 HR BB		2-0 2B		1-3 K ①		1-1 G6-3 ②		3 1 1 0 1 1 1																	
Sherman Obando, R OBP: 0.429, SLG: 0.385 (1, 10) Harold Baines, L OBP: 0.395, SLG: 0.444 (6, PH)		2-2 G6-3 ① 1-2		2-3 K ①		1 SAFE 4-1 SAFE FC5 1B BB 1-2		2-2 L7 ③		2 0 0 0 0 1 2 1 0 0 0 1 0 0																	
Chris Hoiles, R OBP: 0.486, SLG: 0.652 (1, 2)		1-0 HR		4-1 G6-4-3 BB 2-H		0-1 1B 1-2 2-H		2-3 K ①		3 1 2 3 1 1 0																	
Jeff Manto, R OBP: 0.125, SLG: 0.125 (1, 5)		0-2 1B		2-1 G6-4-3 ② ③ 1-2f		0-1 P4 ②		2-1 P5 ②		4 0 1 0 0 0 4																	
Jeffrey Hammonds, R OBP: 0.250, SLG: 0.368 (1, 9)		1-3 K ②		3-2 G1-6-3 BB 1B 2-3f		2-2 FC5 ③		2-1 L7 ③		4 0 1 0 0 1 3																	
Damon Buford, R (1, 8) Kevin Bass, S OBP: 0.250, SLG: 0.250 (7, PH) (7, 7)		3-2 L8 ③		4-2 SAFE 1 SAFE 1 SAFE 1 SAFE G1-6-3 BB 1-2			3-2 L7 ①			1 0 0 0 1 0 1 1 0 0 0 0 0 0																	
Inning Stats	R: 0 E: 0 K: 0 S: 6	H: 0 LOB: 0 BB: 0 P: 11	R: 2 E: 0 K: 1 S: 18	H: 2 LOB: 1 BB: 1 P: 29	R: 0 E: 0 K: 1 S: 6	H: 1 LOB: 0 BB: 0 P: 10	R: 0 E: 0 K: 1 S: 7	H: 1 LOB: 1 BB: 1 P: 17	R: 0 E: 0 K: 1 S: 10	H: 1 LOB: 1 BB: 1 P: 19	R: 1 E: 0 K: 1 S: 12	H: 1 LOB: 2 BB: 2 P: 23	R: 0 E: 0 K: 0 S: 9	H: 0 LOB: 0 BB: 0 P: 13	R: 0 E: 0 K: 0 S: 8	H: 0 LOB: 0 BB: 0 P: 11	R: 0 E: 0 K: 1 S: 7	H: 0 LOB: 0 BB: 0 P: 13	1B: 4 2B: 1 3B: 0 HR: 1	SF: 0 SAC: 1 DP: 2 HBP: 0	WP: 0 PB: 0 SB: 0 CS: 0	PA: 35					
PITCHER	IP	WLS	BF	H	R	ER	SO	BB	IBB	HBP	BLK	WP	HR	S	P	ERA	WHIP										
Rheal Cormier, L ERA: 4.11 (1, 1)	5.0		20	5	2	2	4	3	0	0	0	0	1	47	86	3.60	1.600										
Jeff Pierce, R ERA: 2.53 (6, 1)	1.1		7	1	1	1	1	2	0	0	0	0	0	17	31	6.75	2.250										
Derek Lilliquist, L ERA: 3.38 (7, 1)	1.0		3	0	0	0	0	0	0	0	0	0	0	6	7	0.00	0.000										
Stan Belinda, R ERA: (8, 1)	1.2	W	5	0	0	0	1	0	0	0	0	0	0	13	22	0.00	0.000										

Baltimore Orioles @ Boston Red Sox
Fenway Park, Boston, MA
Tue May 09 1995, 7:05 PM EDT
Att. 22,006 - Unknown - 66 F

livebaseballscorecards.com

AB	29
R	3
H	6
RBI	3
BB	5
SO	6
LOB	15



Batter	1	2	3	4	5	6	7	8	9	AB	R	H	RBI	BB	SO	LOB
Lee Tinsley, S OBP: 0.473, SLG: 0.580 (1, 8)			 1-2 HBP 1B							4	1	1	0	0	1	2
John Valentin, R OBP: 0.500, SLG: 0.792 (1, 6)			 1-2 2-3 HBP BB							3	0	0	0	1	1	2
Mo Vaughn, L OBP: 0.362, SLG: 0.543 (1, 3)			 1-2 2-3 3-H HBP BB							2	1	1	2	2	0	0
Jose Canseco, R OBP: 0.485, SLG: 0.478 (1, 10)			 1-2 2-3 HBP G6-4-3							2	0	0	1	1	2	1
Mike Greenwell, L OBP: 0.400, SLG: 0.412 (1, 7)			 0-0 L3				 3-2 F9			4	0	0	0	0	1	4
Tim Lincecum, R OBP: 0.385, SLG: 0.413 (1, 5)		 4-2 FC5-4 BB	 3-1 G6-4-3				 0-2 L9			3	0	0	0	1	1	4
Mike Macfarlane, R OBP: 0.378, SLG: 0.467 (1, 2)		 2-0 FC5-4		 4-2 HBP						1	0	0	0	0	0	1
Rich Rowland, R (6, 2)		 1-2f		 HBP						2	0	0	0	0	0	0
Troy O'Leary, L OBP: 0.286, SLG: 0.571 (1, 9)			 0-1 G4-3							4	0	0	0	0	1	2
Luis Alicia, S OBP: 0.265, SLG: 0.146 (1, 4)			 1-0 BB 1B							2	1	1	0	1	1	0
Wes Chamberlain, R (9, PH) OBP: 0.667, SLG: 1.250										1	1	1	1	0	0	0

Inning Stats	R: 1	H: 1	E: 0	K: 3	S: 16	R: 0	H: 0	E: 0	K: 1	S: 10	R: 2	H: 2	E: 0	K: 0	S: 9	R: 0	H: 0	E: 0	K: 0	S: 10	R: 0	H: 0	E: 0	K: 1	S: 9	R: 0	H: 0	E: 0	K: 1	S: 10	R: 0	H: 0	E: 0	K: 1	S: 6	R: 0	H: 1	E: 0	K: 1	S: 5	R: 1	H: 1	E: 0	K: 1	S: 5	1B: 2	2B: 0	3B: 0	HR: 2	SF: 0	SAC: 0	DP: 1	HBP: 2	WP: 0	PB: 0	SB: 0	CS: 0	PA: 36
--------------	------	------	------	------	-------	------	------	------	------	-------	------	------	------	------	------	------	------	------	------	-------	------	------	------	------	------	------	------	------	------	-------	------	------	------	------	------	------	------	------	------	------	------	------	------	------	------	-------	-------	-------	-------	-------	--------	-------	--------	-------	-------	-------	-------	--------

PITCHER	IP	WLS	BF	H	R	ER	SO	BB	IBB	HBP	BLK	WP	HR	S	P	ERA	WHIP
Ben McDonald, R ERA: 2.65 (1, 1)	5.0		24	3	3	3	4	5	0	2	0	0	1	57	104	5.40	1.600
Alan Mills, R ERA: 9.0 (6, 1)	3.0		10	0	0	0	3	1	0	0	0	0	0	25	37	0.00	0.333
Jesse Orosco, L ERA: 3.0 (9, 1)	0.1		1	0	0	0	1	0	0	0	0	0	0	3	6	0.00	0.000
Armando Benitez, R ERA: 2.08 (9, 1)	0.0	L	1	1	1	1	0	0	0	0	0	0	1	2	5	∞	∞

BOTTOM

Baltimore Orioles @ Boston Red Sox
 Fenway Park, Boston, MA
 Tue May 09 1995, 7:05 PM EDT
 Att: 22,006 - Unknown - 66 F

livebaseballscorecards.com

AB	28
R	4
H	4
RBI	4
BB	6
SO	8
LOB	16

Batter	1	2	3	4	5	6	7	8	9	AB R H RBI BB SO LOB	TOP											
Brady Anderson, L (1, 7) OBP: 0.410, SLG: 0.607	2-2 SH5-3 1B		2-1 E4		0-2 FC1-6 1B		0-1 P3		2-1 G4-3	5 0 1 1 0 0 3												
Bret Barberie, S (1, 4) OBP: 0.394, SLG: 0.296	0-1 SH5-3		1-3 K		2-1 1-2f 3-H		1-0 1-2			2 0 1 0 0 1 1												
Jack Voigt, R (7, PH) OBP: 1.000, SLG: 1.000	1-2				1-2 1B		1-2 1B			1 0 1 0 0 0 0												
Manny Alexander, R (7, 4) OBP: 0.222, SLG: 0.176										0 0 0 0 0 0 0												
Rafael Palmeiro, L (1, 3) OBP: 0.383, SLG: 0.529	2-2 F7			3-2 L8	1-3 K		1-3 K			4 0 0 0 0 2 5												
Cal Ripken Jr., R (1, 6) OBP: 0.357, SLG: 0.380	1-1 G1-3			2-3 K		2-0 L8		2-2 L9		4 0 0 0 0 1 1												
Harold Baines, L (1, 10) OBP: 0.383, SLG: 0.425		2-2 G4-1		2-2 G4-3		0-0 1B		2-2 F8		4 0 1 0 0 0 0												
Chris Hoiles, R (1, 2) OBP: 0.462, SLG: 0.593		2-2 K			1-1 E 1B SF8 1B	3-2 K		2-3 K		4 1 1 0 0 3 1												
Andy Van Slyke, L (1, 8) OBP: 0.298, SLG: 0.452		0-1 G5-3			2-2 SF8 E 1-2 FC1-6 1B	1-3 K			2-2 P7	4 1 1 0 0 1 1												
Sherman Obando, R (1, 9) OBP: 0.412, SLG: 0.375			3-2 G6-3		3-2 E5 FC1-6 1-2 2-3		0-1 1B 1B		2-3 K	3 0 1 0 0 0 2												
Kevin Bass, S (9, PH) OBP: 0.240, SLG: 0.238									4-0 BB	1 0 0 0 0 1 0												
Leo Gomez, R (1, 5) OBP: 0.205, SLG: 0.143			2-2 L6		3-2 SF8		1-2 P3			2 0 0 1 0 0 1												
Matt Nokes, L (9, PH) OBP: 0.111, SLG: 0.235					2-3 3-H					0 0 0 0 1 0 0												
Inning Stats	R: 0 E: 0 K: 0 S: 10	H: 1 LOB: 1 BB: 0 P: 15	R: 0 E: 0 K: 1 S: 8	H: 0 LOB: 0 BB: 0 P: 12	R: 0 E: 1 K: 1 S: 11	H: 0 LOB: 1 BB: 0 P: 19	R: 0 E: 0 K: 1 S: 9	H: 0 LOB: 0 BB: 0 P: 16	R: 2 E: 1 K: 1 S: 21	H: 3 LOB: 2 BB: 0 P: 33	R: 0 E: 0 K: 2 S: 9	H: 1 LOB: 1 BB: 0 P: 15	R: 0 E: 0 K: 1 S: 16	H: 2 LOB: 2 BB: 0 P: 19	R: 0 E: 0 K: 1 S: 12	H: 0 LOB: 0 BB: 0 P: 18	R: 0 E: 0 K: 1 S: 9	H: 0 LOB: 1 BB: 1 P: 19	1B: 7 2B: 0 3B: 0 HR: 0	SF: 1 SAC: 1 DP: 0 HBP: 0	WP: 0 PB: 0 SB: 0 CS: 0	PA: 37
PITCHER	IP WLS BF H R ER SO BB IBB HBP BLK WP HR S P ERA WHIP																					
Erik Hanson, R (1, 1) ERA: 1.1	5.0 W 21 4 2 1 4 0 0 0 0 0 0 0 59 95 1.80 0.800																					
Alejandro Pena, R (6, 1) ERA: 3.27	1.1 6 2 0 0 2 0 0 0 0 0 0 0 18 25 0.00 1.500																					
Derek Lilliquist, L (7, 1) ERA: 3.0	0.2 3 1 0 0 1 0 0 0 0 0 0 0 7 9 0.00 1.500																					
Stan Belinda, R (8, 1) ERA:	1.0 3 0 0 0 1 0 0 0 0 0 0 0 12 18 0.00 0.000																					
Ken Ryan, R (9, 1) ERA:	1.0 4 0 0 0 1 1 0 0 0 0 0 0 9 19 0.00 1.000																					

Baltimore Orioles @ Boston Red Sox
Fenway Park, Boston, MA
 Wed May 10 1995, 7:05 PM EDT
 Att. 19,776 - Unknown - 57 F

livebaseballscorecards.com

AB	34
R	2
H	7
RBI	2
BB	1
SO	9
LOB	15



Batter	1	2	3	4	5	6	7	8	9	AB	R	H	RBI	BB	SO	LOB
Lee Tinsley, S OBP: 0.467, SLG: 0.618 (1, 8)			G5-3	HR		G3				5	1	2	2	0	1	1
John Valentin, R OBP: 0.508, SLG: 0.760 (1, 6)	G3 1B BB		HR	BB		P3				2	2	0	0	3	1	2
Mo Vaughn, L OBP: 0.365, SLG: 0.580 (1, 3)	G3		HR			G4-3		G4-3		4	1	1	2	1	0	3
Jose Canseco, R OBP: 0.486, SLG: 0.481 (1, 10)						FC3-6 1B		L9		4	0	2	1	0	1	2
Wes Chamberlain, R OBP: 0.625, SLG: 1.000 (1, 9)						FC3-6 1B		G3		1	0	0	0	1	1	1
Troy O'Leary, L OBP: 0.313, SLG: 0.563 (5, PH) (6, 9)			S BB			FC3-6 1B				2	0	1	0	0	0	0
Mike Greenwell, L OBP: 0.390, SLG: 0.389 (1, 7)		L8	F7			FC3-6		FC6-4 BB		3	0	0	0	1	0	3
Bill Haselman, R OBP: 0.444, SLG: 0.286 (1, 2)				CS 2B 1B				P6		3	1	1	0	1	1	3
Tim Lincecum, R OBP: 0.375, SLG: 0.420 (1, 5)		P4		F9 HR 2B		G1-3		FC6-4		4	1	1	1	0	0	4
Luis Alicea, S OBP: 0.264, SLG: 0.136 (1, 4)				F9				L9		3	0	0	0	1	1	2

Inning Stats	R: 1	H: 1	E: 0	K: 2	S: 19	LOB: 1	BB: 1	P: 30	R: 0	H: 0	E: 0	K: 1	S: 15	LOB: 1	BB: 1	P: 22	R: 2	H: 1	E: 0	K: 1	S: 13	LOB: 1	BB: 2	P: 27	R: 3	H: 3	E: 0	K: 0	S: 13	LOB: 0	BB: 1	P: 22	R: 0	H: 2	E: 0	K: 1	S: 10	LOB: 2	BB: 0	P: 13	R: 0	H: 0	E: 0	K: 0	S: 11	LOB: 2	BB: 2	P: 25	R: 0	H: 0	E: 0	K: 0	S: 6	LOB: 1	BB: 1	P: 12	R: 0	H: 1	E: 1	K: 1	S: 13	LOB: 1	BB: 0	P: 20
--------------	------	------	------	------	-------	--------	-------	-------	------	------	------	------	-------	--------	-------	-------	------	------	------	------	-------	--------	-------	-------	------	------	------	------	-------	--------	-------	-------	------	------	------	------	-------	--------	-------	-------	------	------	------	------	-------	--------	-------	-------	------	------	------	------	------	--------	-------	-------	------	------	------	------	-------	--------	-------	-------

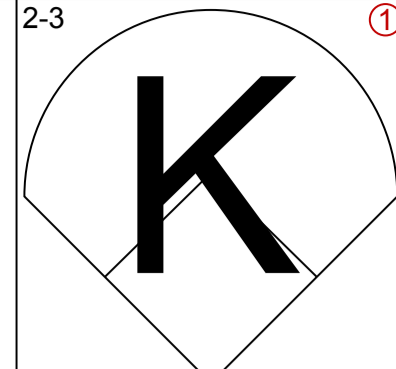
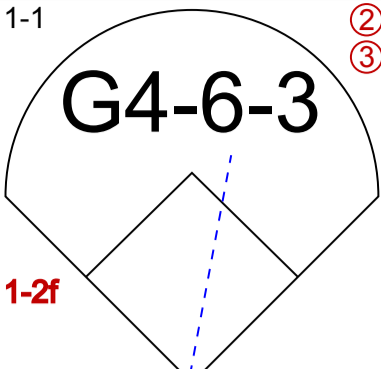
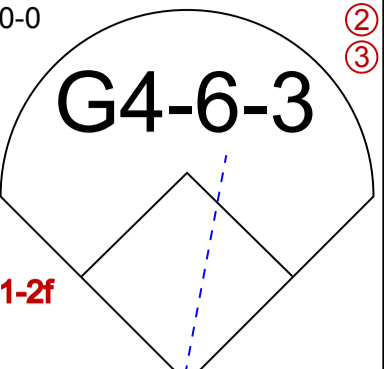
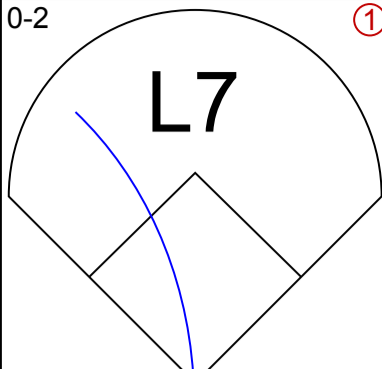
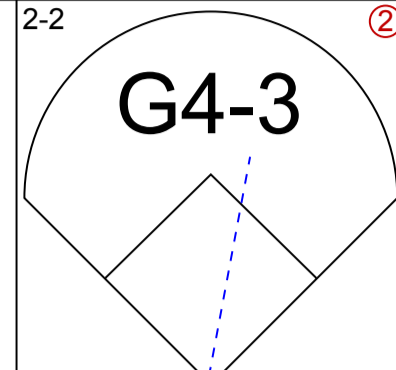
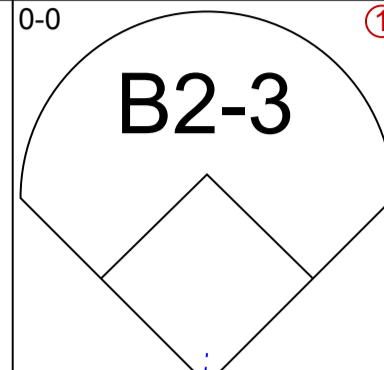
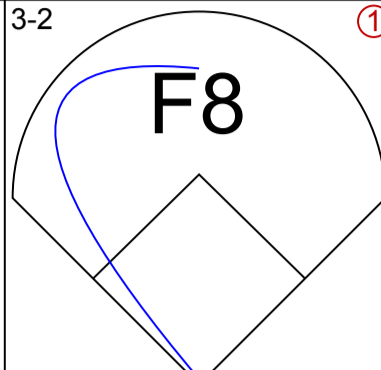
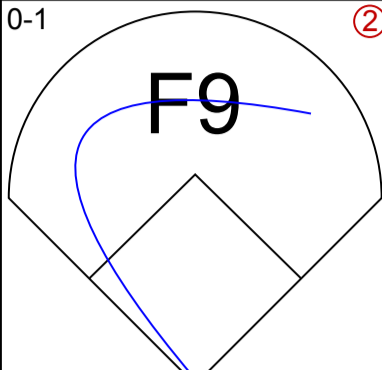
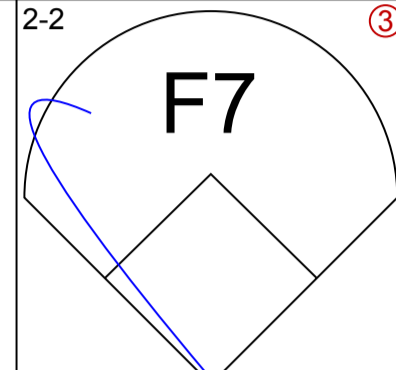
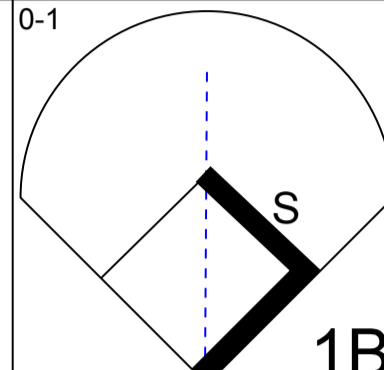
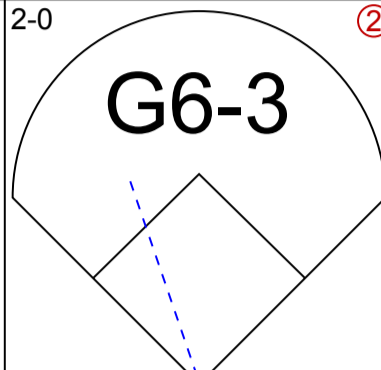
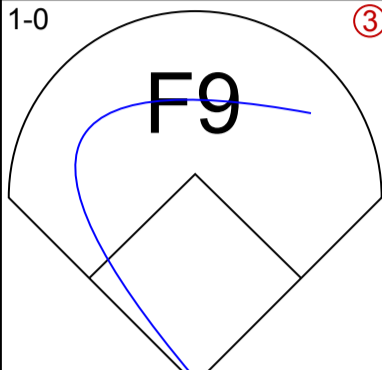
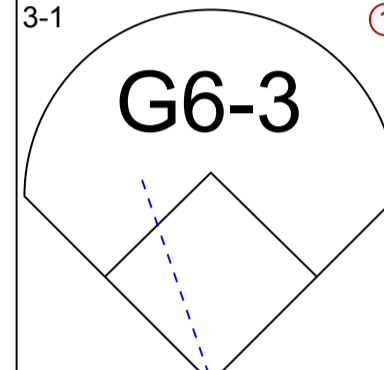
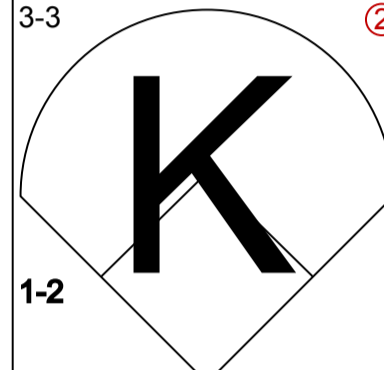
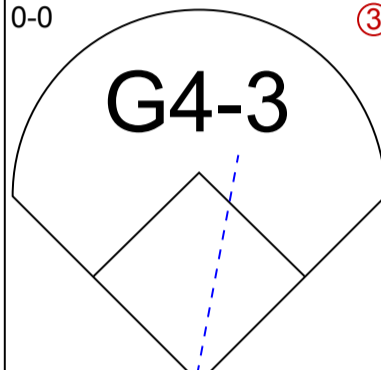
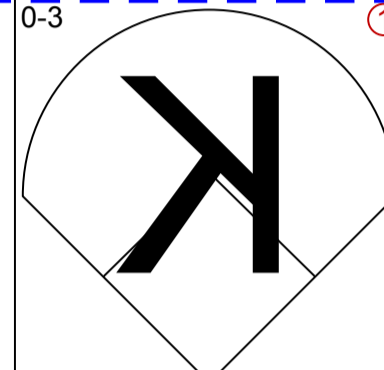
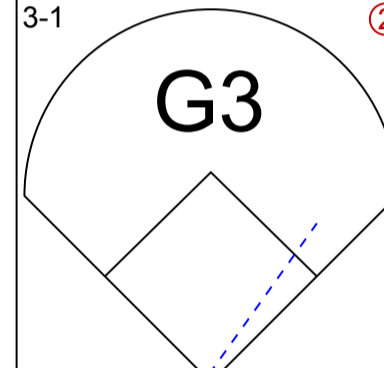
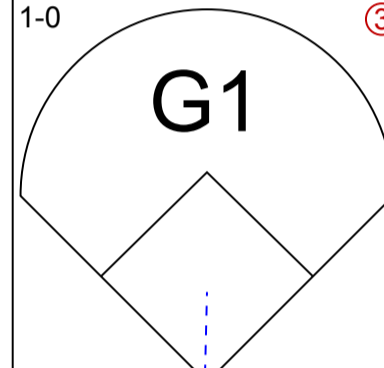
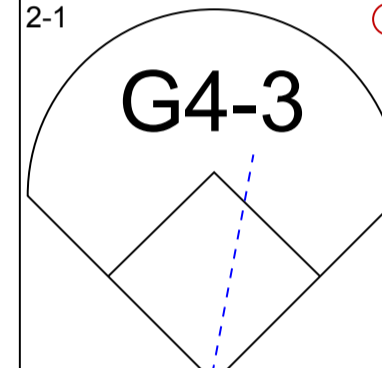
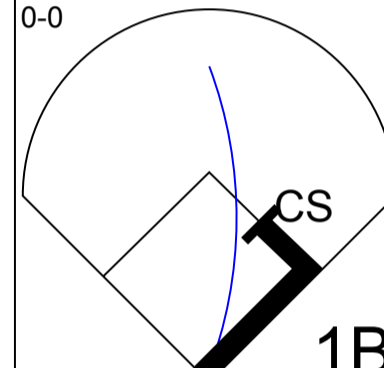
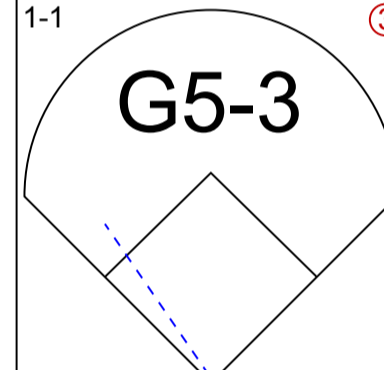
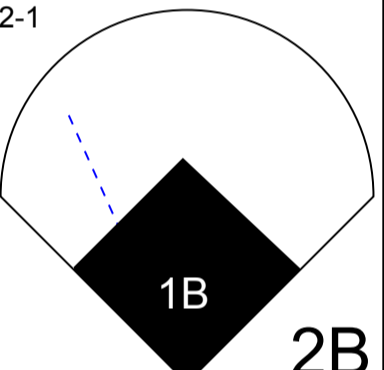
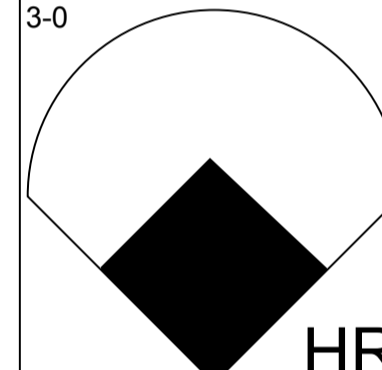
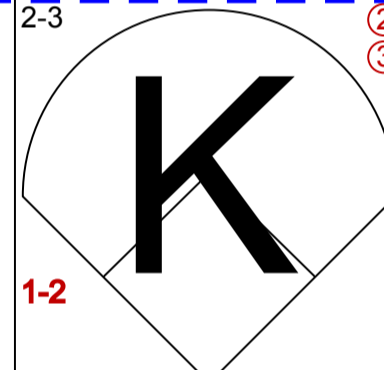
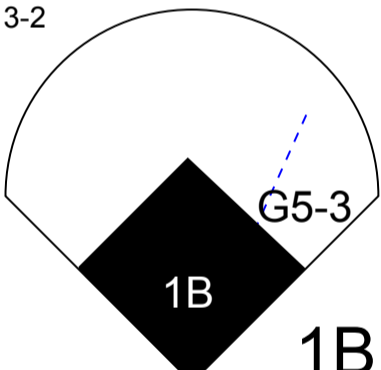
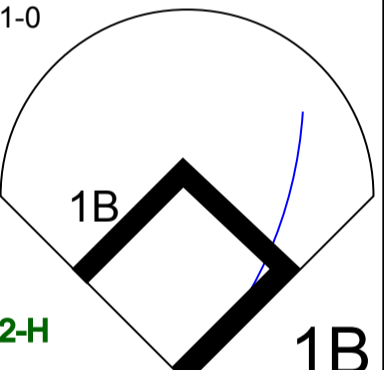
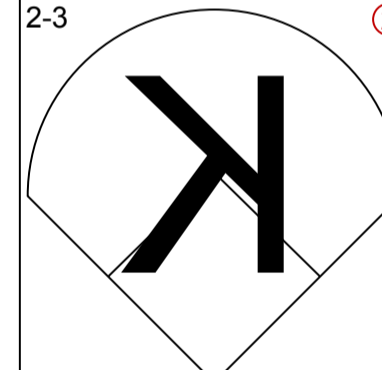
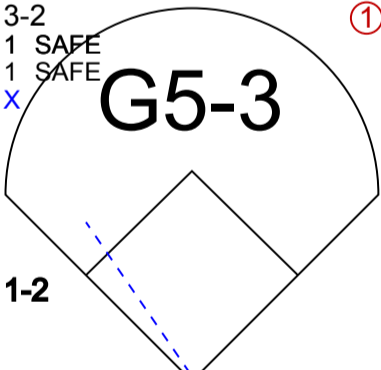
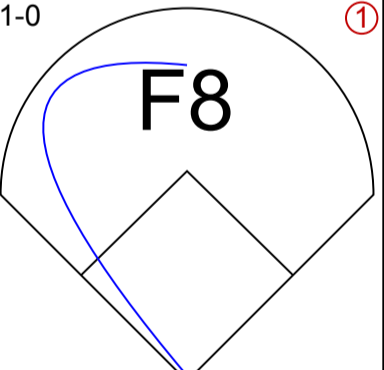
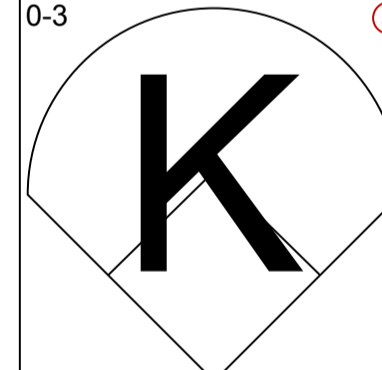
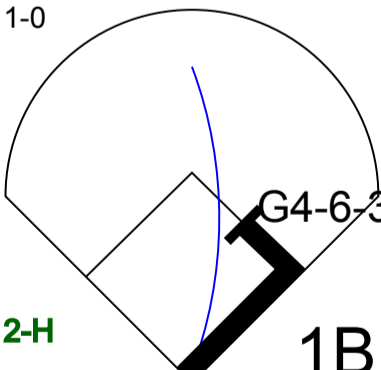
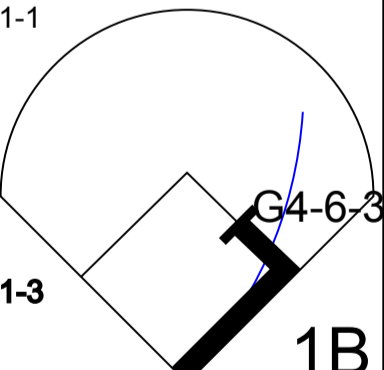
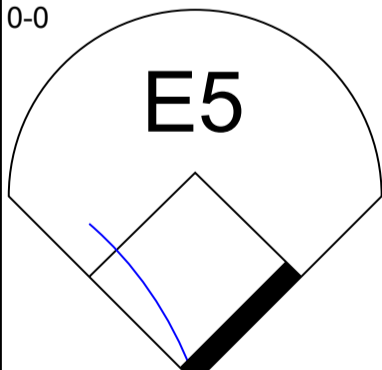
PITCHER	IP	WLS	BF	H	R	ER	SO	BB	IBB	HBP	BLK	WP	HR	S	P	ERA	WHIP
Sid Fernandez, L ERA: 7.15 (1, 1)	3.1	L	19	5	6	5	4	4	0	0	0	0	2	55	90	13.50	2.700
Mike Oquist, R ERA: 2.38 (4, 1)	2.2		12	2	0	0	1	2	1	0	0	0	0	26	49	0.00	1.500
Jamie Moyer, L ERA: 5.4 (7, 1)	2.0		8	1	0	0	1	1	0	0	0	0	0	19	32	0.00	1.000

BOTTOM

Baltimore Orioles @ Boston Red Sox
Fenway Park, Boston, MA
Wed May 10 1995, 7:05 PM EDT
Att: 19,776 - Unknown - 57 F

AB	31
R	6
H	8
RBI	6
BB	8
SO	6
LOB	21

1B: 5	SF: 0	WP: 0	PA: 39
2B: 1	SAC: 0	PB: 0	
3B: 0	DP: 1	SB: 2	
HR: 2	HBP: 0	CS: 1	

Batter	1	2	3	4	5	6	7	8	9	AB R H RBI BB SO LOB	TOP											
Kenny Lofton, L (1, 8) OBP: 0.338, SLG: 0.452	2-3 		1-1 SAFE 1-1 		0-0 1-2f 			0-2 		4 0 0 0 0 1 4												
Omar Vizquel, S (1, 6) OBP: 0.232, SLG: 0.215	2-2 			0-0 		3-2 		0-1 SAFE SAFE 		4 0 0 0 0 0 1												
Carlos Baerga, S (1, 4) OBP: 0.464, SLG: 0.583	2-2 			0-1 		2-0 		1-0 		4 0 1 0 0 0 1												
Albert Belle, R (1, 7) OBP: 0.403, SLG: 0.590		3-1 		3-3 SAFE 1-2 		0-0 			0-3 	4 0 0 0 0 2 1												
Eddie Murray, S (1, 10) OBP: 0.476, SLG: 0.684		3-1 		1-0 			2-1 		0-0 	4 0 1 0 0 0 1												
Jim Thome, L (1, 5) OBP: 0.400, SLG: 0.471		1-1 			2-1 		3-0 		2-3 SAFE 1-2 	4 2 2 1 0 1 1												
Manny Ramirez, R (1, 9) OBP: 0.484, SLG: 0.741			3-2 		1-0 		2-3 			3 1 2 1 0 1 0												
Paul Sorrento, L (1, 3) OBP: 0.269, SLG: 0.604			3-2 SAFE SAFE SAFE 		1-0 SAFE 		0-3 			3 0 0 0 0 1 2												
Tony Peña, R (1, 2) OBP: 0.238, SLG: 0.256			1-0 		1-1 SAFE SAFE 			0-0 		3 0 2 1 0 0 0												
Inning Stats	R: 0 E: 0 K: 1 S: 9	H: 0 LOB: 0 BB: 0 P: 15	R: 0 E: 0 K: 0 S: 6	H: 0 LOB: 0 BB: 0 P: 13	R: 1 E: 0 K: 0 S: 9	H: 2 LOB: 0 BB: 0 P: 17	R: 0 E: 0 K: 1 S: 7	H: 1 LOB: 1 BB: 0 P: 11	R: 1 E: 0 K: 0 S: 7	H: 3 LOB: 1 BB: 0 P: 12	R: 0 E: 0 K: 0 S: 5	H: 0 LOB: 0 BB: 0 P: 10	R: 1 E: 0 K: 2 S: 10	H: 1 LOB: 0 BB: 0 P: 17	R: 0 E: 1 K: 0 S: 8	H: 0 LOB: 1 BB: 0 P: 9	R: 0 E: 0 K: 2 S: 7	H: 1 LOB: 0 BB: 0 P: 9	1B: 6 2B: 1 3B: 0 HR: 1	SF: 0 SAC: 0 DP: 2 HBP: 0	WP: 0 PB: 0 SB: 1 CS: 1	PA: 33
PITCHER	IP WLS BF H R ER SO BB IBB HBP BLK WP HR S P ERA WHIP																					
Kevin Brown, R (1, 1) ERA: 4.22	8.0 L 30 7 3 3 4 0 0 0 0 0 0 1 61 104 3.38 0.875																					
Alan Mills, R (9, 1) ERA: 8.68	0.1 2 1 0 0 1 0 0 0 0 0 0 0 4 4 0.00 3.000																					
Jesse Orosco, L (9, 1) ERA: 2.45	0.2 1 0 0 0 1 0 0 0 0 0 0 0 3 5 0.00 0.000																					

Cleveland Indians @ Baltimore Orioles
Oriole Park at Camden Yards, Baltimore, MD
 Fri May 12 1995, 7:05 PM EDT
 Att. 40,516 - Unknown - 73 F

livebaseballscorecards.com

AB	33
R	3
H	8
RBI	3
BB	0
SO	6
LOB	11



Batter	1	2	3	4	5	6	7	8	9	AB	R	H	RBI	BB	SO	LOB
Brady Anderson, L (1, 7) OBP: 0.385, SLG: 0.567	1-3 			1-1 G4-3	1-1 G3-1		0-0 FC1-5			4	0	0	0	0	1	4
Kevin Bass, S (1, 9) OBP: 0.250, SLG: 0.250 Sherman Obando, R (7, PH) OBP: 0.389, SLG: 0.353	1-3 			0-0 CS HBP 1B		1-2 G1-3	0-1 G6-3			3	0	1	0	0	1	0
Rafael Palmeiro, L (1, 3) OBP: 0.359, SLG: 0.491	1-2 G6-3			0-0 F7		0-0 G6-3		0-1 F8		4	0	0	0	0	0	1
Cal Ripken Jr., R (1, 6) OBP: 0.367, SLG: 0.377		0-0 P6		1-0 HBP		3-2 1B		0-1 G5-3		3	0	1	0	0	0	0
Harold Baines, L (1, 10) OBP: 0.392, SLG: 0.500		2-2 1-3		3-2 CS	0-0 F7	1-2 1B		2-1 HR		4	1	2	1	0	0	0
Matt Nokes, L (1, 2) OBP: 0.095, SLG: 0.200 Chris Hoiles, R (8, PH) OBP: 0.450, SLG: 0.571		1-0 L4		2-2 G4-3	2-2 G4-3	1-0 P4		2-3 K		3	0	0	0	0	0	2
Bret Barberie, S (1, 4) OBP: 0.432, SLG: 0.333			0-0 G6-3		4-2 1B BB		1-2 FC1-5 1B		3-2 G4-3 1B	3	1	2	0	1	0	0
Leo Gomez, R (1, 5) OBP: 0.238, SLG: 0.184 Manny Alexander, R (7, PR) OBP: 0.211, SLG: 0.167			0-1 P4		0-1 1B		0-0 FC1-5 FC1-5 1B		1-1 G4-3	3	0	2	0	0	0	0
Damon Buford, R (1, 8) OBP: 0.250, SLG: 0.100			2-3 K		1-2 1B		0-0 FC1-5 FC1-5		1-2 F7	4	0	1	1	0	1	2

Inning Stats	R: 0	H: 0	E: 0	K: 2	S: 11	LOB: 0	BB: 0	P: 14	R: 0	H: 0	E: 0	K: 0	S: 5	LOB: 0	BB: 0	P: 8	R: 0	H: 0	E: 0	K: 1	S: 6	LOB: 0	BB: 0	P: 8	R: 0	H: 1	E: 0	K: 0	S: 6	LOB: 1	BB: 0	P: 11	R: 1	H: 2	E: 0	K: 0	S: 16	LOB: 2	BB: 1	P: 24	R: 0	H: 2	E: 0	K: 0	S: 12	LOB: 2	BB: 0	P: 18	R: 0	H: 2	E: 0	K: 0	S: 8	LOB: 2	BB: 0	P: 9	R: 1	H: 1	E: 0	K: 1	S: 9	LOB: 0	BB: 0	P: 13	R: 0	H: 1	E: 0	K: 0	S: 8	LOB: 0	BB: 0	P: 13	1B: 8	SF: 0	2B: 0	SAC: 0	3B: 0	DP: 1	HR: 1	HBP: 1	WP: 0	PA: 37
--------------	------	------	------	------	-------	--------	-------	-------	------	------	------	------	------	--------	-------	------	------	------	------	------	------	--------	-------	------	------	------	------	------	------	--------	-------	-------	------	------	------	------	-------	--------	-------	-------	------	------	------	------	-------	--------	-------	-------	------	------	------	------	------	--------	-------	------	------	------	------	------	------	--------	-------	-------	------	------	------	------	------	--------	-------	-------	-------	-------	-------	--------	-------	-------	-------	--------	-------	--------

PITCHER	IP	WLS	BF	H	R	ER	SO	BB	IBB	HBP	BLK	WP	HR	S	P	ERA	WHIP
Dennis Martinez, R (1, 1) ERA: 2.25	6.2	W	28	7	1	1	3	1	0	0	0	0	0	62	90	1.35	1.200
Jim Poole, L (7, 1) ERA: 1.93	1.0		4	1	1	1	0	0	0	0	0	0	1	8	10	9.00	1.000
Julian Tavarez, R (8, 1) ERA: 1.29	0.1		1	0	0	0	1	0	0	0	0	0	0	3	5	0.00	0.000
Jose Mesa, R (9, 1) ERA: 1.17	1.0	S	3	1	0	0	0	0	0	0	0	0	0	8	13	0.00	1.000

BOTTOM

Cleveland Indians @ Baltimore Orioles
Oriole Park at Camden Yards, Baltimore, MD

Fri May 12 1995, 7:05 PM EDT
Att: 40,516 - Unknown - 73 F

livebaseballscores.com

AB	34
R	2
H	9
RBI	2
BB	1
SO	4
LOB	12



Batter	1	2	3	4	5	6	7	8	9	AB R H RBI BB SO LOB	TOP	
Kenny Lofton, L (1, 8) OBP: 0.333, SLG: 0.439	0-0 F7			2-2 FC4-6 1B		1-1 G4-3			0-1 F7	4 0 1 0 0 0 0	Cleveland Indians @ Baltimore Orioles Oriole Park at Camden Yards, Baltimore, MD Sat May 13 1995, 3:33 AM EDT Att. 40,185 - Sunny - 77 F livebaseballscorecards.com	
Omar Vizquel, S (1, 6) OBP: 0.222, SLG: 0.206	2-1 G1-5-3			1-0 FC4-6 1-2f			0-2 P6			3 0 0 0 0 0 1		
Carlos Baerga, S (1, 4) OBP: 0.444, SLG: 0.556	0-1 F8			1-0 G4-6-3 1-2f			3-1 P2			3 0 0 0 0 0 1		
Albert Belle, R (1, 7) OBP: 0.386, SLG: 0.563		2-2 F9			2-0 G6-3		3-2 G5-3			3 0 0 0 0 0 0		
Eddie Murray, S (1, 10) OBP: 0.470, SLG: 0.667		0-0 P2			1-2 F8		2-2 G5-4-3 1B			3 0 1 0 0 0 0		
Jim Thome, L (1, 5) OBP: 0.397, SLG: 0.519		0-3 K			1-0 HR		0-1 G5-4-3 1-2f			3 1 1 1 0 1 1		
Manny Ramirez, R (1, 9) OBP: 0.463, SLG: 0.702			1-3 K		2-3 K		0-0 G5-3			3 0 0 0 0 2 0		
Paul Sorrento, L (1, 3) OBP: 0.255, SLG: 0.569			1-3 K			2-3 K		1-0 G4-3		3 0 0 0 0 2 0		
Jesse Levis, L (1, 2) OBP: 0.154, SLG: 0.167			1-2 F7			1-0 F7		3-2 F7		3 0 0 0 0 0 0		
Inning Stats	R: 0 E: 0 K: 0 S: 5 H: 0 LOB: 0 BB: 0 P: 7	R: 0 E: 0 K: 1 S: 7 H: 0 LOB: 0 BB: 0 P: 9	R: 0 E: 0 K: 2 S: 10 H: 0 LOB: 0 BB: 0 P: 13	R: 0 E: 0 K: 0 S: 8 H: 1 LOB: 0 BB: 0 P: 12	R: 1 E: 0 K: 1 S: 8 H: 1 LOB: 0 BB: 0 P: 14	R: 0 E: 0 K: 1 S: 6 H: 0 LOB: 0 BB: 0 P: 10	R: 0 E: 0 K: 0 S: 10 H: 0 LOB: 0 BB: 0 P: 16	R: 0 E: 0 K: 0 S: 6 H: 1 LOB: 0 BB: 0 P: 8	R: 0 E: 0 K: 0 S: 7 H: 0 LOB: 0 BB: 0 P: 11	1B: 2 2B: 0 3B: 0 HR: 1 SF: 0 SAC: 0 DP: 2 HBP: 0	WP: 0 PB: 0 SB: 0 CS: 0 PA: 28	
PITCHER 35 Mike Mussina, R (1, 1) ERA: 2.88	IP WLS BF H R ER SO BB IBB HBP BLK WP HR S P ERA WHIP	9.0 W 28 3 1 1 5 0 0 0 0 0 0 1 67 100 1.00 0.333										



Batter	1	2	3	4	5	6	7	8	9	AB	R	H	RBI	BB	SO	LOB
Brady Anderson, L (1, 7) OBP: 0.391, SLG: 0.603	0-0 P5		1-0 CS	2-0 HR	4-1 2B 1B BB		3-2 L9			3	2	1	1	1	0	0
Kevin Bass, S (1, 9) OBP: 0.281, SLG: 0.321	1-0 G3			1-2 G4-3	2-1 1B 2B		1-0 1B BB 1B			4	2	2	0	0	0	0
Rafael Palmeiro, L (1, 3) OBP: 0.382, SLG: 0.525	2-2 G4-3			3-1 2B	1-2 2B 1B		1-1 BB BB 1B			4	0	3	2	0	0	0
Cal Ripken Jr., R (1, 6) OBP: 0.359, SLG: 0.357		1-0 P5		2-3 H	1-0 F7		4-0 BB BB			3	0	0	0	1	1	2
Harold Baines, L (1, 10) OBP: 0.382, SLG: 0.468		0-0 G3		0-0 G4-3		0-0 G4-3		4-2 FC5-4 BB		3	0	0	1	1	0	1
Chris Hoiles, R (1, 2) OBP: 0.432, SLG: 0.516		2-1 G1-3			4-2 FC1-6 BB	2-2 F7	1-0 FC5-4			3	0	0	0	1	0	3
Bret Barberie, S (1, 4) OBP: 0.415, SLG: 0.353			0-0 P6		1-0 FC1-6 2B	2-1 2B		0-0 F8		4	1	1	0	0	0	1
Leo Gomez, R (1, 5) OBP: 0.239, SLG: 0.214			1-2 G6-3		0-0 SF7 2B	2-0 F8		0-3 K2-3		4	1	1	1	0	1	1
Damon Buford, R (1, 8) OBP: 0.250, SLG: 0.083			4-0 CS BB		0-0 SF7		1-2 F7	1-0 P4		2	0	0	1	1	0	0

Inning Stats	R: 0	H: 0	E: 0	K: 0	S: 5	LOB: 0	BB: 0	P: 8	R: 0	H: 0	E: 0	K: 0	S: 4	LOB: 0	BB: 0	P: 7	R: 0	H: 0	E: 0	K: 0	S: 4	LOB: 0	BB: 1	P: 10	R: 1	H: 2	E: 0	K: 1	S: 10	LOB: 1	BB: 1	P: 18	R: 4	H: 3	E: 0	K: 0	S: 13	LOB: 1	BB: 2	P: 25	R: 0	H: 1	E: 0	K: 0	S: 7	LOB: 1	BB: 0	P: 13	R: 1	H: 2	E: 0	K: 0	S: 15	LOB: 3	BB: 2	P: 30	R: 0	H: 0	E: 0	K: 1	S: 5	LOB: 0	BB: 0	P: 6
--------------	------	------	------	------	------	--------	-------	------	------	------	------	------	------	--------	-------	------	------	------	------	------	------	--------	-------	-------	------	------	------	------	-------	--------	-------	-------	------	------	------	------	-------	--------	-------	-------	------	------	------	------	------	--------	-------	-------	------	------	------	------	-------	--------	-------	-------	------	------	------	------	------	--------	-------	------

PITCHER	IP	WLS	BF	H	R	ER	SO	BB	IBB	HBP	BLK	WP	HR	S	P	ERA	WHIP
Mark Clark, R (1, 1) ERA: 10.26	5.0	L	22	5	5	5	1	3	0	0	0	0	1	36	68	9.00	1.600
Dennis Cook, L (6, 1) ERA: 9.64	1.2		8	3	1	1	0	0	0	0	0	0	0	19	31	5.40	1.800
Jason Grimsley, R (7, 1) ERA: 6.57	1.1		6	0	0	0	1	2	0	0	0	0	0	8	18	0.00	1.500


BOTTOM

Cleveland Indians @ Baltimore Orioles
Oriole Park at Camden Yards, Baltimore, MD

Sat May 13 1995, 3:33 AM EDT
Att. 40,185 - Sunny - 77 F

livebaseballscorecards.com

AB	30
R	6
H	8
RBI	6
BB	5
SO	2
LOB	8



WP: 0	PA: 37
PB: 0	
SB: 0	
CS: 1	

Batter	1	2	3	4	5	6	7	8	9	AB	R	H	RBI	BB	SO	LOB
Brady Anderson, L (1, 7) OBP: 0.384, SLG: 0.576	4-2 G4-6-3 BB		3-1 F8		1-0 F7			3-3 K		3	0	0	0	1	1	2
Kevin Bass, S (1, 9) OBP: 0.250, SLG: 0.281	0-1 L8			1-1 G3-1		2-2 F9		0-3 K		4	0	0	0	0	1	1
Rafael Palmeiro, L (1, 3) OBP: 0.389, SLG: 0.532	3-1 G4-6-3 1-2f			1-0 2B		4-1 1B BB		2-3 K		3	0	1	0	1	1	1
Cal Ripken Jr., R (1, 6) OBP: 0.388, SLG: 0.356		4-0 G4-6-3 BB		1-0 L7		3-1 G4-6-3 1B		0-1 G6-3		3	0	1	0	1	0	1
Harold Baines, L (1, 10) OBP: 0.356, SLG: 0.431		1-1 G4-6-3 1-2f		0-0 G3-1		2-2 G4-6-3 1-2f		2-2 G4-3		4	0	0	0	0	0	4
Chris Hoiles, R (1, 2) OBP: 0.447, SLG: 0.606		0-1 HR			3-2 FC5 1B HBP		2-3 K			2	1	1	1	0	1	0
Bret Barberie, S (1, 4) OBP: 0.386, SLG: 0.324		2-1 G3			3-1 F7		1-2 G4-3			3	0	0	0	0	0	1
Leo Gomez, R (1, 5) OBP: 0.250, SLG: 0.227			3-2 G5-3		1-1 FC5 1B		1-0 F7			2	0	1	0	0	0	0
Matt Nokes, L (7, PH) OBP: 0.091, SLG: 0.190					1-2 1B					1	0	0	0	0	0	0
Jeff Manto, R (8, 5) OBP: 0.125, SLG: 0.125					1-0 FC5					0	0	0	0	0	0	0
Damon Buford, R (1, 8) OBP: 0.211, SLG: 0.067			0-2 P3		1-2 2-3f			2-1 G3		3	0	0	0	0	0	2

Inning Stats	R: 0	H: 0	E: 0	K: 0	S: 6	R: 1	H: 1	E: 0	K: 0	S: 6	R: 0	H: 0	E: 0	K: 0	S: 9	R: 0	H: 1	E: 0	K: 0	S: 5	R: 0	H: 1	E: 0	K: 0	S: 10	R: 0	H: 1	E: 0	K: 0	S: 9	R: 0	H: 0	E: 0	K: 1	S: 7	R: 0	H: 0	E: 0	K: 2	S: 9	R: 0	H: 0	E: 0	K: 1	S: 8	R: 0	H: 0	E: 0	K: 1	S: 8	1B: 2	2B: 1	3B: 0	HR: 1	SF: 0	SAC: 0	DP: 3	HBP: 1	WP: 0	PB: 0	SB: 0	CS: 0	PA: 32
--------------	------	------	------	------	------	------	------	------	------	------	------	------	------	------	------	------	------	------	------	------	------	------	------	------	-------	------	------	------	------	------	------	------	------	------	------	------	------	------	------	------	------	------	------	------	------	------	------	------	------	------	-------	-------	-------	-------	-------	--------	-------	--------	-------	-------	-------	-------	--------

PITCHER	IP	WLS	BF	H	R	ER	SO	BB	IBB	HBP	BLK	WP	HR	S	P	ERA	WHIP
Orel Hershiser, R (1, 1) ERA: 3.6	5.0	W	19	3	1	1	0	0	2	0	0	0	1	36	68	1.80	1.000
Jim Poole, L (6, 1) ERA: 1.74	1.0		4	1	0	0	0	1	0	0	0	0	0	9	20	0.00	2.000
Julian Tavarez, R (7, 1) ERA: 1.08	1.1		4	0	0	0	1	0	0	0	0	0	0	9	15	0.00	0.000
Paul Assenmacher, L (8, 1) ERA:	1.0		3	0	0	0	3	0	0	0	0	0	0	10	15	0.00	0.000
Jose Mesa, R (9, 1) ERA: 1.08	0.2	S	2	0	0	0	0	0	0	0	0	0	0	5	7	0.00	0.000

BOTTOM

Cleveland Indians @ Baltimore Orioles
Oriole Park at Camden Yards, Baltimore, MD

Sun May 14 1995, 3:33 AM EDT
 Att. 39,167 - Overcast - 59 F

livebaseballscores.com

AB	28
R	1
H	4
RBI	1
BB	3
SO	4
LOB	12



Batter	1	2	3	4	5	6	7	8	9	AB R H RBI BB SO LOB	TOP																
Chad Curtis, R (1, 8) OBP: 0.400, SLG: 0.429	3-3 K	4-1 1B 1-2 2-3 3-H BB		0-0 SH1-3 SF8 1B		2-1 G6-3		2-0 F8		4 1 1 1 1 1 1																	
Lou Whitaker, L (1, 4) OBP: 0.300, SLG: 0.222 Scott Fletcher, R (9, 4) OBP: 0.220, SLG: 0.256	1-1 P6	1-1 1B		0-1 SF8 SH1-3 1B	1 SAFE SAFE	1-0 P6		0-3 K		5 0 2 2 0 1 1 0 0 0 0 0 0 0																	
Alan Trammell, R (1, 6) OBP: 0.441, SLG: 0.393	3-2 F7	2-2 G4-3		0-0 SH1-3		2-2 F8			2-1 G4-3	4 0 0 0 0 0 3																	
Cecil Fielder, R (1, 3) OBP: 0.291, SLG: 0.415 Rudy Pemberton, R (9, PR) OBP: 0.400, SLG: 0.583 Franklin Stubbs, L (9, 3) OBP: 0.500, SLG: 0.526		4-1 1B 1B BB	1-3 K	1-1 SF8		1-0 G4-3			1-0 E5 1B 2B	3 1 0 1 1 1 0 0 1 0 0 0 0 0 0 0 0 0 0 0 0																	
Kirk Gibson, L (1, 10) OBP: 0.481, SLG: 0.600		1-3 K	1-0 G5-3 2B HBP	1-1 F7		2-2 1B S 1B			0-1 2B 1B	4 3 2 0 0 1 2																	
Travis Fryman, R (1, 5) OBP: 0.351, SLG: 0.343		3-2 BB 1B BB 1B	1 SAFE 2-2 G5-3		2-2 G6-3		1-0 F9		1-1 2B 1-H 2-H	5 1 2 2 0 0 2																	
Bobby Higginson, L (1, 7) OBP: 0.318, SLG: 0.414		2-3 K	3-1 2B		0-0 G3-1		2-2 1B 1-H		1-3 K	5 0 2 2 0 2 4																	
Danny Bautista, R (1, 9) OBP: 0.394, SLG: 0.345		2-1 BB BB 1B 1B	4-2 BB		1-0 L8		3-2 P3		3-3 K	4 1 1 1 1 1 3																	
Ron Tingley, R (1, 2) OBP: 0.364, SLG: 0.278		4-1 BB 1B BB	3-3 K			0-0 2B			2-2 P6	3 1 1 0 1 1 2																	
Inning Stats	R: 0 E: 0 K: 1 S: 8	H: 0 LOB: 0 BB: 0 P: 15	R: 4 E: 0 K: 2 S: 20	H: 3 LOB: 2 BB: 3 P: 43	R: 1 E: 0 K: 2 S: 15	H: 1 LOB: 2 BB: 1 P: 29	R: 1 E: 0 K: 0 S: 8	H: 2 LOB: 1 BB: 0 P: 10	R: 0 E: 0 K: 0 S: 5	H: 0 LOB: 0 BB: 0 P: 8	R: 0 E: 0 K: 0 S: 8	H: 1 LOB: 1 BB: 0 P: 13	R: 1 E: 0 K: 0 S: 11	H: 2 LOB: 1 BB: 0 P: 20	R: 0 E: 0 K: 1 S: 7	H: 0 LOB: 0 BB: 0 P: 11	R: 2 E: 1 K: 2 S: 13	H: 2 LOB: 2 BB: 0 P: 21	1B: 8 2B: 3 3B: 0 HR: 0	SF: 1 SAC: 1 DP: 0 HBP: 1	WP: 0 PB: 0 SB: 2 CS: 0	PA: 44					
PITCHER	IP WLS BF H R ER SO BB IBB HBP BLK WP HR S P ERA WHIP																										
Ben McDonald, R (1, 1) ERA: 4.58	2.2		17	4	5	5	4	4	0	1	0	0	0	38	79	16.88	3.000										
Mike Oquist, R (3, 1) ERA: 2.45	3.1		13	3	1	1	1	0	0	0	0	0	0	26	39	2.70	0.900										
Alan Mills, R (7, 1) ERA: 8.18	1.2		7	2	1	1	0	0	0	0	0	0	0	15	28	5.40	1.200										
Jesse Orosco, L (8, 1) ERA: 1.8	0.1	L	1	0	0	0	1	0	0	0	0	0	0	3	3	0.00	0.000										
Doug Jones, R (9, 1) ERA: 7.04	1.0	L	6	2	2	1	2	0	0	0	0	0	0	13	21	9.00	2.000										

Detroit Tigers @ Baltimore Orioles
 Oriole Park at Camden Yards, Baltimore, MD

Tue May 16 1995, 7:05 PM EDT
 Att. 36,249 - Unknown - 77 F

livebaseballscorecards.com

AB	37
R	9
H	11
RBI	9
BB	4
SO	8
LOB	18




Batter	1	2	3	4	5	6	7	8	9	AB	R	H	RBI	BB	SO	LOB
Brady Anderson, L OBP: 0.372, SLG: 0.577 (1, 8) (7, 7)	3-1 G4-3 1B	1-0 F8		2-0 1B 3B	1-2 F9		1-1 F8			5	1	1	1	0	0	2
Kevin Bass, S OBP: 0.293, SLG: 0.324 (1, 7) (7, 9)	3-1 HR 1B		3-1 G3-1	0-1 HR 1B	2-2 1B BB 1B		1-3 K			5	2	3	1	0	1	0
Rafael Palmeiro, L OBP: 0.429, SLG: 0.667 (1, 3) (7, 9)	1-0 HR		2-1 FC6-4 1B	0-0 HR	4-2 BB		0-1 G6-3 2B			4	2	4	4	1	0	0
Cal Ripken Jr., R OBP: 0.384, SLG: 0.422 (1, 6) (7, 9)	1-0 F9		1-1 FC6-4 1B	2-1 HR	0-0 1B		1-0 G6-3			5	1	3	2	0	0	1
Harold Baines, L OBP: 0.359, SLG: 0.436 (1, 10) (7, 9)	1-1 2B		0-0 FC6-4	4-2 1B BB	0-0 L7		0-0 G6-3			4	0	1	0	1	0	6
Chris Hoiles, R OBP: 0.423, SLG: 0.553 (1, 2) (7, 9)	3-2 F7		0-1 G5-3	1-1 1B		1-2 G5-3		1-2 F8		5	0	1	0	0	0	4
Bret Barberie, S OBP: 0.413, SLG: 0.342 Manny Alexander, R OBP: 0.227, SLG: 0.190 (4, PH) (5, 4)		4-2 BB		0-0 1B L4		2-1 CS 1B		1-2 P3		1	1	1	0	1	0	0
Sherman Obando, R OBP: 0.318, SLG: 0.286 Damon Buford, R OBP: 0.200, SLG: 0.063 (1, 9) (7, 8)		1-1 P4		2-3 K	2-3 K	1 SAFE SAFE 3-1 F7		1-0 G5-3		4	0	0	0	0	2	3
Leo Gomez, R OBP: 0.250, SLG: 0.229 Matt Nokes, L OBP: 0.087, SLG: 0.182 (1, 5) (9, PH)		1-1 F8		1-2 F7	2-2 BB 1B 1B		2-1 F8		2-1 G3	1	0	0	0	0	0	0

Inning Stats	R: 2	H: 3	E: 0	K: 0	S: 11	LOB: 1	BB: 0	P: 23	R: 0	H: 0	E: 0	K: 0	S: 7	LOB: 1	BB: 1	P: 14	R: 0	H: 2	E: 0	K: 0	S: 9	LOB: 2	BB: 0	P: 15	R: 5	H: 6	E: 0	K: 1	S: 20	LOB: 2	BB: 1	P: 32	R: 1	H: 3	E: 0	K: 1	S: 20	LOB: 3	BB: 1	P: 31	R: 0	H: 1	E: 0	K: 0	S: 7	LOB: 0	BB: 0	P: 13	R: 0	H: 0	E: 0	K: 1	S: 7	LOB: 0	BB: 0	P: 11	R: 0	H: 1	E: 0	K: 0	S: 7	LOB: 1	BB: 0	P: 9	R: 0	H: 0	E: 0	K: 0	S: 7	LOB: 0	BB: 11	R: 0	H: 0	E: 0	K: 0	S: 7	LOB: 0	BB: 11
--------------	------	------	------	------	-------	--------	-------	-------	------	------	------	------	------	--------	-------	-------	------	------	------	------	------	--------	-------	-------	------	------	------	------	-------	--------	-------	-------	------	------	------	------	-------	--------	-------	-------	------	------	------	------	------	--------	-------	-------	------	------	------	------	------	--------	-------	-------	------	------	------	------	------	--------	-------	------	------	------	------	------	------	--------	--------	------	------	------	------	------	--------	--------

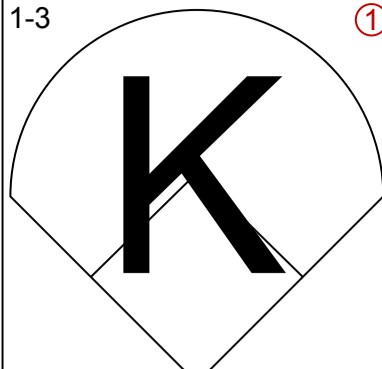
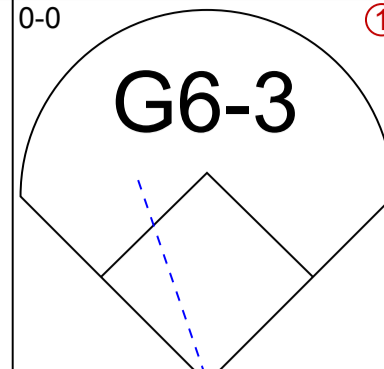
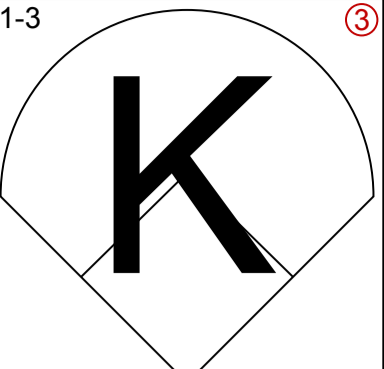
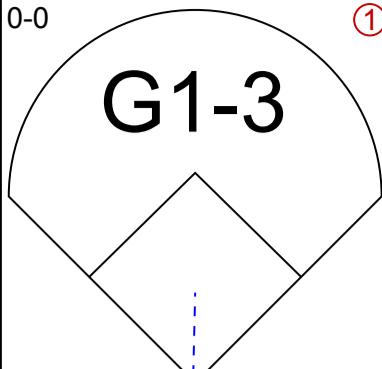
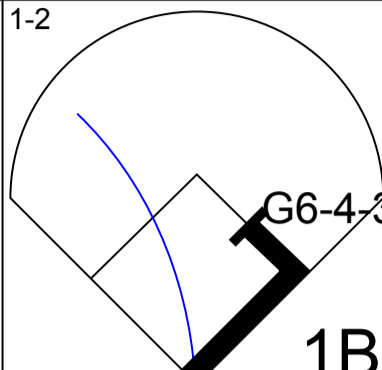
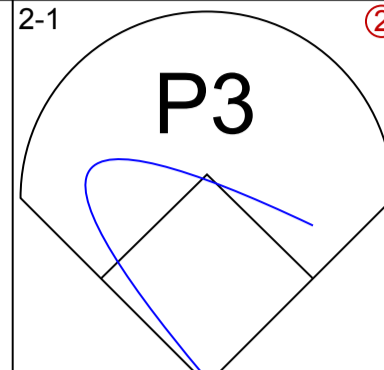
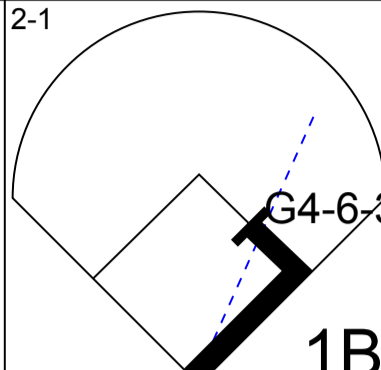
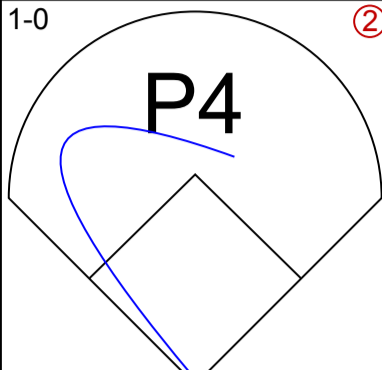
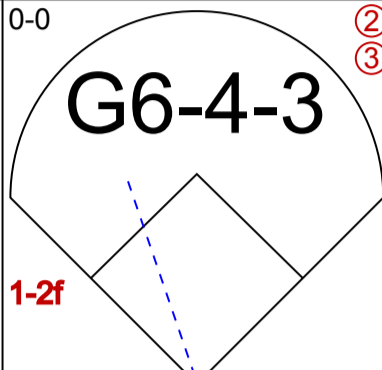
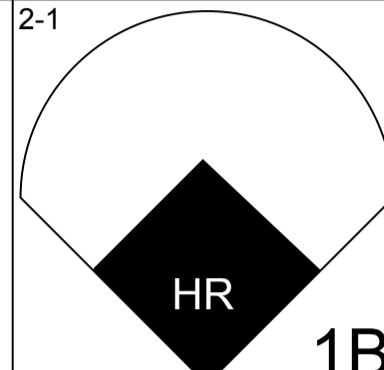
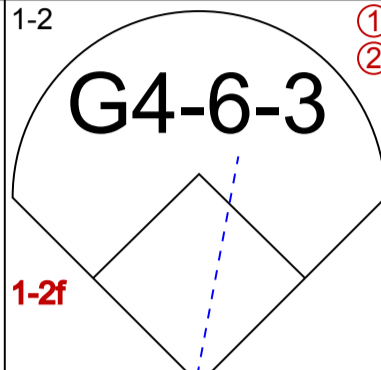
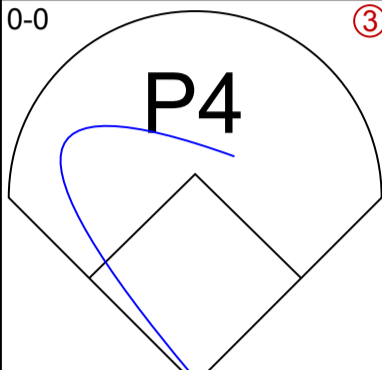
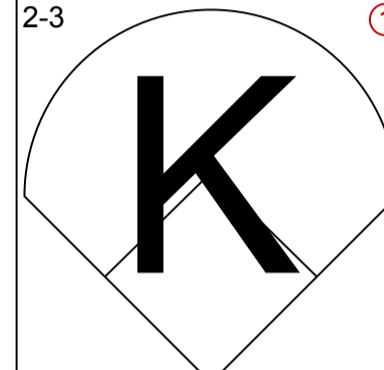
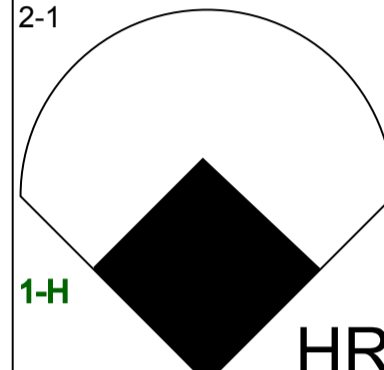
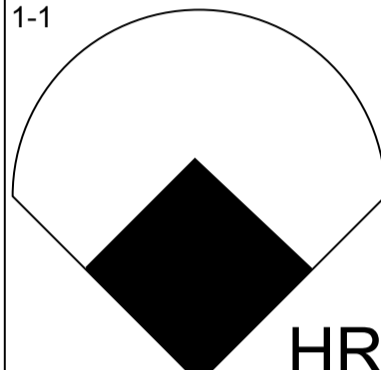
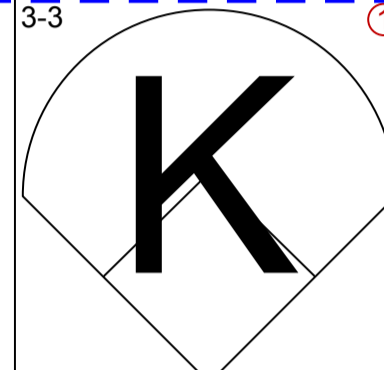
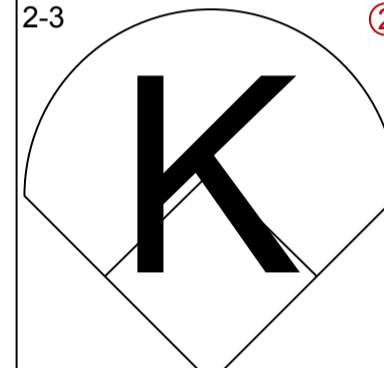
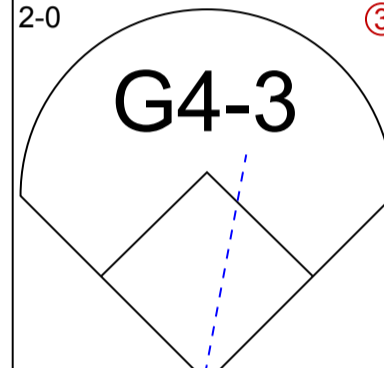
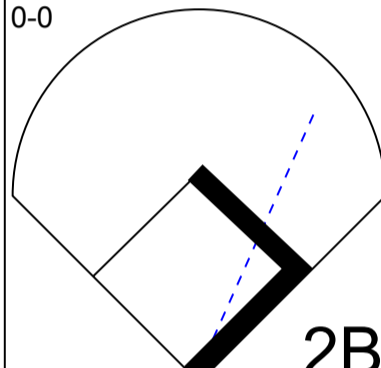
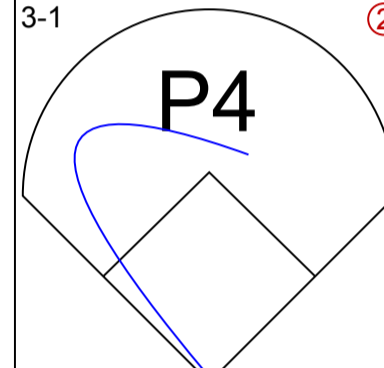
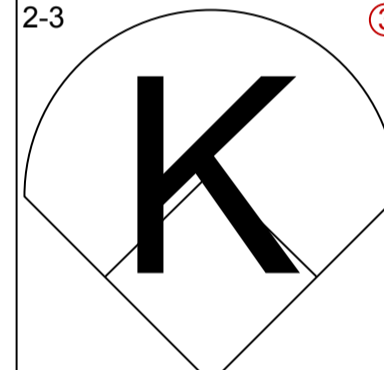
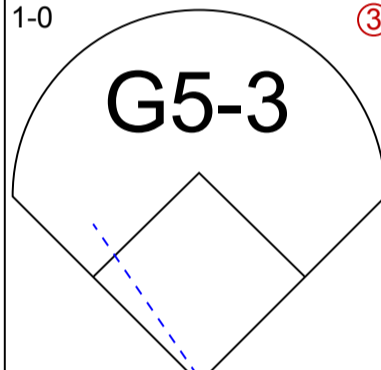
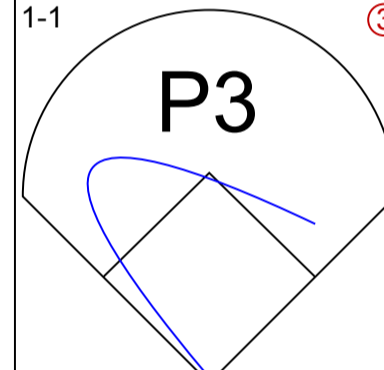
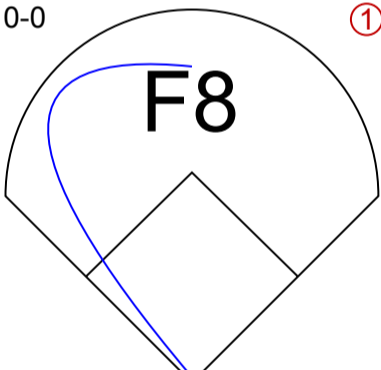
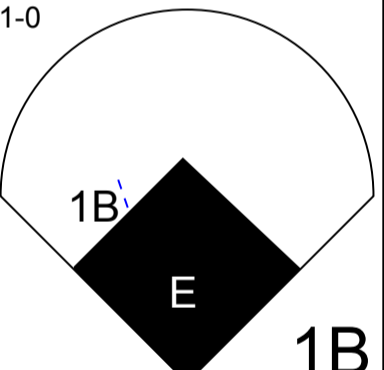
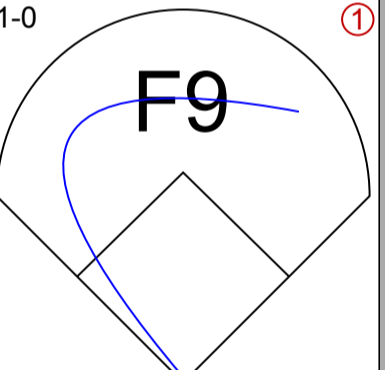
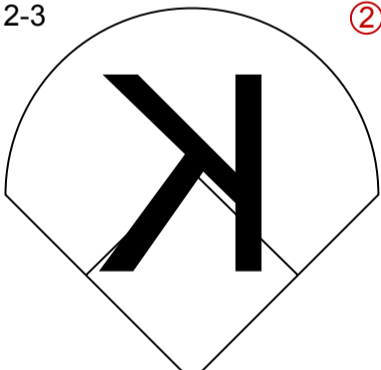
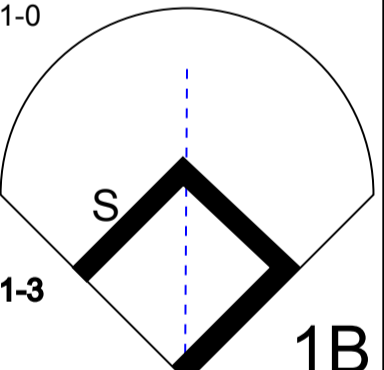
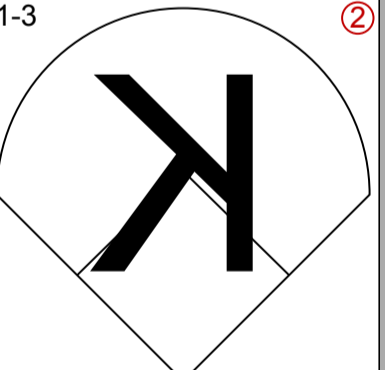
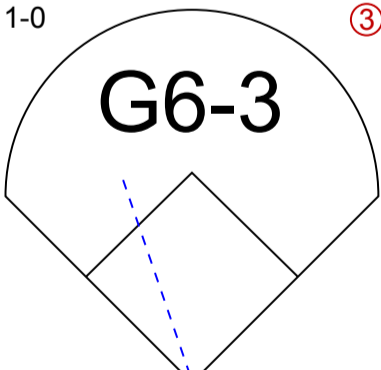
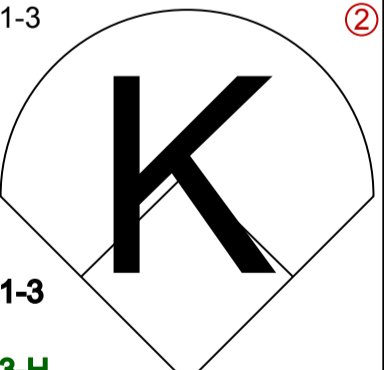
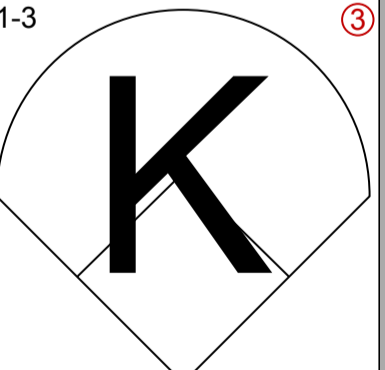
PITCHER	IP	WLS	BF	H	R	ER	SO	BB	IBB	HBP	BLK	WP	HR	S	P	ERA	WHIP
Sean Bergman, R ERA: 5.82 (1, 1)	3.2		22	10	7	7	1	1	0	0	0	0	3	42	74	17.18	3.000
John Doherty, R ERA: 8.64 (4, 1)	3.1		16	5	1	1	2	2	0	0	0	0	0	39	65	2.70	2.100
Brian Bohanon, L ERA: 7.04 (8, 1)	0.2		3	1	0	0	0	0	0	0	0	0	0	4	5	0.00	1.500
Joe Boever, R ERA: 7.45 (8, 1)	0.1	W	1	0	0	0	0	0	0	0	0	0	0	3	4	0.00	0.000
Mike Henneman, R ERA: 1.29 (9, 1)	1.0	S	3	0	0	0	0	0	0	0	0	0	0	7	11	0.00	0.000

DETROIT TIGERS @ BALTIMORE ORIOLES
ORIOLE PARK AT CAMDEN YARDS, BALTIMORE, MD
 Tue May 16 1995, 7:05 PM EDT
 Att: 36,249 - Unknown - 77 F

AB	42
R	8
H	16
RBI	8
BB	3
SO	3
LOB	20



WP	PA	ERA	WHIP
0	45		

Batter	1	2	3	4	5	6	7	8	9	AB R H RBI BB SO LOB	TOP									
Chad Curtis, R (1, 8) OBP: 0.382, SLG: 0.405	1-3 			0-0 	1-3 			0-0 		4 0 0 0 0 2 1										
Lou Whitaker, L (1, 4) OBP: 0.333, SLG: 0.273	1-2 			2-1 			2-1 	1-0 		4 0 2 0 0 0 0										
Alan Trammell, R (1, 6) OBP: 0.421, SLG: 0.375	0-0 			2-1 			1-2 	0-0 		4 1 1 0 0 0 2										
Cecil Fielder, R (1, 3) OBP: 0.301, SLG: 0.507			2-3 	2-1 			1-1 	3-3 		4 2 2 3 0 2 0										
Kirk Gibson, L (1, 10) OBP: 0.464, SLG: 0.592			2-3 	2-0 			0-0 	3-1 		4 0 1 0 0 1 0										
Travis Fryman, R (1, 5) OBP: 0.333, SLG: 0.324			2-3 				1-0 	1-1 		4 0 0 0 0 2 1										
Bobby Higginson, L (1, 7) OBP: 0.319, SLG: 0.410			0-0 				1-0 	1-0 		3 1 1 0 0 0 0										
Danny Bautista, R (1, 9) OBP: 0.389, SLG: 0.344			2-3 				1-0 	1-3 		3 0 1 0 0 2 0										
Ron Tingley, R (1, 2) OBP: 0.320, SLG: 0.238			1-0 				1-3 	1-3 		3 0 0 0 0 2 1										
Inning Stats	R: 0 E: 0 K: 1 S: 8	H: 1 LOB: 0 BB: 0 P: 10	R: 0 E: 0 K: 3 S: 10	H: 0 LOB: 0 BB: 0 P: 16	R: 0 E: 0 K: 1 S: 5	H: 0 LOB: 0 BB: 0 P: 8	R: 2 E: 0 K: 0 S: 8	H: 2 LOB: 0 BB: 0 P: 16	R: 1 E: 0 K: 3 S: 12	H: 3 LOB: 1 BB: 0 P: 14	R: 0 E: 0 K: 2 S: 7	H: 0 LOB: 0 BB: 0 P: 10	R: 0 E: 0 K: 1 S: 7	H: 0 LOB: 0 BB: 0 P: 14	R: 0 E: 0 K: 1 S: 7	H: 0 LOB: 0 BB: 0 P: 14	1B: 5 2B: 1 3B: 0 HR: 2	SF: 0 SAC: 0 DP: 2 HBP: 0	WP: 0 PB: 0 SB: 2 CS: 0	PA: 33
PITCHER	IP WLS BF H R ER SO BB IBB HBP BLK WP HR S P ERA WHIP																			
Kevin Brown, R (1, 1) ERA: 3.99	8.0 W 30 8 4 3 10 0 0 0 0 0 0 2 62 97 3.38 1.000																			
Armando Benitez, R (9, 1) ERA: 2.53	1.0 S 3 0 0 0 1 0 0 0 0 0 0 0 7 14 0.00 0.000																			

Detroit Tigers @ Baltimore Orioles
 Oriole Park at Camden Yards, Baltimore, MD

Wed May 17 1995, 7:05 PM EDT
 Att. 35,187 - Unknown - 77 F

livebaseballscorecards.com

AB	33
R	4
H	8
RBI	3
BB	0
SO	11
LOB	5



Batter	1	2	3	4	5	6	7	8	9
Brady Anderson, L OBP: 0.373, SLG: 0.566 (1, 7)	1-1 G6-3		2-1 F7		0-0 G3	1 SAFE 3-1 1B WP 1B		0-0 1B	
Kevin Bass, S OBP: 0.283, SLG: 0.317 (1, 9)	1-2 F9		0-3 K		1-3 K	1-1 1B WP 1B		2-1 SF7	
Rafael Palmeiro, L OBP: 0.415, SLG: 0.629 (1, 3)	4-2 1B BB		0-0 F8		0-1 G3-1	2-2 F9		2-2 P2	
Cal Ripken Jr., R OBP: 0.385, SLG: 0.435 (1, 6)	2-0 1B			2-1 G6-3		1-0 1B SF8 2B	0-0 P5	1-1 F7	
Chris Hoiles, R OBP: 0.429, SLG: 0.537 (1, 2)	2-2 P3			4-1 1B 1B BB		1-1 1B HR 1B	1-3 K		
Sherman Obando, R OBP: 0.308, SLG: 0.292 (1, 10)		1-2 G6-3		0-0 1B 1B		1-1 SF8	2-3 K		
Jeff Manto, R OBP: 0.417, SLG: 0.750 (1, 5)		3-2 2B		0-2 1B		2-0 HR		2-2 SH 1B 1B	
Damon Buford, R OBP: 0.217, SLG: 0.056 (1, 8)		1-1 F8		0-1 P3		4-1 1B BB		1-0 SH SF7	
Manny Alexander, R OBP: 0.200, SLG: 0.167 (1, 4)		0-0 G6-3		1-0 G5-3		2-1 F7		1-0 SH	

Inning Stats	R: 0	H: 1	E: 0	LOB: 2	K: 0	BB: 1	S: 13	R: 0	H: 1	E: 0	LOB: 1	K: 0	BB: 0	S: 11	R: 0	H: 0	E: 0	LOB: 0	K: 1	BB: 0	S: 6	R: 0	H: 2	E: 0	LOB: 3	K: 0	BB: 1	S: 11	R: 0	H: 0	E: 0	LOB: 0	K: 1	BB: 0	S: 6	R: 5	H: 5	E: 0	LOB: 1	K: 0	BB: 1	S: 17	R: 0	H: 0	E: 0	LOB: 0	K: 2	BB: 0	S: 7	R: 2	H: 2	E: 1	LOB: 2	K: 0	BB: 0	S: 14	R: 0	H: 0	E: 0	LOB: 0	K: 0	BB: 0	S: 10	R: 0	H: 2	E: 0	LOB: 0	K: 0	BB: 0	S: 23
1B: 8	SF: 2	2B: 2	SAC: 2	3B: 0	DP: 0	HR: 1	HBP: 0	WP: 1	PA: 40																																																													


BOTTOM

Detroit Tigers @ Baltimore Orioles
 Oriole Park at Camden Yards, Baltimore, MD

Wed May 17 1995, 7:05 PM EDT
 Att: 35,187 - Unknown - 77 F

livebaseballscorecards.com

AB	33
R	7
H	11
RBI	6
BB	3
SO	4
LOB	16



PITCHER	IP	WLS	BF	H	R	ER	SO	BB	IBB	HBP	BLK	WP	HR	S	P	ERA	WHIP
Buddy Groom, L ERA: 4.34 (1, 1)	5.1		25	7	3	3	2	2	0	0	0	0	1	53	83	5.06	1.688
Felipe Lira, R ERA: 4.63 (6, 1)	2.0	L	13	4	4	4	2	1	0	0	0	1	0	26	46	18.00	2.500
Joe Boever, R ERA: 6.97 (8, 1)	0.2		2	0	0	0	0	0	0	0	0	0	0	6	9	0.00	0.000

Batter	1	2	3	4	5	6	7	8	9	AB R H RBI BB SO LOB	TOP
Chad Curtis, R (1, 8) <small>OBP: 0.376, SLG: 0.436</small>	0-0 		1-0 		2-2 			1-1 		4 1 1 1 0 0 2	
Scott Fletcher, R (1, 4) <small>OBP: 0.205, SLG: 0.238</small> Lou Whitaker, L (8, PH) <small>OBP: 0.333, SLG: 0.273</small> Alan Trammell, R (8, PH) <small>OBP: 0.436, SLG: 0.375</small>	3-2 		0-0 		0-1 			4-1 		3 0 0 0 0 0 1 0 0 0 0 0 0 0 0 0 0 0 1 0 0	
Bobby Higginson, L (1, 7) <small>OBP: 0.319, SLG: 0.453</small> Juan Samuel, R (8, PH) <small>OBP: 0.250, SLG: 0.294</small>	0-1 			0-0 		1-3 		2-3 		3 1 1 1 0 1 0 1 0 0 0 0 1 1	
Cecil Fielder, R (1, 3) <small>OBP: 0.287, SLG: 0.479</small>	2-2 			1-0 		3-2 			1-3 	4 0 0 0 0 1 0	
Kirk Gibson, L (1, 10) <small>OBP: 0.467, SLG: 0.569</small>		0-1 		4-1 		0-0 			4-0 	2 0 0 0 2 0 0	
Travis Fryman, R (1, 5) <small>OBP: 0.329, SLG: 0.320</small>	1-0 			3-2 			0-0 		0-1 	4 0 1 0 0 0 1	
Danny Bautista, R (1, 9) <small>OBP: 0.359, SLG: 0.314</small>				1-3 			0-2 			3 0 0 0 0 2 2	
Chris Gomez, R (1, 6) <small>OBP: 0.231, SLG: 0.311</small>			2-2 		1-2 		1-3 			3 0 0 0 0 1 0	
John Flaherty, R (1, 2) <small>OBP: 0.372, SLG: 0.463</small> Franklin Stubbs, L (8, PH) <small>OBP: 0.520, SLG: 0.526</small> Ron Tingley, R (8, 2) <small>OBP: 0.320, SLG: 0.238</small>			2-1 		3-2 			3-1 		2 0 1 0 0 0 0 0 0 0 0 0 0 0 0 0 0 0 0 0 0	
Inning Stats	R: 1 H: 1 E: 0 LOB: 0 K: 0 BB: 0 S: 12 P: 17	R: 0 H: 0 E: 0 LOB: 0 K: 1 BB: 0 S: 6 P: 9	R: 1 H: 1 E: 0 LOB: 0 K: 0 BB: 0 S: 12 P: 17	R: 0 H: 1 E: 0 LOB: 2 K: 1 BB: 1 S: 9 P: 18	R: 0 H: 1 E: 0 LOB: 1 K: 0 BB: 0 S: 13 P: 19	R: 0 H: 0 E: 0 LOB: 0 K: 1 BB: 0 S: 8 P: 12	R: 0 H: 0 E: 0 LOB: 0 K: 1 BB: 0 S: 8 P: 9	R: 0 H: 0 E: 0 LOB: 1 K: 1 BB: 1 S: 8 P: 18	R: 0 H: 0 E: 0 LOB: 0 K: 1 BB: 1 S: 5 P: 10	1B: 2 SF: 0 2B: 0 SAC: 0 3B: 0 DP: 2 HR: 2 HBP: 1	WP: 0 PA: 33 PB: 0 SB: 0 CS: 0
PITCHER 35 Mike Mussina, R (1, 1) <small>ERA: 2.81</small> Armando Benitez, R (8, 1) <small>ERA: 2.38</small> Jesse Orosco, L (8, 1) <small>ERA: 1.69</small> Doug Jones, R (9, 1) <small>ERA: 6.23</small>	IP WLS BF H R ER SO BB IBB HBP BLK WP HR S P ERA WHIP	IP WLS BF H R ER SO BB IBB HBP BLK WP HR S P ERA WHIP	IP WLS BF H R ER SO BB IBB HBP BLK WP HR S P ERA WHIP	IP WLS BF H R ER SO BB IBB HBP BLK WP HR S P ERA WHIP	IP WLS BF H R ER SO BB IBB HBP BLK WP HR S P ERA WHIP	IP WLS BF H R ER SO BB IBB HBP BLK WP HR S P ERA WHIP	IP WLS BF H R ER SO BB IBB HBP BLK WP HR S P ERA WHIP	IP WLS BF H R ER SO BB IBB HBP BLK WP HR S P ERA WHIP	IP WLS BF H R ER SO BB IBB HBP BLK WP HR S P ERA WHIP	ERA WHIP	ERA WHIP

Detroit Tigers @ Baltimore Orioles
 Oriole Park at Camden Yards, Baltimore, MD

Thu May 18 1995, 7:05 PM EDT
 Att. 39,489 - Unknown - 79 F

livebaseballscorecards.com

AB	29
R	2
H	4
RBI	2
BB	3
SO	6
LOB	7



Batter	1	2	3	4	5	6	7	8	9	AB	R	H	RBI	BB	SO	LOB
Brady Anderson, L (1, 7) OBP: 0.368, SLG: 0.544	1-2 G3		4-2 S BB E BB		1-2 P6		0-3 K			3	1	0	0	1	1	2
Kevin Bass, S (1, 9) OBP: 0.300, SLG: 0.318	0-0 G5-3		1 SAFE 4-2 B BB 1 SAFE S BB 1 SAFE E BB 1 SAFE			2-0 G6-3	1-1 1B			3	1	1	0	1	0	0
Rafael Palmeiro, L (1, 3) OBP: 0.407, SLG: 0.608	0-0 F9		1-2 E3			2-0 1B WP BLK 1B	2-2 G3			4	1	1	0	0	0	3
Cal Ripken Jr., R (1, 6) OBP: 0.378, SLG: 0.425		2-2 G6-3	1-1 G4-3			1-1 1B BLK		0-0 F8		4	0	1	0	0	0	1
Chris Hoiles, R (1, 2) OBP: 0.400, SLG: 0.489		1-1 L7		2-2 F9		3-3 1B		0-1 F9		4	0	0	0	0	1	1
Matt Nokes, L (9, 2) OBP: 0.087, SLG: 0.182						1-2 3-H				0	0	0	0	0	0	0
Sherman Obando, R (1, 10) OBP: 0.300, SLG: 0.321		0-1 2B		2-1 P6		1-0 F8		1-1 G6-3		4	0	1	0	0	0	1
Jeff Manto, R (1, 5) OBP: 0.400, SLG: 0.667		1-3 K		1-3 K			1-2 1B SH1-3 1B			3	0	1	0	0	2	1
Damon Buford, R (1, 8) OBP: 0.200, SLG: 0.050			1-3 K		0-0 F7		0-0 SH1-3			2	0	0	0	0	1	0
Manny Alexander, R (1, 4) OBP: 0.214, SLG: 0.185			0-3 K		3-1 G5-3		1-2 1B 1B			3	0	1	0	0	1	0
Inning Stats	R: 0 H: 0 E: 0 K: 0 S: 6	R: 0 H: 1 E: 0 K: 1 S: 10	R: 2 H: 0 E: 1 K: 2 S: 19	R: 0 H: 0 E: 0 K: 1 S: 11	R: 0 H: 0 E: 0 K: 0 S: 6	R: 1 H: 2 E: 0 K: 1 S: 9	R: 0 H: 3 E: 0 K: 1 S: 16	R: 0 H: 0 E: 0 K: 0 S: 5		1B: 5 SF: 0 2B: 1 SAC: 1 3B: 0 DP: 0 HR: 0 HBP: 0	WP: 1 PA: 33					

BOTTOM

Detroit Tigers @ Baltimore Orioles
Oriole Park at Camden Yards, Baltimore, MD


Thu May 18 1995, 7:05 PM EDT
 Att: 39,489 - Unknown - 79 F

livebaseballscorecards.com

AB 30
R 3
H 6
RBI 0
BB 2
SO 6
LOB 9



PITCHER	IP	WLS	BF	H	R	ER	SO	BB	IBB	HBP	BLK	WP	HR	S	P	ERA	WHIP
David Wells, L (1, 1) ERA: 2.86	8.0	L	33	6	3	1	6	2	0	0	1	1	0	82	122	1.12	1.000

Batter	1	2	3	4	5	6	7	8	9	AB R H RBI BB SO LOB	TOP														
Brady Anderson, L (1, 8) OBP: 0.380, SLG: 0.578 (9, 7)	1-1 1B HR 1B	4-0 1-2 BB			2-3 K		2-3 K		2-0 HR 2-H 3-H	4 2 2 3 1 2 0															
Kevin Bass, S (1, 7) OBP: 0.309, SLG: 0.313 (9, 9)	3-2 CS 1-3 1B	1-1 G3-1			4-2 G5-6-3 BB			0-2 G4-3	2-0 F8	4 0 1 0 1 0 3															
Rafael Palmeiro, L (1, 3) OBP: 0.411, SLG: 0.641	2-0 1-2 3-H HR		0-0 G4-3 G5-3 1B		0-0 G5-6-3 1-2f			0-1 G4-3		4 1 2 2 0 0 1															
Cal Ripken Jr., R (1, 6) OBP: 0.360, SLG: 0.403	0-0 L9		2-2 G5-3 1-2			2-3 K		2-2 G5-3		4 0 0 0 0 1 1															
Harold Baines, L (1, 10) OBP: 0.373, SLG: 0.491 Leo Gomez, R (9, PH) OBP: 0.264, SLG: 0.245	4-2 BB		0-0 G4-3 2-3		2-1 HR			1-1 1B BB 1B 1B		2 1 1 1 1 0 1 1 1 1 0 0 0 0															
Chris Hoiles, R (1, 2) OBP: 0.391, SLG: 0.458	3-2 P3		2-3 K		3-3 K			4-2 1B 1B 1B BB G1-2-3		3 0 0 0 1 2 2															
Sherman Obando, R (1, 9) OBP: 0.303, SLG: 0.323 Matt Nokes, L (9, PH) OBP: 0.125, SLG: 0.217 Damon Buford, R (9, PR) OBP: 0.200, SLG: 0.050 (9, 8)		1-2 BB 1B		2-3 K		2-3 K		1-2 G1-2-3 1B 1B HR 1B		3 0 1 0 0 2 0 1 0 1 0 0 0 0 0 1 0 0 0 0 0	AB 34 R 7 H 10 RBI 7 BB 4 SO 9 LOB 13														
Jeff Manto, R (1, 5) OBP: 0.388, SLG: 0.579		2-2 F8		0-3 K		2-0 F8		1-2 HR G1-2-3 1B		4 1 1 1 0 1 1															
Manny Alexander, R (1, 4) OBP: 0.200, SLG: 0.172 Bret Barberie, S (7, PH) OBP: 0.396, SLG: 0.325 (7, 4)		0-0 L7		1-1 L1		2-3 K		0-0 G1-2-3		2 0 0 0 0 0 1 2 0 0 0 0 1 3															
Inning Stats	R: 2 E: 0 K: 0 S: 13	H: 3 LOB: 1 BB: 1 P: 26	R: 0 E: 0 K: 0 S: 9	H: 1 LOB: 2 BB: 1 P: 17	R: 0 E: 0 K: 1 S: 8	H: 1 LOB: 1 BB: 0 P: 12	R: 0 E: 0 K: 2 S: 8	H: 0 LOB: 0 BB: 0 P: 11	R: 0 E: 0 K: 1 S: 8	H: 0 LOB: 0 BB: 1 P: 14	R: 1 E: 0 K: 3 S: 12	H: 1 LOB: 0 BB: 0 P: 21	R: 0 E: 0 K: 2 S: 9	H: 0 LOB: 0 BB: 0 P: 15	R: 0 E: 0 K: 0 S: 8	H: 0 LOB: 0 BB: 0 P: 10	R: 4 E: 0 K: 0 S: 13	H: 4 LOB: 1 BB: 1 P: 24	1B: 7 2B: 0 3B: 0 HR: 3	SF: 0 SAC: 0 DP: 2 HBP: 0	WP: 0 PB: 0 SB: 0 CS: 1	PA: 38			
PITCHER	IP	WLS	BF	H	R	ER	SO	BB	IBB	HBP	BLK	WP	HR	S	P	ERA	WHIP								
Jack McDowell, R (1, 1) ERA: 3.86	8.0		31	6	3	3	9	3	0	0	0	0	2	75	126	3.38	1.125								
Steve Howe, L (9, 1) ERA: 4.05	0.0		1	1	1	1	0	0	0	0	0	0	0	2	3	∞	∞								
John Wetteland, R (9, 1) ERA: 5.73	1.0	L	6	3	3	3	0	1	0	0	0	0	1	11	21	27.00	4.000								

Baltimore Orioles @ New York Yankees
Yankee Stadium, Bronx, NY
Fri May 19 1995, 7:05 PM EDT
Att: 18,842 - Unknown

livebaseballscorecards.com

Batter	1	2	3	4	5	6	7	8	9	AB R H RBI BB SO LOB
Wade Boggs, L (1, 5) OBP: 0.400, SLG: 0.361	3-1 G4-3	1-1 F7		4-2 BB		1-1 F9		3-2 G6-3		4 0 0 0 1 0 3
Tony Fernandez, S (1, 6) OBP: 0.346, SLG: 0.281	4-2 E 1B BB	2-1 G4-3		3-3 K		0-0 P6			2-3 K	4 0 0 0 1 2 3
Jim Leyritz, R (1, 3) OBP: 0.368, SLG: 0.448	3-2 E 1B		4-2 E 1B FC6-4 BB		2-3 K		1-2 G6-3		1-3 K	4 1 1 0 1 2 1
Mike Stanley, R (1, 2) OBP: 0.371, SLG: 0.450	3-3 K		2-0 E 1B		2-2 L7		3-2 HR		1-0 L8	5 2 2 1 0 1 2
Danny Tartabull, R (1, 10) OBP: 0.329, SLG: 0.357	3-3 K		2-2 FC5 FC6-4		1-2 P2		2-2 F9			4 0 0 0 0 1 4
Bernie Williams, S (1, 8) OBP: 0.337, SLG: 0.452		1-2 F8	2-2 FC6-4		4-1 BB		3-1 G5-3			3 0 0 1 1 0 1
Randy Velarde, R (1, 7) OBP: 0.324, SLG: 0.303 Luis Polonia, L (8, PH) OBP: 0.290, SLG: 0.304		0-2 HR 1B	1-0 G5-3		0-0 P4			0-2 P6		3 1 1 0 0 0 2 1 0 0 0 0 0 0
Gerald Williams, R (1, 9) OBP: 0.286, SLG: 0.600		3-2 HR	3-1 F8			1-2 G6-3		1-1 G6-3		4 1 1 2 0 0 1
Pat Kelly, R (1, 4) OBP: 0.439, SLG: 0.453		4-2 BLK BB		1-3 K		4-2 BB		4-2 S BB		1 0 0 0 3 1 0

Inning Stats	R: 0	H: 1	E: 1	LOB: 2	K: 2	P: 31	R: 2	H: 2	E: 0	LOB: 1	K: 0	P: 26	R: 2	H: 1	E: 2	LOB: 1	K: 0	P: 27	R: 0	H: 0	E: 0	LOB: 1	K: 3	P: 13	R: 0	H: 0	E: 0	LOB: 1	K: 0	P: 16	R: 0	H: 0	E: 0	LOB: 1	K: 0	P: 14	R: 1	H: 1	E: 0	LOB: 0	K: 0	P: 23	R: 0	H: 0	E: 0	LOB: 1	K: 0	P: 19	R: 0	H: 0	E: 0	LOB: 0	K: 2	P: 14	R: 0	H: 0	E: 0	LOB: 0	K: 2	P: 14	1B: 3	SF: 0	2B: 0	SAC: 0	3B: 0	DP: 0	HR: 2	HBP: 0	WP: 0	PA: 40
--------------	------	------	------	--------	------	-------	------	------	------	--------	------	-------	------	------	------	--------	------	-------	------	------	------	--------	------	-------	------	------	------	--------	------	-------	------	------	------	--------	------	-------	------	------	------	--------	------	-------	------	------	------	--------	------	-------	------	------	------	--------	------	-------	------	------	------	--------	------	-------	-------	-------	-------	--------	-------	-------	-------	--------	-------	--------

PITCHER	IP	WLS	BF	H	R	ER	SO	BB	IBB	HBP	BLK	WP	HR	S	P	ERA	WHIP
Arthur Rhodes, L (1, 1) ERA: 7.88	3.0		17	4	4	3	2	3	0	0	1	0	1	43	84	9.00	2.333
Jamie Moyer, L (4, 1) ERA: 4.5	3.1		14	1	1	1	3	3	0	0	0	0	1	39	66	2.70	1.200
Alan Mills, R (7, 1) ERA: 7.11	1.2	W	6	0	0	0	0	1	0	0	0	0	0	16	29	0.00	0.600
Doug Jones, R (9, 1) ERA: 5.59	1.0	S	3	0	0	0	2	0	0	0	0	0	0	10	14	0.00	0.000


BOTTOM

Baltimore Orioles @ New York Yankees
 Yankee Stadium, Bronx, NY

Fri May 19 1995, 7:05 PM EDT
 Att. 18,842 - Unknown

livebaseballscorecards.com

AB	33
R	5
H	5
RBI	4
BB	7
SO	7
LOB	17



Batter	1	2	3	4	5	6	7	8	9	AB R H RBI BB SO LOB	TOP											
Brady Anderson, L (1, 8) OBP: 0.371, SLG: 0.557	0-1 G4-3		0-1 1B		1-0 G5-3		1-3 K		0-0 F7	5 0 1 0 0 1 0												
Kevin Bass, S (1, 7) OBP: 0.305, SLG: 0.294	0-0 G4-3		0-3 K		4-1 BB		0-1 G6-3			3 0 0 0 1 1 2												
Rafael Palmeiro, L (1, 3) OBP: 0.426, SLG: 0.633	3-2 G4-3			4-2 BB SF8	4-2 BB		4-2 FC4			1 1 0 0 3 0 0												
Cal Ripken Jr., R (1, 6) OBP: 0.344, SLG: 0.383		2-0 L7		0-0 E6	1-2 F8		1-0 FC4			4 1 0 0 0 0 4												
Harold Baines, L (1, 10) OBP: 0.371, SLG: 0.475	1-2 G5-3			4-1 FC5-4	1-1 P4			1-3 K		2 0 0 0 1 0 2												
Leo Gomez, R (8, PH) OBP: 0.259, SLG: 0.240				1-2 2-3						1 0 0 0 0 1 0												
Matt Nokes, L (1, 2) OBP: 0.107, SLG: 0.192	3-1 G4-3			0-2 SF8		0-2 F7		2-1 G6-3		3 0 0 1 0 0 0												
Sherman Obando, R (1, 9) OBP: 0.324, SLG: 0.324			2-3 K	4-1 FC5-4	1-0 1B		2-2 G5-3			3 0 1 0 1 1 0												
Jeff Manto, R (1, 5) OBP: 0.348, SLG: 0.522			1-3 K	2-1 FC5-4	2-0 L3			1-1 G6-3		4 0 1 1 0 1 2												
Bret Barberie, S (1, 4) OBP: 0.385, SLG: 0.318			1-1 1B	2-3 K	2-2 L3			2-1 G4-3		4 0 1 0 0 1 4												
Inning Stats	R: 0 E: 0 K: 0 S: 6	H: 0 LOB: 0 BB: 0 P: 9	R: 0 E: 0 K: 0 S: 7	H: 0 LOB: 0 BB: 0 P: 13	R: 0 E: 0 K: 3 S: 15	H: 2 LOB: 2 BB: 0 P: 19	R: 2 E: 1 K: 1 S: 13	H: 0 LOB: 2 BB: 3 P: 29	R: 0 E: 0 K: 0 S: 12	H: 0 LOB: 2 BB: 2 P: 23	R: 0 E: 0 K: 1 S: 8	H: 2 LOB: 1 BB: 0 P: 13	R: 0 E: 0 K: 1 S: 8	H: 0 LOB: 1 BB: 1 P: 14	R: 0 E: 0 K: 1 S: 8	H: 0 LOB: 0 BB: 0 P: 13	R: 0 E: 0 K: 0 S: 5	H: 0 LOB: 0 BB: 0 P: 8	1B: 4 2B: 1 3B: 0 HR: 0	SF: 1 SAC: 0 DP: 1 HBP: 0	WP: 0 PB: 0 SB: 0 CS: 0	PA: 37
PITCHER	IP WLS BF H R ER SO BB IBB HBP BLK WP HR S P ERA WHIP																					
Melido Perez, R (1, 1) ERA: 2.49	6.0 W 27 4 2 0 4 5 0 0 0 0 0 0 61 106 0.00 1.500																					
Bob MacDonald, L (7, 1) ERA:	1.2 6 0 0 0 2 1 0 0 0 0 0 0 13 22 0.00 0.600																					
Bob Wickman, R (8, 1) ERA: 4.91	1.1 4 0 0 0 0 0 0 0 0 0 0 0 8 13 0.00 0.000																					

Baltimore Orioles @ New York Yankees
 Yankee Stadium, Bronx, NY
 Sat May 20 1995, 3:33 AM EDT
 Att. 25,237 - Sunny

livebaseballscorecards.com

AB	30
R	2
H	4
RBI	2
BB	6
SO	6
LOB	14



Batter	1	2	3	4	5	6	7	8	9
Bernie Williams, S OBP: 0.330, SLG: 0.429 (1, 8)	1-1 G5-3		4-0 BB 1B 2-3 2B BB	3-3 K			1-0 FC1 1-2 2B	3-2 G5-3	
Randy Velarde, R OBP: 0.317, SLG: 0.297 (1, 7)	1-1 L7		0-0 BB 1-2 2B 1B 3-H		3-2 G4-3		1-0 L9		
Jim Leyritz, R OBP: 0.375, SLG: 0.459 (1, 3)	1-2 K		4-1 2B 1-2 2B BB 2-3		2-3 K		2-0 2B 1-H 2-H		
Mike Stanley, R OBP: 0.365, SLG: 0.453 (1, 2)		0-0 G5-3	0-1 2B 1-3 2B 2-H 3-H		0-3 K		1-1 F8		
Danny Tartabull, R OBP: 0.326, SLG: 0.365 (1, 10)		1-0 F7	0-2 2B 2-H 3-H		2-3 K		1-3 K		
Gerald Williams, R OBP: 0.320, SLG: 0.652 (1, 9)		1-0 3B	2-2 F9		1-1 G5-3		4-0 BB S BB		
Tony Fernandez, S OBP: 0.329, SLG: 0.265 (1, 6)		2-2 G6-3	2-1 G4-3		3-1 G3		0-3 K		
Russ Davis, R OBP: 0.222, SLG: 0.125 Wade Boggs, L OBP: 0.403, SLG: 0.355 (1, 5) (7, 5)			3-3 K	1-0 G5-3			3-1 F8	4-0 BB 1-2 BB	
Pat Kelly, R OBP: 0.457, SLG: 0.482 (1, 4)			1-1 S 1B 2B	2-1 P4			2-2 FC1 2B 1B	4-2 BB 1-2 2-3	

Inning Stats	R: 0	H: 0	E: 0	K: 1	S: 7	R: 0	H: 1	E: 0	K: 0	S: 6	R: 5	H: 4	E: 0	K: 1	S: 18	R: 0	H: 0	E: 0	K: 1	S: 8	R: 0	H: 0	E: 0	K: 2	S: 10	R: 0	H: 0	E: 0	K: 1	S: 7	R: 2	H: 2	E: 0	K: 0	S: 10	R: 0	H: 0	E: 0	K: 2	S: 12
	LOB: 0	BB: 0	P: 10	LOB: 1	BB: 0	P: 10	LOB: 1	BB: 0	P: 10	LOB: 1	BB: 2	P: 34	LOB: 0	BB: 0	P: 14	LOB: 0	BB: 0	P: 15	LOB: 1	BB: 0	P: 13	LOB: 1	BB: 0	P: 20	LOB: 3	BB: 3	P: 28	LOB: 0	SAC: 0	DP: 0	HBP: 0	1B: 2	2B: 4	3B: 1	SF: 0	SAC: 0	DP: 0	HBP: 0		

PITCHER	IP	WLS	BF	H	R	ER	SO	BB	IBB	HBP	BLK	WP	HR	S	P	ERA	WHIP
Sid Fernandez, L ERA: 9.22 (1, 1)	2.1	L	14	5	5	5	2	2	0	0	0	0	0	26	45	19.29	3.000
Mike Oquist, R ERA: 2.79 (3, 1)	4.2		17	2	2	2	4	0	0	0	0	0	0	40	71	3.86	0.429
Brad Pennington, L ERA: 6.23 (8, 1)	1.0		6	0	0	0	2	3	0	0	0	0	0	12	28	0.00	3.000


BOTTOM

Baltimore Orioles @ New York Yankees
Yankee Stadium, Bronx, NY


Sat May 20 1995, 3:33 AM EDT
Att. 25,237 - Sunny

AB	32
R	7
H	7
RBI	7
BB	5
SO	8
LOB	11

WP: 0 PA: 37
PB: 0
SB: 2
CS: 0



AB	R	H	RBI	BB	SO	LOB
4	2	0	0	1	1	4
4	1	1	1	0	0	2
3	1	1	2	1	2	0
4	1	1	2	0	1	1
4	0	1	2	0	2	0
3	0	1	0	1	0	1
4	0	0	0	0	1	3
2	0	0	0	0	1	0
1	0	0	0	1	0	0
3	2	2	0	1	0	0

Batter	1	2	3	4	5	6	7	8	9	AB R H RBI BB SO LOB	TOP														
Brady Anderson, L (1, 7) OBP: 0.356, SLG: 0.533	2-2 F8			3-1 G4-3		3-1 P6		1-1 P4		4 0 0 0 0 0 0	<p>Baltimore Orioles @ New York Yankees Yankee Stadium, Bronx, NY Sun May 21 1995, 3:33 AM EDT Att. 25,887 - Sunny - 81 F</p> <p>livebaseballscorecards.com</p> <table> <tr><td>AB</td><td>31</td></tr> <tr><td>R</td><td>0</td></tr> <tr><td>H</td><td>4</td></tr> <tr><td>RBI</td><td>0</td></tr> <tr><td>BB</td><td>1</td></tr> <tr><td>SO</td><td>8</td></tr> <tr><td>LOB</td><td>6</td></tr> </table> 	AB	31	R	0	H	4	RBI	0	BB	1	SO	8	LOB	6
AB	31																								
R	0																								
H	4																								
RBI	0																								
BB	1																								
SO	8																								
LOB	6																								
Kevin Bass, S (1, 9) OBP: 0.286, SLG: 0.273	0-1 G4-3			2-2 F9		1-2 P3		2-2 P4		4 0 0 0 0 0 0															
Rafael Palmeiro, L (1, 3) OBP: 0.429, SLG: 0.627	3-3 K			0-0 BB 1B		2-2 1B			1-2 L7	4 0 2 0 0 1 0															
Cal Ripken Jr., R (1, 6) OBP: 0.340, SLG: 0.369		0-0 G6-3		4-2 1-2 BB		0-0 P6			1-3 K	3 0 0 0 1 1 1															
Chris Hoiles, R (1, 2) OBP: 0.368, SLG: 0.423		1-1 G5-3		3-2 F8			2-3 K		0-1 F9	4 0 0 0 0 1 2															
Sherman Obando, R (1, 10) OBP: 0.300, SLG: 0.297		1-0 P6			2-3 K		2-3 K			3 0 0 0 0 2 0															
Jeff Manto, R (1, 5) OBP: 0.385, SLG: 0.615			3-3 K		1-2 2B		2-2 2B			3 0 2 0 0 1 0															
Bret Barberie, S (1, 4) OBP: 0.364, SLG: 0.298			2-2 G5-3		0-3 K		3-2 L7			3 0 0 0 0 1 2															
Damon Buford, R (1, 8) OBP: 0.179, SLG: 0.043			2-1 F8		3-3 K			0-2 G5-3		3 0 0 0 0 1 1															
Inning Stats	R: 0 E: 0 K: 1 S: 9	H: 0 LOB: 0 BB: 0 P: 14	R: 0 E: 0 K: 0 S: 4	H: 0 LOB: 0 BB: 0 P: 6	R: 0 E: 0 K: 1 S: 9	H: 0 LOB: 0 BB: 0 P: 16	R: 0 E: 0 K: 0 S: 11	H: 1 LOB: 2 BB: 1 P: 23	R: 0 E: 0 K: 3 S: 14	H: 1 LOB: 1 BB: 0 P: 20	R: 0 E: 0 K: 0 S: 11	H: 1 LOB: 1 BB: 0 P: 17	R: 0 E: 0 K: 2 S: 13	H: 1 LOB: 1 BB: 0 P: 22	R: 0 E: 0 K: 0 S: 10	H: 0 LOB: 0 BB: 0 P: 13	R: 0 E: 0 K: 1 S: 9	H: 0 LOB: 0 BB: 0 P: 11	1B: 2 2B: 2 3B: 0 HR: 0	SF: 0 SAC: 0 DP: 0 HBP: 0	WP: 0 PB: 0 SB: 0 CS: 0	PA: 32			
PITCHER Sterling Hitchcock, L (1, 1) ERA: 3.97	IP: 9.0 WLS: W BF: 32 H: 4 R: 0 ER: 0 SO: 8 BB: 1 IBB: 0 HBP: 0 BLK: 0 WP: 0 HR: 0 S: 90 P: 142 ERA: 0.00 WHIP: 0.556											PITCHER	IP: 0 WLS: 0 BF: 0 H: 0 R: 0 ER: 0 SO: 0 BB: 0 IBB: 0 HBP: 0 BLK: 0 WP: 0 HR: 0 S: 0 P: 0 ERA: 0 WHIP: 0												

Batter	1	2	3	4	5	6	7	8	9	AB R H RBI BB SO LOB	TOP											
Brady Anderson, L (1, 7) OBP: 0.358, SLG: 0.546	1-0 2B	2-1 1B FC4-6 2B		1-1 FC2-6 S 1-2f		3-1 FC6-2-5 1B 1-H		2-0 E3 F9 HBP		5 3 2 1 0 0 2	Baltimore Orioles @ Oakland Athletics Oakland-Alameda County Coliseum, Oakland, CA Tue May 23 1995, 7:05 PM PDT Att. 10,585 - Unknown - 58 F											
Kevin Bass, S (1, 9) OBP: 0.324, SLG: 0.322	2-1 HR 2B	1-2 FC4-6 1B		3-1 G6-3 1-2		0-1 1B 3B 1B 2-H		1-2 FC6-4 HBP		4 2 3 2 0 0 1												
Rafael Palmeiro, L (1, 3) OBP: 0.427, SLG: 0.648	2-1 HR 2B	2-1 FC4-6 1-2f			0-0 G6-3	3-1 3B 1B 1-3		1-0 F9 2-3		5 2 2 3 0 0 3												
Cal Ripken Jr., R (1, 6) OBP: 0.343, SLG: 0.386	2-2 G5-3	3-3 K			4-1 G4-3 BB	0-1 3B 1-H 3-H		3-1 FC6-4 1-2f		4 0 1 2 1 1 3												
Harold Baines, L (1, 10) OBP: 0.360, SLG: 0.453	3-2 FC5-4 1B		0-0 G6-3		0-0 G4-3 1-2	1-1 G4-3		1-3 K		5 0 1 0 0 1 2												
Chris Hoiles, R (1, 2) OBP: 0.356, SLG: 0.393	1-0 L5		1-3 K		4-2 BB		1-1 F8	3-2 G6-3		4 0 0 0 1 1 1												
Jeff Manto, R (1, 5) OBP: 0.323, SLG: 0.516	0-0 FC5-4 1-2f		3-2 G5-3		1-2 L6		0-1 F8	0-0 F7		5 0 0 0 0 0 3												
Bret Barberie, S (1, 4) OBP: 0.373, SLG: 0.320		2-0 F8 2B 2B		2-2 FC2-6 HBP		0-0 G4-3	2-1 G4-3			3 1 1 0 0 0 0												
Damon Buford, R (1, 8) OBP: 0.188, SLG: 0.074		2-0 F8 2-3		2-3 K		1-0 FC6-2-5 1B		1-1 G4-3		4 0 1 0 0 1 2												
Inning Stats	R: 3 E: 0 K: 0 S: 17	H: 4 LOB: 1 BB: 0 P: 28	R: 2 E: 0 K: 1 S: 12	H: 3 LOB: 1 BB: 0 P: 24	R: 0 E: 0 K: 1 S: 8	H: 0 LOB: 0 BB: 0 P: 12	R: 0 E: 0 K: 1 S: 9	H: 0 LOB: 1 BB: 0 P: 17	R: 0 E: 0 K: 0 S: 8	H: 0 LOB: 2 BB: 2 P: 17	R: 3 E: 0 K: 0 S: 13	H: 4 LOB: 1 BB: 0 P: 20	R: 0 E: 0 K: 0 S: 6	H: 0 LOB: 0 BB: 0 P: 9	R: 0 E: 1 K: 0 S: 8	H: 0 LOB: 2 BB: 0 P: 16	R: 0 E: 0 K: 1 S: 7	H: 0 LOB: 0 BB: 0 P: 11	1B: 5 2B: 4 3B: 1 HR: 1	SF: 0 SAC: 0 DP: 0 HBP: 2	WP: 0 PB: 0 SB: 3 CS: 0	PA: 43
PITCHER	IP WLS BF H R ER SO BB IBB HBP BLK WP HR S P ERA WHIP																					
Mike Harkey, R (1, 1) ERA: 5.4	1.1 L 11 7 5 5 0 0 0 0 0 0 0 1 24 42 33.75 5.250																					
Carlos Reyes, R (2, 1) ERA: 3.78	4.1 19 3 3 3 3 2 0 1 0 0 0 39 71 6.23 1.154																					
Mark Acre, R (6, 1) ERA: 6.75	1.1 5 1 0 0 0 0 0 0 0 0 0 10 14 0.00 0.750																					
Dave Leiper, L (8, 1) ERA: 3.18	1.0 5 0 0 0 0 0 0 0 1 0 0 0 8 16 0.00 0.000																					
Todd Van Poppel, R (9, 1) ERA: 3.38	1.0 3 0 0 0 0 1 0 0 0 0 0 0 7 11 0.00 0.000																					

livebaseballscorecards.com

AB	39
R	8
H	11
RBI	8
BB	2
SO	4
LOB	17



Batter	1	2	3	4	5	6	7	8	9	AB R H RBI BB SO LOB
Rickey Henderson, R (1, 7) OBP: 0.418, SLG: 0.500 Mike Aldrete, L (9, 9) OBP: 0.440, SLG: 0.571	2-3 K		3-1 CS 1B			3-1 SF9			0-3 K	2 0 1 1 0 1 0 1 0 0 0 0 1 0
Andy Tomberlin, L (1, 8) OBP: 0.353, SLG: 0.500	0-1 G5-3		2-1 CS 1-2	0-1 F8		2-2 P5			1-0 1B	4 0 1 0 0 0 0
Geronimo Berroa, R (1, 10) OBP: 0.423, SLG: 0.624	4-2 BB			2-2 P3					0-3 K 1-2	3 0 0 0 1 2 1
Mark McGwire, R (1, 3) OBP: 0.459, SLG: 0.753	1-3 K			1-0 P3					4-2 BB	3 0 0 0 1 2 1
Ruben Sierra, S (1, 9) OBP: 0.314, SLG: 0.505 Craig Paquette, R (9, 7) OBP: 0.222, SLG: 0.346		0-0 F7			2-1 G3-1				2-3 K	3 0 0 0 0 0 0 1 0 0 0 0 1 2
Scott Brosius, R (1, 5) OBP: 0.422, SLG: 0.473		1-1 G3-1			0-2 P6				3-1 G6-3	3 0 0 0 0 0 0
Brent Gates, S (1, 4) OBP: 0.291, SLG: 0.219		2-1 G6-3			1-0 G6-3				2-1 1B	3 0 1 0 0 0 0
Fausto Cruz, R (1, 6) OBP: 0.235, SLG: 0.250					1-0 G1-3				0-0 F9	3 0 0 0 0 0 1
Eric Helfand, L (1, 2) OBP: 0.375, SLG: 0.571					1-3 K				3-3 K	3 1 1 0 0 2 1

Inning Stats	R: 0	H: 0	E: 0	K: 2	S: 10	LOB: 1	BB: 1	P: 17	R: 0	H: 0	E: 0	K: 0	S: 5	LOB: 0	BB: 0	P: 8	R: 0	H: 1	E: 0	K: 1	S: 7	LOB: 0	BB: 0	P: 14	R: 0	H: 0	E: 0	K: 0	S: 6	LOB: 0	BB: 0	P: 9	R: 0	H: 0	E: 0	K: 0	S: 6	LOB: 0	BB: 0	P: 9	R: 1	H: 1	E: 0	K: 0	S: 10	LOB: 0	BB: 0	P: 17	R: 0	H: 0	E: 0	K: 2	S: 10	LOB: 0	BB: 0	P: 12	R: 0	H: 1	E: 0	K: 1	S: 8	LOB: 1	BB: 0	P: 16	R: 0	H: 1	E: 0	K: 3	S: 14	LOB: 2	BB: 1	P: 21	1B: 3	SF: 1	2B: 0	SAC: 0	3B: 1	DP: 0	HR: 0	HBP: 0
--------------	------	------	------	------	-------	--------	-------	-------	------	------	------	------	------	--------	-------	------	------	------	------	------	------	--------	-------	-------	------	------	------	------	------	--------	-------	------	------	------	------	------	------	--------	-------	------	------	------	------	------	-------	--------	-------	-------	------	------	------	------	-------	--------	-------	-------	------	------	------	------	------	--------	-------	-------	------	------	------	------	-------	--------	-------	-------	-------	-------	-------	--------	-------	-------	-------	--------

PITCHER	IP	WLS	BF	H	R	ER	SO	BB	IBB	HBP	BLK	WP	HR	S	P	ERA	WHIP
Kevin Brown, R (1, 1) ERA: 3.29	9.0	W	32	4	1	1	9	2	0	0	0	0	0	76	123	1.00	0.667

BOTTOM

Baltimore Orioles @ Oakland Athletics
Oakland-Alameda County Coliseum, Oakland, CA
 Tue May 23 1995, 7:05 PM PDT
 Att: 10,585 - Unknown - 58 F

AB	29
R	1
H	4
RBI	1
BB	2
SO	9
LOB	6



WP	PA	33
PB	0	
SB	0	
CS	1	

Batter	1	2	3	4	5	6	7	8	9
Rickey Henderson, R (1, 7) OBP: 0.411, SLG: 0.500	1-0 L7		0-3 K		1 SAFE 2-1 P4		1 SAFE 2-2 CS	3-2 1B 1B 2B	
Stan Javier, S (1, 8) OBP: 0.305, SLG: 0.289	3-2 F8			1-3 K		3-2 F8		2-0 1B 1B	
Geronimo Berroa, R (1, 10) OBP: 0.417, SLG: 0.607	0-0 F8			0-0 F8		2-1 P3		3-1 1B 1B	
Mark McGwire, R (1, 3) OBP: 0.452, SLG: 0.727		1-1 F8		4-1 BB		1-2 P5		0-0 F9	
Ruben Sierra, S (1, 9) OBP: 0.311, SLG: 0.495		2-2 G6-3		0-1 P6			2-0 HR 1B	2-0 F7	
Terry Steinbach, R (1, 2) OBP: 0.333, SLG: 0.506		2-0 P3			0-0 F8		0-2 HR	0-0 BB 1B	
Brent Gates, S (1, 4) OBP: 0.313, SLG: 0.239			1-2 1B		1-0 1B SF8 1B		1-2 G5-3	4-1 BB	
Craig Paquette, R (1, 5) OBP: 0.226, SLG: 0.333			0-3 K		0-0 1B		3-3 K	1-1 G6-3	
Fausto Cruz, R (1, 6) OBP: 0.250, SLG: 0.278			0-3 K		0-0 SF8		3-2 CS 1B		

Inning Stats	R: 0	H: 0	E: 0	K: 0	S: 7	R: 0	H: 0	E: 0	K: 0	S: 7	R: 0	H: 1	E: 0	K: 3	S: 12	R: 0	H: 0	E: 0	K: 1	S: 7	R: 1	H: 2	E: 0	K: 0	S: 6	R: 0	H: 0	E: 0	K: 0	S: 8	R: 2	H: 3	E: 0	K: 1	S: 20	R: 2	H: 4	E: 0	K: 0	S: 12
	0	0	0	0	11	0	0	0	0	11	0	1	0	0	12	0	0	0	1	12	0	2	0	0	9	0	0	0	0	14	2	3	0	1	31	2	4	0	1	27

PITCHER	IP	WLS	BF	H	R	ER	SO	BB	IBB	HBP	BLK	WP	HR	S	P	ERA	WHIP
35 Mike Mussina, R ERA: 3.46	7.0	L	29	8	5	5	5	1	0	0	0	0	1	71	111	6.43	1.286
Alan Mills, R ERA: 6.75	0.2		5	2	0	0	0	1	0	0	0	0	0	6	15	0.00	4.500
Armando Benitez, R ERA: 1.93	0.1		1	0	0	0	0	0	0	0	0	0	0	2	3	0.00	0.000

BOTTOM


Baltimore Orioles @ Oakland Athletics
Oakland-Alameda County Coliseum, Oakland, CA

Wed May 24 1995, 7:05 PM PDT
Att. 10,003 - Unknown


AB	R	H	RBI	BB	SO	LOB
4	1	1	0	0	1	2
4	1	1	0	0	1	0
4	0	1	2	0	0	0
3	0	0	0	1	0	1
4	1	1	0	0	0	2
4	1	2	2	0	0	0
3	1	2	0	1	0	0
4	0	1	0	0	2	4
2	0	1	1	0	1	1

AB	32
R	5
H	10
RBI	5
BB	2
SO	5
LOB	10

livebaseballscorecards.com



1B:	8	SF:	1	WP:	0	PA:	36
2B:	1	SAC:	0	PB:	0		
3B:	0	DP:	0	SB:	1		
HR:	1	HBP:	0	CS:	1		

Batter	1	2	3	4	5	6	7	8	9	AB R H RBI BB SO LOB	TOP																
Brady Anderson, L (1, 7) OBP: 0.345, SLG: 0.514	0-3 K		0-0 G4-3		0-0 G1-3		0-0 P6		0-0 F7	5 0 0 0 0 1 2	<p>Baltimore Orioles @ Oakland Athletics Oakland-Alameda County Coliseum, Oakland, CA</p> <p>Thu May 25 1995, 3:33 AM PDT Att. 12,106 - Sunny - 60 F</p> <p>livebaseballscorecards.com</p> <table border="1"> <tr><td>AB</td><td>33</td></tr> <tr><td>R</td><td>6</td></tr> <tr><td>H</td><td>7</td></tr> <tr><td>RBI</td><td>6</td></tr> <tr><td>BB</td><td>3</td></tr> <tr><td>SO</td><td>7</td></tr> <tr><td>LOB</td><td>9</td></tr> </table> 	AB	33	R	6	H	7	RBI	6	BB	3	SO	7	LOB	9		
AB	33																										
R	6																										
H	7																										
RBI	6																										
BB	3																										
SO	7																										
LOB	9																										
Kevin Bass, S (1, 9) OBP: 0.325, SLG: 0.368	0-0 G6-3		0-3 K		0-0 1B		0-0 HR			4 1 2 3 0 1 0																	
Rafael Palmeiro, L (1, 3) OBP: 0.411, SLG: 0.604	0-0 G3-1			0-0 P5	0-0 G6-3		0-0 G3-1			4 0 0 0 0 0 1																	
Cal Ripken Jr., R (1, 6) OBP: 0.336, SLG: 0.406		0-0 HR 1B		0-0 E5 1B		0-0 HR	0-0 G6-3			4 2 2 1 0 0 0																	
Harold Baines, L (1, 10) OBP: 0.386, SLG: 0.507		0-0 HR		0-0 1B		0-0 G5-3		0-0 G3		4 1 2 2 0 0 0																	
Matt Nokes, L (1, 2) OBP: 0.125, SLG: 0.172		0-0 F9		0-0 F7		4-0 BB		0-0 G4-3		3 0 0 0 1 0 2																	
Jeff Manto, R (1, 5) OBP: 0.308, SLG: 0.538		0-0 F8		0-3 K		0-0 F5		0-0 CS 1B		4 0 1 0 0 1 3																	
Bret Barberie, S (1, 4) OBP: 0.358, SLG: 0.316		0-3 K			4-0 SH3-4 1B BB	0-3 K		0-0 CS	0-3 K	3 1 0 0 1 3 1																	
Damon Buford, R (1, 8) OBP: 0.216, SLG: 0.067 Leo Gomez, R (9, PH) OBP: 0.255, SLG: 0.235			0-0 F8		0-0 SH3-4		4-0 HR BB		0-3 K	1 1 0 0 1 0 0 1 0 0 0 0 1 0																	
Inning Stats	R: 0 E: 0 K: 1 S: 5	H: 0 LOB: 0 BB: 0 P: 5	R: 2 E: 0 K: 1 S: 7	H: 2 LOB: 0 BB: 0 P: 7	R: 0 E: 0 K: 1 S: 5	H: 0 LOB: 0 BB: 0 P: 5	R: 0 E: 1 K: 1 S: 7	H: 1 LOB: 2 BB: 0 P: 7	R: 1 E: 0 K: 1 S: 4	H: 1 LOB: 1 BB: 1 P: 8	R: 1 E: 0 K: 1 S: 6	H: 1 LOB: 1 BB: 1 P: 10	R: 2 E: 0 K: 0 S: 4	H: 1 LOB: 0 BB: 1 P: 8	R: 0 E: 0 K: 0 S: 3	H: 1 LOB: 0 BB: 0 P: 3	R: 0 E: 0 K: 2 S: 7	H: 0 LOB: 0 BB: 0 P: 7	1B: 4 2B: 0 3B: 0 HR: 3	SF: 0 SAC: 1 DP: 0 HBP: 0	WP: 0 PB: 0 SB: 0 CS: 1	PA: 38					
PITCHER	IP WLS BF H R ER SO BB IBB HBP BLK WP HR S P ERA WHIP																										
Ron Darling, R (1, 1) ERA: 7.23	5.0		22	5	4	4	4	1	0	0	0	0	2	29	33	7.20	1.200										
Dave Leiper, L (6, 1) ERA: 2.35	0.1		2	0	0	0	0	1	0	0	0	0	0	1	5	0.00	3.000										
Mark Acre, R (6, 1) ERA: 7.11	0.2		3	0	1	1	1	1	0	0	0	0	0	4	8	13.50	1.500										
Rick Honeycutt, L (7, 1) ERA: 2.61	2.0	W	7	2	1	1	0	0	0	0	0	0	1	7	7	4.50	1.000										
Dennis Eckersley, R (9, 1) ERA: 3.09	1.0	S	3	0	0	0	2	0	0	0	0	0	0	7	7	0.00	0.000										

Batter	1	2	3	4	5	6	7	8	9
Rickey Henderson, R OBP: 0.416, SLG: 0.488 (1, 7)	0-3 K	4-0 1B BB		4-0 FC6-4 BB	0-0 F9		0-3 K	0-0 FC6-4 1B	
Stan Javier, S OBP: 0.317, SLG: 0.295 (1, 8)	0-0 E S 1B	0-0 FC4-6 1B		0-0 FC6-4 1-2f		4-0 1B SF9 BB	0-3 K	0-0 FC6-4 1-2f	
Geronimo Berroa, R OBP: 0.416, SLG: 0.587 (1, 10)	0-3 K	0-0 FC4-6 1-2f			4-0 HR BB	0-0 F7		4-0 BB HR BB	
Mark McGwire, R OBP: 0.467, SLG: 0.758 (1, 3)	4-0 BB		0-0 F9		0-0 HR 1-H	0-0 BB 1B		4-0 BB HR BB	
Ruben Sierra, S OBP: 0.315, SLG: 0.490 (1, 9)	0-0 L9		0-3 K		0-0 FC4-2 1B	0-0 SF9		4-0 1-2 2-3 HR BB	
Terry Steinbach, R OBP: 0.347, SLG: 0.553 (1, 2)		0-0 F9	0-3 K		0-0 FC4-2 1-3 2B	4-0 BB		0-0 HR	
Brent Gates, S OBP: 0.307, SLG: 0.225 (1, 4)		4-0 HR BB		0-0 F9	0-0 F5	0-3 K		0-3 K	
Craig Paquette, R OBP: 0.278, SLG: 0.424 (1, 5)		0-0 HR		4-0 S BB	0-0 FC4-2 2-3 3-H		4-0 G6-3 BB	0-0 F8	
Fausto Cruz, R OBP: 0.280, SLG: 0.238 (1, 6)		0-0 F7		0-3 K	4-0 BB		0-0 G6-3	4-0 1B BB	

Inning Stats	R: 0	H: 1	E: 1	K: 2	S: 8	LOB: 2	BB: 1	P: 12	R: 2	H: 2	E: 0	K: 0	S: 5	LOB: 2	BB: 2	P: 13	R: 0	H: 0	E: 0	K: 2	S: 7	LOB: 0	BB: 0	P: 7	R: 0	H: 0	E: 0	K: 1	S: 5	LOB: 2	BB: 2	P: 13	R: 2	H: 3	E: 0	K: 0	S: 6	LOB: 3	BB: 2	P: 14	R: 1	H: 1	E: 0	K: 1	S: 6	LOB: 2	BB: 2	P: 14	R: 0	H: 0	E: 0	K: 2	S: 7	LOB: 1	BB: 1	P: 11	R: 4	H: 2	E: 0	K: 1	S: 7	LOB: 2	BB: 4	P: 23
--------------	------	------	------	------	------	--------	-------	-------	------	------	------	------	------	--------	-------	-------	------	------	------	------	------	--------	-------	------	------	------	------	------	------	--------	-------	-------	------	------	------	------	------	--------	-------	-------	------	------	------	------	------	--------	-------	-------	------	------	------	------	------	--------	-------	-------	------	------	------	------	------	--------	-------	-------

AB	R	H	RBI	BB	SO	LOB
4	0	1	0	2	2	4
5	1	2	0	1	1	5
3	2	0	0	2	1	4
3	2	2	2	2	0	0
3	1	1	1	1	1	2
4	1	2	4	1	1	0
4	1	0	0	1	2	4
3	1	1	2	2	0	2
3	0	0	0	2	1	2

BOTTOM

Baltimore Orioles @ Oakland Athletics
Oakland-Alameda County Coliseum, Oakland, CA

Thu May 25 1995, 3:33 AM PDT
Att. 12,106 - Sunny - 60 F

livebaseballscorecards.com

AB	32
R	9
H	9
RBI	9
BB	14
SO	9
LOB	23



WP: 0	PA: 47
PB: 0	
SB: 3	
CS: 0	

PITCHER	IP	WLS	BF	H	R	ER	SO	BB	IBB	HBP	BLK	WP	HR	S	P	ERA	WHIP
Arthur Rhodes, L ERA: 8.1	(1, 1)	4.0	22	4	4	4	5	6	0	0	0	0	2	26	50	9.00	2.500
Mike Oquist, R ERA: 3.05	(5, 1)	1.1	9	3	1	1	0	2	0	0	0	0	0	7	15	6.75	3.750
Alan Mills, R ERA: 6.43	(6, 1)	0.2	4	0	0	0	1	2	0	0	0	0	0	4	12	0.00	3.000
Armando Benitez, R ERA: 4.02	(7, 1)	1.2	L 10	1	4	4	3	4	0	0	0	0	1	12	28	21.60	3.000
Doug Jones, R ERA: 5.4	(8, 1)	0.1	2	1	0	0	0	0	0	0	0	0	0	2	2	0.00	3.000

Batter	1	2	3	4	5	6	7	8	9	AB R H RBI BB SO LOB	TOP	
Brady Anderson, L OBP: 0.339, SLG: 0.500 (1, 7) (6, 8)	1-0 1B		0-3 K		1-3 K		1-3 K		0-3 K	5 0 1 0 0 4 0		
Kevin Bass, S OBP: 0.329, SLG: 0.384 (1, 9) (6, 7)	2-1 F7		2-2 G6-3			1-1 1B HR 2B	3-2 F8		0-0 G1-3 1B	5 1 2 0 0 0 1		
Cal Ripken Jr., R OBP: 0.348, SLG: 0.426 (1, 6)	1-2 1B		1-3 K			0-2 2-3 HR 1B	2-2 1B 2B		0-0 G1-3 1-2	5 1 3 0 0 1 1		
Chris Hoiles, R OBP: 0.366, SLG: 0.438 (1, 2)	1-3 K			2-3 K		3-2 1-H 3-H HR	4-1 1B BB		3-2 1B	4 1 2 3 1 2 2		
Jeff Manto, R OBP: 0.333, SLG: 0.561 Harold Baines, L OBP: 0.388, SLG: 0.507 (1, 10) (7, PH)	0-3 K			1-1 2B		4-2 G5-3 1B BB	2-1 1-2 2-3 1B		2-3 K	2 0 1 0 1 1 2 2 0 1 0 0 1 2		
Rafael Palmeiro, L OBP: 0.397, SLG: 0.580 (1, 3)		1-3 K		2-3 K		0-3 SAFE K	2-1 G6-3			4 0 0 0 0 3 5		
Leo Gomez, R OBP: 0.254, SLG: 0.236 (1, 5)		2-3 K		2-3 K		0-1 1-2 G5-3 1B		3-3 K		4 0 1 0 0 3 1		
Bret Barberie, S OBP: 0.352, SLG: 0.300 (1, 4)		4-2 BB				0-0 F7	1-1 G5-3		1-1 G6-3	3 0 0 0 1 0 2		
Damon Buford, R OBP: 0.205, SLG: 0.063 Jeffrey Hammonds, R OBP: 0.227, SLG: 0.333 (1, 8) (6, PH) (6, 9)	1-1 P6				0-0 B1-3	0-3 K		1-3 K		2 0 0 0 0 0 1 2 0 0 0 0 2 2		
Inning Stats	R: 0 E: 0 K: 2 S: 14 H: 2 LOB: 2 BB: 0 P: 19	R: 0 E: 0 K: 2 S: 12 H: 0 LOB: 1 BB: 1 P: 20	R: 0 E: 0 K: 2 S: 10 H: 0 LOB: 0 BB: 0 P: 13	R: 0 E: 0 K: 3 S: 11 H: 1 LOB: 1 BB: 0 P: 18	R: 0 E: 0 K: 1 S: 5 H: 0 LOB: 0 BB: 0 P: 6	R: 3 E: 0 K: 2 S: 28 H: 4 LOB: 2 BB: 1 P: 37	R: 0 E: 0 K: 1 S: 17 H: 2 LOB: 3 BB: 1 P: 31	R: 0 E: 0 K: 2 S: 8 H: 0 LOB: 0 BB: 0 P: 13	R: 0 E: 0 K: 2 S: 11 H: 2 LOB: 2 BB: 0 P: 16	1B: 7 2B: 3 3B: 0 HR: 1 SF: 0 SAC: 0 DP: 0 HBP: 0	WP: 0 PB: 0 SB: 0 CS: 0 PA: 41	
PITCHER	IP WLS BF H R ER SO BB IBB HBP BLK WP HR S P ERA WHIP											
Randy Johnson, L ERA: 1.64 (1, 1)	6.2 W 30 8 3 3 13 2 0 0 0 0 1 92 131 4.05 1.500											
Jeff Nelson, R ERA: 1.69 (7, 1)	0.0 1 0 0 0 0 1 0 0 0 0 0 0 1 5 ∞ ∞											
Steve Frey, L ERA: 4.91 (7, 1)	0.1 2 1 0 0 0 0 0 0 0 0 0 0 4 8 0.00 3.000											
Dave Fleming, L ERA: 6.0 (8, 1)	2.0 8 2 0 0 4 0 0 0 0 0 0 0 19 29 0.00 1.000											

Baltimore Orioles @ Seattle Mariners
The Kingdome, Seattle, WA
Fri May 26 1995, 10:05 PM EDT
Att. 15,256 - Dome - 68 F

livebaseballscorecards.com

AB	38
R	3
H	11
RBI	3
BB	3
SO	17
LOB	19



Batter	1	2	3	4	5	6	7	8	9	AB	R	H	RBI	BB	SO	LOB
Joey Cora, S OBP: 0.319, SLG: 0.365 (1, 4)	0-1 F7	2-1 L8		2-3 K		2-1 L4	3-2 L5			5	0	0	0	0	1	4
Luis Sojo, R OBP: 0.347, SLG: 0.433 (1, 6)	2-2 1B		3-1 G5-3	3-2 F8		2-3 K		0-0 F9		5	0	1	0	0	1	1
Ken Griffey Jr., L OBP: 0.387, SLG: 0.505 (1, 8)	2-2 1B		4-0 2B		3-2 HR		1-2 L6	3-3 K		2	2	2	1	1	0	0
Rich Amaral, R OBP: 0.342, SLG: 0.353 (7, 7)	1-2 1B		2-2 2B		4-0 HR		1-0 2B	3-3 K		2	0	0	0	0	1	0
Jay Buhner, R OBP: 0.313, SLG: 0.500 (1, 10)	0-1 P5		2-2 2B		4-0 HR		1-0 2B	3-3 K		4	2	2	1	1	1	2
Edgar Martinez, R OBP: 0.436, SLG: 0.604 (1, 5)	0-3 K		2-2 F9		0-2 K		1-2 2B			4	1	1	0	0	2	4
Mike Blowers, R OBP: 0.234, SLG: 0.339 (8, 5)							1-2 2B			0	0	0	0	0	0	0
Tino Martinez, L OBP: 0.422, SLG: 0.536 (1, 3)		2-1 L4-3	4-0 IBB		1-2 HR		0-1 2B			3	2	2	3	1	0	0
Alex Diaz, S OBP: 0.294, SLG: 0.424 (1, 9)		1-0 FC1-2	1-1 G4-3		0-3 K		0-2 SF7			4	1	2	2	0	1	2
Dan Wilson, R OBP: 0.382, SLG: 0.391 (1, 2)		4-1 FC1-2		0-0 F8	2-0 G6-3		4-0 PB			2	0	0	0	2	0	0
Darren Bragg, L OBP: 0.338, SLG: 0.290 (1, 7)		1-1 FC1-2		4-1 S		2-1 G1-3	0-2 SF7			2	0	0	1	1	0	2

Inning Stats	R: 0	H: 2	E: 0	K: 13	H: 2	LOB: 2	BB: 0	P: 17	R: 0	H: 1	E: 1	K: 0	S: 8	R: 0	H: 1	E: 0	K: 0	S: 11	R: 3	H: 2	E: 0	K: 14	R: 0	H: 0	E: 0	K: 7	S: 13	R: 4	H: 4	E: 0	K: 19	R: 0	H: 0	E: 0	K: 7	S: 13
--------------	------	------	------	-------	------	--------	-------	-------	------	------	------	------	------	------	------	------	------	-------	------	------	------	-------	------	------	------	------	-------	------	------	------	-------	------	------	------	------	-------

PITCHER	IP	WLS	BF	H	R	ER	SO	BB	IBB	HBP	BLK	WP	HR	S	P	ERA	WHIP
Ben McDonald, R ERA: 5.64 (1, 1)	5.0	L	26	6	4	4	4	4	4	1	0	0	2	54	103	7.20	2.000
Jamie Moyer, L ERA: 4.76 (6, 1)	1.1		5	1	1	1	1	0	0	0	0	0	0	11	19	6.75	0.750
Mike Oquist, R ERA: 3.48 (7, 1)	0.0		1	1	0	0	0	0	0	0	0	0	0	3	4	∞	∞
Jesse Orosco, L ERA: 4.5 (7, 1)	0.2		5	2	3	3	0	0	1	0	0	0	0	12	19	40.50	3.000
Brad Pennington, L ERA: 5.06 (8, 1)	1.0		3	0	0	0	2	0	0	0	0	0	0	7	13	0.00	0.000


BOTTOM

Baltimore Orioles @ Seattle Mariners
The Kingdome, Seattle, WA

Fri May 26 1995, 10:05 PM EDT
Att. 15,256 - Dome - 68 F

livebaseballscorecards.com

AB	33
R	8
H	10
RBI	8
BB	6
SO	7
LOB	15



WP: 0	PA: 40
PB: 1	
SB: 2	
CS: 0	

Batter	1	2	3	4	5	6	7	8	9	AB R H RBI BB SO LOB	TOP		
Brady Anderson, L (1, 7) OBP: 0.339, SLG: 0.496	1-1 G4-3		1-1 G3-1		1-0 P4	4-1 BB	2-1 2B		2-0 G3	5 0 1 1 1 0 0			
Jeffrey Hammonds, R (1, 9) Damon Buford, R (7, 9) OBP: 0.222, SLG: 0.308 OBP: 0.205, SLG: 0.063	1-2 2B 1B		0-1 G5-3		3-2 P2	3-2 F7	2-1 L6			5 1 1 0 0 0 4 0 0 0 0 0 0 0			
Rafael Palmeiro, L (1, 3) OBP: 0.405, SLG: 0.610	1-0 1B SF8 2B		0-1 1B 3B		0-0 F7		1-3 K	1-0 G3 1B		5 3 3 1 0 1 0			
Cal Ripken Jr., R (1, 6) OBP: 0.368, SLG: 0.453	1-0 1B		1-2 FC6 1B		2-1 1B 2B	2-2 1B 1B	2-2 1B 1B	0-0 F8		5 2 4 1 0 0 1			
Harold Baines, L (1, 10) OBP: 0.367, SLG: 0.481	0-2 SF8		1-0 FC6		1-0 K	3-3 K	3-1 F9	2-0 G3		4 0 0 1 0 1 4			
Chris Hoiles, R (1, 2) OBP: 0.391, SLG: 0.456	3-3 K			1-0 1B	2-1 1B 1B	4-1 1B HR BB	1-2 1B	1-2 1B		4 2 3 1 1 1 1			
Andy Van Slyke, L (1, 8) OBP: 0.288, SLG: 0.426		2-2 F8		2-1 F7	2-3 K	1-2 HR 1B	1-2 G4-3			5 1 1 1 0 1 4			
Jeff Manto, R (1, 5) OBP: 0.340, SLG: 0.600		3-2 P3		0-1 F9	4-1 BB 1B BB	2-1 HR		2-1 G6-3		4 1 1 3 1 0 1			
Bret Barberie, S (1, 4) Kevin Bass, S (6, PH) Manny Alexander, R (6, 4) OBP: 0.342, SLG: 0.290 OBP: 0.337, SLG: 0.392 OBP: 0.219, SLG: 0.194		0-1 G4-3		1-3 K	1-0 1B	0-2 S 2B 1B		0-2 F7		2 0 0 0 0 1 1 1 0 1 2 0 0 0 2 1 1 0 0 0 0			
Inning Stats	R: 2 H: 3 E: 0 LOB: 1 K: 1 BB: 0 S: 14 P: 21	R: 0 H: 0 E: 0 LOB: 0 K: 0 BB: 0 S: 8 P: 13	R: 1 H: 2 E: 0 LOB: 1 K: 0 BB: 0 S: 10 P: 13	R: 0 H: 1 E: 0 LOB: 1 K: 1 BB: 0 S: 9 P: 13	R: 0 H: 0 E: 0 LOB: 0 K: 0 BB: 0 S: 6 P: 10	R: 2 H: 3 E: 0 LOB: 3 K: 2 BB: 2 S: 17 P: 38	R: 5 H: 5 E: 0 LOB: 1 K: 1 BB: 1 S: 23 P: 40	R: 1 H: 2 E: 0 LOB: 1 K: 0 BB: 0 S: 11 P: 16	R: 0 H: 0 E: 0 LOB: 0 K: 0 BB: 0 S: 6 P: 10	1B: 11 SF: 1 2B: 3 SAC: 0 3B: 1 DP: 0 HR: 1 HBP: 0	WP: 0 PA: 46 PB: 0 SB: 1 CS: 0		
PITCHER	IP WLS BF H R ER SO BB IBB HBP BLK WP HR S P ERA WHIP											PITCHER	IP WLS BF H R ER SO BB IBB HBP BLK WP HR S P ERA WHIP
Bob Wells, R (1, 1) ERA: 7.17	5.1 L 24 8 5 5 3 0 0 0 0 0 0 0 54 84 8.44 1.500												
Dave Fleming, L (6, 1) ERA: 5.93	0.1 4 1 0 0 1 2 0 0 0 0 0 0 6 17 0.00 9.000												
Tim Harikkala, R (6, 1) ERA: 16.2	3.1 18 7 6 6 1 1 0 0 0 0 0 1 44 73 16.20 2.400												

Baltimore Orioles @ Seattle Mariners
The Kingdome, Seattle, WA
Sat May 27 1995, 10:05 PM EDT
Att: 20,797 - Dome - 68 F

livebaseballscorecards.com

AB 42
R 11
H 16
RBI 11
BB 3
SO 5
LOB 16



Batter	1	2	3	4	5	6	7	8	9	AB R H RBI BB SO LOB
Rich Amaral, R (1, 9) OBP: 0.381, SLG: 0.405 Chad Kreuter, S (9, PH) OBP: 0.250, SLG: 0.267	1-0 S 2B 2B		4-1 BB BB		1-0 2B 1B	3-2 F9 1-2			0-3 K	3 2 2 0 1 0 1 1 0 0 0 0 1 0
Luis Sojo, R (1, 4) OBP: 0.342, SLG: 0.437	2-3 K 2-3		2-1 P3		1-0 1B 2B		0-0 P4			4 1 1 1 0 1 2
Edgar Martinez, R (1, 3) OBP: 0.421, SLG: 0.580	1-3 K		1-0 P3		2-1 P6		3-2 F9			4 0 0 0 0 1 3
Jay Buhner, R (1, 10) OBP: 0.328, SLG: 0.509	1-2 2B		4-1 BB		4-0 1B IBB		1-0 F9			2 0 1 1 2 0 0
Mike Blowers, R (1, 5) OBP: 0.235, SLG: 0.333	3-H 2-3 K		2-2 P3		2-0 1B		3-3 K			4 0 1 1 0 2 3
Marc Newfield, R (1, 7)		0-3 K		2-3 K	1-3 K		1-0 F8			4 0 0 0 0 3 2
Felix Fermin, R (1, 6) OBP: 0.250, SLG: 0.233		1-0 E6 1B		1-1 F8		3-2 P4		1-1 L9		4 1 0 0 0 0 0
Dan Wilson, R (1, 2) OBP: 0.380, SLG: 0.389 Darren Bragg, L (9, PH) OBP: 0.333, SLG: 0.286		0-1 G5-4-3 2-H 1B		2-0 F8		0-0 L3		2-1 P4	3 0 1 1 0 0 0 1 0 0 0 0 0 0	
Alex Diaz, S (1, 8) OBP: 0.289, SLG: 0.405		0-1 G5-4-3 1-2f		1-2 G5-3		2-1 S 1B		0-0 L4	4 0 1 0 0 0 1	

Inning Stats	R: 1 E: 0 K: 3 S: 15	H: 2 LOB: 1 BB: 0 P: 22	R: 1 E: 1 K: 1 S: 8	H: 1 LOB: 0 BB: 0 P: 9	R: 0 E: 0 K: 0 S: 8	H: 0 LOB: 2 BB: 2 P: 21	R: 0 E: 0 K: 1 S: 6	H: 0 LOB: 0 BB: 0 P: 11	R: 2 E: 0 K: 1 S: 11	H: 3 LOB: 2 BB: 1 P: 23	R: 0 E: 0 K: 0 S: 10	H: 1 LOB: 1 BB: 0 P: 17	R: 0 E: 0 K: 0 S: 5	H: 0 LOB: 0 BB: 0 P: 9	R: 0 E: 0 K: 1 S: 8	H: 0 LOB: 0 BB: 0 P: 10	1B: 4 2B: 3 3B: 0 HR: 0	SF: 0 SAC: 0 DP: 1 HBP: 0	WP: 0 PB: 0 SB: 2 CS: 0	PA: 37
--------------	-------------------------------	----------------------------------	------------------------------	---------------------------------	------------------------------	----------------------------------	------------------------------	----------------------------------	-------------------------------	----------------------------------	-------------------------------	----------------------------------	------------------------------	---------------------------------	------------------------------	----------------------------------	----------------------------------	------------------------------------	----------------------------------	--------

PITCHER	IP	WLS	BF	H	R	ER	SO	BB	IBB	HBP	BLK	WP	HR	S	P	ERA	WHIP
Sid Fernandez, L (1, 1) ERA: 8.35	4.2		23	6	4	3	5	2	1	0	0	0	0	45	82	5.79	1.714
Alan Mills, R (5, 1) ERA: 5.19	3.1	W	11	1	0	0	2	0	0	0	0	0	0	25	42	0.00	0.300
Doug Jones, R (9, 1) ERA: 4.91	1.0		3	0	0	0	1	0	0	0	0	0	0	8	10	0.00	0.000


BOTTOM

Baltimore Orioles @ Seattle Mariners
The Kingdome, Seattle, WA

Sat May 27 1995, 10:05 PM EDT
Att. 20,797 - Dome - 68 F

livebaseballscores.com

AB	34
R	4
H	7
RBI	4
BB	3
SO	8
LOB	12



Batter	1	2	3	4	5	6	7	8	9	AB R H RBI BB SO LOB	TOP											
Brady Anderson, L (1, 7) OBP: 0.341, SLG: 0.512	1-1 HR		4-1 1B FC3-2-5-2 BB		0-3 K		1-1 G4-3		3-1 L7	4 1 1 2 1 1 2	Baltimore Orioles @ Seattle Mariners The Kingdome, Seattle, WA Sun May 28 1995, 10:05 PM EDT Att. 16,785 - Dome											
Jeffrey Hammonds, R (1, 9) OBP: 0.258, SLG: 0.367 Kevin Bass, S (9, PH) OBP: 0.333, SLG: 0.387	2-1 E5 2B		3-2 1 SAFE 1 SAFE 1 SAFE 1-3 1B FC3-2-5-2		1-0 G5-3		3-3 3-H K		1-3 K	4 0 2 0 0 1 1 1 0 0 0 0 1 1												
Rafael Palmeiro, L (1, 3) OBP: 0.400, SLG: 0.596	2-1 L7		3-2 FC3-2-5-2 1-3 3-H		1-3 K		1-0 K		1-3 1B	4 0 1 0 0 1 4												
Cal Ripken Jr., R (1, 6) OBP: 0.355, SLG: 0.436	1-1 G6-3		1-2 G6-3		0-0 P6		1-3 K			4 0 0 0 0 1 4												
Harold Baines, L (1, 10) OBP: 0.372, SLG: 0.468	3-0 F9		4-0 FC6-4 BB		4-2 BB BB		2-2 F8			2 0 0 0 2 0 1												
Matt Nokes, L (1, 2) OBP: 0.139, SLG: 0.156		2-2 L9	1-0 P3		4-2 BB BB		3-3 K			3 0 0 0 1 1 1												
Andy Van Slyke, L (1, 8) OBP: 0.268, SLG: 0.392		3-2 F8	0-1 F8		0-0 F8		0-0 L6			4 0 0 0 0 0 3												
Jeff Manto, R (1, 5) OBP: 0.333, SLG: 0.571		1-3 K	1-1 FC6-4 1-2f		2-3 K				0-2 FC4-6 1B	4 0 1 0 0 2 3												
Bret Barberie, S (1, 4) OBP: 0.351, SLG: 0.333			3-3 K		2-2 WP 2B		2-2 E8 G4-3 2B		1-1 FC4-6 1-2f	4 1 2 0 0 1 1												
Inning Stats	R: 1 E: 1 K: 0 S: 9	H: 2 LOB: 1 BB: 0 P: 18	R: 0 E: 0 K: 1 S: 11	H: 0 LOB: 0 BB: 0 P: 17	R: 0 E: 0 K: 1 S: 15	H: 1 LOB: 2 BB: 1 P: 29	R: 0 E: 0 K: 0 S: 5	H: 0 LOB: 1 BB: 1 P: 11	R: 0 E: 0 K: 1 S: 10	H: 1 LOB: 1 BB: 0 P: 14	R: 0 E: 0 K: 1 S: 9	H: 0 LOB: 2 BB: 2 P: 19	R: 1 E: 1 K: 2 S: 12	H: 2 LOB: 1 BB: 0 P: 20	R: 0 E: 0 K: 1 S: 8	H: 0 LOB: 0 BB: 0 P: 13	R: 0 E: 0 K: 1 S: 11	H: 1 LOB: 1 BB: 0 P: 16	1B: 3 2B: 3 3B: 0 HR: 1	SF: 0 SAC: 0 DP: 0 HBP: 0	WP: 1 PB: 0 SB: 0 CS: 0	PA: 38
PITCHER	IP WLS BF H R ER SO BB IBB HBP BLK WP HR S P ERA WHIP																					
Chris Bosio, R (1, 1) ERA: 2.25	5.1 W 24 4 1 1 4 4 0 0 0 1 1 55 102 1.69 1.500																					
Bill Risle, R (6, 1) ERA: 1.0	2.2 10 2 1 1 4 0 0 0 0 0 0 24 39 3.38 0.750																					
Bobby Ayala, R (9, 1) ERA: 2.25	1.0 S 4 1 0 0 1 0 0 0 0 0 0 11 16 0.00 1.000																					

livebaseballscorecards.com

AB	34
R	2
H	7
RBI	2
BB	4
SO	9
LOB	21



Batter	1	2	3	4	5	6	7	8	9
Joey Cora, S (1, 4) OBP: 0.319, SLG: 0.365 Mike Blowers, R (1, 5) OBP: 0.254, SLG: 0.348	3-3 		2-2 G4-3 	0-0 			0-0 SH3-4 		
Darren Bragg, L (1, 9) OBP: 0.329, SLG: 0.284	0-0 G4-6-3 		1-0 G4-3 	1-2 P2 			0-0 G6-3 		
Edgar Martinez, R (1, 10) OBP: 0.415, SLG: 0.567	0-0 G4-6-3 		3-3 K 		0-0 L8-3 		2-3 K 		
Tino Martinez, L (1, 3) OBP: 0.415, SLG: 0.523		2-2 G4-3 		1-0 G1-4-3 	1-3 K 		1-2 P6 		
Doug Strange, S (1, 5) OBP: 0.295, SLG: 0.333 Rich Amaral, R (9, 7) OBP: 0.381, SLG: 0.405		0-1 E 		2-1 1B 	0-0 L8-3 		1-3 K 		
Marc Newfield, R (1, 7) Luis Sojo, R (9, 4) OBP: 0.342, SLG: 0.437		3-1 E4 		3-2 G1-4-3 		0-0 F8 		1-3 K 	
Alex Diaz, S (1, 8) OBP: 0.293, SLG: 0.385		0-0 G5-3 		4-0 G3-1 		0-0 G6-3 			
Dan Wilson, R (1, 2) OBP: 0.378, SLG: 0.387		1-3 K 		0-0 G3-1 		2-3 K 			
Felix Fermin, R (1, 6) OBP: 0.257, SLG: 0.242			0-2 G3 	0-0 G3-1 		0-1 G6-3 			

Inning Stats	R: 0	H: 1	E: 0	LOB: 0	K: 1	BB: 0	S: 7	R: 1	H: 1	E: 1	LOB: 1	K: 1	BB: 0	S: 13	R: 0	H: 1	E: 0	LOB: 1	K: 1	BB: 0	S: 14	R: 4	H: 4	E: 0	LOB: 1	K: 0	BB: 1	S: 12	R: 0	H: 1	E: 0	LOB: 0	K: 1	BB: 0	S: 5	R: 0	H: 0	E: 0	LOB: 0	K: 1	BB: 0	S: 5	R: 0	H: 1	E: 0	LOB: 1	K: 1	BB: 0	S: 7	R: 0	H: 0	E: 0	LOB: 0	K: 2	BB: 0	S: 13	R: 0	H: 0	E: 0	LOB: 0	K: 1	BB: 0	S: 16
--------------	------	------	------	--------	------	-------	------	------	------	------	--------	------	-------	-------	------	------	------	--------	------	-------	-------	------	------	------	--------	------	-------	-------	------	------	------	--------	------	-------	------	------	------	------	--------	------	-------	------	------	------	------	--------	------	-------	------	------	------	------	--------	------	-------	-------	------	------	------	--------	------	-------	-------

PITCHER	IP	WLS	BF	H	R	ER	SO	BB	IBB	HBP	BLK	WP	HR	S	P	ERA	WHIP
Kevin Brown, R (1, 1) ERA: 3.5	8.0	L	33	9	5	4	8	0	1	0	0	0	0	76	110	4.50	1.125

BOTTOM

Baltimore Orioles @ Seattle Mariners
 The Kingdome, Seattle, WA
 Sun May 28 1995, 10:05 PM EDT
 Att. 16,785 - Dome

AB	R	H	RBI	BB	SO	LOB
0	0	0	0	0	0	0
3	0	2	2	0	1	0
4	0	1	0	0	0	3
4	0	1	0	0	2	3
4	1	1	0	0	1	1
4	2	2	0	0	1	1
0	0	0	0	0	0	0
4	0	0	0	0	1	3
0	0	0	0	0	0	0
2	1	0	1	1	0	1
3	1	1	1	0	2	1
3	0	1	1	0	0	2

AB	31
R	5
H	9
RBI	5
BB	1
SO	8
LOB	15

livebaseballscorecards.com

WP	PA
0	33
PB	0
SB	0
CS	0

Batter	1	2	3	4	5	6	7	8	9	AB R H RBI BB SO LOB	TOP
Brady Anderson, L (1, 7) OBP: 0.343, SLG: 0.504	0-0 F7	0-0 2B 1B		0-0 F8			0-0 L6		4-0 G4-6-3 BB	4 1 1 2 1 0 0	
Jeffrey Hammonds, R (1, 9) Kevin Bass, S (9, PH) OBP: 0.257, SLG: 0.382 OBP: 0.329, SLG: 0.382	0-0 P5	0-0 2B			0-0 G6-3		0-0 F7		0-0 G4-6-3 1-2f	4 0 1 2 0 0 0 1 0 0 0 0 0 2	
Rafael Palmeiro, L (1, 3) OBP: 0.403, SLG: 0.589	0-0 1B	1-0 HBP			0-0 L8		0-0 L7			3 0 1 0 0 0 0	
Cal Ripken Jr., R (1, 6) OBP: 0.352, SLG: 0.430	0-0 G1-3	0-0 P3			0-0 1B 1B		0-0 G4-3			4 0 1 0 0 0 3	
Harold Baines, L (1, 10) OBP: 0.388, SLG: 0.518		0-0 1B 1B 1B 1B		0-0 P6		0-0 1B	0-0 HR			4 2 3 1 0 0 0	
Chris Hoiles, R (1, 2) OBP: 0.374, SLG: 0.431		0-0 F8	0-0 F8		0-0 F3		0-3 K			4 0 0 0 0 1 3	
Andy Van Slyke, L (1, 8) OBP: 0.250, SLG: 0.364		0-0 F7	0-3 K			0-0 F7	0-0 P6			4 0 0 0 0 1 1	
Jeff Manto, R (1, 5) OBP: 0.327, SLG: 0.547		0-0 1B 1B		0-0 F8		0-0 G6-3		0-0 F7		4 1 1 0 0 0 0	
Bret Barberie, S (1, 4) Manny Alexander, R (9, PR) OBP: 0.358, SLG: 0.343 OBP: 0.219, SLG: 0.194		0-0 2B 1B		0-3 K		0-0 L6		0-0 BB 1B		4 1 2 0 0 1 0 0 0 0 0 0 0 0	
Inning Stats	R: 0 E: 0 K: 0 S: 4 H: 1 LOB: 1 BB: 0 P: 4	R: 4 E: 0 K: 0 S: 8 H: 5 LOB: 2 BB: 0 P: 9	R: 0 E: 0 K: 1 S: 5 H: 0 LOB: 0 BB: 0 P: 5	R: 0 E: 0 K: 1 S: 5 H: 0 LOB: 0 BB: 0 P: 5	R: 0 E: 0 K: 0 S: 5 H: 2 LOB: 2 BB: 0 P: 5	R: 0 E: 0 K: 0 S: 3 H: 0 LOB: 0 BB: 0 P: 3	R: 0 E: 0 K: 0 S: 3 H: 0 LOB: 0 BB: 0 P: 3	R: 1 E: 0 K: 1 S: 6 H: 1 LOB: 0 BB: 0 P: 6	R: 0 E: 0 K: 0 S: 3 H: 1 LOB: 2 BB: 1 P: 7	1B: 8 2B: 1 3B: 0 HR: 1 SF: 0 SAC: 0 DP: 1 HBP: 1	WP: 0 PB: 0 SB: 0 CS: 0 PA: 38
PITCHER Shawn Boskie, R (1, 1) ERA: 3.27 Troy Percival, R (8, 1) ERA: 4.11 Lee Smith, R (9, 1) ERA:	IP 7.0 WLS W BF 30 H 8 R 4 ER 4 SO 2 BB 0 IBB 0 HBP 1 BLK 0 WP 0 HR 0 S 33 P 34 ERA 5.14 WHIP 1.143	PITCHER IP WLS BF H R ER SO BB IBB HBP BLK WP HR S P ERA WHIP									

Baltimore Orioles @ California Angels
Anaheim Stadium, Anaheim, CA
Mon May 29 1995, 10:05 PM EDT
Att. 15,413 - Unknown - 72 F

livebaseballscorecards.com

AB	36
R	5
H	10
RBI	5
BB	1
SO	3
LOB	9



Batter	1	2	3	4	5	6	7	8	9
Tony Phillips, S OBP: 0.411, SLG: 0.457 (1, 7)	0-3 K		0-0 HR 1B	0-0 F9		0-0 F7			
Jim Edmonds, L OBP: 0.341, SLG: 0.473 (1, 8)	0-3 K		4-0 HR BB		0-3 K	0-0 F7			
Tim Salmon, R OBP: 0.442, SLG: 0.557 (1, 9)	0-0 F8		0-0 HR		0-0 E8 1B		0-0 G5-3		
Chili Davis, S OBP: 0.474, SLG: 0.600 (1, 10)		0-0 G6-3	4-0 BB		4-0 FC6-4 IBB		0-0 G4-3		
J.T. Snow, L OBP: 0.354, SLG: 0.526 (1, 3)		0-0 G3	0-0 F8		0-0 F7		0-0 HR		
Greg Myers, L OBP: 0.333, SLG: 0.446 (1, 2)		4-0 BB	0-0 F7		0-0 FC6-4		0-3 K		
Spike Owen, S OBP: 0.317, SLG: 0.375 (1, 5)		0-0 G4-3		0-0 P5		0-0 2B 3B		0-0 F8	
Damion Easley, R OBP: 0.309, SLG: 0.345 (1, 4)			0-0 F9	0-3 K		0-0 2B		0-0 F9	
Gary Disarcina, R OBP: 0.383, SLG: 0.550 (1, 6)			0-0 HR 1B	0-0 E4		0-0 G4-3		0-0 F8	

Inning Stats	R: 0	H: 0	E: 0	LOB: 0	K: 2	S: 7	R: 0	H: 0	E: 0	LOB: 1	K: 0	S: 3	R: 4	H: 3	E: 0	LOB: 1	K: 0	S: 6	R: 0	H: 0	E: 1	LOB: 1	K: 1	S: 6	R: 0	H: 1	E: 1	LOB: 2	K: 1	S: 6	R: 1	H: 2	E: 0	LOB: 1	K: 0	S: 5	R: 1	H: 1	E: 0	LOB: 0	K: 1	S: 6	R: 0	H: 0	E: 0	LOB: 0	K: 0	S: 3		

PITCHER	IP	WLS	BF	H	R	ER	SO	BB	IBB	HBP	BLK	WP	HR	S	P	ERA	WHIP
35 Mike Mussina, R ERA: 4.14 (1, 1)	6.2	L	32	7	6	6	4	3	1	0	0	0	2	36	52	8.10	1.500
Jesse Orosco, L ERA: 3.68 (7, 1)	1.1		4	0	0	0	1	0	0	0	0	0	0	6	6	0.00	0.000

BOTTOM

AB	R	H	RBI	BB	SO	LOB
4	1	1	0	0	1	2
3	1	0	0	1	2	1
4	1	2	4	0	0	0
2	0	0	0	2	0	0
4	1	1	1	0	0	3
3	0	0	0	1	1	3
4	1	1	0	0	0	1
4	0	1	1	0	1	0
4	1	1	0	0	0	1

AB	32
R	6
H	7
RBI	6
BB	4
SO	5
LOB	11



WP	HR	S	P	ERA	WHIP
0	2	6	6	0.00	0.000

Baltimore Orioles @ California Angels
Anaheim Stadium, Anaheim, CA
 Mon May 29 1995, 10:05 PM EDT
 Att: 15,413 - Unknown - 72 F

livebaseballscorecards.com


Batter	1	2	3	4	5	6	7	8	9	10	AB R H RBI BB SO LOB	TOP																
Kevin Bass, S OBP: 0.326, SLG: 0.375 Brady Anderson, L OBP: 0.343, SLG: 0.504	0-1 G6-3	1-3 K			2-0 F8			0-0 SH3-4		1-1 G6-3 BLK SF9 1B	4 1 1 0 0 1 1 0 0 0 0 0 0 0																	
Jeffrey Hammonds, R OBP: 0.250, SLG: 0.359 Damon Buford, R OBP: 0.205, SLG: 0.063	2-0 F8		3-2 F9		0-0 P3			0-1 CS 1B		2-1 G6-3	5 0 1 1 0 0 1 0 0 0 0 0 0 0																	
Rafael Palmeiro, L OBP: 0.410, SLG: 0.583	0-0 1B 2B		1-3 K		4-1 CS BB			2-0 F8		4-0 IBB	3 1 1 0 2 1 1																	
Cal Ripken Jr., R OBP: 0.362, SLG: 0.449	1-0 2B 1B		1-2 1B		0-1 F8			0-2 CS	3-2 WP 2B	0-2 SF9	4 1 3 1 0 0 1																	
Chris Hoiles, R OBP: 0.375, SLG: 0.434	2-2 1B 2B		3-1 F8		1-2 F9			4-0 G6-3 BB		0-0 G5-3	4 1 1 2 1 0 3																	
Jeff Manto, R OBP: 0.322, SLG: 0.526	2-0 1B		0-1 F9		2-2 CS	0-3 K		2-2 G6-3			4 0 1 1 0 1 2																	
Leo Gomez, R OBP: 0.242, SLG: 0.224 Harold Baines, L OBP: 0.394, SLG: 0.518		2-0 P4	1-3 K		0-0 F9			4-0 IBB			3 0 0 0 0 1 0 0 0 0 0 1 0 0																	
Andy Van Slyke, L OBP: 0.234, SLG: 0.339		0-0 F8	0-1 G3		2-0 G6-3			2-2 F8			4 0 0 0 0 0 3																	
Bret Barberie, S OBP: 0.369, SLG: 0.370 Manny Alexander, R OBP: 0.212, SLG: 0.188		1-2 2B	3-1 F9		0-0 SH3-4 1B			0-0 P3			3 0 2 0 0 0 0 1 1 0 0 0 0 3																	
Inning Stats	R: 3 E: 0 K: 0 S: 9	H: 4 LOB: 1 BB: 0 P: 16	R: 0 E: 0 K: 1 S: 8	H: 1 LOB: 1 BB: 0 P: 12	R: 0 E: 0 K: 1 S: 12	H: 1 LOB: 1 BB: 0 P: 20	R: 0 E: 0 K: 1 S: 7	H: 0 LOB: 0 BB: 0 P: 8	R: 0 E: 0 K: 0 S: 4	H: 0 LOB: 0 BB: 0 P: 9	R: 0 E: 0 K: 0 S: 8	H: 0 LOB: 0 BB: 1 P: 15	R: 0 E: 0 K: 1 S: 5	H: 0 LOB: 0 BB: 0 P: 7	R: 1 E: 0 K: 0 S: 7	H: 2 LOB: 1 BB: 0 P: 9	R: 0 E: 0 K: 0 S: 15	H: 1 LOB: 3 BB: 2 P: 30	R: 1 E: 0 K: 0 S: 8	H: 1 LOB: 1 BB: 1 P: 15	1B: 7 2B: 3 3B: 0 HR: 0	SF: 1 SAC: 1 DP: 0 HBP: 0	WP: 1 PB: 0 SB: 0 CS: 2	PA: 43				
PITCHER	IP WLS BF H R ER SO BB IBB HBP BLK WP HR S P ERA WHIP																											
Mark Langston, L ERA: 3.74	(1, 1) 8.0																											
Mike Butcher, R ERA: 5.68	(9, 1) 0.1	2	0	0	0	0	0	1	0	0	0	0	5	11	0.00	0.000												
Bob Patterson, L ERA: 2.4	(9, 1) 1.0	L	5	1	1	1	0	0	1	0	1	0	0	11	20	9.00	1.000											
Mike Bielecki, R ERA: 4.21	(10, 1) 0.2	2	0	0	0	0	0	0	0	0	0	0	0	4	4	0.00	0.000											

Baltimore Orioles @ California Angels
Anaheim Stadium, Anaheim, CA
Tue May 30 1995, 10:05 PM EDT
Att. 13,889 - Unknown

livebaseballscores.com

AB 35
R 5
H 10
RBI 5
BB 4
SO 4
LOB 15



Batter	1	2	3	4	5	6	7	8	9	AB R H RBI BB SO LOB	TOP																
Brady Anderson, L OBP: 0.338, SLG: 0.500 (1, 8) (9, 7)	0-0 P6		0-0 BLK HR 2B	0-0 CS	0-0 F9		0-0 F9		0-3 K	5 1 1 0 0 1 2																	
Jeffrey Hammonds, R OBP: 0.273, SLG: 0.442 Damon Buford, R OBP: 0.205, SLG: 0.063 (1, 9) (9, 8)	0-0 P6		0-0 2-H HR		0-0 FC4-6 1B		0-0 F8			4 1 2 2 0 0 1 0 0 0 0 0 0 0																	
Rafael Palmeiro, L OBP: 0.406, SLG: 0.580 (1, 3)	0-0 2B		0-3 K		0-0 FC4-6		0-0 P3			4 0 1 0 0 1 2																	
Cal Ripken Jr., R OBP: 0.351, SLG: 0.434 (1, 6)	0-0 F9		0-0 4-3		0-0 G4-3			0-0 G6-3		4 0 0 0 0 0 2																	
Harold Baines, L OBP: 0.408, SLG: 0.563 Manny Alexander, R OBP: 0.212, SLG: 0.188 (1, 10) (8, PR)		0-0 G6-3		0-0 HR		0-0 G4-3 1B		0-0 CS 1B		4 1 3 1 0 0 0 0 0 0 0 0 0 0																	
Chris Hoiles, R OBP: 0.360, SLG: 0.413 (1, 2)		0-0 F2		0-0 E6 1B		0-0 G4-3		0-3 K		4 1 0 0 0 1 2																	
Kevin Bass, S OBP: 0.333, SLG: 0.386 (1, 7) (9, 9)		0-0 2B		0-0 G6-3		0-0 L9		4-0 E BB		3 1 1 0 1 0 2	AB 35 R 5 H 10 RBI 4 BB 2 SO 6 LOB 15																
Jeff Manto, R OBP: 0.302, SLG: 0.492 (1, 5)	0-0 F8		0-3 K		0-3 K			0-3 K		4 0 0 0 0 3 4																	
Bret Barberie, S OBP: 0.386, SLG: 0.382 (1, 4)			0-0 G6-3		0-0 CS 1B		4-0 S BB		0-0 E7 1B	3 0 2 1 1 0 0																	
Inning Stats	R: 0 E: 0 K: 0 S: 4	H: 1 LOB: 1 BB: 0 P: 4	R: 0 E: 0 K: 0 S: 4	H: 1 LOB: 1 BB: 0 P: 4	R: 2 E: 0 K: 1 S: 7	H: 2 LOB: 0 BB: 0 P: 7	R: 2 E: 1 K: 1 S: 7	H: 2 LOB: 1 BB: 0 P: 7	R: 0 E: 0 K: 0 S: 4	H: 1 LOB: 1 BB: 0 P: 4	R: 0 E: 0 K: 0 S: 3	H: 0 LOB: 1 BB: 1 P: 7	R: 0 E: 0 K: 1 S: 5	H: 1 LOB: 1 BB: 0 P: 5	R: 1 E: 1 K: 2 S: 7	H: 1 LOB: 1 BB: 1 P: 11	1B: 5 2B: 4 3B: 0 HR: 2	SF: 0 SAC: 0 DP: 1 HBP: 0	WP: 0 PB: 0 SB: 2 CS: 3	PA: 38							
PITCHER	IP	WLS	BF	H	R	ER	SO	BB	IBB	HBP	BLK	WP	HR	S	P	ERA	WHIP										
Scott Sanderson, R ERA: 4.12 (1, 1)	6.0	L	26	8	4	3	3	0	0	0	1	0	2	32	32	4.50	1.333										
Mitch Williams, L ERA: 8.31 (7, 1)	1.1		6	1	0	0	0	1	0	0	0	0	0	5	9	0.00	1.500										
Troy Percival, R ERA: 3.86 (8, 1)	1.0		4	1	1	0	2	1	0	0	0	0	0	7	11	0.00	2.000										
Bob Patterson, L ERA: 2.3 (9, 1)	0.2		1	0	0	0	1	0	0	0	0	0	0	3	3	0.00	0.000										

Baltimore Orioles @ California Angels
Anaheim Stadium, Anaheim, CA
Wed May 31 1995, 10:05 PM EDT
Att. 14,127 - Unknown - 70 F

livebaseballscorecards.com

Batter	1	2	3	4	5	6	7	8	9	AB	R	H	RBI	BB	SO	LOB
Tony Phillips, S (1, 7) OBP: 0.400, SLG: 0.435	0-0 G4-3		0-0 4-3			0-3 K		0-0 1B		4	0	1	1	0	1	1
Jim Edmonds, L (1, 8) OBP: 0.328, SLG: 0.452	0-0 F7			0-3 K		0-0 FC3-6		0-0 F7		4	0	0	0	0	1	3
Tim Salmon, R (1, 9) OBP: 0.422, SLG: 0.522	0-0 1B			0-0 G6-3		0-3 K		0-3 K		4	0	1	0	0	2	3
Chili Davis, S (1, 10) OBP: 0.486, SLG: 0.607	0-0 G3			0-0 F7			0-3 K		0-0 2B G5-3 1B	4	1	1	0	0	1	1
J.T. Snow, L (1, 3) OBP: 0.346, SLG: 0.500		0-0 G3-1			0-0 G3-1		0-0 L6		0-0 P6	4	0	0	0	0	0	1
Greg Myers, L (1, 2) OBP: 0.333, SLG: 0.478		0-0 G6-3			0-0 HR		0-3 K		0-0 2B	2	1	1	1	0	0	0
Andy Allanson, R (7, 2) OBP: 0.275, SLG: 0.444										1	0	0	0	0	1	0
Rex Hudler, R (9, PH) OBP: 0.269, SLG: 0.360										1	0	1	0	0	0	0
Spike Owen, S (1, 5) OBP: 0.304, SLG: 0.355		0-3 K			0-0 G4-3			0-3 K	0-0 G5-3	4	0	0	1	0	2	1
Damion Easley, R (1, 4) OBP: 0.313, SLG: 0.336			0-0 5-3			0-0 G5-3		0-0 1B BLK 1B	0-0 G6-3	3	1	1	0	0	0	0
Carlos Martinez, R (9, PH) OBP: 0.333, SLG: 0.167										1	0	0	0	0	0	1
Gary Disarcina, R (1, 6) OBP: 0.386, SLG: 0.542			0-3 K				0-0 FC3-6 1B	0-0 1B		3	0	2	0	0	1	0


Inning Stats	R: 0	H: 1	E: 0	LOB: 1	K: 0	BB: 0	S: 4	P: 4	R: 0	H: 0	E: 0	LOB: 0	K: 1	BB: 0	S: 5	P: 5	R: 0	H: 0	E: 0	LOB: 0	K: 1	BB: 0	S: 5	P: 5	R: 1	H: 1	E: 0	LOB: 0	K: 0	BB: 0	S: 4	P: 4	R: 0	H: 1	E: 0	LOB: 1	K: 2	BB: 0	S: 8	P: 8	R: 0	H: 0	E: 0	LOB: 0	K: 2	BB: 0	S: 7	P: 7	R: 1	H: 3	E: 0	LOB: 2	K: 2	BB: 0	S: 10	P: 10	R: 1	H: 2	E: 0	LOB: 1	K: 0	BB: 0	S: 5	P: 5	1B: 6	SF: 0	2B: 1	SAC: 0	3B: 0	DP: 0	HR: 1	HBP: 0
--------------	------	------	------	--------	------	-------	------	------	------	------	------	--------	------	-------	------	------	------	------	------	--------	------	-------	------	------	------	------	------	--------	------	-------	------	------	------	------	------	--------	------	-------	------	------	------	------	------	--------	------	-------	------	------	------	------	------	--------	------	-------	-------	-------	------	------	------	--------	------	-------	------	------	-------	-------	-------	--------	-------	-------	-------	--------

PITCHER	IP	WLS	BF	H	R	ER	SO	BB	IBB	HBP	BLK	WP	HR	S	P	ERA	WHIP
Ben McDonald, R (1, 1) ERA: 4.93	8.0	W	30	6	2	2	9	0	0	0	1	0	0	48	48	2.25	0.750
Doug Jones, R (9, 1) ERA: 4.85	1.0	S	5	2	1	1	0	0	0	0	0	0	0	5	5	9.00	2.000

BOTTOM

Baltimore Orioles @ California Angels
Anaheim Stadium, Anaheim, CA
 Wed May 31 1995, 10:05 PM EDT
 Att: 14,127 - Unknown - 70 F

AB	35
R	3
H	8
RBI	3
BB	0
SO	9
LOB	11



WP: 0	PA: 35
PB: 0	SB: 0
CS: 0	

livebaseballscores.com

Batter	1	2	3	4	5	6	7	8	9	AB R H RBI BB SO LOB	TOP	
Stan Javier, S OBP: 0.315, SLG: 0.302 (1, 7)	0-1 G3		2-2 G6-3			1-0 B5-3		0-0 1B		4 0 1 0 0 0 0		
Brent Gates, S OBP: 0.287, SLG: 0.216 (1, 4)	2-1 G4-3		0-2 G6-3			3-2 1B		2-1 G3		4 0 1 0 0 0 1		
Geronimo Berroa, R OBP: 0.430, SLG: 0.549 (1, 10)	4-2 1B BB		2-1 G3-1			3-2 F9		3-2 G5-3		3 1 0 0 1 0 1		
Mark McGwire, R OBP: 0.441, SLG: 0.676 (1, 3)	1-0 1B 1-2 1B			3-3 K		1-3 K		0-1 G6-3		4 0 1 0 0 2 1		
Ruben Sierra, S OBP: 0.306, SLG: 0.467 (1, 9)	0-1 1-2 2-H 1B		2-1 G1-3			1-1 G3-1		0-3 K		4 0 1 1 0 1 0		
Scott Brosius, R OBP: 0.387, SLG: 0.427 (1, 5)	1-0 G6-3		1-2 CS 1B			2-0 G6-3				3 0 1 0 0 0 2		
Andy Tomberlin, L OBP: 0.294, SLG: 0.500 (1, 8)		0-2 G1-3		2-1 CS 1-2	2-2 G3-1		2-1 F6			3 0 0 0 0 0 0		
Mike Bordick, R OBP: 0.279, SLG: 0.241 (1, 6)		2-2 G1-3			0-1 F9		2-2 F8			3 0 0 0 0 0 0		
Eric Helfand, L OBP: 0.273, SLG: 0.400 (1, 2)		3-3 K			1-2 G4-3		1-0 G3-1			3 0 0 0 0 1 0		
Inning Stats	R: 1 H: 2 E: 0 LOB: 2 K: 0 BB: 1 S: 10 P: 18	R: 0 H: 0 E: 0 LOB: 0 K: 1 BB: 0 S: 10 P: 15	R: 0 H: 0 E: 0 LOB: 0 K: 0 BB: 0 S: 9 P: 13	R: 0 H: 1 E: 0 LOB: 0 K: 1 BB: 0 S: 9 P: 17	R: 0 H: 0 E: 0 LOB: 0 K: 0 BB: 0 S: 8 P: 11	R: 0 H: 1 E: 0 LOB: 1 K: 1 BB: 0 S: 12 P: 19	R: 0 H: 0 E: 0 LOB: 0 K: 0 BB: 0 S: 5 P: 10	R: 0 H: 1 E: 0 LOB: 1 K: 0 BB: 0 S: 12 P: 17	R: 0 H: 0 E: 0 LOB: 0 K: 1 BB: 0 S: 8 P: 11	1B: 5 SF: 0 2B: 0 SAC: 0 3B: 0 DP: 0 HR: 0 HBP: 0	WP: 0 PA: 33 PB: 0 SB: 0 CS: 1	
PITCHER	IP WLS BF H R ER SO BB IBB HBP BLK WP HR S P ERA WHIP											
Kevin Brown, R ERA: 3.15 (1, 1)	8.0 W 29 5 1 1 3 1 0 0 0 0 0 0 75 120 1.12 0.750											
Doug Jones, R ERA: 4.5 (9, 1)	1.0 S 3 0 0 0 1 0 0 0 0 0 0 0 8 11 0.00 0.000											

Oakland Athletics @ Baltimore Orioles
 Oriole Park at Camden Yards, Baltimore, MD

Fri Jun 02 1995, 7:05 PM EDT
 Att. 39,313 - Unknown - 84 F

livebaseballscorecards.com

AB	31
R	1
H	5
RBI	1
BB	1
SO	4
LOB	5



Batter	1	2	3	4	5	6	7	8	9
Curtis Goodwin, L OBP: 0.667, SLG: 0.667 (1, 8)	1-1 S 2B 1B		X 0-0 FC3-6 1B			B S B S X 2-2 P6		X 0-0 SH3	
Brady Anderson, L OBP: 0.336, SLG: 0.493 (1, 7)	1-2 B2		S B X 1-1 FC3-6 G4-6-3 1-2f			C T X 0-2 G1-6-3 1B		C F C F 0-3 K	
Rafael Palmeiro, L OBP: 0.408, SLG: 0.585 (1, 3)	2-1 G4-3 2-H 2B		X 0-0 G4-6-3 1-2f			C B B 1 SAFE 1 SAFE 2-1 G1-6-3 1-2f		S 2 B B F X 2-2 SAFE 2-H 1B	
Cal Ripken Jr., R OBP: 0.341, SLG: 0.421 (1, 6)	1-1 G4-3 2-3		B X 1-0 F8			F X 0-1 L4		B B X 2-0 F8	
Harold Baines, L OBP: 0.396, SLG: 0.544 (1, 10)	2-1 G3		B B F X 2-1 L9			B C F C X 1-3 K			
Jeffrey Hammonds, R OBP: 0.298, SLG: 0.457 (1, 9)		B B F B F X 3-2 1B	B B B B F X 3-3 K			X 0-0 HBP 1B			
Chris Hoiles, R OBP: 0.359, SLG: 0.402 (1, 2)		X 0-0 F9	B C F B B X 3-2 L6			C F B H 2-1 SAFE 1-2 HBP			
Jeff Manto, R OBP: 0.303, SLG: 0.484 (1, 5)		F B S B F X 1-3 K	B C B X 2-1 G1-6-3 1B			B B B C F B X 3-2 P3			
Bret Barberie, S OBP: 0.378, SLG: 0.372 Kevin Bass, S OBP: 0.340, SLG: 0.393 Manny Alexander, R OBP: 0.212, SLG: 0.188 (8, PH) (8, PR) (9, 4)		1 SAFE 1 SAFE 2-3 1 SAFE K	X 0-0 G1-6-3 1-2f			B F B X 2-1 SH3 1B			

Inning Stats	R: 1	H: 2	E: 0	K: 0	S: 11	LOB: 1	BB: 0	P: 18	R: 0	H: 1	E: 0	K: 2	S: 11	LOB: 1	BB: 0	P: 17	R: 0	H: 1	E: 0	K: 0	S: 4	LOB: 0	BB: 0	P: 5	R: 0	H: 0	E: 0	K: 1	S: 6	LOB: 0	BB: 0	P: 12	R: 0	H: 1	E: 0	K: 0	S: 6	LOB: 0	BB: 0	P: 11	R: 0	H: 1	E: 0	K: 0	S: 8	LOB: 0	BB: 0	P: 12	R: 0	H: 1	E: 0	K: 1	S: 10	LOB: 2	BB: 0	P: 16	R: 1	H: 2	E: 0	K: 1	S: 10	LOB: 1	BB: 0	P: 16
--------------	------	------	------	------	-------	--------	-------	-------	------	------	------	------	-------	--------	-------	-------	------	------	------	------	------	--------	-------	------	------	------	------	------	------	--------	-------	-------	------	------	------	------	------	--------	-------	-------	------	------	------	------	------	--------	-------	-------	------	------	------	------	-------	--------	-------	-------	------	------	------	------	-------	--------	-------	-------

AB	R	H	RBI	BB	SO	LOB
3	1	2	0	0	0	0
4	0	1	0	0	1	4
4	0	2	2	0	0	2
4	0	0	0	0	0	2
3	0	0	0	0	1	1
3	0	2	0	0	1	0
2	0	0	0	0	0	1
3	0	1	0	0	1	3
2	0	0	0	0	1	2
1	0	1	0	0	0	0
0	1	0	0	0	0	0

BOTTOM

Oakland Athletics @ Baltimore Orioles
Oriole Park at Camden Yards, Baltimore, MD

livebaseballscorecards.com

AB	29
R	2
H	9
RBI	2
BB	0
SO	5
LOB	15



WP	PA	ERA	WHIP
0	31		

PITCHER	IP	WLS	BF	H	R	ER	SO	BB	IBB	HBP	BLK	WP	HR	S	P	ERA	WHIP
Steve Ontiveros, R ERA: 2.8 (1, 1)	6.2		25	7	1	1	4	0	0	1	0	0	0	53	85	1.35	1.050
Jim Corsi, R ERA: (7, 1)	0.1		1	0	0	0	0	0	0	0	0	0	0	3	6	0.00	0.000
Rick Honeycutt, L ERA: 4.63 (8, 1)	0.2	L	4	2	1	1	1	0	0	0	0	0	0	9	13	13.50	3.000
Todd Van Poppel, R ERA: 2.95 (8, 1)	0.1		1	0	0	0	0	0	0	0	0	0	0	1	3	0.00	0.000

Fri Jun 02 1995, 7:05 PM EDT
Att: 39,313 - Unknown - 84 F

Batter	1	2	3	4	5	6	7	8	9	AB R H RBI BB SO LOB
Mike Aldrete, L (1, 7) OBP: 0.350, SLG: 0.412	1-0 F9		2-3 K		0-0 G6-3		2-0 G3-6-1		0-0 G3	5 0 0 0 0 1 2
Brent Gates, S (1, 4) OBP: 0.300, SLG: 0.212	1-0 F8		4-0 BB			0-1 F7		4-2 WP 2B BB	4-0 E BB	2 1 0 0 3 0 0
Geronimo Berroa, R (1, 10) OBP: 0.415, SLG: 0.525	0-0 G4-3		1-2 P5			2-0 F9		1-3 K	0-0 E5	5 0 0 0 0 1 3
Mark McGwire, R (1, 3) OBP: 0.440, SLG: 0.657		4-2 FC4-6 BB		0-0 P2		2-3 K		4-2 2B SF7 BB	0-0 G3	3 1 0 0 2 1 2
Ruben Sierra, S (1, 9) OBP: 0.312, SLG: 0.484		0-2 FC4-6		2-1 F8			2-1 HR 2B	1-1 1B 2B		4 1 2 1 0 0 1
Terry Steinbach, R (1, 2) OBP: 0.336, SLG: 0.559		2-3 K		0-1 1B			0-0 HR	0-1 SF7		3 1 2 3 0 1 1
Andy Tomberlin, L (1, 8) OBP: 0.278, SLG: 0.471 Craig Paquette, R (8, PH) OBP: 0.277, SLG: 0.386		2-2 P4		3-2 F8			1-2 P6	1-2 1B		3 0 0 0 0 0 2 1 0 1 0 0 0 0
Scott Brosius, R (1, 5) OBP: 0.391, SLG: 0.462			1-0 HR		2-2 F8		1-0 1B	2-0 P5		4 1 2 1 0 0 2
Mike Bordick, R (1, 6) OBP: 0.277, SLG: 0.242			0-0 L9		1-2 G6-3		1-2 G3-6-1 1B		0-0 F7	4 0 1 0 0 0 0


Inning Stats	R: 0 E: 0 K: 0 S: 3	H: 0 LOB: 0 BB: 0 P: 5	R: 0 E: 0 K: 1 S: 13	H: 0 LOB: 1 BB: 1 P: 21	R: 1 E: 0 K: 1 S: 9	H: 1 LOB: 1 BB: 1 P: 17	R: 0 E: 0 K: 0 S: 8	H: 1 LOB: 1 BB: 0 P: 13	R: 0 E: 0 K: 0 S: 8	H: 0 LOB: 0 BB: 0 P: 11	R: 0 E: 0 K: 1 S: 7	H: 0 LOB: 0 BB: 0 P: 11	R: 2 E: 0 K: 0 S: 12	H: 4 LOB: 1 BB: 0 P: 19	R: 2 E: 0 K: 1 S: 18	H: 2 LOB: 2 BB: 2 P: 31	R: 0 E: 1 K: 0 S: 4	H: 0 LOB: 2 BB: 1 P: 8	1B: 4 2B: 2 3B: 0 HR: 2	SF: 1 SAC: 0 DP: 1 HBP: 0	WP: 1 PB: 0 SB: 0 CS: 0	PA: 40
--------------	------------------------------	---------------------------------	-------------------------------	----------------------------------	------------------------------	----------------------------------	------------------------------	----------------------------------	------------------------------	----------------------------------	------------------------------	----------------------------------	-------------------------------	----------------------------------	-------------------------------	----------------------------------	------------------------------	---------------------------------	----------------------------------	------------------------------------	----------------------------------	--------

PITCHER	IP	WLS	BF	H	R	ER	SO	BB	IBB	HBP	BLK	WP	HR	S	P	ERA	WHIP
35 Mike Mussina, R (1, 1) ERA: 4.15	6.1	W	27	6	3	3	3	2	0	0	0	0	2	59	94	4.26	1.263
Armando Benitez, R (7, 1) ERA: 4.5	1.1		6	1	2	2	1	2	0	0	0	1	0	14	26	13.50	2.250
Jesse Orosco, L (8, 1) ERA: 3.12	0.1		2	1	0	0	0	0	0	0	0	0	0	5	8	0.00	3.000
Doug Jones, R (9, 1) ERA: 4.2	1.0		5	0	0	0	0	1	0	0	0	0	0	4	8	0.00	1.000

Oakland Athletics @ Baltimore Orioles
Oriole Park at Camden Yards, Baltimore, MD

Sat Jun 03 1995, 3:33 AM EDT
 Att. 45,056 - Cloudy - 85 F

AB	34
R	5
H	8
RBI	5
BB	5
SO	4
LOB	13



Batter	1	2	3	4	5	6	7	8	9
Curtis Goodwin, L OBP: 0.500, SLG: 0.500 (1, 8)	1-1 S 2B 1B	0-1 G4-3			1-0 BB HR 1B	2-2 G4-3		0-0 G3	
Brady Anderson, L OBP: 0.344, SLG: 0.485 (1, 7)	4-2 SAFE 2B 1-2 BB		1-1 G3		4-0 SAFE HR BB 1-2 BB	4-2 BB		0-0 P4	
Rafael Palmeiro, L OBP: 0.408, SLG: 0.583 (1, 3)	2-1 G4-3 1-H 2-H 2B		3-3 K		4-2 HR BB 1-2 2-3	1-2 F8		0-0 G6-3	
Cal Ripken Jr., R OBP: 0.345, SLG: 0.446 (1, 6)	1-1 G4-3 2-3		3-1 E7 1B		1-0 HR 1-H 2-H 3-H	0-1 G4-3			
Harold Baines, L OBP: 0.391, SLG: 0.527 (1, 10)	3-1 P5		1-0 F7		3-2 G4-3		4-2 FC1-6-4 BB		
Jeffrey Hammonds, R OBP: 0.320, SLG: 0.521 Kevin Bass, S OBP: 0.337, SLG: 0.388 (1, 9) (6, 9)	4-0 BB		1-2 E5 F9		2-2 HR		2-1 FC1-6-4 WP 1-2 1B G4-3		
Chris Hoiles, R OBP: 0.349, SLG: 0.388 Cesar Devarez, R (7, PH) (8, 2)	1-3 K		2-2 F9		1-3 K		2-1 SAFE G4-3 1-2		
Jeff Manto, R OBP: 0.314, SLG: 0.529 (1, 5)		2-1 F9		2-2 G1-3		2-1 HR	1-0 2-H 1B		
Bret Barberie, S OBP: 0.362, SLG: 0.354 (1, 4)		2-1 G3		0-0 F9		1-3 K	1-0 F8		

Inning Stats	R: 2	H: 2	E: 0	K: 1	S: 17	LOB: 2	BB: 3	P: 33	R: 0	H: 0	E: 0	K: 0	S: 6	LOB: 0	BB: 0	P: 10	R: 0	H: 1	E: 1	K: 1	S: 8	LOB: 1	BB: 0	P: 16	R: 0	H: 0	E: 1	K: 0	S: 10	LOB: 1	BB: 0	P: 15	R: 6	H: 4	E: 0	K: 2	S: 21	LOB: 0	BB: 2	P: 39	R: 0	H: 0	E: 0	K: 0	S: 12	LOB: 1	BB: 1	R: 1	H: 1	E: 0	K: 0	S: 9	LOB: 1	BB: 1	P: 19	R: 0	H: 0	E: 0	K: 0	S: 3	LOB: 0	BB: 0	P: 3
--------------	------	------	------	------	-------	--------	-------	-------	------	------	------	------	------	--------	-------	-------	------	------	------	------	------	--------	-------	-------	------	------	------	------	-------	--------	-------	-------	------	------	------	------	-------	--------	-------	-------	------	------	------	------	-------	--------	-------	------	------	------	------	------	--------	-------	-------	------	------	------	------	------	--------	-------	------

AB	R	H	RBI	BB	SO	LOB
5	2	2	0	0	0	0
2	2	0	0	3	0	0
4	1	1	2	1	1	1
4	1	2	4	0	0	2
3	0	0	0	1	0	2
2	1	1	1	1	0	0
1	1	0	0	0	0	1
3	0	0	0	0	2	3
1	0	0	0	0	0	1
4	1	2	2	0	0	1
4	0	0	0	0	1	2

AB	R	H	RBI	BB	SO	LOB
33	9	8	9	6	4	13

BOTTOM

Oakland Athletics @ Baltimore Orioles
 Oriole Park at Camden Yards, Baltimore, MD

Sat Jun 03 1995, 3:33 AM EDT
 Att: 45,056 - Cloudy - 85 F

livebaseballscorecards.com

WP: 1 PA: 39
 PB: 0
 SB: 1
 CS: 0



PITCHER	IP	WLS	BF	H	R	ER	SO	BB	IBB	HBP	BLK	WP	HR	S	P	ERA	WHIP
Mike Harkey, R ERA: 7.18 (1, 1)	4.1	L	24	6	7	7	2	4	0	0	0	0	2	54	101	14.54	2.308
Mark Acre, R ERA: 6.91 (5, 1)	1.2		7	1	1	1	2	1	0	0	0	0	1	20	31	5.40	1.200
Todd Van Poppel, R ERA: 3.26 (7, 1)	1.0		5	1	1	1	0	1	0	0	0	1	0	9	19	9.00	2.000
Dave Leiper, L ERA: 1.38 (8, 1)	1.0		3	0	0	0	0	0	0	0	0	0	0	3	3	0.00	0.000

Batter	1	2	3	4	5	6	7	8	9	AB R H RBI BB SO LOB	TOP																																					
Mike Bordick, R OBP: 0.310, SLG: 0.328 (1, 6) C B B X	2-1 HR		3-2 P5		2-1 P3	3-2 WP 1B	1-2 2B		4-0 BB G6-4-3	5 1 3 4 1 0 0																																						
Geronimo Berroa, R OBP: 0.405, SLG: 0.508 (1, 10) (8, 9) B F B B X	3-2 F9			0-2 F8		HR 1B	F9		0-0 BB G6-4-3	6 1 1 0 0 0 4																																						
Ruben Sierra, S OBP: 0.322, SLG: 0.508 Rick Honeycutt, L Dennis Eckersley, R (1, 9) (8, 1) (9, 1) B F B B B	4-1 CS BB			0-0 F9		HR P2		2-2 BB 1B		4 1 2 2 1 0 1 0 0 0 0 0 0 0 0 0 0 0 0 0 0																																						
Mark McGwire, R OBP: 0.434, SLG: 0.643 Mike Aldrete, L OBP: 0.366, SLG: 0.412 (1, 3) (8, PH) (8, 3) 1 SAFE F S B B T	2-2 K			1-1 E8		2-1 BB 1B HR 1B	K	4-2 BB		4 1 1 0 0 2 1 0 0 0 0 1 0 0																																						
Terry Steinbach, R OBP: 0.333, SLG: 0.544 Eric Helfand, L OBP: 0.250, SLG: 0.364 (1, 2) (8, PH) (8, 2) 1 SAFE B B T	3-1 CS 1-2	2-3 K		3-2 F9		1-1 F8	4-0 BB FC5-4 BB	3-3 K		3 1 0 0 1 1 2 1 0 0 0 0 1 2																																						
Brent Gates, S OBP: 0.312, SLG: 0.233 (1, 4)		1-3 K			0-1 HR 2B	1 SAFE 0-0 BB 1B HR 1B	4-1 BB E BB	2-3 K		4 3 2 0 1 2 2																																						
Scott Brosius, R OBP: 0.391, SLG: 0.448 (1, 5)		3-3 K			2-3 K	1 SAFE 4-1 HR BB	4-2 FC5-4 BB	0-3 K		3 1 0 0 2 3 3																																						
Craig Paquette, R OBP: 0.308, SLG: 0.531 (1, 7)		2-3 K			3-1 HR 2-H	1-0 HR 1-H 2-H 3-H	FC5-4 1B 2B		3-1 WP 1B	5 3 3 7 0 1 1																																						
Andy Tomberlin, L OBP: 0.288, SLG: 0.464 (1, 8)		1-2 F7			1-1 F7	0-0 S 1B	0-0 2B 1B		0-0 F9	5 2 2 0 0 0 1																																						
Inning Stats	R: 1 E: 0 K: 1 S: 11	H: 1 LOB: 0 BB: 1 P: 25	R: 0 E: 0 K: 3 S: 11	H: 0 LOB: 0 BB: 0 P: 17	R: 0 E: 0 K: 1 S: 10	H: 0 LOB: 0 BB: 0 P: 16	R: 0 E: 1 K: 0 S: 11	H: 0 LOB: 1 BB: 0 P: 15	R: 2 E: 0 K: 1 S: 15	H: 2 LOB: 0 BB: 0 P: 23	R: 7 E: 0 K: 0 S: 18	H: 7 LOB: 1 BB: 1 P: 31	R: 4 E: 1 K: 1 S: 15	H: 2 LOB: 1 BB: 3 P: 31	R: 0 E: 0 K: 3 S: 19	H: 1 LOB: 2 BB: 1 P: 30	R: 0 E: 0 K: 0 S: 4	H: 1 LOB: 1 BB: 1 P: 11	1B: 8 2B: 2 3B: 0 HR: 4	SF: 0 SAC: 0 DP: 1 HBP: 0	WP: 2 PB: 0 SB: 1 CS: 1	PA: 48																										
PITCHER	IP	WLS	BF	H	R	ER	SO	BB	IBB	HBP	BLK	WP	HR	S	P	ERA	WHIP	PITCHER										IP	WLS	BF	H	R	ER	SO	BB	IBB	HBP	BLK	WP	HR	S	P	ERA	WHIP				
Sid Fernandez, L ERA: 8.1 (1, 1)	5.0	L	20	4	4	4	6	1	0	0	0	0	2	59	97	7.20	1.000																															
Mike Oquist, R ERA: 4.56 (6, 1)	0.1		4	3	1	1	0	0	0	0	0	0	1	7	11	27.00	9.000																															
Alan Mills, R ERA: 7.13 (6, 1)	0.0		4	3	5	5	0	1	0	0	0	0	1	6	14	∞	∞																															
Brad Pennington, L ERA: 8.1 (6, 1)	1.0		6	0	3	3	1	3	0	0	0	1	0	11	27	27.00	3.000																															
Armando Benitez, R ERA: 4.35 (7, 1)	2.2		13	4	1	1	3	2	0	0	0	1	0	31	50	3.38	2.250																															

Oakland Athletics @ Baltimore Orioles
 Oriole Park at Camden Yards, Baltimore, MD
 Sun Jun 04 1995, 7:05 PM EDT
 Att. 37,496 - Sunny - 83 F

livebaseballscorecards.com

AB	40
R	14
H	14
RBI	13
BB	7
SO	10
LOB	17



Batter	1	2	3	4	5	6	7	8	9	AB R H RBI BB SO LOB
Curtis Goodwin, L (1, 8) OBP: 0.462, SLG: 0.462	3-2 CS 1B		1-0 G4-3		1-3 K		1-2 G1-3		1-2 2B 1B	5 1 2 0 0 1 1
Brady Anderson, L (1, 7) OBP: 0.344, SLG: 0.489 Kevin Bass, S (7, PH) OBP: 0.330, SLG: 0.379	1-1 P2		1-0 G3			1-1 1B SF8 2B	1-1 G6-3		1-1 P7	3 1 1 0 0 0 1 2 0 0 0 0 0 3
Rafael Palmeiro, L (1, 3) OBP: 0.407, SLG: 0.577 Leo Gomez, R (8, 5) OBP: 0.250, SLG: 0.250	2-3 K		3-1 F7			1-1 1B 2-3 1B		0-0 F9	2-2 1-H 2-H 2B	3 0 1 0 0 1 1 2 0 1 2 0 0 0
Cal Ripken Jr., R (1, 6) OBP: 0.345, SLG: 0.447 Manny Alexander, R (8, 6) OBP: 0.200, SLG: 0.176					1-1 G6-3		0-0 SF8	1-3 K	1-1 P2	2 1 1 1 0 0 0 2 0 0 0 0 1 1
Harold Baines, L (1, 10) OBP: 0.398, SLG: 0.526 Chris Hoiles, R (8, PH) OBP: 0.355, SLG: 0.395		2-1 1B HR		4-2 BB		0-3 K		2-1 E 1B		2 1 1 0 1 1 1 1 0 1 0 0 0 0
Jeffrey Hammonds, R (1, 9) OBP: 0.315, SLG: 0.500		2-3 K		2-3 K		0-1 1B		1-1 E5 FC4-6		4 0 1 0 0 2 4
Matt Nokes, L (1, 2) OBP: 0.150, SLG: 0.250		1-0 1-H 2-H HR		2-3 K		2-3 K		2-2 FC4-6		4 1 1 3 0 2 5
Jeff Manto, R (1, 5) OBP: 0.311, SLG: 0.514		1-3 K			2-3 K		2-0 G1-3 1B		0-0 F7	4 0 1 0 0 2 0
Bret Barberie, S (1, 4) OBP: 0.357, SLG: 0.349		2-3 K			0-1 G4-3		3-3 K		0-1 1B 2B 1B	4 1 1 0 0 2 1

Inning Stats	R: 0	H: 1	E: 0	K: 1	S: 8	LOB: 0	BB: 0	P: 14	R: 3	H: 3	E: 0	K: 3	S: 14	LOB: 0	BB: 0	P: 23	R: 0	H: 0	E: 0	K: 0	S: 4	LOB: 0	BB: 0	P: 9	R: 0	H: 0	E: 0	K: 2	S: 10	LOB: 1	BB: 1	P: 19	R: 0	H: 0	E: 0	K: 2	S: 9	LOB: 0	BB: 0	P: 12	R: 1	H: 3	E: 0	K: 2	S: 16	LOB: 2	BB: 0	P: 20	R: 0	H: 1	E: 0	K: 1	S: 9	LOB: 1	BB: 0	P: 16	R: 0	H: 1	E: 1	K: 1	S: 11	LOB: 2	BB: 0	P: 17	R: 2	H: 3	E: 0	K: 0	S: 14	LOB: 1	BB: 0	P: 19	1B: 9	SF: 1	2B: 2	SAC: 0	3B: 0	DP: 0	HR: 1	HBP: 0	WP: 0	PA: 40
--------------	------	------	------	------	------	--------	-------	-------	------	------	------	------	-------	--------	-------	-------	------	------	------	------	------	--------	-------	------	------	------	------	------	-------	--------	-------	-------	------	------	------	------	------	--------	-------	-------	------	------	------	------	-------	--------	-------	-------	------	------	------	------	------	--------	-------	-------	------	------	------	------	-------	--------	-------	-------	------	------	------	------	-------	--------	-------	-------	-------	-------	-------	--------	-------	-------	-------	--------	-------	--------

PITCHER	IP	WLS	BF	H	R	ER	SO	BB	IBB	HBP	BLK	WP	HR	S	P	ERA	WHIP
Dave Stewart, R (1, 1) ERA: 7.28	6.0	W	25	7	4	4	10	1	0	0	0	0	1	61	97	6.00	1.333
Jim Corsi, R (7, 1) ERA:	1.0		4	1	0	0	1	0	0	0	0	0	0	9	16	0.00	1.000
Rick Honeycutt, L (8, 1) ERA: 4.26	1.0		5	1	0	0	1	0	0	0	0	0	0	11	17	0.00	1.000
Dennis Eckersley, R (9, 1) ERA: 3.95	1.0		6	3	2	2	0	0	0	0	0	0	0	14	19	18.00	3.000

BOTTOM

Oakland Athletics @ Baltimore Orioles
Oriole Park at Camden Yards, Baltimore, MD

Sun Jun 04 1995, 7:05 PM EDT
 Att. 37,496 - Sunny - 83 F

livebaseballscorecards.com

AB	38
R	6
H	12
RBI	6
BB	1
SO	12
LOB	18



Batter	1	2	3	4	5	6	7	8	9	AB R H RBI BB SO LOB	TOP	
Joey Cora, S (1, 4) OBP: 0.306, SLG: 0.337 C C B B X	2-2 F8 1		0-0 L3 1-1 1 SAFE X			1-1 G4-3 B X	1-0 G6-3 3			4 0 0 0 0 0 2		
Alex Diaz, S (1, 8) OBP: 0.309, SLG: 0.406 C C F F S	0-3 K 2			1-0 L4 B X		3-2 G6-3 B B B B X		0-0 G1-3 X		4 0 0 0 0 1 0		
Edgar Martinez, R (1, 10) OBP: 0.437, SLG: 0.576 C B X	1-1 2B X			1-0 G4-3 B X		1-1 HR 1B B C X		3-2 F8 C B B B F F X		4 1 2 0 0 0 0		
Jay Buhner, R (1, 9) OBP: 0.333, SLG: 0.562 Rich Amaral, R (8, 7) OBP: 0.400, SLG: 0.490 B B C B X	3-2 G5-3 3			0-0 2B X		1-0 HR 1-H B X		3-2 G6-3 B B B B S F X		4 1 2 2 0 0 1 0 0 0 0 0 0 0		
Tino Martinez, L (1, 3) OBP: 0.403, SLG: 0.576 X		0-0 P7 1		4-0 IBB B B B		1-0 E7 B X		2-1 G4-3 C B B X	2-1 1	3 0 0 0 1 0 0		
Darren Bragg, L (1, 7) OBP: 0.324, SLG: 0.282 (8, 9) B B B C C X		3-2 G6-4-3 1B X		1-3 K 3		2-1 G1-3 F B B X		1-2 G2-3 S C B X	2-2 2	4 0 1 0 0 1 3		
Mike Blowers, R (1, 5) OBP: 0.281, SLG: 0.337 1 SAFE X C		0-1 G6-4-3 1-2f 2			1-3 K 1		1-3 K G4-3 F B B C		3-1 F8 B B B C X	3-1 3	4 0 0 0 0 2 1	
Dan Wilson, R (1, 2) OBP: 0.343, SLG: 0.337 9 T C			0-3 K 1		1-3 K 2		1-1 G4-3 1 SAFE 1 SAFE B 1 SAFE X			1-2 1	3 0 0 0 0 2 1	
Felix Fermin, R (1, 6) OBP: 0.258, SLG: 0.241 B B B			4-0 L3 BB B B B		1-0 G6-3 B X		0-0 G4-3 X			2-2 2	2 0 0 0 1 0 1	
Inning Stats	R: 0 H: 1 E: 0 LOB: 1 K: 1 BB: 0 S: 13 P: 19	R: 0 H: 1 E: 0 LOB: 0 K: 0 BB: 0 S: 6 P: 9	R: 0 H: 0 E: 0 LOB: 0 K: 1 BB: 1 S: 4 P: 8	R: 0 H: 1 E: 0 LOB: 2 K: 1 BB: 1 S: 6 P: 13	R: 0 H: 0 E: 0 LOB: 0 K: 2 BB: 0 S: 8 P: 11	R: 2 H: 2 E: 1 LOB: 1 K: 0 BB: 0 S: 11 P: 20	R: 0 H: 0 E: 0 LOB: 1 K: 1 BB: 0 S: 7 P: 10	R: 0 H: 0 E: 0 LOB: 0 K: 0 BB: 0 S: 8 P: 14	R: 0 H: 0 E: 0 LOB: 0 K: 0 BB: 0 S: 7 P: 13	1B: 2 SF: 0 2B: 3 SAC: 0 3B: 0 DP: 2 HR: 1 HBP: 0	WP: 1 PA: 34 PB: 0 SB: 0 CS: 0	
PITCHER Ben McDonald, R (1, 1) ERA: 4.37	IP WLS BF H R ER SO BB IBB HBP BLK WP HR S P ERA WHIP 9.0 L 34 5 2 2 6 1 1 0 0 1 1 70 117 2.00 0.667											

Seattle Mariners @ Baltimore Orioles
 Oriole Park at Camden Yards, Baltimore, MD

Mon Jun 05 1995, 7:05 PM EDT
 Att. 36,732 - Unknown - 81 F

livebaseballscorecards.com

AB	32
R	2
H	5
RBI	2
BB	2
SO	6
LOB	9



Batter	1	2	3	4	5	6	7	8	9	AB R H RBI BB SO LOB
Curtis Goodwin, L OBP: 0.353, SLG: 0.353 (1, 8)	3-3 K		0-3 K			1-3 K			2-3 K	4 0 0 0 0 4 1
Kevin Bass, S OBP: 0.317, SLG: 0.363 (1, 7)	2-2 G6-3		2-2 G5-3			1-2 G1-3			1-3 K	4 0 0 0 0 1 1
Cal Ripken Jr., R OBP: 0.342, SLG: 0.441 (1, 6)	2-2 1B		2-2 G5-3			0-0 G3			1-3 K	4 0 1 0 0 1 1
Chris Hoiles, R OBP: 0.355, SLG: 0.393 (1, 2)	0-0 F9			2-1 1B			1-3 K			3 0 1 0 0 1 1
Jeffrey Hammonds, R OBP: 0.298, SLG: 0.473 (1, 9)		3-3 K		3-3 K			0-1 F7			3 0 0 0 0 2 1
Jeff Manto, R OBP: 0.299, SLG: 0.493 (1, 3)		2-0 F7		3-2 G5-4-3			3-1 F8			3 0 0 0 0 0 1
Leo Gomez, R OBP: 0.254, SLG: 0.242 (1, 5)		4-2 BB			3-3 K			0-0 L9		2 0 0 0 1 1 0
Bret Barberie, S OBP: 0.347, SLG: 0.337 (1, 10)		1-0 FC5-4			1-3 K			2-2 G6-3		3 0 0 0 0 1 1
Manny Alexander, R OBP: 0.211, SLG: 0.189 (1, 4)			1-0 1B		3-3 K			0-2 L3		3 0 1 0 0 1 0

Inning Stats	R: 0 E: 0 K: 1 S: 14	H: 1 LOB: 1 BB: 0 P: 21	R: 0 E: 0 K: 1 S: 10	H: 0 LOB: 1 BB: 1 P: 20	R: 0 E: 0 K: 1 S: 11	H: 1 LOB: 1 BB: 0 P: 16	R: 0 E: 0 K: 1 S: 11	H: 1 LOB: 0 BB: 0 P: 19	R: 0 E: 0 K: 3 S: 11	H: 0 LOB: 0 BB: 0 P: 18	R: 0 E: 0 K: 1 S: 7	H: 0 LOB: 0 BB: 0 P: 9	R: 0 E: 0 K: 1 S: 8	H: 0 LOB: 0 BB: 0 P: 12	R: 0 E: 0 K: 0 S: 9	H: 0 LOB: 0 BB: 0 P: 11	R: 0 E: 0 K: 3 S: 11	H: 0 LOB: 0 BB: 0 P: 15	1B: 3 2B: 0 3B: 0 HR: 0	SF: 0 SAC: 0 DP: 1 HBP: 0	WP: 0 PB: 0 SB: 0 CS: 0	PA: 30
PITCHER Randy Johnson, L ERA: 1.83 (1, 1)	IP 9.0 WLS W BF 30 H 3 R 0 ER 0 SO 12 BB 1 IBB 0 HBP 0 BLK 0 WP 0 HR 0 S 92 P 141 ERA 0.00 WHIP 0.444																					

BOTTOM

Seattle Mariners @ Baltimore Orioles
Oriole Park at Camden Yards, Baltimore, MD

Mon Jun 05 1995, 7:05 PM EDT
Att: 36,732 - Unknown - 81 F

livebaseballscorecards.com

AB	29
R	0
H	3
RBI	0
BB	1
SO	12
LOB	7



Batter	1	2	3	4	5	6	7	8	9	AB R H RBI BB SO LOB	TOP											
Rich Amaral, R (1, 8) OBP: 0.383, SLG: 0.463	1-2 K			0-0 S BB 1B		0-0 B2-3		0-3 K	0-0 G3	5 1 1 0 0 2 2												
Darren Bragg, L (1, 9) OBP: 0.327, SLG: 0.281	0-0 G3			4-2 S 1B BB		0-2 HR 1B		0-1 F8	2-2 F9	4 2 1 0 1 0 2												
Edgar Martinez, R (1, 10) OBP: 0.439, SLG: 0.570	0-2 G6-3			2-1 FC5-4 1B 1-H 2-H		0-0 F7		4-1 BB		3 0 1 2 1 0 1												
Marc Newfield, R (1, 7) OBP: 0.250, SLG: 0.519		0-2 L5		2-1 FC5-4 1B 1-2f		1-1 HR		2-0 F9		4 1 1 2 0 0 2												
Mike Blowers, R (1, 5) OBP: 0.273, SLG: 0.326		2-2 L3		0-0 P2		1-1 G5-3		0-0 E 1B 1B		3 0 0 0 0 0 1												
Doug Strange, S (9, PH) OBP: 0.340, SLG: 0.354				1 SAFE P2						1 1 1 0 0 0 0												
Luis Sojo, R (1, 4) OBP: 0.337, SLG: 0.425		3-1 P4		0-1 FC4-6 1-2f			1-1 L7		2-1 E 1B	3 0 0 0 0 0 1												
Chad Kreuter, S (9, PH) OBP: 0.286, SLG: 0.263				1 SAFE FC4-6					1-2 1B	1 1 1 0 0 0 0												
Tino Martinez, L (1, 3) OBP: 0.406, SLG: 0.579			4-0 G6-4-3 BB		2-3 K		0-1 G4-3 2B		1-3 K	3 0 1 0 1 2 2												
Dan Wilson, R (1, 2) OBP: 0.333, SLG: 0.326			1 SAFE G6-4-3		1-0 F7		2-1 G4-3		0-1 E5 1B	3 0 0 0 0 0 2												
Joey Cora, S (9, PH) OBP: 0.304, SLG: 0.333			1-2f				2-3		1-2 2-3 1B	1 0 0 0 0 0 2												
Felix Fermin, R (1, 6) OBP: 0.246, SLG: 0.230			1-2 F8		2-1 G1-3		0-0 G5-3		1-1 G3 1B	3 0 0 0 0 0 1												
Alex Diaz, S (9, PH) OBP: 0.319, SLG: 0.415									1-2 2-H 3-H 1B	1 0 1 2 0 0 0												
Inning Stats	R: 0 E: 0 K: 1 S: 7	H: 0 LOB: 0 BB: 0 P: 8	R: 0 E: 0 K: 0 S: 8	H: 0 LOB: 0 BB: 0 P: 13	R: 0 E: 0 K: 0 S: 6	H: 0 LOB: 0 BB: 1 P: 11	R: 2 E: 0 K: 0 S: 11	H: 2 LOB: 1 BB: 1 P: 19	R: 0 E: 0 K: 1 S: 8	H: 0 LOB: 0 BB: 0 P: 13	R: 2 E: 0 K: 0 S: 9	H: 2 LOB: 0 BB: 0 P: 11	R: 0 E: 0 K: 0 S: 7	H: 1 LOB: 1 BB: 0 P: 10	R: 0 E: 0 K: 1 S: 7	H: 0 LOB: 1 BB: 1 P: 13	R: 2 E: 1 K: 1 S: 16	H: 3 LOB: 2 BB: 0 P: 22	1B: 6 2B: 1 3B: 0 HR: 1	SF: 0 SAC: 0 DP: 1 HBP: 0	WP: 0 PB: 0 SB: 2 CS: 0	PA: 38
PITCHER	IP WLS BF H R ER SO BB IBB HBP BLK WP HR S P ERA WHIP																					
Jamie Moyer, L (1, 1) ERA: 4.91	7.0 W 27 5 4 4 2 2 0 0 0 0 0 1 56 85 5.14 1.000																					
Alan Mills, R (8, 1) ERA: 6.75	1.0 4 0 0 0 1 1 0 0 0 0 0 0 7 13 0.00 1.000																					
Doug Jones, R (9, 1) ERA: 4.5	1.0 7 3 2 1 1 0 0 0 0 0 0 0 16 22 9.00 3.000																					

Seattle Mariners @ Baltimore Orioles
Oriole Park at Camden Yards, Baltimore, MD

Tue Jun 06 1995, 7:05 PM EDT
Att. 33,556 - Unknown - 77 F

livebaseballscorecards.com

AB	35
R	6
H	8
RBI	6
BB	3
SO	4
LOB	16



Batter	1	2	3	4	5	6	7	8	9	AB R H RBI BB SO LOB	TOP
Joey Cora, S (1, 4) OBP: 0.308, SLG: 0.345	1-1 		0-2 			1-1 		1-0 	2-2 	5 1 2 3 0 0 0	
Alex Diaz, S (1, 8) OBP: 0.311, SLG: 0.391	1-0 			1-2 			1-3 	4-0 	0-1 	4 1 0 0 1 1 1	
Edgar Martinez, R (1, 10) OBP: 0.450, SLG: 0.597	1-1 			0-3 			2-1 	0-0 	4-0 	4 1 3 4 1 1 0	
Tino Martinez, L (1, 3) OBP: 0.399, SLG: 0.560	3-2 			1-3 			2-2 	1-0 	2-3 	4 1 0 0 0 2 4	
Doug Strange, S (1, 5) OBP: 0.351, SLG: 0.412		0-0 			1-2 			1-0 		3 2 1 2 0 0 0	
Marc Newfield, R (1, 7) OBP: 0.281, SLG: 0.500		0-1 			1-0 			1-0 		3 0 1 0 0 0 0	
Darren Bragg, L (1, 9) OBP: 0.324, SLG: 0.272		1-3 			0-0 			1-0 	0-0 	3 1 0 0 1 1 1	
Chad Kreuter, S (1, 2) OBP: 0.283, SLG: 0.262		2-2 			2-3 			3-2 	2-2 	4 2 1 1 0 1 2	
Felix Fermin, R (1, 6) OBP: 0.232, SLG: 0.215		2-1 			2-3 			1-1 	0-0 	4 1 0 0 0 1 4	
Inning Stats	R: 0 H: 1 E: 0 LOB: 1 K: 0 BB: 0 S: 9 P: 15	R: 0 H: 0 E: 0 LOB: 0 K: 1 BB: 0 S: 6 P: 7	R: 0 H: 0 E: 0 LOB: 0 K: 0 BB: 0 S: 10 P: 14	R: 0 H: 0 E: 0 LOB: 0 K: 2 BB: 0 S: 12 P: 14	R: 0 H: 0 E: 0 LOB: 0 K: 0 BB: 0 S: 5 P: 7	R: 0 H: 0 E: 0 LOB: 0 K: 2 BB: 0 S: 10 P: 15	R: 0 H: 1 E: 0 LOB: 0 K: 1 BB: 0 S: 9 P: 14	R: 9 H: 4 E: 1 LOB: 0 K: 0 BB: 2 S: 17 P: 38	R: 1 H: 2 E: 0 LOB: 2 K: 1 BB: 1 S: 16 P: 26	1B: 5 SF: 0 2B: 1 SAC: 0 3B: 0 DP: 2 HR: 2 HBP: 3	WP: 0 PA: 40 PB: 0 SB: 0 CS: 0
Kevin Brown, R (1, 1) ERA: 3.36	IP: 7.1 WLS: L BF: 28 H: 4 R: 5 ER: 4 SO: 6 BB: 1 IBB: 0 HBP: 2 BLK: 0 WP: 0 HR: 0 S: 72 P: 109 ERA: 4.91 WHIP: 0.682										
Armando Benitez, R (8, 1) ERA: 5.66	IP: 0.0 WLS: L BF: 3 H: 1 R: 2 ER: 2 SO: 0 BB: 1 IBB: 0 HBP: 1 BLK: 0 WP: 0 HR: 1 S: 1 P: 6 ERA: ∞ WHIP: ∞										
Alan Mills, R (8, 1) ERA: 6.98	IP: 0.2 WLS: L BF: 3 H: 1 R: 2 ER: 2 SO: 0 BB: 0 IBB: 0 HBP: 0 BLK: 0 WP: 0 HR: 1 S: 5 P: 9 ERA: 27.00 WHIP: 1.500										
Jesse Orosco, L (9, 1) ERA: 3.72	IP: 1.0 WLS: L BF: 6 H: 2 R: 1 ER: 1 SO: 1 BB: 0 IBB: 1 HBP: 0 BLK: 0 WP: 0 HR: 0 S: 16 P: 26 ERA: 9.00 WHIP: 2.000										

Seattle Mariners @ Baltimore Orioles
 Oriole Park at Camden Yards, Baltimore, MD

Wed Jun 07 1995, 7:05 PM EDT
 Att. 38,407 - Unknown - 83 F

livebaseballscorecards.com

AB	34
R	10
H	8
RBI	10
BB	3
SO	7
LOB	12



Batter	1	2	3	4	5	6	7	8	9	AB	R	H	RBI	BB	SO	LOB
Curtis Goodwin, L (1, 8) OBP: 0.385, SLG: 0.385	0-0 CS 1B	0-1 P6			1-2 SAFE 1-3 1B			3-3 S K		4	0	2	0	0	1	1
Brady Anderson, L (1, 7) OBP: 0.348, SLG: 0.497	2-1 SAFE SAFE SAFE 1B				2-1 SAFE 1-2f G4-6-3 1B			3-1 G6-3		4	0	0	0	0	0	3
Rafael Palmeiro, L (1, 3) OBP: 0.409, SLG: 0.594	1-1 1B 2B				2-0 F8			1-1 F8		4	1	2	0	0	0	0
Cal Ripken Jr., R (1, 6) OBP: 0.348, SLG: 0.441	1-0 2-H 1B				2-1 G4-3			0-1 F7		4	0	1	1	0	0	1
Harold Baines, L (1, 10) OBP: 0.385, SLG: 0.505	3-2 G4-3				1-0 F7			0-0 G1-3 1-2f		4	0	0	0	0	0	2
Jeffrey Hammonds, R (1, 9) OBP: 0.318, SLG: 0.531		1-1 L9			1-0 L9-6 2B			1-1 G4-6-3 1B		4	0	2	0	0	0	0
Matt Nokes, L (1, 2) OBP: 0.163, SLG: 0.282		2-1 1B 2B			0-1 L9-6 2-3			1-1 SAFE SAFE G4-6-3 1-2f		3	1	1	0	0	0	2
Jeff Manto, R (1, 5) OBP: 0.306, SLG: 0.482		1-2 G5-3						2-2 G6-3 1B		3	0	1	0	0	0	1
Manny Alexander, R (1, 4) OBP: 0.283, SLG: 0.302		1-1 2-H 1B						2-1 L7		2	0	1	1	1	0	1

Inning Stats	R: 1	H: 3	E: 0	K: 0	S: 9	H: 3	LOB: 1	BB: 0	P: 16	R: 1	H: 2	E: 0	K: 0	S: 11	H: 2	LOB: 1	BB: 0	P: 16	R: 0	H: 0	E: 0	K: 0	S: 4	H: 1	LOB: 0	BB: 0	P: 9	R: 0	H: 1	E: 0	K: 0	S: 4	R: 0	H: 1	E: 0	K: 0	S: 7	R: 0	H: 1	E: 0	K: 0	S: 6	R: 0	H: 2	E: 0	K: 0	S: 10	R: 0	H: 0	E: 0	K: 1	S: 11	R: 0	H: 0	E: 0	K: 0	S: 7	R: 0	H: 0	E: 0	K: 0	S: 13	1B: 7	SF: 0	2B: 4	SAC: 0	3B: 0	DP: 4	HR: 0	HBP: 0
--------------	------	------	------	------	------	------	--------	-------	-------	------	------	------	------	-------	------	--------	-------	-------	------	------	------	------	------	------	--------	-------	------	------	------	------	------	------	------	------	------	------	------	------	------	------	------	------	------	------	------	------	-------	------	------	------	------	-------	------	------	------	------	------	------	------	------	------	-------	-------	-------	-------	--------	-------	-------	-------	--------

PITCHER	IP	WLS	BF	H	R	ER	SO	BB	IBB	HBP	BLK	WP	HR	S	P	ERA	WHIP
Chris Bosio, R (1, 1) ERA: 2.58	7.0		27	10	2	2	0	1	0	0	0	0	0	51	85	2.57	1.571
Steve Frey, L (8, 1) ERA: 2.84	1.0		3	0	0	0	1	0	0	0	0	0	0	11	18	0.00	0.000
Jeff Nelson, R (9, 1) ERA: 1.66	1.0		3	0	0	0	0	0	0	0	0	0	0	7	13	0.00	0.000

BOTTOM

Seattle Mariners @ Baltimore Orioles
Oriole Park at Camden Yards, Baltimore, MD

Wed Jun 07 1995, 7:05 PM EDT
 Att: 38,407 - Unknown - 83 F

livebaseballscorecards.com

AB	32
R	2
H	10
RBI	2
BB	1
SO	1
LOB	11



WP: 0	PA: 33
PB: 0	
SB: 0	
CS: 1	

Batter	1	2	3	4	5	6	7	8	9	AB R H RBI BB SO LOB	TOP	
Joey Cora, S (1, 4) OBP: 0.298, SLG: 0.333 	3-3 		0-3 			2-3 		1-1 		4 0 0 0 0 3 0		
Alex Diaz, S (1, 8) OBP: 0.308, SLG: 0.375 	4-2 		1-1 			0-1 		1-2 		3 0 0 0 1 0 0		
Edgar Martinez, R (1, 10) OBP: 0.451, SLG: 0.615 	1-1 		0-2 			1-1 		2-2 		4 1 2 1 0 0 1		
Tino Martinez, L (1, 3) OBP: 0.395, SLG: 0.550 		2-1 		0-0 		1-1 		2-0 		4 0 1 0 0 0 1		
Doug Strange, S (1, 5) OBP: 0.344, SLG: 0.400 		2-1 		1-3 		1-3 		0-2 		4 0 1 0 0 2 1		
Marc Newfield, R (1, 7) OBP: 0.278, SLG: 0.471 		2-0 		2-1 			0-0 		2-2 		4 1 1 0 0 0 1	
Mike Blowers, R (1, 9) OBP: 0.275, SLG: 0.326 		2-1 			1-2 		0-0 			3 0 1 0 0 0 0		
Dan Wilson, R (1, 2) OBP: 0.333, SLG: 0.337 		1-2 			0-1 		1-1 			3 0 1 1 0 0 0		
Alex Rodriguez, R (1, 6) OBP: 0.306, SLG: 0.389 		0-1 			0-3 			0-0 		3 0 0 0 0 1 2		
Inning Stats	R: 0 H: 0 E: 0 LOB: 0 K: 1 BB: 1 S: 9 P: 17	R: 1 H: 3 E: 0 LOB: 2 K: 0 BB: 0 S: 12 P: 21	R: 0 H: 0 E: 0 LOB: 0 K: 1 BB: 0 S: 8 P: 9	R: 0 H: 0 E: 0 LOB: 0 K: 1 BB: 0 S: 6 P: 9	R: 0 H: 0 E: 0 LOB: 0 K: 1 BB: 0 S: 9 P: 10	R: 1 H: 2 E: 0 LOB: 1 K: 2 BB: 0 S: 13 P: 18	R: 0 H: 0 E: 0 LOB: 0 K: 0 BB: 0 S: 4 P: 5	R: 0 H: 0 E: 0 LOB: 0 K: 0 BB: 0 S: 6 P: 8	R: 0 H: 2 E: 0 LOB: 1 K: 0 BB: 0 S: 11 P: 17	1B: 5 SF: 0 2B: 1 SAC: 0 3B: 0 DP: 2 HR: 1 HBP: 0	WP: 0 PA: 33 PB: 0 SB: 0 CS: 0	
PITCHER 35 Mike Mussina, R (1, 1) ERA: 3.9 Terry Clark, R (9, 1) ERA: 3.86	IP WLS BF H R ER SO BB IBB HBP BLK WP HR S P ERA WHIP 8.0 W 29 5 2 2 6 1 0 0 0 0 0 1 67 97 2.25 0.750 1.0 4 2 0 0 0 0 0 0 0 0 0 0 11 17 0.00 2.000											

Seattle Mariners @ Baltimore Orioles
 Oriole Park at Camden Yards, Baltimore, MD

Thu Jun 08 1995, 3:33 AM EDT
 Att. 40,730 - Cloudy - 85 F

AB	32
R	2
H	7
RBI	2
BB	1
SO	6
LOB	6



Batter	1	2	3	4	5	6	7	8	9
Brady Anderson, L OBP: 0.349, SLG: 0.510 (1, 7)	2-0 HR	1 SAFE 3-2 G4-3		2-0 P5		1 SAFE 4-0 BB		3-3 K	
Kevin Bass, S OBP: 0.342, SLG: 0.430 (1, 9)	1-1 HR	1-2 G6-3		4-0 BB		2-2 F7		1-2 1B	
Rafael Palmeiro, L OBP: 0.396, SLG: 0.573 (1, 3)	1-1 F8		2-3 K	1-2 G1-3		1-0 G4-3		2-0 F8	
Cal Ripken Jr., R OBP: 0.350, SLG: 0.456 (1, 6)	2-2 G5-3		2-2 HR		0-0 G6-3		4-2 2B BB	1-3 K	
Harold Baines, L OBP: 0.397, SLG: 0.515 (1, 10)	4-1 BB BB		4-1 HR BB		1-2 G6-3		1-0 1-H HR 2B		
Chris Hoiles, R OBP: 0.345, SLG: 0.365 (1, 2)	4-1 1-2 BB		2-1 F8		3-2 L5		1-1 G5-3		
Jeff Manto, R OBP: 0.315, SLG: 0.552 (1, 5)	3-3 K		1-1 1-H HR			3-1 P6		0-0 2-H HR	
Manny Alexander, R OBP: 0.280, SLG: 0.283 (1, 4)		1-0 G5-3	2-3 K			2-1 F7		4-1 BB	
Curtis Goodwin, L OBP: 0.400, SLG: 0.400 (1, 8)		2-1 WP S 1B		0-3 K		1-1 BB 1B		0-0 G6-3	

Inning Stats	R: 2	H: 2	E: 0	K: 1	S: 13	LOB: 2	BB: 2	P: 30
	R: 0	H: 1	E: 0	K: 0	S: 10	LOB: 1	BB: 0	P: 17
	R: 3	H: 2	E: 0	K: 2	S: 15	LOB: 0	BB: 1	P: 28
	R: 0	H: 0	E: 0	K: 1	S: 8	LOB: 1	BB: 1	P: 15
	R: 0	H: 0	E: 0	K: 0	S: 7	LOB: 0	BB: 0	P: 11
	R: 0	H: 1	E: 0	K: 0	S: 11	LOB: 2	BB: 1	P: 21
	R: 3	H: 2	E: 0	K: 0	S: 9	LOB: 1	BB: 2	P: 20
	R: 0	H: 1	E: 0	K: 2	S: 12	LOB: 1	BB: 0	P: 19

PITCHER	IP	WLS	BF	H	R	ER	SO	BB	IBB	HBP	BLK	WP	HR	S	P	ERA	WHIP
Salomon Torres, R ERA: 9.45 (1, 1)	5.0	L	24	5	5	5	4	4	0	0	0	1	4	53	101	9.00	1.800
Rafael Carmona, R ERA: 7.71 (6, 1)	2.0		12	3	3	3	0	3	0	0	0	0	1	20	41	13.50	3.000
Bobby Ayala, R ERA: 2.95 (8, 1)	1.0		4	1	0	0	2	0	0	0	0	0	0	12	19	0.00	1.000

AB R H RBI BB SO LOB

4	1	1	1	1	1	1
4	1	2	1	1	0	3
5	0	0	0	0	1	2
4	2	1	1	1	1	1
2	2	1	1	2	0	0
3	0	0	0	1	0	2
4	2	2	4	0	1	2
3	0	0	0	1	1	0
4	0	2	0	0	1	1

1B: 3	SF: 0	WP: 1	PA: 40
2B: 1	SAC: 0	PB: 0	
3B: 0	DP: 0	SB: 1	
HR: 5	HBP: 0	CS: 0	

PITCHER	IP	WLS	BF	H	R	ER	SO	BB	IBB	HBP	BLK	WP	HR	S	P	ERA	WHIP
---------	----	-----	----	---	---	----	----	----	-----	-----	-----	----	----	---	---	-----	------

Seattle Mariners @ Baltimore Orioles
 Oriole Park at Camden Yards, Baltimore, MD
 Thu Jun 08 1995, 3:33 AM EDT
 Att: 40,730 - Cloudy - 85 F

livebaseballscorecards.com

AB	33
R	8
H	9
RBI	8
BB	7
SO	6
LOB	12



Batter	1	2	3	4	5	6	7	8	9	AB R H RBI BB SO LOB	TOP											
Tony Phillips, S OBP: 0.415, SLG: 0.458 (1, 7)	4-1 G3-1 HR BB	2-3 K			3-2 L4		4-1 FC6-4 BB		1-0 F8	3 1 0 0 2 1 2												
Damion Easley, R OBP: 0.315, SLG: 0.354 (1, 4)	3-2 G3-1	2-2 FC6-4			1-0 F8		1-0 FC6-4			4 0 0 0 0 0 4												
Tim Salmon, R OBP: 0.424, SLG: 0.554 (1, 9)	2-1 HR		3-2 F9		0-0 2B		0-0 G5-3			4 1 2 2 0 0 0												
Chili Davis, S OBP: 0.473, SLG: 0.547 (1, 10)	4-2 HR BB		1-1 F9		1-2 G5-3		0-0 FC4-8 1B			3 1 1 0 1 0 1												
J.T. Snow, L OBP: 0.333, SLG: 0.456 (1, 3)	1-0 F8		1-2 F7		2-3 K		0-0 FC4-6			4 0 0 0 0 1 3												
Jim Edmonds, L OBP: 0.329, SLG: 0.463 (1, 8)	1-1 HR			1-1 G3		0-0 G4-3		3-2 G5-3		4 1 1 2 0 0 2												
Spike Owen, S OBP: 0.278, SLG: 0.325 (1, 5)	2-3 K			0-0 G3			3-2 G3 2B			4 0 1 0 0 1 0												
Jorge Fabregas, L OBP: 0.258, SLG: 0.241 (1, 2)				1-0 G3-1			2-1 F8			4 0 1 0 0 0 1												
Gary Disarcina, R OBP: 0.371, SLG: 0.507 (1, 6)				1-1 P2		2-2 P5	0-1 G3		1-1 1B	4 0 1 0 0 0 2												
Inning Stats	R: 4 E: 0 K: 1 S: 16	H: 2 LOB: 0 BB: 2 P: 33	R: 0 E: 0 K: 1 S: 11	H: 1 LOB: 1 BB: 0 P: 19	R: 0 E: 0 K: 0 S: 9	H: 0 LOB: 0 BB: 0 P: 14	R: 0 E: 0 K: 0 S: 4	H: 0 LOB: 0 BB: 0 P: 6	R: 0 E: 0 K: 0 S: 9	H: 0 LOB: 0 BB: 0 P: 15	R: 0 E: 0 K: 1 S: 8	H: 1 LOB: 1 BB: 0 P: 11	R: 0 E: 0 K: 0 S: 9	H: 1 LOB: 2 BB: 1 P: 19	R: 0 E: 0 K: 0 S: 8	H: 1 LOB: 1 BB: 0 P: 11	R: 0 E: 0 K: 0 S: 6	H: 1 LOB: 1 BB: 0 P: 12	1B: 3 2B: 2 3B: 0 HR: 2	SF: 0 SAC: 0 DP: 0 HBP: 0	WP: 0 PB: 0 SB: 0 CS: 0	PA: 37
PITCHER	IP WLS BF H R ER SO BB IBB HBP BLK WP HR S P ERA WHIP																					
Scott Kligenbeck, R ERA: 6.75 (1, 1)	5.1 W 22 4 4 4 2 2 0 0 0 0 2 53 92 6.75 1.125																					
Mark Lee, L ERA: (6, 1)	1.2 7 1 0 0 1 1 0 0 0 0 0 13 25 0.00 1.200																					
Terry Clark, R ERA: 3.18 (8, 1)	1.0 4 1 0 0 0 0 0 0 0 0 0 8 11 0.00 1.000																					
Doug Jones, R ERA: 4.24 (9, 1)	1.0 4 1 0 0 0 0 0 0 0 0 0 6 12 0.00 1.000																					

California Angels @ Baltimore Orioles
Oriole Park at Camden Yards, Baltimore, MD
 Fri Jun 09 1995, 7:05 PM EDT
 Att. 40,782 - Unknown - 81 F

livebaseballscorecards.com

AB	34
R	4
H	7
RBI	4
BB	3
SO	3
LOB	15



Batter	1	2	3	4	5	6	7	8	9	AB R H RBI BB SO LOB	TOP	
Tony Phillips, S OBP: 0.416, SLG: 0.462 (1, 7) X	0-0 2B 2B		0-0 G3		0-0 G1-3			4-0 BB BB BB		3 1 1 0 1 0 1		
Spike Owen, S OBP: 0.287, SLG: 0.345 (1, 4) X	0-0 2B 2H		0-0 F8			0-0 BB 1B		0-0 L8		4 0 2 1 0 0 1		
Tim Salmon, R OBP: 0.415, SLG: 0.539 (1, 9) S S S	0-3 K			0-0 F8		0-0 F8		0-0 G6-4-3 1-2f		4 0 0 0 0 1 3		
Chili Davis, S OBP: 0.473, SLG: 0.563 (1, 10) X	0-0 P6			0-0 HR		4-0 BB 1-2		0-0 G6-3		3 1 1 1 1 0 1		
J.T. Snow, L OBP: 0.337, SLG: 0.453 (1, 3) X	0-0 L3			0-0 G4-6-3 1B		0-3 K		4-0 G1-3 BB		3 0 1 0 1 1 3		
Jim Edmonds, L OBP: 0.327, SLG: 0.458 (1, 8) X		0-0 G6-4-3 1B		0-0 G4-6-3 1-2f		0-3 K		0-0 G1-3		4 0 1 0 0 1 4		
Carlos Martinez, R OBP: 0.351, SLG: 0.355 (1, 5) 16 Garret Anderson, L (9, PH) OBP: 0.154, SLG: 0.083 X		0-0 G6-4-3 1-2f			0-3 K		0-0 G6-3	0-3 K		3 0 0 0 0 1 1 1 0 0 0 0 1 1		
Jorge Fabregas, L OBP: 0.235, SLG: 0.219 (1, 2) X		0-0 G3			0-0 F8		0-0 L9			3 0 0 0 0 0 0		
Gary Disarcina, R OBP: 0.370, SLG: 0.503 (1, 6) X			0-0 L9		0-0 1B		0-0 F9			3 0 1 0 0 0 0		
Inning Stats	R: 1 E: 0 K: 1 S: 7 H: 2 LOB: 1 BB: 0 P: 7	R: 0 E: 0 K: 0 S: 3 H: 1 LOB: 0 BB: 0 P: 3	R: 0 E: 0 K: 0 S: 3 H: 0 LOB: 0 BB: 0 P: 3	R: 1 E: 0 K: 0 S: 4 H: 2 LOB: 0 BB: 0 P: 4	R: 0 E: 0 K: 1 S: 6 H: 1 LOB: 1 BB: 0 P: 6	R: 0 E: 0 K: 2 S: 8 H: 1 LOB: 2 BB: 1 P: 12	R: 0 E: 0 K: 0 S: 3 H: 0 LOB: 0 BB: 0 P: 3	R: 0 E: 0 K: 0 S: 2 H: 0 LOB: 0 BB: 1 P: 6	R: 0 E: 0 K: 1 S: 5 H: 0 LOB: 1 BB: 1 P: 9	1B: 4 2B: 2 3B: 0 HR: 1 SF: 0 SAC: 0 DP: 3 HBP: 0	WP: 0 PB: 0 SB: 0 CS: 0 PA: 34	
PITCHER Ben McDonald, R (1, 1) ERA: 4.07 Doug Jones, R (9, 1) ERA: 4.0	IP WLS BF H R ER SO BB IBB HBP BLK WP HR S P ERA WHIP											
	8.0 W 30 7 2 2 4 2 0 0 0 0 0 1 36 44 2.25 1.125											
	1.0 4 0 0 0 1 1 0 0 0 0 0 0 5 9 0.00 1.000											

California Angels @ Baltimore Orioles
 Oriole Park at Camden Yards, Baltimore, MD
 Sat Jun 10 1995, 7:05 PM EDT
 Att. 45,712 - Unknown - 79 F

livebaseballscorecards.com

AB	31
R	2
H	7
RBI	2
BB	3
SO	5
LOB	15



Batter	1	2	3	4	5	6	7	8	9
Brady Anderson, L (1, 7) OBP: 0.331, SLG: 0.481	0-0 L8		0-3 K2-6-2	0-3 K			0-0 F6	0-0 CS	
Jeffrey Hammonds, R (1, 9) OBP: 0.297, SLG: 0.514	0-0 G6-3		0-0 G5-3		0-0 F3		0-0 1B		
Kevin Bass, S (8, 9) OBP: 0.348, SLG: 0.436							3-H 4-0 3B		
Rafael Palmeiro, L (1, 3) OBP: 0.393, SLG: 0.596	0-0 G4-3			0-0 G3	0-0 L8		BB 1B BB		
Cal Ripken Jr., R (1, 6) OBP: 0.357, SLG: 0.465		0-0 L8 SF7		0-0 1B BB	0-0 L4		1-2 BB		
Harold Baines, L (1, 10) OBP: 0.414, SLG: 0.528		0-0 L8		4-0 BB 1B		4-0 BB	3-H 4-0 1B		
Leo Gomez, R (7, PH) OBP: 0.254, SLG: 0.242		2-3		1-2 BB 1B		G5-4-3 BB	1-2 2-3 BB		
Matt Nokes, L (7, PH) OBP: 0.182, SLG: 0.282									
Chris Hoiles, R (1, 2) OBP: 0.339, SLG: 0.388		0-0 SF7		0-0 1B BB		0-0 G5-4-3	0-0 F8		
Jeff Manto, R (1, 5) OBP: 0.351, SLG: 0.652		0-0 HR		1-2 2-3 BB		0-0 F8		0-0 F9	
Manny Alexander, R (1, 4) OBP: 0.276, SLG: 0.278		0-0 G5-3		0-3 K			0-0 P3	0-0 F3	
Curtis Goodwin, L (1, 8) OBP: 0.500, SLG: 0.528			0-0 K2-6-2	0-0 1B			0-0 3B	4-0 CS	

AB	R	H	RBI	BB	SO	LOB
4	0	0	0	0	2	5
4	1	1	1	0	0	0
0	0	0	0	0	0	0
3	0	0	0	1	0	0
4	2	3	1	0	0	0
1	1	0	0	2	0	1
0	0	0	0	0	0	0
0	0	0	0	1	0	0
3	0	1	2	0	0	4
3	1	1	1	1	0	0
4	0	0	0	0	1	3
3	1	3	1	1	0	0

AB	R	H	RBI	BB	SO	LOB
29	6	9	6	6	3	13

WP	HR	S	P	ERA	WHIP
0	0	0	0	0.00	1.500

Inning Stats	R	H	E	K	S	P	IP	WLS	BF	H	R	ER	SO	BB	IBB	HBP	BLK	WP	HR	S	P	ERA	WHIP
	0	0	0	0	3	3	6.2	L	29	8	6	6	3	3	0	0	0	0	1	32	44	8.10	1.650
	0	0	0	0	5	5	0.0		2	1	0	0	0	1	0	0	0	0	1	5	5	∞	∞
	0	0	0	0	5	5	1.1		5	0	0	0	0	2	0	0	0	0	3	11	11	0.00	1.500

BOTTOM

California Angels @ Baltimore Orioles
Oriole Park at Camden Yards, Baltimore, MD
 Sat Jun 10 1995, 7:05 PM EDT
 Att: 45,712 - Unknown - 79 F

livebaseballscorecards.com



Batter	1	2	3	4	5	6	7	8	9	AB R H RBI BB SO LOB	TOP									
Tony Phillips, S (1, 7) OBP: 0.413, SLG: 0.453	0-3 K		0-0 F7	4-0 BB			0-3 K			3 0 0 0 1 2 2										
Rex Hudler, R (1, 4) OBP: 0.300, SLG: 0.510	0-0 HR		0-0 HR 2B	0-3 K			0-0 L5			4 2 2 3 0 1 2										
Tim Salmon, R (1, 9) OBP: 0.422, SLG: 0.561	0-0 F7		0-0 HR			0-0 L4 G4-3 1B		4-0 CS BB		3 1 2 2 1 0 0										
Chili Davis, S (1, 10) OBP: 0.463, SLG: 0.548	0-0 G5-3		0-0 G3			0-0 G4-3 1-2		0-3 K 1-2		4 0 0 0 0 1 2										
J.T. Snow, L (1, 3) OBP: 0.341, SLG: 0.455		0-0 G1-6-3 1B	0-0 CS 1B			0-0 L4 2-2		0-0 F7		4 0 2 0 0 0 1										
Jim Edmonds, L (1, 8) OBP: 0.326, SLG: 0.452		0-0 G1-6-3 1-2f	0-0 F9 1-2			0-0 CS 1B		0-0 G6-3		4 0 1 0 0 0 2										
Carlos Martinez, R (1, 5) OBP: 0.317, SLG: 0.314		0-0 G5-3		0-0 P3		0-0 G5-3 1-2		0-3 K		4 0 0 0 0 1 1										
Jorge Fabregas, L (1, 2) OBP: 0.263, SLG: 0.278			0-0 1B 2B 1B			0-0 F7		0-3 K		4 1 2 0 0 1 0										
Gary Disarcina, R (1, 6) OBP: 0.370, SLG: 0.500			0-0 2B 1B			0-0 F9		0-0 L4		3 1 1 0 0 0 1										
Inning Stats	R: 1 E: 0 K: 1 S: 6	H: 1 LOB: 0 BB: 0 P: 6	R: 0 E: 0 K: 0 S: 3	H: 1 LOB: 0 BB: 0 P: 3	R: 4 E: 0 K: 0 S: 8	H: 5 LOB: 1 BB: 0 P: 8	R: 0 E: 0 K: 1 S: 6	H: 1 LOB: 2 BB: 1 P: 10	R: 0 E: 0 K: 0 S: 3	H: 1 LOB: 0 BB: 0 P: 3	R: 0 E: 0 K: 1 S: 5	H: 0 LOB: 0 BB: 0 P: 5	R: 0 E: 0 K: 1 S: 4	H: 0 LOB: 0 BB: 1 P: 8	R: 0 E: 0 K: 2 S: 7	H: 0 LOB: 0 BB: 0 P: 7	1B: 6 2B: 4 3B: 0 HR: 2	SF: 0 SAC: 0 DP: 3 HBP: 0	WP: 0 PB: 0 SB: 0 CS: 3	PA: 35
PITCHER	IP WLS BF H R ER SO BB IBB HBP BLK WP HR S P ERA WHIP																			
Jamie Moyer, L (1, 1) ERA: 6.12	3.0 L 15 7 5 5 1 0 0 0 0 0 2 17 17 15.00 2.333																			
Mike Oquist, R (4, 1) ERA: 3.81	4.2 16 3 0 0 3 2 0 0 0 0 0 20 28 0.00 1.071																			
Jesse Orosco, L (8, 1) ERA: 3.27	1.1 4 0 0 0 0 2 0 0 0 0 0 8 8 0.00 0.000																			

California Angels @ Baltimore Orioles
 Oriole Park at Camden Yards, Baltimore, MD
 Sun Jun 11 1995, 3:33 AM EDT
 Att. 45,975 - Sunny - 89 F

livebaseballscorecards.com

AB	33
R	5
H	10
RBI	5
BB	2
SO	6
LOB	11



Batter	1	2	3	4	5	6	7	8	9	AB	R	H	RBI	BB	SO	LOB
Curtis Goodwin, L OBP: 0.500, SLG: 0.525 (1, 8)	0-0 HR 1B	0-0 G1-3			0-0 G5-3		0-0 2B 1B		0-0 SH3 1-2	4	2	2	0	0	0	1
Kevin Bass, S OBP: 0.350, SLG: 0.462 (1, 7)	0-0 1-H HR		0-0 FC4 1B		0-0 P3		0-0 F7		0-0 G4-3 2-3	5	1	2	2	0	0	3
Rafael Palmeiro, L OBP: 0.399, SLG: 0.600 (1, 3)	0-0 G4-3		0-3 K			0-0 2B 1B	0-0 1B 2B		4-0 IBB	4	1	2	0	1	1	1
Cal Ripken Jr., R OBP: 0.358, SLG: 0.469 (1, 6)	0-0 P3		0-0 F9			0-0 G5-3 1-H 2B	0-0 2-3 3-H 1B		0-0 F8	5	0	2	2	0	0	3
Jeffrey Hammonds, R OBP: 0.308, SLG: 0.507 (1, 9)	4-0 BB		0-0 FC4 1-2f			0-0 G5-3 1B	0-0 F7			3	0	1	0	1	0	3
Jeff Manto, R OBP: 0.337, SLG: 0.625 (1, 5)	0-0 G5-3		0-3 K			0-0 G5-3 1-2 2-3		0-0 G5-3		4	0	0	0	0	1	3
Chris Hoiles, R OBP: 0.328, SLG: 0.374 (1, 2)		0-0 F7		0-0 F8		0-0 P3		0-3 K		4	0	0	0	0	1	2
Bret Barberie, S OBP: 0.346, SLG: 0.337 Matt Nokes, L OBP: 0.178, SLG: 0.275 (1, 10) (8, PH)		0-0 S 1B		0-0 G6-3		0-3 K		0-0 P6		3	0	1	0	0	1	2
Manny Alexander, R OBP: 0.262, SLG: 0.263 Harold Baines, L OBP: 0.419, SLG: 0.528 Brady Anderson, L OBP: 0.331, SLG: 0.481 (1, 4) (9, PH) (9, PR)		0-0 P4 1-2		0-0 F9			0-0 G4-3		4-0 G4-3 SH3 BB	3	0	0	0	0	0	1

Inning Stats	R: 2	H: 2	E: 0	K: 5	S: 5	LOB: 1	BB: 1	P: 9	R: 0	H: 1	E: 0	K: 4	S: 4	R: 0	H: 0	E: 0	K: 1	S: 5	R: 0	H: 0	E: 0	K: 1	S: 5	R: 0	H: 3	E: 0	K: 1	S: 8	R: 1	H: 3	E: 0	K: 0	S: 6	R: 0	H: 0	E: 0	K: 1	S: 3	R: 0	H: 0	E: 0	K: 0	S: 3	R: 0	H: 0	E: 0	K: 1	S: 5	R: 0	H: 0	E: 0	K: 0	S: 3	R: 0	H: 0	E: 0	K: 0	S: 3	R: 0	H: 0	E: 0	K: 0	S: 3	1B: 7	2B: 2	3B: 0	HR: 1	SF: 0	SAC: 1	DP: 0	HBP: 0	WP: 0	PB: 0	SB: 1	CS: 0	PA: 40
--------------	------	------	------	------	------	--------	-------	------	------	------	------	------	------	------	------	------	------	------	------	------	------	------	------	------	------	------	------	------	------	------	------	------	------	------	------	------	------	------	------	------	------	------	------	------	------	------	------	------	------	------	------	------	------	------	------	------	------	------	------	------	------	------	------	-------	-------	-------	-------	-------	--------	-------	--------	-------	-------	-------	-------	--------

PITCHER	IP	WLS	BF	H	R	ER	SO	BB	IBB	HBP	BLK	WP	HR	S	P	ERA	WHIP
Mark Langston, L ERA: 4.91 (1, 1)	6.2	W	30	9	4	4	3	1	0	0	0	0	1	35	39	5.40	1.500
Troy Percival, R ERA: 3.0 (7, 1)	1.1		5	1	0	0	1	0	0	0	0	0	0	7	7	0.00	0.750
Lee Smith, R ERA: (9, 1)	1.0	S	5	0	0	0	0	1	1	0	0	0	0	3	11	0.00	1.000

BOTTOM


California Angels @ Baltimore Orioles
 Oriole Park at Camden Yards, Baltimore, MD

Sun Jun 11 1995, 3:33 AM EDT
 Att: 45,975 - Sunny - 89 F

livebaseballscores.com

AB	36
R	4
H	10
RBI	4
BB	3
SO	4
LOB	19



Batter	1	2	3	4	5	6	7	8	9	AB R H RBI BB SO LOB	TOP											
Brady Anderson, L (1, 7) OBP: 0.335, SLG: 0.479	0-0 G3		4-0 S E BB		0-0 S 1B		0-0 F8			3 1 1 0 1 0 1												
Jeffrey Hammonds, R (1, 9) OBP: 0.305, SLG: 0.506	0-0 2B		0-3 K		0-0 L3		0-3 K			4 0 1 0 0 2 4												
Rafael Palmeiro, L (1, 3) OBP: 0.390, SLG: 0.585	0-0 G4-3		0-0 E6 1-H 2-H		0-0 G4-3			0-0 L9		4 0 0 0 0 0 2												
Cal Ripken Jr., R (1, 6) OBP: 0.350, SLG: 0.457	0-0 G4-3		0-0 G1-3			0-0 F3		0-0 F8		4 0 0 0 0 0 2												
Harold Baines, L (1, 10) OBP: 0.417, SLG: 0.550 Leo Gomez, R (8, PH) OBP: 0.250, SLG: 0.238		0-0 F7		0-0 E3		0-0 HR		0-0 L7		3 1 1 1 0 0 0 1 0 0 0 0 0 0												
Jeff Manto, R (1, 5) OBP: 0.324, SLG: 0.600		0-3 K		0-3 K		0-0 G3		0-0 L9		4 0 0 0 0 2 1												
Chris Hoiles, R (1, 2) OBP: 0.321, SLG: 0.364 Kevin Bass, S (9, PH) OBP: 0.347, SLG: 0.458		0-3 K		0-3 K		0-0 G1-3			0-3 K	3 0 0 0 0 2 1 1 0 0 0 0 1 0	AB 34 R 3 H 5 RBI 1 BB 1 SO 9 LOB 12											
Manny Alexander, R (1, 4) OBP: 0.250, SLG: 0.250 Matt Nokes, L (9, PH) OBP: 0.174, SLG: 0.268			0-0 G6-3	0-0 G5-3			0-0 G5-3		0-3 K	3 0 0 0 0 0 1 1 0 0 0 0 1 0												
Curtis Goodwin, L (1, 8) OBP: 0.511, SLG: 0.535			0-0 S E BB 1B		0-3 K		0-0 S 1B			3 1 2 0 0 1 0												
Inning Stats	R: 0 E: 0 K: 0 S: 4	H: 1 LOB: 1 BB: 0 P: 4	R: 0 E: 0 K: 2 S: 7	H: 0 LOB: 0 BB: 0 P: 7	R: 2 E: 1 K: 1 S: 7	H: 1 LOB: 1 BB: 1 P: 11	R: 0 E: 1 K: 2 S: 8	H: 0 LOB: 1 BB: 0 P: 8	R: 0 E: 0 K: 1 S: 6	H: 1 LOB: 1 BB: 0 P: 6	R: 1 E: 0 K: 0 S: 4	H: 1 LOB: 0 BB: 0 P: 4	R: 0 E: 0 K: 1 S: 6	H: 1 LOB: 1 BB: 0 P: 6	R: 0 E: 0 K: 0 S: 3	H: 0 LOB: 0 BB: 0 P: 3	R: 0 E: 0 K: 2 S: 7	H: 0 LOB: 0 BB: 0 P: 7	1B: 3 2B: 1 3B: 0 HR: 1	SF: 0 SAC: 0 DP: 0 HBP: 0	WP: 0 PB: 0 SB: 4 CS: 0	PA: 35
PITCHER	IP WLS BF H R ER SO BB IBB HBP BLK WP HR S P ERA WHIP																					
Charles Nagy, R (1, 1) ERA: 3.14	7.0 W 29 5 3 1 7 1 0 0 0 0 1 42 46 1.29 0.857																					
Paul Assenmacher, L (8, 1) ERA:	1.0 3 0 0 0 0 0 0 0 0 0 0 3 3 0.00 0.000																					
Jose Mesa, R (9, 1) ERA: 2.42	1.0 S 3 0 0 0 2 0 0 0 0 0 0 7 7 0.00 0.000																					

Baltimore Orioles @ Cleveland Indians
 Jacobs Field, Cleveland, OH
 Mon Jun 12 1995, 7:05 PM EDT
 Att. 41,845 - Unknown - 68 F

livebaseballscorecards.com

Batter	1	2	3	4	5	6	7	8	9	AB R H RBI BB SO LOB
Kenny Lofton, L OBP: 0.383, SLG: 0.509 (1, 8) X	0-0 G4-3 G1-3 1B		0-0 G1-3	0-0 BB 1B		0-0 2B				4 0 3 0 0 0 1
Omar Vizquel, S OBP: 0.298, SLG: 0.306 (1, 6) X	0-0 G1-3 1-2		0-0 G3-1	4-0 BB 1B		0-0 L3				3 0 0 2 1 0 2
Carlos Baerga, S OBP: 0.368, SLG: 0.517 (1, 4) X	0-0 G4-3 2-3		0-3 K	0-0 G3			0-3 K			4 0 0 0 0 2 4
Albert Belle, R OBP: 0.378, SLG: 0.577 (1, 7) X	0-0 G5-3			0-0 2B 1B	0-3 K		0-0 F9			4 1 1 0 0 1 1
Eddie Murray, S OBP: 0.379, SLG: 0.539 (1, 10)		0-3 K		0-0 1B 2B	0-0 G4-1 2B		0-3 K			4 1 2 1 0 2 0
Jim Thome, L OBP: 0.424, SLG: 0.635 (1, 5)		4-0 BB BB		0-0 P5	0-0 G4-1		4-0 BB BB	G6-4-3 BB		2 0 0 0 2 0 2
Paul Sorrento, L OBP: 0.367, SLG: 0.683 (1, 3)		4-0 BB BB		0-3 K	0-0 F9		0-0 G6-4-3 BB	G6-4-3 BB		3 0 0 0 1 1 3
Tony Peña, R OBP: 0.296, SLG: 0.343 (1, 2)		0-0 G6-3 1-2f		4-0 1B BB BB		0-3 K		0-0 F8		3 1 0 0 1 1 2
Wayne Kirby, L OBP: 0.341, SLG: 0.385 (1, 9)			0-0 G3-1 3B	0-0 BB 1B		0-0 F8				3 1 2 1 0 0 0

Inning Stats	R: 0 E: 0 K: 0 S: 4	H: 1 LOB: 1 BB: 0 P: 4	R: 0 E: 0 K: 1 S: 4	H: 0 LOB: 1 BB: 2 P: 12	R: 1 E: 0 K: 1 S: 6	H: 1 LOB: 0 BB: 0 P: 6	R: 3 E: 0 K: 1 S: 9	H: 4 LOB: 3 BB: 2 P: 17	R: 0 E: 0 K: 1 S: 6	H: 1 LOB: 1 BB: 0 P: 6	R: 0 E: 0 K: 2 S: 7	H: 0 LOB: 0 BB: 0 P: 7	R: 0 E: 0 K: 0 S: 2	H: 0 LOB: 0 BB: 1 P: 6	1B: 4 2B: 3 3B: 1 HR: 0	SF: 0 SAC: 0 DP: 2 HBP: 0	WP: 0 PB: 0 SB: 0 CS: 0	PA: 35	
PITCHER	IP	WLS	BF	H	R	ER	SO	BB	IBB	HBP	BLK	WP	HR	S	P	ERA	WHIP		
Kevin Brown, R ERA: 3.54 (1, 1)	7.0	L	32	8	4	4	7	4	0	0	0	0	0	42	58	5.14	1.714		
Mark Lee, L ERA: (8, 1)	1.0		3	0	0	0	0	1	0	0	0	0	0	2	6	0.00	1.000		

BOTTOM

Baltimore Orioles @ Cleveland Indians
Jacobs Field, Cleveland, OH
 Mon Jun 12 1995, 7:05 PM EDT
 Att: 41,845 - Unknown - 68 F

livebaseballscorecards.com

AB	30
R	4
H	8
RBI	4
BB	5
SO	7
LOB	15



Batter	1	2	3	4	5	6	7	8	9	AB R H RBI BB SO LOB	TOP
Brady Anderson, L (1, 7) OBP: 0.328, SLG: 0.467	1-1 F7		1-1 G4-3		1-0 L1-3		0-0 F8			4 0 0 0 0 0 4	
Jeffrey Hammonds, R (1, 9) OBP: 0.302, SLG: 0.494	1-0 G1-3			0-2 FC6-4 1B		1-1 G1-3		0-0 G1-3		4 0 1 0 0 0 0	
Rafael Palmeiro, L (1, 3) Leo Gomez, R (8, PH) OBP: 0.389, SLG: 0.580 OBP: 0.261, SLG: 0.266	1-1 G4-3			0-1 FC6-4 FC5-4 1-2f		0-0 BB 1B		3-1 G4-3 2B		3 0 1 0 0 0 1 1 0 1 0 0 0 0	
Cal Ripken Jr., R (1, 6) Manny Alexander, R (8, PH) OBP: 0.355, SLG: 0.464 OBP: 0.246, SLG: 0.246		1-1 2B		0-1 FC5-4 FC6-4 1-2f		4-2 BB 1B		0-1 G4-3 2-3		2 0 1 0 1 0 1 1 0 0 0 0 0 1	
Harold Baines, L (1, 10) Kevin Bass, S (8, PH) OBP: 0.407, SLG: 0.536 OBP: 0.345, SLG: 0.454		0-2 F8		0-0 FC6-4 1-2f		3-2 L8		3-2 G3-1		3 0 0 0 0 0 4 1 0 0 0 0 0 1	
Matt Nokes, L (1, 2) Cesar Devarez, R (8, 2)		0-0 F7			0-0 E4 1B		3-2 F7		0-2 F8	3 0 0 0 0 0 3 1 0 0 0 0 0 0	
Jeff Manto, R (1, 5) OBP: 0.330, SLG: 0.596		3-2 G6-3			3-3 K			3-2 1B	0-1 G4-3 1B	4 0 2 0 0 1 2	
Bret Barberie, S (1, 4) OBP: 0.343, SLG: 0.333			3-2 L9		2-0 1B		2-2 L7		0-1 G4-3 1-2f	4 0 1 0 0 0 2	
Curtis Goodwin, L (1, 8) OBP: 0.500, SLG: 0.522			0-0 G4-3 1B		0-3 K		2-3 K			3 0 1 0 0 2 3	
Inning Stats	R: 0 H: 0 E: 0 LOB: 0 K: 0 BB: 0 S: 5 P: 8	R: 0 H: 1 E: 0 LOB: 1 K: 0 BB: 0 S: 9 P: 13	R: 0 H: 1 E: 0 LOB: 0 K: 0 BB: 0 S: 6 P: 10	R: 0 H: 1 E: 0 LOB: 1 K: 0 BB: 0 S: 8 P: 8	R: 0 H: 1 E: 1 LOB: 2 K: 2 BB: 0 S: 10 P: 16	R: 0 H: 1 E: 0 LOB: 2 K: 0 BB: 1 S: 14 P: 25	R: 0 H: 1 E: 0 LOB: 1 K: 1 BB: 0 S: 12 P: 19	R: 0 H: 1 E: 0 LOB: 1 K: 0 BB: 0 S: 9 P: 15	R: 0 H: 1 E: 0 LOB: 0 K: 0 BB: 0 S: 10 P: 10	1B: 6 SF: 0 2B: 2 SAC: 0 3B: 0 DP: 1 HR: 0 HBP: 0	WP: 0 PA: 35 PB: 0 SB: 0 CS: 0
PITCHER Dennis Martinez, R (1, 1) ERA: 2.55	IP WLS BF H R ER SO BB IBB HBP BLK WP HR S P ERA WHIP										

Baltimore Orioles @ Cleveland Indians
Jacobs Field, Cleveland, OH
 Tue Jun 13 1995, 7:05 PM EDT
 Att. 41,927 - Unknown - 70 F

livebaseballscorecards.com

AB	34
R	0
H	8
RBI	0
BB	1
SO	3
LOB	22



Batter	1	2	3	4	5	6	7	8	9
Kenny Lofton, L OBP: 0.383, SLG: 0.511 (1, 8)	0-2 G3		2-2 F7		1-1 B2-3		2-1 BB 1B 2B 1B	2-0 2B	
Omar Vizquel, S OBP: 0.306, SLG: 0.320 (1, 6)	0-2 F7			3-1 HR 2B		2-1 G5-4-3 1B 1B	1-1 BB 1-2 2B 1B	0-1 L3	
Carlos Baerga, S OBP: 0.371, SLG: 0.514 Alvaro Espinoza, R OBP: 0.286, SLG: 0.316 (1, 4) (8, 4)	2-0 G3			0-1 G1-3		1 SAFE 0-1 G5-4-3 1B	4-2 2B 1-2 2-3 SF8 BB	1-1 HBP	
Albert Belle, R OBP: 0.385, SLG: 0.602 Wayne Kirby, L OBP: 0.333, SLG: 0.375 (1, 7) (7, PR) (8, 7)		0-0 HR		4-2 HR BB		0-0 G5-4-3	3-2 SF8 1-3 2-H 3-H SF9 2B	0-1 L8	
Eddie Murray, S OBP: 0.376, SLG: 0.535 (1, 10)		1-2 L9		0-0 F6		1-0 1B 1B 1B	0-0 SF8		
Jim Thome, L OBP: 0.432, SLG: 0.657 (1, 5)		1-2 F9		1-1 HR		0-0 1B 1B 1B	4-1 BLK BB		
Manny Ramirez, R OBP: 0.435, SLG: 0.669 (1, 9)		3-0 CS 1B		2-2 F9		2-2 1B 1B	1-1 SF9		
Paul Sorrento, L OBP: 0.363, SLG: 0.667 (1, 3)		2-2 CS	0-0 G3-1		2-2 G1-3	1-0 1B	1-1 F8		
Tony Peña, R OBP: 0.286, SLG: 0.330 (1, 2)			1-2 G6-3		2-3 K	3-2 G6-3	0-3 K		

Inning Stats	R: 0	H: 0	E: 0	K: 0	S: 8	R: 1	H: 2	E: 0	K: 0	S: 12	R: 0	H: 0	E: 0	K: 0	S: 7	R: 3	H: 2	E: 0	K: 0	S: 12	R: 0	H: 0	E: 0	K: 1	S: 9	R: 3	H: 6	E: 0	K: 0	S: 14	R: 4	H: 3	E: 0	K: 0	S: 16	R: 0	H: 1	E: 0	K: 1	S: 10
	0	0	0	0	8	1	2	0	0	12	0	0	0	0	7	3	2	0	0	12	0	0	0	1	9	3	6	0	0	14	4	3	0	0	16	0	1	0	10	

PITCHER	IP	WLS	BF	H	R	ER	SO	BB	IBB	HBP	BLK	WP	HR	S	P	ERA	WHIP
35 Mike Mussina, R ERA: 4.39	5.2	L	23	7	6	6	1	1	0	0	0	0	0	54	84	9.53	1.412
Jamie Moyer, L ERA: 6.48	0.0		3	3	1	1	0	0	0	0	0	0	0	5	8	∞	∞
Alan Mills, R ERA: 8.69	0.1		5	3	4	4	0	1	0	0	0	0	0	13	26	108.00	12.000
Jesse Orosco, L ERA: 3.0	1.0		4	0	0	0	0	1	0	0	1	0	0	6	12	0.00	1.000
Doug Jones, R ERA: 3.79	1.0		5	1	0	0	1	0	0	1	0	0	0	10	13	0.00	1.000

BOTTOM


Baltimore Orioles @ Cleveland Indians
Jacobs Field, Cleveland, OH

Tue Jun 13 1995, 7:05 PM EDT
Att: 41,927 - Unknown - 70 F

AB	R	H	RBI	BB	SO	LOB
5	1	2	0	0	0	0
5	3	3	0	0	0	1
3	1	1	0	1	0	1
0	0	0	0	0	0	0
3	2	2	3	1	0	2
1	1	0	0	0	0	2
3	1	1	2	0	0	2
3	2	2	3	1	0	0
3	0	2	1	0	0	0
4	0	1	2	0	0	2
4	0	0	0	0	2	2

AB	34
R	11
H	14
RBI	11
BB	3
SO	2
LOB	12

WP: 0 PA: 41
PB: 0
SB: 0
CS: 1



PITCHER	IP	WLS	BF	H	R	ER	SO	BB	IBB	HBP	BLK	WP	HR	S	P	ERA	WHIP
35 Mike Mussina, R ERA: 4.39	5.2	L	23	7	6	6	1	1	0	0	0	0	0	54	84	9.53	1.412
Jamie Moyer, L ERA: 6.48	0.0		3	3	1	1	0	0	0	0	0	0	0	5	8	∞	∞
Alan Mills, R ERA: 8.69	0.1		5	3	4	4	0	1	0	0	0	0	0	13	26	108.00	12.000
Jesse Orosco, L ERA: 3.0	1.0		4	0	0	0	0	1	0	0	1	0	0	6	12	0.00	1.000
Doug Jones, R ERA: 3.79	1.0		5	1	0	0	1	0	0	1	0	0	0	10	13	0.00	1.000

Batter	1	2	3	4	5	6	7	8	9	AB R H RBI BB SO LOB	TOP		
Curtis Goodwin, L (1, 8) OBP: 0.472, SLG: 0.480	1-2 P5		1-0 B4-3		0-0 P5		0-0 G5-3		4-1 G4-3 BB	4 0 0 0 1 0 4			
Brady Anderson, L (1, 7) OBP: 0.325, SLG: 0.462	3-2 F8		2-1 F7		3-2 SF9		1-0 S 1B		0-1 G4-3	4 0 1 1 0 0 2			
Cal Ripken Jr., R (1, 6) OBP: 0.346, SLG: 0.450	1-1 L9			1-1 G3	2-2 F7		3-3 K		0-1 P3	5 0 0 0 0 1 4			
Rafael Palmeiro, L (1, 3) OBP: 0.392, SLG: 0.602		0-0 2B		1-1 G4-3		0-0 HR		1-2 F9		4 1 2 1 0 0 2			
Jeffrey Hammonds, R (1, 9) OBP: 0.300, SLG: 0.483		2-3 K		0-0 BB 1B		0-1 G6-3		2-3 K		4 0 1 0 0 2 1			
Harold Baines, L (1, 10) OBP: 0.417, SLG: 0.535		0-0 F8		4-2 SAFE SAFE 1-2 BB		4-0 G5-3 BB		1-2 1B		2 0 1 0 2 0 1			
Jeff Manto, R (1, 5) OBP: 0.319, SLG: 0.574		3-2 F7		2-3 K		1-2 G5-3		0-3 K		4 0 0 0 0 2 5			
Chris Hoiles, R (1, 2) OBP: 0.321, SLG: 0.363 Kevin Bass, S (8, PH) OBP: 0.342, SLG: 0.450 Cesar Devarez, R (8, 2)			1-3 K		3-2 2B SF9 1B		1-0 F8		1-2 G3	3 1 1 0 0 1 1 1 0 0 0 0 0 1 0 0 0 0 0 0 0			
Manny Alexander, R (1, 4) OBP: 0.275, SLG: 0.308			1-2 B4-3 2B		2-1 2B		0-1 1B G5-3 1B		1-2 P4	4 0 3 0 0 0 0			
Inning Stats	R: 0 E: 0 K: 0 S: 10 H: 0 LOB: 0 BB: 0 P: 15	R: 0 E: 0 K: 1 S: 9 H: 1 LOB: 1 BB: 0 P: 14	R: 0 E: 0 K: 1 S: 9 H: 1 LOB: 1 BB: 0 P: 14	R: 0 E: 0 K: 1 S: 13 H: 1 LOB: 2 BB: 1 P: 21	R: 1 E: 0 K: 0 S: 13 H: 2 LOB: 1 BB: 0 P: 23	R: 1 E: 0 K: 0 S: 7 H: 1 LOB: 1 BB: 1 P: 13	R: 0 E: 0 K: 1 S: 11 H: 2 LOB: 2 BB: 0 P: 16	R: 0 E: 0 K: 2 S: 12 H: 1 LOB: 1 BB: 0 P: 16	R: 0 E: 0 K: 0 S: 9 H: 0 LOB: 1 BB: 1 P: 14	1B: 5 2B: 3 3B: 0 HR: 1 SF: 1 SAC: 0 DP: 0 HBP: 0	WP: 0 PB: 0 SB: 1 CS: 0 PA: 39		
PITCHER	IP WLS BF H R ER SO BB IBB HBP BLK WP HR S P ERA WHIP											PITCHER	IP WLS BF H R ER SO BB IBB HBP BLK WP HR S P ERA WHIP
Chad Ogea, R (1, 1) ERA: 2.13	6.0 W 26 6 2 2 3 2 0 0 0 0 0 1 61 100 3.00 1.333												
Julian Tavarez, R (7, 1) ERA: 1.26	2.0 9 3 0 0 3 0 0 0 0 0 0 0 23 32 0.00 1.500												
Jose Mesa, R (9, 1) ERA: 2.31	1.0 S 4 0 0 0 0 1 0 0 0 0 0 0 9 14 0.00 1.000												

Baltimore Orioles @ Cleveland Indians
Jacobs Field, Cleveland, OH
 Wed Jun 14 1995, 7:05 PM EDT
 Att. 41,839 - Unknown - 72 F

livebaseballscorecards.com

AB	35
R	2
H	9
RBI	2
BB	3
SO	6
LOB	21



Batter	1	2	3	4	5	6	7	8	9	AB	R	H	RBI	BB	SO	LOB
Kenny Lofton, L OBP: 0.385, SLG: 0.511 (1, 8)	2-2 CS 1B	2-2 F8 3-H			0-0 G4-3	0-2 E S 1B				4	0	2	1	0	0	0
Omar Vizquel, S OBP: 0.310, SLG: 0.320 (1, 6)	2-2 G3 1B 1-2		2-0 F7		4-0 BB 1B BB	2-0 P3 1-3				3	1	1	0	1	0	1
Carlos Baerga, S OBP: 0.368, SLG: 0.508 (1, 4)	3-1 G3 1-2		2-0 L9		1-1 BB 1B 1-2			1-0 G6-3		4	0	1	0	0	0	1
Albert Belle, R OBP: 0.393, SLG: 0.618 (1, 7)	4-1 1B BB		2-1 HR		4-0 BB 1-2 2-3			0-1 G4-3		2	1	1	1	2	0	0
Eddie Murray, S OBP: 0.374, SLG: 0.529 (1, 10)	1-2 1B 1-3 2-H		0-3 K		1-3 K			0-0 G6-3		4	0	1	1	0	2	3
Jim Thome, L OBP: 0.434, SLG: 0.648 (1, 5)	1-3 K			0-0 G3-1		4-2 1B SF7 BB		4-2 S BB		2	1	0	0	2	1	2
Manny Ramirez, R OBP: 0.443, SLG: 0.667 (1, 9)		4-0 G1-3 S WP BB		4-2 G4-3 BB		3-2 G6-3 S 1B 1B		2-3 K 1-2		2	2	1	0	2	1	1
Paul Sorrento, L OBP: 0.352, SLG: 0.649 (1, 3)		3-2 G1-3 1-3		3-2 G4-3 1-2		2-2 SF7 3-H		1-3 K		3	0	0	1	0	1	3
Tony Peña, R OBP: 0.276, SLG: 0.319 (1, 2)		2-3 K			2-2 G5-3	1-2 G6-3 1-3		3-2 P4		4	0	0	0	0	1	3

Inning Stats	R: 1	H: 3	E: 0	LOB: 2	K: 1	S: 15	R: 1	H: 0	E: 0	LOB: 0	K: 1	S: 11	R: 1	H: 1	E: 0	LOB: 0	K: 1	S: 7	R: 0	H: 0	E: 0	LOB: 1	K: 0	S: 6	R: 0	H: 1	E: 0	LOB: 3	K: 1	S: 12	R: 2	H: 2	E: 0	LOB: 1	K: 0	S: 20	R: 0	H: 0	E: 0	LOB: 0	K: 0	S: 4	R: 0	H: 0	E: 0	LOB: 1	K: 2	S: 11	1B: 6	SF: 1	2B: 0	SAC: 0	3B: 0	DP: 0	HR: 1	HBP: 0
--------------	------	------	------	--------	------	-------	------	------	------	--------	------	-------	------	------	------	--------	------	------	------	------	------	--------	------	------	------	------	------	--------	------	-------	------	------	------	--------	------	-------	------	------	------	--------	------	------	------	------	------	--------	------	-------	-------	-------	-------	--------	-------	-------	-------	--------

PITCHER	IP	WLS	BF	H	R	ER	SO	BB	IBB	HBP	BLK	WP	HR	S	P	ERA	WHIP
Scott Kligenbeck, R ERA: 6.3 (1, 1)	4.2	L	22	5	3	3	3	5	0	0	0	1	1	46	94	5.79	2.143
Mark Lee, L ERA: 3.6 (5, 1)	2.1		10	2	2	2	1	1	0	0	0	0	0	29	42	7.71	1.286
Jesse Orosco, L ERA: 2.77 (8, 1)	1.0		4	0	0	0	2	1	0	0	0	0	0	11	21	0.00	1.000

BOTTOM

Baltimore Orioles @ Cleveland Indians
Jacobs Field, Cleveland, OH
 Wed Jun 14 1995, 7:05 PM EDT
 Att: 41,839 - Unknown - 72 F

AB	28
R	5
H	7
RBI	4
BB	7
SO	6
LOB	14

C

WP: 1	PA: 36
PB: 0	
SB: 4	
CS: 1	

livebaseballscorecards.com

Batter	1	2	3	4	5	6	7	8	9	AB R H RBI BB SO LOB
Curtis Goodwin, L (1, 8) OBP: 0.431, SLG: 0.436	1-0 F7		0-1 FC6 1B		0-1 B3		0-0 G4-3	1-3 K		5 0 0 1 0 1 4
Brady Anderson, L (1, 7) OBP: 0.342, SLG: 0.465	2-2 G6-4-3 HBP		1-0 1B		4-2 BB BB		4-1 FC6-4 BB		4-0 FC5-4 BB	1 0 1 0 3 0 0
Cal Ripken Jr., R (1, 6) OBP: 0.342, SLG: 0.440	2-2 G6-4-3		2-1 G5-3		4-1 BB		0-1 FC6-4 BB 1B		2-1 FC5-4 WP	4 0 0 0 1 0 6
Rafael Palmeiro, L (1, 3) OBP: 0.392, SLG: 0.614		3-2 HR		2-1 G3		1-2 P6	2-1 BB 1B		2-3 K	5 1 2 2 0 1 4
Harold Baines, L (1, 10) OBP: 0.417, SLG: 0.525		1-3 K2-3		1-2 1B		2-2 L9	4-2 BB		1-0 G4-3	4 0 1 0 1 1 1
Jeff Manto, R (1, 5) OBP: 0.308, SLG: 0.554		3-2 G5-3		0-1 P4		2-3 K	2-2 L6			4 0 0 0 0 1 4
Andy Van Slyke, L (1, 9) OBP: 0.221, SLG: 0.317		2-3 K		2-1 P5		1-0 G4-3		3-2 G3-1		4 0 0 0 0 1 1
Matt Nokes, L (1, 2) OBP: 0.189, SLG: 0.271			2-2 F8			1-3 K		2-2 G4-3 1B		4 1 2 0 0 1 0
Bret Barberie, S (8, 4) OBP: 0.343, SLG: 0.333								1B		0 0 0 0 0 0 0
Manny Alexander, R (1, 4) OBP: 0.306, SLG: 0.353			0-1 FC6 1B		2-1 BB 2B		3-2 E5 FC6-4 1B	2-2 P4		3 1 3 0 0 0 0
Jeffrey Hammonds, R (8, PH) OBP: 0.297, SLG: 0.477										1 0 0 0 0 0 1
Chris Hoiles, R (8, 2) OBP: 0.321, SLG: 0.363										0 0 0 0 0 0 0

Inning Stats	R: 0 E: 0 K: 0 S: 6	H: 0 LOB: 0 BB: 0 P: 11	R: 1 E: 0 K: 2 S: 14	H: 1 LOB: 0 BB: 0 P: 23	R: 0 E: 0 K: 0 S: 12	H: 2 LOB: 2 BB: 0 P: 17	R: 0 E: 0 K: 0 S: 9	H: 1 LOB: 1 BB: 0 P: 14	R: 0 E: 0 K: 1 S: 16	H: 1 LOB: 3 BB: 2 P: 28	R: 0 E: 0 K: 1 S: 7	H: 0 LOB: 0 BB: 0 P: 12	R: 2 E: 1 K: 0 S: 17	H: 3 LOB: 3 BB: 2 P: 33	R: 0 E: 0 K: 1 S: 14	H: 1 LOB: 1 BB: 0 P: 22	R: 0 E: 1 K: 1 S: 7	H: 0 LOB: 1 BB: 1 P: 16	1B: 7 2B: 1 3B: 0 HR: 1	SF: 0 SAC: 0 DP: 1 HBP: 1	WP: 1 PB: 1 SB: 0 CS: 0	PA: 41
--------------	------------------------------	----------------------------------	-------------------------------	----------------------------------	-------------------------------	----------------------------------	------------------------------	----------------------------------	-------------------------------	----------------------------------	------------------------------	----------------------------------	-------------------------------	----------------------------------	-------------------------------	----------------------------------	------------------------------	----------------------------------	----------------------------------	------------------------------------	----------------------------------	--------

PITCHER	IP	WLS	BF	H	R	ER	SO	BB	IBB	HBP	BLK	WP	HR	S	P	ERA	WHIP
Felipe Lira, R (1, 1) ERA: 3.07	6.0	W	27	7	3	1	4	2	0	1	0	0	1	68	113	1.50	1.500
Brian Bohanon, L (7, 1) ERA: 5.73	0.1		2	0	0	0	0	1	0	0	0	0	0	2	6	0.00	3.000
John Doherty, R (7, 1) ERA: 6.31	1.2		8	2	0	0	1	1	0	0	0	0	0	25	41	0.00	1.800
Mike Henneman, R (9, 1) ERA: 2.2	1.0	S	4	0	0	0	1	1	0	0	0	1	0	7	16	0.00	1.000

Baltimore Orioles @ Detroit Tigers
Tiger Stadium, Detroit, MI
Fri Jun 16 1995, 7:05 PM EDT
Att. 16,444 - Unknown - 87 F

livebaseballscorecards.com

AB	35
R	3
H	9
RBI	3
BB	5
SO	6
LOB	21



BOTTOM

Baltimore Orioles @ Detroit Tigers
Tiger Stadium, Detroit, MI
Fri Jun 16 1995, 7:05 PM EDT
Att: 16,444 - Unknown - 87 F

livebaseballscorecards.com

AB	31
R	5
H	9
RBI	5
BB	9
SO	4
LOB	23



WP:	0	PA:	41
PB:	0		
SB:	3		
CS:	1		

AB R H RBI BB SO LOB

5 0 1 0 0 0 6

5 1 1 1 0 0 1

2 1 0 0 3 0 1

3 1 3 2 1 0 0

1 1 1 0 0 0 0

4 1 1 1 1 1 5

3 0 2 0 1 1 2

3 0 0 0 0 1 3

0 0 0 0 0 0 0

2 0 0 0 2 1 1

3 0 0 1 1 0 4

1B:	4	SF:	0
2B:	2	SAC:	1
3B:	1	DP:	0
HR:	2	HBP:	0

WP:	0	PA:	41
PB:	0		
SB:	3		
CS:	1		

1B: 4 SF: 0

2B: 2 SAC: 1

3B: 1 DP: 0

HR: 2 HBP: 0

9

0-0

4-1

2-2

0-2

4-0

1-0

4-0

1-2

R: 0 H: 1

E: 0 LOB: 1

K: 0 BB: 0

S: 10 P: 13

8

0-0

1-2

2-2

0-2

4-0

1-0

4-0

1-2

R: 0 H: 1

E: 0 LOB: 1

K: 0 BB: 0

S: 10 P: 13

7

2-0

4-1

3-1

1-2

4-0

1-0

4-0

1-2

R: 1 H: 2

E: 0 LOB: 3

K: 0 BB: 2

S: 10 P: 26

6

2-0

1-1

2-0

1-1

1-1

1-0

2-0

2-2

R: 0 H: 1

E: 0 LOB: 0

K: 0 BB: 0

S: 4 P: 7

5

2-0

4-2

0-1

2-0

1-1

1-0

2-0

2-2

R: 0 H: 1

E: 0 LOB: 1

K: 0 BB: 0

S: 7 P: 13

4

2-0

4-2

0-1

2-0

1-1

1-0

2-0

2-2

R: 0 H: 1

E: 0 LOB: 2

K: 0 BB: 0

S: 10 P: 19

3

2-0

4-2

0-1

2-0

1-1

1-0

2-0

2-2

R: 0 H: 0

E: 0 LOB: 0

K: 1 BB: 0

S: 5 P: 9

2

3-2

4-1

4-1

1-3

3-3

1-0

1-3

2-0

R: 0 H: 0

E: 0 LOB: 2

K: 2 BB: 2

S: 11 P: 26

1

0-0

4-0

2-0

4-2

0-0

2-3

4-0

4-1

R: 4 H: 3

E: 0 LOB: 3

K: 1 BB: 4

S: 15 P: 40

Batter

Chad Curtis, R

Lou Whitaker, L

Travis Fryman, R

Cecil Fielder, R

Juan Samuel, R

Kirk Gibson, L

Alan Trammell, R

Franklin Stubbs, L

Danny Bautista, R

Bobby Higginson, L

Ron Tingley, R

Ben McDonald, R

Mark Lee, L

Terry Clark, R

Jesse Orosco, L

ERA: 2.7

(1, 8)

(1, 4)

(1, 5)

(1, 3)

(7, PR)

(8, 3)

(1, 10)

(1, 6)

(1, 7)

(7, PH)

(8, 9)

(1, 9)

(8, 7)

(1, 2)

(1, 1)

(7, 1)

(7, 1)

(8, 1)

ERA: 2.7

OBP: 0.361, SLG: 0.432

OBP: 0.406, SLG: 0.527

OBP: 0.319, SLG: 0.271

OBP: 0.345, SLG: 0.533

OBP: 0.406, SLG: 0.714

OBP: 0.410, SLG: 0.545

OBP: 0.410, SLG: 0.398

OBP: 0.357, SLG: 0.324

OBP: 0.292, SLG: 0.310

OBP: 0.325, SLG: 0.366

OBP: 0.278, SLG: 0.213

ERA: 4.4

ERA: 3.6

ERA: 2.45

ERA: 2.7

ERA: 2.7

G1-3

F9

0-0

HR

4-0

HR

BB

2-0

HR

1-H

4-2

1B

BB

0-0

BB

S

1-3

1B

2-3

K

4-0

BB

IBB

1-2

2-3

3-H

BB

F8

F9

2-0

F9

4-2

1B

BB

0-1

FC5-4

1-2

1B

FC5-4

1-2

1-2

FC5-2

G6-3

S

1B

1-0

G6-3

1-3

G3

2-0

F9

FC5-2

FC6-4

FC6-4

1B

L6

1-2

G4-3

2-3

3-1

2B

2B

2-2

3B

G4-3

SH3-4

FC5-2

SH3-4

IBB

SH3-4

IBB

FC5-2

IBB

FC5-2

FC6-4

FC6-4

FC6-4

FC6-4

FC6-4

FC6-4

FC6-4

CS

S

SAFE

SAFE

SAFE

SAFE

SAFE

SAFE

SAFE

SAFE

SAFE

SAFE

SAFE

SAFE

SAFE

SAFE

SAFE

SAFE

SAFE

CS

S

SAFE

SAFE

SAFE

SAFE

SAFE

SAFE

SAFE

SAFE

SAFE

SAFE

SAFE

SAFE


SAFE

SAFE

Batter	1	2	3	4	5	6	7	8	9	AB R H RBI BB SO LOB	TOP		
Brady Anderson, L (1, 7) OBP: 0.335, SLG: 0.455	2-3 		2-2 G3-1 		0-1 G3-1 			3-3 		4 0 0 0 0 2 2	<p>Baltimore Orioles @ Detroit Tigers Tiger Stadium, Detroit, MI Sat Jun 17 1995, 7:05 PM EDT Att. 13,195 - Unknown - 88 F</p>		
Manny Alexander, R (1, 4) OBP: 0.307, SLG: 0.343 Harold Baines, L (8, PH) OBP: 0.421, SLG: 0.529 Bret Barberie, S (8, PR) OBP: 0.343, SLG: 0.333	4-0 		2-1 L8 			2-2 P6 		3-2 		2 0 0 0 1 0 0 1 0 1 0 0 0 0 0 0 0 0 0 0 0			
Cal Ripken Jr., R (1, 6) OBP: 0.335, SLG: 0.430	0-0 G5-4-3 			2-0 F7 		1-1 F9 		1-1 FC6-4 		4 0 0 0 0 0 2			
Rafael Palmeiro, L (1, 3) OBP: 0.384, SLG: 0.600		0-0 G3 		1-0 G3 		1-1 G4-1 			2-1 F7 	4 0 0 0 0 0 0			
Jeffrey Hammonds, R (1, 9) OBP: 0.284, SLG: 0.457		3-1 G6-3 		3-2 F8 			3-2 F8 		3-3 	4 0 0 0 0 1 0			
Kevin Bass, S (1, 10) OBP: 0.355, SLG: 0.482		2-0 		2-0 		2-0 		1-2 	1-2 G4-3 	3 2 2 1 0 0 0			
Jeff Manto, R (1, 5) OBP: 0.308, SLG: 0.574		2-0 		1-3 SAFE K 		1-3 SAFE K 		1-3 K 		3 1 1 2 0 2 1			
Chris Hoiles, R (1, 2) OBP: 0.314, SLG: 0.353		2-1 P3 		2-3 K 		2-3 K 		3-0 F8 		3 0 0 0 0 1 1			
Curtis Goodwin, L (1, 8) OBP: 0.426, SLG: 0.421			2-1 G4-3 		4-2 			2-1 L5 		2 0 0 0 1 0 0			
Inning Stats	R: 0 H: 0 E: 0 LOB: 0 K: 1 BB: 1 S: 4 P: 10	R: 2 H: 2 E: 0 LOB: 0 K: 0 BB: 0 S: 7 P: 16	R: 0 H: 0 E: 0 LOB: 0 K: 0 BB: 0 S: 9 P: 15	R: 0 H: 0 E: 0 LOB: 0 K: 0 BB: 0 S: 5 P: 11	R: 0 H: 0 E: 0 LOB: 2 K: 2 BB: 1 S: 12 P: 21	R: 0 H: 0 E: 0 LOB: 0 K: 0 BB: 0 S: 7 P: 11	R: 1 H: 1 E: 0 LOB: 0 K: 1 BB: 0 S: 13 P: 21	R: 0 H: 1 E: 0 LOB: 1 K: 1 BB: 0 S: 12 P: 21	R: 0 H: 0 E: 0 LOB: 0 K: 1 BB: 0 S: 11 P: 17	1B: 2 SF: 0 2B: 0 SAC: 0 3B: 0 DP: 1 HR: 2 HBP: 1	WP: 0 PA: 33 PB: 0 SB: 1 CS: 0		
PITCHER	IP WLS BF H R ER SO BB IBB HBP BLK WP HR S P ERA WHIP											PITCHER	IP WLS BF H R ER SO BB IBB HBP BLK WP HR S P ERA WHIP
David Wells, L (1, 1) ERA: 3.23	7.0 W 26 3 3 3 4 2 0 1 0 0 2 57 105 3.86 0.714												
Joe Boever, R (8, 1) ERA: 4.58	2.0 S 7 1 0 0 2 0 0 0 0 0 0 0 23 38 0.00 0.500												

AB	30
R	3
H	4
RBI	3
BB	2
SO	6
LOB	6



Batter	1	2	3	4	5	6	7	8	9	AB R H RBI BB SO LOB	TOP																									
Curtis Goodwin, L (1, 8) OBP: 0.439, SLG: 0.417	4-0 G4-3 S 1B BB	0-1 G4-3 1B		2-1 F8		4-1 1B BB		1-1 G6-3		3 2 1 1 2 0 1																										
Brady Anderson, L (1, 7) OBP: 0.337, SLG: 0.464	2-1 F8	0-0 G4-3 1B			3-2 3B	1-1 1B 1B		3-1 E3		5 1 2 1 0 0 3																										
Rafael Palmeiro, L (1, 3) OBP: 0.379, SLG: 0.587	2-1 G4-3 1-3	2-2 G4-3			4-1 3B BB	1-1 F7		2-0 F7		4 1 0 0 1 0 6																										
Harold Baines, L (1, 10) OBP: 0.427, SLG: 0.548	1-1 1B		0-0 G3-1		0-0 1B 3B	0-0 1B		0-0 G4-3		5 1 3 4 0 0 1																										
Cal Ripken Jr., R (1, 6) OBP: 0.332, SLG: 0.429	3-2 F9		1-0 G6-3		2-2 G5-3	2-2 F8		1-0 1B FC5-4 2B		5 1 1 0 0 0 4																										
Kevin Bass, S (1, 9) OBP: 0.364, SLG: 0.487		2-2 1B BB 1B	0-1 F9		1-0 1B		2-2 G4-3	1-1 FC5-4 1B		5 1 3 1 0 0 0																										
Jeff Manto, R (1, 5) OBP: 0.304, SLG: 0.558		1-0 L9		2-0 P2	0-2 P3		2-0 1B	3-2 FC5-4		5 0 1 1 0 0 3																										
Chris Hoiles, R (1, 2) OBP: 0.319, SLG: 0.347 Matt Nokes, L (9, PH) OBP: 0.185, SLG: 0.265		4-0 1B 1B G4-3 BB		4-2 BB BB	3-1 G5-3		1-1 F9	3-3 K		2 1 0 0 2 0 2 1 0 0 0 0 1 1	AB 40 R 8 H 12 RBI 8 BB 5 SO 1 LOB 24																									
Manny Alexander, R (1, 4) OBP: 0.304, SLG: 0.338 Jeffrey Hammonds, R (9, PH) OBP: 0.281, SLG: 0.452		0-0 G4-3 1B		0-0 F7		0-1 F9	0-0 P3	1-0 G5-3		4 0 1 0 0 0 2 1 0 0 0 0 0 1																										
Inning Stats	R: 1 E: 0 K: 0 S: 11	H: 1 LOB: 1 BB: 1 P: 21	R: 2 E: 0 K: 0 S: 16	H: 3 LOB: 2 BB: 1 P: 25	R: 0 E: 0 K: 0 S: 4	H: 0 LOB: 0 BB: 0 P: 5	R: 0 E: 0 K: 0 S: 7	H: 0 LOB: 1 BB: 1 P: 15	R: 3 E: 0 K: 0 S: 15	H: 3 LOB: 1 BB: 1 P: 28	R: 1 E: 0 K: 0 S: 11	H: 2 LOB: 2 BB: 1 P: 19	R: 0 E: 0 K: 0 S: 7	H: 1 LOB: 1 BB: 0 P: 12	R: 0 E: 1 K: 0 S: 6	H: 0 LOB: 1 BB: 0 P: 12	R: 1 E: 0 K: 1 S: 13	H: 2 LOB: 1 BB: 0 P: 22	1B: 9 2B: 1 3B: 2 HR: 0	SF: 0 SAC: 0 DP: 0 HBP: 0	WP: 0 PA: 45 PB: 0 SB: 1 CS: 0															
PITCHER	IP WLS BF H R ER SO BB IBB HBP BLK WP HR S P ERA WHIP																																			
Mike Moore, R (1, 1) ERA: 6.35	4.1		24	7	6	6	0	4	0	0	0	0	0	48	86	12.46	2.538																			
Brian Maxcy, R (5, 1) ERA: 4.0	1.0	W	5	1	1	1	0	1	0	0	0	0	0	10	18	9.00	2.000																			
Kevin Wickander, L (6, 1) ERA:	0.1		2	1	0	0	0	0	0	0	0	0	0	3	4	0.00	3.000																			
John Doherty, R (6, 1) ERA: 6.13	1.1		5	1	0	0	0	0	0	0	0	0	0	10	17	0.00	0.750																			
Brian Bohanon, L (8, 1) ERA: 5.59	1.0		4	0	0	0	0	0	0	0	0	0	0	6	12	0.00	0.000																			
PITCHER	IP WLS BF H R ER SO BB IBB HBP BLK WP HR S P ERA WHIP																																			
Mike Henneman, R (9, 1) ERA: 2.6	1.0		5	2	1	1	1	0	0	0	0	0	0	13	22	9.00	2.000																			

Baltimore Orioles @ Detroit Tigers
Tiger Stadium, Detroit, MI
Sun Jun 18 1995, 3:33 AM EDT
Att. 16,109 - Cloudy - 93 F

livebaseballscorecards.com

Batter	1	2	3	4	5	6	7	8	9	AB R H RBI BB SO LOB	TOP	
Luis Polonia, L (1, 7) OBP: 0.314, SLG: 0.345 Gerald Williams, R (7, PH) OBP: 0.333, SLG: 0.540	0-2 2B 1B	2-3 K			1-0 G1-3		3-3 K			3 1 1 0 0 1 2 1 0 0 0 0 1 0		
Wade Boggs, L (1, 5) OBP: 0.388, SLG: 0.353	1-1 F8		2-0 F8		1-2 G3		1-3 K			4 0 0 0 0 1 1		
Paul O'Neill, L (1, 9) OBP: 0.420, SLG: 0.588	1-1 2B 1-H		4-1 BB		1-0 HR 1B		2-3 K			3 1 2 1 1 1 0		
Mike Stanley, R (1, 2) OBP: 0.376, SLG: 0.481	4-2 BB G5-4-3		1-1 F8		1-0 HR 1B		2-1 G4-3			3 1 1 2 1 0 1		
Don Mattingly, L (1, 3) OBP: 0.324, SLG: 0.389	0-1 G5-4-3 1-2f		1-2 F8		1-1 F8		1-0 G6-3			4 0 0 0 0 0 3		
Danny Tartabull, R (1, 10) OBP: 0.327, SLG: 0.367		3-2 G5-3		2-3 K		1-2 G1-3		0-1 G1-6-3 1B		4 0 1 0 0 1 0		
Tony Fernandez, S (1, 6) OBP: 0.299, SLG: 0.288		0-0 BB 1B		0-0 G3		1-3 K		2-3 K		4 0 1 0 0 2 1		
Randy Velarde, R (1, 4) OBP: 0.279, SLG: 0.354 Dion James, L (9, PH) OBP: 0.394, SLG: 0.407		4-0 BB 1-2 BB		1-0 L9		3-1 HR		2-2 G1-6-3 1-2f		2 1 1 1 1 0 0 1 0 0 0 0 0 1		
Bernie Williams, S (1, 8) OBP: 0.337, SLG: 0.459		1-0 F7		2-1 G4-3		3-3 K				3 0 0 0 0 1 2		
Inning Stats	R: 1 H: 2 E: 0 LOB: 1 K: 0 BB: 1 S: 12 P: 17	R: 0 H: 1 E: 0 LOB: 2 K: 1 BB: 1 S: 8 P: 18	R: 0 H: 0 E: 0 LOB: 1 K: 0 BB: 1 S: 7 P: 15	R: 0 H: 0 E: 0 LOB: 0 K: 1 BB: 0 S: 5 P: 8	R: 0 H: 0 E: 0 LOB: 0 K: 0 BB: 0 S: 6 P: 10	R: 2 H: 2 E: 0 LOB: 0 K: 1 BB: 0 S: 10 P: 15	R: 1 H: 1 E: 0 LOB: 0 K: 3 BB: 0 S: 11 P: 21	R: 0 H: 0 E: 0 LOB: 0 K: 1 BB: 0 S: 6 P: 11	R: 0 H: 1 E: 0 LOB: 0 K: 1 BB: 0 S: 12 P: 16	1B: 4 SF: 0 2B: 1 SAC: 0 3B: 0 DP: 2 HR: 2 HBP: 0	WP: 0 PA: 35 PB: 0 SB: 0 CS: 0	
PITCHER	IP WLS BF H R ER SO BB IBB HBP BLK WP HR S P ERA WHIP											
Scott Kligenbeck, R (1, 1) ERA: 5.83	6.0 W 25 5 3 3 3 3 3 0 0 0 0 1 48 83 4.50 1.333											
Jesse Orosco, L (7, 1) ERA: 3.0	1.1 5 1 1 1 4 0 0 0 0 0 0 1 14 26 6.75 0.750											
Terry Clark, R (8, 1) ERA: 1.86	0.1 1 0 0 0 0 0 0 0 0 0 0 0 2 4 0.00 0.000											
Mark Lee, L (8, 1) ERA: 4.76	0.1 1 0 0 0 0 0 0 0 0 0 0 0 1 2 0.00 0.000											
Doug Jones, R (9, 1) ERA: 3.43	1.0 S 3 1 0 0 1 0 0 0 0 0 0 0 12 16 0.00 1.000											

New York Yankees @ Baltimore Orioles
 Oriole Park at Camden Yards, Baltimore, MD
 Mon Jun 19 1995, 7:05 PM EDT
 Att. 46,817 - Unknown - 93 F

livebaseballscorecards.com

AB	32
R	4
H	7
RBI	4
BB	3
SO	8
LOB	11



Batter	1	2	3	4	5	6	7	8	9
Brady Anderson, L (1, 7) OBP: 0.333, SLG: 0.462	1-0 1B 2B	2-3 K		1-1 G3		0-3 K		1-0 G3	
Jeffrey Hammonds, R (1, 9) OBP: 0.290, SLG: 0.454	2-1 1B 2-3 1B	3-2 F8			1-2 2B 1B	0-3 K			
Rafael Palmeiro, L (1, 3) OBP: 0.377, SLG: 0.579	1-1 BB 1-3 3-H 1B 1B	0-0 G4-3			1 SAFE 1 SAFE 2-3 K		2-3 K		
Cal Ripken Jr., R (1, 6) OBP: 0.345, SLG: 0.463	0-0 1B 1-2 3-H 1B		0-0 WP 3B		0-1 G6-3 1-H 2B		3-2 FC5-4 2B		
Harold Baines, L (1, 10) OBP: 0.435, SLG: 0.544	4-1 1B 1-2 2-3 BB		1-0 G3-1		4-0 G6-3 IBB		4-0 FC5-4 IBB		
Jeff Manto, R (1, 5) OBP: 0.302, SLG: 0.548	0-0 FC4 1-2 2-3 3-H 1B		2-1 G1-3		0-1 G6-3		1-1 FC5-4		
Chris Hoiles, R (1, 2) OBP: 0.311, SLG: 0.336	0-0 F8		1-1 F9		0-3 K		2-3 K		
Manny Alexander, R (1, 4) OBP: 0.289, SLG: 0.321	0-3 K			0-0 F7		2-0 F7		1-0 G5-3	
Curtis Goodwin, L (1, 8) OBP: 0.429, SLG: 0.406	1-2 FC4 1-2f			2-3 K		0-1 E 1B		3-1 F8	

Inning Stats	R: 3 E: 0 K: 1 S: 16	H: 5 LOB: 3 BB: 1 P: 25	R: 0 E: 0 K: 1 S: 8	H: 0 LOB: 0 BB: 0 P: 13	R: 1 E: 0 K: 0 S: 6	H: 1 LOB: 0 BB: 0 P: 10	R: 0 E: 0 K: 1 S: 6	H: 0 LOB: 0 BB: 0 P: 9	R: 1 E: 0 K: 2 S: 13	H: 2 LOB: 2 BB: 1 P: 20	R: 0 E: 1 K: 2 S: 10	H: 1 LOB: 1 BB: 0 P: 12	R: 0 E: 0 K: 2 S: 13	H: 1 LOB: 2 BB: 1 P: 25	R: 0 E: 0 K: 0 S: 4	H: 0 LOB: 0 BB: 0 P: 9
--------------	-------------------------------	----------------------------------	------------------------------	----------------------------------	------------------------------	----------------------------------	------------------------------	---------------------------------	-------------------------------	----------------------------------	-------------------------------	----------------------------------	-------------------------------	----------------------------------	------------------------------	---------------------------------

PITCHER	IP	WLS	BF	H	R	ER	SO	BB	IBB	HBP	BLK	WP	HR	S	P	ERA	WHIP
Melido Perez, R (1, 1) ERA: 5.25	8.0	L	37	10	5	5	9	1	2	0	0	1	0	76	123	5.62	1.375

AB R H RBI BB SO LOB

5	1	1	0	0	2	1
4	2	2	0	0	1	1
4	1	1	1	0	2	1
4	1	4	2	0	0	0
1	0	0	0	3	0	0
4	0	1	1	0	0	4
4	0	0	0	0	2	7
4	0	0	0	0	1	3
4	0	1	0	0	1	3

1B: 6	SF: 0	WP: 1	PA: 37
2B: 3	SAC: 0	PB: 0	
3B: 1	DP: 0	SB: 0	
HR: 0	HBP: 0	CS: 0	

ERA	WHIP
-----	------

New York Yankees @ Baltimore Orioles
 Oriole Park at Camden Yards, Baltimore, MD
 Mon Jun 19 1995, 7:05 PM EDT
 Att: 46,817 - Unknown - 93 F

livebaseballscorecards.com

AB	34
R	5
H	10
RBI	4
BB	3
SO	9
LOB	20



New York Yankees @ Baltimore Orioles
Oriole Park at Camden Yards, Baltimore, MD

Tue Jun 20 1995, 7:05 PM EDT
 Att. 45,070 - Unknown - 95 F

AB	36
R	7
H	11
RBI	7
BB	7
SO	9
LOB	19



AB R H RBI BB SO LOB

5	0	0	1	0	1	3
4	0	2	0	1	1	0
5	0	1	0	0	2	3
2	2	2	1	3	0	0
0	0	0	0	0	0	0
3	1	1	0	0	2	2
1	0	0	0	1	1	1
4	2	1	0	1	0	3
4	2	2	4	0	0	2
1	0	0	0	0	1	1
4	0	2	1	0	0	2
2	0	0	0	1	1	2
1	0	0	0	0	0	0
0	0	0	0	0	0	0

Batter	1	2	3	4	5	6	7	8	9
Bernie Williams, S (1, 8) OBP: 0.329, SLG: 0.446	3-3 SAFE FC6-4 CS 1-2f 3-H	0-0 SAFE FC6-4 CS 1-2f 3-H		3-1 F9		2-1 P6		2-1 L8	
Jim Leyritz, R (1, 2) OBP: 0.400, SLG: 0.447	2-3 SAFE CS	0-0 SAFE CS	0-0 L7		3-2 G4-6-3 1B	4-2 BB		1-0 1B	
Paul O'Neill, L (1, 9) OBP: 0.413, SLG: 0.571	3-2 BB 1B		2-2 G3-1		2-1 G4-6-3 1-2f	3-3 K		2-3 K	
Danny Tartabull, R (1, 10) OBP: 0.347, SLG: 0.397	4-2 SAFE BB 1-2		3-0 HR		4-2 BB 1B HR BB		3-2 BB 1B		4-1 BB
Luis Polonia, L (9, PR) OBP: 0.314, SLG: 0.345									
Russ Davis, R (1, 5) OBP: 0.481, SLG: 0.609	3-3 K		0-3 K		1-2 BB HR 1B		4-2 BB 1B		1-3 K
Wade Boggs, L (7, PH) OBP: 0.370, SLG: 0.351					1-2 HR 1B		1-2 BB		
Don Mattingly, L (1, 3) OBP: 0.326, SLG: 0.385		1-1 BB 1B 1B		1-1 F7	4-1 HR BB		1-1 F9		0-0 F8
Gerald Williams, R (1, 7) OBP: 0.344, SLG: 0.593		0-2 BB 1B FC6-4 1B		2-1 L5	1-0 HR		1-2 P4		1-3 K
Mike Stanley, R (9, PH) OBP: 0.373, SLG: 0.478									
Tony Fernandez, S (1, 6) OBP: 0.304, SLG: 0.295		0-1 FC6-4 1B 1-3 2-H		1-1 BB 1B	1-1 F7		1-0 G4-3		
Randy Velarde, R (1, 4) OBP: 0.281, SLG: 0.349		1-3 SAFE K		4-0 SAFE BB			2-1 G4-3		2-0 G1-3
Dion James, L (8, PH) OBP: 0.388, SLG: 0.400									
Dave Silvestri, R (8, 4) OBP: 0.273, SLG: 0.250									

Inning Stats	R: 0	H: 1	E: 0	K: 3	S: 16	P: 31	R: 2	H: 3	E: 0	K: 1	S: 11	P: 13	R: 1	H: 1	E: 0	K: 1	S: 8	P: 13	R: 0	H: 1	E: 0	K: 0	S: 8	P: 19	R: 4	H: 3	E: 0	K: 0	S: 14	P: 30	R: 0	H: 0	E: 0	K: 1	S: 12	P: 23	R: 0	H: 1	E: 0	K: 0	S: 13	P: 23	R: 0	H: 1	E: 0	K: 1	S: 7	P: 14	R: 0	H: 0	E: 0	K: 2	S: 9	P: 15	1B: 9	2B: 0	3B: 0	HR: 2	SF: 0	SAC: 0	DP: 1	HBP: 0	WP: 0	PB: 0	SB: 0	CS: 1	PA: 44
--------------	------	------	------	------	-------	-------	------	------	------	------	-------	-------	------	------	------	------	------	-------	------	------	------	------	------	-------	------	------	------	------	-------	-------	------	------	------	------	-------	-------	------	------	------	------	-------	-------	------	------	------	------	------	-------	------	------	------	------	------	-------	-------	-------	-------	-------	-------	--------	-------	--------	-------	-------	-------	-------	--------

PITCHER	IP	WLS	BF	H	R	ER	SO	BB	IBB	HBP	BLK	WP	HR	S	P	ERA	WHIP
Arthur Rhodes, L (1, 1) ERA: 8.76	4.2		24	8	6	6	5	4	0	0	0	0	1	54	101	11.57	2.571
Mike Oquist, R (5, 1) ERA: 4.55	1.1	W	7	2	1	1	1	1	0	0	0	0	1	18	34	6.75	2.250
Mark Lee, L (7, 1) ERA: 4.5	0.1		2	0	0	0	0	1	0	0	0	0	0	5	10	0.00	3.000
Gene Harris, R (7, 1) ERA: 3.98	1.1		5	1	0	0	0	0	0	0	0	0	0	9	16	0.00	0.750
Jesse Orosco, L (8, 1) ERA: 2.93	0.1		1	0	0	0	1	0	0	0	0	0	0	3	5	0.00	0.000

PITCHER	IP	WLS	BF	H	R	ER	SO	BB	IBB	HBP	BLK	WP	HR	S	P	ERA	WHIP
Doug Jones, R (9, 1) ERA: 3.27	1.0		4	0	0	0	2	1	0	0	0	0	0	9	15	0.00	1.000

Batter	1	2	3	4	5	6	7	8	9	AB	R	H	RBI	BB	SO	LOB
Brady Anderson, L (1, 7) OBP: 0.340, SLG: 0.468	3-1 F9		3-2 1B		2-2 2B	4-2 2B		0-3 K		4	2	2	0	1	1	0
Jeffrey Hammonds, R (1, 9) OBP: 0.295, SLG: 0.475	3-3 K		2-1 SF7		0-1 2B	0-0 2B		0-0 G6-3		4	1	2	4	0	1	0
Rafael Palmeiro, L (1, 3) OBP: 0.379, SLG: 0.581	3-2 F7		2-1 F8		2-1 G6-3 HR	4-0 IBB				3	1	1	1	1	0	1
Cal Ripken Jr., R (1, 6) OBP: 0.338, SLG: 0.453		1-1 L7	1-0 L8		0-2 G6-3	1-1 G5-3				4	0	0	0	0	0	4
Jeff Manto, R (1, 5) OBP: 0.301, SLG: 0.563		1-3 K		0-2 G6-3	0-1 HR		0-0 G5-3			4	1	1	2	0	1	0
Kevin Bass, S (1, 10) OBP: 0.361, SLG: 0.479		0-1 1B		1-3 K	1-0 P4		0-1 L8			4	0	1	0	0	1	0
Chris Hoiles, R (1, 2) OBP: 0.322, SLG: 0.368		4-2 1B		2-1 HR		0-0 L9	3-2 FC6-4 1B			3	1	2	1	1	0	0
Manny Alexander, R (1, 4) OBP: 0.287, SLG: 0.317		1-0 F9		1-2 F8		1-1 2B	0-0 FC6-4			4	1	1	0	0	0	3
Curtis Goodwin, L (1, 8) OBP: 0.419, SLG: 0.397			2-1 1B SF7 1B		1-1 G4-3	2-2 G1-3		2-2 G3		4	1	1	0	0	0	1

Inning Stats	R: 0	H: 0	E: 0	K: 1	S: 11	H: 0	LOB: 0	BB: 0	P: 20	R: 0	H: 1	E: 0	K: 1	S: 11	H: 1	LOB: 2	BB: 1	P: 18	R: 1	H: 2	E: 0	K: 0	S: 11	H: 2	LOB: 1	BB: 0	P: 21	R: 1	H: 1	E: 0	K: 1	S: 12	H: 1	LOB: 0	BB: 0	P: 16	R: 4	H: 4	E: 0	K: 0	S: 16	H: 2	LOB: 2	BB: 2	P: 23	R: 0	H: 1	E: 0	K: 0	S: 7	H: 0	LOB: 0	BB: 0	P: 10	R: 0	H: 0	E: 0	K: 1	S: 8	H: 0	LOB: 0	BB: 0	P: 10
1B: 5	SF: 1	2B: 4	SAC: 0	3B: 0	DP: 0	HR: 2	HBP: 0	WP: 0	PA: 38																																																						

PITCHER	IP	WLS	BF	H	R	ER	SO	BB	IBB	HBP	BLK	WP	HR	S	P	ERA	WHIP
Sterling Hitchcock, L (1, 1) ERA: 5.52	5.0		24	8	6	6	3	1	0	0	0	0	2	61	97	10.80	1.800
Bob Wickman, R (6, 1) ERA: 4.94	2.0	L	11	3	2	2	0	1	1	0	0	0	0	18	33	9.00	2.000
Steve Howe, L (8, 1) ERA: 5.52	1.0		3	0	0	0	1	0	0	0	0	0	0	8	10	0.00	0.000

BOTTOM

New York Yankees @ Baltimore Orioles
Oriole Park at Camden Yards, Baltimore, MD

Tue Jun 20 1995, 7:05 PM EDT
 Att: 45,070 - Unknown - 95 F

livebaseballscorecards.com

AB	34
R	8
H	11
RBI	8
BB	3
SO	4
LOB	9



New York Yankees @ Baltimore Orioles
Oriole Park at Camden Yards, Baltimore, MD

Wed Jun 21 1995, 7:05 PM EDT
 Att. 46,536 - Unknown - 87 F

AB	32
R	2
H	6
RBI	2
BB	2
SO	6
LOB	8



Batter	1	2	3	4	5	6	7	8	9	AB	R	H	RBI	BB	SO	LOB
Bernie Williams, S (1, 8) OBP: 0.332, SLG: 0.468	0-0 G6-3		2-1 2B		2-2 HR			2-2 G4-3		4	1	2	1	0	0	0
Wade Boggs, L (1, 5) OBP: 0.372, SLG: 0.354	2-1 G5-4-3 1B		3-1 P6		2-1 F8			2-2 1B		4	0	2	0	0	0	1
Mike Stanley, R (1, 2) OBP: 0.364, SLG: 0.464	3-1 G5-4-3 1-2f			3-0 F7		2-2 G5-3		3-2 F9		4	0	0	0	0	0	2
Paul O'Neill, L (1, 9) OBP: 0.415, SLG: 0.602		0-0 HR		1-1 2B		2-2 G3-1			0-1 G1	4	1	2	1	0	0	0
Danny Tartabull, R (1, 10) OBP: 0.345, SLG: 0.389		0-0 G5-3		2-3 K		3-3 K			4-2 BB	3	0	0	0	1	2	1
Don Mattingly, L (1, 3) OBP: 0.324, SLG: 0.376		2-1 F8		4-1 FC5-4 BB			2-0 F7		1-1 L5	3	0	0	0	1	0	1
Tony Fernandez, S (1, 6) OBP: 0.296, SLG: 0.286		3-3 K		1-1 FC5-4 1-2f			2-1 F7		0-2 F9	4	0	0	0	0	1	3
Randy Velarde, R (1, 4) OBP: 0.275, SLG: 0.341			0-1 P3		3-2 G6-3		2-3 K			3	0	0	0	0	1	0
Gerald Williams, R (1, 7) OBP: 0.328, SLG: 0.561			2-3 K		1-2 G5-3			3-3 K		3	0	0	0	0	2	0

Batter	1	2	3	4	5	6	7	8	9	AB	R	H	RBI	BB	SO	LOB
Bernie Williams, S (1, 8) OBP: 0.332, SLG: 0.468	0-0 G6-3		2-1 2B		2-2 HR			2-2 G4-3		4	1	2	1	0	0	0
Wade Boggs, L (1, 5) OBP: 0.372, SLG: 0.354	2-1 G5-4-3 1B		3-1 P6		2-1 F8			2-2 1B		4	0	2	0	0	0	1
Mike Stanley, R (1, 2) OBP: 0.364, SLG: 0.464	3-1 G5-4-3 1-2f			3-0 F7		2-2 G5-3		3-2 F9		4	0	0	0	0	0	2
Paul O'Neill, L (1, 9) OBP: 0.415, SLG: 0.602		0-0 HR		1-1 2B		2-2 G3-1			0-1 G1	4	1	2	1	0	0	0
Danny Tartabull, R (1, 10) OBP: 0.345, SLG: 0.389		0-0 G5-3		2-3 K		3-3 K			4-2 BB	3	0	0	0	1	2	1
Don Mattingly, L (1, 3) OBP: 0.324, SLG: 0.376		2-1 F8		4-1 FC5-4 BB			2-0 F7		1-1 L5	3	0	0	0	1	0	1
Tony Fernandez, S (1, 6) OBP: 0.296, SLG: 0.286		3-3 K		1-1 FC5-4 1-2f			2-1 F7		0-2 F9	4	0	0	0	0	1	3
Randy Velarde, R (1, 4) OBP: 0.275, SLG: 0.341			0-1 P3		3-2 G6-3		2-3 K			3	0	0	0	0	1	0
Gerald Williams, R (1, 7) OBP: 0.328, SLG: 0.561			2-3 K		1-2 G5-3			3-3 K		3	0	0	0	0	2	0

Inning Stats	R: 0	H: 1	R: 1	H: 1	R: 0	H: 1	R: 1	H: 1	R: 0	H: 0	R: 0	H: 0	R: 0	H: 1	R: 0	H: 0	1B: 2	SF: 0	WP: 0	PA: 34
	E: 0	LOB: 0	E: 0	LOB: 0	E: 0	LOB: 1	E: 0	LOB: 0	E: 0	LOB: 0	E: 0	LOB: 0	E: 0	LOB: 1	E: 0	LOB: 1	2B: 2 <td>SAC: 0 <td>PB: 0 <td></td> </td></td>	SAC: 0 <td>PB: 0 <td></td> </td>	PB: 0 <td></td>	
	K: 0	BB: 0	K: 1	BB: 0	K: 1	BB: 1	K: 0	BB: 0	K: 1	BB: 0	K: 1	BB: 0	K: 1	BB: 0	K: 0	BB: 1	3B: 0	DP: 1 <td>SB: 0</td> <td></td>	SB: 0	
	S: 5	P: 10	S: 8	P: 13	S: 9	P: 16	S: 9	P: 20	S: 10	P: 17	S: 7	P: 13	S: 13	P: 23	S: 10	P: 15	HR: 2	HBP: 0	CS: 0	

PITCHER	IP	WLS	BF	H	R	ER	SO	BB	IBB	HBP	BLK	WP	HR	S	P	ERA	WHIP
Jamie Moyer, L (1, 1) ERA: 5.63	7.0	L	26	5	2	2	5	1	0	0	0	0	2	59	108	2.57	0.857
Terry Clark, R (8, 1) ERA: 1.69	1.0		4	1	0	0	1	0	0	0	0	0	0	13	23	0.00	1.000
Mark Lee, L (9, 1) ERA: 3.86	1.0		4	0	0	0	0	1	0	0	0	0	0	10	15	0.00	1.000

Batter	1	2	3	4	5	6	7	8	9	AB R H RBI BB SO LOB
Brady Anderson, L (1, 7) OBP: 0.347, SLG: 0.472	1-1 L9 SH2-3 1B		3-2 G4-3		1-0 F8 1B 2-3 1B		1-1 HBP			3 0 2 0 0 0 0
Jeffrey Hammonds, R (1, 9) OBP: 0.296, SLG: 0.471	0-0 SH2-3 1-2		2-1 P4		1-2 1B		0-0 G1-3			3 0 1 1 0 0 1
Rafael Palmeiro, L (1, 3) OBP: 0.372, SLG: 0.568	3-2 L9 2-3			1-0 F8	0-0 F8			0-1 F7		4 0 0 0 0 0 3
Cal Ripken Jr., R (1, 6) OBP: 0.336, SLG: 0.454	2-1 L9			0-0 2B	2-1 G4-3			1-0 G5-3		4 0 1 0 0 0 3
Jeff Manto, R (1, 5) OBP: 0.292, SLG: 0.545			3-1 F8	0-0 L8		2-3 K		2-3 K		4 0 0 0 0 2 1
Kevin Bass, S (1, 10) OBP: 0.365, SLG: 0.472		0-1 G6-3		4-1 BB		4-1 CS BB		1-3 K		2 0 0 0 2 1 0
Chris Hoiles, R (1, 2) OBP: 0.321, SLG: 0.359		4-1 BB		3-2 F7		3-0 F8		3-2 F8		3 0 0 0 1 0 3
Manny Alexander, R (1, 4) OBP: 0.289, SLG: 0.318 Harold Baines, L (9, PH) OBP: 0.432, SLG: 0.540		1-3 K			3-1 1B BLK 1B	1-0 CS	3-2 F7	0-3 K		3 1 1 0 0 1 1 1 0 0 0 0 1 0
Curtis Goodwin, L (1, 8) OBP: 0.403, SLG: 0.380			1-1 G4-3		2-1 G6-3		1-3 K			3 0 0 0 0 1 1

Inning Stats	R: 0 E: 0 K: 8	H: 1 LOB: 1 BB: 0 P: 14	R: 0 E: 0 K: 8	H: 0 LOB: 1 BB: 1 P: 16	R: 0 E: 0 K: 8	H: 0 LOB: 0 BB: 0 P: 14	R: 0 E: 0 K: 7	H: 1 LOB: 2 BB: 1 P: 15	R: 1 E: 0 K: 10	H: 3 LOB: 2 BB: 0 P: 20	R: 0 E: 0 K: 5	H: 0 LOB: 0 BB: 1 P: 15	R: 0 E: 0 K: 12	H: 0 LOB: 1 BB: 0 P: 17	R: 0 E: 0 K: 7	H: 0 LOB: 0 BB: 0 P: 10	R: 0 E: 0 K: 14	H: 0 LOB: 0 BB: 0 P: 18	1B: 4 2B: 1 3B: 0 HR: 0	SF: 0 SAC: 1 DP: 0 HBP: 1	WP: 0 PB: 0 SB: 0 CS: 1	PA: 36
--------------	----------------------	----------------------------------	----------------------	----------------------------------	----------------------	----------------------------------	----------------------	----------------------------------	-----------------------	----------------------------------	----------------------	----------------------------------	-----------------------	----------------------------------	----------------------	----------------------------------	-----------------------	----------------------------------	----------------------------------	------------------------------------	----------------------------------	--------

PITCHER	IP	WLS	BF	H	R	ER	SO	BB	IBB	HBP	BLK	WP	HR	S	P	ERA	WHIP
Andy Pettitte, L (1, 1) ERA: 4.06	6.0	W	25	5	1	1	2	3	0	0	1	0	0	46	94	1.50	1.333
Steve Howe, L (7, 1) ERA: 5.06	1.1		5	0	0	0	1	0	0	1	0	0	0	14	19	0.00	0.000
Bob Wickman, R (8, 1) ERA: 4.83	0.2		2	0	0	0	1	0	0	0	0	0	0	5	8	0.00	0.000
John Wetteland, R (9, 1) ERA: 2.7	1.0	S	3	0	0	0	2	0	0	0	0	0	0	14	18	0.00	0.000


BOTTOM

New York Yankees @ Baltimore Orioles
Oriole Park at Camden Yards, Baltimore, MD

Wed Jun 21 1995, 7:05 PM EDT
Att: 46,536 - Unknown - 87 F

livebaseballscorecards.com

AB	30
R	1
H	5
RBI	1
BB	3
SO	6
LOB	13



Batter	1	2	3	4	5	6	7	8	9	AB R H RBI BB SO LOB	TOP									
Lee Tinsley, S (1, 8) OBP: 0.356, SLG: 0.435	1-0 G6-4-3 1B		2-2 F7		2-0 G4-3		1-3 K		0-1 SH1-4	4 0 1 0 0 1 0	Boston Red Sox @ Baltimore Orioles Oriole Park at Camden Yards, Baltimore, MD Thu Jun 22 1995, 7:05 PM EDT Att. 45,081 - Unknown - 83 F									
John Valentin, R (1, 6) OBP: 0.416, SLG: 0.582	1-0 G6-4-3 1-2f		1-3 K		0-0 F7		2-3 K		0-3 K	5 0 0 0 0 3 2										
Mo Vaughn, L (1, 3) OBP: 0.397, SLG: 0.591	2-2 G3		2-1 HR		4-1 BB BB		0-0 F8		0-1 L9	4 1 1 1 1 0 1										
Jose Canseco, R (1, 10) OBP: 0.311, SLG: 0.260		0-3 K	0-0 G6-3		4-1 BB BB			3-3 K		3 0 0 0 1 2 0										
Mike Greenwell, L (1, 7) OBP: 0.355, SLG: 0.448		0-1 1B 1B		3-2 L7	1-2 P5			4-2 1B WP BB		3 2 1 0 1 0 2										
Tim Lincecum, R (1, 5) OBP: 0.449, SLG: 0.500		4-1 1B G4-3 BB		4-2 BB BB		2-2 1B		1-0 L8		2 1 1 0 2 0 1										
Troy O'Leary, L (1, 9) OBP: 0.392, SLG: 0.519		0-0 G4-3 1B		4-2 BB BB		1-2 F7		2-1 WP 1B		3 0 2 1 1 0 1										
Mark Whiten, S (8, PR) OBP: 0.240, SLG: 0.239		1-3 2-H 1B		1-2 BB		1-2 F7		1-3 1B		0 0 0 0 0 0 0										
Mike Macfarlane, R (1, 2) OBP: 0.347, SLG: 0.401		2-2 G4-3		2-0 F7		2-2 F8		1-3 K		4 0 0 1 0 1 5										
Luis Alicea, S (1, 4) OBP: 0.347, SLG: 0.319		1-2 G6-3		0-1 L8		0-0 G4-3		4-2 SH1-4 BB		3 0 0 0 1 0 4										
Inning Stats	R: 0 E: 0 K: 0 S: 5	H: 1 LOB: 0 BB: 0 P: 9	R: 2 E: 0 K: 1 S: 14	H: 2 LOB: 1 BB: 1 P: 21	R: 1 E: 0 K: 1 S: 9	H: 1 LOB: 0 BB: 0 P: 14	R: 0 E: 0 K: 0 S: 16	H: 0 LOB: 2 BB: 2 P: 29	R: 0 E: 0 K: 0 S: 7	H: 0 LOB: 2 BB: 2 P: 18	R: 0 E: 0 K: 2 S: 8	H: 0 LOB: 0 BB: 0 P: 11	R: 1 E: 0 K: 2 S: 11	H: 1 LOB: 2 BB: 1 P: 22	R: 0 E: 0 K: 1 S: 10	H: 0 LOB: 1 BB: 1 P: 14	1B: 5 2B: 0 3B: 0 HR: 1	SF: 0 SAC: 1 DP: 1 HBP: 0	WP: 2 PB: 0 SB: 1 CS: 0	PA: 39
PITCHER	IP WLS BF H R ER SO BB IBB HBP BLK WP HR S P ERA WHIP																			
Kevin Brown, R (1, 1) ERA: 3.91	1.1 L 7 3 2 2 1 1 0 0 0 0 0 0 13 21 13.50 3.000																			
Mike Oquist, R (2, 1) ERA: 4.21	4.2 20 2 1 1 1 4 0 0 0 0 0 1 49 86 1.93 1.286																			
Gene Harris, R (7, 1) ERA: 4.03	2.0 8 1 1 1 4 1 0 0 0 1 0 19 33 4.50 1.000																			
Jesse Orosco, L (9, 1) ERA: 2.76	1.0 4 0 0 0 0 1 1 0 0 0 0 0 10 14 0.00 1.000																			

livebaseballscorecards.com

AB 31
R 4
H 6
RBI 3
BB 7
SO 7
LOB 16



Batter	1	2	3	4	5	6	7	8	9	AB R H RBI BB SO LOB	TOP	
Lee Tinsley, S (1, 8) OBP: 0.377, SLG: 0.475	0-1 SH2-3 G3-1 2B		0-1 HR		4-0 1B BB		4-2 1B BB		2-1 1B 1B	3 3 3 2 2 0 0		
Troy O'Leary, L (1, 9) OBP: 0.401, SLG: 0.525	0-0 SH2-3 2-3		0-0 G3		3-2 1B 1B		2-2 1-2 1B		0-0 1-3 1B 1B	4 1 3 0 0 0 0		
Mo Vaughn, L (1, 3) OBP: 0.397, SLG: 0.586	1-0 G3-1 3-H		3-2 F8-4 1B		1-2 1-2 1B		1-2 G4-3		1-3 K	5 0 2 1 0 1 4		
Jose Canseco, R (1, 10) OBP: 0.303, SLG: 0.255	0-0 G4-3		2-2 F8-4 1-1		0-1 L7				1-2 K 1-2 1B 1B 3-H	5 0 1 1 0 1 3		
Tim Lincecum, R (1, 5) OBP: 0.443, SLG: 0.491									0-0 F9 1-2 2-H 1B	5 0 1 1 0 1 0		
Mike Greenwell, L (1, 7) OBP: 0.356, SLG: 0.441									0-1 1-2 2-H 1B	3 0 0 0 2 1 2		
Mike Macfarlane, R (1, 2) OBP: 0.345, SLG: 0.397									0-3 K	4 0 1 0 0 1 2		
Luis Alicia, S (1, 4) OBP: 0.350, SLG: 0.320									0-3 K	3 1 1 0 1 1 1		
Terry Shumpert, R (1, 6) OBP: 0.300, SLG: 0.304 Matt Stairs, L (9, PH)									2-3 K 1-2	3 0 0 0 0 2 2 1 0 0 0 0 1 1		
Inning Stats	R: 1 E: 0 K: 0 S: 5 H: 1 LOB: 0 BB: 0 P: 6	R: 0 E: 0 K: 2 S: 11 H: 0 LOB: 2 BB: 2 P: 21	R: 1 E: 0 K: 0 S: 12 H: 2 LOB: 0 BB: 0 P: 17	R: 0 E: 0 K: 0 S: 14 H: 1 LOB: 1 BB: 0 P: 22	R: 0 E: 0 K: 0 S: 10 H: 2 LOB: 2 BB: 1 P: 19	R: 0 E: 0 K: 0 S: 6 H: 0 LOB: 0 BB: 0 P: 8	R: 0 E: 0 K: 2 S: 23 H: 1 LOB: 2 BB: 1 P: 34	R: 0 E: 0 K: 2 S: 9 H: 0 LOB: 1 BB: 1 P: 19	R: 3 E: 0 K: 3 S: 22 H: 5 LOB: 2 BB: 0 P: 31	1B: 10 2B: 2 3B: 0 HR: 1 SF: 0 SAC: 1 DP: 1 HBP: 0	WP: 0 PB: 0 SB: 0 CS: 0 PA: 42	
PITCHER	IP WLS BF H R ER SO BB IBB HBP BLK WP HR S P ERA WHIP											
35 Mike Mussina, R (1, 1) ERA: 4.91	6.2 W 29 7 2 2 4 4 0 0 0 0 1 78 123 2.70 1.650											
Jesse Orosco, L (7, 1) ERA: 2.7	0.1 1 0 0 0 0 0 0 0 0 0 0 3 4 0.00 0.000											
Armando Benitez, R (8, 1) ERA: 5.4	1.0 4 0 0 0 2 1 0 0 0 0 0 9 19 0.00 1.000											
Doug Jones, R (9, 1) ERA: 4.37	0.2 7 5 3 3 2 0 0 0 0 0 0 19 28 40.50 7.500											
Mark Lee, L (9, 1) ERA: 3.68	0.1 S 1 0 0 0 1 0 0 0 0 0 0 3 3 0.00 0.000											

Boston Red Sox @ Baltimore Orioles
 Oriole Park at Camden Yards, Baltimore, MD

Fri Jun 23 1995, 7:05 PM EDT
 Att. 46,306 - Unknown - 71 F

livebaseballscorecards.com

AB 36
R 5
H 12
RBI 5
BB 5
SO 9
LOB 15



Batter	1	2	3	4	5	6	7	8	9	AB R H RBI BB SO LOB
Brady Anderson, L (1, 7) OBP: 0.352, SLG: 0.490	1-2 G4-3		2-3 K		2-2 L3		0-1 HR			4 1 1 2 0 1 2
Kevin Bass, S (1, 9) OBP: 0.363, SLG: 0.454	4-2 G3 BB		1-2 G4-3		1-1 F7		2-3 K			3 0 0 1 1 1 2
Rafael Palmeiro, L (1, 3) OBP: 0.370, SLG: 0.559	1-1 G3		1-2 G3		0-3 K		2-2 G5-4-3 1B			4 0 1 0 0 1 1
Cal Ripken Jr., R (1, 6) OBP: 0.327, SLG: 0.440	0-3 K			1-0 G3-1		0-0 F7		1-0 G5-4-3		4 0 0 0 0 1 2
Harold Baines, L (1, 10) OBP: 0.420, SLG: 0.519		1-2 L1-3		3-2 G3		0-0 1B		2-2 G3-1		4 0 1 0 0 0 0
Jeff Manto, R (1, 5) OBP: 0.309, SLG: 0.566		1-1 G4-3		1-0 FC6-4 1B		1-0 L8		0-1 HR		4 1 2 1 0 0 1
Chris Hoiles, R (1, 2) OBP: 0.311, SLG: 0.341		2-2 L6		0-1 FC6-4		4-2 G3 G3-4 HR BB		0-0 F9		2 0 0 0 1 0 1
Gregg Zaun, S (7, PR) (8, 2)				1-2f						1 1 0 0 0 0 0
Manny Alexander, R (1, 4) OBP: 0.302, SLG: 0.322			4-2 1B E BB		0-0 SH4-3 1B		0-2 G3-4		1-2 P3	2 1 1 0 1 0 1
Jeffrey Hammonds, R (9, PH) OBP: 0.294, SLG: 0.447							1-2			1 0 0 0 0 0 0
Curtis Goodwin, L (1, 8) OBP: 0.375, SLG: 0.366			0-0 E1 G4-3 1B		0-0 SH4-3		0-1 G3		0-2 K	3 1 1 0 0 1 2

Inning Stats	R: 0 E: 0 K: 1 S: 11	H: 0 LOB: 1 BB: 1 P: 17	R: 0 E: 0 K: 0 S: 9	H: 0 LOB: 0 BB: 0 P: 13	R: 2 E: 1 K: 1 S: 13	H: 1 LOB: 0 BB: 1 P: 21	R: 0 E: 0 K: 0 S: 8	H: 1 LOB: 1 BB: 0 P: 13	R: 0 E: 0 K: 1 S: 6	H: 1 LOB: 1 BB: 0 P: 7	R: 2 E: 0 K: 1 S: 12	H: 1 LOB: 1 BB: 1 P: 18	R: 0 E: 0 K: 0 S: 7	H: 1 LOB: 0 BB: 0 P: 12	R: 1 E: 0 K: 1 S: 12	H: 1 LOB: 0 BB: 0 P: 13	1B: 5 2B: 0 3B: 0 HR: 2	SF: 0 SAC: 1 DP: 1 HBP: 0	WP: 0 PB: 0 SB: 0 CS: 0	PA: 36
--------------	-------------------------------	----------------------------------	------------------------------	----------------------------------	-------------------------------	----------------------------------	------------------------------	----------------------------------	------------------------------	---------------------------------	-------------------------------	----------------------------------	------------------------------	----------------------------------	-------------------------------	----------------------------------	----------------------------------	------------------------------------	----------------------------------	--------

PITCHER	IP	WLS	BF	H	R	ER	SO	BB	IBB	HBP	BLK	WP	HR	S	P	ERA	WHIP
49 Tim Wakefield, R (1, 1) ERA: 1.72	7.0		29	5	4	2	4	3	0	0	0	0	1	66	99	2.57	1.143
Rheal Cormier, L (8, 1) ERA: 4.04	1.0	W	3	1	0	0	0	0	0	0	0	0	0	7	12	0.00	1.000
Stan Belinda, R (9, 1) ERA: 2.03	1.0	S	4	1	1	1	1	0	0	0	0	0	1	12	13	9.00	1.000


BOTTOM

Boston Red Sox @ Baltimore Orioles
 Oriole Park at Camden Yards, Baltimore, MD

Sat Jun 24 1995, 7:05 PM EDT
 Att: 47,262 - Unknown - 83 F

livebaseballscorecards.com

AB	32
R	5
H	7
RBI	4
BB	3
SO	5
LOB	12



Batter	1	2	3	4	5	6	7	8	9	AB R H RBI BB SO LOB
Brady Anderson, L OBP: 0.353, SLG: 0.483 (1, 7)	0-1 L7	4-2 HR BB	2-3 K		1 SAFE 4-0 FC5-4 1-2 IBB		1-0 F9			3 1 0 0 2 1 2
Manny Alexander, R OBP: 0.307, SLG: 0.337 (1, 4) (8, 6)	2-2 BB 1B	1-1 L3	0-0 G1-3		0-2 FC5-4 1-2f 2-3 3-H		3-1 1-H 1B 2B			5 2 2 2 0 0 4
Rafael Palmeiro, L OBP: 0.379, SLG: 0.563 (1, 3)	2-0 1B BB	4-1 HR BB		0-0 S 1B	1-0 P3		0-0 2-H 1B			4 2 3 1 1 0 2
Cal Ripken Jr., R OBP: 0.333, SLG: 0.455 Bret Barberie, S OBP: 0.345, SLG: 0.347 (7, PR) (8, 4)	4-1 BB 1B	2-2 HR		0-3 K		0-2 P3	3-1 1-2 1B			4 1 2 3 1 1 1 0 0 0 0 0 0 0
Jeffrey Hammonds, R OBP: 0.290, SLG: 0.437 (1, 9)	2-2 1B BB	2-1 G1-3		0-1 L7		0-0 P4	3-1 P4			5 0 1 2 0 0 3
Kevin Bass, S OBP: 0.364, SLG: 0.448 (1, 10)	1-2 L8		4-0 2B 1B BB	2-1 G4-1		0-0 FC5-4 1B		2-3 K		4 1 1 0 1 1 3
Jeff Manto, R OBP: 0.314, SLG: 0.568 Leo Gomez, R OBP: 0.271, SLG: 0.277 (1, 5) (8, 5)	4-2 BB		0-1 1B 2B		0-0 G5-3	0-0 FC5-4		0-0 G4-6-3 1B		3 1 1 0 1 0 1 1 0 1 0 0 0 0
Gregg Zaun, S OBP: 0.333, SLG: 0.333 (1, 2)	2-2 G1-3		0-1 1B		1-2 1B FC5-4		1-1 G3-1	1-0 G4-6-3 1-2f		5 1 2 2 0 0 4
Curtis Goodwin, L OBP: 0.380, SLG: 0.372 (1, 8)		1-3 K	1-3 K		3-1 FC5-4 S 1B		1-1 2B 1B			4 1 2 0 0 2 1

Inning Stats	R: 2	H: 3	E: 0	K: 0	S: 22	LOB: 3	BB: 2	P: 39	R: 3	H: 1	E: 0	K: 1	S: 13	LOB: 0	BB: 2	P: 27	R: 2	H: 2	E: 0	K: 2	S: 11	LOB: 1	BB: 1	P: 18	R: 0	H: 1	E: 0	K: 1	S: 8	LOB: 1	BB: 0	P: 10	R: 1	H: 2	E: 0	K: 0	S: 11	LOB: 2	BB: 1	P: 19	R: 0	H: 1	E: 0	K: 0	S: 6	LOB: 1	BB: 0	P: 6	R: 2	H: 4	E: 0	K: 0	S: 12	LOB: 2	BB: 0	P: 24	R: 0	H: 1	E: 0	K: 1	S: 6	LOB: 0	BB: 0	P: 9
--------------	------	------	------	------	-------	--------	-------	-------	------	------	------	------	-------	--------	-------	-------	------	------	------	------	-------	--------	-------	-------	------	------	------	------	------	--------	-------	-------	------	------	------	------	-------	--------	-------	-------	------	------	------	------	------	--------	-------	------	------	------	------	------	-------	--------	-------	-------	------	------	------	------	------	--------	-------	------

PITCHER	IP	WLS	BF	H	R	ER	SO	BB	IBB	HBP	BLK	WP	HR	S	P	ERA	WHIP
Vaughn Eshelman, L ERA: 6.1	(1, 1)	2.0	L	14	4	5	5	1	4	0	0	0	1	35	66	22.50	4.000
Mike Maddux, R ERA: 5.2	(3, 1)	2.2		15	5	3	3	1	1	0	0	0	0	29	45	10.12	2.250
Derek Lilliquist, L ERA: 5.03	(5, 1)	1.1		5	1	0	0	0	0	0	0	0	0	7	8	0.00	0.750
Frankie Rodriguez, R ERA: 12.19	(7, 1)	1.0		7	4	2	2	0	0	0	0	0	0	12	24	18.00	4.000
Ken Ryan, R ERA: 4.78	(8, 1)	1.0		3	1	0	0	1	0	0	0	0	0	6	9	0.00	1.000

BOTTOM

Boston Red Sox @ Baltimore Orioles
Oriole Park at Camden Yards, Baltimore, MD

Sun Jun 25 1995, 3:33 AM EDT
Att: 47,561 - Cloudy - 87 F

AB	38
R	10
H	15
RBI	10
BB	6
SO	5
LOB	21



1B: 12	SF: 0	WP: 0	PA: 44
2B: 2	SAC: 0	PB: 0	
3B: 0	DP: 1	SB: 2	
HR: 1	HBP: 0	CS: 0	

PITCHER	IP	WLS	BF	H	R	ER	SO	BB	IBB	HBP	BLK	WP	HR	S	P	ERA	WHIP
---------	----	-----	----	---	---	----	----	----	-----	-----	-----	----	----	---	---	-----	------

Batter	1	2	3	4	5	6	7	8	9	AB R H RBI BB SO LOB	TOP	
Brady Anderson, L (1, 7) OBP: 0.360, SLG: 0.486	F7		1B SH3-4 BB		L5-3 1B			G3-6 BB 1B		3 0 2 0 1 0 0		
Manny Alexander, R (1, 4) OBP: 0.308, SLG: 0.330	P6		SH3-4		L5-3			G3-6 BB		2 0 0 0 1 0 2		
Rafael Palmeiro, L (1, 3) OBP: 0.381, SLG: 0.567	2B		G6-4-3 1B			L7		G3-6		4 0 2 1 0 0 2		
Cal Ripken Jr., R (1, 6) OBP: 0.336, SLG: 0.458	F9		G6-4-3			1B		FC6-4 IBB		3 1 1 0 1 0 3		
Jeffrey Hammonds, R (1, 9)						2B		FC6-4		3 0 1 0 1 1 3		
Kevin Bass, S (1, 10) OBP: 0.374, SLG: 0.457						1B		G4-3 1B		4 0 3 1 0 1 1		
Chris Hoiles, R (1, 2) OBP: 0.304, SLG: 0.331						1B		G4-3		4 0 0 0 0 0 3		
Leo Gomez, R (1, 5) OBP: 0.257, SLG: 0.261						1B		F8		4 0 0 0 0 0 2		
Curtis Goodwin, L (1, 8) OBP: 0.389, SLG: 0.382						1B		B1-3		3 1 2 0 0 0 0		
Inning Stats	R: 0 H: 1 E: 0 LOB: 1 K: 0 BB: 0 S: 10 P: 15	R: 0 H: 1 E: 0 LOB: 1 K: 1 BB: 0 S: 9 P: 14	R: 1 H: 2 E: 0 LOB: 1 K: 0 BB: 1 S: 8 P: 13	R: 0 H: 1 E: 0 LOB: 1 K: 0 BB: 1 S: 11 P: 18	R: 0 H: 2 E: 0 LOB: 0 K: 0 BB: 0 S: 7 P: 9	R: 1 H: 2 E: 0 LOB: 0 K: 1 BB: 0 S: 10 P: 15	R: 0 H: 0 E: 0 LOB: 0 K: 0 BB: 0 S: 7 P: 10	R: 0 H: 1 E: 0 LOB: 2 K: 0 BB: 2 S: 6 P: 16	R: 0 H: 1 E: 0 LOB: 0 K: 0 BB: 0 S: 9 P: 13	1B: 9 SF: 0 2B: 3 SAC: 1 3B: 0 DP: 4 HR: 0 HBP: 0	WP: 0 PA: 36 PB: 0 SB: 1 CS: 2	
PITCHER	IP WLS BF H R ER SO BB IBB HBP BLK WP HR S P ERA WHIP											
Angel Miranda, L (1, 1) ERA: 5.26	3.1 L 15 5 1 1 1 1 2 0 0 0 0 0 0 30 50 2.70 2.100											
Bill Wegman, R (4, 1) ERA: 5.46	3.2 12 4 1 1 1 1 0 0 0 0 0 0 0 32 44 2.46 1.091											
Graeme Lloyd, L (8, 1) ERA: 5.11	0.2 3 1 0 0 0 0 1 0 0 0 0 0 0 5 10 0.00 3.000											
Al Reyes, R (8, 1) ERA: 3.18	1.1 5 1 0 0 0 0 0 1 0 0 0 0 0 10 19 0.00 0.750											

Baltimore Orioles @ Milwaukee Brewers
Milwaukee County Stadium, Milwaukee, WI

Mon Jun 26 1995, 8:05 PM EDT
Att. 11,490 - Unknown - 73 F

AB	30
R	2
H	11
RBI	2
BB	4
SO	2
LOB	16



Batter	1	2	3	4	5	6	7	8	9	AB	R	H	RBI	BB	SO	LOB
Jeff Cirillo, R OBP: 0.389, SLG: 0.517 (1, 5)	1-3 K		1 SAFE 2-2 L5			0-1 1B			3-3 K	4	0	1	0	0	2	1
Darryl Hamilton, L OBP: 0.358, SLG: 0.383 (1, 8)	3-2 G4-3			1-3 K		2-2 1B			2-1 G6-3	4	0	1	0	0	1	0
Kevin Seitzer, R OBP: 0.420, SLG: 0.476 (1, 10)	2-0 G6-3			2-1 G3		0-0 F8			0-1 F7	4	0	0	0	0	0	2
B.J. Surhoff, L OBP: 0.396, SLG: 0.400 (1, 3)		4-2 CS BB		3-1 G4-3			0-3 K			2	0	0	0	1	1	0
Joe Oliver, R OBP: 0.337, SLG: 0.475 (1, 2)		3-3 SAFE K		1-2 F7			0-1 G3			3	0	0	0	0	1	1
Matt Mieske, R OBP: 0.379, SLG: 0.460 (1, 9)		1-3 K		2-1 G1-3			2-1 G6-3			3	0	0	0	0	1	0
Pat Listach, S OBP: 0.274, SLG: 0.248 (1, 4) (9, 6)			1-1 G5-3		0-3 K			2-1 L9		3	0	0	0	0	1	0
David Hulse, L OBP: 0.326, SLG: 0.382 (1, 7)			1-0 G1-3			1-1 G6-3		4-2 G4-6-3 BB		2	0	0	0	1	0	0
Jose Valentin, S OBP: 0.275, SLG: 0.424 (8, PH) Greg Vaughn, R OBP: 0.283, SLG: 0.345 Dave Nilsson, L OBP: 0.375, SLG: 0.167 Fernando Vina, L OBP: 0.337, SLG: 0.411 (9, 4)			4-2 S BB		2-1 F8		1-0 SAFE SAFE G4-6-3			1	0	0	0	1	0	0

Inning Stats	R: 0	H: 0	E: 0	K: 1	S: 7	R: 0	H: 0	E: 0	K: 2	S: 8	R: 0	H: 0	E: 0	K: 0	S: 12	R: 0	H: 0	E: 0	K: 1	S: 8	R: 0	H: 2	E: 0	K: 1	S: 10	R: 0	H: 0	E: 0	K: 1	S: 7	R: 0	H: 0	E: 0	K: 0	S: 7	R: 0	H: 0	E: 0	K: 1	S: 7	1B: 2	2B: 1	3B: 0	HR: 0	SF: 0	SAC: 0	DP: 2	HBP: 0	WP: 0	PB: 0	SB: 1	CS: 1	PA: 30
--------------	------	------	------	------	------	------	------	------	------	------	------	------	------	------	-------	------	------	------	------	------	------	------	------	------	-------	------	------	------	------	------	------	------	------	------	------	------	------	------	------	------	-------	-------	-------	-------	-------	--------	-------	--------	-------	-------	-------	-------	--------

PITCHER	IP	WLS	BF	H	R	ER	SO	BB	IBB	HBP	BLK	WP	HR	S	P	ERA	WHIP
Jamie Moyer, L ERA: 4.58 (1, 1)	7.1	W	26	2	0	0	6	3	0	0	0	0	0	67	111	0.00	0.682
Terry Clark, R ERA: 1.5 (8, 1)	0.2		1	0	0	0	0	0	0	0	0	0	0	1	2	0.00	0.000
Doug Jones, R ERA: 4.18 (9, 1)	1.0	S	3	0	0	0	1	0	0	0	0	0	0	7	12	0.00	0.000

BOTTOM

Baltimore Orioles @ Milwaukee Brewers
Milwaukee County Stadium, Milwaukee, WI

Mon Jun 26 1995, 8:05 PM EDT
Att. 11,490 - Unknown - 73 F

livebaseballscores.com

AB	27
R	0
H	2
RBI	0
BB	3
SO	7
LOB	5



Baltimore Orioles @ Milwaukee Brewers
 Milwaukee County Stadium, Milwaukee, WI

Tue Jun 27 1995, 8:05 PM EDT
 Att. 11,436 - Unknown - 75 F

AB	41
R	11
H	15
RBI	11
BB	7
SO	5
LOB	26



WP	0	PA	50
PB	2		
SB	2		
CS	0		

Batter	1	2	3	4	5	6	7	8	9	AB	R	H	RBI	BB	SO	LOB
Brady Anderson, L (1, 7) OBP: 0.363, SLG: 0.484	4-2 G5-3 2B BB		1-3 K		2-2 1B SF8	4-2 2B BB	3-0 SF7		0-3 K	3	3	1	2	2	2	1
Manny Alexander, R (1, 4) OBP: 0.327, SLG: 0.353	1-2 G5-3		0-0 B1-3		0-0 G4-3 S 1B	1-1 2B	4-1 BB		0-0 1B	5	0	3	4	1	0	1
Rafael Palmeiro, L (1, 3) OBP: 0.382, SLG: 0.568	0-1 G5-3 2B		1-1 G4-3		1-1 SF8	4-0 IBB	2-3 K		3-2 1B	3	0	1	2	1	1	3
Jeff Huson, L (8, 5) OBP: 1.000, SLG: 1.000	2-H				3-H				1-2 2-H	1	0	1	1	0	0	0
Cal Ripken Jr., R (1, 6) OBP: 0.333, SLG: 0.452	1-0 G5-3			0-0 G4-6-3 1B	2-2 G4-3	2-1 P5		0-0 E6 2B	3-2 L3	5	1	1	0	0	0	4
Bret Barberie, S (8, 4) OBP: 0.342, SLG: 0.343	2-3				1-3					1	0	0	0	0	0	2
Harold Baines, L (1, 10) OBP: 0.410, SLG: 0.504	0-1 F9			0-0 G4-6-3 1B	2-0 G3-1		0-2 L8	1-1 L8 2B	1-2 L7	4	0	0	0	0	0	3
Kevin Bass, S (8, PH) OBP: 0.376, SLG: 0.464				1-2f				2-H		2	0	1	1	0	0	2
Jeffrey Hammonds, R (1, 9) OBP: 0.308, SLG: 0.449		1-0 G6-3		0-0 1B		1-2 G3 2B 1B	0-0 PB 1B 2B	0-1 L8		5	2	3	0	0	0	1
Gregg Zaun, S (1, 2) OBP: 0.273, SLG: 0.364		2-2 2B		0-1 G2-3		1-1 P5	1-1 E6 1B PB SF7	3-2 G5-3		5	1	1	0	0	0	4
Leo Gomez, R (1, 5) OBP: 0.278, SLG: 0.264		2-2 F8			3-2 PB 1B 1B	4-1 G3 2B BB	4-1 BB 1B IBB	1-3 K		3	2	1	0	2	1	2
Curtis Goodwin, L (1, 8) OBP: 0.400, SLG: 0.387		1-3 K		4-2 1B 1B BB	3-2 G3	3-2 G3	0-0 BB 1B	0-1 1B 1B		4	2	2	1	1	1	3

Inning Stats	R: 1 E: 0 K: 0 S: 14	H: 1 LOB: 1 BB: 1 P: 19	R: 0 E: 0 K: 1 S: 10	H: 1 LOB: 1 BB: 0 P: 16	R: 0 E: 0 K: 1 S: 7	H: 0 LOB: 0 BB: 0 P: 9	R: 0 E: 0 K: 0 S: 5	H: 2 LOB: 1 BB: 0 P: 5	R: 3 E: 0 K: 0 S: 19	H: 3 LOB: 1 BB: 1 P: 32	R: 3 E: 0 K: 0 S: 18	H: 2 LOB: 2 BB: 3 P: 38	R: 2 E: 1 K: 1 S: 13	H: 2 LOB: 3 BB: 2 P: 27	R: 1 E: 1 K: 1 S: 11	H: 1 LOB: 1 BB: 0 P: 16	R: 1 E: 0 K: 1 S: 17	H: 3 LOB: 2 BB: 0 P: 24	1B: 10 2B: 5 3B: 0 HR: 0	SF: 2 SAC: 0 DP: 1 HBP: 0	WP: 0 PB: 2 SB: 2 CS: 0	PA: 50
--------------	-------------------------------	----------------------------------	-------------------------------	----------------------------------	------------------------------	---------------------------------	------------------------------	---------------------------------	-------------------------------	----------------------------------	-------------------------------	----------------------------------	-------------------------------	----------------------------------	-------------------------------	----------------------------------	-------------------------------	----------------------------------	-----------------------------------	------------------------------------	----------------------------------	--------

PITCHER	IP	WLS	BF	H	R	ER	SO	BB	IBB	HBP	BLK	WP	HR	S	P	ERA	WHIP
Steve Sparks, R (1, 1) ERA: 3.48	5.2	L	28	8	7	7	2	4	0	0	0	0	0	69	108	11.12	2.118
Mike Ignasiak, R (6, 1) ERA: 4.42	1.0		10	3	2	1	0	1	2	0	0	0	0	14	33	9.00	4.000
Scott Karl, L (7, 1) ERA: 3.18	2.1		12	4	2	1	3	0	0	0	0	0	0	31	45	3.86	1.714

Batter	1	2	3	4	5	6	7	8	9	AB	R	H	RBI	BB	SO	LOB
Fernando Vina, L OBP: 0.349, SLG: 0.415 (1, 4)	2-2 SH1-3 BB G3 1B	0-2 G1-6-3 1-2f			2-1 G4-6-3 1B		4-1 S BB		0-2 F7	4	1	2	0	1	0	3
Darryl Hamilton, L OBP: 0.356, SLG: 0.376 Turner Ward, S OBP: 0.347, SLG: 0.362 (1, 8) (8, 7)	4-1 G3 SH1-3 1-2 BB		2-1 G3		0-1 G4-6-3 1-2f		3-2 P7		4-1 G3 1-2 BB	3	0	0	0	1	0	2
Kevin Seitzer, R OBP: 0.421, SLG: 0.484 (1, 3)	0-0 SH1-3 1-2 2-3		0-0 3B		2-2 F8		4-2 1-2 BB		2-2 G3 1-2 2-3	3	0	1	0	1	0	2
B.J. Surhoff, L OBP: 0.382, SLG: 0.384 Mike Matheny, R OBP: 0.250, SLG: 0.348 (1, 2) (9, 2)	1-1 G3 2-3 3-H		1-2 L7		1-0 G4-3		0-1 F9		2-3 K	4	0	0	1	0	0	4
Dave Nilsson, L OBP: 0.417, SLG: 0.600 (1, 10)	0-0 L8		0-0 L5		1-1 HR				1-2 1B	4	1	2	1	0	0	2
Jeff Cirillo, R OBP: 0.394, SLG: 0.533 (1, 5)		0-1 SF8 3B		0-1 G5-3		4-0 BB		3-2 F8		3	1	1	0	1	0	1
David Hulse, L OBP: 0.316, SLG: 0.373 (1, 7) (8, 8)		0-1 SF8 3-H		0-0 G4-3		0-3 K		0-3 K		3	0	0	1	0	2	2
Matt Mieske, R OBP: 0.383, SLG: 0.449 (1, 9)		4-2 E BB		1-0 HBP		2-3 K		3-2 F9		2	0	0	0	1	1	2
Jose Valentin, S OBP: 0.274, SLG: 0.416 (1, 6)		1-2 E4 G1-6-3 1-2		0-0 P2				2-2 P2		3	0	0	0	1	0	2

Inning Stats	R: 1	H: 1	LOB: 1	K: 0	S: 8	R: 1	H: 1	LOB: 1	K: 0	S: 12	R: 0	H: 1	LOB: 1	K: 0	S: 7	R: 0	H: 1	LOB: 0	K: 0	S: 11	R: 0	H: 0	LOB: 2	K: 0	S: 12	R: 0	H: 1	LOB: 1	K: 1	S: 17	R: 0	H: 0	LOB: 2	K: 1	S: 18	1B: 3	SF: 1	2B: 0	SAC: 1	3B: 2	DP: 2	HR: 1	HBP: 1	WP: 0	PA: 40
--------------	------	------	--------	------	------	------	------	--------	------	-------	------	------	--------	------	------	------	------	--------	------	-------	------	------	--------	------	-------	------	------	--------	------	-------	------	------	--------	------	-------	-------	-------	-------	--------	-------	-------	-------	--------	-------	--------

PITCHER	IP	WLS	BF	H	R	ER	SO	BB	IBB	HBP	BLK	WP	HR	S	P	ERA	WHIP
John DeSilva, R ERA: 5.06 (1, 1)	5.1		24	5	3	3	0	3	0	1	0	0	1	41	69	5.06	1.500
Mark Lee, L ERA: 3.38 (6, 1)	2.1		10	1	0	0	3	2	0	0	0	0	0	30	49	0.00	1.286
Armando Benitez, R ERA: 4.88 (8, 1)	1.1		6	0	0	0	1	2	0	0	0	0	0	25	39	0.00	1.500

BOTTOM

Baltimore Orioles @ Milwaukee Brewers
Milwaukee County Stadium, Milwaukee, WI

Tue Jun 27 1995, 8:05 PM EDT
Att. 11,436 - Unknown - 75 F

livebaseballscores.com

AB	30
R	3
H	6
RBI	3
BB	7
SO	4
LOB	22



Batter	1	2	3	4	5	6	7	8	9	AB R H RBI BB SO LOB	TOP
Brady Anderson, L (1, 7) OBP: 0.360, SLG: 0.482	0-1 G6-3	1-0 F7		2-2 WP 1-H 2-H 2B		1-0 F8			2-3 K	5 0 1 2 0 1 3	
Manny Alexander, R (1, 4) OBP: 0.313, SLG: 0.336	3-2 F8		2-1 L5	2-2 P9			1-1 G5-3		0-3 K	5 0 0 0 0 1 1	
Rafael Palmeiro, L (1, 3) OBP: 0.376, SLG: 0.558	0-0 G4-3		2-1 E6 1B	1-0 G4-3			1-1 G3			4 0 0 0 0 0 1	
Cal Ripken Jr., R (1, 6) OBP: 0.336, SLG: 0.457		3-1 HR 2B	1-1	0-0 G6-3			1-2 G5-3			4 1 2 0 0 0 0	
Harold Baines, L (1, 10) OBP: 0.406, SLG: 0.518		2-1 HR 2-H	2-1 F8	3-2 P5			3-2 F7			4 1 1 2 0 0 2	
Jeffrey Hammonds, R (1, 9) OBP: 0.299, SLG: 0.435		1-1 G5-3	1-1 P6	2-1 F9			1-3 K			4 0 0 0 0 1 2	
Gregg Zaun, S (1, 2) OBP: 0.267, SLG: 0.333		2-3 K		2-1 G4-1		1-0 F9		3-2 FC6-4 1B		4 0 1 0 0 1 0	
Leo Gomez, R (1, 5) OBP: 0.289, SLG: 0.257		4-2 1B BB		4-1 BB 2B BB		1-2 F9		1-1 FC6-4 1-2f		2 1 0 0 2 0 1	
Curtis Goodwin, L (1, 8) OBP: 0.413, SLG: 0.396		2-0 1B		4-1 BB 2B		1-0 1B		2-2 G4-3		3 1 2 0 1 0 0	
Inning Stats	R: 0 E: 0 K: 0 S: 6 H: 0 LOB: 0 BB: 0 P: 9	R: 2 E: 0 K: 1 S: 15 H: 3 LOB: 2 BB: 1 P: 30	R: 0 E: 1 K: 0 S: 10 H: 1 LOB: 2 BB: 0 P: 18	R: 2 E: 0 K: 0 S: 16 H: 1 LOB: 1 BB: 2 P: 30	R: 0 E: 0 K: 0 S: 7 H: 0 LOB: 0 BB: 0 P: 12	R: 0 E: 0 K: 0 S: 6 H: 1 LOB: 1 BB: 0 P: 10	R: 0 E: 0 K: 0 S: 7 H: 0 LOB: 0 BB: 0 P: 10	R: 0 E: 0 K: 1 S: 12 H: 1 LOB: 1 BB: 0 P: 20	R: 0 E: 0 K: 2 S: 10 H: 0 LOB: 0 BB: 0 P: 14	1B: 4 2B: 2 3B: 0 HR: 1 SF: 0 SAC: 0 DP: 0 HBP: 0	WP: 1 PB: 0 SB: 0 CS: 0 PA: 38
PITCHER	IP WLS BF H R ER SO BB IBB HBP BLK WP HR S P ERA WHIP										
Ricky Bones, R (1, 1) ERA: 4.15	7.2 L 34 7 4 4 2 3 0 0 0 0 1 1 77 136 4.70 1.304										
Ron Rightnowar, R (8, 1) ERA: 7.11	0.1 1 0 0 0 0 0 0 0 0 0 0 0 2 3 0.00 0.000										
Mike Fetters, R (9, 1) ERA: 1.46	1.0 3 0 0 0 0 2 0 0 0 0 0 0 10 14 0.00 0.000										

Baltimore Orioles @ Milwaukee Brewers
Milwaukee County Stadium, Milwaukee, WI

Wed Jun 28 1995, 4:33 AM EDT
Att. 13,568 - Unknown

livebaseballscorecards.com

AB	35
R	4
H	7
RBI	4
BB	3
SO	4
LOB	10



Batter	1	2	3	4	5	6	7	8	9	AB	R	H	RBI	BB	SO	LOB
Fernando Vina, L OBP: 0.355, SLG: 0.406 (1, 4)	4-1 E 1B G3 BB		2-2 P5			0-0 G4-3		4-0 BB		2	1	0	0	2	0	0
Darryl Hamilton, L OBP: 0.354, SLG: 0.374 (1, 8)	0-1 E3 G3 G3-1 1B		2-0 G5-3			0-1 G6-3		3-1 F7		4	1	1	0	0	0	1
Kevin Seitzer, R OBP: 0.418, SLG: 0.479 (1, 3)	1-2 G3		1-3 K			2-2 1B		2-2 F7		4	0	1	1	0	1	2
Dave Nilsson, L OBP: 0.313, SLG: 0.429 (1, 10)	2-3 3-H G3-1				2-2 F8		3-3 K		2-3 K	4	0	0	1	0	2	1
B.J. Surhoff, L OBP: 0.386, SLG: 0.398 (1, 7)	1-1 2B				1-1 G3-1		0-2 1B		1-3 K	4	0	2	0	0	1	0
Joe Oliver, R OBP: 0.335, SLG: 0.470 Turner Ward, S OBP: 0.347, SLG: 0.362 (1, 2) (9, PR)	2-3 K				0-0 P6		1-0 F9		1-1 1B	4	0	1	0	0	1	2
Jeff Cirillo, R OBP: 0.379, SLG: 0.511 (1, 5)									1-3 K	0	0	0	0	0	0	0
Matt Mieske, R OBP: 0.373, SLG: 0.435 (1, 9)									1-3 K	4	0	0	0	0	2	2
Jose Valentin, S OBP: 0.270, SLG: 0.409 (1, 6)									1-2 P6	3	0	0	0	0	0	1
									1-2 F8	3	0	0	0	0	1	0

Inning Stats	R: 2	H: 2	E: 1	K: 1	S: 12	LOB: 1	BB: 1	P: 21	R: 0	H: 0	E: 0	K: 0	S: 10	LOB: 0	BB: 0	P: 17	R: 0	H: 0	E: 0	K: 1	S: 8	LOB: 0	BB: 0	P: 13	R: 0	H: 0	E: 0	K: 0	S: 7	LOB: 0	BB: 0	P: 10	R: 0	H: 0	E: 0	K: 0	S: 5	LOB: 0	BB: 0	P: 7	R: 0	H: 1	E: 0	K: 1	S: 9	LOB: 1	BB: 0	P: 14	R: 0	H: 1	E: 0	K: 1	S: 12	LOB: 1	BB: 0	P: 15	R: 0	H: 0	E: 0	K: 1	S: 9	LOB: 1	BB: 1	P: 19	R: 0	H: 1	E: 0	K: 3	S: 12	LOB: 1	BB: 0	P: 17	1B: 4	2B: 1	3B: 0	HR: 0	SF: 0	SAC: 0	DP: 0	HBP: 0	WP: 0	PB: 0	SB: 0	CS: 0	PA: 34
--------------	------	------	------	------	-------	--------	-------	-------	------	------	------	------	-------	--------	-------	-------	------	------	------	------	------	--------	-------	-------	------	------	------	------	------	--------	-------	-------	------	------	------	------	------	--------	-------	------	------	------	------	------	------	--------	-------	-------	------	------	------	------	-------	--------	-------	-------	------	------	------	------	------	--------	-------	-------	------	------	------	------	-------	--------	-------	-------	-------	-------	-------	-------	-------	--------	-------	--------	-------	-------	-------	-------	--------

PITCHER	IP	WLS	BF	H	R	ER	SO	BB	IBB	HBP	BLK	WP	HR	S	P	ERA	WHIP
35 Mike Mussina, R ERA: 4.65 (1, 1)	8.0	W	30	4	2	2	5	2	0	0	0	0	0	72	116	2.25	0.750
Jesse Orosco, L ERA: 3.0 (9, 1)	0.2		2	0	0	0	2	0	0	0	0	0	0	6	9	0.00	0.000
Doug Jones, R ERA: 4.13 (9, 1)	0.1	S	2	1	0	0	1	0	0	0	0	0	0	6	8	0.00	3.000

BOTTOM

Baltimore Orioles @ Milwaukee Brewers
Milwaukee County Stadium, Milwaukee, WI

Wed Jun 28 1995, 4:33 AM EDT
Att. 13,568 - Unknown

AB	32
R	2
H	5
RBI	2
BB	2
SO	8
LOB	9



WP	HR	S	P	ERA	WHIP
0	0	0	0	0	0


Batter	1	2	3	4	5	6	7	8	9	AB R H RBI BB SO LOB	TOP											
Brady Anderson, L (1, 7) OBP: 0.354, SLG: 0.473	0-1 P4		3-2 G1-3			2-3 K		1-2 G4-3		4 0 0 0 0 1 0												
Manny Alexander, R (1, 4) OBP: 0.303, SLG: 0.324	3-2 F7		1-2 P5			2-2 P4		1-0 F8		4 0 0 0 0 0 0												
Rafael Palmeiro, L (1, 3) OBP: 0.378, SLG: 0.557	1-0 1B				1-3 K	1-0 P6		0-0 1B		4 0 2 0 0 1 0												
Cal Ripken Jr., R (1, 6) OBP: 0.335, SLG: 0.458	0-1 F9				0-1 2B		2-2 G5-3	1-0 F9		4 0 1 0 0 0 2												
Harold Baines, L (1, 10) OBP: 0.414, SLG: 0.545					2-0 G5-3		0-1 FC5-4 1B		2-1 HR	4 1 3 1 0 0 1												
Kevin Bass, S (1, 9) OBP: 0.373, SLG: 0.458					0-0 G3-1		2-2 FC5-4 1B	1-2 G4-3		4 0 1 0 0 0 2												
Chris Hoiles, R (1, 2) OBP: 0.297, SLG: 0.322						2-3 K	2-1 FC5-4 BB	2-3 K		4 0 0 0 0 3 3												
Leo Gomez, R (1, 5) OBP: 0.287, SLG: 0.247						2-3 K	4-0 BB	2-1 P2		3 0 0 0 1 1 1												
Curtis Goodwin, L (1, 8) OBP: 0.402, SLG: 0.384						1-1 P6	3-3 K			3 0 0 0 0 1 3												
Inning Stats	R: 0 E: 0 K: 0 S: 10	H: 1 LOB: 1 BB: 0 P: 14	R: 0 E: 0 K: 1 S: 8	H: 1 LOB: 1 BB: 0 P: 10	R: 0 E: 0 K: 0 S: 11	H: 0 LOB: 0 BB: 0 P: 18	R: 0 E: 0 K: 1 S: 7	H: 1 LOB: 1 BB: 0 P: 10	R: 0 E: 0 K: 2 S: 11	H: 0 LOB: 0 BB: 0 P: 16	R: 0 E: 0 K: 1 S: 7	H: 0 LOB: 0 BB: 0 P: 12	R: 0 E: 0 K: 1 S: 13	H: 2 LOB: 3 BB: 1 P: 26	R: 0 E: 0 K: 0 S: 6	H: 1 LOB: 1 BB: 0 P: 9	R: 1 E: 0 K: 1 S: 11	H: 1 LOB: 0 BB: 0 P: 18	1B: 5 2B: 1 3B: 0 HR: 1	SF: 0 SAC: 0 DP: 0 HBP: 0	WP: 0 PB: 0 SB: 0 CS: 0	PA: 35
PITCHER Juan Guzman, R (1, 1) ERA: 6.57	IP: 9.0 WLS: W BF: 35 H: 7 R: 1 ER: 1 SO: 7 BB: 1 IBB: 0 HBP: 0 BLK: 0 WP: 0 HR: 1 S: 84 P: 133 ERA: 1.00 WHIP: 0.889											PITCHER	IP: 9.0 WLS: W BF: 35 H: 7 R: 1 ER: 1 SO: 7 BB: 1 IBB: 0 HBP: 0 BLK: 0 WP: 0 HR: 1 S: 84 P: 133 ERA: 1.00 WHIP: 0.889									

Baltimore Orioles @ Toronto Blue Jays
SkyDome, Toronto, ON
 Thu Jun 29 1995, 7:05 PM EDT
 Att. 40,173 - Dome - 72 F

livebaseballscorecards.com

AB	34
R	1
H	7
RBI	1
BB	1
SO	7
LOB	12



Batter	1	2	3	4	5	6	7	8	9	AB R H RBI BB SO LOB	TOP																									
Brady Anderson, L (1, 7) OBP: 0.359, SLG: 0.473	0-1 F9	1-0 1B		2-1 G4-3			4-1 G5-3 1B BB		1-1 SH3 1B	4 1 2 0 1 0 1																										
Manny Alexander, R (1, 4) OBP: 0.309, SLG: 0.330	0-2 G4-3 1B	1-0 1B		1-3 K			3-1 P5		2-1 SH3	4 0 2 1 0 1 2																										
Rafael Palmeiro, L (1, 3) OBP: 0.378, SLG: 0.553	0-0 G4-3 1B	1-0 G3		1-0 P4			2-0 G5-3 1B		0-0 P6	5 1 2 0 0 0 4																										
Cal Ripken Jr., R (1, 6) OBP: 0.332, SLG: 0.466	1-0 G4-3		0-1 HR		1-1 F8		1-1 G5-3		0-0 G4-3	5 1 1 1 0 0 5																										
Harold Baines, L (1, 10) OBP: 0.412, SLG: 0.537 Kevin Bass, S (7, PH) OBP: 0.377, SLG: 0.462	4-0 FC6-4 IBB		1-1 F7		0-1 G3		0-0 CS 1B			2 0 0 0 1 0 0 1 0 1 2 0 0 0																										
Jeffrey Hammonds, R (1, 9) OBP: 0.291, SLG: 0.422	0-0 FC6-4		0-0 P3		1-2 P4		3-2 CS	3-2 G6-3		4 0 0 0 0 0 3																										
Gregg Zaun, S (1, 2) OBP: 0.278, SLG: 0.294 Chris Hoiles, R (8, PH) OBP: 0.301, SLG: 0.347		3-2 F8	4-1 BB		2-1 G3			2-0 HR		2 0 0 0 1 0 0 1 1 1 1 0 0 0	AB 36 R 5 H 11 RBI 5 BB 3 SO 1 LOB 16																									
Leo Gomez, R (1, 5) OBP: 0.275, SLG: 0.235		2-2 F8	3-2 F7		3-2 G6-3			2-2 F8		4 0 0 0 0 0 1																										
Curtis Goodwin, L (1, 8) OBP: 0.405, SLG: 0.388		0-0 1B		2-1 G4-3 1B		1-0 P5		3-2 G6-3		4 1 2 0 0 0 0																										
Inning Stats	R: 0 E: 0 K: 0 S: 8	H: 2 LOB: 3 BB: 1 P: 13	R: 1 E: 0 K: 0 S: 10	H: 3 LOB: 2 BB: 0 P: 18	R: 1 E: 0 K: 0 S: 9	H: 1 LOB: 1 BB: 1 P: 17	R: 0 E: 0 K: 1 S: 8	H: 1 LOB: 1 BB: 0 P: 14	R: 0 E: 0 K: 0 S: 8	H: 0 LOB: 0 BB: 0 P: 10	R: 0 E: 0 K: 0 S: 9	H: 0 LOB: 0 BB: 0 P: 15	R: 2 E: 0 K: 0 S: 9	H: 2 LOB: 0 BB: 1 P: 22	R: 1 E: 0 K: 0 S: 11	H: 1 LOB: 0 BB: 0 P: 21	R: 0 E: 0 K: 0 S: 6	H: 1 LOB: 1 BB: 0 P: 9	1B: 9 2B: 0 3B: 0 HR: 2	SF: 0 SAC: 1 DP: 0 HBP: 0	WP: 0 PB: 0 SB: 0 CS: 1	PA: 41														
PITCHER	IP WLS BF H R ER SO BB IBB HBP BLK WP HR S P ERA WHIP																																			
Pat Hentgen, R (1, 1) ERA: 6.22	6.2		31	8	4	4	1	2	1	0	0	0	1	58	103	5.40	1.500																			
Tony Castillo, L (7, 1) ERA: 2.97	2.0		8	3	1	1	0	0	0	0	0	0	1	19	35	4.50	1.500																			
Danny Cox, R (9, 1) ERA: 6.92	0.1	W	1	0	0	0	0	0	0	0	0	0	0	1	1	0.00	0.000																			

Baltimore Orioles @ Toronto Blue Jays
SkyDome, Toronto, ON
 Fri Jun 30 1995, 7:05 PM EDT
 Att: 38,416 - Dome - 68 F

livebaseballscorecards.com

Batter	1	2	3	4	5	6	7	8	9	AB R H RBI BB SO LOB
Alex Gonzalez, R OBP: 0.347, SLG: 0.411 (1, 6)	2-1 F9		1-2 2B 1B		1-1 SH2-4		3-2 2B		3-2 1B	4 1 3 2 0 0 0
Paul Molitor, R OBP: 0.327, SLG: 0.339 (1, 10)	3-2 F8		3-2 2B		1-3 K		0-0 G6-3			4 0 1 1 0 1 2
Roberto Alomar, S OBP: 0.370, SLG: 0.529 (1, 4)	2-3 K		1-0 G5-3		1-0 1B			1-2 G6-3		4 0 1 1 0 1 1
Joe Carter, R OBP: 0.328, SLG: 0.463 (1, 7)		0-3 K		1-2 F8	0-1 L9			1-0 P2		4 0 0 0 0 1 1
John Olerud, L OBP: 0.331, SLG: 0.333 (1, 3)		2-2 L8		4-2 HR BB		1-0 F7		1-0 2B		3 1 1 0 1 0 0
Ed Sprague, R OBP: 0.361, SLG: 0.468 (1, 5)		1-1 G6-3		2-2 F9		1-0 P3		0-3 K		4 0 0 0 0 1 2
Candy Maldonado, R OBP: 0.409, SLG: 0.567 (1, 9)			4-1 G5-3 1B BB		3-2 1B HR		1-0 P6		1-0 SH3-4 1B	3 2 2 2 1 0 0 0 1 0 0 0 0 0
Domingo Cedeño, S (9, PR) OBP: 0.373, SLG: 0.396										
Mike Huff, R OBP: 0.368, SLG: 0.302 (1, 8)			2-2 G5-3		2-2 F8		1-1 F9		0-0 SH3-4	3 0 0 0 0 0 1
Randy Knorr, R OBP: 0.301, SLG: 0.407 (1, 2)			0-3 K				1-3 K		1-1 1B HBP	2 1 0 0 1 2 1 0 0 0 0 0 0 0 0 0 0 0 0 0 0
Sandy Martinez, L OBP: 0.429, SLG: 1.000 (9, 2)					4-1 SH2-4 1B BB					
Lance Parrish, R OBP: 0.248, SLG: 0.314 (9, PH)										

Inning Stats	R: 0	H: 0	E: 0	K: 1	S: 8	H: 0	LOB: 0	BB: 0	P: 15	R: 0	H: 0	E: 0	K: 1	S: 8	R: 2	H: 2	E: 0	K: 1	S: 15	R: 2	H: 1	E: 0	K: 0	S: 17	R: 1	H: 1	E: 0	K: 1	S: 11	R: 0	H: 0	E: 0	K: 0	S: 3	R: 0	H: 1	E: 0	K: 1	S: 9	R: 0	H: 1	E: 0	K: 1	S: 8	R: 1	H: 2	E: 0	K: 0	S: 7	1B: 4	2B: 3	3B: 0	HR: 1	SF: 0	SAC: 2	DP: 0	HBP: 1	WP: 0	PB: 0	SB: 0	CS: 0	PA: 37
--------------	------	------	------	------	------	------	--------	-------	-------	------	------	------	------	------	------	------	------	------	-------	------	------	------	------	-------	------	------	------	------	-------	------	------	------	------	------	------	------	------	------	------	------	------	------	------	------	------	------	------	------	------	-------	-------	-------	-------	-------	--------	-------	--------	-------	-------	-------	-------	--------


PITCHER	IP	WLS	BF	H	R	ER	SO	BB	IBB	HBP	BLK	WP	HR	S	P	ERA	WHIP
Arthur Rhodes, L ERA: 6.92 (1, 1)	6.1		26	4	5	5	4	3	0	0	0	0	1	64	108	7.11	1.105
Terry Clark, R ERA: 1.93 (7, 1)	2.0	L	9	3	1	1	2	0	0	0	0	0	0	17	25	4.50	1.500
Jesse Orosco, L ERA: 3.0 (9, 1)	0.0		1	0	0	0	0	0	0	1	0	0	0	1	2	∞	∞
Armando Benitez, R ERA: 4.74 (9, 1)	0.0		1	1	0	0	0	0	0	0	0	0	0	4	7	∞	∞

BOTTOM

Baltimore Orioles @ Toronto Blue Jays
SkyDome, Toronto, ON
 Fri Jun 30 1995, 7:05 PM EDT
 Att: 38,416 - Dome - 68 F

livebaseballscorecards.com

AB	31
R	6
H	8
RBI	6
BB	3
SO	6
LOB	8



Batter	1	2	3	4	5	6	7	8	9	AB R H RBI BB SO LOB	TOP											
Curtis Goodwin, L OBP: 0.414, SLG: 0.435 (1, 8)	2-2 F9 2B		2-3 K ②		1-1 1-H HR		2-3 K ②		1-0 1B FC1-6 2-H 1B	5 2 3 3 0 2 0												
Manny Alexander, R OBP: 0.336, SLG: 0.364 (1, 4)	4-0 BB		2-1 1B 3B		1-2 1B SF8 1B		4-1 1B BB		1-1 1B FC1-6 1-3 1B	3 2 3 0 2 0 0												
Rafael Palmeiro, L OBP: 0.382, SLG: 0.554 (1, 3)	2-0 F7		0-0 1B		2-0 1-3 1B		2-0 1-2 1B		0-1 FC1-6 1-2f 3-H 2-2 G4-3	5 0 3 2 0 0 3												
Cal Ripken Jr., R OBP: 0.326, SLG: 0.458 (1, 6)	2-1 F9 2-3		2-1 G4-3 ③		2-2 SF8 3-H		1-1 F7 ③		2-2 G4-3 ③	4 0 0 1 0 0 6												
Jeffrey Hammonds, R OBP: 0.283, SLG: 0.410 Brady Anderson, L OBP: 0.359, SLG: 0.473 (1, 9) (9, 7)	K			0-3 K ①	2-3 K ③			0-1 P4 ①		4 0 0 0 0 3 3 0 0 0 0 0 0 0												
Kevin Bass, S OBP: 0.367, SLG: 0.450 (1, 7) (9, 9)		0-0 P3 ①		3-3 K ②		0-1 F8 ①		1-1 F8 ②		4 0 0 0 0 1 0												
Chris Hoiles, R OBP: 0.294, SLG: 0.338 (1, 2)		2-1 G5-3 ②		1-0 F7 ③		3-3 K ②		1-3 K ③		4 0 0 0 0 2 0												
Bret Barberie, S OBP: 0.339, SLG: 0.340 (1, 10)		2-2 F8 ③			1-2 P3 ①	1-1 L8 ③			1-1 G5-3 1B 1B	4 1 1 0 0 0 0												
Leo Gomez, R OBP: 0.274, SLG: 0.226 (1, 5)			2-2 F8 ①		4-1 HR BB		0-1 F7 ①		2-2 G5-3 ①	3 1 0 0 1 0 1												
Inning Stats	R: 0 E: 0 K: 1 S: 11	H: 1 LOB: 2 BB: 1 P: 23	R: 0 E: 0 K: 0 S: 6	H: 0 LOB: 0 BB: 0 P: 10	R: 1 E: 0 K: 1 S: 11	H: 2 LOB: 1 BB: 0 P: 19	R: 0 E: 0 K: 2 S: 7	H: 0 LOB: 0 BB: 0 P: 11	R: 3 E: 0 K: 1 S: 16	H: 3 LOB: 1 BB: 1 P: 29	R: 0 E: 0 K: 1 S: 7	H: 0 LOB: 0 BB: 0 P: 11	R: 0 E: 0 K: 1 S: 10	H: 1 LOB: 2 BB: 1 P: 19	R: 0 E: 0 K: 1 S: 7	H: 0 LOB: 0 BB: 0 P: 9	R: 2 E: 0 K: 0 S: 15	H: 3 LOB: 1 BB: 0 P: 22	1B: 7 2B: 1 3B: 1 HR: 1	SF: 1 SAC: 0 DP: 0 HBP: 0	WP: 0 PB: 0 SB: 0 CS: 0	PA: 40
PITCHER	IP WLS BF H R ER SO BB IBB HBP BLK WP HR S P ERA WHIP																					
Al Leiter, L ERA: 3.19 (1, 1)	6.2 L 30 7 4 4 7 3 0 0 0 0 0 1 66 119 5.40 1.500																					
Danny Darwin, R ERA: 7.53 (7, 1)	1.2 8 3 2 2 1 0 0 0 0 0 0 0 18 26 10.80 1.800																					
Ricardo Jordan, L ERA: 9.0 (9, 1)	0.1 1 0 0 0 0 0 0 0 0 0 0 0 2 2 0.00 0.000																					
Tim Crabtree, R ERA: (9, 1)	0.1 1 0 0 0 0 0 0 0 0 0 0 0 4 6 0.00 0.000																					

Baltimore Orioles @ Toronto Blue Jays
SkyDome, Toronto, ON
 Sat Jul 01 1995, 3:33 AM EDT
 Att. 43,375 - Sunny - 75 F

livebaseballscorecards.com

AB	36
R	6
H	10
RBI	6
BB	3
SO	8
LOB	13



Batter	1	2	3	4	5	6	7	8	9	AB	R	H	RBI	BB	SO	LOB
Alex Gonzalez, R OBP: 0.350, SLG: 0.419 (1, 6)	0-1 G6-4-3 1B		2-2 1-H 2B		1-1 FC5-4 1-2f			1-1 G5-3		4	0	2	1	0	0	1
Paul Molitor, R OBP: 0.326, SLG: 0.352 (1, 10)	1-1 G6-4-3 1-2f		1-1 G6-3			0-1 HR		0-2 F7		4	1	1	1	0	0	2
Roberto Alomar, S OBP: 0.364, SLG: 0.520 (1, 4)	1-1 F7		1-1 P4			1-1 G3			1-2 F9	4	0	0	0	0	0	1
Joe Carter, R OBP: 0.322, SLG: 0.455 (1, 7)		1-3 K		0-1 P5		1-3 K			0-1 G5-3	4	0	0	0	0	2	0
John Olerud, L OBP: 0.333, SLG: 0.346 (1, 3)		3-1 2B		1-0 P5		0-0 G3-1			3-1 BB 2B	4	0	2	0	0	0	0
Ed Sprague, R OBP: 0.359, SLG: 0.461 (1, 5)		2-0 P5		1-2 L4			0-1 G5-3		4-1 BB BB	3	0	0	0	1	0	1
Candy Maldonado, R OBP: 0.404, SLG: 0.548 (1, 9)		0-3 K			0-0 F9		1-3 K		4-2 BB 1-2 2-3 BB	3	0	0	0	1	2	1
Mike Huff, R OBP: 0.347, SLG: 0.281 (1, 8)			1-2 G5-3		1-1 G6-3		0-0 G5-3		2-1 L4	4	0	0	0	0	0	3
Lance Parrish, R OBP: 0.259, SLG: 0.324 (1, 2)			1-2 2B 1B		0-0 FC5-4 1B			3-2 G5-3		3	1	2	0	0	0	0

BOTTOM

Baltimore Orioles @ Toronto Blue Jays
SkyDome, Toronto, ON
 Sat Jul 01 1995, 3:33 AM EDT
 Att. 43,375 - Sunny - 75 F

livebaseballscores.com

AB	33
R	2
H	7
RBI	2
BB	2
SO	4
LOB	9



Inning Stats	R: 0	H: 1	E: 0	LOB: 0	K: 0	S: 6	R: 0	H: 1	E: 0	LOB: 1	K: 2	S: 10	R: 1	H: 2	E: 0	LOB: 1	K: 0	S: 13	R: 0	H: 0	E: 0	LOB: 0	K: 0	S: 6	R: 0	H: 1	E: 0	LOB: 1	K: 0	S: 6	R: 1	H: 1	E: 0	LOB: 0	K: 1	S: 8	R: 0	H: 0	E: 0	LOB: 0	K: 1	S: 6	R: 0	H: 0	E: 0	LOB: 0	K: 0	S: 9	R: 0	H: 1	E: 0	LOB: 3	K: 0	S: 12	1B: 3	SF: 0	2B: 3	SAC: 0	3B: 0	DP: 1	HR: 1	HBP: 0	WP: 0	PA: 35
--------------	------	------	------	--------	------	------	------	------	------	--------	------	-------	------	------	------	--------	------	-------	------	------	------	--------	------	------	------	------	------	--------	------	------	------	------	------	--------	------	------	------	------	------	--------	------	------	------	------	------	--------	------	------	------	------	------	--------	------	-------	-------	-------	-------	--------	-------	-------	-------	--------	-------	--------

PITCHER	IP	WLS	BF	H	R	ER	SO	BB	IBB	HBP	BLK	WP	HR	S	P	ERA	WHIP
Jamie Moyer, L ERA: 4.24 (1, 1)	7.1	W	27	6	2	2	4	0	0	0	0	0	1	59	83	2.46	0.818
Terry Clark, R ERA: 1.84 (8, 1)	0.2		2	0	0	0	0	0	0	0	0	0	0	5	6	0.00	0.000
Doug Jones, R ERA: 3.96 (9, 1)	1.0		6	1	0	0	0	2	0	0	0	0	0	12	26	0.00	3.000

Batter	1	2	3	4	5	6	7	8	9	AB R H RBI BB SO LOB	TOP											
Brady Anderson, L (1, 7) OBP: 0.360, SLG: 0.467	3-3 		2-3 			4-2 		1-3 	4-1 	3 1 0 0 2 3 0												
Manny Alexander, R (1, 4) OBP: 0.338, SLG: 0.390	0-3 			1-0 		0-1 				5 1 2 3 0 1 1												
Rafael Palmeiro, L (1, 3) OBP: 0.379, SLG: 0.547	0-3 			1-0 			1-0 			5 1 1 0 0 1 1												
Cal Ripken Jr., R (1, 6) OBP: 0.324, SLG: 0.454		0-0 		2-1 			1-2 		0-2 	4 1 1 0 0 0 0												
Harold Baines, L (1, 10) Jeffrey Hammonds, R (9, PH) OBP: 0.281, SLG: 0.410		1-0 			4-2 		3-2 		0-2 	2 0 1 0 1 0 0 0 0 0 1 0 0 0												
Kevin Bass, S (1, 9) OBP: 0.365, SLG: 0.444		0-1 			1-2 			0-0 	0-3 	4 1 1 0 0 1 3												
Jeff Huson, L (1, 5) Bret Barberie, S (9, PH) OBP: 0.345, SLG: 0.346		2-1 			1-2 			0-0 	1-2 	3 0 0 0 0 0 2 1 1 1 0 0 0 0												
Gregg Zaun, S (1, 2) Chris Hoiles, R (9, PH) OBP: 0.293, SLG: 0.336			2-3 			2-0 		0-0 	2-1 	3 1 1 2 0 1 0 1 1 0 0 0 0 0												
Curtis Goodwin, L (1, 8) OBP: 0.400, SLG: 0.420			0-0 			3-3 		1-2 	2-0 	4 1 0 0 0 1 1												
Inning Stats	R: 0 E: 0 K: 3 S: 13	H: 0 LOB: 0 BB: 0 P: 16	R: 0 E: 0 K: 0 S: 6	H: 1 LOB: 1 BB: 0 P: 9	R: 0 E: 0 K: 2 S: 10	H: 0 LOB: 0 BB: 0 P: 14	R: 0 E: 0 K: 0 S: 4	H: 0 LOB: 0 BB: 0 P: 8	R: 0 E: 0 K: 0 S: 11	H: 0 LOB: 0 BB: 1 P: 17	R: 0 E: 0 K: 1 S: 8	H: 0 LOB: 1 BB: 1 P: 17	R: 0 E: 0 K: 0 S: 9	H: 0 LOB: 0 BB: 0 P: 14	R: 2 E: 0 K: 1 S: 10	H: 2 LOB: 0 BB: 0 P: 12	R: 7 E: 2 K: 1 S: 25	H: 5 LOB: 1 BB: 1 P: 40	1B: 5 2B: 1 3B: 0 HR: 2	SF: 1 SAC: 0 DP: 1 HBP: 0	WP: 1 PB: 0 SB: 0 CS: 0	PA: 39
WOODY WILLIAMS, R (1, 1) ERA: 3.61	IP: 7.2	WLS: 0	BF: 27	H: 3	R: 2	ER: 2	SO: 6	BB: 2	IBB: 0	HBP: 0	BLK: 0	WP: 0	HR: 1	S: 68	P: 103	ERA: 2.35	WHIP: 0.652					
DANNY COX, R (8, 1) ERA: 7.52	IP: 0.1	WLS: 0	BF: 4	H: 3	R: 3	ER: 2	SO: 1	BB: 0	IBB: 0	HBP: 0	BLK: 0	WP: 0	HR: 1	S: 11	P: 15	ERA: 54.00	WHIP: 9.000					
RICARDO JORDAN, L (9, 1) ERA: 6.75	IP: 0.2	WLS: 0	BF: 2	H: 0	R: 0	ER: 0	SO: 1	BB: 0	IBB: 0	HBP: 0	BLK: 0	WP: 0	HR: 0	S: 6	P: 6	ERA: 0.00	WHIP: 0.000					
TIM CRABTREE, R (9, 1) ERA:	IP: 0.1	WLS: L	BF: 6	H: 2	R: 4	ER: 0	SO: 0	BB: 1	IBB: 0	HBP: 0	BLK: 0	WP: 1	HR: 0	S: 11	P: 23	ERA: 0.00	WHIP: 9.000					

Baltimore Orioles @ Toronto Blue Jays
SkyDome, Toronto, ON
 Sun Jul 02 1995, 3:33 AM EDT
 Att. 42,226 - Sunny - 68 F

livebaseballscorecards.com

AB	35
R	9
H	8
RBI	6
BB	3
SO	8
LOB	8



Batter	1	2	3	4	5	6	7	8	9	AB	R	H	RBI	BB	SO	LOB
Domingo Cedeno, S OBP: 0.375, SLG: 0.421 (1, 6) (9, 4)	3-3 K		2-2 F7	4-2 FC6-4 BB		0-0 SF9 3B		3-3 K		4	1	1	0	1	2	0
Paul Molitor, R OBP: 0.323, SLG: 0.350 (1, 10)	1-0 PB HR 1B		2-2 P4	2-2 FC6-4		1-0 SF9		2-2 F7		4	1	1	1	0	0	2
Roberto Alomar, S OBP: 0.371, SLG: 0.518 Tomas Perez, S OBP: 0.222, SLG: 0.333 (1, 4) (9, 6)	4-0 HR BB		4-1 S BB		4-2 S 2B BB	1-2 F7		1-2 G4-3		1	2	0	0	3	0	0
Joe Carter, R OBP: 0.324, SLG: 0.465 (1, 7) (4, 8)	0-0 HR		4-0 BB		1-1 P4		0-2 F7		1-3 K	4	1	1	3	1	1	1
John Olerud, L OBP: 0.336, SLG: 0.343 (1, 3)	3-1 F8		0-0 F9		4-0 2B IBB		4-2 BB			2	1	0	0	2	0	2
Ed Sprague, R OBP: 0.361, SLG: 0.481 (1, 5)	0-2 G5-3			2-1 HR	3-2 2B		0-1 F8			4	1	2	3	0	0	1
Shawn Green, L OBP: 0.310, SLG: 0.469 (1, 9)		0-2 P2		3-1 P2	0-1 G1-3		2-1 G6-4-3			4	0	0	0	0	0	2
Mike Huff, R OBP: 0.342, SLG: 0.276 Candy Maldonado, R OBP: 0.402, SLG: 0.537 (1, 8) (4, 7)		3-2 G6-3		4-2 BB BB	2-0 G5-3		3-3 K			1	0	0	0	0	0	0
Sandy Martinez, L OBP: 0.273, SLG: 0.636 (1, 2)		1-1 P5		2-1 P5		1-3 K		0-3 K		2	0	0	0	1	1	1

Inning Stats	R: 3	H: 2	E: 0	K: 1	S: 10	H: 2	LOB: 0	BB: 1	P: 21	R: 0	H: 0	E: 0	K: 0	S: 8	H: 0	LOB: 0	BB: 0	P: 12	R: 0	H: 0	E: 0	K: 0	S: 9	H: 0	LOB: 2	BB: 2	P: 21	R: 1	H: 1	E: 0	K: 0	S: 16	H: 1	LOB: 2	BB: 2	P: 33	R: 2	H: 1	E: 0	K: 0	S: 11	H: 1	LOB: 1	BB: 2	P: 25	R: 1	H: 1	E: 0	K: 1	S: 8	H: 1	LOB: 0	BB: 0	P: 11	R: 0	H: 0	E: 0	K: 0	S: 10	H: 0	LOB: 1	BB: 1	P: 16	R: 0	H: 0	E: 0	K: 3	S: 10	H: 0	LOB: 0	BB: 0	P: 16	R: 0	H: 0	E: 0	K: 1	S: 9	H: 0	LOB: 0	BB: 0	P: 13	1B: 1	SF: 1	2B: 1	SAC: 0	3B: 1	DP: 0	HR: 2	HBP: 0	WP: 0	PA: 40
--------------	------	------	------	------	-------	------	--------	-------	-------	------	------	------	------	------	------	--------	-------	-------	------	------	------	------	------	------	--------	-------	-------	------	------	------	------	-------	------	--------	-------	-------	------	------	------	------	-------	------	--------	-------	-------	------	------	------	------	------	------	--------	-------	-------	------	------	------	------	-------	------	--------	-------	-------	------	------	------	------	-------	------	--------	-------	-------	------	------	------	------	------	------	--------	-------	-------	-------	-------	-------	--------	-------	-------	-------	--------	-------	--------


PITCHER	IP	WLS	BF	H	R	ER	SO	BB	IBB	HBP	BLK	WP	HR	S	P	ERA	WHIP
John DeSilva, R ERA: 7.27 (1, 1)	3.1		17	3	4	4	1	4	0	0	0	0	2	33	69	10.80	2.100
Mike Oquist, R ERA: 4.46 (4, 1)	1.2		9	1	2	2	0	2	1	0	0	0	0	21	43	10.80	1.800
Mark Lee, L ERA: 3.55 (6, 1)	2.0		8	1	1	1	1	1	0	0	0	0	0	18	27	4.50	1.000
Armando Benitez, R ERA: 4.56 (8, 1)	1.0	W	3	0	0	0	3	0	0	0	0	0	0	10	16	0.00	0.000
Doug Jones, R ERA: 3.81 (9, 1)	1.0	S	3	0	0	0	1	0	0	0	0	0	0	9	13	0.00	0.000

BOTTOM

Baltimore Orioles @ Toronto Blue Jays
SkyDome, Toronto, ON
Sun Jul 02 1995, 3:33 AM EDT
Att: 42,226 - Sunny - 68 F

livebaseballscorecards.com

AB	31
R	7
H	5
RBI	7
BB	8
SO	6
LOB	10



Batter	1	2	3	4	5	6	7	8	9	AB R H RBI BB SO LOB	TOP
Chuck Knoblauch, R (1, 4) OBP: 0.401, SLG: 0.392	0-2 		0-0 	3-3 			2-3 		1-1 	4 0 0 0 0 2 1	
Rich Becker, L (1, 8) OBP: 0.295, SLG: 0.284	3-3 		1-3 		1-0 		1-1 		1-2 	5 0 1 0 0 2 1	
Kirby Puckett, R (1, 9) OBP: 0.347, SLG: 0.454	0-1 			2-0 	1-2 		4-0 			3 1 2 0 1 0 0	
Marty Cordova, R (1, 7) OBP: 0.329, SLG: 0.495	1-2 			2-0 	1-1 		2-3 			4 1 1 2 0 1 3	
Scott Stahoviak, L (1, 5) OBP: 0.349, SLG: 0.382 Jeff Reboulet, R (8, PH) OBP: 0.317, SLG: 0.385 (8, 5)		2-3 		2-2 		2-3 		1-3 		3 1 1 0 0 2 0 1 0 0 0 0 1 0	
Scott Leius, R (1, 10) OBP: 0.327, SLG: 0.357		1-3 		2-2 		1-2 		2-2 		4 1 2 0 0 1 0	
Dan Masteller, L (1, 3) OBP: 0.286, SLG: 0.167 Pedro Munoz, R (8, PH) OBP: 0.326, SLG: 0.518 (8, 3)		0-0 		0-0 		0-1 		2-2 		3 0 1 1 0 0 2 1 0 1 0 0 0 0	
Pat Meares, R (1, 6) OBP: 0.304, SLG: 0.468		3-2 		2-2 		3-3 		2-2 		4 0 0 0 0 1 4	
Matt Walbeck, S (1, 2) OBP: 0.277, SLG: 0.283			1-2 	4-0 		1-3 		1-3 		3 0 0 0 1 2 0	
Inning Stats	R: 0 H: 1 E: 0 LOB: 1 K: 1 BB: 0 S: 14 P: 18	R: 0 H: 1 E: 0 LOB: 1 K: 2 BB: 0 S: 13 P: 19	R: 0 H: 0 E: 0 LOB: 0 K: 1 BB: 0 S: 8 P: 10	R: 4 H: 4 E: 0 LOB: 1 K: 1 BB: 1 S: 20 P: 37	R: 0 H: 0 E: 0 LOB: 0 K: 0 BB: 0 S: 6 P: 9	R: 0 H: 1 E: 0 LOB: 1 K: 2 BB: 0 S: 12 P: 18	R: 0 H: 1 E: 0 LOB: 2 K: 3 BB: 1 S: 12 P: 22	R: 0 H: 1 E: 0 LOB: 1 K: 1 BB: 0 S: 15 P: 22	R: 0 H: 0 E: 0 LOB: 0 K: 1 BB: 0 S: 7 P: 10	1B: 4 SF: 0 2B: 4 SAC: 0 3B: 0 DP: 1 HR: 1 HBP: 1	WP: 1 PA: 38 PB: 0 SB: 2 CS: 0
35 Mike Mussina, R (1, 1) ERA: 4.69 Mark Lee, L (8, 1) ERA: 3.38 Terry Clark, R (8, 1) ERA: 1.8 Doug Jones, R (9, 1) ERA: 3.67	IP: 7.0 WLS: W BF: 31 H: 8 R: 4 ER: 4 SO: 10 BB: 1 IBB: 1 HBP: 0 BLK: 0 WP: 1 HR: 1 S: 85 P: 133 ERA: 5.14 WHIP: 1.286										

Minnesota Twins @ Baltimore Orioles
 Oriole Park at Camden Yards, Baltimore, MD
 Mon Jul 03 1995, 7:05 PM EDT
 Att. 46,560 - Unknown - 83 F

livebaseballscorecards.com

AB	35
R	4
H	9
RBI	3
BB	2
SO	12
LOB	11



Batter	1	2	3	4	5	6	7	8	9	AB	R	H	RBI	BB	SO	LOB
Brady Anderson, L (1, 7) OBP: 0.355, SLG: 0.456	1-0 G4-3		0-1 F9					2-2 G3	2-3 K	5	0	0	0	0	1	3
Manny Alexander, R (1, 4) OBP: 0.338, SLG: 0.382	2-2 P3			1-0 G1-3				1-0 G5-3		4	0	0	0	0	0	0
Rafael Palmeiro, L (1, 3) OBP: 0.374, SLG: 0.559	2-0 G3-1			2-0 F8				2-1 G4-3		4	0	0	0	0	0	0
Cal Ripken Jr., R (1, 6) OBP: 0.330, SLG: 0.451				2-0 2B				1-3 K	1-1 1B	3	2	2	0	1	1	0
Harold Baines, L (1, 10) OBP: 0.426, SLG: 0.545				0-0 2B				4-2 2B	0-1 F9	2	0	1	1	2	0	1
Kevin Bass, S (1, 9) OBP: 0.360, SLG: 0.431				3-1 G6-3				1-3 K	2-3 K	4	0	0	0	0	2	5
Chris Hoiles, R (1, 2) OBP: 0.307, SLG: 0.348								2-1 2B	1-2 1B	4	1	2	0	0	0	2
Leo Gomez, R (1, 5) OBP: 0.283, SLG: 0.241								0-1 P6	0-1 1B	2	0	0	0	1	0	2
Bret Barberie, S (9, PH) OBP: 0.350, SLG: 0.352									1-2 1B	1	0	1	0	0	0	0
Curtis Goodwin, L (1, 8) OBP: 0.414, SLG: 0.424								0-0 G2-3	1-0 1B	3	0	1	2	1	0	3

Inning Stats	R: 0	H: 0	E: 0	K: 0	S: 7	R: 0	H: 0	E: 0	K: 0	S: 13	R: 0	H: 0	E: 0	K: 0	S: 8	R: 1	H: 2	E: 0	K: 0	S: 6	R: 0	H: 0	E: 0	K: 1	S: 10	R: 0	H: 1	E: 0	K: 1	S: 10	R: 0	H: 0	E: 0	K: 0	S: 6	R: 2	H: 4	E: 0	K: 2	S: 18	1B: 5	SF: 0	2B: 2	SAC: 0	3B: 0	DP: 2	HR: 0	HBP: 0	WP: 0	PA: 37
--------------	------	------	------	------	------	------	------	------	------	-------	------	------	------	------	------	------	------	------	------	------	------	------	------	------	-------	------	------	------	------	-------	------	------	------	------	------	------	------	------	------	-------	-------	-------	-------	--------	-------	-------	-------	--------	-------	--------

PITCHER	IP	WLS	BF	H	R	ER	SO	BB	IBB	HBP	BLK	WP	HR	S	P	ERA	WHIP
Scott Erickson, R (1, 1) ERA: 5.95	8.0	W	30	3	1	1	2	5	0	0	0	0	0	75	132	1.12	1.000
Rick Aguilera, R (9, 1) ERA: 2.52	1.0		7	4	2	2	2	0	0	0	0	0	0	18	25	18.00	4.000

BOTTOM

Minnesota Twins @ Baltimore Orioles
 Oriole Park at Camden Yards, Baltimore, MD

Tue Jul 04 1995, 7:05 PM EDT
 Att: 45,894 - Unknown - 79 F

livebaseballscorecards.com

AB	32
R	3
H	7
RBI	3
BB	5
SO	4
LOB	16



Batter	1	2	3	4	5	6	7	8	9	AB R H RBI BB SO LOB	TOP	
Chuck Knoblauch, R (1, 4) <small>OBP: 0.401, SLG: 0.398</small>	1-1 		3-2 		3-3 		1-3 		0-0 	5 1 1 2 0 2 3		
Pat Meares, R (1, 6) <small>OBP: 0.311, SLG: 0.475</small>	1-3 		3-3 			2-1 	0-2 		2-2 	5 1 2 2 0 2 2		
Kirby Puckett, R (1, 9) <small>OBP: 0.345, SLG: 0.449</small>	0-0 		0-1 			3-2 	0-0 		2-1 	5 1 1 1 0 0 3		
Pedro Munoz, R (1, 10) <small>OBP: 0.330, SLG: 0.529</small>		2-3 		3-2 		1-2 		1-0 	1-2 	5 1 1 0 0 1 1		
Marty Cordova, R (1, 7) <small>OBP: 0.337, SLG: 0.498</small>		2-2 		0-0 		0-3 		0-0 		4 0 2 0 0 1 2		
Scott Leius, R (1, 5) <small>OBP: 0.329, SLG: 0.365</small>		2-3 		0-0 		0-0 		1-3 		4 0 1 2 0 2 2		
Jeff Reboulet, R (1, 3) <small>OBP: 0.321, SLG: 0.386</small>		1-2 	2-1 	0-0 		2-2 			1-2 	4 1 1 0 0 0 2		
Matt Walbeck, S (1, 2) <small>OBP: 0.277, SLG: 0.288</small>			1-1 		2-2 	0-1 			1-2 	4 1 1 0 0 0 2		
Rich Becker, L (1, 8) <small>OBP: 0.316, SLG: 0.297</small>			0-0 		4-2 		4-2 		2-2 	2 2 2 1 2 0 0		
Inning Stats	R: 0 H: 0 E: 0 LOB: 0 K: 1 BB: 0 S: 6 P: 8	R: 0 H: 1 E: 0 LOB: 0 K: 2 BB: 0 S: 13 P: 20	R: 2 H: 3 E: 0 LOB: 1 K: 1 BB: 0 S: 16 P: 25	R: 0 H: 1 E: 0 LOB: 1 K: 0 BB: 0 S: 6 P: 9	R: 0 H: 0 E: 0 LOB: 1 K: 1 BB: 1 S: 8 P: 17	R: 3 H: 4 E: 0 LOB: 1 K: 1 BB: 0 S: 18 P: 26	R: 0 H: 0 E: 0 LOB: 1 K: 1 BB: 1 S: 9 P: 14	R: 0 H: 0 E: 0 LOB: 0 K: 1 BB: 0 S: 6 P: 8	R: 3 H: 3 E: 1 LOB: 1 K: 0 BB: 0 S: 23 P: 31	1B: 6 SF: 0 2B: 6 SAC: 0 3B: 1 DP: 1 HR: 0 HBP: 0	WP: 1 PA: 41 PB: 0 SB: 0 CS: 2	
PITCHER	IP WLS BF H R ER SO BB IBB HBP BLK WP HR S P ERA WHIP											IP WLS BF H R ER SO BB IBB HBP BLK WP HR S P ERA WHIP
Arthur Rhodes, L (1, 1) <small>ERA: 7.16</small>	5.0 L 22 8 5 5 5 1 0 0 0 1 0 58 94 9.00 1.800											
Mike Oquist, R (6, 1) <small>ERA: 4.54</small>	3.1 16 4 3 2 3 1 0 0 0 0 0 42 56 5.40 1.500											
Terry Clark, R (9, 1) <small>ERA: 1.72</small>	0.2 2 0 0 0 0 0 0 0 0 0 0 5 8 0.00 0.000											

Minnesota Twins @ Baltimore Orioles
 Oriole Park at Camden Yards, Baltimore, MD
 Wed Jul 05 1995, 7:05 PM EDT
 Att. 38,845 - Unknown - 89 F

livebaseballscorecards.com

AB	38
R	8
H	12
RBI	8
BB	2
SO	8
LOB	17



Batter	1	2	3	4	5	6	7	8	9	AB	R	H	RBI	BB	SO	LOB
Brady Anderson, L (1, 7) OBP: 0.361, SLG: 0.467	4-2 CS BB		0-1 1B 3B		2-0 FC6 1B		2-3 K			3	1	2	0	1	1	1
Manny Alexander, R (1, 4) OBP: 0.336, SLG: 0.378	0-3 K		0-1 1B		0-0 F8		1-2 FC7-5			4	0	1	1	0	1	3
Rafael Palmeiro, L (1, 3) OBP: 0.372, SLG: 0.552	4-2 1B BB		1-2 P4		1-1 FC6		2-3 K			3	0	0	0	1	1	2
Cal Ripken Jr., R (1, 6) OBP: 0.328, SLG: 0.448	1-1 1B		0-0 L7		2-1 F8		1-2 G3-1			4	0	1	0	0	0	1
Harold Baines, L (1, 10) OBP: 0.419, SLG: 0.535	1-1 G1-3		0-3 K		0-0 G4-3		3-2 F8			3	0	0	0	0	1	2
Kevin Bass, S (8, PH) OBP: 0.358, SLG: 0.429										1	0	0	0	0	0	0
Jeffrey Hammonds, R (1, 9) OBP: 0.280, SLG: 0.401			1-2 F8		0-0 G5-3		4-0 1B BB		1-0 F8	3	1	0	0	1	0	0
Jeff Huson, L (1, 5) OBP: 0.364, SLG: 0.545			2-2 G4-3		3-2 3B		2-1 WP 1B		1-0 PB 1B	4	0	3	0	0	0	0
Gregg Zaun, S (1, 2) OBP: 0.250, SLG: 0.391			1-1 G4-3		1-1 P5		1-2 G3-1		1-3 K	3	0	0	0	0	0	2
Bret Barberie, S (9, PH) OBP: 0.347, SLG: 0.349										1	0	0	0	0	1	1
Curtis Goodwin, L (1, 8) OBP: 0.409, SLG: 0.413			1-1 B1-3		1-2 F7		4-2 FC7-5 PB BB		3-3 K	3	0	0	0	1	1	1

Inning Stats	R: 0	H: 1	R: 0	H: 0	R: 1	H: 2	R: 0	H: 1	R: 0	H: 1	R: 1	H: 1	R: 0	H: 0	R: 0	H: 1	R: 0	H: 0	R: 0	H: 1	1B: 5	SF: 0	WP: 2	PA: 36
	E: 0	LOB: 2	E: 0	LOB: 0	E: 0	LOB: 1	E: 0	LOB: 1	E: 0	LOB: 1	E: 0	LOB: 1	E: 0	LOB: 0	E: 0	LOB: 0	E: 0	LOB: 0	E: 0	LOB: 1	2B: 1	SAC: 0	PB: 2	
	K: 1	BB: 2	K: 0	BB: 0	K: 1	BB: 0	K: 1	BB: 1	K: 0	BB: 1	K: 1	BB: 1	K: 1	BB: 1	K: 2	BB: 0	K: 1	BB: 0	K: 1	BB: 0	3B: 2	DP: 1	SB: 0	
	S: 12	P: 22	S: 11	P: 15	S: 10	P: 12	S: 11	P: 15	S: 7	P: 11	S: 9	P: 18	S: 9	P: 16	S: 10	P: 16	S: 9	P: 15	S: 9	P: 15	HR: 0	HBP: 0	CS: 1	

PITCHER	IP	WLS	BF	H	R	ER	SO	BB	IBB	HBP	BLK	WP	HR	S	P	ERA	WHIP
Mike Trombley, R (1, 1) ERA: 4.5	6.0	W	26	6	2	1	2	3	0	0	0	1	0	60	93	1.50	1.500
Eddie Guardado, L (7, 1) ERA: 5.94	2.0		6	0	0	0	2	1	0	0	0	0	0	19	32	0.00	0.500
Dave Stevens, R (9, 1) ERA: 5.71	1.0		4	1	0	0	2	0	0	0	0	0	0	9	15	0.00	1.000

BOTTOM

Minnesota Twins @ Baltimore Orioles
 Oriole Park at Camden Yards, Baltimore, MD
 Wed Jul 05 1995, 7:05 PM EDT
 Att: 38,845 - Unknown - 89 F

livebaseballscorecards.com

AB	32
R	2
H	7
RBI	1
BB	4
SO	6
LOB	13



Batter	1	2	3	4	5	6	7	8	9	AB R H RBI BB SO LOB	TOP																
Brady Anderson, L (1, 7) OBP: 0.354, SLG: 0.457	2-0 G3		3-1 L8		0-1 G4-3		0-3 K		2-3 K	5 0 0 0 0 2 2																	
Manny Alexander, R (1, 4) OBP: 0.340, SLG: 0.377	1-0 1B HBP		0-1 P3		2-1 L9			2-1 G4-3 1B		3 1 1 0 0 0 1																	
Rafael Palmeiro, L (1, 3) OBP: 0.367, SLG: 0.544	1-0 L9			3-2 G3-1		2-0 G4-3		0-1 G4-3		4 0 0 0 0 0 2																	
Cal Ripken Jr., R (1, 6) OBP: 0.331, SLG: 0.447	3-2 1B			3-2 G1-3		1-0 F8		4-0 1B IBB		3 0 1 0 1 0 0																	
Harold Baines, L (1, 10) OBP: 0.423, SLG: 0.538 Kevin Bass, S (8, PH) OBP: 0.361, SLG: 0.432	1-3 K			0-1 1B		1-1 2B 1B		2-1 1B 1-3 2-H		3 0 2 0 0 1 2 1 0 1 1 0 0 0																	
Jeffrey Hammonds, R (1, 9) OBP: 0.279, SLG: 0.404		2-1 F8		2-2 P8		1-2 2B		1-2 F8		4 0 1 0 0 0 2																	
Jeff Huson, L (1, 5) OBP: 0.333, SLG: 0.467 Leo Gomez, R (9, 5) OBP: 0.283, SLG: 0.241		0-2 F8			1-2 2B SF7 1B		2-3 K		1-1 P2	4 1 1 0 0 1 2 0 0 0 0 0 0 0	AB 34 R 2 H 10 RBI 2 BB 1 SO 4 LOB 13																
Chris Hoiles, R (1, 2) OBP: 0.316, SLG: 0.364		2-1 G5-3			1-0 G4-3 2B		0-1 G1-3 1B		0-1 1B	4 0 3 0 0 0 0																	
Curtis Goodwin, L (1, 8) OBP: 0.397, SLG: 0.403			0-0 G6-3		0-0 SF7		0-1 G1-3		2-0 F9	3 0 0 1 0 0 2																	
Inning Stats	R: 0 E: 0 K: 1 S: 10	H: 1 LOB: 2 BB: 0 P: 18	R: 0 E: 0 K: 0 S: 7	H: 0 LOB: 0 BB: 0 P: 11	R: 0 E: 0 K: 0 S: 5	H: 0 LOB: 0 BB: 0 P: 8	R: 0 E: 0 K: 0 S: 12	H: 1 LOB: 1 BB: 0 P: 20	R: 1 E: 0 K: 1 S: 10	H: 2 LOB: 1 BB: 0 P: 13	R: 0 E: 0 K: 1 S: 7	H: 1 LOB: 0 BB: 0 P: 7	R: 1 E: 0 K: 0 S: 9	H: 2 LOB: 1 BB: 1 P: 18	R: 0 E: 0 K: 1 S: 8	H: 1 LOB: 1 BB: 0 P: 13	1B: 8 2B: 2 3B: 0 HR: 0	SF: 1 SAC: 0 DP: 0 HBP: 1	WP: 0 PB: 0 SB: 0 CS: 0	PA: 37							
PITCHER	IP WLS BF H R ER SO BB IBB HBP BLK WP HR S P ERA WHIP																										
Brian Keyser, R (1, 1) ERA: 4.73	5.2		24	6	1	1	1	0	0	1	0	0	0	50	82	1.59	1.059										
Tim Fortugno, L (6, 1) ERA: 3.82	1.2	L	7	2	1	1	2	0	1	0	0	0	0	14	22	5.40	1.200										
Jose DeLeon, R (8, 1) ERA: 5.58	1.2		6	2	0	0	1	0	0	0	0	0	0	13	21	0.00	1.200										

Baltimore Orioles @ Chicago White Sox
Comiskey Park, Chicago, IL
Thu Jul 06 1995, 8:05 PM EDT
Att. 19,868 - Unknown - 75 F

livebaseballscorecards.com



Batter	1	2	3	4	5	6	7	8	9	AB R H RBI BB SO LOB	TOP									
Brady Anderson, L (1, 7) OBP: 0.355, SLG: 0.454	0-0 G4-3		0-0 G4-3 1B		4-0 BB		0-0 G1-3		0-0 G3	4 0 1 0 1 0 1										
Manny Alexander, R (1, 4) OBP: 0.331, SLG: 0.366	0-3 K		0-0 G4-3		0-0 F7			0-0 F9		4 0 0 1 0 1 3										
Rafael Palmeiro, L (1, 3) OBP: 0.361, SLG: 0.535	0-0 F7		0-0 G3				0-0 F8	0-0 F8		4 0 0 0 0 0 1										
Cal Ripken Jr., R (1, 6) OBP: 0.333, SLG: 0.447		0-0 BB 1B		0-0 G6-4-3 1B		0-0 F7		0-0 L9		4 0 2 0 0 0 0										
Kevin Bass, S (1, 10) OBP: 0.359, SLG: 0.428		0-0 F9		0-0 G6-4-3 1-2f		0-0 F9			0-0 BB HR 1B	4 1 1 0 0 0 2										
Jeffrey Hammonds, R (1, 9) OBP: 0.285, SLG: 0.359		4-0 G4-6-3 BB		0-0 G5-3		0-0 E6 S 1B		4-0 HR BB		2 2 0 0 2 0 0										
Chris Hoiles, R (1, 2) OBP: 0.315, SLG: 0.380		0-0 G4-6-3 1-2f		0-0 G5-3		0-0 F9		0-0 HR		4 1 1 3 0 0 3										
Leo Gomez, R (1, 5) OBP: 0.294, SLG: 0.256			0-0 1B SH2-3 G4-3 1B		0-0 G6-3		0-0 FC4-6 1B		0-0 G4-3	3 1 2 1 0 0 0 1 0 0 0 0 0 0										
Jeff Huson, L (7, PR) OBP: 0.313, SLG: 0.438																				
Curtis Goodwin, L (1, 8) OBP: 0.396, SLG: 0.402			0-0 SH2-3		0-0 S 1B		0-0 FC4-6 1-2f		0-0 G4-3	3 0 1 0 0 0 1										
Inning Stats	R: 0 E: 0 K: 1 S: 5	H: 0 LOB: 0 BB: 0 P: 5	R: 0 E: 0 K: 0 S: 3	H: 1 LOB: 1 BB: 1 P: 7	R: 1 E: 0 K: 0 S: 5	H: 2 LOB: 1 BB: 0 P: 5	R: 0 E: 0 K: 0 S: 3	H: 1 LOB: 0 BB: 0 P: 3	R: 0 E: 0 K: 0 S: 3	H: 0 LOB: 0 BB: 0 P: 3	R: 1 E: 1 K: 0 S: 5	H: 1 LOB: 2 BB: 0 P: 5	R: 0 E: 0 K: 0 S: 3	H: 0 LOB: 0 BB: 0 P: 3	R: 3 E: 0 K: 0 S: 5	H: 2 LOB: 0 BB: 1 P: 9	1B: 7 2B: 0 3B: 0 HR: 1	SF: 0 SAC: 1 DP: 2 HBP: 0	WP: 0 PB: 0 SB: 3 CS: 0	PA: 37
PITCHER Jim Abbott, L (1, 1) ERA: 3.35	IP: 9.0 WLS: L BF: 37 H: 8 R: 5 ER: 4 SO: 1 BB: 3 IBB: 0 HBP: 0 BLK: 0 WP: 0 HR: 1 S: 36 P: 48 ERA: 4.00 WHIP: 1.222											PITCHER	IP: 9.0 WLS: L BF: 37 H: 8 R: 5 ER: 4 SO: 1 BB: 3 IBB: 0 HBP: 0 BLK: 0 WP: 0 HR: 1 S: 36 P: 48 ERA: 4.00 WHIP: 1.222							

Baltimore Orioles @ Chicago White Sox
Comiskey Park, Chicago, IL
Fri Jul 07 1995, 8:05 PM EDT
Att. 23,387 - Unknown - 70 F

AB	33
R	5
H	8
RBI	5
BB	3
SO	1
LOB	11



Batter	1	2	3	4	5	6	7	8	9	AB R H RBI BB SO LOB
Lance Johnson, L (1, 8) OBP: 0.308, SLG: 0.336	0-0 G6-3		0-0 2B		0-0 F9		0-0 F7		0-0 1B	5 0 2 0 0 0 2
Tim Raines, S (1, 7) OBP: 0.364, SLG: 0.469	0-3 K		0-0 F9		0-0 L3		0-0 P4		0-0 G4-3	5 0 0 0 0 1 4
Frank Thomas, R (1, 3) OBP: 0.492, SLG: 0.659	0-0 1B			0-0 F8		4-0 1B 2B BB		4-0 SH1-4 BB		2 1 1 0 2 0 0
Robin Ventura, L (1, 5) OBP: 0.380, SLG: 0.538	0-3 K			0-0 1B		0-0 1-2 2B 1B		0-0 SH1-4		3 1 2 0 0 1 1
John Kruk, L (1, 10) OBP: 0.438, SLG: 0.467		0-0 G6-3		0-0 F8		0-3 K		0-0 L8		4 0 0 0 0 1 4
Mike Devereaux, R (1, 9) OBP: 0.338, SLG: 0.426		0-0 CS 1B		0-3 K		0-0 1-H 2-H 2B		4-0 IBB		3 0 2 2 1 1 1
Ray Durham, S (1, 4) OBP: 0.324, SLG: 0.387		0-3 1-2 K			0-0 F9 2B	0-3 K		0-0 P4		4 0 1 0 0 2 4
Ron Karkovice, R (1, 2) OBP: 0.295, SLG: 0.384			0-0 F8		0-3 K	0-0 F7			0-0 F8	3 0 0 0 0 1 2
Dave Martinez, L (9, PH) OBP: 0.297, SLG: 0.402										1 0 0 0 0 0 0
Craig Grebeck, R (1, 6) OBP: 0.396, SLG: 0.429			0-0 G5-3		4-0 BB				0-0 G4-3	2 0 0 0 1 0 0
Warren Newson, L (9, PH) OBP: 0.415, SLG: 0.402										1 0 0 0 0 0 0

BOTTOM

Baltimore Orioles @ Chicago White Sox
Comiskey Park, Chicago, IL

livebaseballscorecards.com

AB	33
R	2
H	8
RBI	2
BB	4
SO	7
LOB	18



Inning Stats	R: 0	H: 1	E: 0	LOB: 1	K: 2	BB: 0	S: 8	P: 8
	0	1	0	1	2	0	8	8

PITCHER	IP	WLS	BF	H	R	ER	SO	BB	IBB	HBP	BLK	WP	HR	S	P	ERA	WHIP
Rick Krivda, L (1, 1) ERA: 3.18	5.2		25	7	2	2	7	2	0	0	0	0	0	37	45	3.18	1.588
Armando Benitez, R (6, 1) ERA: 5.08	1.1		5	0	0	0	0	1	0	0	0	0	0	4	8	0.00	0.750
Mark Lee, L (8, 1) ERA: 3.21	0.2		2	0	0	0	0	0	0	0	0	0	0	2	2	0.00	0.000
Terry Clark, R (8, 1) ERA: 1.69	0.1	W	2	0	0	0	0	0	1	0	0	0	0	1	5	0.00	0.000
Doug Jones, R (9, 1) ERA: 3.41	1.0	S	4	1	0	0	0	0	0	0	0	0	0	4	4	0.00	1.000

PITCHER	IP	WLS	BF	H	R	ER	SO	BB	IBB	HBP	BLK	WP	HR	S	P	ERA	WHIP

Fri Jul 07 1995, 8:05 PM EDT
Att: 23,387 - Unknown - 70 F

Batter	1	2	3	4	5	6	7	8	9	AB	R	H	RBI	BB	SO	LOB
Lance Johnson, L (1, 8) OBP: 0.307, SLG: 0.335	0-0 CS 1B		1-2 L3		1-0 F9		1-1 G4-3			4	0	1	0	0	0	3
Tim Raines, S (1, 7) OBP: 0.362, SLG: 0.465	3-2 SAFE P7 1-2		0-0 G3 2-3		0-0 F8			1-1 1B		4	0	1	0	0	0	4
Frank Thomas, R (1, 3) OBP: 0.488, SLG: 0.665	1-3 K		3-1 G5-3			1-1 HR		0-1 F9		4	1	1	1	0	1	2
Robin Ventura, L (1, 5) OBP: 0.375, SLG: 0.529		1-3 K		0-0 F8		1-2 G3-1		2-2 F7		4	0	0	0	0	1	1
John Kruk, L (1, 10) OBP: 0.432, SLG: 0.459		1-1 P6		2-2 F7		0-0 1B		0-3 K		4	0	1	0	0	1	1
Mike Devereaux, R (1, 9) OBP: 0.337, SLG: 0.423		0-1 BB 1B		3-2 G4-3		0-2 K		2-2 F9		4	0	1	0	0	1	1
Craig Grebeck, R (1, 4) OBP: 0.400, SLG: 0.425		4-2 SAFE 1-2 BB		0-1 1B 1B		2-3 K		1-1 F7		3	0	1	0	1	1	1
Chris Tremie, R (1, 2) OBP: 0.222, SLG: 0.222		0-0 F7		2-2 1B		0-0 G1-3		0-2 HR		2	0	1	0	0	0	2
Warren Newson, L (7, PH) OBP: 0.411, SLG: 0.398										1	0	0	0	0	0	0
Ron Karkovics, R (8, 2) OBP: 0.299, SLG: 0.408										1	1	1	1	0	0	0
Ozzie Guillen, L (1, 6) OBP: 0.320, SLG: 0.375			0-1 G3 2B		1-1 F7		0-0 G4-1		0-0 G6-3	4	0	1	0	0	0	2

Inning Stats	R: 0	H: 1	E: 0	LOB: 0	K: 1	P: 11	R: 0	H: 1	E: 0	LOB: 2	K: 1	P: 19	R: 0	H: 1	E: 0	LOB: 1	K: 0	P: 12	R: 0	H: 0	E: 0	LOB: 0	K: 0	P: 13	R: 0	H: 2	E: 0	LOB: 2	K: 0	P: 13	R: 1	H: 2	E: 0	LOB: 1	K: 2	P: 16	R: 0	H: 0	E: 0	LOB: 0	K: 0	P: 5	R: 0	H: 1	E: 0	LOB: 1	K: 1	P: 13	R: 1	H: 1	E: 0	LOB: 0	K: 0	P: 12	1B: 6	SF: 0	2B: 1	SAC: 0	3B: 0	DP: 0	HR: 2	HBP: 0	WP: 0	PA: 36
PITCHER	IP	WLS	BF	H	R	ER	SO	BB	IBB	HBP	BLK	WP	HR	S	P	ERA	WHIP																																															
35 Mike Mussina, R (1, 1) ERA: 4.41	7.2	W	31	8	1	1	4	1	0	0	0	0	0	68	99	1.17	1.174																																															
Jesse Orosco, L (8, 1) ERA: 2.75	0.1		1	0	0	0	1	0	0	0	0	0	0	3	3	0.00	0.000																																															
Doug Jones, R (9, 1) ERA: 3.6	1.0		4	1	1	1	0	0	0	0	0	0	0	9	12	9.00	1.000																																															


BOTTOM

Baltimore Orioles @ Chicago White Sox
Comiskey Park, Chicago, IL

Sat Jul 08 1995, 8:05 PM EDT
Att: 30,593 - Unknown - 73 F

livebaseballscorecards.com

AB	35
R	2
H	9
RBI	2
BB	1
SO	5
LOB	17



Batter	1	2	3	4	5	6	7	8	9	AB R H RBI BB SO LOB	TOP
Brady Anderson, L (1, 7) <small>OBP: 0.360, SLG: 0.453</small> Kevin Bass, S (8, 7) <small>OBP: 0.359, SLG: 0.428</small>	 <small>3-1</small> 1B 2B	 <small>0-1</small> F9		 <small>3-2</small> <small>1-3</small> G6-4-3 1B		 <small>4-0</small> <small>1-2</small> 1B G6-3 BB		 <small>0-3</small> K		4 2 2 0 1 1 0 0 0 0 0 0 0 0	Baltimore Orioles @ Chicago White Sox Comiskey Park, Chicago, IL Sun Jul 09 1995, 4:33 AM EDT Att. 26,176 - Cloudy - 78 F
Bret Barberie, S (1, 4) <small>OBP: 0.365, SLG: 0.363</small>	 <small>0-1</small> 1B HR 1B		 <small>1-0</small> BB 1B G3 1B	 <small>0-0</small> G6-4-3 <small>1-2f</small> <small>3-H</small>	 <small>1-1</small> <small>1-3</small> <small>2-H</small> 1B G6-3		 <small>4-1</small> BB		4 2 3 2 1 0 1		
Rafael Palmeiro, L (1, 3) <small>OBP: 0.354, SLG: 0.519</small> Leo Gomez, R (8, PH) <small>OBP: 0.291, SLG: 0.253</small>	 <small>1-2</small> F7		 <small>1-3</small> K	 <small>1-0</small> L3		 <small>0-1</small> G6-3 <small>1-2f</small> <small>3-H</small>		 <small>2-2</small> F7	4 0 0 0 0 1 3 1 0 0 0 0 0 1		
Cal Ripken Jr., R (1, 6) <small>OBP: 0.337, SLG: 0.443</small> Manny Alexander, R (7, 6) <small>OBP: 0.331, SLG: 0.361</small>	 <small>0-0</small> <small>1-2</small> HR 1B		 <small>0-0</small> G3 BB 1B		 <small>1-0</small> G5-3	 <small>4-1</small> BB		 <small>1-2</small> G6-3	3 2 2 0 1 0 0 1 0 0 0 0 0 0		
Harold Baines, L (1, 10) <small>OBP: 0.422, SLG: 0.542</small>	 <small>1-2</small> <small>1-H</small> <small>2-H</small> HR		 <small>4-2</small> <small>1-2</small> <small>2-3</small> 1B BB G3		 <small>1-0</small> F7	 <small>0-1</small> G1-3		 <small>1-2</small> G6-3	4 2 1 3 1 0 1		
Chris Hoiles, R (1, 2) <small>OBP: 0.322, SLG: 0.405</small> Gregg Zaun, S (7, PH) <small>OBP: 0.269, SLG: 0.375</small>	 <small>0-1</small> G5-3		 <small>0-0</small> G3		 <small>2-1</small> HR		 <small>0-0</small> F9	 <small>4-2</small> 1B BB	3 1 1 2 0 0 2 1 0 0 0 1 0 0		
Jeff Huson, L (1, 5) <small>OBP: 0.423, SLG: 0.435</small>	 <small>3-2</small> F8		 <small>4-0</small> 1B IBB		 <small>0-1</small> 1B		 <small>1-3</small> K	 <small>1-2</small> FC4-6 1B	4 0 2 0 1 1 0		
Jeffrey Hammonds, R (1, 9) <small>OBP: 0.274, SLG: 0.380</small>		 <small>1-2</small> P5	 <small>2-0</small> <small>1-3</small> <small>2-H</small> <small>3-H</small> 1B		 <small>2-1</small> G6-3		 <small>0-0</small> F7	 <small>0-0</small> FC4-6 <small>1-2f</small>	5 0 1 2 0 0 3		
Curtis Goodwin, L (1, 8) <small>OBP: 0.408, SLG: 0.415</small>	 <small>0-1</small> G1-3		 <small>1-2</small> 1B G6-4-3 1B		 <small>0-1</small> 1B BB		 <small>0-0</small> F9		4 2 2 0 0 0 0		
Inning Stats	R: 4 H: 4 E: 0 LOB: 0 K: 0 BB: 0 S: 24 P: 32	R: 0 H: 0 E: 0 LOB: 0 K: 0 BB: 0 S: 7 P: 8	R: 3 H: 3 E: 0 LOB: 2 K: 1 BB: 2 S: 9 P: 21	R: 1 H: 2 E: 0 LOB: 0 K: 0 BB: 0 S: 10 P: 15	R: 1 H: 2 E: 0 LOB: 1 K: 0 BB: 0 S: 8 P: 14	R: 2 H: 2 E: 0 LOB: 1 K: 0 BB: 2 S: 9 P: 18	R: 0 H: 0 E: 0 LOB: 0 K: 1 BB: 0 S: 5 P: 6	R: 0 H: 0 E: 0 LOB: 1 K: 1 BB: 1 S: 9 P: 15	R: 0 H: 1 E: 0 LOB: 2 K: 0 BB: 1 S: 16 P: 23	1B: 11 SF: 0 2B: 1 SAC: 0 3B: 0 DP: 2 HR: 2 HBP: 0	WP: 0 PA: 44 PB: 0 SB: 0 CS: 0
PITCHER Alex Fernandez, R (1, 1) <small>ERA: 5.69</small> Scott Radinsky, L (4, 1) <small>ERA: 6.35</small> Kirk McCaskill, R (5, 1) <small>ERA: 5.03</small> Jose DeLeon, R (7, 1) <small>ERA: 5.44</small> Tim Fortugno, L (8, 1) <small>ERA: 3.6</small>	IP WLS BF H R ER SO BB IBB HBP BLK WP HR S P ERA WHIP 3.0 L 19 9 8 8 1 1 1 0 0 0 0 1 48 73 24.00 3.333	PITCHER Roberto Hernandez, R (9, 1) <small>ERA: 4.23</small>	IP WLS BF H R ER SO BB IBB HBP BLK WP HR S P ERA WHIP 1.0 5 1 0 0 0 1 0 0 0 0 0 0 8 13 5.40 1.200								

AB	38
R	11
H	14
RBI	9
BB	6
SO	3
LOB	11



livebaseballscorecards.com

BOTTOM

Baltimore Orioles @ Chicago White Sox
Comiskey Park, Chicago, IL
Sun Jul 09 1995, 4:33 AM EDT
Att. 26,176 - Cloudy - 78 F

livebaseballscorecards.com

AB 34
R 2
H 10
RBI 2
BB 4
SO 5
LOB 20



WP: 0 PA: 38
PB: 0
SB: 1
CS: 0

AB R H RBI BB SO LOB

4 0 1 0 1 0 1

4 0 1 1 1 0 2

4 1 1 0 0 2 3

0 0 0 0 0 0 0

3 0 1 0 0 0 1

1 0 1 0 0 0 0

4 0 2 0 0 0 2

0 0 0 0 0 0 0

3 0 2 1 1 0 1

4 0 0 0 0 2 5

3 1 0 0 1 1 4

2 0 0 0 0 0 1

2 0 1 0 0 0 0

1B: 8 SF: 0
2B: 2 SAC: 0
3B: 0 DP: 3
HR: 0 HBP: 0

Batter	1	2	3	4	5	6	7	8	9
Lance Johnson, L (1, 8) OBP: 0.309, SLG: 0.333	2-1 G5-4-3 BB 1B		0-0 G4-3		1-0 G4-3		4-1 BB		0-1 G3
Tim Raines, S (1, 7) OBP: 0.363, SLG: 0.462	4-0 G5-4-3 BB 1-2 BB		0-0 P6		2-2 1B 3-H		0-0 P4		1-1 G4-3
Frank Thomas, R (1, 3) OBP: 0.485, SLG: 0.658 Mike Devereaux, R (9, 9) OBP: 0.337, SLG: 0.423	1-2 G5-4-3 1-2f 2-3			1-1 G5-4-3 1B 1B	1-3 K			1-3 K	
Robin Ventura, L (1, 5) OBP: 0.375, SLG: 0.527 Craig Grebeck, R (8, PH) OBP: 0.406, SLG: 0.444 (9, 5)	2-0 F7			2-1 G5-4-3 1-2 1B		2-1 G3-1		2-2 1B 2B	
John Kruk, L (1, 10) OBP: 0.434, SLG: 0.461 Warren Newson, L (8, PR) OBP: 0.411, SLG: 0.398		1-1 G1-3		2-1 G5-4-3 1-2f 2-3		3-1 G4-6-3 1B		0-2 BB 1B	
Dave Martinez, L (1, 9) OBP: 0.314, SLG: 0.411 (9, 3)		2-1 S 1B		2-1 1B 3-H		3-1 G4-6-3 1-2f		4-0 1-2 BB	
Ray Durham, S (1, 4) OBP: 0.319, SLG: 0.380		2-3 K 1-2		1-2 G3			1-3 K	0-2 P6	
Ron Karkovice, R (1, 2) OBP: 0.298, SLG: 0.400		2-0 G6-3			4-2 G4-3 G5-3 1B BB		1-1 F9	2-3 K	
Ozzie Guillen, L (1, 6) OBP: 0.316, SLG: 0.371 Norberto Martin, R (7, PH) OBP: 0.237, SLG: 0.204 (8, 6)			0-2 L5		0-0 G5-3 1-2		1-0 2B		1-2 G6-3

Inning Stats	R: 0	H: 1	E: 0	LOB: 1	K: 0	P: 15	R: 0	H: 1	E: 0	LOB: 1	K: 1	P: 16	R: 0	H: 0	E: 0	LOB: 0	K: 0	P: 5	R: 1	H: 3	E: 0	LOB: 1	K: 0	P: 19	R: 1	H: 1	E: 0	LOB: 1	K: 1	P: 18	R: 0	H: 1	E: 0	LOB: 0	K: 0	P: 14	R: 0	H: 1	E: 0	LOB: 2	K: 1	P: 16	R: 0	H: 2	E: 0	LOB: 3	K: 2	P: 26	R: 0	H: 0	E: 0	LOB: 0	K: 0	P: 10	1B: 8	SF: 0	2B: 2	SAC: 0	3B: 0	DP: 3	HR: 0	HBP: 0	WP: 0	PA: 38
--------------	------	------	------	--------	------	-------	------	------	------	--------	------	-------	------	------	------	--------	------	------	------	------	------	--------	------	-------	------	------	------	--------	------	-------	------	------	------	--------	------	-------	------	------	------	--------	------	-------	------	------	------	--------	------	-------	------	------	------	--------	------	-------	-------	-------	-------	--------	-------	-------	-------	--------	-------	--------

PITCHER	IP	WLS	BF	H	R	ER	SO	BB	IBB	HBP	BLK	WP	HR	S	P	ERA	WHIP
Scott Erickson, R (1, 1) ERA: 5.77	6.0		24	7	2	2	2	2	0	0	0	0	0	47	87	3.00	1.500
Mark Lee, L (7, 1) ERA: 2.87	1.2		10	3	0	0	2	2	0	0	0	0	0	22	36	0.00	3.000
Armando Benitez, R (8, 1) ERA: 5.02	0.1		1	0	0	0	1	0	0	0	0	0	0	4	6	0.00	0.000
Joe Borowski, R (9, 1) ERA:	1.0		3	0	0	0	0	0	0	0	0	0	0	8	10	0.00	0.000

Kansas City Royals @ Baltimore Orioles
 Oriole Park at Camden Yards, Baltimore, MD

AB 39
 R 9
 H 12
 RBI 8
 BB 3
 SO 10
 LOB 12



WP: 0 PA: 42
 PB: 0
 SB: 0
 CS: 0

Thu Jul 13 1995, 7:05 PM EDT
 Att. 43,865 - Unknown - 93 F

livebaseballscorecards.com

Batter	1	2	3	4	5	6	7	8	9	AB R H RBI BB SO LOB
Vince Coleman, S OBP: 0.352, SLG: 0.399 (1, 7)										5 1 1 0 0 2 1
Tom Goodwin, L OBP: 0.360, SLG: 0.338 (1, 8)										5 2 2 0 0 1 0
Keith Lockhart, L OBP: 0.419, SLG: 0.519 (1, 5) (6, 4)										3 1 1 1 0 1 0 2 0 0 0 0 0 1
Greg Gagne, R OBP: 0.335, SLG: 0.402 (7, PH) (7, 6)										2 0 0 0 0 0 1
Wally Joyner, L OBP: 0.401, SLG: 0.445 (1, 3)										5 1 2 3 0 1 0
Bob Hamelin, L OBP: 0.297, SLG: 0.313 (1, 10)										4 1 1 1 1 1 1
Jon Nunnally, L OBP: 0.365, SLG: 0.618 (1, 9) Phil Hiatt, R OBP: 0.282, SLG: 0.364 (9, PH) (9, 9)										3 1 2 0 1 0 0 1 0 0 0 0 0 2
Edgar Caceres, S OBP: 0.324, SLG: 0.439 (1, 4) Pat Borders, R OBP: 0.278, SLG: 0.423 (6, 2)										3 0 0 0 0 1 3 0 0 0 0 1 0 0
David Howard, S OBP: 0.212, SLG: 0.222 (1, 6) (7, 4)										3 1 1 1 0 1 2 1 0 0 0 0 0 1 0 0 0 0 0 0 0
Chris James, R OBP: 0.280, SLG: 0.375 (8, PH) Chris Stynes, R OBP: 0.240, SLG: 0.217 (8, 4)										2 0 1 1 0 1 0 2 1 1 1 0 1 1
Brent Mayne, L OBP: 0.261, SLG: 0.291 (1, 2) Gary Gaetti, R OBP: 0.323, SLG: 0.533 (6, PH) (6, 5)										

Inning Stats	R: 6	H: 7	R: 0	H: 0	R: 0	H: 0	R: 0	H: 0	R: 0	H: 1	R: 0	H: 0	R: 1	H: 1	R: 2	H: 3	1B: 6	SF: 0
	E: 1	LOB: 1	E: 0	LOB: 0	E: 0	LOB: 0	E: 0	LOB: 0	E: 0	LOB: 1	E: 0	LOB: 0	E: 0	LOB: 1	E: 0	LOB: 2	2B: 4	SAC: 0
	K: 1	BB: 0	K: 2	BB: 0	K: 1	BB: 1	K: 2	BB: 0	K: 3	BB: 0	K: 0	BB: 0	K: 0	BB: 1	K: 0	BB: 1	3B: 0	DP: 0
	S: 26	P: 40	S: 7	P: 11	S: 9	P: 16	S: 8	P: 11	S: 14	P: 19	S: 15	P: 22	S: 6	P: 12	S: 21	P: 36	HR: 2	HBP: 0

PITCHER	IP	WLS	BF	H	R	ER	SO	BB	IBB	HBP	BLK	WP	HR	S	P	ERA	WHIP
35 Mike Mussina, R ERA: 4.93 (1, 1)	0.2		8	6	6	6	0	0	0	0	0	0	0	19	30	81.00	9.000
Arthur Rhodes, L ERA: 6.35 (1, 1)	7.0		25	3	1	1	10	1	0	0	0	0	1	71	106	1.29	0.571
Terry Clark, R ERA: 1.65 (8, 1)	0.1		2	0	0	0	0	1	0	0	0	0	0	3	8	0.00	3.000
Doug Jones, R ERA: 4.11 (9, 1)	0.2	L	6	3	2	2	0	0	1	0	0	0	1	18	31	27.00	4.500
Jesse Orosco, L ERA: 2.7 (9, 1)	0.1		1	0	0	0	0	0	0	0	0	0	0	3	5	0.00	0.000

Batter	1	2	3	4	5	6	7	8	9	AB R H RBI BB SO LOB	TOP											
Vince Coleman, S (1, 7) OBP: 0.349, SLG: 0.394	0-3 K		0-0 F8		3-0 E7 1B			0-0 F9	0-1 FC5-4 1B	5 1 1 0 0 1 1												
Tom Goodwin, L (1, 8) OBP: 0.360, SLG: 0.339	0-3 K		1-3 K		0-2 P5			1-1 HR 1B	3-2 DI 1B	5 1 2 0 0 2 0												
Wally Joyner, L (1, 3) OBP: 0.404, SLG: 0.443	4-2 BB			2-0 FC3-6 SF8 1B			1-0 G4-3	4-2 HR BB	1-3 K	3 2 1 0 2 1 2												
Bob Hamelin, L (1, 10) OBP: 0.303, SLG: 0.336	0-0 E4			4-0 FC3-6 BB			1-3 K	1-2 HR		3 1 1 3 1 1 1												
Gary Gaetti, R (1, 5) OBP: 0.319, SLG: 0.524	3-2 F7			1-0 FC3-6			1-3 K	1-1 G6-3		4 0 0 0 0 1 4												
Brent Mayne, L (1, 2) OBP: 0.255, SLG: 0.286		1-3 K		2-0 SF8			2-3 K		0-0 G4-3	3 0 0 1 0 2 0												
Keith Lockhart, L (1, 4) OBP: 0.409, SLG: 0.506		2-3 K		1-0 F8			1-1 P5		3-1 HR 2B	2 0 0 0 0 1 1												
Greg Gagne, R (7, PH) OBP: 0.337, SLG: 0.409										2 1 1 0 0 0 0												
Jon Nunnally, L (1, 9) OBP: 0.381, SLG: 0.629		3-2 G4-3			1-3 K2-3			1-2 G6-3		4 1 1 2 0 1 0												
David Howard, S (1, 6) OBP: 0.213, SLG: 0.224			0-0 P2		2-1 L3			0-3 K	1-2 FC5-4 1B	4 0 1 0 0 1 0												
Inning Stats	R: 0 E: 1 K: 2 S: 14	H: 0 LOB: 2 BB: 1 P: 21	R: 0 E: 0 K: 2 S: 9	H: 0 LOB: 0 BB: 0 P: 15	R: 0 E: 0 K: 1 S: 5	H: 0 LOB: 0 BB: 0 P: 6	R: 1 E: 0 K: 0 S: 4	H: 1 LOB: 1 BB: 1 P: 14	R: 1 E: 1 K: 1 S: 9	H: 1 LOB: 0 BB: 0 P: 15	R: 0 E: 0 K: 2 S: 7	H: 0 LOB: 0 BB: 0 P: 10	R: 0 E: 0 K: 1 S: 8	H: 0 LOB: 0 BB: 0 P: 12	R: 3 E: 0 K: 1 S: 15	H: 2 LOB: 0 BB: 1 P: 21	R: 2 E: 0 K: 1 S: 16	H: 4 LOB: 2 BB: 0 P: 25	1B: 5 2B: 1 3B: 0 HR: 2	SF: 1 SAC: 0 DP: 0 HBP: 0	WP: 0 PB: 0 SB: 3 CS: 0	PA: 39
PITCHER	IP WLS BF H R ER SO BB IBB HBP BLK WP HR S P ERA WHIP																					
Ben McDonald, R (1, 1) ERA: 4.14	6.0 L 23 2 2 1 8 2 0 0 0 0 0 0 48 81 1.50 0.667																					
Mark Lee, L (7, 1) ERA: 4.08	2.0 9 2 3 3 2 1 0 0 0 0 0 1 23 33 13.50 1.500																					
Armando Benitez, R (9, 1) ERA: 5.46	1.0 7 4 2 2 1 0 0 0 0 0 0 1 16 25 18.00 4.000																					

Kansas City Royals @ Baltimore Orioles
 Oriole Park at Camden Yards, Baltimore, MD

Fri Jul 14 1995, 7:05 PM EDT
 Att: 45,590 - Unknown

livebaseballscorecards.com

AB 35
 R 7
 H 8
 RBI 6
 BB 3
 SO 11
 LOB 9



Batter	1	2	3	4	5	6	7	8	9	AB	R	H	RBI	BB	SO	LOB
Brady Anderson, L (1, 7) OBP: 0.362, SLG: 0.464	1-2 CS 1B		1-0 G4-3		1-0 1-3 3-H 1B			1-1 F8		4	0	2	1	0	0	0
Manny Alexander, R (1, 4) OBP: 0.331, SLG: 0.372	2-3 SAFE 1-2		0-0 G6-3		0-0 G5-3			0-1 E5 1B WP		4	1	0	0	0	1	3
Rafael Palmeiro, L (1, 3) OBP: 0.356, SLG: 0.529	4-2 2B BB			0-0 F8		0-0 G4-3		0-1 WP 1B		3	0	1	0	1	0	0
Cal Ripken Jr., R (1, 6) OBP: 0.340, SLG: 0.451	0-0 1-3 2B			0-1 G4-6-3 1B		2-0 P5		3-2 P3 1-2 3-H		4	0	2	0	0	0	1
Harold Baines, L (1, 10) OBP: 0.412, SLG: 0.526	2-0 F8			3-2 G4-6-3 1-2f		2-2 L6			1-0 F7	4	0	0	0	0	0	3
Chris Hoiles, R (1, 2) OBP: 0.315, SLG: 0.398		3-2 G6-3			0-3 K		1-1 G1-3		3-2 G6-3	4	0	0	0	0	1	0
Jeff Manto, R (1, 5) OBP: 0.314, SLG: 0.564		3-2 F7			1-2 1B 1B 1B		0-2 G5-3		3-1 L7	3	1	1	0	0	0	0
Bret Barberie, S (9, PH) OBP: 0.362, SLG: 0.360										1	0	0	0	0	0	0
Jeffrey Hammonds, R (1, 9) OBP: 0.280, SLG: 0.378		3-3 K			3-2 1B 1-3 1B		3-1 P6			3	0	1	0	0	1	0
Curtis Goodwin, L (1, 8) OBP: 0.396, SLG: 0.397			1-1 G4-3		2-3 K			3-3 K		3	0	0	0	0	2	2

Inning Stats	R: 0	H: 2	R: 0	H: 0	R: 0	H: 0	R: 0	H: 1	R: 1	H: 3	R: 0	H: 0	R: 0	H: 0	R: 1	H: 1	R: 0	H: 0
	E: 0	LOB: 2	E: 0	LOB: 0	E: 0	LOB: 0	E: 0	LOB: 0	E: 0	LOB: 2	E: 0	LOB: 0	E: 1	LOB: 1	E: 0	LOB: 0	E: 0	LOB: 0
	K: 1	BB: 1	K: 1	BB: 0	K: 0	BB: 0	K: 0	BB: 0	K: 2	BB: 0	K: 0	BB: 0	K: 1	BB: 0	K: 1	BB: 0	K: 0	BB: 0
	S: 11	P: 20	S: 9	P: 18	S: 4	P: 6	S: 6	P: 9	S: 18	P: 25	S: 5	P: 9	S: 7	P: 11	S: 12	P: 19	S: 6	P: 13

PITCHER	IP	WLS	BF	H	R	ER	SO	BB	IBB	HBP	BLK	WP	HR	S	P	ERA	WHIP
Tom Gordon, R (1, 1) ERA: 3.72	8.0	W	31	7	2	1	5	1	0	0	0	1	0	72	117	1.12	1.000
Rusty Meacham, R (9, 1) ERA: 4.13	1.0		3	0	0	0	0	0	0	0	0	0	0	6	13	0.00	0.000


BOTTOM

Kansas City Royals @ Baltimore Orioles
 Oriole Park at Camden Yards, Baltimore, MD

livebaseballscorecards.com

AB	33
R	2
H	7
RBI	1
BB	1
SO	5
LOB	9

WP: 1 PA: 34
 PB: 0
 SB: 0
 CS: 1



Fri Jul 14 1995, 7:05 PM EDT
 Att. 45,590 - Unknown

Batter	1	2	3	4	5	6	7	8	9	AB R H RBI BB SO LOB	TOP											
Keith Lockhart, L (1, 5) OBP: 0.409, SLG: 0.512	1-0 G3-1		0-0 F8			0-0 G4-3-6 1B		3-1 BB 2B	2-2 G3	5 0 2 0 0 0 1												
Tom Goodwin, L (1, 8) OBP: 0.361, SLG: 0.338 Chris Stynes, R (4, 4) OBP: 0.222, SLG: 0.200	1-0 G6-3			4-2 BB		1-2 G4-3-6 1-2f		0-0 F8		1 0 0 0 1 0 0 2 0 0 0 0 0 2												
Wally Joyner, L (1, 3) OBP: 0.401, SLG: 0.440 Chris James, R (4, 7) OBP: 0.333, SLG: 0.400	0-3 K			0-0 G6-4-3 1-2f		0-2 1B		4-2 BB BB		2 0 0 0 0 1 1 1 0 1 0 1 0 0												
Bob Hamelin, L (1, 10) OBP: 0.295, SLG: 0.326		2-3 K		0-1 G6-3		2-2 G6-3		0-3 K		4 0 0 0 0 2 3												
Jon Nunnally, L (1, 7) OBP: 0.390, SLG: 0.627		4-2 BB			1-1 G3 G4-3 1B		3-3 K	4-2 BB 1-2 2-3		2 1 1 0 0 2 1 0												
Edgar Caceres, S (1, 4) OBP: 0.338, SLG: 0.441 Greg Gagne, R (7, PR) OBP: 0.335, SLG: 0.407		0-0 E1		1-2 G5-4-3		1-1 G4-3 G3 1B		1-2 F9		2 0 1 0 0 0 1 1 0 0 0 0 0 3												
David Howard, S (1, 6) OBP: 0.226, SLG: 0.247		1-1 G5-4-3 1-2f			0-0 G3		1-1 1B		1-0 2B	4 0 2 0 0 0 4												
Brent Mayne, L (1, 2) OBP: 0.249, SLG: 0.278			1-2 G5-3		0-0 G4-3		2-0 F7		0-0 G1-3	4 0 0 1 0 0 4												
Phil Hiatt, R (1, 9) OBP: 0.270, SLG: 0.346			0-3 K		1-1 P6		0-2 G2-3		0-1 G6-3	4 0 0 0 0 1 4												
Inning Stats	R: 0 E: 0 K: 1 S: 5	H: 0 LOB: 0 BB: 0 P: 7	R: 0 E: 1 K: 1 S: 12	H: 0 LOB: 1 BB: 1 P: 19	R: 0 E: 0 K: 1 S: 9	H: 0 LOB: 0 BB: 0 P: 10	R: 0 E: 0 K: 0 S: 6	H: 0 LOB: 0 BB: 1 P: 10	R: 1 E: 0 K: 0 S: 8	H: 2 LOB: 1 BB: 0 P: 11	R: 0 E: 0 K: 0 S: 10	H: 2 LOB: 1 BB: 0 P: 13	R: 0 E: 0 K: 1 S: 9	H: 1 LOB: 2 BB: 0 P: 16	R: 0 E: 0 K: 1 S: 16	H: 1 LOB: 3 BB: 2 P: 28	R: 0 E: 0 K: 0 S: 8	H: 1 LOB: 1 BB: 0 P: 11	1B: 5 2B: 2 3B: 0 HR: 0	SF: 0 SAC: 0 DP: 3 HBP: 1	WP: 0 PB: 0 SB: 0 CS: 0	PA: 37
PITCHER	IP WLS BF H R ER SO BB IBB HBP BLK WP HR S P ERA WHIP																					
Scott Erickson, R (1, 1) ERA: 5.45	7.0 W 27 5 1 1 4 2 0 1 0 0 0 0 59 86 1.29 1.000																					
Jesse Orosco, L (8, 1) ERA: 2.61	0.2 5 1 0 0 1 2 0 0 0 0 0 0 13 24 0.00 4.500																					
Terry Clark, R (8, 1) ERA: 1.53	1.1 5 1 0 0 0 0 0 0 0 0 0 0 11 15 0.00 0.750																					

Kansas City Royals @ Baltimore Orioles
 Oriole Park at Camden Yards, Baltimore, MD

Sat Jul 15 1995, 7:05 PM EDT
 Att. 47,159 - Unknown - 101 F

AB	32
R	1
H	7
RBI	1
BB	4
SO	5
LOB	23



Batter	1	2	3	4	5	6	7	8	9	AB R H RBI BB SO LOB
Brady Anderson, L (1, 7) OBP: 0.369, SLG: 0.480	2-2 F8 1B 2B	0-1 2-H 2B	0-0 1-3 2-H 2B		1-2 F9		4-1 G2-3 BB			4 1 3 2 1 0 1
Manny Alexander, R (1, 4) OBP: 0.328, SLG: 0.363	3-2 1B HBP	0-0 F7	3-3 K		1-3 K		1-1 G2-3			4 1 0 0 0 2 7
Rafael Palmeiro, L (1, 3) OBP: 0.355, SLG: 0.525	1-1 F8	2-3 K	0-0 G3			1-2 BB 1B	3-3 K			4 0 1 0 0 1 6
Jeff Manto, R (7, PH) OBP: 0.312, SLG: 0.560	2-3									1 0 0 0 0 1 2
Cal Ripken Jr., R (1, 6) OBP: 0.347, SLG: 0.457	1-2 1B		3-2 2B HR	2-2 1B SF7		2-2 F8	1-0 G6-3			3 2 3 1 0 0 0
Bret Barberie, S (6, PH) OBP: 0.357, SLG: 0.353	1-2 1B									2 0 0 0 0 0 3
Harold Baines, L (1, 10) OBP: 0.423, SLG: 0.542	2-1 CS 1B		1-0 HR	0-0 G1-6-3 1B		2-0 BB 1B		1-0 F7		4 1 4 1 0 0 0
Kevin Bass, S (8, PH) OBP: 0.358, SLG: 0.423	1-3 2-H 1B		1-3 HR	1-3 1B		1-2 1B				1 0 0 0 0 0 0
Leo Gomez, R (1, 5) OBP: 0.306, SLG: 0.290	3-3 K		2-0 HR	1-2 SF7		4-2 FC5-4 BB	2-0 G6-3 HBP			2 1 1 4 1 1 2
Jeffrey Hammonds, R (1, 9) OBP: 0.278, SLG: 0.373		1-1 1B 1B	1-1 G6-3	1-0 G1-6-3		0-2 K	0-1 G6-3			5 1 1 0 0 1 5
Chris Hoiles, R (1, 2) OBP: 0.318, SLG: 0.401		1-1 SH3 2B 1B	1-0 1B 2B 1B		4-2 FC1-6-5 WP BB	1-2 FC5-4				1 0 1 1 0 0 0
Gregg Zaun, S (2, PR) OBP: 0.310, SLG: 0.385		1-H 1B					1-2f			2 2 1 0 1 0 3
Curtis Goodwin, L (1, 8) OBP: 0.401, SLG: 0.410		0-0 SH3	2-2 2B 1B		1-2 FC1-6-5		2-0 G2-3 2B			3 0 2 0 0 0 1

Inning Stats	R: 2 E: 0 K: 1 S: 18	H: 3 LOB: 2 BB: 0 P: 30	R: 2 E: 0 K: 1 S: 11	H: 3 LOB: 2 BB: 0 P: 15	R: 4 E: 0 K: 1 S: 20	H: 6 LOB: 2 BB: 0 P: 33	R: 1 E: 0 K: 0 S: 8	H: 2 LOB: 0 BB: 0 P: 12	R: 0 E: 0 K: 1 S: 14	H: 0 LOB: 1 BB: 1 P: 21	R: 0 E: 0 K: 1 S: 16	H: 2 LOB: 3 BB: 1 P: 26	R: 0 E: 0 K: 1 S: 8	H: 1 LOB: 2 BB: 1 P: 19	R: 0 E: 0 K: 0 S: 3	H: 0 LOB: 0 BB: 0 P: 6	1B: 11 2B: 6 3B: 0 HR: 1	SF: 1 SAC: 1 DP: 3 HBP: 2
--------------	-------------------------------	----------------------------------	-------------------------------	----------------------------------	-------------------------------	----------------------------------	------------------------------	----------------------------------	-------------------------------	----------------------------------	-------------------------------	----------------------------------	------------------------------	----------------------------------	------------------------------	---------------------------------	-----------------------------------	------------------------------------

BOTTOM

Kansas City Royals @ Baltimore Orioles Oriole Park at Camden Yards, Baltimore, MD
Sat Jul 15 1995, 7:05 PM EDT Att. 47,159 - Unknown - 101 F

AB	36
R	9
H	17
RBI	9
BB	3
SO	6
LOB	30



WP: 1 PB: 0 SB: 0 CS: 1	PA: 43
----------------------------------	--------

PITCHER	IP	WLS	BF	H	R	ER	SO	BB	IBB	HBP	BLK	WP	HR	S	P	ERA	WHIP
Kevin Appier, R (1, 1) ERA: 3.43	2.0	L	14	8	6	6	2	0	0	1	0	0	0	37	57	27.00	4.000
Mike Magnante, L (3, 1) ERA: 5.68	4.0		21	8	3	3	3	2	0	0	0	1	1	50	80	6.75	2.500
Dave Fleming, L (7, 1) ERA: 7.44	2.0		8	1	0	0	1	1	0	1	0	0	0	11	25	0.00	1.000

Batter	1	2	3	4	5	6	7	8	9	AB	R	H	RBI	BB	SO	LOB
Brady Anderson, L (1, 7) OBP: 0.365, SLG: 0.473	0-0 F7			1-0 P6		1-0 G4-3		0-2 L6		4	0	0	0	0	0	0
Manny Alexander, R (1, 4) OBP: 0.331, SLG: 0.362	1-2 L8			4-0 CS BB		3-2 1B		1-0 G5-3		3	0	1	0	1	0	0
Rafael Palmeiro, L (1, 3) OBP: 0.358, SLG: 0.536	1-0 G4-3			3-2 HR				4-2 WP HR BB		2	2	1	1	1	0	0
Cal Ripken Jr., R (1, 6) OBP: 0.346, SLG: 0.466		2-2 F8		0-3 K2-3				3-1 HR		3	1	1	2	0	1	0
Harold Baines, L (1, 10) OBP: 0.417, SLG: 0.533		0-0 G4-3			1-0 F8			3-2 F8		3	0	0	0	0	0	0
Leo Gomez, R (1, 5) OBP: 0.306, SLG: 0.284 Jeff Huson, L (7, PR) OBP: 0.433, SLG: 0.423 (8, 5)		3-2 F8			1-1 G1-3			4-2 BB		2	0	0	0	1	0	0
Jeffrey Hammonds, R (1, 9) OBP: 0.279, SLG: 0.372			1-3 K		1-1 1B			0-0 L4		3	0	1	0	0	1	1
Gregg Zaun, S (1, 2) OBP: 0.281, SLG: 0.345			0-0 P5		1-3 K			1-2 G3		3	0	0	0	0	1	2
Curtis Goodwin, L (1, 8) OBP: 0.394, SLG: 0.401			0-1 B1			0-1 G1-3		2-1 P5		3	0	0	0	0	0	0

Inning Stats	R: 0	H: 0	E: 0	K: 0	S: 6	R: 0	H: 0	E: 0	K: 0	S: 9	R: 0	H: 0	E: 0	K: 1	S: 6	R: 1	H: 1	E: 0	K: 1	S: 8	R: 0	H: 1	E: 0	K: 1	S: 9	R: 0	H: 1	E: 0	K: 0	S: 9	R: 2	H: 1	E: 0	K: 0	S: 16	R: 0	H: 0	E: 0	K: 0	S: 6
	0	0	0	0	8	0	0	0	0	14	0	0	0	0	7	0	1	0	0	1	16	0	1	0	0	13	0	1	0	0	13	2	1	0	0	31	0	0	0	9

PITCHER	IP	WLS	BF	H	R	ER	SO	BB	IBB	HBP	BLK	WP	HR	S	P	ERA	WHIP
Melvin Bunch, R (1, 1) ERA: 5.02	6.0	L	22	4	3	3	3	2	0	0	0	1	2	53	84	4.50	1.000
Hipolito Pichardo, R (7, 1) ERA: 3.79	1.0		4	0	0	0	0	1	0	0	0	0	0	10	18	0.00	1.000
Billy Brewer, L (8, 1) ERA: 4.32	1.0		3	0	0	0	0	0	0	0	0	0	0	6	9	0.00	0.000

BOTTOM

Kansas City Royals @ Baltimore Orioles
Oriole Park at Camden Yards, Baltimore, MD

Sun Jul 16 1995, 3:33 AM EDT
 Att. 45,324 - Sunny - 100 F

livebaseballscorecards.com

AB	26
R	3
H	4
RBI	3
BB	3
SO	3
LOB	3



1B:	2	SF:	0	WP:	1	PA:	29
2B:	0	SAC:	0	PB:	0		
3B:	0	DP:	0	SB:	0		
HR:	2	HBP:	0	CS:	1		

Batter	1	2	3	4	5	6	7	8	9	10	11	12	13	AB R H RBI BB SO LOB	TOP									
Brady Anderson, L (1, 7) OBP: 0.364, SLG: 0.473	1-1 FC4-6 1B G6-3		0-2 P4			3-2 P4		3-2 1B 2B		2-3 K		0-0 F8		6 1 2 1 0 1 3										
Bret Barberie, S (1, 4) OBP: 0.356, SLG: 0.352 Leo Gomez, R (13, 5) OBP: 0.306, SLG: 0.284	1-2 FC4-6 1B		0-0 G3			0-1 L9		0-1 BB 1B		2-0 CS		0-0 F8		6 0 2 0 0 0 0 0 0 0 0 0 0 0										
Rafael Palmeiro, L (1, 3) OBP: 0.361, SLG: 0.544	0-2 FC4-6 G6-3		3-3 K			2-1 L4		4-1 BB 1-2 BB				1-2 1B		5 1 2 1 1 1 2										
Cal Ripken Jr., R (1, 6) OBP: 0.340, SLG: 0.456	0-1 G6-3				2-2 G5-3		2-2 G4-3		3-2 G3			2-3 K		6 0 0 1 0 1 5										
Harold Baines, L (1, 10) OBP: 0.416, SLG: 0.530 Jeffrey Hammonds, R (7, PR) OBP: 0.274, SLG: 0.366	2-0 G4-3				1-1 G3-1		0-0 G6-3 1B		3-2 G1-3			0-0 P4		6 0 0 1 0 1 5 3 0 1 0 0 0 1 3 0 0 0 0 1 1										
Jeff Manto, R (1, 5) OBP: 0.304, SLG: 0.545 Manny Alexander, R (9, PR) OBP: 0.335, SLG: 0.366 (9, 5) (13, 4)		2-1 G6-3			1-3 K		0-2 G6-3		1-2 E6			1-2 SH1-4 BB FC3-2 1B		4 0 0 0 0 1 1 1 0 1 0 0 0 0										
Kevin Bass, S (1, 9) OBP: 0.354, SLG: 0.413		2-1 G4-3			1-2 G5-3		1-0 F7		1-0 G4-6-3			4-1 FC3-2 SH1-4 BB		4 0 0 0 1 0 1										
Gregg Zaun, S (1, 2) OBP: 0.294, SLG: 0.355 Jeff Huson, L (8, PH) OBP: 0.452, SLG: 0.444 Cesar Devezar, R (8, 2)		2-1 1B			1-1 P5		1-0 G6-3 BLK 2B 1B				1-1 G4-3		0-0 SH1-4	2 0 1 0 0 0 0 1 1 1 0 0 0 0 1 0 0 0 0 0 0										
Curtis Goodwin, L (1, 8) OBP: 0.388, SLG: 0.391		0-1 G4-3			0-2 G3		2-2 G6-3				1-1 CS HBP		0-0 FC3-2	4 0 0 0 0 0 4										
Inning Stats	R: 1 E: 0 K: 0 S: 11	H: 2 LOB: 1 BB: 0 P: 15	R: 0 E: 0 K: 0 S: 8	H: 1 LOB: 1 BB: 0 P: 14	R: 0 E: 0 K: 1 S: 7	H: 0 LOB: 0 BB: 0 P: 10	R: 0 E: 0 K: 1 S: 8	H: 0 LOB: 0 BB: 0 P: 10	R: 0 E: 0 K: 0 S: 10	H: 1 LOB: 1 BB: 0 P: 9	R: 1 E: 0 K: 0 S: 14	H: 3 LOB: 3 BB: 1 P: 28	R: 0 E: 0 K: 0 S: 8	H: 0 LOB: 1 BB: 0 P: 13	R: 0 E: 0 K: 1 S: 6	H: 0 LOB: 0 BB: 0 P: 12	R: 0 E: 0 K: 1 S: 7	H: 1 LOB: 2 BB: 1 P: 12	R: 1 E: 0 K: 1 S: 14	H: 1 LOB: 0 BB: 0 P: 19	1B: 8 2B: 1 3B: 0 HR: 1	SF: 0 SAC: 1 DP: 2 HBP: 1	WP: 0 PA: 51 PB: 0 SB: 0 CS: 1	
PITCHER	IP WLS BF H R ER SO BB IBB HBP BLK WP HR S P ERA WHIP																							
Bob Tewksbury, R (1, 1) ERA: 3.57	7.1		26	5	2	2	0	0	0	0	0	0	0	0	0	0	0	0	0	0	0	0	0	0
Ed Vosberg, L (8, 1) ERA: 2.49	0.1		4	2	0	0	1	0	0	0	0	0	0	0	0	0	0	0	0	0	0	0	0	0
Roger McDowell, R (8, 1) ERA: 3.72	1.2		6	0	0	0	0	0	1	0	0	0	0	0	0	0	0	0	0	0	0	0	0	0
Dennis Cook, L (10, 1) ERA: 4.09	3.0	L	12	3	1	1	1	0	0	0	0	0	1	27	42	3.00	1.333							
Matt Whiteside, R (13, 1) ERA: 3.72	0.2		2	0	0	0	0	0	0	0	0	0	0	5	7	0.00	0.000							

Baltimore Orioles @ Texas Rangers
The Ballpark at Arlington, Arlington, TX

Mon Jul 17 1995, 8:05 PM EDT
Att: 26,410 - Unknown - 96 F

livebaseballscorecards.com

AB	46
R	3
H	10
RBI	3
BB	2
SO	5
LOB	18



Batter	1	2	3	4	5	6	7	8	9	AB R H RBI BB SO LOB	TOP											
Brady Anderson, L (1, 7) OBP: 0.366, SLG: 0.477	2-1 G6-3 SF7 2B		3-1 G5-4-3 1B			0-1 F9		1-1 F9		4 1 2 1 0 0 0												
Manny Alexander, R (1, 4) OBP: 0.328, SLG: 0.357	1-2 G6-3		0-2 G5-4-3 1-2f			3-2 G5-3		1-1 G1-3		4 0 0 0 0 0 2												
Rafael Palmeiro, L (1, 3) OBP: 0.363, SLG: 0.554	1-1 SF7			4-2 G4-6-3 BB		2-1 HR		1-1 F8		2 1 1 2 1 0 0												
Cal Ripken Jr., R (1, 6) OBP: 0.335, SLG: 0.450	3-2 F7			1-0 G4-6-3 1-2f		3-0 P4		2-3 K		4 0 0 0 0 1 1												
Harold Baines, L (1, 10) OBP: 0.415, SLG: 0.543		3-2 P3		2-2 HR			0-1 G6-3			3 1 1 1 0 0 0												
Kevin Bass, S (1, 9) OBP: 0.349, SLG: 0.406		2-0 G4-3		3-1 G1-3			3-2 F7			3 0 0 0 0 0 0												
Jeff Manto, R (1, 5) OBP: 0.299, SLG: 0.535			2-3 K		2-2 G6-3		0-3 K			3 0 0 0 0 2 0												
Leo Gomez, R (8, 5) OBP: 0.306, SLG: 0.284										0 0 0 0 0 0 0												
Gregg Zaun, S (1, 2) OBP: 0.270, SLG: 0.324			1-0 G4-3		1-2 G3-1			1-1 F8		3 0 0 0 0 0 0												
Curtis Goodwin, L (1, 8) OBP: 0.387, SLG: 0.403			1-1 1B 3B		1-3 K			1-3 K		3 1 1 0 0 2 0												
Inning Stats	R: 1 E: 0 K: 0 S: 11	H: 1 LOB: 0 BB: 0 P: 18	R: 0 E: 0 K: 1 S: 8	H: 0 LOB: 0 BB: 0 P: 15	R: 1 E: 0 K: 0 S: 8	H: 2 LOB: 0 BB: 0 P: 13	R: 1 E: 0 K: 0 S: 8	H: 1 LOB: 0 BB: 1 P: 18	R: 0 E: 0 K: 1 S: 9	H: 0 LOB: 0 BB: 0 P: 13	R: 1 E: 0 K: 0 S: 8	H: 1 LOB: 0 BB: 0 P: 16	R: 0 E: 0 K: 1 S: 8	H: 0 LOB: 0 BB: 0 P: 11	R: 0 E: 0 K: 1 S: 7	H: 0 LOB: 0 BB: 0 P: 10	R: 0 E: 0 K: 1 S: 7	H: 0 LOB: 0 BB: 0 P: 11	1B: 1 2B: 1 3B: 1 HR: 2	SF: 1 SAC: 0 DP: 2 HBP: 0	WP: 0 PB: 0 SB: 0 CS: 0	PA: 31
PITCHER	IP WLS BF H R ER SO BB IBB HBP BLK WP HR S P ERA WHIP																					
Roger Pavlik, R (1, 1) ERA: 5.61	8.1 L 29 5 4 4 4 1 0 0 0 0 0 2 69 117 4.32 0.720																					
Ed Vosberg, L (9, 1) ERA: 2.42	0.2 2 0 0 0 1 0 0 0 0 0 0 0 5 8 0.00 0.000																					

Baltimore Orioles @ Texas Rangers
The Ballpark at Arlington, Arlington, TX

Tue Jul 18 1995, 8:05 PM EDT
Att. 31,837 - Unknown - 87 F

livebaseballscorecards.com

AB	29
R	4
H	5
RBI	4
BB	1
SO	5
LOB	3



BOTTOM

Baltimore Orioles @ Texas Rangers
The Ballpark at Arlington, Arlington, TX

Tue Jul 18 1995, 8:05 PM EDT
Att: 31,837 - Unknown - 87 F

livebaseballscorecards.com

AB	31
R	2
H	5
RBI	1
BB	3
SO	5
LOB	14



WP:	0	PA:	35
PB:	0	SB:	0
CS:	0		

AB R H RBI BB SO LOB

4 1 0 0 0 0 1

4 0 1 1 0 1 0

2 1 0 0 2 0 1

4 0 3 0 0 0 0

4 0 0 0 0 0 4

3 0 1 0 1 1 0
0 0 0 0 0 0 0

4 0 0 0 0 1 4

2 0 0 0 0 0 0
1 0 0 0 0 0 3

3 0 0 0 0 2 1

1B: 3 SF: 0
2B: 2 SAC: 0
3B: 0 DP: 1
HR: 0 HBP: 1

Batter	1	2	3	4	5	6	7	8	9
Otis Nixon, S (1, 8) OBP: 0.331, SLG: 0.313 BFBFX	2-2 L7 		1-2 G5-3 			2-2 F9 		1-1 FC6-4 2B 	
Mark McLemore, S (1, 7) OBP: 0.384, SLG: 0.388 X	0-0 F8 		2-1 F8 			2-2 K 		1-0 2B 	
Will Clark, L (1, 3) OBP: 0.384, SLG: 0.461 BBB	4-0 1B BB 			0-0 F8 			4-2 1B BB 	1-0 P6 	
Ivan Rodriguez, R (1, 2) OBP: 0.349, SLG: 0.511 FDFBX	2-2 1-2 1B 			1-1 F9 			0-1 1-2 1B 	0-0 2B 	
29 Rusty Greer, L (1, 9) OBP: 0.354, SLG: 0.397 CFSFX	0-2 1-4-3 			1-2 F7 			0-2 FC3-6 1B 	0-0 F8 	
Mickey Tettleton, S (1, 10) OBP: 0.391, SLG: 0.448 Jack Voigt, R (9, PR) OBP: 0.298, SLG: 0.354 CBFX		1-1 P6 			2-3 K 		1-1 G6-3 1B 	4-1 G1-3 BB 	
Mike Pagliarulo, L (1, 5) OBP: 0.279, SLG: 0.319 SFCB		1-3 K 			2-1 F9 		1-1 G6-3 	0-1 G1-3 	
Jeff Frye, R (1, 4) OBP: 0.351, SLG: 0.353 Juan Gonzalez, R (9, PH) OBP: 0.281, SLG: 0.604 CFBFBFX		1-2 G4-3 			0-0 G6-3 			2-1 FC6-4 HBP 	0-2 G5-3
Benji Gil, R (1, 6) OBP: 0.289, SLG: 0.373 BFBFBFX			2-2 G6-3 			1-3 K 		2-3 K 	

Inning Stats	R: 0	H: 1	E: 0	LOB: 2	K: 0	BB: 1	S: 12	R: 0	H: 0	E: 0	LOB: 0	K: 1	BB: 0	S: 11	R: 0	H: 0	E: 0	LOB: 0	K: 0	BB: 0	S: 11	R: 0	H: 0	E: 0	LOB: 0	K: 1	BB: 0	S: 6	R: 0	H: 0	E: 0	LOB: 0	K: 2	BB: 0	S: 9	R: 1	H: 2	E: 1	LOB: 1	K: 0	BB: 1	S: 12	R: 1	H: 1	E: 0	LOB: 1	K: 1	BB: 0	S: 8	R: 0	H: 1	E: 0	LOB: 3	K: 0	BB: 1	S: 8	1B: 3	SF: 0	2B: 2	SAC: 0	3B: 0	DP: 1	HR: 0	HBP: 1	WP: 0	PA: 35
--------------	------	------	------	--------	------	-------	-------	------	------	------	--------	------	-------	-------	------	------	------	--------	------	-------	-------	------	------	------	--------	------	-------	------	------	------	------	--------	------	-------	------	------	------	------	--------	------	-------	-------	------	------	------	--------	------	-------	------	------	------	------	--------	------	-------	------	-------	-------	-------	--------	-------	-------	-------	--------	-------	--------

PITCHER	IP	WLS	BF	H	R	ER	SO	BB	IBB	HBP	BLK	WP	HR	S	P	ERA	WHIP
35 Mike Mussina, R (1, 1) ERA: 4.74	7.2	W	29	4	2	2	5	2	0	1	0	0	0	75	114	2.35	0.783
Jesse Orosco, L (8, 1) ERA: 2.38	0.1		1	0	0	0	0	0	0	0	0	0	0	1	2	0.00	0.000
Doug Jones, R (9, 1) ERA: 3.78	1.0	S	5	1	0	0	0	1	0	0	0	0	0	8	12	0.00	2.000

Batter	1	2	3	4	5	6	7	8	9	AB R H RBI BB SO LOB	TOP	
Brady Anderson, L (1, 7) OBP: 0.363, SLG: 0.470	2-3 K		0-1 F7		0-1 P5			3-2 G6-4-3 HBP	1-2 G1-3	4 0 0 0 0 1 3		
Manny Alexander, R (1, 4) OBP: 0.323, SLG: 0.351 Bret Barberie, S (8, PH) OBP: 0.353, SLG: 0.350 (8, 4)	3-2 P3		2-2 P3		1-0 F9			2-2 G6-4-3 1-2f		3 0 0 0 0 0 0 1 0 0 0 0 0 1		
Rafael Palmeiro, L (1, 3) OBP: 0.364, SLG: 0.567	0-0 2B		1-2 HR		0-1 F7			2-2 G5-3		4 1 2 1 0 0 0		
Cal Ripken Jr., R (1, 6) OBP: 0.338, SLG: 0.447	4-2 BB		2-2 P3		2-0 L5			4-2 1B BB BB		2 1 0 0 2 0 0		
Harold Baines, L (1, 10) OBP: 0.414, SLG: 0.537 Mark Smith, R (9, PH)	1-3 K			4-0 2B G6-3 BB	0-0 F8			4-0 BB 1B 1-2 BB		2 1 0 0 1 1 2 0 0 0 0 1 0 0		
Kevin Bass, S (1, 9) OBP: 0.352, SLG: 0.413		2-1 G4-3		0-0 G4-3 1-3 2B	3-3 K			0-0 BB	1-2 2-3 1B	4 0 2 0 0 1 0		
Jeff Manto, R (1, 5) OBP: 0.299, SLG: 0.531 Jeff Huson, L (9, PH) OBP: 0.469, SLG: 0.444		1-2 1B		1-1 G6-3	0-0 G5-3			4-2 BB BB	1-2 2-3 3-H BB	3 0 1 1 0 0 1 0 0 0 1 1 0 0		
Gregg Zaun, S (1, 2) OBP: 0.250, SLG: 0.297 Leo Gomez, R (9, PH) OBP: 0.304, SLG: 0.281		0-0 F8		3-1 G4-3	3-3 K			1-3 K		3 0 0 0 0 1 2 1 0 0 0 0 1 3		
Curtis Goodwin, L (1, 8) OBP: 0.378, SLG: 0.392		3-2 P4		0-0 G1-3	1-0 G6-3			1-3 K		4 0 0 0 0 1 5		
Inning Stats	R: 0 H: 1 E: 0 LOB: 2 K: 2 BB: 1 S: 13 P: 23	R: 0 H: 1 E: 0 LOB: 1 K: 0 BB: 0 S: 13 P: 19	R: 1 H: 1 E: 0 LOB: 0 K: 0 BB: 1 S: 13 P: 18	R: 1 H: 1 E: 0 LOB: 1 K: 0 BB: 1 S: 6 P: 14	R: 0 H: 0 E: 0 LOB: 0 K: 0 BB: 0 S: 5 P: 6	R: 0 H: 0 E: 0 LOB: 0 K: 1 BB: 0 S: 6 P: 11	R: 0 H: 0 E: 0 LOB: 0 K: 1 BB: 0 S: 5 P: 9	R: 0 H: 0 E: 0 LOB: 0 K: 0 BB: 0 S: 8 P: 15	R: 1 H: 1 E: 0 LOB: 3 K: 2 BB: 3 S: 19 P: 34	1B: 2 SF: 0 2B: 2 SAC: 0 3B: 0 DP: 1 HR: 1 HBP: 1	WP: 0 PA: 37 PB: 0 SB: 0 CS: 0	
PITCHER	IP WLS BF H R ER SO BB IBB HBP BLK WP HR S P ERA WHIP											
Brad Radke, R (1, 1) ERA: 5.87	7.0 W 28 4 2 2 4 2 0 1 0 0 0 1 63 105 2.57 0.857											
Eddie Guardado, L (8, 1) ERA: 5.69	1.0 2 0 0 0 0 0 0 0 0 0 0 0 6 10 0.00 0.000											
Pat Mahomes, R (9, 1) ERA: 7.53	0.0 1 0 1 1 0 1 0 0 0 0 0 0 2 6 ∞ ∞											
Mark Guthrie, L (9, 1) ERA: 4.85	0.0 1 0 0 0 0 1 0 0 0 0 0 0 4 ∞ ∞											
Dave Stevens, R (9, 1) ERA: 5.03	1.0 S 5 1 0 0 2 1 0 0 0 0 0 0 17 24 0.00 2.000											

Baltimore Orioles @ Minnesota Twins
 Hubert H. Humphrey Metrodome, Minneapolis, MN
 Wed Jul 19 1995, 8:05 PM EDT
 Att. 12,786 - Dome

AB	31
R	3
H	5
RBI	3
BB	5
SO	6
LOB	17



livebaseballscorecards.com

Batter	1	2	3	4	5	6	7	8	9
Chuck Knoblauch, R (1, 4) <small>OBP: 0.406, SLG: 0.419</small>	0-1 HR 1B		2-2 1B S SF9 1B	4-2 G3 BB		0-2 G1-6-3		0-1 E5	
Rich Becker, L (1, 8) <small>OBP: 0.298, SLG: 0.264</small>	1-0 L7		3-1 1B S 1B	2-1 G3			1-2 G4-3	1-3 K	
Kirby Puckett, R (1, 9) <small>OBP: 0.347, SLG: 0.458</small>	0-0 F9		2-2 SF9	4-0 IBB			2-0 E5 BB BB		
Pedro Munoz, R (1, 10) <small>OBP: 0.353, SLG: 0.585</small>	1-1 HR		3-2 BLK 1B	0-3 K			4-1 BB 1-2 BB		
Marty Cordova, R (1, 7) <small>OBP: 0.350, SLG: 0.486</small>	3-2 L8		2-2 1B 1B		1-0 G4-3		3-3 K		
Dan Masteller, L (1, 3) <small>OBP: 0.258, SLG: 0.190</small> Riccardo Ingram, R (7, PH) Scott Stahoviak, L (8, 3) <small>OBP: 0.318, SLG: 0.338</small>		1-3 K	0-1 1B		2-0 L8		4-2 BB		
Scott Leius, R (1, 5) <small>OBP: 0.325, SLG: 0.351</small>		3-2 P6	2-0 L7		2-2 G4-3		0-0 F7		
Matt Walbeck, S (1, 2) <small>OBP: 0.298, SLG: 0.313</small>		1-3 K		0-2 G3 2B		3-1 F8		2-2 G6-3	
Pat Meares, R (1, 6) <small>OBP: 0.308, SLG: 0.467</small>			0-1 G4-3	0-2 F8		0-2 P4		1-1 G4-3	

AB	R	H	RBI	BB	SO	LOB
4	2	2	0	1	0	0
5	1	1	0	0	1	4
2	0	0	1	1	0	1
3	2	2	3	1	1	3
4	0	1	1	0	1	2
3	0	1	0	0	1	0
0	0	0	0	1	0	0
0	0	0	0	0	0	0
4	0	0	0	0	0	5
4	0	1	0	0	1	0
4	0	0	0	0	0	1

BOTTOM

Baltimore Orioles @ Minnesota Twins
 Hubert H. Humphrey Metrodome, Minneapolis, MN
 Wed Jul 19 1995, 8:05 PM EDT
 Att. 12,786 - Dome

livebaseballscorecards.com

AB	33
R	5
H	8
RBI	5
BB	4
SO	5
LOB	16



1B: 6	SF: 1
2B: 1	SAC: 0
3B: 0	DP: 0
HR: 1	HBP: 0

WP: 0	PA: 38
PB: 0	
SB: 2	
CS: 0	

Inning Stats	R	H	E	K	S	R	H	E	K	S	R	H	E	K	S	R	H	E	K	S	R	H	E	K	S	R	H	E	K	S	R	H	E	K	S					
Ben McDonald, R (1, 1) <small>ERA: 4.63</small>	2	2	0	0	9	0	0	0	2	10	0	0	0	0	15	0	0	0	0	0	0	0	0	0	0	0	0	0	0	0	0	0	0	0	0	0	0	0		
Mike Oquist, R (3, 1) <small>ERA: 4.11</small>	4	0	0	2	14	2	0	0	2	10	2	1	0	0	40	0	0	0	0	0	0	0	0	0	0	0	0	0	0	0	0	0	0	0	0	0	0	0	0	0
Arthur Rhodes, L (7, 1) <small>ERA: 5.89</small>	1	1	0	0	6	0	0	0	1	10	1	0	0	0	15	0	0	0	0	0	0	0	0	0	0	0	0	0	0	0	0	0	0	0	0	0	0	0	0	0

PITCHER	IP	WLS	BF	H	R	ER	SO	BB	IBB	HBP	BLK	WP	HR	S	P	ERA	WHIP
Ben McDonald, R (1, 1) <small>ERA: 4.63</small>	2.2	L	14	6	5	5	2	0	0	0	1	0	1	40	62	16.88	2.250
Mike Oquist, R (3, 1) <small>ERA: 4.11</small>	4.0		18	2	0	0	2	2	1	0	0	0	0	40	70	0.00	1.000
Arthur Rhodes, L (7, 1) <small>ERA: 5.89</small>	1.1		6	0	0	0	1	1	0	0	0	0	0	15	23	0.00	0.750

Batter	1	2	3	4	5	6	7	8	9	AB R H RBI BB SO LOB	TOP											
Brady Anderson, L (1, 7) OBP: 0.362, SLG: 0.467	2-0 F9		0-2 WP S 2-H 1B		2-2 G1-3			1-2 F9		4 0 1 1 0 0 0												
Manny Alexander, R (1, 4) OBP: 0.332, SLG: 0.353	1-3 K		4-2 1-3 BB			3-1 G5-4-3 1B		4-1 2B BB		2 1 1 0 2 1 0												
Rafael Palmeiro, L (1, 3) OBP: 0.363, SLG: 0.567	0-0 G3		1-1 L8			3-2 F8		1-2 1-H 2B		4 0 1 1 0 0 3												
Cal Ripken Jr., R (1, 6) OBP: 0.343, SLG: 0.445		4-2 G6-4-3 BB		4-0 G4-6-3 BB		1-1 G5-4-3 1-2f		4-0 G5-4-3 BB		1 0 0 0 3 0 1												
Harold Baines, L (1, 10) OBP: 0.409, SLG: 0.528 Mark Smith, R (8, PH)		0-0 G6-4-3 1-2f		3-0 G4-6-3 1-2f			0-1 G4-3	1-2 G5-4-3 1-2f		3 0 0 0 0 0 2 1 0 0 0 0 0 2												
Kevin Bass, S (1, 9) OBP: 0.355, SLG: 0.412		3-2 G3-1		4-0 BB			0-1 WP 1B		1-2 F7	3 0 1 0 1 0 0												
Jeff Huson, L (1, 5) OBP: 0.441, SLG: 0.414 Leo Gomez, R (7, PH) OBP: 0.298, SLG: 0.276 (7, 5)			0-1 P5	2-2 F8			3-1 P3	2-2 F9		2 0 0 0 0 0 1 2 0 0 0 0 0 1												
Gregg Zaun, S (1, 2) OBP: 0.262, SLG: 0.289 Jeff Manto, R (7, PH) OBP: 0.304, SLG: 0.531 Cesar Devarez, R (7, PR) (7, 2)			4-1 G1-3 1B BB		3-1 P5		4-0 1-2 BB	2-2 G4-3		1 1 0 0 1 0 0 0 0 0 0 1 0 0 1 0 0 0 0 0 0	AB 27 R 2 H 5 RBI 2 BB 8 SO 1 LOB 13											
Curtis Goodwin, L (1, 8) OBP: 0.377, SLG: 0.398			3-2 G1-3		3-2 2B		0-1 P3			3 0 1 0 0 0 3												
Inning Stats	R: 0 E: 0 K: 1 S: 6	H: 0 LOB: 0 BB: 0 P: 9	R: 0 E: 0 K: 0 S: 7	H: 0 LOB: 0 BB: 1 P: 14	R: 1 E: 0 K: 0 S: 15	H: 1 LOB: 2 BB: 2 P: 26	R: 0 E: 0 K: 0 S: 4	H: 0 LOB: 1 BB: 2 P: 17	R: 0 E: 0 K: 0 S: 8	H: 1 LOB: 0 BB: 0 P: 16	R: 0 E: 0 K: 0 S: 7	H: 1 LOB: 0 BB: 0 P: 14	R: 0 E: 0 K: 0 S: 8	H: 1 LOB: 2 BB: 1 P: 15	R: 1 E: 0 K: 0 S: 10	H: 1 LOB: 1 BB: 2 P: 21	R: 0 E: 0 K: 0 S: 11	H: 0 LOB: 0 BB: 0 P: 16	1B: 3 2B: 2 3B: 0 HR: 0	SF: 0 SAC: 0 DP: 4 HBP: 0	WP: 2 PB: 0 SB: 1 CS: 0	PA: 35
PITCHER	IP WLS BF H R ER SO BB IBB HBP BLK WP HR S P ERA WHIP																					
Frankie Rodriguez, R (1, 1) ERA: 8.26	6.0 W 22 3 1 1 1 5 0 0 0 1 0 47 96 1.50 1.333																					
Eddie Guardado, L (7, 1) ERA: 5.72	1.1 8 2 1 1 0 2 0 0 0 1 0 15 28 6.75 3.000																					
Pat Mahomes, R (8, 1) ERA: 7.53	0.0 1 0 0 0 0 1 0 0 0 0 0 0 4 ∞ ∞																					
Mark Guthrie, L (8, 1) ERA: 4.76	0.2 1 0 0 0 0 0 0 0 0 0 0 3 4 0.00 0.000																					
Dave Stevens, R (9, 1) ERA: 4.91	1.0 S 3 0 0 0 0 0 0 0 0 0 0 0 11 16 0.00 0.000																					

Baltimore Orioles @ Minnesota Twins
 Hubert H. Humphrey Metrodome, Minneapolis, MN
 Thu Jul 20 1995, 4:33 AM EDT
 Att. 16,025 - Dome - 70 F

livebaseballscorecards.com



Batter	1	2	3	4	5	6	7	8	9	AB R H RBI BB SO LOB
David Howard, S OBP: 0.236, SLG: 0.257 (1, 7)	3-2 SH1-3 1B G4-3 1B		2-2 G5-3	1-1 P5		0-1 L8			2-2 F7	5 1 1 0 0 0 2
Wally Joyner, L OBP: 0.407, SLG: 0.435 (1, 3)	2-2 G4-3 SH1-3 1B 1B		2-2 FC1-4 1B 1B	0-0 1B 1-2 2-H		4-2 BB			0-0 G3 1B	4 2 4 1 1 0 0
Greg Gagne, R OBP: 0.327, SLG: 0.392 (1, 6)	0-0 SH1-3		0-2 FC1-4 1B	1-1 1B 1-2 2-H		1-1 F7			0-1 G3	4 0 2 1 0 0 2
Gary Gaetti, R OBP: 0.314, SLG: 0.507 (1, 5)	0-0 G4-3		0-0 FC1-4 1B	0-0 L7					2-1 G5-3	5 0 0 1 0 0 6
Chris James, R OBP: 0.356, SLG: 0.558 (1, 10)	0-0 FC6-4 1B		2-2 1B 1-2 3-H		2-0 P4				0-1 F8	4 0 2 2 0 0 0
Pat Borders, R OBP: 0.267, SLG: 0.422 (1, 2)	0-1 FC6-4		0-0 F9		3-1 G4-3 3B				0-0 G5-3	4 1 1 0 0 0 3
Phil Hiatt, R OBP: 0.258, SLG: 0.326 Jon Nunnally, L OBP: 0.387, SLG: 0.611 (5, PH) (6, 9)		1-1 G5-3		0-1 G5-3	1-1 G4-3			3-3 K		2 0 0 0 0 0 0 2 0 0 1 0 1 0
Chris Stynes, R OBP: 0.257, SLG: 0.194 Keith Lockhart, L OBP: 0.380, SLG: 0.495 (5, PH) (6, 4)		0-1 P4		1-0 1B 1B	0-0 L7			1-0 F9		2 1 1 0 0 0 0 2 0 0 0 0 0 0
Tom Goodwin, L OBP: 0.354, SLG: 0.327 (1, 8)		3-3 K		0-0 1B 1B		1-1 P4		1-2 G3		4 1 1 0 0 1 0

Inning Stats	R: 2	H: 3	E: 0	K: 0	S: 11	LOB: 1	BB: 0	P: 16	R: 0	H: 0	E: 0	K: 1	S: 8	LOB: 0	BB: 0	P: 12	R: 1	H: 3	E: 0	K: 0	S: 17	LOB: 2	BB: 0	P: 23	R: 2	H: 4	E: 0	K: 0	S: 10	LOB: 0	BB: 0	P: 12	R: 0	H: 0	E: 0	K: 0	S: 8	LOB: 1	BB: 1	P: 14	R: 0	H: 0	E: 0	K: 0	S: 6	LOB: 0	BB: 0	P: 7	R: 0	H: 0	E: 0	K: 1	S: 7	LOB: 0	BB: 0	P: 12	R: 0	H: 1	E: 0	K: 0	S: 8	LOB: 1	BB: 0	P: 12
1B: 11	SF: 0	2B: 0	SAC: 1	3B: 1	DP: 0	HR: 0	HBP: 0	WP: 0	PA: 40																																																							

PITCHER	IP	WLS	BF	H	R	ER	SO	BB	IBB	HBP	BLK	WP	HR	S	P	ERA	WHIP
Jamie Moyer, L ERA: 3.86 (1, 1)	3.2		20	9	5	5	1	0	0	0	0	0	0	43	60	12.27	2.455
Mike Oquist, R ERA: 4.01 (4, 1)	3.1	W	13	2	1	1	0	1	0	0	0	0	0	23	37	2.70	0.900
Jesse Orosco, L ERA: 2.25 (8, 1)	1.1		5	1	0	0	1	0	0	0	0	0	0	11	18	0.00	0.750
Doug Jones, R ERA: 3.71 (9, 1)	0.2		2	0	0	0	0	0	0	0	0	0	0	4	6	0.00	0.000

BOTTOM

Baltimore Orioles @ Kansas City Royals
Kauffman Stadium, Kansas City, MO

Fri Jul 21 1995, 7:05 PM CDT
Att: 22,924 - Unknown - 79 F

livebaseballscores.com

AB	38
R	6
H	12
RBI	6
BB	1
SO	2
LOB	13



Batter	1	2	3	4	5	6	7	8	9	AB R H RBI BB SO LOB	TOP																
Brady Anderson, L (1, 7) OBP: 0.369, SLG: 0.466	0-0 G6-3		0-0 1B		4-1 BB		1-1 FC6-4 1B			3 0 2 0 1 0 0																	
Bret Barberie, S (1, 4) OBP: 0.338, SLG: 0.359	2-0 F7		3-2 G3		2-0 G4-3		0-1 FC6-4			4 0 0 0 0 0 4																	
Rafael Palmeiro, L (1, 3) OBP: 0.362, SLG: 0.558	2-2 G3-1				1-0 G6-4-3 1B		1-0 G6-4-3 1B			4 0 2 0 0 0 0																	
Cal Ripken Jr., R (1, 6) OBP: 0.342, SLG: 0.442		1-0 G6-3		1-1 G4-6-3 1B		2-0 G6-4-3 1B		1-0 G3-1		4 0 1 0 0 0 1																	
Harold Baines, L (1, 10) OBP: 0.402, SLG: 0.527		3-2 L6		1-1 HR		1-0 G6-4-3		1-3 K		4 1 1 1 0 1 2																	
Kevin Bass, S (1, 9) OBP: 0.346, SLG: 0.397		2-0 F7		1-1 G4-3		2-3 K		2-2 G4-3		4 0 0 0 0 1 1																	
Leo Gomez, R (1, 5) OBP: 0.317, SLG: 0.321			2-3 K		0-0 HR		3-2 P9		3-3 K	4 1 1 1 0 2 0																	
Gregg Zaun, S (1, 2) OBP: 0.353, SLG: 0.457			1-0 HR		2-1 G3-1		0-0 FC5-4 1B		2-0 2B	4 1 3 1 0 0 0																	
Curtis Goodwin, L (1, 8) OBP: 0.366, SLG: 0.387			0-1 B1-3		0-1 G5-3		1-2 FC5-4 1B		1-3 K	3 0 0 0 0 0 1																	
Jeff Manto, R (9, PH) OBP: 0.302, SLG: 0.528										1 0 0 0 0 1 1																	
Inning Stats	R: 0 E: 0 K: 0 S: 5	H: 0 LOB: 0 BB: 0 P: 9	R: 0 E: 0 K: 0 S: 5	H: 0 LOB: 0 BB: 0 P: 11	R: 1 E: 0 K: 1 S: 12	H: 2 LOB: 1 BB: 0 P: 18	R: 1 E: 0 K: 0 S: 7	H: 2 LOB: 0 BB: 0 P: 10	R: 1 E: 0 K: 0 S: 7	H: 1 LOB: 1 BB: 1 P: 15	R: 0 E: 0 K: 1 S: 7	H: 2 LOB: 1 BB: 0 P: 13	R: 0 E: 0 K: 0 S: 11	H: 2 LOB: 2 BB: 0 P: 16	R: 0 E: 0 K: 1 S: 7	H: 0 LOB: 0 BB: 0 P: 12	R: 0 E: 0 K: 2 S: 10	H: 1 LOB: 1 BB: 0 P: 18	1B: 6 2B: 1 3B: 0 HR: 3	SF: 0 SAC: 0 DP: 2 HBP: 0	WP: 0 PB: 0 SB: 0 CS: 0	PA: 36					
PITCHER	IP WLS BF H R ER SO BB IBB HBP BLK WP HR S P ERA WHIP																										
Mark Gubicza, R (1, 1) ERA: 3.84	6.2		28	9	3	3	2	1	0	0	0	0	3	52	90	4.05	1.500										
Billy Brewer, L (7, 1) ERA: 5.47	1.1	W	4	0	0	0	1	0	0	0	0	0	0	9	14	0.00	0.000										
Jeff Montgomery, R (9, 1) ERA: 3.0	1.0	S	4	1	0	0	2	0	0	0	0	0	0	10	18	0.00	1.000										

Baltimore Orioles @ Kansas City Royals
Kauffman Stadium, Kansas City, MO
 Sat Jul 22 1995, 7:05 PM CDT
 Att. 25,697 - Sunny - 91 F

livebaseballscorecards.com

AB	35
R	3
H	10
RBI	3
BB	1
SO	5
LOB	10



Batter	1	2	3	4	5	6	7	8	9	AB	R	H	RBI	BB	SO	LOB				
Vince Coleman, S OBP: 0.356, SLG: 0.415 (1, 7)	1-0 G6-3 ①		2-0 1B 1-3 1B			1-2 FC1-4 1B 1-2f	1-0 HR 1-H			4	1	3	2	0	0	0				
Tom Goodwin, L OBP: 0.353, SLG: 0.325 (1, 8)	0-0 G4-3 ②		0-0 1B 1-3 3-H 1B			1-1 FC1-4 1B 1-2f	1-1 G3			4	1	1	1	0	0	1				
Keith Lockhart, L OBP: 0.375, SLG: 0.485 (1, 5)	3-2 F7 ③		1-0 F9 ③			1-1 WP 1-3 1B	0-1 G4-3 ①			4	0	1	0	0	0	2				
Wally Joyner, L OBP: 0.401, SLG: 0.428 (1, 3)		0-0 G4-3 ①		1-1 F7 ①		1-3 K 1-2 3-H	0-3 K ②			4	0	0	0	0	2	1				
Bob Hamelin, L OBP: 0.286, SLG: 0.305 Gary Gaetti, R OBP: 0.316, SLG: 0.505 (6, PH)		0-1 G4-3 ②		0-0 G6-3 ②		3-2 L7 ③	4-0 BB ③			2	0	0	0	0	0	0				
Jon Nunnally, L OBP: 0.378, SLG: 0.596 (1, 9)		0-3 K ③		0-3 K ③			2-1 P5 ③			1	0	0	0	1	0	1				
Greg Gagne, R OBP: 0.327, SLG: 0.406 (1, 6)			0-1 G4-3 ①		2-2 G4-3 ①		0-0 HR ①			3	1	1	1	0	0	0				
David Howard, S OBP: 0.239, SLG: 0.259 (1, 4)			3-2 F7 ②		1-0 G1-6-3 1B ②		1-1 G6-3 ②			3	0	1	0	0	0	0				
Brent Mayne, L OBP: 0.254, SLG: 0.274 (1, 2)			4-2 1B 1B BB ③		0-0 G1-6-3 1-2f ③		0-0 HR 1B ③			2	2	1	0	1	0	1				
Inning Stats	R: 0 E: 0 K: 0 S: 6	H: 0 LOB: 0 BB: 0 P: 10	R: 0 E: 0 K: 1 S: 6	H: 0 LOB: 0 BB: 0 P: 6	R: 1 E: 0 K: 1 S: 10	H: 2 LOB: 2 BB: 1 P: 20	R: 0 E: 0 K: 1 S: 6	H: 0 LOB: 0 BB: 0 P: 7	R: 0 E: 0 K: 0 S: 6	H: 1 LOB: 0 BB: 0 P: 9	R: 1 E: 0 K: 1 S: 15	H: 2 LOB: 1 BB: 0 P: 22	R: 3 E: 0 K: 0 S: 8	H: 3 LOB: 0 BB: 0 P: 11	R: 0 E: 0 K: 1 S: 7	H: 0 LOB: 1 BB: 1 P: 13	1B: 6 2B: 0 3B: 0 HR: 2	SF: 0 SAC: 0 DP: 1 HBP: 0	WP: 1 PB: 0 SB: 0 CS: 0	PA: 33

BOTTOM

Baltimore Orioles @ Kansas City Royals
Kauffman Stadium, Kansas City, MO
 Sat Jul 22 1995, 7:05 PM CDT
 Att. 25,697 - Sunny - 91 F

livebaseballscorecards.com

AB	31
R	5
H	8
RBI	4
BB	2
SO	4
LOB	7



PITCHER	IP	WLS	BF	H	R	ER	SO	BB	IBB	HBP	BLK	WP	HR	S	P	ERA	WHIP
Kevin Brown, R ERA: 3.84 (1, 1)	5.1		21	5	2	2	2	1	0	0	0	0	0	42	63	3.38	1.125
Arthur Rhodes, L ERA: 6.09 (6, 1)	2.2	L	12	3	3	3	2	1	0	0	0	1	2	22	35	10.12	1.500

Batter	1	2	3	4	5	6	7	8	9	AB R H RBI BB SO LOB	TOP		
Brady Anderson, L (1, 7) OBP: 0.372, SLG: 0.465	2-0 SH1-3 1B		4-1 2B BB	4-0 BB IBB		1-3 K			1-3 K	3 1 1 0 2 2 0			
Bret Barberie, S (1, 4) Manny Alexander, R (7, 4) OBP: 0.338, SLG: 0.353 OBP: 0.330, SLG: 0.351	0-0 SH1-3		0-1 F7	4-2 G5-4-3 BB		0-0 F9			0-2 P2	2 0 0 1 1 0 2 1 0 0 0 0 0 0			
Rafael Palmeiro, L (1, 3) OBP: 0.360, SLG: 0.556	2-2 F7		0-0 2B	1-1 G5-4-3		2-2 G4-3			2-2 G3-1	5 0 1 2 0 0 4			
Cal Ripken Jr., R (1, 6) OBP: 0.338, SLG: 0.436	1-0 F7		0-3 K		1-1 G6-3				0-1 G5-3	4 0 0 0 0 1 2			
Harold Baines, L (1, 10) OBP: 0.403, SLG: 0.541					2-0 1B 2B 1B				0-0 G3 HR	4 2 2 1 0 0 0			
Kevin Bass, S (1, 9) OBP: 0.349, SLG: 0.396					4-2 1B 2B BB				0-0 G5-3 1B	3 1 1 0 1 0 0			
Leo Gomez, R (1, 5) OBP: 0.331, SLG: 0.330					2-0 2B BB 1B				2-1 FC1-6 1B	3 1 2 0 1 0 0			
Gregg Zaun, S (1, 2) OBP: 0.364, SLG: 0.469					1-2 BB 2B				0-1 FC1-6 G4-6-3	3 1 1 2 1 0 3			
Curtis Goodwin, L (1, 8) OBP: 0.358, SLG: 0.378					1-1 G1-3				1-2 G4-6-3	4 0 0 0 0 1 6			
Inning Stats	R: 0 H: 1 E: 0 LOB: 1 K: 0 BB: 0 S: 6 P: 11	R: 0 H: 0 E: 0 LOB: 0 K: 0 BB: 0 S: 4 P: 6	R: 2 H: 1 E: 0 LOB: 1 K: 2 BB: 2 S: 16 P: 26	R: 3 H: 3 E: 0 LOB: 2 K: 0 BB: 3 S: 15 P: 34	R: 1 H: 2 E: 0 LOB: 2 K: 0 BB: 1 S: 9 P: 19	R: 0 H: 0 E: 0 LOB: 0 K: 1 BB: 0 S: 7 P: 10	R: 0 H: 0 E: 0 LOB: 0 K: 0 BB: 0 S: 4 P: 4	R: 0 H: 1 E: 0 LOB: 0 K: 0 BB: 0 S: 9 P: 12	R: 0 H: 0 E: 0 LOB: 0 K: 1 BB: 0 S: 9 P: 12	1B: 5 SF: 0 2B: 2 SAC: 1 3B: 0 DP: 2 HR: 1 HBP: 0	WP: 0 PA: 39 PB: 0 SB: 0 CS: 0		
PITCHER	IP WLS BF H R ER SO BB IBB HBP BLK WP HR S P ERA WHIP											PITCHER	IP WLS BF H R ER SO BB IBB HBP BLK WP HR S P ERA WHIP
Tom Gordon, R (1, 1) ERA: 4.14	3.1 L 20 5 5 5 2 4 1 0 0 0 0 0 39 74 13.50 2.700												
Mike Magnante, L (4, 1) ERA: 2.7	5.2 19 3 1 1 2 1 0 0 0 0 0 1 40 60 1.59 0.706												

Baltimore Orioles @ Kansas City Royals
Kauffman Stadium, Kansas City, MO

Sun Jul 23 1995, 7:05 PM CDT
Att. 21,657 - Unknown - 88 F

livebaseballscorecards.com

AB	32
R	6
H	8
RBI	6
BB	6
SO	4
LOB	17



Batter	1	2	3	4	5	6	7	8	9	AB	R	H	RBI	BB	SO	LOB
Vince Coleman, S OBP: 0.350, SLG: 0.407 (1, 7)	0-0 F9		1-0 F7		1-3 K			0-1 G5-3		4	0	0	0	0	1	2
Tom Goodwin, L OBP: 0.348, SLG: 0.320 (1, 8)	2-2 G4-3		1-3 K			0-0 G2-3		3-2 G4-3		4	0	0	0	0	1	1
Keith Lockhart, L OBP: 0.371, SLG: 0.486 (1, 5)	1-2 G4-3			2-2 G3 G4-3 2B		1-1 P5		2-2 F7		4	1	1	0	0	0	0
Wally Joyner, L OBP: 0.396, SLG: 0.421 (1, 3)		0-0 G4-3		1-0 G3		3-1 F7			0-0 F7	4	0	0	0	0	0	1
Bob Hamelin, L OBP: 0.281, SLG: 0.299 Chris James, R OBP: 0.348, SLG: 0.545 (1, 10)		3-3 K		1-0 G4-3			1-3 K		2-3 K	3	0	0	1	0	2	0
Jon Nunnally, L OBP: 0.378, SLG: 0.604 Phil Hiatt, R OBP: 0.255, SLG: 0.322 (9, PH)		2-0 K 3B		3-H 2-3 K			1-0 P3		3-2 G5-3	1	0	0	0	0	0	0
Greg Gagne, R OBP: 0.327, SLG: 0.410 (1, 6)		2-1 F8			1-2 G5-3		3-2 K 1B 2B			3	1	1	0	0	0	1
David Howard, S OBP: 0.241, SLG: 0.261 (1, 4)			1-2 G4-3		1-3 K		0-2 K 1B			3	0	1	1	0	1	0
Brent Mayne, L OBP: 0.261, SLG: 0.292 (1, 2)			2-2 K 1B		3-1 K 3B		2-2 G4-3			3	0	2	0	0	0	1

Inning Stats	R: 0	H: 0	E: 0	K: 0	S: 8	R: 0	H: 1	E: 0	K: 1	S: 7	R: 0	H: 1	E: 0	K: 1	S: 12	R: 1	H: 1	E: 0	K: 1	S: 9	R: 0	H: 1	E: 0	K: 2	S: 13	R: 0	H: 0	E: 0	K: 0	S: 5	R: 1	H: 2	E: 0	K: 1	S: 15	R: 0	H: 0	E: 0	K: 0	S: 9	R: 0	H: 0	E: 0	K: 1	S: 8	1B: 2	2B: 2	3B: 2	HR: 0	SF: 0	SAC: 0	DP: 0	HBP: 0	WP: 0	PA: 33
PITCHER	IP	WLS	BF	H	R	ER	SO	BB	IBB	HBP	BLK	WP	HR	S	P	ERA	WHIP																																						
35 Mike Mussina, R ERA: 4.57 Jesse Orosco, L ERA: 2.16	(1, 1)	8.0	30	6	2	2	6	0	0	0	0	0	0	78	121	2.25	0.750																																						
	(9, 1)	1.0	3	0	0	0	1	0	0	0	0	0	0	8	13	0.00	0.000																																						

BOTTOM

Baltimore Orioles @ Kansas City Royals

Kauffman Stadium, Kansas City, MO

Sun Jul 23 1995, 7:05 PM CDT

Att: 21,657 - Unknown - 88 F

livebaseballscorecards.com

AB	33
R	2
H	6
RBI	2
BB	0
SO	7
LOB	6



Batter	1	2	3	4	5	6	7	8	9	AB R H RBI BB SO LOB	TOP														
Otis Nixon, S OBP: 0.342, SLG: 0.331 (1, 8)	2-2 K		0-1 SF7 1B		4-1 CS BB		1-0 F7		2-2 G4-3	4 1 1 0 1 1 4															
Mark McLemore, S OBP: 0.375, SLG: 0.381 (1, 4)	0-0 1-3		3-2 G3		2-1 CS 1-2	2-1 CS BB 1B		4-2 BB		3 0 1 0 1 0 1															
Will Clark, L OBP: 0.382, SLG: 0.454 (1, 3)	0-0 G1-3		3-2 SF7			4-2 BB		0-3 K		2 0 0 1 1 1 1															
Juan Gonzalez, R OBP: 0.269, SLG: 0.556 (1, 10)		0-0 HR 1B	1-0 G1-3			3-3 K		1-3 K		4 1 1 0 0 2 3															
Mickey Tettleton, S OBP: 0.390, SLG: 0.482 (1, 9)		2-0 HR		2-3 K		2-3 K		1-1 P3		4 1 1 2 0 2 3															
Ivan Rodriguez, R OBP: 0.345, SLG: 0.492 (1, 2)		0-1 G4-3		0-0 G6-3			2-0 29 1B		1-2 29 SH3-4 1B	4 0 2 0 0 0 0															
29 Rusty Greer, L OBP: 0.346, SLG: 0.387 (1, 7)		4-1 BB		3-1 G6-3			1-2 1B		2-1 SH3-4	2 0 1 0 1 0 0															
Mike Pagliarulo, L OBP: 0.262, SLG: 0.306 Steve Buechele, R OBP: 0.271, SLG: 0.233 (7, PH) (7, 5)		1-0 L8		1-0 G3			3-2 P6		4-0 IBB	2 0 0 0 0 0 1 1 0 0 0 1 0 2															
Benji Gil, R OBP: 0.293, SLG: 0.378 Jeff Frye, R OBP: 0.351, SLG: 0.363 Esteban Beltre, R OBP: 0.250, SLG: 0.304 (1, 6) (9, PH) (9, 6)		1-0 F8		2-2 G5-3			1-3 K		1-3 K	3 0 0 0 0 1 3 1 0 0 0 0 1 2 0 0 0 0 0 0 0															
Inning Stats	R: 0 E: 0 K: 1 S: 6	H: 0 LOB: 0 BB: 0 P: 8	R: 2 E: 0 K: 0 S: 7	H: 2 LOB: 1 BB: 1 P: 15	R: 1 E: 0 K: 0 S: 14	H: 1 LOB: 0 BB: 0 P: 21	R: 0 E: 0 K: 1 S: 6	H: 0 LOB: 0 BB: 0 P: 11	R: 0 E: 0 K: 0 S: 6	H: 0 LOB: 0 BB: 1 P: 15	R: 0 E: 0 K: 2 S: 11	H: 1 LOB: 1 BB: 1 P: 22	R: 0 E: 0 K: 1 S: 11	H: 2 LOB: 2 BB: 0 P: 20	R: 0 E: 0 K: 2 S: 10	H: 0 LOB: 1 BB: 1 P: 16	R: 0 E: 0 K: 1 S: 14	H: 1 LOB: 2 BB: 1 P: 24	1B: 6 2B: 0 3B: 0 HR: 1	SF: 1 SAC: 1 DP: 0 HBP: 0	WP: 0 PB: 0 SB: 1 CS: 2	PA: 38			
PITCHER	IP	WLS	BF	H	R	ER	SO	BB	IBB	HBP	BLK	WP	HR	S	P	ERA	WHIP								
Scott Erickson, R ERA: 5.4 (1, 1)	6.0		25	6	3	3	4	3	0	0	0	0	1	54	100	4.50	1.500								
Mark Lee, L ERA: 3.72 (7, 1)	0.1		1	0	0	0	0	0	0	0	0	0	0	3	6	0.00	0.000								
Terry Clark, R ERA: 1.71 (7, 1)	0.2		3	0	0	0	1	1	0	0	0	0	0	6	12	0.00	1.500								
Jesse Orosco, L ERA: 2.0 (8, 1)	2.0	W	8	1	0	0	3	0	1	0	0	0	0	22	34	0.00	0.500								

Texas Rangers @ Baltimore Orioles
Oriole Park at Camden Yards, Baltimore, MD

Tue Jul 25 1995, 7:05 PM EDT
Att. 40,961 - Unknown - 93 F

livebaseballscorecards.com

AB	30
R	3
H	7
RBI	3
BB	5
SO	8
LOB	20



Batter	1	2	3	4	5	6	7	8	9	AB R H RBI BB SO LOB
Brady Anderson, L OBP: 0.370, SLG: 0.459 (1, 7) (8, 8)	1-0 F8		0-3 K		4-2 B S BB		0-1 G4-3		0-0 FC3-2 1B	4 0 0 1 1 1 4
Bret Barberie, S OBP: 0.340, SLG: 0.350 (1, 4)	1-1 P4		4-1 WP 1B BB		3-3 K		2-3 3-H 3-2 G6-3		1-2 2-3 3-H 2-2 1B	4 1 1 1 1 1 2
Rafael Palmeiro, L OBP: 0.364, SLG: 0.557 (1, 3)	4-2 BB		2-1 1B 1B		2-1 F7		1-2 G5-4-3 1B			3 0 2 1 1 0 1
Cal Ripken Jr., R OBP: 0.337, SLG: 0.434 (1, 6)	0-1 L8		2-1 1B		0-1 G4-3		2-1 G5-4-3 1-2f			4 0 1 0 0 0 2
Kevin Bass, S OBP: 0.342, SLG: 0.388 (1, 9)		2-3 K	1-2 L8		1-1 G6-3		1-1 L8			4 0 0 0 0 1 2
Leo Gomez, R OBP: 0.336, SLG: 0.372 Jeff Huson, L OBP: 0.441, SLG: 0.414 (1, 5) (9, PR)		2-1 HR		1-1 L7		1-3 K		3-2 SH3-4 FC3-2 2B	4 1 2 1 0 1 0 0 0 0 0 0 0 0	
Jeff Manto, R OBP: 0.297, SLG: 0.518 Harold Baines, L OBP: 0.406, SLG: 0.541 (1, 10) (9, PH)		0-0 G6-3		2-3 K		0-1 L7		4-0 FC3-2 SH3-4 1B IBB	3 0 0 0 0 1 0 0 1 0 0 1 0 0	
Gregg Zaun, S OBP: 0.362, SLG: 0.451 (1, 2)		3-2 G5-3		1-2 G5-3		4-1 2B G4-3 BB		1-1 SH3-4	2 1 0 0 1 0 0	
Curtis Goodwin, L OBP: 0.354, SLG: 0.374 Mark Smith, R OBP: 0.750, SLG: 1.000 (1, 8) (7, PH) (8, 7)			2-1 F7		1-0 G4-3		2-1 1B SAFE G4-3 2B	4-0 1B FC3-2 IBB	2 0 0 0 0 0 0 1 0 1 0 1 0 0	

Inning Stats	R: 0 E: 0 K: 0 S: 9	H: 0 LOB: 1 BB: 1 P: 15	R: 1 E: 0 K: 1 S: 9	H: 1 LOB: 0 BB: 0 P: 16	R: 1 E: 0 K: 1 S: 13	H: 2 LOB: 2 BB: 1 P: 24	R: 0 E: 0 K: 1 S: 8	H: 0 LOB: 0 BB: 0 P: 12	R: 0 E: 0 K: 1 S: 12	H: 0 LOB: 1 BB: 1 P: 22	R: 0 E: 0 K: 1 S: 7	H: 0 LOB: 0 BB: 0 P: 9	R: 1 E: 0 K: 0 S: 10	H: 1 LOB: 1 BB: 1 P: 19	R: 0 E: 0 K: 0 S: 7	H: 1 LOB: 0 BB: 0 P: 11	R: 1 E: 0 K: 0 S: 9	H: 2 LOB: 3 BB: 2 P: 23	1B: 4 2B: 2 3B: 0 HR: 1	SF: 0 SAC: 1 DP: 1 HBP: 0
--------------	------------------------------	----------------------------------	------------------------------	----------------------------------	-------------------------------	----------------------------------	------------------------------	----------------------------------	-------------------------------	----------------------------------	------------------------------	---------------------------------	-------------------------------	----------------------------------	------------------------------	----------------------------------	------------------------------	----------------------------------	----------------------------------	------------------------------------

PITCHER	IP	WLS	BF	H	R	ER	SO	BB	IBB	HBP	BLK	WP	HR	S	P	ERA	WHIP
Kenny Rogers, L ERA: 3.12 (1, 1)	7.0		30	5	3	3	5	4	0	0	0	1	1	71	121	3.86	1.286
Roger McDowell, R ERA: 4.25 (8, 1)	1.1	L	6	1	1	1	0	0	2	0	0	0	0	9	24	6.75	0.750
Ed Vosberg, L ERA: 3.42 (9, 1)	0.1		2	1	0	0	0	0	0	0	0	0	0	4	6	0.00	3.000


BOTTOM

Texas Rangers @ Baltimore Orioles
 Oriole Park at Camden Yards, Baltimore, MD

Tue Jul 25 1995, 7:05 PM EDT
 Att: 40,961 - Unknown - 93 F

livebaseballscorecards.com

AB	31
R	4
H	7
RBI	4
BB	6
SO	5
LOB	11



WP	PA	ERA	WHIP
1	38		
0			
1			
0			

Batter	1	2	3	4	5	6	7	8	9	AB R H RBI BB SO LOB	TOP											
Otis Nixon, S (1, 8) OBP: 0.341, SLG: 0.330	1-1 P4			2-2 F8	0-0 G4-3			2-1 1B 1B		4 0 1 0 0 0 0												
Jeff Frye, R (1, 4) OBP: 0.344, SLG: 0.355 Esteban Beltre, R (8, 6) OBP: 0.250, SLG: 0.304	1-3 K			1-0 G6-3			3-2 P4	3-3 K		4 0 0 0 0 2 3 0 0 0 0 0 0 0												
Will Clark, L (1, 3) OBP: 0.381, SLG: 0.455	3-2 G4-3			0-1 HR 2B			2-2 F8	2-1 F8		4 1 1 0 0 0 3												
Juan Gonzalez, R (1, 10) OBP: 0.274, SLG: 0.552 Jack Voigt, R (8, PR) OBP: 0.279, SLG: 0.327			1-1 F8	4-2 HR BB			2-0 G6-3	0-1 1B		3 1 1 2 1 0 0 0 0 0 0 0 0 0												
Mickey Tettleton, S (1, 9) OBP: 0.388, SLG: 0.490			2-0 G5-3	2-1 HR 1-H 2-H			1-3 K	3-3 K		4 1 1 3 0 2 2												
Ivan Rodriguez, R (1, 2) OBP: 0.348, SLG: 0.508			0-2 F8	0-0 2B			0-2 G5-3		0-0 HR	4 1 2 1 0 0 0												
Mark McLemore, S (1, 7) OBP: 0.371, SLG: 0.376			3-1 G5-3	1-0 F8			3-3 K		2-1 G4-3	4 0 0 0 0 1 1												
Steve Buechele, R (1, 5) OBP: 0.274, SLG: 0.231 Mike Pagliarulo, L (8, PH) OBP: 0.265, SLG: 0.314			1-1 G6-3		4-2 G6-4-3 BB			1-1 1B 1B 2B	2-1 G3-1	1 0 0 0 1 0 0 2 1 1 0 0 0 0												
Benji Gil, R (1, 6) OBP: 0.291, SLG: 0.375 29 Rusty Greer, L (8, PH) OBP: 0.348, SLG: 0.385			2-1 G1-3		1-1 G6-4-3 1-2f			4-1 1B 1B BB	2-1 L9	2 0 0 0 0 0 1 1 1 0 0 1 0 0												
Inning Stats	R: 0 E: 0 K: 1 S: 10	H: 0 LOB: 0 BB: 0 P: 15	R: 0 E: 0 K: 0 S: 6	H: 0 LOB: 0 BB: 0 P: 9	R: 0 E: 0 K: 0 S: 6	H: 0 LOB: 0 BB: 0 P: 12	R: 3 E: 0 K: 0 S: 15	H: 3 LOB: 1 BB: 1 P: 25	R: 0 E: 0 K: 0 S: 5	H: 0 LOB: 0 BB: 1 P: 10	R: 0 E: 0 K: 2 S: 9	H: 0 LOB: 0 BB: 0 P: 16	R: 0 E: 0 K: 2 S: 13	H: 0 LOB: 0 BB: 0 P: 17	R: 2 E: 0 K: 2 S: 16	H: 3 LOB: 2 BB: 1 P: 31	R: 1 E: 0 K: 0 S: 7	H: 1 LOB: 0 BB: 0 P: 13	1B: 2 2B: 3 3B: 0 HR: 2	SF: 0 SAC: 0 DP: 1 HBP: 0	WP: 0 PB: 0 SB: 0 CS: 0	PA: 36
PITCHER	IP WLS BF H R ER SO BB IBB HBP BLK WP HR S P ERA WHIP																					
Jamie Moyer, L (1, 1) ERA: 3.86	7.0 W 25 3 3 3 3 2 0 0 0 0 1 64 104 3.86 0.714																					
Terry Clark, R (8, 1) ERA: 2.53	0.1 4 2 2 2 1 1 0 0 0 0 0 9 19 54.00 9.000																					
Jesse Orosco, L (8, 1) ERA: 1.98	0.1 1 0 0 0 0 0 0 0 0 0 0 2 4 0.00 0.000																					
Doug Jones, R (8, 1) ERA: 3.82	1.1 S 6 2 1 1 1 0 0 0 0 0 1 12 21 6.75 1.500																					

Texas Rangers @ Baltimore Orioles
 Oriole Park at Camden Yards, Baltimore, MD

Wed Jul 26 1995, 7:05 PM EDT
 Att. 41,159 - Unknown - 91 F

livebaseballscorecards.com

AB	33
R	6
H	7
RBI	6
BB	3
SO	5
LOB	10



Batter	1	2	3	4	5	6	7	8	9	AB R H RBI BB SO LOB
Brady Anderson, L (1, 7) OBP: 0.368, SLG: 0.459	3-1 G4-3		2-0 F7			3-2 2B	2-1 L9		1-0 P5	5 1 1 0 0 0 2
Bret Barberie, S (1, 4) OBP: 0.344, SLG: 0.357 Mark Smith, R (7, PH) OBP: 0.714, SLG: 0.750 Manny Alexander, R (8, 4) OBP: 0.328, SLG: 0.349	1-1 G4-3		2-0 F7			0-0 1B	4-2 BB			3 0 1 1 0 0 0 0 0 0 0 1 0 0 0 0 0 0 0 0 0
Rafael Palmeiro, L (1, 3) OBP: 0.367, SLG: 0.556	3-3 K			1-1 G4-3 1B		1-0 1B HBP	1-3 K			3 0 1 0 0 2 2
Cal Ripken Jr., R (1, 6) OBP: 0.335, SLG: 0.429		1-3 K		0-0 G4-3		0-1 1B	2-1 G5-3			4 0 1 0 0 1 1
Harold Baines, L (1, 10) OBP: 0.412, SLG: 0.545 Jeff Manto, R (8, PH) OBP: 0.299, SLG: 0.515		4-0 BB		0-1 2B		0-3 K	3-3 K			2 0 1 0 1 1 3 1 0 0 0 0 1 0
Kevin Bass, S (1, 9) OBP: 0.335, SLG: 0.377		1-2 F9		1-0 G3		0-0 L7	2-2 1B			4 0 1 0 0 0 5
Leo Gomez, R (1, 5) OBP: 0.338, SLG: 0.387		4-2 BB			0-0 F8	1-1 F9	0-0 F9			3 0 0 0 1 0 4
Gregg Zaun, S (1, 2) OBP: 0.364, SLG: 0.431 Jeff Huson, L (9, PR) OBP: 0.441, SLG: 0.414		3-2 G6-3			0-1 F7		4-0 FC2-6 BB		2-1 CS 1B	3 0 1 0 1 0 2 0 0 0 0 0 0 0
Curtis Goodwin, L (1, 8) OBP: 0.351, SLG: 0.369			1-2 F7		1-1 B3		0-2 FC2-6 BB		3-3 K	4 0 0 0 0 1 2

Inning Stats	R: 0 E: 0 K: 1 S: 7	H: 0 LOB: 0 BB: 0 P: 14	R: 0 E: 0 K: 1 S: 14	H: 0 LOB: 2 BB: 2 P: 27	R: 0 E: 0 K: 0 S: 9	H: 0 LOB: 0 BB: 0 P: 14	R: 0 E: 0 K: 0 S: 6	H: 2 LOB: 1 BB: 0 P: 8	R: 0 E: 0 K: 0 S: 5	H: 0 LOB: 0 BB: 0 P: 6	R: 1 E: 0 K: 1 S: 12	H: 3 LOB: 3 BB: 0 P: 17	R: 0 E: 0 K: 1 S: 11	H: 0 LOB: 2 BB: 2 P: 22	R: 0 E: 0 K: 1 S: 10	H: 1 LOB: 1 BB: 0 P: 17	R: 0 E: 0 K: 1 S: 9	H: 1 LOB: 1 BB: 0 P: 15	1B: 4 2B: 2 3B: 1 HR: 0	SF: 0 SAC: 0 DP: 1 HBP: 1
--------------	------------------------------	----------------------------------	-------------------------------	----------------------------------	------------------------------	----------------------------------	------------------------------	---------------------------------	------------------------------	---------------------------------	-------------------------------	----------------------------------	-------------------------------	----------------------------------	-------------------------------	----------------------------------	------------------------------	----------------------------------	----------------------------------	------------------------------------


BOTTOM

Texas Rangers @ Baltimore Orioles
Oriole Park at Camden Yards, Baltimore, MD

Thu Jul 27 1995, 7:05 PM EDT
Att: 44,832 - Unknown - 91 F

AB	32
R	1
H	7
RBI	1
BB	4
SO	6
LOB	21

WP: 0 PA: 37
PB: 0
SB: 0
CS: 1



PITCHER	IP	WLS	BF	H	R	ER	SO	BB	IBB	HBP	BLK	WP	HR	S	P	ERA	WHIP
Roger Pavlik, R (1, 1) ERA: 5.61	6.0		26	5	1	1	3	3	0	1	0	0	0	53	90	1.50	1.333
Ed Vosberg, L (7, 1) ERA: 3.2	1.2	W	7	1	0	0	2	1	0	0	0	0	0	20	34	0.00	1.200
Roger McDowell, R (8, 1) ERA: 4.22	0.1		1	0	0	0	0	0	0	0	0	0	0	1	1	0.00	0.000
Jeff Russell, R (9, 1) ERA: 2.49	1.0	S	3	1	0	0	1	0	0	0	0	0	0	9	15	0.00	1.000

livebaseballscorecards.com

Batter	1	2	3	4	5	6	7	8	9	AB R H RBI BB SO LOB	TOP														
Lance Johnson, L (1, 8) OBP: 0.332, SLG: 0.371	2-1 G4-6-3 1B		0-2 G4-3			2-2 HR	1-2 2-H 2B		1-1 1B	5 1 4 2 0 0 0															
Tim Raines, S (1, 7) OBP: 0.363, SLG: 0.435	1-2 G4-6-3 1-2f		0-3 K			1-1 G5-3	0-0 F7		0-3 K	5 0 0 0 0 2 3															
Dave Martinez, L (1, 3) OBP: 0.358, SLG: 0.467 Norberto Martin, R (8, PH) OBP: 0.286, SLG: 0.295	4-2 BB BB				1-2 G5-3 1B	2-1 BB 1B		1-2 G4-3		2 0 2 0 1 0 0 1 0 0 0 0 0 0															
Frank Thomas, R (1, 10) OBP: 0.490, SLG: 0.686	4-2 BB 1-2				0-0 G5-3	4-2 FC6-4 BB		0-2 HR		2 1 1 1 2 0 1															
Robin Ventura, L (1, 5) OBP: 0.359, SLG: 0.483	2-3 K				1-3 K	1-3 K		0-1 1B		4 0 1 0 0 3 5															
Mike Devereaux, R (1, 9) OBP: 0.342, SLG: 0.413			1-2 F8		1-3 K	0-2 FC6-4 1-2f		1-0 F7		4 0 0 0 0 1 4															
Ray Durham, S (1, 4) OBP: 0.333, SLG: 0.414			0-0 F7			1-0 G3		0-1 G6-3		4 0 0 0 0 0 1															
Michael LaValiere, L (1, 2) OBP: 0.243, SLG: 0.224 John Kruk, L (9, PH) OBP: 0.396, SLG: 0.386			1-3 K			1-3 K		3-2 F8	3-3 K	3 0 0 0 0 2 0 1 0 0 0 0 1 0															
Ozzie Guillen, L (1, 6) OBP: 0.296, SLG: 0.343			1-2 F7			0-1 F7		0-0 2B	1-2 G5-3	4 1 1 0 0 0 0															
Inning Stats	R: 0 E: 0 K: 1 S: 17	H: 1 LOB: 2 BB: 2 P: 30	R: 0 E: 0 K: 1 S: 7	H: 0 LOB: 0 BB: 0 P: 9	R: 0 E: 0 K: 1 S: 9	H: 0 LOB: 0 BB: 0 P: 10	R: 0 E: 0 K: 2 S: 11	H: 1 LOB: 1 BB: 0 P: 14	R: 0 E: 0 K: 1 S: 9	H: 0 LOB: 0 BB: 0 P: 11	R: 1 E: 0 K: 1 S: 18	H: 2 LOB: 2 BB: 1 P: 28	R: 1 E: 1 K: 0 S: 10	H: 2 LOB: 1 BB: 0 P: 15	R: 1 E: 0 K: 0 S: 14	H: 2 LOB: 1 BB: 0 P: 16	R: 0 E: 1 K: 2 S: 11	H: 1 LOB: 1 BB: 0 P: 16	1B: 5 2B: 2 3B: 0 HR: 2	SF: 0 SAC: 0 DP: 1 HBP: 0	WP: 0 PB: 0 SB: 0 CS: 0	PA: 38			
PITCHER	IP WLS BF H R ER SO BB IBB HBP BLK WP HR S P ERA WHIP												PITCHER	IP WLS BF H R ER SO BB IBB HBP BLK WP HR S P ERA WHIP											
35 Mike Mussina, R (1, 1) ERA: 4.45	7.0 W 29 6 2 2 7 3 0 0 0 0 0 1 81 117 2.57 1.286																								
Mark Lee, L (8, 1) ERA: 4.12	0.1 3 2 1 1 0 0 0 0 0 0 0 1 11 12 27.00 6.000																								
Terry Clark, R (8, 1) ERA: 2.31	0.2 2 0 0 0 0 0 0 0 0 0 0 0 3 4 0.00 0.000																								
Doug Jones, R (9, 1) ERA: 3.72	1.0 S 4 1 0 0 2 0 0 0 0 0 0 0 0 11 16 0.00 1.000																								

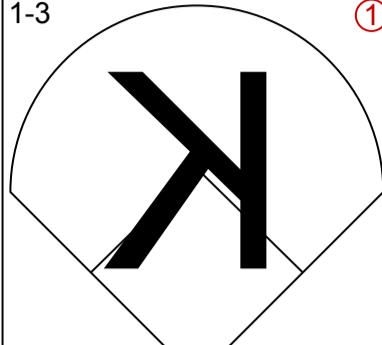
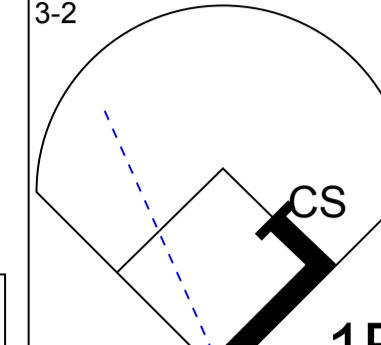
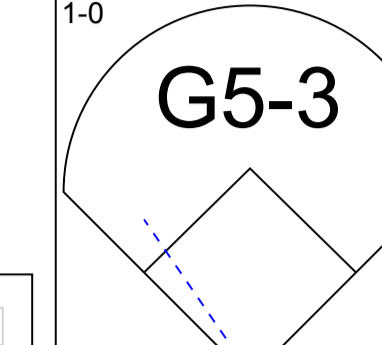
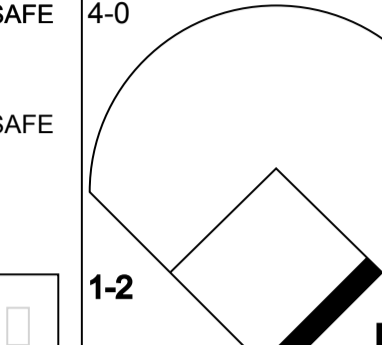
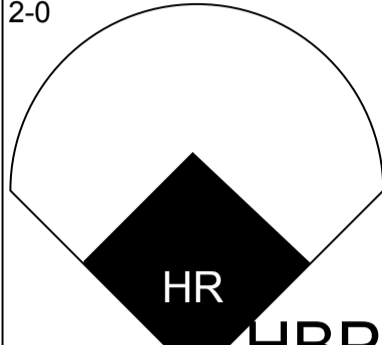
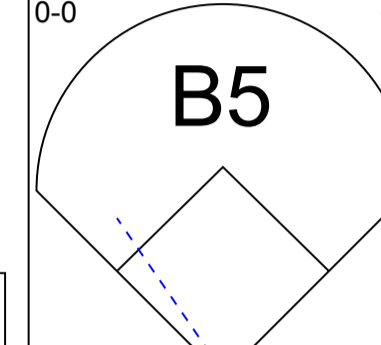
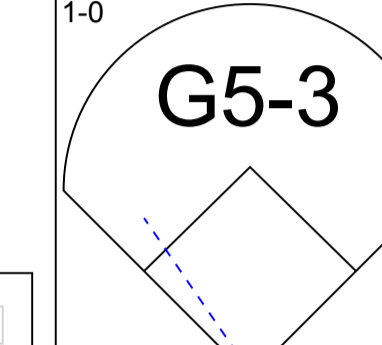
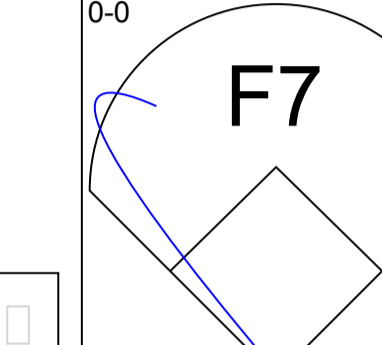
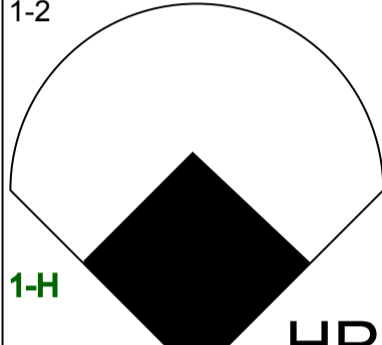
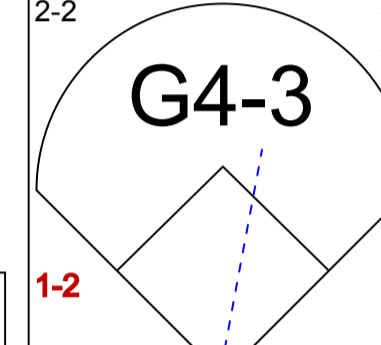
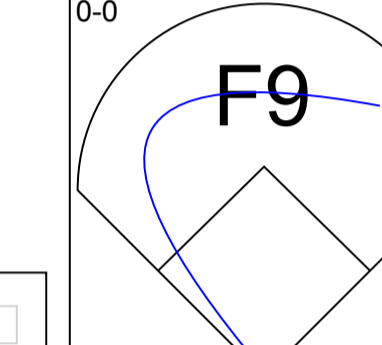
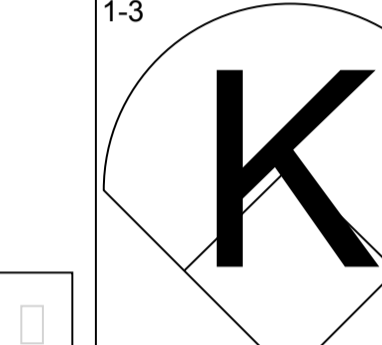
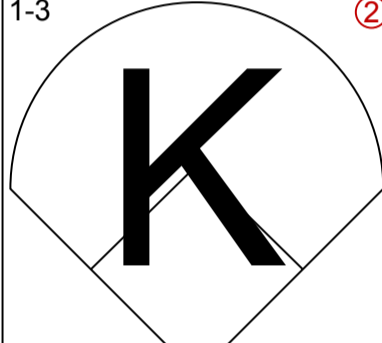
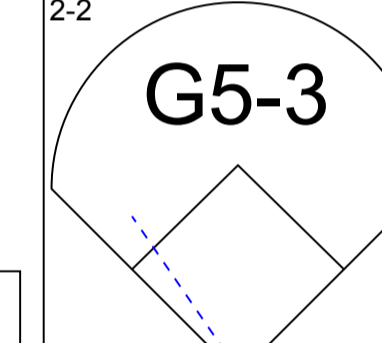
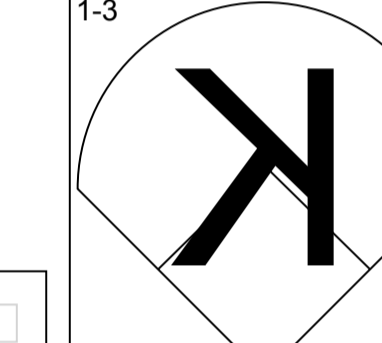
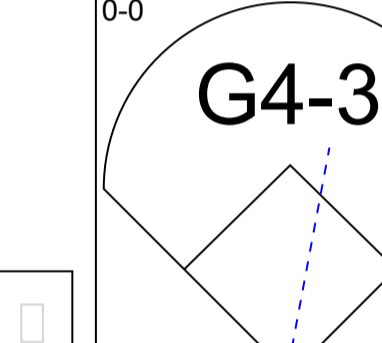
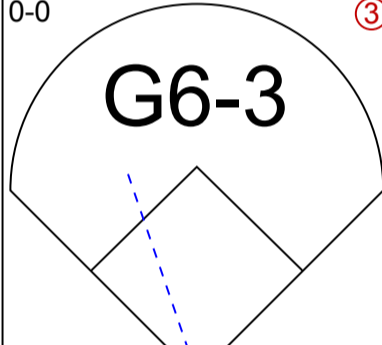
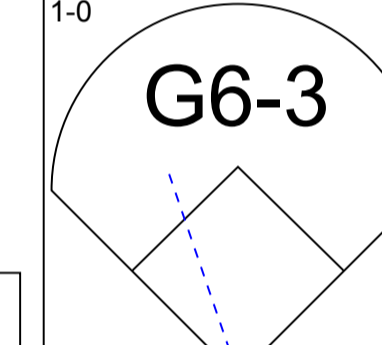
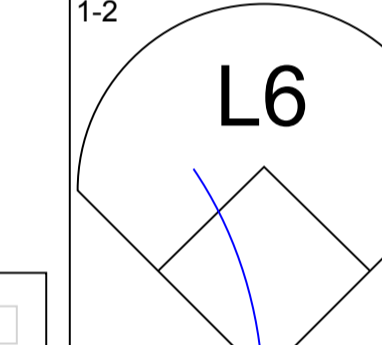
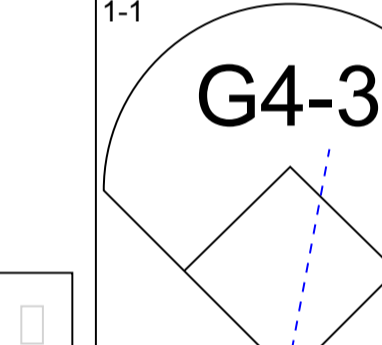
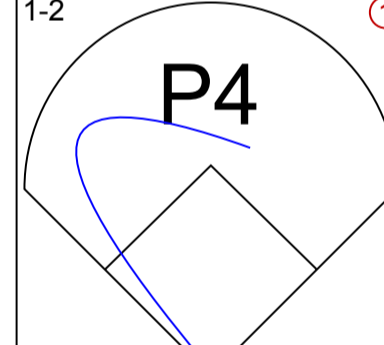
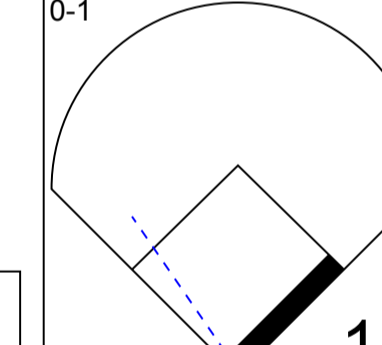
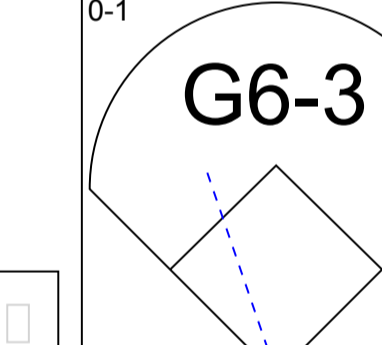
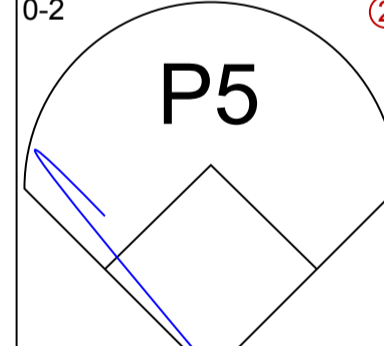
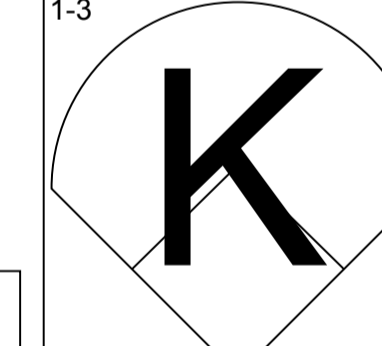
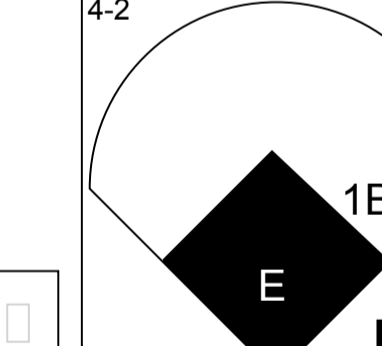
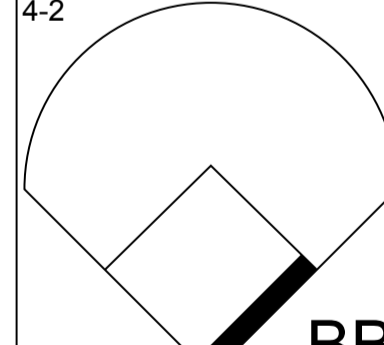
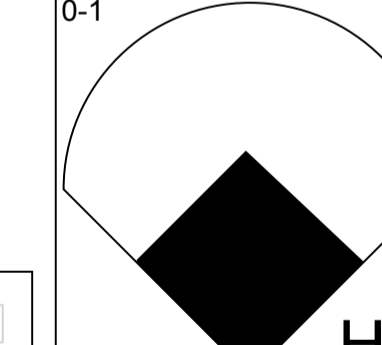
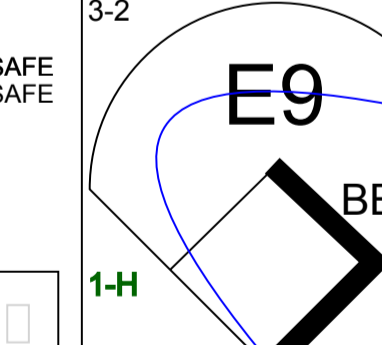
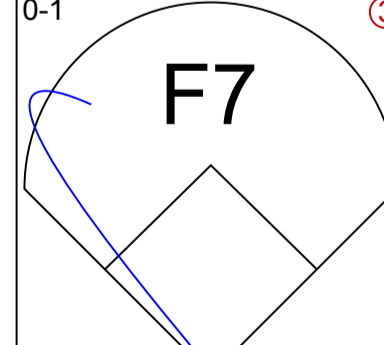
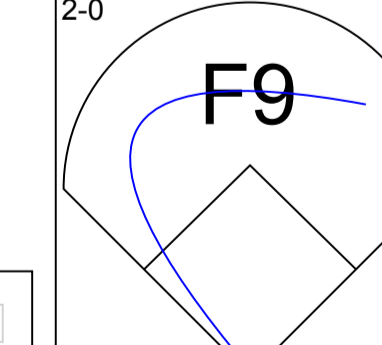
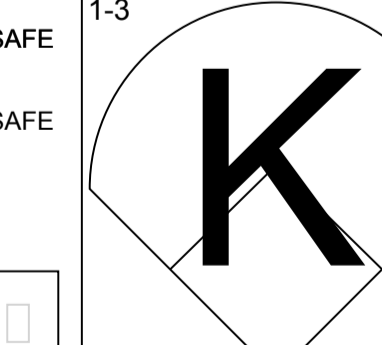
Chicago White Sox @ Baltimore Orioles
 Oriole Park at Camden Yards, Baltimore, MD

livebaseballscorecards.com

AB	35
R	3
H	9
RBI	3
BB	3
SO	9
LOB	14



Fri Jul 28 1995, 7:05 PM EDT
 Att: 47,353 - Unknown

Batter	1	2	3	4	5	6	7	8	9
Brady Anderson, L OBP: 0.369, SLG: 0.457 (1, 8) (8, 7)	1-3 		3-2 		1-0 		4-0 		
Bret Barberie, S OBP: 0.341, SLG: 0.349 Manny Alexander, R OBP: 0.328, SLG: 0.349 (1, 4) (9, 4)	2-0 		0-0 		1-0 		0-0 		
Rafael Palmeiro, L OBP: 0.366, SLG: 0.561 (1, 3)	1-2 		2-2 		0-0 		1-3 		
Cal Ripken Jr., R OBP: 0.331, SLG: 0.424 (1, 6)	1-3 			2-2 		1-3 		0-0 	
Kevin Bass, S OBP: 0.329, SLG: 0.370 (1, 9)	0-0 			1-0 		1-2 		1-1 	
Leo Gomez, R OBP: 0.338, SLG: 0.385 (1, 5)		1-2 		0-1 		0-1 			
Jeff Manto, R OBP: 0.299, SLG: 0.509 (1, 10)		0-2 		1-3 		4-2 			
Gregg Zaun, S OBP: 0.391, SLG: 0.500 (1, 2)		4-2 			0-1 		3-2 		
Mark Smith, R OBP: 0.500, SLG: 0.429 Curtis Goodwin, L OBP: 0.351, SLG: 0.369 (1, 7) (8, 8)		0-1 			2-0 		1-3 		

AB	R	H	RBI	BB	SO	LOB
3	0	1	0	1	1	0
3	1	0	0	0	0	3
0	0	0	0	0	0	0
4	1	1	2	0	1	1
4	0	0	0	0	2	0
4	0	0	0	0	0	0
3	0	1	0	0	0	0
2	1	0	0	1	1	1
2	1	2	1	1	0	0
3	0	0	0	0	1	2
0	0	0	0	0	0	0


BOTTOM

Chicago White Sox @ Baltimore Orioles
Oriole Park at Camden Yards, Baltimore, MD

Fri Jul 28 1995, 7:05 PM EDT
Att. 47,353 - Unknown

livebaseballscorecards.com

AB	28
R	4
H	5
RBI	3
BB	3
SO	6
LOB	7



Inning	1	2	3	4	5	6	7	8	9
R	2	0	0	0	1	0	1	0	0
H	1	0	1	1	1	0	0	0	0
E	0	0	0	0	0	0	0	0	0
K	2	0	0	1	0	1	0	1	0
S	14	10	8	10	5	7	11	6	8
LOB	0	1	0	1	0	0	2	0	0
BB	0	1	0	0	0	0	2	0	0
P	19	15	13	14	9	9	23	8	8

PITCHER	IP	WLS	BF	H	R	ER	SO	BB	IBB	HBP	BLK	WP	HR	S	P	ERA	WHIP
Wilson Alvarez, L ERA: 4.68 (1, 1)	7.0	L	29	5	4	3	5	3	0	1	0	0	2	65	102	3.86	1.143
Kirk McCaskill, R ERA: 5.24 (8, 1)	1.0		3	0	0	0	1	0	0	0	0	0	0	6	8	0.00	0.000

WP	PA	ERA	WHIP
0	32		
0			
0			
1			

Batter	1	2	3	4	5	6	7	8	9	AB R H RBI BB SO LOB
Brady Anderson, L (1, 8) OBP: 0.370, SLG: 0.455	2-1 FC6-4 1B		0-2 F8		1-3 K		3-1 1B HBP		1-3 K	4 0 1 0 0 2 2
Manny Alexander, R (1, 4) OBP: 0.328, SLG: 0.365 Bret Barberie, S (7, PH) OBP: 0.337, SLG: 0.345	1-0 FC6-4 1B		2-2 HR		2-2 F8		2-3 K		0-3 K	3 1 1 1 0 0 1 2 0 0 0 0 2 4
Rafael Palmeiro, L (1, 3) OBP: 0.369, SLG: 0.571	0-1 FC6-4 1B		1-0 F9		0-0 HR		0-1 1B		0-0 P6	5 1 3 2 0 0 2
Bobby Bonilla, S (1, 9) OBP: 0.380, SLG: 0.592	0-3 K		3-1 G6-3		2-1 G5-3		2-0 G4-3			4 0 0 0 0 1 4
Cal Ripken Jr., R (1, 6) OBP: 0.331, SLG: 0.422	1-2 FC6-4 1B			0-0 BB 1B		1-3 K		2-1 G5-3		4 0 1 0 0 1 2
Kevin Bass, S (1, 7) OBP: 0.323, SLG: 0.363		1-0 G5-3		0-1 F9		0-2 G1-3		2-3 K		4 0 0 0 0 1 1
Leo Gomez, R (1, 5) OBP: 0.336, SLG: 0.376		1-3 K		4-2 BB		3-3 K		0-0 G5-3		3 0 0 0 1 2 0
Gregg Zaun, S (1, 2) OBP: 0.370, SLG: 0.469		3-1 F9		2-3 K			0-0 F9		0-2 E3 1B	4 0 0 0 0 1 2
Jeff Manto, R (1, 10) OBP: 0.302, SLG: 0.527 Harold Baines, L (7, PH) OBP: 0.417, SLG: 0.550 Jeff Huson, L (9, PR) OBP: 0.441, SLG: 0.414			1-1 HR		2-3 K		2-1 HBP 1B		2-1 1B	2 1 1 1 0 1 2 2 1 2 0 0 0 0 0 0 0 0 0 0 0

Inning Stats	R: 0	H: 2	E: 0	LOB: 2	K: 1	P: 15	R: 0	H: 0	E: 0	LOB: 0	K: 1	P: 15	R: 2	H: 2	E: 0	LOB: 0	K: 1	P: 19	R: 0	H: 1	E: 0	LOB: 2	K: 2	P: 20	R: 1	H: 1	E: 0	LOB: 0	K: 1	P: 15	R: 0	H: 0	E: 0	LOB: 0	K: 1	P: 19	R: 0	H: 0	E: 0	LOB: 0	K: 1	P: 10	R: 1	H: 2	E: 0	LOB: 2	K: 1	P: 15	R: 0	H: 0	E: 1	LOB: 2	K: 2	P: 15	1B: 6	SF: 0	2B: 0	SAC: 0	3B: 0	DP: 0	HR: 3	HBP: 1
--------------	------	------	------	--------	------	-------	------	------	------	--------	------	-------	------	------	------	--------	------	-------	------	------	------	--------	------	-------	------	------	------	--------	------	-------	------	------	------	--------	------	-------	------	------	------	--------	------	-------	------	------	------	--------	------	-------	------	------	------	--------	------	-------	-------	-------	-------	--------	-------	-------	-------	--------

PITCHER	IP	WLS	BF	H	R	ER	SO	BB	IBB	HBP	BLK	WP	HR	S	P	ERA	WHIP
Mike Bertotti, L (1, 1) ERA: 5.4	5.0		22	6	3	3	5	1	0	0	0	0	0	52	81	5.40	1.400
Brian Keyser, R (6, 1) ERA: 4.37	1.1		4	0	0	0	2	0	0	0	0	0	0	12	16	0.00	0.000
Atlee Hammaker, L (7, 1) ERA: 22.5	0.0		2	1	0	0	0	0	0	1	0	0	0	3	8	∞	∞
Matt Karchner, R (7, 1) ERA:	0.1		2	1	1	1	1	0	0	0	0	0	0	5	7	27.00	3.000
Kirk McCaskill, R (7, 1) ERA: 5.1	1.1		4	0	0	0	1	0	0	0	0	0	0	7	13	0.00	0.000

BOTTOM


Chicago White Sox @ Baltimore Orioles
Oriole Park at Camden Yards, Baltimore, MD

Sat Jul 29 1995, 7:05 PM EDT
Att. 47,313 - Unknown

livebaseballscorecards.com

AB	37
R	4
H	9
RBI	4
BB	1
SO	11
LOB	20

WP: 0 PA: 39
PB: 0
SB: 0
CS: 0



Batter	1	2	3	4	5	6	7	8	9	AB R H RBI BB SO LOB	TOP
Lance Johnson, L (1, 8) OBP: 0.331, SLG: 0.371	0-0 S 1B 1B	0-0 B1-3			2-1 G6-3 G1-3 1-2 1B		0-3 K		0-1 F9	5 1 2 0 0 1 1	
Tim Raines, S (1, 7) OBP: 0.358, SLG: 0.428	0-3 K		2-2 G4-3		1-1 G1-3		0-1 F7		1-3 K	5 0 0 0 0 2 3	
John Kruk, L (1, 10) OBP: 0.399, SLG: 0.390 Frank Thomas, R (3, PH) OBP: 0.487, SLG: 0.675	0-0 G3 1B 1-2 1B		1-1 P4		0-1 G6-3		1-0 L4			1 0 1 0 0 0 0 3 0 0 1 0 0 1	
Robin Ventura, L (1, 5) OBP: 0.368, SLG: 0.494 Norberto Martin, R (7, 5) OBP: 0.289, SLG: 0.310	2-2 G3 1B 1-2 2-H		1-1 2B		3-3 K			2-1 G4-3		3 0 2 1 0 1 1 1 0 0 0 0 0 0	
Dave Martinez, L (1, 3) OBP: 0.360, SLG: 0.465	1-0 G3 1-2 2-3		2-2 G1-3-1		1-1 FC6-4 1B			2-0 1B 1B		4 0 2 0 0 0 3	
Mike Devereaux, R (1, 9) OBP: 0.342, SLG: 0.432	0-3 K			1-2 P3	2-2 FC6-4 2B 1-2f SF7		0-2 F8			4 1 0 0 0 1 4	
Ray Durham, S (1, 4) OBP: 0.338, SLG: 0.423		0-1 G6-3 2B		1-3 K	1-2 SF7 1-3 2B		0-0 1B			4 0 3 0 0 1 0	
Ron Karkovice, R (1, 2) OBP: 0.318, SLG: 0.419		3-2 G5-3		2-3 K	0-1 SF7		3-3 K			3 0 0 1 0 2 3	
Ozzie Guillen, L (1, 6) OBP: 0.294, SLG: 0.340		0-0 G6-3			1-2 G1-3 1B G6-3 1B		0-1 L5		1-1 P8	4 1 1 0 0 0 2	
Inning Stats	R: 1 H: 3 E: 0 LOB: 2 K: 2 BB: 0 S: 12 P: 15	R: 0 H: 1 E: 0 LOB: 1 K: 0 BB: 0 S: 9 P: 12	R: 0 H: 1 E: 0 LOB: 1 K: 0 BB: 0 S: 11 P: 17	R: 0 H: 0 E: 0 LOB: 0 K: 2 BB: 0 S: 13 P: 17	R: 1 H: 2 E: 0 LOB: 1 K: 1 BB: 0 S: 14 P: 21	R: 1 H: 2 E: 0 LOB: 1 K: 0 BB: 0 S: 12 P: 16	R: 0 H: 0 E: 0 LOB: 0 K: 1 BB: 0 S: 6 P: 7	R: 0 H: 2 E: 0 LOB: 2 K: 1 BB: 0 S: 10 P: 17	R: 0 H: 0 E: 0 LOB: 0 K: 1 BB: 0 S: 7 P: 9	1B: 8 SF: 1 2B: 3 SAC: 0 3B: 0 DP: 0 HR: 0 HBP: 0	WP: 0 PA: 38 PB: 0 SB: 1 CS: 0
PITCHER Scott Erickson, R (1, 1) ERA: 5.22	IP WLS BF H R ER SO BB IBB HBP BLK WP HR S P ERA WHIP										
	9.0 W 38 11 3 3 8 0 0 0 0 0 0 0 94 131 3.00 1.222										

Chicago White Sox @ Baltimore Orioles
 Oriole Park at Camden Yards, Baltimore, MD

Sun Jul 30 1995, 3:33 AM EDT
 Att. 47,290 - Sunny - 95 F

livebaseballscorecards.com

AB 37
 R 3
 H 11
 RBI 3
 BB 0
 SO 8
 LOB 18



Batter	1	2	3	4	5	6	7	8	9	AB R H RBI BB SO LOB	TOP	
Devon White, S (1, 8) OBP: 0.359, SLG: 0.471	4-0 SH5-3 BB	4-2 1-2 2-3 3-H BB		1-1 F9		1-0 2-H 2B		0-3 K		3 0 1 2 2 1 1		
Paul Molitor, R (1, 10) OBP: 0.328, SLG: 0.362	0-0 SH5-3 1-2	0-1 SF7			1-1 G6-3	2-2 F8		3-2 F9		3 0 0 1 0 0 1		
Roberto Alomar, S (1, 4) OBP: 0.365, SLG: 0.500	2-2 F9	1-2 G6-3			0-1 F8		4-2 F9 S BB		2-1 G5-3	4 0 0 0 1 0 3		
Joe Carter, R (1, 7) OBP: 0.297, SLG: 0.425	0-2 P2		1-3 K		1-1 P6		1 SAFE B 1 SAFE SAFE 1-2 BB HBP		1-3 K	4 0 0 0 0 2 1		
John Olerud, L (1, 3) OBP: 0.365, SLG: 0.388		1-2 1B BB 1B	0-0 P2			0-2 FC1-6 2B 1B	0-0 F7		0-1 1B	5 2 3 0 0 0 2		
Ed Sprague, R (1, 5) OBP: 0.356, SLG: 0.472		0-0 BB 1B 1-2 BB 1B	2-1 G6-3			1-2 L7	0-1 F9		1-0 F9	5 1 1 0 0 0 4		
Candy Maldonado, R (1, 9) OBP: 0.377, SLG: 0.472		1-3 K		1-1 1B		1 SAFE X 1-2 FC1-6 1B	4-1 FC6-4 BB			3 0 2 0 1 1 2		
Alex Gonzalez, R (1, 6) OBP: 0.324, SLG: 0.393		2-2 BB SF7 BB 1-2 2-3 1B		1 SAFE M F BB X 1-2 P3		B X 1-0 FC1-6 2B E 1-2f 2-3	2-2 FC6-4			4 2 1 0 0 0 6		
Lance Parrish, R (1, 2) OBP: 0.263, SLG: 0.303		4-2 BB 1-2 2-3 3-H BB		S X 0-1 L8		C 1 SAFE B 1 SAFE X 1-1 E7 1-H 2B 3-H 2B		1-2 F8		3 1 1 2 1 0 1		
Inning Stats	R: 0 E: 0 K: 0 S: 8 H: 0 LOB: 1 BB: 1 P: 14	R: 3 E: 0 K: 1 S: 23 H: 3 LOB: 2 BB: 2 P: 36	R: 0 E: 0 K: 1 S: 7 H: 0 LOB: 0 BB: 0 P: 10	R: 0 E: 0 K: 0 S: 9 H: 1 LOB: 1 BB: 0 P: 12	R: 0 E: 0 K: 0 S: 6 H: 0 LOB: 0 BB: 0 P: 8	R: 3 E: 1 K: 0 S: 16 H: 4 LOB: 1 BB: 0 P: 22	R: 0 E: 0 K: 0 S: 11 H: 0 LOB: 3 BB: 2 P: 24	R: 0 E: 0 K: 1 S: 11 H: 0 LOB: 0 BB: 0 P: 15	R: 0 E: 0 K: 1 S: 8 H: 1 LOB: 1 BB: 0 P: 12	1B: 7 2B: 2 3B: 0 HR: 0 SF: 1 SAC: 1 DP: 0 HBP: 1	WP: 0 PB: 0 SB: 1 CS: 0 PA: 42	
PITCHER	IP WLS BF H R ER SO BB IBB HBP BLK WP HR S P ERA WHIP											
Jamie Moyer, L (1, 1) ERA: 4.27	5.2 L 28 8 6 6 2 3 0 0 0 0 0 0 65 96 9.53 1.941											
Mike Oquist, R (6, 1) ERA: 4.11	0.1 3 0 0 0 0 1 0 1 0 0 0 0 8 17 0.00 3.000											
Mark Lee, L (7, 1) ERA: 3.98	0.2 3 0 0 0 0 1 0 0 0 0 0 0 4 8 0.00 1.500											
Terry Clark, R (7, 1) ERA: 2.19	1.1 4 0 0 0 1 0 0 0 0 0 0 0 14 20 0.00 0.000											
Jesse Orosco, L (9, 1) ERA: 2.17	1.0 4 1 0 0 1 0 0 0 0 0 0 0 8 12 0.00 1.000											

Toronto Blue Jays @ Baltimore Orioles
 Oriole Park at Camden Yards, Baltimore, MD

AB	34
R	6
H	9
RBI	5
BB	5
SO	4
LOB	21



Mon Jul 31 1995, 7:05 PM EDT
 Att. 41,937 - Unknown - 95 F

livebaseballscorecards.com

Batter	1	2	3	4	5	6	7	8	9	AB	R	H	RBI	BB	SO	LOB
Brady Anderson, L (1, 7) OBP: 0.376, SLG: 0.456	2-1 F8		4-1 BB 1B BB		1-0 F9			2-1 1B	3-3 K	4	0	1	0	1	1	2
Bret Barberie, S (1, 4) OBP: 0.349, SLG: 0.357	1-1 G4-3		1-2 BB 1B		0-1 L4 1B			0-0 L8		4	0	2	0	0	0	1
Rafael Palmeiro, L (1, 3) OBP: 0.366, SLG: 0.560	0-1 L4		0-1 P6		1-1 L4			3-2 P6		4	0	0	0	0	0	4
Bobby Bonilla, S (1, 9) OBP: 0.382, SLG: 0.584		3-2 HR 1B	4-2 BB		1-1 G3			0-0 P6		3	1	1	0	1	0	1
Cal Ripken Jr., R (1, 6) OBP: 0.333, SLG: 0.443		1-1 SAFE HR	1-2 P6		1-2 F7			3-1 HR		4	2	2	3	0	0	3
Harold Baines, L (1, 10) OBP: 0.409, SLG: 0.535 Chris Hoiles, R (9, PH) OBP: 0.316, SLG: 0.399		4-2 CS BB	0-0 P4		0-0 G4-3			3-1 G1-3		2	0	0	0	1	0	3
Jeff Manto, R (1, 5) OBP: 0.297, SLG: 0.517 Jeff Huson, L (9, PH) OBP: 0.444, SLG: 0.419		3-3 K			0-0 F9			2-3 K	1-1 1B 1B	3	0	0	0	0	2	1
Gregg Zaun, S (1, 2) OBP: 0.383, SLG: 0.449		4-2 BB			1-2 P5			2-2 L7	1-3 K	3	0	0	0	1	1	1
Curtis Goodwin, L (1, 8) OBP: 0.343, SLG: 0.360 Kevin Bass, S (9, PH) OBP: 0.326, SLG: 0.366		0-1 SAFE G1-3			2-2 G5-3			0-0 G6-3	1-1 1B	3	0	0	0	0	0	1

Inning Stats	R: 0	H: 0	E: 0	K: 6	S: 6	R: 2	H: 2	E: 0	K: 1	S: 16	R: 0	H: 1	E: 0	K: 0	S: 13	R: 0	H: 0	E: 0	K: 0	S: 8	R: 0	H: 1	E: 0	K: 0	S: 5	R: 0	H: 0	E: 0	K: 0	S: 7	R: 0	H: 0	E: 0	K: 1	S: 7	R: 0	H: 1	E: 0	K: 0	S: 7	R: 1	H: 3	E: 0	K: 2	S: 16	1B: 6	2B: 2	3B: 0	HR: 2	SF: 0	SAC: 0	DP: 2	HBP: 0	WP: 0	PB: 0	SB: 0	CS: 1	PA: 37
--------------	------	------	------	------	------	------	------	------	------	-------	------	------	------	------	-------	------	------	------	------	------	------	------	------	------	------	------	------	------	------	------	------	------	------	------	------	------	------	------	------	------	------	------	------	------	-------	-------	-------	-------	-------	-------	--------	-------	--------	-------	-------	-------	-------	--------

PITCHER	IP	WLS	BF	H	R	ER	SO	BB	IBB	HBP	BLK	WP	HR	S	P	ERA	WHIP
Pat Hentgen, R (1, 1) ERA: 5.69	8.0		31	5	2	2	2	4	0	0	0	0	1	69	113	2.25	1.125
Tony Castillo, L (9, 1) ERA: 2.45	0.1		2	1	1	1	0	0	0	0	0	0	1	4	10	27.00	3.000
Tim Crabtree, R (9, 1) ERA: 2.19	0.1		3	2	0	0	1	0	0	0	0	0	0	7	10	0.00	6.000
Ricardo Jordan, L (9, 1) ERA: 4.82	0.1	S	1	0	0	0	1	0	0	0	0	0	0	5	8	0.00	0.000

BOTTOM

Toronto Blue Jays @ Baltimore Orioles
 Oriole Park at Camden Yards, Baltimore, MD

Mon Jul 31 1995, 7:05 PM EDT
 Att: 41,937 - Unknown - 95 F

livebaseballscores.com

AB	33
R	3
H	8
RBI	3
BB	4
SO	4
LOB	17



Batter	1	2	3	4	5	6	7	8	9	AB	R	H	RBI	BB	SO	LOB	TOP										
Devon White, S (1, 8) OBP: 0.353, SLG: 0.462	2-2 G3-1	0-1 FC3-6		1-2 F8		0-0 P4		2-3 K	0-3 K	6	0	0	0	0	2	1											
Paul Molitor, R (1, 10) OBP: 0.330, SLG: 0.359	1-2 G5-3	0-0 PO	4-2 1B BB	4-0 BB		4-2 BB		2-3 K	1-3 K	3	1	0	0	3	2	0											
Roberto Alomar, S (1, 4) OBP: 0.370, SLG: 0.500	4-0 BB		2-1 1B 1B	4-2 BB		0-3 K		2-1 G5-3	2-1 FC5-4 1B	4	1	2	0	2	1	1											
Joe Carter, R (1, 7) OBP: 0.298, SLG: 0.426	1-0 F9		1-3 K	1-3 K			1-0 BB 2B		1-1 BB 1B FC5-4	6	1	2	0	0	2	6											
John Olerud, L (1, 3) OBP: 0.368, SLG: 0.390		0-1 1B HBP 1B	2-0 3B 1B	3-2 P5		1-0 F7		4-0 1B 1B 2B BB		4	3	2	1	1	0	3											
Ed Sprague, R (1, 5) OBP: 0.360, SLG: 0.479		2-0 1B HBP	2-1 3B	0-0 L3		3-2 F7		2-2 1B 2B 1B		4	2	2	2	0	0	1											
Shawn Green, L (1, 9) OBP: 0.314, SLG: 0.486		0-0 1B FC6-4	2-2 G6-3	2-0 F9		4-1 BB BB		1-2 2B HR 1B		3	1	1	0	0	0	1											
Mike Huff, R (7, PH) (7, 9) OBP: 0.364, SLG: 0.290		1-2 2-3 FC6-4 1B		1-1 G5-3		4-0 BB		1-2 2-3 3-H HR 1B		3	1	2	4	2	0	0											
Sandy Martinez, L (1, 2) OBP: 0.282, SLG: 0.351		1-2 FC6-4 1B	4-2 BB	0-0 G5-3		1-2 2-3 BB		1-1 HR 2B		3	1	2	4	2	0	0											
Domingo Cedeno, S (1, 6) OBP: 0.359, SLG: 0.476		0-0 FC6-4 FC3-6	1-0 G4-3	0-0 F8		0-1 G4-3		0-0 HR		5	1	1	4	0	0	6											
Inning Stats	R: 0 E: 0 K: 0 S: 7	H: 0 LOB: 1 BB: 1 P: 15	R: 3 E: 0 K: 0 S: 10	H: 3 LOB: 0 BB: 0 P: 13	R: 3 E: 0 K: 1 S: 20	H: 3 LOB: 2 BB: 2 P: 38	R: 0 E: 0 K: 1 S: 13	H: 0 LOB: 2 BB: 2 P: 26	R: 0 E: 0 K: 0 S: 4	H: 0 LOB: 0 BB: 0 P: 7	R: 0 E: 0 K: 1 S: 10	H: 0 LOB: 1 BB: 1 P: 14	R: 0 E: 0 K: 0 S: 8	H: 1 LOB: 3 BB: 2 P: 21	R: 0 E: 0 K: 2 S: 9	H: 0 LOB: 0 BB: 0 P: 15	R: 6 E: 0 K: 2 S: 24	H: 6 LOB: 1 BB: 1 P: 36	1B: 9 2B: 2 3B: 1 HR: 1	SF: 0 SAC: 0 DP: 0 HBP: 1	WP: 0 PB: 0 SB: 0 CS: 0	PA: 50					
PITCHER	IP	WLS	BF	H	R	ER	SO	BB	IBB	HBP	BLK	WP	HR	S	P	ERA	WHIP										
Kevin Brown, R (1, 1) ERA: 4.13	2.1		15	6	6	6	1	2	0	1	0	0	0	27	49	23.14	3.429										
Arthur Rhodes, L (3, 1) ERA: 5.68	4.1		20	1	0	0	2	6	0	0	0	0	0	43	83	0.00	1.615										
Terry Clark, R (7, 1) ERA: 2.16	0.1		1	0	0	0	0	0	0	0	0	0	0	2	2	0.00	0.000										
Jesse Orosco, L (8, 1) ERA: 2.1	1.0		3	0	0	0	2	0	0	0	0	0	0	9	15	0.00	0.000										
Doug Jones, R (9, 1) ERA: 5.2	0.0	L	6	5	6	6	0	1	0	0	0	0	1	12	21	∞	∞										
PITCHER	IP	WLS	BF	H	R	ER	SO	BB	IBB	HBP	BLK	WP	HR	S	P	ERA	WHIP										
Mark Lee, L (9, 1) ERA: 3.8	1.0		4	1	0	0	2	0	0	0	0	0	0	12	15	0.00	1.000										

Toronto Blue Jays @ Baltimore Orioles
 Oriole Park at Camden Yards, Baltimore, MD
 Tue Aug 01 1995, 7:05 PM EDT
 Att. 41,394 - Unknown - 97 F

AB	39
R	12
H	13
RBI	12
BB	9
SO	7
LOB	19



Batter	1	2	3	4	5	6	7	8	9	AB R H RBI BB SO LOB
Brady Anderson, L OBP: 0.376, SLG: 0.453 (1, 8) CBBB (9, 7)	4-1 FC3-6 BB HR BB	2-2 CS 1B			1-0 F8	1-1 F9			0-3 K	4 1 1 0 1 1 1
Bret Barberie, S OBP: 0.350, SLG: 0.373 (1, 4) SCB SAFE FC	1-3 K	2-1 CS 1-2	1-0 HR		4-0 1B HR BB	2-1 G3-1			2-3 K	4 2 1 1 1 2 2
Rafael Palmeiro, L OBP: 0.370, SLG: 0.561 (1, 3) SPB BB	4-2 FC3-6 BB		2-0 G3 WP SF9 1B		0-0 HR 1B			2-3 K		3 2 2 0 1 1 0
Bobby Bonilla, S OBP: 0.380, SLG: 0.589 (1, 9) FC X	0-2 FC3-6 BB HR		1-1 G3		1-1 HR			3-1 G6-3		4 2 1 3 0 0 3 0 0 0 0 0 0 0
Cal Ripken Jr., R OBP: 0.335, SLG: 0.443 (1, 6) BBB BB	4-0 HR BB		1-2 SF9		1-1 HR 1B			2-2 F8		2 1 1 1 1 0 0
Harold Baines, L OBP: 0.407, SLG: 0.543 (1, 10) BBB BB X	3-2 HR		1-1 G3-1		2-1 G3-6-1			2-1 G4-3		4 1 1 4 0 0 1
Chris Hoiles, R OBP: 0.315, SLG: 0.412 (1, 2) BB X	2-0 L5				2-0 G5-3			2-2 G6-3		4 1 1 1 0 0 0
Kevin Bass, S OBP: 0.329, SLG: 0.369 (1, 7) (9, 9) CBB X		2-1 G4-6-3 1B			0-1 L7			2-1 G4-3		4 0 2 0 0 0 0
Jeff Huson, L OBP: 0.410, SLG: 0.382 (1, 5) Manny Alexander, R OBP: 0.327, SLG: 0.363 (9, PH)		1 SAFE 0-0 G4-6-3 1-2f			1-1 G4-3			1 SAFE 0-1 F7		3 0 0 0 0 0 2 1 0 0 0 0 0 0

Inning Stats	R: 4 E: 0 K: 1 S: 17	H: 1 LOB: 0 BB: 3 P: 34	R: 0 E: 0 K: 0 S: 9	H: 2 LOB: 0 BB: 0 P: 14	R: 2 E: 0 K: 0 S: 10	H: 2 LOB: 0 BB: 0 P: 16	R: 0 E: 0 K: 0 S: 5	H: 0 LOB: 0 BB: 0 P: 8	R: 3 E: 0 K: 0 S: 8	H: 3 LOB: 0 BB: 1 P: 17	R: 1 E: 0 K: 0 S: 9	H: 2 LOB: 1 BB: 0 P: 12	R: 0 E: 0 K: 1 S: 9	H: 0 LOB: 0 BB: 0 P: 16	R: 0 E: 0 K: 0 S: 7	H: 0 LOB: 0 BB: 0 P: 13	R: 0 E: 0 K: 2 S: 8	H: 0 LOB: 0 BB: 0 P: 11	1B: 6 2B: 0 3B: 0 HR: 4	SF: 1 SAC: 0 DP: 2 HBP: 0
--------------	-------------------------------	----------------------------------	------------------------------	----------------------------------	-------------------------------	----------------------------------	------------------------------	---------------------------------	------------------------------	----------------------------------	------------------------------	----------------------------------	------------------------------	----------------------------------	------------------------------	----------------------------------	------------------------------	----------------------------------	----------------------------------	------------------------------------

PITCHER	IP	WLS	BF	H	R	ER	SO	BB	IBB	HBP	BLK	WP	HR	S	P	ERA	WHIP
Edwin Hurtado, R ERA: 4.81 (1, 1)	5.0		24	8	9	9	1	4	0	0	0	1	3	49	89	16.20	2.400
Ken Robinson, R ERA: 9.35 (6, 1)	3.0	W	11	2	1	1	1	0	0	0	0	0	1	25	41	3.00	0.667
Tony Castillo, L ERA: 2.41 (9, 1)	1.0	S	3	0	0	0	2	0	0	0	0	0	0	8	11	0.00	0.000


BOTTOM

Toronto Blue Jays @ Baltimore Orioles
Oriole Park at Camden Yards, Baltimore, MD

Tue Aug 01 1995, 7:05 PM EDT
Att: 41,394 - Unknown - 97 F

livebaseballscorecards.com

AB	33
R	10
H	10
RBI	10
BB	4
SO	4
LOB	9



WP: 1	PA: 39
PB: 0	
SB: 0	
CS: 1	

Batter	1	2	3	4	5	6	7	8	9	AB R H RBI BB SO LOB	TOP
Devon White, S (1, 8) OBP: 0.351, SLG: 0.458	0-0 G4-3		1-1 G3		4-2 BB			3-2 G4-3		3 0 0 0 1 0 0	
Domingo Cedenó, S (1, 6) OBP: 0.344, SLG: 0.455	2-3 K		1-3 K		1-1 F7			2-3 K		4 0 0 0 0 3 2	
Roberto Alomar, S (1, 4) OBP: 0.369, SLG: 0.497	1-2 L7			1-2 F8		2-2 G6-3		0-2 G3-6-3 1B		4 0 1 0 0 0 0	
Joe Carter, R (1, 10) OBP: 0.297, SLG: 0.427		0-1 P4		0-0 2B		1-0 F8		1-2 F7		4 0 1 0 0 0 1	
John Olerud, L (1, 3) OBP: 0.367, SLG: 0.388		1-2 BB 1B		0-0 P5		1-3 K		0-1 G3-6-3 1-2f		4 0 1 0 0 1 2	
Ed Sprague, R (1, 5) OBP: 0.357, SLG: 0.474		3-1 F9		1-0 L6			1-3 K			3 0 0 0 0 1 2	
Candy Maldonado, R (1, 7) OBP: 0.376, SLG: 0.465		4-2 BB			3-2 G4-3		3-2 F7			2 0 0 0 1 0 0	
Shawn Green, L (1, 9) OBP: 0.310, SLG: 0.480		0-1 G4-3			0-0 G3		1-2 F8			3 0 0 0 0 0 2	
Sandy Martínez, L (1, 2) OBP: 0.284, SLG: 0.351			2-3 K		1-1 BB 1B			0-0 G4-3		3 0 1 0 0 1 0	
Inning Stats	R: 0 E: 0 K: 1 S: 8 H: 0 LOB: 0 BB: 0 P: 11	R: 0 E: 0 K: 0 S: 14 H: 1 LOB: 2 BB: 1 P: 22	R: 0 E: 0 K: 2 S: 9 H: 0 LOB: 0 BB: 0 P: 13	R: 0 E: 0 K: 0 S: 6 H: 1 LOB: 1 BB: 0 P: 8	R: 0 E: 0 K: 0 S: 12 H: 1 LOB: 2 BB: 1 P: 21	R: 0 E: 0 K: 1 S: 7 H: 0 LOB: 0 BB: 0 P: 11	R: 0 E: 0 K: 1 S: 13 H: 0 LOB: 0 BB: 0 P: 18	R: 0 E: 0 K: 1 S: 8 H: 0 LOB: 0 BB: 0 P: 13	R: 0 E: 0 K: 0 S: 9 H: 1 LOB: 0 BB: 0 P: 9	1B: 3 2B: 1 3B: 0 HR: 0 SF: 0 SAC: 0 DP: 1 HBP: 0	WP: 0 PB: 0 SB: 0 CS: 0 PA: 32
PITCHER 35 Mike Mussina, R (1, 1) ERA: 4.14	IP: 9.0 WLS: W BF: 32 H: 4 R: 0 ER: 0 SO: 6 BB: 2 IBB: 0 HBP: 0 BLK: 0 WP: 0 HR: 0 S: 86 P: 126 ERA: 0.00 WHIP: 0.667										

Toronto Blue Jays @ Baltimore Orioles
 Oriole Park at Camden Yards, Baltimore, MD

Wed Aug 02 1995, 7:05 PM EDT
 Att. 40,023 - Unknown - 97 F

livebaseballscorecards.com

AB	30
R	0
H	4
RBI	0
BB	2
SO	6
LOB	9



Batter	1	2	3	4	5	6	7	8	9
Brady Anderson, L (1, 8) OBP: 0.375, SLG: 0.449	1-0 G3		2-0 G3			4-1 BB S BB		2-2 G3	
Bret Barberie, S (1, 4) OBP: 0.350, SLG: 0.369	1-3 K			3-2 G4-3		4-2 BB BB			
Rafael Palmeiro, L (1, 3) OBP: 0.369, SLG: 0.558	1-0 F7			2-1 L4		4-0 BB BB			
Bobby Bonilla, S (1, 9)		2-1 F9		1-0 G6-3		0-0 G6-3			
Cal Ripken Jr., R (1, 6) OBP: 0.332, SLG: 0.440		2-2 G5-3			0-0 G6-3		1-1 G6-3		
Harold Baines, L (1, 10) OBP: 0.410, SLG: 0.556		1-2 HR			3-3 K		4-1 G6-4-3 BB		
Chris Hoiles, R (1, 2) OBP: 0.311, SLG: 0.405		2-3 K			2-1 G5-3		3-2 G6-4-3		
Kevin Bass, S (1, 7) OBP: 0.325, SLG: 0.364			2-0 G4-3			0-1 F7		2-1 G4-3	
Jeff Huson, L (1, 5) OBP: 0.381, SLG: 0.351			1-0 F8			2-0 F8		0-0 L9	

Inning Stats	R: 0	H: 0	E: 0	K: 1	S: 5	R: 1	H: 1	E: 0	K: 1	S: 12	R: 0	H: 0	E: 0	K: 0	S: 3	R: 0	H: 0	E: 0	K: 0	S: 6	R: 0	H: 0	E: 0	K: 1	S: 6	R: 0	H: 0	E: 0	K: 0	S: 7	R: 0	H: 0	E: 0	K: 0	S: 6	R: 0	H: 0	E: 0	K: 0	S: 10	R: 0	H: 0	E: 0	K: 0	S: 14
	LOB: 0	BB: 0	P: 8	LOB: 0	BB: 0	LOB: 0	BB: 0	LOB: 0	BB: 0	P: 19	LOB: 0	BB: 0	LOB: 0	BB: 0	P: 8	LOB: 0	BB: 0	LOB: 0	BB: 0	P: 12	LOB: 0	BB: 0	LOB: 0	BB: 0	P: 11	LOB: 3	BB: 3	P: 21	LOB: 0	BB: 1	P: 14	LOB: 0	BB: 0	P: 14	LOB: 0	BB: 0	P: 14	LOB: 0	BB: 0	P: 14	LOB: 0	BB: 0	P: 14		

PITCHER	IP	WLS	BF	H	R	ER	SO	BB	IBB	HBP	BLK	WP	HR	S	P	ERA	WHIP
Paul Menhart, R (1, 1) ERA: 7.11	8.0	L	28	1	1	1	3	4	0	0	0	0	1	55	107	1.12	0.625

AB R H RBI BB SO LOB

3	0	0	0	1	0	0
2	0	0	0	1	1	0
2	0	0	0	1	0	0
3	0	0	0	0	0	3
3	0	0	0	0	0	0
2	1	1	1	1	1	0
3	0	0	0	0	1	1
3	0	0	0	0	0	0
3	0	0	0	0	0	0

AB	24
R	1
H	1
RBI	1
BB	4
SO	3
LOB	4



WP	PA	ERA	WHIP
0	28		

Toronto Blue Jays @ Baltimore Orioles
 Oriole Park at Camden Yards, Baltimore, MD
 Wed Aug 02 1995, 7:05 PM EDT
 Att: 40,023 - Unknown - 97 F

livebaseballscorecards.com

Batter	1	2	3	4	5	6	7	8	9	10	AB R H RBI BB SO LOB	TOP												
Devon White, S (1, 8) OBP: 0.349, SLG: 0.454	0-0 F8		0-0 F7		0-0 L5			0-0 F7		0-0 SF9 WP SF8 1B	5 1 1 0 0 0 1	Toronto Blue Jays @ Baltimore Orioles Oriole Park at Camden Yards, Baltimore, MD Thu Aug 03 1995, 7:05 PM EDT Att. 43,325 - Unknown - 97 F livebaseballscorecards.com												
Alex Gonzalez, R (1, 5) OBP: 0.325, SLG: 0.388	4-0 BLK BB		0-3 K			0-3 K		0-0 G5-3		4-0 HR BB	3 1 0 0 2 2 0													
Roberto Alomar, S (1, 4) OBP: 0.364, SLG: 0.491	0-0 F7		0-0 F7			0-0 F8		0-0 G4-3		0-0 SF9	4 0 0 1 0 0 1													
Joe Carter, R (1, 10) OBP: 0.293, SLG: 0.422	0-0 P5			0-0 P4		0-0 G5-3			0-0 G6-3	0-0 SF8	4 0 0 1 0 0 1													
Ed Sprague, R (1, 3) OBP: 0.360, SLG: 0.489		0-0 2B 1B		0-0 L5			0-0 2B 2B		0-0 G6-3	0-0 HR	5 3 3 2 0 0 0													
Candy Maldonado, R (1, 9) OBP: 0.377, SLG: 0.466		0-0 F7		0-0 G5-3			0-0 SH5-4 2B		0-0 F9	4-0 BB	4 0 1 1 1 0 1													
Mike Huff, R (1, 7) OBP: 0.359, SLG: 0.288		0-3 K			0-0 F9		0-0 SH5-4			1B FC4 1B	4 1 1 0 0 1 2													
Lance Parrish, R (1, 2) OBP: 0.264, SLG: 0.310		0-0 2B		0-3 K		0-0 K		0-0 F8		0-0 1B FC4 WP 1B	3 0 1 1 0 1 1 1 1 1 0 0 0 0 0 0 0 0 0 0 0													
Tomas Perez, S (10, PH) OBP: 0.318, SLG: 0.476		1-H 2B																						
Sandy Martinez, L (10, 2) OBP: 0.284, SLG: 0.351																								
Domingo Cedeño, S (1, 6) OBP: 0.340, SLG: 0.440		0-0 F8			4-0 BB		0-0 P5			0-0 FC4 WP 1B SF9	3 1 0 1 1 0 3													
Inning Stats	R: 0 E: 0 K: 0 S: 3	H: 0 LOB: 1 BB: 1 P: 7	R: 1 E: 0 K: 1 S: 7	H: 2 LOB: 1 BB: 0 P: 7	R: 0 E: 0 K: 1 S: 5	H: 0 LOB: 0 BB: 0 P: 5	R: 0 E: 0 K: 1 S: 5	H: 0 LOB: 0 BB: 0 P: 3	R: 0 E: 0 K: 1 S: 5	H: 0 LOB: 0 BB: 0 P: 5	R: 1 E: 0 K: 0 S: 5	H: 2 LOB: 1 BB: 0 P: 5	R: 0 E: 0 K: 0 S: 3	H: 0 LOB: 0 BB: 0 P: 3	R: 0 E: 0 K: 0 S: 3	H: 0 LOB: 0 BB: 0 P: 3	R: 6 E: 0 K: 0 S: 8	H: 4 LOB: 1 BB: 2 P: 16	1B: 4 2B: 3 3B: 0 HR: 1	SF: 2 SAC: 1 DP: 0 HBP: 0	WP: 1 PB: 0 SB: 1 CS: 0	PA: 43		
PITCHER	IP WLS BF H R ER SO BB IBB HBP BLK WP HR S P ERA WHIP																							
Rick Krivda, L (1, 1) ERA: 3.71	6.0																							
Terry Clark, R (7, 1) ERA: 2.25	3.0	L	10	1	1	1	0	0	0	0	0	0	10	10	3.00	0.333								
Jesse Orosco, L (10, 1) ERA: 3.26	0.1		5	2	2	2	0	1	0	0	0	1	0	4	54.00	9.000								
Mike Oquist, R (10, 1) ERA: 4.24	0.2		4	1	3	3	0	1	0	0	0	0	1	3	40.50	3.000								



Batter	1	2	3	4	5	6	7	8	9	AB R H RBI BB SO LOB	TOP											
Darryl Hamilton, L (1, 8) OBP: 0.369, SLG: 0.394 Mike Matheny, R (6, 2) OBP: 0.295, SLG: 0.325	0-0 G1-3	0-0 1B				0-0 F6			0-0 F9	5 1 3 1 0 0 0 1 0 0 0 0 0 0												
Kevin Seitzer, R (1, 5) OBP: 0.400, SLG: 0.424 Jeff Cirillo, R (7, 5) OBP: 0.388, SLG: 0.486	0-0 G5-3	4-0 1B					0-0 F3		0-0 HR	2 1 0 0 3 0 0 1 1 1 1 0 0 0												
B.J. Surhoff, L (1, 2) OBP: 0.409, SLG: 0.552	0-0 G5-3	0-0 F7					0-0 1B		0-0 G6-3	5 1 1 1 1 0 5												
Dave Nilsson, L (1, 7) OBP: 0.369, SLG: 0.509		0-0 1B	4-0 BB	0-0 HR	4-0 BB	0-0 HR	0-3 K	0-0 1B	0-0 1B	4 2 3 4 2 1 1												
Greg Vaughn, R (1, 10) OBP: 0.309, SLG: 0.406		0-0 HR	0-3 K	4-0 HR	0-0 BB	0-0 G6-4-3	0-0 F7	0-0 K	0-3 K	5 2 1 2 1 2 4												
John Jaha, R (1, 3) OBP: 0.390, SLG: 0.591 David Hulse, L (8, 8) OBP: 0.306, SLG: 0.355		0-0 1B	4-0 BB	0-0 HR	0-0 2B			0-0 1B		4 1 4 2 1 0 0 0 0 0 0 0 0 0												
Matt Mieske, R (1, 9) OBP: 0.365, SLG: 0.475	0-0 FC6-4 1B	0-0 F9	0-0 F9	0-0 G3 SF8 2B	0-0 F8		0-0 P6		0-0 P6	5 2 1 0 0 0 5												
Fernando Vina, L (1, 4) OBP: 0.320, SLG: 0.345	0-0 P5	0-0 FC6-4	0-0 G3			0-0 G6-3		0-3 K		5 0 0 0 0 1 5												
Jose Valentin, S (1, 6) OBP: 0.280, SLG: 0.401	0-0 WP 1B					0-0 G3		0-0 P4		4 1 2 1 0 0 1												
Inning Stats	R: 0 E: 0 K: 0 S: 3	H: 0 LOB: 0 BB: 0 P: 3	R: 3 E: 0 K: 0 S: 8	H: 5 LOB: 3 BB: 1 P: 12	R: 0 E: 0 K: 1 S: 5	H: 0 LOB: 2 BB: 2 P: 13	R: 8 E: 0 K: 0 S: 9	H: 6 LOB: 2 BB: 4 P: 25	R: 0 E: 0 K: 0 S: 3	H: 1 LOB: 1 BB: 1 P: 7	R: 0 E: 0 K: 0 S: 3	H: 0 LOB: 0 BB: 0 P: 3	R: 0 E: 0 K: 1 S: 6	H: 1 LOB: 1 BB: 0 P: 6	R: 0 E: 0 K: 1 S: 6	H: 1 LOB: 1 BB: 0 P: 6	R: 1 E: 0 K: 1 S: 7	H: 2 LOB: 1 BB: 0 P: 7	1B: 9 2B: 3 3B: 0 HR: 4	SF: 1 SAC: 0 DP: 1 HBP: 0	WP: 2 PB: 0 SB: 0 CS: 0	PA: 50
PITCHER	IP WLS BF H R ER SO BB IBB HBP BLK WP HR S P ERA WHIP																					
Scott Erickson, R (1, 1) ERA: 5.53	3.0 L 20 7 6 6 1 4 0 0 0 0 1 1 18 34 18.00 3.667																					
Arthur Rhodes, L (4, 1) ERA: 6.23	0.0 4 2 4 4 0 2 0 0 0 0 0 2 2 10 ∞ ∞																					
Mike Oquist, R (4, 1) ERA: 4.17	3.0 13 3 1 1 0 2 0 0 0 0 1 0 11 19 3.00 1.667																					
Mark Lee, L (7, 1) ERA: 3.63	1.0 4 1 0 0 1 0 0 0 0 0 0 0 6 6 0.00 1.000																					
Armando Benitez, R (8, 1) ERA: 5.28	1.0 4 1 0 0 1 0 0 0 0 0 0 0 6 6 0.00 1.000																					
PITCHER	IP WLS BF H R ER SO BB IBB HBP BLK WP HR S P ERA WHIP																					
Doug Jones, R (9, 1) ERA: 5.3	1.0 5 2 1 1 1 0 0 0 0 0 0 1 7 7 9.00 2.000																					

Milwaukee Brewers @ Baltimore Orioles
 Oriole Park at Camden Yards, Baltimore, MD

AB	41
R	12
H	16
RBI	12
BB	8
SO	4
LOB	21



Fri Aug 04 1995, 7:05 PM EDT
 Att. 44,598 - Unknown - 101 F

livebaseballscorecards.com

Batter	1	2	3	4	5	6	7	8	9	AB	R	H	RBI	BB	SO	LOB
Brady Anderson, L (1, 8) OBP: 0.369, SLG: 0.441	0-0 G6-3		0-0 2B 1B		0-0 P3		0-0 G6-3			4	1	1	0	0	0	0
Bret Barberie, S (1, 4) OBP: 0.344, SLG: 0.363	0-0 F8		0-0 2B		0-3 K			1-0 G4-6-3 HBP		3	0	1	2	0	1	0
Rafael Palmeiro, L (1, 3) OBP: 0.367, SLG: 0.549	4-0 BB		0-0 L3			0-0 F8		0-0 G4-6-3		3	0	0	0	1	0	2
Bobby Bonilla, S (1, 9) OBP: 0.380, SLG: 0.594	0-0 G4-3		0-0 F7			0-0 2B SF9 1B		0-0 2B		4	1	2	0	0	0	2
Cal Ripken Jr., R (1, 6) OBP: 0.329, SLG: 0.436		0-0 G5-3		0-0 G5-3		0-0 SF9 2B		0-0 FC6-4 1B		3	0	1	0	0	0	0
Manny Alexander, R (8, 6) OBP: 0.328, SLG: 0.365										1	0	1	0	0	0	0
Chris Hoiles, R (1, 10) OBP: 0.309, SLG: 0.395		0-3 K		0-0 G6-3		0-0 SF9		0-0 FC6-4		3	0	0	1	0	1	2
Kevin Bass, S (1, 7) OBP: 0.319, SLG: 0.355		0-3 K		0-3 K		0-0 G6-3				4	0	0	0	0	2	1
Jeff Manto, R (1, 5) OBP: 0.294, SLG: 0.525			0-0 F8		0-0 HR		0-3 K		0-0 P5	4	1	1	1	0	1	0
Gregg Zaun, S (1, 2) OBP: 0.376, SLG: 0.438			0-0 2B 1B 1B		0-0 F8		0-0 G5-3		0-3 K	4	1	1	0	0	1	0

Inning Stats	R: 0	H: 0	E: 0	K: 0	S: 3	R: 0	H: 0	E: 0	K: 2	S: 7	R: 2	H: 3	E: 0	K: 0	S: 6	R: 0	H: 0	E: 0	K: 1	S: 5	R: 1	H: 1	E: 0	K: 1	S: 6	R: 1	H: 2	E: 0	K: 0	S: 5	R: 0	H: 0	E: 0	K: 1	S: 5	R: 0	H: 2	E: 0	K: 0	S: 4	R: 0	H: 0	E: 0	K: 1	S: 5	R: 0	H: 0	E: 0	K: 1	S: 5
	LOB: 1	BB: 1	P: 7	LOB: 0	BB: 0	P: 7	LOB: 1	BB: 0	P: 6	LOB: 0	BB: 0	P: 6	LOB: 0	BB: 0	P: 6	LOB: 1	BB: 0	P: 5	LOB: 0	BB: 0	P: 5	LOB: 0	BB: 0	P: 6	LOB: 0	BB: 0	P: 6	LOB: 1	BB: 0	P: 5	LOB: 0	BB: 0	P: 5	LOB: 2	BB: 0	P: 5	LOB: 0	BB: 0	P: 5	LOB: 0	BB: 0	P: 5	LOB: 0	BB: 0	P: 5	LOB: 0	BB: 0	P: 5		

PITCHER	IP	WLS	BF	H	R	ER	SO	BB	IBB	HBP	BLK	WP	HR	S	P	ERA	WHIP
Scott Karl, L (1, 1) ERA: 5.03	7.0	W	28	6	4	4	5	1	0	0	0	0	1	37	41	5.14	1.000
Sid Roberson, L (8, 1) ERA: 5.84	1.0		5	2	0	0	0	0	0	1	0	0	0	4	5	0.00	2.000
Bill Wegman, R (9, 1) ERA: 5.51	1.0		3	0	0	0	1	0	0	0	0	0	0	5	5	0.00	0.000

BOTTOM

Milwaukee Brewers @ Baltimore Orioles
Oriole Park at Camden Yards, Baltimore, MD
 Fri Aug 04 1995, 7:05 PM EDT
 Att. 44,598 - Unknown - 101 F

AB	33
R	4
H	8
RBI	4
BB	1
SO	6
LOB	7



WP	HR	S	P	ERA	WHIP
0	1	37	41	5.14	1.000

Batter	1	2	3	4	5	6	7	8	9	AB R H RBI BB SO LOB	TOP																
Jeff Cirillo, R (1, 4) OBP: 0.390, SLG: 0.489 (8, 5)	1-2 			2-1 		0-2 	3-2 			3 0 2 1 0 0 0																	
Darryl Hamilton, L (1, 8) OBP: 0.364, SLG: 0.388 Mike Matheny, R (7, 2) OBP: 0.295, SLG: 0.325	2-1 			2-1 		2-0 	1-1 			4 0 0 0 0 0 2 0 0 0 0 0 0 0																	
Kevin Seitzer, R (1, 5) OBP: 0.401, SLG: 0.421 Fernando Vina, L (8, PR) OBP: 0.320, SLG: 0.345 (8, 4)	3-2 			1-0 		4-2 		4-2 		2 0 0 0 2 0 1 0 0 0 0 0 0 0																	
Dave Nilsson, L (1, 7) OBP: 0.365, SLG: 0.495			3-1 	2-1 		3-2 		3-3 		3 0 0 0 0 1 2																	
Greg Vaughn, R (1, 10) OBP: 0.311, SLG: 0.407			3-2 	2-1 			0-0 	3-2 		4 1 2 0 0 0 3																	
B.J. Surhoff, L (1, 2) OBP: 0.406, SLG: 0.545 (7, 8) (9, 3)			0-1 		0-2 		2-1 		1-0 	3 1 0 0 0 0 1																	
John Jaha, R (1, 3) OBP: 0.393, SLG: 0.610 David Hulse, L (9, 8) OBP: 0.306, SLG: 0.355			1-0 		3-2 		2-1 		2-3 	4 1 2 3 0 1 0 0 0 0 0 0 0 0																	
Matt Mieske, R (1, 9) OBP: 0.363, SLG: 0.488			0-0 		2-0 		1-1 		3-0 	4 1 1 1 0 0 1																	
Jose Valentin, S (1, 6) OBP: 0.280, SLG: 0.399			0-1 		1-2 		3-2 		2-3 	4 1 1 0 0 1 1																	
Inning Stats	R: 0 E: 0 K: 0 S: 9	H: 0 LOB: 0 BB: 0 P: 15	R: 0 E: 0 K: 0 S: 7	H: 1 LOB: 0 BB: 0 P: 13	R: 0 E: 0 K: 0 S: 4	H: 0 LOB: 0 BB: 0 P: 5	R: 0 E: 0 K: 0 S: 8	H: 1 LOB: 2 BB: 0 P: 17	R: 0 E: 0 K: 0 S: 12	H: 1 LOB: 1 BB: 0 P: 18	R: 0 E: 0 K: 0 S: 13	H: 1 LOB: 1 BB: 1 P: 22	R: 4 E: 0 K: 0 S: 15	H: 3 LOB: 0 BB: 0 P: 27	R: 0 E: 0 K: 1 S: 8	H: 0 LOB: 1 BB: 1 P: 18	R: 1 E: 0 K: 2 S: 10	H: 1 LOB: 0 BB: 0 P: 18	1B: 6 2B: 0 3B: 0 HR: 2	SF: 1 SAC: 0 DP: 2 HBP: 2	WP: 0 PB: 0 SB: 2 CS: 0	PA: 36					
PITCHER	IP WLS BF H R ER SO BB IBB HBP BLK WP HR S P ERA WHIP																										
Jamie Moyer, L (1, 1) ERA: 4.38 Armando Benitez, R (7, 1) ERA: 5.17 Jesse Orosco, L (8, 1) ERA: 3.13 Terry Clark, R (9, 1) ERA: 2.51	6.1		27	7	4	4	0	1	0	2	0	0	1	63	108	5.68	1.263										
	0.2		3	0	0	0	0	1	0	0	0	0	0	7	15	0.00	1.500										
	1.1		3	0	0	0	1	0	0	0	0	0	0	7	14	0.00	0.000										
	0.2	W	3	1	1	1	2	0	0	0	0	0	1	9	16	13.50	1.500										

Milwaukee Brewers @ Baltimore Orioles
 Oriole Park at Camden Yards, Baltimore, MD

Sat Aug 05 1995, 7:05 PM EDT
 Att. 45,750 - Unknown - 85 F

livebaseballscorecards.com

AB	31
R	5
H	8
RBI	5
BB	2
SO	3
LOB	11



Batter	1	2	3	4	5	6	7	8	9	AB R H RBI BB SO LOB	TOP		
Fernando Vina, L (1, 4) OBP: 0.315, SLG: 0.340	0-0 G3-1		0-0 F7			0-0 F8		0-0 SH1-4		3 0 0 0 0 0 0			
Kevin Seitzer, R (1, 5) OBP: 0.402, SLG: 0.426 Jeff Cirillo, R (8, PR) OBP: 0.390, SLG: 0.489 (8, 5)	0-0 G6-3			0-0 G6-3		0-0 1B 2B		0-0 2-H 1B		4 1 2 1 0 0 0 0 0 0 0 0 0 0			
B.J. Surhoff, L (1, 8) OBP: 0.408, SLG: 0.546 (8, 7)	0-0 G4-3			0-0 G4-3 2B		1-0 1B S HBP		0-0 F9		3 1 1 0 0 0 1			
Dave Nilsson, L (1, 7) OBP: 0.369, SLG: 0.504 David Hulse, L (8, 8) OBP: 0.306, SLG: 0.355		0-0 G1-3 2B		0-0 G4-3 2-3		0-0 1-3 2-H 1B		0-0 G3-1 1-2		4 0 2 1 0 0 2 0 0 0 0 0 0 0			
Greg Vaughn, R (1, 10) OBP: 0.308, SLG: 0.402		0-3 K		0-0 F8		0-3 K		0-3 K		4 0 0 0 0 3 3			
John Jaha, R (1, 3) OBP: 0.383, SLG: 0.593		0-0 G1-3 2-3		0-0 G4-3		0-0 G4-3		0-3 K		4 0 0 0 0 1 1			
Matt Mieske, R (1, 9) OBP: 0.355, SLG: 0.476		0-0 G5-3		0-0 G1-3		0-0 F5		0-0 F8		4 0 0 0 0 0 1			
Mike Matheny, R (1, 2) OBP: 0.286, SLG: 0.314			0-0 G6-3		0-0 F7		0-0 G1			3 0 0 0 0 0 0			
Jose Valentin, S (1, 6) OBP: 0.281, SLG: 0.398			0-0 F2			0-3 K		0-0 SH1-4 1B		3 1 1 0 0 1 0			
Inning Stats	R: 0 H: 0 E: 0 LOB: 0 K: 0 BB: 0 S: 3 P: 3	R: 0 H: 1 E: 0 LOB: 1 K: 1 BB: 0 S: 6 P: 6	R: 0 H: 0 E: 0 LOB: 0 K: 0 BB: 0 S: 3 P: 3	R: 0 H: 1 E: 0 LOB: 1 K: 0 BB: 0 S: 4 P: 4	R: 0 H: 0 E: 0 LOB: 0 K: 0 BB: 0 S: 3 P: 3	R: 2 H: 2 E: 0 LOB: 1 K: 2 BB: 0 S: 9 P: 10	R: 0 H: 0 E: 0 LOB: 0 K: 0 BB: 0 S: 3 P: 3	R: 1 H: 2 E: 0 LOB: 2 K: 0 BB: 0 S: 5 P: 5	R: 0 H: 0 E: 0 LOB: 0 K: 2 BB: 0 S: 7 P: 7	1B: 3 SF: 0 2B: 3 SAC: 1 3B: 0 DP: 0 HR: 0 HBP: 1	WP: 0 PA: 34 PB: 0 SB: 3 CS: 0		
PITCHER	IP WLS BF H R ER SO BB IBB HBP BLK WP HR S P ERA WHIP											PITCHER	IP WLS BF H R ER SO BB IBB HBP BLK WP HR S P ERA WHIP
Kevin Brown, R (1, 1) ERA: 4.09	7.1 L 29 6 3 3 3 0 0 1 0 0 0 0 34 35 3.68 0.818												
Jesse Orosco, L (8, 1) ERA: 3.06	0.2 2 0 0 0 0 0 0 0 0 0 0 0 2 2 0.00 0.000												
Armando Benitez, R (9, 1) ERA: 5.01	1.0 3 0 0 0 0 2 0 0 0 0 0 0 7 7 0.00 0.000												

Milwaukee Brewers @ Baltimore Orioles
 Oriole Park at Camden Yards, Baltimore, MD

Sun Aug 06 1995, 3:33 AM EDT
 Att. 45,790 - Overcast - 77 F

livebaseballscores.com

AB	32
R	3
H	6
RBI	2
BB	0
SO	5
LOB	8



Batter	1	2	3	4	5	6	7	8	9	AB R H RBI BB SO LOB
Brady Anderson, L (1, 8) OBP: 0.366, SLG: 0.433 (9, 7)	0-0 F8		4-0 FC6-4 BB			0-3 K	0-3 K			3 0 0 0 1 2 1
Manny Alexander, R (1, 4) OBP: 0.332, SLG: 0.366	0-3 K2-3		0-0 FC6-4 1-2f			0-0 HR 2B	0-0 FC5-4 1-2f			4 1 1 0 0 1 3
Rafael Palmeiro, L (1, 3) OBP: 0.364, SLG: 0.540	0-0 P6					0-3 K				4 0 0 0 0 1 1
Bobby Bonilla, S (1, 9) OBP: 0.376, SLG: 0.593 Curtis Goodwin, L (8, PR) OBP: 0.341, SLG: 0.363 (9, 8)		0-0 G5-3				0-0 K				4 1 1 2 0 1 0 0 0 0 0 0 0 0
Cal Ripken Jr., R (1, 6) OBP: 0.329, SLG: 0.429		0-0 G5-3				4-0 BB BB				2 0 0 0 2 0 1
Chris Hoiles, R (1, 10) OBP: 0.316, SLG: 0.403 Harold Baines, L (9, PH) OBP: 0.420, SLG: 0.568		0-3 K				4-0 FC5-4 BB 1-2				2 0 0 0 1 1 1 1 0 0 0 0 0 0
Kevin Bass, S (1, 7) OBP: 0.320, SLG: 0.353 (9, 9)			4-0 E BB			0-0 F9	0-0 FC5-4 1-2f			3 0 0 0 1 0 2
Jeff Manto, R (1, 5) OBP: 0.282, SLG: 0.503			0-3 K 1-2			0-0 G6-3				4 0 0 0 0 2 1
Gregg Zaun, S (1, 2) OBP: 0.375, SLG: 0.434			0-0 G6-3			0-3 K				3 0 1 0 0 1 1

Inning Stats	R: 0 E: 0 K: 1 S: 5	H: 0 LOB: 0 BB: 0 P: 5	R: 0 E: 0 K: 1 S: 5	H: 0 LOB: 0 BB: 0 P: 5	R: 0 E: 1 K: 1 S: 5	H: 0 LOB: 2 BB: 2 P: 13	R: 0 E: 0 K: 1 S: 5	H: 0 LOB: 1 BB: 1 P: 9	R: 0 E: 0 K: 1 S: 5	H: 0 LOB: 0 BB: 0 P: 5	R: 2 E: 0 K: 2 S: 9	H: 2 LOB: 2 BB: 2 P: 17	R: 0 E: 0 K: 2 S: 8	H: 1 LOB: 1 BB: 0 P: 8	R: 0 E: 1 K: 0 S: 3	H: 0 LOB: 1 BB: 0 P: 3	R: 0 E: 0 K: 0 S: 3	H: 0 LOB: 0 BB: 0 P: 3	1B: 1 2B: 2 3B: 0 HR: 1	SF: 0 SAC: 0 DP: 1 HBP: 0	WP: 0 PB: 0 SB: 1 CS: 0	PA: 35
--------------	------------------------------	---------------------------------	------------------------------	---------------------------------	------------------------------	----------------------------------	------------------------------	---------------------------------	------------------------------	---------------------------------	------------------------------	----------------------------------	------------------------------	---------------------------------	------------------------------	---------------------------------	------------------------------	---------------------------------	----------------------------------	------------------------------------	----------------------------------	--------

PITCHER	IP	WLS	BF	H	R	ER	SO	BB	IBB	HBP	BLK	WP	HR	S	P	ERA	WHIP
Brian Givens, L (1, 1) ERA: 4.73	6.0		25	2	2	2	7	5	0	0	0	0	1	34	54	3.00	1.167
Mike Ignasiak, R (7, 1) ERA: 4.04	2.0	W	7	1	0	0	2	0	0	0	0	0	0	11	11	0.00	0.500
Mike Fetters, R (9, 1) ERA: 1.54	1.0	S	3	0	0	0	0	0	0	0	0	0	0	3	3	0.00	0.000

BOTTOM

Milwaukee Brewers @ Baltimore Orioles
 Oriole Park at Camden Yards, Baltimore, MD

Sun Aug 06 1995, 3:33 AM EDT
 Att. 45,790 - Overcast - 77 F

livebaseballscorecards.com

AB	30
R	2
H	3
RBI	2
BB	5
SO	9
LOB	11



Batter	1	2	3	4	5	6	7	8	9	AB R H RBI BB SO LOB	TOP
Brady Anderson, L (1, 8) OBP: 0.365, SLG: 0.430	0-1 B3			1-2 F7		4-0 FC4-6 BB			3-2 P2	3 0 0 0 1 0 1	Baltimore Orioles @ New York Yankees Yankee Stadium, Bronx, NY Mon Aug 07 1995, 7:05 PM EDT Att. 31,313 - Unknown - 76 F
Bret Barberie, S (1, 4) OBP: 0.340, SLG: 0.364	0-1 G3			3-3 K		0-0 FC4-6			1-3 K	4 0 0 0 0 2 3	
Rafael Palmeiro, L (1, 3) OBP: 0.363, SLG: 0.537	1-1 F9			0-0 L3					1-1 F8	4 0 1 0 0 0 1	
Bobby Bonilla, S (1, 9) OBP: 0.373, SLG: 0.588		1-0 F8			1-1 G4-3				0-0 G4-6-3 1B	3 0 0 0 0 0 1	
Cal Ripken Jr., R (1, 6) OBP: 0.329, SLG: 0.428		0-0 L3 1B			1-0 P4				0-1 L7	3 0 1 0 0 0 0	
Harold Baines, L (1, 10) OBP: 0.419, SLG: 0.563		1-0 L3 1-2			0-0 L8				4-1 G6-4-3 BB	2 0 0 0 1 0 1	
Chris Hoiles, R (1, 2) OBP: 0.317, SLG: 0.402			1-3 K			3-2 BB 1B			1-3 K	3 0 1 0 0 2 1	
Kevin Bass, S (1, 7) OBP: 0.317, SLG: 0.349			1-0 L7			0-1 F8			3-1 G6-4-3 1-2f	3 0 0 0 0 0 2	
Jeff Manto, R (1, 5) OBP: 0.279, SLG: 0.497 Jeff Huson, L (9, PH) OBP: 0.383, SLG: 0.341			1-3 K			0-0 P3			4-1 BB	2 0 0 0 0 1 1 0 0 0 0 1 0 0	
Inning Stats	R: 0 E: 0 K: 0 S: 6 H: 0 LOB: 0 BB: 0 P: 7	R: 0 E: 0 K: 0 S: 3 H: 1 LOB: 0 BB: 0 P: 5	R: 0 E: 0 K: 2 S: 7 H: 0 LOB: 0 BB: 0 P: 10	R: 0 E: 0 K: 1 S: 8 H: 0 LOB: 0 BB: 0 P: 12	R: 0 E: 0 K: 0 S: 4 H: 0 LOB: 0 BB: 0 P: 6	R: 0 E: 0 K: 0 S: 8 H: 1 LOB: 2 BB: 1 P: 15	R: 0 E: 0 K: 0 S: 8 H: 1 LOB: 0 BB: 0 P: 11	R: 0 E: 0 K: 1 S: 6 H: 0 LOB: 0 BB: 1 P: 14	R: 0 E: 0 K: 1 S: 9 H: 0 LOB: 1 BB: 1 P: 18	1B: 3 2B: 1 3B: 0 HR: 0 SF: 0 SAC: 0 DP: 3 HBP: 0	WP: 0 PB: 0 SB: 0 CS: 0 PA: 30
PITCHER Jack McDowell, R (1, 1) ERA: 4.43	IP 9.0 WLS W BF 30 H 3 R 0 ER 0 SO 5 BB 3 IBB 0 HBP 0 BLK 0 WP 0 HR 0 S 59 P 98 ERA 0.00 WHIP 0.667	PITCHER IP WLS BF H R ER SO BB IBB HBP BLK WP HR S P ERA WHIP									

livebaseballscorecards.com

AB	27
R	0
H	3
RBI	0
BB	3
SO	5
LOB	11



Batter	1	2	3	4	5	6	7	8	9
Wade Boggs, L OBP: 0.387, SLG: 0.386 (1, 5) C B S S	1-3 K ①		1-1 L7 ③			3-2 F7 ②	2-2 F7 ③		
Bernie Williams, S OBP: 0.347, SLG: 0.447 (1, 8) C F S S	0-3 K ②			1-0 L8 ①		0-1 1B ③		0-0 G6-3 ①	
Paul O'Neill, L OBP: 0.396, SLG: 0.551 (1, 7) (9, 9) C B S S	1-3 K ③			4-0 BB ③		2-0 G4-3 ③		1-1 F9 ②	
Ruben Sierra, S OBP: 0.315, SLG: 0.451 Gerald Williams, R OBP: 0.386, SLG: 0.575 (1, 9) (9, 7)		3-2 F8 ①		0-1 P4 ②			4-2 S E BB ①	2-3 K ③	
Don Mattingly, L OBP: 0.353, SLG: 0.415 (1, 3)		1-1 F7 ②		3-2 G3 ③			1-2 F7 ①		
Darryl Strawberry, L OBP: 0.333, SLG: 0.500 (1, 10)		0-3 K ③			1-2 G4-3 ①		1-0 F9 ②		
Mike Stanley, R OBP: 0.382, SLG: 0.518 (1, 2)			1-2 F8 ①		1-0 F8 ②		4-2 SAFE E 2B BB ①		
Tony Fernandez, S OBP: 0.311, SLG: 0.335 (1, 6)			3-1 1B ②		1-3 K ③		0-2 E1 2B ①		
Pat Kelly, R OBP: 0.341, SLG: 0.360 (1, 4)			1-3 K ②			1-1 P3 ①	2-2 2B ②		

AB	R	H	RBI	BB	SO	LOB
4	0	0	0	0	1	2
4	0	1	0	0	1	0
3	0	0	0	1	1	1
3	1	0	0	1	1	1
0	0	0	0	0	0	0
3	0	0	0	0	0	2
3	0	0	0	0	1	1
2	1	0	0	1	0	0
3	1	1	0	0	1	1
3	0	1	2	0	1	1

BOTTOM

Baltimore Orioles @ New York Yankees
 Yankee Stadium, Bronx, NY
 Mon Aug 07 1995, 7:05 PM EDT
 Att: 31,313 - Unknown - 76 F

livebaseballscorecards.com

AB	28
R	3
H	3
RBI	2
BB	3
SO	7
LOB	9



Inning Stats	R: 0	H: 0	E: 0	LOB: 0	K: 3	S: 10	P: 12	R: 0	H: 0	E: 0	LOB: 0	K: 1	S: 10	P: 14	R: 0	H: 1	E: 0	LOB: 1	K: 1	S: 10	P: 16	R: 0	H: 0	E: 0	LOB: 1	K: 0	S: 9	P: 17	R: 0	H: 0	E: 0	LOB: 0	K: 1	S: 7	P: 10	R: 0	H: 1	E: 0	LOB: 1	K: 0	S: 8	P: 14	R: 3	H: 1	E: 1	LOB: 1	K: 0	S: 23	P: 37	R: 0	H: 0	E: 0	LOB: 0	K: 1	S: 6	P: 9
--------------	------	------	------	--------	------	-------	-------	------	------	------	--------	------	-------	-------	------	------	------	--------	------	-------	-------	------	------	------	--------	------	------	-------	------	------	------	--------	------	------	-------	------	------	------	--------	------	------	-------	------	------	------	--------	------	-------	-------	------	------	------	--------	------	------	------

PITCHER	IP	WLS	BF	H	R	ER	SO	BB	IBB	HBP	BLK	WP	HR	S	P	ERA	WHIP
35 Mike Mussina, R ERA: 3.92 (1, 1)	7.0	L	28	3	3	0	6	3	0	0	0	0	0	77	120	0.00	0.857
Mark Lee, L ERA: 3.47 (8, 1)	1.0		3	0	0	0	1	0	0	0	0	0	0	6	9	0.00	0.000

WP:	PA:	3B:	DP:	HR:	HBP:	SF:	SAC:	DP:	HBP:
2	31	0	0	0	0	0	0	0	0

PITCHER	IP	WLS	BF	H	R	ER	SO	BB	IBB	HBP	BLK	WP	HR	S	P	ERA	WHIP
---------	----	-----	----	---	---	----	----	----	-----	-----	-----	----	----	---	---	-----	------

Batter	1	2	3	4	5	6	7	8	9	AB R H RBI BB SO LOB	TOP											
Brady Anderson, L (1, 8) OBP: 0.365, SLG: 0.436	1-2 G4-3		2-2 G1-3			1-1 HR	4-2 BB		1-2 FC1-6	4 1 1 2 1 0 2												
Bret Barberie, S (1, 4) OBP: 0.337, SLG: 0.356	2-3 K			3-2 L8		2-2 F7	2-1 F9		4-0 BB	4 0 0 0 1 1 3												
Rafael Palmeiro, L (1, 3) OBP: 0.363, SLG: 0.540	1-0 L8			1-0 F8		2-0 3B		1-0 1B	0-0 L9	5 1 2 0 0 0 2												
Bobby Bonilla, S (1, 9) OBP: 0.374, SLG: 0.584		1-3 K		1-1 G4-3		4-0 BB		0-0 2B	2-2 F7	4 1 1 0 1 1 2												
Cal Ripken Jr., R (1, 6) OBP: 0.326, SLG: 0.423		1-3 K			2-1 P4	2-2 G4-3		0-2 F8		4 0 0 0 0 1 4												
Harold Baines, L (1, 10) Jeff Manto, R (8, PH) OBP: 0.278, SLG: 0.495		3-3 K			2-3 K		2-1 F7	2-3 K		3 0 0 0 0 2 0 1 0 0 0 0 1 2												
Chris Hoiles, R (1, 2) OBP: 0.320, SLG: 0.406			2-3 K		1-1 F9		4-1 BB	1-0 2B		3 0 1 2 1 1 0												
Kevin Bass, S (1, 7) OBP: 0.319, SLG: 0.349			1-1 S			2-1 F9	4-2 BB	1-0 F9		3 0 1 0 1 0 1												
Jeff Huson, L (1, 5) Manny Alexander, R (9, PH) OBP: 0.335, SLG: 0.369			0-3 K			1-0 HR	2-2 K		0-0 FC1-6	3 1 1 0 0 2 3 1 0 1 0 0 0 0												
Inning Stats	R: 0 E: 0 K: 1 S: 8	H: 0 LOB: 0 BB: 0 P: 12	R: 0 E: 0 K: 3 S: 11	H: 0 LOB: 0 BB: 0 P: 16	R: 0 E: 0 K: 2 S: 14	H: 1 LOB: 1 BB: 0 P: 19	R: 0 E: 0 K: 0 S: 9	H: 0 LOB: 0 BB: 0 P: 14	R: 0 E: 0 K: 1 S: 7	H: 0 LOB: 0 BB: 0 P: 12	R: 2 E: 0 K: 0 S: 13	H: 3 LOB: 2 BB: 1 P: 27	R: 0 E: 0 K: 1 S: 15	H: 0 LOB: 3 BB: 3 P: 33	R: 2 E: 0 K: 1 S: 11	H: 3 LOB: 1 BB: 0 P: 16	R: 0 E: 0 K: 0 S: 11	H: 1 LOB: 2 BB: 1 P: 18	1B: 5 2B: 1 3B: 1 HR: 1	SF: 0 SAC: 0 DP: 0 HBP: 0	WP: 0 PB: 0 SB: 1 CS: 0	PA: 40
PITCHER	IP WLS BF H R ER SO BB IBB HBP BLK WP HR S P ERA WHIP												PITCHER	IP WLS BF H R ER SO BB IBB HBP BLK WP HR S P ERA WHIP								
David Cone, R (1, 1) ERA: 3.29	7.0 W 29 4 2 2 8 4 0 0 0 0 1 77 133 2.57 1.143																					
Steve Howe, L (8, 1) ERA: 5.3	2.0 11 4 2 2 1 1 0 0 0 0 0 22 34 9.00 2.500																					

Baltimore Orioles @ New York Yankees
 Yankee Stadium, Bronx, NY
 Tue Aug 08 1995, 7:05 PM EDT
 Att. 33,078 - Unknown - 78 F

AB	35
R	4
H	8
RBI	4
BB	5
SO	9
LOB	19



Batter	1	2	3	4	5	6	7	8	9
Wade Boggs, L OBP: 0.387, SLG: 0.384 (1, 5)	G6-3		G4-6-3			HR 1B	2B BB	G4-3	
Bernie Williams, S OBP: 0.350, SLG: 0.450 (1, 8)	FC9-6 BB 1B		F9			HR HBP	2B 2B	K	
Paul O'Neill, L OBP: 0.399, SLG: 0.547 (1, 9)	FC9-6 BB 1-2				K	F8	2B BB	1B BB	
Ruben Sierra, S OBP: 0.319, SLG: 0.467 (1, 10)	FC9-6 1-2f 2-3		L8			HR	2B	1B	
Mike Stanley, R OBP: 0.381, SLG: 0.515 Jim Leyritz, R OBP: 0.383, SLG: 0.435 (1, 2) (6, PR) (7, 2)	K		P6			2B 1B	G1-3	F9	
Don Mattingly, L OBP: 0.352, SLG: 0.416 (1, 3)		P7			K	2B	G3		
Gerald Williams, R OBP: 0.382, SLG: 0.573 (1, 7)		F7			K		G6-3	1B 2B	
Tony Fernandez, S OBP: 0.314, SLG: 0.335 (1, 6)		K2-3			P2		WP 2B BB	2B G4-3 1B	
Randy Velarde, R OBP: 0.349, SLG: 0.379 (1, 4)					G4-6-3 BB	L5	2B BB	G4-3 1B 2B	

Inning Stats	R: 0 E: 0 K: 1 S: 18	H: 1 LOB: 2 BB: 1 P: 30	R: 0 E: 0 K: 1 S: 11	H: 0 LOB: 0 BB: 0 P: 16	R: 0 E: 0 K: 0 S: 4	H: 0 LOB: 0 BB: 0 P: 9	R: 0 E: 0 K: 1 S: 7	H: 0 LOB: 0 BB: 0 P: 10	R: 0 E: 0 K: 2 S: 7	H: 0 LOB: 0 BB: 0 P: 9	R: 3 E: 0 K: 0 S: 15	H: 4 LOB: 3 BB: 0 P: 27	R: 5 E: 0 K: 0 S: 24	H: 2 LOB: 1 BB: 4 P: 48	R: 3 E: 0 K: 1 S: 19	H: 4 LOB: 2 BB: 1 P: 34
--------------	-------------------------------	----------------------------------	-------------------------------	----------------------------------	------------------------------	---------------------------------	------------------------------	----------------------------------	------------------------------	---------------------------------	-------------------------------	----------------------------------	-------------------------------	----------------------------------	-------------------------------	----------------------------------

PITCHER	IP	WLS	BF	H	R	ER	SO	BB	IBB	HBP	BLK	WP	HR	S	P	ERA	WHIP
Rick Krivda, L ERA: 3.91 (1, 1)	6.0	L	24	5	3	3	5	2	0	1	0	0	1	62	101	4.50	1.167
Armando Benitez, R ERA: 5.51 (7, 1)	0.1		3	0	2	2	0	2	0	0	0	1	0	7	17	54.00	6.000
Mark Lee, L ERA: 4.24 (7, 1)	0.0		2	1	0	0	0	1	0	0	0	0	0	7	13	∞	∞
Jesse Orosco, L ERA: 3.27 (7, 1)	0.2		4	1	3	3	0	1	0	0	0	0	0	10	18	40.50	3.000
Doug Jones, R ERA: 5.87 (8, 1)	1.0		8	4	3	3	1	1	0	0	0	0	0	19	34	27.00	5.000

AB	R	H	RBI	BB	SO	LOB
4	2	1	1	1	0	2
4	2	2	2	0	1	1
2	1	0	0	3	1	2
5	1	3	7	0	0	2
3	0	1	0	0	1	2
2	0	0	0	0	0	3
4	0	1	0	0	1	1
4	1	1	0	0	1	0
3	2	1	0	1	1	0
2	2	1	1	2	0	0

WP	HR	S	P	ERA	WHIP
2	0	1	41		
0	0	0	0		
0	0	0	0		
0	0	0	0		
0	0	0	0		

Baltimore Orioles @ New York Yankees
 Yankee Stadium, Bronx, NY
 Tue Aug 08 1995, 7:05 PM EDT
 Att: 33,078 - Unknown - 78 F

AB	33
R	11
H	11
RBI	11
BB	7
SO	6
LOB	13



1B: 5	SF: 0	WP: 2	PA: 41
2B: 5	SAC: 0	PB: 0	
3B: 0	DP: 1	SB: 0	
HR: 1	HBP: 1	CS: 0	

Batter	1	2	3	4	5	6	7	8	9	AB R H RBI BB SO LOB	TOP	
Curtis Goodwin, L (1, 8) OBP: 0.343, SLG: 0.364	0-1 L6		0-0 S 2B 1B	2-2 G3			0-3 K		0-1 BB DI 1B	5 1 2 0 0 1 0		
Brady Anderson, L (1, 7) OBP: 0.365, SLG: 0.433 Jeff Huson, L (9, 5) OBP: 0.380, SLG: 0.341	0-1 F6		1 SAFE 4-2 2B E 1-2 BB		4-0 2B BB		2-2 F8		3-3 K 1-2	3 2 0 0 2 1 1 0 0 0 0 0 0 0		
Rafael Palmeiro, L (1, 3) OBP: 0.366, SLG: 0.545	1-2 G4-3		1-2 E 1-3 2-H 2B		0-0 G4-3 1-H 2B 2B		2-3 K		4-0 BB BB	4 1 2 2 1 1 0		
Bobby Bonilla, S (1, 5) OBP: 0.377, SLG: 0.588 (9, 9)		0-1 2B 3B	1-2 G1-3		2-2 G4-3			2-2 HR 1B	4-2 BB BB	4 2 2 0 1 0 3		
Cal Ripken Jr., R (1, 6) OBP: 0.329, SLG: 0.440		2-0 2B	0-0 E3 BB		1-2 CS 2B			1-0 1-H HR	0-1 F9	5 1 3 4 0 0 4		
Harold Baines, L (1, 10) OBP: 0.413, SLG: 0.551 Jeff Manto, R (8, PH) OBP: 0.281, SLG: 0.497		2-2 F8	2-2 BB BB		3-3 K			0-0 G6-4-3 1B		2 0 0 0 1 1 2 1 0 1 0 0 0 0		
Kevin Bass, S (1, 9) OBP: 0.318, SLG: 0.344 (9, 7)		4-0 G4-6-3 BB	1-2 G6-3		1-3 K			1-1 G6-4-3 1-2f		3 0 0 0 1 1 4		
Gregg Zaun, S (1, 2) OBP: 0.359, SLG: 0.413	1-2 G4-6-3			1-1 G4-3		1-1 G5-3		0-1 F7		4 0 0 0 0 0 2		
Bret Barberie, S (1, 4) OBP: 0.330, SLG: 0.348			3-2 G6-3	1-2 F7		1-0 F8			1-1 F7	4 0 0 0 0 0 0		
Inning Stats	R: 0 E: 0 K: 0 S: 7 H: 0 LOB: 0 BB: 0 P: 8	R: 1 E: 0 K: 0 S: 10 H: 2 LOB: 1 BB: 1 P: 19	R: 2 E: 1 K: 0 S: 18 H: 2 LOB: 3 BB: 2 P: 32	R: 0 E: 0 K: 0 S: 9 H: 0 LOB: 0 BB: 0 P: 13	R: 2 E: 0 K: 1 S: 11 H: 2 LOB: 0 BB: 1 P: 21	R: 0 E: 0 K: 1 S: 6 H: 0 LOB: 0 BB: 0 P: 9	R: 0 E: 0 K: 2 S: 9 H: 0 LOB: 0 BB: 0 P: 13	R: 2 E: 0 K: 0 S: 9 H: 3 LOB: 0 BB: 0 P: 13	R: 0 E: 0 K: 1 S: 13 H: 1 LOB: 3 BB: 2 P: 25	1B: 4 2B: 4 3B: 1 HR: 1 SF: 0 SAC: 0 DP: 2 HBP: 0	WP: 0 PB: 0 SB: 1 CS: 1 PA: 41	
PITCHER	IP WLS BF H R ER SO BB IBB HBP BLK WP HR S P ERA WHIP											
Scott Kamieniecki, R (1, 1) ERA: 4.91	4.1 L 23 6 5 4 0 4 0 0 0 0 0 0 52 87 8.31 2.308											
Bob MacDonald, L (5, 1) ERA: 4.89	4.1 17 4 2 2 5 2 0 0 0 0 0 1 38 64 4.15 1.385											
John Wetteland, R (9, 1) ERA: 2.13	0.1 1 0 0 0 0 0 0 0 0 0 0 0 2 2 0.00 0.000											

Baltimore Orioles @ New York Yankees
 Yankee Stadium, Bronx, NY
 Wed Aug 09 1995, 3:33 AM EDT
 Att. 36,333 - Sunny - 79 F

AB	35
R	7
H	10
RBI	6
BB	6
SO	5
LOB	16



Batter	1	2	3	4	5	6	7	8	9	AB R H RBI BB SO LOB	TOP	
Brady Anderson, L (1, 7) OBP: 0.364, SLG: 0.429	4-2 G4-3 SH1-3 BB		3-3 K		2-3 K			1-0 L3		3 0 0 0 1 2 0		
Bret Barberie, S (1, 4) OBP: 0.327, SLG: 0.344 Manny Alexander, R (8, PH) OBP: 0.333, SLG: 0.367	1-1 SH1-3		2-1 G4-3		1-3 K			1-0 G4-3		2 0 0 0 0 1 0 1 0 0 0 0 0 0		
Rafael Palmeiro, L (1, 3) OBP: 0.367, SLG: 0.547	0-0 G4-3		2-0 2B			1-1 G6-4-3 1B			0-1 L4	4 0 2 0 0 0 1		
Bobby Bonilla, S (1, 5) OBP: 0.375, SLG: 0.585	2-2 G5-3		3-2 G4-3			2-1 G6-4-3 1-2f			1-2 FC1-6 1B	4 0 1 0 0 0 3		
Cal Ripken Jr., R (1, 6) OBP: 0.328, SLG: 0.446 Jeff Huson, L (9, PR) OBP: 0.380, SLG: 0.341		0-0 P6		1-2 HR		1-2 G5-3			2-2 FC1-6 FC6-4 1-2f	4 1 1 1 0 0 1 0 0 0 0 0 0 0		
Chris Hoiles, R (1, 2) OBP: 0.327, SLG: 0.411		4-2 E BB		0-1 L5-4 2B			4-2 G6-4-3 BB		3-1 FC6-4 1-2f	2 0 1 0 2 0 1		
Kevin Bass, S (1, 9) OBP: 0.315, SLG: 0.340		0-0 E6		0-0 F8			1-1 G6-4-3 1-2f			3 0 0 0 0 0 3		
Jeff Manto, R (1, 10) OBP: 0.277, SLG: 0.490		1-1 F8		1-0 L5-4 2-2			3-3 K			3 0 0 0 0 1 3		
Curtis Goodwin, L (1, 8) OBP: 0.338, SLG: 0.359		0-0 G1-3			1-0 G4-3			1-3 K		3 0 0 0 0 1 2		
Inning Stats	R: 0 H: 0 E: 0 LOB: 1 K: 0 BB: 1 S: 8 P: 15	R: 0 H: 0 E: 1 LOB: 2 K: 0 BB: 1 S: 7 P: 12	R: 0 H: 1 E: 0 LOB: 1 K: 1 BB: 0 S: 11 P: 21	R: 1 H: 2 E: 0 LOB: 0 K: 0 BB: 0 S: 7 P: 9	R: 0 H: 0 E: 0 LOB: 0 K: 2 BB: 0 S: 7 P: 11	R: 0 H: 1 E: 0 LOB: 0 K: 0 BB: 0 S: 7 P: 11	R: 0 H: 0 E: 0 LOB: 0 K: 1 BB: 1 S: 9 P: 17	R: 0 H: 0 E: 0 LOB: 0 K: 1 BB: 0 S: 6 P: 9	R: 0 H: 1 E: 0 LOB: 1 K: 0 BB: 0 S: 10 P: 16	1B: 2 SF: 0 2B: 3 SAC: 1 3B: 0 DP: 3 HR: 1 HBP: 0	WP: 0 PA: 33 PB: 0 SB: 0 CS: 0	
PITCHER Rheal Cormier, L (1, 1) ERA: 3.19 Vaughn Eshelman, L (9, 1) ERA: 5.63	IP WLS BF H R ER SO BB IBB HBP BLK WP HR S P ERA WHIP	8.0 W 29 4 1 1 5 3 0 0 0 0 0 1 62 105 1.12 0.875	1.0 4 1 0 0 0 0 0 0 0 0 0 0 10 16 0.00 1.000	PITCHER IP WLS BF H R ER SO BB IBB HBP BLK WP HR S P ERA WHIP								

Baltimore Orioles @ Boston Red Sox
Fenway Park, Boston, MA
Thu Aug 10 1995, 7:05 PM EDT
Att. 33,588 - Unknown - 86 F

AB	29
R	1
H	5
RBI	1
BB	3
SO	5
LOB	14



Batter	1	2	3	4	5	6	7	8	9
Lee Tinsley, S OBP: 0.379, SLG: 0.424 (1, 8)	1-2 F7	0-0 BB 1B		4-2 1B BB		4-2 HR BB	3-2 HR 2B		
John Valentin, R OBP: 0.400, SLG: 0.543 (1, 6)	3-1 G5-3	4-1 BB 1B		2-2 S 1B		2-1 HR 1-H 2-H	1-1 HR 2-H		
Mo Vaughn, L OBP: 0.395, SLG: 0.588 (1, 3)	1-0 G4-3	0-1 G4-3		1-3 K 1-2		0-0 1B 1B	2-1 G3-1		
Jose Canseco, R OBP: 0.372, SLG: 0.488 (1, 10)		4-0 1B BB	1-2 HR	4-0 IBB		0-1 G6-4-3 1-2 1B	3-1 FC4-6 1B		
Mike Greenwell, L OBP: 0.350, SLG: 0.455 (1, 7)		1-1 1B FC6-5 1B	0-0 BLK 3B	0-2 P4		0-0 P5	0-0 FC4-6 1B 1-2f		
Troy O'Leary, L OBP: 0.382, SLG: 0.548 (1, 9)		1-0 FC6-5 1B	1-1 G6-4-3 1B		0-2 G4-3	2-2 G6-4-3 1-2f	0-3 K		
Willie McGee, S OBP: 0.348, SLG: 0.494 (6, PH) (7, 9)		1-3 2-H	3-H						
Mike Macfarlane, R OBP: 0.342, SLG: 0.430 (1, 2)		1-1 FC6-5 2B 1B 2-3 3-H	1-2 G6-4-3 1-2f		0-2 P6		0-0 HR	0-1 1B 1-2	
Chris Donnels, L OBP: 0.267, SLG: 0.304 (1, 5)		3-2 1B 1-3 2B	0-0 G3		0-0 G3		1-3 K	0-2 L7	
Luis Alicea, S OBP: 0.363, SLG: 0.351 (1, 4)		2-0 G4-3		0-0 G3		1-2 HR 1B	3-2 P3		

AB	R	H	RBI	BB	SO	LOB
3	2	2	1	2	0	0
4	2	3	5	1	0	0
5	0	1	0	0	1	5
3	2	3	1	2	0	0
5	2	2	0	0	0	6
3	0	2	1	0	0	0
2	0	0	0	0	1	3
5	2	2	2	0	0	2
5	0	1	0	0	1	2
4	1	1	0	0	0	2

BOTTOM

Baltimore Orioles @ Boston Red Sox
Fenway Park, Boston, MA
Thu Aug 10 1995, 7:05 PM EDT
Att: 33,588 - Unknown - 86 F

AB	39
R	11
H	17
RBI	10
BB	5
SO	3
LOB	20



1B: 10	SF: 0
2B: 2	SAC: 0
3B: 1	DP: 2
HR: 4	HBP: 0

WP: 0	PA: 44
PB: 0	
SB: 2	
CS: 0	

Inning Stats	R	H	E	K	S	IP	WLS	BF	H	R	ER	SO	BB	IBB	HBP	BLK	WP	HR	S	P	ERA	WHIP
Scott Erickson, R ERA: 5.74 (1, 1)	0	0	0	6	11	3.1	L	20	8	5	5	0	3	0	0	1	0	1	36	66	13.50	3.300
Arthur Rhodes, L ERA: 6.48 (4, 1)	0	0	0	0	0	1.2		10	3	3	3	1	1	1	0	0	0	1	24	36	16.20	2.400
Mike Oquist, R ERA: 4.17 (6, 1)	0	0	0	0	0	0.0		1	1	0	0	0	0	0	0	0	0	0	2	2	∞	∞
Mark Lee, L ERA: 4.97 (6, 1)	0	0	0	0	0	2.0		8	3	3	3	1	0	0	0	0	0	2	18	30	13.50	1.500
Doug Jones, R ERA: 5.72 (8, 1)	0	0	0	0	0	1.0		5	2	0	0	1	0	0	0	0	0	0	11	14	0.00	2.000

PITCHER	IP	WLS	BF	H	R	ER	SO	BB	IBB	HBP	BLK	WP	HR	S	P	ERA	WHIP
Scott Erickson, R ERA: 5.74 (1, 1)	3.1	L	20	8	5	5	0	3	0	0	1	0	1	36	66	13.50	3.300
Arthur Rhodes, L ERA: 6.48 (4, 1)	1.2		10	3	3	3	1	1	1	0	0	0	1	24	36	16.20	2.400
Mike Oquist, R ERA: 4.17 (6, 1)	0.0		1	1	0	0	0	0	0	0	0	0	0	2	2	∞	∞
Mark Lee, L ERA: 4.97 (6, 1)	2.0		8	3	3	3	1	0	0	0	0	0	2	18	30	13.50	1.500
Doug Jones, R ERA: 5.72 (8, 1)	1.0		5	2	0	0	1	0	0	0	0	0	0	11	14	0.00	2.000

Batter	1	2	3	4	5	6	7	8	9	10	11	12	AB	R	H	RBI	BB	SO	LOB	TOP					
Curtis Goodwin, L (1, 8) <small>OBP: 0.333, SLG: 0.353</small> Jeff Manto, R (8, PH) <small>OBP: 0.284, SLG: 0.508</small> <small>(8, 5)</small> Jeff Huson, L (10, PR) <small>OBP: 0.373, SLG: 0.333</small> <small>(10, 5)</small>	1-0 G4-3	1-0 L9			3-2 L5			0-0 HR		2-0 HBP		0-1 G1-3	3	0	0	0	0	0	2						
Brady Anderson, L (1, 7) <small>OBP: 0.365, SLG: 0.425</small> <small>(8, 8)</small>	4-1 1B BB		1-0 G4-3			1-3 K		2-0 G4-3		4-2 SAFE BB			3	1	0	0	2	1	0						
Rafael Palmeiro, L (1, 3) <small>OBP: 0.365, SLG: 0.545</small> <small>(1, 3)</small>	0-2 SAFE L5		0-0 G4-3			1-1 1B 2B		0-0 F8		0-2 P2			5	1	1	0	0	0	3						
Bobby Bonilla, S (1, 5) <small>OBP: 0.376, SLG: 0.582</small> <small>(8, 7)</small>	1-2 1-H 1B		1-1 F9			1-0 L9-3 1B		1-0 G6-3				0-0 F8	5	0	2	2	0	0	0						
Cal Ripken Jr, R (1, 6) <small>OBP: 0.324, SLG: 0.440</small> <small>(1, 6)</small>	2-2 K			1-0 G2-3		0-1 L9-3			1-0 G6-3			3-2 G5-3	5	0	0	0	0	1	2						
Harold Baines, L (1, 10) <small>OBP: 0.413, SLG: 0.561</small> <small>(1, 10)</small>		0-2 F9 1B 1B		2-1 G3-1			2-2 HR		1-3 K			1-3 K	5	1	2	1	0	2	0						
Kevin Bass, S (1, 9) <small>OBP: 0.313, SLG: 0.337</small> <small>(1, 9)</small>		1-2 S 1B		0-0 G3			0-2 P6		2-1 G3			3-3 K	5	0	1	0	0	1	0						
Chris Hoiles, R (1, 2) <small>OBP: 0.324, SLG: 0.407</small> Gregg Zaun, S (12, PR) <small>OBP: 0.359, SLG: 0.413</small> <small>(12, 2)</small>		0-0 F9			3-2 G6-3		1-1 F9			1-2 F9		1-2 G3 S 1B	5	0	1	0	0	0	2						
Bret Barberie, S (1, 4) <small>OBP: 0.319, SLG: 0.335</small> <small>(1, 4)</small>		2-2 SAFE K			0-0 G4-3		2-3 K		2-3 K		2-2 G6-3	2-2 G3	5	0	0	0	0	2	3						
Inning Stats	R: 1 E: 0 K: 1 S: 11	H: 1 LOB: 1 BB: 1 P: 19	R: 0 E: 0 K: 1 S: 12	H: 2 LOB: 2 BB: 0 P: 16	R: 0 E: 0 K: 0 S: 4	H: 0 LOB: 0 BB: 0 P: 7	R: 0 E: 0 K: 1 S: 8	H: 0 LOB: 0 BB: 0 P: 14	R: 1 E: 0 K: 1 S: 17	H: 1 LOB: 0 BB: 0 P: 22	R: 1 E: 0 K: 0 S: 4	H: 1 LOB: 0 BB: 0 P: 7	R: 0 E: 0 K: 1 S: 6	H: 0 LOB: 0 BB: 0 P: 10	R: 0 E: 0 K: 1 S: 7	H: 0 LOB: 0 BB: 0 P: 11	R: 0 E: 0 K: 1 S: 11	H: 0 LOB: 0 BB: 0 P: 17	R: 0 E: 0 K: 1 S: 11	H: 1 LOB: 2 BB: 0 P: 17	1B: 5 2B: 2 3B: 0 HR: 2	SF: 0 SAC: 0 DP: 1 HBP: 1	WP: 0 PB: 0 SB: 3 CS: 0	PA: 46	
PITCHER	IP	WLS	BF	H	R	ER	SO	BB	IBB	HBP	BLK	WP	HR	S	P	ERA	WHIP								
Mike Maddux, R (1, 1) ERA: 3.94	6.0		23	5	2	2	3	1	0	0	0	0	0	47	73	3.00	1.000								
Joe Hudson, R (7, 1) ERA: 3.97	1.0		4	1	1	1	1	0	0	0	0	0	1	17	22	9.00	1.000								
Mike Stanton, L (8, 1) ERA: 6.38	0.2		3	1	1	1	0	0	0	0	0	0	1	3	5	13.50	1.500								
Stan Belinda, R (8, 1) ERA: 3.33	2.1		9	0	0	0	1	1	0	1	0	0	0	18	32	0.00	0.429								
Rick Aguilera, R (11, 1) ERA: 2.72	2.0	W	7	1	0	0	2	0	0	0	0	0	0	18	28	0.00	0.500								

Baltimore Orioles @ Boston Red Sox
 Fenway Park, Boston, MA
 Fri Aug 11 1995, 7:05 PM EDT
 Att. 33,143 - Unknown - 83 F

AB	43
R	4
H	8
RBI	4
BB	2
SO	7
LOB	14



Batter	1	2	3	4	5	6	7	8	9	10	11	12
Lee Tinsley, S OBP: 0.375, SLG: 0.422 (1, 8)	G6-3		G3-1		FC6		G6-4-3			K		2B
John Valentin, R OBP: 0.400, SLG: 0.543 (1, 6)	G4-6-3 BB		P6		G6-4-3			K		L6-4		
Mo Vaughn, L OBP: 0.393, SLG: 0.581 (1, 3)	G4-6-3			L5		F7		G4-3		IBB		
Jose Canseco, R OBP: 0.376, SLG: 0.495 (1, 10)		1B		G1-3 1B		F9		2B		L6-4		
Mike Greenwell, L OBP: 0.348, SLG: 0.451 (1, 7)		L7		G1-3		HR		K			L7	
Troy O'Leary, L OBP: 0.388, SLG: 0.564 (1, 9)			FC6-4		1B		HR		K		G3	
Willie McGee, S OBP: 0.340, SLG: 0.483 (9, PH)			1B		1B		HR		K			
Mike Macfarlane, R OBP: 0.337, SLG: 0.422 (1, 2)			L8		K		G5-3		K		K	
Chris Donnels, L OBP: 0.286, SLG: 0.313 (1, 5)			FC6-4						K			
Juan Bell, R OBP: 0.208, SLG: 0.333 (12, PR)					FC6							SH3-4 2B
Luis Alicea, S OBP: 0.362, SLG: 0.348 (1, 4)			K		K		B3					SH3-4

AB	R	H	RBI	BB	SO	LOB
6	0	1	2	0	1	2
4	0	1	0	1	1	1
4	0	0	0	1	0	1
5	1	3	0	0	0	3
5	1	1	0	0	1	3
3	1	3	3	0	0	0
2	0	0	0	0	1	0
5	0	0	0	0	3	3
4	1	2	0	1	1	2
0	1	0	0	0	0	0
3	0	0	0	1	2	2

BOTTOM	
Baltimore Orioles @ Boston Red Sox	
Fenway Park, Boston, MA	
Fri Aug 11 1995, 7:05 PM EDT	
Att: 33,143 - Unknown - 83 F	
livebaseballscorecards.com	
AB 41	
R 5	
H 11	
RBI 5	
BB 4	
SO 10	
LOB 17	
WP: 0 PA: 46	
PB: 0	
SB: 0	
CS: 0	

Inning Stats	R: 0	H: 0	E: 0	K: 0	S: 6	LOB: 0	BB: 1	P: 12	R: 0	H: 2	E: 0	K: 1	S: 12	LOB: 2	BB: 0	P: 17	R: 0	H: 0	E: 0	K: 1	S: 10	LOB: 0	BB: 0	P: 14	R: 1	H: 2	E: 0	K: 1	S: 10	LOB: 1	BB: 0	P: 15	R: 1	H: 1	E: 1	K: 1	S: 8	LOB: 0	BB: 0	P: 12	R: 2	H: 2	E: 0	K: 0	S: 6	LOB: 0	BB: 0	P: 6	R: 0	H: 0	E: 0	K: 0	S: 6	LOB: 0	BB: 1	P: 15	R: 0	H: 1	E: 0	K: 2	S: 9	LOB: 1	BB: 0	P: 11	R: 0	H: 0	E: 0	K: 3	S: 9	LOB: 0	BB: 0	P: 16	R: 0	H: 1	E: 0	K: 1	S: 15	LOB: 2	BB: 2	P: 29	R: 0	H: 0	E: 0	K: 1	S: 5	LOB: 0	BB: 0	P: 6	R: 1	H: 2	E: 0	K: 0	S: 5	LOB: 2	BB: 0	P: 6	R: 0	H: 0	E: 0	K: 1	S: 8	LOB: 0	BB: 0	P: 11	R: 0	H: 0	E: 0	K: 1	S: 8	LOB: 0	BB: 0	P: 11	R: 0	H: 0	E: 0	K: 1	S: 8	LOB: 0	BB: 0	P: 11	R: 0	H: 0	E: 0	K: 1	S: 8	LOB: 0	BB: 0	P: 11
PITCHER	IP	WLS	BF	H	R	ER	SO	BB	IBB	HBP	BLK	WP	HR	S	P	ERA	WHIP																																																																																																															
Kevin Brown, R ERA: 4.05 (1, 1)	7.2		31	8	4	3	4	2	0	0	0	0	1	64	99	3.52	1.304																																																																																																															
Jesse Orosco, L ERA: 3.06 (8, 1)	1.2		8	1	0	0	5	1	1	0	0	0	0	23	42	0.00	1.200																																																																																																															
Terry Clark, R ERA: 2.64 (10, 1)	2.0	L	7	2	1	1	1	0	0	0	0	0	0	17	23	4.50	1.000																																																																																																															



Batter	1	2	3	4	5	6	7	8	9	AB R H RBI BB SO LOB	TOP											
Curtis Goodwin, L (1, 8) OBP: 0.336, SLG: 0.356	0-1 B1		2-3 K			3-2 1B		2-2 1B		4 0 2 0 0 1 1												
Brady Anderson, L (1, 7) OBP: 0.364, SLG: 0.422	1-1 CS HBP		3-3 K			1-3 K		2-2 F8		3 0 0 0 0 2 3												
Rafael Palmeiro, L (1, 3) OBP: 0.364, SLG: 0.542	1-1 G4-3			3-3 K		1-1 F7		1-2 BB 1B		4 0 1 0 0 1 2												
Bobby Bonilla, S (1, 5) OBP: 0.377, SLG: 0.579		4-1 BB		0-1 F9		0-3 K		4-0 BB FC6-4		2 0 0 0 2 1 1												
Cal Ripken Jr., R (1, 6) OBP: 0.321, SLG: 0.435		1-0 P4		1-2 G6-3			2-2 G6-3	0-1 FC6-4		4 0 0 0 0 0 4												
Harold Baines, L (1, 10) OBP: 0.411, SLG: 0.556		1-2 F8			0-0 FC4-6 1B		0-0 G4-3		0-1 F7	4 0 1 0 0 0 1												
Kevin Bass, S (1, 9) OBP: 0.312, SLG: 0.336		1-3 K			3-1 FC4-6		2-1 S 1B		3-3 K	4 0 1 0 0 2 2												
Chris Hoiles, R (1, 2) OBP: 0.323, SLG: 0.404			0-1 1B		2-3 K		2-3 K		1-0 G6-3	4 0 1 0 0 2 2												
Manny Alexander, R (1, 4) OBP: 0.329, SLG: 0.361			0-2 P5		1-1 F2			2-3 K		3 0 0 0 0 1 2												
Inning Stats	R: 0 E: 0 K: 0 S: 5	H: 0 LOB: 0 BB: 0 P: 7	R: 0 E: 0 K: 1 S: 9	H: 0 LOB: 1 BB: 1 P: 16	R: 0 E: 0 K: 2 S: 17	H: 1 LOB: 1 BB: 0 P: 22	R: 0 E: 0 K: 1 S: 8	H: 0 LOB: 0 BB: 0 P: 12	R: 0 E: 0 K: 1 S: 8	H: 1 LOB: 1 BB: 0 P: 14	R: 0 E: 0 K: 2 S: 18	H: 1 LOB: 1 BB: 0 P: 23	R: 0 E: 0 K: 1 S: 11	H: 1 LOB: 1 BB: 0 P: 17	R: 0 E: 0 K: 1 S: 16	H: 2 LOB: 3 BB: 1 P: 27	R: 0 E: 0 K: 1 S: 8	H: 0 LOB: 0 BB: 0 P: 12	1B: 6 2B: 0 3B: 0 HR: 0	SF: 0 SAC: 0 DP: 0 HBP: 1	WP: 0 PB: 0 SB: 1 CS: 1	PA: 35
PITCHER	IP WLS BF H R ER SO BB IBB HBP BLK WP HR S P ERA WHIP																					
Roger Clemens, R (1, 1) ERA: 4.72	7.2 W 30 6 0 0 9 1 0 1 0 0 0 0 90 132 0.00 0.913																					
Joe Hudson, R (8, 1) ERA: 3.75	1.1 5 0 0 0 1 1 0 0 0 0 0 0 10 18 0.00 0.750																					

Baltimore Orioles @ Boston Red Sox
Fenway Park, Boston, MA
 Sat Aug 12 1995, 7:05 PM EDT
 Att. 34,234 - Unknown - 85 F

livebaseballscorecards.com

AB	32
R	0
H	6
RBI	0
BB	2
SO	10
LOB	18




Batter	1	2	3	4	5	6	7	8	9
Lee Tinsley, S OBP: 0.370, SLG: 0.416 (1, 8)	1-3 K		1-0 SH1-4	1-1 P6			0-1 G3-1	2-0 G3	
John Valentin, R OBP: 0.402, SLG: 0.546 (1, 6)	3-1 F9		0-2 P4			0-1 CS 1B	2-1 E 1B 2B	1-1 1B	
Mo Vaughn, L OBP: 0.395, SLG: 0.582 (1, 3)	1-3 K		4-0 2B IBB			2-1 1-2 2B	4-0 1B E IBB	3-3 K	
Jose Canseco, R OBP: 0.376, SLG: 0.498 (1, 10)		1-2 G3-6-1 1B	3-2 1-3 2-H 3-H 2B			2-2 L5	1-2 1B E 2B	3-3 K	
Mike Greenwell, L OBP: 0.350, SLG: 0.451 (1, 7)		0-0 G3-6-1 1B	1-3 K			0-0 P3	0-1 E8 1B 2B		
Troy O'Leary, L OBP: 0.384, SLG: 0.558 (1, 9)		1-1 G3-6-1		0-2 F7			0-2 2B 1B		
Willie McGee, S OBP: 0.347, SLG: 0.489 (7, PH) (8, 9)		1-2 2-3					1-2 2-3 1B		
Bill Haselman, R OBP: 0.352, SLG: 0.383 (1, 2)		0-3 K		2-0 G4-3 3B 1B			2-2 G4-3	1-1 1-3 2-H 3-H 2B	
Matt Stairs, L OBP: 0.333, SLG: 0.441 (7, PH)									
Mike Macfarlane, R OBP: 0.337, SLG: 0.422 (8, 2)									
Chris Donnels, L OBP: 0.295, SLG: 0.322 (1, 5)			2-0 SH1-4 2B 1B	3-2 SAFE G4-3			2-2 1B	1-3 K	
Luis Alicea, S OBP: 0.363, SLG: 0.357 (1, 4)			2-2 SAFE SH1-4 2B 1B	1-1 2-H 3B			2-2 SAFE G1-3	3-3 K	

AB	R	H	RBI	BB	SO	LOB
4	0	0	0	0	1	1
5	1	3	0	0	0	2
3	1	1	0	2	2	1
5	1	2	2	0	1	4
4	1	2	1	0	1	3
3	0	0	0	0	1	2
1	0	1	0	0	0	0
3	1	1	0	0	1	1
1	0	1	2	0	0	0
0	0	0	0	0	0	0
4	1	2	0	0	1	3
4	1	2	1	0	1	3

BOTTOM

Baltimore Orioles @ Boston Red Sox
 Fenway Park, Boston, MA
 Sat Aug 12 1995, 7:05 PM EDT
 Att: 34,234 - Unknown - 85 F

AB	37
R	7
H	15
RBI	6
BB	2
SO	9
LOB	20



Inning Stats	R: 0	H: 0	E: 0	K: 2	S: 8	LOB: 0	BB: 0	P: 13
	R: 0	H: 2	E: 0	K: 1	S: 9	LOB: 1	BB: 0	P: 11
	R: 2	H: 3	E: 0	K: 1	S: 15	LOB: 2	BB: 1	P: 28
	R: 1	H: 2	E: 0	K: 0	S: 11	LOB: 1	BB: 0	P: 18
	R: 0	H: 2	E: 0	K: 0	S: 9	LOB: 1	BB: 0	P: 13
	R: 0	H: 1	E: 0	K: 1	S: 13	LOB: 1	BB: 0	P: 19
	R: 4	H: 4	E: 2	K: 2	S: 24	LOB: 2	BB: 1	P: 36
	R: 0	H: 1	E: 0	K: 2	S: 13	LOB: 1	BB: 0	P: 22

1B	2B	3B	SF	SAC	DP	HBP
10	4	1	0	1	1	0
0	0	0	0	0	0	0

WP	HR	S	P	ERA	WHIP
0	0	69	112	7.11	1.737
0	0	3	4	∞	∞
0	0	6	6	∞	∞
0	0	11	16	13.50	1.500
0	0	13	22	0.00	1.000

PITCHER	IP	WLS	BF	H	R	ER	SO	BB	IBB	HBP	BLK	WP	HR	S	P	ERA	WHIP
35 Mike Mussina, R ERA: 4.07 (1, 1)	6.1	L	30	11	5	5	5	0	0	0	0	0	0	69	112	7.11	1.737
Armando Benitez, R ERA: 5.51 (7, 1)	0.0		1	0	0	0	0	0	0	0	0	0	0	3	4	∞	∞
Mark Lee, L ERA: 5.33 (7, 1)	0.0		2	2	0	0	0	0	0	0	0	0	0	6	6	∞	∞
Doug Jones, R ERA: 5.63 (7, 1)	0.2		3	1	2	1	2	0	0	0	0	0	0	11	16	13.50	1.500
Jim Dedrick, R ERA: (8, 1)	1.0		4	1	0	0	2	0	0	0	0	0	0	13	22	0.00	1.000

Batter	1	2	3	4	5	6	7	8	9	AB R H RBI BB SO LOB	TOP
Curtis Goodwin, L (1, 8) OBP: 0.332, SLG: 0.351 Chris Hoiles, R (9, PH) OBP: 0.322, SLG: 0.402	1-1 B4-3			0-0 P5		2-0 G3-1			2-3 K	3 0 0 0 0 0 1 1 0 0 0 0 1 1	
Brady Anderson, L (1, 7) OBP: 0.365, SLG: 0.427	1-1 G4-3			4-2 G3-6-1 BB			1-2 F8		3-2 1-H 3B	3 0 1 1 1 0 0	
Rafael Palmeiro, L (1, 3) OBP: 0.365, SLG: 0.549	3-1 F7			0-0 G3-6-1 1-2f			0-1 HR		4-2 BB BB	3 1 1 1 1 0 1	
Bobby Bonilla, S (1, 9) OBP: 0.376, SLG: 0.574			1-3 K		3-1 P3		1-1 G5-3		4-2 1-2 G6-4-3 BB	3 0 0 0 1 1 0	
Cal Ripken Jr., R (1, 6) OBP: 0.318, SLG: 0.430			2-2 L7		1-2 K		3-2 F7		2-2 G6-4-3 1-2f	4 0 0 0 0 1 3	
Harold Baines, L (1, 10) OBP: 0.407, SLG: 0.549			2-2 F7		2-0 G6-3			1-0 G4-3		3 0 0 0 0 0 0	
Jeff Manto, R (1, 5) OBP: 0.285, SLG: 0.503				0-1 F8		4-1 BB		0-0 L5		2 0 0 0 1 0 0	
Gregg Zaun, S (1, 2) OBP: 0.347, SLG: 0.398			2-1 F8		2-1 L7		0-0 P5			3 0 0 0 0 0 1	
Manny Alexander, R (1, 4) OBP: 0.325, SLG: 0.358 Bret Barberie, S (9, PH) OBP: 0.322, SLG: 0.335			3-3 K		2-0 F7			4-2 3B BB		2 0 0 0 0 1 1 0 1 0 0 1 0 0	
Inning Stats	R: 0 E: 0 K: 0 S: 6 H: 0 LOB: 0 BB: 0 P: 11	R: 0 E: 0 K: 1 S: 9 H: 0 LOB: 0 BB: 0 P: 14	R: 0 E: 0 K: 1 S: 7 H: 0 LOB: 0 BB: 0 P: 12	R: 0 E: 0 K: 0 S: 4 H: 0 LOB: 0 BB: 1 P: 8	R: 0 E: 0 K: 1 S: 6 H: 0 LOB: 0 BB: 0 P: 12	R: 0 E: 0 K: 0 S: 5 H: 0 LOB: 1 BB: 1 P: 15	R: 1 E: 0 K: 0 S: 12 H: 1 LOB: 0 BB: 0 P: 17	R: 0 E: 0 K: 0 S: 3 H: 0 LOB: 0 BB: 0 P: 4	R: 1 E: 0 K: 1 S: 19 H: 1 LOB: 2 BB: 3 P: 38	1B: 0 2B: 0 3B: 1 HR: 1 SF: 0 SAC: 0 DP: 2 HBP: 0	WP: 0 PB: 0 SB: 0 CS: 0 PA: 32
PITCHER 49 Tim Wakefield, R (1, 1) ERA: 1.65 Stan Belinda, R (9, 1) ERA: 3.29	IP: 8.1 WLS: W BF: 31 H: 2 R: 2 ER: 2 SO: 4 BB: 5 IBB: 0 HBP: 0 BLK: 0 WP: 0 HR: 1 S: 67 P: 125 ERA: 2.16 WHIP: 0.840										

Baltimore Orioles @ Boston Red Sox
Fenway Park, Boston, MA
 Sun Aug 13 1995, 3:33 AM EDT
 Att. 34,158 - Sunny - 85 F

livebaseballscorecards.com

AB	27
R	2
H	2
RBI	2
BB	5
SO	4
LOB	8



Batter	1	2	3	4	5	6	7	8	9	AB R H RBI BB SO LOB
Willie McGee, S OBP: 0.364, SLG: 0.495 (1, 9)	1-1 G1-3		2-2 K S 1B		2-2 1B			4-1 FC4-8 BB		3 0 2 0 1 0 0
John Valentin, R OBP: 0.400, SLG: 0.542 (1, 6)	4-2 1B HR BB		1 SAFE 0-3 K		3-2 P7			2-0 FC4-6 1-2f		3 1 0 0 1 1 3
Mo Vaughn, L OBP: 0.394, SLG: 0.579 (1, 3)	1-1 1-3 HR 1B		0-3 K					0-1 F9		4 1 1 0 0 2 2
Jose Canseco, R OBP: 0.375, SLG: 0.506 (1, 10)	2-2 1-H 3-H HR			2-1 P4				1-3 K		4 1 1 3 0 2 1
Mike Greenwell, L OBP: 0.347, SLG: 0.447 (1, 7)	1-0 L8			1-1 F8				0-2 G1-3		3 0 0 0 0 0 0
Tim Lincecum, R OBP: 0.416, SLG: 0.449 (1, 5)	3-1 P3			0-0 1B				1-1 G6-3		3 0 1 0 0 0 0
Mike Macfarlane, R OBP: 0.337, SLG: 0.421 (1, 2)				1 SAFE 2-2 L8				3-3 K		3 0 1 0 0 1 1
Lee Tinsley, S OBP: 0.370, SLG: 0.413 (1, 8)								4-0 FC6-4 BB		2 0 0 0 1 1 1
Luis Alicea, S OBP: 0.360, SLG: 0.353 (1, 4)								2-2 FC6-4 1-2f		3 0 0 0 0 2 1

Inning Stats	R: 3	H: 2	E: 0	LOB: 0	K: 0	S: 13	P: 25	R: 0	H: 1	E: 0	LOB: 0	K: 1	S: 14	P: 20	R: 0	H: 1	E: 0	LOB: 1	K: 2	S: 11	P: 13	R: 0	H: 1	E: 0	LOB: 1	K: 0	S: 8	P: 13	R: 0	H: 0	E: 0	LOB: 0	K: 2	S: 10	P: 12	R: 0	H: 0	E: 0	LOB: 1	K: 1	S: 8	P: 18	R: 0	H: 0	E: 0	LOB: 1	K: 1	S: 7	P: 14
1B: 5	SF: 0	2B: 0	SAC: 0	3B: 0	DP: 1	HR: 1	HBP: 0	WP: 0	PA: 31																																								

PITCHER	IP	WLS	BF	H	R	ER	SO	BB	IBB	HBP	BLK	WP	HR	S	P	ERA	WHIP
Rick Krivda, L ERA: 3.9 (1, 1)	7.0	L	27	6	3	3	8	2	0	0	0	0	1	79	121	3.86	1.143
Jesse Orosco, L ERA: 2.97 (8, 1)	1.0		4	0	0	0	1	1	0	0	0	0	0	7	14	0.00	1.000

BOTTOM

Baltimore Orioles @ Boston Red Sox
 Fenway Park, Boston, MA
 Sun Aug 13 1995, 3:33 AM EDT
 Att. 34,158 - Sunny - 85 F

AB	28
R	3
H	6
RBI	3
BB	3
SO	9
LOB	9



livebaseballscorecards.com

Batter	1	2	3	4	5	6	7	8	9	AB R H RBI BB SO LOB	TOP																									
Kenny Lofton, L OBP: 0.370, SLG: 0.503 (1, 8) X	0-0 1B		0-3 K		0-0 2B 1B	0-0 F7			0-0 1B 1B	5 2 3 0 0 1 2																										
Omar Vizquel, S OBP: 0.321, SLG: 0.344 (1, 6) X	0-0 G5-3			0-0 1B HR	0-0 2B			0-0 1B G6-4-3	0-0 P5	5 2 3 1 0 0 1																										
Carlos Baerga, S OBP: 0.370, SLG: 0.493 Jose Mesa, R (1, 4) X (9, 1)	0-0 P3			0-0 1B F7	0-0 G1-3			0-0 1B G6-4-3	4-0 1B 2B IBB	4 1 1 0 1 0 2 0 0 0 0 0 0 0																										
Albert Belle, R OBP: 0.381, SLG: 0.599 (1, 7)		0-0 2B		0-0 1B P4	4-0 BB			0-0 G6-4-3	0-0 P6	4 0 1 0 1 0 4																										
Manny Ramirez, R OBP: 0.413, SLG: 0.608 (1, 9)		0-0 F9		0-0 1B HR	0-0 P4			0-3 K	0-0 2B 1B	5 2 2 3 0 1 3																										
Herbert Perry, R OBP: 0.386, SLG: 0.512 Paul Sorrento, L OBP: 0.352, SLG: 0.530 (1, 3) (8, PH) (8, 3)		0-0 G5-3		0-0 G6-3		0-0 G4-3		0-3 K	0-0 2B	3 0 0 0 0 0 1 2 0 1 2 0 1 0																										
Sandy Alomar Jr., R OBP: 0.343, SLG: 0.505 (1, 2)		0-3 K			0-0 F7	0-0 BB 1B		0-0 P4	0-0 F9	5 0 1 0 0 1 2																										
Jim Thome, L OBP: 0.454, SLG: 0.594 (1, 10) (9, 5)			0-0 G3		4-0 HR BB	4-0 BB		4-0 BB		1 1 0 0 3 0 0																										
Alvaro Espinoza, R OBP: 0.292, SLG: 0.355 (1, 5) (9, 4)			0-0 F9		0-0 HR	0-0 F7		0-0 P4		4 1 1 2 0 0 3																										
Inning Stats	R: 0 E: 0 K: 0 S: 3	H: 1 LOB: 0 BB: 0 P: 3	R: 0 E: 0 K: 1 S: 6	H: 1 LOB: 1 BB: 0 P: 6	R: 0 E: 0 K: 1 S: 5	H: 0 LOB: 0 BB: 0 P: 5	R: 2 E: 0 K: 0 S: 5	H: 2 LOB: 0 BB: 0 P: 5	R: 3 E: 0 K: 0 S: 6	H: 3 LOB: 2 BB: 2 P: 14	R: 0 E: 0 K: 0 S: 4	H: 1 LOB: 2 BB: 1 P: 8	R: 1 E: 0 K: 1 S: 6	H: 2 LOB: 0 BB: 0 P: 6	R: 0 E: 0 K: 1 S: 5	H: 0 LOB: 1 BB: 1 P: 9	R: 3 E: 0 K: 0 S: 6	H: 3 LOB: 1 BB: 1 P: 10	1B: 8 2B: 3 3B: 0 HR: 2	SF: 0 SAC: 0 DP: 1 HBP: 0	WP: 0 PB: 0 SB: 2 CS: 0	PA: 43														
PITCHER	IP WLS BF H R ER SO BB IBB HBP BLK WP HR S P ERA WHIP																																			
Jamie Moyer, L ERA: 4.45 (1, 1)	4.1		20	7	5	5	2	1	0	0	0	0	2	23	27	10.38	1.846																			
Jim Dedrick, R ERA: (5, 1)	1.1		7	1	0	0	0	2	0	0	0	0	0	5	13	0.00	2.250																			
Mark Lee, L ERA: 5.61 (6, 1)	0.1		3	2	1	1	0	0	0	0	0	0	0	3	3	27.00	6.000																			
Armando Benitez, R ERA: 5.86 (7, 1)	2.2	L	11	2	3	3	2	1	1	0	0	0	0	13	21	10.12	1.125																			
Jesse Orosco, L ERA: 2.95 (9, 1)	0.1		2	1	0	0	0	0	0	0	0	0	0	2	2	0.00	3.000																			

Cleveland Indians @ Baltimore Orioles
Oriole Park at Camden Yards, Baltimore, MD
 Mon Aug 14 1995, 7:05 PM EDT
 Att. 47,198 - Unknown - 93 F

livebaseballscorecards.com

AB	38
R	9
H	13
RBI	8
BB	5
SO	4
LOB	18



Batter	1	2	3	4	5	6	7	8	9	AB R H RBI BB SO LOB	TOP	
Kenny Lofton, L (1, 8) OBP: 0.370, SLG: 0.500 Wayne Kirby, L (6, 8) OBP: 0.235, SLG: 0.286	4-2 G4-3 1B BB		1-1 G1-3			1-0 G3-1		1-1 2B		2 1 0 0 1 0 0 1 1 1 0 0 0 0	Cleveland Indians @ Baltimore Orioles Oriole Park at Camden Yards, Baltimore, MD Tue Aug 15 1995, 7:05 PM EDT Att. 46,346 - Unknown - 89 F	
Omar Vizquel, S (1, 6) OBP: 0.321, SLG: 0.343	3-2 G4-3 1-2		2-1 G4-3			1-0 1B		1-0 G5-3		4 0 1 0 0 0 2		
Carlos Baerga, S (1, 4) OBP: 0.368, SLG: 0.489 Alvaro Espinoza, R (6, 4) OBP: 0.303, SLG: 0.381	1-2 G4-3 2-3			2-2 F8		0-1 G4-3		3-2 2B 2-H		3 0 0 0 0 0 2 1 0 1 1 0 0 0		
Albert Belle, R (1, 7) OBP: 0.382, SLG: 0.597	1-1 1B 3-H			4-1 G6-4-3 BB			3-3 K	1-1 L6		3 0 1 1 1 1 1		
Eddie Murray, S (1, 10) OBP: 0.360, SLG: 0.512	3-2 G4-3			1-1 G6-4-3 1-2f			3-1 1B 2B	0-1 G4-3		4 1 1 0 0 0 2		
Jim Thome, L (1, 5) OBP: 0.457, SLG: 0.594		1-1 F8			1-0 G6-4-3 1B		4-0 1B BB	4-2 BB		2 0 1 0 2 0 0		
Manny Ramirez, R (1, 9) OBP: 0.412, SLG: 0.604		0-0 L7			1-0 G6-4-3 1-2f		3-2 G6-4-3 1B 1-2 2-H	0-0 L8		4 0 1 1 0 0 2		
Paul Sorrento, L (1, 3) OBP: 0.347, SLG: 0.522		0-0 G1-3			2-2 L5		1-0 G6-4-3 1-2f	1-0 G4-1		4 0 0 0 0 0 3		
Sandy Alomar Jr., R (1, 2) OBP: 0.336, SLG: 0.495 Tony Peña, R (6, 2) OBP: 0.276, SLG: 0.343			0-1 G4-3			0-1 F7		0-1 G3		2 0 0 0 0 0 0 1 0 0 0 0 0 0		
Inning Stats	R: 1 H: 1 E: 0 LOB: 1 K: 0 BB: 1 S: 17 P: 29	R: 0 H: 0 E: 0 LOB: 0 K: 0 BB: 0 S: 4 P: 5	R: 0 H: 0 E: 0 LOB: 0 K: 0 BB: 0 S: 6 P: 9	R: 0 H: 0 E: 0 LOB: 0 K: 0 BB: 1 S: 6 P: 13	R: 0 H: 1 E: 0 LOB: 0 K: 0 BB: 0 S: 6 P: 10	R: 0 H: 1 E: 0 LOB: 1 K: 0 BB: 0 S: 6 P: 8	R: 1 H: 2 E: 0 LOB: 1 K: 1 BB: 1 S: 9 P: 23	R: 1 H: 2 E: 0 LOB: 1 K: 0 BB: 0 S: 10 P: 16	R: 0 H: 0 E: 0 LOB: 1 K: 0 BB: 1 S: 6 P: 11	1B: 4 SF: 0 2B: 3 SAC: 0 3B: 0 DP: 3 HR: 0 HBP: 0	WP: 0 PA: 35 PB: 0 SB: 0 CS: 0	
PITCHER Scott Erickson, R (1, 1) ERA: 5.56	IP WLS BF H R ER SO BB IBB HBP BLK WP HR S P ERA WHIP 9.0 W 35 7 3 3 1 4 0 0 0 0 0 0 70 124 3.00 1.222											PITCHER IP WLS BF H R ER SO BB IBB HBP BLK WP HR S P ERA WHIP

livebaseballscorecards.com

AB	31
R	3
H	7
RBI	3
BB	4
SO	1
LOB	12



Batter	1	2	3	4	5	6	7	8	9	AB R H RBI BB SO LOB	TOP									
Kenny Lofton, L OBP: 0.373, SLG: 0.514 (1, 8)	2-1 E4 G4-3 1B 1B		1-0 F7	2-2 3B			1-0 WP 3B	1-1 F9		5 2 3 2 0 0 0	Cleveland Indians @ Baltimore Orioles Oriole Park at Camden Yards, Baltimore, MD Wed Aug 16 1995, 7:05 PM EDT Att. 47,140 - Unknown - 95 F									
Omar Vizquel, S OBP: 0.319, SLG: 0.340 (1, 6)	1-0 G4-3		3-3 K	1-3 K			4-2 F8 WP 1B BB	2-1 F7		4 1 0 0 1 2 2										
Carlos Baerga, S OBP: 0.368, SLG: 0.488 (1, 4)	1-3 K		2-1 BB 1B 1B	1-0 G5-3			0-0 WP HR 1B	0-2 P5		5 1 2 0 0 1 2										
Albert Belle, R OBP: 0.385, SLG: 0.597 (1, 7)	0-0 1B		1-0 BB 1B		2-2 G4-6-3 1B		1-1 F8	2-3 K		5 0 3 1 0 1 2										
Eddie Murray, S OBP: 0.361, SLG: 0.507 (1, 10)	1-1 G3		4-0 BB	1-2 2-3 BB	0-0 G4-6-3		0-1 P4	4-1 BB		3 0 0 0 2 0 4										
Jim Thome, L OBP: 0.456, SLG: 0.592 (1, 5)		0-2 2B	2-1 F8		2-3 K		4-1 HR BB	2-3 K		4 1 1 0 1 2 4										
Manny Ramirez, R OBP: 0.413, SLG: 0.614 (1, 9)		1-3 K		3-2 SH3 3B 2B		3-3 K	1-0 HR			4 2 2 3 0 2 1										
Wayne Kirby, L OBP: 0.235, SLG: 0.286 (7, 9)							3-H 2-H HR			0 0 0 0 0 0 0										
Paul Sorrento, L OBP: 0.346, SLG: 0.516 (1, 3)		0-0 L9		4-2 SH3 3B BB		0-1 G6-3	3-2 F8			3 1 0 0 1 0 1										
Sandy Alomar Jr., R OBP: 0.327, SLG: 0.481 (1, 2)		2-3 K		0-0 SH3		1-1 G3-1		0-3 K		3 0 0 0 0 2 1										
Inning Stats	R: 1 E: 1 K: 1 S: 10	H: 2 LOB: 1 BB: 0 P: 15	R: 0 E: 0 K: 2 S: 10	H: 1 LOB: 1 BB: 0 P: 13	R: 0 E: 0 K: 1 S: 9	H: 2 LOB: 3 BB: 1 P: 22	R: 2 E: 0 K: 1 S: 15	H: 2 LOB: 1 BB: 1 P: 26	R: 0 E: 0 K: 1 S: 7	H: 0 LOB: 0 BB: 0 P: 11	R: 5 E: 0 K: 0 S: 13	H: 3 LOB: 0 BB: 2 P: 27	R: 0 E: 0 K: 1 S: 7	H: 0 LOB: 0 BB: 0 P: 10	R: 0 E: 0 K: 2 S: 12	H: 0 LOB: 1 BB: 1 P: 20	1B: 6 2B: 2 3B: 2 HR: 1	SF: 0 SAC: 1 DP: 1 HBP: 0	WP: 2 PB: 0 SB: 0 CS: 0	PA: 42
PITCHER	IP WLS BF H R ER SO BB IBB HBP BLK WP HR S P ERA WHIP																			
Kevin Brown, R ERA: 4.31 (1, 1)	6.0 L 30 10 6 6 7 3 0 0 0 0 1 0 62 107 9.00 2.167																			
Terry Clark, R ERA: 2.61 (7, 1)	0.1 1 0 0 0 0 0 0 0 0 0 0 0 2 3 0.00 0.000																			
Jesse Orosco, L ERA: 3.16 (7, 1)	0.1 2 0 0 0 0 0 1 0 0 0 1 0 3 7 0.00 3.000																			
Armando Benitez, R ERA: 5.89 (7, 1)	1.1 5 1 2 2 1 0 0 0 0 0 0 1 11 18 13.50 0.750																			
Doug Jones, R ERA: 5.49 (9, 1)	1.0 4 0 0 0 0 2 1 0 0 0 0 0 0 12 20 0.00 1.000																			

livebaseballscorecards.com

AB	36
R	8
H	11
RBI	6
BB	5
SO	10
LOB	17



Batter	1	2	3	4	5	6	7	8	9	AB	R	H	RBI	BB	SO	LOB
Curtis Goodwin, L OBP: 0.331, SLG: 0.357 Kevin Bass, S OBP: 0.313, SLG: 0.337 (1, 8) (7, PH) (8, 7)	G4-3		G4-3						G4-3	3	0	1	1	0	0	1
Brady Anderson, L OBP: 0.365, SLG: 0.428 (1, 7) (8, 8)	G4-6-3 HBP								F8	4	0	1	0	0	1	3
Rafael Palmeiro, L OBP: 0.363, SLG: 0.556 (1, 3) 1 SAFE	G4-6-3 1-2f								F8	5	0	0	0	0	2	5
Bobby Bonilla, S OBP: 0.378, SLG: 0.577 (1, 9)										4	1	1	0	0	1	1
Cal Ripken Jr., R OBP: 0.321, SLG: 0.430 (1, 6)										3	0	0	0	1	0	2
Harold Baines, L OBP: 0.404, SLG: 0.558 (1, 10)										4	1	2	0	0	2	1
Chris Hoiles, R OBP: 0.326, SLG: 0.424 (1, 2)										4	2	2	3	0	1	2
Jeff Huson, L OBP: 0.368, SLG: 0.333 Jeff Manto, R OBP: 0.286, SLG: 0.492 (1, 5) (7, PH) (8, 5)										2	1	1	0	0	0	0
Bret Barberie, S OBP: 0.332, SLG: 0.340 (1, 4)										0	0	0	0	2	0	0
										4	0	1	1	0	1	3

Inning Stats	R: 0	H: 0	R: 0	H: 0	R: 0	H: 1	R: 3	H: 4	R: 0	H: 1	R: 2	H: 2	R: 0	H: 0	R: 0	H: 0	R: 0	H: 0	R: 0	H: 0	1B: 7	SF: 0	WP: 0	PA: 39
	E: 0	LOB: 0	E: 0	LOB: 0	E: 0	LOB: 1	E: 0	LOB: 1	E: 1	LOB: 1	E: 0	LOB: 1	E: 0	LOB: 0	E: 0	LOB: 0	E: 0	LOB: 0	E: 0	LOB: 0	2B: 1 <td>SAC: 0 <td>PB: 1 <td></td> </td></td>	SAC: 0 <td>PB: 1 <td></td> </td>	PB: 1 <td></td>	
	K: 0	BB: 0	K: 1	BB: 0	K: 2	BB: 0	K: 0	BB: 0	K: 0	BB: 1	K: 2	BB: 1	K: 2	BB: 0	K: 0	BB: 0	K: 0	BB: 0	K: 0	BB: 0	3B: 1 <td>DP: 2 <td>SB: 1 <td></td> </td></td>	DP: 2 <td>SB: 1 <td></td> </td>	SB: 1 <td></td>	
	S: 6	P: 8	S: 9	P: 16	S: 11	P: 19	S: 8	P: 14	S: 8	P: 17	S: 13	P: 24	S: 14	P: 20	S: 11	P: 17	S: 11	P: 17	S: 11	P: 17	HR: 1 <td>HBP: 1 <td>CS: 1 <td></td> </td></td>	HBP: 1 <td>CS: 1 <td></td> </td>	CS: 1 <td></td>	

PITCHER	IP	WLS	BF	H	R	ER	SO	BB	IBB	HBP	BLK	WP	HR	S	P	ERA	WHIP
Orel Hershiser, R ERA: 4.35 (1, 1)	6.0	W	25	7	3	3	4	1	0	0	0	0	0	58	100	4.50	1.333
Alan Embree, L ERA: 3.12 (7, 1)	1.2		9	3	2	2	3	1	0	0	0	0	1	24	37	10.80	2.400
Eric Plunk, R ERA: 2.72 (8, 1)	0.1		2	0	0	0	1	1	0	0	0	0	0	3	7	0.00	3.000
Jose Mesa, R ERA: 1.17 (9, 1)	1.0	S	3	0	0	0	0	0	0	0	0	0	0	11	17	0.00	0.000

BOTTOM

Cleveland Indians @ Baltimore Orioles
Oriole Park at Camden Yards, Baltimore, MD
 Wed Aug 16 1995, 7:05 PM EDT
 Att: 47,140 - Unknown - 95 F

livebaseballscorecards.com

AB	35
R	5
H	10
RBI	5
BB	3
SO	8
LOB	18



Batter	1	2	3	4	5	6	7	8	9	10	AB	R	H	RBI	BB	SO	LOB	TOP								
Johnny Damon, L (1, 8) <small>OBP: 0.379, SLG: 0.423</small>	1-2 P2	2-2 2B			0-0 P4		0-1 P3			1-2 G5-3	5	0	1	1	0	0	1									
Tom Goodwin, L (1, 7) <small>OBP: 0.341, SLG: 0.337</small>	1-3 K	2-3 K			0-2 1B			1-2 G1-3		0-1 B2	5	0	1	0	0	2	1									
Keith Lockhart, L (1, 5) <small>OBP: 0.371, SLG: 0.500</small>	2-2 1B				0-0 F9		0-1 F8		1-1 F9		4	0	1	0	0	0	2									
Wally Joyner, L (1, 3) <small>OBP: 0.388, SLG: 0.418</small>	0-0 1B				2-2 F7		2-1 P4		2-2 F7		4	0	1	0	0	0	2									
Jon Nunnally, L (1, 9) <small>OBP: 0.357, SLG: 0.538</small>	1-1 G3				2-1 F9			2-2 F8		0-0 G3	4	0	0	0	0	0	2									
Greg Gagne, R (1, 6) <small>OBP: 0.328, SLG: 0.389</small>		2-2 F7			2-2 F9		0-0 G5-3		2-2 L3		4	0	0	0	0	0	0									
David Howard, S (1, 4) <small>OBP: 0.303, SLG: 0.375</small>		1-2 G5-3			1-2 P3		0-0 F7		1-0 F7		4	0	0	0	0	0	0									
Michael Tucker, L (1, 10) <small>OBP: 0.288, SLG: 0.313</small> Gary Gaetti, R (10, PH) <small>OBP: 0.340, SLG: 0.553</small>		3-2 E			3-2 G3-1			1-3 K		2-1 HR	3	1	1	0	0	1	0									
Brent Mayne, L (1, 2) <small>OBP: 0.270, SLG: 0.287</small>	1-2 E9				1-2 1B			0-0 F7		1-2 P5	4	1	1	0	0	0	0									
Inning Stats	R: 0 E: 0 K: 1 S: 12	H: 2 LOB: 2 BB: 0 P: 17	R: 2 E: 1 K: 1 S: 24	H: 2 LOB: 1 BB: 0 P: 35	R: 0 E: 0 K: 0 S: 6	H: 0 LOB: 0 BB: 0 P: 10	R: 0 E: 0 K: 0 S: 12	H: 0 LOB: 0 BB: 0 P: 18	R: 0 E: 0 K: 0 S: 14	H: 2 LOB: 2 BB: 0 P: 17	R: 0 E: 0 K: 0 S: 5	H: 0 LOB: 0 BB: 0 P: 7	R: 0 E: 0 K: 1 S: 6	H: 0 LOB: 0 BB: 0 P: 7	R: 0 E: 0 K: 0 S: 9	H: 0 LOB: 0 BB: 0 P: 13	R: 0 E: 0 K: 0 S: 6	H: 0 LOB: 0 BB: 0 P: 9	R: 1 E: 0 K: 0 S: 10	H: 1 LOB: 0 BB: 0 P: 14	1B: 4 2B: 2 3B: 0 HR: 1	SF: 0 SAC: 0 DP: 0 HBP: 0	WP: 0 PB: 0 SB: 0 CS: 0	PA: 38		
PITCHER 35 Mike Mussina, R (1, 1) <small>ERA: 3.85</small> Jesse Orosco, L (9, 1) <small>ERA: 3.23</small>	IP 8.0 2.0	WLS BF L 7	H R ER 1 1 1	SO 3 0	BB 0 0	IBB 0 0	HBP 0 0	BLK 0 0	WP 0 0	HR 0 1	S 88 16	P 124 23	ERA 0.00 4.50	WHIP 0.750 0.500												

Kansas City Royals @ Baltimore Orioles
 Oriole Park at Camden Yards, Baltimore, MD

Thu Aug 17 1995, 3:33 AM EDT
 Att. 46,394 - Sunny - 95 F

livebaseballscorecards.com

AB 38
R 3
H 7
RBI 2
BB 0
SO 3
LOB 8



Kansas City Royals @ Baltimore Orioles
 Oriole Park at Camden Yards, Baltimore, MD

Thu Aug 17 1995, 3:33 AM EDT
 Att. 46,394 - Sunny - 95 F

livebaseballscorecards.com

AB	39
R	2
H	10
RBI	2
BB	4
SO	7
LOB	21



WP:	0	PA:	43
PB:	0		
SB:	0		
CS:	0		

Batter	1	2	3	4	5	6	7	8	9	10	AB	R	H	RBI	BB	SO	LOB
Curtis Goodwin, L OBP: 0.326, SLG: 0.353 Kevin Bass, S OBP: 0.311, SLG: 0.335	F7		B1-3		G4-3	G1-3		G3-6-3			3	0	0	0	0	0	0
Brady Anderson, L OBP: 0.365, SLG: 0.429	P5				G6-3		E9		F7		4	1	1	0	1	0	0
Rafael Palmeiro, L OBP: 0.363, SLG: 0.554	F9						G3		G6-3		5	0	2	1	0	0	0
Bobby Bonilla, S OBP: 0.381, SLG: 0.578									F9		5	1	3	0	0	1	2
Cal Ripken Jr., R OBP: 0.322, SLG: 0.430										K	4	0	1	1	1	2	4
Harold Baines, L OBP: 0.397, SLG: 0.548										G3-1	5	0	0	0	0	1	3
Chris Hoiles, R OBP: 0.324, SLG: 0.419										K	5	0	1	0	0	2	3
Jeff Huson, L OBP: 0.390, SLG: 0.346 Jeff Manto, R OBP: 0.288, SLG: 0.498										F8	1	0	1	0	1	0	0
Bret Barberie, S OBP: 0.330, SLG: 0.335 Manny Alexander, R OBP: 0.325, SLG: 0.358										G3-6-3	3	0	0	0	1	1	6
											0	0	0	0	0	0	0

Inning Stats	R: 0	H: 0	E: 0	K: 0	S: 10	P: 16	R: 0	H: 1	E: 0	K: 0	S: 14	P: 27	R: 0	H: 1	E: 0	K: 1	S: 10	P: 18	R: 0	H: 1	E: 0	K: 2	S: 13	P: 18	R: 0	H: 2	E: 0	K: 1	S: 12	P: 19	R: 0	H: 2	E: 0	K: 1	S: 13	P: 17	R: 2	H: 3	E: 1	K: 0	S: 15	P: 25	R: 0	H: 0	E: 0	K: 0	S: 9	P: 14	R: 0	H: 0	E: 0	K: 0	S: 3	P: 6	R: 0	H: 0	E: 0	K: 2	S: 9	P: 11	1B: 7	SF: 0	2B: 3	SAC: 0	3B: 0	DP: 1	HR: 0	HBP: 0
--------------	------	------	------	------	-------	-------	------	------	------	------	-------	-------	------	------	------	------	-------	-------	------	------	------	------	-------	-------	------	------	------	------	-------	-------	------	------	------	------	-------	-------	------	------	------	------	-------	-------	------	------	------	------	------	-------	------	------	------	------	------	------	------	------	------	------	------	-------	-------	-------	-------	--------	-------	-------	-------	--------

PITCHER	IP	WLS	BF	H	R	ER	SO	BB	IBB	HBP	BLK	WP	HR	S	P	ERA	WHIP
Kevin Appier, R ERA: 3.43	(1, 1)		5.0	23	5	0	0	4	3	0	0	0	0	59	98	0.00	1.600
Mike Magnante, L ERA: 3.45	(6, 1)		1.2	10	5	2	1	0	0	0	0	0	0	27	41	10.80	3.000
Gregg Olson, R ERA: 3.6	(7, 1)	W	2.1	7	0	0	0	1	0	0	0	0	0	13	21	0.00	0.429
Jeff Montgomery, R ERA: 2.78	(10, 1)	S	1.0	3	0	0	0	2	0	0	0	0	0	9	11	0.00	0.000

PITCHER	IP	WLS	BF	H	R	ER	SO	BB	IBB	HBP	BLK	WP	HR	S	P	ERA	WHIP
---------	----	-----	----	---	---	----	----	----	-----	-----	-----	----	----	---	---	-----	------

Batter	1	2	3	4	5	6	7	8	9	AB R H RBI BB SO LOB	TOP		
Curtis Goodwin, L (1, 8) OBP: 0.324, SLG: 0.348	4-0 G3 S BB	3-2 SF7 1-2 2-H		1-2 G4-3	1-1 G3-1			0-1 L9		3 0 0 1 1 0 2			
Brady Anderson, L (1, 7) OBP: 0.368, SLG: 0.428	2-3 K 1-2	4-2 HR BB		0-0 E 1B		4-2 G6-4-3 BB		2-3 K		3 2 1 0 2 2 1			
Rafael Palmeiro, L (1, 3) OBP: 0.366, SLG: 0.560	0-2 G3 2-3	3-2 HR		1-2 FC3-6 BB		2-1 L8			2-0 BB WP 1B HBP	3 2 1 3 1 0 2			
Bobby Bonilla, S (1, 9) OBP: 0.381, SLG: 0.577	1-0 HBP	1-1 E9 2B		0-1 FC3-6 1-2f 2-H		1-1 G6-4-3 1-2f			2-3 K 1-2	4 1 1 0 0 1 3			
Cal Ripken Jr., R (1, 6) OBP: 0.318, SLG: 0.425	0-1 F9	2-2 L9		1-2 G6-3			2-3 K		0-1 G1-3	5 0 0 0 0 1 4			
Harold Baines, L (1, 10) OBP: 0.404, SLG: 0.549		1-0 F8 BB 1B		2-0 SH2-3 BB 1B			0-0 G5-3		4-0 BB 1B IBB	3 1 2 0 2 0 0 0 0 0 0 0 0 0			
Kevin Bass, S (9, PR) OBP: 0.311, SLG: 0.335													
Chris Hoiles, R (1, 2) OBP: 0.332, SLG: 0.417		4-2 PB 1B SF7 BB		2-0 F7		4-0 SH2-3 BB		4-2 BB	4-2 1B BB	1 1 0 0 4 0 1			
Jeff Huson, L (1, 5) OBP: 0.381, SLG: 0.339		3-1 F8 2-3		2-3 K		0-0 SH2-3 1-2 2-3		1-1 G4-3	0-0 K 1-2 2-H 3-H 1B	4 0 1 1 0 1 4			
Manny Alexander, R (1, 4) OBP: 0.324, SLG: 0.355		1-0 PB HR 1B		0-3 K		1-3 K		2-0 G5-3		4 1 1 1 0 2 3			
Inning Stats	R: 0 E: 0 K: 1 S: 11 H: 0 LOB: 2 BB: 1 P: 17	R: 6 E: 1 K: 0 S: 19 H: 4 LOB: 0 BB: 2 P: 41	R: 0 E: 0 K: 2 S: 9 H: 0 LOB: 1 BB: 1 P: 17	R: 1 E: 1 K: 0 S: 9 H: 1 LOB: 1 BB: 1 P: 15	R: 0 E: 0 K: 1 S: 8 H: 1 LOB: 2 BB: 1 P: 16	R: 0 E: 0 K: 0 S: 8 H: 0 LOB: 0 BB: 1 P: 15	R: 0 E: 0 K: 1 S: 9 H: 0 LOB: 1 BB: 1 P: 16	R: 0 E: 0 K: 1 S: 6 H: 0 LOB: 0 BB: 0 P: 10	R: 1 E: 0 K: 1 S: 8 H: 1 LOB: 2 BB: 2 P: 20	1B: 5 2B: 1 3B: 0 HR: 1 SF: 1 SAC: 1 DP: 1 HBP: 2	WP: 1 PB: 1 SB: 2 CS: 0 PA: 44		
PITCHER	IP WLS BF H R ER SO BB IBB HBP BLK WP HR S P ERA WHIP											PITCHER	IP WLS BF H R ER SO BB IBB HBP BLK WP HR S P ERA WHIP
Ariel Prieto, R (1, 1) ERA: 5.43	4.0 L 25 6 7 5 3 6 0 1 0 0 1 49 97 11.25 3.000												
Mike Mohler, L (5, 1) ERA: 5.08	2.0 6 0 0 0 1 1 0 0 0 0 0 15 24 0.00 0.500												
Carlos Reyes, R (7, 1) ERA: 4.69	3.0 13 1 1 1 3 2 1 1 0 1 0 23 46 3.00 1.000												

Baltimore Orioles @ Oakland Athletics
Oakland-Alameda County Coliseum, Oakland, CA
 Fri Aug 18 1995, 7:05 PM PDT
 Att. 12,695 - Unknown - 74 F

AB	30
R	8
H	7
RBI	6
BB	10
SO	7
LOB	20



Batter	1	2	3	4	5	6	7	8	9	AB	R	H	RBI	BB	SO	LOB
Rickey Henderson, R OBP: 0.401, SLG: 0.437 (1, 10)	2-1 P4 ①		4-0 G5-4-3 BB ①		1-2 FC6-4 1-2f ②		0-1 G6-4-3 1-2f ②		3-2 L9 ③	4	0	0	0	1	0	4
Jose Herrera, L OBP: 0.310, SLG: 0.346 (1, 8)	3-2 G6-3 ②		0-2 SAFE P4 ①		2-0 P8 ③			1-3 K ①		4	0	0	0	0	1	2
Brent Gates, S OBP: 0.298, SLG: 0.327 (1, 4)	3-1 2B ③		0-1 G5-4-3 1-2f ②			3-2 L5 ①		1-2 P6 ②		4	0	1	0	0	0	1
Geronimo Berroa, R OBP: 0.353, SLG: 0.444 (1, 9)	3-2 SAFE P4 ③			1-1 G6-3 ①		2-3 K ②		0-1 1B ③		4	0	1	0	0	1	1
Scott Brosius, R OBP: 0.352, SLG: 0.447 (1, 3)		1-0 G1-3 HR 1B ①		1-3 K ②		1-2 HBP ③		0-1 F7 ③		3	1	1	0	0	1	1
George Williams, S OBP: 0.388, SLG: 0.561 (1, 2)		0-1 G1-3 ①		1-2 G6-3 ③		0-0 P6 ③			1-0 G3-1 ①	4	0	0	0	0	0	2
Craig Paquette, R OBP: 0.260, SLG: 0.465 Mike Aldrete, L OBP: 0.366, SLG: 0.438 (9, PH)		0-1 F8 ②			2-0 HR ①		0-0 G5-3 ①		3-2 HR ①	3	1	1	1	0	0	1
Stan Javier, S OBP: 0.317, SLG: 0.356 (1, 7)		0-0 HR ①			1-2 G6-3 ①		2-1 1B HBP ①		1-2 G2-3 DI 1B ①	3	1	2	2	0	0	0
Mike Bordick, R OBP: 0.316, SLG: 0.323 Eric Helfand, L OBP: 0.236, SLG: 0.188 (9, PH)		2-2 P4 ③			2-2 FC6-4 1B ①		1-0 G6-4-3 1B ①		1-2 G2-3 ②	3	0	2	0	0	0	0

Inning Stats	R: 0	H: 1	E: 0	LOB: 1	K: 0	P: 22	R: 2	H: 2	E: 0	LOB: 0	K: 0	P: 13	R: 0	H: 0	E: 0	LOB: 0	K: 0	P: 9	R: 0	H: 0	E: 0	LOB: 0	K: 1	P: 11	R: 1	H: 2	E: 1	LOB: 1	K: 0	P: 19	R: 0	H: 0	E: 0	LOB: 1	K: 1	P: 16	R: 0	H: 1	E: 0	LOB: 1	K: 0	P: 8	R: 0	H: 1	E: 0	LOB: 1	K: 1	P: 12	R: 1	H: 2	E: 0	LOB: 1	K: 0	P: 22	1B: 5	SF: 0	2B: 1	SAC: 0	3B: 0	DP: 2	HR: 3	HBP: 2	WP: 0	PA: 37
--------------	------	------	------	--------	------	-------	------	------	------	--------	------	-------	------	------	------	--------	------	------	------	------	------	--------	------	-------	------	------	------	--------	------	-------	------	------	------	--------	------	-------	------	------	------	--------	------	------	------	------	------	--------	------	-------	------	------	------	--------	------	-------	-------	-------	-------	--------	-------	-------	-------	--------	-------	--------

PITCHER	IP	WLS	BF	H	R	ER	SO	BB	IBB	HBP	BLK	WP	HR	S	P	ERA	WHIP
Rick Krivda, L ERA: 4.0 (1, 1)	6.0	W	24	5	3	3	2	1	0	1	0	0	2	55	90	4.50	1.000
Terry Clark, R ERA: 2.65 (7, 1)	3.0	S	13	4	1	1	1	0	0	1	0	0	1	28	42	3.00	1.333

BOTTOM

Baltimore Orioles @ Oakland Athletics
Oakland-Alameda County Coliseum, Oakland, CA

livebaseballscores.com

AB	34
R	4
H	9
RBI	4
BB	1
SO	3
LOB	13



Fri Aug 18 1995, 7:05 PM PDT
Att: 12,695 - Unknown - 74 F

Batter	1	2	3	4	5	6	7	8	9	AB R H RBI BB SO LOB	TOP											
Brady Anderson, L OBP: 0.370, SLG: 0.441 (1, 7) (2, 8)	4-1 1B 2B BB	3-2 G3		1-1 HR			0-1 E 3B	3-3 K		4 3 2 2 1 1 1												
Manny Alexander, R OBP: 0.330, SLG: 0.366 (1, 4)	1-1 2B 1B	0-2 L9		0-1 CS 1B			0-0 E3 E3 E	1-1 1B 2B		5 2 3 1 0 0 1												
Rafael Palmeiro, L OBP: 0.364, SLG: 0.555 (1, 3)	3-2 L7		0-1 G4-3	0-1 CS 1-2	2-1 F9		0-0 E3 1B HR	2-2 1B		5 1 1 1 0 0 3												
Bobby Bonilla, S OBP: 0.381, SLG: 0.580 (1, 9)	0-1 F8 1-H 2-H 2B		1-2 2B		1-2 L6		2-2 L8	1-0 L8		5 0 2 2 0 0 2												
Cal Ripken Jr., R OBP: 0.319, SLG: 0.423 (1, 6)	4-0 BB		0-1 P4		0-0 L8		0-0 HR BB 1B	1-3 K		4 1 1 0 1 1 2												
Chris Hoiles, R OBP: 0.330, SLG: 0.410 (1, 2)	1-0 F8 2-3		1-2 L9			1-0 P9	4-2 HR BB		2-0 G4-3	4 1 0 0 1 0 3												
Harold Baines, L OBP: 0.410, SLG: 0.576 (1, 10)	0-0 G4-3			1-1 FC5-4 BB 1B		1-2 HR	2-1 HR 1-H 2-H 3-H		3-2 BB 1B	5 2 4 5 0 0 2												
Jeff Manto, R OBP: 0.297, SLG: 0.512 (1, 5)				4-2 FC5-4 BB		1-0 F9	1-0 HR		4-0 G3-6-1 BB	2 1 1 1 2 0 0 0 0 0 0 1 0 0												
Jeff Huson, L OBP: 0.391, SLG: 0.339 (8, 5)				1-2 BB					1-2 BB													
Curtis Goodwin, L OBP: 0.322, SLG: 0.346 (1, 8)				2-1 FC5-4 HR		1-0 L8	2-3 K		1-1 G3-6-1	0 0 0 0 0 0 0 5 1 0 0 0 2 5												
Kevin Bass, S OBP: 0.307, SLG: 0.330 (2, PH) (2, 7)																						
Inning Stats	R: 2 E: 0 K: 0 S: 13	H: 2 LOB: 2 BB: 2 P: 26	R: 0 E: 0 K: 1 S: 12	H: 0 LOB: 1 BB: 1 P: 20	R: 0 E: 0 K: 0 S: 10	H: 1 LOB: 1 BB: 0 P: 12	R: 2 E: 0 K: 0 S: 11	H: 3 LOB: 0 BB: 1 P: 19	R: 0 E: 0 K: 0 S: 6	H: 0 LOB: 0 BB: 0 P: 9	R: 1 E: 0 K: 0 S: 6	H: 1 LOB: 0 BB: 0 P: 10	R: 6 E: 2 K: 1 S: 16	H: 4 LOB: 0 BB: 1 P: 27	R: 1 E: 0 K: 2 S: 15	H: 2 LOB: 1 BB: 0 P: 23	R: 0 E: 0 K: 0 S: 6	H: 1 LOB: 1 BB: 1 P: 16	1B: 6 2B: 3 3B: 1 HR: 4	SF: 0 SAC: 0 DP: 2 HBP: 0	WP: 0 PB: 0 SB: 0 CS: 1	PA: 46
PITCHER	IP WLS BF H R ER SO BB IBB HBP BLK WP HR S P ERA WHIP																					
Steve Wojciechowski, L ERA: 6.82 (1, 1)	5.0 L 23 6 4 4 1 4 0 0 0 0 1 52 86 7.20 2.000																					
Don Wengert, R ERA: 3.18 (6, 1)	1.2 10 3 5 4 0 1 0 0 0 0 1 16 26 21.60 2.400																					
John Briscoe, R ERA: 13.06 (7, 1)	2.1 12 5 3 1 3 1 0 0 0 0 2 27 50 3.86 2.571																					

Baltimore Orioles @ Oakland Athletics
Oakland-Alameda County Coliseum, Oakland, CA

Sat Aug 19 1995, 7:05 PM PDT
Att. 15,670 - Unknown - 64 F

livebaseballscorecards.com

AB	39
R	12
H	14
RBI	12
BB	6
SO	4
LOB	19



Batter	1	2	3	4	5	6	7	8	9	AB	R	H	RBI	BB	SO	LOB
Rickey Henderson, R (1, 10) OBP: 0.399, SLG: 0.434 Jose Herrera, L (9, PH) OBP: 0.333, SLG: 0.407	2-3 K			2-2 L6-4-3 1B		3-1 G6-3	0-3 K		1-0 BB 2B	4	0	1	0	0	2	2
Stan Javier, S (1, 8) OBP: 0.316, SLG: 0.352	0-0 L9			2-1 P5		0-0 G5-3	1-1 FC6-4		4-2 BB BB	4	0	0	0	1	0	3
Brent Gates, S (1, 4) OBP: 0.299, SLG: 0.334	3-2 G5-3			0-0 L6-4-3		1-1 HR		2-3 K	4-2 BB BB	4	1	1	1	1	1	1
Geronimo Berroa, R (1, 9) OBP: 0.351, SLG: 0.439			1-3 K		4-0 S 1B BB	0-0 L8		0-2 G4-3	1-0 G4-3	4	1	0	0	1	1	3
Scott Brosius, R (1, 3) OBP: 0.354, SLG: 0.458			2-3 K		0-3 K		0-1 DI 2B	1-0 HR		4	2	2	1	0	2	1
George Williams, S (1, 2) OBP: 0.380, SLG: 0.533			1-1 P6		0-1 L7		0-0 L7	4-1 BB		3	0	0	0	1	0	2
Craig Paquette, R (1, 7) OBP: 0.265, SLG: 0.468				0-3 K	4-2 S 1B BB	2-1 E 2B	2-3 K			3	2	1	1	1	2	1
Mike Gallego, R (1, 5) OBP: 0.280, SLG: 0.224			3-1 F8		2-1 1-H 2-H 1B	0-2 E8 HBP 1B			0-3 K	4	0	2	2	0	1	0
Mike Bordick, R (1, 6) OBP: 0.317, SLG: 0.321 Mike Aldrete, L (9, PH) OBP: 0.364, SLG: 0.434			0-0 G6-3		1-2 G1-3	2-0 FC6-4 HBP			3-3 K	2	0	0	0	0	0	1

Inning Stats	R: 0	H: 0	E: 0	K: 1	S: 8	LOB: 0	BB: 0	P: 13	R: 0	H: 0	E: 0	K: 2	S: 8	LOB: 0	BB: 0	P: 12	R: 0	H: 0	E: 0	K: 1	S: 6	LOB: 0	BB: 0	P: 9	R: 0	H: 1	E: 0	K: 0	S: 6	LOB: 0	BB: 0	P: 10	R: 2	H: 1	E: 0	K: 1	S: 14	LOB: 1	BB: 2	P: 25	R: 1	H: 1	E: 0	K: 0	S: 6	LOB: 0	BB: 0	P: 10	R: 2	H: 3	E: 1	K: 1	S: 14	LOB: 2	BB: 0	P: 19	R: 1	H: 1	E: 0	K: 2	S: 12	LOB: 1	BB: 1	P: 21	R: 0	H: 1	E: 0	K: 2	S: 14	LOB: 3	BB: 2	P: 27	1B: 4	2B: 3	3B: 0	HR: 2	SF: 0	SAC: 0	DP: 1	HBP: 1	WP: 0	PA: 40
--------------	------	------	------	------	------	--------	-------	-------	------	------	------	------	------	--------	-------	-------	------	------	------	------	------	--------	-------	------	------	------	------	------	------	--------	-------	-------	------	------	------	------	-------	--------	-------	-------	------	------	------	------	------	--------	-------	-------	------	------	------	------	-------	--------	-------	-------	------	------	------	------	-------	--------	-------	-------	------	------	------	------	-------	--------	-------	-------	-------	-------	-------	-------	-------	--------	-------	--------	-------	--------

PITCHER	IP	WLS	BF	H	R	ER	SO	BB	IBB	HBP	BLK	WP	HR	S	P	ERA	WHIP
Jamie Moyer, L (1, 1) ERA: 4.53	6.1	W	25	5	5	4	5	2	0	0	0	0	1	53	86	5.68	1.105
Armando Benitez, R (7, 1) ERA: 5.77	2.1		14	3	1	1	5	3	0	1	0	0	1	34	58	3.86	2.571
Doug Jones, R (9, 1) ERA: 5.44	0.1		1	0	0	0	0	0	0	0	0	0	0	1	2	0.00	0.000

BOTTOM

Baltimore Orioles @ Oakland Athletics
Oakland-Alameda County Coliseum, Oakland, CA

AB	34
R	6
H	8
RBI	5
BB	5
SO	10
LOB	14



PITCHER	IP	WLS	BF	H	R	ER	SO	BB	IBB	HBP	BLK	WP	HR	S	P	ERA	WHIP
Jamie Moyer, L (1, 1) ERA: 4.53	6.1	W	25	5	5	4	5	2	0	0	0	0	1	53	86	5.68	1.105
Armando Benitez, R (7, 1) ERA: 5.77	2.1		14	3	1	1	5	3	0	1	0	0	1	34	58	3.86	2.571
Doug Jones, R (9, 1) ERA: 5.44	0.1		1	0	0	0	0	0	0	0	0	0	0	1	2	0.00	0.000

Sat Aug 19 1995, 7:05 PM PDT
Att: 15,670 - Unknown - 64 F

livebaseballscores.com

Batter	1	2	3	4	5	6	7	8	9	AB R H RBI BB SO LOB	TOP											
Brady Anderson, L (1, 8) OBP: 0.369, SLG: 0.442	3-2 G4-3		1-2 F8			0-2 E E 1-3 2B	0-3 K			4 1 1 0 0 1 0	<p>Baltimore Orioles @ Oakland Athletics Oakland-Alameda County Coliseum, Oakland, CA</p> <p>Sun Aug 20 1995, 3:33 AM PDT Att. 18,455 - Sunny - 75 F</p> <p>livebaseballscorecards.com</p>											
Manny Alexander, R (1, 4) OBP: 0.324, SLG: 0.359	0-1 G6-3			0-0 G2-3		1-2 G1-3		2-1 P6	4 0 0 0 0 0 2													
Rafael Palmeiro, L (1, 3) OBP: 0.361, SLG: 0.550	1-0 G4-3			2-2 G4-3		2-1 E3 E FC6-4		1-2 P6	4 1 0 1 0 0 1													
Bobby Bonilla, S (1, 9) OBP: 0.306, SLG: 0.575		4-1 1B BB		1-1 F8		0-0 E4 1-3 3-H FC6-4		0-3 K	3 0 0 1 1 1 1													
Cal Ripken Jr., R (1, 6) OBP: 0.316, SLG: 0.419		0-0 P3			2-2 G6-3	1-1 FC6-4 BB 1-2f 3-H		0-1 F8	4 0 0 1 0 0 2													
Jeff Manto, R (1, 5) OBP: 0.306, SLG: 0.515		0-0 CS			4-2 BB BB	4-2 BB		2-2 F8	1 0 1 0 2 0 0													
Jeff Huson, L (9, PH) OBP: 0.385, SLG: 0.333		1-3 1B			1-2 BB	1-2 BB		0-1 F8	1 0 0 0 0 0 0													
Harold Baines, L (1, 10) OBP: 0.408, SLG: 0.569		1-3 K			4-1 BB BB G6-4-3	2-3 K		0-1 F8	3 0 0 0 1 2 4													
Kevin Bass, S (1, 7) OBP: 0.303, SLG: 0.326	3-1 CS 1 SAFE 1-2		0-0 G6-3		0-0 G6-4-3 1-2f		3-2 G4-3		3 0 0 0 0 0 2													
Gregg Zaun, S (1, 2) OBP: 0.347, SLG: 0.388			1-1 F7			4-1 2B E BB	1-0 F8		2 1 0 0 1 0 0													
Inning Stats	R: 0 E: 0 K: 0 S: 6	H: 0 LOB: 0 BB: 0 P: 10	R: 0 E: 0 K: 1 S: 7	H: 1 LOB: 1 BB: 1 P: 15	R: 0 E: 0 K: 0 S: 6	H: 0 LOB: 0 BB: 0 P: 8	R: 0 E: 0 K: 0 S: 10	H: 0 LOB: 0 BB: 0 P: 13	R: 0 E: 0 K: 0 S: 7	H: 0 LOB: 1 BB: 2 P: 17	R: 3 E: 2 K: 1 S: 17	H: 1 LOB: 2 BB: 2 P: 31	R: 0 E: 0 K: 1 S: 9	H: 0 LOB: 0 BB: 0 P: 11	R: 0 E: 0 K: 1 S: 9	H: 0 LOB: 0 BB: 0 P: 12	R: 0 E: 0 K: 0 S: 7	H: 0 LOB: 0 BB: 0 P: 9	1B: 1 2B: 1 3B: 0 HR: 0	SF: 0 SAC: 0 DP: 1 HBP: 0	WP: 0 PB: 0 SB: 0 CS: 1	PA: 35
PITCHER	IP WLS BF H R ER SO BB IBB HBP BLK WP HR S P ERA WHIP																					
Doug Johns, L (1, 1) ERA: 6.75	5.2 W 23 2 3 1 1 4 0 0 0 0 0 0 48 83 1.59 1.059																					
Jim Corsi, R (6, 1) ERA: 1.99	1.0 4 0 0 0 1 1 0 0 0 0 0 0 9 19 0.00 1.000																					
Rick Honeycutt, L (7, 1) ERA: 2.1	1.1 4 0 0 0 2 0 0 0 0 0 0 0 12 15 0.00 0.000																					
Dennis Eckersley, R (9, 1) ERA: 4.15	1.0 S 3 0 0 0 0 0 0 0 0 0 0 0 7 9 0.00 0.000																					

AB	29
R	3
H	2
RBI	3
BB	5
SO	4
LOB	12



Batter	1	2	3	4	5	6	7	8	9
Rickey Henderson, R OBP: 0.396, SLG: 0.430 (1, 7)	0-0 F8	2-1 1B 1B		3-3 K		2-3 K		1-3 K	
Jose Herrera, L OBP: 0.371, SLG: 0.419 (1, 9)	4-2 BB BB	1-1 1B 1B		0-1 CS 1B		2-3 K		0-0 P5	
Brent Gates, S OBP: 0.301, SLG: 0.336 (1, 4)	1-3 K	2-2 1B 1B		2-3 K		0-1 1B 1B			
Mike Aldrete, L OBP: 0.370, SLG: 0.435 Scott Brosius, R OBP: 0.353, SLG: 0.456 (7, PH) (8, 3)	4-2 BB 1-2	3-1 1B		1-3 K		2-3 K			
George Williams, S OBP: 0.387, SLG: 0.547 (1, 10)	0-3 K	3-3 K		0-0 1B 2B		2-1 1B 1B			
Craig Paquette, R OBP: 0.269, SLG: 0.469 (1, 5)		1-1 2B 1B	0-2 L5-3 1B		1-3 K	2-2 FC5-2-5 1B			
Stan Javier, S OBP: 0.321, SLG: 0.360 (1, 8)		0-0 SH1-3 1B 2B	1-0 L5-3		2-2 1B	1-0 1B			
Mike Gallego, R OBP: 0.282, SLG: 0.218 (1, 6)		0-1 SH1-3	4-0 BB		3-3 K		1-0 F9		
Eric Helfand, L OBP: 0.237, SLG: 0.176 (1, 2)		2-2 L3	0-3 K		1-2 G1-3		3-1 HBP		

Inning Stats	R: 0	H: 0	E: 0	K: 2	S: 15	LOB: 2	BB: 2	P: 24	R: 4	H: 6	E: 0	K: 1	S: 24	LOB: 2	BB: 0	P: 37	R: 0	H: 1	E: 0	K: 1	S: 7	LOB: 1	BB: 1	P: 12	R: 0	H: 1	E: 0	K: 2	S: 9	LOB: 1	BB: 0	P: 14	R: 1	H: 2	E: 0	K: 3	S: 16	LOB: 1	BB: 0	P: 23	R: 0	H: 0	E: 0	K: 2	S: 11	LOB: 0	BB: 0	P: 16	R: 1	H: 3	E: 0	K: 1	S: 11	LOB: 2	BB: 0	P: 18	R: 0	H: 0	E: 0	K: 1	S: 6	LOB: 1	BB: 0	P: 11
1B: 11	SF: 0	2B: 4	SAC: 1	3B: 0	DP: 2	HR: 0	HBP: 1	WP: 0	PA: 38																																																							

PITCHER	IP	WLS	BF	H	R	ER	SO	BB	IBB	HBP	BLK	WP	HR	S	P	ERA	WHIP
Scott Erickson, R ERA: 5.75 (1, 1)	1.2	L	13	6	4	4	2	2	0	0	0	0	0	35	54	21.60	4.800
Arthur Rhodes, L ERA: 6.31 (2, 1)	4.2		19	6	2	2	10	1	0	0	0	0	0	54	83	3.86	1.500
Jim Dedrick, R ERA: (7, 1)	1.1		5	1	0	0	1	0	0	1	0	0	0	9	17	0.00	0.750
Mark Lee, L ERA: 5.54 (8, 1)	0.1		1	0	0	0	0	0	0	0	0	0	0	1	1	0.00	0.000


BOTTOM

Baltimore Orioles @ Oakland Athletics
Oakland-Alameda County Coliseum, Oakland, CA

Sun Aug 20 1995, 3:33 AM PDT
Att. 18,455 - Sunny - 75 F

livebaseballscorecards.com

AB	33
R	6
H	13
RBI	6
BB	3
SO	13
LOB	16



Batter	1	2	3	4	5	6	7	8	9
Vince Coleman, S OBP: 0.347, SLG: 0.390 (1, 7)	2-3 K		1 SAFE 0-0 HBP 1-2 1B		4-1 CS BB		2-0 SH5-4 1-2	1-3 K	
Ken Griffey Jr., L OBP: 0.399, SLG: 0.508 (1, 8)	2-1 G3-1		3-2 P3		4-2 G6-4-3 BB		1-3 K	2-0 HR	
Edgar Martinez, R OBP: 0.496, SLG: 0.641 (1, 10)	2-3 K		3-0 HBP		3-1 G6-4-3		4-0 BB 1B IBB	2-1 G4-3 2B	
Tino Martinez, L OBP: 0.372, SLG: 0.573 (1, 3)		1-3 K	2-2 P5		2-2 P2		4-1 1B BB	1-0 G4-3	
Jay Buhner, R OBP: 0.350, SLG: 0.526 (1, 9)		4-0 1B BB	0-0 G1-3		4-1 BB		2-0 1B BB	4-2 BB	
Mike Blowers, R OBP: 0.337, SLG: 0.500 (1, 5)		4-0 1B BB		2-0 G4-3 2B		4-2 BB	3-2 1B BB	1-1 G4-3	
Joey Cora, S OBP: 0.353, SLG: 0.366 (1, 4)		1-1 G6-3 1B		2-1 G4-3		0-3 K	1-2 1B	1-3 1B	
Dan Wilson, R OBP: 0.322, SLG: 0.358 (1, 2)		1-0 G6-3		0-2 G5-3		0-3 K	0-1 1B		
Felix Fermin, R OBP: 0.239, SLG: 0.240 (1, 6)			3-2 HBP 1B		1-2 F7		BB SH5-4 HBP	L9	

Inning Stats	R: 0 E: 0 K: 2 S: 10	H: 0 LOB: 0 BB: 0 P: 16	R: 0 E: 0 K: 1 S: 7	H: 1 LOB: 2 BB: 2 P: 18	R: 0 E: 0 K: 0 S: 14	H: 2 LOB: 3 BB: 0 P: 25	R: 0 E: 0 K: 0 S: 9	H: 1 LOB: 1 BB: 0 P: 14	R: 0 E: 0 K: 0 S: 6	H: 0 LOB: 0 BB: 2 P: 17	R: 0 E: 0 K: 2 S: 12	H: 0 LOB: 2 BB: 2 P: 22	R: 5 E: 0 K: 1 S: 21	H: 4 LOB: 2 BB: 2 P: 42	R: 1 E: 0 K: 1 S: 12	H: 2 LOB: 2 BB: 1 P: 23
--------------	-------------------------------	----------------------------------	------------------------------	----------------------------------	-------------------------------	----------------------------------	------------------------------	----------------------------------	------------------------------	----------------------------------	-------------------------------	----------------------------------	-------------------------------	----------------------------------	-------------------------------	----------------------------------

PITCHER	IP	WLS	BF	H	R	ER	SO	BB	IBB	HBP	BLK	WP	HR	S	P	ERA	WHIP
Kevin Brown, R ERA: 4.2	(1, 1)	3.0	14	3	0	0	3	2	0	1	0	0	0	31	59	0.00	1.667
Jim Dedrick, R ERA:	(4, 1)	2.1	10	1	0	0	0	4	0	0	0	0	0	21	47	0.00	2.143
Mark Lee, L ERA: 5.47	(6, 1)	0.1	1	0	0	0	1	0	0	0	0	0	0	3	3	0.00	0.000
Armando Benitez, R ERA: 6.08	(6, 1)	1.0	L 5	0	2	2	2	0	1	1	0	0	0	9	17	18.00	0.000
Jesse Orosco, L ERA: 3.46	(7, 1)	0.0	1	0	0	0	0	1	0	0	0	0	0	1	5	∞	∞


BOTTOM

Baltimore Orioles @ Seattle Mariners
The Kingdome, Seattle, WA
Mon Aug 21 1995, 10:05 PM EDT
Att. 32,525 - Dome

AB	R	H	RBI	BB	SO	LOB
3	0	1	0	1	2	0
4	1	1	1	1	1	3
3	1	1	0	1	1	1
4	1	0	0	1	1	4
2	1	1	2	3	0	3
3	1	2	1	2	0	2
4	0	2	1	0	1	3
4	0	1	1	0	1	6
3	1	1	0	0	0	3

AB	30
R	6
H	10
RBI	6
BB	9
SO	7
LOB	25

WP: 0 PA: 42
PB: 0
SB: 0
CS: 1



PITCHER	IP	WLS	BF	H	R	ER	SO	BB	IBB	HBP	BLK	WP	HR	S	P	ERA	WHIP
Terry Clark, R ERA: 3.15	(7, 1)	0.1	5	4	3	3	0	0	0	0	0	0	0	14	23	81.00	12.000
Scott Erickson, R ERA: 5.77	(8, 1)	1.0	6	2	1	1	1	1	0	0	0	0	1	12	23	9.00	3.000

Batter	1	2	3	4	5	6	7	8	9	AB R H RBI BB SO LOB	TOP											
Brady Anderson, L (1, 8) OBP: 0.370, SLG: 0.443	0-1 F8		2-2 G4-3			0-2 F8	0-1 1B			4 0 1 0 0 0 0	<p>Baltimore Orioles @ Seattle Mariners The Kingdome, Seattle, WA Tue Aug 22 1995, 10:05 PM EDT Att. 13,631 - Dome</p>											
Manny Alexander, R (1, 4) OBP: 0.330, SLG: 0.355	0-2 F7		2-1 G4-3			4-2 1B SF8 BB		1-1 G5-4-3 1B		3 1 1 0 1 0 0												
Rafael Palmeiro, L (1, 3) OBP: 0.361, SLG: 0.555	1-0 HR					2-0 2B 1B		0-0 F9		4 1 2 1 0 0 1												
Bobby Bonilla, S (1, 9) OBP: 0.373, SLG: 0.566	2-1 F7					0-0 SF8		0-1 G5-4-3		3 0 0 1 0 0 1												
Cal Ripken Jr., R (1, 6) OBP: 0.315, SLG: 0.417						3-1 2B				4 0 1 0 0 1 0												
Harold Baines, L (1, 10) OBP: 0.405, SLG: 0.561						4-0 IBB				3 0 0 0 1 1 0												
Chris Hoiles, R (1, 2) OBP: 0.328, SLG: 0.402						2-1 1B				3 0 1 0 1 1 3												
Mark Smith, R (1, 7) OBP: 0.353, SLG: 0.286						3-2 L8		1-1 G5-3		3 0 0 0 0 0 2												
Jeff Huson, L (1, 5) OBP: 0.368, SLG: 0.317						1-0 F8		0-0 G6-3		3 0 0 0 0 0 1												
Inning Stats	R: 1 E: 0 K: 0 S: 8	H: 1 LOB: 0 BB: 0 P: 11	R: 0 E: 0 K: 0 S: 9	H: 0 LOB: 1 BB: 1 P: 16	R: 0 E: 0 K: 0 S: 7	H: 0 LOB: 0 BB: 0 P: 14	R: 0 E: 0 K: 0 S: 9	H: 0 LOB: 0 BB: 0 P: 16	R: 0 E: 0 K: 0 S: 11	H: 1 LOB: 1 BB: 0 P: 20		R: 1 E: 0 K: 0 S: 15	H: 2 LOB: 3 BB: 2 P: 31	R: 0 E: 0 K: 0 S: 5	H: 1 LOB: 1 BB: 0 P: 6	R: 0 E: 0 K: 3 S: 5	H: 1 LOB: 0 BB: 0 P: 6	R: 0 E: 0 K: 3 S: 10	H: 0 LOB: 0 BB: 0 P: 15	1B: 4 2B: 1 3B: 0 HR: 1	SF: 1 SAC: 0 DP: 1 HBP: 0	WP: 0 PB: 0 SB: 0 CS: 0
PITCHER	IP WLS BF H R ER SO BB IBB HBP BLK WP HR S P ERA WHIP																					
Tim Belcher, R (1, 1) ERA: 4.43	7.0 L 29 6 2 2 0 2 2 1 0 0 0 1 66 117 2.57 1.143																					
Norm Charlton, L (8, 1) ERA: 4.74	2.0 5 0 0 0 3 0 0 0 0 0 0 0 13 18 0.00 0.000																					

livebaseballscorecards.com

AB	30
R	2
H	6
RBI	2
BB	3
SO	3
LOB	8



Batter	1	2	3	4	5	6	7	8	9	AB	R	H	RBI	BB	SO	LOB
Vince Coleman, S OBP: 0.346, SLG: 0.395 (1, 7)	0-0 F7		1-2 F8		1 SAFE 2-0 3B			2-1 P6		4	0	1	0	0	0	1
Ken Griffey Jr., L OBP: 0.389, SLG: 0.492 (1, 8)	1-2 K		1 SAFE 2-2 G4-6-3		1-2 F9			1-2 P2		4	0	0	0	0	1	2
Edgar Martinez, R OBP: 0.498, SLG: 0.644 (1, 10)	2-1 1B			1-2 2B		2-2 G5-3		4-1 BB		3	0	2	0	1	0	0
Tino Martinez, L OBP: 0.369, SLG: 0.567 (1, 3)	3-2 F9			0-0 P6		2-2 G4-3		2-3 K		4	0	0	0	0	1	3
Jay Buhner, R OBP: 0.346, SLG: 0.520 (1, 9)		2-2 K		0-3 K		3-2 G6-3			2-2 G6-3	4	0	0	0	0	2	1
Mike Blowers, R OBP: 0.336, SLG: 0.497 (1, 5)		1-2 1B		2-1 P4			3-3 K		2-3 K	4	0	1	0	0	2	1
Luis Sojo, R OBP: 0.315, SLG: 0.386 (1, 6)		1-2 P5			0-0 G6-3 1B 2B		1-2 G1-3		3-3 K	3	1	1	0	0	0	1
Doug Strange, S OBP: 0.338, SLG: 0.383 (9, PH)		1 SAFE P5								1	0	0	0	0	1	0
Dan Wilson, R OBP: 0.323, SLG: 0.358 (1, 2)		2-2 F9			2-2 G6-3		1-1 1B			3	0	1	0	0	0	2
Joey Cora, S OBP: 0.356, SLG: 0.369 (1, 4)			3-2 G4-6-3 1B		1-1 CS 1B		1-0 F8			3	0	2	1	0	0	1

Inning Stats	R: 0	H: 1	E: 0	LOB: 1	K: 1	S: 10	R: 0	H: 1	E: 0	LOB: 1	K: 1	S: 14	R: 0	H: 1	E: 0	LOB: 0	K: 0	S: 11	R: 0	H: 1	E: 0	LOB: 1	K: 1	S: 10	R: 1	H: 3	E: 0	LOB: 1	K: 0	S: 11	R: 0	H: 0	E: 0	LOB: 0	K: 0	S: 10	R: 0	H: 1	E: 0	LOB: 1	K: 1	S: 11	R: 0	H: 0	E: 0	LOB: 1	K: 1	S: 10	R: 0	H: 0	E: 0	LOB: 0	K: 2	S: 9	R: 0	H: 0	E: 0	LOB: 0	K: 2	S: 9	1B: 5	SF: 0	2B: 2	SAC: 0	3B: 1	DP: 1	HR: 0	HBP: 0	WP: 0	PA: 34
--------------	------	------	------	--------	------	-------	------	------	------	--------	------	-------	------	------	------	--------	------	-------	------	------	------	--------	------	-------	------	------	------	--------	------	-------	------	------	------	--------	------	-------	------	------	------	--------	------	-------	------	------	------	--------	------	-------	------	------	------	--------	------	------	------	------	------	--------	------	------	-------	-------	-------	--------	-------	-------	-------	--------	-------	--------

PITCHER	IP	WLS	BF	H	R	ER	SO	BB	IBB	HBP	BLK	WP	HR	S	P	ERA	WHIP
35 Mike Mussina, R ERA: 3.72 (1, 1)	7.2	W	30	8	1	1	4	1	0	0	0	0	0	84	130	1.17	1.174
Jesse Orosco, L ERA: 3.43 (8, 1)	0.1		1	0	0	0	1	0	0	0	0	0	0	3	5	0.00	0.000
Doug Jones, R ERA: 5.31 (9, 1)	1.0	S	3	0	0	0	2	0	0	0	0	0	0	9	16	0.00	0.000


BOTTOM

Baltimore Orioles @ Seattle Mariners
The Kingdome, Seattle, WA

Tue Aug 22 1995, 10:05 PM EDT
Att. 13,631 - Dome

livebaseballscorecards.com

AB	33
R	1
H	8
RBI	1
BB	1
SO	7
LOB	12



Batter	1	2	3	4	5	6	7	8	9	AB R H RBI BB SO LOB	TOP											
Brady Anderson, L (1, 8) OBP: 0.369, SLG: 0.442	2-0 G3	1-1 F8		1-3 K		3-1 F7		1-1 2B		5 0 1 0 0 1 2												
Manny Alexander, R (1, 4) OBP: 0.324, SLG: 0.347	2-2 P4		2-2 F7	1-1 F8		2-3 K		1-0 L9		5 0 0 0 0 1 3												
Rafael Palmeiro, L (1, 3) OBP: 0.362, SLG: 0.561	1-0 HR		0-0 3B 1B		0-3 K	1-0 F8		0-2 F7		5 2 2 1 0 1 2												
Bobby Bonilla, S (1, 9) OBP: 0.376, SLG: 0.572	1-1 2B		0-0 G6-3 3B		4-1 FC6-4 BB		1-0 G3-1	3-1 G6-3		4 1 2 1 1 0 0												
Cal Ripken Jr., R (1, 6) OBP: 0.318, SLG: 0.418	4-2 BB		0-1 G6-3		0-1 FC6-4 1B 3B		3-2 1B	0-0 2B 1B		4 2 2 1 1 0 1												
Harold Baines, L (1, 10) OBP: 0.402, SLG: 0.555	1-1 F7		2-2 P5		1-1 3B 1B		0-0 F7	3-0 P6		5 1 1 0 0 0 4												
Chris Hoiles, R (1, 2) OBP: 0.336, SLG: 0.424		4-2 BB		0-1 G6-3 1B 2B		3-2 K		1-1 2B		4 1 3 3 1 1 1												
Jeff Manto, R (1, 5) OBP: 0.316, SLG: 0.517		1-3 K		0-0 G6-3		4-1 BB		1-1 2B 1B	0-3 K	4 0 1 0 1 2 3												
Mark Smith, R (1, 7) OBP: 0.333, SLG: 0.278		0-1 F8		1-0 S 1B		0-3 K		0-2 P2		4 0 1 1 0 1 4												
Inning Stats	R: 1 E: 0 K: 0 S: 11	H: 2 LOB: 2 BB: 1 P: 22	R: 0 E: 0 K: 1 S: 10	H: 0 LOB: 1 BB: 1 P: 16	R: 2 E: 0 K: 0 S: 12	H: 2 LOB: 0 BB: 0 P: 16	R: 1 E: 0 K: 1 S: 9	H: 2 LOB: 1 BB: 0 P: 12	R: 2 E: 0 K: 2 S: 18	H: 2 LOB: 2 BB: 2 P: 30	R: 0 E: 0 K: 1 S: 6	H: 0 LOB: 0 BB: 0 P: 12	R: 0 E: 0 K: 1 S: 8	H: 1 LOB: 1 BB: 0 P: 14	R: 0 E: 0 K: 0 S: 12	H: 2 LOB: 2 BB: 0 P: 15	R: 1 E: 0 K: 1 S: 9	H: 2 LOB: 1 BB: 0 P: 16	1B: 6 2B: 4 3B: 2 HR: 1	SF: 0 SAC: 0 DP: 0 HBP: 0	WP: 0 PB: 0 SB: 1 CS: 0	PA: 44
PITCHER	IP WLS BF H R ER SO BB IBB HBP BLK WP HR S P ERA WHIP																					
Bob Wolcott, R (1, 1) ERA: 6.48	3.1 L 18 6 4 4 1 2 0 0 0 0 0 1 37 59 10.80 2.400																					
Lee Guetterman, L (4, 1) ERA: 8.71	1.1 8 2 2 2 2 2 0 0 0 0 0 0 20 34 13.50 3.000																					
Bill Risley, R (5, 1) ERA: 2.55	2.1 8 1 0 0 3 0 0 0 0 0 0 0 17 29 0.00 0.429																					
Bob Wells, R (8, 1) ERA: 5.5	1.0 5 2 0 0 0 0 0 0 0 0 0 0 12 15 0.00 2.000																					
Bobby Ayala, R (9, 1) ERA: 3.78	1.0 5 2 1 1 1 0 0 0 0 0 0 0 9 16 9.00 2.000																					

Baltimore Orioles @ Seattle Mariners
The Kingdome, Seattle, WA
Wed Aug 23 1995, 10:05 PM EDT
Att. 14,937 - Dome

AB	40
R	7
H	13
RBI	7
BB	4
SO	7
LOB	20



livebaseballscorecards.com

Batter	1	2	3	4	5	6	7	8	9	AB R H RBI BB SO LOB
Vince Coleman, S (1, 7) OBP: 0.344, SLG: 0.395	1-3 K		1-1 G5-3		0-0 P3		1-1 2B		3-2 F7	5 0 1 0 0 1 0
Luis Sojo, R (1, 6) OBP: 0.319, SLG: 0.394	0-1 1B		2-2 L9		0-1 1B		3-2 F8		2-2 G4-3	3 1 2 0 0 0 0 2 0 0 0 0 0 2
Joey Cora, S (7, PH) OBP: 0.354, SLG: 0.367										
Ken Griffey Jr., L (1, 8) OBP: 0.391, SLG: 0.489	3-2 P6		2-1 1B		4-0 1B		0-2 F7			3 0 1 0 1 0 3
Edgar Martinez, R (1, 10) OBP: 0.496, SLG: 0.639	0-1 1B		2-0 F8		0-1 F7		3-2 G6-3			4 0 1 1 0 0 5
Jay Buhner, R (1, 9) OBP: 0.343, SLG: 0.514	2-3 K				2-0 G5-3		1-3 K		1-0 P3	4 0 0 0 0 2 1
Mike Blowers, R (1, 5) OBP: 0.343, SLG: 0.503					4-0 BB		0-0 2B		4-0 1B	2 0 2 0 2 0 0
Tino Martinez, L (1, 3) OBP: 0.368, SLG: 0.563					0-3 K		1-3 K		2-2 1B	4 0 1 0 0 3 3
Chris Widger, R (1, 2) OBP: 0.273, SLG: 0.300					1-3 K		2-3 K		1-2 G5-4-3	3 0 0 0 0 3 3
Doug Strange, S (8, PH) OBP: 0.336, SLG: 0.381									1-2 G5-4-3	1 0 0 0 0 0 2
Dan Wilson, R (9, 2) OBP: 0.323, SLG: 0.358									1-2 G5-4-3	0 0 0 0 0 0 0
Felix Fermin, R (1, 4) OBP: 0.239, SLG: 0.240					0-0 G6-3		0-2 2B		1-2 P3	4 0 1 0 0 0 1

Inning Stats	R: 1 E: 0 K: 2 S: 14	H: 2 LOB: 1 BB: 0 P: 20	R: 0 E: 0 K: 2 S: 13	H: 1 LOB: 1 BB: 0 P: 25	R: 0 E: 0 K: 2 S: 10	H: 1 LOB: 1 BB: 0 P: 17	R: 0 E: 0 K: 2 S: 8	H: 0 LOB: 1 BB: 1 P: 15	R: 0 E: 0 K: 3 S: 10	H: 1 LOB: 2 BB: 1 P: 14	R: 0 E: 0 K: 3 S: 15	H: 2 LOB: 2 BB: 0 P: 22	R: 0 E: 0 K: 0 S: 7	H: 1 LOB: 1 BB: 1 P: 15	R: 0 E: 0 K: 0 S: 9	H: 0 LOB: 0 BB: 0 P: 15	1B: 6 2B: 3 3B: 0 HR: 0	SF: 0 SAC: 0 DP: 1 HBP: 0	WP: 0 PB: 0 SB: 0 CS: 0	PA: 38	
PITCHER	IP WLS BF H R ER SO BB IBB HBP BLK WP HR S P ERA WHIP	IP WLS BF H R ER SO BB IBB HBP BLK WP HR S P ERA WHIP	IP WLS BF H R ER SO BB IBB HBP BLK WP HR S P ERA WHIP	IP WLS BF H R ER SO BB IBB HBP BLK WP HR S P ERA WHIP	IP WLS BF H R ER SO BB IBB HBP BLK WP HR S P ERA WHIP	IP WLS BF H R ER SO BB IBB HBP BLK WP HR S P ERA WHIP	IP WLS BF H R ER SO BB IBB HBP BLK WP HR S P ERA WHIP	IP WLS BF H R ER SO BB IBB HBP BLK WP HR S P ERA WHIP	IP WLS BF H R ER SO BB IBB HBP BLK WP HR S P ERA WHIP	IP WLS BF H R ER SO BB IBB HBP BLK WP HR S P ERA WHIP	IP WLS BF H R ER SO BB IBB HBP BLK WP HR S P ERA WHIP	IP WLS BF H R ER SO BB IBB HBP BLK WP HR S P ERA WHIP	IP WLS BF H R ER SO BB IBB HBP BLK WP HR S P ERA WHIP	IP WLS BF H R ER SO BB IBB HBP BLK WP HR S P ERA WHIP	IP WLS BF H R ER SO BB IBB HBP BLK WP HR S P ERA WHIP	IP WLS BF H R ER SO BB IBB HBP BLK WP HR S P ERA WHIP	IP WLS BF H R ER SO BB IBB HBP BLK WP HR S P ERA WHIP	IP WLS BF H R ER SO BB IBB HBP BLK WP HR S P ERA WHIP	IP WLS BF H R ER SO BB IBB HBP BLK WP HR S P ERA WHIP	IP WLS BF H R ER SO BB IBB HBP BLK WP HR S P ERA WHIP	
Rick Krivda, L (1, 1) ERA: 3.64	6.0 W 28	8 1 1 9	2 0 0 9	2 0 0 9	2 0 0 9	2 0 0 9	2 0 0 9	2 0 0 9	2 0 0 9	2 0 0 9	2 0 0 9	2 0 0 9	2 0 0 9	2 0 0 9	2 0 0 9	2 0 0 9	2 0 0 9	2 0 0 9	2 0 0 9	2 0 0 9	2 0 0 9
Armando Benitez, R (7, 1) ERA: 5.65	3.0 S 10	1 0 0 0	1 0 0 0	1 0 0 0	1 0 0 0	1 0 0 0	1 0 0 0	1 0 0 0	1 0 0 0	1 0 0 0	1 0 0 0	1 0 0 0	1 0 0 0	1 0 0 0	1 0 0 0	1 0 0 0	1 0 0 0	1 0 0 0	1 0 0 0	1 0 0 0	1 0 0 0

BOTTOM

Baltimore Orioles @ Seattle Mariners

The Kingdome, Seattle, WA

Wed Aug 23 1995, 10:05 PM EDT

Att. 14,937 - Dome

AB	35
R	1
H	9
RBI	1
BB	3
SO	9
LOB	20



Batter	1	2	3	4	5	6	7	8	9	AB R H RBI BB SO LOB	TOP		
Brady Anderson, L (1, 8) OBP: 0.367, SLG: 0.438	0-0 G3		1-3 K		4-0 FC5-4 BB		1-1 G4-3		2-3 K	4 0 0 0 1 2 1			
Manny Alexander, R (1, 4) OBP: 0.322, SLG: 0.345 Kevin Bass, S (9, PH) OBP: 0.303, SLG: 0.325	1-3 K		3-1 G6-3		0-1 FC5-4		2-1 1B		3-2 G4-3	4 0 1 0 0 1 2 1 0 0 0 0 0 1			
Rafael Palmeiro, L (1, 3) OBP: 0.361, SLG: 0.558	3-2 L7			1-0 2B 1B	2-0 G4-3		0-0 P7			4 0 1 0 0 0 3			
Bobby Bonilla, S (1, 9) OBP: 0.377, SLG: 0.571		1-2 G6-3		2-3 K		3-2 WP SF9 1B		0-0 1B		4 1 2 0 0 1 1			
Cal Ripken Jr., R (1, 6) OBP: 0.320, SLG: 0.420		4-1 HR BB		1-1 2B		2-1 SF9		1-2 L8		2 1 1 1 1 0 1			
Chris Hoiles, R (1, 2) OBP: 0.341, SLG: 0.451		3-2 SAFE HR		4-1 G4-6-3 BB HR		3-1 HR		2-3 K		3 2 2 3 1 1 1			
Harold Baines, L (1, 10) OBP: 0.397, SLG: 0.547		0-3 K		0-1 G4-6-3		3-1 G6-3		1-2 F7		4 0 0 0 0 1 4			
Jeff Manto, R (1, 5) OBP: 0.316, SLG: 0.514 Jeff Huson, L (9, PH) OBP: 0.362, SLG: 0.311		2-3 K			2-1 FC5-4 BB 1B		1-0 G4-3		1-1 G1-3	3 0 1 0 0 1 0 1 0 0 0 0 0 0			
Mark Smith, R (1, 7) OBP: 0.292, SLG: 0.238 Bret Barberie, S (9, PH) OBP: 0.333, SLG: 0.338			1-2 F9		1-2 P6		0-0 G4-3		0-1 1B	3 0 0 0 0 0 1 1 0 1 0 0 0 0			
Inning Stats	R: 0 E: 0 K: 1 S: 7 H: 0 LOB: 0 BB: 0 P: 11	R: 2 E: 0 K: 2 S: 15 H: 1 LOB: 0 BB: 1 P: 25	R: 0 E: 0 K: 1 S: 9 H: 0 LOB: 0 BB: 0 P: 14	R: 0 E: 0 K: 1 S: 9 H: 2 LOB: 2 BB: 1 P: 17	R: 0 E: 0 K: 1 S: 8 H: 1 LOB: 2 BB: 1 P: 17	R: 2 E: 0 K: 0 S: 12 H: 2 LOB: 0 BB: 0 P: 24	R: 0 E: 0 K: 0 S: 6 H: 1 LOB: 1 BB: 0 P: 9	R: 0 E: 0 K: 1 S: 11 H: 1 LOB: 1 BB: 0 P: 15	R: 0 E: 0 K: 1 S: 12 H: 1 LOB: 1 BB: 0 P: 18	1B: 6 2B: 1 3B: 0 HR: 2 SF: 1 SAC: 0 DP: 1 HBP: 0	WP: 1 PB: 0 SB: 0 CS: 0 PA: 38		
PITCHER	IP WLS BF H R ER SO BB IBB HBP BLK WP HR S P ERA WHIP											PITCHER	IP WLS BF H R ER SO BB IBB HBP BLK WP HR S P ERA WHIP
Chuck Finley, L (1, 1) ERA: 3.78	7.0 W 31 8 4 4 5 3 0 0 0 1 2 67 118 5.14 1.571												
Troy Percival, R (8, 1) ERA: 1.55	1.0 3 0 0 0 1 0 0 0 0 0 0 10 14 0.00 0.000												
Lee Smith, R (9, 1) ERA: 3.99	1.0 S 4 1 0 0 1 0 0 0 0 0 0 12 18 0.00 1.000												

Baltimore Orioles @ California Angels
Anaheim Stadium, Anaheim, CA

Thu Aug 24 1995, 10:05 PM EDT
Att. 22,796 - Unknown - 75 F

livebaseballscorecards.com

AB	34
R	4
H	9
RBI	4
BB	3
SO	7
LOB	15



Batter	1	2	3	4	5	6	7	8	9	AB R H RBI BB SO LOB
Rex Hudler, R OBP: 0.297, SLG: 0.406 (1, 4)	1-3 K		0-2 G6-3	0-3 K			3-2 FC3-6 1B			4 0 1 0 0 2 2
Jim Edmonds, L OBP: 0.372, SLG: 0.574 (1, 8)	2-2 G6-3		1-1 G3	1-1 F8			2-1 FC3-6 BB 1B			4 1 0 0 0 0 3
Tim Salmon, R OBP: 0.440, SLG: 0.614 (1, 9)	0-0 1B 3B		0-3 K		1-3 K		4-2 1B BB			3 2 1 0 1 2 0
Chili Davis, S OBP: 0.456, SLG: 0.553 (1, 10)	3-2 1B 1B			1-1 HR 2B	3-2 L8		4-2 1B BB			3 1 2 1 1 0 0
J.T. Snow, L OBP: 0.370, SLG: 0.479 (1, 3)	1-2 1B		3-2 HR		2-1 1B		1-2 1B			4 1 4 4 0 0 0
16 Garret Anderson, L OBP: 0.380, SLG: 0.575 (1, 7)	1-1 G4-3		0-1 1B 1B		0-0 F7		3-2 F7			4 1 1 0 0 0 4
Rene Gonzales, R OBP: 0.273, SLG: 0.545 (1, 5)		3-2 L5		0-0 WP 1B		1-0 F9		1-3 K		4 0 1 0 0 1 0
Jorge Fabregas, L OBP: 0.300, SLG: 0.318 (1, 2)		0-1 G6-3		3-1 WP 1B		0-1 G4-3		2-1 G1-3		4 0 1 1 0 0 0
Damion Easley, R OBP: 0.289, SLG: 0.298 (1, 6)		0-1 G1-3		3-2 P3		1-0 G6-3		1-3 K		4 0 0 0 0 1 2

Inning Stats	R: 1 E: 0 K: 1 S: 16	H: 3 LOB: 2 BB: 0 P: 24	R: 0 E: 0 K: 0 S: 7	H: 0 LOB: 0 BB: 0 P: 10	R: 0 E: 0 K: 1 S: 8	H: 0 LOB: 0 BB: 0 P: 9	R: 3 E: 0 K: 1 S: 24	H: 5 LOB: 2 BB: 0 P: 35	R: 0 E: 0 K: 1 S: 10	H: 1 LOB: 1 BB: 0 P: 16	R: 0 E: 0 K: 0 S: 4	H: 0 LOB: 0 BB: 0 P: 6	R: 2 E: 0 K: 0 S: 17	H: 2 LOB: 1 BB: 2 P: 34	R: 0 E: 0 K: 2 S: 8	H: 0 LOB: 0 BB: 0 P: 12
1B: 8 2B: 1 3B: 1 HR: 1	SF: 0 SAC: 0 DP: 0 HBP: 0	WP: 1 PB: 0 SB: 0 CS: 0	PA: 36													

PITCHER	IP	WLS	BF	H	R	ER	SO	BB	IBB	HBP	BLK	WP	HR	S	P	ERA	WHIP
Jamie Moyer, L ERA: 4.74 (1, 1)	3.0		17	8	4	4	2	0	0	0	0	0	1	44	63	12.00	2.667
Arthur Rhodes, L ERA: 6.21 (4, 1)	4.0	L	16	3	2	2	2	2	0	0	0	0	0	42	71	4.50	1.250
Jesse Orosco, L ERA: 3.35 (8, 1)	1.0		3	0	0	0	2	0	0	0	0	0	0	8	12	0.00	0.000

BOTTOM

Baltimore Orioles @ California Angels
Anaheim Stadium, Anaheim, CA
 Thu Aug 24 1995, 10:05 PM EDT
 Att: 22,796 - Unknown - 75 F

livebaseballscorecards.com

AB	34
R	6
H	11
RBI	6
BB	2
SO	6
LOB	11



Batter	1	2	3	4	5	6	7	8	9	AB R H RBI BB SO LOB	TOP			
Brady Anderson, L (1, 8) OBP: 0.371, SLG: 0.443	4-2 FC5-4-6 SH1-3 BB		FC3-6 1B G4-3			2-1 G6-3 1B		1-1 SF9 2B		4 0 3 2 1 0 2				
Manny Alexander, R (1, 4) OBP: 0.322, SLG: 0.345 Jeff Huson, L (1, 4) OBP: 0.342, SLG: 0.297	0-0 SH1-3 1-2		1-0 FC3-6 BB 2B	2-3 K		1-2 G6-3		0-0 SF9		0 0 0 0 0 0 0 3 1 0 1 0 1 2				
Cal Ripken Jr., R (1, 6) OBP: 0.318, SLG: 0.416	0-0 FC5-4-6 BB 2-3		4-1 2B HR BB	1-0 G5-3		1-0 F8		1-0 L6		4 1 0 0 1 0 3				
Bobby Bonilla, S (1, 9) OBP: 0.378, SLG: 0.572 Kevin Bass, S (8, 9) OBP: 0.302, SLG: 0.323	4-1 BB 1-2 BB		2-2 HR 2B	1-0 P4			1-1 L9		0-0 G4-3	3 1 1 1 1 0 0 1 0 0 0 0 0 0				
Rafael Palmeiro, L (1, 3) OBP: 0.361, SLG: 0.562	2-1 F9		0-0 HR		1-1 F7		0-0 L9		4-1 BB HR BB	4 2 1 3 1 0 2				
Chris Hoiles, R (1, 2) OBP: 0.339, SLG: 0.444		2-0 L5	4-0 1B BB		1-3 K		2-3 K		1-3 K	4 1 0 0 1 3 1				
Jeff Manto, R (1, 5) OBP: 0.318, SLG: 0.509		1-3 K	0-3 K		0-1 G4-3			1-2 1B 2B 1B	4-2 HR BB	4 2 1 0 1 2 1				
Mark Smith, R (1, 7) OBP: 0.345, SLG: 0.423		2-0 1B	0-0 1B 1B			1-1 G4-3		2-1 P9	1-1 HR	5 1 3 3 0 0 1				
Bret Barberie, S (1, 10) OBP: 0.339, SLG: 0.350		3-2 P4	3-2 1B			0-0 1B 2B		1-1 2B SF9 1B	2-0 L7	5 2 3 1 0 0 1				
Inning Stats	R: 0 E: 0 K: 0 S: 7 H: 0 LOB: 2 BB: 2 P: 17	R: 0 E: 0 K: 1 S: 8 H: 1 LOB: 1 BB: 0 P: 16	R: 5 E: 0 K: 1 S: 19 H: 5 LOB: 2 BB: 2 P: 36	R: 0 E: 0 K: 1 S: 5 H: 0 LOB: 0 BB: 0 P: 9	R: 0 E: 0 K: 1 S: 7 H: 0 LOB: 0 BB: 0 P: 9	R: 1 E: 0 K: 0 S: 9 H: 2 LOB: 1 BB: 0 P: 14	R: 0 E: 0 K: 1 S: 6 H: 0 LOB: 0 BB: 0 P: 9	R: 2 E: 0 K: 0 S: 12 H: 3 LOB: 1 BB: 0 P: 18	R: 3 E: 0 K: 1 S: 10 H: 1 LOB: 0 BB: 2 P: 22	1B: 7 2B: 3 3B: 0 HR: 2 SF: 1 SAC: 1 DP: 0 HBP: 0	WP: 0 PA: 45 PB: 0 SB: 0 CS: 0			
PITCHER	IP WLS BF H R ER SO BB IBB HBP BLK WP HR S P ERA WHIP												PITCHER	IP WLS BF H R ER SO BB IBB HBP BLK WP HR S P ERA WHIP
Mark Langston, L (1, 1) ERA: 4.27	6.0 L 30 8 6 6 4 4 0 0 0 0 0 1 55 101 9.00 2.000													
John Habyan, R (7, 1) ERA: 3.45	2.0 9 3 2 2 1 0 0 0 0 0 0 0 18 27 9.00 1.500													
Mike Butcher, R (9, 1) ERA: 4.78	1.0 6 1 3 3 1 2 0 0 0 0 0 1 10 22 27.00 3.000													

Baltimore Orioles @ California Angels
Anaheim Stadium, Anaheim, CA

Fri Aug 25 1995, 10:05 PM EDT
Att. 26,960 - Unknown - 82 F

livebaseballscorecards.com

AB 37
R 11
H 12
RBI 11
BB 6
SO 6
LOB 13



Batter	1	2	3	4	5	6	7	8	9	AB R H RBI BB SO LOB
Tony Phillips, S OBP: 0.403, SLG: 0.478 (1, 5)	2-3 K		3-3 K			4-1 BB		0-0 G4-3		3 0 0 0 1 2 2
Jim Edmonds, L OBP: 0.371, SLG: 0.578 (1, 8)	2-3 K		3-2 FC3-6 1-2f 2-3			0-3 K		1-0 HR		4 1 1 1 0 2 3
Tim Salmon, R OBP: 0.437, SLG: 0.608 (1, 9)	1-2 F9		2-0 F9			2-2 L9		0-1 G5-3		4 0 0 0 0 0 3
Chili Davis, S OBP: 0.452, SLG: 0.546 (1, 10)		1-2 G3-1		0-1 F7		0-0 G4-3		0-0 G4-3		4 0 0 0 0 0 1
J.T. Snow, L OBP: 0.367, SLG: 0.474 (1, 3)		1-1 G6-3		0-1 G4-3		0-1 G4-3		0-0 P6		4 0 0 0 0 0 0
16 Garret Anderson, L OBP: 0.380, SLG: 0.573 (1, 7)		1-1 G4-3		1-1 G1-3		0-2 G1-6-3 1B				3 0 1 0 0 0 0
Damon Easley, R OBP: 0.290, SLG: 0.300 (1, 6)			2-0 1B		1-1 G6-3		0-0 G1-6-3			2 1 1 0 0 0 0
Spike Owen, S OBP: 0.299, SLG: 0.333 (7, PH)							1-2f			1 0 0 0 0 0 1
Greg Myers, L OBP: 0.316, SLG: 0.421 (1, 2)			3-2 FC3-6 1B		1-2 G6-4-3 1B			1-0 G3-1		3 0 2 0 0 0 0
Jose Lind, R OBP: 0.268, SLG: 0.265 (1, 4)			1-1 FC3-6 1B		1-0 G6-4-3			1-3 K		2 0 1 1 0 0 1
Mike Aldrete, L OBP: 0.365, SLG: 0.429 (8, PH)			1-2 FC3-6 1B		1-2f					1 0 0 0 0 1 0
Rene Gonzales, R OBP: 0.273, SLG: 0.545 (9, 4)										0 0 0 0 0 0 0

Inning Stats	R: 0	H: 0	R: 0	H: 0	R: 1	H: 3	R: 0	H: 0	R: 0	H: 1	R: 0	H: 0	R: 0	H: 0	R: 1	H: 1	R: 0	H: 0	R: 0	H: 0	R: 1	H: 1	1B: 5	SF: 0	WP: 0	PA: 32	
E: 0	LOB: 0	E: 0	LOB: 0	E: 0	LOB: 2	E: 0	LOB: 0	E: 0	LOB: 0	E: 0	LOB: 0	E: 0	LOB: 1	E: 0	LOB: 0	E: 0	LOB: 0	E: 0	LOB: 0	E: 0	LOB: 0	E: 0	LOB: 0	2B: 0	SAC: 0	PB: 0	
K: 2	BB: 0	K: 0	BB: 0	K: 1	BB: 0	K: 0	BB: 0	K: 1	BB: 1	K: 0	BB: 0	K: 1	BB: 0	K: 1	BB: 0	K: 0	BB: 0	K: 0	BB: 0	K: 0	BB: 0	K: 0	BB: 0	3B: 0	DP: 2	SB: 0	
S: 9	P: 14	S: 7	P: 10	S: 14	P: 28	S: 6	P: 7	S: 6	P: 9	S: 6	P: 6	S: 6	P: 15	S: 6	P: 7	S: 5	P: 6	S: 5	P: 7	S: 5	P: 6	S: 5	P: 6	HR: 1	HBP: 0	CS: 0	

PITCHER	IP	WLS	BF	H	R	ER	SO	BB	IBB	HBP	BLK	WP	HR	S	P	ERA	WHIP	PITCHER	IP	WLS	BF	H	R	ER	SO	BB	IBB	HBP	BLK	WP	HR	S	P	ERA	WHIP	
Scott Erickson, R ERA: 5.54 (1, 1)	9.0	W	32	6	2	2	5	1	0	0	0	0	1	67	102	2.00	0.778																			


BOTTOM

Baltimore Orioles @ California Angels
Anaheim Stadium, Anaheim, CA

Fri Aug 25 1995, 10:05 PM EDT
Att: 26,960 - Unknown - 82 F

livebaseballscorecards.com

AB	31
R	2
H	6
RBI	2
BB	1
SO	5
LOB	11



Batter	1	2	3	4	5	6	7	8	9	AB R H RBI BB SO LOB	TOP											
Brady Anderson, L (1, 8) OBP: 0.370, SLG: 0.443	3-2 FC1-5 2B	1-1 P6		1-0 L6		2-3 K		2-2 P8		5 0 1 0 0 1 4												
Bret Barberie, S (1, 10) OBP: 0.336, SLG: 0.343	0-0 FC1-5 1B		4-1 BB	3-2 F9		1-0 F9		2-2 G4-3		4 0 0 0 1 0 3												
Cal Ripken Jr., R (1, 6) OBP: 0.317, SLG: 0.413	0-3 SAFE K		0-0 L7		4-0 G2-3 G5-3 BB		1-0 F8	2-1 G5-3		4 0 0 0 1 1 2												
Bobby Bonilla, S (1, 9) OBP: 0.378, SLG: 0.577	2-2 1B		1-1 F8		2-2 G5-3		0-0 HR		2-2 F7	5 1 2 1 0 0 2												
Rafael Palmeiro, L (1, 3) OBP: 0.364, SLG: 0.568	0-0 L8		1-0 P5		4-2 G2-3 BB		0-0 1B 1B		1-0 HR	4 2 2 1 1 0 3												
Chris Hoiles, R (1, 2) OBP: 0.340, SLG: 0.454		0-0 1B 1B		0-0 HR		2-1 G2-3	1-2 2-3	3-2 P4	1-2 G4-3	5 1 2 1 0 0 3												
Jeff Manto, R (1, 5) OBP: 0.324, SLG: 0.516		1-1 SAFE F8		3-2 F8 1B 2B		0-1 G1-3		0-0 1B 1B	1-0 1B	5 1 3 0 0 0 3												
Mark Smith, R (1, 7) OBP: 0.382, SLG: 0.452		1-2 1B		1-2 F8			2-2 SH1-3 1B	0-2 FC4 1B	1-0 P6	5 0 3 1 0 0 2												
Jeff Huson, L (1, 4) OBP: 0.342, SLG: 0.299		1-1 F8		0-2 S 1B		0-0 SH1-3	0-0 SH1-3	1-0 FC4		3 0 1 1 0 0 4												
Inning Stats	R: 0 E: 0 K: 1 S: 12	H: 2 LOB: 2 BB: 0 P: 17	R: 0 E: 0 K: 0 S: 11	H: 2 LOB: 2 BB: 0 P: 15	R: 0 E: 0 K: 0 S: 5	H: 0 LOB: 1 BB: 1 P: 11	R: 2 E: 0 K: 0 S: 16	H: 3 LOB: 1 BB: 0 P: 23	R: 0 E: 0 K: 0 S: 11	H: 0 LOB: 2 BB: 2 P: 23	R: 0 E: 0 K: 1 S: 9	H: 1 LOB: 1 BB: 0 P: 14	R: 2 E: 0 K: 0 S: 12	H: 4 LOB: 2 BB: 0 P: 17	R: 0 E: 0 K: 0 S: 10	H: 0 LOB: 0 BB: 0 P: 16	R: 1 E: 0 K: 0 S: 12	H: 2 LOB: 1 BB: 0 P: 18	1B: 9 2B: 2 3B: 0 HR: 3	SF: 0 SAC: 1 DP: 0 HBP: 0	WP: 0 PB: 0 SB: 1 CS: 0	PA: 44
PITCHER	IP WLS BF H R ER SO BB IBB HBP BLK WP HR S P ERA WHIP																					
Brian Anderson, L (1, 1) ERA: 5.26	6.1 L 32 10 4 4 2 3 0 0 0 0 0 2 67 107 5.68 2.053																					
Mike James, R (7, 1) ERA: 2.78	0.1 3 2 0 0 0 0 0 0 0 0 0 0 8 11 0.00 6.000																					
Bob Patterson, L (7, 1) ERA: 2.51	1.2 6 1 1 1 0 0 0 0 0 0 0 1 17 27 5.40 0.600																					
John Habyan, R (9, 1) ERA: 3.41	0.2 3 1 0 0 0 0 0 0 0 0 0 0 6 9 0.00 1.500																					

Baltimore Orioles @ California Angels
Anaheim Stadium, Anaheim, CA
 Sat Aug 26 1995, 10:05 PM EDT
 Att. 61,082 - Unknown - 84 F

livebaseballscorecards.com

AB 40
R 5
H 14
RBI 5
BB 3
SO 2
LOB 26



BOTTOM

Baltimore Orioles @ California Angels
Anaheim Stadium, Anaheim, CA
Sat Aug 26 1995, 10:05 PM EDT
Att: 61,082 - Unknown - 84 F

livebaseballscorecards.com

AB 29
R 2
H 5
RBI 1
BB 5
SO 3
LOB 12



WP: 1 PA: 34
PB: 1
SB: 0
CS: 1

AB R H RBI BB SO LOB

2 0 0 0 2 0 0

3 0 0 0 1 1 3

4 1 2 1 0 1 2

3 1 1 0 1 0 0

3 0 1 0 1 0 2

4 0 0 0 0 1 4

2 0 0 0 0 0 0

2 0 0 0 0 0 1

3 0 0 0 0 0 0

2 0 0 0 0 0 0

1 0 1 0 0 0 0

0 0 0 0 0 0 0

1B: 4 SF: 0
2B: 1 SAC: 0
3B: 0 DP: 3
HR: 1 HBP: 0

1B: 4 SF: 0
2B: 1 SAC: 0
3B: 0 DP: 3
HR: 1 HBP: 0

1B: 4 SF: 0
2B: 1 SAC: 0
3B: 0 DP: 3
HR: 1 HBP: 0

1B: 4 SF: 0
2B: 1 SAC: 0
3B: 0 DP: 3
HR: 1 HBP: 0

1B: 4 SF: 0
2B: 1 SAC: 0
3B: 0 DP: 3
HR: 1 HBP: 0

2 0 0 0 2 0 0

3 0 0 0 1 1 3

4 1 2 1 0 1 2

3 1 1 0 1 0 0

3 0 1 0 1 0 2

4 0 0 0 0 1 4

2 0 0 0 0 0 0

2 0 0 0 0 0 1

3 0 0 0 0 0 0

2 0 0 0 0 0 0

1 0 1 0 0 0 0

0 0 0 0 0 0 0

1B: 4 SF: 0
2B: 1 SAC: 0
3B: 0 DP: 3
HR: 1 HBP: 0

1B: 4 SF: 0
2B: 1 SAC: 0
3B: 0 DP: 3
HR: 1 HBP: 0

1B: 4 SF: 0
2B: 1 SAC: 0
3B: 0 DP: 3
HR: 1 HBP: 0

1B: 4 SF: 0
2B: 1 SAC: 0
3B: 0 DP: 3
HR: 1 HBP: 0

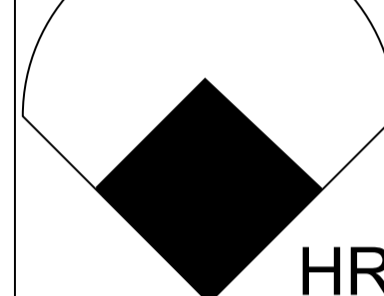
1B: 4 SF: 0
2B: 1 SAC: 0
3B: 0 DP: 3
HR: 1 HBP: 0

9

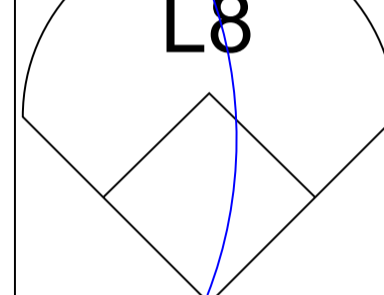
3-1



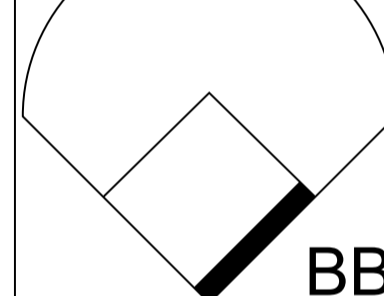
3-1



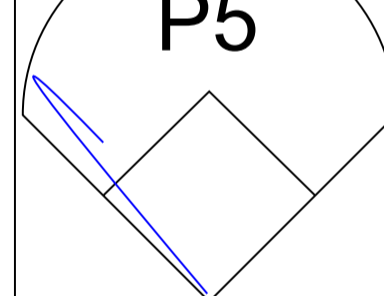
0-2



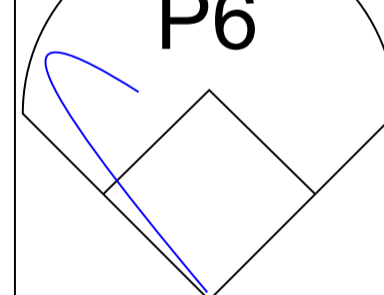
4-1



0-2



1-2



1-0



3-2



1B

R: 1 H: 1
E: 0 LOB: 1
K: 0 BB: 1
S: 15 P: 23

R: 1 H: 1
E: 0 LOB: 1
K: 0 BB: 1
S: 15 P: 23

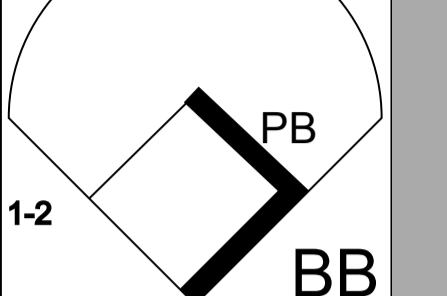
R: 1 H: 1
E: 0 LOB: 1
K: 0 BB: 1
S: 15 P: 23

R: 1 H: 1
E: 0 LOB: 1
K: 0 BB: 1
S: 15 P: 23

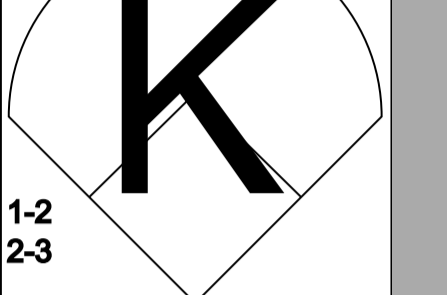
R: 1 H: 1
E: 0 LOB: 1
K: 0 BB: 1
S: 15 P: 23

8

4-2



1-2



2-3



1-2



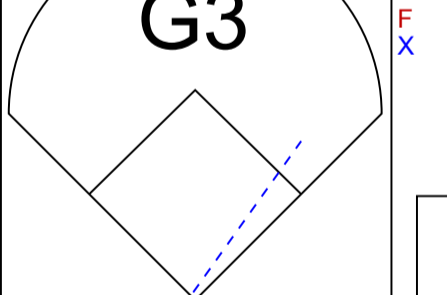
2-3



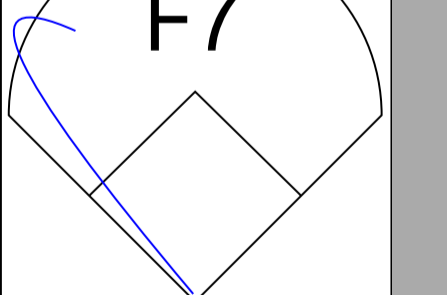
0-0



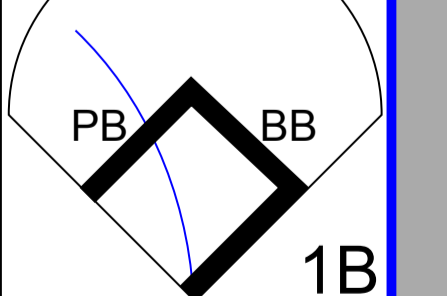
0-0



1-0



3-2



1B

R: 0 H: 1
E: 0 LOB: 2
K: 1 BB: 1
S: 10 P: 20

R: 0 H: 1
E: 0 LOB: 2
K: 1 BB: 1
S: 10 P: 20


R: 0 H: 1
E: 0 LOB: 2
K: 1 BB: 1
S: 10 P: 20

R: 0 H: 1
E: 0 LOB: 2
K: 1 BB: 1
S: 10 P: 20


R: 0 H: 1
E: 0 LOB: 2
K: 1 BB: 1
S: 10 P: 20

7

3-1



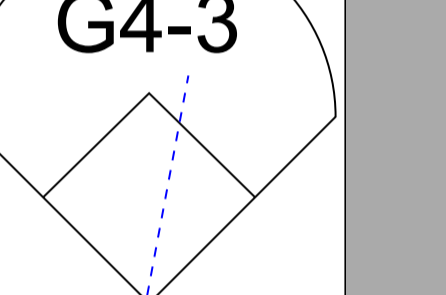
0-1



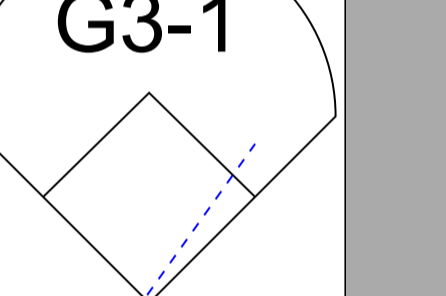
0-1




3-1




0-1



1-3



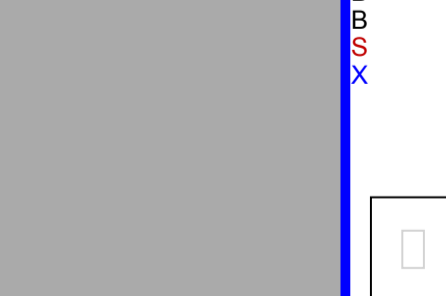
0-0



0-0



1-2



R: 0 H: 0
E: 0 LOB: 0
K: 0 BB: 1
S: 5 P: 11

R: 0 H: 0
E: 0 LOB: 0
K: 0 BB: 1
S: 5 P: 11

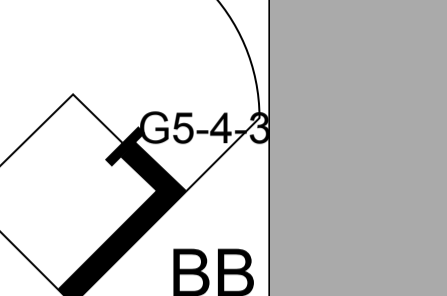
R: 0 H: 0
E: 0 LOB: 0
K: 0 BB: 1
S: 5 P: 11

R: 0 H: 0
E: 0 LOB: 0
K: 0 BB: 1
S: 5 P: 11

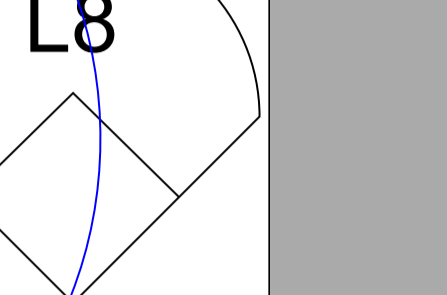
R: 0 H: 0
E: 0 LOB: 0
K: 0 BB: 1
S: 5 P: 11

6

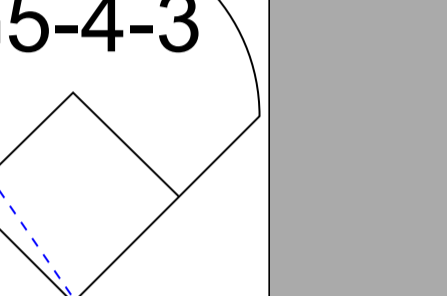
4-2



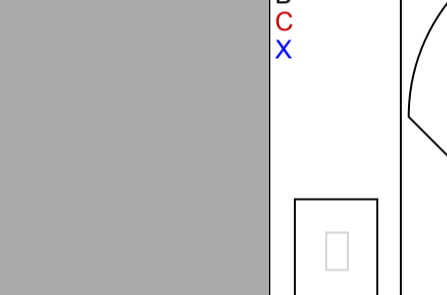
2-1




0-0



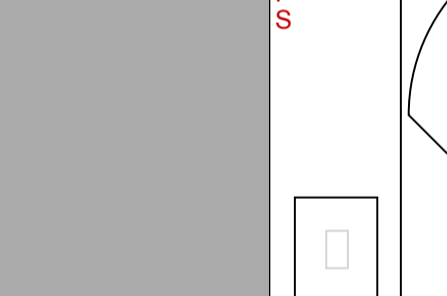
3-1



0-1



1-3



1-2



0-0



1-2



R: 0 H: 0
E: 0 LOB: 0
K: 0 BB: 1
S: 5 P: 11

R: 0 H: 0
E: 0 LOB: 0
K: 0 BB: 1
S: 5 P: 11

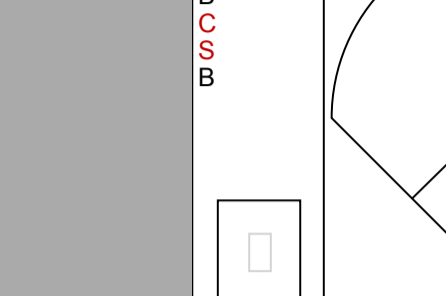
R: 0 H: 0
E: 0 LOB: 0
K: 0 BB: 1
S: 5 P: 11

R: 0 H: 0
E: 0 LOB: 0
K: 0 BB: 1
S: 5 P: 11

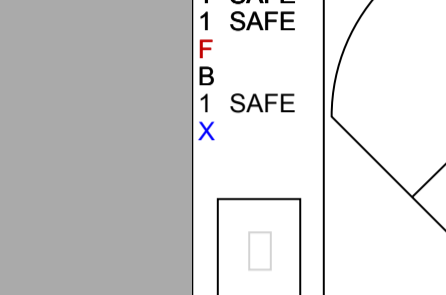
R: 0 H: 0
E: 0 LOB: 0
K: 0 BB: 1
S: 5 P: 11

5

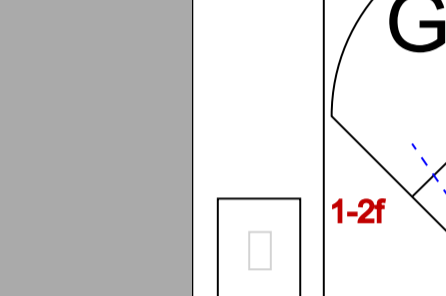
0-1



2-1



0-0



4-1



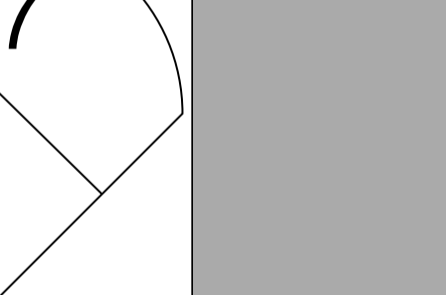
3-2



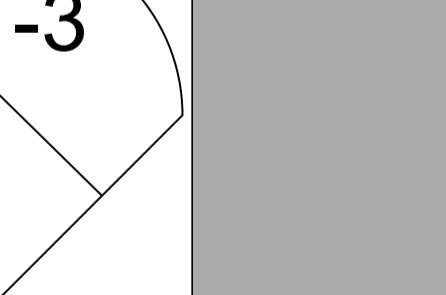
2-1



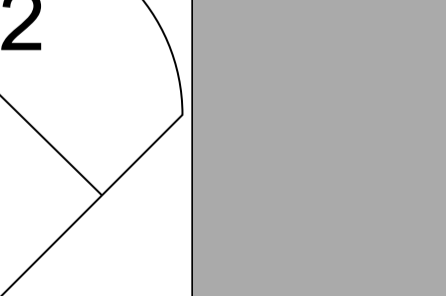
1-2



0-0



1-2



R: 0 H: 0
E: 0 LOB: 0
K: 0 BB: 0
S: 8 P: 10

R: 0 H: 0
E: 0 LOB: 0
K: 0 BB: 0
S: 8 P: 10

R: 0 H: 0
E: 0 LOB: 0
K: 0 BB: 0
S: 8 P: 10

R: 0 H: 0
E: 0 LOB: 0
K: 0 BB: 0
S: 8 P: 10

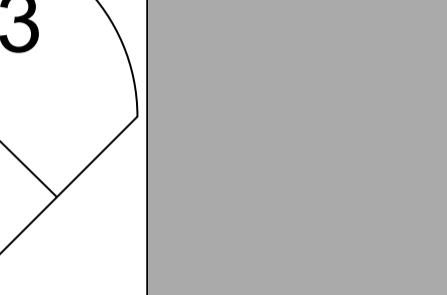
R: 0 H: 0
E: 0 LOB: 0
K: 0 BB: 0
S: 8 P: 10

4

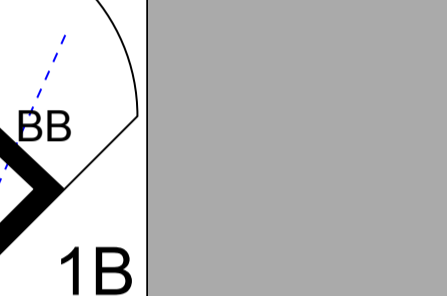
0-1



0-1



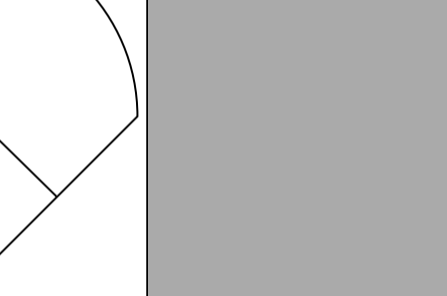
0-1



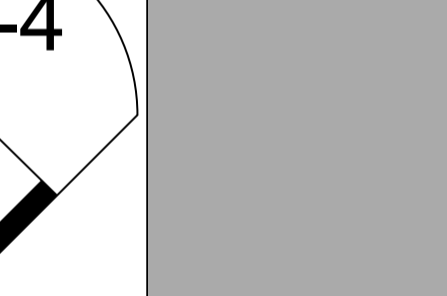
4-1



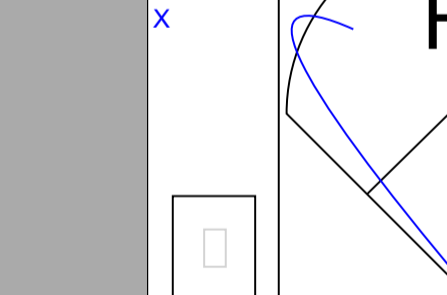
1-2



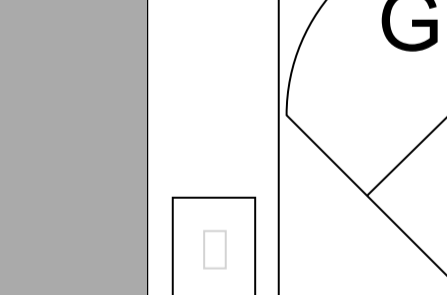
3-2



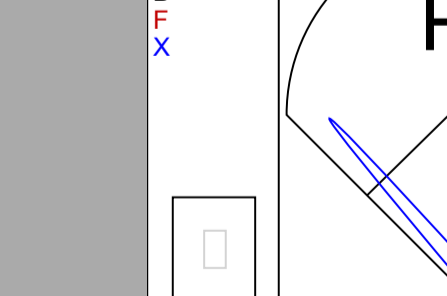
2-1



1-2



0-0



R: 0 H: 1
E: 0 LOB: 2
K: 0 BB: 1
S: 12 P: 21

R: 0 H: 1
E: 0 LOB: 2
K: 0 BB: 1
S: 12 P: 21


R: 0 H: 1
E: 0 LOB: 2
K: 0 BB: 1
S: 12 P: 21

R: 0 H: 1
E: 0 LOB: 2
K: 0 BB: 1
S: 12 P: 21

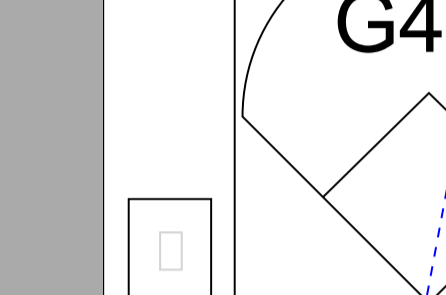
R: 0 H: 1
E: 0 LOB: 2
K: 0 BB: 1
S: 12 P: 21

3

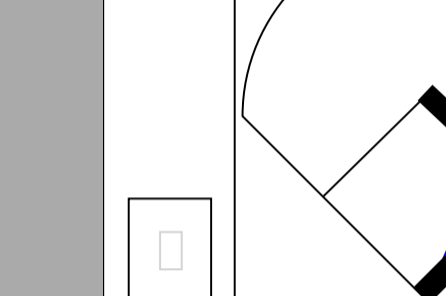
3-2



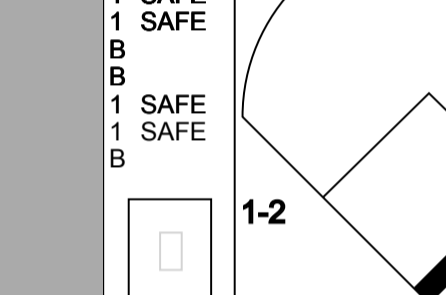
0-1



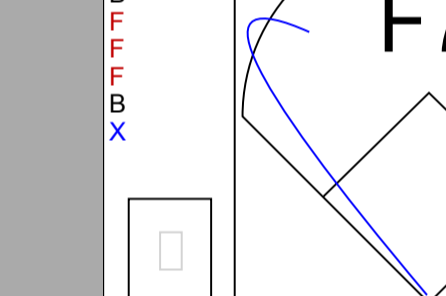
0-1



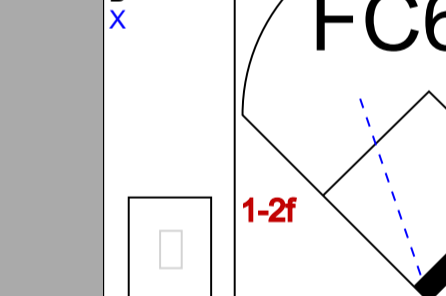
4-1



3-2




2-1




1-2



1-0



0-2



R: 0 H: 0
E: 0 LOB: 0
K: 0 BB: 0
S: 8 P: 12

R: 0 H: 0
E: 0 LOB: 0
K: 0 BB: 0
S: 8 P: 12

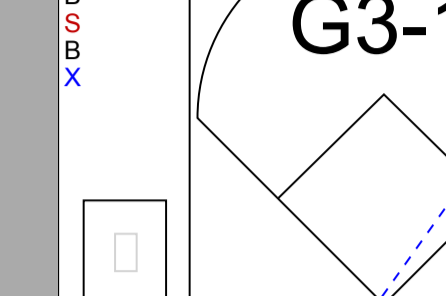
R: 0 H: 0
E: 0 LOB: 0
K: 0 BB: 0
S: 8 P: 12

R: 0 H: 0
E: 0 LOB: 0
K: 0 BB: 0
S: 8 P: 12

R: 0 H: 0
E: 0 LOB: 0
K: 0 BB: 0
S: 8 P: 12

2

1-0



4-2



3-3



1-2



1-2



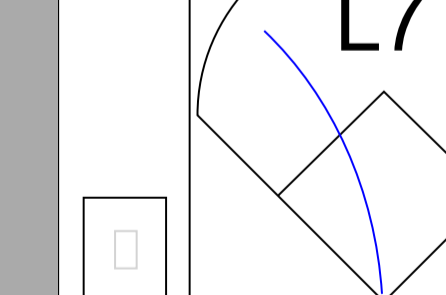
2-1



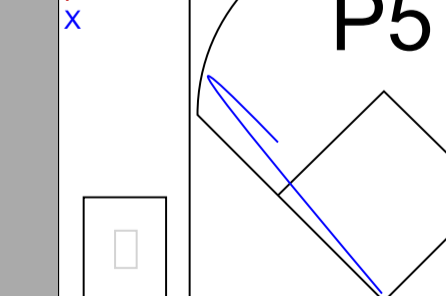
1-3



0-0



0-1



R: 1 H: 2
E: 0 LOB: 0
K: 0 BB: 0
S: 8 P: 11

R: 1 H: 2
E: 0 LOB: 0
K: 0 BB: 0
S: 8 P: 11

R: 1 H: 2
E: 0 LOB: 0
K: 0 BB: 0
S: 8 P: 11

R: 1 H: 2
E: 0 LOB: 0
K: 0 BB: 0
S: 8 P: 11

R: 1 H: 2
E: 0 LOB: 0
K: 0 BB: 0
S: 8 P: 11

1

1-0



4-2



3-3



Batter	1	2	3	4	5	6	7	8	9	AB R H RBI BB SO LOB	TOP											
Brady Anderson, L (1, 8) OBP: 0.371, SLG: 0.446	1-0 F8	2-2 L7		4-0 BB		4-0 IBB		3-2 WP 3B	1-0 P5	4 1 1 0 2 0 2												
Jeff Huson, L (1, 4) OBP: 0.333, SLG: 0.292	1-3 K		1-0 FC4-6 1B	0-1 G4-3		1-0 P6		3-2 L9		5 1 1 0 0 1 4												
Rafael Palmeiro, L (1, 3) OBP: 0.366, SLG: 0.575	3-2 HR		0-0 FC4-6 1B		2-3 K	0-0 P6		1-2 BB 1B		5 1 3 1 0 1 3												
Bobby Bonilla, S (1, 9) OBP: 0.380, SLG: 0.576	0-0 1B		1-1 FC4-6 F8 1B		2-0 FC6-4 1B		0-0 P4	4-1 BB 1B		4 0 2 0 1 0 2												
Cal Ripken Jr., R (1, 6) OBP: 0.320, SLG: 0.413	1-0 1B		0-1 1B	1-2 1B		0-0 F8	4-2 1B BB	0-3 K		4 0 2 1 1 1 3												
Harold Baines, L (1, 10) OBP: 0.394, SLG: 0.541	2-3 K		1-1 F8		0-2 FC6-4		1-0 F8		1-2 CS 1B	5 0 1 0 0 1 6 0 0 0 0 0 0 0												
Kevin Bass, S (9, PR) OBP: 0.302, SLG: 0.323				2-3																		
Jeff Manto, R (1, 5) OBP: 0.325, SLG: 0.513		0-3 K	1-0 P3			2-1 2B 1B	3-2 1B		3-1 P4	5 0 2 0 0 1 3												
Mark Smith, R (1, 7) OBP: 0.359, SLG: 0.444		1-0 1B 2B		0-2 F9		1-0 F9	0-2 P6		1-3 K S	5 1 1 0 0 1 4												
Gregg Zaun, S (1, 2) OBP: 0.368, SLG: 0.407		1-0 1B		4-1 CS BB		1 SAFE 0-0 2B		0-1 F7	4-0 BB	3 0 2 1 2 0 0												
Inning Stats	R: 1 E: 0 K: 2 S: 15	H: 3 LOB: 2 BB: 0 P: 23	R: 1 E: 0 K: 1 S: 8	H: 2 LOB: 0 BB: 0 P: 12	R: 1 E: 0 K: 0 S: 9	H: 3 LOB: 2 BB: 0 P: 13	R: 0 E: 0 K: 0 S: 7	H: 0 LOB: 1 BB: 2 P: 14	R: 0 E: 0 K: 1 S: 8	H: 1 LOB: 1 BB: 0 P: 12	R: 0 E: 0 K: 0 S: 6	H: 2 LOB: 3 BB: 1 P: 14	R: 0 E: 0 K: 0 S: 12	H: 1 LOB: 2 BB: 1 P: 20	R: 1 E: 0 K: 1 S: 18	H: 2 LOB: 2 BB: 1 P: 29	R: 0 E: 0 K: 1 S: 11	H: 1 LOB: 2 BB: 1 P: 19	1B: 11 2B: 2 3B: 1 HR: 1	SF: 0 SAC: 0 DP: 0 HBP: 0	WP: 1 PB: 1 SB: 1 CS: 2	PA: 46
PITCHER	IP WLS BF H R ER SO BB IBB HBP BLK WP HR S P ERA WHIP																					
Mike Harkey, R (1, 1) ERA: 5.65	5.1 L 28 11 3 3 4 2 1 0 0 0 1 51 85 5.06 2.438																					
Bob Patterson, L (6, 1) ERA: 2.44	1.1 5 0 0 0 0 1 0 0 0 0 0 7 13 0.00 0.750																					
Mike James, R (7, 1) ERA: 2.89	1.1 8 3 1 1 1 1 0 0 0 1 0 25 39 6.75 3.000																					
Mike Butcher, R (9, 1) ERA: 4.68	1.0 5 1 0 0 1 1 0 0 0 0 0 11 19 0.00 2.000																					

Baltimore Orioles @ California Angels
Anaheim Stadium, Anaheim, CA
 Sun Aug 27 1995, 6:33 AM EDT
 Att. 26,732 - Sunny - 86 F

AB	40
R	4
H	15
RBI	3
BB	6
SO	6
LOB	27



livebaseballscorecards.com

Batter	1	2	3	4	5	6	7	8	9	AB	R	H	RBI	BB	SO	LOB						
Tony Phillips, S OBP: 0.400, SLG: 0.471 (1, 5)	1-2 K		0-0 L9			3-3 K		2-3 K		4	0	0	0	0	3	1						
Jim Edmonds, L OBP: 0.367, SLG: 0.569 (1, 8)	3-3 K		2-3 K			0-0 G3-1			1-3 K	4	0	0	0	0	3	1						
Tim Salmon, R OBP: 0.436, SLG: 0.613 (1, 9)	2-1 F7		1-0 L3			0-0 G3			3-2 2B	4	0	1	0	0	0	1						
Chili Davis, S OBP: 0.450, SLG: 0.539 (1, 10)		4-2 16 WP BB		3-3 K		3-3 K			3-2 F8	3	0	0	0	1	2	1						
J.T. Snow, L OBP: 0.365, SLG: 0.469 (1, 3)		1-1 L8		0-0 F7		3-1 F8			3-1 F7	4	0	0	0	0	0	2						
16 Garret Anderson, L OBP: 0.374, SLG: 0.561 (1, 7)		1-3 K		3-3 K		1-2 1B				3	0	1	0	0	2	1						
Spike Owen, S OBP: 0.297, SLG: 0.326 (1, 6)		4-2 BB		2-3 K		2-1 G1-3				2	0	0	0	1	1	1						
Jorge Fabregas, L OBP: 0.300, SLG: 0.318 (1, 2)		1-1 F8		0-0 G1-3		3-2 G6-4-3 1B				3	0	1	0	0	0	2						
Jose Lind, R OBP: 0.271, SLG: 0.275 (1, 4)			3-1 L9 2B		1-0 F7			0-1 G6-4-3		2	0	1	0	0	0	0						
Mike Aldrete, L OBP: 0.367, SLG: 0.430 (8, PH)										1	0	0	0	0	0	1						
Rene Gonzales, R OBP: 0.273, SLG: 0.545 (9, 4)										0	0	0	0	0	0	0						
Inning Stats	R: 0 E: 0 K: 2 S: 9	H: 0 LOB: 0 BB: 0 P: 15	R: 0 E: 0 K: 1 S: 12	H: 0 LOB: 2 BB: 2 P: 23	R: 0 E: 0 K: 1 S: 8	H: 1 LOB: 1 BB: 0 P: 14	R: 0 E: 0 K: 2 S: 7	H: 0 LOB: 0 BB: 0 P: 13	R: 0 E: 0 K: 1 S: 5	H: 0 LOB: 0 BB: 0 P: 8	R: 0 E: 0 K: 1 S: 5	H: 0 LOB: 0 BB: 0 P: 8	R: 0 E: 0 K: 1 S: 11	H: 1 LOB: 1 BB: 0 P: 20	R: 0 E: 0 K: 1 S: 9	H: 1 LOB: 0 BB: 0 P: 14	R: 0 E: 0 K: 1 S: 13	H: 1 LOB: 1 BB: 0 P: 23	1B: 2 2B: 2 3B: 0 HR: 0	SF: 0 SAC: 0 DP: 1 HBP: 0	WP: 1 PB: 0 SB: 0 CS: 0	PA: 32
PITCHER 35 Mike Mussina, R ERA: 3.52 (1, 1)	IP 9.0	WLS W	BF 32	H 4	R 0	ER 0	SO 11	BB 2	IBB 0	HBP 0	BLK 0	WP 1	HR 0	S 79	P 138	ERA 0.00	WHIP 0.667					
PITCHER	IP	WLS	BF	H	R	ER	SO	BB	IBB	HBP	BLK	WP	HR	S	P	ERA	WHIP					

BOTTOM

Baltimore Orioles @ California Angels
Anaheim Stadium, Anaheim, CA

Sun Aug 27 1995, 6:33 AM EDT
Att. 26,732 - Sunny - 86 F

livebaseballscorecards.com

AB	30
R	0
H	4
RBI	0
BB	2
SO	11
LOB	11



Batter	1	2	3	4	5	6	7	8	9	AB R H RBI BB SO LOB	TOP	
Rickey Henderson, R OBP: 0.411, SLG: 0.446 (1, 7)	2-1 2B		4-1 G4-6-3 BB		3-1 F8			2-2 F8		3 0 1 0 1 0 0		
Scott Brosius, R OBP: 0.352, SLG: 0.490 (1, 3)	3-3 K		0-3 K		1-1 F7			0-2 G6-3		4 0 0 0 0 2 2		
Brent Gates, S OBP: 0.308, SLG: 0.338 (1, 4)	3-2 L5		3-1 G4-6-3					2-2 F9		4 0 0 0 0 0 2		
Mark McGwire, R OBP: 0.438, SLG: 0.646 Jose Herrera, L OBP: 0.298, SLG: 0.310 (1, 10) (9, PR)	1-2 G5-3				0-3 K			4-2 BB	4-1 F9 WP 1B BB	2 0 0 0 2 1 1 0 1 0 0 0 0 0		
Geronimo Berroa, R OBP: 0.356, SLG: 0.452 (1, 9)					2-1 P5			0-0 F8	1 SAFE 1 SAFE 3-1 F9	3 0 0 0 1 0 2		
Terry Steinbach, R OBP: 0.316, SLG: 0.449 (1, 2)					4-2 2B BB			1-1 F9	1-3 G6-3	3 0 0 0 1 1 4		
Stan Javier, S OBP: 0.333, SLG: 0.376 (1, 8)					1-0 2B			1-1 G5-3	4-0 S 1B IBB	3 1 2 0 1 0 0		
Craig Paquette, R OBP: 0.280, SLG: 0.469 (1, 5)					0-0 F7			3-2 G5-3	1 SAFE 2-2 FC6-4 1B	4 0 1 2 0 1 4		
Mike Bordick, R OBP: 0.313, SLG: 0.326 (1, 6)					2-1 HR			3-2 F9	0-0 FC6-4	4 1 1 1 0 0 1		
Inning Stats	R: 0 H: 1 E: 0 LOB: 1 K: 1 BB: 0 S: 14 P: 23	R: 0 H: 1 E: 0 LOB: 1 K: 2 BB: 1 S: 12 P: 21	R: 1 H: 1 E: 0 LOB: 0 K: 1 BB: 1 S: 9 P: 17	R: 0 H: 1 E: 0 LOB: 2 K: 1 BB: 1 S: 9 P: 16	R: 0 H: 0 E: 0 LOB: 0 K: 0 BB: 0 S: 6 P: 10	R: 0 H: 0 E: 0 LOB: 1 K: 0 BB: 1 S: 8 P: 13	R: 0 H: 0 E: 0 LOB: 0 K: 0 BB: 0 S: 8 P: 15	R: 0 H: 0 E: 0 LOB: 0 K: 0 BB: 0 S: 11 P: 15	R: 2 H: 1 E: 0 LOB: 1 K: 0 BB: 2 S: 10 P: 24	1B: 2 SF: 0 2B: 2 SAC: 0 3B: 0 DP: 1 HR: 1 HBP: 0	WP: 1 PA: 36 PB: 0 SB: 1 CS: 2	
PITCHER Rick Krivda, L ERA: 3.24 Terry Clark, R ERA: 3.57	IP WLS BF H R ER SO BB IBB HBP BLK WP HR S P ERA WHIP											
	(1, 1) 8.0 0 30 4 1 1 5 4 0 0 0 0 1 77 130 1.12 1.000											
	(9, 1) 1.0 L 6 1 2 2 0 1 1 0 0 1 0 10 24 18.00 2.000											

Oakland Athletics @ Baltimore Orioles
 Oriole Park at Camden Yards, Baltimore, MD

Tue Aug 29 1995, 7:05 PM EDT
 Att. 41,512 - Unknown - 89 F

livebaseballscorecards.com

AB 30
 R 3
 H 5
 RBI 3
 BB 6
 SO 5
 LOB 16



Batter	1	2	3	4	5	6	7	8	9	AB	R	H	RBI	BB	SO	LOB
Brady Anderson, L OBP: 0.370, SLG: 0.443 (1, 8)	1-2 G6-3		0-2 F7		4-0 BB		1-0 F8			3	0	0	0	1	0	2
Jeff Huson, L OBP: 0.333, SLG: 0.293 Manny Alexander, R OBP: 0.321, SLG: 0.344 (7, PH) (8, 4)	1-0 2B G4-3 1B		3-3 K		3-3 K		0-1 F8			3	1	1	0	0	2	2
Rafael Palmeiro, L OBP: 0.365, SLG: 0.575 (1, 3)	3-2 G4-3 1-3 2B		1-0 G4-3		2-3 K		0-0 G4-3			4	0	1	0	0	1	0
Bobby Bonilla, S OBP: 0.384, SLG: 0.578 (1, 9)	1-2 G4-3 2-3 3-H		2-2 L4-3 1B		0-0 1B F9-2 1B		0-1 G6-4-3 1B			4	0	3	1	0	0	1
Cal Ripken Jr., R OBP: 0.320, SLG: 0.412 (1, 6)	2-1 G1-3		2-3 K		2-1 1B		0-1 G6-4-3			4	0	1	0	0	1	3
Harold Baines, L OBP: 0.390, SLG: 0.534 (1, 10)		0-2 G3-1		0-1 L4-3		2-2 F9-2			3-2 F7	4	0	0	0	0	0	3
Chris Hoiles, R OBP: 0.345, SLG: 0.457 (1, 2)		4-2 FC4-6 BB		1-1 G6-3 G5-3 1B		3-1 SH1-3 BB 1B		0-1 F7		3	0	2	0	1	0	0
Jeff Manto, R OBP: 0.324, SLG: 0.506 (1, 5)		3-1 F8		1-1 G5-3		4-2 SH1-3 BB		1-2 G3-1		3	0	0	0	1	0	2
Kevin Bass, S OBP: 0.300, SLG: 0.321 (1, 7)		2-2 FC4-6		0-2 G6-3		1-2 SH1-3				2	0	0	0	0	0	2

Inning Stats	R: 1	H: 2	E: 0	K: 0	S: 15	H: 2	LOB: 1	BB: 0	P: 23	R: 0	H: 0	E: 0	K: 0	S: 11	H: 0	LOB: 1	BB: 1	P: 20	R: 0	H: 0	E: 0	K: 1	S: 7	H: 1	LOB: 0	BB: 0	P: 11	R: 0	H: 1	E: 0	K: 1	S: 9	R: 0	H: 1	E: 0	K: 10	S: 10	R: 0	H: 2	E: 0	K: 12	S: 12	R: 0	H: 1	E: 0	K: 10	S: 10	R: 0	H: 1	E: 0	K: 0	S: 5	R: 0	H: 1	E: 0	K: 0	S: 5	R: 0	H: 0	E: 0	K: 0	S: 10	R: 0	H: 0	E: 0	K: 0	S: 10	1B: 7	2B: 3	3B: 0	HR: 0	SF: 0	SAC: 1	DP: 3	HBP: 0	WP: 0	PB: 0	SB: 1	CS: 0	PA: 35
--------------	------	------	------	------	-------	------	--------	-------	-------	------	------	------	------	-------	------	--------	-------	-------	------	------	------	------	------	------	--------	-------	-------	------	------	------	------	------	------	------	------	-------	-------	------	------	------	-------	-------	------	------	------	-------	-------	------	------	------	------	------	------	------	------	------	------	------	------	------	------	-------	------	------	------	------	-------	-------	-------	-------	-------	-------	--------	-------	--------	-------	-------	-------	-------	--------

PITCHER	IP	WLS	BF	H	R	ER	SO	BB	IBB	HBP	BLK	WP	HR	S	P	ERA	WHIP
Steve Ontiveros, R ERA: 3.87 (1, 1)	5.0		20	4	1	1	3	2	0	0	0	0	0	52	86	1.80	1.200
Mike Mohler, L ERA: 3.68 (6, 1)	1.0		4	2	0	0	1	0	0	0	0	0	0	12	18	0.00	2.000
Jim Corsi, R ERA: 1.85 (7, 1)	0.0		2	1	0	0	0	1	0	0	0	0	0	4	11	∞	∞
Rick Honeycutt, L ERA: 1.95 (7, 1)	1.1		4	0	0	0	0	0	0	0	0	0	0	7	9	0.00	0.000
Carlos Reyes, R ERA: 4.53 (8, 1)	1.0	W	3	1	0	0	0	0	0	0	0	0	0	9	12	0.00	1.000


BOTTOM

Oakland Athletics @ Baltimore Orioles
Oriole Park at Camden Yards, Baltimore, MD

Tue Aug 29 1995, 7:05 PM EDT
Att: 41,512 - Unknown - 89 F

livebaseballscorecards.com

AB	31
R	1
H	8
RBI	1
BB	3
SO	4
LOB	17



Batter	1	2	3	4	5	6	7	8	9	AB R H RBI BB SO LOB	TOP											
Rickey Henderson, R OBP: 0.410, SLG: 0.445 (1, 7)	4-0 BB G5-4-3		0-1 F8	3-2 SF9		1-1 G6-3		1-0 1B		3 0 1 1 1 0 0												
Scott Brosius, R OBP: 0.348, SLG: 0.484 Jason Giambi, L OBP: 0.395, SLG: 0.451 (8, PH)	2-2 SAFE G5-4-3		1-3 K	1-2 G4-3		0-0 F9		0-3 K		4 0 0 0 0 1 2 1 0 0 0 0 1 2												
Brent Gates, S OBP: 0.311, SLG: 0.349 (1, 4)	1-2 2B		0-0 1B		2-0 SF9 3B		0-2 G3-1		0-3 K	5 1 3 0 0 1 0												
Mark McGwire, R OBP: 0.432, SLG: 0.638 Jose Herrera, L OBP: 0.313, SLG: 0.372 (9, PH)	0-3 K		0-3 K		2-1 SF9 3B		2-3 K		0-1 SF9 3B	3 0 0 1 0 3 2 1 1 1 0 0 0 0												
Gerónimo Berroa, R OBP: 0.361, SLG: 0.462 (1, 9)		2-2 HR 3B		4-2 FC5-4 BB	0-1 2B		4-0 BB		0-2 SF9	2 1 2 1 2 0 0												
Terry Steinbach, R OBP: 0.317, SLG: 0.456 (1, 2)		0-0 HR		0-2 FC5-4 HBP 1B	4-2 BB		0-0 F9		1-0 G5-3	4 2 1 2 1 0 2												
Stan Javier, S OBP: 0.333, SLG: 0.373 (1, 8)		2-2 F9		1-0 1B 2B HBP	3-2 F7			0-1 F8		3 1 0 0 0 0 2												
Craig Paquette, R OBP: 0.279, SLG: 0.466 (1, 5)		2-2 P4		2-2 2B SF9 1B	0-3 K			1-3 K		4 1 1 1 0 2 2												
Mike Bordick, R OBP: 0.315, SLG: 0.331 (1, 6)		0-1 G5-3		2-0 SF9 2B		3-2 G6-3		3-2 1B		4 0 2 1 0 0 0												
Inning Stats	R: 0 E: 0 K: 1 S: 10	H: 1 LOB: 1 BB: 1 P: 17	R: 2 E: 0 K: 0 S: 13	H: 2 LOB: 0 BB: 0 P: 19	R: 0 E: 0 K: 2 S: 9	H: 1 LOB: 1 BB: 1 P: 10	R: 3 E: 0 K: 0 S: 15	H: 2 LOB: 1 BB: 1 P: 28	R: 1 E: 0 K: 1 S: 15	H: 2 LOB: 2 BB: 1 P: 26	R: 0 E: 0 K: 0 S: 9	H: 0 LOB: 0 BB: 0 P: 13	R: 0 E: 0 K: 1 S: 7	H: 0 LOB: 1 BB: 1 P: 13	R: 0 E: 0 K: 2 S: 15	H: 2 LOB: 2 BB: 0 P: 20	R: 1 E: 0 K: 1 S: 9	H: 1 LOB: 0 BB: 0 P: 10	1B: 4 2B: 3 3B: 3 HR: 1	SF: 3 SAC: 0 DP: 1 HBP: 1	WP: 0 PB: 0 SB: 0 CS: 0	PA: 42
PITCHER	IP WLS BF H R ER SO BB IBB HBP BLK WP HR S P ERA WHIP																					
Jamie Moyer, L ERA: 5.01 (1, 1)	3.1 L 17 5 5 5 3 2 0 1 0 0 0 1 40 61 13.50 2.100																					
Jim Dedrick, R ERA: 1.29 (4, 1)	1.0 6 3 1 1 0 0 0 0 0 0 0 0 12 22 9.00 3.000																					
Joe Borowski, R ERA: (5, 1)	2.2 10 0 0 0 2 2 0 0 0 0 0 0 26 43 0.00 0.750																					
Mark Lee, L ERA: 5.33 (8, 1)	0.2 4 2 0 0 1 0 0 0 0 0 0 0 12 17 0.00 3.000																					
Armando Benitez, R ERA: 5.68 (8, 1)	1.1 5 1 1 1 2 0 0 0 0 0 0 0 12 13 6.75 0.750																					

Oakland Athletics @ Baltimore Orioles
 Oriole Park at Camden Yards, Baltimore, MD
 Wed Aug 30 1995, 7:05 PM EDT
 Att. 40,013 - Unknown - 87 F

livebaseballscorecards.com

AB	34
R	7
H	11
RBI	7
BB	4
SO	8
LOB	12



Batter	1	2	3	4	5	6	7	8	9	AB	R	H	RBI	BB	SO	LOB
Brady Anderson, L (1, 8) OBP: 0.367, SLG: 0.438	2-3 K		3-3 1 SAFE S K		1-3 K		2-2 F8		1-1 F8	5	0	0	0	0	3	4
Manny Alexander, R (1, 4) OBP: 0.316, SLG: 0.338 Jeff Huson, L (9, PH) OBP: 0.329, SLG: 0.289	1-2 P6		3-2 F8			2-0 P4		1-1 G5-3	0-1 F9	4	0	0	0	0	0	0
Cal Ripken Jr., R (1, 6) OBP: 0.319, SLG: 0.413	2-1 G6-3			0-0 F7		1-2 F7		3-2 WP 1B 2B		4	1	1	0	0	0	0
Bobby Bonilla, S (1, 9) OBP: 0.382, SLG: 0.574		1-1 G5-3		1-3 K		1-0 G4-3		4-0 BB 1B 2-3 BB		3	0	0	0	1	1	0
Rafael Palmeiro, L (1, 3) OBP: 0.368, SLG: 0.583		1-2 G4-3		0-2 FC6-4 1B			3-1 HR	0-0 BB 1-2 BB 1B		4	1	3	2	0	0	0
Chris Hoiles, R (1, 2) OBP: 0.346, SLG: 0.455 Gregg Zaun, S (6, 2) OBP: 0.361, SLG: 0.398		4-1 2B BB		1-0 FC6-4 1-2f			2-1 G5-3	0-2 P3		1	0	0	0	1	0	1
Harold Baines, L (1, 10) OBP: 0.397, SLG: 0.542 Mark Smith, R (8, PR) OBP: 0.359, SLG: 0.444		1-2 1-3 2B		3-1 G4-6-3 1B			0-0 BB 1B	4-1 1-2 2-3 BB		3	0	3	0	1	0	0
Jeff Manto, R (1, 5) OBP: 0.320, SLG: 0.500 Bret Barberie, S (8, PH) OBP: 0.335, SLG: 0.341 (9, 5)		3-3 K		1-1 G4-6-3 1-2f			2-0 F8	3-2 G3		3	0	0	0	0	1	4
Kevin Bass, S (1, 7) OBP: 0.302, SLG: 0.321			1-1 CS 1B		0-2 E5		4-1 1-2 BB		0-3 K	1	0	1	0	1	1	0

Inning Stats	R: 0	H: 0	E: 0	K: 10	S: 10	R: 0	H: 1	E: 0	K: 12	S: 12	R: 0	H: 1	E: 0	K: 11	S: 11	R: 0	H: 1	E: 0	K: 8	S: 8	R: 0	H: 0	E: 0	K: 5	S: 5	R: 1	H: 2	E: 0	K: 10	S: 10	R: 1	H: 2	E: 0	K: 13	S: 13	R: 0	H: 0	E: 0	K: 8	S: 8	1B: 5	2B: 2	3B: 0	HR: 1	SF: 0	SAC: 0	DP: 1	HBP: 0	WP: 1	PB: 0	SB: 0	CS: 1	PA: 38
--------------	------	------	------	-------	-------	------	------	------	-------	-------	------	------	------	-------	-------	------	------	------	------	------	------	------	------	------	------	------	------	------	-------	-------	------	------	------	-------	-------	------	------	------	------	------	-------	-------	-------	-------	-------	--------	-------	--------	-------	-------	-------	-------	--------

PITCHER	IP	WLS	BF	H	R	ER	SO	BB	IBB	HBP	BLK	WP	HR	S	P	ERA	WHIP
Doug Johns, L (1, 1) ERA: 3.71	6.1		25	6	1	1	5	1	0	0	0	0	1	61	99	1.42	1.105
John Briscoe, R (7, 1) ERA: 11.57	0.1		2	0	0	0	0	1	0	0	0	0	0	2	8	0.00	3.000
Rick Honeycutt, L (7, 1) ERA: 1.93	0.1		1	0	0	0	0	0	0	0	0	0	0	3	5	0.00	0.000
Don Wengert, R (8, 1) ERA: 3.42	0.1		3	1	1	1	0	1	0	0	0	1	0	5	13	27.00	6.000
Mike Mohler, L (8, 1) ERA: 3.6	0.1		3	1	0	0	0	1	0	0	0	0	0	5	9	0.00	6.000

PITCHER	IP	WLS	BF	H	R	ER	SO	BB	IBB	HBP	BLK	WP	HR	S	P	ERA	WHIP
Dennis Eckersley, R (8, 1) ERA: 3.86	1.1		4	0	0	0	1	0	0	0	0	0	0	11	15	0.00	0.000

BOTTOM

Oakland Athletics @ Baltimore Orioles
Oriole Park at Camden Yards, Baltimore, MD

Wed Aug 30 1995, 7:05 PM EDT
 Att: 40,013 - Unknown - 87 F

AB	34
R	2
H	8
RBI	2
BB	4
SO	6
LOB	14

livebaseballscores.com



Batter	1	2	3	4	5	6	7	8	9	AB R H RBI BB SO LOB	TOP
Stan Javier, S (1, 7) OBP: 0.338, SLG: 0.379 (8, 8)	3-2 		0-0 		0-1 	2-0 		1-1 		5 3 4 0 0 0 1	
Geronimo Berroa, R (1, 9) OBP: 0.361, SLG: 0.463	0-1 		1-2 		1-0 		2-0 	3-3 		5 1 2 1 0 1 2	
Brent Gates, S (1, 4) OBP: 0.312, SLG: 0.352	2-2 		1-0 		1-1 		0-0 		2-3 	5 0 2 3 0 1 2	
Mark McGwire, R (1, 10) OBP: 0.432, SLG: 0.643	0-0 		2-0 		4-1 		3-1 		0-3 	4 1 1 2 1 1 2	
Jason Giambi, L (1, 3) OBP: 0.390, SLG: 0.438	0-2 			4-0 	1-3 		2-2 		2-2 	4 0 0 0 1 2 3	
Craig Paquette, R (1, 5) OBP: 0.262, SLG: 0.468		1-1 		0-1 	0-0 			0-2 	0-0 	5 1 2 0 0 0 4	
Jose Herrera, L (1, 8) OBP: 0.294, SLG: 0.348 Scott Brosius, R (8, PH) OBP: 0.347, SLG: 0.482 (8, 7)		3-2 		2-1 		0-0 		0-1 		3 0 0 0 0 0 2	
Mike Bordick, R (1, 6) OBP: 0.316, SLG: 0.342		3-3 		0-1 		2-1 		0-1 		1 0 0 0 0 0 1	
Eric Helfand, L (1, 2) OBP: 0.298, SLG: 0.247			0-1 		4-2 	2-0 		1-3 		4 1 2 2 0 1 2	
Eric Helfand, L (1, 2) OBP: 0.298, SLG: 0.247										3 1 0 0 1 1 1	
Inning Stats	R: 2 H: 2 E: 0 LOB: 0 K: 0 BB: 0 S: 12 P: 17	R: 0 H: 1 E: 0 LOB: 0 K: 1 BB: 0 S: 10 P: 17	R: 1 H: 2 E: 0 LOB: 1 K: 0 BB: 0 S: 8 P: 12	R: 0 H: 0 E: 0 LOB: 1 K: 0 BB: 1 S: 6 P: 12	R: 3 H: 3 E: 0 LOB: 1 K: 1 BB: 2 S: 12 P: 23	R: 0 H: 1 E: 0 LOB: 1 K: 0 BB: 0 S: 5 P: 11	R: 0 H: 1 E: 1 LOB: 1 K: 1 BB: 0 S: 7 P: 14	R: 2 H: 3 E: 0 LOB: 1 K: 2 BB: 0 S: 17 P: 21	R: 0 H: 0 E: 1 LOB: 1 K: 2 BB: 0 S: 12 P: 16	1B: 8 SF: 0 2B: 3 SAC: 0 3B: 0 DP: 1 HR: 2 HBP: 0	WP: 0 PA: 42 PB: 0 SB: 1 CS: 1
PITCHER Scott Erickson, R (1, 1) ERA: 5.75 Terry Clark, R (5, 1) ERA: 3.69 Armando Benitez, R (8, 1) ERA: 5.52	IP WLS BF H R ER SO BB IBB HBP BLK WP HR S P ERA WHIP 4.0 0 20 7 6 6 1 2 0 0 0 0 1 41 68 13.50 2.250 3.2 L 17 6 2 2 3 1 0 0 0 0 0 1 32 53 4.91 1.909 1.1 5 0 0 0 0 3 0 0 0 0 0 0 16 22 0.00 0.000	PITCHER IP WLS BF H R ER SO BB IBB HBP BLK WP HR S P ERA WHIP									

Oakland Athletics @ Baltimore Orioles
 Oriole Park at Camden Yards, Baltimore, MD

Thu Aug 31 1995, 7:05 PM EDT
 Att. 38,424 - Unknown - 95 F

livebaseballscorecards.com

AB	39
R	8
H	13
RBI	8
BB	3
SO	7
LOB	20



Batter	1	2	3	4	5	6	7	8	9	AB	R	H	RBI	BB	SO	LOB
Brady Anderson, L (1, 8) OBP: 0.365, SLG: 0.435	2-3 K	2-1 L9		2-2 BB S E 2-H 1B	2-0 P7		0-0 B1-3			5	1	1	1	0	1	2
Jeff Huson, L (1, 5) OBP: 0.344, SLG: 0.300	2-2 P8		2-0 FC4-6 SF7 1B	4-2 BB E 1-2 BB	1-0 BB 1B		1-0 F9			4	2	2	0	1	0	0
Rafael Palmeiro, L (1, 3) OBP: 0.371, SLG: 0.581	4-2 BB		1-0 FC4-6 1B	2-3 K	4-1 BB 1-2 BB		0-0 F9			3	0	1	0	2	1	2
Bobby Bonilla, S (1, 9) OBP: 0.381, SLG: 0.569	2-1 G3		1-0 FC4-6 WP 1-2f 2-3	4-0 E BB 1-2 2-3	2-0 F7		3-2 G6-3			4	1	0	0	1	0	5
Cal Ripken Jr., R (1, 6) OBP: 0.320, SLG: 0.413		3-2 1B 1B	3-1 SF7	0-0 E2 BB 1-3 2-H 3-H 1B		2-3 K		2-2 G6-3		4	1	2	3	0	1	0
Harold Baines, L (1, 10) OBP: 0.402, SLG: 0.542		0-0 1B		4-0 BB 1B		1-1 G3		4-1 G6-4-3 BB		2	0	1	0	3	0	0
Gregg Zaun, S (9, PR) OBP: 0.361, SLG: 0.398		1-3 1B		4-0 IBB						0	0	0	0	0	0	0
Chris Hoiles, R (1, 2) OBP: 0.350, SLG: 0.467		3-2 1B	1-1 F8	4-2 FC6-4 BB 1-2 2-3 3-H		3-1 HR		2-2 G6-4-3		4	1	2	3	1	0	3
Kevin Bass, S (1, 7) OBP: 0.304, SLG: 0.322		1-1 B3				0-1 G6-3		3-3 K		2	1	1	0	0	0	2
Mark Smith, R (4, PH) OBP: 0.341, SLG: 0.421										2	0	0	0	0	0	3
Jeff Manto, R (9, PH) OBP: 0.319, SLG: 0.498										1	0	0	0	0	1	1
Manny Alexander, R (1, 4) OBP: 0.311, SLG: 0.332		1-2 F7		2-2 P4	1-3 K		1-0 G6-3			4	0	0	0	0	1	3

Inning Stats	R: 0	H: 0	E: 0	K: 1	S: 14	H: 0	LOB: 1	BB: 1	P: 24	R: 1	H: 3	E: 0	K: 0	S: 16	H: 2	LOB: 2	BB: 1	P: 19	R: 4	H: 3	E: 1	K: 1	S: 21	R: 0	H: 1	E: 0	K: 1	S: 7	R: 1	H: 1	E: 0	K: 1	S: 9	R: 0	H: 0	E: 0	K: 0	S: 3	R: 0	H: 0	E: 0	K: 0	S: 9	R: 0	H: 0	E: 0	K: 1	S: 9	R: 0	H: 0	E: 0	K: 1	S: 9	1B: 9	2B: 0	3B: 0	HR: 1	SF: 1	SAC: 0	DP: 1	HBP: 0	WP: 1	PA: 44
--------------	------	------	------	------	-------	------	--------	-------	-------	------	------	------	------	-------	------	--------	-------	-------	------	------	------	------	-------	------	------	------	------	------	------	------	------	------	------	------	------	------	------	------	------	------	------	------	------	------	------	------	------	------	------	------	------	------	------	-------	-------	-------	-------	-------	--------	-------	--------	-------	--------

PITCHER	IP	WLS	BF	H	R	ER	SO	BB	IBB	HBP	BLK	WP	HR	S	P	ERA	WHIP
Todd Stottliemyre, R (1, 1) ERA: 4.38	5.0		31	9	6	6	3	5	2	0	0	1	0	65	129	10.80	2.800
Carlos Reyes, R (6, 1) ERA: 4.52	2.0	W	7	1	1	1	1	0	0	0	0	0	1	12	20	4.50	0.500
Rick Honeycutt, L (8, 1) ERA: 1.91	0.1		1	0	0	0	0	0	0	0	0	0	0	1	1	0.00	0.000
Jim Corsi, R (8, 1) ERA: 1.82	0.2		3	0	0	0	0	1	0	0	0	0	0	9	18	0.00	1.500
Dennis Eckersley, R (9, 1) ERA: 3.77	1.0	S	2	0	0	0	1	0	0	0	0	0	0	8	13	0.00	0.000

BOTTOM

Oakland Athletics @ Baltimore Orioles
Oriole Park at Camden Yards, Baltimore, MD

Thu Aug 31 1995, 7:05 PM EDT
 Att: 38,424 - Unknown - 95 F

livebaseballscores.com

AB	35
R	7
H	10
RBI	7
BB	8
SO	5
LOB	21



Batter	1	2	3	4	5	6	7	8	9	AB R H RBI BB SO LOB	TOP											
Vince Coleman, S OBP: 0.348, SLG: 0.395 (1, 7)	0-1 G4-3		0-0 1B 2B		2-2 G4-3		2-2 K			4 1 1 0 0 1 1												
Joey Cora, S OBP: 0.363, SLG: 0.395 (1, 4)	3-2 HR		3-2 2-H 1B		0-1 F7		0-2 G6-3			4 1 2 2 0 0 1												
Ken Griffey Jr., L OBP: 0.365, SLG: 0.442 (1, 8)	1-2 P4		0-0 G4-3		1-0 P2		1-3 K			4 0 0 0 0 1 1												
Edgar Martinez, R OBP: 0.497, SLG: 0.654 (1, 10)	3-1 G5-3			0-2 G3		2-0 F9		1-2 G5-3		4 0 0 0 0 0 0												
Tino Martinez, L OBP: 0.370, SLG: 0.559 (1, 3)		2-1 F7		0-1 L6		0-0 2B		1-0 F8		4 0 1 0 0 0 0												
Jay Buhner, R OBP: 0.350, SLG: 0.529 (1, 9)		1-3 K		3-1 2B		0-2 P3		0-0 G6-3		4 0 1 0 0 1 1												
Mike Blowers, R OBP: 0.343, SLG: 0.494 (1, 5)		1-3 K		1-2 F9			2-2 1B G3 2B		2-3 K	4 1 1 0 0 2 1	AB 36 R 4 H 9 RBI 4 BB 0 SO 5 LOB 7											
Dan Wilson, R OBP: 0.336, SLG: 0.387 (1, 2)			3-2 P4		2-1 HR		0-1 G3 1B		1-1 FC6-4 1B	4 1 3 1 0 0 0												
Felix Fermin, R OBP: 0.239, SLG: 0.240 (1, 6)			2-2 F9		0-0 G5-3		1-2 G3		0-0 FC6-4	4 0 0 1 0 0 2												
Inning Stats	R: 1 E: 0 K: 0 S: 13	H: 1 LOB: 0 BB: 0 P: 20	R: 0 E: 0 K: 2 S: 8	H: 0 LOB: 0 BB: 0 P: 12	R: 1 E: 0 K: 0 S: 12	H: 2 LOB: 1 BB: 0 P: 20	R: 0 E: 0 K: 0 S: 11	H: 1 LOB: 1 BB: 0 P: 15	R: 1 E: 0 K: 0 S: 9	H: 1 LOB: 0 BB: 0 P: 13	R: 0 E: 0 K: 0 S: 6	H: 1 LOB: 1 BB: 0 P: 9	R: 1 E: 0 K: 1 S: 18	H: 2 LOB: 1 BB: 0 P: 23	R: 0 E: 0 K: 1 S: 8	H: 0 LOB: 0 BB: 0 P: 11	R: 0 E: 0 K: 1 S: 8	H: 1 LOB: 1 BB: 0 P: 11	1B: 3 2B: 4 3B: 0 HR: 2	SF: 0 SAC: 0 DP: 0 HBP: 0	WP: 0 PB: 0 SB: 0 CS: 0	PA: 36
PITCHER 35 Mike Mussina, R ERA: 3.54 (1, 1)	IP 9.0 WLS L BF 36 H 9 R 4 ER 4 SO 5 BB 0 IBB 0 HBP 0 BLK 0 WP 0 HR 2 S 93 P 134 ERA 4.00 WHIP 1.000											PITCHER IP WLS BF H R ER SO BB IBB HBP BLK WP HR S P ERA WHIP										

Seattle Mariners @ Baltimore Orioles
 Oriole Park at Camden Yards, Baltimore, MD

Fri Sep 01 1995, 7:05 PM EDT
 Att. 43,447 - Unknown - 87 F

livebaseballscorecards.com



Batter	1	2	3	4	5	6	7	8	9	AB	R	H	RBI	BB	SO	LOB
Brady Anderson, L (1, 7) OBP: 0.364, SLG: 0.438	0-0 L7		0-1 CS	1-2 1B	0-0 G4-3		2-1 G4-3			4	1	1	0	0	0	4
Jarvis Brown, R (1, 8) OBP: 0.500, SLG: 0.333	4-2 CS			1-3 K		2-1 G1-6-3		3-1 F8		3	0	1	0	1	1	1
Rafael Palmeiro, L (1, 3) OBP: 0.372, SLG: 0.581	1-1 F7			0-0 G1-6-3		0-0 G1-6-3		0-1 F9		4	0	2	1	0	0	1
Bobby Bonilla, S (1, 9) OBP: 0.380, SLG: 0.566	2-2 CS	3-3 K		0-0 G1-6-3		2-1 G1-6-3		1-0 E5		4	1	1	0	0	1	3
Cal Ripken Jr., R (1, 6) OBP: 0.321, SLG: 0.419			1-0 F8		1-2 1B	1-2 G4-3		1-2 2B		4	1	2	1	0	0	1
Harold Baines, L (1, 10) OBP: 0.401, SLG: 0.538			0-0 F7		2-1 G3-6-1		1-0 P3		1-2 G4-3	4	0	1	0	0	0	1
Chris Hoiles, R (1, 2) OBP: 0.352, SLG: 0.465			0-1 L6		1-1 G3-6-1		4-1 BB			3	0	1	1	1	1	0
Jeff Manto, R (1, 5) OBP: 0.318, SLG: 0.492			4-0 FC1-6		1-1 G3-6-1		1-2 F8		2-3 K	3	0	0	0	1	1	3
Jeff Huson, L (1, 4) Mark Smith, R (9, PH) OBP: 0.355, SLG: 0.296 OBP: 0.333, SLG: 0.410			0-1 FC1-6		4-2 BB		4-2 BB		2-3 K	1	0	0	0	2	0	1
			1-2 CS							1	0	0	0	0	1	0

Inning Stats	R: 0	H: 0	E: 0	K: 0	S: 8	R: 0	H: 0	E: 0	K: 1	S: 5	R: 0	H: 0	E: 0	K: 0	S: 5	R: 1	H: 2	E: 0	K: 1	S: 10	R: 1	H: 3	E: 0	K: 0	S: 13	R: 0	H: 2	E: 0	K: 0	S: 9	R: 0	H: 0	E: 0	K: 0	S: 10	R: 1	H: 2	E: 1	K: 0	S: 12	R: 0	H: 0	E: 0	K: 3	S: 9	R: 0	H: 0	E: 0	K: 0	S: 9	1B: 6	SF: 0	2B: 2	SAC: 0	3B: 1	DP: 3	HR: 0	HBP: 0	WP: 0	PA: 38
--------------	------	------	------	------	------	------	------	------	------	------	------	------	------	------	------	------	------	------	------	-------	------	------	------	------	-------	------	------	------	------	------	------	------	------	------	-------	------	------	------	------	-------	------	------	------	------	------	------	------	------	------	------	-------	-------	-------	--------	-------	-------	-------	--------	-------	--------

PITCHER	IP	WLS	BF	H	R	ER	SO	BB	IBB	HBP	BLK	WP	HR	S	P	ERA	WHIP
Tim Belcher, R (1, 1) ERA: 4.42	6.1	W	25	7	2	2	2	4	0	0	0	0	0	52	88	2.84	1.737
Jeff Nelson, R (7, 1) ERA: 2.34	0.1		2	0	0	0	0	1	0	0	0	0	0	6	11	0.00	3.000
Norm Charlton, L (7, 1) ERA: 4.03	2.1	S	9	2	1	0	3	0	0	0	0	0	0	23	35	0.00	0.857

BOTTOM

Seattle Mariners @ Baltimore Orioles
 Oriole Park at Camden Yards, Baltimore, MD

livebaseballscores.com

AB	31
R	3
H	9
RBI	3
BB	5
SO	5
LOB	15



Fri Sep 01 1995, 7:05 PM EDT
 Att: 43,447 - Unknown - 87 F

Batter	1	2	3	4	5	6	7	8	9	AB R H RBI BB SO LOB	TOP											
Vince Coleman, S OBP: 0.344, SLG: 0.391 (1, 7)	1-0 G4-3			0-1 B1		0-1 FC4-6		0-0 FC6-4		4 0 0 0 0 0 3												
Joey Cora, S OBP: 0.362, SLG: 0.392 (1, 4)	0-1 F8			1-1 L8		1-3 K		4-2 BB		3 0 0 0 1 1 1												
Ken Griffey Jr., L OBP: 0.358, SLG: 0.431 (1, 8)	3-1 G1-3			0-0 G6-3			2-0 G3	3-3 K		4 0 0 0 0 1 3												
Edgar Martinez, R OBP: 0.497, SLG: 0.659 (1, 10)		0-2 P3			2-0 HR		2-1 F9		4-0 BB	3 1 1 1 1 0 0												
Tino Martinez, L OBP: 0.367, SLG: 0.554 (1, 3)		1-0 G4-3			2-2 G3-1		1-2 G4-3		1-2 BB	4 0 0 0 0 0 1												
Jay Buhner, R OBP: 0.351, SLG: 0.529 (1, 9)		3-2 G6-3			3-2 G5-3			1-2 BB	2-2 BB	4 1 2 0 0 0 0												
Alex Diaz, S OBP: 0.291, SLG: 0.335 (9, PR)								1B FC3-6	1B	0 0 0 0 0 0 0												
Mike Blowers, R OBP: 0.343, SLG: 0.493 (1, 5)				1-3 K		1-3 K		0-0 BB	1-3 BB	3 0 1 0 0 2 0												
Rich Amaral, R OBP: 0.341, SLG: 0.372 (8, PR)								1B FC3-6		0 0 0 0 0 0 0												
Felix Fermin, R OBP: 0.239, SLG: 0.240 (8, 6)										0 0 0 0 0 0 0												
Greg Pirkel, R OBP: 0.286, SLG: 0.231 (9, PH)										1 0 0 0 0 1 1												
Dan Wilson, R OBP: 0.334, SLG: 0.385 (1, 2)				2-2 G5-3		2-1 G5-3		0-0 FC3-6		2 0 0 0 0 0 0												
Doug Strange, S OBP: 0.327, SLG: 0.370 (8, 5)								1B FC6-4		1 0 0 1 0 0 1												
Luis Sojo, R OBP: 0.320, SLG: 0.391 (1, 6)				0-2 G3-1		1-0 BB		2-2 BB		2 0 1 0 0 0 0												
Warren Newson, L OBP: 0.406, SLG: 0.392 (8, PH)								1B FC4-6		1 0 1 0 0 0 0												
Chris Widger, R OBP: 0.267, SLG: 0.293 (8, 2)								1B FC6-4		0 0 0 0 0 0 0												
Inning Stats	R: 0 E: 0 K: 0 S: 5	H: 0 LOB: 0 BB: 0 P: 9	R: 0 E: 0 K: 0 S: 7	H: 0 LOB: 0 BB: 0 P: 11	R: 0 E: 0 K: 1 S: 11	H: 0 LOB: 0 BB: 0 P: 14	R: 0 E: 0 K: 0 S: 5	H: 0 LOB: 0 BB: 0 P: 6	R: 1 E: 0 K: 1 S: 12	H: 1 LOB: 0 BB: 0 P: 20	R: 0 E: 0 K: 1 S: 8	H: 1 LOB: 1 BB: 0 P: 12	R: 0 E: 0 K: 0 S: 6	H: 0 LOB: 0 BB: 0 P: 11	R: 1 E: 0 K: 1 S: 15	H: 3 LOB: 3 BB: 1 P: 25	R: 0 E: 0 K: 1 S: 10	H: 1 LOB: 1 BB: 1 P: 18	1B: 5 2B: 0 3B: 0 HR: 1	SF: 0 SAC: 0 DP: 1 HBP: 0	WP: 0 PB: 0 SB: 0 CS: 0	PA: 34
PITCHER	IP WLS BF H R ER SO BB IBB HBP BLK WP HR S P ERA WHIP																					
Kevin Brown, R ERA: 3.92 (1, 1)	7.2 W 29 5 2 2 3 1 0 0 0 0 1 66 102 2.35 0.783																					
Jesse Orosco, L ERA: 3.24 (8, 1)	1.0 3 0 0 0 1 1 0 0 0 0 0 7 15 0.00 1.000																					
Doug Jones, R ERA: 5.36 (9, 1)	0.1 S 2 1 0 0 1 0 0 0 0 0 0 6 9 0.00 3.000																					

Seattle Mariners @ Baltimore Orioles
Oriole Park at Camden Yards, Baltimore, MD

Sat Sep 02 1995, 7:05 PM EDT
Att. 46,731 - Unknown - 85 F

livebaseballscorecards.com

AB	32
R	2
H	6
RBI	2
BB	2
SO	5
LOB	10



Batter	1	2	3	4	5	6	7	8	9
Brady Anderson, L (1, 7) OBP: 0.363, SLG: 0.434	1-1 G6-3	0-0 L9		3-2 G3-1		4-0 1B IBB		2-1 F9	
Jeff Huson, L (1, 5) OBP: 0.361, SLG: 0.306	2-2 G4-3		2-2 G4-3		2-2 1B G6-3 1B	0-0 1B		1-3 2-H 3-H 1B	
Rafael Palmeiro, L (1, 3) OBP: 0.373, SLG: 0.580	2-2 1B		3-2 G3		0-0 1B G6-3 1B	2-2 F7			
Bobby Bonilla, S (1, 9) OBP: 0.378, SLG: 0.562	1-1 P4		4-2 BB		2-1 G6-3 1-2f 3-H 2-0	2-2 F7			
Cal Ripken Jr., R (1, 6) OBP: 0.321, SLG: 0.416		4-2 FC3-6 BB BB	2-2 P5		2-0 F8	2-1 F8			
Harold Baines, L (1, 10) OBP: 0.402, SLG: 0.534		4-1 FC3-6 BB 1-2		0-1 P3		4-1 G6-4-3 BB	2-2 P5		
Chris Hoiles, R (1, 2) OBP: 0.350, SLG: 0.466		0-1 F8		0-2 WP 2B		0-0 G6-4-3 1-2f	3-2 G5-3		
Bret Barberie, S (1, 4) OBP: 0.341, SLG: 0.343		0-0 FC3-6 BB 1-2f 2-3		4-1 BB SAFE 2-3 BB		1-1 2B 1B 1B	4-0 BB		
Jarvis Brown, R (1, 8) OBP: 0.500, SLG: 0.500		4-1 BB BB		0-0 P6		1-0 1B 2B	0-3 K		

Inning Stats	R: 0	H: 1	E: 0	K: 0	S: 10	L: 1	LOB: 1	BB: 0	P: 16	R: 0	H: 0	E: 0	K: 0	S: 10	L: 0	LOB: 3	BB: 3	P: 22	R: 0	H: 0	E: 0	K: 0	S: 14	L: 0	LOB: 1	BB: 1	P: 25	R: 0	H: 1	E: 0	K: 0	S: 10	L: 1	LOB: 2	BB: 1	P: 17	R: 1	H: 2	E: 0	K: 0	S: 7	L: 2	LOB: 0	BB: 0	P: 13	R: 2	H: 3	E: 0	K: 0	S: 10	L: 3	LOB: 2	BB: 2	P: 22	R: 0	H: 0	E: 0	K: 0	S: 8	L: 0	LOB: 0	BB: 0	P: 14	R: 0	H: 0	E: 0	K: 1	S: 8	L: 0	LOB: 1	BB: 1	P: 17
--------------	------	------	------	------	-------	------	--------	-------	-------	------	------	------	------	-------	------	--------	-------	-------	------	------	------	------	-------	------	--------	-------	-------	------	------	------	------	-------	------	--------	-------	-------	------	------	------	------	------	------	--------	-------	-------	------	------	------	------	-------	------	--------	-------	-------	------	------	------	------	------	------	--------	-------	-------	------	------	------	------	------	------	--------	-------	-------

PITCHER	IP	WLS	BF	H	R	ER	SO	BB	IBB	HBP	BLK	WP	HR	S	P	ERA	WHIP
Chris Bosio, R (1, 1) ERA: 4.91	6.0	L	30	7	3	3	0	6	1	0	0	1	0	61	115	4.50	2.167
Bill Risley, R (7, 1) ERA: 2.5	1.0		3	0	0	0	0	0	0	0	0	0	0	8	14	0.00	0.000
Bobby Ayala, R (8, 1) ERA: 4.11	1.0		4	0	0	0	1	1	0	0	0	0	0	8	17	0.00	1.000

AB R H RBI BB SO LOB

4	0	0	0	1	0	6
4	1	2	2	0	0	0
4	0	2	0	0	0	2
3	0	0	0	1	0	2
3	0	0	0	1	0	1
2	0	0	0	2	0	0
4	0	1	0	0	0	3
2	1	1	0	2	0	2
3	1	1	0	1	1	3

AB	29
R	3
H	7
RBI	2
BB	8
SO	1
LOB	19



WP	HR	S	P	ERA	WHIP
1	0	1	37		

Seattle Mariners @ Baltimore Orioles
 Oriole Park at Camden Yards, Baltimore, MD
 Sat Sep 02 1995, 7:05 PM EDT
 Att: 46,731 - Unknown - 85 F

livebaseballscorecards.com

Batter	1	2	3	4	5	6	7	8	9	AB	R	H	RBI	BB	SO	LOB
Brady Anderson, L (1, 7) OBP: 0.367, SLG: 0.437 (9, 8)	1-2 BB 1B	3-2 1B SF8 1B	4-1 1B BB		3-2 G1-3			2-1 1B 1B		4	3	3	0	1	0	0
Jeff Huson, L (1, 5) OBP: 0.376, SLG: 0.318 Jeff Manto, R (8, PH) OBP: 0.321, SLG: 0.494 Manny Alexander, R (8, PR) OBP: 0.311, SLG: 0.332 (9, 4)	4-1 1B BB	3-2 2B 1B	3-2 BB 1B		0-0 G3			1-0 1B 1B 1-2 2-H		3	1	2	0	1	0	0
Rafael Palmeiro, L (1, 3) OBP: 0.371, SLG: 0.576	2-0 P5	1-2 SF8	4-1 BB			3-2 G4-3		2-3 K		3	0	0	1	1	1	4
Bobby Bonilla, S (1, 9) OBP: 0.379, SLG: 0.563	3-2 1B BB 1-2 2-H	0-1 2B	0-1 G4-3			0-1 G6-3		2-3 K		5	1	2	1	0	1	5
Cal Ripken Jr., R (1, 6) OBP: 0.321, SLG: 0.416	3-2 BB BB 1-3 2-H	3-1 G4-3		1-2 G3		1-0 F8		0-1 1B 1-2 2-H		5	0	2	2	0	0	2
Harold Baines, L (1, 10) OBP: 0.403, SLG: 0.531 Chris Hoiles, R (8, PH) OBP: 0.349, SLG: 0.464	4-1 BB BB 1-2	4-0 IBB		3-3 K			2-1 G1	2-3 K		2	0	0	0	2	1	0
Bret Barberie, S (1, 4) OBP: 0.343, SLG: 0.338 (9, 5)	4-2 BB 1-2 2-3 3-H	1-3 K		2-1 HBP			1-2 F9		0-2 G6-3	3	0	0	1	1	1	3
Gregg Zaun, S (1, 2) OBP: 0.345, SLG: 0.378	1-3 K		2-1 G3	0-1 F7			2-1 F7		1-1 L9	5	0	0	0	0	1	4
Jarvis Brown, R (1, 8) OBP: 0.364, SLG: 0.333 Mark Smith, R (8, PH) OBP: 0.341, SLG: 0.400 (9, 7)	1-3 K		0-2 F7		2-2 F7			4-2 1B BB	2-3 K	3	0	0	0	0	1	3
										1	1	0	0	1	1	0

Inning Stats	R: 3	H: 3	E: 0	LOB: 3	K: 2	BB: 3	S: 28	P: 51	R: 1	H: 3	E: 0	LOB: 3	K: 1	BB: 1	S: 18	P: 33	R: 0	H: 1	E: 0	LOB: 3	K: 0	BB: 2	S: 12	P: 25	R: 0	H: 0	E: 0	LOB: 1	K: 1	BB: 0	S: 10	P: 16	R: 0	H: 0	E: 0	LOB: 0	K: 0	BB: 0	S: 8	P: 13	R: 0	H: 0	E: 0	LOB: 0	K: 0	BB: 0	S: 7	P: 11	R: 0	H: 0	E: 0	LOB: 0	K: 0	BB: 0	S: 7	P: 12	R: 2	H: 3	E: 0	LOB: 2	K: 3	BB: 1	S: 17	P: 30	R: 0	H: 0	E: 0	LOB: 0	K: 1	BB: 0	S: 10	P: 13	1B: 9	SF: 1	2B: 1	SAC: 0	3B: 0	DP: 0	HR: 0	HBP: 1	WP: 0	PA: 45
--------------	------	------	------	--------	------	-------	-------	-------	------	------	------	--------	------	-------	-------	-------	------	------	------	--------	------	-------	-------	-------	------	------	------	--------	------	-------	-------	-------	------	------	------	--------	------	-------	------	-------	------	------	------	--------	------	-------	------	-------	------	------	------	--------	------	-------	------	-------	------	------	------	--------	------	-------	-------	-------	------	------	------	--------	------	-------	-------	-------	-------	-------	-------	--------	-------	-------	-------	--------	-------	--------

PITCHER	IP	WLS	BF	H	R	ER	SO	BB	IBB	HBP	BLK	WP	HR	S	P	ERA	WHIP
Andy Benes, R ERA: 4.89	(1, 1)	1.0		11	5	4	2	3	3	0	0	0	0	35	64	36.00	8.000
Rafael Carmona, R ERA: 6.04	(2, 1)	3.1	W	16	2	0	2	2	1	1	0	0	0	36	66	0.00	1.200
Lee Guetterman, L ERA: 5.87	(5, 1)	2.0		6	0	0	0	0	0	0	0	0	0	14	23	0.00	0.000
Bobby Ayala, R ERA: 4.37	(7, 1)	0.2		4	1	2	0	1	0	0	0	0	0	9	18	27.00	3.000
Norm Charlton, L ERA: 3.88	(8, 1)	2.0	S	8	2	0	4	0	0	0	0	0	0	23	33	0.00	1.000

BOTTOM

Seattle Mariners @ Baltimore Orioles
 Oriole Park at Camden Yards, Baltimore, MD

Sun Sep 03 1995, 3:33 AM EDT
 Att: 46,269 - Cloudy - 85 F

livebaseballscorecards.com

AB	36
R	6
H	10
RBI	6
BB	7
SO	8
LOB	23



Batter	1	2	3	4	5	6	7	8	9	AB R H RBI BB SO LOB	TOP	
Tony Phillips, S OBP: 0.398, SLG: 0.470 Rene Gonzales, R OBP: 0.308, SLG: 0.538	2-1 FC6-4 1B		2-2 F7		1-2 HR		3-2 G6-4-3 1B		4-1 FC4 BB	4 1 3 1 1 0 0 0 0 0 0 0 0 0		
Jim Edmonds, L OBP: 0.360, SLG: 0.551	0-0 F7		2-2 G6-4-3 1B		0-0 1B HR		0-1 G6-4-3 1-2f		2-2 FC4 1-2f 2-3	5 1 2 0 0 0 4		
Tim Salmon, R OBP: 0.436, SLG: 0.611	1-0 SAFE F8		3-1 G6-4-3 1-2f		1-2 1-3 HR			2-1 F8	1-0 F8	5 1 1 0 0 0 4		
Chili Davis, S OBP: 0.444, SLG: 0.530	1-0 SAFE FC6-4 1-2f			0-1 P6	0-0 1-H 3-H HR			2-0 E9 1B		4 1 2 3 0 0 1		
J.T. Snow, L OBP: 0.365, SLG: 0.466		2-2 SH5-3 16 1B G4-3		1-0 16 F8 2B	0-1 F9			4-0 FC5-4 IBB		3 1 2 0 1 0 0		
16 Garret Anderson, L OBP: 0.363, SLG: 0.532		1-1 SAFE G4-3 SH5-3 1-2 1B		1-1 F8 2-3		0-0 F9		0-0 P8		4 0 1 0 0 0 3		
Rex Hudler, R OBP: 0.287, SLG: 0.391		0-0 SH5-3 1-2 2-3		1-2 P6		2-2 F8		2-2 FC5-4 1-2f		3 0 0 0 0 0 3		
Jorge Fabregas, L OBP: 0.301, SLG: 0.314		1-0 G4-3 2-3 3-H		1-1 G1-3	0-3 K				4-2 FC3-6 BB	3 0 0 1 1 1 1		
Damion Easley, R OBP: 0.283, SLG: 0.291		2-1 G1-3		0-3 K			0-1 F8		0-0 FC3-6 BB 1-2f	4 0 0 0 0 1 2		
Inning Stats	R: 0 E: 0 K: 0 S: 5 H: 1 LOB: 1 BB: 0 P: 8	R: 1 E: 0 K: 0 S: 9 H: 2 LOB: 1 BB: 0 P: 15	R: 0 E: 0 K: 0 S: 8 H: 1 LOB: 0 BB: 0 P: 15	R: 0 E: 0 K: 0 S: 10 H: 1 LOB: 1 BB: 0 P: 13	R: 4 E: 0 K: 1 S: 16 H: 4 LOB: 0 BB: 0 P: 19	R: 0 E: 0 K: 1 S: 10 H: 0 LOB: 0 BB: 0 P: 12	R: 0 E: 0 K: 0 S: 7 H: 1 LOB: 0 BB: 0 P: 10	R: 0 E: 1 K: 0 S: 7 H: 1 LOB: 2 BB: 1 P: 17	R: 0 E: 0 K: 0 S: 9 H: 0 LOB: 2 BB: 2 P: 19	1B: 8 2B: 1 3B: 0 HR: 2 SF: 0 SAC: 1 DP: 2 HBP: 0	WP: 0 PB: 0 SB: 0 CS: 0 PA: 39	
PITCHER	IP WLS BF H R ER SO BB IBB HBP BLK WP HR S P ERA WHIP											
Jamie Moyer, L ERA: 5.2	(1, 1) 4.2 L 22 9 5 5 1 0 0 0 0 0 0 2 46 68 9.64 1.929											
Mark Lee, L ERA: 4.8	(5, 1) 3.0 11 2 0 0 1 0 1 0 0 0 0 23 36 0.00 0.667											
Joe Borowski, R ERA:	(8, 1) 0.2 3 0 0 0 0 1 0 0 0 0 0 6 12 0.00 1.500											
Jesse Orosco, L ERA: 3.19	(9, 1) 0.2 3 0 0 0 0 1 0 0 0 0 0 6 12 0.00 1.500											

California Angels @ Baltimore Orioles
 Oriole Park at Camden Yards, Baltimore, MD
 Mon Sep 04 1995, 3:33 AM EDT
 Att. 42,086 - Sunny - 85 F

livebaseballscorecards.com

AB	35
R	5
H	11
RBI	5
BB	3
SO	2
LOB	18



Batter	1	2	3	4	5	6	7	8	9	AB R H RBI BB SO LOB
Brady Anderson, L (1, 8) OBP: 0.365, SLG: 0.436	0-0 G4-3 G6-3 2B	0-1 G4-3		0-0 P4			3-3 K		1-3 K	5 1 1 0 0 2 5
Manny Alexander, R (1, 4) OBP: 0.307, SLG: 0.328 Jeff Huson, L (7, PH) OBP: 0.369, SLG: 0.311 (8, 4)	0-1 G4-3 2-3		0-2 G1	0-1 F7			0-2 F8		1-3 K	3 0 0 0 0 0 1 2 0 0 0 0 1 3
Cal Ripken Jr., R (1, 6) OBP: 0.321, SLG: 0.421	2-1 G6-3 3-H		1-1 HR			2-2 F7	3-2 F7			4 1 1 2 0 0 0
Bobby Bonilla, S (1, 9) OBP: 0.378, SLG: 0.560	1-1 1B		2-3 K			0-0 P4		2-2 G6-3		4 0 1 0 0 1 0
Rafael Palmeiro, L (1, 3) OBP: 0.370, SLG: 0.573	2-2 G4-3		0-1 1B 1B			0-0 L6		3-3 K		4 1 1 0 0 1 1
Chris Hoiles, R (1, 2) OBP: 0.351, SLG: 0.463		2-1 FC1-6 1B	4-2 1B 1-2 BB			1-2 G6-3		2-2 P2		3 0 1 0 1 0 0
Harold Baines, L (1, 10) OBP: 0.404, SLG: 0.530 Curtis Goodwin, L (9, PR) OBP: 0.322, SLG: 0.346		1-2 FC1-6 FC5-4 1-2f 1B	2-0 1-3 2-H 1B			2-2 E5 G2-3			0-0 SH5-4 BB 1B	4 0 2 1 0 0 1 0 0 0 0 0 0 0
Jeff Manto, R (1, 5) OBP: 0.321, SLG: 0.492 Bret Barberie, S (9, PH) OBP: 0.345, SLG: 0.338		2-2 FC5-4 1-2 1B	2-2 G6-3			0-0 G2-3			4-2 SH5-4 BB	3 0 1 0 0 0 3 0 0 0 0 1 0 0
Mark Smith, R (1, 7) OBP: 0.319, SLG: 0.372 Jarvis Brown, R (9, PH) OBP: 0.364, SLG: 0.333		2-2 FC5-4 1-2f 2-3		1-3 K		3-2 G5-3			2-0 SH5-4	3 0 0 0 0 1 3 0 0 0 0 0 0 0

Inning Stats	R: 1 E: 0 K: 10 S: 10	H: 2 LOB: 1 BB: 0 P: 15	R: 0 E: 0 K: 15 S: 15	H: 2 LOB: 2 BB: 0 P: 22	R: 2 E: 0 K: 17 S: 17	H: 3 LOB: 2 BB: 1 P: 28	R: 0 E: 0 K: 1 S: 6	H: 0 LOB: 0 BB: 0 P: 7	R: 0 E: 0 K: 6 S: 6	H: 0 LOB: 0 BB: 0 P: 8	R: 0 E: 1 K: 13 S: 13	H: 0 LOB: 1 BB: 0 P: 19	R: 0 E: 0 K: 14 S: 14	H: 0 LOB: 0 BB: 0 P: 20	R: 0 E: 0 K: 10 S: 10	H: 0 LOB: 0 BB: 0 P: 17	R: 0 E: 0 K: 10 S: 10	H: 1 LOB: 3 BB: 1 P: 18	1B: 6 2B: 1 3B: 0 HR: 1	SF: 0 SAC: 1 DP: 0 HBP: 0
--------------	--------------------------------	----------------------------------	--------------------------------	----------------------------------	--------------------------------	----------------------------------	------------------------------	---------------------------------	------------------------------	---------------------------------	--------------------------------	----------------------------------	--------------------------------	----------------------------------	--------------------------------	----------------------------------	--------------------------------	----------------------------------	----------------------------------	------------------------------------

BOTTOM

California Angels @ Baltimore Orioles
Oriole Park at Camden Yards, Baltimore, MD

Mon Sep 04 1995, 3:33 AM EDT
Att: 42,086 - Sunny - 85 F

AB	35
R	3
H	8
RBI	3
BB	2
SO	6
LOB	17



PITCHER	IP	WLS	BF	H	R	ER	SO	BB	IBB	HBP	BLK	WP	HR	S	P	ERA	WHIP
Jim Abbott, L (1, 1) ERA: 3.58	6.0	W	27	7	3	3	2	1	0	0	0	0	1	67	99	4.50	1.333
Troy Percival, R (7, 1) ERA: 1.45	2.0		6	0	0	0	2	0	0	0	0	0	0	24	37	0.00	0.000
Lee Smith, R (9, 1) ERA: 3.79	1.0	S	5	1	0	0	2	1	0	0	0	0	0	10	18	0.00	2.000

Batter	1	2	3	4	5	6	7	8	9	AB R H RBI BB SO LOB	TOP
Tony Phillips, S (1, 5) OBP: 0.400, SLG: 0.473 Eduardo Perez, R (8, 5) OBP: 0.313, SLG: 0.262	4-0 		4-2 			1-1 		0-0 		2 0 1 0 2 0 1 0 0 0 0 0 0 0	
Jim Edmonds, L (1, 8) OBP: 0.357, SLG: 0.546	3-3 		0-3 			2-0 			2-3 	4 0 0 0 0 3 3	
Tim Salmon, R (1, 9) OBP: 0.434, SLG: 0.608	0-3 			0-2 		2-3 			0-0 	4 0 1 0 0 2 1	
Chili Davis, S (1, 10) OBP: 0.443, SLG: 0.526 Rene Gonzales, R (9, PR) OBP: 0.308, SLG: 0.538		0-3 		2-2 		0-1 			4-1 	3 0 0 0 1 1 1 0 0 0 0 0 0 0	
J.T. Snow, L (1, 3) OBP: 0.365, SLG: 0.467 Orlando Palmeiro, L (7, 7) OBP: 0.438, SLG: 0.400			0-0 	0-0 		0-0 			0-1 	3 0 1 0 0 0 1 1 0 0 0 0 0 1	
Mike Aldrete, L (1, 7) OBP: 0.354, SLG: 0.412		0-3 		1-1 		2-3 				3 0 0 0 0 2 1	
Spike Owen, S (1, 4) OBP: 0.297, SLG: 0.325		0-0 		1-2 				0-3 		3 0 0 0 0 1 1	
Greg Myers, L (1, 2) OBP: 0.309, SLG: 0.410			0-1 		1-1 			1-0 		3 0 0 0 0 0 0	
Damion Easley, R (1, 6) OBP: 0.283, SLG: 0.290			1-0 		1-2 			4-1 		2 0 0 0 1 0 0	
Inning Stats	R: 0 H: 0 E: 0 LOB: 0 K: 2 BB: 1 S: 6 P: 13	R: 0 H: 1 E: 0 LOB: 1 K: 2 BB: 0 S: 8 P: 8	R: 0 H: 0 E: 0 LOB: 1 K: 1 BB: 1 S: 9 P: 14	R: 0 H: 1 E: 0 LOB: 0 K: 0 BB: 0 S: 11 P: 13	R: 0 H: 0 E: 0 LOB: 0 K: 0 BB: 0 S: 7 P: 10	R: 0 H: 1 E: 0 LOB: 1 K: 1 BB: 0 S: 9 P: 15	R: 0 H: 0 E: 0 LOB: 0 K: 1 BB: 0 S: 6 P: 8	R: 0 H: 0 E: 0 LOB: 1 K: 1 BB: 1 S: 6 P: 11	R: 0 H: 0 E: 0 LOB: 1 K: 1 BB: 1 S: 8 P: 14	1B: 1 SF: 0 2B: 3 SAC: 0 3B: 0 DP: 2 HR: 0 HBP: 0	WP: 0 PA: 32 PB: 0 SB: 1 CS: 1
PITCHER Scott Erickson, R (1, 1) ERA: 5.43	IP WLS BF H R ER SO BB IBB HBP BLK WP HR S P ERA WHIP 9.0 W 32 3 0 0 9 4 0 0 0 0 0 0 70 106 0.00 0.778										

California Angels @ Baltimore Orioles
 Oriole Park at Camden Yards, Baltimore, MD

Tue Sep 05 1995, 7:05 PM EDT
 Att. 46,804 - Unknown - 89 F

livebaseballscorecards.com

AB	28
R	0
H	3
RBI	0
BB	4
SO	9
LOB	10



Batter	1	2	3	4	5	6	7	8	9
Brady Anderson, L OBP: 0.367, SLG: 0.453 (1, 8)	1-2 2B	1-0 HR		3-1 HR	0-0 F7		1-1 G4-3		
Manny Alexander, R OBP: 0.305, SLG: 0.325 (1, 4)	2-2 G5-3	1-3 K		2-1 1B	1-2 F7		0-0 L8		
Cal Ripken Jr., R OBP: 0.324, SLG: 0.429 (1, 6)	2-2 1B	1-1 F7		1 SAFE 1-3 1B	0-0 1B		1-1 HR	1-0 F9	
Bobby Bonilla, S OBP: 0.376, SLG: 0.556 (1, 9)	1-3 K		1-0 F7	1-0 1B	1-2 1B		1-1 L8	0-0 P8	
Jarvis Brown, R OBP: 0.364, SLG: 0.333 (9, 9)				3-H 1-2 1B					
Rafael Palmeiro, L OBP: 0.372, SLG: 0.576 (1, 3)	0-0 F7		0-1 F7	1-0 1B	1-2 2-H 1B		3-2 FC4-6 1B	1-0 2B	
Chris Hoiles, R OBP: 0.355, SLG: 0.476 (1, 2)		2-2 HR	3-2 1B	1-3 K	1-1 FC4-6 1B		1-2 1B	3-3 K	
Harold Baines, L OBP: 0.402, SLG: 0.527 (1, 10)		0-0 F9	1-0 1B	0-0 F8	0-0 FC4-6		1-2f 2-3 1B		
Jeff Manto, R OBP: 0.325, SLG: 0.504 (1, 5)		0-1 HR	0-3 K		4-1 BB		0-0 F9		
Jeff Huson, L OBP: 0.365, SLG: 0.308 (6, PH)									
Mark Smith, R OBP: 0.314, SLG: 0.426 (1, 7)		1-0 HR		1-0 F7	2-2 K		1-2 K		

Inning Stats	R: 0	H: 2	E: 0	K: 1	S: 16	R: 4	H: 4	E: 0	K: 1	S: 13	R: 0	H: 2	E: 0	K: 1	S: 10	R: 3	H: 5	E: 0	K: 1	S: 14	R: 0	H: 0	E: 0	K: 1	S: 8	R: 1	H: 3	E: 0	K: 0	S: 11	R: 0	H: 0	E: 0	K: 1	S: 7	R: 0	H: 1	E: 0	K: 1	S: 7
	LOB: 2	BB: 0	P: 22	LOB: 0	BB: 0	P: 19	LOB: 2	BB: 0	P: 15	LOB: 2	BB: 1	LOB: 2	BB: 0	P: 17	LOB: 0	BB: 0	LOB: 1	BB: 0	P: 12	LOB: 0	BB: 0	LOB: 1	BB: 0	LOB: 0	BB: 0	LOB: 0	BB: 0	LOB: 1	BB: 0	SF: 0	SAC: 0	DP: 0	HBP: 0	1B: 9	2B: 2	3B: 0	HR: 6			

BOTTOM

California Angels @ Baltimore Orioles
Oriole Park at Camden Yards, Baltimore, MD

Tue Sep 05 1995, 7:05 PM EDT
Att: 46,804 - Unknown - 89 F

livebaseballscorecards.com

AB	41
R	8
H	17
RBI	8
BB	1
SO	7
LOB	19



PITCHER	IP	WLS	BF	H	R	ER	SO	BB	IBB	HBP	BLK	WP	HR	S	P	ERA	WHIP
Brian Anderson, L ERA: 6.15 (1, 1)	1.1	L	10	6	4	4	1	0	0	0	0	0	0	24	34	27.00	4.500
Mike Harkey, R ERA: 5.76 (2, 1)	2.0		12	6	3	3	2	0	0	0	0	0	1	22	36	13.50	3.000
Rich Monteleone, R ERA: (4, 1)	1.2		7	1	0	0	2	1	0	0	0	0	0	15	24	0.00	1.200
Mark Holzemer, L ERA: 5.68 (6, 1)	0.2		5	3	1	1	0	0	0	0	0	0	1	10	16	13.50	4.500
John Habyan, R ERA: 3.84 (6, 1)	1.1		4	0	0	0	1	0	0	0	0	0	0	8	10	0.00	0.000

Batter	1	2	3	4	5	6	7	8	9	AB R H RBI BB SO LOB	TOP											
Tony Phillips, S (1, 5) OBP: 0.397, SLG: 0.469	2-0 P5		2-3 K			1-1 G4-3		2-3 K		4 0 0 0 0 2 1												
Jim Edmonds, L (1, 8) OBP: 0.358, SLG: 0.549	2-2 F9		1-1 L7			4-2 BB BB		3-2 2B 3B		3 1 1 0 1 0 1												
Tim Salmon, R (1, 9) OBP: 0.437, SLG: 0.618	0-2 HR				3-2 G6-3 1B	1-3 K		1-0 2B		4 1 3 2 0 1 1												
Chili Davis, S (1, 10) OBP: 0.441, SLG: 0.521	2-3 K				1-2 G6-3 1-2f	4-0 BB		3-H 2-3 2B		3 0 0 0 1 2 2												
J.T. Snow, L (1, 3) OBP: 0.364, SLG: 0.465					0-0 1B	1-2 L7			2-3 K	4 0 1 0 0 1 2												
16 Garret Anderson, L (1, 7) OBP: 0.358, SLG: 0.525					1-3 K		0-0 L7		1-0 G3-1	4 0 0 0 0 1 1												
Rex Hudler, R (1, 4) OBP: 0.284, SLG: 0.387						0-1 F7			3-2 G5-3	2 0 0 0 0 1 0												
Spike Owen, S (7, PH) OBP: 0.294, SLG: 0.321									1-1 L8	2 0 0 0 0 0 0												
Jorge Fabregas, L (1, 2) OBP: 0.297, SLG: 0.310									2-3 K	3 0 0 0 0 1 0												
Damion Easley, R (1, 6) OBP: 0.285, SLG: 0.294									1-1 G6-3	2 0 1 0 0 0 0												
Orlando Palmeiro, L (8, PH) OBP: 0.412, SLG: 0.375									2-2 2B	1 0 0 0 0 0 0												
Rod Correia, R (8, 6) OBP: 0.238, SLG: 0.381									3-1 P4	0 0 0 0 0 0 0												
Inning Stats	R: 1 E: 0 K: 1 S: 10	H: 1 LOB: 0 BB: 0 P: 16	R: 0 E: 0 K: 1 S: 13	H: 0 LOB: 0 BB: 0 P: 19	R: 0 E: 0 K: 1 S: 14	H: 1 LOB: 1 BB: 0 P: 20	R: 0 E: 0 K: 1 S: 10	H: 2 LOB: 1 BB: 0 P: 15	R: 0 E: 0 K: 0 S: 7	H: 0 LOB: 0 BB: 0 P: 13	R: 0 E: 0 K: 1 S: 14	H: 0 LOB: 2 BB: 2 P: 25	R: 0 E: 0 K: 1 S: 8	H: 0 LOB: 0 BB: 0 P: 13	R: 1 E: 0 K: 2 S: 16	H: 2 LOB: 1 BB: 0 P: 26	R: 0 E: 0 K: 1 S: 7	H: 0 LOB: 0 BB: 0 P: 11	1B: 2 2B: 2 3B: 1 HR: 1	SF: 0 SAC: 0 DP: 1 HBP: 0	WP: 0 PB: 0 SB: 0 CS: 0	PA: 34
PITCHER	IP WLS BF H R ER SO BB IBB HBP BLK WP HR S P ERA WHIP																					
35 Mike Mussina, R (1, 1) ERA: 3.49	7.2 W 29 5 2 2 7 2 0 0 0 0 0 1 88 140 2.35 0.913																					
Terry Clark, R (8, 1) ERA: 3.51	0.0 1 1 0 0 0 0 0 0 0 0 0 0 1 2 ∞ ∞																					
Jesse Orosco, L (8, 1) ERA: 3.09	1.1 S 4 0 0 0 2 0 0 0 0 0 0 0 10 16 0.00 0.000																					

California Angels @ Baltimore Orioles
 Oriole Park at Camden Yards, Baltimore, MD

Wed Sep 06 1995, 7:05 PM EDT
 Att. 46,272 - Unknown - 89 F

livebaseballscorecards.com

AB	32
R	2
H	6
RBI	2
BB	2
SO	9
LOB	8



Batter	1	2	3	4	5	6	7	8	9	AB R H RBI BB SO LOB	TOP											
Brady Anderson, L (1, 7) OBP: 0.364, SLG: 0.447	1-3 K		2-0 G6-3		1-1 G1-3			3-1 P4		4 0 0 0 0 1 2												
Curtis Goodwin, L (1, 8) OBP: 0.323, SLG: 0.346 Kevin Bass, S (8, PH) OBP: 0.306, SLG: 0.325 Jarvis Brown, R (8, PR) OBP: 0.364, SLG: 0.333	2-3 K			1-2 1B G3-6-3 1B		0-0 G4-3		0-2 1B		3 1 1 0 0 1 0 1 0 1 0 0 0 0 0 0 0 0 0 0 0												
Rafael Palmeiro, L (1, 3) OBP: 0.376, SLG: 0.588	4-0 BB			0-2 G3-6-3 1B		0-1 F7		1-2 L8		3 0 1 0 1 0 1												
Bobby Bonilla, S (1, 9) OBP: 0.372, SLG: 0.555	1-0 L8			0-1 G3-6-3 1-2f 3-H		0-0 F8		1-3 K		4 0 0 0 0 1 3												
Cal Ripken Jr., R (1, 6) OBP: 0.323, SLG: 0.432		2-1 F9		3-2 P6		2-0 F8		1-1 G6-3		4 0 0 0 0 0 0												
Harold Baines, L (1, 10) OBP: 0.399, SLG: 0.526		2-3 K		1-0 G3		2-1 2B		1-1 F9		4 1 1 0 0 1 0												
Chris Hoiles, R (1, 2) OBP: 0.352, SLG: 0.468 Jeffrey Hammonds, R (9, PR) OBP: 0.274, SLG: 0.366		1-0 L8		2-3 K		2-3 K		4-1 BB		3 0 0 0 1 2 1 0 0 0 0 0 0 0												
Jeff Huson, L (1, 5) OBP: 0.357, SLG: 0.306			1-1 L3		4-1 BB BB		1-2 2B		0-1 P5	3 0 1 1 1 0 1												
Manny Alexander, R (1, 4) OBP: 0.299, SLG: 0.318 Bret Barberie, S (4, 4) OBP: 0.346, SLG: 0.336			2-2 G6-3		4-2 BB		0-1 F8			1 0 0 0 0 0 0 1 0 0 0 1 0 1												
Inning Stats	R: 0 E: 0 K: 2 S: 8	H: 0 LOB: 1 BB: 1 P: 16	R: 0 E: 0 K: 1 S: 6	H: 0 LOB: 0 BB: 0 P: 11	R: 0 E: 0 K: 0 S: 6	H: 0 LOB: 0 BB: 0 P: 11	R: 1 E: 0 K: 0 S: 15	H: 2 LOB: 0 BB: 0 P: 19	R: 0 E: 0 K: 1 S: 9	H: 0 LOB: 2 BB: 2 P: 21	R: 0 E: 0 K: 0 S: 4	H: 0 LOB: 0 BB: 0 P: 4	R: 1 E: 0 K: 1 S: 11	H: 2 LOB: 1 BB: 0 P: 18	R: 0 E: 0 K: 1 S: 12	H: 1 LOB: 1 BB: 0 P: 17	R: 0 E: 0 K: 0 S: 7	H: 0 LOB: 1 BB: 1 P: 13	1B: 3 2B: 2 3B: 0 HR: 0	SF: 0 SAC: 0 DP: 1 HBP: 0	WP: 0 PB: 0 SB: 0 CS: 0	PA: 35
PITCHER	IP WLS BF H R ER SO BB IBB HBP BLK WP HR S P ERA WHIP																					
Orel Hershiser, R (1, 1) ERA: 4.11	6.2 W 26 4 2 2 5 3 0 0 0 0 0 0 57 98 2.70 1.050																					
Paul Assenmacher, L (7, 1) ERA: 2.25	1.0 4 1 0 0 0 0 0 0 0 0 0 0 0 11 15 0.00 1.000																					
Julian Tavarez, R (8, 1) ERA: 2.11	0.1 1 0 0 0 1 0 0 0 0 0 0 0 0 3 4 0.00 0.000																					
Jose Mesa, R (9, 1) ERA: 1.26	1.0 S 4 0 0 0 0 1 0 0 0 0 0 0 7 13 0.00 1.000																					

Baltimore Orioles @ Cleveland Indians
 Jacobs Field, Cleveland, OH
 Fri Sep 08 1995, 7:05 PM EDT
 Att. 41,656 - Unknown - 63 F

livebaseballscorecards.com

AB	31
R	2
H	5
RBI	1
BB	4
SO	6
LOB	9



Batter	1	2	3	4	5	6	7	8	9	AB	R	H	RBI	BB	SO	LOB
Kenny Lofton, L OBP: 0.354, SLG: 0.465 (1, 8)	L6		1B	G3			G6-3			4	1	1	0	0	0	1
Omar Vizquel, S OBP: 0.329, SLG: 0.351 (1, 6)	G3-1		SF8				G6-3			1	0	0	1	2	0	0
Carlos Baerga, S OBP: 0.358, SLG: 0.465 (1, 4)	G3-1		BB	1B			G6-3			4	1	1	0	0	0	2
Albert Belle, R OBP: 0.400, SLG: 0.643 (1, 7)		G1-3	1B	BB			E1			2	0	0	0	2	0	1
Eddie Murray, S OBP: 0.371, SLG: 0.499 (1, 10)		G4-3	1B	1B			L7			4	0	3	2	0	0	2
Jim Thome, L OBP: 0.450, SLG: 0.559 (1, 5)		G4-3	G3-1				F8			4	0	0	0	0	1	5
Manny Ramirez, R OBP: 0.414, SLG: 0.594 (1, 9)		G1-3		G5-3			G1-3			4	0	0	0	0	0	1
Wayne Kirby, L OBP: 0.236, SLG: 0.288 (9, 9)										0	0	0	0	0	0	0
Paul Sorrento, L OBP: 0.341, SLG: 0.515 (1, 3)			G1	F7			G3			4	0	0	0	0	0	0
Sandy Alomar Jr., R OBP: 0.315, SLG: 0.449 (1, 2)			SF8	S			G4-3			2	1	1	0	0	0	0

Inning Stats	R: 0	H: 0	E: 0	K: 10	S: 10	L: 0	LOB: 0	BB: 0	P: 17	R: 0	H: 1	E: 0	K: 0	S: 9	L: 1	LOB: 1	BB: 0	P: 14	R: 3	H: 3	E: 0	K: 0	S: 16	L: 3	LOB: 2	BB: 1	P: 32	R: 0	H: 1	E: 0	K: 0	S: 7	L: 1	LOB: 1	BB: 0	P: 12	R: 0	H: 0	E: 0	K: 0	S: 8	L: 0	LOB: 0	BB: 0	P: 14	R: 0	H: 0	E: 1	K: 0	S: 7	L: 0	LOB: 2	BB: 1	P: 14	R: 0	H: 0	E: 0	K: 1	S: 10	L: 0	LOB: 0	BB: 0	P: 15
1B: 5	SF: 1	2B: 1	SAC: 0	3B: 0	DP: 1	HR: 0	HBP: 1	WP: 0	PA: 35																																																						

PITCHER	IP	WLS	BF	H	R	ER	SO	BB	IBB	HBP	BLK	WP	HR	S	P	ERA	WHIP
Kevin Brown, R ERA: 3.93 (1, 1)	6.2	L	31	6	3	3	0	4	0	1	0	0	0	66	123	4.05	1.500
Mark Lee, L ERA: 4.7 (7, 1)	0.2		2	0	0	0	1	0	0	0	0	0	0	4	5	0.00	0.000
Armando Benitez, R ERA: 5.51 (8, 1)	0.2		2	0	0	0	0	0	0	0	0	0	0	7	11	0.00	0.000

BOTTOM

Baltimore Orioles @ Cleveland Indians
Jacobs Field, Cleveland, OH
 Fri Sep 08 1995, 7:05 PM EDT
 Att: 41,656 - Unknown - 63 F

livebaseballscorecards.com

AB	29
R	3
H	6
RBI	3
BB	4
SO	1
LOB	12



Batter	1	2	3	4	5	6	7	8	9	AB R H RBI BB SO LOB	TOP											
Brady Anderson, L (1, 7) OBP: 0.363, SLG: 0.448	2-1 F9 SF8 2B		1-3 K		2-1 G4-3			3-3 K		4 1 1 0 0 2 0												
Bret Barberie, S (1, 4) OBP: 0.346, SLG: 0.333	4-1 BB BB		2-1 G2-3			1-1 F7		0-1 G5-3		2 0 0 0 1 0 0												
Jeff Manto, R (8, PH) OBP: 0.323, SLG: 0.502										1 0 0 0 0 0 0												
Rafael Palmeiro, L (1, 3) OBP: 0.375, SLG: 0.585	2-0 F9 2-3		0-1 1B			3-1 F8		2-2 P6		4 0 1 0 0 0 2												
Bobby Bonilla, S (1, 9) OBP: 0.371, SLG: 0.553	3-2 SF8		2-3 K			4-2 BB			2-2 F8	2 0 0 1 1 1 1												
Cal Ripken Jr., R (1, 6) OBP: 0.322, SLG: 0.430	4-2 1-2 BB			1-3 K		1-0 L9			1-3 K	3 0 0 0 1 2 1												
Harold Baines, L (1, 10) OBP: 0.395, SLG: 0.520	0-0 G3			1-0 G4-3			1-1 G6-3		1-3 K	4 0 0 0 0 1 2												
Gregg Zaun, S (1, 2) OBP: 0.345, SLG: 0.370		0-0 F7		1-2 L4			4-1 BB			2 0 0 0 1 0 0												
Jeff Huson, L (1, 5) OBP: 0.348, SLG: 0.297		0-2 G3			1-1 P6		1-0 F7			3 0 0 0 0 0 1												
Curtis Goodwin, L (1, 8) OBP: 0.319, SLG: 0.342		1-2 G4-3			3-3 K		3-2 G1-3			3 0 0 0 0 1 1												
Inning Stats	R: 1 E: 0 K: 0 S: 14	H: 1 LOB: 2 BB: 2 P: 29	R: 0 E: 0 K: 0 S: 8	H: 0 LOB: 0 BB: 0 P: 9	R: 0 E: 0 K: 2 S: 13	H: 1 LOB: 1 BB: 0 P: 18	R: 0 E: 0 K: 1 S: 8	H: 0 LOB: 0 BB: 0 P: 11	R: 0 E: 0 K: 1 S: 7	H: 0 LOB: 0 BB: 0 P: 13	R: 0 E: 0 K: 0 S: 9	H: 0 LOB: 1 BB: 1 P: 18	R: 0 E: 0 K: 0 S: 7	H: 0 LOB: 1 BB: 1 P: 16	R: 0 E: 0 K: 1 S: 8	H: 0 LOB: 0 BB: 0 P: 13	R: 0 E: 0 K: 2 S: 9	H: 0 LOB: 0 BB: 0 P: 13	1B: 1 2B: 1 3B: 0 HR: 0	SF: 1 SAC: 0 DP: 0 HBP: 0	WP: 0 PB: 0 SB: 0 CS: 0	PA: 33
PITCHER	IP WLS BF H R ER SO BB IBB HBP BLK WP HR S P ERA WHIP																					
Chad Ogea, R (1, 1) ERA: 3.24	7.0 W 27 2 1 1 4 4 0 0 0 0 0 0 66 114 1.29 0.857																					
Alan Embree, L (8, 1) ERA: 1.45	1.0 3 0 0 0 1 0 0 0 0 0 0 0 8 13 0.00 0.000																					
Jose Mesa, R (9, 1) ERA: 1.24	1.0 S 3 0 0 0 2 0 0 0 0 0 0 0 9 13 0.00 0.000																					

Baltimore Orioles @ Cleveland Indians
Jacobs Field, Cleveland, OH
 Sat Sep 09 1995, 3:33 AM EDT
 Att. 41,729 - Sunny - 69 F

livebaseballscorecards.com

AB	28
R	1
H	2
RBI	1
BB	4
SO	7
LOB	8



Batter	1	2	3	4	5	6	7	8	9	AB R H RBI BB SO LOB
Ruben Amaro Jr, S (1, 8) OBP: 0.275, SLG: 0.289	2-2 L8		3-2 P6		X 0-0 G6-3			L 1 SAFE F 1 SAFE F B X 1-2 G5-4-3		4 0 0 0 0 0 1
Omar Vizquel, S (1, 6) OBP: 0.329, SLG: 0.349	3-2 G4-3		4-2 CS BB			C B X 1-1 P6		B C X 1-1 G6-3		3 0 0 0 1 0 0
Manny Ramirez, R (1, 9) OBP: 0.417, SLG: 0.600	1-1 1B		1 SAFE 1-0 FC5-4 1-2 1B			B B X 2-0 2B				3 0 3 0 0 0 0
Albert Belle, R (1, 7) OBP: 0.398, SLG: 0.639	2-3 K		X 0-0 FC5-4 1-2f			C B F B 2 SAFE F X 2-2 P3				3 0 0 0 0 1 3
Dave Winfield, R (1, 10) OBP: 0.301, SLG: 0.313		B B B B 4-0 3B BB		S B C X 1-2 F8		C X 0-1 P5				2 1 0 0 1 0 1
Jim Thome, L (1, 5) OBP: 0.450, SLG: 0.563		B B F B X 2-1 1-H SF7 3B		B B C B X 3-1 G3		B B B B B 3-3 K				3 1 1 1 0 1 0
Herbert Perry, R (1, 3) OBP: 0.374, SLG: 0.472		B B F C H 3-2 CS HBP		B X 1-0 P6		C X 0-1 G1-3				2 0 0 0 0 0 0
Alvaro Espinoza, R (1, 4) OBP: 0.278, SLG: 0.337		C B F B X 1-1 SF7 1-2 3-H		F F B X 1-2 F8		B B F B X 2-1 G5-3				2 0 0 1 0 0 0
Tony Peña, R (1, 2) OBP: 0.286, SLG: 0.348		B X 1-0 F9		S F B X 1-2 P2		F B B B X 3-1 G5-4-3 1B				3 0 1 0 0 0 0

Inning Stats	R: 0 E: 0 K: 1 S: 11	H: 1 LOB: 1 BB: 0 P: 19	R: 2 E: 0 K: 0 S: 7	H: 1 LOB: 0 BB: 1 P: 18	R: 0 E: 0 K: 0 S: 7	H: 1 LOB: 1 BB: 1 P: 15	R: 0 E: 0 K: 0 S: 6	H: 0 LOB: 0 BB: 0 P: 11	R: 0 E: 0 K: 0 S: 7	H: 1 LOB: 1 BB: 0 P: 14	R: 0 E: 0 K: 1 S: 7	H: 0 LOB: 0 BB: 0 P: 12	R: 0 E: 0 K: 0 S: 8	H: 1 LOB: 0 BB: 0 P: 13	1B: 3 2B: 1 3B: 1 HR: 0	SF: 1 SAC: 0 DP: 1 HBP: 1
--------------	-------------------------------	----------------------------------	------------------------------	----------------------------------	------------------------------	----------------------------------	------------------------------	----------------------------------	------------------------------	----------------------------------	------------------------------	----------------------------------	------------------------------	----------------------------------	----------------------------------	------------------------------------

PITCHER	IP	WLS	BF	H	R	ER	SO	BB	IBB	HBP	BLK	WP	HR	S	P	ERA	WHIP
Rick Krivda, L (1, 1) ERA: 3.63	8.0	L	29	5	2	2	2	2	0	1	0	0	0	62	111	2.25	0.875

BOTTOM

Baltimore Orioles @ Cleveland Indians
 Jacobs Field, Cleveland, OH
 Sat Sep 09 1995, 3:33 AM EDT
 Att. 41,729 - Sunny - 69 F

livebaseballscorecards.com

AB	25
R	2
H	5
RBI	2
BB	2
SO	2
LOB	5



WP: 0	PA: 29
PB: 0	SB: 0
CS: 2	

Batter	1	2	3	4	5	6	7	8	9	AB R H RBI BB SO LOB	TOP													
Curtis Goodwin, L (1, 8) OBP: 0.315, SLG: 0.338	3-2 F8	2-1 G6-4-3			2-2 G6-3		0-0 SH3-4			3 0 0 0 0 0 2														
Brady Anderson, L (1, 7) OBP: 0.362, SLG: 0.446	2-1 L8		1-0 F8		2-0 1B		1-3 K			4 0 1 0 0 1 1														
Rafael Palmeiro, L (1, 3) OBP: 0.372, SLG: 0.581	3-3 K		0-0 P4		2-2 G4-3		1-0 F9			4 0 0 0 0 1 2														
Bobby Bonilla, S (1, 9) OBP: 0.374, SLG: 0.556		1-0 SH1-3 FC3 2B	0-1 1B		0-0 FC3-6 1B		1-0 P3			4 1 3 0 0 0 0														
Cal Ripken Jr., R (1, 6) OBP: 0.320, SLG: 0.427		1-0 SH1-3	1-1 F6		0-0 F8		2-3 K			3 0 0 0 0 1 2														
Harold Baines, L (1, 10) OBP: 0.393, SLG: 0.515		4-2 FC3 BB 1B BB		1-0 F9	0-0 FC3-6 WP 1-2f		0-0 L7			3 1 0 0 1 0 1														
Chris Hoiles, R (1, 2) OBP: 0.354, SLG: 0.464		4-2 E 1B BB		1-1 G5-3	4-2 BB		2-3 K			2 1 0 0 2 1 0														
Jeff Huson, L (1, 5) OBP: 0.336, SLG: 0.286		2-2 FC3 1B		1-3 K	1-3 K		0-0 G3			4 0 0 1 0 2 4														
Bret Barberie, S (1, 4) OBP: 0.349, SLG: 0.336		1-0 G6-4-3 1B		2-2 L7		3-2 SH3-4 1B		0-1 G1-3		4 0 2 2 0 0 0														
Inning Stats	R: 0 E: 0 K: 1 S: 11	H: 0 LOB: 0 BB: 0 P: 19	R: 3 E: 1 K: 0 S: 14	H: 2 LOB: 1 BB: 2 P: 29	R: 0 E: 0 K: 0 S: 6	H: 1 LOB: 1 BB: 0 P: 8	R: 0 E: 0 K: 1 S: 6	H: 0 LOB: 0 BB: 0 P: 9	R: 0 E: 0 K: 1 S: 12	H: 1 LOB: 1 BB: 0 P: 20	R: 0 E: 0 K: 1 S: 10	H: 1 LOB: 2 BB: 1 P: 15	R: 0 E: 0 K: 1 S: 9	H: 1 LOB: 1 BB: 0 P: 14	R: 0 E: 0 K: 1 S: 5	H: 0 LOB: 0 BB: 0 P: 8	R: 0 E: 0 K: 1 S: 6	H: 0 LOB: 0 BB: 0 P: 8	1B: 5 2B: 1 3B: 0 HR: 0	SF: 0 SAC: 2 DP: 1 HBP: 0	WP: 1 PB: 0 SB: 1 CS: 0	PA: 36		
PITCHER	IP WLS BF H R ER SO BB IBB HBP BLK WP HR S P ERA WHIP																							
Mark Clark, R (1, 1) ERA: 5.28	6.1		28	6	3	2	3	3	0	0	0	1	0	63	107	2.84	1.421						ERA	WHIP
Jim Poole, L (7, 1) ERA: 3.74	0.2		2	0	0	0	1	0	0	0	0	0	0	5	7	0.00	0.000							
Julian Tavarez, R (8, 1) ERA: 2.09	1.0	W	3	0	0	0	1	0	0	0	0	0	0	5	8	0.00	0.000							
Jose Mesa, R (9, 1) ERA: 1.22	1.0	S	3	0	0	0	1	0	0	0	0	0	0	6	8	0.00	0.000							

Baltimore Orioles @ Cleveland Indians
Jacobs Field, Cleveland, OH
 Sun Sep 10 1995, 3:33 AM EDT
 Att: 41,647 - Unknown

livebaseballscorecards.com

AB	31
R	3
H	6
RBI	3
BB	3
SO	6
LOB	12



Batter	1	2	3	4	5	6	7	8	9
Kenny Lofton, L OBP: 0.355, SLG: 0.464 (1, 8)	3-2 BLK S G4-3 1B	1-0 1-2 1B		0-1 F9			2-3 K	3-3 K	
Wayne Kirby, L OBP: 0.247, SLG: 0.295 (1, 9)	4-1 G4-3 BLK 1-2 BB	0-0 P4			0-0 FC3-6 1B		0-1 S 1B		
Carlos Baerga, S OBP: 0.356, SLG: 0.462 (1, 4)	2-2 G4-3 1-3 2-H		1-3 K		0-1 FC3-6 1-2f G4-6-3 1B		2-1 G4-3 1-2		
Albert Belle, R OBP: 0.400, SLG: 0.643 (1, 7)	4-2 BB		1-1 1B 2B		0-0 G4-6-3 1-2f		0-1 HR 2B		
Eddie Murray, S OBP: 0.373, SLG: 0.497 (1, 10)	0-3 K		0-1 1B		2-2 G6-3		4-2 HR BB		
Jim Thome, L OBP: 0.448, SLG: 0.562 (1, 5)	0-0 G4-3		2-1 L8 1B		2-2 1B 2B		1-3 K		
Sandy Alomar Jr., R OBP: 0.314, SLG: 0.463 (1, 2)		2-3 K	0-1 G3		3-2 F9		0-1 1-H 2-H HR		
Paul Sorrento, L OBP: 0.343, SLG: 0.515 (1, 3)		4-1 FC4-6 BB		1-2 G5-4-3 1B		1-1 1B	1-2 2B		
Herbert Perry, R OBP: 0.387, SLG: 0.492 (3, 3)						2-3 1B			
Alvaro Espinoza, R OBP: 0.267, SLG: 0.323 (1, 6)		0-0 FC4-6 1B 1-2f		0-0 G5-4-3 1-2f			1-1 G1-3	3-3 K	

Inning Stats	R: 1	H: 1	E: 0	K: 1	S: 15	LOB: 2	BB: 2	P: 28	R: 0	H: 1	E: 0	K: 1	S: 7	LOB: 2	BB: 1	P: 14	R: 1	H: 2	E: 0	K: 1	S: 13	LOB: 1	BB: 0	P: 17	R: 0	H: 1	E: 0	K: 0	S: 6	LOB: 0	BB: 0	P: 7	R: 0	H: 2	E: 0	K: 0	S: 12	LOB: 2	BB: 0	P: 20	R: 0	H: 1	E: 0	K: 1	S: 9	LOB: 1	BB: 0	P: 14	R: 3	H: 3	E: 0	K: 3	S: 20	LOB: 1	BB: 1	P: 32
--------------	------	------	------	------	-------	--------	-------	-------	------	------	------	------	------	--------	-------	-------	------	------	------	------	-------	--------	-------	-------	------	------	------	------	------	--------	-------	------	------	------	------	------	-------	--------	-------	-------	------	------	------	------	------	--------	-------	-------	------	------	------	------	-------	--------	-------	-------

PITCHER																	IP	WLS	BF	H	R	ER	SO	BB	IBB	HBP	BLK	WP	HR	S	P	ERA	WHIP
Scott Erickson, R ERA: 5.37 (1, 1)																	7.0		31	10	3	3	4	3	0	0	1	0	0	68	106	3.86	1.857
Jesse Orosco, L ERA: 3.27 (8, 1)																	0.1	L	2	0	0	0	1	1	0	0	0	0	0	7	12	0.00	3.000
Armando Benitez, R ERA: 5.66 (8, 1)																	0.1		3	2	2	2	1	0	0	0	0	0	1	8	12	54.00	6.000
Mark Lee, L ERA: 4.65 (8, 1)																	0.1		1	0	0	0	1	0	0	0	0	0	0	3	6	0.00	0.000

AB R H RBI BB SO LOB

5	1	2	0	0	2	1
3	0	2	0	1	0	2
4	0	0	1	0	1	3
3	2	2	0	1	0	1
3	1	1	1	1	1	2
4	0	1	0	0	1	5
4	1	1	3	0	1	2
0	0	0	0	1	0	0
3	0	3	0	0	0	0
4	0	0	0	0	1	3

AB	33
R	5
H	12
RBI	5
BB	4
SO	7
LOB	19



WP	PA	ERA	WHIP
0	37		

Baltimore Orioles @ Cleveland Indians
Jacobs Field, Cleveland, OH
 Sun Sep 10 1995, 3:33 AM EDT
 Att. 41,647 - Unknown

livebaseballscorecards.com

Batter	1	2	3	4	5	6	7	8	9	AB R H RBI BB SO LOB	TOP																			
Troy O'Leary, L (1, 8) OBP: 0.366, SLG: 0.514 Willie McGee, S (8, PH) OBP: 0.319, SLG: 0.419	1-3 K		0-2 G3	1-2 P6			1-3 K2-3	2-2 F8		4 0 0 0 0 2 2 1 0 0 0 0 0 2																				
John Valentin, R (1, 6) OBP: 0.389, SLG: 0.522	2-2 HR 1B		3-2 F8			3-1 F8	3-2 G5-3		2-3 K	5 1 1 0 0 1 0																				
Mo Vaughn, L (1, 3) OBP: 0.387, SLG: 0.573	0-0 HR 1-H		4-1 BB			2-3 K		2-1 F7	1-3 K	4 1 1 2 1 2 0																				
Jose Canseco, R (1, 10) OBP: 0.384, SLG: 0.599	2-3 K		0-1 G5-3			0-0 1B 2B		2-2 HR	0-3 K	5 2 2 1 0 2 1																				
Mike Greenwell, L (1, 7) OBP: 0.357, SLG: 0.464	0-0 G4-3			2-1 HR		0-2 1B 2-H		1-0 HR		4 2 3 3 0 0 0																				
Tim Lincecum, R (1, 5) OBP: 0.430, SLG: 0.465		2-2 G4-3 1B		4-2 1B BB		1-2 G6-3		1-0 F8 1B 2B		3 1 2 0 1 0 0																				
Matt Stairs, L (1, 9) OBP: 0.300, SLG: 0.408 Lee Tinsley, S (6, 8) OBP: 0.366, SLG: 0.411		0-0 G4-3		1-2 K		1-2 G3-1		4-0 S 1B IBB		3 0 0 0 0 1 2 0 0 0 0 1 0 0																				
Bill Haselman, R (1, 2) OBP: 0.315, SLG: 0.389 Chris Donnels, L (8, PH) OBP: 0.308, SLG: 0.327 Mike Macfarlane, R (8, 2) OBP: 0.327, SLG: 0.411		1-0 F8		1-0 P6		1-3 K		1-1 F8		3 0 0 0 0 1 2 1 0 0 0 0 0 2 0 0 0 0 0 0 0																				
Luis Alicea, S (1, 4) OBP: 0.373, SLG: 0.382		3-3 K		2-2 1B			3-2 K	0-0 S 1B		4 0 2 1 0 2 1																				
Inning Stats	R: 2 E: 0 K: 2 S: 12	H: 2 LOB: 0 BB: 0 P: 17	R: 0 E: 0 K: 1 S: 12	H: 1 LOB: 1 BB: 0 P: 18	R: 0 E: 0 K: 0 S: 9	H: 0 LOB: 1 BB: 1 P: 16	R: 1 E: 0 K: 1 S: 17	H: 2 LOB: 2 BB: 1 P: 27	R: 1 E: 0 K: 1 S: 9	H: 2 LOB: 1 BB: 0 P: 14	R: 0 E: 0 K: 1 S: 9	H: 0 LOB: 0 BB: 0 P: 12	R: 0 E: 0 K: 2 S: 10	H: 0 LOB: 0 BB: 0 P: 17	R: 3 E: 0 K: 0 S: 13	H: 4 LOB: 2 BB: 1 P: 26	R: 0 E: 0 K: 3 S: 10	H: 0 LOB: 0 BB: 0 P: 13	1B: 5 2B: 2 3B: 0 HR: 4	SF: 0 SAC: 0 DP: 0 HBP: 0	WP: 0 PB: 0 SB: 2 CS: 0	PA: 40								
PITCHER	IP WLS BF H R ER SO BB IBB HBP BLK WP HR S P ERA WHIP																													
35 Mike Mussina, R (1, 1) ERA: 3.55	7.0		29	7	4	4	8	2	0	0	0	0	0	2	78	121	5.14	1.286												
Jesse Orosco, L (8, 1) ERA: 3.65	0.1		3	2	2	2	0	0	0	0	0	0	0	2	6	11	54.00	6.000												
Terry Clark, R (8, 1) ERA: 3.7	0.1		4	2	1	1	0	0	1	0	0	0	0	4	10	27.00	6.000													
Mark Lee, L (8, 1) ERA: 4.6	0.1	W	1	0	0	0	0	0	0	0	0	0	0	3	5	0.00	0.000													
Doug Jones, R (9, 1) ERA: 5.24	1.0	S	3	0	0	0	3	0	0	0	0	0	0	10	13	0.00	0.000													

Boston Red Sox @ Baltimore Orioles
Oriole Park at Camden Yards, Baltimore, MD

Mon Sep 11 1995, 7:05 PM EDT
 Att. 40,585 - Unknown - 77 F

livebaseballscorecards.com

AB	37
R	7
H	11
RBI	7
BB	3
SO	11
LOB	12



Batter	1	2	3	4	5	6	7	8	9	AB R H RBI BB SO LOB	TOP		
Lee Tinsley, S (1, 8) OBP: 0.362, SLG: 0.406 Mike Macfarlane, R (8, PH) OBP: 0.326, SLG: 0.410 (8, 2)	3-3 K		0-3 K		0-0 G4-3	2-2 G6-3		2-3 K		4 0 0 0 0 2 3 1 0 0 0 0 1 2	Boston Red Sox @ Baltimore Orioles Oriole Park at Camden Yards, Baltimore, MD Tue Sep 12 1995, 7:05 PM EDT Att. 40,282 - Unknown - 79 F		
John Valentin, R (1, 6) OBP: 0.387, SLG: 0.517	0-0 G1-3		4-1 HR BB		0-1 F8		1-3 K	1-1 G6-3		4 1 0 0 1 1 2			
Mo Vaughn, L (1, 3) OBP: 0.388, SLG: 0.586	0-2 E4 FC4-6		2-2 HR 1-H		0-0 1B		0-0 HR		0-0 G4-3	5 2 3 3 0 0 0			
Jose Canseco, R (1, 10) OBP: 0.385, SLG: 0.595	0-1 FC4-6 1-2f		1-3 K		1-3 K		0-1 HR 1B		4-0 BB	4 1 1 0 1 2 2			
Mike Greenwell, L (1, 7) OBP: 0.358, SLG: 0.470		0-0 G6-3	1-0 L7		0-1 G4-3 1B		0-0 HR 1-H		1-1 L9	5 1 2 2 0 0 1			
Troy O'Leary, L (1, 9) OBP: 0.389, SLG: 0.514 Willie McGee, S (7, PH) OBP: 0.315, SLG: 0.414 (7, 9)		1-1 1B 1B		0-0 G1-3		4-2 G4-3 BB		2-2 G4-3		3-3 K		2 0 1 0 1 0 0 2 0 0 0 0 1 1	
Tim Lincecum, R (1, 5) OBP: 0.428, SLG: 0.463		1-1 SAFE 1-2 1B		3-2 G6-3		2-3 K		2-3 K		4 0 1 0 0 2 2			
Bill Haselman, R (1, 2) OBP: 0.320, SLG: 0.388 Dwayne Hosey, S (8, PR) OBP: 0.417, SLG: 0.500 (8, 8)		3-2 F8		4-1 BB		0-0 G4-3 1-2 2-3		2-2 SH1-4 1B		3 0 1 0 1 0 4 0 0 0 0 0 0 0			
Luis Alicea, S (1, 4) OBP: 0.373, SLG: 0.380		3-3 K		1-2 G6-3		1-1 HBP		0-0 SH1-4 1-2		2 0 0 0 0 1 3			
Inning Stats	R: 0 H: 0 E: 1 LOB: 1 K: 1 BB: 0 S: 9 P: 12	R: 0 H: 2 E: 0 LOB: 2 K: 1 BB: 0 S: 11 P: 19	R: 2 H: 1 E: 0 LOB: 0 K: 2 BB: 1 S: 13 P: 21	R: 0 H: 0 E: 0 LOB: 1 K: 0 BB: 1 S: 10 P: 18	R: 0 H: 1 E: 0 LOB: 1 K: 1 BB: 0 S: 8 P: 9	R: 0 H: 1 E: 0 LOB: 3 K: 1 BB: 1 S: 15 P: 24	R: 3 H: 3 E: 0 LOB: 0 K: 2 BB: 0 S: 16 P: 21	R: 0 H: 1 E: 0 LOB: 2 K: 1 BB: 0 S: 11 P: 16	R: 0 H: 0 E: 0 LOB: 1 K: 1 BB: 1 S: 6 P: 14	1B: 6 SF: 0 2B: 0 SAC: 1 3B: 0 DP: 0 HR: 3 HBP: 1		WP: 0 PA: 42 PB: 0 SB: 0 CS: 0	
PITCHER	IP WLS BF H R ER SO BB IBB HBP BLK WP HR S P ERA WHIP												
Kevin Brown, R (1, 1) ERA: 4.0	6.1		7 4 4 7 3 0 1 0 0 0 0 2 72 110 5.68 1.579										
Mark Lee, L (7, 1) ERA: 4.83	0.1		2 1 1 1 0 0 0 0 0 0 0 1 7 9 27.00 3.000										
Mike Hartley, R (7, 1) ERA: 7.45	0.2	W	3 1 0 0 1 0 0 0 0 0 0 0 8 12 0.00 1.500										
Jesse Orosco, L (8, 1) ERA: 3.52	1.2	S	6 0 0 0 2 1 0 0 0 0 0 0 12 23 0.00 0.600										

AB	36
R	5
H	9
RBI	5
BB	4
SO	10
LOB	20



Batter	1	2	3	4	5	6	7	8	9	AB	R	H	RBI	BB	SO	LOB
Curtis Goodwin, L (1, 8) OBP: 0.323, SLG: 0.351	0-0 L6 2B	1-0 BB 1B	1-3 K		0-3 K			1-2 F9		5	0	2	1	0	2	3
Brady Anderson, L (1, 7) OBP: 0.363, SLG: 0.447	2-1 L6 2-2	4-2 BB 1B		0-2 1B 2B		1-3 K		1-3 K		4	1	1	0	1	2	1
Cal Ripken Jr., R (1, 6) OBP: 0.322, SLG: 0.425	3-2 P3	2-2 G4-3		2-2 1B 1B		0-0 L9		1-0 G4-3		5	0	1	0	0	0	3
Bobby Bonilla, S (1, 5) OBP: 0.373, SLG: 0.551		4-2 1B BB	0-0 BB 1B	1-1 L4		1-1 G4-3				3	2	1	0	1	0	2
Rafael Palmeiro, L (1, 3) OBP: 0.373, SLG: 0.576		3-3 K	1-0 F8	1-1 1B		1-0 G3				4	0	1	1	0	1	2
Chris Hoiles, R (1, 2) OBP: 0.354, SLG: 0.461		2-2 SAFE 1B BB SF9 1B	1-1 BB BB 1B	2-1 P3		2-1 P4				4	1	2	0	0	0	2
Jeff Manto, R (1, 10) OBP: 0.327, SLG: 0.500		4-2 SF9 1B BB	4-0 BB BB	3-2 G4-3		2-0 1B 2B				1	1	0	0	2	0	2
Harold Baines, L (7, PH) OBP: 0.395, SLG: 0.525		1-2 1B BB	1-2 2-3 BB BB							1	1	1	0	0	0	0
Mark Smith, R (1, 9) OBP: 0.323, SLG: 0.393	1-1 BB 1B	2-3 K		0-0 F7		2-2 1B				4	0	2	2	0	1	3
Jarvis Brown, R (9, 9) OBP: 0.364, SLG: 0.333	1-2 2-3 3-H 1B					2-H 1B				0	0	0	0	0	0	0
Bret Barberie, S (1, 4) OBP: 0.349, SLG: 0.330	0-1 SF9	4-2 BB		3-2 F7		1-2 G5-3				2	0	0	2	1	0	1

Inning Stats	R: 0	H: 1	E: 0	K: 0	S: 7	H: 1	LOB: 0	BB: 0	P: 12	R: 3	H: 3	E: 0	K: 1	S: 25	R: 1	H: 2	E: 0	K: 2	S: 12	R: 1	H: 3	E: 0	K: 0	S: 16	R: 0	H: 0	E: 0	K: 1	S: 9	R: 1	H: 2	E: 0	K: 0	S: 10	R: 0	H: 0	E: 0	K: 1	S: 7	H: 0	LOB: 0	BB: 0	P: 8	R: 1	H: 2	E: 0	K: 0	S: 18	R: 0	H: 0	E: 0	K: 1	S: 10	1B: 8	SF: 1	3B: 0	HR: 0
--------------	------	------	------	------	------	------	--------	-------	-------	------	------	------	------	-------	------	------	------	------	-------	------	------	------	------	-------	------	------	------	------	------	------	------	------	------	-------	------	------	------	------	------	------	--------	-------	------	------	------	------	------	-------	------	------	------	------	-------	-------	-------	-------	-------

BOTTOM

Boston Red Sox @ Baltimore Orioles
 Oriole Park at Camden Yards, Baltimore, MD

Tue Sep 12 1995, 7:05 PM EDT
 Att: 40,282 - Unknown - 79 F

livebaseballscorecards.com

AB	33
R	6
H	11
RBI	6
BB	5
SO	6
LOB	19

WP: 0 PA: 39
 PB: 0
 SB: 0
 CS: 0



PITCHER	IP	WLS	BF	H	R	ER	SO	BB	IBB	HBP	BLK	WP	HR	S	P	ERA	WHIP
Rheal Cormier, L (1, 1) ERA: 4.22	2.1		16	6	4	4	1	4	0	0	0	0	0	36	68	15.43	4.286
Zane Smith, L (3, 1) ERA: 5.92	4.0		16	3	1	1	4	1	0	0	0	0	0	40	62	2.25	1.000
Joe Hudson, R (7, 1) ERA: 3.63	0.1	L	3	2	1	1	0	0	0	0	0	0	0	6	12	27.00	6.000
Mike Stanton, L (7, 1) ERA: 4.93	1.1		4	0	0	0	1	0	0	0	0	0	0	10	14	0.00	0.000

Batter	1	2	3	4	5	6	7	8	9	AB R H RBI BB SO LOB	TOP									
Dwayne Hosey, S (1, 8) OBP: 0.529, SLG: 0.933	0-1 HR	2-1 2B			1-0 F9			1-2 1B 2B	1 SAFE 0-0 1B	5 2 4 1 0 0 1										
John Valentin, R (1, 6) OBP: 0.384, SLG: 0.512	2-1 E5 G3 BB	2-0 F7			0-0 G6-4-3			2-3 K	1-3 K	5 0 0 0 0 2 6										
Mo Vaughn, L (1, 3) OBP: 0.389, SLG: 0.583	4-1 G3 1-2 BB				1-0 F7			4-2 1B HBP		2 0 0 0 1 1 0										
Jose Canseco, R (1, 10) OBP: 0.383, SLG: 0.591	2-2 G3				2-0 P6			1-1 1B		4 0 1 1 0 1 2										
Mike Greenwell, L (1, 7) OBP: 0.357, SLG: 0.467	4-0 G6-4-3 IBB				2-2 F9			1-0 F9		3 0 0 0 1 0 2										
Tim Lincecum, R (1, 5) OBP: 0.424, SLG: 0.458	1-1 G6-4-3				1-0 F9			0-2 F9		4 0 0 0 0 0 5										
Troy O'Leary, L (1, 9) OBP: 0.365, SLG: 0.508		2-3 K			0-1 F9			3-3 K	1-0 F8	4 0 0 0 0 2 0										
Willie McGee, S (9, 9) OBP: 0.315, SLG: 0.414										0 0 0 0 0 0 0	AB 34									
Mike Macfarlane, R (1, 2) OBP: 0.323, SLG: 0.405		2-2 F7			1-1 F9			2-0 E5	1-1 L7	4 0 0 0 0 0 0	R 2									
Luis Aicea, S (1, 4) OBP: 0.376, SLG: 0.382		0-0 2B 1B						0-0 P5	2-0 1B	3 0 2 0 1 0 1	H 7									
Inning Stats	R: 1 E: 1 K: 0 S: 10	H: 1 LOB: 2 BB: 2 P: 23	R: 0 E: 0 K: 1 S: 10	H: 2 LOB: 2 BB: 0 P: 18	R: 0 E: 0 K: 0 S: 5	H: 0 LOB: 0 BB: 0 P: 10	R: 0 E: 0 K: 0 S: 5	H: 0 LOB: 0 BB: 0 P: 7	R: 0 E: 0 K: 2 S: 10	H: 0 LOB: 0 BB: 0 P: 11	R: 0 E: 1 K: 1 S: 8	H: 0 LOB: 1 BB: 0 P: 14	R: 1 E: 0 K: 1 S: 16	H: 2 LOB: 2 BB: 0 P: 25	R: 0 E: 0 K: 1 S: 9	H: 2 LOB: 2 BB: 0 P: 14	1B: 4 2B: 2 3B: 0 HR: 1	SF: 0 SAC: 0 DP: 2 HBP: 1	WP: 0 PB: 0 SB: 0 CS: 0	PA: 38
PITCHER	IP WLS BF H R ER SO BB IBB HBP BLK WP HR S P ERA WHIP																			
Jimmy Haynes, R (1, 1) ERA: 1.29	7.0 L 27 3 1 1 4 2 1 0 0 0 1 55 95 1.29 0.714																			
Mark Lee, L (8, 1) ERA: 5.06	0.1 3 1 1 1 1 0 0 1 0 0 0 10 17 27.00 3.000																			
Joe Borowski, R (8, 1) ERA:	1.2 8 3 0 0 1 0 0 0 0 0 0 15 22 0.00 1.800																			

Boston Red Sox @ Baltimore Orioles
Oriole Park at Camden Yards, Baltimore, MD

Wed Sep 13 1995, 7:05 PM EDT
 Att. 41,536 - Unknown - 79 F

livebaseballscorecards.com



New York Yankees @ Baltimore Orioles
Oriole Park at Camden Yards, Baltimore, MD

Thu Sep 14 1995, 7:05 PM EDT
 Att. 44,289 - Unknown - 91 F

livebaseballscorecards.com

AB	34
R	5
H	10
RBI	5
BB	1
SO	3
LOB	16



Batter	1	2	3	4	5	6	7	8	9	AB R H RBI BB SO LOB	TOP									
Bernie Williams, S (1, 8) OBP: 0.383, SLG: 0.484	2-3 		0-1 	0-0 G5-3			3-2 G6-3		0-1 L5-3	5 1 1 1 0 1 4										
Randy Velarde, R (1, 6) OBP: 0.366, SLG: 0.366	3-1 F9		4-2 			1-2 G6-4-3 1B	2-0 F9			3 0 1 0 1 0 1										
Paul O'Neill, L (1, 9) OBP: 0.398, SLG: 0.552	1-1 P5		0-1 F8			3-2 1 SAFE F7		1-1 G4-6-3 1B		4 0 1 0 0 0 2										
Ruben Sierra, S (1, 10) OBP: 0.322, SLG: 0.442		3-1 	3-0 L8			0-0 G6-4-3		2-1 G4-6-3 1B		4 1 1 0 0 0 3										
Jim Leyritz, R (1, 2) OBP: 0.386, SLG: 0.412		1-1 E4 WP		2-2 1B 2B HBP		1-1 G1-3		2-2 G4-3		3 1 0 0 0 0 1										
Gerald Williams, R (1, 7) OBP: 0.333, SLG: 0.485		1-1 P3		0-0 F9		1-1 G5-3		0-2 F9		4 0 0 0 0 0 3										
Don Mattingly, L (1, 3) OBP: 0.331, SLG: 0.394		2-2 SF8		0-1 2B 1-2 G6-3 1B		2-1 F4		2-2 		3 2 2 1 0 0 0										
Russ Davis, R (1, 5) OBP: 0.373, SLG: 0.462		1 SAFE 3-1 G5-3		1-0 2B		2-3 K		3-2 1B		3 0 1 1 0 1 1										
Wade Boggs, L (9, PH) OBP: 0.410, SLG: 0.428				1-3 2-H 2B				2-H 1B		1 0 1 1 0 0 0										
Tony Fernandez, S (9, PR) OBP: 0.328, SLG: 0.356								2-H 1B		0 0 0 0 0 0 0										
Pat Kelly, R (1, 4) OBP: 0.315, SLG: 0.336			2-3 	0-0 G6-3		0-0 WP 1B		2-2 1B		4 0 2 1 0 1 1										
Inning Stats	R: 0 E: 0 K: 1 S: 7	H: 0 LOB: 0 BB: 0 P: 13	R: 1 E: 1 K: 0 S: 11	H: 1 LOB: 1 BB: 0 P: 21	R: 1 E: 0 K: 1 S: 10	H: 1 LOB: 1 BB: 1 P: 19	R: 2 E: 0 K: 0 S: 8	H: 2 LOB: 1 BB: 0 P: 11	R: 0 E: 0 K: 0 S: 8	H: 1 LOB: 0 BB: 0 P: 12	R: 0 E: 0 K: 1 S: 11	H: 1 LOB: 1 BB: 0 P: 18	R: 0 E: 0 K: 0 S: 7	H: 1 LOB: 0 BB: 0 P: 12	R: 1 E: 0 K: 0 S: 14	H: 3 LOB: 2 BB: 0 P: 21	1B: 6 2B: 4 3B: 0 HR: 1	SF: 1 SAC: 0 DP: 3 HBP: 1	WP: 2 PB: 0 SB: 1 CS: 0	PA: 37
PITCHER	IP WLS BF H R ER SO BB IBB HBP BLK WP HR S P ERA WHIP																			
Rick Krivda, L (1, 1) ERA: 3.71	8.1 L 34 8 5 4 3 1 0 1 0 2 1 74 124 4.32 1.080																			
Terry Clark, R (9, 1) ERA: 3.64	0.2 3 2 0 0 0 0 0 0 0 0 0 8 13 0.00 3.000																			

Batter	1	2	3	4	5	6	7	8	9	AB	R	H	RBI	BB	SO	LOB
Curtis Goodwin, L (1, 8) OBP: 0.315, SLG: 0.341 Kevin Bass, S (8, PH) OBP: 0.305, SLG: 0.324 Jeff Huson, L (9, 4) OBP: 0.336, SLG: 0.286	1-2 G1-3		0-1 F7		0-1 G5-3			0-0 F7		3	0	0	0	0	0	1
Brady Anderson, L (1, 7) OBP: 0.360, SLG: 0.441	2-2 G4-3		3-1 G4-3		1-1 F8			2-1 G3		4	0	0	0	0	0	1
Cal Ripken Jr., R (1, 6) OBP: 0.319, SLG: 0.419	4-0 HR		1-2 G6-3				2-2 G4-3		3-2 G5-3	3	1	0	0	1	0	0
Bobby Bonilla, S (1, 5) OBP: 0.377, SLG: 0.558	0-0 HR			1-1 1B			2-3 K		1-2 HR	4	2	3	2	0	1	0
Rafael Palmeiro, L (1, 3) OBP: 0.373, SLG: 0.578	0-0 1B			0-1 F7			1-0 F8		1-1 HR	4	1	2	2	0	0	1
Chris Hoiles, R (1, 2) OBP: 0.350, SLG: 0.452	2-1 G1-6-3			2-3 K				3-2 G5-3	2-2 L7	4	0	0	0	0	1	2
Jeff Manto, R (1, 10) OBP: 0.324, SLG: 0.494 Harold Baines, L (9, PH) OBP: 0.391, SLG: 0.519			3-3 K		2-1 P4			1-0 P6	2-3 K	3	0	0	0	0	1	1
Mark Smith, R (1, 9) OBP: 0.336, SLG: 0.393			1-0 G6-3				1-1 G5-3			3	0	2	0	0	1	0
Bret Barberie, S (1, 4) OBP: 0.347, SLG: 0.328 Jarvis Brown, R (8, PH) OBP: 0.333, SLG: 0.300			3-2 G6-3				1-3 K		1-1 G6-3	2	0	0	0	0	1	2
			1-2							1	0	0	0	0	0	0

Inning Stats	R: 2	H: 2	E: 0	K: 0	S: 15	LOB: 1	BB: 1	P: 24	R: 0	H: 1	E: 0	K: 1	S: 8	LOB: 0	BB: 0	P: 15	R: 0	H: 0	E: 0	K: 0	S: 7	LOB: 0	BB: 0	P: 11	R: 0	H: 1	E: 0	K: 1	S: 9	LOB: 1	BB: 0	P: 14	R: 0	H: 1	E: 0	K: 1	S: 9	LOB: 1	BB: 0	P: 12	R: 0	H: 0	E: 0	K: 1	S: 8	LOB: 0	BB: 0	P: 13	R: 0	H: 0	E: 0	K: 1	S: 12	LOB: 0	BB: 0	P: 17	R: 0	H: 0	E: 0	K: 0	S: 5	LOB: 0	BB: 0	P: 8	R: 2	H: 2	E: 0	K: 1	S: 14	LOB: 0	BB: 0	P: 23	1B: 5	2B: 0	3B: 0	HR: 2	SF: 0	SAC: 0	DP: 0	HBP: 0	WP: 0	PB: 0	SB: 0	CS: 0	PA: 34
PITCHER	IP	WLS	BF	H	R	ER	SO	BB	IBB	HBP	BLK	WP	HR	S	P	ERA	WHIP																																																																				
Andy Pettitte, L (1, 1) ERA: 4.2	8.1	W	32	7	4	4	5	1	0	0	0	0	2	81	127	4.32	0.960																																																																				
John Wetteland, R (9, 1) ERA: 3.27	0.2	S	2	0	0	0	1	0	0	0	0	0	0	6	10	0.00	0.000																																																																				

BOTTOM

New York Yankees @ Baltimore Orioles
 Oriole Park at Camden Yards, Baltimore, MD

Thu Sep 14 1995, 7:05 PM EDT
 Att: 44,289 - Unknown - 91 F

livebaseballscorecards.com

AB	33
R	4
H	7
RBI	4
BB	1
SO	6
LOB	8



Batter	1	2	3	4	5	6	7	8	9	AB R H RBI BB SO LOB	TOP									
Dion James, L (1, 7) OBP: 0.367, SLG: 0.388	1-2 G1-3		1-1 G4-6-3			1-0 G3-1		0-0 G6-3		4 0 0 0 0 0 1										
Bernie Williams, S (1, 8) OBP: 0.387, SLG: 0.486	3-2 G4-6-3 1B		4-2 BB			0-0 1B 1B		4-2 FC1-6 1B BB		2 0 2 0 2 0 0										
Paul O'Neill, L (1, 9) OBP: 0.399, SLG: 0.551	3-0 G4-6-3		1-1 F8			2-0 1B 1-2 1B		0-0 FC1-6 1-2 1B		4 0 2 0 0 0 2										
Ruben Sierra, S (1, 10) OBP: 0.323, SLG: 0.445		0-0 G4-3 2B			1-1 G3-1		1-0 1-2 2-3 1B	0-1 FC1-6		4 1 2 0 0 0 2										
Mike Stanley, R (1, 2) OBP: 0.357, SLG: 0.496		0-1 G6-3			2-2 G6-3		3-2 P6	2-3 K		4 0 0 0 0 1 6										
Don Mattingly, L (1, 3) OBP: 0.328, SLG: 0.390		1-0 G4-3			2-0 G3-1		2-0 L8		0-3 K	4 0 0 0 0 1 4										
Randy Velarde, R (1, 5) OBP: 0.365, SLG: 0.368		1-1 3-H 2B			3-2 G3		1-0 L9		0-0 G1-3	4 0 1 1 0 0 0										
Tony Fernandez, S (1, 6) OBP: 0.327, SLG: 0.353		0-3 K			3-2 G6-3		1-2 L4		4-2 BB	3 0 0 0 1 1 1										
Pat Kelly, R (1, 4) OBP: 0.314, SLG: 0.335			0-0 G4-6-3 1B			1-3 K		0-0 G5-3		4 0 1 0 0 1 1										
Inning Stats	R: 0 E: 0 K: 0 S: 8	H: 1 LOB: 0 BB: 0 P: 15	R: 1 E: 0 K: 1 S: 9	H: 2 LOB: 1 BB: 0 P: 11	R: 0 E: 0 K: 0 S: 9	H: 1 LOB: 1 BB: 1 P: 15	R: 0 E: 0 K: 1 S: 13	H: 0 LOB: 0 BB: 0 P: 20	R: 0 E: 0 K: 0 S: 8	H: 3 LOB: 3 BB: 0 P: 17	R: 0 E: 0 K: 0 S: 5	H: 0 LOB: 0 BB: 0 P: 7	R: 0 E: 0 K: 1 S: 11	H: 1 LOB: 2 BB: 1 P: 17	R: 0 E: 0 K: 1 S: 7	H: 0 LOB: 1 BB: 1 P: 11	1B: 6 2B: 2 3B: 0 HR: 0	SF: 0 SAC: 0 DP: 2 HBP: 0	WP: 0 PB: 0 SB: 0 CS: 0	PA: 36
PITCHER Scott Erickson, R (1, 1) ERA: 5.15	IP 9.0 WLS W BF 36 H 8 R 1 ER 1 SO 4 BB 3 IBB 0 HBP 0 BLK 0 WP 0 HR 0 S 76 P 124 ERA 1.00 WHIP 1.222											PITCHER	IP WLS BF H R ER SO BB IBB HBP BLK WP HR S P ERA WHIP							

New York Yankees @ Baltimore Orioles
Oriole Park at Camden Yards, Baltimore, MD

Fri Sep 15 1995, 7:05 PM EDT
 Att. 47,436 - Unknown - 79 F

livebaseballscorecards.com

AB	33
R	1
H	8
RBI	1
BB	3
SO	4
LOB	17



Batter	1	2	3	4	5	6	7	8	9
Jarvis Brown, R <small>OBP: 0.412, SLG: 0.308</small> (1, 8)	2-3 <small>1 SAFE</small>	4-1 <small>1-2 BB</small>		1-3 <small>1-3 HR</small>		2-2 <small>1-2 BB</small>	4-2 <small>1-2 BB</small>		
Brady Anderson, L <small>OBP: 0.361, SLG: 0.439</small> (1, 7)	4-0 <small>BB</small>	2-3 <small>BB</small>		1-2 <small>1-3 HR</small>		1-1 <small>BB</small>	3-3 <small>1-3 HR</small>		
Cal Ripken Jr., R <small>OBP: 0.319, SLG: 0.416</small> (1, 6)	4-0 <small>BB</small>	1-1 <small>BB</small>			0-0 <small>BB</small>	4-2 <small>BB</small>		0-0 <small>BB</small>	
Bobby Bonilla, S <small>OBP: 0.375, SLG: 0.560</small> (1, 5)	3-2 <small>HR</small>		0-0 <small>BB</small>		2-1 <small>HR</small>	0-0 <small>1-2 BB</small>		2-2 <small>BB</small>	
Rafael Palmeiro, L <small>OBP: 0.374, SLG: 0.582</small> (1, 3)	1-0 <small>1-H 2-H</small>		2-1 <small>BB</small>		4-2 <small>BB</small>	1-2 <small>BB</small>		0-0 <small>BB</small>	
Chris Hoiles, R <small>OBP: 0.354, SLG: 0.450</small> (1, 2)	4-0 <small>BB</small>		4-1 <small>BB</small>		4-1 <small>BB</small>	1-2 <small>BB</small>			
Jeff Manto, R <small>OBP: 0.323, SLG: 0.490</small> (1, 10)	3-2 <small>BB</small>		1-3 <small>BB</small>		0-3 <small>BB</small>		0-0 <small>1B</small>		
Mark Smith, R <small>OBP: 0.333, SLG: 0.375</small> (1, 9)			1-3 <small>BB</small>		4-1 <small>BB</small>		0-1 <small>BB</small>	3-1 <small>1-2f</small>	
Bret Barberie, S <small>OBP: 0.353, SLG: 0.326</small> (1, 4)			4-2 <small>BB</small>		1-1 <small>BB</small>		4-1 <small>1B</small>	4-2 <small>BB</small>	

Inning Stats	R: 3	H: 1	E: 0	K: 1	S: 10	R: 0	H: 0	E: 0	K: 2	S: 13	R: 0	H: 0	E: 0	K: 1	S: 7	R: 0	H: 0	E: 0	K: 1	S: 11	R: 5	H: 3	E: 1	K: 0	S: 21	R: 0	H: 1	E: 0	K: 1	S: 12	R: 0	H: 0	E: 0	K: 0	S: 6
	LOB: 1	BB: 3	P: 31	LOB: 2	BB: 2	P: 25	LOB: 1	BB: 1	P: 14	LOB: 1	BB: 1	P: 18	LOB: 0	BB: 2	P: 20	LOB: 0	BB: 2	P: 26	LOB: 0	BB: 2	LOB: 2	BB: 1	P: 34	LOB: 2	BB: 2	LOB: 0	BB: 0	P: 8	LOB: 0	BB: 0	P: 8	LOB: 0	BB: 0	P: 8	

PITCHER	IP	WLS	BF	H	R	ER	SO	BB	IBB	HBP	BLK	WP	HR	S	P	ERA	WHIP
Sterling Hitchcock, L <small>ERA: 5.14</small>	(1, 1)	5.1	L	29	3	6	6	9	0	0	0	0	1	60	124	10.12	2.250
42 Mariano Rivera, R <small>ERA: 5.65</small>	(6, 1)	0.2		4	1	2	0	1	0	0	0	0	1	12	18	27.00	3.000
Joe Ausanio, R <small>ERA: 5.73</small>	(7, 1)	1.0		5	1	0	1	2	0	0	0	1	0	12	26	0.00	3.000
Dave Pavlas, R <small>ERA: 3.18</small>	(8, 1)	1.0		3	0	0	0	0	0	0	0	0	0	6	8	0.00	0.000

BOTTOM

New York Yankees @ Baltimore Orioles
 Oriole Park at Camden Yards, Baltimore, MD


Fri Sep 15 1995, 7:05 PM EDT
 Att: 47,436 - Unknown - 79 F

AB	R	H	RBI	BB	SO	LOB
3	1	1	0	2	2	1
4	2	1	1	1	2	5
3	2	0	0	2	0	2
5	1	1	4	0	0	2
4	1	1	3	1	0	0
1	0	0	0	3	0	0
4	0	1	0	0	2	4
3	0	0	0	1	1	1
1	1	0	0	2	0	1

AB	28
R	8
H	5
RBI	8
BB	12
SO	7
LOB	16

1B	3	SF	0	WP	1	PA	41
2B	0	SAC	0	PB	0		
3B	0	DP	1	SB	0		
HR	2	HBP	1	CS	0		

PITCHER	IP	WLS	BF	H	R	ER	SO	BB	IBB	HBP	BLK	WP	HR	S	P	ERA	WHIP
Sterling Hitchcock, L <small>ERA: 5.14</small>	(1, 1)	5.1	L	29	3	6	6	9	0	0	0	0	1	60	124	10.12	2.250
42 Mariano Rivera, R <small>ERA: 5.65</small>	(6, 1)	0.2		4	1	2	0	1	0	0	0	0	1	12	18	27.00	3.000
Joe Ausanio, R <small>ERA: 5.73</small>	(7, 1)	1.0		5	1	0	1	2	0	0	0	1	0	12	26	0.00	3.000
Dave Pavlas, R <small>ERA: 3.18</small>	(8, 1)	1.0		3	0	0	0	0	0	0	0	0	0	6	8	0.00	0.000

Batter	1	2	3	4	5	6	7	8	9	AB R H RBI BB SO LOB	TOP																							
Wade Boggs, L (1, 5) OBP: 0.409, SLG: 0.426	1-1 L7		2-2 G5-3		SAFE 1-2 SAFE 1-2 SAFE 1-2	2-0 G1-3				4 1 1 0 0 0 0	<p>New York Yankees @ Baltimore Orioles Oriole Park at Camden Yards, Baltimore, MD</p> <p>Sat Sep 16 1995, 7:05 PM EDT Att. 46,891 - Unknown - 71 F</p> <p>livebaseballscorecards.com</p> <table border="1"> <tr><td>AB</td><td>27</td></tr> <tr><td>R</td><td>6</td></tr> <tr><td>H</td><td>10</td></tr> <tr><td>RBI</td><td>6</td></tr> <tr><td>BB</td><td>2</td></tr> <tr><td>SO</td><td>7</td></tr> <tr><td>LOB</td><td>14</td></tr> </table> 	AB	27	R	6	H	10	RBI	6	BB	2	SO	7	LOB	14									
AB	27																																	
R	6																																	
H	10																																	
RBI	6																																	
BB	2																																	
SO	7																																	
LOB	14																																	
Bernie Williams, S (1, 8) OBP: 0.391, SLG: 0.497	4-1 S BB		2-0 2B		2-2 1B 1B 1-2 2-3 1B	1-1 HR				3 2 3 1 1 0 0																								
Paul O'Neill, L (1, 9) OBP: 0.396, SLG: 0.546	3-3 SAFE K		2-3 K		0-0 P6	0-0 G4-3				4 0 0 0 0 2 5																								
Ruben Sierra, S (1, 10) OBP: 0.325, SLG: 0.445	4-2 BB		0-3 K		0-0 SF8 1B 1-2 2-3 3-H 2B 1B					2 1 1 1 1 1 1																								
Dion James, L (1, 7) OBP: 0.367, SLG: 0.387 Gerald Williams, R (6, 7) OBP: 0.333, SLG: 0.485	2-1 P6			2-2 K	3-1 SF8 2B 1B 1-2 2-3 3-H					3 1 1 1 0 1 2 0 0 0 0 0 0 0																								
Don Mattingly, L (1, 3) OBP: 0.330, SLG: 0.393		0-1 G5-3 1B		0-2 1B	2-2 SF8 1-2 2-3 3-H					2 0 2 1 0 0 0																								
Mike Stanley, R (1, 2) OBP: 0.357, SLG: 0.497		0-3 K		1-0 L8	1-0 2B 2-H 3-H					3 0 1 2 0 1 2																								
Tony Fernandez, S (1, 6) OBP: 0.325, SLG: 0.350		0-0 G5-3		1-0 F8	1-0 L7					3 0 0 0 0 0 3																								
Randy Velarde, R (1, 4) OBP: 0.364, SLG: 0.367		2-2 K			0-1 1B 1B 1B	3-3 K				3 1 1 0 0 2 1																								
Inning Stats	R: 0 E: 0 K: 1 S: 11	H: 0 LOB: 2 BB: 2 P: 25	R: 0 E: 0 K: 2 S: 9	H: 1 LOB: 1 BB: 0 P: 11	R: 0 E: 0 K: 2 S: 15	H: 1 LOB: 1 BB: 0 P: 21	R: 0 E: 0 K: 1 S: 9	H: 1 LOB: 1 BB: 0 P: 13	R: 5 E: 0 K: 0 S: 22	H: 6 LOB: 1 BB: 0 P: 32	R: 1 E: 0 K: 1 S: 7	H: 1 LOB: 0 BB: 0 P: 13	1B: 7 2B: 2 3B: 0 HR: 1	SF: 1 SAC: 0 DP: 0 HBP: 0	WP: 0 PB: 0 SB: 1 CS: 0	PA: 30																		
PITCHER 35 Mike Mussina, R (1, 1) ERA: 3.7 Jamie Moyer, L (5, 1) ERA: 5.21	IP 4.2	WLS L	BF 25	H 9	R 5	ER 5	SO 6	BB 2	IBB 0	HBP 0	BLK 0	WP 0	HR 0	S 65	P 100	ERA 9.64	WHIP 2.357	PITCHER IP 1.1	WLS L	BF 5	H 1	R 1	ER 1	SO 1	BB 0	IBB 0	HBP 0	BLK 0	WP 0	HR 1	S 8	P 15	ERA 6.75	WHIP 0.750

Batter	1	2	3	4	5	6	7	8	9
Curtis Goodwin, L (1, 8) OBP: 0.315, SLG: 0.341 Kevin Bass, S (6, PH) OBP: 0.304, SLG: 0.323	0-1 F8		1-3 K		0-0 1B SF9 1B	1-0 F7			
Brady Anderson, L (1, 7) OBP: 0.361, SLG: 0.439	2-1 P6		3-1 F8		0-0 1B S 1B	4-0 BB BB			
Rafael Palmeiro, L (1, 3) OBP: 0.373, SLG: 0.579	2-1 F6			2-0 G4-3	2-2 SF9	4-2 BB			
Bobby Bonilla, S (1, 5) OBP: 0.378, SLG: 0.562		1-1 FC6-4 1B		0-1 1B SF8 1B	2-2 PB 1B	3-3 K			
Cal Ripken Jr., R (1, 6) OBP: 0.320, SLG: 0.416		1-1 FC6-4		0-0 1B	1-3 K				
Harold Baines, L (1, 10) OBP: 0.388, SLG: 0.516		0-3 K		1-1 SF8	0-3 K				
Chris Hoiles, R (1, 2) OBP: 0.354, SLG: 0.452		1-0 L6		2-3 K		0-0 1B 2B			
Mark Smith, R (1, 9) OBP: 0.347, SLG: 0.379			4-1 G4-3 BB		0-1 G3-1	0-0 BB SH3-4 1B			
Bret Barberie, S (1, 4) OBP: 0.354, SLG: 0.328			1-2 G4-3		2-1 1B	1-0 SH3-4			

Inning Stats	R: 0	H: 0	E: 0	K: 0	S: 6	R: 0	H: 1	E: 0	K: 1	S: 8	R: 0	H: 0	E: 0	K: 1	S: 10	R: 1	H: 2	E: 0	K: 1	S: 9	R: 3	H: 4	E: 0	K: 2	S: 22	R: 1	H: 2	E: 0	K: 1	S: 10
	LOB: 0	BB: 0		LOB: 1	BB: 0	LOB: 1	BB: 1		LOB: 2	BB: 0	LOB: 2	BB: 0	LOB: 2	BB: 0	LOB: 2	LOB: 3	BB: 2		LOB: 3	BB: 2		LOB: 3	BB: 2		LOB: 3	BB: 2		LOB: 3	BB: 2	


PITCHER	IP	WLS	BF	H	R	ER	SO	BB	IBB	HBP	BLK	WP	HR	S	P	ERA	WHIP
Jack McDowell, R (1, 1) ERA: 3.85	5.0	W	26	9	5	5	5	1	0	0	0	0	0	57	85	9.00	2.000
Bob MacDonald, L (6, 1) ERA: 5.0	0.2		4	0	0	0	0	2	0	0	0	0	0	4	14	0.00	3.000
Bob Wickman, R (6, 1) ERA: 4.18	0.1	S	1	0	0	0	1	0	0	0	0	0	0	4	7	0.00	0.000

BOTTOM

New York Yankees @ Baltimore Orioles
Oriole Park at Camden Yards, Baltimore, MD

Sat Sep 16 1995, 7:05 PM EDT
Att: 46,891 - Unknown - 71 F

AB	25
R	5
H	9
RBI	5
BB	3
SO	6
LOB	14



1B	2B	3B	HR	SF	SAC	DP	HBP	WP	PA
8	1	0	0	2	1	0	0	0	31

Batter	1	2	3	4	5	6	7	8	9
Curtis Goodwin, L OBP: 0.310, SLG: 0.336 Kevin Bass, S OBP: 0.303, SLG: 0.321 (1, 8) (8, PH) (9, 9)	1-2 K	2-2 G4-3		3-3 K		3-3 K		1-2 G6-4-3	
Brady Anderson, L OBP: 0.364, SLG: 0.438 (1, 7)	4-2 2B	4-1 BB		2-3 K			4-0 BB		
Rafael Palmeiro, L OBP: 0.375, SLG: 0.584 (1, 3)	1-1 2B	1-1 G3			2-2 2B		4-2 BB		
Bobby Bonilla, S OBP: 0.379, SLG: 0.563 (1, 5)	0-0 2B		1-1 1B		0-0 G1-3		0-1 P6		
Cal Ripken Jr., R OBP: 0.317, SLG: 0.413 (1, 6)	2-3 K		3-0 1B		0-0 G4-3		2-1 P3		
Harold Baines, L OBP: 0.387, SLG: 0.512 (1, 10)	4-2 BB		0-0 F7		0-0 G1-3		2-1 P5		
Chris Hoiles, R OBP: 0.355, SLG: 0.451 (1, 2)	4-0 BB			0-1 1B		3-1 F8		3-2 P4	
Jeff Huson, L OBP: 0.341, SLG: 0.287 (1, 4)	2-1 G4-3			2-2 1B		2-0 F7		4-2 BB	
Jarvis Brown, R OBP: 0.400, SLG: 0.267 (1, 9) (9, 8)		2-2 P4		0-0 1B		1-2 E6		4-1 BB	

AB	R	H	RBI	BB	SO	LOB
4	0	0	0	0	3	3
1	0	0	0	0	0	2
1	1	0	0	3	1	2
3	1	2	1	1	0	1
4	0	2	1	0	0	3
4	0	0	0	0	1	5
3	0	0	0	1	0	3
3	0	1	0	1	0	0
3	0	1	0	1	0	3
2	0	0	0	1	0	0

BOTTOM

New York Yankees @ Baltimore Orioles
Oriole Park at Camden Yards, Baltimore, MD

Sun Sep 17 1995, 3:33 AM EDT
Att: 46,027 - Cloudy - 73 F

AB	28
R	2
H	6
RBI	2
BB	8
SO	5
LOB	22



1B: 3	SF: 0
2B: 3	SAC: 1
3B: 0	DP: 2
HR: 0	HBP: 0

WP: 0	PA: 37
PB: 0	
SB: 3	
CS: 0	

Inning Stats		R	H	E	K	S	R	H	E	K	S	R	H	E	K	S	R	H	E	K	S
R: 2		2	2	0	2	18	R: 0	0	0	0	9	R: 0	1	0	0	4	R: 0	2	1	0	16
H: 2		2	2	0	2	18	H: 0	0	0	0	9	H: 1	0	0	0	4	H: 0	0	0	0	16
LOB: 3		3	3	0	2	18	LOB: 1	1	0	0	9	LOB: 0	0	0	0	4	LOB: 1	0	0	0	16
BB: 3		3	3	0	2	18	BB: 1	1	0	0	9	BB: 0	0	0	0	4	BB: 2	0	0	0	16
P: 36		36	36	0	2	18	P: 18	18	0	0	9	P: 8	8	0	0	4	P: 20	0	0	0	16

PITCHER		IP	WLS	BF	H	R	ER	SO	BB	IBB	HBP	BLK	WP	HR	S	P	ERA	WHIP
Scott Kamieniecki, R		6.0	L	28	6	2	2	5	4	0	0	0	0	0	63	112	3.00	1.667
Bob MacDonald, L		0.0		2	0	0	0	0	2	0	0	0	0	2	10			
42 Mariano Rivera, R		1.1		6	0	0	0	0	2	0	0	0	0	15	29	0.00	1.500	
Steve Howe, L		0.2		1	0	0	0	0	0	0	0	0	0	3	4	0.00	0.000	

Batter	1	2	3	4	5	6	7	8	9	AB R H RBI BB SO LOB	TOP											
Curtis Goodwin, L OBP: 0.309, SLG: 0.337 (1, 8)	2-3 K		2-2 G3 2B			1-3 K		0-0 G1-3	0-0 G5-3	5 0 1 0 0 2 0												
Brady Anderson, L OBP: 0.363, SLG: 0.438 (1, 7)	1-2 F9		3-1 G3			1-1 G3		3-1 1B 1B 2B	1-0 G4-3	5 1 1 0 0 0 1												
Rafael Palmeiro, L OBP: 0.378, SLG: 0.585 (1, 3)	0-1 1B			1-0 L9		2-0 HR 1B		0-0 E 1B 2B 1B		4 2 3 0 0 0 0												
Bobby Bonilla, S OBP: 0.380, SLG: 0.569 (1, 5)	0-0 F7			2-1 G4-3		0-0 HR		0-1 E 2B 1B		4 2 2 3 0 0 1												
Cal Ripken Jr., R OBP: 0.317, SLG: 0.410 (1, 6)				4-2 BB		2-3 K		3-2 E6 2B		3 1 0 0 1 1 2												
Harold Baines, L OBP: 0.388, SLG: 0.514 (1, 10)				2-2 F9				1-2 F9 2B		4 0 2 3 0 0 1												
Chris Hoiles, R OBP: 0.352, SLG: 0.445 (1, 2)					1-0 F8			0-0 F9		4 0 0 0 0 0 2												
Jeff Huson, L OBP: 0.331, SLG: 0.277 (1, 4)					1-0 L6			2-3 F9		4 0 0 0 0 0 2												
Mark Smith, R OBP: 0.329, SLG: 0.357 (1, 9)					3-1 G6-3				2-2 F9	4 0 0 0 0 1 1												
Inning Stats	R: 0 E: 0 K: 1 S: 10	H: 1 LOB: 1 BB: 0 P: 13	R: 0 E: 0 K: 0 S: 5	H: 0 LOB: 0 BB: 0 P: 8	R: 0 E: 0 K: 0 S: 9	H: 1 LOB: 1 BB: 0 P: 18	R: 0 E: 0 K: 0 S: 12	H: 0 LOB: 1 BB: 1 P: 21	R: 0 E: 0 K: 0 S: 4	H: 0 LOB: 0 BB: 0 P: 8	R: 2 E: 0 K: 2 S: 11	H: 2 LOB: 0 BB: 0 P: 17	R: 0 E: 0 K: 1 S: 12	H: 1 LOB: 1 BB: 0 P: 20	R: 4 E: 1 K: 0 S: 14	H: 4 LOB: 1 BB: 0 P: 25	R: 0 E: 0 K: 0 S: 5	H: 0 LOB: 0 BB: 0 P: 8	1B: 5 2B: 3 3B: 0 HR: 1	SF: 0 SAC: 0 DP: 0 HBP: 0	WP: 0 PB: 0 SB: 0 CS: 0	PA: 38
PITCHER	IP WLS BF H R ER SO BB IBB HBP BLK WP HR S P ERA WHIP																					
Felipe Lira, R ERA: 4.24 (1, 1)	6.0 L 23 4 2 2 3 1 0 0 0 0 0 1 51 85 3.00 0.833																					
Mike Christopher, R ERA: 4.0 (7, 1)	1.0 4 1 0 0 1 0 0 0 0 0 0 0 12 20 0.00 1.000																					
Brian Bohanon, L ERA: 6.01 (8, 1)	0.1 4 3 3 3 0 0 0 0 0 0 0 0 6 9 81.00 9.000																					
Brian Maxcy, R ERA: 6.44 (8, 1)	0.2 4 1 1 0 0 0 0 0 0 0 0 0 8 16 0.00 1.500																					
Mike Myers, L ERA: 12.27 (9, 1)	1.0 3 0 0 0 0 0 0 0 0 0 0 0 5 8 0.00 0.000																					

Baltimore Orioles @ Detroit Tigers
Tiger Stadium, Detroit, MI
 Mon Sep 18 1995, 7:05 PM EDT
 Att. 12,637 - Unknown - 69 F

livebaseballscorecards.com

AB	37
R	6
H	9
RBI	6
BB	1
SO	4
LOB	10



Batter	1	2	3	4	5	6	7	8	9	AB R H RBI BB SO LOB
Chad Curtis, R OBP: 0.354, SLG: 0.445 (1, 8)	2-1 1B 2B		0-0 L9		1-3 K2-3			3-2 HR	0-1 FC6-4	5 2 2 1 0 1 2
Bobby Higginson, L OBP: 0.332, SLG: 0.399 (1, 9)	0-0 1B 2B		2-3 K		1-0 G5-3			1-3 K		4 0 1 0 0 2 1
Travis Fryman, R OBP: 0.354, SLG: 0.414 (1, 5)	2-2 1B		0-3 K		2-3 K			4-2 BB BB		3 0 1 1 1 2 0
Cecil Fielder, R OBP: 0.354, SLG: 0.489 (1, 10) Derrick White, R OBP: 0.191, SLG: 0.234 (8, PR)	0-3 K		2-0 P4		0-2 FC3-6 1B			4-1 BB BB		3 0 1 0 1 1 2 0 0 0 0 0 0 0
Lou Whitaker, L OBP: 0.376, SLG: 0.529 (1, 4)	1-3 K		1-3 K		2-2 FC3-6			0-0 P6		4 0 0 0 0 2 5
Tony Clark, S OBP: 0.258, SLG: 0.321 (1, 3)	2-1 P5		4-1 FC6-4 BB		0-0 F7			1-3 K		3 0 0 0 1 1 5
Alan Trammell, R OBP: 0.353, SLG: 0.357 (1, 6)			3-1 G4-3		1-0 FC6-4			0-2 G3		4 0 0 0 0 0 1
Phil Nevin, R OBP: 0.281, SLG: 0.254 (1, 7)			2-1 F8		4-1 SH2-4 BB			3-3 K		2 0 0 0 2 1 0
Ron Tingley, R OBP: 0.313, SLG: 0.407 (1, 2) Franklin Stubbs, L OBP: 0.363, SLG: 0.404 (9, PH)			1-3 K		2-1 SH2-4			2-3 K		2 0 0 0 0 2 0 1 0 0 0 0 1 1


Inning Stats	R: 1	H: 3	E: 0	K: 2	S: 14	LOB: 2	BB: 0	P: 21	R: 0	H: 0	E: 0	K: 1	S: 7	LOB: 0	BB: 0	P: 13	R: 0	H: 0	E: 0	K: 2	S: 7	LOB: 1	BB: 1	P: 15	R: 0	H: 1	E: 0	K: 1	S: 13	LOB: 1	BB: 0	P: 17	R: 0	H: 0	E: 0	K: 2	S: 10	LOB: 0	BB: 0	P: 17	R: 1	H: 1	E: 0	K: 2	S: 15	LOB: 2	BB: 2	P: 28	R: 0	H: 0	E: 0	K: 1	S: 9	LOB: 1	BB: 1	P: 15	1B: 3	SF: 0	2B: 1	SAC: 1	3B: 0	DP: 0	HR: 1	HBP: 0
--------------	------	------	------	------	-------	--------	-------	-------	------	------	------	------	------	--------	-------	-------	------	------	------	------	------	--------	-------	-------	------	------	------	------	-------	--------	-------	-------	------	------	------	------	-------	--------	-------	-------	------	------	------	------	-------	--------	-------	-------	------	------	------	------	------	--------	-------	-------	-------	-------	-------	--------	-------	-------	-------	--------

PITCHER	IP	WLS	BF	H	R	ER	SO	BB	IBB	HBP	BLK	WP	HR	S	P	ERA	WHIP
Jimmy Haynes, R ERA: 1.88 (1, 1)	7.1		30	5	2	2	11	3	0	0	0	0	1	74	124	2.46	1.091
Joe Borowski, R ERA: (8, 1)	0.0		1	0	0	0	0	1	0	0	0	0	0	1	5	∞	∞
Jesse Orosco, L ERA: 3.42 (8, 1)	0.2		2	0	0	0	1	0	0	0	0	0	0	4	5	0.00	0.000
Doug Jones, R ERA: 5.12 (9, 1)	1.0		4	0	0	0	1	1	0	0	0	0	0	9	15	0.00	1.000

BOTTOM

Baltimore Orioles @ Detroit Tigers
Tiger Stadium, Detroit, MI
Mon Sep 18 1995, 7:05 PM EDT
Att: 12,637 - Unknown - 69 F

AB	31
R	2
H	5
RBI	2
BB	5
SO	13
LOB	17



WP	PA	ERA	WHIP
0	37		

Batter	1	2	3	4	5	6	7	8	9	AB R H RBI BB SO LOB	TOP																
Curtis Goodwin, L (1, 8) OBP: 0.305, SLG: 0.339	2-2 F7	0-0 F9		0-1 4-3			1-1 G6-4-3 1B		2-2 F9	5 0 1 0 0 0 2																	
Brady Anderson, L (1, 7) OBP: 0.366, SLG: 0.446	1-2 4-3		1-1 HR	3-1 G3			2-2 G6-4-3 1-2f			4 1 1 1 0 0 2																	
Rafael Palmeiro, L (1, 3) OBP: 0.377, SLG: 0.588	2-3 K		0-0 HR		4-1 G4-6-3 BB		2-2 G3			3 1 1 1 1 1 0																	
Bobby Bonilla, S (1, 5) OBP: 0.380, SLG: 0.566		1-1 4-3 1B	1-2 4-3		1-2 G4-6-3 1-2f		3-2 G6-4-3 1B			4 1 2 0 0 0 1																	
Cal Ripken Jr., R (1, 6) OBP: 0.314, SLG: 0.405		1-2 4-3	4-2 BB BB		1-2 5-3		2-1 G6-4-3 1-2f			3 0 0 0 1 0 2																	
Harold Baines, L (1, 10) OBP: 0.397, SLG: 0.531		0-0 BB 2B	4-2 BB BB		1-0 HR		3-2 2B			3 2 3 2 1 0 0 0 0 0 0 0 0 0																	
Jeffrey Hammonds, R (8, PR) OBP: 0.274, SLG: 0.366		2-H 1B	1-2 BB		4-1 F5		1-3 K			3 1 0 0 1 1 3																	
Chris Hoiles, R (1, 2) OBP: 0.351, SLG: 0.441		4-1 2B BB	0-1 G5-4-3		3-1 K					3 1 0 0 1 1 3																	
Jeff Huson, L (1, 4) OBP: 0.341, SLG: 0.294		3-2 1-H 2-H 2B		1-2 CS 1B		0-3 K		1-2 F6		4 0 2 2 0 1 0																	
Jarvis Brown, R (1, 9) OBP: 0.375, SLG: 0.222		0-3 K		4-1 1-2 4-3 BB		0-3 K		1-1 5-3		3 0 0 0 1 2 1																	
Inning Stats	R: 0 E: 0 K: 1 S: 10 H: 0 LOB: 0 BB: 0 P: 15	R: 3 E: 0 K: 1 S: 15 H: 3 LOB: 1 BB: 1 P: 24	R: 2 E: 0 K: 0 S: 14 H: 2 LOB: 1 BB: 2 P: 24	R: 0 E: 0 K: 0 S: 8 H: 1 LOB: 1 BB: 1 P: 16	R: 0 E: 0 K: 0 S: 7 H: 0 LOB: 0 BB: 1 P: 13	R: 1 E: 0 K: 2 S: 9 H: 1 LOB: 0 BB: 0 P: 13	R: 0 E: 0 K: 0 S: 8 H: 1 LOB: 0 BB: 0 P: 13	R: 0 E: 0 K: 1 S: 12 H: 2 LOB: 1 BB: 0 P: 21	R: 0 E: 0 K: 0 S: 11 H: 0 LOB: 0 BB: 0 P: 15	1B: 5 2B: 2 3B: 0 HR: 3 SF: 0 SAC: 0 DP: 4 HBP: 0	WP: 0 PB: 0 SB: 0 CS: 1 PA: 37																
PITCHER	IP WLS BF H R ER SO BB IBB HBP BLK WP HR S P ERA WHIP											PITCHER	IP WLS BF H R ER SO BB IBB HBP BLK WP HR S P ERA WHIP														
Clint Sodowsky, R (1, 1) ERA: 3.63	2.1 L	14	5	5	5	2	2	0	0	0	0	0	2	33	53	19.29	3.000										
Ben Blomdahl, R (3, 1) ERA: 8.24	2.2	9	1	0	0	0	3	0	0	0	0	0	0	21	39	0.00	1.500										
Brian Bohanon, L (6, 1) ERA: 5.98	2.0	7	2	1	1	2	0	0	0	0	0	0	1	17	26	4.50	1.000										
Greg Gohr, R (8, 1) ERA: 1.5	1.0	4	2	0	0	1	0	0	0	0	0	0	0	12	21	0.00	2.000										
Joe Boever, R (9, 1) ERA: 6.34	1.0	3	0	0	0	0	0	0	0	0	0	0	0	11	15	0.00	0.000										

Baltimore Orioles @ Detroit Tigers
Tiger Stadium, Detroit, MI
Wed Sep 20 1995, 3:33 AM EDT
Att. 8,397 - Overcast - 62 F

livebaseballscorecards.com

AB	32
R	6
H	10
RBI	6
BB	5
SO	5
LOB	11



Batter	1	2	3	4	5	6	7	8	9	AB R H RBI BB SO LOB	TOP
Jarvis Brown, R (1, 8) OBP: 0.346, SLG: 0.200 Curtis Goodwin, L (6, PH) OBP: 0.305, SLG: 0.339 (6, 8)	2-2 		1-1 			1-2 	2-1 	0-2 		2 0 0 0 0 0 3 0 1 0 0 0 3	
Brady Anderson, L (1, 7) OBP: 0.367, SLG: 0.448	1-2 		3-2 			3-2 	3-2 		1-1 	5 2 3 1 0 0 1	
Cal Ripken Jr., R (1, 6) OBP: 0.317, SLG: 0.408	1-2 			3-1 		2-2 	0-1 		3-2 	5 2 3 3 0 0 0	
Bobby Bonilla, S (1, 5) OBP: 0.382, SLG: 0.570	0-2 			0-1 			1B 		2-1 	5 3 3 2 0 0 2	
Rafael Palmeiro, L (1, 3) OBP: 0.378, SLG: 0.586	1-1 			2-3 			1B 		0-3 	5 1 2 1 0 2 4	
Chris Hoiles, R (1, 2) OBP: 0.354, SLG: 0.440		1-1 			1-0 				4-1 	3 2 1 1 2 0 0	
Harold Baines, L (1, 10) OBP: 0.395, SLG: 0.531		2-1 			2-2 				2-0 	4 1 1 2 0 1 2	
Mark Smith, R (1, 9) OBP: 0.333, SLG: 0.390		3-1 			3-2 				0-1 	5 1 2 3 0 0 2	
Jeff Huson, L (1, 4) OBP: 0.336, SLG: 0.285			1-2 		1-1 				2-0 	4 1 0 0 0 1 1	
Inning Stats	R: 0 H: 2 E: 0 LOB: 2 K: 0 BB: 0 S: 14 P: 19	R: 0 H: 0 E: 0 LOB: 0 K: 0 BB: 0 S: 6 P: 12	R: 0 H: 0 E: 0 LOB: 0 K: 0 BB: 0 S: 10 P: 15	R: 0 H: 0 E: 0 LOB: 0 K: 1 BB: 0 S: 7 P: 12	R: 0 H: 1 E: 0 LOB: 1 K: 0 BB: 0 S: 11 P: 18	R: 0 H: 1 E: 0 LOB: 0 K: 0 BB: 0 S: 10 P: 16	R: 8 H: 8 E: 1 LOB: 2 K: 1 BB: 1 S: 26 P: 46	R: 0 H: 0 E: 0 LOB: 0 K: 1 BB: 0 S: 11 P: 14	R: 5 H: 4 E: 0 LOB: 0 K: 1 BB: 1 S: 15 P: 29	1B: 12 SF: 1 2B: 3 SAC: 0 3B: 1 DP: 1 HR: 1 HBP: 1	WP: 0 PA: 45 PB: 0 SB: 1 CS: 0
PITCHER C.J. Nitkowski, L (1, 1) ERA: 6.42 Mike Christopher, R (6, 1) ERA: 3.93 John Doherty, R (7, 1) ERA: 5.15 Mike Myers, L (7, 1) ERA: 12.6 Brian Maxcy, R (7, 1) ERA: 6.75	IP WLS BF H R ER SO BB IBB HBP BLK WP HR S P ERA WHIP 5.0 0 18 3 0 0 1 0 0 0 0 0 0 48 76 0.00 0.600 1.0 0 3 1 0 0 0 0 0 0 0 0 0 10 16 0.00 1.000 0.1 L 5 4 4 4 0 0 0 0 0 0 0 0 7 9 108.00 12.000 0.1 0 3 1 0 0 0 0 0 0 1 0 0 9 15 0.00 3.000 0.1 0 5 3 4 4 1 1 0 0 0 0 0 10 22 108.00 12.000					PITCHER Joe Boever, R (8, 1) ERA: 6.68	IP WLS BF H R ER SO BB IBB HBP BLK WP HR S P ERA WHIP 2.0 0 11 4 5 5 2 1 0 0 0 0 0 1 43 22.50 2.500				

Baltimore Orioles @ Detroit Tigers
 Tiger Stadium, Detroit, MI
 Thu Sep 21 1995, 3:33 AM EDT
 Att. 14,803 - Overcast - 59 F

livebaseballscorecards.com

AB	41
R	13
H	16
RBI	13
BB	2
SO	4
LOB	15



Batter	1	2	3	4	5	6	7	8	9	AB R H RBI BB SO LOB	TOP											
Jarvis Brown, R OBP: 0.290, SLG: 0.160 (1, 8)	1-0 P4	2-0 SH5-3		0-0 L4		0-0 G6-3		2-1 F9	1-3 K	5 0 0 0 0 1 4												
Brady Anderson, L OBP: 0.369, SLG: 0.446 (1, 7)	4-2 1B S BB	3-2 L9		1-1 P6		4-2 FC5-4 BB		1-1 1B HBP		2 1 0 0 2 0 2												
Cal Ripken Jr., R OBP: 0.319, SLG: 0.416 (1, 6)	1-2 1B HR	3-2 HR				2-0 FC5-4		2-1 1B		5 2 3 5 0 0 2												
Bobby Bonilla, S OBP: 0.382, SLG: 0.574 (1, 5)	0-0 1B HR	1-0 1B				1-3 K		0-0 F9		5 1 2 2 0 2 1												
Rafael Palmeiro, L OBP: 0.376, SLG: 0.588 (1, 3)	3-1 F7	2-0 F9				1-1 F7		3-2 L3		5 1 1 1 0 0 1												
Chris Hoiles, R OBP: 0.357, SLG: 0.441 (1, 2)	2-2 1B FC4-6		3-2 G2			1-0 1B HR		4-2 1B BB		4 1 2 0 1 0 0												
Harold Baines, L OBP: 0.388, SLG: 0.540 Jeffrey Hammonds, R OBP: 0.278, SLG: 0.375 (1, 10) (9, PH)	3-1 FC4-6		4-2 BB G5-4-3			2-1 1B HR		1-1 1B		3 1 2 2 1 0 1 1 0 1 0 0 0 0												
Mark Smith, R OBP: 0.337, SLG: 0.383 (1, 9)		2-0 1B HR SH5-3		1-1 BB G5-4-3		0-0 L5		0-0 G3		4 1 1 0 1 0 3												
Jeff Huson, L OBP: 0.338, SLG: 0.305 (1, 4)		1-0 1B HR SH5-3		2-2 G4-3		0-0 3B		2-2 1B HBP E1		5 2 2 0 0 0 2												
Inning Stats	R: 3 E: 0 K: 0 S: 14	H: 3 LOB: 1 BB: 1 P: 28	R: 3 E: 0 K: 0 S: 11	H: 4 LOB: 1 BB: 0 P: 25	R: 0 E: 0 K: 0 S: 8	H: 0 LOB: 0 BB: 1 P: 16	R: 0 E: 0 K: 0 S: 6	H: 0 LOB: 0 BB: 0 P: 9	R: 0 E: 0 K: 1 S: 7	H: 0 LOB: 0 BB: 0 P: 10	R: 2 E: 0 K: 0 S: 9	H: 3 LOB: 2 BB: 1 P: 18	R: 0 E: 0 K: 1 S: 11	H: 1 LOB: 2 BB: 1 P: 21	R: 1 E: 1 K: 0 S: 9	H: 1 LOB: 1 BB: 0 P: 16	R: 1 E: 0 K: 1 S: 10	H: 2 LOB: 2 BB: 1 P: 18	1B: 8 2B: 1 3B: 1 HR: 4	SF: 0 SAC: 1 DP: 1 HBP: 1	WP: 0 PB: 0 SB: 1 CS: 0	PA: 46
PITCHER	IP WLS BF H R ER SO BB IBB HBP BLK WP HR S P ERA WHIP																					
Brian Givens, L ERA: 5.12 (1, 1)	2.0 L 14 7 6 6 0 1 0 0 0 0 2 25 53 27.00 4.000																					
Mark Kiefer, R ERA: 3.63 (3, 1)	4.2 19 3 2 2 2 3 0 0 0 0 1 38 70 3.86 1.286																					
Sid Roberson, L ERA: 5.94 (7, 1)	2.1 13 4 2 1 1 0 1 1 0 0 1 22 38 3.86 1.714																					

Baltimore Orioles @ Milwaukee Brewers
Milwaukee County Stadium, Milwaukee, WI

Fri Sep 22 1995, 8:05 PM EDT
Att. 10,042 - Unknown - 47 F

livebaseballscorecards.com

AB	39
R	10
H	14
RBI	10
BB	5
SO	3
LOB	16



Batter	1	2	3	4	5	6	7	8	9	AB R H RBI BB SO LOB
Fernando Vina, L (1, 4) OBP: 0.312, SLG: 0.349	3-2 G3-1		0-0 2B 1-2 G4-3 1B		3-1 G4-3		1-1 G4-3 1-2		1-1 G6-3 1-2f	5 1 1 0 0 0 2
Kevin Seitzer, R (1, 10) OBP: 0.399, SLG: 0.425	2-3 K		0-1 G4-3 1-3 2-H 2B		1-0 G1-3		0-0 2-H 1B		1-0 G3-1	5 0 2 2 0 1 0
B.J. Surhoff, L (1, 7) OBP: 0.380, SLG: 0.500	1-1 G1		0-0 G4-3 2-3 3-H		2-3 K		1-0 SAFE P5			4 0 0 1 0 1 2
John Jaha, R (1, 3) OBP: 0.381, SLG: 0.570		2-2 1B 1B	4-1 BB		1-0 FC4-6 1B			4-2 E DI BB		2 0 2 0 2 0 0
Dave Nilsson, L (1, 9) OBP: 0.336, SLG: 0.459		0-1 G1-6-3 1B	0-2 SAFE G1-3		0-0 FC4-6 1-2f			1-2 L7		4 0 1 0 0 0 4
Jeff Cirillo, R (1, 5) OBP: 0.370, SLG: 0.450		1-3 K		1-2 F8		1-2 K		3-1 P3		4 0 0 0 0 2 4
David Hulse, L (1, 8) OBP: 0.293, SLG: 0.357		0-0 G1-6-3 1-2f		2-0 G1-3		1-1 G5-3		2-2 E1 1-3		4 0 0 0 0 0 4
Mike Matheny, R (1, 2) OBP: 0.305, SLG: 0.326			3-3 K HBP		3-2 FC6-4 HBP		0-0 G4-3 1B 1B		1-0 L7	3 1 1 0 0 1 2
Mark Loretta, R (1, 6) OBP: 0.207, SLG: 0.259			0-1 1B 2B 1B		2-2 FC6-4 1-2f		1-3 K		1-2 G6-3 1B	4 1 2 0 0 1 2

Inning Stats	R: 0 E: 0 K: 1 S: 11	H: 0 LOB: 0 BB: 0 P: 17	R: 0 E: 0 K: 1 S: 11	H: 2 LOB: 1 BB: 0 P: 14	R: 2 E: 0 K: 1 S: 13	H: 3 LOB: 2 BB: 1 P: 20	R: 0 E: 0 K: 0 S: 9	H: 0 LOB: 1 BB: 0 P: 17	R: 0 E: 0 K: 1 S: 6	H: 0 LOB: 0 BB: 0 P: 12	R: 0 E: 0 K: 1 S: 7	H: 1 LOB: 1 BB: 0 P: 10	R: 1 E: 0 K: 1 S: 8	H: 2 LOB: 1 BB: 0 P: 11	R: 0 E: 1 K: 0 S: 12	H: 0 LOB: 2 BB: 1 P: 23	R: 0 E: 0 K: 0 S: 6	H: 1 LOB: 0 BB: 0 P: 9	1B: 8 2B: 1 3B: 0 HR: 0	SF: 0 SAC: 0 DP: 2 HBP: 1	WP: 0 PB: 0 SB: 0 CS: 0	PA: 38
--------------	-------------------------------	----------------------------------	-------------------------------	----------------------------------	-------------------------------	----------------------------------	------------------------------	----------------------------------	------------------------------	----------------------------------	------------------------------	----------------------------------	------------------------------	----------------------------------	-------------------------------	----------------------------------	------------------------------	---------------------------------	----------------------------------	------------------------------------	----------------------------------	--------

PITCHER	IP	WLS	BF	H	R	ER	SO	BB	IBB	HBP	BLK	WP	HR	S	P	ERA	WHIP
Kevin Brown, R (1, 1) ERA: 3.8	6.2	W	29	8	3	3	6	1	0	1	0	0	0	64	99	4.05	1.350
Mark Lee, L (7, 1) ERA: 4.86	1.1		6	0	0	0	0	1	0	0	0	0	0	13	25	0.00	0.750
Doug Jones, R (9, 1) ERA: 5.01	1.0		3	1	0	0	0	0	0	0	0	0	0	6	9	0.00	1.000

BOTTOM

Baltimore Orioles @ Milwaukee Brewers
Milwaukee County Stadium, Milwaukee, WI

Fri Sep 22 1995, 8:05 PM EDT
Att: 10,042 - Unknown - 47 F

livebaseballscores.com

AB	35
R	3
H	9
RBI	3
BB	2
SO	6
LOB	20



BOTTOM

Baltimore Orioles @ Milwaukee Brewers
 Milwaukee County Stadium, Milwaukee, WI

AB	29
R	3
H	3
RBI	3
BB	9
SO	6
LOB	14



WP:	0	PA:	38
PB:	0		
SB:	0		
CS:	1		

Sat Sep 23 1995, 8:05 PM EDT
 Att: 21,074 - Unknown - 51 F

livebaseballscorecards.com

AB R H RBI BB SO LOB

5	0	0	0	0	1	2
3	1	0	0	2	0	1
3	1	0	0	1	0	2
3	1	1	0	1	1	0
3	0	1	0	0	0	2
0	0	0	0	1	0	0
2	0	0	1	2	0	1
4	0	1	2	0	1	4
3	0	0	0	0	1	2
1	0	0	0	0	1	0
2	0	0	0	2	1	0

Batter	1	2	3	4	5	6	7	8	9
Pat Listach, S OBP: 0.278, SLG: 0.258 (1, 6)	2-1 F7		0-2 G1-3		3-3 K			0-0 B5-3	2-2 G4-3
Kevin Seitzer, R OBP: 0.399, SLG: 0.422 (1, 5)	2-2 F8			0-1 F9	4-2 BB			4-0 BB 1B BB	3-2 F9
B.J. Surhoff, L OBP: 0.379, SLG: 0.496 (1, 7)	2-1 G6-3			4-0 BB 1B BB	2-1 L9			1-1 F8	
John Jaha, R OBP: 0.382, SLG: 0.568 (1, 3)				4-2 BB 1B BB		1-2 G1-3		0-2 BB 1B	
Dave Nilsson, L OBP: 0.336, SLG: 0.457 (1, 10)				0-2 F8		1-0 P6		4-2 BB BB	
Joe Oliver, R OBP: 0.332, SLG: 0.442 (8, PH)								1-2 BB BB	
Matt Mieske, R OBP: 0.332, SLG: 0.449 (1, 9)				4-1 BB 1B BB		0-0 P4		4-1 BB	
Mike Matheny, R OBP: 0.303, SLG: 0.324 (1, 2)				1-2 BB				1-2 BB	
Duane Singleton, L OBP: 0.053, SLG: 0.053 (1, 8)				0-1 BB 1B				1-1 F8	
David Hulse, L OBP: 0.292, SLG: 0.356 (9, PH)				1-2 BB					
Mark Loretta, R OBP: 0.242, SLG: 0.241 (1, 4)				0-3 K				0-1 F8	1-3 K
				1-2 BB				1-1 F9	4-0 BB G4-3

Inning Stats	R: 0	H: 0	E: 0	K: 0	S: 8	R: 0	H: 1	E: 0	K: 2	S: 13	R: 0	H: 0	E: 0	K: 1	S: 9	R: 2	H: 1	E: 0	K: 1	S: 15	R: 0	H: 0	E: 0	K: 1	S: 11	R: 0	H: 0	E: 0	K: 0	S: 6	R: 0	H: 0	E: 0	K: 0	S: 7	R: 1	H: 1	E: 0	K: 0	S: 11	R: 0	H: 0	E: 0	K: 1	S: 17	1B: 3	2B: 1	3B: 0	HR: 0	SF: 0	SAC: 0	DP: 1	HBP: 0	WP: 0	PA: 38
--------------	------	------	------	------	------	------	------	------	------	-------	------	------	------	------	------	------	------	------	------	-------	------	------	------	------	-------	------	------	------	------	------	------	------	------	------	------	------	------	------	------	-------	------	------	------	------	-------	-------	-------	-------	-------	-------	--------	-------	--------	-------	--------

PITCHER	IP	WLS	BF	H	R	ER	SO	BB	IBB	HBP	BLK	WP	HR	S	P	ERA	WHIP
Jimmy Haynes, R ERA: 2.45 (1, 1)	7.2	W	31	3	3	3	5	6	0	0	0	0	0	75	129	3.52	1.174
Jesse Orosco, L ERA: 3.33 (8, 1)	1.1		7	0	0	0	1	3	0	0	0	0	0	22	41	0.00	2.250

Batter	1	2	3	4	5	6	7	8	9	AB R H RBI BB SO LOB	TOP		
Curtis Goodwin, L (1, 8) OBP: 0.299, SLG: 0.330	1-2 G4-3		0-3 K		2-1 G6-3			4-0 PB BB		3 0 0 0 1 1 0	Baltimore Orioles @ Milwaukee Brewers Milwaukee County Stadium, Milwaukee, WI Sun Sep 24 1995, 4:33 AM EDT Att. 15,181 - Sunny - 59 F		
Brady Anderson, L (1, 7) OBP: 0.372, SLG: 0.444	2-1 L6		4-2 BB			1-0 G4-3		4-2 SAFE BB 1-2 BB		2 0 0 0 2 0 0			
Rafael Palmeiro, L (1, 3) OBP: 0.377, SLG: 0.592	3-1 G3		1-0 F9			0-0 2B		0-0 F9		4 0 1 0 0 0 3			
Bobby Bonilla, S (1, 5) OBP: 0.381, SLG: 0.571		0-2 F6		2-2 1B G6-3 2B		0-0 F9		2-2 P6		4 1 1 0 0 0 3			
Cal Ripken Jr., R (1, 6) OBP: 0.323, SLG: 0.425	2-1 G5-3		1-1 G6-3 1B		2-2 P4			1-1 G6-3		4 0 1 0 0 0 1			
Harold Baines, L (1, 10) OBP: 0.395, SLG: 0.532	2-3 K BB		1-0 G6-3		1-1 F8			0-0 G6-3		4 0 0 0 0 1 1			
Chris Hoiles, R (1, 2) OBP: 0.365, SLG: 0.452	4-0 1-2 BB		0-0 F9		4-0 G4-6-3 BB			1-0 1B 1B		2 0 1 0 2 0 0			
Jeff Huson, L (1, 4) OBP: 0.333, SLG: 0.324	0-0 G3-1		0-2 F7		2-0 G4-6-3			2-2 1-2 1B		4 0 1 0 0 0 3			
Mark Smith, R (1, 9) OBP: 0.316, SLG: 0.356 Kevin Bass, S (8, PH) OBP: 0.299, SLG: 0.317 (8, 9)		0-2 F8		3-1 F7		0-2 G3		1-3 K		2 0 0 0 0 0 0 2 0 0 0 0 1 2			
Inning Stats	R: 0 E: 0 K: 0 S: 7 H: 0 LOB: 0 BB: 0 P: 13	R: 0 E: 0 K: 1 S: 10 H: 0 LOB: 2 BB: 1 P: 18	R: 0 E: 0 K: 1 S: 10 H: 0 LOB: 1 BB: 1 P: 15	R: 1 E: 0 K: 0 S: 7 H: 2 LOB: 0 BB: 0 P: 11	R: 0 E: 0 K: 0 S: 7 H: 0 LOB: 0 BB: 0 P: 12	R: 0 E: 0 K: 0 S: 8 H: 1 LOB: 1 BB: 0 P: 11	R: 0 E: 0 K: 0 S: 3 H: 0 LOB: 0 BB: 1 P: 10	R: 0 E: 0 K: 0 S: 11 H: 0 LOB: 2 BB: 2 P: 21	R: 0 E: 0 K: 1 S: 11 H: 2 LOB: 2 BB: 0 P: 16	1B: 3 2B: 2 3B: 0 HR: 0 SF: 0 SAC: 0 DP: 2 HBP: 0	WP: 0 PB: 2 SB: 0 CS: 0 PA: 36		
PITCHER	IP WLS BF H R ER SO BB IBB HBP BLK WP HR S P ERA WHIP											PITCHER	IP WLS BF H R ER SO BB IBB HBP BLK WP HR S P ERA WHIP
Steve Sparks, R (1, 1) ERA: 4.42	7.1 W 29 3 1 1 2 5 0 0 0 0 0 0 59 105 1.23 1.091												
Kevin Wickander, L (8, 1) ERA: 1.99	0.2 2 0 0 0 0 0 0 0 0 0 0 0 4 6 0.00 0.000												
Mike Fetters, R (9, 1) ERA: 3.38	1.0 5 2 0 0 0 1 0 0 0 0 0 0 0 11 16 0.00 2.000												

livebaseballscorecards.com

AB	31
R	1
H	5
RBI	0
BB	5
SO	3
LOB	13



Batter	1	2	3	4	5	6	7	8	9	AB R H RBI BB SO LOB	TOP											
Curtis Goodwin, L OBP: 0.301, SLG: 0.332 (1, 8) BB X	1-0 F7	4-2 1B BB			2-1 SH4-3 F9-2 2B		1-1 B2		3-2 G5-3	4 0 1 0 1 0 1												
Brady Anderson, L OBP: 0.373, SLG: 0.443 (1, 7) BB X	1-0 L7	2-0 1B BB			0-0 SH4-3		4-1 2B BB		2-1 F9	3 1 1 1 1 0 0												
Rafael Palmeiro, L OBP: 0.379, SLG: 0.591 (1, 3) C BB C X	2-2 BB 1B	2-2 P5			4-2 BB		0-0 L3		0-2 1B	4 0 2 0 1 0 4												
Bobby Bonilla, S OBP: 0.381, SLG: 0.570 (1, 5) B F B B 1 SAFE	4-2 1-2 BB				2-1 F9-2 3-H		0-0 1B 2B 1-H 2-H		1-1 G4-3	4 0 1 2 1 0 3												
Cal Ripken Jr., R OBP: 0.322, SLG: 0.424 (1, 6) X	0-0 P6				1-1 P3		0-0 P2		0-1 1B	4 0 1 0 0 0 2												
Harold Baines, L OBP: 0.394, SLG: 0.528 (1, 10) C B B B B B X					1-1 P6		0-1 G6-3		2-2 L3	3 1 0 0 1 0 2												
Chris Hoiles, R OBP: 0.363, SLG: 0.450 (1, 2) C X					1-1 G1-3		0-1 F7		2-1 1B	4 0 1 0 0 0 1												
Jeff Huson, L OBP: 0.338, SLG: 0.343 (1, 4) B B X					0-2 F7		1-1 2B 2B		2-2 P5	4 2 2 1 0 0 0												
Mark Smith, R OBP: 0.314, SLG: 0.363 (1, 9) B X					2-3 K		1-1 2B 2B 2-H		0-0 G6-3	4 1 1 1 0 1 1												
Inning Stats	R: 0 E: 0 K: 0 S: 10	H: 1 LOB: 2 BB: 1 P: 18	R: 2 E: 0 K: 0 S: 18	H: 2 LOB: 2 BB: 2 P: 32	R: 0 E: 0 K: 0 S: 6	H: 0 LOB: 0 BB: 0 P: 8	R: 0 E: 0 K: 1 S: 9	H: 0 LOB: 0 BB: 0 P: 12	R: 0 E: 0 K: 0 S: 8	H: 1 LOB: 1 BB: 1 P: 16	R: 0 E: 0 K: 0 S: 5	H: 0 LOB: 0 BB: 0 P: 5	R: 3 E: 0 K: 0 S: 14	H: 4 LOB: 2 BB: 1 P: 23	R: 0 E: 0 K: 0 S: 7	H: 1 LOB: 0 BB: 0 P: 11	R: 0 E: 0 K: 0 S: 10	H: 1 LOB: 1 BB: 0 P: 16	1B: 5 2B: 6 3B: 0 HR: 0	SF: 0 SAC: 1 DP: 1 HBP: 0	WP: 1 PB: 0 SB: 0 CS: 0	PA: 40
PITCHER	IP WLS BF H R ER SO BB IBB HBP BLK WP HR S P ERA WHIP																					
Pat Hentgen, R ERA: 5.06 (1, 1)	7.0 L 33 8 5 5 1 5 0 0 0 1 0 70 114 6.43 1.857																					
Giovanni Carrara, R ERA: 7.17 (8, 1)	2.0 7 2 0 0 0 0 0 0 0 0 0 0 17 27 0.00 1.000																					

Baltimore Orioles @ Toronto Blue Jays
SkyDome, Toronto, ON
 Tue Sep 26 1995, 7:05 PM EDT
 Att. 35,414 - Dome - 68 F

livebaseballscorecards.com

AB	34
R	5
H	10
RBI	5
BB	5
SO	1
LOB	14



Batter	1	2	3	4	5	6	7	8	9	AB R H RBI BB SO LOB	TOP									
Jeff Huson, L (1, 4) OBP: 0.327, SLG: 0.331	1-1 P5			0-1 F8	2-0 F9		2-2 P2		1-2 G1-4-3	5 0 0 0 0 0 2										
Brady Anderson, L (1, 8) OBP: 0.373, SLG: 0.444	1-1 F7			1-0 2B		3-2 2B 1B	3-1 G4-3		1-1 G1-3	5 1 2 0 0 0 0										
Rafael Palmeiro, L (1, 3) OBP: 0.376, SLG: 0.587	0-0 G3			0-3 K		1 SAFE 1 SAFE 1 SAFE 1 SAFE 1 SAFE 1 SAFE	2-1 F9		1-1 P4	4 0 0 0 0 1 2										
Bobby Bonilla, S (1, 5) OBP: 0.382, SLG: 0.572		0-1 G4-3		3-3 K		3-2 1B 2B		3-2 1B 2B		4 2 2 0 0 1 1										
Cal Ripken Jr., R (1, 6) OBP: 0.325, SLG: 0.428		0-0 G5-3			1-1 1B 2B	2-1 1B 1B		0-2 2B 1B		4 2 3 2 0 0 0										
Harold Baines, L (1, 10) OBP: 0.395, SLG: 0.528		0-0 F7			2-1 2B PB SF8 1B	0-0 1B		1-3 K		4 1 2 0 0 1 2										
Chris Hoiles, R (1, 2) OBP: 0.362, SLG: 0.451			0-0 F7		1 SAFE 1 SAFE 1 SAFE 1 SAFE 1 SAFE 1 SAFE	1-3 K	1-1 G6-4-3	1-0 2B		4 0 1 2 0 1 4										
Kevin Bass, S (1, 7) OBP: 0.302, SLG: 0.333			2-1 F8		1-0 2B		1-2 HR	2-3 K		4 1 2 2 0 1 1										
Jarvis Brown, R (8, 8) OBP: 0.290, SLG: 0.160					3-2 P2					0 0 0 0 0 0 0										
Mark Smith, R (1, 9) OBP: 0.311, SLG: 0.355					1-2 SF8		0-0 P4		4-1 G1-4-3 BB	2 0 0 1 1 0 0										
Inning Stats	R: 0 H: 0 E: 0 K: 0 S: 5	H: 0 LOB: 0 BB: 0 P: 7	R: 0 H: 0 E: 0 K: 0 S: 4	H: 0 LOB: 0 BB: 0 P: 4	R: 0 H: 0 E: 0 K: 0 S: 10	H: 0 LOB: 0 BB: 0 P: 15	R: 0 H: 1 E: 0 K: 2 S: 10	H: 1 LOB: 1 BB: 0 P: 14	R: 2 H: 3 E: 0 K: 1 S: 12	H: 3 LOB: 1 BB: 0 P: 20	R: 2 H: 4 E: 0 K: 0 S: 14	H: 4 LOB: 1 BB: 0 P: 24	R: 1 H: 1 E: 0 K: 0 S: 11	H: 1 LOB: 0 BB: 0 P: 17	R: 2 H: 3 E: 0 K: 2 S: 17	H: 3 LOB: 1 BB: 0 P: 25	R: 0 H: 0 E: 0 K: 0 S: 7	H: 0 LOB: 0 BB: 1 P: 13	1B: 6 SF: 1 2B: 5 SAC: 0 3B: 0 DP: 2 HR: 1 HBP: 0	WP: 0 PA: 38 PB: 1 SB: 0 CS: 0
PITCHER	IP WLS BF H R ER SO BB IBB HBP BLK WP HR S P ERA WHIP																			
Paul Menhart, R (1, 1) ERA: 4.92	6.0 L 25 8 4 4 3 0 0 0 0 0 0 0 55 84 6.00 1.333																			
Jimmy Rogers, R (7, 1) ERA: 5.7	1.0 4 1 1 1 0 0 0 0 0 0 0 1 11 17 9.00 1.000																			
Ken Robinson, R (8, 1) ERA: 3.55	1.0 6 3 2 2 2 0 0 0 0 0 0 0 17 25 18.00 3.000																			
Tim Crabtree, R (9, 1) ERA: 3.3	1.0 3 0 0 0 0 1 0 0 0 0 0 0 7 13 0.00 1.000																			

Baltimore Orioles @ Toronto Blue Jays
 SkyDome, Toronto, ON
 Wed Sep 27 1995, 7:05 PM EDT
 Att. 35,019 - Unknown - 66 F

livebaseballscorecards.com

AB	36
R	7
H	12
RBI	7
BB	1
SO	5
LOB	12



Batter	1	2	3	4	5	6	7	8	9	AB R H RBI BB SO LOB
Shannon Stewart, R OBP: 0.318, SLG: 0.211 (1, 8) B B X	2-0 G5-3 ①		3-3 K ③			0-0 G6-3 ③			3-1 P3 ③	4 0 0 0 0 1 0
Alex Gonzalez, R OBP: 0.327, SLG: 0.402 (1, 6) C X	0-1 FC6-4 1B			0-0 F5-3 ①			1-2 G3-1 ①			3 0 1 0 0 0 0
Shawn Green, L OBP: 0.332, SLG: 0.519 (1, 9) X	0-0 FC6-4 1-2f ②			2-2 G3 ②			0-0 G4-3 1B ②			3 0 1 0 0 0 1
Ed Sprague, R OBP: 0.334, SLG: 0.413 (1, 10) B 1 SAFE S 1 SAFE X	1-1 G4-3 ③			3-2 F7 ③			0-1 G4-3 1-2f ② ③			3 0 0 0 0 0 2
Carlos Delgado, L OBP: 0.215, SLG: 0.306 (1, 3) B X		1-0 G1-3 ①			1-1 G3-1 ①			2-3 K ①		3 0 0 0 0 1 0
Robert Perez, R OBP: 0.186, SLG: 0.302 (1, 7) B B B X		2-1 F9 ②			1-1 G5-3 ②			0-2 G6-3 ②		3 0 0 0 0 0 0
Howard Battle, R OBP: 0.368, SLG: 0.200 (1, 5) S T B S S C		0-3 K ③			1-3 K ③			1-3 K ③		3 0 0 0 0 3 0
Sandy Martinez, L OBP: 0.276, SLG: 0.342 (1, 2) C B B X			2-2 G6-3 ①			1-1 L4-6 2B ①			2-1 F7 ①	3 0 1 0 0 0 0
Domingo Cedeno, S OBP: 0.289, SLG: 0.360 (1, 4) C X			0-1 G3-1 ②			0-0 L4-6 2-2 ② ③			1-0 P5 ②	3 0 0 0 0 0 1


Inning Stats	R: 0	H: 1	E: 0	LOB: 1	K: 0	BB: 0	S: 6	P: 9	R: 0	H: 0	E: 0	LOB: 0	K: 1	BB: 0	S: 7	P: 10	R: 0	H: 0	E: 0	LOB: 0	K: 1	BB: 0	S: 8	P: 13	R: 0	H: 0	E: 0	LOB: 0	K: 0	BB: 0	S: 8	P: 13	R: 0	H: 0	E: 0	LOB: 0	K: 1	BB: 0	S: 8	P: 11	R: 0	H: 1	E: 0	LOB: 0	K: 0	BB: 0	S: 4	P: 5	R: 0	H: 1	E: 0	LOB: 0	K: 0	BB: 0	S: 6	P: 7	R: 0	H: 0	E: 0	LOB: 0	K: 2	BB: 0	S: 9	P: 12	R: 0	H: 0	E: 0	LOB: 0	K: 0	BB: 0	S: 5	P: 11	1B: 2	SF: 0	2B: 2	SAC: 0	3B: 0	DP: 2	HR: 0	HBP: 0	WP: 0	PA: 28
PITCHER Scott Erickson, R ERA: 4.81 (1, 1)	IP	WLS	BF	H	R	ER	SO	BB	IBB	HBP	BLK	WP	HR	S	P	ERA	WHIP																			IP	WLS	BF	H	R	ER	SO	BB	IBB	HBP	BLK	WP	HR	S	P	ERA	WHIP																														

BOTTOM

Baltimore Orioles @ Toronto Blue Jays
 SkyDome, Toronto, ON
 Wed Sep 27 1995, 7:05 PM EDT
 Att: 35,019 - Unknown - 66 F

livebaseballscorecards.com

AB	28
R	0
H	3
RBI	0
BB	0
SO	5
LOB	4



Batter	1	2	3	4	5	6	7	8	9	AB R H RBI BB SO LOB	TOP	
Chad Curtis, R (1, 8) OBP: 0.352, SLG: 0.439 	1-2 P6 		1-1 G5-3 			1-2 P4 		4-0 		3 0 0 0 1 0 0		
Chris Gomez, R (1, 6) OBP: 0.292, SLG: 0.358 Franklin Stubbs, L (8, PH) OBP: 0.358, SLG: 0.397 Scott Fletcher, R (8, 4) OBP: 0.312, SLG: 0.313 	1-2 G4-3 			1-3 K 		2-2 G3 		0-3 K 		3 0 0 0 0 1 0 1 0 0 0 0 1 2 0 0 0 0 0 0 0		
Travis Fryman, R (1, 5) OBP: 0.350, SLG: 0.414 	0-2 			1-0 G6-3 			1-0 G1-3 		0-0 P5 	4 0 1 0 0 0 0		
Cecil Fielder, R (1, 10) OBP: 0.346, SLG: 0.472 	1-3 K 			3-2 G5-3 			0-1 G5-3 		1-3 K 	4 0 0 0 0 2 1		
Tony Clark, S (1, 3) OBP: 0.294, SLG: 0.411 		2-0 G3 			0-0 L7 		1-1 		2-2 	4 0 2 0 0 0 0		
Bobby Higginson, L (1, 9) OBP: 0.331, SLG: 0.399 		2-2 L1 			0-1 G3 		0-0 P6 		3-2 G3-1 	4 0 0 0 0 0 2		
Phil Nevin, R (1, 7) OBP: 0.287, SLG: 0.267 		1-2 L9 			2-2 					3 0 1 0 0 1 0		
John Flaherty, R (1, 2) OBP: 0.286, SLG: 0.410 			1-0 G1-3 		0-2 G5-3 			0-1 G6-3 		3 0 0 0 0 0 1		
Steve Rodriguez, R (1, 4) OBP: 0.300, SLG: 0.229 			1-2 P5 			1-3 K 		0-2 		3 0 1 0 0 1 0		
Inning Stats	R: 0 H: 1 E: 0 LOB: 1 K: 1 BB: 0 S: 16 P: 19	R: 0 H: 0 E: 0 LOB: 0 K: 0 BB: 0 S: 7 P: 12	R: 0 H: 0 E: 0 LOB: 0 K: 0 BB: 0 S: 7 P: 10	R: 0 H: 0 E: 0 LOB: 0 K: 1 BB: 0 S: 8 P: 13	R: 0 H: 1 E: 0 LOB: 1 K: 0 BB: 0 S: 9 P: 11	R: 0 H: 0 E: 0 LOB: 0 K: 1 BB: 0 S: 11 P: 15	R: 0 H: 1 E: 0 LOB: 1 K: 0 BB: 0 S: 6 P: 8	R: 0 H: 1 E: 0 LOB: 2 K: 2 BB: 1 S: 18 P: 24	R: 0 H: 1 E: 0 LOB: 1 K: 1 BB: 0 S: 10 P: 16	1B: 5 SF: 0 2B: 0 SAC: 0 3B: 0 DP: 0 HR: 0 HBP: 0	WP: 0 PA: 33 PB: 0 SB: 0 CS: 0	
PITCHER Kevin Brown, R (1, 1) ERA: 3.6	IP WLS BF H R ER SO BB IBB HBP BLK WP HR S P ERA WHIP 9.0 W 33 5 0 0 6 1 0 0 0 0 0 0 92 128 0.00 0.667											PITCHER IP WLS BF H R ER SO BB IBB HBP BLK WP HR S P ERA WHIP

Detroit Tigers @ Baltimore Orioles
 Oriole Park at Camden Yards, Baltimore, MD

Fri Sep 29 1995, 7:05 PM EDT
 Att. 46,512 - Unknown - 71 F

livebaseballscorecards.com

AB 32
R 0
H 5
RBI 0
BB 1
SO 6
LOB 6



Batter	1	2	3	4	5	6	7	8	9
Jeff Huson, L OBP: 0.323, SLG: 0.327 (1, 4)	L4			G5-3	B2		1B	K	
Brady Anderson, L OBP: 0.372, SLG: 0.442 (1, 8) (8, 7)	K			1B 3B	1B 1B		F8	G4-3	
Rafael Palmeiro, L OBP: 0.377, SLG: 0.587 (1, 3)	P5			1B 3B	1B		L3		
Bobby Bonilla, S OBP: 0.384, SLG: 0.577 (1, 5)		P9		1B 3B	1B			BB G5-3 1B	
Cal Ripken Jr., R OBP: 0.325, SLG: 0.426 (1, 6)		G5-3		1B		L4		G5-3	
Harold Baines, L OBP: 0.398, SLG: 0.528 Curtis Goodwin, L OBP: 0.301, SLG: 0.332 (1, 10) (8, PR)		G3		1B BB		BB		BB WP IBB	
Chris Hoiles, R OBP: 0.364, SLG: 0.448 (1, 2)			P5	1B BB	G6-4-3 BB	L6		WP BB BB	
Kevin Bass, S OBP: 0.299, SLG: 0.330 Jarvis Brown, R OBP: 0.313, SLG: 0.160 (1, 7) (8, 8)			F7	1B	G6-4-3	G1-3		WP BB	
Mark Smith, R OBP: 0.318, SLG: 0.354 (1, 9)			P5		1B		F7	BB	

Inning Stats	R: 0	H: 0	E: 0	K: 1	S: 8	LOB: 0	BB: 0	P: 9	R: 0	H: 0	E: 0	K: 0	S: 8	LOB: 0	BB: 0	P: 13	R: 0	H: 0	E: 0	K: 0	S: 5	LOB: 0	BB: 0	P: 11	R: 3	H: 5	E: 0	K: 0	S: 17	LOB: 2	BB: 1	P: 28	R: 1	H: 3	E: 0	K: 0	S: 7	LOB: 2	BB: 0	P: 10	R: 0	H: 0	E: 0	K: 0	S: 9	LOB: 1	BB: 1	R: 0	H: 1	E: 0	K: 0	S: 10	LOB: 1	BB: 0	P: 14	R: 2	H: 1	E: 0	K: 1	S: 14	LOB: 3	BB: 4	P: 36
--------------	------	------	------	------	------	--------	-------	------	------	------	------	------	------	--------	-------	-------	------	------	------	------	------	--------	-------	-------	------	------	------	------	-------	--------	-------	-------	------	------	------	------	------	--------	-------	-------	------	------	------	------	------	--------	-------	------	------	------	------	-------	--------	-------	-------	------	------	------	------	-------	--------	-------	-------

PITCHER	IP	WLS	BF	H	R	ER	SO	BB	IBB	HBP	BLK	WP	HR	S	P	ERA	WHIP
Felipe Lira, R ERA: 4.31 (1, 1)	3.1	L	16	5	3	3	1	1	0	0	0	0	0	37	59	8.10	1.800
Brian Bohanon, L ERA: 5.66 (4, 1)	3.2		14	4	1	1	0	1	0	0	0	0	0	27	42	2.46	1.364
Brian Maxcy, R ERA: 7.01 (8, 1)	0.1		6	1	2	2	0	3	1	0	0	1	0	8	25	54.00	12.000
Joe Boever, R ERA: 6.45 (8, 1)	0.2		2	0	0	0	1	0	0	0	0	0	0	6	11	0.00	0.000

AB R H RBI BB SO LOB

5	0	1	0	0	1	4
5	2	1	0	0	1	5
4	1	2	0	0	0	1
4	2	3	3	0	0	0
4	0	1	1	0	0	1
2	0	1	0	2	0	0
0	1	0	0	0	0	0
2	0	0	0	2	0	1
3	0	0	0	0	0	4
0	0	0	1	1	0	0
3	0	1	0	1	0	0

WP	HR	S	P	ERA	WHIP
1	0	0	38		

Detroit Tigers @ Baltimore Orioles
 Oriole Park at Camden Yards, Baltimore, MD
 Fri Sep 29 1995, 7:05 PM EDT
 Att: 46,512 - Unknown - 71 F

livebaseballscorecards.com

AB	32
R	6
H	10
RBI	5
BB	6
SO	2
LOB	16



Batter	1	2	3	4	5	6	7	8	9	AB R H RBI BB SO LOB	TOP
Chad Curtis, R OBP: 0.350, SLG: 0.436 (1, 8) X	0-0 G5-3		3-2 P4			1-1 G6-3		1-0 G6-3		4 0 0 0 0 0 1	
Chris Gomez, R OBP: 0.292, SLG: 0.357 (1, 6) B C C B X	2-2 G6-3			1-3 K		0-0 BB 1B		1-3 K		4 0 1 0 0 2 0	
Travis Fryman, R OBP: 0.349, SLG: 0.412 (1, 5) C C C S	0-3 K			2-3 K		4-2 BB 1-2 BB			0-0 F8	3 0 0 0 1 2 0	
Tony Clark, S OBP: 0.302, SLG: 0.408 (1, 3) B B B B B		4-2 FC3-6 BB		0-0 G1-3		1-3 K			3-1 E 1B	3 0 1 0 1 1 2	
Bobby Higginson, L OBP: 0.328, SLG: 0.395 (1, 7) B 1 SAFE B X		2-0 FC3-6 CS 1-2f			1-0 L9	1-1 P4			0-3 K	4 0 0 0 0 1 4	
Phil Nevin, R OBP: 0.286, SLG: 0.261 (1, 10) C C C S		0-3 K 1-2			4-2 BB BB		2-2 F8		1-1 E6 1-3	3 0 0 0 1 1 2	
Danny Bautista, R OBP: 0.236, SLG: 0.310 (1, 9) B X			1-0 P3		1-3 K		2-3 K		0-1 G4-3	4 0 0 0 0 2 3	
John Flaherty, R OBP: 0.286, SLG: 0.407 (1, 2) C B X			1-1 G6-3		4-0 BB 1-2 BB		3-2 F7			2 0 0 0 1 0 0	
Steve Rodriguez, R OBP: 0.302, SLG: 0.216 (1, 4) B B B B			4-0 BB		2-1 F7			1-0 F8		2 0 0 0 1 0 2	
Inning Stats	R: 0 E: 0 K: 1 S: 7 H: 0 LOB: 0 BB: 0 P: 9	R: 0 E: 0 K: 1 S: 6 H: 0 LOB: 0 BB: 1 P: 12	R: 0 E: 0 K: 0 S: 7 H: 0 LOB: 1 BB: 1 P: 16	R: 0 E: 0 K: 2 S: 7 H: 0 LOB: 0 BB: 0 P: 10	R: 0 E: 0 K: 1 S: 8 H: 0 LOB: 2 BB: 2 P: 20	R: 0 E: 0 K: 1 S: 10 H: 1 LOB: 2 BB: 1 P: 17	R: 0 E: 0 K: 1 S: 11 H: 0 LOB: 0 BB: 0 P: 18	R: 0 E: 0 K: 1 S: 5 H: 0 LOB: 0 BB: 0 P: 8	R: 0 E: 1 K: 1 S: 10 H: 1 LOB: 2 BB: 0 P: 14	1B: 2 2B: 0 3B: 0 HR: 0 SF: 0 SAC: 0 DP: 0 HBP: 0	WP: 0 PB: 0 SB: 0 CS: 1 PA: 34
PITCHER	IP WLS BF H R ER SO BB IBB HBP BLK WP HR S P ERA WHIP										
Ben McDonald, R ERA: 4.16 (1, 1)	6.0 W 23 1 0 0 6 5 0 0 0 0 0 0 45 84 0.00 1.000										
Jimmy Haynes, R ERA: 2.25 (7, 1)	2.0 6 0 0 0 2 0 0 0 0 0 0 0 16 26 0.00 0.000										
Jesse Orosco, L ERA: 3.26 (9, 1)	1.0 5 1 0 0 1 0 0 0 0 0 0 0 10 14 0.00 1.000										

Detroit Tigers @ Baltimore Orioles
 Oriole Park at Camden Yards, Baltimore, MD

Sat Sep 30 1995, 3:33 AM EDT
 Att. 47,132 - Sunny - 73 F

livebaseballscorecards.com

AB 29
R 0
H 2
RBI 0
BB 5
SO 9
LOB 14



Batter	1	2	3	4	5	6	7	8	9	AB R H RBI BB SO LOB	TOP	
Lou Whitaker, L (1, 4) OBP: 0.372, SLG: 0.518 Steve Rodriguez, R (2, 4) OBP: 0.289, SLG: 0.205 Derrick White, R (9, PH) OBP: 0.188, SLG: 0.229	1-3 K		2-3 K			1-2 G4-3			1-1 F9	1 0 0 0 0 1 0 2 0 0 0 0 1 1 1 0 0 0 0 0 0	<p>Detroit Tigers @ Baltimore Orioles Oriole Park at Camden Yards, Baltimore, MD Sun Oct 01 1995, 3:33 AM EDT Att. 45,760 - Cloudy - 71 F</p>	
Alan Trammell, R (1, 6) OBP: 0.345, SLG: 0.350 Chris Gomez, R (2, 6) OBP: 0.292, SLG: 0.355	0-1 G5-4-3 1B			3-1 F8		1-3 K		4-2 BB	1 0 1 0 0 0 0 2 0 0 0 1 1 1			
Travis Fryman, R (1, 5) OBP: 0.347, SLG: 0.409	0-0 G5-4-3 1-2f			1-0 G5-3		1-1 G6-3		2-1 F7	4 0 0 0 0 0 2			
Tony Clark, S (1, 3) OBP: 0.294, SLG: 0.396		1-3 K		0-1 G5-3		1-3 K			3 0 0 0 0 2 0			
Chad Curtis, R (1, 8) OBP: 0.349, SLG: 0.435 Todd Steversen, R (2, 8) OBP: 0.340, SLG: 0.405		1-3 K		0-0 F8		2-2 L9			1 0 0 0 0 1 0 2 0 0 0 0 0 0			
Bobby Higginson, L (1, 7) OBP: 0.329, SLG: 0.393		4-0 BB		0-1 F8		1-2 P2			2 0 0 0 1 0 0			
Phil Nevin, R (1, 10) OBP: 0.281, SLG: 0.256		0-1 G4-3		1-3 K		2-0 P4			3 0 0 0 0 1 1			
Danny Bautista, R (1, 9) OBP: 0.237, SLG: 0.314			2-2 G1-3		1-2 G4-3 2B		0-0 F8		3 0 1 0 0 0 0			
John Flaherty, R (1, 2) OBP: 0.284, SLG: 0.404			2-1 F7		2-2 G5-3		1-1 G5-3		3 0 0 0 0 0 1			
Inning Stats	R: 0 H: 1 E: 0 LOB: 0 K: 1 BB: 0 S: 6 P: 7	R: 0 H: 0 E: 0 LOB: 1 K: 2 BB: 1 S: 9 P: 15	R: 0 H: 0 E: 0 LOB: 0 K: 1 BB: 0 S: 8 P: 14	R: 0 H: 0 E: 0 LOB: 0 K: 0 BB: 0 S: 5 P: 9	R: 0 H: 0 E: 0 LOB: 0 K: 1 BB: 0 S: 8 P: 9	R: 0 H: 1 E: 0 LOB: 1 K: 1 BB: 0 S: 15 P: 20	R: 0 H: 0 E: 0 LOB: 0 K: 1 BB: 0 S: 8 P: 12	R: 0 H: 0 E: 0 LOB: 0 K: 0 BB: 0 S: 5 P: 8	R: 0 H: 0 E: 0 LOB: 1 K: 0 BB: 1 S: 8 P: 16	1B: 1 SF: 0 2B: 1 SAC: 0 3B: 0 DP: 1 HR: 0 HBP: 0		WP: 0 PA: 30 PB: 0 SB: 0 CS: 0
PITCHER 35 Mike Mussina, R (1, 1) ERA: 3.29	IP WLS BF H R ER SO BB IBB HBP BLK WP HR S P ERA WHIP	9.0 W 30 2 0 0 7 2 0 0 0 0 0 0 72 110 0.00 0.444										

livebaseballscorecards.com

AB	28
R	0
H	2
RBI	0
BB	2
SO	7
LOB	6



Batter	1	2	3	4	5	6	7	8	9
Jeff Huson, L OBP: 0.315, SLG: 0.317 (1, 4)	2-1 G4-3	1-1 1B S 1B	0-1 G1-3			2-3 K		0-0 F7	
Brady Anderson, L OBP: 0.371, SLG: 0.444 (1, 8) (8, 7)	3-3 K	3-3 K			1-3 K	2-3 K		1-2 G1-3	
Rafael Palmeiro, L OBP: 0.380, SLG: 0.583 (1, 3)	4-2 1B BB	0-0 1B 1B			2-0 G6-3	4-2 FC5-4 BB			
Bobby Bonilla, S OBP: 0.388, SLG: 0.576 (1, 5)	0-0 1-2 1B	2-0 1-3 1B			2-1 F7	2-2 FC5-4			
Cal Ripken Jr., R OBP: 0.324, SLG: 0.422 (1, 6)	1-2 P6	4-2 BB			4-2 G3-6-3 BB	3-1 F7			
Harold Baines, L OBP: 0.403, SLG: 0.540 Curtis Goodwin, L OBP: 0.301, SLG: 0.332 (1, 10) (7, PR)		HR			0-0 G3-6-3	3-2 1B 1B			
Chris Hoiles, R OBP: 0.373, SLG: 0.460 (1, 2)		4-1 SH3 BB 1B BB	3-0 FC1-6-5 2B		0-1 1B 1B	2-2 1B 1B			
Kevin Bass, S OBP: 0.303, SLG: 0.336 Jeffrey Hammonds, R OBP: 0.279, SLG: 0.371 Jarvis Brown, R OBP: 0.324, SLG: 0.185 (1, 7) (7, PH) (8, 8)		4-0 1B BB SH3	2-2 FC1-6-5-4		1-0 1B	0-2 G5-3			
Mark Smith, R OBP: 0.314, SLG: 0.365 (1, 9)		0-0 SH3	1-3 K		2-2 P4			2-1 G5-3	

Inning Stats	R: 0	H: 1	E: 0	LOB: 2	K: 1	P: 24	R: 4	H: 4	E: 0	LOB: 3	K: 1	P: 39	R: 0	H: 1	E: 0	LOB: 1	K: 1	P: 17	R: 0	H: 0	E: 0	LOB: 0	K: 1	P: 11	R: 0	H: 2	E: 0	LOB: 2	K: 0	P: 17	R: 0	H: 0	E: 0	LOB: 1	K: 2	P: 23	R: 0	H: 2	E: 0	LOB: 2	K: 0	P: 22	R: 0	H: 0	E: 0	LOB: 0	K: 0	P: 11	
	S: 14	BB: 1					S: 19	BB: 3					S: 6	BB: 0					S: 10	BB: 1					S: 15	BB: 0																							

PITCHER	IP	WLS	BF	H	R	ER	SO	BB	IBB	HBP	BLK	WP	HR	S	P	ERA	WHIP
Clint Sodowsky, R ERA: 5.01 (1, 1)	1.2	L	14	5	4	4	2	4	0	0	0	0	1	30	60	21.60	5.400
Brian Bohanon, L ERA: 5.54 (2, 1)	2.1		8	1	0	0	2	0	0	0	0	0	0	20	31	0.00	0.429
Mike Christopher, R ERA: 3.92 (5, 1)	1.0		5	2	0	0	0	1	0	0	0	0	0	10	17	0.00	3.000
Mike Myers, L ERA: 7.96 (6, 1)	1.0		4	0	0	0	2	1	0	0	0	0	0	13	23	0.00	1.000
Joe Boever, R ERA: 6.39 (7, 1)	1.0		4	2	0	0	0	0	0	0	0	0	0	15	22	0.00	2.000

AB R H RBI BB SO LOB

5 1 1 2 0 1 1

5 0 0 0 0 4 1

2 0 1 0 2 0 0

4 0 2 1 0 0 1

2 0 0 0 2 0 2

4 1 2 1 0 0 4

0 0 0 0 0 0 0

3 1 3 0 1 0 0

2 1 1 0 1 0 1

1 0 0 0 0 0 2

0 0 0 0 0 0 0

3 0 0 0 0 1 3

1B: 8 SF: 0
2B: 1 SAC: 1
3B: 0 DP: 1
HR: 1 HBP: 0

WP: 0 PA: 38
PB: 0
SB: 2
CS: 0

AB 31
R 4
H 10
RBI 4
BB 6
SO 6
LOB 15

livebaseballscorecards.com

Orioles

DETROIT TIGERS @ BALTIMORE ORIOLES
ORIOLE PARK AT CAMDEN YARDS, BALTIMORE, MD
 Sun Oct 01 1995, 3:33 AM EDT
 Att: 45,760 - Cloudy - 71 F