

Baltimore Orioles - 1995

Batter	1	2	3	4	5	6	7	8	9	AB	R	H	RBI	BB	SO	LOB	TOP										
Brady Anderson, L (1,7) <i>C</i> <i>BB</i> <i>X</i>	2-3 K			0-0 F7		1-2 L6		3-1 G3		4	0	0	0	0	1	3	Baltimore Orioles @ Kansas City Royals Kauffman Stadium, Kansas City, MO Wed Apr 26 1995, 3:33 AM CDT Att: 24,170 - Cloudy - 65 F										
Bret Barberie, S (1,4) Kevin Bass, S (8,PH) Manny Alexander, R (8,4) <i>B</i> <i>C</i> <i>X</i>	1-2 L5			1-3 K		3-3 K		0-1 F8		3	0	0	0	0	2	1											
Rafael Palmeiro, L (1,3) <i>C</i> <i>BB</i> <i>X</i>	1-2 G3			4-2 BB			3-1 P5		3-3 K	3	0	0	0	1	1	0											
Cal Ripken Jr., R (1,6) <i>C</i> <i>BB</i> <i>X</i>		3-3 K		2-3 K			1-3 K		4-1 G3-1 BB	3	0	0	0	1	3	1											
Harold Baines, L (1,10) <i>B</i> <i>C</i> <i>X</i>	1-1 F9				4-1 G6-3 BB		2-0 F8		1-2 G3-1	3	0	0	0	1	0	1											
Chris Hoiles, R (1,2) <i>B</i> <i>C</i> <i>X</i>	2-3 K				1-1 F8			1-0 1B HBP	1-3 K	3	1	0	0	0	2	2											
Andy Van Slyke, L (1,8) <i>C</i> <i>BB</i> <i>X</i>			3-2 F9		1-0 G6-3				1-3 K	3	0	0	0	0	1	2											
Leo Gomez, R (1,5) OBP: 0.333, SLG: 0.333 <i>X</i>			0-0 G5-3		3-1 F8			1-1 G3 1B	1-2 1B	3	0	1	0	0	0	1											
Jeffrey Hammonds, R (1,9) Damon Buford, R (6,PR) Matt Nokes, L (8,PH) Sherman Obando, R (8,PH) OBP: 1.000, SLG: 1.000 <i>B</i> <i>C</i> <i>BB</i> <i>X</i>	3-2 F7				1-1 L6 HBP			3-1 G3 1B	1-2 2-H 1B	1	0	0	0	0	0	0											
Inning Stats	R: 0 E: 0 K: 1 S: 11	H: 0 LOB: 0 BB: 0 P: 15	R: 0 E: 0 K: 2 S: 10	H: 0 LOB: 0 BB: 0 P: 16	R: 0 E: 0 K: 0 S: 8	H: 0 LOB: 0 BB: 0 P: 14	R: 0 E: 0 K: 2 S: 10	H: 0 LOB: 1 BB: 1 P: 17	R: 0 E: 0 K: 0 S: 6	H: 0 LOB: 1 BB: 0 P: 12	R: 0 E: 0 K: 1 S: 6	H: 0 LOB: 0 BB: 0 P: 12	R: 1 E: 0 K: 1 S: 11	H: 2 LOB: 2 BB: 0 P: 20	R: 0 E: 0 K: 2 S: 11	H: 0 LOB: 1 BB: 1 P: 20		1B: 2 2B: 1 3B: 0 HR: 0	SF: 0 SAC: 0 DP: 1 HBP: 2	WP: 0 PB: 0 SB: 0 CS: 0	PA: 33						
PITCHER	IP	WLS	BF	H	R	ER	SO	BB	IBB	HBP	BLK	WP	HR	S	P	ERA	WHIP										
Kevin Appier, R (1,1) ERA: 0.00	6.2	W	22	0	0	0	7	2	0	1	0	0	0	56	98	0.00	0.300										
Rusty Mischam, R (7,1) ERA: 13.5	0.2		4	1	1	1	1	0	0	1	0	0	0	6	11	13.50	1.500										
Billy Brewer, L (8,1) ERA: 0.00	0.2		3	1	0	0	0	0	0	0	0	0	0	6	12	0.00	1.500										
Jeff Montgomery, R (9,1) ERA: 0.00	1.0		4	0	0	0	2	1	0	0	0	0	0	11	20	0.00	1.000										

Batter	1	2	3	4	5	6	7	8	9	AB	R	H	RBI	BB	SO	LOB	BOTTOM										
Michael Tucker, L (1,7) OBP: 0.333, SLG: 0.333 Keith Miller, R (7,PH) David Howard, S (8,7) <i>X</i>	0-0 G4-3 G6-3 1B		0-3 K			1-1 G3-1	1-3 K	3-2 G3		3	0	1	0	0	1	0	Baltimore Orioles @ Kansas City Royals Kauffman Stadium, Kansas City, MO Wed Apr 26 1995, 3:33 AM CDT Att: 24,170 - Cloudy - 65 F										
Tom Goodwin, L (1,8) OBP: 0.500, SLG: 0.333 <i>B</i> <i>C</i> <i>BB</i> <i>X</i>	0-1 G6-3		4-1 CS BB			1-0 E S 1B	1-1 F7			3	1	1	0	1	0	2											
Wally Joyner, L (1,3) OBP: 0.500, SLG: 0.750 <i>X</i>	0-0 G4-3		0-1 CS	1-0 F9 2B		1-0 1-H 2B 1B		2-3 K		4	1	2	1	0	1	1											
Bob Hamelin, L (1,10) Jon Nunnally, L (8,PR) <i>C</i> <i>BB</i> <i>X</i>	2-2 L4			1-1 F9		1-2 1-H 2B		4-1 E BB		3	0	1	1	1	0	2											
Felix Jose, S (1,9) Phil Hiatt, R (7,9) <i>B</i> <i>C</i> <i>X</i>		1-1 P6		0-0 L5		0-0 P4		2-0 F7		3	0	0	0	0	0	2											
Gary Gaetti, R (1,5) <i>B</i> <i>C</i> <i>X</i>		1-0 F9		0-0 G5-3		0-0 P5		0-1 HBP BB		4	1	0	0	0	0	2											
Greg Gagne, R (1,6) OBP: 0.750, SLG: 0.667 <i>B</i> <i>C</i> <i>BB</i> <i>X</i>		2-1 1B			0-0 F9		1-0 SH5-4 2B 1B	4-1 BB HBP BB		3	1	2	0	1	0	0											
Brent Mayne, L (1,2) <i>B</i> <i>C</i> <i>BB</i> <i>X</i>		3-1 F9			1-2 P6		0-1 SH5-4	1-1 BB HBP		2	0	0	0	0	0	1											
Jose Lind, R (1,4) OBP: 0.500, SLG: 0.667 <i>C</i> <i>BB</i> <i>X</i>			1-1 4-3		0-1 G1-3		0-0 2-H 2B	4-1 1-2 2-3 3-H BB		3	0	1	2	1	0	0											
Inning Stats	R: 0 E: 0 K: 0 S: 7	H: 1 LOB: 1 BB: 0 P: 9	R: 0 E: 0 K: 0 S: 7	H: 1 LOB: 0 BB: 0 P: 14	R: 0 E: 0 K: 1 S: 7	H: 0 LOB: 0 BB: 1 P: 12	R: 0 E: 0 K: 0 S: 5	H: 1 LOB: 1 BB: 0 P: 7	R: 0 E: 0 K: 0 S: 6	H: 0 LOB: 0 BB: 0 P: 7	R: 2 E: 0 K: 0 S: 9	H: 3 LOB: 1 BB: 0 P: 13	R: 1 E: 0 K: 1 S: 9	H: 2 LOB: 1 BB: 0 P: 12	R: 2 E: 1 K: 1 S: 13	H: 0 LOB: 3 BB: 3 P: 33		1B: 5 2B: 3 3B: 0 HR: 0	SF: 0 SAC: 1 DP: 0 HBP: 1	WP: 0 PB: 0 SB: 1 CS: 1	PA: 38						
PITCHER	IP	WLS	BF	H	R	ER	SO	BB	IBB	HBP	BLK	WP	HR	S	P	ERA	WHIP										
35 Mike Mussina, R (1,1) ERA: 20.25	5.0	L	18	3	0	0	1	1	0	0	0	0	0	12	17	20.25	3.000										
Jamie Moyer, L (6,1) ERA: 0.00	1.1		8	4	3	3	0	0	0	0	0	0	0	1	1	∞	∞										
Alan Mills, R (7,1) ERA: 0.00	0.0		1	1	0	0	0	0	0	0	0	0	0	1	1	∞	∞										
Brad Pennington, L (7,1) ERA: 0.00	1.0		4	0	1	0	2	1	0	0	0	0	0	9	17	0.00	1.000										
Armando Benitez, R (8,1) ERA: 0.00	0.2		6	0	1	0	0	2	0	1	0	0	0	9	23	0.00	3.000										

AB	28
R	1
H	2
RBI	1
BB	3
SO	10
LOB	13

AB	31
R	5
H	8
RBI	4
BB	4
SO	3
LOB	15

Batter	1	2	3	4	5	6	7	8	9	AB	R	H	RBI	BB	SO	LOB	TOP														
Brady Anderson, L (1,7)										5	0	0	0	0	4	0	<p>Baltimore Orioles @ Minnesota Twins Hubert H. Humphrey Metrodome, Minneapolis, MN Thu Apr 27 1995, 8:05 PM EDT Att: 26,426 - Dome</p> <p>livebaseballscores.com</p> <table> <tr><td>AB</td><td>35</td></tr> <tr><td>R</td><td>4</td></tr> <tr><td>H</td><td>10</td></tr> <tr><td>RBI</td><td>4</td></tr> <tr><td>BB</td><td>3</td></tr> <tr><td>SO</td><td>9</td></tr> <tr><td>LOB</td><td>14</td></tr> </table>	AB	35	R	4	H	10	RBI	4	BB	3	SO	9	LOB	14
AB	35																														
R	4																														
H	10																														
RBI	4																														
BB	3																														
SO	9																														
LOB	14																														
Bret Barberie, S (1,4) Matt Nokes, L (9,PH)										4	1	1	0	0	0	0															
Rafael Palmeiro, L (1,3) OBP: 0.222, SLG: 0.125										5	0	1	0	0	1	1															
Cal Ripken Jr., R (1,6) OBP: 0.500, SLG: 0.429										4	1	3	0	0	0	0															
Harold Baines, L (1,10) OBP: 0.375, SLG: 0.429										4	0	2	1	0	0	2															
Chris Hoiles, R (1,2)										1	1	0	1	2	0	2															
Andy Van Slyke, L (1,8) OBP: 0.429, SLG: 1.000										3	1	2	2	1	1	1															
Leo Gomez, R (1,5) OBP: 0.286, SLG: 0.286										4	0	1	0	0	1	4															
Jeffrey Hammonds, R (1,9) Kevin Bass, S (6,PH)										2	0	0	0	0	1	1															
										2	0	0	0	0	0	3															
Inning Stats	R: 0 E: 0 K: 1 S: 8	H: 0 LOB: 0 BB: 0 P: 13	R: 2 E: 0 K: 0 S: 18	H: 2 LOB: 1 BB: 1 P: 28	R: 1 E: 0 K: 1 S: 14	H: 3 LOB: 0 BB: 0 P: 16	R: 0 E: 0 K: 1 S: 9	H: 1 LOB: 0 BB: 0 P: 14	R: 0 E: 0 K: 0 S: 8	H: 0 LOB: 0 BB: 0 P: 14	R: 1 E: 0 K: 0 S: 10	H: 2 LOB: 2 BB: 1 P: 21	R: 0 E: 0 K: 1 S: 10	H: 2 LOB: 0 BB: 0 P: 18	R: 0 E: 0 K: 2 S: 12	H: 0 LOB: 1 BB: 1 P: 21	R: 0 E: 0 K: 3 S: 11	H: 0 LOB: 0 BB: 0 P: 17	1B: 7 2B: 3 3B: 0 HR: 1	SF: 1 SAC: 0 DP: 1 HBP: 0	WP: 0 PB: 0 SB: 0 CS: 0	PA: 39									
PITCHER	IP WLS BF H R ER SO BB IBB HBP BLK WP HR S P ERA WHIP																														
Kevin Tapani, R (1,1) ERA: 5.4	5.0		21	6	3	3	3	1	0	0	0	0	0	0	1	57	85	5.40	1.400												
Dave Stevens, R (6,1) ERA: 9.0	1.0	W	6	2	1	1	0	0	1	0	0	0	0	0	0	10	21	9.00	2.000												
Mark Guthrie, L (7,1) ERA: 9.0	1.0		5	2	0	0	1	0	0	0	0	0	0	0	0	10	18	0.00	2.000												
Kevin Campbell, R (8,1) ERA: 9.0	1.0		4	0	0	0	2	1	0	0	0	0	0	0	0	12	21	0.00	1.000												
Rick Aguilera, R (9,1) ERA: 9.0	1.0	S	3	0	0	0	3	0	0	0	0	0	0	0	0	11	17	0.00	0.000												

Batter	1	2	3	4	5	6	7	8	9	AB	R	H	RBI	BB	SO	LOB	BOTTOM														
Chuck Knoblauch, R (1,4) OBP: 0.333, SLG: 0.250										5	2	2	0	0	1	1	<p>Baltimore Orioles @ Minnesota Twins Hubert H. Humphrey Metrodome, Minneapolis, MN Thu Apr 27 1995, 8:05 PM EDT Att: 26,426 - Dome</p> <p>livebaseballscores.com</p> <table> <tr><td>AB</td><td>33</td></tr> <tr><td>R</td><td>7</td></tr> <tr><td>H</td><td>9</td></tr> <tr><td>RBI</td><td>6</td></tr> <tr><td>BB</td><td>3</td></tr> <tr><td>SO</td><td>6</td></tr> <tr><td>LOB</td><td>16</td></tr> </table>	AB	33	R	7	H	9	RBI	6	BB	3	SO	6	LOB	16
AB	33																														
R	7																														
H	9																														
RBI	6																														
BB	3																														
SO	6																														
LOB	16																														
Alex Cole, L (1,8)										3	1	0	0	1	0	1															
Kirby Puckett, R (1,9)										3	0	0	1	1	0	0															
Kevin Maas, L (1,10) Jerald Clark, R (6,PH) OBP: 1.000, SLG: 1.500										2	0	0	0	0	1	0															
Marty Cordova, R (1,7) OBP: 0.286, SLG: 0.167										3	2	1	0	1	1	2															
Matt Merullo, L (1,2) OBP: 0.500, SLG: 0.750										4	0	2	2	0	0	3															
Dave McCarty, R (1,3)										3	0	0	1	0	1	4															
Scott Leius, R (1,5) OBP: 0.429, SLG: 0.429										4	1	2	0	0	0	1															
Pat Meares, R (1,6)										4	0	0	0	0	2	4															
Inning Stats	R: 1 E: 0 K: 0 S: 10	H: 1 LOB: 0 BB: 0 P: 21	R: 1 E: 1 K: 1 S: 11	H: 1 LOB: 1 BB: 0 P: 18	R: 0 E: 0 K: 0 S: 6	H: 0 LOB: 0 BB: 0 P: 11	R: 0 E: 0 K: 1 S: 8	H: 1 LOB: 1 BB: 0 P: 14	R: 1 E: 1 K: 1 S: 14	H: 1 LOB: 0 BB: 0 P: 22	R: 2 E: 0 K: 1 S: 13	H: 3 LOB: 2 BB: 1 P: 22	R: 2 E: 0 K: 2 S: 20	H: 2 LOB: 2 BB: 2 P: 34	R: 0 E: 0 K: 0 S: 4	H: 0 LOB: 0 BB: 0 P: 9	1B: 7 2B: 2 3B: 0 HR: 0	SF: 0 SAC: 0 DP: 0 HBP: 1	WP: 3 PB: 0 SB: 2 CS: 1	PA: 38											
PITCHER	IP WLS BF H R ER SO BB IBB HBP BLK WP HR S P ERA WHIP																														
Ben McDonald, R (1,1) ERA: 1.8	5.0		20	4	3	1	3	0	0	0	0	0	0	0	0	49	86	1.80	0.800												
Brad Pennington, L (6,1) ERA: 13.5	0.1	L	4	2	2	2	0	1	0	0	0	0	0	0	8	15	54.00	9.000													
Alan Mills, R (6,1) ERA: 27.0	0.2		7	3	2	2	1	1	1	1	0	1	0	11	24	27.00	6.000														
Armando Benitez, R (7,1) ERA: 27.0	2.0		6	0	0	0	2	0	0	0	0	0	0	0	18	26	0.00	0.000													

Batter	1	2	3	4	5	6	7	8	9	AB	R	H	RBI	BB	SO	LOB	TOP								
Brady Anderson, L (1, 7) OBP: 0.316, SLG: 0.556										5	4	3	0	0	0	1	Baltimore Orioles @ Minnesota Twins Hubert H. Humphrey Metrodome, Minneapolis, MN Sat Apr 29 1995, 8:05 PM EDT Att: 23,997 - Dome livebaseballscorecards.com								
Kevin Bass, S (1, 9) OBP: 0.231, SLG: 0.273										5	2	2	2	0	0	1									
Rafael Palmeiro, L (1, 3) OBP: 0.368, SLG: 0.471 Jack Voigt, R (7, PR) (7, 3)										5	2	3	1	0	0	3									
Cal Ripken Jr., R (1, 6) OBP: 0.588, SLG: 0.714										3	2	2	3	1	0	1									
Harold Baines, L (1, 10) OBP: 0.412, SLG: 0.600										4	1	1	4	1	0	4									
Matt Nokes, L (1, 2) OBP: 0.111, SLG: 0.444										5	0	0	0	0	1	6									
Andy Van Slyke, L (1, 8) OBP: 0.333, SLG: 0.786 Damon Buford, R (7, 8)										4	0	1	2	0	1	0									
Leo Gomez, R (1, 5) OBP: 0.375, SLG: 0.333										5	1	2	0	0	0	2									
Manny Alexander, R (1, 4) OBP: 0.222, SLG: 0.222										5	1	1	0	0	0	1									
Inning Stats	R: 4 E: 1 K: 0 S: 17	H: 4 LOB: 0 BB: 0 P: 24	R: 3 E: 0 K: 0 S: 12	H: 3 LOB: 2 BB: 1 P: 20	R: 0 E: 0 K: 1 S: 11	H: 1 LOB: 1 BB: 0 P: 17	R: 2 E: 1 K: 1 S: 13	H: 2 LOB: 2 BB: 1 P: 24	R: 3 E: 1 K: 0 S: 13	H: 3 LOB: 1 BB: 0 P: 23	R: 0 E: 0 K: 0 S: 6	H: 0 LOB: 0 BB: 0 P: 8	R: 1 E: 0 K: 0 S: 9	H: 2 LOB: 1 BB: 0 P: 16	R: 0 E: 0 K: 0 S: 4	H: 0 LOB: 0 BB: 0 P: 7	R: 0 E: 0 K: 0 S: 5	H: 0 LOB: 0 BB: 0 P: 9	1B: 11 2B: 2 3B: 2 HR: 1	SF: 1 SAC: 0 DP: 0 HBP: 2	WP: 0 PB: 0 SB: 0 CS: 0	PA: 47			
PITCHER	IP	WLS	BF	H	R	ER	SO	BB	IBB	HBP	BLK	WP	HR	S	P	ERA	WHIP								
LaTroy Hawkins, R (1, 1) ERA: 37.8	1.2	L	13	7	7	7	0	0	0	1	0	0	0	27	38	37.80	4.200								
Rich Robertson, L (2, 1) ERA:	2.1		13	3	2	0	2	1	1	0	1	0	0	26	47	0.00	1.714								
Brad Radke, R (5, 1) ERA: 9.0	3.0		15	5	4	3	0	0	0	1	0	0	0	28	47	9.00	1.667								
Kevin Campbell, R (8, 1) ERA:	2.0		6	0	0	0	0	0	0	0	0	0	0	9	16	0.00	0.000								

Batter	1	2	3	4	5	6	7	8	9	AB	R	H	RBI	BB	SO	LOB	BOTTOM								
Chuck Knoblauch, R (1, 4) OBP: 0.368, SLG: 0.200										4	0	0	0	1	1	1	Baltimore Orioles @ Minnesota Twins Hubert H. Humphrey Metrodome, Minneapolis, MN Sat Apr 29 1995, 8:05 PM EDT Att: 23,997 - Dome livebaseballscorecards.com								
Alex Cole, L (1, 8) OBP: 0.308, SLG: 0.182										5	0	1	1	0	2	0									
Kirby Puckett, R (1, 9) OBP: 0.294, SLG: 0.400										4	0	0	0	0	0	2									
Kevin Maas, L (1, 3) OBP: 0.250, SLG: 0.100										3	1	0	0	1	1	2									
Pedro Munoz, R (1, 10) OBP: 0.167, SLG: 0.250										4	1	1	0	0	2	1									
Matt Merullo, L (1, 2) OBP: 0.556, SLG: 0.625										3	1	1	0	1	1	1									
Marty Cordova, R (1, 7) OBP: 0.200, SLG: 0.286										4	1	1	1	0	1	3									
Scott Leius, R (1, 5) OBP: 0.462, SLG: 0.667										3	2	1	3	1	0	1									
Jeff Reboulet, R (1, 6) OBP: 0.500, SLG: 1.167 Chip Hale, L (9, PH)										3	1	2	2	0	0	0									
Inning Stats	R: 0 E: 0 K: 1 S: 9	H: 0 LOB: 0 BB: 0 P: 14	R: 3 E: 0 K: 0 S: 15	H: 3 LOB: 1 BB: 1 P: 25	R: 0 E: 0 K: 2 S: 9	H: 0 LOB: 0 BB: 0 P: 12	R: 0 E: 0 K: 2 S: 10	H: 0 LOB: 0 BB: 0 P: 13	R: 0 E: 0 K: 1 S: 6	H: 0 LOB: 0 BB: 0 P: 8	R: 4 E: 0 K: 0 S: 15	H: 4 LOB: 2 BB: 2 P: 34	R: 0 E: 0 K: 2 S: 8	H: 0 LOB: 1 BB: 1 P: 18	R: 0 E: 0 K: 0 S: 8	H: 0 LOB: 0 BB: 0 P: 12	1B: 3 2B: 2 3B: 1 HR: 1	SF: 0 SAC: 0 DP: 0 HBP: 0	WP: 0 PB: 1 SB: 0 CS: 0	PA: 38					
PITCHER	IP	WLS	BF	H	R	ER	SO	BB	IBB	HBP	BLK	WP	HR	S	P	ERA	WHIP								
Kevin Brown, R (1, 1) ERA: 7.1	6.1		25	5	5	5	6	1	0	0	0	0	0	3	10	7.11	0.947								
Alan Mills, R (7, 1) ERA: 31.5	0.0		2	1	1	1	0	1	0	0	0	0	0	3	10	∞	∞								
Mike Oquist, R (7, 1) ERA: 6.75	1.2		8	1	1	1	2	2	0	0	0	0	0	17	37	5.40	1.800								
Doug Jones, R (9, 1) ERA: 5.4	1.0		3	0	0	0	0	0	0	0	0	0	0	8	12	0.00	0.000								



Batter	1	2	3	4	5	6	7	8	9	AB	R	H	RBI	BB	SO	LOB	TOP										
Pat Listach, S OBP: 0.318, SLG: 0.381 (1, 4)	G4-3		G3	L4			SH1-3 1B 2B		G6-3	5	1	1	0	0	0	1	Milwaukee Brewers @ Baltimore Orioles Oriole Park at Camden Yards, Baltimore, MD Mon May 01 1995, 3:33 AM EDT Att: 46,523 - Cloudy - 61 F										
Darryl Hamilton, L OBP: 0.370, SLG: 0.227 (1, 8)	F7		HR 1B		F7	SH1-3				3	1	1	0	1	0	0											
Kevin Seitzer, R OBP: 0.391, SLG: 0.550 David Hulse, L OBP: 0.500, SLG: 0.333 (7, PR) (7, 7)			HR		P4				P6	4	1	3	3	0	0	0											
Greg Vaughn, R OBP: 0.286, SLG: 0.240 (1, 10)	P6		F8						K	1	0	0	0	0	0	1											
Derrick May, L OBP: 0.316, SLG: 0.235 Jeff Cirillo, R OBP: 0.400, SLG: 0.400 (7, 5)		F8		HR 1B					P5	4	1	1	0	0	0	2											
John Jaha, R OBP: 0.500, SLG: 1.154 B.J. Surhoff, L OBP: 0.222, SLG: 0.143 (6, PR) (6, 3)						L6-4 BB			P4	2	2	2	2	1	0	0											
Joe Oliver, R OBP: 0.400, SLG: 0.708 (1, 2)										1	0	0	0	0	0	0											
Joe Oliver, R OBP: 0.400, SLG: 0.708 (1, 2)										4	1	3	2	0	0	1											
Matt Mieske, R OBP: 0.462, SLG: 0.455 (1, 9)										3	0	1	0	1	1	1											
Jose Valentin, S OBP: 0.211, SLG: 0.118 (1, 6)										4	0	0	0	0	0	4											
Inning Stats	R: 0 E: 0 K: 0 S: 4	H: 1 LOB: 1 BB: 0 P: 4	R: 1 E: 0 K: 0 S: 4	H: 2 LOB: 0 BB: 0 P: 4	R: 2 E: 0 K: 0 S: 5	H: 2 LOB: 0 BB: 0 P: 5	R: 2 E: 0 K: 0 S: 6	H: 4 LOB: 1 BB: 0 P: 6	R: 0 E: 0 K: 0 S: 3	H: 0 LOB: 1 BB: 1 P: 7	R: 0 E: 0 K: 0 S: 2	H: 0 LOB: 1 BB: 2 P: 10	R: 1 E: 0 K: 1 S: 7	H: 2 LOB: 1 BB: 0 P: 7	R: 1 E: 0 K: 1 S: 6	H: 1 LOB: 0 BB: 0 P: 6	R: 0 E: 0 K: 1 S: 5	H: 0 LOB: 1 BB: 1 P: 9	1B: 6 2B: 4 3B: 1 HR: 3	SF: 0 SAC: 1 DP: 3 HBP: 0	WP: 0 PB: 0 SB: 0 CS: 0	PA: 40					
PITCHER	IP	WLS	BF	H	R	ER	SO	BB	IBB	HBP	BLK	WP	HR	S	P	ERA	WHIP										
35 Mike Mussina, L ERA: 5.0 (1, 1)	4.0	L	19	9	5	5	0	0	0	0	0	0	2	19	19	11.25	2.250										
Jamie Moyer, L ERA: 9.52 (5, 1)	2.1		10	1	1	1	0	3	0	0	0	0	0	7	19	3.86	1.714										
Mike Oquist, R ERA: 6.23 (7, 1)	0.1		2	1	0	0	1	0	0	0	0	0	0	4	4	0.00	3.000										
Jesse Orosco, L ERA: 13.5 (7, 1)	0.2		2	0	0	0	0	0	0	0	0	0	0	2	2	0.00	0.000										
Alan Mills, R ERA: 19.64 (8, 1)	1.2		7	1	1	1	2	1	0	0	0	0	1	10	14	5.40	1.200										

Batter	1	2	3	4	5	6	7	8	9	AB	R	H	RBI	BB	SO	LOB	BOTTOM										
Brady Anderson, L OBP: 0.393, SLG: 0.640 (1, 7)	F8					E7 G6-3				3	0	1	0	1	0	0	Milwaukee Brewers @ Baltimore Orioles Oriole Park at Camden Yards, Baltimore, MD Mon May 01 1995, 3:33 AM EDT Att: 46,523 - Cloudy - 61 F										
Manny Alexander, R OBP: 0.235, SLG: 0.188 Bret Barberie, S OBP: 0.125, SLG: 0.125 (8, PH) (9, 4)	F8		G5-3			G6-3				3	0	0	0	0	0	2											
Rafael Palmeiro, L OBP: 0.321, SLG: 0.360 (1, 3)	F7				F9					1	0	0	0	0	1	2											
Cal Ripken Jr., R OBP: 0.480, SLG: 0.571 (1, 6)										4	0	0	0	0	1	2											
Harold Baines, L OBP: 0.333, SLG: 0.429 Sherman Obando, R OBP: 0.500, SLG: 0.500 (9, PH)	F7				G4-3					3	0	0	0	0	0	0											
Chris Hoiles, R OBP: 0.412, SLG: 0.500 (1, 2)										3	0	1	0	1	0	0											
Andy Van Slyke, L OBP: 0.273, SLG: 0.550 (1, 8)										3	0	0	0	0	0	2											
Leo Gomez, R OBP: 0.261, SLG: 0.227 (1, 5)										3	0	0	0	0	0	0											
Jeffrey Hammonds, R OBP: 0.222, SLG: 0.500 Kevin Bass, S OBP: 0.256, SLG: 0.273 (8, PH) (9, 9)										2	0	0	0	0	0	0											
Inning Stats	R: 0 E: 0 K: 0 S: 3	H: 0 LOB: 0 BB: 0 P: 3	R: 0 E: 0 K: 0 S: 3	H: 0 LOB: 1 BB: 1 P: 7	R: 0 E: 0 K: 0 S: 3	H: 0 LOB: 0 BB: 0 P: 3	R: 0 E: 0 K: 0 S: 3	H: 0 LOB: 0 BB: 0 P: 3	R: 0 E: 0 K: 1 S: 6	H: 0 LOB: 2 BB: 1 P: 10	R: 0 E: 0 K: 0 S: 3	H: 0 LOB: 0 BB: 0 P: 3	R: 0 E: 0 K: 1 S: 6	H: 1 LOB: 2 BB: 1 P: 10	R: 0 E: 0 K: 0 S: 3	H: 0 LOB: 0 BB: 0 P: 3		1B: 2 2B: 0 3B: 0 HR: 0	SF: 0 SAC: 0 DP: 1 HBP: 0	WP: 0 PB: 0 SB: 0 CS: 0	PA: 33						
PITCHER	IP	WLS	BF	H	R	ER	SO	BB	IBB	HBP	BLK	WP	HR	S	P	ERA	WHIP										
Ricky Bones, R ERA: 1.54 (1, 1)	7.1	W	28	2	0	0	1	4	0	0	0	0	0	26	42	0.00	0.818										
Graeme Lloyd, L ERA: 1.93 (8, 1)	1.2		5	0	0	0	1	0	0	0	0	0	0	7	7	0.00	0.000										



Batter	1	2	3	4	5	6	7	8	9	AB	R	H	RBI	BB	SO	LOB	TOP																			
Pat Listach, S OBP: 0.308, SLG: 0.360 (1,4)	G1-3		G4-3			F9		1B	SH	4	1	1	2	0	0	0	Milwaukee Brewers @ Baltimore Orioles Oriole Park at Camden Yards, Baltimore, MD Wed May 03 1995, 7:05 PM EDT Att: 33,837 - Sunny - 71 F																			
Darryl Hamilton, L OBP: 0.406, SLG: 0.308 (1,8)	2B		F9			G5-3		1B	SF8	4	0	2	0	1	0	0																				
Kevin Seitzer, R OBP: 0.357, SLG: 0.458 (1,5)	K				G6-3		F8	G6-4-3	BB	4	0	0	1	1	1	3																				
Greg Vaughn, R OBP: 0.303, SLG: 0.250 (1,10)	BB				G6-3		F7		BB	3	1	1	1	1	0	0																				
Derrick May, L OBP: 0.316, SLG: 0.250 (1,7)	L6									3	0	1	0	0	1	2																				
B.J. Surhoff, L OBP: 0.273, SLG: 0.222 (7,3)					K					2	1	1	0	0	0	2																				
John Jaha, R OBP: 0.474, SLG: 1.000 (7, PR)		G4-3				G1-3			G3	3	0	1	0	0	0	0																				
David Hulse, L OBP: 0.400, SLG: 0.250 (7,7)										1	0	0	0	0	0	2																				
Turner Ward, S OBP: 0.500, SLG: 0.500 (1,9)	G1-3					F9			BB	4	1	1	1	0	0	2																				
Jose Valentin, S OBP: 0.304, SLG: 0.111 (1,6)						K			BB	1	2	0	0	3	1	0																				
Mike Matheny, R (1,2)										2	0	0	0	0	1	0																				
Joe Oliver, R (8, PH)	CS		F8			K			BB	2	1	1	2	0	1	1																				
Inning Stats	R: 0 E: 0 K: 1 S: 6	H: 1 LOB: 2 BB: 1 P: 10	R: 0 E: 0 K: 0 S: 2	H: 0 LOB: 0 BB: 1 P: 6	R: 0 E: 0 K: 0 S: 3	H: 0 LOB: 0 BB: 0 P: 3	R: 0 E: 0 K: 1 S: 5	H: 0 LOB: 0 BB: 0 P: 5	R: 0 E: 0 K: 1 S: 5	H: 0 LOB: 0 BB: 0 P: 5	R: 0 E: 0 K: 0 S: 5	H: 2 LOB: 2 BB: 0 P: 5	R: 1 E: 0 K: 1 S: 6	H: 2 LOB: 1 BB: 1 P: 10	R: 6 E: 1 K: 0 S: 8	H: 4 LOB: 2 BB: 3 P: 20	1B: 8 2B: 1 3B: 0 HR: 0	SF: 1 SAC: 1 DP: 1 HBP: 0	WP: 0 PA: 42 PB: 0 SB: 1 CS: 1																	
PITCHER	IP	WLS	BF	H	R	ER	SO	BB	IBB	HBP	BLK	WP	HR	S	P	ERA	WHIP	PITCHER		IP	WLS	BF	H	R	ER	SO	BB	IBB	HBP	BLK	WP	HR	S	P	ERA	WHIP
Ben McDonald, R (1,1)	7.0		26	3	1	1	4	3	0	0	0	0	0	0	31	43	1.29	0.857	Mike Oquist, R (9,1)		0.2		3	0	0	0	1	0	0	0	0	0	2	6	0.00	1.500
Armando Benitez, R (8,1)	0.1		2	1	0	0	1	0	0	0	0	0	0	0	4	4	0.00	3.000																		
Jesse Orosco, L (8,1)	0.0		1	1	0	0	1	0	0	0	0	0	0	0	1	1	∞	∞																		
Doug Jones, R (8,1)	1.0	L	8	4	6	4	0	1	0	0	0	0	0	0	7	11	36.00	5.000																		
Brad Pennington, L (9,1)	0.0		1	0	0	0	0	1	0	0	0	0	0	0	0	4	∞	∞																		

AB 33
R 7
H 9
RBI 7
BB 6
SO 5
LOB 12



Batter	1	2	3	4	5	6	7	8	9	AB	R	H	RBI	BB	SO	LOB	BOTTOM																			
Brady Anderson, L OBP: 0.394, SLG: 0.586 (1,7)	K	F2					F9		BB	4	0	1	0	1	1	2	Milwaukee Brewers @ Baltimore Orioles Oriole Park at Camden Yards, Baltimore, MD Wed May 03 1995, 7:05 PM EDT Att: 33,837 - Sunny - 71 F																			
Kevin Bass, S (1,9)	G3-1						F3		BB	2	0	0	0	1	1	0																				
Sherman Obando, R (7, PH)										1	0	0	0	0	0	1																				
Damon Buford, R (8,9)										1	0	0	0	0	0	1																				
Rafael Palmeiro, L (1,3)	1B							G4-3	F8	5	0	1	0	0	0	3																				
Cal Ripken Jr., R (1,6)	K									4	0	0	0	0	2	3																				
Harold Baines, L (1,10)										4	0	1	0	0	1	0																				
Jack Voigt, R (8, PR)										0	1	0	0	0	0	0																				
Chris Hoiles, R (1,2)										2	2	1	2	2	0	0																				
Matt Nokes, L (9,2)										0	0	0	0	0	0	0																				
Andy Van Slyke, L (1,8)										3	1	1	2	1	1	1																				
Leo Gomez, R (1,5)										3	0	0	0	1	1	2																				
Bret Barberie, S (1,4)										3	0	0	0	1	2	1																				
Inning Stats	R: 0 E: 0 K: 2 S: 8	H: 1 LOB: 1 BB: 0 P: 8	R: 2 E: 0 K: 0 S: 4	H: 1 LOB: 2 BB: 2 P: 12	R: 0 E: 0 K: 1 S: 5	H: 0 LOB: 0 BB: 0 P: 5	R: 0 E: 0 K: 2 S: 7	H: 0 LOB: 1 BB: 1 P: 11	R: 0 E: 0 K: 0 S: 4	H: 1 LOB: 2 BB: 1 P: 8	R: 0 E: 0 K: 0 S: 3	H: 0 LOB: 0 BB: 0 P: 3	R: 0 E: 0 K: 1 S: 5	H: 0 LOB: 1 BB: 1 P: 9	R: 2 E: 0 K: 2 S: 9	H: 2 LOB: 1 BB: 1 P: 13	R: 0 E: 0 K: 1 S: 5	H: 0 LOB: 1 BB: 1 P: 9	1B: 3 2B: 0 3B: 0 HR: 2	SF: 0 SAC: 0 DP: 0 HBP: 0	WP: 0 PA: 39 PB: 0 SB: 0 CS: 0															
PITCHER	IP	WLS	BF	H	R	ER	SO	BB	IBB	HBP	BLK	WP	HR	S	P	ERA	WHIP	PITCHER		IP	WLS	BF	H	R	ER	SO	BB	IBB	HBP	BLK	WP	HR	S	P	ERA	WHIP
21 Cal Eldred, R (1,1)	6.0		25	3	2	2	5	4	0	0	1	0	0	1	31	47	3.00	1.167																		
Angel Miranda, L (7,1)	1.2		8	2	2	2	2	1	0	0	0	0	0	1	11	15	10.80	1.800																		
Mark Kiefer, R (8,1)	0.1	W	2	0	0	0	1	1	0	0	0	0	0	3	7	0.00	3.000																			
Graeme Lloyd, L (9,1)	1.0	S	4	0	0	0	1	1	0	0	0	0	0	5	9	0.00	1.000																			

AB 32
R 4
H 5
RBI 4
BB 7
SO 9
LOB 14




Batter	1	2	3	4	5	6	7	8	9	AB	R	H	RBI	BB	SO	LOB	TOP			
Pat Listach, S OBP: 0.300, SLG: 0.345										4	1	1	0	0	0	1	Milwaukee Brewers @ Baltimore Orioles Oriole Park at Camden Yards, Baltimore, MD Thu May 04 1995, 3:33 AM EDT Att: 30,019 - Cloudy - 67 F			
Darryl Hamilton, L OBP: 0.417, SLG: 0.286										2	0	0	0	2	1	3				
Kevin Seitzer, R OBP: 0.375, SLG: 0.462										2	0	1	2	1	0	0				
Greg Vaughn, R OBP: 0.297, SLG: 0.226										3	0	0	0	1	2	4				
John Jaha, R OBP: 0.391, SLG: 0.800										4	0	0	0	0	2	1				
Joe Oliver, R OBP: 0.387, SLG: 0.621										3	0	0	0	1	1					
Turner Ward, S OBP: 0.423, SLG: 0.400										4	0	0	0	0	1	2				
Matt Mieske, R OBP: 0.436, SLG: 0.429										3	1	1	0	0	1	1				
B.J. Surhoff, L OBP: 0.250, SLG: 0.200										1	0	0	0	0	0	0				
Fernando Vina, L OBP: 0.333, SLG: 0.364										4	0	2	0	0	0	0				
Inning Stats	R: 0 E: 0 K: 0 S: 3	H: 0 LOB: 0 BB: 0 P: 3	R: 0 E: 0 K: 2 S: 7	H: 0 LOB: 1 BB: 1 P: 11	R: 1 E: 0 K: 1 S: 8	H: 3 LOB: 2 BB: 0 P: 8	R: 0 E: 0 K: 2 S: 7	H: 0 LOB: 1 BB: 1 P: 11	R: 0 E: 0 K: 1 S: 5	H: 0 LOB: 0 BB: 0 P: 5	R: 1 E: 0 K: 0 S: 4	H: 2 LOB: 2 BB: 1 P: 8	R: 0 E: 0 K: 1 S: 5	H: 0 LOB: 0 BB: 0 P: 5	R: 0 E: 0 K: 0 S: 3	H: 0 LOB: 0 BB: 0 P: 3	1B: 4 2B: 1 3B: 0 HR: 0	SF: 1 SAC: 0 DP: 0 HBP: 0	WP: 0 PB: 0 SB: 2 CS: 0	PA: 36
PITCHER	IP WLS BF H R ER SO BB IBB HBP BLK WP HR S P ERA WHIP																			
Sid Fernandez, L ERA: 4.5	(1, 1) 4.2 21 3 1 1 5 4 0 0 0 0 0 0 27 43 1.93 1.500																			
Alan Mills, R ERA: 13.5	(5, 1) 2.1 W 9 2 1 1 2 0 1 0 0 0 0 0 12 16 3.86 0.857																			
Armando Benitez, R ERA: 1.35	(8, 1) 1.0 3 0 0 0 1 0 0 0 0 0 0 0 5 5 0.00 0.000																			
Doug Jones, R ERA: 9.64	(9, 1) 1.0 S 3 0 0 0 0 0 0 0 0 0 0 0 3 3 0.00 0.000																			

Batter	1	2	3	4	5	6	7	8	9	AB	R	H	RBI	BB	SO	LOB	BOTTOM			
Brady Anderson, L OBP: 0.421, SLG: 0.647										5	2	3	1	0	0	2	Milwaukee Brewers @ Baltimore Orioles Oriole Park at Camden Yards, Baltimore, MD Thu May 04 1995, 3:33 AM EDT Att: 30,019 - Cloudy - 67 F			
Bret Barberie, S OBP: 0.313, SLG: 0.083										1	0	0	0	3	0	1				
Manny Alexander, R OBP: 0.222, SLG: 0.176										1	1	0	0	0	0	1				
Rafael Palmeiro, L OBP: 0.316, SLG: 0.324										4	1	1	1	1	0	5				
Cal Ripken Jr., R OBP: 0.412, SLG: 0.448										4	0	1	0	1	1	3				
Harold Baines, L OBP: 0.333, SLG: 0.393										3	0	1	2	1	0	2				
Chris Hoiles, R OBP: 0.440, SLG: 0.588										3	0	0	1	1	0	4				
Andy Van Slyke, L OBP: 0.300, SLG: 0.577										3	0	0	0	1	2	1				
Sherman Obando, R OBP: 0.500, SLG: 0.400										2	0	1	0	1	0	0				
Jeff Manto, R										1	0	0	0	0	1	0				
Leo Gomez, R OBP: 0.276, SLG: 0.192										1	0	0	0	0	0	3				
Kevin Bass, S OBP: 0.316, SLG: 0.333										2	0	1	0	0	0	1				
Damon Buford, R										0	1	0	0	0	0	0				
Inning Stats	R: 0 E: 0 K: 0 S: 4	H: 1 LOB: 1 BB: 0 P: 4	R: 0 E: 0 K: 1 S: 4	H: 0 LOB: 0 BB: 1 P: 8	R: 0 E: 0 K: 0 S: 3	H: 0 LOB: 3 BB: 3 P: 15	R: 0 E: 0 K: 1 S: 3	H: 0 LOB: 2 BB: 3 P: 15	R: 2 E: 0 K: 0 S: 3	H: 0 LOB: 2 BB: 3 P: 15	R: 2 E: 0 K: 1 S: 9	H: 4 LOB: 2 BB: 0 P: 9	R: 0 E: 0 K: 0 S: 3	H: 0 LOB: 0 BB: 0 P: 3	R: 0 E: 0 K: 0 S: 3	H: 0 LOB: 0 BB: 0 P: 3	1B: 5 2B: 3 3B: 0 HR: 0	SF: 1 SAC: 0 DP: 1 HBP: 1	WP: 2 PB: 0 SB: 2 CS: 0	PA: 41
PITCHER	IP WLS BF H R ER SO BB IBB HBP BLK WP HR S P ERA WHIP																			
Bob Scanlan, R ERA: 4.05	(1, 1) 3.2 17 1 0 0 1 5 0 0 0 0 0 0 13 34 0.00 1.636																			
Mike Ignasiak, R ERA: 7.1	(4, 1) 2.1 11 3 1 1 2 1 0 0 0 0 0 0 14 18 3.86 1.714																			
Jose Mercedes, R ERA: 7.71	(7, 1) 1.1 L 8 1 3 3 1 3 0 0 0 0 1 0 7 19 20.25 3.000																			
Scott Karl, L ERA: 13.5	(8, 1) 0.2 5 3 1 1 0 0 0 0 0 0 0 0 5 5 13.50 4.500																			


Batter	1	2	3	4	5	6	7	8	9	AB	R	H	RBI	BB	SO	LOB	TOP										
Devon White, S (1, 8) OBP: 0.366, SLG: 0.459	2-1 G6-3 SH1-3 1B		0-1 G4-3			1-3 K		3-3 K		4	0	1	0	0	2	0	Toronto Blue Jays @ Baltimore Orioles Oriole Park at Camden Yards, Baltimore, MD Fri May 05 1995, 7:05 PM EDT Att: 37,670 - Unknown - 71 F										
Alex Gonzalez, R (1, 6) OBP: 0.270, SLG: 0.265	1-0 SH1-3			2-2 G1-3		2-3 K		4-2 BB		2	0	0	0	1	1	0											
Paul Molitor, R (1, 10) OBP: 0.300, SLG: 0.306	1-2 G6-3			0-0 F9			0-0 HR 2B	2-0 F8		4	1	1	0	0	0	2											
Joe Carter, R (1, 7) OBP: 0.400, SLG: 0.568	3-2 G5-3			1-1 G6-3			0-1 HR	0-1 P3		4	1	1	2	0	0	2											
John Olerud, L (1, 3) OBP: 0.300, SLG: 0.270		2-2 G3-1			1-0 G6-4-3 1B		1-0 G4-3		0-0 P5	4	0	1	0	0	0	0											
Roberto Alomar, S (1, 4) OBP: 0.462, SLG: 0.636		0-0 G1-3			2-1 G6-4-3 1B		4-2 1B S BB		2-2 G5-3	3	0	1	0	1	0	0											
Shawn Green, L (1, 9) Mike Huff, R (9, PH) OBP: 0.385, SLG: 0.111		0-1 G3			0-0 G6-4-3 1B		1-2 HBP 1B		2-3 K	3	0	1	0	0	0	2											
Ed Sprague, R (1, 5) OBP: 0.353, SLG: 0.444			0-1 F9		2-3 K		1-1 SAFE SAFE	1-1 G4-6-3 HBP		2	0	0	0	0	1	1											
Randy Knorr, R (1, 2) Carlos Delgado, L (7, PH) Lance Parrish, R (7, 2) OBP: 0.357, SLG: 0.333			2-3 K			1-2 G4-3		3-1 G4-6-3		2	0	0	0	0	1	0											
Inning Stats	R: 0 E: 0 K: 0 S: 12	H: 1 LOB: 1 BB: 0 P: 19	R: 0 E: 0 K: 0 S: 6	H: 0 LOB: 0 BB: 0 P: 8	R: 0 E: 0 K: 1 S: 8	H: 0 LOB: 0 BB: 0 P: 10	R: 0 E: 0 K: 0 S: 6	H: 0 LOB: 0 BB: 0 P: 9	R: 0 E: 0 K: 1 S: 7	H: 2 LOB: 1 BB: 0 P: 12	R: 0 E: 0 K: 2 S: 9	H: 0 LOB: 0 BB: 0 P: 13	R: 2 E: 0 K: 0 S: 14	H: 3 LOB: 2 BB: 1 P: 24	R: 0 E: 0 K: 1 S: 12	H: 0 LOB: 0 BB: 0 P: 11		R: 0 E: 0 K: 1 S: 9	H: 0 LOB: 0 BB: 0 P: 13	1B: 4 2B: 1 3B: 0 HR: 1	SF: 0 SAC: 1 DP: 2 HBP: 1	WP: 0 PB: 0 SB: 1 CS: 0	PA: 34				
PITCHER	IP	WLS	BF	H	R	ER	SO	BB	IBB	HBP	BLK	WP	HR	S	P	ERA	WHIP										
Kevin Brown, R (1, 1) ERA: 4.73	7.0	W	27	6	2	2	4	1	0	1	0	0	1	62	95	2.57	1.000										
Armando Benitez, R (8, 1) ERA: 1.17	1.0		4	0	0	0	1	1	0	0	0	0	0	12	21	0.00	1.000										
Jamie Moyer, L (9, 1) ERA: 7.71	1.0		3	0	0	0	1	0	0	0	0	0	0	9	13	0.00	0.000										

AB	30
R	2
H	6
RBI	2
BB	2
SO	6
LOB	10



Batter	1	2	3	4	5	6	7	8	9	AB	R	H	RBI	BB	SO	LOB	BOTTOM										
Brady Anderson, L (1, 7) OBP: 0.442, SLG: 0.737	2-2 G4-3		4-2 1B 1B BB	1-2 G3-1		3-2 HR		2-2 E9 G4-3 HR 2B		4	3	2	2	1	0	0	Toronto Blue Jays @ Baltimore Orioles Oriole Park at Camden Yards, Baltimore, MD Fri May 05 1995, 7:05 PM EDT Att: 37,670 - Unknown - 71 F										
Bret Barberie, S (1, 4) Matt Nokes, L (8, PH) OBP: 0.100, SLG: 0.400	1-3 K		0-0 1B 1B	3-3 K		0-3 K		1-0 G4-3		4	1	1	0	0	3	0											
Rafael Palmeiro, L (1, 3) OBP: 0.349, SLG: 0.462	2-1 FC5-4 1B		1-3 K		1-2 2B		2-2 G4-3	0-0 HR		5	1	3	2	0	1	3											
Cal Ripken Jr., R (1, 6) OBP: 0.385, SLG: 0.412	0-0 FC5-4		2-1 1B 2H 3H	1-1 G5-3		0-1 P5		1-2 P5		5	0	1	2	0	0	4											
Sherman Obando, R (1, 10) OBP: 0.500, SLG: 0.444		2-1 PB 1B	2-2 S 1B	1-3 K		1-3 K		0-1 G4-3		4	0	2	1	0	1	1											
Chris Hoiles, R (1, 2) Manny Alexander, R (8, FR) OBP: 0.222, SLG: 0.176		2-3 K	1-3 K		4-0 FC4-6 IBB		4-1 1B WP BB			2	0	0	0	2	2	3											
Andy Van Slyke, L (1, 8) OBP: 0.294, SLG: 0.517	1-0 G6-3		4-2 BB	2-2 FC4-6		2-2 FC4-6		0-3 K		3	0	0	0	1	1	4											
Leo Gomez, R (1, 5) Harold Baines, L (8, PH) Jeff Manto, R (8, FR)	2-1 P6		1-3 K		2-2 FC4-6		3-3 K	2-1 WP 2B 1B		3	0	0	0	0	2	4											
Jeffrey Hammonds, R (1, 9) Damon Buford, R (8, 9)		2-1 P6	1-1 1B BB 1B	2-2 P3		1-1 G5-3		4-1 2B E BB		3	1	1	0	0	0	0											
Inning Stats	R: 0 E: 0 K: 1 S: 9	H: 1 LOB: 1 BB: 0 P: 14	R: 0 E: 0 K: 1 S: 8	H: 1 LOB: 1 BB: 0 P: 15	R: 3 E: 0 K: 3 S: 21	H: 4 LOB: 3 BB: 2 P: 37	R: 0 E: 0 K: 1 S: 10	H: 0 LOB: 0 BB: 0 P: 16	R: 0 E: 0 K: 1 S: 11	H: 1 LOB: 2 BB: 1 P: 20	R: 1 E: 0 K: 2 S: 11	H: 1 LOB: 0 BB: 0 P: 18	R: 0 E: 0 K: 0 S: 7	H: 0 LOB: 0 BB: 0 P: 9	R: 5 E: 1 K: 1 S: 15	H: 3 LOB: 2 BB: 2 P: 29		1B: 7 2B: 2 3B: 0 HR: 2	SF: 0 SAC: 0 DP: 0 HBP: 0	WP: 1 PB: 1 SB: 1 CS: 0	PA: 40						
PITCHER	IP	WLS	BF	H	R	ER	SO	BB	IBB	HBP	BLK	WP	HR	S	P	ERA	WHIP										
Al Leiter, L (1, 1) ERA: 2.45	5.0	L	25	7	3	3	7	2	0	0	0	1	2	33	56	18.00	2.000										
Danny Cox, R (6, 1) ERA: 6.53	3.0		15	4	6	6	3	2	0	0	0	1	2	33	56	18.00	2.000										

AB	35
R	9
H	11
RBI	7
BB	5
SO	10
LOB	22



Batter	1	2	3	4	5	6	7	8	9	AB	R	H	RBI	BB	SO	LOB	TOP										
Devon White, S (1, 8) OBP: 0.413, SLG: 0.475	1-0 1B	2-0 BB	4-2 BB		4-0 BB		2-3 K			3	1	2	1	2	1	0	Toronto Blue Jays @ Baltimore Orioles Oriole Park at Camden Yards, Baltimore, MD Sat May 06 1995, 3:33 AM EDT Att: 40,173 - Sunny - 71 F										
Alex Gonzalez, R (1, 6) OBP: 0.292, SLG: 0.237	0-3 K	4-1 1B	3-3 K		1-3 K		1-3 K			4	1	0	0	1	4	4											
Paul Molitor, R (1, 10) OBP: 0.311, SLG: 0.341	0-0 F9	1-0 FC6-4 1B	3-2 L8		2-0 L9			3-2 F8 2B		5	1	2	2	0	0	4											
Joe Carter, R (1, 7) OBP: 0.444, SLG: 0.585	0-0 1B	1-2 FC6-4 1B		3-2 G3 1B		4-1 S BB		0-2 F8 2-3		4	0	3	1	1	0	1											
John Olerud, L (1, 3) OBP: 0.267, SLG: 0.238	2-2 G4-3	2-2 FC6-4 1B		1-1 F8		3-2 G5-3		0-0 G3		5	0	0	0	0	0	7											
Roberto Alomar, S (1, 4) OBP: 0.455, SLG: 0.595				3-2 G3		4-0 G5-4-3 IBB		1-3 K		4	0	1	1	1	1	2											
Candy Maldonado, R (1, 9) OBP: 0.350, SLG: 0.600				4-1 BB		2-2 G5-4-3			1-3 K	3	1	0	0	2	2	4											
Ed Sprague, R (1, 5) OBP: 0.359, SLG: 0.419		4-1 1B	0-0 F9	1-0 F9			1-3 K		0-1 G5-4-3 1B	4	1	1	0	1	1	2											
Randy Knorr, R (1, 2) OBP: 0.350, SLG: 0.600		0-0 BB	1-2 2B		3-2 F7		2-2 HR		0-2 G5-4-3	5	2	3	2	0	0	1											
Inning Stats	R: 0 E: 0 K: 1 S: 9	H: 2 LOB: 2 BB: 0 P: 12	R: 6 E: 0 K: 1 S: 22	H: 5 LOB: 2 BB: 3 P: 46	R: 0 E: 0 K: 1 S: 14	H: 1 LOB: 2 BB: 1 P: 25	R: 0 E: 0 K: 0 S: 12	H: 0 LOB: 1 BB: 2 P: 17	R: 0 E: 0 K: 0 S: 7	H: 0 LOB: 1 BB: 1 P: 20	R: 1 E: 0 K: 3 S: 12	H: 1 LOB: 0 BB: 0 P: 18	R: 0 E: 0 K: 1 S: 13	H: 1 LOB: 1 BB: 0 P: 17	R: 0 E: 0 K: 1 S: 9	H: 1 LOB: 0 BB: 10	1B: 9 2B: 2 3B: 0 HR: 1	SF: 0 SAC: 0 DP: 2 HBP: 0	WP: 0 PB: 0 SB: 1 CS: 1	PA: 45							
PITCHER	IP	WLS	BF	H	R	ER	SO	BB	IBB	HBP	BLK	WP	HR	S	P	ERA	WHIP										
Arthur Rhodes, L (1, 1) ERA: 11.57	1.1	L	12	5	6	6	1	3	0	0	0	0	0	19	39	40.50	6.000										
Mike Oquist, R (2, 1) ERA: 3.12	3.2		18	4	0	0	3	3	0	0	0	0	0	45	85	0.00	1.909										
Brad Pennington, L (6, 1) ERA: 8.1	2.0		8	1	1	1	3	1	1	0	0	0	1	19	38	4.50	1.000										
Jesse Orosco, L (8, 1) ERA: 3.38	2.0		7	2	0	0	2	0	0	0	0	0	0	22	27	0.00	1.000										

AB	37
R	7
H	12
RBI	7
BB	8
SO	9
LOB	25



Batter	1	2	3	4	5	6	7	8	9	AB	R	H	RBI	BB	SO	LOB	BOTTOM											
Brady Anderson, L (1, 7) OBP: 0.417, SLG: 0.674	1-1 1B		2-2 P6		0-1 F8		1-0 P5	1-1 F7		5	1	1	0	0	0	1	Toronto Blue Jays @ Baltimore Orioles Oriole Park at Camden Yards, Baltimore, MD Sat May 06 1995, 3:33 AM EDT Att: 40,173 - Sunny - 71 F											
Bret Barberie, S (1, 4) OBP: 0.440, SLG: 0.316	2-1 G4-6-3 1B		4-1 G3-1 BB		1-2 FC5 1B		4-0 HR BB	0-0 2B		3	1	3	0	2	0	0												
Rafael Palmeiro, L (1, 3) OBP: 0.375, SLG: 0.535	3-2 G4-6-3		0-0 G3-1		0-0 1B		0-2 HR	4-1 BB		4	1	2	2	1	0	2												
Cal Ripken Jr., R (1, 6) OBP: 0.364, SLG: 0.385	2-3 K		1-1 G6-3		0-0 FC5		1-0 BB	2-2 P5		5	0	1	0	0	1	6												
Harold Baines, L (1, 10) OBP: 0.378, SLG: 0.452		0-0 G3 2B		2-0 G4-3		4-2 BB	0-1 BB	1-3 K		2	0	1	0	1	0	0												
Sherman Obando, R (7, PH) OBP: 0.500, SLG: 0.455									1-3 K	2	0	1	0	0	1	0												
Matt Nokes, L (1, 2) OBP: 0.077, SLG: 0.308		1-0 G3		3-3 K		1-0 P5	4-1 BB	3-2 P3		3	0	0	0	0	1	2												
Chris Hoiles, R (7, PH) OBP: 0.452, SLG: 0.500									1-2 2-3 BB	1	0	0	0	1	0	0												
Andy Van Slyke, L (1, 8) OBP: 0.308, SLG: 0.500		3-2 1B		2-1 1B		1-2 P6	2-3 K	2-3 K		5	0	2	0	0	2	4												
Leo Gomez, R (1, 5) OBP: 0.229, SLG: 0.156		1-2 P4		3-2 P4		1-1 F9		2-2 G1-3		3	0	0	0	0	0	4												
Kevin Bass, S (8, PH) OBP: 0.300, SLG: 0.313										1	0	0	0	0	0	0												
Jeff Manto, R (9, 5) OBP: 0.250, SLG: 0.400		2-3 K		0-1 F9		1-2 G1-3		1-2 2B		4	0	1	0	0	1	2												
Inning Stats	R: 1 E: 0 K: 1 S: 16	H: 2 LOB: 0 BB: 0 P: 23	R: 0 E: 0 K: 1 S: 12	H: 2 LOB: 0 BB: 0 P: 19	R: 0 E: 0 K: 0 S: 7	H: 0 LOB: 1 BB: 1 P: 14	R: 0 E: 0 K: 1 S: 9	H: 1 LOB: 1 BB: 0 P: 19	R: 0 E: 0 K: 0 S: 9	H: 2 LOB: 2 BB: 0 P: 10	R: 0 E: 0 K: 0 S: 9	H: 0 LOB: 1 BB: 1 P: 16	R: 2 E: 0 K: 1 S: 14	H: 3 LOB: 3 BB: 2 P: 27	R: 0 E: 0 K: 0 S: 14	H: 2 LOB: 3 BB: 1 P: 24	R: 0 E: 0 K: 2 S: 9	H: 0 LOB: 0 BB: 0 P: 15	1B: 9 2B: 2 3B: 0 HR: 1	SF: 0 SAC: 0 DP: 1 HBP: 0	WP: 0 PB: 0 SB: 0 CS: 0	PA: 43						
PITCHER	IP	WLS	BF	H	R	ER	SO	BB	IBB	HBP	BLK	WP	HR	S	P	ERA	WHIP											
Danny Darwin, R (1, 1) ERA: 1.8	5.0	W	22	3	2	1	3	1	0	0	0	0	0	1	23	43	9.00	3.000										
Tony Castillo, L (6, 1) ERA: 3.12	2.0		12	3	2	2	1	3	0	0	0	0	0	1	23	43	9.00	3.000										
Woody Williams, R (8, 1) ERA: 5.4	1.0		6	2	0	0	0	1	0	0	0	0	0	14	24	0.00	3.000											
Darren Hall, R (9, 1) ERA:	1.0		3	0	0	0	2	0	0	0	0	0	0	9	15	0.00	0.000											

AB	38
R	3
H	12
RBI	2
BB	5
SO	6
LOB	21



Batter	1	2	3	4	5	6	7	8	9	AB	R	H	RBI	BB	SO	LOB	TOP										
Devon White, S (1, 8) OBP: 0.380, SLG: 0.432	G3-1			L4		K		P6		4	0	0	0	0	1	1	Toronto Blue Jays @ Baltimore Orioles Oriole Park at Camden Yards, Baltimore, MD Sun May 07 1995, 3:33 AM EDT Att: 44,304 - Sunny - 65 F										
Alex Gonzalez, R (1, 6) OBP: 0.244, SLG: 0.220 Carlos Delgado, L (8, PH)	K			L9		F8		F9		3	0	0	0	0	1	0											
Tomas Perez, S (8, 6) OBP: 1.000, SLG: 1.000	K			L9		F8		F9		1	0	0	0	0	0	1											
Paul Molitor, R (1, 10) OBP: 0.327, SLG: 0.341	L3			1B		F8				3	0	1	0	1	0	0											
Joe Carter, R (1, 7) OBP: 0.408, SLG: 0.533		F8		G1-3		F8		F9		4	0	0	0	0	3												
John Olerud, L (1, 3) OBP: 0.265, SLG: 0.239		G1-3			FC4-6 1B	K		G6-3		4	0	1	0	0	1	0											
Roberto Alomar, S (1, 4) OBP: 0.438, SLG: 0.585		G6-3			FC4-6 1B	HR		F9		4	1	1	0	0	0	1											
Candy Maldonado, R (1, 9) OBP: 0.333, SLG: 0.571			F9		K	HR		K		4	1	1	2	0	2	1											
Ed Sprague, R (1, 5) OBP: 0.357, SLG: 0.412			K		HR	G5-3				3	0	1	0	0	1	0											
Lance Parrish, R (1, 2) OBP: 0.353, SLG: 0.333			G5-3		K			1B		3	0	1	0	0	1	2											
Inning Stats	R: 0 E: 0 K: 1 S: 6	H: 0 LOB: 0 BB: 0 P: 8	R: 0 E: 0 K: 0 S: 5	H: 0 LOB: 0 BB: 0 P: 6	R: 0 E: 0 K: 1 S: 7	H: 0 LOB: 0 BB: 0 P: 10	R: 0 E: 0 K: 0 S: 9	H: 1 LOB: 1 BB: 0 P: 13	R: 0 E: 0 K: 2 S: 15	H: 2 LOB: 2 BB: 0 P: 20	R: 0 E: 0 K: 1 S: 7	H: 0 LOB: 0 BB: 0 P: 12	R: 2 E: 0 K: 1 S: 14	H: 2 LOB: 0 BB: 0 P: 20	R: 0 E: 0 K: 0 S: 10	H: 1 LOB: 2 BB: 1 P: 17	R: 0 E: 0 K: 1 S: 10	H: 0 LOB: 0 BB: 0 P: 15	1B: 4 2B: 1 3B: 0 HR: 1	SF: 0 SAC: 0 DP: 0 HBP: 0	WP: 0 PB: 0 SB: 0 CS: 0	PA: 34					
PITCHER	IP	WLS	BF	H	R	ER	SO	BB	IBB	HBP	BLK	WP	HR	S	P	ERA	WHIP										
35 Mike Mussina, R (1, 1) ERA: 3.94	7.0	W	26	5	2	2	6	0	0	0	0	0	1	63	89	2.57	0.714										
Armando Benitez, R (8, 1) ERA: 1.94	1.0		5	1	0	0	0	1	0	0	0	0	0	10	17	0.00	2.000										
Doug Jones, R (9, 1) ERA: 7.94	1.0		3	0	0	0	1	0	0	0	0	0	0	10	15	0.00	0.000										

Batter	1	2	3	4	5	6	7	8	9	AB	R	H	RBI	BB	SO	LOB	BOTTOM										
Brady Anderson, L (1, 7) OBP: 0.442, SLG: 0.681	1B		F7		S 1B		SH HR 1B			4	2	3	0	0	0	0	Toronto Blue Jays @ Baltimore Orioles Oriole Park at Camden Yards, Baltimore, MD Sun May 07 1995, 3:33 AM EDT Att: 44,304 - Sunny - 65 F										
Bret Barberie, S (1, 4) OBP: 0.429, SLG: 0.318	CS 1B		G6-3		K		SH HR			3	1	1	0	0	1	1											
Rafael Palmeiro, L (1, 3) OBP: 0.423, SLG: 0.614	WP 1B BB				S 1B BB		HR			1	3	1	3	3	0	0											
Cal Ripken Jr., R (1, 6) OBP: 0.375, SLG: 0.395	1B		P3		1B		G5-3			4	0	2	2	0	0	1											
Harold Baines, L (1, 10) OBP: 0.390, SLG: 0.457	1B			F7		F7		F7		4	0	2	1	0	0	0											
Matt Nokes, L (1, 2) OBP: 0.059, SLG: 0.235	P2			K		G1-3		K		4	0	0	0	0	2	4											
Andy Van Slyke, L (1, 8) OBP: 0.302, SLG: 0.474		P9			1B		G5-3		P6	4	0	1	0	0	0	0											
Jeff Manto, R (1, 5) OBP: 0.222, SLG: 0.152	K			F7		P4		G6-3		3	0	0	0	0	1	1											
Kevin Bass, S (1, 9) OBP: 0.261, SLG: 0.263 Damon Buford, R (7, 9)	G4-3				G3-1		K		K	1	0	0	0	0	1	0											
Inning Stats	R: 1 E: 0 K: 0 S: 13	H: 4 LOB: 2 BB: 1 P: 25	R: 0 E: 0 K: 1 S: 8	H: 0 LOB: 0 BB: 0 P: 9	R: 0 E: 0 K: 0 S: 5	H: 0 LOB: 1 BB: 1 P: 11	R: 0 E: 0 K: 1 S: 11	H: 1 LOB: 1 BB: 0 P: 17	R: 2 E: 0 K: 1 S: 20	H: 3 LOB: 2 BB: 1 P: 38	R: 0 E: 0 K: 1 S: 7	H: 0 LOB: 0 BB: 0 P: 11	R: 3 E: 0 K: 1 S: 10	H: 2 LOB: 0 BB: 0 P: 14	R: 0 E: 0 K: 1 S: 7	H: 0 LOB: 0 BB: 0 P: 10	1B: 9 2B: 0 3B: 0 HR: 1	SF: 0 SAC: 1 DP: 0 HBP: 0	WP: 1 PB: 0 SB: 2 CS: 1	PA: 36							
PITCHER	IP	WLS	BF	H	R	ER	SO	BB	IBB	HBP	BLK	WP	HR	S	P	ERA	WHIP										
David Cone, R (1, 1) ERA: 3.6	7.0	L	33	10	6	6	5	3	0	0	0	0	0	74	125	7.71	1.857										
Brad Cornett, R (8, 1) ERA: 2.7	1.0		3	0	0	0	1	0	0	0	0	0	0	7	10	0.00	0.000										

AB	33
R	2
H	6
RBI	2
BB	1
SO	7
LOB	9



AB	32
R	6
H	10
RBI	6
BB	3
SO	6
LOB	7



Batter	1	2	3	4	5	6	7	8	9	AB	R	H	RBI	BB	SO	LOB	TOP										
Brady Anderson, L (1, 7) OBP: 0.429, SLG: 0.647	G4-3		K SH5-3 1B		G1-6-3		B1-3			4	0	1	0	0	0	2	Baltimore Orioles @ Boston Red Sox Fenway Park, Boston, MA Tue May 09 1995, 7:05 PM EDT Att: 22,006 - Unknown - 66 F										
Bret Barberie, S (1, 4) OBP: 0.397, SLG: 0.280	G6-3		SH5-3		K		F9			3	0	0	0	0	1												
Rafael Palmeiro, L (1, 3) OBP: 0.411, SLG: 0.574	F8		K						F9	3	1	0	0	1	1												
Cal Ripken Jr., R (1, 6) OBP: 0.385, SLG: 0.413		G6-3 HR BB							G6-3	3	1	1	0	1	1												
Sherman Obando, R (1, 10) OBP: 0.429, SLG: 0.385 Harold Baines, L (6, PH) OBP: 0.395, SLG: 0.444	G6-3								L7	2	0	0	0	0	1	2											
Chris Hoiles, R (1, 2) OBP: 0.486, SLG: 0.652										1	0	0	0	1	0												
Jeff Manto, R (1, 5) OBP: 0.125, SLG: 0.125										3	1	2	3	1	1	0											
Jeffrey Hammonds, R (1, 9) OBP: 0.250, SLG: 0.368										4	0	1	0	0	1	3											
Damon Buford, R (1, 8) Kevin Bass, S (7, PH) OBP: 0.250, SLG: 0.250										1	0	0	0	1	0	1											
Inning Stats	R: 0 E: 0 K: 0 S: 6	H: 0 LOB: 0 BB: 0 P: 11	R: 2 E: 0 K: 1 S: 18	H: 2 LOB: 1 BB: 1 P: 29	R: 0 E: 0 K: 1 S: 6	H: 1 LOB: 0 BB: 0 P: 10	R: 0 E: 0 K: 1 S: 7	H: 1 LOB: 1 BB: 1 P: 17	R: 0 E: 0 K: 1 S: 10	H: 1 LOB: 1 BB: 1 P: 19	R: 1 E: 0 K: 0 S: 12	H: 1 LOB: 2 BB: 2 P: 23	R: 0 E: 0 K: 0 S: 9	H: 0 LOB: 0 BB: 0 P: 13	R: 0 E: 0 K: 0 S: 8	H: 0 LOB: 0 BB: 0 P: 11		R: 0 E: 0 K: 1 S: 7	H: 0 LOB: 0 BB: 0 P: 13	1B: 4 2B: 1 3B: 0 HR: 1	SF: 0 SAC: 1 DP: 2 HBP: 0	WP: 0 PB: 0 SB: 0 CS: 0	PA: 35				
PITCHER	IP	WLS	BF	H	R	ER	SO	BB	IBB	HBP	BLK	WP	HR	S	P	ERA	WHIP										
Rheal Cormier, L (1, 1) ERA: 4.11	5.0		20	5	2	2	4	3	0	0	0	0	1	47	86	3.60	1.600										
Jeff Pierce, R (6, 1) ERA: 2.53	1.1		7	1	1	1	1	2	0	0	0	0	0	17	31	6.75	2.250										
Derek Lilliquist, L (7, 1) ERA: 3.38	1.0		3	0	0	0	0	0	0	0	0	0	0	6	7	0.00	0.000										
Stan Belinda, R (8, 1) ERA:	1.2	W	5	0	0	0	1	0	0	0	0	0	0	13	22	0.00	0.000										

Batter	1	2	3	4	5	6	7	8	9	AB	R	H	RBI	BB	SO	LOB	BOTTOM										
Lee Tinsley, S (1, 8) OBP: 0.473, SLG: 0.580	K		BB HBP 1B		P5		G3			4	1	1	0	0	1	2	Baltimore Orioles @ Boston Red Sox Fenway Park, Boston, MA Tue May 09 1995, 7:05 PM EDT Att: 22,006 - Unknown - 66 F										
John Valentin, R (1, 6) OBP: 0.500, SLG: 0.792	K		HBP BB		G1-4-3		G4-3			3	0	0	0	1	1	2											
Mo Vaughn, L (1, 3) OBP: 0.362, SLG: 0.543										2	1	1	2	2	0	0											
Jose Canseco, R (1, 10) OBP: 0.485, SLG: 0.478	K									2	0	0	1	1	2	1											
Mike Greenwell, L (1, 7) OBP: 0.400, SLG: 0.412										4	0	0	0	0	1	4											
Tim Lincecum, R (1, 5) OBP: 0.385, SLG: 0.413										3	0	0	0	1	1	4											
Mike Macfarlane, R (1, 2) OBP: 0.378, SLG: 0.487 Rich Rowland, R (6, 2)										1	0	0	0	0	0	1											
Troy O'Leary, L (1, 9) OBP: 0.286, SLG: 0.571										2	0	0	0	0	0	0											
Luis Alica, S (1, 4) OBP: 0.265, SLG: 0.146 Wes Chamberlain, R (8, PH) OBP: 0.667, SLG: 1.250										2	1	1	0	1	1	0											
Inning Stats	R: 1 E: 0 K: 3 S: 16	H: 1 LOB: 0 BB: 0 P: 24	R: 0 E: 0 K: 1 S: 10	H: 0 LOB: 1 BB: 1 P: 18	R: 2 E: 0 K: 0 S: 9	H: 2 LOB: 2 BB: 2 P: 22	R: 0 E: 0 K: 0 S: 10	H: 0 LOB: 2 BB: 1 P: 20	R: 0 E: 0 K: 0 S: 12	H: 0 LOB: 1 BB: 1 P: 20	R: 0 E: 0 K: 1 S: 9	H: 0 LOB: 0 BB: 0 P: 13	R: 0 E: 0 K: 1 S: 10	H: 0 LOB: 1 BB: 1 P: 16	R: 0 E: 0 K: 1 S: 6	H: 0 LOB: 0 BB: 0 P: 8		R: 1 E: 0 K: 1 S: 5	H: 1 LOB: 0 BB: 0 P: 11	1B: 2 2B: 0 3B: 0 HR: 2	SF: 0 SAC: 0 DP: 1 HBP: 2	WP: 0 PB: 0 SB: 0 CS: 0	PA: 36				
PITCHER	IP	WLS	BF	H	R	ER	SO	BB	IBB	HBP	BLK	WP	HR	S	P	ERA	WHIP										
Ben McDonald, R (1, 1) ERA: 2.65	5.0		24	3	3	3	4	5	0	2	0	0	1	57	104	5.40	1.600										
Alan Mills, R (6, 1) ERA: 9.0	3.0		10	0	0	0	3	1	0	0	0	0	0	25	37	0.00	0.333										
Jesse Orosco, L (9, 1) ERA: 3.0	0.1		1	0	0	0	1	0	0	0	0	0	0	3	6	0.00	0.000										
Armando Benitez, R (9, 1) ERA: 2.08	0.0	L	1	1	1	1	0	0	0	0	0	0	1	2	5	∞	∞										

Batter	1	2	3	4	5	6	7	8	9	AB	R	H	RBI	BB	SO	LOB	TOP								
Brady Anderson, L (1, 7) OBP: 0.410, SLG: 0.607	2-2 SH5-3 1B		2-1 E4		0-2 FC1-6 1B		0-1 P3		2-1 G4-3	5	0	1	1	0	0	3	Baltimore Orioles @ Boston Red Sox Fenway Park, Boston, MA Wed May 10 1995, 7:05 PM EDT Att: 19,776 - Unknown - 57 F								
Bret Barberie, S (1, 4) OBP: 0.394, SLG: 0.296	0-1 SH5-3		1-3 K		2-1 1-2 3-H		1-0			2	0	1	0	0	1										
Jack Voigt, R (7, PH) OBP: 1.000, SLG: 1.000	1-2 SH5-3				1-2 1B		1-2 1B			1	0	1	0	0	0										
Manny Alexander, R (7, 4) OBP: 0.222, SLG: 0.176										0	0	0	0	0	0										
Rafael Palmeiro, L (1, 3) OBP: 0.383, SLG: 0.529	2-2 F7			3-2 L8	1-3 K		1-3 K			4	0	0	0	0	2	5									
Cal Ripken Jr., R (1, 6) OBP: 0.357, SLG: 0.380	1-1 G1-3			2-3 K		2-0 L8		2-2 L9		4	0	0	0	0	1										
Harold Baines, L (1, 10) OBP: 0.383, SLG: 0.425		2-2 G4-1		2-2 G4-3		0-0 1B		2-2 F8		4	0	1	0	0	0										
Chris Hoiles, R (1, 2) OBP: 0.462, SLG: 0.593	2-2 K				1-1 E SF8 1B	3-2 K		2-3 K		4	1	1	0	0	3	1									
Andy Van Slyke, L (1, 8) OBP: 0.298, SLG: 0.452	0-1 G5-3				2-2 SF8 FC1-6 1B	1-3 K		2-2 P7		4	1	1	0	0	1										
Sherman Obando, R (1, 9) OBP: 0.412, SLG: 0.375			3-2 G6-3		3-2 E5 FC1-6 1B		0-1 1B		2-3 K	3	0	1	0	0	0	2									
Kevin Bass, S (9, PH) OBP: 0.240, SLG: 0.238					1-2 2-3		1-2 1B			1	0	0	0	0	1	0									
Leo Gomez, R (1, 5) OBP: 0.205, SLG: 0.143			2-2 L6		3-2 SF8		1-2 P3		4-0 BB	2	0	0	1	0	0	1									
Matt Nokes, L (9, PH) OBP: 0.111, SLG: 0.235					2-3 3-H					0	0	0	0	1	0	0									
Inning Stats	R: 0 E: 0 K: 0 S: 10	H: 1 LOB: 1 BB: 0 P: 15	R: 0 E: 0 K: 1 S: 8	H: 0 LOB: 0 BB: 0 P: 12	R: 0 E: 1 K: 1 S: 11	H: 0 LOB: 1 BB: 0 P: 19	R: 0 E: 0 K: 1 S: 9	H: 0 LOB: 0 BB: 0 P: 16	R: 2 E: 1 K: 1 S: 21	H: 3 LOB: 2 BB: 0 P: 33	R: 0 E: 0 K: 2 S: 9	H: 1 LOB: 1 BB: 0 P: 15	R: 0 E: 0 K: 1 S: 16	H: 2 LOB: 2 BB: 0 P: 19	R: 0 E: 0 K: 1 S: 12	H: 0 LOB: 0 BB: 0 P: 18	R: 0 E: 0 K: 1 S: 9	H: 0 LOB: 1 BB: 1 P: 19	1B: 7 2B: 0 3B: 0 HR: 0	SF: 1 SAC: 1 DP: 0 HBP: 0	WP: 0 PB: 0 SB: 0 CS: 0	PA: 37			
PITCHER	IP	WLS	BF	H	R	ER	SO	BB	IBB	HBP	BLK	WP	HR	S	P	ERA	WHIP								
Erik Hanson, R (1, 1) ERA: 1.1	5.0	W	21	4	2	1	4	0	0	0	0	0	0	59	95	1.80	0.800								
Alejandro Pena, R (6, 1) ERA: 3.27	1.1		6	2	0	0	2	0	0	0	0	0	0	18	25	0.00	1.500								
Derek Lilliquist, L (7, 1) ERA: 3.0	0.2		3	1	0	0	1	0	0	0	0	0	0	7	9	0.00	1.500								
Stan Belinda, R (8, 1) ERA:	1.0		3	0	0	0	1	0	0	0	0	0	0	12	18	0.00	0.000								
Ken Ryan, R (9, 1) ERA:	1.0		4	0	0	0	1	1	0	0	0	0	0	9	19	0.00	1.000								

Batter	1	2	3	4	5	6	7	8	9	AB	R	H	RBI	BB	SO	LOB	BOTTOM								
Lee Tinsley, S (1, 8) OBP: 0.467, SLG: 0.618	1-3 K		1-2 G5-3	0-0 HR		3-2 G3		2-1 S E 1B		5	1	2	2	0	1	1	Baltimore Orioles @ Boston Red Sox Fenway Park, Boston, MA Wed May 10 1995, 7:05 PM EDT Att: 19,776 - Unknown - 57 F								
John Valentin, R (1, 6) OBP: 0.508, SLG: 0.760	4-1 G3 1B BB		4-2 HR BB	G4-3 BB		2-2 P3		1-2 K		2	2	0	0	3	1	2									
Mo Vaughn, L (1, 3) OBP: 0.365, SLG: 0.580	0-1 G3		1-0 HR	2-2 G4-3		4-0 IBB		3-2 G4-3		4	1	1	2	1	0	3									
Jose Canseco, R (1, 10) OBP: 0.486, SLG: 0.481	3-2 2H 1B		2-3 K		0-1 FC3-6 1B	2-1 L9				4	0	2	1	0	1	2									
Wes Chamberlain, R (1, 9) OBP: 0.625, SLG: 1.000	3-3 K		4-0 S BB		1-1 FC3-6 1B		1-0 G3			1	0	0	0	1	1	1									
Troy O'Leary, L (5, PH) OBP: 0.313, SLG: 0.563					1-2 FC3-6 1B		4-1 G3			2	0	1	0	0	0	0									
Mike Greenwell, L (1, 7) OBP: 0.380, SLG: 0.389		1-1 L8	2-1 F7		0-0 FC3-6		4-1 FC6-4 BB			3	0	0	0	1	0	3									
Bill Haselman, R (1, 2) OBP: 0.444, SLG: 0.286		4-2 BB		1-1 CS 2B 1B	2-3 K		0-1 P6			3	1	1	0	1	1	3									
Tim Lincecum, R (1, 5) OBP: 0.375, SLG: 0.420		2-2 P4		1-1 F9 HR 2B	0-1 G1-3		1-1 FC6-4			4	1	1	1	0	0	4									
Luis Alcega, S (1, 4) OBP: 0.264, SLG: 0.136		0-3 K		0-2 F9		4-2 G3 BB		2-2 L9		3	0	0	0	1	1	2									
Inning Stats	R: 1 E: 0 K: 2 S: 19	H: 1 LOB: 1 BB: 1 P: 30	R: 0 E: 0 K: 1 S: 15	H: 0 LOB: 1 BB: 1 P: 22	R: 2 E: 0 K: 1 S: 13	H: 1 LOB: 1 BB: 2 P: 27	R: 3 E: 0 K: 0 S: 13	H: 3 LOB: 0 BB: 1 P: 22	R: 0 E: 0 K: 1 S: 10	H: 2 LOB: 2 BB: 0 P: 13	R: 0 E: 0 K: 0 S: 11	H: 0 LOB: 2 BB: 2 P: 25	R: 0 E: 0 K: 0 S: 6	H: 0 LOB: 1 BB: 1 P: 12	R: 0 E: 1 K: 1 S: 13	H: 1 LOB: 1 BB: 0 P: 20	1B: 5 2B: 1 3B: 0 HR: 2	SF: 0 SAC: 0 DP: 1 HBP: 0	WP: 0 PB: 0 SB: 2 CS: 1	PA: 39					
PITCHER	IP	WLS	BF	H	R	ER	SO	BB	IBB	HBP	BLK	WP	HR	S	P	ERA	WHIP								
Sid Fernandez, L (1, 1) ERA: 7.15	3.1	L	19	5	6	5	4	4	0	0	0	0	0	26	49	13.50	2.700								
Mike Oquist, R (4, 1) ERA: 2.39	2.2		12	2	0	0	1	2	1	0	0	0	0	26	49	0.00	1.500								
Jamie Moyer, L (7, 1) ERA: 5.4	2.0		8	1	0	0	1	1	0	0	0	0	0	19	32	0.00	1.000								

AB 34
R 2
H 7
RBI 2
BB 1
SO 9
LOB 15

AB 31
R 6
H 8
RBI 6
BB 8
SO 6
LOB 21



Batter	1	2	3	4	5	6	7	8	9	AB	R	H	RBI	BB	SO	LOB	TOP										
Kenny Lofton, L OBP: 0.338, SLG: 0.452 (1, 8)										4	0	0	0	0	1	4	Cleveland Indians @ Baltimore Orioles Oriole Park at Camden Yards, Baltimore, MD Fri May 12 1995, 7:05 PM EDT Att: 40,516 - Unknown - 73 F										
Omar Vizquel, S OBP: 0.232, SLG: 0.215 (1, 6)										4	0	0	0	0	0	1											
Carlos Baerga, S OBP: 0.464, SLG: 0.583 (1, 4)										4	0	1	0	0	0	1											
Albert Belle, R OBP: 0.403, SLG: 0.590 (1, 7)										4	0	0	0	0	2	1											
Eddie Murray, S OBP: 0.476, SLG: 0.684 (1, 10)										4	0	1	0	0	0	1											
Jim Thome, L OBP: 0.400, SLG: 0.471 (1, 5)										4	2	2	1	0	1	1											
Manny Ramirez, R OBP: 0.484, SLG: 0.741 (1, 9)										3	1	2	1	0	1	0											
Paul Sorrento, L OBP: 0.269, SLG: 0.604 (1, 3)										3	0	0	0	0	1	2											
Tony Peña, R OBP: 0.238, SLG: 0.256 (1, 2)										3	0	2	1	0	0	0											
Inning Stats	R: 0 E: 0 K: 1 S: 9	H: 0 LOB: 0 BB: 0 P: 15	R: 0 E: 0 K: 0 S: 6	H: 0 LOB: 0 BB: 0 P: 13	R: 1 E: 0 K: 0 S: 9	H: 2 LOB: 0 BB: 0 P: 17	R: 0 E: 0 K: 1 S: 7	H: 1 LOB: 1 BB: 0 P: 11	R: 1 E: 0 K: 0 S: 7	H: 3 LOB: 1 BB: 0 P: 12	R: 0 E: 0 K: 0 S: 5	H: 0 LOB: 0 BB: 0 P: 10	R: 1 E: 0 K: 2 S: 10	H: 1 LOB: 0 BB: 0 P: 17	R: 0 E: 1 K: 0 S: 8	H: 0 LOB: 1 BB: 0 P: 9	R: 0 E: 0 K: 2 S: 7	H: 1 LOB: 0 BB: 0 P: 9	1B: 6 2B: 1 3B: 0 HR: 1	SF: 0 SAC: 0 DP: 2 HBP: 0	WP: 0 PB: 0 SB: 1 CS: 1	PA: 33					
PITCHER	IP	WLS	BF	H	R	ER	SO	BB	IBB	HBP	BLK	WP	HR	S	P	ERA	WHIP										
Kevin Brown, R ERA: 4.22 (1, 1)	8.0	L	30	7	3	3	4	0	0	0	0	0	1	61	104	3.38	0.875										
Alan Mills, R ERA: 8.65 (9, 1)	0.1		2	1	0	0	1	0	0	0	0	0	0	4	4	0.00	3.000										
Jesse Orosco, L ERA: 2.45 (9, 1)	0.2		1	0	0	0	1	0	0	0	0	0	0	3	5	0.00	0.000										

Batter	1	2	3	4	5	6	7	8	9	AB	R	H	RBI	BB	SO	LOB	BOTTOM										
Brady Anderson, L OBP: 0.385, SLG: 0.567 (1, 7)										4	0	0	0	0	1	4	Cleveland Indians @ Baltimore Orioles Oriole Park at Camden Yards, Baltimore, MD Fri May 12 1995, 7:05 PM EDT Att: 40,516 - Unknown - 73 F										
Kevin Bass, S OBP: 0.238, SLG: 0.250 (1, 9)										3	0	1	0	0	1	0											
Sherman Obando, R OBP: 0.389, SLG: 0.353 (7, PH) (8, 9)										1	0	0	0	0	0	2											
Rafael Palmeiro, L OBP: 0.359, SLG: 0.491 (1, 3)										4	0	0	0	0	0	1											
Cal Ripken Jr., R OBP: 0.367, SLG: 0.377 (1, 6)										3	0	1	0	0	0	0											
Harold Baines, L OBP: 0.392, SLG: 0.500 (1, 10)										4	1	2	1	0	0	0											
Matt Nokes, L OBP: 0.095, SLG: 0.200 (1, 2)										3	0	0	0	0	0	2											
Chris Hoiles, R OBP: 0.450, SLG: 0.571 (8, PH) (9, 2)										1	0	0	0	0	1	0											
Bret Barberie, S OBP: 0.432, SLG: 0.333 (1, 4)										3	1	2	0	1	0	0											
Leo Gomez, R OBP: 0.238, SLG: 0.184 (1, 5)										3	0	2	0	0	0	0											
Manny Alexander, R OBP: 0.211, SLG: 0.167 (7, PR) (8, 5)										1	0	0	0	0	0	1											
Damon Buford, R OBP: 0.250, SLG: 0.100 (1, 8)										4	0	1	1	0	1	2											
Inning Stats	R: 0 E: 0 K: 2 S: 11	H: 0 LOB: 0 BB: 0 P: 14	R: 0 E: 0 K: 0 S: 5	H: 0 LOB: 0 BB: 0 P: 8	R: 0 E: 0 K: 1 S: 6	H: 0 LOB: 0 BB: 0 P: 8	R: 0 E: 0 K: 0 S: 6	H: 1 LOB: 1 BB: 0 P: 11	R: 1 E: 0 K: 0 S: 16	H: 2 LOB: 2 BB: 1 P: 24	R: 0 E: 0 K: 0 S: 12	H: 2 LOB: 2 BB: 0 P: 18	R: 0 E: 0 K: 0 S: 8	H: 2 LOB: 2 BB: 0 P: 9	R: 1 E: 0 K: 1 S: 9	H: 1 LOB: 0 BB: 0 P: 13	R: 0 E: 0 K: 0 S: 8	H: 1 LOB: 0 BB: 0 P: 13	1B: 8 2B: 0 3B: 0 HR: 1	SF: 0 SAC: 0 DP: 1 HBP: 1	WP: 0 PB: 0 SB: 0 CS: 1	PA: 37					
PITCHER	IP	WLS	BF	H	R	ER	SO	BB	IBB	HBP	BLK	WP	HR	S	P	ERA	WHIP										
Dennis Martinez, R ERA: 2.25 (7, 1)	6.2	W	28	7	1	1	3	1	0	0	0	0	1	8	10	9.00	1.000										
Jim Poole, L ERA: 1.93 (8, 1)	1.0		4	1	1	1	0	0	0	0	0	0	0	3	5	0.00	0.000										
Julian Tavarez, R ERA: 1.29 (9, 1)	0.1	S	3	1	0	0	0	0	0	0	0	0	0	8	13	0.00	1.000										



Batter	1	2	3	4	5	6	7	8	9	AB	R	H	RBI	BB	SO	LOB	TOP					
Kenny Lofton, L OBP: 0.333, SLG: 0.439	F7			FC4-6 1B		G4-3			F7	4	0	1	0	0	0	0						
Omar Vizquel, S OBP: 0.222, SLG: 0.206	G1-5-3			FC4-6 G4-6-3			P6			3	0	0	0	0	0	1						
Carlos Baerga, S OBP: 0.444, SLG: 0.556	F8			G4-6-3			P2			3	0	0	0	0	0	1						
Albert Belle, R OBP: 0.386, SLG: 0.563		F9			G6-3		G5-3			3	0	0	0	0	0	0						
Eddie Murray, S OBP: 0.470, SLG: 0.667		P2			F8			G5-4-3 1B		3	0	1	0	0	0	0						
Jim Thome, L OBP: 0.397, SLG: 0.519			K			HR		G5-4-3 1-2f		3	1	1	1	0	1	1						
Manny Ramirez, R OBP: 0.463, SLG: 0.702			K			K		G5-3		3	0	0	0	0	2	0						
Paul Sorrento, L OBP: 0.255, SLG: 0.569			K			K		G4-3		3	0	0	0	0	2	0						
Jesse Levis, L OBP: 0.154, SLG: 0.167			F7			F7		F7		3	0	0	0	0	0	0						
Inning Stats	R: 0 E: 0 K: 0 S: 5	H: 0 LOB: 0 BB: 7	R: 0 E: 0 K: 1 S: 7	H: 0 LOB: 0 BB: 9	R: 0 E: 0 K: 2 S: 10	H: 0 LOB: 0 BB: 13	R: 0 E: 0 K: 0 S: 8	H: 1 LOB: 0 BB: 12	R: 1 E: 0 K: 1 S: 8	H: 1 LOB: 0 BB: 14	R: 0 E: 0 K: 0 S: 6	H: 0 LOB: 0 BB: 10	R: 0 E: 0 K: 0 S: 10	H: 0 LOB: 0 BB: 16	R: 0 E: 0 K: 0 S: 6	H: 1 LOB: 0 BB: 8	R: 0 E: 0 K: 0 S: 7	H: 0 LOB: 0 BB: 11	1B: 2 2B: 0 3B: 0 HR: 1	SF: 0 SAC: 0 DP: 2 HBP: 0	WP: 0 PB: 0 SB: 0 CS: 0	PA: 28
PITCHER 35 Mike Mussina, R ERA: 2.88	IP: 9.0 WLS: W BF: 28	H: 3 R: 1 ER: 1 SO: 5	BB: 0 IBB: 0 HBP: 0 BLK: 0	WP: 0 HR: 1 S: 67 P: 100	ERA: 1.00 WHIP: 0.333											ERA: 1.00 WHIP: 0.333						

Cleveland Indians @ Baltimore Orioles
 Oriole Park at Camden Yards, Baltimore, MD
 Sat May 13 1995, 3:33 AM EDT
 Att: 40,185 - Sunny - 77 F

AB 28
 R 1
 H 3
 RBI 1
 BB 0
 SO 5
 LOB 3



Batter	1	2	3	4	5	6	7	8	9	AB	R	H	RBI	BB	SO	LOB	BOTTOM			
Brady Anderson, L OBP: 0.391, SLG: 0.603	P5		CS	HR	2B 1B BB		L9			3	2	1	1	1	0	0				
Kevin Bass, S OBP: 0.281, SLG: 0.321	G3			G4-3	1B 2B		1B BB 1B			4	2	2	0	0	0	0				
Rafael Palmeiro, L OBP: 0.382, SLG: 0.525	G4-3			2B	2B 1B		BB BB 1B			4	0	3	2	0	0	0				
Cal Ripken Jr., R OBP: 0.359, SLG: 0.357		P5		K	F7		BB			3	0	0	0	1	1	2				
Harold Baines, L OBP: 0.382, SLG: 0.468		G3		G4-3		G4-3	FC5-4 BB			3	0	0	1	1	0	1				
Chris Hoiles, R OBP: 0.432, SLG: 0.516		G1-3			FC1-6 BB	F7	FC5-4			3	0	0	0	1	0	3				
Bret Barberie, S OBP: 0.415, SLG: 0.353			P6		FC1-6 2B			F8		4	1	1	0	0	0	1				
Leo Gomez, R OBP: 0.239, SLG: 0.214			G6-3		SF7 2B	F8		K2-3		4	1	1	1	0	1	1				
Damon Buford, R OBP: 0.250, SLG: 0.083				CS BB	SF7		F7	P4		2	0	0	1	1	0	0				
Inning Stats	R: 0 E: 0 K: 0 S: 5	H: 0 LOB: 0 BB: 8	R: 0 E: 0 K: 0 S: 4	H: 0 LOB: 0 BB: 7	R: 0 E: 0 K: 0 S: 4	H: 0 LOB: 1 BB: 10	R: 1 E: 0 K: 1 S: 10	H: 2 LOB: 0 BB: 18	R: 4 E: 0 K: 0 S: 13	H: 3 LOB: 1 BB: 25	R: 0 E: 0 K: 0 S: 7	H: 1 LOB: 0 BB: 13	R: 1 E: 0 K: 0 S: 15	H: 2 LOB: 3 BB: 30	R: 0 E: 0 K: 1 S: 5	H: 0 LOB: 0 BB: 6	1B: 3 2B: 4 3B: 0 HR: 1	SF: 1 SAC: 0 DP: 0 HBP: 0	WP: 0 PB: 0 SB: 0 CS: 1	PA: 37
PITCHER Mark Clark, R ERA: 10.26 Dennis Cook, L ERA: 9.64 Jason Grimsley, R ERA: 6.57	IP: 5.0 WLS: L BF: 22	H: 5 R: 5 ER: 5 SO: 1	BB: 3 IBB: 0 HBP: 0 BLK: 0	WP: 0 HR: 1 S: 36 P: 68	ERA: 9.00 WHIP: 1.600											ERA: 5.40 WHIP: 1.800				
											IP: 7.1 WLS: L BF: 6	H: 0 R: 0 ER: 0 SO: 1	BB: 2 IBB: 0 HBP: 0 BLK: 0	WP: 0 HR: 0 S: 8 P: 18	ERA: 0.00 WHIP: 1.500					

Cleveland Indians @ Baltimore Orioles
 Oriole Park at Camden Yards, Baltimore, MD
 Sat May 13 1995, 3:33 AM EDT
 Att: 40,185 - Sunny - 77 F

AB 30
 R 6
 H 8
 RBI 6
 BB 5
 SO 2
 LOB 8



Batter	1	2	3	4	5	6	7	8	9	AB	R	H	RBI	BB	SO	LOB	TOP								
Chad Curtis, R OBP: 0.400, SLG: 0.429										4	1	1	1	1	1	1	Detroit Tigers @ Baltimore Orioles Oriole Park at Camden Yards, Baltimore, MD Tue May 16 1995, 7:05 PM EDT Att: 36,249 - Unknown - 77 F								
Lou Whitaker, L OBP: 0.300, SLG: 0.222										5	0	2	2	0	1	1									
Scott Fletcher, R OBP: 0.220, SLG: 0.256										0	0	0	0	0	0	0									
Alan Trammell, R OBP: 0.441, SLG: 0.393										4	0	0	0	0	0	3									
Cecil Fielder, R OBP: 0.291, SLG: 0.415										3	1	0	1	1	1	0									
Rudy Pemberton, R OBP: 0.400, SLG: 0.593										0	1	0	0	0	0	0									
Franklin Stubbs, L OBP: 0.500, SLG: 0.526										0	0	0	0	0	0	0									
Kirk Gibson, L OBP: 0.481, SLG: 0.600										4	3	2	0	0	1	2									
Travis Fryman, R OBP: 0.351, SLG: 0.343										5	1	2	2	0	0	2									
Bobby Higginson, L OBP: 0.318, SLG: 0.414										5	0	2	2	0	2	4									
Danny Bautista, R OBP: 0.394, SLG: 0.345										4	1	1	1	1	1	3									
Ron Tingley, R OBP: 0.364, SLG: 0.278										3	1	1	0	1	1	2									
Inning Stats	R: 0 E: 0 K: 1 S: 8	H: 0 LOB: 0 BB: 0 P: 15	R: 4 E: 0 K: 2 S: 20	H: 3 LOB: 2 BB: 3 P: 43	R: 1 E: 0 K: 2 S: 15	H: 1 LOB: 2 BB: 1 P: 29	R: 1 E: 0 K: 0 S: 8	H: 2 LOB: 1 BB: 0 P: 10	R: 0 E: 0 K: 0 S: 5	H: 0 LOB: 0 BB: 0 P: 8	R: 0 E: 0 K: 0 S: 8	H: 1 LOB: 1 BB: 0 P: 13	R: 1 E: 0 K: 0 S: 11	H: 2 LOB: 1 BB: 0 P: 20	R: 0 E: 0 K: 1 S: 7	H: 0 LOB: 0 BB: 0 P: 11	R: 2 E: 1 K: 2 S: 13	H: 2 LOB: 2 BB: 0 P: 21	1B: 8 2B: 3 3B: 0 HR: 0	SF: 1 SAC: 1 DP: 0 HBP: 1	WP: 0 PB: 0 SB: 2 CS: 0	PA: 44			
PITCHER	IP	WLS	BF	H	R	ER	SO	BB	IBB	HBP	BLK	WP	HR	S	P	ERA	WHIP								
Ben McDonald, R ERA: 4.58	2.2		17	4	5	5	4	4	0	1	0	0	0	38	79	16.88	3.000								
Mike Oquist, R ERA: 2.45	3.1		13	3	1	1	1	0	0	0	0	0	0	26	39	2.70	0.900								
Alan Mills, R ERA: 8.18	1.2		7	2	1	1	0	0	0	0	0	0	0	15	28	5.40	1.200								
Jesse Orosco, L ERA: 1.8	0.1		1	0	0	0	1	0	0	0	0	0	0	3	3	0.00	0.000								
Doug Jones, R ERA: 7.04	1.0	L	6	2	2	1	2	0	0	0	0	0	0	13	21	9.00	2.000								

Batter	1	2	3	4	5	6	7	8	9	AB	R	H	RBI	BB	SO	LOB	BOTTOM								
Brady Anderson, L OBP: 0.372, SLG: 0.577										5	1	1	1	0	0	2	Detroit Tigers @ Baltimore Orioles Oriole Park at Camden Yards, Baltimore, MD Tue May 16 1995, 7:05 PM EDT Att: 36,249 - Unknown - 77 F								
Kevin Bass, S OBP: 0.293, SLG: 0.324										5	2	3	1	0	1	0									
Rafael Palmeiro, L OBP: 0.429, SLG: 0.667										4	2	4	4	1	0	0									
Cal Ripken Jr., R OBP: 0.384, SLG: 0.422										5	1	3	2	0	0	1									
Harold Baines, L OBP: 0.359, SLG: 0.436										4	0	1	0	1	0	6									
Chris Hoiles, R OBP: 0.423, SLG: 0.553										5	0	1	0	0	0	4									
Bret Barberie, S OBP: 0.413, SLG: 0.342										1	1	1	0	1	0	0									
Manny Alexander, R OBP: 0.227, SLG: 0.190										3	0	1	0	0	0	2									
Sherman Obando, R OBP: 0.318, SLG: 0.286										4	0	0	0	0	2	3									
Damon Buford, R OBP: 0.200, SLG: 0.063										1	0	0	0	0	0	0									
Leo Gomez, R OBP: 0.250, SLG: 0.229										4	1	1	0	0	0	2									
Matt Nokes, L OBP: 0.087, SLG: 0.182										1	0	0	0	0	0	0									
Inning Stats	R: 2 E: 0 K: 0 S: 11	H: 3 LOB: 1 BB: 0 P: 23	R: 0 E: 0 K: 0 S: 7	H: 0 LOB: 1 BB: 1 P: 14	R: 0 E: 0 K: 0 S: 9	H: 2 LOB: 0 BB: 0 P: 15	R: 5 E: 0 K: 1 S: 20	H: 6 LOB: 2 BB: 1 P: 32	R: 1 E: 0 K: 1 S: 7	H: 3 LOB: 3 BB: 1 P: 31	R: 0 E: 0 K: 0 S: 7	H: 1 LOB: 0 BB: 0 P: 13	R: 0 E: 0 K: 1 S: 7	H: 0 LOB: 0 BB: 0 P: 11	R: 0 E: 0 K: 0 S: 7	H: 1 LOB: 1 BB: 0 P: 9	R: 0 E: 0 K: 0 S: 7	H: 0 LOB: 0 BB: 0 P: 11	1B: 10 2B: 2 3B: 1 HR: 3	SF: 0 SAC: 0 DP: 0 HBP: 0	WP: 0 PB: 0 SB: 0 CS: 1	PA: 45			
PITCHER	IP	WLS	BF	H	R	ER	SO	BB	IBB	HBP	BLK	WP	HR	S	P	ERA	WHIP								
Sean Bergman, R ERA: 5.82	3.2		22	10	7	7	1	1	0	0	0	0	0	39	65	2.70	2.100								
John Doherty, R ERA: 8.64	0.2		3	1	0	0	0	0	0	0	0	0	0	4	5	0.00	1.500								
Brian Bohanon, L ERA: 7.04	0.1	W	1	0	0	0	0	0	0	0	0	0	0	3	4	0.00	0.000								
Joe Boever, R ERA: 7.45	0.1	S	3	0	0	0	0	0	0	0	0	0	0	7	11	0.00	0.000								
Mike Hememan, R ERA: 1.29	1.0		6	2	2	1	2	0	0	0	0	0	0	13	21	9.00	2.000								

AB 37
R 9
H 11
RBI 9
BB 4
SO 8
LOB 18



AB 42
R 8
H 16
RBI 8
BB 3
SO 3
LOB 20



Batter	1	2	3	4	5	6	7	8	9	AB	R	H	RBI	BB	SO	LOB	TOP										
Chad Curtis, R (1, 8) OBP: 0.376, SLG: 0.436	G4-3		HR		F8			G6-4-3		4	1	1	1	0	0	2	Detroit Tigers @ Baltimore Orioles Oriole Park at Camden Yards, Baltimore, MD Thu May 18 1995, 7:05 PM EDT Att: 39,489 - Unknown - 79 F										
Scott Fletcher, R (1, 4) OBP: 0.295, SLG: 0.238	G5-3		F8		F8					3	0	0	0	0	0	1											
Lou Whitaker, L (8, PH) OBP: 0.333, SLG: 0.273										0	0	0	0	0	0	0											
Alan Trammell, R (8, PH) OBP: 0.436, SLG: 0.375								BB		0	0	0	0	1	0	0											
Bobby Higginson, L (1, 7) OBP: 0.319, SLG: 0.453										3	1	1	1	0	1	0											
Juan Samuel, R (8, PH) OBP: 0.250, SLG: 0.294	HR				G1-3			K		1	0	0	0	0	1	1											
Cecil Fielder, R (1, 3) OBP: 0.287, SLG: 0.479	G6-3				P5			F9		4	0	0	0	0	1	0											
Kirk Gibson, L (1, 10) OBP: 0.467, SLG: 0.569										2	0	0	0	2	0	0											
Travis Fryman, R (1, 5) OBP: 0.325, SLG: 0.320										4	0	1	0	0	0	1											
Danny Bautista, R (1, 9) OBP: 0.359, SLG: 0.314										3	0	0	0	0	2	2											
Chris Gomez, R (1, 6) OBP: 0.231, SLG: 0.311					G6-3			G5-3		3	0	0	0	0	1	0											
John Flaherty, R (1, 2) OBP: 0.372, SLG: 0.463										2	0	1	0	0	0	0											
Franklin Stubbs, L (8, PH) OBP: 0.520, SLG: 0.526										0	0	0	0	0	0	0											
Ron Tingley, R (8, 2) OBP: 0.320, SLG: 0.238										0	0	0	0	0	0	0											
Inning Stats	R: 1 E: 0 K: 0 S: 12	H: 1 LOB: 0 BB: 0 P: 17	R: 0 E: 0 K: 1 S: 6	H: 0 LOB: 0 BB: 0 P: 9	R: 1 E: 0 K: 0 S: 12	H: 1 LOB: 0 BB: 0 P: 17	R: 0 E: 0 K: 1 S: 9	H: 1 LOB: 2 BB: 1 P: 18	R: 0 E: 0 K: 1 S: 13	H: 0 LOB: 1 BB: 0 P: 19	R: 0 E: 0 K: 1 S: 8	H: 0 LOB: 0 BB: 0 P: 12	R: 0 E: 0 K: 1 S: 8	H: 0 LOB: 0 BB: 0 P: 9	R: 0 E: 0 K: 1 S: 8	H: 0 LOB: 1 BB: 1 P: 18	R: 0 E: 0 K: 1 S: 5	H: 0 LOB: 0 BB: 1 P: 10	1B: 2 2B: 0 3B: 0 HR: 2	SF: 0 SAC: 0 DP: 2 HBP: 1	WP: 0 PB: 0 SB: 0 CS: 0	PA: 33					
PITCHER	IP	WLS	BF	H	R	ER	SO	BB	IBB	HBP	BLK	WP	HR	S	P	ERA	WHIP										
35 Mike Mussina, R (1, 1) ERA: 2.81	7.0	W	26	4	2	2	4	1	0	0	0	0	2	68	101	2.57	0.714										
Armando Benitez, R (8, 1) ERA: 2.35	0.2		2	0	0	0	0	0	0	1	0	0	0	3	7	0.00	0.000										
Jesse Orosco, L (8, 1) ERA: 1.69	0.1		2	0	0	0	1	1	0	0	0	0	0	5	11	0.00	3.000										
Doug Jones, R (9, 1) ERA: 6.23	1.0	S	3	0	0	0	1	1	0	0	0	0	0	5	10	0.00	1.000										

Batter	1	2	3	4	5	6	7	8	9	AB	R	H	RBI	BB	SO	LOB	BOTTOM										
Brady Anderson, L (1, 7) OBP: 0.368, SLG: 0.544	G3		S BB E BB		P6			K		3	1	0	0	1	1	2	Detroit Tigers @ Baltimore Orioles Oriole Park at Camden Yards, Baltimore, MD Thu May 18 1995, 7:05 PM EDT Att: 39,489 - Unknown - 79 F										
Kevin Bass, S (1, 9) OBP: 0.300, SLG: 0.318	G5-3		S BB E BB							3	1	1	0	1	0	0											
Rafael Palmeiro, L (1, 3) OBP: 0.407, SLG: 0.608	F9		E3							4	1	1	0	0	0	3											
Cal Ripken Jr., R (1, 6) OBP: 0.378, SLG: 0.425										4	0	1	0	0	0	1											
Chris Hoiles, R (1, 2) OBP: 0.400, SLG: 0.489										4	0	0	0	0	1	1											
Matt Nokes, L (9, 2) OBP: 0.087, SLG: 0.182										0	0	0	0	0	0	0											
Sherman Obando, R (1, 10) OBP: 0.300, SLG: 0.321										4	0	1	0	0	0	1											
Jeff Manto, R (1, 5) OBP: 0.400, SLG: 0.667										3	0	1	0	0	2	1											
Damon Buford, R (1, 8) OBP: 0.200, SLG: 0.050										2	0	0	0	0	1	0											
Manny Alexander, R (1, 4) OBP: 0.214, SLG: 0.185										3	0	1	0	0	1	0											
Inning Stats	R: 0 E: 0 K: 0 S: 6	H: 0 LOB: 0 BB: 0 P: 7	R: 0 E: 0 K: 1 S: 10	H: 1 LOB: 1 BB: 0 P: 14	R: 2 E: 1 K: 2 S: 19	H: 0 LOB: 1 BB: 2 P: 30	R: 0 E: 0 K: 1 S: 11	H: 0 LOB: 0 BB: 0 P: 16	R: 0 E: 0 K: 0 S: 6	H: 0 LOB: 0 BB: 0 P: 10	R: 1 E: 0 K: 1 S: 9	H: 2 LOB: 1 BB: 0 P: 18	R: 0 E: 0 K: 1 S: 16	H: 3 LOB: 3 BB: 0 P: 21	R: 0 E: 0 K: 0 S: 5	H: 0 LOB: 0 BB: 0 P: 6	1B: 5 2B: 1 3B: 0 HR: 0	SF: 0 SAC: 1 DP: 0 HBP: 0	WP: 1 PB: 0 SB: 2 CS: 0	PA: 33							
PITCHER	IP	WLS	BF	H	R	ER	SO	BB	IBB	HBP	BLK	WP	HR	S	P	ERA	WHIP										
David Wells, L (1, 1) ERA: 2.86	8.0	L	33	6	3	1	6	2	0	0	0	1	0	82	122	1.12	1.000										

AB	29
R	2
H	4
RBI	2
BB	3
SO	6
LOB	7



AB	30
R	3
H	6
RBI	0
BB	2
SO	6
LOB	9



Batter	1	2	3	4	5	6	7	8	9	AB	R	H	RBI	BB	SO	LOB	TOP										
Brady Anderson, L (1, 8) OBP: 0.380, SLG: 0.578	1-1 HR 1B	4-0 BB			2-3 K		2-3 K		2-0 HR	4	2	3	1	2	0		Baltimore Orioles @ New York Yankees Yankee Stadium, Bronx, NY Fri May 19 1995, 7:05 PM EDT Att: 18,842 - Unknown										
Kevin Bass, S (1, 7) OBP: 0.309, SLG: 0.313	3-2 CS 1B	1-1 G3-1			4-2 BB			0-2 G4-3	2-0 F8	4	0	1	0	1	0	3											
Rafael Palmeiro, L (1, 3) OBP: 0.411, SLG: 0.641	2-0 HR		0-0 G4-3 G5-3 1B		0-0 G5-6-3			0-1 G4-3		4	1	2	2	0	0	1											
Cal Ripken Jr., R (1, 6) OBP: 0.360, SLG: 0.403	0-0 L9		2-2 G5-3 1-2			2-3 K		2-2 G5-3		4	0	0	0	0	1	1											
Harold Baines, L (1, 10) OBP: 0.373, SLG: 0.491 Leo Gomez, R (9, PH) OBP: 0.264, SLG: 0.245	4-2 BB		0-0 G4-3			2-1 HR			1-1 1B BB 1B	2	1	1	1	1	0	1											
Chris Hoiles, R (1, 2) OBP: 0.391, SLG: 0.458	3-2 P3		2-3 K			3-3 K			4-2 1B 1B BB	3	0	0	0	1	2	2											
Sherman Obando, R (1, 9) OBP: 0.303, SLG: 0.323 Matt Nokes, L (9, PH) OBP: 0.125, SLG: 0.217 Damon Buford, R (9, PH) OBP: 0.200, SLG: 0.050		1-2 BB 1B		2-3 K		2-3 K			1-2 G1-2-3 1B 1B	3	0	1	0	0	2	0											
Jeff Manto, R (1, 5) OBP: 0.368, SLG: 0.579		2-2 F8		0-3 K			2-0 F8		1-2 HR G1-2-3 1B	4	1	1	1	0	1	1											
Manny Alexander, R (1, 4) OBP: 0.200, SLG: 0.172 Bret Barberie, S (7, PH) OBP: 0.396, SLG: 0.325		0-0 L7		1-1 L1			2-3 K		1-2 G1-2-3 1B 1B	2	0	0	0	0	0	1											
Inning Stats	R: 2 E: 0 K: 0 S: 13	H: 3 LOB: 1 BB: 1 P: 26	R: 0 E: 0 K: 0 S: 9	H: 1 LOB: 2 BB: 1 P: 17	R: 0 E: 0 K: 1 S: 8	H: 1 LOB: 1 BB: 0 P: 12	R: 0 E: 0 K: 2 S: 8	H: 0 LOB: 0 BB: 0 P: 11	R: 0 E: 0 K: 1 S: 8	H: 0 LOB: 0 BB: 1 P: 14	R: 1 E: 0 K: 3 S: 12	H: 1 LOB: 0 BB: 0 P: 21	R: 0 E: 0 K: 2 S: 9	H: 0 LOB: 0 BB: 0 P: 15	R: 0 E: 0 K: 0 S: 8	H: 0 LOB: 0 BB: 0 P: 10		R: 4 E: 0 K: 0 S: 13	H: 4 LOB: 1 BB: 1 P: 24	1B: 7 2B: 0 3B: 0 HR: 3	SF: 0 SAC: 0 DP: 2 HBP: 0	WP: 0 PB: 0 SB: 0 CS: 1	PA: 38				
PITCHER	IP	WLS	BF	H	R	ER	SO	BB	IBB	HBP	BLK	WP	HR	S	P	ERA	WHIP										
Jack McDowell, R (1, 1) ERA: 3.86	8.0		31	6	3	3	9	3	0	0	0	0	2	75	126	3.38	1.125										
Steve Howe, L (9, 1) ERA: 4.05	0.0	1	1	1	1	0	0	0	0	0	0	0	0	2	3	∞	∞										
John Wetteland, R (9, 1) ERA: 5.73	1.0	L	6	3	3	3	0	1	0	0	0	0	1	11	21	27.00	4.000										

Batter	1	2	3	4	5	6	7	8	9	AB	R	H	RBI	BB	SO	LOB	BOTTOM										
Wade Boggs, L (1, 5) OBP: 0.300, SLG: 0.361	3-1 G4-3	1-1 F7		4-2 BB		1-1 F9		3-2 G6-3		4	0	0	0	1	0	3	Baltimore Orioles @ New York Yankees Yankee Stadium, Bronx, NY Fri May 19 1995, 7:05 PM EDT Att: 18,842 - Unknown										
Tony Fernandez, S (1, 6) OBP: 0.346, SLG: 0.281	4-2 BB	2-1 G4-3		3-3 K		0-0 P6			2-3 K	4	0	0	0	1	2	3											
Jim Leyritz, R (1, 3) OBP: 0.368, SLG: 0.448	3-2 E 1B		4-2 E FC6-4 BB	2-3 K		1-2 G6-3			1-3 K	4	1	1	0	1	2	1											
Mike Stanley, R (1, 2) OBP: 0.371, SLG: 0.450	3-3 K		2-0 E 1B		2-2 L7		3-2 HR		1-0 L8	5	2	2	1	0	1	2											
Danny Tartabull, R (1, 10) OBP: 0.329, SLG: 0.357	3-3 K		2-2 FC5 FC6-4		1-2 P2		2-2 F9			4	0	0	0	0	1	4											
Bernie Williams, S (1, 8) OBP: 0.337, SLG: 0.452		1-2 F8	2-2 FC6-4		4-1 BB		3-1 G5-3			3	0	0	1	1	0	1											
Randy Velarde, R (1, 7) OBP: 0.324, SLG: 0.303 Luis Polonia, L (6, PH) OBP: 0.290, SLG: 0.304		0-2 HR 1B	0-2 G5-3		0-0 P4			0-2 P6		3	1	1	0	0	0	2											
Gerald Williams, R (1, 9) OBP: 0.286, SLG: 0.600		3-2 HR	3-1 F8		1-2 G6-3		1-1 G6-3			4	1	1	2	0	0	1											
Pat Kelly, R (1, 4) OBP: 0.439, SLG: 0.453		4-2 BLK BB		1-3 K		4-2 BB		4-2 BB		1	0	0	0	3	1	0											
Inning Stats	R: 0 E: 1 K: 2 S: 15	H: 1 LOB: 2 BB: 1 P: 31	R: 2 E: 0 K: 0 S: 15	H: 2 LOB: 1 BB: 1 P: 26	R: 2 E: 2 K: 0 S: 13	H: 1 LOB: 1 BB: 1 P: 27	R: 0 E: 0 K: 3 S: 13	H: 0 LOB: 1 BB: 1 P: 23	R: 0 E: 0 K: 0 S: 8	H: 0 LOB: 0 BB: 1 P: 14	R: 1 E: 0 K: 0 S: 14	H: 1 LOB: 0 BB: 0 P: 23	R: 0 E: 0 K: 0 S: 11	H: 0 LOB: 1 BB: 1 P: 19	R: 0 E: 0 K: 2 S: 10	H: 0 LOB: 0 BB: 0 P: 14		1B: 3 2B: 0 3B: 0 HR: 2	SF: 0 SAC: 0 DP: 0 HBP: 0	WP: 0 PB: 0 SB: 2 CS: 0	PA: 40						
PITCHER	IP	WLS	BF	H	R	ER	SO	BB	IBB	HBP	BLK	WP	HR	S	P	ERA	WHIP										
Arthur Rhodes, L (1, 1) ERA: 7.88	3.0		17	4	4	3	2	3	0	0	0	0	1	39	66	2.70	1.200										
Jamie Moyer, L (4, 1) ERA: 4.5	3.1	14	1	1	1	3	3	0	0	0	0	0	0	16	29	0.00	0.600										
Alan Mills, R (7, 1) ERA: 7.11	1.2	W	6	0	0	0	0	1	0	0	0	0	0	10	14	0.00	0.000										
Doug Jones, R (9, 1) ERA: 5.59	1.0	S	3	0	0	0	2	0	0	0	0	0	0	10	14	0.00	0.000										



Batter	1	2	3	4	5	6	7	8	9	AB	R	H	RBI	BB	SO	LOB	TOP				
Brady Anderson, L (1, 8) OBP: 0.371, SLG: 0.557	G4-3		SAFE SAFE	G5-3			K		F7	5	0	1	0	0	1	0	Baltimore Orioles @ New York Yankees Yankee Stadium, Bronx, NY Sat May 20 1995, 3:33 AM EDT Att: 25,237 - Sunny				
Kevin Bass, S (1, 7) OBP: 0.305, SLG: 0.294	G4-3		1-2 1B	K			G6-3			3	0	0	0	1	1	2					
Rafael Palmeiro, L (1, 3) OBP: 0.426, SLG: 0.633	G4-3			BB E SF8 BB			FC4 BB			1	1	0	0	3	0	0					
Cal Ripken Jr., R (1, 6) OBP: 0.344, SLG: 0.383		L7		E6 SF8 BB FC5-4			F8		FC4	4	1	0	0	0	4						
Harold Baines, L (1, 10) OBP: 0.371, SLG: 0.475 Leo Gomez, R (8, PH) OBP: 0.259, SLG: 0.240	G5-3			FC5-4 BB BB			P4		K	2	0	0	0	1	0	2					
Matt Nokes, L (1, 2) OBP: 0.107, SLG: 0.192	G4-3			FC5-4 BB BB			P4		K	1	0	0	0	0	1	0					
Sherman Obando, R (1, 9) OBP: 0.324, SLG: 0.324				FC5-4 BB BB			P4		K	3	0	0	1	0	0	0					
Jeff Manto, R (1, 5) OBP: 0.348, SLG: 0.522				FC5-4 BB BB			P4		K	3	0	0	1	0	0	0					
Bret Barberie, S (1, 4) OBP: 0.385, SLG: 0.318				FC5-4 BB BB			P4		K	4	0	1	1	0	1	2					
Inning Stats	R: 0 E: 0 K: 0 S: 6	H: 0 LOB: 0 BB: 0 P: 9	R: 0 E: 0 K: 0 S: 7	H: 0 LOB: 0 BB: 0 P: 13	R: 0 E: 0 K: 3 S: 15	H: 2 LOB: 2 BB: 0 P: 19	R: 2 E: 1 K: 1 S: 13	H: 0 LOB: 2 BB: 3 P: 29	R: 0 E: 0 K: 0 S: 12	H: 0 LOB: 1 BB: 0 P: 13	R: 0 E: 0 K: 1 S: 8	H: 0 LOB: 1 BB: 1 P: 14	R: 0 E: 0 K: 1 S: 8	H: 0 LOB: 0 BB: 0 P: 13	R: 0 E: 0 K: 0 S: 5	H: 0 LOB: 0 BB: 0 P: 8	1B: 4 2B: 1 3B: 0 HR: 0	SF: 1 SAC: 0 DP: 1 HBP: 0	WP: 0 PB: 0 SB: 0 CS: 0	PA: 37	
PITCHER	IP	WLS	BF	H	R	ER	SO	BB	IBB	HBP	BLK	WP	HR	S	P	ERA	WHIP				
Melido Perez, R (1, 1) ERA: 2.49	6.0	W	27	4	2	0	4	5	0	0	0	0	0	61	106	0.00	1.500				
Bob MacDonald, L (7, 1) ERA:	1.2		6	0	0	0	2	1	0	0	0	0	0	13	22	0.00	0.600				
Bob Wickman, R (8, 1) ERA: 4.91	1.1		4	0	0	0	0	0	0	0	0	0	0	8	13	0.00	0.000				

Batter	1	2	3	4	5	6	7	8	9	AB	R	H	RBI	BB	SO	LOB	BOTTOM				
Bernie Williams, S (1, 8) OBP: 0.330, SLG: 0.429	G5-3		BB 1B 2B BB	K			FC1 2B	G5-3		4	2	0	0	1	1	4	Baltimore Orioles @ New York Yankees Yankee Stadium, Bronx, NY Sat May 20 1995, 3:33 AM EDT Att: 25,237 - Sunny				
Randy Velarde, R (1, 7) OBP: 0.317, SLG: 0.297	L7		SAFE				L9			4	1	1	1	0	0	2					
Jim Leyritz, R (1, 3) OBP: 0.375, SLG: 0.459	K		SAFE				L9			3	1	1	2	1	2	0					
Mike Stanley, R (1, 2) OBP: 0.365, SLG: 0.453	G5-3		SAFE				L9			4	1	1	2	0	1	1					
Danny Tartabull, R (1, 10) OBP: 0.326, SLG: 0.365	F7		SAFE				L9			4	0	1	2	0	2	0					
Gerald Williams, R (1, 9) OBP: 0.320, SLG: 0.652			SAFE				L9			3	0	1	0	1	0	1					
Tony Fernandez, S (1, 6) OBP: 0.329, SLG: 0.285	G6-3		SAFE				L9			4	0	0	0	0	1	3					
Russ Davis, R (1, 5) OBP: 0.222, SLG: 0.125 Wade Boggs, L (7, 5) OBP: 0.403, SLG: 0.355			SAFE				L9			2	0	0	0	0	1	0					
Pat Kelly, R (1, 4) OBP: 0.457, SLG: 0.482			SAFE				L9			3	2	2	0	1	0	0					
Inning Stats	R: 0 E: 0 K: 1 S: 7	H: 0 LOB: 0 BB: 0 P: 10	R: 0 E: 0 K: 0 S: 6	H: 1 LOB: 1 BB: 0 P: 10	R: 5 E: 0 K: 1 S: 18	H: 4 LOB: 1 BB: 2 P: 34	R: 0 E: 0 K: 1 S: 8	H: 0 LOB: 0 BB: 0 P: 14	R: 0 E: 0 K: 2 S: 10	H: 0 LOB: 0 BB: 0 P: 15	R: 0 E: 0 K: 1 S: 7	H: 0 LOB: 0 BB: 0 P: 13	R: 2 E: 0 K: 0 S: 10	H: 2 LOB: 1 BB: 0 P: 20	R: 0 E: 0 K: 2 S: 12	H: 0 LOB: 3 BB: 3 P: 28	1B: 2 2B: 4 3B: 1 HR: 0	SF: 0 SAC: 0 DP: 0 HBP: 0	WP: 0 PB: 0 SB: 2 CS: 0	PA: 37	
PITCHER	IP	WLS	BF	H	R	ER	SO	BB	IBB	HBP	BLK	WP	HR	S	P	ERA	WHIP				
Sid Fernandez, L (1, 1) ERA: 9.22	2.1	L	14	5	5	5	2	2	0	0	0	0	0	40	71	3.86	0.429				
Mike Oquist, R (3, 1) ERA: 2.79	4.2		17	2	2	2	4	0	0	0	0	0	0	12	28	0.00	3.000				
Brad Pennington, L (8, 1) ERA: 6.23	1.0		6	0	0	0	2	3	0	0	0	0	0	12	28	0.00	3.000				



livebaseballscores.com

livebaseballscores.com

Batter	1	2	3	4	5	6	7	8	9	AB	R	H	RBI	BB	SO	LOB	TOP					
Brady Anderson, L (1, 7) OBP: 0.356, SLG: 0.533	F8			G4-3		P6		P4		4	0	0	0	0	0	0	Baltimore Orioles @ New York Yankees Yankee Stadium, Bronx, NY Sun May 21, 1995, 3:33 AM EDT Att: 25,887 - Sunny - 81 F					
Kevin Bass, S (1, 9) OBP: 0.286, SLG: 0.273	G4-3			F9		P3		P4		4	0	0	0	0	0							
Rafael Palmeiro, L (1, 3) OBP: 0.429, SLG: 0.627	K			BB 1B		BB 1B			L7	4	0	2	0	0	1							
Cal Ripken Jr., R (1, 6) OBP: 0.340, SLG: 0.369		G6-3		BB 1B		P6			K	3	0	0	0	1	1							
Chris Hoiles, R (1, 2) OBP: 0.368, SLG: 0.423	G5-3			F8			K		F9	4	0	0	0	0	1							
Sherman Obando, R (1, 10) OBP: 0.300, SLG: 0.297	P6				K		K			3	0	0	0	0	2							
Jeff Manto, R (1, 5) OBP: 0.385, SLG: 0.615			K		BB 2B		BB 2B			3	0	2	0	0	1							
Bret Barberie, S (1, 4) OBP: 0.364, SLG: 0.298	G5-3			K		L7				3	0	0	0	0	1							
Damon Buford, R (1, 8) OBP: 0.179, SLG: 0.043	F8			K				G5-3		3	0	0	0	0	1							
Inning Stats	R: 0 E: 0 K: 1 S: 9	H: 0 LOB: 0 BB: 0 P: 14	R: 0 E: 0 K: 0 S: 4	H: 0 LOB: 0 BB: 0 P: 6	R: 0 E: 0 K: 1 S: 9	H: 0 LOB: 0 BB: 0 P: 16	R: 0 E: 0 K: 0 S: 11	H: 1 LOB: 2 BB: 1 P: 23	R: 0 E: 0 K: 3 S: 14	H: 1 LOB: 1 BB: 0 P: 20	R: 0 E: 0 K: 0 S: 11	H: 1 LOB: 1 BB: 0 P: 17	R: 0 E: 0 K: 2 S: 13	H: 1 LOB: 1 BB: 0 P: 22	R: 0 E: 0 K: 0 S: 10	H: 0 LOB: 0 BB: 0 P: 13	R: 0 E: 0 K: 1 S: 9	H: 0 LOB: 0 BB: 0 P: 11	1B: 2 2B: 2 3B: 0 HR: 0	SF: 0 SAC: 0 DP: 0 HBP: 0	WP: 0 PB: 0 SB: 0 CS: 0	PA: 32
PITCHER Sterling Hitchcock, L (1, 1) ERA: 3.97	IP: 9.0 WLS: W BF: 32 H: 4 R: 0 ER: 0 SO: 8 BB: 1 IBB: 0 HBP: 0 BLK: 0 WP: 0 HR: 0 S: 90 P: 142 ERA: 0.00 WHIP: 0.556															PITCHER						

Batter	1	2	3	4	5	6	7	8	9	AB	R	H	RBI	BB	SO	LOB	BOTTOM					
Luis Polonia, L (1, 7) OBP: 0.313, SLG: 0.344	F7		G6-3		HR 1B	2B		1B		5	1	3	1	0	0	0	Baltimore Orioles @ New York Yankees Yankee Stadium, Bronx, NY Sun May 21, 1995, 3:33 AM EDT Att: 25,887 - Sunny - 81 F					
Randy Velarde, R (1, 5) OBP: 0.326, SLG: 0.381	G5-3			BB 1B	HR	P4		K		5	2	2	2	0	1	4						
Wade Boggs, L (1, 3) OBP: 0.407, SLG: 0.369	G3			L8	BB 2B		G5-3 BB			3	1	1	0	1	0	1						
Mike Stanley, R (1, 10) OBP: 0.372, SLG: 0.448		F9		BB 1B	BB 1B	G5-3				3	0	1	1	1	0	1						
Dion James, L (1, 9) OBP: 0.480, SLG: 0.455		G1-3		BB 1B	2H 1B	F8		F8		4	0	1	1	0	0	2						
Gerald Williams, R (8, 9) OBP: 0.320, SLG: 0.652				BB 1B						0	0	0	0	0	0	0						
Jim Leyritz, R (1, 2) OBP: 0.368, SLG: 0.462		BB 2B		P3		G6-3		K		4	0	1	0	0	1	3						
Bernie Williams, S (1, 8) OBP: 0.326, SLG: 0.420		K		G4-3		G3-1		BB 1B		4	0	1	0	0	1	3						
Kevin Elster, R (1, 6) OBP: 0.222, SLG: 0.125			F9		G6-3	BB 2B		F8		3	1	0	0	1	0	1						
Pat Kelly, R (1, 4) OBP: 0.459, SLG: 0.483			K		BB 1B	BB 1B		K		4	0	2	0	0	2	1						
Inning Stats	R: 0 E: 0 K: 0 S: 4	H: 0 LOB: 0 BB: 0 P: 6	R: 0 E: 0 K: 1 S: 9	H: 1 LOB: 1 BB: 0 P: 16	R: 0 E: 0 K: 1 S: 9	H: 0 LOB: 0 BB: 0 P: 14	R: 1 E: 0 K: 0 S: 15	H: 2 LOB: 2 BB: 1 P: 24	R: 3 E: 0 K: 0 S: 14	H: 5 LOB: 1 BB: 0 P: 23	R: 1 E: 0 K: 0 S: 14	H: 2 LOB: 2 BB: 1 P: 23	R: 0 E: 0 K: 1 S: 9	H: 0 LOB: 1 BB: 1 P: 17	R: 0 E: 0 K: 2 S: 14	H: 2 LOB: 2 BB: 0 P: 20	R: 0 E: 0 K: 0 S: 4	H: 0 LOB: 0 BB: 0 P: 6	1B: 8 2B: 3 3B: 0 HR: 1	SF: 0 SAC: 0 DP: 0 HBP: 0	WP: 0 PB: 0 SB: 0 CS: 1	PA: 38
PITCHER Ben McDonald, R (1, 1) ERA: 5.33	IP: 5.2 WLS: L BF: 28 H: 10 R: 5 ER: 5 SO: 2 BB: 2 IBB: 0 HBP: 0 BLK: 0 WP: 0 HR: 1 S: 62 P: 102 ERA: 7.94 WHIP: 2.118															PITCHER Armando Benitez, R (6, 1) ERA: 1.96						

Batter	1	2	3	4	5	6	7	8	9	AB	R	H	RBI	BB	SO	LOB	TOP										
Brady Anderson, L OBP: 0.345, SLG: 0.514										5	0	0	0	0	1	2	Baltimore Orioles @ Oakland Athletics Oakland-Alameda County Coliseum, Oakland, CA Thu May 25 1995, 3:33 AM PDT Att. 12,106 - Sunny - 60 F										
Kevin Bass, S OBP: 0.325, SLG: 0.368										4	1	2	3	0	1	0											
Rafael Palmeiro, L OBP: 0.411, SLG: 0.604										4	0	0	0	0	0	1											
Cal Ripken Jr., R OBP: 0.336, SLG: 0.406										4	2	2	1	0	0	0											
Harold Baines, L OBP: 0.386, SLG: 0.507										4	1	2	2	0	0	0											
Matt Nokes, L OBP: 0.125, SLG: 0.172										3	0	0	0	1	0	2											
Jeff Manto, R OBP: 0.308, SLG: 0.538										4	0	1	0	0	1	3											
Bret Barberie, S OBP: 0.358, SLG: 0.316										3	1	0	0	1	3	1											
Damon Buford, R OBP: 0.216, SLG: 0.067										1	1	0	0	1	0	0											
Leo Gomez, R OBP: 0.255, SLG: 0.235										1	0	0	0	0	1	0											
Inning Stats	R: 0 E: 0 K: 1 S: 5	H: 0 LOB: 0 BB: 0 P: 5	R: 2 E: 0 K: 1 S: 7	H: 2 LOB: 0 BB: 0 P: 7	R: 0 E: 0 K: 1 S: 5	H: 0 LOB: 0 BB: 0 P: 5	R: 0 E: 1 K: 1 S: 7	H: 1 LOB: 2 BB: 0 P: 7	R: 1 E: 0 K: 0 S: 4	H: 1 LOB: 1 BB: 1 P: 8	R: 1 E: 0 K: 1 S: 6	H: 1 LOB: 1 BB: 1 P: 10	R: 2 E: 0 K: 0 S: 4	H: 1 LOB: 0 BB: 1 P: 8	R: 0 E: 0 K: 2 S: 3	H: 1 LOB: 0 BB: 0 P: 3	R: 0 E: 0 K: 2 S: 7	H: 0 LOB: 0 BB: 0 P: 7	1B: 4 2B: 0 3B: 0 HR: 3	SF: 0 SAC: 1 DP: 0 HBP: 0	WP: 0 PB: 0 SB: 0 CS: 1	PA: 38					
PITCHER	IP	WLS	BF	H	R	ER	SO	BB	IBB	HBP	BLK	WP	HR	S	P	ERA	WHIP										
Ron Darling, R ERA: 7.23	(1, 1)	5.0	22	5	4	4	4	1	0	0	0	0	2	29	33	7.20	1.200										
Dave Leiper, L ERA: 2.35	(6, 1)	0.1	2	0	0	0	0	1	0	0	0	0	0	1	5	0.00	3.000										
Mark Acie, R ERA: 7.11	(6, 1)	0.2	3	0	1	1	1	1	0	0	0	0	0	4	8	13.50	1.500										
Rick Honeycutt, L ERA: 2.61	(7, 1)	2.0	W	7	2	1	1	0	0	0	0	0	1	7	7	4.50	1.000										
Dennis Eckersley, R ERA: 3.99	(9, 1)	1.0	S	3	0	0	0	2	0	0	0	0	0	7	7	0.00	0.000										

AB 33
R 6
H 7
RBI 6
BB 3
SO 7
LOB 9



Batter	1	2	3	4	5	6	7	8	9	AB	R	H	RBI	BB	SO	LOB	BOTTOM										
Rickey Henderson, R OBP: 0.416, SLG: 0.488										4	0	1	0	2	2	4	Baltimore Orioles @ Oakland Athletics Oakland-Alameda County Coliseum, Oakland, CA Thu May 25 1995, 3:33 AM PDT Att. 12,106 - Sunny - 60 F										
Stan Javier, S OBP: 0.317, SLG: 0.295										5	1	2	0	1	1	5											
Geronimo Berroa, R OBP: 0.416, SLG: 0.587										3	2	0	0	2	1	4											
Mark McGwire, R OBP: 0.467, SLG: 0.758										3	2	2	2	2	0	0											
Ruben Sierra, S OBP: 0.315, SLG: 0.490										3	1	1	1	1	1	2											
Terry Steinbach, R OBP: 0.347, SLG: 0.553										4	1	2	4	1	1	0											
Brent Gates, S OBP: 0.307, SLG: 0.225										4	1	0	0	1	2	4											
Craig Paquette, R OBP: 0.278, SLG: 0.424										3	1	1	2	2	0	2											
Fausto Cruz, R OBP: 0.280, SLG: 0.238										3	0	0	0	2	1	2											
Inning Stats	R: 0 E: 1 K: 2 S: 8	H: 1 LOB: 2 BB: 1 P: 12	R: 2 E: 0 K: 0 S: 5	H: 2 LOB: 2 BB: 2 P: 13	R: 0 E: 0 K: 2 S: 7	H: 0 LOB: 0 BB: 0 P: 7	R: 0 E: 0 K: 1 S: 5	H: 0 LOB: 2 BB: 2 P: 13	R: 2 E: 0 K: 0 S: 6	H: 3 LOB: 3 BB: 2 P: 14	R: 1 E: 0 K: 1 S: 6	H: 1 LOB: 2 BB: 2 P: 14	R: 0 E: 0 K: 2 S: 7	H: 0 LOB: 1 BB: 1 P: 11	R: 4 E: 0 K: 1 S: 7	H: 2 LOB: 2 BB: 4 P: 23		1B: 5 2B: 1 3B: 0 HR: 3	SF: 1 SAC: 0 DP: 0 HBP: 0	WP: 0 PB: 0 SB: 3 CS: 0	PA: 47						
PITCHER	IP	WLS	BF	H	R	ER	SO	BB	IBB	HBP	BLK	WP	HR	S	P	ERA	WHIP										
Arthur Rhodes, L ERA: 8.1	(1, 1)	4.0	22	4	4	4	5	6	0	0	0	0	2	26	50	9.00	2.500										
Mike Oquist, R ERA: 3.95	(5, 1)	1.1	9	3	1	1	0	2	0	0	0	0	0	7	15	6.75	3.750										
Alan Mills, R ERA: 6.43	(6, 1)	0.2	4	0	0	0	1	2	0	0	0	0	0	4	12	0.00	3.000										
Armando Benitez, R ERA: 4.02	(7, 1)	1.2	L	10	1	4	4	3	4	0	0	0	1	12	28	21.60	3.000										
Doug Jones, R ERA: 5.4	(8, 1)	0.1	2	1	0	0	0	0	0	0	0	0	0	2	2	0.00	3.000										

AB 32
R 9
H 9
RBI 9
BB 14
SO 9
LOB 23



Batter	1	2	3	4	5	6	7	8	9	AB	R	H	RBI	BB	SO	LOB	TOP										
Brady Anderson, L (1, 7) OBP: 0.339, SLG: 0.500	1-0 1B		0-3 K		1-3 K		1-3 K		0-3 K	5	0	1	0	0	4	0	Baltimore Orioles @ Seattle Mariners The Kingdome, Seattle, WA Fri May 26 1995, 10:05 PM EDT Att: 15,256 - Dome - 68 F										
Kevin Bass, S (1, 9) OBP: 0.329, SLG: 0.384	2-1 F7		2-2 G6-3			1-1 1B HR	3-2 F8		0-0 G1-3 1B	5	1	2	0	0	0	1											
Cal Ripken Jr., R (1, 6) OBP: 0.348, SLG: 0.426	1-2 1B		1-3 K			0-2 HR	2-2 1B		0-0 G1-3 1B	5	1	3	0	0	1	1											
Chris Hoiles, R (1, 2) OBP: 0.366, SLG: 0.438	1-3 K			2-3 K		3-2 HR	4-1 1B		3-2 1B	4	1	2	3	1	2	2											
Jeff Manto, R (1, 10) OBP: 0.333, SLG: 0.561 Harold Baines, L (7, PH) OBP: 0.388, SLG: 0.507	0-3 K			1-1 2B		3-2 HR	2-1 BB		2-3 K	2	0	1	0	1	1	2											
Rafael Palmeiro, L (1, 3) OBP: 0.397, SLG: 0.580		1-3 K		2-3 K		0-3 K	2-1 1B		2-3 G6-3	4	0	0	0	0	3	5											
Leo Gomez, R (1, 5) OBP: 0.254, SLG: 0.236		2-3 K		2-3 K		0-1 G5-3 1B			3-3 K	4	0	1	0	0	3	1											
Bret Barberie, S (1, 4) OBP: 0.352, SLG: 0.300		4-2 BB				0-0 F7	1-1 G5-3		1-1 G6-3	3	0	0	0	1	0	2											
Damon Buford, R (1, 8) OBP: 0.205, SLG: 0.063 Jeffrey Hammonds, R (6, PH) OBP: 0.227, SLG: 0.333	1-1 P6					0-0 B1-3	0-3 K		1-3 K	2	0	0	0	0	0	1											
Inning Stats	R: 0 E: 0 K: 2 S: 14	H: 2 LOB: 2 BB: 0 P: 19	R: 0 E: 0 K: 2 S: 12	H: 0 LOB: 1 BB: 1 P: 20	R: 0 E: 0 K: 2 S: 10	H: 0 LOB: 0 BB: 0 P: 13	R: 0 E: 0 K: 3 S: 11	H: 1 LOB: 1 BB: 0 P: 18	R: 0 E: 0 K: 1 S: 5	H: 0 LOB: 0 BB: 0 P: 6	R: 3 E: 0 K: 2 S: 28	H: 4 LOB: 2 BB: 1 P: 37	R: 0 E: 0 K: 1 S: 17	H: 2 LOB: 3 BB: 1 P: 31	R: 0 E: 0 K: 2 S: 8	H: 0 LOB: 0 BB: 0 P: 13		R: 0 E: 0 K: 2 S: 11	H: 2 LOB: 2 BB: 0 P: 16	1B: 7 2B: 3 3B: 0 HR: 1	SF: 0 SAC: 0 DP: 0 HBP: 0	WP: 0 PB: 0 SB: 0 CS: 0	PA: 41				
PITCHER	IP	WLS	BF	H	R	ER	SO	BB	IBB	HBP	BLK	WP	HR	S	P	ERA	WHIP										
Randy Johnson, L (1, 1) ERA: 1.64	6.2	W	30	8	3	3	13	2	0	0	0	0	1	92	131	4.05	1.500										
Jeff Nelson, R (7, 1) ERA: 1.99	0.0	1	0	0	0	0	1	0	0	0	0	0	0	1	5	∞	∞										
Steve Frey, L (7, 1) ERA: 4.91	0.1	2	1	0	0	0	0	0	0	0	0	0	0	4	8	0.00	3.000										
Dave Fleming, L (8, 1) ERA: 6.0	2.0	8	2	0	0	4	4	0	0	0	0	0	0	19	29	0.00	1.000										

Batter	1	2	3	4	5	6	7	8	9	AB	R	H	RBI	BB	SO	LOB	BOTTOM											
Joey Cora, S (1, 4) OBP: 0.319, SLG: 0.365	0-1 F7	2-1 L8		2-3 K		2-1 L4	3-2 L5			5	0	0	0	0	1	4	Baltimore Orioles @ Seattle Mariners The Kingdome, Seattle, WA Fri May 26 1995, 10:05 PM EDT Att: 15,256 - Dome - 68 F											
Luis Sojo, R (1, 6) OBP: 0.347, SLG: 0.433	2-2 1B		3-1 G5-3	3-2 F8		2-3 K		0-0 F9		5	0	1	0	0	1	1												
Ken Griffey Jr., L (1, 8) OBP: 0.387, SLG: 0.505 Rich Amaral, R (7, 7) OBP: 0.342, SLG: 0.353	2-2 1B		4-0 2B BB		3-2 HR		1-2 L6	3-3 K		2	2	2	1	1	0	0												
Jay Buhner, R (1, 10) OBP: 0.313, SLG: 0.500	0-1 P5		2-2 2B	1-H 2B	4-0 HR		1-0 1B	3-3 K		4	2	2	1	1	1	2												
Edgar Martinez, R (1, 5) OBP: 0.436, SLG: 0.604 Mike Blowers, R (8, 5) OBP: 0.234, SLG: 0.339	0-3 K		2-2 F9		0-2 K		1-2 2B	1B		4	1	1	0	0	2	4												
Tino Martinez, L (1, 3) OBP: 0.422, SLG: 0.536		2-1 L4-3	4-0 IBB		1-2 HR		0-1 2B	2B		3	2	2	3	1	0	0												
Alex Diaz, S (1, 9) OBP: 0.294, SLG: 0.424	1-0 FC1-2 1B		1-1 G4-3		0-3 K		0-2 SF7 2B			4	1	2	2	0	1	2												
Dan Wilson, R (1, 2) OBP: 0.382, SLG: 0.391	4-1 FC1-2 BB				0-0 F8		2-0 G6-3			2	0	0	0	2	0	0												
Darren Bragg, L (1, 7) OBP: 0.338, SLG: 0.290	1-1 FC1-2				4-1 S BB		2-1 G1-3		0-2 SF7	2	0	0	1	1	0	2												
Inning Stats	R: 0 E: 1 K: 1 S: 13	H: 1 LOB: 2 BB: 1 P: 17	R: 0 E: 1 K: 0 S: 8	H: 1 LOB: 1 BB: 1 P: 18	R: 1 E: 0 K: 0 S: 11	H: 1 LOB: 2 BB: 2 P: 27	R: 0 E: 0 K: 1 S: 8	H: 0 LOB: 1 BB: 1 P: 17	R: 3 E: 0 K: 2 S: 14	H: 2 LOB: 0 BB: 1 P: 24	R: 0 E: 0 K: 1 S: 7	H: 0 LOB: 0 BB: 0 P: 13	R: 4 E: 0 K: 0 S: 19	H: 4 LOB: 1 BB: 1 P: 29	R: 0 E: 0 K: 2 S: 7	H: 0 LOB: 0 BB: 0 P: 13		R: 0 E: 0 K: 2 S: 7	H: 0 LOB: 0 BB: 0 P: 13	1B: 5 2B: 3 3B: 0 HR: 2	SF: 1 SAC: 0 DP: 0 HBP: 0	WP: 0 PB: 1 SB: 2 CS: 0	PA: 40					
PITCHER	IP	WLS	BF	H	R	ER	SO	BB	IBB	HBP	BLK	WP	HR	S	P	ERA	WHIP											
Ben McDonald, R (1, 1) ERA: 5.64	5.0	L	26	6	4	4	4	4	1	0	0	0	0	2	54	103	7.20	2.000										
Jamie Moyer, L (6, 1) ERA: 4.79	1.1	5	1	1	1	1	1	0	0	0	0	0	0	11	19	6.75	0.750											
Mike Oquist, R (7, 1) ERA: 3.48	0.0	1	1	0	0	0	0	0	0	0	0	0	0	3	4	∞	∞											
Jesse Orosco, L (7, 1) ERA: 4.5	0.2	5	2	3	3	0	0	0	1	0	0	0	0	12	19	40.50	3.000											
Brad Pennington, L (8, 1) ERA: 5.06	1.0	3	0	0	0	2	2	0	0	0	0	0	0	7	13	0.00	0.000											

AB	38
R	3
H	11
RBI	3
BB	3
SO	17
LOB	19

AB	33
R	8
H	10
RBI	8
BB	6
SO	7
LOB	15



Batter	1	2	3	4	5	6	7	8	9	AB	R	H	RBI	BB	SO	LOB	TOP								
Brady Anderson, L (1, 7) OBP: 0.339, SLG: 0.496	1-1 G4-3		1-1 G3-1		1-0 P4	4-1 BB	2-1 2B		2-0 G3	5	0	1	1	1	0	0	Baltimore Orioles @ Seattle Mariners The Kingdome, Seattle, WA Sat May 27 1995, 10:05 PM EDT Att: 20,797 - Dome - 68 F								
Jeffrey Hammonds, R (1, 9) OBP: 0.272, SLG: 0.398 Damon Buford, R (7, 9) OBP: 0.205, SLG: 0.063	1-2 2B 1B		0-1 G5-3		3-2 P2	3-2 F7	2-1 L6			5	1	1	0	0	0	4									
Rafael Palmeiro, L (1, 3) OBP: 0.405, SLG: 0.610	1-0 1B SF8 2B		0-1 1B 3B		0-0 F7		1-3 K	1-0 G3 1B 1B		5	3	3	1	0	1	0									
Cal Ripken Jr., R (1, 6) OBP: 0.368, SLG: 0.453	1-0 1B		1-2 FC6 1B		2-1 1B 2B	2-2 1B 1B	0-0 F8			5	2	4	1	0	0	1									
Harold Baines, L (1, 10) OBP: 0.367, SLG: 0.481	0-2 SF8		3-H FC6 1-2		3-3 K	3-1 F9	2-0 G3			4	0	0	1	0	1	4									
Chris Hoiles, R (1, 2) OBP: 0.391, SLG: 0.456	3-3 K			1-0 1B	2-1 F7	2-3 K	1-2 HR 1B	1-2 1B		4	2	3	1	1	1	1									
Andy Van Slyke, L (1, 8) OBP: 0.288, SLG: 0.426		2-2 F8		2-1 F7	2-3 K	1-2 HR 1B	1-2 G4-3			5	1	1	1	0	1	4									
Jeff Manto, R (1, 5) OBP: 0.340, SLG: 0.600		3-2 P3		0-1 F9	4-1 BB 1B	2-1 BB		2-1 G6-3		4	1	1	3	1	0	1									
Bret Barberie, S (1, 4) OBP: 0.342, SLG: 0.290 Kevin Bass, S (6, PH) OBP: 0.337, SLG: 0.392 Manny Alexander, R (6, 4) OBP: 0.219, SLG: 0.194		0-1 G4-3		1-3 K	1-0 BB 1B	0-2 HR 2B 1B		0-2 F7		2	0	0	0	0	1	1									
Inning Stats	R: 2 E: 0 K: 1 S: 14	H: 3 LOB: 1 BB: 0 P: 21	R: 0 E: 0 K: 0 S: 8	H: 0 LOB: 0 BB: 0 P: 13	R: 1 E: 0 K: 0 S: 10	H: 2 LOB: 1 BB: 0 P: 13	R: 0 E: 0 K: 1 S: 9	H: 1 LOB: 1 BB: 0 P: 13	R: 0 E: 0 K: 0 S: 6	H: 0 LOB: 0 BB: 0 P: 10	R: 2 E: 0 K: 2 S: 17	H: 3 LOB: 3 BB: 2 P: 38	R: 5 E: 0 K: 1 S: 23	H: 5 LOB: 1 BB: 1 P: 40	R: 1 E: 0 K: 0 S: 11	H: 2 LOB: 1 BB: 0 P: 16	R: 0 E: 0 K: 0 S: 6	H: 0 LOB: 0 BB: 0 P: 10	1B: 11 2B: 3 3B: 1 HR: 1	SF: 1 SAC: 0 DP: 0 HBP: 0	WP: 0 PB: 0 SB: 1 CS: 0	PA: 46			
PITCHER	IP	WLS	BF	H	R	ER	SO	BB	IBB	HBP	BLK	WP	HR	S	P	ERA	WHIP								
Bob Wells, R (1, 1) ERA: 7.17	5.1	L	24	8	5	5	3	0	0	0	0	0	0	54	84	8.44	1.500								
Dave Fleming, L (6, 1) ERA: 5.93	0.1		4	1	0	0	1	2	0	0	0	0	0	6	17	0.00	9.000								
Tim Harikkala, R (6, 1) ERA: 16.2	3.1		18	7	6	6	1	1	0	0	0	0	1	44	73	16.20	2.400								

Batter	1	2	3	4	5	6	7	8	9	AB	R	H	RBI	BB	SO	LOB	BOTTOM								
Rich Amaral, R (1, 9) OBP: 0.381, SLG: 0.405 Chad Kreuter, S (9, PH) OBP: 0.250, SLG: 0.267	1-0 S 2B 2B		4-1 BB BB		1-0 2B 1B	3-2 F9			0-3 K	3	2	2	0	1	0	1	Baltimore Orioles @ Seattle Mariners The Kingdome, Seattle, WA Sat May 27 1995, 10:05 PM EDT Att: 20,797 - Dome - 68 F								
Luis Sojo, R (1, 4) OBP: 0.342, SLG: 0.437	2-3 K		1 SAFE 2-1 P3		1-0 1B 2B		0-0 P4			4	1	1	1	0	1	2									
Edgar Martinez, R (1, 3) OBP: 0.421, SLG: 0.580	1-3 K		1-0 P3		2-1 P6	3-2 F9				4	0	0	0	0	1	3									
Jay Buhner, R (1, 10) OBP: 0.328, SLG: 0.509	1-2 2B		4-1 BB		4-0 1B IBB	1-0 F9				2	0	1	1	2	0	0									
Mike Blowers, R (1, 5) OBP: 0.235, SLG: 0.333	3-H K		2-2 P3		2-0 1B		3-3 K			4	0	1	1	0	2	3									
Marc Newfield, R (1, 7)		0-3 K		2-3 K	1-3 K		1-0 F8			4	0	0	0	0	3	2									
Felix Fermin, R (1, 6) OBP: 0.250, SLG: 0.233		1-0 E6 1B		1-1 F8		3-2 P4	1-1 L9			4	1	0	0	0	0	0									
Dan Wilson, R (1, 2) OBP: 0.380, SLG: 0.389 Darren Bragg, L (9, PH) OBP: 0.333, SLG: 0.286		0-1 G5-4-3 2H 1B		2-0 F8		0-0 L3	2-1 P4			3	0	1	1	0	0	0									
Alex Diaz, S (1, 8) OBP: 0.289, SLG: 0.405		0-1 G5-4-3		1-2 G5-3	2-1 S 1B		0-0 L4			4	0	1	0	0	0	1									
Inning Stats	R: 1 E: 0 K: 3 S: 15	H: 2 LOB: 1 BB: 0 P: 22	R: 1 E: 1 K: 1 S: 8	H: 1 LOB: 0 BB: 0 P: 9	R: 0 E: 0 K: 1 S: 6	H: 0 LOB: 0 BB: 0 P: 11	R: 2 E: 0 K: 1 S: 11	H: 3 LOB: 2 BB: 1 P: 23	R: 0 E: 0 K: 0 S: 10	H: 1 LOB: 1 BB: 0 P: 17	R: 0 E: 0 K: 0 S: 5	H: 0 LOB: 0 BB: 0 P: 9	R: 0 E: 0 K: 1 S: 7	H: 0 LOB: 0 BB: 0 P: 12	R: 0 E: 0 K: 1 S: 8	H: 0 LOB: 0 BB: 0 P: 10	1B: 4 2B: 3 3B: 0 HR: 0	SF: 0 SAC: 0 DP: 1 HBP: 0	WP: 0 PB: 0 SB: 2 CS: 0	PA: 37					
PITCHER	IP	WLS	BF	H	R	ER	SO	BB	IBB	HBP	BLK	WP	HR	S	P	ERA	WHIP								
Sid Fernandez, L (1, 1) ERA: 8.35	4.2		23	6	4	3	5	2	1	0	0	0	0	45	82	5.79	1.714								
Alan Mills, R (5, 1) ERA: 5.19	3.1	W	11	1	0	0	2	0	0	0	0	0	0	25	42	0.00	0.300								
Doug Jones, R (9, 1) ERA: 4.91	1.0		3	0	0	0	1	0	0	0	0	0	0	8	10	0.00	0.000								

AB	42
R	11
H	16
RBI	11
BB	3
SO	5
LOB	16



Batter	1	2	3	4	5	6	7	8	9	AB	R	H	RBI	BB	SO	LOB	TOP										
Brady Anderson, L (1, 7) OBP: 0.341, SLG: 0.512	1-1 HR		4-1 1B FC3-2-3		0-3 K		1-1 G4-3		3-1 L7	4	1	2	1	1	2		Baltimore Orioles @ Seattle Mariners The Kingdome, Seattle, WA Sun May 28 1995, 10:05 PM EDT Att: 16,785 - Dome										
Jeffrey Hammonds, R (1, 9) OBP: 0.238, SLG: 0.387 Kevin Bass, S (9, PH) OBP: 0.333, SLG: 0.387	2-1 E5 2B		3-2 1B FC3-2-3		1-0 G5-3		3-3 K		1-3 K	4	0	2	0	0	1	1											
Rafael Palmeiro, L (1, 3) OBP: 0.400, SLG: 0.596	2-1 L7		3-2 1B FC3-2-5-2		1-3 K		1-0 1B			4	0	1	0	0	1	4											
Cal Ripken Jr., R (1, 6) OBP: 0.355, SLG: 0.436	1-1 G6-3		3-2 G6-3		0-0 P6		1-3 K			4	0	0	0	0	1	4											
Harold Baines, L (1, 10) OBP: 0.372, SLG: 0.468	3-0 F9			4-0 BB FC6-4		4-2 BB BB		2-2 F8		2	0	0	0	2	0	1											
Matt Nokes, L (1, 2) OBP: 0.139, SLG: 0.156		2-2 L9		1-0 P3		4-2 BB BB		3-3 K		3	0	0	0	1	1	1											
Andy Van Slyke, L (1, 8) OBP: 0.268, SLG: 0.392		3-2 F8		0-1 F8		0-0 F8		0-0 L6		4	0	0	0	0	0	3											
Jeff Manto, R (1, 5) OBP: 0.333, SLG: 0.571		1-3 K		1-1 FC6-4		2-3 K			0-2 FC4-6 1B	4	0	1	0	0	2	3											
Bret Barberie, S (1, 4) OBP: 0.351, SLG: 0.333			3-3 K		2-2 WP 2B		2-2 E8 G4-3 2B		1-1 FC4-6 1B	4	1	2	0	0	1	1											
Inning Stats	R: 1 E: 1 K: 0 S: 9	H: 2 LOB: 1 BB: 0 P: 18	R: 0 E: 0 K: 1 S: 11	H: 0 LOB: 0 BB: 0 P: 17	R: 0 E: 0 K: 1 S: 15	H: 1 LOB: 2 BB: 1 P: 29	R: 0 E: 0 K: 0 S: 5	H: 0 LOB: 1 BB: 0 P: 11	R: 0 E: 0 K: 1 S: 10	H: 0 LOB: 2 BB: 0 P: 14	R: 0 E: 0 K: 1 S: 9	H: 0 LOB: 2 BB: 2 P: 19	R: 1 E: 1 K: 2 S: 12	H: 2 LOB: 1 BB: 0 P: 20	R: 0 E: 0 K: 1 S: 8	H: 0 LOB: 0 BB: 0 P: 13	R: 0 E: 0 K: 1 S: 11	H: 1 LOB: 1 BB: 0 P: 16	1B: 3 2B: 3 3B: 0 HR: 1	SF: 0 SAC: 0 DP: 0 HBP: 0	WP: 1 PB: 0 SB: 0 CS: 0	PA: 38					
PITCHER	IP	WLS	BF	H	R	ER	SO	BB	IBB	HBP	BLK	WP	HR	S	P	ERA	WHIP										
Chris Bosio, R (1, 1) ERA: 2.25	5.1	W	24	4	1	1	4	4	0	0	0	1	1	55	102	1.69	1.500										
Bill Riskey, R (6, 1) ERA: 1.0	2.2		10	2	1	1	4	0	0	0	0	0	0	24	39	3.38	0.750										
Bobby Ayala, R (9, 1) ERA: 2.25	1.0	S	4	1	0	0	1	0	0	0	0	0	0	11	16	0.00	1.000										

Batter	1	2	3	4	5	6	7	8	9	AB	R	H	RBI	BB	SO	LOB	BOTTOM										
Joey Cora, S (1, 4) OBP: 0.319, SLG: 0.365 Mike Blowers, R (1, 5) OBP: 0.254, SLG: 0.348	3-3 K		2-2 G4-3 1B	0-0 1B			0-0 SH3-4			0	0	0	0	0	0	0	Baltimore Orioles @ Seattle Mariners The Kingdome, Seattle, WA Sun May 28 1995, 10:05 PM EDT Att: 16,785 - Dome										
Darren Bragg, L (1, 9) OBP: 0.323, SLG: 0.284	0-0 G4-6-3 1B		1-0 G4-3	1-2 P2			0-0 G6-3			4	0	1	0	0	0	3											
Edgar Martinez, R (1, 10) OBP: 0.415, SLG: 0.567	0-0 G4-6-3		3-3 K		0-0 1B		2-3 K			4	0	1	0	0	2	3											
Tino Martinez, L (1, 3) OBP: 0.415, SLG: 0.523		2-2 G4-3		1-0 G1-4-3 1B 1B		1-3 K		1-2 P6		4	1	1	0	0	1	1											
Doug Strange, S (1, 5) OBP: 0.295, SLG: 0.333		0-1 E		2-1 1B G1-4-3		0-0 L8-3		1-3 K		4	2	2	0	0	1	1											
Rich Amaral, R (9, 7) OBP: 0.381, SLG: 0.405		G6-3 1B		1-2 G3-1 1B		1-2 K				0	0	0	0	0	0	0											
Marc Newfield, R (1, 7) Luis Sojo, R (9, 4) OBP: 0.342, SLG: 0.437		3-1 E4 G5-3		3-2 G1-4-3		0-0 F8		1-3 K		4	0	0	0	0	1	3											
Alex Diaz, S (1, 8) OBP: 0.293, SLG: 0.385		0-0 G5-3		4-0 G3-1 1B IBB		0-0 G6-3				2	1	0	1	1	0	1											
Dan Wilson, R (1, 2) OBP: 0.378, SLG: 0.387		1-2 3-H K		0-0 G3-1 1B		2-3 K				3	1	1	1	0	2	1											
Felix Fermin, R (1, 6) OBP: 0.257, SLG: 0.242			0-2 G3		0-0 G3-1		0-1 G6-3 SH3-4 1B			3	0	1	1	0	0	2											
Inning Stats	R: 0 E: 0 K: 1 S: 7	H: 1 LOB: 0 BB: 0 P: 10	R: 1 E: 1 K: 1 S: 13	H: 1 LOB: 1 BB: 0 P: 19	R: 0 E: 0 K: 1 S: 14	H: 1 LOB: 1 BB: 0 P: 20	R: 4 E: 0 K: 0 S: 12	H: 4 LOB: 1 BB: 1 P: 23	R: 0 E: 0 K: 1 S: 5	H: 0 LOB: 0 BB: 0 P: 7	R: 0 E: 0 K: 1 S: 7	H: 1 LOB: 1 BB: 0 P: 9	R: 0 E: 0 K: 2 S: 13	H: 0 LOB: 0 BB: 0 P: 16	R: 0 E: 0 K: 2 S: 13	H: 0 LOB: 0 BB: 0 P: 16	1B: 9 2B: 1 3B: 0 HR: 0	SF: 0 SAC: 1 DP: 2 HBP: 0	WP: 0 PB: 0 SB: 0 CS: 0	PA: 33							
PITCHER	IP	WLS	BF	H	R	ER	SO	BB	IBB	HBP	BLK	WP	HR	S	P	ERA	WHIP										
Kevin Brown, R (1, 1) ERA: 3.5	8.0	L	33	9	5	4	8	0	1	0	0	0	0	76	110	4.50	1.125										

AB 34
R 2
H 7
RBI 2
BB 4
SO 9
LOB 21



AB 31
R 5
H 9
RBI 5
BB 1
SO 8
LOB 15



Batter	1	2	3	4	5	6	7	8	9	AB	R	H	RBI	BB	SO	LOB	TOP				
Brady Anderson, L (1, 7) OBP: 0.343, SLG: 0.504	F7	2B 1B		F8			L6		G4-6-3 BB	4	1	1	2	1	0	0					
Jeffrey Hammonds, R (1, 9) OBP: 0.297, SLG: 0.382 Kevin Bass, S (9, PH) OBP: 0.329, SLG: 0.382	P5	2B			G6-3		F7		G4-6-3	4	0	1	2	0	0	0					
Rafael Palmeiro, L (1, 3) OBP: 0.403, SLG: 0.589	1B	HBP			L8		L7			3	0	1	0	0	0	0					
Cal Ripken Jr., R (1, 6) OBP: 0.352, SLG: 0.430	G1-3	P3			1B		G4-3			4	0	1	0	0	0	3					
Harold Baines, L (1, 10) OBP: 0.388, SLG: 0.518		1B 1B 1B	P6		1B		HR			4	2	3	1	0	0	0					
Chris Hoiles, R (1, 2) OBP: 0.374, SLG: 0.431	F8	F8	F8	F3			K			4	0	0	0	0	1	3					
Andy Van Slyke, L (1, 8) OBP: 0.250, SLG: 0.364	F7	K		F7			P6			4	0	0	0	0	1	1					
Jeff Manto, R (1, 5) OBP: 0.327, SLG: 0.547	1B 1B		F8	G6-3			F7		F7	4	1	1	0	0	0	0					
Bret Barberie, S (1, 4) OBP: 0.358, SLG: 0.343 Manny Alexander, R (9, PR) OBP: 0.219, SLG: 0.194	2B 1B		K	L6			BB		1B	4	1	2	0	0	1	0					
Inning Stats	R: 0 E: 0 K: 0 S: 4	H: 1 LOB: 1 BB: 0 P: 4	R: 4 E: 0 K: 0 S: 8	H: 5 LOB: 2 BB: 0 P: 9	R: 0 E: 0 K: 1 S: 5	H: 0 LOB: 0 BB: 0 P: 5	R: 0 E: 0 K: 1 S: 5	H: 0 LOB: 0 BB: 0 P: 5	R: 0 E: 0 K: 0 S: 3	H: 0 LOB: 2 BB: 0 P: 3	R: 0 E: 0 K: 0 S: 3	H: 0 LOB: 0 BB: 0 P: 3	R: 1 E: 0 K: 1 S: 6	H: 1 LOB: 0 BB: 0 P: 6	R: 0 E: 0 K: 0 S: 3	H: 1 LOB: 2 BB: 1 P: 7	1B: 8 2B: 1 3B: 0 HR: 1	SF: 0 SAC: 0 DP: 1 HBP: 1	WP: 0 PB: 0 SB: 0 CS: 0	PA: 38	
PITCHER	IP	WLS	BF	H	R	ER	SO	BB	IBB	HBP	BLK	WP	HR	S	P	ERA	WHIP				
Shawn Boskie, R (1, 1) ERA: 3.27	7.0	W	30	8	4	4	2	0	0	1	0	0	0	33	34	5.14	1.143				
Troy Percival, R (8, 1) ERA: 4.11	1.0		4	1	1	1	1	0	0	0	0	0	1	6	6	9.00	1.000				
Lee Smith, R (9, 1) ERA:	1.0	S	4	1	0	0	0	1	0	0	0	0	0	3	7	0.00	2.000				

Baltimore Orioles @ California Angels
Anaheim Stadium, Anaheim, CA
Mon May 29 1995, 10:05 PM EDT
Att: 15,413 - Unknown - 72 F

livebaseballscorecards.com

AB 36
R 5
H 10
RBI 5
BB 1
SO 3
LOB 9



Batter	1	2	3	4	5	6	7	8	9	AB	R	H	RBI	BB	SO	LOB	BOTTOM				
Tony Phillips, S (1, 7) OBP: 0.411, SLG: 0.457	K		HR 1B	F9		F7				4	1	1	0	0	1	2					
Jim Edmonds, L (1, 8) OBP: 0.341, SLG: 0.473	K		HR BB	F7		K				3	1	0	0	1	2	1					
Tim Salmon, R (1, 9) OBP: 0.442, SLG: 0.557	F8		HR	E8 1B		G5-3				4	1	2	4	0	0	0					
Chili Davis, S (1, 10) OBP: 0.474, SLG: 0.600		G6-3	BB	FC6-4 IBB		G4-3				2	0	0	0	2	0	0					
J.T. Snow, L (1, 3) OBP: 0.354, SLG: 0.526	G3	F8		F7		HR				4	1	1	1	0	0	3					
Greg Myers, L (1, 2) OBP: 0.333, SLG: 0.446	BB	F7		FC6-4		K				3	0	0	0	1	1	3					
Spike Owen, S (1, 5) OBP: 0.317, SLG: 0.375	G4-3		P5	2B 3B		F8				4	1	1	0	0	0	1					
Damon Easley, R (1, 4) OBP: 0.309, SLG: 0.345		F9	K	2B		F9				4	0	1	1	0	1	0					
Gary Disarcina, R (1, 6) OBP: 0.383, SLG: 0.550		BB HR 1B	E4	G4-3		F8				4	1	1	0	0	0	1					
Inning Stats	R: 0 E: 0 K: 2 S: 7	H: 0 LOB: 0 BB: 0 P: 7	R: 0 E: 0 K: 0 S: 3	H: 0 LOB: 1 BB: 1 P: 7	R: 4 E: 0 K: 0 S: 6	H: 3 LOB: 1 BB: 2 P: 14	R: 0 E: 1 K: 1 S: 6	H: 0 LOB: 1 BB: 0 P: 6	R: 0 E: 0 K: 0 S: 5	H: 1 LOB: 2 BB: 0 P: 10	R: 1 E: 0 K: 0 S: 5	H: 2 LOB: 1 BB: 0 P: 5	R: 1 E: 0 K: 1 S: 6	H: 1 LOB: 0 BB: 0 P: 6	R: 0 E: 0 K: 0 S: 3	H: 0 LOB: 0 BB: 0 P: 3	1B: 3 2B: 1 3B: 1 HR: 2	SF: 0 SAC: 0 DP: 0 HBP: 0	WP: 0 PB: 0 SB: 0 CS: 0	PA: 36	
PITCHER	IP	WLS	BF	H	R	ER	SO	BB	IBB	HBP	BLK	WP	HR	S	P	ERA	WHIP				
35 Mike Mussina, R (1, 1) ERA: 4.14	6.2	L	32	7	6	6	4	3	1	0	0	0	2	36	52	8.10	1.500				
Jesse Orosco, L (7, 1) ERA: 3.69	1.1		4	0	0	0	1	0	0	0	0	0	0	6	6	0.00	0.000				

Baltimore Orioles @ California Angels
Anaheim Stadium, Anaheim, CA
Mon May 29 1995, 10:05 PM EDT
Att: 15,413 - Unknown - 72 F

livebaseballscorecards.com

AB 32
R 6
H 7
RBI 6
BB 4
SO 5
LOB 11



Batter	1	2	3	4	5	6	7	8	9	10	AB	R	H	RBI	BB	SO	LOB	TOP							
Kevin Bass, S OBP: 0.326, SLG: 0.375 Brady Anderson, L OBP: 0.343, SLG: 0.504	G6-3	K			F8			SH3-4		G6-3 BLK SF9 1B	4	1	1	0	0	1	1	Baltimore Orioles @ California Angels Anaheim Stadium, Anaheim, CA Tue May 30 1995, 10:05 PM EDT Att: 13,889 - Unknown							
Jeffrey Hammonds, R OBP: 0.290, SLG: 0.399 Damon Buford, R OBP: 0.205, SLG: 0.063	F8				F9			P3		G6-3	5	0	1	1	0	0	1								
Rafael Palmeiro, L OBP: 0.410, SLG: 0.583	1B 2B				K			F8			3	1	1	0	2	1	1								
Cal Ripken Jr., R OBP: 0.362, SLG: 0.449	1B 2B				F8			F8		CS	4	1	3	1	0	0	1								
Chris Hoiles, R OBP: 0.375, SLG: 0.434	1B 2B				F8			F9		WP 2B	4	1	1	2	1	0	3								
Jeff Manto, R OBP: 0.322, SLG: 0.526	1B				F9			CS		G6-3 BB	4	0	1	1	0	1	2								
Leo Gomez, R OBP: 0.242, SLG: 0.224 Harold Baines, L OBP: 0.394, SLG: 0.518		P4			K			F9			3	0	0	0	0	1	0								
Andy Van Slyke, L OBP: 0.234, SLG: 0.339	F8				G3			G6-3		IBB	4	0	0	0	0	0	3								
Bret Barberie, S OBP: 0.369, SLG: 0.370 Manny Alexander, R OBP: 0.212, SLG: 0.188	2B				F9			SH3-4 1B		P3	3	0	2	0	0	0	0								
											1	1	0	0	0	0	3								
Inning Stats	R: 3 E: 0 K: 0 S: 9	H: 4 LOB: 1 BB: 0 P: 16	R: 0 E: 0 K: 1 S: 8	H: 1 LOB: 1 BB: 0 P: 12	R: 0 E: 0 K: 1 S: 12	H: 1 LOB: 0 BB: 0 P: 20	R: 0 E: 0 K: 0 S: 4	H: 0 LOB: 0 BB: 0 P: 9	R: 0 E: 0 K: 0 S: 8	H: 0 LOB: 0 BB: 1 P: 15	R: 0 E: 0 K: 1 S: 5	H: 0 LOB: 0 BB: 0 P: 7	R: 1 E: 0 K: 0 S: 7	H: 2 LOB: 1 BB: 0 P: 9	R: 0 E: 0 K: 0 S: 15	H: 1 LOB: 3 BB: 2 P: 30	R: 1 E: 0 K: 0 S: 8	H: 1 LOB: 1 BB: 1 P: 15	1B: 7 2B: 3 3B: 0 HR: 0	SF: 1 SAC: 1 DP: 0 HBP: 0	WP: 1 PB: 0 SB: 0 CS: 2	PA: 43			
PITCHER	IP WLS BF H R ER SO BB IBB HBP BLK WP HR S P ERA WHIP	IP WLS BF H R ER SO BB IBB HBP BLK WP HR S P ERA WHIP	IP WLS BF H R ER SO BB IBB HBP BLK WP HR S P ERA WHIP	IP WLS BF H R ER SO BB IBB HBP BLK WP HR S P ERA WHIP	IP WLS BF H R ER SO BB IBB HBP BLK WP HR S P ERA WHIP	IP WLS BF H R ER SO BB IBB HBP BLK WP HR S P ERA WHIP	IP WLS BF H R ER SO BB IBB HBP BLK WP HR S P ERA WHIP	IP WLS BF H R ER SO BB IBB HBP BLK WP HR S P ERA WHIP	IP WLS BF H R ER SO BB IBB HBP BLK WP HR S P ERA WHIP	IP WLS BF H R ER SO BB IBB HBP BLK WP HR S P ERA WHIP	IP WLS BF H R ER SO BB IBB HBP BLK WP HR S P ERA WHIP	IP WLS BF H R ER SO BB IBB HBP BLK WP HR S P ERA WHIP	IP WLS BF H R ER SO BB IBB HBP BLK WP HR S P ERA WHIP	IP WLS BF H R ER SO BB IBB HBP BLK WP HR S P ERA WHIP	IP WLS BF H R ER SO BB IBB HBP BLK WP HR S P ERA WHIP	IP WLS BF H R ER SO BB IBB HBP BLK WP HR S P ERA WHIP	IP WLS BF H R ER SO BB IBB HBP BLK WP HR S P ERA WHIP	IP WLS BF H R ER SO BB IBB HBP BLK WP HR S P ERA WHIP	IP WLS BF H R ER SO BB IBB HBP BLK WP HR S P ERA WHIP	IP WLS BF H R ER SO BB IBB HBP BLK WP HR S P ERA WHIP	IP WLS BF H R ER SO BB IBB HBP BLK WP HR S P ERA WHIP	IP WLS BF H R ER SO BB IBB HBP BLK WP HR S P ERA WHIP	IP WLS BF H R ER SO BB IBB HBP BLK WP HR S P ERA WHIP	IP WLS BF H R ER SO BB IBB HBP BLK WP HR S P ERA WHIP	IP WLS BF H R ER SO BB IBB HBP BLK WP HR S P ERA WHIP

AB	35
R	5
H	10
RBI	5
BB	4
SO	4
LOB	15



Batter	1	2	3	4	5	6	7	8	9	10	AB	R	H	RBI	BB	SO	LOB	BOTTOM							
Tony Phillips, S OBP: 0.404, SLG: 0.442	K				G4-3			G4-3			4	0	0	0	1	1	2	Baltimore Orioles @ California Angels Anaheim Stadium, Anaheim, CA Tue May 30 1995, 10:05 PM EDT Att: 13,889 - Unknown							
Rex Hudler, R OBP: 0.240, SLG: 0.292	G6-3				F8 1B 2B			G1-3		K	4	1	1	0	1	1	2								
Tim Salmon, R OBP: 0.427, SLG: 0.532	F9				K			G4-3		F8	5	0	0	0	0	1	4								
Chili Davis, S OBP: 0.493, SLG: 0.619		CS BB			G5-3 1B SF9 1B			1B 2B		CS BB	3	2	3	1	2	0	0								
J.T. Snow, L OBP: 0.356, SLG: 0.517	L9				SF9 1B G5-3			1B IBB		K	4	1	1	0	1	1	3								
Carlos Martinez, R OBP: 0.357, SLG: 0.182 Spike Owen, S OBP: 0.323, SLG: 0.379	1B				G5-3			1B		L8	2	0	1	0	1	0	2								
Greg Myers, L OBP: 0.329, SLG: 0.433 Eduardo Perez, R OBP: 0.313, SLG: 0.262 Jim Edmonds, L OBP: 0.339, SLG: 0.468	1B				SF9 1B G1-3			P6		CS	2	0	0	1	1	0	4								
Damon Easley, R OBP: 0.313, SLG: 0.336	FC4-6				1B BB			G6-3		G6-3	3	0	0	0	2	0	2								
Gary Disarcina, R OBP: 0.379, SLG: 0.539	G6-3				G4-3			SH3-4		F9	4	0	1	1	0	0	0								
Inning Stats	R: 0 E: 0 K: 1 S: 7	H: 0 LOB: 0 BB: 0 P: 12	R: 0 E: 0 K: 0 S: 16	H: 1 LOB: 2 BB: 2 P: 30	R: 0 E: 0 K: 1 S: 6	H: 0 LOB: 1 BB: 1 P: 15	R: 2 E: 0 K: 0 S: 17	H: 3 LOB: 2 BB: 1 P: 28	R: 1 E: 0 K: 0 S: 8	H: 2 LOB: 2 BB: 2 P: 18	R: 0 E: 0 K: 0 S: 7	H: 0 LOB: 0 BB: 0 P: 11	R: 1 E: 0 K: 0 S: 17	H: 2 LOB: 2 BB: 1 P: 29	R: 0 E: 0 K: 1 S: 10	H: 0 LOB: 2 BB: 2 P: 20	R: 0 E: 0 K: 1 S: 8	H: 0 LOB: 0 BB: 1 P: 16	R: 0 E: 0 K: 0 S: 9	H: 0 LOB: 0 BB: 0 P: 14	1B: 6 2B: 2 3B: 0 HR: 0	SF: 1 SAC: 1 DP: 0 HBP: 0	WP: 0 PB: 0 SB: 1 CS: 2	PA: 46	
PITCHER	IP WLS BF H R ER SO BB IBB HBP BLK WP HR S P ERA WHIP	IP WLS BF H R ER SO BB IBB HBP BLK WP HR S P ERA WHIP	IP WLS BF H R ER SO BB IBB HBP BLK WP HR S P ERA WHIP	IP WLS BF H R ER SO BB IBB HBP BLK WP HR S P ERA WHIP	IP WLS BF H R ER SO BB IBB HBP BLK WP HR S P ERA WHIP	IP WLS BF H R ER SO BB IBB HBP BLK WP HR S P ERA WHIP	IP WLS BF H R ER SO BB IBB HBP BLK WP HR S P ERA WHIP	IP WLS BF H R ER SO BB IBB HBP BLK WP HR S P ERA WHIP	IP WLS BF H R ER SO BB IBB HBP BLK WP HR S P ERA WHIP	IP WLS BF H R ER SO BB IBB HBP BLK WP HR S P ERA WHIP	IP WLS BF H R ER SO BB IBB HBP BLK WP HR S P ERA WHIP	IP WLS BF H R ER SO BB IBB HBP BLK WP HR S P ERA WHIP	IP WLS BF H R ER SO BB IBB HBP BLK WP HR S P ERA WHIP	IP WLS BF H R ER SO BB IBB HBP BLK WP HR S P ERA WHIP	IP WLS BF H R ER SO BB IBB HBP BLK WP HR S P ERA WHIP	IP WLS BF H R ER SO BB IBB HBP BLK WP HR S P ERA WHIP	IP WLS BF H R ER SO BB IBB HBP BLK WP HR S P ERA WHIP	IP WLS BF H R ER SO BB IBB HBP BLK WP HR S P ERA WHIP	IP WLS BF H R ER SO BB IBB HBP BLK WP HR S P ERA WHIP	IP WLS BF H R ER SO BB IBB HBP BLK WP HR S P ERA WHIP	IP WLS BF H R ER SO BB IBB HBP BLK WP HR S P ERA WHIP	IP WLS BF H R ER SO BB IBB HBP BLK WP HR S P ERA WHIP	IP WLS BF H R ER SO BB IBB HBP BLK WP HR S P ERA WHIP	IP WLS BF H R ER SO BB IBB HBP BLK WP HR S P ERA WHIP	IP WLS BF H R ER SO BB IBB HBP BLK WP HR S P ERA WHIP

AB	34
R	4
H	8
RBI	4
BB	9
SO	4
LOB	20



Batter	1	2	3	4	5	6	7	8	9	AB	R	H	RBI	BB	SO	LOB	TOP										
Brady Anderson, L OBP: 0.338, SLG: 0.500 (1, 8)										5	1	1	0	0	1	2											
Jeffrey Hammonds, R OBP: 0.273, SLG: 0.442 Damon Buford, R OBP: 0.205, SLG: 0.063 (1, 9)										4	1	2	2	0	0	1											
Rafael Palmeiro, L OBP: 0.406, SLG: 0.580 (1, 3)										4	0	1	0	0	1	2											
Cal Ripken Jr., R OBP: 0.351, SLG: 0.434 (1, 6)										4	0	0	0	0	0	2											
Harold Baines, L OBP: 0.408, SLG: 0.563 Manny Alexander, R OBP: 0.212, SLG: 0.188 (8, PR)										4	1	3	1	0	0	0											
Chris Hoiles, R OBP: 0.265, SLG: 0.413 (1, 2)										4	1	0	0	0	1	2											
Kevin Bass, S OBP: 0.333, SLG: 0.386 (1, 7)										3	1	1	0	1	0	2											
Jeff Manto, R OBP: 0.302, SLG: 0.492 (1, 5)										4	0	0	0	0	3	4											
Bret Barberie, S OBP: 0.386, SLG: 0.382 (1, 4)										3	0	2	1	1	0	0											
Inning Stats	R: 0 E: 0 K: 0 S: 4	H: 1 LOB: 1 BB: 0 P: 4	R: 0 E: 0 K: 0 S: 4	H: 1 LOB: 1 BB: 0 P: 4	R: 2 E: 0 K: 1 S: 7	H: 2 LOB: 0 BB: 0 P: 7	R: 2 E: 1 K: 1 S: 7	H: 2 LOB: 0 BB: 0 P: 7	R: 0 E: 0 K: 0 S: 4	H: 1 LOB: 1 BB: 0 P: 4	R: 0 E: 0 K: 0 S: 3	H: 0 LOB: 1 BB: 1 P: 7	R: 0 E: 0 K: 1 S: 5	H: 1 LOB: 1 BB: 0 P: 5	R: 1 E: 1 K: 2 S: 7	H: 1 LOB: 1 BB: 1 P: 11	1B: 5 2B: 4 3B: 0 HR: 2	SF: 0 SAC: 0 DP: 1 HBP: 0	WP: 0 PB: 0 SB: 2 CS: 3	PA: 38							
PITCHER	IP	WLS	BF	H	R	ER	SO	BB	IBB	HBP	BLK	WP	HR	S	P	ERA	WHIP										
Scott Sanderson, R ERA: 4.12 (1, 1)	6.0	L	26	8	4	3	3	0	0	0	1	0	2	32	32	4.50	1.333										
Mitch Williams, L ERA: 8.31 (7, 1)	1.1		6	1	0	0	0	1	0	0	0	0	0	5	9	0.00	1.500										
Troy Percival, R ERA: 3.86 (8, 1)	1.0		4	1	1	0	2	1	0	0	0	0	0	7	11	0.00	2.000										
Bob Patterson, L ERA: 2.3 (9, 1)	0.2		1	0	0	0	1	0	0	0	0	0	0	3	3	0.00	0.000										

Baltimore Orioles @ California Angels
Anaheim Stadium, Anaheim, CA
Wed May 31, 1995, 10:05 PM EDT
Att: 14,127 - Unknown - 70 F

AB 35
R 5
H 10
RBI 4
BB 2
SO 6
LOB 15



Batter	1	2	3	4	5	6	7	8	9	AB	R	H	RBI	BB	SO	LOB	BOTTOM										
Tony Phillips, S OBP: 0.400, SLG: 0.435 (1, 7)										4	0	1	1	0	1	1											
Jim Edmonds, L OBP: 0.328, SLG: 0.452 (1, 8)										4	0	0	0	0	1	3											
Tim Salmon, R OBP: 0.422, SLG: 0.522 (1, 9)										4	0	1	0	0	2	3											
Chili Davis, S OBP: 0.486, SLG: 0.607 (1, 10)										4	1	1	0	0	1	1											
J.T. Snow, L OBP: 0.346, SLG: 0.500 (1, 3)										4	0	0	0	0	0	1											
Greg Myers, L OBP: 0.333, SLG: 0.478 Andy Allanson, R OBP: 0.275, SLG: 0.444 Rex Hudler, R OBP: 0.269, SLG: 0.360 (9, PH)										2	1	1	1	0	0	0											
Spike Owen, S OBP: 0.304, SLG: 0.355 (1, 5)										4	0	0	1	0	2	1											
Damon Easley, R OBP: 0.313, SLG: 0.336 Carlos Martinez, R OBP: 0.333, SLG: 0.167 (9, PH)										3	1	1	0	0	0	0											
Gary Disarcina, R OBP: 0.386, SLG: 0.542 (1, 6)										3	0	2	0	0	1	0											
Inning Stats	R: 0 E: 0 K: 0 S: 4	H: 1 LOB: 0 BB: 0 P: 4	R: 0 E: 0 K: 1 S: 5	H: 0 LOB: 0 BB: 0 P: 5	R: 0 E: 0 K: 1 S: 5	H: 0 LOB: 0 BB: 0 P: 5	R: 1 E: 0 K: 0 S: 4	H: 1 LOB: 0 BB: 0 P: 4	R: 0 E: 0 K: 2 S: 8	H: 1 LOB: 1 BB: 0 P: 8	R: 0 E: 0 K: 2 S: 7	H: 0 LOB: 0 BB: 0 P: 7	R: 1 E: 0 K: 2 S: 10	H: 3 LOB: 2 BB: 0 P: 10	R: 1 E: 0 K: 0 S: 5	H: 2 LOB: 1 BB: 0 P: 5	1B: 6 2B: 1 3B: 0 HR: 1	SF: 0 SAC: 0 DP: 0 HBP: 0	WP: 0 PB: 0 SB: 0 CS: 0	PA: 35							
PITCHER	IP	WLS	BF	H	R	ER	SO	BB	IBB	HBP	BLK	WP	HR	S	P	ERA	WHIP										
Ben McDonald, R ERA: 4.93 (1, 1)	8.0	W	30	6	2	2	9	0	0	0	1	0	0	5	5	2.25	0.750										
Doug Jones, R ERA: 4.85 (9, 1)	1.0	S	5	2	1	1	0	0	0	0	0	0	0	5	5	9.00	2.000										

Baltimore Orioles @ California Angels
Anaheim Stadium, Anaheim, CA
Wed May 31, 1995, 10:05 PM EDT
Att: 14,127 - Unknown - 70 F

AB 35
R 3
H 8
RBI 3
BB 0
SO 9
LOB 11



Batter	1	2	3	4	5	6	7	8	9	AB	R	H	RBI	BB	SO	LOB	TOP			
Mike Aldrete, L (1, 7) OBP: 0.350, SLG: 0.412	F9		K		G6-3		G3-6-1		G3	5	0	0	0	0	1	2				
Brent Gates, S (1, 4) OBP: 0.210, SLG: 0.212	F8		BB			F7		WP 2B BB		2	1	0	0	3	0	0				
Geronimo Berroa, R (1, 10) OBP: 0.415, SLG: 0.525	G4-3		P5			F9		K	E5	5	0	0	0	0	1	3				
Mark McGwire, R (1, 3) OBP: 0.440, SLG: 0.657		FC4-6 BB			P2			2B SF7 BB	G3	3	1	0	0	2	1	2				
Ruben Sierra, S (1, 9) OBP: 0.312, SLG: 0.484	FC4-6		F8				HR 2B	1B 2B		4	1	2	1	0	0	1				
Terry Steinbach, R (1, 2) OBP: 0.336, SLG: 0.559	K				1B			SF7		3	1	2	3	0	1	1				
Andy Tomberlin, L (1, 8) Craig Paquette, R (8, PH) OBP: 0.277, SLG: 0.386	P4		F8			P6		2B 1B		3	0	0	0	0	0	2				
Scott Brosius, R (1, 5) (8, 8)			HR		F8			1B P5		4	1	2	1	0	0	2				
Mike Bordick, R (1, 6) OBP: 0.277, SLG: 0.242			L9		G6-3			1B G3-6-1	F7	4	0	1	0	0	0	0				
Inning Stats	R: 0 E: 0 K: 0 S: 3	H: 0 LOB: 0 BB: 0 P: 5	R: 0 E: 0 K: 1 S: 13	H: 0 LOB: 1 BB: 1 P: 21	R: 1 E: 0 K: 1 S: 9	H: 1 LOB: 1 BB: 1 P: 17	R: 0 E: 0 K: 0 S: 8	H: 1 LOB: 1 BB: 0 P: 13	R: 0 E: 0 K: 1 S: 7	H: 0 LOB: 0 BB: 0 P: 11	R: 2 E: 0 K: 0 S: 12	H: 4 LOB: 1 BB: 0 P: 19	R: 2 E: 0 K: 1 S: 18	H: 2 LOB: 2 BB: 2 P: 31	R: 0 E: 1 K: 0 S: 4	H: 0 LOB: 2 BB: 1 P: 8	1B: 4 2B: 2 3B: 0 HR: 2	SF: 1 SAC: 0 DP: 1 HBP: 0	WP: 1 PB: 0 SB: 0 CS: 0	PA: 40
PITCHER	IP	WLS	BF	H	R	ER	SO	BB	IBB	HBP	BLK	WP	HR	S	P	ERA	WHIP			
35 Mike Mussina, R (1, 1) ERA: 4.15	6.1	W	27	6	3	3	3	2	0	0	0	0	2	59	94	4.26	1.263			
Armando Benitez, R (7, 1) ERA: 4.5	1.1		6	1	2	2	1	2	0	0	0	1	0	14	26	13.50	2.250			
Jesse Orosco, L (8, 1) ERA: 3.12	0.1		2	1	0	0	0	0	0	0	0	0	0	5	8	0.00	3.000			
Doug Jones, R (9, 1) ERA: 4.2	1.0		5	0	0	0	0	1	0	0	0	0	0	4	8	0.00	1.000			

Oakland Athletics @ Baltimore Orioles
 Oriole Park at Camden Yards, Baltimore, MD

Sat Jun 03 1995, 3:33 AM EDT
 Att: 45,056 - Cloudy - 85 F

AB 34
 R 5
 H 8
 RBI 5
 BB 5
 SO 4
 LOB 13



Batter	1	2	3	4	5	6	7	8	9	AB	R	H	RBI	BB	SO	LOB	BOTTOM			
Curtis Goodwin, L (1, 8) OBP: 0.500, SLG: 0.500	S 2B 1B	G4-3			BB HR 1B	G4-3		G3		5	2	2	0	0	0	0				
Brady Anderson, L (1, 7) OBP: 0.344, SLG: 0.485	2B BB		G3		HR BB			P4		2	2	0	0	3	0	0				
Rafael Palmeiro, L (1, 3) OBP: 0.408, SLG: 0.583	G4-3 1H 2H		K		HR BB	F8		G6-3		4	1	1	2	1	1	1				
Cal Ripken Jr., R (1, 6) OBP: 0.345, SLG: 0.446	G4-3		E7 1B		HR	G4-3				4	1	2	4	0	0	2				
Harold Baines, L (1, 10) OBP: 0.391, SLG: 0.527	P5		F7		G4-3			FC1-6-4 BB		3	0	0	0	1	0	2				
Jeffrey Hammonds, R (1, 9) Kevin Bass, S (6, 9) OBP: 0.337, SLG: 0.388					E5 F9	HR		FC1-6-4 WP 1B G4-3		2	1	1	1	1	0	0				
Chris Holles, R (1, 2) Cesar Devezar, R (7, PH) (8, 2)	K		F9		K			G4-3		3	0	0	0	0	2	3				
Jeff Manto, R (1, 5) OBP: 0.314, SLG: 0.529		F9			G1-3			1B		4	1	2	2	0	0	1				
Bret Barberie, S (1, 4) OBP: 0.362, SLG: 0.354		G3			F9			F8		4	0	0	0	0	1	2				
Inning Stats	R: 2 E: 0 K: 1 S: 17	H: 2 LOB: 2 BB: 2 P: 33	R: 0 E: 0 K: 0 S: 6	H: 0 LOB: 0 BB: 0 P: 10	R: 0 E: 1 K: 1 S: 8	H: 1 LOB: 1 BB: 0 P: 16	R: 0 E: 0 K: 0 S: 10	H: 0 LOB: 1 BB: 0 P: 15	R: 6 E: 0 K: 2 S: 21	H: 4 LOB: 0 BB: 2 P: 39	R: 0 E: 0 K: 0 S: 12	H: 0 LOB: 1 BB: 1 P: 19	R: 1 E: 0 K: 0 S: 9	H: 1 LOB: 1 BB: 1 P: 19	R: 0 E: 0 K: 0 S: 3	H: 0 LOB: 0 BB: 0 P: 3	1B: 4 2B: 1 3B: 0 HR: 3	SF: 0 SAC: 0 DP: 0 HBP: 0	WP: 1 PB: 0 SB: 1 CS: 0	PA: 39
PITCHER	IP	WLS	BF	H	R	ER	SO	BB	IBB	HBP	BLK	WP	HR	S	P	ERA	WHIP			
Mike Harkey, R (1, 1) ERA: 7.18	4.1	L	24	6	7	7	2	4	0	0	0	0	1	20	31	5.40	1.200			
Mark Acree, R (5, 1) ERA: 6.91	1.2		7	1	1	1	2	1	0	0	0	0	0	9	19	9.00	2.000			
Todd Van Poppel, R (7, 1) ERA: 3.26	1.0		5	1	1	1	0	1	0	0	0	1	0	9	19	9.00	2.000			
Dave Leiper, L (8, 1) ERA: 1.38	1.0		3	0	0	0	0	0	0	0	0	0	0	3	3	0.00	0.000			

Oakland Athletics @ Baltimore Orioles
 Oriole Park at Camden Yards, Baltimore, MD

Sat Jun 03 1995, 3:33 AM EDT
 Att: 45,056 - Cloudy - 85 F

AB 33
 R 9
 H 8
 RBI 9
 BB 6
 SO 4
 LOB 13



Batter	1	2	3	4	5	6	7	8	9	AB	R	H	RBI	BB	SO	LOB	TOP								
Mike Bordick, R (1, 6) OBP: 0.310, SLG: 0.328	2-1 HR		3-2 P5		2-1 P3	3-2 WP 1B	1-2 2B		4-0 BB G6-4-3	5	1	3	4	1	0	0	Oakland Athletics @ Baltimore Orioles Oriole Park at Camden Yards, Baltimore, MD Sun Jun 04 1995, 7:05 PM EDT Att: 37,496 - Sunny - 83 F								
Gerónimo Berroa, R (1, 10) OBP: 0.405, SLG: 0.598	3-2 F9			0-2 F8		1B	0-2 F8		0-0 BB G6-4-3	6	1	1	0	0	0	4									
Ruben Sierra, S (1, 9) Rick Honeycutt, L (8, 9) Dennis Eckersley, R (9, 1)	4-1 CS BB			0-0 F9		HR			2-2 BB 1B	4	1	2	2	1	0	1									
Mark McGwire, R (1, 3) Mike Adrele, L (8, PH) Mike Adrele, L (8, 3)	2-2 K			1-1 E8		BB HR 1B	K		4-2 BB 1B	4	1	1	0	0	2	1									
Terry Steinbach, R (1, 2) Eric Helfand, L (8, PH) Eric Helfand, L (8, 2)	3-1 CS	2-3 K		3-2 F9		1B F8	BB BB FC5-4		3-3 K	3	1	0	0	1	1	2									
Brent Gates, S (1, 4)		1-3 K			0-1 HR 2B	1-2 HR 1B	4-1 BB BB	2-3 K		4	3	2	0	1	2	2									
Scott Brosius, R (1, 5)		3-3 K			2-3 K	4-1 HR BB	4-2 BB BB	0-3 K		3	1	0	0	2	3	3									
Craig Paquette, R (1, 7)			2-3 K		3-1 HR	1-0 HR	0-0 FC5-4 1B		3-1 WP 1B	5	3	3	7	0	1	1									
Andy Tomberlin, L (1, 8)			1-2 F7		1-1 F7	0-0 1B	1-2 2B 1B		0-0 F9	5	2	2	0	0	0	1									
Inning Stats	R: 1 E: 0 K: 1 S: 11	H: 1 LOB: 0 BB: 1 P: 25	R: 0 E: 0 K: 3 S: 11	H: 0 LOB: 0 BB: 0 P: 17	R: 0 E: 0 K: 1 S: 10	H: 0 LOB: 1 BB: 0 P: 16	R: 0 E: 1 K: 0 S: 11	H: 0 LOB: 1 BB: 0 P: 15	R: 2 E: 0 K: 1 S: 15	H: 2 LOB: 0 BB: 0 P: 23	R: 7 E: 0 K: 0 S: 18	H: 7 LOB: 1 BB: 1 P: 31	R: 4 E: 1 K: 1 S: 15	H: 2 LOB: 1 BB: 3 P: 31	R: 0 E: 0 K: 3 S: 19	H: 1 LOB: 2 BB: 1 P: 30		R: 0 E: 0 K: 0 S: 4	H: 1 LOB: 1 BB: 1 P: 11	1B: 8 2B: 2 3B: 0 HR: 4	SF: 0 SAC: 0 DP: 1 HBP: 0	WP: 2 PB: 0 SB: 1 CS: 1	PA: 48		
PITCHER	IP WLS BF H R ER SO BB IBB HBP BLK WP HR S P ERA WHIP	IP WLS BF H R ER SO BB IBB HBP BLK WP HR S P ERA WHIP	IP WLS BF H R ER SO BB IBB HBP BLK WP HR S P ERA WHIP	IP WLS BF H R ER SO BB IBB HBP BLK WP HR S P ERA WHIP	IP WLS BF H R ER SO BB IBB HBP BLK WP HR S P ERA WHIP	IP WLS BF H R ER SO BB IBB HBP BLK WP HR S P ERA WHIP	IP WLS BF H R ER SO BB IBB HBP BLK WP HR S P ERA WHIP	IP WLS BF H R ER SO BB IBB HBP BLK WP HR S P ERA WHIP	IP WLS BF H R ER SO BB IBB HBP BLK WP HR S P ERA WHIP	IP WLS BF H R ER SO BB IBB HBP BLK WP HR S P ERA WHIP	IP WLS BF H R ER SO BB IBB HBP BLK WP HR S P ERA WHIP	IP WLS BF H R ER SO BB IBB HBP BLK WP HR S P ERA WHIP	IP WLS BF H R ER SO BB IBB HBP BLK WP HR S P ERA WHIP	IP WLS BF H R ER SO BB IBB HBP BLK WP HR S P ERA WHIP	IP WLS BF H R ER SO BB IBB HBP BLK WP HR S P ERA WHIP	IP WLS BF H R ER SO BB IBB HBP BLK WP HR S P ERA WHIP	IP WLS BF H R ER SO BB IBB HBP BLK WP HR S P ERA WHIP	IP WLS BF H R ER SO BB IBB HBP BLK WP HR S P ERA WHIP	IP WLS BF H R ER SO BB IBB HBP BLK WP HR S P ERA WHIP	IP WLS BF H R ER SO BB IBB HBP BLK WP HR S P ERA WHIP	IP WLS BF H R ER SO BB IBB HBP BLK WP HR S P ERA WHIP	IP WLS BF H R ER SO BB IBB HBP BLK WP HR S P ERA WHIP	IP WLS BF H R ER SO BB IBB HBP BLK WP HR S P ERA WHIP	IP WLS BF H R ER SO BB IBB HBP BLK WP HR S P ERA WHIP	IP WLS BF H R ER SO BB IBB HBP BLK WP HR S P ERA WHIP

AB 40
R 14
H 14
RBI 13
BB 7
SO 10
LOB 17



Batter	1	2	3	4	5	6	7	8	9	AB	R	H	RBI	BB	SO	LOB	BOTTOM								
Curtis Goodwin, L (1, 8) OBP: 0.462, SLG: 0.462	3-2 CS 1B		1-0 G4-3				1-2 G1-3		1-2 2B 1B	5	1	2	0	0	1	1	Oakland Athletics @ Baltimore Orioles Oriole Park at Camden Yards, Baltimore, MD Sun Jun 04 1995, 7:05 PM EDT Att: 37,496 - Sunny - 83 F								
Brady Anderson, L (1, 7) Kevin Bass, S (7, PH) Kevin Bass, S (8, 7)	1-1 P2		1-0 G3			1-1 1B SF8 2B	1-1 G6-3		1-1 P7	3	1	1	0	0	0	1									
Rafael Palmeiro, L (1, 3) Leo Gomez, R (8, 5)	2-3 K		3-1 F7			1-1 1B		0-0 F9	2-2 2B	3	0	1	0	0	1	1									
Cal Ripken Jr., R (1, 6) Manny Alexander, R (8, 6)		1-1 HR 1B		1-1 G6-3		0-0 SF8		1-3 K	1-1 P2	2	1	1	1	0	0	0									
Harold Baines, L (1, 10) Chris Hoiles, R (8, PH)		2-1 HR 1B		4-2 BB		0-3 K		2-1 E 1B		2	1	1	0	1	1	1									
Jeffrey Hammonds, R (1, 9)		2-3 K		2-3 K		0-1 1B		1-1 E5 FC4-6		4	0	1	0	0	2	4									
Matt Nokes, L (1, 2) OBP: 0.150, SLG: 0.250		1-0 HR		2-3 K		2-3 K		2-2 FC4-6		4	1	1	3	0	2	5									
Jeff Manto, R (1, 5) OBP: 0.311, SLG: 0.514		1-3 K			2-3 K		2-0 G1-3 1B		0-0 F7	4	0	1	0	0	2	0									
Bret Barberie, S (1, 4)		2-3 K			0-1 G4-3		3-3 K		0-1 1B 2B	4	1	1	0	0	2	1									
Inning Stats	R: 0 E: 0 K: 1 S: 8	H: 1 LOB: 0 BB: 0 P: 14	R: 3 E: 0 K: 3 S: 14	H: 3 LOB: 0 BB: 0 P: 23	R: 0 E: 0 K: 0 S: 4	H: 0 LOB: 0 BB: 0 P: 9	R: 0 E: 0 K: 2 S: 10	H: 0 LOB: 1 BB: 1 P: 19	R: 0 E: 0 K: 2 S: 9	H: 0 LOB: 0 BB: 0 P: 12	R: 1 E: 0 K: 2 S: 16	H: 3 LOB: 2 BB: 0 P: 20	R: 0 E: 1 K: 1 S: 9	H: 1 LOB: 1 BB: 0 P: 16	R: 0 E: 1 K: 1 S: 11	H: 1 LOB: 2 BB: 0 P: 17		R: 2 E: 0 K: 0 S: 14	H: 3 LOB: 1 BB: 0 P: 19	1B: 9 2B: 2 3B: 0 HR: 1	SF: 1 SAC: 0 DP: 0 HBP: 0	WP: 0 PB: 0 SB: 0 CS: 1	PA: 40		
PITCHER	IP WLS BF H R ER SO BB IBB HBP BLK WP HR S P ERA WHIP	IP WLS BF H R ER SO BB IBB HBP BLK WP HR S P ERA WHIP	IP WLS BF H R ER SO BB IBB HBP BLK WP HR S P ERA WHIP	IP WLS BF H R ER SO BB IBB HBP BLK WP HR S P ERA WHIP	IP WLS BF H R ER SO BB IBB HBP BLK WP HR S P ERA WHIP	IP WLS BF H R ER SO BB IBB HBP BLK WP HR S P ERA WHIP	IP WLS BF H R ER SO BB IBB HBP BLK WP HR S P ERA WHIP	IP WLS BF H R ER SO BB IBB HBP BLK WP HR S P ERA WHIP	IP WLS BF H R ER SO BB IBB HBP BLK WP HR S P ERA WHIP	IP WLS BF H R ER SO BB IBB HBP BLK WP HR S P ERA WHIP	IP WLS BF H R ER SO BB IBB HBP BLK WP HR S P ERA WHIP	IP WLS BF H R ER SO BB IBB HBP BLK WP HR S P ERA WHIP	IP WLS BF H R ER SO BB IBB HBP BLK WP HR S P ERA WHIP	IP WLS BF H R ER SO BB IBB HBP BLK WP HR S P ERA WHIP	IP WLS BF H R ER SO BB IBB HBP BLK WP HR S P ERA WHIP	IP WLS BF H R ER SO BB IBB HBP BLK WP HR S P ERA WHIP	IP WLS BF H R ER SO BB IBB HBP BLK WP HR S P ERA WHIP	IP WLS BF H R ER SO BB IBB HBP BLK WP HR S P ERA WHIP	IP WLS BF H R ER SO BB IBB HBP BLK WP HR S P ERA WHIP	IP WLS BF H R ER SO BB IBB HBP BLK WP HR S P ERA WHIP	IP WLS BF H R ER SO BB IBB HBP BLK WP HR S P ERA WHIP	IP WLS BF H R ER SO BB IBB HBP BLK WP HR S P ERA WHIP	IP WLS BF H R ER SO BB IBB HBP BLK WP HR S P ERA WHIP	IP WLS BF H R ER SO BB IBB HBP BLK WP HR S P ERA WHIP	IP WLS BF H R ER SO BB IBB HBP BLK WP HR S P ERA WHIP

AB 38
R 6
H 12
RBI 6
BB 1
SO 12
LOB 18



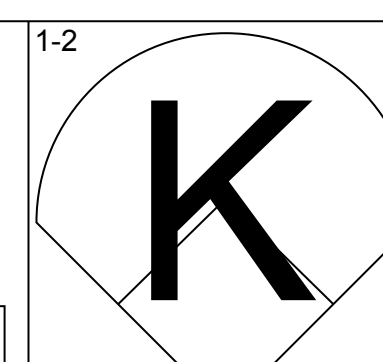
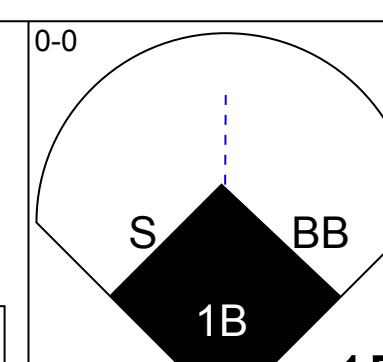
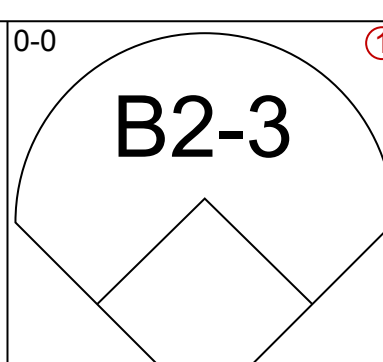
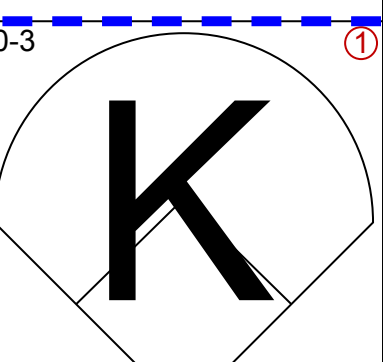
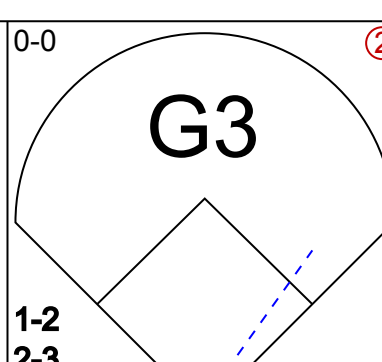

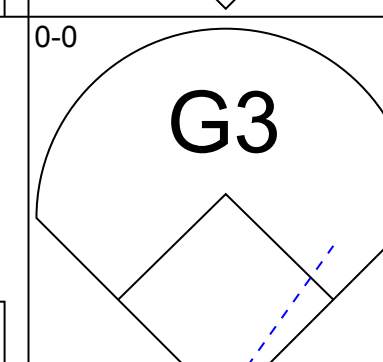
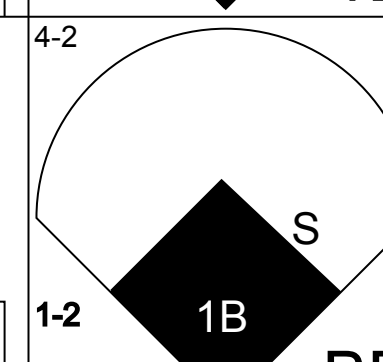
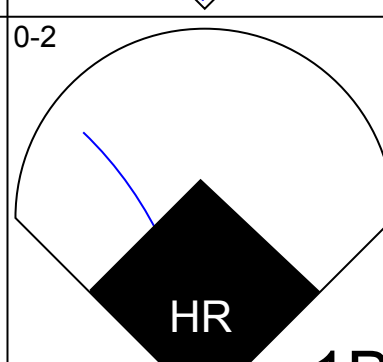
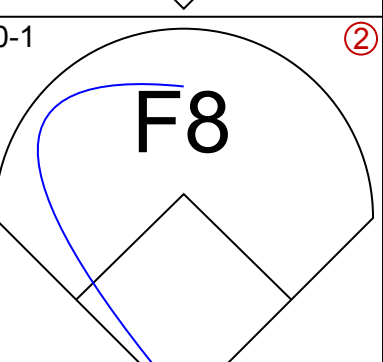
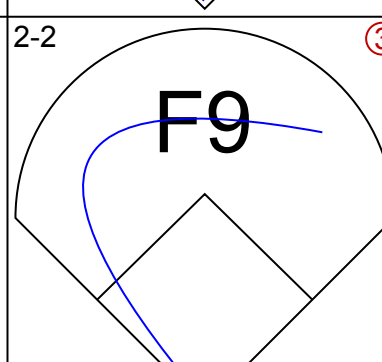
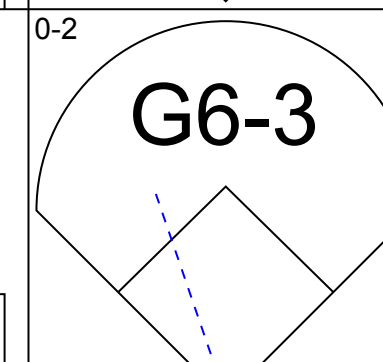
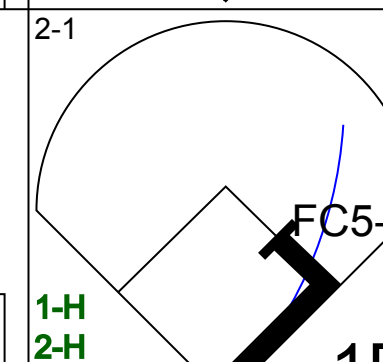
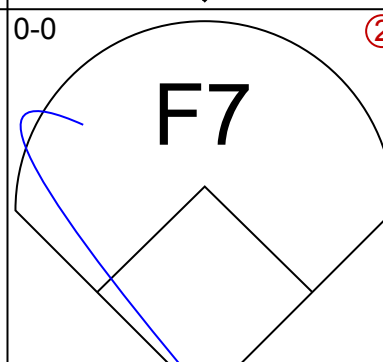
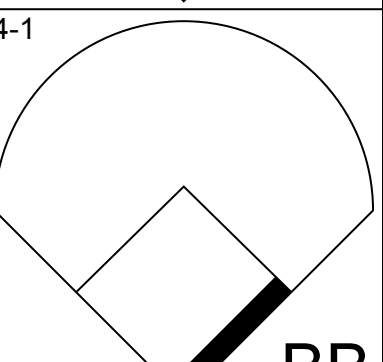
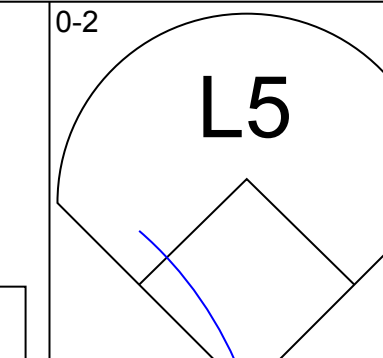
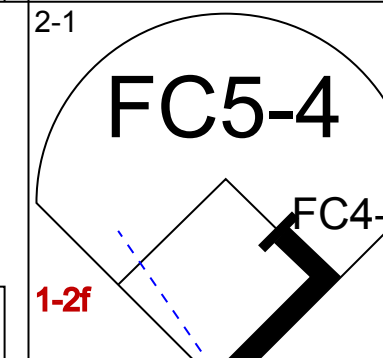
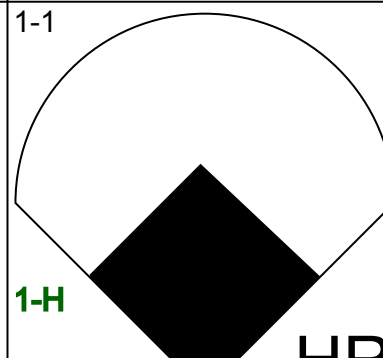
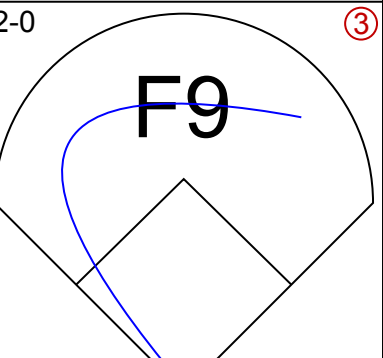
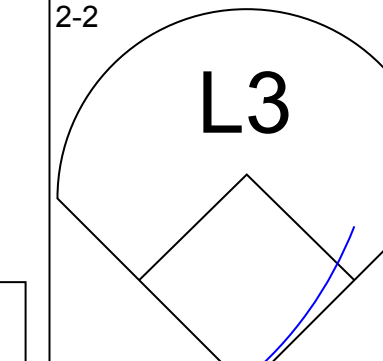
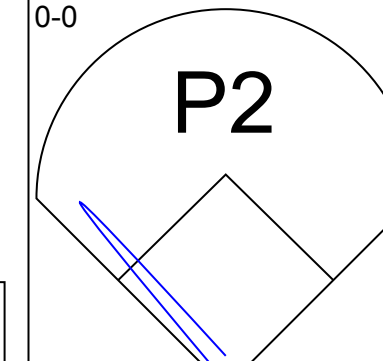
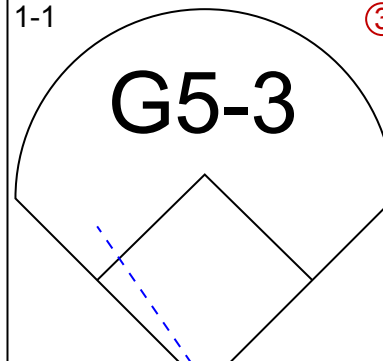
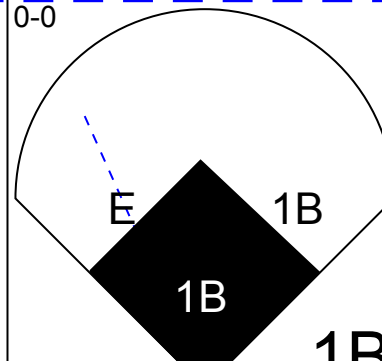
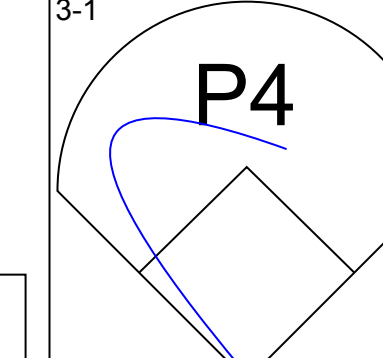
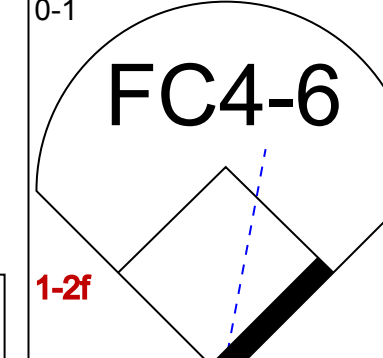
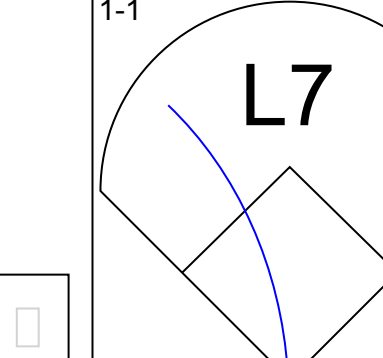
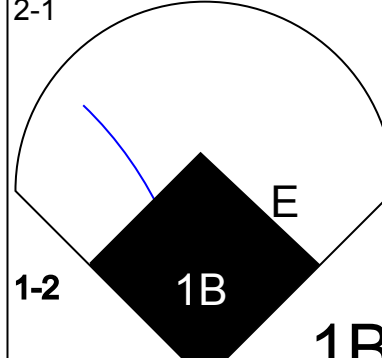
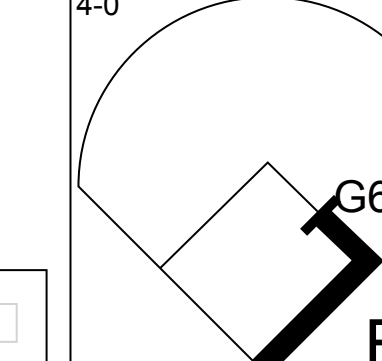
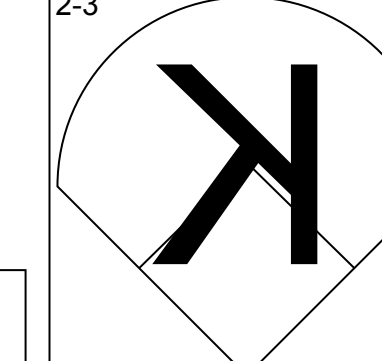
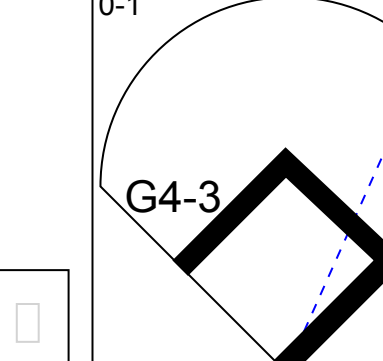
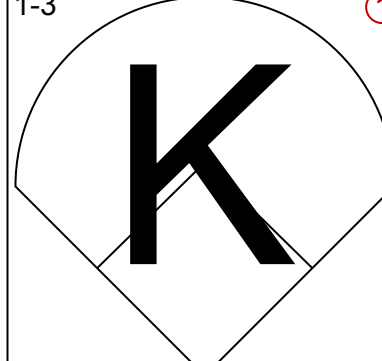
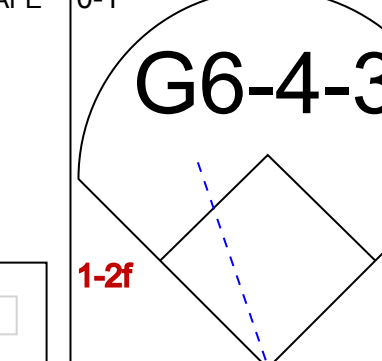
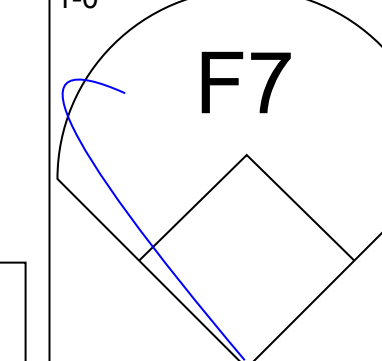
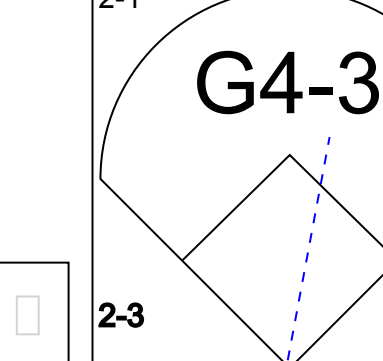
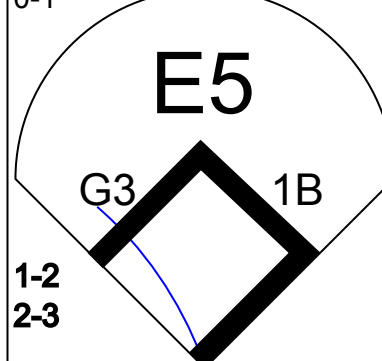
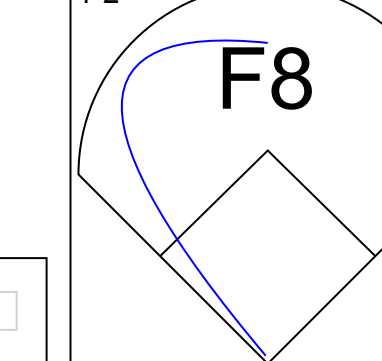
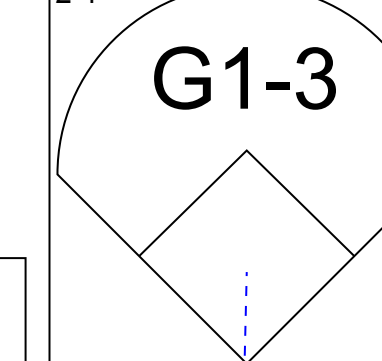
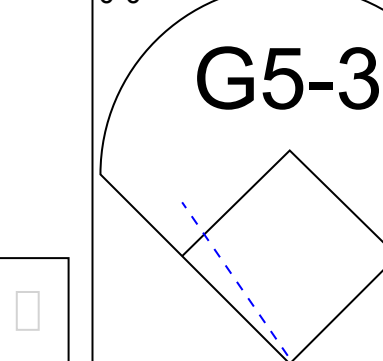
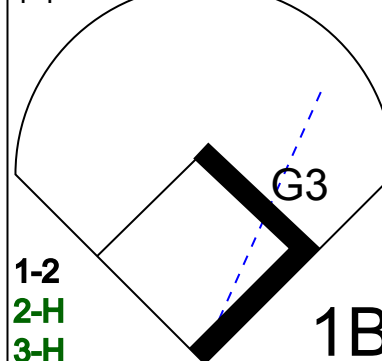
Batter	1	2	3	4	5	6	7	8	9	AB	R	H	RBI	BB	SO	LOB	TOP					
Joey Cora, S (1,4) <small>OBP: 0.306, SLG: 0.337</small>	F8		L3			G4-3	G6-3			4	0	0	0	0	0	2	Seattle Mariners @ Baltimore Orioles Oriole Park at Camden Yards, Baltimore, MD Mon Jun 05 1995, 7:05 PM EDT Att: 36,732 - Unknown - 81 F					
Alex Diaz, S (1,8) <small>OBP: 0.309, SLG: 0.406</small>	K			L4		G6-3		G1-3		4	0	0	0	0	1	0						
Edgar Martinez, R (1,10) <small>OBP: 0.437, SLG: 0.576</small>				G4-3			HR	F8		4	1	2	0	0	0	0						
Jay Buhner, R (1,9) <small>OBP: 0.333, SLG: 0.562</small> Rich Amaral, R (8,7) <small>OBP: 0.400, SLG: 0.490</small>	G5-3				2B			G6-3		4	1	2	2	0	0	1						
Tino Martinez, L (1,3) <small>OBP: 0.403, SLG: 0.576</small>		P7			IBB		E7		G4-3	3	0	0	0	1	0	0						
Darren Brown, L (1,7) <small>OBP: 0.324, SLG: 0.282</small>					K		G1-3		G2-3	4	0	1	0	0	1	3						
Mike Blowers, R (1,5) <small>OBP: 0.281, SLG: 0.337</small>						K			F8	4	0	0	0	0	2	1						
Dan Wilson, R (1,2) <small>OBP: 0.343, SLG: 0.337</small>			K			K		G4-3		3	0	0	0	0	2	1						
Felix Fermin, R (1,6) <small>OBP: 0.258, SLG: 0.241</small>						G6-3		G4-3		2	0	0	0	1	0	1						
Inning Stats	R: 0 E: 0 K: 1 S: 13	H: 1 LOB: 1 BB: 0 P: 19	R: 0 E: 0 K: 0 S: 6	H: 1 LOB: 0 BB: 0 P: 9	R: 0 E: 0 K: 1 S: 4	H: 0 LOB: 0 BB: 1 P: 8	R: 0 E: 0 K: 1 S: 6	H: 1 LOB: 2 BB: 1 P: 13	R: 0 E: 0 K: 2 S: 8	H: 0 LOB: 0 BB: 0 P: 11	R: 2 E: 1 K: 0 S: 11	H: 2 LOB: 1 BB: 0 P: 20	R: 0 E: 0 K: 1 S: 7	H: 0 LOB: 1 BB: 0 P: 10	R: 0 E: 0 K: 0 S: 8	H: 0 LOB: 0 BB: 0 P: 14		R: 0 E: 0 K: 0 S: 7	H: 0 LOB: 0 BB: 0 P: 13	1B: 2 2B: 3 3B: 0 HR: 1	SF: 0 SAC: 0 DP: 2 HBP: 0	WP: 1 PB: 0 SB: 0 CS: 0
PITCHER Ben McDonald, R (1,1) <small>ERA: 4.37</small>	IP: 9.0 WLS: L BF: 34 H: 5 R: 2 ER: 2 SO: 6 BB: 1 IBB: 1 HBP: 0 BLK: 0 WP: 1 HR: 1 S: 70 P: 117 ERA: 2.00 WHIP: 0.667															PITCHER IP: 9.0 WLS: W BF: 30 H: 3 R: 0 ER: 0 SO: 12 BB: 1 IBB: 0 HBP: 0 BLK: 0 WP: 0 HR: 0 S: 92 P: 141 ERA: 0.00 WHIP: 0.444						

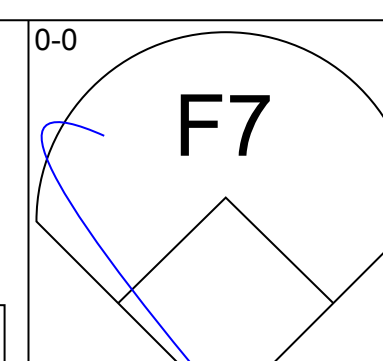
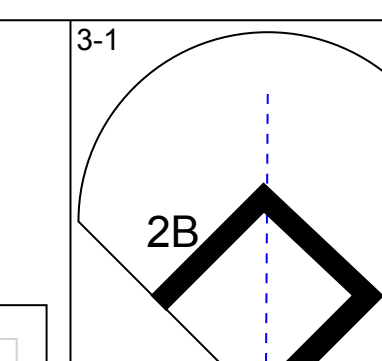
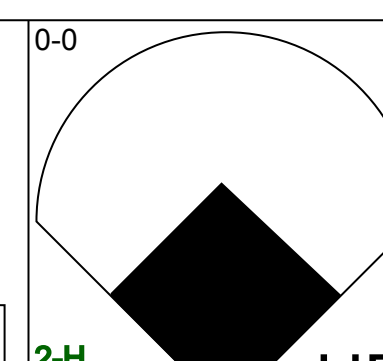
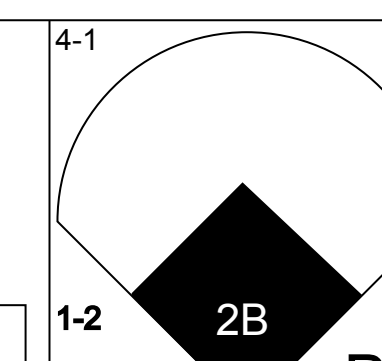
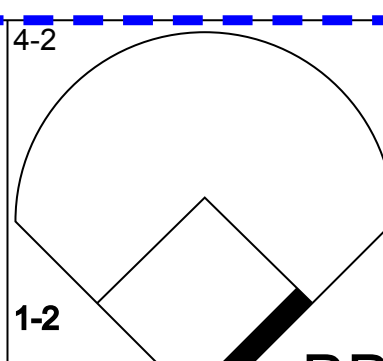
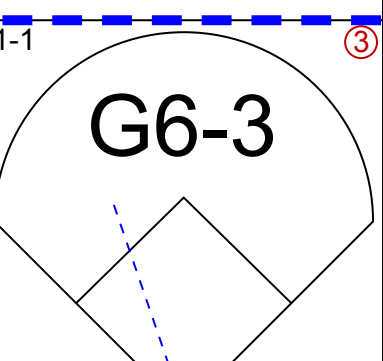

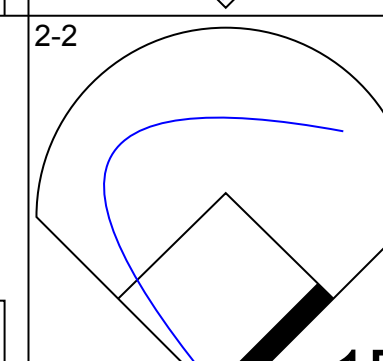
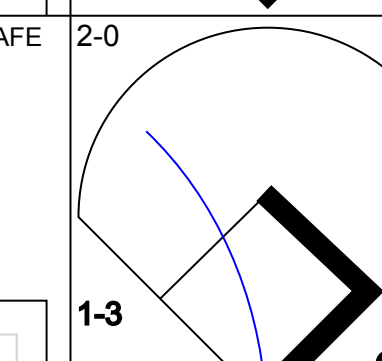
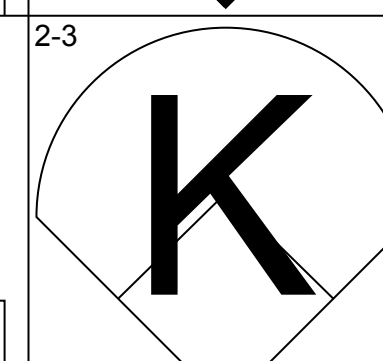
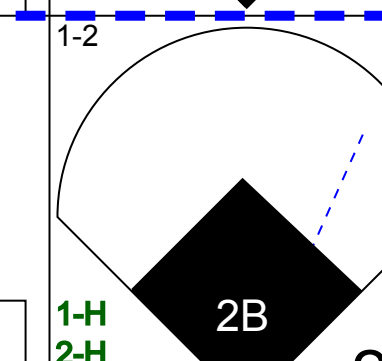
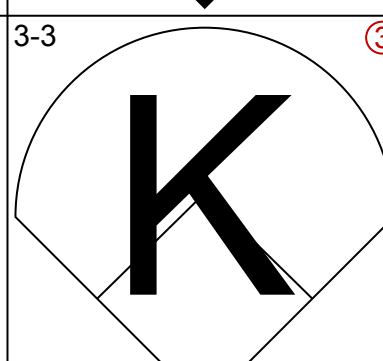
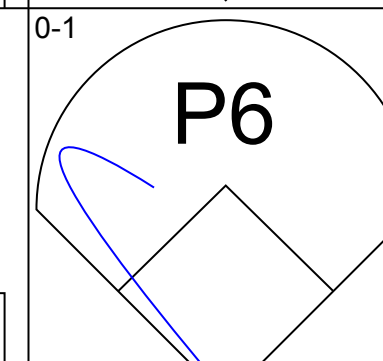
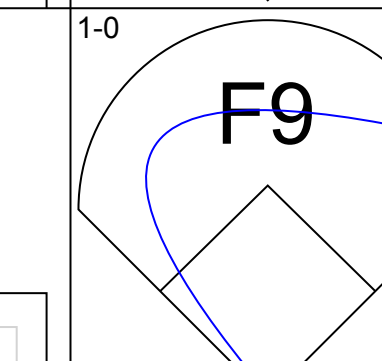
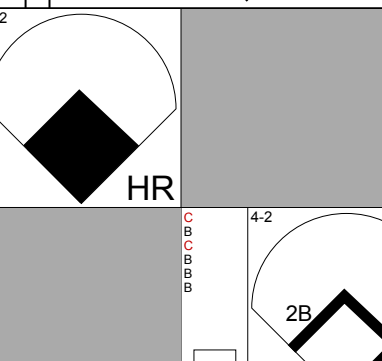
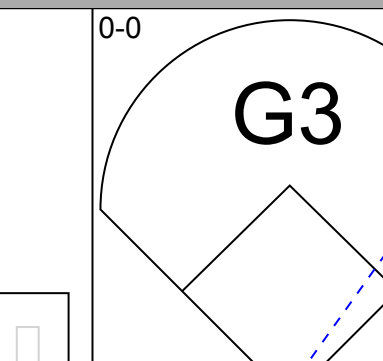
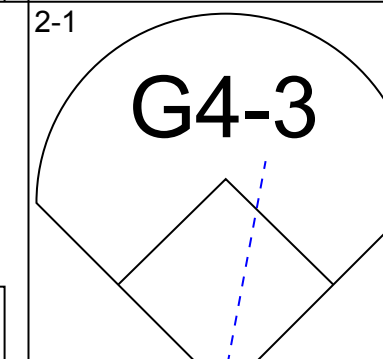
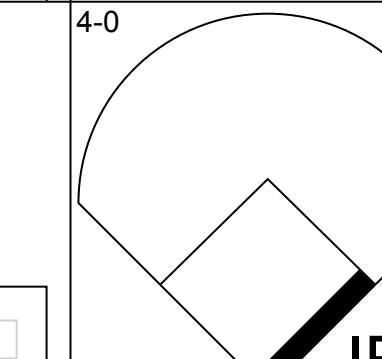
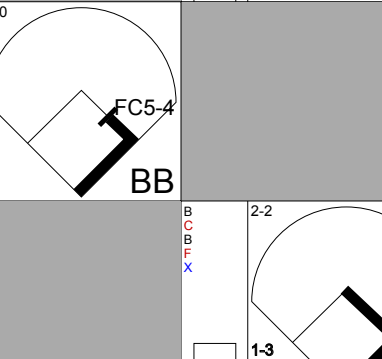
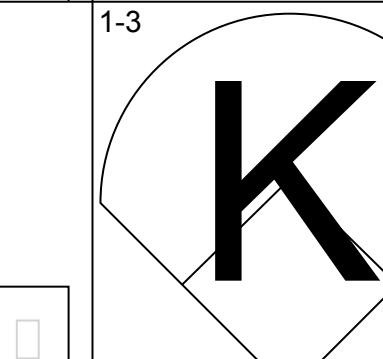
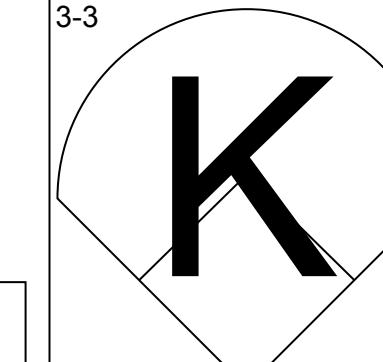
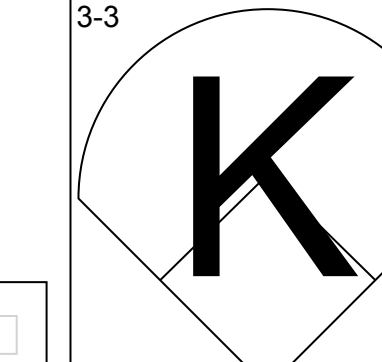
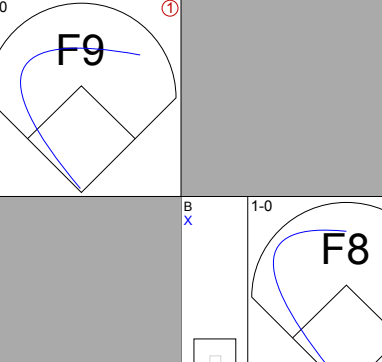
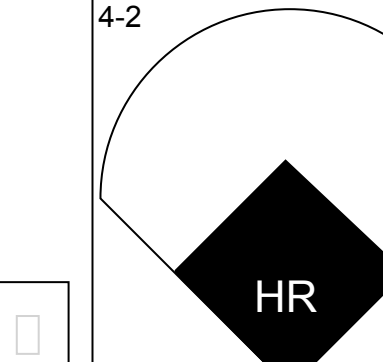
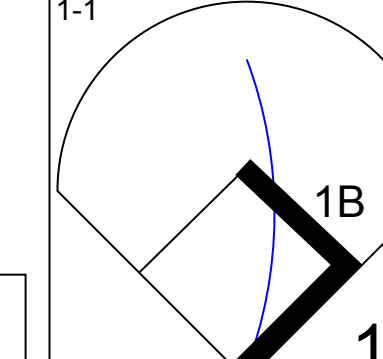
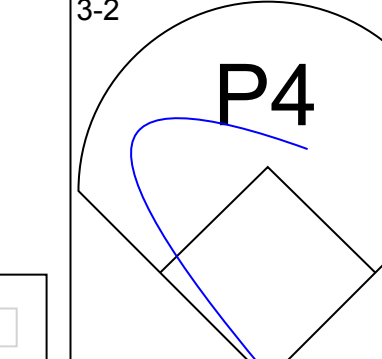
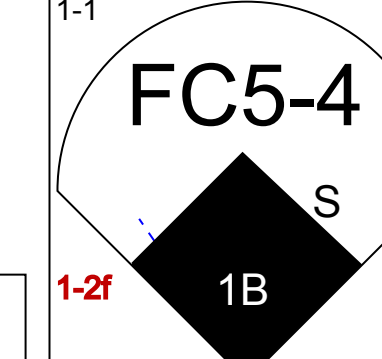
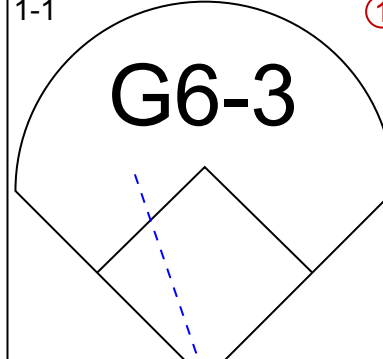

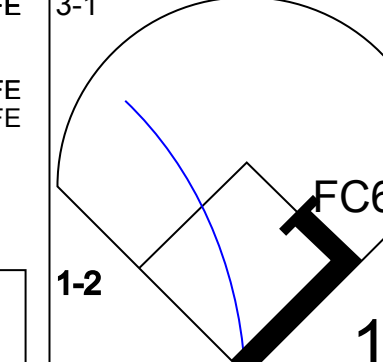
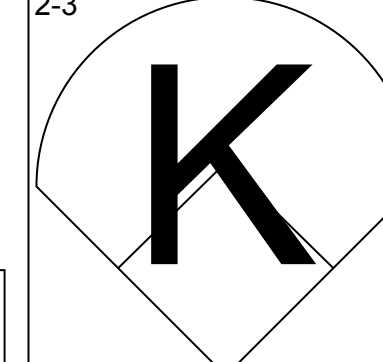
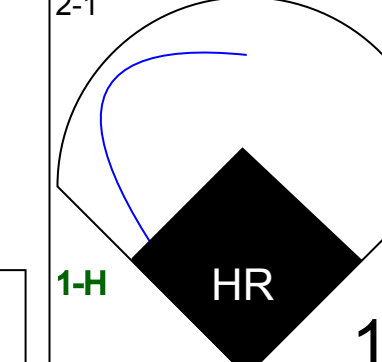
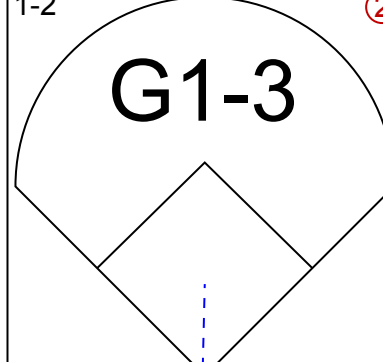
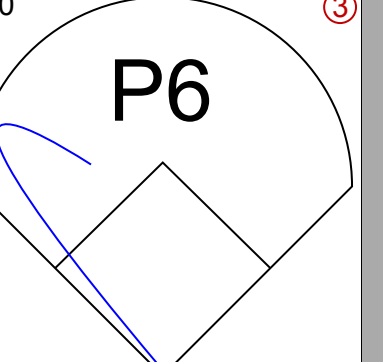
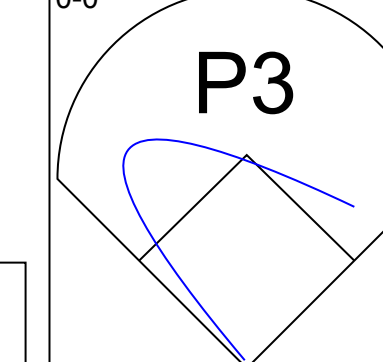
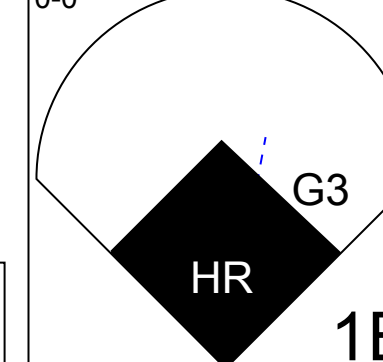
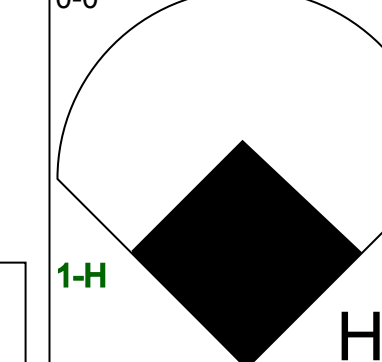
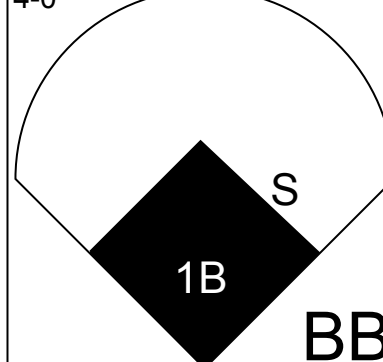
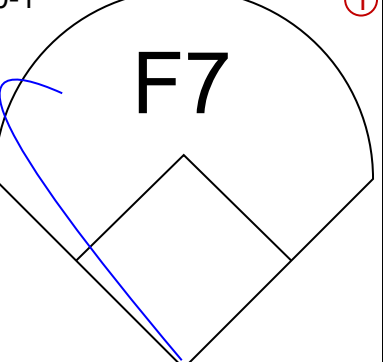
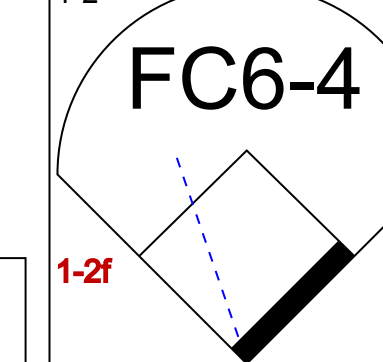

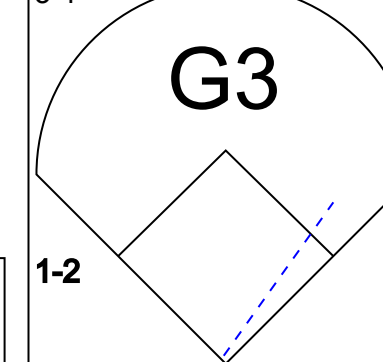
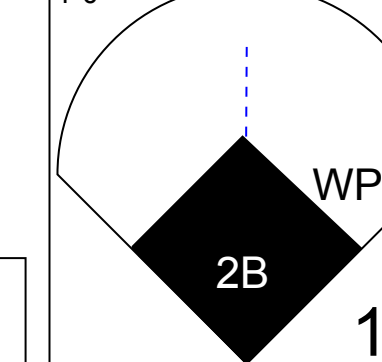
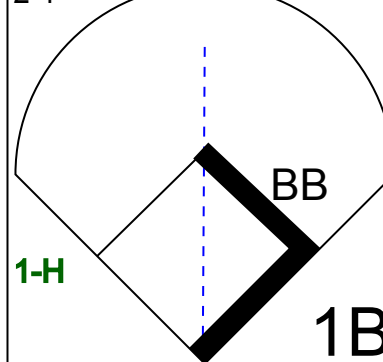
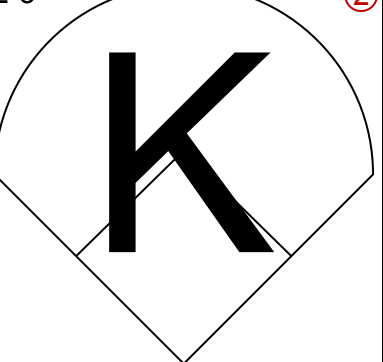
AB	32
R	2
H	5
RBI	2
BB	2
SO	6
LOB	9



Batter	1	2	3	4	5	6	7	8	9	AB	R	H	RBI	BB	SO	LOB	BOTTOM					
Curtis Goodwin, L (1,8) <small>OBP: 0.353, SLG: 0.353</small>	K		K			K			K	4	0	0	0	0	4	1	Seattle Mariners @ Baltimore Orioles Oriole Park at Camden Yards, Baltimore, MD Mon Jun 05 1995, 7:05 PM EDT Att: 36,732 - Unknown - 81 F					
Kevin Bass, S (1,7) <small>OBP: 0.317, SLG: 0.363</small>	G6-3		G5-3			G1-3			K	4	0	0	0	0	1	1						
Cal Ripken Jr., R (1,6) <small>OBP: 0.342, SLG: 0.441</small>			G5-3			G3			K	4	0	1	0	0	1	1						
Chris Hoiles, R (1,2) <small>OBP: 0.355, SLG: 0.393</small>	F9						K			3	0	1	0	0	1	1						
Jeffrey Hammonds, R (1,9) <small>OBP: 0.298, SLG: 0.473</small>			K			F7				3	0	0	0	0	2	1						
Jeff Manto, R (1,3) <small>OBP: 0.299, SLG: 0.493</small>		F7				G5-4-3		F8		3	0	0	0	0	0	1						
Leo Gomez, R (1,5) <small>OBP: 0.254, SLG: 0.242</small>									L9	2	0	0	0	1	1	0						
Bret Barberie, S (1,10) <small>OBP: 0.347, SLG: 0.337</small>									G6-3	3	0	0	0	0	1	1						
Manny Alexander, R (1,4) <small>OBP: 0.211, SLG: 0.189</small>									L3	3	0	1	0	0	1	0						
Inning Stats	R: 0 E: 0 K: 1 S: 14	H: 1 LOB: 1 BB: 1 P: 21	R: 0 E: 0 K: 1 S: 10	H: 0 LOB: 1 BB: 1 P: 20	R: 0 E: 0 K: 1 S: 11	H: 1 LOB: 0 BB: 0 P: 16	R: 0 E: 0 K: 1 S: 11	H: 1 LOB: 0 BB: 0 P: 19	R: 0 E: 0 K: 3 S: 11	H: 0 LOB: 0 BB: 0 P: 18	R: 0 E: 0 K: 1 S: 7	H: 0 LOB: 0 BB: 0 P: 9	R: 0 E: 0 K: 1 S: 8	H: 0 LOB: 0 BB: 0 P: 12	R: 0 E: 0 K: 0 S: 9	H: 0 LOB: 0 BB: 0 P: 11		R: 0 E: 0 K: 3 S: 11	H: 0 LOB: 0 BB: 0 P: 15	1B: 3 2B: 0 3B: 0 HR: 0	SF: 0 SAC: 0 DP: 1 HBP: 0	WP: 0 PB: 0 SB: 0 CS: 0
PITCHER Randy Johnson, L (1,1) <small>ERA: 1.83</small>	IP: 9.0 WLS: W BF: 30 H: 3 R: 0 ER: 0 SO: 12 BB: 1 IBB: 0 HBP: 0 BLK: 0 WP: 0 HR: 0 S: 92 P: 141 ERA: 0.00 WHIP: 0.444																					



Batter	1	2	3	4	5	6	7	8	9	AB	R	H	RBI	BB	SO	LOB	TOP								
Rich Amaral, R OBP: 0.383, SLG: 0.463 (1, 8)										5	1	1	0	0	2	2	Seattle Mariners @ Baltimore Orioles Oriole Park at Camden Yards, Baltimore, MD Tue Jun 06 1995, 7:05 PM EDT Att: 33,556 - Unknown - 77 F AB 35 R 6 H 8 RBI 6 BB 3 SO 4 LOB 16 								
Darren Bragg, L OBP: 0.327, SLG: 0.281 (1, 9)										4	2	1	0	1	0	2									
Edgar Martinez, R OBP: 0.439, SLG: 0.570 (1, 10)										3	0	1	2	1	0	1									
Marc Newfield, R OBP: 0.250, SLG: 0.519 (1, 7)										4	1	1	2	0	0	2									
Mike Blowers, R OBP: 0.273, SLG: 0.326 Doug Strange, S OBP: 0.340, SLG: 0.354 (9, PH)										3	0	0	0	0	0	1									
Luis Sojo, R OBP: 0.337, SLG: 0.425 Chad Kreuter, S OBP: 0.286, SLG: 0.263 (9, PH)										3	0	0	0	0	0	1									
Tino Martinez, L OBP: 0.406, SLG: 0.579 (1, 3)										3	0	1	0	1	2	2									
Dan Wilson, R OBP: 0.333, SLG: 0.326 Joey Cora, S OBP: 0.304, SLG: 0.333 (9, PH)									3	0	0	0	0	0	2										
Felix Fermin, R OBP: 0.246, SLG: 0.230 Alex Diaz, S OBP: 0.319, SLG: 0.415 (9, PH)									3	0	0	0	0	0	1										
Inning Stats	R: 0 E: 0 K: 1 S: 7	H: 0 LOB: 0 BB: 0 P: 8	R: 0 E: 0 K: 0 S: 8	H: 0 LOB: 0 BB: 0 P: 13	R: 0 E: 0 K: 0 S: 6	H: 0 LOB: 0 BB: 1 P: 11	R: 2 E: 0 K: 0 S: 11	H: 2 LOB: 1 BB: 1 P: 19	R: 0 E: 0 K: 1 S: 8	H: 0 LOB: 0 BB: 0 P: 13	R: 2 E: 0 K: 0 S: 9	H: 2 LOB: 0 BB: 0 P: 11	R: 0 E: 0 K: 0 S: 7	H: 1 LOB: 1 BB: 0 P: 10	R: 0 E: 0 K: 1 S: 7	H: 0 LOB: 1 BB: 1 P: 13		R: 2 E: 1 K: 1 S: 16	H: 3 LOB: 2 BB: 0 P: 22	1B: 6 2B: 1 3B: 0 HR: 1	SF: 0 SAC: 0 DP: 1 HBP: 0	WP: 0 PB: 0 SB: 2 CS: 0	PA: 38		
PITCHER	IP	WLS	BF	H	R	ER	SO	BB	IBB	HBP	BLK	WP	HR	S	P	ERA	WHIP								
Jamie Moyer, L ERA: 4.91 (1, 1)	7.0	W	27	5	4	4	2	2	0	0	0	0	1	56	85	5.14	1.000								
Alan Mills, R ERA: 6.75 (8, 1)	1.0		4	0	0	0	1	1	0	0	0	0	0	7	13	0.00	1.000								
Doug Jones, R ERA: 4.5 (9, 1)	1.0		7	3	2	1	1	0	0	0	0	0	0	16	22	9.00	3.000								

Batter	1	2	3	4	5	6	7	8	9	AB	R	H	RBI	BB	SO	LOB	BOTTOM								
Brady Anderson, L OBP: 0.356, SLG: 0.510 (1, 7)										4	2	2	2	2	0	0	Seattle Mariners @ Baltimore Orioles Oriole Park at Camden Yards, Baltimore, MD Tue Jun 06 1995, 7:05 PM EDT Att: 33,556 - Unknown - 77 F AB 39 R 12 H 15 RBI 12 BB 7 SO 7 LOB 21 								
Kevin Bass, S OBP: 0.330, SLG: 0.396 (1, 10)										5	1	3	2	0	2	2									
Rafael Palmeiro, L OBP: 0.406, SLG: 0.590 (1, 3)										4	1	1	1	1	0	3									
Cal Ripken Jr., R OBP: 0.351, SLG: 0.446 (1, 6)										3	0	1	1	2	1	1									
Chris Hoiles, R OBP: 0.348, SLG: 0.376 Cesar Devarez, R (9, 2)										4	1	0	0	1	2	6									
Jeffrey Hammonds, R OBP: 0.308, SLG: 0.517 (1, 9)										5	2	2	2	0	0	4									
Jeff Manto, R OBP: 0.305, SLG: 0.488 (1, 5)										5	1	2	1	0	1	0									
Manny Alexander, R OBP: 0.256, SLG: 0.293 (1, 4)										4	3	2	2	1	0	2									
Curtis Goodwin, L OBP: 0.364, SLG: 0.364 (1, 8)										5	1	2	1	0	1	3									
Inning Stats	R: 0 E: 0 K: 0 S: 8	H: 1 LOB: 1 BB: 0 P: 12	R: 0 E: 0 K: 1 S: 13	H: 2 LOB: 0 BB: 0 P: 21	R: 0 E: 0 K: 1 S: 10	H: 2 LOB: 3 BB: 1 P: 26	R: 2 E: 0 K: 2 S: 12	H: 2 LOB: 0 BB: 0 P: 19	R: 7 E: 0 K: 0 S: 21	H: 6 LOB: 2 BB: 3 P: 42	R: 1 E: 0 K: 1 S: 13	H: 1 LOB: 2 BB: 2 P: 28	R: 2 E: 0 K: 1 S: 8	H: 1 LOB: 0 BB: 1 P: 16	R: 0 E: 0 K: 1 S: 7	H: 0 LOB: 0 BB: 0 P: 10		1B: 8 2B: 3 3B: 0 HR: 4	SF: 0 SAC: 0 DP: 0 HBP: 0	WP: 1 PB: 0 SB: 2 CS: 0	PA: 46				
PITCHER	IP	WLS	BF	H	R	ER	SO	BB	IBB	HBP	BLK	WP	HR	S	P	ERA	WHIP								
Dave Fleming, L ERA: 7.02 (1, 1)	4.2	L	28	11	8	8	4	2	0	0	0	0	0	16	32	18.00	5.000								
Bob Wells, R ERA: 9.11 (5, 1)	1.0		8	3	2	2	0	2	0	0	0	0	0	12	24	9.00	2.000								
Ron Villone, L ERA: 6.75 (6, 1)	1.0		5	0	1	1	2	2	0	0	0	0	0	7	12	9.00	1.000								
Jeff Nelson, R ERA: 1.74 (7, 1)	1.0		4	1	1	1	1	0	0	0	0	0	1	7	12	9.00	1.000								
Steve Frey, L ERA: 3.09 (8, 1)	0.1		1	0	0	0	0	0	0	0	0	0	0	2	3	0.00	0.000								

Batter	1	2	3	4	5	6	7	8	9	AB	R	H	RBI	BB	SO	LOB	TOP				
Joey Cora, S OBP: 0.308, SLG: 0.345	G1-3		G3-1			G6-3		HR	2B	5	1	2	3	0	0	0					
Alex Diaz, S OBP: 0.311, SLG: 0.391	G6-3			G6-3			K	HR	G5-3	4	1	0	0	1	1	1					
Edgar Martinez, R OBP: 0.450, SLG: 0.597	1B			K			G3-6	HR	IBB	4	1	3	4	1	1	0					
Tino Martinez, L OBP: 0.399, SLG: 0.560	G3-1			K			G3-6	HR	K	4	1	0	0	0	2	4					
Doug Strange, S OBP: 0.351, SLG: 0.412		G1-3				G3		HBP		3	2	1	2	0	0	0					
Marc Newfield, R OBP: 0.281, SLG: 0.500		G1-5-3				G6-4-3		1B	G6-3	3	0	1	0	0	0	0					
Darren Bragg, L OBP: 0.324, SLG: 0.272				K		G6-4-3		1B	F7	3	1	0	0	1	1	1					
Chad Kreuter, S OBP: 0.283, SLG: 0.262			G6-3				K	E4	G1-3	4	2	1	1	0	1	2					
Felix Fermin, R OBP: 0.232, SLG: 0.215			G3-1				K	FC3-2	G1-3	4	1	0	0	0	1	4					
Inning Stats	R: 0 H: 1 E: 0 K: 0 S: 9	WLS: 1 BF: 15 LOB: 1 BB: 0 P: 15	R: 0 H: 0 E: 0 K: 1 S: 6	ER: 0 LOB: 0 BB: 7 P: 7	R: 0 H: 0 E: 0 K: 0 S: 10	ER: 0 LOB: 0 BB: 0 P: 14	R: 0 H: 0 E: 0 K: 2 S: 12	ER: 0 LOB: 0 BB: 0 P: 14	R: 0 H: 0 E: 0 K: 2 S: 10	ER: 0 LOB: 0 BB: 0 P: 15	R: 0 H: 1 E: 0 K: 1 S: 9	ER: 0 LOB: 0 BB: 0 P: 14	R: 9 H: 4 E: 1 K: 0 S: 17	ER: 1 LOB: 2 BB: 2 P: 38	R: 1 H: 2 E: 0 K: 1 S: 16	ER: 0 LOB: 2 BB: 1 P: 26	1B: 5 2B: 1 3B: 0 HR: 2	SF: 0 SAC: 0 DP: 2 HBP: 3	WP: 0 PB: 0 SB: 0 CS: 0	PA: 40	
PITCHER	IP	WLS	BF	H	R	ER	SO	BB	IBB	HBP	BLK	WP	HR	S	P	ERA	WHIP				
Kevin Brown, R ERA: 3.36	(1, 1)	7.1	L	28	4	5	4	6	1	0	2	0	0	0	1	109	4.91	0.682			
Armando Benitez, R ERA: 5.95	(8, 1)	0.0		3	1	2	2	0	1	0	1	0	0	1	1	6	∞	∞			
Alan Mills, R ERA: 6.98	(8, 1)	0.2		3	1	2	2	0	0	0	0	0	0	1	5	9	27.00	1.500			
Jesse Orosco, L ERA: 3.72	(9, 1)	1.0		6	2	1	1	1	0	1	0	0	0	0	16	26	9.00	2.000			

Seattle Mariners @ Baltimore Orioles
Oriole Park at Camden Yards, Baltimore, MD
Wed Jun 07 1995, 7:05 PM EDT
Att: 38,407 - Unknown - 83 F

AB 34
R 10
H 8
RBI 10
BB 3
SO 7
LOB 12



Batter	1	2	3	4	5	6	7	8	9	AB	R	H	RBI	BB	SO	LOB	BOTTOM			
Curtis Goodwin, L OBP: 0.385, SLG: 0.385	CS	P6						K		4	0	2	0	0	1	1				
Brady Anderson, L OBP: 0.348, SLG: 0.497	G4-3		F8		G4-6-3			G6-3		4	0	0	0	0	0	3				
Rafael Palmeiro, L OBP: 0.409, SLG: 0.594	2B		F8					F8		4	1	2	0	0	0	0				
Cal Ripken Jr., R OBP: 0.348, SLG: 0.441	1B		G4-3					F7		4	0	1	1	0	0	1				
Harold Baines, L OBP: 0.385, SLG: 0.505	G4-3			F7				G1-3		4	0	0	0	0	0	2				
Jeffrey Hammonds, R OBP: 0.318, SLG: 0.531		L9		L9-6				G4-6-3		4	0	2	0	0	0	0				
Matt Nokes, L OBP: 0.163, SLG: 0.282		2B		L9-6				G4-6-3		3	1	1	0	0	0	2				
Jeff Manto, R OBP: 0.306, SLG: 0.482		G5-3						G6-3		3	0	1	0	0	0	1				
Manny Alexander, R OBP: 0.283, SLG: 0.302		1B						L7		2	0	1	1	1	0	1				
Inning Stats	R: 1 H: 3 E: 0 K: 0 S: 9	WLS: 3 BF: 27 LOB: 1 BB: 0 P: 16	R: 1 H: 2 E: 0 K: 0 S: 11	ER: 2 LOB: 1 BB: 0 P: 16	R: 0 H: 0 E: 0 K: 0 S: 4	ER: 0 LOB: 0 BB: 0 P: 9	R: 0 H: 1 E: 0 K: 0 S: 4	ER: 0 LOB: 0 BB: 0 P: 6	R: 0 H: 1 E: 0 K: 0 S: 7	ER: 0 LOB: 1 BB: 1 P: 14	R: 0 H: 2 E: 0 K: 0 S: 10	ER: 0 LOB: 0 BB: 0 P: 16	R: 0 H: 0 E: 0 K: 1 S: 11	ER: 0 LOB: 0 BB: 0 P: 18	R: 0 H: 0 E: 0 K: 0 S: 7	ER: 0 LOB: 0 BB: 0 P: 13	1B: 7 2B: 4 3B: 0 HR: 0	SF: 0 SAC: 0 DP: 4 HBP: 0	WP: 0 PB: 0 SB: 0 CS: 1	PA: 33
PITCHER	IP	WLS	BF	H	R	ER	SO	BB	IBB	HBP	BLK	WP	HR	S	P	ERA	WHIP			
Chris Bosio, R ERA: 2.58	(1, 1)	7.0	W	27	10	2	2	0	0	0	0	0	0	11	18	0.00	0.000			
Steve Frey, L ERA: 2.54	(8, 1)	1.0		3	0	0	0	1	0	0	0	0	0	7	13	0.00	0.000			
Jeff Nelson, R ERA: 1.66	(9, 1)	1.0		3	0	0	0	0	0	0	0	0	0	7	13	0.00	0.000			

Seattle Mariners @ Baltimore Orioles
Oriole Park at Camden Yards, Baltimore, MD
Wed Jun 07 1995, 7:05 PM EDT
Att: 38,407 - Unknown - 83 F

AB 32
R 2
H 10
RBI 2
BB 1
SO 1
LOB 11



Batter	1	2	3	4	5	6	7	8	9	AB	R	H	RBI	BB	SO	LOB	TOP							
Joey Cora, S OBP: 0.298, SLG: 0.333 (1, 4)										4	0	0	0	0	3	0	Seattle Mariners @ Baltimore Orioles Oriole Park at Camden Yards, Baltimore, MD Thu Jun 08 1995, 3:33 AM EDT Att: 40,730 - Cloudy - 85 F							
Alex Diaz, S OBP: 0.308, SLG: 0.375 (1, 8)										3	0	0	0	1	0	0								
Edgar Martinez, R OBP: 0.451, SLG: 0.615 (1, 10)										4	1	2	1	0	0	1								
Tino Martinez, L OBP: 0.395, SLG: 0.550 (1, 3)										4	0	1	0	0	0	1								
Doug Strange, S OBP: 0.344, SLG: 0.400 (1, 5)										4	0	1	0	0	2	1								
Marc Newfield, R OBP: 0.276, SLG: 0.471 (1, 7)										4	1	1	0	0	0	1								
Mike Blowers, R OBP: 0.275, SLG: 0.326 (1, 9)										3	0	1	0	0	0	0								
Dan Wilson, R OBP: 0.333, SLG: 0.337 (1, 2)										3	0	1	1	0	0	0								
Alex Rodriguez, R OBP: 0.306, SLG: 0.389 (1, 6)										3	0	0	0	0	1	2								
Inning Stats	R: 0 E: 0 K: 1 S: 9	H: 0 LOB: 0 BB: 1 P: 17	R: 1 E: 0 K: 0 S: 12	H: 3 LOB: 2 BB: 0 P: 21	R: 0 E: 0 K: 1 S: 8	H: 0 LOB: 0 BB: 0 P: 9	R: 0 E: 0 K: 1 S: 6	H: 0 LOB: 0 BB: 0 P: 9	R: 0 E: 0 K: 0 S: 9	H: 0 LOB: 0 BB: 0 P: 10	R: 1 E: 0 K: 2 S: 13	H: 2 LOB: 1 BB: 0 P: 18	R: 0 E: 0 K: 0 S: 4	H: 0 LOB: 0 BB: 0 P: 5	R: 0 E: 0 K: 0 S: 6	H: 0 LOB: 0 BB: 0 P: 8		R: 0 E: 0 K: 0 S: 11	H: 2 LOB: 1 BB: 0 P: 17	1B: 5 2B: 1 3B: 0 HR: 1	SF: 0 SAC: 0 DP: 2 HBP: 0	WP: 0 PB: 0 SB: 0 CS: 0	PA: 33	
PITCHER	IP WLS BF H R ER SO BB IBB HBP BLK WP HR S P ERA WHIP	8.0 W 29 5 2 2 6 1 0 0 0 0 0 1 67 97 2.25 0.750	1.0 L 4 2 0 0 0 0 0 0 0 0 0 0 11 17 0.00 2.000																					

AB	32
R	2
H	7
RBI	2
BB	1
SO	6
LOB	6



Batter	1	2	3	4	5	6	7	8	9	AB	R	H	RBI	BB	SO	LOB	BOTTOM						
Brady Anderson, L OBP: 0.349, SLG: 0.510 (1, 7)										4	1	1	1	1	1	1	Seattle Mariners @ Baltimore Orioles Oriole Park at Camden Yards, Baltimore, MD Thu Jun 08 1995, 3:33 AM EDT Att: 40,730 - Cloudy - 85 F						
Kevin Bass, S OBP: 0.342, SLG: 0.430 (1, 9)										4	1	2	1	1	0	3							
Rafael Palmeiro, L OBP: 0.396, SLG: 0.573 (1, 3)										5	0	0	0	0	1	2							
Cal Ripken Jr., R OBP: 0.350, SLG: 0.456 (1, 6)										4	2	1	1	1	1	1							
Harold Baines, L OBP: 0.397, SLG: 0.515 (1, 10)										2	2	1	1	2	0	0							
Chris Hoiles, R OBP: 0.345, SLG: 0.365 (1, 2)										3	0	0	0	1	0	2							
Jeff Manto, R OBP: 0.315, SLG: 0.552 (1, 5)										4	2	2	4	0	1	2							
Manny Alexander, R OBP: 0.280, SLG: 0.283 (1, 4)										3	0	0	0	1	1	0							
Curtis Goodwin, L OBP: 0.400, SLG: 0.400 (1, 8)										4	0	2	0	0	1	1							
Inning Stats	R: 2 E: 0 K: 1 S: 13	H: 2 LOB: 2 BB: 2 P: 30	R: 0 E: 0 K: 0 S: 10	H: 1 LOB: 1 BB: 0 P: 17	R: 3 E: 0 K: 2 S: 15	H: 2 LOB: 0 BB: 1 P: 28	R: 0 E: 0 K: 1 S: 8	H: 0 LOB: 1 BB: 1 P: 15	R: 0 E: 0 K: 0 S: 7	H: 0 LOB: 0 BB: 0 P: 11	R: 0 E: 0 K: 0 S: 11	H: 1 LOB: 2 BB: 1 P: 21	R: 3 E: 0 K: 0 S: 9	H: 2 LOB: 1 BB: 2 P: 20	R: 0 E: 0 K: 2 S: 12	H: 1 LOB: 1 BB: 0 P: 19		1B: 3 2B: 1 3B: 0 HR: 5	SF: 0 SAC: 0 DP: 0 HBP: 0	WP: 1 PB: 0 SB: 1 CS: 0	PA: 40		
PITCHER	IP WLS BF H R ER SO BB IBB HBP BLK WP HR S P ERA WHIP	5.0 L 24 3 3 3 0 3 0 0 0 0 1 20 41 13.50 3.000	2.0 L 12 3 3 3 0 3 0 0 0 0 0 0 12 19 0.00 1.000																				

AB	33
R	8
H	9
RBI	8
BB	7
SO	6
LOB	12



Batter	1	2	3	4	5	6	7	8	9	AB	R	H	RBI	BB	SO	LOB	TOP										
Tony Phillips, S OBP: 0.415, SLG: 0.458 (1, 7)	4-1 G3-1 HR BB	2-3 K			3-2 L4		4-1 FC6-4 BB		1-0 F8	3	1	0	0	2	1	2											
Damion Easley, R OBP: 0.315, SLG: 0.354 (1, 4)	3-2 G3-1	2-2 FC6-4			1-0 F8		1-0 FC6-4			4	0	0	0	0	0	4											
Tim Salmon, R OBP: 0.424, SLG: 0.554 (1, 9)	2-1 HR				3-2 F9		0-0 2B		0-0 G5-3	4	1	2	2	0	0	0											
Chili Davis, S OBP: 0.473, SLG: 0.547 (1, 10)	4-2 HR BB				1-1 F9		1-2 G5-3		0-0 FC4-6 1B	3	1	1	0	1	0	1											
J.T. Snow, L OBP: 0.333, SLG: 0.456 (1, 3)	1-0 F8				1-2 F7		2-3 K		0-0 FC4-6	4	0	0	0	0	1	3											
Jim Edmonds, L OBP: 0.329, SLG: 0.463 (1, 8)	1-1 HR				1-1 G3		0-0 G4-3		3-2 G5-3	4	1	1	2	0	0	2											
Spike Owen, S OBP: 0.278, SLG: 0.325 (1, 5)	2-3 K				0-0 G3		3-2 G3 2B		3-1 G3-1	4	0	1	0	0	1	0											
Jorge Fabregas, L OBP: 0.258, SLG: 0.241 (1, 2)					1-0 G3-1		2-1 F8		1-0 G4-3	4	0	1	0	0	0	1											
Gary Disarcina, R OBP: 0.371, SLG: 0.507 (1, 6)	1-1 P2				2-2 P5		0-1 G3		1-1 1B	4	0	1	0	0	0	2											
Inning Stats	R: 4 E: 0 K: 1 S: 16	H: 2 LOB: 0 BB: 2 P: 33	R: 0 E: 0 K: 1 S: 11	H: 1 LOB: 1 BB: 0 P: 19	R: 0 E: 0 K: 0 S: 9	H: 0 LOB: 0 BB: 0 P: 14	R: 0 E: 0 K: 0 S: 4	H: 0 LOB: 0 BB: 0 P: 6	R: 0 E: 0 K: 1 S: 9	H: 1 LOB: 1 BB: 0 P: 11	R: 0 E: 0 K: 0 S: 9	H: 1 LOB: 2 BB: 1 P: 19	R: 0 E: 0 K: 0 S: 8	H: 1 LOB: 1 BB: 0 P: 11	R: 0 E: 0 K: 0 S: 6	H: 1 LOB: 1 BB: 0 P: 12	1B: 3 2B: 2 3B: 0 HR: 2	SF: 0 SAC: 0 DP: 0 HBP: 0	WP: 0 PB: 0 SB: 0 CS: 0	PA: 37							
PITCHER	IP	WLS	BF	H	R	ER	SO	BB	IBB	HBP	BLK	WP	HR	S	P	ERA	WHIP										
Scott Klinglebeck, R ERA: 6.75 (1, 1)	5.1	W	22	4	4	4	2	2	0	0	0	0	2	53	92	6.75	1.125										
Mark Lee, L ERA: (6, 1)	1.2		7	1	0	0	1	1	0	0	0	0	0	13	25	0.00	1.200										
Terry Clark, R ERA: 3.18 (8, 1)	1.0		4	1	0	0	0	0	0	0	0	0	0	8	11	0.00	1.000										
Doug Jones, R ERA: 4.24 (9, 1)	1.0		4	1	0	0	0	0	0	0	0	0	0	6	12	0.00	1.000										

California Angels @ Baltimore Orioles
Oriole Park at Camden Yards, Baltimore, MD

Fri Jun 09 1995, 7:05 PM EDT
Att: 40,782 - Unknown - 81 F

AB 34
R 4
H 7
RBI 4
BB 3
SO 3
LOB 15



Batter	1	2	3	4	5	6	7	8	9	AB	R	H	RBI	BB	SO	LOB	BOTTOM										
Brady Anderson, L OBP: 0.339, SLG: 0.494 (1, 7)	2-0 G4-3	1-3 K			3-2 K		1-3 K		1-1 F8	5	0	0	0	0	3	4											
Jeffrey Hammonds, R OBP: 0.300, SLG: 0.500 (1, 9)	1-3 K				0-0 P5		0-0 F9		2-2 CS 1B	4	0	0	0	0	2	1											
Kevin Bass, S OBP: 0.348, SLG: 0.436 (8, 9)					1-3 K		2-3 HR		1-H 1B	1	0	1	1	0	0	0											
Rafael Palmeiro, L OBP: 0.396, SLG: 0.608 (1, 3)	0-0 F7				1-2 P4		1-0 HR		3-3 K	5	2	2	3	0	1	1											
Cal Ripken Jr., R OBP: 0.347, SLG: 0.450 (1, 6)					3-2 F8		2-2 1B		2-2 P3	4	0	1	0	0	0	0											
Harold Baines, L OBP: 0.408, SLG: 0.533 (1, 10)					3-2 HR 1B		1-2 1B		1-3 K	4	2	3	0	0	1	0											
Chris Hoiles, R OBP: 0.341, SLG: 0.390 (1, 2)					2-0 F9		2-2 HR		1-3 K	4	1	1	2	0	2	3											
Jeff Manto, R OBP: 0.344, SLG: 0.629 (1, 5)					1-0 HR		4-0 FC4-6 BB		4-1 HR BB	2	2	2	3	2	0	0											
Manny Alexander, R OBP: 0.296, SLG: 0.300 (1, 4)					1-2 2B 1B		2-2 FC4-6 L3-6 S		1-0 2B 1B	4	1	2	0	0	0	2											
Curtis Goodwin, L OBP: 0.441, SLG: 0.485 (1, 8)					0-0 2B		1-2 L3-6		2-0 F9 HR 2B	3	2	2	1	0	0	1											
Inning Stats	R: 0 E: 0 K: 1 S: 5	H: 0 LOB: 0 BB: 0 P: 8	R: 2 E: 0 K: 1 S: 17	H: 4 LOB: 2 BB: 0 P: 28	R: 0 E: 0 K: 1 S: 8	H: 0 LOB: 0 BB: 0 P: 11	R: 2 E: 0 K: 0 S: 15	H: 2 LOB: 1 BB: 1 P: 26	R: 1 E: 0 K: 2 S: 17	H: 3 LOB: 2 BB: 0 P: 25	R: 4 E: 0 K: 1 S: 12	H: 4 LOB: 0 BB: 0 P: 21	R: 0 E: 0 K: 2 S: 9	H: 0 LOB: 1 BB: 1 P: 17	R: 1 E: 0 K: 1 S: 12	H: 1 LOB: 1 BB: 0 P: 20	1B: 6 2B: 5 3B: 0 HR: 5	SF: 0 SAC: 0 DP: 2 HBP: 1	WP: 0 PB: 0 SB: 2 CS: 1	PA: 39							
PITCHER	IP	WLS	BF	H	R	ER	SO	BB	IBB	HBP	BLK	WP	HR	S	P	ERA	WHIP										
Russ Springer, R ERA: 11.4 (1, 1)	5.0	L	25	10	6	6	5	1	0	0	0	0	4	63	100	10.80	2.200										
Mike James, R ERA: 4.61 (6, 1)	2.0		10	3	3	3	3	1	0	0	0	0	1	20	36	13.50	2.000										
Bob Patterson, L ERA: 2.29 (8, 1)	1.0		4	1	1	1	1	0	0	1	0	0	0	12	20	9.00	1.000										

California Angels @ Baltimore Orioles
Oriole Park at Camden Yards, Baltimore, MD

Fri Jun 09 1995, 7:05 PM EDT
Att: 40,782 - Unknown - 81 F

AB 36
R 10
H 14
RBI 10
BB 2
SO 9
LOB 12




Batter	1	2	3	4	5	6	7	8	9	AB	R	H	RBI	BB	SO	LOB	TOP			
Tony Phillips, S OBP: 0.416, SLG: 0.462 (1, 7)										3	1	1	0	1	0	1	California Angels @ Baltimore Orioles Oriole Park at Camden Yards, Baltimore, MD Sat Jun 10 1995, 7:05 PM EDT Att: 45,712 - Unknown - 79 F			
Spike Owen, S OBP: 0.297, SLG: 0.345 (1, 4)										4	0	2	1	0	0	1				
Tim Salmon, R OBP: 0.415, SLG: 0.539 (1, 9)										4	0	0	0	0	1	3				
Chili Davis, S OBP: 0.473, SLG: 0.563 (1, 10)										3	1	1	1	1	0	1				
J.T. Snow, L OBP: 0.337, SLG: 0.453 (1, 3)										3	0	1	0	1	1	3				
Jim Edmonds, L OBP: 0.327, SLG: 0.458 (1, 8)										4	0	1	0	0	1	4				
Carlos Martinez, R OBP: 0.351, SLG: 0.355 16 Garret Anderson, L (9, PH) OBP: 0.154, SLG: 0.083 (1, 5)										3	0	0	0	0	1	1				
Jorge Fabregas, L OBP: 0.235, SLG: 0.219 (1, 2)										3	0	0	0	0	0	0				
Gary Disarcina, R OBP: 0.370, SLG: 0.503 (1, 6)										3	0	1	0	0	0	0				
Inning Stats	R: 1 E: 0 K: 1 S: 7	H: 2 LOB: 1 BB: 0 P: 7	R: 0 E: 0 K: 0 S: 3	H: 1 LOB: 0 BB: 0 P: 3	R: 0 E: 0 K: 0 S: 3	H: 0 LOB: 0 BB: 0 P: 3	R: 1 E: 0 K: 0 S: 4	H: 2 LOB: 0 BB: 0 P: 4	R: 0 E: 0 K: 2 S: 8	H: 1 LOB: 2 BB: 1 P: 12	R: 0 E: 0 K: 0 S: 3	H: 0 LOB: 0 BB: 0 P: 3	R: 0 E: 0 K: 0 S: 2	H: 0 LOB: 0 BB: 1 P: 6	R: 0 E: 0 K: 1 S: 5	H: 0 LOB: 1 BB: 1 P: 9	1B: 4 2B: 2 3B: 0 HR: 1	SF: 0 SAC: 0 DP: 3 HBP: 0	WP: 0 PB: 0 SB: 0 CS: 0	PA: 34
PITCHER	IP WLS BF H R ER SO BB IBB HBP BLK WP HR S P ERA WHIP																			
Ben McDonald, R ERA: 4.07 (1, 1)	8.0 W 30 7 2 2 4 2 0 0 0 0 1 36 44 2.25 1.125																			
Doug Jones, R ERA: 4.0 (9, 1)	1.0 4 0 0 0 1 1 0 0 0 0 0 5 9 0.00 1.000																			

Batter	1	2	3	4	5	6	7	8	9	AB	R	H	RBI	BB	SO	LOB	BOTTOM			
Brady Anderson, L OBP: 0.331, SLG: 0.481 (1, 7)										4	0	0	0	0	2	5	California Angels @ Baltimore Orioles Oriole Park at Camden Yards, Baltimore, MD Sat Jun 10 1995, 7:05 PM EDT Att: 45,712 - Unknown - 79 F			
Jeffrey Hammonds, R OBP: 0.297, SLG: 0.514 Kevin Bass, S OBP: 0.349, SLG: 0.436 (1, 9) (8, 9)										4	1	1	1	0	0	0				
Rafael Palmeiro, L OBP: 0.393, SLG: 0.596 (1, 3)										3	0	0	0	1	0	0				
Cal Ripken Jr., R OBP: 0.357, SLG: 0.465 (1, 6)										4	2	3	1	0	0	0				
Harold Baines, L OBP: 0.414, SLG: 0.528 (7, PH) Leo Gomez, R OBP: 0.254, SLG: 0.242 Matt Nokes, L OBP: 0.182, SLG: 0.282 (7, PH)										1	1	0	0	2	0	1				
Chris Hoiles, R OBP: 0.339, SLG: 0.388 (1, 2)										3	0	1	2	0	0	4				
Jeff Manto, R OBP: 0.351, SLG: 0.652 (1, 5)										3	1	1	1	1	0	0				
Manny Alexander, R OBP: 0.276, SLG: 0.278 (1, 4)										4	0	0	0	0	1	3				
Curtis Goodwin, L OBP: 0.500, SLG: 0.528 (1, 8)										3	1	3	1	1	0	0				
Inning Stats	R: 0 E: 0 K: 0 S: 3	H: 0 LOB: 0 BB: 0 P: 3	R: 2 E: 0 K: 0 S: 5	H: 2 LOB: 0 BB: 0 P: 5	R: 0 E: 0 K: 1 S: 5	H: 1 LOB: 0 BB: 0 P: 5	R: 2 E: 0 K: 2 S: 10	H: 3 LOB: 3 BB: 2 P: 18	R: 0 E: 0 K: 0 S: 3	H: 0 LOB: 0 BB: 0 P: 3	R: 0 E: 0 K: 0 S: 2	H: 0 LOB: 0 BB: 1 P: 6	R: 2 E: 0 K: 0 S: 6	H: 3 LOB: 3 BB: 2 P: 14	R: 0 E: 0 K: 0 S: 2	H: 0 LOB: 0 BB: 1 P: 6	1B: 6 2B: 2 3B: 1 HR: 1	SF: 1 SAC: 0 DP: 2 HBP: 0	WP: 0 PB: 0 SB: 1 CS: 1	PA: 37
PITCHER	IP WLS BF H R ER SO BB IBB HBP BLK WP HR S P ERA WHIP																			
Mike Bielecki, R ERA: 4.93 (1, 1)	6.2 L 29 8 6 6 3 3 0 0 0 0 0 1 32 44 8.10 1.650																			
Mitch Williams, L ERA: 7.45 (7, 1)	0.0 2 1 0 0 0 1 0 0 0 0 0 0 1 5																			
Mike Butcher, R ERA: 4.96 (7, 1)	1.1 5 0 0 0 0 2 0 0 0 0 0 0 3 11 0.00 1.500																			


Batter	1	2	3	4	5	6	7	8	9	AB	R	H	RBI	BB	SO	LOB	TOP				
Tony Phillips, S OBP: 0.413, SLG: 0.453										3	0	0	0	1	2	2	California Angels @ Baltimore Orioles Oriole Park at Camden Yards, Baltimore, MD Sun Jun 11 1995, 3:33 AM EDT Att: 45,975 - Sunny - 89 F				
Rex Hudler, R OBP: 0.300, SLG: 0.510										4	2	2	3	0	1	2					
Tim Salmon, R OBP: 0.422, SLG: 0.561										3	1	2	2	1	0	0					
Chili Davis, S OBP: 0.463, SLG: 0.548										4	0	0	0	0	1	2					
J.T. Snow, L OBP: 0.341, SLG: 0.455										4	0	2	0	0	0	1					
Jim Edmonds, L OBP: 0.326, SLG: 0.452										4	0	1	0	0	0	2					
Carlos Martinez, R OBP: 0.317, SLG: 0.314										4	0	0	0	0	1	1					
Jorge Fabregas, L OBP: 0.263, SLG: 0.278										4	1	2	0	0	1	0					
Gary Disarcina, R OBP: 0.370, SLG: 0.500										3	1	1	0	0	0	1					
Inning Stats	R: 1 E: 0 K: 1 S: 6	H: 1 LOB: 0 BB: 0 P: 6	R: 0 E: 0 K: 0 S: 3	H: 1 LOB: 0 BB: 0 P: 3	R: 4 E: 0 K: 0 S: 8	H: 5 LOB: 1 BB: 0 P: 8	R: 0 E: 0 K: 1 S: 6	H: 1 LOB: 2 BB: 1 P: 10	R: 0 E: 0 K: 0 S: 3	H: 1 LOB: 0 BB: 0 P: 3	R: 0 E: 0 K: 1 S: 5	H: 0 LOB: 0 BB: 0 P: 5	R: 0 E: 0 K: 1 S: 4	H: 0 LOB: 0 BB: 1 P: 8	R: 0 E: 0 K: 2 S: 7	H: 0 LOB: 0 BB: 0 P: 7	1B: 6 2B: 4 3B: 0 HR: 2	SF: 0 SAC: 0 DP: 3 HBP: 0	WP: 0 PB: 0 SB: 0 CS: 3	PA: 35	
PITCHER	IP WLS BF H R ER SO BB IBB HBP BLK WP HR S P ERA WHIP	IP WLS BF H R ER SO BB IBB HBP BLK WP HR S P ERA WHIP																			
Jamie Moyer, L ERA: 6.12	(1, 1)	3.0	L	15	7	5	5	1	0	0	0	0	0	0	0	0	2	17	17	15.00	2.333
Mike Oquist, R ERA: 3.81	(4, 1)	4.2		16	3	0	0	3	2	0	0	0	0	0	0	0	0	20	28	0.00	1.071
Jesse Orosco, L ERA: 3.27	(8, 1)	1.1		4	0	0	0	2	0	0	0	0	0	0	0	0	0	8	8	0.00	0.000

Batter	1	2	3	4	5	6	7	8	9	AB	R	H	RBI	BB	SO	LOB	BOTTOM					
Curtis Goodwin, L OBP: 0.500, SLG: 0.525										4	2	2	0	0	0	1	California Angels @ Baltimore Orioles Oriole Park at Camden Yards, Baltimore, MD Sun Jun 11 1995, 3:33 AM EDT Att: 45,975 - Sunny - 89 F					
Kevin Bass, S OBP: 0.350, SLG: 0.462										5	1	2	2	0	0	3						
Rafael Palmeiro, L OBP: 0.399, SLG: 0.600										4	1	2	0	1	1	1						
Cal Ripken Jr., R OBP: 0.358, SLG: 0.469										5	0	2	2	0	0	3						
Jeffrey Hammonds, R OBP: 0.308, SLG: 0.507										3	0	1	0	1	0	3						
Jeff Manto, R OBP: 0.337, SLG: 0.625										4	0	0	0	0	1	3						
Chris Hoiles, R OBP: 0.328, SLG: 0.374										4	0	0	0	0	1	2						
Bret Barberie, S OBP: 0.346, SLG: 0.337										3	0	1	0	0	1	2						
Matt Nokes, L OBP: 0.178, SLG: 0.275										1	0	0	0	0	0	0						
Manny Alexander, R OBP: 0.262, SLG: 0.263										3	0	0	0	0	0	1						
Harold Baines, L OBP: 0.419, SLG: 0.528										0	0	0	0	1	0	0						
Brady Anderson, L OBP: 0.331, SLG: 0.481										0	0	0	0	0	0	0						
Inning Stats	R: 2 E: 0 K: 0 S: 5	H: 2 LOB: 1 BB: 1 P: 9	R: 0 E: 0 K: 0 S: 4	H: 1 LOB: 1 BB: 0 P: 4	R: 0 E: 0 K: 1 S: 6	H: 1 LOB: 1 BB: 0 P: 6	R: 0 E: 0 K: 1 S: 5	H: 0 LOB: 0 BB: 0 P: 5	R: 0 E: 0 K: 0 S: 3	H: 0 LOB: 0 BB: 0 P: 3	R: 1 E: 0 K: 1 S: 8	H: 3 LOB: 2 BB: 0 P: 8	R: 1 E: 0 K: 0 S: 6	H: 3 LOB: 2 BB: 0 P: 6	R: 0 E: 0 K: 1 S: 5	H: 0 LOB: 0 BB: 0 P: 5	R: 0 E: 0 K: 0 S: 3	H: 0 LOB: 2 BB: 2 P: 11	1B: 7 2B: 2 3B: 0 HR: 1	SF: 0 SAC: 1 DP: 0 HBP: 0	WP: 0 PB: 0 SB: 1 CS: 0	PA: 40
PITCHER	IP WLS BF H R ER SO BB IBB HBP BLK WP HR S P ERA WHIP	IP WLS BF H R ER SO BB IBB HBP BLK WP HR S P ERA WHIP																				
Mark Langston, L ERA: 4.91	(1, 1)	6.2	W	30	9	4	4	3	1	0	0	0	0	0	0	0	1	35	39	5.40	1.500	
Troy Percival, R ERA: 3.0	(7, 1)	1.1		5	1	0	0	1	0	0	0	0	0	0	0	0	0	7	7	0.00	0.750	
Lee Smith, R ERA:	(9, 1)	1.0	S	5	0	0	0	0	1	1	0	0	0	0	0	0	0	3	11	0.00	1.000	

AB	33
R	5
H	10
RBI	5
BB	2
SO	6
LOB	11



AB	36
R	4
H	10
RBI	4
BB	3
SO	4
LOB	19



Batter	1	2	3	4	5	6	7	8	9	AB	R	H	RBI	BB	SO	LOB	TOP					
Brady Anderson, L (1, 7) OBP: 0.335, SLG: 0.479	G3		E BB				F8			3	1	1	0	1	0	1	Baltimore Orioles @ Cleveland Indians Jacobs Field, Cleveland, OH Mon Jun 12, 1995, 7:05 PM EDT Att: 41,845 - Unknown - 68 F					
Jeffrey Hammonds, R (1, 9) OBP: 0.305, SLG: 0.505	2B		K			L3	K			4	0	1	0	0	2	4						
Rafael Palmeiro, L (1, 3) OBP: 0.390, SLG: 0.585	G4-3		E6			G4-3				4	0	0	0	0	0	2						
Cal Ripken Jr., R (1, 6) OBP: 0.350, SLG: 0.457	G4-3		G1-3			F3				4	0	0	0	0	0	2						
Harold Baines, L (1, 10) OBP: 0.321, SLG: 0.550 Leo Gomez, R (8, PH) OBP: 0.250, SLG: 0.238		F7		E3		HR		L7		3	1	1	1	0	0	0						
Jeff Manto, R (1, 5) OBP: 0.324, SLG: 0.600	K		K			G3		L9		4	0	0	0	0	2	1						
Chris Holles, R (1, 2) Kevin Bass, S (9, PH) OBP: 0.347, SLG: 0.458	K		K			G1-3		K		3	0	0	0	0	2	1						
Manny Alexander, R (1, 4) Matt Nokes, L (9, PH) OBP: 0.174, SLG: 0.268			G6-3	G5-3			G5-3		K	3	0	0	0	0	0	1						
Curtis Goodwin, L (1, 8) OBP: 0.511, SLG: 0.535			S BB E			K				3	1	2	0	0	1	0						
Inning Stats	R: 0 E: 0 K: 0 S: 4	H: 1 LOB: 1 BB: 0 P: 4	R: 0 E: 0 K: 2 S: 7	H: 0 LOB: 0 BB: 0 P: 7	R: 2 E: 1 K: 1 S: 7	H: 1 LOB: 1 BB: 1 P: 11	R: 0 E: 1 K: 2 S: 8	H: 0 LOB: 1 BB: 0 P: 8	R: 0 E: 0 K: 1 S: 6	H: 1 LOB: 1 BB: 0 P: 6	R: 1 E: 0 K: 0 S: 4	H: 1 LOB: 0 BB: 0 P: 4	R: 0 E: 0 K: 2 S: 6	H: 1 LOB: 1 BB: 0 P: 6	R: 0 E: 0 K: 0 S: 3	H: 0 LOB: 0 BB: 0 P: 3		R: 0 E: 0 K: 2 S: 7	H: 0 LOB: 0 BB: 0 P: 7	1B: 3 2B: 1 3B: 0 HR: 1	SF: 0 SAC: 0 DP: 0 HBP: 0	WP: 0 PB: 0 SB: 4 CS: 0
PITCHER	IP	WLS	BF	H	R	ER	SO	BB	IBB	HBP	BLK	WP	HR	S	P	ERA	WHIP					
Charles Nagy, R (1, 1) ERA: 3.14	7.0	W	29	5	3	1	7	1	0	0	0	0	1	42	46	1.29	0.857					
Paul Assenmacher, L (8, 1) ERA: 0.00	1.0	S	3	0	0	0	0	0	0	0	0	0	0	3	3	0.00	0.000					
Jose Mesa, R (9, 1) ERA: 2.42	1.0	S	3	0	0	0	2	0	0	0	0	0	0	7	7	0.00	0.000					

Batter	1	2	3	4	5	6	7	8	9	AB	R	H	RBI	BB	SO	LOB	BOTTOM				
Kenny Lofton, L (1, 8) OBP: 0.383, SLG: 0.509	G4-3 G1-3		G1-3	BB						4	0	3	0	0	0	1	Baltimore Orioles @ Cleveland Indians Jacobs Field, Cleveland, OH Mon Jun 12, 1995, 7:05 PM EDT Att: 41,845 - Unknown - 68 F				
Omar Vizquel, S (1, 6) OBP: 0.295, SLG: 0.306	G1-3		G3-1	BB			L3			3	0	0	2	1	0	2					
Carlos Baerga, S (1, 4) OBP: 0.368, SLG: 0.517	G4-3		K	G3			K			4	0	0	0	0	2	4					
Albert Belle, R (1, 7) OBP: 0.378, SLG: 0.577	G5-3			2B			F9			4	1	1	0	0	1	1					
Eddie Murray, S (1, 10) OBP: 0.379, SLG: 0.539		K		1B			K			4	1	2	1	0	2	0					
Jim Thome, L (1, 5) OBP: 0.424, SLG: 0.635		BB		1B	2B		G4-1			2	0	0	0	2	0	2					
Paul Sorrento, L (1, 3) OBP: 0.367, SLG: 0.683		BB		BB			G4-1		G6-4-3 BB	3	0	0	0	1	1	3					
Tony Peña, R (1, 2) OBP: 0.296, SLG: 0.343	G6-3			1B	1B				F8	3	1	0	0	1	1	2					
Wayne Kirby, L (1, 9) OBP: 0.341, SLG: 0.385				G3-1	3B				F8	3	1	2	1	0	0	0					
Inning Stats	R: 0 E: 0 K: 0 S: 4	H: 1 LOB: 1 BB: 0 P: 4	R: 0 E: 0 K: 1 S: 4	H: 0 LOB: 2 BB: 2 P: 12	R: 1 E: 0 K: 1 S: 6	H: 1 LOB: 0 BB: 0 P: 6	R: 3 E: 0 K: 1 S: 9	H: 4 LOB: 3 BB: 2 P: 17	R: 0 E: 0 K: 1 S: 6	H: 1 LOB: 1 BB: 0 P: 6	R: 0 E: 0 K: 2 S: 7	H: 0 LOB: 0 BB: 0 P: 7	R: 0 E: 0 K: 0 S: 2	H: 0 LOB: 0 BB: 1 P: 6	1B: 4 2B: 3 3B: 1 HR: 0	SF: 0 SAC: 0 DP: 2 HBP: 0		WP: 0 PB: 0 SB: 0 CS: 0	PA: 35		
PITCHER	IP	WLS	BF	H	R	ER	SO	BB	IBB	HBP	BLK	WP	HR	S	P	ERA	WHIP				
Kevin Brown, R (1, 1) ERA: 3.54	7.0	L	32	8	4	4	7	4	0	0	0	0	0	42	58	5.14	1.714				
Mark Lee, L (8, 1) ERA: 0.00	1.0	S	3	0	0	0	0	1	0	0	0	0	0	2	6	0.00	1.000				

Batter	1	2	3	4	5	6	7	8	9	AB	R	H	RBI	BB	SO	LOB	TOP						
Brady Anderson, L (1, 7) OBP: 0.328, SLG: 0.467	F7		G4-3		L1-3		F8			4	0	0	0	0	0	4	Baltimore Orioles @ Cleveland Indians Jacobs Field, Cleveland, OH Tue Jun 13 1995, 7:05 PM EDT Att: 41,927 - Unknown - 70 F						
Jeffrey Hammonds, R (1, 9) OBP: 0.302, SLG: 0.494	G1-3			FC6-4 1B		G1-3		G1-3	4	0	1	0	0	0	0								
Rafael Palmeiro, L (1, 3) OBP: 0.389, SLG: 0.580	G4-3			FC6-4 FC5-4 1-2f		BB 1B		G4-3 2B	3	0	1	0	0	0	1								
Leo Gomez, R (8, PH) OBP: 0.261, SLG: 0.266									1	0	1	0	0	0	0								
Cal Ripken Jr., R (1, 6) OBP: 0.355, SLG: 0.464		2B		FC5-4 FC6-4 1-2f		BB 1B		G4-3	2	0	1	0	1	0	1								
Manny Alexander, R (8, PH) OBP: 0.246, SLG: 0.246									1	0	0	0	0	0	1								
Harold Baines, L (1, 10) OBP: 0.407, SLG: 0.536	F8			FC6-4 1-2f		L8		G3-1	3	0	0	0	0	0	4								
Kevin Bass, S (8, PH) OBP: 0.345, SLG: 0.454									1	0	0	0	0	0	1								
Matt Nokes, L (1, 2) OBP: 0.183, SLG: 0.250	F7				E4 1B	F7			3	0	0	0	0	0	3								
Cesar Devarez, R (8, 2)									1	0	0	0	0	0	0								
Jeff Manto, R (1, 5) OBP: 0.330, SLG: 0.596	G6-3				K		1B		4	0	2	0	0	1	2								
Bret Barberie, S (1, 4) OBP: 0.343, SLG: 0.333			L9			L7		G4-3 1B	4	0	1	0	0	0	2								
Curtis Goodwin, L (1, 8) OBP: 0.500, SLG: 0.522						1B			3	0	1	0	0	2	3								
Inning Stats	R: 0 E: 0 K: 0 S: 5	H: 0 LOB: 0 BB: 0 P: 8	R: 0 E: 0 K: 0 S: 9	H: 1 LOB: 1 BB: 0 P: 13	R: 0 E: 0 K: 0 S: 6	H: 1 LOB: 0 BB: 0 P: 10	R: 0 E: 0 K: 0 S: 8	H: 1 LOB: 1 BB: 0 P: 8	R: 0 E: 1 K: 2 S: 10	H: 1 LOB: 2 BB: 0 P: 16	R: 0 E: 0 K: 0 S: 14	H: 1 LOB: 2 BB: 1 P: 25	R: 0 E: 0 K: 1 S: 12	H: 1 LOB: 1 BB: 0 P: 19	R: 0 E: 0 K: 0 S: 9	H: 1 LOB: 1 BB: 0 P: 15	R: 0 E: 0 K: 0 S: 10	H: 1 LOB: 0 BB: 0 P: 10	1B: 6 2B: 2 3B: 0 HR: 0	SF: 0 SAC: 0 DP: 1 HBP: 0	WP: 0 PB: 0 SB: 0 CS: 0	PA: 35	
PITCHER Dennis Martinez, R (1, 1) ERA: 2.55	IP: 9.0 WLS: W BF: 35 H: 8 R: 0 ER: 0 SO: 3 BB: 1 IBB: 0 HBP: 0 BLK: 0 WP: 0 HR: 0 S: 83 P: 124 ERA: 0.00 WHIP: 1.000											PITCHER	IP: 9.0 WLS: W BF: 35 H: 8 R: 0 ER: 0 SO: 3 BB: 1 IBB: 0 HBP: 0 BLK: 0 WP: 0 HR: 0 S: 83 P: 124 ERA: 0.00 WHIP: 1.000										

AB	34
R	0
H	8
RBI	0
BB	1
SO	3
LOB	22



Batter	1	2	3	4	5	6	7	8	9	AB	R	H	RBI	BB	SO	LOB	BOTTOM								
Kenny Lofton, L (1, 8) OBP: 0.383, SLG: 0.511	G3		F7		B2-3		BB 1B 2B	2B		5	1	2	0	0	0	0	Baltimore Orioles @ Cleveland Indians Jacobs Field, Cleveland, OH Tue Jun 13 1995, 7:05 PM EDT Att: 41,927 - Unknown - 70 F								
Omar Vizquel, S (1, 6) OBP: 0.306, SLG: 0.320	F7			HR 2B		G5-4-3 1B	BB 2B 1B	L3	5	3	3	0	0	0	1										
Carlos Baerga, S (1, 4) OBP: 0.371, SLG: 0.514	G3			G1-3		G5-4-3 1B	2B SF8 BB		3	1	1	0	1	0	1										
Alvaro Espinoza, R (8, 4) OBP: 0.286, SLG: 0.316									0	0	0	0	0	0	0										
Albert Belle, R (1, 7) OBP: 0.385, SLG: 0.602		HR		HR BB		G5-4-3 1B	SF8 SF9 2B	L8	3	2	2	3	1	0	2										
Wayne Kirby, L (7, PR) OBP: 0.333, SLG: 0.375									1	1	0	0	0	0	2										
Eddie Murray, S (1, 10) OBP: 0.376, SLG: 0.535	L9			F6		1B 1B 1B	SF8		3	1	1	2	0	0	2										
Jim Thome, L (1, 5) OBP: 0.432, SLG: 0.657	F9			HR		1B 1B	SF8 SF9		3	2	2	3	1	0	0										
Manny Ramirez, R (1, 9) OBP: 0.435, SLG: 0.669	CS 1B			F9		1B 1B	SF9		3	0	2	1	0	0	0										
Paul Sorrento, L (1, 3) OBP: 0.363, SLG: 0.667	CS		G3-1		G1-3	G1-3 1B	F8		4	0	1	2	0	0	2										
Tony Peña, R (1, 2) OBP: 0.286, SLG: 0.330	G6-3				K	G6-3		K	4	0	0	0	0	2	2										
Inning Stats	R: 0 E: 0 K: 0 S: 8	H: 0 LOB: 0 BB: 0 P: 10	R: 1 E: 0 K: 0 S: 12	H: 2 LOB: 0 BB: 0 P: 19	R: 0 E: 0 K: 0 S: 7	H: 0 LOB: 0 BB: 0 P: 10	R: 3 E: 0 K: 0 S: 12	H: 2 LOB: 0 BB: 1 P: 22	R: 0 E: 0 K: 1 S: 9	H: 0 LOB: 0 BB: 0 P: 14	R: 3 E: 0 K: 0 S: 14	H: 6 LOB: 2 BB: 0 P: 23	R: 4 E: 0 K: 0 S: 16	H: 3 LOB: 1 BB: 2 P: 32	R: 0 E: 0 K: 1 S: 10	H: 1 LOB: 2 BB: 0 P: 13	1B: 9 2B: 3 3B: 0 HR: 2	SF: 2 SAC: 0 DP: 1 HBP: 1	WP: 0 PB: 0 SB: 0 CS: 1	PA: 41					
PITCHER 35 Mike Mussina, R (1, 1) ERA: 4.39	IP: 0.0 WLS: L BF: 3 H: 3 R: 1 ER: 1 SO: 0 BB: 0 IBB: 0 HBP: 0 BLK: 0 WP: 0 HR: 0 S: 5 P: 8 ERA: 9.53 WHIP: 1.412											PITCHER	IP: 0.0 WLS: L BF: 3 H: 3 R: 1 ER: 1 SO: 0 BB: 0 IBB: 0 HBP: 0 BLK: 0 WP: 0 HR: 0 S: 5 P: 8 ERA: 9.53 WHIP: 1.412												
Jamie Moyer, L (6, 1) ERA: 6.49	0.1	5	3	4	4	0	1	0	0	0	0	13	26	108.00	12.000										
Alan Mills, R (8, 69) ERA: 8.69	0.1	5	3	4	4	0	1	0	0	0	0	13	26	108.00	12.000										
Jesse Orosco, L (7, 1) ERA: 3.0	1.0	4	0	0	0	0	1	0	0	0	0	6	12	0.00	1.000										
Doug Jones, R (8, 1) ERA: 3.79	1.0	5	1	0	0	1	0	0	1	0	0	10	13	0.00	1.000										



Batter	1	2	3	4	5	6	7	8	9	AB	R	H	RBI	BB	SO	LOB	TOP					
Curtis Goodwin, L (1.8) OBP: 0.431, SLG: 0.436	F7		FC6 1B		B3		G4-3	K		5	0	0	1	0	1	4						
Brady Anderson, L (1.7) OBP: 0.342, SLG: 0.465	G6-4-3 HBP		1B		BB		FC6-4 BB	FC5-4 BB		1	0	1	0	3	0	0						
Cal Ripken Jr., R (1.6) OBP: 0.342, SLG: 0.440	G6-4-3		G5-3		BB		FC6-4 BB 1B	FC5-4 WP		4	0	0	0	1	0	6						
Rafael Palmeiro, L (1.3) OBP: 0.392, SLG: 0.614		HR			G3		P6			5	1	2	2	0	1	4						
Harold Baines, L (1.10) OBP: 0.417, SLG: 0.525		K2-3			1B		L9			4	0	1	0	1	1	1						
Jeff Manto, R (1.5) OBP: 0.306, SLG: 0.554		G5-3			P4		K			4	0	0	0	0	1	4						
Andy Van Slyke, L (1.9) OBP: 0.221, SLG: 0.317		K			P5		G4-3			4	0	0	0	0	1	1						
Matt Nokes, L (1.2) OBP: 0.189, SLG: 0.271										4	1	2	0	0	1	0						
Bret Barbere, S (8.4) OBP: 0.343, SLG: 0.333			F8				K			0	0	0	0	0	0	0						
Manny Alexander, R (1.4) OBP: 0.306, SLG: 0.353										3	1	3	0	0	0	0						
Jeffrey Hammonds, R (8. PH) OBP: 0.297, SLG: 0.477										1	0	0	0	0	0	1						
Chris Holles, R (8.2) OBP: 0.321, SLG: 0.363										0	0	0	0	0	0	0						
Inning Stats	R: 0 E: 0 K: 0 S: 6	H: 0 LOB: 0 BB: 0 P: 11	R: 1 E: 0 K: 2 S: 14	H: 1 LOB: 0 BB: 0 P: 23	R: 0 E: 0 K: 0 S: 12	H: 2 LOB: 2 BB: 0 P: 17	R: 0 E: 0 K: 0 S: 9	H: 1 LOB: 1 BB: 0 P: 14	R: 0 E: 0 K: 1 S: 16	H: 0 LOB: 0 BB: 0 P: 12	R: 2 E: 1 K: 0 S: 17	H: 3 LOB: 3 BB: 2 P: 33	R: 0 E: 0 K: 1 S: 14	H: 1 LOB: 1 BB: 0 P: 22	R: 0 E: 1 K: 1 S: 7	H: 0 LOB: 1 BB: 1 P: 16	1B: 7 2B: 1 3B: 0 HR: 1	SF: 0 SAC: 0 DP: 1 HBP: 1	WP: 1 PB: 1 SB: 0 CS: 0	PA: 41		
PITCHER	IP	WLS	BF	H	R	ER	SO	BB	IBB	HBP	BLK	WP	HR	S	P	ERA	WHIP					
Felipe Lira, R (1.1) ERA: 3.07	6.0	W	27	7	3	1	4	2	0	1	0	0	0	1	68	113	1.50	1.500				
Brian Bohanon, L (7.1) ERA: 5.73	0.1		2	0	0	0	0	1	0	0	0	0	0	2	6	0.00	3.000					
John Doherty, R (7.1) ERA: 6.31	1.2	S	8	2	0	0	1	1	0	0	0	0	0	25	41	0.00	1.800					
Mike Henneman, R (9.1) ERA: 2.2	1.0	S	4	0	0	0	1	1	0	0	0	1	0	7	16	0.00	1.000					

Baltimore Orioles @ Detroit Tigers
Tiger Stadium, Detroit, MI
Fri Jun 16 1995, 7:05 PM EDT
Att: 16,444 - Unknown - 87 F

AB 35
R 3
H 9
RBI 3
BB 5
SO 6
LOB 21



Batter	1	2	3	4	5	6	7	8	9	AB	R	H	RBI	BB	SO	LOB	BOTTOM				
Chad Curtis, R (1.8) OBP: 0.361, SLG: 0.432	G1-3				F8		FC6-4			5	0	1	0	0	0	6					
Lou Whitaker, L (1.4) OBP: 0.406, SLG: 0.527		HR			F9		L6			5	1	1	1	0	0	1					
Travis Fryman, R (1.5) OBP: 0.319, SLG: 0.271		HR			1B		G4-3			2	1	0	0	3	0	1					
Cecil Fielder, R (1.3) OBP: 0.345, SLG: 0.533		BB			BB					3	1	3	2	1	0	0					
Juan Samuel, R (7. PR) OBP: 0.406, SLG: 0.714		HR			FC5-4 1B		2B			1	1	1	0	0	0	0					
Kirk Gibson, L (1.10) OBP: 0.410, SLG: 0.545		1B			FC5-4		2B			4	1	1	1	1	1	5					
Alan Trammell, R (1.6) OBP: 0.410, SLG: 0.398		BB			K		SH3-4 FC5-2 2B			3	0	2	0	1	1	2					
Franklin Stubbs, L (1.7) OBP: 0.357, SLG: 0.324		1B			G6-3		SH3-4 IBB			3	0	0	0	0	1	3					
Danny Bautista, R (7. PH) OBP: 0.292, SLG: 0.310		K			P4		SH3-4			0	0	0	0	0	0	0					
Bobby Higginson, L (1.9) OBP: 0.325, SLG: 0.366		BB			K		G3			2	0	0	0	2	1	1					
Ron Tingley, R (1.2) OBP: 0.276, SLG: 0.213		IBB			G6-3		F9			3	0	0	1	1	0	4					
Inning Stats	R: 4 E: 0 K: 1 S: 15	H: 3 LOB: 3 BB: 4 P: 40	R: 0 E: 0 K: 2 S: 11	H: 0 LOB: 2 BB: 2 P: 26	R: 0 E: 0 K: 1 S: 5	H: 0 LOB: 0 BB: 0 P: 9	R: 0 E: 0 K: 0 S: 10	H: 1 LOB: 2 BB: 1 P: 19	R: 0 E: 0 K: 0 S: 7	H: 1 LOB: 1 BB: 0 P: 13	R: 0 E: 0 K: 0 S: 4	H: 1 LOB: 0 BB: 0 P: 7	R: 1 E: 0 K: 0 S: 10	H: 2 LOB: 3 BB: 2 P: 26	R: 0 E: 0 K: 0 S: 10	H: 1 LOB: 1 BB: 0 P: 13	1B: 4 2B: 2 3B: 1 HR: 2	SF: 0 SAC: 1 DP: 0 HBP: 0	WP: 0 PB: 0 SB: 3 CS: 1	PA: 41	
PITCHER	IP	WLS	BF	H	R	ER	SO	BB	IBB	HBP	BLK	WP	HR	S	P	ERA	WHIP				
Ben McDonald, R (1.1) ERA: 4.4	6.0	L	31	7	5	5	4	6	1	0	0	0	0	3	8	7.50	2.167				
Mark Lee, L (7.1) ERA: 3.6	0.0		2	1	0	0	0	0	1	0	0	0	0	3	8	∞	∞				
Terry Clark, R (7.1) ERA: 2.45	1.2		7	1	0	0	0	0	1	0	0	0	0	12	23	0.00	0.600				
Jesse Orosco, L (8.1) ERA: 2.7	0.1		1	0	0	0	0	0	0	0	0	0	0	3	3	0.00	0.000				

Baltimore Orioles @ Detroit Tigers
Tiger Stadium, Detroit, MI
Fri Jun 16 1995, 7:05 PM EDT
Att: 16,444 - Unknown - 87 F

AB 31
R 5
H 9
RBI 5
BB 9
SO 4
LOB 23



Batter	1	2	3	4	5	6	7	8	9	AB	R	H	RBI	BB	SO	LOB	TOP								
Brady Anderson, L (1, 7) OBP: 0.335, SLG: 0.455										4	0	0	0	0	2	2	<p>Baltimore Orioles @ Detroit Tigers Tiger Stadium, Detroit, MI Sat Jun 17 1995, 7:05 PM EDT Att: 13,195 - Unknown - 88 F</p> <p>AB 30 R 3 H 4 RBI 3 BB 2 SO 6 LOB 6</p>								
Manny Alexander, R (1, 4) OBP: 0.307, SLG: 0.343 Harold Baines, L (8, PH) OBP: 0.421, SLG: 0.529 Bret Barberie, S (8, PR) OBP: 0.343, SLG: 0.333										2	0	0	0	1	0	0									
Cal Ripken Jr., R (1, 6) OBP: 0.335, SLG: 0.430										4	0	0	0	0	0	2									
Rafael Palmeiro, L (1, 3) OBP: 0.384, SLG: 0.600										4	0	0	0	0	0	0									
Jeffrey Hammonds, R (1, 9) OBP: 0.284, SLG: 0.457										4	0	0	0	0	1	0									
Kevin Bass, S (1, 10) OBP: 0.355, SLG: 0.482										3	2	2	1	0	0	0									
Jeff Manto, R (1, 5) OBP: 0.308, SLG: 0.574										3	1	1	2	0	2	1									
Chris Hoiles, R (1, 2) OBP: 0.314, SLG: 0.353										3	0	0	0	0	1	1									
Curtis Goodwin, L (1, 8) OBP: 0.426, SLG: 0.421										2	0	0	0	1	0	0									
Inning Stats	R: 0 E: 0 K: 1 S: 4	H: 0 LOB: 0 BB: 1 P: 10	R: 2 E: 0 K: 0 S: 7	H: 2 LOB: 0 BB: 0 P: 16	R: 0 E: 0 K: 0 S: 9	H: 0 LOB: 0 BB: 0 P: 15	R: 0 E: 0 K: 0 S: 5	H: 0 LOB: 0 BB: 0 P: 11	R: 0 E: 0 K: 2 S: 12	H: 0 LOB: 2 BB: 1 P: 21	R: 0 E: 0 K: 0 S: 7	H: 0 LOB: 0 BB: 0 P: 11	R: 1 E: 0 K: 1 S: 13	H: 1 LOB: 0 BB: 0 P: 21	R: 0 E: 0 K: 1 S: 12	H: 1 LOB: 1 BB: 0 P: 20	R: 0 E: 0 K: 1 S: 11	H: 0 LOB: 0 BB: 0 P: 17	1B: 2 2B: 0 3B: 0 HR: 2	SF: 0 SAC: 0 DP: 1 HBP: 1	WP: 0 PB: 0 SB: 1 CS: 0	PA: 33			
PITCHER	IP	WLS	BF	H	R	ER	SO	BB	IBB	HBP	BLK	WP	HR	S	P	ERA	WHIP								
David Wells, L (1, 1) ERA: 3.23	7.0	W	26	3	3	3	4	2	0	1	0	0	2	57	105	3.86	0.714								
Joe Boever, R (8, 1) ERA: 4.98	2.0	S	7	1	0	0	2	0	0	0	0	0	0	23	38	0.00	0.500								

Batter	1	2	3	4	5	6	7	8	9	AB	R	H	RBI	BB	SO	LOB	BOTTOM								
Chad Curtis, R (1, 8) OBP: 0.362, SLG: 0.437										5	1	2	2	0	0	0	<p>Baltimore Orioles @ Detroit Tigers Tiger Stadium, Detroit, MI Sat Jun 17 1995, 7:05 PM EDT Att: 13,195 - Unknown - 88 F</p> <p>AB 35 R 5 H 11 RBI 4 BB 6 SO 6 LOB 18</p>								
Lou Whitaker, L (1, 4) OBP: 0.405, SLG: 0.515										4	0	1	1	1	2	3									
Travis Fryman, R (1, 5) OBP: 0.321, SLG: 0.274										5	0	2	0	0	0	1									
Cecil Fielder, R (1, 3) OBP: 0.351, SLG: 0.538										4	1	2	0	1	0	2									
Kirk Gibson, L (1, 10) OBP: 0.396, SLG: 0.524										5	0	0	0	0	4	5									
Alan Trammell, R (1, 6) OBP: 0.413, SLG: 0.396										3	1	1	0	1	0	0									
Franklin Stubbs, L (1, 7) OBP: 0.356, SLG: 0.315										2	0	0	0	1	0	1									
Juan Samuel, R (7, PH) OBP: 0.415, SLG: 0.737										1	0	1	1	0	0	0									
Danny Bautista, R (8, 9) OBP: 0.292, SLG: 0.310										2	1	1	0	2	0	1									
Bobby Higginson, L (1, 9) OBP: 0.335, SLG: 0.368										4	1	1	0	0	0	5									
John Flaherty, R (1, 2) OBP: 0.336, SLG: 0.500										4	1	1	0	0	0	5									
Inning Stats	R: 0 E: 0 K: 1 S: 13	H: 1 LOB: 2 BB: 1 P: 25	R: 0 E: 0 K: 0 S: 9	H: 1 LOB: 1 BB: 0 P: 15	R: 0 E: 0 K: 2 S: 9	H: 1 LOB: 2 BB: 1 P: 16	R: 3 E: 0 K: 0 S: 19	H: 5 LOB: 2 BB: 0 P: 32	R: 0 E: 0 K: 0 S: 12	H: 0 LOB: 2 BB: 2 P: 25	R: 0 E: 0 K: 0 S: 9	H: 0 LOB: 0 BB: 0 P: 12	R: 2 E: 1 K: 2 S: 16	H: 3 LOB: 3 BB: 2 P: 35	R: 0 E: 0 K: 1 S: 9	H: 0 LOB: 0 BB: 0 P: 15	1B: 8 2B: 3 3B: 0 HR: 0	SF: 0 SAC: 0 DP: 0 HBP: 0	WP: 0 PB: 1 SB: 0 CS: 0	PA: 41					
PITCHER	IP	WLS	BF	H	R	ER	SO	BB	IBB	HBP	BLK	WP	HR	S	P	ERA	WHIP								
Kevin Brown, R (1, 1) ERA: 3.74	6.0	L	31	9	4	4	3	4	0	0	0	0	0	3	10	0.00	0.000								
Mark Lee, L (7, 1) ERA: 5.06	0.1		2	0	0	0	1	0	1	0	0	0	0	3	10	0.00	0.000								
Alan Mills, R (7, 1) ERA: 8.55	0.1		4	2	1	1	0	0	1	0	0	0	0	5	13	27.00	6.000								
Jesse Orosco, L (7, 1) ERA: 2.63	0.1		1	0	0	0	1	0	0	0	0	0	0	6	8	0.00	0.000								
Terry Clark, R (8, 1) ERA: 2.16	1.0		3	0	0	0	1	0	0	0	0	0	0	9	15	0.00	0.000								

Batter	1	2	3	4	5	6	7	8	9	AB	R	H	RBI	BB	SO	LOB	TOP		
Curtis Goodwin, L (1, 8) OBP: 0.439, SLG: 0.417	4-0 G4-3 1B	0-1 G4-3 1B		2-1 F8		4-1 1B BB		1-1 G6-3		3	2	1	1	2	0	1			
Brady Anderson, L (1, 7) OBP: 0.337, SLG: 0.464	2-1 F8	0-0 G4-3 1B			3-2 3B 3B	1-1 1B BB		3-1 E3		5	1	2	1	0	0	3			
Rafael Palmeiro, L (1, 3) OBP: 0.379, SLG: 0.587	2-1 G4-3	2-2 G4-3			4-1 3B BB	1-1 F7		2-0 F7		4	1	0	0	1	0	6			
Harold Baines, L (1, 10) OBP: 0.427, SLG: 0.548	1-1 1B		0-0 G3-1		0-0 1B 3B	0-0 1B		0-0 G4-3		5	1	3	4	0	0	1			
Cal Ripken Jr., R (1, 6) OBP: 0.332, SLG: 0.429	3-2 F9		1-0 G6-3		2-2 G5-3	2-2 F8			1-0 1B FC5-4 2B	5	1	1	0	0	0	4			
Kevin Bass, S (1, 9) OBP: 0.364, SLG: 0.487		2-2 1B BB 1B	0-1 F9		1-0 1B		2-2 G4-3		1-1 FC5-4 1B	5	1	3	1	0	0	0			
Jeff Manto, R (1, 5) OBP: 0.304, SLG: 0.558		1-0 L9		2-0 P2	0-2 P3		2-0 1B		3-2 FC5-4 1B	5	0	1	1	0	0	3			
Chris Hoiles, R (1, 2) OBP: 0.319, SLG: 0.347		4-0 1B BB G4-3 BB		4-2 BB	3-1 G5-3		1-1 F9		3-3 K	2	1	0	0	0	2	2			
Matt Nokes, L (9, PH) OBP: 0.165, SLG: 0.265		1-2 G4-3 BB								1	0	0	0	0	1	1			
Manny Alexander, R (1, 4) OBP: 0.304, SLG: 0.338		0-0 G4-3 1B		0-0 F7		0-1 F9		0-0 P3		4	0	1	0	0	0	2			
Jeffrey Hammonds, R (9, PH) OBP: 0.251, SLG: 0.452		1-2 2-3 1B							1-0 G5-3	1	0	0	0	0	0	1			
Inning Stats	R: 1 E: 0 K: 0 S: 11	H: 1 LOB: 1 BB: 1 P: 21	R: 2 E: 0 K: 0 S: 16	H: 3 LOB: 2 BB: 1 P: 25	R: 0 E: 0 K: 0 S: 4	H: 0 LOB: 0 BB: 0 P: 5	R: 0 E: 0 K: 0 S: 7	H: 0 LOB: 1 BB: 1 P: 15	R: 3 E: 0 K: 0 S: 15	H: 3 LOB: 2 BB: 1 P: 28	R: 1 E: 0 K: 0 S: 11	H: 2 LOB: 2 BB: 1 P: 19	R: 0 E: 1 K: 0 S: 6	H: 0 LOB: 1 BB: 0 P: 12	R: 1 E: 0 K: 1 S: 13	H: 2 LOB: 1 BB: 0 P: 22	1B: 9 2B: 1 3B: 2 HR: 0	SF: 0 SAC: 0 DP: 0 HBP: 0	WP: 0 PA: 45 PB: 0 SB: 1 CS: 0
PITCHER	IP	WLS	BF	H	R	ER	SO	BB	IBB	HBP	BLK	WP	HR	S	P	ERA	WHIP		
Mike Moore, R (1, 1) ERA: 6.35	4.1		24	7	6	6	0	4	0	0	0	0	0	48	86	12.46	2.538		
Brian Maxcy, R (5, 1) ERA: 4.0	1.0	W	5	1	1	1	0	1	0	0	0	0	0	10	18	9.00	2.000		
Kevin Wickander, L (6, 1) ERA: 4.0	0.1		2	1	0	0	0	0	0	0	0	0	0	3	4	0.00	3.000		
John Doherty, R (6, 1) ERA: 6.13	1.1		5	1	0	0	0	0	0	0	0	0	0	10	17	0.00	0.750		
Brian Bohannon, L (8, 1) ERA: 5.59	1.0		4	0	0	0	0	0	0	0	0	0	0	6	12	0.00	0.000		
PITCHER	IP	WLS	BF	H	R	ER	SO	BB	IBB	HBP	BLK	WP	HR	S	P	ERA	WHIP		
Mike Henneman, R (9, 1) ERA: 2.6	1.0	S	5	2	1	1	1	0	0	0	0	0	0	13	22	9.00	2.000		

Batter	1	2	3	4	5	6	7	8	9	AB	R	H	RBI	BB	SO	LOB	BOTTOM		
Chad Curtis, R (1, 8) OBP: 0.361, SLG: 0.448	0-0 F8	3-2 1-H HR	0-0 1B		0-0 F7	0-0 P5		0-3 K		6	1	2	2	0	1	3			
Lou Whitaker, L (1, 4) OBP: 0.414, SLG: 0.545	1-1 P2	1-1 HR	3-1 L5		1-1 1B HBP		0-1 G6-4-3 1B			4	1	2	1	0	0	1			
Travis Fryman, R (1, 5) OBP: 0.327, SLG: 0.283	3-2 BB 2B 1B	1-2 P4		0-0 BB FC6-4 1B	0-0 S 1B		0-2 G6-4-3 1-2 1B			5	2	3	0	0	0	1			
Cecil Fielder, R (1, 10) OBP: 0.362, SLG: 0.534	4-0 2B BB	4-0 BB		4-2 FC6-4 BB 1B	0-1 F7		4-2 BB			1	1	0	0	4	0	2			
Bobby Higginson, L (1, 7) OBP: 0.337, SLG: 0.361	4-2 2B BB	2-3 K		4-0 FC6-4 BB	3-3 K		0-3 K			3	1	0	0	2	3	4			
Juan Samuel, R (1, 3) OBP: 0.414, SLG: 0.726	1-1 2B 2B	1-0 G1-3		1-2 FC6-4 BB	1-0 F9 S 1B		1-2 F9			5	2	2	4	0	0	3			
Danny Bautista, R (1, 9) OBP: 0.288, SLG: 0.314	1-1 2B		2-3 K	1-2 K	1-0 P3		0-2 G6-3			5	0	1	1	0	2	3			
John Flaherty, R (1, 2) OBP: 0.346, SLG: 0.534	3-2 G4-3		3-1 HR	4-1 1-2 BB	0-1 F9		0-0 1B 2B			4	1	2	1	1	0	2			
Chris Gomez, R (1, 6) OBP: 0.299, SLG: 0.404		2-1 HR 1B	1-1 F8	3-3 K	3-2 E9		0-0 2B			5	1	2	0	0	1	3			
Inning Stats	R: 4 E: 0 K: 0 S: 21	H: 3 LOB: 2 BB: 2 P: 38	R: 3 E: 0 K: 1 S: 16	H: 3 LOB: 1 BB: 1 P: 30	R: 1 E: 0 K: 2 S: 15	H: 2 LOB: 3 BB: 3 P: 31	R: 1 E: 1 K: 0 S: 11	H: 1 LOB: 2 BB: 0 P: 16	R: 0 E: 0 K: 1 S: 12	H: 1 LOB: 1 BB: 1 P: 16	R: 0 E: 0 K: 1 S: 11	H: 2 LOB: 2 BB: 0 P: 12	1B: 8 2B: 3 3B: 0 HR: 3	SF: 0 SAC: 0 DP: 1 HBP: 1	WP: 0 PA: 46 PB: 0 SB: 2 CS: 0				
PITCHER	IP	WLS	BF	H	R	ER	SO	BB	IBB	HBP	BLK	WP	HR	S	P	ERA	WHIP		
35 Mike Mussina, R (1, 1) ERA: 5.13	1.0	L	10	5	6	6	0	2	0	0	0	0	0	28	50	54.00	7.000		
Mike Quist, R (2, 1) ERA: 4.45	2.0		13	4	3	3	2	3	0	0	0	0	2	23	49	13.50	3.500		
Alan Mills, R (4, 1) ERA: 7.43	3.0		14	2	1	0	3	1	0	1	0	0	0	32	49	0.00	1.000		
Terry Clark, R (7, 1) ERA: 1.93	1.0		4	1	0	0	1	1	0	0	0	0	0	12	16	0.00	2.000		
Doug Jones, R (8, 1) ERA: 3.6	1.0		5	2	0	0	1	0	0	0	0	0	0	11	12	0.00	2.000		

Baltimore Orioles @ Detroit Tigers
Tiger Stadium, Detroit, MI
Sun Jun 18 1995, 3:33 AM EDT
Att: 16,109 - Cloudy - 93 F

AB 40
R 8
H 12
RBI 8
BB 5
SO 1
LOB 24



Baltimore Orioles @ Detroit Tigers
Tiger Stadium, Detroit, MI
Sun Jun 18 1995, 3:33 AM EDT
Att: 16,109 - Cloudy - 93 F

AB 38
R 10
H 14
RBI 9
BB 7
SO 7
LOB 22



Batter	1	2	3	4	5	6	7	8	9	AB	R	H	RBI	BB	SO	LOB	TOP										
Bernie Williams, S OBP: 0.332, SLG: 0.468 (1, 8)	G6-3		2B		HR			G4-3		4	1	2	1	0	0	0	New York Yankees @ Baltimore Orioles Oriole Park at Camden Yards, Baltimore, MD Wed Jun 21 1995, 7:05 PM EDT Att: 46,536 - Unknown - 87 F AB 32 R 2 H 6 RBI 2 BB 2 SO 6 LOB 8										
Wade Boggs, L OBP: 0.372, SLG: 0.354 (1, 5)	G5-4-3 1B		P6		F8			1B		4	0	2	0	0	0	1											
Mike Stanley, R OBP: 0.364, SLG: 0.464 (1, 2)	G5-4-3 1-2				F7			F9		4	0	0	0	0	0	2											
Paul O'Neill, L OBP: 0.415, SLG: 0.602 (1, 9)		HR			2B			G3-1		4	1	2	1	0	0	0											
Danny Tartabull, R OBP: 0.345, SLG: 0.389 (1, 10)	G5-3				K			K		3	0	0	0	1	2	1											
Don Mattingly, L OBP: 0.324, SLG: 0.376 (1, 3)	F8				FC5-4 BB			F7		3	0	0	0	1	0	1											
Tony Fernandez, S OBP: 0.296, SLG: 0.286 (1, 6)	K				FC5-4 1-2			F7		4	0	0	0	0	1	3											
Randy Velarde, R OBP: 0.275, SLG: 0.341 (1, 4)			P3		G6-3			K		3	0	0	0	0	1	0											
Gerald Williams, R OBP: 0.328, SLG: 0.561 (1, 7)			K		G5-3			K		3	0	0	0	0	2	0											
Inning Stats	R: 0 E: 0 K: 0 S: 5	H: 1 LOB: 0 BB: 0 P: 10	R: 1 E: 0 K: 1 S: 8	H: 1 LOB: 0 BB: 0 P: 13	R: 0 E: 0 K: 1 S: 9	H: 1 LOB: 1 BB: 0 P: 16	R: 0 E: 0 K: 1 S: 9	H: 1 LOB: 2 BB: 1 P: 20	R: 1 E: 0 K: 0 S: 11	H: 1 LOB: 0 BB: 0 P: 19	R: 0 E: 0 K: 1 S: 10	H: 0 LOB: 0 BB: 0 P: 17	R: 0 E: 0 K: 1 S: 7	H: 0 LOB: 0 BB: 0 P: 13	R: 0 E: 0 K: 1 S: 13	H: 1 LOB: 1 BB: 0 P: 23	R: 0 E: 0 K: 0 S: 10	H: 0 LOB: 1 BB: 1 P: 15	1B: 2 2B: 2 3B: 0 HR: 2	SF: 0 SAC: 0 DP: 1 HBP: 0	WP: 0 PB: 0 SB: 0 CS: 0	PA: 34					
PITCHER	IP	WLS	BF	H	R	ER	SO	BB	IBB	HBP	BLK	WP	HR	S	P	ERA	WHIP										
Jamie Moyer, L ERA: 5.63 (1, 1)	7.0	L	26	5	2	2	5	1	0	0	0	0	2	59	108	2.57	0.857										
Terry Clark, R ERA: 1.69 (8, 1)	1.0		4	1	0	0	1	0	0	0	0	0	0	13	23	0.00	1.000										
Mark Lee, L ERA: 3.86 (9, 1)	1.0		4	0	0	0	0	1	0	0	0	0	0	10	15	0.00	1.000										


Batter	1	2	3	4	5	6	7	8	9	AB	R	H	RBI	BB	SO	LOB	BOTTOM											
Brady Anderson, L OBP: 0.347, SLG: 0.472 (1, 7)	L9 SH2-3 1B		G4-3		F8 1B			HBP		3	0	2	0	0	0	0	New York Yankees @ Baltimore Orioles Oriole Park at Camden Yards, Baltimore, MD Wed Jun 21 1995, 7:05 PM EDT Att: 46,536 - Unknown - 87 F AB 30 R 1 H 5 RBI 1 BB 3 SO 6 LOB 13											
Jeffrey Hammonds, R OBP: 0.296, SLG: 0.471 (1, 9)	SH2-3 1-2		P4		1 SAFE 1 SAFE 1 SAFE 1-2 1-2 3-H 0-0			G1-3		3	0	1	1	0	0	1												
Rafael Palmeiro, L OBP: 0.372, SLG: 0.568 (1, 3)	L9 2-3				F8 2-3			F7		4	0	0	0	0	0	3												
Cal Ripken Jr., R OBP: 0.336, SLG: 0.454 (1, 6)	L9				G4-3 2B			G5-3		4	0	1	0	0	0	3												
Jeff Manto, R OBP: 0.292, SLG: 0.545 (1, 5)			F8		L8			K		4	0	0	0	0	2	1												
Kevin Bass, S OBP: 0.365, SLG: 0.472 (1, 10)			G6-3		4-1 BB			CS BB		2	0	0	0	2	1	0												
Chris Hoiles, R OBP: 0.321, SLG: 0.359 (1, 2)					F7 BB			F8		3	0	0	0	1	0	3												
Manny Alexander, R OBP: 0.289, SLG: 0.318 Harold Baines, L OBP: 0.432, SLG: 0.540 (9, PH)			K		1B BLK 1B 1B			CS		3	1	1	0	0	1	1												
Curtis Goodwin, L OBP: 0.403, SLG: 0.380 (1, 8)			G4-3		G6-3 1-2			K		3	0	0	0	0	1	1												
Inning Stats	R: 0 E: 0 K: 0 S: 8	H: 1 LOB: 1 BB: 0 P: 14	R: 0 E: 0 K: 1 S: 8	H: 0 LOB: 1 BB: 1 P: 16	R: 0 E: 0 K: 0 S: 8	H: 0 LOB: 0 BB: 0 P: 14	R: 0 E: 0 K: 0 S: 7	H: 1 LOB: 2 BB: 1 P: 15	R: 1 E: 0 K: 0 S: 10	H: 3 LOB: 2 BB: 0 P: 20	R: 0 E: 0 K: 1 S: 5	H: 0 LOB: 0 BB: 1 P: 15	R: 0 E: 0 K: 1 S: 12	H: 0 LOB: 1 BB: 0 P: 17	R: 0 E: 0 K: 1 S: 7	H: 0 LOB: 0 BB: 0 P: 10		R: 0 E: 0 K: 2 S: 14	H: 0 LOB: 0 BB: 0 P: 18	1B: 4 2B: 1 3B: 0 HR: 0	SF: 0 SAC: 1 DP: 0 HBP: 1	WP: 0 PB: 0 SB: 0 CS: 1	PA: 36					
PITCHER	IP	WLS	BF	H	R	ER	SO	BB	IBB	HBP	BLK	WP	HR	S	P	ERA		WHIP										
Andy Pettitte, L ERA: 4.06 (1, 1)	6.0	W	25	5	1	1	2	3	0	0	1	0	0	46	94	1.50		1.333										
Steve Howe, L ERA: 5.09 (7, 1)	1.1		5	0	0	0	1	0	0	1	0	0	0	14	19	0.00	0.000											
Bob Wickman, R ERA: 4.83 (8, 1)	0.2		2	0	0	0	1	0	0	0	0	0	0	5	8	0.00	0.000											
John Wetteland, R ERA: 2.7 (9, 1)	1.0	S	3	0	0	0	2	0	0	0	0	0	0	14	18	0.00	0.000											

Batter	1	2	3	4	5	6	7	8	9	AB	R	H	RBI	BB	SO	LOB	TOP			
Lee Tinsley, S OBP: 0.356, SLG: 0.435 (1, 8)	1-0 G6-4-3 1B		2-2 F7		2-0 G4-3		1-3 K		0-1 SH1-4	4	0	1	0	0	1	0	Boston Red Sox @ Baltimore Orioles Oriole Park at Camden Yards, Baltimore, MD Thu Jun 22 1995, 7:05 PM EDT Att: 45,081 - Unknown - 83 F			
John Valentin, R OBP: 0.416, SLG: 0.582 (1, 6)	1-0 G6-4-3 1-2		1-3 K		0-0 F7		2-3 K		0-3 K	5	0	0	0	0	3	2				
Mo Vaughn, L OBP: 0.397, SLG: 0.591 (1, 3)	2-2 G3		2-1 HR		4-1 BB		0-0 F8		0-1 L9	4	1	1	1	1	0	1				
Jose Canseco, R OBP: 0.311, SLG: 0.260 (1, 10)		0-3 K	0-0 G6-3		4-1 BB			3-3 K		3	0	0	0	1	2	0				
Mike Greenwell, L OBP: 0.355, SLG: 0.448 (1, 7)		0-1 S 1B		3-2 L7	1-2 P5			4-2 1B WP BB		3	2	1	0	1	0	2				
Tim Lincecum, R OBP: 0.449, SLG: 0.500 (1, 5)		4-1 1B G4-3 BB		4-2 BB		2-2 1B		1-0 L8		2	1	1	0	2	0	1				
Troy O'Leary, L OBP: 0.392, SLG: 0.519 (8, PR)	0-0 G4-3		4-2 BB		1-2 F7		1-2 F7	2-1 WP 1B		3	0	2	1	1	0	1				
Mark Whiten, S OBP: 0.240, SLG: 0.239 (8, 9)	1-3 2-H 1B		1-2 BB		1-2 BB			1-3 1B		0	0	0	0	0	0	0				
Mike MacFarlane, R OBP: 0.347, SLG: 0.401 (1, 2)	2-2 G4-3		2-0 F7		2-2 F8		1-3 K		1-3 K	4	0	0	1	0	1	5				
Luis Alicea, S OBP: 0.347, SLG: 0.319 (1, 4)	1-2 G6-3		0-1 L8		0-0 G4-3			4-2 SH1-4 BB		3	0	0	0	1	0	4				
Inning Stats	R: 0 E: 0 K: 0 S: 5	H: 1 LOB: 0 BB: 0 P: 9	R: 2 E: 0 K: 1 S: 14	H: 2 LOB: 1 BB: 1 P: 21	R: 1 E: 0 K: 1 S: 9	H: 1 LOB: 0 BB: 0 P: 14	R: 0 E: 0 K: 0 S: 16	H: 0 LOB: 2 BB: 2 P: 29	R: 0 E: 0 K: 0 S: 7	H: 1 LOB: 1 BB: 0 P: 16	R: 0 E: 0 K: 2 S: 8	H: 0 LOB: 0 BB: 0 P: 11	R: 1 E: 0 K: 2 S: 11	H: 1 LOB: 2 BB: 1 P: 22	R: 0 E: 0 K: 1 S: 10	H: 0 LOB: 1 BB: 1 P: 14	1B: 5 2B: 0 3B: 0 HR: 1	SF: 0 SAC: 1 DP: 1 HBP: 0	WP: 2 PB: 0 SB: 1 CS: 0	PA: 39
PITCHER	IP WLS BF H R ER SO	IP WLS BF H R ER SO	IP WLS BF H R ER SO	IP WLS BF H R ER SO	IP WLS BF H R ER SO	IP WLS BF H R ER SO	IP WLS BF H R ER SO	IP WLS BF H R ER SO	IP WLS BF H R ER SO	IP WLS BF H R ER SO	IP WLS BF H R ER SO	IP WLS BF H R ER SO	IP WLS BF H R ER SO	IP WLS BF H R ER SO	IP WLS BF H R ER SO	IP WLS BF H R ER SO	ERA WHIP	ERA WHIP		
Kevin Brown, R ERA: 3.91 (1, 1)	1.1 L	7 3	2 2	2 1	1 1	1 1	4 0	0 0	0 0	0 0	0 1	49 86	13.50 3.000							
Mike Oquist, R ERA: 4.21 (2, 1)	4.2	20 2	1 1	1 1	1 1	4 1	0 0	0 0	0 0	1 0	19 33	4.50 1.000								
Gene Harris, R ERA: 4.03 (7, 1)	2.0	8 1	1 1	1 4	1 1	0 0	0 0	0 0	0 0	0 0	10 14	0.00 1.000								
Jesse Orosco, L ERA: 2.76 (9, 1)	1.0	4 0	0 0	0 1	1 0	0 0	0 0	0 0	0 0	0 0	0 0	0.00 1.000								

AB	31
R	4
H	6
RBI	3
BB	7
SO	7
LOB	16



Batter	1	2	3	4	5	6	7	8	9	AB	R	H	RBI	BB	SO	LOB	BOTTOM			
Brady Anderson, L OBP: 0.348, SLG: 0.464 (1, 7)	3-1 P4		1-1 HBP		1-2 G1-3		4-1 BB		2-3 K	3	0	0	0	1	1	2	Boston Red Sox @ Baltimore Orioles Oriole Park at Camden Yards, Baltimore, MD Thu Jun 22 1995, 7:05 PM EDT Att: 45,081 - Unknown - 83 F			
Jeffrey Hammonds, R OBP: 0.301, SLG: 0.403 (1, 9)	2-2 G5-3		1-2 P5		0-1 1B		4-0 BB		0-0 FC6-4	4	0	1	1	1	0	2				
Rafael Palmeiro, L OBP: 0.370, SLG: 0.562 (1, 3)	2-1 L8			0-2 G4-6-3 1B	3-2 G4-3		1-1 L7			4	0	1	0	0	0	4				
Cal Ripken Jr., R OBP: 0.335, SLG: 0.450 (1, 6)		2-3 K		0-0 G4-6-3 1B	1-2 1B		1-1 F8		1-2 G6-3	4	0	1	0	0	1	0				
Harold Baines, L OBP: 0.424, SLG: 0.527 (1, 10)		0-1 G4-3		2-2 G4-6-3		1-0 G4-3		2-3 K		3	0	0	0	0	0	2				
Kevin Bass, S OBP: 0.362, SLG: 0.468 (8, PH)				1-2 2-3 1B						1	0	0	0	0	1	0				
Jeff Manto, R OBP: 0.305, SLG: 0.548 (1, 5)		2-0 1B		4-1 FC6-4 BB		2-2 P3		1-0 1B		3	0	2	0	1	0	0				
Chris Hoiles, R OBP: 0.313, SLG: 0.348 (1, 2)		0-1 P6		2-2 FC6-4			0-0 G5-3	1-1 G4-3		4	0	0	0	0	0	4				
Manny Alexander, R OBP: 0.290, SLG: 0.318 (1, 4)			3-2 L8		1-1 E8 1B			0-1 L7		3	1	1	0	0	0	0				
Bret Barberie, S OBP: 0.349, SLG: 0.340 (9, PH)									3-1 FC6-4 1B	1	0	1	0	0	0	0				
Curtis Goodwin, L OBP: 0.395, SLG: 0.387 (1, 8)			0-1 G5-6-3		0-0 B3		1-1 BB		3-3 K	4	0	1	0	0	1	2				
Inning Stats	R: 0 E: 0 K: 0 S: 8	H: 0 LOB: 0 BB: 0 P: 15	R: 0 E: 0 K: 1 S: 8	H: 1 LOB: 1 BB: 0 P: 12	R: 0 E: 0 K: 0 S: 11	H: 0 LOB: 1 BB: 0 P: 16	R: 0 E: 0 K: 0 S: 12	H: 2 LOB: 2 BB: 1 P: 20	R: 1 E: 1 K: 0 S: 12	H: 2 LOB: 1 BB: 0 P: 17	R: 0 E: 0 K: 0 S: 6	H: 0 LOB: 0 BB: 0 P: 10	R: 0 E: 0 K: 1 S: 11	H: 1 LOB: 1 BB: 0 P: 16	R: 0 E: 0 K: 2 S: 12	H: 1 LOB: 1 BB: 0 P: 20	1B: 7 2B: 1 3B: 0 HR: 0	SF: 0 SAC: 0 DP: 1 HBP: 1	WP: 0 PB: 0 SB: 0 CS: 0	PA: 38
PITCHER	IP WLS BF H R ER SO	IP WLS BF H R ER SO	IP WLS BF H R ER SO	IP WLS BF H R ER SO	IP WLS BF H R ER SO	IP WLS BF H R ER SO	IP WLS BF H R ER SO	IP WLS BF H R ER SO	IP WLS BF H R ER SO	IP WLS BF H R ER SO	IP WLS BF H R ER SO	IP WLS BF H R ER SO	IP WLS BF H R ER SO	IP WLS BF H R ER SO	IP WLS BF H R ER SO	IP WLS BF H R ER SO	ERA WHIP	ERA WHIP		
Roger Clemens, R ERA: 3.14 (1, 1)	6.2	29 6	1 1	0 1	0 1	0 1	0 63	0 105	0.00 1.350											
Rheal Cormier, L ERA: 4.14 (7, 1)	1.0	4 1	0 0	0 1	0 0	0 0	0 11	0.00 1.000												
Stan Belinda, R ERA: 1.8 (8, 1)	1.1	5 1	0 0	0 2	0 0	0 0	0 14	0.00 0.750												



Batter	1	2	3	4	5	6	7	8	9	AB R H RBI BB SO LOB	TOP											
Lee Tinsley, S OBP: 0.377, SLG: 0.475	0-1 SH2-3 G3-1 2B		0-1 HR		4-0 1B BB		4-2 1B BB		2-1 1B 1B	3 3 3 2 2 0 0	Boston Red Sox @ Baltimore Orioles Oriole Park at Camden Yards, Baltimore, MD Fri Jun 23 1995, 7:05 PM EDT Att: 46,306 - Unknown - 71 F											
Troy O'Leary, L OBP: 0.401, SLG: 0.525	0-0 SH2-3 2-3		0-0 G3		3-2 1B 1B		2-2 1B 1B	0-0 1B 1B	4 1 3 0 0 0 0													
Mo Vaughn, L OBP: 0.397, SLG: 0.586	1-0 G3-1		3-2 F8-4 1B		1-2 1B 1B		1-2 G4-3	1-3 K	5 0 2 1 0 1 4													
Jose Canseco, R OBP: 0.303, SLG: 0.255	0-0 G4-3		2-2 F8-4 1B		0-1 L7		1-3 K	1-2 1B 1B	5 0 1 1 0 1 3													
Tim Lincecum, R OBP: 0.443, SLG: 0.491		0-3 K		1-2 L9		0-0 F9		3-1 F9 1B	5 0 1 1 0 1 0													
Mike Greenwell, L OBP: 0.356, SLG: 0.441		4-0 BB BB		3-2 G4-3		1-1 L9		4-0 1B K	3 0 0 0 2 1 2													
Mike Macfarlane, R OBP: 0.345, SLG: 0.397		2-2 F9		3-2 1B		1-2 G5-3		2-3 K	4 0 1 0 0 1 2													
Luis Alicaia, S OBP: 0.350, SLG: 0.320		4-2 1B BB		1-2 G1-3		3-3 K		3-2 1B 1B	3 1 1 0 1 1 1													
Terry Shumpert, R OBP: 0.300, SLG: 0.304 Matt Stairs, L (9, PH)		0-3 K		1-1 L7		1-3 K		2-3 K	3 0 0 0 0 2 2 1 0 0 0 0 1 1													
Inning Stats	R: 1 E: 0 K: 0 S: 5	H: 1 LOB: 0 BB: 0 P: 6	R: 0 E: 0 K: 2 S: 11	H: 0 LOB: 2 BB: 2 P: 21	R: 1 E: 0 K: 0 S: 12	H: 2 LOB: 0 BB: 0 P: 17	R: 0 E: 0 K: 0 S: 14	H: 1 LOB: 1 BB: 0 P: 22	R: 0 E: 0 K: 0 S: 10	H: 2 LOB: 2 BB: 1 P: 19	R: 0 E: 0 K: 2 S: 6	H: 0 LOB: 0 BB: 0 P: 8	R: 0 E: 0 K: 2 S: 23	H: 1 LOB: 2 BB: 1 P: 34	R: 0 E: 0 K: 2 S: 9	H: 0 LOB: 1 BB: 1 P: 19	R: 3 E: 0 K: 3 S: 22	H: 5 LOB: 2 BB: 0 P: 31	1B: 10 2B: 2 3B: 0 HR: 1	SF: 0 SAC: 1 DP: 1 HBP: 0	WP: 0 PB: 0 SB: 0 CS: 0	PA: 42
PITCHER	IP WLS BF H R ER SO BB IBB HBP BLK WP HR S P ERA WHIP											PITCHER	IP WLS BF H R ER SO BB IBB HBP BLK WP HR S P ERA WHIP									
35 Mike Mussina, R ERA: 4.91	(1, 1) 6.2 W 29 7 2 2 4 4 0 0 0 0 0 1 78 123 2.70 1.650																					
Jesse Orosco, L ERA: 2.7	(7, 1) 0.1 1 0 0 0 0 0 0 0 0 0 0 0 3 4 0.00 0.000																					
Armando Benitez, R ERA: 5.4	(8, 1) 1.0 4 0 0 0 2 1 0 0 0 0 0 0 9 19 0.00 1.000																					
Doug Jones, R ERA: 4.37	(9, 1) 0.2 7 5 3 3 2 0 0 0 0 0 0 0 19 28 40.50 7.500																					
Mark Lee, L ERA: 3.68	(9, 1) 0.1 S 1 0 0 0 1 0 0 0 0 0 0 0 3 3 0.00 0.000																					

Batter	1	2	3	4	5	6	7	8	9	AB R H RBI BB SO LOB	BOTTOM									
Brady Anderson, L OBP: 0.354, SLG: 0.480	2-1 2B SF8 1B		1-3 K		0-0 G2-3		0-2 HR		4-1 G6-4-3 BB	4 2 2 1 1 1 1	Boston Red Sox @ Baltimore Orioles Oriole Park at Camden Yards, Baltimore, MD Fri Jun 23 1995, 7:05 PM EDT Att: 46,306 - Unknown - 71 F									
Jeffrey Hammonds, R OBP: 0.297, SLG: 0.451	1-0 L7		2-0 G4-6-3 2B 1B		0-0 G6-3		1-0 G5-3	1-2 G6-4-3	5 1 1 0 0 0 2											
Rafael Palmeiro, L OBP: 0.372, SLG: 0.566	1-2 E 2B		1-1 FC1 G4-6-3 2B		3-2 G1-6-3 1B		1-3 K		4 3 2 0 0 1 1											
Cal Ripken Jr., R OBP: 0.333, SLG: 0.448	3-1 SF8		3-1 G4-6-3		2-2 G1-6-3 1B		1-0 G6-3		3 1 1 1 0 0 3											
Jeff Manto, R OBP: 0.303, SLG: 0.547	3-2 E6 2H		2-1 2B		1-1 G1-6-3		1-1 G6-3		4 0 1 2 0 0 2											
Kevin Bass, S OBP: 0.366, SLG: 0.465	0-3 K		1-3 K		1-0 1B		4-2 G1-3 BB		3 0 1 2 1 2 2											
Chris Hoiles, R OBP: 0.311, SLG: 0.346		0-0 G6-3		0-1 P6		0-0 FC6-4 1B		3-2 G1-3	4 0 1 0 0 0 1											
Bret Barberie, S OBP: 0.345, SLG: 0.347		2-1 G6-3		3-2 2B		2-2 FC6-4		2-2 G3-1	4 0 1 0 0 0 3											
Curtis Goodwin, L OBP: 0.376, SLG: 0.367		3-1 G3		0-1 F9		0-3 K		0-0 L4	4 0 0 0 0 1 1											
Inning Stats	R: 2 E: 1 K: 1 S: 15	H: 2 LOB: 1 BB: 0 P: 25	R: 0 E: 0 K: 0 S: 5	H: 0 LOB: 0 BB: 0 P: 10	R: 2 E: 1 K: 2 S: 13	H: 2 LOB: 1 BB: 0 P: 23	R: 0 E: 0 K: 0 S: 8	H: 1 LOB: 1 BB: 0 P: 11	R: 2 E: 0 K: 0 S: 17	H: 4 LOB: 2 BB: 0 P: 26	R: 1 E: 0 K: 2 S: 12	H: 1 LOB: 1 BB: 0 P: 15	R: 0 E: 0 K: 0 S: 11	H: 0 LOB: 0 BB: 1 P: 21	R: 0 E: 0 K: 0 S: 5	H: 0 LOB: 0 BB: 1 P: 10	1B: 6 2B: 3 3B: 0 HR: 1	SF: 1 SAC: 0 DP: 1 HBP: 0	WP: 1 PB: 0 SB: 0 CS: 0	PA: 38
PITCHER	IP WLS BF H R ER SO BB IBB HBP BLK WP HR S P ERA WHIP											PITCHER	IP WLS BF H R ER SO BB IBB HBP BLK WP HR S P ERA WHIP							
Zane Smith, L ERA: 5.03	(1, 1) 4.2 L 25 9 6 3 3 0 0 0 0 0 0 1 16 21 6.75 0.750																			
Frankie Rodriguez, R ERA: 11.57	(5, 1) 1.1 6 1 1 1 2 0 0 0 0 0 0 0 11 21 0.00 1.000																			
Mike Maddux, R ERA: 4.66	(7, 1) 1.0 4 0 0 0 0 1 0 0 0 0 0 0 5 10 0.00 1.000																			
Derek Lilliquist, L ERA: 5.4	(8, 1) 1.0 3 0 0 0 0 1 0 0 0 0 0 0 5 10 0.00 1.000																			

Batter	1	2	3	4	5	6	7	8	9	AB	R	H	RBI	BB	SO	LOB	TOP								
Lee Tinsley, S OBP: 0.377, SLG: 0.469 (1, 8)										4	0	1	0	1	0	6	Boston Red Sox @ Baltimore Orioles Oriole Park at Camden Yards, Baltimore, MD Sat Jun 24 1995, 7:05 PM EDT Att: 47,262 - Unknown - 83 F								
John Valentin, R OBP: 0.412, SLG: 0.572 (1, 6)										5	0	1	1	0	0	3									
Mo Vaughn, L OBP: 0.397, SLG: 0.589 (1, 3)										4	1	1	0	1	1	2									
Jose Canseco, R OBP: 0.324, SLG: 0.305 (1, 10)										4	3	2	1	1	0	2									
Mike Greenwell, L OBP: 0.361, SLG: 0.445 (1, 7)										5	1	3	1	0	0	2									
Tim Lincecum, R OBP: 0.437, SLG: 0.482 (1, 5)										5	0	1	1	0	1	5									
Troy O'Leary, L OBP: 0.401, SLG: 0.521 (1, 9)										5	0	2	1	0	1	3									
Mike Macfarlane, R OBP: 0.348, SLG: 0.400 (8, PR)										4	0	2	0	0	0	2									
Terry Shumpert, R OBP: 0.300, SLG: 0.304 (8, PR)										0	1	0	0	0	0	0									
Bill Haselman, R OBP: 0.352, SLG: 0.295 (8, 2)										0	0	0	1	0	0	0									
Luis Alcega, S OBP: 0.354, SLG: 0.320 (1, 4)										3	0	1	0	1	1	1									
Inning Stats	R: 0 E: 0 K: 0 S: 5	H: 1 LOB: 1 BB: 1 P: 12	R: 0 E: 0 K: 1 S: 14	H: 2 LOB: 3 BB: 1 P: 22	R: 2 E: 0 K: 1 S: 15	H: 4 LOB: 2 BB: 0 P: 21	R: 0 E: 0 K: 0 S: 8	H: 1 LOB: 1 BB: 0 P: 10	R: 0 E: 0 K: 0 S: 11	H: 1 LOB: 1 BB: 0 P: 19	R: 0 E: 0 K: 1 S: 7	H: 0 LOB: 1 BB: 1 P: 13	R: 1 E: 0 K: 1 S: 10	H: 2 LOB: 1 BB: 0 P: 16	R: 1 E: 0 K: 0 S: 8	H: 2 LOB: 1 BB: 0 P: 13	R: 2 E: 2 K: 0 S: 12	H: 1 LOB: 1 BB: 1 P: 20	1B: 11 2B: 2 3B: 1 HR: 0	SF: 1 SAC: 1 DP: 0 HBP: 0	WP: 1 PB: 0 SB: 2 CS: 1	PA: 45			
PITCHER	IP	WLS	BF	H	R	ER	SO	BB	IBB	HBP	BLK	WP	HR	S	P	ERA	WHIP								
Scott Klasingbeck, R ERA: 4.91 (1, 1)	6.0		29	9	2	2	3	3	0	0	0	1	0	60	97	3.00	2.000								
Mark Lee, L ERA: 4.32 (7, 1)	1.0	5	2	1	1	1	0	0	0	0	0	0	0	10	16	9.00	2.000								
Gene Harris, R ERA: 4.3 (8, 1)	0.2	4	2	1	1	0	0	0	0	0	0	0	0	7	11	13.50	3.000								
Jesse Orosco, L ERA: 3.12 (8, 1)	0.2	L	5	1	2	1	0	1	0	0	0	0	0	9	18	13.50	3.000								
Terry Clark, R ERA: 1.99 (9, 1)	0.2		2	0	0	0	0	0	0	0	0	0	0	4	4	0.00	0.000								

AB	39
R	6
H	14
RBI	6
BB	4
SO	4
LOB	26



Batter	1	2	3	4	5	6	7	8	9	AB	R	H	RBI	BB	SO	LOB	BOTTOM								
Brady Anderson, L OBP: 0.352, SLG: 0.490 (1, 7)										4	1	1	2	0	1	2	Boston Red Sox @ Baltimore Orioles Oriole Park at Camden Yards, Baltimore, MD Sat Jun 24 1995, 7:05 PM EDT Att: 47,262 - Unknown - 83 F								
Kevin Bass, S OBP: 0.383, SLG: 0.454 (1, 9)										3	0	0	1	1	1	2									
Rafael Palmeiro, L OBP: 0.370, SLG: 0.559 (1, 3)										4	0	1	0	0	1	1									
Cal Ripken Jr., R OBP: 0.327, SLG: 0.440 (1, 6)										4	0	0	0	0	1	2									
Harold Baines, L OBP: 0.420, SLG: 0.519 (1, 10)										4	0	1	0	0	0	0									
Jeff Manto, R OBP: 0.309, SLG: 0.566 (1, 5)										4	1	2	1	0	0	1									
Chris Hoiles, R OBP: 0.311, SLG: 0.341 (1, 2)										2	0	0	0	1	0	1									
Gregg Zaun, S OBP: 0.309, SLG: 0.322 (7, PR)										1	1	0	0	0	0	0									
Manny Alexander, R OBP: 0.362, SLG: 0.447 (1, 4)										2	1	1	0	1	0	1									
Jeffrey Hammonds, R OBP: 0.294, SLG: 0.447 (9, PH)										1	0	0	0	0	0	0									
Curtis Goodwin, L OBP: 0.375, SLG: 0.366 (1, 8)										3	1	1	0	0	1	2									
Inning Stats	R: 0 E: 0 K: 1 S: 11	H: 0 LOB: 1 BB: 1 P: 17	R: 0 E: 0 K: 0 S: 9	H: 0 LOB: 0 BB: 0 P: 13	R: 2 E: 1 K: 1 S: 13	H: 1 LOB: 1 BB: 1 P: 21	R: 0 E: 0 K: 0 S: 8	H: 1 LOB: 1 BB: 0 P: 13	R: 0 E: 0 K: 1 S: 6	H: 1 LOB: 1 BB: 0 P: 7	R: 2 E: 0 K: 1 S: 12	H: 1 LOB: 1 BB: 1 P: 18	R: 0 E: 0 K: 0 S: 7	H: 1 LOB: 0 BB: 0 P: 12	R: 1 E: 0 K: 1 S: 12	H: 1 LOB: 0 BB: 0 P: 13	1B: 5 2B: 0 3B: 0 HR: 2	SF: 0 SAC: 1 DP: 1 HBP: 0	WP: 0 PB: 0 SB: 0 CS: 0	PA: 36					
PITCHER	IP	WLS	BF	H	R	ER	SO	BB	IBB	HBP	BLK	WP	HR	S	P	ERA	WHIP								
49 Tim Wakefield, R ERA: 1.72 (1, 1)	7.0		29	5	4	2	4	3	0	0	0	0	0	66	99	2.57	1.143								
Rheal Cormier, L ERA: 4.04 (8, 1)	1.0	W	3	1	0	0	0	0	0	0	0	0	0	7	12	0.00	1.000								
Stan Belinda, R ERA: 2.03 (9, 1)	1.0	S	4	1	1	1	1	0	0	0	0	0	1	12	13	9.00	1.000								

AB	32
R	5
H	7
RBI	4
BB	3
SO	5
LOB	12



Batter	1	2	3	4	5	6	7	8	9	AB	R	H	RBI	BB	SO	LOB	TOP				
Lee Tinsley, S OBP: 0.378, SLG: 0.467	1-3 K		1-1 1-2 1B		2-3 K			0-0 18 1B	1-0 G4-3	5	0	2	0	0	2	4	Boston Red Sox @ Baltimore Orioles Oriole Park at Camden Yards, Baltimore, MD Sun Jun 25 1995, 3:33 AM EDT Att: 47,561 - Cloudy - 87 F				
John Valentin, R OBP: 0.411, SLG: 0.569	3-2 K		0-3 K		3-3 K			1-3 K		3	0	1	0	0	2	3					
Terry Shumpert, R OBP: 0.294, SLG: 0.298	1-2 K									1	0	0	0	0	1	1					
Mo Vaughn, L OBP: 0.392, SLG: 0.591	3-3 K2		0-3 K			1-2 G4-3		1-2 FC6-4		3	0	0	0	0	2	3					
18 Reggie Jefferson, S OBP: 0.330, SLG: 0.479	1-2 K							1-3 1B		1	0	1	0	0	0	0					
Jose Canseco, R OBP: 0.333, SLG: 0.355		4-2 SH1 BB		1-1 HR		3-2 G6-3		1-2 FC6-4		3	1	1	1	1	0	2					
Tim Lincecum, R OBP: 0.432, SLG: 0.476		0-0 SH1		3-2 F8		0-0 G5-3			3-3 K	2	0	0	0	0	0	0					
Chris Donnels, L OBP: 0.269, SLG: 0.277		1-2 SH1								1	0	0	0	0	1	0					
Mike Greenwell, L OBP: 0.356, SLG: 0.439		3-2 G6-3		0-1 G1-3			0-1 F9		2-2 BB 1B	3	0	0	0	0	0	1					
Matt Stairs, L OBP: 0.500, SLG: 0.500									1B	1	0	1	0	0	0	0					
Troy O'Leary, L OBP: 0.391, SLG: 0.507		1-0 G6-3		1-3 K			1-1 G5-3		3-3 K	4	0	0	0	0	2	2					
Bill Haselman, R OBP: 0.362, SLG: 0.333			2-2 F7		1-1 G4-3 2B		1-3 K		0-1 BB	4	0	2	0	0	1	0					
Luis Alica, S OBP: 0.357, SLG: 0.316			4-0 1B BB		0-1 G4-3			1-2 G3	4-1 BB	2	0	0	0	2	0	1					
									1-2 2-3 BB												
Inning Stats	R: 0 E: 0 K: 2 S: 9	H: 1 LOB: 1 BB: 0 P: 16	R: 0 E: 0 K: 0 S: 8	H: 0 LOB: 1 BB: 1 P: 16	R: 0 E: 0 K: 2 S: 16	H: 1 LOB: 2 BB: 1 P: 23	R: 1 E: 0 K: 1 S: 10	H: 1 LOB: 0 BB: 0 P: 15	R: 0 E: 0 K: 0 S: 10	H: 0 LOB: 0 BB: 0 P: 12	R: 0 E: 0 K: 1 S: 7	H: 0 LOB: 0 BB: 0 P: 9	R: 0 E: 0 K: 1 S: 14	H: 2 LOB: 2 BB: 0 P: 18	R: 0 E: 0 K: 2 S: 13	H: 2 LOB: 3 BB: 1 P: 26	1B: 6 2B: 2 3B: 0 HR: 1	SF: 0 SAC: 1 DP: 1 HBP: 0	WP: 0 PB: 0 SB: 0 CS: 0	PA: 37	
PITCHER	IP WLS BF H R ER SO BB IBB HBP BLK WP HR S P ERA WHIP	8.0 W 31 6 1 1 9 2 0 0 0 0 1 82 125 1.12 1.000	1.0 6 2 0 0 2 1 0 0 0 0 0 0 13 26 0.00 3.000																		

Batter	1	2	3	4	5	6	7	8	9	AB	R	H	RBI	BB	SO	LOB	BOTTOM				
Brady Anderson, L OBP: 0.353, SLG: 0.483	0-1 L7	4-2 BB HR BB	2-3 K		1-2 FC5-4 IBB		1-0 F9			3	1	0	0	2	1	2	Boston Red Sox @ Baltimore Orioles Oriole Park at Camden Yards, Baltimore, MD Sun Jun 25 1995, 3:33 AM EDT Att: 47,561 - Cloudy - 87 F				
Manny Alexander, R OBP: 0.307, SLG: 0.337	2-2 BB 1B	1-1 L3	0-0 G1-3		0-2 FC5-4		3-1 1B			5	2	2	2	0	0	4					
Rafael Palmeiro, L OBP: 0.379, SLG: 0.563	2-0 1B	4-1 HR BB		0-0 S 1B	1-2 P3		0-0 1B			4	2	3	1	1	0	2					
Cal Ripken Jr., R OBP: 0.333, SLG: 0.455	4-1 BB 1B	2-2 HR		0-3 K		0-2 P3	3-1 1B			4	1	2	3	1	1	1					
Bret Barberie, S OBP: 0.345, SLG: 0.347	1-2 2-3 BB	1-H 2-H HR					1-2 1B			0	0	0	0	0	0	0					
Jeffrey Hammonds, R OBP: 0.290, SLG: 0.437	1-2 2-H 3-H 1B	2-1 G1-3		0-1 L7		0-0 P4	3-1 P4			5	0	1	2	0	0	3					
Kevin Bass, S OBP: 0.364, SLG: 0.448	1-2 L8		4-0 2B 1B BB	2-1 G4-1		0-0 FC5-4 1B		2-3 K		4	1	1	0	1	1	3					
Jeff Manto, R OBP: 0.314, SLG: 0.568	4-2 BB		0-1 1B		0-0 G5-3		0-0 FC5-4		0-0 G4-6-3 1B	3	1	1	0	1	0	1					
Leo Gomez, R OBP: 0.271, SLG: 0.277	1-2 2-3 BB		1-3 1B				1-2 1B			1	0	1	0	0	0	0					
Gregg Zaun, S OBP: 0.333, SLG: 0.333	2-2 G1-3		0-1 1B		1-2 1B		1-1 G3-1		1-0 G4-6-3	5	1	2	2	0	0	4					
Curtis Goodwin, L OBP: 0.380, SLG: 0.372		1-3 K		1-3 K		3-1 FC5-4 1B	1-1 2B			4	1	2	0	0	2	1					
Inning Stats	R: 2 E: 0 K: 0 S: 22	H: 3 LOB: 3 BB: 2 P: 39	R: 3 E: 0 K: 1 S: 13	H: 1 LOB: 0 BB: 2 P: 27	R: 2 E: 0 K: 2 S: 11	H: 2 LOB: 1 BB: 1 P: 18	R: 0 E: 0 K: 1 S: 8	H: 1 LOB: 1 BB: 0 P: 10	R: 1 E: 0 K: 0 S: 11	H: 2 LOB: 2 BB: 1 P: 19	R: 0 E: 0 K: 0 S: 6	H: 1 LOB: 1 BB: 0 P: 6	R: 2 E: 0 K: 0 S: 12	H: 4 LOB: 2 BB: 0 P: 24	R: 0 E: 0 K: 1 S: 6	H: 1 LOB: 0 BB: 0 P: 9	1B: 12 2B: 2 3B: 0 HR: 1	SF: 0 SAC: 0 DP: 1 HBP: 0	WP: 0 PB: 0 SB: 2 CS: 0	PA: 44	
PITCHER	IP WLS BF H R ER SO BB IBB HBP BLK WP HR S P ERA WHIP	2.0 L 14 4 5 5 3 4 0 0 0 0 0 7 8 22.50 4.000	2.2 15 5 3 3 3 1 1 0 0 0 0 0 7 8 10.12 2.250	1.1 5 1 0 0 0 0 0 0 0 0 0 0 7 8 0.00 0.750	1.0 7 4 2 2 0 0 0 0 0 0 0 0 12 24 18.00 4.000	1.0 3 1 0 0 1 0 0 0 0 0 0 0 6 9 0.00 1.000															

AB	33
R	1
H	8
RBI	1
BB	3
SO	11
LOB	17



AB	38
R	10
H	15
RBI	10
BB	6
SO	5
LOB	21



Batter	1	2	3	4	5	6	7	8	9	AB	R	H	RBI	BB	SO	LOB	TOP					
Brady Anderson, L (1, 7) OBP: 0.360, SLG: 0.486	F7		1B SH3-4 BB		L5-3 1B			G3-6 BB 1B		3	0	2	0	1	0	0	Baltimore Orioles @ Milwaukee Brewers Milwaukee County Stadium, Milwaukee, WI Mon Jun 26 1995, 8:05 PM EDT Att: 11,490 - Unknown - 73 F					
Manny Alexander, R (1, 4) OBP: 0.308, SLG: 0.330	P6		SH3-4		L5-3			G3-6 BB		2	0	0	0	1	0	2						
Rafael Palmeiro, L (1, 3) OBP: 0.381, SLG: 0.567			G6-4-3 1B		L7			G3-6		4	0	2	1	0	0	2						
Cal Ripken Jr., R (1, 6) OBP: 0.336, SLG: 0.458	F9		G6-4-3					FC6-4 IBB		3	1	1	0	1	0	3						
Jeffrey Hammonds, R (1, 9) OBP: 0.297, SLG: 0.434								FC6-4		3	0	1	0	1	1	3						
Kevin Bass, S (1, 10) OBP: 0.374, SLG: 0.457										4	0	3	1	0	1	1						
Chris Hoiles, R (1, 2) OBP: 0.304, SLG: 0.331	F9									4	0	0	0	0	0	3						
Leo Gomez, R (1, 5) OBP: 0.257, SLG: 0.261	F7									4	0	0	0	0	0	2						
Curtis Goodwin, L (1, 8) OBP: 0.389, SLG: 0.382			SH3-4 S 1B							3	1	2	0	0	0	0						
Inning Stats	R: 0 E: 0 K: 0 S: 10	H: 1 LOB: 1 BB: 0 P: 15	R: 0 E: 0 K: 1 S: 9	H: 1 LOB: 1 BB: 0 P: 14	R: 1 E: 0 K: 0 S: 8	H: 2 LOB: 1 BB: 1 P: 13	R: 0 E: 0 K: 0 S: 11	H: 1 LOB: 1 BB: 1 P: 18	R: 0 E: 0 K: 0 S: 7	H: 2 LOB: 0 BB: 0 P: 9	R: 1 E: 0 K: 1 S: 10	H: 2 LOB: 0 BB: 0 P: 15	R: 0 E: 0 K: 0 S: 6	H: 0 LOB: 0 BB: 0 P: 10	R: 0 E: 0 K: 0 S: 6	H: 1 LOB: 2 BB: 2 P: 16	R: 0 E: 0 K: 0 S: 9	H: 1 LOB: 0 BB: 0 P: 13	1B: 9 2B: 3 3B: 0 HR: 0	SF: 0 SAC: 1 DP: 4 HBP: 0	WP: 0 PB: 0 SB: 1 CS: 2	PA: 36
PITCHER	IP	WLS	BF	H	R	ER	SO	BB	IBB	HBP	BLK	WP	HR	S	P	ERA	WHIP					
Angel Miranda, L (1, 1) ERA: 5.26	3.1	L	15	5	1	1	1	2	0	0	0	0	0	30	50	2.70	2.100					
Bill Wegman, R (4, 1) ERA: 5.46	3.2	12	4	1	1	1	1	0	0	0	0	0	0	32	44	2.46	1.091					
Graeme Lloyd, L (8, 1) ERA: 5.11	0.2	3	1	0	0	0	0	1	0	0	0	0	0	5	10	0.00	3.000					
Al Reyes, R (8, 1) ERA: 3.18	1.1	5	1	0	0	0	0	0	1	0	0	0	0	10	19	0.00	0.750					

Batter	1	2	3	4	5	6	7	8	9	AB	R	H	RBI	BB	SO	LOB	BOTTOM				
Jeff Cirillo, R (1, 5) OBP: 0.389, SLG: 0.517	K		L5						K	4	0	1	0	0	2	1	Baltimore Orioles @ Milwaukee Brewers Milwaukee County Stadium, Milwaukee, WI Mon Jun 26 1995, 8:05 PM EDT Att: 11,490 - Unknown - 73 F				
Darryl Hamilton, L (1, 8) OBP: 0.358, SLG: 0.383	G4-3							G6-3		4	0	1	0	0	1	0					
Kevin Seitzer, R (1, 10) OBP: 0.420, SLG: 0.476	G6-3							F7		4	0	0	0	0	0	2					
B.J. Surhoff, L (1, 3) OBP: 0.396, SLG: 0.400										2	0	0	0	1	1	0					
Joe Oliver, R (1, 2) OBP: 0.337, SLG: 0.475										3	0	0	0	0	1	1					
Matt Mieske, R (1, 9) OBP: 0.379, SLG: 0.460										3	0	0	0	0	1	0					
Pat Listach, S (1, 4) OBP: 0.274, SLG: 0.248										3	0	0	0	0	1	0					
David Hulse, L (1, 7) OBP: 0.326, SLG: 0.382										2	0	0	0	1	0	0					
Jose Valentin, S (1, 6) OBP: 0.275, SLG: 0.424										1	0	0	0	1	0	0					
Greg Vaughn, R (8, PH) ERA: 1.5										0	0	0	0	0	0	0					
Dave Nilsson, L (8, PH) OBP: 0.375, SLG: 0.167										1	0	0	0	0	0	1					
Fernando Vina, L (9, 4) OBP: 0.337, SLG: 0.411										0	0	0	0	0	0	0					
Inning Stats	R: 0 E: 0 K: 1 S: 7	H: 0 LOB: 0 BB: 0 P: 13	R: 0 E: 0 K: 2 S: 8	H: 0 LOB: 0 BB: 1 P: 16	R: 0 E: 0 K: 0 S: 12	H: 0 LOB: 1 BB: 1 P: 20	R: 0 E: 0 K: 1 S: 8	H: 0 LOB: 0 BB: 0 P: 14	R: 0 E: 0 K: 1 S: 9	H: 2 LOB: 2 BB: 0 P: 15	R: 0 E: 0 K: 1 S: 7	H: 0 LOB: 0 BB: 0 P: 9	R: 0 E: 0 K: 0 S: 7	H: 0 LOB: 0 BB: 1 P: 14	R: 0 E: 0 K: 1 S: 7	H: 0 LOB: 0 BB: 0 P: 12	1B: 2 2B: 1 3B: 0 HR: 0	SF: 0 SAC: 0 DP: 2 HBP: 0	WP: 0 PB: 0 SB: 1 CS: 1	PA: 30	
PITCHER	IP	WLS	BF	H	R	ER	SO	BB	IBB	HBP	BLK	WP	HR	S	P	ERA	WHIP				
Jamie Moyer, L (1, 1) ERA: 4.58	7.1	W	26	2	0	0	6	3	0	0	0	0	0	67	111	0.00	0.682				
Terry Clark, R (8, 1) ERA: 1.5	0.2	1	0	0	0	0	0	0	0	0	0	0	0	1	2	0.00	0.000				
Doug Jones, R (9, 1) ERA: 4.18	1.0	S	3	0	0	0	1	0	0	0	0	0	0	7	12	0.00	0.000				

Batter	1	2	3	4	5	6	7	8	9	AB	R	H	RBI	BB	SO	LOB	TOP								
Brady Anderson, L (1, 7) OBP: 0.363, SLG: 0.484	4-2 G5-3 2B BB		1-3 K		2-2 1B SF8	4-2 2B BB	3-0 SF7		0-3 K	3	3	1	2	2	2	1	Baltimore Orioles @ Milwaukee Brewers Milwaukee County Stadium, Milwaukee, WI Tue Jun 27 1995, 8:05 PM EDT Att: 11,436 - Unknown - 75 F								
Manny Alexander, R (1, 4) (8, 6) OBP: 0.327, SLG: 0.353	1-2 G5-3		0-0 B1-3		0-0 G4-3 S 1B	1-1 2B	4-1 BB		0-0 1B	5	0	3	4	1	0	1									
Rafael Palmeiro, L (1, 3) Jeff Huson, L (8, 5) OBP: 1.000, SLG: 1.000	0-1 G5-3 2H 2B		1-1 G4-3		1-1 SF8				3-2 1B	3	0	1	2	1	1	3									
Cal Ripken Jr., R (1, 6) Bret Barberie, S (8, 4) OBP: 0.333, SLG: 0.452 OBP: 0.342, SLG: 0.343	1-0 G5-3			0-0 G4-6-3 1B	2-2 G4-3	2-1 P5		0-0 E6 2B	3-2 L3	5	1	1	0	0	0	4									
Harold Baines, L (1, 10) Kevin Bass, S (8, PH) OBP: 0.362, SLG: 0.504 OBP: 0.376, SLG: 0.464	0-1 F9			0-0 G4-6-3 1B	2-0 G3-1		0-2 L8	1-1 L8 2H 2B	1-2 L7	4	0	0	0	0	0	3									
Jeffrey Hammonds, R (1, 9) OBP: 0.306, SLG: 0.449		1-0 G6-3		0-0 1B		1-2 G3 S 2B 1B	0-0 PB 1B 2B	0-1 L8		5	2	3	0	0	0	1									
Gregg Zaun, S (1, 2) OBP: 0.273, SLG: 0.364		2-2 2B		0-1 G2-3		1-1 P5	1-1 E6 1B PB SF7	3-2 G5-3		5	1	1	0	0	0	4									
Leo Gomez, R (1, 5) (8, 3) OBP: 0.278, SLG: 0.264		2-2 F8			3-2 PB 1B 1B	4-1 G3 2B BB	4-1 BB 1B IBB	1-3 K		3	2	1	0	2	1	2									
Curtis Goodwin, L (1, 8) OBP: 0.400, SLG: 0.387		1-3 K			4-2 1B 1B BB	3-2 G3	0-0 BB	0-1 1B		4	2	2	1	1	1	3									
Inning Stats	R: 1 E: 0 K: 0 S: 14	H: 1 LOB: 1 BB: 1 P: 19	R: 0 E: 0 K: 1 S: 10	H: 1 LOB: 1 BB: 0 P: 16	R: 0 E: 0 K: 1 S: 7	H: 0 LOB: 0 BB: 0 P: 9	R: 0 E: 0 K: 0 S: 5	H: 2 LOB: 1 BB: 0 P: 5	R: 3 E: 0 K: 0 S: 19	H: 3 LOB: 1 BB: 1 P: 32	R: 3 E: 0 K: 0 S: 18	H: 2 LOB: 2 BB: 3 P: 38	R: 2 E: 1 K: 1 S: 13	H: 2 LOB: 3 BB: 2 P: 27	R: 1 E: 1 K: 1 S: 11	H: 1 LOB: 1 BB: 0 P: 16	R: 1 E: 0 K: 1 S: 17	H: 3 LOB: 2 BB: 0 P: 24	1B: 10 2B: 5 3B: 0 HR: 0	SF: 2 SAC: 0 DP: 1 HBP: 0	WP: 0 PB: 2 SB: 2 CS: 0	PA: 50			
PITCHER	IP	WLS	BF	H	R	ER	SO	BB	IBB	HBP	BLK	WP	HR	S	P	ERA	WHIP								
Steve Sparks, R (1, 1) ERA: 3.48	5.2	L	28	8	7	7	2	4	0	0	0	0	0	69	108	11.12	2.118								
Mike Ignasiak, R (6, 1) ERA: 4.42	1.0		10	3	2	1	0	1	2	0	0	0	0	14	33	9.00	4.000								
Scott Karl, L (7, 1) ERA: 3.18	2.1		12	4	2	1	3	0	0	0	0	0	0	31	45	3.86	1.714								

Batter	1	2	3	4	5	6	7	8	9	AB	R	H	RBI	BB	SO	LOB	BOTTOM								
Fernando Vina, L (1, 4) OBP: 0.349, SLG: 0.415	2-2 SH1-3 G3 1B	0-2 G1-6-3			2-1 G4-6-3 1B		4-1 S BB		0-2 F7	4	1	2	0	1	0	3	Baltimore Orioles @ Milwaukee Brewers Milwaukee County Stadium, Milwaukee, WI Tue Jun 27 1995, 8:05 PM EDT Att: 11,436 - Unknown - 75 F								
Darryl Hamilton, L (1, 8) Turner Ward, S (8, 7) OBP: 0.356, SLG: 0.376 OBP: 0.347, SLG: 0.362	4-1 G3 SH1-3 BB		2-1 G3		0-1 G4-6-3		3-2 P7		4-1 G3 BB	3	0	0	0	1	0	2									
Kevin Seitzer, R (1, 3) OBP: 0.421, SLG: 0.484	0-0 SH1-3		0-0 3B		2-2 F8		4-2 BB		2-2 G3	3	0	1	0	1	0	2									
B.J. Surhoff, L (1, 2) Mike Matheny, R (9, 2) OBP: 0.382, SLG: 0.384 OBP: 0.250, SLG: 0.348	1-1 G3		1-2 L7		1-0 G4-3		0-1 F9		2-3 K	4	0	0	1	0	0	4									
Dave Nilsson, L (1, 10) OBP: 0.417, SLG: 0.600	2-3 3H L8		2-0 L5		1-1 HR		1-2 1B			4	1	2	1	0	0	2									
Jeff Cirillo, R (1, 5) OBP: 0.394, SLG: 0.533		0-1 SF8 3B		0-1 G5-3		4-0 BB		3-2 F8		3	1	1	0	1	0	1									
David Hulse, L (1, 7) (8, 8) OBP: 0.316, SLG: 0.373		0-1 SF8		0-0 G4-3		0-3 K		0-3 K		3	0	0	1	0	2	2									
Matt Mieske, R (1, 9) OBP: 0.383, SLG: 0.449		3H E BB		1-0 HBP		2-3 K		3-2 F9		2	0	0	0	1	1	2									
Jose Valentin, S (1, 6) OBP: 0.274, SLG: 0.416		1-2 E4 G1-6-3		0-0 P2		2-2 P2		4-2 G3 BB		3	0	0	0	1	0	2									
Inning Stats	R: 1 E: 0 K: 0 S: 8	H: 1 LOB: 1 BB: 1 P: 15	R: 1 E: 1 K: 0 S: 12	H: 1 LOB: 1 BB: 1 P: 17	R: 0 E: 0 K: 0 S: 7	H: 0 LOB: 1 BB: 0 P: 12	R: 0 E: 0 K: 0 S: 4	H: 0 LOB: 1 BB: 0 P: 5	R: 0 E: 0 K: 2 S: 11	H: 1 LOB: 1 BB: 1 P: 19	R: 0 E: 0 K: 0 S: 12	H: 0 LOB: 2 BB: 2 P: 25	R: 0 E: 0 K: 1 S: 17	H: 1 LOB: 1 BB: 0 P: 24	R: 0 E: 0 K: 1 S: 18	H: 0 LOB: 2 BB: 2 P: 29	1B: 3 2B: 0 3B: 2 HR: 1	SF: 1 SAC: 1 DP: 2 HBP: 1	WP: 0 PB: 0 SB: 1 CS: 0	PA: 40					
PITCHER	IP	WLS	BF	H	R	ER	SO	BB	IBB	HBP	BLK	WP	HR	S	P	ERA	WHIP								
John DeSilva, R (1, 1) ERA: 5.06	5.1	W	24	5	3	3	0	3	0	1	0	0	0	41	69	5.06	1.500								
Mark Lee, L (6, 1) ERA: 3.38	2.1		10	1	0	0	3	2	0	0	0	0	0	30	49	0.00	1.286								
Armando Benitez, R (8, 1) ERA: 4.88	1.1		6	0	0	0	1	2	0	0	0	0	0	25	39	0.00	1.500								

AB	41
R	11
H	15
RBI	11
BB	7
SO	5
LOB	26



Batter	1	2	3	4	5	6	7	8	9	AB R H RBI BB SO LOB	TOP									
Brady Anderson, L (1, 7) OBP: 0.360, SLG: 0.482	0-1 G6-3	1-0 F7		2-2 WP 1-H 2-H 2B		1-0 F8			2-3 K	5 0 1 2 0 1 3	Baltimore Orioles @ Milwaukee Brewers Milwaukee County Stadium, Milwaukee, WI Wed Jun 28 1995, 4:33 AM EDT Att: 13,568 - Unknown livebaseballscorecards.com									
Manny Alexander, R (1, 4) OBP: 0.313, SLG: 0.336	3-2 F8		2-1 L5	2-2 SAFE P9			1-1 G5-3		0-3 K	5 0 0 0 0 1 1										
Rafael Palmeiro, L (1, 3) OBP: 0.376, SLG: 0.558	0-0 G4-3		2-1 E6	1-0 G4-3			1-1 G3			4 0 0 0 0 0 1										
Cal Ripken Jr., R (1, 6) OBP: 0.336, SLG: 0.457		3-1 HR 2B	1-1 1B		0-0 G6-3		1-2 G5-3			4 1 2 0 0 0 0										
Harold Baines, L (1, 10) OBP: 0.406, SLG: 0.518		2-1 2H HR	2-1 F8		3-2 P5			3-2 F7		4 1 1 2 0 0 2										
Jeffrey Hammonds, R (1, 9) OBP: 0.299, SLG: 0.435		1-1 G5-3	1-1 P6		2-1 F9			1-3 K		4 0 0 0 0 1 2										
Gregg Zaun, S (1, 2) OBP: 0.267, SLG: 0.333		2-3 K		2-1 G4-1		1-0 F9		3-2 FC6-4 1B		4 0 1 0 0 1 0										
Leo Gomez, R (1, 5) OBP: 0.289, SLG: 0.257		4-2 1B BB		4-1 BB 2B BB		1-2 F9		1-1 FC6-4 1-2		2 1 0 0 2 0 1										
Curtis Goodwin, L (1, 8) OBP: 0.413, SLG: 0.396		2-0 1B		4-1 2B BB		1-0 1B		2-2 G4-3		3 1 2 0 1 0 0										
Inning Stats	R: 0 E: 0 K: 0 S: 6	H: 0 LOB: 0 BB: 0 P: 9	R: 2 E: 0 K: 1 S: 15	H: 3 LOB: 2 BB: 1 P: 30	R: 0 E: 1 K: 0 S: 10	H: 1 LOB: 2 BB: 0 P: 18	R: 2 E: 0 K: 0 S: 16	H: 1 LOB: 1 BB: 2 P: 30	R: 0 E: 0 K: 0 S: 7	H: 0 LOB: 0 BB: 0 P: 12	R: 0 E: 0 K: 0 S: 7	H: 0 LOB: 0 BB: 0 P: 10	R: 0 E: 0 K: 1 S: 12	H: 1 LOB: 1 BB: 0 P: 20	R: 0 E: 0 K: 2 S: 10	H: 0 LOB: 0 BB: 0 P: 14	1B: 4 2B: 2 3B: 0 HR: 1	SF: 0 SAC: 0 DP: 0 HBP: 0	WP: 1 PB: 0 SB: 0 CS: 0	PA: 38
PITCHER	IP WLS BF H R ER SO BB IBB HBP BLK WP HR S P ERA WHIP											PITCHER	IP WLS BF H R ER SO BB IBB HBP BLK WP HR S P ERA WHIP							
Ricky Bones, R (1, 1) ERA: 4.15	7.2 L 34 7 4 4 2 3 0 0 0 0 1 1 77 136 4.70 1.304																			
Ron Rightnowar, R (8, 1) ERA: 7.11	0.1 1 0 0 0 0 0 0 0 0 0 0 2 3 0.00 0.000																			
Mike Fetters, R (9, 1) ERA: 1.46	1.0 3 0 0 0 2 0 0 0 0 0 0 10 14 0.00 0.000																			

Batter	1	2	3	4	5	6	7	8	9	AB R H RBI BB SO LOB	BOTTOM									
Fernando Vina, L (1, 4) OBP: 0.355, SLG: 0.406	4-1 E 1B G3 BB		2-2 P5			0-0 G4-3		4-0 BB		2 1 0 0 2 0 0	Baltimore Orioles @ Milwaukee Brewers Milwaukee County Stadium, Milwaukee, WI Wed Jun 28 1995, 4:33 AM EDT Att: 13,568 - Unknown livebaseballscorecards.com									
Darryl Hamilton, L (1, 8) OBP: 0.354, SLG: 0.374	0-1 E3 G3 G3-1 1B		2-0 G5-3			0-1 G6-3		3-1 F7		4 1 1 0 0 0 1										
Kevin Seitzer, R (1, 3) OBP: 0.418, SLG: 0.479	1-2 G3		1-3 K			2-2 1B		2-2 SAFE F7		4 0 1 1 0 1 2										
Dave Nilsson, L (1, 10) OBP: 0.313, SLG: 0.429	2-3 3H 1-0 G3-1			2-2 F8		3-3 K			2-3 K	4 0 0 1 0 2 1										
B.J. Surhoff, L (1, 7) OBP: 0.386, SLG: 0.398	1-1 3H 2B		1-1 G3-1			0-2 1B			1-3 K	4 0 2 0 0 1 0										
Joe Oliver, R (1, 2) OBP: 0.335, SLG: 0.470	2-3 K			0-0 P6		1-0 F9			1-1 1B	4 0 1 0 0 1 2										
Turner Ward, S (9, FR) OBP: 0.347, SLG: 0.362										0 0 0 0 0 0 0										
Jeff Cirillo, R (1, 5) OBP: 0.379, SLG: 0.511		2-2 G6-3			0-0 G6-3		1-2 K		1-3 K	4 0 0 0 0 2 2										
Matt Mieske, R (1, 9) OBP: 0.373, SLG: 0.435		2-2 P3			1-0 F8		1-2 P6			3 0 0 0 0 0 1										
Jose Valentin, S (1, 6) OBP: 0.270, SLG: 0.409		3-2 F8			1-2 F8			1-3 K		3 0 0 0 0 1 0										
Inning Stats	R: 2 E: 1 K: 1 S: 12	H: 2 LOB: 1 BB: 1 P: 21	R: 0 E: 0 K: 0 S: 10	H: 0 LOB: 0 BB: 0 P: 17	R: 0 E: 0 K: 1 S: 8	H: 0 LOB: 0 BB: 0 P: 13	R: 0 E: 0 K: 0 S: 7	H: 0 LOB: 0 BB: 0 P: 10	R: 0 E: 0 K: 1 S: 9	H: 1 LOB: 1 BB: 0 P: 14	R: 0 E: 0 K: 1 S: 12	H: 1 LOB: 1 BB: 0 P: 15	R: 0 E: 0 K: 1 S: 9	H: 0 LOB: 1 BB: 1 P: 19	R: 0 E: 0 K: 3 S: 12	H: 1 LOB: 1 BB: 0 P: 17	1B: 4 2B: 1 3B: 0 HR: 0	SF: 0 SAC: 0 DP: 0 HBP: 0	WP: 0 PB: 0 SB: 0 CS: 0	PA: 34
PITCHER	IP WLS BF H R ER SO BB IBB HBP BLK WP HR S P ERA WHIP											PITCHER	IP WLS BF H R ER SO BB IBB HBP BLK WP HR S P ERA WHIP							
35 Mike Mussina, R (1, 1) ERA: 4.65	8.0 W 30 4 2 2 5 2 0 0 0 0 0 0 6 9 2.25 0.750																			
Jesse Orosco, L (9, 1) ERA: 3.0	0.2 2 0 0 0 2 0 0 0 0 0 0 6 9 0.00 0.000																			
Doug Jones, R (9, 1) ERA: 4.13	0.1 S 2 1 0 0 1 0 0 0 0 0 0 6 8 0.00 3.000																			

Batter	1	2	3	4	5	6	7	8	9	AB	R	H	RBI	BB	SO	LOB	TOP					
Brady Anderson, L (1, 7) OBP: 0.354, SLG: 0.473	0-1 P4		3-2 G1-3			2-3 K		1-2 G4-3		4	0	0	0	0	1	0	Baltimore Orioles @ Toronto Blue Jays SkyDome, Toronto, ON Thu Jun 29 1995, 7:05 PM EDT Att: 40,173 - Dome - 72 F					
Manny Alexander, R (1, 4) OBP: 0.303, SLG: 0.324	3-2 F7		1-2 P5			2-2 P4		1-0 F8		4	0	0	0	0	0	0						
Rafael Palmeiro, L (1, 3) OBP: 0.378, SLG: 0.557	1-0 1B			1-3 K		1-0 P6		0-0 1B		4	0	2	0	0	1	0						
Cal Ripken Jr., R (1, 6) OBP: 0.335, SLG: 0.458	0-1 F9			0-1 2B			2-2 G5-3	1-0 F9		4	0	1	0	0	0	2						
Harold Baines, L (1, 10) OBP: 0.414, SLG: 0.545		0-1 G2-3 1B		2-0 G5-3			0-1 FC5-4 1B		2-1 HR	4	1	3	1	0	0	1						
Kevin Bass, S (1, 9) OBP: 0.373, SLG: 0.458		0-1 G2-3		0-0 G3-1			2-2 FC5-4 1B	1-2 G4-3		4	0	1	0	0	0	2						
Chris Hoiles, R (1, 2) OBP: 0.297, SLG: 0.322		0-3 K			2-3 K		2-1 FC5-4 1B	2-3 K		4	0	0	0	0	3	3						
Leo Gomez, R (1, 5) OBP: 0.287, SLG: 0.247		2-0 F9			2-3 K		4-0 1-2 2-3 BB	2-1 P2		3	0	0	0	1	1	1						
Curtis Goodwin, L (1, 8) OBP: 0.402, SLG: 0.384			3-1 P5		1-1 P6		3-3 K			3	0	0	0	0	1	3						
Inning Stats	R: 0 E: 0 K: 0 S: 10	H: 1 LOB: 1 BB: 0 P: 14	R: 0 E: 0 K: 1 S: 8	H: 1 LOB: 1 BB: 0 P: 10	R: 0 E: 0 K: 0 S: 11	H: 0 LOB: 0 BB: 0 P: 18	R: 0 E: 0 K: 1 S: 7	H: 1 LOB: 1 BB: 0 P: 10	R: 0 E: 0 K: 2 S: 11	H: 0 LOB: 0 BB: 0 P: 16	R: 0 E: 0 K: 1 S: 7	H: 0 LOB: 0 BB: 0 P: 12	R: 0 E: 0 K: 1 S: 13	H: 2 LOB: 3 BB: 1 P: 26	R: 0 E: 0 K: 0 S: 6	H: 1 LOB: 1 BB: 0 P: 9	R: 1 E: 0 K: 1 S: 11	H: 1 LOB: 0 BB: 0 P: 18	1B: 5 2B: 1 3B: 0 HR: 1	SF: 0 SAC: 0 DP: 0 HBP: 0	WP: 0 PB: 0 SB: 0 CS: 0	PA: 35
PITCHER Juan Guzman, R (1, 1) ERA: 6.57	IP: 9.0 WLS: W BF: 35 H: 7 R: 1 ER: 1 SO: 7 BB: 1 IBB: 0 HBP: 0 BLK: 0 WP: 0 HR: 1 S: 84 P: 133 ERA: 1.00 WHIP: 0.889																					

Batter	1	2	3	4	5	6	7	8	9	AB	R	H	RBI	BB	SO	LOB	BOTTOM						
Alex Gonzalez, R (1, 6) OBP: 0.339, SLG: 0.396	0-3 K		1-3 K			0-0 HR		3-2 2B		3-2 G6-3							5	1	2	0	0	2	2
Paul Molitor, R (1, 10) OBP: 0.329, SLG: 0.335	1-3 K		2-1 1B		1-3 K		0-1 G6-3										4	0	1	0	0	2	3
Roberto Alomar, S (1, 4) OBP: 0.372, SLG: 0.535	2-1 F9		1-1 B2		3-1 HR		1-2 F8										4	1	1	2	0	0	1
Joe Carter, R (1, 7) OBP: 0.333, SLG: 0.472		1-2 HR		1-2 HR		1-0 G6-3		0-2 F8									4	2	2	2	0	0	0
John Olerud, L (1, 3) OBP: 0.328, SLG: 0.329		2-3 K		1-2 BB 1B		4-1 BB		0-1 G6-3									3	0	1	0	1	1	0
Ed Sprague, R (1, 5) OBP: 0.367, SLG: 0.477		3-2 HR		1-2 L7		1-2 G5-3		4-2 BB BB									3	1	1	1	1	0	2
Candy Maldonado, R (1, 9) OBP: 0.396, SLG: 0.529		3-1 G6-3		3-3 K		0-0 L7		3-1 F7									4	0	0	0	0	1	2
Mike Huff, R (1, 8) OBP: 0.385, SLG: 0.320		1-3 K		4-1 BB		4-0 2B BB		4-0 BB									1	0	0	0	3	1	0
Lance Parrish, R (1, 2) OBP: 0.241, SLG: 0.314			1-0 F8		2-0 P2		1-3 K		0-0 P4								4	0	0	0	0	1	5
Inning Stats	R: 0 E: 0 K: 2 S: 9	H: 0 LOB: 0 BB: 0 P: 12	R: 2 E: 0 K: 2 S: 15	H: 2 LOB: 0 BB: 0 P: 25	R: 0 E: 0 K: 1 S: 8	H: 1 LOB: 1 BB: 0 P: 13	R: 1 E: 0 K: 1 S: 16	H: 2 LOB: 2 BB: 1 P: 28	R: 2 E: 0 K: 1 S: 11	H: 2 LOB: 1 BB: 1 P: 21	R: 0 E: 0 K: 1 S: 9	H: 1 LOB: 2 BB: 1 P: 17	R: 0 E: 0 K: 0 S: 9	H: 0 LOB: 0 BB: 0 P: 10	R: 0 E: 0 K: 0 S: 11	H: 0 LOB: 2 BB: 2 P: 25	R: 0 E: 0 K: 0 S: 11	H: 0 LOB: 0 BB: 2 P: 25	1B: 3 2B: 1 3B: 0 HR: 4	SF: 0 SAC: 0 DP: 0 HBP: 0	WP: 0 PB: 0 SB: 0 CS: 0	PA: 37	
PITCHER Sid Fernandez, L (1, 1) ERA: 7.67 Scott Klingsbeck, R (4, 1) ERA: 4.57 Mike Oquist, R (8, 1) ERA: 4.17 Armando Benitez, R (8, 1) ERA: 4.74	IP: 3.2 WLS: L BF: 17 H: 5 R: 3 ER: 2 SO: 6 BB: 1 IBB: 0 HBP: 0 BLK: 0 WP: 0 HR: 3 S: 47 P: 75 ERA: 4.91 WHIP: 1.636																						

AB	34
R	1
H	7
RBI	1
BB	1
SO	7
LOB	12



AB	32
R	5
H	8
RBI	5
BB	5
SO	8
LOB	15



Batter	1	2	3	4	5	6	7	8	9	AB	R	H	RBI	BB	SO	LOB	TOP											
Brady Anderson, L OBP: 0.359, SLG: 0.473 (1, 7) C	0-1 F9 1B	1-0 1B		2-1 G4-3			4-1 G5-3 1B BB		1-1 SH3 1B	4	1	2	0	1	0	1	Baltimore Orioles @ Toronto Blue Jays SkyDome, Toronto, ON Fri Jun 30 1995, 7:05 PM EDT Att: 38,416 - Dome - 68 F											
Manny Alexander, R OBP: 0.305, SLG: 0.330 (1, 4) C	0-2 G4-3 1B	1-0 1B		1-3 K			3-1 P5		2-1 SH3	4	0	2	1	0	1	2												
Rafael Palmeiro, L OBP: 0.378, SLG: 0.553 (1, 3) X	0-0 G4-3 1B	1-0 G3		1-0 P4			2-0 G5-3 1B		0-0 P6	5	1	2	0	0	0	4												
Cal Ripken Jr., R OBP: 0.332, SLG: 0.466 (1, 6) X	1-0 G4-3						1-1 F8		0-0 G4-3	5	1	1	1	0	0	5												
Harold Baines, L OBP: 0.412, SLG: 0.537 Kevin Bass, S OBP: 0.377, SLG: 0.462 (7, PH) X	4-0 FC6-4 IBB			1-1 F7			0-1 G3		0-0 CS	2	0	0	0	1	0	0												
Jeffrey Hammonds, R OBP: 0.291, SLG: 0.422 (1, 9) X	0-0 FC6-4			0-0 P3			1-2 P4		3-2 CS	4	0	0	0	0	0	3												
Gregg Zaun, S OBP: 0.278, SLG: 0.294 Chris Hoiles, R OBP: 0.301, SLG: 0.347 (8, PH) X		3-2 F8		4-1 BB			2-1 G3		2-0 HR	2	0	0	0	1	0	0												
Leo Gomez, R OBP: 0.275, SLG: 0.235 (1, 5) X		2-2 F8		3-2 F7			3-2 G6-3		2-2 F8	4	0	0	0	0	0	1												
Curtis Goodwin, L OBP: 0.405, SLG: 0.388 (1, 8) X		0-0 1B		2-1 G4-3 1B			1-0 P5		3-2 G6-3	4	1	2	0	0	0	0												
Inning Stats	R: 0 E: 0 K: 0 S: 8	H: 2 LOB: 3 BB: 1 P: 13	R: 1 E: 0 K: 0 S: 10	H: 3 LOB: 2 BB: 0 P: 18	R: 1 E: 0 K: 0 S: 9	H: 1 LOB: 1 BB: 1 P: 17	R: 0 E: 0 K: 1 S: 8	H: 1 LOB: 0 BB: 0 P: 14	R: 0 E: 0 K: 0 S: 9	H: 0 LOB: 0 BB: 0 P: 15	R: 2 E: 0 K: 0 S: 9	H: 2 LOB: 0 BB: 1 P: 22	R: 1 E: 0 K: 0 S: 11	H: 1 LOB: 0 BB: 0 P: 21	R: 0 E: 0 K: 0 S: 6	H: 1 LOB: 1 BB: 0 P: 9		1B: 9 2B: 0 3B: 0 HR: 2	SF: 0 SAC: 1 DP: 0 HBP: 0	WP: 0 PB: 0 SB: 0 CS: 1	PA: 41							
PITCHER	IP	WLS	BF	H	R	ER	SO	BB	IBB	HBP	BLK	WP	HR	S	P	ERA	WHIP											
Pat Hentgen, R ERA: 6.22 (1, 1)	6.2		31	8	4	4	1	2	1	0	0	0	1	58	103	5.40	1.500											
Tony Castillo, L ERA: 2.97 (7, 1)	2.0	W	8	3	1	1	0	0	0	0	0	0	0	1	19	35	4.50	1.500										
Danny Cox, R ERA: 6.92 (9, 1)	0.1		1	0	0	0	0	0	0	0	0	0	0	1	1	0.00	0.000											

Batter	1	2	3	4	5	6	7	8	9	AB	R	H	RBI	BB	SO	LOB	BOTTOM										
Alex Gonzalez, R OBP: 0.347, SLG: 0.411 (1, 6) X	2-1 F9		1-2 2B 1B				3-2 SH2-4		3-2 1B	4	1	3	2	0	0	0	Baltimore Orioles @ Toronto Blue Jays SkyDome, Toronto, ON Fri Jun 30 1995, 7:05 PM EDT Att: 38,416 - Dome - 68 F										
Paul Molitor, R OBP: 0.327, SLG: 0.339 (1, 10) C	3-2 F8		3-2 1H 2B				1-3 K		0-0 G6-3	4	0	1	1	0	1	2											
Roberto Alomar, S OBP: 0.370, SLG: 0.529 (1, 4) X	2-3 K		1-0 G5-3				1-0 1B		1-2 G6-3	4	0	1	1	0	1	1											
Joe Carter, R OBP: 0.328, SLG: 0.463 (1, 7) X		0-3 K		1-2 F8			0-1 L9		1-0 P2	4	0	0	0	0	1	1											
John Olerud, L OBP: 0.331, SLG: 0.333 (1, 3) X		2-2 L8		4-2 HR BB			1-0 F7		1-0 2B	3	1	1	0	1	0	0											
Ed Sprague, R OBP: 0.361, SLG: 0.468 (1, 5) X		1-1 G6-3		2-2 F9			1-0 P3		0-3 K	4	0	0	0	0	1	2											
Candy Maldonado, R OBP: 0.409, SLG: 0.567 Domingo Ceden, S OBP: 0.373, SLG: 0.396 (9, PR) X			4-1 G5-3 1B BB		3-2 HR		1-0 P6		1-0 SH3-4 1B	3	2	2	2	1	0	0											
Mike Huff, R OBP: 0.368, SLG: 0.302 (1, 8) X		2-2 G5-3		2-2 F8			1-1 F9		0-0 SH3-4	3	0	0	0	0	0	1											
Randy Knorr, R OBP: 0.301, SLG: 0.407 Sandy Martinez, L OBP: 0.429, SLG: 1.000 Lance Parrish, R OBP: 0.248, SLG: 0.314 (9, PH) X			0-3 K		4-1 SH2-4 1B BB		1-3 K		1-1 1B HBP	2	1	0	0	1	2	1											
Inning Stats	R: 0 E: 0 K: 1 S: 8	H: 0 LOB: 0 BB: 0 P: 15	R: 0 E: 0 K: 1 S: 8	H: 0 LOB: 0 BB: 0 P: 11	R: 2 E: 0 K: 1 S: 15	H: 2 LOB: 1 BB: 1 P: 26	R: 2 E: 0 K: 0 S: 17	H: 1 LOB: 0 BB: 1 P: 29	R: 1 E: 0 K: 1 S: 11	H: 1 LOB: 0 BB: 1 P: 18	R: 0 E: 0 K: 0 S: 3	H: 0 LOB: 0 BB: 0 P: 6	R: 0 E: 0 K: 1 S: 9	H: 1 LOB: 1 BB: 0 P: 14	R: 0 E: 0 K: 1 S: 8	H: 1 LOB: 0 BB: 0 P: 11		R: 1 E: 0 K: 0 S: 7	H: 2 LOB: 2 BB: 0 P: 12	1B: 4 2B: 3 3B: 0 HR: 1	SF: 0 SAC: 2 DP: 0 HBP: 1	WP: 0 PB: 0 SB: 0 CS: 0	PA: 37				
PITCHER	IP	WLS	BF	H	R	ER	SO	BB	IBB	HBP	BLK	WP	HR	S	P	ERA	WHIP										
Arthur Rhodes, L ERA: 6.92 (1, 1)	6.1		26	4	5	5	4	3	0	0	0	0	0	17	25	4.50	1.500										
Terry Clark, R ERA: 1.93 (7, 1)	2.0	L	9	3	1	1	2	0	0	0	0	0	0	1	2	∞	∞										
Jesse Orosco, L ERA: 3.0 (9, 1)	0.0		1	0	0	0	0	0	0	1	0	0	0	1	2	∞	∞										
Armando Benitez, R ERA: 4.74 (9, 1)	0.0		1	1	0	0	0	0	0	0	0	0	0	4	7	∞	∞										

Batter	1	2	3	4	5	6	7	8	9	AB	R	H	RBI	BB	SO	LOB	TOP					
Curtis Goodwin, L OBP: 0.414, SLG: 0.435 (1, 8)										5	2	3	3	0	2	0	Baltimore Orioles @ Toronto Blue Jays SkyDome, Toronto, ON Sat Jul 01 1995, 3:33 AM EDT Att: 43,375 - Sunny - 75 F					
Manny Alexander, R OBP: 0.336, SLG: 0.364 (1, 4)										3	2	3	0	2	0	0						
Rafael Palmeiro, L OBP: 0.382, SLG: 0.554 (1, 3)										5	0	3	2	0	0	3						
Cal Ripken Jr., R OBP: 0.326, SLG: 0.458 (1, 6)										4	0	0	1	0	0	6						
Jeffrey Hammonds, R OBP: 0.283, SLG: 0.410 Brady Anderson, L OBP: 0.359, SLG: 0.473 (9, 7)										4	0	0	0	0	3	3						
Kevin Bass, S OBP: 0.367, SLG: 0.450 (9, 9)										4	0	0	0	0	1	0						
Chris Hoiles, R OBP: 0.294, SLG: 0.338 (1, 2)										4	0	0	0	0	2	0						
Bret Barberie, S OBP: 0.339, SLG: 0.340 (1, 10)										4	1	1	0	0	0	0						
Leo Gomez, R OBP: 0.274, SLG: 0.226 (1, 5)										3	1	0	0	1	0	1						
Inning Stats	R: 0 E: 0 K: 1 S: 11	H: 1 LOB: 2 BB: 1 P: 23	R: 0 E: 0 K: 0 S: 6	H: 0 LOB: 0 BB: 0 P: 10	R: 1 E: 0 K: 1 S: 11	H: 2 LOB: 1 BB: 0 P: 19	R: 0 E: 0 K: 2 S: 7	H: 0 LOB: 0 BB: 0 P: 11	R: 3 E: 0 K: 1 S: 16	H: 3 LOB: 1 BB: 1 P: 29	R: 0 E: 0 K: 1 S: 7	H: 0 LOB: 0 BB: 0 P: 11	R: 0 E: 0 K: 1 S: 10	H: 1 LOB: 2 BB: 1 P: 19	R: 0 E: 0 K: 1 S: 7	H: 0 LOB: 0 BB: 0 P: 9		R: 2 E: 0 K: 0 S: 15	H: 3 LOB: 1 BB: 0 P: 22	1B: 7 2B: 1 3B: 1 HR: 1	SF: 1 SAC: 0 DP: 0 HBP: 0	WP: 0 PB: 0 CS: 0
PITCHER	IP	WLS	BF	H	R	ER	SO	BB	IBB	HBP	BLK	WP	HR	S	P	ERA	WHIP					
Al Leiter, L ERA: 3.19 (1, 1)	6.2	L	30	7	4	4	7	3	0	0	0	0	1	66	119	5.40	1.500					
Danny Darwin, R ERA: 7.53 (7, 1)	1.2		8	3	2	2	1	0	0	0	0	0	0	18	26	10.80	1.800					
Ricardo Jordan, L ERA: 9.0 (9, 1)	0.1		1	0	0	0	0	0	0	0	0	0	0	2	2	0.00	0.000					
Tim Crabtree, R ERA: (9, 1)	0.1		1	0	0	0	0	0	0	0	0	0	0	4	6	0.00	0.000					

Batter	1	2	3	4	5	6	7	8	9	AB	R	H	RBI	BB	SO	LOB	BOTTOM				
Alex Gonzalez, R OBP: 0.350, SLG: 0.419 (1, 6)										4	0	2	1	0	0	1	Baltimore Orioles @ Toronto Blue Jays SkyDome, Toronto, ON Sat Jul 01 1995, 3:33 AM EDT Att: 43,375 - Sunny - 75 F				
Paul Mollitor, R OBP: 0.326, SLG: 0.352 (1, 10)										4	1	1	1	0	0	2					
Roberto Alomar, S OBP: 0.364, SLG: 0.520 (1, 4)										4	0	0	0	0	0	1					
Joe Carter, R OBP: 0.322, SLG: 0.455 (1, 7)										4	0	0	0	0	2	0					
John Olerud, L OBP: 0.333, SLG: 0.346 (1, 3)										4	0	2	0	0	0	0					
Ed Sprague, R OBP: 0.359, SLG: 0.461 (1, 5)										3	0	0	0	1	0	1					
Candy Maldonado, R OBP: 0.404, SLG: 0.548 (1, 9)										3	0	0	0	1	2	1					
Mike Huff, R OBP: 0.347, SLG: 0.281 (1, 8)										4	0	0	0	0	0	3					
Lance Parrish, R OBP: 0.259, SLG: 0.324 (1, 2)										3	1	2	0	0	0	0					
Inning Stats	R: 0 E: 0 K: 0 S: 6	H: 1 LOB: 0 BB: 0 P: 8	R: 0 E: 0 K: 2 S: 10	H: 1 LOB: 0 BB: 0 P: 16	R: 1 E: 0 K: 0 S: 13	H: 2 LOB: 1 BB: 0 P: 19	R: 0 E: 0 K: 0 S: 6	H: 0 LOB: 0 BB: 0 P: 8	R: 0 E: 0 K: 1 S: 8	H: 1 LOB: 0 BB: 0 P: 10	R: 0 E: 0 K: 1 S: 6	H: 0 LOB: 0 BB: 0 P: 7	R: 0 E: 0 K: 0 S: 9	H: 0 LOB: 0 BB: 0 P: 13	R: 0 E: 0 K: 0 S: 12	H: 1 LOB: 3 BB: 2 P: 26		1B: 3 2B: 3 3B: 0 HR: 1	SF: 0 SAC: 0 DP: 1 HBP: 0	WP: 0 PB: 0 CS: 0	PA: 35
PITCHER	IP	WLS	BF	H	R	ER	SO	BB	IBB	HBP	BLK	WP	HR	S	P	ERA	WHIP				
Jamie Moyer, L ERA: 4.24 (1, 1)	7.1	W	27	6	2	2	4	6	2	2	4	0	1	59	83	2.46	0.818				
Terry Clark, R ERA: 1.84 (8, 1)	0.2		2	0	0	0	0	0	0	0	0	0	0	5	6	0.00	0.000				
Doug Jones, R ERA: 3.96 (9, 1)	1.0		6	1	0	0	0	2	0	0	0	0	0	12	26	0.00	3.000				

Batter	1	2	3	4	5	6	7	8	9	AB	R	H	RBI	BB	SO	LOB	TOP										
Brady Anderson, L (1, 7) OBP: 0.360, SLG: 0.467										3	1	0	0	2	3	0	Baltimore Orioles @ Toronto Blue Jays SkyDome, Toronto, ON Sun Jul 02 1995, 3:33 AM EDT Att: 42,226 - Sunny - 68 F										
Manny Alexander, R (1, 4) OBP: 0.336, SLG: 0.390										5	1	2	3	0	1	1											
Rafael Palmeiro, L (1, 3) OBP: 0.379, SLG: 0.547										5	1	1	0	0	1	1											
Cal Ripken Jr., R (1, 6) OBP: 0.324, SLG: 0.454										4	1	1	0	0	0	0											
Harold Baines, L (1, 10) OBP: 0.417, SLG: 0.544										2	0	1	0	1	0	0											
Jeffrey Hammonds, R (9, PH) OBP: 0.261, SLG: 0.410										0	0	0	1	0	0	0											
Kevin Bass, S (1, 9) OBP: 0.365, SLG: 0.444										4	1	1	0	0	1	3											
Jeff Huson, L (1, 5) OBP: 0.250, SLG: 0.250										3	0	0	0	0	0	2											
Bret Barberie, S (9, PH) OBP: 0.345, SLG: 0.346										1	1	1	0	0	0	0											
Gregg Zaun, S (1, 2) OBP: 0.286, SLG: 0.450										3	1	1	2	0	1	0											
Chris Holles, R (9, PH) OBP: 0.293, SLG: 0.336										1	1	0	0	0	0	0											
Curtis Goodwin, L (1, 8) OBP: 0.400, SLG: 0.420										4	1	0	0	0	1	1											
Inning Stats	R: 0 E: 0 K: 3 S: 13	H: 0 LOB: 0 BB: 0 P: 16	R: 0 E: 0 K: 0 S: 6	H: 1 LOB: 1 BB: 0 P: 9	R: 0 E: 0 K: 2 S: 10	H: 0 LOB: 0 BB: 0 P: 14	R: 0 E: 0 K: 0 S: 4	H: 0 LOB: 0 BB: 0 P: 8	R: 0 E: 0 K: 0 S: 11	H: 0 LOB: 0 BB: 1 P: 17	R: 0 E: 0 K: 0 S: 9	H: 0 LOB: 0 BB: 0 P: 14	R: 2 E: 0 K: 1 S: 10	H: 2 LOB: 0 BB: 0 P: 12	R: 7 E: 0 K: 1 S: 25	H: 5 LOB: 1 BB: 1 P: 40	1B: 5 2B: 1 3B: 0 HR: 2	SF: 1 SAC: 0 DP: 1 HBP: 0	WP: 1 PB: 0 SB: 0 CS: 0	PA: 39							
PITCHER	IP	WLS	BF	H	R	ER	SO	BB	IBB	HBP	BLK	WP	HR	S	P	ERA	WHIP										
Woody Williams, R (1, 1) ERA: 3.61	7.2		27	3	2	2	6	2	0	0	0	0	1	68	103	2.35	0.652										
Danny Cox, R (8, 1) ERA: 7.52	0.1		4	3	3	2	1	0	0	0	0	0	1	11	15	54.00	9.000										
Ricardo Jordan, L (9, 1) ERA: 6.75	0.2		2	0	0	0	1	0	0	0	0	0	0	6	6	0.00	0.000										
Tim Crabtree, R (9, 1) ERA:	0.1	L	6	2	4	0	0	1	0	0	0	1	0	11	23	0.00	9.000										

Batter	1	2	3	4	5	6	7	8	9	AB	R	H	RBI	BB	SO	LOB	BOTTOM										
Domingo Cedenno, S (1, 6) OBP: 0.375, SLG: 0.421										4	1	1	0	1	2	0	Baltimore Orioles @ Toronto Blue Jays SkyDome, Toronto, ON Sun Jul 02 1995, 3:33 AM EDT Att: 42,226 - Sunny - 68 F										
Paul Molitor, R (1, 10) OBP: 0.323, SLG: 0.350										4	1	1	1	0	0	2											
Roberto Alomar, S (1, 4) OBP: 0.371, SLG: 0.518										1	2	0	0	3	0	0											
Tomas Perez, S (9, 6) OBP: 0.222, SLG: 0.333										1	0	0	0	0	0	0											
Joe Carter, R (1, 7) OBP: 0.324, SLG: 0.465										4	1	1	3	1	1	1											
John Olerud, L (1, 3) OBP: 0.336, SLG: 0.343										2	1	0	0	2	0	2											
Ed Sprague, R (1, 5) OBP: 0.361, SLG: 0.481										4	1	2	3	0	0	1											
Shawn Green, L (1, 9) OBP: 0.310, SLG: 0.469										4	0	0	0	0	0	2											
Mike Huff, R (1, 8) OBP: 0.342, SLG: 0.276										1	0	0	0	0	0	0											
Candy Maldonado, R (4, 7) OBP: 0.402, SLG: 0.537										2	0	0	0	1	1	1											
Sandy Martinez, L (1, 2) OBP: 0.273, SLG: 0.636										4	0	0	0	0	2	1											
Inning Stats	R: 3 E: 0 K: 1 S: 10	H: 2 LOB: 0 BB: 1 P: 21	R: 0 E: 0 K: 0 S: 8	H: 0 LOB: 0 BB: 0 P: 12	R: 0 E: 0 K: 0 S: 9	H: 0 LOB: 2 BB: 2 P: 21	R: 1 E: 0 K: 0 S: 16	H: 1 LOB: 2 BB: 2 P: 33	R: 2 E: 0 K: 0 S: 11	H: 1 LOB: 1 BB: 2 P: 25	R: 1 E: 0 K: 1 S: 8	H: 1 LOB: 0 BB: 0 P: 11	R: 0 E: 0 K: 0 S: 10	H: 0 LOB: 1 BB: 1 P: 16	R: 0 E: 0 K: 3 S: 10	H: 0 LOB: 0 BB: 0 P: 16	R: 0 E: 0 K: 1 S: 9	H: 0 LOB: 0 BB: 0 P: 13	1B: 1 2B: 1 3B: 1 HR: 2	SF: 1 SAC: 0 DP: 0 HBP: 0	WP: 0 PB: 1 SB: 2 CS: 0	PA: 40					
PITCHER	IP	WLS	BF	H	R	ER	SO	BB	IBB	HBP	BLK	WP	HR	S	P	ERA	WHIP										
John DeSilva, R (1, 1) ERA: 7.27	3.1		17	3	4	4	1	4	0	0	0	0	0	21	43	10.80	2.100										
Mike Oquist, R (4, 1) ERA: 4.49	1.2		9	1	2	2	0	2	1	0	0	0	0	21	43	10.80	1.800										
Mark Lee, L (6, 1) ERA: 3.55	2.0		8	1	1	1	1	1	0	0	0	0	0	18	27	4.50	1.000										
Armando Benitez, R (8, 1) ERA: 4.56	1.0	W	3	0	0	0	3	0	0	0	0	0	0	10	16	0.00	0.000										
Doug Jones, R (9, 1) ERA: 3.81	1.0	S	3	0	0	0	1	0	0	0	0	0	0	9	13	0.00	0.000										

AB	35
R	9
H	8
RBI	6
BB	3
SO	8
LOB	8



AB	31
R	7
H	5
RBI	7
BB	8
SO	6
LOB	10



Batter	1	2	3	4	5	6	7	8	9	AB	R	H	RBI	BB	SO	LOB	TOP			
Chuck Knoblauch, R (1, 4) OBP: 0.401, SLG: 0.392	G6-3		P2	K			K		G1-6-3 HBP	4	0	0	0	0	2	1	Minnesota Twins @ Baltimore Orioles Oriole Park at Camden Yards, Baltimore, MD Mon Jul 03 1995, 7:05 PM EDT Att: 46,560 - Unknown - 83 F			
Rich Becker, L (1, 8) OBP: 0.295, SLG: 0.284	K		K		G4-3				G1-6-3	5	0	1	0	0	2	1				
Kirby Puckett, R (1, 9) OBP: 0.347, SLG: 0.454	2B			HR	G5-3					3	1	2	0	1	0	0				
Marty Cordova, R (1, 7) OBP: 0.329, SLG: 0.495	F9			HR	G4-3					4	1	1	2	0	1	3				
Scott Stahoviak, L (1, 5) OBP: 0.286, SLG: 0.382 Jeff Reboulet, R (8, PH) OBP: 0.317, SLG: 0.385		K		2B G4-3 1B		K			K	3	1	1	0	0	2	0				
Scott Leius, R (1, 10) OBP: 0.327, SLG: 0.357	K			G4-3 S 2B		WP 1B			P5	4	1	2	0	0	1	0				
Dan Masteller, L (1, 3) OBP: 0.167 Pedro Munoz, R (8, PH) OBP: 0.326, SLG: 0.518				G4-3		L8			2B	3	0	1	1	0	0	2				
Pat Meares, R (1, 6) OBP: 0.304, SLG: 0.468	P4			G5-3		K			G4-3	4	0	0	0	0	1	4				
Matt Walbeck, S (1, 2) OBP: 0.277, SLG: 0.283			F7						K	3	0	0	0	1	2	0				
Inning Stats	R: 0 E: 0 K: 1 S: 14	H: 1 LOB: 1 BB: 0 P: 18	R: 0 E: 0 K: 2 S: 13	H: 1 LOB: 1 BB: 0 P: 19	R: 0 E: 0 K: 1 S: 8	H: 0 LOB: 0 BB: 0 P: 10	R: 4 E: 0 K: 1 S: 20	H: 4 LOB: 1 BB: 1 P: 37	R: 0 E: 0 K: 0 S: 6	H: 1 LOB: 1 BB: 0 P: 18	R: 0 E: 0 K: 3 S: 12	H: 1 LOB: 2 BB: 1 P: 22	R: 0 E: 0 K: 1 S: 15	H: 1 LOB: 1 BB: 0 P: 20	R: 0 E: 0 K: 1 S: 7	H: 0 LOB: 0 BB: 0 P: 10		1B: 4 2B: 4 3B: 0 HR: 1	SF: 0 SAC: 0 DP: 1 HBP: 1	WP: 1 PB: 0 SB: 2 CS: 0
PITCHER	IP	WLS	BF	H	R	ER	SO	BB	IBB	HBP	BLK	WP	HR	S	P	ERA	WHIP			
35 Mike Mussina, R (1, 1) ERA: 4.69	7.0	W	31	8	4	4	10	1	1	0	0	1	1	85	133	5.14	1.286			
Mark Lee, L (8, 1) ERA: 3.39	0.2	2	0	0	0	1	0	0	0	0	0	0	0	8	11	0.00	0.000			
Terry Clark, R (8, 1) ERA: 1.8	0.1	2	1	0	0	0	0	0	0	0	0	0	0	7	11	0.00	3.000			
Doug Jones, R (9, 1) ERA: 3.67	1.0	3	0	0	0	1	0	0	0	1	0	0	0	7	10	0.00	0.000			

AB	35
R	4
H	9
RBI	3
BB	2
SO	12
LOB	11



Batter	1	2	3	4	5	6	7	8	9	AB	R	H	RBI	BB	SO	LOB	BOTTOM			
Brady Anderson, L (1, 7) OBP: 0.362, SLG: 0.466	K		F8				SH5-3	1B		3	0	1	1	0	1	2	Minnesota Twins @ Baltimore Orioles Oriole Park at Camden Yards, Baltimore, MD Mon Jul 03 1995, 7:05 PM EDT Att: 46,560 - Unknown - 83 F			
Manny Alexander, R (1, 4) OBP: 0.348, SLG: 0.394	K		S		G6-4-3 BB		K	1B		4	0	2	3	1	2	1				
Rafael Palmeiro, L (1, 3) OBP: 0.379, SLG: 0.568	HR		G4-3		G6-4-3			F8		5	2	2	3	0	0	4				
Cal Ripken Jr., R (1, 6) OBP: 0.323, SLG: 0.449	L8		G6-3			1B BB G4-6-3 BB	G4-3			3	1	0	0	1	0	1				
Harold Baines, L (1, 10) OBP: 0.418, SLG: 0.539		G3-1		G1 WP 1B		G4-6-3 BB		F7		3	0	1	0	1	0	0				
Kevin Bass, S (1, 9) OBP: 0.368, SLG: 0.442	K			G1 BB		G4-6-3 1B	G4-3			3	0	1	0	1	1	0				
Jeff Huson, L (1, 5) OBP: 0.143, SLG: 0.143 Leo Gomez, R (6, PH) OBP: 0.281, SLG: 0.247		L7		G1		G4-6-3		1B		3	0	0	0	0	0	4				
Chris Hoiles, R (1, 2) OBP: 0.303, SLG: 0.338			F8 1B			L6		1B 1B IBB		2	2	1	0	2	0	1				
Curtis Goodwin, L (1, 8) OBP: 0.411, SLG: 0.426			S 1B		G4-3		SH5-3 HR BB	1B 1B		3	3	2	1	1	0	2				
Inning Stats	R: 1 E: 0 K: 2 S: 11	H: 1 LOB: 0 BB: 0 P: 17	R: 0 E: 0 K: 1 S: 7	H: 0 LOB: 0 BB: 0 P: 10	R: 2 E: 0 K: 0 S: 15	H: 3 LOB: 1 BB: 0 P: 24	R: 0 E: 0 K: 0 S: 13	H: 1 LOB: 2 BB: 2 P: 26	R: 0 E: 0 K: 0 S: 3	H: 0 LOB: 0 BB: 1 P: 9	R: 1 E: 0 K: 0 S: 8	H: 1 LOB: 1 BB: 2 P: 16	R: 2 E: 0 K: 1 S: 8	H: 1 LOB: 0 BB: 1 P: 15	R: 3 E: 0 K: 0 S: 16	H: 4 LOB: 2 BB: 1 P: 26		1B: 8 2B: 1 3B: 0 HR: 2	SF: 0 SAC: 1 DP: 2 HBP: 1	WP: 1 PB: 0 SB: 3 CS: 1
PITCHER	IP	WLS	BF	H	R	ER	SO	BB	IBB	HBP	BLK	WP	HR	S	P	ERA	WHIP			
Kevin Tapani, R (1, 1) ERA: 4.74	6.0	L	27	5	5	5	3	6	0	1	0	0	1	24	37	7.50	2.000			
Mark Guttrie, L (7, 1) ERA: 5.61	2.0	12	5	4	4	1	0	0	1	0	0	0	1	24	37	18.00	2.500			

AB	30
R	9
H	11
RBI	8
BB	7
SO	4
LOB	15



Batter	1	2	3	4	5	6	7	8	9	AB	R	H	RBI	BB	SO	LOB	TOP										
Chuck Knoblauch, R OBP: 0.404, SLG: 0.398 (1, 4)										4	1	2	0	1	2	2	Minnesota Twins @ Baltimore Orioles Oriole Park at Camden Yards, Baltimore, MD Tue Jul 04 1995, 7:05 PM EDT Att: 45,894 - Unknown - 79 F livebaseballscorecards.com										
Dan Masteller, L OBP: 0.280, SLG: 0.143 (1, 9)										3	1	0	0	1	0	2											
Kirby Puckett, R OBP: 0.348, SLG: 0.455 (1, 8)										4	1	1	0	1	0	2											
Pedro Munoz, R OBP: 0.333, SLG: 0.538 (1, 10)										5	2	3	3	0	2	2											
Marty Cordova, R OBP: 0.335, SLG: 0.493 (1, 7)										3	1	1	1	2	1	3											
Scott Stahovick, L OBP: 0.342, SLG: 0.374 (8, PH)										3	0	0	0	0	0	3											
Jeff Reboulet, R OBP: 0.324, SLG: 0.392 (8, 3)										1	0	1	1	0	0	0											
Scott Leius, R OBP: 0.330, SLG: 0.356 (1, 5)										3	0	1	0	1	1	0											
Matt Merullo, L OBP: 0.342, SLG: 0.365 (1, 2)										4	0	1	1	0	1	1											
Pat Meares, R OBP: 0.308, SLG: 0.466 (1, 6)										3	0	1	0	1	0	4											
Inning Stats	R: 2 E: 0 K: 0 S: 9	H: 2 LOB: 1 BB: 1 P: 19	R: 0 E: 0 K: 1 S: 8	H: 1 LOB: 1 BB: 0 P: 17	R: 1 E: 0 K: 0 S: 14	H: 2 LOB: 1 BB: 0 P: 23	R: 0 E: 0 K: 0 S: 9	H: 1 LOB: 0 BB: 1 P: 13	R: 0 E: 0 K: 1 S: 7	H: 0 LOB: 0 BB: 1 P: 14	R: 0 E: 0 K: 3 S: 18	H: 0 LOB: 1 BB: 1 P: 25	R: 3 E: 0 K: 0 S: 13	H: 4 LOB: 2 BB: 2 P: 28	R: 0 E: 0 K: 2 S: 11	H: 1 LOB: 2 BB: 1 P: 20	1B: 8 2B: 2 3B: 0 HR: 1	SF: 0 SAC: 1 DP: 3 HBP: 0	WP: 0 PB: 0 SB: 1 CS: 1	PA: 41							
PITCHER	IP	WLS	BF	H	R	ER	SO	BB	IBB	HBP	BLK	WP	HR	S	P	ERA	WHIP										
Scott Klingenbeck, R ERA: 4.88	(1, 1)	0.0	L	0	0	0	0	0	0	0	0	0	0	0	0	∞	∞										
Amando Benitez, R ERA: 5.33	(7, 1)	1.1		8	2	3	3	2	0	0	0	0	0	24	38	20.25	3.000										
Jesse Orosco, L ERA: 2.89	(8, 1)	0.2		4	2	0	0	0	1	0	0	0	0	7	15	0.00	3.000										
Sid Fernandez, L ERA: 7.39	(9, 1)	1.0		5	1	0	0	0	1	0	0	0	0	11	20	0.00	1.000										

Batter	1	2	3	4	5	6	7	8	9	AB	R	H	RBI	BB	SO	LOB	BOTTOM										
Brady Anderson, L OBP: 0.355, SLG: 0.456 (1, 7)										5	0	0	0	0	1	3	Minnesota Twins @ Baltimore Orioles Oriole Park at Camden Yards, Baltimore, MD Tue Jul 04 1995, 7:05 PM EDT Att: 45,894 - Unknown - 79 F livebaseballscorecards.com										
Manny Alexander, R OBP: 0.338, SLG: 0.382 (1, 4)										4	0	0	0	0	0	0											
Rafael Palmeiro, L OBP: 0.374, SLG: 0.559 (1, 3)										4	0	0	0	0	0	0											
Cal Ripken Jr., R OBP: 0.330, SLG: 0.451 (1, 6)										3	2	2	0	1	1	0											
Harold Baines, L OBP: 0.426, SLG: 0.545 (1, 10)										2	0	1	1	2	0	1											
Kevin Bass, S OBP: 0.360, SLG: 0.431 (1, 9)										4	0	0	0	0	2	5											
Chris Hoiles, R OBP: 0.307, SLG: 0.348 (1, 2)										4	1	2	0	0	0	2											
Leo Gomez, R OBP: 0.283, SLG: 0.241	(1, 5)									2	0	0	0	1	0	2											
Bret Barberie, S OBP: 0.350, SLG: 0.352 (9, PH)										1	0	1	0	0	0	0											
Curtis Goodwin, L OBP: 0.414, SLG: 0.424 (1, 8)										3	0	1	2	1	0	3											
Inning Stats	R: 0 E: 0 K: 0 S: 7	H: 0 LOB: 0 BB: 0 P: 12	R: 0 E: 0 K: 0 S: 13	H: 0 LOB: 2 BB: 2 P: 22	R: 0 E: 0 K: 0 S: 8	H: 0 LOB: 0 BB: 1 P: 14	R: 1 E: 0 K: 0 S: 6	H: 2 LOB: 1 BB: 0 P: 14	R: 0 E: 0 K: 1 S: 10	H: 0 LOB: 0 BB: 0 P: 15	R: 0 E: 0 K: 1 S: 10	H: 1 LOB: 2 BB: 1 P: 17	R: 0 E: 0 K: 0 S: 6	H: 0 LOB: 0 BB: 0 P: 11	R: 2 E: 0 K: 2 S: 18	H: 4 LOB: 2 BB: 0 P: 25	1B: 5 2B: 2 3B: 0 HR: 0	SF: 0 SAC: 0 DP: 2 HBP: 0	WP: 0 PB: 0 SB: 1 CS: 0	PA: 37							
PITCHER	IP	WLS	BF	H	R	ER	SO	BB	IBB	HBP	BLK	WP	HR	S	P	ERA	WHIP										
Scott Erickson, R ERA: 5.95	(1, 1)	8.0	W	30	3	1	1	2	5	0	0	0	0	75	132	1.12	1.000										
Rick Aguilera, R ERA: 2.52	(9, 1)	1.0		7	4	2	2	2	0	0	0	0	0	18	25	18.00	4.000										

Batter	1	2	3	4	5	6	7	8	9	AB	R	H	RBI	BB	SO	LOB	TOP										
Chuck Knoblauch R (1.4) OBP: 0.401, SLG: 0.398	1-1 P9		3-2 1-H 3-H 2B		3-3 1-2 K		1-3 K		0-0 FC4 2B	5	1	1	2	0	2	3											
Pat Meares R (1.6) OBP: 0.311, SLG: 0.475	1-3 K		3-3 K			2-1 WP 1B 2B	0-2 FC5-4		2-2 G5-3 1-H 3-H 2B	5	1	2	2	0	2	2											
Kirby Puckett R (1.9) OBP: 0.345, SLG: 0.449	0-0 G5-3		0-1 F9			3-2 2-H 3B 1B	0-0 F8		2-1 G5-3	5	1	1	1	0	0	3											
Pedro Munoz R (1.10) OBP: 0.330, SLG: 0.529		2-3 K		3-2 F8		1-2 3B 1B		1-0 F9	1-2 F9	5	1	1	0	0	1	1											
Marty Cordova R (1.7) OBP: 0.337, SLG: 0.498		2-2 CS 2B		0-0 1B		0-3 K		0-0 F9		4	0	2	0	0	1	2											
Scott Leius R (1.5) OBP: 0.329, SLG: 0.365		2-3 K		0-0 F8		0-0 1-H 2-H 3B		1-3 K2-3		4	0	1	2	0	2	2											
Jeff Reboulet R (1.3) OBP: 0.321, SLG: 0.386		1-2 CS 2-3	2-1 1B G4-3 2B 1B	0-0 G5-3		2-2 G6-3		1-2 F8		4	1	1	0	0	0	2											
Matt Walbeck S (1.2) OBP: 0.277, SLG: 0.288			1-1 G4-3		2-2 F8	0-1 G1-3		1-2 1B 2B		4	1	1	0	0	0	2											
Rich Becker L (1.8) OBP: 0.316, SLG: 0.297			0-0 2B 1B		4-2 CS BB		4-2 FC5-4 BB		2-2 E FC4 2B 1B	2	2	2	1	2	0	0											
Inning Stats	R: 0 E: 0 K: 1 S: 6	H: 0 LOB: 0 BB: 0 P: 8	R: 0 E: 0 K: 2 S: 13	H: 1 LOB: 0 BB: 0 P: 20	R: 2 E: 0 K: 1 S: 16	H: 3 LOB: 1 BB: 0 P: 25	R: 0 E: 0 K: 0 S: 6	H: 1 LOB: 1 BB: 0 P: 9	R: 0 E: 0 K: 1 S: 8	H: 0 LOB: 1 BB: 1 P: 17	R: 3 E: 0 K: 1 S: 18	H: 4 LOB: 1 BB: 0 P: 26	R: 0 E: 0 K: 1 S: 9	H: 0 LOB: 0 BB: 1 P: 14	R: 0 E: 0 K: 1 S: 6	H: 0 LOB: 0 BB: 0 P: 8	R: 3 E: 1 K: 0 S: 23	H: 3 LOB: 1 BB: 0 P: 31	1B: 6 2B: 6 3B: 1 HR: 0	SF: 0 SAC: 0 DP: 1 HBP: 0	WP: 1 PB: 0 SB: 0 CS: 2	PA: 41					
PITCHER	IP	WLS	BF	H	R	ER	SO	BB	IBB	HBP	BLK	WP	HR	S	P	ERA	WHIP										
Arthur Rhodes L (1.1) ERA: 7.16	5.0	L	22	8	5	5	5	1	0	0	0	1	0	58	94	9.00	1.800										
Mike Oquist R (6.1) ERA: 4.54	3.1		16	4	3	2	3	1	0	0	0	0	0	42	56	5.40	1.500										
Terry Clark R (9.1) ERA: 1.72	0.2		2	0	0	0	0	0	0	0	0	0	0	5	8	0.00	0.000										

Minnesota Twins @ Baltimore Orioles
 Oriole Park at Camden Yards, Baltimore, MD
 Wed Jul 05 1995, 7:05 PM EDT
 Att: 38,845 - Unknown - 89 F

AB 38
 R 8
 H 12
 RBI 8
 BB 2
 SO 8
 LOB 17



Batter	1	2	3	4	5	6	7	8	9	AB	R	H	RBI	BB	SO	LOB	BOTTOM										
Brady Anderson L (1.7) OBP: 0.361, SLG: 0.467	4-2 CS BB		0-1 1B 3B		2-0 FC6 1B		2-3 K			3	1	2	0	1	1	1											
Manny Alexander R (1.4) OBP: 0.336, SLG: 0.378	0-3 K		0-1 1B		0-0 F8		1-2 FC7-5			4	0	1	1	0	1	3											
Rafael Palmeiro L (1.3) OBP: 0.372, SLG: 0.552	4-2 1B BB		3-H P4		1-1 FC6			2-3 K		3	0	0	0	1	1	2											
Cal Ripken Jr. R (1.6) OBP: 0.328, SLG: 0.448	1-1 1B		0-0 L7		2-1 F8		1-2 G3-1			4	0	1	0	0	0	1											
Harold Baines L (1.10) OBP: 0.419, SLG: 0.535	1-1 G1-3			0-3 K		0-0 G4-3		3-2 F8		3	0	0	0	0	1	2											
Kevin Bass S (8, PH) OBP: 0.358, SLG: 0.429										1	0	0	0	0	0	0											
Jeffrey Hammonds R (1.9) OBP: 0.280, SLG: 0.401		1-2 F8		0-0 G5-3		4-0 1B BB		1-0 F8		3	1	0	0	1	0	0											
Jeff Huson L (1.5) OBP: 0.364, SLG: 0.545		2-2 G4-3		3-2 3B		2-1 WP 1B		1-0 PB 1B		4	0	3	0	0	0	0											
Gregg Zaun S (1.2) OBP: 0.250, SLG: 0.391		1-1 G4-3		1-1 P5		1-2 G3-1		1-3 K		3	0	0	0	0	0	2											
Bret Barberie S (9, PH) OBP: 0.347, SLG: 0.349										1	0	0	0	0	1	1											
Curtis Goodwin L (1.8) OBP: 0.409, SLG: 0.413			1-1 B1-3		1-2 F7		4-2 FC7-5 PB BB		3-3 K	3	0	0	0	1	1	1											
Inning Stats	R: 0 E: 0 K: 1 S: 12	H: 1 LOB: 2 BB: 2 P: 22	R: 0 E: 0 K: 0 S: 11	H: 0 LOB: 0 BB: 0 P: 15	R: 1 E: 0 K: 0 S: 10	H: 2 LOB: 1 BB: 0 P: 12	R: 0 E: 0 K: 1 S: 11	H: 1 LOB: 1 BB: 0 P: 15	R: 0 E: 0 K: 0 S: 7	H: 1 LOB: 1 BB: 0 P: 11	R: 1 E: 0 K: 0 S: 9	H: 1 LOB: 1 BB: 1 P: 18	R: 0 E: 0 K: 1 S: 9	H: 0 LOB: 0 BB: 1 P: 16	R: 0 E: 0 K: 1 S: 10	H: 0 LOB: 0 BB: 0 P: 16	R: 0 E: 0 K: 2 S: 9	H: 1 LOB: 1 BB: 0 P: 15	1B: 5 2B: 1 3B: 2 HR: 0	SF: 0 SAC: 0 DP: 1 HBP: 0	WP: 2 PB: 2 SB: 0 CS: 1	PA: 36					
PITCHER	IP	WLS	BF	H	R	ER	SO	BB	IBB	HBP	BLK	WP	HR	S	P	ERA	WHIP										
Mike Trombley R (1.1) ERA: 4.5	6.0	W	26	6	2	1	2	3	0	0	0	1	0	60	93	1.50	1.500										
Eddie Guardado L (7.1) ERA: 5.94	2.0		6	0	0	0	2	1	0	0	0	0	0	19	32	0.00	0.500										
Dave Stevens R (9.1) ERA: 5.71	1.0		4	1	0	0	2	0	0	0	0	0	0	9	15	0.00	1.000										

Minnesota Twins @ Baltimore Orioles
 Oriole Park at Camden Yards, Baltimore, MD
 Wed Jul 05 1995, 7:05 PM EDT
 Att: 38,845 - Unknown - 89 F

AB 32
 R 2
 H 7
 RBI 1
 BB 4
 SO 6
 LOB 13



Batter	1	2	3	4	5	6	7	8	9	AB	R	H	RBI	BB	SO	LOB	TOP										
Brady Anderson, L (1, 7) OBP: 0.354, SLG: 0.457	G3		L8		G4-3		K		K	5	0	0	0	0	2	2	Baltimore Orioles @ Chicago White Sox Comiskey Park, Chicago, IL Thu Jul 06 1995, 8:05 PM EDT Att: 19,868 - Unknown - 75 F livebaseballscorecards.com										
Manny Alexander, R (1, 4) OBP: 0.340, SLG: 0.377	1B HBP		P3		L9			G4-3 1B		3	1	1	0	0	0	1											
Rafael Palmeiro, L (1, 3) OBP: 0.367, SLG: 0.544	L9			G3-1		G4-3		G4-3		4	0	0	0	0	0	2											
Cal Ripken Jr., R (1, 6) OBP: 0.331, SLG: 0.447	1B			G1-3		F8		1B IBB		3	0	1	0	1	0	0											
Harold Baines, L (1, 10) OBP: 0.423, SLG: 0.538 Kevin Bass, S (8, PH) OBP: 0.361, SLG: 0.432	K			1B		2B 1B		1B 1-3 2-H		3	0	2	0	0	1	2											
Jeffrey Hammonds, R (1, 9) OBP: 0.279, SLG: 0.404		F8		P8		2B		F8		4	0	1	0	0	0	2											
Jeff Huson, L (1, 5) OBP: 0.333, SLG: 0.467 Leo Gomez, R (9, 5) OBP: 0.283, SLG: 0.241	F8				2B SF7 1B		K		P2	4	1	1	0	0	1	2											
Chris Hoiles, R (1, 2) OBP: 0.316, SLG: 0.364	G5-3				G4-3 2B		G1-3 1B		1B	4	0	3	0	0	0	0											
Curtis Goodwin, L (1, 8) OBP: 0.397, SLG: 0.403			G6-3		SF7		G1-3		F9	3	0	0	1	0	0	2											
Inning Stats	R: 0 E: 0 K: 1 S: 10	H: 1 LOB: 2 BB: 0 P: 18	R: 0 E: 0 K: 0 S: 7	H: 0 LOB: 0 BB: 0 P: 11	R: 0 E: 0 K: 0 S: 5	H: 0 LOB: 0 BB: 0 P: 8	R: 0 E: 0 K: 0 S: 12	H: 1 LOB: 1 BB: 0 P: 20	R: 0 E: 0 K: 0 S: 9	H: 2 LOB: 1 BB: 0 P: 13	R: 0 E: 0 K: 1 S: 10	H: 2 LOB: 2 BB: 0 P: 17	R: 0 E: 0 K: 0 S: 9	H: 1 LOB: 0 BB: 0 P: 7	R: 1 E: 0 K: 0 S: 9	H: 2 LOB: 1 BB: 1 P: 18	R: 0 E: 0 K: 1 S: 8	H: 1 LOB: 1 BB: 0 P: 13	1B: 8 2B: 2 3B: 0 HR: 0	SF: 1 SAC: 0 DP: 0 HBP: 1	WP: 0 PB: 0 CS: 0	PA: 37					
PITCHER	IP	WLS	BF	H	R	ER	SO	BB	IBB	HBP	BLK	WP	HR	S	P	ERA	WHIP										
Brian Keyser, R (1, 1) ERA: 4.73	5.2		24	6	1	1	1	0	0	1	0	0	0	50	82	1.59	1.059										
Tim Fortugno, L (6, 1) ERA: 3.52	1.2	L	7	2	1	1	2	0	1	0	0	0	0	14	22	5.40	1.200										
Jose DeLeon, R (8, 1) ERA: 5.58	1.2		6	2	0	0	1	0	0	0	0	0	0	13	21	0.00	1.200										

Batter	1	2	3	4	5	6	7	8	9	AB	R	H	RBI	BB	SO	LOB	BOTTOM										
Tim Raines, S (1, 7) OBP: 0.371, SLG: 0.479	S 1B SF8 BB		G1-4-3 1B			G5-3		L7		3	1	1	0	1	0	1	Baltimore Orioles @ Chicago White Sox Comiskey Park, Chicago, IL Thu Jul 06 1995, 8:05 PM EDT Att: 19,868 - Unknown - 75 F livebaseballscorecards.com										
Lance Johnson, L (1, 8) OBP: 0.306, SLG: 0.331	SF8 S 1B		P3			G4-3		L6		4	0	1	0	0	0	2											
Frank Thomas, R (1, 3) OBP: 0.488, SLG: 0.661 Warren Newson, L (9, PR) OBP: 0.419, SLG: 0.407	SF8		G1-4-3			G3-2 1B		L4-3 1B		3	0	2	1	0	0	1											
Mike Devereaux, R (1, 9) OBP: 0.330, SLG: 0.417 Dave Martinez, L (9, PH) OBP: 0.300, SLG: 0.407	G5-3			G3		K		L4-3		3	0	0	0	0	1	2											
John Kruk, L (1, 10) OBP: 0.452, SLG: 0.485	G3-1			G4-3			K	L4-3 1B		4	0	1	0	0	1	1											
Craig Grebeck, R (1, 5) OBP: 0.398, SLG: 0.440 Robin Ventura, L (9, PH) OBP: 0.377, SLG: 0.536	1B			G5-3			F8	P6		3	0	1	0	0	0	0											
Ray Durham, S (1, 4) OBP: 0.325, SLG: 0.385	L7				K		K			3	0	0	0	0	2	1											
Chris Tremie, R (1, 2) OBP: 0.143, SLG: 0.143 Norberto Martin, R (8, PH) OBP: 0.228, SLG: 0.173 Ron Karkovice, R (9, 2) OBP: 0.300, SLG: 0.392	P6				P4			S 1B		2	0	0	0	0	0	1											
Ozzie Guillen, L (1, 6) OBP: 0.321, SLG: 0.372	G3				K			F8		3	0	0	0	0	1	2											
Inning Stats	R: 1 E: 0 K: 0 S: 9	H: 1 LOB: 1 BB: 1 P: 20	R: 0 E: 0 K: 0 S: 10	H: 1 LOB: 1 BB: 0 P: 15	R: 0 E: 0 K: 0 S: 3	H: 1 LOB: 0 BB: 0 P: 5	R: 0 E: 0 K: 0 S: 5	H: 0 LOB: 0 BB: 0 P: 9	R: 0 E: 0 K: 2 S: 9	H: 0 LOB: 0 BB: 0 P: 11	R: 0 E: 0 K: 1 S: 13	H: 1 LOB: 1 BB: 0 P: 20	R: 0 E: 0 K: 2 S: 10	H: 0 LOB: 0 BB: 0 P: 14	R: 0 E: 0 K: 0 S: 8	H: 1 LOB: 1 BB: 0 P: 14	R: 0 E: 0 K: 0 S: 10	H: 2 LOB: 1 BB: 0 P: 15	1B: 7 2B: 1 3B: 0 HR: 0	SF: 1 SAC: 0 DP: 2 HBP: 0	WP: 0 PB: 0 CS: 0	PA: 33					
PITCHER	IP	WLS	BF	H	R	ER	SO	BB	IBB	HBP	BLK	WP	HR	S	P	ERA	WHIP										
Jamie Moyer, L (1, 1) ERA: 3.83	7.1	W	27	5	1	1	5	1	0	0	0	0	0	61	97	1.23	0.818										
Jesse Orosco, L (8, 1) ERA: 2.79	0.2		2	0	0	0	0	0	0	0	0	0	0	6	11	0.00	0.000										
Doug Jones, R (9, 1) ERA: 3.54	1.0	S	4	2	0	0	0	0	0	0	0	0	0	10	15	0.00	2.000										

Batter	1	2	3	4	5	6	7	8	9	AB	R	H	RBI	BB	SO	LOB	TOP					
Brady Anderson, L (1, 7) OBP: 0.355, SLG: 0.454	G4-3		G4-3				G1-3		G3	4	0	1	0	1	0	1	Baltimore Orioles @ Chicago White Sox Comiskey Park, Chicago, IL Fri Jul 07 1995, 8:05 PM EDT Att: 23,387 - Unknown - 70 F					
Manny Alexander, R (1, 4) OBP: 0.331, SLG: 0.366	K		G4-3				F7		F9	4	0	0	1	0	1	3						
Rafael Palmeiro, L (1, 3) OBP: 0.361, SLG: 0.535	F7		G3				F8		F8	4	0	0	0	0	0	1						
Cal Ripken Jr., R (1, 6) OBP: 0.333, SLG: 0.447							F7		L9	4	0	2	0	0	0	0						
Kevin Bass, S (1, 10) OBP: 0.359, SLG: 0.428	F9		G6-4-3				F9		BB HR	4	1	1	0	0	0	2						
Jeffrey Hammonds, R (1, 9) OBP: 0.285, SLG: 0.399	G4-6-3		G5-3				E6 1B		HR BB	2	2	0	0	0	2	0						
Chris Hoiles, R (1, 2) OBP: 0.315, SLG: 0.380	G4-6-3						F9		HR	4	1	1	3	0	0	3						
Leo Gomez, R (1, 5) OBP: 0.294, SLG: 0.256							G6-3		G4-3	3	1	2	1	0	0	0						
Jeff Huson, L (7, PR) OBP: 0.315, SLG: 0.438			1B SH2-3 G4-3				FC4-6 1B		G4-3	1	0	0	0	0	0	0						
Curtis Goodwin, L (1, 8) OBP: 0.396, SLG: 0.402			SH2-3				FC4-6 1B		G4-3	3	0	1	0	0	0	1						
Inning Stats	R: 0 E: 0 K: 1 S: 5	H: 0 LOB: 0 BB: 0 P: 5	R: 0 E: 0 K: 0 S: 3	H: 1 LOB: 1 BB: 1 P: 7	R: 1 E: 0 K: 0 S: 5	H: 2 LOB: 1 BB: 0 P: 5	R: 0 E: 0 K: 0 S: 3	H: 1 LOB: 0 BB: 0 P: 3	R: 0 E: 0 K: 0 S: 4	H: 1 LOB: 2 BB: 1 P: 8	R: 0 E: 0 K: 0 S: 3	H: 0 LOB: 0 BB: 0 P: 3	R: 1 E: 1 K: 0 S: 5	H: 1 LOB: 2 BB: 0 P: 5	R: 0 E: 0 K: 0 S: 3	H: 0 LOB: 0 BB: 0 P: 3	R: 3 E: 0 K: 0 S: 5	H: 2 LOB: 0 BB: 1 P: 9	1B: 7 2B: 0 3B: 0 HR: 1	SF: 0 SAC: 1 DP: 2 HBP: 0	WP: 0 PB: 0 SB: 3 CS: 0	PA: 37
PITCHER Jim Abbott, L (1, 1) ERA: 3.35	IP: 9.0 WLS: L BF: 37 H: 8 R: 5 ER: 4 SO: 1 BB: 3 IBB: 0 HBP: 0 BLK: 0 WP: 0 HR: 1 S: 36 P: 48 ERA: 4.00 WHIP: 1.222																					

AB	33
R	5
H	8
RBI	5
BB	3
SO	1
LOB	11



Batter	1	2	3	4	5	6	7	8	9	AB	R	H	RBI	BB	SO	LOB	BOTTOM									
Lance Johnson, L (1, 8) OBP: 0.308, SLG: 0.336	G6-3						F9			5	0	2	0	0	0	2	Baltimore Orioles @ Chicago White Sox Comiskey Park, Chicago, IL Fri Jul 07 1995, 8:05 PM EDT Att: 23,387 - Unknown - 70 F									
Tim Raines, S (1, 7) OBP: 0.364, SLG: 0.469	K		F9				L3		G4-3	5	0	0	0	0	1	4										
Frank Thomas, R (1, 3) OBP: 0.492, SLG: 0.659							F8		1B BB	2	1	1	0	2	0	0										
Robin Ventura, L (1, 5) OBP: 0.380, SLG: 0.538	K								SH1-4 BB	3	1	2	0	0	1	1										
John Kruk, L (1, 10) OBP: 0.438, SLG: 0.467			G6-3				F8		L8	4	0	0	0	0	1	4										
Mike Devereaux, R (1, 9) OBP: 0.338, SLG: 0.426							K		IBB	3	0	2	2	1	1	1										
Ray Durham, S (1, 4) OBP: 0.324, SLG: 0.387	K						F9		P4	4	0	1	0	0	2	4										
Ron Karkovice, R (1, 2) OBP: 0.295, SLG: 0.384							F8		F8	3	0	0	0	0	1	2										
Dave Martinez, L (9, PH) ERA: 5.09							K		F7	1	0	0	0	0	0	0										
Craig Grebeck, R (1, 6) OBP: 0.396, SLG: 0.429									G4-3	2	0	0	0	1	0	0										
Warren Newson, L (9, PH) OBP: 0.415, SLG: 0.402			G5-3						G4-3	1	0	0	0	0	0	0										
Inning Stats	R: 0 E: 0 K: 2 S: 8	H: 1 LOB: 1 BB: 0 P: 8	R: 0 E: 0 K: 1 S: 5	H: 1 LOB: 0 BB: 0 P: 5	R: 0 E: 0 K: 0 S: 4	H: 1 LOB: 1 BB: 0 P: 4	R: 0 E: 0 K: 1 S: 6	H: 1 LOB: 1 BB: 0 P: 6	R: 0 E: 0 K: 1 S: 6	H: 1 LOB: 2 BB: 1 P: 10	R: 2 E: 0 K: 2 S: 9	H: 2 LOB: 1 BB: 1 P: 13	R: 0 E: 0 K: 0 S: 3	H: 0 LOB: 0 BB: 0 P: 3	R: 0 E: 0 K: 0 S: 3	H: 0 LOB: 2 BB: 2 P: 11	R: 0 E: 0 K: 0 S: 4	H: 1 LOB: 1 BB: 0 P: 4	1B: 5 2B: 4 3B: 0 HR: 0	SF: 0 SAC: 1 DP: 1 HBP: 0	WP: 0 PB: 0 SB: 0 CS: 1	PA: 38				
PITCHER Rick Krivda, L (1, 1) ERA: 3.18	IP: 5.2 WLS: 5 BF: 25 H: 7 R: 2 ER: 2 SO: 7 BB: 2 IBB: 0 HBP: 0 BLK: 0 WP: 0 HR: 0 S: 37 P: 45 ERA: 3.18 WHIP: 1.588																									
Armando Benitez, R (6, 1) ERA: 5.09	1.1	5	0	0	0	0	1	0	0	0	0	0	4	8	0.00	0.750										
Mark Lee, L (8, 1) ERA: 3.21	0.2	2	0	0	0	0	0	0	0	0	0	0	2	2	0.00	0.000										
Terry Clark, R (8, 1) ERA: 1.69	0.1	W	2	0	0	0	0	1	0	0	0	0	1	5	0.00	0.000										
Doug Jones, R (9, 1) ERA: 3.41	1.0	S	4	1	0	0	0	0	0	0	0	0	4	4	0.00	1.000										




Batter	1	2	3	4	5	6	7	8	9	AB	R	H	RBI	BB	SO	LOB	TOP					
Brady Anderson, L (1, 7) OBP: 0.360, SLG: 0.453 Kevin Bass, S (8, 7) OBP: 0.359, SLG: 0.428										4	2	2	0	1	1	0	Baltimore Orioles @ Chicago White Sox Comiskey Park, Chicago, IL Sun Jul 09 1995, 4:33 AM EDT Att: 26,176 - Cloudy - 78 F					
Bret Barberie, S (1, 4) OBP: 0.354, SLG: 0.363										4	2	3	2	1	0	1						
Rafael Palmeiro, L (1, 3) OBP: 0.354, SLG: 0.519 Leo Gomez, R (8, PH) OBP: 0.291, SLG: 0.253										4	0	0	0	0	1	3						
Cal Ripken Jr., R (1, 6) OBP: 0.337, SLG: 0.443 Manny Alexander, R (7, 6) OBP: 0.331, SLG: 0.361											3	2	2	0	1	0						
Harold Baines, L (1, 10) OBP: 0.422, SLG: 0.542											4	2	1	3	1	0						
Chris Hoiles, R (1, 2) OBP: 0.322, SLG: 0.405 Gregg Zaun, S (7, PH) OBP: 0.269, SLG: 0.375											3	1	1	2	0	0						
Jeff Huson, L (1, 5) OBP: 0.423, SLG: 0.435											4	0	2	0	1	1						
Jeffrey Hammonds, R (1, 9) OBP: 0.274, SLG: 0.360											5	0	1	2	0	0						
Curtis Goodwin, L (1, 8) OBP: 0.408, SLG: 0.415										4	2	2	0	0	0	0						
Inning Stats	R: 4 E: 0 K: 0 S: 24	H: 4 LOB: 0 BB: 0 P: 32	R: 0 E: 0 K: 0 S: 7	H: 0 LOB: 0 BB: 0 P: 8	R: 3 E: 0 K: 1 S: 9	H: 3 LOB: 2 BB: 2 P: 21	R: 1 E: 0 K: 0 S: 10	H: 2 LOB: 0 BB: 0 P: 15	R: 1 E: 0 K: 0 S: 8	H: 2 LOB: 1 BB: 2 P: 14	R: 2 E: 0 K: 0 S: 9	H: 2 LOB: 1 BB: 2 P: 18	R: 0 E: 0 K: 1 S: 5	H: 0 LOB: 0 BB: 0 P: 6	R: 0 E: 0 K: 1 S: 9	H: 0 LOB: 1 BB: 1 P: 15		R: 0 E: 0 K: 0 S: 16	H: 1 LOB: 2 BB: 1 P: 23	1B: 11 2B: 1 3B: 0 HR: 2	SF: 0 SAC: 0 DP: 2 HBP: 0	WP: 0 PB: 0 SB: 0 CS: 0
PITCHER	IP	WLS	BF	H	R	ER	SO	BB	IBB	HBP	BLK	WP	HR	S	P	ERA	WHIP					
Alex Fernandez, R (1, 1) ERA: 5.69	3.0	L	19	9	8	8	1	1	1	0	0	0	1	48	73	24.00	3.333					
Scott Radinsky, L (4, 1) ERA: 8.35	1.2	6	2	1	1	0	0	0	0	0	0	0	1	8	13	5.40	1.200					
Kirk McCaskill, R (5, 1) ERA: 5.03	1.1	7	2	2	2	0	0	2	0	0	0	0	0	11	22	13.50	3.000					
Jose DeLeon, R (7, 1) ERA: 5.44	1.0	3	0	0	0	0	1	0	0	0	0	0	0	5	6	0.00	0.000					
Tim Fortugno, L (8, 1) ERA: 3.6	1.0	4	0	0	0	0	1	1	0	0	0	0	0	9	15	0.00	1.000					


Batter	1	2	3	4	5	6	7	8	9	AB	R	H	RBI	BB	SO	LOB	BOTTOM					
Lance Johnson, L (1, 8) OBP: 0.309, SLG: 0.333											4	0	1	0	1	0	1					
Tim Raines, S (1, 7) OBP: 0.363, SLG: 0.462											4	0	1	1	1	0	2					
Frank Thomas, R (1, 3) OBP: 0.465, SLG: 0.658 Mike Devereaux, R (9, 9) OBP: 0.337, SLG: 0.423											4	1	1	0	0	2	3					
Robin Ventura, L (1, 5) OBP: 0.375, SLG: 0.527 Craig Grebeck, R (8, PH) OBP: 0.406, SLG: 0.444											3	0	1	0	0	0	1					
John Kruk, L (1, 10) OBP: 0.434, SLG: 0.461 Warren Newson, L (8, PR) OBP: 0.411, SLG: 0.398												4	0	2	0	0	0					
Dave Martinez, L (1, 9) OBP: 0.314, SLG: 0.411												3	0	2	1	1	0					
Ray Durham, S (1, 4) OBP: 0.319, SLG: 0.380										4	0	0	0	0	2	5						
Ron Karkovice, R (1, 2) OBP: 0.298, SLG: 0.400										3	1	0	0	1	1	4						
Ozzie Guillen, L (1, 6) OBP: 0.316, SLG: 0.371 Norberto Martin, R (7, PH) OBP: 0.237, SLG: 0.204											2	0	0	0	0	0	1					
Inning Stats	R: 0 E: 0 K: 0 S: 6	H: 1 LOB: 1 BB: 1 P: 15	R: 0 E: 0 K: 1 S: 9	H: 1 LOB: 0 BB: 0 P: 16	R: 0 E: 0 K: 0 S: 5	H: 0 LOB: 0 BB: 0 P: 5	R: 1 E: 0 K: 0 S: 11	H: 3 LOB: 1 BB: 0 P: 19	R: 1 E: 0 K: 1 S: 10	H: 1 LOB: 1 BB: 1 P: 18	R: 0 E: 0 K: 0 S: 6	H: 1 LOB: 0 BB: 0 P: 14	R: 0 E: 0 K: 1 S: 9	H: 1 LOB: 2 BB: 1 P: 16	R: 0 E: 0 K: 2 S: 17	H: 2 LOB: 3 BB: 1 P: 26	R: 0 E: 0 K: 0 S: 8	H: 0 LOB: 0 BB: 0 P: 10	1B: 8 2B: 2 3B: 0 HR: 0	SF: 0 SAC: 0 DP: 3 HBP: 0	WP: 0 PB: 0 SB: 1 CS: 0	PA: 38
PITCHER	IP	WLS	BF	H	R	ER	SO	BB	IBB	HBP	BLK	WP	HR	S	P	ERA	WHIP					
Scott Erickson, R (1, 1) ERA: 5.77	6.0	W	24	7	2	2	2	2	0	0	0	0	0	22	36	0.00	3.000					
Mark Lee, L (7, 1) ERA: 2.87	1.2	10	3	0	0	0	2	2	0	0	0	0	0	4	6	0.00	0.000					
Armando Benitez, R (8, 1) ERA: 5.02	0.1	1	0	0	0	0	1	0	0	0	0	0	0	4	6	0.00	0.000					
Joe Borowski, R (9, 1) ERA:	1.0	3	0	0	0	0	0	0	0	0	0	0	0	8	10	0.00	0.000					



Batter	1	2	3	4	5	6	7	8	9	AB	R	H	RBI	BB	SO	LOB	TOP																
Vince Coleman, S (1, 7) OBP: 0.352, SLG: 0.399										5	1	1	0	0	2	1	Kansas City Royals @ Baltimore Orioles Oriole Park at Camden Yards, Baltimore, MD Thu Jul 13 1995, 7:05 PM EDT Att: 43,865 - Unknown - 93 F livebaseballscorecards.com																
Tom Goodwin, L (1, 8) OBP: 0.360, SLG: 0.338										5	2	2	0	0	1	0																	
Keith Lockhart, L (1, 5) OBP: 0.419, SLG: 0.519										3	1	1	1	0	1	0																	
Greg Gagne, R (7, FH) OBP: 0.335, SLG: 0.402										2	0	0	0	0	0	1																	
Wally Joyner, L (1, 3) OBP: 0.401, SLG: 0.445										5	1	2	3	0	1	0																	
Bob Hamelin, L (1, 10) OBP: 0.297, SLG: 0.313										4	1	1	1	1	1	1																	
Jon Nunnally, L (1, 9) OBP: 0.385, SLG: 0.618										3	1	2	0	1	0	0																	
Phil Hiatt, R (9, FH) OBP: 0.282, SLG: 0.364										1	0	0	0	0	0	2																	
Edgar Caceres, S (1, 4) OBP: 0.324, SLG: 0.439										3	0	0	0	0	1	3																	
Pat Borders, R (6, 2) OBP: 0.278, SLG: 0.423										0	0	0	0	1	0	0																	
David Howard, S (1, 6) OBP: 0.212, SLG: 0.222										3	1	1	1	0	1	2																	
Chris James, R (8, FH) OBP: 0.280, SLG: 0.375										1	0	0	0	0	0	1																	
Chris Stynes, R (8, 4) OBP: 0.240, SLG: 0.217										0	0	0	0	0	0	0																	
Brent Mayne, L (1, 2) OBP: 0.261, SLG: 0.291										2	0	1	1	0	1	0																	
Gary Gaetti, R (6, FH) OBP: 0.323, SLG: 0.533										2	1	1	1	0	1	1																	
Inning Stats	R: 6 E: 1 K: 1 S: 26	H: 7 LOB: 1 BB: 0 P: 40	R: 0 E: 0 K: 2 S: 7	H: 0 LOB: 0 BB: 0 P: 11	R: 0 E: 0 K: 1 S: 9	H: 0 LOB: 1 BB: 1 P: 16	R: 0 E: 0 K: 2 S: 8	H: 0 LOB: 0 BB: 0 P: 11	R: 0 E: 0 K: 1 S: 8	H: 0 LOB: 0 BB: 0 P: 13	R: 0 E: 0 K: 3 S: 14	H: 1 LOB: 1 BB: 0 P: 19	R: 0 E: 0 K: 0 S: 15	H: 0 LOB: 0 BB: 0 P: 22	R: 1 E: 0 K: 0 S: 6	H: 1 LOB: 1 BB: 1 P: 12	R: 2 E: 0 K: 0 S: 21	H: 3 LOB: 2 BB: 1 P: 36	1B: 6 2B: 4 3B: 0 HR: 2	SF: 0 SAC: 0 DP: 0 HBP: 0	WP: 0 PB: 0 SB: 0 CS: 0	PA: 42											
PITCHER	IP WLS BF H R ER SO BB IBB HBP BLK WP HR S P ERA WHIP																																
35 Mike Mussina, R (1, 1) ERA: 4.93	0.2	8	6	6	6	0	0	0	0	0	0	0	0	19	30	81.00	9.000																
Arthur Rhodes, L (1, 1) ERA: 6.35	7.0	25	3	1	1	10	1	0	0	0	0	1	71	106	1.29	0.571																	
Terry Clark, R (8, 1) ERA: 1.65	0.1	2	0	0	0	0	1	0	0	0	0	0	3	8	0.00	3.000																	
Doug Jones, R (9, 1) ERA: 4.11	0.2	L 6	3	2	2	0	0	1	0	0	0	1	18	31	27.00	4.500																	
Jesse Orosco, L (9, 1) ERA: 2.7	0.1	1	0	0	0	0	0	0	0	0	0	0	3	5	0.00	0.000																	

Batter	1	2	3	4	5	6	7	8	9	AB	R	H	RBI	BB	SO	LOB	BOTTOM															
Brady Anderson, L (1, 7) OBP: 0.361, SLG: 0.464										5	2	2	1	0	1	3	Kansas City Royals @ Baltimore Orioles Oriole Park at Camden Yards, Baltimore, MD Thu Jul 13 1995, 7:05 PM EDT Att: 43,865 - Unknown - 93 F livebaseballscorecards.com															
Manny Alexander, R (1, 4) OBP: 0.339, SLG: 0.382										5	2	3	1	0	0	2																
Rafael Palmeiro, L (1, 3) OBP: 0.355, SLG: 0.532										5	1	2	3	0	1	3																
Cal Ripken Jr., R (1, 6) OBP: 0.338, SLG: 0.446										5	1	2	1	0	1	1																
Harold Baines, L (1, 10) OBP: 0.420, SLG: 0.538										3	1	1	1	0	0	1																
Kevin Bass, S (7, FH) OBP: 0.360, SLG: 0.425										1	0	0	0	1	0	1																
Chris Hoiles, R (1, 2) OBP: 0.321, SLG: 0.407										4	0	1	1	0	0	1																
Jeff Huson, L (1, 5) OBP: 0.433, SLG: 0.423										3	1	1	0	1	0	1																
Jeffrey Hammonds, R (1, 9) OBP: 0.279, SLG: 0.379										3	0	1	0	1	0	0																
Curtis Goodwin, L (1, 8) OBP: 0.404, SLG: 0.406										3	0	0	0	1	1	4																
Inning Stats	R: 2 E: 0 K: 0 S: 10	H: 2 LOB: 0 BB: 0 P: 16	R: 0 E: 0 K: 0 S: 11	H: 0 LOB: 2 BB: 2 P: 22	R: 1 E: 0 K: 1 S: 11	H: 2 LOB: 1 BB: 0 P: 17	R: 0 E: 0 K: 0 S: 5	H: 0 LOB: 0 BB: 0 P: 8	R: 4 E: 0 K: 0 S: 13	H: 5 LOB: 1 BB: 0 P: 21	R: 1 E: 0 K: 2 S: 19	H: 3 LOB: 2 BB: 0 P: 28	R: 0 E: 0 K: 0 S: 9	H: 0 LOB: 1 BB: 1 P: 17	R: 0 E: 0 K: 1 S: 16	H: 0 LOB: 1 BB: 1 P: 28	R: 0 E: 0 K: 0 S: 10	H: 1 LOB: 0 BB: 0 P: 13	1B: 6 2B: 5 3B: 0 HR: 2	SF: 0 SAC: 0 DP: 2 HBP: 0	WP: 0 PB: 1 SB: 2 CS: 0	PA: 41										
PITCHER	IP WLS BF H R ER SO BB IBB HBP BLK WP HR S P ERA WHIP																															
Mark Gubicza, R (1, 1) ERA: 3.88	5.0	24	7	7	7	1	2	0	0	0	0	0	22	33	6.75	2.250																
Hippolito Pichardo, R (6, 1) ERA: 3.89	1.1	7	3	1	1	2	0	0	0	0	0	0	19	35	0.00	1.500																
Billy Brewer, L (7, 1) ERA: 4.5	1.1	6	0	0	0	1	2	0	0	0	0	0	3	5	0.00	1.000																
Rusty Meacham, R (8, 1) ERA: 4.28	0.1	W 1	0	0	0	0	0	0	0	0	0	0	1	3	0.00	1.000																
Jeff Montgomery, R (9, 1) ERA: 3.34	1.0	S 3	1	0	0	0	0	0	0	0	0	0	10	13	0.00	1.000																

Batter	1	2	3	4	5	6	7	8	9	AB	R	H	RBI	BB	SO	LOB	TOP										
Keith Lockhart, L OBP: 0.409, SLG: 0.512 (1, 5)	G3-1		F8			G4-3-6 1B		BB 2B	G3	5	0	2	0	0	0	1	Kansas City Royals @ Baltimore Orioles Oriole Park at Camden Yards, Baltimore, MD Sat Jul 15 1995, 7:05 PM EDT Att: 47,159 - Unknown - 101 F AB 32 R 1 H 7 RBI 1 BB 4 SO 5 LOB 23 										
Tom Goodwin, L OBP: 0.381, SLG: 0.338 Chris Stynes, R OBP: 0.222, SLG: 0.200 (1, 8) (4, 4)	G6-3			G6-4-3 BB		G4-3-6 1-2 1-2f		F8		1	0	0	0	1	0	0											
Wally Joyner, L OBP: 0.401, SLG: 0.440 Chris James, R OBP: 0.333, SLG: 0.400 (1, 3) (4, 7)	K			G6-4-3 1-2f				4-2 BB BB		2	0	0	0	0	1	1											
Bob Hamelin, L OBP: 0.295, SLG: 0.326 (1, 10)		K		G6-3		G6-3		0-3 BB BB	K	4	0	0	0	0	2	3											
Jon Nunnally, L OBP: 0.390, SLG: 0.627 (1, 7) (4, 8)						G3 G4-3 1B		4-2 BB		2	1	1	0	2	1	0											
Edgar Caceres, S OBP: 0.338, SLG: 0.441 (1, 4) (4, 3)						1-1 G4-3 G3 1B		0-0 E1		2	0	1	0	0	0	1											
Greg Gagne, R OBP: 0.335, SLG: 0.407 (7, PR) (7, 6)						1-2 G4-3 G3 1B		1-2 G5-4-3		1	0	0	0	0	0	3											
David Howard, S OBP: 0.228, SLG: 0.247 (1, 6) (7, 3)						G3		1-1 G5-4-3 1-2f		4	0	2	0	0	0	4											
Brent Mayne, L OBP: 0.249, SLG: 0.278 (1, 2)						G4-3		1-2 G5-3		4	0	0	1	0	0	4											
Phil Hiatt, R OBP: 0.270, SLG: 0.346 (1, 9)						P6		0-3 K		4	0	0	0	0	1	4											
Inning Stats	R: 0 E: 0 K: 1 S: 5	H: 0 LOB: 0 BB: 0 P: 7	R: 0 E: 1 K: 1 S: 12	H: 0 LOB: 1 BB: 1 P: 19	R: 0 E: 0 K: 1 S: 9	H: 0 LOB: 0 BB: 0 P: 10	R: 0 E: 0 K: 0 S: 6	H: 2 LOB: 1 BB: 0 P: 10	R: 1 E: 0 K: 0 S: 8	H: 2 LOB: 1 BB: 0 P: 11	R: 0 E: 0 K: 0 S: 10	H: 2 LOB: 1 BB: 0 P: 13	R: 0 E: 0 K: 1 S: 9	H: 1 LOB: 2 BB: 0 P: 16	R: 0 E: 0 K: 1 S: 16	H: 1 LOB: 3 BB: 2 P: 28	R: 0 E: 0 K: 0 S: 8	H: 1 LOB: 1 BB: 0 P: 11	1B: 5 2B: 2 3B: 0 HR: 0	SF: 0 SAC: 0 DP: 3 HBP: 1	WP: 0 PB: 0 SB: 0 CS: 0	PA: 37					
PITCHER	IP	WLS	BF	H	R	ER	SO	BB	IBB	HBP	BLK	WP	HR	S	P	ERA	WHIP										
Scott Erickson, R ERA: 5.45 (1, 1)	7.0	W	27	5	1	1	4	2	0	1	0	0	0	59	86	1.29	1.000										
Jesse Orosco, L ERA: 2.51 (8, 1)	0.2		5	1	0	0	1	2	0	0	0	0	0	13	24	0.00	4.500										
Terry Clark, R ERA: 1.53 (8, 1)	1.1		5	1	0	0	0	0	0	0	0	0	0	11	15	0.00	0.750										

Batter	1	2	3	4	5	6	7	8	9	AB	R	H	RBI	BB	SO	LOB	BOTTOM										
Brady Anderson, L OBP: 0.369, SLG: 0.480 (1, 7)	F8 1B 2B									4	1	3	2	1	0	1	Kansas City Royals @ Baltimore Orioles Oriole Park at Camden Yards, Baltimore, MD Sat Jul 15 1995, 7:05 PM EDT Att: 47,159 - Unknown - 101 F AB 36 R 9 H 17 RBI 9 BB 3 SO 6 LOB 30 										
Manny Alexander, R OBP: 0.328, SLG: 0.363 (1, 4) (7, 6)	1B HBP									4	1	0	0	0	2	7											
Rafael Palmeiro, L OBP: 0.355, SLG: 0.525 Jeff Manto, R OBP: 0.312, SLG: 0.560 (1, 3) (7, PH) (8, 3)	F8									4	0	1	0	0	1	6											
Cal Ripken Jr., R OBP: 0.347, SLG: 0.457 Bret Barberie, S OBP: 0.357, SLG: 0.353 (1, 6) (6, PH) (7, 4)	1B 3H									3	2	3	1	0	0	0											
Harold Baines, L OBP: 0.423, SLG: 0.542 Kevin Bass, S OBP: 0.358, SLG: 0.423 (1, 10) (8, PH)	1B CS									4	1	4	1	0	0	0											
Leo Gomez, R OBP: 0.306, SLG: 0.290 (1, 5)	K									2	1	1	4	1	1	2											
Jeffrey Hammonds, R OBP: 0.278, SLG: 0.373 (1, 9)										5	1	1	0	0	1	5											
Chris Hoiles, R OBP: 0.318, SLG: 0.401 Gregg Zaun, S OBP: 0.310, SLG: 0.385 (1, 2) (2, PR) (3, 2)										1	0	1	1	0	0	0											
Curtis Goodwin, L OBP: 0.401, SLG: 0.410 (1, 8)										3	0	2	0	0	0	1											
Inning Stats	R: 2 E: 0 K: 1 S: 18	H: 3 LOB: 2 BB: 0 P: 30	R: 2 E: 0 K: 1 S: 11	H: 3 LOB: 2 BB: 0 P: 15	R: 4 E: 0 K: 1 S: 20	H: 6 LOB: 2 BB: 0 P: 33	R: 1 E: 0 K: 0 S: 8	H: 2 LOB: 0 BB: 0 P: 12	R: 0 E: 0 K: 1 S: 14	H: 0 LOB: 1 BB: 1 P: 21	R: 0 E: 0 K: 0 S: 16	H: 2 LOB: 3 BB: 1 P: 26	R: 0 E: 0 K: 1 S: 8	H: 1 LOB: 2 BB: 1 P: 19	R: 0 E: 0 K: 0 S: 3	H: 0 LOB: 0 BB: 0 P: 6		1B: 11 2B: 6 3B: 0 HR: 1	SF: 1 SAC: 1 DP: 3 HBP: 2	WP: 1 PB: 0 SB: 0 CS: 1	PA: 43						
PITCHER	IP	WLS	BF	H	R	ER	SO	BB	IBB	HBP	BLK	WP	HR	S	P	ERA	WHIP										
Kevin Appier, R ERA: 3.43 (1, 1)	2.0	L	14	8	3	6	2	0	0	1	0	0	0	37	57	27.00	4.000										
Mike Magnante, L ERA: 5.68 (3, 1)	4.0		21	8	3	3	3	2	0	0	0	1	1	50	80	6.75	2.500										
Dave Fleming, L ERA: 7.44 (7, 1)	2.0		8	1	0	0	1	1	0	1	0	0	0	11	25	0.00	1.000										

Batter	1	2	3	4	5	6	7	8	9	AB	R	H	RBI	BB	SO	LOB	TOP
Chris James, R (1, 7) OBP: 0.333, SLG: 0.429 Jon Nunnally, L (8, PH) OBP: 0.394, SLG: 0.636 (8, 7)	G5-3		G6-3					2B		3	0	1	0	0	0	0	
Wally Joyner, L (1, 10) OBP: 0.395, SLG: 0.436	PB 1B			G6-3		P5		1-H 2-H 2B		4	0	1	0	0	1	2	
Greg Gagne, R (1, 6)	P6			G6-3			L6		G1-3	4	0	0	0	0	0	1	
Gary Gaetti, R (1, 5) OBP: 0.318, SLG: 0.518 Vince Coleman, S (9, PR) OBP: 0.349, SLG: 0.394 Chris Stynes, R (9, PR) OBP: 0.222, SLG: 0.200	K			G1-3			K			3	0	0	0	1	2	1	
Pat Borders, R (1, 2) OBP: 0.270, SLG: 0.411 Keith Lockhart, L (9, PH) OBP: 0.404, SLG: 0.506		L7			G4-3		F7			3	0	0	0	0	0	0	
Bob Hamelin, L (1, 3) OBP: 0.285, SLG: 0.317	K			G3				K	K	4	0	0	0	0	3	1	
Phil Hiatt, R (1, 9) OBP: 0.261, SLG: 0.333	K			G5-3				K		3	0	0	0	0	2	0	
David Howard, S (1, 4) OBP: 0.229, SLG: 0.250			P3			G6-3		E 2B 1B		3	1	1	0	0	0	0	
Tom Goodwin, L (1, 8) OBP: 0.357, SLG: 0.333			K			F8		E2 2B		3	1	0	0	0	1	1	
Inning Stats	R: 0 H: 1 E: 0 LOB: 1 K: 1 BB: 0 S: 13	R: 0 H: 0 E: 0 LOB: 0 K: 2 BB: 0 S: 8	R: 0 H: 0 E: 0 LOB: 0 K: 1 BB: 0 S: 10	R: 0 H: 0 E: 0 LOB: 0 K: 0 BB: 0 S: 7	R: 0 H: 0 E: 0 LOB: 0 K: 0 BB: 0 S: 6	R: 0 H: 1 E: 0 LOB: 1 K: 0 BB: 0 S: 9	R: 0 H: 0 E: 0 LOB: 0 K: 1 BB: 0 S: 5	R: 2 H: 2 E: 1 LOB: 1 K: 3 BB: 1 S: 14	R: 0 H: 0 E: 0 LOB: 1 K: 2 BB: 1 S: 10	1B: 2 2B: 2 3B: 0 HR: 0	SF: 0 SAC: 0 DP: 0 HBP: 0	WP: 0 PB: 1 SB: 0 CS: 0	PA: 33				
PITCHER	IP WLS BF H R ER SO BB IBB HBP BLK WP HR S P ERA WHIP																
Jamie Moyer, L (1, 1) ERA: 3.36	7.2 W 27 3 2 0 7 0 0 0 0 0 0 0 68 96 0.00 0.391																
Terry Clark, R (8, 1) ERA: 1.53	0.0 1 1 0 0 0 0 0 0 0 0 0 0 1 3 ∞ ∞																
Jesse Orosco, L (8, 1) ERA: 2.57	0.1 1 0 0 0 1 0 0 0 0 0 0 0 3 5 0.00 0.000																
Doug Jones, R (9, 1) ERA: 3.98	1.0 S 4 0 0 0 2 1 0 0 0 0 0 0 10 18 0.00 1.000																

Kansas City Royals @ Baltimore Orioles
Oriole Park at Camden Yards, Baltimore, MD

Sun Jul 16 1995, 3:33 AM EDT
Att: 45,324 - Sunny - 100 F

AB 32
R 2
H 4
RBI 2
BB 1
SO 10
LOB 7



Batter	1	2	3	4	5	6	7	8	9	AB	R	H	RBI	BB	SO	LOB	BOTTOM
Brady Anderson, L (1, 7) OBP: 0.365, SLG: 0.473	F7			P6		G4-3		L6		4	0	0	0	0	0	0	
Manny Alexander, R (1, 4) OBP: 0.331, SLG: 0.362	L8			CS BB		1B		G5-3		3	0	1	0	1	0	0	
Rafael Palmeiro, L (1, 3) OBP: 0.358, SLG: 0.536	G4-3			HR			WP HR BB			2	2	1	1	1	0	0	
Cal Ripken Jr., R (1, 6) OBP: 0.346, SLG: 0.466		F8		K2-3			HR			3	1	1	2	0	1	0	
Harold Baines, L (1, 10) OBP: 0.417, SLG: 0.533		G4-3			F8		F8			3	0	0	0	0	0	0	
Leo Gomez, R (1, 5) OBP: 0.306, SLG: 0.284 Jeff Huson, L (7, PR) OBP: 0.433, SLG: 0.423 (8, 5)		F8			G1-3		BB			2	0	0	0	1	0	0	
Jeffrey Hammonds, R (1, 9) OBP: 0.279, SLG: 0.372			K		1B		L4			3	0	1	0	0	1	1	
Gregg Zaun, S (1, 2) OBP: 0.281, SLG: 0.345			P5		K		G3			3	0	0	0	0	1	2	
Curtis Goodwin, L (1, 8) OBP: 0.394, SLG: 0.401			B1			G1-3		P5		3	0	0	0	0	0	0	
Inning Stats	R: 0 H: 0 E: 0 LOB: 0 K: 0 BB: 0 S: 6	R: 0 H: 0 E: 0 LOB: 0 K: 0 BB: 0 S: 9	R: 0 H: 0 E: 0 LOB: 0 K: 1 BB: 0 S: 6	R: 1 H: 1 E: 0 LOB: 0 K: 1 BB: 1 S: 8	R: 0 H: 1 E: 0 LOB: 1 K: 1 BB: 0 S: 9	R: 0 H: 1 E: 0 LOB: 1 K: 0 BB: 0 S: 9	R: 2 H: 1 E: 0 LOB: 1 K: 0 BB: 2 S: 16	R: 0 H: 0 E: 0 LOB: 0 K: 0 BB: 0 S: 6	R: 0 H: 0 E: 0 LOB: 0 K: 0 BB: 0 S: 6	1B: 2 2B: 0 3B: 0 HR: 2	SF: 0 SAC: 0 DP: 0 HBP: 0	WP: 1 PB: 0 SB: 0 CS: 1	PA: 29				
PITCHER	IP WLS BF H R ER SO BB IBB HBP BLK WP HR S P ERA WHIP																
Melvin Bunch, R (1, 1) ERA: 5.02	6.0 L 22 4 3 3 3 2 0 0 0 0 0 0 10 18 4.50 1.000																
Hipolito Pichardo, R (7, 1) ERA: 3.79	1.0 4 0 0 0 0 1 0 0 0 0 0 0 6 9 0.00 1.000																
Billy Brewer, L (8, 1) ERA: 4.32	1.0 3 0 0 0 0 0 0 0 0 0 0 0 6 9 0.00 0.000																

Kansas City Royals @ Baltimore Orioles
Oriole Park at Camden Yards, Baltimore, MD

Sun Jul 16 1995, 3:33 AM EDT
Att: 45,324 - Sunny - 100 F

AB 26
R 3
H 4
RBI 3
BB 3
SO 3
LOB 3



Batter	1	2	3	4	5	6	7	8	9	AB	R	H	RBI	BB	SO	LOB	TOP										
Brady Anderson, L (1, 7) OBP: 0.366, SLG: 0.477	2-1 G6-3 SF7 2B		3-1 G5-4-3 1B			0-1 F9		1-1 F9		4	1	2	1	0	0	0											
Manny Alexander, R (1, 4) OBP: 0.328, SLG: 0.357	1-2 G6-3		0-2 G5-4-3			3-2 G5-3		1-1 G1-3		4	0	0	0	0	0	2											
Rafael Palmeiro, L (1, 3) OBP: 0.363, SLG: 0.554	1-1 SF7			4-2 G4-6-3 BB		2-1 HR		1-1 F8		2	1	1	2	1	0	0											
Cal Ripken Jr., R (1, 6) OBP: 0.335, SLG: 0.450	3-2 F7			1-0 G4-6-3 1-2		3-0 P4		2-3 K		4	0	0	0	0	1	1											
Harold Baines, L (1, 10) OBP: 0.415, SLG: 0.543		3-2 P3		2-2 HR		0-1 G6-3				3	1	1	1	0	0	0											
Kevin Bass, S (1, 9) OBP: 0.349, SLG: 0.406		2-0 G4-3		3-1 G1-3		3-2 F7				3	0	0	0	0	0	0											
Jeff Manto, R (1, 5) OBP: 0.299, SLG: 0.535		2-3 K		2-2 G6-3		0-3 K				3	0	0	0	0	2	0											
Leo Gomez, R (8, 5) OBP: 0.306, SLG: 0.284										0	0	0	0	0	0	0											
Gregg Zaun, S (1, 2) OBP: 0.270, SLG: 0.324			1-0 G4-3		1-2 G3-1			1-1 F8		3	0	0	0	0	0	0											
Curtis Goodwin, L (1, 8) OBP: 0.387, SLG: 0.403			1-1 1B 3B		1-3 K			1-3 K		3	1	1	0	0	2	0											
Inning Stats	R: 1 E: 0 K: 0 S: 11	H: 1 LOB: 0 BB: 0 P: 18	R: 0 E: 0 K: 1 S: 8	H: 0 LOB: 0 BB: 0 P: 15	R: 1 E: 0 K: 0 S: 8	H: 2 LOB: 0 BB: 0 P: 13	R: 1 E: 0 K: 0 S: 8	H: 1 LOB: 0 BB: 0 P: 18	R: 0 E: 0 K: 1 S: 9	H: 0 LOB: 0 BB: 0 P: 13	R: 1 E: 0 K: 0 S: 8	H: 1 LOB: 0 BB: 0 P: 16	R: 0 E: 0 K: 1 S: 8	H: 0 LOB: 0 BB: 0 P: 11	R: 0 E: 0 K: 1 S: 7	H: 0 LOB: 0 BB: 0 P: 10	R: 0 E: 0 K: 1 S: 7	H: 0 LOB: 0 BB: 0 P: 11	1B: 1 2B: 1 3B: 1 HR: 2	SF: 1 SAC: 0 DP: 2 HBP: 0	WP: 0 PB: 0 SB: 0 CS: 0	PA: 31					
PITCHER	IP	WLS	BF	H	R	ER	SO	BB	IBB	HBP	BLK	WP	HR	S	P	ERA	WHIP										
Roger Pavlik, R (1, 1) ERA: 5.61	8.1	L	29	5	4	4	4	1	0	0	0	0	2	69	117	4.32	0.720										
Ed Vosberg, L (9, 1) ERA: 2.42	0.2		2	0	0	0	1	0	0	0	0	0	0	5	8	0.00	0.000										

Baltimore Orioles @ Texas Rangers
The Ballpark at Arlington, Arlington, TX
Tue Jul 18, 1995, 8:05 PM EDT
Att: 31,837 - Unknown - 87 F

AB 29
R 4
H 5
RBI 4
BB 1
SO 5
LOB 3



Batter	1	2	3	4	5	6	7	8	9	AB	R	H	RBI	BB	SO	LOB	BOTTOM										
Otis Nixon, S (1, 8) OBP: 0.331, SLG: 0.313	2-2 L7		1-2 G5-3			2-2 F9		1-1 FC6-4 2B		4	1	0	0	0	0	1											
Mark McLemore, S (1, 7) OBP: 0.384, SLG: 0.388	0-0 F8		2-1 F8			2-2 K		1-0 2B		4	0	1	1	0	1	0											
Will Clark, L (1, 3) OBP: 0.384, SLG: 0.461	4-0 1B BB			0-0 F8		4-2 1B 29 E BB		1-0 P6		2	1	0	0	2	0	1											
Ivan Rodriguez, R (1, 2) OBP: 0.349, SLG: 0.511	2-2 1B			1-1 F9		0-1 29 FC3-6 1B		0-0 29 F8 2B		4	0	3	0	0	0	0											
29 Rusty Greer, L (1, 9) OBP: 0.354, SLG: 0.397	0-2 1-4-3			1-2 F7		0-2 FC3-6 1B		0-0 F8		4	0	0	0	0	0	4											
Mickey Tettleton, S (1, 10) OBP: 0.391, SLG: 0.448		1-1 P6		2-3 K		1-1 G6-3 1B		4-1 G1-3 BB		3	0	1	0	1	1	0											
Jack Voigt, R (9, PR) OBP: 0.298, SLG: 0.354										0	0	0	0	0	0	0											
Mike Pagliarulo, L (1, 5) OBP: 0.279, SLG: 0.319		1-3 K		2-1 F9		1-1 G6-3		0-1 G1-3		4	0	0	0	0	1	4											
Jeff Frye, R (1, 4) OBP: 0.351, SLG: 0.353		1-2 G4-3		0-0 G6-3				2-1 FC6-4 HBP		2	0	0	0	0	0	0											
Juan Gonzalez, R (9, PH) OBP: 0.291, SLG: 0.604										1	0	0	0	0	0	3											
Benji Gil, R (1, 6) OBP: 0.289, SLG: 0.373			2-2 G6-3			1-3 K		2-3 K		3	0	0	0	0	2	1											
Inning Stats	R: 0 E: 0 K: 0 S: 12	H: 1 LOB: 2 BB: 1 P: 20	R: 0 E: 0 K: 1 S: 11	H: 0 LOB: 0 BB: 0 P: 14	R: 0 E: 0 K: 0 S: 11	H: 0 LOB: 0 BB: 0 P: 16	R: 0 E: 0 K: 0 S: 7	H: 0 LOB: 0 BB: 0 P: 9	R: 0 E: 0 K: 1 S: 6	H: 0 LOB: 0 BB: 0 P: 10	R: 0 E: 0 K: 2 S: 9	H: 0 LOB: 0 BB: 0 P: 14	R: 1 E: 1 K: 0 S: 12	H: 2 LOB: 1 BB: 1 P: 18	R: 1 E: 0 K: 1 S: 8	H: 1 LOB: 3 BB: 0 P: 15	R: 0 E: 0 K: 0 S: 8	H: 1 LOB: 3 BB: 1 P: 12	1B: 3 2B: 2 3B: 0 HR: 0	SF: 0 SAC: 0 DP: 1 HBP: 1	WP: 0 PB: 0 SB: 0 CS: 0	PA: 35					
PITCHER	IP	WLS	BF	H	R	ER	SO	BB	IBB	HBP	BLK	WP	HR	S	P	ERA	WHIP										
35 Mike Mussina, R (1, 1) ERA: 4.74	7.2	W	29	4	2	2	5	2	0	0	0	0	0	75	114	2.35	0.783										
Jesse Orosco, L (8, 1) ERA: 2.39	0.1		1	0	0	0	0	0	0	0	0	0	0	1	2	0.00	0.000										
Doug Jones, R (9, 1) ERA: 3.78	1.0	S	5	1	0	0	0	1	0	0	0	0	0	8	12	0.00	2.000										

Baltimore Orioles @ Texas Rangers
The Ballpark at Arlington, Arlington, TX
Tue Jul 18, 1995, 8:05 PM EDT
Att: 31,837 - Unknown - 87 F

AB 31
R 2
H 5
RBI 1
BB 3
SO 5
LOB 14



Batter	1	2	3	4	5	6	7	8	9	AB	R	H	RBI	BB	SO	LOB	TOP										
Brady Anderson, L (1, 7) OBP: 0.363, SLG: 0.470	2-3 K		0-1 F7		0-1 P5			3-2 G6-4-3 HBP	1-2 G1-3	4	0	0	0	0	1	3	Baltimore Orioles @ Minnesota Twins Hubert H. Humphrey Metrodome, Minneapolis, MN Wed Jul 19 1995, 8:05 PM EDT Att: 12,786 - Dome livebaseballscorecards.com										
Manny Alexander, R (1, 4) OBP: 0.323, SLG: 0.351	3-2 P3		2-2 P3		1-0 F9			2-2 G6-4-3 1-2		3	0	0	0	0	0	0											
Bret Barberie, S (8, PH) OBP: 0.353, SLG: 0.350										1	0	0	0	0	0	1											
Rafael Palmeiro, L (1, 3) OBP: 0.364, SLG: 0.567	0-0 2B		1-2 HR		0-1 F7			2-2 G5-3		4	1	2	1	0	0	0											
Cal Ripken Jr., R (1, 6) OBP: 0.338, SLG: 0.447	4-2 BB		2-2 P3			2-0 L5			4-2 1B BB BB	2	1	0	0	2	0	0											
Harold Baines, L (1, 10) OBP: 0.414, SLG: 0.537	1-3 K			4-0 2B G6-3 BB		0-0 F8			4-0 BB 1B BB	2	1	0	0	1	1	2											
Mark Smith, R (9, PH)									1-2 BB 1B BB	0	0	0	0	1	0	0											
Kevin Bass, S (1, 9) OBP: 0.352, SLG: 0.413		2-1 G4-3		0-0 G4-3 1-3 2B		3-3 K			0-0 BB 1B 2-3	4	0	2	0	0	1	0											
Jeff Manto, R (1, 5) OBP: 0.299, SLG: 0.531		1-2 1B		1-1 G6-3		0-0 G5-3			4-2 BB BB 1-2 2-3 3-H	3	0	1	1	0	0	1											
Jeff Huson, L (9, PH) OBP: 0.469, SLG: 0.444				3-H 3-1 G4-3					1-3 K	1	0	0	0	0	1	3											
Gregg Zaun, S (1, 2) OBP: 0.250, SLG: 0.297		0-0 F8		2-3 G4-3					1-3 K	3	0	0	0	0	1	2											
Leo Gomez, R (9, PH) OBP: 0.304, SLG: 0.281										1	0	0	0	0	1	3											
Curtis Goodwin, L (1, 8) OBP: 0.378, SLG: 0.392		3-2 P4		0-0 G1-3					1-3 K	4	0	0	0	0	1	5											
Inning Stats	R: 0 E: 0 K: 2 S: 13	H: 1 LOB: 2 BB: 1 P: 23	R: 0 E: 0 K: 0 S: 13	H: 1 LOB: 1 BB: 0 P: 19	R: 1 E: 0 K: 0 S: 13	H: 1 LOB: 0 BB: 0 P: 18	R: 1 E: 0 K: 0 S: 6	H: 1 LOB: 1 BB: 1 P: 14	R: 0 E: 0 K: 1 S: 5	H: 0 LOB: 0 BB: 0 P: 11	R: 0 E: 0 K: 1 S: 5	H: 0 LOB: 0 BB: 0 P: 9	R: 0 E: 0 K: 0 S: 8	H: 0 LOB: 0 BB: 0 P: 15	R: 1 E: 0 K: 2 S: 19	H: 1 LOB: 3 BB: 3 P: 34	1B: 2 2B: 2 3B: 0 HR: 1	SF: 0 SAC: 0 DP: 1 HBP: 1	WP: 0 PB: 0 SB: 0 CS: 0	PA: 37							
PITCHER	IP	WLS	BF	H	R	ER	SO	BB	IBB	HBP	BLK	WP	HR	S	P	ERA	WHIP										
Brad Radke, R (1, 1) ERA: 5.87	7.0	W	28	4	2	2	4	2	0	1	0	0	1	63	105	2.57	0.857										
Eddie Guardado, L (8, 1) ERA: 5.69	1.0		2	0	0	0	0	0	0	0	0	0	0	6	10	0.00	0.000										
Pat Mahomes, R (9, 1) ERA: 7.53	0.0		1	0	1	1	0	1	0	0	0	0	0	2	6	∞	∞										
Mark Guthrie, L (9, 1) ERA: 4.85	0.0		1	0	0	0	0	1	0	0	0	0	0	4	4	∞	∞										
Dave Stevens, R (9, 1) ERA: 5.63	1.0	S	5	1	0	0	2	1	0	0	0	0	0	17	24	0.00	2.000										

Batter	1	2	3	4	5	6	7	8	9	AB	R	H	RBI	BB	SO	LOB	BOTTOM										
Chuck Knoblauch, R (1, 4) OBP: 0.406, SLG: 0.419	0-1 HR		2-2 1B SF9	4-2 G3 BB		0-2 G1-6-3		0-1 E5		4	2	2	0	1	0	0	Baltimore Orioles @ Minnesota Twins Hubert H. Humphrey Metrodome, Minneapolis, MN Wed Jul 19 1995, 8:05 PM EDT Att: 12,786 - Dome livebaseballscorecards.com										
Rich Becker, L (1, 8) OBP: 0.298, SLG: 0.264	1-0 L7		3-1 1B	2-1 G3			1-2 G4-3	1-3 K		5	1	1	0	0	1	4											
Kirby Puckett, R (1, 9) OBP: 0.347, SLG: 0.458	0-0 F9		2-2 SF9	4-0 IBB			2-0 E5 BB BB			2	0	0	1	1	0	1											
Pedro Munoz, R (1, 10) OBP: 0.353, SLG: 0.585	1-1 HR		3-2 BLK 1B	0-3 K			4-1 BB BB	1-2 BB		3	2	2	3	1	1	3											
Marty Cordova, R (1, 7) OBP: 0.350, SLG: 0.486	3-2 L8		2-2 1B		1-0 G4-3		3-3 K			4	0	1	1	0	1	2											
Dan Masteller, L (1, 3) OBP: 0.258, SLG: 0.190		1-3 K	0-1 1B		2-0 L8		4-2 BB BB			3	0	1	0	0	1	0											
Riccardo Ingram, R (7, PH) OBP: 0.316, SLG: 0.338			1-2 1B				1-2 BB			0	0	0	0	1	0	0											
Scott Stahoviak, L (8, 3) OBP: 0.316, SLG: 0.338										0	0	0	0	0	0	0											
Scott Leius, R (1, 5) OBP: 0.325, SLG: 0.351		3-2 P6	2-0 L7		2-2 G4-3		0-0 F7			4	0	0	0	0	0	5											
Matt Walbeck, S (1, 2) OBP: 0.298, SLG: 0.313		1-3 K		0-2 G3 2B		3-1 F8		2-2 G6-3		4	0	1	0	0	1	0											
Pat Meares, R (1, 6) OBP: 0.308, SLG: 0.467			0-1 G4-3	0-2 F8		0-2 P4		1-1 G4-3		4	0	0	0	0	0	1											
Inning Stats	R: 2 E: 0 K: 0 S: 9	H: 2 LOB: 0 BB: 0 P: 14	R: 0 E: 0 K: 2 S: 10	H: 0 LOB: 0 BB: 0 P: 15	R: 3 E: 0 K: 0 S: 24	H: 5 LOB: 2 BB: 0 P: 38	R: 0 E: 0 K: 1 S: 15	H: 1 LOB: 3 BB: 2 P: 25	R: 0 E: 0 K: 0 S: 5	H: 0 LOB: 0 BB: 0 P: 10	R: 0 E: 0 K: 0 S: 8	H: 0 LOB: 0 BB: 0 P: 11	R: 0 E: 1 K: 1 S: 13	H: 0 LOB: 3 BB: 2 P: 27	R: 0 E: 1 K: 1 S: 11	H: 0 LOB: 1 BB: 0 P: 15	1B: 6 2B: 1 3B: 0 HR: 1	SF: 1 SAC: 0 DP: 0 HBP: 0	WP: 0 PB: 0 SB: 2 CS: 0	PA: 38							
PITCHER	IP	WLS	BF	H	R	ER	SO	BB	IBB	HBP	BLK	WP	HR	S	P	ERA	WHIP										
Ben McDonald, R (1, 1) ERA: 4.63	2.2	L	14	6	5	5	2	0	0	0	1	1	40	62	16.88	2.250											
Mike Oquist, R (3, 1) ERA: 4.11	4.0		18	2	0	0	2	2	1	0	0	0	0	40	70	0.00	1.000										
Arthur Rhodes, L (7, 1) ERA: 5.89	1.1		6	0	0	0	1	1	0	0	0	0	0	15	23	0.00	0.750										



Batter	1	2	3	4	5	6	7	8	9	AB	R	H	RBI	BB	SO	LOB	TOP										
Brady Anderson, L (1, 7) OBP: 0.362, SLG: 0.467	F9		WP 2H 1B		G1-3			F9		4	0	1	1	0	0	0	Baltimore Orioles @ Minnesota Twins Hubert H. Humphrey Metrodome, Minneapolis, MN Thu Jul 20 1995, 4:33 AM EDT Att: 16,025 - Dome - 70 F										
Manny Alexander, R (1, 4) OBP: 0.332, SLG: 0.353	K		1-3 BB			3-1 1B		4-1 2B BB		2	1	1	0	2	1	0											
Rafael Palmeiro, L (1, 3) OBP: 0.363, SLG: 0.567	G3		1-1 L8			3-2 F8		1-2 1-H 2B		4	0	1	1	0	0	3											
Cal Ripken Jr., R (1, 6) OBP: 0.343, SLG: 0.445		4-2 BB		4-0 BB		1-1 G5-4-3 1-2		4-0 BB		1	0	0	0	3	0	1											
Harold Baines, L (1, 10) OBP: 0.409, SLG: 0.528 Mark Smith, R (8, PH)	G6-4-3		3-0 G4-6-3			0-1 G4-3		1-2 G5-4-3		3	0	0	0	0	0	2											
Kevin Bass, S (1, 9) OBP: 0.355, SLG: 0.412	G3-1		4-0 BB			0-1 WP 1B			1-2 F7	3	0	1	0	1	0	0											
Jeff Huson, L (1, 5) OBP: 0.441, SLG: 0.414 Leo Gomez, R (7, PH) OBP: 0.298, SLG: 0.276			0-1 P5	2-2 F8		3-1 P3		2-2 F9		2	0	0	0	0	0	1											
Gregg Zaun, S (1, 2) OBP: 0.262, SLG: 0.289 Jeff Manto, R (7, PH) OBP: 0.304, SLG: 0.531 Cesar Davarez, R (7, PR)			4-1 G1-3 1B BB		3-1 P5		4-0 BB	2-2 G4-3		1	1	0	0	1	0	0											
Curtis Goodwin, L (1, 8) OBP: 0.377, SLG: 0.398	G1-3		3-2 2B		3-2 P3		1-2 BB			3	0	1	0	0	0	3											
Inning Stats	R: 0 E: 0 K: 1 S: 6	H: 0 LOB: 0 BB: 0 P: 9	R: 0 E: 0 K: 0 S: 7	H: 0 LOB: 0 BB: 1 P: 14	R: 1 E: 0 K: 0 S: 15	H: 1 LOB: 2 BB: 2 P: 26	R: 0 E: 0 K: 0 S: 4	H: 0 LOB: 1 BB: 0 P: 17	R: 0 E: 0 K: 0 S: 8	H: 1 LOB: 0 BB: 0 P: 16	R: 0 E: 0 K: 0 S: 7	H: 1 LOB: 2 BB: 1 P: 14	R: 0 E: 0 K: 0 S: 8	H: 1 LOB: 1 BB: 1 P: 15	R: 1 E: 0 K: 0 S: 10	H: 1 LOB: 0 BB: 2 P: 21		R: 0 E: 0 K: 0 S: 11	H: 0 LOB: 0 BB: 0 P: 16	1B: 3 2B: 2 3B: 0 HR: 0	SF: 0 SAC: 0 DP: 4 HBP: 0	WP: 2 PA: 35 PB: 0 SB: 1 CS: 0					
PITCHER	IP	WLS	BF	H	R	ER	SO	BB	IBB	HBP	BLK	WP	HR	S	P	ERA	WHIP										
Frankie Rodriguez, R (1, 1) ERA: 8.26	6.0	W	22	3	1	1	1	5	0	0	0	1	0	47	96	1.50	1.333										
Eddie Guardado, L (7, 1) ERA: 5.72	1.1		8	2	1	1	0	2	0	0	0	1	0	15	28	6.75	3.000										
Pat Mahomes, R (8, 1) ERA: 7.53	0.0		1	0	0	0	0	1	0	0	0	0	0	4	4	∞	∞										
Mark Guthrie, L (8, 1) ERA: 4.76	0.2		1	0	0	0	0	0	0	0	0	0	0	3	4	0.00	0.000										
Dave Stevens, R (9, 1) ERA: 4.91	1.0	S	3	0	0	0	0	0	0	0	0	0	0	11	16	0.00	0.000										

Batter	1	2	3	4	5	6	7	8	9	AB	R	H	RBI	BB	SO	LOB	BOTTOM										
Chuck Knoblauch, R (1, 4) OBP: 0.407, SLG: 0.418	G6-3			0-1 1B 1B		4-0 L8 BB		1 SAFE 3-2 G4-3		3	1	1	0	1	0	1	Baltimore Orioles @ Minnesota Twins Hubert H. Humphrey Metrodome, Minneapolis, MN Thu Jul 20 1995, 4:33 AM EDT Att: 16,025 - Dome - 70 F										
Rich Becker, L (1, 8) OBP: 0.297, SLG: 0.264	G3		1 SAFE 3-2 1B 1B	1-2 1B		1 SAFE 1-0 L8		3-2 FC5		4	1	1	1	0	0	1											
Kirby Puckett, R (1, 9) OBP: 0.349, SLG: 0.457	K		1-1 WP 1B	1-3 2H 1B		3-3 K		3-H 4-2 G4-6-3 BB		3	1	1	1	1	2	0											
Matt Merullo, L (1, 2) OBP: 0.323, SLG: 0.350 Matt Walbeck, S (9, 2) OBP: 0.296, SLG: 0.313		1-0 G3-1		2-2 G6-4-3 1B			0-0 F8	0-0 G4-6-3		4	0	1	2	0	0	2											
Marty Cordova, R (1, 7) OBP: 0.349, SLG: 0.496		2-2 G4-3		0-0 G6-4-3			2-1 HR			3	1	1	1	0	0	1											
Dan Masteller, L (1, 3) OBP: 0.246, SLG: 0.180		0-0 G4-3		1-1 G3-1			0-0 G4-3			3	0	0	0	0	0	0											
Chip Hale, L (1, 10) OBP: 0.348, SLG: 0.429			0-3 K		1-0 L3-6 2B		1-0 K			3	0	2	0	0	1	0											
Scott Stahoviak, L (1, 5) OBP: 0.315, SLG: 0.333 Scott Leius, R (7, PH) OBP: 0.323, SLG: 0.349			3-2 L8		3-2 L3-6		1 SAFE 3-3 K			2	0	0	0	0	0	1											
Pat Meares, R (1, 6) OBP: 0.308, SLG: 0.465			2-3 K		0-0 G6-3			0-0 G4-3 FC5 1B		3	1	1	0	0	1	0											
Inning Stats	R: 0 E: 0 K: 1 S: 6	H: 0 LOB: 0 BB: 0 P: 10	R: 0 E: 0 K: 0 S: 6	H: 0 LOB: 0 BB: 0 P: 9	R: 0 E: 0 K: 2 S: 13	H: 0 LOB: 0 BB: 0 P: 18	R: 3 E: 0 K: 0 S: 14	H: 4 LOB: 0 BB: 0 P: 19	R: 0 E: 0 K: 1 S: 7	H: 0 LOB: 0 BB: 1 P: 15	R: 1 E: 0 K: 1 S: 8	H: 2 LOB: 1 BB: 0 P: 14	R: 1 E: 0 K: 0 S: 11	H: 1 LOB: 1 BB: 1 P: 20	R: 0 E: 0 K: 0 S: 11	H: 0 LOB: 0 BB: 0 P: 16		1B: 6 2B: 2 3B: 0 HR: 1	SF: 0 SAC: 0 DP: 3 HBP: 0	WP: 1 PA: 31 PB: 0 SB: 2 CS: 0							
PITCHER	IP	WLS	BF	H	R	ER	SO	BB	IBB	HBP	BLK	WP	HR	S	P	ERA	WHIP										
Scott Erickson, R (1, 1) ERA: 5.45	6.2	L	25	7	4	4	4	1	0	0	0	1	1	56	88	5.40	1.200										
Mark Lee, L (7, 1) ERA: 3.79	0.1		1	0	0	0	1	0	0	0	0	0	0	3	6	0.00	0.000										
Terry Clark, R (8, 1) ERA: 1.77	1.0		5	1	1	1	0	1	0	0	0	0	0	11	20	9.00	2.000										



Batter	1	2	3	4	5	6	7	8	9	AB R H RBI BB SO LOB	TOP											
Brady Anderson, L (1, 7) OBP: 0.364, SLG: 0.464	P6		BB	HR		E9 SF9 1B		K	L3	4 2 1 0 2 1 2	Baltimore Orioles @ Kansas City Royals Kauffman Stadium, Kansas City, MO Fri Jul 21 1995, 7:05 PM CDT Att: 22,924 - Unknown - 79 F livebaseballscorecards.com											
Bret Barberie, S (1, 4) OBP: 0.348, SLG: 0.370 Manny Alexander, R (8, 4) OBP: 0.332, SLG: 0.353	F8		F7	HR		SF9		G5-3		4 1 1 5 0 0 1 0 0 0 0 0 0 0												
Rafael Palmeiro, L (1, 3) OBP: 0.360, SLG: 0.559	1B BB		G3	L4		P5		K		4 0 0 0 1 1 1												
Cal Ripken Jr., R (1, 6) OBP: 0.343, SLG: 0.444	1B		L6	F7		G4-3		SH5-3 1B		5 1 2 0 0 0 0												
Harold Baines, L (1, 10) OBP: 0.404, SLG: 0.518 Jeff Huson, L (9, PR) OBP: 0.441, SLG: 0.414	P5		P6	G1-3			P5	1B SH5-3 SF7 BB		4 0 0 0 1 0 2 0 1 0 0 0 0 0												
Kevin Bass, S (1, 9) OBP: 0.353, SLG: 0.405		F9	WP 1B BB	E5 BB 1B			F8	SH5-3		3 2 0 0 1 0 0												
Leo Gomez, R (1, 5) OBP: 0.319, SLG: 0.294	F9		1B WP BB	1B BB			BB 1B	1B		4 1 3 0 1 0 0												
Gregg Zaun, S (1, 2) OBP: 0.319, SLG: 0.333	L9		BB HR 1B	1B HR 1B			BB 1B	1B		4 1 3 4 1 0 0												
Curtis Goodwin, L (1, 8) OBP: 0.372, SLG: 0.394	F9		1B HR 1B	BB HR 1B		G1-3	L8	SF7		4 1 1 1 0 0 4												
Inning Stats	R: 0 E: 0 K: 0 S: 13	H: 1 LOB: 2 BB: 1 P: 21	R: 0 E: 0 K: 0 S: 6	H: 0 LOB: 0 BB: 0 P: 10	R: 0 E: 0 K: 0 S: 5	H: 0 LOB: 1 BB: 1 P: 12	R: 6 E: 0 K: 0 S: 24	H: 4 LOB: 2 BB: 2 P: 43	R: 1 E: 1 K: 0 S: 11	H: 1 LOB: 2 BB: 1 P: 19	R: 0 E: 0 K: 0 S: 8	H: 1 LOB: 2 BB: 1 P: 16	R: 0 E: 0 K: 2 S: 10	H: 0 LOB: 0 BB: 0 P: 15	R: 2 E: 0 K: 0 S: 10	H: 3 LOB: 2 BB: 1 P: 18	1B: 10 2B: 0 3B: 0 HR: 1	SF: 2 SAC: 1 DP: 0 HBP: 0	WP: 1 PB: 0 SB: 0 CS: 0	PA: 46		
PITCHER	IP WLS BF H R ER SO BB IBB HBP BLK WP HR S P ERA WHIP																					
Melvin Bunch, R (1, 1) ERA: 7.0	3.2 L 20 5 6 6 0 4 0 0 0 0 1 1 46 83 14.73 2.455																					
Dave Fleming, L (4, 1) ERA: 7.19	4.1 21 4 4 2 2 3 0 0 0 0 0 0 38 70 4.15 1.615																					
Jeff Montgomery, R (9, 1) ERA: 3.09	1.0 5 2 0 0 0 0 0 0 0 0 0 0 8 9 0.00 2.000																					

Batter	1	2	3	4	5	6	7	8	9	AB R H RBI BB SO LOB	BOTTOM											
David Howard, S (1, 7) OBP: 0.236, SLG: 0.257	SH1-3 G4-3 1B		G5-3	P5		L8			F7	5 1 1 0 0 0 2	Baltimore Orioles @ Kansas City Royals Kauffman Stadium, Kansas City, MO Fri Jul 21 1995, 7:05 PM CDT Att: 22,924 - Unknown - 79 F livebaseballscorecards.com											
Wally Joyner, L (1, 3) OBP: 0.407, SLG: 0.435	G4-3 SH1-3 1B		FC1-4 1B	1B					G3	4 2 4 1 1 0 0												
Greg Gagne, R (1, 6) OBP: 0.327, SLG: 0.392	SH1-3		FC1-4 1B	1B		F7			G3	4 0 2 1 0 0 2												
Gary Gaetti, R (1, 5) OBP: 0.314, SLG: 0.507	G4-3		FC1-4 1B	L7		L6			G5-3	5 0 0 1 0 0 6												
Chris James, R (1, 10) OBP: 0.356, SLG: 0.558	FC6-4 1B		FC6-4 1B		P4		F8			4 0 2 2 0 0 0												
Pat Borders, R (1, 2) OBP: 0.267, SLG: 0.422	FC6-4		F9	G4-3 3B			G5-3			4 1 1 0 0 0 3												
Phil Hiatt, R (1, 9) OBP: 0.258, SLG: 0.326 Jon Nunnally, L (6, PH) OBP: 0.387, SLG: 0.611 (6, 9)		G5-3		G5-3	G4-3			K		2 0 0 0 0 0 0 2 0 0 1 0 1 0												
Chris Stynes, R (1, 4) OBP: 0.257, SLG: 0.194 Keith Lockhart, L (6, PH) OBP: 0.380, SLG: 0.495 (6, 4)		P4		1B 1B	L7			F9		2 1 1 0 0 0 0 2 0 0 0 0 0 0												
Tom Goodwin, L (1, 8) OBP: 0.354, SLG: 0.327	K			1B 1B		P4		G3		4 1 1 0 0 1 0												
Inning Stats	R: 2 E: 0 K: 0 S: 11	H: 3 LOB: 1 BB: 0 P: 16	R: 0 E: 0 K: 1 S: 8	H: 0 LOB: 0 BB: 0 P: 12	R: 1 E: 0 K: 0 S: 17	H: 3 LOB: 2 BB: 0 P: 23	R: 2 E: 0 K: 0 S: 10	H: 4 LOB: 0 BB: 0 P: 13	R: 1 E: 0 K: 0 S: 6	H: 1 LOB: 0 BB: 0 P: 12	R: 0 E: 0 K: 0 S: 8	H: 0 LOB: 1 BB: 1 P: 14	R: 0 E: 0 K: 1 S: 7	H: 0 LOB: 0 BB: 0 P: 12	R: 0 E: 0 K: 0 S: 8	H: 1 LOB: 1 BB: 0 P: 12	1B: 11 2B: 0 3B: 1 HR: 0	SF: 0 SAC: 1 DP: 0 HBP: 0	WP: 0 PB: 0 SB: 0 CS: 0	PA: 40		
PITCHER	IP WLS BF H R ER SO BB IBB HBP BLK WP HR S P ERA WHIP																					
Jamie Moyer, L (1, 1) ERA: 3.86	3.2 W 13 2 1 1 0 1 0 0 0 0 0 0 23 37 2.70 0.900																					
Mike Qvist, R (4, 1) ERA: 4.01	3.1 5 1 0 0 1 0 0 0 0 0 0 11 18 0.00 0.750																					
Jesse Orosco, L (8, 1) ERA: 2.25	1.1 2 0 0 0 0 0 0 0 0 0 0 4 6 0.00 0.000																					
Doug Jones, R (9, 1) ERA: 3.71	0.2 2 0 0 0 0 0 0 0 0 0 0 0 0 0.00 0.000																					



Batter	1	2	3	4	5	6	7	8	9	AB	R	H	RBI	BB	SO	LOB	TOP										
Brady Anderson, L (1, 7) OBP: 0.369, SLG: 0.466	G6-3		1B		BB		FC6-4			3	0	2	0	1	0	0	Baltimore Orioles @ Kansas City Royals Kauffman Stadium, Kansas City, MO Sat Jul 22 1995, 7:05 PM CDT Att: 25,697 - Sunny - 91 F										
Bret Barberie, S (1, 4) OBP: 0.338, SLG: 0.359	F7		G3		G4-3		FC6-4			4	0	0	0	0	0	4											
Rafael Palmeiro, L (1, 3) OBP: 0.362, SLG: 0.558	G3-1				G4-6-3		G6-4-3		G4-3	4	0	2	0	0	0	0											
Cal Ripken Jr., R (1, 6) OBP: 0.342, SLG: 0.442		G6-3		G4-6-3		G6-4-3		G3-1		4	0	1	0	0	0	1											
Harold Baines, L (1, 10) OBP: 0.402, SLG: 0.527	L6			HR		G6-4-3		K		4	1	1	1	0	1	2											
Kevin Bass, S (1, 9) OBP: 0.346, SLG: 0.397	F7		G4-3			K			G4-3	4	0	0	0	0	1	1											
Leo Gomez, R (1, 5) OBP: 0.317, SLG: 0.321			K		HR		P9		K	4	1	1	1	0	2	0											
Gregg Zaun, S (1, 2) OBP: 0.353, SLG: 0.457			HR		G3-1		FC5-4		2B	4	1	3	1	0	0	0											
Curtis Goodwin, L (1, 8) OBP: 0.366, SLG: 0.387			B1-3		G5-3		FC5-4		K	3	0	0	0	0	0	1											
Jeff Manto, R (9, PH) OBP: 0.302, SLG: 0.528							1B		K	1	0	0	0	0	1	1											
Inning Stats	R: 0 E: 0 K: 0 S: 5	H: 0 LOB: 0 BB: 0 P: 9	R: 0 E: 0 K: 0 S: 5	H: 0 LOB: 0 BB: 0 P: 11	R: 1 E: 0 K: 1 S: 12	H: 2 LOB: 1 BB: 0 P: 18	R: 1 E: 0 K: 0 S: 7	H: 2 LOB: 0 BB: 0 P: 10	R: 1 E: 0 K: 0 S: 7	H: 1 LOB: 1 BB: 1 P: 15	R: 0 E: 0 K: 1 S: 7	H: 2 LOB: 1 BB: 0 P: 13	R: 0 E: 0 K: 0 S: 11	H: 2 LOB: 2 BB: 0 P: 16	R: 0 E: 0 K: 1 S: 7	H: 0 LOB: 0 BB: 0 P: 12	R: 0 E: 0 K: 2 S: 10	H: 1 LOB: 1 BB: 0 P: 18	1B: 6 2B: 1 3B: 0 HR: 3	SF: 0 SAC: 0 DP: 2 HBP: 0	WP: 0 PB: 0 SB: 0 CS: 0	PA: 36					
PITCHER	IP	WLS	BF	H	R	ER	SO	BB	IBB	HBP	BLK	WP	HR	S	P	ERA	WHIP										
Mark Gubicza, R (1, 1) ERA: 3.84	6.2		28	9	3	3	2	1	0	0	0	0	3	52	90	4.05	1.500										
Billy Brewer, L (7, 1) ERA: 5.47	1.1	W	4	0	0	0	1	0	0	0	0	0	0	9	14	0.00	0.000										
Jeff Montgomery, R (9, 1) ERA: 3.0	1.0	S	4	1	0	0	2	0	0	0	0	0	0	10	18	0.00	1.000										

Batter	1	2	3	4	5	6	7	8	9	AB	R	H	RBI	BB	SO	LOB	BOTTOM										
Vince Coleman, S (1, 7) OBP: 0.356, SLG: 0.415	G6-3		1B			FC1-4				4	1	3	2	0	0	0	Baltimore Orioles @ Kansas City Royals Kauffman Stadium, Kansas City, MO Sat Jul 22 1995, 7:05 PM CDT Att: 25,697 - Sunny - 91 F										
Tom Goodwin, L (1, 8) OBP: 0.353, SLG: 0.325	G4-3		1B			FC1-4		G3		4	1	1	1	0	0	1											
Keith Lockhart, L (1, 5) OBP: 0.375, SLG: 0.485	F7		F9			WP		G4-3		4	0	1	0	0	0	2											
Wally Joyner, L (1, 3) OBP: 0.401, SLG: 0.428		G4-3		F7		K		K		4	0	0	0	0	2	1											
Bob Hamelin, L (1, 10) OBP: 0.286, SLG: 0.305		G4-3		G6-3		L7				2	0	0	0	0	0	0											
Gary Gaetti, R (6, PH) OBP: 0.316, SLG: 0.505		G4-3		G6-3						1	0	0	0	1	0	1											
Jon Nunnally, L (1, 9) OBP: 0.378, SLG: 0.596		K		K				G6-3	P5	4	0	0	0	0	2	1											
Greg Gagne, R (1, 6) OBP: 0.327, SLG: 0.406			G4-3		G4-3			HR		3	1	1	1	0	0	0											
David Howard, S (1, 4) OBP: 0.239, SLG: 0.259			F7		G1-6-3		G6-3			3	0	1	0	0	0	0											
Brent Mayne, L (1, 2) OBP: 0.254, SLG: 0.274			1B		G1-6-3		HR			2	2	1	0	1	0	1											
Inning Stats	R: 0 E: 0 K: 0 S: 6	H: 0 LOB: 0 BB: 0 P: 10	R: 0 E: 0 K: 1 S: 6	H: 0 LOB: 0 BB: 0 P: 6	R: 1 E: 0 K: 0 S: 10	H: 2 LOB: 2 BB: 1 P: 20	R: 0 E: 0 K: 1 S: 6	H: 0 LOB: 0 BB: 0 P: 7	R: 0 E: 0 K: 0 S: 6	H: 1 LOB: 0 BB: 0 P: 9	R: 1 E: 0 K: 0 S: 15	H: 2 LOB: 1 BB: 0 P: 22	R: 3 E: 0 K: 0 S: 8	H: 3 LOB: 0 BB: 0 P: 11	R: 0 E: 0 K: 1 S: 7	H: 0 LOB: 1 BB: 1 P: 13	1B: 6 2B: 0 3B: 0 HR: 2	SF: 0 SAC: 0 DP: 1 HBP: 0	WP: 1 PB: 0 SB: 0 CS: 0	PA: 33							
PITCHER	IP	WLS	BF	H	R	ER	SO	BB	IBB	HBP	BLK	WP	HR	S	P	ERA	WHIP										
Kevin Brown, R (1, 1) ERA: 3.84	5.1		21	5	2	2	2	1	0	0	0	1	2	22	35	10.12	1.500										
Arthur Rhodes, L (6, 1) ERA: 6.09	2.2	L	12	3	3	3	2	1	0	0	0	1	2	22	35	10.12	1.500										



Batter	1	2	3	4	5	6	7	8	9	AB	R	H	RBI	BB	SO	LOB	TOP			
Otis Nixon, S (1, 8) <small>OBP: 0.342, SLG: 0.331</small>										4	1	1	0	1	1	4	Texas Rangers @ Baltimore Orioles Oriole Park at Camden Yards, Baltimore, MD Tue Jul 25 1995, 7:05 PM EDT Att: 40,961 - Unknown - 93 F			
Mark McLemore, S (1, 4) <small>OBP: 0.375, SLG: 0.381</small>										3	0	1	0	1	0	1				
Will Clark, L (1, 3) <small>OBP: 0.382, SLG: 0.454</small>										2	0	0	1	1	1	1				
Juan Gonzalez, R (1, 10) <small>OBP: 0.269, SLG: 0.556</small>										4	1	1	0	0	2	3				
Mickey Tettleton, S (1, 9) <small>OBP: 0.390, SLG: 0.482</small>										4	1	1	2	0	2	3				
Ivan Rodriguez, R (1, 2) <small>OBP: 0.345, SLG: 0.492</small>										4	0	2	0	0	0	0				
29 Rusty Greer, L (1, 7) <small>OBP: 0.346, SLG: 0.387</small>										2	0	1	0	1	0	0				
Mike Pagliarulo, L (1, 5) Steve Buechele, R (7, PH) <small>OBP: 0.262, SLG: 0.306</small> <small>OBP: 0.271, SLG: 0.233</small>										2	0	0	0	0	0	1				
Benji Gil, R (1, 6) Jeff Frye, R (9, PH) Esteban Beltre, R (9, 6) <small>OBP: 0.293, SLG: 0.378</small> <small>OBP: 0.351, SLG: 0.363</small> <small>OBP: 0.250, SLG: 0.304</small>										3	0	0	0	0	1	3				
Inning Stats	R: 0 E: 0 K: 1 S: 6	H: 0 LOB: 0 BB: 0 P: 8	R: 2 E: 0 K: 0 S: 7	H: 2 LOB: 1 BB: 1 P: 15	R: 1 E: 0 K: 0 S: 14	H: 1 LOB: 0 BB: 0 P: 21	R: 0 E: 0 K: 1 S: 6	H: 0 LOB: 0 BB: 0 P: 11	R: 0 E: 0 K: 0 S: 11	H: 1 LOB: 1 BB: 1 P: 22	R: 0 E: 0 K: 2 S: 11	H: 2 LOB: 2 BB: 0 P: 20	R: 0 E: 0 K: 2 S: 10	H: 0 LOB: 1 BB: 1 P: 16	R: 0 E: 0 K: 1 S: 14	H: 1 LOB: 2 BB: 1 P: 24		1B: 6 SF: 1 2B: 0 3B: 0 HR: 1 BB: 5 SO: 8 LOB: 20	WP: 0 PA: 38 PB: 0 SB: 1 CS: 2	
PITCHER	IP WLS BF H R ER SO BB IBB HBP BLK WP HR S P ERA WHIP	IP WLS BF H R ER SO BB IBB HBP BLK WP HR S P ERA WHIP																		
Scott Erickson, R (1, 1) <small>ERA: 5.4</small>	6.0	25	6	3	3	4	3	0	0	0	0	0	0	0	0	3	6	12	0.00	1.500
Mark Lee, L (7, 1) <small>ERA: 3.72</small>	0.1	1	0	0	0	0	0	0	0	0	0	0	0	0	0	3	6	12	0.00	1.500
Terry Clark, R (7, 1) <small>ERA: 1.71</small>	0.2	3	0	0	0	1	1	0	0	0	0	0	0	0	6	12	0.00	1.500		
Jesse Orosco, L (8, 1) <small>ERA: 2.0</small>	2.0	W	8	1	0	0	3	0	1	0	0	0	0	0	22	34	0.00	0.500		


Batter	1	2	3	4	5	6	7	8	9	AB	R	H	RBI	BB	SO	LOB	BOTTOM			
Brady Anderson, L (1, 7) <small>OBP: 0.370, SLG: 0.459</small>										4	0	0	1	1	1	4	Texas Rangers @ Baltimore Orioles Oriole Park at Camden Yards, Baltimore, MD Tue Jul 25 1995, 7:05 PM EDT Att: 40,961 - Unknown - 93 F			
Bret Barberie, S (1, 4) <small>OBP: 0.340, SLG: 0.350</small>										4	1	1	1	1	1	2				
Rafael Palmeiro, L (1, 3) <small>OBP: 0.364, SLG: 0.557</small>										3	0	2	1	1	0	1				
Cal Ripken Jr., R (1, 6) <small>OBP: 0.337, SLG: 0.434</small>										4	0	1	0	0	0	2				
Kevin Bass, S (1, 9) <small>OBP: 0.342, SLG: 0.388</small>										4	0	0	0	0	1	2				
Leo Gomez, R (1, 5) Jeff Huson, L (9, FR) <small>OBP: 0.297, SLG: 0.372</small> <small>OBP: 0.441, SLG: 0.414</small>										4	1	2	1	0	1	0				
Jeff Manto, R (1, 10) Harold Baines, L (9, PH) <small>OBP: 0.297, SLG: 0.518</small> <small>OBP: 0.406, SLG: 0.541</small>										0	1	0	0	1	0	0				
Gregg Zaun, S (1, 2) <small>OBP: 0.362, SLG: 0.451</small>										2	1	0	0	1	0	0				
Curtis Goodwin, L (1, 8) Mark Smith, R (7, PH) <small>OBP: 0.354, SLG: 0.374</small> <small>OBP: 0.750, SLG: 1.000</small>										2	0	0	0	0	0	0				
Inning Stats	R: 0 E: 0 K: 0 S: 9	H: 0 LOB: 1 BB: 1 P: 15	R: 1 E: 0 K: 1 S: 9	H: 1 LOB: 0 BB: 0 P: 16	R: 1 E: 0 K: 1 S: 13	H: 2 LOB: 2 BB: 1 P: 24	R: 0 E: 0 K: 1 S: 8	H: 0 LOB: 0 BB: 0 P: 12	R: 0 E: 0 K: 1 S: 12	H: 0 LOB: 1 BB: 1 P: 22	R: 0 E: 0 K: 1 S: 7	H: 0 LOB: 0 BB: 0 P: 9	R: 1 E: 0 K: 0 S: 10	H: 1 LOB: 1 BB: 1 P: 19	R: 0 E: 0 K: 0 S: 7	H: 1 LOB: 0 BB: 0 P: 11		R: 1 E: 0 K: 0 S: 9	H: 2 LOB: 3 BB: 2 P: 23	1B: 4 SF: 0 2B: 2 3B: 0 HR: 1 BB: 6 SO: 5 LOB: 11
PITCHER	IP WLS BF H R ER SO BB IBB HBP BLK WP HR S P ERA WHIP	IP WLS BF H R ER SO BB IBB HBP BLK WP HR S P ERA WHIP																		
Kenny Rogers, L (1, 1) <small>ERA: 3.12</small>	7.0	30	5	3	3	5	4	0	0	0	0	0	0	0	9	24	6.75	0.750		
Roger McDowell, R (8, 1) <small>ERA: 4.25</small>	1.1	L	6	1	1	1	0	2	0	0	0	0	0	9	24	6.75	0.750			
Ed Vosberg, L (9, 1) <small>ERA: 3.42</small>	0.1	2	1	0	0	0	0	0	0	0	0	0	0	4	6	0.00	3.000			



Batter	1	2	3	4	5	6	7	8	9	AB	R	H	RBI	BB	SO	LOB	TOP		
Otis Nixon, S <small>OBP: 0.341, SLG: 0.330</small> (1, 8)										4	0	1	0	0	0	0			
Jeff Frye, R <small>OBP: 0.344, SLG: 0.355</small> (1, 4)										4	0	0	0	0	2	3			
Esteban Beltre, R <small>OBP: 0.250, SLG: 0.304</small> (8, 6)										0	0	0	0	0	0	0			
Will Clark, L <small>OBP: 0.381, SLG: 0.455</small> (1, 3)										4	1	1	0	0	0	3			
Juan Gonzalez, R <small>OBP: 0.274, SLG: 0.552</small> Jack Voigt, R <small>OBP: 0.279, SLG: 0.327</small> (8, PR)										3	1	1	2	1	0	0			
Mickey Tettleton, S <small>OBP: 0.388, SLG: 0.490</small> (1, 9)										0	0	0	0	0	0	0			
Ivan Rodriguez, R <small>OBP: 0.348, SLG: 0.508</small> (1, 2)										4	1	2	1	0	0	0			
Mark McLemore, S <small>OBP: 0.371, SLG: 0.376</small> (8, 4)										4	0	0	0	0	1	1			
Steve Buechele, R <small>OBP: 0.274, SLG: 0.231</small> Mike Pagliarulo, L <small>OBP: 0.265, SLG: 0.314</small> (8, PH)										1	0	0	0	1	0	0			
Benji Gil, R <small>OBP: 0.291, SLG: 0.375</small> 29 Rusty Greer, L <small>OBP: 0.348, SLG: 0.385</small> (8, PH)										2	0	0	0	0	0	1			
Inning Stats	R: 0 H: 0 E: 0 K: 1 S: 10	H: 0 LOB: 0 BB: 0 P: 15	R: 0 H: 0 E: 0 K: 0 S: 6	H: 0 LOB: 0 BB: 0 P: 9	R: 0 H: 0 E: 0 K: 0 S: 6	H: 3 LOB: 1 BB: 1 P: 12	R: 3 H: 3 E: 0 K: 0 S: 15	H: 3 LOB: 0 BB: 1 P: 25	R: 0 H: 0 E: 0 K: 0 S: 9	H: 0 LOB: 0 BB: 0 P: 16	R: 0 H: 2 E: 0 K: 2 S: 13	H: 3 LOB: 2 BB: 1 P: 17	R: 1 H: 1 E: 0 K: 0 S: 7	H: 1 LOB: 0 BB: 0 P: 13	1B: 2 2B: 3 3B: 0 HR: 2	SF: 0 SAC: 0 DP: 1 HBP: 0	WP: 0 PA: 36		
PITCHER	IP WLS BF H R ER SO BB IBB HBP BLK WP HR S P ERA WHIP																		
Jamie Moyer, L <small>ERA: 3.86</small> (1, 1)	7.0	W	25	3	3	3	3	2	0	0	0	0	0	0	1	64	104	3.86	0.714
Terry Clark, R <small>ERA: 2.53</small> (8, 1)	0.1		4	2	2	2	1	1	0	0	0	0	0	0	0	9	19	54.00	9.000
Jesse Orosco, L <small>ERA: 1.98</small> (8, 1)	0.1	S	6	1	0	0	0	0	0	0	0	0	0	0	2	4	0.00	0.000	
Doug Jones, R <small>ERA: 3.82</small> (8, 1)	1.1	S	6	2	1	1	1	0	0	0	0	0	0	1	12	21	6.75	1.500	

Texas Rangers @ Baltimore Orioles
 Oriole Park at Camden Yards, Baltimore, MD
 Wed Jul 26 1995, 7:05 PM EDT
 Att: 41,159 - Unknown - 91 F

AB	33
R	6
H	7
RBI	6
BB	3
SO	5
LOB	10

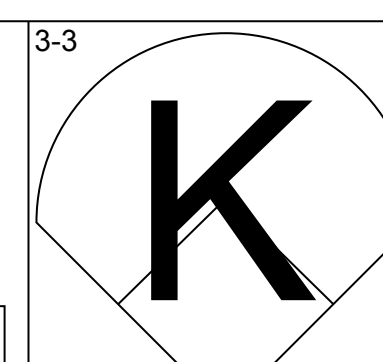
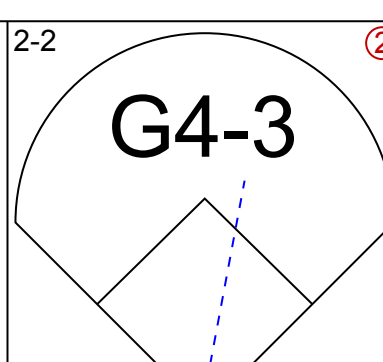
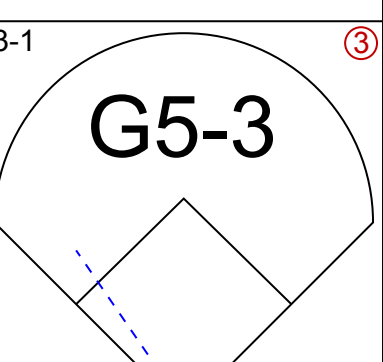
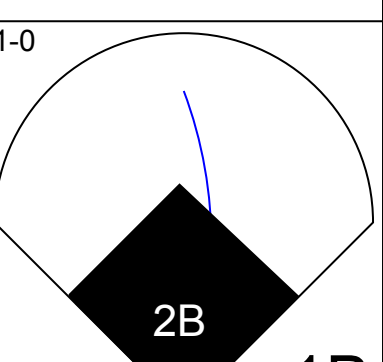
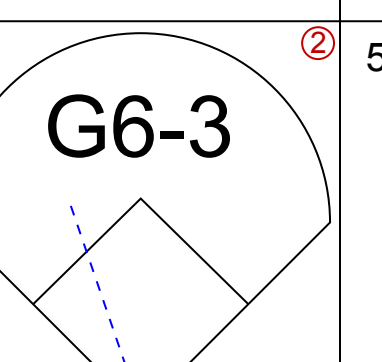
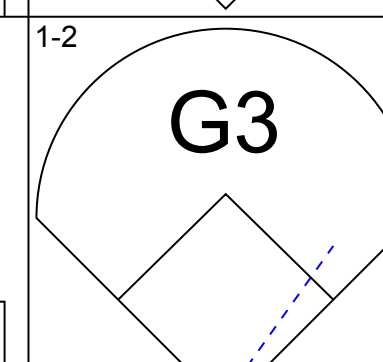
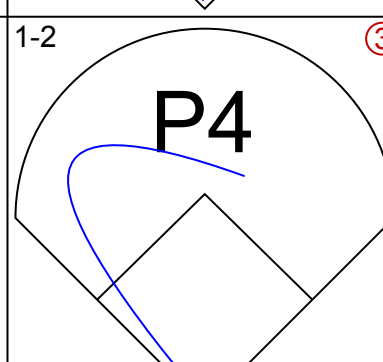
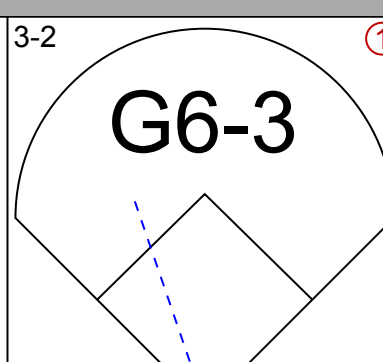
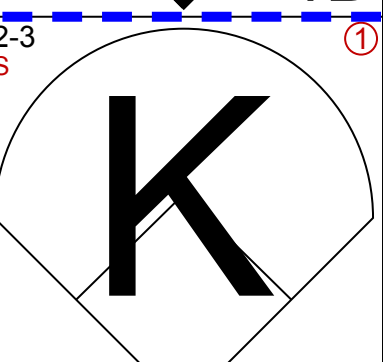
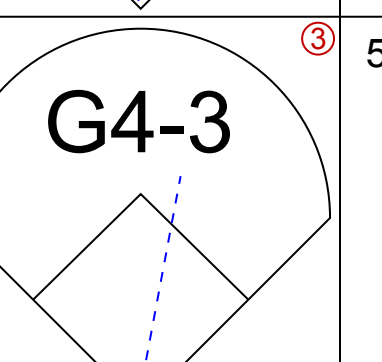
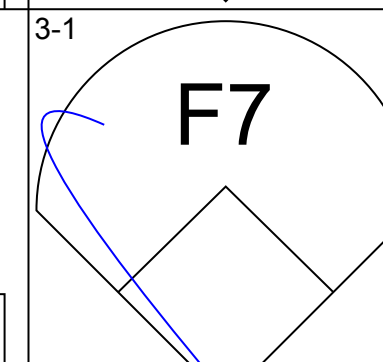
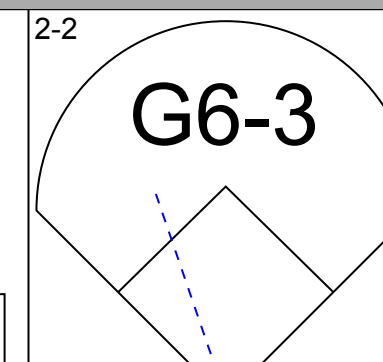
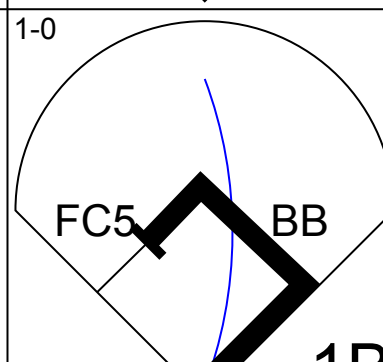
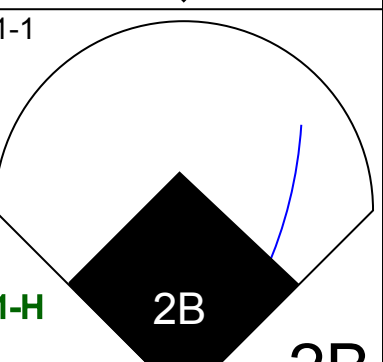
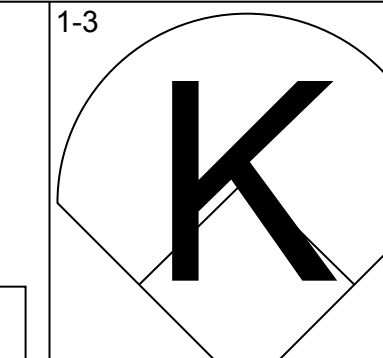
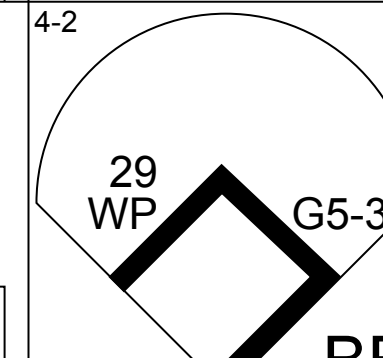
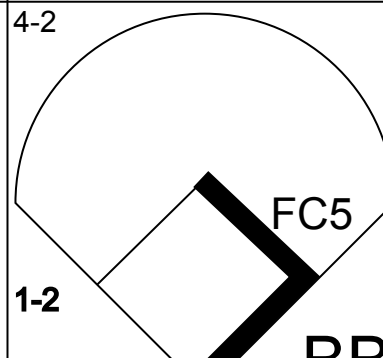
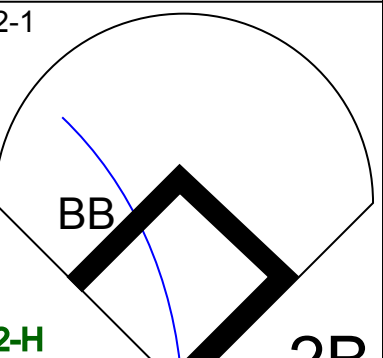
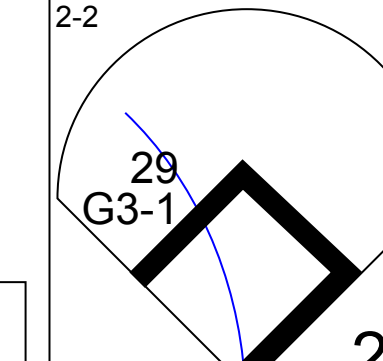
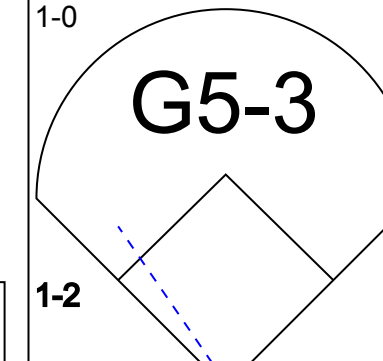
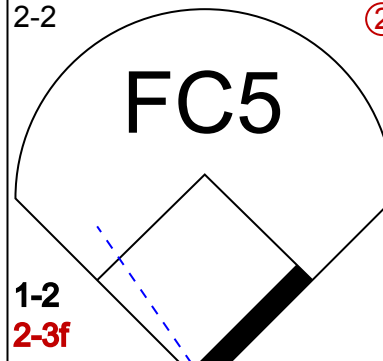
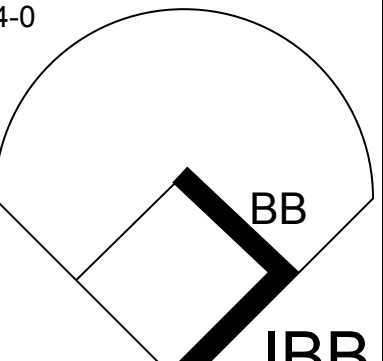
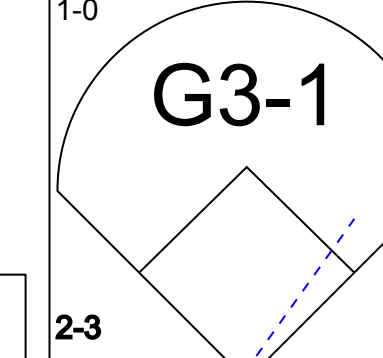
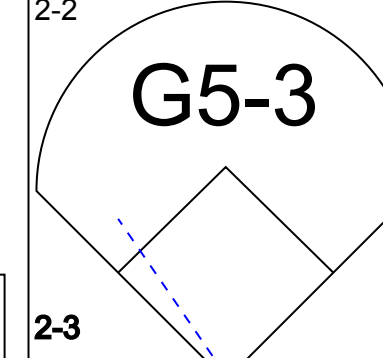
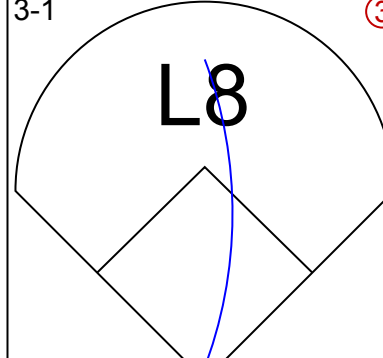
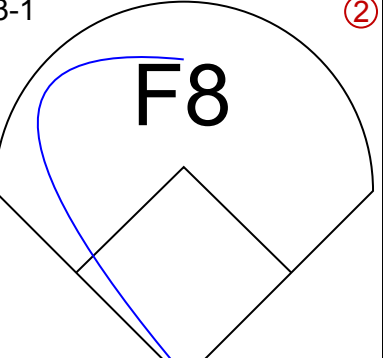
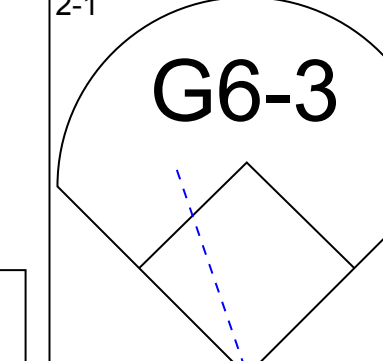
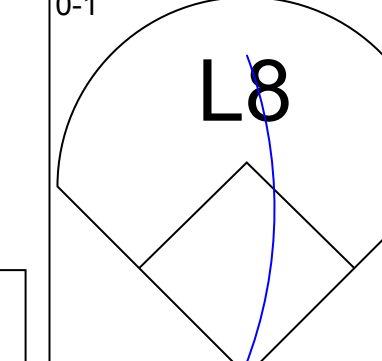
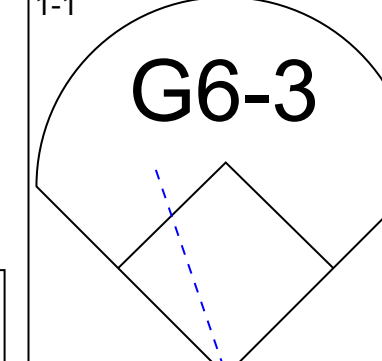
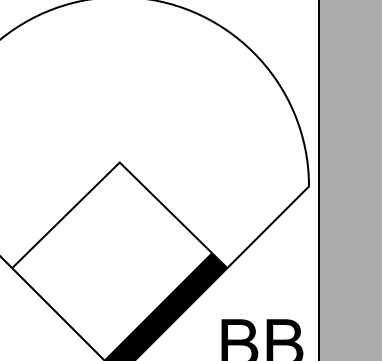
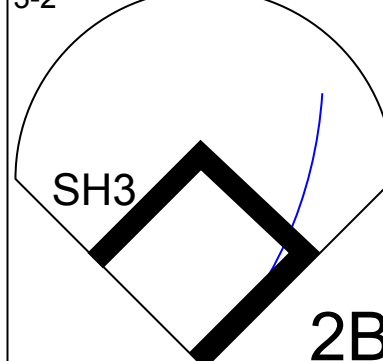
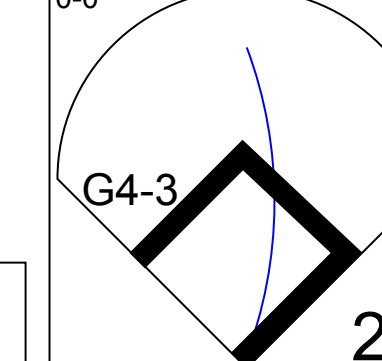
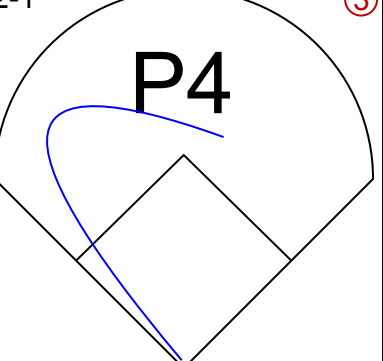
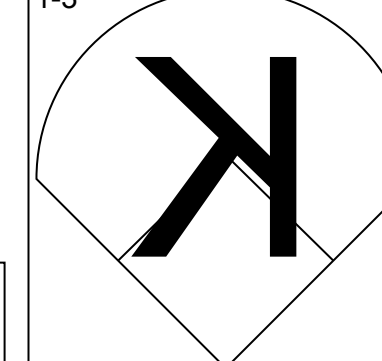
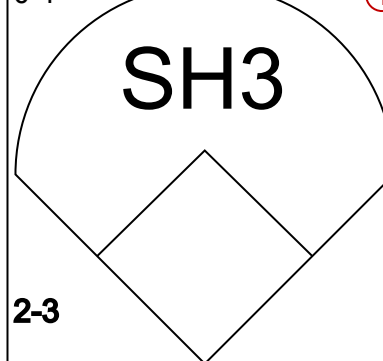
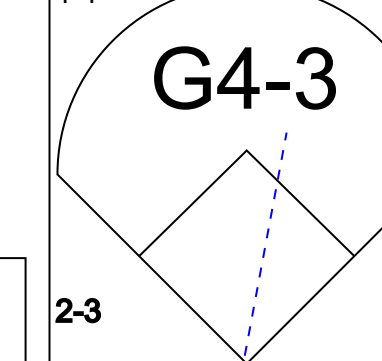
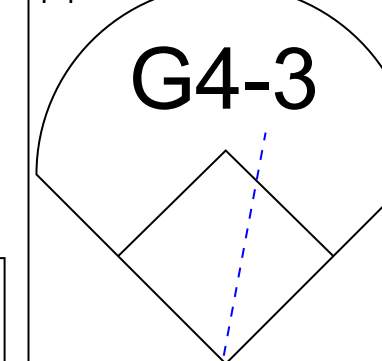
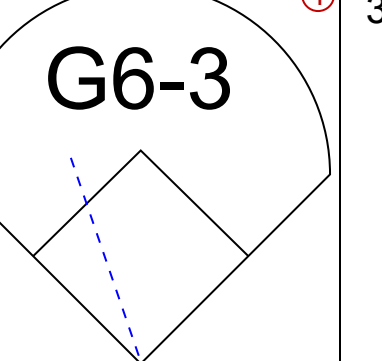


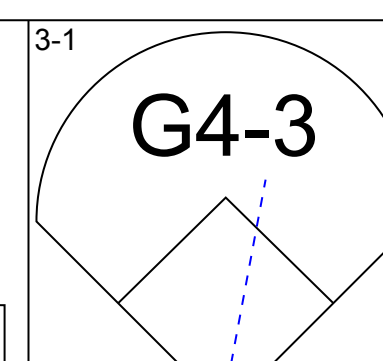
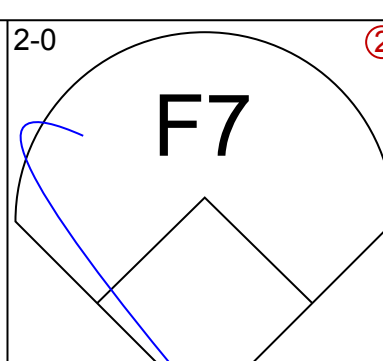
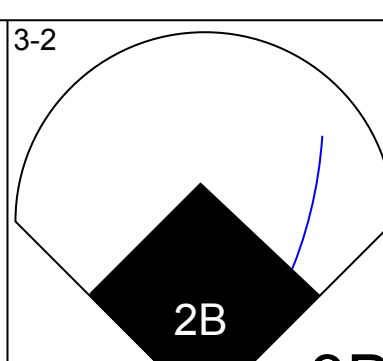

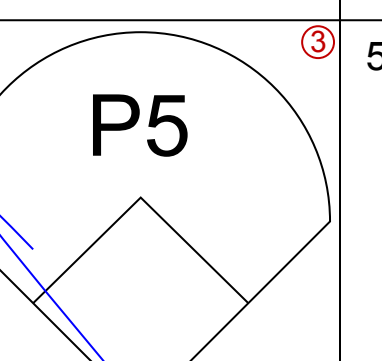
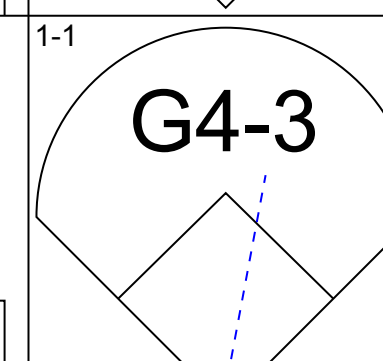
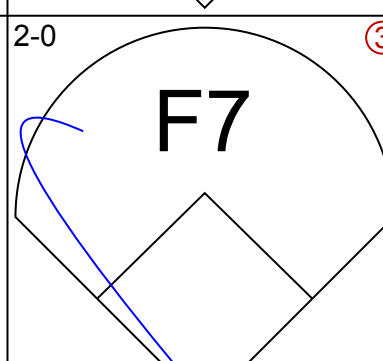
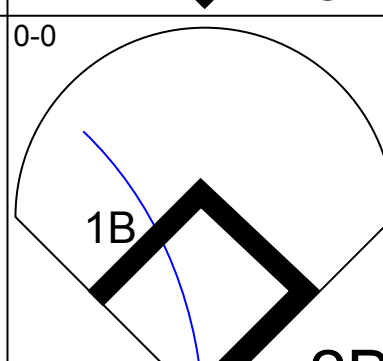
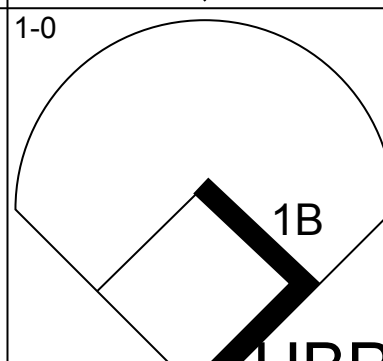

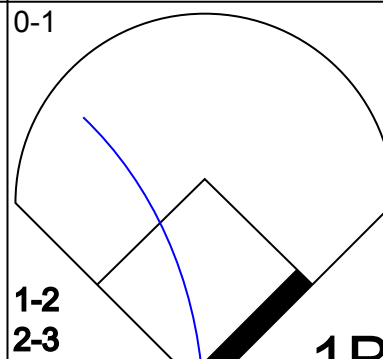
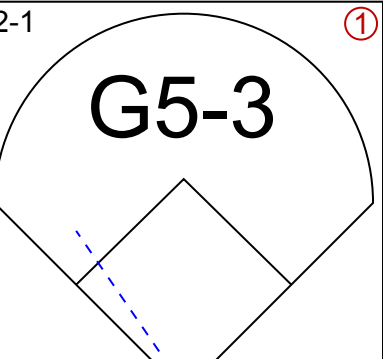
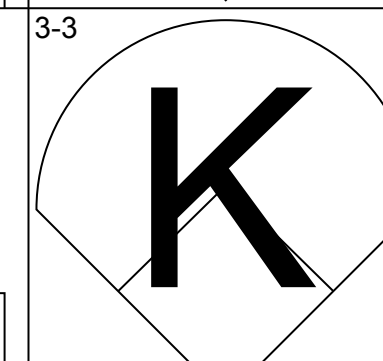
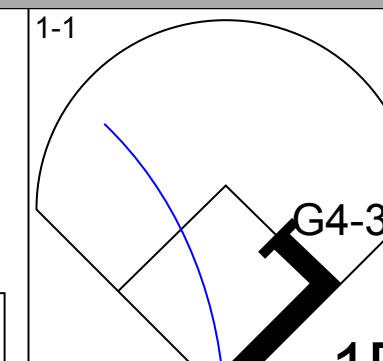
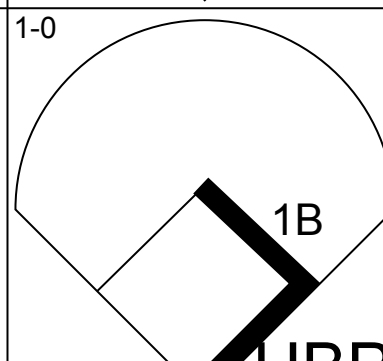

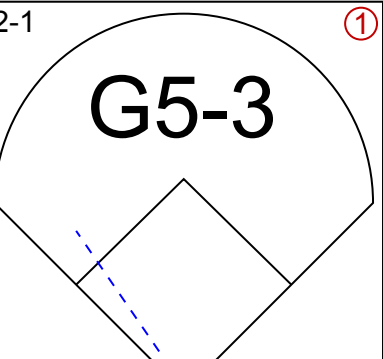
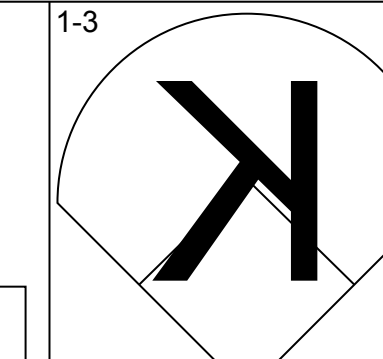
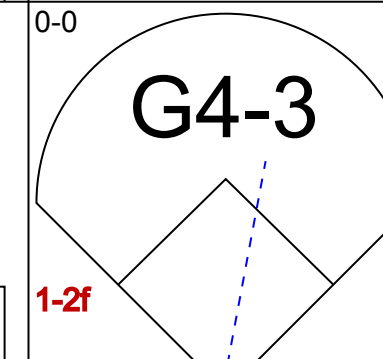
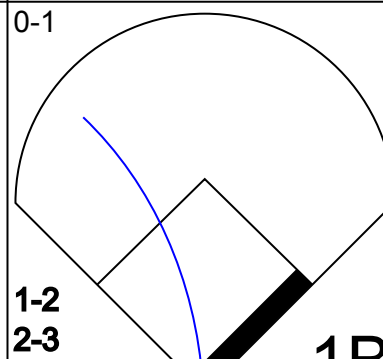
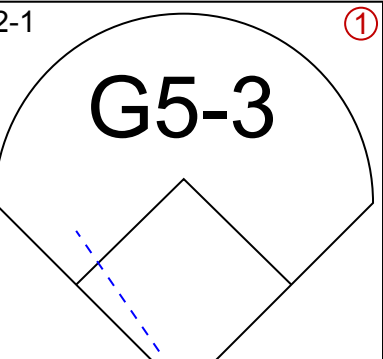
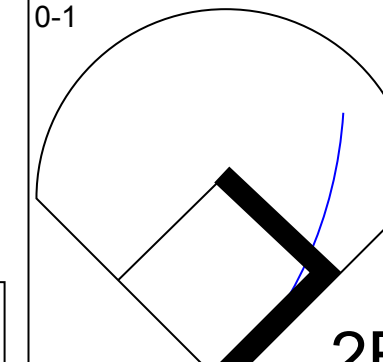
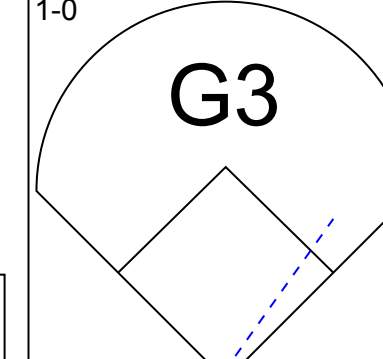
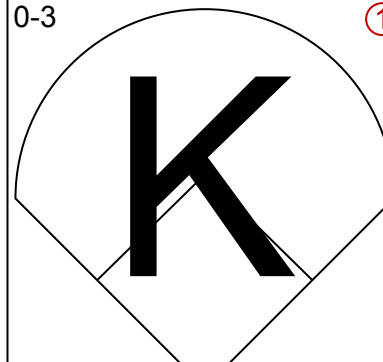
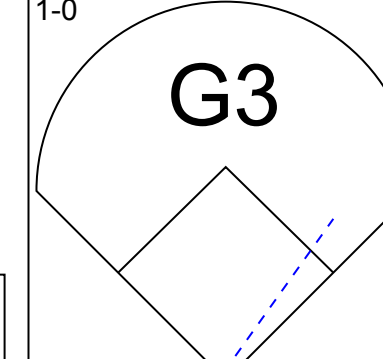

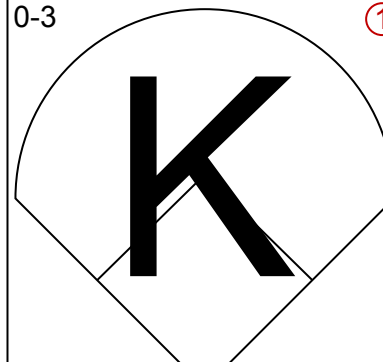
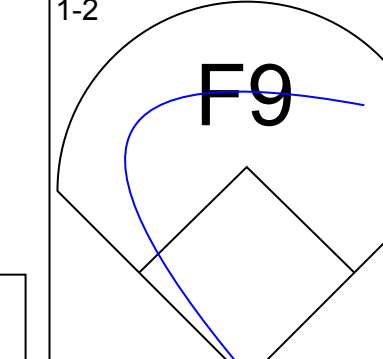
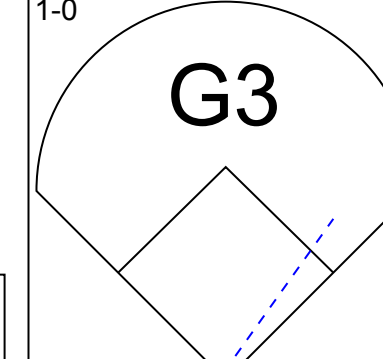
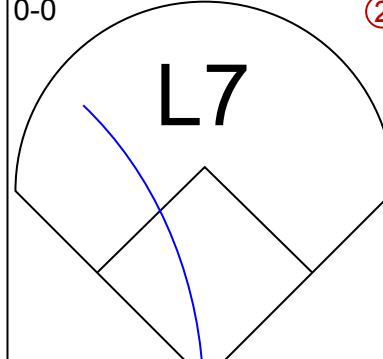
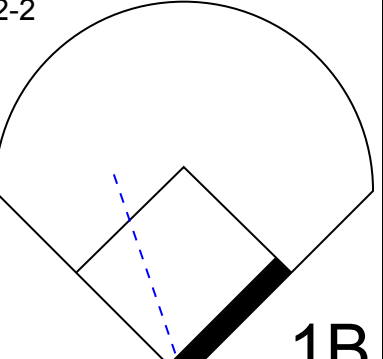
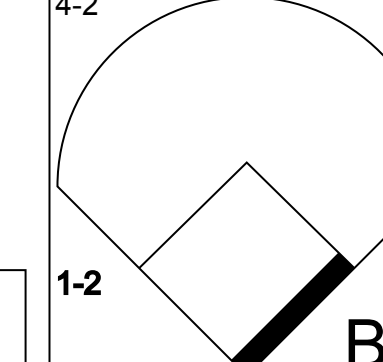
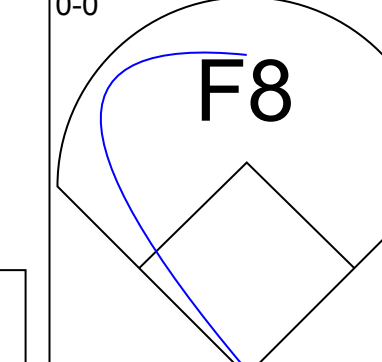
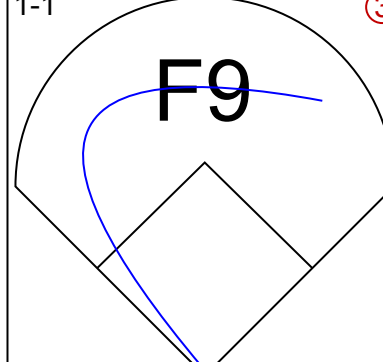
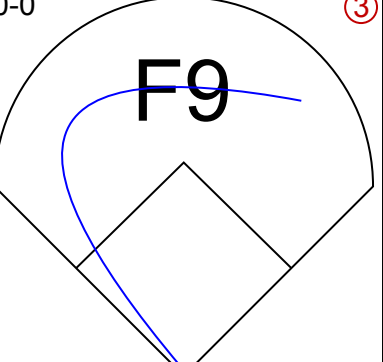
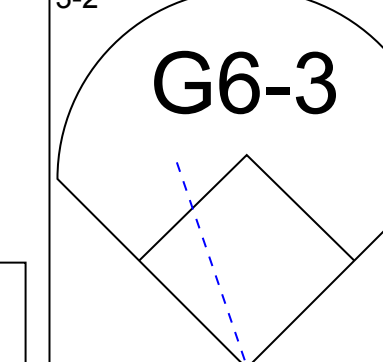
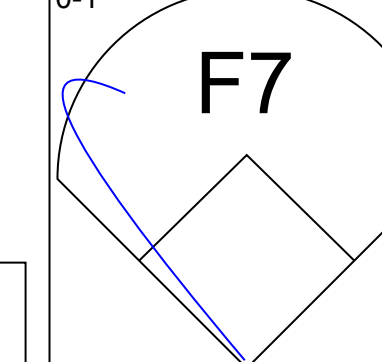
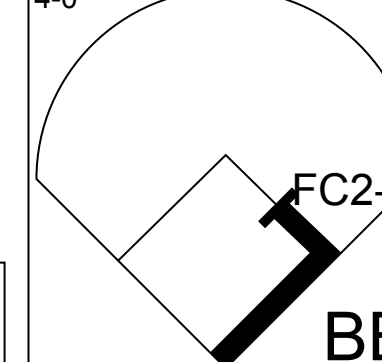
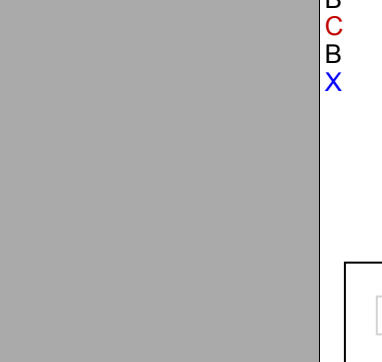
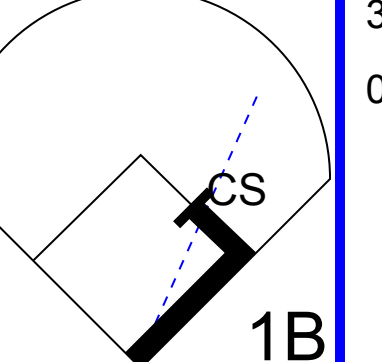
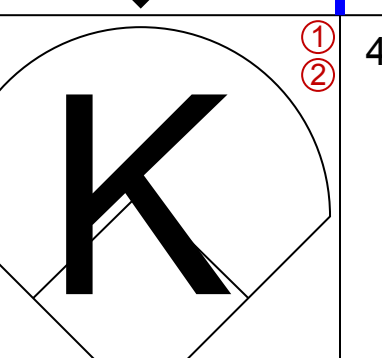
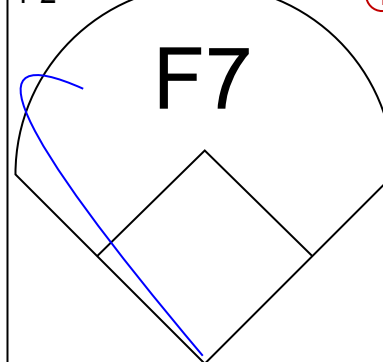
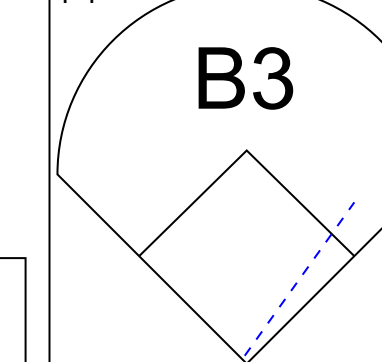
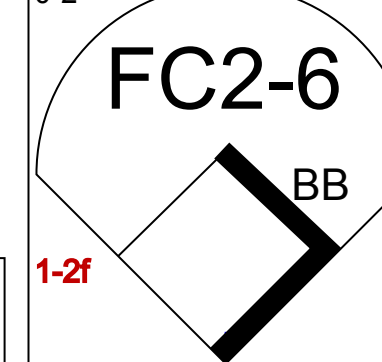

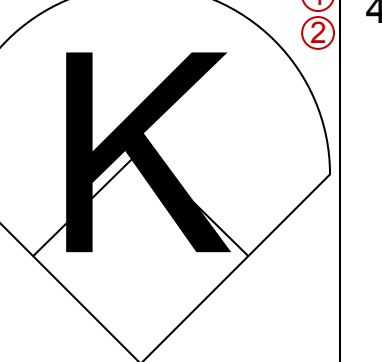
Batter	1	2	3	4	5	6	7	8	9	AB	R	H	RBI	BB	SO	LOB	BOTTOM		
Brady Anderson, L <small>OBP: 0.370, SLG: 0.456</small> (7, 7)										4	1	1	2	1	1	3			
Bret Barberie, S <small>OBP: 0.344, SLG: 0.350</small> Manny Alexander, R <small>OBP: 0.328, SLG: 0.349</small> (9, 4)										3	1	1	1	1	1	0			
Rafael Palmeiro, L <small>OBP: 0.366, SLG: 0.558</small> (1, 3)										1	0	0	0	0	0	3			
Cal Ripken Jr., R <small>OBP: 0.336, SLG: 0.431</small> (1, 6)										4	0	1	1	0	0	3			
Kevin Bass, S <small>OBP: 0.336, SLG: 0.380</small> (1, 9)										4	0	0	0	0	0	3			
Leo Gomez, R <small>OBP: 0.341, SLG: 0.397</small> Jeff Huson, L <small>OBP: 0.441, SLG: 0.414</small> (9, 5)										3	1	1	1	1	1	0			
Jeff Manto, R <small>OBP: 0.301, SLG: 0.518</small> Harold Baines, L <small>OBP: 0.409, SLG: 0.541</small> (4, PH)										0	1	0	0	1	0	0			
Gregg Zaun, S <small>OBP: 0.355, SLG: 0.436</small> (1, 2)										4	1	1	0	0	1	3			
Mark Smith, R <small>OBP: 0.667, SLG: 0.750</small> Curtis Goodwin, L <small>OBP: 0.358, SLG: 0.377</small> (7, 8)										2	1	1	0	0	1	0			
Inning Stats	R: 0 H: 0 E: 0 K: 0 S: 9	H: 0 LOB: 0 BB: 0 P: 16	R: 0 H: 0 E: 0 K: 1 S: 8	H: 0 LOB: 0 BB: 0 P: 13	R: 4 H: 3 E: 0 K: 0 S: 20	H: 3 LOB: 1 BB: 2 P: 37	R: 3 H: 3 E: 0 K: 1 S: 21	H: 3 LOB: 2 BB: 2 P: 34	R: 0 H: 0 E: 0 K: 1 S: 13	H: 0 LOB: 0 BB: 0 P: 15	R: 0 H: 2 E: 0 K: 1 S: 10	H: 2 LOB: 1 BB: 1 P: 22	R: 0 H: 2 E: 0 K: 1 S: 12	H: 2 LOB: 3 BB: 1 P: 22	1B: 9 2B: 0 3B: 0 HR: 1	SF: 1 SAC: 1 DP: 1 HBP: 0	WP: 0 PA: 38		
PITCHER	IP WLS BF H R ER SO BB IBB HBP BLK WP HR S P ERA WHIP																		
Dennis Cook, L <small>ERA: 4.5</small> (3, 1)	2.1	L	12	3	4	4	1	2	0	0	0	0	0	0	1	55	82	5.79	1.500
Terry Burrows, L <small>ERA: 6.7</small> (8, 1)	0.2		5	2	0	0	1	1	0	0	0	0	0	0	10	20	0.00	4.500	
Matt Whiteside, R <small>ERA: 3.67</small> (8, 1)	0.1		1	0	0	0	0	0	0	0	0	0	0	0	2	2	0.00	0.000	

Texas Rangers @ Baltimore Orioles
 Oriole Park at Camden Yards, Baltimore, MD
 Wed Jul 26 1995, 7:05 PM EDT
 Att: 41,159 - Unknown - 91 F

AB	31
R	7
H	10
RBI	7
BB	5
SO	5
LOB	15




Batter	1	2	3	4	5	6	7	8	9	AB	R	H	RBI	BB	SO	LOB	TOP					
Otis Nixon, S (1, 8) <small>OBP: 0.339, SLG: 0.329</small>										5	1	1	0	0	1	3	Texas Rangers @ Baltimore Orioles Oriole Park at Camden Yards, Baltimore, MD Thu Jul 27 1995, 7:05 PM EDT Att: 44,832 - Unknown - 91 F AB 33 R 2 H 7 RBI 2 BB 4 SO 4 LOB 19					
Mark McLemore, S (1, 7) <small>OBP: 0.365, SLG: 0.369</small>										5	0	0	0	0	1	2						
Will Clark, L (1, 3) <small>OBP: 0.382, SLG: 0.460</small>										4	1	2	1	0	0	0						
Mickey Tettleton, S (1, 10) <small>OBP: 0.393, SLG: 0.494</small>										2	0	1	1	2	1	0						
Ivan Rodriguez, R (1, 2) <small>OBP: 0.350, SLG: 0.509</small>										3	0	1	0	1	0	3						
29 Rusty Greer, L (1, 9) <small>OBP: 0.343, SLG: 0.379</small>										4	0	0	0	0	0	6						
Jeff Frye, R (1, 4) <small>OBP: 0.342, SLG: 0.350</small>										3	0	0	0	1	0	1						
Mike Pagliarulo, L (1, 5) <small>OBP: 0.273, SLG: 0.335</small>										2	0	2	0	0	0	0						
Steve Buechele, R (5, PR) <small>OBP: 0.270, SLG: 0.228</small>										2	0	0	0	0	1	3						
Benji Gil, R (1, 6) <small>OBP: 0.288, SLG: 0.371</small>										3	0	0	0	0	0	1						
Inning Stats	R: 0 E: 0 K: 1 S: 11	H: 0 LOB: 0 BB: 0 P: 18	R: 0 E: 0 K: 1 S: 9	H: 1 LOB: 1 BB: 0 P: 15	R: 0 E: 0 K: 0 S: 14	H: 1 LOB: 1 BB: 0 P: 20	R: 0 E: 0 K: 0 S: 9	H: 0 LOB: 1 BB: 1 P: 18	R: 0 E: 0 K: 0 S: 7	H: 1 LOB: 2 BB: 0 P: 11	R: 0 E: 0 K: 0 S: 11	H: 0 LOB: 0 BB: 0 P: 24	R: 0 E: 0 K: 1 S: 8	H: 0 LOB: 0 BB: 2 P: 11	R: 2 E: 0 K: 1 S: 14	H: 3 LOB: 3 BB: 2 P: 33	R: 0 E: 0 K: 0 S: 6	H: 0 LOB: 0 BB: 0 P: 8	1B: 2 2B: 5 HR: 0	SF: 0 SAC: 1 HBP: 0	WP: 1 PB: 0 SB: 0 CS: 0	PA: 38
PITCHER	IP WLS BF H R ER SO BB IBB HBP BLK WP HR S P ERA WHIP																					
Kevin Brown, R (1, 1) <small>ERA: 3.65</small>	7.0	L	28	5	1	1	3	2	0	0	0	0	1	0	70	119	1.29	1.000				
Jesse Orosco, L (8, 1) <small>ERA: 2.25</small>	0.2	L	5	2	1	1	1	0	1	0	0	0	0	0	9	21	13.50	3.000				
Terry Clark, R (8, 1) <small>ERA: 2.38</small>	1.1		5	0	0	0	0	1	0	0	0	0	0	0	10	18	0.00	0.750				

Batter	1	2	3	4	5	6	7	8	9	AB	R	H	RBI	BB	SO	LOB	BOTTOM					
Brady Anderson, L (1, 7) <small>OBP: 0.368, SLG: 0.459</small>										5	1	1	0	0	0	2	Texas Rangers @ Baltimore Orioles Oriole Park at Camden Yards, Baltimore, MD Thu Jul 27 1995, 7:05 PM EDT Att: 44,832 - Unknown - 91 F AB 32 R 1 H 7 RBI 1 BB 4 SO 6 LOB 21					
Bret Barberie, S (1, 4) <small>OBP: 0.344, SLG: 0.357</small>										3	0	1	1	0	0	0						
Mark Smith, R (7, PH) <small>OBP: 0.714, SLG: 0.750</small>										0	0	0	0	1	0	0						
Manny Alexander, R (8, 4) <small>OBP: 0.328, SLG: 0.349</small>										0	0	0	0	0	0	0						
Rafael Palmeiro, L (1, 3) <small>OBP: 0.367, SLG: 0.556</small>										3	0	1	0	0	2	2						
Cal Ripken Jr., R (1, 6) <small>OBP: 0.335, SLG: 0.429</small>										4	0	1	0	0	1	1						
Harold Baines, L (1, 10) <small>OBP: 0.412, SLG: 0.545</small>										2	0	1	0	1	1	3						
Jeff Manto, R (8, PH) <small>OBP: 0.299, SLG: 0.515</small>										1	0	0	0	0	1	0						
Kevin Bass, S (1, 9) <small>OBP: 0.335, SLG: 0.377</small>										4	0	1	0	0	0	5						
Leo Gomez, R (1, 5) <small>OBP: 0.338, SLG: 0.387</small>										3	0	0	0	1	0	4						
Gregg Zaun, S (1, 2) <small>OBP: 0.364, SLG: 0.431</small>										3	0	1	0	1	0	2						
Jeff Huson, L (9, PR) <small>OBP: 0.441, SLG: 0.414</small>										0	0	0	0	0	0	0						
Curtis Goodwin, L (1, 8) <small>OBP: 0.351, SLG: 0.369</small>										4	0	0	0	0	1	2						
Inning Stats	R: 0 E: 0 K: 1 S: 7	H: 0 LOB: 0 BB: 0 P: 14	R: 0 E: 0 K: 1 S: 14	H: 0 LOB: 2 BB: 2 P: 27	R: 0 E: 0 K: 0 S: 9	H: 0 LOB: 0 BB: 0 P: 14	R: 0 E: 0 K: 0 S: 6	H: 2 LOB: 1 BB: 0 P: 8	R: 0 E: 0 K: 0 S: 5	H: 0 LOB: 0 BB: 0 P: 6	R: 1 E: 0 K: 1 S: 12	H: 3 LOB: 3 BB: 0 P: 17	R: 0 E: 0 K: 1 S: 11	H: 0 LOB: 2 BB: 2 P: 22	R: 0 E: 0 K: 1 S: 10	H: 1 LOB: 1 BB: 0 P: 17	R: 0 E: 0 K: 1 S: 9	H: 1 LOB: 1 BB: 0 P: 15	1B: 4 2B: 2 HR: 0	SF: 0 SAC: 0 HBP: 1	WP: 0 PB: 0 SB: 0 CS: 1	PA: 37
PITCHER	IP WLS BF H R ER SO BB IBB HBP BLK WP HR S P ERA WHIP																					
Roger Pavlik, R (1, 1) <small>ERA: 5.61</small>	6.0		26	5	1	1	3	3	0	0	0	0	0	0	53	90	1.50	1.333				
Ed Vosberg, L (7, 1) <small>ERA: 3.2</small>	1.2	W	7	1	0	0	2	1	0	0	0	0	0	0	20	34	0.00	1.200				
Roger McDowell, R (8, 1) <small>ERA: 4.22</small>	0.1		1	0	0	0	0	0	0	0	0	0	0	1	1	0.00	0.000					
Jeff Russell, R (9, 1) <small>ERA: 2.49</small>	1.0	S	3	1	0	0	1	0	0	0	0	0	0	9	15	0.00	1.000					

Batter	1	2	3	4	5	6	7	8	9	AB	R	H	RBI	BB	SO	LOB	TOP								
Lance Johnson, L (1, 8) OBP: 0.330, SLG: 0.370	G4-3		2B	G4-3		F7	K		F7	6	1	1	0	0	1	7	Chicago White Sox @ Baltimore Orioles Oriole Park at Camden Yards, Baltimore, MD Sat Jul 29 1995, 7:05 PM EDT Att: 47,313 - Unknown livebaseballscorecards.com								
Norberto Martin, R (1, 5) OBP: 0.292, SLG: 0.313 Dave Martinez, L (7, 7) OBP: 0.356, SLG: 0.463	BLK 1B		2B		G5-3	E5	P2		F8	5	0	2	1	0	0	4									
Frank Thomas, R (1, 10) OBP: 0.491, SLG: 0.682	F8		2B		F7				FC5-6 BB	2	0	0	0	3	0	1									
Lyle Mouton, R (1, 7) OBP: 0.405, SLG: 0.516 Ozzie Guillen, L (7, 6) OBP: 0.294, SLG: 0.342	P6		P4		G6-3	F8			FC5-6 HR	4	0	0	0	0	0	6									
Mike Devereaux, R (1, 9) OBP: 0.347, SLG: 0.439		F8	F7			HR	SH BB	1B HR		4	3	2	3	1	0	2									
Robin Ventura, L (1, 3) OBP: 0.365, SLG: 0.489		P5		FC5 1B		BB 1B	BB SH	1B HR		5	1	4	0	0	0	0									
Ray Durham, S (1, 4) OBP: 0.332, SLG: 0.412		1B		F7		1B	SH BB	1B		4	0	1	0	0	2	3									
Ron Karkovics, R (1, 2) OBP: 0.323, SLG: 0.425		F9		FC5 1B		1B WP BB	1B BB	F8		3	1	1	1	2	0	2									
Craig Grebeck, R (1, 6) OBP: 0.388, SLG: 0.400			K	FC5		E WP 1B	K	F8		5	0	1	1	0	2	5									
Inning Stats	R: 0 E: 0 K: 0 S: 11	H: 1 LOB: 1 BB: 0 P: 12	R: 0 E: 0 K: 0 S: 7	H: 1 LOB: 1 BB: 0 P: 12	R: 1 E: 0 K: 1 S: 10	H: 2 LOB: 2 BB: 1 P: 21	R: 0 E: 0 K: 0 S: 10	H: 2 LOB: 2 BB: 0 P: 17	R: 0 E: 0 K: 1 S: 23	H: 0 LOB: 0 BB: 0 P: 10	R: 3 E: 1 K: 1 S: 23	H: 3 LOB: 3 BB: 2 P: 39	R: 1 E: 1 K: 2 S: 19	H: 1 LOB: 1 BB: 2 P: 33	R: 2 E: 0 K: 1 S: 14	H: 2 LOB: 1 BB: 1 P: 23		R: 0 E: 0 K: 0 S: 7	H: 0 LOB: 0 BB: 0 P: 7	1B: 8 2B: 2 3B: 0 HR: 2	SF: 0 SAC: 1 DP: 0 HBP: 0	WP: 1 PB: 0 SB: 0 CS: 0	PA: 47		
PITCHER	IP WLS BF H R ER SO BB IBB HBP BLK WP HR S P ERA WHIP	IP WLS BF H R ER SO BB IBB HBP BLK WP HR S P ERA WHIP	IP WLS BF H R ER SO BB IBB HBP BLK WP HR S P ERA WHIP	IP WLS BF H R ER SO BB IBB HBP BLK WP HR S P ERA WHIP	IP WLS BF H R ER SO BB IBB HBP BLK WP HR S P ERA WHIP	IP WLS BF H R ER SO BB IBB HBP BLK WP HR S P ERA WHIP	IP WLS BF H R ER SO BB IBB HBP BLK WP HR S P ERA WHIP	IP WLS BF H R ER SO BB IBB HBP BLK WP HR S P ERA WHIP	IP WLS BF H R ER SO BB IBB HBP BLK WP HR S P ERA WHIP	IP WLS BF H R ER SO BB IBB HBP BLK WP HR S P ERA WHIP	IP WLS BF H R ER SO BB IBB HBP BLK WP HR S P ERA WHIP	IP WLS BF H R ER SO BB IBB HBP BLK WP HR S P ERA WHIP	IP WLS BF H R ER SO BB IBB HBP BLK WP HR S P ERA WHIP	IP WLS BF H R ER SO BB IBB HBP BLK WP HR S P ERA WHIP	IP WLS BF H R ER SO BB IBB HBP BLK WP HR S P ERA WHIP	IP WLS BF H R ER SO BB IBB HBP BLK WP HR S P ERA WHIP	IP WLS BF H R ER SO BB IBB HBP BLK WP HR S P ERA WHIP	IP WLS BF H R ER SO BB IBB HBP BLK WP HR S P ERA WHIP	IP WLS BF H R ER SO BB IBB HBP BLK WP HR S P ERA WHIP	IP WLS BF H R ER SO BB IBB HBP BLK WP HR S P ERA WHIP	IP WLS BF H R ER SO BB IBB HBP BLK WP HR S P ERA WHIP	IP WLS BF H R ER SO BB IBB HBP BLK WP HR S P ERA WHIP	IP WLS BF H R ER SO BB IBB HBP BLK WP HR S P ERA WHIP	IP WLS BF H R ER SO BB IBB HBP BLK WP HR S P ERA WHIP	IP WLS BF H R ER SO BB IBB HBP BLK WP HR S P ERA WHIP
Rick Krivda, L (1, 1) ERA: 4.09	5.1	25	8	3	3	2	0	1	0	0	0	0	0	0	1	55	88	5.06	1.500						
Mike Oquist, R (6, 1) ERA: 4.14	0.2	L	8	2	2	1	0	3	0	0	0	1	0	17	33	13.50	7.500								
Arthur Rhodes, L (7, 1) ERA: 6.08	3.0	14	2	2	2	3	2	0	0	0	0	0	1	36	53	6.00	1.333								

Batter	1	2	3	4	5	6	7	8	9	AB	R	H	RBI	BB	SO	LOB	BOTTOM							
Brady Anderson, L (1, 8) OBP: 0.370, SLG: 0.455	FC6-4 1B		F8		K		1B HBP		K	4	0	1	0	0	2	2	Chicago White Sox @ Baltimore Orioles Oriole Park at Camden Yards, Baltimore, MD Sat Jul 29 1995, 7:05 PM EDT Att: 47,313 - Unknown livebaseballscorecards.com							
Manny Alexander, R (1, 4) OBP: 0.328, SLG: 0.365 Bret Barberie, S (7, PH) (8, 4) OBP: 0.337, SLG: 0.345	FC6-4 1B		HR		F8		K		K	3	1	1	1	0	0	1								
Rafael Palmeiro, L (1, 3) OBP: 0.369, SLG: 0.571	FC6-4 1B		F9		HR		1B		P6	5	1	3	2	0	0	2								
Bobby Bonilla, S (1, 9) OBP: 0.380, SLG: 0.592	K		G6-3		G5-3		G4-3			4	0	0	0	0	1	4								
Cal Ripken Jr., R (1, 6) OBP: 0.331, SLG: 0.422	FC6-4			BB 1B		K		G5-3		4	0	1	0	0	1	2								
Kevin Bass, S (1, 7) OBP: 0.323, SLG: 0.363		G5-3		F9		G1-3		K		4	0	0	0	0	1	1								
Leo Gomez, R (1, 5) OBP: 0.336, SLG: 0.376		K		BB		K		G5-3		3	0	0	0	1	2	0								
Gregg Zaun, S (1, 2) OBP: 0.370, SLG: 0.469		F9		K			F9		E3 1B	4	0	0	0	0	1	2								
Jeff Manto, R (1, 10) OBP: 0.302, SLG: 0.527 Harold Baines, L (7, PH) OBP: 0.417, SLG: 0.550 Jeff Huson, L (9, PR) OBP: 0.441, SLG: 0.414			HR		K		1B HBP		1B	2	1	1	1	0	1	2								
										2	1	2	0	0	0	0								
										0	0	0	0	0	0	0								
Inning Stats	R: 0 E: 0 K: 1 S: 11	H: 2 LOB: 2 BB: 0 P: 15	R: 0 E: 0 K: 1 S: 7	H: 0 LOB: 0 BB: 0 P: 12	R: 2 E: 0 K: 0 S: 12	H: 2 LOB: 0 BB: 0 P: 19	R: 0 E: 0 K: 2 S: 12	H: 1 LOB: 2 BB: 1 P: 20	R: 1 E: 0 K: 1 S: 10	H: 1 LOB: 0 BB: 0 P: 15	R: 0 E: 0 K: 2 S: 11	H: 0 LOB: 0 BB: 0 P: 15	R: 1 E: 0 K: 1 S: 10	H: 2 LOB: 2 BB: 0 P: 19	R: 0 E: 0 K: 1 S: 6	H: 0 LOB: 0 BB: 0 P: 10	R: 0 E: 1 K: 2 S: 12	H: 1 LOB: 2 BB: 0 P: 15	1B: 6 2B: 0 3B: 0 HR: 3	SF: 0 SAC: 0 DP: 0 HBP: 1	WP: 0 PB: 0 SB: 0 CS: 0	PA: 39		
PITCHER	IP WLS BF H R ER SO BB IBB HBP BLK WP HR S P ERA WHIP	IP WLS BF H R ER SO BB IBB HBP BLK WP HR S P ERA WHIP	IP WLS BF H R ER SO BB IBB HBP BLK WP HR S P ERA WHIP	IP WLS BF H R ER SO BB IBB HBP BLK WP HR S P ERA WHIP	IP WLS BF H R ER SO BB IBB HBP BLK WP HR S P ERA WHIP	IP WLS BF H R ER SO BB IBB HBP BLK WP HR S P ERA WHIP	IP WLS BF H R ER SO BB IBB HBP BLK WP HR S P ERA WHIP	IP WLS BF H R ER SO BB IBB HBP BLK WP HR S P ERA WHIP	IP WLS BF H R ER SO BB IBB HBP BLK WP HR S P ERA WHIP	IP WLS BF H R ER SO BB IBB HBP BLK WP HR S P ERA WHIP	IP WLS BF H R ER SO BB IBB HBP BLK WP HR S P ERA WHIP	IP WLS BF H R ER SO BB IBB HBP BLK WP HR S P ERA WHIP	IP WLS BF H R ER SO BB IBB HBP BLK WP HR S P ERA WHIP	IP WLS BF H R ER SO BB IBB HBP BLK WP HR S P ERA WHIP	IP WLS BF H R ER SO BB IBB HBP BLK WP HR S P ERA WHIP	IP WLS BF H R ER SO BB IBB HBP BLK WP HR S P ERA WHIP	IP WLS BF H R ER SO BB IBB HBP BLK WP HR S P ERA WHIP	IP WLS BF H R ER SO BB IBB HBP BLK WP HR S P ERA WHIP	IP WLS BF H R ER SO BB IBB HBP BLK WP HR S P ERA WHIP	IP WLS BF H R ER SO BB IBB HBP BLK WP HR S P ERA WHIP	IP WLS BF H R ER SO BB IBB HBP BLK WP HR S P ERA WHIP	IP WLS BF H R ER SO BB IBB HBP BLK WP HR S P ERA WHIP	IP WLS BF H R ER SO BB IBB HBP BLK WP HR S P ERA WHIP	IP WLS BF H R ER SO BB IBB HBP BLK WP HR S P ERA WHIP
Mike Bertotti, L (1, 1) ERA: 5.4	5.0	22	4	0	0	2	0	0	0	0	0	0	0	0	12	16	0.00	0.000						
Brian Keyser, R (6, 1) ERA: 22.5	1.1	4	0	0	0	0	0	0	0	0	0	0	0	3	8	∞	∞							
Atlee Hammaker, L (7, 1) ERA: 22.5	0.0	2	1	0	0	0	0	0	0	0	0	0	0	5	7	27.00	3.000							
Matt Karchner, R (7, 1) ERA: 5.1	0.1	2	1	1	1	1	0	0	0	0	0	0	0	7	13	0.00	0.000							
Kirk McCaskill, R (7, 1) ERA: 5.1	1.1	4	0	0	0	1	0	0	0	0	0	0	0	7	13	0.00	0.000							



Batter	1	2	3	4	5	6	7	8	9	AB	R	H	RBI	BB	SO	LOB	TOP			
Lance Johnson, L OBP: 0.331, SLG: 0.371	0-0 S 1B 1B	0-0 B1-3							0-1 F9	5	1	2	0	0	1	1	Chicago White Sox @ Baltimore Orioles Oriole Park at Camden Yards, Baltimore, MD Sun Jul 30 1995, 3:33 AM EDT Att: 47,290 - Sunny - 95 F livebaseballscorecards.com			
Tim Raines, S OBP: 0.358, SLG: 0.428	0-3 K		2-2 G4-3						1-3 K	5	0	0	0	0	2	3				
John Kruk, L OBP: 0.399, SLG: 0.390 Frank Thomas, R OBP: 0.487, SLG: 0.675	0-0 G3 1B 1B		1-1 P4						1-0 L4	1	0	1	0	0	0	0				
Robin Ventura, L OBP: 0.368, SLG: 0.494 Norberto Martin, R OBP: 0.289, SLG: 0.310	2-2 G3 1B		1-1 2B						2-1 G4-3	3	0	2	1	0	1	1				
Dave Martinez, L OBP: 0.360, SLG: 0.465	1-0 G3		2-2 G1-3-1						2-0 1B 1B	4	0	2	0	0	0	3				
Mike Devereaux, R OBP: 0.342, SLG: 0.432	0-3 K			1-2 P3					2-2 FC6-4 2B SF7	4	1	0	0	0	1	4				
Ray Durham, S OBP: 0.338, SLG: 0.423		0-1 G6-3 2B		1-3 K					1-2 SF7 2B	4	0	3	0	0	1	0				
Ron Karkovice, R OBP: 0.318, SLG: 0.419		3-2 G5-3		2-3 K					0-1 SF7	3	0	0	1	0	2	3				
Ozzie Guillen, L OBP: 0.294, SLG: 0.340		0-0 G6-3			1-2 G1-3 G6-3 1B				0-1 L5	4	1	1	0	0	0	2				
	R: 1 E: 0 K: 2 S: 12	H: 3 LOB: 2 BB: 0 P: 15	R: 0 E: 0 K: 0 S: 9	H: 1 LOB: 1 BB: 0 P: 12	R: 0 E: 0 K: 0 S: 11	H: 1 LOB: 1 BB: 0 P: 17	R: 0 E: 0 K: 2 S: 13	H: 0 LOB: 0 BB: 0 P: 17	R: 1 E: 0 K: 1 S: 14	H: 2 LOB: 1 BB: 0 P: 21	R: 0 E: 0 K: 0 S: 12	H: 2 LOB: 1 BB: 0 P: 16	R: 0 E: 0 K: 1 S: 10	H: 2 LOB: 2 BB: 0 P: 17	R: 0 E: 0 K: 1 S: 7	H: 0 LOB: 0 BB: 0 P: 9		1B: 8 2B: 3 3B: 0 HR: 0	SF: 1 SAC: 0 DP: 0 HBP: 0	WP: 0 PB: 0 SB: 1 CS: 0
PITCHER Scott Erickson, R ERA: 5.22	IP: 9.0 WLS: W BF: 38 H: 11 R: 3 ER: 3 SO: 8 BB: 0 IBB: 0 HBP: 0 BLK: 0 WP: 0 HR: 0 S: 94 P: 131 ERA: 3.00 WHIP: 1.222															PITCHER				

Batter	1	2	3	4	5	6	7	8	9	AB	R	H	RBI	BB	SO	LOB	BOTTOM			
Brady Anderson, L OBP: 0.375, SLG: 0.458	1-0 FC3-6 2B 1B	1-0 S 2B 1B	4-1 BB BB						1-1 G4-3	4	2	3	0	1	0	0	Chicago White Sox @ Baltimore Orioles Oriole Park at Camden Yards, Baltimore, MD Sun Jul 30 1995, 3:33 AM EDT Att: 47,290 - Sunny - 95 F livebaseballscorecards.com			
Bret Barberie, S OBP: 0.345, SLG: 0.353	4-0 FC3-6 BB	3-1 1B 2B	0-2 SF8						1-2 E5 1B	2	1	1	2	2	0	0				
Rafael Palmeiro, L OBP: 0.370, SLG: 0.567	0-0 FC3-6 2B	1-1 K	3-1 BB						0-2 G6-4-3 1B	4	1	1	0	1	2	5				
Bobby Bonilla, S OBP: 0.381, SLG: 0.586	4-2 2B BB	4-2 1B BB	2-0 P4						3-2 P4	3	1	0	0	2	1	5				
Cal Ripken Jr., R OBP: 0.331, SLG: 0.424	0-0 1B 2B	1-2 1B		1-3 K					2-2 P2	5	0	2	4	0	1	2				
Harold Baines, L OBP: 0.410, SLG: 0.540	3-2 P5	1-2 P3		0-1 F9					0-0 G6-3	4	0	0	0	0	0	3				
Leo Gomez, R OBP: 0.336, SLG: 0.370 Jeff Huson, L OBP: 0.429, SLG: 0.400	0-2 P3		4-0 FC1-5 1B BB						0-1 G3	2	0	0	0	1	0	1				
Gregg Zaun, S OBP: 0.390, SLG: 0.470		4-1 1B E BB	1-2 BB FC1-5 SF8 1B						4-2 1B E BB	2	3	1	0	2	1	0				
Curtis Goodwin, L OBP: 0.348, SLG: 0.366		2-2 P5	1-1 FC1-5 BB BB						1-2 E1 1B	4	0	1	0	0	0	3				
	R: 3 E: 0 K: 0 S: 11	H: 2 LOB: 1 BB: 2 P: 23	R: 3 E: 0 K: 1 S: 24	H: 3 LOB: 2 BB: 2 P: 43	R: 1 E: 0 K: 0 S: 13	H: 1 LOB: 3 BB: 3 P: 28	R: 0 E: 0 K: 1 S: 6	H: 0 LOB: 0 BB: 0 P: 9	R: 0 E: 0 K: 0 S: 13	H: 1 LOB: 2 BB: 1 P: 23	R: 0 E: 0 K: 0 S: 9	H: 0 LOB: 0 BB: 0 P: 14	R: 1 E: 1 K: 0 S: 10	H: 1 LOB: 0 BB: 1 P: 16	R: 0 E: 1 K: 1 S: 11	H: 1 LOB: 1 BB: 0 P: 17		1B: 7 2B: 2 3B: 0 HR: 0	SF: 1 SAC: 0 DP: 1 HBP: 0	WP: 0 PB: 0 SB: 3 CS: 0
PITCHER Jason Bere, R ERA: 5.93 Jose DelLeon, R ERA: 4.07 Atlee Hammaker, L ERA: 15.0	IP: 2.1 WLS: L BF: 19 H: 7 R: 2 ER: 1 SO: 3 BB: 3 IBB: 0 HBP: 0 BLK: 0 WP: 0 HR: 0 S: 44 P: 84 ERA: 27.00 WHIP: 5.143															PITCHER				

Batter	1	2	3	4	5	6	7	8	9	AB	R	H	RBI	BB	SO	LOB	TOP										
Devon White, S OBP: 0.353, SLG: 0.462 (1, 8)	G3-1	FC3-6		F8		P4		K	K	6	0	0	0	0	2	1											
Paul Molitor, R OBP: 0.350, SLG: 0.359 (1, 10)	G5-3	PO	1B	BB	BB			K	K	3	1	0	0	3	2	0											
Roberto Alomar, S OBP: 0.370, SLG: 0.500 (1, 4)			1B	BB				G5-3	FC5-4	4	1	2	0	2	1	1											
Joe Carter, R OBP: 0.298, SLG: 0.426 (1, 7)	F9		K	K					1B	6	1	2	0	0	2	6											
John Olerud, L OBP: 0.368, SLG: 0.390 (1, 3)		1B	1B	3B	P5			F7	1B	4	3	2	1	1	0	3											
Ed Sprague, R OBP: 0.360, SLG: 0.479 (1, 5)		1B	3B		L3			F7	1B	4	2	2	2	0	0	1											
Shawn Green, L OBP: 0.314, SLG: 0.486 (7, PH)		1B	G6-3		F9				1B	3	1	1	0	0	0	1											
Mike Huff, R OBP: 0.364, SLG: 0.290 (7, 9)	1B	FC6-4						BB	HR	1	1	1	1	1	0	0											
Sandy Martinez, L OBP: 0.282, SLG: 0.351 (1, 2)		1B			G5-3				HR	3	1	2	4	2	0	0											
Domingo Cedeño, S OBP: 0.359, SLG: 0.476 (1, 6)	FC6-4	FC3-6	G4-3			F8	G4-3		HR	5	1	1	4	0	0	6											
Inning Stats	R: 0 E: 0 K: 0 S: 7	H: 0 LOB: 1 BB: 1 P: 15	R: 3 E: 0 K: 0 S: 10	H: 3 LOB: 0 BB: 0 P: 13	R: 3 E: 0 K: 1 S: 20	H: 3 LOB: 2 BB: 2 P: 38	R: 0 E: 0 K: 1 S: 13	H: 0 LOB: 2 BB: 0 P: 26	R: 0 E: 0 K: 0 S: 4	H: 0 LOB: 0 BB: 0 P: 7	R: 0 E: 0 K: 1 S: 10	H: 0 LOB: 1 BB: 1 P: 14	R: 0 E: 0 K: 0 S: 8	H: 1 LOB: 3 BB: 2 P: 21	R: 0 E: 0 K: 2 S: 9	H: 0 LOB: 0 BB: 0 P: 15	R: 6 E: 0 K: 2 S: 24	H: 6 LOB: 1 BB: 1 P: 36	1B: 9 2B: 2 3B: 1 HR: 1	SF: 0 SAC: 0 DP: 0 HBP: 1	WP: 0 PA: 50 PB: 0 SB: 0 CS: 0						
PITCHER	IP	WLS	BF	H	R	ER	SO	BB	IBB	HBP	BLK	WP	HR	S	P	ERA	WHIP										
Kevin Brown, R ERA: 4.13 (1, 1)	2.1	15	6	6	6	1	2	0	0	1	0	0	0	27	49	23.14	3.429										
Arthur Rhodes, L ERA: 5.89 (3, 1)	4.1	20	1	0	0	2	6	0	0	0	0	0	0	43	83	0.00	1.615										
Terry Clark, R ERA: 2.16 (7, 1)	0.1	1	0	0	0	0	0	0	0	0	0	0	0	2	2	0.00	0.000										
Jesse Orosco, L ERA: 2.1 (8, 1)	1.0	3	0	0	0	2	0	0	0	0	0	0	0	9	15	0.00	0.000										
Doug Jones, R ERA: 5.2 (9, 1)	0.0	L	6	5	6	6	0	1	0	0	0	0	1	12	21	∞	∞										
Mark Lee, L ERA: 3.8 (9, 1)	1.0	4	1	0	0	2	0	0	0	0	0	0	0	12	15	0.00	1.000										

Toronto Blue Jays @ Baltimore Orioles
 Oriole Park at Camden Yards, Baltimore, MD
 Tue Aug 01 1995, 7:05 PM EDT
 Att: 41,394 - Unknown - 97 F

AB 39
 R 12
 H 13
 RBI 12
 BB 9
 SO 7
 LOB 19



Batter	1	2	3	4	5	6	7	8	9	AB	R	H	RBI	BB	SO	LOB	BOTTOM										
Brady Anderson, L OBP: 0.376, SLG: 0.453 (1, 8)	FC3-6				F8	F9			K	4	1	1	0	1	1	1											
Bret Barberie, S OBP: 0.350, SLG: 0.373 (1, 4)	K	CS			1B	HR			K	4	2	1	1	1	2	2											
Rafael Palmeiro, L OBP: 0.370, SLG: 0.561 (1, 3)	FC3-6		G3	WP					K	3	2	2	0	1	1	0											
Bobby Bonilla, S OBP: 0.380, SLG: 0.589 (1, 9)	FC3-6		G3							4	2	1	3	0	0	3											
Curtis Goodwin, L OBP: 0.343, SLG: 0.360 (9, 8)	HR				HR					0	0	0	0	0	0	0											
Cal Ripken Jr., R OBP: 0.335, SLG: 0.443 (1, 6)	HR		SF9						F8	2	1	1	1	1	0	0											
Harold Baines, L OBP: 0.407, SLG: 0.543 (1, 10)			G3-1		G3-6-1				G4-3	4	1	1	4	0	0	1											
Chris Hoiles, R OBP: 0.315, SLG: 0.412 (1, 2)	L5				G5-3				G6-3	4	1	1	1	0	0	0											
Kevin Bass, S OBP: 0.329, SLG: 0.369 (1, 7)					L7				G4-3	4	0	2	0	0	0	0											
Jeff Huson, L OBP: 0.410, SLG: 0.382 (1, 5)					G4-3					3	0	0	0	0	0	2											
Manny Alexander, R OBP: 0.327, SLG: 0.363 (9, PH)					G4-3				G6-3	1	0	0	0	0	0	0											
Inning Stats	R: 4 E: 0 K: 1 S: 17	H: 1 LOB: 3 BB: 3 P: 34	R: 0 E: 0 K: 0 S: 9	H: 2 LOB: 0 BB: 0 P: 14	R: 2 E: 0 K: 0 S: 10	H: 2 LOB: 0 BB: 0 P: 16	R: 0 E: 0 K: 0 S: 5	H: 0 LOB: 0 BB: 0 P: 8	R: 0 E: 0 K: 0 S: 8	H: 2 LOB: 1 BB: 0 P: 12	R: 0 E: 0 K: 1 S: 9	H: 0 LOB: 0 BB: 0 P: 16	R: 0 E: 0 K: 0 S: 7	H: 0 LOB: 0 BB: 0 P: 13	R: 0 E: 0 K: 2 S: 8	H: 0 LOB: 0 BB: 0 P: 11	1B: 6 2B: 0 3B: 0 HR: 4	SF: 1 SAC: 0 DP: 2 HBP: 0	WP: 1 PA: 39 PB: 0 SB: 0 CS: 1								
PITCHER	IP	WLS	BF	H	R	ER	SO	BB	IBB	HBP	BLK	WP	HR	S	P	ERA	WHIP										
Edwin Hurtado, R ERA: 4.81 (1, 1)	5.0	24	8	9	9	1	4	0	0	0	0	0	1	25	41	3.00	0.667										
Ken Robinson, R ERA: 9.35 (6, 1)	3.0	W	11	2	1	1	1	0	0	0	0	0	0	8	11	0.00	0.000										
Tony Castillo, L ERA: 2.41 (9, 1)	1.0	S	3	0	0	0	2	0	0	0	0	0	0	8	11	0.00	0.000										

Toronto Blue Jays @ Baltimore Orioles
 Oriole Park at Camden Yards, Baltimore, MD
 Tue Aug 01 1995, 7:05 PM EDT
 Att: 41,394 - Unknown - 97 F

AB 33
 R 10
 H 10
 RBI 10
 BB 4
 SO 4
 LOB 9



Batter	1	2	3	4	5	6	7	8	9	AB	R	H	RBI	BB	SO	LOB	TOP					
Devon White, S (1, 8) OBP: 0.351, SLG: 0.458	G4-3		G3					G4-3		3	0	0	0	1	0	0	<p>Toronto Blue Jays @ Baltimore Orioles</p> <p>Oriole Park at Camden Yards, Baltimore, MD</p> <p>Wed Aug 02 1995, 7:05 PM EDT Att: 40,023 - Unknown - 97 F</p> <p>livebaseballscorecards.com</p>					
Domingo Cadeno, S (1, 6) OBP: 0.344, SLG: 0.455	K		K					K		4	0	0	0	0	3	2						
Roberto Alomar, S (1, 4) OBP: 0.369, SLG: 0.497	L7									4	0	1	0	0	0	0						
Joe Carter, R (1, 10) OBP: 0.297, SLG: 0.427		P4								4	0	1	0	0	0	1						
John Olerud, L (1, 3) OBP: 0.367, SLG: 0.388		BB 1B								4	0	1	0	0	1	2						
Ed Sprague, R (1, 5) OBP: 0.357, SLG: 0.474		F9								3	0	0	0	0	1	2						
Candy Maldonado, R (1, 7) OBP: 0.376, SLG: 0.465		BB								2	0	0	0	1	0	0						
Shawn Green, L (1, 9) OBP: 0.310, SLG: 0.480	G4-3									3	0	0	0	0	0	2						
Sandy Martinez, L (1, 2) OBP: 0.284, SLG: 0.351			K							3	0	1	0	0	1	0						
Inning Stats	R: 0 E: 0 K: 1 S: 8	H: 0 LOB: 0 BB: 0 P: 11	R: 0 E: 0 K: 0 S: 14	H: 1 LOB: 2 BB: 1 P: 22	R: 0 E: 0 K: 2 S: 9	H: 0 LOB: 0 BB: 0 P: 13	R: 0 E: 0 K: 0 S: 6	H: 1 LOB: 1 BB: 0 P: 8	R: 0 E: 0 K: 0 S: 12	H: 1 LOB: 2 BB: 1 P: 21	R: 0 E: 0 K: 1 S: 7	H: 0 LOB: 0 BB: 0 P: 11	R: 0 E: 0 K: 1 S: 13	H: 0 LOB: 0 BB: 0 P: 18	R: 0 E: 0 K: 1 S: 8	H: 0 LOB: 0 BB: 0 P: 13	R: 0 E: 0 K: 0 S: 9	H: 1 LOB: 0 BB: 0 P: 9	1B: 3 2B: 1 3B: 0 HR: 0	SF: 0 SAC: 0 DP: 1 HBP: 0	WP: 0 PB: 0 SB: 0 CS: 0	PA: 32
PITCHER 35 Mike Mussina, R (1, 1) ERA: 4.14	IP: 9.0 WLS: W BF: 32 H: 4 R: 0 ER: 0 SO: 6 BB: 2 IBB: 0 HBP: 0 BLK: 0 WP: 0 HR: 0 S: 86 P: 126 ERA: 0.00 WHIP: 0.667															PITCHER						


Batter	1	2	3	4	5	6	7	8	9	AB	R	H	RBI	BB	SO	LOB	BOTTOM					
Brady Anderson, L (1, 8) OBP: 0.375, SLG: 0.449	G3		G3					G3		3	0	0	0	1	0	0	<p>Toronto Blue Jays @ Baltimore Orioles</p> <p>Oriole Park at Camden Yards, Baltimore, MD</p> <p>Wed Aug 02 1995, 7:05 PM EDT Att: 40,023 - Unknown - 97 F</p> <p>livebaseballscorecards.com</p>					
Bret Barberie, S (1, 4) OBP: 0.350, SLG: 0.369	K									2	0	0	0	1	1	0						
Rafael Palmeiro, L (1, 3) OBP: 0.369, SLG: 0.558	F7									2	0	0	0	1	0	0						
Bobby Bonilla, S (1, 9) OBP: 0.377, SLG: 0.584		F9								3	0	0	0	0	0	3						
Cal Ripken Jr., R (1, 6) OBP: 0.332, SLG: 0.440		G5-3								3	0	0	0	0	0	0						
Harold Baines, L (1, 10) OBP: 0.410, SLG: 0.556		HR								2	1	1	1	1	1	0						
Chris Hoiles, R (1, 2) OBP: 0.311, SLG: 0.405		K								3	0	0	0	0	1	1						
Kevin Bass, S (1, 7) OBP: 0.325, SLG: 0.364			G4-3							3	0	0	0	0	0	0						
Jeff Huson, L (1, 5) OBP: 0.381, SLG: 0.351			F8							3	0	0	0	0	0	0						
Inning Stats	R: 0 E: 0 K: 1 S: 5	H: 0 LOB: 0 BB: 0 P: 8	R: 1 E: 0 K: 1 S: 12	H: 1 LOB: 0 BB: 0 P: 19	R: 0 E: 0 K: 0 S: 3	H: 0 LOB: 0 BB: 0 P: 8	R: 0 E: 0 K: 0 S: 6	H: 0 LOB: 0 BB: 0 P: 12	R: 0 E: 0 K: 1 S: 6	H: 0 LOB: 0 BB: 0 P: 11	R: 0 E: 0 K: 0 S: 7	H: 0 LOB: 3 BB: 3 P: 21	R: 0 E: 0 K: 0 S: 6	H: 0 LOB: 0 BB: 1 P: 14	R: 0 E: 0 K: 0 S: 10	H: 0 LOB: 0 BB: 0 P: 14	R: 0 E: 0 K: 0 S: 10	H: 0 LOB: 0 BB: 0 P: 14	1B: 0 2B: 0 3B: 0 HR: 1	SF: 0 SAC: 0 DP: 1 HBP: 0	WP: 0 PB: 0 SB: 1 CS: 0	PA: 28
PITCHER Paul Menhart, R (1, 1) ERA: 7.11	IP: 8.0 WLS: L BF: 28 H: 1 R: 1 ER: 1 SO: 3 BB: 4 IBB: 0 HBP: 0 BLK: 0 WP: 0 HR: 1 S: 55 P: 107 ERA: 1.12 WHIP: 0.625															PITCHER						


AB	30
R	0
H	4
RBI	0
BB	2
SO	6
LOB	9



AB	24
R	1
H	1
RBI	1
BB	4
SO	3
LOB	4



Batter	1	2	3	4	5	6	7	8	9	10	AB	R	H	RBI	BB	SO	LOB	TOP		
Devon White, S OBP: 0.349, SLG: 0.454 (1, 8)	F8		F7		L5			F7		SF9 WP SF8 1B	5	1	1	0	0	0	1	Toronto Blue Jays @ Baltimore Orioles Oriole Park at Camden Yards, Baltimore, MD Thu Aug 03 1995, 7:05 PM EDT Att: 43,325 - Unknown - 97 F AB 36 R 8 H 8 RBI 7 BB 4 SO 4 LOB 10 		
Alex Gonzalez, R OBP: 0.325, SLG: 0.388 (1, 5)	BLK BB		K		K			G5-3		HR BB	3	1	0	0	2	2	0			
Roberto Alomar, S OBP: 0.364, SLG: 0.491 (1, 4)	F7		F7		F8			G4-3		SF9	4	0	0	1	0	0	1			
Joe Carter, R OBP: 0.293, SLG: 0.422 (1, 10)	P5				P4			G5-3		SF8	4	0	0	1	0	0	1			
Ed Sprague, R OBP: 0.300, SLG: 0.489 (1, 3)					L5					G6-3	5	3	3	2	0	0	0			
Candy Maldonado, R OBP: 0.377, SLG: 0.466 (1, 9)	F7				G5-3			SH5-4 2H 2B		HR	4	0	1	1	1	0	1			
Mike Huff, R OBP: 0.359, SLG: 0.288 (1, 7)	K							SH5-4 2H 2B		BB	4	1	1	0	0	1	2			
Lance Parrish, R OBP: 0.264, SLG: 0.310 Tomas Perez, S OBP: 0.318, SLG: 0.476 Sandy Martinez, L OBP: 0.284, SLG: 0.351 (1, 2)								F8		1B FC4 WP 1B	3	0	1	1	0	1	1			
Domingo Cedeño, S OBP: 0.340, SLG: 0.440 (1, 6)	F8							P5		FC4 WP 1B SF9	3	1	0	1	1	0	3			
Inning Stats	R: 0 E: 0 K: 0 S: 3	H: 0 LOB: 1 BB: 1 P: 7	R: 1 E: 0 K: 1 S: 7	H: 2 LOB: 1 BB: 0 P: 7	R: 0 E: 0 K: 1 S: 5	H: 0 LOB: 0 BB: 0 P: 5	R: 0 E: 0 K: 1 S: 5	H: 0 LOB: 1 BB: 1 P: 9	R: 0 E: 0 K: 0 S: 3	H: 2 LOB: 1 BB: 0 P: 5	R: 0 E: 0 K: 0 S: 3	H: 0 LOB: 0 BB: 0 P: 3	R: 0 E: 0 K: 0 S: 3	H: 0 LOB: 0 BB: 0 P: 3	R: 6 E: 0 K: 0 S: 8	H: 4 LOB: 1 BB: 2 P: 16	1B: 4 2B: 3 3B: 0 HR: 1		SF: 2 SAC: 1 DP: 0 HBP: 0	WP: 1 PB: 0 SB: 1 CS: 0
PITCHER	IP WLS BF H R ER SO BB IBB HBP BLK WP HR S P ERA WHIP	IP WLS BF H R ER SO BB IBB HBP BLK WP HR S P ERA WHIP	IP WLS BF H R ER SO BB IBB HBP BLK WP HR S P ERA WHIP	IP WLS BF H R ER SO BB IBB HBP BLK WP HR S P ERA WHIP	IP WLS BF H R ER SO BB IBB HBP BLK WP HR S P ERA WHIP	IP WLS BF H R ER SO BB IBB HBP BLK WP HR S P ERA WHIP	IP WLS BF H R ER SO BB IBB HBP BLK WP HR S P ERA WHIP	IP WLS BF H R ER SO BB IBB HBP BLK WP HR S P ERA WHIP	IP WLS BF H R ER SO BB IBB HBP BLK WP HR S P ERA WHIP	IP WLS BF H R ER SO BB IBB HBP BLK WP HR S P ERA WHIP	IP WLS BF H R ER SO BB IBB HBP BLK WP HR S P ERA WHIP	IP WLS BF H R ER SO BB IBB HBP BLK WP HR S P ERA WHIP	IP WLS BF H R ER SO BB IBB HBP BLK WP HR S P ERA WHIP	IP WLS BF H R ER SO BB IBB HBP BLK WP HR S P ERA WHIP	IP WLS BF H R ER SO BB IBB HBP BLK WP HR S P ERA WHIP	IP WLS BF H R ER SO BB IBB HBP BLK WP HR S P ERA WHIP	IP WLS BF H R ER SO BB IBB HBP BLK WP HR S P ERA WHIP	IP WLS BF H R ER SO BB IBB HBP BLK WP HR S P ERA WHIP	IP WLS BF H R ER SO BB IBB HBP BLK WP HR S P ERA WHIP	IP WLS BF H R ER SO BB IBB HBP BLK WP HR S P ERA WHIP
Rick Kynda, L ERA: 3.71 Terry Clark, R ERA: 2.25 Jesse Orosco, L ERA: 3.26 Mike Oquist, R ERA: 4.24 (1, 1)	6.0	L	10	1	1	1	0	0	0	0	0	10	10	3.00	0.333					
(10, 1)	0.1	5	2	2	2	0	1	0	0	1	0	4	8	54.00	9.000					
(10, 1)	0.2	4	1	3	3	0	1	0	0	0	1	3	7	40.50	3.000					

Batter	1	2	3	4	5	6	7	8	9	10	AB	R	H	RBI	BB	SO	LOB	BOTTOM				
Brady Anderson, L OBP: 0.370, SLG: 0.443 (1, 8)	P6		L9		K			F9		K	5	0	0	0	0	2	4	Toronto Blue Jays @ Baltimore Orioles Oriole Park at Camden Yards, Baltimore, MD Thu Aug 03 1995, 7:05 PM EDT Att: 43,325 - Unknown - 97 F AB 34 R 2 H 4 RBI 2 BB 4 SO 8 LOB 13 				
Bret Barberie, S OBP: 0.340, SLG: 0.358 (1, 4)	G5-3				F9			G4-3		L5	5	0	0	0	0	1	1					
Rafael Palmeiro, L OBP: 0.368, SLG: 0.554 (1, 3)	K				L8			HR 1B		K	4	1	1	0	0	2	0					
Bobby Bonilla, S OBP: 0.379, SLG: 0.592 (1, 9)								HR 1B		F9	4	1	2	2	0	1	0					
Cal Ripken Jr., R OBP: 0.329, SLG: 0.434 (1, 6)	P4				K			L8		G5-3	4	0	0	0	0	1	1					
Harold Baines, L OBP: 0.413, SLG: 0.554 Jeff Manto, R OBP: 0.295, SLG: 0.514 (1, 10)								F8		F6	1	0	0	0	2	0	0					
Kevin Bass, S OBP: 0.324, SLG: 0.362 (1, 7)								BB 1B		F9	1	0	0	0	0	0	0					
Chris Hoiles, R OBP: 0.314, SLG: 0.401 (1, 2)										P6	4	0	1	0	0	1	1					
Jeff Huson, L OBP: 0.356, SLG: 0.325 Manny Alexander, R OBP: 0.325, SLG: 0.361 (1, 5)										P4	3	0	0	0	0	0	3					
Inning Stats	R: 0 E: 0 K: 1 S: 5	H: 0 LOB: 0 BB: 0 P: 5	R: 0 E: 0 K: 2 S: 7	H: 0 LOB: 1 BB: 1 P: 11	R: 0 E: 0 K: 0 S: 3	H: 0 LOB: 0 BB: 0 P: 3	R: 0 E: 0 K: 1 S: 6	H: 1 LOB: 1 BB: 0 P: 6	R: 0 E: 0 K: 1 S: 6	H: 1 LOB: 2 BB: 1 P: 10	R: 2 E: 0 K: 0 S: 5	H: 2 LOB: 0 BB: 0 P: 5	R: 0 E: 0 K: 2 S: 7	H: 0 LOB: 0 BB: 0 P: 7	R: 0 E: 0 K: 0 S: 3	H: 0 LOB: 0 BB: 0 P: 3	R: 0 E: 0 K: 1 S: 5		H: 0 LOB: 1 BB: 1 P: 9	1B: 3 2B: 0 3B: 0 HR: 1	SF: 0 SAC: 0 DP: 0 HBP: 0	WP: 0 PB: 0 SB: 0 CS: 0
PITCHER	IP WLS BF H R ER SO BB IBB HBP BLK WP HR S P ERA WHIP	IP WLS BF H R ER SO BB IBB HBP BLK WP HR S P ERA WHIP	IP WLS BF H R ER SO BB IBB HBP BLK WP HR S P ERA WHIP	IP WLS BF H R ER SO BB IBB HBP BLK WP HR S P ERA WHIP	IP WLS BF H R ER SO BB IBB HBP BLK WP HR S P ERA WHIP	IP WLS BF H R ER SO BB IBB HBP BLK WP HR S P ERA WHIP	IP WLS BF H R ER SO BB IBB HBP BLK WP HR S P ERA WHIP	IP WLS BF H R ER SO BB IBB HBP BLK WP HR S P ERA WHIP	IP WLS BF H R ER SO BB IBB HBP BLK WP HR S P ERA WHIP	IP WLS BF H R ER SO BB IBB HBP BLK WP HR S P ERA WHIP	IP WLS BF H R ER SO BB IBB HBP BLK WP HR S P ERA WHIP	IP WLS BF H R ER SO BB IBB HBP BLK WP HR S P ERA WHIP	IP WLS BF H R ER SO BB IBB HBP BLK WP HR S P ERA WHIP	IP WLS BF H R ER SO BB IBB HBP BLK WP HR S P ERA WHIP	IP WLS BF H R ER SO BB IBB HBP BLK WP HR S P ERA WHIP	IP WLS BF H R ER SO BB IBB HBP BLK WP HR S P ERA WHIP	IP WLS BF H R ER SO BB IBB HBP BLK WP HR S P ERA WHIP	IP WLS BF H R ER SO BB IBB HBP BLK WP HR S P ERA WHIP	IP WLS BF H R ER SO BB IBB HBP BLK WP HR S P ERA WHIP	IP WLS BF H R ER SO BB IBB HBP BLK WP HR S P ERA WHIP		
Giovanni Carrara, R ERA: 5.73 Jimmy Rogers, R ERA: 6.0 Ricardo Jordan, L ERA: 3.97 Tony Castillo, L ERA: 2.36 (1, 1)	6.0	4	0	0	0	1	0	0	0	0	0	3	7	0.00	1.000							
(8, 1)	2.0	W	6	0	0	0	2	0	0	0	0	10	10	0.00	0.000							
(10, 1)	1.0	4	0	0	0	1	1	0	0	0	0	5	9	0.00	1.000							

Batter	1	2	3	4	5	6	7	8	9	AB	R	H	RBI	BB	SO	LOB	TOP				
Darryl Hamilton, L OBP: 0.369, SLG: 0.394 Mike Matheny, R OBP: 0.295, SLG: 0.325	G1-3	BB 1B	HR 2B	HR 2B	HR 2B	F6			F9	5	1	3	1	0	0	0					
Kevin Seitzer, R OBP: 0.400, SLG: 0.424 Jeff Cirillo, R OBP: 0.388, SLG: 0.486	G5-3	BB 1B	BB 1B	BB 1B	BB 1B		F3		HR	2	1	0	0	3	0	0					
B.J. Surhoff, L OBP: 0.409, SLG: 0.552	G5-3	F7							G6-3	5	1	1	1	1	0	5					
Dave Nilsson, L OBP: 0.369, SLG: 0.509		HR 1B	BB 1B	HR 2B	HR 2B		K		1B	4	2	3	4	2	1	1					
Greg Vaughn, R OBP: 0.309, SLG: 0.406	HR	K	HR BB	G6-4-3		F7			K	5	2	1	2	1	2	4					
John Jaha, R OBP: 0.390, SLG: 0.591 David Hulse, L OBP: 0.306, SLG: 0.355	FC6-4 1B	FC6-4 BB	HR 2B							4	1	4	2	1	0	0					
Matt Mieske, R OBP: 0.365, SLG: 0.475	FC6-4 1B	F9	G3 SF8 2B			F8			P6	5	2	1	0	0	0	5					
Fernando Vina, L OBP: 0.320, SLG: 0.345	P5	FC6-4	G3			G6-3			K	5	0	0	0	0	1	5					
Jose Valentin, S OBP: 0.280, SLG: 0.401	WP 1B					G3			P4	4	1	2	1	0	0	1					
Inning Stats	R: 0 E: 0 K: 0 S: 3	H: 0 LOB: 0 BB: 0 P: 3	R: 3 E: 0 K: 0 S: 8	H: 5 LOB: 3 BB: 1 P: 12	R: 0 E: 0 K: 1 S: 5	H: 0 LOB: 2 BB: 2 P: 13	R: 8 E: 0 K: 0 S: 9	H: 6 LOB: 2 BB: 4 P: 25	R: 0 E: 0 K: 0 S: 3	H: 1 LOB: 1 BB: 1 P: 7	R: 0 E: 0 K: 1 S: 6	H: 1 LOB: 1 BB: 0 P: 6	R: 0 E: 0 K: 1 S: 6	H: 1 LOB: 1 BB: 0 P: 6	R: 1 E: 0 K: 1 S: 7	H: 2 LOB: 1 BB: 0 P: 7	1B: 9 2B: 3 3B: 0 HR: 4	SF: 1 SAC: 0 DP: 1 HBP: 0	WP: 2 PB: 2 SB: 0 CS: 0	PA: 50	
PITCHER	IP	WLS	BF	H	R	ER	SO	BB	IBB	HBP	BLK	WP	HR	S	P	ERA	WHIP				
Scott Erickson, R ERA: 5.53	3.0	L	20	7	6	6	1	4	0	0	0	1	1	18	34	18.00	3.667				
Arthur Rhodes, L ERA: 6.23	0.0		4	2	4	4	0	2	0	0	0	0	2	2	10	∞	∞				
Mike Oquist, R ERA: 4.17	3.0		13	3	1	1	0	2	0	0	0	1	0	11	19	3.00	1.667				
Mark Lee, L ERA: 3.63	1.0		4	1	0	0	1	0	0	0	0	0	0	6	6	0.00	1.000				
Amanda Benitez, R ERA: 5.29	1.0		4	1	0	0	1	0	0	0	0	0	0	6	6	0.00	1.000				

Milwaukee Brewers @ Baltimore Orioles
 Oriole Park at Camden Yards, Baltimore, MD

AB 41
 R 12
 H 16
 RBI 12
 BB 8
 SO 4
 LOB 21



WP: 2 PA: 50
 PB: 2
 SB: 0
 CS: 0

Batter	1	2	3	4	5	6	7	8	9	AB	R	H	RBI	BB	SO	LOB	BOTTOM				
Brady Anderson, L OBP: 0.369, SLG: 0.441	G6-3		2B 1B				G6-3			4	1	1	0	0	0	0					
Bret Barberie, S OBP: 0.344, SLG: 0.363	F8		1-H 2-H 2B			K		G4-6-3 HBP		3	0	1	2	0	1	0					
Rafael Palmeiro, L OBP: 0.367, SLG: 0.549	BB		L3			F8		G4-6-3		3	0	0	0	1	0	2					
Bobby Bonilla, S OBP: 0.380, SLG: 0.594	G4-3		F7			2B SF9 1B		2B		4	1	2	0	0	0	2					
Cal Ripken Jr., R OBP: 0.329, SLG: 0.436 Manny Alexander, R OBP: 0.328, SLG: 0.365	G5-3		G5-3			SF9 1-3 2B		FC6-4 1B		3	0	1	0	0	0	0					
Chris Hoiles, R OBP: 0.309, SLG: 0.395	K		G6-3			SF9		FC6-4		3	0	0	1	0	1	2					
Kevin Bass, S OBP: 0.319, SLG: 0.355	K		K			G6-3				4	0	0	0	0	2	1					
Jeff Manto, R OBP: 0.294, SLG: 0.525			F8				K		P5	4	1	1	1	0	1	0					
Gregg Zaun, S OBP: 0.376, SLG: 0.438			1B 2B 1B			F8		G5-3		4	1	1	0	0	1	0					
Inning Stats	R: 0 E: 0 K: 0 S: 3	H: 0 LOB: 1 BB: 1 P: 7	R: 0 E: 0 K: 2 S: 7	H: 0 LOB: 0 BB: 0 P: 7	R: 2 E: 0 K: 0 S: 6	H: 3 LOB: 1 BB: 0 P: 6	R: 0 E: 0 K: 1 S: 5	H: 0 LOB: 0 BB: 0 P: 5	R: 1 E: 0 K: 1 S: 6	H: 1 LOB: 0 BB: 0 P: 6	R: 1 E: 0 K: 0 S: 5	H: 2 LOB: 1 BB: 0 P: 5	R: 0 E: 0 K: 1 S: 4	H: 2 LOB: 2 BB: 0 P: 5	R: 0 E: 0 K: 1 S: 5	H: 0 LOB: 0 BB: 0 P: 5	1B: 4 2B: 3 3B: 0 HR: 1	SF: 1 SAC: 0 DP: 1 HBP: 1	WP: 0 PB: 0 SB: 0 CS: 0	PA: 36	
PITCHER	IP	WLS	BF	H	R	ER	SO	BB	IBB	HBP	BLK	WP	HR	S	P	ERA	WHIP				
Scott Karl, L ERA: 5.03	7.0	W	28	6	4	4	5	1	0	0	0	1	1	37	41	5.14	1.000				
Stef Roberson, L ERA: 5.84	1.0		5	2	0	0	0	0	0	1	0	0	0	4	5	0.00	2.000				
Bill Wegman, R ERA: 5.51	1.0		3	0	0	0	1	0	0	0	0	0	0	5	5	0.00	0.000				

Milwaukee Brewers @ Baltimore Orioles
 Oriole Park at Camden Yards, Baltimore, MD

AB 33
 R 4
 H 8
 RBI 4
 BB 1
 SO 6
 LOB 7



WP: 0 PA: 36
 PB: 0
 SB: 0
 CS: 0

Batter	1	2	3	4	5	6	7	8	9	AB	R	H	RBI	BB	SO	LOB	TOP								
Jeff Cirillo, R OBP: 0.390, SLG: 0.489 (1, 4)	G5-3			FC5 HBP 1B		G3-6-3 1B	SF8			3	0	2	1	0	0	0									
Darryl Hamilton, L OBP: 0.384, SLG: 0.388 Mike Matheny, R OBP: 0.295, SLG: 0.325 (1, 8)	G3			F8		G3-6-3 1-2f	F8			4	0	0	0	0	0	2									
Kevin Seitzer, R OBP: 0.401, SLG: 0.421 Fernando Vina, L OBP: 0.320, SLG: 0.345 (6, PR)	G4-3			F8				BB		2	0	0	0	2	0	1									
Dave Nilsson, L OBP: 0.365, SLG: 0.495 (1, 7)		G3				G6-3			K	3	0	0	0	0	1	2									
Greg Vaughn, R OBP: 0.311, SLG: 0.407 (1, 10)		G1-6-3 1B							P6	4	1	2	0	0	0	3									
B.J. Surhoff, L OBP: 0.406, SLG: 0.545 (7, 8)	G1-6-3 1-2f					G3			L3	3	1	0	0	0	0	1									
John Jaha, R OBP: 0.393, SLG: 0.610 David Hulst, L OBP: 0.306, SLG: 0.355 (9, 8)			G6-3						K	4	1	2	3	0	1	0									
Matt Mieske, R OBP: 0.363, SLG: 0.488 (1, 9)			F8			P2				4	1	1	1	0	0	1									
Jose Valentin, S OBP: 0.280, SLG: 0.399 (1, 6)			G5-3			G6-3			K	4	1	1	0	0	1	1									
Inning Stats	R: 0 E: 0 K: 0 S: 9	H: 0 LOB: 0 BB: 0 P: 15	R: 0 E: 0 K: 0 S: 7	H: 1 LOB: 0 BB: 0 P: 13	R: 0 E: 0 K: 0 S: 4	H: 0 LOB: 0 BB: 0 P: 5	R: 0 E: 0 K: 0 S: 8	H: 1 LOB: 2 BB: 0 P: 17	R: 0 E: 0 K: 0 S: 12	H: 1 LOB: 1 BB: 1 P: 18	R: 0 E: 0 K: 0 S: 13	H: 1 LOB: 1 BB: 1 P: 22	R: 4 E: 0 K: 0 S: 15	H: 3 LOB: 0 BB: 0 P: 27	R: 0 E: 0 K: 1 S: 8	H: 0 LOB: 1 BB: 1 P: 18	R: 1 E: 0 K: 2 S: 10	H: 1 LOB: 0 BB: 0 P: 18	1B: 6 2B: 0 3B: 0 HR: 2	SF: 1 SAC: 0 DP: 2 HBP: 2	WP: 0 PB: 0 SB: 2 CS: 0	PA: 36			
PITCHER	IP	WLS	BF	H	R	ER	SO	BB	IBB	HBP	BLK	WP	HR	S	P	ERA	WHIP								
Jamie Moyer, L ERA: 4.38 Armando Benitez, R ERA: 5.17 Jesse Orosco, L ERA: 3.13 Terry Clark, R ERA: 2.51	(1, 1)	6.1	27	7	4	4	0	1	0	2	0	0	1	63	108	5.68	1.263								

Milwaukee Brewers @ Baltimore Orioles
Oriole Park at Camden Yards, Baltimore, MD

AB 31
R 5
H 8
RBI 5
BB 2
SO 3
LOB 11



Sat Aug 05 1995, 7:05 PM EDT
Att: 45,750 - Unknown - 85 F

Batter	1	2	3	4	5	6	7	8	9	AB	R	H	RBI	BB	SO	LOB	BOTTOM								
Brady Anderson, L OBP: 0.367, SLG: 0.437 (1, 7)	FC1-6 1B		L8			P6			G4-3	5	0	1	1	0	0	3									
Curtis Goodwin, L OBP: 0.341, SLG: 0.363 Kevin Bass, S OBP: 0.321, SLG: 0.358 (9, PH)	FC1-6 1-2f		K				G3-1		G3 BB 1B	4	0	1	1	0	1	2									
Rafael Palmeiro, L OBP: 0.367, SLG: 0.546 (1, 3)	F9					P6			1B G3 BB	4	0	1	0	1	0	2									
Bobby Bonilla, S OBP: 0.378, SLG: 0.588 (1, 9)	F9						F9		G3	5	1	1	0	0	1	4									
Cal Ripken Jr., R OBP: 0.327, SLG: 0.431 (1, 6)		P6				G5-3			L8	4	0	0	0	1	1	2									
Harold Baines, L OBP: 0.421, SLG: 0.571 Jeff Huson, L OBP: 0.370, SLG: 0.341 (8, PR)									1B IBB	2	1	2	1	2	0	0									
Chris Hoiles, R OBP: 0.316, SLG: 0.407 (1, 2)									2B 1B	4	0	3	1	0	0	0									
Jeff Manto, R OBP: 0.288, SLG: 0.514 (1, 5)		G5-4-3 1B					G4-3		1B	4	1	0	0	0	1	2									
Manny Alexander, R OBP: 0.333, SLG: 0.363 Bret Barberie, S OBP: 0.347, SLG: 0.373 (9, PH)									E6 2B G4-3	1	1	0	0	2	1	0									
Inning Stats	R: 0 E: 0 K: 0 S: 8	H: 1 LOB: 1 BB: 0 P: 11	R: 0 E: 0 K: 0 S: 6	H: 1 LOB: 1 BB: 1 P: 11	R: 0 E: 0 K: 2 S: 8	H: 0 LOB: 0 BB: 0 P: 11	R: 0 E: 0 K: 1 S: 11	H: 2 LOB: 2 BB: 1 P: 17	R: 1 E: 0 K: 1 S: 8	H: 1 LOB: 1 BB: 1 P: 18	R: 1 E: 0 K: 0 S: 10	H: 1 LOB: 0 BB: 0 P: 16	R: 0 E: 0 K: 0 S: 5	H: 0 LOB: 1 BB: 1 P: 13	R: 1 E: 0 K: 0 S: 13	H: 3 LOB: 3 BB: 0 P: 18	R: 3 E: 1 K: 0 S: 17	H: 3 LOB: 3 BB: 2 P: 36	1B: 8 2B: 3 3B: 0 HR: 1	SF: 0 SAC: 0 DP: 1 HBP: 0	WP: 0 PB: 1 SB: 1 CS: 0	PA: 42			
PITCHER	IP	WLS	BF	H	R	ER	SO	BB	IBB	HBP	BLK	WP	HR	S	P	ERA	WHIP								
Steve Sparks, R ERA: 3.8 Jamie McAndrew, R ERA: 4.5 Jeff Bronkney, R ERA: 3.68 Mike Fetters, R ERA: 1.61	(1, 1)	4.0	16	4	0	0	3	2	0	0	0	0	1	33	60	7.36	1.364								

Milwaukee Brewers @ Baltimore Orioles
Oriole Park at Camden Yards, Baltimore, MD


AB 36
R 6
H 12
RBI 6
BB 6
SO 5
LOB 15




Sat Aug 05 1995, 7:05 PM EDT
Att: 45,750 - Unknown - 85 F


Batter	1	2	3	4	5	6	7	8	9	AB	R	H	RBI	BB	SO	LOB	TOP					
Brady Anderson, L (1, 8) OBP: 0.365, SLG: 0.430	0-1 B3			1-2 F7		4-0 FC4-6 BB			3-2 P2	3	0	0	0	1	0	1	Baltimore Orioles @ New York Yankees Yankee Stadium, Bronx, NY Mon Aug 07 1995, 7:05 PM EDT Att: 31,313 - Unknown - 76 F AB 27 R 0 H 3 RBI 0 BB 3 SO 5 LOB 11					
Bret Barberie, S (1, 4) OBP: 0.340, SLG: 0.364	0-1 G3			3-3 K		0-0 FC4-6			1-3 K	4	0	0	0	0	2	3						
Rafael Palmeiro, L (1, 3) OBP: 0.363, SLG: 0.537	1-1 F9			0-0 L3			3-2 G4-6-3 1B		1-1 F8	4	0	1	0	0	0	1						
Bobby Bonilla, S (1, 9)		1-0 F8			1-1 G4-3			0-0 G4-6-3		3	0	0	0	0	0	1						
Cal Ripken Jr., R (1, 6) OBP: 0.329, SLG: 0.428		0-0 L3 1B			1-0 P4			0-1 L7		3	0	1	0	0	0	0						
Harold Baines, L (1, 10) OBP: 0.419, SLG: 0.563		1-0 L3			0-0 L8			4-1 G6-4-3 BB		2	0	0	0	1	0	1						
Chris Hoiles, R (1, 2) OBP: 0.317, SLG: 0.402			1-3 K			3-2 BB 1B			1-3 K	3	0	1	0	0	2	1						
Kevin Bass, S (1, 7) OBP: 0.317, SLG: 0.349			1-0 L7			0-1 F8			3-1 G6-4-3	3	0	0	0	0	0	2						
Jeff Manto, R (1, 5) OBP: 0.279, SLG: 0.497			1-3 K			0-0 P3			4-1 BB	2	0	0	0	0	1	1						
Jeff Huson, L (9, PH) OBP: 0.383, SLG: 0.341										0	0	0	0	1	0	0						
Inning Stats	R: 0 E: 0 K: 0 S: 6	H: 0 LOB: 0 BB: 0 P: 7	R: 0 E: 0 K: 0 S: 3	H: 1 LOB: 0 BB: 0 P: 5	R: 0 E: 0 K: 2 S: 7	H: 0 LOB: 0 BB: 0 P: 10	R: 0 E: 0 K: 1 S: 8	H: 0 LOB: 0 BB: 0 P: 12	R: 0 E: 0 K: 0 S: 4	H: 0 LOB: 0 BB: 0 P: 6	R: 0 E: 0 K: 0 S: 8	H: 1 LOB: 2 BB: 1 P: 15	R: 0 E: 0 K: 0 S: 8	H: 1 LOB: 0 BB: 0 P: 11	R: 0 E: 0 K: 1 S: 6	H: 0 LOB: 1 BB: 1 P: 14	R: 0 E: 0 K: 1 S: 9	H: 0 LOB: 1 BB: 1 P: 18	1B: 3 2B: 1 3B: 0 HR: 0	SF: 0 SAC: 0 DP: 3 HBP: 0	WP: 0 PB: 0 SB: 0 CS: 0	PA: 30
PITCHER Jack McDowell, R (1, 1) ERA: 4.43	IP: 9.0 WLS: W BF: 30 H: 3 R: 0 ER: 0 SO: 5 BB: 3 IBB: 0 HBP: 0 BLK: 0 WP: 0 HR: 0 S: 59 P: 98 ERA: 0.00 WHIP: 0.667															PITCHER						

Batter	1	2	3	4	5	6	7	8	9	AB	R	H	RBI	BB	SO	LOB	BOTTOM					
Wade Boggs, L (1, 5) OBP: 0.387, SLG: 0.386	1-3 K		1-1 L7			3-2 F7	2-2 F7			4	0	0	0	0	1	2	Baltimore Orioles @ New York Yankees Yankee Stadium, Bronx, NY Mon Aug 07 1995, 7:05 PM EDT Att: 31,313 - Unknown - 76 F AB 28 R 3 H 3 RBI 2 BB 3 SO 7 LOB 9					
Bernie Williams, S (1, 8) OBP: 0.347, SLG: 0.447	0-3 K			1-0 L8		0-1 BB	0-0 G6-3			4	0	1	0	0	1	0						
Paul O'Neill, L (1, 7) OBP: 0.396, SLG: 0.551	1-3 K			4-0 BB		2-0 G4-3	1-1 F9			3	0	0	0	1	1	1						
Ruben Sierra, S (1, 9) OBP: 0.315, SLG: 0.451		3-2 F8			0-1 P4		4-2 S E BB		2-3 K	3	1	0	0	1	1	1						
Gerald Williams, R (9, 7) OBP: 0.386, SLG: 0.575										0	0	0	0	0	0	0						
Don Mattingly, L (1, 3) OBP: 0.353, SLG: 0.415		1-1 F7		3-2 G3		1-2 F7				3	0	0	0	0	0	2						
Darryl Strawberry, L (1, 10) OBP: 0.333, SLG: 0.500		0-3 K			1-2 G4-3		1-0 F9			3	0	0	0	0	1	1						
Mike Stanley, R (1, 2) OBP: 0.382, SLG: 0.518			1-2 F8		1-0 F8		4-2 E 2B BB			2	1	0	0	1	0	0						
Tony Fernandez, S (1, 6) OBP: 0.311, SLG: 0.335			3-1 BB		1-3 K		0-2 E1 2B			3	1	1	0	0	1	1						
Pat Kelly, R (1, 4) OBP: 0.341, SLG: 0.360			1-3 K			1-1 P3	2-2 2B			3	0	1	2	0	1	1						
Inning Stats	R: 0 E: 0 K: 3 S: 10	H: 0 LOB: 0 BB: 0 P: 12	R: 0 E: 0 K: 1 S: 10	H: 0 LOB: 0 BB: 0 P: 14	R: 0 E: 0 K: 1 S: 10	H: 1 LOB: 1 BB: 0 P: 16	R: 0 E: 0 K: 0 S: 9	H: 0 LOB: 1 BB: 1 P: 17	R: 0 E: 0 K: 1 S: 7	H: 0 LOB: 0 BB: 0 P: 10	R: 0 E: 0 K: 0 S: 8	H: 1 LOB: 1 BB: 0 P: 14	R: 3 E: 1 K: 0 S: 23	H: 1 LOB: 1 BB: 2 P: 37	R: 0 E: 0 K: 1 S: 6	H: 0 LOB: 0 BB: 0 P: 9	R: 0 E: 0 K: 1 S: 6	H: 0 LOB: 0 BB: 0 P: 9	1B: 2 2B: 1 3B: 0 HR: 0	SF: 0 SAC: 0 DP: 0 HBP: 0	WP: 0 PB: 0 SB: 1 CS: 0	PA: 31
PITCHER 35 Mike Mussina, R (1, 1) ERA: 3.92	IP: 7.0 WLS: L BF: 28 H: 3 R: 3 ER: 0 SO: 6 BB: 3 IBB: 0 HBP: 0 BLK: 0 WP: 0 HR: 0 S: 77 P: 120 ERA: 0.00 WHIP: 0.857															PITCHER						
Mark Lee, L (8, 1) ERA: 3.47	IP: 1.0 WLS: 3 BF: 3 H: 0 R: 0 ER: 0 SO: 1 BB: 0 IBB: 0 HBP: 0 BLK: 0 WP: 0 HR: 0 S: 6 P: 9 ERA: 0.00 WHIP: 0.000															PITCHER						

Batter	1	2	3	4	5	6	7	8	9	AB	R	H	RBI	BB	SO	LOB	TOP										
Brady Anderson, L (1, 8) OBP: 0.365, SLG: 0.436	G4-3		G1-3			1-1 SAFE 1-1 SAFE 1-1 SAFE 1-1 SAFE 1-H	4-2		FC1-6	4	1	2	1	0	2		Baltimore Orioles @ New York Yankees Yankee Stadium, Bronx, NY Tue Aug 08 1995, 7:05 PM EDT Att: 33,078 - Unknown - 78 F										
Bret Barberie, S (1, 4) OBP: 0.337, SLG: 0.356	K			L8		2-2	2-1			4	0	0	0	1	3												
Rafael Palmeiro, L (1, 3) OBP: 0.363, SLG: 0.540	L8			F8		2-0			L9	5	1	2	0	0	2												
Bobby Bonilla, S (1, 9)		K		G4-3		4-0			F7	4	1	1	0	1	2												
Cal Ripken Jr., R (1, 6) OBP: 0.326, SLG: 0.423	K				P4	2-2				4	0	0	0	0	1	4											
Harold Baines, L (1, 10) OBP: 0.414, SLG: 0.556 Jeff Manto, R (8, PH) OBP: 0.278, SLG: 0.495	K					2-3				3	0	0	0	0	2	0											
Chris Hoiles, R (1, 2) OBP: 0.320, SLG: 0.406						1-1				1	0	0	0	1	2												
Kevin Bass, S (1, 7) OBP: 0.319, SLG: 0.349						2-1				3	0	1	0	1	0	1											
Jeff Huson, L (1, 5) OBP: 0.380, SLG: 0.341 Manny Alexander, R (9, PH) OBP: 0.335, SLG: 0.369	K					1-0			FC1-6	3	1	1	0	0	2	3											
Inning Stats	R: 0 E: 0 K: 1 S: 8	H: 0 LOB: 0 BB: 0 P: 12	R: 0 E: 0 K: 3 S: 11	H: 0 LOB: 0 BB: 0 P: 16	R: 0 E: 0 K: 2 S: 14	H: 1 LOB: 1 BB: 0 P: 19	R: 0 E: 0 K: 0 S: 9	H: 0 LOB: 0 BB: 0 P: 14	R: 0 E: 0 K: 1 S: 7	H: 0 LOB: 0 BB: 0 P: 12	R: 2 E: 0 K: 0 S: 13	H: 3 LOB: 2 BB: 1 P: 27	R: 0 E: 0 K: 1 S: 15	H: 0 LOB: 3 BB: 3 P: 33	R: 2 E: 0 K: 1 S: 11	H: 3 LOB: 1 BB: 1 P: 16		R: 0 E: 0 K: 0 S: 11	H: 1 LOB: 2 BB: 1 P: 18	1B: 5 2B: 1 3B: 1 HR: 1	SF: 0 SAC: 0 DP: 0 HBP: 0	WP: 0 PB: 0 SB: 1 CS: 0	PA: 40				
PITCHER	IP	WLS	BF	H	R	ER	SO	BB	IBB	HBP	BLK	WP	HR	S	P	ERA	WHIP										
David Cone, R (1, 1) ERA: 3.29	7.0	W	29	4	2	2	8	4	0	0	0	0	1	77	133	2.57	1.143										
Steve Howe, L (8, 1) ERA: 5.3	2.0		11	4	2	2	1	1	0	0	0	0	0	22	34	9.00	2.500										

Batter	1	2	3	4	5	6	7	8	9	AB	R	H	RBI	BB	SO	LOB	BOTTOM										
Wade Boggs, L (1, 5) OBP: 0.397, SLG: 0.384	G6-3		G4-6-3			3-1	4-2	1-0		4	2	1	1	1	0	2	Baltimore Orioles @ New York Yankees Yankee Stadium, Bronx, NY Tue Aug 08 1995, 7:05 PM EDT Att: 33,078 - Unknown - 78 F										
Bernie Williams, S (1, 8) OBP: 0.350, SLG: 0.450	FC9-6 1B		F9			3-2	2-2	3-3		4	2	2	2	0	1	1											
Paul O'Neill, L (1, 9) OBP: 0.399, SLG: 0.547	FC9-6 BB					1-1	4-1	4-2		2	1	0	0	3	1	2											
Ruben Sierra, S (1, 10) OBP: 0.319, SLG: 0.467	FC9-6					2-0	3-2	3-1		5	1	3	7	0	0	2											
Mike Stanley, R (1, 2) OBP: 0.381, SLG: 0.515 Jim Leyritz, R (6, PR) OBP: 0.383, SLG: 0.435	K					0-2	1-1	0-2		3	0	1	0	0	1	2											
Don Mattingly, L (1, 3) OBP: 0.352, SLG: 0.416		P7				0-2	0-0			4	0	1	0	0	1	1											
Gerald Williams, R (1, 7) OBP: 0.382, SLG: 0.573		F7				0-3	2-2	0-0		4	1	1	0	0	1	0											
Tony Fernandez, S (1, 6) OBP: 0.314, SLG: 0.335		K2-3				1-0	4-1	2-2		3	2	1	0	1	1	0											
Randy Velarde, R (1, 4) OBP: 0.349, SLG: 0.379						3-1	4-2	2-1		2	2	1	1	2	0	0											
Inning Stats	R: 0 E: 0 K: 1 S: 18	H: 1 LOB: 2 BB: 1 P: 30	R: 0 E: 0 K: 1 S: 11	H: 0 LOB: 0 BB: 0 P: 16	R: 0 E: 0 K: 0 S: 4	H: 0 LOB: 0 BB: 1 P: 9	R: 0 E: 0 K: 1 S: 7	H: 0 LOB: 0 BB: 0 P: 10	R: 0 E: 0 K: 2 S: 7	H: 0 LOB: 0 BB: 0 P: 9	R: 3 E: 0 K: 0 S: 15	H: 4 LOB: 3 BB: 0 P: 27	R: 5 E: 0 K: 0 S: 24	H: 2 LOB: 1 BB: 4 P: 48	R: 3 E: 0 K: 1 S: 19	H: 4 LOB: 2 BB: 1 P: 34	R: 0 E: 0 K: 0 S: 11	H: 0 LOB: 1 BB: 1 P: 18	1B: 5 2B: 5 3B: 0 HR: 1	SF: 0 SAC: 0 DP: 1 HBP: 1	WP: 2 PB: 0 SB: 0 CS: 0	PA: 41					
PITCHER	IP	WLS	BF	H	R	ER	SO	BB	IBB	HBP	BLK	WP	HR	S	P	ERA	WHIP										
Rick Krivda, L (1, 1) ERA: 3.91	6.0	L	24	5	3	3	5	2	0	1	0	0	1	62	101	4.50	1.167										
Armando Benitez, R (7, 1) ERA: 5.1	0.1		3	0	2	2	0	2	0	0	0	1	0	7	17	54.00	6.000										
Mark Lee, L (7, 1) ERA: 4.24	0.0		2	1	0	0	0	1	0	0	0	0	0	7	13	∞	∞										
Jesse Orosco, L (7, 1) ERA: 3.27	0.2		4	1	3	3	0	1	0	0	0	0	0	10	18	40.50	3.000										
Doug Jones, R (8, 1) ERA: 5.87	1.0		8	4	3	3	1	1	0	0	0	0	0	19	34	27.00	5.000										

Batter	1	2	3	4	5	6	7	8	9	AB	R	H	RBI	BB	SO	LOB	TOP										
Curtis Goodwin, L (1, 8) OBP: 0.343, SLG: 0.364	L6		S 2B 1B	G3			K		BB DI 1B	5	1	2	0	0	1	0	Baltimore Orioles @ New York Yankees Yankee Stadium, Bronx, NY Wed Aug 09 1995, 3:33 AM EDT Att: 36,333 - Sunny - 79 F										
Brady Anderson, L (1, 7) OBP: 0.365, SLG: 0.433 Jeff Huson, L (9, 5) OBP: 0.380, SLG: 0.341	F6		2B E BB		2B BB		F8		K	3	2	0	0	2	1	1											
Rafael Palmeiro, L (1, 3) OBP: 0.366, SLG: 0.545	G4-3		E 1-3 2-H		G4-3 1-H 2B		K		BB BB	4	1	2	2	1	1	0											
Bobby Bonilla, S (1, 5) OBP: 0.377, SLG: 0.588 (9, 9)		2B 3B	G1-3		G4-3			HR 1B	BB	4	2	2	0	1	0	3											
Cal Ripken Jr., R (1, 6) OBP: 0.329, SLG: 0.440		2B	E3 BB		CS 2B			HR	BB	5	1	3	4	0	0	4											
Harold Baines, L (1, 10) OBP: 0.413, SLG: 0.551 (8, FH) Jeff Manto, R (8, FH) OBP: 0.281, SLG: 0.497	F8		BB		2B				G6-4-3 1B	2	0	0	0	1	1	2											
Kevin Bass, S (1, 9) OBP: 0.318, SLG: 0.344 (9, 7)		G4-6-3 BB	G6-3				K		G6-4-3	3	0	0	0	1	1	4											
Gregg Zaun, S (1, 2) OBP: 0.359, SLG: 0.413	G4-6-3			G4-3		G5-3		F7		4	0	0	0	0	0	2											
Bret Barberie, S (1, 4) OBP: 0.330, SLG: 0.348			G6-3	F7		F8		F7		4	0	0	0	0	0	0											
Inning Stats	R: 0 E: 0 K: 0 S: 7	H: 0 LOB: 0 BB: 0 P: 8	R: 1 E: 0 K: 0 S: 10	H: 2 LOB: 1 BB: 1 P: 19	R: 2 E: 1 K: 0 S: 18	H: 2 LOB: 3 BB: 2 P: 32	R: 0 E: 0 K: 0 S: 9	H: 0 LOB: 0 BB: 0 P: 13	R: 2 E: 0 K: 1 S: 11	H: 2 LOB: 0 BB: 1 P: 21	R: 0 E: 0 K: 2 S: 9	H: 0 LOB: 0 BB: 0 P: 13	R: 2 E: 0 K: 0 S: 9	H: 3 LOB: 0 BB: 2 P: 13	R: 0 E: 0 K: 1 S: 13	H: 1 LOB: 3 BB: 2 P: 25		1B: 4 2B: 4 3B: 1 HR: 1	SF: 0 SAC: 0 DP: 2 HBP: 0	WP: 0 PB: 0 SB: 1 CS: 1	PA: 41						
PITCHER	IP	WLS	BF	H	R	ER	SO	BB	IBB	HBP	BLK	WP	HR	S	P	ERA	WHIP										
Scott Kamieniecki, R (1, 1) ERA: 4.91	4.1	L	23	6	5	4	0	4	0	0	0	0	0	52	87	8.31	2.308										
Bob MacDonald, L (5, 1) ERA: 4.89	4.1		17	4	2	2	5	2	0	0	0	0	1	38	64	4.15	1.385										
John Wetteland, R (9, 1) ERA: 2.13	0.1		1	0	0	0	0	0	0	0	0	0	0	2	2	0.00	0.000										

Batter	1	2	3	4	5	6	7	8	9	AB	R	H	RBI	BB	SO	LOB	BOTTOM										
Wade Boggs, L (1, 5) OBP: 0.391, SLG: 0.399	HR		1B			FC5-4 1B		G3-1		4	1	3	1	0	0	0	Baltimore Orioles @ New York Yankees Yankee Stadium, Bronx, NY Wed Aug 09 1995, 3:33 AM EDT Att: 36,333 - Sunny - 79 F										
Bernie Williams, S (1, 8) OBP: 0.348, SLG: 0.448	K		G5-3			FC5-4 1-2		1B 1B	4	1	1	0	0	1	2												
Mike Stanley, R (1, 2) OBP: 0.379, SLG: 0.511	K			F7		F9		1B 1B	4	0	1	0	0	1	1												
Ruben Sierra, S (1, 9) OBP: 0.319, SLG: 0.462	P4			BB		L6		K	3	0	0	0	1	1	3												
Don Mattingly, L (1, 3) OBP: 0.351, SLG: 0.414		G3-1		F8		G4-3		G5-4-3 1B	4	0	1	1	0	0	1												
Gerald Williams, R (1, 7) OBP: 0.370, SLG: 0.553	F9			F8		K		G5-4-3 1-2	4	0	0	0	0	1	3												
Darryl Strawberry, L (1, 10) OBP: 0.267, SLG: 0.400	F8				K		P4			3	0	0	0	0	1	0											
Tony Fernandez, S (1, 6) OBP: 0.311, SLG: 0.331			G6-3		G6-3			G6-3	3	0	0	0	0	0	0												
Randy Velarde, R (1, 4) OBP: 0.345, SLG: 0.374			K		K			G6-3	3	0	0	0	0	2	0												
Inning Stats	R: 1 E: 0 K: 2 S: 11	H: 1 LOB: 0 BB: 0 P: 14	R: 0 E: 0 K: 0 S: 7	H: 0 LOB: 0 BB: 0 P: 10	R: 0 E: 0 K: 1 S: 13	H: 1 LOB: 1 BB: 0 P: 21	R: 0 E: 0 K: 0 S: 10	H: 0 LOB: 1 BB: 1 P: 18	R: 0 E: 0 K: 2 S: 12	H: 0 LOB: 0 BB: 0 P: 16	R: 0 E: 0 K: 1 S: 5	H: 1 LOB: 1 BB: 0 P: 7	R: 0 E: 0 K: 1 S: 7	H: 0 LOB: 0 BB: 0 P: 11	R: 0 E: 0 K: 0 S: 4		H: 0 LOB: 0 BB: 0 P: 5	R: 1 E: 0 K: 1 S: 15	H: 3 LOB: 1 BB: 0 P: 24	1B: 5 2B: 0 3B: 0 HR: 1	SF: 0 SAC: 0 DP: 1 HBP: 0	WP: 0 PB: 0 SB: 0 CS: 0	PA: 33				
PITCHER	IP	WLS	BF	H	R	ER	SO	BB	IBB	HBP	BLK	WP	HR	S	P	ERA	WHIP										
Jamie Moyer, L (1, 1) ERA: 4.18	8.1	W	32	6	2	2	7	1	0	0	0	0	0	4	119	2.16	0.840										
Jesse Orosco, L (9, 1) ERA: 3.21	0.2		1	0	0	0	0	0	0	0	0	0	0	4	7	0.00	0.000										

Batter	1	2	3	4	5	6	7	8	9	AB	R	H	RBI	BB	SO	LOB	TOP										
Brady Anderson, L (1, 7) OBP: 0.364, SLG: 0.429	4-2 G4-3 SH1-3 BB		3-3 K		2-3 K			1-0 L3		3	0	0	0	1	2	0											
Bret Barberie, S (1, 4) OBP: 0.327, SLG: 0.344	1-1 SH1-3		2-1 G4-3		1-3 K			1-0 G4-3		2	0	0	0	0	1	0											
Manny Alexander, R (8, PH) OBP: 0.333, SLG: 0.367	1-2									1	0	0	0	0	0	0											
Rafael Palmeiro, L (1, 3) OBP: 0.367, SLG: 0.547	0-0 G4-3		2-0 2B		1-1 G6-4-3 1B			0-1 L4		4	0	2	0	0	0	1											
Bobby Bonilla, S (1, 5) OBP: 0.375, SLG: 0.585	2-2 G5-3		3-2 G4-3		2-1 G6-4-3 1-2			1-2 FC1-6 1B		4	0	1	0	0	0	3											
Cal Ripken Jr., R (1, 6) OBP: 0.328, SLG: 0.446		0-0 P6		1-2 HR				2-2 FC1-6 FC6-4		4	1	1	1	0	0	1											
Jeff Huxton, L (9, PR) OBP: 0.380, SLG: 0.341								1-2 FC6-4		0	0	0	0	0	0	0											
Chris Hoiles, R (1, 2) OBP: 0.327, SLG: 0.411	4-2 E BB		0-1 L5-4 2B		4-2 G6-4-3 BB			3-1 FC6-4		2	0	1	0	2	0	1											
Kevin Bass, S (1, 9) OBP: 0.315, SLG: 0.340	0-0 E6		0-0 F8		1-1 G6-4-3 1-2					3	0	0	0	0	0	3											
Jeff Manto, R (1, 10) OBP: 0.277, SLG: 0.490	1-1 F8		1-0 L5-4		3-3 K					3	0	0	0	0	1	3											
Curtis Goodwin, L (1, 8) OBP: 0.338, SLG: 0.359	0-0 G1-3				1-0 G4-3			1-3 K		3	0	0	0	0	1	2											
Inning Stats	R: 0 E: 0 K: 0 S: 8	H: 0 LOB: 1 BB: 1 P: 15	R: 0 E: 1 K: 0 S: 7	H: 0 LOB: 2 BB: 1 P: 12	R: 0 E: 0 K: 1 S: 11	H: 1 LOB: 1 BB: 0 P: 21	R: 1 E: 0 K: 0 S: 7	H: 2 LOB: 2 BB: 0 P: 9	R: 0 E: 0 K: 0 S: 7	H: 0 LOB: 0 BB: 0 P: 11	R: 0 E: 0 K: 1 S: 9	H: 0 LOB: 1 BB: 1 P: 17	R: 0 E: 0 K: 1 S: 6	H: 0 LOB: 0 BB: 0 P: 9	R: 0 E: 0 K: 0 S: 10	H: 1 LOB: 1 BB: 0 P: 16	1B: 2 2B: 3 3B: 0 HR: 1	SF: 0 SAC: 1 DP: 3 HBP: 0	WP: 0 PB: 0 SB: 0 CS: 0	PA: 33							
PITCHER	IP	WLS	BF	H	R	ER	SO	BB	IBB	HBP	BLK	WP	HR	S	P	ERA	WHIP										
Rheal Cormier, L (1, 1) ERA: 3.19	8.0	W	29	4	1	1	5	3	0	0	0	0	1	62	105	1.12	0.875										
Vaughn Eshelman, L (9, 1) ERA: 5.63	1.0		4	1	0	0	0	0	0	0	0	0	0	10	16	0.00	1.000										

Baltimore Orioles @ Boston Red Sox
Fenway Park, Boston, MA
Thu Aug 10 1995, 7:05 PM EDT
Att: 33,588 - Unknown - 86 F

AB 29
R 1
H 5
RBI 1
BB 3
SO 5
LOB 14



Batter	1	2	3	4	5	6	7	8	9	AB	R	H	RBI	BB	SO	LOB	BOTTOM										
Lee Tinsley, S (1, 8) OBP: 0.379, SLG: 0.424	1-2 F7	0-0 BB 1B		4-2 1B BB		4-2 HR BB	3-2 HR 2B			3	2	2	1	2	0	0											
John Valentin, R (1, 6) OBP: 0.400, SLG: 0.543	3-1 G5-3	4-1 BB 1B		2-2 S 1B		2-1 HR 1B	1-1 HR 2B			4	2	3	5	1	0	0											
Mo Vaughn, L (1, 3) OBP: 0.395, SLG: 0.588	1-0 G4-3	0-1 G4-3		1-3 K		0-0 1B 1B	2-1 G3-1			5	0	1	0	0	1	5											
Jose Canseco, R (1, 10) OBP: 0.372, SLG: 0.488		4-0 1B BB	1-2 HR	4-0 IBB		0-1 G6-4-3 1B	3-1 FC4-6 1B			3	2	3	1	2	0	0											
Mike Greenwell, L (1, 7) OBP: 0.350, SLG: 0.455		1-1 1B FC6-5 1B	0-0 BLK 3B	0-2 P4		0-0 P5	0-0 FC4-6 1B			5	2	2	0	0	0	6											
Troy O'Leary, L (1, 9) OBP: 0.382, SLG: 0.548	1-0 FC6-5 1B	1-1 G6-4-3 1B		0-2 G4-3		2-2 G6-4-3	0-3 K			3	0	2	1	0	0	0											
Willie McGee, S (6, PH) OBP: 0.348, SLG: 0.494	1-3 2H	3-3 G6-4-3 1B		1-2 P6		1-2 P6	1-2 HR 1B			2	0	0	0	0	1	3											
Mike Macfarlane, R (1, 2) OBP: 0.342, SLG: 0.430	1-1 FC6-5 2B 1B	1-2 G6-4-3		0-2 P6		0-0 HR	0-1 1B			5	2	2	2	0	0	2											
Chris Donnels, L (1, 5) OBP: 0.267, SLG: 0.304	3-2 1B 2B	3-2 G3		0-0 G3		0-0 G3	1-3 K			5	0	1	0	0	1	2											
Luis Alicea, S (1, 4) OBP: 0.363, SLG: 0.351	2-0 G4-3		0-0 G3		1-2 HR 1B	3-2 P3				4	1	1	0	0	0	2											
Inning Stats	R: 0 E: 0 K: 0 S: 6	H: 0 LOB: 0 BB: 0 P: 11	R: 3 E: 0 K: 0 S: 13	H: 4 LOB: 3 BB: 2 P: 29	R: 2 E: 0 K: 0 S: 11	H: 3 LOB: 0 BB: 0 P: 14	R: 0 E: 0 K: 1 S: 15	H: 1 LOB: 3 BB: 2 P: 26	R: 0 E: 0 K: 0 S: 7	H: 0 LOB: 0 BB: 0 P: 7	R: 3 E: 0 K: 0 S: 14	H: 4 LOB: 1 BB: 1 P: 23	R: 3 E: 0 K: 1 S: 14	H: 3 LOB: 0 BB: 0 P: 24	R: 0 E: 0 K: 1 S: 11	H: 2 LOB: 2 BB: 0 P: 14	1B: 10 2B: 2 3B: 1 HR: 4	SF: 0 SAC: 0 DP: 2 HBP: 0	WP: 0 PB: 0 SB: 2 CS: 0	PA: 44							
PITCHER	IP	WLS	BF	H	R	ER	SO	BB	IBB	HBP	BLK	WP	HR	S	P	ERA	WHIP										
Scott Erickson, R (1, 1) ERA: 5.74	3.1	L	20	8	5	5	0	3	0	0	0	0	1	36	66	13.50	3.300										
Arthur Rhodes, L (4, 1) ERA: 6.49	1.2		10	3	3	3	1	1	1	0	0	0	1	24	36	16.20	2.400										
Mike Quist, R (6, 1) ERA: 4.17	0.0		1	1	0	0	0	0	0	0	0	0	0	2	2	∞	∞										
Mark Lee, L (6, 1) ERA: 4.97	2.0		8	3	3	3	1	0	0	0	0	0	2	18	30	13.50	1.500										
Doug Jones, R (8, 1) ERA: 5.72	1.0		5	2	0	0	1	0	0	0	0	0	0	11	14	0.00	2.000										

Baltimore Orioles @ Boston Red Sox
Fenway Park, Boston, MA
Thu Aug 10 1995, 7:05 PM EDT
Att: 33,588 - Unknown - 86 F

AB 39
R 11
H 17
RBI 10
BB 5
SO 3
LOB 20



Batter	1	2	3	4	5	6	7	8	9	AB	R	H	RBI	BB	SO	LOB	TOP										
Curtis Goodwin, L (1, 8) OBP: 0.336, SLG: 0.356	B1		K			1B		1B		4	0	2	0	0	1	1	Baltimore Orioles @ Boston Red Sox Fenway Park, Boston, MA Sat Aug 12 1995, 7:05 PM EDT Att: 34,234 - Unknown - 85 F										
Brady Anderson, L (1, 7) OBP: 0.364, SLG: 0.422	HBP		K			K		F8		3	0	0	0	0	2	3											
Rafael Palmeiro, L (1, 3) OBP: 0.364, SLG: 0.542	G4-3					F7		BB		4	0	1	0	0	1	2											
Bobby Bonilla, S (1, 5)		BB				K		BB		2	0	0	0	2	1	1											
Cal Ripken Jr., R (1, 6) OBP: 0.321, SLG: 0.435	P4					G6-3		FC6-4		4	0	0	0	0	0	4											
Harold Baines, L (1, 10) OBP: 0.411, SLG: 0.556	F8					G4-3		F7		4	0	1	0	0	0	1											
Kevin Bass, S (1, 9) OBP: 0.312, SLG: 0.336	K					FC4-6		K		4	0	1	0	0	2	2											
Chris Hoiles, R (1, 2) OBP: 0.323, SLG: 0.404						K		G6-3		4	0	1	0	0	2	2											
Manny Alexander, R (1, 4) OBP: 0.329, SLG: 0.361	P5					F2		K		3	0	0	0	0	1	2											
Inning Stats	R: 0 E: 0 K: 0 S: 5	H: 0 LOB: 0 BB: 0 P: 7	R: 0 E: 0 K: 1 S: 9	H: 0 LOB: 1 BB: 1 P: 16	R: 0 E: 0 K: 2 S: 17	H: 1 LOB: 1 BB: 0 P: 22	R: 0 E: 0 K: 1 S: 8	H: 0 LOB: 0 BB: 0 P: 12	R: 0 E: 0 K: 1 S: 8	H: 1 LOB: 1 BB: 0 P: 14	R: 0 E: 0 K: 2 S: 18	H: 1 LOB: 1 BB: 0 P: 23	R: 0 E: 0 K: 1 S: 11	H: 1 LOB: 1 BB: 0 P: 17	R: 0 E: 0 K: 1 S: 16	H: 2 LOB: 3 BB: 1 P: 27	R: 0 E: 0 K: 1 S: 8	H: 0 LOB: 0 BB: 0 P: 12	1B: 6 2B: 0 3B: 0 HR: 0	SF: 0 SAC: 0 DP: 0 HBP: 1	WP: 0 PB: 0 SB: 1 CS: 1	PA: 35					
PITCHER	IP	WLS	BF	H	R	ER	SO	BB	IBB	HBP	BLK	WP	HR	S	P	ERA	WHIP										
Roger Clemens, R (1, 1) ERA: 4.72	7.2	W	30	6	0	0	9	1	0	1	0	0	0	90	132	0.00	0.913										
Joe Hudson, R (8, 1) ERA: 3.75	1.1		5	0	0	0	1	1	0	0	0	0	0	10	18	0.00	0.750										

Batter	1	2	3	4	5	6	7	8	9	AB	R	H	RBI	BB	SO	LOB	BOTTOM										
Lee Tinsley, S (1, 8) OBP: 0.370, SLG: 0.416	K		SH1-4	P6			G3-1	G3		4	0	0	0	0	1	1	Baltimore Orioles @ Boston Red Sox Fenway Park, Boston, MA Sat Aug 12 1995, 7:05 PM EDT Att: 34,234 - Unknown - 85 F										
John Valentin, R (1, 6) OBP: 0.402, SLG: 0.546	F9		P4			CS	1B	1B		5	1	3	0	0	0	2											
Mo Vaughn, L (1, 3) OBP: 0.395, SLG: 0.582	K		2B	IBB		2B	1B	E	IBB	3	1	1	0	2	2	1											
Jose Canseco, R (1, 10) OBP: 0.376, SLG: 0.498	G3-6-1	1B	2B			L5	E5	K		5	1	2	2	0	1	4											
Mike Greenwell, L (1, 7) OBP: 0.350, SLG: 0.451	G3-6-1	1B	K			P3	E8	1B		4	1	2	1	0	1	3											
Troy O'Leary, L (1, 9) OBP: 0.384, SLG: 0.558	G3-6-1	1B				F7		2B		3	0	0	0	0	1	2											
Willie McGee, S (7, PH) OBP: 0.347, SLG: 0.489	G3-6-1	1B				K	2B	1B		1	0	1	0	0	0	0											
Bill Haselman, R (1, 2) OBP: 0.352, SLG: 0.383	G3-6-1	1B				G4-3	G4-3	2B		3	1	1	0	0	1	1											
Matt Stairs, L (7, PH) OBP: 0.333, SLG: 0.441	K					G4-3	G4-3	2B		1	0	1	2	0	0	0											
Mike Macfarlane, R (8, 2) OBP: 0.337, SLG: 0.422	K					G4-3	G4-3	2B		0	0	0	0	0	0	0											
Chris Donnels, L (1, 5) OBP: 0.295, SLG: 0.322			SH1-4	1B		G4-3	K			4	1	2	0	0	1	3											
Luis Alica, S (1, 4) OBP: 0.363, SLG: 0.357			SH1-4	1B		G1-3	K			4	1	2	1	0	1	3											
Inning Stats	R: 0 E: 0 K: 2 S: 8	H: 2 LOB: 1 BB: 0 P: 13	R: 0 E: 0 K: 1 S: 9	H: 2 LOB: 1 BB: 0 P: 11	R: 2 E: 0 K: 1 S: 15	H: 3 LOB: 2 BB: 1 P: 28	R: 1 E: 0 K: 0 S: 11	H: 2 LOB: 1 BB: 0 P: 18	R: 0 E: 0 K: 1 S: 9	H: 2 LOB: 1 BB: 0 P: 13	R: 0 E: 0 K: 1 S: 13	H: 1 LOB: 1 BB: 0 P: 19	R: 4 E: 2 K: 2 S: 24	H: 4 LOB: 2 BB: 1 P: 36	R: 0 E: 0 K: 2 S: 13	H: 1 LOB: 1 BB: 0 P: 22	1B: 10 2B: 4 3B: 1 HR: 0	SF: 0 SAC: 1 DP: 1 HBP: 0	WP: 0 PB: 0 SB: 0 CS: 1	PA: 40							
PITCHER	IP	WLS	BF	H	R	ER	SO	BB	IBB	HBP	BLK	WP	HR	S	P	ERA	WHIP										
35 Mike Mussina, R (1, 1) ERA: 4.07	6.1	L	30	11	5	5	5	0	0	0	0	0	0	3	4	∞	∞										
Armando Benitez, R (7, 1) ERA: 5.51	0.0		1	0	0	0	0	0	0	0	0	0	0	6	6	∞	∞										
Mark Lee, L (7, 1) ERA: 5.33	0.0		2	2	0	0	0	0	0	0	0	0	0	11	16	13.50	1.500										
Doug Jones, R (7, 1) ERA: 5.63	0.2		3	1	2	1	2	0	0	0	0	0	0	13	22	0.00	1.000										
Jim Dedrick, R (8, 1) ERA:	1.0		4	1	0	0	2	0	0	0	0	0	0	13	22	0.00	1.000										

AB	32
R	0
H	6
RBI	0
BB	2
SO	10
LOB	18



AB	37
R	7
H	15
RBI	6
BB	2
SO	9
LOB	20



Batter	1	2	3	4	5	6	7	8	9	AB	R	H	RBI	BB	SO	LOB	TOP										
Curtis Goodwin, L (1, 8) OBP: 0.332, SLG: 0.351 Chris Hoiles, R (9, PH) OBP: 0.322, SLG: 0.402	1-1 B4-3			0-0 P5		2-0 G3-1			2-3 K	3	0	0	0	0	0	1											
Brady Anderson, L (1, 7) OBP: 0.365, SLG: 0.427	1-1 G4-3			4-2 G3-6 BB			1-2 F8		3-2 3B	3	0	1	1	1	0	0											
Rafael Palmeiro, L (1, 3) OBP: 0.365, SLG: 0.549	3-1 F7			0-0 G3-6-1 1-2			0-1 HR		4-2 BB BB	3	1	1	1	1	0	1											
Bobby Bonilla, S (1, 9) OBP: 0.376, SLG: 0.574		1-3 K			3-1 P3		1-1 G5-3		4-2 BB G6-4-3 BB	3	0	0	0	1	1	0											
Cal Ripken Jr., R (1, 6) OBP: 0.318, SLG: 0.430		2-2 L7			1-2 K		3-2 F7		2-2 G6-4-3 BB 1-2	4	0	0	0	0	1	3											
Harold Baines, L (1, 10) OBP: 0.407, SLG: 0.549		2-2 F7			2-0 G6-3			1-0 G4-3		3	0	0	0	0	0	0											
Jeff Manto, R (1, 5) OBP: 0.285, SLG: 0.503			0-1 F8			4-1 BB		0-0 L5		2	0	0	0	1	0	0											
Gregg Zaun, S (1, 2) OBP: 0.347, SLG: 0.398			2-1 F8			2-1 L7		0-0 P5		3	0	0	0	0	0	1											
Manny Alexander, R (1, 4) OBP: 0.325, SLG: 0.358 Bret Barberie, S (9, PH) OBP: 0.322, SLG: 0.335			3-3 K			2-0 F7			4-2 BB 3B	2	0	0	0	0	1	1											
Inning Stats	R: 0 E: 0 K: 0 S: 6	H: 0 LOB: 0 BB: 0 P: 11	R: 0 E: 0 K: 1 S: 9	H: 0 LOB: 0 BB: 0 P: 14	R: 0 E: 0 K: 1 S: 7	H: 0 LOB: 0 BB: 0 P: 12	R: 0 E: 0 K: 0 S: 4	H: 0 LOB: 0 BB: 1 P: 8	R: 0 E: 0 K: 1 S: 6	H: 0 LOB: 0 BB: 0 P: 12	R: 1 E: 0 K: 0 S: 12	H: 1 LOB: 0 BB: 0 P: 17	R: 0 E: 0 K: 0 S: 3	H: 0 LOB: 0 BB: 0 P: 4	R: 1 E: 0 K: 1 S: 19	H: 1 LOB: 2 BB: 3 P: 38	1B: 0 2B: 0 3B: 1 HR: 1	SF: 0 SAC: 0 DP: 2 HBP: 0	WP: 0 PB: 0 SB: 0 CS: 0	PA: 32							
PITCHER	IP	WLS	BF	H	R	ER	SO	BB	IBB	HBP	BLK	WP	HR	S	P	ERA	WHIP										
49 Tim Wakefield, R (1, 1) ERA: 1.65 Stan Belinda, R (9, 1) ERA: 3.29	8.1	W	31	2	2	2	4	5	0	0	0	0	0	67	125	2.16	0.840										

Baltimore Orioles @ Boston Red Sox
Fenway Park, Boston, MA
Sun Aug 13 1995, 3:33 AM EDT
Att: 34,158 - Sunny - 85 F

AB 27
R 2
H 2
RBI 2
BB 5
SO 4
LOB 8



Batter	1	2	3	4	5	6	7	8	9	AB	R	H	RBI	BB	SO	LOB	BOTTOM										
Willie McGee, S (1, 9) OBP: 0.364, SLG: 0.495	1-1 G1-3		2-2 K S 1B		2-2 1B			4-1 FC4-6 BB		3	0	2	0	1	0	0											
John Valentin, R (1, 6) OBP: 0.400, SLG: 0.542	4-2 1B HR BB		0-3 K 1-2		3-2 P7			2-0 FC4-6 S 1-2		3	1	0	0	1	1	3											
Mo Vaughn, L (1, 3) OBP: 0.394, SLG: 0.579	1-1 HR 1B		0-3 K 2-3			1-3 K		0-1 F9		4	1	1	0	0	2	2											
Jose Canseco, R (1, 10) OBP: 0.375, SLG: 0.506	2-2 1-H 3-H HR			2-1 P4		1-3 K		1-3 K		4	1	1	3	0	2	1											
Mike Greenwell, L (1, 7) OBP: 0.347, SLG: 0.447	1-0 L8			1-1 F8		0-2 G1-3			1-2 K	3	0	0	0	0	0	0											
Tim Lincecum, R (1, 5) OBP: 0.416, SLG: 0.449	3-1 P3			0-0 1B			1-1 G6-3			3	0	1	0	0	0	0											
Mike Macfarlane, R (1, 2) OBP: 0.337, SLG: 0.421		2-1 G6-4-3 1B		1 SAFE 2-2 L8			3-3 K			3	0	1	0	0	1	1											
Lee Tinsley, S (1, 8) OBP: 0.370, SLG: 0.413		3-2 G6-4-3 1-2			0-3 K			4-0 FC6-4 BB		2	0	0	0	1	1	1											
Luis Alicea, S (1, 4) OBP: 0.360, SLG: 0.353		1-3 K			1-3 K			2-2 FC6-4 1-2		3	0	0	0	0	2	1											
Inning Stats	R: 3 E: 0 K: 0 S: 13	H: 2 LOB: 0 BB: 1 P: 25	R: 0 E: 0 K: 1 S: 14	H: 1 LOB: 0 BB: 0 P: 20	R: 0 E: 0 K: 2 S: 11	H: 1 LOB: 1 BB: 0 P: 13	R: 0 E: 0 K: 0 S: 8	H: 1 LOB: 0 BB: 0 P: 13	R: 0 E: 0 K: 2 S: 15	H: 1 LOB: 1 BB: 0 P: 20	R: 0 E: 0 K: 2 S: 10	H: 0 LOB: 0 BB: 0 P: 12	R: 0 E: 0 K: 1 S: 8	H: 0 LOB: 1 BB: 1 P: 18	R: 0 E: 0 K: 1 S: 7	H: 0 LOB: 1 BB: 1 P: 14	1B: 5 2B: 0 3B: 0 HR: 1	SF: 0 SAC: 0 DP: 1 HBP: 0	WP: 0 PB: 0 SB: 2 CS: 0	PA: 31							
PITCHER	IP	WLS	BF	H	R	ER	SO	BB	IBB	HBP	BLK	WP	HR	S	P	ERA	WHIP										
Rick Krivda, L (1, 1) ERA: 3.9 Jesse Orosco, L (8, 1) ERA: 2.97	7.0	L	27	6	3	3	8	2	0	0	0	0	0	79	121	3.86	1.143										

Baltimore Orioles @ Boston Red Sox
Fenway Park, Boston, MA
Sun Aug 13 1995, 3:33 AM EDT
Att: 34,158 - Sunny - 85 F

AB 28
R 3
H 6
RBI 3
BB 3
SO 9
LOB 9



Batter	1	2	3	4	5	6	7	8	9	AB	R	H	RBI	BB	SO	LOB	TOP										
Kenny Lofton, L OBP: 0.370, SLG: 0.503 (1, 8)										5	2	3	0	0	1	2	Cleveland Indians @ Baltimore Orioles Oriole Park at Camden Yards, Baltimore, MD Mon Aug 14 1995, 7:05 PM EDT Att: 47,198 - Unknown - 93 F										
Omar Vizquel, S OBP: 0.321, SLG: 0.344 (1, 6)										5	2	3	1	0	0	1											
Carlos Baerga, S OBP: 0.370, SLG: 0.493 Jose Mesa, R (9, 1)										4	1	1	0	1	0	2											
Albert Belle, R OBP: 0.381, SLG: 0.599 (1, 7)										4	0	1	0	1	0	4											
Manny Ramirez, R OBP: 0.413, SLG: 0.608 (1, 9)										5	2	2	3	0	1	3											
Herbert Perry, R OBP: 0.386, SLG: 0.512 Paul Sorrento, L OBP: 0.352, SLG: 0.530 (8, PH) (8, 3)										3	0	0	0	0	0	1											
Sandy Alomar Jr., R OBP: 0.343, SLG: 0.505 (1, 2)										5	0	1	0	0	1	2											
Jim Thome, L OBP: 0.454, SLG: 0.594 (9, 5)										1	1	0	0	3	0	0											
Alvaro Espinoza, R OBP: 0.292, SLG: 0.355 (9, 4)										4	1	1	2	0	0	3											
Inning Stats	R: 0 E: 0 K: 0 S: 3	H: 1 LOB: 0 BB: 0 P: 3	R: 0 E: 0 K: 1 S: 6	H: 1 LOB: 1 BB: 0 P: 6	R: 0 E: 0 K: 1 S: 5	H: 0 LOB: 0 BB: 0 P: 5	R: 2 E: 0 K: 0 S: 5	H: 2 LOB: 0 BB: 2 P: 5	R: 3 E: 0 K: 0 S: 6	H: 3 LOB: 2 BB: 2 P: 14	R: 0 E: 0 K: 0 S: 4	H: 1 LOB: 1 BB: 1 P: 8	R: 1 E: 0 K: 1 S: 6	H: 2 LOB: 0 BB: 0 P: 6	R: 0 E: 0 K: 1 S: 5	H: 0 LOB: 1 BB: 1 P: 9		R: 3 E: 0 K: 0 S: 6	H: 3 LOB: 1 BB: 1 P: 10	1B: 8 2B: 3 3B: 0 HR: 2	SF: 0 SAC: 0 DP: 1 HBP: 0	WP: 0 PB: 0 SB: 2 CS: 0	PA: 43				
PITCHER	IP	WLS	BF	H	R	ER	SO	BB	IBB	HBP	BLK	WP	HR	S	P	ERA	WHIP										
Jamie Moyer, L ERA: 4.45 (1, 1)	4.1		20	7	5	5	2	1	0	0	0	0	2	23	27	10.38	1.846										
Jim Dedrick, R ERA: (5, 1)	1.1		7	1	0	0	0	2	0	0	0	0	0	5	13	0.00	2.250										
Mark Lee, L ERA: 5.61 (6, 1)	0.1		3	2	1	1	0	0	0	0	0	0	0	3	3	27.00	6.000										
Armando Benitez, R ERA: 5.86 (7, 1)	2.2	L	11	2	3	3	2	1	1	0	0	0	0	13	21	10.12	1.125										
Jesse Orosco, L ERA: 2.95 (9, 1)	0.1		2	1	0	0	0	0	0	0	0	0	0	2	2	0.00	3.000										

Batter	1	2	3	4	5	6	7	8	9	AB	R	H	RBI	BB	SO	LOB	BOTTOM										
Curtis Goodwin, L OBP: 0.329, SLG: 0.347 (1, 8)										5	0	1	0	0	0	4	Cleveland Indians @ Baltimore Orioles Oriole Park at Camden Yards, Baltimore, MD Mon Aug 14 1995, 7:05 PM EDT Att: 47,198 - Unknown - 93 F										
Brady Anderson, L OBP: 0.365, SLG: 0.429 (1, 7)										5	2	2	0	0	0	1											
Rafael Palmeiro, L OBP: 0.366, SLG: 0.553 (1, 3)										4	2	1	2	1	0	0											
Bobby Bonilla, S OBP: 0.378, SLG: 0.583 (1, 9)										5	1	3	1	0	0	0											
Cal Ripken Jr., R OBP: 0.322, SLG: 0.432 (1, 6)										3	0	2	2	1	1	0											
Harold Baines, L OBP: 0.401, SLG: 0.540 (1, 10)										4	0	0	0	0	0	3											
Chris Hoiles, R ERA: 5.16 (1, 2)										3	1	1	1	1	1	0											
Manny Alexander, R OBP: 0.325, SLG: 0.358 (6, PR)										0	0	0	0	0	0	0											
Gregg Zaun, S OBP: 0.347, SLG: 0.398 (9, 2)										0	0	0	0	0	0	0											
Jeff Manto, R OBP: 0.280, SLG: 0.492 (1, 5)										4	0	0	0	0	3	1											
Bret Barberie, S OBP: 0.330, SLG: 0.342 (1, 4)										2	0	1	0	1	0	0											
Inning Stats	R: 2 E: 0 K: 0 S: 5	H: 3 LOB: 1 BB: 1 P: 9	R: 0 E: 0 K: 2 S: 8	H: 1 LOB: 0 BB: 0 P: 8	R: 2 E: 0 K: 0 S: 5	H: 4 LOB: 0 BB: 0 P: 5	R: 0 E: 0 K: 1 S: 5	H: 0 LOB: 1 BB: 1 P: 9	R: 1 E: 0 K: 0 S: 4	H: 1 LOB: 1 BB: 1 P: 8	R: 1 E: 0 K: 0 S: 5	H: 2 LOB: 1 BB: 0 P: 5	R: 0 E: 0 K: 1 S: 5	H: 0 LOB: 0 BB: 0 P: 5	R: 0 E: 0 K: 1 S: 5	H: 0 LOB: 2 BB: 1 P: 10	R: 0 E: 0 K: 0 S: 3	H: 0 LOB: 0 BB: 0 P: 3	1B: 6 2B: 2 3B: 0 HR: 3	SF: 0 SAC: 0 DP: 1 HBP: 1	WP: 0 PB: 0 SB: 1 CS: 1	PA: 40					
PITCHER	IP	WLS	BF	H	R	ER	SO	BB	IBB	HBP	BLK	WP	HR	S	P	ERA	WHIP										
Ken Hill, R ERA: 5.16 (1, 1)	5.1		26	10	6	6	3	3	0	0	0	0	3	29	41	10.12	2.438										
Jim Poole, L ERA: 4.46 (6, 1)	1.0		4	1	0	0	0	0	0	0	0	0	0	4	4	0.00	1.000										
Eric Plunk, R ERA: 2.73 (7, 1)	1.1		5	0	0	0	2	1	0	0	0	0	0	8	12	0.00	0.750										
Paul Assenmacher, L ERA: 1.52 (8, 1)	0.1	W	2	0	0	0	0	0	0	0	0	0	0	1	2	0.00	0.000										
Jose Mesa, R ERA: 1.15 (9, 1)	1.0	S	3	0	0	0	0	0	0	0	0	0	0	3	3	0.00	0.000										



Batter	1	2	3	4	5	6	7	8	9	AB	R	H	RBI	BB	SO	LOB	TOP			
Kenny Lofton, L OBP: 0.370, SLG: 0.500 Wayne Kirby, L OBP: 0.235, SLG: 0.286	4-2 G4-3 1B BB		1-1 G1-3			1-0 G3-1		1-1 2B		2	1	0	0	1	0	0				
Omar Vizquel, S OBP: 0.321, SLG: 0.343	3-2 G4-3 SAFE		2-1 G4-3			1-0 1B		1-0 G5-3		4	0	1	0	0	0	2				
Carlos Baerga, S OBP: 0.368, SLG: 0.489 Alvaro Espinoza, R OBP: 0.303, SLG: 0.381	1-2 G4-3			2-2 F8		0-1 G4-3		3-2 2H 2B		3	0	0	0	0	0	2				
Albert Belle, R OBP: 0.382, SLG: 0.597	1-1 1B			4-1 G6-4-3 BB			3-3 K	1-1 L6		3	0	1	1	1	1	1				
Eddie Murray, S OBP: 0.360, SLG: 0.512	3-2 G4-3			1-1 G6-4-3 SAFE			3-1 1B 2B		0-1 G4-3	4	1	1	0	0	0	2				
Jim Thome, L OBP: 0.457, SLG: 0.594		1-1 F8			1-0 G6-4-3 1B		4-0 1B BB		4-2 BB	2	0	1	0	2	0	0				
Manny Ramirez, R OBP: 0.412, SLG: 0.604		0-0 L7			1-0 G6-4-3 1-2		3-2 G6-4-3 1-2 2H 1B		0-0 L8	4	0	1	1	0	0	2				
Paul Sorrento, L OBP: 0.347, SLG: 0.522		0-0 G1-3			2-2 L5		1-0 G6-4-3 1-2		1-0 G4-1	4	0	0	0	0	0	3				
Sandy Alomar Jr., R OBP: 0.336, SLG: 0.495 Tony Peña, R OBP: 0.276, SLG: 0.343			0-1 G4-3			0-1 F7		0-1 G3		2	0	0	0	0	0	0				
Inning Stats	R: 1 E: 0 K: 0 S: 17	H: 1 LOB: 1 BB: 1 P: 29	R: 0 E: 0 K: 0 S: 4	H: 0 LOB: 0 BB: 0 P: 5	R: 0 E: 0 K: 0 S: 6	H: 0 LOB: 0 BB: 0 P: 9	R: 0 E: 0 K: 0 S: 6	H: 1 LOB: 0 BB: 0 P: 10	R: 0 E: 0 K: 0 S: 6	H: 1 LOB: 1 BB: 0 P: 8	R: 1 E: 0 K: 1 S: 9	H: 2 LOB: 1 BB: 1 P: 23	R: 1 E: 0 K: 0 S: 10	H: 2 LOB: 1 BB: 0 P: 16	R: 0 E: 0 K: 0 S: 6	H: 0 LOB: 1 BB: 1 P: 11	1B: 4 2B: 3 3B: 0 HR: 0	SF: 0 SAC: 0 DP: 3 HBP: 0	WP: 0 PB: 0 SB: 0 CS: 0	PA: 35
PITCHER Scott Erickson, R ERA: 5.56	IP: 9.0 WLS: W BF: 35 H: 7 R: 3 ER: 3 SO: 1 BB: 4 IBB: 0 HBP: 0 BLK: 0 WP: 0 HR: 0 S: 70 P: 124 ERA: 3.00 WHIP: 1.222															PITCHER				

Cleveland Indians @ Baltimore Orioles
Oriole Park at Camden Yards, Baltimore, MD

Tue Aug 15 1995, 7:05 PM EDT
Att: 46,346 - Unknown - 89 F

AB 31
R 3
H 7
RBI 3
BB 4
SO 1
LOB 12



Batter	1	2	3	4	5	6	7	8	9	AB	R	H	RBI	BB	SO	LOB	BOTTOM			
Curtis Goodwin, L OBP: 0.330, SLG: 0.349	G4-3			1-0 G4-3 S 1B		2-1 G3		2-2 F8		5	0	2	2	0	0	1				
Brady Anderson, L OBP: 0.364, SLG: 0.430	K			2-2 G4-3 SAFE		0-0		0-0 F9		4	0	1	0	0	1	3				
Rafael Palmeiro, L OBP: 0.367, SLG: 0.563	1-0 1B 2B	0-0 HR		1-1 G1-3		1-0 F9				4	2	2	1	0	0	2				
Bobby Bonilla, S OBP: 0.379, SLG: 0.581	1-1 2B 1B	0-0 G3		1-2 G4-3			4-2 G5-4-3 BB			3	1	1	1	1	0	1				
Cal Ripken Jr., R OBP: 0.322, SLG: 0.433	2-1 2B 2B	2-2 F3			3-2 F8		2-2 G5-4-3 1-2			4	1	1	1	0	0	1				
Harold Baines, L OBP: 0.403, SLG: 0.555	2-1 1B 2B	1-2 G4-3			1-0 HR		0-1 L5			4	2	2	2	0	0	0				
Chris Hoiles, R OBP: 0.323, SLG: 0.409	4-0 BB 1B BB		1-1 F9		2-1 G5-3		0-3 K			3	1	0	0	1	1	0				
Jeff Huson, L OBP: 0.364, SLG: 0.327	1-0 BB 1B		1-0 F7		2-1 F8		3-3 K			4	1	1	1	0	1	0				
Bret Barberie, S OBP: 0.333, SLG: 0.342	4-0 1B BB		2-3 K			0-0 G5-3		2-0 1B		3	0	1	0	1	1	0				
Inning Stats	R: 6 E: 0 K: 1 S: 18	H: 6 LOB: 2 BB: 2 P: 37	R: 1 E: 0 K: 0 S: 8	H: 1 LOB: 0 BB: 0 P: 11	R: 0 E: 0 K: 1 S: 6	H: 0 LOB: 0 BB: 0 P: 10	R: 0 E: 0 K: 0 S: 10	H: 1 LOB: 1 BB: 0 P: 15	R: 1 E: 0 K: 0 S: 8	H: 1 LOB: 0 BB: 0 P: 16	R: 0 E: 0 K: 0 S: 5	H: 1 LOB: 0 BB: 0 P: 8	R: 0 E: 0 K: 2 S: 13	H: 1 LOB: 1 BB: 0 P: 20	R: 0 E: 0 K: 2 S: 13	H: 1 LOB: 0 BB: 0 P: 13	1B: 5 2B: 4 3B: 0 HR: 2	SF: 0 SAC: 0 DP: 1 HBP: 0	WP: 0 PB: 0 SB: 1 CS: 0	PA: 37
PITCHER Charles Nagy, R ERA: 4.81 Chad Ogea, R ERA: 3.51	IP: 0.2 WLS: L BF: 10 H: 6 R: 6 ER: 6 SO: 1 BB: 2 IBB: 0 HBP: 0 BLK: 0 WP: 0 HR: 0 S: 17 P: 36 ERA: 81.00 WHIP: 12.000															PITCHER				

Cleveland Indians @ Baltimore Orioles
Oriole Park at Camden Yards, Baltimore, MD

Tue Aug 15 1995, 7:05 PM EDT
Att: 46,346 - Unknown - 89 F

AB 34
R 8
H 11
RBI 8
BB 3
SO 4
LOB 8



Batter	1	2	3	4	5	6	7	8	9	AB	R	H	RBI	BB	SO	LOB	TOP										
Kenny Lofton, L OBP: 0.373, SLG: 0.514 (1, 8)	E4 G4-3 1B		F7					F9									5 2 3 2 0 0 0										
Omar Vizquel, S OBP: 0.319, SLG: 0.340 (1, 6)	G4-3		K					F7									4 1 0 0 1 2 2										
Carlos Baerga, S OBP: 0.368, SLG: 0.488 (1, 4)	K		K														5 1 2 0 0 1 2										
Albert Belle, R OBP: 0.385, SLG: 0.597 (1, 7)																	5 0 3 1 0 1 2										
Eddie Murray, S OBP: 0.361, SLG: 0.507 (1, 10)	G3																3 0 0 0 2 0 4										
Jim Thome, L OBP: 0.456, SLG: 0.592 (1, 5)																	4 1 1 0 1 2 4										
Manny Ramirez, R OBP: 0.413, SLG: 0.614 Wayne Kirby, L OBP: 0.235, SLG: 0.286 (7, 9)																	4 2 2 3 0 2 1 0 0 0 0 0 0 0										
Paul Sorrento, L OBP: 0.346, SLG: 0.516 (1, 3)																	3 1 0 0 1 0 1										
Sandy Alomar Jr., R OBP: 0.327, SLG: 0.481 (1, 2)																	3 0 0 0 0 2 1										
Inning Stats	R: 1 E: 1 K: 1 S: 10	H: 2 LOB: 1 BB: 0 P: 15	R: 0 E: 0 K: 2 S: 10	H: 1 LOB: 1 BB: 0 P: 13	R: 0 E: 0 K: 1 S: 9	H: 2 LOB: 3 BB: 1 P: 22	R: 2 E: 0 K: 1 S: 15	H: 2 LOB: 1 BB: 1 P: 26	R: 0 E: 0 K: 1 S: 7	H: 0 LOB: 0 BB: 0 P: 11	R: 0 E: 0 K: 1 S: 7	H: 0 LOB: 0 BB: 0 P: 11	R: 5 E: 0 K: 0 S: 13	H: 3 LOB: 0 BB: 2 P: 27	R: 0 E: 0 K: 1 S: 7	H: 0 LOB: 0 BB: 0 P: 10	R: 0 E: 0 K: 2 S: 12	H: 0 LOB: 1 BB: 1 P: 20	1B: 6 2B: 2 3B: 2 HR: 1	SF: 0 SAC: 1 DP: 1 HBP: 0	WP: 2 PB: 2 SB: 0 CS: 0	PA: 42					
PITCHER	IP	WLS	BF	H	R	ER	SO	BB	IBB	HBP	BLK	WP	HR	S	P	ERA	WHIP										
Kevin Brown, R ERA: 4.31 (1, 1)	6.0	L	30	10	6	6	7	3	0	0	0	1	0	62	107	9.00	2.167										
Terry Clark, R ERA: 2.51 (7, 1)	0.1		1	0	0	0	0	0	0	0	0	0	0	2	3	0.00	0.000										
Jesse Orosco, L ERA: 3.16 (7, 1)	0.1		2	0	0	0	0	1	0	0	0	1	0	3	7	0.00	3.000										
Armando Benitez, R ERA: 5.89 (7, 1)	1.1		5	1	2	2	1	0	0	0	0	0	1	11	18	13.50	0.750										
Doug Jones, R ERA: 5.49 (9, 1)	1.0		4	0	0	0	2	1	0	0	0	0	0	12	20	0.00	1.000										
Batter	1	2	3	4	5	6	7	8	9	AB	R	H	RBI	BB	SO	LOB	BOTTOM										
Curtis Goodwin, L OBP: 0.331, SLG: 0.357 Kevin Bass, S OBP: 0.313, SLG: 0.337 (7, 7)	G4-3		G4-3														3 0 1 1 0 0 1 2 0 1 0 0 0 0										
Brady Anderson, L OBP: 0.365, SLG: 0.428 (8, 8)																	4 0 1 0 0 1 3										
Rafael Palmeiro, L OBP: 0.363, SLG: 0.556 (1, 3)																	5 0 0 0 0 2 5										
Bobby Bonilla, S OBP: 0.378, SLG: 0.577 (1, 9)																	4 1 1 0 0 1 1										
Cal Ripken Jr., R OBP: 0.321, SLG: 0.430 (1, 6)																	3 0 0 0 1 0 2										
Harold Baines, L OBP: 0.404, SLG: 0.558 (1, 10)																	4 1 2 0 0 2 1										
Chris Hoiles, R OBP: 0.326, SLG: 0.424 (1, 2)																	4 2 2 3 0 1 2										
Jeff Huson, L OBP: 0.368, SLG: 0.333 Jeff Mantlo, R OBP: 0.286, SLG: 0.492 (7, 5)																	2 1 1 0 0 0 0 0 0 0 0 2 0 0										
Bret Barberie, S OBP: 0.332, SLG: 0.340 (1, 4)																	4 0 1 1 0 1 3										
Inning Stats	R: 0 E: 0 K: 0 S: 6	H: 0 LOB: 0 BB: 0 P: 8	R: 0 E: 0 K: 1 S: 9	H: 0 LOB: 0 BB: 0 P: 16	R: 0 E: 0 K: 1 S: 11	H: 1 LOB: 1 BB: 0 P: 19	R: 0 E: 0 K: 2 S: 8	H: 1 LOB: 1 BB: 0 P: 14	R: 3 E: 0 K: 0 S: 16	H: 4 LOB: 1 BB: 0 P: 26	R: 0 E: 1 K: 0 S: 8	H: 1 LOB: 1 BB: 1 P: 17	R: 0 E: 0 K: 2 S: 13	H: 1 LOB: 2 BB: 1 P: 24	R: 2 E: 0 K: 2 S: 14	H: 2 LOB: 1 BB: 1 P: 20	R: 0 E: 0 K: 0 S: 11	H: 0 LOB: 0 BB: 0 P: 17	1B: 7 2B: 1 3B: 1 HR: 1	SF: 0 SAC: 0 DP: 2 HBP: 1	WP: 0 PB: 1 SB: 1 CS: 1	PA: 39					
PITCHER	IP	WLS	BF	H	R	ER	SO	BB	IBB	HBP	BLK	WP	HR	S	P	ERA	WHIP										
Orel Hershiser, R ERA: 4.35 (1, 1)	6.0	W	25	7	3	3	4	1	0	0	0	0	0	58	100	4.50	1.333										
Alan Embree, L ERA: 3.12 (7, 1)	1.2		9	3	2	2	3	1	0	0	0	0	1	24	37	10.80	2.400										
Eric Plunk, R ERA: 2.72 (8, 1)	0.1		2	0	0	0	1	1	0	0	0	0	0	3	7	0.00	3.000										
Jose Mesa, R ERA: 1.17 (9, 1)	1.0	S	3	0	0	0	0	0	0	0	0	0	0	11	17	0.00	0.000										


Cleveland Indians @ Baltimore Orioles
 Oriole Park at Camden Yards, Baltimore, MD
 Wed Aug 16 1995, 7:05 PM EDT
 Att: 47,140 - Unknown - 95 F


AB 36
 R 8
 H 11
 RBI 6
 BB 5
 SO 10
 LOB 17




Cleveland Indians @ Baltimore Orioles
 Oriole Park at Camden Yards, Baltimore, MD
 Wed Aug 16 1995, 7:05 PM EDT
 Att: 47,140 - Unknown - 95 F

AB 35
 R 5
 H 10
 RBI 5
 BB 3
 SO 8
 LOB 18



Batter	1	2	3	4	5	6	7	8	9	10	AB	R	H	RBI	BB	SO	LOB	TOP				
Johnny Damon, L OBP: 0.379, SLG: 0.423 (1.8)	P2	2B			P4		P3			G5-3	5	0	1	1	0	0	1	Kansas City Royals @ Baltimore Orioles Oriole Park at Camden Yards, Baltimore, MD Thu Aug 17 1995, 3:33 AM EDT Alt. 46,394 - Sunny - 95 F AB 38 R 3 H 7 RBI 2 BB 0 SO 3 LOB 8 				
Tom Goodwin, L OBP: 0.341, SLG: 0.337 (1.7)	K	K			1B			G1-3		B2	5	0	1	0	0	2	1					
Keith Lockhart, L OBP: 0.371, SLG: 0.500 (1.5)	1B				F9			F9			4	0	1	0	0	0	2					
Wally Joyner, L OBP: 0.388, SLG: 0.418 (1.3)	1B				F7			F7			4	0	1	0	0	0	2					
Jon Nunnally, L OBP: 0.357, SLG: 0.538 (1.9)	G3				F9					G3	4	0	0	0	0	0	2					
Greg Gagne, R OBP: 0.328, SLG: 0.389 (1.6)		F7			F9			G5-3		L3	4	0	0	0	0	0	0					
David Howard, S OBP: 0.303, SLG: 0.375 (1.4)		G5-3			P3			F7		F7	4	0	0	0	0	0	0					
Michael Tucker, L OBP: 0.288, SLG: 0.313 Gary Gaetti, R OBP: 0.340, SLG: 0.553 (10, PH)		E			G3-1			K			3	1	1	0	0	1	0					
Brent Mayne, L OBP: 0.270, SLG: 0.287 (1.2)		E9						F7		HR	4	1	1	0	0	0	0					
Inning Stats	R: 0 E: 0 K: 1 S: 12	H: 2 LOB: 2 BB: 0 P: 17	R: 2 E: 1 K: 1 S: 24	H: 2 LOB: 1 BB: 0 P: 35	R: 0 E: 0 K: 0 S: 6	H: 0 LOB: 0 BB: 0 P: 10	R: 0 E: 0 K: 0 S: 12	H: 0 LOB: 0 BB: 0 P: 18	R: 0 E: 0 K: 0 S: 14	H: 2 LOB: 2 BB: 0 P: 17	R: 0 E: 0 K: 1 S: 5	H: 0 LOB: 0 BB: 0 P: 7	R: 0 E: 0 K: 0 S: 9	H: 0 LOB: 0 BB: 0 P: 13	R: 0 E: 0 K: 0 S: 6	H: 0 LOB: 0 BB: 0 P: 9	R: 1 E: 0 K: 0 S: 10		H: 1 LOB: 0 BB: 0 P: 14	1B: 4 2B: 2 3B: 0 HR: 1	SF: 0 SAC: 0 DP: 0 HBP: 0	WP: 0 PB: 0 SB: 0 CS: 0
PITCHER 35 Mike Mussina, R ERA: 3.85 Jesse Orosco, L ERA: 3.23 (1.1) (9.1)	IP 8.0	WLS 31	H 6	R 2	ER 0	SO 3	BB 0	IBB 0	HBP 0	BLK 0	WP 0	HR 0	S 88	P 124	ERA 4.50	WHIP 0.500						

Batter	1	2	3	4	5	6	7	8	9	10	AB	R	H	RBI	BB	SO	LOB	BOTTOM				
Curtis Goodwin, L OBP: 0.326, SLG: 0.353 Kevin Bass, S OBP: 0.311, SLG: 0.335 (6, PH) (7.7)	F7		B1-3		G4-3	G1-3		G3-6-3			3	0	0	0	0	0	0	Kansas City Royals @ Baltimore Orioles Oriole Park at Camden Yards, Baltimore, MD Thu Aug 17 1995, 3:33 AM EDT Alt. 46,394 - Sunny - 95 F AB 39 R 2 H 10 RBI 2 BB 4 SO 7 LOB 21 				
Brady Anderson, L OBP: 0.365, SLG: 0.429 (7.8)	P5		1B	BB	G6-3		E9		F7		4	1	1	0	1	0	0					
Rafael Palmeiro, L OBP: 0.363, SLG: 0.554 (1.3)	F9		FC5-4	1B	1B		G3		G6-3		5	0	2	1	0	0	0					
Bobby Bonilla, S OBP: 0.381, SLG: 0.578 (1.9)		BB	1B	K	1B		2B		F9		5	1	3	0	0	1	2					
Cal Ripken Jr., R OBP: 0.322, SLG: 0.430 (1.6)		BB	FC5-4	K	K		G3-1		K		4	0	1	1	1	2	4					
Harold Baines, L OBP: 0.397, SLG: 0.548 (1.10)		P6		G3		K	G3-1		G3-1		5	0	0	0	0	1	3					
Chris Hoiles, R OBP: 0.324, SLG: 0.419 (1.2)		P6		K		2B	G5-3		K		5	0	1	0	0	2	3					
Jeff Huson, L OBP: 0.390, SLG: 0.346 Jeff Manto, R OBP: 0.288, SLG: 0.498 (6, PH) (7.5)		BB						F8			1	0	1	0	1	0	0					
Bret Barberie, S OBP: 0.330, SLG: 0.335 Manny Alexander, R OBP: 0.325, SLG: 0.358 (8, PR) (9.4)		F8		K		P3		G3-6-3		BB	0	0	0	0	0	0	0					
Inning Stats	R: 0 E: 0 K: 0 S: 10	H: 0 LOB: 0 BB: 0 P: 16	R: 0 E: 0 K: 0 S: 14	H: 1 LOB: 3 BB: 2 P: 27	R: 0 E: 0 K: 1 S: 10	H: 1 LOB: 2 BB: 1 P: 18	R: 0 E: 0 K: 2 S: 13	H: 1 LOB: 1 BB: 0 P: 18	R: 0 E: 0 K: 1 S: 12	H: 2 LOB: 2 BB: 0 P: 19	R: 0 E: 1 K: 0 S: 15	H: 3 LOB: 1 BB: 0 P: 25	R: 0 E: 0 K: 0 S: 9	H: 0 LOB: 1 BB: 1 P: 14	R: 0 E: 0 K: 2 S: 3	H: 0 LOB: 0 BB: 0 P: 6	R: 0 E: 0 K: 2 S: 9		H: 0 LOB: 0 BB: 0 P: 11	1B: 7 2B: 3 3B: 0 HR: 0	SF: 0 SAC: 0 DP: 1 HBP: 0	WP: 0 PB: 0 SB: 0 CS: 0
PITCHER Kevin Appier, R ERA: 3.43 Mike Magnante, L ERA: 3.45 Gregg Olson, R ERA: 3.6 Jeff Montgomery, R ERA: 2.78 (1.1) (6.1) (7.1) (10.1)	IP 5.0	WLS 23	H 5	R 2	ER 0	SO 4	BB 3	IBB 0	HBP 0	BLK 0	WP 0	HR 0	S 59	P 98	ERA 0.00	WHIP 1.600						

Batter	1	2	3	4	5	6	7	8	9	AB	R	H	RBI	BB	SO	LOB	TOP										
Curtis Goodwin, L (1, 8) OBP: 0.324, SLG: 0.348	G3 S BB	SF7 2H		G4-3	G3-1			L9		3	0	0	1	1	0	2	Baltimore Orioles @ Oakland Athletics Oakland-Alameda County Coliseum, Oakland, CA Fri Aug 18, 1995, 7:05 PM PDT Att: 12,695 - Unknown - 74 F										
Brady Anderson, L (1, 7) OBP: 0.368, SLG: 0.428	K	HR BB		S E 1B			G6-4-3 BB	K		3	2	1	0	2	2	1											
Rafael Palmeiro, L (1, 3) OBP: 0.366, SLG: 0.560	G3	HR		FC3-6 BB			L8	BB WP 1B HBP		3	2	1	3	1	0	2											
Bobby Bonilla, S (1, 9) OBP: 0.381, SLG: 0.577	HBP	E9 2B		FC3-6 2H			G6-4-3 1-2H	K		4	1	1	0	0	1	3											
Cal Ripken Jr., R (1, 6) OBP: 0.318, SLG: 0.425	F9	L9		G6-3			K	G1-3		5	0	0	0	0	1	4											
Harold Baines, L (1, 10) OBP: 0.404, SLG: 0.549 Kevin Bass, S (9, PR) OBP: 0.311, SLG: 0.335		F8 BB 1B		SH2-3 BB 1B			G5-3	BB 1B IBB		3	1	2	0	2	0	0											
Chris Hoiles, R (1, 2) OBP: 0.332, SLG: 0.417	PB BB 1B SF7 BB			F7 SH2-3 BB			BB	BB		1	1	0	0	4	0	1											
Jeff Huson, L (1, 5) OBP: 0.381, SLG: 0.339	F8	K		SH2-3 1-2 2-3			G4-3	1-2 2-3 3H 1B		4	0	1	1	0	1	4											
Manny Alexander, R (1, 4) OBP: 0.324, SLG: 0.355	HR 1B	K		K			G5-3			4	1	1	1	0	2	3											
Inning Stats	R: 0 E: 0 K: 1 S: 11	H: 0 LOB: 2 BB: 1 P: 17	R: 6 E: 1 K: 0 S: 19	H: 4 LOB: 0 BB: 2 P: 41	R: 0 E: 0 K: 2 S: 9	H: 0 LOB: 1 BB: 1 P: 17	R: 1 E: 1 K: 0 S: 9	H: 1 LOB: 1 BB: 1 P: 15	R: 0 E: 0 K: 1 S: 8	H: 0 LOB: 0 BB: 1 P: 16	R: 0 E: 0 K: 1 S: 9	H: 0 LOB: 1 BB: 1 P: 16	R: 0 E: 0 K: 1 S: 6	H: 0 LOB: 0 BB: 0 P: 10	R: 1 E: 0 K: 1 S: 8	H: 1 LOB: 2 BB: 2 P: 20	1B: 5 2B: 1 3B: 0 HR: 1	SF: 1 SAC: 1 DP: 1 HBP: 2	WP: 1 PB: 1 SB: 2 CS: 0	PA: 44							
PITCHER	IP	WLS	BF	H	R	ER	SO	BB	IBB	HBP	BLK	WP	HR	S	P	ERA	WHIP										
Ariel Prieto, R (1, 1) ERA: 5.43	4.0	L	25	6	7	5	3	6	0	1	0	0	1	49	97	11.25	3.000										
Mike Mohler, L (5, 1) ERA: 5.05	2.0		6	0	0	0	1	1	0	0	0	0	0	15	24	0.00	0.500										
Carlos Reyes, R (7, 1) ERA: 4.69	3.0		13	1	1	1	3	2	1	1	0	1	0	23	46	3.00	1.000										

Batter	1	2	3	4	5	6	7	8	9	AB	R	H	RBI	BB	SO	LOB	BOTTOM										
Rickey Henderson, R (1, 10) OBP: 0.401, SLG: 0.437	P4		G5-4-3 BB		FC6-4 1-2H		G6-4-3 1-2H		L9	4	0	0	0	1	0	4	Baltimore Orioles @ Oakland Athletics Oakland-Alameda County Coliseum, Oakland, CA Fri Aug 18, 1995, 7:05 PM PDT Att: 12,695 - Unknown - 74 F										
Jose Herrera, L (1, 8) OBP: 0.310, SLG: 0.346	G6-3		P4		P8			K		4	0	0	0	0	1	2											
Brent Gates, S (1, 4) OBP: 0.298, SLG: 0.327	2B		G5-4-3 1-2H		L5		P6			4	0	1	0	0	0	1											
Geronimo Berroa, R (1, 9) OBP: 0.353, SLG: 0.444	P4		G6-3		K		HBP	1B		4	0	1	0	0	1	1											
Scott Brosius, R (1, 3) OBP: 0.352, SLG: 0.447		G1-3 HR 1B		K			F7			3	1	1	0	0	1	1											
George Williams, S (1, 2) OBP: 0.388, SLG: 0.561	G1-3		G6-3		P6		G3-1			4	0	0	0	0	0	2											
Craig Paquette, R (1, 5) OBP: 0.260, SLG: 0.465 Mike Aldrete, L (9, PH) OBP: 0.366, SLG: 0.438	F8		HR		G5-3		G5-3	HR		3	1	1	1	0	0	1											
Stan Javier, S (1, 7) OBP: 0.317, SLG: 0.356		HR		G6-3			1B HBP	G2-3 DI 1B		3	1	2	2	0	0	0											
Mike Bordick, R (1, 6) OBP: 0.316, SLG: 0.323 Eric Hefland, L (9, PH) OBP: 0.236, SLG: 0.188	P4		FC6-4 1B		G6-4-3 1B		G2-3			3	0	2	0	0	0	0											
Inning Stats	R: 0 E: 0 K: 0 S: 11	H: 1 LOB: 1 BB: 0 P: 22	R: 2 E: 0 K: 0 S: 10	H: 2 LOB: 0 BB: 0 P: 13	R: 0 E: 0 K: 0 S: 5	H: 0 LOB: 0 BB: 1 P: 9	R: 0 E: 0 K: 1 S: 8	H: 0 LOB: 0 BB: 0 P: 11	R: 1 E: 1 K: 0 S: 11	H: 2 LOB: 1 BB: 0 P: 19	R: 0 E: 0 K: 1 S: 10	H: 0 LOB: 1 BB: 0 P: 16	R: 0 E: 0 K: 0 S: 5	H: 1 LOB: 1 BB: 0 P: 8	R: 0 E: 0 K: 1 S: 10	H: 1 LOB: 1 BB: 0 P: 12	R: 1 E: 0 K: 0 S: 13	H: 2 LOB: 1 BB: 0 P: 22	1B: 5 2B: 1 3B: 0 HR: 3	SF: 0 SAC: 0 DP: 2 HBP: 2	WP: 0 PB: 0 SB: 0 CS: 0	PA: 37					
PITCHER	IP	WLS	BF	H	R	ER	SO	BB	IBB	HBP	BLK	WP	HR	S	P	ERA	WHIP										
Rick Krivda, L (1, 1) ERA: 4.0	6.0	W	24	5	3	3	2	1	0	1	0	0	1	55	90	4.50	1.000										
Terry Clark, R (7, 1) ERA: 2.65	3.0	S	13	4	1	1	1	0	0	1	0	0	1	28	42	3.00	1.333										



livebaseballscores.com

livebaseballscores.com

Batter	1	2	3	4	5	6	7	8	9	AB	R	H	RBI	BB	SO	LOB	TOP								
Brady Anderson, L (1, 7) OBP: 0.370, SLG: 0.441	4-1 1B 2B BB	3-2 G3		1-1 HR			0-1 E 3B	3-3 K		4	3	2	2	1	1	1	Baltimore Orioles @ Oakland Athletics Oakland-Alameda County Coliseum, Oakland, CA Sat Aug 19 1995, 7:05 PM PDT Att: 15,670 - Unknown - 64 F								
Manny Alexander, R (1, 4) OBP: 0.330, SLG: 0.366	1-1 2B	0-2 L9		0-1 CS 1B			0-0 E3 E3 E	1-1 1B 2B		5	2	3	1	0	0	1									
Rafael Palmeiro, L (1, 3) OBP: 0.364, SLG: 0.555	3-2 L7		0-1 G4-3	0-1 CS	2-1 F9		0-0 E3 1B HR	2-2 1B		5	1	1	1	0	0	3									
Bobby Bonilla, S (1, 9) OBP: 0.381, SLG: 0.580	0-1 F8 1-H 2-H 2B		1-2 2B		1-2 L6		2-2 L8	1-0 L8		5	0	2	2	0	0	2									
Cal Ripken Jr., R (1, 6) OBP: 0.319, SLG: 0.423	4-0 BB		0-1 P4		0-0 L8		0-0 BB HR 1B	1-3 K		4	1	1	0	1	1	2									
Chris Hoiles, R (1, 2) OBP: 0.330, SLG: 0.410	1-0 F8 2-3		1-2 L9		1-0 P9		4-2 HR BB	2-0 G4-3		4	1	0	0	1	0	3									
Harold Baines, L (1, 10) OBP: 0.410, SLG: 0.576	0-0 G4-3		1-1 FC5-4 BB 1B		1-2 HR		2-1 HR 1-H 2-H 3-H	3-2 BB 1B		5	2	4	5	0	0	2									
Jeff Manto, R (1, 5) OBP: 0.297, SLG: 0.512		4-2 G3 BB		4-2 FC5-4 BB		1-0 F9	1-0 HR	4-0 G3-6-1 BB		2	1	1	1	2	0	0									
Jeff Huson, L (8, 5) OBP: 0.391, SLG: 0.339			1-2 BB		1-2 BB		1-0 HR	1-2 BB		0	0	0	0	1	0	0									
Curtis Goodwin, L (1, 8) OBP: 0.322, SLG: 0.346		1-3 K		2-1 FC5-4 HR		1-0 L8	2-3 K	1-1 G3-6-1		0	0	0	0	0	0	0									
Kevin Bass, S (2, PH) OBP: 0.307, SLG: 0.330			1-2 HR		1-2 HR			1-2 G3-6-1		5	1	0	0	0	2	5									
Inning Stats	R: 2 E: 0 K: 0 S: 13	H: 2 LOB: 2 BB: 2 P: 26	R: 0 E: 0 K: 1 S: 12	H: 0 LOB: 1 BB: 1 P: 20	R: 0 E: 0 K: 0 S: 10	H: 1 LOB: 1 BB: 0 P: 12	R: 2 E: 0 K: 0 S: 11	H: 3 LOB: 0 BB: 1 P: 19	R: 0 E: 0 K: 0 S: 6	H: 0 LOB: 0 BB: 0 P: 9	R: 1 E: 0 K: 0 S: 6	H: 1 LOB: 0 BB: 0 P: 10	R: 6 E: 2 K: 1 S: 16	H: 4 LOB: 0 BB: 1 P: 27	R: 1 E: 0 K: 2 S: 15	H: 2 LOB: 1 BB: 23 P: 20	R: 0 E: 0 K: 0 S: 6	H: 1 LOB: 1 BB: 1 P: 16	1B: 6 2B: 3 3B: 1 HR: 4	SF: 0 SAC: 0 DP: 2 HBP: 0	WP: 0 PB: 0 SB: 0 CS: 1	PA: 46			
PITCHER	IP WLS BF H R ER SO BB IBB HBP BLK WP HR S P ERA WHIP	5.0 L 23 6 4 4 1 4 0 0 0 0 1 52 86 7.20 2.000	1.2 10 3 5 4 0 1 0 0 0 0 1 16 26 21.60 2.400	2.1 12 5 3 1 3 1 0 0 0 0 2 27 50 3.86 2.571																					

AB	39
R	12
H	14
RBI	12
BB	6
SO	4
LOB	19



Batter	1	2	3	4	5	6	7	8	9	AB	R	H	RBI	BB	SO	LOB	BOTTOM							
Rickey Henderson, R (1, 10) OBP: 0.399, SLG: 0.434	2-3 K			2-2 L6-4-3 1B		3-1 G6-3	0-3 K		1-0 BB 2B	4	0	1	0	0	2	2	Baltimore Orioles @ Oakland Athletics Oakland-Alameda County Coliseum, Oakland, CA Sat Aug 19 1995, 7:05 PM PDT Att: 15,670 - Unknown - 64 F							
Jose Herrera, L (9, PH) OBP: 0.333, SLG: 0.407				2-1 P5		0-0 G5-3	1-1 FC6-4		4-2 BB BB	4	0	0	0	1	0	3								
Stan Javier, S (1, 8) OBP: 0.316, SLG: 0.352	0-0 L9			0-0 L6-4-3		1-1 HR		2-3 K	4-2 BB 1-2 2-3	4	1	1	1	1	1	1								
Brent Gates, S (1, 4) OBP: 0.299, SLG: 0.334	3-2 G5-3			1-2 1B		0-0 L8		0-2 G4-3	1-0 G4-3	4	1	0	0	1	1	3								
Geronimo Berroa, R (1, 9) OBP: 0.351, SLG: 0.439		1-3 K		4-0 S BB 1B BB		0-0 L8		0-1 K		4	2	2	1	0	2	1								
Scott Brosius, R (1, 3) OBP: 0.354, SLG: 0.458		2-3 K		0-3 K		0-1 DI 2B 1B		1-0 HR		4	2	2	1	0	2	1								
George Williams, S (1, 2) OBP: 0.380, SLG: 0.533		1-1 P6		0-1 L7		0-0 L7		4-1 BB		3	0	0	0	1	0	2								
Craig Paquette, R (1, 7) OBP: 0.265, SLG: 0.468				1-2 S BB		2-1 E 2B		2-3 K		3	2	1	1	1	2	1								
Mike Gallego, R (1, 5) OBP: 0.280, SLG: 0.224				3-1 F8		2-1 1-H 2-H 1B		0-2 K		4	0	2	2	0	1	0								
Mike Bordick, R (1, 6) OBP: 0.317, SLG: 0.321				0-0 G6-3		1-2 G1-3		2-0 FC6-4 HBP		2	0	0	0	0	0	1								
Mike Aldrete, L (9, PH) OBP: 0.364, SLG: 0.434									3-3 K	1	0	0	0	0	1	0								
Inning Stats	R: 0 E: 0 K: 1 S: 8	H: 0 LOB: 0 BB: 0 P: 13	R: 0 E: 0 K: 2 S: 8	H: 0 LOB: 0 BB: 0 P: 12	R: 0 E: 0 K: 1 S: 6	H: 0 LOB: 0 BB: 0 P: 9	R: 0 E: 0 K: 0 S: 6	H: 1 LOB: 0 BB: 0 P: 10	R: 2 E: 0 K: 1 S: 14	H: 1 LOB: 2 BB: 2 P: 25	R: 1 E: 0 K: 0 S: 6	H: 1 LOB: 0 BB: 0 P: 10	R: 2 E: 1 K: 1 S: 14	H: 3 LOB: 2 BB: 0 P: 19	R: 1 E: 0 K: 2 S: 12	H: 1 LOB: 1 BB: 1 P: 21	R: 0 E: 0 K: 2 S: 14	H: 1 LOB: 3 BB: 2 P: 27	1B: 4 2B: 3 3B: 0 HR: 2	SF: 0 SAC: 0 DP: 1 HBP: 1	WP: 0 PB: 0 SB: 2 CS: 0	PA: 40		
PITCHER	IP WLS BF H R ER SO BB IBB HBP BLK WP HR S P ERA WHIP	6.1 W 25 5 5 4 5 2 0 0 0 0 1 34 58 5.68 1.105	2.1 14 3 1 1 5 3 0 1 0 0 0 1 34 58 3.86 2.571	0.1 1 0 0 0 0 0 0 0 0 0 0 0 1 2 0.00 0.000																				




Batter	1	2	3	4	5	6	7	8	9	AB	R	H	RBI	BB	SO	LOB	TOP		
Brady Anderson, L OBP: 0.369, SLG: 0.442 (1, 8)	G4-3		F8			E	K			4	1	1	0	0	1	0	Baltimore Orioles @ Oakland Athletics Oakland-Alameda County Coliseum, Oakland, CA Sun Aug 20 1995, 3:33 AM PDT Att: 18,455 - Sunny - 75 F livebaseballscores.com		
Manny Alexander, R OBP: 0.324, SLG: 0.359 (1, 4)	G6-3			G2-3		G1-3		P6		4	0	0	0	0	0	2			
Rafael Palmeiro, L OBP: 0.361, SLG: 0.550 (1, 3)	G4-3			G4-3		E3		P6		4	1	0	1	0	0	1			
Bobby Bonilla, S OBP: 0.380, SLG: 0.575 (1, 9)		1B		F8		E4		K		3	0	0	1	1	1				
Cal Ripken Jr., R OBP: 0.316, SLG: 0.419 (1, 6)		P3				G6-3		F8		4	0	0	1	0	0	2			
Jeff Manto, R OBP: 0.306, SLG: 0.515 (1, 5)								F8		1	0	1	0	2	0	0			
Jeff Huson, L OBP: 0.385, SLG: 0.333 (9, PH)								F8		1	0	0	0	0	0	0			
Harold Baines, L OBP: 0.408, SLG: 0.569 (1, 10)								F8		3	0	0	0	1	2	4			
Kevin Bass, S OBP: 0.303, SLG: 0.326 (1, 7)		CS		G6-3		G6-4-3		G4-3		3	0	0	0	0	0	2			
Gregg Zaun, S OBP: 0.347, SLG: 0.388 (1, 2)				F7				F8		2	1	0	0	1	0	0			
Inning Stats	R: 0 E: 0 K: 0 S: 6	H: 0 LOB: 0 BB: 0 P: 10	R: 0 E: 0 K: 1 S: 7	H: 1 LOB: 1 BB: 1 P: 15	R: 0 E: 0 K: 0 S: 6	H: 0 LOB: 0 BB: 0 P: 8	R: 0 E: 0 K: 0 S: 10	H: 0 LOB: 0 BB: 0 P: 13	R: 0 E: 0 K: 0 S: 7	H: 0 LOB: 1 BB: 2 P: 17	R: 3 E: 2 K: 1 S: 17	H: 1 LOB: 2 BB: 2 P: 31	R: 0 E: 0 K: 1 S: 9	H: 0 LOB: 0 BB: 0 P: 11	R: 0 E: 0 K: 0 S: 9	H: 0 LOB: 0 BB: 0 P: 9	1B: 1 2B: 1 3B: 0 HR: 0	SF: 0 SAC: 0 DP: 1 HBP: 0	WP: 0 PA: 35 PB: 0 SB: 0 CS: 1
PITCHER	IP	WLS	BF	H	R	ER	SO	BB	IBB	HBP	BLK	WP	HR	S	P	ERA	WHIP		
Doug Johns, L ERA: 6.75 (1, 1)	5.2	W	23	2	3	1	1	4	0	0	0	0	0	48	83	1.59	1.059		
Jim Corsi, R ERA: 1.99 (6, 1)	1.0		4	0	0	0	1	1	0	0	0	0	0	9	19	0.00	1.000		
Rick Honeycutt, L ERA: 2.1 (7, 1)	1.1		4	0	0	0	2	0	0	0	0	0	0	12	15	0.00	0.000		
Dennis Eckersley, R ERA: 4.15 (9, 1)	1.0	S	3	0	0	0	0	0	0	0	0	0	0	7	9	0.00	0.000		

Batter	1	2	3	4	5	6	7	8	9	AB	R	H	RBI	BB	SO	LOB	BOTTOM		
Rickey Henderson, R OBP: 0.396, SLG: 0.430 (1, 7)	F8			K		K		K		5	1	1	1	0	3	1	Baltimore Orioles @ Oakland Athletics Oakland-Alameda County Coliseum, Oakland, CA Sun Aug 20 1995, 3:33 AM PDT Att: 18,455 - Sunny - 75 F livebaseballscores.com		
Jose Herrera, L OBP: 0.371, SLG: 0.419 (1, 9)		1B				K		P5		4	1	2	0	1	1	1			
Brent Gates, S OBP: 0.301, SLG: 0.336 (1, 4)						K				4	0	2	1	0	2	2			
Mike Aldrete, L OBP: 0.370, SLG: 0.435 (1, 3)										2	0	1	1	1	1	0			
Scott Brosius, R OBP: 0.353, SLG: 0.456 (7, PH) (8, 3)										1	0	0	0	0	1	1			
George Williams, S OBP: 0.387, SLG: 0.547 (1, 10)										4	2	2	0	0	2	4			
Craig Parquette, R OBP: 0.289, SLG: 0.469 (1, 5)										4	1	2	0	0	1	3			
Stan Javier, S OBP: 0.321, SLG: 0.360 (1, 8)										4	1	3	3	0	0	1			
Mike Gallego, R OBP: 0.282, SLG: 0.218 (1, 6)										2	0	0	0	1	1	1			
Eric Helfand, L OBP: 0.237, SLG: 0.176 (1, 2)										3	0	0	0	0	1	2			
Inning Stats	R: 0 E: 0 K: 2 S: 15	H: 0 LOB: 2 BB: 2 P: 24	R: 4 E: 0 K: 1 S: 24	H: 6 LOB: 2 BB: 0 P: 37	R: 0 E: 0 K: 1 S: 7	H: 1 LOB: 1 BB: 1 P: 12	R: 0 E: 0 K: 2 S: 9	H: 1 LOB: 0 BB: 0 P: 14	R: 1 E: 0 K: 3 S: 16	H: 2 LOB: 1 BB: 0 P: 23	R: 0 E: 0 K: 2 S: 11	H: 0 LOB: 0 BB: 0 P: 16	R: 1 E: 0 K: 1 S: 11	H: 3 LOB: 2 BB: 0 P: 18	R: 0 E: 0 K: 1 S: 6	H: 0 LOB: 1 BB: 0 P: 11	1B: 11 2B: 4 3B: 0 HR: 0	SF: 0 SAC: 1 DP: 2 HBP: 1	WP: 0 PA: 38 PB: 0 SB: 0 CS: 1
PITCHER	IP	WLS	BF	H	R	ER	SO	BB	IBB	HBP	BLK	WP	HR	S	P	ERA	WHIP		
Scott Erickson, R ERA: 5.75 (1, 1)	1.2	L	13	6	4	4	2	1	0	0	0	0	0	54	83	3.86	1.500		
Arthur Rhodes, L ERA: 6.31 (2, 1)	4.2		19	6	2	2	10	1	0	0	0	0	0	9	17	0.00	0.750		
Jim Dedrick, R ERA: (7, 1)	1.1		5	1	0	0	1	0	0	1	0	0	0	1	1	0.00	0.000		
Mark Lee, L ERA: 5.54 (8, 1)	0.1		1	0	0	0	0	0	0	0	0	0	0	1	1	0.00	0.000		

Batter	1	2	3	4	5	6	7	8	9	AB	R	H	RBI	BB	SO	LOB	TOP										
Brady Anderson, L (1, 8) OBP: 0.371, SLG: 0.445	3-2 BB 1B		3-2 G6-3		2-1 2B		4-1 FC6-4 BB		2-3 K	4	0	2	0	1	1	2	Baltimore Orioles @ Seattle Mariners The Kingdome, Seattle, WA Mon Aug 21 1995, 10:05 PM EDT Att: 32,525 - Dome										
Manny Alexander, R (1, 4) OBP: 0.328, SLG: 0.356 Harold Baines, L (9, PH) OBP: 0.407, SLG: 0.567	4-2 B 1-2 BB		4-1 BB BB		3-2 F9		0-1 P6		0-0 F8	2	0	0	0	2	0	3											
Cal Ripken Jr., R (1, 6) OBP: 0.316, SLG: 0.416	3-1 P3		4-2 BB 1-2 BB		2-2 K		2-1 FC6-4 1-2			3	0	0	0	1	1	5											
Bobby Bonilla, S (1, 5) OBP: 0.377, SLG: 0.570	2-3 K		0-3 K		0-2 L6			1-3 K		4	0	0	0	0	3	5											
Chris Hoiles, R (1, 10) OBP: 0.325, SLG: 0.403	3-3 K		2-3 K			1-2 P6		3-2 G5-3		4	0	0	0	0	2	4											
Jeff Manto, R (1, 3) OBP: 0.314, SLG: 0.522		2-1 2B		0-1 1B		2-0 HBP		2-3 K		3	0	2	0	0	1	0											
Mark Smith, R (1, 7) OBP: 0.429, SLG: 0.364		2-3 K		0-2 F8		0-3 K		1-1 1B 1B		4	0	1	0	0	2	3											
Kevin Bass, S (1, 9) OBP: 0.304, SLG: 0.326 Rafael Palmeiro, L (9, PH) OBP: 0.360, SLG: 0.549		1-1 G6-3		1-3 K		1-2 CS 1-2	3-2 SH3-4 1B		0-3 K	3	0	1	0	0	1	2											
Gregg Zaun, S (1, 2) OBP: 0.347, SLG: 0.386		0-3 K		1-3 K			0-0 SH3-4 1-2		0-2 1B	3	0	1	0	0	2	2											
Inning Stats	R: 0 E: 0 K: 2 S: 16	H: 1 LOB: 2 BB: 1 P: 31	R: 0 E: 0 K: 2 S: 10	H: 1 LOB: 1 BB: 0 P: 15	R: 0 E: 0 K: 2 S: 13	H: 0 LOB: 2 BB: 2 P: 26	R: 0 E: 0 K: 2 S: 11	H: 1 LOB: 1 BB: 0 P: 13	R: 0 E: 0 K: 1 S: 14	H: 0 LOB: 0 BB: 0 P: 12	R: 0 E: 0 K: 0 S: 10	H: 1 LOB: 2 BB: 0 P: 19	R: 0 E: 0 K: 2 S: 10	H: 0 LOB: 0 BB: 0 P: 16	R: 0 E: 0 K: 12 S: 12	H: 2 LOB: 2 BB: 0 P: 15	1B: 5 2B: 2 3B: 0 HR: 0	SF: 0 SAC: 1 DP: 0 HBP: 1	WP: 0 PB: 0 SB: 0 CS: 1	PA: 39							
PITCHER	IP	WLS	BF	H	R	ER	SO	BB	IBB	HBP	BLK	WP	HR	S	P	ERA	WHIP										
Randy Johnson, L (1, 1) ERA: 2.84 Jeff Nelson, R (7, 1) ERA: 1.92	6.0		25	4	0	0	10	3	0	1	0	0	0	72	118	0.00	1.167										

Batter	1	2	3	4	5	6	7	8	9	AB	R	H	RBI	BB	SO	LOB	BOTTOM										
Vince Coleman, S (1, 7) OBP: 0.347, SLG: 0.390	2-3 K		0-0 HBP 1-2 1B		4-1 CS BB		2-0 SH5-4 1-2	1-3 K		3	0	1	0	1	2	0	Baltimore Orioles @ Seattle Mariners The Kingdome, Seattle, WA Mon Aug 21 1995, 10:05 PM EDT Att: 32,525 - Dome										
Ken Griffey Jr., L (1, 8) OBP: 0.399, SLG: 0.508	2-1 G3-1		3-2 P3		4-2 G6-4-3 BB		1-3 K	2-0 HR		4	1	1	1	1	1	3											
Edgar Martinez, R (1, 10) OBP: 0.496, SLG: 0.641	2-3 K		3-0 1B 1-2 2-3 HBP		3-1 G6-4-3 1-2		4-0 BB 1B IBB	2-1 G4-3 2B		3	1	1	0	1	1	1											
Tino Martinez, L (1, 3) OBP: 0.372, SLG: 0.573		1-3 K	2-2 P5		2-2 P2		4-1 1B 1B BB	1-0 G4-3		4	1	0	0	1	1	4											
Jay Buhner, R (1, 9) OBP: 0.350, SLG: 0.526		4-0 1B BB BB	0-0 G1-3		4-1 BB BB		2-0 1B 1B 1B	4-2 BB		2	1	1	2	3	0	3											
Mike Blowers, R (1, 5) OBP: 0.337, SLG: 0.500		4-0 1B 1-2 BB		2-0 G4-3 2B		4-2 BB BB	3-2 1B 1B 1B	1-1 G4-3		3	1	2	1	2	0	2											
Joey Cora, S (1, 4) OBP: 0.353, SLG: 0.366		1-1 G6-3 1-2 2-3 1B		2-1 G4-3		0-3 K	1-2 1B 1B 1B			4	0	2	1	0	1	3											
Dan Wilson, R (1, 2) OBP: 0.322, SLG: 0.358		1-0 G6-3 1-2		0-2 G5-3		0-3 K	1-3 3-H 1B			4	0	1	1	0	1	6											
Felix Fermin, R (1, 6) OBP: 0.239, SLG: 0.240			3-2 HBP 1B 1B		1-2 F7		BB SH3-4 HBP	L9		3	1	1	0	0	0	3											
Inning Stats	R: 0 E: 0 K: 2 S: 10	H: 0 LOB: 0 BB: 0 P: 16	R: 0 E: 0 K: 1 S: 7	H: 1 LOB: 2 BB: 2 P: 18	R: 0 E: 0 K: 0 S: 14	H: 2 LOB: 3 BB: 0 P: 25	R: 0 E: 0 K: 0 S: 9	H: 1 LOB: 1 BB: 0 P: 14	R: 0 E: 0 K: 0 S: 6	H: 0 LOB: 2 BB: 2 P: 17	R: 5 E: 0 K: 1 S: 12	H: 4 LOB: 2 BB: 2 P: 22	R: 1 E: 0 K: 1 S: 12	H: 2 LOB: 2 BB: 1 P: 23	1B: 7 2B: 2 3B: 0 HR: 1	SF: 0 SAC: 1 DP: 2 HBP: 2	WP: 0 PB: 0 SB: 0 CS: 1	PA: 42									
PITCHER	IP	WLS	BF	H	R	ER	SO	BB	IBB	HBP	BLK	WP	HR	S	P	ERA	WHIP										
Kevin Brown, R (1, 1) ERA: 4.2 Jim Dedrick, R (4, 1) ERA: 5.47 Mark Lee, L (6, 1) ERA: 5.47 Armando Benitez, R (6, 1) ERA: 6.08 Jesse Orosco, L (7, 1) ERA: 3.46	3.0		14	3	0	0	3	2	0	0	0	0	0	21	47	0.00	2.143										
Terry Clark, R (7, 1) ERA: 3.15 Scott Erickson, R (8, 1) ERA: 5.77	0.1		5	4	3	3	0	0	0	0	0	0	1	1	1	9.00	3.000										



Batter	1	2	3	4	5	6	7	8	9	AB	R	H	RBI	BB	SO	LOB	TOP										
Brady Anderson, L (1, 8) OBP: 0.370, SLG: 0.443	0-1 F8		2-2 G4-3			0-2 F8	0-1 1B			4	0	1	0	0	0	0											
Manny Alexander, R (1, 4) OBP: 0.330, SLG: 0.355	0-2 F7		2-1 G4-3			4-2 1B SF8 BB		1-1 G5-4-3 1B		3	1	1	0	1	0	0											
Rafael Palmeiro, L (1, 3) OBP: 0.361, SLG: 0.555	1-0 HR			1-0 F7		2-0 2B 1B		0-0 F9		4	1	2	1	0	0	1											
Bobby Bonilla, S (1, 9) OBP: 0.373, SLG: 0.566	2-1 F7			3-2 G3		0-0 SF8		0-1 G5-4-3 1-2		3	0	0	1	0	0	1											
Cal Ripken Jr., R (1, 6) OBP: 0.315, SLG: 0.417		1-1 F9		3-2 P6		3-1 2B			0-3 K	4	0	1	0	0	1	0											
Harold Baines, L (1, 10) OBP: 0.405, SLG: 0.561		2-1 F8			3-2 P5	4-0 2B			3-3 K	3	0	0	0	1	1	0											
Chris Hoiles, R (1, 2) OBP: 0.328, SLG: 0.402		4-1 BB			2-1 1B	3-2 F9			2-3 K	3	0	1	0	1	1	3											
Mark Smith, R (1, 7) OBP: 0.353, SLG: 0.286		0-2 F9			3-2 L8		1-1 G5-3			3	0	0	0	0	0	2											
Jeff Huson, L (1, 5) OBP: 0.368, SLG: 0.317			3-1 F9		1-0 F8		0-0 G6-3			3	0	0	0	0	0	1											
Inning Stats	R: 1 E: 0 K: 0 S: 8	H: 1 LOB: 0 BB: 0 P: 11	R: 0 E: 0 K: 0 S: 9	H: 0 LOB: 1 BB: 1 P: 16	R: 0 E: 0 K: 0 S: 7	H: 0 LOB: 0 BB: 0 P: 14	R: 0 E: 0 K: 0 S: 9	H: 0 LOB: 0 BB: 0 P: 16	R: 0 E: 0 K: 0 S: 11	H: 1 LOB: 1 BB: 0 P: 20	R: 1 E: 0 K: 0 S: 15	H: 2 LOB: 3 BB: 2 P: 31	R: 0 E: 0 K: 0 S: 5	H: 1 LOB: 1 BB: 0 P: 6	R: 0 E: 0 K: 3 S: 10	H: 0 LOB: 0 BB: 0 P: 15	R: 0 E: 0 K: 3 S: 10	H: 0 LOB: 0 BB: 0 P: 15	1B: 4 2B: 1 3B: 0 HR: 1	SF: 1 SAC: 0 DP: 1 HBP: 0	WP: 0 PB: 0 SB: 0 CS: 0	PA: 34					
PITCHER	IP	WLS	BF	H	R	ER	SO	BB	IBB	HBP	BLK	WP	HR	S	P	ERA	WHIP										
Tim Lincecum, R (1, 1) ERA: 4.43	7.0	L	29	6	2	2	0	2	1	0	0	0	1	66	117	2.57	1.143										
Norm Charlton, L (8, 1) ERA: 4.74	2.0		5	0	0	0	3	0	0	0	0	0	0	13	18	0.00	0.000										

Baltimore Orioles @ Seattle Mariners
The Kingdome, Seattle, WA
Tue Aug 22 1995, 10:05 PM EDT
Att: 13,631 - Dome

AB 30
R 2
H 6
RBI 2
BB 3
SO 3
LOB 8



Batter	1	2	3	4	5	6	7	8	9	AB	R	H	RBI	BB	SO	LOB	BOTTOM										
Vince Coleman, S (1, 7) OBP: 0.346, SLG: 0.395	0-0 F7		1-2 F8		1 SAFE 2-0 3B			2-1 P6		4	0	1	0	0	0	1											
Ken Griffey Jr., L (1, 8) OBP: 0.388, SLG: 0.492	1-2 K		2-2 G4-6-3		1-2 F9			1-2 P2		4	0	0	0	0	1	2											
Edgar Martinez, R (1, 10) OBP: 0.498, SLG: 0.644	2-1 1B			1-2 2B		2-2 G5-3		4-1 BB		3	0	2	0	1	0	0											
Tino Martinez, L (1, 3) OBP: 0.369, SLG: 0.567	3-2 F9			0-0 P6		2-2 G4-3		2-3 K		4	0	0	0	0	1	3											
Jay Buhner, R (1, 9) OBP: 0.346, SLG: 0.520		2-2 K		0-3 K		3-2 G6-3			2-2 G6-3	4	0	0	0	0	2	1											
Mike Blowers, R (1, 5) OBP: 0.336, SLG: 0.497		1-2 1B		2-1 P4			3-3 K		2-3 K	4	0	1	0	0	2	1											
Luis Sojo, R (1, 6) OBP: 0.315, SLG: 0.386		1-2 P5			0-0 G6-3 1B 2B		1-2 G1-3		3-3 K	3	1	1	0	0	0	1											
Doug Strange, S (9, PH) OBP: 0.338, SLG: 0.383										1	0	0	0	0	1	0											
Dan Wilson, R (1, 2) OBP: 0.323, SLG: 0.358		2-2 F9			2-2 G6-3		1-1 1B			3	0	1	0	0	0	2											
Joey Cora, S (1, 4) OBP: 0.356, SLG: 0.369			3-2 G4-6-3 1B		1-1 CS 1B		1-0 F8			3	0	2	1	0	0	1											
Inning Stats	R: 0 E: 0 K: 1 S: 10	H: 1 LOB: 1 BB: 0 P: 16	R: 0 E: 0 K: 1 S: 14	H: 1 LOB: 1 BB: 0 P: 20	R: 0 E: 0 K: 0 S: 11	H: 1 LOB: 0 BB: 0 P: 16	R: 0 E: 0 K: 1 S: 10	H: 1 LOB: 1 BB: 0 P: 13	R: 0 E: 0 K: 0 S: 11	H: 3 LOB: 1 BB: 0 P: 17	R: 0 E: 0 K: 0 S: 10	H: 0 LOB: 0 BB: 0 P: 17	R: 0 E: 0 K: 1 S: 11	H: 1 LOB: 1 BB: 0 P: 17	R: 0 E: 0 K: 1 S: 10	H: 0 LOB: 1 BB: 1 P: 19	R: 0 E: 0 K: 2 S: 9	H: 0 LOB: 0 BB: 0 P: 16	R: 0 E: 0 K: 2 S: 9	H: 0 LOB: 0 BB: 0 P: 16	1B: 5 2B: 2 3B: 1 HR: 0	SF: 0 SAC: 0 DP: 1 HBP: 0	WP: 0 PB: 0 SB: 0 CS: 1	PA: 34			
PITCHER	IP	WLS	BF	H	R	ER	SO	BB	IBB	HBP	BLK	WP	HR	S	P	ERA	WHIP										
35 Mike Mussina, R (1, 1) ERA: 3.72	7.2	W	30	8	1	1	4	1	0	0	0	0	0	84	130	1.17	1.174										
Jesse Orosco, L (8, 1) ERA: 3.43	0.1		1	0	0	0	1	0	0	0	0	0	0	3	5	0.00	0.000										
Doug Jones, R (9, 1) ERA: 5.31	1.0	S	3	0	0	0	2	0	0	0	0	0	0	9	16	0.00	0.000										

Baltimore Orioles @ Seattle Mariners
The Kingdome, Seattle, WA
Tue Aug 22 1995, 10:05 PM EDT
Att: 13,631 - Dome

AB 33
R 1
H 8
RBI 1
BB 1
SO 7
LOB 12



Batter	1	2	3	4	5	6	7	8	9	AB	R	H	RBI	BB	SO	LOB	TOP										
Brady Anderson, L OBP: 0.369, SLG: 0.442 (1, 8)	G3	F8		K		F7		2B		5	0	1	0	0	1	2	Baltimore Orioles @ Seattle Mariners The Kingdome, Seattle, WA Wed Aug 23 1995, 10:05 PM EDT Att: 14,937 - Dome										
Manny Alexander, R OBP: 0.324, SLG: 0.347 (1, 4)	P4		F7	F8		K		L9		5	0	0	0	0	1	3											
Rafael Palmeiro, L OBP: 0.362, SLG: 0.561 (1, 3)	HR		3B	1B		F8		F7		5	2	2	1	0	1	2											
Bobby Bonilla, S OBP: 0.376, SLG: 0.572 (1, 9)	2B		G6-3	3B		FC6-4		G3-1	G6-3	4	1	2	1	1	0	0											
Cal Ripken Jr., R OBP: 0.318, SLG: 0.418 (1, 6)	BB		G6-3	FC6-4	1B	3B		1B	2B	4	2	2	1	1	0	1											
Harold Baines, L OBP: 0.402, SLG: 0.555 (1, 10)	F7		P5	3B	1B			F7	P6	5	1	1	0	0	0	4											
Chris Hoiles, R OBP: 0.336, SLG: 0.424 (1, 2)		BB	G6-3	1B	2B	3B		K	2B	4	1	3	3	1	1	1											
Jeff Manto, R OBP: 0.316, SLG: 0.517 (1, 5)	K		G6-3		BB			2B	K	4	0	1	0	1	2	3											
Mark Smith, R OBP: 0.333, SLG: 0.278 (1, 7)	F8			S	1B			P2		4	0	1	1	0	1	4											
Inning Stats	R: 1 E: 0 K: 0 S: 11	H: 2 LOB: 2 BB: 1 P: 22	R: 0 E: 0 K: 1 S: 10	H: 0 LOB: 1 BB: 1 P: 16	R: 2 E: 0 K: 0 S: 12	H: 2 LOB: 0 BB: 0 P: 16	R: 1 E: 0 K: 1 S: 9	H: 2 LOB: 1 BB: 0 P: 12	R: 2 E: 0 K: 2 S: 18	H: 2 LOB: 2 BB: 2 P: 30	R: 0 E: 0 K: 1 S: 6	H: 0 LOB: 0 BB: 0 P: 12	R: 0 E: 0 K: 1 S: 8	H: 1 LOB: 1 BB: 0 P: 14	R: 0 E: 0 K: 0 S: 12	H: 2 LOB: 2 BB: 0 P: 15	R: 1 E: 0 K: 1 S: 9	H: 2 LOB: 1 BB: 0 P: 16	1B: 6 2B: 4 3B: 2 HR: 1	SF: 0 SAC: 0 DP: 0 HBP: 0	WP: 0 PB: 0 SB: 1 CS: 0	PA: 44					
PITCHER	IP	WLS	BF	H	R	ER	SO	BB	IBB	HBP	BLK	WP	HR	S	P	ERA	WHIP										
Bob Wolcott, R ERA: 6.48 (1, 1)	3.1	L	18	6	4	4	1	2	0	0	0	0	1	37	59	10.80	2.400										
Lee Guetterman, L ERA: 8.71 (4, 1)	1.1		8	2	2	2	2	2	0	0	0	0	0	20	34	13.50	3.000										
Bill Risley, R ERA: 2.55 (5, 1)	2.1		8	1	0	0	3	0	0	0	0	0	0	17	29	0.00	0.429										
Bob Wells, R ERA: 5.5 (8, 1)	1.0		5	2	0	0	0	0	0	0	0	0	0	12	15	0.00	2.000										
Bobby Ayala, R ERA: 3.79 (9, 1)	1.0		5	2	1	1	1	0	0	0	0	0	0	9	16	9.00	2.000										
Batter	1	2	3	4	5	6	7	8	9	AB	R	H	RBI	BB	SO	LOB	BOTTOM										
Vince Coleman, S OBP: 0.344, SLG: 0.395 (1, 7)	K		G5-3		P3		2B		F7	5	0	1	0	0	1	0	Baltimore Orioles @ Seattle Mariners The Kingdome, Seattle, WA Wed Aug 23 1995, 10:05 PM EDT Att: 14,937 - Dome										
Luis Sojo, R OBP: 0.319, SLG: 0.394 (1, 6)			L9		BB		F8		G4-3	3	1	2	0	0	0	0											
Joey Cora, S OBP: 0.354, SLG: 0.367 (7, PH) (8, 4)	1B		2B		1B					2	0	0	0	0	0	2											
Ken Griffey Jr., L OBP: 0.391, SLG: 0.489 (1, 8)	P6		1B		BB		F7			3	0	1	0	1	0	3											
Edgar Martinez, R OBP: 0.496, SLG: 0.639 (1, 10)			F8		F7		G6-3			4	0	1	1	0	0	5											
Jay Buhner, R OBP: 0.343, SLG: 0.514 (1, 9)	K		G5-3				K		P3	4	0	0	0	0	2	1											
Mike Blowers, R OBP: 0.343, SLG: 0.503 (1, 5)			1B		BB		2B		1B	2	0	2	0	2	0	0											
Tino Martinez, L OBP: 0.368, SLG: 0.563 (1, 3)			K		K		K		G5-4-3	4	0	1	0	0	3	3											
Chris Widger, R OBP: 0.273, SLG: 0.300 (8, PH) (8, PH) (9, 2)			K		K		K		G5-4-3	3	0	0	0	0	3	3											
Doug Strange, S OBP: 0.336, SLG: 0.381 (8, PH) (9, 2)			K		K		K		G5-4-3	1	0	0	0	0	0	2											
Dan Wilson, R OBP: 0.323, SLG: 0.358 (9, 2)			K		K		K		G5-4-3	0	0	0	0	0	0	0											
Felix Fermin, R OBP: 0.239, SLG: 0.240 (8, 6)			G6-3		G6-3		2B		P3	4	0	1	0	0	0	1											
Inning Stats	R: 1 E: 0 K: 2 S: 14	H: 2 LOB: 1 BB: 0 P: 20	R: 0 E: 0 K: 2 S: 13	H: 1 LOB: 0 BB: 0 P: 25	R: 0 E: 0 K: 0 S: 10	H: 1 LOB: 1 BB: 0 P: 17	R: 0 E: 0 K: 2 S: 8	H: 0 LOB: 1 BB: 1 P: 15	R: 0 E: 0 K: 0 S: 6	H: 1 LOB: 2 BB: 1 P: 10	R: 0 E: 0 K: 3 S: 10	H: 1 LOB: 1 BB: 0 P: 14	R: 0 E: 0 K: 0 S: 15	H: 2 LOB: 2 BB: 0 P: 22	R: 0 E: 0 K: 0 S: 7	H: 1 LOB: 1 BB: 1 P: 15	R: 0 E: 0 K: 0 S: 9	H: 0 LOB: 0 BB: 0 P: 15	1B: 6 2B: 3 3B: 0 HR: 0	SF: 0 SAC: 0 DP: 1 HBP: 0	WP: 0 PB: 0 SB: 0 CS: 0	PA: 38					
PITCHER	IP	WLS	BF	H	R	ER	SO	BB	IBB	HBP	BLK	WP	HR	S	P	ERA	WHIP										
Rick Krivda, L ERA: 3.64 (1, 1)	6.0	W	28	8	1	1	9	2	0	0	0	0	0	66	107	1.50	1.667										
Armando Benitez, R ERA: 5.65 (7, 1)	3.0	S	10	1	0	0	0	1	0	0	0	0	0	26	46	0.00	0.667										

Batter	1	2	3	4	5	6	7	8	9	AB	R	H	RBI	BB	SO	LOB	TOP										
Brady Anderson, L (1, 8) OBP: 0.397, SLG: 0.438	G3		K		FC5-4 BB		G4-3		K	4	0	0	0	1	2	1											
Manny Alexander, R (1, 4) OBP: 0.322, SLG: 0.345 Kevin Bass, S (9, PH) OBP: 0.303, SLG: 0.325	K		G6-3		FC5-4 BB		G4-3		G4-3	4	0	1	0	0	1	2											
Rafael Palmeiro, L (1, 3) OBP: 0.361, SLG: 0.558	L7				G4-3		G4-3		P7	4	0	1	0	0	0	3											
Bobby Bonilla, S (1, 9) OBP: 0.377, SLG: 0.571		G6-3			K				WP SF9 1B	4	1	2	0	0	1	1											
Cal Ripken Jr., R (1, 6) OBP: 0.320, SLG: 0.420		HR BB			2B				L8	2	1	1	1	1	0	1											
Chris Hoiles, R (1, 2) OBP: 0.341, SLG: 0.451		HR			G4-6-3 BB				K	3	2	2	3	1	1	1											
Harold Baines, L (1, 10) OBP: 0.397, SLG: 0.547	K				G4-6-3				F7	4	0	0	0	0	1	4											
Jeff Manto, R (1, 5) OBP: 0.316, SLG: 0.514 Jeff Huson, L (9, PH) OBP: 0.362, SLG: 0.311	K				FC5-4 BB		G4-3		G1-3	3	0	1	0	0	1	0											
Mark Smith, R (1, 7) OBP: 0.292, SLG: 0.238 Bret Barberie, S (9, PH) OBP: 0.333, SLG: 0.338			F9		P6		G4-3			1	0	1	0	0	0	0											
Inning Stats	R: 0 E: 0 K: 1 S: 7	H: 0 LOB: 0 BB: 0 P: 11	R: 2 E: 0 K: 2 S: 15	H: 1 LOB: 0 BB: 1 P: 25	R: 0 E: 0 K: 1 S: 9	H: 0 LOB: 0 BB: 0 P: 14	R: 0 E: 0 K: 1 S: 9	H: 2 LOB: 2 BB: 1 P: 17	R: 0 E: 0 K: 0 S: 8	H: 1 LOB: 2 BB: 1 P: 17	R: 2 E: 0 K: 0 S: 12	H: 2 LOB: 0 BB: 0 P: 24	R: 0 E: 0 K: 0 S: 6	H: 1 LOB: 1 BB: 0 P: 9	R: 0 E: 0 K: 1 S: 11	H: 1 LOB: 1 BB: 0 P: 15	R: 0 E: 0 K: 1 S: 12	H: 1 LOB: 1 BB: 0 P: 18	1B: 6 2B: 1 3B: 0 HR: 2	SF: 1 SAC: 0 DP: 1 HBP: 0	WP: 1 PB: 0 SB: 0 CS: 0	PA: 38					
PITCHER	IP	WLS	BF	H	R	ER	SO	BB	IBB	HBP	BLK	WP	HR	S	P	ERA	WHIP										
Chuck Finley, L (1, 1) ERA: 3.78	7.0	W	31	8	4	4	5	3	0	0	0	1	2	67	118	5.14	1.571										
Troy Percival, R (8, 1) ERA: 1.55	1.0		3	0	0	0	1	0	0	0	0	0	0	10	14	0.00	0.000										
Lee Smith, R (9, 1) ERA: 3.99	1.0	S	4	1	0	0	1	0	0	0	0	0	0	12	18	0.00	1.000										

Baltimore Orioles @ California Angels
Anaheim Stadium, Anaheim, CA
Thu Aug 24 1995, 10:05 PM EDT
Att: 22,796 - Unknown - 75 F

AB 34
R 4
H 9
RBI 4
BB 3
SO 7
LOB 15



Batter	1	2	3	4	5	6	7	8	9	AB	R	H	RBI	BB	SO	LOB	BOTTOM										
Rex Hudler, R (1, 4) OBP: 0.297, SLG: 0.406	K		G6-3		K		FC3-6 1B			4	0	1	0	0	2	2											
Jim Edmonds, L (1, 8) OBP: 0.372, SLG: 0.574	G6-3		G3		F8		FC3-6 BB BB			4	1	0	0	0	0	3											
Tim Salmon, R (1, 9) OBP: 0.440, SLG: 0.614	1B 3B		K		K		BB BB			3	2	1	0	1	2	0											
Chili Davis, S (1, 10) OBP: 0.456, SLG: 0.553	1B				L8		1B BB			3	1	2	1	1	0	0											
J.T. Snow, L (1, 3) OBP: 0.370, SLG: 0.479	1B				HR 2B		BB			4	1	4	4	0	0	0											
16 Garret Anderson, L (1, 7) OBP: 0.380, SLG: 0.575	G4-3				HR 1B		1B			4	1	1	0	0	0	4											
Rene Gonzales, R (1, 5) OBP: 0.273, SLG: 0.545		L5			WP 1B		F9		K	4	0	1	0	0	1	0											
Jorge Fabregas, L (1, 2) OBP: 0.300, SLG: 0.318		G6-3			WP 1B		G4-3		G1-3	4	0	1	1	0	0	0											
Damon Easley, R (1, 6) OBP: 0.289, SLG: 0.298		G1-3			P3		G6-3		K	4	0	0	0	0	1	2											
Inning Stats	R: 1 E: 0 K: 1 S: 16	H: 3 LOB: 2 BB: 0 P: 24	R: 0 E: 0 K: 0 S: 7	H: 0 LOB: 0 BB: 0 P: 10	R: 0 E: 0 K: 1 S: 8	H: 0 LOB: 0 BB: 0 P: 9	R: 3 E: 0 K: 1 S: 24	H: 5 LOB: 2 BB: 0 P: 35	R: 0 E: 0 K: 0 S: 10	H: 1 LOB: 1 BB: 0 P: 16	R: 0 E: 0 K: 0 S: 4	H: 0 LOB: 0 BB: 0 P: 6	R: 2 E: 0 K: 0 S: 17	H: 2 LOB: 1 BB: 2 P: 34	R: 0 E: 0 K: 2 S: 8	H: 0 LOB: 0 BB: 0 P: 12	1B: 8 2B: 1 3B: 1 HR: 1	SF: 0 SAC: 0 DP: 0 HBP: 0	WP: 1 PB: 0 SB: 0 CS: 0	PA: 36							
PITCHER	IP	WLS	BF	H	R	ER	SO	BB	IBB	HBP	BLK	WP	HR	S	P	ERA	WHIP										
Jamie Moyer, L (1, 1) ERA: 4.74	3.0		17	8	4	4	2	2	0	0	0	1	0	44	63	4.50	1.250										
Arthur Rhodes, L (4, 1) ERA: 6.21	4.0	L	16	3	2	2	2	2	0	0	0	0	0	8	12	0.00	0.000										
Jesse Orosco, L (8, 1) ERA: 3.35	1.0		3	0	0	0	2	0	0	0	0	0	0	8	12	0.00	0.000										

Baltimore Orioles @ California Angels
Anaheim Stadium, Anaheim, CA
Thu Aug 24 1995, 10:05 PM EDT
Att: 22,796 - Unknown - 75 F

AB 34
R 6
H 11
RBI 6
BB 2
SO 6
LOB 11



Batter	1	2	3	4	5	6	7	8	9	AB	R	H	RBI	BB	SO	LOB	TOP								
Brady Anderson, L (1, 8) OBP: 0.371, SLG: 0.443	4-2 FC5-4 SH1-3 BB		1-0 FC3-6 G4-3 1B	2-3 K		2-1 G6-3 2H 1B		1-1 SF9 1-3 3-H 2B		4	0	3	2	1	0	2									
Manny Alexander, R (1, 4) OBP: 0.322, SLG: 0.345	0-0 SH1-3		1-0 FC3-6 2B	2-3 K		1-2 G6-3		0-0 SF9		0	0	0	0	0	0	0									
Jeff Huson, L (1, 4) OBP: 0.342, SLG: 0.297	1-2 SH1-3		1-2 FC3-6 2B	2-3 K		1-2 G6-3		2-3 3-H 1-0 L6		3	1	1	1	1	0	0									
Cal Ripken Jr., R (1, 6) OBP: 0.318, SLG: 0.416	0-0 FC5-4-6 BB		4-1 2B HR	1-0 G5-3		1-0 F8				4	1	0	0	1	0	3									
Bobby Bonilla, S (1, 9) OBP: 0.378, SLG: 0.572	4-1 SAFE BB		2-2 HR	1-0 P4				1-1 L9		3	1	1	1	1	0	0									
Kevin Bass, S (8, 9) OBP: 0.302, SLG: 0.323	1-2 BB		1-3 2H HR	2B						1	0	0	0	0	0	0									
Rafael Palmeiro, L (1, 3) OBP: 0.361, SLG: 0.562	2-1 F9		0-0 HR	1-1 F7				0-0 L9		4	2	1	3	1	0	2									
Chris Hoiles, R (1, 2) OBP: 0.338, SLG: 0.444		2-0 L5	4-0 1B BB	1-3 K		2-3 K		1-3 K		4	1	0	0	1	3	1									
Jeff Manto, R (1, 5) OBP: 0.318, SLG: 0.509		1-3 K	0-3 K	0-1 G4-3				1-2 1B 2B 1B		4	2	1	0	1	2	1									
Mark Smith, R (1, 7) OBP: 0.345, SLG: 0.423		2-0 1B	0-0 1B	1-1 G4-3				2-1 P9		5	1	3	3	0	0	1									
Bret Barberie, S (1, 10) OBP: 0.339, SLG: 0.350		3-2 P4	3-2 1B	0-0 1B				1-1 2B SF9 1B		5	2	3	1	0	0	1									
Inning Stats	R: 0 E: 0 K: 0 S: 7	H: 0 LOB: 2 BB: 2 P: 17	R: 0 E: 0 K: 1 S: 8	H: 1 LOB: 1 BB: 0 P: 16	R: 5 E: 0 K: 1 S: 19	H: 5 LOB: 2 BB: 2 P: 36	R: 0 E: 0 K: 1 S: 5	H: 0 LOB: 0 BB: 0 P: 9	R: 0 E: 0 K: 1 S: 7	H: 0 LOB: 0 BB: 0 P: 9	R: 1 E: 0 K: 0 S: 9	H: 2 LOB: 1 BB: 0 P: 14	R: 0 E: 0 K: 1 S: 6	H: 0 LOB: 0 BB: 0 P: 9	R: 2 E: 0 K: 0 S: 12	H: 3 LOB: 1 BB: 0 P: 18	R: 3 E: 0 K: 1 S: 10	H: 1 LOB: 0 BB: 2 P: 22	1B: 7 2B: 3 3B: 0 HR: 2	SF: 1 SAC: 1 DP: 0 HBP: 0	WP: 0 PB: 0 SB: 0 CS: 0	PA: 45			
PITCHER	IP	WLS	BF	H	R	ER	SO	BB	IBB	HBP	BLK	WP	HR	S	P	ERA	WHIP								
Mark Langston, L (1, 1) ERA: 4.27	6.0	L	30	8	6	6	4	4	0	0	0	0	1	55	101	9.00	2.000								
John Habyan, R (7, 1) ERA: 3.45	2.0		9	3	2	2	1	0	0	0	0	0	0	18	27	9.00	1.500								
Mike Butcher, R (9, 1) ERA: 4.78	1.0		6	1	3	3	1	2	0	0	0	0	1	10	22	27.00	3.000								

Baltimore Orioles @ California Angels
Anaheim Stadium, Anaheim, CA

AB 37
R 11
H 12
RBI 11
BB 6
SO 6
LOB 13



WP: 0 PA: 45
PB: 0
SB: 0
CS: 0

Batter	1	2	3	4	5	6	7	8	9	AB	R	H	RBI	BB	SO	LOB	BOTTOM								
Tony Phillips, S (1, 5) OBP: 0.403, SLG: 0.478	2-3 K		3-3 K			4-1 BB		0-0 G4-3		3	0	0	0	1	2	2									
Jim Edmonds, L (1, 8) OBP: 0.371, SLG: 0.578	2-3 K		3-2 FC3-6 1-2 2-3			0-3 K		1-0 HR		4	1	1	1	0	2	3									
Tim Salmon, R (1, 9) OBP: 0.437, SLG: 0.608	1-2 F9		2-0 F9			2-2 L9		0-1 G5-3		4	0	0	0	0	0	3									
Chili Davis, S (1, 10) OBP: 0.452, SLG: 0.546		1-2 G3-1		0-1 F7		0-0 G4-3		0-0 G4-3		4	0	0	0	0	0	1									
J.T. Snow, L (1, 3) OBP: 0.367, SLG: 0.474		1-1 G6-3		0-1 G4-3				0-1 G4-3		4	0	0	0	0	0	0									
16 Garrett Anderson, L (1, 7) OBP: 0.380, SLG: 0.573		1-1 G4-3		1-1 G1-3				0-2 G1-6-3 1B		3	0	1	0	0	0	0									
Damion Easley, R (1, 6) OBP: 0.290, SLG: 0.300			2-0 1B 1B			1-1 G6-3		0-0 G1-6-3		2	1	1	0	0	0	0									
Spike Owen, S (7, PH) OBP: 0.299, SLG: 0.333			1-3 1B			1-2 G6-4-3 1B		1-2 G1-6-3		1	0	0	0	0	0	1									
Greg Myers, L (1, 2) OBP: 0.316, SLG: 0.421			3-2 FC3-6 1B			1-2 G6-4-3 1B		1-0 G3-1		3	0	2	0	0	0	0									
Jose Lind, R (1, 4) OBP: 0.268, SLG: 0.265			1-1 1B			1-0 G6-4-3		1-3 K		2	0	1	1	0	0	1									
Mike Aldrete, L (8, PH) OBP: 0.365, SLG: 0.429			1-2 FC3-6 1B			1-2 1B				1	0	0	0	0	1	0									
Rene Gonzales, R (9, 4) OBP: 0.273, SLG: 0.545			1-2 3H 1B			1-2 1B				0	0	0	0	0	0	0									
Inning Stats	R: 0 E: 0 K: 2 S: 9	H: 0 LOB: 0 BB: 0 P: 14	R: 0 E: 0 K: 0 S: 7	H: 0 LOB: 0 BB: 0 P: 10	R: 0 E: 0 K: 1 S: 14	H: 3 LOB: 2 BB: 0 P: 28	R: 0 E: 0 K: 0 S: 6	H: 0 LOB: 0 BB: 0 P: 7	R: 0 E: 0 K: 0 S: 6	H: 1 LOB: 0 BB: 0 P: 9	R: 0 E: 0 K: 1 S: 9	H: 0 LOB: 1 BB: 1 P: 15	R: 0 E: 0 K: 0 S: 6	H: 1 LOB: 0 BB: 0 P: 6	R: 0 E: 0 K: 1 S: 5	H: 0 LOB: 0 BB: 0 P: 7	R: 1 E: 0 K: 0 S: 5	H: 1 LOB: 0 BB: 0 P: 6	1B: 5 2B: 0 3B: 0 HR: 1	SF: 0 SAC: 0 DP: 2 HBP: 0	WP: 0 PB: 0 SB: 0 CS: 0	PA: 32			
PITCHER	IP	WLS	BF	H	R	ER	SO	BB	IBB	HBP	BLK	WP	HR	S	P	ERA	WHIP								
Scott Erickson, R (1, 1) ERA: 5.54	9.0	W	32	6	2	2	5	1	0	0	0	0	1	67	102	2.00	0.778								

Baltimore Orioles @ California Angels
Anaheim Stadium, Anaheim, CA

AB 31
R 2
H 6
RBI 2
BB 1
SO 5
LOB 11

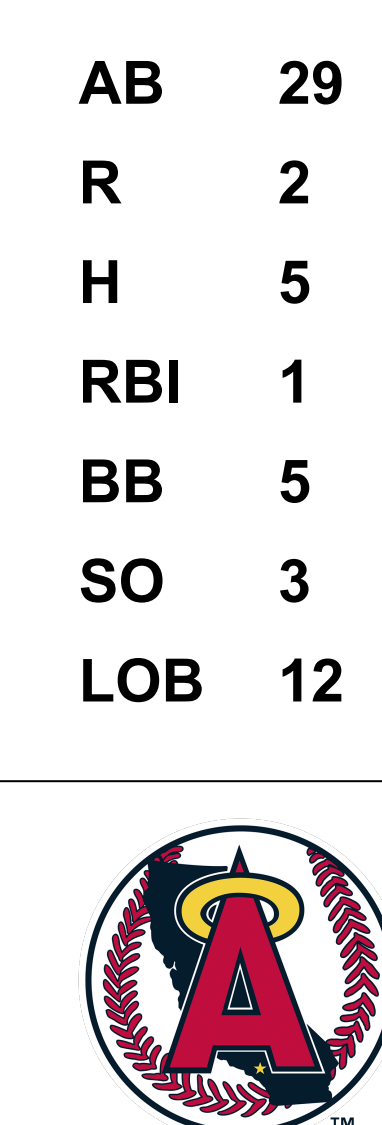


WP: 0 PA: 32
PB: 0
SB: 0
CS: 0

Batter	1	2	3	4	5	6	7	8	9	AB	R	H	RBI	BB	SO	LOB	TOP									
Brady Anderson, L OBP: 0.370, SLG: 0.443	3-2 FC1-5 2B	1-1 P6		1-0 L6		2-3 K		2-2 P8		5	0	1	0	0	1	4	Baltimore Orioles @ California Angels Anaheim Stadium, Anaheim, CA Sat Aug 26 1995, 10:05 PM EDT Att: 61,082 - Unknown - 84 F livebaseballscorecards.com									
Bret Barberie, S OBP: 0.336, SLG: 0.343	0-0 FC1-5 1B		4-1 BB	3-2 F9		1-0 F9		2-2 G4-3		4	0	0	0	1	0	3										
Cal Ripken Jr., R OBP: 0.317, SLG: 0.413	0-3 K		0-0 L7		4-0 G2-3 G5-3 BB		1-0 F8	2-1 G5-3		4	0	0	0	1	1	2										
Bobby Bonilla, S OBP: 0.378, SLG: 0.577	2-2 1B		1-1 F8		2-2 G5-3		0-0 HR		2-2 F7	5	1	2	1	0	0	2										
Rafael Palmeiro, L OBP: 0.364, SLG: 0.568	0-0 L8		1-0 P5		4-2 G2-3 BB		0-0 1B 1B		1-0 HR	4	2	2	1	1	0	3										
Chris Hoiles, R OBP: 0.340, SLG: 0.454		0-0 1B		0-0 HR		2-1 G2-3		1-2 2-3 P4		5	1	2	1	0	0	3										
Jeff Manto, R OBP: 0.324, SLG: 0.516		1-1 F8		3-2 F8 1B 2B		0-1 G1-3		0-0 1B 1-2 1B		5	1	3	0	0	0	3										
Mark Smith, R OBP: 0.382, SLG: 0.452		1-2 1B		1-2 F8		2-2 SH1-3 1B		0-2 FC4 1B		5	0	3	1	0	0	2										
Jeff Huson, L OBP: 0.342, SLG: 0.299		1-1 F8		0-2 S 1B		0-0 SH1-3		1-0 FC4		3	0	1	1	0	0	4										
Inning Stats	R: 0 E: 0 K: 1 S: 12	H: 2 LOB: 2 BB: 0 P: 17	R: 0 E: 0 K: 0 S: 11	H: 2 LOB: 2 BB: 0 P: 15	R: 0 E: 0 K: 0 S: 5	H: 0 LOB: 1 BB: 1 P: 11	R: 2 E: 0 K: 0 S: 16	H: 3 LOB: 1 BB: 0 P: 23	R: 0 E: 0 K: 1 S: 9	H: 0 LOB: 2 BB: 2 P: 23	R: 0 E: 0 K: 1 S: 9	H: 1 LOB: 1 BB: 0 P: 14	R: 2 E: 0 K: 0 S: 12	H: 4 LOB: 2 BB: 0 P: 17	R: 0 E: 0 K: 0 S: 10	H: 0 LOB: 0 BB: 0 P: 16	R: 1 E: 0 K: 0 S: 12	H: 2 LOB: 1 BB: 0 P: 18	1B: 9 2B: 2 3B: 0 HR: 3	SF: 0 SAC: 1 DP: 0 HBP: 0	WP: 0 PB: 0 SB: 1 CS: 0	PA: 44				
PITCHER	IP	WLS	BF	H	R	ER	SO	BB	IBB	HBP	BLK	WP	HR	S	P	ERA	WHIP									
Brian Anderson, L ERA: 5.26	(1, 1)	6.1	L	32	10	4	4	2	3	0	0	0	0	2	67	107	5.68	2.053								
Mike James, R ERA: 2.79	(7, 1)	0.1		3	2	0	0	0	0	0	0	0	0	0	8	11	0.00	6.000								
Bob Patterson, L ERA: 2.51	(7, 1)	1.2		6	1	1	1	0	0	0	0	0	1	17	27	5.40	0.600									
John Habyan, R ERA: 3.41	(9, 1)	0.2		3	1	0	0	0	0	0	0	0	0	6	9	0.00	1.500									

Batter	1	2	3	4	5	6	7	8	9	AB	R	H	RBI	BB	SO	LOB	BOTTOM									
Tony Phillips, S OBP: 0.404, SLG: 0.476	1-0 F7		3-2 G3-1			4-2 G5-4-3 BB		4-2 PB BB		2	0	0	0	2	0	0	Baltimore Orioles @ California Angels Anaheim Stadium, Anaheim, CA Sat Aug 26 1995, 10:05 PM EDT Att: 61,082 - Unknown - 84 F livebaseballscorecards.com									
Jim Edmonds, L OBP: 0.370, SLG: 0.574	4-2 CS BB			0-1 G4-3		2-1 L8		2-3 K		3	0	0	0	1	1	3										
Tim Salmon, R OBP: 0.437, SLG: 0.614	3-3 K			0-1 BB 1B		0-0 G5-4-3			3-1 HR	4	1	2	1	0	1	2										
Chili Davis, S OBP: 0.452, SLG: 0.544		1-2 1B 16 G4-6-3 1B		4-1 16 FC6-4 BB		3-1 G4-3		0-2 L8		3	1	1	0	1	0	0										
J.T. Snow, L OBP: 0.368, SLG: 0.473		2-1 16 G4-6-3 1B		3-2 F7		0-1 G3-1		4-1 BB		3	0	1	0	1	0	2										
16 Garrett Anderson, L OBP: 0.375, SLG: 0.564		0-0 G4-6-3		2-1 FC6-4		1-3 K		0-2 P5		4	0	0	0	0	1	4										
Damion Easley, R OBP: 0.298, SLG: 0.298		0-1 F9			1-2 F7		0-0 G3		1-2 P6	2	0	0	0	0	0	0										
Spike Owen, S OBP: 0.296, SLG: 0.329										2	0	0	0	0	0	1										
Greg Myers, L OBP: 0.312, SLG: 0.415			1-0 L7		0-0 G1-3		1-0 F7			3	0	0	0	0	0	0										
Rex Hudler, R OBP: 0.294, SLG: 0.401			0-2 P5		1-2 P2		3-2 PB BB 1B			2	0	0	0	0	0	0										
Mike Aldrete, L OBP: 0.369, SLG: 0.433										1	0	1	0	0	0	0										
Jose Lind, R OBP: 0.268, SLG: 0.265										0	0	0	0	0	0	0										
Inning Stats	R: 0 E: 0 K: 1 S: 7	H: 0 LOB: 1 BB: 1 P: 15	R: 1 E: 0 K: 0 S: 8	H: 2 LOB: 0 BB: 0 P: 11	R: 0 E: 0 K: 0 S: 8	H: 0 LOB: 0 BB: 0 P: 12	R: 0 E: 0 K: 0 S: 12	H: 1 LOB: 2 BB: 1 P: 21	R: 0 E: 0 K: 0 S: 8	H: 0 LOB: 0 BB: 0 P: 10	R: 0 E: 0 K: 0 S: 5	H: 0 LOB: 0 BB: 1 P: 11	R: 0 E: 0 K: 1 S: 7	H: 0 LOB: 0 BB: 0 P: 11	R: 0 E: 0 K: 1 S: 10	H: 1 LOB: 2 BB: 1 P: 20	R: 1 E: 0 K: 0 S: 15	H: 1 LOB: 1 BB: 1 P: 23	1B: 4 2B: 1 3B: 0 HR: 1	SF: 0 SAC: 0 DP: 3 HBP: 0	WP: 1 PB: 1 SB: 0 CS: 1	PA: 34				
PITCHER	IP	WLS	BF	H	R	ER	SO	BB	IBB	HBP	BLK	WP	HR	S	P	ERA	WHIP									
Kevin Brown, R ERA: 4.02	(1, 1)	7.2	W	28	4	1	1	2	4	0	0	0	0	0	62	106	1.17	1.043								
Jesse Orosco, L ERA: 3.32	(8, 1)	0.1		1	0	0	0	1	0	0	0	0	0	3	5	0.00	0.000									
Doug Jones, R ERA: 5.4	(9, 1)	1.0		5	1	1	1	0	1	0	0	0	1	15	23	9.00	2.000									

AB 40
R 5
H 14
RBI 5
BB 3
SO 2
LOB 26



Batter	1	2	3	4	5	6	7	8	9	AB	R	H	RBI	BB	SO	LOB	TOP					
Brady Anderson, L OBP: 0.371, SLG: 0.446 (1, 8)	F8	L7		BB		IBB		WP	P5	4	1	1	0	2	0	2						
Jeff Huson, L OBP: 0.333, SLG: 0.292 (1, 4)	K		FC4-6 1B	G4-3		P6		L9		5	1	1	0	0	1	4						
Rafael Palmeiro, L OBP: 0.366, SLG: 0.575 (1, 3)	HR		FC4-6 1B			P6		BB 1B		5	1	3	1	0	1	3						
Bobby Bonilla, S OBP: 0.380, SLG: 0.576 (1, 9)	1B		FC4-6 F8 1B			FC6-4 1B		P4		4	0	2	0	1	0	2						
Cal Ripken Jr., R OBP: 0.320, SLG: 0.413 (1, 6)	1B			F8		F8		1B BB	K	4	0	2	1	1	1	3						
Harold Baines, L OBP: 0.394, SLG: 0.541 (1, 10)	K		F8			FC6-4		F8		5	0	1	0	0	1	6						
Kevin Bass, S OBP: 0.302, SLG: 0.323 (9, PR)									CS 1B	0	0	0	0	0	0	0						
Jeff Manto, R OBP: 0.325, SLG: 0.513 (1, 5)		K	P3					2B 1B	1B	5	0	2	0	0	1	3						
Mark Smith, R OBP: 0.359, SLG: 0.444 (1, 7)		1B 2B		F9		F9		P6		5	1	1	0	0	1	4						
Gregg Zaun, S OBP: 0.368, SLG: 0.407 (1, 2)		2H 1B				CS BB				3	0	2	1	2	0	0						
Inning Stats	R: 1 E: 0 K: 2 S: 15	H: 3 LOB: 2 BB: 0 P: 23	R: 1 E: 0 K: 1 S: 8	H: 2 LOB: 0 BB: 0 P: 12	R: 1 E: 0 K: 0 S: 9	H: 3 LOB: 2 BB: 0 P: 13	R: 0 E: 0 K: 0 S: 7	H: 0 LOB: 1 BB: 2 P: 14	R: 0 E: 0 K: 1 S: 8	H: 1 LOB: 1 BB: 0 P: 12	R: 0 E: 0 K: 0 S: 6	H: 2 LOB: 3 BB: 1 P: 14	R: 0 E: 0 K: 1 S: 12	H: 1 LOB: 2 BB: 1 P: 20	R: 1 E: 0 K: 1 S: 18	H: 2 LOB: 2 BB: 1 P: 29	R: 0 E: 0 K: 1 S: 11	H: 1 LOB: 2 BB: 1 P: 19	1B: 11 2B: 2 3B: 1 HR: 1	SF: 0 SAC: 0 DP: 0 HBP: 0	WP: 1 PB: 1 SB: 1 CS: 2	PA: 46
PITCHER	IP	WLS	BF	H	R	ER	SO	BB	IBB	HBP	BLK	WP	HR	S	P	ERA	WHIP					
Mike Harkey, R ERA: 5.65 (1, 1)	5.1	L	28	11	3	3	4	2	1	0	0	0	1	51	85	5.06	2.438					
Bob Patterson, L ERA: 2.44 (6, 1)	1.1		5	0	0	0	0	1	0	0	0	0	0	7	13	0.00	0.750					
Mike James, R ERA: 2.89 (7, 1)	1.1		8	3	1	1	1	1	0	0	0	1	0	25	39	6.75	3.000					
Mike Butcher, R ERA: 4.68 (9, 1)	1.0		5	1	0	0	1	1	0	0	0	0	0	11	19	0.00	2.000					

Baltimore Orioles @ California Angels
Anaheim Stadium, Anaheim, CA
Sun Aug 27 1995, 6:33 AM EDT
Att: 26,732 - Sunny - 86 F

AB 40
R 4
H 15
RBI 3
BB 6
SO 6
LOB 27



Batter	1	2	3	4	5	6	7	8	9	AB	R	H	RBI	BB	SO	LOB	BOTTOM					
Tony Phillips, S OBP: 0.400, SLG: 0.471 (1, 5)	K		L9			K		K		4	0	0	0	0	3	1						
Jim Edmonds, L OBP: 0.397, SLG: 0.569 (1, 8)	K		K			G3-1			K	4	0	0	0	0	3	1						
Tim Salmon, R OBP: 0.436, SLG: 0.613 (1, 9)	F7		L3			G3		2B		4	0	1	0	0	0	1						
Chili Davis, S OBP: 0.450, SLG: 0.539 (1, 10)		16 WP BB		K				F8		3	0	0	0	1	2	1						
J.T. Snow, L OBP: 0.365, SLG: 0.469 (1, 3)	L8			F7		F8		F7		4	0	0	0	0	0	2						
16 Garret Anderson, L OBP: 0.374, SLG: 0.561 (1, 7)	K			K				1B		3	0	1	0	0	2	1						
Spike Owen, S OBP: 0.297, SLG: 0.326 (1, 6)		BB				K		G1-3		2	0	0	0	1	1	1						
Jorge Fabregas, L OBP: 0.300, SLG: 0.318 (1, 2)	F8					G1-3				3	0	1	0	0	0	2						
Jose Lind, R OBP: 0.271, SLG: 0.275 (1, 4)								G6-4-3 1B		2	0	1	0	0	0	0						
Mike Aldrete, L OBP: 0.367, SLG: 0.430 (8, PH)								G6-4-3		1	0	0	0	0	0	1						
Rene Gonzales, R OBP: 0.273, SLG: 0.545 (9, 4)			L9 2B			F7				0	0	0	0	0	0	0						
Inning Stats	R: 0 E: 0 K: 2 S: 9	H: 0 LOB: 0 BB: 0 P: 15	R: 0 E: 0 K: 1 S: 12	H: 0 LOB: 2 BB: 2 P: 23	R: 0 E: 0 K: 1 S: 8	H: 1 LOB: 1 BB: 0 P: 14	R: 0 E: 0 K: 2 S: 7	H: 0 LOB: 0 BB: 0 P: 13	R: 0 E: 0 K: 1 S: 5	H: 0 LOB: 0 BB: 0 P: 8	R: 0 E: 0 K: 1 S: 11	H: 1 LOB: 1 BB: 0 P: 20	R: 0 E: 0 K: 1 S: 9	H: 1 LOB: 0 BB: 0 P: 14	R: 0 E: 0 K: 1 S: 13	H: 1 LOB: 1 BB: 0 P: 23	1B: 2 2B: 2 3B: 0 HR: 0	SF: 0 SAC: 0 DP: 1 HBP: 0	WP: 1 PB: 0 SB: 0 CS: 0	PA: 32		
PITCHER	IP	WLS	BF	H	R	ER	SO	BB	IBB	HBP	BLK	WP	HR	S	P	ERA	WHIP					
35 Mike Mussina, R ERA: 3.52 (1, 1)	9.0	W	32	4	0	0	11	2	0	0	0	1	0	79	138	0.00	0.667					

Baltimore Orioles @ California Angels
Anaheim Stadium, Anaheim, CA
Sun Aug 27 1995, 6:33 AM EDT
Att: 26,732 - Sunny - 86 F

AB 30
R 0
H 4
RBI 0
BB 2
SO 11
LOB 11



Batter	1	2	3	4	5	6	7	8	9	AB	R	H	RBI	BB	SO	LOB	TOP					
Stan Javier, S OBP: 0.338, SLG: 0.379	G4-3 HR 1B		1B FC4-6 1B		2B 1B	G3		1B		5	3	4	0	0	0	1						
Geronimo Berroa, R OBP: 0.361, SLG: 0.463	G5-3		1B FC4-6 1B		2B 2B		F9	K		5	1	2	1	0	1	2						
Brent Gates, S OBP: 0.312, SLG: 0.352	G4-3		1B FC4-6 FC6-4		2B		1B			5	0	2	3	0	1	2						
Mark McGwire, R OBP: 0.432, SLG: 0.643	HR		1B FC6-4		BB		F7	K		4	1	1	2	1	1	2						
Jason Giambi, L OBP: 0.390, SLG: 0.438	P3			G5-3 BB	K		K	E3		4	0	0	0	1	2	3						
Craig Panquette, R OBP: 0.282, SLG: 0.468		G3-1 CS 2B		G5-3	G6-4-3			HR 1B	F7	5	1	2	0	0	0	4						
Jose Herrera, L OBP: 0.294, SLG: 0.348		G3-1		F7		G4-3		F8		3	0	0	0	0	0	2						
Scott Brosius, R OBP: 0.347, SLG: 0.482				G4-3				HR		4	1	2	2	0	1	2						
Mike Bordick, R OBP: 0.316, SLG: 0.342								K		3	1	0	0	1	1	1						
Eric Helfand, L OBP: 0.298, SLG: 0.247			P4		1B 2B BB			K		3	1	0	0	1	1	1						
Inning Stats	R: 2 E: 0 K: 0 S: 12	H: 2 LOB: 0 BB: 0 P: 17	R: 0 E: 0 K: 1 S: 10	H: 1 LOB: 0 BB: 0 P: 17	R: 1 E: 0 K: 0 S: 8	H: 2 LOB: 1 BB: 0 P: 12	R: 0 E: 0 K: 0 S: 6	H: 0 LOB: 1 BB: 1 P: 12	R: 3 E: 0 K: 1 S: 12	H: 3 LOB: 1 BB: 2 P: 23	R: 0 E: 0 K: 0 S: 5	H: 1 LOB: 1 BB: 0 P: 11	R: 0 E: 1 K: 1 S: 7	H: 1 LOB: 1 BB: 0 P: 14	R: 2 E: 0 K: 2 S: 17	H: 3 LOB: 1 BB: 0 P: 21	R: 0 E: 1 K: 2 S: 12	H: 0 LOB: 1 BB: 0 P: 16	1B: 8 2B: 3 3B: 0 HR: 2	SF: 0 SAC: 0 DP: 1 HBP: 0	WP: 0 PB: 0 SB: 1 CS: 1	PA: 42
PITCHER	IP	WLS	BF	H	R	ER	SO	BB	IBB	HBP	BLK	WP	HR	S	P	ERA	WHIP					
Scott Erickson, R ERA: 5.75	4.0		20	7	6	6	1	2	0	0	0	0	1	41	68	13.50	2.250					
Terry Clark, R ERA: 3.69	3.2	L	17	6	2	2	3	1	0	0	0	0	1	32	53	4.91	1.909					
Armando Benitez, R ERA: 5.52	1.1		5	0	0	0	3	0	0	0	0	0	0	16	22	0.00	0.000					

Oakland Athletics @ Baltimore Orioles
 Oriole Park at Camden Yards, Baltimore, MD
 Thu Aug 31 1995, 7:05 PM EDT
 Att: 38,424 - Unknown - 95 F

AB 39
 R 8
 H 13
 RBI 8
 BB 3
 SO 7
 LOB 20



Batter	1	2	3	4	5	6	7	8	9	AB	R	H	RBI	BB	SO	LOB	BOTTOM					
Brady Anderson, L OBP: 0.365, SLG: 0.435	K	L9		BB S E 1B	P7		B1-3			5	1	1	1	0	1	2						
Jeff Huson, L OBP: 0.344, SLG: 0.300	P8		1B SF7 1B	BB E BB	BB 1B		F9			4	2	2	0	1	0	0						
Rafael Palmeiro, L OBP: 0.371, SLG: 0.581	BB		1B FC4-6 1B	K	BB 1B		F9			3	0	1	0	2	1	2						
Bobby Bonilla, S OBP: 0.381, SLG: 0.569	G3		1B FC4-6 WP	E BB BB	F7		G6-3			4	1	0	0	1	0	5						
Cal Ripken Jr., R OBP: 0.320, SLG: 0.413		1B 1B	SF7	E2 BB 1B		K	G6-3			4	1	2	3	0	1	0						
Harold Baines, L OBP: 0.402, SLG: 0.542			1B 1B	1B IBB	IBB	G3		G6-4-3 BB		2	0	1	0	3	0	0						
Gregg Zaun, S OBP: 0.361, SLG: 0.398			1B IBB	IBB						0	0	0	0	0	0	0						
Chris Hoiles, R OBP: 0.350, SLG: 0.467		1B	F8	FC6-4 BB		HR		G6-4-3		4	1	2	3	1	0	3						
Kevin Bass, S OBP: 0.304, SLG: 0.322										2	1	1	0	0	0	2						
Mark Smith, R OBP: 0.341, SLG: 0.421										2	0	0	0	0	0	3						
Jeff Manto, R OBP: 0.319, SLG: 0.498					FC6-4					1	0	0	0	0	1	1						
Manny Alexander, R OBP: 0.311, SLG: 0.332	F7			P4	K		G6-3			4	0	0	0	0	1	3						
Inning Stats	R: 0 E: 0 K: 1 S: 14	H: 0 LOB: 1 BB: 1 P: 24	R: 1 E: 0 K: 0 S: 16	H: 3 LOB: 2 BB: 0 P: 26	R: 1 E: 0 K: 0 S: 7	H: 2 LOB: 1 BB: 1 P: 19	R: 4 E: 1 K: 1 S: 21	H: 3 LOB: 4 BB: 1 P: 43	R: 0 E: 0 K: 1 S: 9	H: 1 LOB: 2 BB: 1 P: 17	R: 1 E: 0 K: 0 S: 9	H: 1 LOB: 0 BB: 0 P: 15	R: 0 E: 0 K: 0 S: 3	H: 0 LOB: 0 BB: 0 P: 5	R: 0 E: 0 K: 0 S: 9	H: 0 LOB: 0 BB: 0 P: 14	R: 0 E: 0 K: 1 S: 9	H: 0 LOB: 1 BB: 1 P: 18	1B: 9 2B: 0 3B: 0 HR: 1	SF: 1 SAC: 0 DP: 1 HBP: 0	WP: 1 PB: 0 SB: 2 CS: 0	PA: 44
PITCHER	IP	WLS	BF	H	R	ER	SO	BB	IBB	HBP	BLK	WP	HR	S	P	ERA	WHIP					
Todd Stottlemyre, R ERA: 4.38	5.0		31	9	6	6	3	5	2	0	0	0	1	65	129	10.80	2.800					
Carlos Reyes, R ERA: 4.52	2.0	W	7	1	1	1	1	0	0	0	0	0	1	12	20	4.50	0.500					
Rick Honeycutt, L ERA: 1.91	0.1		1	0	0	0	0	0	0	0	0	0	0	1	1	0.00	0.000					
Jim Corsi, R ERA: 1.82	0.2		3	0	0	0	0	1	0	0	0	0	0	9	18	0.00	1.500					
Dennis Eckersley, R ERA: 3.77	1.0	S	2	0	0	0	1	0	0	0	0	0	0	8	13	0.00	0.000					

Oakland Athletics @ Baltimore Orioles
 Oriole Park at Camden Yards, Baltimore, MD
 Thu Aug 31 1995, 7:05 PM EDT
 Att: 38,424 - Unknown - 95 F

AB 35
 R 7
 H 10
 RBI 7
 BB 8
 SO 5
 LOB 21



Batter	1	2	3	4	5	6	7	8	9	AB	R	H	RBI	BB	SO	LOB	TOP					
Vince Coleman, S (1, 7) OBP: 0.348, SLG: 0.395	G4-3		1B 2B		G4-3		K			4	1	1	0	0	1	1						
Joey Coors, S (1, 4) OBP: 0.363, SLG: 0.395	HR		2H 1B		F7		G6-3			4	1	2	2	0	0	1						
Ken Griffey Jr., L (1, 8) OBP: 0.365, SLG: 0.442	P4		G4-3			P2		K		4	0	0	0	0	1	1						
Edgar Martinez, R (1, 10)	G5-3				G3		F9		G5-3	4	0	0	0	0	0	0						
Tino Martinez, L (1, 3)		F7		L6				F8		4	0	1	0	0	0	0						
Jay Buhner, R (1, 9) OBP: 0.350, SLG: 0.529		K		2B		P3			G6-3	4	0	1	0	0	1	1						
Mike Blowers, R (1, 5) OBP: 0.343, SLG: 0.494		K		F9			1B G3 2B		K	4	1	1	0	0	2	1						
Dan Wilson, R (1, 2) OBP: 0.336, SLG: 0.387			P4		HR		G3 1B		FC6-4 1B	4	1	3	1	0	0	0						
Felix Fermin, R (1, 6) OBP: 0.239, SLG: 0.240			F9		G5-3		G3		FC6-4	4	0	0	1	0	0	2						
Inning Stats	R: 1 E: 0 K: 0 S: 13	H: 1 LOB: 0 BB: 0 P: 20	R: 0 E: 0 K: 2 S: 8	H: 0 LOB: 0 BB: 0 P: 12	R: 1 E: 0 K: 0 S: 12	H: 2 LOB: 1 BB: 0 P: 20	R: 0 E: 0 K: 0 S: 11	H: 1 LOB: 0 BB: 0 P: 15	R: 1 E: 0 K: 0 S: 9	H: 1 LOB: 0 BB: 0 P: 13	R: 0 E: 0 K: 0 S: 6	H: 1 LOB: 1 BB: 0 P: 9	R: 1 E: 0 K: 1 S: 18	H: 2 LOB: 1 BB: 0 P: 23	R: 0 E: 0 K: 1 S: 8	H: 0 LOB: 0 BB: 0 P: 11	R: 0 E: 0 K: 1 S: 8	H: 1 LOB: 1 BB: 0 P: 11	1B: 3 2B: 4 3B: 0 HR: 2	SF: 0 SAC: 0 DP: 0 HBP: 0	WP: 0 PB: 0 SB: 0 CS: 0	PA: 36
PITCHER 35 Mike Mussina, R (1, 1) ERA: 3.54	IP: 9.0 WLS: L BF: 36 H: 9 R: 4 ER: 4 SO: 5 BB: 0 IBB: 0 HBP: 0 BLK: 0 WP: 0 HR: 2 S: 93 P: 134 ERA: 4.00 WHIP: 1.000															PITCHER						

Seattle Mariners @ Baltimore Orioles
Oriole Park at Camden Yards, Baltimore, MD

AB 36
R 4
H 9
RBI 4
BB 0
SO 5
LOB 7



WP: 0 PA: 36
PB: 0
SB: 0
CS: 0

Batter	1	2	3	4	5	6	7	8	9	AB	R	H	RBI	BB	SO	LOB	BOTTOM					
Brady Anderson, L (1, 7) OBP: 0.364, SLG: 0.438	L7		CS	1B 3B	G4-3		G4-3			4	1	1	0	0	0	4						
Jarvis Brown, R (1, 8) OBP: 0.500, SLG: 0.333	CS BB			K		G1-6-3 1B		F8		3	0	1	0	1	1	1						
Rafael Palmeiro, L (1, 3) OBP: 0.372, SLG: 0.581	F7		G1-6-3 1B		G1-6-3 1B		G1-6-3 1B		F9	4	0	2	1	0	0	1						
Bobby Bonilla, S (1, 9) OBP: 0.380, SLG: 0.566	CS	K	G1-6-3		G1-6-3		G1-6-3	E5 2B 1B		4	1	1	0	0	1	3						
Cal Ripken Jr., R (1, 6) OBP: 0.321, SLG: 0.419		F8		1B 2B		G4-3		2B		4	1	2	1	0	0	1						
Harold Baines, L (1, 10) OBP: 0.401, SLG: 0.538		F7		G3-6-1 1B		G4-3		G4-3		4	0	1	0	0	0	1						
Chris Hoiles, R (1, 2) OBP: 0.352, SLG: 0.465			L6		G3-6-1 1B		BB BB		K	3	0	1	1	1	1	0						
Jeff Manto, R (1, 5) OBP: 0.318, SLG: 0.492			FC1-6 BB		G3-6-1		F8		K	3	0	0	0	1	1	3						
Jeff Huson, L (1, 4) OBP: 0.355, SLG: 0.296			FC1-6 CS		BB				K	1	0	0	0	2	0	1						
Mark Smith, R (9, PH) OBP: 0.333, SLG: 0.410					BB				K	1	0	0	0	0	1	0						
Inning Stats	R: 0 E: 0 K: 0 S: 8	H: 0 LOB: 0 BB: 1 P: 15	R: 0 E: 0 K: 1 S: 5	H: 0 LOB: 0 BB: 0 P: 9	R: 0 E: 0 K: 0 S: 5	H: 0 LOB: 0 BB: 1 P: 9	R: 1 E: 0 K: 1 S: 10	H: 2 LOB: 0 BB: 0 P: 12	R: 1 E: 0 K: 0 S: 13	H: 3 LOB: 2 BB: 1 P: 22	R: 0 E: 0 K: 0 S: 9	H: 2 LOB: 1 BB: 0 P: 14	R: 0 E: 0 K: 0 S: 10	H: 0 LOB: 2 BB: 2 P: 22	R: 1 E: 1 K: 0 S: 12	H: 2 LOB: 1 BB: 0 P: 18	R: 0 E: 0 K: 3 S: 9	H: 0 LOB: 0 BB: 0 P: 13	1B: 6 2B: 2 3B: 1 HR: 0	SF: 0 SAC: 0 DP: 3 HBP: 0	WP: 0 PB: 0 SB: 0 CS: 2	PA: 38
PITCHER Tim Belcher, R (1, 1) ERA: 4.42 Jeff Nielson, R (7, 1) ERA: 2.34 Norm Charlton, L (7, 1) ERA: 4.03	IP: 6.1 WLS: W BF: 25 H: 7 R: 2 ER: 2 SO: 2 BB: 4 IBB: 0 HBP: 0 BLK: 0 WP: 0 HR: 0 S: 52 P: 88 ERA: 2.84 WHIP: 1.737															PITCHER						

Seattle Mariners @ Baltimore Orioles
Oriole Park at Camden Yards, Baltimore, MD

AB 31
R 3
H 9
RBI 3
BB 5
SO 5
LOB 15



WP: 0 PA: 38
PB: 0
SB: 0
CS: 2

Batter	1	2	3	4	5	6	7	8	9	AB	R	H	RBI	BB	SO	LOB	TOP					
Vince Coleman, S (1, 7) OBP: 0.344, SLG: 0.391	G4-3			B1		FC4-6		FC6-4		4	0	0	0	0	0	3	Seattle Mariners @ Baltimore Orioles Oriole Park at Camden Yards, Baltimore, MD Sat Sep 02 1995, 7:05 PM EDT Att: 46,731 - Unknown - 85 F livebaseballscorecards.com					
Joey Cora, S (1, 4) OBP: 0.362, SLG: 0.392	F8			L8		K				3	0	0	0	1	1							
Ken Griffey Jr., L (1, 8) OBP: 0.358, SLG: 0.431	G1-3			G6-3				G3		4	0	0	0	0	1							
Edgar Martinez, R (1, 10) OBP: 0.497, SLG: 0.659		P3			HR			F9		3	1	1	1	1	0							
Tino Martinez, L (1, 3) OBP: 0.367, SLG: 0.554	G4-3			G3-1				G4-3		4	0	0	0	0	1							
Jay Buhner, R (1, 9) OBP: 0.351, SLG: 0.529				G5-3						4	1	2	0	0	0							
Alex Diaz, S (9, PR) OBP: 0.291, SLG: 0.335	G6-3							1B		0	0	0	0	0	0							
Mike Blowers, R (1, 5) OBP: 0.343, SLG: 0.493								1B		3	0	1	0	0	2							
Rich Amaral, R (8, PR) OBP: 0.341, SLG: 0.372				K						0	0	0	0	0	0							
Felix Fermin, R (8, 6) OBP: 0.239, SLG: 0.240								FC3-6		0	0	0	0	0	0							
Greg Pirtle, R (9, PH) OBP: 0.286, SLG: 0.231								1B		1	0	0	0	0	1							
Dan Wilson, R (1, 2) OBP: 0.334, SLG: 0.385				G5-3						2	0	0	0	0	0							
Doug Strange, S (8, PH) OBP: 0.327, SLG: 0.370								FC3-6		1	0	0	1	0	1							
Luis Sojo, R (1, 6) OBP: 0.320, SLG: 0.391				G3-1						2	0	1	0	0	0							
Warren Newson, L (8, PH) OBP: 0.406, SLG: 0.392								FC4-6		1	0	1	0	0	0							
Chris Widger, R (8, 2) OBP: 0.267, SLG: 0.293								1B		0	0	0	0	0	0							
Inning Stats	R: 0 E: 0 K: 0 S: 5	H: 0 LOB: 0 BB: 0 P: 9	R: 0 E: 0 K: 0 S: 7	H: 0 LOB: 0 BB: 0 P: 11	R: 0 E: 0 K: 1 S: 11	H: 0 LOB: 0 BB: 0 P: 14	R: 0 E: 0 K: 0 S: 5	H: 0 LOB: 0 BB: 0 P: 6	R: 1 E: 0 K: 1 S: 12	H: 1 LOB: 0 BB: 0 P: 20	R: 0 E: 0 K: 1 S: 8	H: 1 LOB: 1 BB: 0 P: 12	R: 0 E: 0 K: 0 S: 6	H: 0 LOB: 0 BB: 0 P: 11	R: 1 E: 0 K: 1 S: 15	H: 3 LOB: 3 BB: 1 P: 25	R: 0 E: 0 K: 1 S: 10	H: 1 LOB: 1 BB: 1 P: 18	1B: 5 2B: 0 3B: 0 HR: 1	SF: 0 SAC: 0 DP: 1 HBP: 0	WP: 0 PB: 0 SB: 0 CS: 0	PA: 34
PITCHER	IP WLS BF H R ER SO BB IBB HBP BLK WP HR S P ERA WHIP																					
Kevin Brown, R (1, 1) ERA: 3.92	7.2 W 29 5 2 2 3 1 0 0 0 0 1 66 102 2.35 0.783																					
Jesse Orosco, L (8, 1) ERA: 3.24	1.0 3 0 0 0 1 1 0 0 0 0 0 7 15 0.00 1.000																					
Doug Jones, R (9, 1) ERA: 5.36	0.1 S 2 1 0 0 1 0 0 0 0 0 0 6 9 0.00 3.000																					

Batter	1	2	3	4	5	6	7	8	9	AB	R	H	RBI	BB	SO	LOB	BOTTOM				
Brady Anderson, L (1, 7) OBP: 0.363, SLG: 0.434	G6-3	L9		G3-1		1B		F9		4	0	0	0	1	0	6	Seattle Mariners @ Baltimore Orioles Oriole Park at Camden Yards, Baltimore, MD Sat Sep 02 1995, 7:05 PM EDT Att: 46,731 - Unknown - 85 F livebaseballscorecards.com				
Jeff Huson, L (1, 5) OBP: 0.361, SLG: 0.306	G4-3		G4-3		1B					4	1	2	2	0	0						
Rafael Palmeiro, L (1, 3) OBP: 0.373, SLG: 0.580	1B		G3					F7		4	0	2	0	0	2						
Bobby Bonilla, S (1, 9) OBP: 0.378, SLG: 0.562	P4				G6-3			F7		3	0	0	0	1	2						
Cal Ripken Jr., R (1, 6) OBP: 0.321, SLG: 0.416			FC3-6		P5			F8		3	0	0	0	1	1						
Harold Baines, L (1, 10) OBP: 0.402, SLG: 0.534			FC3-6		P3					2	0	0	0	2	0						
Chris Hoiles, R (1, 2) OBP: 0.350, SLG: 0.466	F8				WP			G6-4-3		4	0	1	0	0	3						
Bret Barberie, S (1, 4) OBP: 0.341, SLG: 0.343	FC3-6									2	1	1	0	2	2						
Jarvis Brown, R (1, 8) OBP: 0.500, SLG: 0.500					P6					3	1	1	0	1	1						
Inning Stats	R: 0 E: 0 K: 0 S: 10	H: 1 LOB: 1 BB: 0 P: 16	R: 0 E: 0 K: 0 S: 10	H: 0 LOB: 3 BB: 3 P: 22	R: 0 E: 0 K: 0 S: 14	H: 0 LOB: 1 BB: 1 P: 25	R: 0 E: 0 K: 0 S: 10	H: 1 LOB: 2 BB: 1 P: 17	R: 1 E: 0 K: 0 S: 7	H: 2 LOB: 0 BB: 0 P: 13	R: 2 E: 0 K: 0 S: 10	H: 3 LOB: 2 BB: 2 P: 22	R: 0 E: 0 K: 0 S: 8	H: 0 LOB: 0 BB: 0 P: 14	R: 0 E: 0 K: 1 S: 8	H: 0 LOB: 1 BB: 1 P: 17		1B: 5 2B: 2 3B: 0 HR: 0	SF: 0 SAC: 0 DP: 2 HBP: 0	WP: 1 PB: 0 SB: 0 CS: 0	PA: 37
PITCHER	IP WLS BF H R ER SO BB IBB HBP BLK WP HR S P ERA WHIP																				
Chris Bosio, R (1, 1) ERA: 4.91	6.0 L 30 7 3 3 0 6 1 0 0 0 0 61 115 4.50 2.167																				
Bill Riskey, R (7, 1) ERA: 2.5	1.0 3 0 0 0 0 0 0 0 0 0 0 8 14 0.00 0.000																				
Bobby Ayala, R (8, 1) ERA: 4.11	1.0 4 0 0 0 1 1 0 0 0 0 0 8 17 0.00 1.000																				

Batter	1	2	3	4	5	6	7	8	9	AB	R	H	RBI	BB	SO	LOB	TOP								
Tony Phillips, S (1, 5) OBP: 0.398, SLG: 0.470 Rene Gonzales, R (9, 5) OBP: 0.308, SLG: 0.538	2-1 FC6-4 1B		2-2 F7		1-2 HR		3-2 G6-4-3 1B	1 SAFE 4-1 FC4 BB	4 1 3 1 1 0 0 0 0 0 0 0 0 0																
Jim Edmonds, L (1, 8) OBP: 0.390, SLG: 0.551	0-0 F7		2-2 G6-4-3 1B		0-0 1B HR		0-1 G6-4-3 1-2f	2-2 FC4	5 1 2 0 0 0 4																
Tim Salmon, R (1, 9) OBP: 0.436, SLG: 0.611	1 SAFE F8		3-1 G6-4-3 1-2f		1-2 HR			2-1 F8	5 1 1 0 0 0 4																
Chili Davis, S (1, 10) OBP: 0.444, SLG: 0.530	1 SAFE FC6-4 1-2f			0-1 P6				2-0 E9 1B	4 1 2 3 0 0 1																
J.T. Snow, L (1, 3) OBP: 0.365, SLG: 0.466		2-2 SH5-3 16 G4-3 1B		1-0 16 F8 2B				4-0 FC5-4 IBB	3 1 2 0 1 0 0																
16 Garret Anderson, L (1, 7) OBP: 0.363, SLG: 0.532		1-1 G4-3 SH5-3 1-2 1B		1-1 F8				0-0 P8	4 0 1 0 0 0 3																
Rex Hudler, R (1, 4) OBP: 0.287, SLG: 0.391		0-0 SH5-3 1-2 2-3		1-2 P6				2-2 FC5-4 1-2f	3 0 0 0 0 0 3																
Jorge Fabregas, L (1, 2) OBP: 0.301, SLG: 0.314		1-0 G4-3						4-2 FC3-6 BB	3 0 0 1 1 1 1																
Damon Easley, R (1, 6) OBP: 0.283, SLG: 0.291		2-3 3-H 2-1 G1-3						0-0 FC3-6 FC4 BB 1-2f	4 0 0 0 0 1 2																
Inning Stats	R: 0 E: 0 K: 0 S: 5	H: 1 LOB: 1 BB: 0 P: 8	R: 1 E: 0 K: 0 S: 9	H: 2 LOB: 1 BB: 0 P: 15	R: 0 E: 0 K: 0 S: 8	H: 1 LOB: 0 BB: 0 P: 15	R: 0 E: 0 K: 0 S: 10	H: 1 LOB: 1 BB: 0 P: 13	R: 4 E: 0 K: 1 S: 16	H: 4 LOB: 0 BB: 0 P: 19	R: 0 E: 0 K: 1 S: 10	H: 0 LOB: 0 BB: 0 P: 12	R: 0 E: 0 K: 0 S: 7	H: 1 LOB: 0 BB: 0 P: 10	R: 0 E: 1 K: 0 S: 7	H: 1 LOB: 2 BB: 1 P: 17	R: 0 E: 0 K: 0 S: 9	H: 0 LOB: 2 BB: 2 P: 19	1B: 8 2B: 1 3B: 0 HR: 2	SF: 0 SAC: 1 DP: 2 HBP: 0	WP: 0 PB: 0 SB: 0 CS: 0	PA: 39			
PITCHER	IP	WLS	BF	H	R	ER	SO	BB	IBB	HBP	BLK	WP	HR	S	P	ERA	WHIP								
Jamie Moyer, L (1, 1) ERA: 5.2	4.2	L	22	9	5	5	1	0	0	0	0	0	2	46	68	9.64	1.929								
Mark Lee, L (5, 1) ERA: 4.5	3.0		11	2	0	0	1	0	1	0	0	0	0	23	36	0.00	0.667								
Joe Borowski, R (8, 1) ERA:	0.2		3	0	0	0	0	1	0	0	0	0	0	6	12	0.00	1.500								
Jesse Orosco, L (9, 1) ERA: 3.19	0.2		3	0	0	0	0	1	0	0	0	0	0	6	12	0.00	1.500								

California Angels @ Baltimore Orioles
Oriole Park at Camden Yards, Baltimore, MD

Mon Sep 04 1995, 3:33 AM EDT
Att: 42,086 - Sunny - 85 F

AB 35
R 5
H 11
RBI 5
BB 3
SO 2
LOB 18



Batter	1	2	3	4	5	6	7	8	9	AB	R	H	RBI	BB	SO	LOB	BOTTOM								
Brady Anderson, L (1, 8) OBP: 0.365, SLG: 0.436	0-0 G4-3 G6-3 2B		0-1 G4-3		0-0 P4		3-3 K		1-3 K	5 1 1 0 0 2 5															
Manny Alexander, R (1, 4) OBP: 0.307, SLG: 0.328 Jeff Huson, L (7, PH) OBP: 0.369, SLG: 0.311	0-1 G4-3 2-3		0-2 G1		0-1 F7		0-2 F8		1-3 K	3 0 0 0 0 0 1 2 0 0 0 0 1 3															
Cal Ripken Jr., R (1, 6) OBP: 0.321, SLG: 0.421	2-1 G6-3		1-1 HR		2-2 F7		3-2 F7			4 1 1 2 0 0 0															
Bobby Bonilla, S (1, 9) OBP: 0.378, SLG: 0.560	1-1 1B		2-3 K		0-0 P4				2-2 G6-3	4 0 1 0 0 1 0															
Rafael Palmeiro, L (1, 3) OBP: 0.370, SLG: 0.573	2-2 G4-3		0-1 BB 1B		0-0 L6				3-3 K	4 1 1 0 0 1 1															
Chris Hoiles, R (1, 2) OBP: 0.351, SLG: 0.463		2-1 FC1-6 1B		4-2 1B BB					2-2 P2	3 0 1 0 1 0 0															
Harold Baines, L (1, 10) OBP: 0.404, SLG: 0.530 Curtis Goodwin, L (9, PH) OBP: 0.322, SLG: 0.346		1-2 FC1-6 FC5-4 1B 1-2f		2-0 1B					0-0 SH5-4 BB 1B	4 0 2 1 0 0 1 0 0 0 0 0 0 0															
Jeff Manto, R (1, 5) OBP: 0.321, SLG: 0.492 Bret Barberie, S (9, PH) OBP: 0.345, SLG: 0.338		2-2 FC5-4 1B		2-2 G6-3					4-2 SH5-4 BB	3 0 1 0 0 0 3 0 0 0 0 1 0 0															
Mark Smith, R (1, 7) OBP: 0.319, SLG: 0.372 Jarvis Brown, R (9, PH) OBP: 0.364, SLG: 0.333		2-2 FC5-4		1-3 K					2-0 SH5-4 BB	3 0 0 0 0 1 3 0 0 0 0 0 0 0															
Inning Stats	R: 1 E: 0 K: 0 S: 10	H: 2 LOB: 1 BB: 0 P: 15	R: 0 E: 0 K: 0 S: 15	H: 2 LOB: 2 BB: 0 P: 22	R: 2 E: 0 K: 1 S: 17	H: 3 LOB: 1 BB: 1 P: 28	R: 0 E: 0 K: 1 S: 6	H: 0 LOB: 0 BB: 0 P: 7	R: 0 E: 0 K: 0 S: 6	H: 0 LOB: 0 BB: 0 P: 8	R: 0 E: 1 K: 0 S: 13	H: 0 LOB: 1 BB: 0 P: 19	R: 0 E: 0 K: 1 S: 14	H: 0 LOB: 0 BB: 0 P: 20	R: 0 E: 0 K: 1 S: 10	H: 0 LOB: 0 BB: 0 P: 17	R: 0 E: 0 K: 2 S: 10	H: 1 LOB: 3 BB: 1 P: 18	1B: 6 2B: 1 3B: 0 HR: 1	SF: 0 SAC: 1 DP: 0 HBP: 0	WP: 0 PB: 0 SB: 0 CS: 0	PA: 38			
PITCHER	IP	WLS	BF	H	R	ER	SO	BB	IBB	HBP	BLK	WP	HR	S	P	ERA	WHIP								
Jim Abbott, L (1, 1) ERA: 3.58	6.0	W	27	7	3	3	2	1	0	0	0	0	0	24	37	0.00	0.000								
Troy Percival, R (7, 1) ERA: 1.45	2.0		6	0	0	0	2	0	0	0	0	0	0	10	18	0.00	2.000								
Lee Smith, R (9, 1) ERA: 3.79	1.0	S	5	1	0	0	2	1	0	0	0	0	0	10	18	0.00	2.000								

California Angels @ Baltimore Orioles
Oriole Park at Camden Yards, Baltimore, MD

Mon Sep 04 1995, 3:33 AM EDT
Att: 42,086 - Sunny - 85 F

AB 35
R 3
H 8
RBI 3
BB 2
SO 6
LOB 17



Batter	1	2	3	4	5	6	7	8	9	AB	R	H	RBI	BB	SO	LOB	TOP					
Tony Phillips, S OBP: 0.397, SLG: 0.469 (1, 5)	P5		K			G4-3		K		4	0	0	0	0	2	1	California Angels @ Baltimore Orioles Oriole Park at Camden Yards, Baltimore, MD Wed Sep 06 1995, 7:05 PM EDT Att: 46,272 - Unknown - 89 F					
Jim Edmonds, L OBP: 0.356, SLG: 0.549 (1, 8)	F9		L7			BB		2B	3B	3	1	1	0	1	0	1						
Tim Salmon, R OBP: 0.437, SLG: 0.618 (1, 9)	HR				G6-3	1B		2B		4	1	3	2	0	1	1						
Chili Davis, S OBP: 0.441, SLG: 0.521 (1, 10)	K				G6-3	1-2		3B	2B	3	0	0	0	1	2	2						
J.T. Snow, L OBP: 0.364, SLG: 0.465 (1, 3)		F8			1B				K	4	0	1	0	0	1	2						
16 Garret Anderson, L OBP: 0.356, SLG: 0.525 (1, 7)		F7			K				G3-1	4	0	0	0	0	1	1						
Rex Hudler, R Spike Owen, S (7, PH) (7, 4)		K2-3				F7			L8	2	0	0	0	0	1	0						
Jorge Fabregas, L OBP: 0.297, SLG: 0.310 (1, 2)			G6-3			G4-3				3	0	0	0	0	1	0						
Damion Easley, R OBP: 0.285, SLG: 0.294 Orlando Palmeiro, L OBP: 0.412, SLG: 0.375 Rod Correia, R OBP: 0.238, SLG: 0.381 (8, PH) (8, 6)						P4			G6-3	2	0	1	0	0	0	0						
Inning Stats	R: 1 E: 0 K: 1 S: 10	H: 1 LOB: 0 BB: 0 P: 16	R: 0 E: 0 K: 1 S: 13	H: 0 LOB: 0 BB: 0 P: 19	R: 0 E: 0 K: 1 S: 14	H: 1 LOB: 1 BB: 0 P: 20	R: 0 E: 0 K: 1 S: 10	H: 2 LOB: 1 BB: 0 P: 15	R: 0 E: 0 K: 0 S: 7	H: 0 LOB: 0 BB: 0 P: 13	R: 0 E: 0 K: 1 S: 14	H: 0 LOB: 2 BB: 2 P: 25	R: 0 E: 0 K: 1 S: 8	H: 0 LOB: 0 BB: 0 P: 13	R: 1 E: 0 K: 2 S: 16	H: 2 LOB: 1 BB: 0 P: 26		R: 0 E: 0 K: 1 S: 7	H: 0 LOB: 0 BB: 0 P: 11	1B: 2 2B: 2 3B: 1 HR: 1	SF: 0 SAC: 0 DP: 1 HBP: 0	WP: 0 PB: 0 SB: 0 CS: 0
PITCHER	IP	WLS	BF	H	R	ER	SO	BB	IBB	HBP	BLK	WP	HR	S	P	ERA	WHIP					
35 Mike Mussina, R ERA: 3.49 (1, 1)	7.2	W	29	5	2	2	7	2	0	0	0	0	1	88	140	2.35	0.913					
Terry Clark, R ERA: 3.51 (8, 1)	0.0		1	1	0	0	0	0	0	0	0	0	0	1	2	∞	∞					
Jesse Orosco, L ERA: 3.09 (8, 1)	1.1	S	4	0	0	0	2	0	0	0	0	0	0	10	16	0.00	0.000					

livebaseballscores.com

AB 32
R 2
H 6
RBI 2
BB 2
SO 9
LOB 8



Batter	1	2	3	4	5	6	7	8	9	AB	R	H	RBI	BB	SO	LOB	BOTTOM					
Brady Anderson, L OBP: 0.366, SLG: 0.451 (1, 8)	P3		1B			K		K		4	0	1	0	0	2	1	California Angels @ Baltimore Orioles Oriole Park at Camden Yards, Baltimore, MD Wed Sep 06 1995, 7:05 PM EDT Att: 46,272 - Unknown - 89 F					
Manny Alexander, R OBP: 0.300, SLG: 0.320 (1, 4)	K		P3			F7		G5-3		4	0	0	0	0	1	2						
Rafael Palmeiro, L OBP: 0.375, SLG: 0.590 (1, 3)	HR		F9			1B		HR		4	2	3	2	0	0	1						
Bobby Bonilla, S OBP: 0.375, SLG: 0.560 Jarvis Brown, R OBP: 0.394, SLG: 0.333 (9, 9)	K				HR	E5		F7		4	1	1	1	0	1	2						
Cal Ripken Jr., R OBP: 0.325, SLG: 0.436 (1, 6)		P2			HR	P4		1B		4	1	2	1	0	0	3						
Harold Baines, L OBP: 0.401, SLG: 0.526 (1, 10)		2B			F7			K		4	0	1	0	0	2	1						
Chris Hoiles, R OBP: 0.354, SLG: 0.472 (1, 2)		G5-3			G5-3			F8		4	0	1	0	0	0	2						
Jeff Huson, L OBP: 0.352, SLG: 0.295 (1, 5)		K			G4-3			L7		4	0	0	0	0	1	3						
Mark Smith, R OBP: 0.315, SLG: 0.408 (1, 7)			P4			1B		K		2	0	0	0	1	1	1						
Inning Stats	R: 1 E: 0 K: 2 S: 12	H: 1 LOB: 0 BB: 0 P: 19	R: 0 E: 0 K: 1 S: 12	H: 1 LOB: 1 BB: 0 P: 22	R: 0 E: 0 K: 0 S: 10	H: 1 LOB: 1 BB: 0 P: 14	R: 2 E: 0 K: 0 S: 8	H: 2 LOB: 0 BB: 0 P: 14	R: 0 E: 1 K: 1 S: 12	H: 1 LOB: 3 BB: 1 P: 20	R: 0 E: 0 K: 2 S: 11	H: 1 LOB: 1 BB: 0 P: 12	R: 1 E: 0 K: 1 S: 10	H: 1 LOB: 0 BB: 0 P: 18	R: 0 E: 0 K: 1 S: 14	H: 1 LOB: 1 BB: 0 P: 19		1B: 4 2B: 1 3B: 0 HR: 4	SF: 0 SAC: 0 DP: 0 HBP: 0	WP: 0 PB: 0 SB: 0 CS: 0	PA: 35	
PITCHER	IP	WLS	BF	H	R	ER	SO	BB	IBB	HBP	BLK	WP	HR	S	P	ERA	WHIP					
Shawn Boskie, R ERA: 5.17 (1, 1)	5.0	L	23	6	3	3	4	1	0	0	0	0	3	54	89	5.40	1.400					
Mike Bielecki, R ERA: 5.52 (6, 1)	1.0		4	1	0	0	2	0	0	0	0	0	0	11	12	0.00	1.000					
Bob Patterson, L ERA: 2.83 (7, 1)	0.2		3	1	1	1	1	0	0	0	0	0	1	8	14	13.50	1.500					
Mike James, R ERA: 2.85 (7, 1)	1.1		5	1	0	0	1	0	0	0	0	0	0	16	23	0.00	0.750					

livebaseballscores.com

AB 34
R 4
H 9
RBI 4
BB 1
SO 8
LOB 16



Batter	1	2	3	4	5	6	7	8	9	AB	R	H	RBI	BB	SO	LOB	TOP								
Brady Anderson, L (1, 7) OBP: 0.364, SLG: 0.447										4	0	0	0	0	1	2	Baltimore Orioles @ Cleveland Indians Jacobs Field, Cleveland, OH Fri Sep 08 1995, 7:05 PM EDT Att: 41,656 - Unknown - 63 F								
Curtis Goodwin, L (1, 8) OBP: 0.323, SLG: 0.346										3	1	1	0	0	1	0									
Kevin Bass, S (8, FH) OBP: 0.306, SLG: 0.325										1	0	1	0	0	0	0									
Jarvis Brown, R (8, PR) OBP: 0.364, SLG: 0.333										3	0	1	0	1	0	1									
Rafael Palmeiro, L (1, 3) OBP: 0.376, SLG: 0.588										3	0	1	0	1	0	1									
Bobby Bonilla, S (1, 9) OBP: 0.372, SLG: 0.555										4	0	0	0	0	1	3									
Cal Ripken Jr., R (1, 6) OBP: 0.323, SLG: 0.432										4	0	0	0	0	0	0									
Harold Baines, L (1, 10) OBP: 0.399, SLG: 0.526										4	1	1	0	0	1	0									
Chris Hoiles, R (1, 2) OBP: 0.352, SLG: 0.468										3	0	0	0	1	2	1									
Jeffrey Hammonds, R (9, PR) OBP: 0.274, SLG: 0.366										0	0	0	0	0	0	0									
Jeff Huson, L (1, 5) OBP: 0.357, SLG: 0.306										3	0	1	1	1	0	1									
Manny Alexander, R (1, 4) OBP: 0.299, SLG: 0.318										1	0	0	0	0	0	0									
Bret Barberie, S (4, 4) OBP: 0.346, SLG: 0.336										1	0	0	0	1	0	1									
Inning Stats	R: 0 E: 0 K: 2 S: 8	H: 0 LOB: 1 P: 16	R: 0 E: 0 K: 1 S: 6	H: 0 LOB: 0 BB: 0 P: 11	R: 0 E: 0 K: 0 S: 6	H: 0 LOB: 0 BB: 0 P: 11	R: 1 E: 0 K: 0 S: 15	H: 2 LOB: 0 BB: 0 P: 19	R: 0 E: 0 K: 1 S: 9	H: 0 LOB: 2 BB: 2 P: 21	R: 0 E: 0 K: 0 S: 4	H: 0 LOB: 0 BB: 0 P: 4	R: 1 E: 0 K: 1 S: 11	H: 2 LOB: 1 BB: 0 P: 18	R: 0 E: 0 K: 1 S: 12	H: 1 LOB: 1 BB: 0 P: 17	R: 0 E: 0 K: 0 S: 7	H: 0 LOB: 1 BB: 1 P: 13	1B: 3 2B: 2 3B: 0 HR: 0	SF: 0 SAC: 0 DP: 1 HBP: 0	WP: 0 PB: 0 SB: 0 CS: 0	PA: 35			
PITCHER	IP	WLS	BF	H	R	ER	SO	BB	IBB	HBP	BLK	WP	HR	S	P	ERA	WHIP								
Orel Hershiser, R (1, 1) ERA: 4.11	6.2	W	26	4	2	0	5	3	0	0	0	0	0	57	98	2.70	1.050								
Paul Assenmacher, L (7, 1) ERA: 2.25	1.0		4	1	0	0	0	0	0	0	0	0	0	11	15	0.00	1.000								
Julian Tavarez, R (8, 1) ERA: 2.11	0.1		1	0	0	0	1	0	0	0	0	0	0	3	4	0.00	0.000								
Jose Mesa, R (9, 1) ERA: 1.26	1.0	S	4	0	0	0	0	1	0	0	0	0	0	7	13	0.00	1.000								

Batter	1	2	3	4	5	6	7	8	9	AB	R	H	RBI	BB	SO	LOB	BOTTOM								
Kenny Lofton, L (1, 8) OBP: 0.354, SLG: 0.465										4	1	1	0	0	0	1	Baltimore Orioles @ Cleveland Indians Jacobs Field, Cleveland, OH Fri Sep 08 1995, 7:05 PM EDT Att: 41,656 - Unknown - 63 F								
Omar Vizquel, S (1, 6) OBP: 0.329, SLG: 0.351										1	0	0	1	2	0	0									
Carlos Baerga, S (1, 4) OBP: 0.358, SLG: 0.465										4	1	1	0	0	0	2									
Albert Belle, R (1, 7) OBP: 0.400, SLG: 0.643										2	0	0	0	2	0	1									
Eddie Murray, S (1, 10) OBP: 0.371, SLG: 0.499										4	0	3	2	0	0	2									
Jim Thome, L (1, 5) OBP: 0.450, SLG: 0.559										4	0	0	0	0	1	5									
Manny Ramirez, R (1, 9) OBP: 0.414, SLG: 0.594										4	0	0	0	0	0	1									
Wayne Kirby, L (9, 9) OBP: 0.236, SLG: 0.288										0	0	0	0	0	0	0									
Paul Sorrento, L (1, 3) OBP: 0.341, SLG: 0.515										4	0	0	0	0	0	0									
Sandy Alomar Jr., R (1, 2) OBP: 0.315, SLG: 0.449										2	1	1	0	0	0	0									
Inning Stats	R: 0 E: 0 K: 0 S: 10	H: 0 LOB: 0 BB: 0 P: 17	R: 0 E: 0 K: 0 S: 9	H: 1 LOB: 1 BB: 0 P: 14	R: 3 E: 0 K: 0 S: 16	H: 3 LOB: 2 BB: 1 P: 32	R: 0 E: 0 K: 0 S: 7	H: 1 LOB: 1 BB: 0 P: 12	R: 0 E: 0 K: 0 S: 10	H: 0 LOB: 2 BB: 2 P: 21	R: 0 E: 0 K: 0 S: 8	H: 0 LOB: 0 BB: 0 P: 14	R: 0 E: 1 K: 0 S: 7	H: 0 LOB: 2 BB: 1 P: 14	R: 0 E: 0 K: 1 S: 10	H: 0 LOB: 0 BB: 0 P: 15	1B: 5 2B: 1 3B: 0 HR: 0	SF: 1 SAC: 0 DP: 1 HBP: 1	WP: 0 PB: 0 SB: 1 CS: 0	PA: 35					
PITCHER	IP	WLS	BF	H	R	ER	SO	BB	IBB	HBP	BLK	WP	HR	S	P	ERA	WHIP								
Kevin Brown, R (1, 1) ERA: 3.93	6.2	L	31	6	3	3	0	4	0	1	0	0	0	66	123	4.05	1.500								
Mark Lee, L (7, 1) ERA: 4.7	0.2		2	0	0	0	1	0	0	0	0	0	0	4	5	0.00	0.000								
Armando Benitez, R (8, 1) ERA: 5.51	0.2		2	0	0	0	0	0	0	0	0	0	0	7	11	0.00	0.000								

AB 31
R 2
H 5
RBI 1
BB 4
SO 6
LOB 9



Batter	1	2	3	4	5	6	7	8	9	AB	R	H	RBI	BB	SO	LOB	TOP										
Brady Anderson, L (1, 7) OBP: 0.363, SLG: 0.448	2-1 F9 SF8 2B		1-3 K		2-1 G4-3			3-3 K		4	1	1	0	0	2	0	Baltimore Orioles @ Cleveland Indians Jacobs Field, Cleveland, OH Sat Sep 09 1995, 3:33 AM EDT Att: 41,729 - Sunny - 69 F										
Bret Barberie, S (1, 4) OBP: 0.346, SLG: 0.333 Jeff Manto, R (8, PH) OBP: 0.323, SLG: 0.502	4-1 BB BB		2-1 G2-3		1-1 F7			0-1 G5-3		2	0	0	0	1	0	0											
Rafael Palmeiro, L (1, 3) OBP: 0.375, SLG: 0.585	2-0 F9 2-3		0-1 1B		3-1 F8			2-2 P6		4	0	1	0	0	0	2											
Bobby Bonilla, S (1, 9) OBP: 0.371, SLG: 0.553	3-2 SF8		2-3 K		4-2 BB			2-2 F8		2	0	0	1	1	1	1											
Cal Ripken Jr., R (1, 6) OBP: 0.322, SLG: 0.430	4-2 1-2 BB			1-3 K				1-0 L9		3	0	0	0	1	2	1											
Harold Baines, L (1, 10) OBP: 0.395, SLG: 0.520	0-0 G3			1-0 G4-3				1-1 G6-3		4	0	0	0	0	1	2											
Gregg Zaun, S (1, 2) OBP: 0.345, SLG: 0.370		0-0 F7		1-2 L4				4-1 BB		2	0	0	0	1	0	0											
Jeff Huson, L (1, 5) OBP: 0.348, SLG: 0.297		0-2 G3		1-1 P6				1-0 F7		3	0	0	0	0	0	1											
Curtis Goodwin, L (1, 8) OBP: 0.319, SLG: 0.342		1-2 G4-3		3-3 K				3-2 G1-3		3	0	0	0	0	1	1											
Inning Stats	R: 1 E: 0 K: 0 S: 14	H: 1 LOB: 2 BB: 2 P: 29	R: 0 E: 0 K: 0 S: 8	H: 0 LOB: 0 BB: 0 P: 9	R: 0 E: 0 K: 2 S: 13	H: 1 LOB: 1 BB: 0 P: 18	R: 0 E: 0 K: 1 S: 8	H: 0 LOB: 0 BB: 0 P: 11	R: 0 E: 0 K: 1 S: 7	H: 0 LOB: 0 BB: 0 P: 13	R: 0 E: 0 K: 0 S: 9	H: 0 LOB: 1 BB: 1 P: 18	R: 0 E: 0 K: 0 S: 7	H: 0 LOB: 1 BB: 1 P: 16	R: 0 E: 0 K: 1 S: 8	H: 0 LOB: 0 BB: 0 P: 13		R: 0 E: 0 K: 2 S: 9	H: 0 LOB: 0 BB: 0 P: 13	1B: 1 2B: 1 3B: 0 HR: 0	SF: 1 SAC: 0 DP: 0 HBP: 0	WP: 0 PB: 0 SB: 0 CS: 0	PA: 33				
PITCHER	IP	WLS	BF	H	R	ER	SO	BB	IBB	HBP	BLK	WP	HR	S	P	ERA	WHIP										
Chad Ogea, R (1, 1) ERA: 3.24	7.0	W	27	2	1	1	4	4	0	0	0	0	0	66	114	1.29	0.857										
Alan Embree, L (8, 1) ERA: 1.45	1.0		3	0	0	0	1	0	0	0	0	0	0	8	13	0.00	0.000										
Jose Mesa, R (9, 1) ERA: 1.24	1.0	S	3	0	0	0	2	0	0	0	0	0	0	9	13	0.00	0.000										

AB	28
R	1
H	2
RBI	1
BB	4
SO	7
LOB	8



Batter	1	2	3	4	5	6	7	8	9	AB	R	H	RBI	BB	SO	LOB	BOTTOM										
Ruben Amaro Jr., S (1, 8) OBP: 0.275, SLG: 0.289	2-2 L8		3-2 P6		0-0 G6-3			1-2 G5-4-3 1-2*		4	0	0	0	0	0	1	Baltimore Orioles @ Cleveland Indians Jacobs Field, Cleveland, OH Sat Sep 09 1995, 3:33 AM EDT Att: 41,729 - Sunny - 69 F										
Omar Vizquel, S (1, 6) OBP: 0.325, SLG: 0.349	3-2 G4-3		4-2 CS BB		1-1 P6			1-1 G6-3		3	0	0	0	1	0	0											
Manny Ramirez, R (1, 9) OBP: 0.417, SLG: 0.600	1-1 1B		1-0 FC5-4 1-2 1B		2-0 2B			2-0 P3		3	0	3	0	0	0	0											
Albert Belle, R (1, 7) OBP: 0.398, SLG: 0.639	2-3 K		0-0 FC5-4 1-2		2-2 P5			0-1 P5		3	0	0	0	0	1	3											
Dave Winfield, R (1, 10) OBP: 0.301, SLG: 0.313		4-0 3B BB		1-2 F8				0-1 P5		2	1	0	0	1	0	1											
Jim Thome, L (1, 5) OBP: 0.450, SLG: 0.563		2-1 SF7 3B		3-1 G3				3-3 K		3	1	1	1	0	1	0											
Herbert Perry, R (1, 3) OBP: 0.374, SLG: 0.472		3-2 CS HBP		1-0 P6				0-1 G1-3		2	0	0	0	0	0	0											
Alvaro Espinoza, R (1, 4) OBP: 0.278, SLG: 0.337		1-1 SF7		1-2 F8				2-1 G5-3		2	0	0	1	0	0	0											
Tony Peña, R (1, 2) OBP: 0.286, SLG: 0.348		3-H F9		1-2 P2				3-1 G5-4-3 1B		3	0	1	0	0	0	0											
Inning Stats	R: 0 E: 0 K: 1 S: 11	H: 1 LOB: 1 BB: 0 P: 19	R: 2 E: 0 K: 0 S: 7	H: 1 LOB: 0 BB: 1 P: 18	R: 0 E: 0 K: 0 S: 7	H: 1 LOB: 1 BB: 1 P: 15	R: 0 E: 0 K: 0 S: 6	H: 0 LOB: 0 BB: 0 P: 11	R: 0 E: 0 K: 0 S: 7	H: 0 LOB: 0 BB: 0 P: 9	R: 0 E: 0 K: 0 S: 9	H: 1 LOB: 1 BB: 0 P: 14	R: 0 E: 0 K: 1 S: 7	H: 0 LOB: 0 BB: 0 P: 12	R: 0 E: 0 K: 0 S: 8	H: 1 LOB: 0 BB: 0 P: 13		R: 0 E: 0 K: 0 S: 8	H: 0 LOB: 0 BB: 0 P: 13	1B: 3 2B: 1 3B: 1 HR: 0	SF: 1 SAC: 0 DP: 1 HBP: 1	WP: 0 PB: 0 SB: 0 CS: 2	PA: 29				
PITCHER	IP	WLS	BF	H	R	ER	SO	BB	IBB	HBP	BLK	WP	HR	S	P	ERA	WHIP										
Rick Krivda, L (1, 1) ERA: 3.83	8.0	L	29	5	2	2	2	2	0	1	0	0	0	62	111	2.25	0.875										

AB	25
R	2
H	5
RBI	2
BB	2
SO	2
LOB	5



Batter	1	2	3	4	5	6	7	8	9	AB	R	H	RBI	BB	SO	LOB	TOP										
Curtis Goodwin, L OBP: 0.315, SLG: 0.338 (1, 8)										3	0	0	0	0	0	2	Baltimore Orioles @ Cleveland Indians Jacobs Field, Cleveland, OH Sun Sep 10 1995, 3:33 AM EDT Att: 41,647 - Unknown livebaseballscorecards.com										
Brady Anderson, L OBP: 0.362, SLG: 0.446 (1, 7)										4	0	1	0	0	1	1											
Rafael Palmeiro, L OBP: 0.372, SLG: 0.581 (1, 3)										4	0	0	0	0	1	2											
Bobby Bonilla, S OBP: 0.374, SLG: 0.556 (1, 9)										4	1	3	0	0	0	0											
Cal Ripken Jr., R OBP: 0.320, SLG: 0.427 (1, 6)										3	0	0	0	0	1	2											
Harold Baines, L OBP: 0.393, SLG: 0.515 (1, 10)										3	1	0	0	1	0	1											
Chris Hoiles, R OBP: 0.354, SLG: 0.464 (1, 2)										2	1	0	0	2	1	0											
Jeff Huson, L OBP: 0.336, SLG: 0.286 (1, 5)										4	0	0	1	0	2	4											
Bret Barberie, S OBP: 0.349, SLG: 0.336 (1, 4)										4	0	2	2	0	0	0											
Inning Stats	R: 0 E: 0 K: 1 S: 11	H: 0 LOB: 0 BB: 0 P: 19	R: 3 E: 1 K: 0 S: 14	H: 2 LOB: 1 BB: 2 P: 29	R: 0 E: 0 K: 0 S: 6	H: 1 LOB: 1 BB: 0 P: 8	R: 0 E: 0 K: 1 S: 6	H: 0 LOB: 0 BB: 0 P: 9	R: 0 E: 0 K: 0 S: 12	H: 1 LOB: 1 BB: 0 P: 20	R: 0 E: 0 K: 1 S: 10	H: 1 LOB: 2 BB: 1 P: 15	R: 0 E: 0 K: 1 S: 9	H: 1 LOB: 0 BB: 0 P: 14	R: 0 E: 0 K: 1 S: 5	H: 0 LOB: 0 BB: 0 P: 8	R: 0 E: 0 K: 1 S: 6	H: 0 LOB: 0 BB: 0 P: 8	1B: 5 2B: 1 3B: 0 HR: 0	SF: 0 SAC: 2 DP: 1 HBP: 0	WP: 1 PB: 0 SB: 1 CS: 0	PA: 36					
PITCHER	IP	WLS	BF	H	R	ER	SO	BB	IBB	HBP	BLK	WP	HR	S	P	ERA	WHIP										
Mark Clark, R ERA: 5.28 (1, 1)	6.1		28	6	3	2	3	3	0	0	0	1	0	63	107	2.84	1.421										
Jim Poole, L ERA: 3.74 (7, 1)	0.2	L	2	0	0	0	1	0	0	0	0	0	0	5	7	0.00	0.000										
Julian Tavarez, R ERA: 2.09 (8, 1)	1.0	W	3	0	0	0	1	0	0	0	0	0	0	5	8	0.00	0.000										
Jose Mesa, R ERA: 1.22 (9, 1)	1.0	S	3	0	0	0	1	0	0	0	0	0	0	6	8	0.00	0.000										

Batter	1	2	3	4	5	6	7	8	9	AB	R	H	RBI	BB	SO	LOB	BOTTOM										
Kenny Lofton, L OBP: 0.355, SLG: 0.464 (1, 8)										5	1	2	0	0	2	1	Baltimore Orioles @ Cleveland Indians Jacobs Field, Cleveland, OH Sun Sep 10 1995, 3:33 AM EDT Att: 41,647 - Unknown livebaseballscorecards.com										
Wayne Kirby, L OBP: 0.247, SLG: 0.295 (1, 9)										3	0	2	0	1	0	2											
Carlos Baerga, S OBP: 0.356, SLG: 0.462 (1, 4)										4	0	0	1	0	1	3											
Albert Belle, R OBP: 0.400, SLG: 0.643 (1, 7)										3	2	2	0	1	0	1											
Eddie Murray, S OBP: 0.373, SLG: 0.497 (1, 10)										3	1	1	1	1	1	2											
Jim Thome, L OBP: 0.448, SLG: 0.562 (1, 5)										4	0	1	0	0	1	5											
Sandy Alomar Jr., R OBP: 0.314, SLG: 0.463 (1, 2)										4	1	1	3	0	1	2											
Paul Sorrento, L OBP: 0.343, SLG: 0.515 (1, 3)										0	0	0	0	1	0	0											
Herbert Perry, R OBP: 0.387, SLG: 0.492 (3, 3)										3	0	3	0	0	0	0											
Alvaro Espinoza, R OBP: 0.267, SLG: 0.323 (1, 6)										4	0	0	0	0	1	3											
Inning Stats	R: 1 E: 0 K: 1 S: 15	H: 1 LOB: 2 BB: 2 P: 28	R: 0 E: 0 K: 1 S: 7	H: 1 LOB: 1 BB: 1 P: 14	R: 1 E: 0 K: 1 S: 13	H: 2 LOB: 1 BB: 0 P: 17	R: 0 E: 0 K: 0 S: 6	H: 1 LOB: 0 BB: 0 P: 7	R: 0 E: 0 K: 0 S: 4	H: 1 LOB: 0 BB: 0 P: 4	R: 0 E: 0 K: 0 S: 12	H: 2 LOB: 2 BB: 0 P: 20	R: 0 E: 0 K: 1 S: 9	H: 1 LOB: 1 BB: 0 P: 14	R: 3 E: 0 K: 3 S: 20	H: 3 LOB: 1 BB: 1 P: 32	1B: 7 2B: 4 3B: 0 HR: 1	SF: 0 SAC: 0 DP: 2 HBP: 0	WP: 0 PB: 0 SB: 2 CS: 0	PA: 37							
PITCHER	IP	WLS	BF	H	R	ER	SO	BB	IBB	HBP	BLK	WP	HR	S	P	ERA	WHIP										
Scott Erickson, R ERA: 5.37 (1, 1)	7.0		31	10	3	3	4	3	0	0	0	1	0	68	106	3.86	1.857										
Jesse Orosco, L ERA: 3.27 (8, 1)	0.1	L	2	0	0	0	1	1	0	0	0	0	0	7	12	0.00	3.000										
Armando Benitez, R ERA: 5.66 (8, 1)	0.1		3	2	2	2	1	0	0	0	0	0	1	8	12	54.00	6.000										
Mark Lee, L ERA: 4.65 (8, 1)	0.1		1	0	0	0	1	0	0	0	0	0	0	3	6	0.00	0.000										

Batter	1	2	3	4	5	6	7	8	9	AB	R	H	RBI	BB	SO	LOB	TOP										
Troy O'Leary, L OBP: 0.366, SLG: 0.514 (1, 8)			G3	P6			K2-3	F8		4	0	0	0	0	2	2	Boston Red Sox @ Baltimore Orioles Oriole Park at Camden Yards, Baltimore, MD Mon Sep 11, 1995, 7:05 PM EDT Att: 40,585 - Unknown - 77 F livebaseballscorecards.com										
Willie McGee, S OBP: 0.319, SLG: 0.419 (8, PH)										1	0	0	0	0	0	2											
John Valentin, R OBP: 0.389, SLG: 0.522 (1, 6)			F8				G5-3			5	1	1	0	0	1	0											
Mo Vaughn, L OBP: 0.387, SLG: 0.573 (1, 3)										4	1	1	2	1	2	0											
Jose Canseco, R OBP: 0.384, SLG: 0.599 (1, 10)			G5-3							5	2	2	1	0	2	1											
Mike Greenwell, L OBP: 0.357, SLG: 0.464 (1, 7)	G4-3									4	2	3	3	0	0	0											
Tim Lincecum, R OBP: 0.430, SLG: 0.465 (1, 5)										3	1	2	0	1	0	0											
Matt Stairs, L OBP: 0.300, SLG: 0.408 Lee Tinsley, S OBP: 0.366, SLG: 0.411 (1, 9)			G4-3				G3-1			3	0	0	0	0	1	2											
Bill Haselman, R OBP: 0.315, SLG: 0.389 Chris Donnels, L OBP: 0.309, SLG: 0.327 Mike Macfarlane, R OBP: 0.327, SLG: 0.411 (8, PH)										0	0	0	0	1	0	0											
Bill Haselman, R OBP: 0.315, SLG: 0.389 Chris Donnels, L OBP: 0.309, SLG: 0.327 Mike Macfarlane, R OBP: 0.327, SLG: 0.411 (8, PH)			F8				K			3	0	0	0	0	1	2											
Luis Alica, S OBP: 0.373, SLG: 0.382 (1, 4)										0	0	0	0	0	0	0											
Luis Alica, S OBP: 0.373, SLG: 0.382 (1, 4)			K							4	0	2	1	0	2	1											
Inning Stats	R: 2 E: 0 K: 2 S: 12	H: 2 LOB: 0 BB: 0 P: 17	R: 0 E: 0 K: 1 S: 12	H: 1 LOB: 1 BB: 0 P: 18	R: 0 E: 0 K: 0 S: 9	H: 0 LOB: 1 BB: 1 P: 16	R: 1 E: 0 K: 1 S: 17	H: 2 LOB: 2 BB: 1 P: 27	R: 1 E: 0 K: 1 S: 9	H: 2 LOB: 1 BB: 0 P: 14	R: 0 E: 0 K: 2 S: 10	H: 0 LOB: 0 BB: 0 P: 17	R: 3 E: 0 K: 0 S: 13	H: 4 LOB: 2 BB: 1 P: 26	R: 0 E: 0 K: 3 S: 10	H: 0 LOB: 0 BB: 0 P: 13		1B: 5 2B: 2 3B: 0 HR: 4	SF: 0 SAC: 0 DP: 0 HBP: 0	WP: 0 PB: 0 SB: 2 CS: 0	PA: 40						
PITCHER	IP	WLS	BF	H	R	ER	SO	BB	IBB	HBP	BLK	WP	HR	S	P	ERA	WHIP										
35 Mike Mussina, R ERA: 3.55	7.0		29	7	4	4	8	2	0	0	0	0	2	78	121	5.14	1.286										
Jesse Orosco, L ERA: 3.55	0.1		3	2	2	2	0	0	0	0	0	0	2	6	11	54.00	6.000										
Terry Clark, R ERA: 3.7	0.1		4	2	1	1	0	0	1	0	0	0	0	4	10	27.00	6.000										
Mark Lee, L ERA: 4.6	0.1	W	1	0	0	0	0	0	0	0	0	0	0	3	5	0.00	0.000										
Doug Jones, R ERA: 5.24	1.0	S	3	0	0	0	3	0	0	0	0	0	0	10	13	0.00	0.000										

Batter	1	2	3	4	5	6	7	8	9	AB	R	H	RBI	BB	SO	LOB	BOTTOM											
Curtis Goodwin, L OBP: 0.322, SLG: 0.346 (1, 8)			1B BB	1B E		SH4-3		SH1-4 1B 2B		3	3	2	2	1	1	0	Boston Red Sox @ Baltimore Orioles Oriole Park at Camden Yards, Baltimore, MD Mon Sep 11, 1995, 7:05 PM EDT Att: 40,585 - Unknown - 77 F livebaseballscorecards.com											
Brady Anderson, L OBP: 0.363, SLG: 0.447 (1, 7)			1B BB	E8		FC1-5-6-5 E		SH1-4		4	1	2	1	0	1	1												
Rafael Palmeiro, L OBP: 0.374, SLG: 0.579 (1, 3)			1B BB	F7		E1		1B SF8 BB		3	1	1	0	2	0	1												
Bobby Bonilla, S OBP: 0.372, SLG: 0.553 (1, 5)	F7		K			F8		K		5	1	1	1	0	2	5												
Cal Ripken Jr., R OBP: 0.323, SLG: 0.427 (1, 6)			K			1B BB		SF8		2	0	1	2	2	1	0												
Harold Baines, L OBP: 0.393, SLG: 0.521 (1, 10)			K			1B BB		F8		4	1	1	2	1	2	4												
Chris Hoiles, R OBP: 0.352, SLG: 0.460 (1, 2)			G5-3			F7		F8		5	0	1	0	0	1	1												
Mark Smith, R OBP: 0.310, SLG: 0.385 (1, 9)			G1 1B BB			F7		L1-3 1B		3	1	0	0	1	1	4												
Bret Barberie, S OBP: 0.351, SLG: 0.333 (1, 4)			G1			S 1B BB		E7 2B		2	2	0	0	2	0	1												
Inning Stats	R: 0 E: 0 K: 2 S: 13	H: 1 LOB: 0 BB: 0 P: 20	R: 0 E: 0 K: 2 S: 7	H: 0 LOB: 0 BB: 0 P: 12	R: 2 E: 0 K: 2 S: 19	H: 2 LOB: 3 BB: 3 P: 40	R: 2 E: 1 K: 0 S: 10	H: 1 LOB: 1 BB: 2 P: 20	R: 0 E: 0 K: 1 S: 7	H: 2 LOB: 2 BB: 1 P: 14	R: 1 E: 1 K: 1 S: 8	H: 0 LOB: 1 BB: 1 P: 12	R: 0 E: 0 K: 2 S: 14	H: 0 LOB: 1 BB: 1 P: 20	R: 5 E: 1 K: 0 S: 15	H: 3 LOB: 0 BB: 1 P: 29		1B: 7 2B: 2 3B: 0 HR: 1	SF: 1 SAC: 2 DP: 1 HBP: 0	WP: 0 PB: 0 SB: 1 CS: 0	PA: 43							
PITCHER	IP	WLS	BF	H	R	ER	SO	BB	IBB	HBP	BLK	WP	HR	S	P	ERA		WHIP										
Roger Clemens, R ERA: 4.08	5.0		27	6	5	3	6	7	0	0	0	0	0	57	111	5.40		2.600										
Mike Maddux, R ERA: 4.1	2.0		10	1	2	1	3	1	0	0	0	0	0	24	32	4.50		1.000										
Eric Gunderson, L ERA: 4.29	0.1	L	2	0	0	0	0	1	0	0	0	0	0	2	8	0.00	3.000											
Stan Belinda, R ERA: 3.05	0.2		4	2	3	3	0	0	0	0	0	0	1	10	16	40.50	3.000											

AB 37
R 7
H 11
RBI 7
BB 3
SO 11
LOB 12



AB 31
R 10
H 9
RBI 8
BB 9
SO 9
LOB 17



Batter	1	2	3	4	5	6	7	8	9	AB	R	H	RBI	BB	SO	LOB	TOP			
Lee Tinsley, S OBP: 0.362, SLG: 0.406 Mike Macfarlane, R OBP: 0.326, SLG: 0.410 (8, 2)	K		K		G4-3	G6-3		K		4	0	0	0	0	2	3	Boston Red Sox @ Baltimore Orioles Oriole Park at Camden Yards, Baltimore, MD Tue Sep 12 1995, 7:05 PM EDT Att: 40,282 - Unknown - 79 F livebaseballscores.com			
John Valentin, R OBP: 0.387, SLG: 0.517 (1, 6)	G1-3		HR		F8		K	G6-3		4	1	0	0	1	1	2				
Mo Vaughn, L OBP: 0.388, SLG: 0.586 (1, 3)	E4		HR						G4-3	5	2	3	3	0	0	0				
Jose Canseco, R OBP: 0.385, SLG: 0.595 (1, 10)	FC4-6		K							4	1	1	0	1	2	2				
Mike Greenwell, L OBP: 0.358, SLG: 0.470 (1, 7)		G6-3	L7							5	1	2	2	0	0	1				
Troy O'Leary, L OBP: 0.395, SLG: 0.514 Willie McGee, S OBP: 0.315, SLG: 0.414 (7, 9)				G1-3						2	0	1	0	1	0	0				
Tim Lincecum, R OBP: 0.428, SLG: 0.463 (1, 5)					G6-3					4	0	1	0	0	2	2				
Bill Haselman, R OBP: 0.320, SLG: 0.388 Dwayne Hoesy, S OBP: 0.417, SLG: 0.500 (8, 8)										3	0	1	0	1	0	4				
Luis Alicea, S OBP: 0.373, SLG: 0.380 (1, 4)										0	0	0	0	0	0	0				
										2	0	0	0	0	1	3				
Inning Stats	R: 0 E: 1 K: 1 S: 9	H: 0 LOB: 1 BB: 0 P: 12	R: 0 E: 0 K: 1 S: 11	H: 2 LOB: 2 BB: 0 P: 19	R: 2 E: 0 K: 2 S: 13	H: 1 LOB: 0 BB: 1 P: 21	R: 0 E: 0 K: 0 S: 10	H: 0 LOB: 1 BB: 1 P: 18	R: 0 E: 0 K: 1 S: 15	H: 1 LOB: 3 BB: 1 P: 24	R: 3 E: 0 K: 2 S: 16	H: 3 LOB: 0 BB: 0 P: 21	R: 0 E: 0 K: 1 S: 11	H: 1 LOB: 2 BB: 1 P: 16	R: 0 E: 0 K: 1 S: 6	H: 0 LOB: 1 BB: 1 P: 14	1B: 6 2B: 0 3B: 0 HR: 3	SF: 0 SAC: 1 DP: 0 HBP: 1	WP: 0 PB: 0 SB: 0 CS: 0	PA: 42
PITCHER	IP WLS BF H R ER SO BB IBB HBP BLK WP HR S P ERA WHIP	IP WLS BF H R ER SO BB IBB HBP BLK WP HR S P ERA WHIP	IP WLS BF H R ER SO BB IBB HBP BLK WP HR S P ERA WHIP	IP WLS BF H R ER SO BB IBB HBP BLK WP HR S P ERA WHIP	IP WLS BF H R ER SO BB IBB HBP BLK WP HR S P ERA WHIP	IP WLS BF H R ER SO BB IBB HBP BLK WP HR S P ERA WHIP	IP WLS BF H R ER SO BB IBB HBP BLK WP HR S P ERA WHIP	IP WLS BF H R ER SO BB IBB HBP BLK WP HR S P ERA WHIP	IP WLS BF H R ER SO BB IBB HBP BLK WP HR S P ERA WHIP	IP WLS BF H R ER SO BB IBB HBP BLK WP HR S P ERA WHIP	IP WLS BF H R ER SO BB IBB HBP BLK WP HR S P ERA WHIP	IP WLS BF H R ER SO BB IBB HBP BLK WP HR S P ERA WHIP	IP WLS BF H R ER SO BB IBB HBP BLK WP HR S P ERA WHIP	IP WLS BF H R ER SO BB IBB HBP BLK WP HR S P ERA WHIP	IP WLS BF H R ER SO BB IBB HBP BLK WP HR S P ERA WHIP	IP WLS BF H R ER SO BB IBB HBP BLK WP HR S P ERA WHIP	IP WLS BF H R ER SO BB IBB HBP BLK WP HR S P ERA WHIP			
Kevin Brown, R ERA: 4.0 Mark Lee, L ERA: 4.53 Mike Hartley, R ERA: 7.45 Jesse Orosco, L ERA: 3.52	6.1 0.1 0.2 1.2	31 2 W S	7 1 1 0	4 1 0 0	4 1 0 0	7 1 0 2	3 0 0 1	0 0 0 0	0 0 0 0	0 0 0 0	0 1 7 0	2 8 9 12	72 7 8 12	110 27.00 0.00 0.600	5.68 3.000 1.500	1.579				

AB	36
R	5
H	9
RBI	5
BB	4
SO	10
LOB	20



Batter	1	2	3	4	5	6	7	8	9	AB	R	H	RBI	BB	SO	LOB	BOTTOM			
Curtis Goodwin, L OBP: 0.323, SLG: 0.351 (1, 8)	L6		K					F9		5	0	2	1	0	2	3	Boston Red Sox @ Baltimore Orioles Oriole Park at Camden Yards, Baltimore, MD Tue Sep 12 1995, 7:05 PM EDT Att: 40,282 - Unknown - 79 F livebaseballscores.com			
Brady Anderson, L OBP: 0.363, SLG: 0.447 (1, 7)	L6							K		4	1	1	0	1	2	1				
Cal Ripken Jr., R OBP: 0.322, SLG: 0.425 (1, 6)	P3							L9		5	0	1	0	0	0	3				
Bobby Bonilla, S OBP: 0.373, SLG: 0.551 (1, 5)										3	2	1	0	1	0	2				
Rafael Palmeiro, L OBP: 0.373, SLG: 0.576 (1, 3)										4	0	1	1	0	1	2				
Chris Hoiles, R OBP: 0.354, SLG: 0.461 (1, 2)										4	1	2	0	0	0	2				
Jeff Manto, R OBP: 0.323, SLG: 0.500 Harold Baines, L OBP: 0.395, SLG: 0.525 (7, 9)										1	1	0	0	2	0	2				
Mark Smith, R OBP: 0.323, SLG: 0.393 Jarvis Brown, R OBP: 0.354, SLG: 0.333 (9, 9)										1	1	1	0	0	0	0				
Mark Smith, R OBP: 0.323, SLG: 0.393 Jarvis Brown, R OBP: 0.354, SLG: 0.333 (9, 9)										4	0	2	2	0	1	3				
Bret Barberie, S OBP: 0.349, SLG: 0.330 (1, 4)										0	0	0	0	0	0	0				
										2	0	0	2	1	0	1				
Inning Stats	R: 0 E: 0 K: 0 S: 7	H: 1 LOB: 0 BB: 0 P: 12	R: 3 E: 0 K: 1 S: 25	H: 3 LOB: 3 BB: 3 P: 46	R: 1 E: 0 K: 2 S: 12	H: 3 LOB: 2 BB: 2 P: 25	R: 0 E: 0 K: 0 S: 16	H: 0 LOB: 0 BB: 0 P: 25	R: 0 E: 0 K: 1 S: 9	H: 0 LOB: 0 BB: 0 P: 12	R: 0 E: 0 K: 1 S: 6	H: 0 LOB: 0 BB: 0 P: 8	R: 1 E: 0 K: 0 S: 10	H: 2 LOB: 1 BB: 0 P: 18	R: 0 E: 0 K: 1 S: 7	H: 0 LOB: 0 BB: 0 P: 10	1B: 8 2B: 4 3B: 0 HR: 0	SF: 1 SAC: 0 DP: 1 HBP: 0	WP: 0 PB: 0 SB: 0 CS: 0	PA: 39
PITCHER	IP WLS BF H R ER SO BB IBB HBP BLK WP HR S P ERA WHIP	IP WLS BF H R ER SO BB IBB HBP BLK WP HR S P ERA WHIP	IP WLS BF H R ER SO BB IBB HBP BLK WP HR S P ERA WHIP	IP WLS BF H R ER SO BB IBB HBP BLK WP HR S P ERA WHIP	IP WLS BF H R ER SO BB IBB HBP BLK WP HR S P ERA WHIP	IP WLS BF H R ER SO BB IBB HBP BLK WP HR S P ERA WHIP	IP WLS BF H R ER SO BB IBB HBP BLK WP HR S P ERA WHIP	IP WLS BF H R ER SO BB IBB HBP BLK WP HR S P ERA WHIP	IP WLS BF H R ER SO BB IBB HBP BLK WP HR S P ERA WHIP	IP WLS BF H R ER SO BB IBB HBP BLK WP HR S P ERA WHIP	IP WLS BF H R ER SO BB IBB HBP BLK WP HR S P ERA WHIP	IP WLS BF H R ER SO BB IBB HBP BLK WP HR S P ERA WHIP	IP WLS BF H R ER SO BB IBB HBP BLK WP HR S P ERA WHIP	IP WLS BF H R ER SO BB IBB HBP BLK WP HR S P ERA WHIP	IP WLS BF H R ER SO BB IBB HBP BLK WP HR S P ERA WHIP	IP WLS BF H R ER SO BB IBB HBP BLK WP HR S P ERA WHIP	IP WLS BF H R ER SO BB IBB HBP BLK WP HR S P ERA WHIP			
Rheal Cormier, L ERA: 4.22 Zane Smith, L ERA: 5.92 Joe Hudson, R ERA: 3.63 Mike Stanton, L ERA: 4.93	2.1 4.0 0.1 1.1	16 16 L 4	6 3 2 0	4 1 1 0	4 1 0 0	4 1 0 0	0 0 0 0	0 0 0 0	0 0 6 10	62 27.00 0.00 0.000	2.25 6.000	1.000								

AB	33
R	6
H	11
RBI	6
BB	5
SO	6
LOB	19



Batter	1	2	3	4	5	6	7	8	9	AB	R	H	RBI	BB	SO	LOB	TOP										
Dwayne Hosey, S (1, 8) OBP: 0.529, SLG: 0.933	0-1 HR	2-1 2B			1-0 F9			1-2 1B 2B	0-0 1B	5	2	4	1	0	0	1	Boston Red Sox @ Baltimore Orioles Oriole Park at Camden Yards, Baltimore, MD Wed Sep 13 1995, 7:05 PM EDT Att: 41,536 - Unknown - 79 F livebaseballscorecards.com										
John Valentin, R (1, 6) OBP: 0.384, SLG: 0.512	2-1 E5 G3 BB	2-0 F7			0-0 G6-4-3			2-3 K	1-3 K	5	0	0	0	0	2	6											
Mo Vaughn, L (1, 3) OBP: 0.389, SLG: 0.583	4-1 G3 1-2 BB				1-0 F7			4-2 1B HBP		2	0	0	0	1	1	0											
Jose Canseco, R (1, 10) OBP: 0.383, SLG: 0.591	2-2 G3				2-0 P6			1-1 1B HBP		4	0	1	1	0	1	2											
Mike Greenwell, L (1, 7) OBP: 0.357, SLG: 0.467	4-0 G6-4-3 IBB				2-2 F9			1-0 F9		3	0	0	0	1	0	2											
Tim Lincecum, R (1, 5) OBP: 0.424, SLG: 0.458	1-1 G6-4-3				1-0 F9			0-2 F9		4	0	0	0	0	0	5											
Troy O'Leary, L (1, 9) Willie McGee, S (9, 9) OBP: 0.365, SLG: 0.508 OBP: 0.315, SLG: 0.414		2-3 K			0-1 F9			3-3 K	1-0 F8	4	0	0	0	0	2	0											
Mike MacFarlane, R (1, 2) OBP: 0.323, SLG: 0.405		2-2 F7			1-1 F9			2-0 E5	1-1 L7	4	0	0	0	0	0	0											
Luis Alicea, S (1, 4) OBP: 0.376, SLG: 0.382		0-0 2B 1B						0-0 P5	2-0 1B	3	0	2	0	1	0	1											
Inning Stats	R: 1 E: 1 K: 0 S: 10	H: 1 LOB: 2 BB: 2 P: 23	R: 0 E: 0 K: 1 S: 10	H: 2 LOB: 2 BB: 0 P: 18	R: 0 E: 0 K: 0 S: 5	H: 0 LOB: 0 BB: 0 P: 10	R: 0 E: 0 K: 0 S: 5	H: 0 LOB: 0 BB: 0 P: 7	R: 0 E: 0 K: 0 S: 7	H: 0 LOB: 0 BB: 1 P: 12	R: 0 E: 0 K: 1 S: 8	H: 0 LOB: 1 BB: 0 P: 14	R: 1 E: 0 K: 1 S: 16	H: 2 LOB: 2 BB: 0 P: 25	R: 0 E: 0 K: 1 S: 9	H: 2 LOB: 2 BB: 0 P: 14	1B: 4 2B: 2 3B: 0 HR: 1	SF: 0 SAC: 0 DP: 2 HBP: 1	WP: 0 PB: 0 SB: 0 CS: 0	PA: 38							
PITCHER	IP	WLS	BF	H	R	ER	SO	BB	IBB	HBP	BLK	WP	HR	S	P	ERA	WHIP										
Jimmy Haynes, R (1, 1) ERA: 1.29	7.0	L	27	3	1	1	4	2	1	0	0	0	1	55	95	1.29	0.714										
Mark Lee, L (8, 1) ERA: 5.09	0.1		3	1	1	1	1	0	0	1	0	0	0	10	17	27.00	3.000										
Joe Borowski, R (8, 1) ERA:	1.2		8	3	0	0	1	0	0	0	0	0	0	15	22	0.00	1.800										

Batter	1	2	3	4	5	6	7	8	9	AB	R	H	RBI	BB	SO	LOB	BOTTOM										
Curtis Goodwin, L (1, 8) OBP: 0.318, SLG: 0.345	0-2 G4-3		0-0 F8			1-3 K			0-1 G1-3	4	0	0	0	0	1	1	Boston Red Sox @ Baltimore Orioles Oriole Park at Camden Yards, Baltimore, MD Wed Sep 13 1995, 7:05 PM EDT Att: 41,536 - Unknown - 79 F livebaseballscorecards.com										
Brady Anderson, L (1, 7) OBP: 0.363, SLG: 0.444	0-1 F7				2-1 L4			1-0 G3-1	4-1 DI BB	3	0	0	0	1	0	0											
Rafael Palmeiro, L (1, 3) OBP: 0.373, SLG: 0.573	2-3 K				4-1 G5-3 BB			1-1 F7	0-3 K	3	0	0	0	1	2	1											
Bobby Bonilla, S (1, 5) OBP: 0.374, SLG: 0.550		0-2 P6			1-1 G5-3			1-2 G4-6-3 1B	4-2 1B BB	3	0	1	0	1	0	1											
Cal Ripken Jr., R (1, 6) OBP: 0.319, SLG: 0.422		1-0 G5-3			0-1 F8			2-1 F7	0-0 G5-3	4	0	0	0	0	0	4											
Harold Baines, L (1, 10) OBP: 0.392, SLG: 0.521		0-2 G3						3-1 G4-6-3		3	0	0	0	0	0	1											
Chris Hoiles, R (1, 2) OBP: 0.353, SLG: 0.458 Jeffrey Hammonds, R (8, PR) OBP: 0.274, SLG: 0.366 Gregg Zaun, S (9, 2) OBP: 0.345, SLG: 0.370			2-1 G4-3			2-2 F8			1-0 G1-6-3 HBP	2	0	0	0	0	0	0											
Mark Smith, R (1, 9) OBP: 0.323, SLG: 0.379			1-1 L8			4-2 BB			0-1 F8	2	0	0	0	1	0	1											
Bret Barberie, S (1, 4) OBP: 0.349, SLG: 0.330			0-0 1B			3-1 G4-3			1 SAFE 0-2 G1-6-3	3	0	1	0	0	0	2											
Inning Stats	R: 0 E: 0 K: 1 S: 8	H: 0 LOB: 0 BB: 0 P: 10	R: 0 E: 0 K: 0 S: 7	H: 0 LOB: 0 BB: 0 P: 8	R: 0 E: 0 K: 0 S: 6	H: 1 LOB: 1 BB: 0 P: 9	R: 0 E: 0 K: 0 S: 7	H: 0 LOB: 1 BB: 1 P: 14	R: 0 E: 0 K: 0 S: 7	H: 0 LOB: 0 BB: 0 P: 10	R: 0 E: 0 K: 0 S: 7	H: 1 LOB: 0 BB: 0 P: 13	R: 0 E: 0 K: 0 S: 5	H: 0 LOB: 1 BB: 0 P: 6	R: 0 E: 0 K: 1 S: 9	H: 0 LOB: 2 BB: 2 P: 17	1B: 2 2B: 0 3B: 0 HR: 0	SF: 0 SAC: 0 DP: 2 HBP: 1	WP: 0 PB: 0 SB: 0 CS: 0	PA: 32							
PITCHER	IP	WLS	BF	H	R	ER	SO	BB	IBB	HBP	BLK	WP	HR	S	P	ERA	WHIP										
49 Tim Wakefield, R (1, 1) ERA: 2.5	8.1	W	29	2	0	0	2	3	0	1	0	0	0	60	96	0.00	0.600										
Rick Aguilera, R (9, 1) ERA: 2.42	0.2	S	3	0	0	0	1	1	0	0	0	0	0	6	10	0.00	1.500										

Batter	1	2	3	4	5	6	7	8	9	AB	R	H	RBI	BB	SO	LOB	TOP										
Bernie Williams, S OBP: 0.383, SLG: 0.484 (1, 8)										5	1	1	1	0	1	4	New York Yankees @ Baltimore Orioles Oriole Park at Camden Yards, Baltimore, MD Thu Sep 14 1995, 7:05 PM EDT Att: 44,289 - Unknown - 91 F										
Randy Velarde, R OBP: 0.366, SLG: 0.366 (1, 6)										3	0	1	0	1	0	1											
Paul O'Neill, L OBP: 0.398, SLG: 0.552 (1, 9)										4	0	1	0	0	0	2											
Ruben Sierra, S OBP: 0.322, SLG: 0.442 (1, 10)										4	1	1	0	0	0	3											
Jim Leyritz, R OBP: 0.386, SLG: 0.412 (1, 2)										3	1	0	0	0	0	1											
Gerald Williams, R OBP: 0.333, SLG: 0.485 (1, 7)										4	0	0	0	0	0	3											
Don Mattingly, L OBP: 0.331, SLG: 0.394 (1, 3)										3	2	2	1	0	0	0											
Russ Davis, R OBP: 0.373, SLG: 0.462 (9, PH)										3	0	1	1	0	1	1											
Wade Boggs, L OBP: 0.410, SLG: 0.428 (9, FR)										1	0	1	1	0	0	0											
Tony Fernandez, S OBP: 0.328, SLG: 0.356 (9, 6)										0	0	0	0	0	0	0											
Pat Kelly, R OBP: 0.315, SLG: 0.336 (1, 4)										4	0	2	1	0	1	1											
Inning Stats	R: 0 E: 0 K: 1 S: 7	H: 0 LOB: 0 BB: 0 P: 13	R: 1 E: 1 K: 0 S: 11	H: 1 LOB: 1 BB: 0 P: 21	R: 1 E: 0 K: 1 S: 10	H: 1 LOB: 1 BB: 1 P: 19	R: 2 E: 0 K: 0 S: 8	H: 2 LOB: 1 BB: 0 P: 11	R: 0 E: 0 K: 0 S: 6	H: 0 LOB: 0 BB: 0 P: 10	R: 0 E: 0 K: 1 S: 11	H: 1 LOB: 1 BB: 0 P: 18	R: 0 E: 0 K: 0 S: 7	H: 1 LOB: 0 BB: 0 P: 12	R: 1 E: 0 K: 0 S: 14	H: 3 LOB: 2 BB: 0 P: 21	1B: 6 2B: 4 3B: 0 HR: 1	SF: 1 SAC: 0 DP: 3 HBP: 1	WP: 2 PB: 0 SB: 1 CS: 0	PA: 37							
PITCHER	IP	WLS	BF	H	R	ER	SO	BB	IBB	HBP	BLK	WP	HR	S	P	ERA	WHIP										
Rick Krivda, L ERA: 3.71 (1, 1)	8.1	L	34	8	5	4	3	1	0	1	0	2	1	74	124	4.32	1.080										
Terry Clark, R ERA: 3.64 (9, 1)	0.2	S	2	0	0	0	0	0	0	0	0	0	0	8	13	0.00	3.000										

Batter	1	2	3	4	5	6	7	8	9	AB	R	H	RBI	BB	SO	LOB	BOTTOM										
Curtis Goodwin, L OBP: 0.315, SLG: 0.341 (1, 8)										3	0	0	0	0	0	1	New York Yankees @ Baltimore Orioles Oriole Park at Camden Yards, Baltimore, MD Thu Sep 14 1995, 7:05 PM EDT Att: 44,289 - Unknown - 91 F										
Kevin Bass, S OBP: 0.305, SLG: 0.324 (8, PH)										1	0	0	0	0	0	0											
Jeff Huson, L OBP: 0.336, SLG: 0.286 (9, 4)										0	0	0	0	0	0	0											
Brady Anderson, L OBP: 0.360, SLG: 0.441 (1, 7)										4	0	0	0	0	0	1											
Cal Ripken Jr., R OBP: 0.319, SLG: 0.419 (1, 6)										3	1	0	0	1	0	0											
Bobby Bonilla, S OBP: 0.377, SLG: 0.558 (1, 5)										4	2	3	2	0	1	0											
Rafael Palmeiro, L OBP: 0.373, SLG: 0.578 (1, 3)										4	1	2	2	0	0	1											
Chris Hoiles, R OBP: 0.350, SLG: 0.452 (1, 2)										4	0	0	0	0	1	2											
Jeff Manto, R OBP: 0.324, SLG: 0.494 (9, PH)										3	0	0	0	1	1	1											
Harold Baines, L OBP: 0.391, SLG: 0.519 (9, PH)										1	0	0	0	0	1	0											
Mark Smith, R OBP: 0.338, SLG: 0.393 (1, 9)										3	0	2	0	0	1	0											
Bret Barberie, S OBP: 0.347, SLG: 0.328 (8, PH)										2	0	0	0	0	1	2											
Jarvis Brown, R OBP: 0.333, SLG: 0.300 (9, 8)										1	0	0	0	0	0	0											
Inning Stats	R: 2 E: 0 K: 0 S: 15	H: 2 LOB: 1 BB: 1 P: 24	R: 0 E: 0 K: 1 S: 8	H: 1 LOB: 0 BB: 0 P: 15	R: 0 E: 0 K: 0 S: 7	H: 0 LOB: 0 BB: 0 P: 11	R: 0 E: 0 K: 1 S: 9	H: 1 LOB: 1 BB: 0 P: 14	R: 0 E: 0 K: 1 S: 9	H: 1 LOB: 1 BB: 0 P: 12	R: 0 E: 0 K: 1 S: 8	H: 0 LOB: 0 BB: 0 P: 13	R: 0 E: 0 K: 1 S: 12	H: 0 LOB: 0 BB: 0 P: 17	R: 0 E: 0 K: 0 S: 5	H: 0 LOB: 0 BB: 0 P: 8	R: 2 E: 0 K: 1 S: 14	H: 2 LOB: 0 BB: 0 P: 23	1B: 5 2B: 0 3B: 0 HR: 2	SF: 0 SAC: 0 DP: 0 HBP: 0	WP: 0 PB: 0 SB: 0 CS: 0	PA: 34					
PITCHER	IP	WLS	BF	H	R	ER	SO	BB	IBB	HBP	BLK	WP	HR	S	P	ERA	WHIP										
Andy Pettitte, L ERA: 4.2 (1, 1)	8.1	W	32	7	4	4	5	1	0	0	0	0	2	81	127	4.32	0.960										
John Wetteland, R ERA: 3.27 (9, 1)	0.2	S	2	0	0	0	1	0	0	0	0	0	0	6	10	0.00	0.000										



Batter	1	2	3	4	5	6	7	8	9	AB	R	H	RBI	BB	SO	LOB	TOP
Dion James, L (1,7) OBP: 0.397, SLG: 0.388	1-2 G1-3		1-1 SAFE G4-6-3			1-0 G3-1		0-0 G6-3		4	0	0	0	0	0	1	
Bernie Williams, S (1,8) OBP: 0.387, SLG: 0.486	3-2 G4-6-3 1B		4-2 BB			0-0 1B 1B		4-2 FC1-6 BB		2	0	2	0	2	0	0	
Paul O'Neill, L (1,9) OBP: 0.399, SLG: 0.551	3-0 G4-6-3		1-1 SAFE F8			2-0 1B		0-0 FC1-6 1B		4	0	2	0	0	0	2	
Ruben Sierra, S (1,10) OBP: 0.323, SLG: 0.445		0-0 G4-3 2B		1-1 G3-1		1-0 1B		0-1 FC1-6		4	1	2	0	0	0	2	
Mike Stanley, R (1,2) OBP: 0.357, SLG: 0.496		0-1 G6-3		2-2 G6-3		3-2 P6		2-3 K		4	0	0	0	0	1	6	
Don Mattingly, L (1,3) OBP: 0.328, SLG: 0.390		1-0 G4-3		2-0 G3-1		2-0 L8			0-3 K	4	0	0	0	0	1	4	
Randy Velarde, R (1,5) OBP: 0.365, SLG: 0.368		1-1 G3 2B		3-2 G3		1-0 L9		0-0 G1-3		4	0	1	1	0	0	0	
Tony Fernandez, S (1,6) OBP: 0.327, SLG: 0.353		0-3 K		3-2 G6-3		1-2 L4		4-2 BB		3	0	0	0	1	1	1	
Pat Kelly, R (1,4) OBP: 0.314, SLG: 0.335			0-0 G4-6-3 1B		1-3 K		0-0 G5-3		0-0 F4	4	0	1	0	0	1	1	
Inning Stats	R: 0 E: 0 K: 0 S: 8	H: 1 LOB: 0 BB: 0 P: 15	R: 1 E: 0 K: 1 S: 9	H: 2 LOB: 1 BB: 0 P: 11	R: 0 E: 0 K: 0 S: 6	H: 0 LOB: 0 BB: 0 P: 11	R: 0 E: 0 K: 1 S: 13	H: 3 LOB: 3 BB: 0 P: 17	R: 0 E: 0 K: 1 S: 11	H: 1 LOB: 2 BB: 1 P: 17	R: 0 E: 0 K: 1 S: 7	H: 0 LOB: 1 BB: 1 P: 11	1B: 6 2B: 2 3B: 0 HR: 0	SF: 0 SAC: 0 DP: 2 HBP: 0	WP: 0 PB: 0 SB: 0 CS: 0	PA: 36	
PITCHER Scott Erickson, R (1,1) ERA: 5.15	IP: 9.0 WLS: W BF: 36 H: 8 R: 1 ER: 1 SO: 4 BB: 3 IBB: 0 HBP: 0 BLK: 0 WP: 0 HR: 0 S: 76 P: 124 ERA: 1.00 WHIP: 1.222											PITCHER	IP: 9.0 WLS: W BF: 36 H: 8 R: 1 ER: 1 SO: 4 BB: 3 IBB: 0 HBP: 0 BLK: 0 WP: 0 HR: 0 S: 76 P: 124 ERA: 1.00 WHIP: 1.222				

New York Yankees @ Baltimore Orioles
 Oriole Park at Camden Yards, Baltimore, MD
 Fri Sep 15 1995, 7:05 PM EDT
 Att: 47,436 - Unknown - 79 F

AB 33
 R 1
 H 8
 RBI 1
 BB 3
 SO 4
 LOB 17



Batter	1	2	3	4	5	6	7	8	9	AB	R	H	RBI	BB	SO	LOB	BOTTOM			
Jarvis Brown, R (1,8) OBP: 0.412, SLG: 0.308	2-3 K	4-1 SAFE BB		1-3 K		2-2 SAFE E 1B HR	4-2 BB			3	1	1	0	2	2	1				
Brady Anderson, L (1,7) OBP: 0.361, SLG: 0.439	4-0 HR BB	2-3 K		1-2 F7		1-1 E7 HR BB	3-3 K			4	2	1	1	1	2	5				
Cal Ripken Jr., R (1,6) OBP: 0.319, SLG: 0.416	4-0 HR BB	1-1 G5-3			0-0 L4	1-2 SAFE HR BB		0-0 G3		3	2	0	0	2	0	2				
Bobby Bonilla, S (1,5) OBP: 0.375, SLG: 0.560	3-2 F9		0-0 L7		2-1 L8	0-0 HR		2-2 F7		5	1	1	4	0	0	2				
Rafael Palmeiro, L (1,3) OBP: 0.374, SLG: 0.582	1-0 1-H 2-H HR		2-1 F8		4-2 BB	1-2 G6-3		0-0 G3		4	1	1	3	1	0	0				
Chris Hoiles, R (1,2) OBP: 0.354, SLG: 0.450	4-0 BB		4-1 BB		4-1 BB	1-2 G4-3				1	0	0	0	3	0	0				
Jeff Manto, R (1,10) OBP: 0.323, SLG: 0.490	3-2 G5-3		1-3 K		0-3 K		0-0 G5-4-3 1B			4	0	1	0	0	2	4				
Mark Smith, R (1,9) OBP: 0.333, SLG: 0.375		1-3 K		4-1 BB		0-1 P5	3-1 G5-4-3			3	0	0	0	1	1	1				
Bret Barberie, S (1,4) OBP: 0.353, SLG: 0.326		4-2 BB BB		1-1 F8		4-1 1B HBP	4-2 WP BB			1	1	0	0	2	0	1				
Inning Stats	R: 3 E: 0 K: 1 S: 10	H: 1 LOB: 3 BB: 3 P: 31	R: 0 E: 0 K: 2 S: 13	H: 0 LOB: 2 BB: 2 P: 25	R: 0 E: 0 K: 1 S: 7	H: 0 LOB: 1 BB: 1 P: 14	R: 0 E: 0 K: 1 S: 11	H: 0 LOB: 2 BB: 1 P: 18	R: 0 E: 0 K: 1 S: 10	H: 0 LOB: 2 BB: 2 P: 20	R: 5 E: 1 K: 0 S: 21	H: 3 LOB: 0 BB: 1 P: 34	R: 0 E: 0 K: 1 S: 12	H: 1 LOB: 2 BB: 2 P: 26	R: 0 E: 0 K: 0 S: 6	H: 0 LOB: 0 BB: 0 P: 8	1B: 3 2B: 0 3B: 0 HR: 2	SF: 0 SAC: 0 DP: 1 HBP: 1	WP: 1 PB: 0 SB: 0 CS: 0	PA: 41
PITCHER Sterling Hitchcock, L (1,1) ERA: 5.14	IP: 5.1 WLS: L BF: 29 H: 3 R: 6 ER: 6 SO: 6 BB: 9 IBB: 0 HBP: 1 BLK: 0 WP: 0 HR: 1 S: 60 P: 124 ERA: 27.00 WHIP: 3.000											PITCHER 42 Mariano Rivera, R (6,1) ERA: 5.65	IP: 0.2 WLS: 4 BF: 1 H: 2 R: 2 ER: 2 SO: 0 BB: 1 IBB: 0 HBP: 0 BLK: 0 WP: 0 HR: 1 S: 12 P: 18 ERA: 27.00 WHIP: 3.000							
PITCHER Joe Ausanio, R (7,1) ERA: 5.73	IP: 1.0 WLS: 5 BF: 1 H: 0 R: 0 ER: 0 SO: 1 BB: 2 IBB: 0 HBP: 0 BLK: 0 WP: 0 HR: 0 S: 12 P: 26 ERA: 0.00 WHIP: 3.000											PITCHER Dave Pavlas, R (8,1) ERA: 3.18	IP: 1.0 WLS: 3 BF: 0 H: 0 R: 0 ER: 0 SO: 0 BB: 0 IBB: 0 HBP: 0 BLK: 0 WP: 0 HR: 0 S: 6 P: 8 ERA: 0.00 WHIP: 0.000							

New York Yankees @ Baltimore Orioles
 Oriole Park at Camden Yards, Baltimore, MD
 Fri Sep 15 1995, 7:05 PM EDT
 Att: 47,436 - Unknown - 79 F

AB 28
 R 8
 H 5
 RBI 8
 BB 12
 SO 7
 LOB 16



Batter	1	2	3	4	5	6	7	8	9	AB	R	H	RBI	BB	SO	LOB	TOP
Wade Boggs, L (1, 5) OBP: 0.309, SLG: 0.426	L7		G5-3			G1-3				4	1	1	0	0	0	0	New York Yankees @ Baltimore Orioles Oriole Park at Camden Yards, Baltimore, MD Sat Sep 16 1995, 7:05 PM EDT Att: 46,891 - Unknown - 71 F livebaseballscorecards.com
Bernie Williams, S (1, 8) OBP: 0.391, SLG: 0.497	BB		2B			HR				3	2	3	1	1	0	0	
Paul O'Neill, L (1, 9) OBP: 0.396, SLG: 0.546	K		K			G4-3				4	0	0	0	0	2	5	
Ruben Sierra, S (1, 10) OBP: 0.325, SLG: 0.445	BB		K							2	1	1	1	1	1	1	
Dion James, L (1, 7) OBP: 0.367, SLG: 0.387 Gerald Williams, R (6, 7) OBP: 0.333, SLG: 0.485	P6									3	1	1	1	0	1	2	
Don Mattingly, L (1, 3) OBP: 0.330, SLG: 0.393										0	0	0	0	0	0	0	
Mike Stanley, R (1, 2) OBP: 0.357, SLG: 0.497										2	0	2	1	0	0	0	
Tony Fernandez, S (1, 6) OBP: 0.325, SLG: 0.350										3	0	1	2	0	1	2	
Randy Velarde, R (1, 4) OBP: 0.364, SLG: 0.367										3	0	0	0	0	0	3	
										3	1	1	0	0	2	1	
Inning Stats	R: 0 E: 0 K: 1 S: 11	H: 0 LOB: 2 BB: 2 P: 25	R: 0 E: 0 K: 2 S: 9	H: 1 LOB: 1 BB: 0 P: 11	R: 0 E: 0 K: 2 S: 15	H: 1 LOB: 1 BB: 0 P: 21	R: 0 E: 0 K: 1 S: 9	H: 1 LOB: 1 BB: 0 P: 13	R: 5 E: 0 K: 0 S: 22	H: 6 LOB: 1 BB: 0 P: 32	R: 1 E: 0 K: 1 S: 7	H: 1 LOB: 0 BB: 0 P: 13					WP: 0 PA: 30
PITCHER	IP WLS BF H R ER SO BB IBB HBP BLK WP HR S P ERA WHIP																
35 Mike Mussina, R (1, 1) ERA: 3.7	4.2 L 25 9 5 5 6 2 0 0 0 0 0 65 100 9.64 2.357																
Jamie Moyer, L (5, 1) ERA: 5.21	1.1 5 1 1 1 1 0 0 0 0 0 1 8 15 6.75 0.750																

Batter	1	2	3	4	5	6	7	8	9	AB	R	H	RBI	BB	SO	LOB	BOTTOM
Curtis Goodwin, L (1, 8) OBP: 0.315, SLG: 0.341 Kevin Bass, S (6, FH) OBP: 0.304, SLG: 0.323	F8		K			F7				3	1	1	0	0	1	1	New York Yankees @ Baltimore Orioles Oriole Park at Camden Yards, Baltimore, MD Sat Sep 16 1995, 7:05 PM EDT Att: 46,891 - Unknown - 71 F livebaseballscorecards.com
Brady Anderson, L (1, 7) OBP: 0.361, SLG: 0.439	P6		F8			BB				3	1	1	1	1	0	1	
Rafael Palmeiro, L (1, 3) OBP: 0.373, SLG: 0.579	F6					BB				2	0	0	1	1	0	0	
Bobby Bonilla, S (1, 5) OBP: 0.378, SLG: 0.562										4	1	3	1	0	1	3	
Cal Ripken Jr., R (1, 6) OBP: 0.320, SLG: 0.416	FC6-4									3	0	1	0	0	1	2	
Harold Baines, L (1, 10) OBP: 0.388, SLG: 0.516	K									2	0	0	1	0	2	3	
Chris Hoiles, R (1, 2) OBP: 0.354, SLG: 0.452	L6									3	1	1	0	0	1	2	
Mark Smith, R (1, 9) OBP: 0.347, SLG: 0.379										2	0	1	1	1	0	0	
Bret Barberie, S (1, 4) OBP: 0.354, SLG: 0.328										2	1	1	0	0	0	1	
										3	1	1	0	0	1	2	
Inning Stats	R: 0 E: 0 K: 0 S: 6	H: 0 LOB: 0 BB: 0 P: 10	R: 0 E: 0 K: 1 S: 8	H: 1 LOB: 1 BB: 0 P: 11	R: 0 E: 0 K: 1 S: 10	H: 0 LOB: 1 BB: 1 P: 19	R: 1 E: 0 K: 1 S: 9	H: 2 LOB: 1 BB: 0 P: 14	R: 3 E: 0 K: 2 S: 22	H: 4 LOB: 2 BB: 0 P: 29	R: 1 E: 0 K: 1 S: 10	H: 2 LOB: 3 BB: 2 P: 23					WP: 0 PA: 31
PITCHER	IP WLS BF H R ER SO BB IBB HBP BLK WP HR S P ERA WHIP																
Jack McDowell, R (1, 1) ERA: 3.85	5.0 W 26 9 5 5 5 1 0 0 0 0 0 4 7 9.00 2.000																
Bob MacDonald, L (6, 1) ERA: 5.0	0.2 4 0 0 0 0 2 0 0 0 0 0 4 14 0.00 3.000																
Bob Wickman, R (6, 1) ERA: 4.18	0.1 S 1 0 0 0 1 0 0 0 0 0 0 4 7 0.00 0.000																

Batter	1	2	3	4	5	6	7	8	9	AB	R	H	RBI	BB	SO	LOB	TOP	
Wade Boggs, L (1, 5) OBP: 0.367, SLG: 0.424 Pat Kelly, R (5, 4) OBP: 0.333, SLG: 0.333 Daryl Strawberry, L (9, PH) OBP: 0.356, SLG: 0.442 Ruben Rivera, R (8, PR)	G1			G6-3			K		G6-3	2	0	0	0	0	0	0	New York Yankees @ Baltimore Orioles Oriole Park at Camden Yards, Baltimore, MD Sun Sep 17, 1995, 3:33 AM EDT Att: 46,027 - Cloudy - 73 F	
Bernie Williams, S (1, 8) OBP: 0.392, SLG: 0.496	G5-4-3 BB			K			G4-3		G5-4-3	3	0	1	0	1	1	0		
Paul O'Neill, L (1, 9) OBP: 0.393, SLG: 0.541	G5-4-3 1-2			G4-3			G4-3		G5-4-3	4	0	0	0	0	0	4		
Ruben Sierra, S (1, 10) OBP: 0.325, SLG: 0.446		F8							G4-3	3	0	1	0	0	0	0		
Dion James, L (1, 7) OBP: 0.361, SLG: 0.380	G3-1					L6-4 2B			L7	3	0	0	0	0	0	1		
Don Mattingly, L (1, 3) OBP: 0.330, SLG: 0.393	F7					F8			PB 1B	3	0	1	0	0	0	0		
Mike Stanley, R (1, 2) OBP: 0.355, SLG: 0.493				K					K	3	0	0	0	0	3	1		
Tony Fernandez, S (1, 6) OBP: 0.322, SLG: 0.347				G1-3					G6-3	3	0	0	0	0	1	0		
Randy Velarde, R (1, 4) OBP: 0.364, SLG: 0.367				K					1B BB 1B	3	0	1	0	0	2	0		
Inning Stats	R: 0 E: 0 K: 0 S: 5	H: 0 LOB: 0 BB: 1 P: 12	R: 0 E: 0 K: 0 S: 5	H: 0 LOB: 0 BB: 0 P: 7	R: 0 E: 0 K: 2 S: 9	H: 0 LOB: 0 BB: 0 P: 15	R: 0 E: 0 K: 1 S: 11	H: 0 LOB: 0 BB: 0 P: 15	R: 0 E: 0 K: 3 S: 14	H: 0 LOB: 0 BB: 0 P: 19	R: 0 E: 0 K: 1 S: 9	H: 1 LOB: 1 BB: 0 P: 13	R: 0 E: 0 K: 0 S: 13	H: 2 LOB: 3 BB: 1 P: 27	1B: 3 2B: 2 3B: 0 HR: 0	SF: 0 SAC: 0 DP: 3 HBP: 0		WP: 0 PB: 1 SB: 0 CS: 0
PITCHER	IP WLS BF H R ER SO BB IBB HBP BLK WP HR S P ERA WHIP																	
Kevin Brown, R (1, 1) ERA: 3.79	8.1 W 29 4 0 0 8 2 0 0 0 0 0 0 79 127 0.00 0.720																	
Jesse Orosco, L (9, 1) ERA: 3.47	0.2 S 1 0 0 0 0 0 0 0 0 0 0 0 3 6 0.00 0.000																	

AB	28
R	0
H	4
RBI	0
BB	2
SO	8
LOB	6



Batter	1	2	3	4	5	6	7	8	9	AB	R	H	RBI	BB	SO	LOB	BOTTOM	
Curtis Goodwin, L (1, 8) OBP: 0.310, SLG: 0.336 Kevin Bass, S (8, PH) OBP: 0.303, SLG: 0.321	K	G4-3		K		K		G6-4-3		4	0	0	0	0	3	3	New York Yankees @ Baltimore Orioles Oriole Park at Camden Yards, Baltimore, MD Sun Sep 17, 1995, 3:33 AM EDT Att: 46,027 - Cloudy - 73 F	
Brady Anderson, L (1, 7) OBP: 0.364, SLG: 0.438	2B BB			K					S BB	1	1	0	0	3	1	2		
Rafael Palmeiro, L (1, 3) OBP: 0.375, SLG: 0.584	1H 2B	G3				G4-3 2B			1-2 BB	3	1	2	1	1	0	1		
Bobby Bonilla, S (1, 5)	BB 2B			G6-4-3 1B		G1-3			P6	4	0	2	1	0	0	3		
Cal Ripken Jr., R (1, 6) OBP: 0.317, SLG: 0.413	K			G6-4-3		G4-3			P3	4	0	0	0	0	1	5		
Harold Baines, L (1, 10) OBP: 0.387, SLG: 0.512	BB BB			F7		G1-3			P5	3	0	0	0	1	0	3		
Chris Hoiles, R (1, 2) OBP: 0.355, SLG: 0.451				SH5-3 1B					P4	3	0	1	0	1	0	0		
Jeff Huson, L (1, 4) OBP: 0.341, SLG: 0.287	G4-3			SH5-3 1B		F7			S BB	3	0	1	0	1	0	3		
Jarvis Brown, R (1, 9) OBP: 0.400, SLG: 0.267		P4		SH5-3		E6			G6-4-3 BB	2	0	0	0	1	0	0		
Inning Stats	R: 2 E: 0 K: 2 S: 18	H: 2 LOB: 3 BB: 3 P: 36	R: 0 E: 0 K: 0 S: 9	H: 0 LOB: 1 BB: 1 P: 18	R: 0 E: 0 K: 0 S: 4	H: 1 LOB: 0 BB: 0 P: 8	R: 0 E: 0 K: 2 S: 16	H: 2 LOB: 2 BB: 0 P: 23	R: 0 E: 0 K: 1 S: 10	H: 0 LOB: 1 BB: 0 P: 19	R: 0 E: 0 K: 0 S: 8	H: 0 LOB: 2 BB: 2 P: 20	R: 0 E: 0 K: 0 S: 12	H: 0 LOB: 1 BB: 2 P: 23	1B: 3 2B: 3 3B: 0 HR: 0	SF: 0 SAC: 1 DP: 2 HBP: 0		WP: 0 PB: 0 SB: 3 CS: 0
PITCHER	IP WLS BF H R ER SO BB IBB HBP BLK WP HR S P ERA WHIP																	
Scott Kamieniecki, R (1, 1) ERA: 4.83	6.0 L 28 6 2 2 5 4 0 0 0 0 0 0 63 112 3.00 1.667																	
Bob MacDonald, L (7, 1) ERA: 5.0	0.0 2 0 0 0 0 2 0 0 0 0 0 0 2 10 - - -																	
42 Mariano Rivera, R (7, 1) ERA: 5.54	1.1 6 0 0 0 0 2 0 0 0 0 0 0 15 29 0.00 1.500																	
Steve Howe, L (8, 1) ERA: 4.44	0.2 1 0 0 0 0 0 0 0 0 0 0 0 3 4 0.00 0.000																	

AB	28
R	2
H	6
RBI	2
BB	8
SO	5
LOB	22



Batter	1	2	3	4	5	6	7	8	9	AB	R	H	RBI	BB	SO	LOB	TOP										
Curtis Goodwin, L OBP: 0.309, SLG: 0.337 (1, 8)										5	0	1	0	0	2	0	Baltimore Orioles @ Detroit Tigers Tiger Stadium, Detroit, MI Mon Sep 18 1995, 7:05 PM EDT Att: 12,637 - Unknown - 69 F										
Brady Anderson, L OBP: 0.363, SLG: 0.438 (1, 7)										5	1	1	0	0	0	1											
Rafael Palmeiro, L OBP: 0.378, SLG: 0.585 (1, 3)										4	2	3	0	0	0	0											
Bobby Bonilla, S OBP: 0.380, SLG: 0.569 (1, 5)										4	2	2	3	0	0	1											
Cal Ripken Jr., R OBP: 0.317, SLG: 0.410 (1, 6)										3	1	0	0	1	1	2											
Harold Baines, L OBP: 0.388, SLG: 0.514 (1, 10)										4	0	2	3	0	0	1											
Chris Hoiles, R OBP: 0.352, SLG: 0.445 (1, 2)										4	0	0	0	0	0	2											
Jeff Huson, L OBP: 0.331, SLG: 0.277 (1, 4)										4	0	0	0	0	0	2											
Mark Smith, R OBP: 0.329, SLG: 0.357 (1, 9)										4	0	0	0	0	1	1											
Inning Stats	R: 0 E: 0 K: 1 S: 10	H: 1 LOB: 1 BB: 0 P: 13	R: 0 E: 0 K: 0 S: 5	H: 0 LOB: 0 BB: 0 P: 8	R: 0 E: 0 K: 0 S: 9	H: 0 LOB: 1 BB: 1 P: 18	R: 0 E: 0 K: 0 S: 12	H: 0 LOB: 1 BB: 1 P: 21	R: 0 E: 0 K: 1 S: 11	H: 0 LOB: 0 BB: 0 P: 17	R: 0 E: 0 K: 1 S: 12	H: 1 LOB: 1 BB: 0 P: 20	R: 4 E: 1 K: 0 S: 14	H: 4 LOB: 1 BB: 0 P: 25	R: 0 E: 0 K: 0 S: 5	H: 0 LOB: 0 BB: 0 P: 8	1B: 5 2B: 3 3B: 0 HR: 1	SF: 0 SAC: 0 DP: 0 HBP: 0	WP: 0 PB: 0 SB: 0 CS: 0	PA: 38							
PITCHER	IP	WLS	BF	H	R	ER	SO	BB	IBB	HBP	BLK	WP	HR	S	P	ERA	WHIP										
Felipe Lira, R ERA: 4.24 (1, 1)	6.0	L	23	4	2	2	3	1	0	0	0	0	1	51	85	3.00	0.833										
Mike Christopher, R ERA: 4.0 (7, 1)	1.0		4	1	0	0	1	0	0	0	0	0	0	12	20	0.00	1.000										
Brian Bohannon, L ERA: 6.01 (8, 1)	0.1		4	3	3	3	0	0	0	0	0	0	0	6	9	81.00	9.000										
Brian Maxcy, R ERA: 6.44 (8, 1)	0.2		4	1	1	0	0	0	0	0	0	0	0	8	16	0.00	1.500										
Mike Myers, L ERA: 12.27 (9, 1)	1.0		3	0	0	0	0	0	0	0	0	0	0	5	8	0.00	0.000										

Batter	1	2	3	4	5	6	7	8	9	AB	R	H	RBI	BB	SO	LOB	BOTTOM										
Chad Curtis, R OBP: 0.354, SLG: 0.445 (1, 8)										5	2	2	1	0	1	2	Baltimore Orioles @ Detroit Tigers Tiger Stadium, Detroit, MI Mon Sep 18 1995, 7:05 PM EDT Att: 12,637 - Unknown - 69 F										
Bobby Higginson, L OBP: 0.332, SLG: 0.399 (1, 9)										4	0	1	0	0	2	1											
Travis Fryman, R OBP: 0.354, SLG: 0.414 (1, 5)										3	0	1	1	1	2	0											
Cecil Fielder, R OBP: 0.354, SLG: 0.489 (1, 10)										3	0	1	0	1	1	2											
Derreck White, R OBP: 0.191, SLG: 0.234 (8, PR)										0	0	0	0	0	0	0											
Lou Whitaker, L OBP: 0.376, SLG: 0.529 (1, 4)										4	0	0	0	0	2	5											
Tony Clark, S OBP: 0.258, SLG: 0.321 (1, 3)										3	0	0	0	1	1	5											
Alan Trammell, R OBP: 0.353, SLG: 0.357 (1, 6)										4	0	0	0	0	0	1											
Phil Nevin, R OBP: 0.281, SLG: 0.254 (1, 7)										2	0	0	0	2	1	0											
Ron Tingley, R OBP: 0.313, SLG: 0.407 (1, 2)										2	0	0	0	0	2	0											
Franklin Stubbs, L OBP: 0.363, SLG: 0.404 (9, PH)										1	0	0	0	0	1	1											
Inning Stats	R: 1 E: 0 K: 2 S: 14	H: 3 LOB: 2 BB: 0 P: 21	R: 0 E: 0 K: 1 S: 7	H: 0 LOB: 0 BB: 0 P: 13	R: 0 E: 0 K: 2 S: 7	H: 0 LOB: 0 BB: 1 P: 14	R: 0 E: 0 K: 1 S: 6	H: 0 LOB: 1 BB: 1 P: 15	R: 0 E: 0 K: 1 S: 13	H: 1 LOB: 1 BB: 0 P: 17	R: 0 E: 0 K: 2 S: 10	H: 0 LOB: 0 BB: 0 P: 17	R: 1 E: 0 K: 2 S: 15	H: 1 LOB: 2 BB: 2 P: 28	R: 0 E: 0 K: 1 S: 9	H: 0 LOB: 1 BB: 1 P: 15	1B: 3 2B: 1 3B: 0 HR: 1	SF: 0 SAC: 1 DP: 0 HBP: 0	WP: 0 PB: 0 SB: 0 CS: 0	PA: 37							
PITCHER	IP	WLS	BF	H	R	ER	SO	BB	IBB	HBP	BLK	WP	HR	S	P	ERA	WHIP										
Jimmy Haynes, R ERA: 1.88 (1, 1)	7.1	W	30	5	2	2	11	3	0	0	0	0	1	74	124	2.46	1.091										
Joe Borowski, R ERA: (8, 1)	0.0		1	0	0	0	0	1	0	0	0	0	0	1	5	∞	∞										
Jesse Orosco, L ERA: 3.42 (8, 1)	0.2		2	0	0	0	1	0	0	0	0	0	0	4	5	0.00	0.000										
Doug Jones, R ERA: 5.12 (9, 1)	1.0		4	0	0	0	1	1	0	0	0	0	0	9	15	0.00	1.000										

AB	37
R	6
H	9
RBI	6
BB	1
SO	4
LOB	10



Batter	1	2	3	4	5	6	7	8	9	AB	R	H	RBI	BB	SO	LOB	TOP										
Curtis Goodwin, L OBP: 0.305, SLG: 0.339 (1, 8)	F7	F9		4-3			G6-4-3 1B		F9	5	0	1	0	0	0	2											
Brady Anderson, L OBP: 0.366, SLG: 0.446 (1, 7)	4-3			G3			G6-4-3 1-2f			4	1	1	1	0	0	2											
Rafael Palmeiro, L OBP: 0.377, SLG: 0.588 (1, 3)	K			HR			G3			3	1	1	1	1	1	0											
Bobby Bonilla, S OBP: 0.380, SLG: 0.566 (1, 5)		4-3 1B		4-3			G4-6-3 1-2f		G6-4-3 1B	4	1	2	0	0	0	1											
Cal Ripken Jr., R OBP: 0.314, SLG: 0.405 (1, 6)	4-3			BB			5-3		G6-4-3 1-2f	3	0	0	0	1	0	2											
Harold Baines, L OBP: 0.397, SLG: 0.531 (8, PR)		BB 2B		BB			HR			3	2	3	2	1	0	0											
Jeffrey Hammonds, R OBP: 0.274, SLG: 0.366 (8, PR)		1B		BB						0	0	0	0	0	0	0											
Chris Hoiles, R OBP: 0.351, SLG: 0.441 (1, 2)		2B		G5-4-3			F5		K	3	1	0	0	1	1	3											
Jeff Huson, L OBP: 0.341, SLG: 0.294 (1, 4)		2B					K			4	0	2	2	0	1	0											
Jarvis Brown, R OBP: 0.375, SLG: 0.222 (1, 9)	K			1B			K		5-3	3	0	0	0	1	2	1											
Inning Stats	R: 0 E: 0 K: 1 S: 10	H: 0 LOB: 0 BB: 0 P: 15	R: 3 E: 0 K: 1 S: 15	H: 3 LOB: 1 BB: 1 P: 24	R: 2 E: 0 K: 0 S: 14	H: 2 LOB: 1 BB: 2 P: 24	R: 0 E: 0 K: 0 S: 8	H: 1 LOB: 1 BB: 1 P: 16	R: 0 E: 0 K: 0 S: 7	H: 0 LOB: 0 BB: 1 P: 13	R: 1 E: 0 K: 2 S: 9	H: 1 LOB: 0 BB: 0 P: 13	R: 0 E: 0 K: 0 S: 8	H: 1 LOB: 0 BB: 0 P: 13	R: 0 E: 0 K: 1 S: 12	H: 2 LOB: 1 BB: 0 P: 21	R: 0 E: 0 K: 0 S: 11	H: 0 LOB: 0 BB: 0 P: 15	1B: 5 2B: 2 3B: 0 HR: 3	SF: 0 SAC: 0 DP: 4 HBP: 0	WP: 0 PA: 37 PB: 0 SB: 0 CS: 1						
PITCHER	IP	WLS	BF	H	R	ER	SO	BB	IBB	HBP	BLK	WP	HR	S	P	ERA	WHIP										
Clint Sodowsky, R ERA: 3.63 (1, 1)	2.1	L	14	5	5	5	2	2	0	0	0	0	2	33	53	19.29	3.000										
Ben Blomdahl, R ERA: 8.24 (3, 1)	2.2	9	1	0	0	0	3	0	0	0	0	0	0	21	39	0.00	1.500										
Brian Bohanon, L ERA: 5.98 (6, 1)	2.0	7	2	1	1	2	0	0	0	0	0	0	1	17	26	4.50	1.000										
Greg Gohr, R ERA: 1.5 (8, 1)	1.0	4	2	0	0	0	1	0	0	0	0	0	0	12	21	0.00	2.000										
Joe Boever, R ERA: 6.34 (9, 1)	1.0	3	0	0	0	0	0	0	0	0	0	0	0	11	15	0.00	0.000										

Baltimore Orioles @ Detroit Tigers
Tiger Stadium, Detroit, MI
Wed Sep 20 1995, 3:33 AM EDT
Att. 8,397 - Overcast - 62 F

AB 32
R 6
H 10
RBI 6
BB 5
SO 5
LOB 11



Batter	1	2	3	4	5	6	7	8	9	AB	R	H	RBI	BB	SO	LOB	BOTTOM										
Chad Curtis, R OBP: 0.352, SLG: 0.447 (1, 8)	6-3	K			K		FC6-4 1-2f			4	0	0	0	0	2	2											
Chris Gomez, R OBP: 0.296, SLG: 0.368 (1, 6)	6-3 1B 2B			2B			F8		5-3	4	2	2	0	0	0	0											
Travis Fryman, R OBP: 0.353, SLG: 0.410 (1, 5)	6-3			K			F8		G5-4-3 1B	4	0	1	0	0	1	2											
Cecil Fielder, R OBP: 0.350, SLG: 0.483 (1, 10)		1B		5-3			F8		G5-4-3 1-2f	4	0	1	1	0	0	2											
Tony Clark, S OBP: 0.286, SLG: 0.365 (1, 3)	K			2B			1-3		4-3	4	0	1	1	0	1	1											
Bobby Higginson, L OBP: 0.331, SLG: 0.398 (1, 9)		5-3 1B		F7			F9		3-1	4	1	1	0	0	0	1											
Phil Nevin, R OBP: 0.280, SLG: 0.254 (1, 7)		5-3		K			F8		K	4	0	0	0	0	2	1											
Scott Fletcher, R OBP: 0.326, SLG: 0.333 (1, 4)		1B		6-3			F9			3	0	1	1	0	0	0											
John Flaherty, R OBP: 0.295, SLG: 0.424 (1, 2)	F7			6-3			FC6-4 1B			3	0	1	0	0	0	1											
Inning Stats	R: 1 E: 0 K: 1 S: 11	H: 2 LOB: 1 BB: 0 P: 16	R: 1 E: 0 K: 1 S: 10	H: 2 LOB: 1 BB: 0 P: 15	R: 1 E: 0 K: 1 S: 15	H: 2 LOB: 1 BB: 0 P: 19	R: 0 E: 0 K: 1 S: 5	H: 0 LOB: 0 BB: 0 P: 10	R: 0 E: 0 K: 0 S: 8	H: 0 LOB: 0 BB: 0 P: 12	R: 0 E: 0 K: 0 S: 3	H: 0 LOB: 0 BB: 0 P: 6	R: 0 E: 0 K: 0 S: 8	H: 1 LOB: 1 BB: 0 P: 11	R: 0 E: 0 K: 0 S: 8	H: 1 LOB: 0 BB: 0 P: 9	R: 0 E: 0 K: 1 S: 7	H: 0 LOB: 0 BB: 0 P: 14	1B: 5 2B: 3 3B: 0 HR: 0	SF: 0 SAC: 0 DP: 1 HBP: 0	WP: 0 PA: 34 PB: 0 SB: 0 CS: 0						
PITCHER	IP	WLS	BF	H	R	ER	SO	BB	IBB	HBP	BLK	WP	HR	S	P	ERA	WHIP										
Scott Erickson, R ERA: 5.04 (1, 1)	9.0	W	34	8	3	3	6	0	0	0	0	0	0	75	112	3.00	0.889										

Baltimore Orioles @ Detroit Tigers
Tiger Stadium, Detroit, MI
Wed Sep 20 1995, 3:33 AM EDT
Att. 8,397 - Overcast - 62 F

AB 34
R 3
H 8
RBI 3
BB 0
SO 6
LOB 10



Batter	1	2	3	4	5	6	7	8	9	AB	R	H	RBI	BB	SO	LOB	TOP					
Jarvis Brown, R (1, 8) OBP: 0.346, SLG: 0.200 Curtis Goodwin, L (6, FH) OBP: 0.305, SLG: 0.339 (6, 8)	F9		B3			L6	P2	P5		2	0	0	0	0	0	0						
Brady Anderson, L (1, 7) OBP: 0.367, SLG: 0.448	G3 1B		P3			L6	2B 1B		1B 1B	5	2	3	1	0	0	1						
Cal Ripken Jr., R (1, 6) OBP: 0.317, SLG: 0.408	G3 1B			F8		P2	3B 2B		BB 1B SF8 1B	5	2	3	3	0	0	0						
Bobby Bonilla, S (1, 5) OBP: 0.382, SLG: 0.570	G3			F8			1B		BB 1B HR 1B	5	3	3	2	0	0	2						
Rafael Palmeiro, L (1, 3) OBP: 0.378, SLG: 0.586	P6			K			1B		HR 1B K	5	1	2	1	0	2	4						
Chris Hoiles, R (1, 2) OBP: 0.354, SLG: 0.440		G5-3			F7				HR 1B BB	3	2	1	1	2	0	0						
Harold Baines, L (1, 10) OBP: 0.395, SLG: 0.531		G3-1			G4-1				SF8	4	1	1	2	0	1	2						
Mark Smith, R (1, 9) OBP: 0.333, SLG: 0.390			G6-3			P3	G5-3		HR	5	1	2	3	0	0	2						
Jeff Huson, L (1, 4) OBP: 0.336, SLG: 0.285			G4-3		F7		K	G1-3		4	1	0	0	0	1	1						
Inning Stats	R: 0 E: 0 K: 0 S: 14	H: 2 LOB: 2 BB: 0 P: 19	R: 0 E: 0 K: 0 S: 6	H: 0 LOB: 0 BB: 0 P: 12	R: 0 E: 0 K: 1 S: 10	H: 0 LOB: 0 BB: 0 P: 15	R: 0 E: 0 K: 1 S: 7	H: 0 LOB: 0 BB: 0 P: 12	R: 0 E: 0 K: 0 S: 11	H: 1 LOB: 1 BB: 0 P: 18	R: 0 E: 0 K: 0 S: 10	H: 1 LOB: 0 BB: 0 P: 16	R: 8 E: 1 K: 1 S: 26	H: 8 LOB: 2 BB: 1 P: 46	R: 0 E: 0 K: 1 S: 11	H: 0 LOB: 0 BB: 0 P: 14	R: 5 E: 0 K: 1 S: 15	H: 4 LOB: 0 BB: 1 P: 29	1B: 12 2B: 3 3B: 1 HR: 1	SF: 1 SAC: 0 DP: 1 HBP: 1	WP: 0 PB: 0 SB: 1 CS: 0	PA: 45
PITCHER	IP	WLS	BF	H	R	ER	SO	BB	IBB	HBP	BLK	WP	HR	S	P	ERA	WHIP					
C.J. Nikowski, L (1, 1) ERA: 6.42	5.0		18	3	0	0	1	0	0	0	0	0	0	48	76	0.00	0.600					
Mike Christopher, R (6, 1) ERA: 3.93	1.0		3	1	0	0	0	0	0	0	0	0	0	0	16	0.00	1.000					
John Doherty, R (7, 1) ERA: 5.15	0.1	L	5	4	4	4	0	0	0	0	0	0	0	7	9	108.00	12.000					
Mike Myers, L (7, 1) ERA: 12.6	0.1		3	1	0	0	0	0	0	1	0	0	0	9	15	0.00	3.000					
Brian Maxey, R (7, 1) ERA: 6.75	0.1		5	3	4	4	1	1	0	0	0	0	0	10	22	108.00	12.000					
Joe Boever, R (8, 1) ERA: 6.68	2.0		11	4	5	5	2	1	0	0	0	0	0	1	26	43	22.50	2.500				

Baltimore Orioles @ Detroit Tigers
 Tiger Stadium, Detroit, MI
 Thu Sep 21 1995, 3:33 AM EDT
 Att: 14,803 - Overcast - 59 F

AB	41
R	13
H	16
RBI	13
BB	2
SO	4
LOB	15



Batter	1	2	3	4	5	6	7	8	9	AB	R	H	RBI	BB	SO	LOB	BOTTOM					
Chad Curtis, R (1, 8) OBP: 0.353, SLG: 0.447	1B FC5-4 BB		F9		G6-3			1B		3	1	1	0	1	0	0						
Bobby Higginson, L (1, 9) OBP: 0.333, SLG: 0.397	FC5-4 1B		G4-3 BB			K		P2		3	0	1	0	1	1	1						
Travis Fryman, R (1, 5) OBP: 0.352, SLG: 0.409	FC5-4 BB		G4-3			F8		1B		4	0	1	1	0	0	2						
Cecil Fielder, R (1, 10) OBP: 0.350, SLG: 0.480	K		K					L7		3	0	0	0	1	2	4						
Lou Whitaker, L (1, 4) OBP: 0.375, SLG: 0.522				K					G5-3	3	0	0	0	1	2	1						
Alan Trammell, R (1, 6) OBP: 0.346, SLG: 0.346			F7		G6-3				G5-3	4	0	0	0	0	2							
Tony Clark, S (1, 3) OBP: 0.270, SLG: 0.343		K			G1-3			F9		4	0	0	0	0	2	0						
Phil Nevin, R (1, 7) OBP: 0.274, SLG: 0.248		K				P4		F7		3	0	0	0	0	1	0						
John Flaherty, R (1, 2) OBP: 0.293, SLG: 0.420		G6-3				F8		P3		3	0	0	0	0	0	0						
Inning Stats	R: 1 E: 0 K: 1 S: 7	H: 1 LOB: 2 BB: 2 P: 19	R: 0 E: 0 K: 2 S: 10	H: 0 LOB: 0 BB: 0 P: 16	R: 0 E: 0 K: 1 S: 8	H: 0 LOB: 1 BB: 1 P: 14	R: 0 E: 0 K: 1 S: 7	H: 0 LOB: 0 BB: 0 P: 10	R: 0 E: 0 K: 2 S: 11	H: 0 LOB: 1 BB: 1 P: 22	R: 0 E: 0 K: 0 S: 4	H: 0 LOB: 0 BB: 0 P: 7	R: 0 E: 0 K: 0 S: 13	H: 2 LOB: 2 BB: 0 P: 19	R: 0 E: 0 K: 1 S: 8	H: 0 LOB: 0 BB: 0 P: 10	1B: 3 2B: 0 3B: 0 HR: 0	SF: 0 SAC: 0 DP: 0 HBP: 0	WP: 0 PB: 0 SB: 0 CS: 0	PA: 34		
PITCHER	IP	WLS	BF	H	R	ER	SO	BB	IBB	HBP	BLK	WP	HR	S	P	ERA	WHIP					
35 Mike Mussina, R (1, 1) ERA: 3.58	9.0	W	34	3	1	1	8	4	0	0	0	0	0	77	126	1.00	0.778					
PITCHER	IP	WLS	BF	H	R	ER	SO	BB	IBB	HBP	BLK	WP	HR	S	P	ERA	WHIP					
Joe Boever, R (8, 1) ERA: 6.68	2.0		11	4	5	5	2	1	0	0	0	0	0	1	26	43	22.50	2.500				

Baltimore Orioles @ Detroit Tigers
 Tiger Stadium, Detroit, MI
 Thu Sep 21 1995, 3:33 AM EDT
 Att: 14,803 - Overcast - 59 F

AB	30
R	1
H	3
RBI	1
BB	4
SO	8
LOB	10



Batter	1	2	3	4	5	6	7	8	9	AB	R	H	RBI	BB	SO	LOB	TOP				
Jarvis Brown, R <small>OBP: 0.290, SLG: 0.160</small>										5	0	0	0	0	1	4	Baltimore Orioles @ Milwaukee Brewers Milwaukee County Stadium, Milwaukee, WI Fri Sep 22, 1995, 8:05 PM EDT Att: 10,042 - Unknown - 47 F				
Brady Anderson, L <small>OBP: 0.369, SLG: 0.446</small>										2	1	0	0	2	0	2					
Cal Ripken Jr., R <small>OBP: 0.319, SLG: 0.416</small>										5	2	3	5	0	0	2					
Bobby Bonilla, S <small>OBP: 0.382, SLG: 0.574</small>										5	1	2	2	0	2	1					
Rafael Palmeiro, L <small>OBP: 0.376, SLG: 0.588</small>										5	1	1	1	0	0	1					
Chris Hoiles, R <small>OBP: 0.357, SLG: 0.441</small>										4	1	2	0	1	0	0					
Harold Baines, L <small>OBP: 0.390, SLG: 0.540</small>										3	1	2	2	1	0	1					
Jeffrey Hammonds, R <small>OBP: 0.278, SLG: 0.375</small>										1	0	1	0	0	0	0					
Mark Smith, R <small>OBP: 0.337, SLG: 0.383</small>										4	1	1	0	1	0	3					
Jeff Huson, L <small>OBP: 0.338, SLG: 0.305</small>										5	2	2	0	0	0	2					
Inning Stats	R: 3 E: 0 K: 0 S: 14	H: 3 LOB: 1 BB: 1 P: 28	R: 3 E: 0 K: 0 S: 11	H: 4 LOB: 1 BB: 0 P: 25	R: 0 E: 0 K: 0 S: 8	H: 0 LOB: 0 BB: 1 P: 16	R: 0 E: 0 K: 1 S: 6	H: 0 LOB: 0 BB: 0 P: 9	R: 0 E: 0 K: 1 S: 7	H: 0 LOB: 0 BB: 0 P: 10	R: 2 E: 0 K: 0 S: 9	H: 3 LOB: 2 BB: 1 P: 18	R: 0 E: 0 K: 1 S: 11	H: 1 LOB: 2 BB: 1 P: 21	R: 1 E: 1 K: 0 S: 9	H: 1 LOB: 1 BB: 0 P: 16	R: 1 E: 0 K: 1 S: 10	H: 2 LOB: 2 BB: 1 P: 18	1B: 8 2B: 1 3B: 1 HR: 4	SF: 0 SAC: 1 DP: 1 HBP: 1	WP: 0 PA: 46 CS: 1
PITCHER	IP WLS BF H R ER SO BB IBB HBP BLK WP HR S P ERA WHIP	IP WLS BF H R ER SO BB IBB HBP BLK WP HR S P ERA WHIP	IP WLS BF H R ER SO BB IBB HBP BLK WP HR S P ERA WHIP	IP WLS BF H R ER SO BB IBB HBP BLK WP HR S P ERA WHIP	IP WLS BF H R ER SO BB IBB HBP BLK WP HR S P ERA WHIP	IP WLS BF H R ER SO BB IBB HBP BLK WP HR S P ERA WHIP	IP WLS BF H R ER SO BB IBB HBP BLK WP HR S P ERA WHIP	IP WLS BF H R ER SO BB IBB HBP BLK WP HR S P ERA WHIP	IP WLS BF H R ER SO BB IBB HBP BLK WP HR S P ERA WHIP	IP WLS BF H R ER SO BB IBB HBP BLK WP HR S P ERA WHIP	IP WLS BF H R ER SO BB IBB HBP BLK WP HR S P ERA WHIP	IP WLS BF H R ER SO BB IBB HBP BLK WP HR S P ERA WHIP	IP WLS BF H R ER SO BB IBB HBP BLK WP HR S P ERA WHIP	IP WLS BF H R ER SO BB IBB HBP BLK WP HR S P ERA WHIP	IP WLS BF H R ER SO BB IBB HBP BLK WP HR S P ERA WHIP	IP WLS BF H R ER SO BB IBB HBP BLK WP HR S P ERA WHIP					
Brian Givens, L <small>ERA: 5.12</small>	Mark Kiefer, R <small>ERA: 3.53</small>	Sid Roberson, L <small>ERA: 5.94</small>																			

Baltimore Orioles @ Milwaukee Brewers
 Milwaukee County Stadium, Milwaukee, WI
 Fri Sep 22, 1995, 8:05 PM EDT
 Att: 10,042 - Unknown - 47 F

AB 39
 R 10
 H 14
 RBI 10
 BB 5
 SO 3
 LOB 16



Batter	1	2	3	4	5	6	7	8	9	AB	R	H	RBI	BB	SO	LOB	BOTTOM
Fernando Vina, L <small>OBP: 0.312, SLG: 0.349</small>										5	1	1	0	0	0	2	Baltimore Orioles @ Milwaukee Brewers Milwaukee County Stadium, Milwaukee, WI Fri Sep 22, 1995, 8:05 PM EDT Att: 10,042 - Unknown - 47 F
Kevin Seitzer, R <small>OBP: 0.399, SLG: 0.425</small>										5	0	2	2	0	1	0	
B.J. Surhoff, L <small>OBP: 0.380, SLG: 0.500</small>										4	0	0	1	0	1	2	
John Jaha, R <small>OBP: 0.381, SLG: 0.570</small>										2	0	2	0	2	0	0	
Dave Nilsson, L <small>OBP: 0.336, SLG: 0.459</small>										4	0	1	0	0	0	4	
Jeff Cirillo, R <small>OBP: 0.370, SLG: 0.450</small>										4	0	0	0	0	2	4	
David Hulse, L <small>OBP: 0.293, SLG: 0.357</small>									4	0	0	0	0	0	4		
Mike Matheny, R <small>OBP: 0.305, SLG: 0.326</small>										3	1	1	0	0	1	2	
Mark Loretta, R <small>OBP: 0.207, SLG: 0.259</small>										4	1	2	0	0	1	2	
Inning Stats	R: 0 E: 0 K: 1 S: 11	H: 2 LOB: 0 BB: 0 P: 14	R: 2 E: 0 K: 1 S: 13	H: 3 LOB: 2 BB: 1 P: 20	R: 0 E: 0 K: 0 S: 9	H: 0 LOB: 1 BB: 0 P: 17	R: 0 E: 0 K: 1 S: 7	H: 1 LOB: 1 BB: 0 P: 10	R: 1 E: 0 K: 1 S: 8	H: 2 LOB: 1 BB: 0 P: 11	R: 0 E: 1 K: 0 S: 12	H: 0 LOB: 2 BB: 1 P: 23	R: 0 E: 0 K: 0 S: 6	H: 1 LOB: 0 BB: 0 P: 9	1B: 8 2B: 1 3B: 0 HR: 0	SF: 0 SAC: 0 DP: 2 HBP: 1	WP: 0 PA: 38 CS: 0
PITCHER	IP WLS BF H R ER SO BB IBB HBP BLK WP HR S P ERA WHIP	IP WLS BF H R ER SO BB IBB HBP BLK WP HR S P ERA WHIP	IP WLS BF H R ER SO BB IBB HBP BLK WP HR S P ERA WHIP	IP WLS BF H R ER SO BB IBB HBP BLK WP HR S P ERA WHIP	IP WLS BF H R ER SO BB IBB HBP BLK WP HR S P ERA WHIP	IP WLS BF H R ER SO BB IBB HBP BLK WP HR S P ERA WHIP	IP WLS BF H R ER SO BB IBB HBP BLK WP HR S P ERA WHIP	IP WLS BF H R ER SO BB IBB HBP BLK WP HR S P ERA WHIP	IP WLS BF H R ER SO BB IBB HBP BLK WP HR S P ERA WHIP	IP WLS BF H R ER SO BB IBB HBP BLK WP HR S P ERA WHIP	IP WLS BF H R ER SO BB IBB HBP BLK WP HR S P ERA WHIP	IP WLS BF H R ER SO BB IBB HBP BLK WP HR S P ERA WHIP	IP WLS BF H R ER SO BB IBB HBP BLK WP HR S P ERA WHIP	IP WLS BF H R ER SO BB IBB HBP BLK WP HR S P ERA WHIP	IP WLS BF H R ER SO BB IBB HBP BLK WP HR S P ERA WHIP	IP WLS BF H R ER SO BB IBB HBP BLK WP HR S P ERA WHIP	
Kevin Brown, R <small>ERA: 3.8</small>	Mark Lee, L <small>ERA: 4.86</small>	Doug Jones, R <small>ERA: 5.01</small>															

Baltimore Orioles @ Milwaukee Brewers
 Milwaukee County Stadium, Milwaukee, WI
 Fri Sep 22, 1995, 8:05 PM EDT
 Att: 10,042 - Unknown - 47 F

AB 35
 R 3
 H 9
 RBI 3
 BB 2
 SO 6
 LOB 20



Batter	1	2	3	4	5	6	7	8	9	AB	R	H	RBI	BB	SO	LOB	TOP					
Curtis Goodwin, L OBP: 0.300, SLG: 0.333 (1, 8)	G3		K	K		G4-3		G6-3		5	0	0	0	0	2	0	Baltimore Orioles @ Milwaukee Brewers Milwaukee County Stadium, Milwaukee, WI Sat Sep 23 1995, 8:05 PM EDT Att: 21,074 - Unknown - 51 F livebaseballscorecards.com					
Brady Anderson, L OBP: 0.371, SLG: 0.445 (1, 7)	K		G4-3	HR					1B HR	3	2	1	0	2	1	0						
Rafael Palmeiro, L OBP: 0.378, SLG: 0.593 (1, 3)	G3			1B		CS	G1-3		G4-6-3 1B	4	1	2	2	1	0	0						
Bobby Bonilla, S OBP: 0.382, SLG: 0.571 (1, 5)					G1-3				G4-6-3 1B	4	1	1	0	1	0	2						
Cal Ripken Jr., R OBP: 0.323, SLG: 0.426 (1, 6)										4	2	3	3	1	0	2						
Harold Baines, L OBP: 0.399, SLG: 0.538 (1, 10)																						
Kevin Bass, S OBP: 0.301, SLG: 0.319 (7, PR)																						
Chris Hoiles, R OBP: 0.361, SLG: 0.452 (1, 2)																						
Jeff Huson, L OBP: 0.336, SLG: 0.326 (1, 4)																						
Mark Smith, R OBP: 0.323, SLG: 0.365 (1, 9)																						
Inning Stats	R: 0 E: 0 K: 1 S: 7	H: 0 LOB: 0 BB: 0 P: 10	R: 2 E: 0 K: 0 S: 10	H: 2 LOB: 1 BB: 1 P: 18	R: 0 E: 0 K: 1 S: 9	H: 1 LOB: 2 BB: 1 P: 17	R: 5 E: 0 K: 1 S: 14	H: 4 LOB: 0 BB: 1 P: 26	R: 0 E: 0 K: 0 S: 5	H: 1 LOB: 1 BB: 1 P: 10	R: 0 E: 0 K: 0 S: 5	H: 0 LOB: 0 BB: 1 P: 12	R: 0 E: 0 K: 0 S: 6	H: 0 LOB: 2 BB: 2 P: 18	R: 0 E: 0 K: 0 S: 10	H: 0 LOB: 0 BB: 0 P: 15	R: 2 E: 0 K: 0 S: 14	H: 3 LOB: 0 BB: 0 P: 22	1B: 6 2B: 1 3B: 0 HR: 4	SF: 0 SAC: 0 DP: 2 HBP: 0	WP: 0 PB: 0 SB: 0 CS: 1	PA: 43
PITCHER	IP	WLS	BF	H	R	ER	SO	BB	IBB	HBP	BLK	WP	HR	S	P	ERA	WHIP					
Ricky Bones, R ERA: 4.24 (1, 1)	6.2	L	33	8	7	7	3	7	0	0	0	0	3	55	110	9.45	2.250					
Joe Slusarski, R ERA: 8.97 (7, 1)	1.1		6	2	2	2	0	0	0	0	0	0	0	16	23	13.50	1.500					
Ron Rightnowar, R ERA: 5.66 (9, 1)	1.0		3	1	0	0	0	0	0	0	0	0	1	9	15	0.00	1.000					

Batter	1	2	3	4	5	6	7	8	9	AB	R	H	RBI	BB	SO	LOB	BOTTOM					
Pat Listach, S OBP: 0.278, SLG: 0.258 (1, 6)	F7		G1-3					B5-3	G4-3	5	0	0	0	0	1	2	Baltimore Orioles @ Milwaukee Brewers Milwaukee County Stadium, Milwaukee, WI Sat Sep 23 1995, 8:05 PM EDT Att: 21,074 - Unknown - 51 F livebaseballscorecards.com					
Kevin Seitzer, R OBP: 0.399, SLG: 0.422 (1, 5)	F8			F9				BB 1B BB	F9	3	1	0	0	2	0	1						
B.J. Surhoff, L OBP: 0.379, SLG: 0.496 (1, 7)	G6-3			BB 1B BB	L9			F8		3	1	0	0	1	0	2						
John Jaha, R OBP: 0.382, SLG: 0.568 (1, 3)				BB 1B BB				F8		3	1	1	0	1	1	0						
Dave Nilsson, L OBP: 0.336, SLG: 0.457 (1, 10)				BB 1B				BB 1B		3	0	1	0	0	0	2						
Joe Oliver, R OBP: 0.332, SLG: 0.442 (8, PH)								BB		0	0	0	0	1	0	0						
Matt Mieske, R OBP: 0.332, SLG: 0.449 (1, 9)				BB				BB		2	0	0	1	2	0	1						
Mike Matheny, R OBP: 0.303, SLG: 0.324 (1, 2)				BB 1B				BB		4	0	1	2	0	1	4						
Duane Singleton, L OBP: 0.053, SLG: 0.053 (1, 8)				BB 1B				F8		3	0	0	0	0	1	2						
David Hulse, L OBP: 0.232, SLG: 0.356 (9, PH)										1	0	0	0	0	1	0						
Mark Loretta, R OBP: 0.242, SLG: 0.241 (1, 4)										2	0	0	0	2	1	0						
Inning Stats	R: 0 E: 0 K: 0 S: 8	H: 0 LOB: 0 BB: 0 P: 14	R: 0 E: 0 K: 2 S: 13	H: 1 LOB: 1 BB: 0 P: 21	R: 0 E: 0 K: 1 S: 9	H: 0 LOB: 0 BB: 0 P: 14	R: 2 E: 0 K: 1 S: 15	H: 1 LOB: 3 BB: 3 P: 27	R: 0 E: 0 K: 0 S: 6	H: 0 LOB: 0 BB: 0 P: 8	R: 0 E: 0 K: 0 S: 7	H: 0 LOB: 0 BB: 0 P: 10	R: 1 E: 0 K: 0 S: 11	H: 1 LOB: 3 BB: 3 P: 25	R: 0 E: 0 K: 1 S: 17	H: 0 LOB: 1 BB: 1 P: 27	1B: 3 2B: 1 3B: 0 HR: 0	SF: 0 SAC: 0 DP: 1 HBP: 0	WP: 0 PB: 0 SB: 0 CS: 1	PA: 38		
PITCHER	IP	WLS	BF	H	R	ER	SO	BB	IBB	HBP	BLK	WP	HR	S	P	ERA	WHIP					
Jimmy Haynes, R ERA: 2.45 (1, 1)	7.2	W	31	3	3	3	5	6	0	0	0	0	0	75	129	3.52	1.174					
Jesse Orosco, L ERA: 3.33 (8, 1)	1.1		7	0	0	0	1	3	0	0	0	0	0	22	41	0.00	2.250					

Batter	1	2	3	4	5	6	7	8	9	AB	R	H	RBI	BB	SO	LOB	TOP				
Curtis Goodwin, L (1, 8) OBP: 0.299, SLG: 0.330	1-2 G4-3		0-3 K		2-1 G6-3			4-0 PB BB		3	0	0	0	1	1	0	Baltimore Orioles @ Milwaukee Brewers Milwaukee County Stadium, Milwaukee, WI Sun Sep 24 1995, 4:33 AM EDT Att: 15,181 - Sunny - 59 F				
Brady Anderson, L (1, 7) OBP: 0.372, SLG: 0.444	2-1 L6		4-2 BB			1-0 G4-3		4-2 SAFE 1B BB		2	0	0	0	2	0	0					
Rafael Palmeiro, L (1, 3) OBP: 0.377, SLG: 0.592	3-1 G3		1-0 F9			0-0 2B		0-0 F9		4	0	1	0	0	0	3					
Bobby Bonilla, S (1, 5) OBP: 0.381, SLG: 0.571		0-2 F6		2-2 1B G6-3 2B		0-0 F9		2-2 P6		4	1	1	0	0	0	3					
Cal Ripken Jr., R (1, 6) OBP: 0.323, SLG: 0.425	2-1 G5-3		1-1 G6-3 1B		2-2 P4			1-1 G6-3		4	0	1	0	0	0	1					
Harold Baines, L (1, 10) OBP: 0.395, SLG: 0.532	2-3 K BB		1-0 G6-3		1-1 F8			0-0 G6-3		4	0	0	0	0	1	1					
Chris Hoiles, R (1, 2) OBP: 0.365, SLG: 0.452	4-0 1-2 BB		3-H 0-0 F9		4-0 G4-6-3 BB			1-0 1B 1B		2	0	1	0	2	0	0					
Jeff Huson, L (1, 4) OBP: 0.333, SLG: 0.324	0-0 G3-1		0-2 F7		2-0 G4-6-3			2-2 1-2 1B		4	0	1	0	0	0	3					
Mark Smith, R (1, 9) OBP: 0.316, SLG: 0.356			0-2 F8		3-1 F7			0-2 G3		2	0	0	0	0	0	0	Orioles				
Kevin Bass, S (8, PH) OBP: 0.299, SLG: 0.317								1-3 K		2	0	0	0	0	1	2					
Inning Stats	R: 0 E: 0 K: 0 S: 7	H: 0 LOB: 0 BB: 0 P: 13	R: 0 E: 0 K: 1 S: 10	H: 0 LOB: 2 BB: 1 P: 18	R: 0 E: 0 K: 1 S: 10	H: 0 LOB: 1 BB: 1 P: 15	R: 1 E: 0 K: 0 S: 7	H: 2 LOB: 0 BB: 0 P: 11	R: 0 E: 0 K: 0 S: 8	H: 1 LOB: 1 BB: 0 P: 11	R: 0 E: 0 K: 0 S: 3	H: 0 LOB: 0 BB: 1 P: 10	R: 0 E: 0 K: 0 S: 11	H: 0 LOB: 2 BB: 2 P: 21	R: 0 E: 0 K: 1 S: 11	H: 2 LOB: 2 BB: 0 P: 16	1B: 3 2B: 2 3B: 0 HR: 0	SF: 0 SAC: 0 DP: 2 HBP: 0	WP: 0 PB: 2 SB: 0 CS: 0	PA: 36	
PITCHER	IP	WLS	BF	H	R	ER	SO	BB	IBB	HBP	BLK	WP	HR	S	P	ERA	WHIP				
Steve Sparks, R (1, 1) ERA: 4.42	7.1	W	29	3	1	1	2	5	0	0	0	0	0	59	105	1.23	1.091				
Kevin Wickander, L (8, 1) ERA: 1.59	0.2		2	0	0	0	0	0	0	0	0	0	0	4	6	0.00	0.000				
Mike Fetters, R (9, 1) ERA: 3.38	1.0		5	2	0	0	1	0	0	0	0	0	0	11	16	0.00	2.000				

Batter	1	2	3	4	5	6	7	8	9	AB	R	H	RBI	BB	SO	LOB	BOTTOM				
Darryl Hamilton, L (1, 8) OBP: 0.355, SLG: 0.398	1-0 F7				1-2 F8			4-2 FC6-4 BB		3	0	1	1	1	0	0	Baltimore Orioles @ Milwaukee Brewers Milwaukee County Stadium, Milwaukee, WI Sun Sep 24 1995, 4:33 AM EDT Att: 15,181 - Sunny - 59 F				
Kevin Seitzer, R (1, 5) OBP: 0.396, SLG: 0.419	1-0 F8		3-2 L3		0-1 L4		3-1 FC6-4			4	0	0	0	0	0	4					
B.J. Surhoff, L (1, 7) OBP: 0.378, SLG: 0.492	2-0 L9		4-2 CS BB			1-1 G3		1-0 F7		3	0	0	0	1	0	0					
David Hulst, L (9, 7) OBP: 0.292, SLG: 0.356										0	0	0	0	0	0	0					
John Jaha, R (1, 3) OBP: 0.384, SLG: 0.570		2-2 1B 2B	1-0 F9			3-3 K		0-1 G1-3 1B		4	2	2	0	0	1	1					
Matt Mieske, R (1, 9) OBP: 0.328, SLG: 0.442		2-3 K	1 SAFE 2-3 K		0-2 G3			2-2 SAFE G1-3		4	0	0	0	0	2	3					
Joe Oliver, R (1, 10) OBP: 0.334, SLG: 0.443		2-0 2H 2B 1B		1-0 P3			0-0 P4	1-2 CS 1B		4	1	2	2	0	0	0					
Jose Valentin, S (8, FR) OBP: 0.293, SLG: 0.402										0	0	0	0	0	0	0					
Mike Matheny, R (1, 2) OBP: 0.304, SLG: 0.331		0-1 2H 2B 2B		2-0 F8			2-2 SAFE G6-3	0-0 CS		3	1	1	1	0	0	0					
Pat Listach, S (1, 6) OBP: 0.279, SLG: 0.257		0-0 G5-3		1-2 G4-3			4-2 S BB			2	0	0	0	1	0	1					
Mark Loretta, R (1, 4) OBP: 0.278, SLG: 0.290							1-1 L9			2	1	1	1	1	0	0	Brewers				
Duane Singleton, L (7, FR) OBP: 0.053, SLG: 0.053										0	0	0	0	0	0	0					
Fernando Vina, L (8, 4) OBP: 0.312, SLG: 0.349								1-3 S BB		0	0	0	0	0	0	0					
Inning Stats	R: 0 E: 0 K: 0 S: 3	H: 0 LOB: 0 BB: 0 P: 7	R: 4 E: 0 K: 1 S: 22	H: 5 LOB: 1 BB: 0 P: 36	R: 0 E: 0 K: 1 S: 6	H: 0 LOB: 0 BB: 1 P: 13	R: 0 E: 0 K: 0 S: 5	H: 0 LOB: 0 BB: 0 P: 9	R: 0 E: 0 K: 0 S: 8	H: 0 LOB: 0 BB: 0 P: 10	R: 0 E: 0 K: 1 S: 9	H: 0 LOB: 0 BB: 0 P: 13	R: 0 E: 0 K: 0 S: 11	H: 0 LOB: 3 BB: 3 P: 28	R: 0 E: 0 K: 0 S: 12	H: 2 LOB: 1 BB: 0 P: 16	1B: 3 2B: 4 3B: 0 HR: 0	SF: 0 SAC: 0 DP: 0 HBP: 0	WP: 0 PB: 0 SB: 3 CS: 2	PA: 34	
PITCHER	IP	WLS	BF	H	R	ER	SO	BB	IBB	HBP	BLK	WP	HR	S	P	ERA	WHIP				
Rick Krivda, L (1, 1) ERA: 4.54	1.2	L	10	5	4	4	4	0	0	0	0	0	0	22	37	21.60	3.000				
Mike Hartley, R (2, 1) ERA: 5.14	4.1		13	0	0	0	2	1	0	0	0	0	0	31	51	0.00	0.231				
Terry Clark, R (7, 1) ERA: 3.59	0.2		4	0	0	0	0	2	0	0	0	0	0	7	17	0.00	3.000				
Mark Lee, L (7, 1) ERA: 4.86	0.0		1	0	0	0	0	1	0	0	0	0	0	2	6	∞	∞				
Joe Borowski, R (7, 1) ERA: 1.23	1.1		5	2	1	1	0	0	0	0	0	0	0	14	21	6.75	1.500				

Batter	1	2	3	4	5	6	7	8	9	AB R H RBI BB SO LOB	TOP									
Curtis Goodwin, L OBP: 0.301, SLG: 0.332 (1, 8)	F7	1B BB			SH4-3 F9-2 2B		B2		G5-3	4 0 1 0 1 0 1	Baltimore Orioles @ Toronto Blue Jays SkyDome, Toronto, ON Tue Sep 26 1995, 7:05 PM EDT Att: 35,414 - Dome - 68 F									
Brady Anderson, L OBP: 0.373, SLG: 0.443 (1, 7)	L7				SH4-3		2B BB	F9	3 1 1 1 1 0 0											
Rafael Palmeiro, L OBP: 0.379, SLG: 0.591 (1, 3)	BB 1B	P5			BB		L3	BB 1B	4 0 2 0 1 0 4											
Bobby Bonilla, S OBP: 0.381, SLG: 0.570 (1, 5)	BB 1B				F8		1B 2B	G4-3	4 0 1 2 1 0 3											
Cal Ripken Jr., R OBP: 0.322, SLG: 0.424 (1, 6)	P6				P3		P2		4 0 1 0 0 0 2											
Harold Baines, L OBP: 0.394, SLG: 0.528 (1, 10)		2B BB			P6		G6-3 L3		3 1 0 0 1 0 2											
Chris Hoiles, R OBP: 0.363, SLG: 0.450 (1, 2)		P4			G1-3		F7	1B	4 0 1 0 0 0 1											
Jeff Huson, L OBP: 0.336, SLG: 0.343 (1, 4)		WP 1B 2B			F7		1B 2B	P5	4 2 2 1 0 0 0											
Mark Smith, R OBP: 0.314, SLG: 0.363 (1, 9)		P2			K		2B 2B	G6-3	4 1 1 1 0 1 1											
Inning Stats	R: 0 H: 1 E: 0 K: 0 S: 10	H: 1 LOB: 2 BB: 1 P: 18	R: 2 H: 2 E: 0 K: 0 S: 18	H: 2 LOB: 2 BB: 2 P: 32	R: 0 H: 0 E: 0 K: 1 S: 6	H: 0 LOB: 0 BB: 0 P: 8	R: 0 H: 0 E: 0 K: 1 S: 9	H: 2 LOB: 1 BB: 1 P: 12	R: 0 H: 1 E: 0 K: 0 S: 8	H: 0 LOB: 1 BB: 1 P: 16	R: 3 H: 4 E: 0 K: 0 S: 14	H: 4 LOB: 2 BB: 1 P: 23	R: 0 H: 1 E: 0 K: 0 S: 7	H: 1 LOB: 0 BB: 0 P: 11	R: 0 H: 1 E: 0 K: 0 S: 10	H: 1 LOB: 1 BB: 0 P: 16	1B: 5 2B: 6 3B: 0 HR: 0	SF: 0 SAC: 1 DP: 1 HBP: 0	WP: 1 PB: 0 SB: 0 CS: 0	PA: 40
PITCHER	IP WLS BF H R ER SO BB IBB HBP BLK WP HR S P ERA WHIP											PITCHER	IP WLS BF H R ER SO BB IBB HBP BLK WP HR S P ERA WHIP							
Pat Hentgen, R ERA: 5.6 (1, 1)	7.0 L 33 8 5 5 1 5 0 0 0 0 1 0 70 114 6.43 1.857																			
Giovanni Carrara, R ERA: 7.17 (8, 1)	2.0 7 2 0 0 0 0 0 0 0 0 0 0 17 27 0.00 1.000																			

AB	34
R	5
H	10
RBI	5
BB	5
SO	1
LOB	14




Batter	1	2	3	4	5	6	7	8	9	AB R H RBI BB SO LOB	BOTTOM											
Roberto Alomar, S OBP: 0.354, SLG: 0.449 (1, 4)	K		F8			F7		B1-3		4 0 0 0 0 1 0	Baltimore Orioles @ Toronto Blue Jays SkyDome, Toronto, ON Tue Sep 26 1995, 7:05 PM EDT Att: 35,414 - Dome - 68 F											
Paul Molitor, R OBP: 0.348, SLG: 0.420 (1, 10)	P4				1B 2B	G6-3			2B	4 0 2 0 0 0 0												
Joe Carter, R OBP: 0.365, SLG: 0.436 (1, 8)					K				G5-3	1 0 0 0 0 1 0												
Shannon Stewart, R OBP: 0.350, SLG: 0.235 (3, 8)					K				G5-3	3 0 1 0 0 1 2												
John Olerud, L OBP: 0.397, SLG: 0.406 (1, 3)		G1-6-3 BB 1B			1B				L7	4 0 2 0 0 1 2												
Ed Sprague, R OBP: 0.336, SLG: 0.415 (1, 5)		G1-6-3 BB			P4				F7	3 0 0 0 1 0 3												
Shawn Green, L OBP: 0.332, SLG: 0.520 (1, 9)		G1-6-3			P4				G1-6-3	3 0 0 0 0 0 4												
Carlos Delgado, L OBP: 0.222, SLG: 0.317 (1, 7)		P2			K				G4-3	3 0 0 0 0 1 1												
Sandy Martinez, L OBP: 0.275, SLG: 0.337 (1, 2)					F8				G4-3	3 0 0 0 0 0 0												
Alex Gonzalez, R OBP: 0.327, SLG: 0.402 (1, 6)					K				F7	3 0 0 0 0 1 0												
Inning Stats	R: 0 H: 0 E: 0 K: 2 S: 13	H: 0 LOB: 0 BB: 0 P: 18	R: 0 H: 1 E: 0 K: 0 S: 11	H: 1 LOB: 1 BB: 1 P: 20	R: 0 H: 0 E: 0 K: 1 S: 9	H: 0 LOB: 0 BB: 0 P: 13	R: 0 H: 2 E: 0 K: 1 S: 11	H: 2 LOB: 2 BB: 0 P: 15	R: 0 H: 0 E: 0 K: 1 S: 6	H: 0 LOB: 0 BB: 0 P: 9	R: 0 H: 1 E: 0 K: 0 S: 7	H: 1 LOB: 1 BB: 0 P: 13	R: 0 H: 0 E: 0 K: 0 S: 5	H: 0 LOB: 0 BB: 0 P: 6	R: 0 H: 0 E: 0 K: 0 S: 7	H: 0 LOB: 0 BB: 0 P: 10	R: 0 H: 1 E: 0 K: 0 S: 9	H: 1 LOB: 1 BB: 0 P: 13	1B: 3 2B: 2 3B: 0 HR: 0	SF: 0 SAC: 0 DP: 1 HBP: 0	WP: 0 PB: 0 SB: 0 CS: 0	PA: 32
PITCHER	IP WLS BF H R ER SO BB IBB HBP BLK WP HR S P ERA WHIP											PITCHER	IP WLS BF H R ER SO BB IBB HBP BLK WP HR S P ERA WHIP									
35 Mike Mussina, R ERA: 3.43 (1, 1)	9.0 W 32 5 0 0 6 1 0 0 0 0 0 0 78 117 0.00 0.667																					




Batter	1	2	3	4	5	6	7	8	9	AB	R	H	RBI	BB	SO	LOB	TOP										
Chad Curtis, R OBP: 0.352, SLG: 0.439 (1, 8)	1-2 P6		1-1 G5-3			1-2 P4		4-0 BB		3	0	0	0	1	0	0	Detroit Tigers @ Baltimore Orioles Oriole Park at Camden Yards, Baltimore, MD Fri Sep 29 1995, 7:05 PM EDT Att: 46,512 - Unknown - 71 F										
Chris Gomez, R OBP: 0.292, SLG: 0.358 Franklin Stubbs, L OBP: 0.358, SLG: 0.397 Scott Fletcher, R OBP: 0.312, SLG: 0.313 (1, 6) (8, FH) (8, 4)	1-2 G4-3			1-3 K		2-2 G3		0-3 K		3	0	0	0	0	1	0											
Travis Fryman, R OBP: 0.350, SLG: 0.414 (1, 5)	0-2 1B			1-0 G6-3			1-0 G1-3		0-0 P5	4	0	1	0	0	0	0											
Cecil Fielder, R OBP: 0.346, SLG: 0.472 (1, 10)	1-3 K			3-2 G5-3			0-1 G5-3		1-3 K	4	0	0	0	0	2	1											
Tony Clark, S OBP: 0.294, SLG: 0.411 (1, 3)		2-0 G3			0-0 L7		1-1 1B		2-2 1B	4	0	2	0	0	0	0											
Bobby Higginson, L OBP: 0.331, SLG: 0.399 (1, 9)	2-2 L1				0-1 G3		0-0 P6		3-2 G3-1	4	0	0	0	0	0	2											
Phil Nevin, R OBP: 0.287, SLG: 0.267 (1, 7)	1-2 L9				2-2 1B			2-3 K		3	0	1	0	0	1	0											
John Flaherty, R OBP: 0.286, SLG: 0.410 (1, 2)			1-0 G1-3		0-2 G5-3			0-1 G6-3		3	0	0	0	0	0	1											
Steve Rodriguez, R OBP: 0.300, SLG: 0.229 (1, 4) (8, 6)			1-2 P5			1-3 K		0-2 BB 1B		3	0	1	0	0	1	0											
Inning Stats	R: 0 E: 0 K: 1 S: 16	H: 1 LOB: 1 BB: 0 P: 19	R: 0 E: 0 K: 0 S: 7	H: 0 LOB: 0 BB: 0 P: 12	R: 0 E: 0 K: 0 S: 7	H: 0 LOB: 0 BB: 0 P: 10	R: 0 E: 0 K: 1 S: 8	H: 0 LOB: 0 BB: 0 P: 13	R: 0 E: 0 K: 0 S: 9	H: 1 LOB: 1 BB: 0 P: 11	R: 0 E: 0 K: 1 S: 11	H: 0 LOB: 0 BB: 0 P: 15	R: 0 E: 0 K: 0 S: 6	H: 1 LOB: 1 BB: 0 P: 8	R: 0 E: 0 K: 1 S: 18	H: 1 LOB: 2 BB: 1 P: 24		R: 0 E: 0 K: 1 S: 10	H: 1 LOB: 1 BB: 0 P: 16	1B: 5 2B: 0 3B: 0 HR: 0	SF: 0 SAC: 0 DP: 0 HBP: 0	WP: 0 PB: 0 SB: 0 CS: 0	PA: 33				
PITCHER Kevin Brown, R ERA: 3.6 (1, 1)	IP 9.0	WLS W	BF 33	H 5	R 0	ER 0	SO 6	BB 1	IBB 0	HBP 0	BLK 0	WP 0	HR 0	S 92	P 128	ERA 0.00	WHIP 0.667										

Batter	1	2	3	4	5	6	7	8	9	AB	R	H	RBI	BB	SO	LOB	BOTTOM										
Jeff Huson, L OBP: 0.323, SLG: 0.327 (1, 4)	1-2 L4			2-2 G5-3	0-0 B2		0-1 1B	3-3 K		5	0	1	0	0	1	4	Detroit Tigers @ Baltimore Orioles Oriole Park at Camden Yards, Baltimore, MD Fri Sep 29 1995, 7:05 PM EDT Att: 46,512 - Unknown - 71 F										
Brady Anderson, L OBP: 0.372, SLG: 0.442 (1, 8) (8, 7)	0-3 K			1-2 1B 3B	0-2 FC1-4-6 1B 1-2 1B		1 SAFE 3-2 F8	2-2 G4-3		5	2	1	0	0	1	5											
Rafael Palmeiro, L OBP: 0.377, SLG: 0.587 (1, 3)	0-1 P5			1-0 1B 3B	0-0 1B 1-3 1B		0-1 L3			4	1	2	0	0	0	1											
Bobby Bonilla, S OBP: 0.384, SLG: 0.577 (1, 5)		2-2 P9		0-1 1B 3B	1-0 1B 3-H 2-H			0-0 BB G5-3 1B		4	2	3	3	0	0	0											
Cal Ripken Jr., R OBP: 0.325, SLG: 0.426 (1, 6)		3-1 G5-3		1-1 1B 3-H		0-1 L4		1-1 G5-3		4	0	1	1	0	0	1											
Harold Baines, L OBP: 0.398, SLG: 0.528 Curtis Goodwin, L OBP: 0.301, SLG: 0.332 (1, 10) (8, FR)		0-1 G3		1-1 1B BB		4-2 L4		4-0 BB WP IBB		2	0	1	0	2	0	0											
Chris Hoiles, R OBP: 0.364, SLG: 0.448 (1, 2)			1-0 P5	4-0 G6-4-3 BB	1-2 BB	2-2 L6		4-0 WP BB BB		2	0	0	0	2	0	1											
Kevin Bass, S OBP: 0.299, SLG: 0.330 Jarvis Brown, R OBP: 0.313, SLG: 0.160 (1, 7) (8, 8)			2-0 F7	1-0 G6-4-3	1-0 G1-3		4-2 WP BB			3	0	0	0	0	0	4											
Mark Smith, R OBP: 0.318, SLG: 0.354 (1, 9)			3-2 P5	1-2 BB	2-0 1B		1-2 F7	1-2 2-3 3-H BB		0	0	0	1	1	0	0											
Inning Stats	R: 0 E: 0 K: 1 S: 8	H: 0 LOB: 0 BB: 0 P: 9	R: 0 E: 0 K: 0 S: 8	H: 0 LOB: 0 BB: 0 P: 13	R: 0 E: 0 K: 0 S: 5	H: 0 LOB: 0 BB: 0 P: 11	R: 3 E: 0 K: 0 S: 17	H: 5 LOB: 2 BB: 1 P: 28	R: 1 E: 0 K: 0 S: 7	H: 3 LOB: 2 BB: 0 P: 10	R: 0 E: 0 K: 0 S: 9	H: 0 LOB: 1 BB: 1 P: 16	R: 0 E: 0 K: 0 S: 10	H: 1 LOB: 1 BB: 0 P: 14	R: 2 E: 0 K: 1 S: 14	H: 1 LOB: 3 BB: 4 P: 36		1B: 9 2B: 0 3B: 1 HR: 0	SF: 0 SAC: 0 DP: 1 HBP: 0	WP: 1 PB: 0 SB: 0 CS: 0	PA: 38						
PITCHER Felipe Lira, R ERA: 4.31 Brian Bohanon, L ERA: 5.66 Brian Maxcy, R ERA: 7.01 Joe Boever, R ERA: 6.45 (1, 1) (4, 1) (8, 1) (8, 1)	IP 3.1	WLS L	BF 16	H 5	R 3	ER 3	SO 1	BB 1	IBB 0	HBP 0	BLK 0	WP 0	HR 0	S 27	P 42	ERA 2.46	WHIP 1.364										

AB 32
R 0
H 5
RBI 0
BB 1
SO 6
LOB 6



AB 32
R 6
H 10
RBI 5
BB 6
SO 2
LOB 16



Batter	1	2	3	4	5	6	7	8	9	AB	R	H	RBI	BB	SO	LOB	TOP										
Chad Curtis, R OBP: 0.350, SLG: 0.436 (1, 8)	G5-3		P4			G6-3		G6-3		4	0	0	0	0	0	1	Detroit Tigers @ Baltimore Orioles Oriole Park at Camden Yards, Baltimore, MD Sat Sep 30 1995, 3:33 AM EDT Att: 47,132 - Sunny - 73 F										
Chris Gomez, R OBP: 0.292, SLG: 0.357 (1, 6)	G6-3			K			BB 1B	K		4	0	1	0	0	2	0											
Travis Fryman, R OBP: 0.349, SLG: 0.412 (1, 5)	K			K			BB		F8	3	0	0	0	1	2	0											
Tony Clark, S OBP: 0.302, SLG: 0.408 (1, 3)		FC3-6 BB		G1-3			K			3	0	1	0	1	1	2											
Bobby Higginson, L OBP: 0.328, SLG: 0.395 (1, 7)		FC3-6 CS			L9		P4		K	4	0	0	0	0	1	4											
Phil Nevin, R OBP: 0.286, SLG: 0.261 (1, 10)									E6	3	0	0	0	1	1	2											
Danny Bautista, R OBP: 0.236, SLG: 0.310 (1, 9)			P3		K				G4-3	4	0	0	0	0	2	3											
John Flaherty, R OBP: 0.286, SLG: 0.407 (1, 2)			G6-3							2	0	0	0	1	0	0											
Steve Rodriguez, R OBP: 0.302, SLG: 0.216 (1, 4)					F7				F8	2	0	0	0	1	0	2											
Inning Stats	R: 0 E: 0 K: 1 S: 7	H: 0 LOB: 0 BB: 0 P: 9	R: 0 E: 0 K: 1 S: 6	H: 0 LOB: 0 BB: 1 P: 12	R: 0 E: 0 K: 0 S: 7	H: 0 LOB: 1 BB: 1 P: 16	R: 0 E: 0 K: 2 S: 7	H: 0 LOB: 0 BB: 0 P: 10	R: 0 E: 0 K: 1 S: 8	H: 1 LOB: 2 BB: 1 P: 20	R: 0 E: 0 K: 1 S: 10	H: 0 LOB: 0 BB: 0 P: 18	R: 0 E: 0 K: 1 S: 5	H: 0 LOB: 0 BB: 0 P: 8	R: 0 E: 1 K: 1 S: 10	H: 1 LOB: 2 BB: 0 P: 14	1B: 2 2B: 0 3B: 0 HR: 0	SF: 0 SAC: 0 DP: 0 HBP: 0	WP: 0 PB: 0 SB: 0 CS: 1	PA: 34							
PITCHER	IP	WLS	BF	H	R	ER	SO	BB	IBB	HBP	BLK	WP	HR	S	P	ERA	WHIP										
Ben McDonald, R ERA: 4.16 (1, 1)	6.0	W	23	1	0	0	6	5	0	0	0	0	0	45	84	0.00	1.000										
Jimmy Haynes, R ERA: 2.25 (7, 1)	2.0		6	0	0	0	2	0	0	0	0	0	0	16	26	0.00	0.000										
Jesse Orosco, L ERA: 3.26 (9, 1)	1.0		5	1	0	0	1	0	0	0	0	0	0	10	14	0.00	1.000										

Batter	1	2	3	4	5	6	7	8	9	AB	R	H	RBI	BB	SO	LOB	BOTTOM										
Jeff Huson, L OBP: 0.318, SLG: 0.321 (1, 4)	F9		F7		G4-3			P6		6	1	1	1	0	1	7	Detroit Tigers @ Baltimore Orioles Oriole Park at Camden Yards, Baltimore, MD Sat Sep 30 1995, 3:33 AM EDT Att: 47,132 - Sunny - 73 F										
Brady Anderson, L OBP: 0.373, SLG: 0.448 (1, 8)	G4-3 S		G1-3				K			4	1	2	5	1	1	3											
Rafael Palmeiro, L OBP: 0.377, SLG: 0.583 (1, 3)	G4-3	L3								3	0	0	0	2	0	2											
Bobby Bonilla, S OBP: 0.387, SLG: 0.576 (7, PH)										2	1	1	0	2	0	1											
Jeff Manto, R OBP: 0.325, SLG: 0.492 (8, 5)										1	0	1	1	0	0	0											
Cal Ripken Jr., R OBP: 0.322, SLG: 0.423 (7, PH)										4	1	0	0	0	1	4											
Bret Barberie, S OBP: 0.351, SLG: 0.325 (8, 4)										1	0	0	0	0	1	2											
Harold Baines, L OBP: 0.492, SLG: 0.533 (6, PH)										2	3	2	0	1	0	0											
Chris Hoiles, R OBP: 0.453 (1, 2)										3	2	2	2	1	1	2											
Gregg Zaun, S OBP: 0.358, SLG: 0.394 (9, 2)										1	0	1	0	0	0	0											
Kevin Bass, S OBP: 0.300, SLG: 0.334 (7, PH)										2	1	1	2	0	0	1											
Jarvis Brown, R OBP: 0.324, SLG: 0.185 (6, 8)										2	0	1	0	0	1	2											
Mark Smith, R OBP: 0.322, SLG: 0.376 (1, 9)										5	2	2	1	0	2	6											
Inning Stats	R: 0 E: 0 K: 1 S: 15	H: 2 LOB: 0 BB: 1 P: 29	R: 4 E: 1 K: 1 S: 13	H: 2 LOB: 1 BB: 1 P: 20	R: 3 E: 1 K: 1 S: 13	H: 2 LOB: 2 BB: 2 P: 30	R: 0 E: 0 K: 0 S: 5	H: 0 LOB: 0 BB: 1 P: 12	R: 0 E: 0 K: 2 S: 13	H: 1 LOB: 2 BB: 1 P: 23	R: 2 E: 0 K: 2 S: 19	H: 3 LOB: 1 BB: 1 P: 34	R: 0 E: 0 K: 1 S: 8	H: 2 LOB: 1 BB: 0 P: 12	1B: 7 2B: 6 3B: 0 HR: 1	SF: 0 SAC: 1 DP: 1 HBP: 0	WP: 0 PB: 0 SB: 1 CS: 0	PA: 46									
PITCHER	IP	WLS	BF	H	R	ER	SO	BB	IBB	HBP	BLK	WP	HR	S	P	ERA	WHIP										
Sean Bergman, R ERA: 5.12 (1, 1)	2.0	L	17	4	7	2	2	5	0	0	0	0	0	28	66	9.00	4.500										
Ben Blomdahl, R ERA: 7.77 (3, 1)	3.0		13	4	3	3	1	1	0	0	0	0	0	28	52	9.00	1.667										
Greg Gohr, R ERA: 0.87 (6, 1)	1.0		5	1	0	0	2	1	0	0	0	0	0	13	23	0.00	2.000										
Dwayne Henry, R ERA: 6.23 (7, 1)	1.0		7	3	2	2	2	1	0	0	0	0	0	19	34	18.00	4.000										
Mike Myers, L ERA: 8.59 (8, 1)	1.0		4	2	0	0	1	0	0	0	0	0	0	8	12	0.00	2.000										



Batter	1	2	3	4	5	6	7	8	9	AB	R	H	RBI	BB	SO	LOB	TOP			
Lou Whitaker, L (1, 4) OBP: 0.372, SLG: 0.518	K		K			G4-3			F9	1	0	0	0	0	1	0	<p>Detroit Tigers @ Baltimore Orioles Oriole Park at Camden Yards, Baltimore, MD Sun Oct 01 1995, 3:33 AM EDT Att: 45,760 - Cloudy - 71 F</p>			
Steve Rodriguez, R (2, 4) OBP: 0.289, SLG: 0.205										2	0	0	0	0	1	1				
Derrick White, R (9, PH) OBP: 0.188, SLG: 0.229										1	0	0	0	0	0	0				
Alan Trammell, R (1, 6) OBP: 0.345, SLG: 0.350	G5-4-3									1	0	1	0	0	0	0				
Chris Gomez, R (2, 6) OBP: 0.292, SLG: 0.355	1B									2	0	0	0	1	1	1				
Travis Fryman, R (1, 5) OBP: 0.347, SLG: 0.409	G5-4-3									4	0	0	0	0	0	2				
Tony Clark, S (1, 3) OBP: 0.294, SLG: 0.396		K								3	0	0	0	0	2	0				
Chad Curtis, R (1, 8) OBP: 0.349, SLG: 0.435										1	0	0	0	0	1	0				
Todd Steversen, R (2, 8) OBP: 0.340, SLG: 0.405										2	0	0	0	0	0	0				
Bobby Higginson, L (1, 7) OBP: 0.329, SLG: 0.393										2	0	0	0	1	0	0				
Phil Nevin, R (1, 10) OBP: 0.281, SLG: 0.256										3	0	0	0	0	1	1				
Danny Bautista, R (1, 9) OBP: 0.237, SLG: 0.314										3	0	1	0	0	0	0				
John Flaherty, R (1, 2) OBP: 0.284, SLG: 0.404										3	0	0	0	0	0	1				
Inning Stats	R: 0 E: 0 K: 1 S: 6	H: 1 LOB: 0 BB: 0 P: 7	R: 0 E: 0 K: 2 S: 9	H: 0 LOB: 1 BB: 1 P: 15	R: 0 E: 0 K: 1 S: 8	H: 0 LOB: 0 BB: 0 P: 14	R: 0 E: 0 K: 0 S: 5	H: 0 LOB: 0 BB: 0 P: 9	R: 0 E: 0 K: 1 S: 8	H: 1 LOB: 1 BB: 0 P: 20	R: 0 E: 0 K: 1 S: 8	H: 0 LOB: 0 BB: 0 P: 12	R: 0 E: 0 K: 0 S: 5	H: 0 LOB: 1 BB: 1 P: 8	R: 0 E: 0 K: 0 S: 8	H: 0 LOB: 1 BB: 1 P: 16	1B: 1 2B: 1 3B: 0 HR: 0	SF: 0 SAC: 0 DP: 1 HBP: 0	WP: 0 PB: 0 SB: 0 CS: 0	PA: 30
PITCHER 35 Mike Mussina, R (1, 1) ERA: 3.29	IP: 9.0 WLS: W BF: 30	H: 2 R: 0 ER: 0 SO: 7	BB: 2 IBB: 0 HBP: 0 BLK: 0	WP: 0 HR: 0 S: 72 P: 110	ERA: 0.00 WHIP: 0.444	PITCHER	IP: 1.0 WLS: 3 BF: 3	H: 0 R: 0 ER: 0 SO: 0	BB: 0 IBB: 0 HBP: 0 BLK: 0	WP: 0 HR: 0 S: 8 P: 11	ERA: 0.00 WHIP: 0.000									

Batter	1	2	3	4	5	6	7	8	9	AB	R	H	RBI	BB	SO	LOB	BOTTOM			
Jeff Huson, L (1, 4) OBP: 0.315, SLG: 0.317	G4-3	1B	G1-3			K			F7	5	1	1	2	0	1	1	<p>Detroit Tigers @ Baltimore Orioles Oriole Park at Camden Yards, Baltimore, MD Sun Oct 01 1995, 3:33 AM EDT Att: 45,760 - Cloudy - 71 F</p>			
Brady Anderson, L (1, 8) OBP: 0.371, SLG: 0.444	K	K				K			G1-3	5	0	0	0	0	4	1				
Rafael Palmeiro, L (1, 3) OBP: 0.380, SLG: 0.583	1B	1B				G6-3				2	0	1	0	2	0	0				
Bobby Bonilla, S (1, 5) OBP: 0.388, SLG: 0.576	1B	1B				F7				4	0	2	1	0	0	1				
Cal Ripken Jr., R (1, 6) OBP: 0.324, SLG: 0.422	P6									2	0	0	0	2	0	2				
Harold Baines, L (1, 10) OBP: 0.403, SLG: 0.540										4	1	2	1	0	0	4				
Curtis Goodwin, L (7, PR) OBP: 0.301, SLG: 0.332										0	0	0	0	0	0	0				
Chris Hoiles, R (1, 2) OBP: 0.373, SLG: 0.460										3	1	3	0	1	0	0				
Kevin Bass, S (1, 7) OBP: 0.303, SLG: 0.336										2	1	1	0	1	0	1				
Jeffrey Hammonds, R (7, PH) OBP: 0.279, SLG: 0.371										1	0	0	0	0	0	2				
Jarvis Brown, R (8, 8) OBP: 0.324, SLG: 0.185										0	0	0	0	0	0	0				
Mark Smith, R (1, 9) OBP: 0.314, SLG: 0.365										3	0	0	0	0	1	3				
Inning Stats	R: 0 E: 0 K: 1 S: 14	H: 1 LOB: 2 BB: 1 P: 24	R: 4 E: 0 K: 1 S: 19	H: 4 LOB: 3 BB: 3 P: 39	R: 0 E: 0 K: 1 S: 11	H: 1 LOB: 1 BB: 0 P: 17	R: 0 E: 0 K: 1 S: 6	H: 0 LOB: 0 BB: 0 P: 11	R: 0 E: 0 K: 0 S: 10	H: 2 LOB: 2 BB: 1 P: 17	R: 0 E: 0 K: 2 S: 13	H: 0 LOB: 1 BB: 1 P: 23	R: 0 E: 0 K: 0 S: 15	H: 2 LOB: 2 BB: 0 P: 22	R: 0 E: 0 K: 0 S: 8	H: 0 LOB: 0 BB: 0 P: 11	1B: 8 2B: 1 3B: 0 HR: 1	SF: 0 SAC: 1 DP: 1 HBP: 0	WP: 0 PB: 0 SB: 2 CS: 0	PA: 38
PITCHER Clint Sodowsky, R (1, 1) ERA: 5.01	IP: 1.2 WLS: L BF: 14	H: 4 R: 4 ER: 4 SO: 2	BB: 4 IBB: 0 HBP: 0 BLK: 0	WP: 0 HR: 1 S: 30 P: 60	ERA: 21.60 WHIP: 5.400	PITCHER Brian Maxcy, R (8, 1) ERA: 6.88	IP: 1.0 WLS: 3 BF: 3	H: 0 R: 0 ER: 0 SO: 0	BB: 0 IBB: 0 HBP: 0 BLK: 0	WP: 0 HR: 0 S: 8 P: 11	ERA: 0.00 WHIP: 0.000									
Brian Bohannon, L (2, 1) ERA: 5.54	2.1	8	1	0	0	2	0	0	0	0	0	20	31	0.00	0.429					
Mike Christopher, R (5, 1) ERA: 9.62	1.0	5	2	0	0	0	1	0	0	0	0	10	17	0.00	3.000					
Mike Myers, L (6, 1) ERA: 7.56	1.0	4	0	0	0	2	1	0	0	0	0	13	23	1.000	1.000					
Joe Bower, R (7, 1) ERA: 6.95	1.0	4	2	0	0	0	0	0	0	0	0	15	22	0.00	2.000					

AB	28
R	0
H	2
RBI	0
BB	2
SO	7
LOB	6



AB	31
R	4
H	10
RBI	4
BB	6
SO	6
LOB	15

