Baltimore Orioles - 1996

Batter	1	2	3	4	5	6	7	8	9	AB	R	H	RBI	BB	SO	LOB
Bip Roberts, S (1, 4) OBP: 0.250, SLG: 0.250	X 0-0 ① F7		B F X 1-1 ② G4-3 3-H			F X 0-1 SH2-3 1B		B X 1-0 ② F8		4	0	1	1	0	0	0
Tom Goodwin, L (1, 7) (8, 8)	B X 1-0 ② G3		M B C X 1-2 ③ F8			1 SAFE C X 0-1 ① SH2-3 1-2		B B B B 4-0 S BB		2	0	0	0	1	0	0
Johnny Damon, L (1, 8) OBP: 0.333, SLG: 0.333	C X 0-1 ③ 1B			C X 0-1 ① P6		S B B X 2-1 ② P6		1 SAFE 1 C C S 0-3 ③ K 1-2		3	0	1	0	0	0	1
Pat Lennon, R (8, PH) (8, 7)										1	0	0	0	0	1	1
Michael Tucker, L (1, 9)		C B B B C B 4-2 1B G4-6-3 BB		B B C X 2-1 ② F7		C C B X 1-2 ③ L8			B B C F X 2-2 ① F9	2	1	0	0	1	0	1
David Howard, S (9, PH)										1	0	0	0	0	0	0
Keith Lockhart, L (1, 5) OBP: 0.667, SLG: 0.667		X 0-0 G4-6-3 1-3 1B		B C B F X 2-2 1B			B S F C 1-3 ① K		S S C 0-3 ② K	3	0	2	0	0	1	0
Les Norman, R (9, PH)										1	0	0	0	0	1	0
Bob Hamelin, L (1, 3)		B 1 SAFE C B X 2-1 ① ② G4-6-3 1-2f 3-H		X 0-0 ③ P6			B B B C B 4-1 BB		B X 1-0 ③ F8	2	0	0	0	1	0	2
Joe Randa, R (7, PR)										1	0	0	0	0	0	0
(7, 3)																
Joe Vitiello, R (1, 10)		C C F B F B F B F 3-3 F F C ③ K			B C X 1-1 ① G5-3		1 SAFE C 1 SAFE F C 0-3 ② K			2	0	0	0	0	1	0
Jon Nunnally, L (7, PH)										1	0	0	0	0	1	1
Mike Macfarlane, R (1, 2) OBP: 0.333, SLG: 0.667			B B C F F B X 3-2 G4-3 G4-3 2B		C X 0-1 ② G5-3		1 SAFE B S 1 SAFE F 1 SAFE 1 SAFE F S 1-3 ③ K			3	1	1	0	0	1	1
Jose Offerman, S (1, 6)			B B F B X 3-1 ① G4-3 2-3		X 0-0 ③ P5			C B S B X 2-2 ① G1-3		3	0	0	0	0	0	1

| Inning Stats | | | | | | | | | | | | | | | |

BOTTOM

Kansas City Royals @ Baltimore Orioles

Oriole Park at Camden Yards, Baltimore, MD

Tue Apr 02 1996, 3:33 AM EST

Att. 46,818 - Sunny - 57 F

livebaseballscorecards.com

Batter	1	2	3	4	5	6	7	8	9	AB	R	H	RBI	BB	SO	LOB
Brady Anderson, L (1, 8)	K	G3		CS 1-2	P6		HBP			3	0	0	0	0	1	1
Roberto Alomar, S (1, 4) OBP: 0.250, SLG: 0.500	F8 1B 2B	K			G4-3		F4			4	1	1	0	0	1	2
Rafael Palmeiro, L (1, 3) OBP: 0.500, SLG: 0.333	1B 1B BB	G3			K			FC1-4 1B		3	1	1	0	1	1	0
Bobby Bonilla, S (1, 10) OBP: 0.250, SLG: 0.500	F8 2-3	1B 2B				L8		FC1-4 1-2f 2B		4	2	1	0	0	0	3
Cal Ripken Jr., R (1, 6) OBP: 0.500, SLG: 0.500	PB 1-H 3-H 1B	2-H 1B				F8		L5		4	0	2	3	0	0	1
B.J. Surhoff, L (1, 5) OBP: 0.250, SLG: 0.500	F9 1-2	K				F8		1-H 2B		4	0	1	1	0	1	2
Chris Hoiles, R (1, 2) OBP: 0.333, SLG: 0.333		K		F8			G1-3 1B	IBB		3	0	1	0	0	1	0
Manny Alexander, R (7, PR)										0	0	0	0	0	0	0
Gregg Zaun, S (8, 2)										0	0	0	0	1	0	0
Tony Tarasco, L (1, 9)		K		K			P4	F8		2	0	0	0	0	2	0
Mike Devereaux, R (7, PH) (8, 9)										2	0	0	0	0	0	3
Jeffrey Hammonds, R (1, 7) OBP: 0.667, SLG: 1.000		2B		CS 1B			G1-3 1-2			3	0	2	0	0	0	1
Inning Stats	R: 2 E: 0 K: 1 S: 14 H: 2 LOB: 1 BB: 1 P: 29	R: 0 E: 0 K: 2 S: 11 H: 1 LOB: 1 BB: 0 P: 18	R: 1 E: 0 K: 2 S: 15 H: 2 LOB: 1 BB: 0 P: 26	R: 0 E: 0 K: 1 S: 9 H: 1 LOB: 0 BB: 0 P: 19	R: 0 E: 0 K: 1 S: 10 H: 0 LOB: 0 BB: 0 P: 16	R: 0 E: 0 K: 0 S: 3 H: 0 LOB: 0 BB: 0 P: 7	R: 0 E: 0 K: 0 S: 6 H: 1 LOB: 2 BB: 0 P: 12	R: 1 E: 0 K: 0 S: 8 H: 2 LOB: 2 BB: 1 P: 20		1B: 5 2B: 4 3B: 0 HR: 0	SF: 0 SAC: 0 DP: 0 HBP: 1			WP: 0 PB: 1 SB: 0 CS: 1		PA: 36

	AB	32
	R	4
	H	9
	RBI	4
	BB	2
	SO	7
	LOB	13

PITCHER		IP	WLS	BF	H	R	ER	SO	BB	IBB	HBP	BLK	WP	HR	S	P	ERA	WHIP
Kevin Appier, R	(1, 1)	5.0	L	21	6	3	3	7	1	0	0	0	0	0	59	108	5.40	1.400
ERA: 5.4																		
Julio Valera, R	(6, 1)	1.0		4	1	0	0	0	0	0	0	0	0	0	5	11	0.00	1.000
ERA:																		
Mike Magnante, L	(7, 1)	1.1		6	1	1	1	0	0	0	1	0	0	0	7	13	6.75	0.750
ERA: 6.75																		
Terry Clark, R	(8, 1)	0.2		4	1	0	0	0	0	1	0	0	0	0	5	15	0.00	1.500
ERA:																		

PITCHER	IP	WLS	BF	H	R	ER	SO	BB	IBB	HBP	BLK	WP	HR	S	P	ERA	WHIP

Kansas City Royals @ Baltimore Orioles

Oriole Park at Camden Yards, Baltimore, MD

Wed Apr 03 1996, 7:05 PM EST
Att. 40,068 - Unknown - 63 F

TOP

livebaseballscorecards.com

Batter	1	2	3	4	5	6	7	8	9	AB	R	H	RBI	BB	SO	LOB
Bip Roberts, S (1, 4) OBP: 0.250, SLG: 0.375	F9	G4-3			F9			2B		4	0	1	0	0	0	2
Tom Goodwin, L (1, 8) OBP: 0.333, SLG: 0.200	S S 1B	K			G4-3			F8		3	0	1	0	0	1	0
Les Norman, R (6, 9)										1	0	0	0	0	0	1
Pat Lennon, R (1, 7) OBP: 0.600, SLG: 0.750	G5-3 1-2	1B				WP SF9 2B		BB G5-4-3		3	1	2	0	1	0	1
Joe Vitiello, R (1, 10)	BB S	K				BB 2-3 G1-6-4-3		G5-4-3 1-2f		2	0	0	0	2	1	3
Bob Hamelin, L (1, 3)	K 1-2 2-3	G3				SF9 3-H			G3	3	0	0	1	0	1	3
Jose Offerman, S (1, 6) OBP: 0.143, SLG: 0.143	F3	1B G1-6-3				G1-6-4-3 1-2f			G3	4	0	1	0	0	0	1
Joe Randa, R (1, 5)	BB 1B	G1-6-3 1-2f					F9		G4-3	3	0	0	0	1	0	1
Michael Tucker, L (1, 9) OBP: 0.400, SLG: 0.250	1-2 1B	F7					F8			2	0	1	0	0	0	0
David Howard, S (6, 8)										1	0	0	0	0	0	0
Sal Fasano, R (1, 2)	K				K		K			3	0	0	0	0	3	2

	AB	29
	R	1
	H	6
	RBI	1
	BB	4
	SO	6
	LOB	14

Inning Stats	1	2	3	4	5	6	7	8	9
	R: 0 E: 0 K: 1 S: 6	H: 1 LOB: 2 BB: 1 P: 10	R: 0 E: 0 K: 1 S: 6	H: 1 LOB: 2 BB: 1 P: 10	R: 0 E: 0 K: 2 S: 8	H: 1 LOB: 1 BB: 0 P: 8	R: 0 E: 0 K: 0 S: 3	H: 1 LOB: 0 BB: 0 P: 3	R: 0 E: 0 K: 1 S: 5	H: 0 LOB: 0 BB: 0 P: 5	R: 1 E: 0 K: 0 S: 3	H: 1 LOB: 0 BB: 1 P: 7	R: 0 E: 0 K: 1 S: 5	H: 0 LOB: 0 BB: 0 P: 5	R: 0 E: 0 K: 0 S: 3	H: 1 LOB: 1 BB: 1 P: 7	R: 0 E: 0 K: 0 S: 3	H: 0 LOB: 0 BB: 0 P: 3

	1B: 4	SF: 1	WP: 1	PA: 34
	2B: 2	SAC: 0	PB: 0	
	3B: 0	DP: 3	SB: 3	
	HR: 0	HBP: 0	CS: 0	

PITCHER		IP	WLS	BF	H	R	ER	SO	BB	IBB	HBP	BLK	WP	HR	S	P	ERA	WHIP
David Wells, L ERA: 1.29	(1, 1)	7.0	W	27	5	1	1	6	3	0	0	0	1	0	36	48	1.29	1.143
Roger McDowell, R ERA:	(8, 1)	2.0		7	1	0	0	0	1	0	0	0	0	0	6	10	0.00	1.000

PITCHER		IP	WLS	BF	H	R	ER	SO	BB	IBB	HBP	BLK	WP	HR	S	P	ERA	WHIP

Kansas City Royals @ Baltimore Orioles

Oriole Park at Camden Yards, Baltimore, MD

Wed Apr 03 1996, 7:05 PM EST

Att. 40,068 - Unknown - 63 F

livebaseballscorecards.com

BOTTOM

Batter	1	2	3	4	5	6	7	8	9	AB	R	H	RBI	BB	SO	LOB
Brady Anderson, L (1, 8) OBP: 0.222, SLG: 0.125	0-0 SH4-3 S 1B 1B	0-0 ① G3 2-3		0-0 ① G4-3	0-0 ③ FC5 2-3f			0-0 ② G4-3 1-2		5	1	1	0	0	0	4
Roberto Alomar, S (1, 4) OBP: 0.625, SLG: 1.143	0-0 ① SH4-3 1-3	0-0 HR 3-H		0-0 E3 1B 1B		0-0 1B E 1B		BBBB 4-0 2-3 BB		3	2	3	2	1	0	0
Rafael Palmeiro, L (1, 3) OBP: 0.556, SLG: 0.857	BBBB 4-0 1B 2B BB	0-0 HR		0-0 ② F9		0-0 G5-4-3-2 1-3 1B		SSS 0-3 ③ K		4	2	2	1	1	1	3
Bobby Bonilla, S (1, 10) OBP: 0.375, SLG: 0.500	0-0 2B 1-3 3-H 1B 1B	0-0 ② F7		0-0 2-H 1B		0-0 ① ② ③ G5-4-3-2 1-2f 3-H				4	1	2	2	0	0	2
Cal Ripken Jr., R (1, 6) OBP: 0.500, SLG: 0.625	0-0 1B 1-3 3-H 2B	0-0 ③ F8		0-0 ③ G4-3			0-0 G4-6-3 1B			4	0	2	1	0	0	1
B.J. Surhoff, L (1, 5) OBP: 0.250, SLG: 0.375	0-0 2-3 3-H 1B		0-0 ① F8		0-0 ① P6		0-0 ① F9			4	0	1	1	0	0	1
Chris Hoiles, R (1, 2) OBP: 0.143, SLG: 0.143 Gregg Zaun, S (8, 2)	SSS 0-3 ② K		SSS 0-3 ② K		0-0 ② L8		0-0 ② ③ G4-6-3 1-2f			4 0	0 0	0 0	0 0	0 0	2 0	3 0
Tony Tarasco, L (1, 9) OBP: 0.500, SLG: 0.500	0-0 ③ G4-3		0-0 1B		0-0 FC5 E 1B			0-0 WP G4-3 1B		4	0	3	0	0	0	2
Jeffrey Hammonds, R (1, 7) OBP: 0.286, SLG: 0.429		0-0 E6 G3 HR	0-0 ③ G4-3		0-0 E5 1-2			SSS 0-3 ① K		4	1	0	0	0	1	3
Inning Stats	R: 3 H: 4 E: 0 LOB: 2 K: 1 BB: 1 S: 9 P: 13	R: 3 H: 2 E: 1 LOB: 0 K: 0 BB: 0 S: 6 P: 6	R: 0 H: 1 E: 0 LOB: 1 K: 1 BB: 0 S: 6 P: 6	R: 1 H: 2 E: 1 LOB: 1 K: 0 BB: 0 S: 5 P: 5	R: 0 H: 1 E: 1 LOB: 2 K: 0 BB: 0 S: 5 P: 5	R: 0 H: 2 E: 0 LOB: 0 K: 0 BB: 0 S: 3 P: 3	R: 0 H: 1 E: 0 LOB: 0 K: 0 BB: 0 S: 3 P: 3	R: 0 H: 1 E: 0 LOB: 2 K: 2 BB: 1 S: 8 P: 12		1B: 11 SF: 0 2B: 1 SAC: 1 3B: 1 DP: 1 HR: 2 HBP: 0						

	AB	36
	R	7
	H	14
	RBI	7
	BB	2
	SO	4
	LOB	19

WP: 1 PA: 39
PB: 0
SB: 1
CS: 0

PITCHER		IP	WLS	BF	H	R	ER	SO	BB	IBB	HBP	BLK	WP	HR	S	P	ERA	WHIP
Mark Gubicza, R ERA: 11.25	(1, 1)	4.0	L	23	9	7	5	2	1	0	0	0	0	2	26	30	11.25	2.500
Jason Jacome, L ERA:	(5, 1)	4.0		16	5	0	0	2	1	0	0	0	1	0	19	23	0.00	1.500

PITCHER	IP	WLS	BF	H	R	ER	SO	BB	IBB	HBP	BLK	WP	HR	S	P	ERA	WHIP

Batter	1	2	3	4	5	6	7	8	9	AB	R	H	RBI	BB	SO	LOB
Bip Roberts, S (1, 4) OBP: 0.308, SLG: 0.462	F8			G3	S 1B 2B 1-H 2-H		SH5-4 1B 1-2		F9	5	1	2	2	0	0	1
Tom Goodwin, L (1, 7) OBP: 0.444, SLG: 0.375	K			1B 1B	E S 1B 2-H		SH5-4 1-2 2-3		K	3	0	2	1	0	1	0
Jose Offerman, S (9, PH) OBP: 0.125, SLG: 0.125										1	0	0	0	0	1	1
Johnny Damon, L (1, 8) OBP: 0.286, SLG: 0.286	6-3			1B 1-2	3-1 1-3		K			4	0	1	0	0	1	3
Michael Tucker, L (1, 9) OBP: 0.222, SLG: 0.125		1-3		F7		K	L3			4	0	0	0	0	1	4
Les Norman, R (8, 9)										0	0	0	0	0	0	0
Keith Lockhart, L (1, 5) OBP: 0.429, SLG: 0.429		G4-6-3 1B		4-3		1-3		F7		4	0	1	0	0	0	2
Bob Hamelin, L (1, 3)		G4-6-3 1-2f			4-3	BB BB		F9		2	0	0	0	1	0	1
Joe Randa, R (6, 3)										1	0	0	0	0	0	0
Joe Vitiello, R (1, 10) OBP: 0.400, SLG: 0.143			K		1B 1B 1B	BB 1-2		K		3	0	1	0	1	2	0
Mike Macfarlane, R (1, 2) OBP: 0.286, SLG: 0.429			5-3		1B 2B 1B 1-2	P3			P3	4	1	1	0	0	0	2
David Howard, S (1, 6) OBP: 0.500, SLG: 0.400			F7		2B 1B 1-2 2-H		SH5-4 1B BB		1B	3	1	2	0	1	0	0

TOP

Kansas City Royals @ Baltimore Orioles

Oriole Park at Camden Yards, Baltimore, MD

Thu Apr 04 1996, 3:33 AM EST
Att. 38,753 - Overcast - 64 F

livebaseballscorecards.com

AB	34
R	3
H	10
RBI	3
BB	3
SO	6
LOB	14

Inning Stats	1	2	3	4	5	6	7	8	9	1B: 9	SF: 0	WP: 0	PA: 38
R:	0	0	0	0	3	0	0	0	0	2B: 1	SAC: 1	PB: 0	
E:	0	0	0	0	0	0	0	0	0	3B: 0	DP: 1	SB: 2	
K:	1	0	1	0	0	1	1	1	1	HR: 0	HBP: 0	CS: 0	
S:	5	3	5	5	7	5	6	5	6				
H:	0	1	0	2	5	0	1	0	1				
LOB:	0	0	0	0	1	2	1	0	1				
BB:	0	0	0	0	0	2	1	0	0				
P:	5	3	5	5	7	13	10	5	6				

PITCHER		IP	WLS	BF	H	R	ER	SO	BB	IBB	HBP	BLK	WP	HR	S	P	ERA	WHIP
Scott Erickson, R	(1, 1)	6.0		26	8	3	3	3	2	0	0	0	0	0	30	38	4.50	1.667
ERA: 4.5																		
Arthur Rhodes, L	(7, 1)	2.0	W	8	1	0	0	2	1	0	0	0	0	0	11	15	0.00	1.000
ERA:																		
Randy Myers, L	(9, 1)	1.0	S	4	1	0	0	1	0	0	0	0	0	0	6	6	0.00	1.000
ERA:																		

PITCHER		IP	WLS	BF	H	R	ER	SO	BB	IBB	HBP	BLK	WP	HR	S	P	ERA	WHIP

Batter	1	2	3	4	5	6	7	8	9	AB	R	H	RBI	BB	SO	LOB
Brady Anderson, L (1, 8) OBP: 0.286, SLG: 0.308	S S S 0-3 ① K		x 0-0 2B		S S S 0-3 ② K			x 0-0 2B 1B 0-3 ③ K		5	1	2	0	0	3	3
Roberto Alomar, S (1, 4) OBP: 0.667, SLG: 1.100	x 0-0 G4-6-3 1B		B B B B 4-0 BB		x 0-0 ③ F8			x 0-0 WP SF8 2B 1-H		3	1	2	1	1	0	1
Rafael Palmeiro, L (1, 3) OBP: 0.462, SLG: 0.600	x 0-0 ② ③ G4-6-3 1-2f		x 0-0 ③ L9			x 0-0 ① F7		B B B B 4-0 SF8 WP 2B BB		3	1	0	0	1	0	3
Bobby Bonilla, S (1, 10) OBP: 0.250, SLG: 0.364		x 0-0 ① 5-3		x 0-0 ① 6-3		x 0-0 ② 4-3		x 0-0 ① SF8 1-3 2-H		3	0	0	1	0	0	0
Cal Ripken Jr., R (1, 6) OBP: 0.500, SLG: 0.636		B B B B 4-0 FC5-4 BB		x 0-0 ② F7		x 0-0 ③ 5-3		x 0-0 1B FC4-6 2B 3-H		3	1	1	1	1	0	0
B.J. Surhoff, L (1, 5) OBP: 0.417, SLG: 0.545		x 0-0 ② F7		x 0-0 1B			x 0-0 2B	I I 4-0 FC4-6 1B 1B IBB		3	1	2	0	1	0	1
Chris Hoiles, R (1, 2) OBP: 0.182, SLG: 0.182 Gregg Zaun, S (9, 2)		x 0-0 ③ FC5-4 1-2f		x 0-0 ③ F9			S S S 0-3 ① K	x 0-0 FC4-6 1B 1-2 2-3		4 0	0 0	1 0	0 0	0 0	1 0	3 0
Mike Devereaux, R (1, 9) Tony Tarasco, L (8, PH) OBP: 0.429, SLG: 0.429 (9, 9)			x 0-0 ① 1-3		S S S 0-3 ① K		x 0-0 ② F3	x 0-0 ② FC4-6 1B 1-2f 2-3 3-H		3 1	0 0	0 0	0 1	0 0	1 0	1 2
Jeffrey Hammonds, R (1, 7) OBP: 0.364, SLG: 0.545			S S S 0-3 ② K		x 0-0 2B		S S S 0-3 ③ K	x 0-0 1B 1-2 3-H		4	0	2	1	0	2	1
Inning Stats	R: 0 H: 1 E: 0 LOB: 0 K: 1 BB: 0 S: 5 P: 5	R: 0 H: 0 E: 0 LOB: 1 K: 0 BB: 1 S: 3 P: 7	R: 0 H: 1 E: 0 LOB: 2 K: 1 BB: 1 S: 6 P: 10	R: 0 H: 1 E: 0 LOB: 1 K: 0 BB: 0 S: 4 P: 4	R: 0 H: 1 E: 0 LOB: 1 K: 2 BB: 0 S: 8 P: 8	R: 0 H: 0 E: 0 LOB: 0 K: 0 BB: 0 S: 3 P: 3	R: 0 H: 1 E: 0 LOB: 1 K: 2 BB: 0 S: 8 P: 8	R: 5 H: 5 E: 0 LOB: 2 K: 1 BB: 2 S: 10 P: 18		1B: 5 SF: 1 2B: 5 SAC: 0 3B: 0 DP: 1 HR: 0 HBP: 0						WP: 1 PA: 37 PB: 0 SB: 0 CS: 0	

BOTTOM

Kansas City Royals @ Baltimore Orioles

Oriole Park at Camden Yards, Baltimore, MD

Thu Apr 04 1996, 3:33 AM EST

Att. 38,753 - Overcast - 64 F

livebaseballscorecards.com

AB	32
R	5
H	10
RBI	5
BB	4
SO	7
LOB	15

PITCHER		IP	WLS	BF	H	R	ER	SO	BB	IBB	HBP	BLK	WP	HR	S	P	ERA	WHIP
Chris Haney, L ERA: 3.86	(1, 1)	7.0		30	7	3	3	6	3	0	0	0	0	0	39	51	3.86	1.429
Hipolito Pichardo, R ERA: 54.0	(8, 1)	0.1	L	4	2	0	0	0	0	1	0	0	1	0	3	7	0.00	6.000
Terry Clark, R ERA:	(8, 1)	0.2		3	1	2	2	1	0	0	0	0	0	0	5	5	27.00	1.500

PITCHER		IP	WLS	BF	H	R	ER	SO	BB	IBB	HBP	BLK	WP	HR	S	P	ERA	WHIP

Batter	1	2	3	4	5	6	7	8	9	AB	R	H	RBI	BB	SO	LOB
Brady Anderson, L (1, 8) OBP: 0.222, SLG: 0.235	C F B C 1-3 ① K		B D F 1 SAFE 2-1 ③ PO 1-2	B X 1-0 ① F9		X 0-0 ② G3-1		C B X 1-1 ① P6		4	0	0	0	0	1	1
Roberto Alomar, S (1, 4) OBP: 0.500, SLG: 0.786	B C B F B X 3-2 ② F8			B B C X 2-1 ② F8		B B B C F T 3-2 ③ K		C X 0-1 ② F7		4	0	0	0	0	1	1
Rafael Palmeiro, L (1, 3) OBP: 0.353, SLG: 0.429	C B B B X 3-1 ③ F8			X 0-0 ③ G3			B F X 1-1 ① G1-3	B X 1-0 ③ F9		4	0	0	0	0	0	1
Bobby Bonilla, S (1, 10) OBP: 0.250, SLG: 0.400		B F F C 1-3 ① K			S F B B B X 3-2 ① G3-1		X 0-0 ① 1B SF9 2B		X 0-0 ① G3-1	4	1	1	0	0	1	0
Cal Ripken Jr., R (1, 6) OBP: 0.438, SLG: 0.500		B C X 1-1 ② F9			C F B B S 2-3 ② K		B B C B B 4-1 1B 1B BB		B B X 2-0 ② F7	3	0	0	0	1	1	0
B.J. Surhoff, L (1, 5) OBP: 0.438, SLG: 0.533		B B F S S 2-3 ③ K			B B X 2-0 1B		F X 0-1 1-2 2-3 1B 1B		C S X 0-2 ③ P3	4	0	2	0	0	1	0
Chris Hoiles, R (1, 2) OBP: 0.143, SLG: 0.154			B S X 1-1 ① F7		C B B D X 3-1 ③ G5-3		B B F D X 3-1 ② SF9 3-H			2	0	0	1	0	0	1
Gregg Zaun, S (8, 2)										0	0	0	0	0	0	0
Tony Tarasco, L (1, 9) OBP: 0.444, SLG: 0.444			B F F B X 2-2 PO 1B			B X 1-0 ① L9	S B X 1-1 ③ 1-2 2-H 1B			2	0	1	0	0	0	0
Mike Devereaux, R (7, PH) OBP: 0.167, SLG: 0.167										1	0	1	0	0	0	0
(7, 9)																
Jeffrey Hammonds, R (1, 7) OBP: 0.429, SLG: 0.786			B C D 1 SAFE X 2-1 ② F8			F B B X 2-1 HR		C C X 0-2 1B		3	1	2	1	0	0	1

TOP

Baltimore Orioles @ Minnesota Twins

Hubert H. Humphrey Metrodome, Minneapolis, MN

Fri Apr 05 1996, 8:05 PM EST
Att. 22,744 - Dome - 68 F

livebaseballscorecards.com

AB	31
R	2
H	7
RBI	2
BB	1
SO	5
LOB	5

Inning Stats	1	2	3	4	5	6	7	8	9
R	0	0	0	0	0	1	1	0	0
E	0	0	0	0	0	0	0	0	0
K	1	2	0	0	1	1	0	0	0
S	8	8	8	4	9	7	10	8	5
H	0	0	1	0	1	1	3	1	0
LOB	0	0	1	0	1	0	2	1	0
BB	0	0	0	0	0	0	1	0	0
P	15	12	15	7	19	13	19	10	7

1B	5
2B	1
3B	0
HR	1
SF	1
SAC	0
DP	0
HBP	0

WP	0
PB	0
SB	0
CS	0
PA	34

PITCHER		IP	WLS	BF	H	R	ER	SO	BB	IBB	HBP	BLK	WP	HR	S	P	ERA	WHIP
LaTroy Hawkins, R ERA: 1.5	(1, 1)	6.0		20	3	1	1	5	0	0	0	0	0	1	44	81	1.50	0.500
Eddie Guardado, L ERA: 5.4	(7, 1)	0.2	L	5	2	1	1	0	1	0	0	0	0	0	8	16	13.50	4.500
Erik Bennett, R ERA: 4.76	(7, 1)	2.1		8	2	0	0	0	0	0	0	0	0	0	15	20	0.00	0.857

PITCHER	IP	WLS	BF	H	R	ER	SO	BB	IBB	HBP	BLK	WP	HR	S	P	ERA	WHIP

Batter	1	2	3	4	5	6	7	8	9	AB	R	H	RBI	BB	SO	LOB
Chuck Knoblauch, R (1, 4) OBP: 0.588, SLG: 0.600	B C X 1-2 F7 ①		B F 1 SAFE F C 1-3 K ②		B B F 1 SAFE X 2-1 1-2 1B		X 0-0 2-3 1B			4	0	2	0	0	1	1
Rich Becker, L (1, 7) OBP: 0.214, SLG: 0.154	S B C X 1-2 G3-1 ②		1 SAFE B B C X 2-1 F8 ③		X 0-0 G3 ③		B 1 SAFE 1 SAFE X 1-0 G4-3 ③			4	0	0	0	0	0	5
Paul Molitor, R (1, 10) OBP: 0.444, SLG: 0.500	B C X 1-1 L9 ③			B B C X 2-1 1B		B F X 1-1 F8 SF9 2B		B F F X 1-2 CS 2B		4	1	3	0	0	0	0
Ron Coomer, R (1, 3) OBP: 0.444, SLG: 0.625		F B X 1-1 1B		B X 1-0 F9 ①		B F B X 2-1 F8 2-3 ①		C F B B F B X 3-2 F9 ①		4	0	1	0	0	0	3
Roberto Kelly, R (1, 8) OBP: 0.111, SLG: 0.143		F X 0-1 L6 ①		C X 0-1 F9 ②		B F B X 2-1 SF9 3-H ②		C F B B F B X 3-2 G5-3 2-3 ② ③		3	0	0	1	0	0	3
Tom Quinlan, R (1, 5)		1 SAFE B C B S S 2-3 K ②		B S C X 1-2 G3 ③		B F B F S 2-3 K ③			C B C B S 2-3 K ①	4	0	0	0	0	3	2
Pat Meares, R (1, 6) OBP: 0.385, SLG: 0.917		C F X 0-2 F9 ③			X 0-0 G5-3 ①		B F B F X 2-2 1B G4-3 1B		S B S S 1-3 K ②	4	0	1	0	0	1	1
Mike Durant, R (1, 2) OBP: 0.500, SLG: 0.667 Greg Myers, L (7, PH) (8, 2) OBP: 0.200, SLG: 0.300 Dave Hollins, S (9, PH) OBP: 0.846, SLG: 1.429			B B B C F F F X 3-2 F8 ①		B C B B X 3-1 P5 ②		1 SAFE F 1 SAFE X 0-1 F8 ①		B B B C S C 3-3 K ③	2 1 1	0 0 0	0 0 0	0 0 0	0 0 0	0 0 1	0 1 0
Matt Lawton, L (1, 9) OBP: 0.313, SLG: 0.154			B B F B B 4-1 BB		B B B B 4-0 1B BB		1 SAFE F 1 SAFE 1 SAFE X 0-1 1-2 G4-3 ②			1	0	0	0	2	0	1
Inning Stats	R: 0 E: 0 K: 0 S: 8 H: 0 LOB: 0 BB: 0 P: 11	R: 0 E: 0 K: 1 S: 10 H: 1 LOB: 1 BB: 0 P: 13	R: 0 E: 0 K: 1 S: 11 H: 0 LOB: 1 BB: 1 P: 21	R: 0 E: 0 K: 0 S: 8 H: 1 LOB: 1 BB: 0 P: 12	R: 0 E: 0 K: 0 S: 6 H: 1 LOB: 2 BB: 1 P: 15	R: 1 E: 0 K: 1 S: 9 H: 1 LOB: 0 BB: 0 P: 16	R: 0 E: 0 K: 0 S: 9 H: 2 LOB: 2 BB: 0 P: 12	R: 0 E: 0 K: 0 S: 11 H: 1 LOB: 0 BB: 0 P: 18	R: 0 E: 0 K: 3 S: 9 H: 0 LOB: 0 BB: 0 P: 15	1B: 5 2B: 2 3B: 0 HR: 0 SF: 1 SAC: 0 DP: 0 HBP: 0						WP: 0 PB: 0 SB: 0 CS: 1 PA: 35	

Baltimore Orioles @ Minnesota Twins

Hubert H. Humphrey Metrodome, Minneapolis, MN

Fri Apr 05 1996, 8:05 PM EST

Att. 22,744 - Dome - 68 F

BOTTOM

livebaseballscorecards.com

AB	32
R	1
H	7
RBI	1
BB	2
SO	6
LOB	17

PITCHER		IP	WLS	BF	H	R	ER	SO	BB	IBB	HBP	BLK	WP	HR	S	P	ERA	WHIP
Kent Mercker, L ERA: 1.5	(1, 1)	6.0	W	24	4	1	1	3	2	0	0	0	0	0	52	88	1.50	1.000
Roger McDowell, R ERA:	(7, 1)	2.0		8	3	0	0	0	0	0	0	0	0	0	20	30	0.00	1.500
Randy Myers, L ERA:	(9, 1)	1.0	S	3	0	0	0	3	0	0	0	0	0	0	9	15	0.00	0.000

PITCHER	IP	WLS	BF	H	R	ER	SO	BB	IBB	HBP	BLK	WP	HR	S	P	ERA	WHIP

Baltimore Orioles @ Minnesota Twins

Hubert H. Humphrey Metrodome, Minneapolis, MN

Sat Apr 06 1996, 8:05 PM EST

Att. 22,334 - Dome - 70 F

livebaseballscorecards.com

TOP

Batter	1	2	3	4	5	6	7	8	9	AB	R	H	RBI	BB	SO	LOB
Brady Anderson, L (1, 8) OBP: 0.227, SLG: 0.238	B F X 1-1 ① L8		B B B F F X 3-2 ② G1			S X 0-1 ② G1-3		B X 1-0 1-2 1B		4	0	1	0	0	0	0
Roberto Alomar, S (1, 4) OBP: 0.474, SLG: 0.765 Manny Alexander, R (7, 6)	C B B X 2-1 2B		B C B X 2-1 ③ F8			C C X 0-2 ③ F7		C B F S 1-3 ① K		3 1	0 0	1 0	0 0	0 0	0 1	0 2
Rafael Palmeiro, L (1, 3) OBP: 0.286, SLG: 0.333	B S S B S 2-3 ② K			B C F S 1-3 ① K			C X 0-1 ① G3-1	B X 1-0 ② F7		4	0	0	0	0	2	3
Bobby Bonilla, S (1, 10) OBP: 0.250, SLG: 0.368	X 0-0 ③ P6			B C F B X 2-2 ② G3-1			C X 0-1 1B 2B 1B	X 0-0 ③ G4-3		4	1	1	0	0	0	3
Cal Ripken Jr., R (1, 6) OBP: 0.421, SLG: 0.471 Jeff Huson, L (7, PR) (7, 4)		F X 0-1 ① P6		B S C T 1-2 ③ K			C B X 1-1 2B 1-2 G6-3 1B		B X 1-0 ① P6	3 1	0 1	1 0	0 0	0 0	1 0	0 0
B.J. Surhoff, L (1, 5) OBP: 0.500, SLG: 0.842		B S F X 1-2 F8 2B			B B C F C 2-3 ① K		X 0-0 1-3 2-H 2B		B B X 2-0 HR	4	1	3	2	0	1	0
Jeffrey Hammonds, R (1, 7) OBP: 0.333, SLG: 0.611		B X 1-0 ② F8 2-3			B F B C S 2-3 ② K		S X 0-1 ② G6-3 3-H		B F S F C 1-3 ② K	4	0	0	1	0	2	3
Tony Tarasco, L (1, 9) OBP: 0.308, SLG: 0.308		D F C X 1-2 ③ L9			B B X 2-0 ③ F7		S B X 1-1 ③ L3		C X 0-1 ③ F7	4	0	0	0	0	0	3
Gregg Zaun, S (1, 2) OBP: 0.500, SLG: 0.333			B X 1-0 ① P6			F X 0-1 ① P6		C B B X 2-1 1B 1B		3	0	1	0	0	0	0
Inning Stats	R: 0 E: 0 K: 1 S: 8 H: 1 LOB: 1 BB: 0 P: 13	R: 0 E: 0 K: 0 S: 9 H: 1 LOB: 1 BB: 0 P: 12	R: 0 E: 0 K: 0 S: 6 H: 0 LOB: 0 BB: 0 P: 12	R: 0 E: 0 K: 2 S: 9 H: 0 LOB: 0 BB: 0 P: 13	R: 0 E: 0 K: 2 S: 7 H: 0 LOB: 0 BB: 0 P: 13	R: 0 E: 0 K: 0 S: 7 H: 0 LOB: 0 BB: 0 P: 7	R: 2 E: 0 K: 0 S: 11 H: 3 LOB: 2 BB: 0 P: 13	R: 0 E: 0 K: 1 S: 8 H: 2 LOB: 2 BB: 0 P: 13	R: 1 E: 0 K: 1 S: 8 H: 1 LOB: 0 BB: 0 P: 12	1B: 4 2B: 3 3B: 0 HR: 1	SF: 0 SAC: 0 DP: 0 HBP: 0					

	AB	35
	R	3
	H	8
	RBI	3
	BB	0
	SO	7
	LOB	14

WP: 0 PB: 0 SB: 0 CS: 0 PA: 35

PITCHER		IP	WLS	BF	H	R	ER	SO	BB	IBB	HBP	BLK	WP	HR	S	P	ERA	WHIP
Brad Radke, R ERA: 2.08	(1, 1)	7.0	W	28	7	2	2	5	0	0	0	0	0	0	60	89	2.57	1.000
Pat Mahomes, R ERA: 3.68	(8, 1)	2.0		7	1	1	1	2	0	0	0	0	0	1	13	19	4.50	0.500

PITCHER	IP	WLS	BF	H	R	ER	SO	BB	IBB	HBP	BLK	WP	HR	S	P	ERA	WHIP

BOTTOM

Baltimore Orioles @ Minnesota Twins

Hubert H. Humphrey Metrodome, Minneapolis, MN

Sat Apr 06 1996, 8:05 PM EST

Att. 22,334 - Dome - 70 F

livebaseballscorecards.com

Batter	1	2	3	4	5	6	7	8	9	AB	R	H	RBI	BB	SO	LOB
Chuck Knoblauch, R (1, 4) OBP: 0.500, SLG: 0.579	P5	WP, SF8, 2B		F9	SF9		G6-3			4	1	1	2	0	0	0
Matt Lawton, L (1, 9) OBP: 0.381, SLG: 0.188	2B, 2B, 1B	BB		1B, 1B, BB	G4-3			K		3	1	1	0	2	1	1
Paul Molitor, R (1, 10) OBP: 0.435, SLG: 0.550	2B, 2B	SF8		1B, 1B		G1-3		K		4	1	2	1	0	1	0
Greg Myers, L (1, 2) OBP: 0.267, SLG: 0.400	G3, 1B, 2B	K		1B		E1, 1B		K		5	1	2	2	0	2	1
Dave Hollins, S (1, 5) OBP: 0.765, SLG: 1.364 Tom Quinlan, R (6, PR) (7, 5)	G3	HR		G4-3		PB, 1B				4 0	1 0	2 0	1 0	0 0	0 0	4 0
Scott Stahoviak, L (1, 3) OBP: 0.538, SLG: 0.818	1B	K			2B	K				4	1	2	1	0	2	2
Roberto Kelly, R (1, 8) OBP: 0.154, SLG: 0.182	L9		G3-6-3, 1B		K	G5-3				4	0	1	0	0	1	5
Rich Becker, L (1, 7) OBP: 0.222, SLG: 0.235		F8	G3-6-3		E, SF9, 2B		F8			4	1	1	1	0	0	1
Pat Meares, R (1, 6) OBP: 0.353, SLG: 0.875		2B, 3B		G4-3	E6		G6-3			4	1	1	0	0	0	1

Inning Stats	1	2	3	4	5	6	7	8	9
	R: 3 E: 0 K: 0 S: 17	H: 4 LOB: 1 BB: 0 P: 21	R: 2 E: 0 K: 1 S: 10	H: 2 LOB: 1 BB: 1 P: 20	R: 1 E: 0 K: 1 S: 8	H: 2 LOB: 0 BB: 0 P: 12	R: 0 E: 0 K: 0 S: 19	H: 2 LOB: 3 BB: 1 P: 33	R: 2 E: 1 K: 1 S: 16	H: 2 LOB: 1 BB: 0 P: 23	R: 0 E: 1 K: 1 S: 11	H: 1 LOB: 3 BB: 0 P: 17	R: 0 E: 0 K: 0 S: 6	H: 0 LOB: 0 BB: 0 P: 9	R: 0 E: 0 K: 3 S: 10	H: 0 LOB: 0 BB: 0 P: 13

AB	36
R	8
H	13
RBI	8
BB	2
SO	7
LOB	15

PITCHER		IP	WLS	BF	H	R	ER	SO	BB	IBB	HBP	BLK	WP	HR	S	P	ERA	WHIP	PITCHER	IP	WLS	BF	H	R	ER	SO	BB	IBB	HBP	BLK	WP	HR	S	P	ERA	WHIP
Jimmy Haynes, R ERA: 15.75	(1, 1)	4.0	L	24	11	7	7	2	2	0	0	0	1	1	57	89	15.75	3.250																	
Jimmy Myers, R ERA:	(5, 1)	3.0		13	2	1	0	2	0	0	0	0	0	0	30	46	0.00	0.667																	
Armando Benitez, R ERA:	(8, 1)	1.0		3	0	0	0	3	0	0	0	0	0	0	10	13	0.00	0.000																	

1B: 6	SF: 2	WP: 1	PA: 40
2B: 5	SAC: 0	PB: 1	
3B: 1	DP: 1	SB: 0	
HR: 1	HBP: 0	CS: 0	

Batter	1	2	3	4	5	6	7	8	9	AB	R	H	RBI	BB	SO	LOB
Brady Anderson, L (1, 8) OBP: 0.269, SLG: 0.217	F8		G3	HBP 1-2 2-3			SH3 1-3		BB 2B 1-2	2	0	0	0	1	0	0
Roberto Alomar, S (1, 4) OBP: 0.375, SLG: 0.619	4-3		F9	FC5 2-3f			SF7 3-H		F9	4	0	0	1	0	0	5
Rafael Palmeiro, L (1, 3) OBP: 0.346, SLG: 0.381	BB 1B BB		BB		F8		K		2B 1-3 2-H	3	0	1	1	2	1	0
Bobby Bonilla, S (1, 10) OBP: 0.280, SLG: 0.500	BB 1B 1-2		F9		6-3			HR	F7	5	1	2	1	0	0	3
Cal Ripken Jr., R (1, 6) OBP: 0.435, SLG: 0.450	BB 1-2 2-3			F9 BB 1B 1B	4-3			5-3		3	1	1	0	1	0	0
B.J. Surhoff, L (1, 5) OBP: 0.458, SLG: 0.727	4-3			HBP 1B 1-2 BB		F8		P4		3	0	0	0	1	0	3
Chris Hoiles, R (1, 2) OBP: 0.111, SLG: 0.118		P4		F9 2-3		F8		F7		4	0	0	0	0	0	2
Gregg Zaun, S (9, 2) OBP: 0.500, SLG: 0.333										0	0	0	0	0	0	0
Mike Devereaux, R (1, 9) OBP: 0.333, SLG: 0.333		CS 1B		FC5 HBP 1-2 3-H 1B		5-3			BB 2B 1B	3	0	2	1	0	0	0
Tony Tarasco, L (9, PH) OBP: 0.357, SLG: 0.357 (9, 9)										1	1	1	0	0	0	0
Jeffrey Hammonds, R (1, 7) OBP: 0.318, SLG: 0.524		K 1-2		F7			SH3 S SF7 BB		P1	3	1	0	0	1	1	4

TOP

Baltimore Orioles @ Minnesota Twins

Hubert H. Humphrey Metrodome, Minneapolis, MN

Sun Apr 07 1996, 4:33 AM EDT

Att. 14,580 - Unknown

livebaseballscorecards.com

AB	31
R	4
H	7
RBI	4
BB	6
SO	2
LOB	17

Inning Stats	1	2	3	4	5	6	7	8	9
	R: 0 E: 0 K: 0 S: 4	H: 1 LOB: 3 BB: 2 P: 12	R: 0 E: 0 K: 1 S: 5	H: 1 LOB: 1 BB: 0 P: 5	R: 0 E: 0 K: 0 S: 3	H: 0 LOB: 1 BB: 1 P: 7	R: 1 E: 0 K: 0 S: 5	H: 2 LOB: 3 BB: 1 P: 10	R: 0 E: 0 K: 0 S: 3	H: 0 LOB: 0 BB: 0 P: 3	R: 0 E: 0 K: 0 S: 3	H: 0 LOB: 0 BB: 0 P: 3	R: 1 E: 0 K: 1 S: 5	H: 0 LOB: 0 BB: 1 P: 9	R: 1 E: 0 K: 0 S: 4	H: 1 LOB: 0 BB: 0 P: 4	R: 1 E: 0 K: 0 S: 5	H: 2 LOB: 2 BB: 1 P: 9

| | | | | | | | | | |

Batter	1	2	3	4	5	6	7	8	9	AB	R	H	RBI	BB	SO	LOB
Chuck Knoblauch, R (1, 4) OBP: 0.423, SLG: 0.478	P3		4-3			K		4-3 2-3		4	0	0	0	0	1	2
Matt Lawton, L (1, 9) OBP: 0.360, SLG: 0.200	K			K		CS 1B		E3 1B 3-H		4	0	1	0	0	2	0
Paul Molitor, R (1, 10) OBP: 0.444, SLG: 0.667	L9			4-3		CS 1-2	HR	1-2 1B		4	1	2	1	0	0	0
Greg Myers, L (1, 2) OBP: 0.211, SLG: 0.316		1-3		K			4-3	K		4	0	0	0	0	2	2
Dave Hollins, S (1, 5) OBP: 0.750, SLG: 1.231		G4-6-3 1B			L7		FC6-4 BB		F8	2	0	1	0	1	0	0
Jeff Reboulet, R (7, PR) (8, 5) OBP: 0.286, SLG: 0.167										1	0	0	0	0	0	0
Scott Stahoviak, L (1, 3) OBP: 0.438, SLG: 0.643		G4-6-3 1-2f			K2-3		K		F9	3	0	0	0	0	2	2
Ron Coomer, R (9, PH) OBP: 0.400, SLG: 0.556										1	0	0	0	0	0	0
Roberto Kelly, R (1, 8) OBP: 0.235, SLG: 0.267			4-3 5-3 1B		1B		FC6-4 1-2f		K	4	0	2	0	0	1	1
Rich Becker, L (1, 7) OBP: 0.190, SLG: 0.200			5-3 1-2		F7			K		3	0	0	0	0	1	2
Pat Meares, R (1, 6) OBP: 0.350, SLG: 0.842			4-3 2-3			6-3		4-3 E 2B		3	1	1	0	0	0	1
Inning Stats	R: 0 E: 0 K: 1 S: 5 H: 0 LOB: 0 BB: 0 P: 5	R: 0 E: 0 K: 0 S: 3 H: 1 LOB: 0 BB: 0 P: 3	R: 0 E: 0 K: 0 S: 4 H: 1 LOB: 1 BB: 0 P: 4	R: 0 E: 0 K: 2 S: 7 H: 0 LOB: 0 BB: 0 P: 7	R: 0 E: 0 K: 1 S: 6 H: 1 LOB: 1 BB: 0 P: 6	R: 0 E: 0 K: 1 S: 5 H: 1 LOB: 0 BB: 0 P: 5	R: 1 E: 0 K: 1 S: 6 H: 1 LOB: 1 BB: 1 P: 10	R: 1 E: 1 K: 2 S: 10 H: 2 LOB: 2 BB: 0 P: 10	R: 0 E: 0 K: 1 S: 5 H: 0 LOB: 0 BB: 0 P: 5	1B: 5 2B: 1 3B: 0 HR: 1 SF: 0 SAC: 0 DP: 1 HBP: 0						

PITCHER	IP	WLS	BF	H	R	ER	SO	BB	IBB	HBP	BLK	WP	HR	S	P	ERA	WHIP
35 Mike Mussina, R (1, 1) ERA: 1.8	8.0	W	31	7	2	1	8	1	0	0	0	0	1	46	50	1.12	1.000
Randy Myers, L (9, 1) ERA:	1.0	S	3	0	0	0	1	0	0	0	0	0	0	5	5	0.00	0.000

PITCHER	IP	WLS	BF	H	R	ER	SO	BB	IBB	HBP	BLK	WP	HR	S	P	ERA	WHIP

BOTTOM

Baltimore Orioles @ Minnesota Twins

Hubert H. Humphrey Metrodome, Minneapolis, MN

Sun Apr 07 1996, 4:33 AM EDT

Att. 14,580 - Unknown

livebaseballscorecards.com

AB	33
R	2
H	7
RBI	1
BB	1
SO	9
LOB	10

WP: 0	PB: 0	SB: 0	CS: 1
PA: 35			

Cleveland Indians @ Baltimore Orioles

Oriole Park at Camden Yards, Baltimore, MD

Wed Apr 10 1996, 7:05 PM EDT

Att. 45,097 - Cloudy - 47 F

TOP

livebaseballscorecards.com

Batter	1	2	3	4	5	6	7	8	9	10	AB	R	H	RBI	BB	SO	LOB
Kenny Lofton, L (1, 8) OBP: 0.269, SLG: 0.217	C B C F X 1-2 F8-3 1B	B X 1-0 S 2B 1B	B B C M B F X 3-2 ② G4-3		C B B F C 2-3 ① K	F 1 SAFE B B B F X 3-2 ③ G4-3				5	1	2	0	0	1	1
Omar Vizquel, S (1, 6) OBP: 0.125, SLG: 0.136	B 1 SAFE C 1 SAFE 1 SAFE F 1 SAFE X 1-2 ① ② F8-3 1-2	B 1 SAFE 1 SAFE F X 1-1 ① P4	C X 0-1 ③ F8		L X 0-1 ② G5-3						4	0	0	0	0	0	2
Carlos Baerga, S (1, 4) OBP: 0.375, SLG: 0.565	C X 0-1 BB 1B 1B	1 SAFE B B X 2-0 1-H 2B				C F X 0-2 ① G5-3		C B F F X 1-2 ③ G1-3			4	0	2	1	0	0	0
Albert Belle, R (1, 7) OBP: 0.333, SLG: 0.727	B X 1-0 BB 1-2 1B	X 0-0 ② G5-3				X 0-0 HR			B S X 1-1 ① G6-3		4	1	2	1	0	0	1
Eddie Murray, S (1, 10) OBP: 0.250, SLG: 0.100	D B B B 4-0 FC4 1-2 2-3 BB	D B F X 2-1 ③ P6				B S F F F X 1-2 ② G5-3			T X 0-1 ② G4-3		3	0	0	0	1	0	1
Julio Franco, R (1, 3) OBP: 0.333, SLG: 0.429	X 0-0 ③ FC4 1-2f			B C F D F D F F X 3-2 ① G4-3		B B F C B X 3-2 ③ G4-3			C B F B C 2-3 ③ K		4	0	0	0	0	1	3
Manny Ramirez, R (1, 9) OBP: 0.304, SLG: 0.571		C B B B C B S 3-3 ① K		C B F F B X 2-2 ② G4-3			B C B X 2-1 ① F8			B C F X 1-2 ① G6-3	4	0	0	0	0	1	0
Sandy Alomar Jr., R (1, 2) OBP: 0.313, SLG: 0.500		C B F C 1-3 ② K		B X 1-0 ③ G3-1			X 0-0 ② G3			B S S F X 1-2 ② L7	4	0	0	0	0	1	0
Scott Leius, R (1, 5) Jim Thome, L (10, PH) (10, 5) OBP: 0.350, SLG: 0.071		B B C B X 3-1 ③ F7			B X 1-0 ① G3		B F B B X 3-1 ③ G4-3			B C B B C F B 4-2 BB	3 0	0 0	0 0	0 0	0 1	0 0	0 0
Inning Stats	R: 0 H: 3 E: 0 LOB: 3 K: 0 BB: 1 S: 11 P: 18	R: 0 H: 0 E: 0 LOB: 0 K: 2 BB: 0 S: 8 P: 15	R: 1 H: 2 E: 0 LOB: 1 K: 0 BB: 0 S: 7 P: 13	R: 0 H: 0 E: 0 LOB: 0 K: 0 BB: 0 S: 11 P: 17	R: 0 H: 0 E: 0 LOB: 0 K: 0 BB: 0 S: 7 P: 11	R: 1 H: 1 E: 0 LOB: 0 K: 0 BB: 0 S: 12 P: 16	R: 0 H: 0 E: 0 LOB: 0 K: 0 BB: 0 S: 5 P: 10	R: 0 H: 0 E: 0 LOB: 0 K: 1 BB: 0 S: 9 P: 12	R: 0 H: 0 E: 0 LOB: 0 K: 1 BB: 0 S: 7 P: 10	R: 0 H: 0 E: 0 LOB: 1 K: 0 BB: 1 S: 13 P: 22	1B: 4 SF: 0 2B: 2 SAC: 0 3B: 0 DP: 1 HR: 1 HBP: 0						

PITCHER		IP	WLS	BF	H	R	ER	SO	BB	IBB	HBP	BLK	WP	HR	S	P	ERA	WHIP
David Wells, L ERA: 1.8	(1, 1)	8.0		30	6	2	2	3	1	0	0	0	0	1	70	112	2.25	0.875
Roger McDowell, R ERA:	(9, 1)	1.2		5	0	0	0	1	0	0	0	0	0	0	14	19	0.00	0.000
Jesse Orosco, L ERA:	(10, 1)	0.1	W	2	0	0	0	0	1	0	0	0	0	0	6	13	0.00	3.000

PITCHER	IP	WLS	BF	H	R	ER	SO	BB	IBB	HBP	BLK	WP	HR	S	P	ERA	WHIP

AB	35
R	2
H	6
RBI	2
BB	2
SO	4
LOB	8

WP: 0 PA: 37
PB: 0
SB: 1
CS: 0

Batter	1	2	3	4	5	6	7	8	9	10	AB	R	H	RBI	BB	SO	LOB
Brady Anderson, L (1, 8) OBP: 0.300, SLG: 0.259	C X 0-1 G3 ①		C X 0-1 S 1B		B F B X 2-1 F7 ②		B D F C X 2-2 2-H 1B			B B L X 2-1 SH2-4 ① 2-3	4	0	2	1	0	0	0
Roberto Alomar, S (1, 4) OBP: 0.448, SLG: 0.591	B C B S B B 4-2 1B 1B BB		B B S B B B 4-1 1-2 BB		C B B S B B 4-2 BB		C D 1 SAFE F 1 SAFE 1 SAFE X 1-2 L8 ③			I I I I 4-0 1B IBB	1	0	0	0	4	0	1
Rafael Palmeiro, L (1, 3) OBP: 0.355, SLG: 0.385	B B X 2-0 BB 1-H 1B ②		F B C S 1-3 K ②		1 SAFE 1 SAFE B C X 1-1 G3 ③			B B B C X 3-1 F8 ①		C D S B 1 SAFE X 2-2 1-2 3-H 1B	5	0	2	1	0	1	3
Bobby Bonilla, S (1, 10) OBP: 0.310, SLG: 0.481	B B F T B F B 4-2 1-2 BB		F B F B B X 3-2 G3-1 ③			C B S X 1-2 CS 1B		S S F X 0-2 L3 ②			3	0	1	0	1	0	2
Cal Ripken Jr., R (1, 6) OBP: 0.370, SLG: 0.375	C X 0-1 F9 ③			B B F X 2-1 G4-3 ①		B C C B B S 3-3 1-2 K ① ②		C F B C 1-3 K ③			4	0	0	0	0	2	3
B.J. Surhoff, L (1, 5) OBP: 0.393, SLG: 0.615		B B C F F B F S 3-3 K ①		C C B C 1-3 K ②		C S X 0-2 G3 ③			B B C B C S 3-3 K ①		4	0	0	0	0	3	0
Chris Hoiles, R (1, 2) OBP: 0.136, SLG: 0.286 Manny Alexander, R (9, PR) Gregg Zaun, S (10, 2) OBP: 0.500, SLG: 0.333		C B C B X 2-2 F7 ②		F B B X 2-1 HR			F C C 0-3 K ①		X 0-0 E3 CS ②		4	1	1	1	0	1	0
											0	0	0	0	0	0	0
											0	0	0	0	0	0	0
Tony Tarasco, L (1, 9) OBP: 0.333, SLG: 0.294		S F X 0-2 G3 ③		C B S F S 1-3 K ③			B B B C B 4-1 S 1B BB		B X 1-0 F7 ②		3	1	0	0	1	1	1
Jeffrey Hammonds, R (1, 7) OBP: 0.308, SLG: 0.520		B X 1-0 P5 ①			C B X 1-1 F9 ①		F F B B S 2-3 1-2 K ②		C F B B 2-2 1-2 CS ③	B F B B X 3-1 SH2-4 1B 2B	4	1	1	0	0	1	1
Inning Stats	R: 0 E: 0 K: 0 S: 9 H: 1 LOB: 2 BB: 2 P: 19	R: 0 E: 0 K: 1 S: 11 H: 0 LOB: 0 BB: 0 P: 16	R: 0 E: 0 K: 1 S: 10 H: 1 LOB: 2 BB: 1 P: 19	R: 1 E: 0 K: 2 S: 11 H: 1 LOB: 0 BB: 0 P: 17	R: 0 E: 0 K: 0 S: 8 H: 0 LOB: 1 BB: 1 P: 16	R: 0 E: 0 K: 1 S: 9 H: 1 LOB: 0 BB: 0 P: 13	R: 1 E: 0 K: 2 S: 13 H: 1 LOB: 1 BB: 1 P: 22	R: 0 E: 0 K: 1 S: 9 H: 0 LOB: 0 BB: 0 P: 13	R: 0 E: 1 K: 1 S: 7 H: 0 LOB: 1 BB: 0 P: 13	R: 1 E: 0 K: 0 S: 7 H: 2 LOB: 2 BB: 1 P: 18	1B: 5 2B: 2 3B: 0 HR: 1	SF: 0 SAC: 1 DP: 1 HBP: 0					

PITCHER		IP	WLS	BF	H	R	ER	SO	BB	IBB	HBP	BLK	WP	HR	S	P	ERA	WHIP
Jack McDowell, R ERA: 2.77	(1, 1)	6.2		28	5	2	2	7	5	0	0	0	0	1	68	118	2.70	1.500
Jim Poole, L ERA:	(7, 1)	0.2		2	0	0	0	0	0	0	0	0	0	0	5	9	0.00	0.000
Julian Tavarez, R ERA: 3.0	(8, 1)	1.2	L	6	1	1	1	2	0	0	0	0	0	0	16	26	5.40	0.600
Paul Assenmacher, L ERA: 4.5	(10, 1)	0.1		3	1	0	0	0	0	1	0	0	0	0	5	13	0.00	3.000

PITCHER	IP	WLS	BF	H	R	ER	SO	BB	IBB	HBP	BLK	WP	HR	S	P	ERA	WHIP

BOTTOM

Cleveland Indians @ Baltimore Orioles

Oriole Park at Camden Yards, Baltimore, MD

Wed Apr 10 1996, 7:05 PM EDT

Att. 45,097 - Cloudy - 47 F

livebaseballscorecards.com

AB	32
R	3
H	7
RBI	3
BB	6
SO	9
LOB	11

WP: 0 PB: 0 SB: 2 CS: 2 PA: 40

Cleveland Indians @ Baltimore Orioles

Oriole Park at Camden Yards, Baltimore, MD

Thu Apr 11 1996, 7:05 PM EDT
Att. 43,189 - Cloudy - 73 F

livebaseballscorecards.com

Batter	1	2	3	4	5	6	7	8	9	AB	R	H	RBI	BB	SO	LOB
Kenny Lofton, L (1, 8) OBP: 0.226, SLG: 0.179	L7		G4-3 1-2			G3		F7	K	5	0	0	0	0	1	1
Omar Vizquel, S (1, 6) OBP: 0.185, SLG: 0.167 Alvaro Espinoza, R (6, 6)	G6-3 1B		G4-3			S 1B BB		K		2 1	1 0	1 0	0 0	1 0	0 1	1 0
Carlos Baerga, S (1, 4) OBP: 0.357, SLG: 0.519	G6-3 1-2 SAFE			P5		F8 1-2		BB 1B		4	0	1	0	0	0	2
Albert Belle, R (1, 7) OBP: 0.393, SLG: 0.833	F7			HR		1B BB		1-2 BB		2	1	1	1	2	0	1
Eddie Murray, S (1, 10) OBP: 0.286, SLG: 0.167		G4-6-3 1B		L8		1-2 2-H 1B		L4		4	0	2	1	0	0	2
Julio Franco, R (1, 3) OBP: 0.286, SLG: 0.360		G4-6-3 1-2f SAFE		G1-3		G4-3			L9	4	0	0	0	0	0	3
Jim Thome, L (1, 5) OBP: 0.333, SLG: 0.059		K			G1-4-3 BB	G6-3			E3 HR	3	1	0	0	1	1	0
Manny Ramirez, R (1, 9) OBP: 0.269, SLG: 0.500 Jeromy Burnitz, L (7, 9) OBP: 0.333, SLG: 1.333			P4	G1-4-3 1-2f		F9			HR 1-H	3 1	0 1	0 1	0 2	0 0	0 0	1 0
Sandy Alomar Jr., R (1, 2) OBP: 0.333, SLG: 0.500 Tony Peña, R (6, 2) OBP: 0.500, SLG: 0.400			G4-3 1B	G4-3		G4-3		G6-3		2 2	0 0	1 0	0 0	0 0	0 0	0 0
Inning Stats	R: 0 E: 0 K: 0 S: 8 H: 1 LOB: 1 BB: 0 P: 10	R: 0 E: 0 K: 1 S: 7 H: 1 LOB: 0 BB: 0 P: 8	R: 0 E: 0 K: 0 S: 9 H: 1 LOB: 1 BB: 0 P: 16	R: 1 E: 0 K: 0 S: 8 H: 1 LOB: 0 BB: 0 P: 12	R: 0 E: 0 K: 0 S: 6 H: 0 LOB: 0 BB: 1 P: 10	R: 1 E: 0 K: 0 S: 8 H: 1 LOB: 2 BB: 2 P: 23	R: 0 E: 0 K: 0 S: 6 H: 0 LOB: 0 BB: 0 P: 7	R: 0 E: 0 K: 1 S: 18 H: 1 LOB: 2 BB: 1 P: 28	R: 2 E: 1 K: 1 S: 12 H: 1 LOB: 0 BB: 0 P: 20	1B: 5 2B: 0 3B: 0 HR: 2 SF: 0 SAC: 0 DP: 2 HBP: 0						

TOP	
AB	33
R	4
H	7
RBI	4
BB	4
SO	3
LOB	11

PITCHER		IP	WLS	BF	H	R	ER	SO	BB	IBB	HBP	BLK	WP	HR	S	P	ERA	WHIP	PITCHER	IP	WLS	BF	H	R	ER	SO	BB	IBB	HBP	BLK	WP	HR	S	P	ERA	WHIP
Scott Erickson, R ERA: 3.75	(1, 1)	6.0	W	24	5	2	2	1	3	0	0	0	0	1	46	79	3.00	1.333																	
Arthur Rhodes, L ERA: 1.8	(7, 1)	3.0	S	13	2	2	1	2	1	0	0	0	0	1	36	55	3.00	1.000																	
Arthur Rhodes, L ERA: 1.8	(9, 1)	3.0	S	13	2	2	1	2	1	0	0	0	0	1	36	55	3.00	1.000																	

Cleveland Indians @ Baltimore Orioles

Oriole Park at Camden Yards, Baltimore, MD

Thu Apr 11 1996, 7:05 PM EDT
Att. 43,189 - Cloudy - 73 F

BOTTOM

Batter	1	2	3	4	5	6	7	8	9	AB	R	H	RBI	BB	SO	LOB
Brady Anderson, L (1, 8) OBP: 0.371, SLG: 0.531	F S B X 1-2 G3 1B		X 0-0 E SF7 1B 1B	X 0-0 HR	B B C X 2-1 ③ F8		B B F B X 3-1 1-H HR			5	3	4	3	0	0	0
Roberto Alomar, S (1, 4) OBP: 0.441, SLG: 0.630 Jeff Huson, L (8, 4)	B X 1-0 ① G3 1-2		X 0-0 E4 1-3 1B 1B	C B B X 2-1 ① L8		F X 0-1 SF7 3B	F B B F B C 3-3 ③ K			5 0	2 0	2 0	0 0	0 0	1 0	1 0
Rafael Palmeiro, L (1, 3) OBP: 0.361, SLG: 0.483 Arthur Rhodes, L (9, 1)	B B B C B 4-1 G6-4-3 BB		X 0-0 ① SF7 3-H	B C B F B X 3-2 ② F8		B B B C F X 3-2 ① G3		X 0-0 HR		3 0	1 0	1 0	2 0	1 0	0 0	1 0
Bobby Bonilla, S (1, 10) OBP: 0.324, SLG: 0.467 (9, 3)	S X 0-1 ②③ G6-4-3 1-2f		X 0-0 BB E 2-H 1B	S B F B F H 3-2 HBP		B X 1-0 ② SF7 3-H		C X 0-1 ① G6-3		3	1	1	2	0	0	2
Cal Ripken Jr., R (1, 6) OBP: 0.323, SLG: 0.321 Billy Ripken, R (8, 5)		B X 1-0 ① L7	C C B X 1-2 ② F9	B C X 1-1 ③ F8		B X 1-0 ③ F9		F F X 0-2 ② F8		4 1	0 0	0 0	0 0	0 0	0 0	2 0
B.J. Surhoff, L (1, 5) OBP: 0.438, SLG: 0.724 Manny Alexander, R (8, 6)		X 0-0 HR 1B	B S B 1 B B SAFE 4-1 E 1-2 E BB		B X 1-0 ① G3		F F F X 0-2 HR	X 0-0 ③ P4		3 1	3 0	2 0	1 0	1 0	0 0	0 0
Chris Hoiles, R (1, 2) OBP: 0.154, SLG: 0.250		C X 0-1 ② P3	C B B X 2-1 E5 E 1-3 2-H	B B B C C B 4-2 FC1-4 BB			C X 0-1 ① G5-3			3	0	0	0	1	0	2
Tony Tarasco, L (1, 9) OBP: 0.318, SLG: 0.429		B B B X 3-0 1-H HR	B B C B X 3-1 E1 2-3 3-H	C C F B X 1-2 ② FC1-4 S 1-2f HR			B C B C S 2-3 ② K			4	2	1	2	0	1	2
Jeffrey Hammonds, R (1, 7) OBP: 0.333, SLG: 0.621		B S F X 1-2 ③ F8	B B C X 2-1 ③ G6-3		C S F B X 1-2 1-H HR		C B X 1-1 HR 1B			4	2	2	2	0	0	2
Inning Stats	R: 0 H: 1 E: 0 LOB: 1 K: 0 BB: 1 S: 7 P: 13	R: 2 H: 2 E: 0 LOB: 0 K: 0 BB: 0 S: 8 P: 13	R: 4 H: 3 E: 3 LOB: 2 K: 0 BB: 1 S: 14 P: 26	R: 1 H: 1 E: 0 LOB: 1 K: 0 BB: 0 S: 11 P: 20	R: 2 H: 1 E: 0 LOB: 0 K: 0 BB: 1 S: 13 P: 22	R: 1 H: 1 E: 0 LOB: 0 K: 0 BB: 0 S: 7 P: 12	R: 3 H: 3 E: 0 LOB: 0 K: 2 BB: 0 S: 16 P: 25	R: 1 H: 1 E: 0 LOB: 0 K: 0 BB: 0 S: 7 P: 7		1B: 6 SF: 2 2B: 0 SAC: 0 3B: 1 DP: 1 HR: 6 HBP: 1						

livebaseballscorecards.com

AB	36
R	14
H	13
RBI	12
BB	3
SO	2
LOB	12

WP: 0 PA: 42
PB: 0
SB: 1
CS: 0

PITCHER		IP	WLS	BF	H	R	ER	SO	BB	IBB	HBP	BLK	WP	HR	S	P	ERA	WHIP
Orel Hershiser, R ERA: 7.84	(1, 1)	3.2	L	22	7	7	4	0	2	0	1	0	0	2	38	69	9.82	2.455
Chad Ogea, R ERA: 13.5	(4, 1)	1.1		6	1	2	2	0	1	0	0	0	0	1	15	25	13.50	1.500
Alan Embree, L ERA: 15.0	(6, 1)	1.0		4	1	1	1	0	0	0	0	0	0	0	7	12	9.00	1.000
Eric Plunk, R ERA: 27.0	(7, 1)	1.0		6	3	3	3	2	0	0	0	0	0	2	16	25	27.00	3.000
Jose Mesa, R ERA: 4.5	(8, 1)	1.0		4	1	1	1	0	0	0	0	0	0	1	7	7	9.00	1.000

PITCHER		IP	WLS	BF	H	R	ER	SO	BB	IBB	HBP	BLK	WP	HR	S	P	ERA	WHIP

Batter	1	2	3	4	5	6	7	8	9	AB	R	H	RBI	BB	SO	LOB
Chuck Knoblauch, R (1, 4) OBP: 0.359, SLG: 0.441	B B F B B B 4-1 G1-6-3 BB			F X 0-1 HR	C X 0-1 ③ F8		B C B X 2-1 ② F7			3	1	1	1	1	0	0
Matt Lawton, L (1, 9) OBP: 0.289, SLG: 0.156	S C X 0-2 ① ② G1-6-3 1-2f			C C F B F B X 2-2 ① F7			X 0-0 ① F8		X 0-0 ③ F7	4	0	0	0	0	0	1
Paul Molitor, R (1, 10) OBP: 0.410, SLG: 0.583	B C C X 1-2 ③ F9			B B X 2-0 ② G1-3			C F B C 1-3 ② K			3	0	0	0	0	1	0
Dave Hollins, S (1, 5) OBP: 0.548, SLG: 0.750		B B C S B S 3-3 ① K		B C X 1-1 ③ G5-3			F X 0-1 ③ F7			3	0	0	0	0	1	0
Roberto Kelly, R (1, 8) OBP: 0.276, SLG: 0.333		S S X 0-2 ② P4			C F B B B S 3-3 ① K			F B F B B F X 3-2 ① F8		3	0	0	0	0	1	0
Greg Myers, L (1, 2) OBP: 0.161, SLG: 0.200		S X 0-1 ③ F9			C B F F X 1-2 ② F7			X 0-0 ② G4-3		3	0	0	0	0	0	0
Ron Coomer, R (1, 3) OBP: 0.308, SLG: 0.417			X 0-0 ① F9		C F B F X 1-2 ③ F9			B X 1-0 ③ L1		3	0	0	0	0	0	0
Rich Becker, L (1, 7) OBP: 0.194, SLG: 0.143 Chip Hale, L (9, PH)			B X 1-0 ② G4-3			B S S C 1-3 ① K			B X 1-0 ① G6-3	2 1	0 0	0 0	0 0	0 0	1 0	0 0
Pat Meares, R (1, 6) OBP: 0.393, SLG: 0.720 Scott Stahoviak, L (9, PH) OBP: 0.455, SLG: 0.800			B F B B X 3-1 ③ P4			F S F C 0-3 ② K			B C F B F B X 3-2 HR	2 1	0 1	0 1	0 1	0 0	1 0	0 0
Inning Stats	R: 0 H: 0 E: 0 LOB: 0 K: 0 BB: 1 S: 7 P: 12	R: 0 H: 0 E: 0 LOB: 0 K: 1 BB: 0 S: 8 P: 11	R: 0 H: 0 E: 0 LOB: 0 K: 0 BB: 0 S: 4 P: 8	R: 1 H: 1 E: 0 LOB: 0 K: 0 BB: 0 S: 10 P: 15	R: 0 H: 0 E: 0 LOB: 0 K: 1 BB: 0 S: 11 P: 16	R: 0 H: 0 E: 0 LOB: 0 K: 2 BB: 0 S: 9 P: 10	R: 0 H: 0 E: 0 LOB: 0 K: 1 BB: 0 S: 6 P: 7	R: 0 H: 0 E: 0 LOB: 0 K: 0 BB: 0 S: 6 P: 10	R: 1 H: 1 E: 0 LOB: 0 K: 0 BB: 0 S: 8 P: 14	1B: 0 SF: 0 2B: 0 SAC: 0 3B: 0 DP: 1 HR: 2 HBP: 0						

PITCHER	IP	WLS	BF	H	R	ER	SO	BB	IBB	HBP	BLK	WP	HR	S	P	ERA	WHIP
35 Mike Mussina, R (1, 1) ERA: 1.88	9.0	W	29	2	2	2	5	1	0	0	0	0	2	69	103	2.00	0.333

PITCHER	IP	WLS	BF	H	R	ER	SO	BB	IBB	HBP	BLK	WP	HR	S	P	ERA	WHIP

TOP

Minnesota Twins @ Baltimore Orioles

Oriole Park at Camden Yards, Baltimore, MD

Fri Apr 12 1996, 7:05 PM EDT
Att. 42,602 - Unknown - 87 F

livebaseballscorecards.com

AB	28
R	2
H	2
RBI	2
BB	1
SO	5
LOB	1

1B: 0	SF: 0	WP: 0	PA: 29
2B: 0	SAC: 0	PB: 0	
3B: 0	DP: 1	SB: 0	
HR: 2	HBP: 0	CS: 0	

BOTTOM

Batter	1	2	3	4	5	6	7	8	9	AB	R	H	RBI	BB	SO	LOB
Brady Anderson, L (1, 8) OBP: 0.410, SLG: 0.515	B S X 1-1 P4 ①		1 SAFE B B B 1 SAFE F B B 4-1 G6-4-3 1-2 BB			B B B C B 4-1 2B HR BB	B H 2-0 HBP			1	1	0	0	2	0	0
Roberto Alomar, S (1, 4) OBP: 0.421, SLG: 0.613	C B X 1-1 G5-3 ②		C C B X 1-2 G6-4-3 1-2f ②③			1 SAFE X 0-0 HR 1-3 2B	1 SAFE L 1 SAFE 1 SAFE X 0-1 P6 ②			4	1	1	0	0	0	3
Rafael Palmeiro, L (1, 3) OBP: 0.375, SLG: 0.563	B F F B B B 4-2 BB			C B X 1-1 F9 ①		F B F X 1-2 HR 2-H 3-H	X 0-0 F7 ③			3	1	1	3	1	0	1
Bobby Bonilla, S (1, 10) OBP: 0.316, SLG: 0.441	X 0-0 P4 ③			X 0-0 G5-4-3 1B		X 0-0 F8 ②		S B X 1-1 F9 ①		4	0	1	0	0	0	1
Cal Ripken Jr., R (1, 6) OBP: 0.314, SLG: 0.313		C F C 0-3 K ①		B X 1-0 G5-4-3 1-2f ②③		B C B X 2-1 BB 1B 1B		C S B X 1-2 P5 ②		4	0	1	0	0	1	1
B.J. Surhoff, L (1, 5) OBP: 0.444, SLG: 0.697		B B F F X 2-2 P5 ②			X 0-0 B2-3 ①	C X 0-1 BB 1-2 1B		B B B F X 3-1 1B		4	0	2	0	0	0	0
Chris Hoiles, R (1, 2) OBP: 0.167, SLG: 0.222		S S C 0-3 K ③			C C X 0-2 F3 ②	C F D B B B 4-2 FC6-4 1-2 2-3 BB		X 0-0 F9 ③		3	0	0	0	1	1	1
Mike Devereaux, R (1, 9) OBP: 0.250, SLG: 0.250			C B B X 2-1 F9 ①		C B S X 1-2 P1 ③	B B X 2-0 FC6-4 1-2f ③				3	0	0	0	0	0	3
Jeffrey Hammonds, R (1, 7) OBP: 0.333, SLG: 0.594			B X 1-0 BB 1B			B B S S X 2-2 G5-3 ①	B F F S 1-3 K ①			3	0	1	0	0	1	0
Inning Stats	R: 0 E: 0 K: 0 S: 7 H: 0 LOB: 1 BB: 1 P: 13	R: 0 E: 0 K: 2 S: 9 H: 0 LOB: 0 BB: 0 P: 11	R: 0 E: 0 K: 0 S: 7 H: 1 LOB: 1 BB: 1 P: 15	R: 0 E: 0 K: 0 S: 4 H: 1 LOB: 0 BB: 0 P: 6	R: 0 E: 0 K: 0 S: 7 H: 0 LOB: 0 BB: 0 P: 8	R: 3 E: 0 K: 0 S: 16 H: 4 LOB: 3 BB: 2 P: 31	R: 0 E: 0 K: 1 S: 6 H: 0 LOB: 1 BB: 0 P: 9	R: 0 E: 0 K: 0 S: 8 H: 1 LOB: 1 BB: 0 P: 13		1B: 5 2B: 1 3B: 0 HR: 1	SF: 0 SAC: 0 DP: 2 HBP: 1			WP: 0 PB: 0 SB: 0 CS: 0	PA: 34		

PITCHER		IP	WLS	BF	H	R	ER	SO	BB	IBB	HBP	BLK	WP	HR	S	P	ERA	WHIP
Rich Robertson, L ERA: 6.75	(1, 1)	7.0	L	30	6	3	3	3	4	0	1	0	0	0	56	93	3.86	1.429
Dan Naulty, R ERA:	(8, 1)	1.0		4	1	0	0	0	0	0	0	0	0	0	8	13	0.00	1.000

PITCHER	IP	WLS	BF	H	R	ER	SO	BB	IBB	HBP	BLK	WP	HR	S	P	ERA	WHIP

Minnesota Twins @ Baltimore Orioles

Oriole Park at Camden Yards, Baltimore, MD

Fri Apr 12 1996, 7:05 PM EDT
Att. 42,602 - Unknown - 87 F

livebaseballscorecards.com

AB	29
R	3
H	7
RBI	3
BB	4
SO	3
LOB	10

Batter	1	2	3	4	5	6	7	8	9	AB	R	H	RBI	BB	SO	LOB
Chuck Knoblauch, R (1, 4) OBP: 0.364, SLG: 0.436	B C X 1-1 1B 1B 1B	C B 1 SAFE B B X 3-1 ①② L6-4 1-2			B B C B X 3-1 ① F9	C B B F F B X 3-2 A4 DB 1B		B C S B B C 3-3 ③ K		5	1	2	0	0	1	2
Jeff Reboulet, R (1, 5) OBP: 0.188, SLG: 0.133	B 1 SAFE B C 1 SAFE C X 2-2 1B 1-3 2B 1B	C C T F B X 1-2 ③ F7			B X 1-0 ② F6	1 SAFE 1 SAFE C F C 0-3 ②③ K 1-2			B B B S F F C 3-3 ① K	5	1	1	0	0	2	1
Paul Molitor, R (1, 3) OBP: 0.409, SLG: 0.561	B B B X 3-0 2B 1-3 1B 3-H		C B X 1-1 ① P4		B F X 1-1 BB 2B 1B		F B F X 1-2 ① G6-3		B F B X 2-1 ② F9	5	2	2	1	0	0	0
Dave Hollins, S (1, 10) OBP: 0.528, SLG: 0.714	B S 1 SAFE B X 2-1 1-H 2B 3-H		B B C X 2-1 ② P3		1 SAFE S F 1 B F B B B 4-2 2B 1-2 BB		B X 1-0 ② F8		C S B X 1-2 ③ G6-3	4	1	1	2	1	0	0
Ron Coomer, R (1, 9) OBP: 0.412, SLG: 0.533 Rich Becker, L (7, PR) OBP: 0.194, SLG: 0.143 (7, 7)	B B S B C B 4-2 BB		F X 0-1 ③ G5-3		B S F X 1-2 1B 1-H 2B 2-H		B F X 1-1 S 1B			3 0	1 0	2 0	2 0	1 0	0 0	0 0
Roberto Kelly, R (1, 7) OBP: 0.273, SLG: 0.300 (7, 8)	C C F B D X 2-2 ① F9			B X 1-0 ① G6-3	C B F B B B 4-2 1B BB		B S F B S 2-3 ③ K 1-2			3	0	0	0	1	1	3
Pat Meares, R (1, 6) OBP: 0.406, SLG: 0.690	C B B S S 2-3 ② K			C B S F B X 2-2 ② F8	B F F X 1-2 1-2 2-H 1B			F F X 0-2 G4-3 SH1-4 1B		4	0	2	1	0	1	2
Mike Durant, R (1, 2) OBP: 0.444, SLG: 0.500	C S B S S 1-3 ③ K			B F B B B 4-1 BB	C X 0-1 ③ G4-3			1 SAFE X 0-0 ① SH1-4 1-2		2	0	0	0	1	1	4
Matt Lawton, L (1, 8) (7, 9) OBP: 0.286, SLG: 0.167		B F X 1-1 L6-4 1B		C B X 1-1 ③ P5		B C C X 1-2 ① G6-3		C B F F X 1-2 ② G4-3 2-3		4	0	1	0	0	0	2
Inning Stats	R: 3 H: 4 E: 0 LOB: 2 K: 2 BB: 1 S: 20 P: 37	R: 0 H: 1 E: 0 LOB: 0 K: 0 BB: 0 S: 9 P: 14	R: 0 H: 0 E: 0 LOB: 0 K: 0 BB: 0 S: 6 P: 9	R: 0 H: 0 E: 0 LOB: 1 K: 0 BB: 1 S: 8 P: 16	R: 3 H: 3 E: 0 LOB: 2 K: 0 BB: 2 S: 18 P: 33	R: 0 H: 1 E: 0 LOB: 0 K: 1 BB: 0 S: 10 P: 14	R: 0 H: 1 E: 0 LOB: 2 K: 1 BB: 0 S: 9 P: 14	R: 0 H: 1 E: 0 LOB: 1 K: 1 BB: 0 S: 11 P: 15	R: 0 H: 0 E: 0 LOB: 0 K: 1 BB: 0 S: 10 P: 16	1B: 9 SF: 0 2B: 3 SAC: 1 3B: 0 DP: 1 HR: 0 HBP: 0						

TOP

Minnesota Twins @ Baltimore Orioles

Oriole Park at Camden Yards, Baltimore, MD

Sat Apr 13 1996, 3:33 AM EDT
Att. 42,644 - Sunny - 65 F

livebaseballscorecards.com

AB	35
R	6
H	11
RBI	6
BB	4
SO	6
LOB	14

PITCHER		IP	WLS	BF	H	R	ER	SO	BB	IBB	HBP	BLK	WP	HR	S	P	ERA	WHIP
Kent Mercker, L ERA: 5.91	(1, 1)	4.2		24	7	6	6	2	4	0	0	0	0	0	56	103	11.57	2.357
Roger McDowell, R ERA:	(5, 1)	2.2		11	4	0	0	2	0	0	0	0	0	0	28	38	0.00	1.500
Jesse Orosco, L ERA:	(8, 1)	0.1		1	0	0	0	0	0	0	0	0	0	0	4	5	0.00	0.000
Armando Benitez, R ERA:	(8, 1)	1.1	W	4	0	0	0	2	0	0	0	0	0	0	13	22	0.00	0.000

PITCHER	IP	WLS	BF	H	R	ER	SO	BB	IBB	HBP	BLK	WP	HR	S	P	ERA	WHIP

Batter	1	2	3	4	5	6	7	8	9	AB	R	H	RBI	BB	SO	LOB
Brady Anderson, L (1, 8) OBP: 0.409, SLG: 0.622	B C B X 2-1 1B 2B		X 0-0 ①② G4-6-3 1-2f		B X 1-0 ② SF7 1-2 3-H		X 0-0 ② F7		B C X 1-1 HR	4	2	2	2	0	0	1
Roberto Alomar, S (1, 4) OBP: 0.429, SLG: 0.629	B B C 2 SAFE B X 3-1 S 2-H 1B		B B F F X 2-2 ③ F7		B C B C F B X 3-2 2-H 2B		C C B F B X 2-2 ③ F7			4	0	2	2	0	0	0
Rafael Palmeiro, L (1, 3) OBP: 0.386, SLG: 0.556	C B B S S 2-3 ① K			B B B C X 3-1 G5-3 1B 1B	B X 1-0 ③ P6			F B X 1-1 HR 1B		4	1	2	0	0	1	2
Bobby Bonilla, S (1, 10) OBP: 0.310, SLG: 0.421	1 SAFE 1 SAFE 1 SAFE C B S S 1-3 ② K 1-2			B F S F F B F F F 3-2 B X G5-3 1-2 1B		F B X 1-1 ① F7		F B F F S 1-3 ① K		4	0	1	0	0	2	2
Cal Ripken Jr., R (1, 6) OBP: 0.308, SLG: 0.333	B X 1-0 ③ G5-3			B X 1-0 ①② G5-3 1-2 2-3f		B C F B F X 2-2 G4-3 3B 2B		C F F F F C 0-3 ② K		4	1	1	0	0	1	4
B.J. Surhoff, L (1, 5) OBP: 0.425, SLG: 0.730		C X 0-1 ① F7		B B B X 3-0 ③ G4-3		F F X 0-2 ② G4-3 2-3		X 0-0 1-H HR		4	1	1	2	0	0	2
Jeffrey Hammonds, R (1, 7) OBP: 0.351, SLG: 0.667		F C S 0-3 ② K			B F X 1-1 ① P3	B X 1-0 3-H 3B		B B X 2-0 2B		4	0	2	1	0	1	0
Tony Tarasco, L (1, 9) OBP: 0.333, SLG: 0.435 Mike Devereaux, R (6, PH) (7, 9) OBP: 0.214, SLG: 0.214		B X 1-0 ③ G4-3			C B B X 2-1 1B SF7 1B	F B F B S 2-3 ③ K		B S B B F X 3-2 G4-3		2 2	1 0	1 0	0 0	0 0	0 1	0 2
Gregg Zaun, S (1, 2) OBP: 0.500, SLG: 0.333			B B C B B 4-1 G4-6-3 BB		B B C B B F X 3-2 WP SF7 2B 1-3 1B		X 0-0 ① P5		B B B C X 3-1 ① F9	3	1	1	0	1	0	0
Inning Stats	R: 1 E: 0 K: 2 S: 11 H: 2 LOB: 1 BB: 0 P: 20	R: 0 E: 0 K: 1 S: 6 H: 0 LOB: 0 BB: 0 P: 7	R: 0 E: 0 K: 0 S: 5 H: 0 LOB: 0 BB: 1 P: 11	R: 0 E: 0 K: 0 S: 12 H: 2 LOB: 1 BB: 0 P: 22	R: 2 E: 0 K: 0 S: 13 H: 3 LOB: 1 BB: 0 P: 24	R: 1 E: 0 K: 1 S: 13 H: 2 LOB: 1 BB: 0 P: 19	R: 0 E: 0 K: 0 S: 6 H: 0 LOB: 0 BB: 0 P: 8	R: 2 E: 0 K: 2 S: 17 H: 3 LOB: 1 BB: 0 P: 24	R: 1 E: 0 K: 0 S: 4 H: 1 LOB: 0 BB: 0 P: 8	1B: 6 2B: 4 3B: 1 HR: 2	SF: 1 SAC: 0 DP: 2 HBP: 0						

PITCHER		IP	WLS	BF	H	R	ER	SO	BB	IBB	HBP	BLK	WP	HR	S	P	ERA	WHIP
LaTroy Hawkins, R ERA: 3.27	(1, 1)	5.0		21	7	3	3	3	1	0	0	0	1	0	47	84	5.40	1.600
Eddie Guardado, L ERA: 9.0	(6, 1)	2.2		12	4	3	3	3	0	0	0	0	0	1	32	42	10.12	1.500
Pat Mahomes, R ERA: 4.0	(8, 1)	0.2	L	4	2	1	1	0	0	0	0	0	0	1	8	17	13.50	3.000

PITCHER	IP	WLS	BF	H	R	ER	SO	BB	IBB	HBP	BLK	WP	HR	S	P	ERA	WHIP

BOTTOM

Minnesota Twins @ Baltimore Orioles

Oriole Park at Camden Yards, Baltimore, MD

Sat Apr 13 1996, 3:33 AM EDT
Att. 42,644 - Sunny - 65 F

livebaseballscorecards.com

AB	35
R	7
H	13
RBI	7
BB	1
SO	6
LOB	13

Batter	1	2	3	4	5	6	7	8	9	AB	R	H	RBI	BB	SO	LOB
Chuck Knoblauch, R (1, 4) OBP: 0.347, SLG: 0.455	C B B X 2-1 F9 ①		B X 1-0 G4-3 ①		1 SAFE F B 1 SAFE 1 SAFE X 1-1 1-H 1B 3B		B B F B F F X 3-2 G5-3 ②		1 SAFE F 1 SAFE F B B F 1 SAFE F 2-3 C K ②	5	1	1	1	0	1	1
Matt Lawton, L (1, 9) OBP: 0.277, SLG: 0.171	C S B S 1-3 K ②		C S B B B F S 3-3 K ②		C B F B X 2-2 G6-3 S 3-H 1B 1B		C B C B B F X 3-2 P5 ③		C B C 1 SAFE F B X 2-2 G3 ③	5	1	1	1	0	2	1
Paul Molitor, R (1, 10) OBP: 0.396, SLG: 0.523	F F B F B F B B 4-2 BB		B X 1-0 E4		1 SAFE B C 1 SAFE C B B X 3-2 G6-3 ② 1-3			B C B X 2-1 G6-3 ①		3	0	0	0	1	0	1
Dave Hollins, S (1, 5) OBP: 0.525, SLG: 0.688	1 SAFE B B B X 2-0 G1-3 ③		F 1 SAFE C X 0-2 L5 ③		B C B B B X 3-1 3-H 1B			B B X 2-0 E SF9 1B		4	1	2	1	0	0	2
Greg Myers, L (1, 2) OBP: 0.200, SLG: 0.212		F B B B C F B B 4-2 1B BB		F B X 1-1 G5-4-3 1B	B F B B F B S 3-3 K ③			B C X 1-1 E4 1-3		3	0	1	0	1	1	2
Roberto Kelly, R (1, 8) OBP: 0.297, SLG: 0.333		C B C C F X 1-2 1-2 1B		F B X 1-1 ① ② G5-4-3 1-2f		B B X 2-0 CS 1B		B B X 2-0 ② SF9 3-H		3	0	2	1	0	0	1
Scott Stahoviak, L (1, 3) OBP: 0.385, SLG: 0.667		B F F S 1-3 K ①		B F C S 1-3 K ③		F 1 SAFE C B B F S 2-3 K ①		B S X 1-1 F7 ③		4	0	0	0	0	3	4
Pat Meares, R (1, 6) OBP: 0.389, SLG: 0.636		B B S X 2-1 F9 ②		B S B F F S 2-3 K ①	B F 1 SAFE B S F C 2-3 ② ③ K 1-2				C S F B B F B F X 2-2 1B	4	0	1	0	0	2	3
Rich Becker, L (1, 7) OBP: 0.200, SLG: 0.129		X 0-0 F7 ③		C F B B B B F F B 4-2 3B BB			B B B C X 3-1 G4-3 ①		C X 0-1 B5 ①	3	1	0	0	1	0	3
Inning Stats	R: 0 E: 0 K: 1 S: 10 H: 0 LOB: 1 BB: 1 P: 19	R: 0 E: 0 K: 1 S: 13 H: 1 LOB: 2 BB: 1 P: 21	R: 0 E: 1 K: 1 S: 9 H: 0 LOB: 1 BB: 0 P: 14	R: 0 E: 0 K: 1 S: 7 H: 1 LOB: 0 BB: 0 P: 10	R: 3 E: 0 K: 2 S: 21 H: 3 LOB: 1 BB: 1 P: 39	R: 0 E: 0 K: 2 S: 9 H: 1 LOB: 0 BB: 0 P: 15	R: 0 E: 0 K: 0 S: 10 H: 0 LOB: 0 BB: 0 P: 19	R: 1 E: 1 K: 0 S: 8 H: 1 LOB: 1 BB: 0 P: 16	R: 0 E: 0 K: 1 S: 17 H: 1 LOB: 1 BB: 0 P: 23	1B: 7 2B: 0 3B: 1 HR: 0 SF: 1 SAC: 0 DP: 1 HBP: 0						

TOP

Minnesota Twins @ Baltimore Orioles

Oriole Park at Camden Yards, Baltimore, MD

Sun Apr 14 1996, 3:33 AM EDT
Att. 42,660 - Sunny - 67 F

livebaseballscorecards.com

AB	34
R	4
H	8
RBI	4
BB	3
SO	9
LOB	18

PITCHER		IP	WLS	BF	H	R	ER	SO	BB	IBB	HBP	BLK	WP	HR	S	P	ERA	WHIP
Jimmy Haynes, R ERA: 10.38	(1, 1)	4.2	L	22	5	3	3	5	3	0	0	0	0	0	57	97	5.79	1.714
Arthur Rhodes, L ERA: 1.42	(5, 1)	1.1		4	1	0	0	3	0	0	0	0	0	0	12	21	0.00	0.750
Jimmy Myers, R ERA:	(7, 1)	2.0		8	1	1	0	0	0	0	0	0	0	0	18	35	0.00	0.500
Randy Myers, L ERA:	(9, 1)	1.0		4	1	0	0	1	0	0	0	0	0	0	17	23	0.00	1.000

PITCHER	IP	WLS	BF	H	R	ER	SO	BB	IBB	HBP	BLK	WP	HR	S	P	ERA	WHIP

BOTTOM

Batter	1	2	3	4	5	6	7	8	9	AB	R	H	RBI	BB	SO	LOB
Brady Anderson, L (1, 8) OBP: 0.396, SLG: 0.610	B B X 2-0 ① G1-3			F C B B F F F F B F 3-2 F F X SH1-3 2B		B X 1-0 ③ P5		B C B F X 2-2 ③ P4		4	0	1	0	0	0	1
Roberto Alomar, S (1, 4) OBP: 0.400, SLG: 0.579	C B X 1-1 ② G6-3			X 0-0 ① SH1-3 2-3			C X 0-1 ① F7		B B B C C X 3-2 ① G6-3	3	0	0	0	0	0	0
Rafael Palmeiro, L (1, 3) OBP: 0.396, SLG: 0.526	B C B X 2-1 ③ F8			B B F B B 4-1 G6-4-3 BB			X 0-0 ② F8		C B F B B B 4-2 BB	2	0	0	0	2	0	0
Bobby Bonilla, S (1, 10) OBP: 0.304, SLG: 0.390		B B X 2-0 ① F8		X 0-0 ② ③ G6-4-3 1-2f			F B B B B 4-1 2B BB		F S S 0-3 ② K	3	1	0	0	1	1	3
Cal Ripken Jr., R (1, 6) OBP: 0.302, SLG: 0.350		C C C 0-3 ② K			B F X 1-1 ① F7		B B X 2-0 1-H 2B		C B F F X 1-2 ③ G1-3	4	0	1	1	0	1	1
B.J. Surhoff, L (1, 5) OBP: 0.419, SLG: 0.700	C F X 0-2 ③ G4-3				B B X 2-0 G6-4-3 1B		C X 0-1 ③ F9			3	0	1	0	0	0	1
Chris Hoiles, R (1, 2) OBP: 0.152, SLG: 0.200			B S B C S 2-3 ① K		B C X 1-1 ② ③ G6-4-3 1-2f			B F C B F F X 2-2 ① L3		3	0	0	0	0	1	1
Tony Tarasco, L (1, 9) OBP: 0.296, SLG: 0.385			B B B C C C X 3-2 ② G4-3			B B B X 3-0 ① G4-3		B X 1-0 ② F7		3	0	0	0	0	0	0
Jeffrey Hammonds, R (1, 7) OBP: 0.350, SLG: 0.632			C B X 1-1 ③ P4			B B C X 2-1 ② G5-3		B B B B 4-0 BB		2	0	0	0	1	0	0
Inning Stats	R: 0 H: 0 E: 0 LOB: 0 K: 0 BB: 0 S: 5 P: 10	R: 0 H: 0 E: 0 LOB: 0 K: 1 BB: 0 S: 7 P: 9	R: 0 H: 0 E: 0 LOB: 0 K: 1 BB: 0 S: 9 P: 15	R: 0 H: 1 E: 0 LOB: 1 K: 0 BB: 1 S: 12 P: 19	R: 0 H: 1 E: 0 LOB: 0 K: 1 BB: 0 S: 5 P: 9	R: 0 H: 0 E: 0 LOB: 0 K: 0 BB: 0 S: 4 P: 10	R: 1 H: 1 E: 0 LOB: 1 K: 0 BB: 1 S: 7 P: 13	R: 0 H: 0 E: 0 LOB: 1 K: 0 BB: 1 S: 9 P: 18	R: 0 H: 0 E: 0 LOB: 1 K: 1 BB: 1 S: 12 P: 20	1B: 1 SF: 0 2B: 2 SAC: 1 3B: 0 DP: 2 HR: 0 HBP: 0						WP: 0 PA: 32 PB: 0 SB: 0 CS: 0

PITCHER	IP	WLS	BF	H	R	ER	SO	BB	IBB	HBP	BLK	WP	HR	S	P	ERA	WHIP
Frankie Rodriguez, R (1, 1) ERA: 7.04	7.2	W	27	3	1	1	2	3	0	0	0	0	0	55	98	1.17	0.783
Eddie Guardado, L (8, 1) ERA: 8.59	0.1		1	0	0	0	0	0	0	0	0	0	0	3	5	0.00	0.000
Dave Stevens, R (9, 1) ERA: 6.23	1.0	S	4	0	0	0	1	1	0	0	0	0	0	12	20	0.00	1.000

PITCHER	IP	WLS	BF	H	R	ER	SO	BB	IBB	HBP	BLK	WP	HR	S	P	ERA	WHIP

Minnesota Twins @ Baltimore Orioles

Oriole Park at Camden Yards, Baltimore, MD

Sun Apr 14 1996, 3:33 AM EDT

Att. 42,660 - Sunny - 67 F

livebaseballscorecards.com

AB	27
R	1
H	3
RBI	1
BB	4
SO	3
LOB	7

Batter	1	2	3	4	5	6	7	8	9	AB	R	H	RBI	BB	SO	LOB
Dwayne Hosey, S (1, 8) OBP: 0.308, SLG: 0.265	B F F B B F F X 3-2 ① P4		X 0-0 ③ L5			X 0-0 ① G6-3		C X 0-1 ② F9		4	0	0	0	0	0	0
John Valentin, R (1, 6) OBP: 0.304, SLG: 0.224	B X 1-0 1B			B B B C F X 3-2 FC5 G1-3 1B		C C X 0-2 FC3-6 1B		S X 0-1 ③ F9		4	0	3	0	0	0	0
Mo Vaughn, L (1, 3) OBP: 0.333, SLG: 0.385	F B B S C 2-3 ② K			1 SAFE C S B F F X 1-2 ① F8		1 SAFE C X 0-1 ② FC3-6 1B 1-2f			S B X 1-1 2B SF9 1B	4	1	1	0	0	1	3
Jose Canseco, R (1, 10) OBP: 0.328, SLG: 0.510	B S C 1 SAFE C 1-3 ③ K			X 0-0 ② G1-3 1-2		C X 0-1 FC4-6 1B 1-2			B X 1-0 SF9 2B 1-3	4	0	2	0	0	1	2
Wil Cordero, R (1, 4) OBP: 0.154, SLG: 0.180		B F S X 1-2 ① G3		D F X 1-1 ③ FC5 2-3		F C F F X 0-2 ③ FC4-6 1-2f			S S T S 0-3 ① K	4	0	0	0	0	1	5
Mike Greenwell, L (1, 7) OBP: 0.310, SLG: 0.426		C X 0-1 ② G3-1			B X 1-0 S 1B		F B X 1-1 ① G4-3		F B F X 1-2 ② SF9 2-3 3-H	3	0	1	1	0	0	0
Bill Haselman, R (1, 2) OBP: 0.250, SLG: 0.333		C F C 0-3 ③ K			B 1 SAFE X 1-0 ① F7		C F C 0-3 ② K		B C X 1-1 ③ F4	4	0	0	0	0	2	2
Jim Tatum, R (1, 5)		S C B B C 2-3 ① K			C F B X 1-2 ② P6		F F B X 1-2 ③ F7			3	0	0	0	0	1	1
Troy O'Leary, L (1, 9) OBP: 0.311, SLG: 0.357		B C C X 1-2 ② G1-3			B F C B F S 2-3 ③ K 1-2			F X 0-1 ① P5		3	0	0	0	0	1	1
Inning Stats	R: 0 H: 1 E: 0 LOB: 1 K: 2 BB: 0 S: 12 P: 19	R: 0 H: 0 E: 0 LOB: 0 K: 1 BB: 0 S: 8 P: 9	R: 0 H: 0 E: 0 LOB: 0 K: 1 BB: 0 S: 7 P: 10	R: 0 H: 1 E: 0 LOB: 1 K: 0 BB: 0 S: 11 P: 16	R: 0 H: 1 E: 0 LOB: 1 K: 1 BB: 0 S: 9 P: 14	R: 0 H: 2 E: 0 LOB: 2 K: 0 BB: 0 S: 13 P: 13	R: 0 H: 0 E: 0 LOB: 0 K: 1 BB: 0 S: 8 P: 10	R: 0 H: 0 E: 0 LOB: 0 K: 0 BB: 0 S: 6 P: 6	R: 1 H: 2 E: 0 LOB: 1 K: 1 BB: 0 S: 12 P: 16	1B: 6 SF: 1 2B: 1 SAC: 0 3B: 0 DP: 0 HR: 0 HBP: 0						

PITCHER		IP	WLS	BF	H	R	ER	SO	BB	IBB	HBP	BLK	WP	HR	S	P	ERA	WHIP
David Wells, L ERA: 1.5	(1, 1)	9.0	W	34	7	1	1	7	0	0	0	0	0	0	86	113	1.00	0.778

PITCHER	IP	WLS	BF	H	R	ER	SO	BB	IBB	HBP	BLK	WP	HR	S	P	ERA	WHIP

TOP

Boston Red Sox @ Baltimore Orioles

Oriole Park at Camden Yards, Baltimore, MD

Tue Apr 16 1996, 7:05 PM EDT
Att. 40,017 - Unknown - 57 F

livebaseballscorecards.com

AB	33
R	1
H	7
RBI	1
BB	0
SO	7
LOB	14

BOTTOM

Boston Red Sox @ Baltimore Orioles

Oriole Park at Camden Yards, Baltimore, MD

Tue Apr 16 1996, 7:05 PM EDT
Att. 40,017 - Unknown - 57 F

livebaseballscorecards.com

Batter	1	2	3	4	5	6	7	8	9	AB	R	H	RBI	BB	SO	LOB
Brady Anderson, L (1, 8) OBP: 0.415, SLG: 0.614	F F X 0-2 WP FC3-2 2B		S C H 1-2 CS HBP	B S X 1-1 ③ F9			B B B B 4-0 2B 1-2 2-3 G4-3 BB	B C X 1-1 ② G3 1-2 2-3 3-H		3	1	1	1	1	0	4
Roberto Alomar, S (1, 4) OBP: 0.400, SLG: 0.581	L F B B B F F F X 2-2 ① P5		C B B B B X 3-1 ① S BB 1-2 G4-3 1B		B C F F B F X 2-2 ① F8		C B X 1-1 G4-3 1-3 2-H 3-H 2B	C B F D F F S 2-3 ③ K		5	1	2	2	0	1	3
Rafael Palmeiro, L (1, 3) OBP: 0.385, SLG: 0.488	B B C X 2-1 ② FC3-2 2-H		B B C F B B B 4-2 G4-3 S 1-2 BB		B X 1-0 ② F8		F X 0-1 ① G4-3 2-3 3-H			3	0	0	1	1	0	2
Bobby Bonilla, S (1, 10) OBP: 0.280, SLG: 0.356	X 0-0 ③ G4-3		C C B B B F F X 3-2 ② G4-3 1-3 2-H		B B X 2-0 ③ G1-3		B S F B B S 3-3 ② K			4	0	0	1	0	1	3
Cal Ripken Jr., R (1, 6) OBP: 0.277, SLG: 0.318		B B X 2-0 ① G1-3	B B B F S X 2-2 ③ L7			F S C 0-3 ① K	C B F F X 1-2 ③ G5-3			4	0	0	0	0	1	2
B.J. Surhoff, L (1, 5) OBP: 0.404, SLG: 0.727		B B C B F X 3-2 HR		C B X 1-1 ① F8		F X 0-1 ② F8		C S X 0-2 ① P5		4	1	1	1	0	0	0
Chris Hoiles, R (1, 2) OBP: 0.216, SLG: 0.250	B X 1-0 G4-3 2B			B C B S H 3-2 BB HBP		B B X 2-0 ③ F7		B C C B F F B F B 4-2 BB BB G3 BB		2	1	1	0	1	0	0
Tony Tarasco, L (1, 9) OBP: 0.300, SLG: 0.379 Mike Devereaux, R (8, PH) OBP: 0.267, SLG: 0.214 (9, 9)	F B X 1-1 ② G4-3 2-3			B S F C 1-3 ② K			X 0-0 BB 1B 2B 1B	B S B B F F F B 4-2 G3 BB 1-2 BB		3 0	1 0	1 0	0 0	0 1	1 0	2 0
Jeffrey Hammonds, R (1, 7) OBP: 0.386, SLG: 0.625		B B C B X 3-1 ③ F9		B F B B B 4-1 1-2 BB			X 0-0 BB 1-2 2B 1B	B B B B 4-0 G3 1-2 2-3 BB		2	1	1	0	2	0	1
Inning Stats	R: 0 H: 1 E: 0 LOB: 1 K: 0 BB: 0 S: 13 P: 17	R: 1 H: 2 E: 0 LOB: 1 K: 0 BB: 0 S: 9 P: 19	R: 1 H: 1 E: 0 LOB: 1 K: 0 BB: 1 S: 14 P: 27	R: 0 H: 0 E: 0 LOB: 2 K: 1 BB: 1 S: 10 P: 20	R: 0 H: 0 E: 0 LOB: 0 K: 0 BB: 0 S: 7 P: 12	R: 0 H: 0 E: 0 LOB: 0 K: 1 BB: 0 S: 6 P: 8	R: 3 H: 3 E: 0 LOB: 1 K: 1 BB: 1 S: 13 P: 22	R: 1 H: 0 E: 0 LOB: 2 K: 1 BB: 3 S: 19 P: 34		1B: 3 SF: 0 2B: 3 SAC: 0 3B: 0 DP: 0 HR: 1 HBP: 2				WP: 1 PA: 38 PB: 0 SB: 2 CS: 1		

	AB	30
	R	6
	H	7
	RBI	6
	BB	6
	SO	4
	LOB	17

PITCHER		IP	WLS	BF	H	R	ER	SO	BB	IBB	HBP	BLK	WP	HR	S	P	ERA	WHIP
Roger Clemens, R ERA: 3.75	(1, 1)	6.0	L	27	6	4	4	2	2	0	2	0	1	1	61	105	6.00	1.333
Mike Stanton, L ERA: 10.13	(7, 1)	1.0		5	1	1	1	1	1	0	0	0	0	0	11	20	9.00	2.000
Brad Pennington, L ERA: 1.35	(8, 1)	1.0		6	0	1	1	1	3	0	0	0	0	0	19	34	9.00	3.000

PITCHER	IP	WLS	BF	H	R	ER	SO	BB	IBB	HBP	BLK	WP	HR	S	P	ERA	WHIP

Batter	1	2	3	4	5	6	7	8	9	10	11	12	AB	R	H	RBI	BB	SO	LOB
Troy O'Leary, L (1, 8) OBP: 0.286, SLG: 0.326	6-3		F7		F7		E3 BB BB 1-2 2-3		K		G6-3 1B		4	0	0	0	0	0	3
Dwayne Hosey, S (9, PH) OBP: 0.317, SLG: 0.278 (9, 8)													2	0	1	0	0	1	0
John Valentin, R (1, 6) OBP: 0.323, SLG: 0.273	G4-6-3 1B		S 1-3 1B		F8		F7		PB FC4-5 2B		G6-3 1-2f		6	0	3	0	0	0	4
Mo Vaughn, L (1, 3) OBP: 0.317, SLG: 0.357	G4-6-3 1-2f		SF8 3-H			F7	B B B B 4-0 BB 1-2 2-3 3-H BB		FC4-5 BB 2-H			K	4	0	0	2	1	1	2
Jose Canseco, R (1, 9) OBP: 0.344, SLG: 0.500		18 1B 1B	K 1-2			6-3	SF7 3-H		B B B B 4-0 1-2 BB			G6-3 BB	3	0	1	1	2	1	1
Mike Greenwell, L (1, 7) OBP: 0.297, SLG: 0.390		P6		6-3		4-3	B B B B 4-0 1-2 2-3 BB		4-3			G6-3 1-2f	5	0	0	0	1	0	4
18 Reggie Jefferson, S (1, 10) OBP: 0.667, SLG: 0.800 Milt Cuyler, S (10, PH)		1-2 1B		1B			4-0 1B E 1B BB	K		K			3	1	2	0	1	1	3
													1	0	0	0	0	1	0
Bill Haselman, R (1, 2) OBP: 0.235, SLG: 0.294	K	K					E6 1-2 1B	G6-4-3 1B		5-3			5	1	1	0	0	2	4
Jim Tatum, R (1, 5) OBP: 0.125, SLG: 0.125	L6	F7					E 1B 1-2 2-3 BB 1B	B3		K			5	1	1	0	0	1	4
Esteban Beltre, R (1, 4) OBP: 0.375, SLG: 0.385 Wil Cordero, R (7, PH) OBP: 0.164, SLG: 0.189 (7, 4)			B B B B 4-0 1B SF8 BB		1-3		BB E SF7 1-2 2-H 3-H 1B	G6-4-3 1-2f			4-3		1	1	0	0	1	0	0
													3	1	1	2	0	0	1
Inning Stats	R: 0 H: 1 E: 0 LOB: 0 K: 0 BB: 0 S: 3 P: 3	R: 0 H: 2 E: 0 LOB: 2 K: 1 BB: 0 S: 7 P: 7	R: 1 H: 1 E: 0 LOB: 1 K: 1 BB: 1 S: 6 P: 10	R: 0 H: 1 E: 0 LOB: 1 K: 1 BB: 0 S: 6 P: 6	R: 0 H: 0 E: 0 LOB: 0 K: 0 BB: 0 S: 3 P: 3	R: 0 H: 0 E: 0 LOB: 0 K: 0 BB: 0 S: 3 P: 3	R: 4 H: 2 E: 2 LOB: 3 K: 1 BB: 3 S: 9 P: 21	R: 0 H: 1 E: 0 LOB: 0 K: 0 BB: 0 S: 3 P: 3	R: 0 H: 1 E: 0 LOB: 2 K: 1 BB: 1 S: 6 P: 10	R: 0 H: 0 E: 0 LOB: 0 K: 2 BB: 0 S: 7 P: 7	R: 0 H: 1 E: 0 LOB: 0 K: 0 BB: 0 S: 3 P: 3	R: 0 H: 0 E: 0 LOB: 0 K: 1 BB: 1 S: 4 P: 8	1B: 9 2B: 1 3B: 0 HR: 0	SF: 2 SAC: 0 DP: 4 HBP: 0	WP: 0 PB: 1 SB: 1 CS: 0	PA: 50		

PITCHER		IP	WLS	BF	H	R	ER	SO	BB	IBB	HBP	BLK	WP	HR	S	P	ERA	WHIP
Scott Erickson, R ERA: 3.5	(1, 1)	6.0		26	6	4	2	3	2	0	0	0	0	0	30	38	3.00	1.333
Roger McDowell, R ERA:	(7, 1)	0.1		3	1	0	0	0	0	0	0	0	0	0	3	3	0.00	3.000
Jesse Orosco, L ERA:	(7, 1)	0.0		1	0	0	0	0	1	0	0	0	0	0	0	4	∞	∞
Armando Benitez, R ERA:	(7, 1)	1.2		6	1	1	0	1	1	0	0	0	0	0	7	11	0.00	1.200
Randy Myers, L ERA:	(9, 1)	1.0		5	1	0	0	1	1	0	0	0	0	0	6	10	0.00	2.000

PITCHER		IP	WLS	BF	H	R	ER	SO	BB	IBB	HBP	BLK	WP	HR	S	P	ERA	WHIP
Arthur Rhodes, L ERA: 0.96	(10, 1)	3.0	W	9	1	0	0	3	1	0	0	0	0	0	14	18	0.00	0.667

TOP

Boston Red Sox @ Baltimore Orioles

Oriole Park at Camden Yards, Baltimore, MD

Wed Apr 17 1996, 7:05 PM EDT

Att. 40,258 - Unknown - 59 F

livebaseballscorecards.com

AB	42
R	5
H	10
RBI	5
BB	6
SO	8
LOB	26

Boston Red Sox @ Baltimore Orioles

Oriole Park at Camden Yards, Baltimore, MD

Wed Apr 17 1996, 7:05 PM EDT

Att. 40,258 - Unknown - 59 F

livebaseballscorecards.com

BOTTOM

Batter	1	2	3	4	5	6	7	8	9	10	11	12	AB	R	H	RBI	BB	SO	LOB
Brady Anderson, L (1, 8) OBP: 0.407, SLG: 0.571	K		G4-6-3 1B		1B 2B BB		G3		P6		G3		5	1	1	0	1	1	0
Roberto Alomar, S (1, 4) OBP: 0.429, SLG: 0.653	4-3		G4-6-3 1-2f 3-H		2B 1B		HR		S 1B			1B 1B	6	3	4	1	0	0	1
Rafael Palmeiro, L (1, 3) OBP: 0.362, SLG: 0.447	K		F8		K		F7		F9			1B IBB 1-3 1B	6	0	1	0	0	2	3
Bobby Bonilla, S (1, 9) OBP: 0.304, SLG: 0.367		F9 FC6-4 BB BB		F7	1-H 2-H 2B		L7		K 1-2			1B 1-2 IBB	4	1	1	2	2	1	1
Cal Ripken Jr., R (1, 6) OBP: 0.302, SLG: 0.367		FC6-4 1-2 BB		2B	K			FC1-5 2B		6-3		K	5	0	2	0	1	2	4
B.J. Surhoff, L (1, 5) OBP: 0.415, SLG: 0.688		F9 2-3		BB		F8		FC1-5 IBB		3-1		1-2 2-3 3-H 1B	4	0	1	1	2	0	2
Chris Hoiles, R (1, 2) OBP: 0.195, SLG: 0.222		FC6-4 FC6-4 1-2f 3-H		F9	6-3		FC1-5 1-2 2-3f			K			4	0	0	1	0	0	5
Gregg Zaun, S (9, 2) OBP: 0.444, SLG: 0.286													1	0	0	0	0	1	0
Tony Tarasco, L (1, 10) OBP: 0.286, SLG: 0.333		FC6-4 1-2f		F2		BB		F7			F8		4	0	0	0	1	0	5
Jeffrey Hammonds, R (1, 7) OBP: 0.367, SLG: 0.578			1B G4-6-3 1B		K	5-3		F9			K		5	1	1	0	0	2	3
Inning Stats	R: 0 H: 0 E: 0 LOB: 0 K: 2 BB: 0 S: 7 P: 7	R: 1 H: 0 E: 0 LOB: 1 K: 0 BB: 2 S: 3 P: 11	R: 1 H: 2 E: 0 LOB: 0 K: 0 BB: 0 S: 4 P: 4	R: 0 H: 1 E: 0 LOB: 2 K: 0 BB: 1 S: 4 P: 8	R: 2 H: 2 E: 0 LOB: 1 K: 3 BB: 1 S: 11 P: 15	R: 0 H: 0 E: 0 LOB: 1 K: 0 BB: 1 S: 3 P: 7	R: 1 H: 1 E: 0 LOB: 0 K: 0 BB: 0 S: 4 P: 4	R: 0 H: 1 E: 0 LOB: 2 K: 0 BB: 1 S: 4 P: 8	R: 0 H: 1 E: 0 LOB: 1 K: 1 BB: 0 S: 6 P: 6	R: 0 H: 0 E: 0 LOB: 0 K: 1 BB: 0 S: 5 P: 5	R: 0 H: 0 E: 0 LOB: 0 K: 1 BB: 0 S: 5 P: 5	R: 1 H: 3 E: 0 LOB: 3 K: 1 BB: 1 S: 6 P: 10	1B: 7 2B: 3 3B: 0 HR: 1	SF: 0 SAC: 0 DP: 1 HBP: 0	WP: 0 PB: 0 SB: 1 CS: 0	PA: 51			

	AB	44
	R	6
	H	11
	RBI	5
	BB	7
	SO	9
	LOB	24

PITCHER		IP	WLS	BF	H	R	ER	SO	BB	IBB	HBP	BLK	WP	HR	S	P	ERA	WHIP
Aaron Sele, R ERA: 5.63	(1, 1)	6.0		27	5	4	4	5	5	0	0	0	0	0	32	52	6.00	1.667
Mike Stanton, L ERA: 9.95	(7, 1)	1.0		4	1	1	1	0	0	0	0	0	0	1	4	4	9.00	1.000
Stan Belinda, R ERA: 7.94	(8, 1)	1.1		7	2	0	0	0	0	1	0	0	0	0	6	10	0.00	1.500
Brad Pennington, L ERA: 1.29	(9, 1)	0.1		1	0	0	0	0	0	0	0	0	0	0	1	1	0.00	0.000
Heathcliff Slocumb, R ERA: 0.96	(9, 1)	2.1		7	0	0	0	3	0	0	0	0	0	0	13	13	0.00	0.000

PITCHER		IP	WLS	BF	H	R	ER	SO	BB	IBB	HBP	BLK	WP	HR	S	P	ERA	WHIP
Mike Maddux, R ERA: 4.0	(12, 1)	0.1	L	5	3	1	1	1	0	1	0	0	0	0	6	10	27.00	9.000

Boston Red Sox @ Baltimore Orioles

Oriole Park at Camden Yards, Baltimore, MD

Thu Apr 18 1996, 3:33 AM EDT

Att. 47,283 - Sunny - 71 F

TOP

Batter	1	2	3	4	5	6	7	8	9	AB	R	H	RBI	BB	SO	LOB
Dwayne Hosey, S (1, 8) OBP: 0.304, SLG: 0.268	G5-3		E3 1B FC1-5 1-2 3-H	F8			E 1B S	F9		5	1	1	0	0	0	3
John Valentin, R (1, 6) OBP: 0.328, SLG: 0.283	F9		FC1-5 1B 1-3 2-H 1B	G6-4-3 1-2f			E7 HR 1-H 1B		F9	5	2	2	2	0	0	2
Mo Vaughn, L (1, 3) OBP: 0.309, SLG: 0.393	K		FC1-5 1B 1-2 3-H		F9		HR 3-H		L5	5	1	1	2	0	1	2
Jose Canseco, R (1, 10) OBP: 0.333, SLG: 0.475		G6-3	G4-6-3 1B 1-2 2-H		G5-3		K		F9	5	0	1	1	0	1	0
Mike Greenwell, L (1, 7) OBP: 0.279, SLG: 0.365		G4-3	G4-6-3 1-2f		F9		F8			4	0	0	0	0	0	2
Troy O'Leary, L (1, 9) OBP: 0.302, SLG: 0.340		G3-1		2B 1B 1B		1B	G3-1			4	1	2	0	0	0	0
Mike Stanley, R (1, 2) OBP: 0.318, SLG: 0.324			2B 1B 1B	1B 2B 1-3		P6		HR		4	3	3	1	0	0	1
Wil Cordero, R (1, 4) OBP: 0.186, SLG: 0.228			1B E 2B 1-3	1B 1B 2-H 3-H		F8		K		4	1	2	2	0	1	1
Esteban Beltre, R (1, 5) OBP: 0.400, SLG: 0.412			E 1B 1B 2-3 3-H	G6-4-3 1B 1-3		F7		K		4	1	2	1	0	1	1
Inning Stats	R: 0 H: 0 E: 0 LOB: 0 K: 1 BB: 0 S: 5 P: 5	R: 0 H: 0 E: 0 LOB: 0 K: 0 BB: 0 S: 3 P: 3	R: 4 H: 5 E: 1 LOB: 1 K: 0 BB: 0 S: 8 P: 8	R: 2 H: 4 E: 0 LOB: 1 K: 0 BB: 0 S: 6 P: 6	R: 0 H: 0 E: 0 LOB: 0 K: 0 BB: 0 S: 3 P: 3	R: 0 H: 1 E: 0 LOB: 1 K: 0 BB: 0 S: 4 P: 4	R: 3 H: 3 E: 1 LOB: 0 K: 1 BB: 0 S: 8 P: 8	R: 1 H: 1 E: 0 LOB: 0 K: 2 BB: 0 S: 8 P: 8	R: 0 H: 0 E: 0 LOB: 0 K: 0 BB: 0 S: 3 P: 3	1B: 10 SF: 0 2B: 2 SAC: 0 3B: 0 DP: 2 HR: 2 HBP: 0							WP: 0 PA: 40 PB: 0 SB: 1 CS: 0

livebaseballscorecards.com

AB	40
R	10
H	14
RBI	9
BB	0
SO	4
LOB	12



PITCHER		IP	WLS	BF	H	R	ER	SO	BB	IBB	HBP	BLK	WP	HR	S	P	ERA	WHIP
35 Mike Mussina, R (1, 1) ERA: 3.0		6.0	L	27	10	6	5	1	0	0	0	0	0	0	29	29	7.50	1.667
Jesse Orosco, L (7, 1) ERA: 9.82		2.0		10	4	4	4	3	0	0	0	0	0	2	16	16	18.00	2.000
Jimmy Myers, R (9, 1) ERA:		1.0		3	0	0	0	0	0	0	0	0	0	0	3	3	0.00	0.000

Batter	1	2	3	4	5	6	7	8	9	AB	R	H	RBI	BB	SO	LOB
Brady Anderson, L (1, 8) OBP: 0.431, SLG: 0.648	HR		F9	BB, 1-2, 1B		SF8, 3-H		1B, SF8, 1B	DI, 1-3, 1B	5	2	4	2	0	0	0
Roberto Alomar, S (1, 4) OBP: 0.435, SLG: 0.630	G6-3		K, SSS	BB, 1-2, 2-3		1-2, 1B		SF8, BB, 1-3, SF9, 1B	K, SSS, 1-2	5	1	2	0	1	2	2
Rafael Palmeiro, L (1, 3) OBP: 0.365, SLG: 0.490	G3-1		HR	F7		P5		BBBB, 1-2, BB		4	1	1	1	1	0	5
Bobby Bonilla, S (1, 9) OBP: 0.295, SLG: 0.358	P4		BB, 1B		G5-3		G6-3	SF8, 2-3, 3-H		4	0	1	1	0	0	0
Cal Ripken Jr., R (1, 6) OBP: 0.293, SLG: 0.346		K, SSS	BBBB, 1-2, BB		F8		G6-3	SF9, 3-H		3	0	0	1	1	1	0
B.J. Surhoff, L (1, 5) OBP: 0.397, SLG: 0.642		F9	G4-3		G4-3		1B, 1B	F7		5	1	1	0	0	0	3
Chris Hoiles, R (1, 2) OBP: 0.217, SLG: 0.244		2B, 1B		F9		P3	WP, 1-2, 1B		K, SSS	5	1	2	0	0	1	0
Mike Devereaux, R (1, 7) OBP: 0.400, SLG: 0.421		1-H, 2B		L7		1B, SF8, 1B	WP, 1-2, 2-H, 1B		1B, 1B	5	1	4	2	0	0	0
Jeffrey Hammonds, R (1, 10) OBP: 0.370, SLG: 0.560		F8		BB, 1B, 1B		1-3, 1B	F7, 1-2, 2-3		F7	5	0	2	0	0	0	4
Inning Stats	R: 1 E: 0 K: 0 S: 4 H: 1 LOB: 0 BB: 0 P: 4	R: 1 E: 0 K: 1 S: 7 H: 2 LOB: 1 BB: 0 P: 7	R: 1 E: 0 K: 1 S: 7 H: 2 LOB: 2 BB: 1 P: 11	R: 0 E: 0 K: 0 S: 5 H: 2 LOB: 3 BB: 1 P: 9	R: 0 E: 0 K: 0 S: 3 H: 0 LOB: 0 BB: 0 P: 3	R: 1 E: 0 K: 0 S: 6 H: 3 LOB: 2 BB: 0 P: 6	R: 1 E: 0 K: 0 S: 6 H: 3 LOB: 2 BB: 0 P: 6	R: 2 E: 0 K: 0 S: 5 H: 2 LOB: 1 BB: 1 P: 9	R: 0 E: 0 K: 2 S: 9 H: 2 LOB: 2 BB: 0 P: 9	1B: 14 2B: 1 3B: 0 HR: 2 SF: 3 SAC: 0 DP: 0 HBP: 0						

PITCHER		IP	WLS	BF	H	R	ER	SO	BB	IBB	HBP	BLK	WP	HR	S	P	ERA	WHIP
Jamie Moyer, L ERA: 4.64	(1, 1)	5.1	W	27	9	4	4	2	2	0	0	0	0	2	29	37	6.75	2.062
Brad Pennington, L ERA: 1.17	(6, 1)	0.2		3	1	0	0	0	0	0	0	0	0	0	3	3	0.00	1.500
Mike Maddux, R ERA: 4.66	(7, 1)	0.2		5	3	1	1	0	0	0	0	0	0	0	5	5	13.50	4.500
Stan Belinda, R ERA: 10.5	(7, 1)	0.1		3	2	2	2	0	0	0	0	0	1	0	3	3	54.00	6.000
Mike Stanton, L ERA: 8.59	(8, 1)	1.0		4	0	0	0	0	1	0	0	0	0	0	3	7	0.00	1.000

PITCHER		IP	WLS	BF	H	R	ER	SO	BB	IBB	HBP	BLK	WP	HR	S	P	ERA	WHIP
Heathcliff Slocumb, R ERA: 0.87	(9, 1)	1.0	S	5	2	0	0	2	0	0	0	0	0	0	9	9	0.00	2.000

BOTTOM

Boston Red Sox @ Baltimore Orioles

Oriole Park at Camden Yards, Baltimore, MD

Thu Apr 18 1996, 3:33 AM EDT

Att. 47,283 - Sunny - 71 F

livebaseballscorecards.com

AB	41
R	7
H	17
RBI	7
BB	3
SO	4
LOB	14

WP: 1 PA: 47
PB: 0
SB: 0
CS: 0

Baltimore Orioles @ Texas Rangers

The Ballpark at Arlington, Arlington, TX

Fri Apr 19 1996, 8:05 PM EDT

Att. 41,184 - Unknown - 92 F

TOP

livebaseballscorecards.com

Batter	1	2	3	4	5	6	7	8	9	AB	R	H	RBI	BB	SO	LOB
Brady Anderson, L (1, 8) OBP: 0.435, SLG: 0.684 Billy Ripken, R (9, PH) OBP: 0.500, SLG: 0.500	B X 1-0 HR		S S F B B 1 SAFE X 2-2 ② G3 1-2	B D B B 4-0 2B BB			F F B S 1-3 ① K		F X 0-1 G5-4-3 BB 1B	3 1	1 0	1 1	1 0	1 0	1 0	1 0
Roberto Alomar, S (1, 4) OBP: 0.424, SLG: 0.621 Jeff Huson, L (9, PH)	B C B B B C X 3-2 ① L8		B B C F X 2-2 ③ L8	X 0-0 1-3 2-H 2B			C C B S 1-3 ② K		B B S C B B 4-2 G5-4-3 1-2 BB	4 0	0 0	1 0	1 0	0 1	1 0	1 0
Rafael Palmeiro, L (1, 3) OBP: 0.373, SLG: 0.509 Gregg Zaun, S (9, PH) OBP: 0.400, SLG: 0.250	B B F F B F C 3-3 ② K			3-2 BB 1B BB 1B D C B B B X 3-2 ③ F4			B C F B B B F F F X 3-2 1B 1B 2B		C B B X 2-1 ① ② G5-4-3 1-2f 2-3	4 1	2 0	2 0	2 0	0 0	1 0	2 2
Bobby Bonilla, S (1, 10) OBP: 0.303, SLG: 0.362	S S B S 1-3 ③ K2-3			F B X 1-1 BB BB WP 1-2 1B	X 0-0 ① G6-3		X 0-0 1B 2-3 1B		X 0-0 ③ F8	5	1	2	0	0	1	1
Cal Ripken Jr., R (1, 6) OBP: 0.306, SLG: 0.345		X 0-0 ① L9		B F B B B 4-1 WP BB 2B 1-2 2-3 BB	B F F X 1-2 ② G4-3		C D C F X 1-2 1-2 3-H 1B			3	1	1	1	1	0	0
B.J. Surhoff, L (1, 5) OBP: 0.387, SLG: 0.607		B B X 2-0 ② G4-3		D B B B 4-0 WP 2B 1-2 2-3 3-H BB	B F C B B F F T 3-2 ③ K		B F B B F X 3-2 ③ L8			3	1	0	1	1	1	2
Mike Devereaux, R (1, 7) OBP: 0.375, SLG: 0.435 (8, 9)		B B X 2-0 ③ G6-3		C B F B X 2-2 1-H 2-H 3-H 2B 2B		B C B F F C 2-3 ① K		S B X 1-1 ① G4-3		4	1	1	2	0	1	0
Chris Hoiles, R (1, 2) OBP: 0.200, SLG: 0.222			B F X 1-1 ① F3	B F D C T 2-2 ① K		C B X 1-1 ② F7		B F X 1-1 ② G6-3		4	0	0	0	0	1	1
Tony Tarasco, L (1, 9) OBP: 0.289, SLG: 0.333 Jeffrey Hammonds, R (8, PH) OBP: 0.364, SLG: 0.549 (8, 7)			B B B C X 3-1 G3 1B	B C F F F S 1-3 ② K		B C S X 1-2 ③ G4-3		C X 0-1 ③ F9		3 1	0 0	1 0	0 0	0 0	1 0	1 0
Inning Stats	R: 1 H: 1 E: 0 LOB: 0 K: 2 BB: 0 S: 11 P: 19	R: 0 H: 0 E: 0 LOB: 0 K: 0 BB: 0 S: 3 P: 7	R: 0 H: 1 E: 0 LOB: 1 K: 0 BB: 0 S: 11 P: 19	R: 5 H: 4 E: 0 LOB: 2 K: 2 BB: 3 S: 23 P: 47	R: 0 H: 0 E: 0 LOB: 0 K: 1 BB: 0 S: 9 P: 13	R: 0 H: 0 E: 0 LOB: 0 K: 1 BB: 0 S: 9 P: 13	R: 1 H: 3 E: 0 LOB: 2 K: 2 BB: 0 S: 20 P: 29	R: 0 H: 0 E: 0 LOB: 0 K: 0 BB: 0 S: 6 P: 8	R: 0 H: 1 E: 0 LOB: 1 K: 0 BB: 1 S: 7 P: 13	1B: 6 SF: 0 2B: 3 SAC: 0 3B: 0 DP: 1 HR: 1 HBP: 0						

	AB	36
	R	7
	H	10
	RBI	6
	BB	4
	SO	8
	LOB	11

WP: 1 PA: 40
PB: 0
SB: 0
CS: 0

PITCHER		IP	WLS	BF	H	R	ER	SO	BB	IBB	HBP	BLK	WP	HR	S	P	ERA	WHIP
Roger Pavlik, R ERA: 4.76	(1, 1)	3.2		20	6	6	6	4	3	0	0	0	1	1	43	84	14.73	2.455
Dennis Cook, L ERA: 0.82	(4, 1)	3.0	W	11	2	1	1	4	0	0	0	0	0	0	36	52	3.00	0.667
Gil Heredia, R ERA: 5.25	(7, 1)	1.0		4	1	0	0	0	0	0	0	0	0	0	11	17	0.00	1.000
Ed Vosberg, L ERA:	(8, 1)	1.1	S	5	1	0	0	0	1	0	0	0	0	0	9	15	0.00	1.500

PITCHER		IP	WLS	BF	H	R	ER	SO	BB	IBB	HBP	BLK	WP	HR	S	P	ERA	WHIP

Baltimore Orioles @ Texas Rangers

The Ballpark at Arlington, Arlington, TX

Fri Apr 19 1996, 8:05 PM EDT

Att. 41,184 - Unknown - 92 F

BOTTOM

Batter	1	2	3	4	5	6	7	8	9	AB	R	H	RBI	BB	SO	LOB
Darryl Hamilton, L (1, 8) OBP: 0.389, SLG: 0.349	X 0-0 3B 1B	B B X 2-0 2B 1B		B B X 2-0 F4 ②		C F B D F B X 3-2 FC5-2 2-3 1B		B B X 2-2 WP 2B 1B 1-2 BB 4-2 BB 1B 1-2 2-3 BB 0-1 G4-3 ③		6	4	4	0	1	0	1
Ivan Rodriguez, R (1, 2) OBP: 0.390, SLG: 0.519 Dave Valle, R (4, PH) OBP: 0.417, SLG: 0.222 (5, 2)	B 1 SAFE B X 2-0 HR 3B 1-H	C T 1 SAFE 1 B X 1-2 F7 ①		S C X 0-2 G4-3 ③		B 1 SAFE X 1-0 FC5-2 G3-6-1 ① 1-2 3-H		1 SAFE B 1 SAFE B X 4-2 WP 2B BB 3-2 BB 1B 1-2 2-3 3-H 1B		2 3	1 2	1 1	1 1	0 1	0 0	1 2
Will Clark, L (1, 3) OBP: 0.463, SLG: 0.569 Damon Buford, R (8, PR) OBP: 0.357, SLG: 0.308 (9, 9)	B F B F H 3-2 HR HBP	B 1 SAFE X 1-0 1-H 2B			B B F B F F F X 3-2 HR	X 0-0 G3-6-1 ② ③ 1-2f		4-2 2B SF7 1-2 2-3 BB 4-2 BB BB 1-2 2-3 3-H		3 0	3 1	2 0	3 0	2 0	0 0	2 0
Juan Gonzalez, R (1, 9) OBP: 0.468, SLG: 0.659 Craig Worthington, R (8, PR) OBP: 0.333, SLG: 0.357 (9, 3)	B X 1-0 1-H 3-H HR	C C B S 1-3 K ②			S F X 0-2 F7 ①		C S F X 0-2 F8 ①	4-2 SF7 HR 1-3 2-H 3-H 2B BB 4-2 29 SF8 BB 1-2 2-3 3-H		5 0	2 1	2 0	6 0	1 0	1 0	1 0
Mickey Tettleton, S (1, 10) OBP: 0.456, SLG: 0.551	C S B B F F S 2-3 K ①	B F B X 2-1 P2 ③			B B B B 4-0 HR BB		C B B B B 4-1 29 2B G5-3 BB	3-1 SF7 2-3 3-H 4-2 29 SF8 HR 1-2 2-3 3-H BB		2	3	0	2	3	1	1
Dean Palmer, R (1, 5) OBP: 0.340, SLG: 0.585 Kurt Stillwell, S (8, PR) OBP: 0.250, SLG: 0.273 (9, 5)	C T B B F B B 4-2 29 2B SF8 BB	C X 0-1 P4 ①			X 0-0 1-H HR	C X 0-1 G5-3 ② 1-2	C X 0-0 HR 3-H 4-2 HR BB 1-2 2-3 3-H			4 0	3 1	2 0	5 0	2 0	0 0	1 0
29 Rusty Greer, L (1, 7) OBP: 0.424, SLG: 0.526	X 0-0 SF8 1-3 2B	B X 1-0 L7 ②			B B B C X 3-1 L7 ②		B C S B X 2-2 2-H 2B	2-1 1B 1B 1B 1-0 SF8 2-3 3-H		5	1	3	2	0	0	0
Mark McLemore, S (1, 4) OBP: 0.400, SLG: 0.244	B X 1-0 SF8 ② 2-3 3-H	B C F B X 2-2 G5-3 ③			B B B C B 4-1 CS BB		F C B B B F D 4-2 BB	2-1 BB 1B 1-2 1B 4-2 HR BB 1-2		2	2	1	1	3	0	0
Kevin Elster, R (1, 6) OBP: 0.283, SLG: 0.469	B B X 2-0 F4 ③			B C X 1-1 F9 ①	1 SAFE C 0-1 CS ③ 1-2	B B B C X 3-1 1B FC5-2 2B	X 0-0 F8 ③	1-2 1B BB BB 1B 0-0 1-H 2-H 3-H HR		6	2	3	5	0	0	3
Inning Stats	R: 5 H: 4 E: 0 LOB: 1 K: 1 BB: 1 S: 16 P: 31	R: 1 H: 2 E: 0 LOB: 1 K: 1 BB: 0 S: 10 P: 17	R: 0 H: 0 E: 0 LOB: 0 K: 0 BB: 0 S: 6 P: 9	R: 0 H: 0 E: 0 LOB: 0 K: 0 BB: 0 S: 6 P: 9	R: 3 H: 2 E: 0 LOB: 0 K: 0 BB: 2 S: 13 P: 27	R: 0 H: 2 E: 0 LOB: 1 K: 0 BB: 0 S: 8 P: 15	R: 1 H: 1 E: 0 LOB: 2 K: 0 BB: 2 S: 14 P: 24	R: 16 H: 8 E: 0 LOB: 1 K: 0 BB: 8 S: 49 P: 97		1B: 8 SF: 3 2B: 5 SAC: 0 3B: 1 DP: 1 HR: 5 HBP: 1						WP: 1 PA: 56 PB: 0 SB: 1 CS: 1

livebaseballscorecards.com

AB	38
R	26
H	19
RBI	26
BB	13
SO	2
LOB	12

PITCHER		IP	WLS	BF	H	R	ER	SO	BB	IBB	HBP	BLK	WP	HR	S	P	ERA	WHIP
Kent Mercker, L ERA: 9.0	(1, 1)	4.1	L	23	7	8	8	2	2	0	1	0	0	2	46	81	16.61	2.077
Jimmy Myers, R ERA: 1.29	(5, 1)	1.0		6	3	1	1	0	1	0	0	0	0	1	12	26	9.00	4.000
Roger McDowell, R ERA: 0.87	(6, 1)	1.2		7	1	1	1	0	2	0	0	0	0	0	15	25	5.40	1.800
Armando Benitez, R ERA: 6.75	(8, 1)	0.0		3	1	3	3	0	2	0	0	0	1	0	10	21	∞	∞
Jesse Orosco, L ERA: 27.0	(8, 1)	0.1		9	6	5	5	0	2	0	0	0	0	1	27	47	135.00	24.000

PITCHER		IP	WLS	BF	H	R	ER	SO	BB	IBB	HBP	BLK	WP	HR	S	P	ERA	WHIP
Manny Alexander, R ERA: 67.5	(8, 1)	0.2		7	1	8	8	0	4	0	0	0	0	1	12	29	108.00	7.500

Batter	1	2	3	4	5	6	7	8	9	AB	R	H	RBI	BB	SO	LOB
Brady Anderson, L (1, 8) OBP: 0.446, SLG: 0.770	B B F B F X 3-2 HR		C B C B B 4-2 S BB		B X 1-0 ③ G3		B B X 2-0 1-H HR		C F B F F F B S 2-3 ③ K	4	2	2	3	1	1	1
Roberto Alomar, S (1, 4) OBP: 0.443, SLG: 0.617	B B B B 4-0 G4-6-3 BB		C B B X 2-1 ③ F7 1-2			B C C X 1-2 1B 1B	B B C B C B 4-2 S BB			2	0	1	0	2	0	1
Rafael Palmeiro, L (1, 3) OBP: 0.366, SLG: 0.492	B X 1-0 ① ② G4-6-3 1-2f			C F F B B B X 3-2 ① P3	X 0-0 WP 1-3 1B		B B C B C X 3-1 ③ L4 1-2			4	0	1	0	0	0	2
Bobby Bonilla, S (1, 9) OBP: 0.286, SLG: 0.339	B B F B C S 3-3 ③ K			X 0-0 ② F7	B S C B F S 2-3 ① K 1-2			F C B X 1-2 ① G4-3		4	0	0	0	0	2	2
Cal Ripken Jr., R (1, 6) OBP: 0.318, SLG: 0.345		X 0-0 ① B5-3		C B C X 1-2 1B	X 0-0 ② F4			F B B B B F B 4-2 G3-1 BB		3	0	1	0	1	0	2
B.J. Surhoff, L (1, 5) OBP: 0.364, SLG: 0.567		C X 0-1 ② G4-3		C B B C X 2-2 ③ G3	S B B B X 2-1 ③ L4-3			L X 0-1 ② G3-1 1-2		4	0	0	0	0	0	4
Mike Devereaux, R (1, 10) OBP: 0.321, SLG: 0.370		B S B X 2-1 ③ F5		X 0-0 ① G5-3		B S X 1-1 ① G5-3	C B F D T 2-2 ③ K			4	0	0	0	0	1	1
Jeffrey Hammonds, R (1, 7) OBP: 0.356, SLG: 0.545			B X 1-0 ① F8	C F B B B X 3-2 F9 2B		B F X 1-1 ② F9			C B X 1-1 ① F7	4	0	1	0	0	0	0
Gregg Zaun, S (1, 2) OBP: 0.357, SLG: 0.250			C C B B X 2-2 ② G6-3	X 0-0 ② F9 2-3		X 0-0 HR 1B			S X 0-1 ② F8	4	1	1	0	0	0	1
Inning Stats	R: 1 H: 1 E: 0 LOB: 0 K: 1 BB: 1 S: 7 P: 18	R: 0 H: 0 E: 0 LOB: 0 K: 0 BB: 0 S: 5 P: 7	R: 0 H: 0 E: 0 LOB: 1 K: 0 BB: 1 S: 8 P: 17	R: 0 H: 1 E: 0 LOB: 1 K: 0 BB: 0 S: 11 P: 17	R: 0 H: 1 E: 0 LOB: 1 K: 0 BB: 0 S: 6 P: 10	R: 0 H: 2 E: 0 LOB: 2 K: 1 BB: 0 S: 11 P: 16	R: 2 H: 2 E: 0 LOB: 1 K: 0 BB: 1 S: 10 P: 21	R: 0 H: 0 E: 0 LOB: 1 K: 1 BB: 1 S: 10 P: 17	R: 0 H: 0 E: 0 LOB: 0 K: 1 BB: 0 S: 10 P: 13	1B: 4 SF: 0 2B: 1 SAC: 0 3B: 0 DP: 1 HR: 2 HBP: 0						WP: 1 PA: 37 PB: 0 SB: 2 CS: 0

Baltimore Orioles @ Texas Rangers

The Ballpark at Arlington, Arlington, TX

Sat Apr 20 1996, 8:05 PM EDT

Att. 45,358 - Unknown - 82 F

TOP

livebaseballscorecards.com

AB	33
R	3
H	7
RBI	3
BB	4
SO	4
LOB	14

PITCHER		IP	WLS	BF	H	R	ER	SO	BB	IBB	HBP	BLK	WP	HR	S	P	ERA	WHIP
Kevin Gross, R ERA: 4.57	(1, 1)	7.1	W	32	7	3	3	2	4	0	0	0	1	2	63	116	3.68	1.500
Gil Heredia, R ERA: 4.61	(8, 1)	1.2		5	0	0	0	2	0	0	0	0	0	0	15	20	0.00	0.000

PITCHER		IP	WLS	BF	H	R	ER	SO	BB	IBB	HBP	BLK	WP	HR	S	P	ERA	WHIP

Baltimore Orioles @ Texas Rangers

The Ballpark at Arlington, Arlington, TX

Sat Apr 20 1996, 8:05 PM EDT

Att. 45,358 - Unknown - 82 F

BOTTOM

Batter	1	2	3	4	5	6	7	8	9	AB	R	H	RBI	BB	SO	LOB
Darryl Hamilton, L (1, 8) OBP: 0.390, SLG: 0.343	BBCBB 4-1 HR 1B BB	C1SAFE FBB1SAFE X 2-2 F8 ②		CFT 0-2 K ②		X 0-0 1B ②		BCX 1-1 L8 ②		4	1	1	0	1	1	2
Ivan Rodriguez, R (1, 2) OBP: 0.406, SLG: 0.593	B1SAFE BBCX 3-1 1-2 HR 1B	1SAFE C1SAFE X 0-1 F8 ③		CBX 1-1 3-H 1B 2B		BFBX 2-1 HR		BCX 1-1 G6-3 ③		5	3	3	2	0	0	1
Will Clark, L (1, 3) OBP: 0.479, SLG: 0.630	BCBBX 3-1 1-H 2-H HR		BBBB 4-0 HR BB	X 0-0 2-H 1B		X 0-0 F7 ③				3	2	2	4	1	0	0
Juan Gonzalez, R (1, 9) OBP: 0.451, SLG: 0.689	BBFCS 2-3 K ①		BFX 1-1 1-H HR	BSBSX 2-2 F9 ③			CFBFBBS 3-3 K ①			4	1	1	2	0	2	1
Mickey Tettleton, S (1, 10) OBP: 0.458, SLG: 0.538	BBBCCB 4-1 BB		CCS 0-3 K ①		BX 1-0 FC5-4 1B		BBCCC 2-3 K ②			3	0	1	0	1	2	0
Dean Palmer, R (1, 5) OBP: 0.333, SLG: 0.545	DBCSFBFS 3-3 K ②		BCFFFFBX 2-2 F9 ②		BBFX 2-1 FC5-4 29 F7 1-2f ①		BBBCB 4-1 29 1B BB			3	0	0	0	1	1	2
29 Rusty Greer, L (1, 7) OBP: 0.414, SLG: 0.508	FFFC 0-3 K ③		BFFS 1-3 K ③		DBX 2-0 F7 ② 1-2		BX 1-0 1-2 1B			4	0	1	0	0	2	2
Mark McLemore, S (1, 4) OBP: 0.391, SLG: 0.265		CBBFC 2-3 K ①		X 0-0 SH1 2B 2B	BCBX 2-1 G3 ③		CBX 1-1 L6 ③			4	1	1	0	0	1	3
Kevin Elster, R (1, 6) OBP: 0.286, SLG: 0.451		BCBFFBB 4-2 BB		BBL B2SAFE X 3-1 SH1 ① 2-3		BFBX 2-1 F6 ①		BX 1-0 L8 ①		2	0	0	0	1	0	0
Inning Stats	R: 3 H: 2 E: 0 LOB: 1 K: 3 BB: 2 S: 18 P: 37	R: 0 H: 0 E: 0 LOB: 1 K: 1 BB: 1 S: 11 P: 19	R: 2 H: 1 E: 0 LOB: 0 K: 2 BB: 1 S: 14 P: 22	R: 2 H: 3 E: 0 LOB: 1 K: 1 BB: 0 S: 12 P: 18	R: 0 H: 1 E: 0 LOB: 1 K: 0 BB: 0 S: 6 P: 13	R: 1 H: 2 E: 0 LOB: 0 K: 0 BB: 0 S: 6 P: 10	R: 0 H: 1 E: 0 LOB: 2 K: 2 BB: 1 S: 11 P: 22	R: 0 H: 0 E: 0 LOB: 0 K: 0 BB: 0 S: 5 P: 8		1B: 5 SF: 0 2B: 2 SAC: 1 3B: 0 DP: 0 HR: 3 HBP: 0						

livebaseballscorecards.com

AB	32
R	8
H	10
RBI	8
BB	5
SO	9
LOB	11

WP: 0 PA: 38
PB: 0
SB: 0
CS: 0

PITCHER		IP	WLS	BF	H	R	ER	SO	BB	IBB	HBP	BLK	WP	HR	S	P	ERA	WHIP
Jimmy Haynes, R ERA: 12.08	(1, 1)	4.0	L	22	6	7	7	7	4	0	0	0	0	2	55	96	15.75	2.500
Brian Sackinsky, R ERA: 2.25	(5, 1)	4.0		16	4	1	1	2	1	0	0	0	0	1	28	53	2.25	1.250

PITCHER	IP	WLS	BF	H	R	ER	SO	BB	IBB	HBP	BLK	WP	HR	S	P	ERA	WHIP

Baltimore Orioles @ Texas Rangers

The Ballpark at Arlington, Arlington, TX

Sun Apr 21 1996, 4:33 AM EDT

Att. 39,456 - Sunny - 88 F

TOP

livebaseballscorecards.com

Batter	1	2	3	4	5	6	7	8	9	AB	R	H	RBI	BB	SO	LOB
Brady Anderson, L (1, 8) OBP: 0.443, SLG: 0.785	C B C B B F F F F 3-2 F X HR		C S B F B B S 3-3 ② K		C B B B B 4-1 BB		C C B F X 1-2 ① L9		B F F C 1-3 ② K	4	1	1	1	1	2	2
Roberto Alomar, S (1, 4) OBP: 0.440, SLG: 0.594	B X 1-0 ① G6-3		F F X 0-2 ③ G6-3		B S 1 SAFE X 1-1 ③ L9		B B B C S F F F X 3-2 1-2 1B		B B C F B B B 4-2 1-2 HR BB	4	1	1	0	1	0	1
Rafael Palmeiro, L (1, 3) OBP: 0.382, SLG: 0.563	F C B S 1-3 ② K			B C F B B B X 3-2 1B 1B		C B X 1-1 1B 2B	B F F B F B C 3-3 ② K		B X 1-0 1-H 2-H HR	5	2	3	3	0	2	2
Bobby Bonilla, S (1, 10) OBP: 0.267, SLG: 0.313	F F X 0-2 ③ G5-3			B B X 2-0 ① P4		B F C S 1-3 ① K	B B F C B X 3-2 ③ L7		C B X 1-1 ③ G4-3	5	0	0	0	0	1	4
Cal Ripken Jr., R (1, 6) OBP: 0.329, SLG: 0.355		C B B F C 2-3 ① K		B C F C X 1-2 1-2 1B		C B C X 1-2 1B 1B		X 0-0 ① F6		4	0	2	0	0	1	0
Mike Devereaux, R (1, 9) OBP: 0.323, SLG: 0.345 Tony Tarasco, L (8, PH) OBP: 0.282, SLG: 0.324 (8, 9)		B B C B B 4-1 HR BB		B F S B X 2-2 ② L6		C B S F S 1-3 ② K		C C X 0-2 ② G3		2 1	0 0	0 0	0 0	1 0	1 0	4 0
Chris Hoiles, R (1, 2) OBP: 0.222, SLG: 0.306	B F 1 SAFE 1 SAFE 1 SAFE B S 1 SAFE F 3-2 B X ② 1-2 HR			B C B C B X 3-2 ③ F4		B C X 1-1 1-2 2-H 1B		B X 1-0 ③ F7		4	1	2	2	0	0	2
Jeffrey Hammonds, R (1, 7) OBP: 0.349, SLG: 0.525	C X 0-1 ③ L6				B S B X 2-1 ① L9	C S S 0-3 ③ K			F B B X 2-1 BB HR 1B	4	1	1	0	0	1	2
Billy Ripken, R (1, 5) OBP: 0.250, SLG: 0.250 Jeff Huson, L (7, PH) OBP: 0.500, SLG: 0.333 (7, 5)			B X 1-0 ① P3		B B B C X 3-1 ② G6-3		B X 1-0 1B 1B		B C C B S 2-3 ① K	2 2	0 0	0 1	0 0	0 0	0 1	0 1
Inning Stats	R: 1 E: 0 K: 1 S: 15 H: 1 LOB: 0 BB: 0 P: 20	R: 1 E: 0 K: 1 S: 10 H: 1 LOB: 0 BB: 1 P: 19	R: 0 E: 0 K: 1 S: 8 H: 0 LOB: 0 BB: 0 P: 12	R: 0 E: 0 K: 0 S: 13 H: 2 LOB: 2 BB: 0 P: 24	R: 0 E: 0 K: 0 S: 7 H: 0 LOB: 1 BB: 1 P: 17	R: 1 E: 0 K: 3 S: 17 H: 3 LOB: 2 BB: 0 P: 22	R: 0 E: 0 K: 1 S: 18 H: 2 LOB: 2 BB: 0 P: 29	R: 0 E: 0 K: 0 S: 5 H: 0 LOB: 0 BB: 0 P: 6	R: 3 E: 0 K: 2 S: 13 H: 2 LOB: 0 BB: 1 P: 24	1B: 7 2B: 1 3B: 0 HR: 3	SF: 0 SAC: 0 DP: 0 HBP: 0			WP: 0 PB: 0 SB: 0 CS: 0	PA: 40		

	AB	37
	R	6
	H	11
	RBI	6
	BB	3
	SO	9
	LOB	18

PITCHER		IP	WLS	BF	H	R	ER	SO	BB	IBB	HBP	BLK	WP	HR	S	P	ERA	WHIP
Darren Oliver, L (1, 1) ERA: 5.23	(1, 1)	5.0	W	21	5	3	3	3	2	0	0	0	0	2	55	95	5.40	1.400
Mark Brandenburg, R ERA: 2.16	(6, 1)	1.1		8	4	0	0	3	0	0	0	0	0	0	26	35	0.00	3.000
Dennis Cook, L ERA: 0.77	(7, 1)	0.2		2	0	0	0	1	0	0	0	0	0	0	7	13	0.00	0.000
Gil Heredia, R ERA: 4.3	(8, 1)	1.0		3	0	0	0	0	0	0	0	0	0	0	5	6	0.00	0.000
Rick Helling, R ERA: 11.57	(9, 1)	1.0		6	2	3	3	2	1	0	0	0	0	1	13	24	27.00	3.000

PITCHER	IP	WLS	BF	H	R	ER	SO	BB	IBB	HBP	BLK	WP	HR	S	P	ERA	WHIP

Baltimore Orioles @ Texas Rangers

The Ballpark at Arlington, Arlington, TX

Sun Apr 21 1996, 4:33 AM EDT

Att. 39,456 - Sunny - 88 F

BOTTOM

Batter	1	2	3	4	5	6	7	8	9	AB	R	H	RBI	BB	SO	LOB
Darryl Hamilton, L (1, 8) OBP: 0.378, SLG: 0.333	G3		P6	F7		2-H 1B		G3		5	0	1	1	0	0	0
Ivan Rodriguez, R (1, 2) OBP: 0.406, SLG: 0.578	1B		BB HR 1B	G4-3		G1-3		L9		5	1	2	0	0	0	1
Will Clark, L (1, 3) OBP: 0.467, SLG: 0.603	L7		1-2 HR BB 1B		F7		G6-3			4	1	1	0	0	0	1
Juan Gonzalez, R (1, 9) OBP: 0.418, SLG: 0.633	F8		L8		F9		G1-3			4	0	0	0	0	0	3
Mickey Tettleton, S (1, 10) OBP: 0.461, SLG: 0.519		P1	1-2 2-3 HR BB		F3		HR BB			2	2	0	0	2	0	0
Dean Palmer, R (1, 5) OBP: 0.382, SLG: 0.750		1B 1B	1-H 2-H 3-H HR			SF8 3B	1-H HR			4	3	4	6	0	0	0
Mark McLemore, S (1, 4) OBP: 0.397, SLG: 0.321		1-2 1B	F9			F4	3B			4	0	2	0	0	0	1
Damon Buford, R (1, 7) OBP: 0.353, SLG: 0.286		F8		E S SF7 BB		3-H SF8	K			1	1	0	1	1	0	2
Warren Newson, L (7, PH) OBP: 0.500, SLG: 0.625										1	0	0	0	0	1	1
29 Rusty Greer, L (8, 7) OBP: 0.414, SLG: 0.508										0	0	0	0	0	0	0
Kevin Elster, R (1, 6) OBP: 0.283, SLG: 0.463		K	1 SAFE SF7			1B 2B		K		3	1	1	1	0	2	2
Inning Stats	R: 0 E: 0 K: 0 S: 9 H: 1 LOB: 1 BB: 0 P: 11	R: 0 E: 0 K: 1 S: 12 H: 2 LOB: 2 BB: 0 P: 18	R: 4 E: 0 K: 0 S: 15 H: 3 LOB: 0 BB: 1 P: 30	R: 1 E: 0 K: 0 S: 8 H: 0 LOB: 0 BB: 1 P: 15	R: 0 E: 0 K: 0 S: 5 H: 0 LOB: 0 BB: 0 P: 11	R: 2 E: 0 K: 0 S: 13 H: 3 LOB: 1 BB: 0 P: 21	R: 2 E: 0 K: 1 S: 13 H: 2 LOB: 1 BB: 1 P: 21	R: 0 E: 0 K: 1 S: 10 H: 0 LOB: 0 BB: 0 P: 14		1B: 6 2B: 1 3B: 2 HR: 2	SF: 2 SAC: 0 DP: 0 HBP: 0						

livebaseballscorecards.com

AB	33
R	9
H	11
RBI	9
BB	3
SO	3
LOB	11

WP: 0 PB: 0 SB: 1 CS: 0 PA: 38

PITCHER		IP	WLS	BF	H	R	ER	SO	BB	IBB	HBP	BLK	WP	HR	S	P	ERA	WHIP
David Wells, L ERA: 3.03	(1, 1)	5.2	L	28	9	7	6	1	2	0	0	0	0	1	59	101	9.53	1.941
Roger McDowell, R ERA: 2.31	(6, 1)	1.1		7	2	2	2	1	1	0	0	0	0	1	16	26	13.50	2.250
Jimmy Myers, R ERA: 1.13	(8, 1)	1.0		3	0	0	0	1	0	0	0	0	0	0	10	14	0.00	0.000

PITCHER	IP	WLS	BF	H	R	ER	SO	BB	IBB	HBP	BLK	WP	HR	S	P	ERA	WHIP

Batter	1	2	3	4	5	6	7	8	9	AB	R	H	RBI	BB	SO	LOB
Brady Anderson, L (1, 8) OBP: 0.446, SLG: 0.779	B B C B F F X 3-2 G4-3 ①			X 0-0 G3 1B 2B	B 1 SAFE 1 SAFE S 1 SAFE B B B 4-1 1-2 BB		B C B F X 2-2 G3-1 ③			3	1	1	0	1	0	0
Roberto Alomar, S (1, 4) OBP: 0.430, SLG: 0.588	C B B B S F X 2-2 G1-3 ②			B B F M X 2-2 G3 ① 2-3	C C B F X 1-2 G1-3 ③			B B B C X 3-1 F9 2B		4	0	1	0	0	0	3
Rafael Palmeiro, L (1, 3) OBP: 0.388, SLG: 0.574	C C B B S 2-3 K ③			B S B T X 2-2 E 3-H 1B		B B F S B X 3-2 2B 2B		C X 0-1 L3 ①		4	1	2	1	0	1	1
Bobby Bonilla, S (1, 10) OBP: 0.266, SLG: 0.324		X 0-0 L9 ①		B B X 2-0 E4 1-3		B B S F D F X 3-2 1B G6-4-3 2-H 2B		B S X 1-1 F9 ② 2-3		4	1	1	1	0	0	2
B.J. Surhoff, L (1, 5) OBP: 0.371, SLG: 0.563		C B F X 1-2 G5-4-3 1B		X 0-0 P6 ②		C F X 0-2 G6-4-3 2-3 1B		X 0-0 G6-3 ③		4	0	2	0	0	0	3
Cal Ripken Jr., R (1, 6) OBP: 0.324, SLG: 0.348		B 1 SAFE B C T F B X 3-2 G5-4-3 ② ③ 1-2f		B B B C S F X 3-2 G3 ③		B X 1-0 G6-4-3 ① ② 1-2f 3-H			S T B F X 1-2 G4-3 1B	4	0	1	0	0	0	4
Chris Hoiles, R (1, 2) OBP: 0.224, SLG: 0.302			C B C B B S 3-3 K ①		S B B S X 2-2 L3 1B	F B B C F B S 3-3 K ③			C B F S 1-3 K ①	4	0	1	0	0	3	1
Tony Tarasco, L (1, 9) OBP: 0.268, SLG: 0.308			C L B S 1-3 K ②	X 0-0 L3 ① ② 1-1		C B X 1-1 G1-4-3 ①			X 0-0 G4-3 ② 1-2	2	0	0	0	0	1	1
Mike Devereaux, R (7, PH) (7, 9) OBP: 0.303, SLG: 0.323										2	0	0	0	0	0	1
Jeffrey Hammonds, R (1, 7) OBP: 0.343, SLG: 0.508			B B C X 2-1 G5-3 ③		C X 0-1 S 1B	B F B C X 2-2 F7 ②			B C C B X 2-2 G6-3 ③	4	0	1	0	0	0	1
Inning Stats	R: 0 E: 0 K: 1 S: 11 H: 0 LOB: 0 BB: 0 P: 18	R: 0 E: 0 K: 0 S: 8 H: 1 LOB: 0 BB: 0 P: 12	R: 0 E: 0 K: 2 S: 8 H: 0 LOB: 0 BB: 0 P: 14	R: 1 E: 1 K: 0 S: 13 H: 2 LOB: 2 BB: 0 P: 22	R: 0 E: 0 K: 0 S: 11 H: 2 LOB: 2 BB: 1 P: 18	R: 2 E: 0 K: 1 S: 15 H: 3 LOB: 0 BB: 0 P: 25	R: 0 E: 0 K: 0 S: 8 H: 0 LOB: 0 BB: 0 P: 13	R: 0 E: 0 K: 0 S: 7 H: 1 LOB: 1 BB: 0 P: 11	R: 0 E: 0 K: 1 S: 11 H: 1 LOB: 1 BB: 0 P: 15	1B: 6 2B: 5 3B: 0 HR: 0	SF: 0 SAC: 0 DP: 3 HBP: 0						

PITCHER	IP	WLS	BF	H	R	ER	SO	BB	IBB	HBP	BLK	WP	HR	S	P	ERA	WHIP
Charles Nagy, R (1, 1) ERA: 3.6	6.0	W	25	8	3	3	4	1	0	0	0	0	0	66	109	4.50	1.500
Jim Poole, L (7, 1) ERA:	2.0		7	1	0	0	0	0	0	0	0	0	0	15	24	0.00	0.500
Jose Mesa, R (9, 1) ERA: 2.0	1.0	S	4	1	0	0	1	0	0	0	0	0	0	11	15	0.00	1.000

PITCHER	IP	WLS	BF	H	R	ER	SO	BB	IBB	HBP	BLK	WP	HR	S	P	ERA	WHIP

TOP

Baltimore Orioles @ Cleveland Indians

Jacobs Field, Cleveland, OH

Mon Apr 22 1996, 7:05 PM EDT

Att. 42,236 - Unknown - 53 F

livebaseballscorecards.com

AB	35
R	3
H	10
RBI	2
BB	1
SO	5
LOB	17

1B: 6 SF: 0
2B: 5 SAC: 0
3B: 0 DP: 3
HR: 0 HBP: 0

WP: 0 PA: 36
PB: 0
SB: 1
CS: 0

Baltimore Orioles @ Cleveland Indians

Jacobs Field, Cleveland, OH

Mon Apr 22 1996, 7:05 PM EDT

Att. 42,236 - Unknown - 53 F

BOTTOM

livebaseballscorecards.com

Batter	1	2	3	4	5	6	7	8	9	AB	R	H	RBI	BB	SO	LOB
Kenny Lofton, L (1, 8) OBP: 0.392, SLG: 0.449	1-1 1B SF9 1B	0-0 G1-3			1-0 G1-3	2-0 S 2B 2-H		4-1 BLK S 1-3 BB		4	1	2	1	1	0	1
Julio Franco, R (1, 3) OBP: 0.392, SLG: 0.424	1-1 S 1-3 1B		1-1 G6-4-3 1B		3-1 PB 1B 1B	2-3 K 2-3		0-1 G6-3 1-3 3-H		5	1	3	0	0	1	2
Carlos Baerga, S (1, 4) OBP: 0.325, SLG: 0.414	0-1 SF9 3-H		1-1 G6-4-3 1-2f		2-1 E 1-H 1B	4-2 PO BB				2	0	1	2	1	0	1
Albert Belle, R (1, 7) OBP: 0.390, SLG: 0.672	0-1 L9		2-1 G5-3		0-1 E5 1-2	2-2 PO 1-2	2-2 F9			4	0	0	0	0	0	2
Eddie Murray, S (1, 10) OBP: 0.264, SLG: 0.177	2-3 K 1-2			1-0 L3	3-3 K		2-0 L8			4	0	0	0	0	2	3
Manny Ramirez, R (1, 9) OBP: 0.328, SLG: 0.586		1-1 F9		3-2 G5-3 2B	3-3 K		1-3 K			4	0	1	0	0	2	2
Jim Thome, L (1, 5) OBP: 0.439, SLG: 0.480		0-0 1B 3B		4-0 G5-3 IBB		3-0 HR	1-3 K			3	2	2	1	1	1	0
Sandy Alomar Jr., R (1, 2) OBP: 0.319, SLG: 0.435		1-1 FC4 3-H 1B		1-1 G5-3 1-2 2-3		1-0 G6-3	2-2 F9			4	0	1	1	0	0	2
Omar Vizquel, S (1, 6) OBP: 0.313, SLG: 0.424		0-2 FC4 1-2f		1-2 P6		1-1 2B 2B	0-1 S BLK 1B			4	2	2	0	0	0	3
Inning Stats	R: 1 E: 0 K: 1 S: 12 H: 2 LOB: 1 BB: 0 P: 16	R: 1 E: 0 K: 0 S: 10 H: 2 LOB: 1 BB: 0 P: 12	R: 0 E: 0 K: 0 S: 6 H: 1 LOB: 0 BB: 0 P: 10	R: 0 E: 0 K: 0 S: 11 H: 1 LOB: 2 BB: 1 P: 21	R: 1 E: 1 K: 2 S: 16 H: 2 LOB: 2 BB: 0 P: 28	R: 2 E: 0 K: 1 S: 13 H: 3 LOB: 1 BB: 1 P: 28	R: 0 E: 0 K: 1 S: 7 H: 0 LOB: 0 BB: 0 P: 12	R: 1 E: 0 K: 1 S: 14 H: 1 LOB: 1 BB: 1 P: 21		1B: 7 2B: 3 3B: 1 HR: 1 SF: 1 SAC: 0 DP: 1 HBP: 0						

	AB	34
	R	6
	H	12
	RBI	5
	BB	3
	SO	6
	LOB	16

WP: 0 PB: 1 SB: 5 CS: 0 PA: 39

PITCHER		IP	WLS	BF	H	R	ER	SO	BB	IBB	HBP	BLK	WP	HR	S	P	ERA	WHIP
Scott Erickson, R ERA: 4.24	(1, 1)	5.1	L	28	11	5	4	3	0	1	0	0	0	1	60	99	6.75	2.062
Arthur Rhodes, L ERA: 0.9	(6, 1)	0.2		2	0	0	0	1	1	0	0	0	0	0	8	16	0.00	1.500
Jimmy Myers, R ERA: 1.0	(7, 1)	1.0		3	0	0	0	1	0	0	0	0	0	0	7	12	0.00	0.000
Jesse Orosco, L ERA: 25.07	(8, 1)	0.2		4	1	1	1	1	1	0	0	0	0	0	12	19	13.50	3.000
Brian Sackinsky, R ERA: 2.08	(8, 1)	0.1		1	0	0	0	0	0	0	0	1	0	0	2	2	0.00	0.000

PITCHER	IP	WLS	BF	H	R	ER	SO	BB	IBB	HBP	BLK	WP	HR	S	P	ERA	WHIP

Baltimore Orioles @ Cleveland Indians

Jacobs Field, Cleveland, OH

Tue Apr 23 1996, 7:05 PM EDT

Att. 40,770 - Unknown - 38 F

TOP

livebaseballscorecards.com

Batter	1	2	3	4	5	6	7	8	9	AB	R	H	RBI	BB	SO	LOB
Brady Anderson, L (1, 8) OBP: 0.432, SLG: 0.753	C B B X 2-1 F7 ①		B X 1-0 P5 ③		C D X 1-1 F8 ①		C B X 1-1 P6 ①	C B B X 2-1 2-H 2B		5	0	1	1	0	0	1
Roberto Alomar, S (1, 4) OBP: 0.440, SLG: 0.583	X 0-0 G6-3 ②			B C C X 1-2 HR 1B	C B F X 1-2 F9 2-H 1B		C B B X 2-1 P6 ②	D B B B 4-0 BB		4	1	2	1	1	0	0
Rafael Palmeiro, L (1, 3) OBP: 0.376, SLG: 0.562	B B X 2-0 2B			1 SAFE B 1 SAFE B 1 SAFE 1 SAFE B X 3-0 F7 ①	B C C D F X 2-2 F9 ② 2-3		S B B X 2-1 G4-3 ③	B C S X 1-2 F7 ③		5	0	1	0	0	0	4
Bobby Bonilla, S (1, 10) OBP: 0.286, SLG: 0.373	D F S B F S 2-3 K ③			X 0-0 1-H HR	F B S D F B B 4-2 BB			B B C S F B F X 3-2 2B 1B 1B	X 0-0 G4-3 ①	4	2	2	2	1	1	1
B.J. Surhoff, L (1, 5) OBP: 0.360, SLG: 0.551		B S B B F F S 3-3 K ①		B F B B S X 2-2 2B 2B	S X 0-1 G6-3 ③			L F B B X 2-2 P5 ①	B F F X 1-2 G3 ②	5	1	1	0	0	1	3
Cal Ripken Jr., R (1, 6) OBP: 0.329, SLG: 0.366		C B B F F B S 3-3 K ②		B X 1-0 F9 2-H 2B		C C B S 1-3 K ①		B B F S X 2-2 1-2 2B 1B	B S S B S 2-3 K ③	5	1	2	1	0	3	0
Chris Hoiles, R (1, 2) OBP: 0.226, SLG: 0.316		B B S S S 2-3 K ③		D C B X 2-1 F9 ② 2-3		F B C X 1-2 F9 ②		B X 1-0 1B 1-H 2-H FC6-4 2B		4	1	1	2	0	1	1
Tony Tarasco, L (1, 9) OBP: 0.273, SLG: 0.310			B C B B X 3-1 G4-3 ①	B B B C X 3-1 F7 ③		B B X 2-0 S 1B		X 0-0 FC6-4 2-3 1B		3	0	1	0	0	0	1
Mike Devereaux, R (8, PH) (8, 9) OBP: 0.324, SLG: 0.344										1	0	1	0	0	0	0
Jeffrey Hammonds, R (1, 7) OBP: 0.338, SLG: 0.493			C S B B F B S 3-3 K ②		B X 1-0 E2 1B 1B	1 SAFE S 1 SAFE F B B 1 SAFE F B 3-2 X L1 1-2		B B 1 SAFE C B X 3-1 FC6-4 1-2f 2B 3-H		4	2	1	1	0	1	2

	AB	40
	R	8
	H	13
	RBI	8
	BB	2
	SO	7
	LOB	13

Inning Stats																												
	R: 0	H: 1	R: 0	H: 0	R: 0	H: 0	R: 3	H: 4	R: 1	H: 2	R: 0	H: 1	R: 0	H: 0	R: 4	H: 5	R: 0	H: 0	1B: 7	SF: 0	WP: 0	PA: 42
	E: 0	LOB: 1	E: 0	LOB: 0	E: 0	LOB: 0	E: 0	LOB: 1	E: 1	LOB: 2	E: 0	LOB: 1	E: 0	LOB: 0	E: 1	LOB: 2	E: 0	LOB: 0	2B: 5	SAC: 0	PB: 0	
	K: 1	BB: 0	K: 3	BB: 0	K: 1	BB: 0	K: 0	BB: 0	K: 0	BB: 1	K: 0	BB: 0	K: 0	BB: 0	K: 0	BB: 1	K: 1	BB: 0	3B: 0	DP: 0	SB: 1	
	S: 8	P: 14	S: 11	P: 19	S: 7	P: 14	S: 13	P: 25	S: 15	P: 24	S: 11	P: 18	S: 6	P: 11	S: 20	P: 38	S: 7	P: 10	HR: 1	HBP: 0	CS: 0	

PITCHER		IP	WLS	BF	H	R	ER	SO	BB	IBB	HBP	BLK	WP	HR	S	P	ERA	WHIP
Albie Lopez, R (1, 1) ERA: 7.71		4.2		22	7	4	4	5	1	0	0	0	0	1	52	94	7.71	1.714
Chad Ogea, R (5, 1) ERA: 8.38		2.2	W	12	4	3	3	1	0	0	0	0	0	0	31	51	10.12	1.500
Paul Assenmacher, L (8, 1) ERA: 4.91		0.1		4	2	1	1	0	1	0	0	0	0	0	5	14	27.00	9.000
Julian Tavarez, R (8, 1) ERA: 2.77		0.1		1	0	0	0	0	0	0	0	0	0	0	3	4	0.00	0.000
Jose Mesa, R (9, 1) ERA: 1.8		1.0	S	3	0	0	0	1	0	0	0	0	0	0	7	10	0.00	0.000

PITCHER	IP	WLS	BF	H	R	ER	SO	BB	IBB	HBP	BLK	WP	HR	S	P	ERA	WHIP

Batter	1	2	3	4	5	6	7	8	9	AB	R	H	RBI	BB	SO	LOB
Kenny Lofton, L (1, 8) OBP: 0.393, SLG: 0.438	C B C B B F F X 3-2 F7 ①			B B S X 2-1 G6-3 ① B X 1-0 G6-3 S 2-3 1B		C F B F B X 2-2 F8 ② B B B C B 4-1 1-2 2-3 BB			4	0	1	0	1	0	0
Julio Franco, R (1, 3) OBP: 0.381, SLG: 0.414	B C C F F C 1-3 K ②			B B X 2-0 G5-3 ② X 0-0 SF9 ① 3-H			C X 0-1 1B HR 1B B F S B B X 3-2 L9 ③		4	1	1	1	0	1	3
Carlos Baerga, S (1, 4) OBP: 0.333, SLG: 0.419	C X 0-1 G3-1 ③			C X 0-1 BB 2B 1B 1 SAFE B B F F X 2-2 G6-3 ② 1-3			X 0-0 1-2 HR 1B		4	2	2	0	0	0	1
Albert Belle, R (1, 7) OBP: 0.395, SLG: 0.700		B B F S S 2-3 K ①		B B B C 1 SAFE B 4-1 2B 1-2 HR BB X 0-0 F9 ③			F X 0-1 1-H 2-H HR		3	2	1	3	1	1	1
Eddie Murray, S (1, 10) OBP: 0.263, SLG: 0.197		X 0-0 G6-3 ②		C B X 1-1 1-3 2-H HR 2B		F X 0-1 P5 ①	X 0-0 F9 ③		4	1	1	1	0	0	0
Manny Ramirez, R (1, 9) OBP: 0.324, SLG: 0.613		C C C 0-3 K ③		B X 1-0 2-H 3-H HR		B C F F B C 2-3 K ②		B C X 1-1 G6-3 ①		4	1	1	3	0	2	0
Jim Thome, L (1, 5) OBP: 0.457, SLG: 0.481 Wayne Kirby, L (8, PR) OBP: 0.250, SLG: 0.250 Alvaro Espinoza, R (9, 5) OBP: 0.500, SLG: 0.400			B B B B 4-0 G4-6-3 BB	B C B C F S 2-3 K ③		C B X 1-1 1B		C B B B B 4-1 BB BB BB		2 0 0	0 0 0	1 0 0	0 0 0	2 0 0	1 0 0	0 0 0
Sandy Alomar Jr., R (1, 2) OBP: 0.333, SLG: 0.429			C B X 1-1 G4-6-3 ① ② 1-2f		S F B B B X 3-2 2B 1B	B X 1-1 P6 ③		1 SAFE B 1 SAFE 1 SAFE 1 SAFE 1 SAFE 1 B 1 SAFE B 4-0 BB 1-2 BB		3	1	1	0	1	0	2
Omar Vizquel, S (1, 6) OBP: 0.309, SLG: 0.429			C B F F S 1-3 K ③		C X 0-1 1B 1-H SF9 2B		L F B B X 2-2 F7 ①	B C 2 C B S SAFE 2-3 K ②		4	1	1	1	0	2	2
Inning Stats	R: 0 E: 0 K: 1 S: 12 H: 0 LOB: 0 BB: 0 P: 16	R: 0 E: 0 K: 2 S: 7 H: 0 LOB: 0 BB: 0 P: 9	R: 0 E: 0 K: 1 S: 6 H: 0 LOB: 0 BB: 1 P: 12	R: 4 E: 0 K: 1 S: 13 H: 3 LOB: 0 BB: 1 P: 25	R: 2 E: 0 K: 0 S: 11 H: 3 LOB: 1 BB: 0 P: 17	R: 0 E: 0 K: 1 S: 10 H: 1 LOB: 1 BB: 0 P: 14	R: 3 E: 0 K: 0 S: 13 H: 3 LOB: 0 BB: 0 P: 17	R: 0 E: 0 K: 1 S: 10 H: 0 LOB: 3 BB: 3 P: 28		1B: 6 2B: 2 3B: 0 HR: 2	SF: 1 SAC: 0 DP: 1 HBP: 0					

PITCHER		IP	WLS	BF	H	R	ER	SO	BB	IBB	HBP	BLK	WP	HR	S	P	ERA	WHIP
35 Mike Mussina, R ERA: 4.66	(1, 1)	6.2	L	31	10	9	9	6	2	0	0	0	0	2	71	109	12.15	1.800
Roger McDowell, R ERA: 2.13	(7, 1)	1.0		5	0	0	0	1	2	0	0	0	0	0	7	18	0.00	2.000
Randy Myers, L ERA:	(8, 1)	0.1		2	0	0	0	0	1	0	0	0	0	0	4	11	0.00	3.000

PITCHER	IP	WLS	BF	H	R	ER	SO	BB	IBB	HBP	BLK	WP	HR	S	P	ERA	WHIP

BOTTOM

Baltimore Orioles @ Cleveland Indians

Jacobs Field, Cleveland, OH

Tue Apr 23 1996, 7:05 PM EDT

Att. 40,770 - Unknown - 38 F

livebaseballscorecards.com

AB	32
R	9
H	10
RBI	9
BB	5
SO	7
LOB	9

1B: 6 SF: 1
2B: 2 SAC: 0
3B: 0 DP: 1
HR: 2 HBP: 0

WP: 0 PA: 38
PB: 0
SB: 1
CS: 0

Batter	1	2	3	4	5	6	7	8	9	AB	R	H	RBI	BB	SO	LOB
Brady Anderson, L (1, 8) OBP: 0.436, SLG: 0.769	1-1 F7	3-2 1-H HR		4-2 1B BB	2-3 K		3-1 F9		1-2 1B	5	2	2	2	1	1	0
Roberto Alomar, S (1, 4) OBP: 0.433, SLG: 0.558	2-1 G5-3	4-1 BB		0-1 1-3 1B	2-2 F9		2-2 G4-3		0-2 G3-1	5	1	1	0	1	0	1
Rafael Palmeiro, L (1, 3) OBP: 0.378, SLG: 0.551	2-1 1B	3-1 G3		2-2 2-H 3-H 1B		1-0 G3		1-2 G3		5	1	2	2	0	0	1
Bobby Bonilla, S (1, 10) OBP: 0.281, SLG: 0.363	1-0 L9		3-2 F9	0-0 1-3 1B		0-0 G3-1		0-1 G6-3		5	0	1	0	0	0	1
Cal Ripken Jr., R (1, 6) OBP: 0.357, SLG: 0.447		2-2 F8	1-2 HR	1-2 1-2 3-H 1B		1-1 1B		2-0 2B		5	2	4	2	0	0	0
B.J. Surhoff, L (1, 5) OBP: 0.363, SLG: 0.554		1-2 HR 2B	1-1 G1-3	2-2 F7		1-0 1-2 1B		0-1 G4-3		5	1	2	0	0	0	3
Mike Devereaux, R (1, 9) OBP: 0.359, SLG: 0.459	1-1 2-H HR	1-1 FC6-4 1B	1-3 K2-3			0-2 1-3 2-H 1B			2-2 G4-3	5	1	3	3	0	1	2
Chris Hoiles, R (1, 2) OBP: 0.254, SLG: 0.435 Gregg Zaun, S (9, 2) OBP: 0.357, SLG: 0.250	3-1 HR 1B	1 SAFE 2-2 FC6-4 1-2f			3-2 HR	1 SAFE 1-3			0-1 HR	5 0	3 0	3 0	2 0	0 0	1 0	3 0
Jeffrey Hammonds, R (1, 7) OBP: 0.316, SLG: 0.458	0-3			2-2 L4	1-1 F8		1-1 P5		0-2 P3	5	0	0	0	0	1	1
Inning Stats	R: 0 E: 0 K: 0 S: 7 H: 1 LOB: 1 BB: 0 P: 13	R: 4 E: 0 K: 1 S: 20 H: 4 LOB: 1 BB: 1 P: 37	R: 1 E: 0 K: 0 S: 14 H: 2 LOB: 1 BB: 0 P: 22	R: 3 E: 0 K: 1 S: 23 H: 4 LOB: 2 BB: 1 P: 35	R: 1 E: 0 K: 1 S: 15 H: 1 LOB: 0 BB: 0 P: 23	R: 1 E: 0 K: 1 S: 11 H: 3 LOB: 2 BB: 0 P: 15	R: 0 E: 0 K: 0 S: 7 H: 0 LOB: 0 BB: 0 P: 13	R: 0 E: 0 K: 0 S: 8 H: 1 LOB: 1 BB: 0 P: 11	R: 1 E: 0 K: 0 S: 15 H: 2 LOB: 1 BB: 0 P: 18	1B: 11 2B: 2 3B: 0 HR: 5	SF: 0 SAC: 0 DP: 0 HBP: 0						

TOP

Baltimore Orioles @ Kansas City Royals

Kauffman Stadium, Kansas City, MO

Wed Apr 24 1996, 7:05 PM CDT
Att. 13,962 - Unknown - 79 F

livebaseballscorecards.com

AB	45
R	11
H	18
RBI	11
BB	2
SO	4
LOB	12

WP: 0 PB: 0 SB: 0 CS: 0 PA: 47

PITCHER		IP	WLS	BF	H	R	ER	SO	BB	IBB	HBP	BLK	WP	HR	S	P	ERA	WHIP
Chris Haney, L ERA: 5.97	(1, 1)	3.1	L	21	9	8	8	1	2	0	0	0	0	3	52	91	21.60	3.300
Terry Clark, R ERA: 9.75	(4, 1)	2.1		12	5	2	2	2	0	0	0	0	0	1	32	47	7.71	2.143
Ken Robinson, R ERA: 3.86	(6, 1)	2.0		8	2	0	0	1	0	0	0	0	0	0	19	29	0.00	1.000
Jason Jacome, L ERA: 9.95	(8, 1)	1.1		6	2	1	1	0	0	0	0	0	0	1	17	20	6.75	1.500

PITCHER	IP	WLS	BF	H	R	ER	SO	BB	IBB	HBP	BLK	WP	HR	S	P	ERA	WHIP

Batter	1	2	3	4	5	6	7	8	9	AB	R	H	RBI	BB	SO	LOB
Bip Roberts, S (1, 4) OBP: 0.363, SLG: 0.425	K	SF7 3-H		G6-3 1-2		G3-6-1 1-2 2-3 3-H BB			BB BB BB 1B	3	1	1	2	1	1	1
Les Norman, R (1, 9) OBP: 0.091, SLG: 0.091 Michael Tucker, L (6, PH) OBP: 0.333, SLG: 0.383 (7, 9)	F9	G4-3			G5-3	G3-6-1 1-2f			BB BB 1-2 BB	3 1	0 0	0 0	0 0	0 1	0 0	0 3
Pat Lennon, R (1, 7) OBP: 0.375, SLG: 0.346 Johnny Damon, L (7, PH) OBP: 0.321, SLG: 0.389 (8, 8)	FC5-4 BB		G5-3		G6-3		F7 S 1B		FC5 BB 1-2 2-3 BB	2 1	0 0	0 1	0 0	1 1	0 0	0 0
Joe Vitiello, R (1, 10) OBP: 0.418, SLG: 0.420	FC5-4 1-2f		K		FC6-4 BB		G3-6-3 1-2 BB		K	3	0	0	0	2	2	4
Mike Macfarlane, R (1, 2) OBP: 0.235, SLG: 0.306		WP BB 3B 1B	G6-3		FC6-4 1-2f		F7 2-3		P5	5	1	1	0	0	0	6
Jose Offerman, S (1, 3) OBP: 0.267, SLG: 0.279 Bob Hamelin, L (7, PH) OBP: 0.414, SLG: 0.245 (8, 3)		WP 3B 1-2 BB		HR 2B		1B BB BB 1B	G3-6-3 1-2f		1-2 2-3 3-H BB	2 1	3 0	2 0	0 1	1 1	0 0	0 2
David Howard, S (1, 6) OBP: 0.323, SLG: 0.450		WP 1-H 2-H 3B		HR 2-H		F7		P7	FC5 2-3f	5	2	2	4	0	0	4
Joe Randa, R (1, 5) OBP: 0.340, SLG: 0.318 Keith Lockhart, L (6, PH) OBP: 0.364, SLG: 0.304 (7, 5)	G4-3 S SF7 3-H 1B			FC4-6 1B		BB 1B 1-2 BB		G6-3		2 1	1 0	2 0	0 0	0 1	0 0	0 0
Tom Goodwin, L (1, 8) OBP: 0.250, SLG: 0.224 (8, 7)	G4-3 1-3			FC4-6 CS 1-2f		BB 1-2 2-3 1B		K		4	0	1	0	0	1	2
Inning Stats	R: 0 E: 0 K: 1 S: 13 H: 0 LOB: 1 BB: 1 P: 18	R: 4 E: 0 K: 0 S: 17 H: 3 LOB: 0 BB: 1 P: 32	R: 0 E: 0 K: 1 S: 8 H: 0 LOB: 0 BB: 0 P: 17	R: 2 E: 0 K: 0 S: 7 H: 3 LOB: 0 BB: 0 P: 13	R: 0 E: 0 K: 0 S: 9 H: 0 LOB: 1 BB: 1 P: 17	R: 1 E: 0 K: 0 S: 8 H: 2 LOB: 2 BB: 2 P: 20	R: 0 E: 0 K: 0 S: 6 H: 1 LOB: 1 BB: 1 P: 11	R: 0 E: 0 K: 1 S: 13 H: 0 LOB: 0 BB: 0 P: 15	R: 1 E: 0 K: 1 S: 20 H: 1 LOB: 3 BB: 3 P: 32	1B: 7 2B: 1 3B: 1 HR: 1	SF: 1 SAC: 0 DP: 2 HBP: 0						

PITCHER		IP	WLS	BF	H	R	ER	SO	BB	IBB	HBP	BLK	WP	HR	S	P	ERA	WHIP
Kent Mercker, L ERA: 9.45	(1, 1)	5.0	W	23	6	6	6	2	3	0	0	0	2	1	54	97	10.80	1.800
Brian Sackinsky, R ERA: 3.86	(6, 1)	0.1		5	2	1	1	0	2	0	0	0	0	0	7	18	27.00	12.000
Roger McDowell, R ERA: 1.76	(6, 1)	2.2		8	1	0	0	1	1	0	0	0	0	0	20	28	0.00	0.750
Randy Myers, L ERA: 1.23	(9, 1)	1.0		7	1	1	1	1	3	0	0	0	0	0	20	32	9.00	4.000

PITCHER	IP	WLS	BF	H	R	ER	SO	BB	IBB	HBP	BLK	WP	HR	S	P	ERA	WHIP

BOTTOM

Baltimore Orioles @ Kansas City Royals

Kauffman Stadium, Kansas City, MO

Wed Apr 24 1996, 7:05 PM CDT
Att. 13,962 - Unknown - 79 F

livebaseballscorecards.com

AB	33
R	8
H	10
RBI	7
BB	9
SO	4
LOB	22

WP: 2 PB: 0 SB: 2 CS: 1 PA: 43

Batter	1	2	3	4	5	6	7	8	9	AB	R	H	RBI	BB	SO	LOB
Brady Anderson, L (1, 8) OBP: 0.449, SLG: 0.778	X 0-0 BLK 1B		B B B C X 3-1 ② G3		C X 0-1 1-3 2-H 1B 2B		B S B B B 4-1 CS S BB			3	1	2	1	1	0	0
Roberto Alomar, S (1, 4) OBP: 0.436, SLG: 0.580 Manny Alexander, R (9, 4)	B 1 SAFE L X 1-1 ① B2 1-2		C F X 0-2 ③ G3-1		C B B X 2-1 BB 2-H 3-H 1B		B 2 SAFE C 2 SAFE C B F F F 3-2 B X 1-3 ② 3B			4 0	0 0	2 0	2 0	0 0	0 0	1 0
Rafael Palmeiro, L (1, 3) OBP: 0.383, SLG: 0.538	C B C B X 2-2 ② L8			B B B 4-0 BB	B B C B 1 SAFE B 4-1 G6-4-3 1-2 BB		B B F B F F X 3-2 ③ P6			2	0	0	0	2	0	2
Bobby Bonilla, S (1, 9) OBP: 0.269, SLG: 0.345	X 0-0 ③ G4-3			B B B X 3-0 ① F8	B B 1 SAFE F X 2-1 ②③ G6-4-3 1-2f			S B B F X 2-2 ① G4-3		4	0	0	0	0	0	4
B.J. Surhoff, L (1, 5) OBP: 0.357, SLG: 0.538		B C B B X 3-1 FC6-4 1B		F 1 SAFE B F B S 2-3 ② K		C X 0-1 ① G4-3		X 0-0 ② B1-3		4	0	1	0	0	1	1
Cal Ripken Jr., R (1, 6) OBP: 0.341, SLG: 0.425		1 SAFE B X 1-0 ① P4		C X 0-1 ③ G6-3		C B F B X 2-2 ② F9		B X 1-0 ③ P4		4	0	0	0	0	0	2
Mike Devereaux, R (1, 7) OBP: 0.372, SLG: 0.450		B X 1-0 ② FC6-4 1-2f		B B X 2-0 ① L7	B B B C B 4-1 BB				C B B X 2-1 G4-6-3 1B	3	0	1	0	1	0	1
Chris Hoiles, R (1, 2) OBP: 0.257, SLG: 0.422 Gregg Zaun, S (8, 2) OBP: 0.333, SLG: 0.231		C B S C 1-3 ③ K		C B F B B B 4-2 BB 2B BB	S B F 1 SAFE 1 SAFE P 1 SAFE 1 SAFE 1 SAFE 2-2 1 SAFE 1 SAFE X F9 ③				L M F B X 1-2 ①② G4-6-3 1-2f	2 1	1 0	0 0	0 0	1 0	1 0	2 1
Tony Tarasco, L (1, 10) OBP: 0.271, SLG: 0.289			X 0-0 ① F9	B B B X 4-0 2B 1B 1-2 BB			X 0-0 ① F8		B C F B S 2-3 ③ K	3	1	0	0	1	1	0
Inning Stats	R: 0 E: 0 K: 0 S: 7 H: 1 LOB: 1 BB: 0 P: 10	R: 0 E: 0 K: 1 S: 7 H: 1 LOB: 1 BB: 0 P: 13	R: 0 E: 0 K: 0 S: 6 H: 0 LOB: 0 BB: 0 P: 9	R: 0 E: 0 K: 1 S: 6 H: 0 LOB: 1 BB: 1 P: 15	R: 3 E: 0 K: 0 S: 10 H: 2 LOB: 1 BB: 3 P: 28	R: 0 E: 0 K: 0 S: 10 H: 0 LOB: 1 BB: 1 P: 17	R: 0 E: 0 K: 0 S: 12 H: 1 LOB: 1 BB: 1 P: 22	R: 0 E: 0 K: 0 S: 5 H: 0 LOB: 0 BB: 0 P: 8	R: 0 E: 0 K: 1 S: 9 H: 1 LOB: 0 BB: 0 P: 14	1B: 4 2B: 1 3B: 1 HR: 0 SF: 0 SAC: 0 DP: 2 HBP: 0						

TOP

Baltimore Orioles @ Kansas City Royals

Kauffman Stadium, Kansas City, MO

Thu Apr 25 1996, 7:05 PM CDT
Att. 16,090 - Unknown - 73 F

livebaseballscorecards.com

AB	30
R	3
H	6
RBI	3
BB	6
SO	3
LOB	14

WP: 0 PA: 36
PB: 0
SB: 1
CS: 1

PITCHER		IP	WLS	BF	H	R	ER	SO	BB	IBB	HBP	BLK	WP	HR	S	P	ERA	WHIP
Julio Valera, R ERA: 2.7	(1, 1)	4.1	L	20	4	3	3	2	3	0	0	1	0	0	33	66	6.23	1.615
Mike Magnante, L ERA: 2.38	(5, 1)	3.1		12	1	0	0	0	3	0	0	0	0	0	29	54	0.00	1.200
Hipolito Pichardo, R ERA: 6.75	(8, 1)	1.1		4	1	0	0	1	0	0	0	0	0	0	10	16	0.00	0.750

PITCHER		IP	WLS	BF	H	R	ER	SO	BB	IBB	HBP	BLK	WP	HR	S	P	ERA	WHIP

Batter	1	2	3	4	5	6	7	8	9	AB	R	H	RBI	BB	SO	LOB
Bip Roberts, S (1, 4) OBP: 0.353, SLG: 0.410	F X 0-1 L4 ①		F B B C F S 2-3 K ①		B B F F B 1 SAFE X 3-2 G4-3 ② 1-2		X 0-0 1B 1-3 2-H 1B		B F X 1-1 G6-3 ②	5	0	1	1	0	1	3
Johnny Damon, L (1, 8) OBP: 0.325, SLG: 0.390	X 0-0 G5-3 ②		B B C X 2-1 FC6-4 ② FC4-6 1-2f 2-3		B S C B X 2-2 2-3 1B		X 0-0 L7-4 1-3 3-H 1B		C S S 0-3 K ③	5	0	2	1	0	1	2
Jose Offerman, S (1, 3) OBP: 0.245, SLG: 0.255	C F B B F B F S 3-3 K ③		X 0-0 FC4-6 ③ 1-2f		B 1 SAFE B B B C 1 SAFE F X 3-2 G6-3 ③		L X 0-1 L7-4 ① ② 1-2			4	0	0	0	0	1	6
Joe Vitiello, R (1, 10) OBP: 0.408, SLG: 0.407		B B S B F F X 3-2 FC5-4 1B		B B F B F F F C 3-3 K ①		X 0-0 L3 ①	3 SAFE B 3 SAFE X 1-0 G5-3 ③			4	0	1	0	0	1	1
Pat Lennon, R (1, 7) OBP: 0.389, SLG: 0.345		C B B C F S 2-3 K ①		B C B F F F B B 4-2 FC5 BB		C B B C C X 2-2 1B		X 0-0 G3-1 ①		3	0	1	0	1	1	1
Michael Tucker, L (1, 9) OBP: 0.319, SLG: 0.365 Les Norman, R (8, PH) OBP: 0.083, SLG: 0.083 (9, 9)		1 SAFE X 0-0 L6 ②		1 SAFE B C F X 1-2 FC5 G5-4-3 1-2		B F F B B C 2-3 K ②		B B F B B X 3-1 P4 ②		3 1	0 0	0 0	0 0	0 0	1 0	3 0
David Howard, S (1, 6) OBP: 0.319, SLG: 0.429		X 0-0 FC5-4 ③ 1-2f		B X 1-0 G5-4-3 ② ③ 1-2f		F B X 1-1 G4-3 ③		F B B B B 4-1 BB		3	0	0	0	1	0	4
Joe Randa, R (1, 5) OBP: 0.365, SLG: 0.348 Keith Lockhart, L (7, PH) OBP: 0.368, SLG: 0.313 (8, 5)			C F F B B F X 2-2 FC6-4 1B 1B		C X 0-1 1B G4-3 1B		C F B F X 1-2 1B 1B	1 SAFE C 1 SAFE 1 SAFE S S S 0-3 K ③		2 2	0 1	2 1	0 0	0 0	0 1	0 1
Sal Fasano, R (1, 2) OBP: 0.226, SLG: 0.179 Mike Macfarlane, R (7, PH) OBP: 0.245, SLG: 0.314 (8, 2)			B B X 2-0 FC6-4 1-2 1B		S S F X 0-2 F9 ①		F X 0-1 1B 1-2 1B		X 0-0 P3 ①	2 2	0 1	1 1	0 0	0 0	0 0	1 0
Inning Stats	R: 0 E: 0 K: 1 S: 8 H: 0 LOB: 0 BB: 0 P: 11	R: 0 E: 0 K: 1 S: 10 H: 1 LOB: 1 BB: 0 P: 15	R: 0 E: 0 K: 1 S: 13 H: 2 LOB: 2 BB: 0 P: 21	R: 0 E: 0 K: 1 S: 12 H: 0 LOB: 1 BB: 1 P: 21	R: 0 E: 0 K: 0 S: 15 H: 2 LOB: 2 BB: 0 P: 23	R: 0 E: 0 K: 1 S: 9 H: 1 LOB: 1 BB: 0 P: 14	R: 2 E: 0 K: 0 S: 11 H: 4 LOB: 1 BB: 0 P: 13	R: 0 E: 0 K: 1 S: 7 H: 0 LOB: 1 BB: 1 P: 14	R: 0 E: 0 K: 1 S: 6 H: 0 LOB: 0 BB: 0 P: 7	1B: 10 2B: 1 3B: 0 HR: 0	SF: 0 SAC: 0 DP: 2 HBP: 0						

PITCHER		IP	WLS	BF	H	R	ER	SO	BB	IBB	HBP	BLK	WP	HR	S	P	ERA	WHIP
Arthur Rhodes, L ERA: 0.6	(1, 1)	5.0	W	21	5	0	0	4	1	0	0	0	0	0	58	91	0.00	1.200
Jimmy Myers, R ERA: 2.38	(6, 1)	2.1		11	5	2	2	1	0	0	0	0	0	0	21	28	7.71	2.143
Jesse Orosco, L ERA: 21.94	(8, 1)	0.2		3	0	0	0	1	1	0	0	0	0	0	6	13	0.00	1.500
Randy Myers, L ERA: 1.08	(9, 1)	1.0	S	3	0	0	0	1	0	0	0	0	0	0	6	7	0.00	0.000

PITCHER	IP	WLS	BF	H	R	ER	SO	BB	IBB	HBP	BLK	WP	HR	S	P	ERA	WHIP

BOTTOM

Baltimore Orioles @ Kansas City Royals

Kauffman Stadium, Kansas City, MO

Thu Apr 25 1996, 7:05 PM CDT
Att. 16,090 - Unknown - 73 F

livebaseballscorecards.com

AB	36
R	2
H	10
RBI	2
BB	2
SO	7
LOB	22

WP: 0 PB: 0 SB: 0 CS: 0 PA: 38

Texas Rangers @ Baltimore Orioles

Oriole Park at Camden Yards, Baltimore, MD

Fri Apr 26 1996, 7:05 PM EDT

Att. 44,022 - Unknown - 71 F

livebaseballscorecards.com

Batter	1	2	3	4	5	6	7	8	9	AB	R	H	RBI	BB	SO	LOB
Darryl Hamilton, L (1, 8) OBP: 0.370, SLG: 0.344	C C B X 1-2 S 1B	C S F F F C 0-3 ③ K			C F X 0-2 ① L5		F 1 SAFE X 0-1 1-3 2B 2B		B F B B B 4-1 1B BB	4	1	2	0	1	1	3
Ivan Rodriguez, R (1, 2) OBP: 0.415, SLG: 0.581	B S F F 1 SAFE F X 1-2 ① G5-3 1-2		C X 0-1 ① G5-3		B C X 1-1 2-H 2B		I I I 4-0 2B 1B IBB		C 1 SAFE X 0-1 1-3 1B	4	1	2	1	1	0	1
Will Clark, L (1, 3) OBP: 0.439, SLG: 0.526	X 0-0 ② L9		C B S F X 2-2 ② G4-3		B C S B D C 3-3 ② K		B B F X 2-1 1B 1-3 2-H 3-H 2B		C S B F B X 2-2 ① P5	5	0	1	2	0	1	4
Juan Gonzalez, R (1, 9) OBP: 0.385, SLG: 0.557	B B C B X 3-1 ③ G6-3		F B B C S 3-3 ③ K		F F B F B X 2-2 ③ F8		I I I 4-0 1B IBB		B B S B S S 3-3 ② K	4	0	0	0	1	2	4
Mickey Tettleton, S (1, 10) OBP: 0.450, SLG: 0.548		X 0-0 HR		B C B C X 2-2 29 G1-4-3 2B		C C X 0-2 ① G6-3	C B B X 2-1 1-2 2-3 3-H G5-4-3 1B		B C X 1-1 ③ G4-3	5	1	3	2	0	0	2
Dean Palmer, R (1, 5) OBP: 0.403, SLG: 0.691		B C X 1-1 1B 1B		B F C F S 1-3 ① K		F B B X 2-1 ② F7	F B F X 1-2 ② ③ G5-4-3 1-2f			4	0	1	0	0	1	4
29 Rusty Greer, L (1, 7) OBP: 0.348, SLG: 0.407		S B F X 1-2 ① L6		B C F X 1-2 ② G1-4-3 2-3		B B X 2-0 ③ P6		F B C T 1-2 ① K		4	0	0	0	0	1	2
Mark McLemore, S (1, 4) OBP: 0.404, SLG: 0.347		B 1 SAFE X 1-0 1-2 1B		X 0-0 ③ P3			C B B X 2-1 ① G4-3	B B X 2-0 ② G3-1		4	0	1	0	0	0	1
Kevin Elster, R (1, 6) OBP: 0.312, SLG: 0.557		F D B C S 2-3 ② K			F B B C X 2-2 2B 2B		F X 0-1 2B 2B 1B	B B B C X 3-1 ③ G6-3		4	2	2	0	0	1	2
Inning Stats	R: 0 E: 0 K: 0 S: 11 H: 1 LOB: 1 BB: 0 P: 16	R: 1 E: 0 K: 2 S: 17 H: 3 LOB: 2 BB: 0 P: 22	R: 0 E: 0 K: 1 S: 8 H: 0 LOB: 0 BB: 0 P: 13	R: 0 E: 0 K: 1 S: 11 H: 1 LOB: 1 BB: 0 P: 15	R: 1 E: 0 K: 1 S: 15 H: 2 LOB: 1 BB: 0 P: 23	R: 0 E: 0 K: 0 S: 6 H: 0 LOB: 0 BB: 0 P: 10	R: 3 E: 0 K: 0 S: 13 H: 4 LOB: 2 BB: 2 P: 28	R: 0 E: 0 K: 1 S: 6 H: 0 LOB: 0 BB: 0 P: 12	R: 0 E: 0 K: 1 S: 12 H: 1 LOB: 2 BB: 1 P: 22	1B: 6 2B: 5 3B: 0 HR: 1 SF: 0 SAC: 0 DP: 1 HBP: 0						

TOP	
AB	38
R	5
H	12
RBI	5
BB	3
SO	7
LOB	23

WP: 0 PB: 0 SB: 1 CS: 0 PA: 41

PITCHER		IP	WLS	BF	H	R	ER	SO	BB	IBB	HBP	BLK	WP	HR	S	P	ERA	WHIP
David Wells, L ERA: 3.75	(1, 1)	6.1	L	30	10	5	5	5	0	1	0	0	0	1	76	115	7.11	1.579
Roger McDowell, R ERA: 1.59	(7, 1)	1.2		6	1	0	0	1	0	1	0	0	0	0	11	24	0.00	0.600
Keith Shepherd, R ERA:	(9, 1)	1.0		5	1	0	0	1	1	0	0	0	0	0	12	22	0.00	2.000

PITCHER	IP	WLS	BF	H	R	ER	SO	BB	IBB	HBP	BLK	WP	HR	S	P	ERA	WHIP

BOTTOM

Texas Rangers @ Baltimore Orioles

Oriole Park at Camden Yards, Baltimore, MD

Fri Apr 26 1996, 7:05 PM EDT

Att. 44,022 - Unknown - 71 F

livebaseballscorecards.com

Batter	1	2	3	4	5	6	7	8	9	AB	R	H	RBI	BB	SO	LOB
Brady Anderson, L (1, 8) OBP: 0.437, SLG: 0.741	X 0-0 ① F8		B S S B S 2-3 ② K	B C B B B 4-1 FC4-6 BB 1-2 2-3 3-H			B S C F X 1-2 ① F8		B F F B S 2-3 ② K	4	0	0	1	1	2	2
Roberto Alomar, S (1, 4) OBP: 0.434, SLG: 0.570	C X 0-1 ② G5-3		C C F B X 1-2 1B 1-3 2-H	B C D F X 2-2 ③ FC4-6 1-2f			X 0-0 ② F9		B B C F B F F F X 3-2 1B	5	0	2	1	0	0	3
Rafael Palmeiro, L (1, 3) OBP: 0.374, SLG: 0.512	F B X 1-1 ③ F7		B B B B 4-0 BB		B C B X 2-1 ① G3-4-3		B C B X 2-1 ③ P6		B C B C F X 2-2 ③ G4-3	4	0	0	0	1	0	1
Bobby Bonilla, S (1, 10) OBP: 0.268, SLG: 0.333		F B C F F B F S 2-3 ① K	S B F X 1-2 ③ G6-3		S S F S 0-3 ② K			B S B B F B 4-2 FC5-4 BB		3	0	0	0	1	2	3
Cal Ripken Jr., R (1, 6) OBP: 0.337, SLG: 0.410		B B B C X 3-1 ② F8		B B S X 2-1 ① F7	B B B C B 4-1 FC6-4 BB			F S B C 1-3 ① K		3	0	0	0	1	1	1
Mike Devereaux, R (1, 9) OBP: 0.362, SLG: 0.419		S C B B B X 2-2 ③ G5-3		B B B C B 4-1 HBP BB BB	B S X 1-1 ③ FC6-4 1-2f			B B X 2-0 ② FC5-4 1-2f HR		3	2	0	0	1	0	2
Manny Alexander, R (1, 5) B.J. Surhoff, L (6, PH) (7, 5) OBP: 0.360, SLG: 0.575			B B B C X 3-1 ① P4	C S D F X 1-2 ② F9		C X 0-1 ① G6-3		B B B C X 3-1 1-H HR		2 2	0 1	0 1	0 2	0 0	0 0	1 0
Chris Hoiles, R (1, 2) OBP: 0.284, SLG: 0.424			B C X 1-1 1B 1B 1B	B 1 SAFE B F B B 4-1 BB HBP BB 1-2		B B C C B B 4-2 G4-3-6 BB		C F S 0-3 ③ K		2	1	1	0	2	1	0
Jeffrey Hammonds, R (1, 7) OBP: 0.329, SLG: 0.459 Tony Tarasco, L (9, PH) OBP: 0.265, SLG: 0.283			C X 0-1 1B 1-2 1B	C B F H 2-2 BB 1-2 2-3 HBP		B C B X 2-1 ② ③ G4-3-6 1-2f			B C X 1-1 ① F8	2 1	0 0	1 0	0 0	0 0	0 0	1 0
Inning Stats	R: 0 E: 0 K: 0 S: 5 H: 0 LOB: 0 BB: 0 P: 6	R: 0 E: 0 K: 1 S: 11 H: 0 LOB: 0 BB: 0 P: 18	R: 1 E: 0 K: 1 S: 16 H: 3 LOB: 3 BB: 1 P: 28	R: 1 E: 0 K: 0 S: 14 H: 0 LOB: 3 BB: 3 P: 33	R: 0 E: 0 K: 1 S: 9 H: 0 LOB: 1 BB: 1 P: 16	R: 0 E: 0 K: 0 S: 6 H: 0 LOB: 0 BB: 0 P: 12	R: 0 E: 0 K: 0 S: 7 H: 0 LOB: 0 BB: 0 P: 10	R: 2 E: 0 K: 2 S: 11 H: 1 LOB: 0 BB: 1 P: 21	R: 0 E: 0 K: 1 S: 15 H: 1 LOB: 1 BB: 0 P: 23	1B: 4 2B: 0 3B: 0 HR: 1	SF: 0 SAC: 0 DP: 1 HBP: 1						

AB	31
R	4
H	5
RBI	4
BB	7
SO	6
LOB	14

WP: 0 PB: 0 SB: 0 CS: 0 PA: 39

PITCHER		IP	WLS	BF	H	R	ER	SO	BB	IBB	HBP	BLK	WP	HR	S	P	ERA	WHIP
Darren Oliver, L ERA: 4.8	(1, 1)	4.2		23	3	2	2	3	5	0	1	0	0	0	53	98	3.86	1.714
Mark Brandenburg, R ERA: 1.59	(5, 1)	1.1	W	4	0	0	0	0	1	0	0	0	0	0	8	15	0.00	0.750
Dennis Cook, L ERA: 3.45	(7, 1)	1.0		4	0	1	1	0	1	0	0	0	0	0	9	16	9.00	1.000
Gil Heredia, R ERA: 4.82	(8, 1)	1.0		4	1	1	1	2	0	0	0	0	0	1	9	15	9.00	1.000
Mike Henneman, R ERA: 7.11	(9, 1)	1.0	S	4	1	0	0	1	0	0	0	0	0	0	15	23	0.00	1.000

PITCHER	IP	WLS	BF	H	R	ER	SO	BB	IBB	HBP	BLK	WP	HR	S	P	ERA	WHIP

Batter	1	2	3	4	5	6	7	8	9	AB	R	H	RBI	BB	SO	LOB
Darryl Hamilton, L (1, 8) OBP: 0.372, SLG: 0.366	X 0-0 2B 3B		B C X 1-1 ① G3		B C B X 2-1 G5-4-3 1B		B C S X 1-2 ② G1-3	F X 0-1 ③ F7		5	1	2	0	0	0	2
Ivan Rodriguez, R (1, 2) OBP: 0.424, SLG: 0.589	B X 1-0 FC4-6 3-H 2B		C X 0-1 1B		C X 0-1 ① ② G5-4-3 1-2f		B B C B F F F B 4-2 BB		C B F X 1-2 ① F9	4	0	2	1	1	0	1
Will Clark, L (1, 3) OBP: 0.427, SLG: 0.500	B B F F X 2-2 ① F8		F B B X 2-1 ② F7		B F B B B 4-1 BB		C S B F X 1-2 ③ G1-3		B B B C F X 3-2 ② F7	4	0	0	0	1	0	4
Juan Gonzalez, R (1, 9) OBP: 0.373, SLG: 0.527	B B B B 4-0 FC4-6 BB		1 SAFE B C F F X 1-2 ③ F7		X 0-0 ③ F7			B C X 1-1 ① G6-3	B B B X 3-0 ③ G5-3	4	0	0	0	1	0	2
Mickey Tettleton, S (1, 10) OBP: 0.442, SLG: 0.545	C B F F B B X 3-2 ② FC4-6 FC6-4 1-2f 2-3			B B F C F F B X 3-2 ① G4-3		C B X 2-1 ① G4-3		C X 0-1 29 E 2B		4	1	1	0	0	0	2
Dean Palmer, R (1, 5) OBP: 0.395, SLG: 0.667	B B X 2-0 ③ FC6-4 1-2f			X 0-0 1B 1B		C B S S 1-3 ② K2-3		C B B F C 2-3 ② K		4	0	1	0	0	2	3
29 Rusty Greer, L (1, 7) OBP: 0.333, SLG: 0.388		B X 1-0 ① G1-3		B 1 SAFE F F F X 1-2 ② F7		B X 1-0 ③ F7		X 0-0 E3 2-H 2B		4	1	0	0	0	0	1
Mark McLemore, S (1, 4) OBP: 0.419, SLG: 0.373		C B B B F X 3-2 ② G6-3		1 SAFE C X 0-1 1-3 1B			B B C F X 2-2 2B	B B I I 4-0 2B IBB		3	1	2	0	1	0	0
Kevin Elster, R (1, 6) OBP: 0.309, SLG: 0.554		C F F B B X 2-2 ③ G6-3		B F B X 2-1 ③ F8			B X 1-0 ① G6-3	F C B X 1-2 1-H 2-H 2B		4	0	1	2	0	0	3
Inning Stats	R: 1 H: 2 E: 0 LOB: 2 K: 0 BB: 1 S: 10 P: 22	R: 0 H: 0 E: 0 LOB: 0 K: 0 BB: 0 S: 8 P: 14	R: 0 H: 1 E: 0 LOB: 1 K: 0 BB: 0 S: 10 P: 14	R: 0 H: 2 E: 0 LOB: 2 K: 0 BB: 0 S: 14 P: 20	R: 0 H: 1 E: 0 LOB: 1 K: 0 BB: 1 S: 6 P: 12	R: 0 H: 0 E: 0 LOB: 0 K: 1 BB: 0 S: 6 P: 10	R: 0 H: 1 E: 0 LOB: 2 K: 0 BB: 1 S: 15 P: 24	R: 3 H: 2 E: 1 LOB: 1 K: 1 BB: 1 S: 13 P: 21	R: 0 H: 0 E: 0 LOB: 0 K: 0 BB: 0 S: 7 P: 14	1B: 4 SF: 0 2B: 4 SAC: 0 3B: 1 DP: 1 HR: 0 HBP: 0						

Texas Rangers @ Baltimore Orioles

Oriole Park at Camden Yards, Baltimore, MD

Sat Apr 27 1996, 3:33 AM EDT

Att. 47,311 - Sunny - 57 F

TOP

livebaseballscorecards.com

AB	36
R	4
H	9
RBI	3
BB	4
SO	2
LOB	18

WP: 0 PA: 40
PB: 0
SB: 0
CS: 0

PITCHER		IP	WLS	BF	H	R	ER	SO	BB	IBB	HBP	BLK	WP	HR	S	P	ERA	WHIP
Scott Erickson, R ERA: 3.48	(1, 1)	7.2	L	36	9	4	1	2	3	1	0	0	0	0	80	135	1.17	1.565
Jesse Orosco, L ERA: 20.65	(8, 1)	0.1		1	0	0	0	0	0	0	0	0	0	0	2	2	0.00	0.000
Keith Shepherd, R ERA:	(9, 1)	1.0		3	0	0	0	0	0	0	0	0	0	0	7	14	0.00	0.000

PITCHER	IP	WLS	BF	H	R	ER	SO	BB	IBB	HBP	BLK	WP	HR	S	P	ERA	WHIP

Texas Rangers @ Baltimore Orioles

Oriole Park at Camden Yards, Baltimore, MD

Sat Apr 27 1996, 3:33 AM EDT

Att. 47,311 - Sunny - 57 F

livebaseballscorecards.com

BOTTOM

Batter	1	2	3	4	5	6	7	8	9	AB	R	H	RBI	BB	SO	LOB
Brady Anderson, L (1, 8) OBP: 0.439, SLG: 0.761	BBFBCB 4-2 S SF7 G1-3 BB		X 0-0 ① G6-3		B X 1-0 ③ G3			B X 1-0 HR		3	2	1	1	1	0	0
Roberto Alomar, S (1, 4) OBP: 0.417, SLG: 0.544	BCFX 1-2 ① G1-3 **1-2**		BCFS 1-3 ② K			FBCFX 1-2 ① F9		C X 0-1 ② G1-3		4	0	0	0	0	1	1
Rafael Palmeiro, L (1, 3) OBP: 0.369, SLG: 0.494	BBBCCB 4-2 SF7 S BB		BFX 1-1 ③ G3			FBX 1-1 ② P6		B X 1-0 ③ F8		3	0	0	0	1	0	0
Bobby Bonilla, S (1, 9) OBP: 0.257, SLG: 0.322	BCBX 2-1 ② SF7 **1-3** **2-H**			CFBBX 2-2 ① F8		CFFFX 0-2 ③ G3-1			BCBCS 2-3 ① K	3	0	0	1	0	1	0
B.J. Surhoff, L (1, 5) OBP: 0.344, SLG: 0.548	CFBFX 1-2 ③ G6-3			BFFS 1-3 ② K			BFFX 1-2 ① G3		CX 0-1 ② G1-3	4	0	0	0	0	1	1
Cal Ripken Jr., R (1, 6) OBP: 0.344, SLG: 0.425		CX 0-1 ① G4-3		BFSX 1-2 1B			X 0-0 F8 2B		BBCX 2-1 ③ G1-3	4	0	2	0	0	0	0
Tony Tarasco, L (1, 10) OBP: 0.250, SLG: 0.265		BCCBBX 3-2 ② F8		X 0-0 ③ P6			CBBX 2-1 ② F8 **2-3**			3	0	0	0	0	0	2
Jeffrey Hammonds, R (1, 7) OBP: 0.329, SLG: 0.455		BX 1-0 1B			CFBBX 2-2 ① F7		BX 1-0 ③ L4			3	0	1	0	0	0	1
Gregg Zaun, S (1, 2) OBP: 0.278, SLG: 0.188		BBBCFFFTT 3-2 X ③ F7			BBX 2-0 ② F7			X 0-0 ① F7		3	0	0	0	0	0	1
Inning Stats	R: 1 E: 0 K: 0 S: 13 H: 0 LOB: 1 BB: 2 P: 25	R: 0 E: 0 K: 0 S: 13 H: 1 LOB: 1 BB: 0 P: 20	R: 0 E: 0 K: 1 S: 6 H: 0 LOB: 0 BB: 0 P: 8	R: 0 E: 0 K: 1 S: 10 H: 1 LOB: 1 BB: 0 P: 14	R: 0 E: 0 K: 0 S: 5 H: 0 LOB: 0 BB: 0 P: 10	R: 0 E: 0 K: 0 S: 11 H: 0 LOB: 0 BB: 0 P: 13	R: 0 E: 0 K: 0 S: 7 H: 1 LOB: 1 BB: 0 P: 11	R: 1 E: 0 K: 0 S: 5 H: 1 LOB: 0 BB: 0 P: 7	R: 0 E: 0 K: 1 S: 7 H: 0 LOB: 0 BB: 0 P: 11	1B: 2 2B: 1 3B: 0 HR: 1 SF: 1 SAC: 0 DP: 0 HBP: 0							

	AB	30
	R	2
	H	4
	RBI	2
	BB	2
	SO	3
	LOB	6

WP: 0 PB: 0 SB: 2 CS: 0 PA: 33

PITCHER		IP	WLS	BF	H	R	ER	SO	BB	IBB	HBP	BLK	WP	HR	S	P	ERA	WHIP
Bobby Witt, R ERA: 5.76	(1, 1)	7.1	W	28	4	2	2	2	2	0	0	0	0	1	67	104	2.46	0.818
Ed Vosberg, L ERA:	(8, 1)	1.2	S	5	0	0	0	1	0	0	0	0	0	0	10	15	0.00	0.000

PITCHER	IP	WLS	BF	H	R	ER	SO	BB	IBB	HBP	BLK	WP	HR	S	P	ERA	WHIP

Batter	1	2	3	4	5	6	7	8	9	10	AB	R	H	RBI	BB	SO	LOB
Darryl Hamilton, L (1, 8) OBP: 0.378, SLG: 0.377	B C B X 2-1 F8 ①		B B F M F F F X 2-2 BB 2B	B C B B C C 3-3 K ③			C X 0-1 P5 ①		F X 0-1 G6-4-3 1B	C B C B B F B 4-2 WP 1-2 BB	5	0	2	0	1	1	1
Ivan Rodriguez, R (1, 2) OBP: 0.400, SLG: 0.552	X 0-0 F9 ②		C F X 0-2 G6-3 ①		S X 0-1 G1-3 ①		B C X 1-1 F7 ②		B 1 SAFE F 1 SAFE S 1 SAFE 1 SAFE 1 SAFE X 1-2 G6-4-3 ②③ 1-2f	B B F S B X 3-2 P2 ③ 1-2 2-3 3-H	6	0	0	0	0	0	4
Warren Newson, L (1, 10) OBP: 0.381, SLG: 0.375	S S B B S 2-3 K ③		C B F B B F F B 4-2 BB BB		B X 1-0 G1-3 ②		X 0-0 E4			C F F X 0-2 G4-3 ①	4	0	0	0	1	1	0
Juan Gonzalez, R (1, 9) OBP: 0.375, SLG: 0.513		C C F X 0-2 F7 ①	F C F S 0-3 K ②		B X 1-0 1B		1 SAFE B B F X 2-1 F7 ③			C B F B B B 4-2 E 29 1B BB BB	4	1	1	0	1	1	3
Mickey Tettleton, S (1, 3) OBP: 0.443, SLG: 0.538 Craig Worthington, R (5, PH) OBP: 0.304, SLG: 0.313 (5, 3) Will Clark, L (10, PH) OBP: 0.433, SLG: 0.500 (10, 3)	B C B F B C 3-3 K ②	B B B S B 4-1 1-2 2-3 BB	X 0-0 F9 ③			F B C F X 1-2 G4-3 ①		C B B B F F B 4-2 29 1B E 1-2 SF8 BB	1 2 0	0 0 1	0 0 0	0 0 1	1 0 0	1 0 0	0 1 0
Dean Palmer, R (1, 5) OBP: 0.384, SLG: 0.636	B X 1-0 29 1B 1B	F C B C 1-3 K ③		C B S S 1-3 K ①		C X 0-1 G6-3 ②		X 0-0 E5 29 1B 1B 1-2 2-3	5	1	1	0	0	2	5
29 Rusty Greer, L (1, 7) OBP: 0.356, SLG: 0.404	C F F 1 SAFE B B X 2-2 1-2 1B	F X 0-1 G6-3 1B		X 0-0 F9 ②		C F B B B F B 4-2 BB		B C C B F X 2-2 1B WP 1-2 2-3 3-H 1B	4	1	3	1	1	0	0
Mark McLemore, S (1, 4) OBP: 0.408, SLG: 0.367	C B X 1-1 F8 ③	B 1 SAFE B X 2-0 F8 ①		B X 1-0 1B		B 1 SAFE C C B X 2-2 P6 ③		C B B X 2-1 SF8 ② 3-H	4	0	1	1	0	0	4
Kevin Elster, R (1, 6) OBP: 0.314, SLG: 0.582		C C F F X 0-2 HR	X 0-0 G6-3 ② 1-2	B 1 SAFE S C F 1 SAFE F F F 1-3 1 SAFE S K ③			C F C 0-3 K ①	C S B B X 2-2 WP BB 1-3 2-H 1B	5	1	2	2	0	2	2
Inning Stats	R: 0 E: 0 K: 1 S: 6 H: 0 LOB: 0 BB: 0 P: 10	R: 0 E: 0 K: 1 S: 14 H: 2 LOB: 2 BB: 0 P: 21	R: 1 E: 0 K: 2 S: 26 H: 2 LOB: 3 BB: 2 P: 37	R: 0 E: 0 K: 1 S: 7 H: 1 LOB: 1 BB: 0 P: 12	R: 0 E: 0 K: 0 S: 5 H: 1 LOB: 1 BB: 0 P: 7	R: 0 E: 0 K: 2 S: 12 H: 1 LOB: 1 BB: 0 P: 15	R: 0 E: 1 K: 0 S: 7 H: 0 LOB: 1 BB: 0 P: 10	R: 0 E: 0 K: 0 S: 12 H: 0 LOB: 1 BB: 1 P: 19	R: 0 E: 0 K: 1 S: 8 H: 1 LOB: 0 BB: 0 P: 9	R: 4 E: 1 K: 0 S: 25 H: 2 LOB: 2 BB: 3 P: 46	1B: 8 2B: 1 3B: 0 HR: 1 SF: 1 SAC: 0 DP: 1 HBP: 0						

PITCHER		IP	WLS	BF	H	R	ER	SO	BB	IBB	HBP	BLK	WP	HR	S	P	ERA	WHIP
35 Mike Mussina, R ERA: 4.03	(1, 1)	8.0		35	7	1	1	7	3	0	0	0	0	1	89	131	1.12	1.250
Roger McDowell, R ERA: 1.96	(9, 1)	1.1	L	7	1	3	2	1	2	0	0	0	0	0	18	27	13.50	2.250
Randy Myers, L ERA: 2.08	(10, 1)	0.1		4	2	0	0	0	1	0	0	0	0	0	12	22	0.00	9.000
Jimmy Myers, R ERA: 2.31	(10, 1)	0.1		1	0	1	0	0	0	0	0	0	1	0	3	6	0.00	0.000

PITCHER	IP	WLS	BF	H	R	ER	SO	BB	IBB	HBP	BLK	WP	HR	S	P	ERA	WHIP

TOP

Texas Rangers @ Baltimore Orioles

Oriole Park at Camden Yards, Baltimore, MD

Sun Apr 28 1996, 3:33 AM EDT
Att. 47,327 - Sunny - 72 F

livebaseballscorecards.com

AB	40
R	5
H	10
RBI	4
BB	6
SO	8
LOB	20

1B: 8	SF: 1	WP: 1	PA: 47
2B: 1	SAC: 0	PB: 0	
3B: 0	DP: 1	SB: 0	
HR: 1	HBP: 0	CS: 0	

Texas Rangers @ Baltimore Orioles

Oriole Park at Camden Yards, Baltimore, MD

Sun Apr 28 1996, 3:33 AM EDT

Att. 47,327 - Sunny - 72 F

livebaseballscorecards.com

Batter	1	2	3	4	5	6	7	8	9	10	AB	R	H	RBI	BB	SO	LOB
Brady Anderson, L (1, 8) OBP: 0.446, SLG: 0.780	4-1 1B BB		4-2 CS BB		1-3 K			1-0 F9		1-0 HR	3	1	1	1	2	1	1
Roberto Alomar, S (1, 4)	1-1 CS 1-3 1B		SAFE 1-2 1B		0-2 F9			2-1 F8 BB 1B		3-3 K BB DI 1B	5	1	3	0	0	1	1
Rafael Palmeiro, L (1, 3) OBP: 0.380, SLG: 0.489	SAFE 0-3 K		1-2 G4-6-3 1-3 1B			0-0 P5		4-2 1-2 BB		4-1 BB 1-2 1B BB	3	1	1	0	2	1	2
Bobby Bonilla, S (1, 10) OBP: 0.264, SLG: 0.312	4-2 1-2 BB		0-1 G4-6-3 1-2f			0-0 G3-1		3-1 F8 2-3		4-0 1B 1-2 2-3 BB	3	0	0	0	2	0	4
B.J. Surhoff, L (1, 5) OBP: 0.337, SLG: 0.528 Manny Alexander, R (10, PR)	1-3 K			1-1 G4-3		0-1 G3		0-1 F9		0-0 1-3 2-H 3-H 1B	5 0	0 0	1 0	2 0	0 0	1 0	4 0
Cal Ripken Jr., R (1, 6) OBP: 0.327, SLG: 0.402		1-0 F7		1-2 F8			0-1 G5-3		1-1 F6	0-3 K	5	0	0	0	0	1	2
Mike Devereaux, R (1, 9) OBP: 0.353, SLG: 0.391 Tony Tarasco, L (10, PH) OBP: 0.245, SLG: 0.260		2-2 G6-3		3-2 G3			4-0 BLK BB		1-3 K	0-0 6-3	3 1	0 0	0 0	0 0	1 0	1 0	0 2
Chris Hoiles, R (1, 2) OBP: 0.295, SLG: 0.486 Gregg Zaun, S (10, 2) OBP: 0.278, SLG: 0.188		1-1 HR			0-0 2B		3-3 1-2 K		3-2 G5-3		4 0	1 0	2 0	1 0	0 0	1 0	1 0
Jeffrey Hammonds, R (1, 7) OBP: 0.314, SLG: 0.432		2-3 K			1-2 G1-3		1-3 K			3-3 K	4	0	0	0	0	3	2
Inning Stats	R: 0 E: 0 K: 2 S: 11 H: 1 LOB: 2 BB: 2 P: 21	R: 1 E: 0 K: 1 S: 11 H: 1 LOB: 0 BB: 0 P: 17	R: 0 E: 0 K: 0 S: 10 H: 2 LOB: 1 BB: 1 P: 16	R: 0 E: 0 K: 0 S: 8 H: 0 LOB: 0 BB: 0 P: 13	R: 0 E: 0 K: 1 S: 10 H: 1 LOB: 1 BB: 0 P: 12	R: 0 E: 0 K: 0 S: 4 H: 0 LOB: 0 BB: 0 P: 4	R: 0 E: 0 K: 2 S: 9 H: 0 LOB: 1 BB: 1 P: 17	R: 0 E: 0 K: 0 S: 9 H: 1 LOB: 2 BB: 1 P: 19	R: 0 E: 0 K: 1 S: 10 H: 0 LOB: 0 BB: 0 P: 15	R: 3 E: 0 K: 3 S: 13 H: 2 LOB: 2 BB: 2 P: 28	1B: 5 2B: 1 3B: 0 HR: 2 SF: 0 SAC: 0 DP: 1 HBP: 0	WP: 1 PB: 0 SB: 0 CS: 2 PA: 43					

PITCHER		IP	WLS	BF	H	R	ER	SO	BB	IBB	HBP	BLK	WP	HR	S	P	ERA	WHIP
Ken Hill, R ERA: 3.61	(1, 1)	7.1		30	6	1	1	6	5	0	0	1	0	1	68	112	1.23	1.500
Dennis Cook, L ERA: 3.31	(8, 1)	0.2		2	0	0	0	0	0	0	0	0	0	0	4	7	0.00	0.000
Gil Heredia, R ERA: 4.5	(9, 1)	1.1	W	4	0	0	0	2	0	0	0	0	0	0	13	21	0.00	0.000
Ed Vosberg, L ERA: 2.45	(10, 1)	0.0		3	1	1	1	1	1	0	0	0	1	1	5	13	∞	∞
Mike Henneman, R ERA: 6.43	(10, 1)	0.2	S	4	1	2	2	1	1	0	0	0	0	0	5	9	27.00	3.000

PITCHER	IP	WLS	BF	H	R	ER	SO	BB	IBB	HBP	BLK	WP	HR	S	P	ERA	WHIP

AB	36
R	4
H	8
RBI	4
BB	7
SO	10
LOB	19

Texas Rangers @ Baltimore Orioles

Oriole Park at Camden Yards, Baltimore, MD

Mon Apr 29 1996, 7:05 PM EDT

Att. 41,503 - Unknown - 83 F

livebaseballscorecards.com

TOP

Batter	1	2	3	4	5	6	7	8	9	AB	R	H	RBI	BB	SO	LOB
Darryl Hamilton, L (1, 8) OBP: 0.368, SLG: 0.360	G6-3	K	G6-3		L8		L8		BB	5	0	0	0	1	1	3
Ivan Rodriguez, R (1, 10) OBP: 0.387, SLG: 0.529	F7	1B		G6-3		K		K	G6-3	6	0	1	0	0	2	2
Will Clark, L (1, 3) OBP: 0.440, SLG: 0.494	HR 1B	G4-3		K		BB		BB		3	1	1	0	2	1	2
Juan Gonzalez, R (1, 9) OBP: 0.376, SLG: 0.542	HR		E5 HBP 29 1B	G6-3		1B		F9		5	2	2	2	0	0	1
Dean Palmer, R (1, 5) OBP: 0.407, SLG: 0.628	BB		HBP		BB	K		BB		1	2	0	0	3	1	2
29 Rusty Greer, L (1, 7) OBP: 0.377, SLG: 0.435	BB		1B		3B	BB			G6-3	3	2	2	2	2	0	2
Mark McLemore, S (1, 4) OBP: 0.398, SLG: 0.361	K		G4-3		SF9	F6			SH1-4 1B	4	0	1	1	0	1	6
Kevin Elster, R (1, 6) OBP: 0.300, SLG: 0.554		F2	F3		G5-3		K		SH1-4	4	0	0	0	0	1	1
Dave Valle, R (1, 2) OBP: 0.500, SLG: 0.417		1B	2B		BB		K		K	3	0	2	1	1	1	0
Mickey Tettleton, S (9, PH) OBP: 0.439, SLG: 0.532										1	0	0	0	0	1	1
Inning Stats	R: 2 E: 0 K: 1 S: 18 H: 2 LOB: 2 BB: 2 P: 31	R: 0 E: 0 K: 1 S: 14 H: 2 LOB: 2 BB: 0 P: 20	R: 3 E: 2 K: 0 S: 14 H: 2 LOB: 1 BB: 0 P: 24	R: 0 E: 0 K: 1 S: 5 H: 0 LOB: 0 BB: 0 P: 7	R: 2 E: 0 K: 0 S: 8 H: 1 LOB: 1 BB: 2 P: 23	R: 0 E: 0 K: 2 S: 15 H: 1 LOB: 3 BB: 2 P: 27	R: 0 E: 0 K: 2 S: 14 H: 0 LOB: 0 BB: 0 P: 16	R: 0 E: 0 K: 1 S: 8 H: 0 LOB: 2 BB: 2 P: 22	R: 0 E: 0 K: 1 S: 8 H: 1 LOB: 2 BB: 1 P: 19	1B: 6 2B: 1 3B: 1 HR: 1	SF: 1 SAC: 1 DP: 0 HBP: 1			WP: 1 PB: 0 SB: 0 CS: 0	PA: 47		

	AB	35
	R	7
	H	9
	RBI	6
	BB	9
	SO	9
	LOB	20

PITCHER	IP	WLS	BF	H	R	ER	SO	BB	IBB	HBP	BLK	WP	HR	S	P	ERA	WHIP
Kent Mercker, L (1, 1) ERA: 9.27	2.1		16	5	5	2	2	2	0	1	0	0	1	42	68	7.71	3.000
Jimmy Haynes, R (3, 1) ERA: 9.5	5.1	W	25	3	2	2	6	6	0	0	0	1	0	51	96	3.38	1.688
Jesse Orosco, L (8, 1) ERA: 19.5	0.1		1	0	0	0	0	0	0	0	0	0	0	3	6	0.00	0.000
Randy Myers, L (9, 1) ERA: 1.86	1.0	S	5	1	0	0	1	1	0	0	0	0	0	8	19	0.00	2.000

PITCHER	IP	WLS	BF	H	R	ER	SO	BB	IBB	HBP	BLK	WP	HR	S	P	ERA	WHIP

Texas Rangers @ Baltimore Orioles

Oriole Park at Camden Yards, Baltimore, MD

Mon Apr 29 1996, 7:05 PM EDT

Att. 41,503 - Unknown - 83 F

livebaseballscorecards.com

BOTTOM

Batter	1	2	3	4	5	6	7	8	9	AB	R	H	RBI	BB	SO	LOB
Brady Anderson, L (1, 8) OBP: 0.427, SLG: 0.740	X 0-0 ① F8		B X 1-0 G4-3 1-2 2-3		C X 0-1 ① F2	C B X 1-1 ③ G3-1		B F B X 2-1 ② F8		5	0	0	0	0	0	5
Roberto Alomar, S (1, 4) OBP: 0.434, SLG: 0.560	B C S T X 1-2 G4-6-3 1B		X 0-0 ② G4-3 2-3 3-H		C B X 1-1 1B 2B 1B		B B C X 2-1 S SF8 2B	B C B F F D F S 3-3 ③ K		5	2	3	1	0	1	3
Rafael Palmeiro, L (1, 3) OBP: 0.384, SLG: 0.495	B C 1 SAFE 1 SAFE F B X 2-2 ② ③ G4-6-3 1-2f		B F X 1-1 FC6-4 3-H 1B		1 SAFE 1 SAFE F B X 1-1 1-3 2B 1B		B B F F B X 3-2 ① SF8 2-H			3	1	2	2	0	0	1
Bobby Bonilla, S (1, 10) OBP: 0.255, SLG: 0.299		B C S B X 2-2 ① G3-1	X 0-0 ③ FC6-4 1-2f		B T C S 1-3 ② K		B B C F F F X 2-2 ② G4-3			4	0	0	0	0	1	3
B.J. Surhoff, L (1, 5) OBP: 0.354, SLG: 0.576		C C F X 0-2 ② F8		B B B 4-0 G4-3 BB	B C B B X 3-1 1-H 3-H 2B		S X 0-1 HR			3	1	2	3	1	0	0
Cal Ripken Jr., R (1, 6) OBP: 0.314, SLG: 0.385		S B X 1-1 ③ G6-3		B B X 2-0 ① G4-3 1-2	C B B S D F S 3-3 ③ K		C X 0-1 ③ G5-3			4	0	0	0	0	1	2
Chris Hoiles, R (1, 2) OBP: 0.317, SLG: 0.486 Manny Alexander, R (8, PR) Gregg Zaun, S (9, 2) OBP: 0.278, SLG: 0.188			B C B F B B 4-2 BB 1B BB	X 0-0 ② G5-3		C X 0-1 FC4-6 1B		B B B C B 4-1 S SH1-4 BB		2 0 0	1 0 0	1 0 0	0 0 0	2 0 0	0 0 0	1 0 0
Tony Tarasco, L (1, 9) OBP: 0.250, SLG: 0.250 Jeffrey Hammonds, R (8, PH) OBP: 0.314, SLG: 0.432 (9, 7)			C B B S B B 4-2 G4-3 1B 1-2 G4-3 BB	S B B X 3-1 ③ L8		C C B B X 2-2 ① FC4-6 S 1-2f		1 SAFE B X 1-0 ① SH1-4 1-2		2 0	1 0	0 0	0 0	1 0	0 0	2 0
Mike Devereaux, R (1, 7) OBP: 0.382, SLG: 0.469 (9, 9)			C X 0-1 G4-3 G4-3 1-2 2-H 1B	S B X 1-1 HR	1 SAFE 1 SAFE 1 SAFE 1 B 1 B C B X 3-1 ② L8 1-2			B C B C D P 4-2 2-3 BB		3	2	2	2	1	0	1
Inning Stats	R: 0 E: 0 K: 0 S: 8 H: 1 LOB: 0 BB: 0 P: 11	R: 0 E: 0 K: 0 S: 9 H: 0 LOB: 0 BB: 0 P: 12	R: 3 E: 0 K: 0 S: 11 H: 2 LOB: 1 BB: 2 P: 21	R: 0 E: 0 K: 0 S: 4 H: 0 LOB: 1 BB: 1 P: 13	R: 3 E: 0 K: 2 S: 17 H: 4 LOB: 1 BB: 0 P: 27	R: 0 E: 0 K: 0 S: 9 H: 1 LOB: 1 BB: 0 P: 15	R: 2 E: 0 K: 0 S: 14 H: 2 LOB: 0 BB: 0 P: 21	R: 0 E: 0 K: 1 S: 12 H: 0 LOB: 2 BB: 2 P: 25		1B: 6 2B: 2 3B: 0 HR: 2	SF: 1 SAC: 1 DP: 1 HBP: 0					

	AB	31
	R	8
	H	10
	RBI	8
	BB	5
	SO	3
	LOB	18

PITCHER		IP	WLS	BF	H	R	ER	SO	BB	IBB	HBP	BLK	WP	HR	S	P	ERA	WHIP
Roger Pavlik, R ERA: 7.14	(1, 1)	4.1		21	6	6	6	0	3	0	0	0	0	1	40	68	12.46	2.077
Rick Helling, R ERA: 8.64	(5, 1)	2.2	L	13	4	2	2	2	1	0	0	0	0	1	33	57	6.75	1.875
Dennis Cook, L ERA: 3.12	(8, 1)	1.0		4	0	0	0	1	1	0	0	0	0	0	11	20	0.00	1.000

PITCHER	IP	WLS	BF	H	R	ER	SO	BB	IBB	HBP	BLK	WP	HR	S	P	ERA	WHIP

WP: 0 PB: 0 SB: 3 CS: 0 PA: 38

Batter	1	2	3	4	5	6	7	8	9	AB	R	H	RBI	BB	SO	LOB
2 Derek Jeter, R (1, 6) OBP: 0.398, SLG: 0.342	HR 1B	K	K		G4-3 1-2		F7 G3 HR 1B	BB 1B 1-2 BB		5	2	2	0	1	2	4
Jim Leyritz, R (1, 5) OBP: 0.411, SLG: 0.600	F9	1B BB BB	K	K 2-H HR	G3 1-2	BB 1-2 2-H 1B	4	1	1	2	1	1	2
Andy Fox, L (7, 5) OBP: 0.333, SLG: 0.250										1	0	1	1	0	0	0
Paul O'Neill, L (1, 9) OBP: 0.500, SLG: 0.600	1-H HR	1B 1-2 2-3 BB		F8	BB		HR IBB	FC3-6 1-2 2-3 BB		2	2	1	2	4	0	0
Ruben Sierra, S (1, 10) OBP: 0.337, SLG: 0.466	K	1-2 2-3 3-H 1B		F9	G4-3		F7 2-3	FC3-6 1-2f		6	0	1	1	0	1	6
Tino Martinez, L (1, 3) OBP: 0.327, SLG: 0.389	1B	K			1B 2B 1B	F7	1-H 3-H HR		F8	6	2	3	3	0	1	3
Bernie Williams, S (1, 8) OBP: 0.369, SLG: 0.435	K		FC6-4 BB		2B 1B 1-2 1B	G5-3 1B	K		1B S BB	4	1	2	0	2	2	1
Mariano Duncan, R (1, 4) OBP: 0.377, SLG: 0.520		2B G3 1B	K		K	G5-3 1-2		K	FC6-4 1-3 1B	6	1	2	0	0	3	4
Gerald Williams, R (1, 7) OBP: 0.372, SLG: 0.667		BB 1-3 1B 2B	FC6-4 1B 1-2f		1B 1-3 2-H 2B	BB		E6 FC6-4	L4	5	2	2	1	1	0	3
Joe Girardi, R (1, 2) OBP: 0.284, SLG: 0.329		G3 3-H	1-3 1B		2 G4-3 HR 2-H 3-H 1B	F9		FC6-4 2 S 1-2f 1B	FC6-4 1-2f	6	2	2	3	0	0	6
Inning Stats	R: 2 E: 0 K: 2 S: 10 H: 3 LOB: 1 BB: 0 P: 10	R: 2 E: 0 K: 2 S: 10 H: 3 LOB: 3 BB: 2 P: 18	R: 0 E: 0 K: 2 S: 8 H: 1 LOB: 2 BB: 1 P: 12	R: 0 E: 0 K: 1 S: 5 H: 0 LOB: 0 BB: 0 P: 5	R: 5 E: 0 K: 1 S: 10 H: 5 LOB: 1 BB: 1 P: 14	R: 0 E: 0 K: 0 S: 4 H: 1 LOB: 2 BB: 1 P: 8	R: 3 E: 0 K: 1 S: 7 H: 2 LOB: 0 BB: 1 P: 11	R: 1 E: 1 K: 1 S: 7 H: 1 LOB: 3 BB: 2 P: 15	R: 0 E: 0 K: 0 S: 4 H: 1 LOB: 2 BB: 1 P: 8	1B: 12 2B: 2 3B: 0 HR: 3 SF: 0 SAC: 0 DP: 0 HBP: 0							

TOP

New York Yankees @ Baltimore Orioles

Oriole Park at Camden Yards, Baltimore, MD

Tue Apr 30 1996, 7:05 PM EDT

Att. 43,117 - Unknown - 61 F

livebaseballscorecards.com

AB	45
R	13
H	17
RBI	13
BB	9
SO	10
LOB	29

WP: 0 PB: 0 SB: 2 CS: 0 PA: 54

PITCHER		IP	WLS	BF	H	R	ER	SO	BB	IBB	HBP	BLK	WP	HR	S	P	ERA	WHIP
Arthur Rhodes, L ERA: 3.72	(1, 1)	4.1		26	10	7	7	8	3	0	0	0	0	1	39	51	14.54	3.000
Jimmy Myers, R ERA: 3.75	(5, 1)	0.1		3	2	2	2	0	0	0	0	0	0	1	3	3	54.00	6.000
Jesse Orosco, L ERA: 17.55	(5, 1)	0.2		4	1	0	0	0	1	0	0	0	0	0	3	7	0.00	3.000
Keith Shepherd, R ERA: 6.23	(6, 1)	2.1	L	15	3	4	3	2	3	1	0	0	0	1	15	31	11.57	2.571
Roger McDowell, R ERA: 1.83	(8, 1)	1.1		6	1	0	0	0	1	0	0	0	0	0	5	9	0.00	1.500

PITCHER	IP	WLS	BF	H	R	ER	SO	BB	IBB	HBP	BLK	WP	HR	S	P	ERA	WHIP

BOTTOM

Batter	1	2	3	4	5	6	7	8	9	AB	R	H	RBI	BB	SO	LOB
Brady Anderson, L (1, 8) OBP: 0.426, SLG: 0.740	SF7 3B	BBB 1B 1B 1-2 1B BB	F7 ②		F8 ③		F7 ③			4	2	1	0	1	0	1
Roberto Alomar, S (1, 4) OBP: 0.441, SLG: 0.558	BBBB SF7 E BB	1B 1-2 2-3 1B 1B	WP BB 1B			G4-3 ①		P6 ①		4	2	2	0	1	0	0
Rafael Palmeiro, L (1, 3) OBP: 0.385, SLG: 0.490	SF7 ① 1-2 3-H	1B 1-2 2-3 2B 1B	BBB WP 1-2 BB			SSS K ②		F7 ②		3	1	1	2	1	1	0
Bobby Bonilla, S (1, 5) OBP: 0.261, SLG: 0.297	P3 ②	2B 1-3 2-H 3-H 1B	SSS K ③ 1-2 2-3			BBBB BB		F8 ③		4	1	1	2	1	1	3
Cal Ripken Jr., R (1, 6) OBP: 0.318, SLG: 0.396	E5 1B 2-H 1B	1-H 3-H 2B		F9 ①		L5 ③			F7 ①	5	1	2	2	0	0	1
B.J. Surhoff, L (1, 10) OBP: 0.356, SLG: 0.567	2-H 1B	G6-3 ①		P6 ②			E E FC1-4 1B		SSS K ②	5	1	2	1	0	1	1
Mike Devereaux, R (1, 9) OBP: 0.350, SLG: 0.426	G6-3 ③	G6-3 ②		F8 ③			E4 FC1-4 1-3		F8 ③	5	0	0	0	0	0	3
Chris Hoiles, R (1, 2) OBP: 0.318, SLG: 0.520		HR			P6 ①		FC1-4 ① 1-2f 3-H			3	1	1	1	0	0	1
Gregg Zaun, S (6, 2) OBP: 0.263, SLG: 0.176		F9 ③								1	0	0	1	0	0	1
Jeffrey Hammonds, R (1, 7) OBP: 0.311, SLG: 0.424		1B BB 1B 1B	G4-3 ①		SSS K ②		SSS K ②			4	1	1	0	0	2	1
Inning Stats	R: 3 E: 1 K: 0 S: 6 H: 3 LOB: 1 BB: 1 P: 10	R: 6 E: 0 K: 0 S: 9 H: 6 LOB: 1 BB: 1 P: 13	R: 0 E: 0 K: 1 S: 6 H: 1 LOB: 2 BB: 1 P: 10	R: 0 E: 0 K: 0 S: 3 H: 0 LOB: 0 BB: 0 P: 3	R: 0 E: 0 K: 1 S: 5 H: 0 LOB: 0 BB: 0 P: 5	R: 0 E: 0 K: 1 S: 5 H: 0 LOB: 1 BB: 1 P: 9	R: 1 E: 1 K: 1 S: 7 H: 1 LOB: 1 BB: 0 P: 7	R: 0 E: 0 K: 0 S: 3 H: 0 LOB: 0 BB: 0 P: 3	R: 0 E: 0 K: 1 S: 5 H: 0 LOB: 0 BB: 0 P: 5	1B: 8 2B: 1 3B: 1 HR: 1	SF: 1 SAC: 0 DP: 0 HBP: 0						

PITCHER		IP	WLS	BF	H	R	ER	SO	BB	IBB	HBP	BLK	WP	HR	S	P	ERA	WHIP
Andy Pettitte, L ERA: 5.0	(1, 1)	1.0		13	8	9	8	0	2	0	0	0	0	1	11	19	72.00	10.000
Scott Kamieniecki, R ERA: 5.91	(2, 1)	4.0		15	2	0	0	2	1	0	0	0	1	0	18	22	0.00	0.750
Jeff Nelson, R ERA: 5.23	(6, 1)	1.0	W	6	1	1	0	1	1	0	0	0	0	0	7	11	0.00	2.000
42 Mariano Rivera, R ERA: 1.25	(7, 1)	2.0		6	0	0	0	1	0	0	0	0	0	0	8	8	0.00	0.000
John Wetteland, R ERA: 4.09	(9, 1)	1.0	S	3	0	0	0	1	0	0	0	0	0	0	5	5	0.00	0.000

PITCHER	IP	WLS	BF	H	R	ER	SO	BB	IBB	HBP	BLK	WP	HR	S	P	ERA	WHIP

New York Yankees @ Baltimore Orioles

Oriole Park at Camden Yards, Baltimore, MD

Tue Apr 30 1996, 7:05 PM EDT

Att. 43,117 - Unknown - 61 F

livebaseballscorecards.com

AB	38
R	10
H	11
RBI	9
BB	4
SO	5
LOB	12

WP: 1 PA: 43
PB: 0
SB: 0
CS: 0

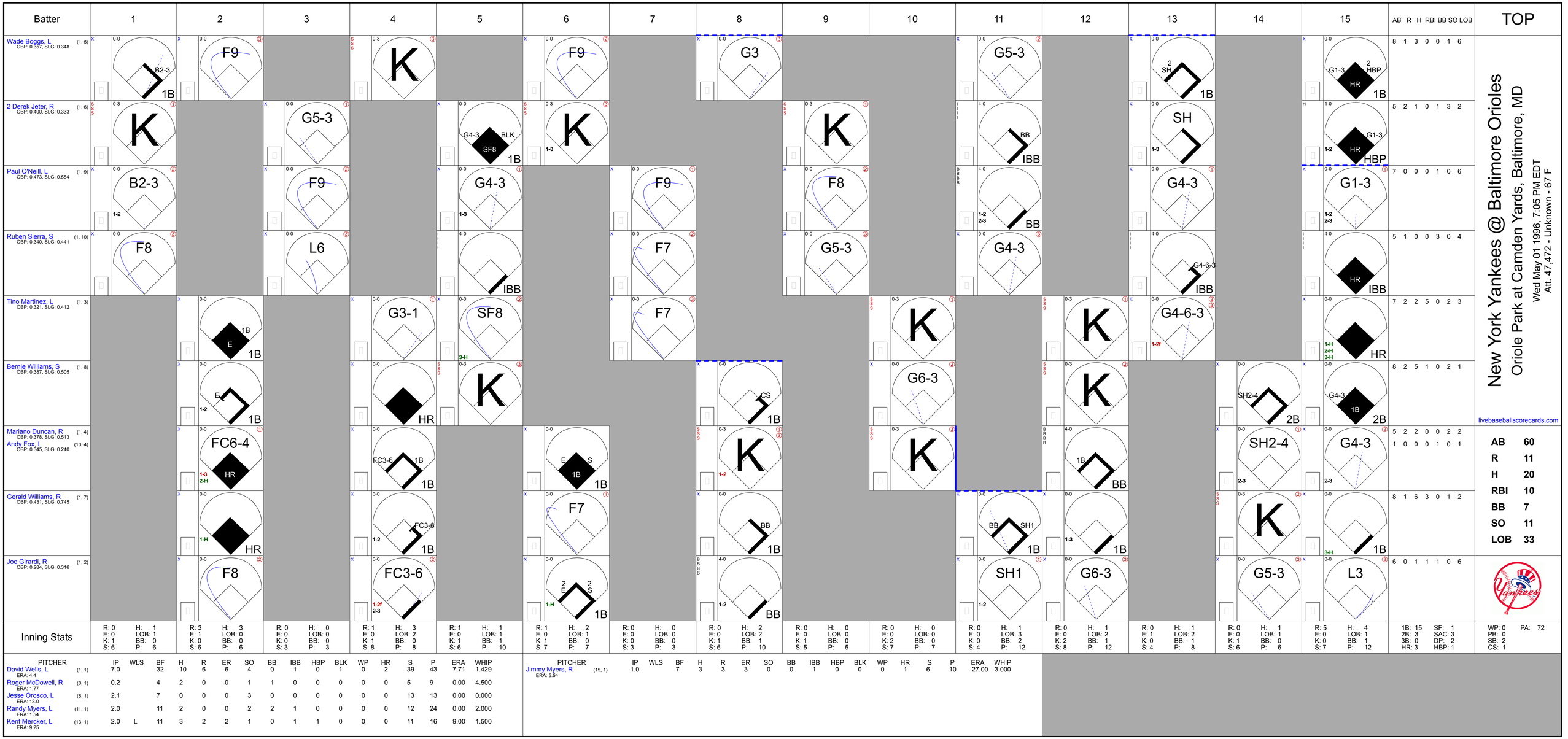
Batter
1
2
3
4
5
6
7
8
9
10
11
12
13
14
15
AB R H RBI BB SO LOB
TOP
Wade Boggs, L (1, 5) OBP: 0.357, SLG: 0.348
B2-3 1B
F9
K
F9
G3
G5-3
2 SH 1B
G1-3 2 HBP HR 1B
8 1 3 0 0 1 6
2 Derek Jeter, R (1, 6) OBP: 0.400, SLG: 0.333
K
G5-3
G4-3 BLK SF8 1B
K 1-3
K
BB IBB
SH 1-3
1-0 G1-3 HR HBP
5 2 1 0 1 3 2
Paul O'Neill, L (1, 9) OBP: 0.473, SLG: 0.554
B2-3 1-2
F9
G4-3 1-3
F9
F8
BB 1-2 2-3
G4-3
G1-3 1-2 2-3
7 0 0 0 1 0 6
Ruben Sierra, S (1, 10) OBP: 0.340, SLG: 0.441
F8
L6
IBB
F7
G5-3
G4-3
G4-6-3 IBB
HR IBB
5 1 0 0 3 0 4
Tino Martinez, L (1, 3) OBP: 0.321, SLG: 0.412
E 1B 1B
G3-1
SF8 3-H
F7
K
K
G4-6-3 1-2f
HR 1-H 2-H 3-H
7 2 2 5 0 2 3
Bernie Williams, S (1, 8) OBP: 0.387, SLG: 0.505
E 1-2 1B
HR
K
CS 1B
G6-3
K
SH2-4 2B
G4-3 1B 2B
8 2 5 1 0 2 1
Mariano Duncan, R (1, 4) OBP: 0.378, SLG: 0.513
Andy Fox, L (10, 4) OBP: 0.345, SLG: 0.240
FC6-4 1-3 2-H HR
FC3-6 1B 1B
E S 1B 1B
K 1-2
K
BB 1B
SH2-4 2-3
G4-3 2-3
5 2 2 0 0 2 2
1 0 0 0 1 0 1
Gerald Williams, R (1, 7) OBP: 0.431, SLG: 0.745
HR 1-H
FC3-6 1-2 1B
F7
BB 1B
BB SH1 1B
1B 1-3 1B
K
G4-3 3-H 1B
8 1 6 3 0 1 2
Joe Girardi, R (1, 2) OBP: 0.284, SLG: 0.316
F8
FC3-6 1-2f 2-3
2 E 2 S 1-H 1B
BB 1-2
SH1 1-2
G6-3
G5-3
L3
6 0 1 1 1 0 6
Inning Stats
R: 0 E: 0 K: 1 S: 6 H: 1 LOB: 1 BB: 0 P: 6
R: 3 E: 1 K: 0 S: 6 H: 3 LOB: 0 BB: 0 P: 6
R: 0 E: 0 K: 0 S: 3 H: 0 LOB: 0 BB: 0 P: 3
R: 1 E: 0 K: 1 S: 8 H: 3 LOB: 2 BB: 0 P: 8
R: 1 E: 0 K: 1 S: 6 H: 1 LOB: 1 BB: 1 P: 10
R: 1 E: 0 K: 1 S: 7 H: 2 LOB: 1 BB: 0 P: 7
R: 0 E: 0 K: 0 S: 3 H: 0 LOB: 0 BB: 0 P: 3
R: 0 E: 0 K: 1 S: 6 H: 2 LOB: 2 BB: 1 P: 10
R: 0 E: 0 K: 1 S: 5 H: 0 LOB: 0 BB: 0 P: 5
R: 0 E: 0 K: 2 S: 7 H: 0 LOB: 0 BB: 0 P: 7
R: 0 E: 0 K: 0 S: 4 H: 1 LOB: 3 BB: 2 P: 12
R: 0 E: 0 K: 2 S: 8 H: 1 LOB: 2 BB: 1 P: 12
R: 0 E: 1 K: 0 S: 4 H: 1 LOB: 2 BB: 1 P: 8
R: 0 E: 0 K: 1 S: 6 H: 1 LOB: 1 BB: 0 P: 6
R: 5 E: 0 K: 0 S: 7 H: 4 LOB: 1 BB: 1 P: 12
1B: 15 2B: 3 3B: 0 HR: 3
SF: 1 SAC: 3 DP: 2 HBP: 1
WP: 0 PB: 0 SB: 2 CS: 1
PA: 72
PITCHER IP WLS BF H R ER SO BB IBB HBP BLK WP HR S P ERA WHIP
David Wells, L (1, 1) ERA: 4.4 7.0 32 10 6 6 4 0 1 0 1 0 0 2 39 43 7.71 1.429
Roger McDowell, R (8, 1) ERA: 1.77 0.2 4 2 0 0 1 1 0 0 0 0 0 0 5 9 0.00 4.500
Jesse Orosco, L (8, 1) ERA: 13.0 2.1 7 0 0 0 3 0 0 0 0 0 0 0 13 13 0.00 0.000
Randy Myers, L (11, 1) ERA: 1.54 2.0 11 2 0 0 2 2 1 0 0 0 0 0 12 24 0.00 2.000
Kent Mercker, L (13, 1) ERA: 9.25 2.0 L 11 3 2 2 1 0 1 1 0 0 0 0 11 16 9.00 1.500
PITCHER IP WLS BF H R ER SO BB IBB HBP BLK WP HR S P ERA WHIP
Jimmy Myers, R (15, 1) ERA: 5.54 1.0 7 3 3 3 0 0 1 0 0 0 0 1 6 10 27.00 3.000
New York Yankees @ Baltimore Orioles
Oriole Park at Camden Yards, Baltimore, MD
Wed May 01 1996, 7:05 PM EDT
Att. 47,472 - Unknown - 67 F
livebaseballscorecards.com
AB 60
R 11
H 20
RBI 10
BB 7
SO 11
LOB 33

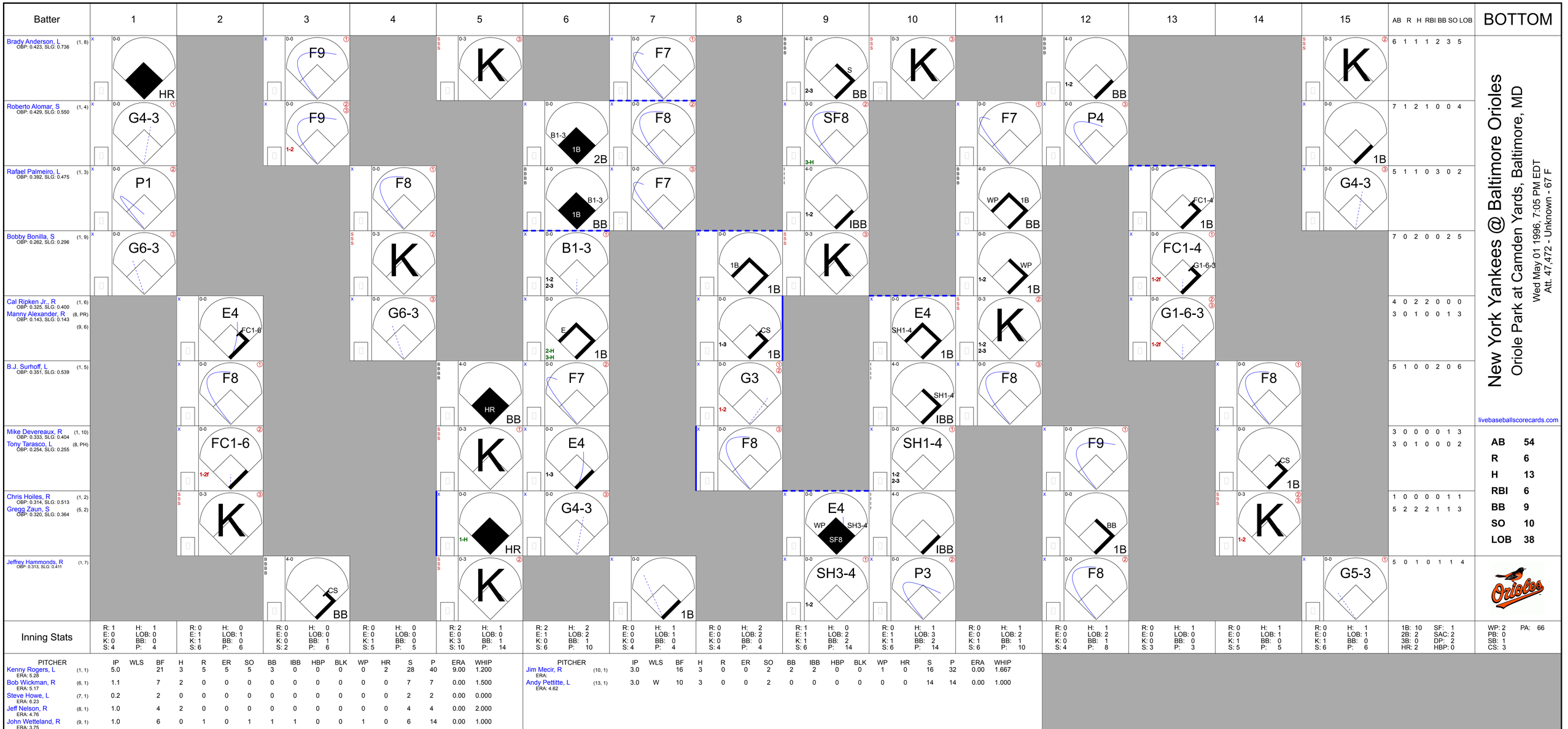

PITCHER		IP	WLS	BF	H	R	ER	SO	BB	IBB	HBP	BLK	WP	HR	S	P	ERA	WHIP
Kenny Rogers, L	(1, 1)	5.0		21	3	5	5	5	3	0	0	0	0	2	28	40	9.00	1.200
ERA: 5.28																		
Bob Wickman, R	(6, 1)	1.1		7	2	0	0	0	0	0	0	0	0	0	7	7	0.00	1.500
ERA: 5.17																		
Steve Howe, L	(7, 1)	0.2		2	0	0	0	0	0	0	0	0	0	0	2	2	0.00	0.000
ERA: 6.23																		
Jeff Nelson, R	(8, 1)	1.0		4	2	0	0	0	0	0	0	0	0	0	4	4	0.00	2.000
ERA: 4.76																		
John Wetteland, R	(9, 1)	1.0		6	0	1	0	1	1	1	0	0	1	0	6	14	0.00	1.000
ERA: 3.75																		

PITCHER		IP	WLS	BF	H	R	ER	SO	BB	IBB	HBP	BLK	WP	HR	S	P	ERA	WHIP
Jim Mecir, R	(10, 1)	3.0		16	3	0	0	2	2	2	0	0	1	0	16	32	0.00	1.667
ERA:																		
Andy Pettitte, L	(13, 1)	3.0	W	10	3	0	0	2	0	0	0	0	0	0	14	14	0.00	1.000
ERA: 4.62																		

Batter	1	2	3	4	5	6	7	8	9	AB	R	H	RBI	BB	SO	LOB
Jeff Cirillo, R (1, 5) OBP: 0.350, SLG: 0.441	C X 0-1 SH3 1B 1B		B B B C X 3-1 G6-3 ②		1 SAFE C B F X 1-2 G5-3 ③ 1-3			B C F S 1-3 K ③		4	1	1	0	0	1	1
Pat Listach, S (1, 8) OBP: 0.325, SLG: 0.384	L B 1 SAFE X 1-1 SH3 ① 1-2		F B B B C S 3-3 K ③			X 0-0 G1 ①			C B B X 2-1 G3-1 ①	3	0	0	0	0	1	0
Fernando Vina, L (1, 4) OBP: 0.328, SLG: 0.483	C B B B F F X 3-2 F8 ②			X 0-0 G4-3 ①		B C C B X 2-2 G4-3 ②			C F X 0-2 G5-3 ②	4	0	0	0	0	0	1
Greg Vaughn, R (1, 10) OBP: 0.383, SLG: 0.567	B B C B X 3-1 FC6-4 1B 2-H			B C X 1-1 G4-3 ②		F B S F S 1-3 K ③			B S B C F B X 3-2 G6-3 ③	4	0	1	1	0	1	0
John Jaha, R (1, 3) OBP: 0.345, SLG: 0.385	B C B C F X 2-2 FC6-4 ③ 1-2f			X 0-0 G1 ③			B C X 1-1 G6-3 ①			3	0	0	0	0	0	1
Jose Valentin, S (1, 6) OBP: 0.385, SLG: 0.537		C X 0-1 G3-1 ①			B X 1-0 G6-3 ①		B B C F B X 3-2 F8 ②			3	0	0	0	0	0	0
Matt Mieske, R (1, 9) OBP: 0.373, SLG: 0.537		B C C B B S 3-3 K2-3 ②			B X 1-0 1B SF9 1B		B X 1-0 G4-3 ③			3	1	1	0	0	1	0
Turner Ward, S (1, 7) OBP: 0.327, SLG: 0.289		B B X 2-0 G4-3 ③			X 0-0 E S 1B 1-3			F X 0-1 F7 ①		3	0	1	0	0	0	0
Mike Matheny, R (1, 2) OBP: 0.289, SLG: 0.408 Jesse Levis, L (8, 2) OBP: 0.440, SLG: 0.333			C C B B F X 2-2 G3 ①		C C X 0-2 SF9 ② 3-H			X 0-0 P3 ②		2 0	0 0	0 0	1 0	0 0	0 0	0 0
Inning Stats	R: 1 E: 0 K: 0 S: 14 H: 2 LOB: 1 BB: 0 P: 23	R: 0 E: 0 K: 1 S: 6 H: 0 LOB: 0 BB: 0 P: 11	R: 0 E: 0 K: 1 S: 9 H: 0 LOB: 0 BB: 0 P: 17	R: 0 E: 0 K: 0 S: 4 H: 0 LOB: 0 BB: 0 P: 5	R: 1 E: 0 K: 0 S: 9 H: 2 LOB: 1 BB: 0 P: 12	R: 0 E: 0 K: 1 S: 8 H: 0 LOB: 0 BB: 0 P: 11	R: 0 E: 0 K: 0 S: 7 H: 0 LOB: 0 BB: 0 P: 12	R: 0 E: 0 K: 1 S: 6 H: 0 LOB: 0 BB: 0 P: 7	R: 0 E: 0 K: 0 S: 9 H: 0 LOB: 0 BB: 0 P: 14	1B: 4 2B: 0 3B: 0 HR: 0 SF: 1 SAC: 1 DP: 0 HBP: 0						

PITCHER		IP	WLS	BF	H	R	ER	SO	BB	IBB	HBP	BLK	WP	HR	S	P	ERA	WHIP
Scott Erickson, R ERA: 3.15	(1, 1)	9.0	W	31	4	2	2	4	0	0	0	0	0	0	72	112	2.00	0.444

PITCHER	IP	WLS	BF	H	R	ER	SO	BB	IBB	HBP	BLK	WP	HR	S	P	ERA	WHIP

TOP

Milwaukee Brewers @ Baltimore Orioles

Oriole Park at Camden Yards, Baltimore, MD

Fri May 03 1996, 7:05 PM EDT
Att. 41,037 - Overcast - 75 F

livebaseballscorecards.com

AB	29
R	2
H	4
RBI	2
BB	0
SO	4
LOB	3

WP: 0	PA: 31								
PB: 0									
SB: 1									
CS: 0									

BOTTOM

Milwaukee Brewers @ Baltimore Orioles

Oriole Park at Camden Yards, Baltimore, MD

Fri May 03 1996, 7:05 PM EDT

Att. 41,037 - Overcast - 75 F

livebaseballscorecards.com

Batter	1	2	3	4	5	6	7	8	9	AB	R	H	RBI	BB	SO	LOB
Brady Anderson, L (1, 8) OBP: 0.440, SLG: 0.807	C C B B B B 4-2 G4-6-3 BB		C B B X 2-1 1-H HR		B B B F L 1 SAFE X 3-2 1-H HR		B X 1-0 2-H 1B 2B			3	3	3	5	1	0	0
Roberto Alomar, S (1, 4) OBP: 0.415, SLG: 0.530	C 1 SAFE 1 SAFE X 0-1 ①② G4-6-3 1-2f		F B X 1-1 ② F7		B F X 1-1 ① G4-3		C F X 0-2 ① F9			4	0	0	0	0	0	2
Rafael Palmeiro, L (1, 3) OBP: 0.380, SLG: 0.457	C B X 1-1 ③ G4-3		C B B B X 3-1 ③ G3-1		C B C B B X 3-2 ② G3		C B F B S 2-3 ② K			4	0	0	0	0	1	1
Bobby Bonilla, S (1, 10) OBP: 0.262, SLG: 0.295		C C B B X 2-2 ① F7		B C F X 1-2 ① G3	F B B X 2-1 ③ G3		B B X 2-0 2-H 1B			4	0	1	1	0	0	0
B.J. Surhoff, L (1, 5) OBP: 0.357, SLG: 0.594		C X 0-1 HR		B B C X 2-1 ② G1-3		X 0-0 HR	C B B X 2-1 ③ P2			4	2	2	2	0	0	1
Cal Ripken Jr., R (1, 6) OBP: 0.331, SLG: 0.393		X 0-0 ② F8		B B B 4-0 1B BB		B B X 2-0 ① F8		F B B F B B 4-2 G6-4-3 BB		2	0	0	0	2	0	0
Mike Devereaux, R (1, 7) OBP: 0.328, SLG: 0.393		C F B S 1-3 ③ K2-3		B X 1-0 FC5-4 1-3 1B		B B C B X 3-1 ② F4		C X 0-1 ①② G6-4-3 1-2f		4	0	1	0	0	1	1
Chris Hoiles, R (1, 2) OBP: 0.322, SLG: 0.500			C B F B B B 4-2 HR BB	B B C X 2-1 ③ FC5-4 1-2f		F B X 1-1 ③ G1-3		S B B B C B B 4-2 BB		2	1	0	0	2	0	2
Tony Tarasco, L (1, 9) OBP: 0.270, SLG: 0.288			C 1 SAFE C B X 1-2 ① F8		S B X 1-1 HR 1B		B B X 2-0 2B 2B	C B B F B S 3-3 ③ K		4	2	2	0	0	1	2
Inning Stats	R: 0 E: 0 K: 0 S: 6 H: 0 LOB: 0 BB: 1 P: 11	R: 1 E: 0 K: 1 S: 9 H: 1 LOB: 0 BB: 0 P: 12	R: 2 E: 0 K: 0 S: 11 H: 1 LOB: 0 BB: 1 P: 22	R: 0 E: 0 K: 0 S: 8 H: 1 LOB: 2 BB: 1 P: 18	R: 2 E: 0 K: 0 S: 13 H: 2 LOB: 0 BB: 0 P: 23	R: 1 E: 0 K: 0 S: 6 H: 1 LOB: 0 BB: 0 P: 12	R: 2 E: 0 K: 1 S: 11 H: 3 LOB: 1 BB: 0 P: 20	R: 0 E: 0 K: 1 S: 9 H: 0 LOB: 1 BB: 2 P: 20		1B: 3 2B: 2 3B: 0 HR: 4	SF: 0 SAC: 0 DP: 2 HBP: 0			WP: 0 PB: 0 SB: 0 CS: 0	PA: 36	

	AB	31
	R	8
	H	9
	RBI	8
	BB	5
	SO	3
	LOB	9

PITCHER		IP	WLS	BF	H	R	ER	SO	BB	IBB	HBP	BLK	WP	HR	S	P	ERA	WHIP
Ricky Bones, R ERA: 5.68	(1, 1)	6.0	L	27	7	7	7	1	3	0	0	0	0	4	54	101	10.50	1.667
Graeme Lloyd, L ERA: 2.77	(7, 1)	1.0		5	2	1	1	1	0	0	0	0	0	0	10	17	9.00	2.000
Mike Fetters, R ERA: 3.12	(8, 1)	1.0		4	0	0	0	1	2	0	0	0	0	0	9	20	0.00	2.000

PITCHER	IP	WLS	BF	H	R	ER	SO	BB	IBB	HBP	BLK	WP	HR	S	P	ERA	WHIP

Batter	1	2	3	4	5	6	7	8	9	AB	R	H	RBI	BB	SO	LOB
Jeff Cirillo, R (1, 5) OBP: 0.352, SLG: 0.459	B B X 2-0 1B 1B 2B	X 0-0 ③ F8			B C F C 1-3 ① K	X 0-0 ③ F7		C B X 1-1 2B		5	1	2	0	0	1	2
Fernando Vina, L (1, 4) OBP: 0.333, SLG: 0.477	B B X 2-0 1B 2-3 1B	X 0-0 ① F8			B C X 1-1 1B 1B		C B X 1-1 ① G4-3	F F X 0-2 ② F8		5	0	2	0	0	0	1
Kevin Seitzer, R (1, 3) OBP: 0.429, SLG: 0.511	F B 1 SAFE X 2-1 1-3 3-H 1B	B B C X 2-1 ② G4-3			B C B X 2-1 1-2 1B		B B X 2-0 E5 1B HR	B C C B X 2-2 ③ G6-3		5	1	2	1	0	0	1
Greg Vaughn, R (1, 7) OBP: 0.392, SLG: 0.569	F S S 0-3 ① K	B X 1-0 1B			F B C B S 2-3 ② K		X 0-0 1-2 HR 1B		C X 0-1 S 1B	5	1	3	0	0	2	4
John Jaha, R (1, 10) OBP: 0.330, SLG: 0.366	B C C B F S 2-3 ② K	B S 1 SAFE C F B S 2-3 ③ K			B F X 1-1 ③ G3-1		C B B S F C 2-3 ② K		B C F B S 2-3 ① K 1-2	5	0	0	0	0	4	8
Jose Valentin, S (1, 6) OBP: 0.377, SLG: 0.550	C X 0-1 ③ F9			F B X 1-1 ① F9		C F B F F B B S 3-3 ① K	B S X 1-1 1-H 2-H HR		B C B X 2-1 ② G6-3	5	1	1	3	0	1	3
Matt Mieske, R (1, 9) OBP: 0.388, SLG: 0.577		B X 1-0 HR		C F S 0-3 ② K	F B B B B 4-1 FC5-4 BB	C F X 0-2 FC4-6 1B			X 0-0 ③ G4-3	4	1	2	1	1	1	1
Pat Listach, S (1, 8) OBP: 0.321, SLG: 0.368		B C X 1-1 ① G4-3		B S B F B B 4-2 BB	X 0-0 ② FC5-4 1B 1-2f	S B B X 2-1 ③ FC4-6 1-2f				3	0	0	0	1	0	2
Mike Matheny, R (1, 2) OBP: 0.287, SLG: 0.400		C B X 1-1 ② G6-3		F X 0-1 ③ F8	B X 1-0 1-3 1B			B F C B X 2-2 ① G6-3		4	0	1	0	0	0	1
Inning Stats	R: 1 H: 3 E: 0 LOB: 2 K: 2 BB: 0 S: 13 P: 21	R: 1 H: 1 E: 0 LOB: 0 K: 0 BB: 0 S: 6 P: 9	R: 0 H: 1 E: 0 LOB: 1 K: 1 BB: 0 S: 8 P: 13	R: 0 H: 0 E: 0 LOB: 1 K: 1 BB: 1 S: 9 P: 14	R: 0 H: 2 E: 0 LOB: 2 K: 2 BB: 0 S: 12 P: 19	R: 0 H: 1 E: 0 LOB: 2 K: 1 BB: 1 S: 10 P: 18	R: 3 H: 3 E: 1 LOB: 1 K: 1 BB: 0 S: 15 P: 23	R: 0 H: 1 E: 0 LOB: 1 K: 0 BB: 0 S: 11 P: 16	R: 0 H: 1 E: 0 LOB: 1 K: 1 BB: 0 S: 8 P: 12	1B: 9 SF: 0 2B: 2 SAC: 0 3B: 0 DP: 0 HR: 2 HBP: 0						

PITCHER		IP	WLS	BF	H	R	ER	SO	BB	IBB	HBP	BLK	WP	HR	S	P	ERA	WHIP
35 Mike Mussina, R ERA: 3.86	(1, 1)	6.2	W	34	11	5	2	8	2	0	0	0	0	2	71	113	2.70	1.950
Roger McDowell, R ERA: 1.59	(7, 1)	2.1		9	2	0	0	1	0	0	0	0	0	0	21	32	0.00	0.857

PITCHER	IP	WLS	BF	H	R	ER	SO	BB	IBB	HBP	BLK	WP	HR	S	P	ERA	WHIP

TOP

Milwaukee Brewers @ Baltimore Orioles

Oriole Park at Camden Yards, Baltimore, MD

Sat May 04 1996, 3:33 AM EDT
Att. 44,175 - Cloudy - 73 F

livebaseballscorecards.com

AB	41
R	5
H	13
RBI	5
BB	2
SO	9
LOB	23

Batter	1	2	3	4	5	6	7	8	9	AB	R	H	RBI	BB	SO	LOB
Brady Anderson, L (1, 8) OBP: 0.439, SLG: 0.814	C B F B B F X 3-2 HR	C X 0-1 ① G4-3		C C B C 1-3 ① K		B B B B 4-0 1-2 HR BB		C F B X 1-2 ① F9		4	2	1	1	1	1	0
Roberto Alomar, S (1, 4) OBP: 0.415, SLG: 0.550	C C F X 0-2 ① G2-3	B C X 1-1 PO E 1B		B F F B B X 3-2 ② F8		C X 0-1 1-H 2-H 3-H HR		B C B X 2-1 ② F8		5	1	2	4	0	0	0
Rafael Palmeiro, L (1, 3) OBP: 0.381, SLG: 0.444	C C X 0-2 ② G1-3	B B F 1 SAFE B F 1 SAFE 1 SAFE B 4-2 1-2 BB		B C S B B B 4-2 BB		B B X 2-0 ① F7		B X 1-0 ③ F7		3	0	0	0	2	0	0
Bobby Bonilla, S (1, 10) OBP: 0.269, SLG: 0.296	F B B B B 4-1 BB 2B BB BB	C F B C 1-3 ② K		B S X 1-1 ③ L5		B C S B X 2-2 G3 1B				3	1	1	0	1	1	3
B.J. Surhoff, L (1, 5) OBP: 0.361, SLG: 0.596	B B B C B 4-1 1-2 BB 2B BB	B B C 2 SAFE 2-1 ③ PO 2-3	C X 0-1 FC6-5-4 2B	B X 1-0 ① F8		B X 1-0 ② G3 1-2				3	1	1	0	1	0	1
Cal Ripken Jr., R (1, 6) OBP: 0.328, SLG: 0.382	B B C B C B 4-2 1-2 2-3 BB 2B		B X 1-0 ① FC6-5-4 1B 2-3	C X 0-1 ② G3	C C X 0-2 ③ F9					3	1	0	0	1	0	2
Tony Tarasco, L (1, 9) OBP: 0.284, SLG: 0.317	B C B X 2-1 1-H 2-H 3-H 2B	B B B C 1 SAFE X 3-1 ② 1-3 HR 1B		C B B B S S 3-3 ③ K			C B C C 1-3 ① K			4	1	2	3	0	2	0
Jeffrey Hammonds, R (1, 7) OBP: 0.320, SLG: 0.441	B B C B B 4-1 BB	X 0-0 1-H HR				B F B F B X 3-2 E5 1B HR	C X 0-1 ② F8			3	2	1	2	1	0	0
Gregg Zaun, S (1, 2) OBP: 0.310, SLG: 0.346	C B B C B X 3-2 ③ F9		X 0-0 ③ F7			C F 1 SAFE F B B B X 3-2 1-3 BB HR 1B	C B B B F X 3-2 ③ G4-3			4	1	1	0	0	0	2
Inning Stats	R: 4 E: 0 K: 0 S: 21 H: 2 LOB: 2 BB: 4 P: 45	R: 0 E: 1 K: 1 S: 10 H: 1 LOB: 1 BB: 1 P: 18	R: 2 E: 0 K: 0 S: 7 H: 3 LOB: 0 BB: 0 P: 11	R: 0 E: 0 K: 1 S: 10 H: 0 LOB: 1 BB: 1 P: 19	R: 0 E: 0 K: 1 S: 6 H: 0 LOB: 0 BB: 0 P: 10	R: 4 E: 1 K: 0 S: 17 H: 3 LOB: 1 BB: 1 P: 32	R: 0 E: 0 K: 1 S: 9 H: 0 LOB: 0 BB: 0 P: 13	R: 0 E: 0 K: 0 S: 6 H: 0 LOB: 0 BB: 0 P: 10		1B: 4 2B: 2 3B: 0 HR: 3 SF: 0 SAC: 0 DP: 0 HBP: 0						

PITCHER		IP	WLS	BF	H	R	ER	SO	BB	IBB	HBP	BLK	WP	HR	S	P	ERA	WHIP
Steve Sparks, R ERA: 8.83	(1, 1)	2.2	L	17	6	6	6	1	5	0	0	0	0	2	37	73	20.25	4.125
Mike Potts, L ERA: 4.91	(3, 1)	2.1		11	1	3	3	2	2	0	0	0	0	0	24	47	11.57	1.286
Kevin Wickander, L ERA: 1.86	(6, 1)	1.0		5	2	1	0	0	0	0	0	0	0	1	10	15	0.00	2.000
Ramon Garcia, R ERA: 2.08	(7, 1)	2.0		6	0	0	0	1	0	0	0	0	0	0	15	23	0.00	0.000

PITCHER	IP	WLS	BF	H	R	ER	SO	BB	IBB	HBP	BLK	WP	HR	S	P	ERA	WHIP

BOTTOM

Milwaukee Brewers @ Baltimore Orioles

Oriole Park at Camden Yards, Baltimore, MD

Sat May 04 1996, 3:33 AM EDT
Att. 44,175 - Cloudy - 73 F

livebaseballscorecards.com

AB	32
R	10
H	9
RBI	10
BB	7
SO	4
LOB	8

WP: 0 PB: 0 SB: 0 CS: 0
PA: 40

Batter	1	2	3	4	5	6	7	8	9	AB	R	H	RBI	BB	SO	LOB
Jeff Cirillo, R (1, 5) OBP: 0.342, SLG: 0.471	C B B X 2-1 ① G4-3		B B C B X 3-1 ② G4-3		X 0-0 ① G1-3		B C B C S 2-3 ① K	F B B F B X 3-2 ① P2	B C B D X 3-1 1-H 2-H HR	6	1	1	3	0	1	1
Fernando Vina, L (1, 4) OBP: 0.360, SLG: 0.478	C B C F X 1-2 1B		C B B S F F F X 2-2 1B 1B		L C X 0-2 ② G3		B B B B C B 4-1 2B 1B BB	B B B B 4-0 G4-3 BB 1-2 BB	B X 1-0 ③ G6-3	4	2	2	0	2	0	0
Kevin Seitzer, R (1, 10) OBP: 0.439, SLG: 0.526 Jesse Levis, L (8, PH) OBP: 0.462, SLG: 0.333 (9, 2)	C 1 SAFE 1 B X 1-1 ② F9		1 SAFE C X 0-1 BB 1B 1-2 1B		B F B C B B 4-2 HR BB		C 1 SAFE 1 SAFE B F F F B X 2-2 1-3 1B 2B	C F B F B B B 4-2 G4-3 1-2 2-3 BB		3	2	2	0	1	0	1
										0	0	0	0	1	0	0
Greg Vaughn, R (1, 7) OBP: 0.400, SLG: 0.594 David Hulse, L (8, 7) OBP: 0.209, SLG: 0.190	B X 1-0 ③ L5		X 0-0 BB 1-2 2-H 1B		F X 0-1 1-H HR		I I I I 4-0 1B 3B IBB	X 0-0 ② G4-3 1-2 2-3 3-H		4	2	2	4	1	0	3
										0	0	0	0	0	0	0
John Jaha, R (1, 3) OBP: 0.336, SLG: 0.365 Turner Ward, S (7, 9) OBP: 0.320, SLG: 0.282		B F B B B X 3-1 ① G6-3	C B D C B B 4-2 1-2 2-3 BB		S C C 0-3 ③ K		C F B B B X 2-2 1-3 2-H 3-H 3B 1B	S B B C 1-3 ③ K		3	1	1	2	1	1	0
										1	0	0	0	0	1	2
Jose Valentin, S (1, 6) OBP: 0.373, SLG: 0.567 Mark Loretta, R (9, PH) OBP: 0.433, SLG: 0.370 (9, 6)		C B F B C 2-3 ② K	B C F B B F F X 2-2 ③ P3			B F X 1-1 HR	F S C 0-3 ② K		B B C B X 3-1 G5-3 HR 1B	4	1	1	1	0	2	5
										1	1	1	0	0	0	0
Matt Mieske, R (1, 9) OBP: 0.393, SLG: 0.613 Tim Unroe, R (7, 3) OBP: 0.417, SLG: 0.222		B S S X 1-2 1B 2B		F C B B X 2-2 ① F9		F X 0-1 ① G6-3	B X 1-0 1-H 3-H 3B		B X 1-0 ① G5-3 1-2	4	1	2	2	0	0	0
										1	0	0	0	0	0	1
Pat Listach, S (1, 8) OBP: 0.326, SLG: 0.363		B B X 2-0 CS 2-H 1B		C B C B B X 3-2 ② F8		F B F B S 2-3 ② K	B B C X 2-1 ③ F8		B B F F B F B 4-2 HR BB	4	1	1	1	1	1	1
Mike Matheny, R (1, 2) OBP: 0.283, SLG: 0.381 Mike Fetters, R (9, 1)		B B F B S 3-2 ③ CS 2-3	B B F F S 2-3 ① K	B X 1-0 ③ F9		F B C B B X 3-2 ③ P2		C F B B B B 4-2 BB BB G4-3 BB	C C S 0-3 ② K	4	1	0	0	1	2	2
										0	0	0	0	0	0	0
Inning Stats	R: 0 E: 0 K: 0 S: 9 H: 1 LOB: 1 BB: 0 P: 14	R: 1 E: 0 K: 1 S: 11 H: 2 LOB: 0 BB: 0 P: 22	R: 1 E: 0 K: 1 S: 21 H: 3 LOB: 3 BB: 1 P: 34	R: 0 E: 0 K: 0 S: 7 H: 0 LOB: 0 BB: 0 P: 13	R: 2 E: 0 K: 1 S: 11 H: 1 LOB: 0 BB: 1 P: 15	R: 1 E: 0 K: 1 S: 10 H: 1 LOB: 0 BB: 0 P: 16	R: 4 E: 0 K: 2 S: 18 H: 3 LOB: 1 BB: 2 P: 35	R: 1 E: 0 K: 1 S: 12 H: 0 LOB: 2 BB: 3 P: 28	R: 3 E: 0 K: 1 S: 12 H: 2 LOB: 0 BB: 1 P: 24	1B: 7 2B: 2 3B: 1 HR: 3	SF: 0 SAC: 0 DP: 0 HBP: 0						

PITCHER		IP	WLS	BF	H	R	ER	SO	BB	IBB	HBP	BLK	WP	HR	S	P	ERA	WHIP
Jimmy Haynes, R ERA: 9.26	(1, 1)	5.1	L	25	8	5	5	3	2	0	0	0	0	2	63	103	8.44	1.875
Arthur Rhodes, L ERA: 5.23	(6, 1)	1.1		9	3	4	4	3	1	1	0	0	0	0	22	42	27.00	3.000
Keith Shepherd, R ERA: 6.35	(7, 1)	1.1		7	0	1	1	1	3	0	0	0	0	0	14	32	6.75	2.250
Jimmy Myers, R ERA: 7.07	(9, 1)	1.0		6	2	3	3	1	1	0	0	0	0	1	12	24	27.00	3.000

PITCHER	IP	WLS	BF	H	R	ER	SO	BB	IBB	HBP	BLK	WP	HR	S	P	ERA	WHIP

TOP

Milwaukee Brewers @ Baltimore Orioles

Oriole Park at Camden Yards, Baltimore, MD

Sun May 05 1996, 3:33 AM EDT
Att. 46,027 - Sunny - 75 F

livebaseballscorecards.com

AB	39
R	13
H	13
RBI	13
BB	8
SO	8
LOB	16

WP: 0	PB: 0	SB: 0	CS: 1
PA: 48			

Batter	1	2	3	4	5	6	7	8	9	AB	R	H	RBI	BB	SO	LOB
Brady Anderson, L (1, 8) OBP: 0.430, SLG: 0.793 Jeffrey Hammonds, R (7, 7) OBP: 0.317, SLG: 0.436	C B B F B X 3-2 F9 ①		C B X 1-1 L3 ①		B S X 1-1 FC4-6 ② 1B 1-2f	C B F B F X 2-2 G6-3 ③				3 0 0 0 0 0 1 1 0 0 0 0 0 0						
Roberto Alomar, S (1, 4) OBP: 0.428, SLG: 0.557 Billy Ripken, R (8, 4) OBP: 0.200, SLG: 0.200	B B C C F F X 2-2 E BB 1B		B B C B B B 4-1 G3 BB		B C 1 SAFE 1 SAFE 1 SAFE X 1-1 1-2 1B			B X 1-0 P2 ①		2 0 2 0 1 0 0 1 0 0 0 0 0 0						
Rafael Palmeiro, L (1, 3) OBP: 0.384, SLG: 0.436	1 SAFE B B B B B 4-0 E6 G4-3 1-3 BB		1 SAFE X 0-0 G3 ② 1-2		B C C F B B F X 3-2 P2 ③			B B B B 4-0 BB		2 0 0 0 2 0 3						
Bobby Bonilla, S (1, 10) OBP: 0.261, SLG: 0.286	B B C X 2-1 G4-3 ②③ 1-2f		B C B B S S 3-3 K ③			B B C F B X 3-2 F8 ①		B X 1-0 F9 ②		4 0 0 0 0 1 4						
B.J. Surhoff, L (1, 5) OBP: 0.369, SLG: 0.634 Jeff Huson, L (8, PH) OBP: 0.400, SLG: 0.250 (9, 5)		X 0-0 2B		B B F X 2-1 F7 ①		B B B F C F X 3-2 HR		X 0-0 F7 ③		3 1 2 1 0 0 0 1 0 0 0 0 0 1						
Cal Ripken Jr., R (1, 6) OBP: 0.320, SLG: 0.372 Manny Alexander, R (8, 6) OBP: 0.125, SLG: 0.125		B C X 1-1 G6-3 ①		B X 1-0 G6-3 ②		B F C X 1-2 G5-3 ②			X 0-0 P3 ①	3 0 0 0 0 0 1 1 0 0 0 0 0 0						
Mike Devereaux, R (1, 7) OBP: 0.310, SLG: 0.369 (7, 8)		B C X 1-1 P6 ②		C B B F X 2-2 G6-3 ③		C F B B F C 2-3 K ③			C B X 1-1 F9 ②	4 0 0 0 0 1 1						
Chris Hoiles, R (1, 2) OBP: 0.333, SLG: 0.494 Gregg Zaun, S (9, 2) OBP: 0.300, SLG: 0.333		B B B B 4-0 BB			B C B B C F F F F 4-2 B FC4-6 BB		X 0-0 F8 ①		X 0-0 G4-3 ③	1 0 0 0 2 0 0 1 0 0 0 0 0 0						
Tony Tarasco, L (1, 9) OBP: 0.271, SLG: 0.303		C F F S 0-3 K ③			C B B X 2-1 F8 ①		B B C X 2-1 G6-3 ②			3 0 0 0 0 1 3						
Inning Stats	R: 0 H: 1 E: 1 LOB: 1 K: 0 BB: 1 S: 10 P: 21	R: 0 H: 1 E: 0 LOB: 2 K: 1 BB: 1 S: 9 P: 15	R: 0 H: 0 E: 0 LOB: 1 K: 1 BB: 1 S: 7 P: 15	R: 0 H: 0 E: 0 LOB: 0 K: 0 BB: 0 S: 6 P: 11	R: 0 H: 1 E: 0 LOB: 2 K: 0 BB: 1 S: 17 P: 28	R: 1 H: 1 E: 0 LOB: 0 K: 1 BB: 0 S: 13 P: 22	R: 0 H: 0 E: 0 LOB: 0 K: 0 BB: 0 S: 7 P: 11	R: 0 H: 0 E: 0 LOB: 1 K: 0 BB: 1 S: 3 P: 9	R: 0 H: 0 E: 0 LOB: 0 K: 0 BB: 0 S: 4 P: 5	1B: 2 SF: 0 2B: 1 SAC: 0 3B: 0 DP: 1 HR: 1 HBP: 0						

PITCHER	IP	WLS	BF	H	R	ER	SO	BB	IBB	HBP	BLK	WP	HR	S	P	ERA	WHIP
Ben McDonald, R (1, 1) ERA: 3.76	6.0	W	25	4	1	1	3	4	0	0	0	0	1	62	112	1.50	1.333
Graeme Lloyd, L (7, 1) ERA: 2.4	2.0		7	0	0	0	0	1	0	0	0	0	0	10	20	0.00	0.500
Mike Fetters, R (9, 1) ERA: 2.79	1.0		3	0	0	0	0	0	0	0	0	0	0	4	5	0.00	0.000

PITCHER	IP	WLS	BF	H	R	ER	SO	BB	IBB	HBP	BLK	WP	HR	S	P	ERA	WHIP

BOTTOM

Milwaukee Brewers @ Baltimore Orioles

Oriole Park at Camden Yards, Baltimore, MD

Sun May 05 1996, 3:33 AM EDT
Att. 46,027 - Sunny - 75 F

livebaseballscorecards.com

AB	30
R	1
H	4
RBI	1
BB	5
SO	3
LOB	14

Batter	1	2	3	4	5	6	7	8	9	AB	R	H	RBI	BB	SO	LOB
Brady Anderson, L (1, 10) OBP: 0.415, SLG: 0.760	B C B B F S 3-3 ① K	C B F X 1-2 ③ G3			S C B F C 1-3 ① K		B C C S 1-3 ③ K		X 0-0 ③ F8	5	0	0	0	0	3	4
Roberto Alomar, S (1, 4) OBP: 0.415, SLG: 0.540	C X 0-1 ② G1-3		C B B B F F F X 2-2 ① G6-3		F X 0-1 ② G4-3			C B B B X 2-1 ① F9		4	0	0	0	0	0	0
Bobby Bonilla, S (1, 9) OBP: 0.268, SLG: 0.287	F B B X 2-1 ③ F7		B X 1-0 ② P5		B B C X 2-1 1B			B B F B F B 4-2 FC4-6 1B BB		3	0	1	0	1	0	0
Rafael Palmeiro, L (1, 3) OBP: 0.387, SLG: 0.439		B B X 2-0 ① G4-3	B B X 2-0 1B E 1B		C C 1 SAFE C 0-3 ③ K			X 0-0 FC4-6 1-2 1B		4	1	2	0	0	1	1
B.J. Surhoff, L (1, 5) OBP: 0.373, SLG: 0.629		B B B C F X 3-2 BB E 1B	F X 0-1 E9 1-H 1B			B B B C F S 3-3 ① K		C X 0-1 ② FC4-6 1-2f 2-3		4	1	2	0	0	1	2
Cal Ripken Jr., R (1, 6) OBP: 0.310, SLG: 0.359		X 0-0 ② F7	X 0-0 ③ P4			B X 1-0 ② L5		B X 1-0 ③ L6		4	0	0	0	0	0	4
Mike Devereaux, R (1, 8) OBP: 0.320, SLG: 0.368		C 1 SAFE B B B B 4-1 BB E 1-2 BB		C C B S 1-3 ① K		S C X 0-2 ③ G3			B F B X 2-1 FC4-6 1B	3	0	1	0	1	1	0
Chris Hoiles, R (1, 2) OBP: 0.320, SLG: 0.470		C X 0-1 E6 BB 1-2 2-H		C B X 1-1 ② F7			C C B B B F C 3-3 ① K		B X 1-0 ① F7	4	0	0	0	0	1	2
Jeffrey Hammonds, R (1, 7) OBP: 0.314, SLG: 0.423		B B B B 4-0 1-2 2-3 BB		C B X 1-1 ③ F7			X 0-0 ② F9		F C X 0-2 ② FC4-6 1-2f	3	0	0	0	1	0	1
Inning Stats	R: 0 H: 0 E: 0 LOB: 0 K: 1 BB: 0 S: 7 P: 12	R: 1 H: 1 E: 1 LOB: 3 K: 0 BB: 2 S: 11 P: 25	R: 1 H: 2 E: 1 LOB: 1 K: 0 BB: 0 S: 10 P: 15	R: 0 H: 0 E: 0 LOB: 0 K: 1 BB: 0 S: 7 P: 10	R: 0 H: 1 E: 0 LOB: 1 K: 2 BB: 0 S: 11 P: 14	R: 0 H: 0 E: 0 LOB: 0 K: 1 BB: 0 S: 7 P: 11	R: 0 H: 0 E: 0 LOB: 0 K: 2 BB: 0 S: 8 P: 12	R: 0 H: 1 E: 0 LOB: 2 K: 0 BB: 1 S: 8 P: 15	R: 0 H: 1 E: 0 LOB: 1 K: 0 BB: 0 S: 7 P: 10	1B: 6 SF: 0 2B: 0 SAC: 0 3B: 0 DP: 0 HR: 0 HBP: 0						WP: 0 PA: 37 PB: 0 SB: 0 CS: 0

PITCHER		IP	WLS	BF	H	R	ER	SO	BB	IBB	HBP	BLK	WP	HR	S	P	ERA	WHIP
Alex Fernandez, R ERA: 3.23	(1, 1)	8.0	W	33	5	2	0	7	3	0	0	0	0	0	69	114	0.00	1.000
Roberto Hernandez, R ERA: 0.51	(9, 1)	1.0	S	4	1	0	0	0	0	0	0	0	0	0	7	10	0.00	1.000

PITCHER	IP	WLS	BF	H	R	ER	SO	BB	IBB	HBP	BLK	WP	HR	S	P	ERA	WHIP

TOP

Baltimore Orioles @ Chicago White Sox

Comiskey Park, Chicago, IL

Tue May 07 1996, 8:05 PM EDT

Att. 16,130 - Unknown - 51 F

livebaseballscorecards.com

AB	34
R	2
H	6
RBI	0
BB	3
SO	7
LOB	14

Batter	1	2	3	4	5	6	7	8	9	AB	R	H	RBI	BB	SO	LOB
Tony Phillips, S (1, 7) OBP: 0.393, SLG: 0.426	P4		G5-3 1-3			F9		P3		4	0	0	0	0	0	1
Ray Durham, S (1, 4) OBP: 0.368, SLG: 0.490	1B		SF8 3-H			F8		G5-3		3	0	1	1	0	0	0
Frank Thomas, R (1, 3) OBP: 0.458, SLG: 0.650	K		K			P4		2B		4	0	1	0	0	2	1
Chris Snopek, R (1, 5) OBP: 0.343, SLG: 0.656	P3			L4			HR 1B	G4-3		4	1	1	0	0	0	2
Danny Tartabull, R (1, 9) OBP: 0.333, SLG: 0.406 Dave Martinez, L (8, 9) OBP: 0.328, SLG: 0.436		G4-3 1B		F8			1-H HR			3 0	1 0	2 0	2 0	0 0	0 0	0 0
Harold Baines, L (1, 10) OBP: 0.369, SLG: 0.522	F7			G3			SH3-4 1B			3	0	1	0	0	0	1
Ron Karkovice, R (1, 2) OBP: 0.286, SLG: 0.321	G4-3 1-2				P6		SH3-4 1-2			2	0	0	0	0	0	1
Darren Lewis, R (1, 8) OBP: 0.353, SLG: 0.300	P3				B1-3		P3			3	0	0	0	0	0	2
Ozzie Guillen, L (1, 6) OBP: 0.245, SLG: 0.326			G5-3 WP SF8 1B		G3		F7			3	1	1	0	0	0	1
Inning Stats	R: 0 E: 0 K: 1 S: 9 H: 1 LOB: 1 BB: 0 P: 13	R: 0 E: 0 K: 0 S: 6 H: 1 LOB: 1 BB: 0 P: 10	R: 1 E: 0 K: 1 S: 12 H: 1 LOB: 0 BB: 0 P: 18	R: 0 E: 0 K: 0 S: 6 H: 0 LOB: 0 BB: 0 P: 10	R: 0 E: 0 K: 0 S: 5 H: 0 LOB: 0 BB: 0 P: 6	R: 0 E: 0 K: 0 S: 15 H: 0 LOB: 0 BB: 0 P: 21	R: 2 E: 0 K: 0 S: 8 H: 3 LOB: 1 BB: 0 P: 11	R: 0 E: 0 K: 0 S: 9 H: 1 LOB: 1 BB: 0 P: 12		1B: 5 2B: 1 3B: 0 HR: 1 SF: 1 SAC: 1 DP: 0 HBP: 0						

PITCHER	IP	WLS	BF	H	R	ER	SO	BB	IBB	HBP	BLK	WP	HR	S	P	ERA	WHIP
David Wells, L (1, 1) ERA: 4.24	8.0	L	31	7	3	3	2	0	0	0	0	1	1	70	101	3.38	0.875

PITCHER	IP	WLS	BF	H	R	ER	SO	BB	IBB	HBP	BLK	WP	HR	S	P	ERA	WHIP

BOTTOM

Baltimore Orioles @ Chicago White Sox

Comiskey Park, Chicago, IL

Tue May 07 1996, 8:05 PM EDT

Att. 16,130 - Unknown - 51 F

livebaseballscorecards.com

AB	29
R	3
H	7
RBI	3
BB	0
SO	2
LOB	9

Batter	1	2	3	4	5	6	7	8	9	AB	R	H	RBI	BB	SO	LOB
Tony Tarasco, L (1, 10) OBP: 0.257, SLG: 0.286	B B B C X 3-1 ① P6		B C B B C S 3-3 ③ K			B B X 2-0 ① F9		B F X 1-1 ② F9		4	0	0	0	0	1	1
Roberto Alomar, S (1, 4) OBP: 0.418, SLG: 0.538	B C B B X 3-1 ② F7			F B F X 1-2 S 1B		B C X 1-1 1B SF9 1B		C B B B F X 3-2 ③ F8		4	1	2	0	0	0	0
Bobby Bonilla, S (1, 9) OBP: 0.270, SLG: 0.288	B B B X 3-0 ③ P5			F 1 S B S SAFE 1-3 ① K 1-2		B B X 2-0 SF9 S 1-3 1B			B B C X 2-1 ① F9	3	0	1	0	0	1	1
Manny Alexander, R (6, PR) OBP: 0.111, SLG: 0.111 (6, 7)										1	0	0	0	0	0	0
Rafael Palmeiro, L (1, 3) OBP: 0.377, SLG: 0.427		C X 0-1 ① G4-3		B C B X 2-1 ② F8		B C B F X 2-2 ② SF9 1-3 3-H			B C F B F X 2-2 ② G4-3	3	0	0	1	0	0	1
B.J. Surhoff, L (1, 5) OBP: 0.369, SLG: 0.617		C B B X 2-1 ② G4-3		C F B X 1-2 ③ F8		X 0-0 ③ F8			B B F X 2-1 1B	4	0	1	0	0	0	2
Cal Ripken Jr., R (1, 6) OBP: 0.301, SLG: 0.347		X 0-0 ③ P2			B X 1-0 ① G5-3		B F B X 2-1 ① G4-3		C B X 1-1 ③ G3-1	4	0	0	0	0	0	1
Mike Devereaux, R (1, 8) OBP: 0.308, SLG: 0.352			B X 1-0 ① F8		B X 1-0 ② G4-3		C X 0-1 ② G1-3			3	0	0	0	0	0	0
Chris Hoiles, R (1, 2) OBP: 0.320, SLG: 0.477			C S X 0-2 2B		B C F F X 1-2 ③ P3		B F X 1-1 ③ F7			3	0	1	0	0	0	0
Jeffrey Hammonds, R (1, 7) OBP: 0.315, SLG: 0.450 (6, 9)			C X 0-1 ② P6			F B B F B X 3-2 HR		B F X 1-1 ① G5-3		3	1	1	1	0	0	1
Inning Stats	R: 0 E: 0 K: 0 S: 5 H: 0 LOB: 0 BB: 0 P: 14	R: 0 E: 0 K: 0 S: 5 H: 0 LOB: 0 BB: 0 P: 7	R: 0 E: 0 K: 1 S: 9 H: 1 LOB: 1 BB: 0 P: 13	R: 0 E: 0 K: 1 S: 11 H: 1 LOB: 1 BB: 0 P: 16	R: 0 E: 0 K: 0 S: 6 H: 0 LOB: 0 BB: 0 P: 9	R: 2 E: 0 K: 0 S: 11 H: 3 LOB: 1 BB: 0 P: 21	R: 0 E: 0 K: 0 S: 6 H: 0 LOB: 0 BB: 0 P: 9	R: 0 E: 0 K: 0 S: 7 H: 0 LOB: 0 BB: 0 P: 12	R: 0 E: 0 K: 0 S: 10 H: 1 LOB: 1 BB: 0 P: 17	1B: 4 2B: 1 3B: 0 HR: 1	SF: 1 SAC: 0 DP: 0 HBP: 0						

TOP

Baltimore Orioles @ Chicago White Sox

Comiskey Park, Chicago, IL

Wed May 08 1996, 8:05 PM EDT

Att. 14,974 - Unknown - 58 F

livebaseballscorecards.com

AB	32
R	2
H	6
RBI	2
BB	0
SO	2
LOB	7

PITCHER		IP	WLS	BF	H	R	ER	SO	BB	IBB	HBP	BLK	WP	HR	S	P	ERA	WHIP
James Baldwin, R ERA: 2.35	(1, 1)	6.0	W	23	5	2	2	2	0	0	0	0	0	1	47	80	3.00	0.833
Matt Karchner, R ERA: 1.89	(7, 1)	1.0		3	0	0	0	0	0	0	0	0	0	0	6	9	0.00	0.000
41 Bill Simas, R ERA: 6.19	(8, 1)	1.0		3	0	0	0	0	0	0	0	0	0	0	7	12	0.00	0.000
Larry Thomas, L ERA: 3.09	(9, 1)	1.0		4	1	0	0	0	0	0	0	0	0	0	10	17	0.00	1.000

PITCHER	IP	WLS	BF	H	R	ER	SO	BB	IBB	HBP	BLK	WP	HR	S	P	ERA	WHIP

Batter	1	2	3	4	5	6	7	8	9	AB	R	H	RBI	BB	SO	LOB
Tony Phillips, S (1, 7) OBP: 0.394, SLG: 0.421	G5-3		1B BB		1B 1B	L3		F9		4	1	1	1	1	0	0
Dave Martinez, L (1, 8) (8, 3) OBP: 0.348, SLG: 0.431	G3-1		L3 1B		G3	FC4-6 BB		FC5-4 BB		3	0	1	0	2	0	2
Frank Thomas, R (1, 3) OBP: 0.453, SLG: 0.633 Darren Lewis, R (8, 8) OBP: 0.349, SLG: 0.296	F9		L3		1B HR IBB	FC4-6		FC5-4		3 1	1 0	0 0	0 0	1 0	0 0	3 1
Harold Baines, L (1, 10) OBP: 0.377, SLG: 0.538 Lyle Mouton, R (7, PH) OBP: 0.326, SLG: 0.324		G4-3	F8 SF9 2B		HR 1B		P3	G4-3		3 2	2 0	2 0	2 0	0 0	0 0	0 1
Robin Ventura, L (1, 5) OBP: 0.308, SLG: 0.374		E G4-3 BB	F8		HR		2B 1B			3	2	2	3	1	0	1
Danny Tartabull, R (1, 9) OBP: 0.331, SLG: 0.413		E4 G4-3	SF9		F9			2B		3	1	1	1	0	0	1
Chad Kreuter, S (1, 2) OBP: 0.368, SLG: 0.355		G4-3	G1-3		K		2B	1B		4	1	1	2	0	1	1
Ray Durham, S (1, 4) OBP: 0.381, SLG: 0.529		G3-1			1B 1B	HR		1B		4	2	3	2	0	0	1
Ozzie Guillen, L (1, 6) OBP: 0.245, SLG: 0.323			G4-3		1B 1B	F8	F7			4	1	1	0	0	0	1
Inning Stats	R: 0 H: 0 E: 0 LOB: 0 K: 0 BB: 0 S: 5 P: 9	R: 1 H: 0 E: 1 LOB: 1 K: 0 BB: 1 S: 9 P: 16	R: 0 H: 1 E: 0 LOB: 1 K: 0 BB: 1 S: 9 P: 16	R: 1 H: 1 E: 0 LOB: 0 K: 0 BB: 0 S: 9 P: 11	R: 6 H: 5 E: 0 LOB: 0 K: 1 BB: 1 S: 15 P: 30	R: 1 H: 1 E: 0 LOB: 1 K: 0 BB: 1 S: 10 P: 17	R: 2 H: 4 E: 0 LOB: 1 K: 0 BB: 0 S: 10 P: 15	R: 0 H: 0 E: 0 LOB: 1 K: 0 BB: 1 S: 7 P: 13		1B: 7 SF: 1 2B: 4 SAC: 0 3B: 0 DP: 1 HR: 2 HBP: 0						WP: 0 PA: 40 PB: 0 SB: 2 CS: 0

PITCHER		IP	WLS	BF	H	R	ER	SO	BB	IBB	HBP	BLK	WP	HR	S	P	ERA	WHIP
Scott Erickson, R ERA: 4.06	(1, 1)	4.1	L	22	6	7	6	0	2	1	0	0	0	0	39	67	12.46	1.846
Arthur Rhodes, L ERA: 5.48	(5, 1)	0.2		3	1	1	1	1	0	0	0	0	0	1	8	15	13.50	1.500
Rick Krivda, L ERA: 13.5	(6, 1)	2.0		11	5	3	3	0	1	0	0	0	0	1	20	32	13.50	3.000
Keith Shepherd, R ERA: 5.4	(8, 1)	1.0		4	0	0	0	0	1	0	0	0	0	0	7	13	0.00	1.000

PITCHER	IP	WLS	BF	H	R	ER	SO	BB	IBB	HBP	BLK	WP	HR	S	P	ERA	WHIP

BOTTOM

Baltimore Orioles @ Chicago White Sox

Comiskey Park, Chicago, IL

Wed May 08 1996, 8:05 PM EDT

Att. 14,974 - Unknown - 58 F

livebaseballscorecards.com

AB	34
R	11
H	12
RBI	11
BB	5
SO	1
LOB	12

Baltimore Orioles @ Chicago White Sox

Comiskey Park, Chicago, IL

Thu May 09 1996, 8:05 PM EDT

Att. 14,507 - Unknown - 56 F

TOP

livebaseballscorecards.com

Batter	1	2	3	4	5	6	7	8	9	AB	R	H	RBI	BB	SO	LOB
Jeffrey Hammonds, R (1, 9) (5, 7) OBP: 0.327, SLG: 0.447	BB IBB		FC4-6 1-2 1B			P5		G4-3		3	1	1	0	2	0	1
Manny Alexander, R (1, 7) OBP: 0.167, SLG: 0.091 Tony Tarasco, L (5, 9) OBP: 0.276, SLG: 0.319	PB 1B BB G1-3		FC4-6 1-2f			CS 1B			1B 2B	2 2	1 0	0 2	0 0	1 0	0 0	5 0
Roberto Alomar, S (1, 10) OBP: 0.417, SLG: 0.533	PB 1-2 2-H 1B	F8		FC4-6		G3-1 1-2			K	5	1	2	1	0	1	2
Rafael Palmeiro, L (1, 3) OBP: 0.384, SLG: 0.420	1B 1B SF8 1-2 2-3 BB	G6-4-3 BB		FC4-6 1-2f			P7		1B IBB	2	1	0	0	3	0	1
Cal Ripken Jr., R (1, 6) OBP: 0.304, SLG: 0.349	1B 2B 1-2 2-H 3-H 1B	G6-4-3 1-2f		F7			L8		BB 1-3 2-H 1B	5	1	2	2	0	0	2
B.J. Surhoff, L (1, 5) OBP: 0.370, SLG: 0.605	2B 1-2 2-3 1B		G3-1	K			P9		BB 1-2	4	0	1	0	1	1	1
Mike Devereaux, R (1, 8) OBP: 0.301, SLG: 0.368	K		SF8 3B		G4-3			L9	G6-3	5	1	1	0	0	1	6
Chris Hoiles, R (1, 2) OBP: 0.327, SLG: 0.471	SF8 3-H		1B BB		L5			FC4-6 BB		1	0	0	1	2	0	0
Billy Ripken, R (1, 4) OBP: 0.222, SLG: 0.375	1-3 2-H 2B		SF8 3-H		L7			FC4-6 1-2f		3	0	1	2	0	0	1

AB	32
R	6
H	10
RBI	6
BB	9
SO	3
LOB	19

Inning Stats	1	2	3	4	5	6	7	8	9	1B: 7 SF: 2	WP: 0 PA: 43
	R: 5 H: 4 E: 0 LOB: 3 K: 1 BB: 4 S: 32 P: 50	R: 0 H: 0 E: 0 LOB: 0 K: 0 BB: 1 S: 8 P: 15	R: 1 H: 2 E: 0 LOB: 2 K: 0 BB: 1 S: 12 P: 22	R: 0 H: 1 E: 0 LOB: 1 K: 1 BB: 0 S: 10 P: 16	R: 0 H: 0 E: 0 LOB: 0 K: 0 BB: 0 S: 10 P: 14	R: 0 H: 1 E: 0 LOB: 0 K: 0 BB: 0 S: 6 P: 10	R: 0 H: 0 E: 0 LOB: 0 K: 0 BB: 0 S: 4 P: 6	R: 0 H: 0 E: 0 LOB: 1 K: 0 BB: 1 S: 4 P: 12	R: 0 H: 2 E: 0 LOB: 3 K: 1 BB: 2 S: 13 P: 27	2B: 2 SAC: 0 3B: 1 DP: 1 HR: 0 HBP: 0	PB: 1 SB: 0 CS: 1

PITCHER		IP	WLS	BF	H	R	ER	SO	BB	IBB	HBP	BLK	WP	HR	S	P	ERA	WHIP
Wilson Alvarez, L ERA: 4.57	(1, 1)	0.2	L	9	4	5	5	1	3	0	0	0	0	0	30	44	67.50	10.500
Brian Keyser, R ERA: 1.66	(1, 1)	4.1		18	3	1	1	1	2	1	0	0	0	0	42	73	2.08	1.154
41 Bill Simas, R ERA: 5.5	(6, 1)	2.0		6	1	0	0	0	0	0	0	0	0	0	10	16	0.00	0.500
Kirk McCaskill, R ERA: 8.1	(8, 1)	2.0		10	2	0	0	1	2	1	0	0	0	0	17	39	0.00	2.000

PITCHER	IP	WLS	BF	H	R	ER	SO	BB	IBB	HBP	BLK	WP	HR	S	P	ERA	WHIP

Batter	1	2	3	4	5	6	7	8	9	AB	R	H	RBI	BB	SO	LOB
Tony Phillips, S (1, 7) OBP: 0.390, SLG: 0.415	B C S B B F F X 3-2 F8-4 1B		C S B F B F B F C 3-3 K ③		C B X 1-1 G6-3 ①		C F C 0-3 K ①			4	0	1	0	0	2	2
Dave Martinez, L (1, 8) OBP: 0.329, SLG: 0.403	B B X 2-0 F8-4 ①② 1-2			C X 0-1 G4-3 ①	B X 1-0 F7 ②		C X 0-1 G4-3 ② 1-2 3-H			4	0	0	1	0	0	2
Frank Thomas, R (1, 3) OBP: 0.454, SLG: 0.637	C C B X 1-2 F9 ③			B X 1-0 BB 1B BB 1B	B B B C F F F X 3-2 2B		C B B F X 2-2 G6-3 ③			4	1	2	0	0	0	1
Harold Baines, L (1, 10) OBP: 0.373, SLG: 0.526		B C F S 1-3 K ①		F X 0-1 BB BB 1-2 1B 1B	C F B X 1-2 G4-3 ③			C B B F F X 2-2 G6-3 ①		4	1	1	0	0	1	1
Danny Tartabull, R (1, 9) OBP: 0.328, SLG: 0.402		B B B B 4-0 BB		B S B C F S 2-3 K ②		S C C 0-3 K ①		B C B X 2-1 G1-3 ②		3	0	0	0	1	2	2
Robin Ventura, L (1, 5) OBP: 0.313, SLG: 0.373	C X 0-1 F8 ②			B C D B B B 4-1 BB 1-2 2-3 1B BB	S B B X 2-1 G5-4-3 1B			B X 1-0 L9 ③		3	1	1	0	1	0	1
Ron Karkovice, R (1, 2) OBP: 0.287, SLG: 0.313 Chad Kreuter, S (9, PH) OBP: 0.359, SLG: 0.344	F B X 1-1 F8 ③			B B B B 4-0 1B 1-2 2-3 3-H BB	B S X 1-1 G5-4-3 ②③ 1-2f				B B C B C F X 3-2 F8 ①	2 1	0 0	0 0	1 0	1 0	0 0	2 0
Ray Durham, S (1, 4) OBP: 0.385, SLG: 0.528			C C B S 1-3 K ①	B B X 2-0 1-2 2-H 3-H 1B			C B B C X 2-2 E FC1 G4-3 1B		B C B C F S 2-3 K ②	4	1	2	2	0	2	0
Ozzie Guillen, L (1, 6) OBP: 0.239, SLG: 0.314 Chris Snopek, R (9, PH) OBP: 0.333, SLG: 0.636			F F B B F B S 3-3 K ②	F B C S 1-3 K ③			1 SAFE 1 SAFE B 1 B C X 2-1 FC1 G4-3 1-3		C X 0-1 F9 ③	3 1	0 0	0 0	0 0	0 0	2 0	3 0
Inning Stats	R: 0 H: 1 E: 0 LOB: 0 K: 0 BB: 0 S: 10 P: 16	R: 0 H: 0 E: 0 LOB: 1 K: 1 BB: 1 S: 7 P: 13	R: 0 H: 0 E: 0 LOB: 0 K: 3 BB: 0 S: 13 P: 20	R: 3 H: 3 E: 0 LOB: 2 K: 2 BB: 2 S: 14 P: 28	R: 0 H: 1 E: 0 LOB: 1 K: 0 BB: 0 S: 11 P: 17	R: 0 H: 1 E: 0 LOB: 0 K: 1 BB: 0 S: 7 P: 10	R: 1 H: 1 E: 1 LOB: 1 K: 1 BB: 0 S: 13 P: 19	R: 0 H: 0 E: 0 LOB: 0 K: 0 BB: 0 S: 7 P: 12	R: 0 H: 0 E: 0 LOB: 0 K: 1 BB: 0 S: 10 P: 15	1B: 6 SF: 0 2B: 2 SAC: 0 3B: 0 DP: 2 HR: 0 HBP: 0						

PITCHER		IP	WLS	BF	H	R	ER	SO	BB	IBB	HBP	BLK	WP	HR	S	P	ERA	WHIP
35 Mike Mussina, R ERA: 3.99	(1, 1)	5.0	W	22	5	3	3	6	3	0	0	0	0	0	55	94	5.40	1.600
Roger McDowell, R ERA: 1.4	(6, 1)	3.0		11	2	1	0	2	0	0	0	0	0	0	27	41	0.00	0.667
Randy Myers, L ERA: 1.42	(9, 1)	1.0	S	3	0	0	0	1	0	0	0	0	0	0	10	15	0.00	0.000

PITCHER	IP	WLS	BF	H	R	ER	SO	BB	IBB	HBP	BLK	WP	HR	S	P	ERA	WHIP

BOTTOM

Baltimore Orioles @ Chicago White Sox

Comiskey Park, Chicago, IL

Thu May 09 1996, 8:05 PM EDT

Att. 14,507 - Unknown - 56 F

livebaseballscorecards.com

AB	33
R	4
H	7
RBI	4
BB	3
SO	9
LOB	14

Baltimore Orioles @ Milwaukee Brewers

Milwaukee County Stadium, Milwaukee, WI

Fri May 10 1996, 8:05 PM EDT

Att. 9,520 - Unknown - 43 F

TOP

livebaseballscorecards.com

Batter	1	2	3	4	5	6	7	8	9	10	11	12	AB	R	H	RBI	BB	SO	LOB
Tony Tarasco, L (1, 9) OBP: 0.289, SLG: 0.312	K		E1 G5-4-3		HR BB	P4			G6-3	1-2 2-H 3-H 1B		1B 1B BB	5	3	1	2	2	1	1
Jeffrey Hammonds, R (1, 7) OBP: 0.333, SLG: 0.468	K		G5-4-3 1-2		1-H 2-H HR		L8		HBP	F7		1B 1B 1-3 2-H	6	2	2	4	0	1	3
Roberto Alomar, S (1, 10) OBP: 0.430, SLG: 0.560	G3-1		E9 2-H 1B		HR		1B BB		B2		1B	1B 1-3 3-H	6	1	4	3	1	0	1
Rafael Palmeiro, L (1, 3) OBP: 0.380, SLG: 0.413		G4-3	K		P6		1-3 1B		P6		F8	1-2 3-H	7	0	2	1	0	1	3
B.J. Surhoff, L (1, 5) OBP: 0.373, SLG: 0.592		E BB		F9	FC6-4 1B		F8			F7	FC1-6 1-3 1B	K	6	0	2	0	1	1	4
Cal Ripken Jr., R (1, 6) OBP: 0.297, SLG: 0.338		K		P4	FC6-4 1-2f		F9			1B 1B 1B	FC1-6 1-2f	P6	7	1	1	0	0	1	8
Mike Devereaux, R (1, 8) OBP: 0.303, SLG: 0.366		E5 1-3		L8	S 1B			L5-3 1B		F9	K		6	0	2	0	0	1	4
Jeff Huson, L (1, 4) OBP: 0.286, SLG: 0.167		L7			F8		L9			1B 1B 1-2		G6-3	2	0	0	0	0	0	2
Billy Ripken, R (6, PH) OBP: 0.231, SLG: 0.333 (6, 4)													4	1	1	0	0	0	2
Gregg Zaun, S (1, 2) OBP: 0.333, SLG: 0.394			K		HR 2B	F9 1-2				F9	1B 1-2 2-3 1B	BB 1B 1B	6	2	3	0	0	1	1

Inning Stats	1	2	3	4	5	6	7	8	9	10	11	12
	R: 0 E: 0 K: 2 S: 9 H: 0 LOB: 0 BB: 0 P: 11	R: 0 E: 1 K: 1 S: 11 H: 0 LOB: 2 BB: 1 P: 23	R: 1 E: 2 K: 2 S: 11 H: 1 LOB: 1 BB: 0 P: 18	R: 0 E: 0 K: 0 S: 4 H: 0 LOB: 0 BB: 0 P: 7	R: 4 E: 0 K: 0 S: 26 H: 4 LOB: 1 BB: 1 P: 43	R: 0 E: 0 K: 0 S: 7 H: 1 LOB: 1 BB: 0 P: 13	R: 0 E: 0 K: 0 S: 10 H: 1 LOB: 2 BB: 1 P: 15	R: 0 E: 0 K: 0 S: 6 H: 1 LOB: 0 BB: 0 P: 14	R: 0 E: 0 K: 0 S: 6 H: 0 LOB: 1 BB: 0 P: 12	R: 2 E: 0 K: 0 S: 19 H: 4 LOB: 2 BB: 0 P: 32	R: 0 E: 0 K: 1 S: 14 H: 2 LOB: 2 BB: 0 P: 21	R: 3 E: 0 K: 1 S: 20 H: 4 LOB: 2 BB: 1 P: 31

	AB	R	H	RBI	BB	SO	LOB
	55	10	18	10	4	7	29

1B: 15 SF: 0
2B: 2 SAC: 0
3B: 0 DP: 1
HR: 2 HBP: 1

WP: 0 PA: 60
PB: 0
SB: 1
CS: 0

PITCHER		IP	WLS	BF	H	R	ER	SO	BB	IBB	HBP	BLK	WP	HR	S	P	ERA	WHIP
Ben McDonald, R ERA: 4.14	(1, 1)	5.0		25	6	5	4	5	2	0	0	0	0	2	63	106	7.20	1.600
Mike Potts, L ERA: 3.95	(6, 1)	2.2		10	2	0	0	0	1	0	0	0	0	0	19	33	0.00	1.125
Marshall Boze, R ERA: 2.84	(8, 1)	0.2		3	0	0	0	0	0	0	1	0	0	0	5	13	0.00	0.000
Graeme Lloyd, L ERA: 3.18	(9, 1)	1.1		8	4	2	2	0	0	0	0	0	0	0	21	33	13.50	3.000
Ramon Garcia, R ERA: 3.6	(10, 1)	1.2	L	11	5	3	3	1	1	0	0	0	0	0	27	45	16.20	3.600

PITCHER		IP	WLS	BF	H	R	ER	SO	BB	IBB	HBP	BLK	WP	HR	S	P	ERA	WHIP
Kevin Wickander, L ERA: 1.59	(12, 1)	0.2		3	1	0	0	1	0	0	0	0	0	0	8	10	0.00	1.500

Baltimore Orioles @ Milwaukee Brewers

Milwaukee County Stadium, Milwaukee, WI

Fri May 10 1996, 8:05 PM EDT

Att. 9,520 - Unknown - 43 F

livebaseballscorecards.com

BOTTOM

Batter	1	2	3	4	5	6	7	8	9	10	11	12	AB	R	H	RBI	BB	SO	LOB
Fernando Vina, L (1, 4) OBP: 0.378, SLG: 0.481	4-2 1B 2B BB	1 SAFE 1-0 F9 ③			0-2 L8 ③			0-0 B1-3 ①	3-3 K ③ 1-2		1-0 P3 ③		3	1	0	0	1	0	1
Turner Ward, S (9, PH) OBP: 0.352, SLG: 0.405													1	0	0	0	0	1	2
Mark Loretta, R (10, 4) OBP: 0.438, SLG: 0.357													1	0	0	0	0	0	0
Kevin Seitzer, R (1, 5) OBP: 0.442, SLG: 0.500	1-0 F8 ①		4-1 L3 BB			1-2 L8 ①		2-3 K ②		4-2 1B BB BB		2-2 P3 ①	4	1	0	0	2	1	1
Jose Valentin, S (1, 6) OBP: 0.383, SLG: 0.560	1 SAFE F 1 SAFE 3-1 S 1-3 2B 1B		2-2 L3 ①② 1-1			4-2 E BB		3-1 P6 ③		4-2 1B 1-2 G3 BB		1-1 F7 ②	4	2	1	0	2	0	1
Greg Vaughn, R (1, 7) OBP: 0.379, SLG: 0.534	3-3 K ② 1-2		3-3 K ③			1-3 K ②			0-3 K ①	1-0 L8 ①		1-1 G6-3 ③	6	0	0	0	0	4	5
John Jaha, R (1, 3) OBP: 0.366, SLG: 0.383	4-0 2B BB			3-2 G3-1 ①		1-0 E6 1-3			2-0 1B BB 1B	0-1 G3 1-3 2-H 1B			4	2	2	1	1	0	1
Dave Nilsson, L (1, 10) OBP: 0.600, SLG: 0.571	0-2 ③ 1-H 2-H 3-H 2B			0-1 F7 ②		0-0 P6 ③			4-0 1B 1B 1-2 BB	0-1 G3 ② 1-2 3-H			3	0	1	3	0	0	2
Jeff Cirillo, R (9, PH)													0	0	0	0	1	0	0
David Hulse, L (9, PR) OBP: 0.200, SLG: 0.182													0	1	0	0	0	0	0
Jesse Levis, L (10, PH) OBP: 0.387, SLG: 0.269													1	0	0	1	0	0	1
Matt Mieske, R (1, 9) OBP: 0.375, SLG: 0.565		4-2 BB		1-0 P4 ③			0-0 F9 ①		1-2 P3 ②	2-2 F8 ③			4	0	0	0	1	0	3
Pat Listach, S (1, 8) OBP: 0.317, SLG: 0.340	0-1 B5 ①				3-2 F7 ①		2-2 G6-3 ②		2-2 1B 1-3 2-H 1B		0-0 P9 ①		5	0	1	1	0	0	1
Mike Matheny, R (1, 2) OBP: 0.275, SLG: 0.366	1-3 K ②				1-3 K ②		1-3 K ③		1-0 S 1-3 3-H 1B		2-2 L7 ②		5	0	1	1	0	3	1
Inning Stats	R: 3 H: 2 E: 0 LOB: 1 K: 1 BB: 2 S: 11 P: 26	R: 0 H: 0 E: 0 LOB: 1 K: 1 BB: 1 S: 11 P: 17	R: 0 H: 0 E: 0 LOB: 0 K: 1 BB: 1 S: 8 P: 17	R: 0 H: 0 E: 0 LOB: 0 K: 0 BB: 0 S: 6 P: 10	R: 0 H: 0 E: 0 LOB: 0 K: 1 BB: 0 S: 11 P: 15	R: 0 H: 0 E: 1 LOB: 2 K: 1 BB: 1 S: 11 P: 18	R: 0 H: 0 E: 0 LOB: 0 K: 1 BB: 0 S: 9 P: 12	R: 0 H: 0 E: 0 LOB: 0 K: 1 BB: 0 S: 7 P: 12	R: 2 H: 3 E: 0 LOB: 3 K: 2 BB: 1 S: 15 P: 28	R: 2 H: 1 E: 0 LOB: 1 K: 0 BB: 2 S: 16 P: 27	R: 0 H: 0 E: 0 LOB: 0 K: 0 BB: 0 S: 5 P: 8	R: 0 H: 0 E: 0 LOB: 0 K: 0 BB: 0 S: 7 P: 11	1B: 5 SF: 0 2B: 2 SAC: 0 3B: 0 DP: 1 HR: 0 HBP: 0						

	AB	41
	R	7
	H	6
	RBI	7
	BB	8
	SO	9
	LOB	19

WP: 0 PA: 49
PB: 0
SB: 2
CS: 0

PITCHER		IP	WLS	BF	H	R	ER	SO	BB	IBB	HBP	BLK	WP	HR	S	P	ERA	WHIP
Jimmy Haynes, R ERA: 7.76	(1, 1)	8.0		30	2	3	3	7	5	0	0	0	0	0	74	127	3.38	0.875
Randy Myers, L ERA: 2.63	(9, 1)	1.0		7	3	2	2	2	1	0	0	0	0	0	15	28	18.00	4.000
Keith Shepherd, R ERA: 7.71	(10, 1)	0.1		4	1	2	2	0	2	0	0	0	0	0	10	19	54.00	9.000
Jesse Orosco, L ERA: 10.97	(10, 1)	1.2	W	5	0	0	0	0	0	0	0	0	0	0	11	16	0.00	0.000
Roger McDowell, R ERA: 1.35	(12, 1)	1.0	S	3	0	0	0	0	0	0	0	0	0	0	7	11	0.00	0.000

PITCHER	IP	WLS	BF	H	R	ER	SO	BB	IBB	HBP	BLK	WP	HR	S	P	ERA	WHIP

Batter	1	2	3	4	5	6	7	8	9	10	AB	R	H	RBI	BB	SO	LOB
Manny Alexander, R (1, 7) OBP: 0.250, SLG: 0.143	X 0-0 ① G1-3		C B X 1-1 BB 1-2 2-H 1B		B B B F F X 3-2 ② P4		1 SAFE S 0-1 ③ CS 1-2	B B B 4-0 G5-4-3 BB	X 0-0 ② SF7 3-H		3	0	1	1	1	0	0
Bobby Bonilla, S (9, PH) OBP: 0.268, SLG: 0.288 (9, 9)											0	0	0	1	0	0	0
Randy Myers, L (10, 1)											0	0	0	0	0	0	0
Jeffrey Hammonds, R (1, 9) OBP: 0.328, SLG: 0.451 (9, 7)	B C B X 2-1 ② F9		F B F B X 2-2 ② P3		C F H 1-2 CS HBP			1 SAFE B L X 1-1 ①② G5-4-3 1-2f	C X 0-1 ③ F8		4	0	0	0	0	0	5
Roberto Alomar, S (1, 10) OBP: 0.436, SLG: 0.552 (10, 4)	B B C F S 2-3 ③ K		B B B B 4-0 1-2 2-3 BB		B 1 SAFE L F B 1 SAFE 2-2 ③ CS 1-2	C X 0-1 ① F9		B B C B B 4-1 BB BB		C B B B S B 4-2 BB 1B BB	2	1	0	0	3	1	0
Rafael Palmeiro, L (1, 3) OBP: 0.380, SLG: 0.403		C F B F X 1-2 ① G4-3	B F B B B F X 3-2 L6			C X 0-1 ② F9		1 SAFE B B C B B 4-1 FC5-4 1-2 BB		1 SAFE 1 C B C B B B 4-2 1B SF9 1-2 BB	3	1	0	0	2	0	3
Cal Ripken Jr., R (1, 6) OBP: 0.300, SLG: 0.336		B X 1-0 E6 G4-6-3		B B B C B 4-1 BB		X 0-0 ③ F7		B X 1-0 ③ FC5-4 1-2f		B B F L F B X 3-2 1-3 2-H 1B	4	0	1	1	1	0	2
B.J. Surhoff, L (1, 5) OBP: 0.367, SLG: 0.579		B S X 1-1 ②③ G4-6-3 1-2f		B X 1-0 ① F7			B X 1-0 E1 B5-3 1B		B B B C F B 4-2 FC6 SF7 BB	X 0-0 ① SF9 3-H	3	2	0	1	1	0	2
Chris Hoiles, R (1, 2) OBP: 0.330, SLG: 0.462			C C X 0-2 HBP 1B 1B	B F B F X 2-2 ② P4			B B C F F X 2-2 ① P6		B F F B F B B F F B 4-2 FC6 1-2 BB	B C X 1-1 ② P3	4	1	1	0	1	0	3
Billy Ripken, R (1, 4) OBP: 0.250, SLG: 0.286			C H 1-1 BB 1B 1-2 HBP	F 1 SAFE F C 0-3 ③ K			X 0-0 ② B5-3 1-2		C B F B D X 3-2 ① FC6 BB 1-2f 2-3	B F F X 1-2 ③ G4-3	2	0	0	0	0	1	2
Brady Anderson, L (9, PH) OBP: 0.412, SLG: 0.754											1	0	0	0	0	0	2
Jeff Huson, L (9, PR) OBP: 0.250, SLG: 0.143 (9, 4)											1	0	0	0	0	0	1
(10, 9)																	
Tony Tarasco, L (1, 8) OBP: 0.299, SLG: 0.313			L L X 0-2 ① P2		B X 1-0 ① P6		C F F B 2 SAFE B D X 3-2 CS 2-H 1B		B B C B F F F B 4-2 1-2 BB		3	0	1	1	1	0	2
Inning Stats	R: 0 E: 0 K: 1 S: 6 / H: 0 LOB: 0 BB: 0 P: 10	R: 0 E: 1 K: 0 S: 7 / H: 0 LOB: 0 BB: 0 P: 10	R: 1 E: 0 K: 0 S: 15 / H: 2 LOB: 3 BB: 1 P: 26	R: 0 E: 0 K: 1 S: 8 / H: 0 LOB: 1 BB: 1 P: 15	R: 0 E: 0 K: 0 S: 8 / H: 0 LOB: 0 BB: 0 P: 15	R: 0 E: 0 K: 0 S: 5 / H: 0 LOB: 0 BB: 0 P: 5	R: 1 E: 1 K: 0 S: 11 / H: 1 LOB: 0 BB: 0 P: 17	R: 0 E: 0 K: 0 S: 5 / H: 0 LOB: 2 BB: 3 P: 19	R: 1 E: 0 K: 0 S: 17 / H: 0 LOB: 2 BB: 3 P: 32	R: 2 E: 0 K: 0 S: 14 / H: 1 LOB: 1 BB: 2 P: 27	1B: 4 2B: 0 3B: 0 HR: 0 / SF: 2 SAC: 0 DP: 2 HBP: 2						

PITCHER		IP	WLS	BF	H	R	ER	SO	BB	IBB	HBP	BLK	WP	HR	S	P	ERA	WHIP
Scott Karl, L ERA: 4.27	(1, 1)	6.2		27	3	2	1	2	2	0	2	0	0	0	59	97	1.35	0.750
Marshall Boze, R ERA: 2.35	(7, 1)	1.1		5	0	0	0	0	3	0	0	0	0	0	6	20	0.00	2.250
Mike Fetters, R ERA: 3.09	(9, 1)	1.0		6	0	1	1	0	3	0	0	0	0	0	17	32	9.00	3.000
Mike Potts, L ERA: 4.91	(10, 1)	1.0	L	6	1	2	2	0	2	0	0	0	0	0	14	27	18.00	3.000

PITCHER	IP	WLS	BF	H	R	ER	SO	BB	IBB	HBP	BLK	WP	HR	S	P	ERA	WHIP

TOP

Baltimore Orioles @ Milwaukee Brewers

Milwaukee County Stadium, Milwaukee, WI

Sat May 11 1996, 4:33 AM EDT
Att. 21,081 - Sunny - 46 F

livebaseballscorecards.com

AB	30
R	5
H	4
RBI	5
BB	10
SO	2
LOB	22

WP: 0	PB: 0	SB: 0	CS: 2
PA: 46			

Batter	1	2	3	4	5	6	7	8	9	10	AB	R	H	RBI	BB	SO	LOB
Pat Listach, S (1, 8) OBP: 0.315, SLG: 0.337	C F B X 1-2 S E 1B		B B B C F X 3-2 ① G5-3	X 0-0 ③ G5-3			F B D B F S 3-3 ② K 2-3			B F X 1-1 ① G6-3	4	1	1	0	0	1	3
Chuck Carr, S (8, 8) OBP: 0.341, SLG: 0.447											1	0	0	0	0	0	0
Kevin Seitzer, R (1, 3) OBP: 0.434, SLG: 0.487	B F 1 SAFE X 1-1 ① F8		F X 0-1 CS 1B		B B F B X 3-1 ① F8		C X 0-1 ③ F9			C B B F X 2-2 ② F7	5	0	1	0	0	0	2
Jose Valentin, S (1, 6) OBP: 0.377, SLG: 0.542	S B S F B X 2-2 ② P6 1-3		C B B C B B 4-2 ② S 1-2 BB		B B C C B B X 3-2 ② G5-3			F L B S 1-3 ① K		C B B B F S 2-3 ③ K	4	0	0	0	1	2	1
Greg Vaughn, R (1, 7) OBP: 0.375, SLG: 0.521	B B B B 4-0 E BB		B C B F X 2-2 ③ F8 1-2		C X 0-1 ③ F7			B B S B F F F S 3-3 ② K			3	1	0	0	1	1	1
Turner Ward, S (9, 7) OBP: 0.352, SLG: 0.405											0	0	0	0	0	0	0
John Jaha, R (1, 10) OBP: 0.362, SLG: 0.373	B B X 2-0 E7 1-H 3-H			C B B B B 4-1 BB BB G5-3 BB		X 0-0 ① G5-3		C B F X 1-2 ③ P4			3	1	0	0	1	0	0
Matt Mieske, R (1, 9) OBP: 0.370, SLG: 0.545	C B X 1-1 ③ F8			F 1 SAFE D B B B 1 SAFE B 4-1 G5-3 BB 1-2 BB		F B C B X 2-2 ② F8			X 0-0 ① G6-3		3	0	0	0	1	0	1
Jeff Cirillo, R (1, 5) OBP: 0.344, SLG: 0.441		B F B B B C F F C 3-3 ① K		B B B B 4-0 G5-3 1-2 2-3 BB		X 0-0 ③ G6-3			B B B C B 4-1 BB		2	0	0	0	2	1	0
Fernando Vina, L (1, 4) OBP: 0.372, SLG: 0.471		C X 0-1 ② F9		X 0-0 ① P6		B B C X 2-1 WP SH1-4 1B			C B B B F B 1 SAFE C 3-3 ② K		4	0	1	0	0	1	4
Mike Matheny, R (1, 2) OBP: 0.267, SLG: 0.354		B X 1-0 ③ F9		C B X 1-1 ② G5-3 1-2 2-3 3-H			1 SAFE X 0-0 ① SH1-4 1-2		F F B F X 1-2 ③ F8		3	0	0	1	0	0	3
Inning Stats	R: 2 H: 1 E: 1 LOB: 1 K: 0 BB: 1 S: 12 P: 23	R: 0 H: 0 E: 0 LOB: 0 K: 1 BB: 0 S: 8 P: 12	R: 0 H: 1 E: 0 LOB: 1 K: 0 BB: 1 S: 11 P: 20	R: 1 H: 0 E: 0 LOB: 2 K: 0 BB: 3 S: 6 P: 19	R: 0 H: 0 E: 0 LOB: 0 K: 0 BB: 0 S: 7 P: 13	R: 0 H: 0 E: 0 LOB: 0 K: 0 BB: 0 S: 5 P: 7	R: 0 H: 1 E: 0 LOB: 1 K: 1 BB: 0 S: 8 P: 13	R: 0 H: 0 E: 0 LOB: 0 K: 2 BB: 0 S: 11 P: 16	R: 0 H: 0 E: 0 LOB: 1 K: 1 BB: 1 S: 9 P: 17	R: 0 H: 0 E: 0 LOB: 0 K: 1 BB: 0 S: 9 P: 14	1B: 3 SF: 0 2B: 0 SAC: 1 3B: 0 DP: 0 HR: 0 HBP: 0						

PITCHER		IP	WLS	BF	H	R	ER	SO	BB	IBB	HBP	BLK	WP	HR	S	P	ERA	WHIP
Kent Mercker, L ERA: 7.63	(1, 1)	6.1		27	3	3	1	1	5	0	0	0	0	0	52	99	1.42	1.263
Arthur Rhodes, L ERA: 4.88	(7, 1)	2.2	W	9	0	0	0	4	1	0	0	0	1	0	25	41	0.00	0.375
Randy Myers, L ERA: 2.45	(10, 1)	1.0	S	3	0	0	0	1	0	0	0	0	0	0	9	14	0.00	0.000

PITCHER	IP	WLS	BF	H	R	ER	SO	BB	IBB	HBP	BLK	WP	HR	S	P	ERA	WHIP

BOTTOM

Baltimore Orioles @ Milwaukee Brewers

Milwaukee County Stadium, Milwaukee, WI

Sat May 11 1996, 4:33 AM EDT
Att. 21,081 - Sunny - 46 F

livebaseballscorecards.com

AB	32
R	3
H	3
RBI	1
BB	6
SO	6
LOB	15

WP: 1 PA: 39
PB: 0
SB: 3
CS: 1

Batter	1	2	3	4	5	6	7	8	9	AB	R	H	RBI	BB	SO	LOB
Luis Polonia, L (1, 7) OBP: 0.250, SLG: 0.250	B B C B C X 3-2 CS 1B	B B B C X 3-1 ② ③ L5-4 2-3		C B B X 2-1 ③ G4-3			B S B B C X 3-2 ③ F7			4	0	1	0	0	0	2
Jeffrey Hammonds, R (1, 9) OBP: 0.318, SLG: 0.436	C B B B X 3-1 ① F9		B C F X 1-2 ① P5		B F F B X 2-2 ① F7			C S B C 1-3 ① K		4	0	0	0	0	1	1
Roberto Alomar, S (1, 10) OBP: 0.437, SLG: 0.548	B B C S F B X 3-2 ② 1-2 HR 1B		B B B C B 4-1 HR BB		B B C F F X 2-2 ② G1-3			S F S 0-3 ② K		3	2	1	0	1	1	0
Rafael Palmeiro, L (1, 3) OBP: 0.383, SLG: 0.451	B B C B X 3-1 1-H HR		B C S D B X 3-2 1-H HR		C B X 1-1 ③ F9			X 0-0 ③ F8		4	2	2	4	0	0	0
Cal Ripken Jr., R (1, 6) OBP: 0.305, SLG: 0.348	C X 0-1 2B		B C B X 2-1 FC5-4 1B			S F B F X 1-2 ① F7			C B B F S 2-3 ① K	4	0	2	0	0	1	0
B.J. Surhoff, L (1, 5) OBP: 0.358, SLG: 0.562	C F X 0-2 ③ G3		B B X 2-0 ② F7			X 0-0 ② G4-3			C B X 1-1 ② F8	4	0	0	0	0	0	2
Mike Devereaux, R (1, 8) OBP: 0.304, SLG: 0.357 Brady Anderson, L (9, PH) OBP: 0.409, SLG: 0.748		B B B B 4-0 FC1-5 BB BB	C B X 1-1 ③ FC5-4 1-2f			X 0-0 ③ F7			X 0-0 ③ F7	2 1	0 0	0 0	0 0	1 0	0 0	1 0
Chris Hoiles, R (1, 2) OBP: 0.348, SLG: 0.467		B B B B 4-0 L5-4 FC1-5 1-2 BB		B F B B B 4-1 G6-4-3 BB			B C X 1-1 G6-4-3 1B			1	0	1	0	2	0	0
Billy Ripken, R (1, 4) OBP: 0.211, SLG: 0.235		L B X 1-1 ① FC1-5 1-2 2-3f		S X 0-1 ① ② G6-4-3 1-2f			S B B X 2-1 ① ② G6-4-3 1-2f			3	0	0	0	0	0	4
Inning Stats	R: 2 E: 0 K: 0 S: 16 H: 4 LOB: 1 BB: 0 P: 28	R: 0 E: 0 K: 0 S: 4 H: 0 LOB: 1 BB: 2 P: 16	R: 2 E: 0 K: 0 S: 12 H: 2 LOB: 1 BB: 1 P: 25	R: 0 E: 0 K: 0 S: 5 H: 0 LOB: 0 BB: 1 P: 11	R: 0 E: 0 K: 0 S: 9 H: 0 LOB: 0 BB: 0 P: 14	R: 0 E: 0 K: 0 S: 6 H: 0 LOB: 0 BB: 0 P: 7	R: 0 E: 0 K: 0 S: 7 H: 1 LOB: 0 BB: 0 P: 13	R: 0 E: 0 K: 2 S: 7 H: 0 LOB: 0 BB: 0 P: 8	R: 0 E: 0 K: 1 S: 6 H: 0 LOB: 0 BB: 0 P: 9	1B: 4 2B: 2 3B: 0 HR: 2 SF: 0 SAC: 0 DP: 3 HBP: 0						

PITCHER		IP	WLS	BF	H	R	ER	SO	BB	IBB	HBP	BLK	WP	HR	S	P	ERA	WHIP
Angel Miranda, L ERA: 4.68	(1, 1)	7.0	W	28	7	4	4	0	4	0	0	0	0	2	59	114	5.14	1.571
Graeme Lloyd, L ERA: 3.0	(8, 1)	1.0		3	0	0	0	2	0	0	0	0	0	0	7	8	0.00	0.000
Mike Fetters, R ERA: 2.84	(9, 1)	1.0	S	3	0	0	0	1	0	0	0	0	0	0	6	9	0.00	0.000

PITCHER	IP	WLS	BF	H	R	ER	SO	BB	IBB	HBP	BLK	WP	HR	S	P	ERA	WHIP

TOP

Baltimore Orioles @ Milwaukee Brewers

Milwaukee County Stadium, Milwaukee, WI

Sun May 12 1996, 4:33 AM EDT
Att. 14,333 - Sunny - 48 F

livebaseballscorecards.com

AB	30
R	4
H	7
RBI	4
BB	4
SO	3
LOB	10

BOTTOM

Baltimore Orioles @ Milwaukee Brewers

Milwaukee County Stadium, Milwaukee, WI

Sun May 12 1996, 4:33 AM EDT

Att. 14,333 - Sunny - 48 F

livebaseballscorecards.com

Batter	1	2	3	4	5	6	7	8	9	AB	R	H	RBI	BB	SO	LOB
Chuck Carr, S (1, 8) OBP: 0.370, SLG: 0.452	4-2 FC3-6 BB 2B BB	0-1 1B 1-2 3-H 1B		1-2 ② FC6-4 S 1-2f		2-0 FC6-4 1B		2-3 ② K		4	1	2	1	1	1	1
Kevin Seitzer, R (1, 5) (8, 3) OBP: 0.432, SLG: 0.479	1 SAFE 1 SAFE 1 SAFE 4-2 FC3-6 1-2 BB	0-1 ③ 1-2 2-H 1B		0-1 ③ G5-3 1-2		0-1 ③ FC6-4 1-2f		1-0 ③ P3		4	0	1	0	1	0	2
Jose Valentin, S (1, 6) OBP: 0.373, SLG: 0.532	1-2 ① F9		3-2 G6-3 1B		0-1 ① F8		1-3 ① K			4	0	1	0	0	1	2
John Jaha, R (1, 3) OBP: 0.359, SLG: 0.364 David Hulse, L (7, PR) (8, 7) OBP: 0.200, SLG: 0.182	1-2 ② FC3-6 2B 1-2f 2-3	1-1 ①② G6-3 1 SAFE 1-2f			3-2 ② F7		4-0 2B BB			3 0	1 1	0 0	0 0	1 0	0 0	3 0
Dave Nilsson, L (1, 10) OBP: 0.643, SLG: 0.818	1-1 ③ E5 1-H 3-H 2B	2-0 BB 1B			3-3 ③ K		3-2 1-H 2B			4	0	3	3	0	1	0
Matt Mieske, R (1, 9) OBP: 0.385, SLG: 0.556 Jeff Cirillo, R (8, 5) OBP: 0.344, SLG: 0.441	3-2 ① F8	4-1 1-2 BB				1-2 1B G3-6-1 2B	4-0 IBB			2 0	1 0	1 0	0 0	2 0	0 0	0 0
Fernando Vina, L (1, 4) OBP: 0.378, SLG: 0.466	4-1 FC6-4 1B 1B BB	1-1 ③ G3-1				2-1 FC5 G3-6-1 2-3 1B	2-1 ② P2			3	2	1	0	1	0	4
Turner Ward, S (1, 7) (8, 9) OBP: 0.345, SLG: 0.391	1 SAFE 1 SAFE 0-1 FC6-4 1-2 1B			2-1 ① F7		0-0 FC5 G3-6-1 1-2	2-2 ③ F7			4	0	1	0	0	0	4
Jesse Levis, L (1, 2) OBP: 0.371, SLG: 0.267	0-1 ② FC6-4 1B 1-2f 2-3 1B			2-1 FC6-4 1B		2-0 ①② G3-6-1 1-2f 2-H 3-H		1-2 ① G4-3		4	0	1	0	0	0	3
Inning Stats	R: 2 E: 1 K: 0 S: 12 H: 1 LOB: 0 BB: 2 P: 23	R: 1 E: 0 K: 0 S: 12 H: 3 LOB: 2 BB: 1 P: 19	R: 0 E: 0 K: 0 S: 9 H: 2 LOB: 2 BB: 1 P: 20	R: 0 E: 0 K: 0 S: 9 H: 1 LOB: 1 BB: 0 P: 14	R: 0 E: 0 K: 1 S: 10 H: 0 LOB: 0 BB: 0 P: 16	R: 2 E: 0 K: 0 S: 10 H: 3 LOB: 1 BB: 0 P: 17	R: 1 E: 0 K: 1 S: 17 H: 1 LOB: 2 BB: 2 P: 33	R: 0 E: 0 K: 1 S: 7 H: 0 LOB: 0 BB: 0 P: 11		1B: 8 2B: 3 3B: 0 HR: 0	SF: 0 SAC: 0 DP: 2 HBP: 0					

PITCHER		IP	WLS	BF	H	R	ER	SO	BB	IBB	HBP	BLK	WP	HR	S	P	ERA	WHIP
Scott Erickson, R ERA: 4.62	(1, 1)	6.1	L	31	10	6	6	2	5	0	0	0	0	0	65	117	8.53	2.368
Jesse Orosco, L ERA: 9.49	(7, 1)	1.2		7	1	0	0	1	0	1	0	0	0	0	21	36	0.00	0.600

PITCHER	IP	WLS	BF	H	R	ER	SO	BB	IBB	HBP	BLK	WP	HR	S	P	ERA	WHIP

AB	32
R	6
H	11
RBI	4
BB	6
SO	3
LOB	19

1B: 8 SF: 0
2B: 3 SAC: 0
3B: 0 DP: 2
HR: 0 HBP: 0

WP: 0 PA: 38
PB: 0
SB: 1
CS: 0

Batter	1	2	3	4	5	6	7	8	9	AB	R	H	RBI	BB	SO	LOB
Brady Anderson, L (1, 8) OBP: 0.412, SLG: 0.746	0-0 1B 2B 2B	1 SAFE C X 0-1 F7 ①			B C X 1-1 F8 ①		1 SAFE 1 SAFE F B B 1 SAFE B 1 SAFE F B 4-2 B G5-3 1-2 BB		B S S F B X 2-2 G2-3 ②	3	1	1	0	1	0	1
Luis Polonia, L (7, PR) OBP: 0.200, SLG: 0.200 (7, 7)										1	0	0	0	0	0	0
Mike Devereaux, R (1, 9) OBP: 0.299, SLG: 0.348 (7, 8)	C B X 1-1 2B G3 2-3 1B	1 SAFE F 1 SAFE B X 1-1 G6-4-3 ②③ 1-2f			C B X 1-1 G4-3 ②		C B S 2 SAFE X 1-2 G5-3 ② 1-2 2-3		C B C S 1-3 K ③	5	1	1	0	0	1	3
Roberto Alomar, S (1, 4) OBP: 0.444, SLG: 0.557	B X 1-0 G3 1B 1-3 3-H 2B		C X 0-1 F7-4 1B		B C B F F X 2-2 G4-3 ③		D B I I 4-0 IBB			3	1	2	1	1	0	0
Rafael Palmeiro, L (1, 3) OBP: 0.380, SLG: 0.441	B F X 1-1 G3 ① 2-3 3-H		B F C E X 1-2 F7-4 ①② 1-2			B F B B B 4-1 G5-4-3 1B BB	X 0-0 F9 ③			3	0	0	1	1	0	5
Bobby Bonilla, S (1, 10) OBP: 0.274, SLG: 0.295	F B S F X 1-2 2B WP 1B 3-H		F X 0-1 P3 ③			S B X 1-1 G5-4-3 1-2 1B		S F B X 1-2 F8 ①		4	1	2	1	0	0	0
Cal Ripken Jr., R (1, 6) OBP: 0.304, SLG: 0.352	C X 0-1 WP FC6-2 1-3 2B			S S B C 1-3 K ①		D B F X 2-1 G5-4-3 ①② 1-2f 2-3		C F X 0-2 F8 ②		4	0	1	0	0	1	2
B.J. Surhoff, L (1, 5) OBP: 0.355, SLG: 0.550	B C B F F X 2-2 FC6-2 ② 2-H 3-H			C C B B B X 3-2 G4-3 ②		X 0-0 G3 ③		C B B B 4-1 BB		3	0	0	0	1	0	2
Chris Hoiles, R (1, 2) OBP: 0.345, SLG: 0.458	F 1 SAFE X 0-1 F9 ③			B B X 2-0 FC6-4 1B			B F C F B F B F X 3-2 F9 ①	C B B 1 SAFE X 2-1 P3 ③		4	0	1	0	0	0	2
Gregg Zaun, S (8, 2) OBP: 0.333, SLG: 0.394										0	0	0	0	0	0	0
Jeffrey Hammonds, R (1, 7) OBP: 0.323, SLG: 0.433 (7, 9)		X 0-0 G6-4-3 1B		X 0-0 FC6-4 ③ 1-2f			B B B B 4-0 G5-3 BB BB		C B F B F S 2-3 K ①	3	0	1	0	1	1	1
Inning Stats	R: 4 H: 5 E: 0 LOB: 1 K: 0 BB: 0 S: 18 P: 24	R: 0 H: 1 E: 0 LOB: 0 K: 0 BB: 0 S: 5 P: 6	R: 0 H: 1 E: 0 LOB: 0 K: 0 BB: 0 S: 8 P: 9	R: 0 H: 1 E: 0 LOB: 1 K: 1 BB: 0 S: 8 P: 14	R: 0 H: 0 E: 0 LOB: 0 K: 0 BB: 0 S: 8 P: 12	R: 0 H: 1 E: 0 LOB: 1 K: 0 BB: 1 S: 6 P: 13	R: 0 H: 0 E: 0 LOB: 3 K: 0 BB: 3 S: 12 P: 28	R: 0 H: 0 E: 0 LOB: 1 K: 0 BB: 1 S: 10 P: 17	R: 0 H: 0 E: 0 LOB: 0 K: 2 BB: 0 S: 11 P: 16	1B: 6 SF: 0 2B: 4 SAC: 0 3B: 0 DP: 3 HR: 0 HBP: 0						

PITCHER		IP	WLS	BF	H	R	ER	SO	BB	IBB	HBP	BLK	WP	HR	S	P	ERA	WHIP
Doug Johns, L ERA: 4.61	(1, 1)	7.0	L	31	9	4	4	1	3	1	0	0	1	0	65	106	5.14	1.714
Buddy Groom, L ERA: 3.06	(8, 1)	1.0		4	0	0	0	0	1	0	0	0	0	0	10	17	0.00	1.000
Billy Taylor, R ERA: 1.35	(9, 1)	1.0		3	0	0	0	2	0	0	0	0	0	0	11	16	0.00	0.000

PITCHER	IP	WLS	BF	H	R	ER	SO	BB	IBB	HBP	BLK	WP	HR	S	P	ERA	WHIP

TOP

Baltimore Orioles @ Oakland Athletics

Oakland-Alameda County Coliseum, Oakland, CA

Mon May 13 1996, 7:05 PM PDT

Att. 8,204 - Unknown - 64 F

livebaseballscorecards.com

AB	33
R	4
H	9
RBI	3
BB	5
SO	3
LOB	16

WP: 1	PA: 38		
PB: 0			
SB: 0			
CS: 0			

BOTTOM

Baltimore Orioles @ Oakland Athletics

Oakland-Alameda County Coliseum, Oakland, CA

Mon May 13 1996, 7:05 PM PDT

Att. 8,204 - Unknown - 64 F

livebaseballscorecards.com

Batter	1	2	3	4	5	6	7	8	9	AB	R	H	RBI	BB	SO	LOB
Ernie Young, R (1, 8) OBP: 0.348, SLG: 0.520	C B B B C C 3-3 K ①		X 0-0 G6-4-3 ②③ 1-2f			C S B B S 2-3 K ①		F X 0-1 HR		4	1	1	1	0	2	1
Allen Battle, R (1, 7) OBP: 0.288, SLG: 0.273	C C B S 1-3 K ②			B F B S S 2-3 K ①		B B C B X 3-1 P2 ②		B F S C 1-3 K ①		3	0	0	0	0	2	0
Phil Plantier, L (8, PH) OBP: 0.324, SLG: 0.337 (9, 7)										1	0	0	0	0	1	0
Geronimo Berroa, R (1, 9) OBP: 0.278, SLG: 0.476	B X 1-0 G5-3 ③			B B F B C B 4-2 1B BB		B B X 2-0 L8 ③		S C X 0-2 G6-4-3 1B		3	0	1	0	1	0	0
Mark McGwire, R (1, 3) OBP: 0.472, SLG: 0.618		B C X 1-1 G6-4-3 1B		S C B X 1-2 1-2 1B			X 0-0 G6-3 ①	B S F X 1-2 G6-4-3 ②③ 1-2f		4	0	2	0	0	0	1
Pedro Munoz, R (1, 10) OBP: 0.340, SLG: 0.467		F E B X 1-2 F8 ①		X 0-0 F7 ②			C C B X 1-2 L9 ②		X 0-0 F9 ①	4	0	0	0	0	0	3
Terry Steinbach, R (1, 2) OBP: 0.384, SLG: 0.558		F B X 1-1 G6-4-3 ②③ 1-2f		C C B S 1-3 K ③			S B X 1-1 1B 1B 1B		X 0-0 1B	4	1	2	0	0	1	3
Jose Herrera, L (9, PR) OBP: 0.409, SLG: 0.476										0	0	0	0	0	0	0
Jason Giambi, L (1, 5) OBP: 0.432, SLG: 0.574			B B B C X 3-1 G4-3 1B 2B		B B B B 4-0 G5-4-3 BB		X 0-0 1B 1-2 1B	B F B 1 SAFE 1 SAFE C B 1 SAFE S 3-3 K ②		3	1	2	0	1	1	1
Mike Bordick, R (1, 6) OBP: 0.358, SLG: 0.345			B F C X 1-2 G4-3 ① 2-3		X 0-0 P6 ①		C F B B B B X 3-2 1-3 2-H 1B		B B C B F X 3-2 FC6-4 1-2 1B	4	0	2	1	0	0	2
Brent Gates, S (1, 4) OBP: 0.323, SLG: 0.340			B X 1-0 G6-4-3 3-H 1B		C B X 1-1 G5-4-3 ②③ 1-2f		B F X 1-1 L7 ③		X 0-0 FC6-4 ③ 1-2f	3	0	1	1	0	0	3
George Williams, S (9, PH) OBP: 0.302, SLG: 0.351										1	0	0	0	0	0	2

	AB	34
	R	3
	H	11
	RBI	3
	BB	2
	SO	7
	LOB	16

Inning Stats	1	2	3	4	5	6	7	8	9	1B: 9	SF: 0	WP: 0	PA: 36
	R: 0 E: 0 K: 2 S: 7 H: 0 LOB: 0 BB: 0 P: 12	R: 0 E: 0 K: 0 S: 7 H: 1 LOB: 0 BB: 0 P: 10	R: 1 E: 0 K: 0 S: 7 H: 2 LOB: 0 BB: 0 P: 12	R: 0 E: 0 K: 2 S: 12 H: 1 LOB: 2 BB: 1 P: 20	R: 0 E: 0 K: 0 S: 3 H: 0 LOB: 0 BB: 1 P: 8	R: 0 E: 0 K: 1 S: 6 H: 0 LOB: 0 BB: 0 P: 13	R: 1 E: 0 K: 0 S: 12 H: 3 LOB: 2 BB: 0 P: 18	R: 1 E: 0 K: 1 S: 11 H: 2 LOB: 0 BB: 0 P: 13	R: 0 E: 0 K: 1 S: 9 H: 2 LOB: 2 BB: 0 P: 15	2B: 1 3B: 0 HR: 1 SAC: 0 DP: 4 HBP: 0	PB: 0 SB: 0 CS: 0		

PITCHER		IP	WLS	BF	H	R	ER	SO	BB	IBB	HBP	BLK	WP	HR	S	P	ERA	WHIP
Rick Krivda, L ERA: 4.5	(1, 1)	6.0	W	21	4	1	1	5	2	0	0	0	0	0	42	75	1.50	1.000
Roger McDowell, R ERA: 1.88	(7, 1)	2.0		10	5	2	2	1	0	0	0	0	0	1	23	31	9.00	2.500
Randy Myers, L ERA: 2.3	(9, 1)	1.0	S	5	2	0	0	1	0	0	0	0	0	0	9	15	0.00	2.000

PITCHER	IP	WLS	BF	H	R	ER	SO	BB	IBB	HBP	BLK	WP	HR	S	P	ERA	WHIP

Batter	1	2	3	4	5	6	7	8	9	AB	R	H	RBI	BB	SO	LOB
Brady Anderson, L (1, 8) OBP: 0.418, SLG: 0.738	F C B S 1-3 ① K			B X 1-0 ① P6		B X 1-0 G3-6 1B	B C B B B 4-1 G3 3B BB		B B B C X 3-1 G6-3 1B	4	1	2	0	1	1	0
Luis Polonia, L (1, 7) OBP: 0.100, SLG: 0.100	F B B F X 2-2 ② G3-1			B X 1-0 E4 2B		X 0-0 ①② G3-6 1-2f	C F B B F F X 2-2 ② G3 1-2 2-3		D X 1-0 ①② G6-3 1-2f	5	1	0	0	0	0	4
Roberto Alomar, S (1, 4) OBP: 0.455, SLG: 0.563	C B B C X 2-2 ③ G6-3			B B C X 2-1 2-H 2B		B C C F F F B B F 4-2 F F B 1B HR BB	B B B I 4-0 3B IBB		B B B B 4-0 BB	2	2	1	1	3	0	0
Rafael Palmeiro, L (1, 3) OBP: 0.381, SLG: 0.454		B C C B X 2-2 ① G4-3		B C C X 1-2 ② F7		1 SAFE C B 1 SAFE F B F F B 3-2 X BB HR 1-3 1B	C B C B B X 3-2 1-H 2-H 3-H 1B 3B		F B C X 1-2 ③ F9	5	2	2	3	0	0	2
Bobby Bonilla, S (1, 10) OBP: 0.280, SLG: 0.295		B C S S C 1-3 ② K		B C X 1-1 ③ G3		B C B F B F B 4-2 1-2 HR BB	F B F B B X 3-2 3-H 1B			3	1	1	1	1	1	1
B.J. Surhoff, L (1, 5) OBP: 0.352, SLG: 0.563		B F F B B X 2-2 ③ G4-3			B S C S 1-3 ① K	B F B X 2-1 1-H 2-H 3-H HR	C C C 0-3 ③ K			4	1	1	4	0	2	1
Cal Ripken Jr., R (1, 6) OBP: 0.302, SLG: 0.345			C B B F D B 4-2 G6-4-3 BB		C B B B F B F C 3-3 ② K	X 0-0 ③ F8		X 0-0 ① F9		3	0	0	0	1	1	0
Chris Hoiles, R (1, 2) OBP: 0.350, SLG: 0.465			B X 1-0 ①② G6-4-3 1-2f		B H 2-0 FC5-4 HBP		B C B X 2-1 G3 3B 2B	B S B B X 3-1 ② P9		3	1	1	0	0	0	1
Jeffrey Hammonds, R (1, 9) OBP: 0.314, SLG: 0.419			B C S B B S 3-3 ③ K		B B X 2-0 ③ FC5-4 1-2f		C F X 0-2 ① G5-3	C X 0-1 ③ P6		4	0	0	0	0	1	2
Inning Stats	R: 0 E: 0 K: 1 S: 9 H: 0 LOB: 0 BB: 0 P: 14	R: 0 E: 0 K: 1 S: 9 H: 0 LOB: 0 BB: 0 P: 14	R: 0 E: 0 K: 1 S: 6 H: 0 LOB: 0 BB: 1 P: 14	R: 1 E: 1 K: 0 S: 9 H: 1 LOB: 1 BB: 0 P: 15	R: 0 E: 0 K: 2 S: 8 H: 0 LOB: 1 BB: 0 P: 16	R: 4 E: 0 K: 0 S: 21 H: 3 LOB: 0 BB: 2 P: 35	R: 4 E: 0 K: 1 S: 20 H: 3 LOB: 1 BB: 1 P: 38	R: 0 E: 0 K: 0 S: 5 H: 0 LOB: 0 BB: 0 P: 8	R: 0 E: 0 K: 0 S: 6 H: 1 LOB: 1 BB: 1 P: 15	1B: 4 2B: 2 3B: 1 HR: 1 SF: 0 SAC: 0 DP: 3 HBP: 1						

PITCHER		IP	WLS	BF	H	R	ER	SO	BB	IBB	HBP	BLK	WP	HR	S	P	ERA	WHIP
Carlos Reyes, R ERA: 5.61	(1, 1)	5.2	L	24	4	5	4	5	3	0	1	0	0	1	61	107	6.35	1.235
Mark Acre, R ERA: 6.14	(6, 1)	1.1		9	3	4	4	1	1	1	0	0	0	0	21	39	27.00	3.000
Todd Van Poppel, R ERA: 8.54	(8, 1)	1.0		3	0	0	0	0	0	0	0	0	0	0	5	8	0.00	0.000
John Briscoe, R ERA: 3.8	(9, 1)	1.0		4	1	0	0	0	1	0	0	0	0	0	6	15	0.00	2.000

PITCHER	IP	WLS	BF	H	R	ER	SO	BB	IBB	HBP	BLK	WP	HR	S	P	ERA	WHIP

TOP

Baltimore Orioles @ Oakland Athletics

Oakland-Alameda County Coliseum, Oakland, CA

Tue May 14 1996, 7:05 PM PDT
Att. 8,466 - Unknown - 66 F

livebaseballscorecards.com

AB	33
R	9
H	8
RBI	9
BB	6
SO	6
LOB	11

1B: 4	SF: 0	WP: 0	PA: 40
2B: 2	SAC: 0	PB: 0	
3B: 1	DP: 3	SB: 0	
HR: 1	HBP: 1	CS: 0	

Baltimore Orioles @ Oakland Athletics

Oakland-Alameda County Coliseum, Oakland, CA

Tue May 14 1996, 7:05 PM PDT
Att. 8,466 - Unknown - 66 F

livebaseballscorecards.com

Batter	1	2	3	4	5	6	7	8	9	AB	R	H	RBI	BB	SO	LOB
Ernie Young, R (1, 8) OBP: 0.342, SLG: 0.505	G3	P3			G4-6-3 1B		G5-3		K	5	0	1	1	0	1	4
Brent Gates, S (1, 4) OBP: 0.327, SLG: 0.347	F8 BB BB		2B		K		G6-3			3	0	1	0	1	1	2
Jason Giambi, L (1, 5) OBP: 0.428, SLG: 0.563	BB		K		G4-6-3			P3		3	0	0	0	1	1	2
Mark McGwire, R (1, 3) OBP: 0.461, SLG: 0.593	F8		K			F9		1B		4	0	1	0	0	1	3
Torey Lovullo, S (8, PR) OBP: 0.286, SLG: 0.222 (9, 3)										0	0	0	0	0	0	0
Phil Plantier, L (1, 7) OBP: 0.322, SLG: 0.333	L1		P6			1B		F8		4	0	1	0	0	0	4
Terry Steinbach, R (1, 2) OBP: 0.376, SLG: 0.545		F9		P4		P6		K		3	0	0	0	0	0	1
George Williams, S (8, PH) OBP: 0.295, SLG: 0.342 (9, 2)										1	0	0	0	0	1	1
Geronimo Berroa, R (1, 10) OBP: 0.271, SLG: 0.463		G6-3		K		G5-3			P4	4	0	0	0	0	1	1
Mike Bordick, R (1, 6) OBP: 0.364, SLG: 0.347		1B 1B		G1-3			G5-3 BB		F8	2	0	1	0	1	0	0
Rafael Bournigal, R (9, 6)										1	0	0	0	0	0	0
Jose Herrera, L (1, 9) OBP: 0.462, SLG: 0.542		1B			1B 2B		K		BB	3	1	2	0	1	1	1

Inning Stats	1	2	3	4	5	6	7	8	9	1B: 5	SF: 0	WP: 0	PA: 37
	R: 0 H: 0	R: 0 H: 2	R: 0 H: 1	R: 0 H: 0	R: 1 H: 2	R: 0 H: 1	R: 0 H: 0	R: 0 H: 1	R: 0 H: 0	2B: 2	SAC: 0	PB: 0	
	E: 0 LOB: 2	E: 0 LOB: 2	E: 0 LOB: 1	E: 0 LOB: 0	E: 0 LOB: 0	E: 0 LOB: 1	E: 0 LOB: 1	E: 0 LOB: 1	E: 0 LOB: 1	3B: 0	DP: 1	SB: 0	
	K: 0 BB: 2	K: 0 BB: 0	K: 2 BB: 0	K: 1 BB: 0	K: 1 BB: 0	K: 0 BB: 0	K: 1 BB: 1	K: 1 BB: 0	K: 1 BB: 1	HR: 0	HBP: 0	CS: 0	
	S: 9 P: 19	S: 14 P: 18	S: 9 P: 11	S: 7 P: 10	S: 7 P: 8	S: 12 P: 16	S: 8 P: 16	S: 8 P: 11	S: 9 P: 19				

PITCHER		IP	WLS	BF	H	R	ER	SO	BB	IBB	HBP	BLK	WP	HR	S	P	ERA	WHIP
35 Mike Mussina, R ERA: 3.64	(1, 1)	8.0	W	33	7	1	1	6	3	0	0	0	0	0	74	109	1.12	1.250
Alan Mills, R ERA:	(9, 1)	1.0		4	0	0	0	1	1	0	0	0	0	0	9	19	0.00	1.000

PITCHER	IP	WLS	BF	H	R	ER	SO	BB	IBB	HBP	BLK	WP	HR	S	P	ERA	WHIP

Seattle Mariners @ Baltimore Orioles

Oriole Park at Camden Yards, Baltimore, MD

Fri May 17 1996, 7:05 PM EDT

Att. 47,259 - Unknown - 67 F

livebaseballscorecards.com

Batter	1	2	3	4	5	6	7	8	9	AB	R	H	RBI	BB	SO	LOB
Darren Bragg, L (1, 7) OBP: 0.446, SLG: 0.620	G4-3		2B 1B	G5-4-3 1B		1-2 2B 1B	G3-1	BBBB 1-2 2-3 HR BB		5	2	3	0	0	0	0
Brian Hunter, R (8, PH) OBP: 0.583, SLG: 0.556 (8, 7)										0	1	0	0	1	0	0
Alex Rodriguez, R (1, 6) OBP: 0.376, SLG: 0.703	G6-3		SSS K	1-2f G5-4-3		1-H 2-H E 2B	1B 1B	1-H 2-H 3-H HR		6	2	3	6	0	1	2
Ken Griffey Jr., L (1, 8) OBP: 0.366, SLG: 0.527	1B		1-3 1B 2B		BBBB L9	BBBB FC6-4 BB	1-3 1B	F8		5	1	3	0	1	0	0
Edgar Martinez, R (1, 10) OBP: 0.450, SLG: 0.680	SSS K		BB 1B 2-H 3-H 1B		BBBB HBP BB BB	1-2f 2-H FC6-4 2B 1B	SSS K		HR 1B	5	1	2	2	1	2	4
Rich Amaral, R (9, PR) OBP: 0.333, SLG: 0.318										0	1	0	0	0	0	0
Jay Buhner, R (1, 9) OBP: 0.398, SLG: 0.591		F8	1-2 BB 1B		BBBB 1-2 HBP BB	L6		1B 1B 1B	1-H HR	5	2	3	2	1	0	1
Paul Sorrento, L (1, 3) OBP: 0.348, SLG: 0.571		1B 1B	F7		F7	E 1-3 2B		1B 1-2 FC1-2 1B	G4-3	6	0	3	0	0	0	5
Dan Wilson, R (1, 2) OBP: 0.328, SLG: 0.500		P4	BBBB 1-2 2-3 BB		H 1-2 2-3 HBP	2-3 3-H E5 1B		BB 1-3 2-H HR FC1-2 1B	F8	4	1	2	2	1	0	2
Joey Cora, S (1, 4) OBP: 0.263, SLG: 0.359	1-2 1B	G4-3		G3-1		F8		1-2 3-H BB HR FC1-2	F8	6	1	1	0	0	0	11
Russ Davis, R (1, 5) OBP: 0.331, SLG: 0.380	SSS K			F7		1B 2B 1B	F9	F9		4	1	1	0	0	1	2
Doug Strange, S (8, PH) OBP: 0.324, SLG: 0.419										0	0	0	0	0	0	0
Luis Sojo, R (8, PH) OBP: 0.283, SLG: 0.323 (8, 5)										1	0	0	0	0	0	2
Inning Stats	R: 0 E: 0 K: 1 S: 6 H: 1 LOB: 1 BB: 0 P: 6	R: 0 E: 0 K: 1 S: 7 H: 2 LOB: 2 BB: 0 P: 7	R: 2 E: 0 K: 1 S: 9 H: 4 LOB: 3 BB: 1 P: 13	R: 0 E: 0 K: 0 S: 3 H: 1 LOB: 0 BB: 0 P: 3	R: 0 E: 0 K: 0 S: 3 H: 0 LOB: 3 BB: 2 P: 12	R: 4 E: 2 K: 0 S: 8 H: 5 LOB: 2 BB: 1 P: 12	R: 0 E: 0 K: 1 S: 7 H: 2 LOB: 2 BB: 0 P: 7	R: 5 E: 0 K: 0 S: 7 H: 4 LOB: 0 BB: 1 P: 11	R: 2 E: 0 K: 0 S: 5 H: 2 LOB: 1 BB: 0 P: 5	1B: 16 2B: 3 3B: 0 HR: 2 SF: 0 SAC: 0 DP: 1 HBP: 1							

	AB	47
	R	13
	H	21
	RBI	12
	BB	5
	SO	4
	LOB	29

WP: 0 PB: 0 SB: 0 CS: 0 PA: 53

PITCHER		IP	WLS	BF	H	R	ER	SO	BB	IBB	HBP	BLK	WP	HR	S	P	ERA	WHIP
Jimmy Haynes, R ERA: 7.18	(1, 1)	5.0		26	8	2	2	3	3	0	1	0	0	0	28	41	3.60	2.200
Arthur Rhodes, L ERA: 6.38	(6, 1)	0.0		4	3	4	4	0	1	0	0	0	0	0	3	7	∞	∞
Roger McDowell, R ERA: 2.61	(6, 1)	2.1		14	7	3	3	1	0	0	0	0	0	0	16	16	11.57	3.000
Jesse Orosco, L ERA: 9.24	(8, 1)	0.1		1	0	0	0	0	0	0	0	0	0	0	1	1	0.00	0.000
Alan Mills, R ERA: 15.43	(8, 1)	1.1	W	8	3	4	4	0	1	0	0	0	0	2	7	11	27.00	3.000

PITCHER	IP	WLS	BF	H	R	ER	SO	BB	IBB	HBP	BLK	WP	HR	S	P	ERA	WHIP

Batter	1	2	3	4	5	6	7	8	9	AB	R	H	RBI	BB	SO	LOB
Brady Anderson, L (1, 8) OBP: 0.415, SLG: 0.726	WP HR 2B	P4	K		F8	G3-1		BB		5	1	1	0	1	1	5
Luis Polonia, L (1, 10) OBP: 0.250, SLG: 0.500	2-H HR	1-2 G3-1 2B 1B	BB 1B BB		F9		CS 1B	F7		2	2	2	2	0	0	0
Mike Devereaux, R (3, PH) OBP: 0.307, SLG: 0.348										3	1	1	0	1	0	1
Roberto Alomar, S (1, 4) OBP: 0.467, SLG: 0.568	G4-3 1B FC5-2 1B	G3-1 1-2 2-3	1B 1-2 2-3 3-H BB		1B 1B		1-2 HR 1B		2B HR BB	4	2	3	1	2	0	2
Rafael Palmeiro, L (1, 3) OBP: 0.396, SLG: 0.497	FC5-2 G4-3 1-2 1B	1B 2-H 3-H 2B	1-3 2-H 3-H 1B		1-2 1B		1-H HR		K	6	1	5	6	0	1	1
Bobby Bonilla, S (1, 9) OBP: 0.282, SLG: 0.304	G4-3 1-2 2-3	2-3 1B	G1-3		F5		F8		1-3 HR 2B	6	1	2	0	0	0	6
B.J. Surhoff, L (1, 5) OBP: 0.356, SLG: 0.558	FC5-2 IBB	G3-1		L4		1B 1B	G3-1		F3	3	0	1	0	1	0	2
Jeff Huson, L (6, PR) OBP: 0.222, SLG: 0.125										1	0	0	0	0	0	0
(7, 5) Billy Ripken, R (9, PH) OBP: 0.200, SLG: 0.222										1	0	0	0	0	0	2
Cal Ripken Jr., R (1, 6) OBP: 0.321, SLG: 0.386	FC5-2 1-2 2-3 3-Hf		FC5-4 1B	2B		1-2 1B		HR	HR BB	5	2	4	1	1	0	3
Chris Hoiles, R (1, 2) OBP: 0.341, SLG: 0.476	F8		FC5-4 2B 1-2f BB	F7		P3		K	1-H 2-H 3-H HR	6	2	1	4	0	1	7
Jeffrey Hammonds, R (1, 7) OBP: 0.317, SLG: 0.422		G3-1 1B 2B BB	BB 1-3 1B 2B		K	K		F7		4	2	1	0	1	2	3
Inning Stats	R: 2 E: 0 K: 0 S: 7 H: 4 LOB: 3 BB: 1 P: 11	R: 2 E: 0 K: 0 S: 6 H: 3 LOB: 2 BB: 1 P: 10	R: 3 E: 0 K: 1 S: 8 H: 3 LOB: 2 BB: 2 P: 16	R: 0 E: 0 K: 1 S: 6 H: 1 LOB: 1 BB: 0 P: 6	R: 0 E: 0 K: 0 S: 5 H: 2 LOB: 2 BB: 0 P: 5	R: 0 E: 0 K: 1 S: 7 H: 2 LOB: 2 BB: 0 P: 7	R: 2 E: 0 K: 0 S: 5 H: 3 LOB: 0 BB: 0 P: 5	R: 1 E: 0 K: 1 S: 6 H: 1 LOB: 1 BB: 1 P: 10	R: 4 E: 0 K: 1 S: 6 H: 2 LOB: 0 BB: 2 P: 14	1B: 12 2B: 5 3B: 0 HR: 4 SF: 0 SAC: 0 DP: 0 HBP: 0	WP: 1 PB: 0 SB: 0 CS: 1 PA: 53					

PITCHER		IP	WLS	BF	H	R	ER	SO	BB	IBB	HBP	BLK	WP	HR	S	P	ERA	WHIP
Bob Wolcott, R ERA: 6.32	(1, 1)	2.1		18	9	6	6	0	1	1	0	0	1	1	16	24	23.14	4.286
Joe Klink, L ERA: 3.86	(3, 1)	0.1		1	0	0	0	1	0	0	0	0	0	0	3	3	0.00	0.000
Bob Wells, R ERA: 1.8	(3, 1)	2.1		13	4	1	1	1	2	0	0	0	0	0	13	21	3.86	2.571
Scott Davison, R ERA: 9.0	(6, 1)	2.0		10	5	2	2	1	0	0	0	0	0	1	12	12	9.00	2.500
Michael Jackson, R ERA: 5.4	(8, 1)	0.2		3	1	1	1	1	0	0	0	0	0	1	5	5	13.50	1.500

PITCHER		IP	WLS	BF	H	R	ER	SO	BB	IBB	HBP	BLK	WP	HR	S	P	ERA	WHIP
Norm Charlton, L ERA: 3.71	(8, 1)	1.0	L	8	2	4	4	1	3	0	0	0	0	1	7	19	36.00	5.000

BOTTOM

Seattle Mariners @ Baltimore Orioles

Oriole Park at Camden Yards, Baltimore, MD

Fri May 17 1996, 7:05 PM EDT
Att. 47,259 - Unknown - 67 F

livebaseballscorecards.com

AB	46
R	14
H	21
RBI	14
BB	7
SO	5
LOB	32

Batter	1	2	3	4	5	6	7	8	9	AB	R	H	RBI	BB	SO	LOB
Rich Amaral, R (1, 7) OBP: 0.325, SLG: 0.310	L5		F8		HR 1B		G1-3		F8	5	1	1	0	0	0	0
Alex Rodriguez, R (1, 6) OBP: 0.377, SLG: 0.719	L6-4 BB 1B		F7		1-H HR		P3		G4-3	5	1	2	2	0	0	0
Ken Griffey Jr., L (1, 8) OBP: 0.372, SLG: 0.527	1-2 BB		K		G3-1		BB HR 1B		1B	4	1	2	0	1	1	0
Edgar Martinez, R (1, 10) OBP: 0.449, SLG: 0.669	L6-4 2-3			1B		G6-3	1-2 HR BB		6-3	4	1	1	0	1	0	3
Jay Buhner, R (1, 9) OBP: 0.400, SLG: 0.605		K		K		1B 2B BB	1-H 2-H HR			3	2	1	3	1	2	1
Brian Hunter, R (1, 3) OBP: 0.500, SLG: 0.462		1B 1B		P4		F8	G4-3			4	0	1	0	0	0	2
Luis Sojo, R (1, 4) OBP: 0.282, SLG: 0.320		F9		F8		1-2 2B 1B		G1-3		4	1	1	0	0	0	2
John Marzano, R (1, 2) OBP: 0.316, SLG: 0.389		1-3 1B			G1-3	1-H 2-H 2B		G1-3		4	0	2	2	0	0	0
Russ Davis, R (1, 5) OBP: 0.321, SLG: 0.368		F8			F7	F8		F7		4	0	0	0	0	0	3
Inning Stats	R: 0 E: 0 K: 0 S: 3 H: 1 LOB: 1 BB: 1 P: 7	R: 0 E: 0 K: 1 S: 7 H: 2 LOB: 2 BB: 0 P: 7	R: 0 E: 0 K: 1 S: 5 H: 0 LOB: 0 BB: 0 P: 5	R: 0 E: 0 K: 1 S: 6 H: 1 LOB: 1 BB: 0 P: 6	R: 2 E: 0 K: 0 S: 5 H: 2 LOB: 0 BB: 0 P: 5	R: 2 E: 0 K: 0 S: 5 H: 2 LOB: 1 BB: 1 P: 9	R: 3 E: 0 K: 0 S: 5 H: 2 LOB: 0 BB: 1 P: 9	R: 0 E: 0 K: 0 S: 3 H: 0 LOB: 0 BB: 0 P: 3	R: 0 E: 0 K: 0 S: 4 H: 1 LOB: 1 BB: 0 P: 4	1B: 8 2B: 2 3B: 0 HR: 2	SF: 0 SAC: 0 DP: 1 HBP: 0						

TOP

Seattle Mariners @ Baltimore Orioles

Oriole Park at Camden Yards, Baltimore, MD

Sat May 18 1996, 7:05 PM EDT
Att. 46,434 - Unknown - 81 F

livebaseballscorecards.com

AB	37
R	7
H	11
RBI	7
BB	3
SO	3
LOB	11

PITCHER		IP	WLS	BF	H	R	ER	SO	BB	IBB	HBP	BLK	WP	HR	S	P	ERA	WHIP
Kent Mercker, L ERA: 7.43	(1, 1)	5.2	L	26	8	4	4	3	2	0	0	0	0	1	30	38	6.35	1.765
Jesse Orosco, L ERA: 9.88	(6, 1)	1.0		5	1	2	2	0	1	0	0	0	0	0	4	8	18.00	2.000
Roger McDowell, R ERA: 2.87	(7, 1)	0.1		2	1	1	1	0	0	0	0	0	0	1	2	2	27.00	3.000
Rick Krivda, L ERA: 3.6	(8, 1)	2.0		7	1	0	0	0	0	0	0	0	0	0	7	7	0.00	0.500

PITCHER	IP	WLS	BF	H	R	ER	SO	BB	IBB	HBP	BLK	WP	HR	S	P	ERA	WHIP

Seattle Mariners @ Baltimore Orioles

Oriole Park at Camden Yards, Baltimore, MD

Sat May 18 1996, 7:05 PM EDT
Att. 46,434 - Unknown - 81 F

livebaseballscorecards.com

BOTTOM

Batter	1	2	3	4	5	6	7	8	9	AB	R	H	RBI	BB	SO	LOB
Brady Anderson, L (1, 10) OBP: 0.414, SLG: 0.712	0-0 G1-6-3 1B		BBB 4-0 BB		0-0 F7 ①		0-0 P5 ①		0-0 6-3 ①	4	0	1	0	1	0	0
Luis Polonia, L (1, 7) OBP: 0.188, SLG: 0.375	0-0 G1-6-3 ①② 1-2f		0-0 F7 ③		SSS 0-3 K ②		0-0 E6 1B		0-0 6-3 ②	4	0	0	0	0	1	2
Mark Smith, R (9, PH)										1	0	0	0	0	0	0
Roberto Alomar, S (1, 4) OBP: 0.460, SLG: 0.556	0-0 G4-3 ③			SSS 0-3 K ①	0-0 G4-3 ③		0-0 1-3 1B		0-0 1-3 ③	5	0	1	0	0	1	0
Rafael Palmeiro, L (1, 3) OBP: 0.392, SLG: 0.490		0-0 F8 ①		0-0 1B 1B		0-0 P4 ①	0-0 F8 ②			4	1	1	0	0	0	2
Bobby Bonilla, S (1, 5) OBP: 0.294, SLG: 0.312		0-0 1B		0-0 1-3 1B		BBBB 4-0 BB 1B	SSS 0-3 K ③			3	2	2	0	1	1	2
Cal Ripken Jr., R (1, 6) OBP: 0.326, SLG: 0.381		0-0 F7 ②		4-0 FC5 1B IBB		BBBB 4-0 FC6-4 1B 1-2 BB		0-0 G6-3 ①		2	0	0	0	2	0	1
Mike Devereaux, R (1, 8) OBP: 0.324, SLG: 0.365		0-0 G6-3 ③		0-0 FC5 1-2 2-H 3-H 1B		0-0 FC6-4 1-2 2-H 1B		0-0 1B		4	0	3	3	0	0	1
Jeffrey Hammonds, R (1, 9) OBP: 0.308, SLG: 0.409			0-0 G6-3 ①	0-0 FC5 ② 1-2 2-3		0-0 FC6-4 ② 1-2f 2-3		SSS 0-3 K ②		4	0	0	0	0	1	5
Gregg Zaun, S (1, 2) OBP: 0.300, SLG: 0.351			0-0 F8 ②	0-0 F9 ③		0-0 G5-3 ③		0-0 F7 ③		4	0	0	0	0	0	5

Inning Stats																		
	R: 0	H: 1	R: 0	H: 1	R: 0	H: 0	R: 2	H: 3	R: 0	H: 0	R: 1	H: 1	R: 0	H: 1	R: 0	H: 0	R: 0	H: 0
	E: 0	LOB: 0	E: 0	LOB: 1	E: 0	LOB: 1	E: 0	LOB: 2	K: 0	LOB: 0	E: 0	LOB: 2	E: 1	LOB: 2	E: 0	LOB: 0	K: 0	LOB: 0
	K: 0	BB: 0	K: 0	BB: 0	K: 0	BB: 1	K: 1	BB: 1	K: 1	BB: 0	K: 0	BB: 2	K: 1	BB: 0	E: 1	BB: 0	E: 0	BB: 0
	S: 3	P: 3	S: 4	P: 4	S: 3	P: 7	S: 8	P: 12	S: 5	P: 5	S: 4	P: 12	S: 7	P: 7	K: 1	P: 6	S: 3	P: 3

	1B: 8	SF: 0
	2B: 0	SAC: 0
	3B: 0	DP: 1
	HR: 0	HBP: 0

	WP: 0	PA: 39
	PB: 0	
	SB: 0	
	CS: 0	

PITCHER		IP	WLS	BF	H	R	ER	SO	BB	IBB	HBP	BLK	WP	HR	S	P	ERA	WHIP
Bob Milacki, R ERA: 5.06	(1, 1)	5.1	W	24	5	3	3	2	3	1	0	0	0	0	24	40	5.06	1.500
Rafael Carmona, R ERA: 1.77	(6, 1)	1.0		6	2	0	0	0	0	0	0	0	0	0	6	6	0.00	2.000
Tim Davis, L ERA: 5.51	(7, 1)	0.2		2	0	0	0	1	0	0	0	0	0	0	4	4	0.00	0.000
Michael Jackson, R ERA: 5.12	(8, 1)	1.0		4	1	0	0	1	0	0	0	0	0	0	6	6	0.00	1.000
Norm Charlton, L ERA: 3.5	(9, 1)	1.0		3	0	0	0	0	0	0	0	0	0	0	3	3	0.00	0.000

PITCHER	IP	WLS	BF	H	R	ER	SO	BB	IBB	HBP	BLK	WP	HR	S	P	ERA	WHIP

AB	35
R	3
H	8
RBI	3
BB	4
SO	4
LOB	18

Seattle Mariners @ Baltimore Orioles

Oriole Park at Camden Yards, Baltimore, MD

Sun May 19 1996, 3:33 AM EDT

Att. 47,565 - Sunny - 97 F

livebaseballscorecards.com

TOP

Batter	1	2	3	4	5	6	7	8	9	AB	R	H	RBI	BB	SO	LOB
Darren Bragg, L (1, 7) OBP: 0.426, SLG: 0.574	F8	G3-1		G4-3		F8		BB		4	0	0	0	1	0	0
Alex Rodriguez, R (1, 6) OBP: 0.387, SLG: 0.713	1B, WP, 1B 1B		K	1B		G6-3		1-2 1B		5	1	3	0	0	1	0
Ken Griffey Jr., L (1, 8) OBP: 0.373, SLG: 0.529	K 1-2		HR 1B	K		2B		K		5	1	2	0	0	3	4
Edgar Martinez, R (1, 10) OBP: 0.447, SLG: 0.679	1B 2-3 1B		1-H HR		G6-3	G6-3			F8	5	1	2	2	0	0	1
Jay Buhner, R (1, 9) OBP: 0.405, SLG: 0.643	1-2 3-H 1B		HR		HR		K		F9	5	2	3	3	0	1	0
Paul Sorrento, L (1, 3) OBP: 0.356, SLG: 0.574	K		G1-3 1B		2B 1B		K		1B	3	1	2	0	0	1	2
Brian Hunter, R (7, PH) OBP: 0.500, SLG: 0.467 (7, 3)										2	0	1	0	0	1	0
Doug Strange, S (1, 5) OBP: 0.297, SLG: 0.382		K	G1-3 1-2		F7		K		K	3	0	0	0	0	1	2
Russ Davis, R (7, PH) OBP: 0.317, SLG: 0.362 (7, 5)										2	0	0	0	0	2	1
Dan Wilson, R (1, 2) OBP: 0.333, SLG: 0.531		HR	G6-3		1-H 2B			K		4	1	2	2	0	1	1
Joey Cora, S (1, 4) OBP: 0.257, SLG: 0.351		F7		G4-3	F8			F3		3	0	0	0	0	0	1
Luis Sojo, R (8, PH) OBP: 0.279, SLG: 0.317 (8, 4)										1	0	0	0	0	0	0
Inning Stats	R: 1 E: 0 K: 2 S: 10 H: 3 LOB: 2 BB: 0 P: 10	R: 1 E: 0 K: 1 S: 6 H: 1 LOB: 0 BB: 0 P: 6	R: 3 E: 0 K: 1 S: 9 H: 4 LOB: 1 BB: 0 P: 9	R: 0 E: 0 K: 1 S: 6 H: 1 LOB: 1 BB: 0 P: 6	R: 2 E: 0 K: 0 S: 6 H: 3 LOB: 1 BB: 0 P: 6	R: 0 E: 0 K: 0 S: 4 H: 1 LOB: 1 BB: 0 P: 4	R: 0 E: 0 K: 3 S: 9 H: 0 LOB: 0 BB: 0 P: 9	R: 0 E: 0 K: 2 S: 8 H: 1 LOB: 2 BB: 1 P: 12	R: 0 E: 0 K: 1 S: 6 H: 1 LOB: 1 BB: 0 P: 6	1B: 9 2B: 2 3B: 0 HR: 4 SF: 0 SAC: 0 DP: 0 HBP: 0	WP: 1 PB: 0 SB: 0 CS: 0 PA: 43					

	AB	42
	R	7
	H	15
	RBI	7
	BB	1
	SO	11
	LOB	12

PITCHER		IP	WLS	BF	H	R	ER	SO	BB	IBB	HBP	BLK	WP	HR	S	P	ERA	WHIP
35 Mike Mussina, R ERA: 4.22	(1, 1)	6.0	W	31	13	7	7	5	0	0	0	0	1	4	41	41	10.50	2.167
Arthur Rhodes, L ERA: 5.88	(7, 1)	2.0		8	1	0	0	5	1	0	0	0	0	0	17	21	0.00	1.000
Randy Myers, L ERA: 2.16	(9, 1)	1.0	S	4	1	0	0	1	0	0	0	0	0	0	6	6	0.00	1.000

PITCHER	IP	WLS	BF	H	R	ER	SO	BB	IBB	HBP	BLK	WP	HR	S	P	ERA	WHIP

Seattle Mariners @ Baltimore Orioles

Oriole Park at Camden Yards, Baltimore, MD

Sun May 19 1996, 3:33 AM EDT
Att. 47,565 - Sunny - 97 F

livebaseballscorecards.com

Batter	1	2	3	4	5	6	7	8	9	AB	R	H	RBI	BB	SO	LOB
Mike Devereaux, R (1, 8) OBP: 0.318, SLG: 0.350	G1-3	FC5-4 1B 1-2f 2-3 3-H		K		HR 1B 1-2 BB		K		4	1	0	1	1	2	2
Manny Alexander, R (1, 4) OBP: 0.300, SLG: 0.222	K	FC5-4 1B 1-2 3-H		K		HR 1B 1-2				4	1	2	1	0	2	0
Roberto Alomar, S (1, 10) OBP: 0.461, SLG: 0.573	2B 1B	FC5-4 1-2f			F8	HR 1-H 2-H				4	1	2	3	0	0	2
Rafael Palmeiro, L (1, 3) OBP: 0.395, SLG: 0.516	2B 1-3		L3		HR	G2-3				4	1	2	1	0	0	0
Bobby Bonilla, S (1, 5) OBP: 0.299, SLG: 0.313	G6-3		HR 1B		BB		L1			3	1	1	0	1	0	2
Billy Ripken, R (8, 5) OBP: 0.200, SLG: 0.222										0	0	0	0	0	0	0
Cal Ripken Jr., R (1, 6) OBP: 0.318, SLG: 0.371		F8	F8		F8		K			4	0	0	0	0	1	2
Mark Smith, R (1, 9) OBP: 0.400, SLG: 1.200		BB FC5-4 2B	HR 1-H		K		G1-3			4	2	2	2	0	1	1
Chris Hoiles, R (1, 2) OBP: 0.338, SLG: 0.463		FC5-4 BB 1B BB	K			K		G6-3		3	1	0	0	1	2	0
Jeffrey Hammonds, R (1, 7) OBP: 0.311, SLG: 0.406		FC5-4 1-2 2-3 BB		F8		BB 1B		F9		1	0	0	0	1	0	0
Luis Polonia, L (6, PH) OBP: 0.222, SLG: 0.389 (7, 7)										2	0	1	0	0	0	0

Inning Stats	1	2	3	4	5	6	7	8	9							
	R: 0	R: 2	R: 2	R: 0	R: 1	R: 3	R: 0	R: 0		1B: 5	SF: 0	WP: 0	PA: 37
	E: 0	E: 0	E: 0	E: 0	E: 0	E: 0	E: 0	E: 0		2B: 2	SAC: 0	PB: 0	
	K: 1	K: 0	K: 1	K: 2	K: 1	K: 1	K: 1	K: 1		3B: 0	DP: 0	SB: 0	
	S: 7	S: 5	S: 7	S: 7	S: 6	S: 7	S: 5	S: 5		HR: 3	HBP: 0	CS: 0	

PITCHER		IP	WLS	BF	H	R	ER	SO	BB	IBB	HBP	BLK	WP	HR	S	P	ERA	WHIP
Sterling Hitchcock, L ERA: 5.01	(1, 1)	5.0		25	7	5	5	5	3	0	0	0	0	2	32	44	9.00	2.000
Edwin Hurtado, R ERA: 6.81	(6, 1)	3.0	L	12	3	3	3	3	1	0	0	0	0	1	17	21	9.00	1.333

PITCHER	IP	WLS	BF	H	R	ER	SO	BB	IBB	HBP	BLK	WP	HR	S	P	ERA	WHIP

AB	33
R	8
H	10
RBI	8
BB	4
SO	8
LOB	9

California Angels @ Baltimore Orioles

Oriole Park at Camden Yards, Baltimore, MD

Mon May 20 1996, 7:05 PM EDT

Att. 43,492 - Unknown - 99 F

TOP

livebaseballscorecards.com

Batter	1	2	3	4	5	6	7	8	9	AB	R	H	RBI	BB	SO	LOB
Rex Hudler, R (1, 4) OBP: 0.391, SLG: 0.714	HR		F9 ①		1B 1-2			F7 ①		3	1	2	1	0	0	0
Jack Howell, L (7, 5) OBP: 0.280, SLG: 0.531										1	0	0	0	0	0	0
Jim Edmonds, L (1, 8) OBP: 0.391, SLG: 0.626	BB G4-6-3		K ②		G6-3 ③			WP 1B		3	0	1	0	1	1	2
Tim Salmon, R (1, 9) OBP: 0.353, SLG: 0.432	BB 1-2 G4-6-3		G6-3 ③			K ①		K ②		3	0	0	0	1	2	1
Chili Davis, S (1, 10) OBP: 0.382, SLG: 0.524	G4-6-3 ①② 1-2f 2-3			BB 16 G4-6-3		G6-3 ②		FC6-4 1-2		2	0	0	0	2	0	2
Tim Wallach, R (1, 3) OBP: 0.313, SLG: 0.429	K ③			F9 ①		F9 ③		FC6-4 ③ 1-2f		3	0	0	0	0	1	2
Mike Aldrete, L (8, PH) OBP: 0.303, SLG: 0.571 (8, 3)										1	0	0	0	0	0	2
16 Garret Anderson, L (1, 7) OBP: 0.290, SLG: 0.420		G3-1 ①		G4-6-3 ②③ 1-2f			G5-3 ①		G4-3 ①	4	0	0	0	0	0	1
Randy Velarde, R (1, 5) OBP: 0.357, SLG: 0.406 (7, 4)		G6-3 ②			K ①		BB FC6-4		K ②	3	0	0	0	1	2	0
Don Slaught, R (1, 2) OBP: 0.375, SLG: 0.531		2B			G5-3 ②		P4 ②		F3 ③	4	0	1	0	0	0	1
Gary Disarcina, R (1, 6) OBP: 0.234, SLG: 0.235		G4-3 ③			1B 1B		FC6-4 ③ 1-2f			3	0	1	0	0	0	2

	AB	30
	R	1
	H	5
	RBI	1
	BB	5
	SO	6
	LOB	13

Inning Stats																						
	R: 1	H: 1	R: 0	H: 1	R: 0	H: 0	R: 0	H: 0	R: 0	H: 2	R: 0	H: 0	R: 0	H: 0	R: 0	H: 1	R: 0	H: 0	1B: 3	SF: 0	WP: 1	PA: 35
	E: 0	LOB: 1	E: 0	LOB: 1	E: 0	LOB: 0	E: 0	LOB: 0	E: 0	LOB: 2	E: 0	LOB: 0	E: 0	LOB: 1	E: 0	LOB: 2	E: 0	LOB: 0	2B: 1	SAC: 0	PB: 0	
	K: 1	BB: 2	K: 0	BB: 0	K: 1	BB: 0	K: 0	BB: 1	K: 1	BB: 0	K: 1	BB: 0	K: 0	BB: 1	S: 6	BB: 1	K: 1	BB: 0	3B: 0	DP: 2	SB: 0	
	S: 5	P: 13	S: 4	P: 4	S: 5	P: 5	S: 2	P: 6	S: 7	P: 7	S: 5	P: 5	S: 3	P: 7		P: 10	S: 5	P: 5	HR: 1	HBP: 0	CS: 0	

PITCHER		IP	WLS	BF	H	R	ER	SO	BB	IBB	HBP	BLK	WP	HR	S	P	ERA	WHIP
David Wells, L ERA: 3.88	(1, 1)	7.0	W	27	4	1	1	4	4	0	0	0	0	1	31	47	1.29	1.143
Alan Mills, R ERA: 10.8	(8, 1)	1.0		5	1	0	0	1	1	0	0	0	1	0	6	10	0.00	2.000
Esteban Yan, R ERA:	(9, 1)	1.0		3	0	0	0	1	0	0	0	0	0	0	5	5	0.00	0.000

PITCHER	IP	WLS	BF	H	R	ER	SO	BB	IBB	HBP	BLK	WP	HR	S	P	ERA	WHIP

Batter	1	2	3	4	5	6	7	8	9	AB	R	H	RBI	BB	SO	LOB
Brady Anderson, L (1, 8) OBP: 0.416, SLG: 0.732	S S S 0-3 K	x 0-0 ② 2B 1-3 2-H 1B		x 0-0 HR	x 0-0 ① SF8 2-3 3-H		x 0-0 ① F8	x 0-0 ② F9		3	1	2	2	0	1	0
Mark Smith, R (7, PH) OBP: 0.286, SLG: 0.857 (8, 9)										2	0	0	0	0	0	2
Luis Polonia, L (1, 10) OBP: 0.333, SLG: 0.478	x 0-0 ② G4-3	x 0-0 1-3 3-H 2B		x 0-0 S HR 1B	x 0-0 1-3 3-H 1B		B B B B 4-0 G4-3 1B HR BB	x 0-0 ③ F8		5	3	3	2	1	0	2
Roberto Alomar, S (1, 4) OBP: 0.467, SLG: 0.593	B B B B 4-0 1B BB	x 0-0 ③ G5-3		x 0-0 1-H HR	x 0-0 E7 2-H 3-H 1B		x 0-0 G4-3 1-2 HR 1B			3	1	2	4	1	0	2
Billy Ripken, R (7, PH) OBP: 0.238, SLG: 0.263 (8, 4)										1	1	1	0	0	0	0
Rafael Palmeiro, L (1, 3) OBP: 0.400, SLG: 0.516	x 0-0 1-2 1B		x 0-0 ① F8	x 0-0 3B 1B	B B B 4-0 FC6-4 BB		x 0-0 ② G4-3 1-2 2-3			4	1	2	0	1	0	2
Bobby Bonilla, S (1, 5) OBP: 0.302, SLG: 0.349	x 0-0 ③ G1-3		x 0-0 ② G3	x 0-0 ② 1-H 3B	x 0-0 ② P6		x 0-0 2-H 3-H HR			5	1	2	4	0	0	4
Cal Ripken Jr., R (1, 6) OBP: 0.322, SLG: 0.370		B B B 4-0 1B SF8 BB	x 0-0 1B	x 0-0 ③ F8	x 0-0 ③ FC6-4 1-2f		S S S 0-3 ③ K			3	1	1	0	1	0	3
Manny Alexander, R (7, 6) OBP: 0.286, SLG: 0.211										1	0	0	0	0	1	0
Mike Devereaux, R (1, 9) OBP: 0.322, SLG: 0.346 (8, 8)		x 0-0 SF8 1-3 1B 1B	x 0-0 ③ F8		B B B B 4-0 1B 1B SF8 BB	x 0-0 ① G6-3		x 0-0 ① F9		4	1	1	0	1	0	1
Chris Hoiles, R (1, 2) OBP: 0.341, SLG: 0.459	x 0-0 ① SF8 1-2 3-H			x 0-0 ① G1-3	x 0-0 SF8 1B 1-2 1B	x 0-0 E3 G5-4-3		B B B B 4-0 1B BB		3	1	1	1	1	0	0
Jeffrey Hammonds, R (1, 7) OBP: 0.320, SLG: 0.409	B B B B 4-0 1B 2B BB		S S S 0-3 ② K	x 0-0 1-2 2-3 1B 1B	x 0-0 ② ③ G5-4-3 1-2f		x 0-0 1-3 1B			4	2	2	0	1	1	1
Inning Stats	R: 0 E: 0 K: 1 S: 6 H: 1 LOB: 2 BB: 1 P: 10	R: 2 E: 0 K: 0 S: 5 H: 3 LOB: 2 BB: 2 P: 13	R: 0 E: 0 K: 0 S: 4 H: 1 LOB: 1 BB: 0 P: 4	R: 4 E: 0 K: 1 S: 10 H: 5 LOB: 1 BB: 0 P: 10	R: 4 E: 1 K: 0 S: 7 H: 4 LOB: 2 BB: 2 P: 15	R: 0 E: 1 K: 0 S: 3 H: 0 LOB: 0 BB: 0 P: 3	R: 3 E: 0 K: 1 S: 7 H: 2 LOB: 0 BB: 1 P: 11	R: 0 E: 0 K: 0 S: 4 H: 1 LOB: 2 BB: 1 P: 8		1B: 12 2B: 1 3B: 1 HR: 3 SF: 2 SAC: 0 DP: 1 HBP: 0						

PITCHER		IP	WLS	BF	H	R	ER	SO	BB	IBB	HBP	BLK	WP	HR	S	P	ERA	WHIP
Jason Grimsley, R ERA: 5.5	(1, 1)	3.2	L	23	10	6	6	2	3	0	0	0	0	2	24	36	14.73	3.545
Mark Holzemer, L ERA: 10.38	(4, 1)	0.2		8	4	4	4	0	2	0	0	0	0	0	6	14	54.00	9.000
Jeff Schmidt, R ERA: 3.86	(5, 1)	1.2		5	0	0	0	0	0	0	0	0	0	0	5	5	0.00	0.000
Brad Pennington, L ERA: 4.2	(7, 1)	1.0		6	2	3	3	1	1	0	0	0	0	1	7	11	27.00	3.000
Lee Smith, R ERA: 1.8	(8, 1)	1.0		5	1	0	0	0	1	0	0	0	0	0	4	8	0.00	2.000

PITCHER	IP	WLS	BF	H	R	ER	SO	BB	IBB	HBP	BLK	WP	HR	S	P	ERA	WHIP

BOTTOM

California Angels @ Baltimore Orioles

Oriole Park at Camden Yards, Baltimore, MD

Mon May 20 1996, 7:05 PM EDT

Att. 43,492 - Unknown - 99 F

livebaseballscorecards.com

AB	38
R	13
H	17
RBI	13
BB	7
SO	3
LOB	17

California Angels @ Baltimore Orioles

Oriole Park at Camden Yards, Baltimore, MD

Tue May 21 1996, 7:05 PM EDT

Att. 39,974 - Unknown - 81 F

TOP

livebaseballscorecards.com

Batter	1	2	3	4	5	6	7	8	9	AB	R	H	RBI	BB	SO	LOB
Rex Hudler, R (1, 4) OBP: 0.384, SLG: 0.731	HR		K2-3		4-3		F8			4	1	1	1	0	1	3
Don Slaught, R (1, 2) Jorge Fabregas, L (8, 2) OBP: 0.326, SLG: 0.321	HR		F7			6-3		L6		4 0	1 0	1 0	1 0	0 0	0 0	0 0
Jim Edmonds, L (1, 8) OBP: 0.383, SLG: 0.611	G4-3			F7		F7		4-3		4	0	0	0	0	0	0
Tim Salmon, R (1, 9) OBP: 0.351, SLG: 0.428	G6-4-3 1B			K		6-3		L7		4	0	1	0	0	1	0
Chili Davis, S (1, 10) OBP: 0.385, SLG: 0.517 Damion Easley, R (9, PR)	G6-4-3 1-2f			G4-3			16 FC4-6 BB 1B BB		G4-6-3 BB	2 0	1 0	0 0	0 0	2 0	0 0	1 0
J.T. Snow, L (1, 3) OBP: 0.364, SLG: 0.359		F7			16 G3 16 BLK SH3 1B		16 FC4-6 1-2 BB		G4-6-3 1-2f	3	1	1	0	1	0	1
16 Garret Anderson, L (1, 7) OBP: 0.289, SLG: 0.413		G4-3			G3 1-3		FC4-6 G3 1B 1-2f 2-3		WP 1B BB	3	1	0	0	1	0	3
Randy Velarde, R (1, 5) OBP: 0.363, SLG: 0.411		K			SH3 3-H		G3 1-2 3-H		PO 1-H 1B	3	0	2	3	0	1	0
Gary Disarcina, R (1, 6) OBP: 0.236, SLG: 0.244			F9		2B		G3 1-2 2-3		PO 1-2	3	0	1	0	0	0	2
Inning Stats	R: 2 E: 0 K: 0 S: 5 H: 3 LOB: 0 BB: 0 P: 5	R: 0 E: 0 K: 1 S: 5 H: 0 LOB: 0 BB: 0 P: 5	R: 0 E: 0 K: 1 S: 5 H: 0 LOB: 0 BB: 0 P: 5	R: 0 E: 0 K: 1 S: 5 H: 0 LOB: 0 BB: 0 P: 5	R: 1 E: 0 K: 0 S: 5 H: 2 LOB: 1 BB: 0 P: 5	R: 0 E: 0 K: 0 S: 3 H: 0 LOB: 0 BB: 0 P: 3	R: 1 E: 0 K: 0 S: 4 H: 1 LOB: 2 BB: 2 P: 12	R: 0 E: 0 K: 0 S: 3 H: 0 LOB: 0 BB: 0 P: 3	R: 1 E: 0 K: 0 S: 2 H: 1 LOB: 1 BB: 2 P: 10	1B: 4 2B: 1 3B: 0 HR: 2 SF: 0 SAC: 1 DP: 2 HBP: 0						

	AB	30
	R	5
	H	7
	RBI	5
	BB	4
	SO	3
	LOB	10

WP: 1 PB: 0 SB: 0 CS: 0 PA: 36

PITCHER	IP	WLS	BF	H	R	ER	SO	BB	IBB	HBP	BLK	WP	HR	S	P	ERA	WHIP
Rick Krivda, L (1, 1) ERA: 4.5	6.0	L	23	5	4	4	3	1	0	0	1	0	2	28	32	6.00	1.000
Archie Corbin, R (7, 1) ERA: 3.0	3.0		12	2	1	1	0	3	0	0	0	1	0	9	21	3.00	1.667

PITCHER	IP	WLS	BF	H	R	ER	SO	BB	IBB	HBP	BLK	WP	HR	S	P	ERA	WHIP

Batter	1	2	3	4	5	6	7	8	9	AB	R	H	RBI	BB	SO	LOB
Brady Anderson, L (1, 8) OBP: 0.421, SLG: 0.724	F8		K		BB 1-2		1B		BB 1-2	3	0	1	0	2	1	0
Luis Polonia, L (1, 7) OBP: 0.276, SLG: 0.393	G6-3			K	F7		5-3		G1-3	5	0	0	0	0	1	5
Roberto Alomar, S (1, 4) OBP: 0.462, SLG: 0.585	F9			1B G4-1 1B		4-3		P4		4	1	1	0	0	0	0
Rafael Palmeiro, L (1, 3) OBP: 0.407, SLG: 0.528		F8		G4-1 1-3 1B		1B		WP G3-1 2B		4	1	3	0	0	0	0
Bobby Bonilla, S (1, 10) OBP: 0.301, SLG: 0.342		BB		G4-1 1-2 3-H		K		G3-1 2-H		3	0	0	2	1	1	2
Cal Ripken Jr., R (1, 6) OBP: 0.321, SLG: 0.367		F8		G5-3		1-2 1B		F8		4	0	1	0	0	0	2
Mike Devereaux, R (1, 9) OBP: 0.311, SLG: 0.333		K	5-3		6-3		G6-3			4	0	0	0	0	1	3
Chris Hoiles, R (1, 2) OBP: 0.345, SLG: 0.461			K	BB 1B			K	BB 1B		4	0	2	0	0	2	0
Billy Ripken, R (1, 5) OBP: 0.200, SLG: 0.217			G1-3	K			5-3	K		4	0	0	0	0	2	2
Inning Stats	R: 0 H: 0 E: 0 LOB: 0 K: 0 BB: 0 S: 3 P: 3	R: 0 H: 0 E: 0 LOB: 1 K: 1 BB: 1 S: 5 P: 9	R: 0 H: 0 E: 0 LOB: 0 K: 2 BB: 0 S: 7 P: 7	R: 1 H: 2 E: 0 LOB: 1 K: 1 BB: 0 S: 7 P: 7	R: 0 H: 1 E: 0 LOB: 2 K: 1 BB: 1 S: 6 P: 10	R: 0 H: 2 E: 0 LOB: 2 K: 1 BB: 0 S: 7 P: 7	R: 0 H: 1 E: 0 LOB: 1 K: 1 BB: 0 S: 6 P: 6	R: 1 H: 1 E: 0 LOB: 0 K: 0 BB: 0 S: 4 P: 4	R: 0 H: 1 E: 0 LOB: 2 K: 1 BB: 1 S: 6 P: 10	1B: 7 SF: 0 2B: 1 SAC: 0 3B: 0 DP: 0 HR: 0 HBP: 0						WP: 1 PA: 38 PB: 0 SB: 0 CS: 0	

PITCHER		IP	WLS	BF	H	R	ER	SO	BB	IBB	HBP	BLK	WP	HR	S	P	ERA	WHIP
Shawn Boskie, R ERA: 4.59	(1, 1)	5.0	W	20	3	1	1	5	2	0	0	0	0	0	28	36	1.80	1.000
Mike James, R ERA: 1.76	(6, 1)	2.0		9	3	0	0	2	0	0	0	0	0	0	13	13	0.00	1.500
Troy Percival, R ERA: 1.93	(8, 1)	2.0	S	9	2	1	1	1	1	0	0	0	1	0	10	14	4.50	1.500

PITCHER	IP	WLS	BF	H	R	ER	SO	BB	IBB	HBP	BLK	WP	HR	S	P	ERA	WHIP

BOTTOM

California Angels @ Baltimore Orioles

Oriole Park at Camden Yards, Baltimore, MD

Tue May 21 1996, 7:05 PM EDT
Att. 39,974 - Unknown - 81 F

livebaseballscorecards.com

AB	35
R	2
H	8
RBI	2
BB	3
SO	8
LOB	14

Batter	1	2	3	4	5	6	7	8	9	AB	R	H	RBI	BB	SO	LOB
Rex Hudler, R (1, 4) OBP: 0.377, SLG: 0.746	F1		F8		FC6-4 1-2f		HR 1-H			4	1	1	2	0	0	1
Jim Edmonds, L (1, 8) OBP: 0.380, SLG: 0.602	F1		G4-3			G4-3	1B			4	0	1	0	0	0	0
Tim Salmon, R (1, 9) OBP: 0.354, SLG: 0.426	BB			1B FC5-6-4		F9	K SAFE			3	0	1	0	1	1	1
Chili Davis, S (1, 10) OBP: 0.376, SLG: 0.503	K SAFE			FC5-6-4 1-2f		F8		G3-1		4	0	0	0	0	1	2
Jack Howell, L (1, 5) OBP: 0.278, SLG: 0.500		K		F9			BB 16 2B 1B	G6-3		3	1	0	0	1	1	1
J.T. Snow, L (1, 3) OBP: 0.361, SLG: 0.376		HR		P6			F7	G1-3		4	1	1	1	0	0	2
16 Garret Anderson, L (1, 7) OBP: 0.293, SLG: 0.420		1B CS			G6-3		2B 1-3 1B		G3-1	4	1	2	0	0	0	0
Jorge Fabregas, L (1, 2) OBP: 0.316, SLG: 0.310 Mike Aldrete, L (9, PH) OBP: 0.294, SLG: 0.552		K 1-2 SAFE			G4-3		F7		G3	3 1	0 0	0 0	0 0	0 0	1 0	3 0
Gary Disarcina, R (1, 6) OBP: 0.243, SLG: 0.252			G5-3		1B FC6-4		HR 2-H 3-H		G6-3	4	1	2	2	0	0	0
Inning Stats	R: 0 E: 0 K: 1 S: 5 H: 0 LOB: 1 BB: 1 P: 11	R: 1 E: 0 K: 2 S: 12 H: 2 LOB: 1 BB: 0 P: 19	R: 0 E: 0 K: 0 S: 5 H: 0 LOB: 0 BB: 0 P: 7	R: 0 E: 0 K: 0 S: 8 H: 1 LOB: 1 BB: 0 P: 11	R: 0 E: 0 K: 0 S: 8 H: 1 LOB: 1 BB: 0 P: 10	R: 0 E: 0 K: 0 S: 9 H: 0 LOB: 0 BB: 0 P: 15	R: 4 E: 0 K: 1 S: 14 H: 4 LOB: 1 BB: 1 P: 23	R: 0 E: 0 K: 0 S: 6 H: 0 LOB: 0 BB: 0 P: 11	R: 0 E: 0 K: 0 S: 8 H: 0 LOB: 0 BB: 0 P: 11	1B: 5 2B: 2 3B: 0 HR: 2 SF: 0 SAC: 0 DP: 1 HBP: 0						

PITCHER	IP	WLS	BF	H	R	ER	SO	BB	IBB	HBP	BLK	WP	HR	S	P	ERA	WHIP
Jimmy Haynes, R (1, 1) ERA: 7.12	6.2	W	29	8	5	5	3	2	0	0	0	0	2	58	91	6.75	1.500
Roger McDowell, R (7, 1) ERA: 2.67	2.1	S	7	0	0	0	1	0	0	0	0	0	0	17	27	0.00	0.000

PITCHER	IP	WLS	BF	H	R	ER	SO	BB	IBB	HBP	BLK	WP	HR	S	P	ERA	WHIP

TOP

California Angels @ Baltimore Orioles

Oriole Park at Camden Yards, Baltimore, MD

Wed May 22 1996, 7:05 PM EDT

Att. 45,817 - Unknown - 85 F

livebaseballscorecards.com

AB	34
R	5
H	8
RBI	5
BB	2
SO	4
LOB	10

1B: 5	SF: 0	WP: 0	PA: 36
2B: 2	SAC: 0	PB: 0	
3B: 0	DP: 1	SB: 0	
HR: 2	HBP: 0	CS: 1	

Batter	1	2	3	4	5	6	7	8	9	AB	R	H	RBI	BB	SO	LOB
Brady Anderson, L (1, 8) OBP: 0.421, SLG: 0.711	B C F B F B X 3-2 P4 ①		X 0-0 G4-3 HR 2-H 1B	D F F X 1-2 L4-6 ②③ 2-2	C S F C 0-3 K ③		B B B B 4-0 1-2 2-3 3-H BB			4	1	1	2	1	1	4
Mike Devereaux, R (1, 10) OBP: 0.306, SLG: 0.321	B F C T 1-2 K ②		B X 1-0 G4-3 ① 2-3		B C S B B F B 4-2 E S SF8 BB	X 0-0 G4-3 ①	C S B F B F F B X 3-2 F9 ③			4	1	0	0	1	1	4
Roberto Alomar, S (1, 4) OBP: 0.471, SLG: 0.611	B B C B F X 3-2 S 1B 1B		B F B X 2-1 HR 3-H		1 SAFE 1 SAFE B 1 SAFE B B B X 3-0 SF8 ① 1-H	C F B X 1-2 G4-6-3 1B		F X 0-1 1B SF9 1B		4	3	4	3	0	0	0
Rafael Palmeiro, L (1, 3) OBP: 0.412, SLG: 0.548	B F 1 SAFE B X 2-1 1-H 1B		B B C X 2-1 HR		B B X 2-0 P6 ②	C F X 0-2 G4-6-3 ②③ 1-2f		B 1 SAFE B F B F X 3-2 G4-3 1-3 1B		5	1	3	2	0	0	1
Cal Ripken Jr., R (1, 6) OBP: 0.317, SLG: 0.365	B B B C F X 3-2 L7 ③		B B B C X 2-1 F8 ②		F X 0-1 1B 1B		B S F F S 1-3 K ①	C F X 0-2 SF9 ① 3-H		4	1	1	1	0	1	1
Chris Hoiles, R (1, 2) OBP: 0.354, SLG: 0.462		B S B X 2-1 P4 ①	S X 0-1 1B		B B B C F F X 3-2 BB 1B BB 1-3 1B		C B B B S B 4-2 BB BB BB BB	F F B F B B F X 3-2 G4-3 ② 1-2		4	2	2	0	1	0	1
Mark Smith, R (1, 9) OBP: 0.250, SLG: 0.583		B B F X 2-1 G5-3 ②	C 1 SAFE X 0-1 F7 ③		C D F F B X 2-2 BB BB 1-2 3-H 1B		C X 0-1 F7 ②	F X 0-1 F8 ③		5	0	1	1	0	0	3
Billy Ripken, R (1, 5) OBP: 0.276, SLG: 0.240		C C F F X 0-2 G3-1 ③		B B C C B X 3-2 L4-6 G5-3 1B	B B B 4-0 BB 1-2 2-3		B B F B F B 4-2 BB BB 1-2			2	0	1	0	2	0	0
Jeffrey Hammonds, R (1, 7) OBP: 0.331, SLG: 0.417			C X 0-1 1B 2B	C X 0-1 G5-3 ① 1-2	C B B F B F F B 4-2 1-2 2-3 3-H BB		B D B C B 4-1 BB 1-2 2-3			2	1	1	1	2	0	1
Inning Stats	R: 1 H: 2 E: 0 LOB: 1 K: 1 BB: 0 S: 15 P: 27	R: 0 H: 0 E: 0 LOB: 0 K: 0 BB: 0 S: 9 P: 13	R: 4 H: 5 E: 0 LOB: 1 K: 0 BB: 0 S: 14 P: 21	R: 0 H: 1 E: 0 LOB: 0 K: 0 BB: 0 S: 8 P: 12	R: 3 H: 3 E: 0 LOB: 3 K: 1 BB: 3 S: 23 P: 45	R: 0 H: 1 E: 0 LOB: 0 K: 0 BB: 0 S: 7 P: 8	R: 1 H: 0 E: 0 LOB: 3 K: 1 BB: 4 S: 18 P: 38	R: 1 H: 2 E: 0 LOB: 1 K: 0 BB: 0 S: 16 P: 22		1B: 11 SF: 2 2B: 2 SAC: 0 3B: 0 DP: 2 HR: 2 HBP: 0						

PITCHER		IP	WLS	BF	H	R	ER	SO	BB	IBB	HBP	BLK	WP	HR	S	P	ERA	WHIP
Jim Abbott, L ERA: 6.39	(1, 1)	4.2	L	23	9	7	7	1	1	0	0	0	0	2	53	89	13.50	2.143
Jeff Schmidt, R ERA: 7.71	(5, 1)	0.0		4	2	1	1	0	2	0	0	0	0	0	12	25	∞	∞
Mark Holzemer, L ERA: 9.42	(5, 1)	1.1		4	1	0	0	1	0	0	0	0	0	0	11	12	0.00	0.750
Jason Grimsley, R ERA: 5.66	(7, 1)	0.2		5	0	1	1	1	3	0	0	0	0	0	12	25	13.50	4.500
Brad Pennington, L ERA: 4.11	(7, 1)	0.1		2	0	0	0	0	1	0	0	0	0	0	6	13	0.00	3.000

PITCHER		IP	WLS	BF	H	R	ER	SO	BB	IBB	HBP	BLK	WP	HR	S	P	ERA	WHIP
Lee Smith, R ERA: 2.45	(8, 1)	1.0		5	2	1	1	0	0	0	0	0	0	0	16	22	9.00	2.000

BOTTOM

California Angels @ Baltimore Orioles

Oriole Park at Camden Yards, Baltimore, MD

Wed May 22 1996, 7:05 PM EDT

Att. 45,817 - Unknown - 85 F

livebaseballscorecards.com

AB	34
R	10
H	14
RBI	10
BB	7
SO	3
LOB	15

Batter	1	2	3	4	5	6	7	8	9	10	AB	R	H	RBI	BB	SO	LOB
Ernie Young, R (1, 8) OBP: 0.320, SLG: 0.439	0-3 K		0-0 F4		0-0 G6-3		0-0 2B (1-H, 2-H)		0-0 G6-4-3 (1-2f)		5	0	1	2	0	1	4
Torey Lovullo, S (1, 5) OBP: 0.316, SLG: 0.485	0-3 K			4-0 HR BB	0-0 F9		0-0 F7			0-0 F8	4	1	0	0	1	1	2
Jason Giambi, L (1, 10) OBP: 0.427, SLG: 0.595	0-3 K			0-0 F7		0-0 1B	0-0 G5-3			0-0 G4-3	5	0	1	0	0	1	2
Mark McGwire, R (1, 3) OBP: 0.439, SLG: 0.640		0-3 K		0-0 HR (1-H)		0-0 F9		0-0 G1-3		0-0 1B	5	1	2	2	0	1	1
Phil Plantier, L (1, 7) OBP: 0.303, SLG: 0.306		0-0 1B (G5-4-3)		0-3 K		0-3 K		0-3 K		0-0 G4-3	5	0	1	0	0	3	2
Terry Steinbach, R (1, 2) OBP: 0.343, SLG: 0.507		0-0 G5-4-3 (1-2f)		0-0 2B		0-0 G1-3		0-0 F9			4	0	1	0	0	0	2
Jose Herrera, L (1, 9) OBP: 0.340, SLG: 0.422			0-3 K2-3	0-0 G4-3			0-0 G5-3		0-0 G1-3		3	0	0	0	0	1	1
Geronimo Berroa, R (9, PH) OBP: 0.290, SLG: 0.512 (9, 9)											1	0	0	0	0	0	0
Mike Bordick, R (1, 6) OBP: 0.337, SLG: 0.308			0-0 G5-3		0-0 2B (SH5-4)		4-0 HBP 2B BB		4-0 1B BB		2	1	1	0	2	0	0
Rafael Bournigal, R (1, 4) OBP: 0.179, SLG: 0.185			0-0 1B		0-0 SH5-4 2-3		1-0 2B HBP (1-2)		0-0 1B (G6-4-3, 1-2)		2	1	2	0	0	0	0
Inning Stats	R: 0 E: 0 K: 3 S: 9 / H: 0 LOB: 0 BB: 0 P: 9	R: 0 E: 0 K: 1 S: 5 / H: 1 LOB: 0 BB: 0 P: 5	R: 0 E: 0 K: 1 S: 6 / H: 1 LOB: 1 BB: 0 P: 6	R: 2 E: 0 K: 1 S: 7 / H: 2 LOB: 1 BB: 1 P: 11	R: 0 E: 0 K: 0 S: 4 / H: 1 LOB: 1 BB: 0 P: 4	R: 0 E: 0 K: 1 S: 6 / H: 1 LOB: 1 BB: 0 P: 6	R: 2 E: 0 K: 0 S: 4 / H: 1 LOB: 1 BB: 1 P: 9	R: 0 E: 0 K: 1 S: 5 / H: 0 LOB: 0 BB: 0 P: 5	R: 0 E: 0 K: 0 S: 3 / H: 1 LOB: 1 BB: 1 P: 7	R: 0 E: 0 K: 0 S: 4 / H: 1 LOB: 1 BB: 0 P: 4	1B: 5 2B: 3 3B: 0 HR: 1	SF: 0 SAC: 1 DP: 2 HBP: 1						

PITCHER		IP	WLS	BF	H	R	ER	SO	BB	IBB	HBP	BLK	WP	HR	S	P	ERA	WHIP
35 Mike Mussina, R ERA: 4.34	(1, 1)	6.1		28	7	4	4	7	2	0	1	0	0	1	39	48	5.68	1.421
Jesse Orosco, L ERA: 8.8	(7, 1)	1.2		5	0	0	0	1	0	0	0	0	0	0	7	7	0.00	0.000
Roger McDowell, R ERA: 2.52	(9, 1)	2.0	W	8	2	0	0	0	1	0	0	0	0	0	7	11	0.00	1.500

PITCHER	IP	WLS	BF	H	R	ER	SO	BB	IBB	HBP	BLK	WP	HR	S	P	ERA	WHIP

TOP

Oakland Athletics @ Baltimore Orioles

Oriole Park at Camden Yards, Baltimore, MD

Fri May 24 1996, 7:05 PM EDT
Att. 45,024 - Unknown - 81 F

livebaseballscorecards.com

AB	36
R	4
H	9
RBI	4
BB	3
SO	8
LOB	14

WP: 0	PB: 0	SB: 0	CS: 0
PA: 41			

Oakland Athletics @ Baltimore Orioles

Oriole Park at Camden Yards, Baltimore, MD

Fri May 24 1996, 7:05 PM EDT

Att. 45,024 - Unknown - 81 F

livebaseballscorecards.com

BOTTOM

Batter	1	2	3	4	5	6	7	8	9	10	AB	R	H	RBI	BB	SO	LOB
Brady Anderson, L (1, 8) OBP: 0.426, SLG: 0.704	G6-3		1B, BB		BB		F8		FC1-6, 1B		3	0	1	0	2	0	0
Luis Polonia, L (1, 7) OBP: 0.265, SLG: 0.364	G5-3		1-3, 1B		K		G4-3		FC1-6, G6-4-3, 1-2f		5	0	1	0	0	1	2
Roberto Alomar, S (1, 4) OBP: 0.469, SLG: 0.606	1B		G1-4-3			BB, 1B	F9		G6-4-3, 1-2f		5	1	2	0	0	0	3
Rafael Palmeiro, L (1, 3) OBP: 0.411, SLG: 0.547	G4-3			F8		1B, 1-2, BB		F7		FC5, 2B	4	0	1	0	1	0	1
Bobby Bonilla, S (1, 10) OBP: 0.309, SLG: 0.348		L5		2B		F5		HBP, HR, BB		FC5, 1B, IBB	3	2	1	0	2	0	2
Cal Ripken Jr., R (1, 6) OBP: 0.320, SLG: 0.362		G5-3		K		BB, 1-3, 2-H, 1B		HR, 1-2, HBP		K	4	1	1	1	0	2	3
Jeffrey Hammonds, R (1, 9) OBP: 0.327, SLG: 0.431		F8		F9		K		1-H, 2-H, HR		FC5, 1B, 1-2, 2-3f	5	1	1	3	0	1	5
Chris Hoiles, R (1, 2) OBP: 0.358, SLG: 0.459			G5-3		F7	1-2, BB		CS, 1B		1-2, 2-H, 1B	3	0	1	0	1	0	0
Manny Alexander, R (8, PR) OBP: 0.286, SLG: 0.211											0	0	0	0	0	0	0
Gregg Zaun, S (9, 2) OBP: 0.317, SLG: 0.368											1	0	1	1	0	0	0
Billy Ripken, R (1, 5) OBP: 0.242, SLG: 0.207			F8		P6	F8		F8, 1-2			4	0	0	0	0	0	4

	AB	37
	R	5
	H	10
	RBI	5
	BB	6
	SO	4
	LOB	20

Inning Stats	1	2	3	4	5	6	7	8	9	10	1B: 7	SF: 0	WP: 0	PA: 44
	R: 0 H: 1 E: 0 LOB: 1 K: 0 BB: 0 S: 4 P: 4	R: 0 H: 0 E: 0 LOB: 0 K: 0 BB: 0 S: 3 P: 3	R: 0 H: 1 E: 0 LOB: 2 K: 0 BB: 1 S: 4 P: 8	R: 0 H: 1 E: 0 LOB: 1 K: 1 BB: 0 S: 6 P: 6	R: 0 H: 0 E: 0 LOB: 1 K: 1 BB: 1 S: 5 P: 9	R: 1 H: 2 E: 0 LOB: 3 K: 1 BB: 2 S: 7 P: 15	R: 0 H: 0 E: 0 LOB: 0 K: 0 BB: 0 S: 3 P: 3	R: 3 H: 2 E: 0 LOB: 1 K: 0 BB: 1 S: 4 P: 9	R: 0 H: 1 E: 0 LOB: 0 K: 0 BB: 0 S: 3 P: 3	R: 1 H: 2 E: 0 LOB: 2 K: 1 BB: 1 S: 6 P: 10	2B: 2 SAC: 0 3B: 0 DP: 1 HR: 1 HBP: 1		PB: 0 SB: 0 CS: 1	

PITCHER		IP	WLS	BF	H	R	ER	SO	BB	IBB	HBP	BLK	WP	HR	S	P	ERA	WHIP
Don Wengert, R ERA: 4.04	(1, 1)	6.0		27	5	1	1	3	4	0	0	0	0	0	29	45	1.50	1.500
John Wasdin, R ERA: 20.25	(7, 1)	1.1		8	2	3	3	0	1	0	1	0	0	1	6	11	20.25	2.250
Jim Corsi, R ERA: 5.19	(8, 1)	1.2		4	1	0	0	0	0	0	0	0	0	0	4	4	0.00	0.600
Carlos Reyes, R ERA: 6.11	(10, 1)	0.2	L	5	2	1	1	1	0	1	0	0	0	0	6	10	13.50	3.000

PITCHER	IP	WLS	BF	H	R	ER	SO	BB	IBB	HBP	BLK	WP	HR	S	P	ERA	WHIP

Oakland Athletics @ Baltimore Orioles

Oriole Park at Camden Yards, Baltimore, MD

Sat May 25 1996, 3:33 AM EDT
Att. 47,353 - Unknown - 71 F

TOP

livebaseballscorecards.com

Batter	1	2	3	4	5	6	7	8	9	AB	R	H	RBI	BB	SO	LOB
Ernie Young, R (1, 8) OBP: 0.316, SLG: 0.431	K2-3		CS 1B		K		F9		F9	5	0	1	0	0	2	2
Mike Bordick, R (1, 6) OBP: 0.333, SLG: 0.325	6-3		CS 1-2	6-3	6-3		F9		HR	5	1	1	1	0	0	2
Jason Giambi, L (1, 5) OBP: 0.421, SLG: 0.581	5-3			HR HBP		6-3	4-3		F9	4	1	0	0	0	0	0
Mark McGwire, R (1, 3) OBP: 0.450, SLG: 0.674		F8		1-H HR		HR BB 1B		WP BB		3	2	2	2	1	0	0
Geronimo Berroa, R (1, 9) OBP: 0.300, SLG: 0.512 Jose Herrera, L (8, PR) OBP: 0.340, SLG: 0.422 (8, 9)		1B	F8			1-2 HR BB		1-2 WP BB		2 0	1 0	1 0	0 0	2 0	0 0	0 0
Pedro Munoz, R (1, 10) OBP: 0.316, SLG: 0.450	F9		K			1-H 2-H HR		K		4	1	1	3	0	2	3
Terry Steinbach, R (1, 2) OBP: 0.341, SLG: 0.500	K				1B 1B	K		1-2 2-3 K		4	0	1	0	0	3	3
Allen Battle, R (1, 7) OBP: 0.282, SLG: 0.250			K		F9	S 1B		P4		4	0	1	0	0	1	4
Brent Gates, S (1, 4) OBP: 0.324, SLG: 0.347			F8		1-2 1B	1-2 F9			6-3	4	0	1	0	0	0	1
Inning Stats	R: 0 E: 0 K: 1 S: 5 H: 0 LOB: 0 BB: 0 P: 5	R: 0 E: 0 K: 1 S: 6 H: 1 LOB: 1 BB: 0 P: 6	R: 0 E: 0 K: 1 S: 5 H: 1 LOB: 0 BB: 0 P: 5	R: 2 E: 0 K: 1 S: 6 H: 1 LOB: 0 BB: 0 P: 7	R: 0 E: 0 K: 1 S: 7 H: 2 LOB: 2 BB: 0 P: 7	R: 3 E: 0 K: 1 S: 8 H: 3 LOB: 1 BB: 1 P: 12	R: 0 E: 0 K: 0 S: 3 H: 0 LOB: 0 BB: 0 P: 3	R: 0 E: 0 K: 2 S: 7 H: 0 LOB: 3 BB: 2 P: 15	R: 1 E: 0 K: 0 S: 4 H: 1 LOB: 0 BB: 0 P: 4	1B: 6 2B: 0 3B: 0 HR: 3 SF: 0 SAC: 0 DP: 0 HBP: 1						

	AB	35
	R	6
	H	9
	RBI	6
	BB	3
	SO	8
	LOB	15

WP: 1 PB: 0 SB: 1 CS: 1 PA: 40

PITCHER		IP	WLS	BF	H	R	ER	SO	BB	IBB	HBP	BLK	WP	HR	S	P	ERA	WHIP
David Wells, L ERA: 4.22	(1, 1)	6.0	L	27	8	5	5	6	1	0	1	0	0	2	37	42	7.50	1.500
Archie Corbin, R ERA: 2.25	(7, 1)	1.0		5	0	0	0	0	2	0	0	0	0	0	3	11	0.00	2.000
Alan Mills, R ERA: 8.44	(8, 1)	2.0		7	1	1	1	2	0	0	0	0	1	1	11	11	4.50	0.500

PITCHER	IP	WLS	BF	H	R	ER	SO	BB	IBB	HBP	BLK	WP	HR	S	P	ERA	WHIP

BOTTOM

Oakland Athletics @ Baltimore Orioles

Oriole Park at Camden Yards, Baltimore, MD

Sat May 25 1996, 3:33 AM EDT
Att. 47,353 - Unknown - 71 F

livebaseballscorecards.com

Batter	1	2	3	4	5	6	7	8	9	AB	R	H	RBI	BB	SO	LOB
Brady Anderson, L (1, 8) OBP: 0.435, SLG: 0.744	4-3		5-3 BB		HR		HR		1B	4	2	3	2	1	0	0
Mike Devereaux, R (1, 9) OBP: 0.302, SLG: 0.310	5-3		K		F9		BB 1B BB		K	4	0	0	0	1	2	3
Roberto Alomar, S (1, 4) OBP: 0.472, SLG: 0.603	BB		5-3 1-2 2-3		K		FC5 BB 1-2 1B		1-2 1B	4	0	2	0	1	1	2
Rafael Palmeiro, L (1, 3) OBP: 0.411, SLG: 0.537	L4		BB		F7		1-2 2-3 BB		K	3	0	0	0	2	1	3
Bobby Bonilla, S (1, 10) OBP: 0.301, SLG: 0.338		F9	P4			5-3	FC5 2-3f		K	5	0	0	0	0	1	8
Cal Ripken Jr., R (1, 6) OBP: 0.323, SLG: 0.379		F8		HR		5-3		BB SH1-3		3	1	1	1	1	0	0
Jeffrey Hammonds, R (1, 7) OBP: 0.327, SLG: 0.429		1B		F9	K			SH1-3 1-2		3	0	1	0	0	1	0
Chris Hoiles, R (1, 2) OBP: 0.349, SLG: 0.444		F8		5-3			F7	F9		4	0	0	0	0	0	2
Billy Ripken, R (1, 5) OBP: 0.250, SLG: 0.250			5-3 2B	4-3			5-3	6-3		3	0	1	0	0	0	0
Luis Polonia, L (8, PH) OBP: 0.257, SLG: 0.353										1	0	0	0	0	0	1
Manny Alexander, R (9, 5) OBP: 0.286, SLG: 0.211										0	0	0	0	0	0	0

Inning Stats	1	2	3	4	5	6	7	8	9
	R: 0 H: 0 E: 0 LOB: 1 K: 0 BB: 1 S: 3 P: 7	R: 0 H: 1 E: 0 LOB: 1 K: 0 BB: 0 S: 4 P: 4	R: 0 H: 1 E: 0 LOB: 3 K: 1 BB: 2 S: 6 P: 14	R: 1 H: 1 E: 0 LOB: 0 K: 0 BB: 0 S: 4 P: 4	R: 1 H: 1 E: 0 LOB: 0 K: 1 BB: 0 S: 6 P: 6	R: 0 H: 0 E: 0 LOB: 0 K: 1 BB: 0 S: 5 P: 5	R: 1 H: 2 E: 0 LOB: 3 K: 0 BB: 2 S: 5 P: 13	R: 0 H: 0 E: 0 LOB: 1 K: 0 BB: 1 S: 3 P: 7	R: 0 H: 2 E: 0 LOB: 2 K: 3 BB: 0 S: 11 P: 11

1B: 4	SF: 0	WP: 0 PA: 41
2B: 1	SAC: 1	PB: 0
3B: 0	DP: 0	SB: 0
HR: 3	HBP: 0	CS: 0

AB	34
R	3
H	8
RBI	3
BB	6
SO	6
LOB	19

PITCHER		IP	WLS	BF	H	R	ER	SO	BB	IBB	HBP	BLK	WP	HR	S	P	ERA	WHIP
Doug Johns, L ERA: 5.37	(1, 1)	6.2	W	29	5	3	3	3	4	0	0	0	0	3	31	47	4.05	1.350
Mike Mohler, L ERA: 1.0	(7, 1)	0.1		3	1	0	0	0	1	0	0	0	0	0	2	6	0.00	6.000
Billy Taylor, R ERA: 3.65	(8, 1)	1.1		7	2	0	0	1	1	0	0	0	0	0	8	12	0.00	2.250
Buddy Groom, L ERA: 3.51	(9, 1)	0.2	S	2	0	0	0	2	0	0	0	0	0	0	6	6	0.00	0.000

PITCHER	IP	WLS	BF	H	R	ER	SO	BB	IBB	HBP	BLK	WP	HR	S	P	ERA	WHIP

Batter	1	2	3	4	5	6	7	8	9	AB	R	H	RBI	BB	SO	LOB
Ernie Young, R (1, 8) OBP: 0.308, SLG: 0.418	F9		F9 2-3		F9			6-3		4	0	0	0	0	0	3
Mike Bordick, R (1, 6) OBP: 0.331, SLG: 0.318	F9		FC6-4 1-2f			BBBB 4-0 BLK 1B BB		F9		3	1	0	0	1	0	2
Jason Giambi, L (1, 5) OBP: 0.418, SLG: 0.574	G3			3-1		F7 1-2		0-0 1B		4	0	1	0	0	0	1
Mark McGwire, R (1, 3) OBP: 0.443, SLG: 0.656 Torey Lovullo, S (8, 3) OBP: 0.316, SLG: 0.485	SSS 0-3 K			P4		0-0 2-H 1B		5-3		4 0	0 0	1 0	1 0	0 0	1 0	1 0
Geronimo Berroa, R (1, 9) (7, 7) OBP: 0.299, SLG: 0.503	F9			BBBB 4-0 BB		SSS 0-3 K			1-3	3	0	0	0	1	1	1
Pedro Munoz, R (1, 10) OBP: 0.306, SLG: 0.434	4-6-3			F7		5-3			5-3	4	0	0	0	0	0	2
Terry Steinbach, R (1, 2) OBP: 0.339, SLG: 0.494			F9 BB 1B	5-3			5-3		F8	4	0	1	0	0	0	0
Allen Battle, R (1, 7) OBP: 0.293, SLG: 0.250 Jose Herrera, L (7, PH) (7, 9) OBP: 0.333, SLG: 0.413			BBBB 4-0 FC6-4 1-2 BB	BBBB 4-0 BB			0-0 4-3			0 1	0 0	0 0	0 0	2 0	0 0	0 0
Brent Gates, S (1, 4) OBP: 0.319, SLG: 0.341			F8	F8			4-3			3	0	0	0	0	0	3
Inning Stats	R: 0 E: 0 K: 0 S: 3 H: 0 LOB: 0 BB: 0 P: 3	R: 0 E: 0 K: 1 S: 5 H: 0 LOB: 0 BB: 0 P: 5	R: 0 E: 0 K: 0 S: 4 H: 1 LOB: 2 BB: 1 P: 8	R: 0 E: 0 K: 0 S: 3 H: 0 LOB: 1 BB: 1 P: 7	R: 0 E: 0 K: 0 S: 3 H: 0 LOB: 1 BB: 1 P: 7	R: 1 E: 0 K: 1 S: 6 H: 1 LOB: 1 BB: 1 P: 10	R: 0 E: 0 K: 0 S: 3 H: 0 LOB: 0 BB: 0 P: 3	R: 0 E: 0 K: 0 S: 4 H: 1 LOB: 1 BB: 0 P: 4	R: 0 E: 0 K: 0 S: 3 H: 0 LOB: 0 BB: 0 P: 3	1B: 3 2B: 0 3B: 0 HR: 0 SF: 0 SAC: 0 DP: 0 HBP: 0	WP: 0 PB: 0 SB: 0 CS: 0 PA: 34					

PITCHER		IP	WLS	BF	H	R	ER	SO	BB	IBB	HBP	BLK	WP	HR	S	P	ERA	WHIP
Kent Mercker, L ERA: 6.7	(1, 1)	5.1	W	21	1	1	1	1	4	0	0	1	0	0	19	35	1.69	0.938
Roger McDowell, R ERA: 2.29	(6, 1)	3.2	S	13	2	0	0	1	0	0	0	0	0	0	15	15	0.00	0.545

PITCHER	IP	WLS	BF	H	R	ER	SO	BB	IBB	HBP	BLK	WP	HR	S	P	ERA	WHIP

TOP

Oakland Athletics @ Baltimore Orioles

Oriole Park at Camden Yards, Baltimore, MD

Sun May 26 1996, 3:33 AM EDT
Att. 47,401 - Unknown - 67 F

livebaseballscorecards.com

AB	30
R	1
H	3
RBI	1
BB	4
SO	2
LOB	13

Oakland Athletics @ Baltimore Orioles

Oriole Park at Camden Yards, Baltimore, MD

Sun May 26 1996, 3:33 AM EDT

Att. 47,401 - Unknown - 67 F

BOTTOM

livebaseballscorecards.com

Batter	1	2	3	4	5	6	7	8	9	AB	R	H	RBI	BB	SO	LOB
Brady Anderson, L (1, 8) OBP: 0.439, SLG: 0.744	FC4-6 1B	BBB 4-0 FC6-4 BB		0-0 2B		0-0 ① F8 1-2 2-3		SSS 0-3 ② K		4	0	2	0	1	1	2
Luis Polonia, L (1, 7) OBP: 0.250, SLG: 0.333	0-0 ① FC4-6 1-3 1-2f	0-0 ② FC6-4 2B 1-2f 2-3 3-H		0-0 ② P6		0-0 SF7 1B 2-3 3-H		0-0 ③ 4-3		5	0	1	2	0	0	4
Roberto Alomar, S (1, 4) OBP: 0.468, SLG: 0.604	0-0 ② 1-3 1-2	0-0 2B 1-3 3-H		0-0 ③ F7		0-0 ② SF7 1-2 3-H				3	0	1	2	0	0	2
Rafael Palmeiro, L (1, 3) OBP: 0.413, SLG: 0.531	0-0 ③ 4-3	III 4-0 IBB			SSS 0-3 ① K	BBB 4-0 BB				2	0	0	0	2	1	1
Bobby Bonilla, S (1, 10) OBP: 0.299, SLG: 0.335		0-0 FC5-4 1B F8			0-0 ② F7	SSS 0-3 ③ K				4	0	1	0	0	1	5
Cal Ripken Jr., R (1, 6) OBP: 0.322, SLG: 0.372		0-0 ① FC5-4 1B 1B 2B 1-2f	0-0 ① 6-3		BBB 4-0 BB		0-0 ① P5			3	1	0	0	1	0	1
Jeffrey Hammonds, R (1, 9) OBP: 0.325, SLG: 0.424		0-0 1B 1-2 2B 1B	0-0 ② F8		0-0 ③ F9		0-0 ② 6-3			4	1	1	0	0	0	1
Billy Ripken, R (1, 5) OBP: 0.275, SLG: 0.306		0-0 2B 1-2 2-3 FC6-4 1B	0-0 ③ F7			0-0 F8 1B 2B	0-0 ③ F9			4	2	2	0	0	0	0
Gregg Zaun, S (1, 2) OBP: 0.333, SLG: 0.390		0-0 FC6-4 1-3 2-H 3-H 2B		0-0 ① 1-3		H 1-0 1B F8 SF7 HBP		0-0 ① 4-3		3	2	1	2	0	0	0
Inning Stats	R: 0 E: 0 K: 0 S: 4 H: 1 LOB: 1 BB: 0 P: 4	R: 4 E: 0 K: 0 S: 8 H: 5 LOB: 3 BB: 2 P: 16	R: 0 E: 0 K: 0 S: 3 H: 0 LOB: 0 BB: 0 P: 3	R: 0 E: 0 K: 0 S: 4 H: 1 LOB: 1 BB: 0 P: 4	R: 0 E: 0 K: 1 S: 5 H: 0 LOB: 1 BB: 1 P: 9	R: 2 E: 0 K: 1 S: 7 H: 2 LOB: 2 BB: 1 P: 12	R: 0 E: 0 K: 0 S: 3 H: 0 LOB: 0 BB: 0 P: 3	R: 0 E: 0 K: 1 S: 5 H: 0 LOB: 0 BB: 0 P: 5		1B: 5 2B: 4 3B: 0 HR: 0	SF: 1 SAC: 0 DP: 0 HBP: 1			WP: 0 PB: 0 SB: 0 CS: 0	PA: 38	

	AB	32
	R	6
	H	9
	RBI	6
	BB	4
	SO	3
	LOB	16

PITCHER		IP	WLS	BF	H	R	ER	SO	BB	IBB	HBP	BLK	WP	HR	S	P	ERA	WHIP
Bobby Chouinard, R ERA: 9.0	(1, 1)	5.0	L	26	8	5	5	1	2	1	0	0	0	0	25	37	9.00	2.000
Todd Van Poppel, R ERA: 8.23	(6, 1)	3.0		12	1	1	1	2	1	0	1	0	0	0	14	19	3.00	0.667

PITCHER	IP	WLS	BF	H	R	ER	SO	BB	IBB	HBP	BLK	WP	HR	S	P	ERA	WHIP

Batter	1	2	3	4	5	6	7	8	9	AB	R	H	RBI	BB	SO	LOB
Brady Anderson, L (1, 8) OBP: 0.441, SLG: 0.750	F B B F B X 3-2 HR		B B X 2-0 ① F7		S B X 1-1 ① G3	C D B F S 2-3 ③ K		B T H 2-1 1B HBP	B B B C B 4-1 BB	4	1	1	1	1	1	2
Luis Polonia, L (1, 7) OBP: 0.233, SLG: 0.310 Mike Devereaux, R (7, PH) OBP: 0.303, SLG: 0.311 (7, 9)	X 0-0 ① G4-3		B B X 2-0 ② L7		C F B B X 2-2 ② G5-3		C B X 1-1 BB BB HR 1B	F 1 SAFE 1 SAFE X 0-1 ② F9	B F B X 2-1 ③ F8	3 3	0 1	0 1	0 1	0 0	0 0	0 2
Roberto Alomar, S (1, 4) OBP: 0.471, SLG: 0.600	B B C B B 4-1 BB		C B C C X 2-2 ③ G6-3		B C B B B 4-1 HR BB		X 0-0 ① F9	X 0-0 1-2 1B		3	1	1	0	2	0	1
Rafael Palmeiro, L (1, 3) OBP: 0.413, SLG: 0.541	B X 1-0 ② F9			X 0-0 ① L3	B S B F B F X 3-2 1-H HR		B B B B 4-0 BB 1-2 HR BB	B X 1-0 ③ L8		4	2	1	2	1	0	3
Bobby Bonilla, S (1, 10) OBP: 0.307, SLG: 0.341	B S X 1-1 ③ F9			B X 1-0 HR 2B	F X 0-1 ③ G4-3		B B B B S B 4-1 1-2 2-3 HR BB		C B S B F B B 4-2 HR BB	3	3	1	0	2	0	1
Cal Ripken Jr., R (1, 6) OBP: 0.329, SLG: 0.427		B F C C 1-3 ① K		C X 0-1 2-H HR		X 0-0 ① F8	X 0-0 1-H 2-H 3-H HR		C F B X 1-2 1-H HR	5	3	3	8	0	1	0
Jeffrey Hammonds, R (1, 9) OBP: 0.328, SLG: 0.419 (7, 7)		C F B B B F S 2-3 ② K		B B B 4-0 BB		B F S X 1-2 S 1B	C X 0-1 ② L9		B F F B B B F F S 3-3 ① K	4	0	1	0	1	2	0
Chris Hoiles, R (1, 2) OBP: 0.344, SLG: 0.435	B X 1-0 1B			1 SAFE C B 1 SAFE B F S 2-3 ② K		B X 1-0 ② F8	C X 0-1 ③ G5-3		S B C B X 2-2 ② F8	5	0	1	0	0	1	2
Billy Ripken, R (1, 5) OBP: 0.289, SLG: 0.375		F B F F X 1-2 ③ G5-3		F B B C F F B F X 3-2 ③ G6-3		B B B B 4-0 1-2 BB		C S S 0-3 ① K	B C S X 1-2 HR	4	1	1	1	1	1	2
Inning Stats	R: 1 H: 1 E: 0 LOB: 1 K: 0 BB: 1 S: 8 P: 17	R: 0 H: 1 E: 0 LOB: 1 K: 2 BB: 0 S: 13 P: 18	R: 0 H: 0 E: 0 LOB: 0 K: 0 BB: 0 S: 5 P: 11	R: 2 H: 2 E: 0 LOB: 1 K: 1 BB: 1 S: 13 P: 23	R: 2 H: 1 E: 0 LOB: 0 K: 0 BB: 1 S: 12 P: 22	R: 0 H: 1 E: 0 LOB: 2 K: 1 BB: 1 S: 8 P: 16	R: 4 H: 2 E: 0 LOB: 0 K: 0 BB: 2 S: 9 P: 18	R: 0 H: 1 E: 0 LOB: 2 K: 1 BB: 0 S: 8 P: 11	R: 3 H: 2 E: 0 LOB: 1 K: 1 BB: 2 S: 21 P: 38	1B: 4 SF: 0 2B: 1 SAC: 0 3B: 0 DP: 0 HR: 6 HBP: 1						

PITCHER		IP	WLS	BF	H	R	ER	SO	BB	IBB	HBP	BLK	WP	HR	S	P	ERA	WHIP
Bob Wolcott, R ERA: 6.09	(1, 1)	5.0		23	5	5	5	3	3	0	0	0	0	3	51	91	9.00	1.600
Rafael Carmona, R ERA: 3.47	(6, 1)	0.2		4	1	0	0	0	1	0	0	0	0	0	5	11	0.00	3.000
Lee Guetterman, L ERA: 40.5	(6, 1)	0.2	L	5	1	3	3	1	2	0	0	0	0	0	7	18	40.50	4.500
Michael Jackson, R ERA: 5.56	(7, 1)	1.2		8	2	1	1	1	0	0	1	0	0	1	13	16	5.40	1.200
Scott Davison, R ERA: 11.81	(9, 1)	1.0		7	2	3	3	1	2	0	0	0	0	2	21	38	27.00	4.000

PITCHER	IP	WLS	BF	H	R	ER	SO	BB	IBB	HBP	BLK	WP	HR	S	P	ERA	WHIP

TOP

Baltimore Orioles @ Seattle Mariners

The Kingdome, Seattle, WA

Tue May 28 1996, 10:05 PM EDT

Att. 23,235 - Dome - 68 F

livebaseballscorecards.com

AB	38
R	12
H	11
RBI	12
BB	8
SO	6
LOB	13

1B: 4	SF: 0	WP: 0	PA: 47
2B: 1	SAC: 0	PB: 0	
3B: 0	DP: 0	SB: 1	
HR: 6	HBP: 1	CS: 0	

Baltimore Orioles @ Seattle Mariners

The Kingdome, Seattle, WA

Tue May 28 1996, 10:05 PM EDT

Att. 23,235 - Dome - 68 F

BOTTOM

Batter	1	2	3	4	5	6	7	8	9	AB	R	H	RBI	BB	SO	LOB
Darren Bragg, L (1, 7) OBP: 0.382, SLG: 0.487	K		L9		S 2B BB	1-2 F7		K		4	1	0	0	1	2	1
Alex Rodriguez, R (1, 6) OBP: 0.407, SLG: 0.704	2B 1B		K		1-H 2B 2B		K		G6-4-3 BB 1B 1B	5	3	3	1	0	2	0
Ken Griffey Jr., L (1, 8) OBP: 0.402, SLG: 0.630	1-H 2B		L4		2B BB		HR		1-2 G6-4-3 BB	3	2	2	2	2	0	0
Edgar Martinez, R (1, 10) OBP: 0.452, SLG: 0.696	F8			K	1-H 2-H 2B 2B		BB BB		G6-4-3 1-2f 2-3	4	1	1	2	1	1	3
Jay Buhner, R (1, 9) OBP: 0.405, SLG: 0.624	P3			1B BB	2-H 1B 2B		1-2 BB BB		3-H 1B 1B	3	1	2	2	2	0	1
Paul Sorrento, L (1, 3) OBP: 0.373, SLG: 0.559		G4-3		G6-3 1-2 1B	2-H 1B		K		1-2 1B	3	0	2	1	0	0	0
Brian Hunter, R (7, PH) OBP: 0.440, SLG: 0.409 (8, 3)										2	0	1	0	0	1	2
Dan Wilson, R (1, 2) OBP: 0.323, SLG: 0.490		1B		G6-3 1-2f	K		K		K	5	0	1	0	0	3	7
Russ Davis, R (1, 5) OBP: 0.321, SLG: 0.386		K			L8	K		G6-3		4	0	0	0	0	2	1
Joey Cora, S (1, 4) OBP: 0.258, SLG: 0.338		G3			F7	CS 1B		F7		4	0	1	0	0	0	1
Inning Stats	R: 1 H: 2 E: 0 LOB: 1 K: 1 BB: 0 S: 12 P: 16	R: 0 H: 1 E: 0 LOB: 1 K: 1 BB: 0 S: 8 P: 15	R: 0 H: 0 E: 0 LOB: 0 K: 1 BB: 0 S: 8 P: 14	R: 0 H: 1 E: 0 LOB: 1 K: 1 BB: 1 S: 8 P: 16	R: 5 H: 4 E: 0 LOB: 1 K: 1 BB: 2 S: 17 P: 33	R: 0 H: 1 E: 0 LOB: 0 K: 1 BB: 0 S: 11 P: 16	R: 1 H: 1 E: 0 LOB: 2 K: 3 BB: 2 S: 15 P: 26	R: 0 H: 0 E: 0 LOB: 0 K: 1 BB: 0 S: 8 P: 11	R: 1 H: 3 E: 0 LOB: 2 K: 1 BB: 1 S: 9 P: 19	1B: 8 SF: 0 2B: 4 SAC: 0 3B: 0 DP: 2 HR: 1 HBP: 0						

livebaseballscorecards.com

AB	37
R	8
H	13
RBI	8
BB	6
SO	11
LOB	16

WP: 0 PA: 43
PB: 0
SB: 1
CS: 1

PITCHER		IP	WLS	BF	H	R	ER	SO	BB	IBB	HBP	BLK	WP	HR	S	P	ERA	WHIP
Scott Erickson, R ERA: 5.2	(1, 1)	4.2		24	8	6	6	4	3	0	0	0	0	0	50	89	11.57	2.357
Arthur Rhodes, L ERA: 5.86	(5, 1)	1.2	W	6	2	1	1	3	0	0	0	0	0	1	20	29	5.40	1.200
Alan Mills, R ERA: 8.44	(7, 1)	0.0		2	0	0	0	0	2	0	0	0	0	0	2	10	∞	∞
Jesse Orosco, L ERA: 8.62	(7, 1)	0.1		1	0	0	0	1	0	0	0	0	0	0	3	4	0.00	0.000
Jimmy Haynes, R ERA: 6.95	(7, 1)	2.1	S	10	3	1	1	3	1	0	0	0	0	0	21	34	3.86	1.714

PITCHER	IP	WLS	BF	H	R	ER	SO	BB	IBB	HBP	BLK	WP	HR	S	P	ERA	WHIP

Batter	1	2	3	4	5	6	7	8	9	AB	R	H	RBI	BB	SO	LOB
Brady Anderson, L (1, 8) OBP: 0.435, SLG: 0.751	B B C C B X 3-2 ① F7		C B C F B B X 2-2 ③ G4-3		D B S B F 1 SAFE X 3-2 1-H HR		B C F F B X 2-2 ① P6	B C B F X 2-2 ③ G2-3		5	1	1	2	0	0	2
Mike Devereaux, R (1, 7) (8, 9) OBP: 0.299, SLG: 0.301	C B S B S 2-3 ② K		X	B C F F B X 2-2 ① G5-3	X 0-0 ② G4-3		B B B C F X 3-2 ② G4-3 2-3		B B B B 4-0 WP E BB	4	1	0	0	1	1	1
Roberto Alomar, S (1, 4) OBP: 0.469, SLG: 0.595	F X 0-1 CS 1B			B C X 1-1 ② F9	C B F B B B X 3-2 ③ G4-3		B B C T X 2-2 BB 1B 3-H 1B		F S X 0-2 E5 S 1-H	5	1	2	1	0	0	0
Rafael Palmeiro, L (1, 3) OBP: 0.421, SLG: 0.549	F 1 SAFE 0-1 ③ CS 1-2	C B B X 2-1 1B		B C X 1-1 1B 2B		B B S B B 4-1 HR BB	B F C F 1 SAFE 1 SAFE B B B 4-2 1B 1-2 BB		C F B B B X 2-2 ① P6 2-3	3	2	2	0	2	0	1
Bobby Bonilla, S (1, 10) OBP: 0.315, SLG: 0.341		B F B C S 2-3 ① K		B C B F D B 4-2 1B BB		C F B X 1-2 ① P2	F B X 1-1 1-2 2-H 1B		C B D F F B B 4-2 G4-6-3 BB	3	0	1	1	2	1	2
Cal Ripken Jr., R (1, 6) OBP: 0.330, SLG: 0.442		C B X 1-1 ② F8		B C B F F F B X 3-2 1-3 2-H 1B		B 1 SAFE D X 2-0 1-H HR	B C X 1-1 ③ P4		B F X 1-1 ② ③ G4-6-3 1-2f	5	1	2	3	0	0	5
Mark Smith, R (1, 9) OBP: 0.200, SLG: 0.467		X 0-0 ③ P4		B F B X 2-1 ③ P3		F B X 1-1 ② P6		B B B B 4-0 G1-3 S BB		3	0	0	0	0	0	3
Luis Polonia, L (8, PH) (8, 7) OBP: 0.250, SLG: 0.310										0	0	0	0	1	0	0
Chris Hoiles, R (1, 2) OBP: 0.335, SLG: 0.422			X 0-0 ① F9		C X 0-1 ① G6-3		F B C B B S 3-3 ③ K		C 1 SAFE F B F C 1-3 ① K	4	0	0	0	0	2	1
Billy Ripken, R (1, 5) OBP: 0.306, SLG: 0.409			C B B X 2-1 ② F8		C B B F B X 3-2 HR 1B		X 0-0 G4-3 1B 2B		1 SAFE C S X 0-2 ② G1-3 1-3	4	2	2	0	0	0	1
Inning Stats	R: 0 E: 0 K: 1 S: 9 H: 1 LOB: 0 BB: 0 P: 14	R: 0 E: 0 K: 1 S: 8 H: 1 LOB: 1 BB: 0 P: 13	R: 0 E: 0 K: 0 S: 7 H: 0 LOB: 0 BB: 0 P: 11	R: 1 E: 0 K: 0 S: 17 H: 2 LOB: 2 BB: 1 P: 30	R: 2 E: 0 K: 0 S: 12 H: 2 LOB: 0 BB: 0 P: 21	R: 2 E: 0 K: 1 S: 10 H: 1 LOB: 0 BB: 1 P: 21	R: 2 E: 0 K: 0 S: 18 H: 3 LOB: 2 BB: 1 P: 31	R: 0 E: 0 K: 1 S: 10 H: 0 LOB: 1 BB: 1 P: 17	R: 1 E: 1 K: 0 S: 11 H: 0 LOB: 1 BB: 2 P: 22	1B: 6 2B: 2 3B: 0 HR: 2 SF: 0 SAC: 0 DP: 1 HBP: 0						

PITCHER		IP	WLS	BF	H	R	ER	SO	BB	IBB	HBP	BLK	WP	HR	S	P	ERA	WHIP
Sterling Hitchcock, L ERA: 5.3	(1, 1)	6.2		31	9	7	7	3	3	0	0	0	0	2	77	135	9.45	1.800
Rafael Carmona, R ERA: 3.33	(7, 1)	1.0		5	1	0	0	1	1	0	0	0	0	0	11	18	0.00	2.000
Norm Charlton, L ERA: 3.18	(8, 1)	1.1	W	6	0	1	0	0	2	0	0	0	1	0	14	27	0.00	1.500

PITCHER	IP	WLS	BF	H	R	ER	SO	BB	IBB	HBP	BLK	WP	HR	S	P	ERA	WHIP

TOP

Baltimore Orioles @ Seattle Mariners

The Kingdome, Seattle, WA

Wed May 29 1996, 10:05 PM EDT

Att. 20,253 - Dome - 68 F

livebaseballscorecards.com

AB	36
R	8
H	10
RBI	7
BB	6
SO	4
LOB	16

1B: 6	SF: 0	WP: 1	PA: 43
2B: 2	SAC: 0	PB: 0	
3B: 0	DP: 1	SB: 2	
HR: 2	HBP: 0	CS: 1	

Baltimore Orioles @ Seattle Mariners

The Kingdome, Seattle, WA

Wed May 29 1996, 10:05 PM EDT

Att. 20,253 - Dome - 68 F

livebaseballscorecards.com

BOTTOM

Batter	1	2	3	4	5	6	7	8	9	AB	R	H	RBI	BB	SO	LOB
Darren Bragg, L (1, 7) OBP: 0.372, SLG: 0.469	F8	E6		G5-3			FC1-2 2B 1B	G4-3		5	0	1	0	0	0	1
Alex Rodriguez, R (1, 6) OBP: 0.393, SLG: 0.679	G1-3	1 SAFE 1 SAFE		G1-3			F9		G4-3	5	0	0	0	0	1	2
Ken Griffey Jr., L (1, 8) OBP: 0.406, SLG: 0.649	HR BB	K			K		FC1-2 1-3 HR 2B		HR	4	3	2	1	1	2	1
Edgar Martinez, R (1, 10) OBP: 0.456, SLG: 0.720	1-H HR		G6-3		2B		FC1-2 2-3 3-H HR		1B FC5-2 2B	5	2	3	2	0	0	2
Jay Buhner, R (1, 9) OBP: 0.414, SLG: 0.659	HR		1B 1B 1B		K		1-H 3-H HR		FC5-2 1B IBB	4	4	3	4	1	1	1
Paul Sorrento, L (1, 3) OBP: 0.370, SLG: 0.547 Brian Hunter, R (9, PH) OBP: 0.462, SLG: 0.435	1B BB		K		K		G4-3		1B FC5-2 1-2 2-3 1B	3 1	0 0	0 1	0 0	1 0	2 0	2 0
Dan Wilson, R (1, 2) OBP: 0.331, SLG: 0.494	1-2 1B		1B 1-2 1B			G6-3		SH3-4 1B	FC5-2 1B 1-2 2-3 3-Hf	5	0	3	0	0	0	3
Russ Davis, R (1, 5) OBP: 0.325, SLG: 0.389	F8		1-3 2-H 1B			K		SH3-4 1-2	1-2 2-3 3-H 1B	4	0	2	2	0	1	2
Joey Cora, S (1, 4) OBP: 0.253, SLG: 0.331 Luis Sojo, R (8, PH) OBP: 0.261, SLG: 0.295 (9, 4)		L4		F9			K		F9	3 1	0 0	0 0	0 0	0 0	1 0	0 1
Inning Stats	R: 3 E: 0 K: 0 S: 12 H: 3 LOB: 2 BB: 2 P: 23	R: 0 E: 1 K: 2 S: 11 H: 0 LOB: 1 BB: 0 P: 15	R: 1 E: 0 K: 1 S: 11 H: 3 LOB: 2 BB: 0 P: 18	R: 0 E: 0 K: 0 S: 6 H: 0 LOB: 0 BB: 0 P: 10	R: 0 E: 0 K: 3 S: 12 H: 1 LOB: 1 BB: 0 P: 15	R: 0 E: 0 K: 2 S: 12 H: 0 LOB: 0 BB: 0 P: 16	R: 3 E: 0 K: 0 S: 13 H: 3 LOB: 0 BB: 0 P: 19	R: 0 E: 0 K: 0 S: 11 H: 1 LOB: 1 BB: 0 P: 16	R: 2 E: 0 K: 0 S: 14 H: 4 LOB: 3 BB: 1 P: 27	1B: 8 2B: 3 3B: 0 HR: 4 SF: 0 SAC: 1 DP: 0 HBP: 0						

	AB	40
	R	9
	H	15
	RBI	9
	BB	3
	SO	8
	LOB	15

	WP: 0	PA: 44
	PB: 0	
	SB: 0	
	CS: 0	

PITCHER		IP	WLS	BF	H	R	ER	SO	BB	IBB	HBP	BLK	WP	HR	S	P	ERA	WHIP
35 Mike Mussina, R ERA: 4.66	(1, 1)	6.1		30	9	6	6	8	2	0	0	0	0	2	72	110	8.53	1.737
Roger McDowell, R ERA: 2.48	(7, 1)	0.2		3	1	1	1	0	0	0	0	0	0	1	5	6	13.50	1.500
Rick Krivda, L ERA: 4.24	(8, 1)	1.0		4	1	0	0	0	0	0	0	0	0	0	11	16	0.00	1.000
Randy Myers, L ERA: 3.12	(9, 1)	0.2	L	7	4	2	2	0	0	1	0	0	0	1	14	27	27.00	6.000

PITCHER	IP	WLS	BF	H	R	ER	SO	BB	IBB	HBP	BLK	WP	HR	S	P	ERA	WHIP

Batter	1	2	3	4	5	6	7	8	9	AB	R	H	RBI	BB	SO	LOB
Brady Anderson, L (1, 8) OBP: 0.430, SLG: 0.734	B C F B X 2-2 G4-3 ①		F C C 0-3 K ①		B B B C B 4-1 G4-3 BB	C F C 0-3 K ③			X 0-0 G3-1 ②	4	0	0	0	1	2	2
Mike Devereaux, R (1, 10) OBP: 0.296, SLG: 0.291	S B B S X 2-2 G3-1 ②		C F F B X 1-2 G1-3 ②		B F X 1-1 F8 ①		C C B H 2-2 L5-3 HBP		B C B F F S 2-3 K ③	4	0	0	0	0	1	2
Roberto Alomar, S (1, 4) OBP: 0.466, SLG: 0.588	X 0-0 1B		C B C X 1-2 G5-3 ③		C X 0-1 G4-3 ②③ 1-2f		B B S B F X 3-2 L5-3 ①② 1-1			4	0	1	0	0	0	3
Rafael Palmeiro, L (1, 3) OBP: 0.418, SLG: 0.543	B 1 SAFE X 1-0 G6-3 ③			S X 0-1 L6 ①		C F B B B X 3-2 1B 1B G4-3 1B	B B B C X 3-1 G4-3 ③			4	1	1	0	0	0	1
Bobby Bonilla, S (1, 9) OBP: 0.318, SLG: 0.341		B C C B B B 4-2 WP 1B BB		S B C B B C 3-3 K ②		B B F B X 3-1 G4-3 1B 1-2 1B		B B C F C 2-3 K ①		3	2	1	0	1	2	0
Cal Ripken Jr., R (1, 6) OBP: 0.338, SLG: 0.446		B 1 SAFE B F 1 SAFE C B 1 SAFE 1 SAFE 3-2 X L9 ①		C F B B B F B 4-2 1B BB		B C F B B X 2-2 G4-3 1-2 2-3 1B		B B X 2-0 FC6-4 1B		3	0	2	0	1	0	1
Jeffrey Hammonds, R (1, 7) OBP: 0.326, SLG: 0.415		B 1 SAFE B F X 2-1 P6 ②		C X 0-1 1-2 1B		X 0-0 G4-3 ①② 1-2f 2-3 3-H		B X 1-0 FC6-4 1-2f ②		4	0	1	0	0	0	4
Chris Hoiles, R (1, 2) OBP: 0.339, SLG: 0.424		B F B F X 2-2 1-H 1B		B B C S F F X 2-2 F9 ③		B F B B B C X 3-2 1B 3-H 1B		C C B X 1-2 L6 ③		4	0	2	2	0	0	3
Billy Ripken, R (1, 5) OBP: 0.302, SLG: 0.396		X 0-0 G1-3 ③			C C X 0-2 E6	B B B C F X 3-2 1-2 1B			B F B B F X 3-2 G5-3 ①	4	0	1	0	0	0	1
Inning Stats	R: 0 E: 0 K: 0 S: 8 H: 1 LOB: 1 BB: 0 P: 13	R: 1 E: 0 K: 0 S: 11 H: 1 LOB: 1 BB: 1 P: 22	R: 0 E: 0 K: 1 S: 10 H: 0 LOB: 0 BB: 0 P: 12	R: 0 E: 0 K: 1 S: 15 H: 1 LOB: 2 BB: 1 P: 24	R: 0 E: 1 K: 0 S: 8 H: 0 LOB: 1 BB: 1 P: 13	R: 2 E: 0 K: 1 S: 19 H: 5 LOB: 2 BB: 0 P: 33	R: 0 E: 0 K: 0 S: 7 H: 0 LOB: 0 BB: 0 P: 15	R: 0 E: 0 K: 1 S: 8 H: 1 LOB: 1 BB: 0 P: 14	R: 0 E: 0 K: 1 S: 8 H: 0 LOB: 0 BB: 0 P: 13	1B: 9 2B: 1 3B: 0 HR: 0	SF: 0 SAC: 0 DP: 3 HBP: 1						

TOP

Baltimore Orioles @ California Angels

Anaheim Stadium, Anaheim, CA

Fri May 31 1996, 10:05 PM EDT

Att. 21,603 - Unknown - 75 F

livebaseballscorecards.com

AB	34
R	3
H	9
RBI	2
BB	3
SO	5
LOB	17

WP: 1 PB: 0 SB: 0 CS: 0 PA: 38

PITCHER		IP	WLS	BF	H	R	ER	SO	BB	IBB	HBP	BLK	WP	HR	S	P	ERA	WHIP
Mark Langston, L ERA: 3.47	(1, 1)	5.0	W	21	3	1	1	2	3	0	0	0	1	0	52	84	1.80	1.200
Chuck McElroy, L ERA: 6.91	(6, 1)	2.0		10	5	2	2	1	0	0	1	0	0	0	26	48	9.00	2.500
Mark Eichhorn, R ERA: 3.6	(8, 1)	1.0		4	1	0	0	1	0	0	0	0	0	0	8	14	0.00	1.000
Mike James, R ERA: 1.65	(9, 1)	1.0		3	0	0	0	1	0	0	0	0	0	0	8	13	0.00	0.000

PITCHER	IP	WLS	BF	H	R	ER	SO	BB	IBB	HBP	BLK	WP	HR	S	P	ERA	WHIP

Baltimore Orioles @ California Angels

Anaheim Stadium, Anaheim, CA

Fri May 31 1996, 10:05 PM EDT

Att. 21,603 - Unknown - 75 F

BOTTOM

livebaseballscorecards.com

Batter	1	2	3	4	5	6	7	8	9	AB	R	H	RBI	BB	SO	LOB
Rex Hudler, R (1, 8) OBP: 0.392, SLG: 0.758	P3	HR		2B	F9			BB		4	2	2	5	0	0	0
Mike Aldrete, L (8, 7) OBP: 0.289, SLG: 0.500										0	0	0	0	1	0	0
16 Garret Anderson, L (1, 7) OBP: 0.318, SLG: 0.449 (8, 8)	G4-3	K		HR	G4-3			G3-6-1		5	1	1	1	0	1	1
Tim Salmon, R (1, 9) OBP: 0.342, SLG: 0.421	G6-3		G6-4-3	HR		F8		BB		4	1	2	2	1	0	0
Chili Davis, S (1, 10) OBP: 0.389, SLG: 0.520		1B	G6-4-3	BB		K		G5-3		5	1	2	0	0	1	2
Tim Wallach, R (1, 5) OBP: 0.321, SLG: 0.456		1B	2B	F9		G6-3				4	1	2	0	0	0	1
J.T. Snow, L (1, 3) OBP: 0.346, SLG: 0.343		FC5-4 HR	G5-3	BB			G4-3			2	1	0	0	2	0	1
Randy Velarde, R (1, 4) OBP: 0.347, SLG: 0.377		K	G5-3	BB			K			3	0	0	0	1	2	3
Don Slaught, R (1, 2) OBP: 0.391, SLG: 0.531		FC5-4	F8				BB			3	1	2	2	1	0	3
Gary Disarcina, R (1, 6) OBP: 0.231, SLG: 0.244		FC5-4 HR		2B	G5-3		K			4	2	1	0	0	1	3
Inning Stats	R: 0 E: 0 K: 0 S: 12 H: 0 LOB: 0 BB: 0 P: 18	R: 5 E: 0 K: 2 S: 23 H: 4 LOB: 0 BB: 1 P: 35	R: 0 E: 0 K: 0 S: 10 H: 2 LOB: 1 BB: 0 P: 12	R: 5 E: 0 K: 0 S: 24 H: 6 LOB: 3 BB: 2 P: 45	R: 0 E: 0 K: 0 S: 9 H: 0 LOB: 0 BB: 0 P: 12	R: 0 E: 0 K: 1 S: 8 H: 0 LOB: 0 BB: 0 P: 13	R: 0 E: 0 K: 2 S: 13 H: 0 LOB: 1 BB: 1 P: 23	R: 0 E: 0 K: 0 S: 8 H: 0 LOB: 1 BB: 2 P: 17		1B: 6 2B: 4 3B: 0 HR: 2	SF: 0 SAC: 0 DP: 2 HBP: 0						

	AB	34
	R	10
	H	12
	RBI	10
	BB	6
	SO	5
	LOB	14

WP: 0 PB: 0 SB: 0 CS: 0 PA: 40

PITCHER		IP	WLS	BF	H	R	ER	SO	BB	IBB	HBP	BLK	WP	HR	S	P	ERA	WHIP
David Wells, L ERA: 5.21	(1, 1)	3.1	L	20	10	9	9	2	1	0	0	0	0	1	59	88	24.30	3.300
Archie Corbin, R ERA: 2.35	(4, 1)	3.2		16	2	1	1	3	3	0	0	0	0	1	40	70	2.46	1.364
Alan Mills, R ERA: 7.11	(8, 1)	1.0		4	0	0	0	0	2	0	0	0	0	0	8	17	0.00	2.000

PITCHER	IP	WLS	BF	H	R	ER	SO	BB	IBB	HBP	BLK	WP	HR	S	P	ERA	WHIP

Batter	1	2	3	4	5	6	7	8	9	AB	R	H	RBI	BB	SO	LOB
Luis Polonia, L (1, 7) OBP: 0.229, SLG: 0.283	B S B F B S 3-3 ① K		X 0-0 ① SH1-3 2-3		B X 1-0 ① G1-4-3 2-3		C S F B B F F S 2-3 ① K		X 0-0 ③ F8	4	0	0	0	0	2	2
Jeffrey Hammonds, R (1, 9) OBP: 0.330, SLG: 0.417	X 0-0 ② G4-3		B B F X 2-1 BB 1B		S C F X 0-2 2B WP 1B 3-H		C B F X 1-2 ② L7			4	1	2	1	0	0	1
Roberto Alomar, S (1, 4) OBP: 0.462, SLG: 0.586	B C X 1-1 ③ F7		B F 1 SAFE F S 1-3 ② K		C C F X 0-2 WP G3-1 2B 1-3		C X 0-1 ③ G6-3			4	1	1	0	0	1	3
Rafael Palmeiro, L (1, 3) OBP: 0.415, SLG: 0.534		B F B X 2-1 ① F8	1 SAFE B B B B 4-0 1-2 BB		B B S X 2-1 ② G3-1 2-H 3-H			F B B F X 2-2 ① G1-3		3	0	0	1	1	0	0
Bobby Bonilla, S (1, 10) OBP: 0.317, SLG: 0.335		H 1-0 BB HBP	X 0-0 ③ G1-3		B B C B F X 3-2 ③ F8			B X 1-0 ② F7		3	0	0	0	0	0	3
Cal Ripken Jr., R (1, 6) OBP: 0.341, SLG: 0.444		B X 1-0 ② F7		H 1-0 G5-4-3 HBP		B X 1-0 ① F9		B F X 1-1 1B		3	0	1	0	0	0	1
Mike Devereaux, R (1, 8) OBP: 0.295, SLG: 0.285		B B B B 4-0 1-2 BB	B X 1-0 ① ② G5-4-3 1-2f			B X 1-0 ② F9		C C B B X 2-2 ③ G4-3		3	0	0	0	1	0	2
Gregg Zaun, S (1, 2) OBP: 0.306, SLG: 0.356		C C F S 0-3 ③ K	C C B C 1-3 ③ K			F X 0-1 ③ P4			B C C X 1-2 ① G3-1	4	0	0	0	0	2	2
Billy Ripken, R (1, 5) OBP: 0.333, SLG: 0.481			C X 0-1 SH1-3 2B		X 0-0 G1-4-3 1B 2B		C X 0-1 2B		C X 0-1 ② G6-3	4	1	3	0	0	0	0
Inning Stats	R: 0 H: 0 E: 0 LOB: 0 K: 1 BB: 0 S: 6 P: 10	R: 0 H: 0 E: 0 LOB: 2 K: 1 BB: 1 S: 7 P: 15	R: 0 H: 2 E: 0 LOB: 3 K: 1 BB: 1 S: 9 P: 16	R: 0 H: 0 E: 0 LOB: 0 K: 1 BB: 0 S: 4 P: 7	R: 3 H: 3 E: 0 LOB: 0 K: 0 BB: 0 S: 15 P: 21	R: 0 H: 0 E: 0 LOB: 0 K: 0 BB: 0 S: 4 P: 6	R: 0 H: 1 E: 0 LOB: 1 K: 1 BB: 0 S: 13 P: 16	R: 0 H: 1 E: 0 LOB: 1 K: 0 BB: 0 S: 9 P: 15	R: 0 H: 0 E: 0 LOB: 0 K: 0 BB: 0 S: 6 P: 7	1B: 3 SF: 0 2B: 4 SAC: 1 3B: 0 DP: 1 HR: 0 HBP: 2						WP: 1 PA: 37 PB: 0 SB: 0 CS: 0	

TOP

Baltimore Orioles @ California Angels

Anaheim Stadium, Anaheim, CA

Sat Jun 01 1996, 10:05 PM EDT

Att. 35,350 - Unknown - 75 F

livebaseballscorecards.com

AB	32
R	3
H	7
RBI	2
BB	2
SO	5
LOB	14

PITCHER		IP	WLS	BF	H	R	ER	SO	BB	IBB	HBP	BLK	WP	HR	S	P	ERA	WHIP
Shawn Boskie, R ERA: 4.08	(1, 1)	8.0	W	34	7	3	3	5	2	0	2	0	1	0	67	106	3.38	1.125
Mike James, R ERA: 1.6	(9, 1)	1.0		3	0	0	0	0	0	0	0	0	0	0	6	7	0.00	0.000

Baltimore Orioles @ California Angels

Anaheim Stadium, Anaheim, CA

Sat Jun 01 1996, 10:05 PM EDT

Att. 35,350 - Unknown - 75 F

BOTTOM

Batter	1	2	3	4	5	6	7	8	9	AB	R	H	RBI	BB	SO	LOB
Rex Hudler, R (1, 8) OBP: 0.402, SLG: 0.750	1-1 16 G6-3 1B		0-1 16 BB 1-3 2B 1B K			0-2 1-2 1B		1-0 ② FC6-4 16 1B 1-2f		5	1	3	0	0	1	1
16 Garret Anderson, L (1, 7) OBP: 0.320, SLG: 0.445	1 SAFE 1 SAFE 2-2 ①② G6-3 1-2		4-2 2B E 1-2 BB	0-3 ① K		1-3 ② K		1-1 1-2 1B		4	1	1	0	1	2	3
Tim Salmon, R (1, 9) OBP: 0.339, SLG: 0.420	3-2 ③ G6-3		3-1 E9 FC5-2 1-H 2-H 3-H 2B	2-2 ② F8		3-2 ③ F9		3-3 ③ K		5	0	1	2	0	1	4
Chili Davis, S (1, 10) OBP: 0.383, SLG: 0.511 Tim Wallach, R (7, PH) OBP: 0.318, SLG: 0.450		1-1 ① G3	0-2 ① FC5-2 BB 1B 3-H	0-2 ③ G5-3			1-0 ① L6			3 1	1 0	0 0	0 0	0 0	0 0	1 0
Jack Howell, L (1, 5) OBP: 0.308, SLG: 0.525		0-1 ② P6	4-2 1B 1B 1-2 BB		2-2 ① G6-3		0-0 BB 1B			3	1	1	0	1	0	0
J.T. Snow, L (1, 3) OBP: 0.349, SLG: 0.339		4-1 1B BB	0-0 ② F8		1-0 ② G2-3		4-2 G6-4-3 1-2 BB			2	0	0	0	2	0	2
Don Slaught, R (1, 2) OBP: 0.396, SLG: 0.529	0-0 1-3 1B		0-0 1B HR 1-3 2-H 1B		2-3 ③ K		1-1 ②③ G6-4-3 1-2f			4	1	2	1	0	1	2
Randy Velarde, R (1, 4) OBP: 0.345, SLG: 0.374		3-3 ③ K	2-1 HR 1-2 3-H 1B			1-1 ① G4-3		3-3 ① K		4	1	1	1	0	2	2
Gary Disarcina, R (1, 6) OBP: 0.249, SLG: 0.280			0-0 1B 2B 1B 0-2 1-H 2-H HR			1-0 1B 1B		0-0 FC6-4 1B		4	2	4	3	0	0	0
Inning Stats	R: 0 E: 0 K: 0 S: 8 H: 1 LOB: 0 BB: 0 P: 14	R: 0 E: 0 K: 1 S: 9 H: 1 LOB: 2 BB: 1 P: 17	R: 8 E: 1 K: 1 S: 25 H: 6 LOB: 0 BB: 2 P: 39	R: 0 E: 0 K: 1 S: 9 H: 0 LOB: 0 BB: 0 P: 11	R: 0 E: 0 K: 0 S: 7 H: 0 LOB: 0 BB: 0 P: 12	R: 0 E: 0 K: 1 S: 13 H: 2 LOB: 2 BB: 0 P: 19	R: 0 E: 0 K: 0 S: 6 H: 1 LOB: 1 BB: 1 P: 12	R: 0 E: 0 K: 2 S: 12 H: 2 LOB: 2 BB: 0 P: 20		1B: 11 2B: 1 3B: 0 HR: 1 SF: 0 SAC: 0 DP: 1 HBP: 0						

PITCHER		IP	WLS	BF	H	R	ER	SO	BB	IBB	HBP	BLK	WP	HR	S	P	ERA	WHIP
Jimmy Haynes, R ERA: 8.06	(1, 1)	2.2	L	18	8	8	8	1	3	0	0	0	0	1	38	65	27.00	4.125
Rick Krivda, L ERA: 3.22	(3, 1)	5.1		21	5	0	0	6	1	0	0	0	0	0	51	79	0.00	1.125

PITCHER	IP	WLS	BF	H	R	ER	SO	BB	IBB	HBP	BLK	WP	HR	S	P	ERA	WHIP

AB	35
R	8
H	13
RBI	7
BB	4
SO	7
LOB	15

WP: 0 PB: 0 SB: 0 CS: 0 PA: 39

livebaseballscorecards.com

Batter	1	2	3	4	5	6	7	8	9	AB	R	H	RBI	BB	SO	LOB
Jeffrey Hammonds, R (1, 7) OBP: 0.324, SLG: 0.405	F B B S X 2-2 ① F8		B B B B 4-0 BB HR BB	B B X 2-0 ① F4	X 0-0 ③ G6-3		B B X 2-0 ① F7		C S B S 1-3 ② K	5	1	0	0	1	1	0
Mike Devereaux, R (1, 8) OBP: 0.309, SLG: 0.299	C B F X 1-2 G3 HR 2B		B C 1 SAFE B B B 4-1 1-2 HR BB	B B S B B 4-1 1B 1B BB		C B B X 2-1 1B 1B 1B	B B F X 2-1 ② G4-3		F X 0-1 ③ G6-3	4	4	2	0	2	0	0
Roberto Alomar, S (1, 4) OBP: 0.465, SLG: 0.601	L B X 1-1 ② G3 2-3		C B B X 2-1 1-H 2-H HR	B 1 SAFE C B X 2-1 1B SF7 1-3 1B		C X 0-1 ① F9	B B X 2-0 1B			5	2	3	3	0	0	2
Rafael Palmeiro, L (1, 3) OBP: 0.421, SLG: 0.554 Mark Smith, R (7, PH) (7, 9) OBP: 0.188, SLG: 0.438	X 0-0 3-H HR		B X 1-0 ① G1-3	F S F B X 1-2 1B 1-3 3-H 1B		X 0-0 1B 1-2 1B	B F F B C 2-3 ③ K			4 1	2 0	3 0	3 0	0 0	0 1	0 1
Bobby Bonilla, S (1, 9) (7, 3) OBP: 0.324, SLG: 0.344	S X 0-1 ③ L4		B S B B C B X 3-2 HR 1B	C B F D B X 3-2 ② SF7 3-H		B F X 1-1 1B 2B 1-2 2-H 1B		B X 1-0 1B		4	2	3	2	0	0	0
Cal Ripken Jr., R (1, 6) OBP: 0.348, SLG: 0.465 Manny Alexander, R (6, 6) OBP: 0.273, SLG: 0.200		C F X 0-2 ① G1-3	B S B B 1 SAFE F X 3-2 1-H HR	C F X 0-2 1-2 1B		C B C X 1-2 2B 1-3 2-H 1B		B S C S 1-3 ① K		4 1	2 0	3 0	3 0	0 0	0 1	0 1
B.J. Surhoff, L (1, 10) OBP: 0.359, SLG: 0.570 Luis Polonia, L (8, PH) OBP: 0.224, SLG: 0.277		B B C S X 2-2 2B	C S B S 1-3 ② K	X 0-0 ③ G1-3		C B F X 1-2 1-H 3-H 2B		B X 1-0 ② F8		4 1	0 0	2 0	2 0	0 0	1 0	2 1
Chris Hoiles, R (1, 2) OBP: 0.335, SLG: 0.438		C B S D F F B S 3-3 ② K	B C B X 2-1 HR	C F C 0-3 ① K	F B X 1-1 ② P3		B C F F B X 2-2 ③ G4-3		5	1	1	1	0	2	3
Billy Ripken, R (1, 5) OBP: 0.306, SLG: 0.439		X 0-0 ③ P5	C S S 0-3 ③ K	X 0-0 ② G1-3	B F S S 1-3 ③ K2-3			F X 0-1 ① G3-1	5	0	0	0	0	2	2
Inning Stats	R: 2 E: 0 K: 0 S: 11 H: 2 LOB: 0 BB: 0 P: 15	R: 0 E: 0 K: 1 S: 12 H: 1 LOB: 1 BB: 0 P: 17	R: 6 E: 0 K: 2 S: 18 H: 4 LOB: 0 BB: 2 P: 38	R: 2 E: 0 K: 0 S: 15 H: 3 LOB: 2 BB: 1 P: 27	R: 0 E: 0 K: 1 S: 5 H: 0 LOB: 0 BB: 0 P: 5	R: 4 E: 0 K: 1 S: 18 H: 5 LOB: 1 BB: 0 P: 25	R: 0 E: 0 K: 1 S: 7 H: 1 LOB: 1 BB: 0 P: 15	R: 0 E: 0 K: 1 S: 9 H: 1 LOB: 1 BB: 0 P: 14	R: 0 E: 0 K: 1 S: 7 H: 0 LOB: 0 BB: 0 P: 8	1B: 10 2B: 3 3B: 0 HR: 4	SF: 1 SAC: 0 DP: 0 HBP: 0					

PITCHER		IP	WLS	BF	H	R	ER	SO	BB	IBB	HBP	BLK	WP	HR	S	P	ERA	WHIP
Jim Abbott, L ERA: 7.38	(1, 1)	2.1	L	14	5	6	6	1	2	0	0	0	0	2	30	53	23.14	3.000
Shad Williams, R ERA: 8.03	(3, 1)	1.1		10	5	4	4	2	1	0	0	0	0	2	25	43	27.00	4.500
Mark Holzemer, L ERA: 9.61	(4, 1)	1.2		10	5	4	4	1	0	0	0	0	0	0	19	24	21.60	3.000
Chuck McElroy, L ERA: 6.19	(6, 1)	1.2		6	1	0	0	2	0	0	0	0	0	0	12	22	0.00	0.600
Mark Eichhorn, R ERA: 3.46	(8, 1)	1.0		4	1	0	0	1	0	0	0	0	0	0	9	14	0.00	1.000

PITCHER		IP	WLS	BF	H	R	ER	SO	BB	IBB	HBP	BLK	WP	HR	S	P	ERA	WHIP
Troy Percival, R ERA: 1.59	(9, 1)	1.0		3	0	0	0	1	0	0	0	0	0	0	7	8	0.00	0.000

TOP

Baltimore Orioles @ California Angels

Anaheim Stadium, Anaheim, CA

Sun Jun 02 1996, 6:33 AM EDT

Att. 33,704 - Sunny - 86 F

livebaseballscorecards.com

AB	43
R	14
H	17
RBI	14
BB	3
SO	8
LOB	12

WP: 0	PB: 0	SB: 0	CS: 0
PA: 47			

Baltimore Orioles @ California Angels

Anaheim Stadium, Anaheim, CA

Sun Jun 02 1996, 6:33 AM EDT

Att. 33,704 - Sunny - 86 F

BOTTOM

Batter	1	2	3	4	5	6	7	8	9	AB	R	H	RBI	BB	SO	LOB
Rex Hudler, R (1, 10) OBP: 0.387, SLG: 0.721	G4-3		G6-4-3 1-2f			G5-3		K		4	0	0	0	0	1	1
16 Garret Anderson, L (1, 8) OBP: 0.314, SLG: 0.437	G4-3			G4-3		F7		G6-3		4	0	0	0	0	0	0
Jack Howell, L (1, 5) OBP: 0.313, SLG: 0.524	1B			G3		HBP		G6-3		2	0	1	0	0	0	0
Tim Wallach, R (6, PH) OBP: 0.322, SLG: 0.444 (7, 5)										1	0	0	0	0	0	0
Tim Salmon, R (1, 9) OBP: 0.338, SLG: 0.417	F9			1B		L6			K	4	0	1	0	0	1	2
J.T. Snow, L (1, 3) OBP: 0.352, SLG: 0.342		G5-3		1B			E7 G4-3		K	4	1	2	0	0	1	0
Mike Aldrete, L (1, 7) OBP: 0.268, SLG: 0.457		G4-3		G5-3			G4-3		G5-3	3	0	0	0	0	0	3
Don Slaught, R (9, PH) OBP: 0.392, SLG: 0.523										1	0	0	0	0	0	0
Gary Disarcina, R (1, 6) OBP: 0.244, SLG: 0.275		G6-3		G4-3			L4			3	0	0	0	0	0	1
Jorge Fabregas, L (1, 2) OBP: 0.316, SLG: 0.304			G6-4-3 1B	F7			F7 1B			3	0	2	1	0	0	0
Damion Easley, R (1, 4)			K	G5-3			G5-3			3	0	0	0	0	1	2
Inning Stats	R: 0 E: 0 K: 0 S: 5 H: 1 LOB: 1 BB: 0 P: 7	R: 0 E: 0 K: 0 S: 4 H: 0 LOB: 0 BB: 0 P: 8	R: 0 E: 0 K: 1 S: 8 H: 1 LOB: 0 BB: 0 P: 11	R: 0 E: 0 K: 0 S: 9 H: 2 LOB: 2 BB: 0 P: 12	R: 0 E: 0 K: 0 S: 7 H: 0 LOB: 0 BB: 0 P: 12	R: 0 E: 0 K: 0 S: 11 H: 0 LOB: 1 BB: 0 P: 18	R: 1 E: 1 K: 0 S: 8 H: 2 LOB: 1 BB: 0 P: 12	R: 0 E: 0 K: 1 S: 8 H: 0 LOB: 0 BB: 0 P: 14	R: 0 E: 0 K: 2 S: 9 H: 0 LOB: 0 BB: 0 P: 17	1B: 6 2B: 0 3B: 0 HR: 0 SF: 0 SAC: 0 DP: 1 HBP: 1	WP: 0 PB: 0 SB: 0 CS: 0 PA: 33					

livebaseballscorecards.com

	AB	32
	R	1
	H	6
	RBI	1
	BB	0
	SO	4
	LOB	9

PITCHER		IP	WLS	BF	H	R	ER	SO	BB	IBB	HBP	BLK	WP	HR	S	P	ERA	WHIP
Scott Erickson, R ERA: 4.69	(1, 1)	8.0	W	30	6	1	1	2	0	0	1	0	0	0	60	94	1.12	0.750
Randy Myers, L ERA: 2.95	(9, 1)	1.0		3	0	0	0	2	0	0	0	0	0	0	9	17	0.00	0.000

PITCHER	IP	WLS	BF	H	R	ER	SO	BB	IBB	HBP	BLK	WP	HR	S	P	ERA	WHIP

Batter	1	2	3	4	5	6	7	8	9	AB	R	H	RBI	BB	SO	LOB
Chad Curtis, R (1, 8) (4, 7) OBP: 0.337, SLG: 0.335	B C B C F X 2-2 FC6-4 1B		C B C F B B X 2-2 ② G1-4-3		B B B C B 4-1 1B 1B 1-2 BB	C S B C 1-3 ③ K		B C F B B B 4-2 FC6-4 1-2 BB	B C B S S 2-3 ③ K	4	1	1	0	2	2	3
Curtis Pride, L (1, 7) (4, 9) OBP: 0.364, SLG: 0.478	F 1 SAFE F B D 1 B S SAFE 3-3 ① K		C C F X 0-2 BB 2B 1B		X 0-0 1B 1-2 2-3 1B		B C B B X 3-1 E4 1B 1B	B X 1-0 ② FC6-4 1-2f 2-3		5	3	2	0	0	1	3
Travis Fryman, R (1, 5) OBP: 0.337, SLG: 0.482	X 0-0 ② F8		B B B B 4-0 2B 1-2 BB		F B S F F S 1-3 ① K		F F B F F X 1-2 1B 1B 1-3 1B	X 0-0 ③ F7		4	1	1	0	1	1	6
Cecil Fielder, R (1, 3) OBP: 0.340, SLG: 0.495	C B X 1-1 ③ FC6-4 1-2f		B S S F B X 2-2 2B 1-3 2-H		F X 0-1 1B 1-3 2-H 3-H 1B		B S X 1-1 G6-4-3 1B 1-3 3-H 1B		C C F F B B X 2-2 ① G5-3	5	0	3	4	0	0	1
Melvin Nieves, S (1, 9) OBP: 0.335, SLG: 0.485 Duane Singleton, L (4, 8) OBP: 0.224, SLG: 0.185		C S S 0-3 ① K	C B C 1-3 ③ K		F C B B F F B X 3-2 1B 1-2 3-H		F B X 1-1 G6-4-3 1B 1-2 3-H 1B		C B B B B 4-1 1B 1B BB	2	0	0	0	0	2	2
										2	1	2	2	1	0	0
Eddie Williams, R (1, 10) OBP: 0.313, SLG: 0.393		X 0-0 1B		B C X 1-1 ① G5-3	X 0-0 ② F7		X 0-0 ①② G6-4-3 1-2f 2-3		C X 0-1 BB 1B 1-2 1B	5	0	2	0	0	0	4
Mark Lewis, R (1, 4) OBP: 0.336, SLG: 0.486		C F S 0-3 ② K	X 0-0 ② G6-3		B C F X 1-2 ③ P4		X 0-0 ③ G4-3		B B C F C 2-3 ② K	5	0	0	0	0	2	6
Raul Casanova, S (1, 2) OBP: 0.152, SLG: 0.194		C B B F X 2-2 ③ L4	B C B B C X 3-2 ③ F8			C X 0-1 ① G5-3		B F F X 1-2 ① G4-3	B C X 1-1 BB 1-2 2-H 1B	5	0	1	1	0	0	1
Chris Gomez, R (1, 6) OBP: 0.352, SLG: 0.278 Kimera Bartee, R (9, PR) OBP: 0.200, SLG: 0.176			F C X 0-2 ① G6-3		C C B F X 1-2 1B BB 1B 1B	X 0-0 ② P6		X 0-0 FC6-4 BB 1B	B C B B B 4-1 1-2 2-3 BB	4	1	2	0	1	0	0
										0	0	0	0	0	0	0
Inning Stats	R: 0 E: 0 K: 1 S: 10 H: 1 LOB: 1 BB: 0 P: 16	R: 0 E: 0 K: 2 S: 10 H: 1 LOB: 1 BB: 0 P: 12	R: 1 E: 0 K: 1 S: 18 H: 2 LOB: 2 BB: 1 P: 27	R: 0 E: 0 K: 0 S: 6 H: 0 LOB: 0 BB: 0 P: 10	R: 3 E: 0 K: 1 S: 22 H: 4 LOB: 2 BB: 1 P: 32	R: 0 E: 0 K: 1 S: 6 H: 0 LOB: 0 BB: 0 P: 7	R: 2 E: 1 K: 0 S: 12 H: 3 LOB: 1 BB: 0 P: 18	R: 0 E: 0 K: 0 S: 8 H: 1 LOB: 2 BB: 1 P: 14	R: 1 E: 0 K: 2 S: 17 H: 2 LOB: 3 BB: 2 P: 32	1B: 13 2B: 1 3B: 0 HR: 0			SF: 0 SAC: 0 DP: 1 HBP: 0				

TOP

Detroit Tigers @ Baltimore Orioles

Oriole Park at Camden Yards, Baltimore, MD

Tue Jun 04 1996, 7:05 PM EDT
Att. 43,727 - Unknown - 81 F

livebaseballscorecards.com

AB	41
R	7
H	14
RBI	7
BB	5
SO	8
LOB	26

WP: 0 PB: 0 SB: 0 CS: 0 PA: 46

PITCHER		IP	WLS	BF	H	R	ER	SO	BB	IBB	HBP	BLK	WP	HR	S	P	ERA	WHIP
35 Mike Mussina, R ERA: 4.85	(1, 1)	6.0	W	31	10	6	5	6	2	0	0	0	0	0	80	117	7.50	2.000
Roger McDowell, R ERA: 2.53	(7, 1)	2.2		14	4	1	1	1	3	0	0	0	0	0	26	46	3.38	2.625
Randy Myers, L ERA: 2.89	(9, 1)	0.1	S	1	0	0	0	1	0	0	0	0	0	0	3	5	0.00	0.000

PITCHER	IP	WLS	BF	H	R	ER	SO	BB	IBB	HBP	BLK	WP	HR	S	P	ERA	WHIP

BOTTOM

Detroit Tigers @ Baltimore Orioles

Oriole Park at Camden Yards, Baltimore, MD

Tue Jun 04 1996, 7:05 PM EDT
Att. 43,727 - Unknown - 81 F

livebaseballscorecards.com

Batter	1	2	3	4	5	6	7	8	9	AB	R	H	RBI	BB	SO	LOB
Brady Anderson, L (1, 8) OBP: 0.420, SLG: 0.713	K	G3		F9	K			K		5	0	0	0	0	3	2
Mike Devereaux, R (9, 8) OBP: 0.309, SLG: 0.299										0	0	0	0	0	0	0
Luis Polonia, L (1, 7) OBP: 0.278, SLG: 0.346	1B 2B	G3-1 S 1B		G3		CS 1B		CS 1B		5	1	4	0	0	0	0
Roberto Alomar, S (1, 4) OBP: 0.467, SLG: 0.604	1B 2B 2-3	G3-1 1-3			E S SF9 BB	SAFE SAFE 1-2		G1-3 1-2		4	3	2	0	1	0	2
Rafael Palmeiro, L (1, 3) OBP: 0.422, SLG: 0.551	2B G5-3 1B 1-2 3-H	K			WP S 1B BB 1-3					3	2	1	1	1	2	2
Bobby Bonilla, S (1, 9) OBP: 0.327, SLG: 0.355	G5-3 HR 2B 1-3 2-H			G4-3	SF9 3-H	2-4 1B 2-H				3	1	2	3	0	0	0
Cal Ripken Jr., R (1, 6) OBP: 0.342, SLG: 0.456	G5-3 2-3 3-H	K			G1-3 1-2	2-4 1-2		G6-3		4	0	0	1	0	1	2
B.J. Surhoff, L (1, 10) OBP: 0.368, SLG: 0.569	HR IBB	1B			WP 1B IBB			G4-3		2	2	1	0	2	0	0
Chris Hoiles, R (1, 2) OBP: 0.345, SLG: 0.459	1-H 3-H HR	K			1B 1-2 2-3 IBB			BB		2	1	1	3	2	1	1
Billy Ripken, R (1, 5) OBP: 0.303, SLG: 0.426	K2-3			K	1B 1-3 2-H 3-H			G5-3		4	0	1	2	0	2	1

AB	32
R	10
H	12
RBI	10
BB	6
SO	9
LOB	10

Inning Stats	1	2	3	4	5	6	7	8	9
	R: 6 E: 0 K: 2 S: 21	H: 5 LOB: 0 BB: 1 P: 37	R: 0 E: 0 K: 1 S: 10	H: 1 LOB: 1 BB: 0 P: 16	R: 0 E: 0 K: 2 S: 18	H: 1 LOB: 1 BB: 0 P: 28	R: 0 E: 0 K: 1 S: 9	H: 0 LOB: 0 BB: 0 P: 13	R: 3 E: 0 K: 1 S: 12	H: 1 LOB: 2 BB: 4 P: 37	R: 1 E: 0 K: 1 S: 12	H: 3 LOB: 1 BB: 0 P: 20	R: 0 E: 0 K: 0 S: 8	H: 0 LOB: 1 BB: 1 P: 15	R: 0 E: 0 K: 1 S: 12	H: 1 LOB: 0 BB: 0 P: 18

| | | | | | | | | | |

Detroit Tigers @ Baltimore Orioles

Oriole Park at Camden Yards, Baltimore, MD

Wed Jun 05 1996, 7:05 PM EDT

Att. 43,087 - Unknown - 83 F

livebaseballscorecards.com

Batter	1	2	3	4	5	6	7	8	9	AB	R	H	RBI	BB	SO	LOB
Chad Curtis, R (1, 7) OBP: 0.332, SLG: 0.329	C C X 0-2 G5-3 ①		S B B S F S 2-3 K ②		F F S 0-3 K ③		C B C B X 2-2 G4-3 ②			4	0	0	0	0	2	3
Mark Lewis, R (1, 4) OBP: 0.335, SLG: 0.479	F B X 1-1 G6-3 ②		C F B B F B X 3-2 F9 ③			B B B B 4-0 1B 1B BB	B X 1-0 F8 ③			3	1	0	0	1	0	2
Travis Fryman, R (1, 5) OBP: 0.336, SLG: 0.477	X 0-0 P3 ③			C X 0-1 P3 ①		F S B X 1-2 1B 1B 1-3 1B		S C B S 1-3 K ①		4	1	1	0	0	1	0
Cecil Fielder, R (1, 3) OBP: 0.339, SLG: 0.491		C C F B F S 1-3 K ①		B S B F X 2-2 F7 ②		B B S S X 2-1 F7 1B SF7 1-3 3-H 1B		C B F S 1-3 K ②		4	1	1	1	0	2	0
Eddie Williams, R (1, 10) OBP: 0.311, SLG: 0.389		X 0-0 P3 ②		C S B X 1-2 G6-3 ③		C X 0-1 BLK 1B 1-2 3-H		F S X 0-2 P4 ③		4	0	1	1	0	0	0
Chris Gomez, R (1, 6) OBP: 0.349, SLG: 0.277		C C B B F F F F B 3-3 C K ③			B C C B X 2-2 SH5-4 1B G5-3 1B	F X 0-1 F7 ① 2-3			B C B B C X 3-2 G6-3 ①	4	1	1	0	0	1	2
John Flaherty, R (1, 2) OBP: 0.289, SLG: 0.379			B C B X 2-1 SH1-4 SH 1B		C X 0-1 G5-3 SH5-4 1B 1-2	1 SAFE F X 0-1 SF7 ② 3-H			C B F F B X 2-2 G6-3 ②	3	0	2	1	0	0	0
Kimera Bartee, R (1, 8) OBP: 0.194, SLG: 0.171			X 0-0 SH SH1-4 1-2		B C X 1-1 SH5-4 ① 1-2 2-3	B C B F B F S 3-3 K ③ 1-2			B C B X 2-1 G6-3 ③	1	0	0	0	0	1	1
Alan Trammell, R (9, PH) OBP: 0.310, SLG: 0.293										1	0	0	0	0	0	0
Curtis Pride, L (1, 9) OBP: 0.354, SLG: 0.464			B B X 2-0 SH1-4 ① 1-2 2-3		X 0-0 G5-3 ② 2-3 3-H		C B B B X 3-1 P6 ①			2	0	0	1	0	0	1

TOP	AB	R	H	RBI	BB	SO	LOB
	30	4	6	4	1	7	9

Inning Stats	1	2	3	4	5	6	7	8	9
R	0	0	0	0	1	3	0	0	0
H	0	0	1	0	2	3	0	0	0
E	0	0	1	0	0	0	0	0	0
LOB	0	0	1	0	1	1	0	0	0
K	0	2	1	0	1	1	0	2	0
BB	0	0	0	0	0	1	0	0	0
S	6	13	12	8	11	15	6	9	9
P	7	17	21	11	14	25	12	11	16

1B	6	
2B	0	
3B	0	
HR	0	
SF	1	
SAC	3	
DP	0	
HBP	0	
WP	0	
PB	0	
SB	0	
CS	0	
PA	35	

PITCHER		IP	WLS	BF	H	R	ER	SO	BB	IBB	HBP	BLK	WP	HR	S	P	ERA	WHIP
David Wells, L (1, 1) ERA: 5.28		6.0		26	6	4	4	5	1	0	0	1	0	0	65	95	6.00	1.167
Arthur Rhodes, L (7, 1) ERA: 5.46		2.0	W	6	0	0	0	2	0	0	0	0	0	0	15	23	0.00	0.000
Randy Myers, L (9, 1) ERA: 2.75		1.0	S	3	0	0	0	0	0	0	0	0	0	0	9	16	0.00	0.000

PITCHER	IP	WLS	BF	H	R	ER	SO	BB	IBB	HBP	BLK	WP	HR	S	P	ERA	WHIP

Detroit Tigers @ Baltimore Orioles

Oriole Park at Camden Yards, Baltimore, MD

Wed Jun 05 1996, 7:05 PM EDT

Att. 43,087 - Unknown - 83 F

livebaseballscorecards.com

BOTTOM

Batter	1	2	3	4	5	6	7	8	9	AB	R	H	RBI	BB	SO	LOB
Brady Anderson, L (1, 8) OBP: 0.422, SLG: 0.709	F F B X 1-2 G3 ①		B C X 1-1 F8 ②		X 0-0 G4-6-3 1-2 2-3 1B		S X 0-1 1B 1B			4	0	2	0	0	0	0
Luis Polonia, L (1, 7) OBP: 0.263, SLG: 0.327 Jeffrey Hammonds, R (7, PH) OBP: 0.328, SLG: 0.408 (8, 7)	B B L C B X 3-2 G6-3 ②		F B X 1-1 G4-3 ③		F B F B X 2-2 G4-6-3 ① ② 1-2f 2-3 3-H		C B 1 SAFE X 1-1 1-3 1B			3 1	0 0	0 1	0 0	0 0	0 0	2 0
Roberto Alomar, S (1, 4) OBP: 0.472, SLG: 0.619	C B B B B 4-1 BB			C X 0-1 HR	C F B F B X 2-2 3-H 1B		C F B B F B S 3-3 ③ K			3	1	2	2	1	1	2
Rafael Palmeiro, L (1, 3) OBP: 0.419, SLG: 0.545	B F B C 1 SAFE X 2-2 F8 ③			X 0-0 F8 ①	1 SAFE C B B S F 1 SAFE F B 3-3 S K ③			X 0-0 S 1B 1B		4	1	1	0	0	1	2
Bobby Bonilla, S (1, 9) OBP: 0.326, SLG: 0.358		B X 1-0 G4-3 ①		B B F C X 2-2 2B		C B B B X 3-1 F7 ①		B B F X 2-1 L5 ①		4	0	1	0	0	0	1
Cal Ripken Jr., R (1, 6) OBP: 0.341, SLG: 0.452		C B F B F B S 3-3 K ②		C B B F B X 3-2 F6 ②		F X 0-1 G5-3 ②		B B B C S X 3-2 FC4-6 1-H 1B		4	0	1	1	0	1	1
B.J. Surhoff, L (1, 10) OBP: 0.360, SLG: 0.554		C F B X 1-2 P2 ③		B X 1-0 P5 ③		B B B X 3-0 L9 ③		C B X 1-1 FC4-6 HBP ② 1-2f 1B		4	1	0	0	0	0	2
Chris Hoiles, R (1, 2) OBP: 0.348, SLG: 0.456 Gregg Zaun, S (9, 2) OBP: 0.306, SLG: 0.356			F B B X 2-1 P6 ①		X 0-0 1B 1B G4-6-3 1B		B B F B X 3-1 F9 ①	S B F H 2-2 1B 1-2 HBP		3 0	1 0	1 0	0 0	0 0	0 0	0 0
Billy Ripken, R (1, 5) OBP: 0.329, SLG: 0.492			X 0-0 HR		M B 1 SAFE 1 SAFE X 1-1 G4-6-3 1B 1-2 1B		F F B F B S 2-3 K ②	B F X 1-1 1-3 2-H 1B ③		4	2	3	2	0	1	0
Inning Stats	R: 0 E: 0 K: 0 S: 10 H: 0 LOB: 1 BB: 1 P: 20	R: 0 E: 0 K: 1 S: 9 H: 0 LOB: 0 BB: 0 P: 14	R: 1 E: 0 K: 0 S: 7 H: 1 LOB: 0 BB: 0 P: 11	R: 1 E: 0 K: 0 S: 10 H: 2 LOB: 1 BB: 0 P: 16	R: 2 E: 0 K: 1 S: 16 H: 4 LOB: 1 BB: 0 P: 24	R: 0 E: 0 K: 0 S: 5 H: 0 LOB: 0 BB: 0 P: 11	R: 0 E: 0 K: 2 S: 15 H: 2 LOB: 2 BB: 0 P: 24	R: 2 E: 0 K: 0 S: 12 H: 3 LOB: 2 BB: 0 P: 21		1B: 9 2B: 1 3B: 0 HR: 2	SF: 0 SAC: 0 DP: 1 HBP: 1		WP: 0 PB: 0 SB: 1 CS: 0	PA: 36			

	AB	34
	R	6
	H	12
	RBI	5
	BB	1
	SO	4
	LOB	10

PITCHER		IP	WLS	BF	H	R	ER	SO	BB	IBB	HBP	BLK	WP	HR	S	P	ERA	WHIP
Omar Olivares, R ERA: 5.4	(1, 1)	6.2		28	8	4	4	3	1	0	0	0	0	2	65	109	5.40	1.350
Mike Myers, L ERA: 5.28	(7, 1)	0.2	L	4	2	1	1	1	0	0	0	0	0	0	10	16	13.50	3.000
Richie Lewis, R ERA: 3.53	(8, 1)	0.2		4	2	1	1	0	0	0	1	0	0	0	9	16	13.50	3.000

PITCHER	IP	WLS	BF	H	R	ER	SO	BB	IBB	HBP	BLK	WP	HR	S	P	ERA	WHIP

Detroit Tigers @ Baltimore Orioles

Oriole Park at Camden Yards, Baltimore, MD

Thu Jun 06 1996, 7:05 PM EDT

Att. 46,269 - Unknown - 85 F

livebaseballscorecards.com

TOP

Batter	1	2	3	4	5	6	7	8	9	AB	R	H	RBI	BB	SO	LOB
Chad Curtis, R (1, 7) (8, 8) OBP: 0.329, SLG: 0.323	F9	K	CS 1-2	BB 1B BB	F9		K			4	1	0	0	1	2	6
Curtis Pride, L (1, 9) OBP: 0.357, SLG: 0.473	WP S 1B 1B	FC1-2 1B 1B 1-2 2-3 3-Hf		F7		3-1		2B		5	1	2	0	0	0	4
Alan Trammell, R (8, PR) (8, 7) OBP: 0.310, SLG: 0.293										0	0	0	0	0	0	0
Travis Fryman, R (1, 5) OBP: 0.333, SLG: 0.471	K	1B 1-2 2-H 3-H 1B		P4		F3		K		5	0	1	2	0	2	3
Cecil Fielder, R (1, 3) OBP: 0.344, SLG: 0.488	1B 1-3 BB	1-2 2-3 1B		1B 1-2 BB		F9		6-3		3	0	1	0	2	0	1
Eddie Williams, R (1, 10) OBP: 0.314, SLG: 0.390	1-2 3-H 1B	4-3		1-2 2-H 1B			F9	K		5	0	2	2	0	1	4
Raul Casanova, S (1, 2) OBP: 0.184, SLG: 0.389	1-3		HR	K			HR		K	5	2	2	2	0	2	4
Mark Lewis, R (1, 4) OBP: 0.340, SLG: 0.482		1B BB FC1-2 1B	FC4-6 1B		F8		1B 1B		F9	5	0	3	0	0	0	0
Duane Singleton, L (1, 8) OBP: 0.230, SLG: 0.179		FC1-2 1B 1-2 1B BB	FC4-6 CS 1-2f		5-3		1-2 1B		K	2	1	0	0	1	0	1
Mark Parent, R (7, PH) OBP: 0.264, SLG: 0.529										1	0	1	0	0	0	0
Kimera Bartee, R (7, PR) (7, 8) (8, 9) OBP: 0.189, SLG: 0.167										1	0	0	0	0	1	0
Chris Gomez, R (1, 6) OBP: 0.354, SLG: 0.286		FC1-2 1B 1-2 2-3 1B	K		1B		F9			4	1	2	0	0	1	3

Inning Stats																																		
	R: 1	E: 0	K: 1	S: 7	H: 2	LOB: 2	BB: 1	P: 11	R: 2	E: 0	K: 1	S: 9	H: 4	LOB: 3	BB: 1	P: 13	R: 1	E: 0	K: 1	S: 6	H: 2	LOB: 0	BB: 0	P: 6	R: 1	E: 0	K: 1	S: 6	H: 1	LOB: 2	BB: 2	P: 14
	R: 0	E: 0	K: 0	S: 4	H: 1	LOB: 1	BB: 0	P: 4	R: 0	E: 0	K: 0	S: 3	H: 0	LOB: 0	BB: 0	P: 3	R: 1	E: 0	K: 1	S: 8	H: 3	LOB: 2	BB: 0	P: 8	R: 0	E: 0	K: 2	S: 8	H: 1	LOB: 1	BB: 0	P: 8				
	R: 0	E: 0	K: 2	S: 7	H: 0	LOB: 0	BB: 0	P: 7	1B: 11	2B: 1	3B: 0	HR: 2	SF: 0	SAC: 0	DP: 0	HBP: 0	WP: 1	PB: 0	SB: 1	CS: 1	PA: 45														

PITCHER		IP	WLS	BF	H	R	ER	SO	BB	IBB	HBP	BLK	WP	HR	S	P	ERA	WHIP
Jimmy Haynes, R ERA: 8.46	(1, 1)	2.0		15	7	4	4	2	2	0	0	0	1	1	17	25	18.00	4.500
Rick Krivda, L ERA: 3.33	(3, 1)	4.2	W	21	6	2	2	2	2	0	0	0	0	1	23	31	3.86	1.714
Alan Mills, R ERA: 5.19	(7, 1)	2.1		8	1	0	0	5	0	0	0	0	0	0	18	18	0.00	0.429

PITCHER	IP	WLS	BF	H	R	ER	SO	BB	IBB	HBP	BLK	WP	HR	S	P	ERA	WHIP

AB	40
R	6
H	14
RBI	6
BB	4
SO	9
LOB	26

BOTTOM

Detroit Tigers @ Baltimore Orioles

Oriole Park at Camden Yards, Baltimore, MD

Thu Jun 06 1996, 7:05 PM EDT

Att. 46,269 - Unknown - 85 F

livebaseballscorecards.com

Batter	1	2	3	4	5	6	7	8	9	AB	R	H	RBI	BB	SO	LOB
Brady Anderson, L (1, 8) OBP: 0.421, SLG: 0.697	HBP	3-1	BB		F9	F8				3	2	0	0	1	0	1
Luis Polonia, L (1, 7) OBP: 0.290, SLG: 0.339	HR	4-3	1B		BB	G5-4-3				4	2	2	0	1	0	1
Roberto Alomar, S (1, 4) OBP: 0.475, SLG: 0.616	F8	1B	E5		BB	L5				4	1	2	2	1	0	2
Rafael Palmeiro, L (1, 3) OBP: 0.423, SLG: 0.544	HR	F7	BB		FC3-6	F8				4	2	2	2	1	0	1
Bobby Bonilla, S (1, 9) OBP: 0.327, SLG: 0.359	F7	HR / L3			FC3-6	F8				5	1	2	1	0	0	5
Cal Ripken Jr., R (1, 6) OBP: 0.342, SLG: 0.462	HR	HR	5-3		FC3-6	F7				4	2	1	2	1	0	2
B.J. Surhoff, L (1, 10) OBP: 0.372, SLG: 0.590	HR	K2-3	PB		1B	SF9				4	2	3	5	1	1	0
Gregg Zaun, S (1, 2) OBP: 0.315, SLG: 0.340	BB	HBP	F9		3-1	SF9				2	1	0	1	1	0	3
Billy Ripken, R (1, 5) OBP: 0.320, SLG: 0.464	F7	F8	1-3			G5-4-3				4	0	0	0	1	0	3
Inning Stats	R: 5 E: 0 K: 0 S: 6 H: 3 LOB: 1 BB: 2 P: 15	R: 0 E: 0 K: 0 S: 4 H: 1 LOB: 1 BB: 0 P: 4	R: 4 E: 1 K: 1 S: 9 H: 4 LOB: 3 BB: 2 P: 18	R: 0 E: 0 K: 0 S: 3 H: 0 LOB: 1 BB: 1 P: 7	R: 3 E: 0 K: 0 S: 6 H: 3 LOB: 2 BB: 2 P: 14	R: 0 E: 0 K: 0 S: 2 H: 0 LOB: 0 BB: 1 P: 6	R: 0 E: 0 K: 0 S: 3 H: 0 LOB: 0 BB: 0 P: 3	R: 1 E: 0 K: 0 S: 4 H: 1 LOB: 0 BB: 0 P: 4								

AB	34
R	13
H	12
RBI	13
BB	8
SO	1
LOB	18

1B: 9 SF: 1
2B: 0 SAC: 0
3B: 1 DP: 1
HR: 2 HBP: 2

WP: 1 PA: 45
PB: 1
SB: 1
CS: 0

PITCHER		IP	WLS	BF	H	R	ER	SO	BB	IBB	HBP	BLK	WP	HR	S	P	ERA	WHIP
Felipe Lira, R ERA: 7.25	(1, 1)	2.1	L	17	6	8	8	1	2	0	2	0	0	2	15	25	30.86	3.429
Greg Keagle, R ERA: 8.64	(3, 1)	2.2		18	5	4	4	0	5	0	0	0	1	0	13	33	13.50	3.750
Bob Scanlan, R ERA: 12.15	(6, 1)	1.0		3	0	0	0	0	1	0	0	0	0	0	2	6	0.00	1.000
Gregg Olson, R ERA: 6.11	(7, 1)	1.0		3	0	0	0	0	0	0	0	0	0	0	3	3	0.00	0.000
Mike Walker, R ERA: 6.23	(8, 1)	1.0		4	1	1	1	0	0	0	0	0	0	0	4	4	9.00	1.000

PITCHER	IP	WLS	BF	H	R	ER	SO	BB	IBB	HBP	BLK	WP	HR	S	P	ERA	WHIP

Batter	1	2	3	4	5	6	7	8	9	AB	R	H	RBI	BB	SO	LOB
Tony Phillips, S (1, 7) OBP: 0.444, SLG: 0.465	HR	K 1-2		S 1B 2B 1-H		G3		1B 1B		5	2	3	2	0	1	1
Darren Lewis, R (1, 8) OBP: 0.391, SLG: 0.386	K		G6-3	1B 2B BB 2-3		G5-3		G4-6-3 1B 1-2		4	1	1	0	1	1	0
Frank Thomas, R (1, 3) OBP: 0.451, SLG: 0.635	G3 BB		G5-3	2B 1B 1-2 3-H			HR 1B	G4-6-3 1-2f		4	1	2	1	1	0	2
Robin Ventura, L (1, 5) OBP: 0.379, SLG: 0.517	G3 1-2f		BB BB	2B 1-3 2-H			HR 1-H		P5	4	1	2	3	1	0	1
Harold Baines, L (1, 10) OBP: 0.398, SLG: 0.542		G5-3	FC6-4 BB 1-2	G1-3			G6-3		G4-6-3 1B	4	0	1	0	1	0	2
Norberto Martin, R (9, PR) OBP: 0.667, SLG: 0.667										0	0	0	0	0	0	0
Dave Martinez, L (1, 9) OBP: 0.405, SLG: 0.534		HR 1B	FC6-4 1-2f		G1-3		1B		G4-6-3 1-2f	5	1	2	0	0	0	3
Ron Karkovice, R (1, 2) OBP: 0.309, SLG: 0.354		HR 1-H		P4	G4-3		F8			4	1	1	2	0	0	1
Ray Durham, S (1, 4) OBP: 0.374, SLG: 0.447		F9		G4-3	K		F9			4	0	0	0	0	1	1
Ozzie Guillen, L (1, 6) OBP: 0.305, SLG: 0.390		S 1B		2B 1B		G4-3		L5		4	1	2	0	0	0	0
Inning Stats	R: 1 E: 0 K: 1 S: 5 H: 1 LOB: 0 BB: 1 P: 9	R: 2 E: 0 K: 1 S: 8 H: 3 LOB: 1 BB: 0 P: 8	R: 0 E: 0 K: 0 S: 3 H: 0 LOB: 2 BB: 2 P: 11	R: 3 E: 0 K: 0 S: 7 H: 4 LOB: 2 BB: 1 P: 11	R: 0 E: 0 K: 1 S: 5 H: 0 LOB: 0 BB: 0 P: 5	R: 0 E: 0 K: 0 S: 3 H: 0 LOB: 0 BB: 0 P: 3	R: 2 E: 0 K: 0 S: 6 H: 3 LOB: 1 BB: 0 P: 6	R: 0 E: 0 K: 0 S: 4 H: 2 LOB: 1 BB: 0 P: 4	R: 0 E: 0 K: 0 S: 3 H: 1 LOB: 1 BB: 0 P: 3	1B: 9 2B: 3 3B: 0 HR: 3	SF: 0 SAC: 0 DP: 3 HBP: 0						

PITCHER	IP	WLS	BF	H	R	ER	SO	BB	IBB	HBP	BLK	WP	HR	S	P	ERA	WHIP
Scott Erickson, R (1, 1) ERA: 5.32	6.0	L	31	10	8	8	3	4	0	0	0	0	3	33	49	12.00	2.333
Jesse Orosco, L (7, 1) ERA: 7.64	2.0		8	3	0	0	0	0	0	0	0	0	0	8	8	0.00	1.500
Arthur Rhodes, L (9, 1) ERA: 5.28	1.0		3	1	0	0	0	0	0	0	0	0	0	3	3	0.00	1.000

PITCHER	IP	WLS	BF	H	R	ER	SO	BB	IBB	HBP	BLK	WP	HR	S	P	ERA	WHIP

TOP

Chicago White Sox @ Baltimore Orioles

Oriole Park at Camden Yards, Baltimore, MD

Fri Jun 07 1996, 7:05 PM EDT
Att. 47,209 - Unknown - 87 F

livebaseballscorecards.com

AB	38
R	8
H	14
RBI	8
BB	4
SO	3
LOB	11

WP: 0 PA: 42
PB: 0
SB: 2
CS: 0

Batter	1	2	3	4	5	6	7	8	9	AB	R	H	RBI	BB	SO	LOB
Brady Anderson, L (1, 8) OBP: 0.418, SLG: 0.693	F5		G1-6-3 1-2f		2B 1-3			G6-3		4	0	1	0	0	0	1
Luis Polonia, L (1, 10) OBP: 0.288, SLG: 0.333	F8		1B		F7			K		4	0	1	0	0	1	2
Roberto Alomar, S (1, 4) OBP: 0.475, SLG: 0.628	HR		K			F8		1B 2B DI		4	2	2	1	0	1	1
Rafael Palmeiro, L (1, 3) OBP: 0.424, SLG: 0.548	P6			G3-1		1B		2B 1-H		4	0	2	1	0	0	0
Bobby Bonilla, S (1, 9) OBP: 0.330, SLG: 0.362		F9		1B G5-4-3		1B		G1-3		4	0	2	0	0	0	1
Cal Ripken Jr., R (1, 6) OBP: 0.340, SLG: 0.458		G5-3		G5-4-3 1-2f		K			1B	4	0	1	0	0	1	2
B.J. Surhoff, L (1, 5) OBP: 0.375, SLG: 0.588		1B			1B 2B		F8		K	4	0	2	0	0	1	1
Chris Hoiles, R (1, 2) OBP: 0.341, SLG: 0.444		K			F8		G1-3		F8	4	0	0	0	0	1	3
Jeffrey Hammonds, R (1, 7) OBP: 0.326, SLG: 0.401			BB G1-6-3		F8		K		K	3	0	0	0	1	2	2
Inning Stats	R: 1 E: 0 K: 0 S: 4 H: 1 LOB: 0 BB: 0 P: 4	R: 0 E: 0 K: 1 S: 6 H: 1 LOB: 1 BB: 0 P: 6	R: 0 E: 0 K: 1 S: 5 H: 1 LOB: 1 BB: 1 P: 9	R: 0 E: 0 K: 0 S: 3 H: 1 LOB: 0 BB: 0 P: 3	R: 0 E: 0 K: 0 S: 5 H: 2 LOB: 2 BB: 0 P: 5	R: 0 E: 0 K: 1 S: 6 H: 2 LOB: 1 BB: 0 P: 6	R: 0 E: 0 K: 1 S: 5 H: 0 LOB: 0 BB: 0 P: 5	R: 1 E: 0 K: 1 S: 7 H: 2 LOB: 1 BB: 0 P: 7	R: 0 E: 0 K: 2 S: 8 H: 1 LOB: 1 BB: 0 P: 8	1B: 8 2B: 2 3B: 0 HR: 1 SF: 0 SAC: 0 DP: 2 HBP: 0	WP: 0 PB: 0 SB: 0 CS: 0 PA: 36					

PITCHER	IP	WLS	BF	H	R	ER	SO	BB	IBB	HBP	BLK	WP	HR	S	P	ERA	WHIP
Alex Fernandez, R (1, 1) ERA: 3.51	9.0	W	36	11	2	2	7	1	0	0	0	0	1	49	53	2.00	1.333

PITCHER	IP	WLS	BF	H	R	ER	SO	BB	IBB	HBP	BLK	WP	HR	S	P	ERA	WHIP

BOTTOM

Chicago White Sox @ Baltimore Orioles

Oriole Park at Camden Yards, Baltimore, MD

Fri Jun 07 1996, 7:05 PM EDT

Att. 47,209 - Unknown - 87 F

livebaseballscorecards.com

AB	35
R	2
H	11
RBI	2
BB	1
SO	7
LOB	13

Chicago White Sox @ Baltimore Orioles

Oriole Park at Camden Yards, Baltimore, MD

Sat Jun 08 1996, 3:33 AM EDT
Att. 47,634 - Sunny - 93 F

TOP

livebaseballscorecards.com

Batter	1	2	3	4	5	6	7	8	9	AB	R	H	RBI	BB	SO	LOB
Tony Phillips, S (1, 7) OBP: 0.439, SLG: 0.459	F9		1B BB FC1-2 1B	L4		K			K	5	0	1	0	0	2	3
Ray Durham, S (1, 4) OBP: 0.371, SLG: 0.440	K		F7		G5-4-3 1B	P2			K	5	0	1	0	0	2	1
Norberto Martin, R (9, 4) OBP: 0.667, SLG: 0.667										0	0	0	0	0	0	0
Frank Thomas, R (1, 3) OBP: 0.455, SLG: 0.635	2B 3B 1B		FC1-2 1B 1-2 BB		G5-4-3 1-2f	WP 1B				3	1	2	0	1	0	1
Lyle Mouton, R (1, 10) OBP: 0.379, SLG: 0.500	1-3 3B 2B		FC1-2 1-2 2-3 1B				K 1-2			4	1	3	0	0	1	1
Danny Tartabull, R (1, 9) OBP: 0.316, SLG: 0.395	2-H 3-H 3B		FC1-2 1-2 2-3 3-Hf		G6-3		K			4	0	1	2	0	1	5
Dave Martinez, L (8, 9) OBP: 0.405, SLG: 0.534										0	0	0	0	0	0	0
Chris Snopek, R (1, 5) OBP: 0.262, SLG: 0.429	P2		P2			G5-3		F7		3	0	0	0	0	0	4
Robin Ventura, L (8, PH) OBP: 0.377, SLG: 0.514 (8, 5)										1	0	0	0	0	0	0
Chad Kreuter, S (1, 2) OBP: 0.302, SLG: 0.351		L6		L7		1B		K		4	0	1	0	0	1	0
Ron Karkovice, R (8, 2) OBP: 0.309, SLG: 0.354										0	0	0	0	0	0	0
Darren Lewis, R (1, 8) OBP: 0.388, SLG: 0.383		L8		1B		F9		L9		4	0	1	0	0	0	1
Ozzie Guillen, L (1, 6) OBP: 0.304, SLG: 0.387		F8		P6		1B			G6-3	4	0	1	0	0	0	1

AB	37
R	2
H	11
RBI	2
BB	1
SO	7
LOB	17

Inning Stats	1	2	3	4	5	6	7	8	9
	R: 2 E: 0 K: 1 S: 13 H: 3 LOB: 1 BB: 0 P: 23	R: 0 E: 0 K: 0 S: 9 H: 0 LOB: 0 BB: 0 P: 12	R: 0 E: 0 K: 0 S: 11 H: 2 LOB: 3 BB: 1 P: 23	R: 0 E: 0 K: 0 S: 6 H: 1 LOB: 1 BB: 0 P: 8	R: 0 E: 0 K: 0 S: 11 H: 2 LOB: 1 BB: 0 P: 13	R: 0 E: 0 K: 1 S: 11 H: 2 LOB: 2 BB: 0 P: 17	R: 0 E: 0 K: 2 S: 13 H: 1 LOB: 1 BB: 0 P: 20	R: 0 E: 0 K: 1 S: 8 H: 0 LOB: 0 BB: 0 P: 12	R: 0 E: 0 K: 2 S: 9 H: 0 LOB: 0 BB: 0 P: 10

	1B	SF	WP	PA	38
	2B: 1	SAC: 0	PB: 0		
	3B: 1	DP: 1	SB: 0		
	HR: 0	HBP: 0	CS: 0		

PITCHER	IP	WLS	BF	H	R	ER	SO	BB	IBB	HBP	BLK	WP	HR	S	P	ERA	WHIP
Kent Mercker, L (1, 1) ERA: 6.23	6.0	L	28	10	2	2	2	1	0	0	0	0	0	61	96	3.00	1.833
Alan Mills, R (7, 1) ERA: 4.22	2.0		7	1	0	0	3	0	0	0	0	1	0	21	32	0.00	0.500
Randy Myers, L (9, 1) ERA: 2.61	1.0		3	0	0	0	2	0	0	0	0	0	0	9	10	0.00	0.000

PITCHER	IP	WLS	BF	H	R	ER	SO	BB	IBB	HBP	BLK	WP	HR	S	P	ERA	WHIP

Batter	1	2	3	4	5	6	7	8	9	AB	R	H	RBI	BB	SO	LOB
Brady Anderson, L (1, 8) OBP: 0.422, SLG: 0.694	F B C B B F F X 3-2 ① P2		X 0-0 G3 1B 2B		B F B S B B 4-2 1-2 BB		C X 0-1 ① P4		F B X 1-1 G6-3 1B	4	1	2	0	1	0	0
Luis Polonia, L (1, 10) OBP: 0.275, SLG: 0.318 Mike Devereaux, R (7, PH) OBP: 0.312, SLG: 0.301	X 0-0 ② G1-4-3		C F B F F F X 1-2 ② G3 2-3		C C X 0-2 ② L7		C C X 0-2 1B		X 0-0 ②③ G6-3 1-2f	3 2	0 0	0 1	0 0	0 0	0 0	3 1
Roberto Alomar, S (1, 4) OBP: 0.475, SLG: 0.626	B F F F X 1-2 S 1B		C B F F B F X 3-2 3-H 1B		B B C F X 2-2 ③ G1-3		C B B 1 X SAFE 2-1 ② F9			4	0	2	1	0	0	3
Rafael Palmeiro, L (1, 3) OBP: 0.421, SLG: 0.547	F B F P F B F X 3-2 ③ P6 1-2		B C B C 1 F S SAFE 2-3 ③ K			B X 1-0 BB 2B	C B B C 1 X SAFE 2-2 ③ P6			4	0	1	0	0	1	3
Bobby Bonilla, S (1, 9) OBP: 0.335, SLG: 0.367		C X 0-1 G3 1B		F F F B B F X 2-2 ① G1-3		X 0-0 CI BB		F B X 1-1 1B		3	0	2	0	0	0	0
Cal Ripken Jr., R (1, 6) OBP: 0.339, SLG: 0.452		C B B B F F X 3-2 ① P5		B X 1-0 ② F7		B B B B 4-0 1-2 2-3 BB		B B C F B X 3-2 ① P4		3	0	0	0	1	0	2
B.J. Surhoff, L (1, 5) OBP: 0.367, SLG: 0.574		B X 1-0 ② G3 1-2		B B B C F S 3-3 K		C S D B F T 2-2 ① K		B F B X 2-1 ② F7		4	0	0	0	0	2	5
Gregg Zaun, S (1, 2) OBP: 0.293, SLG: 0.314		C C B S 1-3 ③ K			X 0-0 ① F8	B C X 1-1 ② P6		F X 0-1 ③ G4-3		4	0	0	0	0	1	5
Jeffrey Hammonds, R (1, 7) OBP: 0.325, SLG: 0.398			B X 1-0 ① F7		C F X 0-2 BB 1B	B S C X 1-2 P6			C B F C 1-3 ① K	4	0	1	0	0	1	3
Inning Stats	R: 0 H: 1 E: 0 LOB: 1 K: 0 BB: 0 S: 16 P: 22	R: 0 H: 1 E: 0 LOB: 1 K: 1 BB: 0 S: 10 P: 15	R: 1 H: 2 E: 0 LOB: 1 K: 1 BB: 0 S: 17 P: 24	R: 0 H: 0 E: 0 LOB: 0 K: 1 BB: 0 S: 9 P: 15	R: 0 H: 1 E: 0 LOB: 2 K: 0 BB: 1 S: 12 P: 18	R: 0 H: 1 E: 1 LOB: 3 K: 1 BB: 1 S: 11 P: 20	R: 0 H: 1 E: 0 LOB: 1 K: 0 BB: 0 S: 10 P: 14	R: 0 H: 1 E: 0 LOB: 1 K: 0 BB: 0 S: 10 P: 16	R: 0 H: 1 E: 0 LOB: 0 K: 1 BB: 0 S: 6 P: 8	1B: 7 SF: 0 2B: 2 SAC: 0 3B: 0 DP: 1 HR: 0 HBP: 0						

PITCHER	IP	WLS	BF	H	R	ER	SO	BB	IBB	HBP	BLK	WP	HR	S	P	ERA	WHIP
James Baldwin, R (1, 1) ERA: 3.23	5.0	W	22	6	1	1	3	1	0	0	0	0	0	65	96	1.80	1.400
Matt Karchner, R (6, 1) ERA: 3.44	1.0		5	0	0	0	1	1	0	0	0	0	0	10	18	0.00	1.000
Larry Thomas, L (7, 1) ERA: 3.38	1.0		4	1	0	0	0	0	0	0	0	0	0	10	14	0.00	1.000
41 Bill Simas, R (8, 1) ERA: 3.98	1.0		4	1	0	0	0	0	0	0	0	0	0	10	16	0.00	1.000
Roberto Hernandez, R (9, 1) ERA: 0.64	1.0	S	3	1	0	0	1	0	0	0	0	0	0	6	8	0.00	1.000

PITCHER	IP	WLS	BF	H	R	ER	SO	BB	IBB	HBP	BLK	WP	HR	S	P	ERA	WHIP

BOTTOM

Chicago White Sox @ Baltimore Orioles

Oriole Park at Camden Yards, Baltimore, MD

Sat Jun 08 1996, 3:33 AM EDT
Att. 47,634 - Sunny - 93 F

livebaseballscorecards.com

AB	35
R	1
H	9
RBI	1
BB	2
SO	5
LOB	25

PA: 38

WP: 0
PB: 0
SB: 1
CS: 0

Batter	1	2	3	4	5	6	7	8	9	AB	R	H	RBI	BB	SO	LOB
Tony Phillips, S (1, 7) OBP: 0.437, SLG: 0.465	B B C F S 2-3 ① K		B M X 1-1 ① G3 2-3	C F B F X 1-2 1-3 1B 2B	X 0-0 1-3 2B		B C B F X 2-2 ① FC4-6 WP 1-2f HR		C B C B S 2-3 ② K	6	2	2	0	0	2	2
Dave Martinez, L (1, 8) (8, 9) OBP: 0.409, SLG: 0.528	C X 0-1 1B		F C F F C 0-3 ② K	C S X 0-2 1B 2B 2-H 3-H 1B	X 0-0 ② F7		B S B X 2-1 ② F8		B F B B B 4-1 BB	5	1	2	2	1	1	4
Frank Thomas, R (1, 3) OBP: 0.460, SLG: 0.648	B 1 SAFE C B 1 SAFE B F S 3-3 ② K		B F C B X 2-2 3-H 1B	B B F F X 2-2 2B 1-3 1B 1B	4-0 IBB		F C F B X 1-2 1-H HR		B C B B X 3-1 ③ F8	5	2	3	3	1	1	2
Robin Ventura, L (1, 5) OBP: 0.373, SLG: 0.512	1 SAFE C X 0-1 ③ F7		B S C X 1-2 ③ G3	B X 1-0 1-3 3-H 1B 2B	S S S 0-3 ③ K		B F X 1-1 ③ G6-3			5	1	1	1	0	1	5
Harold Baines, L (1, 10) OBP: 0.403, SLG: 0.549 Ray Durham, S (8, PR) OBP: 0.371, SLG: 0.440		X 0-0 ① G4-3		E9 HR 1B 3-2 2B 1B 2-H 3-H	X 0-0 ① F9			C S B X 1-2 FC1-4 2B		5 0	2 0	3 0	2 0	0 0	0 0	0 0
Danny Tartabull, R (1, 9) OBP: 0.323, SLG: 0.418 Darren Lewis, R (8, PR) OBP: 0.388, SLG: 0.383 (8, 8)		S X 0-1 ② G1-3		0-1 HR 2-H 1-1 2B 1-H	B B B B 4-0 BB			B C X 1-1 ① FC1-4 1B 2-3		4 0	1 0	2 0	3 0	1 0	0 0	1 0
Ron Karkovice, R (1, 2) OBP: 0.306, SLG: 0.349		B S C S 1-3 ③ K		0-3 ① K 2-2 ③ L5	S S S 0-3 ② K			1 SAFE X 0-0 1-3 G6-4-3 1B		5	0	1	0	0	3	2
Norberto Martin, R (1, 4) OBP: 0.625, SLG: 0.750			B F X 1-1 2B 2B	X 0-0 2B 1B 1B	X 0-0 2B 1B	X 0-0 ③ G4-3		X 0-0 ②③ G6-4-3 1-2f		5	2	3	0	0	0	4
Ozzie Guillen, L (1, 6) OBP: 0.302, SLG: 0.387			B B X 2-0 G3 2-H 1B 2B	F 1 SAFE X 0-1 ② P5	X 0-0 ① F7		B B C X 2-1 E5 FC4-6		X 0-0 ① F8	5	1	1	1	0	0	2
Inning Stats	R: 0 H: 1 E: 0 LOB: 1 K: 2 BB: 0 S: 10 P: 15	R: 0 H: 0 E: 0 LOB: 0 K: 1 BB: 0 S: 6 P: 7	R: 2 H: 3 E: 0 LOB: 1 K: 1 BB: 0 S: 16 P: 23	R: 8 H: 9 E: 1 LOB: 1 K: 1 BB: 0 S: 31 P: 41	R: 0 H: 2 E: 0 LOB: 3 K: 1 BB: 1 S: 7 P: 11	R: 0 H: 0 E: 0 LOB: 1 K: 1 BB: 1 S: 5 P: 9	R: 2 H: 1 E: 1 LOB: 0 K: 0 BB: 0 S: 13 P: 21	R: 0 H: 2 E: 0 LOB: 3 K: 0 BB: 0 S: 7 P: 9	R: 0 H: 0 E: 0 LOB: 1 K: 1 BB: 1 S: 7 P: 16	1B: 9 SF: 0 2B: 7 SAC: 0 3B: 0 DP: 1 HR: 2 HBP: 0					WP: 1 PA: 48 PB: 0 SB: 0 CS: 0	

PITCHER		IP	WLS	BF	H	R	ER	SO	BB	IBB	HBP	BLK	WP	HR	S	P	ERA	WHIP
35 Mike Mussina, R ERA: 5.54	(1, 1)	3.2	L	22	11	9	9	5	0	0	0	0	0	1	52	69	22.09	3.000
Arthur Rhodes, L ERA: 5.29	(4, 1)	1.2		11	4	1	1	1	1	1	0	0	0	0	19	33	5.40	3.000
Jimmy Haynes, R ERA: 8.03	(6, 1)	2.2		11	3	2	0	1	0	0	0	0	1	1	24	34	0.00	1.125
Jesse Orosco, L ERA: 7.23	(9, 1)	1.0		4	0	0	0	1	1	0	0	0	0	0	7	16	0.00	1.000

PITCHER		IP	WLS	BF	H	R	ER	SO	BB	IBB	HBP	BLK	WP	HR	S	P	ERA	WHIP

TOP

Chicago White Sox @ Baltimore Orioles

Oriole Park at Camden Yards, Baltimore, MD

Sun Jun 09 1996, 3:33 AM EDT
Att. 47,352 - Sunny - 85 F

livebaseballscorecards.com

AB	45
R	12
H	18
RBI	12
BB	3
SO	8
LOB	22

BOTTOM

Chicago White Sox @ Baltimore Orioles

Oriole Park at Camden Yards, Baltimore, MD

Sun Jun 09 1996, 3:33 AM EDT

Att. 47,352 - Sunny - 85 F

livebaseballscorecards.com

Batter	1	2	3	4	5	6	7	8	9	AB	R	H	RBI	BB	SO	LOB
Brady Anderson, L (1, 8) OBP: 0.421, SLG: 0.692	FC6-4 1B	P6	F7		G3 1-2		F5-8-5 2B			5	0	2	0	0	0	4
Billy Ripken, R (1, 4) OBP: 0.313, SLG: 0.446	FC6-4 2B BB 1-2f 1 SAFE 1 SAFE 1 SAFE	1-2 3-H 1B		P4	G6-3		F5-8-5 2-3			5	1	1	1	0	0	3
Roberto Alomar, S (1, 10) OBP: 0.470, SLG: 0.615	1-2 2B BB	K		P2		G6-3		F7		4	1	0	0	1	1	2
Rafael Palmeiro, L (1, 3) OBP: 0.429, SLG: 0.571	1-H 2-H 2B		HR	2B 1B		BB 3B 1B		G4-3		5	3	4	3	0	0	0
Bobby Bonilla, S (1, 9) OBP: 0.340, SLG: 0.371	F9		HR BB	1-H 2B		1-2 3B BB		F9		3	2	1	1	2	0	1
Cal Ripken Jr., R (1, 6) OBP: 0.340, SLG: 0.462	P2		1-H HR	BB		F8			G3-1	4	1	1	2	1	0	3
B.J. Surhoff, L (1, 5) OBP: 0.373, SLG: 0.598		E 1B 2B	2B	G4-3		1-H 2-H 3B			G4-3	5	1	3	2	0	0	2
Chris Hoiles, R (1, 2) OBP: 0.332, SLG: 0.430		E6 1B 2-3	P6		K	K			P6	5	0	0	0	0	2	3
Jeffrey Hammonds, R (1, 7) OBP: 0.323, SLG: 0.394		P4	K		G3 1B		P4			4	0	1	0	0	1	3

	AB	40
	R	9
	H	13
	RBI	9
	BB	4
	SO	4
	LOB	21

Inning Stats	1	2	3	4	5	6	7	8	9	1B: 5	SF: 0	WP: 0	PA: 44
	R: 2 E: 0 K: 0 S: 10 H: 2 LOB: 1 BB: 1 P: 18	R: 1 E: 1 K: 1 S: 17 H: 2 LOB: 2 BB: 0 P: 25	R: 3 E: 0 K: 1 S: 17 H: 3 LOB: 1 BB: 1 P: 31	R: 1 E: 0 K: 0 S: 10 H: 2 LOB: 2 BB: 1 P: 18	R: 0 E: 0 K: 1 S: 6 H: 1 LOB: 1 BB: 0 P: 6	R: 2 E: 0 K: 1 S: 10 H: 2 LOB: 1 BB: 1 P: 20	R: 0 E: 0 K: 0 S: 6 H: 1 LOB: 0 BB: 0 P: 8	R: 0 E: 0 K: 0 S: 8 H: 0 LOB: 0 BB: 0 P: 13	R: 0 E: 0 K: 0 S: 9 H: 0 LOB: 0 BB: 0 P: 12	2B: 6 3B: 1 HR: 2	SAC: 0 DP: 1 HBP: 0	PB: 0 SB: 0 CS: 0	

PITCHER	IP	WLS	BF	H	R	ER	SO	BB	IBB	HBP	BLK	WP	HR	S	P	ERA	WHIP
Wilson Alvarez, L (1, 1) ERA: 4.86	3.2		24	9	7	6	2	3	0	0	0	0	2	52	90	14.73	3.273
Brian Keyser, R (4, 1) ERA: 3.06	1.2		8	2	2	2	1	1	0	0	0	0	0	11	18	10.80	1.800
Matt Karchner, R (6, 1) ERA: 3.2	2.2	W	9	2	0	0	1	0	0	0	0	0	0	21	31	0.00	0.750
Roberto Hernandez, R (9, 1) ERA: 0.61	1.0	S	3	0	0	0	0	0	0	0	0	0	0	9	12	0.00	0.000

PITCHER	IP	WLS	BF	H	R	ER	SO	BB	IBB	HBP	BLK	WP	HR	S	P	ERA	WHIP

Batter	1	2	3	4	5	6	7	8	9	AB	R	H	RBI	BB	SO	LOB
Brady Anderson, L (1, 8) OBP: 0.415, SLG: 0.678	L9		K		F9			F7		4	0	0	0	0	1	1
Luis Polonia, L (1, 10) OBP: 0.260, SLG: 0.300	F8		G1-3		F8			G3		4	0	0	0	0	0	1
Roberto Alomar, S (1, 4) OBP: 0.471, SLG: 0.613	1B		1B			G6-3		P6		4	0	2	0	0	0	0
Rafael Palmeiro, L (1, 3) OBP: 0.426, SLG: 0.570	SAFE		L1			K			HR 2B	4	1	1	0	0	2	2
Bobby Bonilla, S (1, 9) OBP: 0.351, SLG: 0.392		1B BB		G6-4-3 1B		HBP			2-H HR	2	1	2	2	1	0	0
Cal Ripken Jr., R (1, 6) OBP: 0.343, SLG: 0.476		1-2 1B		G6-4-3 1-2f		SAFE			HR	4	1	2	1	0	1	2
B.J. Surhoff, L (1, 5) OBP: 0.365, SLG: 0.584		K		G3			K		G3	4	0	0	0	0	2	2
Chris Hoiles, R (1, 2) OBP: 0.335, SLG: 0.425		F9			SH1-3 HBP		G6-3 BB		F8	2	0	0	0	1	0	2
Jeffrey Hammonds, R (1, 7) OBP: 0.319, SLG: 0.388		G6-3			SH1-3 1-2		G6-3 1-2f		P5	3	0	0	0	0	0	3
Inning Stats	R: 0 H: 1 E: 0 LOB: 1 K: 1 BB: 0 S: 12 P: 20	R: 0 H: 1 E: 0 LOB: 2 K: 1 BB: 1 S: 14 P: 28	R: 0 H: 1 E: 0 LOB: 1 K: 1 BB: 0 S: 13 P: 20	R: 0 H: 1 E: 0 LOB: 0 K: 0 BB: 0 S: 3 P: 5	R: 0 H: 0 E: 0 LOB: 1 K: 0 BB: 0 S: 7 P: 9	R: 0 H: 0 E: 0 LOB: 1 K: 2 BB: 0 S: 13 P: 21	R: 0 H: 0 E: 0 LOB: 0 K: 1 BB: 1 S: 9 P: 15	R: 0 H: 0 E: 0 LOB: 0 K: 0 BB: 0 S: 8 P: 12	R: 3 H: 3 E: 0 LOB: 0 K: 0 BB: 0 S: 13 P: 24	1B: 4 SF: 0 2B: 1 SAC: 1 3B: 0 DP: 2 HR: 2 HBP: 2						

TOP

Baltimore Orioles @ Detroit Tigers

Tiger Stadium, Detroit, MI

Mon Jun 10 1996, 7:05 PM EDT

Att. 10,655 - Unknown - 82 F

livebaseballscorecards.com

AB	31
R	3
H	7
RBI	3
BB	2
SO	6
LOB	13

PITCHER		IP	WLS	BF	H	R	ER	SO	BB	IBB	HBP	BLK	WP	HR	S	P	ERA	WHIP
Omar Olivares, R ERA: 4.35	(1, 1)	8.0	W	30	4	0	0	6	2	0	2	0	0	0	79	130	0.00	0.750
Mike Walker, R ERA: 9.28	(9, 1)	1.0		6	3	3	3	0	0	0	0	0	0	2	13	24	27.00	3.000

PITCHER		IP	WLS	BF	H	R	ER	SO	BB	IBB	HBP	BLK	WP	HR	S	P	ERA	WHIP

Baltimore Orioles @ Detroit Tigers

Tiger Stadium, Detroit, MI

Mon Jun 10 1996, 7:05 PM EDT

Att. 10,655 - Unknown - 82 F

livebaseballscorecards.com

BOTTOM

Batter	1	2	3	4	5	6	7	8	9	AB	R	H	RBI	BB	SO	LOB
Chad Curtis, R (1, 7) OBP: 0.341, SLG: 0.343	0-0 G6-4-3 1B		1-2 G5-3		2-1 1-H 2B	4-1 1B BB		4-1 PB 1B BB		3	0	2	1	2	0	1
Alan Trammell, R (1, 5) OBP: 0.314, SLG: 0.307	0-1 G6-4-3 1-2f			1-0 2B	0-3 K	0-0 1-3 2-H 1B		1-0 1-2 PB 1B		5	0	3	1	0	1	2
Mark Lewis, R (1, 4) OBP: 0.329, SLG: 0.466	0-3 K			0-0 G5-3		G4-3 2B 2B F9		3-1 P4 1-2 2-3		5	1	1	0	0	1	5
Cecil Fielder, R (1, 10) OBP: 0.341, SLG: 0.474		0-0 G6-3		1-3 K		3-2 G4-3 2-3	3-3 K	4-0 G6-4-3 IBB		4	0	0	0	1	2	2
Tony Clark, S (1, 3) OBP: 0.357, SLG: 0.714		0-0 G1-3		1-1 F8		3-2 2B 3-H 2B	3-1 HR	1-2 G6-4-3 1-2f		5	2	2	2	0	0	4
John Flaherty, R (1, 2) OBP: 0.293, SLG: 0.393		0-1 G5-3			0-3 K	0-2 2-H 1B 2B	0-1 P4			4	1	1	1	0	1	0
Chris Gomez, R (1, 6) OBP: 0.359, SLG: 0.282			2-0 L9		0-0 S 1B 1B	4-0 1B G5-3 BB	2-2 BB 1B			3	2	2	0	1	0	0
Bobby Higginson, L (1, 9) OBP: 0.348, SLG: 0.454			3-2 P4		0-2 F8	0-0 1-3 2-H 1B G5-3 1B	4-2 BB			3	1	1	1	1	0	1
Kimera Bartee, R (1, 8) OBP: 0.267, SLG: 0.273			1-1 2B		3-2 1-H S 2B 1B	0-0 1-2 3-H G5-3	1-3 K			4	1	2	2	0	1	3
Inning Stats	R: 0 E: 0 K: 1 S: 6 H: 1 LOB: 0 BB: 0 P: 6	R: 0 E: 0 K: 0 S: 4 H: 0 LOB: 0 BB: 0 P: 4	R: 0 E: 0 K: 0 S: 13 H: 1 LOB: 1 BB: 0 P: 20	R: 0 E: 0 K: 1 S: 7 H: 1 LOB: 1 BB: 0 P: 10	R: 2 E: 0 K: 2 S: 19 H: 3 LOB: 1 BB: 0 P: 24	R: 5 E: 0 K: 0 S: 19 H: 5 LOB: 2 BB: 2 P: 35	R: 1 E: 0 K: 2 S: 16 H: 2 LOB: 2 BB: 1 P: 29	R: 0 E: 0 K: 0 S: 7 H: 1 LOB: 2 BB: 2 P: 20		1B: 7 2B: 6 3B: 0 HR: 1 SF: 0 SAC: 0 DP: 2 HBP: 0						

	AB	36
	R	8
	H	14
	RBI	8
	BB	5
	SO	6
	LOB	18

WP: 0 PB: 1 SB: 2 CS: 0 PA: 41

PITCHER		IP	WLS	BF	H	R	ER	SO	BB	IBB	HBP	BLK	WP	HR	S	P	ERA	WHIP
David Wells, L ERA: 5.72	(1, 1)	5.1	L	26	10	7	7	4	1	0	0	0	0	0	63	89	11.81	2.062
Roger McDowell, R ERA: 2.49	(6, 1)	0.2		4	1	0	0	0	1	0	0	0	0	0	5	10	0.00	3.000
Rick Krivda, L ERA: 3.41	(7, 1)	2.0		11	3	1	1	2	2	1	0	0	0	1	23	49	4.50	2.500

PITCHER	IP	WLS	BF	H	R	ER	SO	BB	IBB	HBP	BLK	WP	HR	S	P	ERA	WHIP

Batter	1	2	3	4	5	6	7	8	9	AB	R	H	RBI	BB	SO	LOB
Brady Anderson, L (1, 8) OBP: 0.425, SLG: 0.678	C F B F F F F F B 3-2 F F B X F9 ①		F B S F H 2-2 BB 1B 1B HBP	C B B F F H 3-2 S HBP	B B F C X 2-2 S 1-3 2-H 3-H 1B		B B B 4-0 S 1B BB		C X 0-1 K 1B	3	2	2	2	1	0	0
Manny Alexander, R (1, 5) OBP: 0.286, SLG: 0.231	C X 0-1 G5-3 ②		1 SAFE B B 1 SAFE C 1 SAFE 1 SAFE F F 2-2 1 SAFE F 1 SAFE F F X BB 1-2 1B 1B	1 SAFE C 1 SAFE B F X 1-2 F9 ①	B C B X 2-1 G4-3 ③ 1-2		S B B B X 3-1 S 1-H 2-H 1B		1 SAFE 1 SAFE B 1 SAFE 1 SAFE B S B F 3-3 S K ② ③ 1-2	6	1	2	2	0	1	4
Roberto Alomar, S (1, 4) OBP: 0.466, SLG: 0.603	C X 0-1 G1-3 ③		C B B B B B 4-1 1B 1B 1-2 2-3 1B BB	C 1 SAFE F X 0-2 L8 ②		C B B F X 2-2 F8 ① C B B B F F F X 3-2 F7 ② 1-2				4	1	0	0	1	0	2
Rafael Palmeiro, L (1, 3) OBP: 0.425, SLG: 0.566		F X 0-1 FC3-6 1B 1B	C B X 1-1 1B 1B 1-2 2-H 3-H G4-3 1B	B F B F S 2-3 K ③ 1-2		X 0-0 F8 ② F B B X 2-1 G4-3 ③				5	1	2	2	0	1	2
Bobby Bonilla, S (1, 9) OBP: 0.352, SLG: 0.392		F B X 1-1 L8 ① B F B X 2-1 G4-3 1B 1-2 2-3 1B			B F X 1-1 G1-6-3 ① C B X 1-1 HR 1B			X 0-0 G5-3 ①		5	1	2	0	0	0	1
Cal Ripken Jr., R (1, 6) OBP: 0.351, SLG: 0.494		F F F X 0-2 FC3-6 1-2 1B B C X 1-1 G4-3 1-2 2-3 3-H 1B			B B B B 4-0 1B 1B BB B B B C X 3-1 1-H HR			B B B C C F F X 3-2 G6-3 ②		4	2	3	3	1	0	0
B.J. Surhoff, L (1, 10) OBP: 0.356, SLG: 0.568		B X 1-0 FC3-6 ② C F F X 1-2f 2-3 1-2 G4-3 ① 1-2 2-3 3-H			B B S B X 3-1 F8 ② B B F S S 2-3 K ③			B X 1-0 G4-3 ③		5	0	0	1	0	1	5
Mike Devereaux, R (1, 7) OBP: 0.321, SLG: 0.333		C S B X 1-2 P2 ③ B C B B F S 3-3 K ②			F B B B C X 2-2 HBP 1-3 1B 1B	X 0-0 S S 1B 1B			B B X 2-0 HR	5	3	3	1	0	1	4
Chris Hoiles, R (1, 2) OBP: 0.337, SLG: 0.439			B X 1-0 HR C B B F C 2-3 K ③		B H 2-0 1B 1-2 HBP	C 1 SAFE 1 SAFE F 1 SAFE B P B S 3-3 K ① 1-2			B X 1-0 L7 ①	4	1	1	1	0	2	3
Inning Stats	R: 0 E: 0 K: 0 S: 14 H: 0 LOB: 0 BB: 0 P: 17	R: 0 E: 0 K: 0 S: 12 H: 2 LOB: 2 BB: 0 P: 15	R: 5 E: 0 K: 2 S: 29 H: 5 LOB: 2 BB: 1 P: 48	R: 0 E: 0 K: 1 S: 12 H: 0 LOB: 1 BB: 0 P: 18	R: 2 E: 0 K: 0 S: 12 H: 2 LOB: 2 BB: 1 P: 28	R: 2 E: 0 K: 1 S: 11 H: 2 LOB: 0 BB: 0 P: 19	R: 2 E: 0 K: 1 S: 14 H: 2 LOB: 1 BB: 1 P: 28	R: 0 E: 0 K: 0 S: 7 H: 0 LOB: 0 BB: 0 P: 11	R: 1 E: 0 K: 1 S: 7 H: 2 LOB: 0 BB: 0 P: 13	1B: 12 2B: 0 3B: 0 HR: 3 SF: 0 SAC: 0 DP: 0 HBP: 3						

PITCHER		IP	WLS	BF	H	R	ER	SO	BB	IBB	HBP	BLK	WP	HR	S	P	ERA	WHIP
Felipe Lira, R ERA: 7.7	(1, 1)	2.0	L	13	5	5	5	0	1	0	1	0	0	1	40	56	22.50	3.000
Greg Keagle, R ERA: 8.53	(3, 1)	2.2		15	4	2	2	3	1	0	2	0	0	0	37	66	6.75	1.875
Bob Scanlan, R ERA: 10.64	(5, 1)	1.2		10	4	4	4	2	1	0	0	0	0	1	20	39	21.60	3.000
Mike Walker, R ERA: 8.1	(7, 1)	2.2		9	2	1	1	1	0	0	0	0	0	1	21	36	3.38	0.750

PITCHER	IP	WLS	BF	H	R	ER	SO	BB	IBB	HBP	BLK	WP	HR	S	P	ERA	WHIP

TOP

Baltimore Orioles @ Detroit Tigers

Tiger Stadium, Detroit, MI

Tue Jun 11 1996, 7:05 PM EDT

Att. 10,874 - Unknown - 76 F

livebaseballscorecards.com

AB	41
R	12
H	15
RBI	12
BB	3
SO	6
LOB	21

Baltimore Orioles @ Detroit Tigers

Tiger Stadium, Detroit, MI

Tue Jun 11 1996, 7:05 PM EDT

Att. 10,874 - Unknown - 76 F

BOTTOM

Batter	1	2	3	4	5	6	7	8	9	AB	R	H	RBI	BB	SO	LOB
Curtis Pride, L (1, 7) OBP: 0.361, SLG: 0.494 Eddie Williams, R (9, PH) OBP: 0.311, SLG: 0.379	G3	K		L9			2B			4 1	1 0	1 0	0 0	0 0	1 1	1 0
Chad Curtis, R (1, 8) OBP: 0.345, SLG: 0.359	SF8 1B				F9		BB		HR	4	3	2	1	1	1	0
Bobby Higginson, L (1, 9) OBP: 0.367, SLG: 0.500 John Flaherty, R (9, PH) OBP: 0.291, SLG: 0.390	BB BB		G5-4-3 1B		HR		FC6-4 2B		K	3 1	2 0	3 0	3 0	1 0	0 1	0 0
Cecil Fielder, R (1, 3) OBP: 0.338, SLG: 0.468	SF8		G5-4-3		P2		FC6-4 BB		K	3	0	0	1	1	1	1
Tony Clark, S (1, 10) OBP: 0.389, SLG: 0.706	BB			1B 2B	K		FC6-4			3	1	1	1	1	1	1
Mark Lewis, R (1, 4) OBP: 0.328, SLG: 0.463	L7			1B FC6-4 1B		G4-3	F8			4	1	1	0	0	0	3
Raul Casanova, S (1, 2) OBP: 0.180, SLG: 0.333		F8		FC6-4 1B		K		G3-1		4	0	1	1	0	1	0
Alan Trammell, R (1, 5) OBP: 0.305, SLG: 0.298		K		K		G4-3		G6-3		4	0	0	0	0	2	2
Chris Gomez, R (1, 6) OBP: 0.356, SLG: 0.307		HR		FC6-4			F9	K		4	1	1	2	0	1	1
Inning Stats	R: 1 E: 0 K: 0 S: 16 H: 1 LOB: 2 BB: 2 P: 30	R: 1 E: 0 K: 2 S: 14 H: 1 LOB: 0 BB: 0 P: 21	R: 0 E: 0 K: 1 S: 8 H: 1 LOB: 0 BB: 0 P: 12	R: 2 E: 0 K: 1 S: 12 H: 3 LOB: 1 BB: 0 P: 19	R: 1 E: 0 K: 1 S: 10 H: 1 LOB: 0 BB: 0 P: 19	R: 0 E: 0 K: 1 S: 5 H: 0 LOB: 0 BB: 0 P: 6	R: 3 E: 0 K: 0 S: 19 H: 2 LOB: 1 BB: 2 P: 34	R: 0 E: 0 K: 1 S: 8 H: 0 LOB: 0 BB: 0 P: 13	R: 1 E: 0 K: 3 S: 14 H: 1 LOB: 0 BB: 0 P: 16	1B: 4 2B: 3 3B: 0 HR: 3 SF: 1 SAC: 0 DP: 1 HBP: 0			WP: 0 PB: 0 SB: 2 CS: 0 PA: 40			

PITCHER		IP	WLS	BF	H	R	ER	SO	BB	IBB	HBP	BLK	WP	HR	S	P	ERA	WHIP
Rocky Coppinger, R ERA: 7.2	(1, 1)	5.0	W	23	7	5	4	5	2	0	0	0	0	2	60	101	7.20	1.800
Alan Mills, R ERA: 6.0	(6, 1)	1.1		8	2	3	3	1	2	0	0	0	0	0	20	33	20.25	3.000
Roger McDowell, R ERA: 2.4	(7, 1)	1.2		5	0	0	0	1	0	0	0	0	0	0	12	20	0.00	0.000
Randy Myers, L ERA: 2.91	(9, 1)	1.0		4	1	1	1	3	0	0	0	0	0	1	14	16	9.00	1.000

PITCHER	IP	WLS	BF	H	R	ER	SO	BB	IBB	HBP	BLK	WP	HR	S	P	ERA	WHIP

livebaseballscorecards.com

AB	35
R	9
H	10
RBI	9
BB	4
SO	10
LOB	9

Batter	1	2	3	4	5	6	7	8	9	AB	R	H	RBI	BB	SO	LOB
Brady Anderson, L (1, 8) OBP: 0.424, SLG: 0.676	B X 1-0 F7		X 0-0 SH5-3 1-2 1B 1B	C B F X 1-2 F8		B B F X 2-1 G1-6-3 1-2f			B B C F F B X 3-2 1-H 1B 2B	5	2	2	1	0	0	2
Manny Alexander, R (1, 5) OBP: 0.290, SLG: 0.214 Luis Polonia, L (9, PH) OBP: 0.260, SLG: 0.300 Billy Ripken, R (9, PH) OBP: 0.309, SLG: 0.440 (9, 5)	B B B B 4-0 1B BB		X 0-0 SH5-3 1-2 2-3	B S F S 1-3 K			C S B B F X 2-2 P6		M B X 1-1 G5-3	2 0 1	0 0 0	0 0 0	0 0 0	1 0 0	1 0 0	1 0 1
Roberto Alomar, S (1, 4) OBP: 0.468, SLG: 0.601	B 1 F X SAFE 1-1 G4-6-3 1-3 1B		C B X 1-1 BB 2-H 3-H 1B	C S X 0-2 F9			B L X 1-1 F8		I I I I 4-0 1B FC6-4 IBB	4	2	2	2	1	0	1
Rafael Palmeiro, L (1, 10) OBP: 0.425, SLG: 0.575	X 0-0 G4-6-3 1-2f		B X 1-0 F8	B S X 1-1 F8			F B B B X 3-1 HR		B X 1-0 FC6-4 BB 1-3 2-H 1B	5	1	2	2	0	0	3
Bobby Bonilla, S (1, 9) OBP: 0.357, SLG: 0.406		F X 0-1 F7	L B B B B 4-1 1B 2B 1-2 BB	B B F B F X 3-2 HR			C B F B B X 3-2 G3		B B B F 1 SAFE 1 SAFE F B 4-2 FC6-4 1-2 BB	3	2	1	1	2	0	0
Cal Ripken Jr., R (1, 6) OBP: 0.348, SLG: 0.487		B B C S B X 3-2 L7	C B B F X 2-2 2B 1-2 2-H 1B	C B X 1-1 G5-3				F C X 0-2 G5-3	B B C F X 2-2 FC6-4 1-2f 2-3 3-H	5	1	1	2	0	0	2
B.J. Surhoff, L (1, 3) OBP: 0.357, SLG: 0.569		B C X 1-1 1B	C X 0-1 1-H 2-H 2B	F X 0-1 G3				C B S S 1-3 K	B X 1-0 F8	5	0	2	2	0	1	2
Mike Devereaux, R (1, 7) OBP: 0.319, SLG: 0.326		B B B F X 3-1 F8	B B B C S S X 3-2 L6			B B B B 4-0 FC3-6 BB		S C B S S 1-3 K		3	0	0	0	1	1	2
Gregg Zaun, S (1, 2) OBP: 0.323, SLG: 0.340			C B B B B 4-1 SH5-3 1B 1B BB	X 0-0 2B		1 SAFE F X 0-1 FC3-6 G1-6-3 1-2f			B B C B B 4-1 2B BB	2	2	1	0	2	0	1
Inning Stats	R: 0 E: 0 K: 0 S: 4 H: 1 LOB: 1 BB: 1 P: 10	R: 0 E: 0 K: 0 S: 9 H: 1 LOB: 1 BB: 0 P: 16	R: 5 E: 0 K: 0 S: 15 H: 4 LOB: 1 BB: 2 P: 30	R: 0 E: 0 K: 1 S: 10 H: 1 LOB: 1 BB: 0 P: 12	R: 1 E: 0 K: 0 S: 9 H: 1 LOB: 0 BB: 0 P: 14	R: 0 E: 0 K: 0 S: 4 H: 0 LOB: 0 BB: 1 P: 10	R: 1 E: 0 K: 0 S: 11 H: 1 LOB: 0 BB: 0 P: 20	R: 0 E: 0 K: 2 S: 9 H: 0 LOB: 0 BB: 0 P: 11	R: 3 E: 0 K: 0 S: 14 H: 2 LOB: 2 BB: 3 P: 34	1B: 6 2B: 3 3B: 0 HR: 2 SF: 0 SAC: 1 DP: 2 HBP: 0							

PITCHER		IP	WLS	BF	H	R	ER	SO	BB	IBB	HBP	BLK	WP	HR	S	P	ERA	WHIP
Brian Williams, R ERA: 6.56	(1, 1)	7.0		32	9	7	7	1	4	0	0	0	0	2	62	112	9.00	1.857
Richie Lewis, R ERA: 3.6	(8, 1)	1.0	L	5	1	2	2	2	1	0	0	0	0	0	14	23	18.00	2.000
Mike Myers, L ERA: 5.68	(9, 1)	0.1		4	1	0	0	0	1	1	0	0	0	0	5	15	0.00	6.000
Gregg Olson, R ERA: 5.14	(9, 1)	0.2		2	0	1	1	0	0	0	0	0	0	0	4	7	13.50	0.000

PITCHER	IP	WLS	BF	H	R	ER	SO	BB	IBB	HBP	BLK	WP	HR	S	P	ERA	WHIP

TOP

Baltimore Orioles @ Detroit Tigers

Tiger Stadium, Detroit, MI

Wed Jun 12 1996, 3:33 AM EDT

Att. 12,043 - Overcast - 74 F

livebaseballscorecards.com

AB	35
R	10
H	11
RBI	10
BB	7
SO	3
LOB	15

Baltimore Orioles @ Detroit Tigers

Tiger Stadium, Detroit, MI

Wed Jun 12 1996, 3:33 AM EDT

Att. 12,043 - Overcast - 74 F

BOTTOM

livebaseballscorecards.com

Batter	1	2	3	4	5	6	7	8	9	AB	R	H	RBI	BB	SO	LOB
Curtis Pride, L (1, 7) OBP: 0.356, SLG: 0.484	F7		0-0 FC3-6 1B	G4-3		K			G6-3	4	0	1	0	0	1	1
Eddie Williams, R (9, PH) OBP: 0.309, SLG: 0.377										1	0	0	0	0	0	0
Chad Curtis, R (1, 8) OBP: 0.346, SLG: 0.357	K		2-2 FC3-6 2B 1B 1-2f	BB		K			DI 1B	4	1	1	0	1	2	2
Bobby Higginson, L (1, 9) OBP: 0.371, SLG: 0.516	0-1 1B 2B		0-2 1B 1B 2B 1-3	K			P5		K	4	2	2	0	0	1	1
Mark Parent, R (9, PH) OBP: 0.259, SLG: 0.519										1	0	0	0	0	1	1
Cecil Fielder, R (1, 10) OBP: 0.339, SLG: 0.464	1-1 1B 1B HBP		0-0 1B 2B 1B 2-3 3-H		G5-3		L6		K 1-2	4	2	1	1	0	1	1
Tony Clark, S (1, 3) OBP: 0.455, SLG: 0.700	1-1 1B 1B 1-2 2-H		0-0 2B 1B 1-3 3-H		G4-3		BB			3	1	2	2	1	0	0
Mark Lewis, R (1, 4) OBP: 0.327, SLG: 0.459	1-1 1B 1-3 2-H		1-2 P4		G5-3		K			4	0	1	1	0	1	3
John Flaherty, R (1, 2) OBP: 0.297, SLG: 0.421		G6-3	1-1 2B 1-H 3-H			HR		L6		4	1	2	3	0	0	0
Alan Trammell, R (1, 5) OBP: 0.303, SLG: 0.291		G5-3	0-0 F8			4-0 G6-3 BB		G6-3		3	0	0	0	1	0	1
Chris Gomez, R (1, 6) OBP: 0.346, SLG: 0.297		G6-3		0-0 F9		3-2 G6-3 1-2		F9		4	0	0	0	0	0	1

| | | | | | | | | | |

Batter	1	2	3	4	5	6	7	8	9	AB	R	H	RBI	BB	SO	LOB
Brady Anderson, L (1, 8) OBP: 0.421, SLG: 0.682	F S F B B F X 2-2 G3 ①		B C X 1-1 HR		C B B C C C 2-3 K 1-2 ③			F B C X 1-2 G4-3 1-2 ①		4	1	1	1	0	1	2
Manny Alexander, R (1, 5) OBP: 0.257, SLG: 0.188	C X 0-1 G5-3 ②		C S S S 0-3 K ②			X 0-0 B1-3 ①		C S S S 0-3 K ②		4	0	0	0	0	2	1
Roberto Alomar, S (1, 4) OBP: 0.463, SLG: 0.593 Billy Ripken, R (7, 4) OBP: 0.305, SLG: 0.434	C B X 1-1 G4-3 ③		B C B F X 2-2 G4-3 ③			C B B B F F S 3-3 K ②		F B X 1-1 G6-3 ③		3 1	0 0	0 0	0 0	0 0	1 0	0 1
Rafael Palmeiro, L (1, 3) OBP: 0.423, SLG: 0.582		S B B F F C 2-3 K ①		X 0-0 F7 ①		B F F F F F X 1-2 F9 ③			C X 0-1 HR	4	1	1	1	0	1	0
Bobby Bonilla, S (1, 9) OBP: 0.352, SLG: 0.398		X 0-0 G6-3 ②		B C B B X 2-1 G4-3 ②			X 0-0 G3-1 ①		X 0-0 F8 ①	4	0	0	0	0	0	0
Cal Ripken Jr., R (1, 6) OBP: 0.347, SLG: 0.483		C B B B X 2-1 BB 1B		X 0-0 F8 ③			C B B B B X 3-1 G4-3 ②		B C F S 1-3 K ②	4	0	1	0	0	1	0
B.J. Surhoff, L (1, 10) OBP: 0.360, SLG: 0.563		B B B B 4-0 1-2 BB	B C X 1-1 G3-1 ①				C H 1-1 WP HBP		C C B B X 2-2 G5-3 ③	2	0	0	0	1	0	0
Mike Devereaux, R (1, 7) OBP: 0.313, SLG: 0.320		B C C S 1-3 K ③	C B C B S 2-3 K ②				C F F B S 1-3 K 1-2 ③			3	0	0	0	0	3	3
Gregg Zaun, S (1, 2) OBP: 0.338, SLG: 0.333			C B B F X 2-2 G4-3 ①		C B B B C B 4-2 WP BB			B C B B B 4-1 G4-3 BB		1	0	0	0	2	0	0
Inning Stats	R: 0 E: 0 K: 0 S: 9 H: 0 LOB: 0 BB: 0 P: 12	R: 0 E: 0 K: 2 S: 9 H: 1 LOB: 2 BB: 1 P: 18	R: 1 E: 0 K: 1 S: 11 H: 1 LOB: 0 BB: 0 P: 16	R: 0 E: 0 K: 0 S: 4 H: 0 LOB: 0 BB: 0 P: 6	R: 0 E: 0 K: 2 S: 10 H: 0 LOB: 1 BB: 1 P: 19	R: 0 E: 0 K: 1 S: 11 H: 0 LOB: 0 BB: 0 P: 15	R: 0 E: 0 K: 1 S: 8 H: 0 LOB: 1 BB: 0 P: 13	R: 0 E: 0 K: 1 S: 9 H: 0 LOB: 1 BB: 1 P: 15	R: 1 E: 0 K: 1 S: 9 H: 1 LOB: 0 BB: 0 P: 12	1B: 1 2B: 0 3B: 0 HR: 2 SF: 0 SAC: 0 DP: 0 HBP: 1						

PITCHER		IP	WLS	BF	H	R	ER	SO	BB	IBB	HBP	BLK	WP	HR	S	P	ERA	WHIP
Doug Linton, R ERA: 4.15	(1, 1)	6.2	W	24	2	1	1	6	2	0	0	0	1	1	57	92	1.35	0.600
Mike Magnante, L ERA: 6.65	(7, 1)	1.1		6	0	0	0	2	1	0	1	0	1	0	14	22	0.00	0.750
Tim Pugh, R ERA: 8.01	(9, 1)	1.0		4	1	1	1	1	0	0	0	0	0	1	9	12	9.00	1.000

PITCHER	IP	WLS	BF	H	R	ER	SO	BB	IBB	HBP	BLK	WP	HR	S	P	ERA	WHIP

TOP

Baltimore Orioles @ Kansas City Royals

Kauffman Stadium, Kansas City, MO

Thu Jun 13 1996, 7:05 PM CDT
Att. 20,108 - Unknown - 83 F

livebaseballscorecards.com

AB	30
R	2
H	3
RBI	2
BB	3
SO	9
LOB	7

WP: 2	PB: 0	SB: 0	CS: 0
PA: 34			

Batter	1	2	3	4	5	6	7	8	9	AB	R	H	RBI	BB	SO	LOB
Chris Stynes, R (1, 7) OBP: 0.293, SLG: 0.300	C F F X 0-2 ① P4	X 0-0 ① F8	B 1 SAFE B B B 4-0 BB 1-2 BB		X 0-0 SH G3-2-3 1B 1B 1-2 2-3		X 0-0 ② L8			3	1	0	0	1	0	0
Joe Randa, R (1, 4) OBP: 0.374, SLG: 0.417	B X 1-0 1B 1B 1B	C F F X 0-2 F8 1B 2B	C B C F F B B F F 4-2 B 1-2 2-3 BB		B S X 1-1 G3-2-3 1B 1-2 2-3 3-H 1B		F C C 0-3 ③ K			4	3	3	1	1	1	0
Jose Offerman, S (1, 3) OBP: 0.371, SLG: 0.347	B X 1-0 1B HR 1-2 1B	C X 0-1 ② F8 2-3	C B 3 SAFE B X 2-1 ③ G1-3		F B X 1-1 ① ② G3-2-3 1-2 2-3 3-Hf			C B X 1-1 ① F7		5	1	1	0	0	0	7
Joe Vitiello, R (1, 10) OBP: 0.377, SLG: 0.469	C B X 1-1 HR 1-3 2-H 1B	B B C F B B 4-2 1B BB		C S S 0-3 ① K	B F S B X 2-2 1B 2-H 3-H			F C B S 1-3 ② K		4	1	2	3	1	2	0
Craig Paquette, R (1, 5) OBP: 0.277, SLG: 0.471	B C S X 1-2 HR 1-H 3-H	B S F B X 2-2 1B 1-3 3-H		B C B S X 2-2 ② G6-3	X 0-0 ③ F8			B X 1-0 HR 1B		5	2	3	4	0	0	1
Kevin Young, R (1, 9) OBP: 0.455, SLG: 0.818	X 0-0 FC6-4 1B	F X 0-1 ③ F7		S B S F F X 1-2 1B		F B X 1-1 ① F9		B X 1-0 1-H HR		5	1	3	2	0	0	2
Johnny Damon, L (1, 8) OBP: 0.325, SLG: 0.395	X 0-0 ② FC6-4 BB 1-2f		C B C F B F X 2-2 ① G5-3	C F X 0-2 ③ G3		B C B B C F F X 3-2 ② L8		B C S S 1-3 ③ K		5	0	0	0	0	1	2
Sal Fasano, R (1, 2) OBP: 0.294, SLG: 0.320	1 SAFE B B B B 4-0 FC6-4 1-2 BB		C B C B X 2-2 BB BB 1B		F B S B X 2-2 SH BB 1B	B X 1-0 ③ F9				3	1	2	0	1	0	0
David Howard, S (1, 6) OBP: 0.307, SLG: 0.342	X 0-0 ③ FC6-4 1-2f		F B F X 1-2 ② P6		C B L B B F F B 4-2 1B SH 1-2 G3-2-3 BB		B B X 2-0 ① G4-3			3	0	0	0	1	0	3
Inning Stats	R: 4 E: 0 K: 0 S: 14 H: 5 LOB: 2 BB: 1 P: 22	R: 1 E: 0 K: 0 S: 14 H: 2 LOB: 2 BB: 1 P: 20	R: 0 E: 0 K: 0 S: 19 H: 1 LOB: 3 BB: 2 P: 34	R: 0 E: 0 K: 1 S: 14 H: 1 LOB: 1 BB: 0 P: 17	R: 3 E: 0 K: 0 S: 16 H: 3 LOB: 1 BB: 1 P: 26	R: 0 E: 0 K: 0 S: 8 H: 0 LOB: 0 BB: 0 P: 13	R: 0 E: 0 K: 1 S: 5 H: 0 LOB: 0 BB: 0 P: 7	R: 2 E: 0 K: 2 S: 10 H: 2 LOB: 0 BB: 0 P: 15		1B: 11 2B: 1 3B: 0 HR: 2 SF: 0 SAC: 1 DP: 1 HBP: 0						

PITCHER		IP	WLS	BF	H	R	ER	SO	BB	IBB	HBP	BLK	WP	HR	S	P	ERA	WHIP
Kent Mercker, L ERA: 6.79	(1, 1)	2.2	L	19	8	5	5	0	3	0	0	0	0	1	39	62	16.88	4.125
Jimmy Haynes, R ERA: 8.07	(3, 1)	5.1		24	6	5	5	4	2	0	0	0	0	1	61	92	8.44	1.500

PITCHER	IP	WLS	BF	H	R	ER	SO	BB	IBB	HBP	BLK	WP	HR	S	P	ERA	WHIP

BOTTOM

Baltimore Orioles @ Kansas City Royals

Kauffman Stadium, Kansas City, MO

Thu Jun 13 1996, 7:05 PM CDT
Att. 20,108 - Unknown - 83 F

livebaseballscorecards.com

AB	37
R	10
H	14
RBI	10
BB	5
SO	4
LOB	15

WP: 0 PA: 43
PB: 0
SB: 0
CS: 0

Batter	1	2	3	4	5	6	7	8	9	AB	R	H	RBI	BB	SO	LOB
Brady Anderson, L (1, 8) OBP: 0.421, SLG: 0.688	G4-3		1-2 3B HBP		F8			1-H HR	G5-3	4	2	1	2	0	0	1
Luis Polonia, L (1, 10) OBP: 0.286, SLG: 0.365	S 1B		1-H 2-H SF9 3B			G4-3		F7 2B		4	2	3	2	0	0	0
Roberto Alomar, S (1, 4) OBP: 0.464, SLG: 0.591	F8		3-H SF9			G4-6-3 BB		2B IBB		1	0	0	1	2	0	1
Rafael Palmeiro, L (1, 3) OBP: 0.420, SLG: 0.581	F9 1-2		L9			G4-6-3 1-2f		1-3 3-H 2B		4	0	1	1	0	0	2
Bobby Bonilla, S (1, 9) OBP: 0.350, SLG: 0.395 Jeffrey Hammonds, R (8, 7) OBP: 0.319, SLG: 0.388		G5-3		G3-1			G6-4-3 1B	K		4 0	0 0	1 0	0 0	0 0	1 0	2 0
Cal Ripken Jr., R (1, 6) OBP: 0.342, SLG: 0.475		G6-3		K			G6-4-3 1-2f	G6-3		4	0	0	0	0	1	3
B.J. Surhoff, L (1, 5) OBP: 0.353, SLG: 0.552		F8		F9			G3-1		G3-1	4	0	0	0	0	0	0
Mike Devereaux, R (1, 7) (8, 9) OBP: 0.306, SLG: 0.311			K		G6-3			F7	P2	4	0	0	0	0	1	0
Chris Hoiles, R (1, 2) OBP: 0.345, SLG: 0.443			HBP 3B 1B		K			HR HBP	1B	3	2	2	0	0	1	0
Inning Stats	R: 0 E: 0 K: 0 S: 14 H: 1 LOB: 1 BB: 0 P: 21	R: 0 E: 0 K: 0 S: 7 H: 0 LOB: 0 BB: 0 P: 9	R: 3 E: 0 K: 1 S: 15 H: 2 LOB: 0 BB: 0 P: 22	R: 0 E: 0 K: 1 S: 11 H: 0 LOB: 0 BB: 0 P: 16	R: 0 E: 0 K: 1 S: 7 H: 0 LOB: 0 BB: 0 P: 12	R: 0 E: 0 K: 0 S: 5 H: 0 LOB: 0 BB: 1 P: 11	R: 0 E: 0 K: 0 S: 6 H: 1 LOB: 0 BB: 0 P: 10	R: 3 E: 1 K: 1 S: 17 H: 3 LOB: 2 BB: 1 P: 31	R: 0 E: 0 K: 0 S: 5 H: 1 LOB: 1 BB: 0 P: 7	1B: 4 2B: 2 3B: 1 HR: 1	SF: 1 SAC: 0 DP: 2 HBP: 2						

TOP

Baltimore Orioles @ Kansas City Royals

Kauffman Stadium, Kansas City, MO

Fri Jun 14 1996, 7:05 PM CDT

Att. 28,502 - Unknown - 84 F

livebaseballscorecards.com

AB	32
R	6
H	8
RBI	6
BB	2
SO	4
LOB	9

PITCHER		IP	WLS	BF	H	R	ER	SO	BB	IBB	HBP	BLK	WP	HR	S	P	ERA	WHIP
Mark Gubicza, R ERA: 5.07	(1, 1)	7.1	L	28	5	5	5	3	1	0	2	0	0	1	71	113	6.14	0.818
Jason Jacome, L ERA: 6.0	(8, 1)	0.0		3	2	1	1	0	0	1	0	0	0	0	6	12	∞	∞
Julio Valera, R ERA: 5.68	(8, 1)	1.2		6	1	0	0	1	0	0	0	0	0	0	10	14	0.00	0.600

PITCHER		IP	WLS	BF	H	R	ER	SO	BB	IBB	HBP	BLK	WP	HR	S	P	ERA	WHIP

BOTTOM

Baltimore Orioles @ Kansas City Royals

Kauffman Stadium, Kansas City, MO

Fri Jun 14 1996, 7:05 PM CDT

Att. 28,502 - Unknown - 84 F

livebaseballscorecards.com

Batter	1	2	3	4	5	6	7	8	9	AB	R	H	RBI	BB	SO	LOB
Johnny Damon, L (1, 9) (9, 8) OBP: 0.328, SLG: 0.401	FC6-4 1B		2B		G4-3		F9			4	0	2	0	0	0	0
Tom Goodwin, L (1, 8) (9, 7) OBP: 0.306, SLG: 0.294	SAFE FC6-4 G4-3 1-2f		K		F8			K		4	0	0	0	0	2	2
Keith Lockhart, L (1, 4) OBP: 0.365, SLG: 0.442	SAFE SAFE G4-3 1-2		G4-3		FC6-4 1B			L8		4	0	1	0	0	0	2
Craig Paquette, R (1, 7) OBP: 0.267, SLG: 0.454	K			F8	FC6-4 1-2f			G4-3		4	0	0	0	0	1	2
Jon Nunnally, L (9, 9) OBP: 0.333, SLG: 0.421										0	0	0	0	0	0	0
Mike Macfarlane, R (1, 2) OBP: 0.325, SLG: 0.500		HR		FC4-6 1B		F7			L7	4	1	2	1	0	0	0
Bob Hamelin, L (1, 10) OBP: 0.409, SLG: 0.425		G3-1		FC4-6 BB 1B 1-2f		P5			P4	4	0	0	0	0	0	1
Jose Offerman, S (1, 3) OBP: 0.373, SLG: 0.350		G6-3 1B		BB 1-2 1B		G4-3			K	4	0	2	0	0	1	0
Joe Randa, R (1, 5) OBP: 0.373, SLG: 0.408		G6-3 1-2f		BB 1-2 2-3			F9			2	0	0	0	1	0	1
David Howard, S (1, 6) OBP: 0.303, SLG: 0.337			G6-3	G4-3			F8			3	0	0	0	0	0	3
Inning Stats	R: 0 E: 0 K: 1 S: 8 H: 1 LOB: 1 BB: 0 P: 10	R: 1 E: 0 K: 0 S: 7 H: 2 LOB: 0 BB: 0 P: 9	R: 0 E: 0 K: 1 S: 14 H: 1 LOB: 1 BB: 0 P: 21	R: 0 E: 0 K: 0 S: 9 H: 2 LOB: 3 BB: 1 P: 16	R: 0 E: 0 K: 0 S: 8 H: 1 LOB: 1 BB: 0 P: 12	R: 0 E: 0 K: 0 S: 5 H: 0 LOB: 0 BB: 0 P: 7	R: 0 E: 0 K: 0 S: 4 H: 0 LOB: 0 BB: 0 P: 4	R: 0 E: 0 K: 1 S: 10 H: 0 LOB: 0 BB: 0 P: 13	R: 0 E: 0 K: 1 S: 10 H: 0 LOB: 0 BB: 0 P: 15	1B: 5 2B: 1 3B: 0 HR: 1 SF: 0 SAC: 0 DP: 1 HBP: 0							

	AB	33
	R	1
	H	7
	RBI	1
	BB	1
	SO	4
	LOB	11

PITCHER	IP	WLS	BF	H	R	ER	SO	BB	IBB	HBP	BLK	WP	HR	S	P	ERA	WHIP
35 Mike Mussina, R (1, 1) ERA: 5.13	9.0	W	34	7	1	1	4	1	0	0	0	0	1	75	107	1.00	0.889

PITCHER	IP	WLS	BF	H	R	ER	SO	BB	IBB	HBP	BLK	WP	HR	S	P	ERA	WHIP

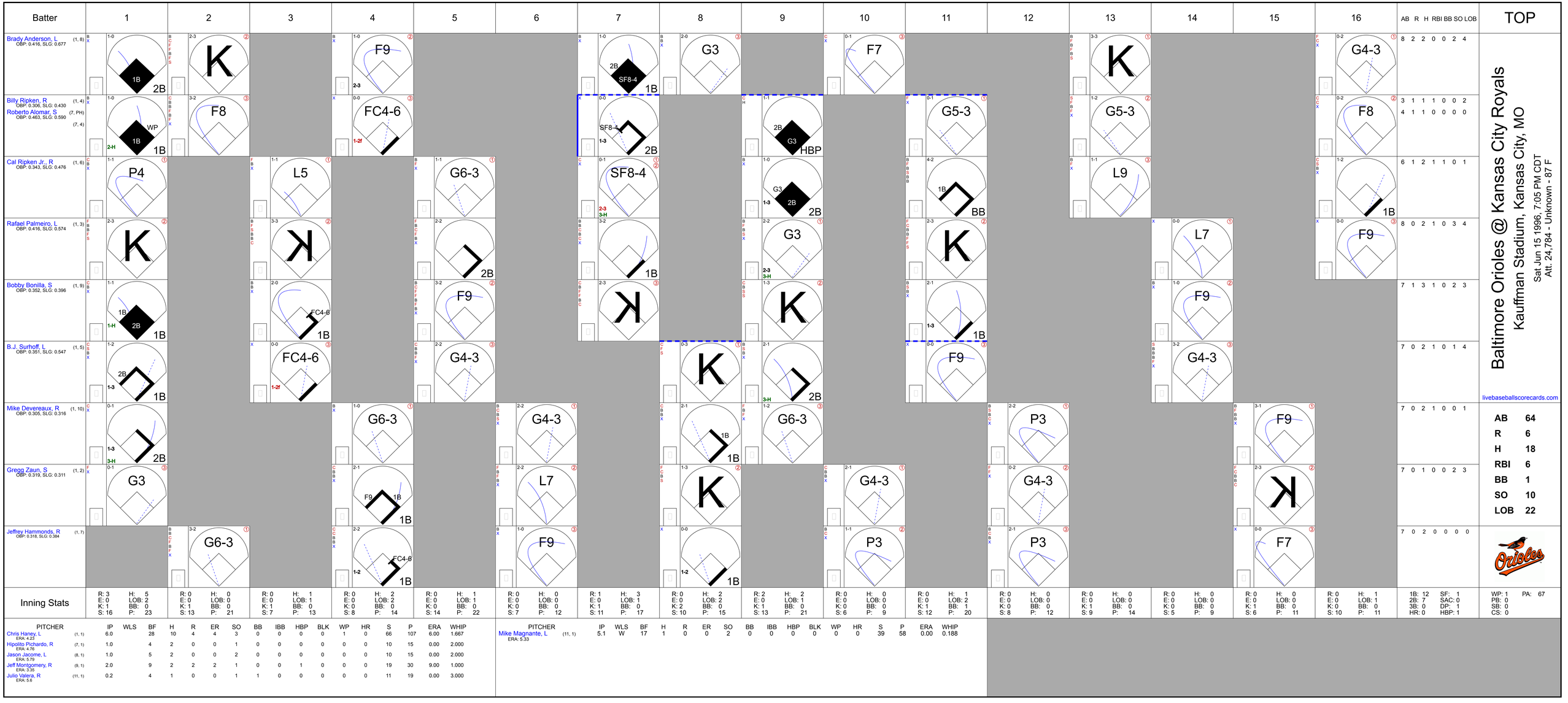
Batter
1
2
3
4
5
6
7
8
9
10
11
12
13
14
15
16
AB R H RBI BB SO LOB
TOP
Brady Anderson, L (1, 8)
OBP: 0.416, SLG: 0.677
8 2 2 0 0 2 4
Billy Ripken, R (1, 4)
OBP: 0.306, SLG: 0.430
Roberto Alomar, S (7, PH) (7, 4)
OBP: 0.463, SLG: 0.590
3 1 1 1 0 0 2
4 1 1 0 0 0 0
Cal Ripken Jr., R (1, 6)
OBP: 0.343, SLG: 0.476
6 1 2 1 1 0 1
Rafael Palmeiro, L (1, 3)
OBP: 0.416, SLG: 0.574
8 0 2 1 0 3 4
Bobby Bonilla, S (1, 9)
OBP: 0.352, SLG: 0.396
7 1 3 1 0 2 3
B.J. Surhoff, L (1, 5)
OBP: 0.351, SLG: 0.547
7 0 2 1 0 1 4
Baltimore Orioles @ Kansas City Royals
Kauffman Stadium, Kansas City, MO
Sat Jun 15 1996, 7:05 PM CDT
Att. 24,784 - Unknown - 87 F
livebaseballscorecards.com
Mike Devereaux, R (1, 10)
OBP: 0.305, SLG: 0.316
7 0 2 1 0 0 1
Gregg Zaun, S (1, 2)
OBP: 0.319, SLG: 0.311
7 0 1 0 0 2 3
AB 64
R 6
H 18
RBI 6
BB 1
SO 10
LOB 22
Jeffrey Hammonds, R (1, 7)
OBP: 0.318, SLG: 0.384
7 0 2 0 0 0 0
Inning Stats
R: 3 E: 0 K: 1 S: 16 H: 5 LOB: 2 BB: 0 P: 23
R: 0 E: 0 K: 1 S: 13 H: 0 LOB: 0 BB: 0 P: 21
R: 0 E: 0 K: 1 S: 7 H: 1 LOB: 1 BB: 0 P: 13
R: 0 E: 0 K: 0 S: 8 H: 2 LOB: 2 BB: 0 P: 14
R: 0 E: 0 K: 0 S: 14 H: 1 LOB: 1 BB: 0 P: 22
R: 0 E: 0 K: 0 S: 7 H: 0 LOB: 0 BB: 0 P: 12
R: 1 E: 0 K: 1 S: 11 H: 3 LOB: 1 BB: 0 P: 17
R: 0 E: 0 K: 2 S: 10 H: 2 LOB: 2 BB: 0 P: 15
R: 2 E: 0 K: 1 S: 13 H: 2 LOB: 1 BB: 0 P: 21
R: 0 E: 0 K: 0 S: 6 H: 0 LOB: 0 BB: 0 P: 9
R: 0 E: 0 K: 1 S: 12 H: 1 LOB: 2 BB: 1 P: 20
R: 0 E: 0 K: 0 S: 8 H: 0 LOB: 0 BB: 0 P: 12
R: 0 E: 0 K: 1 S: 9 H: 0 LOB: 0 BB: 0 P: 14
R: 0 E: 0 K: 0 S: 5 H: 0 LOB: 0 BB: 0 P: 9
R: 0 E: 0 K: 1 S: 6 H: 0 LOB: 0 BB: 0 P: 11
R: 0 E: 0 K: 0 S: 10 H: 1 LOB: 1 BB: 0 P: 11
1B: 12 2B: 7 3B: 0 HR: 0
SF: 1 SAC: 0 DP: 1 HBP: 1
WP: 1 PB: 0 SB: 0 CS: 0
PA: 67
PITCHER IP WLS BF H R ER SO BB IBB HBP BLK WP HR S P ERA WHIP
Chris Haney, L (1, 1) ERA: 4.23 6.0 28 10 4 4 3 0 0 0 0 1 0 66 107 6.00 1.667
Hipolito Pichardo, R (7, 1) ERA: 4.76 1.0 4 2 0 0 1 0 0 0 0 0 0 10 15 0.00 2.000
Jason Jacome, L (8, 1) ERA: 5.79 1.0 5 2 0 0 2 0 0 0 0 0 0 10 15 0.00 2.000
Jeff Montgomery, R (9, 1) ERA: 3.35 2.0 9 2 2 2 1 0 0 1 0 0 0 19 30 9.00 1.000
Julio Valera, R (11, 1) ERA: 5.6 0.2 4 1 0 0 1 1 0 0 0 0 0 11 19 0.00 3.000
PITCHER IP WLS BF H R ER SO BB IBB HBP BLK WP HR S P ERA WHIP
Mike Magnante, L (11, 1) ERA: 5.33 5.1 W 17 1 0 0 2 0 0 0 0 0 0 39 58 0.00 0.188

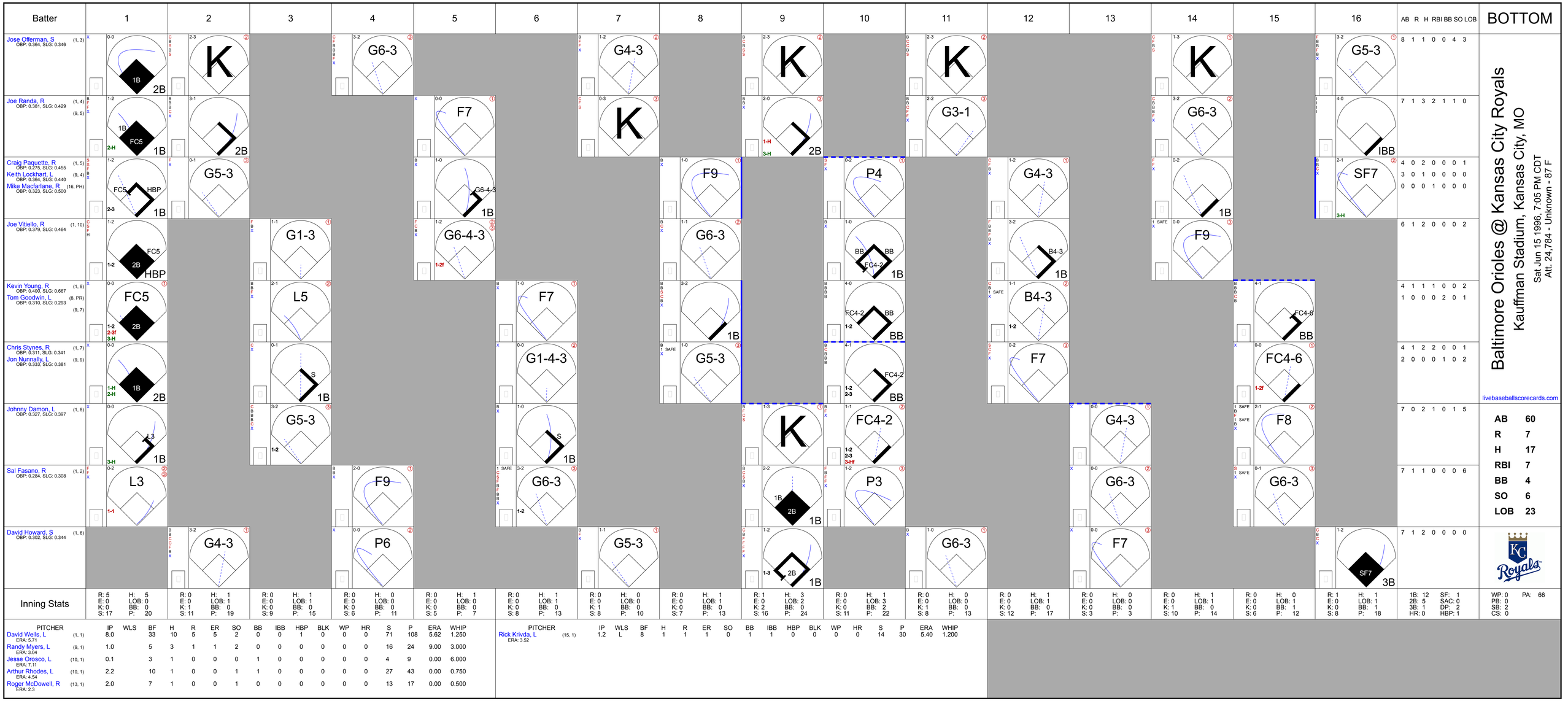
Batter
1
2
3
4
5
6
7
8
9
10
11
12
13
14
15
16
AB R H RBI BB SO LOB
BOTTOM
Jose Offerman, S (1, 3) OBP: 0.364, SLG: 0.346
8 1 1 0 0 4 3
Joe Randa, R (1, 4) (9, 5) OBP: 0.381, SLG: 0.429
7 1 3 2 1 1 0
Craig Paquette, R (1, 5) OBP: 0.275, SLG: 0.455
Keith Lockhart, L (9, 4) OBP: 0.364, SLG: 0.440
Mike Macfarlane, R (16, PH) OBP: 0.323, SLG: 0.500
4 0 2 0 0 0 1
3 0 1 0 0 0 0
0 0 0 1 0 0 0
Joe Vitiello, R (1, 10) OBP: 0.379, SLG: 0.464
6 1 2 0 0 0 2
Kevin Young, R (1, 9) OBP: 0.400, SLG: 0.667
Tom Goodwin, L (8, PR) OBP: 0.310, SLG: 0.293 (9, 7)
4 1 1 1 0 0 2
1 0 0 0 2 0 1
Chris Stynes, R (1, 7) OBP: 0.311, SLG: 0.341
Jon Nunnally, L (9, 9) OBP: 0.333, SLG: 0.381
4 1 2 2 0 0 1
2 0 0 0 1 0 2
Johnny Damon, L (1, 8) OBP: 0.327, SLG: 0.397
7 0 2 1 0 1 5
Sal Fasano, R (1, 2) OBP: 0.284, SLG: 0.308
7 1 1 0 0 0 6
David Howard, S (1, 6) OBP: 0.302, SLG: 0.344
7 1 2 0 0 0 0
livebaseballscorecards.com
AB 60
R 7
H 17
RBI 7
BB 4
SO 6
LOB 23
Inning Stats
R: 5 E: 0 K: 0 S: 17 H: 5 LOB: 0 BB: 0 P: 20
R: 0 E: 0 K: 1 S: 11 H: 1 LOB: 1 BB: 0 P: 19
R: 0 E: 0 K: 0 S: 9 H: 1 LOB: 1 BB: 0 P: 15
R: 0 E: 0 K: 0 S: 6 H: 0 LOB: 0 BB: 0 P: 11
R: 0 E: 0 K: 0 S: 5 H: 1 LOB: 0 BB: 0 P: 7
R: 0 E: 0 K: 0 S: 8 H: 1 LOB: 1 BB: 0 P: 13
R: 0 E: 0 K: 1 S: 8 H: 0 LOB: 0 BB: 0 P: 10
R: 0 E: 0 K: 0 S: 7 H: 1 LOB: 1 BB: 0 P: 13
R: 1 E: 0 K: 2 S: 16 H: 3 LOB: 2 BB: 0 P: 24
R: 0 E: 0 K: 0 S: 11 H: 1 LOB: 3 BB: 2 P: 22
R: 0 E: 0 K: 1 S: 8 H: 0 LOB: 0 BB: 0 P: 13
R: 0 E: 0 K: 0 S: 12 H: 1 LOB: 1 BB: 0 P: 17
R: 0 E: 0 K: 0 S: 3 H: 0 LOB: 0 BB: 0 P: 3
R: 0 E: 0 K: 1 S: 10 H: 1 LOB: 1 BB: 0 P: 14
R: 0 E: 0 K: 0 S: 6 H: 0 LOB: 1 BB: 1 P: 12
R: 1 E: 0 K: 0 S: 8 H: 1 LOB: 1 BB: 1 P: 18
1B: 12 2B: 5 3B: 1 HR: 0
SF: 1 SAC: 0 DP: 2 HBP: 1
WP: 0 PB: 0 SB: 2 CS: 0
PA: 66
PITCHER IP WLS BF H R ER SO BB IBB HBP BLK WP HR S P ERA WHIP
David Wells, L (1, 1) ERA: 5.71 8.0 33 10 5 5 2 0 0 1 0 0 0 71 108 5.62 1.250
Randy Myers, L (9, 1) ERA: 3.04 1.0 5 3 1 1 2 0 0 0 0 0 0 16 24 9.00 3.000
Jesse Orosco, L (10, 1) ERA: 7.11 0.1 3 1 0 0 0 1 0 0 0 0 0 4 9 0.00 6.000
Arthur Rhodes, L (10, 1) ERA: 4.54 2.2 10 1 0 0 1 1 0 0 0 0 0 27 43 0.00 0.750
Roger McDowell, R (13, 1) ERA: 2.3 2.0 7 1 0 0 1 0 0 0 0 0 0 13 17 0.00 0.500
PITCHER IP WLS BF H R ER SO BB IBB HBP BLK WP HR S P ERA WHIP
Rick Krivda, L (15, 1) ERA: 3.52 1.2 L 8 1 1 1 0 1 1 0 0 0 0 0 14 30 5.40 1.200
Baltimore Orioles @ Kansas City Royals
Kauffman Stadium, Kansas City, MO
Sat Jun 15 1996, 7:05 PM CDT
Att. 24,784 - Unknown - 87 F

Batter	1	2	3	4	5	6	7	8	9	AB	R	H	RBI	BB	SO	LOB
Brady Anderson, L (1, 8) OBP: 0.421, SLG: 0.701	HR	G3			K	K	FC6-4 1-2f	K		5	4	3	5	1	1	1
Luis Polonia, L (1, 10) OBP: 0.301, SLG: 0.375	F9	F8			G6-3 WP	1B E 1-3 2-H 3-H		SH5-3 BB HR		6	1	3	1	0	0	0
Roberto Alomar, S (1, 4) OBP: 0.456, SLG: 0.580	P2	F7			G6-3 1-2	E 1-3 3-H		SH5-3 1-2 G6-3		4	0	0	0	0	0	2
Manny Alexander, R (8, 5) OBP: 0.250, SLG: 0.182						1B				1	0	0	0	0	1	0
Rafael Palmeiro, L (1, 3) OBP: 0.419, SLG: 0.571	1B	G1-3			WP BB	E6 1-2 3-H		SH5-3 1-2 2-3	K	3	1	1	0	2	0	2
Billy Ripken, R (8, 4) OBP: 0.302, SLG: 0.425										1	0	0	0	0	0	0
Bobby Bonilla, S (1, 9) OBP: 0.359, SLG: 0.401	1-3 1B			F8	WP 1-2 2-H	F9		BB 1B IBB	G6-3	6	1	3	2	1	0	2
Mike Devereaux, R (9, 9) OBP: 0.305, SLG: 0.316										0	0	0	0	0	0	0
Cal Ripken Jr., R (1, 6) OBP: 0.350, SLG: 0.478	G4-3			BB		G3-1	1B	1-2 2-H 3-H BB	1B	5	2	3	0	1	0	3
B.J. Surhoff, L (1, 5) OBP: 0.357, SLG: 0.546 (8, 3)		P4		1-2 BB	1B 1B	FC6-4 1-2	1B	1B 3B 1-2 2-3 BB	F8	4	2	2	2	1	0	2
Gregg Zaun, S (1, 2) OBP: 0.338, SLG: 0.379		SH1-3 2B		P2	1B 1-2	F7		3B 1-3 2-H 3-H		5	2	3	2	0	0	4
Jeffrey Hammonds, R (1, 7) OBP: 0.312, SLG: 0.376		SH1-3 2-3		P3	1B 1-2 2-3	F7		HR 1-H 3-H		4	0	0	0	0	2	8
Inning Stats	R: 1 E: 0 K: 0 S: 6 H: 3 LOB: 2 BB: 0 P: 6	R: 0 E: 0 K: 0 S: 4 H: 1 LOB: 1 BB: 0 P: 4	R: 0 E: 0 K: 0 S: 3 H: 0 LOB: 0 BB: 0 P: 3	R: 0 E: 0 K: 0 S: 4 H: 1 LOB: 2 BB: 1 P: 8	R: 0 E: 0 K: 1 S: 5 H: 1 LOB: 1 BB: 1 P: 9	R: 4 E: 1 K: 1 S: 11 H: 5 LOB: 2 BB: 0 P: 11	R: 0 E: 0 K: 0 S: 4 H: 1 LOB: 2 BB: 1 P: 8	R: 8 E: 0 K: 1 S: 10 H: 5 LOB: 0 BB: 3 P: 22	R: 0 E: 0 K: 1 S: 6 H: 1 LOB: 1 BB: 0 P: 6	1B: 14 2B: 1 3B: 1 HR: 2 SF: 0 SAC: 2 DP: 0 HBP: 0						

PITCHER		IP	WLS	BF	H	R	ER	SO	BB	IBB	HBP	BLK	WP	HR	S	P	ERA	WHIP
Tim Belcher, R ERA: 4.53	(1, 1)	5.2		28	9	4	4	2	2	0	0	0	1	1	29	37	6.35	1.941
Jason Jacome, L ERA: 5.65	(6, 1)	0.2	L	7	3	1	0	0	1	0	0	0	0	0	6	10	0.00	6.000
Hipolito Pichardo, R ERA: 5.91	(7, 1)	1.0		8	2	5	5	0	2	1	0	0	0	0	5	17	45.00	4.000
Tim Pugh, R ERA: 8.44	(8, 1)	1.2		9	4	3	3	2	0	0	0	0	0	1	13	13	16.20	2.400

PITCHER	IP	WLS	BF	H	R	ER	SO	BB	IBB	HBP	BLK	WP	HR	S	P	ERA	WHIP

TOP

Baltimore Orioles @ Kansas City Royals

Kauffman Stadium, Kansas City, MO

Sun Jun 16 1996, 7:05 PM CDT

Att. 19,437 - Unknown - 85 F

livebaseballscorecards.com

AB	44
R	13
H	18
RBI	12
BB	6
SO	4
LOB	24

WP: 1 PB: 0 SB: 0 CS: 0 PA: 52

Batter	1	2	3	4	5	6	7	8	9	AB	R	H	RBI	BB	SO	LOB
Johnny Damon, L (1, 8) OBP: 0.321, SLG: 0.389	G3-1	F8			K		G4-3		E5	5	0	0	1	0	1	2
Tom Goodwin, L (1, 7) OBP: 0.310, SLG: 0.298	F7		G6-3		S 1B 2B		BB		K	3	1	1	0	0	0	0
Kevin Young, R (7, PH) (8, 9) OBP: 0.412, SLG: 0.625							G4-3			1	0	0	0	1	1	2
Keith Lockhart, L (1, 4) OBP: 0.368, SLG: 0.449	2B		G4-3		1B 2-H 1B				F8	3	0	2	1	0	0	0
Joe Vitiello, R (7, PH) OBP: 0.379, SLG: 0.464										0	0	0	0	0	0	0
Jose Offerman, S (7, PH) (8, 4) OBP: 0.361, SLG: 0.343										2	0	0	0	0	0	4
Bob Hamelin, L (1, 3) OBP: 0.411, SLG: 0.423	G4-3		BB		1-3 1B			F8		3	0	1	0	1	0	1
Craig Paquette, R (1, 10) OBP: 0.274, SLG: 0.448		FC3-6 BB 3B 1B	P3			F7		K		4	1	1	0	0	1	1
Jon Nunnally, L (1, 9) (8, 7) OBP: 0.323, SLG: 0.333		1-2 FC3-6 BB		K		G1-3		F7		3	0	0	0	1	1	0
Joe Randa, R (1, 5) OBP: 0.369, SLG: 0.413		FC3-6 1-2f 2-3 3B		G6-3		K			G3	4	1	0	0	0	1	2
Mike Macfarlane, R (1, 2) OBP: 0.340, SLG: 0.531		1-H SH1-3 3H 3B		1B			G4-3 2B		1B E BB	3	2	3	2	1	0	0
David Howard, S (1, 6) OBP: 0.303, SLG: 0.344		SH1-3 3-H			G4-3		K		E 1-3 1B	3	0	1	1	0	1	1
Inning Stats	R: 0 E: 0 K: 0 S: 4 H: 1 LOB: 1 BB: 0 P: 4	R: 3 E: 0 K: 0 S: 5 H: 2 LOB: 0 BB: 1 P: 9	R: 0 E: 0 K: 0 S: 3 H: 0 LOB: 1 BB: 1 P: 7	R: 0 E: 0 K: 1 S: 5 H: 1 LOB: 1 BB: 0 P: 5	R: 1 E: 0 K: 1 S: 7 H: 3 LOB: 2 BB: 0 P: 7	R: 0 E: 0 K: 1 S: 5 H: 0 LOB: 0 BB: 0 P: 5	R: 0 E: 0 K: 1 S: 6 H: 1 LOB: 2 BB: 1 P: 10	R: 0 E: 0 K: 1 S: 5 H: 0 LOB: 0 BB: 0 P: 5	R: 1 E: 1 K: 1 S: 7 H: 1 LOB: 2 BB: 1 P: 11	1B: 5 2B: 3 3B: 1 HR: 0	SF: 0 SAC: 1 DP: 0 HBP: 0						

PITCHER		IP	WLS	BF	H	R	ER	SO	BB	IBB	HBP	BLK	WP	HR	S	P	ERA	WHIP
Rocky Coppinger, R ERA: 6.55	(1, 1)	6.0	W	25	7	4	4	3	2	0	0	0	0	0	29	37	6.00	1.500
Jesse Orosco, L ERA: 6.86	(7, 1)	0.2		4	1	0	0	1	1	0	0	0	0	0	5	9	0.00	3.000
Alan Mills, R ERA: 5.65	(7, 1)	2.1	S	10	1	1	1	2	1	0	0	0	0	0	13	17	3.86	0.857

PITCHER	IP	WLS	BF	H	R	ER	SO	BB	IBB	HBP	BLK	WP	HR	S	P	ERA	WHIP

BOTTOM

Baltimore Orioles @ Kansas City Royals

Kauffman Stadium, Kansas City, MO

Sun Jun 16 1996, 7:05 PM CDT

Att. 19,437 - Unknown - 85 F

livebaseballscorecards.com

AB	34
R	5
H	9
RBI	5
BB	4
SO	6
LOB	13

PA: 39

WP: 0 PB: 0 SB: 1 CS: 0

Batter	1	2	3	4	5	6	7	8	9	AB	R	H	RBI	BB	SO	LOB
Darryl Hamilton, L (1, 8) OBP: 0.368, SLG: 0.399	C B X 1-1 ① G6-3		C F X 0-2 2B		X 0-0 ③ L7					3	0	1	0	0	0	0
Ivan Rodriguez, R (1, 2) OBP: 0.363, SLG: 0.485	B B X 2-0 E6 29 G3-1 1B		B X 1-0 ② G6-3			X 0-0 ① G6-3				3	0	1	0	0	0	1
29 Rusty Greer, L (1, 7) OBP: 0.400, SLG: 0.509	C B B F F B X 3-2 ② G3-1 2-3		C F F X 0-2 ③ L4			B C B S X 2-2 ② L8				3	0	0	0	0	0	2
Juan Gonzalez, R (1, 10) OBP: 0.359, SLG: 0.559	C F B B X 2-2 ③ F4			B B X 2-0 HR		X 0-0 ③ L8				3	1	1	1	0	0	1
Mickey Tettleton, S (1, 3) OBP: 0.403, SLG: 0.516		C B S S F B B S 3-3 ① K		B B X 2-0 G4-6-3 1B						2	0	1	0	0	1	0
Dean Palmer, R (1, 5) OBP: 0.357, SLG: 0.523		B S X 1-1 E S 1B		C X 0-1 ① ② G4-6-3 1-2f						2	0	1	0	0	0	1
Warren Newson, L (1, 9) OBP: 0.385, SLG: 0.468		C C C 0-3 ② K		F B F B X 2-2 ③ G1-3						2	0	0	0	0	1	1
Kurt Stillwell, S (1, 4) OBP: 0.367, SLG: 0.378		B C S F B X 2-2 ③ L7 1-3			C X 0-1 ① G4-3					2	0	0	0	0	0	1
Kevin Elster, R (1, 6) OBP: 0.301, SLG: 0.472			B B S X 2-1 ① G6-3		B F S F S 1-3 ② K					2	0	0	0	0	1	0
Inning Stats	R: 0 E: 1 K: 0 S: 10 H: 1 LOB: 1 BB: 0 P: 18	R: 0 E: 0 K: 2 S: 13 H: 1 LOB: 1 BB: 0 P: 19	R: 0 E: 0 K: 0 S: 10 H: 1 LOB: 1 BB: 0 P: 13	R: 1 E: 0 K: 0 S: 7 H: 2 LOB: 0 BB: 0 P: 13	R: 0 E: 0 K: 1 S: 7 H: 0 LOB: 0 BB: 0 P: 8	R: 0 E: 0 K: 0 S: 5 H: 0 LOB: 0 BB: 0 P: 7				1B: 3 2B: 1 3B: 0 HR: 1	SF: 0 SAC: 0 DP: 1 HBP: 0					

PITCHER	IP	WLS	BF	H	R	ER	SO	BB	IBB	HBP	BLK	WP	HR	S	P	ERA	WHIP
Scott Erickson, R (1, 1) ERA: 5.47	6.0		22	5	1	1	3	0	0	0	0	0	1	52	78	1.50	0.833

PITCHER	IP	WLS	BF	H	R	ER	SO	BB	IBB	HBP	BLK	WP	HR	S	P	ERA	WHIP

TOP

Texas Rangers @ Baltimore Orioles

Oriole Park at Camden Yards, Baltimore, MD

Mon Jun 17 1996, 7:05 PM EDT

Att. 45,581 - Unknown - 93 F

livebaseballscorecards.com

AB	22
R	1
H	5
RBI	1
BB	0
SO	3
LOB	7

WP: 0 PA: 22
PB: 0
SB: 1
CS: 0

Batter	1	2	3	4	5	6	7	8	9	AB	R	H	RBI	BB	SO	LOB
Brady Anderson, L (1, 8) OBP: 0.417, SLG: 0.695	B F F X 1-2 G3 ①		B X 1-0 G4-3 ③		X 0-0 SF8 ② 3-H					2	0	0	1	0	0	0
Luis Polonia, L (1, 10) OBP: 0.291, SLG: 0.361	C X 0-1 F9 ②			C X 0-1 F9 ①	F F X 0-2 L7 ③					3	0	0	0	0	0	2
Roberto Alomar, S (1, 4) OBP: 0.452, SLG: 0.574	B B C F B F S 3-3 K ③			B B B C X 3-1 G6-3 ②		B B F B X 3-1 G4-3 ①				3	0	0	0	0	1	0
Rafael Palmeiro, L (1, 3) OBP: 0.418, SLG: 0.569		B X 1-0 F8 ①		F X 0-1 E3		B X 1-0 1B				3	0	1	0	0	0	0
Bobby Bonilla, S (1, 9) OBP: 0.357, SLG: 0.397		C B F F X 1-2 F5 ②		S B S B X 2-2 F9 ③						2	0	0	0	0	0	1
Cal Ripken Jr., R (1, 6) OBP: 0.354, SLG: 0.478		B B F F F F F F F B 4-2 B BB			B F S B B F B 4-2 1B HBP SF8 BB					0	1	0	0	2	0	0
B.J. Surhoff, L (1, 5) OBP: 0.354, SLG: 0.541		X 0-0 G4-3 ③			C X 0-1 L8 ①					2	0	0	0	0	0	2
Mark Smith, R (1, 7) OBP: 0.222, SLG: 0.412			B C S F S 1-3 K ①		B F H 2-1 1B 1-2 HBP					1	0	0	0	0	1	0
Gregg Zaun, S (1, 2) OBP: 0.342, SLG: 0.382			B F X 1-1 G4-3 ②		B F X 1-1 1-2 2-3 1B					2	0	1	0	0	0	0
Inning Stats	R: 0 E: 0 K: 1 S: 9 H: 0 LOB: 0 BB: 0 P: 13	R: 0 E: 0 K: 0 S: 12 H: 0 LOB: 1 BB: 1 P: 18	R: 0 E: 0 K: 1 S: 7 H: 0 LOB: 0 BB: 0 P: 10	R: 0 E: 1 K: 0 S: 9 H: 0 LOB: 1 BB: 0 P: 14	R: 1 E: 0 K: 0 S: 12 H: 1 LOB: 2 BB: 1 P: 19	R: 0 E: 0 K: 0 S: 3 H: 1 LOB: 1 BB: 0 P: 7				1B: 2 2B: 0 3B: 0 HR: 0	SF: 1 SAC: 0 DP: 0 HBP: 1			WP: 0 PB: 0 SB: 0 CS: 0	PA: 22		

PITCHER	IP	WLS	BF	H	R	ER	SO	BB	IBB	HBP	BLK	WP	HR	S	P	ERA	WHIP
Roger Pavlik, R (1, 1) ERA: 4.82	5.1		22	2	1	1	2	2	0	1	0	0	0	52	81	1.69	0.750

PITCHER	IP	WLS	BF	H	R	ER	SO	BB	IBB	HBP	BLK	WP	HR	S	P	ERA	WHIP

Texas Rangers @ Baltimore Orioles

Oriole Park at Camden Yards, Baltimore, MD

Mon Jun 17 1996, 7:05 PM EDT

Att. 45,581 - Unknown - 93 F

BOTTOM

livebaseballscorecards.com

AB	18
R	1
H	2
RBI	1
BB	2
SO	2
LOB	5

Texas Rangers @ Baltimore Orioles

Oriole Park at Camden Yards, Baltimore, MD

Tue Jun 18 1996, 7:05 PM EDT

Att. 47,318 - Unknown - 85 F

livebaseballscorecards.com

Batter	1	2	3	4	5	6	7	8	9	AB	R	H	RBI	BB	SO	LOB
Darryl Hamilton, L (1, 8) OBP: 0.372, SLG: 0.399	S B F B B X 3-2 HR 29 G4-3 1B	B B B C C B 4-2 BB		B S F B B F F F F 4-2 F F F B 1B BB	X 0-0 ③ L7			C B S F F B B X 3-2 ② L8		3	1	1	0	2	0	3
Ivan Rodriguez, R (1, 2) OBP: 0.363, SLG: 0.483	B F 1 SAFE X 1-1 ① F9	B X 1-0 ③ L7		X 0-0 1-2 1B		F F B C 1-3 ① K		F F F B B B F F X 3-2 1B		5	0	2	0	0	1	2
29 Rusty Greer, L (1, 7) OBP: 0.392, SLG: 0.498	1 SAFE B B X 2-0 ② G4-3 1-2		C B S B X 2-2 ① G3-1	D C F B X 2-2 ② F7		B B X 2-0 ② P4		B C S X 1-2 ③ F9		5	0	0	0	0	0	4
Juan Gonzalez, R (1, 10) OBP: 0.360, SLG: 0.569	B X 1-0 2-H HR		B B F B S B 4-2 HR BB	C S B D S 2-3 ③ K		C B B B F X 3-2 ③ G6-3			B X 1-0 ① F9	4	2	1	2	1	1	2
Mickey Tettleton, S (1, 3) OBP: 0.396, SLG: 0.505 Kurt Stillwell, S (9, 4) OBP: 0.367, SLG: 0.378	C B X 1-1 ③ G5-3	C B X 1-1 ② L7			C B B B B F C 3-3 ① K		B C C B X 2-2 ① F5		B X 1-0 ② F8	5 0	0 0	0 0	0 0	0 0	1 0	1 0
Dean Palmer, R (1, 5) OBP: 0.357, SLG: 0.531		B S X 1-1 ① F9	D B F X 2-1 1-H HR		C X 0-1 ② L7		C X 0-1 ② L8		B B B C F B 4-2 BB	4	1	1	2	1	0	0
Rene Gonzales, R (1, 4) OBP: 0.483, SLG: 0.704 (9, 3)		X 0-0 HR	B F C X 1-2 ③ G3-1		S X 0-1 BB BB 1B		B S B B B 4-1 BB		F B B X 2-1 ③ F9	4	1	2	1	1	0	1
Damon Buford, R (1, 9) OBP: 0.341, SLG: 0.459		B S X 1-1 ② F9		C B B T B X 3-2 HR	C D B B C F D D 4-2 1-2 BB		C X 0-1 ③ F8			3	1	1	1	1	0	1
Kevin Elster, R (1, 6) OBP: 0.305, SLG: 0.484		B C B X 2-1 HR		B B C B C X 3-2 ① F9	D C B B B 4-1 1-2 2-3 BB			C B C B S 2-3 ① K		3	1	1	1	1	1	0

Inning Stats	1	2	3	4	5	6	7	8	9
	R: 2 H: 2 E: 0 LOB: 0 K: 0 BB: 0 S: 9 P: 17	R: 2 H: 2 E: 0 LOB: 1 K: 0 BB: 1 S: 10 P: 19	R: 2 H: 1 E: 0 LOB: 0 K: 0 BB: 1 S: 12 P: 22	R: 1 H: 2 E: 0 LOB: 2 K: 1 BB: 1 S: 22 P: 36	R: 0 H: 1 E: 0 LOB: 3 K: 1 BB: 2 S: 13 P: 24	R: 0 H: 0 E: 0 LOB: 0 K: 1 BB: 0 S: 7 P: 13	R: 0 H: 0 E: 0 LOB: 1 K: 0 BB: 1 S: 8 P: 14	R: 0 H: 1 E: 0 LOB: 1 K: 1 BB: 0 S: 17 P: 26	R: 0 H: 0 E: 0 LOB: 1 K: 0 BB: 1 S: 6 P: 14

| | | |

Texas Rangers @ Baltimore Orioles

Oriole Park at Camden Yards, Baltimore, MD

Tue Jun 18 1996, 7:05 PM EDT

Att. 47,318 - Unknown - 85 F

livebaseballscorecards.com

BOTTOM

Batter	1	2	3	4	5	6	7	8	9	AB	R	H	RBI	BB	SO	LOB
Brady Anderson, L (1, 8) OBP: 0.418, SLG: 0.691	C C B T 1-2 ① K		C B S X 1-2 ① F9		B B B B 4-0 1B BB		X 0-0 1B			3	0	1	0	1	1	0
Billy Ripken, R (1, 4) OBP: 0.311, SLG: 0.429	X 0-0 1B		C F B F S 1-3 ② K2-3		B B B C F X 3-2 1-3 1B		B X 1-0 ③ G1-3			4	0	2	0	0	1	1
Cal Ripken Jr., R (1, 6) OBP: 0.349, SLG: 0.471	B C D X 2-1 ② F6		F B F B X 2-2 ③ F6		C X 0-1 ③ G4-3			C X 0-1 ① G6-3		4	0	0	0	0	0	3
Rafael Palmeiro, L (1, 3) OBP: 0.412, SLG: 0.560	B X 1-0 ③ F9			X 0-0 ① G6-3		B C X 1-1 ① F8		C S B S 1-3 ② K		4	0	0	0	0	1	1
Bobby Bonilla, S (1, 9) OBP: 0.355, SLG: 0.395		F C B X 1-2 FC5-4 1B		B X 1-0 ② G6-3		F X 0-1 ② G5-3		B F B F X 2-2 ③ G1-3		4	0	1	0	0	0	0
Mike Devereaux, R (1, 10) OBP: 0.304, SLG: 0.315		C F X 0-2 ① FC5-4 FC4-6 1-2f		B C X 1-1 E6		B F B B F X 3-2 1B			B C F B X 2-2 ① F8	4	0	1	0	0	0	1
Mark Smith, R (1, 7) OBP: 0.182, SLG: 0.333		B X 1-0 ② FC4-6 BB 1-2f		C F B S 1-3 ③ K		X 0-0 ③ L8			X 0-0 ② F9	4	0	0	0	0	1	3
Chris Hoiles, R (1, 2) OBP: 0.343, SLG: 0.435		C B B B B 4-1 1-2 BB			B F X 1-1 ① P2		B B C C X 2-2 ① G5-3		C S B X 1-2 ③ L7	3	0	0	0	1	0	0
Manny Alexander, R (1, 5) OBP: 0.231, SLG: 0.167		C C C 0-3 ③ K			X 0-0 ② L8		C B X 1-1 ② G6-3			3	0	0	0	0	1	2
Inning Stats	R: 0 H: 1 E: 0 LOB: 1 K: 1 BB: 0 S: 7 P: 11	R: 0 H: 1 E: 0 LOB: 2 K: 1 BB: 1 S: 11 P: 17	R: 0 H: 0 E: 0 LOB: 0 K: 1 BB: 0 S: 10 P: 14	R: 0 H: 0 E: 1 LOB: 1 K: 1 BB: 0 S: 7 P: 10	R: 0 H: 1 E: 0 LOB: 2 K: 0 BB: 1 S: 8 P: 16	R: 0 H: 1 E: 0 LOB: 1 K: 0 BB: 0 S: 8 P: 12	R: 0 H: 1 E: 0 LOB: 1 K: 0 BB: 0 S: 7 P: 11	R: 0 H: 0 E: 0 LOB: 0 K: 1 BB: 0 S: 8 P: 11	R: 0 H: 0 E: 0 LOB: 0 K: 0 BB: 0 S: 7 P: 10							

	AB	33
	R	0
	H	5
	RBI	0
	BB	2
	SO	5
	LOB	11

1B: 5 SF: 0
2B: 0 SAC: 0
3B: 0 DP: 0
HR: 0 HBP: 0

WP: 0 PA: 35
PB: 0
SB: 0
CS: 0

PITCHER		IP	WLS	BF	H	R	ER	SO	BB	IBB	HBP	BLK	WP	HR	S	P	ERA	WHIP
Darren Oliver, L ERA: 3.51	(1, 1)	7.0	W	29	5	0	0	4	2	0	0	0	0	0	58	91	0.00	1.000
Dennis Cook, L ERA: 2.65	(8, 1)	2.0		6	0	0	0	1	0	0	0	0	0	0	15	21	0.00	0.000

PITCHER	IP	WLS	BF	H	R	ER	SO	BB	IBB	HBP	BLK	WP	HR	S	P	ERA	WHIP

Batter	1	2	3	4	5	6	7	8	9	AB	R	H	RBI	BB	SO	LOB
Darryl Hamilton, L (1, 8) OBP: 0.376, SLG: 0.402	B C X 1-1 1B		B B B C X 3-1 ② L8		B C B F F F B X 3-2 2B 1-3 2-H 1B		S C X 0-2 FC6-4 1B		X 0-0 ① B5	5	0	3	1	0	0	1
Ivan Rodriguez, R (1, 2) OBP: 0.361, SLG: 0.482	F S B S 1-3 ① K		X 0-0 ③ G6-3		X 0-0 1-3 3-H 2B		B C 1 SAFE F F 1 SAFE X 1-2 ① L8		F F X 0-2 ②③ G4-6-3 1-2f	5	0	1	1	0	1	3
29 Rusty Greer, L (1, 7) OBP: 0.386, SLG: 0.489	1 SAFE S C X 0-2 ② F7			S S B C 1-3 ① K	C X 0-1 ② F6		X 0-0 ② F7			4	0	0	0	0	1	4
Juan Gonzalez, R (1, 10) OBP: 0.352, SLG: 0.556	C 1 SAFE C B C 1-3 ③ K			B B S B C F X 3-2 ② L5	B C F C 1-3 ③ K		B C C X 1-2 ③ FC6-4 1-2f			4	0	0	0	0	2	4
Mickey Tettleton, S (1, 3) OBP: 0.394, SLG: 0.498 Rene Gonzales, R (8, 3) OBP: 0.483, SLG: 0.704		C S S 0-3 ① K		B B C C B X 3-2 ③ F3		B B F B B 4-1 G1 BB		B X 1-0 ① F6		3 0	0 0	0 0	0 0	1 0	1 0	0 0
Dean Palmer, R (1, 5) OBP: 0.359, SLG: 0.534		B B B C T X 3-2 FC6-4 1B			B B X 2-0 ① L8	F F F F F S 0-3 ① K		B F X 1-1 2B		4	0	2	0	0	1	1
Warren Newson, L (1, 9) OBP: 0.391, SLG: 0.492 Damon Buford, R (8, PH) OBP: 0.337, SLG: 0.453 (8, 9)	B C S F 1 SAFE B F S 2-3 ② K				B B C S X 2-2 HR	C B B F D B 4-2 1-2 G1 BB		B B F C F F C 2-3 ② K		2 1	1 0	1 0	1 0	1 0	1 1	1 1
Mark McLemore, S (1, 4) OBP: 0.402, SLG: 0.395	C F X 0-2 ③ FC6-4 1-2f				B S X 1-1 1B 2B	S X 0-1 ② G1 1-2 2-3		B F B B C C 3-3 ③ K		4	1	1	0	0	1	4
Kevin Elster, R (1, 6) OBP: 0.308, SLG: 0.479			X 0-0 ① L8		B B B T F B 4-2 1B 2B BB	C B C B F F S 2-3 ③ K			F F B F B B B 4-2 G4-6-3 BB	2	1	0	0	2	1	2
Inning Stats	R: 0 E: 0 K: 2 S: 11 H: 1 LOB: 1 BB: 0 P: 14	R: 0 E: 0 K: 2 S: 14 H: 1 LOB: 1 BB: 0 P: 19	R: 0 E: 0 K: 0 S: 4 H: 0 LOB: 0 BB: 0 P: 7	R: 0 E: 0 K: 1 S: 10 H: 0 LOB: 0 BB: 0 P: 17	R: 3 E: 0 K: 1 S: 19 H: 4 LOB: 2 BB: 1 P: 32	R: 0 E: 0 K: 2 S: 17 H: 0 LOB: 2 BB: 2 P: 27	R: 0 E: 0 K: 0 S: 11 H: 1 LOB: 1 BB: 0 P: 13	R: 0 E: 0 K: 2 S: 11 H: 1 LOB: 1 BB: 0 P: 18	R: 0 E: 0 K: 0 S: 7 H: 0 LOB: 0 BB: 1 P: 11	1B: 4 2B: 3 3B: 0 HR: 1 SF: 0 SAC: 0 DP: 1 HBP: 0						

PITCHER		IP	WLS	BF	H	R	ER	SO	BB	IBB	HBP	BLK	WP	HR	S	P	ERA	WHIP
35 Mike Mussina, R ERA: 5.05	(1, 1)	7.0	L	31	7	3	3	8	3	0	0	0	0	1	86	129	3.86	1.429
Arthur Rhodes, L ERA: 4.31	(8, 1)	2.0		7	1	0	0	2	1	0	0	0	0	0	18	29	0.00	1.000

PITCHER	IP	WLS	BF	H	R	ER	SO	BB	IBB	HBP	BLK	WP	HR	S	P	ERA	WHIP

TOP

Texas Rangers @ Baltimore Orioles

Oriole Park at Camden Yards, Baltimore, MD

Wed Jun 19 1996, 3:33 AM EDT

Att. 45,581 - Cloudy - 84 F

livebaseballscorecards.com

AB	34
R	3
H	8
RBI	3
BB	4
SO	10
LOB	21

PA: 38

Texas Rangers @ Baltimore Orioles

Oriole Park at Camden Yards, Baltimore, MD

Wed Jun 19 1996, 3:33 AM EDT

Att. 45,581 - Cloudy - 84 F

livebaseballscorecards.com

BOTTOM

Batter	1	2	3	4	5	6	7	8	9	AB	R	H	RBI	BB	SO	LOB
Brady Anderson, L (1, 8) OBP: 0.412, SLG: 0.679	F7		P6		F6			K		4	0	0	0	0	1	2
Luis Polonia, L (1, 10) OBP: 0.300, SLG: 0.353	CS, 1B BB			BB, 1B BB	FC6-4 1-2f			G4-3 1-2		2	0	0	0	2	0	2
Roberto Alomar, S (1, 4) OBP: 0.452, SLG: 0.573	1B 1-2			BB 1-2		L4-3			K	4	0	2	0	0	1	0
Rafael Palmeiro, L (1, 3) OBP: 0.410, SLG: 0.553	K 2-3			BB 1-2 2-3		G4-3			K	3	0	0	0	1	2	2
Bobby Bonilla, S (1, 9) OBP: 0.354, SLG: 0.405		G6-3		K		F8			HR	4	1	1	1	0	1	3
Cal Ripken Jr., R (1, 6) OBP: 0.348, SLG: 0.471		K		F4			G5-3		1B 2B	4	1	1	0	0	1	3
B.J. Surhoff, L (1, 5) OBP: 0.352, SLG: 0.536 Manny Alexander, R (9, PR) OBP: 0.231, SLG: 0.167		F6		F8			F7		2-H 1B	4 0	0 0	1 0	1 0	0 0	0 0	3 0
Chris Hoiles, R (1, 2) OBP: 0.337, SLG: 0.425			G5-3		G6-3		K		F7	4	0	0	0	0	1	1
Mark Smith, R (1, 7) OBP: 0.240, SLG: 0.375			F9		FC6-4 1B			CS 1B		3	0	2	0	0	0	0
Inning Stats	R: 0 H: 1 E: 0 LOB: 1 K: 1 BB: 1 S: 15 P: 23	R: 0 H: 0 E: 0 LOB: 0 K: 1 BB: 0 S: 7 P: 11	R: 0 H: 0 E: 0 LOB: 0 K: 0 BB: 0 S: 9 P: 15	R: 0 H: 1 E: 0 LOB: 3 K: 1 BB: 2 S: 18 P: 32	R: 0 H: 1 E: 0 LOB: 1 K: 0 BB: 0 S: 7 P: 10	R: 0 H: 0 E: 0 LOB: 0 K: 0 BB: 0 S: 7 P: 10	R: 0 H: 0 E: 0 LOB: 0 K: 1 BB: 0 S: 5 P: 8	R: 0 H: 1 E: 0 LOB: 0 K: 1 BB: 0 S: 9 P: 14	R: 2 H: 3 E: 0 LOB: 1 K: 2 BB: 0 S: 13 P: 19	1B: 5 SF: 0 2B: 1 SAC: 0 3B: 0 DP: 0 HR: 1 HBP: 0						

	AB	32
	R	2
	H	7
	RBI	2
	BB	3
	SO	7
	LOB	16

WP: 0 PA: 35
PB: 0
SB: 0
CS: 2

PITCHER		IP	WLS	BF	H	R	ER	SO	BB	IBB	HBP	BLK	WP	HR	S	P	ERA	WHIP
Bobby Witt, R ERA: 5.66	(1, 1)	8.2	W	33	6	2	2	7	3	0	0	0	0	1	87	137	2.08	1.038
Ed Vosberg, L ERA: 3.12	(9, 1)	0.0		1	1	0	0	0	0	0	0	0	0	0	1	1	∞	∞
Jeff Russell, R ERA: 3.86	(9, 1)	0.1	S	1	0	0	0	0	0	0	0	0	0	0	2	4	0.00	0.000

PITCHER	IP	WLS	BF	H	R	ER	SO	BB	IBB	HBP	BLK	WP	HR	S	P	ERA	WHIP

Batter	1	2	3	4	5	6	7	8	9	AB	R	H	RBI	BB	SO	LOB
Darryl Hamilton, L (1, 8) OBP: 0.375, SLG: 0.401	S C F C 0-3 ① K		B C X 1-1 ① SH1 2-3		C 1 SAFE B B B 1 SAFE F B 1 SAFE 1 SAFE 3-2 X ② F8			B C C B X 2-2 ① 1B 2-H		3	0	1	0	0	1	1
Ivan Rodriguez, R (1, 2) OBP: 0.356, SLG: 0.477	B F S F B B X 3-2 ② G4-3		X 0-0 ② SF8 3-H		1 SAFE X 0-0 ③ P4			B C X 1-1 ② F8		3	0	0	1	0	0	2
Dean Palmer, R (1, 5) OBP: 0.361, SLG: 0.544	C X 0-1 HR		C F H 1-2 HBP			B X 1-0 ① L3		B C X 1-1 ③ G6-3		3	1	1	1	0	0	1
Juan Gonzalez, R (1, 10) OBP: 0.345, SLG: 0.544	X 0-0 ③ G3-1		B C B C S 2-3 ③ K			S F B X 1-2 ② F7			B F S X 1-2 ① P4	4	0	0	0	0	1	1
Mickey Tettleton, S (1, 3) OBP: 0.391, SLG: 0.493		B C X 1-1 1B		X 0-0 ① G5-3		B B S B X 3-1 ③ F9			C B B S B S 3-3 ② K	4	0	1	0	0	1	0
29 Rusty Greer, L (1, 7) OBP: 0.381, SLG: 0.481		X 0-0 ① F7		B F F B F X 2-2 ② G6-3			C S B F X 1-2 ① G4-3		C B B F B S 3-3 ③ K	4	0	0	0	0	1	1
Rene Gonzales, R (1, 4) OBP: 0.438, SLG: 0.633		F B B F X 2-2 ② F7		B B X 2-0 ③ F7			C B X 1-1 ② F9			3	0	0	0	0	0	1
Damon Buford, R (1, 9) OBP: 0.337, SLG: 0.449		C C B F X 1-2 ③ F8			L C X 0-2 1B		C C B S 1-3 ③ K			3	0	1	0	0	1	1
Kevin Elster, R (1, 6) OBP: 0.312, SLG: 0.486			C B C X 1-2 SH1 SF8 2B		1 SAFE C 1 SAFE 1 SAFE C 1 SAFE S 0-3 ① K			C X 0-1 E9 1B 1B		3	1	2	0	0	1	1
Inning Stats	R: 1 E: 0 K: 1 S: 11 H: 1 LOB: 0 BB: 0 P: 14	R: 0 E: 0 K: 0 S: 10 H: 1 LOB: 1 BB: 0 P: 14	R: 1 E: 0 K: 1 S: 11 H: 1 LOB: 1 BB: 0 P: 16	R: 0 E: 0 K: 0 S: 6 H: 0 LOB: 0 BB: 0 P: 10	R: 0 E: 0 K: 1 S: 10 H: 1 LOB: 1 BB: 0 P: 13	R: 0 E: 0 K: 0 S: 6 H: 0 LOB: 0 BB: 0 P: 11	R: 0 E: 0 K: 1 S: 9 H: 0 LOB: 0 BB: 0 P: 12	R: 0 E: 1 K: 0 S: 9 H: 2 LOB: 1 BB: 0 P: 13	R: 0 E: 0 K: 2 S: 9 H: 0 LOB: 0 BB: 0 P: 16	1B: 4 2B: 1 3B: 0 HR: 1 SF: 1 SAC: 1 DP: 0 HBP: 1						

PITCHER		IP	WLS	BF	H	R	ER	SO	BB	IBB	HBP	BLK	WP	HR	S	P	ERA	WHIP
David Wells, L ERA: 5.46	(1, 1)	7.1	W	28	6	2	2	4	0	0	1	0	0	1	68	97	2.46	0.818
Roger McDowell, R ERA: 2.27	(8, 1)	0.2		2	0	0	0	0	0	0	0	0	0	0	4	6	0.00	0.000
Randy Myers, L ERA: 2.92	(9, 1)	1.0	S	3	0	0	0	2	0	0	0	0	0	0	9	16	0.00	0.000

PITCHER	IP	WLS	BF	H	R	ER	SO	BB	IBB	HBP	BLK	WP	HR	S	P	ERA	WHIP

Texas Rangers @ Baltimore Orioles

Oriole Park at Camden Yards, Baltimore, MD

Thu Jun 20 1996, 3:33 AM EDT

Att. 21,748 - Cloudy - 83 F

TOP

livebaseballscorecards.com

AB	30
R	2
H	6
RBI	2
BB	0
SO	6
LOB	9

WP: 0 PB: 0 SB: 0 CS: 0 PA: 33

Texas Rangers @ Baltimore Orioles

Oriole Park at Camden Yards, Baltimore, MD

Thu Jun 20 1996, 3:33 AM EDT

Att. 21,748 - Cloudy - 83 F

livebaseballscorecards.com

BOTTOM

Batter	1	2	3	4	5	6	7	8	9	AB	R	H	RBI	BB	SO	LOB
Brady Anderson, L (1, 8) OBP: 0.410, SLG: 0.684	X 0-0 ① P5		B C C B B X 2-1 HR	B C C C B B X 3-2 ③ P3			B C F B S 2-3 ② K			4	1	1	1	0	1	2
Mark Smith, R (1, 7) OBP: 0.241, SLG: 0.393	F C X 0-2 ② G6-3		X 0-0 ① G4-3		C X 0-1 ① F7		C B B F F X 2-2 2B			4	0	1	0	0	0	0
Roberto Alomar, S (1, 4) OBP: 0.447, SLG: 0.564	B X 1-0 ③ B3		X 0-0 ② G5-3		C X 0-1 ② G4-3		X 0-0 ③ F9			4	0	0	0	0	0	1
Rafael Palmeiro, L (1, 3) OBP: 0.411, SLG: 0.568		B B X 2-0 G3-1 1B 2B	C B C B X 2-2 HR		B B C F S 2-3 K			C X 0-1 ① G3-1		4	2	2	1	0	1	0
Bobby Bonilla, S (1, 10) OBP: 0.349, SLG: 0.398		C B X 1-1 ① G3-1 2-3	B X 1-0 ③ F9			X 0-0 ① F8		F B B F X 2-2 ② F7		4	0	0	0	0	0	1
Cal Ripken Jr., R (1, 6) OBP: 0.350, SLG: 0.472		S B B X 2-1 E 3-H 1B		C B X 1-1 ① F7		C B X 1-1 1B		B F X 1-1 ③ F7		4	0	2	1	0	0	0
B.J. Surhoff, L (1, 5) OBP: 0.347, SLG: 0.528		B C C B 1 X 2-2 ② F7 SAFE		F B F S 1-3 ② K2-3		X 0-0 ② F7				3	0	0	0	0	1	2
Mike Devereaux, R (1, 9) OBP: 0.304, SLG: 0.315		B B B X 3-0 E6 1-2		X 0-0 1B 1B		X 0-0 ③ F9				3	0	1	0	0	0	2
Gregg Zaun, S (1, 2) OBP: 0.341, SLG: 0.380		B X 1-0 ③ G3-1		C F X 0-2 1-3 1B			B C C B F S 2-3 ① K			3	0	1	0	0	1	2

	AB	33
	R	3
	H	8
	RBI	3
	BB	0
	SO	4
	LOB	10

Inning Stats										
	R: 0	H: 0	R: 1	H: 2	R: 2	H: 2	R: 0	H: 2	R: 0	H: 0
	E: 0	LOB: 0	E: 1	LOB: 2	E: 0	LOB: 0	E: 0	LOB: 2	E: 0	LOB: 0
	K: 0	BB: 0	K: 0	BB: 0	K: 0	BB: 0	K: 1	BB: 0	K: 1	BB: 0
	S: 5	P: 6	S: 10	P: 21	S: 8	P: 13	S: 12	P: 17	S: 7	P: 9

	R: 0	H: 1	R: 0	H: 1	R: 0	H: 0
	E: 0	LOB: 1	E: 0	LOB: 1	E: 0	LOB: 0
	K: 0	BB: 0	K: 2	BB: 0	K: 0	BB: 0
	S: 5	P: 6	S: 12	P: 18	S: 7	P: 10

	1B: 4	SF: 0	WP: 0	PA: 33
	2B: 2	SAC: 0	PB: 0	
	3B: 0	DP: 0	SB: 0	
	HR: 2	HBP: 0	CS: 0	

PITCHER		IP	WLS	BF	H	R	ER	SO	BB	IBB	HBP	BLK	WP	HR	S	P	ERA	WHIP
Kevin Gross, R ERA: 5.26	(1, 1)	6.2	L	29	8	3	3	4	0	0	0	0	0	2	58	89	4.05	1.200
Dennis Cook, L ERA: 2.56	(7, 1)	1.1		4	0	0	0	0	0	0	0	0	0	0	8	11	0.00	0.000

PITCHER	IP	WLS	BF	H	R	ER	SO	BB	IBB	HBP	BLK	WP	HR	S	P	ERA	WHIP

Kansas City Royals @ Baltimore Orioles

Oriole Park at Camden Yards, Baltimore, MD

Fri Jun 21 1996, 7:05 PM EDT

Att. 47,644 - Unknown - 91 F

TOP

livebaseballscorecards.com

Batter	1	2	3	4	5	6	7	8	9	AB	R	H	RBI	BB	SO	LOB
Johnny Damon, L (1, 8) OBP: 0.324, SLG: 0.392	F8		2B BB	SF8 3-H			E5 FC4-6	BB		2	0	0	1	1	0	0
Kevin Young, R (8, PH) OBP: 0.393, SLG: 0.615 (8, 9)										0	0	0	0	1	0	0
Tom Goodwin, L (1, 7) OBP: 0.320, SLG: 0.312 (8, 8)	S 1B		K	FC6-4 1-2f			K	K		5	0	1	0	0	3	5
Keith Lockhart, L (1, 4) OBP: 0.377, SLG: 0.467	FC6-4 1-2 BB		1 SAFE 1 SAFE 1-3 2B		G5-4-3 1B		FC4-6 1-2f BB 1B		P4	4	1	2	0	1	0	1
Craig Paquette, R (1, 5) OBP: 0.280, SLG: 0.433	K		P3		G5-4-3 1-2f		1B 1B 1-2 BB		L7	3	1	0	0	1	1	5
Rod Myers, L (9, PH)										1	0	0	0	0	0	0
Mike Macfarlane, R (1, 2) OBP: 0.327, SLG: 0.506	FC6-4 1-2f		K		K		1B 1-3 2-H 1B		G6-3	5	0	1	1	0	2	4
Michael Tucker, L (1, 9) OBP: 0.294, SLG: 0.369 (8, 7)		F8	K	K	G4-3		2-2 1-2 3-H 1B			4	0	1	1	0	1	0
Joe Vitiello, R (1, 10) OBP: 0.373, SLG: 0.452		2B	BB SF8 1B		K		G1-3			4	1	2	0	0	1	2
Jose Offerman, S (1, 3) OBP: 0.361, SLG: 0.329		L7	BB 1-2 1B		BB			F8		3	0	1	0	1	0	1
David Howard, S (1, 6) OBP: 0.303, SLG: 0.338		F7	FC6-4 1-2 2-3 BB		F9			F7		3	0	0	0	1	0	2

	AB	34
	R	3
	H	8
	RBI	3
	BB	6
	SO	8
	LOB	20

Inning Stats																		
	R: 0	H: 1	R: 0	H: 1	R: 0	H: 1	R: 1	H: 2	R: 0	H: 1	R: 0	H: 0	R: 2	H: 2	R: 0	H: 0	R: 0	H: 0
	E: 0	LOB: 2	E: 0	LOB: 1	E: 0	LOB: 2	E: 0	LOB: 2	E: 0	LOB: 0	E: 0	LOB: 1	E: 1	LOB: 2	E: 0	LOB: 1	E: 0	LOB: 0
	K: 1	BB: 1	K: 0	BB: 0	K: 2	BB: 1	K: 1	BB: 1	K: 1	BB: 0	K: 1	BB: 1	K: 1	BB: 1	K: 1	BB: 1	K: 0	BB: 0
	S: 7	P: 13	S: 10	P: 18	S: 12	P: 23	S: 12	P: 23	S: 12	P: 16	S: 13	P: 19	S: 14	P: 27	S: 14	P: 20	S: 7	P: 11

	1B: 6	SF: 1	WP: 0	PA: 41
	2B: 2	SAC: 0	PB: 0	
	3B: 0	DP: 1	SB: 1	
	HR: 0	HBP: 0	CS: 0	

PITCHER		IP	WLS	BF	H	R	ER	SO	BB	IBB	HBP	BLK	WP	HR	S	P	ERA	WHIP
Rocky Coppinger, R ERA: 5.65	(1, 1)	3.1		17	5	1	1	4	2	0	0	0	0	0	38	67	2.70	2.100
Arthur Rhodes, L ERA: 3.98	(4, 1)	3.1	W	13	1	1	1	3	2	0	0	0	0	0	35	57	2.70	0.900
Roger McDowell, R ERA: 2.44	(7, 1)	0.1		4	2	1	0	0	1	0	0	0	0	0	7	15	0.00	9.000
Jesse Orosco, L ERA: 6.14	(8, 1)	1.0		4	0	0	0	1	1	0	0	0	0	0	14	20	0.00	1.000
Alan Mills, R ERA: 5.28	(9, 1)	1.0		3	0	0	0	0	0	0	0	0	0	0	7	11	0.00	0.000

PITCHER	IP	WLS	BF	H	R	ER	SO	BB	IBB	HBP	BLK	WP	HR	S	P	ERA	WHIP

Batter	1	2	3	4	5	6	7	8	9	AB	R	H	RBI	BB	SO	LOB
Brady Anderson, L (1, 8) OBP: 0.403, SLG: 0.671	X 0-0 ① G3	B B X 2-0 ② F9		C C F F B C 1-3 ② K		X 0-0 ① F7		B X 1-0 ② G3		5	0	0	0	0	1	1
Mark Smith, R (1, 7) OBP: 0.235, SLG: 0.364	F F F X 0-2 2B 1B	X 0-0 ③ F8		X 0-0 ③ L7		F B B C F S 2-3 ② K		S B B X 2-1 ③ G6-3		5	0	1	0	0	1	1
Roberto Alomar, S (1, 4) OBP: 0.447, SLG: 0.565	B B C F X 2-1 1-3 2B		B B C F B F F B 4-2 1B SF7 BB		C X 0-1 ① G4-3	B C B B F F X 3-2 ③ L8				3	1	1	0	1	0	0
Rafael Palmeiro, L (1, 3) OBP: 0.409, SLG: 0.563	B X 1-0 ② F8		C B 1 SAFE S F F B 1 SAFE B 3-2 X SF7 1B 1-3 1B		X 0-0 ② F9		X 0-0 ① P2			4	1	1	0	0	0	2
Bobby Bonilla, S (1, 9) OBP: 0.354, SLG: 0.403	C B B B C F B 4-2 BB		B X 1-0 ① SF7 1-2 3-H		X 0-0 HR 1B		B F X 1-1 HR 1B			2	2	2	1	1	0	0
Cal Ripken Jr., R (1, 6) OBP: 0.355, SLG: 0.498	B C F B S 2-3 ③ K		S X 0-1 ② 2-H 1B		F B B X 2-1 1-H HR		B C B X 2-1 1-H HR			4	2	3	5	0	1	3
B.J. Surhoff, L (1, 5) OBP: 0.346, SLG: 0.537		B X 1-0 ① G3	B X 1-0 ③ L9		C X 0-1 HR		B C X 1-1 ② G4-3			4	1	1	1	0	0	0
Mike Devereaux, R (1, 10) OBP: 0.309, SLG: 0.325		S B B F F F X 2-2 HR 2B		C X 0-1 ① F9	B X 1-0 WP 1B		B X 1-0 ③ G5-3			4	1	2	0	0	0	0
Chris Hoiles, R (1, 2) OBP: 0.340, SLG: 0.444		B X 1-0 2-H HR		B C X 1-1 1B	C B C S 1-3 ③ K 1-2			B C X 1-1 ① G5-3		4	1	2	2	0	1	1
Inning Stats	R: 0 E: 0 K: 1 S: 14 H: 2 LOB: 3 BB: 1 P: 23	R: 2 E: 0 K: 0 S: 9 H: 2 LOB: 0 BB: 0 P: 15	R: 2 E: 0 K: 0 S: 13 H: 2 LOB: 0 BB: 1 P: 22	R: 0 E: 0 K: 1 S: 10 H: 1 LOB: 1 BB: 0 P: 12	R: 3 E: 0 K: 1 S: 12 H: 4 LOB: 1 BB: 0 P: 16	R: 0 E: 0 K: 1 S: 9 H: 0 LOB: 0 BB: 0 P: 14	R: 2 E: 0 K: 0 S: 8 H: 2 LOB: 0 BB: 0 P: 13	R: 0 E: 0 K: 0 S: 5 H: 0 LOB: 0 BB: 0 P: 9		1B: 7 2B: 2 3B: 0 HR: 4 SF: 1 SAC: 0 DP: 0 HBP: 0						

PITCHER		IP	WLS	BF	H	R	ER	SO	BB	IBB	HBP	BLK	WP	HR	S	P	ERA	WHIP
Chris Haney, L ERA: 4.66	(1, 1)	4.2	L	26	11	7	7	2	2	0	0	0	0	3	55	84	13.50	2.786
Tim Pugh, R ERA: 8.33	(5, 1)	1.2		7	2	2	2	2	0	0	0	0	1	1	17	26	10.80	1.200
Jason Jacome, L ERA: 5.34	(7, 1)	1.2		5	0	0	0	0	0	0	0	0	0	0	8	14	0.00	0.000

PITCHER	IP	WLS	BF	H	R	ER	SO	BB	IBB	HBP	BLK	WP	HR	S	P	ERA	WHIP

BOTTOM

Kansas City Royals @ Baltimore Orioles

Oriole Park at Camden Yards, Baltimore, MD

Fri Jun 21 1996, 7:05 PM EDT

Att. 47,644 - Unknown - 91 F

livebaseballscorecards.com

AB	35
R	9
H	13
RBI	9
BB	2
SO	4
LOB	8

Batter	1	2	3	4	5	6	7	8	9	AB	R	H	RBI	BB	SO	LOB
Johnny Damon, L (1, 8) OBP: 0.325, SLG: 0.396	1-1 ① L6	0-2 ② FC1-6 S 1-2f		0-0 S E 1B		0-0 SH1-3 2B			0-2 ① F7	5	0	2	0	0	0	1
Tom Goodwin, L (1, 7) OBP: 0.323, SLG: 0.312	0-1 E E 1B	1-1 ③ G1 1-2		4-0 S 1-3 BB		0-1 ② SH1-3 2-3			2-0 ② G6-3	3	1	1	0	1	0	1
Keith Lockhart, L (1, 4) OBP: 0.373, SLG: 0.458	2-0 E3 1B 1-H		4-2 G5-3 S BB	2-2 ③ G3 1-2		0-0 ③ G6-3			1-1 ③ L8	4	1	0	0	1	0	3
Joe Vitiello, R (1, 10) OBP: 0.371, SLG: 0.448	1-1 1B 2-H 1B		2-2 ① G5-3 1-3	1-2 ① L9		0-0 ① G4-3				4	0	1	1	0	0	1
Craig Paquette, R (1, 5) OBP: 0.272, SLG: 0.420	1-3 ② K		0-3 ② K	0-0 ② P3		1-0 ② P6				4	0	0	0	0	2	2
Michael Tucker, L (1, 9) OBP: 0.303, SLG: 0.374	1-0 ③ 1-3 1B		1-0 S HBP	0-1 BB 1B		2-1 ③ F7				3	0	2	0	0	0	0
Jose Offerman, S (1, 3) OBP: 0.363, SLG: 0.329		0-2 1B FC5-4 1B	2-1 ③ G6-3 1-2	4-0 FC6-4 BB 1-2		1-0 ① G6-3				3	1	1	0	1	0	2
Mike Macfarlane, R (1, 2) OBP: 0.326, SLG: 0.500		1-0 FC5-4 1B 1-3		0-3 ① K		1-0 ③ FC6-4 1-2f			2-1 ② G6-3	4	0	1	0	0	1	2
David Howard, S (1, 6) OBP: 0.298, SLG: 0.332		3-1 ① FC5-4 FC1-6 1-2f 3-H		0-1 ② G4-3		0-1 ① G6-3			1-1 ③ L7	4	0	0	1	0	0	1
Inning Stats	R: 2 E: 1 K: 1 S: 11 H: 3 LOB: 2 BB: 0 P: 17	R: 1 E: 0 K: 0 S: 11 H: 2 LOB: 1 BB: 0 P: 16	R: 0 E: 0 K: 1 S: 10 H: 0 LOB: 2 BB: 1 P: 19	R: 0 E: 1 K: 1 S: 10 H: 1 LOB: 2 BB: 1 P: 16	R: 0 E: 0 K: 0 S: 7 H: 1 LOB: 2 BB: 1 P: 13	R: 0 E: 0 K: 0 S: 6 H: 1 LOB: 1 BB: 0 P: 6	R: 0 E: 0 K: 0 S: 4 H: 0 LOB: 0 BB: 0 P: 7	R: 0 E: 0 K: 0 S: 5 H: 0 LOB: 0 BB: 0 P: 9	R: 0 E: 0 K: 0 S: 6 H: 0 LOB: 0 BB: 0 P: 9	1B: 7 2B: 1 3B: 0 HR: 0 SF: 0 SAC: 1 DP: 0 HBP: 1						

PITCHER		IP	WLS	BF	H	R	ER	SO	BB	IBB	HBP	BLK	WP	HR	S	P	ERA	WHIP
Scott Erickson, R ERA: 5.12	(1, 1)	9.0	W	39	8	3	2	3	3	0	1	0	0	0	70	112	2.00	1.222

PITCHER	IP	WLS	BF	H	R	ER	SO	BB	IBB	HBP	BLK	WP	HR	S	P	ERA	WHIP

TOP

Kansas City Royals @ Baltimore Orioles

Oriole Park at Camden Yards, Baltimore, MD

Sat Jun 22 1996, 3:33 AM EDT
Att. 47,534 - Sunny - 93 F

livebaseballscorecards.com

AB	34
R	3
H	8
RBI	2
BB	3
SO	3
LOB	13

WP: 0 PB: 0 SB: 5 CS: 0 PA: 39

BOTTOM

Kansas City Royals @ Baltimore Orioles

Oriole Park at Camden Yards, Baltimore, MD

Sat Jun 22 1996, 3:33 AM EDT

Att. 47,534 - Sunny - 93 F

livebaseballscorecards.com

Batter	1	2	3	4	5	6	7	8	9	AB	R	H	RBI	BB	SO	LOB
Brady Anderson, L (1, 8) OBP: 0.405, SLG: 0.672	B C B X 2-1 2B		S B B S F X 2-2 ② G3			X 0-0 B1-3 1B		B X 1-0 ③ P4		4	0	2	0	0	0	0
Luis Polonia, L (1, 10) OBP: 0.287, SLG: 0.337	X 0-0 ① P6		C F B X 1-2 ③ G4-3			B X 1-0 ② B1-3 1-2			C B X 1-1 ① G1-3	4	0	0	0	0	0	2
Roberto Alomar, S (1, 4) OBP: 0.445, SLG: 0.564	C F B B B X 3-2 ② F7			C C X 0-2 ① L7		B B F C F F X 2-2 ③ G4-3			C B X 1-1 HR 2B	4	1	1	0	0	0	2
Rafael Palmeiro, L (1, 3) OBP: 0.407, SLG: 0.569	X 0-0 ③ F9			B B F S C 2-3 ② K			F S X 0-2 ① G1-3		B X 1-0 2-H HR	4	1	1	2	0	1	1
Bobby Bonilla, S (1, 9) OBP: 0.356, SLG: 0.414		C B S B S 2-3 ① K		B X 1-0 ③ G3			B B F B B F B 4-2 BB		B F C B F X 2-2 HR	3	1	1	1	1	1	0
Cal Ripken Jr., R (1, 6) OBP: 0.357, SLG: 0.495		B F B S B B 4-2 BB			F F B S 1-3 ① K		B C B F B S 3-3 ② K		B B B 4-0 HR BB	2	1	0	0	2	2	1
B.J. Surhoff, L (1, 5) OBP: 0.340, SLG: 0.527		B B S X 2-1 ② F8			X 0-0 ② G4-3		X 0-0 ③ G3		S C B B F X 2-2 ② F7	4	0	0	0	0	0	3
Mark Smith, R (1, 7) OBP: 0.237, SLG: 0.432		B S S S 1-3 ③ K			F B X 1-1 ③ G5-3			B C C B S 2-3 ① K	B X 1-0 1-H HR	4	1	1	2	0	2	1
Gregg Zaun, S (1, 2) OBP: 0.329, SLG: 0.365			B B C B X 3-1 ① G4-3			F F S 0-3 ① K		C B B X 2-1 ② P5		3	0	0	0	0	1	0
Inning Stats	R: 0 E: 0 K: 0 S: 7 H: 1 LOB: 1 BB: 0 P: 12	R: 0 E: 0 K: 2 S: 10 H: 0 LOB: 1 BB: 1 P: 19	R: 0 E: 0 K: 0 S: 10 H: 0 LOB: 0 BB: 0 P: 16	R: 0 E: 0 K: 1 S: 7 H: 0 LOB: 0 BB: 0 P: 10	R: 0 E: 0 K: 1 S: 6 H: 0 LOB: 0 BB: 0 P: 8	R: 0 E: 0 K: 1 S: 10 H: 1 LOB: 1 BB: 0 P: 13	R: 0 E: 0 K: 1 S: 9 H: 0 LOB: 1 BB: 1 P: 16	R: 0 E: 0 K: 1 S: 6 H: 0 LOB: 0 BB: 0 P: 11	R: 5 E: 0 K: 0 S: 14 H: 4 LOB: 0 BB: 1 P: 26	1B: 1 2B: 2 3B: 0 HR: 3 SF: 0 SAC: 0 DP: 0 HBP: 0							

	AB	32
	R	5
	H	6
	RBI	5
	BB	3
	SO	7
	LOB	10

PITCHER		IP	WLS	BF	H	R	ER	SO	BB	IBB	HBP	BLK	WP	HR	S	P	ERA	WHIP
Tim Belcher, R ERA: 4.33	(1, 1)	8.1		31	4	2	2	7	2	0	0	0	0	1	70	113	2.16	0.720
Jeff Montgomery, R ERA: 3.89	(9, 1)	0.1	L	4	2	3	3	0	1	0	0	0	0	2	9	18	81.00	9.000

PITCHER	IP	WLS	BF	H	R	ER	SO	BB	IBB	HBP	BLK	WP	HR	S	P	ERA	WHIP

Batter	1	2	3	4	5	6	7	8	9	AB	R	H	RBI	BB	SO	LOB
Chris Stynes, R (1, 4) OBP: 0.273, SLG: 0.296	F B F B F F B X 3-2 G4-3	F X 0-1 F9		B F S B 2-2 CS 2-3	X 0-0 L7		B B B B 4-0 1B BB		S B S S 1-3 K	3	0	0	0	0	0	1
Keith Lockhart, L (7, PH) (7, 4) OBP: 0.374, SLG: 0.455										1	0	0	0	1	1	0
Tom Goodwin, L (1, 7) OBP: 0.332, SLG: 0.317	B C B B B 4-1 S 1B BB	B C X 1-1 1-3 1B			B C B B C B 4-2 S 1B BB		B C 1 SAFE B X 2-1 G1-4-3 1-2 1B			2	2	2	0	2	0	0
Craig Paquette, R (1, 5) OBP: 0.272, SLG: 0.415	1 SAFE C 1 SAFE P 1 SAFE B 1 SAFE F 1 SAFE 2-2 F F 1 SAFE 1 SAFE X F8	X 0-0 G6-3			B B S B X 3-1 1-H 1B		B B X 2-0 L5			4	0	1	1	0	0	5
Joe Vitiello, R (1, 10) OBP: 0.368, SLG: 0.443	B 1 SAFE B C B S X 3-2 1-H 1B		F F F C 0-3 K		C F B S 1-3 K		C B X 1-1 G1-4-3 1-2f			4	0	1	1	0	2	3
Kevin Young, R (1, 3) OBP: 0.344, SLG: 0.533	B S F F X 1-2 P3		B X 1-0 F9		C B S F F S 1-3 K			B S S S 1-3 K		4	0	0	0	0	2	2
Michael Tucker, L (1, 9) OBP: 0.312, SLG: 0.376		B B B B 4-0 HR BB	C L S 0-3 K			S S B F H 2-2 1B CS HBP		C B B B X 3-1 G4-6-3 1B		2	1	1	0	1	1	0
Sal Fasano, R (1, 2) OBP: 0.302, SLG: 0.397		B F 1 SAFE B S X 1 SAFE 2-2 1-H HR	C S F B F B F B S 3-3 K		B B S C B F B F X 3-2 F9			C B S X 1-2 G4-6-3 1-2f		4	1	1	2	0	1	2
Johnny Damon, L (1, 8) OBP: 0.327, SLG: 0.402		C S F B F B B X 3-2 F9	C X 0-1 CS 2B		S C 1 SAFE F F X 0-2 1-3 1B				C F B S 1-3 K	4	0	2	0	0	1	0
David Howard, S (1, 6) OBP: 0.298, SLG: 0.330		S B B B X 3-1 1B 1B	S C X 0-2 P3		B B C B F C 3-3 3-H				B C B F X 2-2 L9	4	0	1	0	0	1	3
Inning Stats	R: 1 E: 0 K: 0 S: 19 H: 1 LOB: 1 BB: 1 P: 31	R: 2 E: 0 K: 0 S: 16 H: 3 LOB: 2 BB: 1 P: 29	R: 0 E: 0 K: 2 S: 8 H: 0 LOB: 0 BB: 0 P: 9	R: 0 E: 0 K: 1 S: 13 H: 1 LOB: 0 BB: 0 P: 18	R: 1 E: 0 K: 2 S: 13 H: 1 LOB: 1 BB: 1 P: 22	R: 0 E: 0 K: 1 S: 15 H: 1 LOB: 2 BB: 0 P: 23	R: 0 E: 0 K: 0 S: 5 H: 1 LOB: 1 BB: 1 P: 14	R: 0 E: 0 K: 1 S: 8 H: 1 LOB: 0 BB: 0 P: 13	R: 0 E: 0 K: 2 S: 9 H: 0 LOB: 0 BB: 0 P: 13	1B: 7 2B: 2 3B: 0 HR: 1 SF: 0 SAC: 0 DP: 3 HBP: 1						

TOP

Kansas City Royals @ Baltimore Orioles

Oriole Park at Camden Yards, Baltimore, MD

Sun Jun 23 1996, 3:33 AM EDT
Att. 47,608 - Sunny - 83 F

livebaseballscorecards.com

AB	32
R	4
H	9
RBI	4
BB	4
SO	9
LOB	16

PITCHER		IP	WLS	BF	H	R	ER	SO	BB	IBB	HBP	BLK	WP	HR	S	P	ERA	WHIP
Rick Krivda, L ERA: 4.04	(1, 1)	5.0	L	24	6	4	4	5	3	0	1	0	0	1	72	114	7.20	1.800
Jimmy Haynes, R ERA: 7.26	(6, 1)	3.0		10	3	0	0	2	1	0	0	0	0	0	25	45	0.00	1.333
Jesse Orosco, L ERA: 5.87	(9, 1)	1.0		3	0	0	0	2	0	0	0	0	0	0	9	13	0.00	0.000

PITCHER	IP	WLS	BF	H	R	ER	SO	BB	IBB	HBP	BLK	WP	HR	S	P	ERA	WHIP

WP: 0 PB: 0 SB: 2 CS: 2 PA: 38

BOTTOM

Kansas City Royals @ Baltimore Orioles

Oriole Park at Camden Yards, Baltimore, MD

Sun Jun 23 1996, 3:33 AM EDT

Att. 47,608 - Sunny - 83 F

livebaseballscorecards.com

Batter	1	2	3	4	5	6	7	8	9	AB	R	H	RBI	BB	SO	LOB
Brady Anderson, L (1, 8) OBP: 0.406, SLG: 0.667	B B X 2-0 P4 ①		B B C B B 4-1 G4-3 1-2 BB			B B C S H 3-2 G4-6-3 HBP		B C F B B S 3-3 K ③		2	0	0	0	1	1	0
Luis Polonia, L (1, 7) OBP: 0.278, SLG: 0.326 Mike Devereaux, R (9, PH) OBP: 0.307, SLG: 0.324	B C S F B S 2-3 K ②		B B F F B X 3-2 G4-3 1-2f ② ③			X 0-0 G4-6-3 1-2f ① ②			C B S F S 1-3 K ①	3 1	0 0	0 0	0 0	0 0	1 1	3 0
Roberto Alomar, S (1, 4) OBP: 0.445, SLG: 0.562	X 0-0 1B			C F B F F B X 2-2 L4 ①		B B B C B 4-1 BB			X 0-0 G1-3 ②	3	0	1	0	1	0	0
Rafael Palmeiro, L (1, 3) OBP: 0.402, SLG: 0.561	C B 1 SAFE C B 1 F X 2-2 F7 ③			S F B S 1-3 K ②		B F 1 SAFE F S 1-3 K ③			B S B X 2-1 G1-3 ③	4	0	0	0	0	2	2
Bobby Bonilla, S (1, 10) OBP: 0.353, SLG: 0.409		B B X 2-0 G3-1 ①		B B B C S X 3-2 F7 ③			B X 1-0 P5 ①			3	0	0	0	0	0	0
Cal Ripken Jr., R (1, 6) OBP: 0.354, SLG: 0.489		C B S B C 2-3 K ②			B B C F S 2-3 K ①		B F S S 1-3 K ②			3	0	0	0	0	3	0
B.J. Surhoff, L (1, 5) OBP: 0.340, SLG: 0.522		B C B X 2-1 F7 ③			B B B B C B 4-1 BB		B B B C C F S 3-3 K ③			2	0	0	0	1	1	0
Mark Smith, R (1, 9) OBP: 0.220, SLG: 0.400			B X 1-0 G6-3 ①		C S S 0-3 K ②			C C B F S 1-3 K ①		3	0	0	0	0	2	1
Gregg Zaun, S (1, 2) OBP: 0.330, SLG: 0.364			C B B B B X 3-1 BB 1B		S B B B F S 2-3 K ③			X 0-0 P2 ②		3	0	1	0	0	1	1

	AB	27
	R	0
	H	2
	RBI	0
	BB	3
	SO	12
	LOB	7

Inning Stats																																		
	R: 0 E: 0 K: 1 S: 9	H: 1 LOB: 1 BB: 0 P: 15	R: 0 E: 0 K: 1 S: 6	H: 0 LOB: 0 BB: 0 P: 12	R: 0 E: 0 K: 0 S: 7	H: 1 LOB: 1 BB: 1 P: 18	R: 0 E: 0 K: 1 S: 11	H: 0 LOB: 0 BB: 0 P: 17	R: 0 E: 0 K: 3 S: 10	H: 0 LOB: 1 BB: 1 P: 18	R: 0 E: 0 K: 1 S: 7	H: 0 LOB: 1 BB: 1 P: 15	R: 0 E: 0 K: 2 S: 8	H: 0 LOB: 0 BB: 0 P: 13	R: 0 E: 0 K: 2 S: 8	H: 0 LOB: 0 BB: 0 P: 12	R: 0 E: 0 K: 1 S: 7	H: 0 LOB: 0 BB: 0 P: 10	1B: 2 2B: 0 3B: 0 HR: 0	SF: 0 SAC: 0 DP: 2 HBP: 1	WP: 0 PB: 0 SB: 0 CS: 0	PA: 31

PITCHER		IP	WLS	BF	H	R	ER	SO	BB	IBB	HBP	BLK	WP	HR	S	P	ERA	WHIP
Kevin Appier, R ERA: 3.58	(1, 1)	8.0	W	28	2	0	0	11	3	0	1	0	0	0	66	120	0.00	0.625
Mike Magnante, L ERA: 5.14	(9, 1)	1.0		3	0	0	0	1	0	0	0	0	0	0	7	10	0.00	0.000

PITCHER	IP	WLS	BF	H	R	ER	SO	BB	IBB	HBP	BLK	WP	HR	S	P	ERA	WHIP

Baltimore Orioles @ Texas Rangers

The Ballpark at Arlington, Arlington, TX

Mon Jun 24 1996, 8:05 PM EDT

Att. 39,701 - Unknown - 87 F

TOP

livebaseballscorecards.com

Batter	1	2	3	4	5	6	7	8	9	AB	R	H	RBI	BB	SO	LOB
Brady Anderson, L (1, 8) OBP: 0.409, SLG: 0.671	S C B F B X 2-2 ① L6		C B F B X 2-2 3B		F B F H 2-2 CS HBP	B B C B F B 4-2 1B 1-2 2-3 3-H BB		C B X 1-1 ③ F7		3	0	1	1	1	0	0
Luis Polonia, L (1, 10) OBP: 0.270, SLG: 0.316 Mike Devereaux, R (6, PH) OBP: 0.314, SLG: 0.331	C B X 1-1 ② G4-3		B C B B F F S 3-3 ③ K		1 SAFE B C S S 1-3 ②③ K 1-2	B X 1-0 1-3 2-H 3-H 1B			B B C S X 2-2 FC6-4 1B	3 2	0 0	0 2	0 2	0 0	2 0	2 0
Roberto Alomar, S (1, 4) OBP: 0.448, SLG: 0.569	B B F B X 3-1 CS 2B			F B B F F X 2-2 F7 1B 2B		B B B C C X G3 G3 1B 1B F7			B B B C C X 3-1 ① FC6-4 1-2f 3B	5	3	3	0	0	0	3
Rafael Palmeiro, L (1, 3) OBP: 0.399, SLG: 0.553	B B B 3-0 ③ CS 2-3	B X 1-0 ① L5		B B B B 4-0 G3-1 1B BB		B B B X 3-0 ① G3 1-2	B X 1-0 ① G3		B F X 1-1 ② F9	4	0	0	0	1	0	2
Bobby Bonilla, S (1, 9) OBP: 0.350, SLG: 0.413		S C B F B X 2-2 ② G1-3		F X 0-1 ① F7 2-3		C X 0-1 ② G3 2-3	C X 0-1 ② L9		D F B S X 2-2 3B 1-H	5	0	1	1	0	0	3
Cal Ripken Jr., R (1, 6) OBP: 0.361, SLG: 0.504		B B X 2-0 HR		B F F F B X 2-2 G3-1 1B 1-2 3-H		B F B F F B B 4-2 1B 1B BB	B C X 1-1 1B		B F B F F F B X 3-2 ③ G6-3	4	2	3	2	1	0	1
B.J. Surhoff, L (1, 5) OBP: 0.339, SLG: 0.518		B C X 1-1 ③ F7		X 0-0 ② G3-1 1-2 2-3		B B C X 2-1 1B 1B BB 1B 1-3 3-H	D F B X 2-1 ③ P5			4	1	1	1	0	0	3
Chris Hoiles, R (1, 2) OBP: 0.338, SLG: 0.440			C S B B F B S 3-3 ① K	C X 0-1 ③ F9		F B C F X 1-2 BB 1B 1B 1-2 3-H 1B		X 0-0 ① F9		4	1	1	1	0	1	2
Mark Smith, R (1, 7) OBP: 0.222, SLG: 0.386			C F X 0-2 ② G1-3		B S C F F B X 2-2 ① G5-3	C F D F X 1-2 BB 1B 1B 1-2 2-3		B X 1-0 ② P6		4	1	1	0	0	0	0

	AB	38
	R	8
	H	13
	RBI	8
	BB	3
	SO	3
	LOB	16

Inning Stats	1	2	3	4	5	6	7	8	9	1B: 8	SF: 0	WP: 0	PA: 43
R:	0	1	0	1	0	5	0	0	1	2B: 2	SAC: 0	PB: 0	
E:	0	0	0	0	0	0	0	0	0	3B: 2	DP: 0	SB: 0	
K:	0	0	2	0	1	0	0	0	0	HR: 1	HBP: 1	CS: 2	
S:	8	8	14	12	10	23	7	4	15				
H:	1	1	1	2	0	5	1	0	2				
LOB:	0	0	1	0	0	2	1	0	1				
BB:	0	0	0	1	0	2	0	0	0				
P:	17	14	22	20	15	40	11	6	26				

PITCHER		IP	WLS	BF	H	R	ER	SO	BB	IBB	HBP	BLK	WP	HR	S	P	ERA	WHIP
Bobby Witt, R ERA: 5.89	(1, 1)	5.2	L	26	8	6	6	3	2	0	1	0	0	1	66	113	9.53	1.765
Gil Heredia, R ERA: 5.63	(6, 1)	0.0		1	1	0	0	0	0	0	0	0	0	0	4	5	∞	∞
Ed Vosberg, L ERA: 2.75	(6, 1)	1.1		7	2	1	1	0	1	0	0	0	0	0	12	21	6.75	2.250
Mark Brandenburg, R ERA: 1.93	(8, 1)	2.0		8	2	1	1	0	0	0	0	0	0	0	19	32	4.50	1.000

PITCHER	IP	WLS	BF	H	R	ER	SO	BB	IBB	HBP	BLK	WP	HR	S	P	ERA	WHIP

Baltimore Orioles @ Texas Rangers

The Ballpark at Arlington, Arlington, TX

Mon Jun 24 1996, 8:05 PM EDT

Att. 39,701 - Unknown - 87 F

BOTTOM

Batter	1	2	3	4	5	6	7	8	9	AB	R	H	RBI	BB	SO	LOB
Darryl Hamilton, L (1, 8) OBP: 0.377, SLG: 0.402	S X 0-1 G1-3 ①	B C B F X 2-2 P6 ③			B C B F X 2-2 1B		B C F X 1-2 3B 1B		C F B B F F F S 2-3 K ①	5	1	2	0	0	1	1
Mark McLemore, S (1, 4) OBP: 0.417, SLG: 0.407	B B B B 4-0 1B BB		B B B C B 4-1 G4-3 BB		1 SAFE X 0-0 F8 ②		F B X 1-1 1-H SF9 3B		C B F B B F B 4-2 PB BB	2	1	1	1	3	0	1
Will Clark, L (1, 3) OBP: 0.388, SLG: 0.447	X 0-0 BB 1-3 1B		1 SAFE X 0-0 G4-3 ① 1-2		B B F F F F S 2-3 K ③		F S F D X 1-2 SF9 ② 3-H		F C B S 1-3 K ②	4	0	1	1	0	2	3
Juan Gonzalez, R (1, 9) OBP: 0.352, SLG: 0.575	B C F F B B B 4-2 1-2 BB		X 0-0 F9 ②			C B F F X 1-2 G4-3 ① C B X 1-1 G6-3 ③			B B X 2-0 F8 1-2 ③	4	0	0	0	1	0	2
Mickey Tettleton, S (1, 10) OBP: 0.384, SLG: 0.475	F B F B B C 3-3 K ②		X 0-0 G3 ③			B B B C X 3-1 G3-1 ②		B B X 2-0 G4-3 ①		4	0	0	0	0	1	4
Dean Palmer, R (1, 5) OBP: 0.377, SLG: 0.571	C B B S F X 2-2 G5-3 ③			X 0-0 G5-3 ①		C X 0-1 29 1B 2B		C X 0-1 29 FC3-6 1B		4	1	2	0	0	0	3
29 Rusty Greer, L (1, 7) OBP: 0.376, SLG: 0.482		B F X 1-1 P2 ①		C B S X 1-2 P3 ②		C B X 1-1 2-H 1B		B C B B X 3-1 FC3-6 1B 1-2f ②		4	0	1	1	0	0	1
Dave Valle, R (1, 2) OBP: 0.367, SLG: 0.429 Warren Newson, L (8, PH) OBP: 0.380, SLG: 0.479 Rene Gonzales, R (9, 6) OBP: 0.400, SLG: 0.576		B F B B F F B B 4-2 BB		S S B B B F X 2-2 P4 ③		F C B F B F F S 2-3 K ③		B B S S D X 3-2 1-3 1B		2 1 0	0 0 0	0 1 0	0 0 0	1 0 0	1 0 0	1 0 0
Kevin Elster, R (1, 6) OBP: 0.321, SLG: 0.485 Ivan Rodriguez, R (8, PH) OBP: 0.357, SLG: 0.485 (9, 2)		B F B B F F F B F S 3-3 K ②			C B F C 1-3 K ①		B B C F X 2-2 F7 ①	1 SAFE B F S B F X 2-2 G4-3 ③		3 1	0 0	0 0	0 0	0 0	2 0	1 2
Inning Stats	R: 0 H: 1 E: 0 LOB: 3 K: 1 BB: 2 S: 13 P: 26	R: 0 H: 0 E: 0 LOB: 1 K: 1 BB: 1 S: 14 P: 24	R: 0 H: 0 E: 0 LOB: 1 K: 0 BB: 1 S: 4 P: 8	R: 0 H: 0 E: 0 LOB: 0 K: 0 BB: 0 S: 8 P: 11	R: 0 H: 1 E: 0 LOB: 1 K: 2 BB: 0 S: 12 P: 17	R: 1 H: 2 E: 0 LOB: 1 K: 1 BB: 0 S: 16 P: 23	R: 2 H: 2 E: 0 LOB: 0 K: 0 BB: 0 S: 14 P: 20	R: 0 H: 2 E: 0 LOB: 2 K: 0 BB: 0 S: 12 P: 22	R: 0 H: 0 E: 0 LOB: 1 K: 2 BB: 1 S: 13 P: 22	1B: 6 2B: 1 3B: 1 HR: 0	SF: 1 SAC: 0 DP: 0 HBP: 0			WP: 0 PB: 1 SB: 0 CS: 0	PA: 40		

livebaseballscorecards.com

AB	34
R	3
H	8
RBI	3
BB	5
SO	7
LOB	19

PITCHER		IP	WLS	BF	H	R	ER	SO	BB	IBB	HBP	BLK	WP	HR	S	P	ERA	WHIP
35 Mike Mussina, R ERA: 4.99	(1, 1)	6.2	W	30	6	3	3	5	4	0	0	0	0	0	79	126	4.05	1.500
Roger McDowell, R ERA: 2.37	(7, 1)	1.1		6	2	0	0	0	0	0	0	0	0	0	14	25	0.00	1.500
Randy Myers, L ERA: 2.81	(9, 1)	1.0		4	0	0	0	2	1	0	0	0	0	0	13	22	0.00	1.000

PITCHER	IP	WLS	BF	H	R	ER	SO	BB	IBB	HBP	BLK	WP	HR	S	P	ERA	WHIP

Batter	1	2	3	4	5	6	7	8	9	AB	R	H	RBI	BB	SO	LOB
Brady Anderson, L (1, 8) OBP: 0.413, SLG: 0.686	C B H 2-1 S 2B HBP		C B B X 2-1 G1-3 2B		B B F B F S 3-3 ② K			B X 1-0 HR		3	2	2	1	0	1	0
Roberto Alomar, S (1, 4) OBP: 0.442, SLG: 0.561	C S B 1 SAFE C 1-3 ① K		B C S S X 1-2 ② G1-3 2-3		B B C X 2-1 ③ G4-3			B B C C F S 2-3 ② K		4	0	0	0	0	2	2
Rafael Palmeiro, L (1, 3) OBP: 0.398, SLG: 0.549	1 SAFE C 1 SAFE B B B F X 2-2 ② F7		B C B F F F F B S 3-3 ③ K			B B X 2-0 G4-6-3 1B		B F X 1-1 ③ F7		4	0	1	0	0	1	2
Bobby Bonilla, S (1, 9) OBP: 0.349, SLG: 0.414	B F P X 2-1 1-H 2B			B B X 2-0 ① G6-3		F B F 1 SAFE F C 1-3 ① K			C F B F B B X 3-2 ① F7	4	0	1	1	0	1	1
Cal Ripken Jr., R (1, 6) OBP: 0.363, SLG: 0.507	B B X 2-0 ③ F7			X 0-0 FC4-6 1B		B C X 1-1 ②③ G4-6-3 1-2f			B F B B X 2-1 G4-3 2B	4	0	2	0	0	0	2
B.J. Surhoff, L (1, 5) OBP: 0.337, SLG: 0.511		C X 0-1 ① G3-1		B X 1-0 ② FC4-6 1B 1-2f			C F F B B B B F B 4-2 G6-4-3 BB		B C X 1-1 ② G4-3 2-3	3	0	0	0	1	0	2
Mike Devereaux, R (1, 7) OBP: 0.313, SLG: 0.330		B C B X 2-1 ② G6-3		B S B F X 2-2 1-3 1B			C B S 1 SAFE B B B X 3-2 ①② G6-4-3 1-2f		C X 0-1 ③ L7	4	0	1	0	0	0	2
Luis Polonia, L (1, 10) OBP: 0.262, SLG: 0.306		X 0-0 ③ G4-3		C B X 1-1 ③ G4-3			X 0-0 ③ G6-3			3	0	0	0	0	0	2
Gregg Zaun, S (1, 2) OBP: 0.319, SLG: 0.350			C B F B X 2-2 ① L9		B C X 1-1 ① L1			C B B X 2-1 ① F7		3	0	0	0	0	0	0

Baltimore Orioles @ Texas Rangers

The Ballpark at Arlington, Arlington, TX

Tue Jun 25 1996, 8:05 PM EDT

Att. 41,685 - Unknown - 79 F

TOP

livebaseballscorecards.com

AB	32
R	2
H	7
RBI	2
BB	1
SO	5
LOB	13

Inning Stats	1	2	3	4	5	6	7	8	9			
	R: 1 E: 0 K: 1 S: 11	H: 1 LOB: 1 BB: 0 P: 19	R: 0 E: 0 K: 0 S: 5	H: 0 LOB: 0 BB: 0 P: 7	R: 0 E: 0 K: 1 S: 13	H: 1 LOB: 1 BB: 0 P: 21	R: 0 E: 0 K: 0 S: 8	H: 2 LOB: 2 BB: 0 P: 14	R: 0 E: 0 K: 1 S: 7	H: 0 LOB: 0 BB: 0 P: 13	R: 0 E: 0 K: 1 S: 7	H: 1 LOB: 0 BB: 0 P: 11
	R: 0 E: 0 K: 0 S: 8	H: 0 LOB: 0 BB: 1 P: 15	R: 1 E: 0 K: 1 S: 9	H: 1 LOB: 0 BB: 0 P: 15	R: 0 E: 0 K: 0 S: 10	H: 1 LOB: 1 BB: 0 P: 16	1B: 3 2B: 3 3B: 0 HR: 1	SF: 0 SAC: 0 DP: 2 HBP: 1	WP: 0 PB: 0 SB: 1 CS: 0	PA: 34		

PITCHER		IP	WLS	BF	H	R	ER	SO	BB	IBB	HBP	BLK	WP	HR	S	P	ERA	WHIP
Kevin Gross, R ERA: 4.97	(1, 1)	8.1	W	32	7	2	2	5	1	0	1	0	0	1	74	126	2.16	0.960
Mike Henneman, R ERA: 7.5	(9, 1)	0.2	S	2	0	0	0	0	0	0	0	0	0	0	4	5	0.00	0.000

PITCHER	IP	WLS	BF	H	R	ER	SO	BB	IBB	HBP	BLK	WP	HR	S	P	ERA	WHIP

Batter	1	2	3	4	5	6	7	8	9	AB	R	H	RBI	BB	SO	LOB
Darryl Hamilton, L (1, 8) OBP: 0.372, SLG: 0.397	C C B B B X 3-2 G4-3 ①	X 0-0 FC5-4 ③ 1-2f		C B B S B F X 3-2 G4-6-3 ① ② 1-2f 2-3			C X 0-1 B1-3 ②			4	0	0	0	0	0	5
Ivan Rodriguez, R (1, 2) OBP: 0.358, SLG: 0.505	C F X 0-2 G6-3 ②		F B X 1-1 HR	C B X 1-1 G4-3 ③			B X 1-0 HR			4	2	2	2	0	0	1
Will Clark, L (1, 3) OBP: 0.386, SLG: 0.443	F B C B B X 3-2 G4-3 ③		C X 0-1 G6-3 ①		C B B F F S 2-3 K ①		C X 0-1 1B			4	0	1	0	0	1	0
Juan Gonzalez, R (1, 9) OBP: 0.355, SLG: 0.576		C X 0-1 BB 29 SF8 2B	B B B 4-0 G6-4-3 BB		C B B C X 2-2 G4-3 ②		C C S 0-3 K ③			3	1	1	0	1	1	1
Dean Palmer, R (1, 5) OBP: 0.376, SLG: 0.565		F B B B F B 4-2 BB BB BB	C X 0-1 G6-4-3 ② ③ 1-2f		B S B F X 2-2 F8 ③			C B S F B B S 3-3 K ①		3	0	0	0	1	1	1
Mickey Tettleton, S (1, 10) OBP: 0.386, SLG: 0.473		B B B B C B 4-1 BB 1-2 2-3 BB		C B X 1-1 29 1B 1B 1B		B B X 2-0 F8 ①		B F B B B F S 3-3 K ②		3	1	1	0	1	1	0
29 Rusty Greer, L (1, 7) OBP: 0.378, SLG: 0.482		B B F C X 2-2 SF8 ① 3-H		C X 0-1 1B 1-2 1B		B C B X 2-1 L9 ②		B C B F B F B 4-2 BB		2	1	1	1	1	0	0
Mark McLemore, S (1, 4) OBP: 0.415, SLG: 0.404		B C B F B X 3-2 L7 ②		L B B C B X 3-2 G4-6-3 1B 1-2 2-3 1B		X 0-0 G6-3 ③		B 1 SAFE B X 2-0 F8 ③		4	0	1	0	0	0	3
Kevin Elster, R (1, 6) OBP: 0.325, SLG: 0.485		C B C B B F B 4-2 FC5-4 1-2 2-3 BB		B F B C F F B X 3-2 G4-6-3 1-2 2-H 3-H 1B			C X 0-1 F7 ①			2	0	1	2	1	0	0
Inning Stats	R: 0 H: 0 E: 0 LOB: 0 K: 0 BB: 0 S: 9 P: 15	R: 1 H: 1 E: 0 LOB: 3 K: 0 BB: 3 S: 15 P: 32	R: 1 H: 1 E: 0 LOB: 0 K: 0 BB: 1 S: 6 P: 11	R: 2 H: 4 E: 0 LOB: 1 K: 0 BB: 0 S: 19 P: 30	R: 0 H: 0 E: 0 LOB: 0 K: 1 BB: 0 S: 10 P: 16	R: 0 H: 0 E: 0 LOB: 0 K: 0 BB: 0 S: 4 P: 8	R: 1 H: 2 E: 0 LOB: 1 K: 1 BB: 0 S: 10 P: 11	R: 0 H: 0 E: 0 LOB: 1 K: 2 BB: 1 S: 11 P: 23		1B: 5 SF: 1 2B: 1 SAC: 0 3B: 0 DP: 2 HR: 2 HBP: 0				WP: 0 PA: 35 PB: 0 SB: 0 CS: 0		

Baltimore Orioles @ Texas Rangers

The Ballpark at Arlington, Arlington, TX

Tue Jun 25 1996, 8:05 PM EDT

Att. 41,685 - Unknown - 79 F

BOTTOM

livebaseballscorecards.com

AB	29
R	5
H	8
RBI	5
BB	5
SO	4
LOB	11

PITCHER		IP	WLS	BF	H	R	ER	SO	BB	IBB	HBP	BLK	WP	HR	S	P	ERA	WHIP
David Wells, L ERA: 5.54	(1, 1)	6.2	L	30	8	5	5	1	4	0	0	0	0	2	70	120	6.75	1.800
Alan Mills, R ERA: 4.86	(7, 1)	1.1		5	0	0	0	3	1	0	0	0	0	0	14	26	0.00	0.750

PITCHER	IP	WLS	BF	H	R	ER	SO	BB	IBB	HBP	BLK	WP	HR	S	P	ERA	WHIP

Batter	1	2	3	4	5	6	7	8	9	AB	R	H	RBI	BB	SO	LOB
Brady Anderson, L (1, 8) OBP: 0.413, SLG: 0.679	B S B F B B 4-2 HBP HR BB	X 0-0 ③ G3			B X 1-0 G1-6-3 1B	C C D C 1-3 ③ K		D C X 1-1 ③ G6-3		4	1	1	0	1	1	5
Luis Polonia, L (1, 7) OBP: 0.274, SLG: 0.310 Mike Devereaux, R (7, PH) OBP: 0.310, SLG: 0.326 (7, 7)	B 1 SAFE L C H 2-2 1-2 HR HBP	X 0-0 FC6 1B	1 SAFE B B X 1-0 ① ② G1-6-3 1-2f	B C C B X 2-2 ① G5-3		X 0-0 ① F8		2 1 1 0 0 0 1 2 0 0 0 0 0 0
Roberto Alomar, S (1, 4) OBP: 0.436, SLG: 0.552	B B C X 2-1 ① L7	F 1 SAFE X 1-1 ① FC6 PB 1-2f	B B B C F F X 3-2 ③ F7	B S X 1-1 ② B5-3		B B X 2-0 ② G6-3		5 0 0 0 0 0 3
Rafael Palmeiro, L (1, 3) OBP: 0.401, SLG: 0.559	F D D X 2-1 1-H 2-H HR	C F F B F X 1-2 ② P9 2-3		B B B B 4-0 BB BB 1B BB	S S F B B F B X 3-2 1B	F B X 1-1 ③ L9		4 2 2 3 1 0 1
Bobby Bonilla, S (1, 9) OBP: 0.347, SLG: 0.410	B B X 2-0 ② G4-3	F B X 1-1 ③ G4-3		B C S B B B 4-2 BB 1B 1-2 BB	X 0-0 ③ P4			3 1 0 0 1 0 2
Cal Ripken Jr., R (1, 6) OBP: 0.364, SLG: 0.503	C S B X 1-2 ③ G6-3		B S S S F B F B B B 4-2 BB	S S S 0-3 ① K		F B H 2-1 BB HBP		2 0 0 0 1 1 2
B.J. Surhoff, L (1, 5) OBP: 0.340, SLG: 0.509		C X 0-1 1B	C C B F S 1-3 ① K	F F C 0-3 ② K		B B B C F B 4-2 1-2 BB		3 0 1 0 1 2 3
Chris Hoiles, R (1, 2) OBP: 0.336, SLG: 0.432		S S B F X 1-2 ① L9	B C S B B T 2-2 ② K	B B B C B 4-1 1B 1-2 2-3 BB		B S F F X 2-2 ① P7		3 0 0 0 1 1 4
Mark Smith, R (1, 10) OBP: 0.224, SLG: 0.375		F F C 0-3 ② K	C B S F S 1-3 ③ K	C F F X 0-2 1-2 2-H 3-H 1B		D B C C X 2-2 ② P1		4 0 1 2 0 2 4
Inning Stats	R: 3 H: 1 E: 0 LOB: 0 K: 0 BB: 1 S: 12 P: 25	R: 0 H: 1 E: 0 LOB: 1 K: 1 BB: 0 S: 10 P: 11	R: 0 H: 1 E: 1 LOB: 1 K: 0 BB: 0 S: 10 P: 13	R: 0 H: 0 E: 0 LOB: 1 K: 3 BB: 1 S: 16 P: 24	R: 0 H: 1 E: 0 LOB: 0 K: 0 BB: 0 S: 7 P: 12	R: 2 H: 1 E: 0 LOB: 2 K: 3 BB: 3 S: 16 P: 29	R: 0 H: 1 E: 0 LOB: 1 K: 0 BB: 0 S: 11 P: 17	R: 0 H: 0 E: 0 LOB: 2 K: 0 BB: 1 S: 12 P: 22	R: 0 H: 0 E: 0 LOB: 0 K: 0 BB: 0 S: 4 P: 7	1B: 5 SF: 0 2B: 0 SAC: 0 3B: 0 DP: 1 HR: 1 HBP: 2						WP: 0 PA: 40 PB: 1 SB: 0 CS: 0

Baltimore Orioles @ Texas Rangers

The Ballpark at Arlington, Arlington, TX

Wed Jun 26 1996, 8:05 PM EDT

Att. 38,984 - Unknown - 84 F

TOP

livebaseballscorecards.com

AB	32
R	5
H	6
RBI	5
BB	6
SO	7
LOB	25

PITCHER	IP	WLS	BF	H	R	ER	SO	BB	IBB	HBP	BLK	WP	HR	S	P	ERA	WHIP
Ken Hill, R (1, 1) ERA: 4.27	5.2		27	5	5	5	6	5	0	1	0	0	1	68	110	7.94	1.765
Dennis Cook, L (6, 1) ERA: 2.81	2.1	W	10	1	0	0	1	1	0	1	0	0	0	26	43	0.00	0.857
Mike Henneman, R (9, 1) ERA: 7.2	1.0	S	3	0	0	0	0	0	0	0	0	0	0	4	7	0.00	0.000

PITCHER	IP	WLS	BF	H	R	ER	SO	BB	IBB	HBP	BLK	WP	HR	S	P	ERA	WHIP

BOTTOM

Baltimore Orioles @ Texas Rangers

The Ballpark at Arlington, Arlington, TX

Wed Jun 26 1996, 8:05 PM EDT

Att. 38,984 - Unknown - 84 F

Batter	1	2	3	4	5	6	7	8	9	AB	R	H	RBI	BB	SO	LOB
Darryl Hamilton, L (1, 8) OBP: 0.377, SLG: 0.399	PB G4-3 1B	1-2 3-H 1B		L7		1-2 2-3 3-H BB		SH1-3 1-2 2-3		3	0	2	2	1	0	1
Ivan Rodriguez, R (1, 2) OBP: 0.356, SLG: 0.498	K	P3			F9	G6-3		2B IBB		4	1	0	0	1	1	6
Will Clark, L (1, 3) OBP: 0.382, SLG: 0.436	1 SAFE G4-3 1-2		L8		F8		FC5-4 BB	F8		4	0	0	0	1	0	4
Juan Gonzalez, R (1, 9) OBP: 0.360, SLG: 0.578	2-3 BB		BB		F8		FC5-4 G1-5-3 1B 1-2f	1-H 2-H 3-H 2B		3	1	1	3	2	0	1
Dean Palmer, R (1, 5) OBP: 0.373, SLG: 0.561 Rene Gonzales, R (5, 5) OBP: 0.395, SLG: 0.583	P4	K				BB BB 2B	G1-5-3 1-2	F9		2 3	0 1	0 1	0 0	0 0	1 0	3 2
Mickey Tettleton, S (1, 10) OBP: 0.384, SLG: 0.469		G4-3	F9			K	2-H 1B			4	0	1	1	0	1	2
29 Rusty Greer, L (1, 7) OBP: 0.376, SLG: 0.477		G6-3		G4-3		BB BB BB	L9			3	0	0	0	1	0	1
Mark McLemore, S (1, 4) OBP: 0.420, SLG: 0.412		1B 1B 2B		K		BB 1-2 2-3 BB		SH1-3 S 2B 1B		3	2	2	0	1	1	0
Kevin Elster, R (1, 6) OBP: 0.331, SLG: 0.492		1B 2-3 1B		2B		P3	1 SAFE 1 SAFE	SH1-3 1-2 2B BB		3	1	2	0	1	0	3
Inning Stats	R: 0 E: 0 K: 1 S: 10 H: 1 LOB: 2 BB: 1 P: 19	R: 1 E: 0 K: 0 S: 16 H: 3 LOB: 2 BB: 0 P: 28	R: 0 E: 0 K: 1 S: 9 H: 0 LOB: 1 BB: 1 P: 18	R: 0 E: 0 K: 1 S: 10 H: 1 LOB: 1 BB: 0 P: 11	R: 0 E: 0 K: 0 S: 6 H: 0 LOB: 0 BB: 0 P: 10	R: 1 E: 0 K: 1 S: 14 H: 1 LOB: 3 BB: 3 P: 29	R: 1 E: 0 K: 0 S: 10 H: 1 LOB: 1 BB: 1 P: 15	R: 3 E: 0 K: 0 S: 11 H: 2 LOB: 1 BB: 2 P: 22		1B: 5 2B: 4 3B: 0 HR: 0 SF: 0 SAC: 1 DP: 0 HBP: 0						

livebaseballscorecards.com

AB	32
R	6
H	9
RBI	6
BB	8
SO	4
LOB	23

WP: 0 PB: 1 SB: 1 CS: 0 PA: 41

PITCHER		IP	WLS	BF	H	R	ER	SO	BB	IBB	HBP	BLK	WP	HR	S	P	ERA	WHIP
Rocky Coppinger, R ERA: 5.12	(1, 1)	5.0		23	6	2	2	3	2	0	0	0	0	0	54	89	3.60	1.600
Arthur Rhodes, L ERA: 3.92	(6, 1)	0.2		5	0	0	0	1	3	0	0	0	0	0	10	23	0.00	4.500
Roger McDowell, R ERA: 2.84	(6, 1)	1.1		8	2	3	3	0	2	0	0	0	0	0	15	26	20.25	3.000
Jesse Orosco, L ERA: 6.08	(8, 1)	0.2	L	3	0	0	0	0	0	1	0	0	0	0	5	12	0.00	0.000
Alan Mills, R ERA: 4.76	(8, 1)	0.1		2	1	1	1	0	0	0	0	0	0	0	2	2	27.00	3.000

PITCHER	IP	WLS	BF	H	R	ER	SO	BB	IBB	HBP	BLK	WP	HR	S	P	ERA	WHIP

Batter	1	2	3	4	5	6	7	8	9	AB	R	H	RBI	BB	SO	LOB
Brady Anderson, L (1, 8) OBP: 0.410, SLG: 0.669	F B F B X 2-2 ① G1-3		B S B F F X 2-2 ③ P6		B B 1 SAFE 1 SAFE C C B F 1 SAFE 3-2 F X ② G4-3 1-2		X 0-0 ③ G4-3		I I I I 4-0 IBB	4	0	0	0	1	0	3
Mike Devereaux, R (1, 7) OBP: 0.317, SLG: 0.333	B F X 1-1 FC6-4 1B			X 0-0 SH1-3 1B 1B	C B B X 2-1 ③ G4-3			B S X 1-1 G4-3 1B 1B	C D B S T S 2-3 ③ K	5	2	3	0	0	1	3
Roberto Alomar, S (1, 4) OBP: 0.432, SLG: 0.546	F B 1 SAFE 1 SAFE X 1-1 ② FC6-4 1-2f			B X 1-0 ① SH1-3 1-2		C F F B S 1-3 ① K		X 0-0 ① G4-3 1-2		3	0	0	0	0	1	2
Rafael Palmeiro, L (1, 3) OBP: 0.399, SLG: 0.554	B B X 2-0 ③ G4-3			X 0-0 E 2-H 1B		B C B F X 2-2 ② F7		B D X 2-0 ② F9		4	0	1	1	0	0	2
Bobby Bonilla, S (1, 9) OBP: 0.346, SLG: 0.407		C B X 1-1 ① G3		X 0-0 E4 1-2		X 0-0 ③ F8		X 0-0 2-H 1B		4	0	1	1	0	0	1
Cal Ripken Jr., R (1, 6) OBP: 0.363, SLG: 0.500		F X 0-1 ② F8		B B B C X 3-1 ② P4			C B B X 2-1 SH5-3 BB 1B	B C X 1-1 ③ F7		4	0	1	0	0	0	3
B.J. Surhoff, L (1, 5) OBP: 0.338, SLG: 0.502		F B X 1-1 ③ G4-3		C C B C 1-3 ③ K			D B D F D 4-1 SH5-3 1-2 BB		X 0-0 ① G4-3	3	0	0	0	1	1	2
Chris Hoiles, R (1, 2) OBP: 0.336, SLG: 0.428 Manny Alexander, R (9, PR) OBP: 0.231, SLG: 0.167			X 0-0 ① G5-3		B S S B F F X 2-2 ① F7		X 0-0 ① SH5-3 1-2 2-3		B C B F B B 4-2 S BB	2 0	0 0	0 0	0 0	1 0	0 0	0 0
Mark Smith, R (1, 10) OBP: 0.231, SLG: 0.373 Luis Polonia, L (9, PH) OBP: 0.271, SLG: 0.307			B B X 2-0 ② P6		B F X 1-1 G4-3 1B		B B X 2-0 ② G1-3		C B B B S T F X 3-2 ② F7 1-2	3 1	0 0	1 0	0 0	0 0	0 0	2 1
Inning Stats	R: 0 E: 0 K: 0 S: 8 H: 1 LOB: 1 BB: 0 P: 14	R: 0 E: 0 K: 0 S: 6 H: 0 LOB: 0 BB: 0 P: 8	R: 0 E: 0 K: 0 S: 6 H: 0 LOB: 0 BB: 0 P: 10	R: 1 E: 1 K: 1 S: 9 H: 2 LOB: 2 BB: 0 P: 14	R: 0 E: 0 K: 0 S: 14 H: 1 LOB: 1 BB: 0 P: 22	R: 0 E: 0 K: 1 S: 8 H: 0 LOB: 0 BB: 0 P: 11	R: 0 E: 0 K: 0 S: 6 H: 1 LOB: 2 BB: 1 P: 14	R: 1 E: 0 K: 0 S: 7 H: 2 LOB: 1 BB: 0 P: 11	R: 0 E: 0 K: 1 S: 12 H: 0 LOB: 2 BB: 2 P: 25	1B: 7 2B: 0 3B: 0 HR: 0	SF: 0 SAC: 2 DP: 0 HBP: 0						

PITCHER		IP	WLS	BF	H	R	ER	SO	BB	IBB	HBP	BLK	WP	HR	S	P	ERA	WHIP
Kenny Rogers, L ERA: 4.1	(1, 1)	7.2	W	32	7	2	2	2	1	0	0	0	0	0	62	101	2.35	1.043
Jeff Nelson, R ERA: 4.58	(8, 1)	0.1		1	0	0	0	0	0	0	0	0	0	0	2	3	0.00	0.000
John Wetteland, R ERA: 3.18	(9, 1)	1.0	S	5	0	0	0	1	1	1	0	0	0	0	12	25	0.00	1.000

PITCHER	IP	WLS	BF	H	R	ER	SO	BB	IBB	HBP	BLK	WP	HR	S	P	ERA	WHIP

TOP

Baltimore Orioles @ New York Yankees

Yankee Stadium, Bronx, NY

Thu Jun 27 1996, 7:05 PM EDT

Att. 34,161 - Unknown - 82 F

livebaseballscorecards.com

AB	33
R	2
H	7
RBI	2
BB	3
SO	3
LOB	19

1B: 7	SF: 0	WP: 0	PA: 38
2B: 0	SAC: 2	PB: 0	
3B: 0	DP: 0	SB: 1	
HR: 0	HBP: 0	CS: 0	

Batter	1	2	3	4	5	6	7	8	9	AB	R	H	RBI	BB	SO	LOB
Wade Boggs, L (1, 5) OBP: 0.406, SLG: 0.416	B B B C X 3-1 E6 2 G4-3 1B	B B C B X 3-1 ③ G1-3 1-2			C 1 SAFE F B F 1 SAFE F B F 4-2 1 SAFE 1 SAFE B O 2 G3 1-2 BB		C B 1 B X 2-1 ① FC4 2 G4-6-3 1-2f			3	1	0	0	1	0	2
2 Derek Jeter, R (1, 6) OBP: 0.353, SLG: 0.365	D C D B F X 3-2 ① G4-3 2-3		C B F B X 2-2 ① G4-3		B X 1-0 ② G3 1-2 2-3		B D B C F X 3-2 ②③ G4-6-3 1-2f			4	0	0	0	0	0	4
Paul O'Neill, L (1, 9) OBP: 0.436, SLG: 0.475	B X 1-0 FC5-4 3-H 1B		X 0-0 G3 1B		C F X 0-2 ③ G4-3			C F F X 0-2 ① G3		4	0	2	1	0	0	2
Bernie Williams, S (1, 8) OBP: 0.400, SLG: 0.570	B C X 1-1 ② FC5-4 FC8-4 1-2f		X 0-0 ②③ G3 1-2f			F F B X 1-2 1B 3B		C B B X 2-1 G6-4-3 1B		4	1	2	0	0	0	2
Tino Martinez, L (1, 3) OBP: 0.340, SLG: 0.462	X 0-0 ③ FC8-4 1-2f			C F B B F F S 2-3 ① K		X 0-0 G4-3 G6-3 3-H 1B		1 SAFE 1 SAFE C X 0-1 ②③ G6-4-3 1-2f		4	0	1	1	0	1	2
Ruben Sierra, S (1, 7) OBP: 0.337, SLG: 0.416 Gerald Williams, R (9, 7) OBP: 0.391, SLG: 0.524		C F S 0-3 ① K		X 0-0 ② L7		C X 0-1 ① G6-3 1-2				3 0	0 0	0 0	0 0	0 0	1 0	1 0
Mike Aldrete, L (1, 10) OBP: 0.269, SLG: 0.379		X 0-0 1B 2B		C F S 0-3 ③ K2-3		B B F B X 3-1 ② G4-3 2-3				3	1	1	0	0	1	1
Mariano Duncan, R (1, 4) OBP: 0.317, SLG: 0.431 Andy Fox, L (7, 4) OBP: 0.286, SLG: 0.299		B X 1-0 ② L9			B X 1-0 FC6-4 1B	B D B X 3-0 ③ G5-3				3 0	0 0	1 0	0 0	0 0	0 0	2 0
Joe Girardi, R (1, 2) OBP: 0.355, SLG: 0.354		B X 1-0 S 2-H 1B			X 0-0 ① FC6-4 2 G3 S 1-2f		B B B C B 4-1 FC4 BB			2	0	1	1	1	0	1
Inning Stats	R: 1 H: 1 E: 1 LOB: 1 K: 0 BB: 0 S: 9 P: 17	R: 1 H: 2 E: 0 LOB: 1 K: 1 BB: 0 S: 8 P: 13	R: 0 H: 1 E: 0 LOB: 0 K: 0 BB: 0 S: 5 P: 7	R: 0 H: 0 E: 0 LOB: 0 K: 2 BB: 0 S: 9 P: 11	R: 0 H: 1 E: 0 LOB: 2 K: 0 BB: 1 S: 11 P: 17	R: 1 H: 2 E: 0 LOB: 1 K: 0 BB: 0 S: 9 P: 16	R: 0 H: 0 E: 0 LOB: 0 K: 0 BB: 1 S: 6 P: 15	R: 0 H: 1 E: 0 LOB: 0 K: 0 BB: 0 S: 8 P: 10		1B: 6 SF: 0 2B: 1 SAC: 0 3B: 1 DP: 3 HR: 0 HBP: 0						

PITCHER	IP	WLS	BF	H	R	ER	SO	BB	IBB	HBP	BLK	WP	HR	S	P	ERA	WHIP
Scott Erickson, R (1, 1) ERA: 4.88	8.0	L	32	8	3	2	3	2	0	0	0	0	0	65	106	2.25	1.250

PITCHER	IP	WLS	BF	H	R	ER	SO	BB	IBB	HBP	BLK	WP	HR	S	P	ERA	WHIP

BOTTOM

Baltimore Orioles @ New York Yankees

Yankee Stadium, Bronx, NY

Thu Jun 27 1996, 7:05 PM EDT
Att. 34,161 - Unknown - 82 F

livebaseballscorecards.com

AB	30
R	3
H	8
RBI	3
BB	2
SO	3
LOB	17

Baltimore Orioles @ New York Yankees

Yankee Stadium, Bronx, NY

Fri Jun 28 1996, 7:05 PM EDT

Att. 43,515 - Unknown - 79 F

TOP

livebaseballscorecards.com

Batter	1	2	3	4	5	6	7	8	9	AB	R	H	RBI	BB	SO	LOB
Roberto Alomar, S (1, 4) OBP: 0.434, SLG: 0.550	F7		1B		2B				1B	5	3	3	0	0	0	1
Billy Ripken, R (9, 4) OBP: 0.311, SLG: 0.429										0	0	0	0	0	0	0
Brady Anderson, L (1, 8) OBP: 0.404, SLG: 0.657	F9	F9	F9		G1-3		G3		G1-3	5	0	0	0	0	0	3
Cal Ripken Jr., R (1, 6) OBP: 0.366, SLG: 0.505	P2		1B		HR		G5-3		HR	5	2	3	3	0	0	0
Rafael Palmeiro, L (1, 3) OBP: 0.405, SLG: 0.577		FC5-4 BB	G3		HR		1B BB		HR	4	2	3	4	1	0	1
Bobby Bonilla, S (1, 10) OBP: 0.350, SLG: 0.409		FC5-4 BB		F8	1B		1B		L9	4	0	2	0	1	0	0
B.J. Surhoff, L (1, 5) OBP: 0.340, SLG: 0.500		K		FC6-4	K		K		HBP	5	0	2	0	0	3	5
Mike Devereaux, R (1, 9) OBP: 0.319, SLG: 0.337		FC5-4		FC6-4		2B		P3	HBP	4	0	1	0	0	0	3
Luis Polonia, L (1, 7) OBP: 0.268, SLG: 0.295		G4-3		L3		G6-3		CS BB	G1-3	4	0	0	0	1	0	6
Gregg Zaun, S (1, 2) OBP: 0.305, SLG: 0.333			K		G1-3	P6		K		4	0	0	0	0	2	2
Inning Stats	R: 0 E: 0 K: 0 S: 7 H: 0 LOB: 0 BB: 0 P: 11	R: 0 E: 0 K: 1 S: 9 H: 1 LOB: 2 BB: 1 P: 19	R: 1 E: 0 K: 1 S: 19 H: 2 LOB: 1 BB: 0 P: 25	R: 0 E: 0 K: 0 S: 9 H: 1 LOB: 1 BB: 0 P: 16	R: 3 E: 0 K: 1 S: 16 H: 4 LOB: 1 BB: 0 P: 28	R: 0 E: 0 K: 0 S: 11 H: 1 LOB: 1 BB: 0 P: 17	R: 0 E: 0 K: 1 S: 16 H: 1 LOB: 2 BB: 1 P: 23	R: 0 E: 0 K: 1 S: 7 H: 0 LOB: 1 BB: 1 P: 13	R: 3 E: 0 K: 0 S: 16 H: 4 LOB: 2 BB: 0 P: 23	1B: 9 2B: 4 3B: 0 HR: 2 SF: 0 SAC: 0 DP: 1 HBP: 1	WP: 0 PB: 0 SB: 1 CS: 1 PA: 44					

	AB	40
	R	7
	H	14
	RBI	7
	BB	3
	SO	5
	LOB	21

PITCHER		IP	WLS	BF	H	R	ER	SO	BB	IBB	HBP	BLK	WP	HR	S	P	ERA	WHIP
Dwight Gooden, R ERA: 4.33	(1, 1)	6.0		28	9	4	4	3	1	0	0	0	0	1	71	116	6.00	1.667
42 Mariano Rivera, R ERA: 1.96	(7, 1)	2.1	L	12	4	3	3	2	2	0	0	0	0	1	32	47	11.57	2.571
Bob Wickman, R ERA: 4.01	(9, 1)	0.2		4	1	0	0	0	0	0	1	0	0	0	7	12	0.00	1.500

PITCHER	IP	WLS	BF	H	R	ER	SO	BB	IBB	HBP	BLK	WP	HR	S	P	ERA	WHIP

Baltimore Orioles @ New York Yankees

Yankee Stadium, Bronx, NY

Fri Jun 28 1996, 7:05 PM EDT

Att. 43,515 - Unknown - 79 F

livebaseballscorecards.com

BOTTOM

Batter	1	2	3	4	5	6	7	8	9	AB	R	H	RBI	BB	SO	LOB
Wade Boggs, L (1, 5) OBP: 0.403, SLG: 0.416	G4-3		P6	2B	K			K		5	0	1	1	0	2	3
Joe Girardi, R (1, 2) OBP: 0.360, SLG: 0.361	FC5-4 2B		1B 1-2 E BB	K		G4-3-6-4 1B		L8		4	1	2	0	1	1	1
Paul O'Neill, L (1, 9) OBP: 0.438, SLG: 0.473	FC5-4 BB		E PB 1-3 2-H 1B	BB		G4-3-6-4 1-2f			G1-3	3	0	1	1	2	0	1
Bernie Williams, S (1, 8) OBP: 0.400, SLG: 0.564	FC5-4 1-2f 2-3		E 1-2 BB	F7		L8			G4-6-3 1B	4	0	1	0	1	0	4
Tino Martinez, L (1, 3) OBP: 0.341, SLG: 0.461	G1-3		K		BB 1B SF9 1B		G1-3 1B		G4-6-3 1-2f	5	1	2	0	0	1	6
Ruben Sierra, S (1, 10) OBP: 0.335, SLG: 0.413		G6-3	E6 1-2 2-3 3-H		2 FC4 BB 1B 1-2		K			4	0	1	0	0	1	3
Mariano Duncan, R (1, 4) OBP: 0.316, SLG: 0.424 Matt Howard, R (9, 4) OBP: 0.216, SLG: 0.294		K	L9		2 FC4 1-2 2-3 BB		F9			3 0	0 0	0 0	0 0	1 0	1 0	4 0
Gerald Williams, R (1, 7) OBP: 0.383, SLG: 0.515		K		G5-3	SF9 3-H		K			3	0	0	1	0	2	1
2 Derek Jeter, R (1, 6) OBP: 0.355, SLG: 0.371			BB 1B 1B	E7 2B	FC4 1-2f 2-3			G4-3		4	2	2	0	0	0	2
Inning Stats	R: 0 E: 0 K: 0 S: 11 H: 1 LOB: 2 BB: 1 P: 17	R: 0 E: 0 K: 2 S: 11 H: 0 LOB: 0 BB: 0 P: 14	R: 2 E: 1 K: 1 S: 18 H: 2 LOB: 3 BB: 2 P: 31	R: 1 E: 1 K: 1 S: 14 H: 2 LOB: 2 BB: 1 P: 25	R: 1 E: 0 K: 1 S: 12 H: 2 LOB: 2 BB: 1 P: 21	R: 0 E: 0 K: 0 S: 7 H: 1 LOB: 0 BB: 0 P: 11	R: 0 E: 0 K: 2 S: 13 H: 1 LOB: 1 BB: 0 P: 15	R: 0 E: 0 K: 1 S: 10 H: 0 LOB: 0 BB: 0 P: 15	R: 0 E: 0 K: 0 S: 9 H: 1 LOB: 0 BB: 0 P: 13	1B: 7 2B: 3 3B: 0 HR: 0	SF: 1 SAC: 0 DP: 2 HBP: 0						

	AB	35
	R	4
	H	10
	RBI	3
	BB	5
	SO	8
	LOB	25

WP: 0 PB: 1 SB: 0 CS: 0 PA: 41

PITCHER		IP	WLS	BF	H	R	ER	SO	BB	IBB	HBP	BLK	WP	HR	S	P	ERA	WHIP
Rick Krivda, L (1, 1) ERA: 4.31		4.0		24	7	4	3	4	4	0	0	0	0	0	56	92	6.75	2.750
Alan Mills, R (5, 1) ERA: 4.58		0.2		3	0	0	0	0	1	0	0	0	0	0	6	10	0.00	1.500
Arthur Rhodes, L (5, 1) ERA: 3.64		3.1	W	11	2	0	0	4	0	0	0	0	0	0	34	47	0.00	0.600
Randy Myers, L (9, 1) ERA: 2.7		1.0	S	3	1	0	0	0	0	0	0	0	0	0	9	13	0.00	1.000

PITCHER	IP	WLS	BF	H	R	ER	SO	BB	IBB	HBP	BLK	WP	HR	S	P	ERA	WHIP

Batter	1	2	3	4	5	6	7	8	9	AB	R	H	RBI	BB	SO	LOB
Roberto Alomar, S (1, 10) OBP: 0.429, SLG: 0.543	B B C C S 2-3 ① K		S X 0-1 ③ G5-3			B B B C X 3-1 ② L6		S X 0-1 ③ G4-3		4	0	0	0	0	1	0
Billy Ripken, R (1, 4) OBP: 0.309, SLG: 0.420	X 0-0 ② G5-3			C F B B B X 3-2 ① F9		B B B C F X 3-2 ③ L9			B C C B F X 2-2 HR 1B 1B	4	1	1	0	0	0	0
Cal Ripken Jr., R (1, 6) OBP: 0.365, SLG: 0.502	B B C C S 2-3 ③ K			B B X 2-0 ② G6-3			B C X 1-1 ① P6		S B S S X 1-2 HR 1B	4	1	1	0	0	1	0
Rafael Palmeiro, L (1, 3) OBP: 0.400, SLG: 0.570		X 0-0 ① P5		B X 1-0 ③ G3			X 0-0 ② P5		S B B S S S 2-3 ① K	4	0	0	0	0	1	2
Bobby Bonilla, S (1, 9) OBP: 0.355, SLG: 0.424		C F X 0-2 1B			B X 1-0 ① P6		C B C B B F F X 3-2 1B 1B		F X 0-1 1-H 2-H HR	4	1	3	3	0	0	0
B.J. Surhoff, L (1, 5) OBP: 0.338, SLG: 0.496		C D B 1 SAFE X 2-1 ② L9			B F B X 2-1 ② F8		B D C X 2-1 1-2 1B		B B X 2-0 ② G4-3	4	0	1	0	0	0	1
Mike Devereaux, R (1, 8) OBP: 0.318, SLG: 0.332		C C B F B X 2-2 ③ G1-3			C B B B B 4-1 FC5-4 BB		X 0-0 ③ G1-3		C F B B S 2-3 ③ K	3	0	0	0	1	1	3
Chris Hoiles, R (1, 2) OBP: 0.332, SLG: 0.421			B S C B B B S 3-3 ① K		D B B B 1 SAFE C X 3-1 ③ FC5-4 1-2f			C C B B F C 2-3 ① K		3	0	0	0	0	2	1
Mark Smith, R (1, 7) OBP: 0.218, SLG: 0.352			F F F F S 0-3 ② K			B B C X 2-1 ① P3		B C X 1-1 ② G1-3		3	0	0	0	0	1	0
Inning Stats	R: 0 H: 0 E: 0 LOB: 0 K: 2 BB: 0 S: 7 P: 11	R: 0 H: 1 E: 0 LOB: 1 K: 0 BB: 0 S: 10 P: 14	R: 0 H: 0 E: 0 LOB: 0 K: 2 BB: 0 S: 10 P: 13	R: 0 H: 0 E: 0 LOB: 0 K: 0 BB: 0 S: 5 P: 11	R: 0 H: 0 E: 0 LOB: 1 K: 0 BB: 1 S: 6 P: 16	R: 0 H: 0 E: 0 LOB: 0 K: 0 BB: 0 S: 7 P: 15	R: 0 H: 2 E: 0 LOB: 2 K: 0 BB: 0 S: 11 P: 17	R: 0 H: 0 E: 0 LOB: 0 K: 1 BB: 0 S: 8 P: 11	R: 3 H: 3 E: 0 LOB: 0 K: 2 BB: 0 S: 16 P: 25	1B: 5 SF: 0 2B: 0 SAC: 0 3B: 0 DP: 0 HR: 1 HBP: 0						WP: 0 PA: 34 PB: 0 SB: 0 CS: 0

PITCHER		IP	WLS	BF	H	R	ER	SO	BB	IBB	HBP	BLK	WP	HR	S	P	ERA	WHIP
Andy Pettitte, L ERA: 3.98	(1, 1)	7.0	W	25	3	0	0	4	1	0	0	0	0	0	56	97	0.00	0.571
Jeff Nelson, R ERA: 4.95	(8, 1)	1.0		5	2	2	2	1	0	0	0	0	0	0	15	21	18.00	2.000
Dale Polley, L ERA:	(9, 1)	0.1		1	0	0	0	1	0	0	0	0	0	0	3	5	0.00	0.000
John Wetteland, R ERA: 3.38	(9, 1)	0.2	S	3	1	1	1	1	0	0	0	0	0	1	6	10	13.50	1.500

PITCHER	IP	WLS	BF	H	R	ER	SO	BB	IBB	HBP	BLK	WP	HR	S	P	ERA	WHIP

TOP

Baltimore Orioles @ New York Yankees

Yankee Stadium, Bronx, NY

Sat Jun 29 1996, 3:33 AM EDT

Att. 45,295 - Overcast - 76 F

livebaseballscorecards.com

AB	33
R	3
H	6
RBI	3
BB	1
SO	7
LOB	7

Batter	1	2	3	4	5	6	7	8	9	AB	R	H	RBI	BB	SO	LOB
Wade Boggs, L (1, 5) OBP: 0.406, SLG: 0.421	F B B B B 4-1 BB BB		C B F F X 1-2 2 G5-4-3 1B	B X 1-0 ③ F7		C B B X 2-1 WP 2B		C C F X 0-2 ③ G4-3		4	0	2	0	1	0	3
2 Derek Jeter, R (1, 6) OBP: 0.353, SLG: 0.367	X 0-0 ① F9		C F B X 1-2 ② ③ G5-4-3 1-2f		S C B C 1-3 ① K	B D B B 4-0 WP BB				3	0	0	0	1	1	2
Paul O'Neill, L (1, 9) OBP: 0.442, SLG: 0.475	C F X 0-2 ② L7			F X 0-1 2B 2B 1B	F C B X 1-2 1B 1B 1B	C S D B D B 4-2 FC3-6 1-2 2-3 BB				3	2	2	0	1	0	1
Bernie Williams, S (1, 8) OBP: 0.401, SLG: 0.566	C B B F F F B B 4-2 1-2 BB			B C F B X 2-2 1-3 2B 2B	C B B F S 2-3 ② K	C X 0-1 ③ FC3-6 1-2f				3	1	1	0	1	1	4
Tino Martinez, L (1, 3) OBP: 0.343, SLG: 0.465	C X 0-1 ③ G3-1			X 0-0 2-H 3-H 2B 2B	F F F B X 1-2 1B 1-3 1B		C S X 0-2 ① L9			4	1	2	2	0	0	2
Ruben Sierra, S (1, 10) OBP: 0.334, SLG: 0.411		C B F F B T 2-2 ① K	S X 0-1 ① P2	C X 0-1 FC6-4 1-3 3-H 1B			C F X 0-2 ② F9			4	0	1	1	0	1	1
Jim Leyritz, R (1, 2) OBP: 0.346, SLG: 0.368 Joe Girardi, R (4, PR) (5, 2) OBP: 0.357, SLG: 0.358	S B S B F S 2-3 ② K		C B F F H 2-2 2B HBP	C X 0-1 ③ FC6-4 1-2f			X 0-0 ③ G6-3			1 2	0 0	0 0	0 0	0 0	1 0	0 2
Gerald Williams, R (1, 7) OBP: 0.380, SLG: 0.514		C S X 0-2 ③ G6-3		B X 1-0 1-3 2-H 2B		S X 0-1 ① L6		B X 1-0 ① F9		4	0	1	1	0	0	0
Andy Fox, L (1, 4) OBP: 0.276, SLG: 0.288			L B B C B F F F F 3-2 X L7	C L B X 1-2 ② G1-3		F C X 0-2 ② G4-3		C B X 1-1 ② F8		4	0	0	0	0	0	3
Inning Stats	R: 0 E: 0 K: 0 S: 11 H: 0 LOB: 2 BB: 2 P: 19	R: 0 E: 0 K: 2 S: 11 H: 0 LOB: 0 BB: 0 P: 15	R: 0 E: 0 K: 0 S: 14 H: 1 LOB: 0 BB: 0 P: 19	R: 3 E: 0 K: 0 S: 16 H: 4 LOB: 3 BB: 0 P: 23	R: 1 E: 0 K: 2 S: 17 H: 3 LOB: 2 BB: 0 P: 22	R: 0 E: 0 K: 0 S: 11 H: 1 LOB: 3 BB: 2 P: 21	R: 0 E: 0 K: 0 S: 7 H: 0 LOB: 0 BB: 0 P: 7	R: 0 E: 0 K: 0 S: 7 H: 0 LOB: 0 BB: 0 P: 9		1B: 5 2B: 4 3B: 0 HR: 0 SF: 0 SAC: 0 DP: 1 HBP: 1						

PITCHER	IP	WLS	BF	H	R	ER	SO	BB	IBB	HBP	BLK	WP	HR	S	P	ERA	WHIP
35 Mike Mussina, R (1, 1) ERA: 5.04	6.0	L	31	9	4	4	4	4	0	1	0	1	0	80	119	6.00	2.167
Jimmy Haynes, R (7, 1) ERA: 7.05	2.0		6	0	0	0	0	0	0	0	0	0	0	14	16	0.00	0.000

PITCHER	IP	WLS	BF	H	R	ER	SO	BB	IBB	HBP	BLK	WP	HR	S	P	ERA	WHIP

BOTTOM

Baltimore Orioles @ New York Yankees

Yankee Stadium, Bronx, NY

Sat Jun 29 1996, 3:33 AM EDT
Att. 45,295 - Overcast - 76 F

livebaseballscorecards.com

AB	32
R	4
H	9
RBI	4
BB	4
SO	4
LOB	18

WP: 1 PA: 37
PB: 0
SB: 0
CS: 0

Batter	1	2	3	4	5	6	7	8	9	AB	R	H	RBI	BB	SO	LOB
Roberto Alomar, S (1, 4) OBP: 0.433, SLG: 0.554 Billy Ripken, R (6, 4) OBP: 0.305, SLG: 0.416	B C B F B X 3-2 G3-6-3 1B		B B C B C X 3-2 HR	C S F S 0-3 ① K		B B B C 1 SAFE B 4-1 1-2 HR BB		C B X 1-1 ① ② L3 1-1		3 1	2 0	2 0	1 0	1 0	1 0	0 1
Brady Anderson, L (1, 8) OBP: 0.401, SLG: 0.659	B 1 SAFE C F 1 SAFE F F 1 SAFE 1 SAFE 1-2 ① ② G3-6-3 1-2f		C B X 1-1 ① P4	C B C S 1-3 ② K		F S X 0-2 1-H 2-H HR		B B X 2-0 ③ F9		5	1	1	3	0	1	1
Cal Ripken Jr., R (1, 6) OBP: 0.365, SLG: 0.500	B C S B F F X 2-2 2B 1B		C F B B S 2-3 ② K	X 0-0 1B		B B C X 2-1 ② G5-3			X 0-0 ① G6-3	5	1	2	0	0	1	0
Rafael Palmeiro, L (1, 3) OBP: 0.403, SLG: 0.570	F D T X 1-2 1-H 2B		B B S F B B 4-2 1B 1B BB	B S F F X 1-2 ③ L8		C H 1-1 HBP			X 0-0 ② G4-3	3	1	1	1	1	0	1
Bobby Bonilla, S (1, 10) OBP: 0.353, SLG: 0.420	X 0-0 ③ G1-3		B F F B X 2-2 1B 1-2 1B		F X 0-1 ① P5	B B D X 3-0 ③ G1-3			C C B B F X 2-2 ③ G3	5	1	1	0	0	0	2
B.J. Surhoff, L (1, 5) OBP: 0.341, SLG: 0.496		B B C F X 2-2 FC4-6 1B	X 0-0 1-3 2-H BB 1B		B C B B F C 3-3 ② K		C B C X 1-2 ① G4-3			4	1	2	1	0	1	0
Mike Devereaux, R (1, 9) OBP: 0.316, SLG: 0.326		C B X 1-1 ① P4	B B B B 4-0 1B 1-2 S BB		C B B B C X 3-2 ③ G6-3		B B F X 2-1 ② G6-3			3	1	0	0	1	0	1
Luis Polonia, L (1, 7) OBP: 0.276, SLG: 0.296		X 0-0 ② FC4-6 FC6-4 1-2f	C C X 0-2 1-3 2-H 3-H S 1B			C B B B B 4-1 BB HR BB	B F X 1-1 ③ G6-3			3	1	1	2	1	0	1
Chris Hoiles, R (1, 2) OBP: 0.330, SLG: 0.418		1 SAFE 1 SAFE F C X 0-2 ③ FC6-4 1-2f	F 1 SAFE F B 1 SAFE F F B B 3-3 S ③ K 1-2 3-H			X 0-0 ① F8		B X 1-0 L3 1B		4	0	1	0	0	1	3
Inning Stats	R: 1 E: 0 K: 0 S: 18 H: 3 LOB: 1 BB: 0 P: 25	R: 0 E: 0 K: 0 S: 9 H: 1 LOB: 1 BB: 0 P: 12	R: 5 E: 0 K: 2 S: 22 H: 4 LOB: 3 BB: 2 P: 41	R: 0 E: 0 K: 2 S: 12 H: 1 LOB: 1 BB: 0 P: 14	R: 0 E: 0 K: 1 S: 9 H: 0 LOB: 0 BB: 0 P: 15	R: 3 E: 0 K: 0 S: 10 H: 1 LOB: 1 BB: 2 P: 24	R: 0 E: 0 K: 0 S: 7 H: 0 LOB: 0 BB: 0 P: 11	R: 0 E: 0 K: 0 S: 4 H: 1 LOB: 0 BB: 0 P: 8	R: 0 E: 0 K: 0 S: 6 H: 0 LOB: 0 BB: 0 P: 8	1B: 8 2B: 2 3B: 0 HR: 2 SF: 0 SAC: 0 DP: 2 HBP: 1						

PITCHER		IP	WLS	BF	H	R	ER	SO	BB	IBB	HBP	BLK	WP	HR	S	P	ERA	WHIP
Ramiro Mendoza, R ERA: 7.25	(1, 1)	2.2	L	17	8	6	6	1	2	0	0	0	0	1	44	70	20.25	3.750
Mark Hutton, R ERA: 5.74	(3, 1)	2.2		12	2	3	3	4	2	0	0	0	0	1	32	51	10.12	1.500
Bob Wickman, R ERA: 3.81	(6, 1)	2.2		9	1	0	0	0	0	0	1	0	0	0	15	29	0.00	0.375
Jeff Nelson, R ERA: 4.82	(9, 1)	1.0		3	0	0	0	0	0	0	0	0	0	0	6	8	0.00	0.000

PITCHER	IP	WLS	BF	H	R	ER	SO	BB	IBB	HBP	BLK	WP	HR	S	P	ERA	WHIP

TOP

Baltimore Orioles @ New York Yankees

Yankee Stadium, Bronx, NY

Sun Jun 30 1996, 3:33 AM EDT

Att. 40,200 - Overcast - 64 F

livebaseballscorecards.com

AB	36
R	9
H	11
RBI	8
BB	4
SO	5
LOB	10



WP: 0 PB: 0 SB: 2 CS: 0 PA: 41

Batter	1	2	3	4	5	6	7	8	9	AB	R	H	RBI	BB	SO	LOB
2 Derek Jeter, R (1, 6) OBP: 0.352, SLG: 0.365	C B B F X 2-2 G6-3 ①		B F B F F F F F F 2-2 X F8 ②			C F X 0-2 G5-3 ①		F F X 0-2 20 FC5-4 1B		4	0	1	0	0	0	0
Joe Girardi, R (1, 2) OBP: 0.352, SLG: 0.353	B C F F B F B F F 3-2 X G5-3 ②		S B F X 1-2 F8 ③			B F C B F B X 3-2 G5-3 ②		F C B B F X 2-2 FC5-4 1-2f ③		3	0	0	0	0	0	0
20 Jorge Posada, S (7, 2)										1	0	0	0	0	0	1
Paul O'Neill, L (1, 9) OBP: 0.437, SLG: 0.469	B C X 1-1 L8 ③			C C F B X 1-2 L7 ①		B X 1-0 G4-3 ③			X 0-0 F7 ①	4	0	0	0	0	0	0
Bernie Williams, S (1, 8) OBP: 0.406, SLG: 0.579		C X 0-1 G4-3 ①		B X 1-0 1B ②			B C F X 1-2 HR		B B B B 4-0 G4-3 BB	3	1	2	1	1	0	0
Tino Martinez, L (1, 3) OBP: 0.340, SLG: 0.460		C B B B X 3-1 F7 ②		B B X 2-0 F8 ②			B C X 1-1 G6-3 ①		D C X 1-1 G4-3 1-2f ②③	3	0	0	0	0	0	1
Mike Aldrete, L (8, 3) OBP: 0.265, SLG: 0.373										1	0	0	0	0	0	1
Ruben Sierra, S (1, 10) OBP: 0.334, SLG: 0.410		X 0-0 FC5 HBP 1B		B B F B F X 3-2 P6 ③			B X 1-0 F8 ②			3	0	1	0	0	0	1
Mariano Duncan, R (1, 4) OBP: 0.316, SLG: 0.419		C 1 S F H SAFE 1-2 1-2 HBP			F B S X 1-2 G4-3 ①		C F T 0-2 K ③			2	0	0	0	0	1	0
Gerald Williams, R (1, 7) OBP: 0.374, SLG: 0.506		B B X 2-0 FC5 2-3f ③			X 0-0 G6-3 ②			C F F F X 0-2 G6-3 ①		3	0	0	0	0	0	2
Matt Howard, R (1, 5) OBP: 0.200, SLG: 0.270			F F B C 1-3 K ①		X 0-0 F7 ③			C F F X 0-2 F7 ②		3	0	0	0	0	1	0
Inning Stats	R: 0 H: 0 E: 0 LOB: 0 K: 0 BB: 0 S: 12 P: 18	R: 0 H: 1 E: 0 LOB: 2 K: 0 BB: 0 S: 9 P: 15	R: 0 H: 0 E: 0 LOB: 0 K: 1 BB: 0 S: 14 P: 18	R: 0 H: 1 E: 0 LOB: 1 K: 0 BB: 0 S: 9 P: 16	R: 0 H: 0 E: 0 LOB: 0 K: 0 BB: 0 S: 5 P: 6	R: 0 H: 0 E: 0 LOB: 0 K: 0 BB: 0 S: 8 P: 12	R: 1 H: 1 E: 0 LOB: 0 K: 1 BB: 0 S: 9 P: 12	R: 0 H: 1 E: 0 LOB: 1 K: 0 BB: 0 S: 16 P: 18	R: 0 H: 0 E: 0 LOB: 0 K: 0 BB: 1 S: 3 P: 8	1B: 3 SF: 0 2B: 0 SAC: 0 3B: 0 DP: 1 HR: 1 HBP: 1						WP: 0 PA: 32 PB: 0 SB: 0 CS: 0

PITCHER	IP	WLS	BF	H	R	ER	SO	BB	IBB	HBP	BLK	WP	HR	S	P	ERA	WHIP
David Wells, L (1, 1) ERA: 5.17	9.0	W	32	4	1	1	2	1	0	1	0	0	1	85	123	1.00	0.556

PITCHER	IP	WLS	BF	H	R	ER	SO	BB	IBB	HBP	BLK	WP	HR	S	P	ERA	WHIP

BOTTOM

Baltimore Orioles @ New York Yankees

Yankee Stadium, Bronx, NY

Sun Jun 30 1996, 3:33 AM EDT

Att. 40,200 - Overcast - 64 F

livebaseballscorecards.com

AB	30
R	1
H	4
RBI	1
BB	1
SO	2
LOB	6

Batter	1	2	3	4	5	6	7	8	9	AB	R	H	RBI	BB	SO	LOB
Roberto Alomar, S (1, 4) OBP: 0.433, SLG: 0.555	C X 0-1 ① G4-3		B C F B X 2-2 SH 1B 2B	X 0-0 BB 1B 1-2 1B		B B B C L F X 3-2 ② F7		X 0-0 ③ F9		5	2	2	0	0	0	1
Brady Anderson, L (1, 8) OBP: 0.405, SLG: 0.674	S X 0-1 F9 2B		F X 0-1 SH 1B 2-3	B B B B 4-0 PO 1B 1-2 2-3 BB		X 0-0 1-H HR			B C B C S 2-3 ① K	3	1	2	2	1	1	0
Cal Ripken Jr., R (1, 6) OBP: 0.363, SLG: 0.495	C X 0-1 ② F9 2-3		1 SAFE B S B X 2-1 ① P4	B C F B X 2-2 1-2 2-H 3-H 1B		F C S 0-3 ③ K			X 0-0 ② P3	5	0	1	2	0	1	3
Rafael Palmeiro, L (1, 3) OBP: 0.400, SLG: 0.565	B X 1-0 ③ P6		B 1 SAFE D C 1 SAFE X 2-1 1-2 3-H 1B	C B 2 SAFE 1-1 ③ PO 2-3	C B B X 2-1 ① P4		B F F F F C 1-3 ① K		B F F C 1-3 ③ K	5	0	1	1	0	2	1
Bobby Bonilla, S (1, 9) OBP: 0.352, SLG: 0.429		B B X 2-0 HR	C X 0-1 ② P6		X 0-0 ② P6		X 0-0 ② F9			4	1	1	1	0	0	2
B.J. Surhoff, L (1, 5) OBP: 0.339, SLG: 0.490		X 0-0 ① F6	X 0-0 ③ G4-3		B C B S B B 4-2 2B BB		B C B C S 2-3 ③ K			3	0	0	0	1	1	2
Mike Devereaux, R (1, 7) OBP: 0.324, SLG: 0.337		B X 1-0 1B		B F B B B 4-1 BB 1B BB	B C X 1-1 ③ 1-H 2B			C B C B F F F S 2-3 ① K		3	1	2	0	1	1	0
Luis Polonia, L (1, 10) OBP: 0.269, SLG: 0.288 Mark Smith, R (8, PH) OBP: 0.232, SLG: 0.418		C B F D X 2-2 ② P4		1 SAFE X 0-0 ① P6		C B F S 1-3 ① K		B X 1-0 HR		3 1	0 1	0 1	0 1	0 0	1 0	2 0
Chris Hoiles, R (1, 2) OBP: 0.329, SLG: 0.411		D C C X 1-2 ③ P6		X 0-0 ② P4		B B B B 4-0 HR BB		B B C B X 3-1 ② F7		3	1	0	0	1	0	2
Inning Stats	R: 0 H: 1 E: 0 LOB: 1 K: 0 BB: 0 S: 7 P: 8	R: 1 H: 2 E: 0 LOB: 1 K: 0 BB: 0 S: 9 P: 15	R: 1 H: 2 E: 1 LOB: 2 K: 0 BB: 0 S: 12 P: 18	R: 2 H: 2 E: 0 LOB: 1 K: 0 BB: 2 S: 8 P: 19	R: 0 H: 1 E: 0 LOB: 2 K: 0 BB: 1 S: 7 P: 14	R: 2 H: 1 E: 0 LOB: 0 K: 2 BB: 1 S: 11 P: 19	R: 0 H: 0 E: 0 LOB: 0 K: 2 BB: 0 S: 9 P: 12	R: 1 H: 1 E: 0 LOB: 0 K: 1 BB: 0 S: 10 P: 16	R: 0 H: 0 E: 0 LOB: 0 K: 2 BB: 0 S: 7 P: 10	1B: 4 SF: 0 2B: 3 SAC: 1 3B: 0 DP: 0 HR: 3 HBP: 0						

PITCHER		IP	WLS	BF	H	R	ER	SO	BB	IBB	HBP	BLK	WP	HR	S	P	ERA	WHIP
Pat Hentgen, R ERA: 4.14	(1, 1)	6.0	L	30	9	6	6	2	4	0	0	0	0	2	54	93	9.00	2.167
Paul Spoljaric, L ERA: 3.38	(7, 1)	3.0		10	1	1	1	5	0	0	0	0	0	1	26	38	3.00	0.333

PITCHER	IP	WLS	BF	H	R	ER	SO	BB	IBB	HBP	BLK	WP	HR	S	P	ERA	WHIP

TOP

Baltimore Orioles @ Toronto Blue Jays

SkyDome, Toronto, ON

Mon Jul 01 1996, 3:33 AM EDT

Att. 43,377 - Sunny - 80 F

livebaseballscorecards.com

AB	35
R	7
H	10
RBI	7
BB	4
SO	7
LOB	13

WP: 0 PA: 41
PB: 0
SB: 0
CS: 0

Batter	1	2	3	4	5	6	7	8	9	AB	R	H	RBI	BB	SO	LOB
Otis Nixon, S (1, 8) OBP: 0.389, SLG: 0.338	4-1 G4-3 S BB		3-2 F8 ①		2-2 F7 ②		0-1 2-H 1B		4-2 1-2 BB	3	0	1	1	2	0	0
Alex Gonzalez, R (1, 6) OBP: 0.292, SLG: 0.401	1-1 G6-3 ① 1-2		0-2 F8 ②		3-3 C K ③		3-3 K ③		3-1 FC5 ③ 2-3f	5	0	0	0	0	2	4
Carlos Delgado, L (1, 10) OBP: 0.374, SLG: 0.494	3-2 G4-3 ② 2-3		1-0 1B			3-1 F9 ①		1-3 K ①		4	0	1	0	0	1	1
Joe Carter, R (1, 7) OBP: 0.342, SLG: 0.548	1-2 P6 ③		2-3 K ③			1-3 K ②		0-1 G6-3 ②		4	0	0	0	0	2	2
Ed Sprague, R (1, 5) OBP: 0.363, SLG: 0.565		3-1 BB 1B HBP		2-2 L5 ①		3-3 K ③		0-1 G6-3 ③		3	0	0	0	0	1	0
John Olerud, L (1, 3) OBP: 0.383, SLG: 0.484		2-1 BB 1-2 1B		2-2 P5 ②			3-1 HR		2-2 HR	4	2	3	2	0	0	0
Shawn Green, L (1, 9) OBP: 0.294, SLG: 0.387 Robert Perez, R (7, PH) OBP: 0.340, SLG: 0.385 (8, 9)	0-2 P6 ①			2-1 G3 ③			1-0 1B 2B		0-1 FC5 S 1B	2	0	0	0	0	0	2
										2	1	2	0	0	0	0
Sandy Martinez, L (1, 2) OBP: 0.306, SLG: 0.364 Charlie O'Brien, R (7, PH) OBP: 0.376, SLG: 0.461 (8, 2)	4-0 G4-6-3 1-2 2-3 BB				0-0 HR		1-2 G5-3 ①		0-0 P2 ①	1	1	1	1	1	0	0
										2	0	0	0	0	0	2
Tomas Perez, S (1, 4) OBP: 0.307, SLG: 0.361 Jacob Brumfield, R (9, PH) OBP: 0.300, SLG: 0.470	1-0 G4-6-3 ② ③ 1-2f				0-2 G3 ①		1-0 P3 ②		3-3 K ②	3	0	0	0	0	0	4
										1	0	0	0	0	1	1

Inning Stats																																
	R: 0	E: 0	K: 0	S: 9	H: 0	LOB: 1	BB: 1	P: 18	R: 0	E: 0	K: 0	S: 7	H: 1	LOB: 2	BB: 1	P: 17	R: 0	E: 0	K: 1	S: 12	H: 1	LOB: 1	BB: 0	P: 18	R: 0	E: 0	K: 0	S: 10	H: 0	LOB: 0	BB: 0	P: 16
	R: 1	E: 0	K: 1	S: 14	H: 1	LOB: 0	BB: 0	P: 19	R: 0	E: 0	K: 2	S: 10	H: 0	LOB: 0	BB: 0	P: 17	R: 2	E: 0	K: 1	S: 12	H: 3	LOB: 1	BB: 0	P: 21	R: 0	E: 0	K: 1	S: 8	H: 0	LOB: 0	BB: 0	P: 9
	R: 1	E: 0	K: 1	S: 13	H: 2	LOB: 2	BB: 1	P: 25	1B: 4	2B: 1	3B: 0	HR: 3	SF: 0	SAC: 0	DP: 1	HBP: 1	WP: 0	PB: 0	SB: 2	CS: 0	PA: 38											

PITCHER		IP	WLS	BF	H	R	ER	SO	BB	IBB	HBP	BLK	WP	HR	S	P	ERA	WHIP
Rocky Coppinger, R ERA: 4.62	(1, 1)	6.0	W	24	4	2	2	4	2	0	1	0	0	2	64	110	3.00	1.000
Jesse Orosco, L ERA: 6.12	(7, 1)	1.1		6	2	1	1	2	0	0	0	0	0	0	14	21	6.75	1.500
Roger McDowell, R ERA: 2.98	(8, 1)	0.2		4	2	1	1	0	0	0	0	0	0	1	9	11	13.50	3.000
Randy Myers, L ERA: 2.6	(9, 1)	1.0	S	4	0	0	0	1	1	0	0	0	0	0	8	18	0.00	1.000

PITCHER	IP	WLS	BF	H	R	ER	SO	BB	IBB	HBP	BLK	WP	HR	S	P	ERA	WHIP

BOTTOM

Baltimore Orioles @ Toronto Blue Jays

SkyDome, Toronto, ON

Mon Jul 01 1996, 3:33 AM EDT

Att. 43,377 - Sunny - 80 F

livebaseballscorecards.com

AB	34
R	4
H	8
RBI	4
BB	3
SO	7
LOB	16

Batter	1	2	3	4	5	6	7	8	9	AB	R	H	RBI	BB	SO	LOB
Roberto Alomar, S (1, 4) OBP: 0.432, SLG: 0.554	C X 0-1 FC6-5 2B		B C B X 2-1 ① G1-3		C X 0-1 ① G5-3	I 4-0 IBB		S F S 0-3 ③ K		4	0	1	0	1	1	3
Brady Anderson, L (1, 8) OBP: 0.405, SLG: 0.686	B B C T F B T 3-2 ① K		F B C F B X 2-2 ② P4		F X 0-1 3B	F S 0-3 ③ K			B B B X 3-0 HR	5	1	2	1	0	2	4
Cal Ripken Jr., R (1, 6) OBP: 0.364, SLG: 0.492	C B B F F X 2-2 ② FC6-5 2B 2-3		C B B B B 4-1 HR BB		B F F B S 2-3 ② K	C F B X 1-2 ① G6-3			B B X 2-0 G6-4-3 1B	4	2	1	0	1	1	2
Rafael Palmeiro, L (1, 3) OBP: 0.400, SLG: 0.575	F C B B B X 3-2 1-H 2B		X 0-0 1-H 2-H HR		B S X 1-1 ③ F7	F C T 0-2 ② K			X 0-0 ①② G6-4-3 1-2f	5	1	2	4	0	1	2
Bobby Bonilla, S (1, 9) OBP: 0.355, SLG: 0.445	B F C 2 SAFE C 1-3 ③ K		B B X 2-0 HR			B X 1-0 1B 2B	X 0-0 ③ G3-1		S B F B X 2-2 ③ 1B	5	2	3	1	0	1	1
B.J. Surhoff, L (1, 5) OBP: 0.345, SLG: 0.494		C B B B S F X 3-2 G4-3 1B	C C B B X 2-2 ③ G3-1			F B X 1-1 2-H 2B 1B		B B F F X 2-2 G5-3 G3 1B		4	1	3	1	0	0	0
Mike Devereaux, R (1, 7) OBP: 0.323, SLG: 0.340		B B C C X 2-2 ① F9		B X 1-0 ① G6-3		B B C X 2-1 F9 1-H 2B		C X 0-1 ① G3 1-2		4	0	1	1	0	0	2
Luis Polonia, L (1, 10) OBP: 0.264, SLG: 0.283 Mark Smith, R (6, PH) OBP: 0.241, SLG: 0.411		B B F C X 2-2 ②③ G4-3 1-2f		B X 1-0 ② G4-3		B F X 1-1 ① P3		B B D B 4-0 G5-3 BB		2 1	0 0	0 0	0 0	0 1	0 0	1 1
Chris Hoiles, R (1, 2) OBP: 0.328, SLG: 0.413			C B B B X 3-1 HR 2B	X 0-0 ③ F9		B F B B C F X 3-2 ② F9 2-3		C X 0-1 ② G5-3 1-2 2-3		4	1	1	0	0	0	3
Inning Stats	R: 1 E: 0 K: 2 S: 16 H: 2 LOB: 1 BB: 0 P: 25	R: 0 E: 0 K: 0 S: 10 H: 1 LOB: 0 BB: 0 P: 17	R: 4 E: 0 K: 0 S: 14 H: 3 LOB: 0 BB: 1 P: 29	R: 0 E: 0 K: 0 S: 3 H: 0 LOB: 0 BB: 0 P: 5	R: 0 E: 0 K: 1 S: 9 H: 1 LOB: 1 BB: 0 P: 12	R: 2 E: 0 K: 1 S: 14 H: 3 LOB: 2 BB: 1 P: 26	R: 0 E: 0 K: 1 S: 7 H: 0 LOB: 0 BB: 0 P: 8	R: 0 E: 0 K: 1 S: 10 H: 1 LOB: 2 BB: 1 P: 16	R: 1 E: 0 K: 0 S: 6 H: 3 LOB: 1 BB: 0 P: 13	1B: 5 2B: 5 3B: 1 HR: 3 SF: 0 SAC: 0 DP: 2 HBP: 0						

PITCHER	IP	WLS	BF	H	R	ER	SO	BB	IBB	HBP	BLK	WP	HR	S	P	ERA	WHIP
Paul Quantrill, R (1, 1) ERA: 6.2	3.0	L	15	6	5	5	2	1	0	0	0	0	2	40	71	15.00	2.333
Tony Castillo, L (4, 1) ERA: 3.88	3.0		14	4	2	2	2	0	1	0	0	0	0	26	43	6.00	1.333
Scott Brow, R (7, 1) ERA: 2.25	3.0		12	4	1	1	2	1	0	0	0	0	1	23	37	3.00	1.667

PITCHER	IP	WLS	BF	H	R	ER	SO	BB	IBB	HBP	BLK	WP	HR	S	P	ERA	WHIP

Baltimore Orioles @ Toronto Blue Jays

SkyDome, Toronto, ON

Tue Jul 02 1996, 7:05 PM EDT

Att. 32,150 - Unknown - 64 F

livebaseballscorecards.com

AB	38
R	8
H	14
RBI	8
BB	3
SO	6
LOB	19

1B: 5	SF: 0
2B: 5	SAC: 0
3B: 1	DP: 2
HR: 3	HBP: 0

WP: 0	PA: 41
PB: 0	
SB: 0	
CS: 0	

Batter	1	2	3	4	5	6	7	8	9	AB	R	H	RBI	BB	SO	LOB
Otis Nixon, S (1, 8) OBP: 0.393, SLG: 0.341	B B B C X 3-1 2B 1B		C B B F S 2-3 ① K		F F B F F B B B 4-2 S BB		C F B X 1-2 ③ G5-3		C X 0-1 1-2 1B	4	1	2	0	1	1	2
Alex Gonzalez, R (1, 6) OBP: 0.294, SLG: 0.404	X 0-0 S 1-H 2B		X 0-0 ② ③ G4-6-3 1-2f		1 SAFE B F F S 1-3 ③ K 1-2			F B X 1-1 G1-4-3 S 1B	X 0-0 ③ F9	5	0	2	1	0	1	4
Carlos Delgado, L (1, 10) OBP: 0.369, SLG: 0.487	B C F B F X 2-2 ① F8			B F S B S 2-3 ① K		B C B F C 2-3 ① K		C B C B F D S 3-3 ① K 1-2		4	0	0	0	0	3	2
Joe Carter, R (1, 7) OBP: 0.343, SLG: 0.546 (9, 3)	C B B B F F B B 4-2 G5-4-3 2-3 BB			X 0-0 1B 1B		B B F F B X 3-2 ② P4		B S B S X 2-2 ② G1-4-3 2-3		3	0	1	0	1	0	1
Ed Sprague, R (1, 5) OBP: 0.365, SLG: 0.563	C S X 0-2 ② ③ G5-4-3 1-2f			F X 0-1 1-2 1B		C X 0-1 ③ P1		C B S F B B B 4-2 BB		3	0	1	0	1	0	2
John Olerud, L (1, 3) OBP: 0.383, SLG: 0.487 Mike Huff, R (8, PH) (9, 7) OBP: 0.217, SLG: 0.273		B C C B F X 2-2 ① G4-3		C B F F X 1-2 ② F7			X 0-0 HBP G3-6-1 2B	B C S B S 3-3 ③ K		3 1	1 0	1 0	0 0	0 0	0 1	2 2
Jacob Brumfield, R (1, 9) OBP: 0.303, SLG: 0.468		C C F C 0-3 ② K		S S D S 1-3 ③ K			B B B C T F X 3-2 G3-6-1 HBP 1B		B F B B B 4-1 FC6-4 BB	3	0	1	0	1	2	2
Sandy Martinez, L (1, 2) OBP: 0.306, SLG: 0.359 Charlie O'Brien, R (9, PH) OBP: 0.374, SLG: 0.458		B F C B S 2-3 ③ K			B X 1-0 ① G4-3		C B H 2-1 G3-6-1 1-2 2-3 HBP		T C S 0-3 ① K	2 1	0 0	0 0	0 0	0 0	1 1	0 1
Tomas Perez, S (1, 4) OBP: 0.304, SLG: 0.356			F X 0-1 G4-6-3 1B		B X 1-0 ② G4-3		X 0-0 ① ② G3-6-1 1-2f 2-3 3-H		C F B X 1-2 ② FC6-4 1-2f 1B	4	0	1	0	0	0	3
Inning Stats	R: 1 E: 0 K: 0 S: 13 H: 2 LOB: 1 BB: 1 P: 22	R: 0 E: 0 K: 2 S: 11 H: 0 LOB: 0 BB: 0 P: 15	R: 0 E: 0 K: 1 S: 6 H: 1 LOB: 0 BB: 0 P: 8	R: 0 E: 0 K: 2 S: 13 H: 2 LOB: 2 BB: 0 P: 17	R: 0 E: 0 K: 1 S: 9 H: 0 LOB: 1 BB: 1 P: 16	R: 0 E: 0 K: 1 S: 8 H: 0 LOB: 0 BB: 0 P: 13	R: 1 E: 0 K: 0 S: 10 H: 2 LOB: 1 BB: 0 P: 16	R: 0 E: 0 K: 2 S: 15 H: 1 LOB: 2 BB: 1 P: 28	R: 0 E: 0 K: 1 S: 10 H: 1 LOB: 2 BB: 1 P: 15	1B: 7 2B: 2 3B: 0 HR: 0	SF: 0 SAC: 0 DP: 3 HBP: 1					

PITCHER		IP	WLS	BF	H	R	ER	SO	BB	IBB	HBP	BLK	WP	HR	S	P	ERA	WHIP
Scott Erickson, R ERA: 4.73	(1, 1)	7.0	W	28	7	2	2	7	2	0	1	0	0	0	70	107	2.57	1.286
Alan Mills, R ERA: 4.42	(8, 1)	0.2		4	1	0	0	1	1	0	0	0	0	0	12	22	0.00	3.000
Jesse Orosco, L ERA: 5.81	(8, 1)	1.1		6	1	0	0	2	1	0	0	0	0	0	13	21	0.00	1.500

PITCHER	IP	WLS	BF	H	R	ER	SO	BB	IBB	HBP	BLK	WP	HR	S	P	ERA	WHIP

BOTTOM

Baltimore Orioles @ Toronto Blue Jays

SkyDome, Toronto, ON

Tue Jul 02 1996, 7:05 PM EDT
Att. 32,150 - Unknown - 64 F

livebaseballscorecards.com

AB	33
R	2
H	9
RBI	1
BB	4
SO	10
LOB	21

1B: 7 2B: 2 3B: 0 HR: 0	SF: 0 SAC: 0 DP: 3 HBP: 1																	
WP: 0 PB: 0 SB: 3 CS: 0	PA: 38																	

Baltimore Orioles @ Toronto Blue Jays

SkyDome, Toronto, ON

Wed Jul 03 1996, 7:05 PM EDT

Att. 32,365 - Unknown - 62 F

livebaseballscorecards.com

Batter	1	2	3	4	5	6	7	8	9	AB	R	H	RBI	BB	SO	LOB
Roberto Alomar, S (1, 4) OBP: 0.429, SLG: 0.549	F8	F8		P6			L5		1B	5	0	1	0	0	0	5
Brady Anderson, L (1, 8) OBP: 0.402, SLG: 0.677	G5-4-3 BB		K		P5		F8		P6	4	0	0	0	1	1	2
Cal Ripken Jr., R (1, 6) OBP: 0.364, SLG: 0.500	G5-4-3 1-2f		1B		G5-3			HR	F8	5	1	2	1	0	0	3
Rafael Palmeiro, L (1, 3) OBP: 0.398, SLG: 0.569		BB 1B 1B BB	P6		G1-3			P5		3	1	0	0	1	0	1
Bobby Bonilla, S (1, 10) OBP: 0.354, SLG: 0.443		1B BB 1-2 FC5-2 1B	P6			K		K		4	0	1	0	0	2	1
B.J. Surhoff, L (1, 5) OBP: 0.347, SLG: 0.494		K		1B 1B		F7		1B		4	0	2	0	0	1	2
Mike Devereaux, R (1, 9) OBP: 0.326, SLG: 0.345		FC5-2 1B 1-2 2-3 BB		K		2B		G4-3		3	0	1	0	1	1	2
Luis Polonia, L (1, 7) OBP: 0.272, SLG: 0.291		FC5-2 1-2 2-3 3-H 1B		1-3 1B		K			G3-4-1	4	0	2	1	0	1	1
Gregg Zaun, S (1, 2) OBP: 0.303, SLG: 0.322		FC5-2 1-2 2-3 3-Hf		K			F7		1B BB	3	0	0	0	1	1	5

Inning Stats	1	2	3	4	5	6	7	8	9	
	R: 0 H: 0 E: 0 LOB: 0 K: 0 BB: 1 S: 7 P: 14	R: 1 H: 2 E: 0 LOB: 3 K: 1 BB: 2 S: 18 P: 32	R: 0 H: 1 E: 0 LOB: 1 K: 1 BB: 0 S: 8 P: 14	R: 0 H: 2 E: 0 LOB: 2 K: 2 BB: 0 S: 10 P: 14	R: 0 H: 0 E: 0 LOB: 0 K: 0 BB: 0 S: 3 P: 4	R: 0 H: 1 E: 0 LOB: 1 K: 2 BB: 0 S: 13 P: 21	R: 0 H: 0 E: 0 LOB: 0 K: 0 BB: 0 S: 6 P: 9	R: 1 H: 2 E: 0 LOB: 1 K: 1 BB: 0 S: 14 P: 18	R: 0 H: 1 E: 0 LOB: 2 K: 0 BB: 1 S: 12 P: 20	1B: 7 SF: 0 2B: 1 SAC: 0 3B: 0 DP: 1 HR: 1 HBP: 0	WP: 0 PA: 39 PB: 0 SB: 0 CS: 0

PITCHER		IP	WLS	BF	H	R	ER	SO	BB	IBB	HBP	BLK	WP	HR	S	P	ERA	WHIP
Juan Guzman, R ERA: 3.25	(1, 1)	7.0	W	29	6	1	1	6	3	0	0	0	0	0	65	108	1.29	1.286
Tim Crabtree, R ERA: 2.32	(8, 1)	1.0		5	2	1	1	1	0	0	0	0	0	1	14	18	9.00	2.000
Mike Timlin, R ERA: 2.67	(9, 1)	1.0	S	5	1	0	0	0	1	0	0	0	0	0	12	20	0.00	2.000

PITCHER	IP	WLS	BF	H	R	ER	SO	BB	IBB	HBP	BLK	WP	HR	S	P	ERA	WHIP

Batter	1	2	3	4	5	6	7	8	9	AB	R	H	RBI	BB	SO	LOB
Alex Gonzalez, R (1, 6) OBP: 0.290, SLG: 0.399	B F F C 1-3 ① K		C X 0-1 ② G6-3		B F F S 1-3 ② K	B X 1-0 ③ F9				4	0	0	0	0	2	1
Domingo Cedeno, S (1, 5) OBP: 0.328, SLG: 0.356	C C X 0-2 1B		F F B S 1-3 ③ K		B S X 1-1 BB 1B HR 1B		B S B B B 4-1 FC6-4 BB			3	1	2	0	1	1	0
Jacob Brumfield, R (1, 9) OBP: 0.302, SLG: 0.464	B F 1 SAFE S B 1 SAFE S 2-3 ② K			F B B S X 2-2 ① F7	C X 0-1 BB HR 1-2 1B		B 1 SAFE F X 1-1 ① F8			4	1	1	0	0	1	2
Joe Carter, R (1, 3) OBP: 0.345, SLG: 0.547	C B S 1 SAFE F 1 SAFE C 1-3 ③ K			B X 1-0 E 2B	F S B B B B 4-2 HR 1-2 2-3 BB		B X 1-0 ② F9			3	2	1	0	1	1	2
Ed Sprague, R (1, 10) OBP: 0.364, SLG: 0.568		B X 1-0 ① F8		X 0-0 E5 FC6-5 2-H	B B X 2-0 HR 1-H 2-H 3-H		1 SAFE B B X 2-0 ③ FC6-4 1-2f			4	1	1	4	0	0	1
Robert Perez, R (1, 7) OBP: 0.346, SLG: 0.384		B S F S 1-3 ② K		B B S B B 4-1 FC6-5 BB	C B X 1-1 ③ F9			C X 0-1 1B		3	0	1	0	1	1	0
Charlie O'Brien, R (1, 2) OBP: 0.371, SLG: 0.459		B B F B F X 3-2 2B		B S S X 1-2 ② FC6-5 1-2 2-3f		F B F F X 1-2 ① L4		X 0-0 ① L9		4	0	1	0	0	0	3
Mike Huff, R (1, 8) OBP: 0.185, SLG: 0.231		B C B F B X 3-2 ③ F7		C F X 0-2 ③ F8		X 0-0 ② F8		F B B F X 2-2 ② F9		4	0	0	0	0	0	4
Tomas Perez, S (1, 4) OBP: 0.302, SLG: 0.352			C B B X 2-1 ① F8		F C F S 0-3 ① K	X 0-0 1B		C F C 0-3 ③ K		4	0	1	0	0	2	1
Inning Stats	R: 0 H: 1 E: 0 LOB: 1 K: 3 BB: 0 S: 13 P: 17	R: 0 H: 1 E: 0 LOB: 1 K: 1 BB: 0 S: 10 P: 18	R: 0 H: 0 E: 0 LOB: 0 K: 1 BB: 0 S: 7 P: 10	R: 1 H: 1 E: 1 LOB: 2 K: 0 BB: 1 S: 12 P: 20	R: 4 H: 3 E: 0 LOB: 0 K: 2 BB: 1 S: 16 P: 25	R: 0 H: 1 E: 0 LOB: 1 K: 0 BB: 0 S: 7 P: 9	R: 0 H: 0 E: 0 LOB: 1 K: 0 BB: 1 S: 5 P: 13	R: 0 H: 1 E: 0 LOB: 1 K: 1 BB: 0 S: 9 P: 11		1B: 5 SF: 0 2B: 2 SAC: 0 3B: 0 DP: 0 HR: 1 HBP: 0						

PITCHER		IP	WLS	BF	H	R	ER	SO	BB	IBB	HBP	BLK	WP	HR	S	P	ERA	WHIP
Rick Krivda, L ERA: 4.67	(1, 1)	4.2	L	23	6	5	4	7	2	0	0	0	0	1	56	87	7.71	1.714
Jimmy Haynes, R ERA: 6.72	(5, 1)	3.1		13	2	0	0	1	1	0	0	0	0	0	23	36	0.00	0.900

PITCHER	IP	WLS	BF	H	R	ER	SO	BB	IBB	HBP	BLK	WP	HR	S	P	ERA	WHIP

BOTTOM

Baltimore Orioles @ Toronto Blue Jays

SkyDome, Toronto, ON

Wed Jul 03 1996, 7:05 PM EDT

Att. 32,365 - Unknown - 62 F

livebaseballscorecards.com

AB	33
R	5
H	8
RBI	4
BB	3
SO	8
LOB	14

WP: 0	PA: 36		
PB: 0			
SB: 0			
CS: 0			

Batter	1	2	3	4	5	6	7	8	9	AB	R	H	RBI	BB	SO	LOB
Lee Tinsley, S (1, 8) OBP: 0.279, SLG: 0.252	G4-3	K			F7			L9	BB	4	0	0	0	1	1	2
John Valentin, R (1, 6) OBP: 0.369, SLG: 0.449	F8		F9			G5-3		G5-3 1-2	K	5	0	0	0	0	1	3
Mo Vaughn, L (1, 3) OBP: 0.438, SLG: 0.623	2B 1B		P5			K		L6	F7	5	1	1	0	0	1	3
Jose Canseco, R (1, 10) OBP: 0.404, SLG: 0.645	1-H 2B		K			G6-3			HR	4	1	2	2	0	1	0
Tim Naehring, R (1, 5) OBP: 0.396, SLG: 0.515	G4-3			L4			P6		18 HBP 2B 1B	4	1	1	0	0	0	1
18 Reggie Jefferson, S (1, 7) OBP: 0.400, SLG: 0.640		F7		K			K		2B 1-2 2B HBP	3	1	0	0	0	2	0
Mike Stanley, R (1, 2) OBP: 0.395, SLG: 0.502		HR		K			BB		1-3 2-H 2B 2B	3	2	2	2	1	1	0
Troy O'Leary, L (1, 9) OBP: 0.329, SLG: 0.404		G1-3			G4-3		P4		K	3	0	0	0	0	0	1
Jeff Manto, R (9, PH) OBP: 0.316, SLG: 0.438										1	0	0	0	0	1	2
Jeff Frye, R (1, 4) OBP: 0.381, SLG: 0.308		1B			K			G5-3 1B	2-H 3-H 2B	4	0	3	2	0	1	0
Inning Stats	R: 1 E: 0 K: 0 S: 9 H: 2 LOB: 1 BB: 0 P: 16	R: 1 E: 0 K: 1 S: 12 H: 2 LOB: 1 BB: 0 P: 16	R: 0 E: 0 K: 1 S: 10 H: 0 LOB: 0 BB: 0 P: 16	R: 0 E: 0 K: 2 S: 7 H: 0 LOB: 0 BB: 0 P: 13	R: 0 E: 0 K: 1 S: 9 H: 0 LOB: 0 BB: 0 P: 14	R: 0 E: 0 K: 1 S: 6 H: 0 LOB: 0 BB: 0 P: 7	R: 0 E: 0 K: 1 S: 8 H: 0 LOB: 1 BB: 1 P: 18	R: 0 E: 0 K: 0 S: 9 H: 1 LOB: 1 BB: 0 P: 13	R: 4 E: 0 K: 2 S: 23 H: 4 LOB: 2 BB: 1 P: 37	1B: 4 2B: 3 3B: 0 HR: 2 SF: 0 SAC: 0 DP: 0 HBP: 1	WP: 0 PB: 0 SB: 0 CS: 0 PA: 39					

PITCHER	IP	WLS	BF	H	R	ER	SO	BB	IBB	HBP	BLK	WP	HR	S	P	ERA	WHIP
35 Mike Mussina, R (1, 1) ERA: 4.87	8.0	W	30	5	2	2	7	1	0	0	0	0	1	70	113	2.25	0.750
Roger McDowell, R (9, 1) ERA: 3.68	0.0		4	3	4	4	0	0	0	1	0	0	1	7	12	∞	∞
Randy Myers, L (9, 1) ERA: 2.51	1.0	S	5	1	0	0	2	1	0	0	0	0	0	16	25	0.00	2.000

PITCHER	IP	WLS	BF	H	R	ER	SO	BB	IBB	HBP	BLK	WP	HR	S	P	ERA	WHIP

TOP

Boston Red Sox @ Baltimore Orioles

Oriole Park at Camden Yards, Baltimore, MD

Thu Jul 04 1996, 3:33 AM EDT
Att. 47,075 - Sunny - 77 F

livebaseballscorecards.com

AB	36
R	6
H	9
RBI	6
BB	2
SO	9
LOB	12

BOTTOM

Boston Red Sox @ Baltimore Orioles

Oriole Park at Camden Yards, Baltimore, MD

Thu Jul 04 1996, 3:33 AM EDT

Att. 47,075 - Sunny - 77 F

livebaseballscorecards.com

Batter	1	2	3	4	5	6	7	8	9	AB	R	H	RBI	BB	SO	LOB
Roberto Alomar, S (1, 4) OBP: 0.423, SLG: 0.540	B B B C C S 3-3 ① K		B S F X 1-2 ① P4	D B X 2-0 ① P6		B B C X 2-1 ① P5		F B B X 2-1 ① F7		5	0	0	0	0	1	4
Brady Anderson, L (1, 8) OBP: 0.399, SLG: 0.669	F B C X 1-2 ② F8		F B X 1-1 E4 BB S 1B 2-H	F B B X 2-1 ② P5		B X 1-0 ② F9		B X 1-0 BB 1B		5	1	1	0	0	0	3
Cal Ripken Jr., R (1, 6) OBP: 0.367, SLG: 0.508	B C B B X 3-1 HR		B 1 SAFE 1 SAFE B X 2-0 ② F9 1-2	B B B 4-0 FC4-6 1-2 2-3 3-H BB		S B B F F S 2-3 ③ K		B S F B B F B 4-2 1-2 BB		3	1	1	2	2	1	1
Rafael Palmeiro, L (1, 3) OBP: 0.396, SLG: 0.562	C S D F F B S 2-3 ③ K		B S B B C F B 4-2 BB 1B BB	B X 1-0 ③ FC4-6 1-2f			B S C B F S 2-3 ① K	C B C X 1-2 ② P5		4	1	0	0	1	2	5
Bobby Bonilla, S (1, 10) OBP: 0.358, SLG: 0.441		B S F B B X 3-2 1B	B S B B B 4-1 1-2 2-3 BB		F S B F S 1-3 ① K		B F B B S B 4-2 HR BB	B X 1-0 ③ G1-3		3	1	1	0	2	1	2
B.J. Surhoff, L (1, 5) OBP: 0.349, SLG: 0.494		B X 1-0 ① F6	C B C F F F X 1-2 ③ 2-H 3-H 1B		B B S C X 2-2 FC6-4 1B		C D X 1-1 ② L9			4	0	2	2	0	0	2
Mike Devereaux, R (1, 9) OBP: 0.329, SLG: 0.362		B C X 1-1 ② F9		B C X 1-1 1B BB 1B	1 SAFE B F B C X 2-2 ② FC6-4 PB 1-2f		B C C B F X 2-2 1-H HR			4	2	2	2	0	0	2
Luis Polonia, L (1, 7) OBP: 0.279, SLG: 0.322		X 0-0 ③ F4		B B X 2-0 BB S 1-3 1B	C 1 SAFE P F S 1-3 K 1-2		S C B B F D X 3-2 HR			4	1	2	1	0	1	2
Chris Hoiles, R (1, 2) OBP: 0.331, SLG: 0.417			B C S D X 2-2 E 2B	C B B C F F B F B 4-2 BB 1-2 BB	C F X 0-2 ③ L7		C B F B F C 2-3 ③ K			3	1	1	0	1	1	2
Inning Stats	R: 1 H: 1 E: 0 LOB: 0 K: 2 BB: 0 S: 13 P: 22	R: 0 H: 1 E: 0 LOB: 1 K: 0 BB: 0 S: 7 P: 12	R: 3 H: 2 E: 1 LOB: 1 K: 0 BB: 2 S: 19 P: 34	R: 1 H: 2 E: 0 LOB: 3 K: 0 BB: 2 S: 12 P: 28	R: 0 H: 1 E: 0 LOB: 2 K: 2 BB: 0 S: 17 P: 22	R: 0 H: 0 E: 0 LOB: 0 K: 1 BB: 0 S: 7 P: 12	R: 3 H: 2 E: 0 LOB: 0 K: 2 BB: 1 S: 20 P: 34	R: 0 H: 1 E: 0 LOB: 2 K: 0 BB: 1 S: 10 P: 19		1B: 6 SF: 0 2B: 1 SAC: 0 3B: 0 DP: 0 HR: 3 HBP: 0						WP: 0 PA: 41 PB: 1 SB: 2 CS: 0	

	AB	35
	R	8
	H	10
	RBI	7
	BB	6
	SO	7
	LOB	23

PITCHER		IP	WLS	BF	H	R	ER	SO	BB	IBB	HBP	BLK	WP	HR	S	P	ERA	WHIP
49 Tim Wakefield, R ERA: 6.24	(1, 1)	6.1	L	32	7	6	3	6	5	0	0	0	0	1	81	142	4.26	1.895
Eric Gunderson, L ERA: 5.11	(7, 1)	0.1		3	2	2	2	0	0	0	0	0	0	2	10	16	54.00	6.000
Rich Garces, R ERA: 5.0	(7, 1)	0.1		1	0	0	0	1	0	0	0	0	0	0	4	6	0.00	0.000
Heathcliff Slocumb, R ERA: 3.51	(8, 1)	1.0		5	1	0	0	0	1	0	0	0	0	0	10	19	0.00	2.000

PITCHER	IP	WLS	BF	H	R	ER	SO	BB	IBB	HBP	BLK	WP	HR	S	P	ERA	WHIP

Boston Red Sox @ Baltimore Orioles

Oriole Park at Camden Yards, Baltimore, MD

Fri Jul 05 1996, 7:05 PM EDT

Att. 47,237 - Unknown - 87 F

TOP

livebaseballscorecards.com

Batter	1	2	3	4	5	6	7	8	9	AB	R	H	RBI	BB	SO	LOB
Jeff Frye, R (1, 4) OBP: 0.369, SLG: 0.296	C C F B X 1-2 ① G5-3			B F C X 1-2 ① L6	C F F B X 1-2 ③ F5			B B X 2-0 ③ G4-3		4	0	0	0	0	0	0
John Valentin, R (1, 6) OBP: 0.373, SLG: 0.453	B B B X 3-0 G4-6-3 1B			B C C F X 1-2 L1-3 1B		B F B C S 2-3 ① K			C C B F F F X 1-2 1B HR 1B	4	1	3	0	0	1	0
Mo Vaughn, L (1, 3) OBP: 0.436, SLG: 0.619	C B X 1-1 ②③ G4-6-3 1-2f			B C F X 1-2 ②③ L1-3 1-1		B F X 1-1 ② G4-3			F X 0-1 1-2 HR 1B	4	1	1	0	0	0	2
Jose Canseco, R (1, 10) OBP: 0.405, SLG: 0.658		S B D B X 3-1 ① G1-3			S C X 0-2 1B 18 1B 2B	B S B B F X 3-2 ③ P3			B F X 1-1 1-H 2-H HR	4	2	2	3	0	0	0
Tim Naehring, R (1, 5) OBP: 0.398, SLG: 0.513		C B F B B F F F 3-3 ② K			F B X 1-1 18 1B 18 S HR 2-3 1B		X 0-0 ① L9		B B B B 4-0 BB 1B G6-3 BB	3	1	1	0	1	1	0
Mike Stanley, R (1, 2) OBP: 0.393, SLG: 0.498		C C B C 1-3 ③ K			C F C 0-3 ① K		B X 1-0 ② F8		C D S 1 SAFE X 1-2 G6-3 BB 1-2 1B	4	0	1	0	0	2	2
18 Reggie Jefferson, S (1, 7) OBP: 0.404, SLG: 0.641 Troy O'Leary, L (8, 7) OBP: 0.331, SLG: 0.404			B C X 1-1 G5-4-3 1B		B F X 1-1 1-3 HR 3-H 1B		B X 1-0 ③ G3		F C B F F F D B B 4-2 G6-3 1-2 2-3 BB	3	1	2	1	0	0	0
										0	0	0	0	1	0	0
Jose Malave, R (1, 9) OBP: 0.270, SLG: 0.419			C 1 SAFE F C 0-3 ① K		F 1 SAFE 1 SAFE X 0-1 1-H 3-H HR			F C B F X 1-2 ① G4-3	C S B X 1-2 ①② G6-3 1-2 2-3 3-H	4	1	1	3	0	1	4
Lee Tinsley, S (1, 8) OBP: 0.271, SLG: 0.244			C X 0-1 ②③ G5-4-3 1-2f		F F F X 0-2 ② G4-3			F F F X 0-2 ② G5-3	B X 1-0 ③ F8	4	0	0	0	0	0	3

| Inning Stats | | | | | | | | | |

Batter	1	2	3	4	5	6	7	8	9	AB	R	H	RBI	BB	SO	LOB
Roberto Alomar, S (1, 4) OBP: 0.424, SLG: 0.537	B B C F X 2-2 ① G4-3		C B B B L B 4-2 2B BB		C B B X 2-1 ③ G5-3			D B B B 4-0 BLK BB		2	1	0	0	2	0	0
Brady Anderson, L (1, 8) OBP: 0.400, SLG: 0.670	C L X 0-2 G5-4-3 1B		B X 1-0 G6-3 1-H 2-H 2B			C B B B C X 3-2 ① G6-3		1 SAFE 1 SAFE B S B X 2-1 ③ L8 1-2		4	0	2	2	0	0	1
Cal Ripken Jr., R (1, 6) OBP: 0.363, SLG: 0.502	B X 1-0 ② ③ G5-4-3 1-2f		X 0-0 ② G6-3 2-3			B B F X 2-1 ② L9			B X 1-0 ① F6	4	0	0	0	0	0	2
Rafael Palmeiro, L (1, 3) OBP: 0.392, SLG: 0.555		B X 1-0 ① G4-3	B F B X 2-1 ③ G4-3			C C D F B F S 2-3 ③ K			B B B C S S 3-3 ② K	4	0	0	0	0	2	1
Bobby Bonilla, S (1, 10) OBP: 0.356, SLG: 0.439		C B F C 1-3 ② K		B B X 2-0 CS 1B			C B F B B F X 3-2 ① G3		C B C B S 2-3 ③ K	4	0	1	0	0	2	0
B.J. Surhoff, L (1, 5) OBP: 0.346, SLG: 0.489		B F C B B C 3-3 ③ K		F C C 0-3 ① K			C X 0-1 ② G4-3			3	0	0	0	0	2	1
Mike Devereaux, R (1, 9) OBP: 0.329, SLG: 0.359			C B C B D B 4-2 G4-3 1B BB	C B F 1 SAFE B D S 3-3 ② ③ K 1-2			C B B D C F X 3-2 ③ F9			2	1	0	0	1	1	1
Luis Polonia, L (1, 7) OBP: 0.273, SLG: 0.315			1 SAFE B 1 SAFE 1 SAFE X 1-0 ① G4-3 1-2		C F B B F X 2-2 ① F7			C F F X 0-2 ① G6-3		3	0	0	0	0	0	1
Chris Hoiles, R (1, 2) OBP: 0.331, SLG: 0.415			B B B C F X 3-2 2B 2-H 1B		B F X 1-1 ② F9			B X 1-0 ② P3		3	1	1	1	0	0	0
Inning Stats	R: 0 H: 1 E: 0 LOB: 0 K: 0 BB: 0 S: 7 P: 10	R: 0 H: 0 E: 0 LOB: 0 K: 2 BB: 0 S: 7 P: 12	R: 3 H: 2 E: 0 LOB: 1 K: 0 BB: 2 S: 12 P: 27	R: 0 H: 1 E: 0 LOB: 1 K: 2 BB: 0 S: 7 P: 12	R: 0 H: 0 E: 0 LOB: 0 K: 0 BB: 0 S: 8 P: 13	R: 0 H: 0 E: 0 LOB: 0 K: 1 BB: 0 S: 10 P: 17	R: 0 H: 0 E: 0 LOB: 0 K: 0 BB: 0 S: 10 P: 16	R: 0 H: 0 E: 0 LOB: 1 K: 0 BB: 1 S: 7 P: 14	R: 0 H: 0 E: 0 LOB: 0 K: 2 BB: 0 S: 7 P: 13	1B: 3 SF: 0 2B: 2 SAC: 0 3B: 0 DP: 2 HR: 0 HBP: 0						

PITCHER		IP	WLS	BF	H	R	ER	SO	BB	IBB	HBP	BLK	WP	HR	S	P	ERA	WHIP
Aaron Sele, R ERA: 5.99	(1, 1)	7.2	W	28	4	3	3	5	3	0	0	0	0	0	66	117	3.52	0.913
Mike Stanton, L ERA: 3.64	(8, 1)	0.1		1	0	0	0	0	0	0	0	1	0	0	2	4	0.00	0.000
Heathcliff Slocumb, R ERA: 3.43	(9, 1)	1.0		3	0	0	0	2	0	0	0	0	0	0	7	13	0.00	0.000

PITCHER	IP	WLS	BF	H	R	ER	SO	BB	IBB	HBP	BLK	WP	HR	S	P	ERA	WHIP

BOTTOM

Boston Red Sox @ Baltimore Orioles

Oriole Park at Camden Yards, Baltimore, MD

Fri Jul 05 1996, 7:05 PM EDT

Att. 47,237 - Unknown - 87 F

livebaseballscorecards.com

AB	29
R	3
H	4
RBI	3
BB	3
SO	7
LOB	7

Batter	1	2	3	4	5	6	7	8	9	AB	R	H	RBI	BB	SO	LOB
Jeff Frye, R (1, 4) OBP: 0.358, SLG: 0.286	B B C X 2-1 P6		C 1 SAFE 1 SAFE I F F 1 SAFE X 0-2 F7		B X 1-0 F8		B C X 1-1 F8			4	0	0	0	0	0	1
John Valentin, R (1, 6) OBP: 0.374, SLG: 0.452	X 0-0 S 1B		B C B B B C B 4-2 1-2 BB		B X 1-0 L5			C B F S 1-3 K		3	0	1	0	1	1	0
Mo Vaughn, L (1, 3) OBP: 0.432, SLG: 0.611	C F B B B X 2-2 F8		1 SAFE F F B B B S 2-3 K			S C D B S 2-3 K		F B B X 2-1 G4-3		4	0	0	0	0	2	2
Jose Canseco, R (1, 10) OBP: 0.406, SLG: 0.654	B C X 1-1 F8 1-2			F B B X 2-1 P4		B C B B B 4-1 18 S 18 1B BB		C B B S X 2-2 1B		3	1	1	0	1	0	1
Tim Naehring, R (1, 5) OBP: 0.396, SLG: 0.508		C B B B F C 3-3 K		B X 1-0 18 BB 1B		F B X 1-1 F9		B C B B X 3-1 F9		4	0	1	0	0	1	2
18 Reggie Jefferson, S (1, 7) OBP: 0.414, SLG: 0.663 Jose Malave, R (9, PH) OBP: 0.267, SLG: 0.414		B B F X 2-1 HR		B B B F B 4-1 G4-6-3 1-2 BB		B S B B C F X 2-2 1-H 1B			S B B S S 1 2-2 K	2 1	1 0	2 0	2 0	1 0	0 1	0 0
Troy O'Leary, L (1, 9) OBP: 0.328, SLG: 0.400 Mike Stanley, R (9, PH) OBP: 0.395, SLG: 0.504 Tony Rodriguez, R (9, PR)		B B X 2-0 L4		B B X 2-0 G4-6-3 1-2f		C F B C 1-3 K			X 0-0 WP 2B	3 1 0	0 0 0	0 1 0	0 0 0	0 0 0	1 0 0	3 0 0
Bill Haselman, R (1, 2) OBP: 0.292, SLG: 0.387		B C C S 1-3 K			X 0-0 G6-3		F B F X 1-2 G5-3		B B S D C C 3-3 K 2-3	4	0	0	0	0	2	1
Lee Tinsley, S (1, 8) OBP: 0.278, SLG: 0.269			C S B D F B B 4-2 CS BB		C X 0-1 HR		C S D B F S 2-3 K		B F C F F B S 2-3 K	3	1	1	1	1	2	2
Inning Stats	R: 0 E: 0 K: 0 S: 8 H: 1 LOB: 1 BB: 0 P: 13	R: 1 E: 0 K: 2 S: 9 H: 1 LOB: 0 BB: 0 P: 17	R: 0 E: 0 K: 1 S: 12 H: 0 LOB: 1 BB: 2 P: 22	R: 0 E: 0 K: 0 S: 5 H: 1 LOB: 1 BB: 1 P: 14	R: 1 E: 0 K: 0 S: 5 H: 1 LOB: 1 BB: 0 P: 7	R: 1 E: 0 K: 2 S: 13 H: 1 LOB: 1 BB: 1 P: 23	R: 0 E: 0 K: 1 S: 9 H: 0 LOB: 0 BB: 0 P: 13	R: 0 E: 0 K: 1 S: 10 H: 1 LOB: 1 BB: 0 P: 18	R: 0 E: 0 K: 3 S: 12 H: 1 LOB: 2 BB: 0 P: 19	1B: 4 2B: 1 3B: 0 HR: 2	SF: 0 SAC: 0 DP: 1 HBP: 0						

PITCHER	IP	WLS	BF	H	R	ER	SO	BB	IBB	HBP	BLK	WP	HR	S	P	ERA	WHIP
Rocky Coppinger, R (1, 1) ERA: 4.65	5.2	W	24	5	3	3	4	4	0	0	0	0	2	49	92	4.76	1.588
Arthur Rhodes, L (6, 1) ERA: 3.47	2.1		8	1	0	0	3	0	0	0	0	0	0	22	35	0.00	0.429
Randy Myers, L (9, 1) ERA: 2.43	1.0	S	4	1	0	0	3	0	0	0	0	1	0	12	19	0.00	1.000

PITCHER	IP	WLS	BF	H	R	ER	SO	BB	IBB	HBP	BLK	WP	HR	S	P	ERA	WHIP

TOP

Boston Red Sox @ Baltimore Orioles

Oriole Park at Camden Yards, Baltimore, MD

Sat Jul 06 1996, 3:33 AM EDT

Att. 47,500 - Sunny - 84 F

livebaseballscorecards.com

AB	32
R	3
H	7
RBI	3
BB	4
SO	10
LOB	12

1B: 4 SF: 0
2B: 1 SAC: 0
3B: 0 DP: 1
HR: 2 HBP: 0

WP: 1 PA: 36
PB: 0
SB: 2
CS: 1

Boston Red Sox @ Baltimore Orioles

Oriole Park at Camden Yards, Baltimore, MD

Sat Jul 06 1996, 3:33 AM EDT

Att. 47,500 - Sunny - 84 F

livebaseballscorecards.com

BOTTOM

Batter	1	2	3	4	5	6	7	8	9	AB	R	H	RBI	BB	SO	LOB
Roberto Alomar, S (1, 4) OBP: 0.423, SLG: 0.535	C B F F D X 2-2 G1-3 ①	D X 1-0 FC5 BB 2-3 1B		X 0-0 G1-3 ② 2-3		B X 1-0 F7 ③				1	0	0	0	0	0	0
Billy Ripken, R (2, 4) OBP: 0.306, SLG: 0.413										3	0	1	0	0	0	1
Brady Anderson, L (1, 8) OBP: 0.401, SLG: 0.666	B B B C B 4-1 WP BB	C B F F B B F B 4-2 1-2 BB		B X 1-0 E3 S 3-H			B S B S F S 2-3 K ①			2	0	0	0	2	1	0
Cal Ripken Jr., R (1, 6) OBP: 0.359, SLG: 0.495	B B X 2-0 F8 ②	S B S X 1-2 FC5 ③ 2-3f		S B B F F F B X 3-2 G1-3 ③ 1-2			B S X 1-1 G6-3 ②			4	0	0	0	0	0	5
Rafael Palmeiro, L (1, 3) OBP: 0.393, SLG: 0.562	F 1 SAFE 1 SAFE F 1 SAFE B 1 SAFE B D 4-2 B 1-2 BB	D B F X 2-2 HR		D B F B F C 3-3 K ①			B B X 2-0 G3 ③			3	1	1	1	1	1	0
Bobby Bonilla, S (1, 10) OBP: 0.355, SLG: 0.438	B B F F C 2-3 K ③	C F C 0-3 K ①		C B F F B D S 3-3 K ②				C B B X 2-1 F8 ①		1	0	0	0	0	1	2
Mark Smith, R (3, PH) OBP: 0.230, SLG: 0.390										3	0	0	0	0	2	0
B.J. Surhoff, L (1, 5) OBP: 0.348, SLG: 0.507		B F F B F B F X 2-2 G3 3B	C X 0-1 F7 ②		S D B F F B X 3-2 HR			B C X 1-1 G6-3 ②		4	2	2	1	0	0	0
Mike Devereaux, R (1, 9) OBP: 0.328, SLG: 0.357		F F B B B X 2-2 G3 ① 3-H	B C B X 2-1 G6-3 ③		B X 1-0 F8 ③			C S B X 1-2 1B S 1B		4	0	1	1	0	0	0
Luis Polonia, L (1, 7) OBP: 0.272, SLG: 0.313		X 0-0 G6-3 ②		B F B F S 2-3 K ①		X 0-0 F6 ①		F 1 SAFE F 1 SAFE B F F B 2-2 X PO 1-3 1B		4	0	1	0	0	1	0
Gregg Zaun, S (1, 2) OBP: 0.314, SLG: 0.356		C B B S B X 3-2 1B 2B		B B C B F X 3-2 G1-3 E 2B		C C B B F B X 3-2 F8 ②		B 1 SAFE 1-0 PO ③ 1-2		3	1	2	0	0	0	0
Inning Stats	R: 0 E: 0 K: 1 S: 11 H: 0 LOB: 2 BB: 2 P: 25	R: 1 E: 0 K: 0 S: 19 H: 3 LOB: 3 BB: 1 P: 32	R: 1 E: 0 K: 1 S: 10 H: 1 LOB: 0 BB: 0 P: 14	R: 1 E: 1 K: 1 S: 14 H: 1 LOB: 1 BB: 0 P: 23	R: 1 E: 0 K: 2 S: 13 H: 1 LOB: 0 BB: 0 P: 23	R: 0 E: 0 K: 0 S: 6 H: 0 LOB: 0 BB: 0 P: 10	R: 0 E: 0 K: 1 S: 7 H: 0 LOB: 0 BB: 0 P: 12	R: 0 E: 0 K: 0 S: 13 H: 2 LOB: 1 BB: 0 P: 20		1B: 3 2B: 2 3B: 1 HR: 2 SF: 0 SAC: 0 DP: 0 HBP: 0						

	AB	32
	R	4
	H	8
	RBI	3
	BB	3
	SO	6
	LOB	8

WP: 1 PB: 0 SB: 2 CS: 0 PA: 36

PITCHER		IP	WLS	BF	H	R	ER	SO	BB	IBB	HBP	BLK	WP	HR	S	P	ERA	WHIP
Roger Clemens, R ERA: 4.04	(1, 1)	6.0	L	28	6	4	3	5	3	0	0	0	1	2	73	127	4.50	1.500
Mike Stanton, L ERA: 3.49	(7, 1)	2.0		7	2	0	0	1	0	0	0	0	0	0	20	32	0.00	1.000

PITCHER	IP	WLS	BF	H	R	ER	SO	BB	IBB	HBP	BLK	WP	HR	S	P	ERA	WHIP

Batter	1	2	3	4	5	6	7	8	9	AB	R	H	RBI	BB	SO	LOB
Jeff Frye, R (1, 4) OBP: 0.353, SLG: 0.276	C X 0-1 ① G4-3	C 1 SAFE X 0-1 ③ FC5-4 1-2f			C C B X 1-2 ② G6-3	C F X 0-2 ③ G4-3			B B B C B 4-1 1B HR BB	4	1	0	0	1	0	4
John Valentin, R (1, 6) OBP: 0.377, SLG: 0.457	C B X 1-1 HR 2B		C X 0-1 ① L8		C C D F D F X 2-2 CS 1B		B X 1-0 ① G6-3		B D C X 2-1 1-2 HR 1B	5	2	3	0	0	0	0
Mo Vaughn, L (1, 3) OBP: 0.434, SLG: 0.628	B X 1-0 2-H HR		B X 1-0 ② G4-3		1 SAFE B 1-0 ③ CS 1-2	B B B C F F B 4-2 1B 18 1B 1B BB	X 0-0 ② G6-3		B X 1-0 1-H 2-H HR	4	3	2	5	1	0	0
Jose Canseco, R (1, 10) OBP: 0.412, SLG: 0.662	B C C D B F B 4-2 BB		B B F B S B 4-2 BB			B X 1-0 18 1B 1B 1-2 G3-1 1B	S B X 1-1 ③ F8		C B D B X 3-1 3B	3	1	2	0	2	0	0
Tim Naehring, R (1, 5) OBP: 0.392, SLG: 0.502	F X 0-1 ② F9		C B C C 1-3 ③ K			X 0-0 G3-1 18 1B 1-2 2-3 1B		B X 1-0 ① G3-4-1	X 0-0 ③ G6-3	5	0	1	0	0	1	3
18 Reggie Jefferson, S (1, 7) OBP: 0.411, SLG: 0.653 Jose Malave, R (8, 9) OBP: 0.267, SLG: 0.414	S 1 SAFE F B B S 2-3 ③ K			B C S F F X 1-2 ① G6-3		X 0-0 G3-1 1-2 2-3 3-H 1B		X 0-0 ② G6-3		4 0	0 0	1 0	1 0	0 0	1 0	1 0
Mike Stanley, R (1, 2) OBP: 0.390, SLG: 0.496		C B B X 2-1 ① F9		B B X 2-0 ② F7		C X 0-1 ① F9		B C X 1-1 ③ G6-3		4	0	0	0	0	0	3
Troy O'Leary, L (1, 9) (8, 7) OBP: 0.325, SLG: 0.396 32 Alex Delgado, R (9, PH) (9, 7) OBP: 0.348, SLG: 0.250		B X 1-0 ② G5-3		X 0-0 ③ G1-3		X 0-0 ② G3-1 1-2 2-3 3-H			C C C 0-3 ① K	3 1	0 0	0 0	1 0	0 0	0 1	2 0
Lee Tinsley, S (1, 8) OBP: 0.284, SLG: 0.270		B F B X 2-1 FC5-4 1B			B S B S X 2-2 ① L7	C S H 1-2 HBP			B B C X 2-1 ② L8	3	0	1	0	0	0	0
Inning Stats	R: 2 E: 0 K: 1 S: 13 H: 2 LOB: 1 BB: 1 P: 21	R: 0 E: 0 K: 0 S: 7 H: 1 LOB: 1 BB: 0 P: 12	R: 0 E: 0 K: 1 S: 8 H: 0 LOB: 1 BB: 1 P: 14	R: 0 E: 0 K: 0 S: 8 H: 0 LOB: 0 BB: 0 P: 11	R: 0 E: 0 K: 0 S: 11 H: 1 LOB: 0 BB: 0 P: 17	R: 2 E: 0 K: 0 S: 14 H: 3 LOB: 3 BB: 1 P: 20	R: 0 E: 0 K: 0 S: 4 H: 0 LOB: 0 BB: 0 P: 6	R: 0 E: 0 K: 0 S: 4 H: 0 LOB: 0 BB: 0 P: 6	R: 3 E: 0 K: 1 S: 12 H: 3 LOB: 1 BB: 1 P: 24	1B: 6 2B: 1 3B: 1 HR: 2	SF: 0 SAC: 0 DP: 0 HBP: 1			WP: 0 PB: 0 SB: 0 CS: 1	PA: 42	

PITCHER		IP	WLS	BF	H	R	ER	SO	BB	IBB	HBP	BLK	WP	HR	S	P	ERA	WHIP
Scott Erickson, R ERA: 4.71	(1, 1)	8.0		34	7	4	4	2	3	0	1	0	0	1	69	107	4.50	1.250
Randy Myers, L ERA: 3.26	(9, 1)	0.2	L	6	3	3	3	1	1	0	0	0	0	1	11	23	40.50	6.000
Roger McDowell, R ERA: 3.66	(9, 1)	0.1		1	0	0	0	0	0	0	0	0	0	0	1	1	0.00	0.000

PITCHER	IP	WLS	BF	H	R	ER	SO	BB	IBB	HBP	BLK	WP	HR	S	P	ERA	WHIP

TOP

Boston Red Sox @ Baltimore Orioles

Oriole Park at Camden Yards, Baltimore, MD

Sun Jul 07 1996, 7:05 PM EDT
Att. 47,532 - Unknown - 93 F

livebaseballscorecards.com

AB	36
R	7
H	10
RBI	7
BB	4
SO	3
LOB	13

BOTTOM

Batter	1	2	3	4	5	6	7	8	9	AB	R	H	RBI	BB	SO	LOB
Luis Polonia, L (1, 10) OBP: 0.284, SLG: 0.318	B F X 1-2 FC7-5 1B 1B		B B C F B F F F F 3-2 F X 2B SF9 1B	B X 1-0 ③ G6-3			B B C C B B 4-2 HR BB	L B X 1-1 F8 ③		4	2	2	0	1	0	0
Brady Anderson, L (1, 8) OBP: 0.404, SLG: 0.678	1 SAFE C X 0-1 FC7-5 1-2 1B		1 SAFE X 0-0 BB 1-3 2B		B B C X 2-1 ① G3		X 0-0 1-H HR	C S X 0-2 ① P5		5	1	3	2	0	0	0
Cal Ripken Jr., R (1, 6) OBP: 0.357, SLG: 0.491	B C B B X 3-1 ① P4		B X 1-0 ① G5-3		X 0-0 ② G5-3		C X 0-1 E6	F B X 1-1 1B		5	0	1	0	0	0	4
Rafael Palmeiro, L (1, 3) OBP: 0.393, SLG: 0.557	C F B X 1-2 ② FC7-5 1-2 2-3f		B I I 4-0 BB IBB		B B B B 4-0 BB		B F C B B S 3-3 ② K	C F C 0-3 ② K		3	0	0	0	2	2	4
Bobby Bonilla, S (1, 9) OBP: 0.350, SLG: 0.432	B B F X 2-1 ③ G3		F C B B X 2-2 ② SF9 3-H		S S C 0-3 ③ K		B S F X 1-2 ③ G5-3		C C F F S 0-3 ③ K	4	0	0	1	0	2	5
B.J. Surhoff, L (1, 5) OBP: 0.347, SLG: 0.502		C F X 0-2 ① F7	B B B B 4-0 1-2 2-3 BB			B C B B F F S 3-3 ① K		C C X 0-2 ① F7		3	0	0	0	1	1	0
Mike Devereaux, R (1, 7) OBP: 0.326, SLG: 0.355		C C F B X 1-2 ② G1-3	C S B S 1-3 ③ K			X 0-0 ② L8		B B C B X 3-1 HR 1B		4	1	1	0	0	1	3
Chris Hoiles, R (1, 2) OBP: 0.333, SLG: 0.429		B F H 2-1 HBP		B B F F C 2-3 ① K		B F X 1-1 ③ P5		B X 1-0 1-H HR		3	1	1	2	0	1	0
Billy Ripken, R (1, 4) OBP: 0.294, SLG: 0.396		C B F X 1-2 ③ P4		B X 1-0 ② F7			B X 1-0 ① F6	D X 1-0 ② G1-3		4	0	0	0	0	0	1
Inning Stats	R: 0 H: 2 E: 0 LOB: 2 K: 0 BB: 0 S: 12 P: 19	R: 0 H: 0 E: 0 LOB: 1 K: 0 BB: 0 S: 11 P: 15	R: 1 H: 2 E: 0 LOB: 3 K: 1 BB: 2 S: 16 P: 31	R: 0 H: 0 E: 0 LOB: 0 K: 1 BB: 0 S: 5 P: 9	R: 0 H: 0 E: 0 LOB: 1 K: 1 BB: 1 S: 6 P: 12	R: 0 H: 0 E: 0 LOB: 0 K: 1 BB: 0 S: 8 P: 12	R: 2 H: 1 E: 1 LOB: 1 K: 1 BB: 1 S: 12 P: 21	R: 2 H: 2 E: 0 LOB: 0 K: 0 BB: 0 S: 9 P: 15	R: 0 H: 1 E: 0 LOB: 1 K: 2 BB: 0 S: 14 P: 15	1B: 5 2B: 1 3B: 0 HR: 2	SF: 1 SAC: 0 DP: 0 HBP: 1					WP: 0 PB: 0 SB: 0 CS: 0	PA: 41

PITCHER		IP	WLS	BF	H	R	ER	SO	BB	IBB	HBP	BLK	WP	HR	S	P	ERA	WHIP
Tom Gordon, R ERA: 6.2	(1, 1)	6.1		30	5	3	3	4	3	1	1	0	0	1	64	109	4.26	1.263
Mike Stanton, L ERA: 3.42	(7, 1)	1.0		3	0	0	0	1	0	0	0	0	0	0	9	13	0.00	0.000
Joe Hudson, R ERA: 4.5	(8, 1)	0.2	W	4	2	2	2	0	0	0	0	0	0	1	6	12	27.00	3.000
Heathcliff Slocumb, R ERA: 3.35	(9, 1)	1.0	S	4	1	0	0	2	0	0	0	0	0	0	14	15	0.00	1.000

PITCHER	IP	WLS	BF	H	R	ER	SO	BB	IBB	HBP	BLK	WP	HR	S	P	ERA	WHIP

Boston Red Sox @ Baltimore Orioles

Oriole Park at Camden Yards, Baltimore, MD

Sun Jul 07 1996, 7:05 PM EDT

Att. 47,532 - Unknown - 93 F

livebaseballscorecards.com

AB	35
R	5
H	8
RBI	5
BB	4
SO	7
LOB	17

New York Yankees @ Baltimore Orioles

Oriole Park at Camden Yards, Baltimore, MD

Thu Jul 11 1996, 7:05 PM EDT

Att. 46,760 - Unknown - 83 F

TOP

livebaseballscorecards.com

Batter	1	2	3	4	5	6	7	8	9	AB	R	H	RBI	BB	SO	LOB
Wade Boggs, L (1, 5) OBP: 0.396, SLG: 0.404	C B F X 1-2 F9 ①		C B B C B F X 3-2 F8 ②			B X 1-0 F7 ②		B B B C X 3-1 F9 ②		4	0	0	0	0	0	0
Bernie Williams, S (1, 8) OBP: 0.406, SLG: 0.564	C C B B F X 2-2 G1-3 ②		B C B B C X 2-2 G4-3 ③			C B B B C F F B 4-2 2B BB		B B B X 3-0 E 1B		3	0	1	0	1	0	0
Paul O'Neill, L (1, 9) OBP: 0.439, SLG: 0.471	B C F X 1-2 G3 ③			B X 1-0 F8 ①		X 0-0 1-3 2B ③		B F 1 SAFE X 1-1 E5 1-2		4	0	1	0	0	0	1
Andy Fox, L (8, PR) OBP: 0.295, SLG: 0.291 (8, 4)										0	0	0	0	0	0	0
Tino Martinez, L (1, 3) OBP: 0.340, SLG: 0.467		C B X 1-1 HR		B C F S 1-3 K ②			F B F F X 1-2 P5 ①	C X 0-1 F9 ③		4	1	1	1	0	1	2
Darryl Strawberry, L (1, 10)		B S F S 1-3 K ①		B B X 2-0 F8 ③			C B B B X 3-1 G4-3 ②		B B F B B 4-1 SH3-4 BB BB	3	0	0	0	1	1	0
Ruben Sierra, S (1, 7) OBP: 0.329, SLG: 0.398		F F B F X 1-2 F8 ②			B C B B C S 3-3 K ①		B C S X 1-2 F8 ③		B 1 SAFE 1 SAFE 1 SAFE B F B B 4-1 SH3-4 1-2 BB	3	0	0	0	1	1	0
Mariano Duncan, R (1, 4) OBP: 0.340, SLG: 0.466		F X 0-1 1B 2B			F C B F F X 1-2 G6-3 ②			S B F B X 2-2 2 HR SH1-4 1B	M 2 SAFE X 0-1 SH3-4 1-2 2-3 ①	3	2	2	0	0	0	0
Gerald Williams, R (8, 9) OBP: 0.374, SLG: 0.503										0	0	0	0	0	0	0
Joe Girardi, R (1, 2) OBP: 0.360, SLG: 0.360		B C X 1-1 2 CS 2-H 1B			B B F F B F X 3-2 F9 ③			X 0-0 SH1-4 1-2 ①	B B F X 2-1 B1-3 ②	3	0	1	1	0	0	2
2 Derek Jeter, R (1, 6) OBP: 0.353, SLG: 0.384		C 0-1 CS 1-2 ③	C X 0-1 P3 ①			X 0-0 G5-3 ①		C S X 0-2 2-H HR	C B F B X 2-2 G6-3 ③	4	1	1	2	0	0	2
Inning Stats	R: 0 E: 0 K: 0 S: 10 H: 0 LOB: 0 BB: 0 P: 14	R: 2 E: 0 K: 1 S: 14 H: 3 LOB: 0 BB: 0 P: 18	R: 0 E: 0 K: 0 S: 9 H: 0 LOB: 0 BB: 0 P: 14	R: 0 E: 0 K: 1 S: 5 H: 0 LOB: 0 BB: 0 P: 9	R: 0 E: 0 K: 1 S: 12 H: 0 LOB: 0 BB: 0 P: 19	R: 0 E: 0 K: 0 S: 7 H: 1 LOB: 2 BB: 1 P: 12	R: 0 E: 0 K: 0 S: 9 H: 0 LOB: 0 BB: 0 P: 14	R: 2 E: 1 K: 0 S: 14 H: 3 LOB: 2 BB: 0 P: 23	R: 0 E: 0 K: 0 S: 9 H: 0 LOB: 2 BB: 2 P: 21	1B: 3 2B: 2 3B: 0 HR: 2 SF: 0 SAC: 2 DP: 0 HBP: 0						

	AB	31
	R	4
	H	7
	RBI	4
	BB	3
	SO	3
	LOB	7

WP: 0 PB: 0 SB: 0 CS: 1 PA: 37

PITCHER		IP	WLS	BF	H	R	ER	SO	BB	IBB	HBP	BLK	WP	HR	S	P	ERA	WHIP
35 Mike Mussina, R ERA: 4.86	(1, 1)	7.2	L	29	7	4	4	3	1	0	0	0	0	2	76	118	4.70	1.043
Jesse Orosco, L ERA: 5.74	(8, 1)	0.1		3	0	0	0	0	1	0	0	0	0	0	5	10	0.00	3.000
Roger McDowell, R ERA: 3.59	(9, 1)	1.0		4	0	0	0	0	1	0	0	0	0	0	8	16	0.00	1.000

PITCHER	IP	WLS	BF	H	R	ER	SO	BB	IBB	HBP	BLK	WP	HR	S	P	ERA	WHIP

Batter	1	2	3	4	5	6	7	8	9	AB	R	H	RBI	BB	SO	LOB
Roberto Alomar, S (1, 4) OBP: 0.421, SLG: 0.532	B X 1-0 G6-4-3 1B		C B C X 1-2 ① G6-3		B B X 2-0 ③ F9		C C D X 1-2 ③ G5-3			4	0	1	0	0	0	1
Brady Anderson, L (1, 8) OBP: 0.402, SLG: 0.671	1 SAFE B 1 SAFE X 1-0 ① F8		B C X 1-1 ② L6			B B B F B 4-1 FC4-6 BB		C B C B S 2-3 ① K		3	0	0	0	1	1	1
Cal Ripken Jr., R (1, 6) OBP: 0.356, SLG: 0.488	C B S B X 2-2 ② ③ G6-4-3 1-2f		S X 0-1 1B			1 SAFE L X 0-1 ① FC4-6 E 1B 1-2f		C X 0-1 ② F8		4	0	1	0	0	0	2
Rafael Palmeiro, L (1, 3) OBP: 0.394, SLG: 0.554		B F B B C B 4-2 BB 1B BB	C S B B T X 2-2 ③ F9			F F C 0-3 ② K		B B B B 4-0 BB		2	1	0	0	2	1	2
Bobby Bonilla, S (1, 9) OBP: 0.352, SLG: 0.431		B B C B B 4-1 1B 1-2 SF8 BB		C B C B C X 3-2 ① F9		C B B B X 3-1 E8 1-3 1B		B X 1-0 ③ P5		3	1	1	0	1	0	1
B.J. Surhoff, L (1, 5) OBP: 0.349, SLG: 0.502		X 0-0 1-3 2-H 1B		C X 0-1 G4-6-3 1B		C C X 0-2 ③ G6-3			B C F S 1-3 ① K	4	0	2	1	0	1	2
Mike Devereaux, R (1, 7) OBP: 0.325, SLG: 0.352		C B B S X 2-2 ① SF8 3-H		1 SAFE C B 1 SAFE X 1-1 ② ③ G4-6-3 1-2f			B X 1-0 ① G5-3		B C F B F B B 4-2 BB	2	0	0	1	1	0	1
Chris Hoiles, R (1, 2) OBP: 0.332, SLG: 0.425		C S X 0-2 ② P6			F B F B X 2-2 ① P3		B B S F F X 2-2 1B		S S S 0-3 ② K	4	0	1	0	0	1	2
Mark Smith, R (1, 10) OBP: 0.219, SLG: 0.371 Luis Polonia, L (9, PH) OBP: 0.282, SLG: 0.316		B F B B X 3-1 ③ F9			S B C B F F S 2-3 ② K		C F X 0-2 ② F8		B B C F S 2-3 ③ K	3 1	0 0	0 0	0 0	0 0	1 1	2 1
Inning Stats	R: 0 H: 1 E: 0 LOB: 0 K: 0 BB: 0 S: 5 P: 9	R: 2 H: 1 E: 0 LOB: 1 K: 0 BB: 2 S: 12 P: 25	R: 0 H: 1 E: 0 LOB: 1 K: 0 BB: 0 S: 11 P: 15	R: 0 H: 1 E: 0 LOB: 0 K: 0 BB: 0 S: 7 P: 11	R: 0 H: 0 E: 0 LOB: 0 K: 1 BB: 0 S: 9 P: 15	R: 0 H: 1 E: 1 LOB: 2 K: 1 BB: 1 S: 11 P: 18	R: 0 H: 1 E: 0 LOB: 1 K: 0 BB: 0 S: 11 P: 15	R: 0 H: 0 E: 0 LOB: 1 K: 1 BB: 1 S: 6 P: 13	R: 0 H: 0 E: 0 LOB: 1 K: 3 BB: 1 S: 12 P: 19							

PITCHER		IP	WLS	BF	H	R	ER	SO	BB	IBB	HBP	BLK	WP	HR	S	P	ERA	WHIP
Jimmy Key, L ERA: 4.84	(1, 1)	7.0	W	28	6	2	2	2	3	0	0	0	0	0	66	108	2.57	1.286
42 Mariano Rivera, R ERA: 1.77	(8, 1)	1.0		4	0	0	0	1	1	0	0	0	0	0	6	13	0.00	1.000
John Wetteland, R ERA: 2.95	(9, 1)	1.0	S	4	0	0	0	3	1	0	0	0	0	0	12	19	0.00	1.000

PITCHER	IP	WLS	BF	H	R	ER	SO	BB	IBB	HBP	BLK	WP	HR	S	P	ERA	WHIP

BOTTOM

New York Yankees @ Baltimore Orioles

Oriole Park at Camden Yards, Baltimore, MD

Thu Jul 11 1996, 7:05 PM EDT

Att. 46,760 - Unknown - 83 F

livebaseballscorecards.com

AB	30
R	2
H	6
RBI	2
BB	5
SO	6
LOB	15

1B: 6	SF: 1	WP: 0	PA: 36
2B: 0	SAC: 0	PB: 0	
3B: 0	DP: 2	SB: 0	
HR: 0	HBP: 0	CS: 0	

Batter	1	2	3	4	5	6	7	8	9	AB	R	H	RBI	BB	SO	LOB
2 Derek Jeter, R (1, 6) OBP: 0.352, SLG: 0.386	B B B C F X 3-2 G6-3			C B F B B F X 3-2 G5-3			C F X 0-2 G3 E 2B		1 SAFE C B B F B X 3-2 G6-3 1-2	4	1	1	0	0	0	1
Mariano Duncan, R (1, 4) OBP: 0.343, SLG: 0.471	C T F S 0-3 K			B X 1-0 G5-4-3 1B			B F X 1-1 G3 2-3		B X 1-0 2-H 2B	4	0	2	1	0	1	1
Bernie Williams, S (1, 8) OBP: 0.404, SLG: 0.558	C X 0-1 G6-3			C 1 SAFE B 1 SAFE F X 1-2 G5-4-3 1-2f			C B X 1-1 E5 G3-6-3 3-H		I I I I 4-0 IBB	3	0	0	0	1	0	1
Tino Martinez, L (1, 3) OBP: 0.336, SLG: 0.462		C F B S 1-3 K			F C B S 1-3 K		B B 1 SAFE X 2-0 G3-6-3 1-2f		F X 0-1 P5	4	0	0	0	0	2	3
Ruben Sierra, S (1, 7) OBP: 0.325, SLG: 0.393		C S X 0-2 F8			C S B F X 1-2 F9			B F S B F F S 2-3 K	X 0-0 F8	4	0	0	0	0	1	2
Darryl Strawberry, L (1, 10)		C C B B F C 2-3 K			B C B C X 2-2 G5-3			B X 1-0 F9		3	0	0	0	0	1	0
Jim Leyritz, R (1, 2) OBP: 0.337, SLG: 0.353		C F B B C 2-3 K				X 0-0 G6-4-3 1B		F B B X 2-1 P6		3	0	1	0	0	1	0
Andy Fox, L (9, 5) OBP: 0.295, SLG: 0.291										0	0	0	0	0	0	0
Gerald Williams, R (1, 9) OBP: 0.374, SLG: 0.511		B B C F F B S 3-3 K				B B S F 1 SAFE X 2-2 G6-4-3 1-2f			B F X 1-1 1B 3B	3	1	1	0	0	1	1
Matt Howard, R (1, 5) OBP: 0.190, SLG: 0.256		F F S 0-3 K				B B F F B X 3-2 G4-3			X 0-0 2 G6-3 2B 3-H 1B	2	0	0	0	0	1	0
Joe Girardi, R (9, PH) OBP: 0.362, SLG: 0.362 (9, 2)										1	1	1	1	0	0	0

TOP

New York Yankees @ Baltimore Orioles

Oriole Park at Camden Yards, Baltimore, MD

Sat Jul 13 1996, 3:33 AM EDT

Sunny - 87 F

livebaseballscorecards.com

AB	31
R	3
H	6
RBI	2
BB	1
SO	8
LOB	9

Inning Stats	1	2	3	4	5	6	7	8	9
	R: 0 E: 0 K: 1 S: 9 H: 0 LOB: 0 BB: 0 P: 12	R: 0 E: 0 K: 2 S: 10 H: 0 LOB: 0 BB: 0 P: 13	R: 0 E: 0 K: 3 S: 10 H: 0 LOB: 0 BB: 0 P: 15	R: 0 E: 0 K: 0 S: 8 H: 1 LOB: 0 BB: 0 P: 13	R: 0 E: 0 K: 1 S: 10 H: 0 LOB: 0 BB: 0 P: 14	R: 0 E: 0 K: 0 S: 7 H: 1 LOB: 0 BB: 0 P: 12	R: 1 E: 1 K: 0 S: 8 H: 1 LOB: 0 BB: 0 P: 12	R: 0 E: 0 K: 1 S: 8 H: 0 LOB: 0 BB: 0 P: 13	R: 2 E: 0 K: 0 S: 10 H: 3 LOB: 2 BB: 1 P: 19

| | | | | | | | | | |

Batter	1	2	3	4	5	6	7	8	9	AB	R	H	RBI	BB	SO	LOB
Roberto Alomar, S (1, 10) OBP: 0.418, SLG: 0.527	S B C F B X 2-2 G6-3 ①	C S S 0-3 K ③			L P 1 SAFE P 1 SAFE F 1 SAFE S 0-3 K ①		C B X 1-1 G6-3 ①		B C C B X 2-2 G4-3 1B	5	0	1	0	0	2	3
Brady Anderson, L (1, 8) OBP: 0.399, SLG: 0.673	B C B S F C 2-3 K ②		C B B B F S 3-3 K ①		C B B B X 3-1 1-H HR		S F B B X 2-2 G3 ②		X 0-0 1-2f G4-3 ② ③	5	1	1	2	0	2	1
Cal Ripken Jr., R (1, 6) OBP: 0.358, SLG: 0.488	B B F B X 3-1 1B 1B		C F B B B X 3-2 G4-3 ②		C B X 1-1 G6-3 ②		X 0-0 BB 1B			4	0	2	0	0	0	0
Rafael Palmeiro, L (1, 3) OBP: 0.395, SLG: 0.552	B X 1-0 1-3 1B		B B F C C 2-3 K ③		F F B B C 2-3 K ③		B C B B B 4-1 1-2 BB			3	0	1	0	1	2	0
Bobby Bonilla, S (1, 9) OBP: 0.354, SLG: 0.432	B C X 1-1 P6 ③			C B X 1-1 G4-6-3 1B		B X 1-0 E9 G4-3 1B	C C F X 0-2 G5-3 ③			4	0	2	0	0	0	4
B.J. Surhoff, L (1, 5) OBP: 0.347, SLG: 0.496		C B B B C B 4-2 FC6-4 BB		1 SAFE 1 SAFE X 0-0 G4-6-3 ① ② 1-2f		B B X 2-0 G4-3 ① 2-3		B X 1-0 F8 ①		3	0	0	0	1	0	2
Mike Devereaux, R (1, 7) OBP: 0.328, SLG: 0.351	1 SAFE B C B 1 SAFE B X 3-1 FC6-4 1B ① 1-2f FC5-2-6			C X 0-1 FC6-4 1B		B C B F B B 4-2 BB		C B B B C S 3-3 K ②		3	0	1	0	1	1	1
Chris Hoiles, R (1, 2) OBP: 0.331, SLG: 0.422	B 1 SAFE C B 1 SAFE X 2-1 FC5-2-6 1-3 1B			B S B X 2-1 FC6-4 ③ 1-2f		B S 1 SAFE F 1 SAFE S 1-3 K ②		C C X 0-2 F9 ③		4	0	1	0	0	1	3
Billy Ripken, R (1, 4) OBP: 0.295, SLG: 0.394	B B B C F X 3-2 FC5-2-6 ② 1-3 3-H			C X 0-1 HR 1B		X 0-0 P3 ③			C C B B F F B B F B F 3-2 X P4 ①	3	1	1	0	0	0	4
Luis Polonia, L (9, PH) OBP: 0.280, SLG: 0.313										1	0	0	0	0	0	0
Inning Stats	R: 0 E: 0 K: 1 S: 13 H: 2 LOB: 2 BB: 0 P: 22	R: 0 E: 0 K: 1 S: 12 H: 1 LOB: 2 BB: 1 P: 24	R: 0 E: 0 K: 2 S: 9 H: 0 LOB: 0 BB: 0 P: 17	R: 0 E: 0 K: 0 S: 7 H: 2 LOB: 1 BB: 0 P: 10	R: 2 E: 0 K: 2 S: 15 H: 2 LOB: 0 BB: 0 P: 21	R: 0 E: 1 K: 1 S: 8 H: 1 LOB: 2 BB: 1 P: 16	R: 0 E: 0 K: 0 S: 11 H: 1 LOB: 2 BB: 1 P: 18	R: 0 E: 0 K: 1 S: 7 H: 0 LOB: 0 BB: 0 P: 11	R: 0 E: 0 K: 0 S: 11 H: 1 LOB: 0 BB: 0 P: 16	1B: 9 2B: 0 3B: 0 HR: 1	SF: 0 SAC: 0 DP: 2 HBP: 0						

PITCHER		IP	WLS	BF	H	R	ER	SO	BB	IBB	HBP	BLK	WP	HR	S	P	ERA	WHIP
Kenny Rogers, L ERA: 4.15	(1, 1)	6.2		31	9	2	2	7	3	0	0	0	0	1	71	124	2.70	1.800
Bob Wickman, R ERA: 3.83	(7, 1)	0.1		1	0	0	0	0	0	0	0	0	0	0	4	4	0.00	0.000
Jeff Nelson, R ERA: 4.79	(8, 1)	1.0	W	3	0	0	0	1	0	0	0	0	0	0	7	11	0.00	0.000
John Wetteland, R ERA: 2.88	(9, 1)	1.0	S	3	1	0	0	0	0	0	0	0	0	0	11	16	0.00	1.000

PITCHER	IP	WLS	BF	H	R	ER	SO	BB	IBB	HBP	BLK	WP	HR	S	P	ERA	WHIP

BOTTOM

New York Yankees @ Baltimore Orioles

Oriole Park at Camden Yards, Baltimore, MD

Sat Jul 13 1996, 3:33 AM EDT

Sunny - 87 F

livebaseballscorecards.com

AB	35
R	2
H	10
RBI	2
BB	3
SO	8
LOB	18

WP: 0 PB: 0 SB: 0 CS: 0 PA: 38

Batter	1	2	3	4	5	6	7	8	9	AB	R	H	RBI	BB	SO	LOB
Wade Boggs, L (1, 5) OBP: 0.394, SLG: 0.404	G6-3	F8		1-H 2B		L4		G1-3		5	0	1	1	0	0	2
Bernie Williams, S (1, 8) OBP: 0.401, SLG: 0.550	G6-3		BBBB 4-0 G5-3 HR BB	SSS 0-3 K		SSS 0-3 K		SSS 0-3 K		4	1	0	0	1	3	3
Paul O'Neill, L (1, 9) OBP: 0.438, SLG: 0.468	1B 1B		L7		L7		BBBB 4-0 1B BB		G6-3	4	1	1	0	1	0	1
Tino Martinez, L (1, 3) OBP: 0.337, SLG: 0.461	BB 1-3 1B 1B		G5-3 1-2		E4 HR		F7		1B	5	2	2	0	0	0	2
Darryl Strawberry, L (1, 10) OBP: 0.250, SLG: 0.571	BBBB 4-0 1B 1-2 BB		2-H HR		1-H HR		F9	SSS 0-3 K		4	2	2	4	1	1	2
Mike Aldrete, L (1, 7) Gerald Williams, R (5, PH) (5, 7) OBP: 0.321, SLG: 0.514 OBP: 0.373, SLG: 0.508	1-3 2-H 3-H 1B		F7		G4-3		1-2 1B		G1-3	2 3	0 0	1 1	2 0	0 0	0 0	0 1
Joe Girardi, R (1, 2) OBP: 0.360, SLG: 0.361	L6			2B 1B	SSS 0-3 K		P6			4	1	1	0	0	1	4
2 Derek Jeter, R (1, 6) OBP: 0.351, SLG: 0.387		G6-3		F8		G6-3		SH3-4 2B		4	0	1	0	0	0	1
Andy Fox, L (1, 4) OBP: 0.296, SLG: 0.286		SSS 0-3 K		F7		BBBB 4-0 BB		2-3 SH3-4		2	0	0	0	1	1	1
Inning Stats	R: 2 E: 0 K: 0 S: 6 H: 3 LOB: 2 BB: 1 P: 10	R: 0 E: 0 K: 1 S: 5 H: 0 LOB: 0 BB: 0 P: 5	R: 2 E: 0 K: 0 S: 4 H: 1 LOB: 0 BB: 1 P: 8	R: 1 E: 0 K: 1 S: 7 H: 2 LOB: 1 BB: 0 P: 7	R: 2 E: 1 K: 1 S: 7 H: 1 LOB: 0 BB: 0 P: 7	R: 0 E: 0 K: 1 S: 5 H: 0 LOB: 1 BB: 1 P: 9	R: 0 E: 0 K: 0 S: 4 H: 1 LOB: 2 BB: 1 P: 8	R: 0 E: 0 K: 1 S: 6 H: 1 LOB: 1 BB: 0 P: 6	R: 0 E: 0 K: 1 S: 6 H: 1 LOB: 1 BB: 0 P: 6	1B: 6 2B: 2 3B: 0 HR: 2 SF: 0 SAC: 1 DP: 0 HBP: 0						

TOP

New York Yankees @ Baltimore Orioles

Oriole Park at Camden Yards, Baltimore, MD

Sat Jul 13 1996, 7:05 PM EDT
Att. 46,451 - Cloudy - 91 F

livebaseballscorecards.com

AB	37
R	7
H	10
RBI	7
BB	4
SO	6
LOB	17

WP: 0 PB: 0 SB: 0 CS: 0 PA: 42

PITCHER		IP	WLS	BF	H	R	ER	SO	BB	IBB	HBP	BLK	WP	HR	S	P	ERA	WHIP
Rocky Coppinger, R ERA: 5.4	(1, 1)	4.0		20	6	5	5	2	2	0	0	0	0	1	22	30	11.25	2.000
Arthur Rhodes, L ERA: 3.53	(5, 1)	1.0	L	5	1	2	1	1	0	0	0	0	0	1	7	7	9.00	1.000
Kent Mercker, L ERA: 7.2	(6, 1)	1.2		7	0	0	0	1	2	0	0	0	0	0	7	15	0.00	1.200
Alan Mills, R ERA: 4.5	(7, 1)	0.2		4	2	0	0	0	0	0	0	0	0	0	4	4	0.00	3.000
Jesse Orosco, L ERA: 5.4	(8, 1)	1.2		6	1	0	0	2	0	0	0	0	0	0	10	10	0.00	0.600

PITCHER	IP	WLS	BF	H	R	ER	SO	BB	IBB	HBP	BLK	WP	HR	S	P	ERA	WHIP

BOTTOM

New York Yankees @ Baltimore Orioles

Oriole Park at Camden Yards, Baltimore, MD

Sat Jul 13 1996, 7:05 PM EDT

Att. 46,451 - Cloudy - 91 F

livebaseballscorecards.com

Batter	1	2	3	4	5	6	7	8	9	AB	R	H	RBI	BB	SO	LOB
Brady Anderson, L (1, 8) OBP: 0.402, SLG: 0.674	P2		1B	BB	F7			2B		4	2	2	0	1	0	1
B.J. Surhoff, L (1, 5) OBP: 0.345, SLG: 0.491	1B		K 1-2	F8	G6-3			L4		5	0	1	0	0	1	4
Roberto Alomar, S (1, 10) OBP: 0.423, SLG: 0.529	1B		E 2-H	BB 1-H		K		BB		4	1	3	2	1	1	0
Rafael Palmeiro, L (1, 3) OBP: 0.398, SLG: 0.549	P6		E HR	BB		G5-4-3		F8		2	1	0	0	3	0	4
Cal Ripken Jr., R (1, 6) OBP: 0.358, SLG: 0.494	K		HR 1-H 3-H	FC6-4 1-2 2-3		G5-4-3 1-2f			P5	4	1	1	2	1	1	3
Bobby Bonilla, S (1, 9) OBP: 0.351, SLG: 0.431		L9	2B BB	K			K		P6	5	0	1	0	0	2	3
Luis Polonia, L (1, 7) OBP: 0.284, SLG: 0.312		G4-3	BB	FC6-4 1-2f			L7		1B	4	0	1	0	1	0	3
Billy Ripken, R (1, 4) OBP: 0.296, SLG: 0.386 Manny Alexander, R (6, 4) OBP: 0.225, SLG: 0.162 Mike Devereaux, R (9, PH) OBP: 0.327, SLG: 0.350		F7	BB 1-2 2-3		K		G6-3		K	2 1 1	0 0 0	0 0 0	0 0 0	1 0 0	1 0 1	0 0 1
Gregg Zaun, S (1, 2) OBP: 0.311, SLG: 0.344		K G3			BB			P3		3	0	0	0	1	1	3

AB	35
R	5
H	9
RBI	4
BB	9
SO	8
LOB	22

Inning Stats	1	2	3	4	5	6	7	8	9
	R: 0 E: 0 K: 1 S: 7	H: 2 LOB: 2 BB: 0 P: 7	R: 0 E: 0 K: 0 S: 3	H: 0 LOB: 0 BB: 0 P: 3	R: 4 E: 1 K: 2 S: 11	H: 4 LOB: 3 BB: 3 P: 23	R: 1 E: 0 K: 1 S: 6	H: 1 LOB: 3 BB: 3 P: 18	R: 0 E: 0 K: 1 S: 5	H: 0 LOB: 1 BB: 1 P: 9	R: 0 E: 0 K: 1 S: 4	H: 0 LOB: 0 BB: 1 P: 8	R: 0 E: 0 K: 1 S: 5	H: 0 LOB: 0 BB: 0 P: 5	R: 0 E: 0 K: 0 S: 4	H: 1 LOB: 2 BB: 1 P: 8	R: 0 E: 0 K: 1 S: 6	H: 1 LOB: 1 BB: 0 P: 6

| | | |

New York Yankees @ Baltimore Orioles

Oriole Park at Camden Yards, Baltimore, MD

Sun Jul 14 1996, 3:33 AM EDT
Att. 47,658 - Sunny - 95 F

livebaseballscorecards.com

Batter	1	2	3	4	5	6	7	8	9	AB	R	H	RBI	BB	SO	LOB
Wade Boggs, L (1, 5) OBP: 0.392, SLG: 0.400	C B X 1-1 G6-3		B 1 SAFE C 1 B F X 2-2 L1-3 1-1		B D B C X 3-1 G6-3			1 SAFE 1 B B B B 4-0 G4-6-3 BB 1-2		3	0	0	0	1	0	3
Bernie Williams, S (1, 8) OBP: 0.396, SLG: 0.542	C C S 0-3 K			B B C S F X 2-2 G4-3		F X 0-1 G6-3		X 0-0 G4-6-3 1-2f		4	0	0	0	0	1	2
Paul O'Neill, L (1, 9) OBP: 0.439, SLG: 0.467	C B B B X 3-1 G4-3			B B X 2-0 G4-3		B B B B 4-0 G4-3 BB			X 0-0 WP 1B 1B	3	1	1	0	1	0	0
Tino Martinez, L (1, 3) OBP: 0.333, SLG: 0.455		X 0-0 G4-3		B C T F X 1-2 L8		F X 0-1 G4-3 1-2f			F 1 SAFE B X 1-1 F7	4	0	0	0	0	0	2
Darryl Strawberry, L (1, 10) OBP: 0.300, SLG: 0.611		F B X 1-1 S 1B 1B			F B B S X 2-2 E SH 2B		C F C 0-3 K		F B C B S 2-3 K 1-2	4	2	2	0	0	2	1
Mike Aldrete, L (1, 7) Gerald Williams, R (7, 7) OBP: 0.321, SLG: 0.507 OBP: 0.376, SLG: 0.508		C B X 1-1 G6-4-3 1B 1-H			B F T B B F F B X 3-2 E4 2 WP SH 2-3		C B B B X 3-1 G1-3		I I I I 4-0 1B E IBB	3 0	0 1	1 0	1 0	0 1	0 0	1 0
Mariano Duncan, R (1, 4) OBP: 0.338, SLG: 0.464 Andy Fox, L (7, 4) OBP: 0.296, SLG: 0.286 Ruben Sierra, S (9, PH) OBP: 0.327, SLG: 0.395 Matt Howard, R (9, 4) OBP: 0.190, SLG: 0.256		X 0-0 G6-4-3 1-2f			F S F F S 0-3 K		B B X 2-0 G4-3		B C B X 2-1 E7 1-H 2-H 1B	3 0 1 0	0 0 0 0	0 0 1 0	0 0 1 0	0 0 0 0	1 0 0 0	3 0 0 0
Joe Girardi, R (1, 2) OBP: 0.360, SLG: 0.357			B S X 1-1 G5-3		B X 1-0 SH 2 WP 1-2 3-H			C X 0-1 G1-3	F B B B B 4-1 BB	2	0	0	1	1	0	0
2 Derek Jeter, R (1, 6) OBP: 0.353, SLG: 0.387			C X 0-1 L1-3 1B		C B B S X 2-2 G5-3 1-2 2-3			B B T B F B 4-2 BB BB	1 SAFE B B F D C C 3-3 K	3	0	1	0	1	1	4
Inning Stats	R: 0 E: 0 K: 1 S: 7 H: 0 LOB: 0 BB: 0 P: 11	R: 1 E: 0 K: 0 S: 6 H: 2 LOB: 0 BB: 0 P: 8	R: 0 E: 0 K: 0 S: 7 H: 1 LOB: 0 BB: 0 P: 10	R: 0 E: 0 K: 0 S: 9 H: 0 LOB: 0 BB: 0 P: 14	R: 1 E: 1 K: 1 S: 19 H: 1 LOB: 2 BB: 0 P: 30	R: 0 E: 0 K: 0 S: 4 H: 0 LOB: 0 BB: 1 P: 8	R: 0 E: 0 K: 1 S: 6 H: 0 LOB: 0 BB: 0 P: 11	R: 0 E: 0 K: 0 S: 5 H: 0 LOB: 1 BB: 2 P: 13	R: 2 E: 1 K: 2 S: 12 H: 2 LOB: 2 BB: 2 P: 28	1B: 5 2B: 2 3B: 0 HR: 0	SF: 0 SAC: 1 DP: 4 HBP: 0						

TOP	
AB	30
R	4
H	6
RBI	3
BB	5
SO	5
LOB	16

PITCHER		IP	WLS	BF	H	R	ER	SO	BB	IBB	HBP	BLK	WP	HR	S	P	ERA	WHIP
Scott Erickson, R ERA: 4.55	(1, 1)	8.0	L	30	5	3	2	3	3	0	0	0	1	0	64	106	2.25	1.000
Jesse Orosco, L ERA: 5.28	(9, 1)	0.2		3	0	0	0	1	0	1	0	0	1	0	5	12	0.00	0.000
Alan Mills, R ERA: 4.43	(9, 1)	0.1		3	1	1	0	1	1	0	0	0	0	0	6	15	0.00	6.000

PITCHER	IP	WLS	BF	H	R	ER	SO	BB	IBB	HBP	BLK	WP	HR	S	P	ERA	WHIP

Batter	1	2	3	4	5	6	7	8	9	AB	R	H	RBI	BB	SO	LOB
Brady Anderson, L (1, 8) OBP: 0.401, SLG: 0.668	F B B B H 4-1 SH5-3 HBP		B C X 1-1 G3 1-2 ②		D F F F F X 1-2 G2-3 1-2 ②			B C B S B F S 3-3 K ①		3	0	0	0	0	1	2
Billy Ripken, R (1, 4) OBP: 0.291, SLG: 0.379 Roberto Alomar, S (8, PH) OBP: 0.422, SLG: 0.528 Manny Alexander, R (9, 4) OBP: 0.225, SLG: 0.162	X 0-0 SH5-3 1-2 ①		B F F F B X 2-2 G5-3 ③		X 0-0 G6-3 ③			B C B F B F X 3-2 G1-3 ②		2 1 0	0 0 0	0 0 0	0 0 0	0 0 0	0 0 0	2 0 0
Cal Ripken Jr., R (1, 6) OBP: 0.357, SLG: 0.494	C F B B F B X 3-2 P6 ②			X 0-0 1B 2B		S B S B F F X 2-2 P6 ①		F B C C 1-3 K ③		4	1	1	0	0	1	1
Rafael Palmeiro, L (1, 3) OBP: 0.396, SLG: 0.545	B C C X 1-2 G3 ③			S F F F S 0-3 K ①		B X 1-0 1B 1B			B F X 1-1 F8 ①	4	0	1	0	0	1	2
Bobby Bonilla, S (1, 10) OBP: 0.350, SLG: 0.429		F T B X 1-2 F7 ①		F S X 0-2 G5-3 ②		B C B F F F 1 SAFE X 2-2 L9 ②			X 0-0 1B 1B	4	0	1	0	0	0	2
B.J. Surhoff, L (1, 5) OBP: 0.350, SLG: 0.495		B B X 2-0 G5-4-3 1B		X 0-0 2-H 1B		C F X 0-2 CS 1-3 1B			X 0-0 L4 ②	4	0	3	1	0	0	1
Mike Devereaux, R (1, 9) OBP: 0.323, SLG: 0.345 Luis Polonia, L (9, PH) OBP: 0.289, SLG: 0.317	C X 0-1 G5-4-3 1-2f ② ③			B F F F B C 2-3 K ③		B B 1 SAFE 2-0 CS 1-2 ③	B C B X 2-1 G4-3 ①		B F F F B X 2-2 1B 1-2	3 1	0 0	0 1	0 0	0 0	1 0	2 0
Chris Hoiles, R (1, 2) OBP: 0.335, SLG: 0.423 Gregg Zaun, S (9, 2) OBP: 0.308, SLG: 0.340			B S B B X 2-1 G3 1B		B B B C B 4-1 G2-3 BB		B C F X 1-2 P3 ②		C B B B X 2-1 L9 ③	2 1	0 0	1 0	0 0	1 0	0 0	0 2
Mark Smith, R (1, 7) OBP: 0.209, SLG: 0.354			B 1 SAFE F F F S 1-3 K ①		F F F F F X 0-2 F7 ①		B X 1-0 G6-3 ③			3	0	0	0	0	1	2
Inning Stats	R: 0 H: 0 E: 0 LOB: 1 K: 0 BB: 0 S: 9 P: 17	R: 0 H: 1 E: 0 LOB: 0 K: 0 BB: 0 S: 6 P: 9	R: 0 H: 1 E: 0 LOB: 1 K: 1 BB: 0 S: 11 P: 17	R: 1 H: 2 E: 0 LOB: 1 K: 2 BB: 0 S: 13 P: 15	R: 0 H: 0 E: 0 LOB: 1 K: 0 BB: 1 S: 13 P: 18	R: 0 H: 2 E: 0 LOB: 1 K: 0 BB: 0 S: 14 P: 21	R: 0 H: 0 E: 0 LOB: 0 K: 0 BB: 0 S: 6 P: 10	R: 0 H: 0 E: 0 LOB: 0 K: 2 BB: 0 S: 11 P: 18	R: 0 H: 2 E: 0 LOB: 2 K: 0 BB: 0 S: 9 P: 14	1B: 7 SF: 0 2B: 1 SAC: 1 3B: 0 DP: 1 HR: 0 HBP: 1						WP: 0 PA: 36 PB: 0 SB: 0 CS: 1

PITCHER		IP	WLS	BF	H	R	ER	SO	BB	IBB	HBP	BLK	WP	HR	S	P	ERA	WHIP
Andy Pettitte, L ERA: 3.67	(1, 1)	7.0	W	27	6	1	1	3	1	0	1	0	0	0	72	107	1.29	1.000
Bob Wickman, R ERA: 3.7	(8, 1)	1.0		3	0	0	0	2	0	0	0	0	0	0	11	18	0.00	0.000
John Wetteland, R ERA: 2.74	(9, 1)	1.0	S	5	2	0	0	0	0	0	0	0	0	0	9	14	0.00	2.000

PITCHER	IP	WLS	BF	H	R	ER	SO	BB	IBB	HBP	BLK	WP	HR	S	P	ERA	WHIP

BOTTOM

New York Yankees @ Baltimore Orioles

Oriole Park at Camden Yards, Baltimore, MD

Sun Jul 14 1996, 3:33 AM EDT

Att. 47,658 - Sunny - 95 F

livebaseballscorecards.com

AB	32
R	1
H	8
RBI	1
BB	1
SO	5
LOB	16

Batter	1	2	3	4	5	6	7	8	9	AB	R	H	RBI	BB	SO	LOB
Otis Nixon, S (1, 8) OBP: 0.390, SLG: 0.331	C L B L 1-3 K ①		F 1 SAFE C B F F 1 SAFE C 1-3 K ②		X 0-0 B1-3 ②		X 0-0 S 1B		B F B F S 2-3 K ②	5	0	1	0	0	3	3
Tomas Perez, S (1, 4) OBP: 0.338, SLG: 0.350	L B X 1-1 L7 ②		C 1 SAFE C X 0-2 HR 1B 1-3 3-H		C B B X 2-1 F7 ③		1 SAFE B B B 1 C C B 4-2 BB 1-2		B B C X 2-1 G4-3 ③	4	1	1	1	1	0	1
Juan Samuel, R (1, 3) OBP: 0.306, SLG: 0.485	B C B S B X 3-2 L3 ③		B B S X 2-1 HR 1-H 3-H			B F B B B 4-1 HR WP BB	S B F B C 2-3 K ②			3	2	1	3	1	1	2
Joe Carter, R (1, 10) OBP: 0.350, SLG: 0.550		B B X 2-0 F7 ①	C S F X 0-2 L3 ③			F X 0-1 F8 ①	B B X 2-0 F9 ③			4	0	0	0	0	0	3
Ed Sprague, R (1, 5) OBP: 0.356, SLG: 0.558		B X 1-0 P4 ②		B B C F F X 2-2 G5-3 ①		S 1 SAFE C S 0-3 K ②		B B X 2-0 G5-4-3 1B		4	0	1	0	0	1	1
Jacob Brumfield, R (1, 9) OBP: 0.300, SLG: 0.456		C B F F F C 1-3 K ③		B S X 1-1 F8 ②		1 SAFE B X 1-0 HR 1-H		B X 1-0 G5-4-3 ① ② 1-2f		4	1	1	2	0	1	1
Charlie O'Brien, R (1, 2) OBP: 0.372, SLG: 0.500			B C C B X 2-2 G5-3 ① X 0-0 FC5-4 1B			F H 1-1 HBP	C B B C F B X 3-2 L7 ③			3	0	1	0	0	0	0
Robert Perez, R (1, 7) OBP: 0.380, SLG: 0.474			C B X 1-1 1B 1B 2B C F X 0-2 FC5-4 ③ 1-2f			B S B F X 2-2 F8 ③			L X 0-1 SH1-4 1B	4	1	2	0	0	0	2
Alex Gonzalez, R (1, 6) OBP: 0.291, SLG: 0.385			S B S T F F X 1-2 HR 1B 2-3		X 0-0 F9 ①		F C S 0-3 K ①		B X 1-0 SH1-4 ① 1-2	3	1	1	0	0	1	0
Inning Stats	R: 0 H: 0 E: 0 LOB: 0 K: 1 BB: 0 S: 8 P: 13	R: 0 H: 0 E: 0 LOB: 0 K: 1 BB: 0 S: 7 P: 11	R: 4 H: 4 E: 0 LOB: 0 K: 1 BB: 0 S: 25 P: 32	R: 0 H: 1 E: 0 LOB: 1 K: 0 BB: 0 S: 10 P: 13	R: 0 H: 0 E: 0 LOB: 0 K: 0 BB: 0 S: 4 P: 6	R: 2 H: 1 E: 0 LOB: 1 K: 1 BB: 1 S: 11 P: 19	R: 0 H: 1 E: 0 LOB: 2 K: 2 BB: 1 S: 10 P: 18	R: 0 H: 1 E: 0 LOB: 0 K: 0 BB: 0 S: 6 P: 12	R: 0 H: 1 E: 0 LOB: 1 K: 1 BB: 0 S: 8 P: 13	1B: 6 SF: 0 2B: 1 SAC: 1 3B: 0 DP: 1 HR: 2 HBP: 1						

PITCHER		IP	WLS	BF	H	R	ER	SO	BB	IBB	HBP	BLK	WP	HR	S	P	ERA	WHIP
Rick Krivda, L ERA: 5.22	(1, 1)	5.2		24	6	6	6	4	1	0	0	0	1	2	61	87	9.53	1.235
Jimmy Haynes, R ERA: 6.42	(6, 1)	3.1	W	14	3	0	0	3	1	0	1	0	0	0	28	50	0.00	1.200

PITCHER	IP	WLS	BF	H	R	ER	SO	BB	IBB	HBP	BLK	WP	HR	S	P	ERA	WHIP

TOP

Toronto Blue Jays @ Baltimore Orioles

Oriole Park at Camden Yards, Baltimore, MD

Mon Jul 15 1996, 7:05 PM EDT

Att. 43,192 - Unknown - 87 F

livebaseballscorecards.com

AB	34
R	6
H	9
RBI	6
BB	2
SO	7
LOB	13

WP: 1 PA: 38
PB: 0
SB: 1
CS: 0

BOTTOM

Toronto Blue Jays @ Baltimore Orioles

Oriole Park at Camden Yards, Baltimore, MD

Mon Jul 15 1996, 7:05 PM EDT

Att. 43,192 - Unknown - 87 F

livebaseballscorecards.com

Batter	1	2	3	4	5	6	7	8	9	AB	R	H	RBI	BB	SO	LOB
Brady Anderson, L (1, 8) OBP: 0.399, SLG: 0.663	C B B F X 2-2 L8 ①		B X 1-0 G1-3 ③			X 0-0 P2 ①		X 0-0 FC4-6 1B		4	0	1	0	0	0	0
Billy Ripken, R (1, 4) OBP: 0.281, SLG: 0.364	B B C X 2-1 F8 ②			C C B F F X 1-2 G5-3 ①		B S B B C X 3-2 G5-3 ②		F B L X 1-2 FC4-6 1-2f ③		4	0	0	0	0	0	1
Cal Ripken Jr., R (1, 5) OBP: 0.354, SLG: 0.489	C B X 1-1 G5-3 ③			B B X 2-0 E3 HR		X 0-0 F8 ③			F F F X 0-2 E6 1B HR	4	2	0	0	0	0	0
Rafael Palmeiro, L (1, 3) OBP: 0.397, SLG: 0.553		C B B C S 2-3 K ①		F X 0-1 1-H HR			F B B F X 2-2 F7 ①		B X 1-0 1-2 HR 1B	4	2	2	2	0	1	0
Bobby Bonilla, S (1, 9) OBP: 0.349, SLG: 0.436		S C B B X 2-2 G4-3 ②		X 0-0 P3 ②			F F B X 1-2 F8 ②		X 0-0 1-H 2-H HR	4	1	1	3	0	0	0
B.J. Surhoff, L (1, 10) OBP: 0.349, SLG: 0.490		B B X 2-0 G4-3 ③		C X 0-1 G1-3 ③			B H 2-0 PB HBP		C S B S 1-3 K ①	3	0	0	0	0	1	0
Mark Smith, R (1, 7) OBP: 0.214, SLG: 0.397 Luis Polonia, L (9, PH) OBP: 0.293, SLG: 0.321			B C B F X 2-2 HR		B C C X 1-2 G6-3 ①		B B C F S 2-3 1-2 K ③		X 0-0 HR 1B	3 1	1 1	1 1	1 0	0 0	1 0	1 0
Chris Hoiles, R (1, 2) OBP: 0.333, SLG: 0.433			C B S B S 2-3 K ①		B S B B S S 3-3 K ②			C F B B F B F X 3-2 G1-3 ①	B X 1-0 1-H HR	4	1	1	2	0	2	0
Manny Alexander, R (1, 6) OBP: 0.209, SLG: 0.150			S S S 0-3 K ②		C S B B S 2-3 K ③			B F X 1-1 F8 ②		3	0	0	0	0	2	0

	AB	34
	R	8
	H	7
	RBI	8
	BB	0
	SO	7
	LOB	2

Inning Stats	1	2	3	4	5	6	7	8	9
	R: 0 E: 0 K: 0 S: 7	H: 0 LOB: 0 BB: 0 P: 12	R: 0 E: 0 K: 1 S: 7	H: 0 LOB: 0 BB: 0 P: 13	R: 1 E: 0 K: 2 S: 10	H: 1 LOB: 0 BB: 0 P: 15	R: 2 E: 1 K: 0 S: 11	H: 1 LOB: 0 BB: 0 P: 14	R: 0 E: 0 K: 2 S: 9	H: 0 LOB: 0 BB: 0 P: 15	R: 0 E: 0 K: 0 S: 5	H: 0 LOB: 0 BB: 0 P: 8	R: 0 E: 0 K: 1 S: 9	H: 0 LOB: 1 BB: 0 P: 16	R: 0 E: 0 K: 0 S: 12	H: 1 LOB: 1 BB: 0 P: 17	R: 5 E: 1 K: 1 S: 11	H: 4 LOB: 0 BB: 0 P: 14

	1B: 3	SF: 0	WP: 0	PA: 35
	2B: 0	SAC: 0	PB: 1	
	3B: 0	DP: 0	SB: 0	
	HR: 4	HBP: 1	CS: 0	

PITCHER		IP	WLS	BF	H	R	ER	SO	BB	IBB	HBP	BLK	WP	HR	S	P	ERA	WHIP
Huck Flener, L ERA: 3.0	(1, 1)	6.0		21	2	3	2	5	0	0	0	0	0	2	49	77	3.00	0.333
Tony Castillo, L ERA: 3.56	(7, 1)	2.0		8	1	0	0	1	0	0	1	0	0	0	21	33	0.00	0.500
Mike Timlin, R ERA: 3.64	(9, 1)	0.1	L	6	4	5	4	1	0	0	0	0	0	2	11	14	108.00	12.000

PITCHER	IP	WLS	BF	H	R	ER	SO	BB	IBB	HBP	BLK	WP	HR	S	P	ERA	WHIP

Batter	1	2	3	4	5	6	7	8	9	AB	R	H	RBI	BB	SO	LOB
Otis Nixon, S (1, 8) OBP: 0.387, SLG: 0.332	G4-3, 1B, 2B	K, 1-H		G4-3, 2-3		G1-4-3, 1-2f			K, 2-3	5	1	1	0	0	2	5
Tomas Perez, S (1, 4) OBP: 0.333, SLG: 0.339	G1-3		G3, K				G6-3		1B, BB, 3-H	4	0	0	0	1	1	2
Carlos Delgado, L (1, 10) OBP: 0.373, SLG: 0.523	G4-3, 2-3		2B, 2B, BB		1B		2B		K	4	1	2	0	1	1	2
Joe Carter, R (1, 7) OBP: 0.355, SLG: 0.556	1B, 3-H		2B, 1-3		S, 1B		G5-3		1-3, 1B	5	1	4	1	0	0	1
Ed Sprague, R (1, 5) OBP: 0.357, SLG: 0.557	F9		G3-1, 2B, 2-H, 3-H		G6-4-3, 1-2, BB		K		G5-3	4	0	1	2	1	1	4
John Olerud, L (1, 3) OBP: 0.378, SLG: 0.488		2B, 2B, 1B	G3-1, 2-3		G6-4-3, 1-2f			G3-1		4	1	1	0	0	0	3
Shawn Green, L (1, 9) OBP: 0.306, SLG: 0.403		2B, 1-3, 2B	G6-3			FC4-6, BB		P5		3	1	1	0	1	0	1
Sandy Martinez, L (1, 2) OBP: 0.313, SLG: 0.364		FC1-5, 2-H, 3-H, 2B	G4-3, 2B			FC4-6, 1-2f, 1B		G5-3		4	0	2	2	0	0	1
Alex Gonzalez, R (1, 6) OBP: 0.293, SLG: 0.390		FC1-5, E, S, A4 D8, 2-3		G5-3		G1-4-3, 1-2, 1B			S, WP, 2B	4	1	2	0	0	0	2
Inning Stats	R: 1 E: 0 K: 0 S: 7 H: 2 LOB: 1 BB: 0 P: 10	R: 2 E: 0 K: 1 S: 18 H: 3 LOB: 1 BB: 0 P: 27	R: 2 E: 0 K: 0 S: 11 H: 2 LOB: 1 BB: 1 P: 19	R: 0 E: 0 K: 1 S: 10 H: 1 LOB: 1 BB: 0 P: 13	R: 0 E: 0 K: 0 S: 7 H: 2 LOB: 1 BB: 1 P: 12	R: 0 E: 0 K: 0 S: 7 H: 1 LOB: 1 BB: 1 P: 12	R: 0 E: 0 K: 1 S: 9 H: 1 LOB: 1 BB: 0 P: 17	R: 0 E: 0 K: 0 S: 5 H: 0 LOB: 0 BB: 0 P: 6	R: 1 E: 0 K: 2 S: 11 H: 2 LOB: 2 BB: 1 P: 20	1B: 6 2B: 8 3B: 0 HR: 0 SF: 0 SAC: 0 DP: 2 HBP: 0						

PITCHER	IP	WLS	BF	H	R	ER	SO	BB	IBB	HBP	BLK	WP	HR	S	P	ERA	WHIP
35 Mike Mussina, R (1, 1) ERA: 4.94	7.0	L	32	12	5	5	3	3	0	0	0	0	0	69	110	6.43	2.143
Jesse Orosco, L (8, 1) ERA: 5.1	1.0		3	0	0	0	0	0	0	0	0	0	0	5	6	0.00	0.000
Randy Myers, L (9, 1) ERA: 3.45	1.0		6	2	1	1	2	1	0	0	0	1	0	11	20	9.00	3.000

PITCHER	IP	WLS	BF	H	R	ER	SO	BB	IBB	HBP	BLK	WP	HR	S	P	ERA	WHIP

TOP

Toronto Blue Jays @ Baltimore Orioles

Oriole Park at Camden Yards, Baltimore, MD

Tue Jul 16 1996, 7:05 PM EDT
Att. 45,851 - Unknown - 91 F

livebaseballscorecards.com

AB	37
R	6
H	14
RBI	5
BB	4
SO	5
LOB	21

Batter	1	2	3	4	5	6	7	8	9	AB	R	H	RBI	BB	SO	LOB
Brady Anderson, L (1, 8) OBP: 0.397, SLG: 0.657	C X 0-1 F9 ①		H 1-0 1-2 HBP		F S X 0-2 G4-6-3 ②③ 1-2f			B F F B X 2-2 L9 ②		3	0	0	0	0	0	2
Luis Polonia, L (1, 7) OBP: 0.292, SLG: 0.319	B F L B B T 3-2 K ②		B C X 1-1 F7 ③			C X 0-1 WP 1B		C X 0-1 L6 ③		4	0	1	0	0	1	2
Cal Ripken Jr., R (1, 5) OBP: 0.350, SLG: 0.483	F B B B X 3-1 P4 ③			F B F B F X 2-2 G6-3 ①		B 1 SAFE X 1-0 F9 ①			X 0-0 G1-3 ①	4	0	0	0	0	0	1
Rafael Palmeiro, L (1, 3) OBP: 0.393, SLG: 0.547		C B B X 2-1 G4-1 ①		B T B S F X 2-2 G3-1 ②		B X 1-0 P2 ②			B B B C F F X 3-2 P6 ②	4	0	0	0	0	0	1
Bobby Bonilla, S (1, 9) OBP: 0.348, SLG: 0.434		S B F X 1-2 P5 ②		B B F B X 3-1 1B		B F T X 1-2 G4-3 ③ 1-2			B F S B B X 3-2 F8 ③	4	0	1	0	0	0	1
B.J. Surhoff, L (1, 10) OBP: 0.346, SLG: 0.485		C F B F B F F X 2-2 G3 ③		X 0-0 G3 ③			C F F F F F S 0-3 K ①			3	0	0	0	0	1	1
Chris Hoiles, R (1, 2) OBP: 0.330, SLG: 0.427			C F X 0-2 F8 ①		F C B B B X 3-2 F9 ①		S B B B F F F S 3-3 K ②			3	0	0	0	0	1	0
Jeff Huson, L (1, 4) OBP: 0.333, SLG: 0.273			B B C B X 3-1 HBP 1B		B B B C C X 3-2 1B 1B		F B X 1-1 G3 ③			3	0	2	0	0	0	0
Manny Alexander, R (1, 6) OBP: 0.217, SLG: 0.163			B C F S 1-3 K ②		C D F X 1-2 G4-6-3 1-2 1B			B B C X 2-1 B2 ①		3	0	1	0	0	1	1
Inning Stats	R: 0 E: 0 K: 1 S: 7 H: 0 LOB: 0 BB: 0 P: 13	R: 0 E: 0 K: 0 S: 11 H: 0 LOB: 0 BB: 0 P: 16	R: 0 E: 0 K: 1 S: 10 H: 1 LOB: 2 BB: 0 P: 16	R: 0 E: 0 K: 0 S: 11 H: 1 LOB: 1 BB: 0 P: 18	R: 0 E: 0 K: 0 S: 12 H: 2 LOB: 1 BB: 0 P: 19	R: 0 E: 0 K: 0 S: 7 H: 1 LOB: 1 BB: 0 P: 10	R: 0 E: 0 K: 2 S: 14 H: 0 LOB: 0 BB: 0 P: 18	R: 0 E: 0 K: 0 S: 7 H: 0 LOB: 0 BB: 0 P: 11	R: 0 E: 0 K: 0 S: 8 H: 0 LOB: 0 BB: 0 P: 14	1B: 5 2B: 0 3B: 0 HR: 0	SF: 0 SAC: 0 DP: 1 HBP: 1						

PITCHER	IP	WLS	BF	H	R	ER	SO	BB	IBB	HBP	BLK	WP	HR	S	P	ERA	WHIP
Juan Guzman, R (1, 1) ERA: 2.99	9.0	W	32	5	0	0	4	0	0	1	0	1	0	87	135	0.00	0.556

PITCHER	IP	WLS	BF	H	R	ER	SO	BB	IBB	HBP	BLK	WP	HR	S	P	ERA	WHIP

BOTTOM

Toronto Blue Jays @ Baltimore Orioles

Oriole Park at Camden Yards, Baltimore, MD

Tue Jul 16 1996, 7:05 PM EDT

Att. 45,851 - Unknown - 91 F

livebaseballscorecards.com

AB	31
R	0
H	5
RBI	0
BB	0
SO	4
LOB	9

1B: 5	SF: 0	WP: 1	PA: 32
2B: 0	SAC: 0	PB: 0	
3B: 0	DP: 1	SB: 0	
HR: 0	HBP: 1	CS: 0	

Toronto Blue Jays @ Baltimore Orioles

Oriole Park at Camden Yards, Baltimore, MD

Wed Jul 17 1996, 7:05 PM EDT

Att. 45,955 - Unknown - 93 F

TOP

livebaseballscorecards.com

Batter	1	2	3	4	5	6	7	8	9	AB	R	H	RBI	BB	SO	LOB
Otis Nixon, S (1, 8) OBP: 0.390, SLG: 0.337	2-2 2B SF9 1B	1-1 E6 S 2-H		1-0 ① G5-3		3-2 ② S 1-2 1B		2-1 S 1B 1B		5	2	3	0	0	0	0
Tomas Perez, S (1, 4) OBP: 0.336, SLG: 0.349	2-2 SF9 1-3 G5-3 2B	2-3 ③ K 1-2		1-2 ② L7		1-1 ③ P4 1-2		2-2 1B 1-H 1B		5	1	2	1	0	1	2
Juan Samuel, R (1, 10) OBP: 0.310, SLG: 0.481	0-2 ① SF9 2-3 3-H		4-2 S 1B BB	1-2 ③ G6-3			1-3 ① K	3-1 1-2 1B		3	1	1	1	1	1	0
Joe Carter, R (1, 3) OBP: 0.354, SLG: 0.551	1-1 ② G5-3 3-H		1-0 ① P4		1-2 S 1B 1B		1-3 ② K	2-3 ③ K		5	0	1	1	0	2	3
Ed Sprague, R (1, 5) OBP: 0.355, SLG: 0.550	4-2 FC6-4 BB		1-1 ② P6 1-2		1-2 ① F7		1-3 ③ K2-3		2-2 ① F8	4	0	0	0	1	1	2
Jacob Brumfield, R (1, 9) OBP: 0.310, SLG: 0.466	1-1 ③ FC6-4 1-2f		1-1 HR 2-H 1B		2-2 ② 1-H 1B			1-0 1B 1B 2B	4-2 BB	4	2	3	1	1	0	1
Charlie O'Brien, R (1, 2) OBP: 0.374, SLG: 0.517		0-0 ① P6	0-0 HR 1-H		2-1 ③ P5			1-2 SH5-3 1B 2-3 1B	0-3 ② K	4	1	2	2	0	0	1
Domingo Cedeno, S (8, PR) OBP: 0.328, SLG: 0.356										0	1	0	0	0	0	0
Sandy Martinez, L (8, 2) OBP: 0.311, SLG: 0.362										1	0	0	0	0	1	1
Robert Perez, R (1, 7) OBP: 0.376, SLG: 0.475	1-1 E 2B	1-2 ③ F7				0-1 ① G6-3		0-0 ① SH5-3 1-2	0-1 ③ F9	4	1	1	0	0	0	1
Alex Gonzalez, R (1, 6) OBP: 0.299, SLG: 0.402	1-3 ② K			2-0 HR		4-2 CS BB		2-0 ② 2-H 3-H 1B		3	1	2	3	1	1	1
Inning Stats	R: 2 E: 0 K: 0 S: 18 H: 2 LOB: 1 BB: 1 P: 28	R: 1 E: 1 K: 2 S: 11 H: 1 LOB: 1 BB: 0 P: 16	R: 3 E: 0 K: 0 S: 13 H: 2 LOB: 0 BB: 1 P: 21	R: 1 E: 0 K: 0 S: 8 H: 1 LOB: 0 BB: 0 P: 13	R: 0 E: 0 K: 0 S: 11 H: 2 LOB: 1 BB: 0 P: 17	R: 0 E: 0 K: 0 S: 10 H: 1 LOB: 1 BB: 1 P: 18	R: 0 E: 0 K: 3 S: 12 H: 0 LOB: 0 BB: 0 P: 15	R: 3 E: 0 K: 1 S: 17 H: 6 LOB: 2 BB: 0 P: 30	R: 0 E: 0 K: 1 S: 11 H: 0 LOB: 1 BB: 1 P: 17	1B: 10 2B: 3 3B: 0 HR: 2 SF: 1 SAC: 1 DP: 0 HBP: 0							

	AB	38
	R	10
	H	15
	RBI	9
	BB	4
	SO	7
	LOB	12

WP: 0 PB: 0 SB: 5 CS: 1 PA: 44

PITCHER		IP	WLS	BF	H	R	ER	SO	BB	IBB	HBP	BLK	WP	HR	S	P	ERA	WHIP
Kent Mercker, L (1, 1) ERA: 7.76		3.0		18	6	7	6	2	2	0	0	0	0	2	43	68	18.00	2.667
Alan Mills, R (4, 1) ERA: 3.91		2.2		10	3	0	0	0	1	0	0	0	0	0	26	42	0.00	1.500
Jimmy Haynes, R (6, 1) ERA: 6.6		2.0		9	4	3	3	3	0	0	0	0	0	0	23	33	13.50	2.000
Jesse Orosco, L (8, 1) ERA: 5.1		0.0		2	2	0	0	0	0	0	0	0	0	0	5	10	∞	∞
Rocky Coppinger, R (8, 1) ERA: 5.2		1.1	W	5	0	0	0	2	1	0	0	0	0	0	14	22	0.00	0.750

PITCHER	IP	WLS	BF	H	R	ER	SO	BB	IBB	HBP	BLK	WP	HR	S	P	ERA	WHIP

BOTTOM

Toronto Blue Jays @ Baltimore Orioles

Oriole Park at Camden Yards, Baltimore, MD

Wed Jul 17 1996, 7:05 PM EDT

Att. 45,955 - Unknown - 93 F

Batter	1	2	3	4	5	6	7	8	9	AB	R	H	RBI	BB	SO	LOB
Brady Anderson, L (1, 8) OBP: 0.398, SLG: 0.652	F9	S HR 1B BB		K			G3-1		PB BB SF7 1B 1-3	4	2	1	0	1	1	0
Mike Devereaux, R (1, 9) OBP: 0.329, SLG: 0.362 Roberto Alomar, S (9, PH) OBP: 0.421, SLG: 0.528	S 1B BB	S HR 1B 1-2 2-H		G5-3			HR		SF8 3-H	3 0	3 0	2 0	2 1	1 0	0 0	0 0
Cal Ripken Jr., R (1, 5) OBP: 0.351, SLG: 0.481	G4-3 1-2	K 1-2 2-3			F7		1B		PB BB 1-2	4	0	1	0	1	1	3
Rafael Palmeiro, L (1, 3) OBP: 0.398, SLG: 0.555	1B BB	HR 2-H 3-H			G1-4-3 BB		G4-3		IBB 1-2 2-3	2	1	1	3	3	0	1
Bobby Bonilla, S (1, 10) OBP: 0.349, SLG: 0.438	1B 1-3 2-H	K			G1-4-3 1-2f			F8 G5-3 2B	SF7 3-H	4	1	2	2	0	1	1
B.J. Surhoff, L (1, 7) OBP: 0.344, SLG: 0.482		HR 1B	L5			G3-1		F8 2-3		4	1	1	0	0	0	1
Chris Hoiles, R (1, 2) OBP: 0.328, SLG: 0.437		HR 1-H	K			F9		G5-3 3-H		4	1	1	3	0	1	0
Jeff Huson, L (1, 4) OBP: 0.357, SLG: 0.308 Billy Ripken, R (6, PH) OBP: 0.276, SLG: 0.358 (7, 4)	SH1-4 1B 1B	K				G6-3		K		2 2	1 0	1 0	0 0	0 0	1 1	0 0
Manny Alexander, R (1, 6) OBP: 0.208, SLG: 0.156 Luis Polonia, L (9, PH) OBP: 0.297, SLG: 0.324	SH1-4 1-2			K			K		1B SF8 1B	2 1	0 1	0 1	0 0	0 0	2 0	0 0
Inning Stats	R: 1 E: 0 K: 0 S: 7 H: 1 LOB: 2 BB: 2 P: 20	R: 6 E: 0 K: 2 S: 19 H: 5 LOB: 0 BB: 1 P: 35	R: 0 E: 0 K: 2 S: 12 H: 0 LOB: 0 BB: 0 P: 19	R: 0 E: 0 K: 2 S: 10 H: 0 LOB: 0 BB: 0 P: 11	R: 0 E: 0 K: 0 S: 7 H: 0 LOB: 0 BB: 1 P: 16	R: 0 E: 0 K: 0 S: 6 H: 0 LOB: 0 BB: 0 P: 8	R: 1 E: 0 K: 1 S: 11 H: 2 LOB: 1 BB: 0 P: 20	R: 1 E: 0 K: 1 S: 14 H: 1 LOB: 0 BB: 0 P: 20	R: 2 E: 0 K: 0 S: 8 H: 2 LOB: 2 BB: 2 P: 22	1B: 7 2B: 1 3B: 0 HR: 3 SF: 2 SAC: 1 DP: 1 HBP: 0							

PITCHER	IP	WLS	BF	H	R	ER	SO	BB	IBB	HBP	BLK	WP	HR	S	P	ERA	WHIP
Erik Hanson, R (1, 1) ERA: 7.0	1.2		13	6	7	7	1	3	0	0	0	0	2	21	49	37.80	5.400
Paul Spoljaric, L (2, 1) ERA: 3.26	3.1		10	0	0	0	5	1	0	0	0	0	0	34	52	0.00	0.300
Tony Castillo, L (6, 1) ERA: 3.59	2.0		8	2	1	1	1	0	0	0	0	0	1	17	28	4.50	1.000
Tim Crabtree, R (8, 1) ERA: 2.76	1.0		4	1	1	1	1	0	0	0	0	0	0	14	20	9.00	1.000
Mike Timlin, R (9, 1) ERA: 4.15	0.2	L	6	2	2	2	0	1	1	0	0	0	0	8	22	27.00	4.500

PITCHER	IP	WLS	BF	H	R	ER	SO	BB	IBB	HBP	BLK	WP	HR	S	P	ERA	WHIP

AB	32
R	11
H	11
RBI	11
BB	6
SO	8
LOB	6

WP: 0 PA: 41
PB: 1
SB: 3
CS: 0

livebaseballscorecards.com

Batter	1	2	3	4	5	6	7	8	9	AB	R	H	RBI	BB	SO	LOB
Brady Anderson, L (1, 8) OBP: 0.398, SLG: 0.647	B C B B F F F B 4-2 G5-4-3 BB		C D C B B B F F X 3-2 ① G4-3		C S X 0-2 ③ G1-3		1 SAFE C C B X 1-2 E 1-3 1B		C C B C 1-3 ② K	4	0	1	0	1	1	0
Luis Polonia, L (1, 9) OBP: 0.297, SLG: 0.324 Mike Devereaux, R (7, PH) OBP: 0.331, SLG: 0.361 (7, 9)	C 1 SAFE F F D 1 P F X 2-2 ① P5		B C C B S 2-3 ② K			B C B B F X 3-2 F8 SF9 1B 1B	F B F X 1-2 ② P6		C B C B B B 4-2 BB	3 1	1 0	1 0	0 0	0 1	1 0	1 2
Cal Ripken Jr., R (1, 5) OBP: 0.349, SLG: 0.477	C B X 1-1 ②③ G5-4-3 1-2f		B C X 1-1 ③ G3-1			1 SAFE B F B X 2-1 FC6 1-2 1B	C F F B X 1-2 E6 1-2 3-H		C S 1 SAFE 1 SAFE P X 1-2 ③ P8	5	0	1	0	0	0	3
Rafael Palmeiro, L (1, 3) OBP: 0.397, SLG: 0.552		C T B B F B X 3-2 S 1B 1B		B F B B X 3-1 ① F7		C B X 1-1 ① F8 2-3	C B B X 2-1 ③ L8			4	1	1	0	0	0	4
Bobby Bonilla, S (1, 10) OBP: 0.348, SLG: 0.440		F B C S 1-3 ① K 1-2		C B B C S 2-3 ② K		X 0-0 ② SF9 3-H		B X 1-0 SH1-3 SF9 2B		3	1	1	1	0	2	1
B.J. Surhoff, L (1, 7) OBP: 0.347, SLG: 0.493		F B B B X 2-1 FC4-6 1B 2-H 1B		B B B X 3-0 HR		F 1 SAFE B X 1-1 ③ FC6 1-2f		X 0-0 ① SH1-3 2-3		3	1	2	2	0	0	1
Chris Hoiles, R (1, 2) OBP: 0.331, SLG: 0.453		1 SAFE 1 SAFE C C 1 SAFE X 0-2 FC4-6 1-2 1B		B C B F S 2-3 ③ K			B B F C X 2-2 HR	T B C X 1-2 ② SF9 3-H		3	1	2	2	0	1	0
Jeff Huson, L (1, 4) OBP: 0.333, SLG: 0.294		C X 0-1 ② FC4-6 1-2f 2-3			C S X 0-2 ① G1-3		X 0-0 1B E 1B	F B B B X 3-1 ③ G6-3		4	1	1	0	0	0	2
Manny Alexander, R (1, 6) OBP: 0.192, SLG: 0.143		C B F D B C 3-3 ③ K			C S C 0-3 ② K		1 SAFE L 1 SAFE C F 1 SAFE S 0-3 ① K		X 0-0 ① G4-3	4	0	0	0	0	3	3
Inning Stats	R: 0 H: 0 E: 0 LOB: 0 K: 0 BB: 1 S: 13 P: 19	R: 1 H: 3 E: 0 LOB: 2 K: 2 BB: 0 S: 17 P: 26	R: 0 H: 0 E: 0 LOB: 0 K: 1 BB: 0 S: 10 P: 16	R: 1 H: 1 E: 0 LOB: 0 K: 2 BB: 0 S: 9 P: 19	R: 0 H: 0 E: 0 LOB: 0 K: 1 BB: 0 S: 9 P: 9	R: 1 H: 2 E: 0 LOB: 1 K: 0 BB: 0 S: 10 P: 17	R: 2 H: 3 E: 1 LOB: 2 K: 1 BB: 0 S: 20 P: 27	R: 1 H: 1 E: 0 LOB: 0 K: 0 BB: 0 S: 7 P: 12	R: 0 H: 0 E: 0 LOB: 1 K: 1 BB: 1 S: 10 P: 15	1B: 7 SF: 2 2B: 1 SAC: 1 3B: 0 DP: 1 HR: 2 HBP: 0						

PITCHER		IP	WLS	BF	H	R	ER	SO	BB	IBB	HBP	BLK	WP	HR	S	P	ERA	WHIP
Aaron Sele, R ERA: 5.74	(1, 1)	6.1	L	27	8	5	4	7	1	0	0	0	0	2	76	116	5.68	1.421
Vaughn Eshelman, L ERA: 7.75	(7, 1)	1.0		6	2	1	1	0	0	0	0	0	0	0	14	20	9.00	2.000
Rich Garces, R ERA: 5.36	(8, 1)	1.2		6	0	0	0	1	1	0	0	0	0	0	15	24	0.00	0.600

PITCHER	IP	WLS	BF	H	R	ER	SO	BB	IBB	HBP	BLK	WP	HR	S	P	ERA	WHIP

Baltimore Orioles @ Boston Red Sox

Fenway Park, Boston, MA

Thu Jul 18 1996, 7:05 PM EDT

Att. 33,014 - Unknown - 89 F

TOP

livebaseballscorecards.com

AB	34
R	6
H	10
RBI	5
BB	2
SO	8
LOB	17

Baltimore Orioles @ Boston Red Sox

Fenway Park, Boston, MA

Thu Jul 18 1996, 7:05 PM EDT

Att. 33,014 - Unknown - 89 F

BOTTOM

livebaseballscorecards.com

Batter	1	2	3	4	5	6	7	8	9	AB	R	H	RBI	BB	SO	LOB
Jeff Frye, R (1, 4) OBP: 0.341, SLG: 0.295	G4-3		G6-3		SF8 3-H		L4		P4	4	0	0	1	0	0	1
John Valentin, R (1, 6) OBP: 0.390, SLG: 0.465	1B			F9	FC5-4 1-2f		1-H HR		BB	3	0	1	0	0	0	2
Jeff Manto, R (7, PH) OBP: 0.409, SLG: 0.722 (8, 6)										1	1	1	2	1	0	0
Mo Vaughn, L (1, 3) OBP: 0.425, SLG: 0.604	K			1B		G6-3	G3		K	5	0	1	0	0	2	2
Jose Canseco, R (1, 10) OBP: 0.416, SLG: 0.645	P5			K		BB E 1B	K		K	5	0	1	0	0	3	3
Tim Naehring, R (1, 5) OBP: 0.392, SLG: 0.518		L9		G5-3		E4 1-2 BB		G6-3		4	0	0	0	0	0	2
Mike Stanley, R (1, 2) OBP: 0.402, SLG: 0.511		K			BB 1B SF8 1B	F9		1B		4	1	2	0	0	1	2
Kevin Mitchell, R (1, 7) OBP: 0.355, SLG: 0.386 (9, 9)		G6-3			1-2 BB 1B	1-2 2-3 BB		1-2 1B		3	0	2	0	1	0	0
Jose Malave, R (1, 9) OBP: 0.257, SLG: 0.382			G5-3		P4	G1-3			K	3	0	0	0	0	0	5
18 Reggie Jefferson, S (8, PH) OBP: 0.416, SLG: 0.679 (9, 7)										1	0	0	0	0	1	2
Troy O'Leary, L (1, 8) OBP: 0.326, SLG: 0.400			F8		FC5-4 1-2 2-3 BB		E3 HR		K	3	1	0	0	1	1	2

	AB	36
	R	3
	H	8
	RBI	3
	BB	3
	SO	8
	LOB	21

Inning Stats	1	2	3	4	5	6	7	8	9
	R: 0 H: 1 E: 0 LOB: 1 K: 1 BB: 0 S: 15 P: 23	R: 0 H: 0 E: 0 LOB: 0 K: 1 BB: 0 S: 6 P: 9	R: 0 H: 0 E: 0 LOB: 0 K: 0 BB: 0 S: 5 P: 8	R: 0 H: 1 E: 0 LOB: 1 K: 1 BB: 0 S: 8 P: 12	R: 1 H: 2 E: 0 LOB: 2 K: 0 BB: 1 S: 8 P: 13	R: 0 H: 1 E: 1 LOB: 3 K: 0 BB: 1 S: 17 P: 30	R: 2 H: 1 E: 1 LOB: 0 K: 1 BB: 0 S: 9 P: 14	R: 0 H: 2 E: 0 LOB: 2 K: 2 BB: 0 S: 13 P: 17	R: 0 H: 0 E: 0 LOB: 1 K: 2 BB: 1 S: 10 P: 17

	1B: 7	SF: 1	WP: 0	PA: 40
	2B: 0	SAC: 0	PB: 0	
	3B: 0	DP: 0	SB: 0	
	HR: 1	HBP: 0	CS: 0	

PITCHER		IP	WLS	BF	H	R	ER	SO	BB	IBB	HBP	BLK	WP	HR	S	P	ERA	WHIP
David Wells, L ERA: 4.95	(1, 1)	6.2	W	30	6	3	2	3	2	0	0	0	0	1	65	103	2.70	1.200
Keith Shepherd, R ERA: 7.04	(7, 1)	0.2		4	2	0	0	1	0	0	0	0	0	0	8	13	0.00	3.000
Randy Myers, L ERA: 3.27	(8, 1)	1.2	S	6	0	0	0	4	1	0	0	0	0	0	18	27	0.00	0.600

PITCHER	IP	WLS	BF	H	R	ER	SO	BB	IBB	HBP	BLK	WP	HR	S	P	ERA	WHIP

Baltimore Orioles @ Boston Red Sox

Fenway Park, Boston, MA

Fri Jul 19 1996, 7:05 PM EDT

Att. 32,262 - Unknown - 74 F

TOP

livebaseballscorecards.com

Batter	1	2	3	4	5	6	7	8	9	AB	R	H	RBI	BB	SO	LOB
Mike Devereaux, R (1, 8) OBP: 0.328, SLG: 0.355	L9		L9		G5-3			G4-3	BB, G5-4-3	4	0	0	0	1	0	2
Billy Ripken, R (1, 4) (7, 5) OBP: 0.264, SLG: 0.342	G1-3		K			K		E6, FC4-6	G5-4-3	5	0	0	0	0	2	2
Cal Ripken Jr., R (1, 5) OBP: 0.349, SLG: 0.476	F8			L7		1B		FC4-6		3	0	1	0	0	0	0
Luis Polonia, L (7, 9) OBP: 0.296, SLG: 0.322										1	1	0	0	0	0	1
Rafael Palmeiro, L (1, 3) OBP: 0.396, SLG: 0.553		2B		K		F8		1B		3	0	1	0	0	1	1
Jeff Huson, L (7, 4) OBP: 0.368, SLG: 0.333										1	1	1	0	0	0	0
Bobby Bonilla, S (1, 9) OBP: 0.347, SLG: 0.437		G5-3		L5		F8		1B		4	0	1	1	0	0	2
(7, 3)																
B.J. Surhoff, L (1, 10) OBP: 0.352, SLG: 0.500		L8			1B		2B	1B		4	0	3	1	0	0	1
Chris Hoiles, R (1, 2) OBP: 0.331, SLG: 0.449		BB			K		G6-3	F7		2	0	0	0	1	1	2
Gregg Zaun, S (7, 2) OBP: 0.306, SLG: 0.337										1	0	0	0	0	0	2
Mark Smith, R (1, 7) OBP: 0.230, SLG: 0.394		K			1B		G5-3		BB, FC4-6	3	0	1	0	1	1	3
Manny Alexander, R (1, 6) OBP: 0.179, SLG: 0.132			G6-3		K		P3		FC4-6, BB	4	0	0	0	0	1	4
Inning Stats	R: 0 E: 0 K: 0 S: 3 H: 0 LOB: 0 BB: 0 P: 5	R: 0 E: 0 K: 1 S: 10 H: 1 LOB: 2 BB: 1 P: 18	R: 0 E: 0 K: 1 S: 7 H: 0 LOB: 0 BB: 0 P: 12	R: 0 E: 0 K: 1 S: 5 H: 0 LOB: 0 BB: 0 P: 11	R: 0 E: 0 K: 2 S: 13 H: 2 LOB: 2 BB: 0 P: 21	R: 0 E: 0 K: 1 S: 8 H: 1 LOB: 1 BB: 0 P: 14	R: 0 E: 0 K: 0 S: 9 H: 1 LOB: 1 BB: 0 P: 15	R: 2 E: 1 K: 0 S: 8 H: 3 LOB: 2 BB: 0 P: 12	R: 0 E: 0 K: 0 S: 3 H: 0 LOB: 1 BB: 2 P: 11	1B: 6 2B: 2 3B: 0 HR: 0 SF: 0 SAC: 0 DP: 1 HBP: 0						

	AB	35
	R	2
	H	8
	RBI	2
	BB	3
	SO	6
	LOB	20

WP: 0 PB: 0 SB: 0 CS: 0 PA: 38

PITCHER		IP	WLS	BF	H	R	ER	SO	BB	IBB	HBP	BLK	WP	HR	S	P	ERA	WHIP
Jamie Moyer, L ERA: 4.66	(1, 1)	8.0	W	34	8	2	0	6	1	0	0	0	0	0	63	108	0.00	1.125
Joe Hudson, R ERA: 4.45	(9, 1)	1.0		4	0	0	0	0	2	0	0	0	0	0	3	11	0.00	2.000

PITCHER	IP	WLS	BF	H	R	ER	SO	BB	IBB	HBP	BLK	WP	HR	S	P	ERA	WHIP

Baltimore Orioles @ Boston Red Sox

Fenway Park, Boston, MA

Fri Jul 19 1996, 7:05 PM EDT

Att. 32,262 - Unknown - 74 F

livebaseballscorecards.com

BOTTOM

Batter	1	2	3	4	5	6	7	8	9	AB	R	H	RBI	BB	SO	LOB
Jeff Frye, R (1, 4) OBP: 0.353, SLG: 0.302	4-1 S 1B BB		4-0 1B 1B BB	C 1 SAFE X 0-1 1B 1-2 HR 1B		B X 1-0 E 1B 1B	C F F X 0-2 ① FC6-4 2B 1-2f BB			3	5	2	0	2	0	1
Troy O'Leary, L (1, 9) OBP: 0.329, SLG: 0.406	C 1 SAFE C B X 1-2 ① G5-3 1-2		B 1 SAFE F F 1 SAFE F X 1-2 1B 1-2 1B	B X 1-0 HR 1-2 2-H 1B		B B F X 2-1 E4 1B 1-3 1B	B F C B F B X 3-2 BB 1-3 2B			5	2	3	1	0	0	2
Mo Vaughn, L (1, 3) OBP: 0.428, SLG: 0.614 Mike Greenwell, L (7, PH) OBP: 0.265, SLG: 0.311 (8, 7)	B B B C X 3-1 1B 2-H 1B		B X 1-0 ① F7	B B X 2-0 1-H 2-H HR		X 0-0 18 1B 1B 1-2 3-H 1B	B B B B 4-0 BB BB			4 0	2 0	3 0	5 0	0 1	0 0	2 0
Jose Canseco, R (1, 10) OBP: 0.421, SLG: 0.649	C F X 0-2 G1-6-3 1-2 1B		S D F B X 2-2 18 FC3-6 1-2 2-H 1B	B B S B F X 3-2 2B		S D F B B F S 3-3 ② K	B S B F F F B B 4-2 G4-6-3 1-2 2-3 3-H BB			4	0	3	2	1	1	2
Tim Naehring, R (1, 5) OBP: 0.389, SLG: 0.513	D X 1-0 ② ③ G1-6-3 1-2f		B F D B B F X 3-2 ② F9	S C B B B C 3-3 ③ K		B B B X 3-0 18 1B HR 1-2 2-H 1B	C X 0-1 ② ③ G4-6-3 1-2f			5	1	1	1	0	1	8
18 Reggie Jefferson, S (1, 7) OBP: 0.416, SLG: 0.672 (8, 3)	B C B X 2-1 1B	B X 1-0 ③ FC3-6 1-2f	C F S 0-3 ① K	S D X 1-1 HR 1-3 2-H 1B		B F B F C 2-3 ① K				5	1	2	1	0	2	2
Mike Stanley, R (1, 2) OBP: 0.400, SLG: 0.518 Scott Hatteberg, L (8, PH) (9, 2)	B B X 2-0 ① P2	F B B X 2-1 ① L8	B B X 2-0 ② G6-3	B X 1-0 1-H 3-H HR		B S C X 1-2 ② F7				4 1	1 0	1 0	3 0	0 0	0 0	1 0
Jeff Manto, R (1, 6) OBP: 0.333, SLG: 0.565	F 1 SAFE 1 SAFE X 0-1 ② F7	F F X 0-2 ② F8	C B F S 1-3 ③ K	B X 1-0 ③ G6-3		C B S B X 2-2 ③ G5-3				5	0	0	0	0	1	1
Lee Tinsley, S (1, 8) OBP: 0.280, SLG: 0.262	B S C B B F X 3-2 ③ G4-3	B S T B B X 3-2 1B 1B 1B	C X 0-1 ① L7	C X 0-1 FC6-4 1B						4	1	2	0	0	0	1
Inning Stats	R: 1 H: 2 E: 0 LOB: 1 K: 0 BB: 1 S: 10 P: 19	R: 0 H: 1 E: 0 LOB: 1 K: 0 BB: 0 S: 9 P: 16	R: 1 H: 2 E: 0 LOB: 2 K: 0 BB: 1 S: 12 P: 24	R: 4 H: 5 E: 0 LOB: 1 K: 1 BB: 0 S: 18 P: 32	R: 0 H: 0 E: 0 LOB: 0 K: 2 BB: 0 S: 8 P: 11	R: 6 H: 5 E: 1 LOB: 0 K: 1 BB: 0 S: 15 P: 27	R: 1 H: 2 E: 0 LOB: 2 K: 0 BB: 2 S: 16 P: 27	R: 0 H: 0 E: 0 LOB: 0 K: 1 BB: 0 S: 9 P: 14		1B: 13 SF: 0 2B: 2 SAC: 0 3B: 0 DP: 2 HR: 2 HBP: 0						

	AB	40
	R	13
	H	17
	RBI	13
	BB	4
	SO	5
	LOB	20

PITCHER		IP	WLS	BF	H	R	ER	SO	BB	IBB	HBP	BLK	WP	HR	S	P	ERA	WHIP
Scott Erickson, R ERA: 4.84	(1, 1)	4.0	L	23	10	6	6	1	2	0	0	0	0	1	49	91	13.50	3.000
Keith Shepherd, R ERA: 5.4	(5, 1)	4.0		21	7	7	1	4	2	0	0	0	0	1	48	79	2.25	2.250

PITCHER		IP	WLS	BF	H	R	ER	SO	BB	IBB	HBP	BLK	WP	HR	S	P	ERA	WHIP

WP: 0 PA: 44
PB: 0
SB: 1
CS: 0

Batter	1	2	3	4	5	6	7	8	9	AB	R	H	RBI	BB	SO	LOB
Mike Devereaux, R (1, 8) OBP: 0.327, SLG: 0.353	B B C X 2-2 ① G6-3		C D F X 1-2 ② F8			F B B S F X 2-2 ① G6-3		C X 0-1 1B		4	0	1	0	0	0	0
Jeff Huson, L (1, 4) OBP: 0.304, SLG: 0.273	B B X 2-0 ② P4		X 0-0 ③ F7			B C F B X 2-2 ② G6-3		B F X 1-1 ③ P6		4	0	0	0	0	0	1
Cal Ripken Jr., R (1, 5) (8, 6) OBP: 0.348, SLG: 0.473	B B C X 2-1 1B			D B D C X 3-1 ① L9		C S F B X 1-2 ③ G3-1			B B B C S X 3-2 ① P4	4	0	1	0	0	0	0
Rafael Palmeiro, L (1, 10) OBP: 0.395, SLG: 0.548	C X 0-1 ③ G6-3			B F X 1-1 ② G3			S B X 1-1 ① G3		B C B F B B 4-2 G1-6-3 BB	3	0	0	0	1	0	1
Bobby Bonilla, S (1, 3) OBP: 0.346, SLG: 0.438		F F B B F D X 3-2 ① F7		F F F B B S 2-3 ③ K			B B X 2-0 1B 2B		B X 1-0 ②③ G1-6-3 1-2f	4	0	1	0	0	1	1
B.J. Surhoff, L (1, 7) (8, 5) OBP: 0.352, SLG: 0.498		C B X 1-1 ② G4-3			C F X 0-2 G1-6-3 1B 1B		B X 1-0 ② L3			3	0	1	0	0	0	1
Mark Smith, R (1, 9) OBP: 0.260, SLG: 0.411		B F S T F T F B F H 3-2 HBP			C B F 1 B F F X SAFE 2-2 G1-6-3 1-2 1B		X 0-0 ③ 2-H 1B			2	0	2	0	0	0	0
Gregg Zaun, S (1, 2) OBP: 0.297, SLG: 0.327		X 0-0 ③ F8			B L F F X 1-2 ①② G1-6-3 1-2f 2-3			S B B B C X 3-2 ① L9		3	0	0	0	0	0	3
Manny Alexander, R (1, 6) OBP: 0.172, SLG: 0.127 Luis Polonia, L (8, PH) (8, 7) OBP: 0.294, SLG: 0.320			B C C X 1-2 ① P4		B S X 1-1 ③ G5-3			B X 1-0 ② F7		2 1	0 0	0 0	0 0	0 0	0 0	1 0
Inning Stats	R: 0 E: 0 K: 0 S: 8 H: 1 LOB: 1 BB: 0 P: 14	R: 0 E: 0 K: 0 S: 13 H: 0 LOB: 1 BB: 0 P: 20	R: 0 E: 0 K: 0 S: 7 H: 0 LOB: 0 BB: 0 P: 9	R: 0 E: 0 K: 1 S: 8 H: 0 LOB: 0 BB: 0 P: 14	R: 0 E: 0 K: 0 S: 14 H: 2 LOB: 1 BB: 0 P: 18	R: 0 E: 0 K: 0 S: 11 H: 0 LOB: 0 BB: 0 P: 16	R: 0 E: 0 K: 0 S: 5 H: 2 LOB: 2 BB: 0 P: 9	R: 0 E: 0 K: 0 S: 8 H: 1 LOB: 1 BB: 0 P: 13	R: 0 E: 0 K: 0 S: 6 H: 0 LOB: 0 BB: 1 P: 14	1B: 5 2B: 1 3B: 0 HR: 0	SF: 0 SAC: 0 DP: 2 HBP: 1					

PITCHER		IP	WLS	BF	H	R	ER	SO	BB	IBB	HBP	BLK	WP	HR	S	P	ERA	WHIP
49 Tim Wakefield, R ERA: 5.98	(1, 1)	8.1	W	31	6	0	0	1	1	0	1	0	0	0	79	125	0.00	0.840
Heathcliff Slocumb, R ERA: 3.72	(9, 1)	0.2	S	1	0	0	0	0	0	0	0	0	0	0	1	2	0.00	0.000

PITCHER	IP	WLS	BF	H	R	ER	SO	BB	IBB	HBP	BLK	WP	HR	S	P	ERA	WHIP

WP: 0 PB: 0 SB: 0 CS: 0 PA: 32

TOP

Baltimore Orioles @ Boston Red Sox

Fenway Park, Boston, MA

Sat Jul 20 1996, 3:33 AM EDT

Att. 33,590 - Sunny - 75 F

livebaseballscorecards.com

AB	30
R	0
H	6
RBI	0
BB	1
SO	1
LOB	8

Baltimore Orioles @ Boston Red Sox

Fenway Park, Boston, MA

Sat Jul 20 1996, 3:33 AM EDT

Att. 33,590 - Sunny - 75 F

BOTTOM

livebaseballscorecards.com

Batter	1	2	3	4	5	6	7	8	9	AB	R	H	RBI	BB	SO	LOB
Jeff Frye, R (1, 4) OBP: 0.351, SLG: 0.296	P2	G4-6-3 1-2f			2B BB		F8			3	1	0	0	1	0	2
Troy O'Leary, L (1, 8) (8, 7) OBP: 0.331, SLG: 0.414	F8 2B		F8		1-H 2B		F7			4	0	2	1	0	0	1
Mo Vaughn, L (1, 3) OBP: 0.427, SLG: 0.610	F8 2-3		K		P5		FC4 1-2 1B			4	0	1	0	0	1	2
Jose Canseco, R (1, 10) OBP: 0.422, SLG: 0.645	BB BB		BB		G5-3		FC4 1-2f			2	0	0	0	2	0	3
Tim Naehring, R (1, 5) OBP: 0.387, SLG: 0.507	1-2 BB		P6		P6			F7		3	0	0	0	1	0	2
18 Reggie Jefferson, S (1, 7) OBP: 0.410, SLG: 0.662 Lee Tinsley, S (8, 8) OBP: 0.279, SLG: 0.260	F7			G4-3		G4-3		F9		3 1	0 0	0 0	0 0	0 0	0 0	3 0
Kevin Mitchell, R (1, 9) OBP: 0.375, SLG: 0.446		HR		1B		P4		1B		4	1	3	1	0	0	0
Mike Stanley, R (1, 2) OBP: 0.395, SLG: 0.511		F9		F9		P3		K		4	0	0	0	0	1	2
Jeff Manto, R (1, 6) OBP: 0.367, SLG: 0.577		G4-6-3 1B		K			1B 1B			3	0	2	0	0	1	1
Inning Stats	R: 0 H: 1 E: 0 LOB: 3 K: 0 BB: 2 S: 12 P: 24	R: 1 H: 2 E: 0 LOB: 0 K: 0 BB: 0 S: 10 P: 13	R: 0 H: 0 E: 0 LOB: 1 K: 1 BB: 1 S: 9 P: 20	R: 0 H: 1 E: 0 LOB: 1 K: 1 BB: 0 S: 8 P: 13	R: 1 H: 1 E: 0 LOB: 1 K: 0 BB: 1 S: 12 P: 24	R: 0 H: 0 E: 0 LOB: 0 K: 0 BB: 0 S: 5 P: 9	R: 0 H: 2 E: 0 LOB: 2 K: 0 BB: 0 S: 13 P: 19	R: 0 H: 1 E: 0 LOB: 1 K: 1 BB: 0 S: 12 P: 17		1B: 5 SF: 0 2B: 2 SAC: 0 3B: 0 DP: 1 HR: 1 HBP: 0						

	AB	31
	R	2
	H	8
	RBI	2
	BB	4
	SO	3
	LOB	16

WP: 0 PA: 35
PB: 0
SB: 0
CS: 0

PITCHER		IP	WLS	BF	H	R	ER	SO	BB	IBB	HBP	BLK	WP	HR	S	P	ERA	WHIP
Rocky Coppinger, R ERA: 4.85	(1, 1)	6.1	L	28	6	2	2	2	4	0	0	0	0	1	60	108	2.84	1.579
Jesse Orosco, L ERA: 4.83	(7, 1)	1.2		7	2	0	0	1	0	0	0	0	0	0	21	31	0.00	1.200

PITCHER	IP	WLS	BF	H	R	ER	SO	BB	IBB	HBP	BLK	WP	HR	S	P	ERA	WHIP

Batter	1	2	3	4	5	6	7	8	9	10	AB	R	H	RBI	BB	SO	LOB
Luis Polonia, L (1, 7) OBP: 0.295, SLG: 0.316	B B B C B 4-1 CS BB		S C B D S 2-3 ① K		F L X 0-2 ① G4-3 1-2 2-3		C B B F C 2-3 ③ K		B 1 SAFE C B F F 1 B X 3-2 ② 1B 1-2 1B	X 0-0 E6 1B 1-H 2-H 3-H	5	1	1	1	1	2	3
Jeff Huson, L (1, 4) OBP: 0.345, SLG: 0.370	S 1 SAFE F F X 0-2 ① ② F7 1-2		B B F C X 2-2 ② G3		F B C X 1-2 ② SF8 3-H			C X 0-1 G3 3B 2B	F D X 1-1 BB 1-3 1B	F X 0-1 FC4-6 3-H 1B	5	1	3	2	0	0	1
Cal Ripken Jr., R (1, 6) OBP: 0.348, SLG: 0.468	B F B B X 3-1 ③ G6-3		B B C F F B B 4-2 FC6-4 BB		C B F F F S 1-3 ③ K			C F S 0-3 ① K	B F B B C B B 4-2 BB 1-2	B F F D F X 2-2 ② FC4-6 BB 1-2f	4	0	0	0	2	2	3
Roberto Alomar, S (1, 10) OBP: 0.420, SLG: 0.523		S F B F B F X 2-2 E G5-3 1B	B B F X 2-1 ③ FC6-4 1-2f			S S B F X 1-2 ① G6-3		C B B B L F F F X 3-2 ② G3 2-3	C S S 0-3 ③ K	B B C B C B 4-2 BB 1-2	5	1	1	0	1	1	5
Bobby Bonilla, S (1, 3) OBP: 0.351, SLG: 0.439		F B 1 B F F D X SAFE 3-2 E9 1B 1-3 1B		C S B F B S 2-3 ① K		X 0-0 G4-6-3 1B		F B D T D B 4-2 3B BB		B B F F9 1B HBP BB 1-0 3-0 G1-3	4	3	2	0	2	1	2
B.J. Surhoff, L (1, 5) OBP: 0.353, SLG: 0.503		C B B B C F F S 3-3 ① K		C X 0-1 ② G3-1		B C F F F F F X 1-2 ② ③ G4-6-3 1-2f		F B F F B F X 2-2 1-H 3-H 3B		M 1 SAFE F X 0-2 HBP BB E 1-2 1B	5	1	2	2	0	1	3
Mike Devereaux, R (1, 8) OBP: 0.325, SLG: 0.350		C B F B X 2-2 ② G5-3 3-H		B F B C S 2-3 ③ K			F F D D B X 3-2 G6-3 1B	C B X 1-1 ③ G3-1		B B X 2-0 ① F9 2-3	5	0	1	1	0	1	4
Chris Hoiles, R (1, 2) OBP: 0.336, SLG: 0.448		S B C X 1-2 2-H 1B			F B B B F B 4-2 G4-3 1B SF8 BB		1 SAFE 1 SAFE C 1 SAFE D X 1-1 ① G6-3 1-2		S B C D B C 3-3 ① K	B S F B F B F F B 4-2 HBP E 1-2 BB	3	2	1	1	2	1	1
Mark Smith, R (1, 9) OBP: 0.280, SLG: 0.408		C C S 0-3 ③ K			X 0-0 G4-3 1-2 1B		C S S 0-3 ② K		B F B C F B B B 4-2 CS BB	F C H 1-2 E E 1-2 2-3 3-H HBP	3	1	1	1	1	2	2
Inning Stats	R: 0 H: 0 E: 0 LOB: 0 K: 0 BB: 1 S: 7 P: 14	R: 2 H: 3 E: 1 LOB: 1 K: 2 BB: 0 S: 23 P: 34	R: 0 H: 0 E: 0 LOB: 1 K: 1 BB: 1 S: 11 P: 21	R: 0 H: 0 E: 0 LOB: 0 K: 2 BB: 0 S: 9 P: 13	R: 1 H: 1 E: 0 LOB: 1 K: 1 BB: 1 S: 14 P: 20	R: 0 H: 1 E: 0 LOB: 0 K: 0 BB: 0 S: 13 P: 15	R: 0 H: 1 E: 0 LOB: 1 K: 2 BB: 0 S: 11 P: 17	R: 2 H: 2 E: 0 LOB: 1 K: 1 BB: 1 S: 20 P: 30	R: 0 H: 2 E: 0 LOB: 3 K: 2 BB: 2 S: 17 P: 32	R: 5 H: 2 E: 1 LOB: 2 K: 0 BB: 3 S: 22 P: 40	1B: 10 SF: 1 2B: 1 SAC: 0 3B: 1 DP: 1 HR: 0 HBP: 1						

PITCHER		IP	WLS	BF	H	R	ER	SO	BB	IBB	HBP	BLK	WP	HR	S	P	ERA	WHIP
Roger Clemens, R ERA: 4.14	(1, 1)	7.2		33	8	5	4	9	4	0	0	0	0	0	106	161	4.70	1.565
Rich Garces, R ERA: 5.27	(8, 1)	0.2		3	0	0	0	1	1	0	0	0	0	0	8	16	0.00	1.500
Vaughn Eshelman, L ERA: 7.62	(9, 1)	0.2		4	2	0	0	1	1	0	0	0	0	0	11	19	0.00	4.500
Mike Stanton, L ERA: 3.76	(10, 1)	0.1	L	3	1	2	2	0	1	0	0	0	0	0	5	11	54.00	6.000
Heathcliff Slocumb, R ERA: 3.86	(10, 1)	0.2		7	1	3	1	0	2	0	1	0	0	0	17	29	13.50	4.500

PITCHER	IP	WLS	BF	H	R	ER	SO	BB	IBB	HBP	BLK	WP	HR	S	P	ERA	WHIP

TOP

Baltimore Orioles @ Boston Red Sox

Fenway Park, Boston, MA

Sun Jul 21 1996, 3:33 AM EDT

Att. 34,423 - Sunny - 83 F

livebaseballscorecards.com

AB	39
R	10
H	12
RBI	8
BB	9
SO	11
LOB	24

WP: 0	PA: 50		
PB: 0			
SB: 0			
CS: 2			

Baltimore Orioles @ Boston Red Sox

Fenway Park, Boston, MA

Sun Jul 21 1996, 3:33 AM EDT

Att. 34,423 - Sunny - 83 F

livebaseballscorecards.com

BOTTOM

Batter	1	2	3	4	5	6	7	8	9	10	AB	R	H	RBI	BB	SO	LOB
Jeff Frye, R (1, 4) OBP: 0.342, SLG: 0.287	G4-3		G6-3			P4	P2		P8		5	0	0	0	0	0	2
Troy O'Leary, L (1, 8) OBP: 0.330, SLG: 0.413	P4			G1-3		K	1-3, 2-H 1B		1B		1	0	0	0	0	0	0
Lee Tinsley, S (2, 8) OBP: 0.283, SLG: 0.266											4	0	2	1	0	1	0
Mo Vaughn, L (1, 10) OBP: 0.426, SLG: 0.605	BB			K		2B BB		F9	G3		3	0	0	0	2	1	1
Kevin Mitchell, R (1, 9) OBP: 0.388, SLG: 0.462	P4			F9		1-3 2B		BB		1B 18 G3-6-1 1B	4	1	2	0	1	0	1
Tim Naehring, R (1, 5) OBP: 0.387, SLG: 0.504		F8			18 1B G4-6-3 BB	F8		K		1-3 18 G3-6-1 1B	4	1	1	0	1	1	3
18 Reggie Jefferson, S (1, 3) OBP: 0.410, SLG: 0.655	K				G4-6-3 BB 1-3 1B		1B BB 1B	G3		1-2f, 3-H G3-6-1	5	1	2	0	0	1	2
Mike Stanley, R (1, 2) OBP: 0.395, SLG: 0.505	P2				G4-6-3 1-2 BB		1B 1-2 1B BB		F8	F9	3	1	0	0	2	0	0
Mike Greenwell, L (1, 7) OBP: 0.275, SLG: 0.312			G4-3		G4-6-3 1-2f, 2-3, 3-H		1B 1-2, 2-H 1B		HR HBP		3	1	1	1	0	0	2
Jeff Manto, R (1, 6) OBP: 0.353, SLG: 0.633			F7		L7		F7		1-H HR		4	1	1	2	0	0	3
Inning Stats	R: 0 H: 0 E: 0 LOB: 1 K: 0 BB: 1 S: 9 P: 17	R: 0 H: 0 E: 0 LOB: 0 K: 1 BB: 0 S: 6 P: 7	R: 0 H: 0 E: 0 LOB: 0 K: 0 BB: 0 S: 7 P: 10	R: 0 H: 0 E: 0 LOB: 0 K: 1 BB: 0 S: 11 P: 16	R: 1 H: 1 E: 0 LOB: 1 K: 0 BB: 2 S: 12 P: 23	R: 0 H: 1 E: 0 LOB: 2 K: 1 BB: 1 S: 11 P: 22	R: 2 H: 3 E: 0 LOB: 2 K: 0 BB: 1 S: 14 P: 23	R: 0 H: 0 E: 0 LOB: 1 K: 1 BB: 1 S: 7 P: 13	R: 2 H: 2 E: 0 LOB: 1 K: 0 BB: 0 S: 13 P: 22	R: 1 H: 2 E: 0 LOB: 0 K: 0 BB: 0 S: 7 P: 8	1B: 7 SF: 0 2B: 1 SAC: 0 3B: 0 DP: 2 HR: 1 HBP: 1						

	AB	36
	R	6
	H	9
	RBI	4
	BB	6
	SO	4
	LOB	14

WP: 0 PA: 43
PB: 0
SB: 0
CS: 0

PITCHER		IP	WLS	BF	H	R	ER	SO	BB	IBB	HBP	BLK	WP	HR	S	P	ERA	WHIP
35 Mike Mussina, R ERA: 4.89	(1, 1)	7.0		29	5	3	3	3	5	0	0	0	0	0	70	118	3.86	1.429
Alan Mills, R ERA: 3.75	(8, 1)	1.0		4	0	0	0	1	1	0	0	0	0	0	7	13	0.00	1.000
Randy Myers, L ERA: 3.86	(9, 1)	2.0	W	10	4	3	3	0	0	0	1	0	0	1	20	30	13.50	2.000

PITCHER	IP	WLS	BF	H	R	ER	SO	BB	IBB	HBP	BLK	WP	HR	S	P	ERA	WHIP

Batter	1	2	3	4	5	6	7	8	9	AB	R	H	RBI	BB	SO	LOB
Chuck Knoblauch, R (1, 4) OBP: 0.461, SLG: 0.564	BBBB 4-0 FC1-5 BB BB	x 0-0 ③ P2			BBBB 4-0 F8 BB 1B BB	x 0-0 ③ G3			x 0-0 G4-6-3 1B	3	1	1	0	2	0	0
Rich Becker, L (1, 8) OBP: 0.355, SLG: 0.459	BBBBB 4-0 FC1-5 1-2 1B BB		x 0-0 SF8 3B		BBBB 4-0 1B 1B 1-2 1B BB		BBBB 4-0 CS BB		x 0-0 ①② G4-6-3 1-2f	2	3	1	0	3	0	1
Paul Molitor, R (1, 10) OBP: 0.367, SLG: 0.433	x 0-0 ① FC1-5 1B 1-2 2B 2-3f		x 0-0 ① SF8 3-H		x 0-0 ① F8 2-3		x 0-0 ①② G6-3 1-2		SSS 0-3 ③ K	4	1	0	1	0	1	5
Marty Cordova, R (1, 7) OBP: 0.388, SLG: 0.484	x 0-0 2B SF8 1-3 2-H 1B		x 0-0 ② G6-3		x 0-0 1B 1B 1-2 3-H 1B		x 0-0 ③ P4			4	2	2	2	0	0	0
Scott Stahoviak, L (1, 3) OBP: 0.402, SLG: 0.485	x 0-0 SF8 1-3 3-H 2B		x 0-0 1B 1B		x 0-0 1B F8-2 1-2 2-3 1B			BBBB 4-0 HR BB		3	1	3	1	1	0	0
Roberto Kelly, R (1, 9) OBP: 0.364, SLG: 0.420	x 0-0 ② SF8 2-3 3-H		x 0-0 ③ 1-3 1B		x 0-0 1-3 2-H 3-H 1B			x 0-0 ① F9		3	0	2	3	0	0	1
Dave Hollins, S (1, 5) OBP: 0.361, SLG: 0.381	x 0-0 ③ G4-3			x 0-0 ① F9	x 0-0 ②③ F8-2 3-H			x 0-0 1-H HR		4	1	1	2	0	0	3
Pat Meares, R (1, 6) OBP: 0.283, SLG: 0.388		x 0-0 ① G5-3		x 0-0 ② G3		x 0-0 ① L3		SSS 0-3 ② K		4	0	0	0	0	1	0
Mike Durant, R (1, 2) OBP: 0.293, SLG: 0.267		x 0-0 ② F9		x 0-0 ③ F9		x 0-0 ② G5-3		x 0-0 ③ F8		4	0	0	0	0	0	0
Inning Stats	R: 3 H: 2 E: 0 LOB: 1 K: 0 BB: 2 S: 5 P: 13	R: 0 H: 0 E: 0 LOB: 0 K: 0 BB: 0 S: 3 P: 3	R: 1 H: 3 E: 0 LOB: 2 K: 0 BB: 0 S: 5 P: 5	R: 0 H: 0 E: 0 LOB: 0 K: 0 BB: 0 S: 3 P: 3	R: 3 H: 3 E: 0 LOB: 1 K: 0 BB: 2 S: 5 P: 13	R: 0 H: 0 E: 0 LOB: 0 K: 0 BB: 1 S: 3 P: 6	R: 0 H: 0 E: 0 LOB: 0 K: 0 BB: 0 S: 2 P: 6	R: 2 H: 1 E: 0 LOB: 0 K: 1 BB: 1 S: 6 P: 10	R: 0 H: 1 E: 0 LOB: 0 K: 1 BB: 0 S: 5 P: 5	1B: 7 SF: 2 2B: 2 SAC: 0 3B: 1 DP: 2 HR: 1 HBP: 0						

TOP

Minnesota Twins @ Baltimore Orioles

Oriole Park at Camden Yards, Baltimore, MD

Mon Jul 22 1996, 7:05 PM EDT

Att. 42,129 - Unknown - 75 F

livebaseballscorecards.com

AB	31
R	9
H	10
RBI	9
BB	6
SO	2
LOB	10

WP: 0 PA: 39
PB: 0
SB: 0
CS: 1

PITCHER		IP	WLS	BF	H	R	ER	SO	BB	IBB	HBP	BLK	WP	HR	S	P	ERA	WHIP
Jimmy Haynes, R ERA: 7.03	(1, 1)	4.1	L	24	8	7	7	0	4	0	0	0	0	0	20	36	14.54	2.769
Rick Krivda, L ERA: 5.26	(5, 1)	3.0		10	1	2	2	0	2	0	0	0	0	1	8	16	6.00	1.000
Keith Shepherd, R ERA: 4.73	(8, 1)	1.2		5	1	0	0	2	0	0	0	0	0	0	9	9	0.00	0.600

PITCHER	IP	WLS	BF	H	R	ER	SO	BB	IBB	HBP	BLK	WP	HR	S	P	ERA	WHIP

Minnesota Twins @ Baltimore Orioles

Oriole Park at Camden Yards, Baltimore, MD

Mon Jul 22 1996, 7:05 PM EDT
Att. 42,129 - Unknown - 75 F

livebaseballscorecards.com

BOTTOM

Batter	1	2	3	4	5	6	7	8	9	AB	R	H	RBI	BB	SO	LOB
Mike Devereaux, R (1, 8) OBP: 0.323, SLG: 0.347	G5-3	K		FC6-4 1B		F8			G6-3	5	0	1	0	0	1	2
Mark Smith, R (1, 7) OBP: 0.298, SLG: 0.423	1B 1B	1B 2B 1B		P5		F7			L6	2	2	2	0	0	0	0
Luis Polonia, L (4, PH) (5, 7) OBP: 0.290, SLG: 0.310										3	0	0	0	0	0	1
Cal Ripken Jr., R (1, 6) OBP: 0.349, SLG: 0.469	1B 1-2 1B	2B 1-2 1B		FC6-4 1-2f			G5-3			4	0	2	0	0	0	1
Rafael Palmeiro, L (1, 3) OBP: 0.394, SLG: 0.545	G1-6-3 1-3 2-H 1B	P3			G4-3		K			4	0	1	1	0	1	2
Bobby Bonilla, S (1, 9) OBP: 0.352, SLG: 0.441	G1-6-3 1-2f	1-3 2-H 2B			BBBB 4-0 HR BB		L3			3	1	1	1	1	0	2
Eddie Murray, S (1, 10) OBP: 0.325, SLG: 0.409		E5 1B	K		1-H HR			F2		4	1	1	2	0	1	2
B.J. Surhoff, L (1, 5) OBP: 0.349, SLG: 0.497		F7	G1-3		P5			G5-3		4	0	0	0	0	0	3
Chris Hoiles, R (1, 2) OBP: 0.338, SLG: 0.461		1-2 1B		HR	F7			P4		4	1	2	1	0	0	0
Manny Alexander, R (1, 4) OBP: 0.164, SLG: 0.121		F8		F8		K			K	3	0	0	0	0	1	2
Jeff Huson, L (9, PH) OBP: 0.333, SLG: 0.357										1	0	0	0	0	1	0
Inning Stats	R: 1 E: 0 K: 0 S: 5 H: 3 LOB: 1 BB: 0 P: 5	R: 0 E: 1 K: 1 S: 7 H: 1 LOB: 2 BB: 0 P: 7	R: 1 E: 0 K: 1 S: 8 H: 3 LOB: 2 BB: 0 P: 8	R: 1 E: 0 K: 0 S: 5 H: 2 LOB: 1 BB: 0 P: 5	R: 2 E: 0 K: 0 S: 4 H: 1 LOB: 0 BB: 1 P: 8	R: 0 E: 0 K: 1 S: 5 H: 0 LOB: 0 BB: 0 P: 5	R: 0 E: 0 K: 1 S: 5 H: 0 LOB: 0 BB: 0 P: 5	R: 0 E: 0 K: 0 S: 3 H: 0 LOB: 0 BB: 0 P: 3	R: 0 E: 0 K: 1 S: 5 H: 0 LOB: 0 BB: 0 P: 5	1B: 7 2B: 1 3B: 0 HR: 2 SF: 0 SAC: 0 DP: 1 HBP: 0							

	AB	37
	R	5
	H	10
	RBI	5
	BB	1
	SO	5
	LOB	15

WP: 0 PB: 0 SB: 0 CS: 0 PA: 38

PITCHER		IP	WLS	BF	H	R	ER	SO	BB	IBB	HBP	BLK	WP	HR	S	P	ERA	WHIP
Rich Robertson, L ERA: 4.79	(1, 1)	5.0	W	26	10	5	5	2	1	0	0	0	0	2	29	33	9.00	2.200
Mike Trombley, R ERA: 2.57	(6, 1)	4.0	S	12	0	0	0	3	0	0	0	0	0	0	18	18	0.00	0.000

PITCHER	IP	WLS	BF	H	R	ER	SO	BB	IBB	HBP	BLK	WP	HR	S	P	ERA	WHIP

Batter	1	2	3	4	5	6	7	8	9	AB	R	H	RBI	BB	SO	LOB
Chuck Knoblauch, R (1, 4) OBP: 0.461, SLG: 0.562	C B C X 1-2 G6-3 S G6-3 1B		C B B C F F B B 4-2 CS BB		C C 1 SAFE X 0-2 ③ F8			B C X 1-1 ① F8		3	1	1	0	1	0	1
Pat Meares, R (1, 6) OBP: 0.282, SLG: 0.386	C F D B B X 3-2 ① G6-3 1-3		1 SAFE 1 SAFE 0-0 ③ CS 1-2	C X 0-1 ① G5-3		X 0-0 ① F9		X 0-0 2B 1B		4	1	1	0	0	0	1
Paul Molitor, R (1, 10) OBP: 0.371, SLG: 0.438	C X 0-1 ② G6-3 3-H			L B B B F B 4-2 FC6-4 BB		F C X 0-2 G4-6-3 1B		1 SAFE B C 1 SAFE X 1-1 1-H WP 2B		3	1	2	2	1	0	0
Marty Cordova, R (1, 7) OBP: 0.384, SLG: 0.478	C B F B X 2-2 ③ P4			F 1 SAFE X 0-1 ② FC6-4 1B 1-2f		F 1 SAFE 1 SAFE B X 1-1 ②③ G4-6-3 1-2f		B B C F S 2-3 ② K		4	0	0	0	0	1	3
Ron Coomer, R (1, 3) OBP: 0.348, SLG: 0.497 Denny Hocking, S (8, PR) OBP: 0.239, SLG: 0.267 (8, 9)		C B F X 1-2 ① G5-3		1 SAFE 1 SAFE B F 1 SAFE X 1-1 1-2 1B			X 0-0 ① P3	C C D B F B B 4-2 PB 3-H BB		3 0	0 0	1 0	0 0	1 0	0 0	0 0
Dave Hollins, S (1, 5) OBP: 0.360, SLG: 0.380		L B B F B X 3-2 ② G4-3		B C S S 1-3 ③ K			X 0-0 1B 1B	C C B 1 SAFE B B F F C 3-3 ③ K 1-2		4	0	1	0	0	2	3
Roberto Kelly, R (1, 9) OBP: 0.367, SLG: 0.421 (7, 8)		X 0-0 ③ F9		B F X 1-1 ① P3			C S X 0-2 1-3 1B		F X 0-1 FC5-6 1B	4	0	2	0	0	0	0
Matt Walbeck, S (1, 2) OBP: 0.231, SLG: 0.257			X 0-0 ① G3	F B B X 2-1 1B			B S S T F B B F X 3-2 ② P3		F 1 SAFE X 0-1 ① FC5-6 G1-6-3 1-2f	4	0	1	0	0	0	3
Rich Becker, L (1, 8) OBP: 0.353, SLG: 0.455 Jeff Reboulet, R (7, PH) OBP: 0.312, SLG: 0.265 (7, 9) (8, 3)			B C F C 1-3 ② K	B X 1-0 ② F7			C B C B X 2-2 ③ F7		F F F X 0-2 ②③ G1-6-3 1-2f	2 2	0 0	0 0	0 0	0 0	1 0	1 3
Inning Stats	R: 1 E: 0 K: 0 S: 11 H: 1 LOB: 0 BB: 0 P: 17	R: 0 E: 0 K: 0 S: 7 H: 0 LOB: 0 BB: 0 P: 11	R: 0 E: 0 K: 1 S: 9 H: 0 LOB: 0 BB: 1 P: 14	R: 0 E: 0 K: 1 S: 11 H: 1 LOB: 2 BB: 1 P: 17	R: 0 E: 0 K: 0 S: 8 H: 1 LOB: 1 BB: 0 P: 12	R: 0 E: 0 K: 0 S: 6 H: 1 LOB: 0 BB: 0 P: 7	R: 0 E: 0 K: 0 S: 13 H: 2 LOB: 2 BB: 0 P: 18	R: 2 E: 0 K: 2 S: 16 H: 2 LOB: 2 BB: 1 P: 27	R: 0 E: 0 K: 0 S: 8 H: 1 LOB: 0 BB: 0 P: 8	1B: 8 2B: 1 3B: 0 HR: 0 SF: 0 SAC: 0 DP: 2 HBP: 0						

TOP

Minnesota Twins @ Baltimore Orioles

Oriole Park at Camden Yards, Baltimore, MD

Tue Jul 23 1996, 7:05 PM EDT

Att. 42,006 - Unknown - 85 F

livebaseballscorecards.com

	AB	R	H	RBI	BB	SO	LOB
	33	3	9	2	3	4	15

	WP	PB	SB	CS	PA
	1	1	1	1	37

PITCHER		IP	WLS	BF	H	R	ER	SO	BB	IBB	HBP	BLK	WP	HR	S	P	ERA	WHIP
David Wells, L ERA: 4.89	(1, 1)	7.1	L	30	8	3	3	2	2	0	0	0	0	0	70	103	3.68	1.364
Alan Mills, R ERA: 3.51	(8, 1)	1.2		6	1	0	0	2	1	0	0	0	1	0	19	28	0.00	1.200

PITCHER		IP	WLS	BF	H	R	ER	SO	BB	IBB	HBP	BLK	WP	HR	S	P	ERA	WHIP

Batter	1	2	3	4	5	6	7	8	9	AB	R	H	RBI	BB	SO	LOB
Brady Anderson, L (1, 8) OBP: 0.394, SLG: 0.639	B C B B X 3-1 ① F8		B C S F X 1-2 ① P6		S S B S 1-3 ③ K			C F C 0-3 ① K		4	0	0	0	0	2	1
Roberto Alomar, S (1, 4) OBP: 0.420, SLG: 0.527	B X 1-0 1B 2B		2 SAFE B B C B X 3-1 ② SF8 2-H			B B C C X 2-2 F8-4 1B		C B S B S 2-3 ② K		3	0	2	1	0	1	0
Cal Ripken Jr., R (1, 6) OBP: 0.348, SLG: 0.466	B B B F C X 3-2 WP 2-3 1B		X 0-0 ③ F7			B X 1-0 ① ② F8-4 1-2		C S B F S 1-3 ③ K		4	0	1	0	0	1	1
Rafael Palmeiro, L (1, 3) OBP: 0.392, SLG: 0.550	F F B B S 2-3 ② K 1-2			X 0-0 ① P6		X 0-0 HR			F B X 1-1 ① P5	4	1	1	1	0	1	2
Bobby Bonilla, S (1, 9) OBP: 0.351, SLG: 0.437	C B S X 1-2 ③ G3			C H 1-1 HBP		S C S 0-3 ③ K			B S X 1-1 ② G1-3	3	0	0	0	0	1	2
Eddie Murray, S (1, 10) OBP: 0.322, SLG: 0.404		B X 1-0 ① G2-3		B C F 1 SAFE F F B X 2-2 ② F9			S C F B B F B X 3-2 ① G3-1		X 0-0 ③ F7	4	0	0	0	0	0	1
B.J. Surhoff, L (1, 5) OBP: 0.346, SLG: 0.492		B F B S X 2-2 ② G4-3		C F F B D X 2-2 ③ F8			X 0-0 ② F7			3	0	0	0	0	0	1
Chris Hoiles, R (1, 2) OBP: 0.338, SLG: 0.457		B B B X 3-0 ③ P6			S B B X 2-1 ① F8		S B H 2-1 HBP			2	0	0	0	0	0	0
Luis Polonia, L (1, 7) OBP: 0.291, SLG: 0.317			B C X 1-1 S SF8 2B		C C S 0-3 ② K		X 0-0 ③ F7			3	1	1	0	0	1	1
Inning Stats	R: 0 H: 2 E: 0 LOB: 2 K: 1 BB: 0 S: 12 P: 22	R: 0 H: 0 E: 0 LOB: 0 K: 0 BB: 0 S: 5 P: 11	R: 1 H: 1 E: 0 LOB: 0 K: 0 BB: 0 S: 9 P: 14	R: 0 H: 0 E: 0 LOB: 1 K: 0 BB: 0 S: 11 P: 16	R: 0 H: 0 E: 0 LOB: 0 K: 2 BB: 0 S: 8 P: 11	R: 1 H: 2 E: 0 LOB: 0 K: 1 BB: 0 S: 8 P: 11	R: 0 H: 0 E: 0 LOB: 1 K: 0 BB: 0 S: 8 P: 13	R: 0 H: 0 E: 0 LOB: 0 K: 3 BB: 0 S: 10 P: 13	R: 0 H: 0 E: 0 LOB: 0 K: 0 BB: 0 S: 5 P: 7	1B: 2 SF: 1 2B: 3 SAC: 0 3B: 0 DP: 1 HR: 1 HBP: 2						WP: 1 PA: 33 PB: 0 SB: 1 CS: 0	

PITCHER		IP	WLS	BF	H	R	ER	SO	BB	IBB	HBP	BLK	WP	HR	S	P	ERA	WHIP
Rick Aguilera, R ERA: 5.98	(1, 1)	7.0	W	27	5	2	2	4	0	0	2	0	1	1	61	98	2.57	0.714
Eddie Guardado, L ERA: 4.8	(8, 1)	1.1		4	0	0	0	3	0	0	0	0	0	0	12	16	0.00	0.000
Dan Naulty, R ERA: 2.75	(9, 1)	0.2	S	2	0	0	0	0	0	0	0	0	0	0	3	4	0.00	0.000

PITCHER	IP	WLS	BF	H	R	ER	SO	BB	IBB	HBP	BLK	WP	HR	S	P	ERA	WHIP

BOTTOM

Minnesota Twins @ Baltimore Orioles

Oriole Park at Camden Yards, Baltimore, MD

Tue Jul 23 1996, 7:05 PM EDT
Att. 42,006 - Unknown - 85 F

livebaseballscorecards.com

AB	30
R	2
H	5
RBI	2
BB	0
SO	7
LOB	9

Minnesota Twins @ Baltimore Orioles

Oriole Park at Camden Yards, Baltimore, MD

Wed Jul 24 1996, 7:05 PM EDT

Att. 46,181 - Unknown - 89 F

TOP

livebaseballscorecards.com

Batter	1	2	3	4	5	6	7	8	9	AB	R	H	RBI	BB	SO	LOB
Chuck Knoblauch, R (1, 4) OBP: 0.465, SLG: 0.566	C B F C 1-3 ① K		B F B X 2-1 2B	C B F B F X 2-2 E S 3-H 1B		C F B B B B 4-2 1B 1B BB		C F B B B B 4-2 1B 1B 1-2 BB	C F F X 0-2 ② FC6-4 BB 1-2f	3	2	2	1	2	1	0
Jeff Reboulet, R (8, 4) OBP: 0.310, SLG: 0.264										1	0	0	0	0	0	1
Rich Becker, L (1, 8) OBP: 0.355, SLG: 0.455	S X 0-1 ② G3		X 0-0 ③ G4-3	1 SAFE B F 1 SAFE B X 2-1 ③ G4-3 1-3		X 0-0 1B 1B 1-3 2-H 1B		X 0-0 1B SF8 1-2 2-3 1B	D C D C B F B 4-2 1-2 BB	5	2	2	1	1	0	2
Paul Molitor, R (1, 10) OBP: 0.373, SLG: 0.438	X 0-0 ③ G6-3			B B B 4-0 1B 1B BB	B S X 1-1 ① G6-3	B F B B X 3-1 1B 1-3 3-H 1B		B B X 2-0 BB 1-3 2-H 3-H 1B	B B X 2-0 ③ F7	4	1	2	3	1	0	0
Chip Hale, L (9, PH) OBP: 0.444, SLG: 0.509										1	0	0	0	0	0	2
Marty Cordova, R (1, 7) OBP: 0.384, SLG: 0.478		X 0-0 ① G5-3		1 SAFE B X 1-0 1B 2B 1-2 1B	C X 0-1 ② G4-3	X 0-0 1-2 3-H 1B		B X 1-0 ① SF8 3-H		4	1	2	2	0	0	0
Scott Stahoviak, L (1, 3) OBP: 0.407, SLG: 0.498	C X 0-1 G1-3 2B			C B X 1-1 1-2 2H 2B 1B	B B C B F X 3-2 2B	B F F S 1-3 ③ K		C F S 0-3 ② K		4	1	3	1	0	1	2
Ron Coomer, R (8, PH) OBP: 0.345, SLG: 0.493										1	0	0	0	0	1	1
Dave Hollins, S (1, 5) OBP: 0.360, SLG: 0.381		B B S B F X 3-2 ② G1-3 2-3		C F X 0-2 1B 1-H 2-H 2B	B C B C X 2-2 ③ G4-3		F X 0-1 ① F7	B C B B B 4-1 1-2 BB		4	1	1	2	1	0	2
Matt Walbeck, S (1, 2) OBP: 0.229, SLG: 0.253	F X 0-1 ③ G1-3			F B X 1-1 G4-3 G3 1B 3-H 1B		B X 1-0 ① F8	X 0-0 ② F8	B F B B X 3-1 ③ F8		5	1	1	1	0	0	3
Mike Durant, R (8, 2) OBP: 0.293, SLG: 0.267										0	0	0	0	0	0	0
Pat Meares, R (1, 6) OBP: 0.284, SLG: 0.386			B X 1-0 ① P3	B F X 1-1 ① G3 1-2		C X 0-1 G6-3 1B 1B	C B B F X 2-2 ③ P4		F X 0-1 FC6-4 1B	5	1	2	0	0	0	1
Denny Hocking, S (1, 9) OBP: 0.237, SLG: 0.257			C C B X 1-2 ② G1-3	X 0-0 ② G4-3 2-3		C 1 SAFE X 0-1 ② G6-3 1-2		B B B C F F B 4-2 1B BB 1B BB	B B F X 2-1 ① F8	4	1	0	0	1	0	3
Inning Stats	R: 0 H: 0 E: 0 LOB: 0 K: 1 BB: 0 S: 6 P: 7	R: 0 H: 1 E: 0 LOB: 1 K: 0 BB: 0 S: 8 P: 11	R: 0 H: 1 E: 0 LOB: 1 K: 0 BB: 0 S: 7 P: 11	R: 5 H: 5 E: 0 LOB: 1 K: 0 BB: 1 S: 17 P: 29	R: 0 H: 1 E: 0 LOB: 1 K: 0 BB: 0 S: 10 P: 16	R: 3 H: 4 E: 0 LOB: 2 K: 1 BB: 1 S: 15 P: 24	R: 0 H: 0 E: 0 LOB: 0 K: 0 BB: 0 S: 6 P: 8	R: 3 H: 2 E: 0 LOB: 2 K: 1 BB: 3 S: 15 P: 33	R: 0 H: 1 E: 0 LOB: 2 K: 0 BB: 1 S: 12 P: 20	1B: 11 SF: 1 2B: 4 SAC: 0 3B: 0 DP: 0 HR: 0 HBP: 0						

	AB	41
	R	11
	H	15
	RBI	11
	BB	6
	SO	3
	LOB	17

WP: 0 PA: 48
PB: 0
SB: 1
CS: 0

PITCHER		IP	WLS	BF	H	R	ER	SO	BB	IBB	HBP	BLK	WP	HR	S	P	ERA	WHIP
Scott Erickson, R ERA: 5.18	(1, 1)	5.2	L	29	10	8	8	1	2	0	0	0	0	0	56	87	12.71	2.118
Keith Shepherd, R ERA: 6.0	(6, 1)	1.2		11	4	3	3	1	2	0	0	0	0	0	22	39	16.20	3.600
Jesse Orosco, L ERA: 4.73	(8, 1)	0.2		3	0	0	0	1	1	0	0	0	0	0	6	13	0.00	1.500
Jimmy Haynes, R ERA: 6.94	(9, 1)	1.0		5	1	0	0	0	1	0	0	0	0	0	12	20	0.00	2.000

PITCHER	IP	WLS	BF	H	R	ER	SO	BB	IBB	HBP	BLK	WP	HR	S	P	ERA	WHIP

BOTTOM

Minnesota Twins @ Baltimore Orioles

Oriole Park at Camden Yards, Baltimore, MD

Wed Jul 24 1996, 7:05 PM EDT

Att. 46,181 - Unknown - 89 F

livebaseballscorecards.com

Batter	1	2	3	4	5	6	7	8	9	AB	R	H	RBI	BB	SO	LOB
Brady Anderson, L (1, 8) OBP: 0.390, SLG: 0.632	B B X 2-0 G1-3 ①		C B X 1-1 G5-3 ③		B F S X 1-2 G3-1 ① 1-2 2-3 3-H			C F C 0-3 K ①		4	0	0	1	0	1	2
Roberto Alomar, S (1, 4) OBP: 0.417, SLG: 0.524	C B C X 1-2 E5			C C B F B X 2-2 F8 ①	C F X 0-2 SF8 ② 3-H			B F B X 2-1 P6 ②		2	0	0	1	0	0	0
Manny Alexander, R (8, PH) OBP: 0.161, SLG: 0.119 (9, 4)										1	0	0	0	0	0	0
Cal Ripken Jr., R (1, 6) OBP: 0.345, SLG: 0.462	B C 1 SAFE 1 SAFE B F C 2-3 K ②			B C S B C 2-3 K ②	S 2 SAFE F F B F S 1-3 K ③			C X 0-1 F9 ③		4	0	0	0	0	3	2
Rafael Palmeiro, L (1, 3) OBP: 0.392, SLG: 0.551	X 0-0 F7 ③			B B X 2-0 2B		B S B X 2-1 F7 ①			C B X 1-1 F9 ①	3	0	1	0	0	0	1
Mike Devereaux, R (9, 9) OBP: 0.321, SLG: 0.345										1	0	0	0	0	0	0
Bobby Bonilla, S (1, 9) OBP: 0.350, SLG: 0.435 (9, 3)		F E B X 1-2 G3-1 ①		B F S B F X 2-2 L5-3 ③		X 0-0 G1-3 ②			B X 1-0 1B 1B 1B	4	1	1	0	0	0	1
Eddie Murray, S (1, 10) OBP: 0.324, SLG: 0.414		X 0-0 F7 ②			X 0-0 HR	F B C S 1-3 K ③			X 0-0 1-2 1B 1B	4	1	2	1	0	1	0
B.J. Surhoff, L (1, 5) OBP: 0.347, SLG: 0.492		B X 1-0 F7 ③			B F F X 1-2 1B G3-1 1B		C B X 1-1 F7 ①		B C F B X 2-2 1-2 2-H 1B	4	1	2	1	0	0	0
Chris Hoiles, R (1, 2) OBP: 0.337, SLG: 0.454			B C F B X 2-2 G6-3 ①		C C X 0-2 G3-1 1B 1-2 SF8 1B		C F S 0-3 K ②		C X 0-1 F7 ②	4	1	1	0	0	1	2
Luis Polonia, L (1, 7) OBP: 0.290, SLG: 0.315			L B X 1-1 G1-3 ②		L X 0-1 G3-1 1-2 2-3 1B		C B X 1-1 G3 ③		F X 0-1 G1-3 ③	4	0	1	0	0	0	2

	AB	35
	R	4
	H	8
	RBI	4
	BB	0
	SO	6
	LOB	10

Inning Stats																		
	R: 0	H: 0	R: 0	H: 0	R: 0	H: 0	R: 0	H: 1	R: 3	H: 4	R: 0	H: 0	R: 0	H: 0	R: 0	H: 0	R: 1	H: 3
	E: 1	LOB: 1	E: 0	LOB: 0	E: 0	LOB: 0	E: 0	LOB: 1	E: 0	LOB: 1	E: 0	LOB: 0	E: 0	LOB: 0	E: 0	LOB: 0	E: 0	LOB: 2
	K: 1	BB: 0	K: 0	BB: 0	K: 0	BB: 0	K: 1	BB: 0	K: 1	BB: 0	K: 1	BB: 0	K: 1	BB: 0	K: 1	BB: 0	K: 0	BB: 0
	S: 8	P: 13	S: 5	P: 7	S: 7	P: 11	S: 12	P: 20	S: 20	P: 23	S: 6	P: 9	S: 7	P: 9	S: 7	P: 9	S: 11	P: 15

	1B: 6	SF: 1
	2B: 1	SAC: 0
	3B: 0	DP: 0
	HR: 1	HBP: 0

	WP: 0	PA: 36
	PB: 0	
	SB: 0	
	CS: 0	

PITCHER		IP	WLS	BF	H	R	ER	SO	BB	IBB	HBP	BLK	WP	HR	S	P	ERA	WHIP
Frankie Rodriguez, R ERA: 5.1	(1, 1)	7.0	W	27	5	3	3	5	0	0	0	0	0	1	65	92	3.86	0.714
Mike Milchin, L ERA: 6.97	(8, 1)	2.0		9	3	1	1	1	0	0	0	0	0	0	18	24	4.50	1.500

PITCHER	IP	WLS	BF	H	R	ER	SO	BB	IBB	HBP	BLK	WP	HR	S	P	ERA	WHIP

Cleveland Indians @ Baltimore Orioles

Oriole Park at Camden Yards, Baltimore, MD

Thu Jul 25 1996, 7:05 PM EDT

Att. 47,025 - Unknown - 81 F

livebaseballscorecards.com

TOP

Batter	1	2	3	4	5	6	7	8	9	AB	R	H	RBI	BB	SO	LOB
Kenny Lofton, L (1, 8) OBP: 0.379, SLG: 0.443	0-0 S E 1B	0-0 F8			0-0 S 1B 1B 1B	0-0 G3 1-2 1B		0-0 F9		5	2	3	0	0	0	0
Omar Vizquel, S (1, 6) OBP: 0.366, SLG: 0.441	0-0 F9 1-2		0-0 G3		0-0 S 1-2 1B 1B	0-0 G3 1-2 2-3		0-0 G1-3		3	1	1	0	0	0	1
Carlos Baerga, S (5, 4) OBP: 0.302, SLG: 0.396										2	0	0	0	0	0	2
Jim Thome, L (1, 5) OBP: 0.445, SLG: 0.579	0-0 E9 HR 2-H 1B		0-0 G3-1		B B B B 4-0 G5-4-3 1B 1-2 2-3 2B BB	0-0 G4-3			S S S 0-3 K	4	2	1	1	1	1	2
Albert Belle, R (1, 7) OBP: 0.418, SLG: 0.655	0-0 2-H HR		0-0 HR		0-0 G5-4-3 1-2 2-H 3-H 1B		H 1-0 FC5-4 HBP		0-0 G5-3	4	2	3	5	0	0	0
Manny Ramirez, R (1, 9) OBP: 0.384, SLG: 0.591	0-0 F7		0-0 P5		0-0 G5-4-3 1-2f 2-3		0-0 FC5-4 1-2f 2B		0-0 1B 1B 2B	5	2	1	0	0	0	3
Brian Giles, L (1, 10) OBP: 0.500, SLG: 0.941	B B B B 4-0 BB			0-0 F8 2B	0-0 3-H 2B		0-0 1B 2-H 2B		I I I I 4-0 1B 1B IBB	3	1	3	2	2	0	0
Mark Carreon, R (1, 3) OBP: 0.332, SLG: 0.455	S S S 0-3 K			0-0 F7	0-0 F8		0-0 2-3 1B		0-0 1B 1-2 2-3 1B	5	0	2	0	0	1	3
Sandy Alomar Jr., R (1, 2) OBP: 0.304, SLG: 0.375		0-0 G5-3		0-0 F8 2-3		0-0 P6	0-0 F7		0-0 1-3 2-H 3-H 1B	5	0	1	2	0	0	2
Alvaro Espinoza, R (1, 4) (5, 6) OBP: 0.275, SLG: 0.396		0-0 F8		S S S 0-3 K		0-0 G3 1B 1B		0-0 F9	0-0 F8	5	0	1	0	0	1	3
Inning Stats	R: 3 E: 1 K: 1 S: 8 H: 3 LOB: 1 BB: 1 P: 12	R: 0 E: 0 K: 0 S: 3 H: 0 LOB: 0 BB: 0 P: 3	R: 1 E: 0 K: 0 S: 4 H: 1 LOB: 0 BB: 0 P: 4	R: 0 E: 0 K: 1 S: 6 H: 1 LOB: 1 BB: 0 P: 6	R: 3 E: 0 K: 0 S: 6 H: 4 LOB: 1 BB: 1 P: 10	R: 0 E: 0 K: 0 S: 5 H: 2 LOB: 2 BB: 0 P: 5	R: 1 E: 1 K: 0 S: 4 H: 2 LOB: 1 BB: 0 P: 5	R: 0 E: 0 K: 0 S: 3 H: 0 LOB: 0 BB: 0 P: 3	R: 2 E: 0 K: 1 S: 8 H: 3 LOB: 2 BB: 1 P: 12	1B: 10 2B: 4 3B: 0 HR: 2 SF: 0 SAC: 0 DP: 1 HBP: 1							

	AB	41
	R	10
	H	16
	RBI	10
	BB	3
	SO	3
	LOB	16

WP: 0 PB: 0 SB: 3 CS: 0 PA: 45

PITCHER		IP	WLS	BF	H	R	ER	SO	BB	IBB	HBP	BLK	WP	HR	S	P	ERA	WHIP
Rocky Coppinger, R ERA: 5.7	(1, 1)	4.2	L	24	9	7	7	2	2	0	0	0	0	2	26	34	13.50	2.357
Garrett Stephenson, R ERA: 6.23	(5, 1)	4.1		21	7	3	3	1	0	1	1	0	0	0	21	26	6.23	1.615

PITCHER	IP	WLS	BF	H	R	ER	SO	BB	IBB	HBP	BLK	WP	HR	S	P	ERA	WHIP

Batter	1	2	3	4	5	6	7	8	9	AB	R	H	RBI	BB	SO	LOB
Roberto Alomar, S (1, 4) OBP: 0.422, SLG: 0.548	HR 1B		G3 1B 2B		F7 ①		HR		HR	5	4	4	2	0	0	0
Brady Anderson, L (1, 8) OBP: 0.390, SLG: 0.637	1-H HR		S S S 0-3 ① K		F9-3 1B		G4-3 ①		S S S 0-3 ① K	5	1	2	2	0	2	1
Rafael Palmeiro, L (1, 3) OBP: 0.390, SLG: 0.546	BB 1B		G3 ② 2-3		F9-3 ②③ 1-2		S S S K ②		S S S 0-3 ② K	5	0	1	0	0	2	2
Bobby Bonilla, S (1, 9) OBP: 0.351, SLG: 0.440	F8 ①		3-H 1B			G3 3B	F8 ③		F7 ③	5	1	2	1	0	0	1
Cal Ripken Jr., R (1, 6) OBP: 0.346, SLG: 0.461	B B B B 1-2 G4-6-3 BB		G5-3 ③			G3 1B		S S S 0-3 K G5-3 1B		3	1	1	0	1	1	1
Eddie Murray, S (1, 10) OBP: 0.321, SLG: 0.409	1-2f G4-6-3 ②③			G3 ①		G3 ① 1-2 3-H		1-2 G5-3 ①		4	0	0	1	0	0	4
B.J. Surhoff, L (1, 5) OBP: 0.349, SLG: 0.491		S S S 0-3 ① K		G1-4-3 ②		B B B 4-0 BB		2-H 1B		3	0	1	1	1	1	0
Chris Hoiles, R (1, 2) OBP: 0.339, SLG: 0.452		1B		B B B 4-0 FC6-4 BB		P6 ②		F8 ②		3	0	1	0	1	0	3
Mike Devereaux, R (1, 7) OBP: 0.317, SLG: 0.340		G5-3 ③		1-2f FC6-4 ③		S S S 0-3 ③ K		G6-3 ③		4	0	0	0	0	1	4
Inning Stats	R: 2 E: 0 K: 0 S: 5 H: 3 LOB: 1 BB: 1 P: 9	R: 0 E: 0 K: 1 S: 5 H: 1 LOB: 0 BB: 0 P: 5	R: 1 E: 0 K: 1 S: 7 H: 2 LOB: 1 BB: 0 P: 7	R: 0 E: 0 K: 0 S: 3 H: 0 LOB: 1 BB: 1 P: 7	R: 0 E: 0 K: 0 S: 3 H: 1 LOB: 0 BB: 0 P: 3	R: 1 E: 0 K: 1 S: 7 H: 2 LOB: 2 BB: 1 P: 11	R: 1 E: 0 K: 1 S: 6 H: 1 LOB: 0 BB: 0 P: 6	R: 1 E: 0 K: 1 S: 7 H: 1 LOB: 1 BB: 0 P: 7	R: 1 E: 0 K: 2 S: 8 H: 1 LOB: 0 BB: 0 P: 8	1B: 7 2B: 2 3B: 1 HR: 3	SF: 0 SAC: 0 DP: 2 HBP: 0						

PITCHER		IP	WLS	BF	H	R	ER	SO	BB	IBB	HBP	BLK	WP	HR	S	P	ERA	WHIP
Charles Nagy, R ERA: 3.63	(1, 1)	5.1	W	24	9	4	4	2	2	0	0	0	0	1	26	34	6.75	2.062
Alan Embree, L ERA: 5.68	(6, 1)	0.0		1	0	0	0	0	1	0	0	0	0	0	0	4	∞	∞
Eric Plunk, R ERA: 2.58	(6, 1)	2.2		11	2	2	2	3	0	0	0	0	1	1	17	17	6.75	0.750
Paul Assenmacher, L ERA: 2.22	(9, 1)	1.0		4	1	1	1	2	0	0	0	0	0	1	8	8	9.00	1.000

PITCHER	IP	WLS	BF	H	R	ER	SO	BB	IBB	HBP	BLK	WP	HR	S	P	ERA	WHIP

BOTTOM

Cleveland Indians @ Baltimore Orioles

Oriole Park at Camden Yards, Baltimore, MD

Thu Jul 25 1996, 7:05 PM EDT
Att. 47,025 - Unknown - 81 F

livebaseballscorecards.com

AB	37
R	7
H	12
RBI	7
BB	3
SO	7
LOB	16

1B: 7 2B: 2 3B: 1 HR: 3 SF: 0 SAC: 0 DP: 2 HBP: 0

WP: 1 PB: 0 SB: 0 CS: 0 PA: 40

Cleveland Indians @ Baltimore Orioles

Oriole Park at Camden Yards, Baltimore, MD

Fri Jul 26 1996, 7:05 PM EDT

Att. 46,751 - Unknown - 89 F

livebaseballscorecards.com

TOP

Batter	1	2	3	4	5	6	7	8	9	AB	R	H	RBI	BB	SO	LOB
Kenny Lofton, L (1, 8) OBP: 0.379, SLG: 0.441	G3 HR 1B	K		P4	1B		G3-1		G4-3	6	1	2	1	0	1	3
Casey Candaele, S (1, 4) OBP: 0.333, SLG: 0.333	G3 1B	K	1B HR 1B		K		1B		G6-3	6	1	2	3	0	2	2
Jim Thome, L (1, 5) OBP: 0.449, SLG: 0.589	HR	1B 1B	HR 1B	BB BB	K		K		K	5	2	3	2	1	2	1
Albert Belle, R (1, 7) OBP: 0.422, SLG: 0.668 Jeromy Burnitz, L (9, 7) OBP: 0.407, SLG: 0.551	HR 2B	G6-4-3 1B	HR	F9		1B 1B		1B 1B		5 0	3 0	4 0	3 0	0 0	0 0	1 0
Manny Ramirez, R (1, 9) OBP: 0.387, SLG: 0.589	G1-3	G6-4-3 BB	BB	BB BB		G4-6-3 BB		S 1B		3	1	1	0	2	0	3
Brian Giles, L (1, 10) OBP: 0.520, SLG: 1.000	HR	F9						K		4	2	2	2	1	1	3
Mark Carreon, R (1, 3) OBP: 0.332, SLG: 0.454	F8		2B 1B 1B	F9 BB 1B		G4-6-3		F8		5	2	2	0	0	0	5
Sandy Alomar Jr., R (1, 2) OBP: 0.313, SLG: 0.381		G6-4-3 1B	K	1B BB			G3-1 SH1-4 1B	F8 1B		4	1	3	2	1	1	2
Alvaro Espinoza, R (1, 6) OBP: 0.274, SLG: 0.400		G6-4-3	1B 2B	F9			SH1-4	F8		4	1	1	1	0	0	4

	AB	42
	R	14
	H	20
	RBI	14
	BB	5
	SO	7
	LOB	24

Inning Stats	1	2	3	4	5	6	7	8	9	1B: 15	SF: 0	WP: 0	PA: 48
	R: 4 E: 0 K: 0 S: 7 H: 4 LOB: 0 BB: 0 P: 7	R: 0 E: 0 K: 1 S: 5 H: 1 LOB: 0 BB: 0 P: 5	R: 0 E: 0 K: 1 S: 6 H: 2 LOB: 1 BB: 0 P: 6	R: 6 E: 0 K: 1 S: 11 H: 6 LOB: 1 BB: 1 P: 15	R: 1 E: 0 K: 1 S: 6 H: 2 LOB: 1 BB: 1 P: 10	R: 0 E: 0 K: 0 S: 2 H: 0 LOB: 2 BB: 3 P: 14	R: 1 E: 0 K: 1 S: 7 H: 2 LOB: 1 BB: 0 P: 7	R: 2 E: 0 K: 1 S: 8 H: 3 LOB: 1 BB: 0 P: 8	R: 0 E: 0 K: 1 S: 5 H: 0 LOB: 0 BB: 0 P: 5	2B: 2 3B: 0 HR: 3	SAC: 1 DP: 3 HBP: 0	PB: 0 SB: 3 CS: 0	

PITCHER		IP	WLS	BF	H	R	ER	SO	BB	IBB	HBP	BLK	WP	HR	S	P	ERA	WHIP
35 Mike Mussina, R ERA: 5.24	(1, 1)	3.2	L	20	11	8	8	3	0	0	0	0	0	2	26	26	19.64	3.000
Jimmy Haynes, R ERA: 7.24	(4, 1)	0.1		6	3	3	3	0	2	0	0	0	0	1	4	12	81.00	15.000
Rick Krivda, L ERA: 5.13	(5, 1)	1.1		7	1	0	0	1	3	0	0	0	0	0	6	18	0.00	3.000
Keith Shepherd, R ERA: 6.62	(6, 1)	2.2		12	5	3	3	2	0	0	0	0	0	0	16	16	10.12	1.875
Jesse Orosco, L ERA: 4.59	(9, 1)	1.0		3	0	0	0	1	0	0	0	0	0	0	5	5	0.00	0.000

PITCHER		IP	WLS	BF	H	R	ER	SO	BB	IBB	HBP	BLK	WP	HR	S	P	ERA	WHIP

Batter	1	2	3	4	5	6	7	8	9	AB	R	H	RBI	BB	SO	LOB
Roberto Alomar, S (1, 4) OBP: 0.422, SLG: 0.553	B B B B 4-0 S HR BB	x 0-0 ③ F7 1-2		x 0-0 FC6 G4-3 1-3 2B 3-H		x 0-0 HR		x 0-0 ① F8		4	3	1	2	1	0	2
Brady Anderson, L (1, 8) OBP: 0.392, SLG: 0.644	S S S 0-3 ① K 1-2		x 0-0 HR	x 0-0 ② G4-3 2-3 3-H		x 0-0 FC4-6 1B		H 1-0 HBP		4	1	2	2	0	1	2
Cal Ripken Jr., R (1, 6) OBP: 0.347, SLG: 0.470	x 0-0 2-H HR		x 0-0 ① G6-3	x 0-0 3-H 2B		x 0-0 ① F8		x 0-0 ② F7		5	1	2	3	0	0	2
Rafael Palmeiro, L (1, 3) OBP: 0.388, SLG: 0.549	x 0-0 ② F8		x 0-0 HR	x 0-0 ③ G3		x 0-0 ② FC4-6 FC5-4 1-2f		x 0-0 ③ F7		5	1	1	1	0	0	3
Bobby Bonilla, S (1, 9) OBP: 0.351, SLG: 0.439	x 0-0 1B		x 0-0 ② F9		x 0-0 1B BB SF8 1B	x 0-0 ③ FC5-4 1-2f			x 0-0 ① P4	5	1	2	0	0	0	1
Eddie Murray, S (1, 10) OBP: 0.322, SLG: 0.407	x 0-0 ③ F7	S S S 0-3 ③ K			B B B 4-0 1B 1-2 BB		x 0-0 ① G5-3		x 0-0 WP 1B	4	0	1	0	1	1	1
B.J. Surhoff, L (1, 5) OBP: 0.350, SLG: 0.490		x 0-0 ① G3		x 0-0 FC5-4 1B FC6 1B	x 0-0 G6-4-3 1-2 2-3 1B		x 0-0 ② L4		x 0-0 E5 1-2	5	1	2	0	0	0	1
Chris Hoiles, R (1, 2) OBP: 0.340, SLG: 0.453		x 0-0 ② G5-3		x 0-0 FC5-4 1-2 1B	x 0-0 ① SF8 3-H		x 0-0 1B	S S S 0-3 ② K		4	0	2	1	0	1	2
Mike Devereaux, R (1, 7) OBP: 0.315, SLG: 0.335		B B B B 4-0 S BB		x 0-0 ① FC5-4 E FC6 G4-3 1-2f 2-3	x 0-0 ② ③ G6-4-3 1-2f		x 0-0 ③ F8		x 0-0 ③ L6	4	1	0	0	1	0	7
Inning Stats	R: 2 E: 0 K: 1 S: 7 H: 2 LOB: 1 BB: 1 P: 11	R: 0 E: 0 K: 0 S: 3 H: 0 LOB: 1 BB: 1 P: 7	R: 2 E: 0 K: 1 S: 7 H: 2 LOB: 0 BB: 0 P: 7	R: 3 E: 1 K: 0 S: 7 H: 3 LOB: 1 BB: 0 P: 7	R: 1 E: 0 K: 0 S: 4 H: 2 LOB: 1 BB: 1 P: 8	R: 1 E: 0 K: 0 S: 5 H: 2 LOB: 1 BB: 0 P: 5	R: 0 E: 0 K: 0 S: 4 H: 1 LOB: 1 BB: 0 P: 4	R: 0 E: 0 K: 0 S: 3 H: 0 LOB: 1 BB: 0 P: 4	R: 0 E: 1 K: 1 S: 7 H: 1 LOB: 2 BB: 0 P: 7	1B: 8 2B: 1 3B: 0 HR: 4 SF: 1 SAC: 0 DP: 1 HBP: 1						

PITCHER		IP	WLS	BF	H	R	ER	SO	BB	IBB	HBP	BLK	WP	HR	S	P	ERA	WHIP
Greg Swindell, L ERA: 7.46	(1, 1)	3.0		15	4	4	4	2	2	0	0	0	0	3	17	25	12.00	2.000
Danny Graves, R ERA: 4.11	(4, 1)	2.1		15	7	5	3	0	1	0	0	0	0	1	14	18	11.57	3.429
Paul Assenmacher, L ERA: 2.03	(6, 1)	2.2	W	10	1	0	0	0	0	0	1	0	0	0	9	10	0.00	0.375
Paul Shuey, R ERA: 3.76	(9, 1)	1.0		5	1	0	0	1	0	0	0	0	1	0	7	7	0.00	1.000

PITCHER	IP	WLS	BF	H	R	ER	SO	BB	IBB	HBP	BLK	WP	HR	S	P	ERA	WHIP

BOTTOM

Cleveland Indians @ Baltimore Orioles

Oriole Park at Camden Yards, Baltimore, MD

Fri Jul 26 1996, 7:05 PM EDT

Att. 46,751 - Unknown - 89 F

livebaseballscorecards.com

AB	40
R	9
H	13
RBI	9
BB	3
SO	3
LOB	21

WP: 1 PA: 45
PB: 0
SB: 2
CS: 0

Batter	1	2	3	4	5	6	7	8	9	AB	R	H	RBI	BB	SO	LOB
Casey Candaele, S (1, 4) OBP: 0.500, SLG: 0.500	G1-6-3		3B		G4-3			G6-3		4	1	3	0	0	0	0
Brian Giles, L (1, 10) OBP: 0.517, SLG: 1.000	G1-6-3 1-2f		1-H					G6-3 1-2f		4	1	2	1	0	0	2
Manny Ramirez, R (1, 9) OBP: 0.390, SLG: 0.590	BB		G5-4-3 3-H		K					3	0	2	1	1	1	1
Albert Belle, R (1, 7) OBP: 0.418, SLG: 0.661	F8		F8			G6-3		G3-1		4	0	0	0	0	0	3
Julio Franco, R (1, 3) OBP: 0.421, SLG: 0.485 Jeromy Burnitz, L (9, PH) OBP: 0.404, SLG: 0.544		2B	G5-4-3 1-2f			G1-3			P6	3 1	0 0	1 0	0 0	0 0	0 0	1 0
Mark Carreon, R (1, 8) OBP: 0.332, SLG: 0.452		BB 2-3		F9		F9			F8	4	0	1	0	0	0	0
Jim Thome, L (1, 5) OBP: 0.449, SLG: 0.585		G6-4-3 1-2		G3-1			G3-1		BB	2	0	0	0	2	0	0
Alvaro Espinoza, R (1, 6) OBP: 0.274, SLG: 0.389		K		G6-3			G1-3		BB 1-2	3	0	0	0	1	1	3
Tony Peña, R (1, 2) OBP: 0.292, SLG: 0.282		G6-4-3 1-2f			F8		K		K	4	0	0	0	0	2	5
Inning Stats	R: 0 E: 0 K: 0 S: 3 H: 1 LOB: 1 BB: 1 P: 7	R: 0 E: 0 K: 1 S: 6 H: 2 LOB: 2 BB: 1 P: 10	R: 2 E: 0 K: 0 S: 5 H: 3 LOB: 0 BB: 0 P: 5	R: 0 E: 0 K: 0 S: 3 H: 0 LOB: 0 BB: 0 P: 3	R: 0 E: 0 K: 1 S: 6 H: 1 LOB: 1 BB: 0 P: 6	R: 0 E: 0 K: 0 S: 3 H: 0 LOB: 0 BB: 0 P: 3	R: 0 E: 0 K: 1 S: 5 H: 0 LOB: 0 BB: 0 P: 5	R: 0 E: 0 K: 0 S: 4 H: 2 LOB: 1 BB: 0 P: 4	R: 0 E: 0 K: 1 S: 5 H: 0 LOB: 2 BB: 2 P: 13	1B: 7 2B: 1 3B: 1 HR: 0 SF: 0 SAC: 0 DP: 4 HBP: 0							

TOP

Cleveland Indians @ Baltimore Orioles

Oriole Park at Camden Yards, Baltimore, MD

Sat Jul 27 1996, 3:33 AM EDT

Att. 47,360 - Sunny - 85 F

livebaseballscorecards.com

AB	32
R	2
H	9
RBI	2
BB	4
SO	4
LOB	15

PITCHER		IP	WLS	BF	H	R	ER	SO	BB	IBB	HBP	BLK	WP	HR	S	P	ERA	WHIP
David Wells, L ERA: 4.75	(1, 1)	7.2	W	30	9	2	2	3	2	0	0	0	0	0	34	42	2.35	1.435
Alan Mills, R ERA: 3.33	(8, 1)	1.1		6	0	0	0	1	2	0	0	0	0	0	6	14	0.00	1.500

PITCHER	IP	WLS	BF	H	R	ER	SO	BB	IBB	HBP	BLK	WP	HR	S	P	ERA	WHIP

Cleveland Indians @ Baltimore Orioles

Oriole Park at Camden Yards, Baltimore, MD

Sat Jul 27 1996, 3:33 AM EDT
Att. 47,360 - Sunny - 85 F

BOTTOM

livebaseballscorecards.com

Batter	1	2	3	4	5	6	7	8	9	AB	R	H	RBI	BB	SO	LOB
Roberto Alomar, S (1, 4) OBP: 0.424, SLG: 0.554	SH1-3 WP 2B	G6-3		G1-3		HBP HR IBB	1-2 HR BB			3	3	1	0	2	0	1
Jeff Huson, L (9, 4) OBP: 0.333, SLG: 0.357										0	0	0	0	0	0	0
Brady Anderson, L (1, 8) OBP: 0.392, SLG: 0.640	SH1-3	K			G6-3	HR HBP	HR			2	1	0	1	0	1	0
Mike Devereaux, R (7, PH) OBP: 0.317, SLG: 0.349 (8, 8)										1	1	1	3	0	0	0
Rafael Palmeiro, L (1, 3) OBP: 0.392, SLG: 0.561	1B WP 3B BB		2B FC5-2 BB		F8 2B	HR	K			3	2	2	4	2	1	0
Bobby Bonilla, S (1, 9) OBP: 0.352, SLG: 0.449	K		2B		F8	HR		G6-3		5	1	2	1	0	1	3
Cal Ripken Jr., R (1, 6) OBP: 0.346, SLG: 0.466	1B 3B BB		FC5-2 G3-6-1		K	G6-3		K		3	1	0	0	1	1	3
Manny Alexander, R (8, PH) OBP: 0.159, SLG: 0.117 (9, 6)										1	0	0	0	0	1	0
Eddie Murray, S (1, 10) OBP: 0.325, SLG: 0.408	3B 1B	G3-6-1				1B K		BB		4	2	2	0	1	1	2
B.J. Surhoff, L (1, 5) OBP: 0.355, SLG: 0.500	3B			G4-6-3 1B		SF7 1B HBP 1B	G6-3	F8		3	1	3	3	0	0	0
Billy Ripken, R (7, PH) OBP: 0.260, SLG: 0.336 (8, 5)										2	0	0	0	0	0	1
Luis Polonia, L (1, 7) OBP: 0.294, SLG: 0.320	F7			G4-6-3		HBP SF7 HR 1B	BB HR 1B			4	2	2	0	0	0	2
Gregg Zaun, S (1, 2) OBP: 0.296, SLG: 0.327		G4-3		1B		SF7	F8			3	0	1	1	0	0	1

	AB	34
	R	14
	H	14
	RBI	13
	BB	6
	SO	6
	LOB	13

Inning Stats	1	2	3	4	5	6	7	8	9
	R: 4 H: 3 E: 0 LOB: 1 K: 1 BB: 2 S: 8 P: 16	R: 0 H: 0 E: 0 LOB: 0 K: 1 BB: 0 S: 5 P: 5	R: 0 H: 1 E: 0 LOB: 1 K: 0 BB: 1 S: 3 P: 7	R: 0 H: 2 E: 0 LOB: 1 K: 0 BB: 0 S: 4 P: 4	R: 0 H: 1 E: 0 LOB: 1 K: 1 BB: 0 S: 6 P: 6	R: 7 H: 5 E: 0 LOB: 0 K: 1 BB: 1 S: 10 P: 15	R: 3 H: 2 E: 0 LOB: 0 K: 1 BB: 1 S: 7 P: 11	R: 0 H: 0 E: 0 LOB: 1 K: 1 BB: 1 S: 5 P: 9	

	1B: 7	SF: 1	WP: 1	PA: 43
	2B: 3	SAC: 1	PB: 0	
	3B: 1	DP: 2	SB: 0	
	HR: 3	HBP: 1	CS: 0	

PITCHER		IP	WLS	BF	H	R	ER	SO	BB	IBB	HBP	BLK	WP	HR	S	P	ERA	WHIP
Orel Hershiser, R ERA: 4.25	(1, 1)	5.1	L	30	11	10	10	3	3	1	1	0	1	1	31	48	16.88	2.625
Alan Embree, L ERA: 6.67	(6, 1)	1.2		9	3	4	4	2	1	0	0	0	0	2	12	16	21.60	2.400
Jose Mesa, R ERA: 4.08	(8, 1)	1.0		4	0	0	0	1	1	0	0	0	0	0	5	9	0.00	1.000

PITCHER		IP	WLS	BF	H	R	ER	SO	BB	IBB	HBP	BLK	WP	HR	S	P	ERA	WHIP

Batter	1	2	3	4	5	6	7	8	9	10	11	12	13	AB	R	H	RBI	BB	SO	LOB
Kenny Lofton, L (1, 8) OBP: 0.378, SLG: 0.439	B C F B X 2-2 ① L7		C X 0-1 ③ F8		C B B S X 2-2 CS 1B 3-H		B C B B X 3-1 P4 ③ 1-2		C F C 0-3 ② K		C B C C 1-3 ② K		X 0-0 S HR 1B 2-3	7	1	2	1	0	2	5
Casey Candaele, S (1, 4) OBP: 0.353, SLG: 0.529	C B X 1-1 ② L5		B B B C X 3-1 ① G4-3		C 1 SAFE 1 SAFE B 1-1 ③ CS 1-2	X 0-0 HR		C F B S 1-3 ① K	B B F S S S 2-3 ③ K		C B C S S 1-3 ③ K		B F F F 1 B C SAFE 2-3 ② K 1-2	7	1	1	1	0	4	5
Jim Thome, L (1, 5) OBP: 0.446, SLG: 0.588	C B F F F B F C 3-3 ③ K			B S X 1-1 FC5-4 1B		C X 0-1 ① G4-3		B C S S S 1-3 ② K		C B X 1-1 ① P6		B X 1-0 ① P3	B C D C C X 2-2 HR 2-H 3-H	7	1	2	3	0	2	0
Albert Belle, R (1, 7) OBP: 0.416, SLG: 0.652		X 0-0 ① G4-3		B 1 SAFE S X 1-1 ② FC5-4 1-2f		B X 1-0 ② G6-3		B C F B B F B 4-2 BB		B B S S B C B 4-2 FC9-6 BB		S B X 1-1 ② G5-3	X 0-0 ③ P6	5	0	0	0	2	0	1
Julio Franco, R (1, 3) OBP: 0.420, SLG: 0.482		B C B B X 3-1 FC4-6 1B		1 SAFE B C C 1 B C B C 3-3 ③ K		B B X 2-0 ③ G6-3		C 1 SAFE F 1 SAFE B S 1-3 ③ K		B F 1 SAFE S 1 SAFE 1 SAFE B X 2-2 ② FC9-6 2B 1-2f		B B C X 2-1 1B		6	0	2	0	0	2	3
Brian Giles, L (1, 10) OBP: 0.545, SLG: 1.000 Mark Carreon, R (10, PH) OBP: 0.335, SLG: 0.457		C X 0-1 ② FC4-6 1-2f			X 0-0 G4-3 1B 3B 1B		C X 0-1 G1-6-3 2B		X 0-0 E1 1B 1B B B O	C F B X 1-2 1-3 2B		D X 1-0 1-2 1B		4	1	3	0	0	0	1
														2	0	2	0	0	0	0
Jeromy Burnitz, L (1, 9) OBP: 0.402, SLG: 0.538 Manny Ramirez, R (9, PH) OBP: 0.392, SLG: 0.588		B X 1-0 ③ G4-3		C 1 SAFE X 0-1 G4-3 1-2 1B		B X 1-0 ① P6			I I I 4-0 IBB			S B C F X 1-2 ③ F8		3	0	1	0	0	0	2
(9, 9)														1	0	0	0	2	0	2
Sandy Alomar Jr., R (1, 2) OBP: 0.313, SLG: 0.378		B X 1-0 E6 G4-6-3			X 0-0 ① ② G4-3 1-2f 2-3		B X 1-0 ② G1-6-3 2-3		C X 0-1 1B 1-2 2-3	C B X 1-1 ③ P3			B B B B C B 4-1 1B SH2-4 HR BB	5	1	1	0	1	0	6
Alvaro Espinoza, R (1, 6) OBP: 0.279, SLG: 0.402		C X 0-1 ① ② G4-6-3 1-2f			S B B B F X 2-2 1B 3B 3-H		H 1-0 S HBP		S S S 0-3 ① K		C X 0-1 ① G3		X 0-0 ① SH2-4 1-2	4	1	1	1	0	1	4
Inning Stats	R: 0 H: 0 E: 0 LOB: 0 K: 1 BB: 0 S: 11 P: 17	R: 0 H: 1 E: 0 LOB: 1 K: 0 BB: 0 S: 6 P: 10	R: 0 H: 0 E: 1 LOB: 0 K: 0 BB: 0 S: 5 P: 6	R: 0 H: 1 E: 0 LOB: 1 K: 1 BB: 0 S: 9 P: 17	R: 2 H: 4 E: 0 LOB: 0 K: 0 BB: 0 S: 11 P: 16	R: 1 H: 1 E: 0 LOB: 0 K: 0 BB: 0 S: 5 P: 8	R: 0 H: 1 E: 0 LOB: 2 K: 0 BB: 0 S: 6 P: 12	R: 0 H: 0 E: 0 LOB: 1 K: 3 BB: 1 S: 12 P: 19	R: 0 H: 2 E: 1 LOB: 3 K: 3 BB: 1 S: 12 P: 18	R: 0 H: 1 E: 0 LOB: 3 K: 0 BB: 2 S: 12 P: 25	R: 0 H: 0 E: 0 LOB: 0 K: 2 BB: 0 S: 8 P: 10	R: 0 H: 2 E: 0 LOB: 2 K: 0 BB: 0 S: 10 P: 16	R: 3 H: 2 E: 0 LOB: 0 K: 1 BB: 1 S: 11 P: 19	1B: 10 SF: 0 2B: 2 SAC: 1 3B: 1 DP: 2 HR: 2 HBP: 1						

PITCHER		IP	WLS	BF	H	R	ER	SO	BB	IBB	HBP	BLK	WP	HR	S	P	ERA	WHIP
Scott Erickson, R ERA: 5.12	(1, 1)	6.2		27	8	3	3	2	0	0	1	0	0	1	51	81	4.05	1.200
Jesse Orosco, L ERA: 4.46	(7, 1)	1.0		3	0	0	0	2	0	0	0	0	0	0	8	13	0.00	0.000
Alan Mills, R ERA: 3.29	(8, 1)	0.1		2	0	0	0	1	1	0	0	0	0	0	6	11	0.00	3.000
Randy Myers, L ERA: 3.65	(9, 1)	2.0		12	3	0	0	3	1	2	0	0	0	0	24	43	0.00	2.000
Rick Krivda, L ERA: 5.01	(11, 1)	1.1		4	0	0	0	2	0	0	0	0	0	0	9	12	0.00	0.000

PITCHER		IP	WLS	BF	H	R	ER	SO	BB	IBB	HBP	BLK	WP	HR	S	P	ERA	WHIP
Garrett Stephenson, R ERA: 9.0	(12, 1)	1.2	L	10	4	3	3	1	1	0	0	0	0	1	20	33	16.20	3.000

TOP

Cleveland Indians @ Baltimore Orioles

Oriole Park at Camden Yards, Baltimore, MD

Sun Jul 28 1996, 3:33 AM EDT

Att. 46,273 - Sunny - 87 F

livebaseballscorecards.com

AB	51
R	6
H	15
RBI	6
BB	5
SO	11
LOB	29

Batter	1	2	3	4	5	6	7	8	9	10	11	12	13	AB	R	H	RBI	BB	SO	LOB
Roberto Alomar, S (1, 4) OBP: 0.423, SLG: 0.549	F8		2B SF8 BB		BB 1B		K2-3			G3		F8		5	1	1	0	1	1	1
Brady Anderson, L (1, 8) OBP: 0.396, SLG: 0.648	2B		SF8 SF5 2B		1-2 BB		K			BB 1B		1-3 1B		2	1	2	0	1	0	0
Mike Devereaux, R (5, PR) (6, 8) OBP: 0.321, SLG: 0.352														3	0	2	0	0	1	0
Rafael Palmeiro, L (1, 3) OBP: 0.389, SLG: 0.555	F9		SF8 2-3 3-H		P6			K					F7	4	0	0	1	1	1	3
Bobby Bonilla, S (1, 9) OBP: 0.352, SLG: 0.446	BB		SF5 3-H		F4			F7		G4-3			G5-4-3 BB	3	0	0	1	2	0	4
Cal Ripken Jr., R (1, 6) OBP: 0.344, SLG: 0.462	F7		F9			P4		P4				CS 1B	G5-4-3 1-2f	6	0	1	0	0	0	3
Eddie Murray, S (1, 10) OBP: 0.321, SLG: 0.403		G3		K		G3			K		K 1-2			5	0	0	0	0	3	1
B.J. Surhoff, L (1, 5) OBP: 0.356, SLG: 0.507		1B		K		HR			K		F7			5	1	2	1	0	2	0
Chris Hoiles, R (1, 2) OBP: 0.338, SLG: 0.446		P5		K		F8			G6-3			FC6-4 BB		4	0	0	0	1	1	1
Manny Alexander, R (12, PR) OBP: 0.159, SLG: 0.117														0	0	0	0	0	0	0
Gregg Zaun, S (13, 2) OBP: 0.296, SLG: 0.327														0	0	0	0	0	0	0
Luis Polonia, L (1, 7) OBP: 0.286, SLG: 0.310	G3				G4-3		K			G1-3		FC6-4 1-2f		5	0	0	0	0	1	2
Inning Stats	R: 0 E: 0 K: 0 S: 11 H: 1 LOB: 2 BB: 1 P: 22		R: 0 E: 0 K: 0 S: 9 H: 1 LOB: 1 BB: 0 P: 10		R: 2 E: 0 K: 0 S: 11 H: 1 LOB: 0 BB: 1 P: 18		R: 0 E: 0 K: 3 S: 9 H: 0 LOB: 0 BB: 0 P: 15		R: 0 E: 0 K: 3 S: 10 H: 0 LOB: 0 BB: 0 P: 14		R: 0 E: 0 K: 1 S: 9 H: 0 LOB: 0 BB: 0 P: 15		R: 0 E: 0 K: 2 S: 10 H: 0 LOB: 0 BB: 0 P: 15		R: 0 E: 0 K: 0 S: 9 H: 1 LOB: 2 BB: 1 P: 21		R: 0 E: 0 K: 1 S: 7 H: 1 LOB: 0 BB: 0 P: 11		R: 0 E: 0 K: 0 S: 6 H: 1 LOB: 2 BB: 1 P: 15		R: 0 E: 0 K: 0 S: 7 H: 0 LOB: 0 BB: 1 P: 14	1B: 5 2B: 3 3B: 0 HR: 1	SF: 2 SAC: 0 DP: 2 HBP: 0	WP: 0 PB: 0 SB: 0 CS: 1	PA: 50

PITCHER		IP	WLS	BF	H	R	ER	SO	BB	IBB	HBP	BLK	WP	HR	S	P	ERA	WHIP
Chad Ogea, R ERA: 5.89	(1, 1)	6.0		26	5	3	3	3	3	0	0	0	0	1	58	94	4.50	1.333
Eric Plunk, R ERA: 2.47	(7, 1)	2.1		7	0	0	0	5	0	0	0	0	0	0	22	34	0.00	0.000
Paul Assenmacher, L ERA: 2.01	(9, 1)	0.1		1	0	0	0	1	0	0	0	0	0	0	3	4	0.00	0.000
Paul Shuey, R ERA: 3.45	(9, 1)	2.1		9	2	0	0	1	1	0	0	0	0	0	20	38	0.00	1.286
Jose Mesa, R ERA: 3.91	(12, 1)	2.0	W	7	1	0	0	0	2	0	0	0	0	0	13	29	0.00	1.500

PITCHER	IP	WLS	BF	H	R	ER	SO	BB	IBB	HBP	BLK	WP	HR	S	P	ERA	WHIP

BOTTOM

Cleveland Indians @ Baltimore Orioles

Oriole Park at Camden Yards, Baltimore, MD

Sun Jul 28 1996, 3:33 AM EDT

Att. 46,273 - Sunny - 87 F

livebaseballscorecards.com

AB	42
R	3
H	8
RBI	3
BB	6
SO	10
LOB	15

Baltimore Orioles @ Minnesota Twins

Hubert H. Humphrey Metrodome, Minneapolis, MN

Tue Jul 30 1996, 8:05 PM EDT

Att. 16,708 - Dome

TOP

livebaseballscorecards.com

Batter	1	2	3	4	5	6	7	8	9	AB	R	H	RBI	BB	SO	LOB
Roberto Alomar, S (1, 4) OBP: 0.425, SLG: 0.546	BBB 4-0 1B 2B BB			x 0-0 ① G5-3		BBBB 4-0 1B 1B BB	4-0 2B 2-3 BB	SSS 0-3 ② K		2	3	0	0	3	0	2
Manny Alexander, R (8, PH) OBP: 0.156, SLG: 0.115										1	0	0	0	0	1	1
(8, 6)	x 0-0 ③ F7															
Brady Anderson, L (1, 8) OBP: 0.399, SLG: 0.650	x 0-0 1-2 2B 1B	SSS 0-3 ① K		x 0-0 ② L3		x 0-0 1-3 1B 1B	x 0-0 1-H 3-H 2B	x 0-0 ③ L5		5	1	3	2	0	1	0
Luis Polonia, L (7, 7) OBP: 0.285, SLG: 0.309										1	0	0	0	0	0	1
Rafael Palmeiro, L (1, 3) OBP: 0.391, SLG: 0.561	x 0-0 1-H 2-H E 2B	x 0-0 ② F9		x 0-0 2B		x 0-0 1-2 3-H G4-6-3 1B	SSS 0-3 ③ K		x 0-0 ① G5-3	5	1	3	3	0	1	1
Billy Ripken, R (8, 3) OBP: 0.258, SLG: 0.333										1	0	0	0	0	0	0
Bobby Bonilla, S (1, 9) OBP: 0.351, SLG: 0.449	x 0-0 2-H E6 BB 1B	x 0-0 HR 2B		x 0-0 ③ P3		x 0-0 ② ③ G4-6-3 1-2f		x 0-0 2B 2B	x 0-0 ② F9	6	3	2	0	0	0	3
B.J. Surhoff, L (1, 5) OBP: 0.358, SLG: 0.517	BBBB 4-0 1-2 1B SF8 BB	x 0-0 2-H HR			x 0-0 ① G3		SSS 0-3 ① K	x 0-0 2-H 1B 2B	x 0-0 ③ F7	5	3	2	3	1	1	0
Cal Ripken Jr., R (1, 6) OBP: 0.346, SLG: 0.464	x 0-0 1-3 2-H BB 1B	x 0-0 ③ F9			x 0-0 1B		x 0-0 ② F8	x 0-0 2-H BB 2B 1B		5	1	3	2	0	0	0
Jeff Huson, L (8, 4) OBP: 0.333, SLG: 0.357										0	0	0	0	0	0	0
Eddie Murray, S (1, 10) OBP: 0.324, SLG: 0.405	SSS 0-3 ① K		BBBB 4-0 L1-5-3 BB		x 0-0 ② F7		x 0-0 1B 2B	BBBB 4-0 1-2 2B BB		3	2	1	0	2	1	3
Mike Devereaux, R (1, 7) OBP: 0.319, SLG: 0.351	x 0-0 ② 3-H SF8		x 0-0 ① ② 1-2 L1-5-3		x 0-0 ③ F9		x 0-0 2-H 2B 1B	x 0-0 ① P2		4	1	1	2	0	0	4
(7, 8)																
Gregg Zaun, S (1, 2) OBP: 0.308, SLG: 0.352	BBBB 4-0 1-2 BB		x 0-0 ③ G1-3			x 0-0 ① G5-3	x 0-0 2-H WP 2B 2B	x 0-0 1-H 2-H 2B		4	1	2	3	1	0	0
Inning Stats	R: 5 E: 1 K: 1 S: 9 H: 3 LOB: 2 BB: 3 P: 21	R: 2 E: 0 K: 1 S: 7 H: 2 LOB: 0 BB: 0 P: 7	R: 0 E: 0 K: 0 S: 2 H: 0 LOB: 0 BB: 1 P: 6	R: 0 E: 0 K: 0 S: 4 H: 1 LOB: 1 BB: 0 P: 4	R: 0 E: 0 K: 0 S: 4 H: 1 LOB: 1 BB: 0 P: 4	R: 1 E: 0 K: 0 S: 4 H: 2 LOB: 1 BB: 1 P: 8	R: 4 E: 0 K: 2 S: 11 H: 4 LOB: 1 BB: 1 P: 15	R: 4 E: 0 K: 1 S: 9 H: 4 LOB: 1 BB: 1 P: 13	R: 0 E: 0 K: 0 S: 3 H: 0 LOB: 0 BB: 0 P: 3	1B: 7 2B: 10 3B: 0 HR: 1 SF: 1 SAC: 0 DP: 2 HBP: 0							

	AB	42
	R	16
	H	17
	RBI	15
	BB	7
	SO	5
	LOB	15

WP: 1 PB: 0 SB: 0 CS: 0 PA: 50

PITCHER		IP	WLS	BF	H	R	ER	SO	BB	IBB	HBP	BLK	WP	HR	S	P	ERA	WHIP
Frankie Rodriguez, R ERA: 5.3	(1, 1)	0.0	L	5	2	5	3	0	2	0	0	0	0	0	3	11	∞	∞
Scott Aldred, L ERA: 7.39	(1, 1)	5.1		25	7	3	3	2	3	0	0	0	0	1	26	38	5.06	1.875
Jose Parra, R ERA: 6.82	(6, 1)	1.2		9	4	4	4	2	1	0	0	0	1	0	12	16	21.60	3.000
Mike Milchin, L ERA: 8.31	(8, 1)	1.0		8	4	4	4	1	1	0	0	0	0	0	9	13	36.00	5.000
Greg Hansell, R ERA: 5.49	(9, 1)	1.0		3	0	0	0	0	0	0	0	0	0	0	3	3	0.00	0.000

PITCHER	IP	WLS	BF	H	R	ER	SO	BB	IBB	HBP	BLK	WP	HR	S	P	ERA	WHIP

BOTTOM

Baltimore Orioles @ Minnesota Twins

Hubert H. Humphrey Metrodome, Minneapolis, MN

Tue Jul 30 1996, 8:05 PM EDT

Att. 16,708 - Dome

livebaseballscorecards.com

Batter	1	2	3	4	5	6	7	8	9	AB	R	H	RBI	BB	SO	LOB
Chuck Knoblauch, R (1, 4) OBP: 0.464, SLG: 0.570 Jeff Reboulet, R (8, 4) OBP: 0.316, SLG: 0.279	BBBB 4-0 S BB		x 0-0 HR		SSS 0-3 ① K		x 0-0 ③ F7			3	1	1	1	1	1	0
										0	0	0	0	0	0	0
Pat Meares, R (1, 6) OBP: 0.287, SLG: 0.382	x 0-0 ① F7		x 0-0 ① L7		SSS 0-3 ② K			x 0-0 ① G6-3		4	0	0	0	0	1	1
Paul Molitor, R (1, 10) OBP: 0.378, SLG: 0.453 Chip Hale, L (8, PH) OBP: 0.446, SLG: 0.500	SSS 0-3 ② K		x 0-0 ② P3		x 0-0 ③ L1			x 0-0 ② G6-3		3	0	0	0	0	1	1
										1	0	0	0	0	0	0
Marty Cordova, R (1, 7) OBP: 0.385, SLG: 0.489	SSS 0-3 ③ K 1-2		x 0-0 S 1B			x 0-0 ① L4		x 0-0 HR		4	1	2	1	0	1	1
Scott Stahoviak, L (1, 3) OBP: 0.404, SLG: 0.504		x 0-0 ① G4-3	x 0-0 ③ L4 1-2			x 0-0 HR		SSS 0-3 ③ K		4	1	1	1	0	1	1
Dave Hollins, S (1, 5) OBP: 0.366, SLG: 0.382		x 0-0 G4-3 HBP 1B	x 0-0 S 1B			x 0-0 ② L6			BBBB 4-0 1B SF8 BB	3	1	2	0	1	0	0
Roberto Kelly, R (1, 8) OBP: 0.364, SLG: 0.421		H 1-0 G4-3 1-2 HBP	SSS 0-3 ① K 1-2			SSS 0-3 ③ K			x 0-0 G6-4-3 1-3 1B	3	0	1	0	0	2	1
Matt Walbeck, S (1, 2) OBP: 0.216, SLG: 0.272 Mike Durant, R (8, 2) OBP: 0.284, SLG: 0.253		x 0-0 ② G4-3 1-2 2-3	SSS 0-3 ② K				x 0-0 ① F9		x 0-0 ① SF8 3-H	3	0	0	0	0	1	3
										0	0	0	1	0	0	0
Denny Hocking, S (1, 9) OBP: 0.244, SLG: 0.271 Ron Coomer, R (8, 9) OBP: 0.345, SLG: 0.490		x 0-0 ③ G3		x 0-0 ③ G4-3			x 0-0 ② F7		x 0-0 ②③ G6-4-3 1-2f	3	0	0	0	0	0	3
										1	0	0	0	0	0	1
Inning Stats	R: 0 E: 0 K: 2 S: 7 H: 0 LOB: 1 BB: 1 P: 11	R: 0 E: 0 K: 0 S: 4 H: 1 LOB: 2 BB: 0 P: 5	R: 1 E: 0 K: 0 S: 5 H: 2 LOB: 1 BB: 0 P: 5	R: 0 E: 0 K: 2 S: 8 H: 1 LOB: 1 BB: 0 P: 8	R: 0 E: 0 K: 2 S: 7 H: 0 LOB: 0 BB: 0 P: 7	R: 1 E: 0 K: 1 S: 6 H: 1 LOB: 0 BB: 0 P: 6	R: 0 E: 0 K: 0 S: 3 H: 0 LOB: 0 BB: 0 P: 3	R: 1 E: 0 K: 1 S: 6 H: 1 LOB: 0 BB: 0 P: 6	R: 1 E: 0 K: 0 S: 3 H: 1 LOB: 0 BB: 1 P: 7	1B: 4 2B: 0 3B: 0 HR: 3	SF: 1 SAC: 0 DP: 1 HBP: 1						

	AB	32
	R	4
	H	7
	RBI	4
	BB	2
	SO	8
	LOB	12

WP: 0 PB: 0 SB: 3 CS: 0 PA: 36

PITCHER		IP	WLS	BF	H	R	ER	SO	BB	IBB	HBP	BLK	WP	HR	S	P	ERA	WHIP
Rocky Coppinger, R ERA: 5.3	(1, 1)	7.0	W	28	5	2	2	7	1	0	1	0	0	2	40	45	2.57	0.857
Jimmy Haynes, R ERA: 7.29	(8, 1)	2.0		8	2	2	2	1	1	0	0	0	0	1	9	13	9.00	1.500

PITCHER	IP	WLS	BF	H	R	ER	SO	BB	IBB	HBP	BLK	WP	HR	S	P	ERA	WHIP

Batter	1	2	3	4	5	6	7	8	9	AB	R	H	RBI	BB	SO	LOB
Roberto Alomar, S (1, 4) OBP: 0.427, SLG: 0.553	B C B B X 3-1 ① F7		C B L F X 2-2 HR			B C B B B 4-1 1B 2B BB		X 1-2 2B 1B 1B S X 1-2 ② F7		4	3	2	1	1	0	1
Brady Anderson, L (1, 8) OBP: 0.396, SLG: 0.647	C F X 0-2 ② P5		F F B F S 1-3 ③ K			C B S 1 B X SAFE 2-2 ② F9		B B F C B X 3-2 1-3 1B 2B	B X 1-0 ① F9	5	1	1	0	0	1	1
Rafael Palmeiro, L (1, 3) OBP: 0.392, SLG: 0.558	B X 1-0 ③ G3-1			C S B B B X 3-2 ① F7		1 SAFE X 0-0 1-2 2B 1B		B I I I 4-0 BB 1B 1B IBB	X 0-0 ② F7	4	2	1	0	1	0	0
Bobby Bonilla, S (1, 9) OBP: 0.353, SLG: 0.452 Jeffrey Hammonds, R (8, 7) OBP: 0.315, SLG: 0.379		B B F B F S 3-3 ① K		C B C X 1-2 ② F9		X 0-0 1-H 2-H 2B		B S S B B X 3-2 BB 1B 1-2 2-H 3-H 1B	B B C X 2-1 1B	4 1	1 0	2 1	4 0	0 0	1 0	0 0
B.J. Surhoff, L (1, 5) OBP: 0.356, SLG: 0.511		C B C B X 2-2 ② P5		F B X 1-1 ③ F8		B B S B C F S 3-3 ③ K		B C C F B F B B 4-2 WP 1B 2B 1-2 2-3 BB	C X 0-1 ③ F9	4	1	0	0	1	1	2
Cal Ripken Jr., R (1, 6) OBP: 0.350, SLG: 0.471		F F F B B X 1-2 2B			X 0-0 L4-6-4 2B		C X 0-1 ① G5-3	C X 0-1 WP 2B 1-2 2-H 3-H 1B		4	1	3	2	0	0	0
Eddie Murray, S (1, 10) OBP: 0.324, SLG: 0.402		B F C S 1-3 ③ K			X 0-0 ① P6		B S B B S B 4-2 FC6-4 BB	B F C S 1-3 ① K		3	0	0	0	1	2	4
Chris Hoiles, R (1, 2) OBP: 0.337, SLG: 0.447			B B F C X 2-2 ① G5-3		X 0-0 ② ③ L4-6-4 2-3		C S B B B X 2-2 ② FC6-4 FC5-4 1-2f	F B S B F X 2-2 WP 1-H 2-H 2B		4	0	1	2	0	0	2
Mike Devereaux, R (1, 7) OBP: 0.315, SLG: 0.346 (8, 9)			C S X 0-2 ② G3-1			B X 1-0 ① F8	X 0-0 ③ FC5-4 1-2f	B B B F C S 3-3 ② K 2-3		4	0	0	0	0	1	2
Inning Stats	R: 0 E: 0 K: 0 S: 6 H: 0 LOB: 0 BB: 0 P: 10	R: 0 E: 0 K: 2 S: 13 H: 1 LOB: 1 BB: 0 P: 20	R: 1 E: 0 K: 1 S: 14 H: 1 LOB: 0 BB: 0 P: 19	R: 0 E: 0 K: 0 S: 8 H: 0 LOB: 0 BB: 0 P: 13	R: 0 E: 0 K: 0 S: 3 H: 1 LOB: 0 BB: 0 P: 3	R: 2 E: 0 K: 1 S: 11 H: 2 LOB: 1 BB: 1 P: 21	R: 0 E: 0 K: 0 S: 8 H: 0 LOB: 1 BB: 1 P: 14	R: 6 E: 0 K: 2 S: 26 H: 5 LOB: 1 BB: 2 P: 47	R: 0 E: 0 K: 0 S: 6 H: 1 LOB: 1 BB: 0 P: 9	1B: 5 2B: 6 3B: 0 HR: 1 SF: 0 SAC: 0 DP: 1 HBP: 0					WP: 2 PB: 0 SB: 0 CS: 0	PA: 41

PITCHER		IP	WLS	BF	H	R	ER	SO	BB	IBB	HBP	BLK	WP	HR	S	P	ERA	WHIP
Brad Radke, R ERA: 4.88	(1, 1)	7.0		27	5	3	3	4	2	0	0	0	0	1	63	100	3.86	1.000
Mike Trombley, R ERA: 3.49	(8, 1)	0.0	L	5	3	5	5	0	1	1	0	0	0	0	11	25	∞	∞
Greg Hansell, R ERA: 5.46	(8, 1)	2.0		9	3	1	1	2	0	0	0	0	2	0	21	31	4.50	1.500

PITCHER	IP	WLS	BF	H	R	ER	SO	BB	IBB	HBP	BLK	WP	HR	S	P	ERA	WHIP

TOP

Baltimore Orioles @ Minnesota Twins

Hubert H. Humphrey Metrodome, Minneapolis, MN

Wed Jul 31 1996, 8:05 PM EDT

Att. 15,897 - Dome

livebaseballscorecards.com

AB	37
R	9
H	11
RBI	9
BB	4
SO	6
LOB	12

Batter	1	2	3	4	5	6	7	8	9	AB	R	H	RBI	BB	SO	LOB
Chuck Knoblauch, R (1, 4) OBP: 0.461, SLG: 0.568	C S B X 1-2 G6-3 E 2B	B B S 1 SAFE C X 2-2 ③ G5-3			C F X 0-2 ② G5-3		X 0-0 ② P3		C B C B S 2-3 ③ K	5	1	1	0	0	1	2
Rich Becker, L (1, 8) OBP: 0.357, SLG: 0.457	F X 0-1 ① G6-3 2-3		F S B B B X 3-2 E8 G3 G6-3 1B		B B C F F S 2-3 ③ K		C F B B S 2-3 ③ K			4	1	1	0	0	2	2
Paul Molitor, R (1, 10) OBP: 0.379, SLG: 0.455	X 0-0 E4 1B 3-H 1B		B X 1-0 ① G3 2-3			C B X 1-1 F8 1B 2B		S F B F X 1-2 ① F9		4	1	2	1	0	0	1
Marty Cordova, R (1, 7) OBP: 0.383, SLG: 0.486	X 0-0 2-3 1B		F X 0-1 ② G6-3 3-H			X 0-0 ① F8 2-3		F B S B X 2-2 ② P4		4	0	1	1	0	0	1
Scott Stahoviak, L (1, 3) OBP: 0.405, SLG: 0.504	B 1 SAFE B 1 SAFE C X 2-1 ② P5		S C C 0-3 ③ K			X 0-0 3-H 1B		C B X 1-1 BB 1B		4	0	2	1	0	1	2
Dave Hollins, S (1, 5) OBP: 0.365, SLG: 0.379	1 SAFE B C F F B 1 SAFE S 2-3 ③ K			F B C S 1-3 ① K		C X 0-1 ② F9		B B B C B 4-1 1-2 BB		3	0	0	0	1	2	3
Roberto Kelly, R (1, 9) OBP: 0.358, SLG: 0.414		B F B X 2-1 ① P6		F B X 1-1 ② G5-3		C 1 SAFE X 0-1 ③ P5		B S F S 1-3 ③ K		4	0	0	0	0	1	3
Matt Walbeck, S (1, 2) OBP: 0.208, SLG: 0.260		C F B F X 1-2 ② F7		X 0-0 ③ G4-3			C C B X 1-2 ① G3-1		S F B S 1-3 ① K	4	0	0	0	0	1	0
Pat Meares, R (1, 6) OBP: 0.289, SLG: 0.386		C B X 1-1 1B		B F X 1-1 ① F8			F B X 1-1 2B		C B S C 1-3 ② K	4	0	2	0	0	1	0
Inning Stats	R: 1 H: 3 E: 1 LOB: 2 K: 1 BB: 0 S: 13 P: 18	R: 0 H: 1 E: 0 LOB: 1 K: 0 BB: 0 S: 11 P: 17	R: 1 H: 1 E: 1 LOB: 0 K: 1 BB: 0 S: 9 P: 13	R: 0 H: 0 E: 0 LOB: 0 K: 1 BB: 0 S: 6 P: 8	R: 0 H: 0 E: 0 LOB: 0 K: 1 BB: 0 S: 9 P: 12	R: 1 H: 2 E: 0 LOB: 1 K: 0 BB: 0 S: 8 P: 9	R: 0 H: 1 E: 0 LOB: 1 K: 1 BB: 0 S: 9 P: 13	R: 0 H: 1 E: 0 LOB: 2 K: 1 BB: 1 S: 13 P: 22	R: 0 H: 0 E: 0 LOB: 0 K: 3 BB: 0 S: 9 P: 13	1B: 6 SF: 0 2B: 3 SAC: 0 3B: 0 DP: 0 HR: 0 HBP: 0						

PITCHER		IP	WLS	BF	H	R	ER	SO	BB	IBB	HBP	BLK	WP	HR	S	P	ERA	WHIP
35 Mike Mussina, R ERA: 5.06	(1, 1)	9.0	W	37	9	3	2	9	1	0	0	0	0	0	87	125	2.00	1.111

PITCHER	IP	WLS	BF	H	R	ER	SO	BB	IBB	HBP	BLK	WP	HR	S	P	ERA	WHIP

BOTTOM

Baltimore Orioles @ Minnesota Twins

Hubert H. Humphrey Metrodome, Minneapolis, MN

Wed Jul 31 1996, 8:05 PM EDT

Att. 15,897 - Dome

livebaseballscorecards.com

AB	36
R	3
H	9
RBI	3
BB	1
SO	9
LOB	14

Batter	1	2	3	4	5	6	7	8	9	AB	R	H	RBI	BB	SO	LOB
Roberto Alomar, S (1, 4) OBP: 0.426, SLG: 0.550	X 0-0 G1-6-3 1B		X 0-0 ② F9		B B B I 4-0 1B L3 IBB		B C X 1-1 E6 1B G4-6-3		B X 1-0 ③ F8	4	1	1	0	1	0	1
Brady Anderson, L (1, 8) OBP: 0.400, SLG: 0.647	S B S F 1 SAFE X 1-2 ① ② G1-6-3 1-2f		1 SAFE C 1 SAFE B B C 1 SAFE B B 4-2 1-2 BB		B B X 2-0 1-3 2-H 3-H 1B		C B S X 1-2 G4-6-3 1-3 1B			3	0	2	2	1	0	1
Rafael Palmeiro, L (1, 3) OBP: 0.388, SLG: 0.552	C B F B X 2-2 ③ G4-3		B C S S 1-3 ③ K		B C X 1-1 ① ② L3 3-3		X 0-0 ① ② G4-6-3 1-2f 3-H			4	0	0	0	0	1	5
Bobby Bonilla, S (1, 10) OBP: 0.350, SLG: 0.448		X 0-0 E5		B X 1-0 ① G6-3	B B F S F X 2-2 ③ F8		F C C 0-3 ③ K			4	0	0	0	0	1	1
Cal Ripken Jr., R (1, 6) OBP: 0.349, SLG: 0.468		B F X 1-1 ① P3		C B C B F B X 3-2 ② G4-3		F C X 0-2 ① G3		F B C B B B 4-2 CS BB		3	0	0	0	1	0	1
B.J. Surhoff, L (1, 5) OBP: 0.352, SLG: 0.506		C X 0-1 ② F7		B B B S C C 3-3 ③ K		X 0-0 ② G6-3		S F S 0-3 ① ② K2-3 1-2		4	0	0	0	0	2	2
Mike Devereaux, R (1, 9) OBP: 0.317, SLG: 0.349		C B B B X 3-1 ③ F7			B X 1-0 2B 2B	C S B B B B 4-2 2B BB		S B B X 2-1 ③ G4-3		3	1	1	0	1	0	1
Chris Hoiles, R (1, 2) OBP: 0.339, SLG: 0.449			B C B S F B C 3-3 ① K		B F B B B 4-1 2B 1B BB	1 SAFE B X 1-0 1-3 2B			C C S 0-3 ① K	3	1	1	0	1	2	0
Jeffrey Hammonds, R (1, 7) OBP: 0.318, SLG: 0.384			B B B C B 4-1 BB BB		X 0-0 1-3 2-H 1B 2B	C C B B C 2-3 ③ K			B S X 1-1 ② F9	3	1	1	1	1	1	2
Inning Stats	R: 0 H: 1 E: 0 LOB: 0 K: 0 BB: 0 S: 8 P: 11	R: 0 H: 0 E: 1 LOB: 1 K: 0 BB: 0 S: 7 P: 11	R: 0 H: 0 E: 0 LOB: 2 K: 2 BB: 2 S: 11 P: 23	R: 0 H: 0 E: 0 LOB: 0 K: 1 BB: 0 S: 8 P: 15	R: 3 H: 3 E: 0 LOB: 1 K: 0 BB: 2 S: 10 P: 24	R: 0 H: 1 E: 0 LOB: 2 K: 1 BB: 1 S: 10 P: 17	R: 1 H: 1 E: 1 LOB: 0 K: 1 BB: 0 S: 9 P: 11	R: 0 H: 0 E: 0 LOB: 0 K: 1 BB: 1 S: 7 P: 13	R: 0 H: 0 E: 0 LOB: 0 K: 1 BB: 0 S: 6 P: 8	1B: 3 SF: 0 2B: 4 SAC: 0 3B: 0 DP: 3 HR: 0 HBP: 0					WP: 0 PA: 37 PB: 0 SB: 0 CS: 1	

PITCHER		IP	WLS	BF	H	R	ER	SO	BB	IBB	HBP	BLK	WP	HR	S	P	ERA	WHIP
Rich Robertson, L ERA: 4.82	(1, 1)	8.0	L	34	6	4	3	6	5	1	0	0	0	0	70	125	3.38	1.375
Mike Trombley, R ERA: 3.4	(9, 1)	1.0		3	0	0	0	1	0	0	0	0	0	0	6	8	0.00	0.000

PITCHER	IP	WLS	BF	H	R	ER	SO	BB	IBB	HBP	BLK	WP	HR	S	P	ERA	WHIP

TOP

Baltimore Orioles @ Minnesota Twins

Hubert H. Humphrey Metrodome, Minneapolis, MN

Thu Aug 01 1996, 4:33 AM EDT

Att. 20,379 - Dome - 69 F

livebaseballscorecards.com

AB	31
R	4
H	6
RBI	3
BB	6
SO	7
LOB	14

Batter	1	2	3	4	5	6	7	8	9	AB	R	H	RBI	BB	SO	LOB
Chuck Knoblauch, R (1, 4) OBP: 0.457, SLG: 0.562	B C X 1-1 F9 ①		C C B D O X 3-2 G4-3 ② 1-H			B C B F X 2-2 G6-3 ①		C B B B X 3-1 P3 ②		4	0	0	1	0	0	0
Pat Meares, R (1, 6) OBP: 0.287, SLG: 0.383 Chip Hale, L (8, PH) OBP: 0.439, SLG: 0.491 (9, 3)	B F B F T F T F X 2-2 G4-3 ②		S F B F S 1-3 K2-3 ③			C S B F B B F X 3-2 G5-3 ②		F B B X 2-1 P5 ③		3 1	0 0	0 0	0 0	0 0	1 0	0 0
Paul Molitor, R (1, 10) OBP: 0.378, SLG: 0.454	C B B B F X 3-2 G6-3 ③			B C F X 1-2 G4-3 ①		X 0-0 1B			B B C F F X 2-2 F9 ①	4	0	1	0	0	0	0
Marty Cordova, R (1, 7) OBP: 0.380, SLG: 0.481		B B F F S 2-3 K ①		B F X 1-1 P4 ②		1 SAFE 1 SAFE C X 0-1 P6 ③			S C X 0-2 G6-3 ②	4	0	0	0	0	1	1
Ron Coomer, R (1, 3) OBP: 0.349, SLG: 0.510 (9, 5)		B X 1-0 G5-3 ②		F X 0-1 S 1B			B B B C X 3-1 HR		C X 0-1 F9 ③	4	1	2	1	0	0	0
Roberto Kelly, R (1, 9) OBP: 0.357, SLG: 0.413		C X 0-1 1B		B B F B X 3-1 P4 ③ 1-2			C X 0-1 P3 ①			3	0	1	0	0	0	1
Jeff Reboulet, R (1, 5) OBP: 0.311, SLG: 0.274 (9, 6)		1 SAFE C 1 SAFE F F X 0-2 G4-3 ③			X 0-0 F7 ①		B C C S 1-3 K ②			3	0	0	0	0	1	1
Rich Becker, L (1, 8) OBP: 0.354, SLG: 0.453			S B B S S 2-3 K ①		F B B X 2-1 G4-3 ②		F C B S 1-3 K ③			3	0	0	0	0	2	0
Mike Durant, R (1, 2) OBP: 0.286, SLG: 0.247			B F S B F B B 4-2 E S G4-3 BB		B X 1-0 P5 ③			C B S B B S 3-3 K ①		2	1	0	0	1	1	0
Inning Stats	R: 0 E: 0 K: 0 S: 11 H: 0 LOB: 0 BB: 0 P: 17	R: 0 E: 0 K: 1 S: 10 H: 1 LOB: 1 BB: 0 P: 13	R: 1 E: 0 K: 2 S: 13 H: 0 LOB: 0 BB: 1 P: 23	R: 0 E: 0 K: 0 S: 9 H: 1 LOB: 1 BB: 0 P: 14	R: 0 E: 0 K: 0 S: 4 H: 0 LOB: 0 BB: 0 P: 7	R: 0 E: 0 K: 0 S: 11 H: 1 LOB: 1 BB: 0 P: 16	R: 1 E: 0 K: 2 S: 10 H: 1 LOB: 0 BB: 0 P: 15	R: 0 E: 0 K: 1 S: 7 H: 0 LOB: 0 BB: 0 P: 15	R: 0 E: 0 K: 0 S: 9 H: 0 LOB: 0 BB: 0 P: 11	1B: 3 2B: 0 3B: 0 HR: 1	SF: 0 SAC: 0 DP: 0 HBP: 0						

BOTTOM

Baltimore Orioles @ Minnesota Twins

Hubert H. Humphrey Metrodome, Minneapolis, MN

Thu Aug 01 1996, 4:33 AM EDT

Att. 20,379 - Dome - 69 F

livebaseballscorecards.com

AB	31
R	2
H	4
RBI	2
BB	1
SO	6
LOB	3

PITCHER		IP	WLS	BF	H	R	ER	SO	BB	IBB	HBP	BLK	WP	HR	S	P	ERA	WHIP
David Wells, L ERA: 4.59	(1, 1)	7.1	W	27	4	2	1	6	1	0	0	0	0	1	71	111	1.23	0.682
Alan Mills, R ERA: 3.21	(8, 1)	0.2		2	0	0	0	0	0	0	0	0	0	0	4	9	0.00	0.000
Randy Myers, L ERA: 3.55	(9, 1)	1.0	S	3	0	0	0	0	0	0	0	0	0	0	9	11	0.00	0.000

PITCHER	IP	WLS	BF	H	R	ER	SO	BB	IBB	HBP	BLK	WP	HR	S	P	ERA	WHIP

Baltimore Orioles @ Cleveland Indians

Jacobs Field, Cleveland, OH

Fri Aug 02 1996, 7:05 PM EDT

Att. 42,465 - Unknown - 73 F

livebaseballscorecards.com

Batter	1	2	3	4	5	6	7	8	9	AB	R	H	RBI	BB	SO	LOB
Roberto Alomar, S (1, 4) OBP: 0.422, SLG: 0.545	B B C X 2-1 ① G1-3			B C X 1-1 ① L7		B C B X 2-1 ③ F8			X 0-0 ① G1-3	4	0	0	0	0	0	0
Brady Anderson, L (1, 8) OBP: 0.396, SLG: 0.640	B X 1-0 ② G6-3			B F B F F S 2-3 ② K2-3			C C F B B B F S 3-3 ① K		C B F B F X 2-2 ② G4-3	4	0	0	0	0	2	0
Rafael Palmeiro, L (1, 3) OBP: 0.388, SLG: 0.549 Manny Alexander, R (8, 6) OBP: 0.154, SLG: 0.113	C B B F B F F X 3-2 ③ G4-3			X 0-0 ③ F7			B C C B B F B 4-2 WP BB BB		C B B X 2-1 ③ G5-3	2 1	0 0	0 0	0 0	1 0	0 0	0 0
Bobby Bonilla, S (1, 9) OBP: 0.352, SLG: 0.448 (8, 3)		B B F S S C 2-3 ① K			F B X 1-1 F8 WP SF8 1B		B F B F B B 4-2 WP 1-2 BB			2	1	1	0	1	1	0
B.J. Surhoff, L (1, 5) OBP: 0.349, SLG: 0.501 Billy Ripken, R (8, 5) OBP: 0.258, SLG: 0.333		C B X 1-1 ② G3-1			B X 1-0 ① F8 1-3		F B B F B X 3-2 ② L3 1-2 2-3			3 0	0 0	0 0	0 0	0 0	0 0	3 0
Cal Ripken Jr., R (1, 6) OBP: 0.347, SLG: 0.466 Mike Devereaux, R (8, 9) OBP: 0.317, SLG: 0.349		F B X 1-1 ③ G4-3			B B F X 2-1 ② SF8 3-H		B X 1-0 ③ G5-3			2 0	0 0	0 0	1 0	0 0	0 0	2 0
Eddie Murray, S (1, 10) OBP: 0.321, SLG: 0.398			B X 1-0 ① G4-3		B F F X 1-2 ③ F9			B X 1-0 ① G4-3		3	0	0	0	0	0	0
Gregg Zaun, S (1, 2) OBP: 0.309, SLG: 0.352			C B S F B X 2-2 G5-4-3 1B			B C F B B X 3-2 ① G1-4-3		B F B C F X 2-2 ② P4		3	0	1	0	0	0	0
Jeffrey Hammonds, R (1, 7) OBP: 0.314, SLG: 0.378			B C X 1-1 ② ③ G5-4-3 1-2f			C F S 0-3 ② K		X 0-0 ③ G6-3		3	0	0	0	0	1	1
Inning Stats	R: 0 E: 0 K: 0 S: 8 H: 0 LOB: 0 BB: 0 P: 14	R: 0 E: 0 K: 1 S: 7 H: 0 LOB: 0 BB: 0 P: 11	R: 0 E: 0 K: 0 S: 7 H: 1 LOB: 0 BB: 0 P: 11	R: 0 E: 0 K: 1 S: 7 H: 0 LOB: 0 BB: 0 P: 10	R: 1 E: 0 K: 0 S: 8 H: 1 LOB: 0 BB: 0 P: 13	R: 0 E: 0 K: 1 S: 8 H: 0 LOB: 0 BB: 0 P: 13	R: 0 E: 0 K: 1 S: 14 H: 0 LOB: 2 BB: 2 P: 29	R: 0 E: 0 K: 0 S: 6 H: 0 LOB: 0 BB: 0 P: 9	R: 0 E: 0 K: 0 S: 7 H: 0 LOB: 0 BB: 0 P: 11	1B: 2 2B: 0 3B: 0 HR: 0 SF: 1 SAC: 0 DP: 1 HBP: 0						

	AB	27
	R	1
	H	2
	RBI	1
	BB	2
	SO	4
	LOB	6

WP: 2 PB: 0 SB: 0 CS: 0 PA: 30

PITCHER		IP	WLS	BF	H	R	ER	SO	BB	IBB	HBP	BLK	WP	HR	S	P	ERA	WHIP
Orel Hershiser, R ERA: 4.1	(1, 1)	7.0	W	24	2	1	1	4	2	0	0	0	2	0	59	101	1.29	0.571
Danny Graves, R ERA: 3.05	(8, 1)	2.0		6	0	0	0	0	0	0	0	0	0	0	13	20	0.00	0.000

PITCHER	IP	WLS	BF	H	R	ER	SO	BB	IBB	HBP	BLK	WP	HR	S	P	ERA	WHIP

Baltimore Orioles @ Cleveland Indians

Jacobs Field, Cleveland, OH

Fri Aug 02 1996, 7:05 PM EDT

Att. 42,465 - Unknown - 73 F

livebaseballscorecards.com

BOTTOM

Batter	1	2	3	4	5	6	7	8	9	AB	R	H	RBI	BB	SO	LOB
Kenny Lofton, L (1, 8) OBP: 0.379, SLG: 0.446	B F C B X 2-2 G5-4-3 1B		C X 0-1 1B 3B	B S B B X 3-1 2-H HR		X 0-0 S 1B 1B 1B	B B X 2-0 ① G3			5	3	4	2	0	0	0
Omar Vizquel, S (1, 6) OBP: 0.367, SLG: 0.438	C 1 SAFE 1 SAFE F X 0-2 ① ② G5-4-3 1-2f		C B X 1-1 1B S 3-H 1B	B C X 1-1 1B		B C X 1-1 1B S 1-2 G6-3 1B	F S X 0-2 ② G1-3			5	1	3	1	0	0	1
Julio Franco, R (1, 3) OBP: 0.423, SLG: 0.480 Mark Carreon, R (7, PH) OBP: 0.334, SLG: 0.463 (8, 3)	B F X 1-1 ③ G4-3		C B F B B X 3-2 1-3 1B	C B B X 2-1 ③ G1-3		F F F B B X 2-2 1B G6-3 E 1-3 2-H 1B	B F B X 2-1 HR			4 1	1 1	2 1	1 1	0 0	0 0	1 0
Albert Belle, R (1, 7) OBP: 0.411, SLG: 0.649 Brian Giles, L (8, 7) OBP: 0.500, SLG: 0.868		C B B C F B B 4-2 G4-6-3 BB	B B F X 2-1 ③ G5-3		X 0-0 HR	B X 1-0 ① G6-3 1-2 3-H	B F S B F C 2-3 ③ K			4 0	1 0	1 0	2 0	1 0	1 0	3 0
Jim Thome, L (1, 5) OBP: 0.446, SLG: 0.579 Jeff Kent, R (8, 5) OBP: 0.327, SLG: 0.432		C B 1 SAFE B X 2-1 ① ② G4-6-3 1-2f		B B B F B 4-1 2B 2B BB	B B F B B B 4-1 FC6-4 BB	B B B B 4-0 E 1B BB		X 0-0 ① F7		1 1	1 0	0 0	0 0	3 0	0 0	1 0
Manny Ramirez, R (1, 9) OBP: 0.399, SLG: 0.589		B B B C B 4-1 BB	B C X 1-1 1-3 2B 2B	C X 0-1 ① FC6-4 PB 1B 1-2f	B C C F F B F X 2-2 E 1-2 2-3 1B		F C F S 0-3 ② K		4 1	1 0	2 0	0 1	1 1	1 1	1 1
Jeromy Burnitz, L (1, 10) OBP: 0.410, SLG: 0.583		X 0-0 ③ G4-3		X 0-0 HR 2-H 3-H 2B	C X 0-1 PB 1-2 1B	B S S F F B F S 2-3 ② K		F B X 1-1 HR		5 2	2 0	3 1	3 0	0 0	1 0	4 1
Sandy Alomar Jr., R (1, 2) OBP: 0.308, SLG: 0.377			B C B X 2-1 ① G3-1	X 0-0 ① G1-3	B S B F F B C 3-3 ② K 1-2 2-3	S B C X 1-2 E5 1-2 2-3 3-H		B B C B X 3-1 ③ G6-3		5 2	0 0	0 0	0 0	0 0	1 0	5 1
Jose Vizcaino, S (1, 4) OBP: 0.352, SLG: 0.375			B X 1-0 ② L8	B B X 2-0 ② L7	B X 1-0 ③ G6-3	X 0-0 ③ L7				4	0	0	0	0	0	6
Inning Stats	R: 0 E: 0 K: 0 S: 8 H: 1 LOB: 0 BB: 0 P: 11	R: 0 E: 0 K: 0 S: 7 H: 0 LOB: 1 BB: 2 P: 17	R: 1 E: 0 K: 0 S: 12 H: 3 LOB: 2 BB: 0 P: 21	R: 4 E: 0 K: 0 S: 12 H: 4 LOB: 1 BB: 1 P: 25	R: 1 E: 0 K: 1 S: 11 H: 2 LOB: 2 BB: 1 P: 19	R: 3 E: 1 K: 1 S: 24 H: 4 LOB: 3 BB: 1 P: 37	R: 1 E: 0 K: 1 S: 10 H: 1 LOB: 0 BB: 0 P: 16	R: 1 E: 0 K: 1 S: 9 H: 1 LOB: 0 BB: 0 P: 13		1B: 9 2B: 2 3B: 1 HR: 4 SF: 0 SAC: 0 DP: 2 HBP: 0						

	AB	39
	R	11
	H	16
	RBI	10
	BB	5
	SO	4
	LOB	22

WP: 0 PA: 44
PB: 1
SB: 3
CS: 0

PITCHER		IP	WLS	BF	H	R	ER	SO	BB	IBB	HBP	BLK	WP	HR	S	P	ERA	WHIP
Scott Erickson, R ERA: 5.35	(1, 1)	4.1	L	24	9	6	6	0	4	0	0	0	0	2	43	82	12.46	3.000
Arthur Rhodes, L ERA: 3.83	(5, 1)	0.2		6	4	3	2	1	0	0	0	0	0	0	14	21	27.00	6.000
Keith Shepherd, R ERA: 6.53	(6, 1)	3.0		14	3	2	2	3	1	0	0	0	0	2	36	56	6.00	1.333

PITCHER	IP	WLS	BF	H	R	ER	SO	BB	IBB	HBP	BLK	WP	HR	S	P	ERA	WHIP

Batter	1	2	3	4	5	6	7	8	9	AB	R	H	RBI	BB	SO	LOB
Roberto Alomar, S (1, 4) OBP: 0.425, SLG: 0.549	F F B F X 1-2 CS 1B	B C X 1-1 CS 1-H 2-H 3-H 2B			C X 0-1 HR 1B		L D X 1-1 ① SH1-5-3 2-3	X 0-0 ③ F9		4	1	3	3	0	0	1
Brady Anderson, L (1, 8) OBP: 0.394, SLG: 0.642	B B F B F S 3-3 ① ② K 1-2	B B B C 3-1 ③ CS 2-3	C S X 0-2 ① F7		D D B X 3-0 1-H HR		C C B B S 2-3 ② K		C B F X 1-2 ① F8	5	1	1	2	0	2	2
Rafael Palmeiro, L (1, 3) OBP: 0.390, SLG: 0.551	C S B X 1-2 ③ G3-1		C B B B B 4-1 BB		B T B X 2-1 2B		B C B S X 2-2 ③ P6		C B B X 2-1 1B	4	0	2	0	1	0	1
Bobby Bonilla, S (1, 9) OBP: 0.351, SLG: 0.454 Mike Devereaux, R (8, 9) OBP: 0.316, SLG: 0.348		B B X 2-0 ① L8	B S B S S C 2-3 ② K		X 0-0 ② F7			D C B B F X 3-2 HR	B X 1-0 ② F9	4 1	1 0	1 0	1 0	0 0	1 0	2 1
B.J. Surhoff, L (1, 5) OBP: 0.350, SLG: 0.503		B C B F X 2-2 1B 1B	C B B F X 2-2 ③ F9		X 0-0 ③ G4-3			B C X 1-1 1B 2B	S B B X 2-1 ③ F7	5	2	2	0	0	0	3
Cal Ripken Jr., R (1, 6) OBP: 0.346, SLG: 0.464		C X 0-1 ② L9		X 0-0 ① G6-3		C X 0-1 ① P2		X 0-0 1B SF8 2-H 1B		4	1	1	1	0	0	1
Eddie Murray, S (1, 10) OBP: 0.325, SLG: 0.402		X 0-0 BB 1B 1-3 2B 1B		B F B X 2-1 G6-4-3 1B		C B F C X 1-2 ② F9		F X 0-1 1-3 1B		4	1	3	0	0	0	0
Chris Hoiles, R (1, 2) OBP: 0.338, SLG: 0.448		C X 0-1 BB 1-2 2B 3-H 1B		B F X 1-1 ② ③ G6-4-3 1-2f		F B F C 1-3 ③ K		C S X 0-2 ① SF8 3-H		3	1	1	2	0	1	1
Jeffrey Hammonds, R (1, 7) OBP: 0.313, SLG: 0.373		B B B C C F B 4-2 1-2 2-3 2B BB			B B S X 2-1 ① F8		C F B X 1-2 E6 SH1-5-3	F S C 0-3 ② K		3	1	0	0	1	1	1
Inning Stats	R: 0 E: 0 K: 1 S: 10 H: 1 LOB: 0 BB: 0 P: 15	R: 4 E: 0 K: 0 S: 15 H: 4 LOB: 0 BB: 1 P: 27	R: 0 E: 0 K: 1 S: 10 H: 0 LOB: 1 BB: 1 P: 18	R: 0 E: 0 K: 0 S: 5 H: 1 LOB: 0 BB: 0 P: 8	R: 2 E: 0 K: 0 S: 9 H: 3 LOB: 1 BB: 0 P: 16	R: 0 E: 0 K: 1 S: 8 H: 0 LOB: 0 BB: 0 P: 10	R: 0 E: 1 K: 1 S: 11 H: 0 LOB: 1 BB: 0 P: 17	R: 3 E: 0 K: 1 S: 15 H: 4 LOB: 1 BB: 0 P: 19	R: 0 E: 0 K: 0 S: 8 H: 1 LOB: 1 BB: 0 P: 14	1B: 9 2B: 4 3B: 0 HR: 2 SF: 1 SAC: 1 DP: 2 HBP: 0						

TOP

Baltimore Orioles @ Cleveland Indians

Jacobs Field, Cleveland, OH

Sat Aug 03 1996, 3:33 AM EDT

Att. 42,448 - Sunny - 78 F

livebaseballscorecards.com

AB	37
R	9
H	14
RBI	9
BB	2
SO	5
LOB	13

WP: 0 PB: 0 SB: 0 CS: 2 PA: 42

PITCHER		IP	WLS	BF	H	R	ER	SO	BB	IBB	HBP	BLK	WP	HR	S	P	ERA	WHIP
Chad Ogea, R ERA: 6.24	(1, 1)	4.2	L	22	9	6	6	2	2	0	0	0	0	1	48	83	11.57	2.357
Greg Swindell, L ERA: 7.51	(5, 1)	2.1		10	2	2	2	2	0	0	0	0	0	1	25	37	7.71	0.857
Eric Plunk, R ERA: 2.56	(8, 1)	1.0		5	2	1	1	1	0	0	0	0	0	0	10	10	9.00	2.000
Paul Assenmacher, L ERA: 1.83	(9, 1)	1.0		4	1	0	0	0	0	0	0	0	0	0	8	14	0.00	1.000

PITCHER	IP	WLS	BF	H	R	ER	SO	BB	IBB	HBP	BLK	WP	HR	S	P	ERA	WHIP

BOTTOM

Baltimore Orioles @ Cleveland Indians

Jacobs Field, Cleveland, OH

Sat Aug 03 1996, 3:33 AM EDT

Att. 42,448 - Sunny - 78 F

livebaseballscorecards.com

Batter	1	2	3	4	5	6	7	8	9	AB	R	H	RBI	BB	SO	LOB
Kenny Lofton, L (1, 8) OBP: 0.379, SLG: 0.448	C B X 1-1 F8 ①		B C B C X 2-2 1B		B B X 2-0 1B 1B 2B	C X 0-1 F7 ③		C S X 0-2 F7 ③		5	1	2	0	0	0	2
Jose Vizcaino, S (1, 4) OBP: 0.350, SLG: 0.372	B C X 1-1 G2 ②		C X 0-1 L8 ①		X 0-0 1B 1B 2-3 1B		B F F F S 1-3 K ①		C D S X 1-2 G6-3 ①	5	1	1	0	0	1	1
Julio Franco, R (1, 3) OBP: 0.425, SLG: 0.482 Jim Thome, L (5, PR) OBP: 0.446, SLG: 0.577 (6, 5)	B B X 2-0 1B BB 1B		C 1 SAFE B B B 1 SAFE C X 2-2 L8 ②		C 1 SAFE X 0-1 1B 1-2 3-H 1B		X 0-0 G1-3 ②		C H 1-1 1B 1B HBP	3 1	0 0	2 0	1 0	0 0	0 0	1 0
Albert Belle, R (1, 7) OBP: 0.411, SLG: 0.645	1 SAFE C B F D B B 4-2 1B 1-2 BB		1 SAFE C 1 SAFE X 0-1 L8 ③		B B B F C F C 3-3 K ①		B C C B X 2-2 F6 ③		B B F B X 3-1 DI 1-H 1B ②	4	0	1	0	1	1	3
Manny Ramirez, R (1, 9) OBP: 0.403, SLG: 0.600	C B C F B F X 2-2 1-2 2-3 1B			B C F X 1-2 1B G4-6-3 1B	B B B X 3-0 1-3 2-H 1B			B X 1-0 HR	C B S B S 2-3 K ③ 2-3	5	2	4	2	0	1	1
Jeff Kent, R (1, 5) OBP: 0.326, SLG: 0.430 (6, 3)	B B F B X 3-1 G4-3 ③			X 0-0 G4-6-3 1-3 1B	1 SAFE B X 1-0 F6 ②			D D X 2-0 L3 ①		4	0	1	0	0	0	5
Mark Carreon, R (1, 10) OBP: 0.334, SLG: 0.461 Jeromy Burnitz, L (8, PH) OBP: 0.407, SLG: 0.577		C X 0-1 P3 ①		B B F B B 4-1 G4-6-3 BB	1 SAFE F X 0-1 F8 ③			B C S B B C 3-3 K ②		2 1	0 0	0 0	0 0	1 0	0 1	2 0
Tony Peña, R (1, 2) OBP: 0.287, SLG: 0.270 Brian Giles, L (8, PH) OBP: 0.512, SLG: 0.868 Sandy Alomar Jr., R (9, 2) OBP: 0.308, SLG: 0.377		C B F F F B X 2-2 G6-3 ②		B B X 2-0 G4-6-3 ① ② 1-2f 2-3 3-H		C S S B X 1-2 L8 ①		B B B B 4-0 BB BB		3 0 0	0 0 0	0 0 0	0 0 0	0 1 0	0 0 0	2 0 0
Omar Vizquel, S (1, 6) OBP: 0.366, SLG: 0.434		B C X 1-1 P6 ③		B C X 1-1 G5-3 ③		B X 1-0 F9 ②		B B B C B 4-1 1-2 BB		3	0	0	0	1	0	1
Inning Stats	R: 0 E: 0 K: 0 S: 14 H: 2 LOB: 3 BB: 1 P: 27	R: 0 E: 0 K: 0 S: 9 H: 0 LOB: 0 BB: 0 P: 12	R: 0 E: 0 K: 0 S: 10 H: 1 LOB: 1 BB: 0 P: 14	R: 1 E: 0 K: 0 S: 8 H: 2 LOB: 1 BB: 1 P: 16	R: 2 E: 0 K: 1 S: 12 H: 4 LOB: 2 BB: 0 P: 21	R: 0 E: 0 K: 0 S: 6 H: 0 LOB: 0 BB: 0 P: 8	R: 0 E: 0 K: 1 S: 8 H: 0 LOB: 0 BB: 0 P: 11	R: 1 E: 0 K: 1 S: 9 H: 1 LOB: 2 BB: 2 P: 23	R: 0 E: 0 K: 1 S: 9 H: 1 LOB: 1 BB: 0 P: 16	1B: 9 2B: 1 3B: 0 HR: 1	SF: 0 SAC: 0 DP: 1 HBP: 1						

	AB	36
	R	4
	H	11
	RBI	3
	BB	4
	SO	4
	LOB	18

PITCHER		IP	WLS	BF	H	R	ER	SO	BB	IBB	HBP	BLK	WP	HR	S	P	ERA	WHIP
Rick Krivda, L ERA: 5.13	(1, 1)	4.0		20	7	3	3	0	2	0	0	0	0	0	43	73	6.75	2.250
Roger McDowell, R ERA: 3.52	(5, 1)	1.0		5	2	0	0	1	0	0	0	0	0	0	10	17	0.00	2.000
Jesse Orosco, L ERA: 4.21	(6, 1)	2.0	W	6	0	0	0	1	0	0	0	0	0	0	14	19	0.00	0.000
Alan Mills, R ERA: 3.3	(8, 1)	2.0		10	2	1	1	2	2	0	1	0	0	1	18	39	4.50	2.000

PITCHER	IP	WLS	BF	H	R	ER	SO	BB	IBB	HBP	BLK	WP	HR	S	P	ERA	WHIP

WP: 0 PB: 0 SB: 0 CS: 0 PA: 41

Baltimore Orioles @ Cleveland Indians

Jacobs Field, Cleveland, OH

Sun Aug 04 1996, 3:33 AM EDT

Att. 42,349 - Cloudy - 79 F

TOP

livebaseballscorecards.com

Batter	1	2	3	4	5	6	7	8	9	AB	R	H	RBI	BB	SO	LOB
Roberto Alomar, S (1, 4) OBP: 0.423, SLG: 0.545	F9		F8		F7		1B		G4-3	5	0	1	0	0	0	0
Brady Anderson, L (1, 8) OBP: 0.393, SLG: 0.638	F8		G3			G3-1	1B			4	0	1	0	0	0	0
Cal Ripken Jr., R (1, 6) OBP: 0.347, SLG: 0.466	G6-3			F9-5 2B		BB 1B	K			4	0	2	0	0	1	2
Rafael Palmeiro, L (1, 3) OBP: 0.391, SLG: 0.550		G4-3		F9-5		BB		1B		3	0	1	0	1	0	1
Bobby Bonilla, S (1, 9) OBP: 0.350, SLG: 0.459		G1-3		HR		K		K		4	1	1	1	0	2	3
B.J. Surhoff, L (1, 5) OBP: 0.352, SLG: 0.503		1B 1B		1B		K		F8		4	0	2	0	0	1	3
Eddie Murray, S (1, 10) OBP: 0.325, SLG: 0.401		FC5-4 1B		F9			K	K		4	0	1	0	0	2	2
Chris Hoiles, R (1, 2) OBP: 0.337, SLG: 0.447 Mike Devereaux, R (9, PH) OBP: 0.315, SLG: 0.347		FC5-4				CS 1B			P2	3 1	0 0	1 0	0 0	0 0	1 0	2 0
Jeffrey Hammonds, R (1, 7) OBP: 0.312, SLG: 0.385			F8		K		HR		K	4	1	1	1	0	2	1

	AB	36
	R	2
	H	11
	RBI	2
	BB	1
	SO	9
	LOB	14

Inning Stats										
	R: 0 E: 0 K: 0 S: 3	H: 0 LOB: 0 BB: 0 P: 4	R: 0 E: 0 K: 0 S: 13	H: 2 LOB: 2 BB: 0 P: 22	R: 0 E: 0 K: 0 S: 6	H: 0 LOB: 0 BB: 0 P: 12	R: 1 E: 0 K: 0 S: 8	H: 3 LOB: 1 BB: 0 P: 14	R: 0 E: 0 K: 1 S: 10	H: 1 LOB: 0 BB: 0 P: 16
	R: 0 E: 0 K: 2 S: 14	H: 1 LOB: 2 BB: 1 P: 25	R: 1 E: 0 K: 3 S: 15	H: 3 LOB: 2 BB: 0 P: 25	R: 0 E: 0 K: 2 S: 10	H: 1 LOB: 1 BB: 0 P: 19	R: 0 E: 0 K: 1 S: 9	H: 0 LOB: 0 BB: 0 P: 14	1B: 8 2B: 3 3B: 0 HR: 2	SF: 0 SAC: 0 DP: 2 HBP: 0
	WP: 0 PB: 0 SB: 0 CS: 1	PA: 37								

PITCHER		IP	WLS	BF	H	R	ER	SO	BB	IBB	HBP	BLK	WP	HR	S	P	ERA	WHIP
Brian Anderson, L ERA: 5.24	(1, 1)	5.1	W	22	7	1	1	1	1	0	0	0	0	1	47	84	1.69	1.500
Paul Shuey, R ERA: 3.38	(6, 1)	2.1		11	4	1	1	6	0	0	0	0	0	1	29	48	3.86	1.714
Eric Plunk, R ERA: 2.54	(8, 1)	0.1		1	0	0	0	1	0	0	0	0	0	0	3	5	0.00	0.000
Jose Mesa, R ERA: 3.93	(9, 1)	1.0		3	0	0	0	1	0	0	0	0	0	0	9	14	0.00	0.000

PITCHER	IP	WLS	BF	H	R	ER	SO	BB	IBB	HBP	BLK	WP	HR	S	P	ERA	WHIP

BOTTOM

Baltimore Orioles @ Cleveland Indians

Jacobs Field, Cleveland, OH

Sun Aug 04 1996, 3:33 AM EDT

Att. 42,349 - Cloudy - 79 F

livebaseballscorecards.com

Batter	1	2	3	4	5	6	7	8	9	AB	R	H	RBI	BB	SO	LOB
Kenny Lofton, L (1, 8) OBP: 0.382, SLG: 0.455	F7		S, SF9, BB		HR		G4-3	BB, HR, 1B 3-H		4	3	2	2	1	0	0
Omar Vizquel, S (1, 6) OBP: 0.369, SLG: 0.433 Casey Candaele, S (9, 4) OBP: 0.333, SLG: 0.500	G4-3		S, 1-3, BB		WP, E, 1B		L9	BB, HR, BB 1-2		3 0	2 0	1 0	0 0	2 0	0 0	0 0
Jim Thome, L (1, 5) OBP: 0.450, SLG: 0.588	BB		1 SAFE, SF9, 3-H		E4, 1-H			1B, BB, BB HR, 1-H, 2-H		2	2	2	4	2	0	0
Albert Belle, R (1, 7) OBP: 0.411, SLG: 0.640 Sandy Alomar Jr., R (9, 2) OBP: 0.308, SLG: 0.377	1 SAFE, 1-2, BB		F8		P3			F8 F8, 1B, HR, BB		3 0	1 0	0 0	0 0	2 0	0 0	3 0
Manny Ramirez, R (1, 9) OBP: 0.401, SLG: 0.595	K		1 SAFE, L8, 1-2		F9			F9 1B, HR, 1B		5	1	1	0	0	1	5
Brian Giles, L (1, 10) OBP: 0.521, SLG: 0.905		BB	K		P4			1B, 2B, 1B HR, 1-H, 2-H		4	2	2	3	1	1	0
Mark Carreon, R (1, 3) OBP: 0.335, SLG: 0.463		K	G6-3		F8			BB, 2B, 1B 2B		5	1	2	0	0	1	1
Tony Peña, R (1, 2) OBP: 0.281, SLG: 0.264 Jeromy Burnitz, L (8, PH) OBP: 0.408, SLG: 0.571 (9, 7)	1 SAFE, 1 SAFE	F7	F8		K			2B, BB K		3 1	0 1	0 0	0 1	0 1	1 1	1 1
Jose Vizcaino, S (1, 4) OBP: 0.349, SLG: 0.374 (9, 6)	1 SAFE	K			G4-3		P6	1B, 2B 1-H, 2-H, 3-H		4	1	1	3	0	1	1
Inning Stats	R: 0 E: 0 K: 1 S: 13 H: 0 LOB: 2 BB: 2 P: 24	R: 0 E: 0 K: 2 S: 11 H: 0 LOB: 1 BB: 1 P: 18	R: 1 E: 0 K: 0 S: 8 H: 0 LOB: 1 BB: 2 P: 21	R: 0 E: 0 K: 1 S: 8 H: 0 LOB: 0 BB: 0 P: 15	R: 2 E: 1 K: 0 S: 12 H: 3 LOB: 1 BB: 0 P: 16	R: 0 E: 0 K: 1 S: 8 H: 0 LOB: 0 BB: 0 P: 12	R: 0 E: 0 K: 0 S: 10 H: 0 LOB: 0 BB: 0 P: 15	R: 11 E: 0 K: 1 S: 29 H: 8 LOB: 1 BB: 4 P: 54		1B: 6 2B: 2 3B: 0 HR: 3 SF: 1 SAC: 0 DP: 0 HBP: 0						

AB	34
R	14
H	11
RBI	13
BB	9
SO	6
LOB	12

WP: 1 PA: 44
PB: 0
SB: 3
CS: 0

PITCHER		IP	WLS	BF	H	R	ER	SO	BB	IBB	HBP	BLK	WP	HR	S	P	ERA	WHIP
Rocky Coppinger, R ERA: 5.04	(1, 1)	6.1	L	27	3	3	2	5	5	0	0	0	1	1	67	115	2.84	1.263
Jesse Orosco, L ERA: 4.38	(7, 1)	0.2		3	0	1	1	0	1	0	0	0	0	0	5	12	13.50	1.500
Roger McDowell, R ERA: 4.31	(8, 1)	0.2		7	4	4	4	0	1	0	0	0	0	0	15	23	54.00	7.500
Keith Shepherd, R ERA: 8.71	(8, 1)	0.0		6	4	6	6	0	2	0	0	0	0	2	9	19	∞	∞
Randy Myers, L ERA: 3.52	(8, 1)	0.1		1	0	0	0	1	0	0	0	0	0	0	3	6	0.00	0.000

PITCHER	IP	WLS	BF	H	R	ER	SO	BB	IBB	HBP	BLK	WP	HR	S	P	ERA	WHIP

Batter	1	2	3	4	5	6	7	8	9	AB	R	H	RBI	BB	SO	LOB
Roberto Alomar, S (1, 4) OBP: 0.426, SLG: 0.549	C B X 1-1 BB 1B FC4-6 1B	C X 0-1 ③ G3-1		B B X 2-0 ②③ G4-6-3 1-2f		X 0-0 1-2 1B	B C B X 2-1 1-3 2-H 1B	F F X 0-2 2-H 2B		6	1	4	2	0	0	3
Brady Anderson, L (1, 8) OBP: 0.394, SLG: 0.638	X 0-0 FC4-6 BB 1-2 1B		B X 1-0 1B 2B		F X 0-1 ① 1B	S B C F F X 1-2 ③ G4-3	C B B F C 2-3 ③ K	B F S S 1-3 ② K		6	1	3	0	0	2	5
Rafael Palmeiro, L (1, 3) OBP: 0.388, SLG: 0.543 Mike Devereaux, R (8, 9) OBP: 0.315, SLG: 0.347	B C F F B C 2-3 ① K	C B F 2 SAFE B F B F B 4-2 FC3-6 1B BB	B X 1-0 ② G4-3		C X 0-1 ① G4-3	B F S X 3-2 E4 HR 3-3 K				5 0	1 0	0 0	0 0	1 0	2 0	3 0
Bobby Bonilla, S (1, 9) OBP: 0.356, SLG: 0.469 (8, 3)	B F B B B 4-1 FC4-6 1-2 2-3 BB	X 0-0 FC3-6 1-2 2-H 1B	B B B B 4-0 BB		C B X 1-1 1B 1B 1B	F B C B B F X 3-2 2-H HR	B F X 1-1 ① F4			4	2	3	3	2	0	0
B.J. Surhoff, L (1, 5) OBP: 0.350, SLG: 0.499 Billy Ripken, R (8, 5) OBP: 0.256, SLG: 0.331	C B S F B X 2-2 ② FC4-6 1-2f 2-3 3-H	B B S S C X 2-2 ① FC3-6 G5-4-3 1-2f 2-3	F C B B B X 3-2 ③ F7		B 1 SAFE 1 SAFE S X 1-1 1B E 1-2 1B	B X 1-0 ① G3	C C C 0-3 ② K			5 1	1 0	1 0	1 0	0 0	0 1	5 0
Cal Ripken Jr., R (1, 6) OBP: 0.349, SLG: 0.471	B B C 1 SAFE F 1 SAFE C 2-3 ③ K	S S B B F B X 3-2 ②③ G5-4-3 1-2f			X 0-0 1B 2B	B C X 1-1 E8 1-H 2-H 1B 1B	C X 0-1 HR 2B	F B F F B X 2-2 ③ G4-3		6	3	3	1	0	1	4
Eddie Murray, S (1, 10) OBP: 0.326, SLG: 0.402		C C B B X 2-2 2B		B B C S S 2-3 ① K		S B B B S F B X 3-2 ① F7	B S X 1-1 ② L8	B B F F B F B 4-2 HR BB		4	1	1	0	1	1	2
Chris Hoiles, R (1, 2) OBP: 0.341, SLG: 0.458 Gregg Zaun, S (9, 2) OBP: 0.309, SLG: 0.352		T B X 1-1 ① G1-3		C C B B B B 4-2 1B BB		B C B B S T 2-2 ② K	F X 0-1 1B 2-H 1B 1B	C X 0-1 1-H 2-H HR		4 0	2 0	2 0	4 0	1 0	1 0	2 0
Jeffrey Hammonds, R (1, 7) OBP: 0.322, SLG: 0.399		C S C 0-3 ② K		B B X 2-0 G4-6-3 1-2 1B		B C X 1-1 2-H 1B 1B	M B B C X 2-2 1B 1-2 1B	X 0-0 2B 2B		5	1	4	1	0	1	1
Inning Stats	R: 1 H: 2 E: 0 LOB: 2 K: 2 BB: 1 S: 15 P: 26	R: 0 H: 1 E: 0 LOB: 1 K: 1 BB: 0 S: 10 P: 13	R: 1 H: 2 E: 0 LOB: 1 K: 0 BB: 1 S: 13 P: 23	R: 0 H: 1 E: 0 LOB: 1 K: 1 BB: 1 S: 7 P: 17	R: 0 H: 1 E: 0 LOB: 1 K: 0 BB: 1 S: 6 P: 14	R: 1 H: 3 E: 0 LOB: 2 K: 1 BB: 0 S: 16 P: 23	R: 4 H: 6 E: 1 LOB: 2 K: 1 BB: 0 S: 20 P: 30	R: 6 H: 5 E: 1 LOB: 1 K: 2 BB: 1 S: 27 P: 42	R: 0 H: 0 E: 0 LOB: 0 K: 1 BB: 0 S: 9 P: 12	1B: 13 SF: 0 2B: 6 SAC: 0 3B: 0 DP: 2 HR: 2 HBP: 0						

PITCHER		IP	WLS	BF	H	R	ER	SO	BB	IBB	HBP	BLK	WP	HR	S	P	ERA	WHIP
Charles Nagy, R ERA: 3.61	(1, 1)	5.2		27	9	3	3	5	4	0	0	0	0	0	61	109	4.76	2.294
Paul Assenmacher, L ERA: 2.31	(6, 1)	0.2	L	5	3	2	2	0	0	0	0	0	0	0	12	15	27.00	4.500
Danny Graves, R ERA: 4.98	(7, 1)	1.0		11	6	6	5	1	1	0	0	0	0	1	28	47	45.00	7.000
Greg Swindell, L ERA: 7.63	(8, 1)	1.2		8	3	2	2	3	0	0	0	0	0	1	22	29	10.80	1.800

PITCHER	IP	WLS	BF	H	R	ER	SO	BB	IBB	HBP	BLK	WP	HR	S	P	ERA	WHIP

TOP

Baltimore Orioles @ Cleveland Indians

Jacobs Field, Cleveland, OH

Mon Aug 05 1996, 7:05 PM EDT

Att. 40,863 - Unknown - 80 F

livebaseballscorecards.com

AB	46
R	13
H	21
RBI	12
BB	5
SO	9
LOB	25

1B: 13	SF: 0	WP: 0	PA: 51
2B: 6	SAC: 0	PB: 0	
3B: 0	DP: 2	SB: 0	
HR: 2	HBP: 0	CS: 0	

BOTTOM

Baltimore Orioles @ Cleveland Indians

Jacobs Field, Cleveland, OH

Mon Aug 05 1996, 7:05 PM EDT

Att. 40,863 - Unknown - 80 F

livebaseballscorecards.com

Batter	1	2	3	4	5	6	7	8	9	AB	R	H	RBI	BB	SO	LOB
Kenny Lofton, L (1, 8) OBP: 0.383, SLG: 0.462	K		0-1 1B 1-2 1B		G3	2-2 1-3 2-H 1B			HR P4	6	2	3	1	0	1	1
Jose Vizcaino, S (1, 4) OBP: 0.352, SLG: 0.377	1-1 FC5-4 1B		0-0 FC5 1B 1-2 2-3 1B		B5-3	G6-3			1-2 BB 2B 1B	5	1	3	0	0	0	2
Mark Carreon, R (1, 3) OBP: 0.338, SLG: 0.463	1 SAFE 1 SAFE		1-0 1-2 2-H 3-H 1B		0-1 1B 1B		3-2 F8		4-1 1-2 2B BB	4	2	2	2	1	0	1
Albert Belle, R (1, 7) OBP: 0.409, SLG: 0.635	0-0 FC5-4 1-2f		2-2 P3		2-1 1-2 1B		2-2 F9		0-3 K	5	0	1	0	0	1	5
Manny Ramirez, R (1, 9) OBP: 0.401, SLG: 0.595		3-2 L7	1-1 FC5 2-3f		0-0 1-2 2-H 1B		0-1 G6-3		3-1 1-H 2-H 1B 2B	5	1	2	3	0	0	2
Jeff Kent, R (1, 10) OBP: 0.327, SLG: 0.438		1-2 G5-3		1-1 F9	0-0 G3			2-1 HR	0-2 1B DI 2-3 1B	5	2	2	1	0	0	2
Sandy Alomar Jr., R (1, 2) OBP: 0.311, SLG: 0.382 Brian Giles, L (9, PH) OBP: 0.531, SLG: 0.907		0-3 K		2-2 2B		0-2 FC1-5 1B		3-2 F7	2-1 1B SF9 1-3 3-H 1B	4 1	0 1	2 1	0 1	0 0	1 0	0 0
Jim Thome, L (1, 5) OBP: 0.452, SLG: 0.588			1-2 1B 1B 1B	0-0 F8		0-0 1-2 FC1-5 1B		1-3 K	2-2 1-3 3-H 1B	5	1	3	1	0	1	1
Omar Vizquel, S (1, 6) OBP: 0.365, SLG: 0.429			1 SAFE 1-2 L5	1-1 G6-3		0-0 1B 1-2 2-3f FC1-5		0-1 P3	0-1 3-H SF9	4	0	0	1	0	0	4

	AB	44
	R	10
	H	19
	RBI	10
	BB	1
	SO	4
	LOB	18

Inning Stats																																		
	R: 0	E: 0	K: 1	S: 9	H: 1	LOB: 1	BB: 0	P: 12	R: 0	E: 0	K: 1	S: 9	H: 0	LOB: 0	BB: 0	P: 13	R: 2	E: 0	K: 0	S: 15	H: 4	LOB: 2	BB: 0	P: 21	R: 0	E: 0	K: 0	S: 8	H: 1	LOB: 1	BB: 0	P: 12	R: 1	E: 0	K: 0	S: 9	H: 3	LOB: 2	BB: 0	P: 12	R: 0	E: 0	K: 0	S: 14	H: 3	LOB: 2	BB: 0	P: 16	R: 0	E: 0	K: 0	S: 8	H: 0	LOB: 0	BB: 0	P: 13	R: 1	E: 0	K: 1	S: 10	H: 1	LOB: 0	BB: 0	P: 16	R: 6	E: 0	K: 1	S: 23	H: 6	LOB: 1	BB: 1	P: 37	1B: 15	2B: 2	3B: 0	HR: 2	SF: 1	SAC: 0	DP: 0	HBP: 0	WP: 0	PB: 0	SB: 0	CS: 0	PA: 46
---	---	---	---	---	---	---	---	---	---	---	---	---	---	---	---	---	---	---

TOP

Baltimore Orioles @ Milwaukee Brewers

Milwaukee County Stadium, Milwaukee, WI

Tue Aug 06 1996, 8:05 PM EDT
Att. 17,075 - Unknown - 91 F

livebaseballscorecards.com

Batter	1	2	3	4	5	6	7	8	9	AB	R	H	RBI	BB	SO	LOB
Roberto Alomar, S (1, 4) OBP: 0.426, SLG: 0.546	BBCBBB 4-1 G4-6-3 BB		CBX 1-1 G3 ①	SBFX 1-2 BB 1B 2-H 3-H 1B	CX 0-1 F9 ②		CBBBX 3-1 G5-3 ①		BBFCS 2-3 K ②	4	1	1	2	1	0	0
Manny Alexander, R (9, PH) (9, 6) OBP: 0.152, SLG: 0.111										1	0	0	0	0	1	0
Brady Anderson, L (1, 8) OBP: 0.392, SLG: 0.632	1 SAFE BCCFX 1-2 G4-6-3 ①② 1-2f		BX 1-0 F8 ②	S 1 SAFE BBB 4-1 1B SF8 1-2 BB	BBFBX 3-1 G4-3 ③		BCCX 1-2 P6 ②		BSBX 2-1 G5-3 ③	4	1	0	0	1	0	1
Mike Devereaux, R (8, 8) OBP: 0.314, SLG: 0.345										1	0	0	0	0	0	0
Rafael Palmeiro, L (1, 3) OBP: 0.390, SLG: 0.545	CFBBBB 4-2 BB		CCX 0-2 2B	BCX 1-1 2B SF8 1-3 2-H 1B		BBCX 2-1 F4 ①	CFS 0-3 K ③			4	1	2	1	1	1	0
Bobby Bonilla, S (1, 9) OBP: 0.355, SLG: 0.467	BX 1-0 F7 ③		BSBX 2-1 G3 ③	CX 0-1 SF8 ① 3-H	X	0-0 1B 1B 1B		CBX 1-1 F7 ①		4	1	1	1	0	0	2
B.J. Surhoff, L (1, 5) OBP: 0.355, SLG: 0.521		BBX 2-0 HR		2-0 HR 1-1 1-3 2B		BCDBCX 3-2 1B SF7 1-2 1B		CSBFBBFX 3-2 G1-3 ②		5	3	4	2	0	0	0
Cal Ripken Jr., R (1, 6) OBP: 0.356, SLG: 0.477		X 0-0 1B 1B		4-1 S 1B BB 4-0 IBB		BCX 1-1 1-3 2-H 1B		X 0-0 2B 2B		3	2	3	1	2	0	0
Billy Ripken, R (9, 4) OBP: 0.256, SLG: 0.331										0	0	0	0	0	0	0
Eddie Murray, S (1, 10) OBP: 0.329, SLG: 0.407		CSX 0-2 G5-4-3 1-2 1B		4-2 1B SH 1-2 BB 0-0 SF8 ② 3-H		BBX 2-0 SF7 ② 3-H		CDBFBFX 3-2 2B 2-H 2B		2	1	2	3	1	0	0
Chris Hoiles, R (1, 2) OBP: 0.339, SLG: 0.454	BBBFBX 3-1 P5 ①			0-0 SH 1B 1-2 2-H 1B 3-3 K ③		BCCFBX 2-2 P2 ③		BX 1-0 G6-3 ③		5	1	1	1	0	1	6
Cesar Devarez, R (9, 2)										0	0	0	0	0	0	0
Jeffrey Hammonds, R (1, 7) OBP: 0.321, SLG: 0.410		BFBBX 3-1 G5-4-3 ②③ 1-2f		F X 0-1 SH 1-3 2-H 1B	BSX 1-1 F7 ①		CX 0-1 HR		CX 0-1 P3 ①	4	2	1	1	0	0	2

Inning Stats										
	R: 0	H: 0	R: 1	H: 3	R: 0	H: 1	R: 8	H: 5	R: 0	H: 0
	E: 0	LOB: 1	E: 0	LOB: 1	E: 0	LOB: 1	E: 1	LOB: 2	E: 0	LOB: 0
	K: 0	BB: 2	K: 0	BB: 0	K: 0	BB: 0	K: 1	BB: 4	K: 0	BB: 0
	S: 8	P: 18	S: 9	P: 17	S: 8	P: 12	S: 21	P: 45	S: 6	P: 10

Inning Stats									
	R: 2	H: 3	R: 1	H: 1	R: 1	H: 2	R: 0	H: 0	
	E: 0	LOB: 1	E: 0	LOB: 0	E: 0	LOB: 1	E: 0	LOB: 0	
	K: 0	BB: 0	K: 1	BB: 0	K: 0	BB: 0	K: 1	BB: 0	
	S: 14	P: 24	S: 10	P: 14	S: 13	P: 21	S: 7	P: 11	

| | | | | | | | | | |

BOTTOM

Baltimore Orioles @ Milwaukee Brewers

Milwaukee County Stadium, Milwaukee, WI

Tue Aug 06 1996, 8:05 PM EDT

Att. 17,075 - Unknown - 91 F

livebaseballscorecards.com

Batter	1	2	3	4	5	6	7	8	9	AB	R	H	RBI	BB	SO	LOB
Pat Listach, S (1, 8) OBP: 0.331, SLG: 0.326	B B C F C 2-3 ① K			B B X 2-0 ① G5		F X 0-1 ② G4-3 1-2		C X 0-1 ③ L7		4	0	0	0	0	1	1
Fernando Vina, L (1, 4) OBP: 0.354, SLG: 0.401 David Hulse, L (9, PR) OBP: 0.283, SLG: 0.263	C S F B B X 2-2 ② G4-3			B C B F X 2-2 ② G4-3		B B B C F X 3-2 ③ L7			C H 1-1 BB HBP	3 0	0 0	0 0	0 0	0 0	0 0	1 0
Jeff Cirillo, R (1, 5) OBP: 0.398, SLG: 0.493 (8, 3)	C B B S B X 3-2 ③ G6-3			C B X 1-1 ③ G4-3			C C B B B F F S 3-3 ① K		C C S 0-3 ① K	4	0	0	0	0	2	1
Dave Nilsson, L (1, 10) OBP: 0.429, SLG: 0.591		C X 0-1 ① G6-3			B X 1-0 ① L8		B C B S S 2-3 ② K		B F S S 1-3 ② K	4	0	0	0	0	2	1
Kevin Seitzer, R (1, 3) OBP: 0.416, SLG: 0.473 Mark Loretta, R (8, 5) OBP: 0.356, SLG: 0.344		B C X 1-1 ② F9			F F B F F B S 2-3 ② K		B X 1-0 ③ G6-3		B B B B C B 4-1 FC4-6 1-2 BB	3 0	0 0	0 0	0 0	0 1	1 0	0 0
Jose Valentin, S (1, 6) OBP: 0.337, SLG: 0.491		C X 0-1 ③ G4-3			X 0-0 ③ G3-1			B X 1-0 L9 HR 2B	B C X 1-1 ③ FC4-6 1-2f	4	1	1	0	0	0	2
Matt Mieske, R (1, 9) OBP: 0.328, SLG: 0.483			B X 1-0 ① L8			X 0-0 G6-3 1B 2B		C D B F F X 2-2 ① L9 2-3		3	1	1	0	0	0	1
Marc Newfield, R (1, 7) OBP: 0.329, SLG: 0.420			C B F B B F F B 4-2 G1-6-3 BB			C D C B B X 3-2 ① G6-3 2-3		X 0-0 3-H HR		2	1	1	2	1	0	1
Mike Matheny, R (1, 2) OBP: 0.245, SLG: 0.339			F 1 SAFE F X 0-2 ② ③ G1-6-3 1-2f			B X 1-0 G4-3 3-H 1B		F B X 1-1 ② G5-3		3	0	1	1	0	0	1
Inning Stats	R: 0 E: 0 K: 1 S: 10 H: 0 LOB: 0 BB: 0 P: 17	R: 0 E: 0 K: 0 S: 6 H: 0 LOB: 0 BB: 0 P: 7	R: 0 E: 0 K: 0 S: 8 H: 0 LOB: 0 BB: 1 P: 13	R: 0 E: 0 K: 0 S: 6 H: 0 LOB: 0 BB: 0 P: 11	R: 0 E: 0 K: 1 S: 7 H: 0 LOB: 0 BB: 0 P: 10	R: 1 E: 0 K: 0 S: 10 H: 2 LOB: 1 BB: 0 P: 17	R: 0 E: 0 K: 2 S: 9 H: 0 LOB: 0 BB: 0 P: 15	R: 2 E: 0 K: 0 S: 10 H: 2 LOB: 0 BB: 0 P: 14	R: 0 E: 0 K: 2 S: 10 H: 0 LOB: 2 BB: 1 P: 17	1B: 1 2B: 2 3B: 0 HR: 1 SF: 0 SAC: 0 DP: 1 HBP: 1							

	AB	30
	R	3
	H	4
	RBI	3
	BB	2
	SO	6
	LOB	9

PITCHER		IP	WLS	BF	H	R	ER	SO	BB	IBB	HBP	BLK	WP	HR	S	P	ERA	WHIP
35 Mike Mussina, R ERA: 4.98	(1, 1)	8.0	W	28	4	3	3	4	1	0	0	0	0	1	66	104	3.38	0.625
Archie Corbin, R ERA: 2.08	(9, 1)	1.0		5	0	0	0	2	1	0	1	0	0	0	10	17	0.00	1.000

PITCHER	IP	WLS	BF	H	R	ER	SO	BB	IBB	HBP	BLK	WP	HR	S	P	ERA	WHIP

Baltimore Orioles @ Milwaukee Brewers

Milwaukee County Stadium, Milwaukee, WI

Wed Aug 07 1996, 8:05 PM EDT

Att. 20,287 - Unknown - 89 F

livebaseballscorecards.com

TOP

Batter	1	2	3	4	5	6	7	8	9	AB	R	H	RBI	BB	SO	LOB
Roberto Alomar, S (1, 4) OBP: 0.427, SLG: 0.552	K	HR	P4			G4-3	E 1B 1-3 2-H 3-H		FC5-4 BB	5	1	2	3	1	1	1
Mike Devereaux, R (1, 8) OBP: 0.311, SLG: 0.339	E8 HBP	2B BB	K			F9	E6 1-2 3-H		FC5-4 1-2f	5	1	0	0	1	1	3
Cal Ripken Jr., R (1, 6) OBP: 0.354, SLG: 0.476	SAFE	F8 G4-3 1-H 2B	G5-3	K			F8			5	1	1	1	0	1	3
Rafael Palmeiro, L (1, 3) OBP: 0.393, SLG: 0.552	SAFE 1-2 HBP	G4-3 2-3	HR				L9	FC5-4 1B		4	1	2	1	0	0	1
Bobby Bonilla, S (1, 9) OBP: 0.357, SLG: 0.471	F7	3-H 2B	G6-3 1B				BB 1B BB 1B	FC5-4 1-2f		5	1	3	1	0	0	3
B.J. Surhoff, L (1, 5) OBP: 0.353, SLG: 0.517		FC5-4 1B G3-1	G6-3 1-2f				P6	F7		5	0	1	0	0	0	4
Eddie Murray, S (1, 10) OBP: 0.330, SLG: 0.410		FC5-4 1-2f 2B	1B SF9 2B		K		BB BB 1-2 1B 1B	G5-3		5	3	2	0	0	1	2
Chris Hoiles, R (1, 2) OBP: 0.343, SLG: 0.458		HR 2-H 2B	SF9 2-3 1B	F7			BB 1-2 2-3 1B BB		G5-3	4	2	2	1	1	0	0
Jeffrey Hammonds, R (1, 7) OBP: 0.322, SLG: 0.423		2-H HR	SF9 1-2 3-H	F8			1B 1-2 2-3 3-H E BB		G4-3	3	2	1	4	1	0	0

	AB	41
	R	12
	H	14
	RBI	11
	BB	4
	SO	4
	LOB	17

Inning Stats																		
	R: 0	H: 0	R: 6	H: 6	R: 1	H: 2	R: 1	H: 2	R: 0	H: 0	R: 0	H: 0	R: 4	H: 3	R: 0	H: 1	R: 0	H: 0
	E: 1	LOB: 2	E: 1	LOB: 1	E: 0	LOB: 1	E: 0	LOB: 0	E: 0	LOB: 0	E: 0	LOB: 0	E: 1	LOB: 2	E: 0	LOB: 1	E: 0	LOB: 1
	K: 1	BB: 0	K: 0	BB: 1	K: 1	BB: 0	K: 0	BB: 0	K: 1	BB: 0	K: 1	BB: 0	K: 0	BB: 2	K: 0	BB: 0	K: 0	BB: 1
	S: 11	P: 21	S: 18	P: 27	S: 14	P: 23	S: 8	P: 13	S: 6	P: 13	S: 5	P: 8	S: 18	P: 35	S: 8	P: 11	S: 8	P: 15

	1B: 7	SF: 1
	2B: 4	SAC: 0
	3B: 0	DP: 1
	HR: 3	HBP: 1

	WP: 0	PA: 47
	PB: 0	
	SB: 0	
	CS: 0	

PITCHER		IP	WLS	BF	H	R	ER	SO	BB	IBB	HBP	BLK	WP	HR	S	P	ERA	WHIP
Scott Karl, L ERA: 5.16	(1, 1)	6.2	L	34	12	10	10	4	1	0	1	0	0	3	72	120	13.50	1.950
Ricky Bones, R ERA: 5.55	(7, 1)	0.0		2	0	0	0	0	2	0	0	0	0	0	3	11	∞	∞
Graeme Lloyd, L ERA: 2.3	(7, 1)	1.1		7	2	2	1	0	0	0	0	0	0	0	13	20	6.75	1.500
Bryce Florie, R ERA: 3.76	(9, 1)	1.0		4	0	0	0	0	1	0	0	0	0	0	8	15	0.00	1.000

PITCHER	IP	WLS	BF	H	R	ER	SO	BB	IBB	HBP	BLK	WP	HR	S	P	ERA	WHIP

Baltimore Orioles @ Milwaukee Brewers

Milwaukee County Stadium, Milwaukee, WI

Wed Aug 07 1996, 8:05 PM EDT

Att. 20,287 - Unknown - 89 F

livebaseballscorecards.com

BOTTOM

Batter	1	2	3	4	5	6	7	8	9	AB	R	H	RBI	BB	SO	LOB
Pat Listach, S (1, 8) OBP: 0.330, SLG: 0.329	X 0-0 S 1B 2B		S B F B F B X 3-2 ① G4-3		B F B F B S 3-3 ① K		C B C B C 2-3 ③ K			4	1	1	0	0	2	1
Kevin Seitzer, R (1, 3) OBP: 0.413, SLG: 0.468	F X 0-1 ① G3		C C S 0-3 ② K		B F X 1-1 ② G3 1-2			X 0-0 ① G6-3		4	0	0	0	0	1	2
Jeff Cirillo, R (1, 5) OBP: 0.399, SLG: 0.496	B F X 1-1 1B 2-H 1B		B X 1-0 1B 2B		B C D X 2-1 ③ G3-1			B B C X 2-1 ② G5-3		4	1	2	1	0	0	1
Dave Nilsson, L (1, 9) OBP: 0.427, SLG: 0.586	B C 1 B X SAFE 2-1 ② L7		X 0-0 2-H 1B			B B X 2-0 ① G6-3		X 0-0 ③ G4-3		4	0	1	1	0	0	1
John Jaha, R (1, 10) OBP: 0.379, SLG: 0.512	1 SAFE C 1 SAFE X 0-1 1-3 1B		B C C T C 1-3 ③ K			X 0-0 FC5-4 1B			C B X 1-1 G4-6-3 1B 1B	4	0	3	0	0	1	1
Jose Valentin, S (1, 6) OBP: 0.336, SLG: 0.489	B C B F X 2-2 ③ P5			C X 0-1 ① G3-1		S F F X 0-2 ② P5			F F X 0-2 G4-6-3 1-2 1B	4	0	1	0	0	0	3
Marc Newfield, R (1, 7) OBP: 0.328, SLG: 0.416		C B X 1-1 G3-6-3 1B		C F B B B F S 3-3 ② K		S B B X 2-1 ③ FC5-4 1-2f			S C F F B B F F 3-2 B X ① ② G4-6-3 1-2f 2-3	4	0	1	0	0	1	3
Mark Loretta, R (1, 4) OBP: 0.346, SLG: 0.333 David Hulse, L (9, PH) OBP: 0.280, SLG: 0.260		B X 1-0 ① ② G3-6-3 1-2f		B F B B B X 3-1 ③ G5-3			C X 0-1 ① G6-3		F B X 1-1 ③ G4-3	3 1	0 0	0 0	0 0	0 0	0 0	1 1
Jesse Levis, L (1, 2) OBP: 0.352, SLG: 0.278		C B C S 1-3 ③ K			B F B X 2-1 G3 1B		C X 0-1 ② G4-3			3	0	1	0	0	1	0
Inning Stats	R: 1 H: 3 E: 0 LOB: 2 K: 0 BB: 0 S: 12 P: 17	R: 0 H: 1 E: 0 LOB: 0 K: 1 BB: 0 S: 6 P: 9	R: 1 H: 2 E: 0 LOB: 1 K: 2 BB: 0 S: 13 P: 18	R: 0 H: 0 E: 0 LOB: 0 K: 1 BB: 0 S: 8 P: 14	R: 0 H: 1 E: 0 LOB: 1 K: 0 BB: 0 S: 9 P: 17	R: 0 H: 1 E: 0 LOB: 1 K: 0 BB: 0 S: 8 P: 12	R: 0 H: 0 E: 0 LOB: 0 K: 1 BB: 0 S: 7 P: 9	R: 0 H: 0 E: 0 LOB: 0 K: 0 BB: 0 S: 4 P: 6	R: 0 H: 2 E: 0 LOB: 1 K: 0 BB: 0 S: 15 P: 20	1B: 8 SF: 0 2B: 2 SAC: 0 3B: 0 DP: 2 HR: 0 HBP: 0						WP: 0 PA: 35 PB: 0 SB: 1 CS: 0	

PITCHER	IP	WLS	BF	H	R	ER	SO	BB	IBB	HBP	BLK	WP	HR	S	P	ERA	WHIP
Scott Erickson, R (1, 1) ERA: 5.15	9.0	W	35	10	2	2	6	0	0	0	0	0	0	82	122	2.00	1.111

PITCHER	IP	WLS	BF	H	R	ER	SO	BB	IBB	HBP	BLK	WP	HR	S	P	ERA	WHIP

AB	35
R	2
H	10
RBI	2
BB	0
SO	6
LOB	14

Batter	1	2	3	4	5	6	7	8	9	AB	R	H	RBI	BB	SO	LOB
Roberto Alomar, S (1, 4) OBP: 0.426, SLG: 0.549	BCBBB 4-1 S HR BB		CBBX 2-1 1B		CLBX 1-2 ① G3 1-2	CLC 0-3 ③ K			FBSBS 2-3 ① K	4	1	1	0	1	2	2
Brady Anderson, L (1, 8) OBP: 0.392, SLG: 0.636	BBF1SAFFSS 2-4 ① K 1-2		B 1 SAFE 1 SAFE 1 SAFE 1 SAFE BX 2-0 ① F9		BBX 2-0 2-H HR		CBBX 2-1 ① F7		CBBBB 4-1 PB BB	4	1	1	2	1	1	2
Rafael Palmeiro, L (1, 3) OBP: 0.389, SLG: 0.545	CBFBBS 3-3 ② K		B 1 SAFE BF1X 2-0 ② F9		BFBCFBFS 3-3 ② K		X 0-0 ② F7		BCFBX 2-2 ② F8 1-2	5	0	0	0	0	2	3
Bobby Bonilla, S (1, 9) OBP: 0.356, SLG: 0.475 Mike Devereaux, R (9, 9) OBP: 0.311, SLG: 0.339	CCBX 1-2 2-H HR		BBC1FX SAFE 2-2 ③ F9		FBX 1-1 ③ F8		X 0-0 ③ P3		CSBX 1-2 ③ G6-3	5	1	1	2	0	0	2
										0	0	0	0	0	0	0
B.J. Surhoff, L (1, 5) OBP: 0.355, SLG: 0.519	BCBCS 2-3 ③ K			BX 1-0 F9 2B		BX 1-0 HR 1B		X 0-0 ① F9		4	1	2	0	0	1	0
Cal Ripken Jr., R (1, 6) OBP: 0.351, SLG: 0.472		CBBBFC 3-3 ① K		BSBFX 2-2 ① F9		BCX 1-1 ① F9		BBFFC 2-3 ② K		4	0	0	0	0	2	2
Eddie Murray, S (1, 10) OBP: 0.333, SLG: 0.422		BBBBB 4-0 BB		X 0-0 ② F9 2-3		BSFX 1-2 1-H HR		X 0-0 WP 2B		3	1	2	2	1	0	1
Jeffrey Hammonds, R (1, 7) OBP: 0.325, SLG: 0.419	CCS 0-3 ② K		X 0-0 ③ F8			BH 2-0 HBP		BBBBB 4-0 WP BB		2	0	0	0	1	1	2
Cesar Devarez, R (1, 2)	BX 1-0 ③ F7				BFCBFBFB 4-2 G3 HR BB	BX 1-0 ② P2		BX 1-0 ③ P6 1-2 2-3		3	1	0	0	1	0	4
Inning Stats	R: 2 E: 0 K: 3 S: 14 H: 1 LOB: 0 BB: 1 P: 26	R: 0 E: 0 K: 2 S: 7 H: 0 LOB: 1 BB: 1 P: 15	R: 0 E: 0 K: 0 S: 7 H: 1 LOB: 1 BB: 0 P: 15	R: 0 E: 0 K: 0 S: 6 H: 1 LOB: 1 BB: 0 P: 9	R: 2 E: 0 K: 1 S: 15 H: 1 LOB: 0 BB: 1 P: 26	R: 2 E: 0 K: 1 S: 10 H: 2 LOB: 1 BB: 0 P: 16	R: 0 E: 0 K: 0 S: 4 H: 0 LOB: 0 BB: 0 P: 6	R: 0 E: 0 K: 1 S: 6 H: 1 LOB: 2 BB: 1 P: 13	R: 0 E: 0 K: 1 S: 10 H: 0 LOB: 1 BB: 1 P: 19	1B: 2 2B: 2 3B: 0 HR: 3		SF: 0 SAC: 0 DP: 0 HBP: 1				

Baltimore Orioles @ Milwaukee Brewers

Milwaukee County Stadium, Milwaukee, WI

Thu Aug 08 1996, 4:33 AM EDT

Att. 18,620 - Sunny - 81 F

TOP

livebaseballscorecards.com

AB	34
R	6
H	7
RBI	6
BB	5
SO	9
LOB	18

WP: 1 PB: 1 SB: 1 CS: 0 PA: 40

PITCHER		IP	WLS	BF	H	R	ER	SO	BB	IBB	HBP	BLK	WP	HR	S	P	ERA	WHIP
Jeff D'Amico, R ERA: 5.36	(1, 1)	5.0	L	22	4	4	4	6	3	0	0	0	0	2	49	91	7.20	1.400
Doug Jones, R ERA: 4.91	(6, 1)	3.0		14	3	2	2	2	1	0	1	0	1	1	20	35	6.00	1.333
Ron Villone, L ERA: 2.7	(9, 1)	1.0		4	0	0	0	1	1	0	0	0	0	0	10	19	0.00	1.000

PITCHER	IP	WLS	BF	H	R	ER	SO	BB	IBB	HBP	BLK	WP	HR	S	P	ERA	WHIP

BOTTOM

Batter	1	2	3	4	5	6	7	8	9	AB	R	H	RBI	BB	SO	LOB
David Hulse, L (1, 8) OBP: 0.291, SLG: 0.265	B F F F B B F B 4-2 1B G3 BB		C X 0-1 ① G3		C X 0-1 2B 1-3 2-H 1B		B B C S X 2-2 G4-6-3 1B		C X 0-1 2B 1B	2	0	1	1	1	0	0
Pat Listach, S (7, PH) (8, 8) OBP: 0.334, SLG: 0.333										2	1	2	0	0	0	0
Jeff Cirillo, R (1, 5) OBP: 0.399, SLG: 0.500	1 SAFE C F B 1 SAFE B X 2-2 ① G3 1-2		B B X 2-0 ② G5-3		C 1 SAFE B X 1-1 ① ② 1-3 3-H 2B		C B X 1-1 ① ② G4-6-3 1-2f		X 0-0 1B SF9 1-H 2B	5	1	2	2	0	0	2
Dave Nilsson, L (1, 10) OBP: 0.433, SLG: 0.587	C B F B B B 4-2 1B BB		B B X 2-0 ③ F8		I I I I 4-0 IBB		B C X 1-1 1B 1B		B F F B X 2-2 1B 2-3 1B	3	0	2	0	2	0	0
John Jaha, R (1, 3) OBP: 0.379, SLG: 0.512	C C B X 1-2 2-3 1B			B S B S S 2-3 ① K	C S B B S 2-3 ② K		F B B C F X 2-2 1-2 1B		B F S S B B X 3-2 ② SF9 3-H	4	0	2	1	0	2	3
Jose Valentin, S (1, 6) OBP: 0.333, SLG: 0.484	C B F F B B F F S 3-3 ② K			X 0-0 ② F9	S S B S S 1-3 ③ K		C F B F S 1-3 ③ K		B F X 1-1 1-2 1B	4	0	0	0	0	3	8
Kevin Seitzer, R (9, PH) OBP: 0.414, SLG: 0.470										1	0	1	0	0	0	0
Matt Mieske, R (1, 9) OBP: 0.322, SLG: 0.474	C C B S 1-3 ③ K			C F F B F X 1-2 ③ G5-3		B C X 1-1 ① F7		S X 0-1 ① F8	C C B F S 1-3 ③ K	5	0	0	0	0	2	5
Marc Newfield, R (1, 7) OBP: 0.322, SLG: 0.408		C F B F S 1-3 ① K			B X 1-0 ① P3	B F B B X 3-1 ② G4-3		F X 0-1 ② F8		4	0	0	0	0	1	0
Mark Loretta, R (1, 4) OBP: 0.352, SLG: 0.340		C B B B X 3-1 ② F7			B B C F F B F X 3-2 1B 1B 1B	B C C X 1-2 1B		C X 0-1 ③ P3		4	1	2	0	0	0	0
Jesse Levis, L (1, 2) OBP: 0.349, SLG: 0.277		C B C X 1-2 ③ P6			C X 0-1 1B 1-2 2B 1B	C B B X 2-1 ③ G3			X 0-0 ① L3	4	1	1	0	0	0	1
Inning Stats	R: 0 H: 1 E: 0 LOB: 3 K: 2 BB: 2 S: 22 P: 37	R: 0 H: 0 E: 0 LOB: 0 K: 1 BB: 0 S: 9 P: 14	R: 0 H: 0 E: 0 LOB: 0 K: 0 BB: 0 S: 4 P: 8	R: 0 H: 0 E: 0 LOB: 0 K: 1 BB: 0 S: 9 P: 12	R: 2 H: 4 E: 0 LOB: 3 K: 2 BB: 1 S: 18 P: 30	R: 0 H: 1 E: 0 LOB: 1 K: 0 BB: 0 S: 9 P: 16	R: 0 H: 3 E: 0 LOB: 2 K: 1 BB: 0 S: 15 P: 22	R: 0 H: 0 E: 0 LOB: 0 K: 0 BB: 0 S: 6 P: 6	R: 2 H: 4 E: 0 LOB: 2 K: 1 BB: 0 S: 16 P: 23	1B: 11 SF: 1 2B: 2 SAC: 0 3B: 0 DP: 1 HR: 0 HBP: 0						

PITCHER		IP	WLS	BF	H	R	ER	SO	BB	IBB	HBP	BLK	WP	HR	S	P	ERA	WHIP
Rocky Coppinger, R ERA: 4.93	(1, 1)	5.0	W	23	5	2	2	6	2	1	0	0	0	0	62	101	3.60	1.400
Roger McDowell, R ERA: 4.23	(6, 1)	1.0		4	1	0	0	0	0	0	0	0	0	0	9	16	0.00	1.000
Jesse Orosco, L ERA: 4.26	(7, 1)	1.0		5	3	0	0	1	0	0	0	0	0	0	15	22	0.00	3.000
Alan Mills, R ERA: 3.86	(8, 1)	1.1		6	2	2	2	0	0	0	0	0	0	0	10	10	13.50	1.500
Randy Myers, L ERA: 3.63	(9, 1)	0.2	S	4	2	0	0	1	0	0	0	0	0	0	12	19	0.00	3.000

PITCHER	IP	WLS	BF	H	R	ER	SO	BB	IBB	HBP	BLK	WP	HR	S	P	ERA	WHIP

Baltimore Orioles @ Milwaukee Brewers

Milwaukee County Stadium, Milwaukee, WI

Thu Aug 08 1996, 4:33 AM EDT

Att. 18,620 - Sunny - 81 F

livebaseballscorecards.com

AB	38
R	4
H	13
RBI	4
BB	3
SO	8
LOB	19

WP: 0	PA: 42					
PB: 0						
SB: 0						
CS: 0						

Batter	1	2	3	4	5	6	7	8	9	10	AB	R	H	RBI	BB	SO	LOB
Roberto Alomar, S (1, 4) OBP: 0.422, SLG: 0.542	G4-3		K		K		P6			F7	5	0	0	0	0	2	0
Brady Anderson, L (1, 8) OBP: 0.396, SLG: 0.653	BB S 1B		HR			HR		P2		K	3	2	3	2	0	0	0
Mike Devereaux, R (7, 8) OBP: 0.309, SLG: 0.337											2	0	0	0	0	1	0
Rafael Palmeiro, L (1, 3) OBP: 0.385, SLG: 0.539	1 SAFE 1 SAFE F7		G6-3			F7		L9		K	5	0	0	0	0	1	1
Bobby Bonilla, S (1, 9) OBP: 0.355, SLG: 0.472	1 SAFE 2 SD FC5 BB 1-2 BB		K			K		K			3	0	0	0	1	3	0
B.J. Surhoff, L (1, 5) OBP: 0.356, SLG: 0.517	1-2 2-3 BB			K		BB			K2-3		2	0	0	0	2	2	0
Cal Ripken Jr., R (1, 6) OBP: 0.351, SLG: 0.470	FC5 2-3f			F9		G6-3			1B		4	0	1	0	0	0	4
Eddie Murray, S (1, 10) OBP: 0.330, SLG: 0.418		F8		G5-3			L8		P5		4	0	0	0	0	0	1
Chris Hoiles, R (1, 2) OBP: 0.345, SLG: 0.469		P2			K			HR	1B 1-3		4	1	2	1	0	1	0
Jeffrey Hammonds, R (1, 7) OBP: 0.320, SLG: 0.412		P6			K		F8		K		4	0	0	0	0	2	2
Inning Stats	R: 0 H: 1 E: 0 LOB: 3 K: 0 BB: 2 S: 15 P: 27	R: 0 H: 0 E: 0 LOB: 0 K: 0 BB: 0 S: 8 P: 11	R: 1 H: 1 E: 0 LOB: 0 K: 2 BB: 0 S: 11 P: 21	R: 0 H: 0 E: 0 LOB: 0 K: 1 BB: 0 S: 12 P: 15	R: 0 H: 0 E: 0 LOB: 0 K: 3 BB: 0 S: 10 P: 11	R: 1 H: 1 E: 0 LOB: 1 K: 1 BB: 1 S: 12 P: 20	R: 1 H: 1 E: 0 LOB: 0 K: 0 BB: 0 S: 10 P: 14	R: 0 H: 0 E: 0 LOB: 0 K: 1 BB: 0 S: 6 P: 11	R: 0 H: 2 E: 0 LOB: 2 K: 2 BB: 0 S: 15 P: 21	R: 0 H: 0 E: 0 LOB: 0 K: 2 BB: 0 S: 7 P: 12	1B: 3 SF: 0 2B: 0 SAC: 0 3B: 0 DP: 0 HR: 3 HBP: 0						

PITCHER		IP	WLS	BF	H	R	ER	SO	BB	IBB	HBP	BLK	WP	HR	S	P	ERA	WHIP
James Baldwin, R ERA: 3.85	(1, 1)	8.0		31	4	3	3	8	3	0	0	0	0	3	84	130	3.38	0.875
Larry Thomas, L ERA: 3.67	(9, 1)	0.1		1	0	0	0	1	0	0	0	0	0	0	4	4	0.00	0.000
41 Bill Simas, R ERA: 4.61	(9, 1)	1.2	W	7	2	0	0	3	0	0	0	0	0	0	18	29	0.00	1.200

PITCHER	IP	WLS	BF	H	R	ER	SO	BB	IBB	HBP	BLK	WP	HR	S	P	ERA	WHIP

TOP

Baltimore Orioles @ Chicago White Sox

Comiskey Park, Chicago, IL

Fri Aug 09 1996, 8:05 PM EDT

Att. 23,995 - Unknown - 75 F

livebaseballscorecards.com

AB	36
R	3
H	6
RBI	3
BB	3
SO	12
LOB	8

WP: 0 PA: 39
PB: 0
SB: 1
CS: 0

Baltimore Orioles @ Chicago White Sox

Comiskey Park, Chicago, IL

Fri Aug 09 1996, 8:05 PM EDT
Att. 23,995 - Unknown - 75 F

livebaseballscorecards.com

BOTTOM

Batter	1	2	3	4	5	6	7	8	9	10	AB	R	H	RBI	BB	SO	LOB
Ray Durham, S (1, 4) OBP: 0.360, SLG: 0.427	F9	F7			1B		2B		P3		5	2	2	0	0	0	1
Dave Martinez, L (1, 9) OBP: 0.377, SLG: 0.459	3B		G3-1		1-2		2-3		1B		5	1	2	0	0	1	2
Frank Thomas, R (1, 3) OBP: 0.468, SLG: 0.604	IBB		1B		IBB		IBB		BB		1	0	1	0	4	0	0
Lyle Mouton, R (1, 7) OBP: 0.372, SLG: 0.447 Tony Phillips, S (9, PH) (10, 7) OBP: 0.416, SLG: 0.417	F9		1-2 1B		SF8 2-H		1-2 3-H 1B		F7		3 1	0 0	2 0	2 0	0 0	0 0	2 2
Robin Ventura, L (1, 5) OBP: 0.375, SLG: 0.528	1-2 3-H FC6-4 BB		P2		P5		P6			HR	4	1	1	1	1	0	5
Harold Baines, L (1, 10) OBP: 0.384, SLG: 0.517	1-2f FC6-4		P6			L4-6 BB					3	0	0	0	1	1	4
Pat Borders, R (1, 2) OBP: 0.287, SLG: 0.345		FC4-6 1B		L9-3 BB		L8		P8			3	0	1	0	1	0	1
Darren Lewis, R (1, 8) OBP: 0.326, SLG: 0.322		1-2f FC4-6 G3-1 S		1-2 L9-3		1-3 L4-6		G4-3			4	0	0	0	0	0	3
Ozzie Guillen, L (1, 6) OBP: 0.276, SLG: 0.355		1-3 G3-1		F7			G3		F8		4	0	0	0	0	0	1

Inning Stats																						
	R: 1	H: 1	R: 0	H: 1	R: 0	H: 2	R: 0	H: 0	R: 1	H: 1	R: 0	H: 0	R: 1	H: 2	R: 0	H: 0	R: 0	H: 1	R: 1	H: 1	1B: 6	SF: 1
	E: 0	LOB: 2	E: 0	LOB: 1	E: 0	LOB: 2	E: 0	LOB: 0	E: 0	LOB: 1	E: 0	LOB: 0	E: 0	LOB: 2	E: 0	LOB: 0	E: 0	LOB: 2	E: 0	LOB: 0	2B: 3	SAC: 0
	K: 0	BB: 2	K: 0	BB: 0	K: 0	BB: 2	K: 0	BB: 1	K: 1	BB: 1	K: 0	BB: 1	K: 0	BB: 1	K: 1	BB: 0	K: 0	BB: 1	K: 0	BB: 0	3B: 1	DP: 2
	S: 11	P: 23	S: 9	P: 13	S: 8	P: 12	S: 5	P: 10	S: 8	P: 18	S: 8	P: 13	S: 7	P: 13	S: 9	P: 11	S: 14	P: 23	S: 1	P: 2	HR: 1	HBP: 0

PITCHER		IP	WLS	BF	H	R	ER	SO	BB	IBB	HBP	BLK	WP	HR	S	P	ERA	WHIP
David Wells, L ERA: 4.55	(1, 1)	7.0		32	7	3	3	1	3	3	0	0	1	0	56	102	3.86	1.429
Jesse Orosco, L ERA: 4.08	(8, 1)	1.2		6	1	0	0	1	0	0	0	0	0	0	19	25	0.00	0.600
Alan Mills, R ERA: 3.82	(9, 1)	0.1		2	0	0	0	0	1	0	0	0	0	0	4	9	0.00	3.000
Randy Myers, L ERA: 3.86	(10, 1)	0.0	L	1	1	1	1	0	0	0	0	0	0	1	1	2	∞	∞

PITCHER	IP	WLS	BF	H	R	ER	SO	BB	IBB	HBP	BLK	WP	HR	S	P	ERA	WHIP

AB	33
R	4
H	9
RBI	3
BB	7
SO	2
LOB	21

WP: 1	PA: 41		
PB: 0			
SB: 4			
CS: 0			

Baltimore Orioles @ Chicago White Sox

Comiskey Park, Chicago, IL

Sat Aug 10 1996, 8:05 PM EDT

Att. 26,772 - Unknown - 75 F

TOP

livebaseballscorecards.com

Batter	1	2	3	4	5	6	7	8	9	AB	R	H	RBI	BB	SO	LOB
Roberto Alomar, S (1, 4) OBP: 0.425, SLG: 0.552	G5-3 1B		F9		1-H 2-H HR		F8	1B 2B FC6-4 BB		5	2	3	3	1	0	3
Jeffrey Hammonds, R (1, 7) OBP: 0.317, SLG: 0.409	G5-3 1-2		K		G6-3			2B 2B	K FC6-4 1-2	6	1	1	0	0	2	5
Cal Ripken Jr., R (1, 6) OBP: 0.351, SLG: 0.471	G6-3			G4-3		P6		2B 2-H 2B	BB 1B BB 2-3 3-H 1B	5	2	2	2	0	0	1
Rafael Palmeiro, L (1, 3) OBP: 0.385, SLG: 0.540	G6-3			F5		F7		WP 2-H 2B	BB BB HR 1-2 3-H 1B	5	1	2	2	0	0	1
Bobby Bonilla, S (1, 9) OBP: 0.353, SLG: 0.467		F3		F8		K		G6-3 B B B B	BB HR 1-2 2-3 BB	4	1	0	0	1	1	1
B.J. Surhoff, L (1, 5) OBP: 0.353, SLG: 0.511 Billy Ripken, R (8, 5) OBP: 0.262, SLG: 0.331		G3-1			G6-3		P6	G6-3 B B B B	HR 1-2 2-3 3-H BB	4 0	0 1	0 0	0 1	0 1	0 0	1 0
Eddie Murray, S (1, 10) OBP: 0.336, SLG: 0.428		F8			1B HR 1B		BB 1B	B B B WP BB	HR 1-H 2-H 3-H	4	2	3	4	1	0	0
Chris Hoiles, R (1, 2) OBP: 0.349, SLG: 0.469			1B		1-2 HR 1B		B B B B 1-2 BB	S S S 0-3 1-2 2-3 K	P4	4	1	2	0	1	1	2
Mike Devereaux, R (1, 8) OBP: 0.311, SLG: 0.346			F9		S S S K		F7	B B B 2B 1B BB HR		4	2	1	1	1	1	5
Inning Stats	R: 0 E: 0 K: 0 S: 4 H: 1 LOB: 1 BB: 0 P: 4	R: 0 E: 0 K: 0 S: 3 H: 0 LOB: 0 BB: 0 P: 3	R: 0 E: 0 K: 1 S: 6 H: 1 LOB: 1 BB: 0 P: 6	R: 0 E: 0 K: 0 S: 3 H: 0 LOB: 0 BB: 0 P: 3	R: 3 E: 0 K: 1 S: 8 H: 3 LOB: 0 BB: 0 P: 8	R: 0 E: 0 K: 1 S: 5 H: 0 LOB: 0 BB: 0 P: 5	R: 0 E: 0 K: 0 S: 4 H: 1 LOB: 2 BB: 1 P: 8	R: 2 E: 0 K: 1 S: 8 H: 3 LOB: 2 BB: 1 P: 12	R: 8 E: 0 K: 1 S: 10 H: 5 LOB: 1 BB: 4 P: 26	1B: 7 2B: 4 3B: 0 HR: 3 SF: 0 SAC: 0 DP: 0 HBP: 0	WP: 1 PB: 0 SB: 0 CS: 0 PA: 47					

PITCHER		IP	WLS	BF	H	R	ER	SO	BB	IBB	HBP	BLK	WP	HR	S	P	ERA	WHIP
Wilson Alvarez, L ERA: 3.77	(1, 1)	7.0	L	31	9	5	5	3	1	0	0	0	0	1	36	40	6.43	1.429
Larry Thomas, L ERA: 3.58	(8, 1)	0.2		3	0	0	0	0	1	0	0	0	0	0	2	6	0.00	1.500
Matt Karchner, R ERA: 5.76	(8, 1)	0.2		8	3	6	6	2	3	0	0	0	1	0	9	21	81.00	9.000
Jeff Darwin, R ERA: 2.45	(9, 1)	0.2		5	2	2	2	0	1	0	0	0	0	2	4	8	27.00	4.500

PITCHER	IP	WLS	BF	H	R	ER	SO	BB	IBB	HBP	BLK	WP	HR	S	P	ERA	WHIP

AB	41
R	13
H	14
RBI	13
BB	6
SO	5
LOB	19

Batter	1	2	3	4	5	6	7	8	9	AB	R	H	RBI	BB	SO	LOB
Dave Martinez, L (1, 9) OBP: 0.375, SLG: 0.456	F7		F7		CS 1B			G5-3		4	0	1	0	0	0	1
Ray Durham, S (1, 4) OBP: 0.359, SLG: 0.425	G6-3		G1-3 1-2		CS 1-2	HR 1B		G4-3		4	1	1	0	0	0	1
Frank Thomas, R (1, 3) OBP: 0.470, SLG: 0.613	BB		2-H 1B			1-H HR		G6-3		3	1	2	3	1	0	0
Robin Ventura, L (1, 5) OBP: 0.372, SLG: 0.523	K		F7			P3			F7	4	0	0	0	0	1	2
Lyle Mouton, R (1, 7) OBP: 0.369, SLG: 0.442		G3 S SF8 1B		G6-3		K			G6-3	4	1	1	0	0	1	0
Harold Baines, L (1, 10) OBP: 0.382, SLG: 0.514		G3 1-3		F8		F8			1B	4	0	1	0	0	0	1
Darren Lewis, R (1, 8) OBP: 0.322, SLG: 0.318		SF8 3-H		G6-3			G4-3		G4-3	3	0	0	1	0	0	1
Ron Karkovice, R (1, 2) OBP: 0.269, SLG: 0.367		K			K		K			3	0	0	0	0	3	0
Ozzie Guillen, L (1, 6) OBP: 0.276, SLG: 0.355			G1-3 1B		F7		F8			3	1	1	0	0	0	0
Inning Stats	R: 0 H: 0 E: 0 LOB: 1 K: 1 BB: 1 S: 5 P: 9	R: 1 H: 1 E: 0 LOB: 0 K: 1 BB: 0 S: 6 P: 6	R: 1 H: 2 E: 0 LOB: 1 K: 0 BB: 0 S: 5 P: 5	R: 0 H: 0 E: 0 LOB: 0 K: 0 BB: 0 S: 3 P: 3	R: 0 H: 1 E: 0 LOB: 0 K: 1 BB: 0 S: 5 P: 5	R: 2 H: 2 E: 0 LOB: 0 K: 1 BB: 0 S: 7 P: 7	R: 0 H: 0 E: 0 LOB: 0 K: 1 BB: 0 S: 5 P: 5	R: 0 H: 0 E: 0 LOB: 0 K: 0 BB: 0 S: 3 P: 3	R: 0 H: 1 E: 0 LOB: 1 K: 0 BB: 0 S: 4 P: 4	1B: 6 SF: 1 2B: 0 SAC: 0 3B: 0 DP: 0 HR: 1 HBP: 0						WP: 0 PA: 35 PB: 0 SB: 1 CS: 1	

PITCHER		IP	WLS	BF	H	R	ER	SO	BB	IBB	HBP	BLK	WP	HR	S	P	ERA	WHIP
35 Mike Mussina, R ERA: 4.97	(1, 1)	7.2	W	29	6	4	4	5	1	0	0	0	0	1	38	42	4.70	0.913
Roger McDowell, R ERA: 4.13	(8, 1)	1.1	S	5	1	0	0	0	0	0	0	0	0	0	5	5	0.00	0.750

PITCHER	IP	WLS	BF	H	R	ER	SO	BB	IBB	HBP	BLK	WP	HR	S	P	ERA	WHIP

BOTTOM

Baltimore Orioles @ Chicago White Sox

Comiskey Park, Chicago, IL

Sat Aug 10 1996, 8:05 PM EDT
Att. 26,772 - Unknown - 75 F

livebaseballscorecards.com

AB	32
R	4
H	7
RBI	4
BB	1
SO	5
LOB	6

Batter	1	2	3	4	5	6	7	8	9	AB	R	H	RBI	BB	SO	LOB
Roberto Alomar, S (1, 4) OBP: 0.425, SLG: 0.548	BBBCB 4-1 1B 1B BB	BBBB 4-0 G1-6-3 BB		BBSBFX 3-2 ③ G4-3			CX 0-1 ① G4-3		BCCBFFX 2-2 ② F7	3	1	0	0	2	0	1
B.J. Surhoff, L (1, 5) OBP: 0.351, SLG: 0.515	CFS 0-3 ① K	BSX 1-1 ②③ G1-6-3 1-2f			CBFBBX 3-2 HR		X 0-0 ② L3		CBSDX 2-2 ③ P5	5	1	1	1	0	1	4
Cal Ripken Jr., R (1, 6) OBP: 0.352, SLG: 0.478	1 SAFE BBFBX 3-1 1B E 1-2 1B		FFBBBX 2-2 ① P4		BBX 2-0 ① G6-3		X 0-0 HR			4	2	2	1	0	0	0
Rafael Palmeiro, L (1, 3) OBP: 0.386, SLG: 0.544	BBCFX 2-2 E9 1-H 2-H 1B		BBCSBX 3-2 1B 3B		FFC 0-3 ② K		BCBBCX 3-2 ③ P6			4	1	2	1	0	1	0
Bobby Bonilla, S (1, 9) OBP: 0.352, SLG: 0.465	DCFBC 2-3 ② K		X 0-0 3-H 1B		BCBX 2-1 G4-3			BX 1-0 ① F8		4	0	1	1	0	1	1
Eddie Murray, S (1, 10) OBP: 0.337, SLG: 0.428	BBDI 4-0 IBB		BX 1-0 ② P5			X 0-0 1B		CBBBFS 2-3 ② K		3	0	1	0	1	1	1
Mike Devereaux, R (1, 8) OBP: 0.307, SLG: 0.341	CX 0-1 ③ F8		CBX 1-1 ③ G6-3			BCX 1-1 ① L5		CBFBFBS 3-3 ③ K		4	0	0	0	0	1	4
Jeffrey Hammonds, R (1, 7) OBP: 0.312, SLG: 0.403		X 0-0 E6 WP		BX 1-0 ① F7		CSBX 1-2 ② F8			BX 1-0 ① P6	4	0	0	0	0	0	1
Cesar Devarez, R (1, 2) Brady Anderson, L (9, PH) OBP: 0.397, SLG: 0.654 Manny Alexander, R (9, PR) OBP: 0.152, SLG: 0.111		FBSFBFX 2-2 ① G5-3 2-3		BCBFX 2-2 ② G6-3		X 0-0 ③ F8			X 0-0 1B	3 1 0	0 0 0	0 1 0	0 0 0	0 0 0	0 0 0	2 0 0
Inning Stats	R: 2 H: 2 E: 1 LOB: 2 K: 2 BB: 2 S: 14 P: 29	R: 0 H: 0 E: 1 LOB: 1 K: 0 BB: 1 S: 8 P: 15	R: 1 H: 2 E: 0 LOB: 1 K: 0 BB: 0 S: 10 P: 17	R: 0 H: 0 E: 0 LOB: 0 K: 0 BB: 0 S: 7 P: 13	R: 1 H: 1 E: 0 LOB: 0 K: 1 BB: 0 S: 9 P: 16	R: 0 H: 1 E: 0 LOB: 1 K: 0 BB: 0 S: 7 P: 9	R: 1 H: 1 E: 0 LOB: 0 K: 0 BB: 0 S: 7 P: 10	R: 0 H: 0 E: 0 LOB: 0 K: 2 BB: 0 S: 8 P: 14	R: 0 H: 1 E: 0 LOB: 1 K: 0 BB: 0 S: 10 P: 15	1B: 5 SF: 0 2B: 0 SAC: 0 3B: 1 DP: 1 HR: 2 HBP: 0						WP: 1 PA: 38 PB: 0 SB: 0 CS: 0

Baltimore Orioles @ Chicago White Sox

Comiskey Park, Chicago, IL

Sun Aug 11 1996, 4:33 AM EDT
Att. 27,088 - Cloudy - 74 F

TOP

livebaseballscorecards.com

AB	35
R	5
H	8
RBI	4
BB	3
SO	5
LOB	14

PITCHER	IP	WLS	BF	H	R	ER	SO	BB	IBB	HBP	BLK	WP	HR	S	P	ERA	WHIP
Kevin Tapani, R (1, 1) ERA: 3.97	8.0	W	34	7	5	4	5	2	1	0	0	1	2	70	123	4.50	1.125
Roberto Hernandez, R (9, 1) ERA: 1.17	1.0	S	4	1	0	0	0	0	0	0	0	0	0	10	15	0.00	1.000

PITCHER	IP	WLS	BF	H	R	ER	SO	BB	IBB	HBP	BLK	WP	HR	S	P	ERA	WHIP

BOTTOM

Baltimore Orioles @ Chicago White Sox

Comiskey Park, Chicago, IL

Sun Aug 11 1996, 4:33 AM EDT

Att. 27,088 - Cloudy - 74 F

livebaseballscorecards.com

Batter	1	2	3	4	5	6	7	8	9	AB	R	H	RBI	BB	SO	LOB
Ray Durham, S (1, 4) OBP: 0.363, SLG: 0.430	X 0-0 CS 1B	C B X 1-1 G5-3 1B 1-3 1B		C B X 1-1 PB S L4-5 1B	B C F X 1-2 ③ G4-3		S C X 0-2 ② SF9 2-3 3-H	X 0-0 1B 2-3 1B		5	0	4	1	0	0	1
Dave Martinez, L (1, 9) (8, 8) OBP: 0.386, SLG: 0.466	D 1 SAFE C B C 1 B X 3-2 ① BB 1B 2B 1-2 1B	B D 1 SAFE F F X 2-2 1B G5-3 1-2 3-H 1B		B 1 SAFE F F B 1 B F B 4-2 1B 1-3 BB		C C B F B B B 4-2 S G4-3 BB	C B X 1-1 1B 1B 3-H 2B	1 SAFE C C B 1 B F F B 3-2 1 SAFE 1 SAFE X HBP 1-3 3-H 1B		4	2	4	3	2	0	0
Frank Thomas, R (1, 3) OBP: 0.471, SLG: 0.609	1 SAFE B X 1-0 BB 1-2 2B 1B	B C C B B F X 3-2 ① ② G5-3 1-2 2-3f 1B		B X 1-0 ① ② L4-5 3-H		F 1 SAFE F F B X 1-2 ① G4-3 1-2 I I I I	4-0 1B 1B IBB	C B 1 F H SAFE 2-2 G5-4-3 1-2 HBP		4	2	1	0	1	0	5
Robin Ventura, L (1, 5) OBP: 0.374, SLG: 0.524 Chris Snopek, R (7, PR) (8, 5) OBP: 0.302, SLG: 0.520	C F B S 1-3 ② K	B F X 1-1 FC4 2-3 1B		1 SAFE B B S B X 3-1 S 1-3 1B		B B F C X 2-2 ② F X L6	0-1 BB 1B 1-2 2-3 1B	X	0-0 ② ③ G5-4-3 1-2f	5 1	0 0	3 0	0 0	0 0	1 0	3 3
Harold Baines, L (1, 10) OBP: 0.387, SLG: 0.514	B B B B 4-0 2B 1-2 2-3 BB	B B S X 2-1 ③ FC4 1-2f		B C B C B 4-2 1-2 BB		B C B S B D 4-2 BB	C B X 1-1 BB 1-2 2-H 3-H 1B			2	0	1	2	3	0	2
Lyle Mouton, R (1, 7) (8, 9) OBP: 0.370, SLG: 0.444	B F F B X 2-2 1-3 2-H 3-H 2B	B X 1-0 ① G6-3	C B C C X 2-2 ③ F8			B B B C C S 3-3 ③ K 2-3	B B B 4-0 1-2 2-3 BB			4	0	1	2	1	1	5
Darren Lewis, R (1, 8) OBP: 0.323, SLG: 0.316 Tony Phillips, S (7, PH) (8, 7) OBP: 0.416, SLG: 0.416	C B B F B B 4-2 BB	B F X 1-1 ② G1-3			B B C B X 3-2 ① G3		4-1 SH5-4 1B SF9 BB C X 0-2 ③ F8			2 1	0 1	0 1	0 0	1 1	0 0	0 3
Ron Karkovice, R (1, 2) OBP: 0.277, SLG: 0.377	C X 0-1 ③ G6-3		B B B C X 3-1 1B		B X 1-0 2B		1 SAFE X 0-0 SF9 SH5-4 1-2 2B 1B	B F F X 1-2 1B SH5-4 1B 1B		5	2	4	0	0	0	3
Ozzie Guillen, L (1, 6) OBP: 0.277, SLG: 0.355		B X 1-0 1B 1B 1B	X 0-0 ③ P9		X 0-0 ② G6-3		X 0-0 ① SH5-4 1-2 2-3	X 0-0 ① SH5-4 1-2		3	1	1	0	0	0	2
Inning Stats	R: 2 E: 0 K: 1 S: 15 H: 4 LOB: 3 BB: 2 P: 30	R: 1 E: 0 K: 0 S: 14 H: 4 LOB: 2 BB: 0 P: 24	R: 0 E: 0 K: 0 S: 6 H: 1 LOB: 1 BB: 0 P: 11	R: 0 E: 0 K: 0 S: 13 H: 2 LOB: 3 BB: 2 P: 28	R: 0 E: 0 K: 0 S: 8 H: 1 LOB: 1 BB: 0 P: 13	R: 0 E: 0 K: 1 S: 14 H: 0 LOB: 2 BB: 2 P: 28	R: 4 E: 0 K: 0 S: 15 H: 4 LOB: 3 BB: 3 P: 29	R: 1 E: 0 K: 0 S: 13 H: 3 LOB: 2 BB: 0 P: 19		1B: 16 2B: 4 3B: 0 HR: 0 SF: 1 SAC: 2 DP: 3 HBP: 1						

	AB	36
	R	8
	H	19
	RBI	8
	BB	9
	SO	2
	LOB	27

WP: 0 PB: 1 SB: 3 CS: 1 PA: 49

PITCHER		IP	WLS	BF	H	R	ER	SO	BB	IBB	HBP	BLK	WP	HR	S	P	ERA	WHIP
Scott Erickson, R (1, 1) ERA: 5.16	(1, 1)	5.0		28	12	3	3	1	4	0	0	0	0	0	56	106	5.40	3.200
Mike Milchin, L (6, 1) ERA: 8.31	(6, 1)	0.0		1	0	0	0	0	1	0	0	0	0	0	3	7	∞	∞
Archie Corbin, R (6, 1) ERA: 2.0	(6, 1)	0.1		1	0	0	0	0	0	0	0	0	0	0	3	4	0.00	0.000
Rick Krivda, L (6, 1) ERA: 5.1	(6, 1)	0.1		2	0	0	0	0	1	0	0	0	0	0	5	11	0.00	3.000
Alan Mills, R (6, 1) ERA: 4.76	(6, 1)	1.0	L	7	2	4	4	1	1	1	0	0	0	0	11	23	36.00	3.000

PITCHER		IP	WLS	BF	H	R	ER	SO	BB	IBB	HBP	BLK	WP	HR	S	P	ERA	WHIP
Jesse Orosco, L (7, 1) ERA: 4.08	(7, 1)	0.0		2	2	0	0	0	0	0	0	0	0	0	4	5	∞	∞
Roger McDowell, R (7, 1) ERA: 4.19	(7, 1)	1.1		8	3	1	1	0	1	0	1	0	0	0	16	26	6.75	3.000

Milwaukee Brewers @ Baltimore Orioles

Oriole Park at Camden Yards, Baltimore, MD

Tue Aug 13 1996, 7:05 PM EDT
Att. 44,461 - Unknown - 77 F

TOP

livebaseballscorecards.com

Batter	1	2	3	4	5	6	7	8	9	AB	R	H	RBI	BB	SO	LOB
Fernando Vina, L (1, 4) OBP: 0.351, SLG: 0.396	C X 0-1 L6		1 SAFE X 0-0 L3 1-1			B C L B X 2-2 WP HR 1B		F C B X 1-2 P6		4	1	1	0	0	0	1
Jeff Cirillo, R (1, 5) OBP: 0.395, SLG: 0.499	X 0-0 F8			C B X 1-1 G6-3		1 SAFE C S 1 B B X 2-2 1-H HR		C F X 0-2 1B		4	1	2	2	0	0	0
Dave Nilsson, L (1, 9) OBP: 0.429, SLG: 0.581 David Hulse, L (8, 8) OBP: 0.278, SLG: 0.252	B X 1-0 HR			C B B C F F S 2-3 K		B C X 1-1 F8		X 0-0 F8		4 0	1 0	1 0	1 0	0 0	1 0	1 0
John Jaha, R (1, 3) OBP: 0.381, SLG: 0.523	B X 1-0 G6-3			C C S 0-3 K		B S B X 2-1 G6-3		1 SAFE C B 1 F X 1-2 G1-2-3		4	0	0	0	0	1	1
Kevin Seitzer, R (1, 10) OBP: 0.415, SLG: 0.467		C X 0-1 F8			B C B B B 4-1 S BB		B C F B X 2-2 G1-3		B B X 2-0 P6	3	0	0	0	1	0	0
Jose Valentin, S (1, 6) OBP: 0.328, SLG: 0.479 Mark Loretta, R (9, PH) OBP: 0.347, SLG: 0.336		C S X 0-2 F8			L D 1 SAFE F F B 1 F B 3-3 S K 1-2		B S F F B S 2-3 K		C B F B S 2-3 K	3 1	0 0	0 0	0 0	0 0	2 1	1 0
Matt Mieske, R (1, 8) OBP: 0.319, SLG: 0.468 (8, 9)		C S C 0-3 K			B B C C S 2-3 K		F B B F B B 4-2 1B BB		B B F B S S 3-3 K	3	0	0	0	1	3	1
Marc Newfield, R (1, 7) OBP: 0.314, SLG: 0.397			C S B F X 1-2 L3 1B		F C B B X 2-2 F8		1 SAFE C X 0-1 1-3 1B			3	0	2	0	0	0	1
Kelly Stinnett, R (1, 2)			X 0-0 F8			B F F X 1-2 P6	S B B S 1 S SAFE 2-3 K			3	0	0	0	0	1	3
Inning Stats	R: 1 E: 0 K: 0 S: 5 H: 1 LOB: 0 BB: 0 P: 7	R: 0 E: 0 K: 1 S: 8 H: 0 LOB: 0 BB: 0 P: 8	R: 0 E: 0 K: 0 S: 6 H: 1 LOB: 0 BB: 0 P: 7	R: 0 E: 0 K: 2 S: 11 H: 0 LOB: 0 BB: 0 P: 14	R: 0 E: 0 K: 2 S: 12 H: 0 LOB: 1 BB: 1 P: 23	R: 2 E: 0 K: 0 S: 13 H: 2 LOB: 0 BB: 0 P: 21	R: 0 E: 0 K: 2 S: 14 H: 1 LOB: 2 BB: 1 P: 24	R: 0 E: 0 K: 0 S: 10 H: 1 LOB: 1 BB: 0 P: 12	R: 0 E: 0 K: 2 S: 7 H: 0 LOB: 0 BB: 0 P: 14	1B: 4 2B: 1 3B: 0 HR: 2	SF: 0 SAC: 0 DP: 1 HBP: 0		WP: 1 PB: 0 SB: 1 CS: 0	PA: 34			

	AB	32
	R	3
	H	6
	RBI	3
	BB	2
	SO	9
	LOB	9

PITCHER		IP	WLS	BF	H	R	ER	SO	BB	IBB	HBP	BLK	WP	HR	S	P	ERA	WHIP
Rocky Coppinger, R ERA: 4.83	(1, 1)	7.0		27	5	3	3	7	2	0	0	0	1	2	69	104	3.86	1.000
Jesse Orosco, L ERA: 4.02	(8, 1)	0.2		3	1	0	0	0	0	0	0	0	0	0	7	8	0.00	1.500
Archie Corbin, R ERA: 1.93	(8, 1)	0.1	W	1	0	0	0	0	0	0	0	0	0	0	3	4	0.00	0.000
Randy Myers, L ERA: 3.76	(9, 1)	1.0	S	3	0	0	0	2	0	0	0	0	0	0	7	14	0.00	0.000

PITCHER	IP	WLS	BF	H	R	ER	SO	BB	IBB	HBP	BLK	WP	HR	S	P	ERA	WHIP

BOTTOM

Batter	1	2	3	4	5	6	7	8	9	AB	R	H	RBI	BB	SO	LOB
Roberto Alomar, S (1, 4) OBP: 0.423, SLG: 0.545	B B B C B 4-1 G4-3 1B BB	C B B 1 SAFE 1 SAFE S D X 3-2 ③ F9		C X 0-1 ③ FC4-6 1-2f			C X 0-1 ① G1-3	C B B B S X 3-2 ② SF7 3-H		3	1	0	1	1	0	4
Jeffrey Hammonds, R (1, 7) OBP: 0.306, SLG: 0.394 (9, 8)	C F 1 SAFE C 0-3 ① K		S C B X 1-2 ① F7		B B B C F X 3-2 ① P4		B F B X 2-1 ② G5-3	X 0-0 ③ FC6-5 2-3f		5	0	0	0	0	1	3
Cal Ripken Jr., R (1, 6) OBP: 0.351, SLG: 0.475	B X 1-0 ② G4-3 1-2		F B B X 2-1 ② P2		F B B B F B B 4-2 FC5-4 BB		X 0-0 ③ F7			3	0	0	0	1	0	1
Rafael Palmeiro, L (1, 3) OBP: 0.387, SLG: 0.542	B B B X 3-0 S 2-H 1B		B C F B F S 2-3 ③ K		B F B F D F 1 SAFE X 3-2 ② F8			B F B B B 4-1 F9 BB BB BB		3	1	1	1	1	1	1
Bobby Bonilla, S (1, 9) OBP: 0.353, SLG: 0.463	C B F 1 SAFE F B F B F 4-2 B 1-2 BB			X 0-0 ① G5-3	X 0-0 ③ FC5-4 1-2f			C B B B B B 4-1 BB BB BB 1-2 BB		2	1	0	0	2	0	1
Eddie Murray, S (1, 10) OBP: 0.334, SLG: 0.423	X 0-0 ③ G2-3			B S F B C 2-3 ② K		X 0-0 E5 G6-4-3 E		F S X 0-2 ① F9 2-3		4	0	0	0	0	1	4
B.J. Surhoff, L (1, 5) OBP: 0.352, SLG: 0.513 (9, 7)		C B X 1-1 ① G6-3		F H 1-1 BB 1B HBP		X 0-0 E4 G6-4-3 1-2		S D F F F D D F B 4-2 BB BB SF7 1-2 BB		2	1	0	0	1	0	1
Chris Hoiles, R (1, 2) OBP: 0.353, SLG: 0.470		B B F S B F B 4-2 FC5-4 BB		B D X 2-0 BB 1-2 1B		X 0-0 ① ② G6-4-3 1-2f 2-3		B D B B B 4-0 FC6-5 BB 1-2 2-3 3-H BB		2	0	1	1	2	0	2
Mike Devereaux, R (1, 8) OBP: 0.307, SLG: 0.339 Brady Anderson, L (8, PH) OBP: 0.398, SLG: 0.654 Billy Ripken, R (8, PR) OBP: 0.262, SLG: 0.331 (9, 5)		C B B X 2-1 ② FC5-4 1-2f		S D B B C B D 4-2 FC4-6 1-2 2-3 BB		F F C 0-3 ③ K		F B F B F B B B 4-2 1-2 2-3 3-H BB		2 0 0	0 0 0	0 0 0	0 1 0	1 1 0	1 0 0	2 0 0
Inning Stats	R: 1 H: 1 E: 0 LOB: 2 K: 1 BB: 2 S: 12 P: 24	R: 0 H: 0 E: 0 LOB: 1 K: 0 BB: 1 S: 10 P: 20	R: 0 H: 0 E: 0 LOB: 0 K: 1 BB: 0 S: 9 P: 14	R: 0 H: 1 E: 0 LOB: 3 K: 1 BB: 1 S: 10 P: 19	R: 0 H: 0 E: 0 LOB: 1 K: 0 BB: 1 S: 10 P: 20	R: 0 H: 0 E: 2 LOB: 1 K: 1 BB: 0 S: 6 P: 6	R: 0 H: 0 E: 0 LOB: 0 K: 0 BB: 0 S: 5 P: 7	R: 3 H: 0 E: 0 LOB: 2 K: 0 BB: 5 S: 17 P: 40		1B: 2 SF: 1 2B: 0 SAC: 0 3B: 0 DP: 1 HR: 0 HBP: 1						

PITCHER		IP	WLS	BF	H	R	ER	SO	BB	IBB	HBP	BLK	WP	HR	S	P	ERA	WHIP
Scott Karl, L ERA: 5.04	(1, 1)	7.0		31	2	2	2	4	6	0	1	0	0	0	63	115	2.57	1.143
Doug Jones, R ERA: 5.09	(8, 1)	0.0		1	0	0	0	0	1	0	0	0	0	0	1	5	∞	∞
Graeme Lloyd, L ERA: 2.52	(8, 1)	0.1	L	2	0	0	0	0	1	0	0	0	0	0	8	12	0.00	3.000
Bryce Florie, R ERA: 3.51	(8, 1)	0.2		4	0	2	2	0	2	0	0	0	0	0	7	18	27.00	3.000

PITCHER	IP	WLS	BF	H	R	ER	SO	BB	IBB	HBP	BLK	WP	HR	S	P	ERA	WHIP

Milwaukee Brewers @ Baltimore Orioles

Oriole Park at Camden Yards, Baltimore, MD

Tue Aug 13 1996, 7:05 PM EDT
Att. 44,461 - Unknown - 77 F

livebaseballscorecards.com

AB	26
R	4
H	2
RBI	4
BB	10
SO	4
LOB	19

WP: 0 PA: 38
PB: 0
SB: 1
CS: 0

Batter	1	2	3	4	5	6	7	8	9	AB	R	H	RBI	BB	SO	LOB
Pat Listach, S (1, 6) (8, 8) OBP: 0.320, SLG: 0.317	F C F B F X 1-2 G1-3 ①	X 0-0 1-3 2-H 1B ③			X 0-0 FC2-5 G3 ① 1-2 2-3f		X 0-0 F7 ②		X 0-0 F7 ①	5	0	1	1	0	0	2
Jeff Cirillo, R (1, 5) OBP: 0.395, SLG: 0.505	C C B B X 2-2 CS 1B	X 0-0 G5-3 ①			C F X 0-2 G3 ② 1-2 2-3		B F B X 2-1 HR		B C F B S 2-3 K ②	5	1	2	1	0	1	2
Dave Nilsson, L (1, 9) (8, 3) OBP: 0.423, SLG: 0.571	B 1 SAFE 1 SAFE B C S F B X 3-2 L5 ② ③ 1-2	B X 1-0 G1-3 ②			C X 0-1 G4-3 ③		S B C B S 2-3 K ③		B X 1-0 F8 ③	5	0	0	0	0	1	3
John Jaha, R (1, 10) OBP: 0.382, SLG: 0.524		C B B S B B 4-2 BB 2B BB	B C B F X 2-2 F8 ③			B X 1-0 G4-3 SF8 2B		C S B C 1-3 K ①		3	2	1	0	1	1	0
Kevin Seitzer, R (1, 3) OBP: 0.413, SLG: 0.464 David Hulse, L (8, PR) (8, 9) OBP: 0.278, SLG: 0.252		C C B F B S 2-3 K ①		C B B B X 2-2 G5-3 ①		B X 1-0 G4-3 ① 2-3		B B B B C B 4-1 2B BB		3	0	0	0	1	1	2
										0	0	0	0	0	0	0
Matt Mieske, R (1, 8) OBP: 0.319, SLG: 0.466 Jose Valentin, S (8, PH) (8, 6) OBP: 0.330, SLG: 0.482	B B B B 4-0 2B 1-2 FC5-2 BB	C F X 1-2 P1 ②			B S B C X 2-2 SF8 ② 3-H			B S 1 SAFE S 1 SAFE X 1-2 2B 1-3		1	0	0	1	1	0	0
										1	0	1	0	0	0	0
Marc Newfield, R (1, 7) OBP: 0.317, SLG: 0.400	B C B B X 3-1 1B 1-3 2-H 2B	B B F F F X 2-2 G5-3 ③			F B X 1-1 E6			B S B B B 4-1 BB		3	1	1	1	1	0	0
Kelly Stinnett, R (1, 2) Jesse Levis, L (8, PH) (8, 2) OBP: 0.342, SLG: 0.268	S B S F X 1-2 FC5-2 1B 1B ② 3-H	B F F H 2-2 FC2-5 BB HBP			1 SAFE X 0-0 L6 ③			S C B B B F C 3-3 K ②		2	1	0	0	0	0	3
										1	0	0	0	0	1	3
Mark Loretta, R (1, 4) OBP: 0.358, SLG: 0.342 Fernando Vina, L (7, PH) (7, 4) OBP: 0.349, SLG: 0.394	F F B F X 1-2 1B 1-2 2-H 1B	B 1 SAFE B B B 4-0 G3 FC2-5 1-2 BB					C B B F B X 3-2 G1-3 ①	B X 1-0 P5 ③		1	0	1	1	1	0	0
										2	0	0	0	0	0	3
Inning Stats	R: 0 E: 0 K: 0 S: 12 H: 1 LOB: 0 BB: 0 P: 18	R: 3 E: 0 K: 1 S: 17 H: 3 LOB: 2 BB: 2 P: 32	R: 0 E: 0 K: 0 S: 5 H: 0 LOB: 0 BB: 0 P: 8	R: 0 E: 0 K: 0 S: 10 H: 0 LOB: 0 BB: 0 P: 15	R: 0 E: 0 K: 0 S: 8 H: 0 LOB: 2 BB: 1 P: 14	R: 1 E: 1 K: 0 S: 8 H: 1 LOB: 1 BB: 0 P: 13	R: 1 E: 0 K: 1 S: 9 H: 1 LOB: 0 BB: 0 P: 16	R: 0 E: 0 K: 2 S: 13 H: 1 LOB: 3 BB: 2 P: 27	R: 0 E: 0 K: 1 S: 5 H: 0 LOB: 0 BB: 0 P: 8	1B: 3 2B: 3 3B: 0 HR: 1		SF: 1 SAC: 0 DP: 0 HBP: 1				

TOP

Milwaukee Brewers @ Baltimore Orioles

Oriole Park at Camden Yards, Baltimore, MD

Wed Aug 14 1996, 3:33 AM EDT
Att. 47,480 - Cloudy - 87 F

livebaseballscorecards.com

AB	32
R	5
H	7
RBI	5
BB	5
SO	5
LOB	18

WP: 0 PB: 0 SB: 0 CS: 1 PA: 39

PITCHER		IP	WLS	BF	H	R	ER	SO	BB	IBB	HBP	BLK	WP	HR	S	P	ERA	WHIP
David Wells, L ERA: 4.62	(1, 1)	5.1		23	5	4	4	1	3	0	1	0	0	0	54	91	6.75	1.500
Roger McDowell, R ERA: 4.25	(6, 1)	1.1		6	1	1	1	0	0	0	0	0	0	1	12	20	6.75	0.750
Jesse Orosco, L ERA: 3.98	(7, 1)	0.1		1	0	0	0	1	0	0	0	0	0	0	3	5	0.00	0.000
Alan Mills, R ERA: 4.72	(8, 1)	0.1		4	1	0	0	1	2	0	0	0	0	0	8	18	0.00	9.000
Mike Milchin, L ERA: 8.06	(8, 1)	0.2	W	2	0	0	0	1	0	0	0	0	0	0	5	9	0.00	0.000

PITCHER		IP	WLS	BF	H	R	ER	SO	BB	IBB	HBP	BLK	WP	HR	S	P	ERA	WHIP
Randy Myers, L ERA: 3.67	(9, 1)	1.0	S	3	0	0	0	1	0	0	0	0	0	0	5	8	0.00	0.000

BOTTOM

Milwaukee Brewers @ Baltimore Orioles

Oriole Park at Camden Yards, Baltimore, MD

Wed Aug 14 1996, 3:33 AM EDT
Att. 47,480 - Cloudy - 87 F

livebaseballscorecards.com

Batter	1	2	3	4	5	6	7	8	9	AB	R	H	RBI	BB	SO	LOB
Roberto Alomar, S (1, 4) OBP: 0.424, SLG: 0.561	3-2 1B 2B	2-2 HR		2-2 F7 ①		2-3 K ①		2-1 2-H HR		5	3	3	3	0	1	1
Jeffrey Hammonds, R (1, 7) OBP: 0.304, SLG: 0.388	4-1 1B 1B BB	1-1 P6 ②		1-1 G1-3 ②		2-1 P2 ②		3-3 K ②		4	1	0	0	1	1	2
Rafael Palmeiro, L (1, 3) OBP: 0.389, SLG: 0.541	2-1 1B 1B 1-2 2-H 1B	4-1 BB		4-1 WP BB		0-0 F8 ③		0-0 4-3 ③		3	1	1	1	2	0	2
Bobby Bonilla, S (1, 9) OBP: 0.355, SLG: 0.462	1-0 F8 1B 1-3 2-H 1B	0-0 F8 ③		4-2 1-2 BB			3-3 K ①			3	0	1	1	1	1	1
Cal Ripken Jr., R (1, 6) OBP: 0.349, SLG: 0.471	0-0 P3 ①		2-2 F7 ①	1-1 F7 ③			1-2 G4-3 ②			4	0	0	0	0	0	4
B.J. Surhoff, L (1, 5) OBP: 0.351, SLG: 0.510	1-2 1-2 3-H 1B		0-0 F9 ②		1-0 F8 ①		2-1 G4-3 ③			4	0	1	1	0	0	0
Eddie Murray, S (1, 10) OBP: 0.335, SLG: 0.439	1-1 F8 ② 2-3		0-2 HR		0-0 F7 ②			1-0 HR		4	2	2	2	0	0	2
Chris Hoiles, R (1, 2) OBP: 0.355, SLG: 0.468	3-3 K ③		4-2 BB		3-3 K ③			2-2 SH1-3 HR 1B		3	0	1	0	1	2	2
Manny Alexander, R (8, PR) OBP: 0.152, SLG: 0.111										0	1	0	0	0	0	0
Cesar Devarez, R (9, 2)										0	0	0	0	0	0	0
Mike Devereaux, R (1, 8) OBP: 0.307, SLG: 0.337		3-1 G6-3 ①	1-2 F9 ③			4-0 BB		1-1 1-2 SH1-3 ①		2	0	0	0	1	0	1
Inning Stats	R: 3 E: 0 K: 1 S: 21 H: 4 LOB: 2 BB: 1 P: 36	R: 1 E: 0 K: 0 S: 9 H: 1 LOB: 1 BB: 1 P: 19	R: 1 E: 0 K: 0 S: 17 H: 1 LOB: 1 BB: 1 P: 24	R: 0 E: 0 K: 0 S: 13 H: 0 LOB: 2 BB: 2 P: 25	R: 0 E: 0 K: 1 S: 5 H: 0 LOB: 0 BB: 0 P: 9	R: 0 E: 0 K: 1 S: 8 H: 0 LOB: 1 BB: 1 P: 16	R: 0 E: 0 K: 1 S: 11 H: 0 LOB: 0 BB: 0 P: 17	R: 3 E: 0 K: 1 S: 12 H: 3 LOB: 1 BB: 0 P: 21		1B: 4 2B: 1 3B: 0 HR: 4 SF: 0 SAC: 1 DP: 0 HBP: 0						

	AB	32
	R	8
	H	9
	RBI	8
	BB	6
	SO	5
	LOB	15

WP: 1 PB: 0 SB: 0 CS: 0 PA: 39

PITCHER		IP	WLS	BF	H	R	ER	SO	BB	IBB	HBP	BLK	WP	HR	S	P	ERA	WHIP
Jeff D'Amico, R ERA: 6.0	(1, 1)	3.0		18	6	5	5	1	3	0	0	0	0	2	47	79	15.00	3.000
Angel Miranda, L ERA: 4.73	(4, 1)	3.0		12	0	0	0	2	3	0	0	0	1	0	26	50	0.00	1.000
Ricky Bones, R ERA: 5.55	(7, 1)	1.1	L	6	2	3	3	1	0	0	0	0	0	1	17	27	20.25	1.500
Ron Villone, L ERA: 3.81	(8, 1)	0.2		3	1	0	0	1	0	0	0	0	0	1	6	11	0.00	1.500

PITCHER	IP	WLS	BF	H	R	ER	SO	BB	IBB	HBP	BLK	WP	HR	S	P	ERA	WHIP

Baltimore Orioles @ Oakland Athletics

Oakland-Alameda County Coliseum, Oakland, CA

Thu Aug 15 1996, 7:05 PM PDT

Att. 14,026 - Unknown - 69 F

TOP

livebaseballscorecards.com

Batter	1	2	3	4	5	6	7	8	9	AB	R	H	RBI	BB	SO	LOB
Roberto Alomar, S (1, 4) OBP: 0.427, SLG: 0.572	G3		2B		G1-3		WP, 1B	1B	HR	6	3	4	4	0	0	0
Brady Anderson, L (1, 8) OBP: 0.399, SLG: 0.651	K		K		BB		HR, 1B	1B	BB, 1B	2	0	0	0	2	2	1
Mike Devereaux, R (7, PR) OBP: 0.311, SLG: 0.341 (7, 8)										2	2	2	0	0	0	0
Rafael Palmeiro, L (1, 3) OBP: 0.390, SLG: 0.547	HR		P7		G4-3		HR, 1B	P5	BB, BB, 1B	6	3	3	3	0	0	5
Bobby Bonilla, S (1, 9) OBP: 0.356, SLG: 0.468	G6-3			G6-3		G4-3	HR		BB, 1B	5	2	2	5	1	0	0
Cal Ripken Jr., R (1, 6) OBP: 0.347, SLG: 0.466		G6-3		F8		F9	G6-3	K	1B, 1B	5	1	0	1	1	1	3
Manny Alexander, R (9, 6) OBP: 0.152, SLG: 0.111										0	0	0	0	0	0	0
B.J. Surhoff, L (1, 5) OBP: 0.353, SLG: 0.509 (7, 7)		F8		1B		G6-3	BB	G4-3	1B	5	0	2	2	1	0	2
Eddie Murray, S (1, 10) OBP: 0.335, SLG: 0.436		K		K			BB, K		F7, FC6-4, 1B	5	1	1	1	1	3	3
Chris Hoiles, R (1, 2) OBP: 0.361, SLG: 0.493			FC5-4, 1B		HR		WP, 1B, 1B	HR	K, FC6-4	5	3	4	2	0	1	0
Cesar Devarez, R (9, PH) (9, 2)										1	0	0	0	0	0	2
Jeffrey Hammonds, R (1, 7) OBP: 0.301, SLG: 0.383			FC5-4, 2B		K		F8	BB	HR, 1B	3	1	0	0	0	1	3
Billy Ripken, R (7, 5) OBP: 0.273, SLG: 0.336										1	2	1	0	1	0	0

Inning Stats	1	2	3	4	5	6	7	8	9
	R: 1 E: 0 K: 1 S: 13	R: 0 E: 0 K: 1 S: 9	R: 1 E: 0 K: 1 S: 13	R: 0 E: 0 K: 1 S: 13	R: 1 E: 0 K: 1 S: 14	R: 0 E: 0 K: 0 S: 8	R: 6 E: 0 K: 1 S: 17	R: 3 E: 0 K: 1 S: 24	R: 6 E: 0 K: 1 S: 23
	H: 1 LOB: 0 BB: 0 P: 18	H: 0 LOB: 0 BB: 0 P: 12	H: 2 LOB: 1 BB: 0 P: 19	H: 1 LOB: 1 BB: 0 P: 21	H: 1 LOB: 1 BB: 1 P: 25	H: 0 LOB: 0 BB: 0 P: 11	H: 4 LOB: 2 BB: 3 P: 35	H: 4 LOB: 2 BB: 1 P: 40	H: 6 LOB: 2 BB: 2 P: 40

1B: 13	SF: 0
2B: 1	SAC: 0
3B: 0	DP: 0
HR: 5	HBP: 0

WP: 1	PA: 53
PB: 0	
SB: 0	
CS: 0	

AB	46
R	18
H	19
RBI	18
BB	7
SO	8
LOB	19

PITCHER		IP	WLS	BF	H	R	ER	SO	BB	IBB	HBP	BLK	WP	HR	S	P	ERA	WHIP
Willie Adams, R ERA: 4.54	(1, 1)	6.1	L	27	6	5	5	5	2	0	0	0	0	2	73	114	7.11	1.263
Mike Mohler, L ERA: 3.11	(7, 1)	0.2		7	3	4	4	1	2	0	0	0	1	1	14	27	54.00	7.500
Jay Witasick, R ERA: 6.0	(8, 1)	1.0		8	4	3	3	1	1	0	0	0	0	1	24	40	27.00	5.000
Billy Taylor, R ERA: 4.47	(9, 1)	0.2		8	4	6	6	1	2	0	0	0	0	1	15	28	81.00	9.000
Jim Corsi, R ERA: 3.41	(9, 1)	0.1		3	2	0	0	0	0	0	0	0	0	0	8	12	0.00	6.000

PITCHER	IP	WLS	BF	H	R	ER	SO	BB	IBB	HBP	BLK	WP	HR	S	P	ERA	WHIP

BOTTOM

Baltimore Orioles @ Oakland Athletics

Oakland-Alameda County Coliseum, Oakland, CA

Thu Aug 15 1996, 7:05 PM PDT

Att. 14,026 - Unknown - 69 F

Batter	1	2	3	4	5	6	7	8	9	AB	R	H	RBI	BB	SO	LOB
Jose Herrera, L (1, 8) OBP: 0.302, SLG: 0.377	G4-3		K		K		1B		K	5	0	1	1	0	3	2
Rafael Bournigal, R (1, 4) OBP: 0.302, SLG: 0.328	G6-4-3 1B		FC5 1-2		P8		F8		F7	5	0	1	0	0	0	3
Scott Brosius, R (1, 3) OBP: 0.440, SLG: 0.620	G6-4-3 1-2f		1B 2-H			K		K		4	0	1	1	0	2	1
Geronimo Berroa, R (1, 10) OBP: 0.341, SLG: 0.557		HR	G4-3			K		G4-3 2B		4	1	2	1	0	1	1
Phil Plantier, L (1, 7) OBP: 0.308, SLG: 0.354		L5		F9		2B		G4-3 2-3		4	0	1	0	0	0	1
Terry Steinbach, R (1, 2) OBP: 0.355, SLG: 0.561 Izzy Molina, R (8, PH) (9, 2)		K		F9		P3		P7		3 1	0 0	0 0	0 0	0 0	1 0	1 1
Matt Stairs, L (1, 9) OBP: 0.367, SLG: 0.517		E4 FC6-4		G4-3			G4-6-3 1B 1B		HR	4	2	2	1	0	0	0
Tony Batista, R (1, 5) OBP: 0.278, SLG: 0.379		FC6-4 1-2f			P5		G4-6-3 1-2 1B		K	4	0	1	0	0	1	1
Mike Bordick, R (1, 6) OBP: 0.296, SLG: 0.303			FC5 1B 1B		E7 1B		G4-6-3 1-2f 2-3		HR	4	2	3	1	0	0	2

Inning Stats	1	2	3	4	5	6	7	8	9
	R: 0 E: 0 K: 0 S: 8	H: 1 LOB: 0 BB: 0 P: 9	R: 1 E: 1 K: 1 S: 13	H: 1 LOB: 1 BB: 0 P: 17	R: 1 E: 0 K: 1 S: 11	H: 2 LOB: 1 BB: 0 P: 17	R: 0 E: 0 K: 0 S: 6	H: 0 LOB: 0 BB: 0 P: 7	R: 0 E: 1 K: 1 S: 8	H: 1 LOB: 1 BB: 0 P: 12	R: 0 E: 0 K: 2 S: 12	H: 1 LOB: 1 BB: 0 P: 16	R: 1 E: 0 K: 0 S: 10	H: 3 LOB: 1 BB: 0 P: 15	R: 0 E: 0 K: 1 S: 10	H: 1 LOB: 1 BB: 0 P: 13	R: 2 E: 0 K: 2 S: 15	H: 2 LOB: 0 BB: 0 P: 22

	AB	38
	R	5
	H	12
	RBI	5
	BB	0
	SO	8
	LOB	13

	1B: 7	SF: 0	WP: 0	PA: 38
	2B: 2	SAC: 0	PB: 0	
	3B: 0	DP: 2	SB: 0	
	HR: 3	HBP: 0	CS: 0	

PITCHER		IP	WLS	BF	H	R	ER	SO	BB	IBB	HBP	BLK	WP	HR	S	P	ERA	WHIP
35 Mike Mussina, R ERA: 4.93	(1, 1)	7.0	W	29	9	3	3	5	0	0	0	0	0	1	68	93	3.86	1.286
Esteban Yan, R ERA: 6.0	(8, 1)	2.0		9	3	2	2	3	0	0	0	0	0	2	25	35	9.00	1.500

PITCHER	IP	WLS	BF	H	R	ER	SO	BB	IBB	HBP	BLK	WP	HR	S	P	ERA	WHIP

livebaseballscorecards.com

Baltimore Orioles @ Oakland Athletics

Oakland-Alameda County Coliseum, Oakland, CA

Fri Aug 16 1996, 3:33 AM PDT

Sunny - 71 F

livebaseballscorecards.com

Batter	1	2	3	4	5	6	7	8	9	AB	R	H	RBI	BB	SO	LOB
Roberto Alomar, S (1, 4) OBP: 0.427, SLG: 0.568	F7		F8			G6-3	2B IBB	E 1B BB	1B 1B	3	2	0	0	2	0	1
Billy Ripken, R (8, 4) OBP: 0.279, SLG: 0.342										1	1	1	0	0	0	0
Brady Anderson, L (1, 8) OBP: 0.400, SLG: 0.648	G3-1		G4-3			BB	K	E1 1B	1B 1B	5	1	2	1	1	1	4
Rafael Palmeiro, L (1, 3) OBP: 0.391, SLG: 0.549	G6-3			P5		F8	1B 2B	2B 1B	1B	6	1	3	6	0	0	1
Bobby Bonilla, S (1, 9) OBP: 0.356, SLG: 0.467		P9		G3-1			F9 1B	FC5-4 1B	K	6	0	2	1	0	1	2
Cal Ripken Jr., R (1, 6) OBP: 0.347, SLG: 0.467		G3-1		F7			1B 2B	FC5-4	L4	6	1	2	0	0	0	4
B.J. Surhoff, L (1, 5) OBP: 0.356, SLG: 0.508		BB			G6-3		1B 2B L9		HR	4	2	2	0	1	0	2
Eddie Murray, S (1, 10) OBP: 0.336, SLG: 0.438		P5			F7		BB 2B 1B	1B 2B	P7	5	2	2	1	0	0	2
Chris Hoiles, R (1, 2) OBP: 0.367, SLG: 0.510			2B		G6-3		2B BB	G4-6-3 1B	HR	4	2	3	3	1	0	0
Brent Bowers, L (1, 7) OBP: 0.400, SLG: 0.800			K			L9	2B	G4-6-3	1B 2B	5	2	2	2	0	1	2
Inning Stats	R: 0 H: 0 E: 0 LOB: 0 K: 0 BB: 0 S: 4 P: 5	R: 0 H: 0 E: 0 LOB: 1 K: 0 BB: 1 S: 10 P: 15	R: 0 H: 1 E: 0 LOB: 1 K: 1 BB: 0 S: 10 P: 12	R: 0 H: 0 E: 0 LOB: 0 K: 0 BB: 0 S: 7 P: 11	R: 0 H: 0 E: 0 LOB: 0 K: 0 BB: 0 S: 8 P: 10	R: 0 H: 0 E: 0 LOB: 1 K: 0 BB: 1 S: 8 P: 15	R: 7 H: 7 E: 0 LOB: 2 K: 1 BB: 2 S: 24 P: 41	R: 3 H: 5 E: 1 LOB: 2 K: 0 BB: 1 S: 11 P: 21	R: 4 H: 6 E: 0 LOB: 2 K: 1 BB: 0 S: 17 P: 22	1B: 12 SF: 0 2B: 6 SAC: 0 3B: 0 DP: 1 HR: 1 HBP: 0						

PITCHER		IP	WLS	BF	H	R	ER	SO	BB	IBB	HBP	BLK	WP	HR	S	P	ERA	WHIP
John Wasdin, R ERA: 6.34	(1, 1)	6.1	L	28	5	6	6	1	3	1	0	0	0	0	62	95	8.53	1.263
Buddy Groom, L ERA: 3.88	(7, 1)	0.1		3	2	1	1	1	0	0	0	0	0	0	6	9	27.00	6.000
Paul Fletcher, R ERA: 20.25	(7, 1)	1.1		10	6	3	3	0	1	0	0	0	0	0	14	26	20.25	5.250
Don Wengert, R ERA: 5.06	(9, 1)	0.1		7	6	4	4	0	0	0	0	0	0	1	12	16	108.00	18.000
Carlos Reyes, R ERA: 5.24	(9, 1)	0.2		2	0	0	0	1	0	0	0	0	0	0	5	6	0.00	0.000

PITCHER	IP	WLS	BF	H	R	ER	SO	BB	IBB	HBP	BLK	WP	HR	S	P	ERA	WHIP

TOP

AB	45
R	14
H	19
RBI	14
BB	5
SO	3
LOB	18

Batter	1	2	3	4	5	6	7	8	9	AB	R	H	RBI	BB	SO	LOB
Rafael Bournigal, R (1, 4) OBP: 0.297, SLG: 0.322	C B X 1-1 ① G5-3		X 0-0 ③ G6-3		B D F X 2-1 ③ G6-3			C X 0-1 ② G5-3		4	0	0	0	0	0	1
Scott Brosius, R (1, 5) OBP: 0.437, SLG: 0.615	C F B F F X 1-2 1B			C S F B B F F F X 2-2 ① G3-1		B B C F X 2-2 ① G6-3		B B F F X 2-1 ③ P5		4	0	1	0	0	0	0
Geronimo Berroa, R (1, 9) OBP: 0.342, SLG: 0.570	C B C X 1-2 ② P4			S C C 0-3 ② K		C X 0-1 HR			B B C F F F B F X 3-2 HR	4	2	2	2	0	1	1
Mark McGwire, R (1, 10) OBP: 0.462, SLG: 0.772	C X 0-1 ③ F8			B B B F X 3-1 FC6-4 1B		F X 0-1 ② G6-3			F S F F B S 1-3 ① K	4	0	1	0	0	1	1
Phil Plantier, L (1, 7) OBP: 0.307, SLG: 0.351		C F F S 0-3 ① K		X 0-0 ③ FC6-4 1-2f		C B X 1-1 ③ G4-3			X 0-0 1B	4	0	1	0	0	1	1
Terry Steinbach, R (1, 2) OBP: 0.352, SLG: 0.555		C B S S S 1-3 ② K			F B C F F B S 2-3 ① K		F X 0-1 ① G5-3		X 0-0 ② F7	4	0	0	0	0	2	1
Matt Stairs, L (1, 3) OBP: 0.363, SLG: 0.516		C B X 1-1 ③ G1-3			C C B B X 2-2 1B 2B		C C S 0-3 ② K		B C B X 2-1 ③ L5	4	1	1	0	0	1	1
Ernie Young, R (1, 8) OBP: 0.316, SLG: 0.409			C B S B B F X 3-2 ① G1-3		B B C F D X 3-2 ② P9		B C F B B X 3-2 ③ G6-3			3	0	0	0	0	0	1
Mike Bordick, R (1, 6) OBP: 0.296, SLG: 0.303			C B C X 1-2 ② G1-3		B C X 1-1 2-H 1B			B C B B X 3-1 ① G4-3		3	0	1	1	0	0	0
Inning Stats	R: 0 H: 1 E: 0 LOB: 1 K: 0 BB: 0 S: 12 P: 15	R: 0 H: 0 E: 0 LOB: 0 K: 2 BB: 0 S: 9 P: 11	R: 0 H: 0 E: 0 LOB: 0 K: 0 BB: 0 S: 8 P: 12	R: 0 H: 1 E: 0 LOB: 1 K: 1 BB: 0 S: 13 P: 18	R: 1 H: 2 E: 0 LOB: 1 K: 1 BB: 0 S: 15 P: 25	R: 1 H: 1 E: 0 LOB: 0 K: 0 BB: 0 S: 9 P: 12	R: 0 H: 0 E: 0 LOB: 0 K: 1 BB: 0 S: 8 P: 11	R: 0 H: 0 E: 0 LOB: 0 K: 0 BB: 0 S: 6 P: 11	R: 1 H: 2 E: 0 LOB: 1 K: 1 BB: 0 S: 15 P: 21	1B: 4 SF: 0 2B: 1 SAC: 0 3B: 0 DP: 0 HR: 2 HBP: 0						

PITCHER	IP	WLS	BF	H	R	ER	SO	BB	IBB	HBP	BLK	WP	HR	S	P	ERA	WHIP
Scott Erickson, R (1, 1) ERA: 5.04	9.0	W	34	7	3	3	6	0	0	0	0	0	2	95	136	3.00	0.778

PITCHER	IP	WLS	BF	H	R	ER	SO	BB	IBB	HBP	BLK	WP	HR	S	P	ERA	WHIP

BOTTOM

Baltimore Orioles @ Oakland Athletics

Oakland-Alameda County Coliseum, Oakland, CA

Fri Aug 16 1996, 3:33 AM PDT

Sunny - 71 F

livebaseballscorecards.com

AB	34
R	3
H	7
RBI	3
BB	0
SO	6
LOB	7

Batter	1	2	3	4	5	6	7	8	9	10	AB	R	H	RBI	BB	SO	LOB
Roberto Alomar, S (1, 4) OBP: 0.429, SLG: 0.571	F8		G5-4-3 S 1B		FC1-5 2B		F7			WP 2B 1B	5	1	3	0	0	0	0
Brady Anderson, L (1, 8) OBP: 0.400, SLG: 0.644	P8		G5-4-3 1-2 BB		FC1-5 2-3 2B		1B			K 1-2	4	1	1	0	1	1	2
Cal Ripken Jr., R (1, 6) OBP: 0.345, SLG: 0.464	G5-3		G5-4-3 1-2f 2-3		F8			G4-3 1B		F8	5	0	1	0	0	0	4
Rafael Palmeiro, L (1, 3) OBP: 0.391, SLG: 0.551		P4	L5		1-H 2B			G4-3 1-2		2-H 2B	5	0	2	2	0	0	2
Bobby Bonilla, S (1, 9) OBP: 0.357, SLG: 0.470		2B 3B		P4	K					K	3	1	1	0	1	1	1
Brent Bowers, L (9, 7) OBP: 0.333, SLG: 0.667								G3-6-1 IBB			1	0	0	0	0	1	1
Eddie Murray, S (1, 10) OBP: 0.335, SLG: 0.443		G5-3		HR		K		G3-6-1 1-2f			4	1	1	1	0	1	3
Mike Devereaux, R (1, 7) OBP: 0.314, SLG: 0.347 (9, 9)		1B 2B 3-H		P5		G5-4-3 1B			G1-3		4	1	2	1	0	0	0
Billy Ripken, R (1, 5) OBP: 0.286, SLG: 0.341		2-H 1B		BB		G5-4-3 1-2f			G5-3		3	0	1	1	1	0	1
Cesar Devarez, R (1, 2)		F9		P6			K		G6-3		4	0	0	0	0	1	2

Inning Stats																								
	R: 0	H: 0	R: 2	H: 3	R: 0	H: 1	R: 1	H: 1	R: 1	H: 2	R: 0	H: 1	R: 0	H: 1	R: 0	H: 1	R: 0	H: 0	R: 1	H: 2	1B: 6	SF: 0	WP: 1	PA: 41
	E: 0	LOB: 0	E: 0	LOB: 1	E: 0	LOB: 1	E: 0	LOB: 1	E: 0	LOB: 1	E: 0	LOB: 0	E: 0	LOB: 1	E: 0	LOB: 1	E: 0	LOB: 0	E: 0	LOB: 1	2B: 4	SAC: 0	PB: 0	
	K: 0	BB: 0	K: 0	BB: 0	K: 0	BB: 1	K: 0	BB: 1	K: 1	BB: 0	K: 1	BB: 0	K: 1	BB: 0	K: 0	BB: 1	K: 0	BB: 0	K: 2	BB: 0	3B: 1	DP: 3	SB: 1	
	S: 4	P: 7	S: 9	P: 14	S: 9	P: 16	S: 10	P: 18	S: 13	P: 19	S: 8	P: 11	S: 6	P: 9	S: 4	P: 11	S: 8	P: 11	S: 12	P: 20	HR: 1	HBP: 0	CS: 0	

PITCHER		IP	WLS	BF	H	R	ER	SO	BB	IBB	HBP	BLK	WP	HR	S	P	ERA	WHIP
Doug Johns, L ERA: 5.79	(1, 1)	5.1		24	7	4	4	2	2	0	0	0	0	1	48	79	6.75	1.688
Bobby Chouinard, R ERA: 6.17	(6, 1)	3.2		12	3	0	0	1	0	1	0	0	0	0	23	37	0.00	0.818
Mike Mohler, L ERA: 3.2	(10, 1)	1.0	L	5	2	1	1	2	0	0	0	0	1	0	12	20	9.00	2.000

PITCHER	IP	WLS	BF	H	R	ER	SO	BB	IBB	HBP	BLK	WP	HR	S	P	ERA	WHIP

TOP

Baltimore Orioles @ Oakland Athletics

Oakland-Alameda County Coliseum, Oakland, CA

Fri Aug 16 1996, 7:05 PM PDT

Att. 15,645 - Unknown - 69 F

livebaseballscorecards.com

AB	38
R	5
H	12
RBI	5
BB	3
SO	5
LOB	16

Baltimore Orioles @ Oakland Athletics

Fri Aug 16 1996, 7:05 PM PDT
Att. 15,645 - Unknown - 69 F

Oakland-Alameda County Coliseum, Oakland, CA

livebaseballscorecards.com

BOTTOM

Batter	1	2	3	4	5	6	7	8	9	10	AB	R	H	RBI	BB	SO	LOB
Rafael Bournigal, R (1, 4) OBP: 0.298, SLG: 0.319	C C B F F B X 2-2 P7 ①		F C B X 1-2 F7 ②	B F F 1 SAFE B F X 2-2 HBP 1-2 3-H 1B		1 SAFE B C 1 SAFE B F B F 1 SAFE 4-2 WP BB 1-2 BB		F S X 0-2 L8 ②		B X 1-0 F9 ③	5	0	1	1	1	0	0
Scott Brosius, R (1, 5) OBP: 0.440, SLG: 0.610	X 0-0 G6-3 ②		F B B B B 4-1 1B 1B BB	B F H 2-1 FC6-4 1-2 2-3 HBP		C F B B B B 4-2 WP 1-2 2-3 BB		B C S C 1-3 K ③			2	1	0	0	2	1	0
Geronimo Berroa, R (1, 9) (10, 7) OBP: 0.343, SLG: 0.575	C B F B B C 3-3 K ③		B X 1-0 1B 1-3 1B	B B F X 2-1 FC6-4 ③ 1-2f		B C B C X 2-2 P4 ②			C B X 1-1 HR		5	1	2	1	0	1	6
Mark McGwire, R (1, 3) OBP: 0.464, SLG: 0.768		B B S C C 2-3 K ①	B C F B X 2-2 1-2 3-H 1B		C B F B B B 4-2 FC6-4 BB	B I I I 4-0 1-2 2-3 3-H IBB			F F F F X 0-2 P5 ①		3	0	1	1	2	1	0
Terry Steinbach, R (1, 10) OBP: 0.348, SLG: 0.548		X 0-0 P6 ②	B C B F B S 3-3 K ③		X 0-0 FC6-4 ① 1-2f	F C B B S 2-3 K ③			X 0-0 P3 ②		5	0	0	0	0	2	6
Ernie Young, R (1, 8) OBP: 0.317, SLG: 0.412		B F B S B X 3-2 S 1B		X 0-0 P5 ①	F 1 SAFE X 0-1 P2 ②		C B B B S X 3-2 F8 ①		C X 0-1 2B		5	0	2	0	0	0	1
Phil Plantier, L (1, 7) OBP: 0.306, SLG: 0.346 Tony Batista, R (9, PH) OBP: 0.275, SLG: 0.375 Jose Herrera, L (10, 9) OBP: 0.302, SLG: 0.377	B F 1 SAFE B C 1 SAFE B B 4-2 FC6-4 1-2 BB		C X 0-1 F7 ②	C B B X 2-1 G5-3 ③			C B B S S 1-3 K ②		S B C F B B C 3-3 K ③		3 1 0	0 0 0	0 0 0	0 0 0	1 1 0	1 1 0	1 1 0
Mike Bordick, R (1, 6) OBP: 0.297, SLG: 0.304	C B X 1-1 FC6-4 ③ 1-2f		C B X 1-1 1B 1B 1B			C B B X 2-1 BB WP BB 1B	C B B C B S S 3-3 K ③			B C B X 2-1 L7 ①	5	2	2	0	0	1	2
Izzy Molina, R (1, 2) OBP: 0.167, SLG: 0.167			F B F X 1-2 G1-3 ①	C F B 1 SAFE F B 1 SAFE B 1 SAFE F 1 SAFE 2-2 HBP 1B 1-3 1B		X 0-0 F7 ①		B C B F B F X 3-2 L7 ①		S X 0-1 P3 ②	5	0	1	0	0	0	1

Inning Stats	1	2	3	4	5	6	7	8	9	10
	R: 0 H: 0 E: 0 LOB: 0 K: 1 BB: 0 S: 9 P: 14	R: 0 H: 1 E: 0 LOB: 2 K: 1 BB: 1 S: 11 P: 21	R: 1 H: 2 E: 0 LOB: 2 K: 1 BB: 1 S: 14 P: 26	R: 1 H: 3 E: 0 LOB: 3 K: 0 BB: 0 S: 17 P: 26	R: 0 H: 0 E: 0 LOB: 1 K: 0 BB: 1 S: 8 P: 14	R: 1 H: 1 E: 0 LOB: 3 K: 1 BB: 3 S: 14 P: 32	R: 0 H: 0 E: 0 LOB: 0 K: 2 BB: 0 S: 9 P: 16	R: 0 H: 0 E: 0 LOB: 0 K: 1 BB: 0 S: 10 P: 14	R: 1 H: 2 E: 0 LOB: 1 K: 1 BB: 0 S: 14 P: 18	R: 0 H: 0 E: 0 LOB: 0 K: 0 BB: 0 S: 5 P: 8

| | | |

Baltimore Orioles @ Oakland Athletics

Oakland-Alameda County Coliseum, Oakland, CA

Sat Aug 17 1996, 3:33 AM PDT
Att. 20,231 - Sunny - 70 F

TOP

livebaseballscorecards.com

Batter	1	2	3	4	5	6	7	8	9	AB	R	H	RBI	BB	SO	LOB
Roberto Alomar, S (1, 4) OBP: 0.425, SLG: 0.566	B C B X 2-1 ① G4-3		C B F X 1-2 ③ G5-3			B B X 2-0 ② F7			B C B C B X 3-2 ① L8	4	0	0	0	0	0	0
Brady Anderson, L (1, 8) OBP: 0.401, SLG: 0.643	B B F F X 2-2 ② P6			C X 0-1 CS 1B		C B B X 2-1 ③ L9			X 0-0 G4-3 1B 1B	4	0	2	0	0	0	0
Rafael Palmeiro, L (1, 3) OBP: 0.392, SLG: 0.557	B B X 2-0 ③ P2			D B B F 1 SAFE F 1 SAFE S 3-3 ① ② K 1-2			B X 1-0 HR		C C B X 1-2 G4-3 1-2 1B	4	1	2	1	0	1	1
Bobby Bonilla, S (1, 9) OBP: 0.354, SLG: 0.466		B F X 1-1 ① G3-1		F C B B B F F F X 3-2 ③ G3			F B S X 1-2 ① F9		F B S X 1-2 ② G4-3 1-2 2-3	4	0	0	0	0	0	2
Cal Ripken Jr., R (1, 6) OBP: 0.343, SLG: 0.460		B C B F B F F X 3-2 ② L7			B S X 1-1 ① G5-3		B L B X 2-1 ② P6		B F B D X 3-1 ③ P6	4	0	0	0	0	0	2
B.J. Surhoff, L (1, 5) OBP: 0.358, SLG: 0.508		B C B B B F B 4-2 BB			B X 1-0 FC5-4 1B		C C B B B F X 2-2 ③ P5			2	0	1	0	1	0	0
Eddie Murray, S (1, 10) OBP: 0.333, SLG: 0.440		X 0-0 ③ L7			F B B S F F S 2-3 ② K			B X 1-0 ① G5-3		3	0	0	0	0	1	2
Chris Hoiles, R (1, 2) OBP: 0.364, SLG: 0.505			B S F B C 2-3 ① K		S B X 1-1 ③ FC5-4 1-2f			B S S B B S 3-3 ② K		3	0	0	0	0	2	1
Brent Bowers, L (1, 7) OBP: 0.222, SLG: 0.444			B F F B S 2-3 ② K			L F S 0-3 ① K		C X 0-1 ③ G4-1		3	0	0	0	0	2	0

	AB	31
	R	1
	H	5
	RBI	1
	BB	1
	SO	6
	LOB	8

Inning Stats	1	2	3	4	5	6	7	8	9
	R: 0 E: 0 K: 0 S: 6	R: 0 E: 0 K: 0 S: 10	R: 0 E: 0 K: 2 S: 9	R: 0 E: 0 K: 1 S: 11	R: 0 E: 0 K: 1 S: 10	R: 0 E: 0 K: 1 S: 6	R: 1 E: 0 K: 0 S: 10	R: 0 E: 0 K: 1 S: 6	R: 0 E: 0 K: 0 S: 12
	H: 0 LOB: 0 BB: 0 P: 12	H: 0 LOB: 1 BB: 1 P: 18	H: 0 LOB: 0 BB: 0 P: 14	H: 1 LOB: 0 BB: 0 P: 17	H: 1 LOB: 1 BB: 0 P: 15	H: 0 LOB: 0 BB: 0 P: 10	H: 1 LOB: 0 BB: 0 P: 16	H: 0 LOB: 0 BB: 0 P: 10	H: 2 LOB: 2 BB: 0 P: 20

	1B: 4	SF: 0
	2B: 1	SAC: 0
	3B: 0	DP: 1
	HR: 1	HBP: 0

	WP: 0	PA: 32
	PB: 0	
	SB: 0	
	CS: 1	

PITCHER		IP	WLS	BF	H	R	ER	SO	BB	IBB	HBP	BLK	WP	HR	S	P	ERA	WHIP
Ariel Prieto, R ERA: 4.42	(1, 1)	8.1	W	29	4	1	1	6	1	0	0	0	0	1	72	119	1.08	0.600
Buddy Groom, L ERA: 3.88	(9, 1)	0.0		1	1	0	0	0	0	0	0	0	0	0	3	4	∞	∞
Mark Acre, R ERA: 6.57	(9, 1)	0.2	S	2	0	0	0	0	0	0	0	0	0	0	5	9	0.00	0.000

PITCHER		IP	WLS	BF	H	R	ER	SO	BB	IBB	HBP	BLK	WP	HR	S	P	ERA	WHIP

BOTTOM

Baltimore Orioles @ Oakland Athletics

Oakland-Alameda County Coliseum, Oakland, CA

Sat Aug 17 1996, 3:33 AM PDT
Att. 20,231 - Sunny - 70 F

livebaseballscorecards.com

Batter	1	2	3	4	5	6	7	8	9	AB	R	H	RBI	BB	SO	LOB
Rafael Bournigal, R (1, 4) OBP: 0.293, SLG: 0.314	F8		F8		E5 SF8		K			4	1	0	0	0	1	0
Jason Giambi, L (1, 10) OBP: 0.369, SLG: 0.527	G4-6-3 1B		BB		SF8 3-H			P5		2	0	1	1	1	0	0
Scott Brosius, R (1, 5) OBP: 0.435, SLG: 0.601	G4-6-3 1-2f		K		G1-3			P8		4	0	0	0	0	1	2
Mark McGwire, R (1, 3) OBP: 0.464, SLG: 0.763		F8		HR BB	P4			BB		2	1	0	0	2	0	0
Geronimo Berroa, R (1, 9) OBP: 0.342, SLG: 0.571		BB BB		F9		G6-3		G5-3		3	0	0	0	1	0	2
Jose Herrera, L (9, 9) OBP: 0.302, SLG: 0.377										0	0	0	0	0	0	0
Terry Steinbach, R (1, 2) OBP: 0.348, SLG: 0.554	SAFE	K		1-H HR		K				3	1	1	2	0	2	1
Phil Plantier, L (1, 7) OBP: 0.311, SLG: 0.357		1-2 BB		3B		G4-3				2	0	1	0	1	0	0
Ernie Young, R (1, 8) OBP: 0.315, SLG: 0.409		P2		K			P9			3	0	0	0	0	1	3
Mike Bordick, R (1, 6) OBP: 0.295, SLG: 0.302			L9	F9			K			3	0	0	0	0	1	1
Inning Stats	R: 0 H: 1 E: 0 LOB: 0 K: 0 BB: 0 S: 12 P: 18	R: 0 H: 0 E: 0 LOB: 2 K: 1 BB: 2 S: 9 P: 20	R: 0 H: 0 E: 0 LOB: 1 K: 1 BB: 1 S: 11 P: 18	R: 2 H: 2 E: 0 LOB: 1 K: 1 BB: 1 S: 15 P: 28	R: 1 H: 0 E: 1 LOB: 0 K: 0 BB: 0 S: 7 P: 12	R: 0 H: 0 E: 0 LOB: 0 K: 1 BB: 0 S: 7 P: 12	R: 0 H: 0 E: 0 LOB: 0 K: 2 BB: 0 S: 11 P: 17	R: 0 H: 0 E: 0 LOB: 1 K: 0 BB: 1 S: 8 P: 19		1B: 1 SF: 1 2B: 0 SAC: 0 3B: 1 DP: 1 HR: 1 HBP: 0						

	AB	26
	R	3
	H	3
	RBI	3
	BB	5
	SO	6
	LOB	9

WP: 0 PA: 32
PB: 0
SB: 0
CS: 0

PITCHER		IP	WLS	BF	H	R	ER	SO	BB	IBB	HBP	BLK	WP	HR	S	P	ERA	WHIP
Rocky Coppinger, R ERA: 4.63	(1, 1)	7.0	L	28	3	3	2	6	4	0	0	0	0	1	72	125	2.57	1.000
Mike Milchin, L ERA: 7.94	(8, 1)	0.1		1	0	0	0	0	0	0	0	0	0	0	4	7	0.00	0.000
Archie Corbin, R ERA: 1.8	(8, 1)	0.2		3	0	0	0	0	1	0	0	0	0	0	4	12	0.00	1.500

PITCHER	IP	WLS	BF	H	R	ER	SO	BB	IBB	HBP	BLK	WP	HR	S	P	ERA	WHIP

Baltimore Orioles @ Oakland Athletics

Oakland-Alameda County Coliseum, Oakland, CA

Sun Aug 18 1996, 3:33 AM PDT

Att. 18,122 - Sunny - 67 F

livebaseballscorecards.com

Batter	1	2	3	4	5	6	7	8	9	AB	R	H	RBI	BB	SO	LOB
Roberto Alomar, S (1, 4) OBP: 0.427, SLG: 0.565	FC6-4 1B		F7		G6-3		G4-3 BB 1-2 2-3		2B 1B 1-2 2-3	4	1	2	0	1	0	0
Brady Anderson, L (1, 8) OBP: 0.399, SLG: 0.640	FC6-4 CS 1-2f			G4-3		F7	G4-3 1-2 2-3 3-H		G6-3 2B 1-H 2-H 3-H	5	0	1	4	0	0	3
Rafael Palmeiro, L (1, 3) OBP: 0.392, SLG: 0.557	F7			FC6-4 1B BB		2B	F8		G6-3 2-3	4	0	1	0	1	0	4
Bobby Bonilla, S (1, 9) OBP: 0.355, SLG: 0.464	CS 1-2	FC4-6 BB BB		1B 1-2		G4-3		G5-3	F7	4	0	1	0	1	0	2
Cal Ripken Jr., R (1, 6) OBP: 0.342, SLG: 0.457		FC4-6 BB 1-2		FC6-4 1-2f 2-3		P7		G6-3		3	0	0	0	1	0	3
B.J. Surhoff, L (1, 5) OBP: 0.357, SLG: 0.513		FC4-6 G4-6-3 1-2f 2-3		L6			HR	K		4	1	1	1	0	1	4
Eddie Murray, S (1, 10) OBP: 0.333, SLG: 0.437		G4-6-3 1-2f			F7		BB 1B G4-3 BB		G4-3	3	1	0	0	1	0	2
Chris Hoiles, R (1, 2) OBP: 0.363, SLG: 0.503			F8		G6-3 3B		L9		1B 1B 2B 1B	1	0	0	0	0	0	0
Cesar Devarez, R (4, 2) OBP: 0.200, SLG: 0.286										3	2	2	0	0	0	1
Brent Bowers, L (1, 7) OBP: 0.308, SLG: 0.462			G3		G6-3 3-H		G4-3 BB 1-2 1B		1B 1-2 2B 1B	4	1	2	1	0	0	0
Inning Stats	R: 0 H: 1 E: 0 LOB: 0 K: 0 BB: 0 S: 7 P: 12	R: 0 H: 0 E: 0 LOB: 1 K: 0 BB: 2 S: 8 P: 18	R: 0 H: 0 E: 0 LOB: 0 K: 0 BB: 0 S: 7 P: 12	R: 0 H: 1 E: 0 LOB: 2 K: 0 BB: 1 S: 8 P: 16	R: 1 H: 1 E: 0 LOB: 0 K: 0 BB: 0 S: 9 P: 15	R: 0 H: 1 E: 0 LOB: 1 K: 0 BB: 0 S: 8 P: 14	R: 2 H: 2 E: 0 LOB: 2 K: 0 BB: 2 S: 13 P: 25	R: 0 H: 0 E: 0 LOB: 0 K: 1 BB: 0 S: 6 P: 8	R: 3 H: 4 E: 0 LOB: 1 K: 0 BB: 0 S: 15 P: 22	1B: 6 SF: 0 2B: 2 SAC: 0 3B: 1 DP: 1 HR: 1 HBP: 0						

TOP	
AB	35
R	6
H	10
RBI	6
BB	5
SO	1
LOB	19

WP: 0 PA: 41
PB: 0
SB: 0
CS: 1

PITCHER		IP	WLS	BF	H	R	ER	SO	BB	IBB	HBP	BLK	WP	HR	S	P	ERA	WHIP
Don Wengert, R ERA: 5.02	(1, 1)	6.1	W	27	6	3	3	0	4	0	0	0	0	1	54	101	4.26	1.579
Carlos Reyes, R ERA: 5.22	(7, 1)	0.1		2	0	0	0	0	1	0	0	0	0	0	4	8	0.00	3.000
Doug Johns, L ERA: 5.77	(7, 1)	0.1		1	0	0	0	0	0	0	0	0	0	0	2	3	0.00	0.000
Jim Corsi, R ERA: 3.75	(8, 1)	2.0		10	4	3	3	1	0	0	0	0	0	0	21	30	13.50	2.000

PITCHER	IP	WLS	BF	H	R	ER	SO	BB	IBB	HBP	BLK	WP	HR	S	P	ERA	WHIP

Batter	1	2	3	4	5	6	7	8	9	AB	R	H	RBI	BB	SO	LOB
Tony Batista, R (1, 4) (9, 5) OBP: 0.292, SLG: 0.380	0-1 2B 1B 1B	4-1 S HR BB	0-3 ② K			0-0 ① P2		0-1 BB 1B 1B		4	2	2	0	1	1	0
Jason Giambi, L (1, 10) OBP: 0.371, SLG: 0.529	1-1 1B 1B 1-3 2B	4-2 HR 1-2 HBP	1-0 ③ F8			2-2 E 1B 1B		1-1 ① F8		4	3	2	0	0	0	1
Scott Brosius, R (1, 5) (9, 3) OBP: 0.440, SLG: 0.615	0-0 1B G4-3 1B 2-3 3-H	1-2 1-H 2-H HR		1-1 ① 1B		0-1 E8 1-3 1B		0-2 BB 1-2 1B		5	2	4	4	0	0	1
Mark McGwire, R (1, 3) OBP: 0.468, SLG: 0.772 Rafael Bournigal, R (9, 4) OBP: 0.293, SLG: 0.314	0-1 G4-3 1-3 3-H 1B	2-1 HR		2-2 1B		4-0 1B IBB		0-1 ② F7		4 0	1 0	3 0	2 0	1 0	0 0	2 0
Geronimo Berroa, R (1, 9) OBP: 0.341, SLG: 0.567 Jose Herrera, L (7, 9) OBP: 0.305, SLG: 0.377	0-0 ①② G4-3 1-2f 3-H	4-2 G4-3 BB		0-3 ② K		2-0 ② P4		4-1 1-2 2-3 BB		3 0	0 0	0 0	0 0	1 1	1 0	5 0
Terry Steinbach, R (1, 2) OBP: 0.348, SLG: 0.560	2-1 HR	0-1 ① G4-3 1-2		2-3 ③ K		1-2 ③ 1-2 2-H 3-H 1B		0-1 ③ F7		5	1	2	2	0	1	5
Phil Plantier, L (1, 7) OBP: 0.310, SLG: 0.355	1-0 1B 1B	0-1 ② G3		3-2 ① F9			1-3 ① K			4	0	1	0	0	1	1
Ernie Young, R (1, 8) OBP: 0.314, SLG: 0.407	1-0 1-2 1B	1-2 ③ F9		3-2 ② F7			1-3 ② K			4	0	1	0	0	1	1
Mike Bordick, R (1, 6) OBP: 0.293, SLG: 0.299	0-3 ③ K		2-1 ① G6-3	1-1 ③ F9			1-2 ③ G6-3			4	0	0	0	0	1	2
Inning Stats	R: 4 E: 0 K: 1 S: 15 H: 7 LOB: 2 BB: 0 P: 20	R: 4 E: 0 K: 0 S: 18 H: 2 LOB: 1 BB: 2 P: 34	R: 0 E: 0 K: 1 S: 7 H: 0 LOB: 0 BB: 0 P: 10	R: 0 E: 0 K: 2 S: 11 H: 2 LOB: 1 BB: 0 P: 16	R: 0 E: 0 K: 0 S: 15 H: 0 LOB: 0 BB: 0 P: 22	R: 1 E: 1 K: 0 S: 10 H: 2 LOB: 2 BB: 1 P: 19	R: 0 E: 0 K: 2 S: 9 H: 0 LOB: 0 BB: 0 P: 12	R: 0 E: 0 K: 0 S: 12 H: 2 LOB: 3 BB: 1 P: 17		1B: 11 2B: 1 3B: 0 HR: 3	SF: 0 SAC: 0 DP: 1 HBP: 1					

PITCHER		IP	WLS	BF	H	R	ER	SO	BB	IBB	HBP	BLK	WP	HR	S	P	ERA	WHIP
David Wells, L ERA: 4.96	(1, 1)	1.0	L	12	8	7	7	1	1	0	1	0	0	2	22	36	63.00	9.000
Esteban Yan, R ERA: 3.38	(2, 1)	5.0		21	5	2	1	3	1	1	0	0	0	1	54	85	1.80	1.200
Nerio Rodriguez, R ERA: 2.45	(7, 1)	2.0		9	2	0	0	2	1	0	0	0	0	0	21	29	0.00	1.500

PITCHER	IP	WLS	BF	H	R	ER	SO	BB	IBB	HBP	BLK	WP	HR	S	P	ERA	WHIP

BOTTOM

Baltimore Orioles @ Oakland Athletics

Oakland-Alameda County Coliseum, Oakland, CA

Sun Aug 18 1996, 3:33 AM PDT
Att. 18,122 - Sunny - 67 F

livebaseballscorecards.com

AB	37
R	9
H	15
RBI	8
BB	4
SO	6
LOB	18



Seattle Mariners @ Baltimore Orioles

Oriole Park at Camden Yards, Baltimore, MD

Tue Aug 20 1996, 7:05 PM EDT
Att. 47,679 - Unknown - 87 F

TOP

livebaseballscorecards.com

Batter	1	2	3	4	5	6	7	8	9	AB	R	H	RBI	BB	SO	LOB
Joey Cora, S (1, 4) OBP: 0.333, SLG: 0.409	X 0-0 ① P7		B B X 2-0 ③ G3			C B X 1-1 ① P2		C X 0-1 ② F8		3	0	0	0	0	0	0
Jeff Manto, R (8, PH) OBP: 0.283, SLG: 0.366 (8, 5)										1	0	0	0	0	0	0
Alex Rodriguez, R (1, 6) OBP: 0.413, SLG: 0.643	B B X 2-0 ② F9			B B C X 2-1 ① G1-3		B B S F B X 3-2 ② P2		B C B F B X 3-2 BB BB 1B		4	0	1	0	0	0	0
Ken Griffey Jr., L (1, 8) OBP: 0.392, SLG: 0.649	B F X 1-1 ③ F7			F X 0-1 ② P2		C X 0-1 ③ G4-3		F B B S B B 4-2 1-2 BB BB		3	0	0	0	1	0	0
Edgar Martinez, R (1, 10) OBP: 0.469, SLG: 0.650		C B B C S 2-3 ① K		B B S B B 4-1 BB			C B B B B 4-1 BB BB	C B B B B 4-1 1-2 2-3 BB		1	0	0	0	3	1	0
Dan Wilson, R (1, 2) OBP: 0.350, SLG: 0.467		B B C X 2-1 ② G4-3		F B F B F B S 3-3 ③ K			C F S 0-3 ① K	S B F S 1-3 ③ K		4	0	0	0	0	3	5
Paul Sorrento, L (1, 3) OBP: 0.379, SLG: 0.534		C B B S S B C 3-3 ③ K			B S B B F S 2-3 ① K		B S B B B S F B 4-2 1-2 FC6-4 BB		C F S 0-3 ① K	2	0	0	0	1	2	0
Brian Hunter, R (9, PH) OBP: 0.366, SLG: 0.481										1	0	0	0	0	1	0
Mark Whiten, S (1, 9) OBP: 0.369, SLG: 0.429			B X 1-0 HR		B B F B B 4-1 BB		B C F B C 2-3 ② K		B B B C F B 4-2 BB	2	1	1	1	2	1	2
Rich Amaral, R (1, 7) OBP: 0.402, SLG: 0.361			C B B F F F F X 2-2 CS 1B		C B F B 1 SAFE C 2-3 ② K		B B X 2-0 ③ FC6-4 1-2f		C C F F B B X 2-2 ② F9	4	0	1	0	0	1	4
Andy Sheets, R (1, 5) OBP: 0.274, SLG: 0.262 (8, 4)			B 1 SAFE 1 SAFE F B X 2-1 ① ② G6-3 1-2		S D F C 1-3 ③ K			C C X 0-2 ① G5-3	B C S S C 1-3 ③ K	4	0	0	0	0	2	3
Inning Stats	R: 0 E: 0 K: 0 S: 4 H: 0 LOB: 0 BB: 0 P: 7	R: 0 E: 0 K: 2 S: 8 H: 0 LOB: 0 BB: 0 P: 15	R: 1 E: 0 K: 0 S: 10 H: 2 LOB: 0 BB: 0 P: 17	R: 0 E: 0 K: 1 S: 9 H: 0 LOB: 1 BB: 1 P: 18	R: 0 E: 0 K: 3 S: 10 H: 0 LOB: 1 BB: 1 P: 19	R: 0 E: 0 K: 0 S: 7 H: 0 LOB: 0 BB: 0 P: 11	R: 0 E: 0 K: 2 S: 11 H: 0 LOB: 2 BB: 2 P: 23	R: 0 E: 0 K: 1 S: 14 H: 1 LOB: 3 BB: 2 P: 26	R: 0 E: 0 K: 2 S: 13 H: 0 LOB: 1 BB: 1 P: 20	1B: 2 2B: 0 3B: 0 HR: 1 SF: 0 SAC: 0 DP: 0 HBP: 0							

AB	29
R	1
H	3
RBI	1
BB	7
SO	11
LOB	14

WP: 0 PB: 0 SB: 0 CS: 1 PA: 36

PITCHER		IP	WLS	BF	H	R	ER	SO	BB	IBB	HBP	BLK	WP	HR	S	P	ERA	WHIP
35 Mike Mussina, R ERA: 4.79	(1, 1)	7.0	W	26	2	1	1	8	4	0	0	0	0	1	59	110	1.29	0.857
Jesse Orosco, L ERA: 3.77	(8, 1)	0.2		4	1	0	0	0	1	0	0	0	0	0	10	17	0.00	3.000
Alan Mills, R ERA: 4.54	(8, 1)	0.1		2	0	0	0	1	1	0	0	0	0	0	4	9	0.00	3.000
Randy Myers, L ERA: 3.63	(9, 1)	1.0	S	4	0	0	0	2	1	0	0	0	0	0	13	20	0.00	1.000

PITCHER	IP	WLS	BF	H	R	ER	SO	BB	IBB	HBP	BLK	WP	HR	S	P	ERA	WHIP

Seattle Mariners @ Baltimore Orioles

Oriole Park at Camden Yards, Baltimore, MD

Tue Aug 20 1996, 7:05 PM EDT
Att. 47,679 - Unknown - 87 F

livebaseballscorecards.com

BOTTOM

Batter	1	2	3	4	5	6	7	8	9	AB	R	H	RBI	BB	SO	LOB
Roberto Alomar, S (1, 4) OBP: 0.424, SLG: 0.560	B C B B C S 3-3 ① **K**		B B C C F S 2-3 ② **K**		B B S F B X 3-2 ① F8	X 0-0 ② ③ G3-2-3 3-Hf				4	0	0	0	0	2	3
Brady Anderson, L (1, 8) OBP: 0.402, SLG: 0.642	B C X 1-1 1B		B B F C X 2-2 ③ G6-3		B X 1-0 F8 2B		C B F F B B F B 4-2 S 1B BB			3	1	2	0	1	0	0
Rafael Palmeiro, L (1, 3) OBP: 0.389, SLG: 0.552	X 0-0 ② F7			X 0-0 ① F9	B F D B X 3-1 ② F8 2-3		C B B 1 SAFE F 1 SAFE S 2-3 ① **K** 1-2			4	0	0	0	0	1	3
Bobby Bonilla, S (1, 9) OBP: 0.358, SLG: 0.468 Mike Devereaux, R (9, 9) OBP: 0.314, SLG: 0.347	F C B B X 2-2 ③ F7			B B X 2-0 2B 2B	B B B 4-0 BB		D F F X 1-2 1B 2-H 1B			3	1	2	1	1	0	1
										0	0	0	0	0	0	0
B.J. Surhoff, L (1, 5) OBP: 0.359, SLG: 0.515		C F B B C 2-3 ① **K**		X 0-0 1B 2B 2-H	D S F X 1-2 ③ G6-3		B X 1-0 G5-4-3 1-2 1B			4	1	2	1	0	1	2
Cal Ripken Jr., R (1, 6) OBP: 0.343, SLG: 0.457		X 0-0 ② G5-3		B C F F X 1-2 ② 1B G4-3 2-H 1B		C B X 1-1 BB BB G3-2-3 1B	B X 1-0 ② ③ G5-4-3 1-2f			4	1	2	1	0	0	2
Eddie Murray, S (1, 10) OBP: 0.336, SLG: 0.437		B B B B 4-0 BB		C B S F B B X 3-2 G4-3 1-3 1B		B B B B 4-0 BB 1-2 BB		B B X 2-0 ① F8		2	0	1	0	2	0	0
Chris Hoiles, R (1, 2) OBP: 0.362, SLG: 0.498		C X 0-1 ③ P6		C F X 0-2 ② G4-3 1-2 3-H		2 SAFE B B B B 4-0 1-2 2-3 BB		S C B B F B S 3-3 ② **K**		3	0	0	1	1	1	2
Brent Bowers, L (1, 7) OBP: 0.235, SLG: 0.353			F X 0-1 ① G1-3	C B B X 2-1 ③ G4-3		F B F X 1-2 ① L5		B C B S F X 2-2 ③ L6		4	0	0	0	0	0	4
Inning Stats	R: 0 E: 0 K: 1 S: 9 H: 1 LOB: 1 BB: 0 P: 15	R: 0 E: 0 K: 1 S: 6 H: 0 LOB: 1 BB: 1 P: 12	R: 0 E: 0 K: 1 S: 9 H: 0 LOB: 0 BB: 0 P: 13	R: 3 E: 0 K: 0 S: 16 H: 4 LOB: 1 BB: 0 P: 24	R: 0 E: 0 K: 0 S: 9 H: 1 LOB: 2 BB: 1 P: 21	R: 0 E: 0 K: 0 S: 6 H: 1 LOB: 2 BB: 2 P: 16	R: 1 E: 0 K: 1 S: 12 H: 2 LOB: 1 BB: 1 P: 21	R: 0 E: 0 K: 1 S: 9 H: 0 LOB: 0 BB: 0 P: 16		1B: 6 2B: 3 3B: 0 HR: 0 SF: 0 SAC: 0 DP: 2 HBP: 0						

	AB	31
	R	4
	H	9
	RBI	4
	BB	5
	SO	5
	LOB	17

WP: 0 PB: 0 SB: 1 CS: 0 PA: 36

PITCHER		IP	WLS	BF	H	R	ER	SO	BB	IBB	HBP	BLK	WP	HR	S	P	ERA	WHIP
Matt Wagner, R ERA: 6.33	(1, 1)	5.0	L	26	7	3	3	3	4	0	0	0	0	0	51	96	5.40	2.200
Bobby Ayala, R ERA: 5.66	(6, 1)	2.0		7	2	1	1	1	1	0	0	0	0	0	16	26	4.50	1.500
Bob Wells, R ERA: 4.66	(8, 1)	1.0		3	0	0	0	1	0	0	0	0	0	0	9	16	0.00	0.000

PITCHER		IP	WLS	BF	H	R	ER	SO	BB	IBB	HBP	BLK	WP	HR	S	P	ERA	WHIP

Batter	1	2	3	4	5	6	7	8	9	AB	R	H	RBI	BB	SO	LOB
Joey Cora, S (1, 4) OBP: 0.332, SLG: 0.408	C B X 1-1 G6-3 ①		B B C X 2-1 G3-1 ②		B X 1-0 HR 2-3 3-H 1B	B B F F X 2-2 G3-1 ③			C B C S 1-3 K ①	4	1	1	1	0	0	2
Rich Amaral, R (9, PH) OBP: 0.401, SLG: 0.359										1	0	0	0	0	1	0
Alex Rodriguez, R (1, 6) OBP: 0.415, SLG: 0.658	B C C X 1-2 HR		C B B C B F X 3-2 2B		C S F X 0-2 1-H 3-H HR		B C X 1-1 G4-3 ①		C B X 1-1 G4-3 ②	5	2	3	4	0	0	0
Ken Griffey Jr., L (1, 8) OBP: 0.388, SLG: 0.641	S C S 0-3 K ②		S S B S 1-3 K ③		B F F F F X 1-2 F8 ②		B B S X 2-1 P4 ②		F B S S 1-3 K ③	5	0	0	0	0	3	1
Edgar Martinez, R (1, 10) OBP: 0.472, SLG: 0.648	C B B B B 4-1 BB			F B F B X 2-2 G5-3 ①	H 1-0 HBP		B C B C B B 4-2 BB			1	0	0	0	2	0	0
Jay Buhner, R (1, 9) OBP: 0.371, SLG: 0.571	B F S S 1-3 K ③			B C F C 1-3 K ②	X 0-0 G1-4-3 ③		B C B X 2-1 F8 ③			4	0	0	0	0	2	3
Paul Sorrento, L (1, 3) OBP: 0.377, SLG: 0.529		F X 0-1 G6-3 ①		B C X 1-1 G6-3 ③		F B B X 2-1 G4-3 ①		F S S S 1-3 K ①		3	0	0	0	0	0	0
Brian Hunter, R (8, PH) OBP: 0.364, SLG: 0.478										1	0	0	0	0	1	0
(8, 3)																
Mark Whiten, S (1, 7) OBP: 0.371, SLG: 0.428		B B B C C X 3-2 G1-3 ②			X 0-0 G3-1 1B 1B 1B	B B C B X 3-1 F7 ②		C S B B B F B 4-2 BB		3	1	1	0	1	0	0
Dan Wilson, R (1, 2) OBP: 0.351, SLG: 0.467		B F B B B F S 3-3 K ③			C B X 1-1 1B G3-1 1-2 HR 1B	X 0-0 1B 1B		B S F S 1-3 K ②		4	1	2	0	0	2	1
Doug Strange, S (1, 5) OBP: 0.287, SLG: 0.316			C B C F F X 1-2 P4 ①		F X 0-1 G3-1 ① 1-2 2-3	X 0-0 1-2 1B		X 0-0 F9 ③		4	0	1	0	0	0	3
Inning Stats	R: 1 E: 0 K: 2 S: 12 H: 1 LOB: 1 BB: 1 P: 19	R: 0 E: 0 K: 1 S: 8 H: 0 LOB: 0 BB: 0 P: 14	R: 0 E: 0 K: 1 S: 14 H: 1 LOB: 1 BB: 0 P: 21	R: 0 E: 0 K: 1 S: 8 H: 0 LOB: 0 BB: 0 P: 12	R: 4 E: 0 K: 0 S: 16 H: 4 LOB: 1 BB: 0 P: 20	R: 0 E: 0 K: 0 S: 9 H: 2 LOB: 2 BB: 0 P: 16	R: 0 E: 0 K: 0 S: 8 H: 0 LOB: 1 BB: 1 P: 17	R: 0 E: 0 K: 2 S: 10 H: 0 LOB: 1 BB: 1 P: 16	R: 0 E: 0 K: 2 S: 8 H: 0 LOB: 0 BB: 0 P: 11	1B: 5 2B: 1 3B: 0 HR: 2	SF: 0 SAC: 0 DP: 0 HBP: 1						

PITCHER		IP	WLS	BF	H	R	ER	SO	BB	IBB	HBP	BLK	WP	HR	S	P	ERA	WHIP
Scott Erickson, R ERA: 5.13	(1, 1)	6.0	W	28	8	5	5	5	1	0	1	0	0	2	67	102	7.50	1.500
Archie Corbin, R ERA: 1.64	(7, 1)	1.0		4	0	0	0	0	1	0	0	0	0	0	8	17	0.00	1.000
Jesse Orosco, L ERA: 3.68	(8, 1)	1.0		4	0	0	0	2	1	0	0	0	0	0	10	16	0.00	1.000
Alan Mills, R ERA: 4.42	(9, 1)	1.0		3	0	0	0	2	0	0	0	0	0	0	8	11	0.00	0.000

PITCHER	IP	WLS	BF	H	R	ER	SO	BB	IBB	HBP	BLK	WP	HR	S	P	ERA	WHIP

TOP

Seattle Mariners @ Baltimore Orioles

Oriole Park at Camden Yards, Baltimore, MD

Wed Aug 21 1996, 7:05 PM EDT

Att. 47,198 - Unknown - 87 F

livebaseballscorecards.com

AB	35
R	5
H	8
RBI	5
BB	3
SO	9
LOB	10

1B: 5	SF: 0	WP: 0	PA: 39
2B: 1	SAC: 0	PB: 0	
3B: 0	DP: 0	SB: 0	
HR: 2	HBP: 1	CS: 0	

BOTTOM

Batter	1	2	3	4	5	6	7	8	9	AB	R	H	RBI	BB	SO	LOB
Roberto Alomar, S (1, 4) OBP: 0.424, SLG: 0.561	K		2B 1B	2B		G6-3		G3 1-2		5	1	2	0	0	1	1
Brady Anderson, L (1, 8) OBP: 0.398, SLG: 0.635	F7		1 SAFE 1 SAFE K	K		K		1 SAFE G1-3		5	0	0	0	0	3	3
Cal Ripken Jr., R (1, 6) OBP: 0.347, SLG: 0.469	E 2B		F8		HR		E HR 1B	2-H 1B		5	3	4	2	0	0	1
Rafael Palmeiro, L (1, 3) OBP: 0.389, SLG: 0.552	E1 BB 1B 2-H		1 SAFE 1-H 2B		G3 S BB		E3 HR 1-2	G4-3		4	2	1	1	1	0	2
Bobby Bonilla, S (1, 9) OBP: 0.361, SLG: 0.474 Brent Bowers, L (9, 7) OBP: 0.235, SLG: 0.353	1B 1-2 BB		F8		G3 1-2 BB		1-H 2-H HR			2 0	1 0	1 0	3 0	2 0	0 0	1 0
Eddie Murray, S (1, 10) OBP: 0.335, SLG: 0.435	1-3 2-H 1B			F7	K		G5-3			4	0	1	1	0	1	2
B.J. Surhoff, L (1, 5) OBP: 0.358, SLG: 0.515		G5-3		HR 2B	G3 1-2 2-3		K			4	1	1	0	0	1	2
Chris Hoiles, R (1, 2) OBP: 0.361, SLG: 0.505		K		2-H HR	K		F7			4	1	1	2	0	2	2
Mike Devereaux, R (1, 7) OBP: 0.313, SLG: 0.345 (9, 9)		F8		G5-3		F9		G3 1B 1B		4	1	1	0	0	0	0
Inning Stats	R: 2 E: 1 K: 1 S: 12 H: 2 LOB: 2 BB: 1 P: 23	R: 0 E: 0 K: 1 S: 6 H: 0 LOB: 0 BB: 0 P: 11	R: 1 E: 0 K: 1 S: 10 H: 2 LOB: 1 BB: 0 P: 19	R: 2 E: 0 K: 1 S: 15 H: 3 LOB: 1 BB: 0 P: 22	R: 1 E: 0 K: 2 S: 14 H: 1 LOB: 2 BB: 2 P: 28	R: 0 E: 0 K: 1 S: 7 H: 0 LOB: 0 BB: 0 P: 10	R: 3 E: 1 K: 1 S: 11 H: 2 LOB: 0 BB: 0 P: 14	R: 1 E: 0 K: 0 S: 17 H: 2 LOB: 1 BB: 0 P: 28		1B: 5 2B: 4 3B: 0 HR: 3 SF: 0 SAC: 0 DP: 0 HBP: 0						

PITCHER		IP	WLS	BF	H	R	ER	SO	BB	IBB	HBP	BLK	WP	HR	S	P	ERA	WHIP
Sterling Hitchcock, L ERA: 5.35	(1, 1)	4.0	L	22	8	6	4	4	2	0	0	0	0	2	46	85	9.00	2.500
Randy Johnson, L ERA: 3.22	(5, 1)	3.0		13	2	3	2	4	1	0	0	0	0	1	29	42	6.00	1.000
Michael Jackson, R ERA: 4.11	(8, 1)	1.0		5	2	1	1	0	0	0	0	0	0	0	17	28	9.00	2.000

PITCHER	IP	WLS	BF	H	R	ER	SO	BB	IBB	HBP	BLK	WP	HR	S	P	ERA	WHIP

Seattle Mariners @ Baltimore Orioles

Oriole Park at Camden Yards, Baltimore, MD

Wed Aug 21 1996, 7:05 PM EDT
Att. 47,198 - Unknown - 87 F

livebaseballscorecards.com

AB	37
R	10
H	12
RBI	9
BB	3
SO	8
LOB	14

WP: 0 PB: 0 SB: 2 CS: 0 PA: 40

Batter	1	2	3	4	5	6	7	8	9	AB	R	H	RBI	BB	SO	LOB
Joey Cora, S (1, 4) OBP: 0.333, SLG: 0.408	0-1 2B 1B	0-1 F9		0-1 G4-3 1-2	C 1 SAFE X 0-1 1-3 3-H 1B		X 0-0 F9			5	1	2	1	0	0	3
Alex Rodriguez, R (1, 6) OBP: 0.415, SLG: 0.659	B 1 SAFE B X 2-0 1-H 1B 2B		B C B C X 2-2 F4		C F B X 1-2 F9 2-2 SF8 3-H			C X 0-1 G6-4-3 1B		4	1	2	2	0	0	0
Ken Griffey Jr., L (1, 8) OBP: 0.390, SLG: 0.641	B F B F B F X 3-2 G5-4-3 2-H 1B		S B B S F X 2-2 1B SF8 1B		B X 1-1 BB 1B HR 1B 1-3 K			B X 1-0 F9		5	2	3	1	0	1	2
Edgar Martinez, R (1, 10) OBP: 0.471, SLG: 0.645	C 1 C X 0-2 F9		C 1 SAFE F B B X 2-2 1-3 1B		C F B 1 SAFE X 2-2 BB HR 1-2 1B	C B B F B C 3-3 K		X 0-0 G6-4-3 1-2f		5	1	2	0	0	1	2
Jay Buhner, R (1, 9) OBP: 0.369, SLG: 0.568 Rich Amaral, R (9, 7) OBP: 0.401, SLG: 0.359	B 1 SAFE 1 SAFE X 1-0 G5-4-3 1-2f		S S B B X 2-2 SF8 3-H		B B B B 4-0 HR 1-2 2-3 BB	X 0-0 P3			X 0-0 F8	3 0	1 0	0 0	1 0	1 0	0 0	1 0
Paul Sorrento, L (1, 3) OBP: 0.377, SLG: 0.535		X 0-0 F9	B B S S X 2-2 P5		C B S F X 1-2 1-H 2-H 3-H HR	S F F B X 1-2 1B			B C B F F B X 3-2 G1-3	5	1	2	4	0	0	1
Mark Whiten, S (1, 7) OBP: 0.374, SLG: 0.427 (9, 9)		B B S B B 4-1 2B BB		B S C B B B 4-2 S BB	B B X 2-0 2B 1B 1B	C M B X 1-2 G4-3			B B C B F X 3-2 G3-1	3	1	1	0	2	0	1
Dan Wilson, R (1, 2) OBP: 0.350, SLG: 0.468		C 1 SAFE C B 1 SAFE F F X 1-2 F9		F 1 S B C 1-3 K	X 0-0 1B 1B 1-3 2B		B B F S X 2-2 F7			4	1	1	0	0	1	2
Andy Sheets, R (1, 5) OBP: 0.283, SLG: 0.284		B X 1-0 1-3 2B		1 SAFE C B 1 SAFE F S 1-3 K	S B X 1-1 1B SF8 2-3 3-H 1B		F B C C 1-3 K			4	1	2	1	0	2	1
Inning Stats	R: 2 E: 0 K: 0 S: 11 H: 3 LOB: 0 BB: 0 P: 17	R: 0 E: 0 K: 0 S: 10 H: 1 LOB: 2 BB: 1 P: 16	R: 1 E: 0 K: 0 S: 16 H: 2 LOB: 1 BB: 0 P: 26	R: 0 E: 0 K: 2 S: 10 H: 0 LOB: 1 BB: 1 P: 16	R: 7 E: 0 K: 1 S: 25 H: 7 LOB: 1 BB: 1 P: 40	R: 0 E: 0 K: 1 S: 12 H: 1 LOB: 1 BB: 0 P: 17	R: 0 E: 0 K: 1 S: 7 H: 0 LOB: 0 BB: 0 P: 10	R: 0 E: 0 K: 0 S: 4 H: 1 LOB: 0 BB: 0 P: 5	R: 0 E: 0 K: 0 S: 8 H: 0 LOB: 0 BB: 0 P: 14	1B: 11 2B: 3 3B: 0 HR: 1	SF: 2 SAC: 0 DP: 2 HBP: 0						

PITCHER	IP	WLS	BF	H	R	ER	SO	BB	IBB	HBP	BLK	WP	HR	S	P	ERA	WHIP
Rocky Coppinger, R (1, 1) ERA: 5.25	4.1	L	25	10	8	8	2	3	0	0	0	0	1	61	100	16.61	3.000
Nerio Rodriguez, R (5, 1) ERA: 4.26	2.2		12	4	2	2	3	0	0	0	0	0	0	30	42	6.75	1.500
Mike Milchin, L (8, 1) ERA: 7.61	1.0		3	1	0	0	0	0	0	0	0	0	0	4	5	0.00	1.000
Terry Mathews, R (9, 1) ERA: 4.82	1.0		3	0	0	0	0	0	0	0	0	0	0	8	14	0.00	0.000

PITCHER	IP	WLS	BF	H	R	ER	SO	BB	IBB	HBP	BLK	WP	HR	S	P	ERA	WHIP

Seattle Mariners @ Baltimore Orioles

Oriole Park at Camden Yards, Baltimore, MD

Thu Aug 22 1996, 7:05 PM EDT

Att. 47,380 - Unknown - 91 F

TOP

livebaseballscorecards.com

AB	38
R	10
H	15
RBI	10
BB	3
SO	5
LOB	13

1B: 11	SF: 2	WP: 0	PA: 43
2B: 3	SAC: 0	PB: 0	
3B: 0	DP: 2	SB: 1	
HR: 1	HBP: 0	CS: 0	

Seattle Mariners @ Baltimore Orioles

Oriole Park at Camden Yards, Baltimore, MD

Thu Aug 22 1996, 7:05 PM EDT
Att. 47,380 - Unknown - 91 F

BOTTOM

Batter	1	2	3	4	5	6	7	8	9	AB	R	H	RBI	BB	SO	LOB
Roberto Alomar, S (1, 4) OBP: 0.422, SLG: 0.558	F9		FC6-4 1-2f			F8			HR 1B	4	1	1	0	0	0	1
Brady Anderson, L (1, 8) OBP: 0.399, SLG: 0.641	K			P4			1B		HR 1-H	4	1	2	2	0	1	0
Cal Ripken Jr., R (1, 6) OBP: 0.345, SLG: 0.465	F9			P5			F7		K	4	0	0	0	0	1	1
Rafael Palmeiro, L (1, 3) OBP: 0.387, SLG: 0.547		G6-3		F8			F7		G6-3	4	0	0	0	0	0	1
Bobby Bonilla, S (1, 9) OBP: 0.359, SLG: 0.471 Brent Bowers, L (8, 7) OBP: 0.278, SLG: 0.389		G3			G6-3		G1-3		1B	3 1	0 0	0 1	0 0	0 0	0 0	1 0
B.J. Surhoff, L (1, 5) OBP: 0.355, SLG: 0.510		F7			G3			G3-1	K	4	0	0	0	0	1	1
Eddie Murray, S (1, 10) OBP: 0.333, SLG: 0.432			F8		L7			F8		3	0	0	0	0	0	0
Chris Hoiles, R (1, 2) OBP: 0.361, SLG: 0.505 Cesar Devarez, R (7, 2) OBP: 0.188, SLG: 0.267			FC6-4 1B			G5-3		K		2 1	0 0	1 0	0 0	0 0	0 1	0 0
Mike Devereaux, R (1, 7) (8, 9) OBP: 0.313, SLG: 0.355			FC6-4 FC6-4 1-2f			P2			HR	3	1	1	1	0	0	1

livebaseballscorecards.com

AB	33
R	3
H	6
RBI	3
BB	0
SO	4
LOB	6

Inning Stats	1	2	3	4	5	6	7	8	9
	R: 0 E: 0 K: 1 S: 6	H: 0 LOB: 0 BB: 0 P: 8	R: 0 E: 0 K: 0 S: 8	H: 0 LOB: 0 BB: 0 P: 12	R: 0 E: 0 K: 0 S: 9	H: 1 LOB: 1 BB: 0 P: 16	R: 0 E: 0 K: 0 S: 4	H: 0 LOB: 0 BB: 0 P: 5	R: 0 E: 0 K: 0 S: 6	H: 0 LOB: 0 BB: 0 P: 9
	R: 0 E: 0 K: 0 S: 7	H: 0 LOB: 0 BB: 0 P: 12	R: 0 E: 0 K: 0 S: 7	H: 1 LOB: 1 BB: 0 P: 8	R: 0 E: 0 K: 1 S: 8	H: 0 LOB: 0 BB: 0 P: 10	R: 3 E: 0 K: 2 S: 21	H: 4 LOB: 1 BB: 0 P: 34		

	1B: 4	SF: 0	WP: 0	PA: 33
	2B: 0	SAC: 0	PB: 0	
	3B: 0	DP: 0	SB: 0	
	HR: 2	HBP: 0	CS: 0	

PITCHER		IP	WLS	BF	H	R	ER	SO	BB	IBB	HBP	BLK	WP	HR	S	P	ERA	WHIP
Jamie Moyer, L ERA: 4.03	(1, 1)	8.0	W	29	5	3	3	2	0	0	0	0	0	2	64	95	3.38	0.625
Norm Charlton, L ERA: 4.77	(9, 1)	1.0		4	1	0	0	2	0	0	0	0	0	0	12	19	0.00	1.000

PITCHER	IP	WLS	BF	H	R	ER	SO	BB	IBB	HBP	BLK	WP	HR	S	P	ERA	WHIP

California Angels @ Baltimore Orioles

Oriole Park at Camden Yards, Baltimore, MD

Fri Aug 23 1996, 7:05 PM EDT

Att. 47,291 - Unknown - 95 F

livebaseballscorecards.com

TOP

Batter	1	2	3	4	5	6	7	8	9	AB	R	H	RBI	BB	SO	LOB
Randy Velarde, R (1, 5) (8, 4) OBP: 0.376, SLG: 0.415	G4-3		1B		L7			G1-3		4	0	1	0	0	0	1
Jim Edmonds, L (1, 8) OBP: 0.395, SLG: 0.619	K		K			K			HR	4	1	1	1	0	3	1
Tim Salmon, R (1, 9) OBP: 0.377, SLG: 0.506	K		F8			L7			K	4	0	0	0	0	2	1
Chili Davis, S (1, 10) OBP: 0.396, SLG: 0.532		HR	K			F8			G1-3	4	1	1	1	0	1	0
Rex Hudler, R (1, 4) George Arias, R (8, 5) OBP: 0.351, SLG: 0.583 OBP: 0.290, SLG: 0.335	1B		F7				F9		K	3 1	0 0	1 0	0 0	0 0	0 1	0 0
16 Garret Anderson, L (1, 7) OBP: 0.319, SLG: 0.419	G1-3		G5-3				L3			3	0	0	0	0	0	1
Gary Disarcina, R (1, 6) OBP: 0.292, SLG: 0.355	G5-3				F8		G4-3			3	0	1	0	0	0	1
J.T. Snow, L (1, 3) OBP: 0.337, SLG: 0.380	G5-3				F8			F9		3	0	0	0	0	0	2
Todd Greene, R (1, 2) OBP: 0.152, SLG: 0.219			K		FC5-2-6-1-5-2			G1-3		3	0	0	0	0	1	1

	AB	32
	R	2
	H	5
	RBI	2
	BB	0
	SO	8
	LOB	8

Inning Stats										
	R: 0 E: 0 K: 2 S: 8	H: 0 LOB: 0 BB: 0 P: 11	R: 1 E: 0 K: 0 S: 10	H: 2 LOB: 1 BB: 0 P: 14	R: 0 E: 0 K: 2 S: 9	H: 1 LOB: 1 BB: 0 P: 13	R: 0 E: 0 K: 1 S: 7	H: 0 LOB: 0 BB: 0 P: 13	R: 0 E: 0 K: 0 S: 16	H: 1 LOB: 1 BB: 0 P: 24
	R: 0 E: 0 K: 1 S: 5	H: 0 LOB: 0 BB: 0 P: 8	R: 0 E: 0 K: 0 S: 6	H: 0 LOB: 0 BB: 0 P: 10	R: 0 E: 0 K: 0 S: 8	H: 0 LOB: 0 BB: 0 P: 10	R: 1 E: 0 K: 2 S: 9	H: 1 LOB: 0 BB: 0 P: 19	1B: 2 2B: 1 3B: 0 HR: 2	SF: 0 SAC: 0 DP: 0 HBP: 0
	WP: 0 PB: 0 SB: 0 CS: 0	PA: 32								

PITCHER		IP	WLS	BF	H	R	ER	SO	BB	IBB	HBP	BLK	WP	HR	S	P	ERA	WHIP
David Wells, L ERA: 4.84	(1, 1)	8.0	L	29	5	2	2	6	0	0	0	0	0	2	70	106	2.25	0.625
Alan Mills, R ERA: 4.3	(9, 1)	1.0		3	0	0	0	2	0	0	0	0	0	0	8	16	0.00	0.000

PITCHER	IP	WLS	BF	H	R	ER	SO	BB	IBB	HBP	BLK	WP	HR	S	P	ERA	WHIP

BOTTOM

California Angels @ Baltimore Orioles

Oriole Park at Camden Yards, Baltimore, MD

Fri Aug 23 1996, 7:05 PM EDT

Att. 47,291 - Unknown - 95 F

livebaseballscorecards.com

Batter	1	2	3	4	5	6	7	8	9	AB	R	H	RBI	BB	SO	LOB
Roberto Alomar, S (1, 4) OBP: 0.422, SLG: 0.554	K		FC4-6 1-2f		P6		FC3-6 BB		BB	3	0	0	0	2	1	1
Brady Anderson, L (1, 8) OBP: 0.397, SLG: 0.635	K		K		HBP		FC3-6 1-2f		K	4	0	0	0	0	3	3
Rafael Palmeiro, L (1, 3) OBP: 0.386, SLG: 0.544	BB		F7		F6		F9			3	0	0	0	1	0	3
Bobby Bonilla, S (1, 9) OBP: 0.358, SLG: 0.468	F7			1B PB FC3-2 BB		F7		G5-3		3	0	0	0	1	0	1
Cal Ripken Jr., R (1, 6) OBP: 0.346, SLG: 0.467		G6-3		FC3-2 1-3 1B		F8		2B		4	0	2	0	0	0	0
B.J. Surhoff, L (1, 5) OBP: 0.354, SLG: 0.508		E6		FC3-2 1-2 3-H		1B		P4		4	0	1	0	0	0	3
Eddie Murray, S (1, 10) OBP: 0.333, SLG: 0.431		K		K		1B		K		4	0	1	0	0	3	4
Chris Hoiles, R (1, 2) OBP: 0.358, SLG: 0.498		K		K		F8			P3	4	0	0	0	0	2	5
Brent Bowers, L (1, 7) OBP: 0.273, SLG: 0.364			FC4-6 1B		L5		F8		P5	4	0	1	0	0	0	0
Inning Stats	R: 0 H: 0 E: 0 LOB: 1 K: 2 BB: 1 S: 13 P: 22	R: 0 H: 0 E: 1 LOB: 1 K: 2 BB: 0 S: 12 P: 19	R: 0 H: 1 E: 0 LOB: 1 K: 1 BB: 0 S: 14 P: 23	R: 0 H: 1 E: 0 LOB: 2 K: 2 BB: 1 S: 15 P: 23	R: 0 H: 0 E: 0 LOB: 1 K: 0 BB: 0 S: 6 P: 9	R: 0 H: 2 E: 0 LOB: 2 K: 0 BB: 0 S: 15 P: 23	R: 0 H: 0 E: 0 LOB: 1 K: 0 BB: 1 S: 7 P: 13	R: 0 H: 1 E: 0 LOB: 1 K: 1 BB: 0 S: 11 P: 17	R: 0 H: 0 E: 0 LOB: 1 K: 1 BB: 1 S: 9 P: 13	1B: 4 SF: 0 2B: 1 SAC: 0 3B: 0 DP: 0 HR: 0 HBP: 1						WP: 0 PA: 38 PB: 1 SB: 0 CS: 0	

	AB	33
	R	0
	H	5
	RBI	0
	BB	4
	SO	9
	LOB	20

PITCHER		IP	WLS	BF	H	R	ER	SO	BB	IBB	HBP	BLK	WP	HR	S	P	ERA	WHIP
Shawn Boskie, R ERA: 4.74	(1, 1)	6.1	W	28	4	0	0	7	3	0	1	0	0	0	78	126	0.00	1.105
Mike Holtz, L ERA: 0.78	(7, 1)	1.1		5	1	0	0	0	0	0	0	0	0	0	12	18	0.00	0.750
Troy Percival, R ERA: 2.03	(8, 1)	1.1	S	5	0	0	0	2	1	0	0	0	0	0	12	18	0.00	0.750

PITCHER	IP	WLS	BF	H	R	ER	SO	BB	IBB	HBP	BLK	WP	HR	S	P	ERA	WHIP

California Angels @ Baltimore Orioles

Oriole Park at Camden Yards, Baltimore, MD

Sat Aug 24 1996, 7:05 PM EDT

Att. 46,487 - Unknown - 87 F

TOP

livebaseballscorecards.com

Batter	1	2	3	4	5	6	7	8	9	AB	R	H	RBI	BB	SO	LOB
Randy Velarde, R (1, 4) OBP: 0.373, SLG: 0.411	B S B F F B F X 3-2 ① L4	F B X 1-1 ③ P6			B C X 1-1 ② F9		C B C B X 2-2 ① F7		X 0-0 ① SH5-4 1-2 2-3	4	0	0	0	0	0	2
Jim Edmonds, L (1, 8) OBP: 0.392, SLG: 0.615	F B F S 1-3 ② K		S B X 1-1 F9 2B		C B C B S 2-3 ③ K		C B F B C 2-3 ② K		B B S S S 2-3 ② K	5	0	1	0	0	4	3
Tim Salmon, R (1, 9) OBP: 0.379, SLG: 0.506	C X 0-1 ③ P3		B X 1-0 ① F9 2-3			B F F F B X 2-2 BB 1B 1B	B F X 1-1 1B		C F B B B B 4-2 BB	4	1	2	0	1	0	1
Chili Davis, S (1, 10) OBP: 0.394, SLG: 0.527		B B S C B F F B 4-2 2B 1B BB	B C X 1-1 ② P5			B 1 SAFE F C F F F B S 2-3 ① K	C F B X 1-2 ③ G4-3		C B B S F B F F X 3-2 ③ G6-3	4	1	0	0	1	1	6
16 Garret Anderson, L (1, 7) OBP: 0.318, SLG: 0.417		F S B F X 1-2 ① F8	B F C F B S 2-3 ③ K2-3			C X 0-1 ② F7		C B C X 1-2 G5-4-3 1B		4	0	1	0	0	1	3
J.T. Snow, L (1, 3) OBP: 0.338, SLG: 0.382		C B B X 2-1 1B 1-3 SF8 2B		F X 0-1 ① G3		1 SAFE B B B F B B 4-1 1B 1-2 BB		B C 1 SAFE M F F 1 SAFE X 1-2 ①② G5-4-3 1-2f		3	2	1	0	1	0	1
Gary Disarcina, R (1, 6) OBP: 0.294, SLG: 0.356		F X 0-1 1B 2-3 3-H 1B		C B X 1-1 ② P3		X 0-0 1B 1-3 2-H 1B		B C B B X 3-1 ③ G6-3		4	0	2	2	0	0	0
Jorge Fabregas, L (1, 2) Don Slaught, R (9, PH) Orlando Palmeiro, L (9, PR)		X 0-0 ② SF8 3-H		C X 0-1 ③ G1-3		1 SAFE X 0-0 1-3 3-H 1B			B F F F X 1-2 SH5-4 1B	2 1 0	0 0 0	1 1 0	2 0 0	0 0 0	0 0 0	0 0 0
George Arias, R (1, 5) OBP: 0.291, SLG: 0.335 Rex Hudler, R (9, PH) OBP: 0.353, SLG: 0.585		X 0-0 1-2 1B			B X 1-0 ① P5	B C C B X 2-2 ③ G5-3			C S B F X 1-2 SH5-4 1-2 1B	3 1	0 0	1 1	0 0	0 0	0 0	2 0

Inning Stats	1	2	3	4	5	6	7	8	9
	R: 0 H: 0 E: 0 LOB: 0 K: 1 BB: 0 S: 10 P: 14	R: 2 H: 3 E: 0 LOB: 2 K: 0 BB: 1 S: 16 P: 24	R: 0 H: 1 E: 0 LOB: 1 K: 1 BB: 0 S: 9 P: 14	R: 0 H: 0 E: 0 LOB: 0 K: 0 BB: 0 S: 6 P: 7	R: 0 H: 0 E: 0 LOB: 0 K: 1 BB: 0 S: 6 P: 10	R: 2 H: 3 E: 0 LOB: 2 K: 1 BB: 1 S: 17 P: 27	R: 0 H: 1 E: 0 LOB: 1 K: 1 BB: 0 S: 11 P: 17	R: 0 H: 1 E: 0 LOB: 0 K: 0 BB: 0 S: 9 P: 14	R: 0 H: 2 E: 0 LOB: 3 K: 1 BB: 1 S: 19 P: 30

1B: 9 SF: 1
2B: 2 SAC: 1
3B: 0 DP: 1
HR: 0 HBP: 0

WP: 0 PA: 40
PB: 0
SB: 0
CS: 0

	AB	35
	R	4
	H	11
	RBI	4
	BB	3
	SO	6
	LOB	18

PITCHER		IP	WLS	BF	H	R	ER	SO	BB	IBB	HBP	BLK	WP	HR	S	P	ERA	WHIP
35 Mike Mussina, R ERA: 4.81	(1, 1)	7.0	W	31	8	4	4	5	2	0	0	0	0	0	75	113	5.14	1.429
Jesse Orosco, L ERA: 3.6	(8, 1)	1.0		3	1	0	0	0	0	0	0	0	0	0	9	14	0.00	1.000
Randy Myers, L ERA: 3.55	(9, 1)	1.0	S	6	2	0	0	1	1	0	0	0	0	0	19	30	0.00	3.000

PITCHER	IP	WLS	BF	H	R	ER	SO	BB	IBB	HBP	BLK	WP	HR	S	P	ERA	WHIP

California Angels @ Baltimore Orioles

Oriole Park at Camden Yards, Baltimore, MD

Sat Aug 24 1996, 7:05 PM EDT
Att. 46,487 - Unknown - 87 F

BOTTOM

livebaseballscorecards.com

Batter	1	2	3	4	5	6	7	8	9	AB	R	H	RBI	BB	SO	LOB
Roberto Alomar, S (1, 4) OBP: 0.424, SLG: 0.553	4-1 S 1B BB	4-2 BB		1-1 ③ G4-3		3-2 SH1-3 1B 1B 3-H		3-2 ③ F7		3	1	1	1	2	0	0
Brady Anderson, L (1, 8) OBP: 0.398, SLG: 0.637	1-2 ① 2B 1B 1-H	1-1 ③ F8			1-1 F9 1B 2B	SAFE 0-1 ① SH1-3 1-2				3	2	2	0	0	0	3
Rafael Palmeiro, L (1, 3) OBP: 0.388, SLG: 0.547	2-2 2B 2-H		4-1 FC5-4 1B BB		1-0 ① F9 2-3	0-0 ② 2-H 1B				3	0	2	2	1	0	1
Bobby Bonilla, S (1, 9) OBP: 0.359, SLG: 0.468	2-1 ② G5-3		2-2 FC5-4 1-2 1B		0-1 HBP 1B SF8 3-H 1B	1-2 ③ G5-3				4	1	2	1	0	0	1
B.J. Surhoff, L (1, 5) OBP: 0.355, SLG: 0.508	0-2 ③ F9		1-3 ① K		1-2 SF8 HBP 1-2 1B		1-1 G4-6-3 1B			4	0	2	0	0	1	3
Cal Ripken Jr., R (1, 6) OBP: 0.347, SLG: 0.466		4-0 2B FC1-2 BB	2-0 ② FC5-4 1-2f 2-3		2-1 1-2 2-3 HBP		SAFE 3-1 ① P3			2	0	0	0	1	0	3
Eddie Murray, S (1, 10) OBP: 0.332, SLG: 0.432	SAFE 3-1 FC1-2 1-3 2B		0-0 ③ P4		2-0 ② SF8 2-3 3-H		SAFE 2-2 ② ③ G4-6-3 1-2f			3	0	1	1	0	0	3
Chris Hoiles, R (1, 2) OBP: 0.354, SLG: 0.492 Cesar Devarez, R (9, 2) OBP: 0.188, SLG: 0.267	2-3 ① K			1-2 ① P5	1-3 ③ K2-3			2-3 ① K		4 0	0 0	0 0	0 0	0 0	3 0	4 0
Brent Bowers, L (1, 7) OBP: 0.250, SLG: 0.333 Mike Devereaux, R (6, PH) OBP: 0.314, SLG: 0.362 (7, 7)	1-1 ② FC1-2 2-3 3-H			0-1 ② F9		1-0 1B 3B		3-2 ② L8		2 2	0 1	0 1	0 0	0 0	0 0	2 0
Inning Stats	R: 1 H: 2 E: 0 LOB: 1 K: 0 BB: 1 S: 12 P: 21	R: 0 H: 1 E: 0 LOB: 3 K: 1 BB: 2 S: 11 P: 26	R: 0 H: 1 E: 0 LOB: 2 K: 1 BB: 1 S: 10 P: 19	R: 0 H: 0 E: 0 LOB: 0 K: 0 BB: 0 S: 7 P: 9	R: 2 H: 3 E: 0 LOB: 2 K: 1 BB: 0 S: 14 P: 22	R: 2 H: 3 E: 0 LOB: 0 K: 0 BB: 0 S: 13 P: 18	R: 0 H: 1 E: 0 LOB: 0 K: 0 BB: 0 S: 8 P: 13	R: 0 H: 0 E: 0 LOB: 0 K: 1 BB: 0 S: 9 P: 17		1B: 7 SF: 1 2B: 3 SAC: 1 3B: 1 DP: 1 HR: 0 HBP: 1				WP: 0 PA: 37 PB: 0 SB: 1 CS: 0		

	AB	30
	R	5
	H	11
	RBI	5
	BB	4
	SO	4
	LOB	20

PITCHER		IP	WLS	BF	H	R	ER	SO	BB	IBB	HBP	BLK	WP	HR	S	P	ERA	WHIP
Pep Harris, R ERA: 6.3	(1, 1)	5.0		26	7	3	3	3	4	0	1	0	0	0	54	97	5.40	2.200
Kyle Abbott, L ERA: 20.25	(6, 1)	1.0	L	6	4	2	2	0	0	0	0	0	0	0	15	21	18.00	4.000
Greg Gohr, R ERA: 7.0	(7, 1)	2.0		5	0	0	0	1	0	0	0	0	0	0	15	27	0.00	0.000

PITCHER	IP	WLS	BF	H	R	ER	SO	BB	IBB	HBP	BLK	WP	HR	S	P	ERA	WHIP

Batter	1	2	3	4	5	6	7	8	9	AB	R	H	RBI	BB	SO	LOB
Randy Velarde, R (1, 4) OBP: 0.375, SLG: 0.417	B C F B X 2-2 G5-3 ①		B B B C B 4-1 S 1B BB	B B X 2-0 1-H 2-H 3-H HR	C X 0-1 F8 ②		F C F X 0-2 G5-3 ②		C F B B F B F F B 4-2 G6-3 1B BB	4	2	1	4	2	0	2
Jim Edmonds, L (1, 8) OBP: 0.393, SLG: 0.617 Orlando Palmeiro, L (6, 8) OBP: 0.360, SLG: 0.373	F B X 1-1 L5 ②		1 SAFE 1 SAFE F C 1 B S 1-3 K ②	B B F F F B X 3-2 1B 2B	B X 1-0 BB BB 1-2 2-3 1B		C B B F X 2-2 HR 1B		C B B X 2-1 G6-3 1-2 1B	4	1	2	0	0	1	1
										2	1	2	0	0	0	0
Tim Salmon, R (1, 9) OBP: 0.382, SLG: 0.513	C S X 0-2 G1-3 ③		1 SAFE S 1 SAFE F B 1 B D X 3-2 1-H 1B	D D F B B 4-1 1B 1B BB	B C B B B 4-1 BB 1-2 2-3 3-H BB		X 0-0 1-H HR		C B B B X 3-1 G6-3 1-2 2-3 ①	4	2	2	4	2	0	2
Chili Davis, S (1, 10) OBP: 0.395, SLG: 0.525 Jack Howell, L (7, PH) OBP: 0.321, SLG: 0.520		S F S 0-3 K ①	C S 1 SAFE X 0-2 G6-3 ③	F B X 1-1 1B 1B 1-3 2-H	B B B B 4-0 1-2 2-3 3-H BB		B B F B S F X 3-2 1B		S S F B B S F S 2-3 K ②	3	0	1	2	1	1	1
										2	0	1	0	0	1	2
J.T. Snow, L (1, 3) OBP: 0.341, SLG: 0.387 Rex Hudler, R (8, 3) OBP: 0.352, SLG: 0.583	C C X 0-2 16 G6-3 1B 2B			3-2 1B 16 1B E 1B 1-2 16 L4-6 1-3 3-H 1B	F X 0-1 L6 ③		F F X 0-2 G4-3 ③		F S S B F S 1-3 K ③	5	2	3	1	0	0	4
										1	0	0	0	0	1	2
16 Garret Anderson, L (1, 7) OBP: 0.317, SLG: 0.415	F F X 0-2 G6-3 ② 2-3			0-0 E 1B 1-2 HR 1B 0-2 L4-6 2-2		X 0-0 L8 ①		C C C 0-3 K ①		5	1	1	0	0	1	3
Gary Disarcina, R (1, 6) OBP: 0.295, SLG: 0.357	C S X 0-2 3-H 1B			L X 0-1 B5 ①	C B X 1-1 1B 1B BB 1B	B B X 2-0 G3 ②		C F B B X 2-2 L9 ②		5	1	2	1	0	0	2
Jorge Fabregas, L (1, 2) OBP: 0.335, SLG: 0.332	1 SAFE C X 0-1 G1-3 ③			C X 0-1 E HR 1-2 2-3 1B	X 0-0 BB 1B BB 1-2 1B	C F B X 1-2 P6 ③		X 0-0 2B		5	2	3	0	0	0	1
George Arias, R (1, 5) OBP: 0.284, SLG: 0.326			C X 0-1 F7 ①	B C F F X 1-2 E1 HR 1-2 2-3 3-H	F S X 0-2 L9 ①		B F B B X 3-1 G5-3 ①	C B B F F S 2-3 K ③		5	1	0	0	0	1	5
Inning Stats	R: 0 H: 0 E: 0 LOB: 0 K: 0 BB: 0 S: 8 P: 11	R: 1 H: 2 E: 0 LOB: 1 K: 1 BB: 0 S: 14 P: 14	R: 1 H: 1 E: 0 LOB: 1 K: 1 BB: 1 S: 12 P: 20	R: 7 H: 7 E: 1 LOB: 1 K: 0 BB: 1 S: 28 P: 43	R: 2 H: 3 E: 0 LOB: 3 K: 0 BB: 2 S: 12 P: 22	R: 0 H: 0 E: 0 LOB: 0 K: 0 BB: 0 S: 5 P: 8	R: 2 H: 3 E: 0 LOB: 1 K: 0 BB: 0 S: 17 P: 25	R: 0 H: 1 E: 0 LOB: 1 K: 2 BB: 0 S: 11 P: 15	R: 0 H: 1 E: 0 LOB: 2 K: 2 BB: 1 S: 19 P: 31	1B: 13 SF: 0 2B: 4 SAC: 0 3B: 0 DP: 1 HR: 2 HBP: 0						

California Angels @ Baltimore Orioles

Oriole Park at Camden Yards, Baltimore, MD

Sun Aug 25 1996, 3:33 AM EDT
Att. 47,239 - Sunny - 89 F

TOP

livebaseballscorecards.com

AB	45
R	13
H	18
RBI	12
BB	5
SO	6
LOB	25

		WP: 0	PA: 50
		PB: 0	
		SB: 1	
		CS: 0	

PITCHER		IP	WLS	BF	H	R	ER	SO	BB	IBB	HBP	BLK	WP	HR	S	P	ERA	WHIP
Scott Erickson, R ERA: 5.39	(1, 1)	3.1	L	20	8	8	7	2	1	0	0	0	0	1	51	71	18.90	2.700
Esteban Yan, R ERA: 5.79	(4, 1)	1.1		9	5	3	3	0	1	0	0	0	0	0	20	28	20.25	4.500
Nerio Rodriguez, R ERA: 5.19	(5, 1)	2.1		12	3	2	2	0	2	0	0	0	0	1	25	44	7.71	2.143
Mike Milchin, L ERA: 7.3	(8, 1)	1.0		4	1	0	0	2	0	0	0	0	0	0	11	15	0.00	1.000
Archie Corbin, R ERA: 1.5	(9, 1)	1.0		5	1	0	0	2	1	0	0	0	0	0	19	31	0.00	2.000

PITCHER		IP	WLS	BF	H	R	ER	SO	BB	IBB	HBP	BLK	WP	HR	S	P	ERA	WHIP

California Angels @ Baltimore Orioles

Oriole Park at Camden Yards, Baltimore, MD

Sun Aug 25 1996, 3:33 AM EDT

Att. 47,239 - Sunny - 89 F

BOTTOM

livebaseballscorecards.com

Batter	1	2	3	4	5	6	7	8	9	AB	R	H	RBI	BB	SO	LOB
Roberto Alomar, S (1, 4) OBP: 0.423, SLG: 0.552	B B C X 2-1 L6 ①			B C B X 2-1 G6-3 ①		B B F X 2-1 1B		C F D C 1-3 K ②		3	0	1	0	0	0	0
Billy Ripken, R (7, 4) OBP: 0.284, SLG: 0.339										1	0	0	0	0	1	2
Brady Anderson, L (1, 8) OBP: 0.399, SLG: 0.635	B B C B B 4-1 CS BB			C X 0-1 1B		B X 1-0 ③ P2		X 0-0 ③ G4-3		3	0	1	0	1	0	3
Rafael Palmeiro, L (1, 3) OBP: 0.386, SLG: 0.542	X 0-0 ② P5			B B X 2-0 ① F9			S X 0-1 ① G1-3		B C F B B C 3-3 K ①	4	0	0	0	0	1	2
Bobby Bonilla, S (1, 9) OBP: 0.358, SLG: 0.467	1 SAFE C 1 SAFE 1 B B 2-1 CS ③ 1-2	B X 1-0 F7 ①		B B B C C S 3-3 K ③			X 0-0 FC4-6 1B		B X 1-0 F7 ②	4	0	1	0	0	1	1
B.J. Surhoff, L (1, 5) OBP: 0.352, SLG: 0.503		B C C X 1-2 G4-3 ②		C S B B X 2-2 F7 ①			C B X 1-1 FC4-6 ② 1-2f		F B S F F S 1-3 K ③	4	0	0	0	0	1	1
Cal Ripken Jr., R (1, 6) OBP: 0.347, SLG: 0.466		B X 1-0 L7 ③		C F X 0-2 G4-6-3 1B			C B B C X 2-2 P6 ③			2	0	1	0	0	0	0
Manny Alexander, R (7, 6) OBP: 0.149, SLG: 0.109										1	0	0	0	0	0	1
Eddie Murray, S (1, 10) OBP: 0.332, SLG: 0.430		B B X 2-0 L7 ①		B B F B X 3-1 G4-6-3 ② ③ 1-2f				B F B B B 4-1 1B BB		2	0	0	0	1	0	1
Chris Hoiles, R (1, 2) OBP: 0.351, SLG: 0.488		X 0-0 G5-3 ②				B B C X 2-1 G5-3 ①		B F S S 1-3 K ①		3	0	0	0	0	1	1
Brent Bowers, L (1, 7) OBP: 0.259, SLG: 0.333		B C X 1-1 G4-3 ③				B B F S F T 2-2 K ②		B F B F F X 2-2 1-2 1B		3	0	1	0	0	1	0

| | | | | | | | | | |

Oakland Athletics @ Baltimore Orioles

Oriole Park at Camden Yards, Baltimore, MD

Mon Aug 26 1996, 7:05 PM EDT
Att. 43,361 - Unknown - 87 F

livebaseballscorecards.com

Batter	1	2	3	4	5	6	7	8	9	10	AB	R	H	RBI	BB	SO	LOB
Tony Batista, R (1, 4) OBP: 0.320, SLG: 0.436	HR		F8	SF8 3-H		F7		HR 3-H		K	5	2	2	4	0	1	1
Scott Brosius, R (1, 5) OBP: 0.426, SLG: 0.598	F7		1B 1B 2B	K		F9		L7			5	1	1	0	0	1	1
Jason Giambi, L (1, 3) OBP: 0.366, SLG: 0.516	K		1B 1B BB		K	K	K		K	K	3	1	0	0	1	3	0
Brian Lesher, R (9, PH) OBP: 0.400, SLG: 0.250 (9, 9)											1	0	0	0	0	1	0
Geronimo Berroa, R (1, 10) OBP: 0.339, SLG: 0.551	K		1B 1-2 2-3 1B		HR 1B	K	K		F8		5	1	2	0	0	2	0
Matt Stairs, L (1, 9) OBP: 0.377, SLG: 0.588		S BB	G1-6-3 1-3 2-H 3-H 1B		1 SAFE HR 1-2 1B		HR		K		3	2	3	3	1	0	0
Mark McGwire, R (9, PH) OBP: 0.476, SLG: 0.769 (9, 3)											1	0	0	0	0	1	0
Terry Steinbach, R (1, 2) OBP: 0.340, SLG: 0.545		P4	G1-6-3 1-2f		1-H 2-H HR	K				G4-3 1B BB	4	1	1	3	1	1	3
Rafael Bournigal, R (10, PR) OBP: 0.290, SLG: 0.310		1 SAFE									0	1	0	0	0	0	0
Izzy Molina, R (10, 2) OBP: 0.357, SLG: 0.385											0	0	0	0	0	0	0
Phil Plantier, L (1, 7) OBP: 0.304, SLG: 0.346		K		F8	K			F9 WP HR 1B		P3	5	1	1	0	0	2	2
		1-2															
Ernie Young, R (1, 8) OBP: 0.317, SLG: 0.407				1B SF8 1B	G1-3			K 1-2		G4-3 1-2	3	1	1	0	1	1	1
Jose Herrera, L (10, PH) OBP: 0.305, SLG: 0.372 (10, 8)		BB									1	0	0	0	0	0	1
Mike Bordick, R (1, 6) OBP: 0.292, SLG: 0.307		L9				P4		F9 2-3		1B 2-H	5	0	2	1	0	0	3
Inning Stats	R: 1 E: 0 K: 2 S: 11	R: 0 E: 0 K: 1 S: 11	R: 2 E: 0 K: 0 S: 12	R: 1 E: 0 K: 1 S: 13	R: 3 E: 0 K: 2 S: 16	R: 0 E: 0 K: 0 S: 8	R: 1 E: 0 K: 3 S: 15	R: 2 E: 0 K: 1 S: 10	R: 0 E: 0 K: 2 S: 14	R: 1 E: 0 K: 1 S: 12	1B: 8	SF: 1					
	H: 1 LOB: 0 BB: 0 P: 15	H: 0 LOB: 2 BB: 2 P: 23	H: 3 LOB: 1 BB: 1 P: 17	H: 2 LOB: 1 BB: 0 P: 22	H: 3 LOB: 0 BB: 0 P: 23	H: 0 LOB: 0 BB: 0 P: 14	H: 1 LOB: 0 BB: 0 P: 18	H: 2 LOB: 0 BB: 0 P: 16	H: 0 LOB: 0 BB: 0 P: 21	H: 1 LOB: 1 BB: 1 P: 23	2B: 1	SAC: 0					
											3B: 0	DP: 1					
											HR: 4	HBP: 0					

	AB	41
	R	11
	H	13
	RBI	11
	BB	4
	SO	13
	LOB	12

WP: 1 PA: 46
PB: 0
SB: 1
CS: 0

PITCHER		IP	WLS	BF	H	R	ER	SO	BB	IBB	HBP	BLK	WP	HR	S	P	ERA	WHIP
Rocky Coppinger, R ERA: 5.66	(1, 1)	5.0		26	9	7	7	6	3	0	0	0	0	2	63	100	12.60	2.400
Terry Mathews, R ERA: 4.81	(6, 1)	2.0		7	1	1	1	3	0	0	0	0	0	1	23	32	4.50	0.500
Alan Mills, R ERA: 4.66	(8, 1)	1.0		5	2	2	2	1	0	0	0	0	1	1	10	16	18.00	2.000
Jesse Orosco, L ERA: 3.55	(9, 1)	0.2		2	0	0	0	1	0	0	0	0	0	0	11	15	0.00	0.000
Armando Benitez, R ERA: 7.71	(9, 1)	0.2		3	0	1	1	1	1	0	0	0	0	0	7	17	13.50	1.500

PITCHER		IP	WLS	BF	H	R	ER	SO	BB	IBB	HBP	BLK	WP	HR	S	P	ERA	WHIP
Randy Myers, L ERA: 3.5	(10, 1)	0.2	W	3	1	0	0	1	0	0	0	0	0	0	8	12	0.00	1.500

Oakland Athletics @ Baltimore Orioles

Oriole Park at Camden Yards, Baltimore, MD

Mon Aug 26 1996, 7:05 PM EDT

Att. 43,361 - Unknown - 87 F

livebaseballscorecards.com

Batter	1	2	3	4	5	6	7	8	9	10	AB	R	H	RBI	BB	SO	LOB
Roberto Alomar, S (1, 4) OBP: 0.422, SLG: 0.548	L8		K FC6			FC6-4 BB			3B 1B	K	5	1	1	0	1	2	4
Brady Anderson, L (1, 8) OBP: 0.400, SLG: 0.641	BLK 1B HBP		F7	G4-3		K			2B 3B	BB 3B	5	3	2	2	0	1	2
Rafael Palmeiro, L (1, 3) OBP: 0.389, SLG: 0.551	G4-6-3 1B		HR	G3		FC6-4			2B	IBB	5	1	3	4	1	0	1
Bobby Bonilla, S (1, 9) OBP: 0.360, SLG: 0.471	G4-6-3		HR	G3			L4		IBB	BB IBB	4	1	1	1	2	0	1
Cal Ripken Jr., R (1, 6) OBP: 0.347, SLG: 0.463		E5 G5-3 1B	2B HR 1B		F9		G6-3		B2	BB	5	1	1	1	1	0	2
B.J. Surhoff, L (1, 5) OBP: 0.352, SLG: 0.504		1B	HR 2B		L7		G3		F8		5	1	2	0	0	0	2
Eddie Murray, S (1, 10) OBP: 0.333, SLG: 0.429		P6	HR IBB		FC6-4 1B		L9		F9		4	1	1	0	1	0	4
Chris Hoiles, R (1, 2) OBP: 0.352, SLG: 0.494 Manny Alexander, R (10, PR) OBP: 0.149, SLG: 0.109		G5-3	HR		FC6-4		K			SH1-4 3B HBP	4 0	1 1	1 0	4 0	0 0	1 0	3 0
Brent Bowers, L (1, 7) OBP: 0.267, SLG: 0.333 Mike Devereaux, R (8, PH) OBP: 0.313, SLG: 0.361 (9, 7)		E6 HR FC6 1B				G3	K			SH1-4	3 1	1 0	1 0	0 0	0 0	0 1	0 0

Inning Stats										
	R: 1 H: 1 E: 0 LOB: 0 K: 0 BB: 0 S: 9 P: 16	R: 0 H: 1 E: 1 LOB: 1 K: 0 BB: 0 S: 9 P: 12	R: 7 H: 6 E: 1 LOB: 1 K: 1 BB: 1 S: 28 P: 47	R: 0 H: 0 E: 0 LOB: 0 K: 0 BB: 0 S: 7 P: 11	R: 0 H: 1 E: 0 LOB: 1 K: 0 BB: 0 S: 8 P: 13	R: 0 H: 0 E: 0 LOB: 1 K: 1 BB: 1 S: 8 P: 14	R: 0 H: 0 E: 0 LOB: 0 K: 0 BB: 0 S: 6 P: 9	R: 0 H: 0 E: 0 LOB: 0 K: 2 BB: 0 S: 7 P: 13	R: 2 H: 3 E: 0 LOB: 2 K: 0 BB: 1 S: 11 P: 23	R: 2 H: 1 E: 0 LOB: 3 K: 1 BB: 3 S: 8 P: 24

1B: 6	SF: 0	WP: 0	PA: 50
2B: 2	SAC: 1	PB: 0	
3B: 2	DP: 2	SB: 0	
HR: 3	HBP: 2	CS: 0	

PITCHER		IP	WLS	BF	H	R	ER	SO	BB	IBB	HBP	BLK	WP	HR	S	P	ERA	WHIP
John Wasdin, R ERA: 6.25	(1, 1)	2.2		16	6	7	2	1	0	1	1	0	0	2	38	62	6.75	2.250
Carlos Reyes, R ERA: 5.18	(3, 1)	2.2		12	3	1	0	0	1	0	0	0	0	1	26	45	0.00	1.500
Buddy Groom, L ERA: 3.97	(6, 1)	2.2		9	1	1	1	3	0	0	0	0	0	0	20	32	3.38	0.375
Doug Johns, L ERA: 5.76	(9, 1)	0.0		3	2	1	1	0	0	1	0	0	0	0	2	9	∞	∞
Mark Acre, R ERA: 6.61	(9, 1)	1.2	L	10	1	2	2	1	1	2	1	0	0	0	15	34	10.80	1.200

PITCHER	IP	WLS	BF	H	R	ER	SO	BB	IBB	HBP	BLK	WP	HR	S	P	ERA	WHIP

AB	41
R	12
H	13
RBI	12
BB	6
SO	5
LOB	19

Oakland Athletics @ Baltimore Orioles

Oriole Park at Camden Yards, Baltimore, MD

Tue Aug 27 1996, 7:05 PM EDT
Att. 43,641 - Overcast - 79 F

TOP

livebaseballscorecards.com

Batter	1	2	3	4	5	6	7	8	9	AB	R	H	RBI	BB	SO	LOB
Tony Batista, R (1, 4) OBP: 0.318, SLG: 0.438	1B 2B		F9		G6-3			K		4	0	1	0	0	1	0
Mike Bordick, R (1, 6) OBP: 0.292, SLG: 0.307	G1-3		G6-3			G3		1B		4	0	1	0	0	0	1
Scott Brosius, R (1, 5) OBP: 0.422, SLG: 0.591	L3			K		G1		K		4	0	0	0	0	2	2
Mark McGwire, R (1, 3) OBP: 0.474, SLG: 0.762	2-3 1B			F8		F8		F7		4	0	1	0	0	0	1
Terry Steinbach, R (1, 2) OBP: 0.340, SLG: 0.547	F8			3B			P4		G5-3	4	0	1	0	0	0	2
Matt Stairs, L (1, 7) OBP: 0.364, SLG: 0.566		F8		G6-3			F7		F7	4	0	0	0	0	0	1
Brian Lesher, R (1, 9) OBP: 0.444, SLG: 0.750		K			HR		BB 1B		G1-3	4	1	2	1	0	1	0
Ernie Young, R (1, 8) OBP: 0.317, SLG: 0.405		G1-3			K		1-2 BB			2	0	0	0	1	1	0
Izzy Molina, R (1, 10) OBP: 0.294, SLG: 0.313			F9		F9		G1-3			3	0	0	0	0	0	2
Inning Stats	R: 0 E: 0 K: 0 S: 5 H: 2 LOB: 2 BB: 0 P: 5	R: 0 E: 0 K: 1 S: 5 H: 0 LOB: 0 BB: 0 P: 5	R: 0 E: 0 K: 0 S: 3 H: 0 LOB: 0 BB: 0 P: 3	R: 0 E: 0 K: 1 S: 6 H: 1 LOB: 1 BB: 0 P: 6	R: 1 E: 0 K: 1 S: 6 H: 1 LOB: 0 BB: 0 P: 6	R: 0 E: 0 K: 0 S: 3 H: 0 LOB: 0 BB: 0 P: 3	R: 0 E: 0 K: 0 S: 4 H: 1 LOB: 2 BB: 1 P: 8	R: 0 E: 0 K: 2 S: 8 H: 1 LOB: 1 BB: 0 P: 8	R: 0 E: 0 K: 0 S: 3 H: 0 LOB: 0 BB: 0 P: 3	1B: 3 2B: 1 3B: 1 HR: 1 SF: 0 SAC: 0 DP: 0 HBP: 0						

AB	33
R	1
H	6
RBI	1
BB	1
SO	5
LOB	9

WP: 0 PA: 34
PB: 0
SB: 0
CS: 0

PITCHER		IP	WLS	BF	H	R	ER	SO	BB	IBB	HBP	BLK	WP	HR	S	P	ERA	WHIP
David Wells, L ERA: 4.7	(1, 1)	7.1	W	29	6	1	1	4	1	0	0	0	0	1	36	40	1.23	0.955
Alan Mills, R ERA: 4.58	(8, 1)	0.2		2	0	0	0	1	0	0	0	0	0	0	4	4	0.00	0.000
Randy Myers, L ERA: 3.42	(9, 1)	1.0	S	3	0	0	0	0	0	0	0	0	0	0	3	3	0.00	0.000

PITCHER	IP	WLS	BF	H	R	ER	SO	BB	IBB	HBP	BLK	WP	HR	S	P	ERA	WHIP

Oakland Athletics @ Baltimore Orioles

Oriole Park at Camden Yards, Baltimore, MD

Tue Aug 27 1996, 7:05 PM EDT

Att. 43,641 - Overcast - 79 F

livebaseballscorecards.com

BOTTOM

Batter	1	2	3	4	5	6	7	8	9	AB	R	H	RBI	BB	SO	LOB
Roberto Alomar, S (1, 4) OBP: 0.425, SLG: 0.549	BBBB 4-0 WP BLK BB		x 0-0 F7-4-3 1B			x 0-0 G4-3 2B 1B	SSS 0-3 ② K			3	1	2	0	1	1	3
Brady Anderson, L (1, 8) OBP: 0.397, SLG: 0.636	x 0-0 ① F8		x 0-0 ②③ F7-4-3 1-2			x 0-0 ② G4-3 1-2	SSS 0-3 ③ K			4	0	0	0	0	1	6
Rafael Palmeiro, L (1, 3) OBP: 0.391, SLG: 0.550	BBBB 4-0 G4-6-3 1-2 BB			x 0-0 ① F9		BBBB 4-0 2B BB		BBBB 4-0 FC3-6 BB		1	1	0	0	3	0	0
Bobby Bonilla, S (1, 9) OBP: 0.359, SLG: 0.471 Brent Bowers, L (8, PR) OBP: 0.267, SLG: 0.333 (9, 7)	x 0-0 ②③ G4-6-3 1-2f 2-3			x 0-0 ② G3		x 0-0 1-H 2-H 2B		x 0-0 ① FC3-6 BB 1-2f		4 0	0 0	1 0	2 0	0 0	0 0	3 0
Cal Ripken Jr., R (1, 6) OBP: 0.347, SLG: 0.463		x 0-0 G4-3 SF9 2B		SSS 0-3 ③ K		x 0-0 ③ G1-3		x 0-0 ② F8		4	1	1	0	0	1	2
B.J. Surhoff, L (1, 5) OBP: 0.354, SLG: 0.503		x 0-0 ① G4-3 2-3			x 0-0 ① G4-3		x 0-0 1B 1B	BBBB 4-0 1-2 BB		3	0	1	0	1	0	1
Eddie Murray, S (1, 10) OBP: 0.332, SLG: 0.428		x 0-0 ② SF9 3-H			x 0-0 ② G1-3		x 0-0 BB 1-3 1B	x 0-0 ③ G4-3		3	0	1	1	0	0	2
Mark Parent, R (1, 2) OBP: 0.261, SLG: 0.491		x 0-0 ③ G1-3			x 0-0 ③ G4-3		BBBB 4-0 1-2 BB			2	0	0	0	1	0	0
Mike Devereaux, R (1, 7) OBP: 0.311, SLG: 0.358 (9, 9)			x 0-0 ① G1-3			x 0-0 ① G5-3	x 0-0 ① F7			3	0	0	0	0	0	3

Inning Stats	R: 0 E: 0 K: 0 S: 2	H: 0 LOB: 1 BB: 2 P: 10	R: 1 E: 0 K: 0 S: 4	H: 1 LOB: 0 BB: 0 P: 4	R: 0 E: 0 K: 0 S: 3	H: 1 LOB: 0 BB: 0 P: 3	R: 0 E: 0 K: 1 S: 5	H: 0 LOB: 0 BB: 0 P: 5	R: 0 E: 0 K: 0 S: 3	H: 0 LOB: 0 BB: 0 P: 3	R: 2 E: 0 K: 2 S: 5	H: 2 LOB: 1 BB: 1 P: 9	R: 0 E: 0 K: 2 S: 9	H: 2 LOB: 3 BB: 1 P: 13	R: 0 E: 0 K: 0 S: 3	H: 0 LOB: 2 BB: 2 P: 11	1B: 4 2B: 3 3B: 0 HR: 0	SF: 1 SAC: 0 DP: 2 HBP: 0	WP: 1 PB: 0 SB: 0 CS: 0	PA: 34
---	---	---	---	---	---	---	---	---	---	---	---	---	---	---	---	---	---	---	---	---

PITCHER	IP	WLS	BF	H	R	ER	SO	BB	IBB	HBP	BLK	WP	HR	S	P	ERA	WHIP
Ariel Prieto, R (1, 1) ERA: 4.05	8.0	L	34	6	3	3	3	6	0	0	1	1	0	34	58	3.38	1.500

PITCHER	IP	WLS	BF	H	R	ER	SO	BB	IBB	HBP	BLK	WP	HR	S	P	ERA	WHIP

AB	27
R	3
H	6
RBI	3
BB	6
SO	3
LOB	20

Oakland Athletics @ Baltimore Orioles

Oriole Park at Camden Yards, Baltimore, MD

Wed Aug 28 1996, 3:33 AM EDT
Att. 45,282 - Overcast - 87 F

TOP

livebaseballscorecards.com

Batter	1	2	3	4	5	6	7	8	9	AB	R	H	RBI	BB	SO	LOB
Tony Batista, R (1, 4) OBP: 0.321, SLG: 0.437	L5		G1-3		1B		FC5-4 BB 1B		F9	5	1	2	0	0	0	0
Jose Herrera, L (1, 9) OBP: 0.313, SLG: 0.380	K			1B	2B		BB FC5-4		FC5-4 1B	4	0	3	2	1	1	0
Scott Brosius, R (1, 5) OBP: 0.421, SLG: 0.588	F7			1B	G6-4-3 1B		FC5-4		FC5-4 WP BB	5	0	2	1	0	0	3
Mark McGwire, R (1, 3) OBP: 0.471, SLG: 0.754		F8		K	G6-4-3		K		WP BB	4	0	0	0	1	2	6
Matt Stairs, L (1, 10) OBP: 0.369, SLG: 0.560		FC6-4 BB		K		F8		1B	K	3	0	1	0	1	1	2
Geronimo Berroa, R (9, PH) OBP: 0.338, SLG: 0.550										1	0	0	0	0	1	2
Terry Steinbach, R (1, 2) OBP: 0.337, SLG: 0.542		K		K		F8		K		4	0	0	0	0	3	4
Brian Lesher, R (1, 7) OBP: 0.385, SLG: 0.667		FC6-4			P5	2B		F9		4	0	1	0	0	0	2
Ernie Young, R (1, 8) OBP: 0.319, SLG: 0.408			G6-3		1B 2B	F8		1B		4	1	2	0	0	0	1
Mike Bordick, R (1, 6) OBP: 0.291, SLG: 0.305			G1-3		1B 2B BB		L5	G3		3	1	0	0	1	0	2

AB	37
R	3
H	11
RBI	3
BB	4
SO	8
LOB	22

Inning Stats	1	2	3	4	5	6	7	8	9
	R: 0 E: 0 K: 1 S: 5	H: 0 LOB: 0 BB: 0 P: 5	R: 0 E: 0 K: 1 S: 5	H: 0 LOB: 1 BB: 1 P: 9	R: 0 E: 0 K: 0 S: 3	H: 0 LOB: 0 BB: 0 P: 3	R: 0 E: 0 K: 3 S: 11	H: 2 LOB: 2 BB: 0 P: 11	R: 3 E: 0 K: 0 S: 6	H: 4 LOB: 1 BB: 1 P: 10	R: 0 E: 0 K: 0 S: 4	H: 1 LOB: 1 BB: 0 P: 4	R: 0 E: 0 K: 1 S: 6	H: 1 LOB: 1 BB: 1 P: 10	R: 0 E: 0 K: 1 S: 7	H: 2 LOB: 2 BB: 0 P: 7	R: 0 E: 0 K: 1 S: 6	H: 1 LOB: 2 BB: 1 P: 10

PITCHER		IP	WLS	BF	H	R	ER	SO	BB	IBB	HBP	BLK	WP	HR	S	P	ERA	WHIP	PITCHER	IP	WLS	BF	H	R	ER	SO	BB	IBB	HBP	BLK	WP	HR	S	P	ERA	WHIP
35 Mike Mussina, R ERA: 4.79	(1, 1)	6.1	L	29	8	3	3	5	3	0	0	0	0	0	36	48	4.26	1.737																	
Armando Benitez, R ERA: 6.75	(7, 1)	0.2		2	0	0	0	1	0	0	0	0	0	0	4	4	0.00	0.000																	
Archie Corbin, R ERA: 1.32	(8, 1)	1.2		9	3	0	0	1	1	0	0	0	0	0	10	14	0.00	2.400																	
Jesse Orosco, L ERA: 3.52	(9, 1)	0.1		1	0	0	0	1	0	0	0	0	1	0	3	3	0.00	0.000																	

1B: 8	SF: 0	WP: 1	PA: 41
2B: 3	SAC: 0	PB: 0	
3B: 0	DP: 1	SB: 0	
HR: 0	HBP: 0	CS: 0	

BOTTOM

Oakland Athletics @ Baltimore Orioles

Oriole Park at Camden Yards, Baltimore, MD

Wed Aug 28 1996, 3:33 AM EDT

Att. 45,282 - Overcast - 87 F

livebaseballscorecards.com

Batter	1	2	3	4	5	6	7	8	9	AB	R	H	RBI	BB	SO	LOB
Roberto Alomar, S (1, 4) OBP: 0.423, SLG: 0.546	0-0 G3-6-3 1B	0-0 G6-3			0-0 G6-4-3 1-2f		0-0 G4-3			4	0	1	0	0	0	5
Brady Anderson, L (1, 8) OBP: 0.394, SLG: 0.630	0-0 G3-6-3 1-2f		0-0 P2		0-0 G4-3			0-0 F9		4	0	0	0	0	0	1
Rafael Palmeiro, L (1, 3) OBP: 0.390, SLG: 0.546	H 1-0 1B HBP		0-0 F8			0-0 G3		0-0 F7		3	0	0	0	0	0	0
Bobby Bonilla, S (1, 9) OBP: 0.360, SLG: 0.471	0-0 1-2 1B		0-0 FC6-4 1B			0-0 G4-3		0-0 G4-3		4	0	2	0	0	0	0
Cal Ripken Jr., R (1, 6) OBP: 0.346, SLG: 0.462	0-0 F7		0-0 FC6-4 1-2f			0-0 P5			0-0 G6-3 1B	4	0	1	0	0	0	3
B.J. Surhoff, L (1, 5) OBP: 0.351, SLG: 0.499		0-0 L4		0-0 F9			0-0 G4-3		0-0 F8	4	0	0	0	0	0	1
Eddie Murray, S (1, 10) OBP: 0.331, SLG: 0.427		0-0 G3 1B 1B		S S S 0-3 K			0-0 G4-3		0-0 G6-3 1-2	4	0	1	0	0	1	1
Chris Hoiles, R (1, 2) OBP: 0.353, SLG: 0.494		0-0 G3 1-2 1B		S S S 0-3 K			0-0 1B 1B		S S S 0-3 K	4	0	2	0	0	2	1
Brent Bowers, L (1, 7) OBP: 0.303, SLG: 0.364		0-0 G3 1-2 2-3			0-0 G6-4-3 1B		0-0 1-2 1B			3	0	2	0	0	0	2

	AB	34
	R	0
	H	9
	RBI	0
	BB	0
	SO	3
	LOB	14

Inning Stats	1	2	3	4	5	6	7	8	9
	R: 0 H: 2 E: 0 LOB: 2 K: 0 BB: 0 S: 4 P: 5	R: 0 H: 2 E: 0 LOB: 2 K: 0 BB: 0 S: 5 P: 5	R: 0 H: 1 E: 0 LOB: 1 K: 0 BB: 0 S: 4 P: 4	R: 0 H: 0 E: 0 LOB: 0 K: 2 BB: 0 S: 7 P: 7	R: 0 H: 1 E: 0 LOB: 0 K: 0 BB: 0 S: 3 P: 3	R: 0 H: 0 E: 0 LOB: 0 K: 0 BB: 0 S: 3 P: 3	R: 0 H: 2 E: 0 LOB: 2 K: 0 BB: 0 S: 5 P: 5	R: 0 H: 0 E: 0 LOB: 0 K: 0 BB: 0 S: 3 P: 3	R: 0 H: 1 E: 0 LOB: 1 K: 1 BB: 0 S: 6 P: 6

1B: 9 SF: 0
2B: 0 SAC: 0
3B: 0 DP: 2
HR: 0 HBP: 1

WP: 0 PA: 35
PB: 0
SB: 0
CS: 0

PITCHER	IP	WLS	BF	H	R	ER	SO	BB	IBB	HBP	BLK	WP	HR	S	P	ERA	WHIP
Don Wengert, R (1, 1) ERA: 4.84	9.0	W	35	9	0	0	3	0	0	1	0	0	0	40	41	0.00	1.000

PITCHER	IP	WLS	BF	H	R	ER	SO	BB	IBB	HBP	BLK	WP	HR	S	P	ERA	WHIP

Baltimore Orioles @ Seattle Mariners

The Kingdome, Seattle, WA

Thu Aug 29 1996, 10:05 PM EDT

Att. 24,915 - Dome

TOP

livebaseballscorecards.com

Batter	1	2	3	4	5	6	7	8	9	AB	R	H	RBI	BB	SO	LOB
Roberto Alomar, S (1, 4) OBP: 0.421, SLG: 0.547	K	L8			HR 3B		F8		F9	5	1	1	0	0	1	1
Brady Anderson, L (1, 8) OBP: 0.394, SLG: 0.641	G4-3		F7		HR		HR		F7	5	2	2	3	0	0	0
Rafael Palmeiro, L (1, 3) OBP: 0.391, SLG: 0.546	HR 1B		K		1B		K			4	1	2	0	0	2	0
Bobby Bonilla, S (1, 9) OBP: 0.361, SLG: 0.484	HR		G3		SAFE		HR			4	2	2	3	0	1	1
Cal Ripken Jr., R (1, 6) OBP: 0.345, SLG: 0.462	2B			F7	G1-3		G5-3			4	0	1	0	0	0	1
B.J. Surhoff, L (1, 5) OBP: 0.348, SLG: 0.495	P4			G4-3		F8		F7		4	0	0	0	0	0	1
Eddie Murray, S (1, 10) OBP: 0.331, SLG: 0.425		F7		1B		K		K		4	0	1	0	0	2	0
Chris Hoiles, R (1, 2) OBP: 0.352, SLG: 0.490		P6		F8		BB		F7		3	0	0	0	1	0	1
Mark Parent, R (8, 2) OBP: 0.261, SLG: 0.491										0	0	0	0	0	0	0
Brent Bowers, L (1, 7) OBP: 0.306, SLG: 0.361		1B			G4-3	K			F9	3	0	1	0	0	1	1
Mike Devereaux, R (9, PH) OBP: 0.310, SLG: 0.357										1	0	0	0	0	0	0
(9, 7)																

	AB	37
	R	6
	H	10
	RBI	6
	BB	1
	SO	7
	LOB	6

Inning Stats																								
	R: 2	H: 3	R: 0	H: 1	R: 0	H: 0	R: 0	H: 1	R: 2	H: 3	R: 0	H: 0	R: 2	H: 2	R: 0	H: 0	R: 0	H: 0	1B: 4	SF: 0	WP: 0	PA: 38
	E: 0	LOB: 1	E: 0	LOB: 0	E: 0	LOB: 0	E: 0	LOB: 1	E: 0	LOB: 1	E: 0	LOB: 0	E: 0	LOB: 0	E: 0	LOB: 0	E: 0	LOB: 0	2B: 1	SAC: 0	PB: 0	
	K: 1	BB: 0	K: 0	BB: 0	K: 1	BB: 0	K: 0	BB: 0	K: 1	BB: 0	K: 2	BB: 1	K: 1	BB: 0	K: 1	BB: 0	K: 0	BB: 0	3B: 1	DP: 0	SB: 0	
	S: 15	P: 21	S: 8	P: 14	S: 6	P: 9	S: 9	P: 15	S: 12	P: 18	S: 10	P: 17	S: 16	P: 21	S: 10	P: 14	S: 8	P: 10	HR: 4	HBP: 0	CS: 0	

PITCHER		IP	WLS	BF	H	R	ER	SO	BB	IBB	HBP	BLK	WP	HR	S	P	ERA	WHIP
Bob Wells, R ERA: 4.99	(1, 1)	4.1		20	7	4	4	2	0	0	0	0	0	2	43	68	8.31	1.615
Bobby Ayala, R ERA: 5.37	(5, 1)	2.2		12	3	2	2	4	1	0	0	0	0	2	33	47	6.75	1.500
Tim Davis, L ERA: 4.22	(8, 1)	1.0		3	0	0	0	1	0	0	0	0	0	0	10	14	0.00	0.000
Norm Charlton, L ERA: 4.45	(9, 1)	1.0	W	3	0	0	0	0	0	0	0	0	0	0	8	10	0.00	0.000

PITCHER		IP	WLS	BF	H	R	ER	SO	BB	IBB	HBP	BLK	WP	HR	S	P	ERA	WHIP

Batter	1	2	3	4	5	6	7	8	9	AB	R	H	RBI	BB	SO	LOB
Joey Cora, S (1, 4) OBP: 0.335, SLG: 0.402	0-2 ① G1-3	1-0 ③ G3-1		1-0 2B SF9 1-2 2-3 1B		4-0 1B BB		1-1 ③ F8		4	1	1	0	1	0	0
Alex Rodriguez, R (1, 6) OBP: 0.424, SLG: 0.676	3-1 BB BB BB 1B		3-2 1B 2B	1-1 SF9 1-3 2-H 3-H 2B		1 SAFE 1 SAFE 0-2 1-2 1B			1-1 FC6 BB HR 1B	5	3	5	2	0	0	0
Ken Griffey Jr., L (1, 8) OBP: 0.393, SLG: 0.637	4-1 BB BB 1-2 BB		2-0 ① L9	4-0 S IBB		2-3 ② K			4-1 FC6 1-2 BB	2	0	0	0	3	1	3
Edgar Martinez, R (1, 10) OBP: 0.470, SLG: 0.630 Rich Amaral, R (9, PR) OBP: 0.394, SLG: 0.362	4-2 BB 1-2 2-3 BB		0-2 WP 2-H 1B	1-0 ② SF9 2-3 3-H		1-3 ③ K			3-2 ① FC6 BB HR 1-2f 2-3	3	0	1	2	1	1	4
										0	1	0	0	0	0	0
Jay Buhner, R (1, 9) OBP: 0.365, SLG: 0.557	3-3 ② K		3-1 ② G6-3 1-2	2-2 ③ P4 1-2			2-3 ① K		1-0 ② P6	5	0	0	0	0	2	8
Paul Sorrento, L (1, 3) OBP: 0.370, SLG: 0.523 Brian Hunter, R (7, PH) OBP: 0.356, SLG: 0.459 (8, 3)	4-2 1-2 2-3 3-H BB		1-3 ③ K		2-3 ① K		2-2 ② G4-3		4-1 1-2 HR BB	2	0	0	1	1	2	1
										1	1	0	0	1	0	0
Mark Whiten, S (1, 7) OBP: 0.369, SLG: 0.449	2-3 ③ K			1-0 ① F7	1-3 ② K		3-3 ③ K		0-0 1-H 2-H 3-H HR	5	1	1	4	0	3	3
Dan Wilson, R (1, 2) OBP: 0.350, SLG: 0.459		1-1 ① G6-3		2-1 1B 1B 2B 1B	3-1 ③ F9			1-1 L3 1B		4	1	2	0	0	0	0
Doug Strange, S (1, 5) OBP: 0.292, SLG: 0.343 Dave Hollins, S (6, PH) OBP: 0.362, SLG: 0.394 (7, 5)		1-0 ② G3-1		1-2 1B 1-2 2B 1B		2-2 ① F8		2-2 ① ② L3 1-2		2	1	1	0	0	0	0
										2	0	0	0	0	0	1
Inning Stats	R: 1 E: 0 K: 2 S: 18 H: 1 LOB: 3 BB: 3 P: 38	R: 0 E: 0 K: 0 S: 4 H: 0 LOB: 0 BB: 0 P: 7	R: 1 E: 0 K: 1 S: 12 H: 2 LOB: 1 BB: 0 P: 21	R: 3 E: 0 K: 0 S: 13 H: 4 LOB: 2 BB: 1 P: 26	R: 0 E: 0 K: 2 S: 8 H: 0 LOB: 0 BB: 0 P: 14	R: 0 E: 0 K: 2 S: 14 H: 1 LOB: 2 BB: 1 P: 23	R: 0 E: 0 K: 2 S: 9 H: 0 LOB: 0 BB: 0 P: 16	R: 0 E: 0 K: 0 S: 7 H: 1 LOB: 0 BB: 0 P: 11	R: 4 E: 0 K: 0 S: 12 H: 2 LOB: 1 BB: 2 P: 25	1B: 8 2B: 3 3B: 0 HR: 1 SF: 1 SAC: 0 DP: 1 HBP: 0							

PITCHER		IP	WLS	BF	H	R	ER	SO	BB	IBB	HBP	BLK	WP	HR	S	P	ERA	WHIP
Jimmy Haynes, R ERA: 7.52	(1, 1)	3.1		21	7	5	5	3	3	1	0	0	1	0	43	85	13.50	3.000
Archie Corbin, R ERA: 1.26	(4, 1)	0.2		2	0	0	0	0	0	0	0	0	0	0	4	7	0.00	0.000
Mike Milchin, L ERA: 6.92	(5, 1)	1.1		5	0	0	0	2	1	0	0	0	0	0	12	24	0.00	0.750
Armando Benitez, R ERA: 5.68	(6, 1)	1.0		4	1	0	0	3	0	0	0	0	0	0	13	18	0.00	1.000
Jesse Orosco, L ERA: 3.47	(7, 1)	0.2		2	0	0	0	1	0	0	0	0	0	0	6	11	0.00	0.000

PITCHER		IP	WLS	BF	H	R	ER	SO	BB	IBB	HBP	BLK	WP	HR	S	P	ERA	WHIP
Terry Mathews, R ERA: 4.73	(8, 1)	1.0		3	1	0	0	0	0	0	0	0	0	0	7	11	0.00	1.000
Randy Myers, L ERA: 4.13	(9, 1)	0.2	L	6	2	4	4	0	2	0	0	0	0	1	12	25	54.00	6.000

BOTTOM

Baltimore Orioles @ Seattle Mariners

The Kingdome, Seattle, WA

Thu Aug 29 1996, 10:05 PM EDT

Att. 24,915 - Dome

livebaseballscorecards.com

AB	35
R	9
H	11
RBI	9
BB	7
SO	9
LOB	20

1B: 8 SF: 1 WP: 1 PA: 43
2B: 3 SAC: 0 PB: 0
3B: 0 DP: 1 SB: 1
HR: 1 HBP: 0 CS: 0

Baltimore Orioles @ Seattle Mariners

The Kingdome, Seattle, WA

Fri Aug 30 1996, 10:05 PM EDT

Att. 44,532 - Dome

TOP

livebaseballscorecards.com

Batter	1	2	3	4	5	6	7	8	9	AB	R	H	RBI	BB	SO	LOB
Roberto Alomar, S (1, 4) OBP: 0.423, SLG: 0.553	F S S 0-3 ① K		B X 1-0 G4-3 2B		C C X 0-2 2B	B B X 2-0 2B			C S X 0-2 ① F7	5	0	3	0	0	1	0
Brady Anderson, L (1, 8) OBP: 0.395, SLG: 0.638	B B C X 2-1 BLK 1B		B T B B X 3-1 ② G4-3 2-3		B B C B X 3-1 ② G1-3	B C F X 1-2 ③ G3			B S B B F X 3-2 G5-3 1B	5	0	2	0	0	0	3
Cal Ripken Jr., R (1, 6) OBP: 0.344, SLG: 0.459	1 SAFE B B B B X 3-0 ② F7		B B B C B 4-1 BB		B B X 2-0 ③ L9		C B F B B X 3-2 ① F9		B B 1 SAFE C 1 SAFE X 2-1 ② G5-3 1-2	4	0	0	0	1	0	3
Rafael Palmeiro, L (1, 3) OBP: 0.391, SLG: 0.548	C F B X 1-2 ③ F8 1-2		C B X 1-1 ③ G3			X 0-0 FC6-5 2B	B X 1-0 2B		C B C B X 2-2 ③ G3	5	0	2	0	0	0	4
Bobby Bonilla, S (1, 9) OBP: 0.358, SLG: 0.480		X 0-0 ① F7		B F B B F X 3-2 ① F8		F B B X 2-1 ① FC6-5 1B 1B HR 2-3	B X 1-0 ② G1-3			4	1	0	0	0	0	2
Todd Zeile, R (1, 5) OBP: 0.354, SLG: 0.437		B B B C F X 3-2 FC5 WP 1B		B C C B S 2-3 ② K2-3		X 0-0 1B HR 1-2 1B	B B C B C X 3-2 ③ L6			4	1	2	0	0	1	1
Eddie Murray, S (1, 10) OBP: 0.332, SLG: 0.432		B X 1-0 ② F8		C B B F X 2-2 HR		B X 1-0 1-2 2-3 HR 1B		B B S F S 2-3 ① K		4	2	2	1	0	1	1
Pete Incaviglia, R (1, 7) OBP: 0.317, SLG: 0.462 Mike Devereaux, R (8, 7) OBP: 0.310, SLG: 0.357		S B X 1-1 ③ FC5 1-3		C B X 1-1 ③ G5-3		F X 0-1 1-H 2-H 3-H HR		F X 0-1 ② G4-3		4 0	1 0	1 0	4 0	0 0	0 0	1 0
Chris Hoiles, R (1, 2) OBP: 0.349, SLG: 0.484			C B F S 1-3 ① K		B X 1-0 ① P6	B C S X 1-2 ② G3		B S C C 1-3 ③ K		4	0	0	0	0	2	0
Inning Stats	R: 0 E: 0 K: 1 S: 9 H: 1 LOB: 1 BB: 0 P: 15	R: 0 E: 0 K: 0 S: 7 H: 1 LOB: 1 BB: 0 P: 12	R: 0 E: 0 K: 1 S: 9 H: 1 LOB: 2 BB: 1 P: 19	R: 1 E: 0 K: 1 S: 11 H: 1 LOB: 0 BB: 0 P: 19	R: 0 E: 0 K: 0 S: 7 H: 1 LOB: 1 BB: 0 P: 13	R: 4 E: 0 K: 0 S: 14 H: 5 LOB: 1 BB: 0 P: 21	R: 0 E: 0 K: 0 S: 8 H: 1 LOB: 1 BB: 0 P: 16	R: 0 E: 0 K: 2 S: 8 H: 0 LOB: 0 BB: 0 P: 11	R: 0 E: 0 K: 0 S: 11 H: 1 LOB: 1 BB: 0 P: 18	1B: 5 2B: 5 3B: 0 HR: 2 SF: 0 SAC: 0 DP: 0 HBP: 0						

	AB	39
	R	5
	H	12
	RBI	5
	BB	1
	SO	5
	LOB	15

WP: 1 PB: 0 SB: 0 CS: 0 PA: 40

PITCHER		IP	WLS	BF	H	R	ER	SO	BB	IBB	HBP	BLK	WP	HR	S	P	ERA	WHIP
Sterling Hitchcock, L ERA: 5.28	(1, 1)	5.1	L	26	9	5	5	3	1	0	0	1	1	2	50	88	8.44	1.875
Rafael Carmona, R ERA: 4.65	(6, 1)	0.1		2	1	0	0	0	0	0	0	0	0	0	4	7	0.00	3.000
40 Greg McCarthy, L ERA:	(6, 1)	1.0		4	1	0	0	0	0	0	0	0	0	0	8	14	0.00	1.000
Michael Jackson, R ERA: 3.9	(7, 1)	1.1		4	0	0	0	2	0	0	0	0	0	0	11	17	0.00	0.000
Tim Davis, L ERA: 4.09	(9, 1)	1.0		4	1	0	0	0	0	0	0	0	0	0	11	18	0.00	1.000

PITCHER	IP	WLS	BF	H	R	ER	SO	BB	IBB	HBP	BLK	WP	HR	S	P	ERA	WHIP

BOTTOM

Baltimore Orioles @ Seattle Mariners

The Kingdome, Seattle, WA

Fri Aug 30 1996, 10:05 PM EDT

Att. 44,532 - Dome

Batter	1	2	3	4	5	6	7	8	9	AB	R	H	RBI	BB	SO	LOB
Joey Cora, S (1, 4) OBP: 0.334, SLG: 0.400 Rich Amaral, R (6, PH) OBP: 0.394, SLG: 0.362 Doug Strange, S (6, PH) OBP: 0.290, SLG: 0.341 (7, 4) John Marzano, R (8, PH) OBP: 0.333, SLG: 0.307 Andy Sheets, R (9, 4) OBP: 0.263, SLG: 0.262	B C B X 2-1 P5 ①		1 SAFE B C 1 SAFE X 1-1 SH5-3 ① 1-2		B B C F S 2-3 K ① S S X 0-2 G4-3 ③		C F B B S 2-3 K ③		2 0 1 1 0	0 0 0 0 0	0 0 0 0 0	0 0 0 0 0	0 0 0 0 0	1 0 0 1 0	0 0 3 1 0
Alex Rodriguez, R (1, 6) OBP: 0.425, SLG: 0.675	B B C B X 3-1 F8 ②		B C F B B 4-2 BB		C B B B X 3-1 CS 1B	C X 0-1 G5-3 ①		X 0-0 1B 1B	4	0	2	0	1	0	0
Ken Griffey Jr., L (1, 8) OBP: 0.389, SLG: 0.630	B F X 1-1 G3 ③		X 0-0 P2 ②		B X 1-0 F8 ②	X 0-0 G4-3 ②		X 0-0 P5 ①	5	0	0	0	0	0	4
Edgar Martinez, R (1, 10) OBP: 0.471, SLG: 0.637		B B B C X 3-1 G5-3 ① F C B B B B 4-2 1B BB BB	B B C C X 2-2 P2 ③		1 SAFE B C C 1 SAFE 1 SAFE P 2-2 CS ③ 1-2	C B F F F F B X 2-2 HR	C F B B F X 2-2 PB 1B	C C B X 1-2 1B	5	1	3	1	0	0	2
Jay Buhner, R (1, 9) OBP: 0.369, SLG: 0.564			B C F B X 2-2 HR		B X 1-0 BB HBP 1B	C B F B B B B 4-2 1-2 BB	S B B B F S 3-3 K ②		3	1	2	1	2	1	2
Paul Sorrento, L (1, 3) OBP: 0.373, SLG: 0.523 Brian Hunter, R (6, PH) OBP: 0.351, SLG: 0.451 (7, 3)		C 1 SAFE B C B F B B 4-2 1B 1-2 BB	C B B F F B B B 4-2 BB		B F C S 1-3 K ① X	0-0 P2 ③		B C C B X 2-2 G4-3 ③	0 3	0 0	0 0	0 0	2 0	0 1	0 5
Mark Whiten, S (1, 7) OBP: 0.371, SLG: 0.448		S X 0-1 1-2 2-3 1B ②	F F B B S 2-3 K ①		L F H 1-2 BB 1-2 HBP		F X 0-1 G3 ①		3	0	1	0	0	1	1
Dan Wilson, R (1, 2) OBP: 0.347, SLG: 0.455		B B C F T 2-2 K ③	1 SAFE F F X 0-2 F9 ②		F S X 0-2 F7 ②		C B S F B S 2-3 K ②		4	0	0	0	0	2	5
Dave Hollins, S (1, 5) OBP: 0.365, SLG: 0.398			C C X 0-2 SH5-3 1B	B 1 SAFE B B F S 1 SAFE B X 3-2 P2 ③	B B B B 4-0 1-2 2-3 BB		B X 1-0 2B		3	0	2	0	1	0	1
Inning Stats	R: 0 E: 0 K: 0 S: 6 H: 0 LOB: 0 BB: 0 P: 12	R: 0 E: 0 K: 1 S: 12 H: 1 LOB: 2 BB: 2 P: 25	R: 0 E: 0 K: 0 S: 11 H: 1 LOB: 2 BB: 1 P: 18	R: 1 E: 0 K: 1 S: 15 H: 1 LOB: 1 BB: 1 P: 26	R: 0 E: 0 K: 1 S: 9 H: 1 LOB: 0 BB: 0 P: 16	R: 1 E: 0 K: 1 S: 18 H: 2 LOB: 3 BB: 1 P: 27	R: 0 E: 0 K: 0 S: 10 H: 1 LOB: 2 BB: 1 P: 16	R: 0 E: 0 K: 2 S: 10 H: 1 LOB: 1 BB: 0 P: 15	R: 0 E: 0 K: 1 S: 11 H: 2 LOB: 2 BB: 0 P: 17	1B: 7 2B: 1 3B: 0 HR: 2 SF: 0 SAC: 1 DP: 0 HBP: 1						

livebaseballscorecards.com

AB	34
R	2
H	10
RBI	2
BB	6
SO	7
LOB	24

PITCHER	IP	WLS	BF	H	R	ER	SO	BB	IBB	HBP	BLK	WP	HR	S	P	ERA	WHIP
Rocky Coppinger, R (1, 1) ERA: 5.55	5.0	W	23	6	2	2	3	4	0	0	0	0	2	60	107	3.60	2.000
Jesse Orosco, L (6, 1) ERA: 3.42	0.2		4	0	0	0	1	1	0	1	0	0	0	8	14	0.00	1.500
Terry Mathews, R (6, 1) ERA: 4.57	2.0		9	2	0	0	1	1	0	0	0	0	0	20	29	0.00	1.500
Randy Myers, L (8, 1) ERA: 4.07	0.2		4	2	0	0	1	0	0	0	0	0	0	8	11	0.00	3.000
Alan Mills, R (9, 1) ERA: 4.5	0.2	S	2	0	0	0	1	0	0	0	0	0	0	6	11	0.00	0.000

PITCHER	IP	WLS	BF	H	R	ER	SO	BB	IBB	HBP	BLK	WP	HR	S	P	ERA	WHIP

Baltimore Orioles @ Seattle Mariners

The Kingdome, Seattle, WA

Sat Aug 31 1996, 6:33 AM EDT

Att. 42,092 - Dome - 68 F

TOP

livebaseballscorecards.com

Batter	1	2	3	4	5	6	7	8	9	AB	R	H	RBI	BB	SO	LOB
Roberto Alomar, S (1, 4) OBP: 0.421, SLG: 0.552	C B F X 1-2 SH5-3 1B 2B	C B B X 2-1 ③ P4		C F F F B B B X 3-2 ② F7		C B X 1-1 ② G4-3	C D S F X 1-2 ③ G5-3			5	1	1	0	0	0	3
Brady Anderson, L (1, 8) OBP: 0.395, SLG: 0.643	X 0-0 ① SH5-3 2-3		F B F B B X 3-2 HR	C C X 0-2 ③ F7		B B B B 4-0 BB BB		F B B X 2-1 ① G3		3	1	1	1	1	0	1
Cal Ripken Jr., R (1, 6) OBP: 0.348, SLG: 0.460	B B B C F F B 4-2 1B SF7 BB		C B X 1-1 FC5-4 1B		B X 1-0 HR 1B	B B F B B B 4-2 1-2 BB		F S B X 1-2 ② G5-3		3	2	2	0	2	0	0
Rafael Palmeiro, L (1, 3) OBP: 0.389, SLG: 0.545	C F X 0-2 SF7 1-3 3-H 1B		B C B C X 2-2 ① FC5-4 BB 1-2f		X 0-0 ① F8	B X 1-0 ③ F8		C B F X 1-2 ③ G1-3		5	0	1	1	0	0	4
Bobby Bonilla, S (1, 9) OBP: 0.357, SLG: 0.484	S B C X 1-2 ② SF7 1-2 3-H		D S C D X 2-2 ② F7		X 0-0 1-H HR		B S X 1-1 ① F8		C S B S 1-3 ① K	4	1	1	3	0	1	1
Todd Zeile, R (1, 5) OBP: 0.355, SLG: 0.435	B C S B X 2-2 ③ G5-3		C B F B B B 4-2 1-2 BB		B B C X 2-1 ② G6-3		B B B C S X 3-2 1B 1B		C B X 1-1 ② G4-3	4	1	1	0	1	0	1
Eddie Murray, S (1, 10) OBP: 0.333, SLG: 0.432		B C B S S 2-3 ① K	D S C X 1-2 ③ G6-3		B C B S B X 3-2 1B		C B F F F X 1-2 1B 1-2 1B		S B S F S 1-3 ③ K	5	0	2	0	0	2	2
Pete Incaviglia, R (1, 7) OBP: 0.323, SLG: 0.477 Mike Devereaux, R (9, 7) OBP: 0.310, SLG: 0.357		C X 0-1 HR		B S F X 1-2 1B	B F X 1-1 ③ L5		X 0-0 G4-3 1-3 2-H 1B			4	1	3	2	0	0	1
										0	0	0	0	0	0	0
Mark Parent, R (1, 2) OBP: 0.254, SLG: 0.477 B.J. Surhoff, L (7, PH) OBP: 0.347, SLG: 0.493 Chris Hoiles, R (7, 2) OBP: 0.349, SLG: 0.484		B S S S 1-3 ② K		S 1 SAFE F S 0-3 ① K		S S S 0-3 ① K	C B S B X 2-2 G4-3 ② 1-2			3	0	0	0	0	3	1
										1	0	0	0	0	0	2
										0	0	0	0	0	0	0

Inning Stats	1	2	3	4	5	6	7	8	9
	R: 2 E: 0 K: 0 S: 16	H: 2 LOB: 1 BB: 1 P: 24	R: 1 E: 0 K: 2 S: 10	H: 1 LOB: 0 BB: 0 P: 15	R: 1 E: 0 K: 0 S: 16	H: 2 LOB: 2 BB: 1 P: 29	R: 0 E: 0 K: 1 S: 14	H: 1 LOB: 1 BB: 0 P: 18	R: 2 E: 0 K: 0 S: 10	H: 3 LOB: 1 BB: 0 P: 17
	R: 0 E: 0 K: 1 S: 8	H: 0 LOB: 2 BB: 2 P: 18	R: 1 E: 0 K: 0 S: 18	H: 3 LOB: 2 BB: 0 P: 26	R: 0 E: 0 K: 0 S: 8	H: 0 LOB: 0 BB: 0 P: 12	R: 0 E: 0 K: 2 S: 9	H: 0 LOB: 0 BB: 0 P: 12	1B: 8 2B: 1 3B: 0 HR: 3	SF: 1 SAC: 1 DP: 0 HBP: 0
									WP: 0 PB: 0 SB: 0 CS: 0	PA: 43

PITCHER		IP	WLS	BF	H	R	ER	SO	BB	IBB	HBP	BLK	WP	HR	S	P	ERA	WHIP
Jamie Moyer, L ERA: 4.3	(1, 1)	3.0		17	6	4	4	2	2	0	0	0	0	2	45	72	12.00	2.667
Chris Bosio, R ERA: 6.14	(4, 1)	2.2	L	13	3	2	2	2	2	0	0	0	0	1	28	47	6.75	1.875
Tim Davis, L ERA: 4.28	(6, 1)	0.2		4	2	1	1	0	0	0	0	0	0	0	11	17	13.50	3.000
Rafael Carmona, R ERA: 4.65	(7, 1)	0.0		1	1	0	0	0	0	0	0	0	0	0	1	1	∞	∞
Norm Charlton, L ERA: 4.3	(7, 1)	2.0		6	0	0	0	1	0	0	0	0	0	0	18	26	0.00	0.000

PITCHER		IP	WLS	BF	H	R	ER	SO	BB	IBB	HBP	BLK	WP	HR	S	P	ERA	WHIP
Michael Jackson, R ERA: 3.86	(9, 1)	0.2		2	0	0	0	1	0	0	0	0	0	0	6	8	0.00	0.000

AB	37
R	7
H	12
RBI	7
BB	4
SO	6
LOB	16

BOTTOM

Baltimore Orioles @ Seattle Mariners

The Kingdome, Seattle, WA

Sat Aug 31 1996, 6:33 AM EDT
Att. 42,092 - Dome - 68 F

livebaseballscorecards.com

Batter	1	2	3	4	5	6	7	8	9	AB	R	H	RBI	BB	SO	LOB
Rich Amaral, R (1, 4) OBP: 0.396, SLG: 0.359	C B H 2-1 FC6-4 HBP		X 0-0 ① FC4-6 1B 1-2f	X 0-0 ① L8	C B B B B 4-1 1B BB	F B B F S 2-3 ① K	2	0	0	0	1	0	1
Doug Strange, S (9, PH) OBP: 0.289, SLG: 0.339										1	0	0	0	0	1	0
(9, 3)																
Alex Rodriguez, R (1, 6) OBP: 0.427, SLG: 0.673	B 1 SAFE C X 1-1 ① FC6-4 HR 1-2f		1 SAFE B F F B F B X 3-2 G4-6-3 1B 1-3	B C B B F F B 4-2 2B G5-3 BB	1 SAFE 1 SAFE S F 1 SAFE B 1 X 1-2 1B	C B B B F S 2-3 ② K	4	2	2	0	1	1	1
Ken Griffey Jr., L (1, 8) OBP: 0.391, SLG: 0.638	1 SAFE 1 SAFE B B F B X 3-1 HR 1-H		X 0-0 ② ③ G4-6-3 1-2f	X 0-0 G5-3 2B 1-3	F B B C X 2-2 ② P6	B S B F X 2-2 1B	5	1	3	2	0	0	4
Edgar Martinez, R (1, 10) OBP: 0.468, SLG: 0.631	B S C X 1-2 ② P4			C B C B B B 4-2 2B 1B BB	F B D X 2-1 ② G5-3 2-3 3-H	B C F C 1-3 ③ K	1 SAFE B B F 1 F D S 3-3 ③ K			4	1	0	1	1	2	4
Jay Buhner, R (1, 9) OBP: 0.370, SLG: 0.566	B B C F C 2-3 ③ K			C F X 0-2 1B G5-4-3 2B 1-3	D X 1-0 ③ F8			B C X 1-1 SH5-4 HBP G6-3 1B		4	2	2	0	0	1	1
Mark Whiten, S (1, 7) OBP: 0.372, SLG: 0.445		F S S 0-3 ① K		B B B C F B 4-2 G5-4-3 1B BB	B X 1-0 ① G3-1			C 1 SAFE S B H 2-2 G6-3 SH5-4 HBP 1-2		2	0	0	0	1	1	0
Paul Sorrento, L (1, 3) OBP: 0.373, SLG: 0.521		C B B C X 2-2 ② G4-3		B B X 2-0 G5-4-3 1B 1-2 2-3 3-H	F C B F B B X 3-2 ② F8			B X 1-0 ① SH5-4 1-2 2-3		3	0	1	1	0	0	0
Joey Cora, S (8, PH) OBP: 0.334, SLG: 0.400										0	0	0	0	0	0	0
(9, 4)																
Dan Wilson, R (1, 2) OBP: 0.344, SLG: 0.451		C S S S 0-3 ③ K		F B B X 2-1 ① ② G5-4-3 1-2f 2-3 3-H	X 0-0 ③ G5-3			X 0-0 ② G6-3 2-3 3-H		4	0	0	1	0	1	3
Dave Hollins, S (1, 5) OBP: 0.365, SLG: 0.397			B C F B X 2-2 FC4-6 1B	B X 1-0 ③ G4-3			F B B F X 2-2 ① G5-3	X 0-0 ③ F8		4	0	1	0	0	0	2
Inning Stats	R: 2 E: 0 K: 1 S: 11 H: 1 LOB: 0 BB: 0 P: 20	R: 0 E: 0 K: 2 S: 9 H: 0 LOB: 0 BB: 0 P: 11	R: 0 E: 0 K: 0 S: 9 H: 2 LOB: 1 BB: 0 P: 14	R: 2 E: 0 K: 0 S: 11 H: 2 LOB: 1 BB: 2 P: 24	R: 1 E: 0 K: 0 S: 8 H: 1 LOB: 1 BB: 1 P: 15	R: 0 E: 0 K: 0 S: 6 H: 0 LOB: 0 BB: 0 P: 10	R: 0 E: 0 K: 1 S: 13 H: 1 LOB: 2 BB: 1 P: 23	R: 1 E: 0 K: 0 S: 7 H: 1 LOB: 1 BB: 0 P: 11	R: 0 E: 0 K: 3 S: 12 H: 1 LOB: 1 BB: 0 P: 21	1B: 6 2B: 2 3B: 0 HR: 1	SF: 0 SAC: 1 DP: 2 HBP: 2					

	AB	33
	R	6
	H	9
	RBI	5
	BB	4
	SO	7
	LOB	16

WP: 0 PB: 0 SB: 0 CS: 0 PA: 40

PITCHER		IP	WLS	BF	H	R	ER	SO	BB	IBB	HBP	BLK	WP	HR	P	ERA	WHIP
Scott Erickson, R ERA: 5.45	(1, 1)	6.1	W	28	6	5	5	3	4	0	1	0	0	1	104	7.11	1.579
Archie Corbin, R ERA: 1.8	(7, 1)	0.2		4	2	1	1	1	0	0	0	0	0	0	16	13.50	3.000
Jesse Orosco, L ERA: 3.4	(8, 1)	0.1		2	0	0	0	0	0	0	1	0	0	0	6	0.00	0.000
Alan Mills, R ERA: 4.35	(8, 1)	1.1		4	0	0	0	2	0	0	0	0	0	0	12	0.00	0.000
Randy Myers, L ERA: 4.07	(9, 1)	0.0		1	1	0	0	0	0	0	0	0	0	0	5	∞	∞

PITCHER		IP	WLS	BF	H	R	ER	SO	BB	IBB	HBP	BLK	WP	HR	S	P	ERA	WHIP
Armando Benitez, R ERA: 5.4	(9, 1)	0.1	S	1	0	0	0	1	0	0	0	0	0	0	3	6	0.00	0.000

Batter	1	2	3	4	5	6	7	8	9	AB	R	H	RBI	BB	SO	LOB
Roberto Alomar, S (1, 4) OBP: 0.421, SLG: 0.550	B C B B X 3-1 ① G5-3		C B X 1-1 ③ G5-3		X 0-0 ① SH5-3 1-2 2-3		1 SAFE B 1 SAFE C B X 2-1 L3 1-2 1B			3	0	1	0	0	0	0
Brady Anderson, L (1, 8) OBP: 0.394, SLG: 0.639	X 0-0 ② P5			S C B X 1-2 WP 1B 1B	X 0-0 ② F7		B B F C F X 2-2 ② ③ L3 1-1			4	0	1	0	0	0	4
Cal Ripken Jr., R (1, 6) OBP: 0.347, SLG: 0.457	B X 1-0 ③ G6-3			C 1 SAFE D B X 2-1 ① F9	B B B I 4-0 IBB			C B B X 2-1 ① G5-3		3	0	0	0	1	0	1
Rafael Palmeiro, L (1, 3) OBP: 0.387, SLG: 0.541		C F B S 1-3 ① K		F 1 SAFE X 0-1 ② F8	F B B F X 2-2 ③ F9			F B X 1-1 ② G3		4	0	0	0	0	1	4
Bobby Bonilla, S (1, 9) OBP: 0.358, SLG: 0.490		B C B X 2-1 HR		X 0-0 FC5 WP 1-2 1B		F X 0-1 ① G6-3		B B X 2-0 ③ F9		4	1	2	1	0	0	0
Todd Zeile, R (1, 5) OBP: 0.356, SLG: 0.436		B C C X 1-2 ② G5-3		B C D B B 4-1 1-2 2-3 BB		C B B F X 2-2 PO 2B			C B F B S 2-3 ① K	3	0	1	0	1	1	0
Pete Incaviglia, R (1, 10) OBP: 0.322, SLG: 0.471		X 0-0 ③ G4-3		X 0-0 ③ FC5 2-3f		B X 1-0 ② G6-3			B H 2-0 WP G4-3 HBP	3	0	0	0	0	0	4
B.J. Surhoff, L (1, 7) OBP: 0.347, SLG: 0.494			C C F C 0-3 ① K		X 0-0 SH5-3 2B	B B B C 2 SAFE 3-1 ③ PO 2-3	C C B X 1-2 ① G6-3		C X 0-1 ② G4-3 1-2	4	0	1	0	0	1	1
Chris Hoiles, R (1, 2) OBP: 0.351, SLG: 0.484 Eddie Murray, S (9, PH) OBP: 0.332, SLG: 0.431			B F X 1-1 ② G6-3		D B B C B 4-1 SH5-3 BB		S C F B X 1-2 1B 1B		C B B F F X 2-2 ③ L6 2-3	2 1	0 0	1 0	0 0	1 0	0 0	0 1
Inning Stats	R: 0 E: 0 K: 0 S: 4 H: 0 LOB: 0 BB: 0 P: 8	R: 1 E: 0 K: 1 S: 9 H: 1 LOB: 0 BB: 0 P: 13	R: 0 E: 0 K: 1 S: 8 H: 0 LOB: 0 BB: 0 P: 10	R: 0 E: 0 K: 0 S: 10 H: 2 LOB: 3 BB: 1 P: 17	R: 0 E: 0 K: 0 S: 7 H: 1 LOB: 3 BB: 2 P: 17	R: 0 E: 0 K: 0 S: 7 H: 1 LOB: 0 BB: 0 P: 13	R: 0 E: 0 K: 0 S: 14 H: 2 LOB: 1 BB: 0 P: 20	R: 0 E: 0 K: 0 S: 5 H: 0 LOB: 0 BB: 0 P: 10	R: 0 E: 0 K: 1 S: 9 H: 0 LOB: 1 BB: 0 P: 15	1B: 4 2B: 3 3B: 0 HR: 1 SF: 0 SAC: 1 DP: 1 HBP: 1						

PITCHER		IP	WLS	BF	H	R	ER	SO	BB	IBB	HBP	BLK	WP	HR	S	P	ERA	WHIP
Terry Mulholland, L ERA: 4.62	(1, 1)	6.1	W	28	7	1	1	2	2	1	0	0	1	1	55	92	1.42	1.421
Norm Charlton, L ERA: 4.19	(7, 1)	1.2		4	0	0	0	0	0	0	0	0	0	0	9	16	0.00	0.000
Michael Jackson, R ERA: 3.79	(9, 1)	1.0		4	0	0	0	1	0	0	1	0	1	0	9	15	0.00	0.000

PITCHER	IP	WLS	BF	H	R	ER	SO	BB	IBB	HBP	BLK	WP	HR	S	P	ERA	WHIP

TOP

Baltimore Orioles @ Seattle Mariners

The Kingdome, Seattle, WA

Sun Sep 01 1996, 10:05 PM EDT

Att. 50,015 - Dome - 68 F

livebaseballscorecards.com

AB	31
R	1
H	7
RBI	1
BB	3
SO	3
LOB	15



WP: 2 PB: 0 SB: 0 CS: 0 PA: 37

Baltimore Orioles @ Seattle Mariners

The Kingdome, Seattle, WA

Sun Sep 01 1996, 10:05 PM EDT

Att. 50,015 - Dome - 68 F

livebaseballscorecards.com

Batter	1	2	3	4	5	6	7	8	9	AB	R	H	RBI	BB	SO	LOB
Rich Amaral, R (1, 4) OBP: 0.398, SLG: 0.364	3-2 S FC1-5-2 2B		1-3 K		4-1 1-2 HR BB		1-0 1-2 SH3-4			2	1	1	0	1	1	0
Alex Rodriguez, R (1, 6) OBP: 0.429, SLG: 0.681	2-2 G5-3		3-2 G4-3 2B		3-2 1-H 2-H HR		4-0 IBB			3	1	2	3	1	0	1
Ken Griffey Jr., L (1, 8) OBP: 0.390, SLG: 0.634	4-2 FC1-5-2 2-3 BB		0-0 G4-3 2-3		0-0 G3		0-0 F9			3	0	0	0	1	0	3
Edgar Martinez, R (1, 10) OBP: 0.465, SLG: 0.625	1-0 FC1-5-2 1-3 3-H		3-1 P5		1-2 G4-3		2-1 F7			4	0	0	0	0	0	5
Jay Buhner, R (1, 9) OBP: 0.369, SLG: 0.563	1-3 K			1-0 F8		2-0 1B		3-1 G6-3		4	0	1	0	0	1	2
Dave Hollins, S (1, 5) OBP: 0.364, SLG: 0.398		0-1 F8 SF7 2B		2-2 F7		1-2 F9		1-3 K		4	1	1	0	0	1	1
Mark Whiten, S (1, 7) OBP: 0.371, SLG: 0.452		0-0 F8 2-3		1-3 K		0-1 P6		2-1 HR		4	1	1	1	0	1	2
Brian Hunter, R (1, 3) OBP: 0.349, SLG: 0.449		2-0 SF7 3-H			1-1 G6-3	2-2 F9		0-1 FC6-4 1B		3	0	1	1	0	0	1
John Marzano, R (1, 2) OBP: 0.340, SLG: 0.315		2-1 G6-3			1-1 BB HR 1B		1-2 SH3-4 1B	1-2 FC6-4 1-2f		4	1	2	0	0	0	1

Inning Stats	1	2	3	4	5	6	7	8	9
	R: 0 H: 1	R: 1 H: 1	R: 0 H: 1	R: 0 H: 0	R: 3 H: 2	R: 0 H: 1	R: 0 H: 1	R: 1 H: 2	
	E: 0 LOB: 2	E: 0 LOB: 0	E: 0 LOB: 1	E: 0 LOB: 0	E: 0 LOB: 0	E: 0 LOB: 1	E: 0 LOB: 2	E: 0 LOB: 1	
	K: 1 BB: 1	K: 0 BB: 0	K: 1 BB: 0	K: 1 BB: 0	K: 0 BB: 1	K: 0 BB: 0	K: 0 BB: 1	K: 1 BB: 0	
	S: 15 P: 26	S: 6 P: 10	S: 9 P: 16	S: 8 P: 12	S: 17 P: 27	S: 12 P: 17	S: 7 P: 15	S: 12 P: 19	

1B: 4	SF: 1	WP: 0	PA: 36
2B: 3	SAC: 1	PB: 0	
3B: 0	DP: 0	SB: 1	
HR: 2	HBP: 0	CS: 0	

BOTTOM	
AB	31
R	5
H	9
RBI	5
BB	3
SO	4
LOB	16

PITCHER		IP	WLS	BF	H	R	ER	SO	BB	IBB	HBP	BLK	WP	HR	S	P	ERA	WHIP
David Wells, L (1, 1) ERA: 4.72		6.2	L	30	7	4	4	3	2	1	0	0	0	1	72	119	5.40	1.350
Terry Mathews, R (7, 1) ERA: 4.62		1.1		6	2	1	1	1	0	0	0	0	0	1	14	23	6.75	1.500

Batter	1	2	3	4	5	6	7	8	9	AB	R	H	RBI	BB	SO	LOB
Brady Anderson, L (1, 8) OBP: 0.394, SLG: 0.643	K		HR	G4-3		K		G6-4-3 E 1-2 2-H 3-H 1B		5	1	2	3	0	2	1
Todd Zeile, R (1, 5) OBP: 0.359, SLG: 0.450	HR		HR	BB		G5-4-3 1B		E4 G6-4-3 1-2 2-3		4	2	3	2	1	0	2
Roberto Alomar, S (1, 4) OBP: 0.419, SLG: 0.546	L5		F8	BB 1-2		G5-4-3 1-2f		G6-4-3 1-2f 2-3 3-H		4	0	0	0	1	0	3
Rafael Palmeiro, L (1, 3) OBP: 0.385, SLG: 0.538	F9		K	G3-1			G5-4-3 1B	F8		5	0	1	0	0	1	4
Bobby Bonilla, S (1, 9) OBP: 0.358, SLG: 0.494		FC9-6 BB		HR	F9		K		G4-3	4	1	1	1	1	1	1
Cal Ripken Jr., R (1, 6) OBP: 0.348, SLG: 0.456		P4 SAFE		E FC1-6 1B	F9		G5-4-3 1-2f		1B BB	4	1	1	0	1	0	2
Eddie Murray, S (1, 10) OBP: 0.333, SLG: 0.429		FC9-6 S 1-2f 1B		E6 FC1-6 SAFE 1-3	L5			BB BB 1B BB		4	2	1	0	1	0	2
B.J. Surhoff, L (1, 7) OBP: 0.349, SLG: 0.494				FC1-6 2B 1-2f 3-H		HR 1B		BB 1B 1-2 BB	F7	4	3	2	2	1	0	3
Chris Hoiles, R (1, 2) OBP: 0.354, SLG: 0.496			K	G4-3 SAFE 1-H 2B		HR 1-H		E 1B G6-4-3 1-2 2-3 BB	K	4	2	2	3	1	2	2
Inning Stats	R: 1 H: 1 E: 0 LOB: 0 K: 1 BB: 0 S: 12 P: 20	R: 1 H: 1 E: 0 LOB: 1 K: 0 BB: 1 S: 13 P: 24	R: 2 H: 2 E: 0 LOB: 0 K: 2 BB: 0 S: 13 P: 17	R: 3 H: 3 E: 1 LOB: 3 K: 0 BB: 2 S: 22 P: 43	R: 0 H: 0 E: 0 LOB: 0 K: 0 BB: 0 S: 7 P: 11	R: 2 H: 3 E: 0 LOB: 0 K: 1 BB: 0 S: 11 P: 20	R: 0 H: 1 E: 0 LOB: 0 K: 1 BB: 0 S: 7 P: 8	R: 3 H: 1 E: 1 LOB: 1 K: 0 BB: 3 S: 13 P: 31	R: 0 H: 1 E: 0 LOB: 2 K: 1 BB: 1 S: 11 P: 21	1B: 7 SF: 0 2B: 1 SAC: 0 3B: 0 DP: 3 HR: 5 HBP: 0						

PITCHER		IP	WLS	BF	H	R	ER	SO	BB	IBB	HBP	BLK	WP	HR	S	P	ERA	WHIP
Shawn Boskie, R ERA: 5.17	(1, 1)	3.0	L	16	6	7	6	3	1	0	0	0	0	4	49	78	18.00	2.333
Mark Holzemer, L ERA: 8.39	(4, 1)	2.1		12	3	2	2	1	2	0	0	0	0	1	24	47	7.71	2.143
Mark Eichhorn, R ERA: 5.0	(6, 1)	0.2		2	1	0	0	0	0	0	0	0	0	0	5	10	0.00	1.500
Mike Holtz, L ERA: 1.37	(7, 1)	1.0		7	2	3	2	1	3	0	0	0	0	0	14	29	18.00	5.000
Greg Gohr, R ERA: 7.01	(8, 1)	2.0		8	1	0	0	1	1	0	0	0	0	0	17	31	0.00	1.000

PITCHER	IP	WLS	BF	H	R	ER	SO	BB	IBB	HBP	BLK	WP	HR	S	P	ERA	WHIP

Baltimore Orioles @ California Angels

Anaheim Stadium, Anaheim, CA

Mon Sep 02 1996, 10:05 PM EDT

Att. 20,287 - Unknown - 78 F

TOP

livebaseballscorecards.com

AB	38
R	12
H	13
RBI	11
BB	7
SO	6
LOB	20

WP: 0 PA: 45
PB: 0
SB: 1
CS: 0

Batter	1	2	3	4	5	6	7	8	9	AB	R	H	RBI	BB	SO	LOB
Randy Velarde, R (1, 4) OBP: 0.381, SLG: 0.432	S S B C 1-3 K ①	C B C S 1-3 K ③			B F C B X 2-2 2B		B F B S X 2-2 F8 ③		C C B X 1-2 1-H HR	5	1	2	2	0	2	2
Jim Edmonds, L (1, 8) OBP: 0.384, SLG: 0.605	B B S S C 2-3 K ②		B B C B B 4-1 WP 1B BB		C S B B B S 2-3 K ②			B B X 2-0 G1-3 ①	B F C B F C 2-3 K ③	4	1	0	0	1	3	1
Tim Salmon, R (1, 9) OBP: 0.376, SLG: 0.501	C B C S 1-3 K ③		F C B B S 2-3 K ① 1-2		B F X 1-1 F9 ③			B B B C X 3-1 G2-3 ②		4	0	0	0	0	2	2
Chili Davis, S (1, 10) OBP: 0.392, SLG: 0.519		S B X 1-1 1B 2B	C B B S F F X 2-2 F8 ②			B X 1-0 G3-1 ①		X 0-0 F8 ③		4	1	1	0	0	0	1
J.T. Snow, L (1, 3) OBP: 0.333, SLG: 0.382		C C B C 1-3 K ①	X 0-0 16 CS 2-H 1B			B B X 2-0 F7 ②			F B C F B S 2-3 K ①	4	0	1	1	0	2	1
16 Garret Anderson, L (1, 7) OBP: 0.316, SLG: 0.417		B S B B B 4-1 1B 2B BB	C S B 1-2 CS ③ 1-2	X 0-0 G4-3 ①		C B C X 1-2 G5-3 ③			X 0-0 2B SF9 1B	3	2	1	0	1	0	0
Gary Disarcina, R (1, 6) OBP: 0.296, SLG: 0.360		C X 0-1 1-3 2-H 2B 1B	C B C X 1-2 G1-3 ②				X 0-0 G6-3 ①		C B B B X 3-1 SF9 1-3 1B 2B	4	2	2	1	0	0	0
Jorge Fabregas, L (1, 2) OBP: 0.336, SLG: 0.343		C X 0-1 1-H 3-H 2B	C B X 1-1 F8 ③				X 0-0 2B		F B S B F X 2-2 SF9 ② 2-3 3-H	3	0	2	2	0	0	0
Chris Turner, R (9, 2)										0	0	0	1	0	0	0
George Arias, R (1, 5) OBP: 0.284, SLG: 0.338		F X 0-1 F8 ②			B C B X 2-1 F7 ①		C B F B C 2-3 K ②		B X 1-0 HR 3-H 1B	4	1	1	1	0	1	2
Inning Stats	R: 0 E: 0 K: 3 S: 9 H: 0 LOB: 0 BB: 0 P: 13	R: 3 E: 0 K: 2 S: 15 H: 3 LOB: 1 BB: 1 P: 22	R: 1 E: 0 K: 1 S: 12 H: 1 LOB: 0 BB: 1 P: 21	R: 0 E: 0 K: 0 S: 6 H: 0 LOB: 0 BB: 0 P: 8	R: 0 E: 0 K: 1 S: 10 H: 1 LOB: 1 BB: 0 P: 17	R: 0 E: 0 K: 0 S: 5 H: 0 LOB: 0 BB: 0 P: 9	R: 0 E: 0 K: 1 S: 8 H: 1 LOB: 1 BB: 0 P: 12	R: 0 E: 0 K: 0 S: 4 H: 0 LOB: 0 BB: 0 P: 9	R: 4 E: 0 K: 2 S: 19 H: 4 LOB: 0 BB: 0 P: 30	1B: 4 2B: 5 3B: 0 HR: 1 SF: 1 SAC: 0 DP: 0 HBP: 0							

PITCHER		IP	WLS	BF	H	R	ER	SO	BB	IBB	HBP	BLK	WP	HR	S	P	ERA	WHIP
35 Mike Mussina, R ERA: 4.8	(1, 1)	7.0	W	28	6	4	4	8	2	0	0	0	1	0	65	102	5.14	1.143
Mike Milchin, L ERA: 7.48	(8, 1)	1.2		8	3	3	3	1	0	0	0	0	0	0	16	29	16.20	1.800
Armando Benitez, R ERA: 6.43	(9, 1)	0.1		2	1	1	1	1	0	0	0	0	0	1	7	10	27.00	3.000

PITCHER	IP	WLS	BF	H	R	ER	SO	BB	IBB	HBP	BLK	WP	HR	S	P	ERA	WHIP

BOTTOM

Baltimore Orioles @ California Angels

Anaheim Stadium, Anaheim, CA

Mon Sep 02 1996, 10:05 PM EDT

Att. 20,287 - Unknown - 78 F

livebaseballscorecards.com

AB	35
R	8
H	10
RBI	8
BB	2
SO	10
LOB	9

WP: 1	PA: 39		
PB: 0			
SB: 0			
CS: 1			

Baltimore Orioles @ California Angels

Anaheim Stadium, Anaheim, CA

Tue Sep 03 1996, 10:05 PM EDT

Att. 15,924 - Unknown - 77 F

TOP

livebaseballscorecards.com

Batter	1	2	3	4	5	6	7	8	9	AB	R	H	RBI	BB	SO	LOB
Brady Anderson, L (1, 8) OBP: 0.394, SLG: 0.647	HR		FC5-4 1B SF8 1-2f		K			G5-3		3	2	1	1	0	1	1
Mike Devereaux, R (7, 9) OBP: 0.309, SLG: 0.356										1	0	0	0	0	0	0
Todd Zeile, R (1, 5) OBP: 0.362, SLG: 0.455	L8 2B		1 SAFE 1 SAFE B 1 SAFE B S B 1 SAFE 1 SAFE 1-3 1B		G4-6-3 1B			F8		4	0	3	0	0	0	0
Roberto Alomar, S (1, 4) OBP: 0.417, SLG: 0.544	P5		SF8 3-H		G4-6-3 1-2f			F7		2	0	0	1	0	0	2
Billy Ripken, R (7, 4) OBP: 0.281, SLG: 0.336										1	0	0	0	0	0	0
Rafael Palmeiro, L (1, 3) OBP: 0.383, SLG: 0.535	L8 2-3		L8			F8			F8	3	0	0	0	0	0	2
Mark Parent, R (8, 2) OBP: 0.252, SLG: 0.473			1 SAFE							1	0	0	0	0	0	0
Bobby Bonilla, S (1, 9) OBP: 0.358, SLG: 0.492	G6-3			G3		G5-4-3 BB			1B	2	0	0	0	1	0	1
Brent Bowers, L (7, 7) OBP: 0.324, SLG: 0.378										1	0	1	0	0	0	0
Cal Ripken Jr., R (1, 6) OBP: 0.348, SLG: 0.455		G6-3		BB 1B		G5-4-3 1-2f			K	3	0	1	0	0	0	1
Manny Alexander, R (7, 6) OBP: 0.147, SLG: 0.108										1	0	0	0	0	1	1
Eddie Murray, S (1, 10) OBP: 0.330, SLG: 0.426		G4-3		F7			G3-1		F7	4	0	0	0	0	0	2
B.J. Surhoff, L (1, 7) OBP: 0.349, SLG: 0.491		L7		FC6-4 1-2 BB			F9			2	0	0	0	1	0	0
Gene Kingsale, S (7, 8)										0	0	0	0	0	0	0
Chris Hoiles, R (1, 2) OBP: 0.354, SLG: 0.494			FC5-4 1B	FC6-4 1-2f			G1-3			3	0	1	0	0	0	2
(8, 3)																

Inning Stats										
	R: 1 E: 0 K: 0 S: 18	H: 2 LOB: 1 BB: 0 P: 25	R: 0 E: 0 K: 0 S: 4	H: 0 LOB: 0 BB: 0 P: 10	R: 1 E: 0 K: 0 S: 9	H: 2 LOB: 1 BB: 0 P: 19	R: 0 E: 0 K: 0 S: 9	H: 1 LOB: 2 BB: 1 P: 18	R: 0 E: 0 K: 1 S: 8	H: 1 LOB: 0 BB: 0 P: 15
	R: 0 E: 0 K: 0 S: 4	H: 0 LOB: 0 BB: 1 P: 9	R: 0 E: 0 K: 0 S: 7	H: 0 LOB: 0 BB: 0 P: 10	R: 0 E: 0 K: 0 S: 8	H: 0 LOB: 0 BB: 0 P: 12	R: 0 E: 0 K: 1 S: 7	H: 1 LOB: 1 BB: 0 P: 12	1B: 5 2B: 1 3B: 0 HR: 1	SF: 1 SAC: 0 DP: 2 HBP: 0

	WP: 0	PA: 34
	PB: 0	
	SB: 0	
	CS: 0	

	AB	31
	R	2
	H	7
	RBI	2
	BB	2
	SO	2
	LOB	12

PITCHER		IP	WLS	BF	H	R	ER	SO	BB	IBB	HBP	BLK	WP	HR	S	P	ERA	WHIP
Pep Harris, R ERA: 4.98	(1, 1)	7.0	W	27	6	2	2	1	2	0	0	0	0	1	59	106	2.57	1.143
Chuck McElroy, L ERA: 3.94	(8, 1)	1.0		3	0	0	0	0	0	0	0	0	0	0	8	12	0.00	0.000
Jason Grimsley, R ERA: 6.93	(9, 1)	1.0		4	1	0	0	1	0	0	0	0	0	0	7	12	0.00	1.000

PITCHER	IP	WLS	BF	H	R	ER	SO	BB	IBB	HBP	BLK	WP	HR	S	P	ERA	WHIP

BOTTOM

Baltimore Orioles @ California Angels

Anaheim Stadium, Anaheim, CA

Tue Sep 03 1996, 10:05 PM EDT

Att. 15,924 - Unknown - 77 F

livebaseballscorecards.com

Batter	1	2	3	4	5	6	7	8	9	AB	R	H	RBI	BB	SO	LOB
Randy Velarde, R (1, 4) OBP: 0.378, SLG: 0.428	1-1 G4-3 ①	3-3 K ②		1-3 K ②	2-2 1B 1-3 2-H 1B		1-0 G4-3 ①	2-3 K ③		6	1	1	1	0	3	4
Jim Edmonds, L (1, 8) OBP: 0.387, SLG: 0.612	0-0 P6 ②	1-1 HR		2-1 2B 1-3 1B	4-1 1B 2B BB		3-3 K ②			4	2	2	1	1	1	0
Tim Salmon, R (1, 9) OBP: 0.379, SLG: 0.506	0-2 16 1B 1B 1B	1-3 K ③		2-1 1-3 2B	3-1 1-3 2-H 3-H 2B 1B		1-1 1B			5	2	4	3	0	1	0
Chili Davis, S (1, 10) OBP: 0.394, SLG: 0.521	2-2 BB 16 1B 1-2 1B 1B		4-2 G4-3 BB	1-2 F9 ③	F 1-1 1-H 3-H 2B		0-0 F7 ③			4	1	2	2	1	0	3
16 Garret Anderson, L (1, 7) OBP: 0.318, SLG: 0.419	2-1 1B BB 1-2 2-H 1B		0-1 F7 ①	F 2-2 G1 G3-1 1B 1B	G4-3			0-0 BB BB 1B		5	1	3	1	0	0	2
J.T. Snow, L (1, 3) OBP: 0.333, SLG: 0.381	4-2 1B 1-2 2-3 BB		1-2 G4-3 ② 1-2	2-2 G3-1 ① 1-2	1-1 1B 1B			0-1 F8 ①		4	0	1	0	1	0	3
Gary Disarcina, R (1, 6) OBP: 0.295, SLG: 0.359	2-2 1-2 2-3 3-H 1B		3-3 K ③	1-0 G1 ② 2-3	0-0 F8 ①			1-3 K ②		5	0	1	1	0	2	4
George Arias, R (1, 5) OBP: 0.292, SLG: 0.338	1-1 L7 ③			2-3 K ①	4-0 1B 1B BB		2-2 G6-4-3 1-2 1B	4-0 BB 1-2 BB		3	1	1	0	2	1	3
Todd Greene, R (1, 2) OBP: 0.208, SLG: 0.261		0-1 F9 ①		0-1 1B 2B 1B	0-1 1B 1-2 3-H 1B 1B		2-2 G6-4-3 ② ③ 1-2f	4-2 1-2 2-3 BB		4	2	2	1	1	0	2
Inning Stats	R: 2 E: 0 K: 0 S: 20 H: 4 LOB: 3 BB: 1 P: 32	R: 1 E: 0 K: 2 S: 10 H: 1 LOB: 0 BB: 0 P: 15	R: 0 E: 0 K: 1 S: 11 H: 0 LOB: 1 BB: 1 P: 19	R: 1 E: 0 K: 2 S: 16 H: 3 LOB: 2 BB: 0 P: 24	R: 6 E: 0 K: 0 S: 18 H: 5 LOB: 1 BB: 2 P: 36	R: 0 E: 0 K: 0 S: 9 H: 2 LOB: 1 BB: 0 P: 14	R: 0 E: 0 K: 1 S: 7 H: 1 LOB: 1 BB: 0 P: 12	R: 0 E: 0 K: 2 S: 13 H: 1 LOB: 3 BB: 2 P: 24		1B: 14 2B: 2 3B: 0 HR: 1 SF: 0 SAC: 0 DP: 1 HBP: 0						

	AB	40
	R	10
	H	17
	RBI	10
	BB	6
	SO	8
	LOB	21

PITCHER	IP	WLS	BF	H	R	ER	SO	BB	IBB	HBP	BLK	WP	HR	S	P	ERA	WHIP
Rocky Coppinger, R (1, 1) ERA: 5.69	4.0	L	22	8	4	4	5	2	0	0	0	0	1	57	90	9.00	2.500
Jimmy Haynes, R (5, 1) ERA: 7.98	0.2		7	3	5	5	0	2	0	0	0	0	0	13	26	67.50	7.500
Archie Corbin, R (5, 1) ERA: 1.96	3.1		17	6	1	1	3	2	0	0	0	0	0	34	60	2.70	2.400

PITCHER	IP	WLS	BF	H	R	ER	SO	BB	IBB	HBP	BLK	WP	HR	S	P	ERA	WHIP

WP: 0 PB: 0 SB: 0 CS: 0 PA: 46

Batter	1	2	3	4	5	6	7	8	9	AB	R	H	RBI	BB	SO	LOB
Brady Anderson, L (1, 8) OBP: 0.395, SLG: 0.652	F9		CS 1B			HR	G5-3			4	1	2	1	0	0	1
Todd Zeile, R (1, 5) OBP: 0.361, SLG: 0.459	G5-3		CS 1-2	F7		HR		K		4	1	1	1	0	1	0
Roberto Alomar, S (1, 4) OBP: 0.417, SLG: 0.543	F8			F8		S HR 1B		CS BB		3	1	1	0	1	0	0
Rafael Palmeiro, L (1, 3) OBP: 0.383, SLG: 0.538		L9		K		1-H HR		G4-3 1-2		4	1	1	2	0	1	1
Bobby Bonilla, S (1, 9) OBP: 0.359, SLG: 0.492 Mike Devereaux, R (9, 9) OBP: 0.309, SLG: 0.356		1B			K2-3	G5-4-3 1B			P5	4 0	0 0	2 0	0 0	0 0	1 0	0 0
Cal Ripken Jr., R (1, 6) OBP: 0.345, SLG: 0.452		F7			P3	G5-4-3 1-2f			G5-3	4	0	0	0	0	0	2
Eddie Murray, S (1, 10) OBP: 0.330, SLG: 0.427		P4			2B		L5		G2-3	4	0	1	0	0	0	1
B.J. Surhoff, L (1, 7) OBP: 0.349, SLG: 0.490			F7		K2-3		1B			3	0	1	0	0	1	1
Mark Parent, R (1, 2) OBP: 0.246, SLG: 0.460			K			P6	K			3	0	0	0	0	2	1
Inning Stats	R: 0 E: 0 K: 0 S: 3 H: 0 LOB: 0 BB: 0 P: 3	R: 0 E: 0 K: 0 S: 4 H: 1 LOB: 1 BB: 0 P: 4	R: 0 E: 0 K: 1 S: 5 H: 1 LOB: 0 BB: 0 P: 5	R: 0 E: 0 K: 1 S: 5 H: 0 LOB: 0 BB: 0 P: 5	R: 0 E: 0 K: 2 S: 8 H: 1 LOB: 1 BB: 0 P: 8	R: 4 E: 0 K: 0 S: 7 H: 5 LOB: 0 BB: 0 P: 7	R: 0 E: 0 K: 1 S: 6 H: 1 LOB: 1 BB: 0 P: 6	R: 0 E: 0 K: 1 S: 4 H: 0 LOB: 0 BB: 1 P: 8	R: 0 E: 0 K: 0 S: 3 H: 0 LOB: 0 BB: 0 P: 3	1B: 5 2B: 1 3B: 0 HR: 3 SF: 0 SAC: 0 DP: 1 HBP: 0	WP: 0 PB: 0 SB: 1 CS: 2 PA: 35					

PITCHER		IP	WLS	BF	H	R	ER	SO	BB	IBB	HBP	BLK	WP	HR	S	P	ERA	WHIP
Dennis Springer, R ERA: 5.37	(1, 1)	5.1	L	21	6	3	3	4	0	0	0	0	0	2	29	29	5.06	1.125
Mark Holzemer, L ERA: 8.76	(6, 1)	0.0		2	2	1	1	0	0	0	0	0	0	1	2	2	∞	∞
Mark Eichhorn, R ERA: 4.71	(6, 1)	1.2		5	1	0	0	1	0	0	0	0	0	0	7	7	0.00	0.600
Mike James, R ERA: 2.68	(8, 1)	2.0		6	0	0	0	1	1	0	0	0	0	0	7	11	0.00	0.500

PITCHER	IP	WLS	BF	H	R	ER	SO	BB	IBB	HBP	BLK	WP	HR	S	P	ERA	WHIP

Baltimore Orioles @ California Angels

Anaheim Stadium, Anaheim, CA

Wed Sep 04 1996, 10:05 PM EDT

Att. 18,204 - Unknown - 74 F

TOP

livebaseballscorecards.com

AB	33
R	4
H	9
RBI	4
BB	1
SO	6
LOB	7

BOTTOM

Baltimore Orioles @ California Angels

Anaheim Stadium, Anaheim, CA

Wed Sep 04 1996, 10:05 PM EDT

Att. 18,204 - Unknown - 74 F

livebaseballscorecards.com

Batter	1	2	3	4	5	6	7	8	9	AB	R	H	RBI	BB	SO	LOB
Rex Hudler, R (1, 4) OBP: 0.345, SLG: 0.565	G3-1		G4-3			F7 1B (1-2)		BB 1B (1-2, 3-H)		3	0	1	0	0	0	0
Darin Erstad, L (8, PH) OBP: 0.339, SLG: 0.360										1	0	1	1	0	0	0
Gary Disarcina, R (9, 6) OBP: 0.295, SLG: 0.359										0	0	0	0	0	0	0
Jim Edmonds, L (1, 8) OBP: 0.385, SLG: 0.611	E7 G6-3 2B			F7		F7 (1-2, 2-3)		F8 (2-3)		4	1	1	0	0	0	4
Tim Salmon, R (1, 9) OBP: 0.378, SLG: 0.503	G6-3 (3-H)			K (S S S)		G6-3		BB (1-2, 3-H)		3	0	0	1	1	1	2
Chili Davis, S (1, 10) OBP: 0.393, SLG: 0.518	G5-3			G4-6-3			G1-6-3 1B		K (S S S)	4	0	1	0	0	1	0
J.T. Snow, L (1, 3) OBP: 0.331, SLG: 0.378		G3			G4-3		G1-6-3 (1-2f)		K (S S S)	4	0	0	0	0	1	1
16 Garret Anderson, L (1, 7) OBP: 0.316, SLG: 0.415		G3-1			G6-3		F8		K (S S S)	4	0	0	0	0	1	0
Jorge Fabregas, L (1, 2) OBP: 0.336, SLG: 0.347		G1			F8			G6-3 1B 2B		3	0	1	0	0	0	0
Chris Turner, R (8, PR)										0	1	0	0	0	0	0
(9, 2)																
George Arias, R (1, 5) OBP: 0.292, SLG: 0.338			F8			FC3-6 1B		G6-3 (2-3)		3	0	1	0	0	0	1
Dick Schofield, R (1, 6) OBP: 0.250, SLG: 0.250			G6-3			FC3-6 F7 1B (1-2f)		F8 1B BB (B B B)		2	0	0	0	0	0	1
Jack Howell, L (8, PH) OBP: 0.310, SLG: 0.505										0	0	0	0	0	0	0
Randy Velarde, R (8, PH) OBP: 0.379, SLG: 0.428										0	0	0	0	1	0	0
(9, 4)																

	AB	31
	R	2
	H	6
	RBI	2
	BB	2
	SO	4
	LOB	9

Inning Stats	1	2	3	4	5	6	7	8	9
	R: 1 E: 1 K: 0 S: 4	H: 1 LOB: 0 BB: 0 P: 4	R: 0 E: 0 K: 0 S: 3	H: 0 LOB: 0 BB: 0 P: 3	R: 0 E: 0 K: 0 S: 3	H: 0 LOB: 0 BB: 0 P: 3	R: 0 E: 0 K: 1 S: 5	H: 0 LOB: 0 BB: 0 P: 5	R: 0 E: 0 K: 0 S: 3	H: 0 LOB: 0 BB: 0 P: 3	R: 0 E: 0 K: 0 S: 5	H: 2 LOB: 2 BB: 0 P: 5	R: 0 E: 0 K: 0 S: 3	H: 1 LOB: 0 BB: 0 P: 3	R: 1 E: 0 K: 0 S: 4	H: 2 LOB: 3 BB: 2 P: 12	R: 0 E: 0 K: 3 S: 9	H: 0 LOB: 0 BB: 0 P: 9

1B: 4	SF: 0	WP: 0	PA: 33
2B: 2	SAC: 0	PB: 0	
3B: 0	DP: 1	SB: 0	
HR: 0	HBP: 0	CS: 0	

PITCHER		IP	WLS	BF	H	R	ER	SO	BB	IBB	HBP	BLK	WP	HR	S	P	ERA	WHIP
Scott Erickson, R ERA: 5.28	(1, 1)	7.1	W	26	5	2	1	1	0	0	0	0	0	0	28	28	1.23	0.682
Jesse Orosco, L ERA: 3.4	(8, 1)	0.0		1	0	0	0	0	1	0	0	0	0	0	0	4	∞	∞
Terry Mathews, R ERA: 4.57	(8, 1)	0.2		3	1	0	0	0	1	0	0	0	0	0	2	6	0.00	3.000
Randy Myers, L ERA: 3.99	(9, 1)	1.0	S	3	0	0	0	3	0	0	0	0	0	0	9	9	0.00	0.000

PITCHER	IP	WLS	BF	H	R	ER	SO	BB	IBB	HBP	BLK	WP	HR	S	P	ERA	WHIP

TOP

Detroit Tigers @ Baltimore Orioles

Oriole Park at Camden Yards, Baltimore, MD

Fri Sep 06 1996, 7:05 PM EDT

Att. 46,708 - Unknown - 85 F

livebaseballscorecards.com

Batter	1	2	3	4	5	6	7	8	9	10	11	12	AB	R	H	RBI	BB	SO	LOB
Kimera Bartee, R (1, 8) OBP: 0.341, SLG: 0.335	C F C 0-3 ① K		X 0-0 ① SH1-4 1-2 2-3		B S F F B B F S 3-3 ② K			B X 1-0 HR		B B F C B F B 4-2 BB		B B C X 3-1 1-3 2-H 1B	2	0	0	0	2	0
Bobby Higginson, L (8, PH) OBP: 0.399, SLG: 0.575 (8, 8)	B F C B F B C 3-3 ② K		C X 0-1 ② G6-3 2-3 3-H		C B X 1-1 ③ G6-3			X 0-0 ① G6-3		B 1 SAFE B B B C 1 F S 3-3 ③ K		F B 1-1 ③ CS 3-H	2	1	2	2	1	0
Travis Fryman, R (1, 6) OBP: 0.327, SLG: 0.452	C S F B S 1-3 ③ K		C B S S 1-3 ③ K			F C C 0-3 ① K		C X 0-1 ② F9			C B X 1-1 ① L5		3	0	0	0	0	3	1
Alan Trammell, R (6, 6) OBP: 0.287, SLG: 0.276								B S S S 1-3 ③ K			C B B X 2-1 ② G1-3		2	0	0	0	0	0	0
Ruben Sierra, S (1, 7) OBP: 0.322, SLG: 0.385		B S F X 1-2 G5-4-3 1B		C C X 0-2 G4-3 1B		X 0-0 S 1B		B S S X 1-2 F7 1-2			F B S B B S 3-3 ③ K		5	1	3	0	0	1	0
Tony Clark, S (1, 3) OBP: 0.301, SLG: 0.481	C C S 0-3 ① K	B B C S C 2-3 ① K						B F F C 1-3 ③ K	B X 1-0 G4-3			F B F F F X 1-2 G4-3	5	0	0	0	0	3	3
Melvin Nieves, S (1, 9) OBP: 0.334, SLG: 0.506	B 1 B B X 3-0 ② ③ G5-4-3 1-2f	C 1 C F 1 X SAFE SAFE 0-2 ② G4-3 1-2							B B B F X 3-1 G4-6-3 1B				5	0	1	0	0	1	3
Phil Nevin, R (1, 5) OBP: 0.361, SLG: 0.478			X 0-0 HR	X 0-0 2-H 1B			C B X 1-1 ① G4-3		S 1 SAFE C F 1 SAFE 1 B X 1-2 ② ③ G4-6-3 1-2f			B C F B B B 4-2 BB 1B BB	4	2	2	2	1	0	1
Phil Hiatt, R (1, 10) OBP: 0.250, SLG: 0.250			B X 1-0 SH1-4 1B G6-3 1B	B S F C 1-3 ③ K			S C S S 0-3 ② K			B F C B F B S 3-3 ① K		B 1 SAFE B F 1 SAFE B B 4-1 1B 1-2 CS BB	4	1	1	0	0	3	1
Curtis Pride, L (12, PH) OBP: 0.356, SLG: 0.498													0	0	0	0	1	0	0
Brad Ausmus, R (1, 2) OBP: 0.280, SLG: 0.303			X 0-0 G6-3 SH1-4 1-2 1B		X 0-0 ① G5-3			X 0-0 ③ G1-3			C C B F C 1-3 ② K		5	0	1	0	0	2	2

Inning Stats																						
	R: 0	H: 0	R: 0	H: 1	R: 2	H: 3	R: 1	H: 2	R: 0	H: 0	R: 0	H: 1	R: 0	H: 0	R: 1	H: 1	R: 0	H: 1	R: 0	H: 0	R: 1	H: 1
	E: 0	LOB: 0	E: 0	LOB: 0	E: 0	LOB: 1	E: 0	LOB: 1	E: 0	LOB: 0	E: 0	LOB: 1	E: 0	LOB: 0	E: 0	LOB: 0	E: 0	LOB: 0	E: 0	LOB: 0	E: 0	LOB: 1
	K: 3	BB: 0	K: 1	BB: 0	K: 1	BB: 0	K: 2	BB: 0	K: 1	BB: 0	K: 2	BB: 0	K: 1	BB: 0	K: 1	BB: 0	K: 0	BB: 0	K: 3	BB: 1	K: 1	BB: 2
	S: 12	P: 16	S: 7	P: 11	S: 9	P: 11	S: 14	P: 17	S: 8	P: 12	S: 10	P: 12	S: 6	P: 7	S: 7	P: 9	S: 7	P: 12	S: 13	P: 24	S: 15	P: 29

	AB	42
	R	5
	H	10
	RBI	5
	BB	3
	SO	17
	LOB	13

1B: 8 SF: 0
2B: 0 SAC: 1
3B: 0 DP: 2
HR: 2 HBP: 0

WP: 0 PA: 47
PB: 0
SB: 1
CS: 1

PITCHER		IP	WLS	BF	H	R	ER	SO	BB	IBB	HBP	BLK	WP	HR	S	P	ERA	WHIP
David Wells, L ERA: 4.69	(1, 1)	7.0		27	7	3	3	11	0	0	0	0	0	1	66	86	3.86	1.000
Alan Mills, R ERA: 4.46	(8, 1)	1.0		4	1	1	1	1	0	0	0	0	0	1	7	9	9.00	1.000
Randy Myers, L ERA: 3.86	(9, 1)	1.2		6	1	0	0	2	1	0	0	0	0	0	17	30	0.00	1.200
Armando Benitez, R ERA: 6.14	(10, 1)	0.1		1	0	0	0	1	0	0	0	0	0	0	3	6	0.00	0.000
Jesse Orosco, L ERA: 3.31	(11, 1)	1.1		4	0	0	0	1	0	0	0	0	0	0	12	19	0.00	0.000

PITCHER		IP	WLS	BF	H	R	ER	SO	BB	IBB	HBP	BLK	WP	HR	S	P	ERA	WHIP
Terry Mathews, R ERA: 4.66	(12, 1)	0.2	L	4	1	1	1	1	2	0	0	0	0	0	10	23	13.50	4.500

Detroit Tigers @ Baltimore Orioles

Oriole Park at Camden Yards, Baltimore, MD

Fri Sep 06 1996, 7:05 PM EDT

Att. 46,708 - Unknown - 85 F

livebaseballscorecards.com

Batter	1	2	3	4	5	6	7	8	9	10	11	12	AB	R	H	RBI	BB	SO	LOB
Brady Anderson, L (1, 8) OBP: 0.394, SLG: 0.647	2-2 G3		2-1 2B SF9 HBP		0-1 F9		3-3 K		4-0 FC6-4 1-2 BB			3-2 F7	4	1	0	0	1	1	1
Todd Zeile, R (1, 5) OBP: 0.361, SLG: 0.459	2-2 F9		2-2 SF9 1-3 2B		0-0 F7			2-0 1B SF9 1B	3-1 FC6-4 1-2f			3-2 G5-3	6	1	2	0	0	0	2
Roberto Alomar, S (1, 4) OBP: 0.415, SLG: 0.539	1-3 K		3-1 SF9 2-3 3-H			2-2 G4-3		1-3 K		2-3 K		4-2 BB	4	0	0	1	1	3	1
Rafael Palmeiro, L (1, 3) OBP: 0.382, SLG: 0.541		2-0 HR	2-2 G3			2-0 F9		2-2 SF9 1-3 1B		1-1 F8		0-0 P4	6	1	2	1	0	0	2
Bobby Bonilla, S (1, 9) OBP: 0.360, SLG: 0.492		0-0 1B	1-1 P3			2-3 K		0-1 SF9 1-2 3-H		2-2 1B			4	0	2	1	0	1	1
Cal Ripken Jr., R (1, 6) OBP: 0.344, SLG: 0.449		0-1 G4-3		2-1 FC6-4 1B			2-2 G1-3	2-1 F9		2-3 K			5	0	1	0	0	1	2
Eddie Murray, S (1, 10) OBP: 0.330, SLG: 0.431		4-1 1B BB		1-2 FC6-4 G4-6-3 1-2f			0-0 HR		1-0 L4		2-1 G6-3		4	1	1	1	1	0	1
B.J. Surhoff, L (1, 7) OBP: 0.348, SLG: 0.488 Pete Incaviglia, R (11, PH) OBP: 0.321, SLG: 0.470 (12, 7)		2-0 FC6-4 1-2 1B		2-2 G4-6-3 1-2f			1-0 G4-3		1-3 K		3-2 G5-3		4 1	0 0	1 0	0 0	1 0	1 0	1 0
Chris Hoiles, R (1, 2) OBP: 0.355, SLG: 0.493 Manny Alexander, R (9, PR) OBP: 0.147, SLG: 0.108 Mark Parent, R (10, 2) OBP: 0.244, SLG: 0.456		2-2 FC6-4 1-2f			3-1 F8		4-2 BB		3-2 BB 1B		2-3 K		3 0 1	0 0 0	1 0 0	0 0 0	1 0 1	0 0 0	2 0 0
Inning Stats	R: 0 E: 0 K: 1 S: 9 H: 0 LOB: 0 BB: 0 P: 14	R: 1 E: 0 K: 0 S: 9 H: 3 LOB: 2 BB: 1 P: 19	R: 1 E: 0 K: 0 S: 11 H: 1 LOB: 1 BB: 0 P: 21	R: 0 E: 0 K: 0 S: 8 H: 1 LOB: 0 BB: 0 P: 13	R: 0 E: 0 K: 0 S: 5 H: 0 LOB: 0 BB: 0 P: 8	R: 0 E: 0 K: 1 S: 9 H: 0 LOB: 0 BB: 0 P: 15	R: 1 E: 0 K: 1 S: 10 H: 1 LOB: 1 BB: 1 P: 20	R: 1 E: 0 K: 1 S: 13 H: 2 LOB: 1 BB: 0 P: 20	R: 0 E: 0 K: 1 S: 12 H: 1 LOB: 2 BB: 1 P: 24	R: 0 E: 0 K: 2 S: 11 H: 1 LOB: 1 BB: 0 P: 18	R: 0 E: 0 K: 1 S: 8 H: 0 LOB: 0 BB: 0 P: 15	R: 0 E: 0 K: 0 S: 12 H: 0 LOB: 1 BB: 1 P: 22	1B: 7 2B: 1 3B: 0 HR: 2	SF: 2 SAC: 0 DP: 1 HBP: 1		WP: 0 PB: 0 SB: 0 CS: 0	PA: 49		

PITCHER		IP	WLS	BF	H	R	ER	SO	BB	IBB	HBP	BLK	WP	HR	S	P	ERA	WHIP
Felipe Lira, R (1, 1) ERA: 5.3		6.2		27	6	3	3	2	2	0	1	0	0	2	58	104	4.05	1.200
Joey Eischen, L (7, 1) ERA: 4.25		0.1		1	0	0	0	1	0	0	0	0	0	0	3	6	0.00	0.000
Richie Lewis, R (8, 1) ERA: 4.33		0.0		1	1	1	1	0	0	0	0	0	0	0	1	3	∞	∞
Mike Myers, L (8, 1) ERA: 5.19		0.1		2	1	0	0	1	0	0	0	0	0	0	8	11	0.00	3.000
Jose Lima, R (8, 1) ERA: 4.96		1.2		7	1	0	0	1	1	0	0	0	0	0	16	30	0.00	1.200

PITCHER		IP	WLS	BF	H	R	ER	SO	BB	IBB	HBP	BLK	WP	HR	S	P	ERA	WHIP
John Cummings, L (10, 1) ERA: 3.29		3.0	W	11	1	0	0	3	1	0	0	0	0	0	31	55	0.00	0.667

AB	42
R	4
H	10
RBI	4
BB	4
SO	8
LOB	13

Batter	1	2	3	4	5	6	7	8	9	AB	R	H	RBI	BB	SO	LOB
Curtis Pride, L (1, 7) OBP: 0.358, SLG: 0.496	X 0-0 CS 1B		B X 1-0 ② F8			B B X 2-0 ① F7		B B B 4-0 BB		3	0	1	0	1	0	1
Alan Trammell, R (1, 4) OBP: 0.281, SLG: 0.270	B 1 SAFE F 1 SAFE C B B C 3-3 ① ② K 1-2		B X 1-0 ③ F7			S B X 1-1 ② G4-3		B C B C S 2-3 ③ K		4	0	0	0	0	2	4
Travis Fryman, R (1, 6) OBP: 0.326, SLG: 0.451	X 0-0 ③ G5-3			B F S B B F X 3-2 G4-3 1B		X 0-0 ③ F8			B C C B B F F F X 3-2 ① F8	4	0	1	0	0	0	0
Bobby Higginson, L (1, 8) OBP: 0.398, SLG: 0.572		S X 0-1 ① G4-3		F S F B F B X 2-2 ① G4-3 1-2			B S C B X 2-2 ① F8		C C B F B X 2-2 1B	4	0	1	0	0	0	1
Tony Clark, S (1, 3) OBP: 0.298, SLG: 0.475		C F F C 0-3 ② K		B S F S 1-3 ② K			S B C B C 2-3 ② K		C B S C 1-3 ② K	4	0	0	0	0	4	2
Ruben Sierra, S (1, 10) OBP: 0.322, SLG: 0.384		B X 1-0 1B		B S S S 1-3 ③ K			S F B F S 1-3 ③ K		C B S S 1-3 ③ K	4	0	1	0	0	3	2
Melvin Nieves, S (1, 9) OBP: 0.332, SLG: 0.501		C B S B C 2-3 ③ K			B F B F S 2-3 ① K			F C B X 1-2 ① G4-3		3	0	0	0	0	2	1
Phil Nevin, R (1, 5) OBP: 0.360, SLG: 0.471			B X 1-0 ① P5		X 0-0 ② G6-3			B X 1-0 G3 1B		3	0	1	0	0	0	0
Brad Ausmus, R (1, 2) OBP: 0.280, SLG: 0.303			B X 1-0 1B		X 0-0 ③ P2			B B C X 2-1 ② G3 1-2		3	0	1	0	0	0	1
Inning Stats	R: 0 E: 0 K: 1 S: 5 H: 1 LOB: 0 BB: 0 P: 8	R: 0 E: 0 K: 2 S: 10 H: 1 LOB: 1 BB: 0 P: 13	R: 0 E: 0 K: 0 S: 4 H: 1 LOB: 1 BB: 0 P: 8	R: 0 E: 0 K: 2 S: 15 H: 1 LOB: 1 BB: 0 P: 22	R: 0 E: 0 K: 1 S: 5 H: 0 LOB: 0 BB: 0 P: 7	R: 0 E: 0 K: 0 S: 4 H: 0 LOB: 0 BB: 0 P: 7	R: 0 E: 0 K: 2 S: 10 H: 0 LOB: 0 BB: 0 P: 15	R: 0 E: 0 K: 1 S: 9 H: 1 LOB: 2 BB: 1 P: 19	R: 0 E: 0 K: 2 S: 16 H: 1 LOB: 1 BB: 0 P: 23	1B: 6 2B: 0 3B: 0 HR: 0	SF: 0 SAC: 0 DP: 0 HBP: 0						

PITCHER	IP	WLS	BF	H	R	ER	SO	BB	IBB	HBP	BLK	WP	HR	S	P	ERA	WHIP
35 Mike Mussina, R (1, 1) ERA: 4.61	9.0	W	33	6	0	0	11	1	0	0	0	0	0	78	122	0.00	0.778

PITCHER	IP	WLS	BF	H	R	ER	SO	BB	IBB	HBP	BLK	WP	HR	S	P	ERA	WHIP

TOP

Detroit Tigers @ Baltimore Orioles

Oriole Park at Camden Yards, Baltimore, MD

Sat Sep 07 1996, 7:05 PM EDT
Att. 47,131 - Unknown - 91 F

livebaseballscorecards.com

AB	32
R	0
H	6
RBI	0
BB	1
SO	11
LOB	12

WP: 0 PB: 0 SB: 0 CS: 1 PA: 33

BOTTOM

Detroit Tigers @ Baltimore Orioles

Oriole Park at Camden Yards, Baltimore, MD

Sat Sep 07 1996, 7:05 PM EDT

Att. 47,131 - Unknown - 91 F

livebaseballscorecards.com

Batter	1	2	3	4	5	6	7	8	9	AB	R	H	RBI	BB	SO	LOB
Brady Anderson, L (1, 8) OBP: 0.394, SLG: 0.646	X 0-0 ① F8	B C H 2-1 1-2 HBP		B X 1-0 ① F9		C B F F C 1-3 ② K		X 0-0 1-H 2B		4	0	1	1	0	1	0
Todd Zeile, R (1, 5) OBP: 0.360, SLG: 0.457	C B S B X 2-2 2B 1B 1B	B B X 2-0 ② F8		C X 0-1 ② G4-3		B S B B X 3-1 ③ F8		C B S F X 1-2 ③ F7		5	1	1	0	0	0	3
Cal Ripken Jr., R (1, 6) OBP: 0.344, SLG: 0.448	B C B F X 2-2 1-2 2B 1B	B B X 2-0 ③ F9		C F B F X 1-2 ③ P3			C X 0-1 ① G6-3			4	1	1	0	0	0	2
Rafael Palmeiro, L (1, 3) OBP: 0.383, SLG: 0.543	B X 1-0 1-H 2-H HR 2B		F X 0-1 2B 1B		B C B X 2-1 ① F7		F F B S 1-3 ② K			4	1	2	2	0	1	0
Bobby Bonilla, S (1, 9) OBP: 0.360, SLG: 0.500 Mike Devereaux, R (8, 9) OBP: 0.309, SLG: 0.356	B X 1-0 2-H HR		X 0-0 1-3 2B		B X 1-0 ② F9		B F B F F B X 3-2 ③ G3-1			4 0	1 0	2 0	2 0	0 0	0 0	0 0
Pete Incaviglia, R (1, 7) OBP: 0.318, SLG: 0.465 Brent Bowers, L (8, 7) OBP: 0.316, SLG: 0.368	B B F S B F S 3-3 ② K		X 0-0 ① G1-3		B F X 1-1 E5 BB			B S C S 1-3 ① K		3 1	0 0	0 0	0 0	0 0	1 1	2 0
Eddie Murray, S (1, 10) OBP: 0.333, SLG: 0.433	B B B X 3-0 ③ G5-3		I I I I 4-0 IBB		S B B B C B 4-2 1-2 BB			F S B B X 2-2 1B 2B		2	1	1	0	2	0	0
Chris Hoiles, R (1, 2) OBP: 0.354, SLG: 0.490		B B B C X 3-1 HBP 1B	C S C 0-3 ② K		C F B X 1-2 ③ F8			C C B B F X 2-2 ② G6-3		4	0	1	0	0	1	6
Billy Ripken, R (1, 4) OBP: 0.281, SLG: 0.333		1 SAFE B F X 1-1 ① L5	B B C C F S 2-3 ③ K			X 0-0 ① P6		B B F F X 2-2 2-H 2B 1B		4	1	1	1	0	1	4

	AB	35
	R	6
	H	10
	RBI	6
	BB	2
	SO	6
	LOB	17

Inning Stats	1	2	3	4	5	6	7	8	9
	R: 4 E: 0 K: 1 S: 14	H: 4 LOB: 0 BB: 0 P: 26	R: 0 E: 0 K: 0 S: 7	H: 1 LOB: 2 BB: 0 P: 17	R: 0 E: 0 K: 2 S: 11	H: 2 LOB: 3 BB: 1 P: 17	R: 0 E: 0 K: 0 S: 7	H: 0 LOB: 0 BB: 0 P: 9	R: 0 E: 1 K: 0 S: 10	H: 0 LOB: 2 BB: 1 P: 19
	R: 0 E: 0 K: 1 S: 7	H: 0 LOB: 0 BB: 0 P: 11	R: 0 E: 0 K: 1 S: 8	H: 0 LOB: 0 BB: 0 P: 12	R: 2 E: 0 K: 1 S: 18	H: 3 LOB: 1 BB: 0 P: 26				

	1B: 5	SF: 0	WP: 0	PA: 38
	2B: 4	SAC: 0	PB: 0	
	3B: 0	DP: 0	SB: 0	
	HR: 1	HBP: 1	CS: 0	

PITCHER		IP	WLS	BF	H	R	ER	SO	BB	IBB	HBP	BLK	WP	HR	S	P	ERA	WHIP
Justin Thompson, L ERA: 3.57	(1, 1)	5.0	L	26	7	4	4	3	1	1	1	0	0	1	49	88	7.20	1.600
Brian Williams, R ERA: 6.91	(6, 1)	3.0		12	3	2	2	3	0	0	0	0	0	0	33	49	6.00	1.000

PITCHER	IP	WLS	BF	H	R	ER	SO	BB	IBB	HBP	BLK	WP	HR	S	P	ERA	WHIP

Batter	1	2	3	4	5	6	7	8	9	AB	R	H	RBI	BB	SO	LOB
Curtis Pride, L (1, 10) OBP: 0.360, SLG: 0.494	B C B B B 4-1 BB		F B F B S 2-3 ③ K			S X 0-1 ① G3-1		B S C F B B F F X 3-2 CS 1B		3	0	1	0	1	1	0
Mark Lewis, R (1, 4) OBP: 0.334, SLG: 0.407	C C B C 1-3 ① K			C B F B F S 2-3 ① K		B C C C B B S 3-3 ② K		F 1 SAFE P 1 SAFE C 1-2 ③ CS 1-2	B B C X 2-1 ① G4-3	4	0	0	0	0	3	1
Travis Fryman, R (1, 6) OBP: 0.324, SLG: 0.447	1 SAFE B B B C B 1 SAFE C X 3-2 ② F8			S X 0-1 ② G5-3		B B X 2-0 ③ F8			C B S B F B X 3-2 ② L6	4	0	0	0	0	0	1
Tony Clark, S (1, 3) OBP: 0.294, SLG: 0.469	B F B 1 S S SAFE 2-3 ③ K			S C B X 1-2 ③ G4-3			S X 0-1 ① P6		B B B C X 3-1 ③ F7	4	0	0	0	0	1	1
Bobby Higginson, L (1, 7) OBP: 0.400, SLG: 0.581		B C B S F F B X 3-2 ① F8			B X 1-0 HR		B X 1-0 1B 1B 1B			3	2	2	1	0	0	0
Melvin Nieves, S (1, 9) OBP: 0.332, SLG: 0.500		F B S F X 1-2 ② F7			C C B F B B C 3-3 ① K		X 0-0 ② 1-H 1B			3	0	1	0	0	1	0
Phil Nevin, R (1, 5) OBP: 0.351, SLG: 0.458 Andujar Cedeno, R (5, 5) OBP: 0.244, SLG: 0.339		C B B B C F S 3-3 ③ K			B B F B F C 3-3 ② K		S C S 0-3 ③ K			2 0 0 0 0 2 0 1 0 0 0 0 1 0						
Raul Casanova, S (1, 2) OBP: 0.182, SLG: 0.286			B F S X 1-2 ① P5		B S B B B 4-1 BB			B S C X 1-2 ① G4-3		2	0	0	0	1	0	0
Kimera Bartee, R (1, 8) OBP: 0.335, SLG: 0.329			F S C 0-3 ② K		C S B F S 1-3 ③ K			X 0-0 ② B1-3		3	0	0	0	0	2	1
Inning Stats	R: 0 E: 0 K: 2 S: 10 H: 0 LOB: 1 BB: 1 P: 20	R: 0 E: 0 K: 1 S: 13 H: 0 LOB: 0 BB: 0 P: 20	R: 0 E: 0 K: 2 S: 9 H: 0 LOB: 0 BB: 0 P: 12	R: 0 E: 0 K: 1 S: 9 H: 0 LOB: 0 BB: 0 P: 12	R: 1 E: 0 K: 3 S: 13 H: 1 LOB: 1 BB: 1 P: 25	R: 0 E: 0 K: 1 S: 6 H: 0 LOB: 0 BB: 0 P: 11	R: 1 E: 0 K: 1 S: 7 H: 2 LOB: 0 BB: 0 P: 8	R: 0 E: 0 K: 0 S: 13 H: 1 LOB: 0 BB: 0 P: 17	R: 0 E: 0 K: 0 S: 8 H: 0 LOB: 0 BB: 0 P: 16	1B: 3 2B: 0 3B: 0 HR: 1 SF: 0 SAC: 0 DP: 0 HBP: 0						

TOP

Detroit Tigers @ Baltimore Orioles

Oriole Park at Camden Yards, Baltimore, MD

Sun Sep 08 1996, 3:33 AM EDT
Att. 47,082 - Sunny - 93 F

livebaseballscorecards.com

AB	29
R	2
H	4
RBI	1
BB	2
SO	11
LOB	4

PITCHER		IP	WLS	BF	H	R	ER	SO	BB	IBB	HBP	BLK	WP	HR	S	P	ERA	WHIP
Rocky Coppinger, R ERA: 5.49	(1, 1)	7.0		25	3	2	2	11	2	0	0	0	0	1	67	108	2.57	0.714
Alan Mills, R ERA: 4.26	(8, 1)	2.0	W	6	1	0	0	0	0	0	0	0	0	0	21	33	0.00	0.500

PITCHER	IP	WLS	BF	H	R	ER	SO	BB	IBB	HBP	BLK	WP	HR	S	P	ERA	WHIP

Detroit Tigers @ Baltimore Orioles

Oriole Park at Camden Yards, Baltimore, MD

Sun Sep 08 1996, 3:33 AM EDT

Att. 47,082 - Sunny - 93 F

livebaseballscorecards.com

BOTTOM

Batter	1	2	3	4	5	6	7	8	9	AB	R	H	RBI	BB	SO	LOB
Brady Anderson, L (1, 8) OBP: 0.394, SLG: 0.645	FC4-6, SF8, BB, 1B	K			P5		K, 2-3	2B		5	1	2	0	0	2	2
Roberto Alomar, S (1, 4) OBP: 0.413, SLG: 0.534	FC4-6, 1-2, BB		G4-3		G5-3		F8	F8		4	0	0	0	1	0	4
Todd Zeile, R (1, 5) OBP: 0.359, SLG: 0.454	FC4-6, 1B, 1-2f, 2-3		F9			G4-3		HR, BB		3	1	0	0	1	0	2
Rafael Palmeiro, L (1, 3) OBP: 0.384, SLG: 0.549	SF8, 3-H		G4-3			FC5-4, 1B		1-H, HR		3	1	2	3	0	0	0
Bobby Bonilla, S (1, 9) OBP: 0.361, SLG: 0.506	1B, 1-3			F8		FC5-4, 1B, 1-2f		HR		4	1	2	1	0	0	1
Mike Devereaux, R (9, 9) OBP: 0.309, SLG: 0.356										0	0	0	0	0	0	0
Cal Ripken Jr., R (1, 6) OBP: 0.343, SLG: 0.447	P3			F9		FC6-4, 1B, 1-2		HR		4	0	1	0	0	1	2
Eddie Murray, S (1, 10) OBP: 0.333, SLG: 0.432		G6-3		1B		FC6-4, 1-2f		K		4	0	1	0	0	1	2
Pete Incaviglia, R (1, 7) OBP: 0.317, SLG: 0.462		P4		G4-3			K	HR, 1B		4	0	1	0	0	1	1
Brent Bowers, L (8, PR) OBP: 0.316, SLG: 0.368										0	1	0	0	0	0	0
(9, 7)																
Mark Parent, R (1, 2) OBP: 0.254, SLG: 0.470		1B			F8		WP, 2B	1-H, HR		3	0	2	0	0	0	0
Manny Alexander, R (7, PR) OBP: 0.147, SLG: 0.108										0	0	0	0	0	0	0
Chris Hoiles, R (8, 2) OBP: 0.356, SLG: 0.500										1	1	1	2	0	0	0
Inning Stats	R: 1 E: 0 K: 0 S: 13 H: 2 LOB: 2 BB: 1 P: 22	R: 0 E: 0 K: 1 S: 10 H: 1 LOB: 1 BB: 0 P: 17	R: 0 E: 0 K: 0 S: 9 H: 0 LOB: 0 BB: 0 P: 13	R: 0 E: 0 K: 0 S: 9 H: 1 LOB: 1 BB: 0 P: 14	R: 0 E: 0 K: 0 S: 4 H: 0 LOB: 0 BB: 0 P: 7	R: 0 E: 0 K: 0 S: 10 H: 2 LOB: 2 BB: 0 P: 14	R: 0 E: 0 K: 2 S: 10 H: 1 LOB: 2 BB: 0 P: 15	R: 5 E: 0 K: 2 S: 22 H: 5 LOB: 2 BB: 1 P: 34		1B: 7 2B: 2 3B: 0 HR: 3	SF: 1 SAC: 0 DP: 0 HBP: 0					

	AB	35
	R	6
	H	12
	RBI	6
	BB	2
	SO	5
	LOB	14

WP: 1 PB: 0 SB: 0 CS: 0 PA: 38

PITCHER		IP	WLS	BF	H	R	ER	SO	BB	IBB	HBP	BLK	WP	HR	S	P	ERA	WHIP
Trever Miller, L ERA: 3.68	(1, 1)	6.0		25	6	1	1	1	1	0	0	0	0	0	55	87	1.50	1.167
Richie Lewis, R ERA: 4.32	(7, 1)	0.1		2	1	0	0	1	0	0	0	0	0	0	6	10	0.00	3.000
Joey Eischen, L ERA: 4.5	(7, 1)	0.2	L	4	1	2	2	1	1	0	0	0	1	1	9	14	27.00	3.000
Jose Lima, R ERA: 5.31	(8, 1)	1.0		7	4	3	3	2	0	0	0	0	0	2	17	25	27.00	4.000

PITCHER	IP	WLS	BF	H	R	ER	SO	BB	IBB	HBP	BLK	WP	HR	S	P	ERA	WHIP

Batter	1	2	3	4	5	6	7	8	9	AB	R	H	RBI	BB	SO	LOB
Curtis Pride, L (1, 7) OBP: 0.359, SLG: 0.502	HR	6-3 2-H 3-H		1-3			3-1			4	1	1	2	0	0	0
Mark Lewis, R (1, 4) OBP: 0.335, SLG: 0.412	2B	E 2B		6-3			3-1			4	1	2	0	0	0	0
Travis Fryman, R (1, 6) OBP: 0.322, SLG: 0.444	K	E5 2-H			F9			P4		4	0	0	0	0	1	1
Bobby Higginson, L (1, 8) OBP: 0.398, SLG: 0.577	1B	F7			F9			K		4	0	1	0	0	1	1
Melvin Nieves, S (1, 9) OBP: 0.329, SLG: 0.495	K		F8		L4			K2-3		4	0	0	0	0	2	2
Ruben Sierra, S (1, 10) OBP: 0.321, SLG: 0.381	F7		4-3			G5-4-3 BB			F9	3	0	0	0	1	0	2
Tony Clark, S (1, 3) OBP: 0.296, SLG: 0.469		SH5-4 PB 1B 1B	1B			K			K	4	1	2	0	0	2	1
Phil Hiatt, R (1, 5) OBP: 0.250, SLG: 0.250		PB SH5-4 1-2 6-3 1B	F8			G5-4-3 1-2f			K	4	1	1	0	0	1	2
Brad Ausmus, R (1, 2) OBP: 0.279, SLG: 0.301		SH5-4 1-2 2-3		6-3			4-3			2	0	0	0	0	0	0
Inning Stats	R: 1 E: 0 K: 2 S: 10 H: 3 LOB: 2 BB: 0 P: 10	R: 3 E: 1 K: 0 S: 7 H: 3 LOB: 1 BB: 0 P: 7	R: 0 E: 0 K: 0 S: 4 H: 1 LOB: 1 BB: 0 P: 4	R: 0 E: 0 K: 0 S: 3 H: 0 LOB: 0 BB: 0 P: 3	R: 0 E: 0 K: 0 S: 3 H: 0 LOB: 0 BB: 0 P: 3	R: 0 E: 0 K: 1 S: 4 H: 0 LOB: 0 BB: 1 P: 8	R: 0 E: 0 K: 0 S: 3 H: 0 LOB: 0 BB: 0 P: 3	R: 0 E: 0 K: 2 S: 7 H: 0 LOB: 0 BB: 0 P: 7	R: 0 E: 0 K: 2 S: 7 H: 0 LOB: 0 BB: 0 P: 7	1B: 4 2B: 2 3B: 0 HR: 1 SF: 0 SAC: 1 DP: 1 HBP: 0						

PITCHER		IP	WLS	BF	H	R	ER	SO	BB	IBB	HBP	BLK	WP	HR	S	P	ERA	WHIP
Scott Erickson, R ERA: 5.22	(1, 1)	7.1	W	30	7	4	3	3	1	0	0	0	0	1	35	39	3.68	1.091
Jesse Orosco, L ERA: 3.26	(8, 1)	0.2		2	0	0	0	2	0	0	0	0	0	0	6	6	0.00	0.000
Randy Myers, L ERA: 3.78	(9, 1)	1.0	S	3	0	0	0	2	0	0	0	0	0	0	7	7	0.00	0.000

PITCHER	IP	WLS	BF	H	R	ER	SO	BB	IBB	HBP	BLK	WP	HR	S	P	ERA	WHIP

TOP

Detroit Tigers @ Baltimore Orioles

Oriole Park at Camden Yards, Baltimore, MD

Mon Sep 09 1996, 7:05 PM EDT
Att. 42,562 - Cloudy - 89 F

livebaseballscorecards.com

AB	33
R	4
H	7
RBI	2
BB	1
SO	7
LOB	9

WP: 0	PB: 1	SB: 0	CS: 0	PA: 35		

BOTTOM

Detroit Tigers @ Baltimore Orioles

Oriole Park at Camden Yards, Baltimore, MD

Mon Sep 09 1996, 7:05 PM EDT

Att. 42,562 - Cloudy - 89 F

livebaseballscorecards.com

Batter	1	2	3	4	5	6	7	8	9	AB	R	H	RBI	BB	SO	LOB
Brady Anderson, L (1, 8) OBP: 0.393, SLG: 0.642	P5		HR, S, 1B		F8	K				4	1	1	0	0	1	2
Roberto Alomar, S (1, 4) OBP: 0.412, SLG: 0.531	4-3		BBBB, 1-2, HR, BB		L7		4-3			3	1	0	0	1	0	0
Todd Zeile, R (1, 5) OBP: 0.360, SLG: 0.460	P4		1-H, 2-H, HR		6-3		2B, 1B			4	1	2	3	0	0	0
Rafael Palmeiro, L (1, 3) OBP: 0.384, SLG: 0.551		SSS, K	F8			BB, 2B, 1B	1-3, 2B			4	1	2	0	0	1	0
Bobby Bonilla, S (1, 9) OBP: 0.364, SLG: 0.508		2B		1-3		BBBB, 2B, 1-2, SF7, BB	IIII, G5-4-3, IBB			2	1	1	0	2	0	0
Cal Ripken Jr., R (1, 6) OBP: 0.344, SLG: 0.448		5-3		BBBB, 6-3, BB		1-3, 2-H, 2B	1-2f, G5-4-3			3	0	1	1	1	0	4
Eddie Murray, S (1, 10) OBP: 0.334, SLG: 0.430		F7		BBBB, 6-3, 1-2, BB		IIII, IBB		F7		2	0	0	0	2	0	1
Pete Incaviglia, R (1, 7) OBP: 0.314, SLG: 0.457			SSS, K	6-3, 1-2, 2-3		SSS, K		SSS, K		3	0	0	0	0	2	5
Mike Devereaux, R (7, 7) OBP: 0.308, SLG: 0.354										1	0	0	0	0	1	0
Mark Parent, R (1, 2) OBP: 0.250, SLG: 0.462			5-3	F8		SF7, 3-H		F8		2	0	0	0	0	0	2
Chris Hoiles, R (6, PH) (7, 2) OBP: 0.354, SLG: 0.499										1	0	0	1	0	0	0
Inning Stats	R: 0 E: 0 K: 0 S: 3 H: 0 LOB: 0 BB: 0 P: 3	R: 0 E: 0 K: 1 S: 6 H: 1 LOB: 1 BB: 0 P: 6	R: 3 E: 0 K: 1 S: 7 H: 2 LOB: 0 BB: 1 P: 11	R: 0 E: 0 K: 0 S: 3 H: 0 LOB: 2 BB: 2 P: 11	R: 0 E: 0 K: 0 S: 3 H: 0 LOB: 0 BB: 0 P: 3	R: 2 E: 0 K: 2 S: 9 H: 2 LOB: 2 BB: 2 P: 17	R: 0 E: 0 K: 0 S: 4 H: 2 LOB: 2 BB: 1 P: 8	R: 0 E: 0 K: 1 S: 5 H: 0 LOB: 0 BB: 0 P: 5		1B: 3 2B: 3 3B: 0 HR: 1 SF: 1 SAC: 0 DP: 1 HBP: 0					

AB	29
R	5
H	7
RBI	5
BB	6
SO	5
LOB	14

WP: 0 PB: 0 SB: 1 CS: 0 PA: 36

PITCHER		IP	WLS	BF	H	R	ER	SO	BB	IBB	HBP	BLK	WP	HR	S	P	ERA	WHIP
Omar Olivares, R ERA: 5.02	(1, 1)	5.0	L	24	5	5	5	2	4	0	0	0	0	1	24	40	9.00	1.800
Richie Lewis, R ERA: 4.28	(6, 1)	0.2		3	0	0	0	1	0	1	0	0	0	0	4	8	0.00	0.000
Joey Eischen, L ERA: 4.45	(6, 1)	0.2		5	2	0	0	1	0	1	0	0	0	0	6	10	0.00	3.000
Brian Williams, R ERA: 6.81	(7, 1)	1.2		4	0	0	0	1	0	0	0	0	0	0	6	6	0.00	0.000

PITCHER	IP	WLS	BF	H	R	ER	SO	BB	IBB	HBP	BLK	WP	HR	S	P	ERA	WHIP

Batter	1	2	3	4	5	6	7	8	9	AB	R	H	RBI	BB	SO	LOB
Tony Phillips, S (1, 7) OBP: 0.417, SLG: 0.412	B C F X 1-2 2B SF9 1B		B C B X 2-1 ① L3			B X 1-0 1B 1B		B B B B 4-0 BB		3	1	2	0	1	0	0
Dave Martinez, L (1, 8) OBP: 0.385, SLG: 0.459	C 1 SAFE X 0-1 SF9 1-3 2B		C B X 1-1 ② P7			X 0-0 ① P8		C S B B B 1 SAFE 1 SAFE F X 3-2 ① P4		4	0	1	0	0	0	2
Frank Thomas, R (1, 3) OBP: 0.460, SLG: 0.588	I I I I 4-0 IBB		C F B B X 2-2 ③ G6-3			F F B 1 SAFE 1 SAFE F F C 1-3 ② K		X 0-0 ② L8		3	0	0	0	1	1	2
Danny Tartabull, R (1, 9) OBP: 0.338, SLG: 0.470	S S F F B F F F F 2-3 ① B F F S K			B B C B X 3-1 G4-6-3 1B		F F X 0-2 1-3 1B		B B F F C 2-3 ③ K		4	0	2	0	0	2	4
Robin Ventura, L (1, 5) OBP: 0.373, SLG: 0.530	B B B C X 3-1 ② SF9 2-3 3-H			C B X 1-1 ①② G4-6-3 1-2f		L C X 0-2 ③ P4			F C X 0-2 ① G4-3	3	0	0	1	0	0	3
Ray Durham, S (1, 4) OBP: 0.356, SLG: 0.414	B B F X 2-1 ③ F8			B B X 2-0 ③ L8			B C X 1-1 ① P3		B X 1-0 ② F9	4	0	0	0	0	0	2
Harold Baines, L (1, 10) OBP: 0.396, SLG: 0.502		B B C X 2-1 ① F7			X 0-0 G4-6-3 1B		X 0-0 ② G4-3		B S F B X 2-2 1B	3	0	1	0	0	0	0
Don Slaught, R (9, PH) OBP: 0.370, SLG: 0.457										1	0	1	0	0	0	0
Mike Robertson, L (9, PR)										0	0	0	0	0	0	0
Ron Karkovice, R (1, 2) OBP: 0.270, SLG: 0.367		X 0-0 ② G2-3			S F B B S 2-3 ① K		B S F X 1-2 1B		B F X 1-1 ③ G4-3	3	0	1	0	0	1	1
Norberto Martin, R (9, PH) OBP: 0.381, SLG: 0.446										1	0	0	0	0	0	1
Ozzie Guillen, L (1, 6) OBP: 0.279, SLG: 0.370		B X 1-0 ③ L7			X 0-0 ②③ G4-6-3 1-2f		B B C S F F X 2-2 ③ G3			3	0	0	0	0	0	2
Inning Stats	R: 1 H: 2 E: 0 LOB: 2 K: 1 BB: 1 S: 20 P: 32	R: 0 H: 0 E: 0 LOB: 0 K: 0 BB: 0 S: 4 P: 7	R: 0 H: 0 E: 0 LOB: 0 K: 0 BB: 0 S: 7 P: 12	R: 0 H: 1 E: 0 LOB: 0 K: 0 BB: 0 S: 5 P: 11	R: 0 H: 1 E: 0 LOB: 0 K: 1 BB: 0 S: 5 P: 7	R: 0 H: 2 E: 0 LOB: 2 K: 1 BB: 0 S: 13 P: 15	R: 0 H: 1 E: 0 LOB: 1 K: 0 BB: 0 S: 11 P: 15	R: 0 H: 0 E: 0 LOB: 1 K: 1 BB: 1 S: 8 P: 17	R: 0 H: 1 E: 0 LOB: 1 K: 0 BB: 0 S: 9 P: 13	1B: 7 SF: 1 2B: 1 SAC: 0 3B: 0 DP: 2 HR: 0 HBP: 0						

PITCHER	IP	WLS	BF	H	R	ER	SO	BB	IBB	HBP	BLK	WP	HR	S	P	ERA	WHIP
David Wells, L (1, 1) ERA: 4.57	7.1	W	29	7	1	1	3	1	1	0	0	0	0	69	110	1.23	1.091
Alan Mills, R (8, 1) ERA: 4.2	0.2		2	0	0	0	1	0	0	0	0	0	0	4	6	0.00	0.000
Randy Myers, L (9, 1) ERA: 3.71	1.0		4	1	0	0	0	0	0	0	0	0	0	9	13	0.00	1.000

PITCHER	IP	WLS	BF	H	R	ER	SO	BB	IBB	HBP	BLK	WP	HR	S	P	ERA	WHIP

TOP

Chicago White Sox @ Baltimore Orioles

Oriole Park at Camden Yards, Baltimore, MD

Tue Sep 10 1996, 7:05 PM EDT
Att. 43,320 - Unknown - 87 F

livebaseballscorecards.com

AB	32
R	1
H	8
RBI	1
BB	2
SO	4
LOB	17

WP: 0 PA: 35
PB: 0
SB: 0
CS: 0

Batter	1	2	3	4	5	6	7	8	9	AB	R	H	RBI	BB	SO	LOB
Brady Anderson, L (1, 8) OBP: 0.392, SLG: 0.638	BSBBFB 4-2 E 1B G6-3 BB		CBX 1-1 ① G3-1		BFBFS 2-3 ② K		FBCS 1-3 ② K			3	1	0	0	1	2	0
Roberto Alomar, S (1, 4) OBP: 0.414, SLG: 0.534	CBX 1-1 E2 G6-3 1-3 1B		CBBFS 2-3 ② K2-3		BCBBCX 3-2 1B 2B		BBCBFFB 4-2 BB			3	1	2	0	1	1	0
Todd Zeile, R (1, 5) OBP: 0.361, SLG: 0.460	DCFBFX 2-2 ① G6-3 2-3 3-H		BCBBB 4-1 1B BB		BSX 1-1 HR 2-H 1B		B 1 SAFE CBX 2-1 ③ L7			3	1	1	2	1	0	2
Rafael Palmeiro, L (1, 3) OBP: 0.387, SLG: 0.557	BCFFBX 2-2 ② F7		CFBX 1-2 1-3 1B		X 0-0 1-H HR			BBX 2-0 WP 1B 1B		4	2	3	2	0	0	1
Bobby Bonilla, S (1, 9) OBP: 0.365, SLG: 0.506 Mike Devereaux, R (8, PR) (9, 9) OBP: 0.308, SLG: 0.354	BBSTBB 4-2 BB		BCBX 2-1 ③ L7		FFBC 1-3 ③ K			FBIII 4-1 1B 1-2 IBB		2 0	0 0	0 0	0 0	2 0	1 0	2 0
Cal Ripken Jr., R (1, 6) OBP: 0.342, SLG: 0.445	BDBCFX 3-2 ③ L9			BCBSBX 3-2 ① F9		BX 1-0 ① F7		BBBCX 3-1 ① F8		4	0	0	0	0	0	4
Eddie Murray, S (1, 10) OBP: 0.332, SLG: 0.427		BBBCFX 3-2 ① F8		BBFX 2-1 ② F8		BSFBS 2-3 ② K		BCDBX 3-1 ② F7		4	0	0	0	0	1	2
B.J. Surhoff, L (1, 7) OBP: 0.349, SLG: 0.489 Brent Bowers, L (9, 7) OBP: 0.316, SLG: 0.368		BFX 1-1 G5-4-3 1B		BX 1-0 ③ G4-3		BX 1-0 ③ F8		CFBX 1-2 ③ 1-3 2-H 1B		4 0	0 0	2 0	1 0	0 0	0 0	0 0
Chris Hoiles, R (1, 2) OBP: 0.352, SLG: 0.495		BBX 2-0 ② ③ G5-4-3 1-2f			BFBSX 2-2 ① P6		X 0-0 ① F9			3	0	0	0	0	0	1
Inning Stats	R: 1 H: 1 E: 1 LOB: 2 K: 0 BB: 2 S: 17 P: 33	R: 0 H: 1 E: 0 LOB: 0 K: 0 BB: 0 S: 6 P: 12	R: 0 H: 1 E: 0 LOB: 2 K: 1 BB: 1 S: 11 P: 21	R: 0 H: 0 E: 0 LOB: 0 K: 0 BB: 0 S: 6 P: 12	R: 3 H: 3 E: 0 LOB: 0 K: 2 BB: 0 S: 15 P: 24	R: 0 H: 0 E: 0 LOB: 0 K: 1 BB: 0 S: 5 P: 9	R: 0 H: 0 E: 0 LOB: 1 K: 1 BB: 1 S: 9 P: 16	R: 1 H: 2 E: 0 LOB: 2 K: 0 BB: 1 S: 9 P: 22		1B: 6 SF: 0 2B: 1 SAC: 0 3B: 0 DP: 1 HR: 1 HBP: 0						

PITCHER		IP	WLS	BF	H	R	ER	SO	BB	IBB	HBP	BLK	WP	HR	S	P	ERA	WHIP
Kevin Tapani, R ERA: 4.39	(1, 1)	7.0	L	30	6	4	3	5	4	0	0	0	0	1	69	127	3.86	1.429
Mike Bertotti, L ERA: 5.49	(8, 1)	0.0		2	1	1	1	0	0	1	0	0	1	0	2	8	∞	∞
Jeff Darwin, R ERA: 2.45	(8, 1)	0.1		1	0	0	0	0	0	0	0	0	0	0	2	5	0.00	0.000
Larry Thomas, L ERA: 3.38	(8, 1)	0.2		2	1	0	0	0	0	0	0	0	0	0	5	9	0.00	1.500

PITCHER	IP	WLS	BF	H	R	ER	SO	BB	IBB	HBP	BLK	WP	HR	S	P	ERA	WHIP

BOTTOM

Chicago White Sox @ Baltimore Orioles

Oriole Park at Camden Yards, Baltimore, MD

Tue Sep 10 1996, 7:05 PM EDT

Att. 43,320 - Unknown - 87 F

livebaseballscorecards.com

AB	30
R	5
H	8
RBI	5
BB	5
SO	5
LOB	12



Batter	1	2	3	4	5	6	7	8	9	10	AB	R	H	RBI	BB	SO	LOB
Tony Phillips, S (1, 7) OBP: 0.418, SLG: 0.413	F B X 1-1 G5-3 ①		C X 0-1 1B		B C B B B 4-1 BB		B C F B X 2-2 1B	X 0-0 P5 ②			4	0	2	0	1	0	2
Ray Durham, S (1, 4) OBP: 0.352, SLG: 0.410	C B F F X 1-2 G6-3 ②		X 0-0 P3 ③		B F X 1-1 B1-3 ③		B C X 1-1 F7 ②	B C S S X 2-2 P3 ③			5	0	0	0	0	0	6
Frank Thomas, R (1, 3) OBP: 0.458, SLG: 0.591	F B C B X 2-2 G4-3 ③			X 0-0 HR		C B B B F X 3-2 G5-3 ①	B C S X 1-2 F9 ③		G B X 1-1 F8 ①		5	1	1	1	0	0	1
Danny Tartabull, R (1, 9) OBP: 0.338, SLG: 0.468		X 0-0 G5-4-3 1B		F B F X 1-2 L7 ①		S B B B C B S 3-3 K ②		S B B B B F B 4-2 3B BB	F S S 0-3 K ②		4	1	1	0	1	2	0
Robin Ventura, L (1, 5) OBP: 0.373, SLG: 0.531		B X 1-0 P3 ①		B C C C X 1-2 P4 ②		B B B B 4-0 1B 1B BB		C X 0-1 1-H HR 3B	C F F B S 1-3 K ③		4	2	1	1	1	1	1
Lyle Mouton, R (1, 10) OBP: 0.379, SLG: 0.452 Harold Baines, L (10, PH) OBP: 0.395, SLG: 0.501		F B 1 SAFE F F B X 2-2 G5-4-3 ② ③ 1-2f		S B F S 1-3 K ③		S B X 1-1 1B 1-3 1B		F X 0-1 3-H HR		X 0-0 G4-3 ①	4 1	1 0	2 0	2 0	0 0	1 0	1 0
Norberto Martin, R (1, 6) OBP: 0.390, SLG: 0.448			F X 0-1 L9 S SF8 1B		B S B B B C B 4-2 E S BB	B B X 2-0 1-2 3-H 1B		S F X 0-2 G2-3 ①		C B X 1-1 G4-3 ②	4	1	2	1	1	0	0
Pat Borders, R (1, 2) OBP: 0.286, SLG: 0.352 Mike Robertson, L (8, PR) Ron Karkovice, R (8, 2) OBP: 0.270, SLG: 0.366			C B 1 SAFE B 1 SAFE C B F X 3-2 L9 ① 1-3		F B 1 SAFE 1 SAFE F B F 1 SAFE B 3-3 S K ① 1-3	X 0-0 L9 ③		X 0-0 BB 1B		B S B C C 2-3 K ③	4 0 1	0 0 0	1 0 0	0 0 0	0 0 0	1 0 1	4 0 0
Darren Lewis, R (1, 8) OBP: 0.314, SLG: 0.305 Domingo Cedeno, S (7, PH) OBP: 0.314, SLG: 0.353 Mike Cameron, R (7, 8) OBP: 0.200, SLG: 0.200 Dave Martinez, L (8, PH) OBP: 0.387, SLG: 0.459 (8, 8)			X 0-0 SF8 3-H		X 0-0 L6 ②		C X 0-1 G4-3 ①	B B B B 4-0 1-2 BB			1 1 0 0	0 0 0 0	0 0 0 0	1 0 0 1	0 0 0 0	0 0 0 0	1 0 0 0
Inning Stats	R: 0 E: 0 K: 0 S: 9 H: 0 LOB: 0 BB: 0 P: 13	R: 0 E: 0 K: 0 S: 6 H: 1 LOB: 0 BB: 0 P: 9	R: 1 E: 0 K: 0 S: 10 H: 2 LOB: 1 BB: 0 P: 13	R: 1 E: 0 K: 1 S: 10 H: 1 LOB: 0 BB: 0 P: 13	R: 0 E: 0 K: 1 S: 10 H: 0 LOB: 2 BB: 2 P: 22	R: 1 E: 0 K: 1 S: 10 H: 2 LOB: 2 BB: 1 P: 23	R: 0 E: 0 K: 0 S: 10 H: 1 LOB: 1 BB: 0 P: 14	R: 3 E: 0 K: 0 S: 14 H: 3 LOB: 2 BB: 2 P: 24	R: 0 E: 0 K: 2 S: 9 H: 0 LOB: 0 BB: 0 P: 11	R: 0 E: 0 K: 1 S: 6 H: 0 LOB: 0 BB: 0 P: 9	1B: 7 2B: 0 3B: 1 HR: 2	SF: 1 SAC: 0 DP: 1 HBP: 0					

PITCHER		IP	WLS	BF	H	R	ER	SO	BB	IBB	HBP	BLK	WP	HR	S	P	ERA	WHIP
Rick Krivda, L ERA: 5.06	(1, 1)	5.2		24	5	3	3	3	3	0	0	0	0	1	53	89	4.76	1.412
Terry Mathews, R ERA: 4.71	(6, 1)	1.1		7	2	1	1	0	1	0	0	0	0	0	14	24	6.75	2.250
Jesse Orosco, L ERA: 3.62	(8, 1)	0.0		2	2	2	2	0	0	0	0	0	0	1	4	4	∞	∞
Armando Benitez, R ERA: 5.4	(8, 1)	1.0		5	1	0	0	0	1	0	0	0	0	0	8	14	0.00	2.000
Alan Mills, R ERA: 4.02	(9, 1)	2.0	W	6	0	0	0	3	0	0	0	0	0	0	15	20	0.00	0.000

PITCHER	IP	WLS	BF	H	R	ER	SO	BB	IBB	HBP	BLK	WP	HR	S	P	ERA	WHIP

TOP

Chicago White Sox @ Baltimore Orioles

Oriole Park at Camden Yards, Baltimore, MD

Wed Sep 11 1996, 7:05 PM EDT
Att. 43,320 - Unknown - 77 F

livebaseballscorecards.com

AB	38
R	6
H	10
RBI	6
BB	5
SO	6
LOB	16

WP: 0 PB: 0 SB: 2 CS: 0 PA: 44

Batter	1	2	3	4	5	6	7	8	9	10	AB	R	H	RBI	BB	SO	LOB
Brady Anderson, L (1, 8) OBP: 0.392, SLG: 0.637	G4-3			G6-4-3 2B		BB G3			K		4	1	1	0	1	1	2
Roberto Alomar, S (1, 4) OBP: 0.415, SLG: 0.532	K			BB		SAFE 1B 3B BB	L8		BB		2	1	0	0	3	1	0
Todd Zeile, R (1, 5) OBP: 0.359, SLG: 0.457	F9			G6-4-3 1-2f 2-3		1B 3B 1-2 2-3	F8		K		5	1	1	0	0	1	3
Rafael Palmeiro, L (1, 3) OBP: 0.387, SLG: 0.556		G6-4-3 1B		F9		P5	G4-3			1B SF8 1B	5	1	2	0	0	0	4
Bobby Bonilla, S (1, 9) OBP: 0.365, SLG: 0.508 Mike Devereaux, R (10, PR) OBP: 0.308, SLG: 0.354		F8			F7	E 1-H 2-H 3-H 3B		G3		SF8 1-3 1B	5 0	1 0	2 0	3 0	0 0	0 0	1 0
Cal Ripken Jr., R (1, 6) OBP: 0.339, SLG: 0.441		G6-4-3 1-2f			L8	E5 1B 3-H		K		K	5	1	0	0	0	2	3
Pete Incaviglia, R (1, 10) OBP: 0.317, SLG: 0.459 Eddie Murray, S (8, PH) OBP: 0.332, SLG: 0.428	K				1B	1B 1B 2-H		K		SF8 1-2 3-H	3 1	1 0	2 1	1 1	0 0	1 0	0 0
B.J. Surhoff, L (1, 7) OBP: 0.348, SLG: 0.487	F8				K	1B 1-3		K			4	0	1	0	0	2	2
Chris Hoiles, R (1, 2) OBP: 0.351, SLG: 0.492	G1-3					P4 1-2 3-H 1B			K		4	0	1	1	0	1	0
Inning Stats	R: 0 E: 0 K: 1 S: 7 H: 0 LOB: 0 BB: 0 P: 13	R: 0 E: 0 K: 0 S: 8 H: 1 LOB: 0 BB: 0 P: 14	R: 0 E: 0 K: 1 S: 6 H: 0 LOB: 0 BB: 0 P: 10	R: 0 E: 0 K: 0 S: 5 H: 1 LOB: 1 BB: 1 P: 13	R: 0 E: 0 K: 1 S: 11 H: 1 LOB: 1 BB: 0 P: 17	R: 6 E: 1 K: 0 S: 25 H: 5 LOB: 2 BB: 2 P: 46	R: 0 E: 0 K: 0 S: 11 H: 0 LOB: 0 BB: 0 P: 18	R: 0 E: 0 K: 2 S: 13 H: 1 LOB: 1 BB: 0 P: 19	R: 0 E: 0 K: 3 S: 10 H: 0 LOB: 1 BB: 1 P: 18	R: 1 E: 0 K: 1 S: 12 H: 2 LOB: 2 BB: 0 P: 19	1B: 9 2B: 1 3B: 1 HR: 0 SF: 1 SAC: 0 DP: 2 HBP: 0	WP: 0 PB: 0 SB: 0 CS: 0 PA: 43					

PITCHER		IP	WLS	BF	H	R	ER	SO	BB	IBB	HBP	BLK	WP	HR	S	P	ERA	WHIP
Wilson Alvarez, L ERA: 4.07	(1, 1)	5.1		21	4	3	3	3	3	0	0	0	0	0	47	89	5.06	1.312
Tony Castillo, L ERA: 3.98	(6, 1)	0.2		7	4	3	0	0	0	0	0	0	0	0	15	24	0.00	6.000
41 Bill Simas, R ERA: 4.52	(7, 1)	1.2		6	1	0	0	1	0	0	0	0	0	0	21	34	0.00	0.600
Roberto Hernandez, R ERA: 1.7	(8, 1)	2.0	L	9	2	1	1	5	1	0	0	0	0	0	25	40	4.50	1.500

PITCHER	IP	WLS	BF	H	R	ER	SO	BB	IBB	HBP	BLK	WP	HR	S	P	ERA	WHIP

BOTTOM

Chicago White Sox @ Baltimore Orioles

Oriole Park at Camden Yards, Baltimore, MD

Wed Sep 11 1996, 7:05 PM EDT

Att. 43,320 - Unknown - 77 F

livebaseballscorecards.com

AB	38
R	7
H	11
RBI	6
BB	4
SO	9
LOB	15

Batter	1	2	3	4	5	6	7	8	9	AB	R	H	RBI	BB	SO	LOB
Tony Phillips, S (1, 7) OBP: 0.415, SLG: 0.409	F B B F C 2-3 ① K	B B C B C S 3-3 ② K		C S S 0-3 ② K		B X 1-0 ① G3		B B X 2-0 P4	5	0	0	0	0	3	1
Norberto Martin, R (1, 4) OBP: 0.391, SLG: 0.446	B F F F B B F X 3-2 E3	B F X 1-1 ③ L6		B B X 2-0 2-H 1B		S X 0-1 ② G4-3		B B X 2-0 S 1B 1B	5	1	2	1	0	0	0
Frank Thomas, R (1, 3) OBP: 0.457, SLG: 0.588	C B C B B S 2-3 ② K	B B F X 2-1 ① F8	B F B F B F X 3-2 ③ G6-3			F B B C F B X 3-2 1B		B C B B B 4-1 1-2 1B 2B BB	4	1	1	0	1	1	2
Robin Ventura, L (1, 5) OBP: 0.372, SLG: 0.528	C X 0-1 ③ G6-3	B F X 1-1 ② L6		F B F X 1-2 ① G4-3		B S B X 2-1 ③ G4-3		C X 0-1 2B 1-2 2-H E 1B	5	1	1	1	0	0	2
Danny Tartabull, R (1, 9) OBP: 0.342, SLG: 0.478 Darren Lewis, R (8, PR) OBP: 0.316, SLG: 0.310 (8, 8)	T S B F B T F X 2-2 1B 1B	F X 0-1 HR		C F S 0-3 ② K				B X 2-0 1B SF7 1B	C B B B C F X 3-2 1-3 2-H E 2B	4 1	2 2	3 1	1 1	0 0	1 0	0 0
Harold Baines, L (1, 10) OBP: 0.398, SLG: 0.506 Ray Durham, S (8, PR) OBP: 0.352, SLG: 0.409	X 0-0 1-2 HR 1B 1B	B B X 2-0 2B		F B B B F S 3-3 ③ K				C B X 1-1 1-3 1B CS 1B	S S B B F S 1-3 ② K	4 1	1 0	3 0	0 0	0 0	1 1	0 2
Dave Martinez, L (1, 8) OBP: 0.387, SLG: 0.459 (8, 9)	B F C X 1-2 1-2 2-H HR 1B	C B X 1-1 ③ G5-3				B B C X 2-1 ① G4-3		B B F S X 2-2 ① 3-H SF7 C B X 1-1 2-H 3-H E1 1B		4	1	2	4	0	0	1
Pat Borders, R (1, 2) OBP: 0.299, SLG: 0.374	X 0-0 1-H 2-H HR			C B X 1-1 SH1-3 1B 1B		C X 0-1 ② G5-3		X 0-0 1-3 CS 1B B D B B 4-0 BB		4	2	3	3	1	0	0
Ozzie Guillen, L (1, 6) OBP: 0.277, SLG: 0.367	M X 0-1 ① P4			X 0-0 ① 1-2 SH1-3		X 0-0 ③ L7		L M D F F D X 2-2 ② ③ 1-2 3-H G3 C F B F X 1-2 ③ G5-3		4	0	0	0	0	0	4
Inning Stats	R: 0 E: 1 K: 2 S: 14 H: 0 LOB: 1 BB: 0 P: 21	R: 4 E: 0 K: 1 S: 18 H: 4 LOB: 0 BB: 0 P: 25	R: 1 E: 0 K: 0 S: 9 H: 2 LOB: 1 BB: 0 P: 15	R: 1 E: 0 K: 1 S: 11 H: 2 LOB: 1 BB: 0 P: 17	R: 0 E: 0 K: 2 S: 9 H: 0 LOB: 0 BB: 0 P: 13	R: 0 E: 0 K: 0 S: 5 H: 0 LOB: 0 BB: 0 P: 7	R: 0 E: 0 K: 0 S: 9 H: 1 LOB: 1 BB: 0 P: 15	R: 1 E: 0 K: 0 S: 12 H: 3 LOB: 2 BB: 0 P: 19	R: 4 E: 1 K: 1 S: 19 H: 4 LOB: 2 BB: 2 P: 37	1B: 12 2B: 2 3B: 0 HR: 2 SF: 1 SAC: 1 DP: 0 HBP: 0						

Chicago White Sox @ Baltimore Orioles

Oriole Park at Camden Yards, Baltimore, MD

Thu Sep 12 1996, 7:05 PM EDT

Att. 47,342 - Unknown - 79 F

TOP

livebaseballscorecards.com

AB	41
R	11
H	16
RBI	11
BB	2
SO	7
LOB	12

PITCHER		IP	WLS	BF	H	R	ER	SO	BB	IBB	HBP	BLK	WP	HR	S	P	ERA	WHIP
35 Mike Mussina, R ERA: 4.77	(1, 1)	3.2	L	20	8	6	6	4	0	0	0	0	0	2	48	71	14.73	2.182
Archie Corbin, R ERA: 2.08	(4, 1)	3.1		12	2	1	1	2	0	0	0	0	0	0	28	45	2.70	0.600
Mike Milchin, L ERA: 7.22	(8, 1)	1.0		4	2	0	0	0	0	0	0	0	0	0	11	16	0.00	2.000
Jimmy Haynes, R ERA: 8.29	(9, 1)	1.0		9	4	4	4	1	2	0	0	0	0	0	19	37	36.00	6.000

PITCHER	IP	WLS	BF	H	R	ER	SO	BB	IBB	HBP	BLK	WP	HR	S	P	ERA	WHIP

Batter	1	2	3	4	5	6	7	8	9	AB	R	H	RBI	BB	SO	LOB
Brady Anderson, L (1, 8) OBP: 0.391, SLG: 0.634	S B B B S F B 4-2 HR BB		C B X 1-1 ① P6		C B F D B F X 3-2 ② P4			X 0-0 ① G4-3		3	1	0	0	1	0	1
Roberto Alomar, S (1, 4) OBP: 0.414, SLG: 0.536	C 1 SAFE L F X 0-2 1-H HR		C B F B X 2-2 ② L7		C 1 SAFE C B B C 2-3 ③ K			B C B F X 2-2 ② L8		4	1	1	2	0	1	1
Todd Zeile, R (1, 5) OBP: 0.359, SLG: 0.458	B C B X 2-1 E9		C B B X 2-1 ③ P4			C S X 0-2 WP SF8 2B		C X 0-1 ③ F8		4	1	1	0	0	0	0
Rafael Palmeiro, L (1, 3) OBP: 0.384, SLG: 0.552	F C S 0-3 ① K			F C B F F S 1-3 ① K		B F B S B S 3-3 ① K 2-3			F X 0-1 ① P8	4	0	0	0	0	3	2
Bobby Bonilla, S (1, 9) OBP: 0.363, SLG: 0.506	F B F B B S 3-3 ② K			B F S B F S 2-3 ② K		F X 0-1 ② SF8 3-H			X 0-0 ② P6	3	0	0	1	0	2	1
Cal Ripken Jr., R (1, 6) OBP: 0.339, SLG: 0.439	C F B S 1-3 ③ K			X 0-0 1B		X 0-0 ③ G1-3			C F B S 1-3 ③ K	4	0	1	0	0	2	1
Eddie Murray, S (1, 10) OBP: 0.330, SLG: 0.425		C S X 0-2 ① P5		B X 1-0 ③ G4-3			C B B X 2-1 ① G3-1			3	0	0	0	0	0	1
B.J. Surhoff, L (1, 7) OBP: 0.348, SLG: 0.485		C B X 1-1 ② P6			B B B C F B 4-2 BB		B B X 2-0 ② F8			2	0	0	0	1	0	0
Chris Hoiles, R (1, 2) OBP: 0.349, SLG: 0.488		C T B B F S 2-3 ③ K			S C F D B S 2-3 ① K		X 0-0 ③ F8			3	0	0	0	0	2	1
Inning Stats	R: 2 H: 1 E: 1 LOB: 1 K: 3 BB: 1 S: 19 P: 29	R: 0 H: 0 E: 0 LOB: 0 K: 1 BB: 0 S: 9 P: 12	R: 0 H: 0 E: 0 LOB: 0 K: 0 BB: 0 S: 7 P: 12	R: 0 H: 1 E: 0 LOB: 1 K: 2 BB: 0 S: 11 P: 15	R: 0 H: 0 E: 0 LOB: 1 K: 2 BB: 1 S: 13 P: 24	R: 1 H: 1 E: 0 LOB: 0 K: 1 BB: 0 S: 9 P: 12	R: 0 H: 0 E: 0 LOB: 0 K: 0 BB: 0 S: 4 P: 8	R: 0 H: 0 E: 0 LOB: 0 K: 0 BB: 0 S: 6 P: 8	R: 0 H: 0 E: 0 LOB: 0 K: 1 BB: 0 S: 6 P: 7	1B: 1 SF: 1 2B: 1 SAC: 0 3B: 0 DP: 0 HR: 1 HBP: 0						WP: 1 PA: 33 PB: 0 SB: 0 CS: 0	

PITCHER	IP	WLS	BF	H	R	ER	SO	BB	IBB	HBP	BLK	WP	HR	S	P	ERA	WHIP
Alex Fernandez, R (1, 1) ERA: 3.38	9.0	W	33	3	3	3	10	2	0	0	0	1	1	84	127	3.00	0.556

PITCHER	IP	WLS	BF	H	R	ER	SO	BB	IBB	HBP	BLK	WP	HR	S	P	ERA	WHIP

BOTTOM

Chicago White Sox @ Baltimore Orioles

Oriole Park at Camden Yards, Baltimore, MD

Thu Sep 12 1996, 7:05 PM EDT

Att. 47,342 - Unknown - 79 F

livebaseballscorecards.com

AB	30
R	3
H	3
RBI	3
BB	2
SO	10
LOB	8

Batter	1	2	3	4	5	6	7	8	9	AB	R	H	RBI	BB	SO	LOB
Brady Anderson, L (1, 8) OBP: 0.390, SLG: 0.635	C B X 1-1 ① F7		X 0-0 ① F9		B C S F X 1-2 HR		C B C S 1-3 ① K	X 0-0 ③ F8		5	1	1	1	0	1	1
Roberto Alomar, S (1, 4) OBP: 0.414, SLG: 0.533	B B C X 2-1 ② G4-3		B B B B 4-0 HR BB		F B X 1-1 ① F9		B C C X 1-2 BB 1B		C B X 1-1 ① G6-3	4	1	1	0	1	0	0
Todd Zeile, R (1, 5) OBP: 0.361, SLG: 0.456	B B C X 2-1 ③ G4-3		C F 1 SAFE B 1 SAFE B F X 2-2 ② F8		B C C B B F B 4-2 G5-3 BB BB		B B B B 4-0 FC6-4 1-2 BB		C B C B B B 4-1 BB	2	0	0	0	3	0	1
Rafael Palmeiro, L (1, 3) OBP: 0.384, SLG: 0.555		B B X 2-0 ① F9	X 0-0 1-H HR		B F B F F F B B 4-2 1-2 BB		B C X 1-1 ② F9		B C B F 1 SAFE S 2-3 ② K	4	1	1	2	1	1	3
Bobby Bonilla, S (1, 9) OBP: 0.363, SLG: 0.510 Mike Devereaux, R (9, 9) OBP: 0.308, SLG: 0.354		B X 1-0 2B SF8 1B	X 0-0 HR		F B B 2 SAFE F B X 3-2 ② ③ G5-3 2-3f		B X 1-0 ③ FC6-4 1-2f		B S F X 1-2 ③ F8	5 0	2 0	2 0	1 0	0 0	0 0	5 0
Cal Ripken Jr., R (1, 6) OBP: 0.340, SLG: 0.445		X 0-0 1-3 1B 2B	B C B X 2-1 ③ F7			B B F B F F S 3-3 ① K		C B F B B X 3-2 SF9 3B		4	2	2	0	0	1	0
Pete Incaviglia, R (1, 10) OBP: 0.316, SLG: 0.461		C B X 1-1 ② SF8 3-H	B F F S 1-3 ① K			X 0-0 2B		C B C S 1-3 ① K		3	0	1	1	0	2	1
B.J. Surhoff, L (1, 7) OBP: 0.351, SLG: 0.485		C B C B F X 2-2 2-H 1B	C F C 0-3 ② K			B B C B B 4-1 G5-4-3 BB		I I I I 4-0 IBB		2	0	1	1	2	1	0
Mark Parent, R (1, 2) OBP: 0.244, SLG: 0.451 Eddie Murray, S (8, PH) OBP: 0.330, SLG: 0.425 Chris Hoiles, R (8, 2) OBP: 0.349, SLG: 0.488		X 0-0 ③ F8	B C C B X 2-2 ③ G5-3			B C X 1-1 ② ③ G5-4-3 1-2f		B B X 2-0 ② SF9 3-H		3 0 0	0 0 0	0 0 0	0 1 0	0 0 0	0 0 0	3 0 0
Inning Stats	R: 0 H: 0 E: 0 LOB: 0 K: 0 BB: 0 S: 6 P: 11	R: 2 H: 3 E: 0 LOB: 1 K: 0 BB: 0 S: 10 P: 16	R: 3 H: 2 E: 0 LOB: 0 K: 0 BB: 1 S: 9 P: 17	R: 0 H: 0 E: 0 LOB: 0 K: 2 BB: 0 S: 9 P: 12	R: 1 H: 1 E: 0 LOB: 1 K: 0 BB: 2 S: 15 P: 28	R: 0 H: 1 E: 0 LOB: 2 K: 1 BB: 1 S: 9 P: 17	R: 0 H: 1 E: 0 LOB: 1 K: 1 BB: 1 S: 9 P: 17	R: 1 H: 1 E: 0 LOB: 1 K: 1 BB: 1 S: 8 P: 18	R: 0 H: 0 E: 0 LOB: 1 K: 1 BB: 1 S: 9 P: 17							

PITCHER		IP	WLS	BF	H	R	ER	SO	BB	IBB	HBP	BLK	WP	HR	S	P	ERA	WHIP
Trever Miller, L ERA: 6.94	(1, 1)	4.1	L	21	6	6	6	2	2	0	0	0	0	3	43	71	12.46	1.846
C.J. Nitkowski, L ERA: 7.96	(5, 1)	2.2		11	2	0	0	2	3	0	0	0	0	0	24	47	0.00	1.875
Greg Keagle, R ERA: 8.67	(8, 1)	0.1		3	1	1	1	1	0	1	0	0	0	0	6	14	27.00	3.000
Joey Eischen, L ERA: 4.31	(8, 1)	1.2		6	0	0	0	1	1	0	0	0	0	0	11	21	0.00	0.600

PITCHER	IP	WLS	BF	H	R	ER	SO	BB	IBB	HBP	BLK	WP	HR	S	P	ERA	WHIP

TOP

Baltimore Orioles @ Detroit Tigers

Tiger Stadium, Detroit, MI

Fri Sep 13 1996, 7:05 PM EDT

Att. 11,178 - Unknown - 59 F

livebaseballscorecards.com

AB	32
R	7
H	9
RBI	7
BB	7
SO	6
LOB	14

1B: 3	SF: 2	WP: 0	PA: 41
2B: 2	SAC: 0	PB: 0	
3B: 1	DP: 2	SB: 0	
HR: 3	HBP: 0	CS: 0	

BOTTOM

Batter	1	2	3	4	5	6	7	8	9	AB	R	H	RBI	BB	SO	LOB
Shannon Penn, S (1, 10) OBP: 0.200, SLG: 0.200	L B B X 2-1 G6-3 ①		C F F F X 0-2 E5 G6-3		B F X 1-1 P5 ③		B C X 1-1 1B 1-2 3-H 1B		B C X 1-1 G3-1 ②	4	0	1	1	0	0	0
Ruben Sierra, S (9, PH) OBP: 0.323, SLG: 0.382										1	0	0	0	0	0	0
Mark Lewis, R (1, 4) OBP: 0.333, SLG: 0.407	S F F B C 1-3 K ②		1 SAFE B X 1-0 G6-3 ① ② 1-2f			C X 0-1 E3 FC5-4	X 0-0 1B 1-3 2-H 1B		C F B B B F F X 3-2 F9 ③	5	0	1	1	0	1	1
Travis Fryman, R (1, 6) OBP: 0.324, SLG: 0.444	C B B B S X 2-2 1B 1B		B B B C F C X 3-2 G6-3 ③			B X 1-0 FC5-4 G4-3 ① 1-2f	B C S X 1-2 G4-3 ③			4	0	1	0	0	0	3
Bobby Higginson, L (1, 7) OBP: 0.403, SLG: 0.582	X 0-0 1-2 1B			B B C X 2-1 G6-3 ①		C B B X 2-1 G4-3 ② 1-2		C X 0-1 HR		4	1	2	1	0	0	1
Tony Clark, S (1, 3) OBP: 0.291, SLG: 0.460	B S F S 1-3 K ③			C X 0-1 1B		B B F S B F F S 3-3 K ③		X 0-0 F8 ①		4	0	1	0	0	2	3
Melvin Nieves, S (1, 9) OBP: 0.327, SLG: 0.491		B C X 1-1 1B SF9 1B		F F F C 0-3 K ②			B B C S B F X 3-2 G4-3 ①	B F C F B X 2-2 1B		4	1	2	0	0	1	1
Damion Easley, R (1, 5) OBP: 0.316, SLG: 0.387		B X 1-0 1-3 1B ①		B S F S 1-3 K ③			C B S X 1-2 FC5-4 1B 1B	X 0-0 P5 ②		4	1	2	0	0	1	2
Brad Ausmus, R (1, 2) OBP: 0.288, SLG: 0.304		B C B F B X 3-2 SF9 ② 3-H			B B C F X 2-2 G4-3 ①	X 0-0 FC5-4 1-2 1B		C X 0-1 G1-3 ③		3	0	1	1	0	0	1
Kimera Bartee, R (1, 8) OBP: 0.332, SLG: 0.322		B X 1-0 G6-3 ③			B B C X 2-1 G6-3 ②		F B S B F F X 2-2 FC5-4 1B 1-2f 2-3 ②		C B C B S 2-3 K ①	4	1	0	0	0	1	2
Inning Stats	R: 0 E: 0 K: 2 S: 13 H: 2 LOB: 2 BB: 0 P: 19	R: 1 E: 0 K: 0 S: 7 H: 2 LOB: 0 BB: 0 P: 13	R: 0 E: 1 K: 0 S: 9 H: 0 LOB: 0 BB: 0 P: 13	R: 0 E: 0 K: 2 S: 11 H: 1 LOB: 1 BB: 0 P: 14	R: 0 E: 0 K: 0 S: 7 H: 0 LOB: 0 BB: 0 P: 12	R: 0 E: 1 K: 1 S: 10 H: 0 LOB: 1 BB: 0 P: 16	R: 2 E: 0 K: 0 S: 20 H: 4 LOB: 2 BB: 0 P: 28	R: 1 E: 0 K: 0 S: 10 H: 2 LOB: 1 BB: 0 P: 12	R: 0 E: 0 K: 1 S: 10 H: 0 LOB: 0 BB: 0 P: 16	1B: 10 2B: 0 3B: 0 HR: 1	SF: 1 SAC: 0 DP: 1 HBP: 0						

PITCHER		IP	WLS	BF	H	R	ER	SO	BB	IBB	HBP	BLK	WP	HR	S	P	ERA	WHIP
Scott Erickson, R ERA: 5.18	(1, 1)	7.0	W	30	9	3	3	5	0	0	0	0	0	0	77	115	3.86	1.286
Jesse Orosco, L ERA: 3.78	(8, 1)	0.1		3	2	1	1	0	0	0	0	0	0	1	7	9	27.00	6.000
Alan Mills, R ERA: 3.88	(8, 1)	1.2	S	5	0	0	0	1	0	0	0	0	0	0	13	19	0.00	0.000

PITCHER	IP	WLS	BF	H	R	ER	SO	BB	IBB	HBP	BLK	WP	HR	S	P	ERA	WHIP

Baltimore Orioles @ Detroit Tigers

Tiger Stadium, Detroit, MI

Fri Sep 13 1996, 7:05 PM EDT

Att. 11,178 - Unknown - 59 F

livebaseballscorecards.com

AB	37
R	4
H	11
RBI	4
BB	0
SO	6
LOB	14

WP: 0 PB: 0 SB: 0 CS: 0 PA: 38

Baltimore Orioles @ Detroit Tigers

Tiger Stadium, Detroit, MI

Sat Sep 14 1996, 7:05 PM EDT

Att. 15,386 - Unknown - 54 F

TOP

livebaseballscorecards.com

Batter	1	2	3	4	5	6	7	8	9	AB	R	H	RBI	BB	SO	LOB
Brady Anderson, L (1, 8) OBP: 0.393, SLG: 0.634	F B C B X 2-2 ① G6-3		B B B X 3-0 1B		L F F X 0-2 1-2 1B	B B B B 4-0 1-2 2-3 FC5-4 BB 4-0 1-2 2-3 3-H 1B BB			1 SAFE B B B C 1 SAFE S 1 SAFE F 3-2 F X ② G3-1 1-2	4	0	2	1	2	0	1
Roberto Alomar, S (1, 4) OBP: 0.414, SLG: 0.533	C B B S F B X 3-2 1B 2B		1 SAFE B 1 SAFE 1 SAFE C B F 1 SAFE 1 SAFE 2-2 1 SAFE F 1 SAFE 1 SAFE X ② L7		C S S S 1-3 ② K	B X 1-0 1-2f ③ FC5-4 C C B X 1-2 2-H 3-H 1B			C 2 B B F S SAFE 2-3 ③ K	6	0	2	1	0	2	8
Todd Zeile, R (1, 5) OBP: 0.361, SLG: 0.461	C B X 1-1 2-H ② 1B		B 1 SAFE 1 SAFE 1 SAFE X 1-0 ③ F8		B C C B F X 2-2 ③ F8		L X 0-1 HR	C X 0-1 ① G6-3		5	1	2	1	0	0	3
Rafael Palmeiro, L (1, 3) OBP: 0.385, SLG: 0.553	X 0-0 ③ G4-3			B B B B 4-0 FC4-6 BB		C B X 1-1 ① G4-3 C F S 0-3 ① K		S B X 1-1 BB 1B		4	0	1	0	1	1	1
Bobby Bonilla, S (1, 9) OBP: 0.365, SLG: 0.509 Mike Devereaux, R (8, 9) OBP: 0.308, SLG: 0.354		F B B B B 4-1 G5-4-3 BB	F C X 0-2 ① FC4-6 G3-1 CS 1-2f	X 0-0 1B 1B X 0-0 ② P6	B B F B 1 SAFE F B 4-2 1-2 BB				3 1 1 0 2 0 1 0 0 0 0 0 0 0							
Cal Ripken Jr., R (1, 6) OBP: 0.340, SLG: 0.444		B B X 2-0 ① ② G5-4-3 1-2f	B S C B F F X 2-2 ② G3-1 1-3		C B B B X 3-1 1B 1-3 FC4-6 1B B C B B B 4-1 1B 1B BB		C B C C 1-3 ② K		4	2	1	0	1	1	4
Eddie Murray, S (1, 10) OBP: 0.330, SLG: 0.425		X 0-0 ③ G4-3	S S X 0-2 ③ G5-3		C B B C X 2-2 2-3 3-H FC4-6 1B C B F X 1-2 BB BB 1-2 BB 1B 1B		S S F B X 1-2 ③ G3		5	1	2	1	0	0	3
B.J. Surhoff, L (1, 7) OBP: 0.354, SLG: 0.489			C B X 1-1 G6-3 3B	B C B F F F F B B 4-2 FC5-4 BB	B F 1 SAFE B X 2-1 ② FC4-6 BB 1B 1-2 3-H B X 1-0 BB BB 1B 1-2 2-H 1B			B B C X 2-1 ① G6-3	4	2	2	2	1	0	1
Chris Hoiles, R (1, 2) OBP: 0.351, SLG: 0.487 Manny Alexander, R (9, PR) OBP: 0.147, SLG: 0.108 Mark Parent, R (9, 2) OBP: 0.244, SLG: 0.451			B F C E B B X 3-2 ① G6-3 3-H		C C B F B 1 SAFE X 2-2 ① FC5-4 1B 1-2f	X 0-0 BB 1-2 1B B B B C S B 4-2 BB 1B 1-2 2-3 BB			C B S B B F B 4-2 G3-1 BB	3 0 1 1 2 0 1 0 0 0 0 0 0 0 0 0 0 0 0 0 0						
Inning Stats	R: 0 E: 0 K: 0 S: 10 H: 2 LOB: 1 BB: 0 P: 16	R: 0 E: 0 K: 0 S: 3 H: 0 LOB: 0 BB: 1 P: 9	R: 1 E: 0 K: 0 S: 12 H: 2 LOB: 1 BB: 0 P: 22	R: 0 E: 0 K: 0 S: 11 H: 0 LOB: 1 BB: 1 P: 17	R: 0 E: 0 K: 1 S: 20 H: 1 LOB: 2 BB: 1 P: 29	R: 2 E: 0 K: 0 S: 12 H: 4 LOB: 3 BB: 1 P: 25	R: 4 E: 0 K: 1 S: 16 H: 4 LOB: 2 BB: 3 P: 31	R: 0 E: 0 K: 1 S: 13 H: 1 LOB: 2 BB: 1 P: 20	R: 0 E: 0 K: 1 S: 13 H: 0 LOB: 2 BB: 1 P: 24	1B: 11 2B: 1 3B: 1 HR: 1		SF: 0 SAC: 0 DP: 1 HBP: 0		WP: 0 PB: 0 SB: 0 CS: 1		PA: 47

	AB	38
	R	7
	H	14
	RBI	7
	BB	9
	SO	4
	LOB	23

PITCHER		IP	WLS	BF	H	R	ER	SO	BB	IBB	HBP	BLK	WP	HR	S	P	ERA	WHIP
Omar Olivares, R ERA: 5.02	(1, 1)	5.1		24	7	3	3	1	3	0	0	0	0	0	61	102	5.06	1.875
John Cummings, L ERA: 3.94	(6, 1)	1.1	L	11	5	4	4	1	2	0	0	0	0	1	18	33	27.00	5.250
Richie Lewis, R ERA: 4.41	(7, 1)	0.0		1	0	0	0	0	1	0	0	0	0	0	2	6	∞	∞
Joey Eischen, L ERA: 4.29	(7, 1)	0.1		2	1	0	0	0	1	0	0	0	0	0	3	8	0.00	6.000
Jose Lima, R ERA: 5.92	(8, 1)	1.0		5	1	0	0	1	1	0	0	0	0	0	13	20	0.00	2.000

PITCHER		IP	WLS	BF	H	R	ER	SO	BB	IBB	HBP	BLK	WP	HR	S	P	ERA	WHIP
Mike Myers, L ERA: 5.02	(9, 1)	1.0		4	0	0	0	1	1	0	0	0	0	0	13	24	0.00	1.000

Baltimore Orioles @ Detroit Tigers

Tiger Stadium, Detroit, MI

Sat Sep 14 1996, 7:05 PM EDT

Att. 15,386 - Unknown - 54 F

livebaseballscorecards.com

BOTTOM

Batter	1	2	3	4	5	6	7	8	9	AB	R	H	RBI	BB	SO	LOB
Kimera Bartee, R (1, 8) OBP: 0.326, SLG: 0.316 Alan Trammell, R (9, PH) OBP: 0.275, SLG: 0.264	C S F B X 1-2 G5-3 ①		X 0-0 B1-3 ②		X 0-0 SH5-4 ① 2-3		B X 1-0 G4-3 ①		B C 1 SAFE X 1-1 P2 ②	3 0 0 0 0 0 0 1 0 0 0 0 0 1						
Mark Lewis, R (1, 4) OBP: 0.334, SLG: 0.407 Damion Easley, R (4, 4) OBP: 0.325, SLG: 0.394	F B X 1-1 L4 ②		C B X 1-1 1B		B F C F B X 2-2 G5-3 ② 3-H		B C T X 1-2 1B		B B S S 1 SAFE 1 SAFE B C X 3-2 WP 1-2 1B	2 0 1 0 0 0 0 3 0 2 1 0 0 0						
Travis Fryman, R (1, 6) OBP: 0.325, SLG: 0.441	B C C B B F T T B 4-2 BB		B C B S S 2-3 K ③		B B S B B 4-1 BB HR		C 1 SAFE 1 SAFE F 1 SAFE F 1 SAFE X 0-2 F7 ②		C B B X 2-1 G6-3 ③ 1-2 2-3	3 1 0 0 2 1 4						
Ruben Sierra, S (1, 10) OBP: 0.324, SLG: 0.382	C B S S 1-3 K ③			C B C B X 2-2 WP HR 1B	C B B B B 4-1 HR 1-2 BB		1 SAFE C P 1 SAFE P 1 SAFE 1 SAFE X 2-1 F8 ③			3 2 1 0 1 1 2						
Tony Clark, S (1, 3) OBP: 0.290, SLG: 0.466		C S B F S 1-3 K ①		S C S 0-3 K ①	B F B X 2-1 HR 1-H 2-H			C S B F B F B S 3-3 K ①		4 1 1 3 0 3 1						
Phil Nevin, R (1, 5) OBP: 0.346, SLG: 0.487		S C F B F S 1-3 K ②		B X 1-0 HR 1-H	C X 0-1 G6-3 ③			C S B C 1-3 K ②		4 1 1 2 0 2 0						
Bobby Higginson, L (1, 7) OBP: 0.401, SLG: 0.578		B F C B B B 4-2 BB		B X 1-0 F8 ②		B X 1-0 G3-1 ①		C C B B B X 3-2 G3-1 ③		3 0 0 0 1 0 0						
Phil Hiatt, R (1, 9) OBP: 0.238, SLG: 0.300	1 SAFE B F C 1 SAFE B S 2-3 K ③			B S X 1-1 G1-3 ③		X 0-0 P5 ②			C C F B F S 1-3 K ①	4 0 0 0 0 2 1						
Brad Ausmus, R (1, 2) OBP: 0.290, SLG: 0.309			B C X 1-1 P1 ①		C B B B X 3-1 SH5-4 G5-3 2B	C C C 0-3 K ③			B X 1-0 WP 1B 1B	4 1 2 0 0 1 0						
Inning Stats	R: 0 E: 0 K: 1 S: 14 H: 0 LOB: 1 BB: 1 P: 21	R: 0 E: 0 K: 3 S: 14 H: 0 LOB: 1 BB: 1 P: 22	R: 0 E: 0 K: 1 S: 8 H: 1 LOB: 1 BB: 0 P: 12	R: 2 E: 0 K: 1 S: 10 H: 2 LOB: 0 BB: 0 P: 15	R: 4 E: 0 K: 0 S: 13 H: 2 LOB: 0 BB: 2 P: 28	R: 0 E: 0 K: 1 S: 5 H: 0 LOB: 0 BB: 0 P: 6	R: 0 E: 0 K: 0 S: 12 H: 1 LOB: 1 BB: 0 P: 14	R: 0 E: 0 K: 2 S: 11 H: 0 LOB: 0 BB: 0 P: 18	R: 0 E: 0 K: 1 S: 13 H: 2 LOB: 2 BB: 0 P: 21	1B: 5 2B: 1 3B: 0 HR: 2 SF: 0 SAC: 1 DP: 0 HBP: 0						

	AB	34
	R	6
	H	8
	RBI	6
	BB	4
	SO	10
	LOB	9

WP: 2 PB: 0 SB: 0 CS: 0 PA: 39

PITCHER		IP	WLS	BF	H	R	ER	SO	BB	IBB	HBP	BLK	WP	HR	S	P	ERA	WHIP
David Wells, L ERA: 4.72	(1, 1)	4.2		23	5	6	6	6	4	0	0	0	1	2	57	96	11.57	1.929
Terry Mathews, R ERA: 4.54	(5, 1)	2.1	W	8	1	0	0	1	0	0	0	0	0	0	19	22	0.00	0.429
Armando Benitez, R ERA: 4.82	(8, 1)	1.0		3	0	0	0	2	0	0	0	0	0	0	11	18	0.00	0.000
Randy Myers, L ERA: 3.64	(9, 1)	1.0	S	5	2	0	0	1	0	0	0	0	1	0	13	21	0.00	2.000

PITCHER	IP	WLS	BF	H	R	ER	SO	BB	IBB	HBP	BLK	WP	HR	S	P	ERA	WHIP

Baltimore Orioles @ Detroit Tigers

Tiger Stadium, Detroit, MI

Sun Sep 15 1996, 3:33 AM EDT

Att. 13,764 - Cloudy - 61 F

livebaseballscorecards.com

Batter	1	2	3	4	5	6	7	8	9	AB	R	H	RBI	BB	SO	LOB
Brady Anderson, L (1, 8) OBP: 0.392, SLG: 0.636 Gene Kingsale, S (9, 8)	B C B F B X 3-2 HR	B B C B B 4-1 BB	B F S B F S 2-3 K ③		B B X 2-0 P2 ③			B C X 1-1 P4 ② 2-3	X 0-0 F8 ① 2-3	5 0	1 0	1 0	1 0	1 0	1 0	4 0
Roberto Alomar, S (1, 4) OBP: 0.417, SLG: 0.533 Billy Ripken, R (8, 4) OBP: 0.286, SLG: 0.333	B C B B B 4-1 1B HR BB	1 SAFE B B 1 B B 4-0 1-2 BB		B C F F X 1-2 E5 SF8 1B		C F B B B X 3-2 G6-3 ①		I I I 4-0 2B HR IBB	B B B B 4-0 1B 1-2 BB	2 0	3 0	1 0	0 0	3 1	0 0	0 0
Todd Zeile, R (1, 5) OBP: 0.359, SLG: 0.459	C S B 1 SAFE C 1-3 K ①	C F C 0-3 K ②		F C B B S 2-3 K ①		B C B F S 2-3 K ②		X 0-0 1-3 2-H HR 2B	C F B B X 2-2 F9 ②	6	1	1	1	0	4	7
Rafael Palmeiro, L (1, 3) OBP: 0.386, SLG: 0.551	B C 1 SAFE 1 SAFE C 1 SAFE C 1-3 K ②	C B B X 2-1 F9 ③		I I I 4-0 IBB		B C F B B F X 3-2 G1-3 ③		I I I 4-0 HR IBB	C B X 1-1 1-3 2-H 3-H 1B	4	1	1	2	2	1	3
Bobby Bonilla, S (1, 9) OBP: 0.368, SLG: 0.516 Mike Devereaux, R (8, 9) OBP: 0.307, SLG: 0.353	1 SAFE 1 SAFE B F C F 1 SAFE X 1-2 1-3 HR 1B		B B F B B 4-1 1B G5-3 HR BB	B X 1-0 SF8 ② 3-H			B S B B B 4-1 G6-4-3 BB	B S B F X 2-2 1-H 2-H 3-H HR	S B B X 2-2 G5-3 ③	2 1	3 0	2 0	5 0	2 0	0 0	0 2
Cal Ripken Jr., R (1, 6) OBP: 0.340, SLG: 0.453 Manny Alexander, R (9, 6) OBP: 0.147, SLG: 0.108	C B B X 2-1 1-H 3-H HR		B 1 SAFE X 1-0 G5-3 ① 1-2	C F B 1 SAFE F 1 SAFE S 2-3 K ③			C F F B X 1-2 G6-4-3 ① ② 1-2f	B F B B X 3-1 HR		5 0	2 0	2 0	4 0	0 0	1 0	3 0
Eddie Murray, S (1, 10) OBP: 0.333, SLG: 0.426	B B C B B 4-1 BB		B B B X 3-0 F8 HR 2-3 1B		B C F X 1-2 1B		B X 1-0 P3 ③	B X 1-0 G6-3 ③		4	1	2	0	1	0	0
B.J. Surhoff, L (1, 7) OBP: 0.353, SLG: 0.487 Brent Bowers, L (8, 7) OBP: 0.308, SLG: 0.359	B C C X 1-2 P5 ③		B X 1-0 F8 ② 1-2		C C B F B S 2-3 K ①			X 0-0 SH1-3 2B 1B X	0-0 E6 F8 1B 1B	4 1	1 1	1 0	0 0	0 0	1 0	4 0
Mark Parent, R (1, 2) OBP: 0.252, SLG: 0.476		B B F F B X 3-2 F8 ①	B X 1-0 2-H 3-H HR		1 SAFE C S B S 1-3 K ②			X 0-0 SH1-3 ① 1-2	B B C B X 3-1 BB 1-2 1B 1B	4	2	2	3	0	1	1
Inning Stats	R: 4 E: 0 K: 2 S: 20 H: 3 LOB: 1 BB: 2 P: 37	R: 0 E: 0 K: 1 S: 9 H: 0 LOB: 2 BB: 2 P: 22	R: 3 E: 0 K: 1 S: 9 H: 2 LOB: 0 BB: 1 P: 21	R: 1 E: 1 K: 2 S: 12 H: 1 LOB: 1 BB: 1 P: 22	R: 0 E: 0 K: 2 S: 11 H: 1 LOB: 1 BB: 0 P: 17	R: 0 E: 0 K: 1 S: 10 H: 0 LOB: 0 BB: 0 P: 18	R: 0 E: 0 K: 0 S: 6 H: 0 LOB: 0 BB: 1 P: 12	R: 6 E: 0 K: 0 S: 11 H: 4 LOB: 0 BB: 2 P: 26	R: 2 E: 1 K: 0 S: 12 H: 2 LOB: 2 BB: 1 P: 24	1B: 7 2B: 1 3B: 0 HR: 5	SF: 1 SAC: 1 DP: 1 HBP: 0						

	AB	38
	R	16
	H	13
	RBI	16
	BB	10
	SO	9
	LOB	24

WP: 0 PB: 0 SB: 0 CS: 0 PA: 50

PITCHER		IP	WLS	BF	H	R	ER	SO	BB	IBB	HBP	BLK	WP	HR	S	P	ERA	WHIP
Todd Van Poppel, R ERA: 8.32	(1, 1)	2.2	L	18	5	7	7	3	5	0	0	0	0	3	34	74	23.62	3.750
Greg Keagle, R ERA: 8.18	(3, 1)	4.1		16	2	1	0	6	1	1	0	0	0	0	43	75	0.00	0.692
John Cummings, L ERA: 4.41	(8, 1)	0.2		4	1	2	2	0	0	1	0	0	0	0	4	9	27.00	1.500
Brian Williams, R ERA: 6.98	(8, 1)	1.1		12	5	6	4	0	1	1	0	0	0	2	19	41	27.00	4.500

PITCHER	IP	WLS	BF	H	R	ER	SO	BB	IBB	HBP	BLK	WP	HR	S	P	ERA	WHIP

Baltimore Orioles @ Detroit Tigers

Tiger Stadium, Detroit, MI

Sun Sep 15 1996, 3:33 AM EDT

Att. 13,764 - Cloudy - 61 F

livebaseballscorecards.com

BOTTOM

Batter	1	2	3	4	5	6	7	8	9	AB	R	H	RBI	BB	SO	LOB
Shannon Penn, S (1, 10) OBP: 0.100, SLG: 0.100	L8	F8			B1-3		G3		P4 (1-2, 2-3)	5	0	0	0	0	0	2
Damion Easley, R (1, 5) Alan Trammell, R (8, 5) OBP: 0.331, SLG: 0.393 OBP: 0.274, SLG: 0.263	E S 2B BB	G6-3			WP 2B 1B		P6		G1-3	3 1	2 0	1 0	0 0	1 0	0 0	0 2
Travis Fryman, R (1, 6) Fausto Cruz, R (9, 6) OBP: 0.324, SLG: 0.439 OBP: 0.278, SLG: 0.294	1 SAFE 2B HR (1-3) BB	G5-3			1 SAFE 1 SAFE		G4-3		F8	3 1	1 0	0 0	0 0	1 0	0 0	1 2
Bobby Higginson, L (1, 9) OBP: 0.402, SLG: 0.582	HR (1-3, 3-H) 2B	G3-1			1 SAFE 1 SAFE 1-H 2B			K		4	1	2	2	0	1	0
Tony Clark, S (1, 3) OBP: 0.295, SLG: 0.486	HR (2-H, 3-H)			HR	F8			BB		3	2	2	4	1	0	1
Phil Nevin, R (1, 7) OBP: 0.341, SLG: 0.468	K			F8		BB		F7		3	0	0	0	1	1	1
Mark Lewis, R (1, 4) OBP: 0.332, SLG: 0.404	K			F8	1 SAFE K			F8		4	0	0	0	0	2	2
Brad Ausmus, R (1, 2) Raul Casanova, S (9, 2) OBP: 0.293, SLG: 0.308 OBP: 0.197, SLG: 0.294		G6-3		S BB	1 SAFE 1 SAFE G5-4-3 (1-2) BB				PB 1B	1 1	0 0	0 1	0 0	2 0	0 0	0 0
Kimera Bartee, R (1, 8) OBP: 0.325, SLG: 0.315		G4-3		P3 (1-2)	G5-4-3 (1-2f)				PB (1-2) 1B	4	0	1	0	0	0	3
Inning Stats	R: 4 E: 0 K: 2 S: 20 H: 2 LOB: 0 BB: 2 P: 40	R: 0 E: 0 K: 0 S: 10 H: 0 LOB: 0 BB: 0 P: 15	R: 0 E: 0 K: 0 S: 4 H: 0 LOB: 0 BB: 0 P: 8	R: 1 E: 0 K: 0 S: 9 H: 1 LOB: 1 BB: 1 P: 19	R: 1 E: 0 K: 0 S: 10 H: 2 LOB: 1 BB: 0 P: 13	R: 0 E: 0 K: 1 S: 10 H: 0 LOB: 1 BB: 2 P: 21	R: 0 E: 0 K: 0 S: 6 H: 0 LOB: 0 BB: 0 P: 10	R: 0 E: 0 K: 1 S: 14 H: 0 LOB: 1 BB: 1 P: 23	R: 0 E: 0 K: 0 S: 11 H: 2 LOB: 2 BB: 0 P: 22	1B: 3 2B: 2 3B: 0 HR: 2	SF: 0 SAC: 0 DP: 1 HBP: 0			WP: 1 PB: 1 SB: 2 CS: 0	PA: 39		

	AB	33
	R	6
	H	7
	RBI	6
	BB	6
	SO	4
	LOB	14

PITCHER		IP	WLS	BF	H	R	ER	SO	BB	IBB	HBP	BLK	WP	HR	S	P	ERA	WHIP
Rocky Coppinger, R ERA: 5.74	(1, 1)	4.2		22	5	6	6	2	3	0	0	0	1	2	51	93	11.57	1.714
Archie Corbin, R ERA: 1.88	(5, 1)	2.1	W	8	0	0	0	1	2	0	0	0	0	0	18	33	0.00	0.857
Jesse Orosco, L ERA: 3.71	(8, 1)	1.0		4	0	0	0	1	1	0	0	0	0	0	14	23	0.00	1.000
Mike Milchin, L ERA: 7.14	(9, 1)	0.1		3	2	0	0	0	0	0	0	0	0	0	8	16	0.00	6.000
Alan Mills, R ERA: 3.83	(9, 1)	0.2		2	0	0	0	0	0	0	0	0	0	0	3	6	0.00	0.000

PITCHER		IP	WLS	BF	H	R	ER	SO	BB	IBB	HBP	BLK	WP	HR	S	P	ERA	WHIP

Batter	1	2	3	4	5	6	7	8	9	10	AB	R	H	RBI	BB	SO	LOB
Brady Anderson, L (1, 8) OBP: 0.393, SLG: 0.637	F B B X 2-1 SH5-3 G4-3 2B	S B X 1-1 ① F7	X 0-0 G1 SH5-3 1B	B B C B C F X 3-2 ① P3						4	1	2	0	0	0	1
Roberto Alomar, S (1, 4) OBP: 0.415, SLG: 0.531	X 0-0 ① SH5-3 2-3	C B B F S 2-3 ② K	1 SAFE 1 SAFE X 0-0 ① SH5-3 1-2	X 0-0 ② G5-3							2	0	0	0	0	1	1
Todd Zeile, R (1, 5) OBP: 0.357, SLG: 0.456	B C B X 2-1 ② G4-3 3-H	1 SAFE C B B X 2-1 ③ L9	C X 0-1 ② G1 2-3	X 0-0 ③ G5-3							4	0	0	1	0	0	2
Rafael Palmeiro, L (1, 3) OBP: 0.383, SLG: 0.547	B X 1-0 ③ F7	X 0-0 ① P2	X 0-0 ③ G5-3					B F B S S B X 3-2 ① F9			4	0	0	0	0	0	1
Bobby Bonilla, S (1, 9) OBP: 0.368, SLG: 0.514 Mike Devereaux, R (9, 9) OBP: 0.307, SLG: 0.353	F B B S F F B S 3-3 ① K2-3	F C B X 1-2 ② G5-3				B X 1-0 2B 1B 1B			X 0-0 ② P4		4	1	1	0	0	1	0
Cal Ripken Jr., R (1, 6) OBP: 0.341, SLG: 0.455	B F B F B F F F B 4-2 WP BB	F B F F F B C 2-3 K					B 1 SAFE F S X 2-2 1B 1-3 2B		C C B X 1-2 ③ F8		3	0	1	0	1	1	0
Eddie Murray, S (1, 10) OBP: 0.332, SLG: 0.424	S S F B B S 2-3 ② K 1-2		B C B F X 2-2 ① F8				S B X 1-1 G1-6-3 2-3 3-H 1B			C F B E B F F 3-2 X ① F7	4	0	1	1	0	1	1
B.J. Surhoff, L (1, 7) OBP: 0.350, SLG: 0.483	C B B F F S 2-3 ③ K		F C B F X 1-2 ② F7				F B X 1-1 ① ② G1-6-3 1-2f		X 0-0 ② G1-3		4	0	0	0	0	1	3
Mark Parent, R (1, 2) OBP: 0.252, SLG: 0.465		B S C B B B 4-2 BB	C B S C 1-3 ③ K				B B X 2-0 ③ G5-3			B S X 1-1 ③ P5	3	0	0	0	1	1	1
Inning Stats	R: 1 H: 1 E: 0 LOB: 0 K: 0 BB: 0 S: 6 P: 11	R: 0 H: 0 E: 0 LOB: 1 K: 3 BB: 1 S: 18 P: 29	R: 0 H: 0 E: 0 LOB: 1 K: 1 BB: 1 S: 9 P: 18	R: 0 H: 0 E: 0 LOB: 0 K: 1 BB: 0 S: 9 P: 12	R: 0 H: 0 E: 0 LOB: 0 K: 1 BB: 0 S: 10 P: 14	R: 0 H: 1 E: 0 LOB: 1 K: 0 BB: 0 S: 5 P: 5	R: 1 H: 3 E: 0 LOB: 1 K: 0 BB: 0 S: 9 P: 16	R: 0 H: 0 E: 0 LOB: 0 K: 0 BB: 0 S: 6 P: 9	R: 0 H: 0 E: 0 LOB: 0 K: 0 BB: 0 S: 7 P: 11	R: 0 H: 0 E: 0 LOB: 0 K: 0 BB: 0 S: 10 P: 14	1B: 3 SF: 0 2B: 2 SAC: 2 3B: 0 DP: 1 HR: 0 HBP: 0						

PITCHER	IP	WLS	BF	H	R	ER	SO	BB	IBB	HBP	BLK	WP	HR	S	P	ERA	WHIP
Andy Pettitte, L (1, 1) ERA: 4.05	8.1		31	5	2	2	6	2	0	0	0	1	0	75	120	2.16	0.840
42 Mariano Rivera, R (9, 1) ERA: 1.83	1.2	W	5	0	0	0	0	0	0	0	0	0	0	14	19	0.00	0.000

PITCHER	IP	WLS	BF	H	R	ER	SO	BB	IBB	HBP	BLK	WP	HR	S	P	ERA	WHIP

TOP

Baltimore Orioles @ New York Yankees

Yankee Stadium, Bronx, NY

Wed Sep 18 1996, 7:05 PM EDT

Att. 40,775 - Unknown - 63 F

livebaseballscorecards.com

AB	32
R	2
H	5
RBI	2
BB	2
SO	6
LOB	10

WP: 1	PA: 36		
PB: 0			
SB: 0			
CS: 0			

Batter	1	2	3	4	5	6	7	8	9	10	AB	R	H	RBI	BB	SO	LOB
Wade Boggs, L (1, 5) OBP: 0.387, SLG: 0.386	G6-3				FC6-4			F8		SH3	3	0	1	1	0	0	1
Charlie Hayes, R (8, PH) OBP: 0.301, SLG: 0.375 (9, 5)			FC4-6		2-2 3-H					1-2	1	0	0	0	0	0	1
Tim Raines, S (1, 7) OBP: 0.359, SLG: 0.405	1B		FC4-6		K			G5-4-3		G4-3	5	0	1	0	0	1	4
	1B		1-2f					1-2f		2-3							
Paul O'Neill, L (1, 9) OBP: 0.406, SLG: 0.469			G5-3			G6-4-3			BB		3	0	2	0	1	0	1
Ruben Rivera, R (9, PR) OBP: 0.407, SLG: 0.469 (10, 9)	FC4-6								BB		1	1	1	1	0	0	0
	1-3 1B					1B			1B	3-H 1B							
Cecil Fielder, R (1, 10) OBP: 0.353, SLG: 0.472	K			G6-3		G6-4-3			4-1 1B		3	0	0	0	1	1	3
Pat Kelly, R (9, PR) OBP: 0.200, SLG: 0.111						1-2f			1-2 BB		0	0	0	0	0	0	0
Tino Martinez, L (1, 3) OBP: 0.360, SLG: 0.468	FC4-6			F7		F8			P2		4	0	0	0	0	0	4
	1-2f																
Bernie Williams, S (1, 8) OBP: 0.382, SLG: 0.516	G6-4-3			K		G4-3			G1-3		4	0	2	1	0	1	0
	1B								1-3 2-H 1B								
Mariano Duncan, R (1, 4) OBP: 0.342, SLG: 0.491	G6-4-3				SH FC6-4	K			G1-3		4	1	1	0	0	1	3
	1-2f				2B				1-2								
Jim Leyritz, R (1, 2) OBP: 0.349, SLG: 0.380	G6-3				SH FC6-4 2 G1-3	G1-3			F9		1	0	0	0	0	0	0
Darryl Strawberry, L (7, PH) OBP: 0.353, SLG: 0.489					2-3						1	0	0	0	0	0	0
Joe Girardi, R (8, 2) OBP: 0.346, SLG: 0.375											1	0	0	0	0	0	3
2 Derek Jeter, R (1, 6) OBP: 0.374, SLG: 0.432			G4-3		G1-3			G5-4-3		G4-3 SH3	4	1	2	0	0	0	2
					1-2			1B		1B							
Inning Stats	R: 0 E: 0 K: 1 S: 10	H: 2 LOB: 2 BB: 0 P: 15	R: 0 E: 0 K: 0 S: 5	H: 1 LOB: 0 BB: 0 P: 6	R: 0 E: 0 K: 0 S: 11	H: 1 LOB: 1 BB: 0 P: 17	R: 0 E: 0 K: 1 S: 8	H: 0 LOB: 0 BB: 0 P: 12	R: 1 E: 0 K: 1 S: 9	H: 1 LOB: 1 BB: 0 P: 12	R: 0 E: 0 K: 0 S: 4	H: 1 LOB: 0 BB: 0 P: 6	R: 0 E: 0 K: 1 S: 6	H: 0 LOB: 0 BB: 0 P: 10	R: 0 E: 0 K: 0 S: 5	H: 1 LOB: 0 BB: 0 P: 11	R: 1 E: 0 K: 0 S: 16	H: 1 LOB: 3 BB: 2 P: 27	R: 1 E: 0 K: 0 S: 11	H: 2 LOB: 1 BB: 0 P: 16	1B: 9 2B: 1 3B: 0 HR: 0	SF: 0 SAC: 2 DP: 3 HBP: 0	WP: 0 PB: 0 SB: 0 CS: 0	PA: 39

PITCHER		IP	WLS	BF	H	R	ER	SO	BB	IBB	HBP	BLK	WP	HR	S	P	ERA	WHIP
Scott Erickson, R ERA: 5.05	(1, 1)	7.0		27	7	1	1	4	0	0	0	0	0	0	55	83	1.29	1.000
Jesse Orosco, L ERA: 3.63	(8, 1)	1.0		2	0	0	0	0	0	0	0	0	0	0	3	6	0.00	0.000
Randy Myers, L ERA: 3.79	(9, 1)	0.1		3	0	1	1	0	2	0	0	0	0	0	7	16	27.00	6.000
Alan Mills, R ERA: 3.91	(9, 1)	1.1	L	7	3	1	1	0	0	0	0	0	0	0	20	27	6.75	2.250

PITCHER	IP	WLS	BF	H	R	ER	SO	BB	IBB	HBP	BLK	WP	HR	S	P	ERA	WHIP

BOTTOM

Baltimore Orioles @ New York Yankees

Yankee Stadium, Bronx, NY

Wed Sep 18 1996, 7:05 PM EDT
Att. 40,775 - Unknown - 63 F

livebaseballscorecards.com

AB	35
R	3
H	10
RBI	3
BB	2
SO	4
LOB	22

Batter	1	2	3	4	5	6	7	8	9	AB	R	H	RBI	BB	SO	LOB
Brady Anderson, L (1, 8) OBP: 0.393, SLG: 0.633	F9		G5-4-3 BB		F7		F7		BB	3	0	0	0	2	0	2
Roberto Alomar, S (1, 4) OBP: 0.415, SLG: 0.531	6-3		G5-4-3			G3-1 2B		HR BB	G3	4	1	1	0	1	0	3
Todd Zeile, R (1, 5) OBP: 0.358, SLG: 0.458	1B			2B		G5-3		P4		4	0	2	0	0	0	2
Rafael Palmeiro, L (1, 3) OBP: 0.382, SLG: 0.550	1-6-3			K		G3-1		1-H HR		4	1	1	2	0	1	3
Bobby Bonilla, S (1, 9) OBP: 0.367, SLG: 0.512		P2		G5-3		BB		P7		3	0	0	0	1	0	1
Cal Ripken Jr., R (1, 6) OBP: 0.341, SLG: 0.458		5-3		G5-3		G3		HR		4	1	1	1	0	0	3
Eddie Murray, S (1, 10) OBP: 0.330, SLG: 0.421		F7			P6		K	L8		4	0	0	0	0	1	0
Pete Incaviglia, R (1, 7) OBP: 0.316, SLG: 0.463 B.J. Surhoff, L (9, PH) OBP: 0.350, SLG: 0.482			G4-3		G1-3		2B		G6-3	3 1	0 0	1 0	0 0	0 0	0 0	0 0
Chris Hoiles, R (1, 2) OBP: 0.353, SLG: 0.484			BB		BB		K		K	2	0	0	0	2	2	1
Inning Stats	R: 0 E: 0 K: 0 S: 4 H: 1 LOB: 1 BB: 0 P: 4	R: 0 E: 0 K: 0 S: 3 H: 0 LOB: 0 BB: 0 P: 3	R: 0 E: 0 K: 0 S: 7 H: 0 LOB: 1 BB: 2 P: 16	R: 0 E: 0 K: 1 S: 8 H: 1 LOB: 1 BB: 0 P: 12	R: 0 E: 0 K: 0 S: 8 H: 0 LOB: 1 BB: 1 P: 16	R: 0 E: 0 K: 0 S: 13 H: 1 LOB: 2 BB: 1 P: 23	R: 0 E: 0 K: 2 S: 8 H: 1 LOB: 1 BB: 0 P: 13	R: 3 E: 0 K: 0 S: 10 H: 2 LOB: 0 BB: 1 P: 22	R: 0 E: 0 K: 1 S: 12 H: 0 LOB: 1 BB: 1 P: 20	1B: 1 2B: 3 3B: 0 HR: 2 SF: 0 SAC: 0 DP: 1 HBP: 0						

PITCHER		IP	WLS	BF	H	R	ER	SO	BB	IBB	HBP	BLK	WP	HR	S	P	ERA	WHIP
Kenny Rogers, L ERA: 4.76	(1, 1)	5.2	W	23	3	0	0	1	4	0	0	0	0	0	40	69	0.00	1.235
Brian Boehringer, R ERA: 5.65	(6, 1)	2.0		10	3	3	3	2	1	0	0	0	0	2	19	35	13.50	2.000
Jeff Nelson, R ERA: 4.29	(8, 1)	1.1		5	0	0	0	1	1	0	0	0	0	0	14	25	0.00	0.750

PITCHER	IP	WLS	BF	H	R	ER	SO	BB	IBB	HBP	BLK	WP	HR	S	P	ERA	WHIP

TOP

Baltimore Orioles @ New York Yankees

Yankee Stadium, Bronx, NY

Thu Sep 19 1996, 3:33 AM EDT

Sunny - 72 F

livebaseballscorecards.com

AB	32
R	3
H	6
RBI	3
BB	6
SO	4
LOB	15

Batter	1	2	3	4	5	6	7	8	9	AB	R	H	RBI	BB	SO	LOB
Tim Raines, S (1, 7) OBP: 0.368, SLG: 0.424	4-0 CS 1B BB	4-2 BB 1B BB 1-2		X 0-0 HR		F 3-1 2B 1B 1B	3-3 ① K	2-3 ③ K2-3		4	2	2	1	2	2	2
Wade Boggs, L (1, 5) OBP: 0.391, SLG: 0.396	0-0 CS 1B 1-2	1-0 BB 1B 1-2 2-H		2-2 WP 2B		1-0 1B 1B 2B 1-3	2-0 ② P6			4	1	4	1	0	0	0
Andy Fox, L (7, 5) OBP: 0.275, SLG: 0.271										1	0	0	0	0	0	0
Paul O'Neill, L (1, 9) OBP: 0.405, SLG: 0.467	0-3 ①② K 1-2 2-3	4-0 BB 1-2 2-3		3-3 ① K		1-1 ① G1-3	0-0 1B			3	0	0	0	1	2	5
Ruben Rivera, R (7, 9) OBP: 0.415, SLG: 0.477										1	0	1	0	0	0	0
Tino Martinez, L (1, 3) OBP: 0.357, SLG: 0.464	0-3 ③ K	0-0 ③ L9		1-0 ② P5 2-3		2-0 ② P7	1-0 ③ G4-3			5	0	0	0	0	1	8
Bernie Williams, S (1, 8) OBP: 0.385, SLG: 0.515		4-0 G3 2 1B BB	4-0 PB BB	2-3 K		4-0 1B 1B IBB		4-1 S 1B BB		1	3	0	0	4	1	1
Darryl Strawberry, L (1, 10) OBP: 0.352, SLG: 0.483		4-0 G3 2 1B 1-2 BB	1-1 ① L7 1-2		3-2 ① L7	0-0 1B 1B 1-2 2-3 3-H		3-3 ① K 1-2		2	1	0	0	1	0	1
Cecil Fielder, R (6, PH) OBP: 0.353, SLG: 0.472										2	1	1	1	0	1	1
Mariano Duncan, R (1, 4) OBP: 0.345, SLG: 0.495	0-0 ① G3 1-2 2-3	0-1 ② G6-3		1-0 2B		0-0 1B 1B 1-2 2-H 3-H		3-2 1B 2-H		5	0	3	3	0	0	3
Jim Leyritz, R (1, 2) OBP: 0.354, SLG: 0.382	0-3 ② K	4-0 BB		1-3 ② K		2-1 1-3 2-H		2-2 1-2 1B		4	0	2	1	1	2	3
2 Derek Jeter, R (1, 6) OBP: 0.372, SLG: 0.430	1-2 BB 1B 2-H 3-H	1-3 ③ K		0-1 ③ F8		0-2 ③ K		3-3 ② K		5	1	1	2	0	3	7
Inning Stats	R: 0 E: 0 K: 2 S: 7 H: 1 LOB: 1 BB: 1 P: 11	R: 3 E: 0 K: 1 S: 11 H: 2 LOB: 3 BB: 4 P: 29	R: 0 E: 0 K: 1 S: 8 H: 0 LOB: 2 BB: 2 P: 18	R: 1 E: 0 K: 2 S: 16 H: 2 LOB: 1 BB: 0 P: 24	R: 0 E: 0 K: 1 S: 9 H: 1 LOB: 1 BB: 0 P: 14	R: 4 E: 0 K: 1 S: 13 H: 5 LOB: 2 BB: 1 P: 26	R: 0 E: 0 K: 1 S: 8 H: 1 LOB: 1 BB: 0 P: 14	R: 1 E: 0 K: 3 S: 17 H: 2 LOB: 2 BB: 1 P: 34		1B: 10 2B: 4 3B: 0 HR: 1 SF: 0 SAC: 0 DP: 1 HBP: 0						

PITCHER		IP	WLS	BF	H	R	ER	SO	BB	IBB	HBP	BLK	WP	HR	S	P	ERA	WHIP
35 Mike Mussina, R ERA: 4.85	(1, 1)	2.0	L	13	3	3	3	3	5	0	0	0	0	0	18	40	13.50	4.000
Archie Corbin, R ERA: 2.0	(3, 1)	3.0		14	3	1	1	4	2	0	0	0	1	1	33	56	3.00	1.667
Mike Milchin, L ERA: 7.89	(6, 1)	0.2		5	2	3	3	0	0	1	0	0	0	0	6	17	40.50	3.000
Terry Mathews, R ERA: 4.66	(6, 1)	0.1		4	3	1	1	1	0	0	0	0	0	0	7	9	27.00	9.000
Nerio Rodriguez, R ERA: 5.4	(7, 1)	1.1		8	3	1	1	2	1	0	0	0	0	0	18	36	6.75	3.000

PITCHER		IP	WLS	BF	H	R	ER	SO	BB	IBB	HBP	BLK	WP	HR	S	P	ERA	WHIP
Armando Benitez, R ERA: 4.5	(8, 1)	0.2		2	0	0	0	2	0	0	0	0	0	0	7	12	0.00	0.000

BOTTOM

Baltimore Orioles @ New York Yankees

Yankee Stadium, Bronx, NY

Thu Sep 19 1996, 3:33 AM EDT

Sunny - 72 F

livebaseballscorecards.com

AB	37
R	9
H	14
RBI	9
BB	9
SO	12
LOB	31

WP: 1 PA: 46
PB: 1
SB: 1
CS: 2

Baltimore Orioles @ New York Yankees

Yankee Stadium, Bronx, NY

Thu Sep 19 1996, 7:05 PM EDT

Att. 54,888 - Unknown - 70 F

TOP

livebaseballscorecards.com

Batter	1	2	3	4	5	6	7	8	9	AB	R	H	RBI	BB	SO	LOB
Brady Anderson, L (1, 8) OBP: 0.395, SLG: 0.632	C B X 1-1 G3		H 1-0 S 2B HBP		B S B F F B F B 4-2 BLK 1B 1B BB	B B C X 2-1 SF8 1-3 2-H 3-H 1B	S B X 1-1 G4-6-3 1-2f		F B X 1-1 G5-6-3 1B	4	2	2	1	1	0	1
Roberto Alomar, S (1, 4) OBP: 0.414, SLG: 0.531	B B C F S 2-3 K		C F B F S 1-3 K 1-2		B X 1-0 BLK 1B 1-2 1B	F F X 0-2 SF8 2-3 3-H		F B F B X 2-2 1B 2B	B B B C 1 SAFE X 3-1 G5-6-3 1-2f	5	2	2	1	0	2	2
Todd Zeile, R (1, 5) OBP: 0.361, SLG: 0.461	B B F B B 4-1 BB		C X 0-1 E FC4-2 2-H 2B		D C C X 1-2 G5-3 BB 1-H 2-H 1B	C C C 0-3 K		C T X 0-2 1B FC6-4 2-H 1B	B X 1-0 F9	5	1	3	4	1	1	1
Rafael Palmeiro, L (1, 3) OBP: 0.384, SLG: 0.549	X 0-0 F7		C F D 2 SAFE X 1-2 FC4-2 2-H		D C S F B B B 4-2 G5-3 1-2 BB	I I I 4-0 BB IBB		F F 1 B X 1-2 FC6-4 1-3 1B		3	0	1	0	2	0	2
Bobby Bonilla, S (1, 9) OBP: 0.367, SLG: 0.510 Mike Devereaux, R (8, PR) OBP: 0.307, SLG: 0.353 (8, 9)		X 0-0 L7 BB 1B	C C B 1 SAFE S 1-3 K		C F B X 1-2 G5-3 1-2 2-3	B B B 4-0 1-2 BB		B X 1-0 FC6-4 1-2f 3-H 2B		4 0	0 1	1 0	1 0	1 0	1 0	4 0
Cal Ripken Jr., R (1, 6) OBP: 0.340, SLG: 0.458		S C B B S 2-3 K		X 0-0 P7	C X 0-1 P4	C X 0-1 P3		B F F F 1 SAFE B X 2-2 FC5 1-H 2B		5	0	1	1	0	1	6
Eddie Murray, S (1, 10) OBP: 0.332, SLG: 0.424		B B B C S B 4-2 1-2 BB	B C F S 1-3 K		F X 0-1 1B WP 2B	B B C F F B X 3-2 SH1-4 1B 1B		T F B C 1-3 K		4	2	2	0	1	2	2
B.J. Surhoff, L (1, 7) OBP: 0.351, SLG: 0.481	C B F X 1-2 L7 2-3		B B B C C C X 3-2 G4-3		X 0-0 WP BB 1B 2-3 1B	L 1 SAFE X 0-1 SH1-4 1-2		B B B I 4-0 IBB		3	1	1	0	1	0	2
Mark Parent, R (1, 2) OBP: 0.248, SLG: 0.458 Chris Hoiles, R (6, PH) OBP: 0.355, SLG: 0.484 (6, 2)	C C B S 1-3 K				C X 0-1 G4-3	B 1 SAFE B B B 4-0 1B WP 1-2 SF8 BB	B C F X 1-2 G4-6-3 2-H 1B	B B S S X 2-2 FC5 2-3f		2 2	0 1	0 1	0 0	0 1	1 0	2 2
Inning Stats	R: 0 H: 0 E: 0 LOB: 1 K: 1 BB: 1 S: 7 P: 14	R: 0 H: 1 E: 0 LOB: 2 K: 2 BB: 1 S: 12 P: 20	R: 1 H: 1 E: 1 LOB: 1 K: 2 BB: 0 S: 12 P: 16	R: 0 H: 0 E: 0 LOB: 0 K: 1 BB: 0 S: 7 P: 11	R: 2 H: 2 E: 0 LOB: 2 K: 0 BB: 2 S: 18 P: 29	R: 3 H: 3 E: 0 LOB: 0 K: 1 BB: 3 S: 13 P: 27	R: 1 H: 2 E: 0 LOB: 0 K: 0 BB: 0 S: 11 P: 16	R: 3 H: 4 E: 0 LOB: 2 K: 1 BB: 1 S: 20 P: 33	R: 0 H: 1 E: 0 LOB: 0 K: 0 BB: 0 S: 5 P: 10	1B: 10 2B: 4 3B: 0 HR: 0	SF: 1 SAC: 1 DP: 2 HBP: 1			WP: 1 PB: 0 SB: 1 CS: 0	PA: 48		

	AB	37
	R	10
	H	14
	RBI	8
	BB	8
	SO	8
	LOB	24

PITCHER		IP	WLS	BF	H	R	ER	SO	BB	IBB	HBP	BLK	WP	HR	S	P	ERA	WHIP
David Cone, R ERA: 2.86	(1, 1)	5.0		27	6	6	6	6	5	0	1	1	0	0	59	97	10.80	2.200
Graeme Lloyd, L ERA: 4.28	(6, 1)	0.1		2	1	0	0	0	0	0	0	0	1	0	5	7	0.00	3.000
David Weathers, R ERA: 5.83	(6, 1)	0.2		5	1	1	1	1	1	1	0	0	0	0	9	20	13.50	3.000
Dale Polley, L ERA: 7.91	(7, 1)	0.1		1	0	0	0	0	0	0	0	0	0	0	2	2	0.00	0.000
Jeff Nelson, R ERA: 4.25	(7, 1)	0.2		2	1	0	0	0	0	0	0	0	0	0	5	7	0.00	1.500

PITCHER		IP	WLS	BF	H	R	ER	SO	BB	IBB	HBP	BLK	WP	HR	S	P	ERA	WHIP
42 Mariano Rivera, R ERA: 2.08	(8, 1)	0.1	L	5	4	3	3	0	0	0	0	0	0	0	14	20	81.00	12.000
Dave Pavlas, R ERA: 2.65	(8, 1)	1.2		6	1	0	0	1	0	1	0	0	0	0	11	23	0.00	0.600

Baltimore Orioles @ New York Yankees

Yankee Stadium, Bronx, NY

Thu Sep 19 1996, 7:05 PM EDT

Att. 54,888 - Unknown - 70 F

livebaseballscorecards.com

BOTTOM

Batter	1	2	3	4	5	6	7	8	9	AB	R	H	RBI	BB	SO	LOB
2 Derek Jeter, R (1, 6) OBP: 0.373, SLG: 0.430	B F B B X 3-1 HR 1B		B X 1-0 HR 1B	X 0-0 ② F9 2-3		B 1 SAFE X 1-0 ① F8			C F B X 1-2 ① F8	5	2	2	0	0	0	2
Tim Raines, S (1, 7) OBP: 0.368, SLG: 0.417	1 SAFE C X 0-1 ① L8		B C F C 1-3 ① K	B F B B B 4-1 BB BB		B B X 2-0 ② ③ G4-6-3 1-2f			B B B B C B 4-1 HR BB	3	1	0	0	2	1	3
Bernie Williams, S (1, 8) OBP: 0.387, SLG: 0.527	C B B B C B X 3-2 ② F8		B C X 1-1 ② P5	C B B B B 4-1 1-2 BB			C B B B C B F X 3-2 HR		B C X 1-1 1-H HR	4	2	2	3	1	0	2
Cecil Fielder, R (1, 3) OBP: 0.354, SLG: 0.482	C B S F F X 1-2 1-H HR		B F 1 SAFE F X 1-2 1-H HR	C B X 1-1 ③ F9			C X 0-1 ① F7		C B S F F T 1-2 ② K	5	2	2	4	0	1	3
Charlie Hayes, R (1, 5) OBP: 0.298, SLG: 0.372 Tino Martinez, L (9, PH) OBP: 0.356, SLG: 0.463	B S X 1-1 ③ P4		F F B B F S 2-3 ③ K		X 0-0 ① F9		F B C F B F S 2-3 ② K		B C B C F F B S 3-3 ③ K	4 1	0 0	0 0	0 0	0 0	2 1	0 0
Mariano Duncan, R (1, 10) OBP: 0.347, SLG: 0.495		F X 0-1 ① G5-3		X 0-0 1B 2B 1B	X 0-0 1B		C S F F B F S 1-3 ③ K			4	1	2	0	0	1	0
Joe Girardi, R (1, 2) OBP: 0.347, SLG: 0.376		X 0-0 1B		C X 0-1 1-2 2B 1B	1 SAFE X 0-0 ② F9			B C S F F T 1-2 ① K		4	1	2	0	0	1	1
Ruben Rivera, R (1, 9) OBP: 0.400, SLG: 0.456 Mike Aldrete, L (8, PH) OBP: 0.311, SLG: 0.444 (9, 9)		B S S F S 1-3 ② K		X 0-0 ① B3	F F 1 SAFE S 0-3 ③ K			B X 1-0 ② G4-3		3 1	0 0	0 0	0 0	0 0	2 0	4 0
Luis Sojo, R (1, 4) OBP: 0.249, SLG: 0.272 Wade Boggs, L (8, PH) OBP: 0.390, SLG: 0.395 Matt Howard, R (9, 4) OBP: 0.228, SLG: 0.278		B S F X 1-2 ③ G3		B X 1-0 2 F9 1-H 2-H 2B		C F B B B B 4-2 G4-6-3 BB		C B X 1-1 ③ F7		2 1 0	0 0 0	1 0 0	2 0 0	1 0 0	0 0 0	1 0 0
Inning Stats	R: 2 E: 0 K: 0 S: 14 H: 2 LOB: 0 BB: 0 P: 22	R: 0 E: 0 K: 1 S: 10 H: 1 LOB: 1 BB: 0 P: 12	R: 2 E: 0 K: 2 S: 13 H: 2 LOB: 0 BB: 0 P: 19	R: 2 E: 0 K: 0 S: 10 H: 3 LOB: 3 BB: 2 P: 20	R: 0 E: 0 K: 1 S: 6 H: 1 LOB: 1 BB: 0 P: 6	R: 0 E: 0 K: 0 S: 4 H: 0 LOB: 0 BB: 1 P: 11	R: 1 E: 0 K: 2 S: 17 H: 1 LOB: 0 BB: 0 P: 23	R: 0 E: 0 K: 1 S: 8 H: 0 LOB: 0 BB: 0 P: 11	R: 2 E: 0 K: 2 S: 16 H: 1 LOB: 0 BB: 1 P: 26	1B: 6 2B: 1 3B: 0 HR: 4 SF: 0 SAC: 0 DP: 1 HBP: 0						

	AB	37
	R	9
	H	11
	RBI	9
	BB	4
	SO	9
	LOB	16

WP: 0 PB: 0 SB: 0 CS: 0 PA: 41

PITCHER		IP	WLS	BF	H	R	ER	SO	BB	IBB	HBP	BLK	WP	HR	S	P	ERA	WHIP
David Wells, L ERA: 4.89	(1, 1)	3.2		21	8	6	6	3	2	0	0	0	0	2	45	70	14.73	2.727
Terry Mathews, R ERA: 4.56	(4, 1)	3.1	W	12	2	1	1	3	1	0	0	0	0	1	29	43	2.70	0.900
Alan Mills, R ERA: 4.13	(8, 1)	1.2		7	1	2	2	2	1	0	0	0	0	1	19	29	10.80	1.200
Randy Myers, L ERA: 3.76	(9, 1)	0.1	S	1	0	0	0	1	0	0	0	0	0	0	5	8	0.00	0.000

PITCHER	IP	WLS	BF	H	R	ER	SO	BB	IBB	HBP	BLK	WP	HR	S	P	ERA	WHIP

Batter	1	2	3	4	5	6	7	8	9	AB	R	H	RBI	BB	SO	LOB
Otis Nixon, S (1, 8) OBP: 0.377, SLG: 0.327	G1-3	S 1B 1-3 2-H 3-H		G6-3 3-H			FC3-6 1B 1-2		SH1-4 1-2 2-3	4	0	2	2	0	0	1
Jacob Brumfield, R (1, 9) OBP: 0.323, SLG: 0.479	E 2B	P6 1-2			G4-3		P5		BB	4	1	1	0	1	0	4
Juan Samuel, R (1, 3) OBP: 0.320, SLG: 0.469	E9 G4-3 1B 2-H		F8		K		FC3-6 1-2f		P3	3	0	1	0	0	1	0
John Olerud, L (7, PH) OBP: 0.382, SLG: 0.483 (7, 3)										2	0	0	0	0	0	5
Joe Carter, R (1, 10) OBP: 0.307, SLG: 0.483	G4-3 1-2f		HR		G1-3			E6 S E	K	5	1	1	1	0	1	4
Ed Sprague, R (1, 5) OBP: 0.329, SLG: 0.495		1B WP 1B 1B	P2			P4		1 SAFE 1 SAFE S S	K	4	1	1	0	0	1	1
Charlie O'Brien, R (1, 2) OBP: 0.331, SLG: 0.417		K	L7			F9		G6-3 1-3		4	0	0	0	0	1	2
Robert Perez, R (1, 7) OBP: 0.357, SLG: 0.416		K 1-2		F7		G5-3		G6-3		4	0	0	0	0	1	2
Alex Gonzalez, R (1, 6) OBP: 0.295, SLG: 0.383		1B 1B BB		WP 3B 1B			G1-3		SH1-4 1B 1B	3	2	2	0	1	0	0
Tomas Perez, S (1, 4) OBP: 0.313, SLG: 0.343		1B 1-2 2-3 1B		CS 3B 1-H			BB 1B		SH1-4 1-2 1B	3	0	3	1	1	0	0

TOP

Toronto Blue Jays @ Baltimore Orioles

Oriole Park at Camden Yards, Baltimore, MD

Fri Sep 20 1996, 7:05 PM EDT
Att. 47,026 - Unknown - 79 F

livebaseballscorecards.com

AB	36
R	5
H	11
RBI	4
BB	3
SO	5
LOB	19

Inning Stats	1	2	3	4	5	6	7	8	9
	R: 1 E: 1 K: 0 S: 11	R: 2 E: 0 K: 2 S: 20	R: 1 E: 0 K: 0 S: 15	R: 1 E: 0 K: 0 S: 11	R: 0 E: 0 K: 1 S: 8	R: 0 E: 0 K: 0 S: 8	R: 0 E: 0 K: 0 S: 8	R: 0 E: 2 K: 1 S: 14	R: 0 E: 0 K: 1 S: 11
	H: 2 LOB: 0 BB: 0 P: 15	H: 3 LOB: 2 BB: 1 P: 33	H: 1 LOB: 0 BB: 0 P: 23	H: 2 LOB: 0 BB: 0 P: 15	H: 0 LOB: 0 BB: 0 P: 13	H: 0 LOB: 0 BB: 0 P: 9	H: 1 LOB: 2 BB: 1 P: 15	H: 0 LOB: 1 BB: 0 P: 18	H: 2 LOB: 3 BB: 1 P: 20

1B: 8	SF: 0	WP: 2
2B: 1	SAC: 1	PB: 0
3B: 1	DP: 1	SB: 2
HR: 1	HBP: 0	CS: 1

PA: 40

PITCHER		IP	WLS	BF	H	R	ER	SO	BB	IBB	HBP	BLK	WP	HR	S	P	ERA	WHIP
Rick Krivda, L ERA: 5.11	(1, 1)	6.1	L	28	9	5	4	3	2	0	0	0	2	1	78	118	5.68	1.737
Armando Benitez, R ERA: 3.86	(7, 1)	1.2		6	0	0	0	1	0	0	0	0	0	0	17	23	0.00	0.000
Mike Milchin, L ERA: 7.71	(9, 1)	0.2		5	2	0	0	0	1	0	0	0	0	0	8	16	0.00	4.500
Nerio Rodriguez, R ERA: 5.23	(9, 1)	0.1		1	0	0	0	1	0	0	0	0	0	0	3	4	0.00	0.000

PITCHER	IP	WLS	BF	H	R	ER	SO	BB	IBB	HBP	BLK	WP	HR	S	P	ERA	WHIP

BOTTOM

Toronto Blue Jays @ Baltimore Orioles

Oriole Park at Camden Yards, Baltimore, MD

Fri Sep 20 1996, 7:05 PM EDT

Att. 47,026 - Unknown - 79 F

Batter	1	2	3	4	5	6	7	8	9	AB	R	H	RBI	BB	SO	LOB
Brady Anderson, L (1, 8) OBP: 0.395, SLG: 0.634	X 0-0 FC1-5-6 2B		B X 1-0 F8 2B	C F C 0-3 K			C X 0-1 G4-3 1-2		C S B C 1-3 K	5	0	2	0	0	2	6
Roberto Alomar, S (1, 4) OBP: 0.413, SLG: 0.528	C X 0-1 FC1-5-6 2-2		C S D B B X 2-2 F8 2-3		C B X 1-1 F8		C B F F B F B F X 3-2 G1-3		B B B C B 4-1 BB 1-2 2-3 BB	4	0	0	0	1	0	3
Todd Zeile, R (1, 5) OBP: 0.361, SLG: 0.459	1 SAFE B C C 1 SAFE F C 1-3 K		D B S B F F B 4-2 G3-6-1 BB		B C X 1-1 F9			C B X 1-1 P6	C B B B B 4-1 1-2 2-3 3-H BB	3	0	0	1	2	1	1
Rafael Palmeiro, L (1, 3) OBP: 0.383, SLG: 0.545	B C F 1 SAFE B S 2-3 K		X 0-0 G3-6-1 1-2f		C C X 0-2 F7			C B B F B B 4-2 1B BB	F B C S 1-3 K	4	0	0	0	1	2	6
Bobby Bonilla, S (1, 9) OBP: 0.368, SLG: 0.510		B B C B X 3-1 FC4-6 1B	C C B X 1-2 F7		F F S 0-3 K		F C B X 1-2 G4-3 1-2 1B		4	0	2	0	0	1	0
Cal Ripken Jr., R (1, 6) OBP: 0.339, SLG: 0.456		C B F F B S 2-3 K	B B F F B X 3-2 BB E 1B		F C B X 1-2 G1-3			C C D X 1-2 G4-3 1-2f		4	0	1	0	0	1	3
Eddie Murray, S (1, 10) OBP: 0.332, SLG: 0.422		B S F B F X 2-2 FC4-6 FC5 1B 1-2f	D F F X 1-2 E4 BB 1-2		S B S X 1-2 F7			X 0-0 BB BB BB 1B	4	1	1	0	0	0	2
B.J. Surhoff, L (1, 7) OBP: 0.350, SLG: 0.479		B D X 2-0 1-2 1B	B B C X 2-1 F9			X 0-0 F8		C B X 1-1 L7	4	0	1	0	0	0	3
Chris Hoiles, R (1, 2) OBP: 0.358, SLG: 0.484		C X 0-1 FC5 2-3f	C B B B B 4-1 1-2 2-3 BB			C X 0-1 G4-3 1B		D F B B B 4-1 BB 1-2 BB	2	0	1	0	2	0	2
Inning Stats	R: 0 E: 0 K: 2 S: 10 H: 1 LOB: 1 BB: 0 P: 13	R: 0 E: 0 K: 1 S: 13 H: 2 LOB: 2 BB: 0 P: 22	R: 0 E: 0 K: 0 S: 8 H: 1 LOB: 1 BB: 1 P: 15	R: 0 E: 1 K: 1 S: 15 H: 1 LOB: 3 BB: 1 P: 26	R: 0 E: 0 K: 0 S: 7 H: 0 LOB: 0 BB: 0 P: 9	R: 0 E: 0 K: 1 S: 10 H: 0 LOB: 0 BB: 0 P: 12	R: 0 E: 0 K: 0 S: 11 H: 1 LOB: 1 BB: 0 P: 14	R: 0 E: 0 K: 0 S: 10 H: 1 LOB: 1 BB: 1 P: 17	R: 1 E: 0 K: 2 S: 12 H: 1 LOB: 3 BB: 3 P: 27	1B: 6 2B: 2 3B: 0 HR: 0 SF: 0 SAC: 0 DP: 2 HBP: 0						

livebaseballscorecards.com

AB	34
R	1
H	8
RBI	1
BB	6
SO	7
LOB	26

WP: 0 PB: 0 SB: 0 CS: 0 PA: 40

PITCHER		IP	WLS	BF	H	R	ER	SO	BB	IBB	HBP	BLK	WP	HR	S	P	ERA	WHIP
Pat Hentgen, R ERA: 3.34	(1, 1)	8.1	W	36	8	1	1	5	4	0	0	0	0	0	88	137	1.08	1.440
Dane Johnson, R ERA:	(9, 1)	0.1		3	0	0	0	1	2	0	0	0	0	0	5	14	0.00	6.000
Paul Spoljaric, L ERA: 3.09	(9, 1)	0.1	S	1	0	0	0	1	0	0	0	0	0	0	3	4	0.00	0.000

PITCHER	IP	WLS	BF	H	R	ER	SO	BB	IBB	HBP	BLK	WP	HR	S	P	ERA	WHIP

Toronto Blue Jays @ Baltimore Orioles

Oriole Park at Camden Yards, Baltimore, MD

Sat Sep 21 1996, 7:05 PM EDT

Att. 47,270 - Unknown - 77 F

TOP

livebaseballscorecards.com

Batter	1	2	3	4	5	6	7	8	9	AB	R	H	RBI	BB	SO	LOB
Jacob Brumfield, R (1, 8) OBP: 0.321, SLG: 0.475	F F B B S 2-3 ① K		B F B X 2-1 ③ F8		B B X 2-0 1-2 3-H 1B		F X 0-1 ② F8		F B X 1-1 ② F8	5	0	1	1	0	1	1
Shawn Green, L (1, 9) OBP: 0.332, SLG: 0.449	C C C 0-3 ② K			F F B S 1-3 ① K	F B S B X 2-2 ② F7		B B X 2-0 ③ P5		C C B X 1-2 ③ G5-3	4	0	0	0	0	2	2
Juan Samuel, R (9, PH) OBP: 0.318, SLG: 0.467										1	0	0	0	0	0	1
Joe Carter, R (1, 7) OBP: 0.307, SLG: 0.480	B F B X 2-1 ③ G4-3			C S X 0-2 ② F8	C F B X 1-2 ③ F7			C B F B B B 4-2 L4-6 1B BB		3	0	0	0	1	0	2
John Olerud, L (1, 3) OBP: 0.388, SLG: 0.486		B B B B 4-0 BB		B B B F B B 4-1 BB		X 0-0 BB 1B		X 0-0 1-2 1B		2	0	2	0	2	0	0
Ed Sprague, R (1, 5) OBP: 0.327, SLG: 0.492		B B C S X 2-2 ① P6		S F S 0-3 ③ K		B B X 2-0 ① F9		B F F S 1-3 ① K		4	0	0	0	0	2	5
Carlos Delgado, L (1, 10) OBP: 0.356, SLG: 0.487		F X 0-1 ② F8			B B X 2-0 E9 E	B B B B 4-0 1-2 BB		B F S F X 1-2 ②③ L4-6 2-3		3	1	0	0	1	0	3
Alex Gonzalez, R (1, 6) OBP: 0.297, SLG: 0.389		C C B F C 1-3 ③ K			X 0-0 E6 S 1B 2-H 1B	F S S 0-3 ② K			B B B X 3-0 HR	4	2	2	1	0	2	3
Sandy Martinez, L (1, 2) OBP: 0.287, SLG: 0.332			B B C X 2-1 G4-6-3 1B		F B X 1-1 ① P4	S B F X 1-2 G4-3			B F X 1-1 1B	4	0	2	0	0	0	3
Tomas Perez, S (1, 4) OBP: 0.312, SLG: 0.339			F X 0-1 ①② G4-6-3 1-2f		B B B B 4-0 1B 2-3 BB		C X 0-1 ① G4-3		C S X 0-2 ① P2	3	0	0	0	1	0	2

	AB	33
	R	3
	H	7
	RBI	2
	BB	5
	SO	7
	LOB	22

Inning Stats																				
	R: 0	H: 0	R: 0	H: 0	R: 0	H: 1	R: 0	H: 0	R: 2	H: 2	R: 0	H: 1	R: 0	H: 0	R: 0	H: 1	R: 1	H: 2	1B: 6	SF: 0	WP: 0	PA: 38
	E: 0	LOB: 0	E: 0	LOB: 1	E: 0	LOB: 0	E: 0	LOB: 1	E: 2	LOB: 2	E: 0	LOB: 2	E: 0	LOB: 0	E: 0	LOB: 1	E: 0	LOB: 1	2B: 1	SAC: 0	PB: 0	
	K: 2	BB: 0	K: 1	BB: 1	K: 0	BB: 0	K: 2	BB: 1	K: 0	BB: 1	K: 1	BB: 1	K: 0	BB: 0	K: 1	BB: 1	K: 0	BB: 0	3B: 0	DP: 2	SB: 1	
	S: 8	P: 12	S: 9	P: 16	S: 6	P: 10	S: 10	P: 15	S: 11	P: 23	S: 8	P: 15	S: 5	P: 7	S: 10	P: 16	S: 11	P: 17	HR: 1	HBP: 0	CS: 0	

PITCHER		IP	WLS	BF	H	R	ER	SO	BB	IBB	HBP	BLK	WP	HR	S	P	ERA	WHIP
Rocky Coppinger, R ERA: 5.48	(1, 1)	7.0	W	29	4	2	1	6	4	0	0	0	0	0	57	98	1.29	1.143
Jesse Orosco, L ERA: 3.63	(8, 1)	0.0		2	1	0	0	0	1	0	0	0	0	0	3	7	∞	∞
Alan Mills, R ERA: 4.17	(8, 1)	1.2		6	2	1	1	1	0	0	0	0	0	1	15	22	5.40	1.200
Randy Myers, L ERA: 3.74	(9, 1)	0.1	S	1	0	0	0	0	0	0	0	0	0	0	3	4	0.00	0.000

PITCHER	IP	WLS	BF	H	R	ER	SO	BB	IBB	HBP	BLK	WP	HR	S	P	ERA	WHIP

BOTTOM

Batter	1	2	3	4	5	6	7	8	9	AB	R	H	RBI	BB	SO	LOB
Brady Anderson, L (1, 8) OBP: 0.394, SLG: 0.630	C H 1-1 HBP		X 0-0 ② G3-1			B B X 2-0 ① FC6-4 F9' BB 1-2f BB	B B B X 3-0 ① G4-3			3	1	0	0	0	0	1
Roberto Alomar, S (1, 4) OBP: 0.412, SLG: 0.525	F F B 1 SAFE X 1-2 ① F7		B C C B F X 2-2 ③ G4-3			1 SAFE 1 SAFE 1 SAFE 1 SAFE B B B 1 SAFE C 4-1 B BB BB BB 1-2 BB	C B F S 1-3 ② K			3	1	0	0	1	1	1
Todd Zeile, R (1, 5) OBP: 0.359, SLG: 0.456	1 SAFE 1 SAFE 1 SAFE 1 SAFE B C F 1 SAFE C 1-3 ② K			B C B B X 3-1 ① F9		C X 0-1 ② F9 2-3	C B X 1-1 ③ F8			4	0	0	0	0	1	3
Rafael Palmeiro, L (1, 3) OBP: 0.383, SLG: 0.544	B F X 1-1 ③ G3			B S F C 1-3 ② K		S B B 1 SAFE B B 4-1 BB BB HR 1-2 BB		B B B B 4-0 WP S BB		2	1	0	0	2	1	1
Bobby Bonilla, S (1, 9) OBP: 0.367, SLG: 0.507 Mike Devereaux, R (9, 9) OBP: 0.307, SLG: 0.353		C B F F B F X 2-2 ① G2-3		X 0-0 ③ F9		B B B C B 4-1 BB HR 1-2 2-3 3-H BB		B X 1-0 ① L6		3 0	1 0	0 0	1 0	1 0	0 0	1 0
Cal Ripken Jr., R (1, 6) OBP: 0.339, SLG: 0.454		X 0-0 ② F9			X 0-0 ① P6	B B B B 4-0 HR 1-2 2-3 3-H BB		B F B S B X 3-2 ② G6-3 1-3		3	1	0	1	1	0	1
Eddie Murray, S (1, 10) OBP: 0.333, SLG: 0.428		B C B B B 4-1 BB			B B X 2-0 ② G4-3	C B B B X 3-1 HR 1-H 2-H 3-H		X 0-0 ③ F7		3	1	1	4	1	0	1
B.J. Surhoff, L (1, 7) OBP: 0.350, SLG: 0.477		S C B F X 1-2 ③ F7			B C C F F S 1-3 ③ K	B B B C B 4-1 BB				2	0	0	0	1	1	1
Chris Hoiles, R (1, 2) OBP: 0.358, SLG: 0.483			C B B B X 3-1 ① F7			C X 1-1 FC6-4 1B 1-3 ③ K				3	0	1	0	0	1	1
Inning Stats	R: 0 E: 0 K: 1 S: 9 H: 0 LOB: 1 BB: 0 P: 13	R: 0 E: 0 K: 0 S: 11 H: 0 LOB: 1 BB: 1 P: 18	R: 0 E: 0 K: 0 S: 7 H: 0 LOB: 0 BB: 0 P: 12	R: 0 E: 0 K: 1 S: 6 H: 0 LOB: 0 BB: 0 P: 10	R: 0 E: 0 K: 1 S: 7 H: 0 LOB: 0 BB: 0 P: 10	R: 6 E: 0 K: 1 S: 14 H: 2 LOB: 1 BB: 5 P: 41	R: 0 E: 0 K: 1 S: 6 H: 0 LOB: 0 BB: 0 P: 11	R: 0 E: 0 K: 0 S: 5 H: 0 LOB: 1 BB: 1 P: 13		1B: 1 2B: 0 3B: 0 HR: 1 SF: 0 SAC: 0 DP: 0 HBP: 1				WP: 1 PB: 0 SB: 1 CS: 0 PA: 34		

PITCHER		IP	WLS	BF	H	R	ER	SO	BB	IBB	HBP	BLK	WP	HR	S	P	ERA	WHIP
Woody Williams, R ERA: 4.86	(1, 1)	5.2	L	22	1	3	3	3	3	0	1	0	0	0	47	81	4.76	0.706
Scott Brow, R ERA: 5.54	(6, 1)	2.1		12	1	3	3	2	4	0	0	0	1	1	18	47	11.57	2.143

PITCHER	IP	WLS	BF	H	R	ER	SO	BB	IBB	HBP	BLK	WP	HR	S	P	ERA	WHIP

Toronto Blue Jays @ Baltimore Orioles

Oriole Park at Camden Yards, Baltimore, MD

Sat Sep 21 1996, 7:05 PM EDT

Att. 47,270 - Unknown - 77 F

livebaseballscorecards.com

AB	26
R	6
H	2
RBI	6
BB	7
SO	5
LOB	11

Toronto Blue Jays @ Baltimore Orioles

Oriole Park at Camden Yards, Baltimore, MD

Sun Sep 22 1996, 3:33 AM EDT
Att. 46,035 - Sunny - 75 F

livebaseballscorecards.com

Batter	1	2	3	4	5	6	7	8	9	AB	R	H	RBI	BB	SO	LOB
Jacob Brumfield, R (1, 8) OBP: 0.320, SLG: 0.469	BBCBBB 4-1 S BB		CCFBBBX 2-2 ② F7		BX 1-0 ② G1-3		BSBX 2-1 ① G5-3		BSSX 1-2 ③ G5-3	4	0	0	0	1	0	1
Alex Gonzalez, R (1, 6) OBP: 0.297, SLG: 0.394	BCBBBS SAFE 3-3 ① K 1-2		CFBFX 1-2 HR		X 0-0 ③ G4-3		LBFC 1-3 ② K			4	1	1	1	0	2	1
Joe Carter, R (1, 7) OBP: 0.306, SLG: 0.480	BFCX 1-2 ② F7		X 0-0 2B			BFCFS 1-3 ① K	CX 0-1 ③ P2			4	0	1	0	0	1	1
John Olerud, L (1, 3) OBP: 0.385, SLG: 0.482 Juan Samuel, R (8, PH) OBP: 0.317, SLG: 0.464 (8, 3)	BBBCFS 3-3 ③ K		X 0-0 ③ P5			CBX 1-1 ② G3-1		BCSS 1-3 ① K		3 1	0 0	0 0	0 0	0 0	1 1	2 0
Ed Sprague, R (1, 5) OBP: 0.328, SLG: 0.496		X 0-0 ① F8		CBX 1-1 2B		CBFX 1-2 2B		CSBFFC 1-3 ② K		4	2	2	0	0	1	0
Carlos Delgado, L (1, 10) OBP: 0.359, SLG: 0.499		BBX 2-0 HR		BFBFX 2-2 2-H G5-3-2 3B		IIII 4-0 2B IBB		CSFFS 0-3 ③ K		3	1	2	2	1	1	0
Charlie O'Brien, R (1, 2) OBP: 0.333, SLG: 0.421		SBX 1-1 G4-6-3 1B		X 0-0 ① G5-3		X 0-0 1-3 2-H 2B			BBFCFS 2-3 ① K	4	0	2	1	0	1	1
Shawn Green, L (1, 9) OBP: 0.332, SLG: 0.447 Robert Perez, R (9, PH) OBP: 0.355, SLG: 0.414		FCBX 1-2 ②③ G4-6-3 1-2f		BBSX 2-1 ②③ G5-3-2 3-Hf		BFBH 3-1 HBP			BX 1-0 ② B1-3	2 1	0 0	0 0	0 0	0 0	0 0	2 0
Tomas Perez, S (1, 4) OBP: 0.309, SLG: 0.336 Felipe Crespo, S (9, PH) OBP: 0.350, SLG: 0.172			BBBCFC 2-3 ① K		X 0-0 ① G6-3	BCX 1-1 ③ P4			BBBCB 4-1 BB	3 0	0 0	0 0	0 0	0 1	1 0	3 0
Inning Stats	R: 0 E: 0 K: 2 S: 10 H: 0 LOB: 1 BB: 1 P: 21	R: 1 E: 0 K: 0 S: 7 H: 2 LOB: 0 BB: 0 P: 11	R: 1 E: 0 K: 1 S: 13 H: 2 LOB: 1 BB: 0 P: 18	R: 1 E: 0 K: 0 S: 8 H: 2 LOB: 0 BB: 0 P: 13	R: 0 E: 0 K: 0 S: 3 H: 0 LOB: 0 BB: 0 P: 4	R: 1 E: 0 K: 1 S: 13 H: 2 LOB: 3 BB: 1 P: 24	R: 0 E: 0 K: 1 S: 7 H: 0 LOB: 0 BB: 0 P: 10	R: 0 E: 0 K: 3 S: 12 H: 0 LOB: 0 BB: 0 P: 14	R: 0 E: 0 K: 1 S: 9 H: 0 LOB: 1 BB: 1 P: 17	1B: 1 2B: 5 3B: 1 HR: 2	SF: 0 SAC: 0 DP: 2 HBP: 1						

AB	33
R	4
H	8
RBI	4
BB	3
SO	9
LOB	11

WP: 0 PB: 0 SB: 1 CS: 0 PA: 37

PITCHER		IP	WLS	BF	H	R	ER	SO	BB	IBB	HBP	BLK	WP	HR	S	P	ERA	WHIP
Scott Erickson, R ERA: 5.05	(1, 1)	7.0	W	30	8	4	4	5	1	1	1	0	0	2	61	101	5.14	1.286
Jesse Orosco, L ERA: 3.54	(8, 1)	1.1		4	0	0	0	4	0	0	0	0	0	0	16	20	0.00	0.000
Armando Benitez, R ERA: 3.65	(9, 1)	0.2	S	3	0	0	0	0	1	0	0	0	0	0	5	11	0.00	1.500

PITCHER	IP	WLS	BF	H	R	ER	SO	BB	IBB	HBP	BLK	WP	HR	S	P	ERA	WHIP

Batter	1	2	3	4	5	6	7	8	9	AB	R	H	RBI	BB	SO	LOB
Brady Anderson, L (1, 8) OBP: 0.394, SLG: 0.627	F B B B X 3-1 2B G4-3 1B		F B X 1-1 ① F7		C B X 1-1 ① G3-1		B F B S S 2-3 ② K			4	1	1	0	0	1	3
Roberto Alomar, S (1, 4) OBP: 0.414, SLG: 0.527	B B B C L 1 SAFE 1 SAFE F F 3-2 1 SAFE X G4-3 SF9 1-3 2B		C B B B C B 4-2 2B SF7 1-2 BB		B X 1-0 ② F7		C C X 0-2 BB 1-3 2-H 1B			3	2	2	1	1	0	0
Todd Zeile, R (1, 5) OBP: 0.360, SLG: 0.457	B B F X 2-1 ① G4-3 2-3 3-H		C B B X 2-1 1-3 2-H 2B		C B B X 2-1 ③ F8		B C B B B 4-1 1-2 BB			3	0	1	2	1	0	1
Rafael Palmeiro, L (1, 3) OBP: 0.381, SLG: 0.542	X 0-0 ② SF9 3-H		S X 0-1 ② SF7 3-H			F X 0-1 ① G4-3	B X 1-0 ③ F9			2	0	0	2	0	0	3
Bobby Bonilla, S (1, 9) OBP: 0.365, SLG: 0.503 Brent Bowers, L (9, 7) OBP: 0.308, SLG: 0.359	F B B S F S 2-3 ③ K		B 2 SAFE C F C 1-3 ③ K			S F S 0-3 ② K		C B F S 1-3 ① K		4 0	0 0	0 0	0 0	0 0	4 0	1 0
Cal Ripken Jr., R (1, 6) OBP: 0.338, SLG: 0.454		B C X 1-1 ① G5-3		C B B X 2-1 E5 FC1-6		F C B X 1-2 ③ G5-3		F F B B B X 3-2 G6-3 2B		4	0	1	0	0	0	0
Eddie Murray, S (1, 10) OBP: 0.331, SLG: 0.424		C B B S X 2-2 ② F8		F F F B X 1-2 ① FC1-6 G1-3 1-2f			B B B C X 3-1 ① G5-3	B S B X 2-1 ② G6-3 2-3		4	0	0	0	0	0	2
B.J. Surhoff, L (1, 7) OBP: 0.349, SLG: 0.476 Pete Incaviglia, R (7, PH) OBP: 0.318, SLG: 0.465 Mike Devereaux, R (8, 7) OBP: 0.306, SLG: 0.352 (9, 9)		B X 1-0 ③ G1-3		B B X 2-0 ② G1-3 1-2			F B C X 1-2 BB 1B	B C F S 1-3 ③ K		2 1 1	0 1 0	0 1 0	0 0 0	0 0 0	0 0 1	1 0 1
Mark Parent, R (1, 2) OBP: 0.252, SLG: 0.459 Chris Hoiles, R (7, PH) OBP: 0.359, SLG: 0.483 (8, 2)			C B C B X 2-2 BB 2B 1B	F F S 0-3 ③ K			B B C B B 4-1 1B 1-2 BB			2 0	1 0	1 0	0 0	0 1	1 0	1 0
Inning Stats	R: 2 E: 0 K: 1 S: 14 H: 2 LOB: 0 BB: 0 P: 24	R: 0 E: 0 K: 0 S: 6 H: 0 LOB: 0 BB: 0 P: 10	R: 2 E: 0 K: 1 S: 14 H: 2 LOB: 1 BB: 1 P: 24	R: 0 E: 1 K: 1 S: 10 H: 0 LOB: 1 BB: 0 P: 15	R: 0 E: 0 K: 0 S: 5 H: 0 LOB: 0 BB: 0 P: 9	R: 0 E: 0 K: 1 S: 8 H: 0 LOB: 0 BB: 0 P: 9	R: 1 E: 0 K: 1 S: 14 H: 2 LOB: 3 BB: 2 P: 29	R: 0 E: 0 K: 2 S: 11 H: 1 LOB: 1 BB: 0 P: 18		1B: 4 2B: 3 3B: 0 HR: 0	SF: 2 SAC: 0 DP: 0 HBP: 0					

PITCHER		IP	WLS	BF	H	R	ER	SO	BB	IBB	HBP	BLK	WP	HR	S	P	ERA	WHIP
Paul Quantrill, R ERA: 5.48	(1, 1)	3.0		14	4	4	4	2	1	0	0	0	0	0	34	58	12.00	1.667
Huck Flener, L ERA: 4.86	(4, 1)	4.2	L	20	3	1	1	4	2	0	0	0	0	0	45	76	1.93	1.071
Dane Johnson, R ERA:	(8, 1)	0.1		1	0	0	0	1	0	0	0	0	0	0	3	4	0.00	0.000

PITCHER	IP	WLS	BF	H	R	ER	SO	BB	IBB	HBP	BLK	WP	HR	S	P	ERA	WHIP

BOTTOM

Toronto Blue Jays @ Baltimore Orioles

Oriole Park at Camden Yards, Baltimore, MD

Sun Sep 22 1996, 3:33 AM EDT
Att. 46,035 - Sunny - 75 F

livebaseballscorecards.com

AB	30
R	5
H	7
RBI	5
BB	3
SO	7
LOB	13

WP: 0 PB: 0 SB: 0 CS: 0 PA: 35

Batter	1	2	3	4	5	6	7	8	9	10	AB	R	H	RBI	BB	SO	LOB
Fernando Vina, L (1, 4) OBP: 0.342, SLG: 0.394	2-0 2B		0-0 L6 ①		0-0 2B 1B		0-1 G1-3 ②		0-2 P4 ①		5	2	2	0	0	0	0
Jeff Cirillo, R (1, 5) OBP: 0.389, SLG: 0.501	0-1 G5-3 ①		0-1 G5-3 ②		0-0 1-3 1B 2B		0-1 G6-3 ③		2-2 L4 ②		5	1	1	0	0	0	1
Dave Nilsson, L (1, 10) OBP: 0.405, SLG: 0.526	2-3 K ②		1-2 P5 ③		0-0 P2 ②			2-2 BB 2B 1B	1-2 G1-3 ③		5	1	1	0	0	1	3
John Jaha, R (1, 3) OBP: 0.398, SLG: 0.543	2-2 2-H 2B			1-0 HR	1-2 2-H 3-H 1B			4-1 1-2 2B BB		4-2 SH3-4 1B BB	3	3	3	4	2	0	0
Jose Valentin, S (1, 6) OBP: 0.334, SLG: 0.479	4-2 BB			2-3 K ①	1-1 P2 ③			1-0 P6 ①		2-1 1-2 SH3-4 ①	3	0	0	0	1	1	3
Marc Newfield, R (1, 7) OBP: 0.333, SLG: 0.452	3-2 G5-3 ③			0-1 G4-3 ②		2-2 F7 ①		0-0 1-H 2-H 2B		0-1 G5-3 ②	5	0	1	2	0	0	3
Jeromy Burnitz, L (1, 9) OBP: 0.389, SLG: 0.484 Matt Mieske, R (8, PH) OBP: 0.318, SLG: 0.471 (8, 9)		4-1 FC1-5 S BB		0-0 HR		2-3 K ②		1-3 K ②		0-0 1B 2-H 1B	2	1	1	1	1	1	0
											2	0	1	1	0	1	1
Gerald Williams, R (1, 8) OBP: 0.293, SLG: 0.378		0-1 FC1-5 CS 1-3 ①		2-3 K ③		1-3 K ③		4-0 IBB		2-1 S 1B 2-3	4	0	1	0	1	2	1
Mike Matheny, R (1, 2) OBP: 0.242, SLG: 0.342 Jesse Levis, L (7, PH) OBP: 0.350, SLG: 0.292 (7, 2)		1-2 G1-3 ② ③ 1-2			2-1 P3 ①		1-3 K ①	0-2 G6-3 ③		3-1 G4-3 ③ 1-2	2	0	0	0	0	0	1
											3	0	0	0	0	1	4
Inning Stats	R: 1 H: 2 E: 0 LOB: 2 K: 1 BB: 1 S: 16 P: 29	R: 0 H: 0 E: 0 LOB: 0 K: 0 BB: 1 S: 7 P: 12	R: 0 H: 0 E: 0 LOB: 0 K: 0 BB: 0 S: 6 P: 7	R: 2 H: 2 E: 0 LOB: 0 K: 2 BB: 0 S: 10 P: 15	R: 2 H: 3 E: 0 LOB: 1 K: 0 BB: 0 S: 10 P: 14	R: 0 H: 0 E: 0 LOB: 0 K: 2 BB: 0 S: 10 P: 15	R: 0 H: 0 E: 0 LOB: 0 K: 1 BB: 0 S: 10 P: 11	R: 2 H: 2 E: 0 LOB: 2 K: 1 BB: 2 S: 12 P: 24	R: 0 H: 0 E: 0 LOB: 0 K: 0 BB: 0 S: 9 P: 12	R: 1 H: 2 E: 0 LOB: 2 K: 0 BB: 1 S: 14 P: 25	1B: 5 SF: 0 2B: 4 SAC: 1 3B: 0 DP: 0 HR: 2 HBP: 0						

PITCHER		IP	WLS	BF	H	R	ER	SO	BB	IBB	HBP	BLK	WP	HR	S	P	ERA	WHIP
35 Mike Mussina, R ERA: 4.93	(1, 1)	7.0		30	8	6	6	6	2	0	0	0	0	2	72	108	7.71	1.429
Alan Mills, R ERA: 4.31	(8, 1)	0.1		3	1	1	1	0	1	0	0	0	0	0	3	8	27.00	6.000
Jesse Orosco, L ERA: 3.5	(8, 1)	0.2		3	0	0	0	1	0	1	0	0	0	0	6	11	0.00	0.000
Randy Myers, L ERA: 3.67	(9, 1)	1.0		3	0	0	0	0	0	0	0	0	0	0	9	12	0.00	0.000
Terry Mathews, R ERA: 4.63	(10, 1)	1.0	L	6	2	1	1	0	1	0	0	0	0	0	14	25	9.00	3.000

PITCHER	IP	WLS	BF	H	R	ER	SO	BB	IBB	HBP	BLK	WP	HR	S	P	ERA	WHIP

TOP

Milwaukee Brewers @ Baltimore Orioles

Oriole Park at Camden Yards, Baltimore, MD

Mon Sep 23 1996, 3:33 AM EDT

Att. 46,542 - Sunny - 73 F

livebaseballscorecards.com

AB	39
R	8
H	11
RBI	8
BB	5
SO	7
LOB	17

WP: 0 PA: 45
PB: 0
SB: 2
CS: 1

Batter	1	2	3	4	5	6	7	8	9	10	AB	R	H	RBI	BB	SO	LOB
Brady Anderson, L (1, 8) OBP: 0.393, SLG: 0.623	4-1 G5-4-3 S HR BB		2-1 ① F8		0-1 ①② G4-3-6 1-2f	1-0 G4-3 BB 1-3 2-H 1B		3-1 ② F9		2-0 ③ F7	5	1	1	1	1	0	3
Roberto Alomar, S (1, 4) OBP: 0.417, SLG: 0.528	4-1 G5-4-3 1-2 BB		2-1 FC6-5 1B		3-1 1B	4-2 G4-3 1-2 BB		2-2 P6			3	0	2	0	2	0	0
Todd Zeile, R (1, 5) OBP: 0.357, SLG: 0.453	3-1 ①② G5-4-3 1-2f 2-3		3-1 ② FC6-5 1-3		1-1 ③ G5-3	1-2 ② G4-3 1-2 2-3 3-H			2-2 ① F8		5	0	0	1	0	0	6
Rafael Palmeiro, L (1, 3) OBP: 0.381, SLG: 0.546	2-2 3-H HR		3-3 ③ K			1-0 2B 1B 1B 2-1 G4-3			3-2 ② P5		5	2	2	2	0	1	3
Bobby Bonilla, S (1, 9) OBP: 0.367, SLG: 0.506 Mike Devereaux, R (8, 9) OBP: 0.305, SLG: 0.351	2-0 FC6-4 1B			4-1 G1-3 BB		2-2 1-3 1B 2B	0-3 ① K		1-3 ③ K		3	1	2	0	1	1	0
											1	0	0	0	0	1	0
Cal Ripken Jr., R (1, 6) OBP: 0.339, SLG: 0.454	0-1 ③ FC6-4 1-2f			0-0 ① F9		1-2 1B 1B 2-H 3-H 1B	0-1 1B			1-0 ① G5-3	5	1	2	2	0	0	2
Eddie Murray, S (1, 10) OBP: 0.328, SLG: 0.420		0-0 ① F8		0-0 ② G1-3 1-2		0-1 ① F7	0-3 ② K			3-3 ② K	5	0	0	0	0	2	3
B.J. Surhoff, L (1, 7) OBP: 0.349, SLG: 0.475 Manny Alexander, R (10, PR) OBP: 0.147, SLG: 0.108		1-3 ② K		0-0 ③ G4-3		0-0 1B 1B 2-3 1B	1-3 ③ K			0-0 1B 1B	5	1	2	0	0	2	2
											0	0	0	0	0	0	0
Chris Hoiles, R (1, 2) OBP: 0.362, SLG: 0.483 Gene Kingsale, S (10, PR)		2-3 ③ K			4-2 G4-3-6 BB	3-2 1B G4-3 1-2 3-H 1B		0-0 ① G6-3		3-1 1-2 1B	4	1	2	1	1	1	0
											0	0	0	0	0	0	0
Inning Stats	R: 2 E: 0 K: 0 S: 10 H: 2 LOB: 1 BB: 2 P: 25	R: 0 E: 0 K: 2 S: 10 H: 0 LOB: 0 BB: 0 P: 13	R: 0 E: 0 K: 1 S: 9 H: 1 LOB: 1 BB: 0 P: 19	R: 0 E: 0 K: 0 S: 4 H: 0 LOB: 1 BB: 1 P: 8	R: 0 E: 0 K: 0 S: 8 H: 1 LOB: 1 BB: 1 P: 16	R: 5 E: 0 K: 0 S: 21 H: 6 LOB: 2 BB: 1 P: 36	R: 0 E: 0 K: 3 S: 12 H: 1 LOB: 1 BB: 0 P: 13	R: 0 E: 0 K: 0 S: 6 H: 0 LOB: 0 BB: 0 P: 11	R: 0 E: 0 K: 1 S: 11 H: 0 LOB: 0 BB: 0 P: 17	R: 0 E: 0 K: 1 S: 8 H: 2 LOB: 2 BB: 0 P: 17	1B: 11 2B: 1 3B: 0 HR: 1	SF: 0 SAC: 0 DP: 2 HBP: 0						

PITCHER		IP	WLS	BF	H	R	ER	SO	BB	IBB	HBP	BLK	WP	HR	S	P	ERA	WHIP
21 Cal Eldred, R ERA: 4.81	(1, 1)	5.1		27	9	7	7	3	4	0	0	0	0	1	54	101	11.81	2.438
Ron Villone, L ERA: 3.05	(6, 1)	2.2		11	2	0	0	3	1	0	0	0	0	0	26	40	0.00	1.125
Doug Jones, R ERA: 4.16	(9, 1)	1.0	W	3	0	0	0	1	0	0	0	0	0	0	11	17	0.00	0.000
Mike Fetters, R ERA: 3.43	(10, 1)	1.0	S	5	2	0	0	1	0	0	0	0	0	0	8	17	0.00	2.000

PITCHER	IP	WLS	BF	H	R	ER	SO	BB	IBB	HBP	BLK	WP	HR	S	P	ERA	WHIP

BOTTOM

Milwaukee Brewers @ Baltimore Orioles

Oriole Park at Camden Yards, Baltimore, MD

Mon Sep 23 1996, 3:33 AM EDT

Att. 46,542 - Sunny - 73 F

livebaseballscorecards.com

AB	41
R	7
H	13
RBI	7
BB	5
SO	8
LOB	19

1B: 11 SF: 0
2B: 1 SAC: 0
3B: 0 DP: 2
HR: 1 HBP: 0

WP: 0 PA: 46
PB: 0
SB: 1
CS: 0

Batter	1	2	3	4	5	6	7	8	9	AB	R	H	RBI	BB	SO	LOB
Brady Anderson, L (1, 8) OBP: 0.393, SLG: 0.626	G3		HR	F8		K		BB		4	2	1	2	1	1	3
Roberto Alomar, S (1, 4) OBP: 0.417, SLG: 0.532	G1-3		2B	E1 FC6		G3		3B		5	0	2	1	0	0	2
Todd Zeile, R (1, 5) OBP: 0.356, SLG: 0.450	K		F8	FC6		BB		G5-3		4	0	0	0	1	1	4
Rafael Palmeiro, L (1, 3) OBP: 0.381, SLG: 0.544		L3	BB		L7	G4-3			FC5-4 1B	4	0	1	0	1	0	2
Bobby Bonilla, S (1, 9) OBP: 0.365, SLG: 0.502		K	L8		G1-3		G4-3		FC5-4 G3 2B	5	1	0	0	0	1	3
Cal Ripken Jr., R (1, 6) OBP: 0.341, SLG: 0.461		BB		HR	1B 2B		F9		G3	4	2	2	1	1	0	1
Eddie Murray, S (1, 10) OBP: 0.330, SLG: 0.424		G4-3		FC5 BB 1B	2B		K		2B	5	1	3	2	0	1	1
B.J. Surhoff, L (1, 7) OBP: 0.350, SLG: 0.475			G4-3	F8 FC5 E BB	K			K	2B	4	1	1	1	1	2	1
Chris Hoiles, R (1, 2) OBP: 0.362, SLG: 0.485			HR 1B	FC5 E		G3 2B		G1-3	L8	5	1	2	0	0	0	3
Inning Stats	R: 0 E: 0 K: 1 S: 7 H: 0 LOB: 0 BB: 0 P: 10	R: 0 E: 0 K: 1 S: 9 H: 0 LOB: 1 BB: 1 P: 14	R: 2 E: 0 K: 0 S: 16 H: 3 LOB: 2 BB: 1 P: 25	R: 2 E: 1 K: 0 S: 14 H: 2 LOB: 2 BB: 1 P: 23	R: 1 E: 0 K: 1 S: 13 H: 2 LOB: 1 BB: 0 P: 19	R: 0 E: 0 K: 1 S: 16 H: 1 LOB: 2 BB: 1 P: 29	R: 0 E: 0 K: 1 S: 9 H: 0 LOB: 0 BB: 0 P: 13	R: 1 E: 0 K: 1 S: 13 H: 1 LOB: 1 BB: 1 P: 21	R: 2 E: 0 K: 0 S: 17 H: 3 LOB: 1 BB: 0 P: 25	1B: 4 2B: 5 3B: 1 HR: 2	SF: 0 SAC: 0 DP: 0 HBP: 0						

PITCHER	IP	WLS	BF	H	R	ER	SO	BB	IBB	HBP	BLK	WP	HR	S	P	ERA	WHIP
Tom Gordon, R (1, 1) ERA: 5.53	7.2	W	38	9	6	5	6	5	0	0	0	0	2	95	150	5.87	1.826
Pat Mahomes, R (8, 1) ERA: 7.29	1.1	S	7	3	2	2	0	0	0	0	0	0	0	19	29	13.50	2.250

PITCHER	IP	WLS	BF	H	R	ER	SO	BB	IBB	HBP	BLK	WP	HR	S	P	ERA	WHIP

TOP

Baltimore Orioles @ Boston Red Sox

Fenway Park, Boston, MA

Tue Sep 24 1996, 7:05 PM EDT

Att. 28,557 - Unknown - 57 F

livebaseballscorecards.com

AB	40
R	8
H	12
RBI	7
BB	5
SO	6
LOB	20

Baltimore Orioles @ Boston Red Sox

Fenway Park, Boston, MA

Tue Sep 24 1996, 7:05 PM EDT

Att. 28,557 - Unknown - 57 F

BOTTOM

livebaseballscorecards.com

Batter	1	2	3	4	5	6	7	8	9	AB	R	H	RBI	BB	SO	LOB
Darren Bragg, L (1, 8) OBP: 0.372, SLG: 0.407 Wil Cordero, R (6, PH) OBP: 0.330, SLG: 0.405 Lee Tinsley, S (7, 8) OBP: 0.277, SLG: 0.291	G1-3		HR, 1B		K, 1-2	SF9, 3-H		K		3	1	1	0	0	1	1
										0	0	0	1	0	0	0
										1	0	0	0	0	1	2
Jeff Frye, R (1, 4) OBP: 0.377, SLG: 0.391	P3		SF9, 3-H		L5, 2-3	F9		E5, 1B, 2-H, 3-H, 1B		4	1	1	2	0	0	3
Mo Vaughn, L (1, 3) OBP: 0.422, SLG: 0.590	HR		HR, 1-H			HR	K	18 FC6, 2-H, 1B		5	3	4	5	0	1	0
Jose Canseco, R (1, 10) OBP: 0.407, SLG: 0.601 18 Reggie Jefferson, S (8, PH) OBP: 0.383, SLG: 0.594	K2-3		L7			FC1-6, 1B, BB	K	FC6, 1-2f		3	1	0	0	1	2	0
										1	0	0	0	0	0	1
Mike Greenwell, L (1, 7) OBP: 0.338, SLG: 0.444		F7	P2			FC1-6, 1-2, 1B	K			4	0	1	0	0	1	0
Nomar Garciaparra, R (1, 6) OBP: 0.288, SLG: 0.435		K	G5-3			FC1-6, BB, 1B, 1-2f, 2-3		HR		4	2	1	1	0	1	2
Jeff Manto, R (1, 5) OBP: 0.316, SLG: 0.378		K	F8			SF9, BB, BB, 1-2, 3-H, 1B		E6, 2B, 1B		4	2	1	1	0	1	0
Bill Haselman, R (1, 2) OBP: 0.339, SLG: 0.441			HR	G4-3		BB, 1-2, 2-3		F9		3	1	1	1	1	0	1
Rudy Pemberton, R (1, 9) OBP: 0.515, SLG: 0.700 Troy O'Leary, L (6, PH) (7, 9) OBP: 0.330, SLG: 0.431			1B, SF9, 2B		CS, S, HBP	BB, 1-2, 2-3, 3-H		E, 1-3, 2B		1	1	1	0	0	0	0
										1	1	1	1	1	0	0

Inning Stats	1	2	3	4	5	6	7	8	9
	R: 1 H: 1 E: 0 LOB: 0 K: 1 BB: 0 S: 16 P: 24	R: 0 H: 0 E: 0 LOB: 0 K: 2 BB: 0 S: 8 P: 8	R: 4 H: 4 E: 0 LOB: 0 K: 0 BB: 0 S: 18 P: 29	R: 0 H: 0 E: 0 LOB: 0 K: 0 BB: 0 S: 6 P: 9	R: 0 H: 0 E: 0 LOB: 0 K: 1 BB: 0 S: 9 P: 11	R: 4 H: 3 E: 0 LOB: 2 K: 0 BB: 3 S: 20 P: 37	R: 0 H: 0 E: 0 LOB: 0 K: 3 BB: 0 S: 11 P: 16	R: 4 H: 4 E: 2 LOB: 1 K: 1 BB: 0 S: 21 P: 34	

1B: 5	SF: 2
2B: 2	SAC: 0
3B: 0	DP: 0
HR: 5	HBP: 1
WP: 0	PA: 40
PB: 0	
SB: 1	
CS: 1	

	AB	34
	R	13
	H	12
	RBI	12
	BB	3
	SO	8
	LOB	10

PITCHER		IP	WLS	BF	H	R	ER	SO	BB	IBB	HBP	BLK	WP	HR	S	P	ERA	WHIP
David Wells, L ERA: 5.14	(1, 1)	5.1	L	25	8	9	9	4	1	0	1	0	0	4	65	96	15.19	1.688
Archie Corbin, R ERA: 2.0	(6, 1)	0.0		2	0	0	0	0	2	0	0	0	0	0	7	15	∞	∞
Mike Milchin, L ERA: 7.31	(6, 1)	1.2		5	0	0	0	3	0	0	0	0	0	0	16	23	0.00	0.000
Nerio Rodriguez, R ERA: 5.91	(8, 1)	0.1		4	2	3	1	0	0	0	0	0	0	1	11	15	27.00	6.000
Randy Myers, L ERA: 3.63	(8, 1)	0.2		4	2	1	0	1	0	0	0	0	0	0	10	19	0.00	3.000

PITCHER	IP	WLS	BF	H	R	ER	SO	BB	IBB	HBP	BLK	WP	HR	S	P	ERA	WHIP

Baltimore Orioles @ Boston Red Sox

Fenway Park, Boston, MA

Wed Sep 25 1996, 7:05 PM EDT

Att. 28,432 - Unknown - 59 F

TOP

livebaseballscorecards.com

Batter	1	2	3	4	5	6	7	8	9	AB	R	H	RBI	BB	SO	LOB
Brady Anderson, L (1, 8) OBP: 0.390, SLG: 0.621	P5	G3			G5-3		F9		G4-3	5	0	0	0	0	0	2
Roberto Alomar, S (1, 4) OBP: 0.414, SLG: 0.528	K		G5-3		P4			G4-3		4	0	0	0	0	1	0
Todd Zeile, R (1, 5) OBP: 0.355, SLG: 0.448	HR BB		G6-3		P6			P6		3	1	0	0	1	0	0
Rafael Palmeiro, L (1, 3) OBP: 0.381, SLG: 0.547	1-H HR		P6			F8		G4-3		4	1	1	2	0	0	0
Bobby Bonilla, S (1, 9) OBP: 0.365, SLG: 0.500	2B HBP			G3-1 BB		F7			G5-3	2	1	0	0	1	0	0
Mike Devereaux, R (9, 9) OBP: 0.305, SLG: 0.351										0	0	0	0	0	0	0
Cal Ripken Jr., R (1, 6) OBP: 0.340, SLG: 0.461	1-H 2B			F7		F7			F7	4	0	1	1	0	0	1
Eddie Murray, S (1, 10) OBP: 0.331, SLG: 0.422	G3			1-2 G3-1 BB			G3		1B HR BB	2	0	0	0	2	0	1
Manny Alexander, R (9, PR) OBP: 0.147, SLG: 0.108										0	1	0	0	0	0	0
B.J. Surhoff, L (1, 7) OBP: 0.349, SLG: 0.473		F7		1-2 2-3 G3-1			F8		1-3 HR 1B	4	1	1	0	0	0	2
Chris Hoiles, R (1, 2) OBP: 0.362, SLG: 0.484		F7		G4-3			1B		1-H 3-H HR	3	0	1	0	0	0	2
Mark Parent, R (8, 2) OBP: 0.257, SLG: 0.485										1	1	1	3	0	0	0

AB	32
R	6
H	5
RBI	6
BB	4
SO	1
LOB	8

Inning Stats	1	2	3	4	5	6	7	8	9			
	R: 3	R: 0	R: 0	R: 0	R: 0	R: 0	R: 0	R: 0	R: 3	1B: 2	WP: 0	PA: 37
	E: 0	E: 0	E: 0	E: 0	E: 0	E: 0	E: 0	E: 0	E: 0	2B: 1	PB: 0	
	K: 1	K: 0	K: 0	K: 0	K: 0	K: 0	K: 0	K: 0	K: 0	SAC: 0	SB: 0	
	S: 11	S: 7	S: 6	S: 11	S: 5	S: 5	S: 8	S: 6	S: 10	DP: 0	CS: 0	
	H: 2	H: 0	H: 0	H: 0	H: 0	H: 0	H: 1	H: 0	H: 2	3B: 0		
	LOB: 1	LOB: 0	LOB: 0	LOB: 2	LOB: 0	LOB: 0	LOB: 1	LOB: 0	LOB: 1	HR: 2		
	BB: 1	BB: 0	BB: 0	BB: 2	BB: 0	BB: 0	BB: 0	BB: 0	BB: 1	HBP: 1		
	P: 20	P: 9	P: 8	P: 20	P: 6	P: 6	P: 12	P: 10	P: 15			

PITCHER	IP	WLS	BF	H	R	ER	SO	BB	IBB	HBP	BLK	WP	HR	S	P	ERA	WHIP
49 Tim Wakefield, R (1, 1) ERA: 5.14	9.0	L	37	5	6	6	1	4	0	1	0	0	2	69	106	6.00	1.000

PITCHER	IP	WLS	BF	H	R	ER	SO	BB	IBB	HBP	BLK	WP	HR	S	P	ERA	WHIP

BOTTOM

Baltimore Orioles @ Boston Red Sox

Fenway Park, Boston, MA

Wed Sep 25 1996, 7:05 PM EDT

Att. 28,432 - Unknown - 59 F

livebaseballscorecards.com

Batter	1	2	3	4	5	6	7	8	9	AB	R	H	RBI	BB	SO	LOB
Darren Bragg, L (1, 8) OBP: 0.370, SLG: 0.404	B B F B C F X 3-2 F7 ①		B B C X 2-1 FC3-6 ① 1-2f		B F 1 SAFE D B X 3-1 P2 ③			F C X 0-2 F9 ①		3	0	0	0	0	0	2
Wil Cordero, R (8, PH) OBP: 0.329, SLG: 0.403										1	0	0	0	0	0	0
Lee Tinsley, S (9, 8) OBP: 0.277, SLG: 0.291										0	0	0	0	0	0	0
Jeff Frye, R (1, 4) OBP: 0.374, SLG: 0.387	B B C C X 2-2 G5-3 ②		C 1 SAFE C F C 0-3 K ②			C F X 0-2 G6-3 ①		C B F X 1-2 F7 ②		4	0	0	0	0	1	1
Mo Vaughn, L (1, 3) OBP: 0.422, SLG: 0.589	C B S B C 2-3 K ③		X 0-0 G4-3 ③			C C X 0-2 1B		B B F C F B X 3-2 1B		4	0	2	0	0	1	1
Jose Canseco, R (1, 10) OBP: 0.403, SLG: 0.594		S C B C 1-3 K ①		F X 0-1 F8 ①		F F B B F S 2-3 K ②		B X 1-0 P4 ③		4	0	0	0	0	2	2
Mike Greenwell, L (1, 7) OBP: 0.340, SLG: 0.449		X 0-0 G5-4-3 1B		F B F X 1-2 F7 ②		F X 0-1 P3 ③			F C B F X 1-2 G4-3 2B	4	0	2	0	0	0	1
Bill Haselman, R (1, 2) OBP: 0.333, SLG: 0.434		B X 1-0 G5-4-3 ② ③ 1-2f		C F B B B X 3-2 F9 ③			C B C X 1-2 P4 ①		C X 0-1 G4-3 ① 2-3	4	0	0	0	0	0	2
Rudy Pemberton, R (1, 9) OBP: 0.514, SLG: 0.765			B X 1-0 HR		X 0-0 P3 ①		F B X 1-1 1B		S S X 0-2 F8 ②	4	1	2	1	0	0	1
Nomar Garciaparra, R (1, 6) OBP: 0.286, SLG: 0.466			B B B F B X 3-1 HR		F C X 0-2 G5-3 ②		C B F 1 SAFE F F X 1-2 P4 ②		F B S F F F F B X 2-2 F9 ③	4	1	1	1	0	0	2
Jeff Manto, R (1, 5) OBP: 0.325, SLG: 0.374			B B B B 4-0 FC3-6 BB		F F B B B B 4-2 BB		X 0-0 G3 ③			1	0	0	0	2	0	1

	AB	R	H	RBI	BB	SO	LOB
	33	2	7	2	2	4	13

Inning Stats	1	2	3	4	5	6	7	8	9
	R: 0 H: 0 E: 0 LOB: 0 K: 1 BB: 0 S: 10 P: 17	R: 0 H: 1 E: 0 LOB: 0 K: 1 BB: 0 S: 5 P: 7	R: 2 H: 2 E: 0 LOB: 1 K: 1 BB: 1 S: 10 P: 20	R: 0 H: 0 E: 0 LOB: 0 K: 0 BB: 0 S: 8 P: 12	R: 0 H: 0 E: 0 LOB: 1 K: 0 BB: 1 S: 8 P: 15	R: 0 H: 1 E: 0 LOB: 1 K: 1 BB: 0 S: 13 P: 15	R: 0 H: 1 E: 0 LOB: 1 K: 0 BB: 0 S: 10 P: 13	R: 0 H: 1 E: 0 LOB: 1 K: 0 BB: 0 S: 11 P: 16	R: 0 H: 1 E: 0 LOB: 1 K: 0 BB: 0 S: 16 P: 19

1B: 4	SF: 0
2B: 1	SAC: 0
3B: 0	DP: 1
HR: 2	HBP: 0

WP: 0	PA: 35
PB: 0	
SB: 0	
CS: 0	

PITCHER		IP	WLS	BF	H	R	ER	SO	BB	IBB	HBP	BLK	WP	HR	S	P	ERA	WHIP
Rick Krivda, L ERA: 4.96	(1, 1)	6.0	W	23	4	2	2	4	2	0	0	0	0	2	54	86	3.00	1.000
Terry Mathews, R ERA: 4.56	(7, 1)	1.0		4	1	0	0	0	0	0	0	0	0	0	10	13	0.00	1.000
Jesse Orosco, L ERA: 3.46	(8, 1)	0.2		3	1	0	0	0	0	0	0	0	0	0	10	14	0.00	1.500
Armando Benitez, R ERA: 3.29	(8, 1)	1.1	S	5	1	0	0	0	0	0	0	0	0	0	17	21	0.00	0.750

PITCHER	IP	WLS	BF	H	R	ER	SO	BB	IBB	HBP	BLK	WP	HR	S	P	ERA	WHIP

Baltimore Orioles @ Toronto Blue Jays

SkyDome, Toronto, ON

Thu Sep 26 1996, 7:05 PM EDT

Att. 30,141 - Dome - 68 F

livebaseballscorecards.com

TOP

Batter	1	2	3	4	5	6	7	8	9	AB	R	H	RBI	BB	SO	LOB
Brady Anderson, L (1, 8) OBP: 0.392, SLG: 0.627	HR		B1-6 S 1B	K			1B			4	1	3	1	0	1	1
Roberto Alomar, S (1, 4) OBP: 0.413, SLG: 0.526	BB		B1-6 1-3f		F7		F9			3	0	0	0	1	0	2
Todd Zeile, R (1, 5) OBP: 0.353, SLG: 0.445	P4		K		K			F7		4	0	0	0	0	2	1
Rafael Palmeiro, L (1, 3) OBP: 0.381, SLG: 0.550	P5			WP HR 2B	K			G6-3 2B		4	1	2	0	0	1	1
Bobby Bonilla, S (1, 9) OBP: 0.365, SLG: 0.497	F9			HR 2-3 BB		P5		G6-3 2-3		3	1	0	0	1	0	2
Mike Devereaux, R (8, 9) OBP: 0.305, SLG: 0.351										0	0	0	0	0	0	0
Cal Ripken Jr., R (1, 6) OBP: 0.340, SLG: 0.464		P5		1-H HR 3-H		G1-3		P4		4	1	1	3	0	0	1
Eddie Murray, S (1, 10) OBP: 0.329, SLG: 0.419		F7		G3-1		F8			K	4	0	0	0	0	1	0
B.J. Surhoff, L (1, 7) OBP: 0.350, SLG: 0.475		1B		2B			K2-3		F9	4	0	2	0	0	1	0
Chris Hoiles, R (1, 2) OBP: 0.359, SLG: 0.479		P6		F9			P4		P4	4	0	0	0	0	0	2
Inning Stats	R: 1 E: 0 K: 0 S: 4 H: 1 LOB: 1 BB: 1 P: 8	R: 0 E: 0 K: 0 S: 4 H: 1 LOB: 1 BB: 0 P: 4	R: 0 E: 0 K: 1 S: 5 H: 1 LOB: 0 BB: 0 P: 5	R: 3 E: 0 K: 1 S: 8 H: 3 LOB: 1 BB: 1 P: 12	R: 0 E: 0 K: 2 S: 7 H: 0 LOB: 0 BB: 0 P: 7	R: 0 E: 0 K: 0 S: 3 H: 0 LOB: 0 BB: 0 P: 3	R: 0 E: 0 K: 1 S: 6 H: 1 LOB: 1 BB: 0 P: 6	R: 0 E: 0 K: 0 S: 4 H: 1 LOB: 1 BB: 0 P: 4	R: 0 E: 0 K: 1 S: 5 H: 0 LOB: 0 BB: 0 P: 5	1B: 3 2B: 4 3B: 0 HR: 2 SF: 0 SAC: 0 DP: 1 HBP: 0	WP: 1 PB: 0 SB: 1 CS: 0 PA: 36					

	AB	34
	R	4
	H	8
	RBI	4
	BB	2
	SO	6
	LOB	10

PITCHER	IP	WLS	BF	H	R	ER	SO	BB	IBB	HBP	BLK	WP	HR	S	P	ERA	WHIP
Woody Williams, R (1, 1) ERA: 4.73	9.0	L	36	8	4	4	6	2	0	0	0	1	2	46	54	4.00	1.111

PITCHER	IP	WLS	BF	H	R	ER	SO	BB	IBB	HBP	BLK	WP	HR	S	P	ERA	WHIP

Batter	1	2	3	4	5	6	7	8	9	AB	R	H	RBI	BB	SO	LOB
Jacob Brumfield, R (1, 8) OBP: 0.320, SLG: 0.461	F8			P4			K		1B	4	1	1	0	0	1	0
Shawn Green, L (1, 9) OBP: 0.338, SLG: 0.447	F8			K			2B 1B		E9 FC3-6 1B 1-H	4	0	2	0	0	1	0
Carlos Delgado, L (1, 10) OBP: 0.357, SLG: 0.497	G3-1			F7			F9		FC3-6 1-2f	4	0	0	0	0	0	2
Joe Carter, R (1, 7) OBP: 0.305, SLG: 0.477		P4			K CS		1-3 2B		L4	4	0	1	0	0	1	1
Ed Sprague, R (1, 5) OBP: 0.325, SLG: 0.493		P2			K 1-2		K			3	0	0	0	0	2	3
John Olerud, L (1, 3) OBP: 0.383, SLG: 0.478		P6			F7			G3		3	0	0	0	0	0	0
Charlie O'Brien, R (1, 2) OBP: 0.337, SLG: 0.420			K			K		G5-3		3	0	0	0	0	2	0
Alex Gonzalez, R (1, 6) OBP: 0.296, SLG: 0.395			2B			G6-3		P3		3	0	1	0	0	0	0
Tomas Perez, S (1, 4) OBP: 0.311, SLG: 0.332			G6-3			G4-3			L3	2	0	0	0	0	0	0
Felipe Crespo, S (9, PH) OBP: 0.412, SLG: 0.250										1	0	0	0	0	0	0
Inning Stats	R: 0 E: 0 K: 0 S: 3 H: 0 LOB: 0 BB: 0 P: 3	R: 0 E: 0 K: 0 S: 3 H: 0 LOB: 0 BB: 0 P: 3	R: 0 E: 0 K: 1 S: 5 H: 1 LOB: 0 BB: 0 P: 5	R: 0 E: 0 K: 1 S: 5 H: 0 LOB: 0 BB: 0 P: 5	R: 0 E: 0 K: 2 S: 7 H: 0 LOB: 0 BB: 0 P: 7	R: 0 E: 0 K: 1 S: 5 H: 0 LOB: 0 BB: 0 P: 5	R: 0 E: 0 K: 2 S: 9 H: 2 LOB: 2 BB: 0 P: 9	R: 0 E: 0 K: 0 S: 3 H: 0 LOB: 0 BB: 0 P: 3	R: 1 E: 1 K: 0 S: 5 H: 2 LOB: 1 BB: 0 P: 5	1B: 3 2B: 2 3B: 0 HR: 0	SF: 0 SAC: 0 DP: 0 HBP: 0						

PITCHER		IP	WLS	BF	H	R	ER	SO	BB	IBB	HBP	BLK	WP	HR	S	P	ERA	WHIP
Rocky Coppinger, R ERA: 5.18	(1, 1)	8.1	W	29	5	1	1	7	0	0	0	0	1	0	43	43	1.08	0.600
Jesse Orosco, L ERA: 3.44	(9, 1)	0.1		1	0	0	0	0	0	0	0	0	0	0	1	1	0.00	0.000
Armando Benitez, R ERA: 3.21	(9, 1)	0.1	S	1	0	0	0	0	0	0	0	0	0	0	1	1	0.00	0.000

PITCHER	IP	WLS	BF	H	R	ER	SO	BB	IBB	HBP	BLK	WP	HR	S	P	ERA	WHIP

BOTTOM

Baltimore Orioles @ Toronto Blue Jays

SkyDome, Toronto, ON

Thu Sep 26 1996, 7:05 PM EDT

Att. 30,141 - Dome - 68 F

livebaseballscorecards.com

AB	31
R	1
H	5
RBI	0
BB	0
SO	7
LOB	6

Batter	1	2	3	4	5	6	7	8	9	AB	R	H	RBI	BB	SO	LOB
Brady Anderson, L (1, 8) OBP: 0.393, SLG: 0.631	C B C B S 2-3 ① K		B F C X 1-2 HR		X 0-0 ② G4-3 1-2			S X 0-1 F9 1B		4	1	2	1	0	1	1
Roberto Alomar, S (1, 4) OBP: 0.413, SLG: 0.525 Billy Ripken, R (1, 4) OBP: 0.287, SLG: 0.341	B B C C F F B C 3-3 ② K		X 0-0 2B		B X 1-0 ③ P4			F S X 0-2 ① F9 1-2		1 3	0 0	0 1	0 0	0 0	1 0	0 2
Todd Zeile, R (1, 5) OBP: 0.351, SLG: 0.442	C B B X 2-1 ③ F9		C B F B B X 3-2 ③ G6-3			B C B X 2-1 ① P5		B X 1-0 ② F8		4	0	0	0	0	0	2
Rafael Palmeiro, L (1, 3) OBP: 0.381, SLG: 0.548		C B C X 1-2 1B		S F B B X 2-2 ① F7		C C B B X 2-2 ② F8		X 0-0 ③ F8		4	0	1	0	0	0	1
Bobby Bonilla, S (1, 9) OBP: 0.364, SLG: 0.495 Mike Devereaux, R (9, PR) OBP: 0.305, SLG: 0.351		B F B C X 2-2 ① F7		C B B X 2-1 ② F8		B B S X 2-1 ③ P6			B F B B B 4-1 2B BB	3 0	0 1	0 0	0 0	1 0	0 0	1 0
Cal Ripken Jr., R (1, 6) OBP: 0.339, SLG: 0.463		F C B F X 1-2 ② F9		S X 0-1 1B			C B B X 2-1 ① G6-3		B B C S S 2-3 ① K	4	0	1	0	0	1	2
Eddie Murray, S (1, 10) OBP: 0.329, SLG: 0.420 Tony Tarasco, L (9, PR) OBP: 0.299, SLG: 0.313		F B X 1-1 ③ G4-3		B B X 2-0 ③ P3			X 0-0 ② L5		X 0-0 1-H 2B	4 0	0 0	1 0	1 0	0 0	0 0	2 0
B.J. Surhoff, L (1, 7) OBP: 0.351, SLG: 0.475		B C B B X 3-1 ① G4-3			C B X 1-1 G4-3 1B		B C F B B B 4-2 BB		X 0-0 ② F8	3	0	1	0	1	0	2
Mark Parent, R (1, 2) OBP: 0.252, SLG: 0.474 Chris Hoiles, R (9, PH) OBP: 0.358, SLG: 0.478		C B B X 2-1 ② G5-3			B C 1 B X SAFE 2-1 ① P4		F B X 1-1 ③ L5		C C S 0-3 ③ K	3 1	0 0	0 0	0 0	0 0	0 1	2 2
Inning Stats	R: 0 H: 0 E: 0 LOB: 0 K: 2 BB: 0 S: 10 P: 17	R: 0 H: 1 E: 0 LOB: 1 K: 0 BB: 0 S: 12 P: 17	R: 1 H: 2 E: 0 LOB: 1 K: 0 BB: 0 S: 11 P: 20	R: 0 H: 1 E: 0 LOB: 1 K: 0 BB: 0 S: 8 P: 14	R: 0 H: 1 E: 0 LOB: 1 K: 0 BB: 0 S: 6 P: 10	R: 0 H: 0 E: 0 LOB: 0 K: 0 BB: 0 S: 7 P: 13	R: 0 H: 0 E: 0 LOB: 1 K: 0 BB: 1 S: 7 P: 14	R: 0 H: 1 E: 0 LOB: 1 K: 0 BB: 0 S: 7 P: 8	R: 1 H: 1 E: 0 LOB: 2 K: 2 BB: 1 S: 9 P: 15	1B: 4 SF: 0 2B: 2 SAC: 0 3B: 0 DP: 0 HR: 1 HBP: 0						WP: 0 PA: 36 PB: 0 SB: 0 CS: 0

PITCHER	IP	WLS	BF	H	R	ER	SO	BB	IBB	HBP	BLK	WP	HR	S	P	ERA	WHIP
Paul Quantrill, R (1, 1) ERA: 5.43	3.0		12	3	1	1	2	0	0	0	0	0	1	33	54	3.00	1.000
Huck Flener, L (4, 1) ERA: 4.58	4.0	W	15	2	0	0	0	1	0	0	0	0	0	28	51	0.00	0.750
Paul Spoljaric, L (8, 1) ERA: 2.92	1.0		4	1	0	0	0	0	0	0	0	0	0	7	8	0.00	1.000
Mike Timlin, R (9, 1) ERA: 3.72	1.0	S	5	1	1	1	2	1	0	0	0	0	0	9	15	9.00	2.000

PITCHER	IP	WLS	BF	H	R	ER	SO	BB	IBB	HBP	BLK	WP	HR	S	P	ERA	WHIP

TOP

Baltimore Orioles @ Toronto Blue Jays

SkyDome, Toronto, ON

Fri Sep 27 1996, 7:05 PM EDT
Att. 30,116 - Dome - 72 F

livebaseballscorecards.com

AB	34
R	2
H	7
RBI	2
BB	2
SO	4
LOB	17

Batter	1	2	3	4	5	6	7	8	9	AB	R	H	RBI	BB	SO	LOB
Jacob Brumfield, R (1, 8) OBP: 0.317, SLG: 0.456	F B X 1-1 F7 ①		1 SAFE F C B 1 SAFE 1 SAFE S 1-3 K ①	C X 0-1 G6-3 ③			1 SAFE 1 SAFE B B X 2-0 G6-3 ② 1-2			4	0	0	0	0	1	2
Felipe Crespo, S (1, 4) OBP: 0.400, SLG: 0.250 Tomas Perez, S (9, 4) OBP: 0.311, SLG: 0.332	B F X 1-1 G4-3 ②		B X 1-0 1B 1-3 HBP 1B		C F S 0-3 K ①		C B B X 2-1 F7 ③			4 0	1 0	1 0	0 0	0 0	1 0	1 0
Carlos Delgado, L (1, 10) OBP: 0.356, SLG: 0.495	X 0-0 1B		C X 0-1 P6 ②		B C B B X 3-1 G4-3 ②			B B S F S 2-3 K ①		4	0	1	0	0	1	2
Joe Carter, R (1, 7) OBP: 0.306, SLG: 0.477 Robert Perez, R (3, PR) OBP: 0.351, SLG: 0.406 (4, 7)	X 0-0 P4 ③		C S X 0-2 HBP HBP 1-3 3-H 1B		B F S S 1-3 K ③			C F F B F X 1-2 1B		2 2	0 0	1 1	1 0	0 0	0 1	1 0
Ed Sprague, R (1, 5) OBP: 0.326, SLG: 0.494		X 0-0 1B 2B	B F C H 2-2 HBP 1-2 HBP			S B B F X 1-2 F7 ①		B S F S 1-3 K ②		3	1	1	0	0	1	1
John Olerud, L (1, 3) OBP: 0.385, SLG: 0.480 Juan Samuel, R (4, 3) OBP: 0.320, SLG: 0.460		B S B S X 2-2 G3-6-3 2-H 1B	H 1-0 1-2 2-3 3-H HBP			B F S B C 2-3 K ②		B F 1 D F F 1 S SAFE 2-3 K ③		1 2	0 0	1 0	2 0	0 0	0 2	0 1
Charlie O'Brien, R (1, 2) OBP: 0.334, SLG: 0.416	C B F F S 1-3 K ①		F C D F X 1-2 G4-3 ③			X 0-0 F8 ③				3	0	0	0	0	1	4
Shawn Green, L (1, 9) OBP: 0.340, SLG: 0.447	X 0-0 G3-6-3 ② ③ 1-2f			B B B B 4-0 G6-4-3 BB			C X 0-1 CS 1B			2	0	1	0	1	0	1
Alex Gonzalez, R (1, 6) OBP: 0.298, SLG: 0.394			B B B C B 4-1 1B S 1B BB	X 0-0 G6-4-3 ① ② 1-2f			1 SAFE 1 SAFE S B B B B 4-1 G6-3 ① 1-2 BB			1	1	0	0	2	0	1
Inning Stats	R: 0 E: 0 K: 0 S: 6 H: 1 LOB: 1 BB: 0 P: 8	R: 1 E: 0 K: 1 S: 9 H: 2 LOB: 0 BB: 0 P: 12	R: 2 E: 0 K: 1 S: 16 H: 2 LOB: 3 BB: 1 P: 26	R: 0 E: 0 K: 0 S: 3 H: 0 LOB: 0 BB: 1 P: 7	R: 0 E: 0 K: 2 S: 8 H: 0 LOB: 0 BB: 0 P: 12	R: 0 E: 0 K: 1 S: 7 H: 0 LOB: 0 BB: 0 P: 10	R: 0 E: 0 K: 0 S: 6 H: 1 LOB: 1 BB: 1 P: 14	R: 0 E: 0 K: 3 S: 15 H: 1 LOB: 1 BB: 0 P: 21		1B: 6 2B: 1 3B: 0 HR: 0	SF: 0 SAC: 0 DP: 2 HBP: 2		WP: 0 PB: 0 SB: 1 CS: 1	PA: 33		

PITCHER		IP	WLS	BF	H	R	ER	SO	BB	IBB	HBP	BLK	WP	HR	S	P	ERA	WHIP
Scott Erickson, R ERA: 5.02	(1, 1)	6.2	L	28	6	3	3	5	3	0	2	0	0	0	53	85	4.05	1.350
Jesse Orosco, L ERA: 3.4	(7, 1)	0.2		2	0	0	0	1	0	0	0	0	0	0	5	9	0.00	0.000
Terry Mathews, R ERA: 4.52	(8, 1)	0.2		3	1	0	0	2	0	0	0	0	0	0	12	16	0.00	1.500

PITCHER	IP	WLS	BF	H	R	ER	SO	BB	IBB	HBP	BLK	WP	HR	S	P	ERA	WHIP

BOTTOM

Baltimore Orioles @ Toronto Blue Jays

SkyDome, Toronto, ON

Fri Sep 27 1996, 7:05 PM EDT

Att. 30,116 - Dome - 72 F

livebaseballscorecards.com

AB	28
R	3
H	7
RBI	3
BB	3
SO	8
LOB	14

Batter	1	2	3	4	5	6	7	8	9	10	AB	R	H	RBI	BB	SO	LOB
Brady Anderson, L (1, 8) OBP: 0.393, SLG: 0.628	G6-4-3 1B		BBBB 4-0 FC6-4 BB			CCBBFX 3-2 ① P4	CCBBFX 2-2 ③ G4-3			TSBFBS 2-3 ② K	4	0	1	0	1	1	0
Roberto Alomar, S (1, 4) OBP: 0.411, SLG: 0.527	F X 0-1 ①② G6-4-3 1-2f		CDX 1-1 ② FC6-4 1-2f			BX 1-0 ② G6-3		BCFS 1-3 ① K		X 0-0 HR	5	1	1	1	0	1	3
Todd Zeile, R (1, 5) OBP: 0.350, SLG: 0.439	CCCS 0-3 ③ K		X 0-0 ③ G4-3			BBBB 4-0 BB 1B WP BB		CBCFBBFC 3-3 ② K		CBBFX 2-2 ③ P3	4	1	0	0	1	2	2
Rafael Palmeiro, L (1, 3) OBP: 0.381, SLG: 0.547		X 0-0 G4-6-3 1B		SBSX 1-2 ① F9		X 0-0 WP BB 1-2 1B		BBX 2-0 ③ F7			4	0	2	0	0	0	0
Bobby Bonilla, S (1, 9) OBP: 0.363, SLG: 0.492 Mark Parent, R (9, 2) OBP: 0.252, SLG: 0.474		BCBFX 2-2 ①② G4-6-3 1-2f		SBSBBFX 3-2 ② G3		CBBSDB 4-2 WP 1-2 2-3 BB			FBBX 2-1 ① G6-3		3 0	0 0	0 0	0 0	1 0	0 0	1 0
Cal Ripken Jr., R (1, 6) OBP: 0.340, SLG: 0.465		X 0-0 2B		CBCX 1-2 ③ G4-3		CBBX 2-1 ③ L6 1-2 2-3 3-H			X 0-0 1B		4	0	2	0	0	0	2
Eddie Murray, S (1, 10) OBP: 0.327, SLG: 0.417		BSBX 2-1 ③ P6			BFSBS 2-3 ① K		CBFX 1-2 ① G3		X 0-0 ② F9		4	0	0	0	0	1	2
B.J. Surhoff, L (1, 7) OBP: 0.352, SLG: 0.482			CBBX 2-1 2B		BX 1-0 ② G5-3		CBBX 2-1 HR		B 1 SAFE SSS 1-3 ③ K		4	1	2	1	0	1	1
Chris Hoiles, R (1, 2) OBP: 0.356, SLG: 0.474 Mike Devereaux, R (9, 9) OBP: 0.304, SLG: 0.350			BCTBS 2-3 ① K		CBFC 1-3 ③ K		BX 1-0 ② P4			FSBFX 1-2 ① G3-1	3 1	0 0	0 0	0 0	0 0	2 0	1 0
Inning Stats	R: 0 E: 0 K: 1 S: 7 / H: 1 LOB: 0 BB: 0 P: 8	R: 0 E: 0 K: 0 S: 7 / H: 2 LOB: 1 BB: 0 P: 11	R: 0 E: 0 K: 1 S: 8 / H: 1 LOB: 2 BB: 1 P: 17	R: 0 E: 0 K: 0 S: 10 / H: 0 LOB: 0 BB: 0 P: 15	R: 0 E: 0 K: 2 S: 7 / H: 0 LOB: 0 BB: 0 P: 11	R: 1 E: 0 K: 0 S: 9 / H: 1 LOB: 2 BB: 2 P: 23	R: 1 E: 0 K: 0 S: 10 / H: 1 LOB: 0 BB: 0 P: 16	R: 0 E: 0 K: 2 S: 9 / H: 0 LOB: 0 BB: 0 P: 15	R: 0 E: 0 K: 1 S: 7 / H: 1 LOB: 1 BB: 0 P: 10	R: 1 E: 0 K: 1 S: 12 / H: 1 LOB: 0 BB: 0 P: 17	1B: 4 2B: 2 3B: 0 HR: 2	SF: 0 SAC: 0 DP: 2 HBP: 0					

PITCHER		IP	WLS	BF	H	R	ER	SO	BB	IBB	HBP	BLK	WP	HR	S	P	ERA	WHIP
Erik Hanson, R ERA: 5.41	(1, 1)	8.0		31	6	2	2	6	3	0	0	0	1	1	67	116	2.25	1.125
Dane Johnson, R ERA: 3.0	(9, 1)	1.1		5	1	0	0	1	0	0	0	0	0	0	11	15	0.00	0.750
Paul Spoljaric, L ERA: 3.11	(10, 1)	0.2	L	3	1	1	1	1	0	0	0	0	0	1	8	12	13.50	1.500

PITCHER	IP	WLS	BF	H	R	ER	SO	BB	IBB	HBP	BLK	WP	HR	S	P	ERA	WHIP

TOP

Baltimore Orioles @ Toronto Blue Jays

SkyDome, Toronto, ON

Sat Sep 28 1996, 3:33 AM EDT
Att. 36,316 - Dome - 72 F

livebaseballscorecards.com

AB	36
R	3
H	8
RBI	2
BB	3
SO	8
LOB	12

1B: 4	SF: 0	WP: 1	PA: 39
2B: 2	SAC: 0	PB: 0	
3B: 0	DP: 2	SB: 0	
HR: 2	HBP: 0	CS: 0	

Batter	1	2	3	4	5	6	7	8	9	10	AB	R	H	RBI	BB	SO	LOB
Jacob Brumfield, R (1, 8) OBP: 0.314, SLG: 0.451	B X 1-0 ① G6-3		F B C X 1-2 ② ③ G6-4-3 1-2f			C B B X 2-1 ① G5-3		F C B C 1-3 ① K		B B C F C 2-3 ② K	5	0	0	0	0	2	2
Felipe Crespo, S (1, 4) OBP: 0.367, SLG: 0.222	C C F B S 1-3 ② K			B B C S F B S 3-3 ① K		C B C B S 2-3 ② K		B F X 1-1 ② P4		C S B B S 2-3 ③ K	5	0	0	0	0	4	0
Carlos Delgado, L (1, 10) OBP: 0.355, SLG: 0.493	B C C B B X 3-2 ③ F8			C C B S 1-3 ② K		C X 0-1 ① 1B 1B 1B		F S X 0-2 ③ F8			4	1	1	0	0	1	0
Joe Carter, R (1, 7) OBP: 0.307, SLG: 0.477		B X 1-0 ① G5-3		F B B F B B 4-2 FC5-4 BB		B X 1-0 1B 1-2 1B			B F B F C 2-3 ① K		3	0	1	0	1	1	0
Ed Sprague, R (1, 5) OBP: 0.327, SLG: 0.499		S B C S 1-3 ② K		X 0-0 ③ FC5-4 1-2f		B F X 1-1 1-2 2-H 1B			B X 1-0 HR		4	1	2	2	0	1	1
John Olerud, L (1, 3) OBP: 0.383, SLG: 0.476 Juan Samuel, R (9, PH) OBP: 0.319, SLG: 0.457 (10, 3)		C B X 1-1 ③ G4-3		X 0-0 ① P3		B C D X 2-1 ③ F9			X 0-0 ② P3		3 1	0 0	0 0	0 0	0 0	0 0	2 0
Shawn Green, L (1, 9) OBP: 0.340, SLG: 0.445 Robert Perez, R (9, PH) OBP: 0.354, SLG: 0.406 (10, 9)			C B B B F B 4-2 FC4-6 BB		F C B F B F S 2-3 ② K		C X 0-1 ① F8		B C B B B 4-1 BB		2 0	0 0	0 0	0 0	1 1	1 0	0 0
Alex Gonzalez, R (1, 6) OBP: 0.298, SLG: 0.392			S B 1 SAFE F F 1 X SAFE 1-2 ① FC4-6 1B 1-2f		B C S H 2-2 HBP		B B F F C 2-3 ② K		B B C B C X 3-2 ③ L4		3	0	0	0	0	1	2
Sandy Martinez, L (1, 2) OBP: 0.288, SLG: 0.332 Charlie O'Brien, R (10, PH) OBP: 0.333, SLG: 0.414			B B X 2-0 G6-4-3 1-3 1B		1 SAFE F F X 0-1 ③ F7		S F B B B F S 3-3 ③ K			B X 1-0 ① P5	3 1	0 0	1 0	0 0	0 0	1 0	1 0
Inning Stats	R: 0 H: 0 E: 0 LOB: 0 K: 1 BB: 0 S: 8 P: 13	R: 0 H: 0 E: 0 LOB: 0 K: 1 BB: 0 S: 6 P: 9	R: 0 H: 1 E: 0 LOB: 1 K: 0 BB: 1 S: 10 P: 18	R: 0 H: 0 E: 0 LOB: 1 K: 2 BB: 1 S: 10 P: 18	R: 0 H: 0 E: 0 LOB: 1 K: 1 BB: 0 S: 10 P: 14	R: 1 H: 3 E: 0 LOB: 2 K: 1 BB: 0 S: 12 P: 20	R: 0 H: 0 E: 0 LOB: 0 K: 2 BB: 0 S: 10 P: 15	R: 0 H: 0 E: 0 LOB: 0 K: 1 BB: 0 S: 8 P: 10	R: 1 H: 1 E: 0 LOB: 0 K: 1 BB: 1 S: 9 P: 19	R: 0 H: 0 E: 0 LOB: 0 K: 2 BB: 0 S: 7 P: 12	1B: 4 SF: 0 2B: 0 SAC: 0 3B: 0 DP: 1 HR: 1 HBP: 1						

PITCHER		IP	WLS	BF	H	R	ER	SO	BB	IBB	HBP	BLK	WP	HR	S	P	ERA	WHIP
35 Mike Mussina, R ERA: 4.81	(1, 1)	8.0		30	4	1	1	9	2	0	1	0	0	0	74	117	1.12	0.750
Armando Benitez, R ERA: 3.77	(9, 1)	0.1		2	1	1	1	1	0	0	0	0	0	1	4	7	27.00	3.000
Randy Myers, L ERA: 3.53	(9, 1)	1.2	W	6	0	0	0	2	1	0	0	0	0	0	12	24	0.00	0.600

PITCHER	IP	WLS	BF	H	R	ER	SO	BB	IBB	HBP	BLK	WP	HR	S	P	ERA	WHIP

BOTTOM

Baltimore Orioles @ Toronto Blue Jays

SkyDome, Toronto, ON

Sat Sep 28 1996, 3:33 AM EDT
Att. 36,316 - Dome - 72 F

livebaseballscorecards.com

AB	34
R	2
H	5
RBI	2
BB	3
SO	12
LOB	8

Batter	1	2	3	4	5	6	7	8	9	AB	R	H	RBI	BB	SO	LOB
Brady Anderson, L (1, 8) OBP: 0.396, SLG: 0.637	F S B B X 2-2 HR		X 0-0 1B			S B C B B B 4-2 G4-3 BB		C B X 1-1 G5-3 2B		3	1	3	1	1	0	0
Todd Zeile, R (1, 5) OBP: 0.348, SLG: 0.436	C C X 0-2 ① F8		1 SAFE B B B X 2-0 ③ F9			1 SAFE S B B 1 C X 1-2 ① F7		B B F F X 2-2 ② G5-3 2-3		4	0	0	0	0	0	3
Rafael Palmeiro, L (1, 10) OBP: 0.381, SLG: 0.546 Pete Incaviglia, R (8, PH) OBP: 0.318, SLG: 0.464	C C C 0-3 ② K			B F X 1-1 F9-6 1B 1B		C X 0-1 ② G4-3 1-2		F B S B B X 3-2 ③ F7		3 1	0 0	1 0	0 0	0 0	1 0	1 1
Bobby Bonilla, S (1, 3) OBP: 0.363, SLG: 0.491	X 0-0 ③ G3			B C 1 SAFE B X 2-1 F9-6 1-2 1B		B B F F X 2-2 ③ G4-3			F B B X 2-1 ① P4	4	0	1	0	0	0	1
Cal Ripken Jr., R (1, 6) OBP: 0.341, SLG: 0.466 Billy Ripken, R (3, 4) OBP: 0.281, SLG: 0.333		X 0-0 G6-3 1B		X 0-0 ① ② F9-6 1-2 2-3			C B S X 1-2 ① L6		B S C S 1-3 ② K	1 3	0 0	1 0	0 0	0 0	0 1	0 2
Tony Tarasco, L (1, 9) OBP: 0.297, SLG: 0.310		X 0-0 ① ② G6-3 1-2f		B C B X 2-1 ③ P5			C B B F X 2-2 E S 1B		B B S C C 2-3 ③ K	4	0	1	0	0	1	2
Mike Devereaux, R (1, 7) OBP: 0.305, SLG: 0.350 Brent Bowers, L (8, 7) OBP: 0.308, SLG: 0.359		C S B S 1-3 ③ K			C B F X 1-2 G5-4-3 1B		1 SAFE X 0-0 ② F8			3 0	0 0	1 0	0 0	0 0	1 0	1 0
Cesar Devarez, R (1, 2) OBP: 0.158, SLG: 0.222 Mark Parent, R (8, 2) OBP: 0.252, SLG: 0.474			C C X 0-2 ① G1-3		1 SAFE C 1 SAFE X 0-1 ① F7		C 1 P B B S F F S 3-3 ③ K2-3 1-3			3 0	0 0	0 0	0 0	0 0	1 0	2 0
Manny Alexander, R (1, 4) OBP: 0.141, SLG: 0.103 (3, 6)			C C X 0-2 ② F9		B C 1 SAFE F X 1-2 ② ③ G5-4-3 1-2f			S S F B B F S 2-3 ① K		3	0	0	0	0	1	1
Inning Stats	R: 1 E: 0 K: 1 S: 10 H: 1 LOB: 0 BB: 0 P: 12	R: 0 E: 0 K: 1 S: 5 H: 1 LOB: 0 BB: 0 P: 6	R: 0 E: 0 K: 0 S: 8 H: 1 LOB: 1 BB: 0 P: 10	R: 0 E: 0 K: 0 S: 7 H: 2 LOB: 1 BB: 0 P: 12	R: 0 E: 0 K: 0 S: 8 H: 1 LOB: 0 BB: 0 P: 10	R: 0 E: 0 K: 0 S: 10 H: 0 LOB: 1 BB: 1 P: 17	R: 0 E: 0 K: 1 S: 13 H: 1 LOB: 1 BB: 0 P: 18	R: 0 E: 0 K: 1 S: 13 H: 1 LOB: 1 BB: 0 P: 21	R: 0 E: 0 K: 2 S: 8 H: 0 LOB: 0 BB: 0 P: 13	1B: 6 2B: 2 3B: 0 HR: 1	SF: 0 SAC: 0 DP: 3 HBP: 0						

TOP

Baltimore Orioles @ Toronto Blue Jays

SkyDome, Toronto, ON

Sun Sep 29 1996, 3:33 AM EDT
Att. 38,267 - Overcast - 68 F

livebaseballscorecards.com

AB	32
R	1
H	8
RBI	1
BB	1
SO	6
LOB	14

PITCHER		IP	WLS	BF	H	R	ER	SO	BB	IBB	HBP	BLK	WP	HR	S	P	ERA	WHIP
Pat Hentgen, R ERA: 3.22	(1, 1)	7.1	W	27	7	1	1	4	1	0	0	0	0	1	66	92	1.23	1.091
Paul Spoljaric, L ERA: 3.08	(8, 1)	0.1		2	1	0	0	0	0	0	0	0	0	0	5	8	0.00	3.000
Bill Risley, R ERA: 3.89	(8, 1)	0.1		1	0	0	0	0	0	0	0	0	0	0	3	6	0.00	0.000
Mike Timlin, R ERA: 3.65	(9, 1)	1.0	S	3	0	0	0	2	0	0	0	0	0	0	8	13	0.00	0.000

PITCHER	IP	WLS	BF	H	R	ER	SO	BB	IBB	HBP	BLK	WP	HR	S	P	ERA	WHIP

Baltimore Orioles @ Toronto Blue Jays

SkyDome, Toronto, ON

Sun Sep 29 1996, 3:33 AM EDT

Att. 38,267 - Overcast - 68 F

livebaseballscorecards.com

Batter	1	2	3	4	5	6	7	8	9	AB	R	H	RBI	BB	SO	LOB
Felipe Crespo, S (1, 4) OBP: 0.375, SLG: 0.265	X 0-0 FC6-4 1B	1 SAFE F F F B C 1-3 ③ K			B F B X 2-1 ② P6		B X 1-0 1-H 2-H 2B			4	0	2	2	0	1	1
Jacob Brumfield, R (1, 8) OBP: 0.311, SLG: 0.446	B C 1 SAFE F X 1-2 ① FC6-4 S 1B 1-2f		B B B C X 3-1 ① P5		F B B X 2-1 ③ F8		B F S B B S 3-3 ③ K			4	1	0	0	0	1	2
Joe Carter, R (1, 7) OBP: 0.306, SLG: 0.475	1 SAFE F 1 SAFE B F B B F 2 SAFE 3-2 X BB 1-H 1B		F B F S 1-3 ② K2-3			B F X 1-1 ① F7		C B X 1-1 ① F7		4	0	1	1	0	1	0
John Olerud, L (1, 3) OBP: 0.382, SLG: 0.472	B B B B 4-0 1-2 BB		F B B X 2-1 ③ P3			X 0-0 ② F7		F C B B X 2-2 ② G4-3		3	0	0	0	1	0	0
Ed Sprague, R (1, 5) OBP: 0.325, SLG: 0.496	F D B B F F S 2-3 ② K			B F X 1-1 ① F7		B B C X 2-1 ③ F7		S B S B B S 3-3 ③ K		4	0	0	0	0	2	2
Carlos Delgado, L (1, 10) OBP: 0.353, SLG: 0.490	B X 1-0 ③ F8			B B S B S C 3-3 ② K			C S S 0-3 ① K			3	0	0	0	0	2	2
Charlie O'Brien, R (1, 2) OBP: 0.331, SLG: 0.410		B B F C X 2-2 ① G6-3		S X 0-1 ③ G6-3			B B X 2-0 ② P4			3	0	0	0	0	0	0
Shawn Green, L (1, 9) OBP: 0.342, SLG: 0.448		B B X 2-0 ② L4			X 0-0 E6 2B		B C C B B B 4-2 BB 2B BB			2	2	1	0	1	0	0
Alex Gonzalez, R (1, 6) OBP: 0.300, SLG: 0.391		B B B C B 4-1 BB			C B B C B X 3-2 ① P5		B C 1 SAFE B B B 4-1 1-2 2B BB			1	1	0	0	2	0	0
Inning Stats	R: 1 E: 0 K: 1 S: 13 H: 2 LOB: 2 BB: 1 P: 24	R: 0 E: 0 K: 1 S: 9 H: 0 LOB: 1 BB: 1 P: 18	R: 0 E: 0 K: 1 S: 7 H: 0 LOB: 0 BB: 0 P: 13	R: 0 E: 0 K: 1 S: 7 H: 0 LOB: 0 BB: 0 P: 11	R: 1 E: 1 K: 0 S: 8 H: 1 LOB: 0 BB: 0 P: 15	R: 0 E: 0 K: 0 S: 5 H: 0 LOB: 0 BB: 0 P: 8	R: 2 E: 0 K: 2 S: 12 H: 1 LOB: 1 BB: 2 P: 26	R: 0 E: 0 K: 1 S: 8 H: 0 LOB: 0 BB: 0 P: 14		1B: 2 2B: 2 3B: 0 HR: 0 SF: 0 SAC: 0 DP: 0 HBP: 0						

	AB	28
	R	4
	H	4
	RBI	3
	BB	4
	SO	7
	LOB	7

WP: 0 PB: 0 SB: 1 CS: 0 PA: 32

PITCHER		IP	WLS	BF	H	R	ER	SO	BB	IBB	HBP	BLK	WP	HR	S	P	ERA	WHIP
Nerio Rodriguez, R ERA: 4.32	(1, 1)	6.0	L	23	3	2	1	4	2	0	0	0	0	0	49	89	1.50	0.833
Mike Milchin, L ERA: 7.44	(7, 1)	0.2		3	0	1	1	1	1	0	0	0	0	0	6	12	13.50	1.500
Archie Corbin, R ERA: 2.3	(7, 1)	0.1		3	1	1	1	1	1	0	0	0	0	0	6	14	27.00	6.000
Arthur Rhodes, L ERA: 4.08	(8, 1)	0.2		2	0	0	0	0	0	0	0	0	0	0	5	8	0.00	0.000
Alan Mills, R ERA: 4.28	(8, 1)	0.1		1	0	0	0	1	0	0	0	0	0	0	3	6	0.00	0.000

PITCHER	IP	WLS	BF	H	R	ER	SO	BB	IBB	HBP	BLK	WP	HR	S	P	ERA	WHIP

Batter	1	2	3	4	5	6	7	8	9	AB	R	H	RBI	BB	SO	LOB
Kenny Lofton, L (1, 8) OBP: 0.200, SLG: 0.200	K	1 SAFE CS 1-2	F7	L6			WP G1-3 2-H 1B		F7	5	0	1	1	0	1	1
Kevin Seitzer, R (1, 10) OBP: 0.200, SLG: 0.200	E 1B		G5-3		K		1 SAFE 1 SAFE 1 SAFE G1-3 1-2		K	5	0	1	0	0	2	1
Jim Thome, L (1, 5) OBP: 0.400, SLG: 0.250	K		1B		F7		WP HBP		K	4	0	1	0	0	2	1
Albert Belle, R (1, 7)	E5 1-2		P5		G5-3		G6-3 1-2 2-3			4	0	0	0	0	0	4
Julio Franco, R (1, 3) OBP: 0.250, SLG: 0.250	F9			G4-3	G6-3			FC5 1B		4	0	1	0	0	0	2
Manny Ramirez, R (1, 9) OBP: 0.750, SLG: 1.500		HR		2B 1B	F9			1-2 1B		4	2	3	1	0	0	0
Jeff Kent, R (1, 4) OBP: 0.250, SLG: 0.500		G5-3		1B 1-3 SF9 2B	F7			P4		4	1	1	0	0	0	2
Sandy Alomar Jr., R (1, 2) OBP: 0.333, SLG: 0.333 Brian Giles, L (8, PH) Tony Peña, R (8, 2)		P5		1B 2-3 3-H			G6-3			3 1 0	0 0 0	1 0 0	1 0 0	0 0 0	0 1 0	0 2 0
Omar Vizquel, S (1, 6) OBP: 0.500, SLG: 1.000		CS BB		SF9 3-H			S 1B 2B	FC5 2-3f		2	1	1	1	1	0	2
Inning Stats	R: 0 E: 1 K: 2 S: 13 H: 1 LOB: 2 BB: 0 P: 17	R: 1 E: 0 K: 0 S: 11 H: 1 LOB: 0 BB: 1 P: 20	R: 0 E: 0 K: 0 S: 11 H: 1 LOB: 1 BB: 0 P: 18	R: 2 E: 0 K: 0 S: 17 H: 3 LOB: 1 BB: 0 P: 24	R: 0 E: 0 K: 1 S: 5 H: 0 LOB: 0 BB: 0 P: 9	R: 0 E: 0 K: 0 S: 5 H: 0 LOB: 0 BB: 0 P: 6	R: 1 E: 0 K: 0 S: 13 H: 2 LOB: 2 BB: 0 P: 20	R: 0 E: 0 K: 1 S: 9 H: 2 LOB: 2 BB: 0 P: 15	R: 0 E: 0 K: 2 S: 9 H: 0 LOB: 0 BB: 0 P: 14	1B: 7 2B: 2 3B: 0 HR: 1 SF: 1 SAC: 0 DP: 0 HBP: 1						

PITCHER	IP	WLS	BF	H	R	ER	SO	BB	IBB	HBP	BLK	WP	HR	S	P	ERA	WHIP
David Wells, L (1, 1) ERA: 5.4	6.2	W	29	8	4	4	3	1	0	0	0	0	1	72	109	5.40	1.350
Jesse Orosco, L (7, 1) ERA:	0.0		1	0	0	0	0	0	0	1	0	0	0	1	2	∞	∞
Terry Mathews, R (7, 1) ERA:	0.2		4	2	0	0	0	0	0	0	0	1	0	6	9	0.00	3.000
Arthur Rhodes, L (8, 1) ERA:	0.2		2	0	0	0	1	0	0	0	0	0	0	5	9	0.00	0.000
Randy Myers, L (9, 1) ERA:	1.0		3	0	0	0	2	0	0	0	0	0	0	9	14	0.00	0.000

PITCHER	IP	WLS	BF	H	R	ER	SO	BB	IBB	HBP	BLK	WP	HR	S	P	ERA	WHIP

Cleveland Indians @ Baltimore Orioles

Oriole Park at Camden Yards, Baltimore, MD

Tue Oct 01 1996, 3:33 AM EDT

Att. 47,644 - Sunny - 77 F

TOP

livebaseballscorecards.com

AB	36
R	4
H	10
RBI	4
BB	1
SO	6
LOB	15

WP: 1 PA: 40
PB: 0
SB: 1
CS: 1

BOTTOM

Cleveland Indians @ Baltimore Orioles

Oriole Park at Camden Yards, Baltimore, MD

Tue Oct 01 1996, 3:33 AM EDT

Att. 47,644 - Sunny - 77 F

livebaseballscorecards.com

Batter	1	2	3	4	5	6	7	8	9	AB	R	H	RBI	BB	SO	LOB
Brady Anderson, L (1, 8) OBP: 0.400, SLG: 1.000	B F F X 1-2 HR	B X 1-0 ③ F8		X 0-0 ② L7		B X 1-0 HBP BB 1-2 HR 1B	B X 1-0 ② L7			5	2	2	1	0	0	1
Todd Zeile, R (1, 5) OBP: 0.600, SLG: 0.500	C C X 0-2 ① L7		C B B X 2-1 G2-3 2B 1B	C C X 0-2 1-2 1B		B S B B F F F B 4-2 HBP HR 1-2 2-3 BB	B B C B S C 3-3 ③ K			4	2	2	0	1	1	0
Roberto Alomar, S (1, 4) OBP: 0.200, SLG: 0.250	B C X 1-1 G4-3 1B		B B F X 2-1 ① G2-3 1-2	C X 0-1 ③ G1-3		X 0-0 ② SF9 3-H		C X 0-1 ① G6-3		4	0	1	1	0	0	3
Rafael Palmeiro, L (1, 3) OBP: 0.400, SLG: 0.500	B 1 SAFE B B X 3-0 ② G4-3 1-2		B B F F B X 3-2 1B 2B 2-H		B B F X 2-1 ① F8	S B B F H 3-2 HR HBP 1-2 2-3		B B S F S 2-3 ② K		4	2	1	1	0	1	1
Bobby Bonilla, S (1, 9) OBP: 0.600, SLG: 1.333 Mike Devereaux, R (8, PR) (9, 9)	S B B F B B 4-2 BB		B C C B B X 3-2 ② G1-3		F S B B B S 2-3 ② K	B B F B X 3-2 HR 1-H 2-H 3-H		B B B B 4-0 FC6-4 BB		3 0	1 0	1 0	4 0	2 0	1 0	1 0
Cal Ripken Jr., R (1, 6) OBP: 0.600, SLG: 0.800	C X 0-1 ③ G6-3		B C B F F F X 2-2 2-H 1B		X 0-0 1B	C C X 0-2 2B		X 0-0 ③ FC6-4 1-2f		5	0	3	1	0	0	3
Eddie Murray, S (1, 10)		F X 0-1 ① G1-3	B C F B X 2-2 ③ G3		S 1 SAFE B X 1-1 ③ G4-3	B F F S 1-3 ③ K				4	0	0	0	0	1	3
B.J. Surhoff, L (1, 7) OBP: 0.500, SLG: 2.000		B C X 1-1 HR		B F B X 2-1 ① F8		C F B X 1-2 ① G1-3	B C B X 2-1 HR			4	2	2	2	0	0	0
Chris Hoiles, R (1, 2) Mark Parent, R (8, 2)		B F X 1-1 ② P4		C B H 2-1 1B HBP		B C B B B F B 4-2 BB 1B SF9 BB	B B F B X 3-1 ① F7			2 0	1 0	0 0	0 0	1 0	0 0	0 0
Inning Stats	R: 1 E: 0 K: 0 S: 13 H: 2 LOB: 2 BB: 1 P: 22	R: 1 E: 0 K: 0 S: 7 H: 1 LOB: 0 BB: 0 P: 10	R: 2 E: 0 K: 0 S: 18 H: 3 LOB: 1 BB: 0 P: 32	R: 0 E: 0 K: 0 S: 9 H: 1 LOB: 2 BB: 0 P: 13	R: 0 E: 0 K: 1 S: 8 H: 1 LOB: 1 BB: 0 P: 13	R: 5 E: 0 K: 1 S: 22 H: 3 LOB: 1 BB: 2 P: 39	R: 1 E: 0 K: 1 S: 8 H: 1 LOB: 0 BB: 0 P: 17	R: 0 E: 0 K: 1 S: 6 H: 0 LOB: 1 BB: 1 P: 12		1B: 6 2B: 2 3B: 0 HR: 4	SF: 1 SAC: 0 DP: 0 HBP: 2			WP: 0 PB: 0 SB: 0 CS: 0	PA: 42	

PITCHER		IP	WLS	BF	H	R	ER	SO	BB	IBB	HBP	BLK	WP	HR	S	P	ERA	WHIP
Charles Nagy, R ERA: 11.81	(1, 1)	5.1	L	29	9	7	7	1	3	0	1	0	0	2	65	110	11.81	2.250
Alan Embree, L ERA: 27.0	(6, 1)	0.1		2	0	0	0	0	0	0	1	0	0	0	3	6	0.00	0.000
Paul Shuey, R ERA: 13.5	(6, 1)	1.1		7	3	3	3	2	0	0	0	0	0	2	17	30	20.25	2.250
Julian Tavarez, R ERA:	(8, 1)	1.0		4	0	0	0	1	1	0	0	0	0	0	6	12	0.00	1.000

PITCHER	IP	WLS	BF	H	R	ER	SO	BB	IBB	HBP	BLK	WP	HR	S	P	ERA	WHIP

AB	35
R	10
H	12
RBI	10
BB	4
SO	4
LOB	12

Batter	1	2	3	4	5	6	7	8	9	AB	R	H	RBI	BB	SO	LOB
Kenny Lofton, L (1, 8) OBP: 0.300, SLG: 0.300	B F B F B X 3-2 G1-3 ①		X 0-0 G1-4-3 1-2 1B			F B B B C X 3-2 S G4-3 1B	C B C B S 2-3 K ③		C X 0-1 G3 ③	5	1	2	0	0	1	2
Kevin Seitzer, R (1, 3) OBP: 0.333, SLG: 0.444 Jeff Kent, R (8, PR) OBP: 0.250, SLG: 0.500 (8, 3)	C X 0-1 2B		X 0-0 ② ③ G1-4-3 1-2f			1 SAFE B 1 SAFE B C B X 3-1 ② G4-3 1-H		X 0-0 BB 1B SF8 1B		4 0 0	0 1 0	2 0 0	1 0 0	0 0 0	0 0 0	2 0 0
Jim Thome, L (1, 5) OBP: 0.444, SLG: 0.375	C C S 0-3 K ②			C B C C 1-3 K ①		B B X 2-0 HR 1B		B C X 1-1 SF8 BB 1-2 1B		4	1	2	0	0	2	1
Albert Belle, R (1, 7) OBP: 0.250, SLG: 0.571	X 0-0 G6-3 ③			C B X 1-1 G6-3 ②		B X 1-0 1-H HR		B B B S F F B 4-2 1-2 2-3 BB		3	1	1	2	1	0	1
Julio Franco, R (1, 10) OBP: 0.125, SLG: 0.143		C B S B S 2-3 K ①		B C F S 1-3 K ③		B B B X 3-0 G6-3 ③		C B X 1-1 SF8 ① 2-3 3-H		3	0	0	1	0	2	0
Manny Ramirez, R (1, 9) OBP: 0.375, SLG: 0.750		C X 0-1 F9 ②			B X 1-0 F8 ①		C C B S 1-3 K ①	C C S 0-3 K ②		4	0	0	0	0	2	2
Sandy Alomar Jr., R (1, 2) OBP: 0.143, SLG: 0.143		C B X 1-1 G1 ③			B F F B X 2-2 F7 ②		X 0-0 ② G1-3	C B F F F X 1-2 P4 ③		4	0	0	0	0	0	2
Omar Vizquel, S (1, 6) OBP: 0.375, SLG: 0.400			B C F B X 2-2 G4-3 ①		B C X 1-1 G6-3 ③		B C B B B 4-1 S BB		B B C F B X 3-2 P6 ①	3	0	0	0	1	0	0
Jose Vizcaino, S (1, 4) OBP: 0.500, SLG: 0.333			B C C X 1-2 1B 1B			C C S 0-3 K2-3 ①	1 SAFE C B 1 SAFE C 1 B F B 4-2 B 1-2 BB		C B X 1-1 L9 ②	3	0	1	0	1	1	0
Inning Stats	R: 0 E: 0 K: 1 S: 9 H: 1 LOB: 1 BB: 0 P: 12	R: 0 E: 0 K: 1 S: 7 H: 0 LOB: 0 BB: 0 P: 10	R: 0 E: 0 K: 0 S: 8 H: 2 LOB: 1 BB: 0 P: 11	R: 0 E: 0 K: 2 S: 8 H: 0 LOB: 0 BB: 0 P: 11	R: 0 E: 0 K: 0 S: 6 H: 0 LOB: 0 BB: 0 P: 10	R: 3 E: 0 K: 1 S: 11 H: 3 LOB: 0 BB: 0 P: 23	R: 0 E: 0 K: 2 S: 11 H: 0 LOB: 2 BB: 2 P: 22	R: 1 E: 0 K: 1 S: 18 H: 2 LOB: 2 BB: 1 P: 25	R: 0 E: 0 K: 0 S: 7 H: 0 LOB: 0 BB: 0 P: 11	1B: 6 2B: 1 3B: 0 HR: 1		SF: 1 SAC: 0 DP: 1 HBP: 0				

TOP

Cleveland Indians @ Baltimore Orioles

Oriole Park at Camden Yards, Baltimore, MD

Wed Oct 02 1996, 3:33 AM EDT

Att. 48,970 - Overcast - 67 F

livebaseballscorecards.com

AB	33
R	4
H	8
RBI	4
BB	3
SO	8
LOB	10

WP: 0 PB: 0 SB: 3 CS: 0 PA: 37

PITCHER		IP	WLS	BF	H	R	ER	SO	BB	IBB	HBP	BLK	WP	HR	S	P	ERA	WHIP
Scott Erickson, R ERA: 4.05	(1, 1)	6.2		27	6	3	3	6	2	0	0	0	0	1	57	94	4.05	1.200
Jesse Orosco, L ERA: 27.0	(7, 1)	0.1		3	2	1	1	1	0	0	0	0	0	0	6	9	27.00	6.000
Armando Benitez, R ERA:	(8, 1)	1.0	W	4	0	0	0	1	1	0	0	0	0	0	15	21	0.00	1.000
Randy Myers, L ERA:	(9, 1)	1.0	S	3	0	0	0	0	0	0	0	0	0	0	7	11	0.00	0.000

Cleveland Indians @ Baltimore Orioles

Oriole Park at Camden Yards, Baltimore, MD

Wed Oct 02 1996, 3:33 AM EDT

Att. 48,970 - Overcast - 67 F

livebaseballscorecards.com

BOTTOM

Batter	1	2	3	4	5	6	7	8	9	AB	R	H	RBI	BB	SO	LOB
Brady Anderson, L (1, 8) OBP: 0.400, SLG: 1.111	X 0-0 G1-6-3 1B	C B F S 1-3 ② K			B X 1-0 HR	B B B F S C 3-3 ③ K		B B B C X 3-1 ② SF9 2-3 3-H		4	1	2	2	0	2	1
Todd Zeile, R (1, 5) OBP: 0.400, SLG: 0.250	C C B X 1-2 ①② G1-6-3 1-2f	C X 0-1 ③ FC5-4 1-2f			C B C B X 2-2 ① G6-3		B C C B X 2-2 ① P4	B C B B B 4-1 1B 1-2 BB		4	0	0	0	1	0	2
Roberto Alomar, S (1, 4) OBP: 0.300, SLG: 0.250	B C B B F B 4-2 E BB BB		C F B F X 1-2 ① G6-3		C B F F X 1-2 ② L7		C B X 1-1 ② G4-3	C B F F X 1-2 ③ 1B 1-2 2-3 3-H		4	1	1	1	1	0	0
Rafael Palmeiro, L (1, 3) OBP: 0.444, SLG: 0.429	B B C B B 4-1 E 1-2 BB		C B F C 1-3 ② K		B C B F F X 2-2 BB 1B 1B		B B F F F X 2-2 ③ G6-3			3	1	1	0	1	1	0
Bobby Bonilla, S (1, 9) OBP: 0.556, SLG: 0.800 Mike Devereaux, R (8, PR) (9, 9)	X 0-0 E3 HBP 1-3 2-H		B B B X 3-0 ③ F8		C B B F B B 4-2 1B 1-2 2B BB			C B B B F B 4-2 2B FC1-2 BB		2 0	1 0	0 0	0 0	2 0	0 0	1 0
Cal Ripken Jr., R (1, 6) OBP: 0.667, SLG: 0.875	F F B H 2-2 1-2 HBP			C X 0-1 ① G6-3	X 0-0 1-2 2B 2-H 1B			X 0-0 1-3 E 2B		3	1	2	1	0	0	0
Eddie Murray, S (1, 10) OBP: 0.375, SLG: 0.429 Manny Alexander, R (8, PR)	C B B F S 2-3 ③ K			B B X 2-0 G3 1B	X 0-0 ③ 1-H 2-H 2B			I I I I 4-0 E SF9 IBB		3 0	0 1	2 0	1 0	1 0	1 0	3 0
B.J. Surhoff, L (1, 7) OBP: 0.250, SLG: 1.000 Pete Incaviglia, R (8, PR) (9, 7)		B X 1-0 ① G3-1		B F F X 1-2 ② G3 1-2		C T F X 0-2 ① F9		C X 0-1 ① FC1-2 SF9 1B 1-3 2-H 3-Hf		4 0	0 1	0 0	0 0	0 0	0 0	3 0
Mark Parent, R (1, 2) OBP: 0.333, SLG: 0.333 Chris Hoiles, R (8, PH) (9, 2)		X 0-0 FC5-4 1B		F 2 SAFE X 0-1 ③ P7		B C F B F S 2-3 ② K		I I I I 4-0 1B BB IBB		3 0	0 0	1 0	0 0	0 1	1 0	1 0
Inning Stats	R: 1 H: 1 E: 1 LOB: 3 K: 1 BB: 2 S: 13 P: 26	R: 0 H: 1 E: 0 LOB: 1 K: 1 BB: 0 S: 7 P: 9	R: 0 H: 0 E: 0 LOB: 0 K: 1 BB: 0 S: 8 P: 13	R: 0 H: 1 E: 0 LOB: 1 K: 0 BB: 0 S: 8 P: 11	R: 3 H: 4 E: 0 LOB: 2 K: 0 BB: 1 S: 16 P: 26	R: 0 H: 0 E: 0 LOB: 0 K: 2 BB: 0 S: 11 P: 16	R: 0 H: 0 E: 0 LOB: 0 K: 0 BB: 0 S: 9 P: 14	R: 3 H: 2 E: 1 LOB: 3 K: 0 BB: 4 S: 12 P: 32		1B: 6 SF: 1 2B: 2 SAC: 0 3B: 0 DP: 1 HR: 1 HBP: 1						

	AB	30
	R	7
	H	9
	RBI	5
	BB	7
	SO	5
	LOB	11

WP: 0 PA: 39
PB: 0
SB: 0
CS: 0

PITCHER		IP	WLS	BF	H	R	ER	SO	BB	IBB	HBP	BLK	WP	HR	S	P	ERA	WHIP
Orel Hershiser, R ERA: 5.4	(1, 1)	5.0		25	7	4	3	3	3	0	1	0	0	1	52	85	5.40	2.000
Eric Plunk, R ERA: 13.5	(6, 1)	2.0	L	9	1	3	3	2	1	1	0	0	0	0	23	41	13.50	1.000
Paul Assenmacher, L ERA:	(8, 1)	0.2		3	0	0	0	0	0	1	0	0	0	0	4	11	0.00	0.000
Julian Tavarez, R ERA:	(8, 1)	0.1		2	1	0	0	0	1	0	0	0	0	0	5	10	0.00	6.000

PITCHER	IP	WLS	BF	H	R	ER	SO	BB	IBB	HBP	BLK	WP	HR	S	P	ERA	WHIP

Baltimore Orioles @ Cleveland Indians

Jacobs Field, Cleveland, OH

Fri Oct 04 1996, 3:33 AM EDT

Att. 44,250 - Sunny - 53 F

TOP

livebaseballscorecards.com

Batter	1	2	3	4	5	6	7	8	9	AB	R	H	RBI	BB	SO	LOB
Brady Anderson, L (1, 8) OBP: 0.400, SLG: 0.833	P3	HBP 1-2 2-3 3-H		F9			G6-4-3 1-2 BB		L3	3	0	0	1	1	0	1
Todd Zeile, R (1, 5) OBP: 0.333, SLG: 0.231	G1-3 1B	K		K			2 SAFE G6-4-3 1-2f 2-3		K	5	0	1	0	0	3	6
Roberto Alomar, S (1, 4) OBP: 0.286, SLG: 0.182	G1-3 1-2		K		K		BB			3	0	0	0	1	2	1
Rafael Palmeiro, L (1, 3) OBP: 0.308, SLG: 0.273	P6		F7		F8		F7			4	0	0	0	0	0	3
Bobby Bonilla, S (1, 9) OBP: 0.462, SLG: 0.556		1B HBP 1B	G3-1		P5			K		4	1	1	0	0	1	0
Cal Ripken Jr., R (1, 6) OBP: 0.538, SLG: 0.667		F7		1B HR 1B		P4		K		4	1	1	0	0	1	1
Eddie Murray, S (1, 10) OBP: 0.417, SLG: 0.455		HBP S 1-3 1B		1-2 HR 1B		L8		L9		4	1	2	0	0	0	0
B.J. Surhoff, L (1, 7) OBP: 0.333, SLG: 1.083 Mike Devereaux, R (9, PR)		K 1-2		1-H 2-H HR		F7			1B	4 0	1 0	2 0	3 0	0 0	1 0	2 0
Chris Hoiles, R (1, 2) OBP: 0.625, SLG: 0.250 Manny Alexander, R (7, PR) Mark Parent, R (7, 2) OBP: 0.250, SLG: 0.250		HBP BB		G1-3			G6-4-3 BB 1B		F8	2 0 1	0 0 0	1 0 0	0 0 0	1 0 0	0 0 0	0 0 1
Inning Stats	R: 0 E: 0 K: 0 S: 7 H: 1 LOB: 1 BB: 0 P: 11	R: 1 E: 0 K: 2 S: 16 H: 2 LOB: 3 BB: 1 P: 31	R: 0 E: 0 K: 1 S: 5 H: 0 LOB: 0 BB: 0 P: 7	R: 3 E: 0 K: 1 S: 19 H: 3 LOB: 0 BB: 0 P: 27	R: 0 E: 0 K: 1 S: 6 H: 0 LOB: 0 BB: 0 P: 10	R: 0 E: 0 K: 0 S: 6 H: 0 LOB: 0 BB: 0 P: 9	R: 0 E: 0 K: 0 S: 8 H: 1 LOB: 2 BB: 2 P: 19	R: 0 E: 0 K: 2 S: 7 H: 0 LOB: 0 BB: 0 P: 10	R: 0 E: 0 K: 1 S: 10 H: 1 LOB: 1 BB: 0 P: 14	1B: 7 2B: 0 3B: 0 HR: 1 SF: 0 SAC: 0 DP: 1 HBP: 1						

AB	34
R	4
H	8
RBI	4
BB	3
SO	8
LOB	15

WP: 0 PB: 0 SB: 1 CS: 0 PA: 38

PITCHER		IP	WLS	BF	H	R	ER	SO	BB	IBB	HBP	BLK	WP	HR	S	P	ERA	WHIP
Jack McDowell, R ERA: 6.35	(1, 1)	5.2		25	6	4	4	5	1	0	1	0	0	1	56	90	6.35	1.235
Alan Embree, L ERA: 13.5	(6, 1)	0.1		1	0	0	0	0	0	0	0	0	0	0	3	5	0.00	0.000
Paul Shuey, R ERA: 9.0	(7, 1)	0.2		4	1	0	0	0	2	0	0	0	0	0	7	17	0.00	4.500
Paul Assenmacher, L ERA:	(7, 1)	0.1	W	1	0	0	0	0	0	0	0	0	0	0	1	2	0.00	0.000
Eric Plunk, R ERA: 9.0	(8, 1)	1.0		3	0	0	0	2	0	0	0	0	0	0	7	10	0.00	0.000

PITCHER		IP	WLS	BF	H	R	ER	SO	BB	IBB	HBP	BLK	WP	HR	S	P	ERA	WHIP
Jose Mesa, R ERA:	(9, 1)	1.0		4	1	0	0	1	0	0	0	0	0	0	10	14	0.00	1.000

Baltimore Orioles @ Cleveland Indians

Jacobs Field, Cleveland, OH

Fri Oct 04 1996, 3:33 AM EDT

Att. 44,250 - Sunny - 53 F

livebaseballscorecards.com

BOTTOM

Batter	1	2	3	4	5	6	7	8	9	AB	R	H	RBI	BB	SO	LOB
Kenny Lofton, L (1, 8) OBP: 0.333, SLG: 0.231	B X 1-0 E9 S G3	L B F X 1-2 ② G6-3 2-3		X 0-0 ② FC3-2 1B 2-3			B B B B 4-0 BB S HR BB	F C B B B F B 4-2 1B S BB		3	2	0	0	2	0	3
Kevin Seitzer, R (1, 10) OBP: 0.429, SLG: 0.462	F C B B X 2-2 ① G3 2-H	C F F B B F X 2-2 ③ L9		C F X 0-2 1-3 3-H 1B			B C 1 SAFE 1 SAFE F P B F B 4-2 BB 1-2 HR BB	B C X 1-1 1-3 2-H 1B		4	1	2	3	1	0	1
Jim Thome, L (1, 5) OBP: 0.417, SLG: 0.300 Casey Candaele, S (7, PH) Jeff Kent, R (8, 5) OBP: 0.200, SLG: 0.400	C B C X 1-2 ② G6-3		C B C B B B 4-2 FC6-4 1B BB	C B F S 1-3 ③ K			C 2 SAFE B B B B B 4-1 HR 1-2 2-3 BB	B S B X 2-1 ② P4		2 0 1	0 1 0	0 0 0	0 0 0	1 1 0	1 0 0	2 0 2
Albert Belle, R (1, 7) OBP: 0.385, SLG: 0.818	C B B B B 4-1 S BB		F X 0-1 ① FC6-4 1-2 1B		S X 0-1 G3		F T F B X 1-2 1-H 2-H 3-H HR	S B B B F S 3-3 ③ K		4	1	2	4	1	1	2
Julio Franco, R (1, 3) OBP: 0.083, SLG: 0.091	C B C B B F S 3-3 ③ K 1-2		C X 0-1 ① FC6-4 G4-6-3 1-2f 2-3		C S F S 0-3 ② K		F X 0-1 ① G1-3			4	0	0	0	0	2	3
Manny Ramirez, R (1, 9) OBP: 0.333, SLG: 0.833		C B B X 2-1 HR	B 1 SAFE X 1-0 ② ③ G4-6-3 1-2f		C B S F X 1-2 ③ F8		B F B C S 2-3 ② K			4	1	1	1	0	1	2
Sandy Alomar Jr., R (1, 2) OBP: 0.091, SLG: 0.091	C S B X 1-2 ① G6-3		C S F F B S 1-3 ① K			C F S 0-3 ① K	F S B X 1-2 ③ F7			4	0	0	0	0	2	0
Omar Vizquel, S (1, 6) OBP: 0.500, SLG: 0.556	X 0-0 E5 2B 1B		B C X 1-1 2B 1B			C F B S 1-3 ② K		B B C F X 2-2 S G6-3 1B		4	3	3	0	0	1	0
Jose Vizcaino, S (1, 4) OBP: 0.500, SLG: 0.714	X 0-0 G6-3 2-H 2B		1 SAFE B F 1 SAFE 1 SAFE 1 SAFE X 1-1 FC3-2 1-3 2B			B F X 1-1 ③ G6-3		B B B C 1 SAFE C X 3-2 ① G6-3 1-2		4	0	2	1	0	0	1
Inning Stats	R: 1 E: 1 K: 1 S: 12 H: 0 LOB: 1 BB: 1 P: 23	R: 2 E: 1 K: 0 S: 16 H: 3 LOB: 1 BB: 0 P: 22	R: 0 E: 0 K: 0 S: 7 H: 1 LOB: 1 BB: 1 P: 12	R: 1 E: 0 K: 2 S: 16 H: 3 LOB: 2 BB: 0 P: 20	R: 0 E: 0 K: 1 S: 10 H: 0 LOB: 0 BB: 0 P: 11	R: 0 E: 0 K: 2 S: 8 H: 0 LOB: 0 BB: 0 P: 10	R: 4 E: 0 K: 1 S: 17 H: 1 LOB: 0 BB: 3 P: 32	R: 1 E: 0 K: 1 S: 17 H: 2 LOB: 2 BB: 1 P: 32		1B: 6 2B: 2 3B: 0 HR: 2 SF: 0 SAC: 0 DP: 1 HBP: 0						

AB	34
R	9
H	10
RBI	9
BB	6
SO	8
LOB	16

WP: 0 PB: 0 SB: 5 CS: 0 PA: 40

PITCHER		IP	WLS	BF	H	R	ER	SO	BB	IBB	HBP	BLK	WP	HR	S	P	ERA	WHIP
35 Mike Mussina, R ERA: 4.5	(1, 1)	6.0		27	7	4	3	6	2	0	0	0	0	1	69	98	4.50	1.500
Jesse Orosco, L ERA: 108.0	(7, 1)	0.0	L	3	0	3	3	0	3	0	0	0	0	0	5	16	∞	∞
Armando Benitez, R ERA: 4.5	(7, 1)	1.0		4	1	1	1	1	0	0	0	0	0	1	12	16	9.00	1.000
Arthur Rhodes, L ERA: 9.0	(8, 1)	0.1		3	1	1	1	0	1	0	0	0	0	0	9	18	27.00	6.000
Terry Mathews, R ERA:	(8, 1)	0.2		3	1	0	0	1	0	0	0	0	0	0	8	14	0.00	1.500

PITCHER	IP	WLS	BF	H	R	ER	SO	BB	IBB	HBP	BLK	WP	HR	S	P	ERA	WHIP

Baltimore Orioles @ Cleveland Indians

Jacobs Field, Cleveland, OH

Sat Oct 05 1996, 3:33 AM EDT

Att. 44,280 - Sunny - 60 F

livebaseballscorecards.com

Batter	1	2	3	4	5	6	7	8	9	10	11	12	AB	R	H	RBI	BB	SO	LOB
Brady Anderson, L (1, 8) OBP: 0.381, SLG: 0.647	S B B B B B 4-1 CS BB		B X 1-0 F9 ①		B B C B X 3-1 E4 G5-3		C S B B F S 2-3 K ①		X 0-0 1-2 1B 1B		B X 1-0 F8 ②		5	0	1	0	1	1	0
Todd Zeile, R (1, 5) OBP: 0.333, SLG: 0.316	X 0-0 P6 ①		B C C X 1-2 1B 1B		B 1 B X SAFE 2-0 G5-3 ① 1-2		X 0-0 2B		C X 0-1 P3 ②		F B T C 1-3 K ③		6	0	2	0	0	1	4
Roberto Alomar, S (1, 4) OBP: 0.350, SLG: 0.471	C B 1 SAFE 1 SAFE F 1 SAFE B 1 SAFE 1 SAFE 2-2 X F8 ②		X 0-0 1-2 1B		C X 0-1 FC1		S F B S 1-3 K2-3 ②		B F F X 1-2 2-H 1B			B C X 1-1 HR	6	1	3	2	0	1	3
Rafael Palmeiro, L (1, 3) OBP: 0.263, SLG: 0.412	B 1-0 CS ③ 1-2	B X 1-0 HR	B C C B S 2-3 K ②	F B B B S B S 3-3 K ②			B B B B C S C 3-3 K ③		X 0-0 F7 ③			B S F S 1-3 K ①	6	1	1	1	0	4	7
Bobby Bonilla, S (1, 9) OBP: 0.368, SLG: 0.600		B B B B X 3-0 HR	F B S F C 1-3 K ③		F B C B F C 2-3 K ③			B C C C 1-3 K ①		B F F S 1-3 K ①		B B B B F F F F F X 3-2 F8 ②	6	1	1	1	0	4	4
Cal Ripken Jr., R (1, 6) OBP: 0.474, SLG: 0.611	C F B S 1-3 K ①	C X 0-1 L5 ①			C B B B S F B S 3-3 K ①			B B C F F X 2-2 F9 ②		C S F B X 1-2 1B 1B		B C X 1-1 2B	6	0	2	0	0	2	0
Eddie Murray, S (1, 10) OBP: 0.500, SLG: 0.467	F S B S 1-3 K ②	B X 1-0 1B			B C B B B S B 4-2 BB			B S S S 1-3 K ③		B B B C C X 3-2 1-2 1B ②		I I I 4-0 IBB	4	0	2	0	2	2	0
Pete Incaviglia, R (1, 7) OBP: 0.200, SLG: 0.200 Mike Devereaux, R (10, 7)	C B F B X 2-2 1B	C F B 1 B S SAFE 2-3 K ②			B T S B S 2-3 K ②				S C C 0-3 K ①	S S B S 1-3 K ③		B B S S X 2-2 F9 ③	5 1	0 0	1 0	0 0	0 0	4 0	3 2
Chris Hoiles, R (1, 2) OBP: 0.455, SLG: 0.143 B.J. Surhoff, L (9, PH) OBP: 0.385, SLG: 1.077 Manny Alexander, R (9, PR) Mark Parent, R (9, 2) OBP: 0.200, SLG: 0.200	S S S 0-3 K ③	1 B C B S 1 S SAFE SAFE 2-3 K ③			B C S 1 SAFE 1 SAFE S 1-3 K ③				B B S F X 2-2 1B 1B 1B		S C S 0-3 K ①		3 1 0 1	0 0 1 0	0 1 0 0	0 0 0 0	3 0 0 1	3 0 0 0	3 0 0 0
Inning Stats	R: 0 E: 0 K: 0 S: 5 H: 0 LOB: 0 BB: 1 P: 12	R: 2 E: 0 K: 3 S: 14 H: 3 LOB: 1 BB: 0 P: 22	R: 0 E: 0 K: 2 S: 12 H: 2 LOB: 2 BB: 0 P: 17	R: 0 E: 0 K: 2 S: 9 H: 1 LOB: 1 BB: 0 P: 14	R: 0 E: 1 K: 2 S: 12 H: 0 LOB: 2 BB: 0 P: 22	R: 0 E: 0 K: 3 S: 12 H: 0 LOB: 1 BB: 1 P: 22	R: 0 E: 0 K: 3 S: 11 H: 1 LOB: 1 BB: 0 P: 17	R: 0 E: 0 K: 2 S: 10 H: 0 LOB: 0 BB: 0 P: 14	R: 1 E: 0 K: 1 S: 13 H: 3 LOB: 2 BB: 0 P: 16	R: 0 E: 0 K: 2 S: 13 H: 2 LOB: 1 BB: 0 P: 19	R: 0 E: 0 K: 2 S: 7 H: 0 LOB: 0 BB: 0 P: 9	R: 1 E: 0 K: 1 S: 16 H: 2 LOB: 2 BB: 1 P: 28	1B: 9 2B: 2 3B: 0 HR: 3	SF: 0 SAC: 0 DP: 0 HBP: 0	WP: 0 PB: 0 SB: 0 CS: 1	PA: 54			

PITCHER		IP	WLS	BF	H	R	ER	SO	BB	IBB	HBP	BLK	WP	HR	S	P	ERA	WHIP
Charles Nagy, R ERA: 7.15	(1, 1)	6.0		27	6	2	2	12	2	0	0	0	0	2	64	109	3.00	1.333
Alan Embree, L ERA: 9.0	(7, 1)	0.1		1	0	0	0	1	0	0	0	0	0	0	4	6	0.00	0.000
Paul Shuey, R ERA: 9.0	(7, 1)	0.0		1	1	0	0	0	0	0	0	0	0	0	1	1	∞	∞
Paul Assenmacher, L ERA:	(7, 1)	0.2		2	0	0	0	2	0	0	0	0	0	0	6	10	0.00	0.000
Eric Plunk, R ERA: 6.75	(8, 1)	1.0		3	0	0	0	2	0	0	0	0	0	0	10	14	0.00	0.000

PITCHER		IP	WLS	BF	H	R	ER	SO	BB	IBB	HBP	BLK	WP	HR	S	P	ERA	WHIP
Jose Mesa, R ERA: 3.86	(9, 1)	3.2	L	17	7	2	2	6	0	0	0	0	0	1	46	63	4.91	1.909
Chad Ogea, R ERA:	(12, 1)	0.1		2	0	0	0	0	0	1	0	0	0	0	3	9	0.00	0.000

AB	50
R	4
H	14
RBI	4
BB	3
SO	23
LOB	26

Batter	1	2	3	4	5	6	7	8	9	10	11	12	AB	R	H	RBI	BB	SO	LOB
Kenny Lofton, L (1, 8) OBP: 0.250, SLG: 0.167	G1-3		B5-3		SH5-3		F8		K			F7	5	0	0	0	0	1	2
Omar Vizquel, S (1, 6) OBP: 0.500, SLG: 0.500	S BB		K		FC6-4 1B		CS 1B			K		K	5	0	2	1	1	3	0
Kevin Seitzer, R (1, 10) OBP: 0.368, SLG: 0.353	K		L9		FC6-4		CS	K		BB			4	0	0	0	1	2	2
Casey Candaele, S (10, PR)													0	0	0	0	0	0	0
Albert Belle, R (1, 7) OBP: 0.333, SLG: 0.600	IBB			F8	P8			F9		K			4	0	0	0	1	1	2
Julio Franco, R (1, 3) OBP: 0.176, SLG: 0.133	K			2B 1B		FC4-6 BB		L9		K			4	1	1	0	1	2	3
Manny Ramirez, R (1, 9) OBP: 0.412, SLG: 0.875		2B		1B 2B		FC4-6 FC1-4			G5-3 SH1-4 BB		K		4	1	2	0	1	1	1
Jeff Kent, R (1, 5) OBP: 0.125, SLG: 0.250	F9			P5		FC1-4 FC5-4			SH1-4		G5-3		3	0	0	0	0	0	4
Nigel Wilson, L (11, PH)													1	0	0	0	0	0	0
Jim Thome, L (12, 5) OBP: 0.417, SLG: 0.300													0	0	0	0	0	0	0
Sandy Alomar Jr., R (1, 2) OBP: 0.125, SLG: 0.125	P6			CS 1B		FC5-4			E5 G5-3			G1-3	5	0	1	2	0	0	3
Jose Vizcaino, S (1, 4) OBP: 0.385, SLG: 0.500	F8			CS	SH5-3 1B		G3		G5-3			B5-3	5	1	1	0	0	0	3
Inning Stats	R: 0 H: 0 E: 0 LOB: 2 K: 2 BB: 2 S: 13 P: 25	R: 0 H: 1 E: 0 LOB: 1 K: 0 BB: 0 S: 8 P: 10	R: 0 H: 0 E: 0 LOB: 0 K: 1 BB: 0 S: 9 P: 12	R: 2 H: 3 E: 0 LOB: 0 K: 0 BB: 0 S: 13 P: 19	R: 1 H: 2 E: 0 LOB: 1 K: 0 BB: 0 S: 9 P: 12	R: 0 H: 0 E: 0 LOB: 1 K: 0 BB: 1 S: 8 P: 13	R: 0 H: 1 E: 0 LOB: 0 K: 0 BB: 0 S: 12 P: 16	R: 0 H: 0 E: 0 LOB: 0 K: 1 BB: 0 S: 8 P: 14	R: 0 H: 0 E: 1 LOB: 2 K: 1 BB: 1 S: 13 P: 22	R: 0 H: 0 E: 0 LOB: 1 K: 3 BB: 1 S: 12 P: 19	R: 0 H: 0 E: 0 LOB: 0 K: 1 BB: 0 S: 8 P: 13	R: 0 H: 0 E: 0 LOB: 0 K: 1 BB: 0 S: 7 P: 11	1B: 5 SF: 0 2B: 2 SAC: 2 3B: 0 DP: 0 HR: 0 HBP: 0						

PITCHER		IP	WLS	BF	H	R	ER	SO	BB	IBB	HBP	BLK	WP	HR	S	P	ERA	WHIP
David Wells, L ERA: 4.61	(1, 1)	7.0		29	7	3	3	3	2	1	0	0	0	0	72	107	3.86	1.286
Terry Mathews, R ERA:	(8, 1)	1.1		6	0	0	0	1	1	0	0	0	0	0	13	26	0.00	0.750
Jesse Orosco, L ERA: 36.0	(9, 1)	0.2		2	0	0	0	1	0	0	0	0	0	0	8	10	0.00	0.000
Armando Benitez, R ERA: 2.25	(10, 1)	2.0	W	7	0	0	0	4	1	0	0	0	0	0	20	32	0.00	0.500
Randy Myers, L ERA:	(12, 1)	1.0	S	3	0	0	0	1	0	0	0	0	0	0	7	11	0.00	0.000

PITCHER	IP	WLS	BF	H	R	ER	SO	BB	IBB	HBP	BLK	WP	HR	S	P	ERA	WHIP

BOTTOM

Baltimore Orioles @ Cleveland Indians

Jacobs Field, Cleveland, OH

Sat Oct 05 1996, 3:33 AM EDT

Att. 44,280 - Sunny - 60 F

livebaseballscorecards.com

AB	40
R	3
H	7
RBI	3
BB	5
SO	10
LOB	20

Batter	1	2	3	4	5	6	7	8	9	10	11	AB	R	H	RBI	BB	SO	LOB
Brady Anderson, L (1, 8) OBP: 0.407, SLG: 0.773	K		HR		BB		P4		2B		G4-3	5	1	2	1	1	1	0
Todd Zeile, R (1, 5) OBP: 0.296, SLG: 0.280	G5-3		G6-3		K		F7		F8		1B	6	0	1	0	0	1	3
Roberto Alomar, S (1, 4) OBP: 0.308, SLG: 0.391	K		F9		FC5		1B		K		K	6	0	1	0	0	3	4
Rafael Palmeiro, L (1, 3) OBP: 0.417, SLG: 0.650		2B G6-3 BB		HR		BB 1B SF8 BB	1-3 1B			1B	1B	3	3	3	1	2	0	0
Bobby Bonilla, S (1, 9) Tony Tarasco, L (8, 9)		P2		G6-3		F7	F9			1B	K	4 1	0 0	0 0	0 0	0 0	0 1	4 1
Cal Ripken Jr., R (1, 6) OBP: 0.458, SLG: 0.609		G6-3 1-3 2B		K		1-2 BB 1B		G2-3		P3		5	0	2	0	0	1	1
Eddie Murray, S (1, 10) OBP: 0.478, SLG: 0.421		G6-3 2-3 3-H		F7		1-2 2-3 BB		L8		1-2 1B		4	0	1	1	1	0	1
B.J. Surhoff, L (1, 7) OBP: 0.294, SLG: 0.875 Mike Devereaux, R (8, 7)		G4-3			G3	SF8 3-H		K		G4-3		3 1	0 0	0 0	1 0	0 0	1 0	1 2
Mark Parent, R (1, 2) OBP: 0.200, SLG: 0.200			G5-3		FC5 BLK 1B	L8			K		K	5	0	1	0	0	2	2
Inning Stats	R: 0 E: 0 K: 2 S: 10 H: 0 LOB: 0 BB: 0 P: 15	R: 1 E: 0 K: 0 S: 14 H: 1 LOB: 1 BB: 1 P: 24	R: 1 E: 0 K: 0 S: 9 H: 1 LOB: 0 BB: 0 P: 10	R: 1 E: 0 K: 1 S: 7 H: 1 LOB: 0 BB: 0 P: 9	R: 0 E: 0 K: 1 S: 11 H: 1 LOB: 2 BB: 1 P: 19	R: 1 E: 0 K: 0 S: 14 H: 1 LOB: 2 BB: 2 P: 29	R: 0 E: 0 K: 0 S: 8 H: 2 LOB: 2 BB: 0 P: 15	R: 0 E: 0 K: 0 S: 6 H: 0 LOB: 0 BB: 0 P: 10	R: 0 E: 0 K: 2 S: 10 H: 1 LOB: 1 BB: 0 P: 18	R: 0 E: 0 K: 1 S: 18 H: 2 LOB: 2 BB: 0 P: 24	R: 0 E: 0 K: 2 S: 12 H: 1 LOB: 1 BB: 0 P: 20	1B: 7 2B: 2 3B: 0 HR: 2	SF: 1 SAC: 0 DP: 0 HBP: 0		WP: 0 PB: 0 SB: 0 CS: 0	PA: 48		

PITCHER		IP	WLS	BF	H	R	ER	SO	BB	IBB	HBP	BLK	WP	HR	S	P	ERA	WHIP
Andy Pettitte, L ERA: 5.4	(1, 1)	7.0		32	7	4	4	4	4	0	0	1	0	2	73	121	5.14	1.571
Jeff Nelson, R ERA:	(8, 1)	1.0		3	0	0	0	1	0	0	0	0	0	0	6	10	0.00	0.000
John Wetteland, R ERA:	(9, 1)	1.0		4	1	0	0	2	0	0	0	0	0	0	10	18	0.00	1.000
42 Mariano Rivera, R ERA:	(10, 1)	2.0	W	9	3	0	0	3	0	0	0	0	0	0	30	44	0.00	1.500

PITCHER	IP	WLS	BF	H	R	ER	SO	BB	IBB	HBP	BLK	WP	HR	S	P	ERA	WHIP

TOP

Baltimore Orioles @ New York Yankees

Yankee Stadium, Bronx, NY

Wed Oct 09 1996, 3:33 AM EDT

Att. 56,495 - Sunny - 66 F

livebaseballscorecards.com

AB	43
R	4
H	11
RBI	4
BB	4
SO	10
LOB	19

Baltimore Orioles @ New York Yankees

Yankee Stadium, Bronx, NY

Wed Oct 09 1996, 3:33 AM EDT

Att. 56,495 - Sunny - 66 F

livebaseballscorecards.com

BOTTOM

Batter	1	2	3	4	5	6	7	8	9	10	11	AB	R	H	RBI	BB	SO	LOB
Tim Raines, S (1, 7) OBP: 0.360, SLG: 0.318	0-1 G1-3 G6-3 2B	1-1 F7			2-2 G6-3 1-2		1-0 L9	0-0 G4-3 1B		0-2 G5-4-3 1-2f		6	1	2	0	0	0	4
Wade Boggs, L (1, 5) OBP: 0.111, SLG: 0.118	0-0 G1-3 2-3		0-2 G6-3		2-3 K		4-0 2B BB BB	3-2 G4-3 1-2		2-2 P5		5	1	0	0	1	1	3
Bernie Williams, S (1, 8) OBP: 0.542, SLG: 1.158	1-1 G6-3 3-H		2-3 K		4-2 FC3-6 BB		0-2 BB 1-3 2B	4-0 IBB			1-1 HR	4	1	2	2	2	1	0
Tino Martinez, L (1, 3) OBP: 0.348, SLG: 0.350	1-2 G1-3		0-1 1B		0-0 FC3-6 1-2f		2-3 K	1-1 L9				5	0	1	0	0	1	6
Cecil Fielder, R (1, 10) OBP: 0.471, SLG: 0.538 Andy Fox, L (9, PR)		4-1 FC4-6 E G5-3 BB	1-1 G5-3			0-0 G4-3	4-0 BB IBB		4-0 HBP BB			2 0	1 0	0 0	0 0	3 0	0 0	1 0
Paul O'Neill, L (1, 9) OBP: 0.111, SLG: 0.111 Charlie Hayes, R (7, PH) OBP: 0.167, SLG: 0.200 Darryl Strawberry, L (7, PH) (8, 9)		2-0 E4 FC4-6 1-2		3-2 L8		0-0 F7	4-2 BB 1-2 2-3 3-H		1-1 F8			3 0 1	0 0 0	0 0 0	0 0 1	0 0 1	0 0 0	1 0 1
Mariano Duncan, R (1, 4) OBP: 0.364, SLG: 0.300	0-0 FC4-6 2 1B G5-3 1-2f 2-3			1-2 G4-3		2-1 1B 1B	1-3 K		1 SAFE 1 SAFE 1-2 L6-4 HBP			4	0	1	0	0	1	5
Jim Leyritz, R (1, 2) OBP: 0.250, SLG: 0.143 Mike Aldrete, L (9, PH) Joe Girardi, R (9, PH) OBP: 0.429, SLG: 0.200 (10, 2)	1-1 1 SAFE G5-3 1-2 3-H			1-3 K		0-0 2 FC6-4 1-2 1B		2-3 K	1-0 L6-4 1-2			4 0 1	0 0 0	1 0 0	1 0 0	0 0 0	2 0 2	1 0 0
2 Derek Jeter, R (1, 6) OBP: 0.500, SLG: 0.682	1-2 2-3 1B				2-0 S 1B	0-0 FC6-4 1-2f		0-0 HR		1-1 G5-4-3 1B		5	1	4	1	0	0	2
Inning Stats	R: 1 H: 1 E: 0 LOB: 0 K: 0 BB: 0 S: 8 P: 10	R: 1 H: 1 E: 1 LOB: 2 K: 0 BB: 1 S: 10 P: 19	R: 0 H: 1 E: 0 LOB: 1 K: 1 BB: 0 S: 12 P: 15	R: 0 H: 0 E: 0 LOB: 0 K: 1 BB: 0 S: 9 P: 14	R: 0 H: 1 E: 0 LOB: 2 K: 1 BB: 1 S: 12 P: 22	R: 0 H: 2 E: 0 LOB: 2 K: 0 BB: 0 S: 6 P: 8	R: 1 H: 1 E: 0 LOB: 3 K: 2 BB: 3 S: 15 P: 31	R: 1 H: 2 E: 0 LOB: 2 K: 1 BB: 1 S: 10 P: 20	R: 0 H: 0 E: 0 LOB: 2 K: 0 BB: 1 S: 5 P: 12	R: 0 H: 1 E: 0 LOB: 0 K: 0 BB: 0 S: 8 P: 11	R: 1 H: 1 E: 0 LOB: 0 K: 0 BB: 0 S: 2 P: 3	1B: 7 SF: 0 2B: 3 SAC: 0 3B: 0 DP: 2 HR: 2 HBP: 1						

	AB	40
	R	5
	H	11
	RBI	5
	BB	7
	SO	6
	LOB	26

WP: 0 PA: 48
PB: 0
SB: 1
CS: 0

PITCHER		IP	WLS	BF	H	R	ER	SO	BB	IBB	HBP	BLK	WP	HR	S	P	ERA	WHIP
Scott Erickson, R ERA: 3.46	(1, 1)	6.1		30	7	3	2	3	3	0	0	0	0	0	61	97	2.84	1.579
Jesse Orosco, L ERA: 27.0	(7, 1)	0.1		2	0	0	0	1	0	1	0	0	0	0	5	11	0.00	0.000
Armando Benitez, R ERA: 3.6	(7, 1)	1.0		7	2	1	1	2	1	1	0	0	0	1	14	28	9.00	3.000
Arthur Rhodes, L ERA: 6.75	(8, 1)	0.1		1	0	0	0	0	0	0	0	0	0	0	2	3	0.00	0.000
Terry Mathews, R ERA:	(9, 1)	0.1		3	0	0	0	0	1	0	1	0	0	0	4	10	0.00	3.000

PITCHER		IP	WLS	BF	H	R	ER	SO	BB	IBB	HBP	BLK	WP	HR	S	P	ERA	WHIP
Randy Myers, L ERA: 1.93	(9, 1)	1.2	L	5	2	1	1	0	0	0	0	0	0	1	11	16	5.40	1.200

Batter	1	2	3	4	5	6	7	8	9	AB	R	H	RBI	BB	SO	LOB
Brady Anderson, L (1, 8) OBP: 0.406, SLG: 0.692	K		HR BB		F8	F7		1B SF9-3 1B		4	2	1	0	1	1	3
Todd Zeile, R (1, 5) OBP: 0.344, SLG: 0.414	BB BB BB		C SAFE 1-H HR		F9	G4-3		SF9-3 1B		4	1	2	2	1	0	0
Roberto Alomar, S (1, 4) OBP: 0.323, SLG: 0.444	F8		L9		1B	HR 2B		SF9-3		4	1	2	1	0	0	1
Rafael Palmeiro, L (1, 3) OBP: 0.414, SLG: 0.708	BB		K		G4-3		HR		G3	4	1	1	2	1	1	1
Bobby Bonilla, S (1, 9) OBP: 0.286, SLG: 0.391	BB		K			K	K		K	4	0	0	0	1	4	0
Tony Tarasco, L (9, 9)										0	0	0	0	0	0	0
Cal Ripken Jr., R (1, 6) OBP: 0.448, SLG: 0.571	F8			FC6-4 1B		BB 1B	E4 1B		G6-3	5	0	2	0	0	0	3
Eddie Murray, S (1, 10) OBP: 0.444, SLG: 0.391		K		FC6-4 G3 WP		F9	FC6			4	0	1	0	0	1	2
B.J. Surhoff, L (1, 7) OBP: 0.286, SLG: 0.750		G3		G3		BB 1B	FC6			4	0	1	0	0	0	3
Mike Devereaux, R (7, 7)										0	0	0	0	0	0	0
Chris Hoiles, R (1, 2) OBP: 0.400, SLG: 0.100		G3-1		G5-3		BB		F9		3	0	0	0	1	0	1
Inning Stats	R: 0 E: 0 K: 1 S: 15 H: 0 LOB: 3 BB: 3 P: 33	R: 0 E: 0 K: 1 S: 8 H: 0 LOB: 0 BB: 0 P: 9	R: 2 E: 0 K: 2 S: 16 H: 1 LOB: 0 BB: 1 P: 30	R: 0 E: 0 K: 0 S: 9 H: 1 LOB: 1 BB: 0 P: 14	R: 0 E: 0 K: 0 S: 13 H: 1 LOB: 1 BB: 0 P: 21	R: 0 E: 0 K: 1 S: 16 H: 2 LOB: 3 BB: 1 P: 26	R: 2 E: 1 K: 1 S: 17 H: 3 LOB: 2 BB: 0 P: 25	R: 1 E: 0 K: 0 S: 11 H: 2 LOB: 0 BB: 0 P: 13	R: 0 E: 0 K: 1 S: 9 H: 0 LOB: 0 BB: 0 P: 15	1B: 7 2B: 2 3B: 0 HR: 2	SF: 1 SAC: 0 DP: 1 HBP: 0						

PITCHER	IP	WLS	BF	H	R	ER	SO	BB	IBB	HBP	BLK	WP	HR	S	P	ERA	WHIP
David Cone, R (1, 1) ERA: 6.0	6.0		28	5	2	2	5	5	0	0	0	1	1	77	133	3.00	1.667
Jeff Nelson, R (7, 1) ERA: 4.5	1.1	L	10	5	3	3	1	0	0	0	0	0	1	24	34	20.25	3.750
Graeme Lloyd, L (8, 1) ERA:	1.1		3	0	0	0	1	0	0	0	0	0	0	10	14	0.00	0.000
David Weathers, R (9, 1) ERA:	0.1		1	0	0	0	0	0	0	0	0	0	0	3	5	0.00	0.000

PITCHER	IP	WLS	BF	H	R	ER	SO	BB	IBB	HBP	BLK	WP	HR	S	P	ERA	WHIP

TOP

Baltimore Orioles @ New York Yankees

Yankee Stadium, Bronx, NY

Thu Oct 10 1996, 3:33 AM EDT

Att. 58,432 - Cloudy - 58 F

livebaseballscorecards.com

AB	36
R	5
H	10
RBI	5
BB	5
SO	7
LOB	14

Baltimore Orioles @ New York Yankees

Yankee Stadium, Bronx, NY

Thu Oct 10 1996, 3:33 AM EDT

Att. 58,432 - Cloudy - 58 F

livebaseballscorecards.com

Batter	1	2	3	4	5	6	7	8	9	AB	R	H	RBI	BB	SO	LOB
2 Derek Jeter, R (1, 6) OBP: 0.481, SLG: 0.630	1-1 1B		0-2 F7 ①		2-3 K ①		0-3 K ①		2-2 BB	5	1	2	0	0	2	2
Tim Raines, S (1, 7) OBP: 0.367, SLG: 0.308	0-1 G4-6-3 1-2		3-1 L9 ②		4-2 BB		0-1 L9 ②		3-3 K ①	4	1	1	0	1	1	2
Bernie Williams, S (1, 8) OBP: 0.586, SLG: 1.091	3-1 G4-6-3 1-3 2-H		4-2 BB		1-3 K ②		1-1 1B 1-2		4-1 BB 1-2	3	0	2	1	2	1	2
Cecil Fielder, R (1, 10) OBP: 0.409, SLG: 0.444	0-1 G4-6-3 ① ② 1-2f 3-H		1-0 F9 ③		0-1 G4-3 ③		2-0 1-2 2-H		2-2 P3 ②	5	0	1	1	0	0	6
Tino Martinez, L (1, 3) OBP: 0.321, SLG: 0.292	1-1 F7 ③			2-1 G5-4-3 HBP		1-2 G3-1 ①	1-1 G4-3 ③		2-0 F9 ③	4	0	0	0	0	0	4
Mariano Duncan, R (1, 4) OBP: 0.346, SLG: 0.333		1-0 G6-3 ①		1-1 G5-4-3 ① ② 1-2f		1-2 2B		1-3 K ①		4	0	1	0	0	1	1
Paul O'Neill, L (1, 9) OBP: 0.190, SLG: 0.150 Jim Leyritz, R (8, PH) OBP: 0.222, SLG: 0.125 (9, 9)		1-1 FC4-6 1B		4-2 BB		1-3 K ②		2-1 G1-3 ②		2 1	0 0	1 0	0 0	1 0	1 0	1 0
Charlie Hayes, R (1, 5) OBP: 0.200, SLG: 0.222		1-3 K ②		0-0 F7 ③		0-3 K2-3 ③		0-2 1B		4	0	1	0	0	2	3
Joe Girardi, R (1, 2) OBP: 0.444, SLG: 0.429		0-0 FC4-6 ③ 1-2f			0-0 3B		1-1 1B	1-1 F8 ③		4	1	2	0	0	0	2
Inning Stats	R: 2 H: 3 E: 0 LOB: 0 K: 0 BB: 0 S: 10 P: 15	R: 0 H: 1 E: 0 LOB: 1 K: 1 BB: 0 S: 7 P: 10	R: 0 H: 0 E: 0 LOB: 1 K: 0 BB: 1 S: 10 P: 18	R: 0 H: 0 E: 0 LOB: 1 K: 0 BB: 1 S: 7 P: 14	R: 0 H: 1 E: 0 LOB: 2 K: 2 BB: 1 S: 12 P: 19	R: 0 H: 1 E: 0 LOB: 1 K: 2 BB: 0 S: 14 P: 17	R: 1 H: 3 E: 0 LOB: 2 K: 1 BB: 0 S: 12 P: 17	R: 0 H: 1 E: 0 LOB: 1 K: 1 BB: 0 S: 12 P: 16	R: 0 H: 1 E: 0 LOB: 2 K: 1 BB: 1 S: 16 P: 29	1B: 9 SF: 0 2B: 1 SAC: 0 3B: 1 DP: 2 HR: 0 HBP: 1						WP: 0 PA: 41 PB: 0 SB: 0 CS: 0

PITCHER		IP	WLS	BF	H	R	ER	SO	BB	IBB	HBP	BLK	WP	HR	S	P	ERA	WHIP
David Wells, L ERA: 4.43	(1, 1)	6.2	W	30	8	3	3	6	3	0	1	0	0	0	69	104	4.05	1.650
Alan Mills, R ERA:	(7, 1)	0.0		1	1	0	0	0	0	0	0	0	0	0	1	3	∞	∞
Jesse Orosco, L ERA: 13.5	(7, 1)	1.1		5	1	0	0	1	0	0	0	0	0	0	14	19	0.00	0.750
Randy Myers, L ERA: 1.8	(9, 1)	0.1		3	1	0	0	1	1	0	0	0	0	0	8	17	0.00	6.000
Armando Benitez, R ERA: 3.18	(9, 1)	0.2	S	2	0	0	0	0	0	0	0	0	0	0	8	12	0.00	0.000

PITCHER	IP	WLS	BF	H	R	ER	SO	BB	IBB	HBP	BLK	WP	HR	S	P	ERA	WHIP

AB	36
R	3
H	11
RBI	2
BB	4
SO	8
LOB	23

New York Yankees @ Baltimore Orioles

Oriole Park at Camden Yards, Baltimore, MD

Fri Oct 11 1996, 7:05 PM EDT

Att. 48,635 - Unknown - 57 F

livebaseballscorecards.com

TOP

Batter	1	2	3	4	5	6	7	8	9	AB	R	H	RBI	BB	SO	LOB
Tim Raines, S (1, 7) OBP: 0.343, SLG: 0.290	C B X 1-1 FC6-4 1B		B X 1-0 G3		X 0-0 G4-3 1-2 2-3			C B S B X 2-2 G4-3	C 1 SAFE X 0-1 G1-3	5	0	1	0	0	0	3
2 Derek Jeter, R (1, 6)	B S X 1-1 L9			C B C S 1-3 K	B F B F X 2-2 P4			B F X 1-1 1B 2B		4	1	1	0	0	1	3
Bernie Williams, S (1, 8) OBP: 0.576, SLG: 1.000	C B C B C 2-3 K			C B F F B B B 4-2 1B FC5-4 BB		B B C B X 3-1 G4-3		X 0-0 2B E 2-H 1B		3	2	1	1	1	1	1
Tino Martinez, L (1, 3) OBP: 0.344, SLG: 0.357	B B X 2-0 FC6-4 1-2f			B F C F F X 1-2 FC5-4 1-3 1B		B F F F X 1-2 G4-3		B 1 SAFE C 1 SAFE X 1-1 E5 HR 1-H 2B		4	1	2	0	0	0	1
Cecil Fielder, R (1, 10) OBP: 0.385, SLG: 0.545		F F S 0-3 K		X 0-0 FC5-4 1-2f 3-H		C B F S 1-3 K		B X 1-0 2-H HR		4	1	1	3	0	2	1
Darryl Strawberry, L (1, 9) OBP: 0.182, SLG: 0.100		B F B B B X 3-1 G6-4-3 1B		B B B C F S 3-3 K			F X 0-1 F7	B X 1-0 F8		4	0	1	0	0	1	1
Mariano Duncan, R (1, 4) OBP: 0.300, SLG: 0.286		B X 1-0 G6-4-3 1-2f			S B X 1-1 F9		C S S 0-3 K2-3		B X 1-0 F9	4	0	0	0	0	1	1
Luis Sojo, R (9, 4)										0	0	0	0	0	0	0
Charlie Hayes, R (1, 5) OBP: 0.286, SLG: 0.182			C X 0-1 E6 G6-4-3		B B B 4-0 G4-3 1B BB		B X 1-0 F8		B F B B F B 4-2 BB	2	0	0	0	2	0	0
Joe Girardi, R (1, 2) OBP: 0.409, SLG: 0.389			B 1 SAFE B B C X 3-1 G6-4-3 1-2f		X 0-0 G4-3 1-2 1B			B X 1-0 F7	M 1 SAFE F S 0-3 K	4	0	1	0	0	1	2

	AB	34
	R	5
	H	8
	RBI	4
	BB	3
	SO	7
	LOB	13

Inning Stats										
	R: 0 E: 0 K: 1 S: 8	H: 1 LOB: 1 BB: 0 P: 14	R: 0 E: 0 K: 1 S: 6	H: 1 LOB: 0 BB: 0 P: 10	R: 0 E: 1 K: 0 S: 5	H: 0 LOB: 0 BB: 0 P: 9	R: 1 E: 0 K: 2 S: 15	H: 1 LOB: 1 BB: 1 P: 24	R: 0 E: 0 K: 0 S: 7	H: 1 LOB: 2 BB: 1 P: 14
	R: 0 E: 0 K: 1 S: 9	H: 0 LOB: 0 BB: 0 P: 14	R: 0 E: 0 K: 1 S: 6	H: 0 LOB: 0 BB: 0 P: 7	R: 4 E: 1 K: 0 S: 11	H: 4 LOB: 0 BB: 0 P: 18	R: 0 E: 0 K: 1 S: 8	H: 0 LOB: 1 BB: 1 P: 13		

	1B: 5	SF: 0	WP: 0	PA: 37
	2B: 2	SAC: 0	PB: 0	
	3B: 0	DP: 2	SB: 0	
	HR: 1	HBP: 0	CS: 0	

PITCHER		IP	WLS	BF	H	R	ER	SO	BB	IBB	HBP	BLK	WP	HR	S	P	ERA	WHIP
35 Mike Mussina, R ERA: 5.27	(1, 1)	7.2	L	32	8	5	5	6	2	0	0	0	0	1	66	108	5.87	1.304
Jesse Orosco, L ERA: 12.0	(8, 1)	0.1		1	0	0	0	0	0	0	0	0	0	0	1	2	0.00	0.000
Terry Mathews, R ERA:	(9, 1)	1.0		4	0	0	0	1	1	0	0	0	0	0	8	13	0.00	1.000

PITCHER		IP	WLS	BF	H	R	ER	SO	BB	IBB	HBP	BLK	WP	HR	S	P	ERA	WHIP

BOTTOM

New York Yankees @ Baltimore Orioles

Oriole Park at Camden Yards, Baltimore, MD

Fri Oct 11 1996, 7:05 PM EDT

Att. 48,635 - Unknown - 57 F

livebaseballscorecards.com

Batter	1	2	3	4	5	6	7	8	9	AB	R	H	RBI	BB	SO	LOB
Brady Anderson, L (1, 8) OBP: 0.389, SLG: 0.633	B B X 2-0 HR 1B		B F B B S X 3-2 ① F8			C S B S 1-3 ① K			B B C F S 2-3 ① K	4	1	1	0	0	2	0
Todd Zeile, R (1, 5) OBP: 0.333, SLG: 0.485	C X 0-1 1-H HR		B B B X 3-0 ② G5-3			C B C B B F F F F 3-2 X ② F9			C C B X 1-2 ② G4-3	4	1	1	2	0	0	0
Roberto Alomar, S (1, 4) OBP: 0.286, SLG: 0.387	B B X 2-0 ① G5-3		B C B X 2-1 ③ F8			B C F X 1-2 ③ F9			C S X 0-2 ③ G3	4	0	0	0	0	0	0
Rafael Palmeiro, L (1, 3) OBP: 0.375, SLG: 0.630	F B B B X 3-1 ② F8			B B X 2-0 ① G4-3			B B C C X 2-2 ① F9			3	0	0	0	0	0	0
Bobby Bonilla, S (1, 9) OBP: 0.258, SLG: 0.346	S B F F B B X 3-2 ③ G6-3			C B B X 2-1 ② P4			F B X 1-1 ② G6-3			3	0	0	0	0	0	0
Cal Ripken Jr., R (1, 6) OBP: 0.406, SLG: 0.516		S B B B F S 3-3 ① K		B B F B X 3-1 ③ P4			B C B X 2-1 ③ F8			3	0	0	0	0	1	0
Eddie Murray, S (1, 10) OBP: 0.433, SLG: 0.360		F B C B F B S 3-3 ② K			B B B C B 4-1 G3 BB			S B B B X 2-1 ① G3-1		2	0	0	0	1	1	0
B.J. Surhoff, L (1, 7) OBP: 0.292, SLG: 0.696		C C X 0-2 1B			B B X 2-0 ① ② G3 1-2f			C F B B S 2-3 ② K		3	0	1	0	0	1	1
Chris Hoiles, R (1, 2) OBP: 0.333, SLG: 0.077		B X 1-0 ③ L7			B B C F S 2-3 ③ K			X 0-0 ③ F8		3	0	0	0	0	1	1

Inning Stats	1	2	3	4	5	6	7	8	9
	R: 2 H: 2 E: 0 LOB: 0 K: 0 BB: 0 S: 10 P: 20	R: 0 H: 1 E: 0 LOB: 1 K: 2 BB: 0 S: 11 P: 18	R: 0 H: 0 E: 0 LOB: 0 K: 0 BB: 0 S: 6 P: 14	R: 0 H: 0 E: 0 LOB: 0 K: 0 BB: 0 S: 5 P: 12	R: 0 H: 0 E: 0 LOB: 0 K: 1 BB: 1 S: 5 P: 13	R: 0 H: 0 E: 0 LOB: 0 K: 1 BB: 0 S: 13 P: 18	R: 0 H: 0 E: 0 LOB: 0 K: 0 BB: 0 S: 7 P: 12	R: 0 H: 0 E: 0 LOB: 0 K: 1 BB: 0 S: 6 P: 10	R: 0 H: 0 E: 0 LOB: 0 K: 1 BB: 0 S: 9 P: 12

AB	29
R	2
H	3
RBI	2
BB	1
SO	6
LOB	2

1B: 2 SF: 0
2B: 0 SAC: 0
3B: 0 DP: 1
HR: 1 HBP: 0

WP: 0 PA: 30
PB: 0
SB: 0
CS: 0

PITCHER		IP	WLS	BF	H	R	ER	SO	BB	IBB	HBP	BLK	WP	HR	S	P	ERA	WHIP
Jimmy Key, L ERA: 2.77	(1, 1)	8.0	W	27	3	2	2	5	1	0	0	0	0	1	63	117	2.25	0.500
John Wetteland, R ERA:	(9, 1)	1.0	S	3	0	0	0	1	0	0	0	0	0	0	9	12	0.00	0.000

PITCHER	IP	WLS	BF	H	R	ER	SO	BB	IBB	HBP	BLK	WP	HR	S	P	ERA	WHIP

New York Yankees @ Baltimore Orioles

Oriole Park at Camden Yards, Baltimore, MD

Sat Oct 12 1996, 7:05 PM EDT

Att. 48,974 - Unknown - 65 F

TOP

livebaseballscorecards.com

Batter	1	2	3	4	5	6	7	8	9	AB	R	H	RBI	BB	SO	LOB
2 Derek Jeter, R (1, 6) OBP: 0.417, SLG: 0.583	B X 1-0 F8 HR 2B		C X 0-1 ① F7	B B S S X 2-2 ③ F9			C B B F C 2-3 ③ K		B F B C S 2-3 ② K	5	1	1	0	0	2	2
Wade Boggs, L (1, 5) OBP: 0.087, SLG: 0.091	B F F X 1-2 ① F8 2-3		F F B B C 2-3 ② K		X 0-0 ① F7			B X 1-0 ① F8	X 0-0 ③ L7	5	0	0	0	0	1	1
Bernie Williams, S (1, 8) OBP: 0.568, SLG: 1.069	C X 0-1 3-H HR		C C B B B X 3-2 ③ G3-1		B X 1-0 ② G4-3			C B B S X 2-2 1B G5-3 2B		4	2	2	2	0	0	0
Tino Martinez, L (1, 3) OBP: 0.333, SLG: 0.344	B B F F X 2-2 ② G4-3			X 0-0 ① L9	C F B F F X 1-2 ③ P5			B F B F F X 2-2 G5-3 HR 2-3 1B		4	1	1	0	0	0	0
Cecil Fielder, R (1, 10) OBP: 0.333, SLG: 0.462	C F S 0-3 ③ K			B B X 2-0 ② G4-3		S B S S B B F X 3-2 ① G4-3		C F X 0-2 ② G5-3 1-2 3-H		4	0	0	1	0	1	1
Darryl Strawberry, L (1, 7) OBP: 0.333, SLG: 0.714 Tim Raines, S (8, 7) OBP: 0.343, SLG: 0.290		F X 0-1 HR		B B S B F F X 3-2 HR 1B		S B C C 2-3 ② K		B B F B X 3-1 2-H HR		4 0	3 0	3 0	3 0	0 0	1 0	0 0
Paul O'Neill, L (1, 9) OBP: 0.240, SLG: 0.304		S B C C 1-3 ① K		B F B 1 SAFE X 2-1 1-H HR		B C S B F X 2-2 ③ P5		B B B B 4-0 BB		3	1	1	2	1	1	0
Mariano Duncan, R (1, 4) OBP: 0.303, SLG: 0.323 Luis Sojo, R (7, 4)	B F X 1-1 ② G1-3			S X 0-1 2B			X 0-0 ① G6-3	C F X 0-2 ③ G4-3		3 1	0 0	1 0	0 0	0 0	0 0	0 1
Joe Girardi, R (1, 2) OBP: 0.385, SLG: 0.333		B B B C C X 3-2 ③ F9		B B B C B 4-1 BB			B B C F F S 2-3 ② K		S C S 0-3 ① K	3	0	0	0	1	2	0
Inning Stats	R: 2 E: 0 K: 1 S: 12 H: 2 LOB: 0 BB: 0 P: 16	R: 1 E: 0 K: 1 S: 10 H: 1 LOB: 0 BB: 0 P: 15	R: 0 E: 0 K: 1 S: 8 H: 0 LOB: 0 BB: 0 P: 13	R: 2 E: 0 K: 0 S: 14 H: 3 LOB: 2 BB: 1 P: 27	R: 0 E: 0 K: 0 S: 7 H: 0 LOB: 0 BB: 0 P: 9	R: 0 E: 0 K: 1 S: 11 H: 0 LOB: 0 BB: 0 P: 18	R: 0 E: 0 K: 2 S: 8 H: 0 LOB: 0 BB: 0 P: 12	R: 3 E: 0 K: 0 S: 16 H: 3 LOB: 1 BB: 1 P: 28	R: 0 E: 0 K: 2 S: 7 H: 0 LOB: 0 BB: 0 P: 9	1B: 2 2B: 3 3B: 0 HR: 4 SF: 0 SAC: 0 DP: 0 HBP: 0						

	AB	36
	R	8
	H	9
	RBI	8
	BB	2
	SO	8
	LOB	5

WP: 0 PB: 0 SB: 0 CS: 0 PA: 38

PITCHER		IP	WLS	BF	H	R	ER	SO	BB	IBB	HBP	BLK	WP	HR	S	P	ERA	WHIP
Rocky Coppinger, R ERA: 8.44	(1, 1)	5.1	L	23	6	5	5	3	1	0	0	0	0	3	55	87	8.44	1.312
Arthur Rhodes, L ERA: 4.5	(6, 1)	0.2		2	0	0	0	1	0	0	0	0	0	0	7	11	0.00	0.000
Alan Mills, R ERA: 6.75	(7, 1)	1.1		5	1	1	1	2	0	0	0	0	0	0	12	19	6.75	0.750
Jesse Orosco, L ERA: 15.0	(8, 1)	0.0		1	1	0	0	0	0	0	0	0	0	0	4	6	∞	∞
Armando Benitez, R ERA: 4.26	(8, 1)	0.2		4	1	2	2	0	1	0	0	0	0	1	8	15	27.00	3.000

PITCHER		IP	WLS	BF	H	R	ER	SO	BB	IBB	HBP	BLK	WP	HR	S	P	ERA	WHIP
Terry Mathews, R ERA:	(9, 1)	1.0		3	0	0	0	2	0	0	0	0	0	0	7	9	0.00	0.000

BOTTOM

New York Yankees @ Baltimore Orioles

Oriole Park at Camden Yards, Baltimore, MD

Sat Oct 12 1996, 7:05 PM EDT

Att. 48,974 - Unknown - 65 F

livebaseballscorecards.com

Batter	1	2	3	4	5	6	7	8	9	AB	R	H	RBI	BB	SO	LOB
Brady Anderson, L (1, 8) OBP: 0.366, SLG: 0.559	B F B B F B 4-2 1B SF8 BB		X 0-0 ① F9	B B C X 2-1 ② G4-3 2-3		B F X 1-1 ③ P6		C B F F S 1-3 ② K		4	1	0	0	1	1	5
Todd Zeile, R (1, 5) OBP: 0.341, SLG: 0.474	C 1 SAFE 1 SAFE 1 SAFE X 0-1 1-3 1B		B B B C X 3-1 1B 1B	C X 0-1 ③ G6-3			B C C B X 2-2 ① G5-3	C B X 1-1 ③ P6		5	0	2	0	0	0	4
Roberto Alomar, S (1, 4) OBP: 0.300, SLG: 0.417	F S 1 SAFE B F B 1 SAFE B S 3-3 ① K		X 0-0 FC6-4 1-2 1B		B X 1-0 F8 2B		C B F X 1-2 ② G6-3		B C F B F F X 2-2 ① L5	5	0	2	0	0	1	2
Rafael Palmeiro, L (1, 3) OBP: 0.351, SLG: 0.567	B F B 1 SAFE F B X 3-2 ② SF8 3-H		B F F B B S 3-3 ② K		B B B X 2-1 ① F7		B B B B 4-0 BB		F B C S 1-3 ② K	3	0	0	1	1	2	3
Bobby Bonilla, S (1, 9) OBP: 0.222, SLG: 0.290	B C B X 2-1 ③ G3		B F X 1-1 ③ FC6-4 1-2f	C X 0-1 ② F8 2-3			B F X 1-1 ③ L3		B B C F B F X 3-2 ③ P6	5	0	0	0	0	0	5
Cal Ripken Jr., R (1, 6) OBP: 0.417, SLG: 0.500		B F S S B F B X 3-2 ① G6-3	B B F B B 4-1 1B WP 1B BB	C B B X 2-1 ③ G5-3				C B F X 1-2 1B 1B 1B		3	1	1	0	1	0	1
Pete Incaviglia, R (1, 10) OBP: 0.286, SLG: 0.286 Eddie Murray, S (6, PH) OBP: 0.438, SLG: 0.370		S S B X 1-2 ② F8	B S X 1-1 1B G5-3 1-3 1B			B B F F X 2-2 ① F6		C X 0-1 1B 1-2 1B		2 2	1 0	1 1	0 0	0 0	0 0	0 0
Mike Devereaux, R (1, 7) B.J. Surhoff, L (4, PH) OBP: 0.333, SLG: 0.692 (5, 7)		C B B F B S 3-3 ③ K		B F F B F B X 3-2 G4-3 G5-3 1-3 3-H 1B		B B X 2-0 ② F8		X 0-0 1-2 2-3 1B		1 3	0 0	0 2	0 1	0 0	1 0	0 0
Chris Hoiles, R (1, 2) OBP: 0.364, SLG: 0.353			B F B B F X 3-2 HR	B S C 1 SAFE X 1-2 ① G5-3 1-2 3-H		B C B B S F F X 3-2 1B		C B C S 1-3 ① K		4	1	2	2	0	1	4
Inning Stats	R: 1 E: 0 K: 1 S: 13 H: 1 LOB: 1 BB: 1 P: 25	R: 0 E: 0 K: 1 S: 10 H: 0 LOB: 0 BB: 0 P: 17	R: 1 E: 0 K: 1 S: 12 H: 3 LOB: 2 BB: 0 P: 22	R: 2 E: 0 K: 0 S: 14 H: 2 LOB: 1 BB: 1 P: 25	R: 0 E: 0 K: 0 S: 7 H: 1 LOB: 1 BB: 0 P: 12	R: 0 E: 0 K: 0 S: 11 H: 1 LOB: 1 BB: 0 P: 19	R: 0 E: 0 K: 0 S: 8 H: 0 LOB: 0 BB: 1 P: 16	R: 0 E: 0 K: 2 S: 15 H: 3 LOB: 3 BB: 0 P: 19	R: 0 E: 0 K: 1 S: 12 H: 0 LOB: 0 BB: 0 P: 18	1B: 9 2B: 1 3B: 0 HR: 1 SF: 1 SAC: 0 DP: 0 HBP: 0						

	AB	37
	R	4
	H	11
	RBI	4
	BB	3
	SO	6
	LOB	24

WP: 1 PB: 0 SB: 0 CS: 0 PA: 41

PITCHER		IP	WLS	BF	H	R	ER	SO	BB	IBB	HBP	BLK	WP	HR	S	P	ERA	WHIP
Kenny Rogers, L ERA: 10.8	(1, 1)	3.0		16	5	4	4	3	2	0	0	0	1	1	38	72	12.00	2.333
David Weathers, R ERA:	(4, 1)	2.2	W	11	3	0	0	0	0	0	0	0	0	0	27	45	0.00	1.125
Graeme Lloyd, L ERA:	(6, 1)	0.1		1	0	0	0	0	0	0	0	0	0	0	2	3	0.00	0.000
42 Mariano Rivera, R ERA:	(7, 1)	2.0		10	3	0	0	2	1	0	0	0	0	0	23	35	0.00	2.000
John Wetteland, R ERA:	(9, 1)	1.0		3	0	0	0	1	0	0	0	0	0	0	12	18	0.00	0.000

PITCHER	IP	WLS	BF	H	R	ER	SO	BB	IBB	HBP	BLK	WP	HR	S	P	ERA	WHIP

Batter	1	2	3	4	5	6	7	8	9	AB	R	H	RBI	BB	SO	LOB
2 Derek Jeter, R (1, 6) OBP: 0.415, SLG: 0.561	B F B C B X 3-2 G6-3 ①		X 0-0 1B E 1B	B S C B F X 2-2 S 1B			B B X 2-0 P4 ①1	C B B B S X 3-2 P4 ③		5	1	2	0	0	0	3
Wade Boggs, L (1, 5) OBP: 0.143, SLG: 0.148	B C S B S 2-3 K ②		1 SAFE B C X 1-1 E 1-2 FC4-2 1B	B B F B F F X 3-2 G4-3 ③ 1-2			B F B X 2-1 G4-3 ②		F X 0-1 1B	5	0	2	0	0	1	1
Bernie Williams, S (1, 8) OBP: 0.548, SLG: 1.000	B C X 1-1 2B		X 0-0 E4 FC4-2 HR 1-3 2-H		B C S B S 2-3 K ①		B X 1-0 S 1B		B C B F X 2-2 F9 ①	5	1	2	0	0	1	2
Tino Martinez, L (1, 3) OBP: 0.293, SLG: 0.297	B B B X 3-0 G6-3 ③		1 SAFE B X 1-0 FC4-2 ② 1-2 HR 3-H		B C X 1-1 L8 ②		C F S 0-3 K ③ 1-2		F B S B B X 3-2 L7 ②	5	1	0	0	0	1	5
Cecil Fielder, R (1, 10) OBP: 0.353, SLG: 0.552 Andy Fox, L (8, PR) Charlie Hayes, R (9, PH) OBP: 0.267, SLG: 0.167		C S S 0-3 K ①	C X 0-1 1-H 2-H HR		C F S 0-3 K ③			C B B B B 4-1 BB F7 BB	C X 0-1 P4 ③	3 0 1	1 0 0	1 0 0	3 0 0	1 0 0	2 0 0	0 0 1
Darryl Strawberry, L (1, 7) OBP: 0.368, SLG: 0.824 Tim Raines, S (8, 7) OBP: 0.343, SLG: 0.290		S B F B B B 4-2 G6-4-3 BB	C B S F B X 2-2 HR			B C B B B F X 3-2 G5-3 ①		C X 0-1 F7 ①1-2		3 0	1 0	1 0	1 0	1 0	0 0	1 0
Paul O'Neill, L (1, 9) OBP: 0.276, SLG: 0.308	C B 1 SAFE B X 2-1 G6-4-3 ②③ 1-2f		B S S X 1-1 G3 ③			C B S X 1-2 WP 1B 1B		F B C B B B 4-2 BB BB		3	0	1	0	1	0	1
Jim Leyritz, R (1, 2) OBP: 0.308, SLG: 0.455			S B F B B X 3-2 HR	F C B B F B F F F 3-3 S K ①		S B F S 1-3 K ② 1-2		B F B F B B 4-2 1-2 2-3 BB		3	1	1	1	1	2	1
Luis Sojo, R (1, 4) OBP: 0.200, SLG: 0.200			B X 1-0 G4-3 ①	X 0-0 P4 ②		C B F X 1-2 2-H 1B ③		S S C 0-3 K ②		4	0	1	0	0	1	3
Inning Stats	R: 0 H: 1 E: 0 LOB: 1 K: 1 BB: 0 S: 9 P: 18	R: 0 H: 0 E: 0 LOB: 0 K: 1 BB: 1 S: 7 P: 13	R: 6 H: 5 E: 1 LOB: 0 K: 0 BB: 0 S: 17 P: 26	R: 0 H: 1 E: 0 LOB: 1 K: 1 BB: 0 S: 16 P: 24	R: 0 H: 0 E: 0 LOB: 0 K: 2 BB: 0 S: 8 P: 11	R: 0 H: 2 E: 0 LOB: 2 K: 1 BB: 0 S: 13 P: 19	R: 0 H: 1 E: 0 LOB: 1 K: 1 BB: 0 S: 7 P: 12	R: 0 H: 0 E: 0 LOB: 3 K: 1 BB: 3 S: 13 P: 28	R: 0 H: 1 E: 0 LOB: 1 K: 0 BB: 0 S: 10 P: 15	1B: 7 SF: 0 2B: 1 SAC: 0 3B: 0 DP: 1 HR: 3 HBP: 0						

TOP

New York Yankees @ Baltimore Orioles

Oriole Park at Camden Yards, Baltimore, MD

Sun Oct 13 1996, 3:33 AM EDT

Att. 48,718 - Sunny - 77 F

livebaseballscorecards.com

AB	37
R	6
H	11
RBI	5
BB	4
SO	8
LOB	18

WP: 1 PA: 41
PB: 0
SB: 2
CS: 0

PITCHER		IP	WLS	BF	H	R	ER	SO	BB	IBB	HBP	BLK	WP	HR	S	P	ERA	WHIP
Scott Erickson, R ERA: 3.0	(1, 1)	5.0	L	23	7	6	1	5	1	0	0	0	0	3	57	92	1.80	1.600
Arthur Rhodes, L ERA: 3.0	(6, 1)	1.0		4	2	0	0	1	0	0	0	0	1	0	13	19	0.00	2.000
Alan Mills, R ERA: 3.86	(7, 1)	1.0		5	1	0	0	1	1	0	0	0	0	0	8	17	0.00	2.000
Randy Myers, L ERA: 1.29	(8, 1)	2.0		9	1	0	0	1	2	0	0	0	0	0	22	38	0.00	1.500

PITCHER	IP	WLS	BF	H	R	ER	SO	BB	IBB	HBP	BLK	WP	HR	S	P	ERA	WHIP

Batter	1	2	3	4	5	6	7	8	9	AB	R	H	RBI	BB	SO	LOB
Brady Anderson, L (1, 8) OBP: 0.333, SLG: 0.500	B B X 2-0 ① G4-3		C B B X 2-1 ③ L4			C B X 1-1 ② F8		X 0-0 ③ G4-3		4	0	0	0	0	0	1
Todd Zeile, R (1, 5) OBP: 0.378, SLG: 0.561	B C F B X 2-2 ② P3			X 0-0 FC5-4 1B		X 0-0 HR			B B B B C B 4-1 FC4-6 BB	3	1	2	1	1	0	0
Roberto Alomar, S (1, 4) OBP: 0.273, SLG: 0.375	C X 0-1 ③ G5-3			C X 0-1 ① P4		C B F B X 2-2 ③ G5-3			B C C X 1-2 ① FC4-6 1-2f HR	4	1	0	0	0	0	2
Rafael Palmeiro, L (1, 3) OBP: 0.317, SLG: 0.500		F X 0-1 ① L1		B X 1-0 ② F8			C B X 1-1 ① F8		F C B C 1-3 ② K	4	0	0	0	0	1	2
Bobby Bonilla, S (1, 9) OBP: 0.225, SLG: 0.371		B S B X 2-1 ② G3-1		B B X 2-0 ③ FC5-4 1-2f			B B X 2-0 ② F9		B X 1-0 1-H HR	4	1	1	2	0	0	1
Cal Ripken Jr., R (1, 6) OBP: 0.375, SLG: 0.447		B C S B C 2-3 ③ K			B S B F X 2-2 ① G5-3		C F B F S 1-3 ③ K2-3		B C F B X 2-2 ③ G6-3	4	0	0	0	0	2	0
Eddie Murray, S (1, 10) OBP: 0.429, SLG: 0.467			S C B X 1-2 ① G6-3		C X 0-1 ② G5-3			F B B B X 3-1 HR		3	1	1	1	0	0	0
B.J. Surhoff, L (1, 7) OBP: 0.333, SLG: 0.643			C B B C F F B B 4-2 BB		B X 1-0 ③ L4			B X 1-0 ① L8		2	0	0	0	1	0	0
Mark Parent, R (1, 2) OBP: 0.182, SLG: 0.182			B B B C X 3-1 ② F7			C B F B S 2-3 ① K		C S F B F B B X 3-2 ② G5-3		1	0	0	0	0	0	1
Chris Hoiles, R (6, PH) (7, 2) OBP: 0.333, SLG: 0.316										2	0	0	0	0	1	0
Inning Stats	R: 0 E: 0 K: 0 S: 6 H: 0 LOB: 0 BB: 0 P: 10	R: 0 E: 0 K: 1 S: 7 H: 0 LOB: 0 BB: 0 P: 11	R: 0 E: 0 K: 0 S: 11 H: 0 LOB: 1 BB: 1 P: 21	R: 0 E: 0 K: 0 S: 5 H: 1 LOB: 1 BB: 0 P: 8	R: 0 E: 0 K: 0 S: 6 H: 0 LOB: 0 BB: 0 P: 9	R: 1 E: 0 K: 1 S: 9 H: 1 LOB: 0 BB: 0 P: 14	R: 0 E: 0 K: 1 S: 7 H: 0 LOB: 0 BB: 0 P: 11	R: 1 E: 0 K: 0 S: 9 H: 1 LOB: 0 BB: 0 P: 16	R: 2 E: 0 K: 1 S: 11 H: 1 LOB: 0 BB: 1 P: 20	1B: 1 2B: 0 3B: 0 HR: 3	SF: 0 SAC: 0 DP: 0 HBP: 0						

PITCHER		IP	WLS	BF	H	R	ER	SO	BB	IBB	HBP	BLK	WP	HR	S	P	ERA	WHIP
Andy Pettitte, L ERA: 4.22	(1, 1)	8.0	W	28	3	2	2	3	1	0	0	0	0	2	60	100	2.25	0.500
John Wetteland, R ERA: 2.25	(9, 1)	1.0		5	1	2	2	1	1	0	0	0	0	1	11	20	18.00	2.000

PITCHER	IP	WLS	BF	H	R	ER	SO	BB	IBB	HBP	BLK	WP	HR	S	P	ERA	WHIP

BOTTOM

New York Yankees @ Baltimore Orioles

Oriole Park at Camden Yards, Baltimore, MD

Sun Oct 13 1996, 3:33 AM EDT
Att. 48,718 - Sunny - 77 F

livebaseballscorecards.com

AB	31
R	4
H	4
RBI	4
BB	2
SO	4
LOB	7