

Baltimore Orioles - 1996

| Batter | 1 | 2 | 3 | 4 | 5 | 6 | 7 | 8 | 9 | AB | R | H | RBI | BB | SO | LOB | TOP | | | | | |
|--|------------------------------|---------------------------------|-------------------------------|----------------------------------|-------------------------------|----------------------------------|------------------------------|----------------------------------|------------------------------|---------------------------------|------------------------------|----------------------------------|-------------------------------|----------------------------------|------------------------------|----------------------------------|---|------------------------------|----------------------------------|----------------------------------|------------------------------------|----------------------------------|
| Bip Roberts, S (1,4) OBP: 0.250, SLG: 0.250 | F7 | | G4-3 | | | SH2-3 1B | | F8 | | 4 | 0 | 1 | 1 | 0 | 0 | 0 | Kansas City Royals @ Baltimore Orioles Oriole Park at Camden Yards, Baltimore, MD Tue Apr 02 1996, 3:33 AM EST Att: 46,818 - Sunny - 57 F | | | | | |
| Tom Goodwin, L (1,7) (8,8) | G3 | | F8 | | | SH2-3 | | | | 2 | 0 | 0 | 0 | 1 | 0 | 0 | | | | | | |
| Johnny Damon, L (1,8) Pat Lennon, R (8,PH) (8,7) | | | | P6 | | P6 | | K | | 3 | 0 | 1 | 0 | 0 | 0 | 1 | | | | | | |
| Michael Tucker, L (1,9) David Howard, S (9,PH) | | | | F7 | | L8 | | | F9 | 2 | 1 | 0 | 0 | 1 | 0 | 1 | | | | | | |
| Keith Lockhart, L (1,5) Les Norman, R (9,PH) | | | | | | | | K | K | 3 | 0 | 2 | 0 | 0 | 1 | 0 | | | | | | |
| Bob Hamelin, L (1,3) Joe Randa, R (7,PR) (7,3) | | | | | | | | | F8 | 2 | 0 | 0 | 0 | 1 | 0 | 2 | | | | | | |
| Joe Vitiello, R (1,10) Jon Nunnally, L (7,PH) | | | | | | | | | | 2 | 0 | 0 | 0 | 0 | 1 | 0 | | | | | | |
| Mike Macfarlane, R (1,2) OBP: 0.333, SLG: 0.667 | | | | | | | | | | 3 | 1 | 1 | 0 | 0 | 1 | 1 | | | | | | |
| Jose Offerman, S (1,6) | | | | | | | | | | 3 | 0 | 0 | 0 | 0 | 0 | 1 | | | | | | |
| Inning Stats | R: 0 E: 0 K: 0 S: 4 | H: 1 LOB: 1 BB: 0 P: 5 | R: 1 E: 0 K: 1 S: 14 | H: 1 LOB: 0 BB: 1 P: 23 | R: 1 E: 0 K: 0 S: 11 | H: 1 LOB: 0 BB: 0 P: 19 | R: 0 E: 0 K: 0 S: 8 | H: 1 LOB: 1 BB: 0 P: 12 | R: 0 E: 0 K: 0 S: 5 | H: 0 LOB: 0 BB: 0 P: 6 | R: 0 E: 0 K: 0 S: 9 | H: 1 LOB: 1 BB: 0 P: 12 | R: 0 E: 0 K: 3 S: 11 | H: 0 LOB: 1 BB: 1 P: 17 | R: 0 E: 0 K: 1 S: 7 | H: 0 LOB: 1 BB: 1 P: 14 | | R: 0 E: 0 K: 1 S: 7 | H: 0 LOB: 0 BB: 0 P: 10 | 1B: 4 2B: 1 3B: 0 HR: 0 | SF: 0 SAC: 1 DP: 1 HBP: 0 | WP: 0 PB: 0 SB: 1 CS: 0 |
| PITCHER | IP | WLS | BF | H | R | ER | SO | BB | IBB | HBP | BLK | WP | HR | S | P | ERA | WHIP | | | | | |
| 35 Mike Mussina, R (1,1) ERA: 2.57 | 7.0 | W | 26 | 5 | 2 | 2 | 4 | 2 | 0 | 0 | 0 | 0 | 0 | 62 | 94 | 2.57 | 1.000 | | | | | |
| Jesse Orosco, L (8,1) ERA: | 1.0 | | 4 | 0 | 0 | 0 | 1 | 1 | 0 | 0 | 0 | 0 | 0 | 7 | 14 | 0.00 | 1.000 | | | | | |
| Randy Myers, L (9,1) ERA: | 1.0 | S | 3 | 0 | 0 | 0 | 1 | 0 | 0 | 0 | 0 | 0 | 0 | 7 | 10 | 0.00 | 0.000 | | | | | |

| Batter | 1 | 2 | 3 | 4 | 5 | 6 | 7 | 8 | 9 | AB | R | H | RBI | BB | SO | LOB | BOTTOM | | | | | |
|--|-------------------------------|----------------------------------|-------------------------------|----------------------------------|-------------------------------|----------------------------------|------------------------------|----------------------------------|-------------------------------|----------------------------------|------------------------------|---------------------------------|------------------------------|----------------------------------|------------------------------|----------------------------------|---|----------------------------------|----------------------------------|------------------------------------|----------------------------------|--------|
| Brady Anderson, L (1,8) | K | G3 | | CS | P6 | | | | | 3 | 0 | 0 | 0 | 0 | 1 | 1 | Kansas City Royals @ Baltimore Orioles Oriole Park at Camden Yards, Baltimore, MD Tue Apr 02 1996, 3:33 AM EST Att: 46,818 - Sunny - 57 F | | | | | |
| Roberto Alomar, S (1,4) OBP: 0.250, SLG: 0.500 | F8 1B | | | | G4-3 | | HBP F4 | | | 4 | 1 | 1 | 0 | 0 | 1 | 2 | | | | | | |
| Rafael Palmeiro, L (1,3) OBP: 0.500, SLG: 0.333 | | | | | | | | | | 3 | 1 | 1 | 0 | 1 | 1 | 0 | | | | | | |
| Bobby Bonilla, S (1,10) OBP: 0.250, SLG: 0.500 | F8 | | | | | | | | | 4 | 2 | 1 | 0 | 0 | 0 | 3 | | | | | | |
| Cal Ripken Jr., R (1,6) OBP: 0.500, SLG: 0.500 | | | | | | | | | | 4 | 0 | 2 | 3 | 0 | 0 | 1 | | | | | | |
| B.J. Surhoff, L (1,5) OBP: 0.250, SLG: 0.500 | F9 | | | | | | | | | 4 | 0 | 1 | 1 | 0 | 1 | 2 | | | | | | |
| Chris Hoiles, R (1,2) OBP: 0.333, SLG: 0.333 | | | | | | | | | | 3 | 0 | 1 | 0 | 0 | 1 | 0 | | | | | | |
| Manny Alexander, R (7,PR) Gregg Zaun, S (8,2) | | | | | | | | | | 0 | 0 | 0 | 0 | 0 | 0 | 0 | | | | | | |
| Tony Tarasco, L (1,9) Mike Devereaux, R (7,PH) (8,9) | | | | | | | | | | 2 | 0 | 0 | 0 | 0 | 2 | 0 | | | | | | |
| Jeffrey Hammonds, R (1,7) OBP: 0.667, SLG: 1.000 | | | | | | | | | | 3 | 0 | 2 | 0 | 0 | 0 | 1 | | | | | | |
| Inning Stats | R: 2 E: 0 K: 1 S: 14 | H: 2 LOB: 1 BB: 1 P: 29 | R: 0 E: 0 K: 2 S: 11 | H: 1 LOB: 0 BB: 0 P: 18 | R: 1 E: 0 K: 2 S: 15 | H: 2 LOB: 1 BB: 0 P: 26 | R: 0 E: 0 K: 1 S: 9 | H: 1 LOB: 0 BB: 0 P: 19 | R: 0 E: 0 K: 1 S: 10 | H: 0 LOB: 0 BB: 0 P: 16 | R: 0 E: 0 K: 0 S: 3 | H: 0 LOB: 0 BB: 0 P: 7 | R: 0 E: 0 K: 0 S: 6 | H: 1 LOB: 2 BB: 0 P: 12 | R: 1 E: 0 K: 0 S: 8 | H: 2 LOB: 2 BB: 1 P: 20 | R: 0 E: 0 K: 0 S: 8 | H: 0 LOB: 0 BB: 0 P: 10 | 1B: 5 2B: 4 3B: 0 HR: 0 | SF: 0 SAC: 0 DP: 0 HBP: 1 | WP: 0 PB: 1 SB: 0 CS: 1 | PA: 36 |
| PITCHER | IP | WLS | BF | H | R | ER | SO | BB | IBB | HBP | BLK | WP | HR | S | P | ERA | WHIP | | | | | |
| Kevin Appier, R (1,1) ERA: 5.4 | 5.0 | L | 21 | 6 | 3 | 3 | 7 | 1 | 0 | 0 | 0 | 0 | 0 | 5 | 11 | 0.00 | 1.000 | | | | | |
| Julio Valera, R (6,1) ERA: | 1.0 | | 4 | 1 | 0 | 0 | 0 | 0 | 0 | 0 | 0 | 0 | 0 | 5 | 11 | 0.00 | 1.000 | | | | | |
| Mike Magnante, L (7,1) ERA: 6.75 | 1.1 | | 6 | 1 | 1 | 1 | 0 | 0 | 0 | 1 | 0 | 0 | 0 | 7 | 13 | 6.75 | 0.750 | | | | | |
| Terry Clark, R (8,1) ERA: | 0.2 | | 4 | 1 | 0 | 0 | 0 | 0 | 1 | 0 | 0 | 0 | 0 | 5 | 15 | 0.00 | 1.500 | | | | | |




| Batter | 1 | 2 | 3 | 4 | 5 | 6 | 7 | 8 | 9 | AB | R | H | RBI | BB | SO | LOB | TOP | | | | | |
|--|------------------------------|----------------------------------|------------------------------|----------------------------------|------------------------------|---------------------------------|------------------------------|---------------------------------|------------------------------|---------------------------------|------------------------------|---------------------------------|------------------------------|---------------------------------|------------------------------|---------------------------------|---|------------------------------------|----------------------------------|--------|--|--|
| Bip Roberts, S OBP: 0.250, SLG: 0.375 (1, 4) | F9 | G4-3 | | | F9 | | | 2B | | 4 | 0 | 1 | 0 | 0 | 0 | 2 | Kansas City Royals @ Baltimore Orioles Oriole Park at Camden Yards, Baltimore, MD Wed Apr 03 1996, 7:05 PM EST Att: 40,068 - Unknown - 63 F livebaseballscorecards.com | | | | | |
| Tom Goodwin, L OBP: 0.333, SLG: 0.200 Les Norman, R (6, 9) | 1B | | K | | G4-3 | | | F8 | | 3 | 0 | 1 | 0 | 0 | 1 | 0 | | | | | | |
| Pat Lennon, R OBP: 0.600, SLG: 0.750 (1, 7) | G5-3 | | | | 1B | | | BB | | 3 | 1 | 2 | 0 | 1 | 0 | 1 | | | | | | |
| Joe Vitiello, R (1, 10) | BB | | | | K | | | BB | | 2 | 0 | 0 | 0 | 2 | 1 | 3 | | | | | | |
| Bob Hamelin, L (1, 3) | K | | | | G3 | | | SF9 | | 3 | 0 | 0 | 1 | 0 | 1 | 3 | | | | | | |
| Jose Offerman, S OBP: 0.143, SLG: 0.143 (1, 6) | | | | | F3 | | | G1-6-4-3 | | 4 | 0 | 1 | 0 | 0 | 0 | 1 | | | | | | |
| Joe Randa, R (1, 5) | | | | | 1B | | | G1-6-3 | | 3 | 0 | 0 | 0 | 1 | 0 | 1 | | | | | | |
| Michael Tucker, L OBP: 0.400, SLG: 0.250 David Howard, S (6, 8) | | | | | BB | | | F9 | | 2 | 0 | 1 | 0 | 0 | 0 | 0 | | | | | | |
| Sal Fasano, R (1, 2) | | | | | F7 | | | F8 | | 1 | 0 | 0 | 0 | 0 | 0 | 0 | | | | | | |
| Sal Fasano, R (1, 2) | | | | | 1B | | | F8 | | 2 | 0 | 1 | 0 | 0 | 0 | 0 | | | | | | |
| Sal Fasano, R (1, 2) | | | | | K | | | K | | 3 | 0 | 0 | 0 | 0 | 3 | 2 | | | | | | |
| Inning Stats | R: 0 E: 0 K: 1 S: 6 | H: 1 LOB: 2 BB: 1 P: 10 | R: 0 E: 0 K: 1 S: 6 | H: 1 LOB: 1 BB: 1 P: 10 | R: 0 E: 0 K: 2 S: 8 | H: 1 LOB: 0 BB: 0 P: 8 | R: 0 E: 0 K: 0 S: 3 | H: 1 LOB: 0 BB: 0 P: 3 | R: 0 E: 0 K: 1 S: 5 | H: 0 LOB: 0 BB: 1 P: 7 | R: 0 E: 0 K: 0 S: 3 | H: 0 LOB: 0 BB: 0 P: 5 | R: 0 E: 0 K: 0 S: 3 | H: 1 LOB: 1 BB: 1 P: 7 | R: 0 E: 0 K: 0 S: 3 | H: 0 LOB: 0 BB: 0 P: 3 | 1B: 4 2B: 2 3B: 0 HR: 0 | SF: 1 SAC: 0 DP: 3 HBP: 0 | WP: 1 PB: 0 SB: 3 CS: 0 | PA: 34 | | |
| PITCHER | IP | WLS | BF | H | R | ER | SO | BB | IBB | HBP | BLK | WP | HR | S | P | ERA | WHIP | | | | | |
| David Wells, L ERA: 1.29 Roger McDowell, R ERA: | (1, 1) | 7.0 | W | 27 | 5 | 1 | 1 | 6 | 3 | 0 | 0 | 0 | 1 | 0 | 36 | 48 | 1.29 | 1.143 | | | | |
| Roger McDowell, R ERA: | (8, 1) | 2.0 | | 7 | 1 | 0 | 0 | 0 | 1 | 0 | 0 | 0 | 0 | 0 | 6 | 10 | 0.00 | 1.000 | | | | |


| Batter | 1 | 2 | 3 | 4 | 5 | 6 | 7 | 8 | 9 | AB | R | H | RBI | BB | SO | LOB | BOTTOM | | | | | |
|--|------------------------------|----------------------------------|------------------------------|---------------------------------|------------------------------|---------------------------------|------------------------------|---------------------------------|------------------------------|---------------------------------|------------------------------|----------------------------------|------------------------------|----------------------------------|-----------------------------------|------------------------------------|---|--------|--|--|--|--|
| Brady Anderson, L OBP: 0.222, SLG: 0.125 (1, 8) | SH4-3 | G3 | | G4-3 | FC5 | | | G4-3 | | 5 | 1 | 1 | 0 | 0 | 0 | 4 | Kansas City Royals @ Baltimore Orioles Oriole Park at Camden Yards, Baltimore, MD Wed Apr 03 1996, 7:05 PM EST Att: 40,068 - Unknown - 63 F livebaseballscorecards.com | | | | | |
| Roberto Alomar, S OBP: 0.625, SLG: 1.143 (1, 4) | 1B | | | E3 | | | | BB | | 3 | 2 | 3 | 2 | 1 | 0 | 0 | | | | | | |
| Rafael Palmeiro, L OBP: 0.556, SLG: 0.857 (1, 3) | 1B | | | 1B | | | | BB | | 4 | 2 | 2 | 1 | 1 | 1 | 3 | | | | | | |
| Bobby Bonilla, S OBP: 0.375, SLG: 0.500 (1, 10) | 2B | | | F9 | | | | 1B | | 4 | 1 | 2 | 2 | 0 | 0 | 2 | | | | | | |
| Cal Ripken Jr., R OBP: 0.500, SLG: 0.625 (1, 6) | 1B | | | F7 | | | | G5-4-3-2 | | 4 | 1 | 2 | 2 | 0 | 0 | 2 | | | | | | |
| Cal Ripken Jr., R OBP: 0.500, SLG: 0.625 (1, 6) | 2B | | | 1B | | | | 1B | | 4 | 0 | 2 | 1 | 0 | 0 | 1 | | | | | | |
| B.J. Surhoff, L OBP: 0.250, SLG: 0.375 (1, 5) | | | | G4-3 | | | | F8 | | 4 | 0 | 1 | 1 | 0 | 0 | 1 | | | | | | |
| Chris Hoiles, R OBP: 0.143, SLG: 0.143 Gregg Zaun, S (8, 2) | 1B | | | F8 | | | | P6 | | 4 | 0 | 0 | 0 | 0 | 2 | 3 | | | | | | |
| Chris Hoiles, R OBP: 0.143, SLG: 0.143 Gregg Zaun, S (8, 2) | K | | | K | | | | L8 | | 0 | 0 | 0 | 0 | 0 | 0 | 0 | | | | | | |
| Tony Tarasco, L OBP: 0.500, SLG: 0.500 (1, 9) | | | | K | | | | G4-6-3 | | 4 | 0 | 0 | 0 | 0 | 0 | 0 | | | | | | |
| Jeffrey Hammonds, R OBP: 0.286, SLG: 0.429 (1, 7) | | | | G4-3 | | | | FC5 | | 4 | 0 | 3 | 0 | 0 | 0 | 2 | | | | | | |
| Jeffrey Hammonds, R OBP: 0.286, SLG: 0.429 (1, 7) | | | | E6 | | | | E5 | | 4 | 1 | 0 | 0 | 0 | 1 | 3 | | | | | | |
| Inning Stats | R: 3 E: 0 K: 1 S: 9 | H: 4 LOB: 2 BB: 1 P: 13 | R: 3 E: 1 K: 0 S: 6 | H: 2 LOB: 0 BB: 0 P: 6 | R: 0 E: 0 K: 1 S: 6 | H: 1 LOB: 1 BB: 0 P: 6 | R: 1 E: 1 K: 0 S: 5 | H: 2 LOB: 1 BB: 0 P: 5 | R: 0 E: 0 K: 0 S: 3 | H: 2 LOB: 0 BB: 0 P: 3 | R: 0 E: 0 K: 0 S: 3 | H: 1 LOB: 2 BB: 1 P: 12 | R: 0 E: 0 K: 2 S: 8 | H: 1 LOB: 2 BB: 1 P: 12 | 1B: 11 2B: 1 3B: 1 HR: 2 | SF: 0 SAC: 1 DP: 1 HBP: 0 | WP: 1 PB: 0 SB: 1 CS: 0 | PA: 39 | | | | |
| PITCHER | IP | WLS | BF | H | R | ER | SO | BB | IBB | HBP | BLK | WP | HR | S | P | ERA | WHIP | | | | | |
| Mark Gubicza, R ERA: 11.25 Jason Jacome, L ERA: | (1, 1) | 4.0 | L | 23 | 9 | 7 | 5 | 2 | 1 | 0 | 0 | 0 | 1 | 0 | 19 | 23 | 0.00 | 1.500 | | | | |
| Jason Jacome, L ERA: | (5, 1) | 4.0 | | 16 | 5 | 0 | 0 | 2 | 1 | 0 | 0 | 0 | 1 | 0 | 19 | 23 | 0.00 | 1.500 | | | | |

| Batter | 1 | 2 | 3 | 4 | 5 | 6 | 7 | 8 | 9 | AB | R | H | RBI | BB | SO | LOB | TOP | | | | | | | | |
|---|------------------------------|----------------------------------|------------------------------|----------------------------------|------------------------------|----------------------------------|------------------------------|---------------------------------|------------------------------|----------------------------------|------------------------------|----------------------------------|-------------------------------|----------------------------------|------------------------------|----------------------------------|--|------------------------------|---------------------------------|----------------------------------|------------------------------------|----------------------------------|--------|--|--|
| Brady Anderson, L (1, 8) OBP: 0.222, SLG: 0.235 | | | | | | | | | | 4 | 0 | 0 | 0 | 0 | 1 | 1 | Baltimore Orioles @ Minnesota Twins Hubert H. Humphrey Metrodome, Minneapolis, MN Fri Apr 05 1996, 8:05 PM EST Att: 22,744 - Dome - 68 F | | | | | | | | |
| Roberto Alomar, S (1, 4) OBP: 0.500, SLG: 0.786 | | | | | | | | | | 4 | 0 | 0 | 0 | 0 | 1 | 1 | | | | | | | | | |
| Rafael Palmeiro, L (1, 3) OBP: 0.353, SLG: 0.429 | | | | | | | | | | 4 | 0 | 0 | 0 | 0 | 0 | 1 | | | | | | | | | |
| Bobby Bonilla, S (1, 10) | | | | | | | | | | 4 | 1 | 1 | 0 | 0 | 1 | 0 | | | | | | | | | |
| Cal Ripken Jr., R (1, 6) OBP: 0.438, SLG: 0.500 | | | | | | | | | | 3 | 0 | 0 | 0 | 1 | 1 | 0 | | | | | | | | | |
| B.J. Surhoff, L (1, 5) OBP: 0.438, SLG: 0.533 | | | | | | | | | | 4 | 0 | 2 | 0 | 0 | 1 | 0 | | | | | | | | | |
| Chris Hoiles, R (1, 2) Gregg Zaun, S (8, 2) | | | | | | | | | | 2 | 0 | 0 | 1 | 0 | 0 | 1 | | | | | | | | | |
| Tony Tarasco, L (1, 9) Mike Devereaux, R (7, PH) OBP: 0.167, SLG: 0.167 | | | | | | | | | | 2 | 0 | 1 | 0 | 0 | 0 | 0 | | | | | | | | | |
| Jeffrey Hammonds, R (1, 7) OBP: 0.429, SLG: 0.786 | | | | | | | | | | 3 | 1 | 2 | 1 | 0 | 0 | 1 | | | | | | | | | |
| Inning Stats | R: 0 E: 0 K: 1 S: 8 | H: 0 LOB: 0 BB: 0 P: 15 | R: 0 E: 0 K: 2 S: 8 | H: 0 LOB: 0 BB: 0 P: 12 | R: 0 E: 0 K: 0 S: 8 | H: 1 LOB: 0 BB: 0 P: 15 | R: 0 E: 0 K: 0 S: 4 | H: 0 LOB: 0 BB: 0 P: 7 | R: 0 E: 0 K: 1 S: 9 | H: 1 LOB: 1 BB: 0 P: 19 | R: 1 E: 0 K: 0 S: 7 | H: 1 LOB: 0 BB: 0 P: 13 | R: 1 E: 0 K: 0 S: 10 | H: 3 LOB: 2 BB: 1 P: 19 | R: 0 E: 0 K: 0 S: 8 | H: 1 LOB: 1 BB: 0 P: 10 | | R: 0 E: 0 K: 0 S: 5 | H: 0 LOB: 0 BB: 0 P: 7 | 1B: 5 2B: 1 3B: 0 HR: 1 | SF: 1 SAC: 0 DP: 0 HBP: 0 | WP: 0 PB: 0 SB: 0 CS: 0 | PA: 34 | | |
| PITCHER | IP | WLS | BF | H | R | ER | SO | BB | IBB | HBP | BLK | WP | HR | S | P | ERA | WHIP | | | | | | | | |
| LaTroy Hawkins, R (1, 1) ERA: 1.5 | 6.0 | | 20 | 3 | 1 | 1 | 5 | 0 | 0 | 0 | 0 | 0 | 1 | 44 | 81 | 1.50 | 0.500 | | | | | | | | |
| Eddie Guardado, L (7, 1) ERA: 5.4 | 0.2 | L | 5 | 2 | 1 | 1 | 0 | 1 | 0 | 0 | 0 | 0 | 0 | 8 | 16 | 13.50 | 4.500 | | | | | | | | |
| Erik Bennett, R (7, 1) ERA: 4.76 | 2.1 | | 8 | 2 | 0 | 0 | 0 | 0 | 0 | 0 | 0 | 0 | 0 | 15 | 20 | 0.00 | 0.857 | | | | | | | | |

| Batter | 1 | 2 | 3 | 4 | 5 | 6 | 7 | 8 | 9 | AB | R | H | RBI | BB | SO | LOB | BOTTOM | | | | | | | | |
|--|------------------------------|----------------------------------|-------------------------------|----------------------------------|-------------------------------|----------------------------------|------------------------------|----------------------------------|------------------------------|----------------------------------|------------------------------|----------------------------------|------------------------------|----------------------------------|-------------------------------|----------------------------------|--|----------------------------------|----------------------------------|------------------------------------|----------------------------------|--------|--|--|--|
| Chuck Knoblauch, R (1, 4) OBP: 0.588, SLG: 0.600 | | | | | | | | | | 4 | 0 | 2 | 0 | 0 | 1 | 1 | Baltimore Orioles @ Minnesota Twins Hubert H. Humphrey Metrodome, Minneapolis, MN Fri Apr 05 1996, 8:05 PM EST Att: 22,744 - Dome - 68 F | | | | | | | | |
| Rich Becker, L (1, 7) OBP: 0.214, SLG: 0.154 | | | | | | | | | | 4 | 0 | 0 | 0 | 0 | 0 | 5 | | | | | | | | | |
| Paul Molitor, R (1, 10) OBP: 0.444, SLG: 0.500 | | | | | | | | | | 4 | 1 | 3 | 0 | 0 | 0 | 0 | | | | | | | | | |
| Ron Coomer, R (1, 3) OBP: 0.444, SLG: 0.625 | | | | | | | | | | 4 | 0 | 1 | 0 | 0 | 0 | 3 | | | | | | | | | |
| Roberto Kelly, R (1, 8) OBP: 0.111, SLG: 0.143 | | | | | | | | | | 3 | 0 | 0 | 1 | 0 | 0 | 3 | | | | | | | | | |
| Tom Quinlan, R (1, 5) | | | | | | | | | | 4 | 0 | 0 | 0 | 0 | 3 | 2 | | | | | | | | | |
| Pat Meares, R (1, 6) OBP: 0.385, SLG: 0.917 | | | | | | | | | | 4 | 0 | 1 | 0 | 0 | 1 | 1 | | | | | | | | | |
| Mike Durant, R (1, 2) OBP: 0.500, SLG: 0.667 | | | | | | | | | | 2 | 0 | 0 | 0 | 0 | 0 | 0 | | | | | | | | | |
| Greg Myers, L (7, PH) OBP: 0.200, SLG: 0.300 | | | | | | | | | | 1 | 0 | 0 | 0 | 0 | 0 | 1 | | | | | | | | | |
| Dave Hollins, S (9, PH) OBP: 0.846, SLG: 1.429 | | | | | | | | | | 1 | 0 | 0 | 0 | 0 | 1 | 0 | | | | | | | | | |
| Matt Lawton, L (1, 9) OBP: 0.313, SLG: 0.154 | | | | | | | | | | 1 | 0 | 0 | 0 | 2 | 0 | 1 | | | | | | | | | |
| Inning Stats | R: 0 E: 0 K: 0 S: 8 | H: 0 LOB: 0 BB: 0 P: 11 | R: 0 E: 0 K: 1 S: 10 | H: 1 LOB: 1 BB: 0 P: 13 | R: 0 E: 0 K: 1 S: 11 | H: 0 LOB: 1 BB: 1 P: 21 | R: 0 E: 0 K: 0 S: 8 | H: 1 LOB: 1 BB: 0 P: 12 | R: 0 E: 0 K: 0 S: 6 | H: 1 LOB: 2 BB: 1 P: 15 | R: 1 E: 0 K: 1 S: 9 | H: 1 LOB: 0 BB: 0 P: 16 | R: 0 E: 0 K: 0 S: 9 | H: 2 LOB: 2 BB: 0 P: 12 | R: 0 E: 0 K: 0 S: 11 | H: 1 LOB: 0 BB: 0 P: 18 | R: 0 E: 0 K: 3 S: 9 | H: 0 LOB: 0 BB: 0 P: 15 | 1B: 5 2B: 2 3B: 0 HR: 0 | SF: 1 SAC: 0 DP: 0 HBP: 0 | WP: 0 PB: 0 SB: 0 CS: 1 | PA: 35 | | | |
| PITCHER | IP | WLS | BF | H | R | ER | SO | BB | IBB | HBP | BLK | WP | HR | S | P | ERA | WHIP | | | | | | | | |
| Kent Mercker, L (1, 1) ERA: 1.5 | 6.0 | W | 24 | 4 | 1 | 1 | 3 | 2 | 0 | 0 | 0 | 0 | 0 | 52 | 88 | 1.50 | 1.000 | | | | | | | | |
| Roger McDowell, R (7, 1) ERA | 2.0 | | 8 | 3 | 0 | 0 | 0 | 0 | 0 | 0 | 0 | 0 | 0 | 20 | 30 | 0.00 | 1.500 | | | | | | | | |
| Randy Myers, L (9, 1) ERA | 1.0 | S | 3 | 0 | 0 | 0 | 3 | 0 | 0 | 0 | 0 | 0 | 0 | 9 | 15 | 0.00 | 0.000 | | | | | | | | |



| Batter | 1 | 2 | 3 | 4 | 5 | 6 | 7 | 8 | 9 | AB | R | H | RBI | BB | SO | LOB | TOP | | | | | | | | |
|---|------------------------------|----------------------------------|------------------------------|----------------------------------|------------------------------|----------------------------------|------------------------------|----------------------------------|------------------------------|---------------------------------|-------------------------------|----------------------------------|------------------------------|----------------------------------|------------------------------|----------------------------------|--|------------------------------------|----------------------------------|--------|--|--|--|--|--|
| Brady Anderson, L OBP: 0.227, SLG: 0.238 (1, 8) | L8 | | G1 | | | G1-3 | | | | 4 | 0 | 1 | 0 | 0 | 0 | 0 | Baltimore Orioles @ Minnesota Twins Hubert H. Humphrey Metrodome, Minneapolis, MN Sat Apr 06 1996, 8:05 PM EST Att: 22,334 - Dome - 70 F AB 35 R 3 H 8 RBI 3 BB 0 SO 7 LOB 14  | | | | | | | | |
| Roberto Alomar, S OBP: 0.474, SLG: 0.765 Manny Alexander, R (7, 6) | 2B | | F8 | | | F7 | | K | | 3 | 0 | 1 | 0 | 0 | 0 | 0 | | | | | | | | | |
| Rafael Palmeiro, L OBP: 0.286, SLG: 0.333 (1, 3) | K | | | | | K | | F7 | | 4 | 0 | 0 | 0 | 0 | 2 | 3 | | | | | | | | | |
| Bobby Bonilla, S OBP: 0.250, SLG: 0.368 (1, 10) | P6 | | | | | G3-1 | | G4-3 | | 4 | 1 | 1 | 0 | 0 | 0 | 3 | | | | | | | | | |
| Cal Ripken Jr., R OBP: 0.421, SLG: 0.471 Jeff Huson, L (7, PR) (7, 4) | | | | | | K | | | | 3 | 0 | 1 | 0 | 0 | 1 | 0 | | | | | | | | | |
| B.J. Surhoff, L OBP: 0.500, SLG: 0.842 (1, 5) | | | | | | | | | | 4 | 1 | 3 | 2 | 0 | 1 | 0 | | | | | | | | | |
| Jeffrey Hammonds, R OBP: 0.333, SLG: 0.611 (1, 7) | | | | | | | | | | 4 | 0 | 0 | 1 | 0 | 2 | 3 | | | | | | | | | |
| Tony Tarasco, L OBP: 0.308, SLG: 0.308 (1, 9) | | | | | | | | | | 4 | 0 | 0 | 0 | 0 | 0 | 3 | | | | | | | | | |
| Gregg Zaun, S OBP: 0.500, SLG: 0.333 (1, 2) | | | | | | | | | | 3 | 0 | 1 | 0 | 0 | 0 | 0 | | | | | | | | | |
| Inning Stats | R: 0 E: 0 K: 1 S: 8 | H: 1 LOB: 1 BB: 0 P: 13 | R: 0 E: 0 K: 0 S: 9 | H: 1 LOB: 1 BB: 0 P: 12 | R: 0 E: 0 K: 0 S: 6 | H: 0 LOB: 0 BB: 0 P: 12 | R: 0 E: 0 K: 2 S: 9 | H: 0 LOB: 0 BB: 0 P: 13 | R: 0 E: 0 K: 0 S: 7 | H: 0 LOB: 0 BB: 0 P: 7 | R: 2 E: 0 K: 0 S: 11 | H: 3 LOB: 2 BB: 0 P: 13 | R: 0 E: 0 K: 1 S: 8 | H: 2 LOB: 2 BB: 0 P: 13 | R: 1 E: 0 K: 1 S: 8 | H: 1 LOB: 0 BB: 0 P: 12 | 1B: 4 2B: 3 3B: 0 HR: 1 | SF: 0 SAC: 0 DP: 0 HBP: 0 | WP: 0 PB: 0 SB: 0 CS: 0 | PA: 35 | | | | | |
| PITCHER | IP | WLS | BF | H | R | ER | SO | BB | IBB | HBP | BLK | WP | HR | S | P | ERA | WHIP | | | | | | | | |
| Brad Radke, R ERA: 2.08 Pat Mahomes, R ERA: 3.68 | (1, 1) | 7.0 | W | 28 | 7 | 2 | 2 | 5 | 0 | 0 | 0 | 0 | 0 | 60 | 89 | 2.57 | 1.000 | | | | | | | | |
| (8, 1) | 2.0 | 7 | 1 | 1 | 1 | 2 | 0 | 0 | 0 | 0 | 0 | 0 | 1 | 13 | 19 | 4.50 | 0.500 | | | | | | | | |

| Batter | 1 | 2 | 3 | 4 | 5 | 6 | 7 | 8 | 9 | AB | R | H | RBI | BB | SO | LOB | BOTTOM | | | | | | | | | |
|--|-------------------------------|----------------------------------|-------------------------------|----------------------------------|------------------------------|----------------------------------|-------------------------------|----------------------------------|-------------------------------|----------------------------------|-------------------------------|----------------------------------|-------------------------------|----------------------------------|-------------------------------|----------------------------------|---|------------------------------------|----------------------------------|--------|--|--|--|--|--|--|
| Chuck Knoblauch, R OBP: 0.500, SLG: 0.579 (1, 4) | P5 | | | | | | | | | 4 | 1 | 1 | 2 | 0 | 0 | 0 | Baltimore Orioles @ Minnesota Twins Hubert H. Humphrey Metrodome, Minneapolis, MN Sat Apr 06 1996, 8:05 PM EST Att: 22,334 - Dome - 70 F AB 36 R 8 H 13 RBI 8 BB 2 SO 7 LOB 15  | | | | | | | | | |
| Matt Lawton, L OBP: 0.381, SLG: 0.188 (1, 9) | 2B | | | | | | | | | 3 | 1 | 1 | 0 | 2 | 1 | 1 | | | | | | | | | | |
| Paul Molitor, R OBP: 0.435, SLG: 0.550 (1, 10) | 1B | | | | | | | | | 4 | 1 | 2 | 1 | 0 | 1 | 0 | | | | | | | | | | |
| Greg Myers, L OBP: 0.267, SLG: 0.400 (1, 2) | 2B | | | | | | | | | 5 | 1 | 2 | 2 | 0 | 2 | 1 | | | | | | | | | | |
| Dave Hollins, S OBP: 0.765, SLG: 1.364 Tom Quinlan, R (6, PR) (7, 5) | G3 | | | | | | | | | 4 | 1 | 2 | 1 | 0 | 0 | 4 | | | | | | | | | | |
| Scott Stahowiak, L OBP: 0.538, SLG: 0.818 (1, 3) | 1B | | | | | | | | | 0 | 0 | 0 | 0 | 0 | 0 | 0 | | | | | | | | | | |
| Scott Stahowiak, L OBP: 0.538, SLG: 0.818 (1, 3) | 1B | | | | | | | | | 4 | 1 | 2 | 1 | 0 | 2 | 2 | | | | | | | | | | |
| Roberto Kelly, R OBP: 0.154, SLG: 0.182 (1, 8) | L9 | | | | | | | | | 4 | 0 | 1 | 0 | 0 | 1 | 5 | | | | | | | | | | |
| Rich Becker, L OBP: 0.222, SLG: 0.235 (1, 7) | | | | | | | | | | 4 | 1 | 1 | 1 | 0 | 0 | 1 | | | | | | | | | | |
| Pat Meares, R OBP: 0.353, SLG: 0.875 (1, 6) | 2B | | | | | | | | | 4 | 1 | 1 | 0 | 0 | 0 | 1 | | | | | | | | | | |
| Inning Stats | R: 3 E: 0 K: 0 S: 17 | H: 4 LOB: 1 BB: 0 P: 21 | R: 2 E: 0 K: 1 S: 10 | H: 2 LOB: 1 BB: 1 P: 20 | R: 1 E: 0 K: 1 S: 8 | H: 2 LOB: 0 BB: 0 P: 12 | R: 0 E: 0 K: 0 S: 19 | H: 2 LOB: 3 BB: 1 P: 33 | R: 2 E: 1 K: 1 S: 16 | H: 2 LOB: 1 BB: 0 P: 23 | R: 0 E: 1 K: 1 S: 11 | H: 1 LOB: 3 BB: 0 P: 17 | R: 0 E: 0 K: 3 S: 10 | H: 0 LOB: 0 BB: 0 P: 13 | R: 0 E: 0 K: 3 S: 10 | H: 0 LOB: 0 BB: 0 P: 13 | 1B: 6 2B: 5 3B: 1 HR: 1 | SF: 2 SAC: 0 DP: 1 HBP: 0 | WP: 1 PB: 1 SB: 0 CS: 0 | PA: 40 | | | | | | |
| PITCHER | IP | WLS | BF | H | R | ER | SO | BB | IBB | HBP | BLK | WP | HR | S | P | ERA | WHIP | | | | | | | | | |
| Jimmy Haynes, R ERA: 15.75 Jimmy Myers, R ERA: Armando Benitez, R ERA: | (1, 1) | 4.0 | L | 24 | 11 | 7 | 7 | 2 | 2 | 0 | 0 | 0 | 0 | 0 | 30 | 46 | 0.00 | 0.667 | | | | | | | | |
| (5, 1) | 3.0 | 13 | 2 | 1 | 0 | 2 | 0 | 0 | 0 | 0 | 0 | 0 | 0 | 10 | 13 | 0.00 | 0.000 | | | | | | | | | |
| (8, 1) | 1.0 | 3 | 0 | 0 | 0 | 3 | 0 | 0 | 0 | 0 | 0 | 0 | 0 | 10 | 13 | 0.00 | 0.000 | | | | | | | | | |

| Batter | 1 | 2 | 3 | 4 | 5 | 6 | 7 | 8 | 9 | AB | R | H | RBI | BB | SO | LOB | TOP |
|---|---|----------------------------------|------------------------------|---------------------------------|------------------------------|---------------------------------|------------------------------|----------------------------------|------------------------------|--|---|---------------------------------|------------------------------|---------------------------------|------------------------------|---------------------------------|--|
| Brady Anderson, L (1, 8) OBP: 0.269, SLG: 0.217 | F8 | | G3 | HBP | | | SH3 | | 2B BB | 2 | 0 | 0 | 0 | 1 | 0 | 0 | Baltimore Orioles @ Minnesota Twins Hubert H. Humphrey Metrodome, Minneapolis, MN Sun Apr 07 1996, 4:33 AM EDT Att: 14,580 - Unknown livebaseballscorecards.com |
| Roberto Alomar, S (1, 4) OBP: 0.375, SLG: 0.619 | 4-3 | | F9 | FC5 | | | SF7 | | F9 | 4 | 0 | 0 | 1 | 0 | 0 | 5 | |
| Rafael Palmeiro, L (1, 3) OBP: 0.346, SLG: 0.381 | BB 1B BB | | | BB | | | K | | 2B | 3 | 0 | 1 | 1 | 2 | 1 | 0 | |
| Bobby Bonilla, S (1, 10) OBP: 0.280, SLG: 0.500 | BB 1B | | F9 | | | | | | F7 | 5 | 1 | 2 | 1 | 0 | 0 | 3 | |
| Cal Ripken Jr., R (1, 6) OBP: 0.435, SLG: 0.450 | | | | F9 BB 1B | | | 4-3 | | 5-3 | 3 | 1 | 1 | 0 | 1 | 0 | 0 | |
| B.J. Surhoff, L (1, 5) OBP: 0.458, SLG: 0.727 | 4-3 | | | HBP 1B BB | | | F8 | | P4 | 3 | 0 | 0 | 0 | 1 | 0 | 3 | |
| Chris Hoiles, R (1, 2) Gregg Zaun, S (9, 2) OBP: 0.500, SLG: 0.333 | | | P4 | F9 | | | F8 | | F7 | 4 | 0 | 0 | 0 | 0 | 0 | 2 | |
| Mike Devereaux, R (1, 9) Tony Tarasco, L (9, PH) OBP: 0.357, SLG: 0.357 | | | | CS 1B | | | 5-3 | | BB 2B 1B | 3 | 0 | 2 | 1 | 0 | 0 | 0 | |
| Jeffrey Hammonds, R (1, 7) OBP: 0.318, SLG: 0.524 | K | | | FC5 HBP 1B | | | | | P1 | 3 | 1 | 0 | 0 | 1 | 1 | 4 | |
| | | | | F7 | | | SH3 S SF7 BB | | | 1B: 5 SF: 1 2B: 2 SAC: 1 3B: 0 DP: 1 HR: 1 HBP: 1 | WP: 0 PA: 40 PB: 0 SB: 0 CS: 1 | | | | | | |
| Inning Stats | R: 0 E: 0 K: 1 S: 4 | H: 1 LOB: 3 BB: 2 P: 12 | R: 0 E: 0 K: 1 S: 5 | H: 1 LOB: 1 BB: 0 P: 5 | R: 0 E: 0 K: 0 S: 3 | H: 0 LOB: 1 BB: 1 P: 7 | R: 1 E: 0 K: 0 S: 5 | H: 2 LOB: 3 BB: 1 P: 10 | R: 0 E: 0 K: 0 S: 3 | H: 0 LOB: 0 BB: 0 P: 3 | R: 0 E: 0 K: 1 S: 5 | H: 0 LOB: 0 BB: 1 P: 9 | R: 1 E: 0 K: 0 S: 4 | H: 1 LOB: 0 BB: 0 P: 4 | R: 1 E: 0 K: 0 S: 5 | H: 2 LOB: 2 BB: 1 P: 9 | |
| PITCHER | IP WLS BF H R ER SO BB IBB HBP BLK WP HR S P ERA WHIP | | | | | | | | | | | | | | | | |
| Rich Robertson, L (1, 1) ERA: 9.39 | 6.0 L 27 4 2 2 1 5 0 1 0 0 0 23 44 3.00 1.500 | | | | | | | | | | | | | | | | |
| Eddie Guardado, L (7, 1) ERA: 5.4 | 1.2 6 1 1 1 1 0 0 0 0 0 1 8 8 5.40 0.600 | | | | | | | | | | | | | | | | |
| Dave Stevens, R (8, 1) ERA: 7.71 | 1.1 7 2 1 1 0 1 0 0 0 0 0 6 10 6.75 2.250 | | | | | | | | | | | | | | | | |

| Batter | 1 | 2 | 3 | 4 | 5 | 6 | 7 | 8 | 9 | AB | R | H | RBI | BB | SO | LOB | BOTTOM | |
|--|---|---------------------------------|------------------------------|---------------------------------|------------------------------|---------------------------------|------------------------------|---------------------------------|------------------------------|--|---|---------------------------------|------------------------------|----------------------------------|-------------------------------|----------------------------------|--|---------------------------------|
| Chuck Knoblauch, R (1, 4) OBP: 0.423, SLG: 0.478 | P3 | | 4-3 | | | | K | | 4-3 | 4 | 0 | 0 | 0 | 0 | 1 | 2 | Baltimore Orioles @ Minnesota Twins Hubert H. Humphrey Metrodome, Minneapolis, MN Sun Apr 07 1996, 4:33 AM EDT Att: 14,580 - Unknown livebaseballscorecards.com | |
| Matt Lawton, L (1, 9) OBP: 0.360, SLG: 0.200 | K | | | | | | CS 1B | | E3 1B | 4 | 0 | 1 | 0 | 0 | 2 | 0 | | |
| Paul Molitor, R (1, 10) OBP: 0.444, SLG: 0.667 | L9 | | | 4-3 | | | CS | | HR 1B | 4 | 1 | 2 | 1 | 0 | 0 | 0 | | |
| Greg Myers, L (1, 2) OBP: 0.211, SLG: 0.316 | | | 1-3 | | | | K | | 4-3 | 4 | 0 | 0 | 0 | 0 | 2 | 2 | | |
| Dave Hollins, S (1, 5) Jeff Reboulet, R (7, PR) OBP: 0.286, SLG: 0.167 | | | | | | | L7 | | F8 | 2 | 0 | 1 | 0 | 1 | 0 | 0 | | |
| Scott Stahowiak, L (1, 3) Ron Coomer, R (9, PH) OBP: 0.400, SLG: 0.556 | | | G4-6-3 | | | | FC6-4 BB | | F9 | 1 | 0 | 0 | 0 | 0 | 0 | 0 | | |
| Roberto Kelly, R (1, 8) OBP: 0.235, SLG: 0.267 | | | | 4-3 5-3 1B | | | | | K | 4 | 0 | 2 | 0 | 0 | 1 | 1 | | |
| Rich Becker, L (1, 7) OBP: 0.190, SLG: 0.200 | | | | 5-3 | | | F7 | | K | 3 | 0 | 0 | 0 | 0 | 1 | 2 | | |
| Pat Meares, R (1, 6) OBP: 0.350, SLG: 0.842 | | | 4-3 | | | | 6-3 | | 4-3 E 2B | 3 | 1 | 1 | 0 | 0 | 0 | 1 | | |
| | | | | | | | | | | 1B: 5 SF: 0 2B: 1 SAC: 0 3B: 0 DP: 1 HR: 1 HBP: 0 | WP: 0 PA: 35 PB: 0 SB: 0 CS: 1 | | | | | | | |
| Inning Stats | R: 0 E: 0 K: 1 S: 5 | H: 0 LOB: 0 BB: 0 P: 5 | R: 0 E: 0 K: 0 S: 3 | H: 1 LOB: 0 BB: 0 P: 3 | R: 0 E: 0 K: 0 S: 4 | H: 1 LOB: 1 BB: 0 P: 4 | R: 0 E: 0 K: 2 S: 7 | H: 0 LOB: 0 BB: 0 P: 7 | R: 0 E: 0 K: 1 S: 6 | H: 1 LOB: 1 BB: 0 P: 6 | R: 0 E: 0 K: 1 S: 5 | H: 1 LOB: 1 BB: 1 P: 5 | R: 1 E: 0 K: 1 S: 6 | H: 1 LOB: 1 BB: 1 P: 10 | R: 1 E: 1 K: 2 S: 10 | H: 2 LOB: 2 BB: 0 P: 10 | R: 0 E: 0 K: 1 S: 5 | H: 0 LOB: 0 BB: 0 P: 5 |
| PITCHER | IP WLS BF H R ER SO BB IBB HBP BLK WP HR S P ERA WHIP | | | | | | | | | | | | | | | | | |
| 35 Mike Mussina, R (1, 1) ERA: 1.8 | 8.0 W 31 7 2 1 8 1 0 0 0 0 0 46 50 1.12 1.000 | | | | | | | | | | | | | | | | | |
| Randy Myers, L (9, 1) ERA: | 1.0 S 3 0 0 0 1 0 0 0 0 0 0 5 5 0.00 0.000 | | | | | | | | | | | | | | | | | |


| Batter | 1 | 2 | 3 | 4 | 5 | 6 | 7 | 8 | 9 | 10 | AB | R | H | RBI | BB | SO | LOB | TOP | | | | | | | | | | |
|---|-------------------------------|----------------------------------|------------------------------|----------------------------------|------------------------------|----------------------------------|-------------------------------|----------------------------------|------------------------------|----------------------------------|-------------------------------|----------------------------------|------------------------------|----------------------------------|------------------------------|----------------------------------|------------------------------|---|----------------------------------|-------------------------------|----------------------------------|----------------------------------|------------------------------------|----------------------------------|--------|--|--|--|
| Kenny Lofton, L OBP: 0.269, SLG: 0.217 (1, 8) | | | | | | | | | | | 5 | 1 | 2 | 0 | 0 | 1 | 1 | Cleveland Indians @ Baltimore Orioles Oriole Park at Camden Yards, Baltimore, MD Wed Apr 10 1996, 7:05 PM EDT Att. 45,097 - Cloudy - 47 F livebaseballscorecards.com | | | | | | | | | | |
| Omar Vizquel, S OBP: 0.125, SLG: 0.136 (1, 6) | | | | | | | | | | | 4 | 0 | 0 | 0 | 0 | 0 | 2 | | | | | | | | | | | |
| Carlos Baerga, S OBP: 0.375, SLG: 0.565 (1, 4) | | | | | | | | | | | 4 | 0 | 2 | 1 | 0 | 0 | 0 | | | | | | | | | | | |
| Albert Belle, R OBP: 0.333, SLG: 0.727 (1, 7) | | | | | | | | | | | 4 | 1 | 2 | 1 | 0 | 0 | 1 | | | | | | | | | | | |
| Eddie Murray, S OBP: 0.250, SLG: 0.100 (1, 10) | | | | | | | | | | | 3 | 0 | 0 | 0 | 1 | 0 | 1 | | | | | | | | | | | |
| Julio Franco, R OBP: 0.333, SLG: 0.429 (1, 3) | | | | | | | | | | | 4 | 0 | 0 | 0 | 0 | 1 | 3 | | | | | | | | | | | |
| Manny Ramirez, R OBP: 0.304, SLG: 0.571 (1, 9) | | | | | | | | | | | 4 | 0 | 0 | 0 | 0 | 1 | 0 | | | | | | | | | | | |
| Sandy Alomar Jr., R OBP: 0.313, SLG: 0.500 (1, 2) | | | | | | | | | | | 4 | 0 | 0 | 0 | 0 | 1 | 0 | | | | | | | | | | | |
| Scott Leius, R Jim Thome, L (10, PH) (10, 5) | | | | | | | | | | | 3 | 0 | 0 | 0 | 0 | 0 | 0 | | | | | | | | | | | |
| Inning Stats | R: 0 E: 0 K: 0 S: 11 | H: 3 LOB: 3 BB: 1 P: 18 | R: 0 E: 0 K: 2 S: 8 | H: 0 LOB: 0 BB: 0 P: 15 | R: 1 E: 0 K: 0 S: 7 | H: 2 LOB: 1 BB: 0 P: 13 | R: 0 E: 0 K: 0 S: 11 | H: 0 LOB: 0 BB: 0 P: 17 | R: 0 E: 0 K: 0 S: 7 | H: 0 LOB: 0 BB: 0 P: 11 | R: 1 E: 0 K: 0 S: 12 | H: 1 LOB: 0 BB: 0 P: 16 | R: 0 E: 0 K: 0 S: 5 | H: 0 LOB: 0 BB: 0 P: 10 | R: 0 E: 0 K: 1 S: 7 | H: 0 LOB: 0 BB: 0 P: 12 | R: 0 E: 0 K: 1 S: 7 | | H: 0 LOB: 0 BB: 0 P: 10 | R: 0 E: 0 K: 0 S: 13 | H: 0 LOB: 1 BB: 1 P: 22 | 1B: 4 2B: 2 3B: 0 HR: 1 | SF: 0 SAC: 0 DP: 1 HBP: 0 | WP: 0 PB: 0 SB: 1 CS: 0 | PA: 37 | | | |
| PITCHER | IP | WLS | BF | H | R | ER | SO | BB | IBB | HBP | BLK | WP | HR | S | P | ERA | WHIP | | | | | | | | | | | |
| David Wells, L ERA: 1.8 | (1, 1) | 8.0 | 30 | 6 | 2 | 2 | 3 | 1 | 0 | 0 | 0 | 0 | 0 | 1 | 70 | 112 | 2.25 | 0.875 | | | | | | | | | | |
| Roger McDowell, R ERA: | (9, 1) | 1.2 | 5 | 0 | 0 | 0 | 1 | 0 | 0 | 0 | 0 | 0 | 0 | 14 | 19 | 0.00 | 0.000 | | | | | | | | | | | |
| Jesse Orosco, L ERA: | (10, 1) | 0.1 | 2 | 0 | 0 | 0 | 0 | 1 | 0 | 0 | 0 | 0 | 0 | 6 | 13 | 0.00 | 3.000 | | | | | | | | | | | |

| Batter | 1 | 2 | 3 | 4 | 5 | 6 | 7 | 8 | 9 | 10 | AB | R | H | RBI | BB | SO | LOB | BOTTOM | | | | | | | | | |
|--|------------------------------|----------------------------------|-------------------------------|----------------------------------|-------------------------------|----------------------------------|-------------------------------|----------------------------------|------------------------------|----------------------------------|------------------------------|----------------------------------|-------------------------------|----------------------------------|------------------------------|----------------------------------|------------------------------|---|------------------------------|----------------------------------|----------------------------------|------------------------------------|----------------------------------|--------|--|--|--|
| Brady Anderson, L OBP: 0.300, SLG: 0.259 (1, 8) | | | | | | | | | | | 4 | 0 | 2 | 1 | 0 | 0 | 0 | Cleveland Indians @ Baltimore Orioles Oriole Park at Camden Yards, Baltimore, MD Wed Apr 10 1996, 7:05 PM EDT Att. 45,097 - Cloudy - 47 F livebaseballscorecards.com | | | | | | | | | |
| Roberto Alomar, S OBP: 0.448, SLG: 0.591 (1, 4) | | | | | | | | | | 1 | 0 | 0 | 0 | 4 | 0 | 1 | | | | | | | | | | | |
| Rafael Palmeiro, L OBP: 0.355, SLG: 0.385 (1, 3) | | | | | | | | | | 5 | 0 | 2 | 1 | 0 | 1 | 3 | | | | | | | | | | | |
| Bobby Bonilla, S OBP: 0.310, SLG: 0.481 (1, 10) | | | | | | | | | | | 3 | 0 | 1 | 0 | 1 | 0 | 2 | | | | | | | | | | |
| Cal Ripken Jr., R OBP: 0.370, SLG: 0.375 (1, 6) | | | | | | | | | | | 4 | 0 | 0 | 0 | 0 | 2 | 3 | | | | | | | | | | |
| B.J. Surhoff, L OBP: 0.393, SLG: 0.615 (1, 5) | | | | | | | | | | 4 | 0 | 0 | 0 | 0 | 3 | 0 | | | | | | | | | | | |
| Chris Hoiles, R OBP: 0.136, SLG: 0.286 Manny Alexander, R (9, PR) | | | | | | | | | | | 4 | 1 | 1 | 1 | 0 | 1 | 0 | | | | | | | | | | |
| Gregg Zaun, S OBP: 0.500, SLG: 0.333 (10, 2) | | | | | | | | | | | 3 | 1 | 0 | 0 | 1 | 1 | 1 | | | | | | | | | | |
| Tony Tarasco, L OBP: 0.333, SLG: 0.294 (1, 9) | | | | | | | | | | 4 | 1 | 1 | 0 | 0 | 1 | 1 | | | | | | | | | | | |
| Jeffrey Hammonds, R OBP: 0.308, SLG: 0.520 (1, 7) | | | | | | | | | | | 4 | 1 | 1 | 0 | 0 | 1 | 1 | | | | | | | | | | |
| Inning Stats | R: 0 E: 0 K: 0 S: 9 | H: 1 LOB: 2 BB: 2 P: 19 | R: 0 E: 0 K: 1 S: 11 | H: 0 LOB: 0 BB: 0 P: 16 | R: 0 E: 0 K: 1 S: 10 | H: 1 LOB: 2 BB: 1 P: 19 | R: 1 E: 0 K: 2 S: 11 | H: 1 LOB: 0 BB: 0 P: 17 | R: 0 E: 0 K: 0 S: 8 | H: 0 LOB: 1 BB: 1 P: 16 | R: 0 E: 0 K: 2 S: 9 | H: 1 LOB: 1 BB: 1 P: 13 | R: 1 E: 0 K: 2 S: 13 | H: 1 LOB: 1 BB: 1 P: 22 | R: 0 E: 0 K: 1 S: 9 | H: 0 LOB: 0 BB: 0 P: 13 | R: 0 E: 1 K: 1 S: 7 | H: 0 LOB: 1 BB: 0 P: 13 | R: 1 E: 0 K: 0 S: 7 | H: 2 LOB: 2 BB: 1 P: 18 | 1B: 5 2B: 2 3B: 0 HR: 1 | SF: 0 SAC: 1 DP: 1 HBP: 0 | WP: 0 PB: 0 SB: 2 CS: 2 | PA: 40 | | | |
| PITCHER | IP | WLS | BF | H | R | ER | SO | BB | IBB | HBP | BLK | WP | HR | S | P | ERA | WHIP | | | | | | | | | | |
| Jack McDowell, R ERA: 2.77 | (1, 1) | 6.2 | 28 | 5 | 2 | 2 | 7 | 5 | 0 | 0 | 0 | 0 | 0 | 5 | 9 | 2.70 | 1.500 | | | | | | | | | | |
| Jim Poole, L ERA: | (7, 1) | 0.2 | 2 | 0 | 0 | 0 | 0 | 0 | 0 | 0 | 0 | 0 | 0 | 5 | 9 | 0.00 | 0.000 | | | | | | | | | | |
| Julian Tavarez, R ERA: 3.0 | (8, 1) | 1.2 | 6 | 1 | 1 | 1 | 2 | 0 | 0 | 0 | 0 | 0 | 0 | 16 | 26 | 5.40 | 0.600 | | | | | | | | | | |
| Paul Assenmacher, L ERA: 4.5 | (10, 1) | 0.1 | 3 | 1 | 0 | 0 | 0 | 0 | 1 | 0 | 0 | 0 | 0 | 5 | 13 | 0.00 | 3.000 | | | | | | | | | | |

| Batter | 1 | 2 | 3 | 4 | 5 | 6 | 7 | 8 | 9 | AB | R | H | RBI | BB | SO | LOB | TOP | | | | | |
|---|------------------------------|----------------------------------|------------------------------|---------------------------------|------------------------------|----------------------------------|------------------------------|----------------------------------|------------------------------|----------------------------------|------------------------------|----------------------------------|------------------------------|---------------------------------|-------------------------------|----------------------------------|---|-------------------------------|----------------------------------|----------------------------------|------------------------------------|----------------------------------|
| Kenny Lofton, L OBP: 0.226, SLG: 0.179 | L7 | | G4-3 | | | G3 | | F7 | K | 5 | 0 | 0 | 0 | 0 | 1 | 1 | Cleveland Indians @ Baltimore Orioles Oriole Park at Camden Yards, Baltimore, MD Thu Apr 11 1996, 7:05 PM EDT Att: 43,189 - Cloudy - 73 F | | | | | |
| Omar Vizquel, S OBP: 0.185, SLG: 0.167 Alvaro Espinoza, R (6, 6) | G6-3 1B | | G4-3 | | | 1B BB | | K | | 2 | 1 | 1 | 0 | 1 | 0 | 1 | | | | | | |
| Carlos Baerga, S OBP: 0.357, SLG: 0.519 | G6-3 | | | P5 | | F8 | | BB 1B | | 4 | 0 | 1 | 0 | 0 | 0 | 2 | | | | | | |
| Albert Belle, R OBP: 0.393, SLG: 0.833 | F7 | | | HR | | 1B BB | | 1B BB | | 2 | 1 | 1 | 1 | 2 | 0 | 1 | | | | | | |
| Eddie Murray, S OBP: 0.286, SLG: 0.167 | | G4-6-3 1B | | L8 | | 1B BB | | L4 | | 4 | 0 | 2 | 1 | 0 | 0 | 2 | | | | | | |
| Julio Franco, R OBP: 0.286, SLG: 0.360 | G4-6-3 | | | G1-3 | | G4-3 | | | L9 | 4 | 0 | 0 | 0 | 0 | 0 | 3 | | | | | | |
| Jim Thome, L OBP: 0.333, SLG: 0.059 | | | | | | G1-4-3 BB | | G6-3 | E3 HR | 3 | 1 | 0 | 0 | 1 | 1 | 0 | | | | | | |
| Manny Ramirez, R OBP: 0.269, SLG: 0.500 Jeromy Burnitz, L OBP: 0.333, SLG: 1.333 | | | P4 | | G1-4-3 | | F9 | | HR | 3 | 0 | 0 | 0 | 0 | 0 | 1 | | | | | | |
| Sandy Alomar Jr., R OBP: 0.333, SLG: 0.500 Tony Peña, R OBP: 0.500, SLG: 0.400 | | | G4-3 1B | | G4-3 | | G4-3 | | G6-3 | 2 | 0 | 1 | 0 | 0 | 0 | 0 | | | | | | |
| Inning Stats | R: 0 E: 0 K: 0 S: 8 | H: 1 LOB: 1 BB: 0 P: 10 | R: 0 E: 0 K: 1 S: 7 | H: 1 LOB: 0 BB: 0 P: 8 | R: 0 E: 0 K: 0 S: 9 | H: 1 LOB: 1 BB: 0 P: 16 | R: 1 E: 0 K: 0 S: 8 | H: 1 LOB: 0 BB: 0 P: 12 | R: 0 E: 0 K: 0 S: 6 | H: 0 LOB: 0 BB: 0 P: 10 | R: 1 E: 0 K: 0 S: 8 | H: 1 LOB: 2 BB: 2 P: 23 | R: 0 E: 0 K: 0 S: 6 | H: 0 LOB: 0 BB: 0 P: 7 | R: 0 E: 0 K: 1 S: 18 | H: 1 LOB: 2 BB: 1 P: 28 | | R: 2 E: 1 K: 1 S: 12 | H: 1 LOB: 0 BB: 0 P: 20 | 1B: 5 2B: 0 3B: 0 HR: 2 | SF: 0 SAC: 0 DP: 2 HBP: 0 | WP: 0 PB: 0 SB: 1 CS: 0 |
| PITCHER | IP | WLS | BF | H | R | ER | SO | BB | IBB | HBP | BLK | WP | HR | S | P | ERA | WHIP | | | | | |
| Scott Erickson, R ERA: 3.75 | 6.0 | W | 24 | 5 | 2 | 2 | 1 | 3 | 0 | 0 | 0 | 0 | 1 | 46 | 79 | 3.00 | 1.333 | | | | | |
| Arthur Rhodes, L ERA: 1.8 | 3.0 | S | 13 | 2 | 2 | 1 | 2 | 1 | 0 | 0 | 0 | 0 | 1 | 36 | 55 | 3.00 | 1.000 | | | | | |
| Arthur Rhodes, L ERA: 1.8 | 3.0 | S | 13 | 2 | 2 | 1 | 2 | 1 | 0 | 0 | 0 | 0 | 1 | 36 | 55 | 3.00 | 1.000 | | | | | |

| Batter | 1 | 2 | 3 | 4 | 5 | 6 | 7 | 8 | 9 | AB | R | H | RBI | BB | SO | LOB | BOTTOM | | | | |
|--|------------------------------|----------------------------------|------------------------------|----------------------------------|-------------------------------|----------------------------------|-------------------------------|----------------------------------|-------------------------------|----------------------------------|------------------------------|----------------------------------|-------------------------------|----------------------------------|------------------------------|---------------------------------|---|----------------------------------|------------------------------------|----------------------------------|--------|
| Brady Anderson, L OBP: 0.371, SLG: 0.531 | G3 1B | | E 1B SF7 | HR | | F8 | | HR | | 5 | 3 | 4 | 3 | 0 | 0 | 0 | Cleveland Indians @ Baltimore Orioles Oriole Park at Camden Yards, Baltimore, MD Thu Apr 11 1996, 7:05 PM EDT Att: 43,189 - Cloudy - 73 F | | | | |
| Roberto Alomar, S OBP: 0.441, SLG: 0.630 Jeff Huson, L (8, 4) | G3 | | E4 1B | L8 | | SF7 3B | | K | | 5 | 2 | 2 | 0 | 0 | 1 | 1 | | | | | |
| Rafael Palmeiro, L OBP: 0.361, SLG: 0.483 Arthur Rhodes, L (9, 1) | G6-4-3 BB | | SF7 | F8 | | G3 | | HR | | 3 | 1 | 1 | 2 | 1 | 0 | 1 | | | | | |
| Bobby Bonilla, S OBP: 0.324, SLG: 0.467 | G6-4-3 | | 3H E 1B | HBP | | SF7 | | G6-3 | | 3 | 1 | 1 | 2 | 0 | 0 | 2 | | | | | |
| Cal Ripken Jr., R OBP: 0.323, SLG: 0.321 Billy Ripken, R (8, 5) | | L7 | F9 | F8 | | F9 | | F8 | | 4 | 0 | 0 | 0 | 0 | 0 | 2 | | | | | |
| B.J. Surhoff, L OBP: 0.438, SLG: 0.724 Manny Alexander, R (8, 6) | | HR 1B | E BB | | G3 | | HR | P4 | | 3 | 3 | 2 | 1 | 1 | 0 | 0 | | | | | |
| Chris Hoiles, R OBP: 0.154, SLG: 0.250 | | P3 | E5 | FC1-4 BB | | G5-3 | | | | 3 | 0 | 0 | 0 | 1 | 0 | 2 | | | | | |
| Tony Tarasco, L OBP: 0.318, SLG: 0.429 | | | E1 | FC1-4 HR | | K | | | | 4 | 2 | 1 | 2 | 0 | 1 | 2 | | | | | |
| Jeffrey Hammonds, R OBP: 0.333, SLG: 0.621 | | F8 | G6-3 | | HR | | HR | | | 4 | 2 | 2 | 2 | 0 | 0 | 2 | | | | | |
| Inning Stats | R: 0 E: 0 K: 0 S: 7 | H: 1 LOB: 1 BB: 1 P: 13 | R: 2 E: 0 K: 0 S: 8 | H: 2 LOB: 0 BB: 0 P: 13 | R: 4 E: 3 K: 0 S: 14 | H: 3 LOB: 1 BB: 1 P: 26 | R: 1 E: 0 K: 0 S: 11 | H: 1 LOB: 1 BB: 0 P: 20 | R: 2 E: 0 K: 0 S: 13 | H: 1 LOB: 0 BB: 1 P: 22 | R: 1 E: 0 K: 0 S: 7 | H: 1 LOB: 0 BB: 0 P: 12 | R: 3 E: 0 K: 2 S: 16 | H: 3 LOB: 0 BB: 0 P: 25 | R: 1 E: 0 K: 0 S: 7 | H: 1 LOB: 0 BB: 0 P: 7 | | 1B: 6 2B: 0 3B: 1 HR: 6 | SF: 2 SAC: 0 DP: 1 HBP: 1 | WP: 0 PB: 0 SB: 1 CS: 0 | PA: 42 |
| PITCHER | IP | WLS | BF | H | R | ER | SO | BB | IBB | HBP | BLK | WP | HR | S | P | ERA | WHIP | | | | |
| Orel Hershiser, R ERA: 7.84 | 3.2 | L | 22 | 7 | 7 | 4 | 0 | 2 | 0 | 1 | 0 | 0 | 1 | 15 | 25 | 13.50 | 1.500 | | | | |
| Chad Ogea, R ERA: 13.5 | 1.1 | | 6 | 1 | 2 | 2 | 0 | 1 | 0 | 0 | 0 | 0 | 1 | 7 | 12 | 9.00 | 1.000 | | | | |
| Alan Embree, L ERA: 15.0 | 1.0 | | 4 | 1 | 1 | 1 | 0 | 0 | 0 | 0 | 0 | 0 | 0 | 2 | 16 | 27.00 | 3.000 | | | | |
| Eric Plunk, R ERA: 27.0 | 1.0 | | 6 | 3 | 3 | 3 | 2 | 0 | 0 | 0 | 0 | 0 | 2 | 7 | 7 | 9.00 | 1.000 | | | | |
| Jose Mesa, R ERA: 4.5 | 1.0 | | 4 | 1 | 1 | 1 | 0 | 0 | 0 | 0 | 0 | 0 | 1 | 7 | 7 | 9.00 | 1.000 | | | | |

AB 33
R 4
H 7
RBI 4
BB 4
SO 3
LOB 11



AB 36
R 14
H 13
RBI 12
BB 3
SO 2
LOB 12



| Batter | 1 | 2 | 3 | 4 | 5 | 6 | 7 | 8 | 9 | AB | R | H | RBI | BB | SO | LOB | TOP | | | |
|--|------------------------------|----------------------------------|-------------------------------------|-----------------------------------|------------------------------|---------------------------------|-------------------------------|----------------------------------|-------------------------------|----------------------------------|------------------------------|---------------------------------|------------------------------|----------------------------------|------------------------------|----------------------------------|--|-------------------------------------|------------------------------------|----------------------------------|
| Chuck Knoblauch R (1,4) OBP: 0.359, SLG: 0.441 | 4-1 G1-6-3 BB | | | 0-1 HR | | 0-1 F8 | | | 2-1 F7 | 3 | 1 | 1 | 1 | 1 | 0 | 0 | Minnesota Twins @ Baltimore Orioles Oriole Park at Camden Yards, Baltimore, MD Fri Apr 12 1996, 7:05 PM EDT Att: 42,602 - Unknown - 87 F livebaseballscorecards.com | | | |
| Matt Lawton L (1,9) OBP: 0.289, SLG: 0.156 | 0-2 G1-6-3 | | | 2-2 F7 | | | 0-0 F8 | | 0-0 F7 | 4 | 0 | 0 | 0 | 0 | 0 | 1 | | | | |
| Paul Molitor R (1,10) OBP: 0.410, SLG: 0.583 | 1-2 F9 | | | 2-0 G1-3 | | | 1-3 K | | | 3 | 0 | 0 | 0 | 0 | 1 | 0 | | | | |
| Dave Hollins S (1,5) | | 3-3 K | | 1-1 G5-3 | | | 0-1 F7 | | | 3 | 0 | 0 | 0 | 0 | 1 | 0 | | | | |
| Roberto Kelly R (1,8) OBP: 0.276, SLG: 0.333 | | 0-2 P4 | | | 3-3 K | | | 3-2 F8 | | 3 | 0 | 0 | 0 | 0 | 1 | 0 | | | | |
| Greg Myers L (1,2) OBP: 0.161, SLG: 0.200 | | 0-1 F9 | | | 1-2 F7 | | | 0-0 G4-3 | | 3 | 0 | 0 | 0 | 0 | 0 | 0 | | | | |
| Ron Coomer R (1,3) OBP: 0.308, SLG: 0.417 | | | | 0-0 F9 | | | 1-2 F9 | | 1-0 L1 | 3 | 0 | 0 | 0 | 0 | 0 | 0 | | | | |
| Rich Becker L (1,7) Chip Hale L (9,PH) | | | | 1-0 G4-3 | | | 1-3 K | | 1-0 G6-3 | 2 | 0 | 0 | 0 | 0 | 1 | 0 | | | | |
| Pat Meares R (1,6) Scott Stahoviak L (9,PH) | | | | 3-1 P4 | | | 0-3 K | | 3-2 HR | 2 | 0 | 0 | 0 | 0 | 1 | 0 | | | | |
| Inning Stats | R: 0 E: 0 K: 0 S: 7 | H: 0 LOB: 0 BB: 1 P: 12 | R: 0 E: 0 K: 1 S: 8 | H: 0 LOB: 0 BB: 0 P: 11 | R: 0 E: 0 K: 0 S: 4 | H: 0 LOB: 0 BB: 0 P: 8 | R: 1 E: 0 K: 0 S: 10 | H: 1 LOB: 0 BB: 0 P: 15 | R: 0 E: 0 K: 1 S: 11 | H: 0 LOB: 0 BB: 0 P: 16 | R: 0 E: 0 K: 1 S: 6 | H: 0 LOB: 0 BB: 0 P: 7 | R: 0 E: 0 K: 0 S: 6 | H: 0 LOB: 0 BB: 0 P: 10 | R: 1 E: 0 K: 0 S: 8 | H: 1 LOB: 0 BB: 0 P: 14 | | 1B: 0 2B: 0 3B: 0 HR: 2 | SF: 0 SAC: 0 DP: 1 HBP: 0 | WP: 0 PB: 0 SB: 0 CS: 0 |
| PITCHER 35 Mike Mussina R (1,1) ERA: 1.88 | IP: 9.0 WLS: W BF: 29 | H: 2 R: 2 ER: 2 SO: 5 | BB: 1 IBB: 0 HBP: 0 BLK: 0 | WP: 0 HR: 2 S: 69 P: 103 | ERA: 2.00 WHIP: 0.333 | PITCHER | | | | | | | | | | IP: 9.0 WLS: W BF: 29 | H: 2 R: 2 ER: 2 SO: 5 | BB: 1 IBB: 0 HBP: 0 BLK: 0 | WP: 0 HR: 2 S: 69 P: 103 | ERA: 2.00 WHIP: 0.333 |

| Batter | 1 | 2 | 3 | 4 | 5 | 6 | 7 | 8 | 9 | AB | R | H | RBI | BB | SO | LOB | BOTTOM | | | |
|--|------------------------------|----------------------------------|-------------------------------------|----------------------------------|------------------------------|----------------------------------|------------------------------|---------------------------------|------------------------------|---------------------------------|-------------------------------|----------------------------------|------------------------------|---------------------------------|------------------------------|----------------------------------|--|-------------------------------------|------------------------------------|----------------------------------|
| Brady Anderson L (1,8) OBP: 0.410, SLG: 0.515 | 1-1 P4 | | 4-1 G6-4-3 BB | | | 4-1 2B HR BB | 2-0 HBP | | | 1 | 1 | 0 | 0 | 2 | 0 | 0 | Minnesota Twins @ Baltimore Orioles Oriole Park at Camden Yards, Baltimore, MD Fri Apr 12 1996, 7:05 PM EDT Att: 42,602 - Unknown - 87 F livebaseballscorecards.com | | | |
| Roberto Alomar S (1,4) OBP: 0.421, SLG: 0.613 | 1-1 G5-3 | | 1-2 G6-4-3 | | | 0-0 HR | 0-1 P6 | | | 4 | 1 | 1 | 0 | 0 | 0 | 3 | | | | |
| Rafael Palmeiro L (1,3) OBP: 0.375, SLG: 0.563 | 4-2 BB | | | 1-1 F9 | | 1-2 HR | 0-0 F7 | | | 3 | 1 | 1 | 3 | 1 | 0 | 1 | | | | |
| Bobby Bonilla S (1,10) OBP: 0.316, SLG: 0.441 | 0-0 P4 | | | 0-0 G5-4-3 1B | | 0-0 F8 | | 1-1 F9 | | 4 | 0 | 1 | 0 | 0 | 0 | 1 | | | | |
| Cal Ripken Jr. R (1,6) OBP: 0.314, SLG: 0.313 | | 0-3 K | | 1-0 G5-4-3 | | 2-1 BB 1B | 1-2 P5 | | | 4 | 0 | 1 | 0 | 0 | 1 | 1 | | | | |
| B.J. Surhoff L (1,5) OBP: 0.444, SLG: 0.697 | | 2-2 P5 | | | 0-0 B2-3 | 0-1 BB 1B | 3-1 P5 | | | 4 | 0 | 2 | 0 | 0 | 0 | 0 | | | | |
| Chris Hoiles R (1,2) OBP: 0.167, SLG: 0.222 | | 0-3 K | | | 0-2 F3 | 4-2 FC6-4 BB | 0-0 F9 | | | 3 | 0 | 0 | 0 | 1 | 1 | 1 | | | | |
| Mike Devereaux R (1,9) OBP: 0.250, SLG: 0.250 | | | 2-1 F9 | | 1-2 P1 | 2-0 FC6-4 | | | | 3 | 0 | 0 | 0 | 0 | 0 | 3 | | | | |
| Jeffrey Hammonds R (1,7) OBP: 0.333, SLG: 0.594 | | | 1-0 BB 1B | | | 2-2 G5-3 | 1-3 K | | | 3 | 0 | 1 | 0 | 0 | 1 | 0 | | | | |
| Inning Stats | R: 0 E: 0 K: 0 S: 7 | H: 0 LOB: 1 BB: 1 P: 13 | R: 0 E: 0 K: 2 S: 9 | H: 0 LOB: 0 BB: 0 P: 11 | R: 0 E: 0 K: 0 S: 7 | H: 1 LOB: 1 BB: 1 P: 15 | R: 0 E: 0 K: 0 S: 4 | H: 1 LOB: 0 BB: 0 P: 6 | R: 0 E: 0 K: 0 S: 7 | H: 0 LOB: 0 BB: 0 P: 8 | R: 3 E: 0 K: 0 S: 16 | H: 4 LOB: 3 BB: 2 P: 31 | R: 0 E: 0 K: 1 S: 6 | H: 0 LOB: 1 BB: 0 P: 9 | R: 0 E: 0 K: 0 S: 8 | H: 1 LOB: 1 BB: 0 P: 13 | | 1B: 5 2B: 1 3B: 0 HR: 1 | SF: 0 SAC: 0 DP: 2 HBP: 1 | WP: 0 PB: 0 SB: 0 CS: 0 |
| PITCHER Rich Robertson L (1,1) Dan Naulty R (8,1) | IP: 7.0 WLS: L BF: 30 | H: 6 R: 3 ER: 3 SO: 3 | BB: 4 IBB: 0 HBP: 1 BLK: 0 | WP: 0 HR: 1 S: 56 P: 93 | ERA: 3.86 WHIP: 1.429 | PITCHER | | | | | | | | | | IP: 1.0 WLS: L BF: 4 | H: 1 R: 0 ER: 0 SO: 0 | BB: 0 IBB: 0 HBP: 0 BLK: 0 | WP: 0 HR: 0 S: 8 P: 13 | ERA: 0.00 WHIP: 1.000 |

| Batter | 1 | 2 | 3 | 4 | 5 | 6 | 7 | 8 | 9 | AB | R | H | RBI | BB | SO | LOB | TOP | | | | | | | | | | |
|---|-------------------------------|----------------------------------|------------------------------|----------------------------------|------------------------------|---------------------------------|------------------------------|----------------------------------|-------------------------------|----------------------------------|-------------------------------|----------------------------------|------------------------------|----------------------------------|-------------------------------|----------------------------------|-------------------------------|----------------------------------|----------------------------------|------------------------------------|----------------------------------|--------|--|--|--|--|--|
| Chuck Knoblauch, R OBP: 0.364, SLG: 0.436 (1, 4) | | | | | | | | | | 5 | 1 | 2 | 0 | 0 | 1 | 2 | | | | | | | | | | | |
| Jeff Reboulet, R OBP: 0.186, SLG: 0.133 (1, 5) | | | | | | | | | | 5 | 1 | 1 | 0 | 0 | 2 | 1 | | | | | | | | | | | |
| Paul Molitor, R OBP: 0.409, SLG: 0.561 (1, 3) | | | | | | | | | | 5 | 2 | 2 | 1 | 0 | 0 | 0 | | | | | | | | | | | |
| Dave Hollins, S OBP: 0.528, SLG: 0.714 (1, 10) | | | | | | | | | | 4 | 1 | 1 | 2 | 1 | 0 | 0 | | | | | | | | | | | |
| Ron Coomer, R OBP: 0.412, SLG: 0.533 (7, PR) | | | | | | | | | | 3 | 1 | 2 | 2 | 1 | 0 | 0 | | | | | | | | | | | |
| Rich Becker, L OBP: 0.194, SLG: 0.143 (7, 7) | | | | | | | | | | 0 | 0 | 0 | 0 | 0 | 0 | 0 | | | | | | | | | | | |
| Roberto Kelly, R OBP: 0.273, SLG: 0.300 (7, 8) | | | | | | | | | | 3 | 0 | 0 | 0 | 1 | 1 | 3 | | | | | | | | | | | |
| Pat Meares, R OBP: 0.406, SLG: 0.690 (1, 6) | | | | | | | | | | 4 | 0 | 2 | 1 | 0 | 1 | 2 | | | | | | | | | | | |
| Mike Durant, R OBP: 0.444, SLG: 0.500 (1, 2) | | | | | | | | | | 2 | 0 | 0 | 0 | 1 | 1 | 4 | | | | | | | | | | | |
| Matt Lawton, L OBP: 0.286, SLG: 0.167 (7, 9) | | | | | | | | | | 4 | 0 | 1 | 0 | 0 | 0 | 2 | | | | | | | | | | | |
| Inning Stats | R: 3 E: 0 K: 2 S: 20 | H: 4 LOB: 2 BB: 1 P: 37 | R: 0 E: 0 K: 0 S: 9 | H: 1 LOB: 0 BB: 0 P: 14 | R: 0 E: 0 K: 0 S: 6 | H: 0 LOB: 0 BB: 0 P: 9 | R: 0 E: 0 K: 0 S: 8 | H: 0 LOB: 1 BB: 1 P: 16 | R: 3 E: 0 K: 1 S: 18 | H: 3 LOB: 2 BB: 2 P: 33 | R: 0 E: 0 K: 1 S: 10 | H: 1 LOB: 0 BB: 0 P: 14 | R: 0 E: 0 K: 1 S: 9 | H: 1 LOB: 1 BB: 0 P: 14 | R: 0 E: 0 K: 1 S: 11 | H: 1 LOB: 1 BB: 0 P: 15 | R: 0 E: 0 K: 1 S: 10 | H: 0 LOB: 0 BB: 0 P: 16 | 1B: 9 2B: 3 3B: 0 HR: 0 | SF: 0 SAC: 1 DP: 1 HBP: 0 | WP: 0 PB: 0 SB: 1 CS: 0 | PA: 40 | | | | | |
| PITCHER | IP | WLS | BF | H | R | ER | SO | BB | IBB | HBP | BLK | WP | HR | S | P | ERA | WHIP | | | | | | | | | | |
| Kent Mercker, L ERA: 5.91 (1, 1) | 4.2 | | 24 | 7 | 6 | 6 | 2 | 4 | 0 | 0 | 0 | 0 | 0 | 56 | 103 | 11.57 | 2.357 | | | | | | | | | | |
| Roger McDowell, R ERA: (5, 1) | 2.2 | | 11 | 4 | 0 | 0 | 2 | 0 | 0 | 0 | 0 | 0 | 0 | 28 | 38 | 0.00 | 1.500 | | | | | | | | | | |
| Jesse Orosco, L ERA: (8, 1) | 0.1 | | 1 | 0 | 0 | 0 | 0 | 0 | 0 | 0 | 0 | 0 | 0 | 4 | 5 | 0.00 | 0.000 | | | | | | | | | | |
| Armando Benitez, R ERA: (8, 1) | 1.1 | W | 4 | 0 | 0 | 0 | 2 | 0 | 0 | 0 | 0 | 0 | 0 | 13 | 22 | 0.00 | 0.000 | | | | | | | | | | |

Minnesota Twins @ Baltimore Orioles
Oriole Park at Camden Yards, Baltimore, MD
Sat Apr 13 1996, 3:33 AM EDT
Att: 42,644 - Sunny - 65 F

AB 35
R 6
H 11
RBI 6
BB 4
SO 6
LOB 14



| Batter | 1 | 2 | 3 | 4 | 5 | 6 | 7 | 8 | 9 | AB | R | H | RBI | BB | SO | LOB | BOTTOM | | | | | | | | | | |
|--|-------------------------------|----------------------------------|------------------------------|---------------------------------|------------------------------|----------------------------------|-------------------------------|----------------------------------|-------------------------------|----------------------------------|-------------------------------|----------------------------------|------------------------------|---------------------------------|-------------------------------|----------------------------------|------------------------------|---------------------------------|----------------------------------|------------------------------------|----------------------------------|--------|--|--|--|--|--|
| Brady Anderson, L OBP: 0.409, SLG: 0.622 (1, 8) | | | | | | | | | | 4 | 2 | 2 | 2 | 0 | 0 | 1 | | | | | | | | | | | |
| Roberto Alomar, S OBP: 0.429, SLG: 0.629 (1, 4) | | | | | | | | | | 4 | 0 | 2 | 2 | 0 | 0 | 0 | | | | | | | | | | | |
| Rafael Palmeiro, L OBP: 0.386, SLG: 0.556 (1, 3) | | | | | | | | | | 4 | 1 | 2 | 0 | 0 | 1 | 2 | | | | | | | | | | | |
| Bobby Bonilla, S OBP: 0.310, SLG: 0.421 (1, 10) | | | | | | | | | | 4 | 0 | 1 | 0 | 0 | 2 | 2 | | | | | | | | | | | |
| Cal Ripken Jr., R OBP: 0.308, SLG: 0.333 (1, 6) | | | | | | | | | | 4 | 1 | 1 | 0 | 0 | 1 | 4 | | | | | | | | | | | |
| B.J. Surhoff, L OBP: 0.425, SLG: 0.730 (1, 5) | | | | | | | | | | 4 | 1 | 1 | 2 | 0 | 0 | 2 | | | | | | | | | | | |
| Jeffrey Hammonds, R OBP: 0.351, SLG: 0.667 (1, 7) | | | | | | | | | | 4 | 0 | 2 | 1 | 0 | 1 | 0 | | | | | | | | | | | |
| Tony Tarasco, L OBP: 0.333, SLG: 0.435 (6, PH) | | | | | | | | | | 2 | 1 | 1 | 0 | 0 | 0 | 0 | | | | | | | | | | | |
| Mike Devereaux, R OBP: 0.214, SLG: 0.214 (7, 9) | | | | | | | | | | 2 | 0 | 0 | 0 | 0 | 1 | 2 | | | | | | | | | | | |
| Gregg Zaun, S OBP: 0.500, SLG: 0.333 (1, 2) | | | | | | | | | | 3 | 1 | 1 | 0 | 1 | 0 | 0 | | | | | | | | | | | |
| Inning Stats | R: 1 E: 0 K: 2 S: 11 | H: 2 LOB: 1 BB: 0 P: 20 | R: 0 E: 0 K: 1 S: 6 | H: 0 LOB: 0 BB: 0 P: 7 | R: 0 E: 0 K: 0 S: 5 | H: 0 LOB: 0 BB: 1 P: 11 | R: 0 E: 0 K: 0 S: 12 | H: 2 LOB: 1 BB: 0 P: 22 | R: 2 E: 0 K: 0 S: 13 | H: 3 LOB: 1 BB: 0 P: 24 | R: 1 E: 0 K: 1 S: 13 | H: 2 LOB: 1 BB: 0 P: 19 | R: 0 E: 0 K: 0 S: 6 | H: 0 LOB: 0 BB: 0 P: 8 | R: 2 E: 0 K: 2 S: 17 | H: 3 LOB: 1 BB: 0 P: 24 | R: 1 E: 0 K: 0 S: 4 | H: 1 LOB: 0 BB: 0 P: 8 | 1B: 6 2B: 4 3B: 1 HR: 2 | SF: 1 SAC: 0 DP: 2 HBP: 0 | WP: 1 PB: 0 SB: 1 CS: 0 | PA: 37 | | | | | |
| PITCHER | IP | WLS | BF | H | R | ER | SO | BB | IBB | HBP | BLK | WP | HR | S | P | ERA | WHIP | | | | | | | | | | |
| LaTroy Hawkins, R ERA: 3.27 (1, 1) | 5.0 | | 21 | 7 | 3 | 3 | 3 | 1 | 0 | 0 | 0 | 0 | 0 | 47 | 84 | 5.40 | 1.600 | | | | | | | | | | |
| Eddie Guardado, L ERA: 9.0 (6, 1) | 2.2 | | 12 | 4 | 3 | 3 | 3 | 0 | 0 | 0 | 0 | 0 | 1 | 32 | 42 | 10.12 | 1.500 | | | | | | | | | | |
| Pat Mahomes, R ERA: 4.0 (8, 1) | 0.2 | L | 4 | 2 | 1 | 1 | 0 | 0 | 0 | 0 | 0 | 0 | 1 | 8 | 17 | 13.50 | 3.000 | | | | | | | | | | |

Minnesota Twins @ Baltimore Orioles
Oriole Park at Camden Yards, Baltimore, MD
Sat Apr 13 1996, 3:33 AM EDT
Att: 42,644 - Sunny - 65 F

AB 35
R 7
H 13
RBI 7
BB 1
SO 6
LOB 13



| Batter | 1 | 2 | 3 | 4 | 5 | 6 | 7 | 8 | 9 | AB | R | H | RBI | BB | SO | LOB | TOP | | | | | |
|---|---|----------------------------------|--------------------------------------|---------------------------------|--------------------------------------|----------------------------------|---------------------------------------|----------------------------------|--------------------------------------|----------------------------------|---------------------------------------|----------------------------------|---|----------------------------------|--------------------------------------|---------------------------------|--|----------------------------------|----------------------------------|------------------------------------|----------------------------------|--------|
| Dwayne Hosey, S (1, 8) OBP: 0.308, SLG: 0.265 | P4 | | L5 | | | G6-3 | | F9 | | 4 | 0 | 0 | 0 | 0 | 0 | 0 | Boston Red Sox @ Baltimore Orioles Oriole Park at Camden Yards, Baltimore, MD Tue Apr 16 1996, 7:05 PM EDT Att: 40,017 - Unknown - 57 F | | | | | |
| John Valentin, R (1, 6) OBP: 0.304, SLG: 0.224 | 1B | | | FC5 G1-3 | | 1B | | F9 | | 4 | 0 | 3 | 0 | 0 | 0 | | | | | | | |
| Mo Vaughn, L (1, 3) OBP: 0.333, SLG: 0.385 | K | | | F8 | | FC3-6 | | 1B | 2B SF9 | 4 | 1 | 1 | 0 | 0 | 1 | | | | | | | |
| Jose Canseco, R (1, 10) OBP: 0.328, SLG: 0.510 | K | | | G1-3 | | 1B | | FC4-6 | SF9 | 4 | 0 | 2 | 0 | 0 | 1 | | | | | | | |
| Wil Cordero, R (1, 4) OBP: 0.154, SLG: 0.180 | | G3 | | FC5 | | 1B | | FC4-6 | K | 4 | 0 | 0 | 0 | 0 | 1 | | | | | | | |
| Mike Greenwell, L (1, 7) OBP: 0.310, SLG: 0.426 | G3-1 | | | | | S | | G4-3 | SF9 | 3 | 0 | 1 | 1 | 0 | 0 | | | | | | | |
| Bill Haselman, R (1, 2) OBP: 0.250, SLG: 0.333 | K | | | | | F7 | | K | F4 | 4 | 0 | 0 | 0 | 0 | 2 | | | | | | | |
| Jim Tatum, R (1, 5) | | | K | | | P6 | | F7 | | 3 | 0 | 0 | 0 | 0 | 1 | | | | | | | |
| Troy O'Leary, L (1, 9) OBP: 0.311, SLG: 0.357 | | | G1-3 | | | K | | | P5 | 3 | 0 | 0 | 0 | 0 | 1 | | | | | | | |
| Inning Stats | R: 0 H: 1 E: 0 K: 2 S: 12 | H: 1 LOB: 1 BB: 0 P: 19 | R: 0 H: 0 E: 0 K: 1 S: 8 | H: 0 LOB: 0 BB: 0 P: 9 | R: 0 H: 0 E: 0 K: 1 S: 7 | H: 0 LOB: 0 BB: 0 P: 10 | R: 0 H: 1 E: 0 K: 0 S: 11 | H: 1 LOB: 1 BB: 0 P: 16 | R: 0 H: 1 E: 0 K: 1 S: 9 | H: 1 LOB: 1 BB: 0 P: 14 | R: 0 H: 2 E: 0 K: 0 S: 13 | H: 2 LOB: 2 BB: 0 P: 13 | R: 0 H: 0 E: 0 K: 1 S: 8 | H: 0 LOB: 0 BB: 0 P: 10 | R: 0 H: 0 E: 0 K: 0 S: 6 | H: 0 LOB: 0 BB: 0 P: 6 | R: 1 H: 2 E: 0 K: 1 S: 12 | H: 2 LOB: 1 BB: 0 P: 16 | 1B: 6 2B: 1 3B: 0 HR: 0 | SF: 1 SAC: 0 DP: 0 HBP: 0 | WP: 0 PB: 0 SB: 1 CS: 0 | PA: 34 |
| PITCHER David Wells, L (1, 1) ERA: 1.5 | IP: 9.0 WLS: W BF: 34 H: 7 R: 1 ER: 1 SO: 7 BB: 0 IBB: 0 HBP: 0 BLK: 0 WP: 0 HR: 0 S: 86 P: 113 ERA: 1.00 WHIP: 0.778 | | | | | | | | | | | PITCHER | IP: 9.0 WLS: W BF: 34 H: 7 R: 1 ER: 1 SO: 7 BB: 0 IBB: 0 HBP: 0 BLK: 0 WP: 0 HR: 0 S: 86 P: 113 ERA: 1.00 WHIP: 0.778 | | | | | | | | | |

| Batter | 1 | 2 | 3 | 4 | 5 | 6 | 7 | 8 | 9 | AB | R | H | RBI | BB | SO | LOB | BOTTOM | | | |
|--|---|----------------------------------|--------------------------------------|----------------------------------|---------------------------------------|----------------------------------|---------------------------------------|----------------------------------|--------------------------------------|---------------------------------|---------------------------------------|----------------------------------|---|----------------------------------|---------------------------------------|----------------------------------|--|------------------------------------|----------------------------------|--------|
| Brady Anderson, L (1, 8) OBP: 0.415, SLG: 0.614 | WP FC3-2 | | | F9 | | | 2B | G3 | | 3 | 1 | 1 | 1 | 1 | 0 | 4 | Boston Red Sox @ Baltimore Orioles Oriole Park at Camden Yards, Baltimore, MD Tue Apr 16 1996, 7:05 PM EDT Att: 40,017 - Unknown - 57 F | | | |
| Roberto Alomar, S (1, 4) OBP: 0.400, SLG: 0.581 | P5 | | S BB | G4-3 | | F8 | G4-3 | K | | 5 | 1 | 2 | 2 | 0 | 1 | | | | | |
| Rafael Palmeiro, L (1, 3) OBP: 0.385, SLG: 0.488 | FC3-2 | | G4-3 | S | | F8 | G4-3 | | | 3 | 0 | 0 | 1 | 1 | 0 | | | | | |
| Bobby Bonilla, S (1, 10) OBP: 0.280, SLG: 0.356 | G4-3 | | G4-3 | G4-3 | | G1-3 | K | | | 4 | 0 | 0 | 1 | 0 | 1 | | | | | |
| Cal Ripken Jr., R (1, 6) OBP: 0.277, SLG: 0.318 | | G1-3 | L7 | | | K | G5-3 | | | 4 | 0 | 0 | 0 | 0 | 1 | | | | | |
| B.J. Surhoff, L (1, 5) OBP: 0.404, SLG: 0.727 | | HR | | F8 | | F8 | | P5 | | 4 | 1 | 1 | 1 | 0 | 0 | | | | | |
| Chris Hoiles, R (1, 2) OBP: 0.216, SLG: 0.250 | | G4-3 | | G4-3 | | F7 | | BB BB | G3 | 2 | 1 | 1 | 0 | 1 | 0 | | | | | |
| Tony Tarasco, L (1, 9) OBP: 0.300, SLG: 0.379 | | G4-3 | | K | | | BB | G3 | BB | 3 | 1 | 1 | 0 | 0 | 1 | | | | | |
| Mike Devereaux, R (8, PH) ERA: 10.13 | | | | | | | | | | 0 | 0 | 0 | 0 | 1 | 0 | | | | | |
| Jeffrey Hammonds, R (1, 7) OBP: 0.386, SLG: 0.625 | | F9 | | | | | BB | G3 | | 2 | 1 | 1 | 0 | 2 | 0 | | | | | |
| Inning Stats | R: 0 H: 1 E: 0 K: 0 S: 13 | H: 2 LOB: 1 BB: 0 P: 17 | R: 1 H: 2 E: 0 K: 0 S: 9 | H: 2 LOB: 0 BB: 0 P: 19 | R: 1 H: 1 E: 0 K: 0 S: 14 | H: 1 LOB: 1 BB: 1 P: 27 | R: 0 H: 0 E: 0 K: 1 S: 10 | H: 0 LOB: 2 BB: 1 P: 20 | R: 0 H: 0 E: 0 K: 1 S: 6 | H: 0 LOB: 0 BB: 0 P: 8 | R: 3 H: 3 E: 0 K: 1 S: 13 | H: 3 LOB: 1 BB: 1 P: 22 | R: 1 H: 0 E: 0 K: 1 S: 19 | H: 0 LOB: 2 BB: 3 P: 34 | R: 1 H: 0 E: 0 K: 1 S: 19 | H: 0 LOB: 2 BB: 3 P: 34 | 1B: 3 2B: 3 3B: 0 HR: 1 | SF: 0 SAC: 0 DP: 0 HBP: 2 | WP: 1 PB: 0 SB: 2 CS: 1 | PA: 38 |
| PITCHER Roger Clemens, R (1, 1) ERA: 3.75 | IP: 6.0 WLS: L BF: 27 H: 6 R: 4 ER: 4 SO: 2 BB: 2 IBB: 0 HBP: 2 BLK: 0 WP: 1 HR: 1 S: 61 P: 105 ERA: 6.00 WHIP: 1.333 | | | | | | | | | | | PITCHER | IP: 6.0 WLS: L BF: 27 H: 6 R: 4 ER: 4 SO: 2 BB: 2 IBB: 0 HBP: 2 BLK: 0 WP: 1 HR: 1 S: 61 P: 105 ERA: 6.00 WHIP: 1.333 | | | | | | | |
| Mike Stanton, L (7, 1) ERA: 10.13 | IP: 1.0 WLS: L BF: 5 H: 1 R: 1 ER: 1 SO: 1 BB: 0 IBB: 0 HBP: 0 BLK: 0 WP: 0 HR: 0 S: 11 P: 20 ERA: 9.00 WHIP: 2.000 | | | | | | | | | | | PITCHER | IP: 1.0 WLS: L BF: 5 H: 1 R: 1 ER: 1 SO: 1 BB: 0 IBB: 0 HBP: 0 BLK: 0 WP: 0 HR: 0 S: 11 P: 20 ERA: 9.00 WHIP: 2.000 | | | | | | | |
| Brad Pennington, L (8, 1) ERA: 1.35 | IP: 1.0 WLS: L BF: 6 H: 0 R: 1 ER: 1 SO: 1 BB: 0 IBB: 0 HBP: 0 BLK: 0 WP: 0 HR: 0 S: 19 P: 34 ERA: 9.00 WHIP: 3.000 | | | | | | | | | | | PITCHER | IP: 1.0 WLS: L BF: 6 H: 0 R: 1 ER: 1 SO: 1 BB: 0 IBB: 0 HBP: 0 BLK: 0 WP: 0 HR: 0 S: 19 P: 34 ERA: 9.00 WHIP: 3.000 | | | | | | | |

AB 33
R 1
H 7
RBI 1
BB 0
SO 7
LOB 14



AB 30
R 6
H 7
RBI 6
BB 6
SO 4
LOB 17




| Batter | 1 | 2 | 3 | 4 | 5 | 6 | 7 | 8 | 9 | 10 | 11 | 12 | AB | R | H | RBI | BB | SO | LOB | TOP |
|--|----------------------|---------------------------------|------------------------------|---------------------------------|------------------------------|----------------------------------|------------------------------|---------------------------------|------------------------------|---------------------------------|------------------------------|----------------------------------|------------------------------|---------------------------------|------------------------------|---------------------------------|----------------------------------|------------------------------------|----------------------------------|--------|
| Troy O'Leary, L Dwayne Hoesy, S OBP: 0.286, SLG: 0.326 OBP: 0.317, SLG: 0.278 | 6-3 | | F7 | | F7 | | E3 | | K | | G6-3 | | 4 | 0 | 0 | 0 | 0 | 0 | 3 | |
| John Valentin, R OBP: 0.323, SLG: 0.273 | G4-6-3 | | S | | F8 | | F7 | | FC4-5 | | G6-3 | | 6 | 0 | 3 | 0 | 0 | 0 | 4 | |
| Mo Vaughn, L OBP: 0.317, SLG: 0.357 | G4-6-3 | | SF8 | | F7 | | BB | | FC4-5 | | | | 4 | 0 | 0 | 2 | 1 | 1 | 2 | |
| Jose Canseco, R OBP: 0.344, SLG: 0.500 | | | K | | 6-3 | | SF7 | | | | | | 3 | 0 | 1 | 1 | 2 | 1 | 1 | |
| Mike Greenwell, L OBP: 0.287, SLG: 0.390 | | P6 | | | 6-3 | | | | | | | | 5 | 0 | 0 | 0 | 1 | 0 | 4 | |
| 18 Reggie Jefferson, S OBP: 0.197, SLG: 0.190 Milt Cuyler, S | | | | | | | | | | | | | 3 | 1 | 2 | 0 | 1 | 1 | 3 | |
| Bill Haselman, R OBP: 0.235, SLG: 0.294 | | | | | | | | | | | | | 5 | 1 | 1 | 0 | 0 | 2 | 4 | |
| Jim Tatum, R OBP: 0.125, SLG: 0.125 | | | | | | | | | | | | | 5 | 1 | 1 | 0 | 0 | 1 | 4 | |
| Esteban Beltrre, R OBP: 0.375, SLG: 0.385 Wil Cordero, R | | | | | | | | | | | | | 1 | 1 | 0 | 0 | 1 | 0 | 0 | |
| | | | | | | | | | | | | | 3 | 1 | 1 | 2 | 0 | 0 | 1 | |
| Inning Stats | R: 0 E: 0 K: 3 | H: 1 LOB: 0 BB: 0 P: 3 | R: 0 E: 0 K: 1 S: 7 | H: 2 LOB: 2 BB: 0 P: 7 | R: 1 E: 0 K: 1 S: 6 | H: 1 LOB: 1 BB: 1 P: 10 | R: 0 E: 0 K: 1 S: 3 | H: 0 LOB: 0 BB: 0 P: 3 | R: 0 E: 0 K: 0 S: 3 | H: 0 LOB: 0 BB: 0 P: 3 | R: 0 E: 0 K: 1 S: 6 | H: 1 LOB: 2 BB: 1 P: 10 | R: 0 E: 0 K: 1 S: 4 | H: 0 LOB: 0 BB: 0 P: 7 | R: 0 E: 0 K: 1 S: 3 | H: 1 LOB: 0 BB: 0 P: 3 | 1B: 9 2B: 1 3B: 0 HR: 0 | SF: 2 SAC: 0 DP: 4 HBP: 0 | WP: 0 PB: 1 SB: 1 CS: 0 | PA: 50 |
| PITCHER | IP | WLS | BF | H | R | ER | SO | BB | IBB | HBP | BLK | WP | HR | S | P | ERA | WHIP | | | |
| Scott Erickson, R ERA: 3.5 | (1.1) | 6.0 | 26 | 6 | 4 | 2 | 3 | 2 | 0 | 0 | 0 | 0 | 0 | 30 | 38 | 3.00 | 1.333 | | | |
| Roger McDowell, R ERA: | (7.1) | 0.1 | 3 | 1 | 0 | 0 | 0 | 0 | 0 | 0 | 0 | 0 | 0 | 3 | 3 | 0.00 | 3.000 | | | |
| Jesse Orosco, L ERA: | (7.1) | 0.0 | 1 | 0 | 0 | 0 | 0 | 1 | 0 | 0 | 0 | 0 | 0 | 0 | 4 | ∞ | ∞ | | | |
| Armando Benitez, R ERA: | (7.1) | 1.2 | 6 | 1 | 1 | 0 | 1 | 1 | 0 | 0 | 0 | 0 | 0 | 7 | 11 | 0.00 | 1.200 | | | |
| Randy Myers, L ERA: | (9.1) | 1.0 | 5 | 1 | 0 | 0 | 1 | 1 | 0 | 0 | 0 | 0 | 0 | 6 | 10 | 0.00 | 2.000 | | | |
| PITCHER | IP | WLS | BF | H | R | ER | SO | BB | IBB | HBP | BLK | WP | HR | S | P | ERA | WHIP | | | |
| Arthur Rhodes, L ERA: 0.96 | (10.1) | 3.0 | 9 | 1 | 0 | 0 | 3 | 1 | 0 | 0 | 0 | 0 | 0 | 14 | 18 | 0.00 | 0.667 | | | |

Boston Red Sox @ Baltimore Orioles
 Oriole Park at Camden Yards, Baltimore, MD
 Wed Apr 17 1996, 7:05 PM EDT
 Att. 40,258 - Unknown - 59 F

livebaseballscorecards.com

AB 42
 R 5
 H 10
 RBI 5
 BB 6
 SO 8
 LOB 26





| Batter | 1 | 2 | 3 | 4 | 5 | 6 | 7 | 8 | 9 | 10 | 11 | 12 | AB | R | H | RBI | BB | SO | LOB | BOTTOM | | | | |
|--|------------------------------|---------------------------------|------------------------------|----------------------------------|------------------------------|---------------------------------|------------------------------|---------------------------------|-------------------------------|----------------------------------|------------------------------|---------------------------------|------------------------------|---------------------------------|------------------------------|---------------------------------|------------------------------|---------------------------------|------------------------------|----------------------------------|----------------------------------|------------------------------------|----------------------------------|--------|
| Brady Anderson, L OBP: 0.497, SLG: 0.571 | K | | G4-6-3 | | 1B | | G3 | | P6 | | G3 | | 5 | 1 | 1 | 0 | 1 | 1 | 0 | | | | | |
| Roberto Alomar, S OBP: 0.429, SLG: 0.653 | 4-3 | | G4-6-3 | | 2B | | | | | | | | 6 | 3 | 4 | 1 | 0 | 0 | 1 | | | | | |
| Rafael Palmeiro, L OBP: 0.362, SLG: 0.447 | K | | F8 | | K | | F7 | | F9 | | | | 6 | 0 | 1 | 0 | 0 | 2 | 3 | | | | | |
| Bobby Bonilla, S OBP: 0.304, SLG: 0.367 | | F9 | | | F7 | | L7 | | K | | | | 4 | 1 | 1 | 2 | 2 | 1 | 1 | | | | | |
| Cal Ripken Jr., R OBP: 0.302, SLG: 0.367 | | FC6-4 | | | 2B | | | | FC1-5 | | | | 5 | 0 | 2 | 0 | 1 | 2 | 4 | | | | | |
| B.J. Surhoff, L OBP: 0.415, SLG: 0.688 | | F9 | | | BB | | F8 | | FC1-5 | | | | 4 | 0 | 1 | 1 | 2 | 0 | 2 | | | | | |
| Chris Hoiles, R OBP: 0.195, SLG: 0.222 Grego Zaun, S | | FC6-4 | | | F9 | | 6-3 | | FC1-5 | | | | 4 | 0 | 0 | 1 | 0 | 0 | 5 | | | | | |
| | | | | | | | | | | | | | 1 | 0 | 0 | 0 | 0 | 1 | 0 | | | | | |
| Tony Tarasco, L OBP: 0.286, SLG: 0.333 | | FC6-4 | | | F2 | | | | F7 | | | | 4 | 0 | 0 | 0 | 1 | 0 | 5 | | | | | |
| Jeffrey Hammonds, R OBP: 0.307, SLG: 0.378 | | | | | 1B | | K | | F9 | | | | 5 | 1 | 1 | 0 | 0 | 2 | 3 | | | | | |
| Inning Stats | R: 0 E: 0 K: 2 S: 7 | H: 0 LOB: 0 BB: 0 P: 7 | R: 1 E: 0 K: 0 S: 3 | H: 0 LOB: 1 BB: 2 P: 11 | R: 1 E: 0 K: 0 S: 4 | H: 2 LOB: 0 BB: 0 P: 4 | R: 0 E: 0 K: 0 S: 4 | H: 1 LOB: 2 BB: 1 P: 8 | R: 2 E: 0 K: 3 S: 11 | H: 2 LOB: 1 BB: 1 P: 15 | R: 0 E: 0 K: 0 S: 3 | H: 0 LOB: 1 BB: 1 P: 7 | R: 1 E: 0 K: 0 S: 4 | H: 1 LOB: 0 BB: 0 P: 4 | R: 0 E: 0 K: 1 S: 5 | H: 0 LOB: 0 BB: 0 P: 5 | R: 0 E: 0 K: 1 S: 5 | H: 0 LOB: 0 BB: 0 P: 5 | R: 1 E: 0 K: 1 S: 6 | H: 3 LOB: 3 BB: 1 P: 10 | 1B: 7 2B: 3 3B: 0 HR: 1 | SF: 0 SAC: 0 DP: 1 HBP: 0 | WP: 0 PB: 0 SB: 1 CS: 0 | PA: 51 |
| PITCHER | IP | WLS | BF | H | R | ER | SO | BB | IBB | HBP | BLK | WP | HR | S | P | ERA | WHIP | | | | | | | |
| Aaron Sele, R ERA: 5.63 | (1.1) | 6.0 | 27 | 5 | 4 | 4 | 5 | 5 | 0 | 0 | 0 | 0 | 0 | 32 | 52 | 6.00 | 1.667 | | | | | | | |
| Mike Stanton, L ERA: 9.99 | (7.1) | 1.0 | 4 | 1 | 1 | 1 | 0 | 0 | 0 | 0 | 0 | 0 | 1 | 4 | 4 | 9.00 | 1.000 | | | | | | | |
| Stan Belinda, R ERA: 7.94 | (8.1) | 1.1 | 7 | 2 | 0 | 0 | 0 | 0 | 1 | 0 | 0 | 0 | 0 | 6 | 10 | 0.00 | 1.500 | | | | | | | |
| Brad Pennington, L ERA: 1.28 | (9.1) | 0.1 | 1 | 0 | 0 | 0 | 0 | 0 | 0 | 0 | 0 | 0 | 0 | 1 | 1 | 0.00 | 0.000 | | | | | | | |
| Heathcliff Slocumb, R ERA: 0.96 | (9.1) | 2.1 | 7 | 0 | 0 | 0 | 3 | 0 | 0 | 0 | 0 | 0 | 0 | 13 | 13 | 0.00 | 0.000 | | | | | | | |
| PITCHER | IP | WLS | BF | H | R | ER | SO | BB | IBB | HBP | BLK | WP | HR | S | P | ERA | WHIP | | | | | | | |
| Mike Maddux, R ERA: 4.0 | (12.1) | 0.1 | 5 | 3 | 1 | 1 | 1 | 0 | 1 | 0 | 0 | 0 | 0 | 6 | 10 | 27.00 | 9.000 | | | | | | | |

Boston Red Sox @ Baltimore Orioles
 Oriole Park at Camden Yards, Baltimore, MD
 Wed Apr 17 1996, 7:05 PM EDT
 Att. 40,258 - Unknown - 59 F

livebaseballscorecards.com

AB 44
 R 6
 H 11
 RBI 5
 BB 7
 SO 9
 LOB 24




| Batter | 1 | 2 | 3 | 4 | 5 | 6 | 7 | 8 | 9 | AB | R | H | RBI | BB | SO | LOB | TOP | | | | | | | | | | | | | | | | | | | | | | | |
|---|------------------------------|---------------------------------|---------------------------------|---------------------------------|------------------------------|---------------------------------|------------------------------|---------------------------------|------------------------------|---------------------------------|------------------------------|---------------------------------|------------------------------|---------------------------------|------------------------------|---------------------------------|---|------------------------------------|----------------------------------|--------|--|-----|-----|----|----|---|----|----|----|-----|-----|-----|----|----|----|------|-------|-------|------|-------|
| Dwayne Hosey, S OBP: 0.304, SLG: 0.268 (1, 8) | G5-3 | | E3 1B FC1-5 1-2 3-H | F8 | | | E S 1B | F9 | | 5 | 1 | 1 | 0 | 0 | 0 | 3 | | | | | | | | | | | | | | | | | | | | | | | | |
| John Valentin, R OBP: 0.328, SLG: 0.283 (1, 6) | F9 | | FC1-5 1B 1-3 2-H | G6-4-3 | | | E7 HR 1B | F9 | | 5 | 2 | 2 | 2 | 0 | 0 | 2 | | | | | | | | | | | | | | | | | | | | | | | | |
| Mo Vaughn, L OBP: 0.309, SLG: 0.393 (1, 3) | K | | FC1-5 1B 1-2 3-H | | F9 | | HR | L5 | | 5 | 1 | 1 | 2 | 0 | 1 | 2 | | | | | | | | | | | | | | | | | | | | | | | | |
| Jose Canseco, R OBP: 0.333, SLG: 0.475 (1, 10) | | G6-3 | | G4-6-3 1B 1-2 2-H | G5-3 | | K | F9 | | 5 | 0 | 1 | 1 | 0 | 1 | 0 | | | | | | | | | | | | | | | | | | | | | | | | |
| Mike Greenwell, L OBP: 0.279, SLG: 0.365 (1, 7) | G4-3 | G4-3 | G4-6-3 | | F9 | | F8 | | | 4 | 0 | 0 | 0 | 0 | 0 | 2 | | | | | | | | | | | | | | | | | | | | | | | | |
| Troy O'Leary, L OBP: 0.302, SLG: 0.340 (1, 9) | G3-1 | | | 2B 1B | | | G3-1 | | | 4 | 1 | 2 | 0 | 0 | 0 | 0 | | | | | | | | | | | | | | | | | | | | | | | | |
| Mike Stanley, R OBP: 0.318, SLG: 0.324 (1, 2) | | | 2B 1B | 1B | | P6 | | HR | | 4 | 3 | 3 | 1 | 0 | 0 | 1 | AB 40 R 10 H 14 RBI 9 BB 0 SO 4 LOB 12 | | | | | | | | | | | | | | | | | | | | | | | |
| Wil Cordero, R OBP: 0.186, SLG: 0.228 (1, 4) | | | 1B E 2B | 1B | | F8 | | K | | 4 | 1 | 2 | 2 | 0 | 1 | 1 | | | | | | | | | | | | | | | | | | | | | | | | |
| Esteban Beltre, R OBP: 0.400, SLG: 0.412 (1, 5) | | | 1B E 2B 1B | 1B | | F7 | | K | | 4 | 1 | 2 | 1 | 0 | 1 | 1 |  | | | | | | | | | | | | | | | | | | | | | | | |
| Inning Stats | R: 0 E: 0 K: 1 S: 5 | H: 0 LOB: 0 BB: 0 P: 5 | R: 0 E: 0 K: 0 S: 3 | H: 0 LOB: 0 BB: 0 P: 3 | R: 4 E: 1 K: 0 S: 8 | H: 5 LOB: 1 BB: 0 P: 8 | R: 2 E: 0 K: 0 S: 6 | H: 4 LOB: 1 BB: 0 P: 6 | R: 0 E: 0 K: 0 S: 4 | H: 1 LOB: 1 BB: 0 P: 4 | R: 3 E: 1 K: 1 S: 8 | H: 3 LOB: 0 BB: 0 P: 8 | R: 1 E: 0 K: 2 S: 8 | H: 1 LOB: 0 BB: 0 P: 8 | R: 0 E: 0 K: 0 S: 3 | H: 0 LOB: 0 BB: 0 P: 3 | 1B: 10 2B: 2 3B: 0 HR: 2 | SF: 0 SAC: 0 DP: 2 HBP: 0 | WP: 0 PB: 0 SB: 1 CS: 0 | PA: 40 | | | | | | | | | | | | | | | | | | | | |
| PITCHER | IP | WLS | BF | H | R | ER | SO | BB | IBB | HBP | BLK | WP | HR | S | P | ERA | WHIP | PITCHER | | | | IP | WLS | BF | H | R | ER | SO | BB | IBB | HBP | BLK | WP | HR | S | P | ERA | WHIP | | |
| 35 Mike Mussina, R ERA: 3.0 (1, 1) | 6.0 | L | 27 | 10 | 6 | 5 | 1 | 0 | 0 | 0 | 0 | 0 | 0 | 29 | 29 | 7.50 | 1.667 | | | | | 6.0 | L | 27 | 10 | 6 | 5 | 1 | 0 | 0 | 0 | 0 | 0 | 0 | 0 | 0 | 29 | 29 | 7.50 | 1.667 |
| Jesse Orosco, L ERA: 9.92 (7, 1) | 2.0 | | 10 | 4 | 4 | 4 | 3 | 0 | 0 | 0 | 0 | 0 | 2 | 16 | 16 | 18.00 | 2.000 | | | | | 2.0 | | 10 | 4 | 4 | 4 | 3 | 0 | 0 | 0 | 0 | 0 | 2 | 16 | 16 | 18.00 | 2.000 | | |
| Jimmy Myers, R ERA: (9, 1) | 1.0 | | 3 | 0 | 0 | 0 | 0 | 0 | 0 | 0 | 0 | 0 | 0 | 3 | 3 | 0.00 | 0.000 | | | | | 1.0 | | 3 | 0 | 0 | 0 | 0 | 0 | 0 | 0 | 0 | 0 | 3 | 3 | 0.00 | 0.000 | | | |

Boston Red Sox @ Baltimore Orioles
 Oriole Park at Camden Yards, Baltimore, MD
 Thu Apr 18 1996, 3:33 AM EDT
 Att: 47,283 - Sunny - 71 F

livebaseballscores.com

AB 40
R 10
H 14
RBI 9
BB 0
SO 4
LOB 12

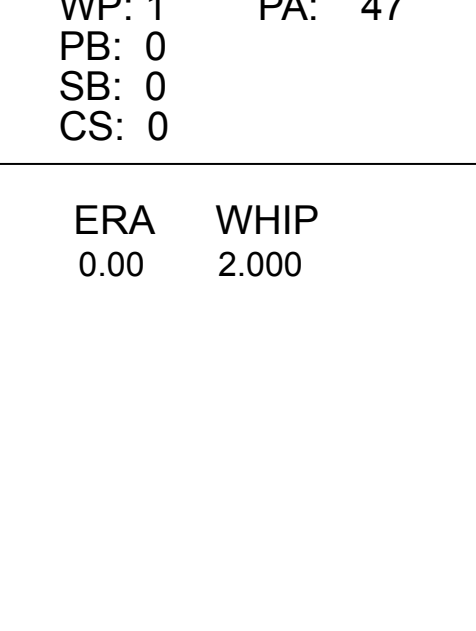


| Batter | 1 | 2 | 3 | 4 | 5 | 6 | 7 | 8 | 9 | AB | R | H | RBI | BB | SO | LOB | BOTTOM | | | | | | | | | | | | | | | | | | | | | |
|--|------------------------------|---------------------------------|------------------------------|---------------------------------|------------------------------|----------------------------------|------------------------------|---------------------------------|------------------------------|---------------------------------|------------------------------|---------------------------------|------------------------------|---------------------------------|------------------------------|---------------------------------|---|---------------------------------|-----------------------------------|------------------------------------|----------------------------------|--------|-----|----|---|---|----|----|----|-----|-----|-----|------|-------|-------|-------|-----|------|
| Brady Anderson, L OBP: 0.431, SLG: 0.648 (1, 8) | HR | | F9 | BB 1B | | SF8 | | 1B SF8 1B | DI 1B | 5 | 2 | 4 | 2 | 0 | 0 | 0 | | | | | | | | | | | | | | | | | | | | | | |
| Roberto Alomar, S OBP: 0.435, SLG: 0.630 (1, 4) | G6-3 | | K | BB 1B | | 1B | | SF8 BB SF9 1B | K | 5 | 1 | 2 | 0 | 1 | 2 | 2 | | | | | | | | | | | | | | | | | | | | | | |
| Rafael Palmeiro, L OBP: 0.365, SLG: 0.490 (1, 3) | G3-1 | | HR | | | P5 | | BB | | 4 | 1 | 1 | 1 | 1 | 0 | 5 | | | | | | | | | | | | | | | | | | | | | | |
| Bobby Bonilla, S OBP: 0.295, SLG: 0.358 (1, 9) | P4 | | BB 1B | | G5-3 | | G6-3 | SF8 | | 4 | 0 | 1 | 1 | 0 | 0 | 0 | | | | | | | | | | | | | | | | | | | | | | |
| Cal Ripken Jr., R OBP: 0.293, SLG: 0.346 (1, 6) | | K | BB | | F8 | | G6-3 | SF9 | | 3 | 0 | 0 | 1 | 1 | 1 | 0 | | | | | | | | | | | | | | | | | | | | | | |
| B.J. Surhoff, L OBP: 0.397, SLG: 0.642 (1, 5) | F9 | | G4-3 | | G4-3 | | 1B 1B | F7 | | 5 | 1 | 1 | 0 | 0 | 0 | 3 | | | | | | | | | | | | | | | | | | | | | | |
| Chris Hoiles, R OBP: 0.217, SLG: 0.244 (1, 2) | | 2B 1B | | | F9 | | P3 WP 1B | | K | 5 | 1 | 2 | 0 | 0 | 1 | 0 | AB 41 R 7 H 17 RBI 7 BB 3 SO 4 LOB 14 | | | | | | | | | | | | | | | | | | | | | |
| Mike Devereaux, R OBP: 0.400, SLG: 0.421 (1, 7) | | 1B | | | L7 | | 1B SF8 1B | WP 1B | 1B 1B | 5 | 1 | 4 | 2 | 0 | 0 | 0 | | | | | | | | | | | | | | | | | | | | | | |
| Jeffrey Hammonds, R OBP: 0.370, SLG: 0.560 (1, 10) | F8 | | BB 1B | 1B | | 1B | | F7 | | 5 | 0 | 2 | 0 | 0 | 0 | 4 |  | | | | | | | | | | | | | | | | | | | | | |
| Inning Stats | R: 1 E: 0 K: 0 S: 4 | H: 1 LOB: 0 BB: 0 P: 4 | R: 1 E: 0 K: 1 S: 7 | H: 2 LOB: 1 BB: 0 P: 7 | R: 1 E: 0 K: 1 S: 7 | H: 2 LOB: 1 BB: 1 P: 11 | R: 0 E: 0 K: 0 S: 5 | H: 2 LOB: 3 BB: 1 P: 9 | R: 0 E: 0 K: 0 S: 3 | H: 0 LOB: 0 BB: 0 P: 3 | R: 1 E: 0 K: 0 S: 6 | H: 3 LOB: 2 BB: 0 P: 6 | R: 1 E: 0 K: 0 S: 6 | H: 3 LOB: 2 BB: 0 P: 6 | R: 2 E: 0 K: 0 S: 5 | H: 2 LOB: 1 BB: 1 P: 9 | R: 0 E: 0 K: 2 S: 9 | H: 2 LOB: 2 BB: 0 P: 9 | 1B: 14 2B: 1 3B: 0 HR: 2 | SF: 3 SAC: 0 DP: 0 HBP: 0 | WP: 1 PB: 0 SB: 0 CS: 0 | PA: 47 | | | | | | | | | | | | | | | | |
| PITCHER | IP | WLS | BF | H | R | ER | SO | BB | IBB | HBP | BLK | WP | HR | S | P | ERA | WHIP | PITCHER | | | | IP | WLS | BF | H | R | ER | SO | BB | IBB | HBP | BLK | WP | HR | S | P | ERA | WHIP |
| Jamie Moyer, L ERA: 4.64 (1, 1) | 5.1 | | 27 | 9 | 4 | 4 | 2 | 2 | 0 | 0 | 0 | 0 | 0 | 29 | 37 | 6.75 | 2.062 | | | | | 1.0 | S | 5 | 2 | 0 | 0 | 2 | 0 | 0 | 0 | 0 | 9 | 9 | 0.00 | 2.000 | | |
| Brad Pennington, L ERA: 1.17 (6, 1) | 0.2 | | 3 | 1 | 0 | 0 | 0 | 0 | 0 | 0 | 0 | 0 | 0 | 3 | 3 | 0.00 | 1.500 | | | | | 1.0 | S | 5 | 2 | 0 | 0 | 2 | 0 | 0 | 0 | 9 | 9 | 0.00 | 2.000 | | | |
| Mike Maddux, R ERA: 4.66 (7, 1) | 0.2 | | 5 | 3 | 1 | 1 | 0 | 0 | 0 | 0 | 0 | 0 | 0 | 5 | 5 | 13.50 | 4.500 | | | | | 1.0 | S | 5 | 2 | 0 | 0 | 2 | 0 | 0 | 9 | 9 | 0.00 | 2.000 | | | | |
| Stan Belinda, R ERA: 10.5 (7, 1) | 0.1 | | 3 | 2 | 2 | 2 | 0 | 0 | 0 | 0 | 0 | 1 | 0 | 3 | 3 | 54.00 | 6.000 | | | | | 1.0 | S | 5 | 2 | 0 | 0 | 2 | 0 | 0 | 9 | 9 | 0.00 | 2.000 | | | | |
| Mike Stanton, L ERA: 8.59 (8, 1) | 1.0 | | 4 | 0 | 0 | 0 | 0 | 1 | 0 | 0 | 0 | 0 | 0 | 3 | 7 | 0.00 | 1.000 | | | | | 1.0 | S | 5 | 2 | 0 | 0 | 2 | 0 | 0 | 9 | 9 | 0.00 | 2.000 | | | | |

Boston Red Sox @ Baltimore Orioles
 Oriole Park at Camden Yards, Baltimore, MD
 Thu Apr 18 1996, 3:33 AM EDT
 Att: 47,283 - Sunny - 71 F

livebaseballscores.com

AB 41
R 7
H 17
RBI 7
BB 3
SO 4
LOB 14



| Batter | 1 | 2 | 3 | 4 | 5 | 6 | 7 | 8 | 9 | AB | R | H | RBI | BB | SO | LOB | TOP | | | | | | | | | | |
|---|-------------------------------|----------------------------------|------------------------------|--|-------------------------------|----------------------------------|-------------------------------|----------------------------------|-----------------------------------|----------------------------------|-------------------------------|----------------------------------|------------------------------|---------------------------------|------------------------------|----------------------------------|----------------------------------|------------------------------------|----------------------------------|--------|--|--|--|--|--|--|--|
| Brady Anderson, L (1, 8) OBP: 0.435, SLG: 0.684 Billy Ripken, R (9, PH) OBP: 0.500, SLG: 0.500 | 1-0 HR | | 2-2 G3 | 4-0 2B BB | | | 1-3 K | | 0-1 G5-4-3 BB 1B | 3 | 1 | 1 | 1 | 1 | 1 | 1 | | | | | | | | | | | |
| Roberto Alomar, S (1, 4) OBP: 0.424, SLG: 0.621 Jeff Huson, L (9, PH) | 3-2 L8 | | 2-2 L8 | 0-0 2B | | | 1-3 K | | 4-2 G5-4-3 BB 1-2 BB | 4 | 0 | 1 | 1 | 0 | 1 | 1 | | | | | | | | | | | |
| Rafael Palmeiro, L (1, 3) OBP: 0.373, SLG: 0.509 Gregg Zaun, S (9, PH) OBP: 0.400, SLG: 0.250 | 3-3 K | | | 1-3 2B 1B F4 | | | 3-2 1B 2B | | 2-1 G5-4-3 BB 1-2 2-3 | 4 | 2 | 2 | 0 | 0 | 1 | 2 | | | | | | | | | | | |
| Bobby Bonilla, S (1, 10) | 1-3 K2-3 | | | 1-1 BB BB 1B 1-2 WP 1B | 0-0 G6-3 | | 0-0 1B 2B | | 0-0 F8 | 5 | 1 | 2 | 0 | 0 | 1 | 1 | | | | | | | | | | | |
| Cal Ripken Jr., R (1, 6) OBP: 0.306, SLG: 0.345 | | 0-0 L9 | | 4-1 WP BB 2B 1-2 2-3 BB | 1-2 G4-3 | | 1-2 1B | | | 3 | 1 | 1 | 1 | 1 | 0 | 0 | | | | | | | | | | | |
| B.J. Surhoff, L (1, 5) OBP: 0.387, SLG: 0.607 | | 2-0 G4-3 | | 4-0 WP 2B BB 1-2 2-3 3-H | 3-2 K | | 3-2 L8 | | | 3 | 1 | 0 | 1 | 1 | 1 | 2 | | | | | | | | | | | |
| Mike Devereaux, R (1, 7) OBP: 0.375, SLG: 0.435 (8, 9) | | 2-0 G6-3 | | 2-2 2B 1-H 2-H 3-H 2-2 | 2-3 K | | 1-1 G4-3 | | | 4 | 1 | 1 | 2 | 0 | 1 | 0 | | | | | | | | | | | |
| Chris Hoiles, R (1, 2) OBP: 0.200, SLG: 0.222 | | | 1-1 F3 | 1-1 K | | | 1-1 F7 | | 1-1 G6-3 | 4 | 0 | 0 | 0 | 0 | 1 | 1 | | | | | | | | | | | |
| Tony Tarasco, L (1, 9) OBP: 0.289, SLG: 0.333 Jeffrey Hammonds, R (8, PH) OBP: 0.354, SLG: 0.549 (8, 7) | | | 3-1 G3 1B | 1-3 K | | | 1-2 G4-3 | | 0-1 F9 | 3 | 0 | 1 | 0 | 0 | 1 | 1 | | | | | | | | | | | |
| Inning Stats | R: 1 E: 0 K: 2 S: 11 | H: 1 LOB: 0 BB: 0 P: 19 | R: 0 E: 0 K: 0 S: 3 | H: 0 LOB: 0 BB: 0 P: 7 | R: 0 E: 0 K: 0 S: 11 | H: 1 LOB: 1 BB: 0 P: 19 | R: 5 E: 0 K: 2 S: 23 | H: 4 LOB: 2 BB: 3 P: 47 | R: 0 E: 0 K: 1 S: 9 | H: 0 LOB: 0 BB: 0 P: 13 | R: 1 E: 0 K: 2 S: 20 | H: 3 LOB: 2 BB: 0 P: 29 | R: 0 E: 0 K: 0 S: 6 | H: 0 LOB: 0 BB: 0 P: 8 | R: 0 E: 0 K: 0 S: 7 | H: 1 LOB: 1 BB: 1 P: 13 | 1B: 6 2B: 3 3B: 0 HR: 1 | SF: 0 SAC: 0 DP: 1 HBP: 0 | WP: 1 PB: 0 SB: 0 CS: 0 | PA: 40 | | | | | | | |
| PITCHER | IP | WLS | BF | H | R | ER | SO | BB | IBB | HBP | BLK | WP | HR | S | P | ERA | WHIP | | | | | | | | | | |
| Roger Pavlik, R (1, 1) ERA: 4.76 | 3.2 | | 20 | 6 | 6 | 6 | 4 | 3 | 0 | 0 | 0 | 1 | 1 | 43 | 84 | 14.73 | 2.455 | | | | | | | | | | |
| Dennis Cook, L (4, 1) ERA: 0.92 | 3.0 | W | 11 | 2 | 1 | 1 | 4 | 0 | 0 | 0 | 0 | 0 | 0 | 36 | 52 | 3.00 | 0.667 | | | | | | | | | | |
| Gil Heredia, R (7, 1) ERA: 5.25 | 1.0 | | 4 | 1 | 0 | 0 | 0 | 0 | 0 | 0 | 0 | 0 | 0 | 11 | 17 | 0.00 | 1.000 | | | | | | | | | | |
| Ed Vosberg, L (8, 1) ERA: | 1.1 | S | 5 | 1 | 0 | 0 | 0 | 1 | 0 | 0 | 0 | 0 | 0 | 9 | 15 | 0.00 | 1.500 | | | | | | | | | | |

Baltimore Orioles @ Texas Rangers
The Ballpark at Arlington, Arlington, TX
Fri Apr 19 1996, 8:05 PM EDT
Att: 41,184 - Unknown - 92 F

AB 36
R 7
H 10
RBI 6
BB 4
SO 8
LOB 11



| Batter | 1 | 2 | 3 | 4 | 5 | 6 | 7 | 8 | 9 | AB | R | H | RBI | BB | SO | LOB | BOTTOM | | | | | | | | | | |
|---|-------------------------------|----------------------------------|-------------------------------|----------------------------------|------------------------------|---------------------------------|------------------------------|---------------------------------|-------------------------------|----------------------------------|------------------------------|----------------------------------|-------------------------------|----------------------------------|--------------------------------|----------------------------------|----------------------------------|------------------------------------|----------------------------------|--------|--|--|--|--|--|--|--|
| Darryl Hamilton, L (1, 8) OBP: 0.389, SLG: 0.349 | 0-0 3B 1B | 2-0 2B 1B | | 2-0 F4 | | | 3-2 FC5-2 1B | | | 6 | 4 | 4 | 0 | 1 | 0 | 1 | | | | | | | | | | | |
| Ivan Rodriguez, R (1, 2) OBP: 0.380, SLG: 0.519 Dave Valle, R (4, PH) OBP: 0.417, SLG: 0.222 (5, 2) | 2-0 HR 3B | 1-2 F7 | | 0-2 G4-3 | | | 1-0 FC5-2 G3-6-1 | | | 2 | 1 | 1 | 1 | 0 | 0 | 1 | | | | | | | | | | | |
| Will Clark, L (1, 3) OBP: 0.463, SLG: 0.569 Damon Buford, R (8, PR) OBP: 0.357, SLG: 0.308 (9, 9) | 3-2 HR HBP | 1-0 1-H 2B | | 3-2 HR | | | 0-0 G3-6-1 | | | 3 | 3 | 2 | 3 | 2 | 0 | 2 | | | | | | | | | | | |
| Juan Gonzalez, R (1, 9) OBP: 0.468, SLG: 0.659 Craig Worthington, R (8, PR) OBP: 0.333, SLG: 0.357 (9, 3) | 1-0 HR | 1-3 K | | 0-2 F7 | | | 0-2 F8 | | | 5 | 2 | 2 | 6 | 1 | 1 | 1 | | | | | | | | | | | |
| Mickey Tettleton, S (1, 10) OBP: 0.456, SLG: 0.551 | 2-3 K | 2-1 P2 | | 4-0 HR BB | | | 4-1 G5-3 BB | | | 2 | 3 | 0 | 2 | 3 | 1 | 1 | | | | | | | | | | | |
| Dean Palmer, R (1, 5) OBP: 0.340, SLG: 0.585 Kurt Stillwell, S (8, PR) OBP: 0.250, SLG: 0.273 (9, 5) | 4-2 29 2B SF8 BB | | 0-1 P4 | 0-0 HR | | | 0-1 G5-3 | | | 4 | 3 | 2 | 5 | 2 | 0 | 1 | | | | | | | | | | | |
| 29 Rusty Greer, L (1, 7) OBP: 0.424, SLG: 0.526 | 0-0 SF8 2B | | 1-0 L7 | 3-1 L7 | | | 2-2 2B | | | 5 | 1 | 3 | 2 | 0 | 0 | 0 | | | | | | | | | | | |
| Mark McLemore, S (1, 4) OBP: 0.400, SLG: 0.244 | 1-0 SF8 | | 2-2 G5-3 | 4-1 CS BB | | | 4-2 BB | | | 2 | 2 | 1 | 1 | 3 | 0 | 0 | | | | | | | | | | | |
| Kevin Elster, R (1, 6) OBP: 0.283, SLG: 0.469 | 2-0 F4 | | 1-1 F9 | 0-1 CS | | | 3-1 1B FC5-2 2B | | | 6 | 2 | 3 | 5 | 0 | 0 | 3 | | | | | | | | | | | |
| Inning Stats | R: 5 E: 0 K: 1 S: 16 | H: 4 LOB: 1 BB: 1 P: 31 | R: 1 E: 0 K: 1 S: 10 | H: 2 LOB: 1 BB: 0 P: 17 | R: 0 E: 0 K: 0 S: 6 | H: 0 LOB: 0 BB: 0 P: 9 | R: 0 E: 0 K: 0 S: 6 | H: 0 LOB: 0 BB: 0 P: 9 | R: 3 E: 0 K: 0 S: 13 | H: 2 LOB: 0 BB: 2 P: 27 | R: 0 E: 0 K: 0 S: 8 | H: 2 LOB: 1 BB: 0 P: 15 | R: 1 E: 0 K: 0 S: 14 | H: 1 LOB: 2 BB: 2 P: 24 | R: 16 E: 0 K: 0 S: 49 | H: 8 LOB: 1 BB: 8 P: 97 | 1B: 8 2B: 5 3B: 1 HR: 5 | SF: 3 SAC: 0 DP: 1 HBP: 1 | WP: 1 PB: 0 SB: 1 CS: 1 | PA: 56 | | | | | | | |
| PITCHER | IP | WLS | BF | H | R | ER | SO | BB | IBB | HBP | BLK | WP | HR | S | P | ERA | WHIP | | | | | | | | | | |
| Kent Mercker, L (1, 1) ERA: 9.0 | 4.1 | L | 23 | 7 | 8 | 8 | 2 | 2 | 0 | 1 | 0 | 0 | 0 | 12 | 26 | 9.00 | 4.000 | | | | | | | | | | |
| Jimmy Myers, R (5, 1) ERA: 1.29 | 1.0 | | 6 | 3 | 1 | 1 | 0 | 1 | 0 | 0 | 0 | 0 | 1 | 15 | 25 | 5.40 | 1.800 | | | | | | | | | | |
| Roger McDowell, R (6, 1) ERA: 0.87 | 1.2 | | 7 | 1 | 1 | 1 | 0 | 2 | 0 | 0 | 0 | 0 | 1 | 10 | 21 | ∞ | ∞ | | | | | | | | | | |
| Armando Benitez, R (8, 1) ERA: 6.75 | 0.0 | | 3 | 1 | 3 | 3 | 0 | 2 | 0 | 0 | 0 | 1 | 0 | 10 | 21 | ∞ | ∞ | | | | | | | | | | |
| Jesse Orosco, L (8, 1) ERA: 27.0 | 0.1 | | 9 | 6 | 5 | 5 | 0 | 2 | 0 | 0 | 0 | 0 | 1 | 27 | 47 | 135.00 | 24.000 | | | | | | | | | | |

Baltimore Orioles @ Texas Rangers
The Ballpark at Arlington, Arlington, TX
Fri Apr 19 1996, 8:05 PM EDT
Att: 41,184 - Unknown - 92 F

AB 38
R 26
H 19
RBI 26
BB 13
SO 2
LOB 12



| Batter | 1 | 2 | 3 | 4 | 5 | 6 | 7 | 8 | 9 | AB | R | H | RBI | BB | SO | LOB | TOP | | | | |
|---|------------------------------|----------------------------------|------------------------------|---------------------------------|------------------------------|----------------------------------|-------------------------------|----------------------------------|------------------------------|----------------------------------|-------------------------------|----------------------------------|-------------------------------|----------------------------------|-------------------------------|----------------------------------|----------------------------------|------------------------------------|----------------------------------|--------|--|
| Brady Anderson, L (1, 8) OBP: 0.446, SLG: 0.770 | 3-2 HR | | 4-2 BB | | 1-0 G3 | | 2-0 HR | | 2-3 K | 4 | 2 | 3 | 1 | 1 | 1 | | | | | | |
| Roberto Alomar, S (1, 4) OBP: 0.443, SLG: 0.617 | 4-0 BB | | 2-1 F7 | | | 1-2 1B | 4-2 BB | | | 2 | 0 | 1 | 0 | 2 | 0 | 1 | | | | | |
| Rafael Palmeiro, L (1, 3) OBP: 0.366, SLG: 0.492 | 1-0 G4-6-3 | | | 3-2 P3 | | 0-0 1B | 3-1 L4 | | | 4 | 0 | 1 | 0 | 0 | 0 | 2 | | | | | |
| Bobby Bonilla, S (1, 9) OBP: 0.286, SLG: 0.339 | 3-3 K | | | 0-0 F7 | | 2-3 K | | 1-2 G4-3 | | 4 | 0 | 0 | 0 | 0 | 2 | 2 | | | | | |
| Cal Ripken Jr., R (1, 6) OBP: 0.318, SLG: 0.345 | | 0-0 B5-3 | | 1-2 1B | | 0-0 F4 | | 4-2 BB | | 3 | 0 | 1 | 0 | 1 | 0 | 2 | | | | | |
| B.J. Surhoff, L (1, 5) OBP: 0.364, SLG: 0.567 | | 0-1 G4-3 | | 2-2 G3 | | 2-1 L4-3 | | 0-1 G3-1 | | 4 | 0 | 0 | 0 | 0 | 0 | 4 | | | | | |
| Mike Devereaux, R (1, 10) OBP: 0.321, SLG: 0.370 | | 2-1 F5 | | | 0-0 G5-3 | | 1-1 G5-3 | 2-2 K | | 4 | 0 | 0 | 0 | 0 | 1 | 1 | | | | | |
| Jeffrey Hammonds, R (1, 7) OBP: 0.356, SLG: 0.545 | | | 1-0 F8 | | 3-2 2B | | 1-1 F9 | | 1-1 F7 | 4 | 0 | 1 | 0 | 0 | 0 | 0 | | | | | |
| Gregg Zaun, S (1, 2) OBP: 0.357, SLG: 0.250 | | | 2-2 G6-3 | | 0-0 F9 | | 0-0 HR | | 0-1 F8 | 4 | 1 | 1 | 0 | 0 | 0 | 1 | | | | | |
| Inning Stats | R: 1 E: 0 K: 1 S: 7 | H: 1 LOB: 0 BB: 1 P: 18 | R: 0 E: 0 K: 0 S: 5 | H: 0 LOB: 0 BB: 0 P: 7 | R: 0 E: 0 K: 0 S: 8 | H: 0 LOB: 1 BB: 1 P: 17 | R: 0 E: 0 K: 0 S: 11 | H: 1 LOB: 1 BB: 0 P: 17 | R: 0 E: 0 K: 1 S: 6 | H: 2 LOB: 2 BB: 0 P: 16 | R: 2 E: 0 K: 0 S: 10 | H: 2 LOB: 1 BB: 1 P: 21 | R: 0 E: 0 K: 1 S: 10 | H: 0 LOB: 1 BB: 0 P: 17 | R: 0 E: 0 K: 1 S: 10 | H: 0 LOB: 0 BB: 0 P: 13 | 1B: 4 2B: 1 3B: 0 HR: 2 | SF: 0 SAC: 0 DP: 1 HBP: 0 | WP: 1 PB: 0 SB: 2 CS: 0 | PA: 37 | |
| PITCHER | IP | WLS | BF | H | R | ER | SO | BB | IBB | HBP | BLK | WP | HR | S | P | ERA | WHIP | | | | |
| Kevin Gross, R (1, 1) ERA: 4.57 | 7.1 | W | 32 | 7 | 3 | 3 | 2 | 4 | 0 | 0 | 0 | 1 | 2 | 63 | 116 | 3.68 | 1.500 | | | | |
| Gil Heredia, R (8, 1) ERA: 4.61 | 1.2 | | 5 | 0 | 0 | 0 | 2 | 0 | 0 | 0 | 0 | 0 | 0 | 15 | 20 | 0.00 | 0.000 | | | | |

Baltimore Orioles @ Texas Rangers
The Ballpark at Arlington, Arlington, TX
Sat Apr 20 1996, 8:05 PM EDT
Att: 45,358 - Unknown - 82 F

AB 33
R 3
H 7
RBI 3
BB 4
SO 4
LOB 14



| Batter | 1 | 2 | 3 | 4 | 5 | 6 | 7 | 8 | 9 | AB | R | H | RBI | BB | SO | LOB | BOTTOM | | | | |
|--|-------------------------------|----------------------------------|-------------------------------|----------------------------------|-------------------------------|----------------------------------|-------------------------------|----------------------------------|------------------------------|----------------------------------|------------------------------|----------------------------------|-------------------------------|----------------------------------|------------------------------|---------------------------------|----------------------------------|------------------------------------|----------------------------------|--------|--|
| Darryl Hamilton, L (1, 8) OBP: 0.390, SLG: 0.343 | 4-1 HR | 2-2 F8 | | 0-2 K | | 0-0 1B | | 1-1 L8 | | 4 | 1 | 1 | 0 | 1 | 1 | 2 | | | | | |
| Ivan Rodriguez, R (1, 2) OBP: 0.406, SLG: 0.593 | 3-1 HR | 0-1 F8 | | 1-1 1B | | 2-1 HR | | 1-1 G6-3 | | 5 | 3 | 3 | 2 | 0 | 0 | 1 | | | | | |
| Will Clark, L (1, 3) OBP: 0.479, SLG: 0.630 | 3-1 HR | | 4-0 HR | 0-0 1B | | 0-0 F7 | | | | 3 | 2 | 2 | 4 | 1 | 0 | 0 | | | | | |
| Juan Gonzalez, R (1, 9) OBP: 0.451, SLG: 0.689 | 2-3 K | | 1-1 HR | 2-2 F9 | | | 3-3 K | | | 4 | 1 | 1 | 2 | 0 | 2 | 1 | | | | | |
| Mickey Tettleton, S (1, 10) OBP: 0.458, SLG: 0.538 | 4-1 BB | | 0-3 K | | 1-0 FC5-4 | | 2-3 K | | | 3 | 0 | 1 | 0 | 1 | 2 | 0 | | | | | |
| Dean Palmer, R (1, 5) OBP: 0.333, SLG: 0.545 | 3-3 K | | 2-2 F9 | | 2-1 FC5-4 | | 4-1 BB | | | 3 | 0 | 0 | 0 | 1 | 1 | 2 | | | | | |
| 29 Rusty Greer, L (1, 7) OBP: 0.414, SLG: 0.508 | 0-3 K | | 1-3 K | | 2-0 F7 | | 1-0 1B | | | 4 | 0 | 1 | 0 | 0 | 2 | 2 | | | | | |
| Mark McLemore, S (1, 4) OBP: 0.391, SLG: 0.265 | | 2-3 K | | 0-0 SH1 | | 2-1 G3 | | 1-1 L6 | | 4 | 1 | 1 | 0 | 0 | 1 | 3 | | | | | |
| Kevin Elster, R (1, 6) OBP: 0.286, SLG: 0.451 | | 4-2 BB | | 3-1 SH1 | | 2-1 F6 | | 1-0 L8 | | 2 | 0 | 0 | 0 | 1 | 0 | 0 | | | | | |
| Inning Stats | R: 3 E: 0 K: 3 S: 18 | H: 2 LOB: 1 BB: 2 P: 37 | R: 0 E: 0 K: 1 S: 11 | H: 0 LOB: 1 BB: 1 P: 19 | R: 2 E: 0 K: 2 S: 14 | H: 1 LOB: 0 BB: 1 P: 22 | R: 2 E: 0 K: 1 S: 12 | H: 3 LOB: 1 BB: 0 P: 18 | R: 0 E: 0 K: 0 S: 6 | H: 1 LOB: 1 BB: 0 P: 13 | R: 1 E: 0 K: 0 S: 6 | H: 2 LOB: 0 BB: 0 P: 10 | R: 0 E: 0 K: 2 S: 11 | H: 1 LOB: 2 BB: 1 P: 22 | R: 0 E: 0 K: 0 S: 5 | H: 0 LOB: 0 BB: 0 P: 8 | 1B: 5 2B: 2 3B: 0 HR: 3 | SF: 0 SAC: 1 DP: 0 HBP: 0 | WP: 0 PB: 0 SB: 0 CS: 0 | PA: 38 | |
| PITCHER | IP | WLS | BF | H | R | ER | SO | BB | IBB | HBP | BLK | WP | HR | S | P | ERA | WHIP | | | | |
| Jimmy Haynes, R (1, 1) ERA: 12.08 | 4.0 | L | 22 | 6 | 7 | 7 | 7 | 4 | 0 | 0 | 0 | 0 | 1 | 28 | 53 | 2.25 | 1.250 | | | | |
| Brian Sackinsky, R (5, 1) ERA: 2.25 | 4.0 | | 16 | 4 | 1 | 1 | 2 | 1 | 0 | 0 | 0 | 0 | 1 | 28 | 53 | 2.25 | 1.250 | | | | |

Baltimore Orioles @ Texas Rangers
The Ballpark at Arlington, Arlington, TX
Sat Apr 20 1996, 8:05 PM EDT
Att: 45,358 - Unknown - 82 F

AB 32
R 8
H 10
RBI 8
BB 5
SO 9
LOB 11



| Batter | 1 | 2 | 3 | 4 | 5 | 6 | 7 | 8 | 9 | AB | R | H | RBI | BB | SO | LOB | TOP | | | | | |
|---|---|----------------------------------|-------------------------------|----------------------------------|------------------------------|----------------------------------|-------------------------------|----------------------------------|------------------------------|----------------------------------|-------------------------------|----------------------------------|-------------------------------|----------------------------------|------------------------------|---------------------------------|--|----------------------------------|----------------------------------|------------------------------------|----------------------------------|--------|
| Brady Anderson, L (1, 8) OBP: 0.443, SLG: 0.785 | | | | | | | | | | 4 | 1 | 1 | 1 | 1 | 2 | 2 | Baltimore Orioles @ Texas Rangers The Ballpark at Arlington, Arlington, TX Sun Apr 21 1996, 4:33 AM EDT Att: 39,456 - Sunny - 88 F | | | | | |
| Roberto Alomar, S (1, 4) OBP: 0.440, SLG: 0.594 | | | | | | | | | | 4 | 1 | 1 | 0 | 1 | 0 | 1 | | | | | | |
| Rafael Palmeiro, L (1, 3) OBP: 0.382, SLG: 0.563 | | | | | | | | | | 5 | 2 | 3 | 3 | 0 | 2 | 2 | | | | | | |
| Bobby Bonilla, S (1, 10) OBP: 0.267, SLG: 0.313 | | | | | | | | | | 5 | 0 | 0 | 0 | 0 | 1 | 4 | | | | | | |
| Cal Ripken Jr., R (1, 6) OBP: 0.329, SLG: 0.355 | | | | | | | | | | 4 | 0 | 2 | 0 | 0 | 1 | 0 | | | | | | |
| Mike Devereaux, R (1, 9) OBP: 0.323, SLG: 0.345 | | | | | | | | | | 2 | 0 | 0 | 0 | 1 | 1 | 4 | | | | | | |
| Tony Tarasco, L (8, PH) OBP: 0.282, SLG: 0.324 | | | | | | | | | | 1 | 0 | 0 | 0 | 0 | 0 | 0 | | | | | | |
| Chris Hoiles, R (1, 2) OBP: 0.222, SLG: 0.306 | | | | | | | | | | 4 | 1 | 1 | 0 | 0 | 1 | 2 | | | | | | |
| Jeffrey Hammonds, R (1, 7) OBP: 0.349, SLG: 0.525 | | | | | | | | | | 4 | 1 | 1 | 0 | 0 | 1 | 2 | | | | | | |
| Billy Ripken, R (1, 5) OBP: 0.250, SLG: 0.250 | | | | | | | | | | 2 | 0 | 0 | 0 | 0 | 0 | 0 | | | | | | |
| Jeff Huson, L (7, PH) OBP: 0.500, SLG: 0.333 | | | | | | | | | | 2 | 0 | 1 | 0 | 0 | 1 | 1 | | | | | | |
| Inning Stats | R: 1 E: 0 K: 1 S: 15 | H: 1 LOB: 0 BB: 0 P: 20 | R: 1 E: 0 K: 1 S: 10 | H: 1 LOB: 0 BB: 1 P: 19 | R: 0 E: 0 K: 1 S: 8 | H: 0 LOB: 0 BB: 0 P: 12 | R: 0 E: 0 K: 0 S: 13 | H: 2 LOB: 2 BB: 0 P: 24 | R: 0 E: 0 K: 0 S: 7 | H: 0 LOB: 1 BB: 1 P: 17 | R: 1 E: 0 K: 3 S: 17 | H: 3 LOB: 2 BB: 0 P: 22 | R: 0 E: 0 K: 1 S: 18 | H: 2 LOB: 2 BB: 0 P: 29 | R: 0 E: 0 K: 0 S: 5 | H: 0 LOB: 0 BB: 0 P: 6 | R: 3 E: 0 K: 2 S: 13 | H: 2 LOB: 0 BB: 1 P: 24 | 1B: 7 2B: 1 3B: 0 HR: 3 | SF: 0 SAC: 0 DP: 0 HBP: 0 | WP: 0 PB: 0 SB: 0 CS: 0 | PA: 40 |
| PITCHER | IP WLS BF H R ER SO BB IBB HBP BLK WP HR S P ERA WHIP | | | | | | | | | | | | | | | | | | | | | |
| Darren Oliver, L (1, 1) ERA: 5.25 | 5.0 W 21 5 3 3 3 2 0 0 0 0 0 2 55 95 5.40 1.400 | | | | | | | | | | | | | | | | | | | | | |
| Mark Brandenburg, R (6, 1) ERA: 2.16 | 1.1 8 4 0 0 3 0 0 0 0 0 0 0 26 35 0.00 3.000 | | | | | | | | | | | | | | | | | | | | | |
| Dennis Cook, L (7, 1) ERA: 0.77 | 0.2 2 0 0 0 1 0 0 0 0 0 0 0 7 13 0.00 0.000 | | | | | | | | | | | | | | | | | | | | | |
| Gl Heredia, R (8, 1) ERA: 4.3 | 1.0 3 0 0 0 0 0 0 0 0 0 0 0 5 6 0.00 0.000 | | | | | | | | | | | | | | | | | | | | | |
| Rick Helting, R (9, 1) ERA: 11.57 | 1.0 6 2 3 3 2 1 0 0 0 0 0 1 13 24 27.00 3.000 | | | | | | | | | | | | | | | | | | | | | |

| Batter | 1 | 2 | 3 | 4 | 5 | 6 | 7 | 8 | 9 | AB | R | H | RBI | BB | SO | LOB | BOTTOM | | | |
|--|---|----------------------------------|-------------------------------|----------------------------------|-------------------------------|----------------------------------|------------------------------|----------------------------------|------------------------------|----------------------------------|-------------------------------|----------------------------------|-------------------------------|----------------------------------|-------------------------------|----------------------------------|--|------------------------------------|----------------------------------|--------|
| Darryl Hamilton, L (1, 8) OBP: 0.378, SLG: 0.333 | | | | | | | | | | 5 | 0 | 1 | 1 | 0 | 0 | 0 | Baltimore Orioles @ Texas Rangers The Ballpark at Arlington, Arlington, TX Sun Apr 21 1996, 4:33 AM EDT Att: 39,456 - Sunny - 88 F | | | |
| Ivan Rodriguez, R (1, 2) OBP: 0.406, SLG: 0.578 | | | | | | | | | | 5 | 1 | 2 | 0 | 0 | 0 | 1 | | | | |
| Will Clark, L (1, 3) OBP: 0.467, SLG: 0.603 | | | | | | | | | | 4 | 1 | 1 | 0 | 0 | 0 | 1 | | | | |
| Juan Gonzalez, R (1, 9) OBP: 0.418, SLG: 0.633 | | | | | | | | | | 4 | 0 | 0 | 0 | 0 | 0 | 3 | | | | |
| Mickey Tettleton, S (1, 10) OBP: 0.461, SLG: 0.519 | | | | | | | | | | 2 | 2 | 0 | 0 | 2 | 0 | 0 | | | | |
| Dean Palmer, R (1, 5) OBP: 0.382, SLG: 0.750 | | | | | | | | | | 4 | 3 | 4 | 6 | 0 | 0 | 0 | | | | |
| Mark McLemore, S (1, 4) OBP: 0.397, SLG: 0.321 | | | | | | | | | | 4 | 0 | 2 | 0 | 0 | 0 | 1 | | | | |
| Damon Buford, R (1, 7) OBP: 0.353, SLG: 0.286 | | | | | | | | | | 1 | 1 | 0 | 1 | 1 | 0 | 2 | | | | |
| Warren Newson, L (7, PH) OBP: 0.500, SLG: 0.625 | | | | | | | | | | 1 | 0 | 0 | 0 | 0 | 1 | 1 | | | | |
| 29 Rusty Greer, L (8, 7) OBP: 0.414, SLG: 0.508 | | | | | | | | | | 0 | 0 | 0 | 0 | 0 | 0 | 0 | | | | |
| Kevin Elster, R (1, 6) OBP: 0.283, SLG: 0.463 | | | | | | | | | | 3 | 1 | 1 | 1 | 0 | 2 | 2 | | | | |
| Inning Stats | R: 0 E: 0 K: 0 S: 9 | H: 1 LOB: 1 BB: 0 P: 11 | R: 0 E: 0 K: 1 S: 12 | H: 2 LOB: 2 BB: 0 P: 18 | R: 4 E: 0 K: 0 S: 15 | H: 3 LOB: 0 BB: 1 P: 30 | R: 1 E: 0 K: 0 S: 8 | H: 0 LOB: 0 BB: 1 P: 15 | R: 0 E: 0 K: 0 S: 5 | H: 0 LOB: 0 BB: 0 P: 11 | R: 2 E: 0 K: 0 S: 13 | H: 3 LOB: 1 BB: 0 P: 21 | R: 2 E: 0 K: 1 S: 13 | H: 2 LOB: 1 BB: 1 P: 21 | R: 0 E: 0 K: 1 S: 10 | H: 0 LOB: 0 BB: 0 P: 14 | 1B: 6 2B: 1 3B: 2 HR: 2 | SF: 2 SAC: 0 DP: 0 HBP: 0 | WP: 0 PB: 0 SB: 1 CS: 0 | PA: 38 |
| PITCHER | IP WLS BF H R ER SO BB IBB HBP BLK WP HR S P ERA WHIP | | | | | | | | | | | | | | | | | | | |
| David Wells, L (1, 1) ERA: 3.03 | 5.2 L 28 9 7 6 1 2 0 0 0 0 0 1 59 101 9.53 1.941 | | | | | | | | | | | | | | | | | | | |
| Roger McDowell, R (6, 1) ERA: 2.31 | 1.1 7 2 2 2 1 1 0 0 0 0 0 1 16 26 13.50 2.250 | | | | | | | | | | | | | | | | | | | |
| Jimmy Myers, R (8, 1) ERA: 1.13 | 1.0 3 0 0 0 1 0 0 0 0 0 0 0 10 14 0.00 0.000 | | | | | | | | | | | | | | | | | | | |

| | |
|-----|----|
| AB | 37 |
| R | 6 |
| H | 11 |
| RBI | 6 |
| BB | 3 |
| SO | 9 |
| LOB | 18 |



| Batter | 1 | 2 | 3 | 4 | 5 | 6 | 7 | 8 | 9 | AB | R | H | RBI | BB | SO | LOB | TOP | | | | | | | | | | |
|---|-------------------------------|----------------------------------|------------------------------|----------------------------------|------------------------------|----------------------------------|-------------------------------|----------------------------------|-------------------------------|----------------------------------|-------------------------------|----------------------------------|------------------------------|----------------------------------|------------------------------|----------------------------------|---|----------------------------------|----------------------------------|------------------------------------|----------------------------------|--------|--|--|--|--|--|
| Brady Anderson, L (1, 8) OBP: 0.446, SLG: 0.779 | G4-3 | | | G3 1B | BB | | G3-1 | | | 3 | 1 | 1 | 0 | 1 | 0 | 0 | Baltimore Orioles @ Cleveland Indians Jacobs Field, Cleveland, OH Mon Apr 22 1996, 7:05 PM EDT Att: 42,236 - Unknown - 53 F | | | | | | | | | | |
| Roberto Alomar, S (1, 4) OBP: 0.430, SLG: 0.588 | G1-3 | | | G3 | G1-3 | | | F9 2B | | 4 | 0 | 1 | 0 | 0 | 0 | 3 | | | | | | | | | | | |
| Rafael Palmeiro, L (1, 3) OBP: 0.388, SLG: 0.574 | K | | | E 1B | | | 2B 2B | L3 | | 4 | 1 | 2 | 1 | 0 | 1 | 1 | | | | | | | | | | | |
| Bobby Bonilla, S (1, 10) | | L9 | | E4 1B | | | 1B G6-4-3 2B | F9 | | 4 | 1 | 1 | 1 | 0 | 0 | 2 | | | | | | | | | | | |
| B.J. Surhoff, L (1, 5) OBP: 0.371, SLG: 0.563 | G5-4-3 1B | | | P6 | | | G6-4-3 1B | G6-3 | | 4 | 0 | 2 | 0 | 0 | 0 | 3 | | | | | | | | | | | |
| Cal Ripken Jr., R (1, 6) OBP: 0.324, SLG: 0.348 | G5-4-3 1-2 | | | G3 | | | G6-4-3 1B | | | 4 | 0 | 1 | 0 | 0 | 0 | 4 | | | | | | | | | | | |
| Chris Hoiles, R (1, 2) OBP: 0.224, SLG: 0.302 | | | K | | L3 1B | | K | | | 4 | 0 | 1 | 0 | 0 | 3 | 1 | | | | | | | | | | | |
| Tony Tarasco, L (1, 9) OBP: 0.268, SLG: 0.308 | | | K | | L3 | | G1-4-3 | G4-3 | | 2 | 0 | 0 | 0 | 0 | 1 | 1 | | | | | | | | | | | |
| Mike Devereaux, R (7, PH) OBP: 0.303, SLG: 0.223 | | | K | | L3 | | G1-4-3 | G4-3 | | 2 | 0 | 0 | 0 | 0 | 0 | 1 | | | | | | | | | | | |
| Jeffrey Hammonds, R (1, 7) OBP: 0.343, SLG: 0.508 | | | G5-3 | | S 1B | | F7 | G6-3 | | 4 | 0 | 1 | 0 | 0 | 0 | 1 | | | | | | | | | | | |
| Inning Stats | R: 0 E: 0 K: 1 S: 11 | H: 0 LOB: 0 BB: 0 P: 18 | R: 0 E: 0 K: 0 S: 8 | H: 1 LOB: 0 BB: 0 P: 12 | R: 0 E: 0 K: 2 S: 8 | H: 0 LOB: 0 BB: 0 P: 14 | R: 1 E: 1 K: 0 S: 13 | H: 2 LOB: 2 BB: 1 P: 22 | R: 0 E: 0 K: 0 S: 11 | H: 2 LOB: 2 BB: 1 P: 18 | R: 2 E: 0 K: 1 S: 15 | H: 3 LOB: 0 BB: 0 P: 25 | R: 0 E: 0 K: 0 S: 8 | H: 0 LOB: 0 BB: 0 P: 13 | R: 0 E: 0 K: 0 S: 7 | H: 1 LOB: 1 BB: 0 P: 11 | R: 0 E: 0 K: 0 S: 11 | H: 1 LOB: 1 BB: 0 P: 15 | 1B: 6 2B: 5 3B: 0 HR: 0 | SF: 0 SAC: 0 DP: 3 HBP: 0 | WP: 0 PB: 0 SB: 1 CS: 0 | PA: 36 | | | | | |
| PITCHER | IP | WLS | BF | H | R | ER | SO | BB | IBB | HBP | BLK | WP | HR | S | P | ERA | WHIP | | | | | | | | | | |
| Charles Nagy, R (1, 1) ERA: 3.6 | 6.0 | W | 25 | 8 | 3 | 3 | 4 | 1 | 0 | 0 | 0 | 0 | 0 | 66 | 109 | 4.50 | 1.500 | | | | | | | | | | |
| Jim Poole, L (7, 1) ERA | 2.0 | | 7 | 1 | 0 | 0 | 0 | 0 | 0 | 0 | 0 | 0 | 0 | 15 | 24 | 0.00 | 0.500 | | | | | | | | | | |
| Jose Mesa, R (9, 1) ERA: 2.0 | 1.0 | S | 4 | 1 | 0 | 0 | 1 | 0 | 0 | 0 | 0 | 0 | 0 | 11 | 15 | 0.00 | 1.000 | | | | | | | | | | |

| Batter | 1 | 2 | 3 | 4 | 5 | 6 | 7 | 8 | 9 | AB | R | H | RBI | BB | SO | LOB | BOTTOM | | | | | | | | | | |
|---|-------------------------------|----------------------------------|-------------------------------|----------------------------------|------------------------------|----------------------------------|-------------------------------|----------------------------------|-------------------------------|----------------------------------|-------------------------------|----------------------------------|------------------------------|----------------------------------|-------------------------------|----------------------------------|---|----------------------------------|------------------------------------|----------------------------------|--------|--|--|--|--|--|--|
| Kenny Lofton, L (1, 8) OBP: 0.392, SLG: 0.449 | SF9 1B | G1-3 | | | G1-3 | S 2B | | BLK S BB | | 4 | 1 | 2 | 1 | 1 | 0 | 1 | Baltimore Orioles @ Cleveland Indians Jacobs Field, Cleveland, OH Mon Apr 22 1996, 7:05 PM EDT Att: 42,236 - Unknown - 53 F | | | | | | | | | | |
| Julio Franco, R (1, 3) OBP: 0.392, SLG: 0.424 | S 1B | | G6-4-3 1B | | PB 1B | K | | G6-3 | | 5 | 1 | 3 | 0 | 0 | 1 | 2 | | | | | | | | | | | |
| Carlos Baerga, S (1, 4) OBP: 0.325, SLG: 0.414 | SF9 | | G6-4-3 1-2 | | E 1B | PO BB | | | | 2 | 0 | 1 | 2 | 1 | 0 | 1 | | | | | | | | | | | |
| Albert Belle, R (1, 7) OBP: 0.390, SLG: 0.672 | L9 | | G5-3 | | E5 1B | PO BB | F9 | | | 4 | 0 | 0 | 0 | 0 | 0 | 2 | | | | | | | | | | | |
| Eddie Murray, S (1, 10) OBP: 0.264, SLG: 0.177 | K | | | L3 | K | | L8 | | | 4 | 0 | 0 | 0 | 0 | 2 | 3 | | | | | | | | | | | |
| Manny Ramirez, R (1, 9) OBP: 0.328, SLG: 0.586 | | F9 | | G5-3 2B | K | | K | | | 4 | 0 | 1 | 0 | 0 | 2 | 2 | | | | | | | | | | | |
| Jim Thome, L (1, 5) OBP: 0.439, SLG: 0.480 | | 1B 3B | | G5-3 IBB | | HR | | K | | 3 | 2 | 2 | 1 | 1 | 1 | 0 | | | | | | | | | | | |
| Sandy Alomar Jr., R (1, 2) OBP: 0.319, SLG: 0.435 | FC4 1B | | | G5-3 | | G6-3 | | F9 | | 4 | 0 | 1 | 1 | 0 | 0 | 2 | | | | | | | | | | | |
| Omar Vizquel, S (1, 6) OBP: 0.313, SLG: 0.424 | FC4 | | | P6 | | 2B 2B | | S BLK 1B | | 4 | 2 | 2 | 0 | 0 | 0 | 3 | | | | | | | | | | | |
| Inning Stats | R: 1 E: 0 K: 1 S: 12 | H: 2 LOB: 1 BB: 0 P: 16 | R: 1 E: 0 K: 0 S: 10 | H: 2 LOB: 1 BB: 0 P: 12 | R: 0 E: 0 K: 0 S: 6 | H: 1 LOB: 0 BB: 0 P: 10 | R: 0 E: 0 K: 0 S: 11 | H: 1 LOB: 2 BB: 1 P: 21 | R: 1 E: 1 K: 2 S: 16 | H: 2 LOB: 2 BB: 0 P: 28 | R: 2 E: 0 K: 1 S: 13 | H: 3 LOB: 1 BB: 1 P: 28 | R: 0 E: 0 K: 1 S: 7 | H: 0 LOB: 0 BB: 0 P: 12 | R: 1 E: 0 K: 1 S: 14 | H: 1 LOB: 1 BB: 1 P: 21 | | 1B: 7 2B: 3 3B: 1 HR: 1 | SF: 1 SAC: 0 DP: 1 HBP: 0 | WP: 0 PB: 1 SB: 5 CS: 0 | PA: 39 | | | | | | |
| PITCHER | IP | WLS | BF | H | R | ER | SO | BB | IBB | HBP | BLK | WP | HR | S | P | ERA | WHIP | | | | | | | | | | |
| Scott Erickson, R (1, 1) ERA: 4.24 | 5.1 | L | 28 | 11 | 5 | 4 | 3 | 1 | 0 | 0 | 0 | 0 | 0 | 8 | 16 | 0.00 | 1.500 | | | | | | | | | | |
| Arthur Rhodes, L (6, 1) ERA: 0.9 | 0.2 | | 2 | 0 | 0 | 0 | 1 | 1 | 0 | 0 | 0 | 0 | 0 | 7 | 12 | 0.00 | 0.000 | | | | | | | | | | |
| Jimmy Myers, R (7, 1) ERA: 1.0 | 1.0 | | 3 | 0 | 0 | 0 | 1 | 0 | 0 | 0 | 0 | 0 | 0 | 12 | 19 | 13.50 | 3.000 | | | | | | | | | | |
| Jesse Orosco, L (8, 1) ERA: 25.07 | 0.2 | | 4 | 1 | 1 | 1 | 1 | 1 | 0 | 0 | 0 | 0 | 0 | 12 | 19 | 13.50 | 3.000 | | | | | | | | | | |
| Brian Sackinsky, R (8, 1) ERA: 2.09 | 0.1 | | 1 | 0 | 0 | 0 | 0 | 0 | 0 | 0 | 1 | 0 | 0 | 2 | 2 | 0.00 | 0.000 | | | | | | | | | | |



| Batter | 1 | 2 | 3 | 4 | 5 | 6 | 7 | 8 | 9 | AB | R | H | RBI | BB | SO | LOB | TOP | | | | | | | | |
|---|------------------------------|----------------------------------|-------------------------------|----------------------------------|------------------------------|----------------------------------|-------------------------------|----------------------------------|-------------------------------|----------------------------------|-------------------------------|----------------------------------|------------------------------|----------------------------------|-------------------------------|----------------------------------|---|----------------------------------|----------------------------------|------------------------------------|----------------------------------|--------|--|--|--|
| Brady Anderson, L (1, 8) OBP: 0.432, SLG: 0.753 | F7 | | P5 | | F8 | | P6 | 2H 2B | | 5 | 0 | 1 | 1 | 0 | 0 | 1 | Baltimore Orioles @ Cleveland Indians Jacobs Field, Cleveland, OH Tue Apr 23 1996, 7:05 PM EDT Att: 40,770 - Unknown - 38 F | | | | | | | | |
| Roberto Alomar, S (1, 4) OBP: 0.440, SLG: 0.583 | G6-3 | | | HR 1B | F9 1B | | P6 | BB | | 4 | 1 | 2 | 1 | 1 | 0 | 0 | | | | | | | | | |
| Rafael Palmeiro, L (1, 3) OBP: 0.376, SLG: 0.562 | 2B | | | F7 | F9 | | G4-3 | F7 | | 5 | 0 | 1 | 0 | 0 | 0 | 4 | | | | | | | | | |
| Bobby Bonilla, S (1, 10) OBP: 0.286, SLG: 0.373 | K | | | HR | BB | | | 1B 2B | G4-3 | 4 | 2 | 2 | 2 | 1 | 1 | 1 | | | | | | | | | |
| B.J. Surhoff, L (1, 5) OBP: 0.360, SLG: 0.551 | | K | | 2B | G6-3 | | | P5 | G3 | 5 | 1 | 1 | 0 | 0 | 1 | 3 | | | | | | | | | |
| Cal Ripken Jr., R (1, 6) OBP: 0.329, SLG: 0.366 | | K | | F9 2B | | | K | 2B | K | 5 | 1 | 2 | 1 | 0 | 3 | 0 | | | | | | | | | |
| Chris Hoiles, R (1, 2) OBP: 0.226, SLG: 0.316 | | K | | F9 | | | F9 | 1B FC6-4 2B | | 4 | 1 | 1 | 2 | 0 | 1 | 1 | | | | | | | | | |
| Tony Tarasco, L (1, 9) OBP: 0.273, SLG: 0.310 | | | G4-3 | F7 | | | | FC6-4 | | 3 | 0 | 1 | 0 | 0 | 0 | 1 | | | | | | | | | |
| Mike Devereaux, R (8, PH) OBP: 0.324, SLG: 0.344 | | | | | | | S 1B | FC6-4 | | 1 | 0 | 1 | 0 | 0 | 0 | 0 | | | | | | | | | |
| Jeffrey Hammonds, R (1, 7) OBP: 0.338, SLG: 0.493 | | | K | | E2 1B | | L1 | FC6-4 2B | | 4 | 2 | 1 | 1 | 0 | 1 | 2 | | | | | | | | | |
| Inning Stats | R: 0 E: 0 K: 1 S: 8 | H: 1 LOB: 1 BB: 0 P: 14 | R: 0 E: 0 K: 3 S: 11 | H: 0 LOB: 0 BB: 0 P: 19 | R: 0 E: 0 K: 1 S: 7 | H: 0 LOB: 0 BB: 0 P: 14 | R: 3 E: 0 K: 0 S: 13 | H: 4 LOB: 1 BB: 0 P: 25 | R: 1 E: 1 K: 0 S: 15 | H: 2 LOB: 2 BB: 1 P: 24 | R: 0 E: 0 K: 1 S: 11 | H: 1 LOB: 1 BB: 0 P: 18 | R: 0 E: 0 K: 0 S: 6 | H: 0 LOB: 0 BB: 0 P: 11 | R: 4 E: 1 K: 0 S: 20 | H: 5 LOB: 2 BB: 1 P: 38 | R: 0 E: 0 K: 1 S: 7 | H: 0 LOB: 0 BB: 0 P: 10 | 1B: 7 2B: 5 3B: 0 HR: 1 | SF: 0 SAC: 0 DP: 0 HBP: 0 | WP: 0 PB: 0 SB: 1 CS: 0 | PA: 42 | | | |
| PITCHER | IP | WLS | BF | H | R | ER | SO | BB | IBB | HBP | BLK | WP | HR | S | P | ERA | WHIP | | | | | | | | |
| Abie Lopez, R (1, 1) ERA: 7.71 | 4.2 | | 22 | 7 | 4 | 4 | 5 | 1 | 0 | 0 | 0 | 0 | 1 | 52 | 94 | 7.71 | 1.714 | | | | | | | | |
| Chad Ogea, R (5, 1) ERA: 8.38 | 2.2 | W | 12 | 4 | 3 | 3 | 1 | 0 | 0 | 0 | 0 | 0 | 0 | 31 | 51 | 10.12 | 1.500 | | | | | | | | |
| Paul Assenmacher, L (8, 1) ERA: 4.91 | 0.1 | | 4 | 2 | 1 | 1 | 0 | 1 | 0 | 0 | 0 | 0 | 0 | 5 | 14 | 27.00 | 9.000 | | | | | | | | |
| Julian Tavarez, R (8, 1) ERA: 2.77 | 0.1 | | 1 | 0 | 0 | 0 | 0 | 0 | 0 | 0 | 0 | 0 | 0 | 3 | 4 | 0.00 | 0.000 | | | | | | | | |
| Jose Mesa, R (9, 1) ERA: 1.8 | 1.0 | S | 3 | 0 | 0 | 0 | 1 | 0 | 0 | 0 | 0 | 0 | 0 | 7 | 10 | 0.00 | 0.000 | | | | | | | | |

| Batter | 1 | 2 | 3 | 4 | 5 | 6 | 7 | 8 | 9 | AB | R | H | RBI | BB | SO | LOB | BOTTOM | | | | | | | | | |
|---|-------------------------------|----------------------------------|------------------------------|---------------------------------|------------------------------|----------------------------------|-------------------------------|----------------------------------|-------------------------------|----------------------------------|-------------------------------|----------------------------------|-------------------------------|----------------------------------|-------------------------------|----------------------------------|---|----------------------------------|----------------------------------|------------------------------------|----------------------------------|--------|--|--|--|--|
| Kenny Lofton, L (1, 8) OBP: 0.393, SLG: 0.438 | F7 | | | G6-3 | G6-3 S 1B | | F8 | 4-1 BB | | 4 | 0 | 1 | 0 | 1 | 0 | 0 | Baltimore Orioles @ Cleveland Indians Jacobs Field, Cleveland, OH Tue Apr 23 1996, 7:05 PM EDT Att: 40,770 - Unknown - 38 F | | | | | | | | | |
| Julio Franco, R (1, 3) OBP: 0.381, SLG: 0.414 | K | | | G5-3 | SF9 | | HR 1B | L9 | | 4 | 1 | 1 | 1 | 0 | 1 | 3 | | | | | | | | | | |
| Carlos Baerga, S (1, 4) OBP: 0.333, SLG: 0.419 | G3-1 | | | BB 2B 1B | G6-3 | | HR 1B | | | 4 | 2 | 2 | 0 | 0 | 0 | 1 | | | | | | | | | | |
| Albert Belle, R (1, 7) OBP: 0.395, SLG: 0.700 | | K | | 2B HR BB | F9 | | HR | | | 3 | 2 | 1 | 3 | 1 | 1 | 1 | | | | | | | | | | |
| Eddie Murray, S (1, 10) OBP: 0.263, SLG: 0.197 | G6-3 | | | HR 2B | | | P5 | F9 | | 4 | 1 | 1 | 1 | 0 | 0 | 0 | | | | | | | | | | |
| Manny Ramirez, R (1, 9) OBP: 0.324, SLG: 0.613 | K | | | HR | | | K | G6-3 | | 4 | 1 | 1 | 3 | 0 | 2 | 0 | | | | | | | | | | |
| Jim Thome, L (1, 5) OBP: 0.457, SLG: 0.481 | | | | G4-6-3 BB | K | | | BB BB | | 2 | 0 | 1 | 0 | 2 | 1 | 0 | | | | | | | | | | |
| Wayne Kirby, L (8, PR) OBP: 0.250, SLG: 0.250 | | | | | K | | | BB | | 0 | 0 | 0 | 0 | 0 | 0 | 0 | | | | | | | | | | |
| Alvaro Espinoza, R (9, 5) OBP: 0.500, SLG: 0.400 | | | | | K | | | BB | | 0 | 0 | 0 | 0 | 0 | 0 | 0 | | | | | | | | | | |
| Sandy Alomar Jr., R (1, 2) OBP: 0.333, SLG: 0.429 | | | | G4-6-3 | | | P6 | BB | | 3 | 1 | 1 | 0 | 1 | 0 | 2 | | | | | | | | | | |
| Omar Vizquel, S (1, 6) OBP: 0.309, SLG: 0.429 | K | | | | 1B SF9 2B | | F7 | K | | 4 | 1 | 1 | 1 | 0 | 2 | 2 | | | | | | | | | | |
| Inning Stats | R: 0 E: 0 K: 1 S: 12 | H: 0 LOB: 0 BB: 0 P: 16 | R: 0 E: 0 K: 2 S: 7 | H: 0 LOB: 0 BB: 0 P: 9 | R: 0 E: 0 K: 1 S: 6 | H: 0 LOB: 0 BB: 1 P: 12 | R: 4 E: 0 K: 1 S: 13 | H: 3 LOB: 0 BB: 1 P: 25 | R: 2 E: 0 K: 0 S: 11 | H: 3 LOB: 1 BB: 0 P: 17 | R: 0 E: 0 K: 1 S: 10 | H: 1 LOB: 1 BB: 0 P: 14 | R: 3 E: 0 K: 0 S: 13 | H: 3 LOB: 0 BB: 0 P: 17 | R: 0 E: 0 K: 1 S: 10 | H: 0 LOB: 3 BB: 3 P: 28 | R: 0 E: 0 K: 1 S: 7 | H: 0 LOB: 0 BB: 0 P: 10 | 1B: 6 2B: 2 3B: 0 HR: 2 | SF: 1 SAC: 0 DP: 1 HBP: 0 | WP: 0 PB: 0 SB: 1 CS: 0 | PA: 38 | | | | |
| PITCHER | IP | WLS | BF | H | R | ER | SO | BB | IBB | HBP | BLK | WP | HR | S | P | ERA | WHIP | | | | | | | | | |
| 35 Mike Mussina, R (1, 1) ERA: 4.66 | 6.2 | L | 31 | 10 | 9 | 9 | 6 | 2 | 0 | 0 | 0 | 0 | 0 | 2 | 71 | 109 | 12.15 | 1.800 | | | | | | | | |
| Roger McDowell, R (7, 1) ERA: 2.13 | 1.0 | | 5 | 0 | 0 | 0 | 1 | 2 | 0 | 0 | 0 | 0 | 0 | 7 | 18 | 0.00 | 2.000 | | | | | | | | | |
| Randy Myers, L (8, 1) ERA: | 0.1 | | 2 | 0 | 0 | 0 | 0 | 1 | 0 | 0 | 0 | 0 | 0 | 4 | 11 | 0.00 | 3.000 | | | | | | | | | |




| Batter | 1 | 2 | 3 | 4 | 5 | 6 | 7 | 8 | 9 | 10 | AB | R | H | RBI | BB | SO | LOB | |
|---|---|----------------------------------|-------------------------------|----------------------------------|----------------------------------|----------------------------------|----------------------------------|----------------------------------|----------------------------------|----------------------------------|----------------------------------|----------------------------------|----------------------------------|----------------------------------|----------------------------------|----------------------------------|----------------------------------|------------------------------------|
| Darryl Hamilton, L OBP: 0.378, SLG: 0.377 | F8 | | BB 2B | K | | | P5 | | G6-4-3 1B | WP BB | 5 | 0 | 2 | 0 | 1 | 1 | 1 | |
| Ivan Rodriguez, R OBP: 0.400, SLG: 0.552 | F9 | | G6-3 | | | | F7 | | G6-4-3 1-2 | P2 | 6 | 0 | 0 | 0 | 0 | 0 | 4 | |
| Warren Newson, L OBP: 0.381, SLG: 0.375 | K | | BB BB | | | | E4 | | | G4-3 | 4 | 0 | 0 | 0 | 1 | 1 | 0 | |
| Juan Gonzalez, R OBP: 0.375, SLG: 0.513 | | F7 | K | | | | F7 | | | E 29 1B BB | 4 | 1 | 1 | 0 | 1 | 1 | 3 | |
| Mickey Tettleton, S OBP: 0.443, SLG: 0.538 Craig Worthington, R OBP: 0.304, SLG: 0.313 | K | | | | | | F9 | | | 29 1B E SF8 BB | 1 | 0 | 0 | 0 | 1 | 1 | 0 | |
| Will Clark, L OBP: 0.433, SLG: 0.500 | | | BB | | | | | | | 29 1B E SF8 BB | 0 | 1 | 0 | 0 | 1 | 0 | 0 | |
| Dean Palmer, R OBP: 0.384, SLG: 0.636 | | | K | | | | K | | | 29 1B E SF8 BB | 5 | 1 | 1 | 0 | 0 | 2 | 5 | |
| 29 Rusty Greer, L OBP: 0.356, SLG: 0.404 | | | | | | | F9 | | | 29 1B E SF8 BB | 4 | 1 | 3 | 1 | 1 | 0 | 0 | |
| Mark McLemore, S OBP: 0.408, SLG: 0.367 | F8 | | | | | | | | | 29 1B E SF8 BB | 4 | 0 | 1 | 1 | 0 | 0 | 4 | |
| Kevin Elster, R OBP: 0.314, SLG: 0.582 | | | | | | | K | | | 29 1B E SF8 BB | 5 | 1 | 2 | 2 | 0 | 2 | 2 | |
| Inning Stats | R: 0 E: 0 K: 1 S: 6 | H: 0 LOB: 0 BB: 0 P: 10 | R: 0 E: 0 K: 1 S: 14 | H: 2 LOB: 2 BB: 0 P: 21 | R: 1 E: 0 K: 2 S: 26 | H: 2 LOB: 3 BB: 2 P: 37 | R: 0 E: 0 K: 1 S: 7 | H: 1 LOB: 1 BB: 0 P: 12 | R: 0 E: 0 K: 2 S: 5 | H: 1 LOB: 1 BB: 0 P: 7 | R: 0 E: 1 K: 0 S: 7 | H: 0 LOB: 1 BB: 0 P: 10 | R: 0 E: 0 K: 1 S: 8 | H: 1 LOB: 0 BB: 0 P: 9 | R: 4 E: 1 K: 0 S: 25 | H: 2 LOB: 2 BB: 3 P: 46 | 1B: 8 2B: 1 3B: 0 HR: 1 | SF: 1 SAC: 0 DP: 1 HBP: 0 |
| PITCHER | IP WLS BF H R ER SO BB IBB HBP BLK WP HR S P ERA WHIP | 35 8.0 4.03 | 35 7 1 1 7 | 35 7 1 3 2 1 7 | 35 7 1 3 2 1 7 | 35 7 1 3 2 1 7 | 35 7 1 3 2 1 7 | 35 7 1 3 2 1 7 | 35 7 1 3 2 1 7 | 35 7 1 3 2 1 7 | 35 7 1 3 2 1 7 | 35 7 1 3 2 1 7 | 35 7 1 3 2 1 7 | 35 7 1 3 2 1 7 | 35 7 1 3 2 1 7 | 35 7 1 3 2 1 7 | 35 7 1 3 2 1 7 | 35 7 1 3 2 1 7 |
| 35 Mike Mussina, R ERA: 4.03 | 1.1 | L | 7 | 1 | 3 | 2 | 1 | 2 | 0 | 0 | 0 | 0 | 0 | 18 | 27 | 13.50 | 2.250 | |
| Roger McDowell, R ERA: 1.96 | 10.1 | 0.1 | 4 | 2 | 0 | 0 | 0 | 1 | 0 | 0 | 0 | 0 | 0 | 12 | 22 | 0.00 | 9.000 | |
| Randy Myers, L ERA: 2.68 | 10.1 | 0.1 | 1 | 0 | 1 | 0 | 0 | 0 | 0 | 0 | 0 | 1 | 0 | 3 | 6 | 0.00 | 0.000 | |
| Jimmy Myers, R ERA: 2.31 | | | | | | | | | | | | | | | | | | |

TOP

Texas Rangers @ Baltimore Orioles
 Oriole Park at Camden Yards, Baltimore, MD
 Sun Apr 28 1996, 3:33 AM EDT
 Att. 47,327 - Sunny - 72 F

livebaseballscorecards.com

AB 40
 R 5
 H 10
 RBI 4
 BB 6
 SO 8
 LOB 20



WP: 1 PA: 47
 PB: 0
 SB: 0
 CS: 0


| Batter | 1 | 2 | 3 | 4 | 5 | 6 | 7 | 8 | 9 | 10 | AB | R | H | RBI | BB | SO | LOB | | | |
|--|---|----------------------------------|---------------------------------|----------------------------------|---------------------------------|----------------------------------|---------------------------------|----------------------------------|---------------------------------|----------------------------------|---------------------------------|----------------------------------|---------------------------------|----------------------------------|---------------------------------|----------------------------------|---------------------------------|----------------------------------|----------------------------------|------------------------------------|
| Brady Anderson, L OBP: 0.446, SLG: 0.780 | 1B BB | | CS BB | | | | K | | F9 | | 3 | 1 | 1 | 1 | 2 | 1 | 1 | | | |
| Roberto Alomar, S OBP: 0.426, SLG: 0.547 | CS 1B | | 1B 1B | | | | F9 | | F8 BB 1B | K BB DI 1B | 5 | 1 | 3 | 0 | 0 | 1 | 1 | | | |
| Rafael Palmeiro, L OBP: 0.380, SLG: 0.469 | K | | G4-6-3 1B | | | | P5 | | | BB BB | 3 | 1 | 1 | 0 | 2 | 1 | 2 | | | |
| Bobby Bonilla, S OBP: 0.264, SLG: 0.312 | | | G4-6-3 | | | | G3-1 | | F8 | 1B BB | 3 | 0 | 0 | 0 | 2 | 0 | 4 | | | |
| B.J. Surhoff, L OBP: 0.337, SLG: 0.526 Manny Alexander, R (10, PR) | K | | | | | | G3 | | F9 | 1B | 5 | 0 | 1 | 2 | 0 | 1 | 4 | | | |
| Cal Ripken Jr., R OBP: 0.327, SLG: 0.402 | | | | | | | G4-3 | | | 1-3 2-H 3-H | 0 | 0 | 0 | 0 | 0 | 0 | 0 | | | |
| Mike Devereaux, R OBP: 0.353, SLG: 0.391 Tony Tarasco, L (10, PH) | | | | | | | G4-3 | | G5-3 | K | 5 | 0 | 0 | 0 | 0 | 1 | 2 | | | |
| Chris Hoiles, R OBP: 0.295, SLG: 0.486 Gregg Zaun, S OBP: 0.278, SLG: 0.188 | | | | | | | G3 | | K | 6-3 | 3 | 0 | 0 | 0 | 1 | 1 | 0 | | | |
| Chris Hoiles, R OBP: 0.295, SLG: 0.486 Gregg Zaun, S OBP: 0.278, SLG: 0.188 | | | | | | | G3 | | K | 6-3 | 1 | 0 | 0 | 0 | 0 | 0 | 2 | | | |
| Chris Hoiles, R OBP: 0.295, SLG: 0.486 Gregg Zaun, S OBP: 0.278, SLG: 0.188 | | | | | | | G3 | | K | 6-3 | 4 | 1 | 2 | 1 | 0 | 1 | 1 | | | |
| Chris Hoiles, R OBP: 0.295, SLG: 0.486 Gregg Zaun, S OBP: 0.278, SLG: 0.188 | | | | | | | G3 | | K | 6-3 | 0 | 0 | 0 | 0 | 0 | 0 | 0 | | | |
| Chris Hoiles, R OBP: 0.295, SLG: 0.486 Gregg Zaun, S OBP: 0.278, SLG: 0.188 | | | | | | | G3 | | K | 6-3 | 4 | 0 | 0 | 0 | 0 | 3 | 2 | | | |
| Jeffrey Hammonds, R OBP: 0.314, SLG: 0.432 | | | | | | | G1-3 | | | K | 4 | 0 | 0 | 0 | 0 | 3 | 2 | | | |
| Inning Stats | R: 0 E: 0 K: 2 S: 11 | H: 1 LOB: 2 BB: 2 P: 21 | R: 1 E: 0 K: 1 S: 11 | H: 1 LOB: 0 BB: 0 P: 17 | R: 0 E: 0 K: 0 S: 10 | H: 2 LOB: 1 BB: 1 P: 16 | R: 0 E: 0 K: 0 S: 8 | H: 0 LOB: 0 BB: 0 P: 13 | R: 0 E: 0 K: 1 S: 10 | H: 1 LOB: 1 BB: 0 P: 12 | R: 0 E: 0 K: 2 S: 9 | H: 0 LOB: 1 BB: 1 P: 17 | R: 0 E: 0 K: 0 S: 9 | H: 1 LOB: 2 BB: 1 P: 19 | R: 0 E: 0 K: 1 S: 10 | H: 0 LOB: 0 BB: 0 P: 15 | R: 3 E: 0 K: 3 S: 13 | H: 2 LOB: 2 BB: 2 P: 28 | 1B: 5 2B: 1 3B: 0 HR: 2 | SF: 0 SAC: 0 DP: 1 HBP: 0 |
| PITCHER | IP WLS BF H R ER SO BB IBB HBP BLK WP HR S P ERA WHIP | 7.1 0.2 3.1 0.0 0.2 | 7.1 0.2 3.1 0.0 0.2 | 7.1 0.2 3.1 0.0 0.2 | 7.1 0.2 3.1 0.0 0.2 | 7.1 0.2 3.1 0.0 0.2 | 7.1 0.2 3.1 0.0 0.2 | 7.1 0.2 3.1 0.0 0.2 | 7.1 0.2 3.1 0.0 0.2 | 7.1 0.2 3.1 0.0 0.2 | 7.1 0.2 3.1 0.0 0.2 | 7.1 0.2 3.1 0.0 0.2 | 7.1 0.2 3.1 0.0 0.2 | 7.1 0.2 3.1 0.0 0.2 | 7.1 0.2 3.1 0.0 0.2 | 7.1 0.2 3.1 0.0 0.2 | 7.1 0.2 3.1 0.0 0.2 | 7.1 0.2 3.1 0.0 0.2 | | |
| Ken Hill, R ERA: 3.61 | 8.1 | 0.2 | 2 | 0 | 0 | 0 | 0 | 0 | 0 | 4 | 7 | 0.00 | 0.000 | | | | | | | |
| Dennis Cook, L ERA: 3.31 | 9.1 | 1.1 | W | 4 | 0 | 0 | 0 | 2 | 0 | 0 | 0 | 0.00 | 0.000 | | | | | | | |
| Gl Heredia, R ERA: 4.5 | 10.1 | 0.0 | 3 | 1 | 1 | 1 | 1 | 1 | 1 | 5 | 13 | ∞ | ∞ | | | | | | | |
| Ed Vosberg, L ERA: 2.45 | 10.1 | 0.2 | S | 4 | 1 | 2 | 2 | 1 | 1 | 0 | 5 | 9 | 27.00 | 3.000 | | | | | | |
| Mike Henneman, R ERA: 6.43 | | | | | | | | | | | | | | | | | | | | |

BOTTOM

Texas Rangers @ Baltimore Orioles
 Oriole Park at Camden Yards, Baltimore, MD
 Sun Apr 28 1996, 3:33 AM EDT
 Att. 47,327 - Sunny - 72 F

livebaseballscorecards.com

AB 36
 R 4
 H 8
 RBI 4
 BB 7
 SO 10
 LOB 19



WP: 1 PA: 43
 PB: 0
 SB: 0
 CS: 2

| Batter | 1 | 2 | 3 | 4 | 5 | 6 | 7 | 8 | 9 | AB | R | H | RBI | BB | SO | LOB | TOP | | | | | | | | |
|---|-------------------------------|----------------------------------|-------------------------------|----------------------------------|-------------------------------|----------------------------------|------------------------------|---------------------------------|------------------------------|----------------------------------|-------------------------------|----------------------------------|-------------------------------|----------------------------------|------------------------------|----------------------------------|------------------------------|----------------------------------|----------------------------------|------------------------------------|----------------------------------|--------|--|--|--|
| Darryl Hamilton, L OBP: 0.368, SLG: 0.360 (1, 8) | G6-3 | K | G6-3 | | L8 | | L8 | | BB | 5 | 0 | 0 | 0 | 1 | 1 | 3 | | | | | | | | | |
| Ivan Rodriguez, R OBP: 0.387, SLG: 0.529 (1, 10) | F7 | | | | G6-3 | | K | | G6-3 | 6 | 0 | 1 | 0 | 0 | 2 | 2 | | | | | | | | | |
| Will Clark, L OBP: 0.440, SLG: 0.494 (1, 3) | HR | G4-3 | | | K | | 29 BB 1B | | F9 WP BB | 3 | 1 | 1 | 0 | 2 | 1 | 2 | | | | | | | | | |
| Juan Gonzalez, R OBP: 0.376, SLG: 0.542 (1, 9) | HR | | | | G6-3 | | 29 BB 1B | | F9 | 5 | 2 | 2 | 2 | 0 | 0 | 1 | | | | | | | | | |
| Dean Palmer, R OBP: 0.407, SLG: 0.628 (1, 5) | 29 BB | | | | | | K | | | 1 | 2 | 0 | 0 | 3 | 1 | 2 | | | | | | | | | |
| 29 Rusty Greer, L OBP: 0.377, SLG: 0.435 (1, 7) | | | | | | | | | BB | 3 | 2 | 2 | 2 | 2 | 0 | 2 | | | | | | | | | |
| Mark McLemore, S OBP: 0.398, SLG: 0.361 (1, 4) | K | | | | G4-3 | | SF9 | | F6 | 4 | 0 | 1 | 1 | 0 | 1 | 6 | | | | | | | | | |
| Kevin Elster, R OBP: 0.300, SLG: 0.554 (1, 6) | | F2 | F3 | | G5-3 | | K | | SH1-4 | 4 | 0 | 0 | 0 | 0 | 1 | 1 | | | | | | | | | |
| Dave Valle, R OBP: 0.500, SLG: 0.417 Mickey Tettleton, S OBP: 0.459, SLG: 0.932 (9, PH) | 1B | 1B | 2B | | | | K | | K | 3 | 0 | 2 | 1 | 1 | 1 | 0 | | | | | | | | | |
| Inning Stats | R: 2 E: 0 K: 1 S: 18 | H: 2 LOB: 2 BB: 2 P: 31 | R: 0 E: 0 K: 1 S: 14 | H: 2 LOB: 2 BB: 0 P: 20 | R: 3 E: 2 K: 0 S: 14 | H: 2 LOB: 1 BB: 0 P: 24 | R: 0 E: 0 K: 1 S: 5 | H: 0 LOB: 0 BB: 0 P: 7 | R: 2 E: 0 K: 2 S: 8 | H: 1 LOB: 1 BB: 2 P: 23 | R: 0 E: 0 K: 2 S: 15 | H: 1 LOB: 3 BB: 2 P: 27 | R: 0 E: 0 K: 1 S: 14 | H: 0 LOB: 0 BB: 0 P: 16 | R: 0 E: 0 K: 1 S: 8 | H: 0 LOB: 2 BB: 2 P: 22 | R: 0 E: 0 K: 1 S: 8 | H: 1 LOB: 2 BB: 1 P: 19 | 1B: 6 2B: 1 3B: 1 HR: 1 | SF: 1 SAC: 1 DP: 0 HBP: 1 | WP: 1 PB: 0 SB: 0 CS: 0 | PA: 47 | | | |
| PITCHER | IP | WLS | BF | H | R | ER | SO | BB | IBB | HBP | BLK | WP | HR | S | P | ERA | WHIP | | | | | | | | |
| Kent Mercker, L ERA: 9.27 (1, 1) | 2.1 | | 16 | 5 | 5 | 2 | 2 | 2 | 0 | 1 | 0 | 0 | 1 | 42 | 68 | 7.71 | 3.000 | | | | | | | | |
| Jimmy Haynes, R ERA: 9.5 (3, 1) | 5.1 | W | 25 | 3 | 2 | 2 | 6 | 6 | 0 | 0 | 0 | 1 | 0 | 51 | 96 | 3.38 | 1.688 | | | | | | | | |
| Jesse Orosco, L ERA: 19.5 (8, 1) | 0.1 | | 3 | 0 | 0 | 0 | 0 | 0 | 0 | 0 | 0 | 0 | 0 | 3 | 6 | 0.00 | 0.000 | | | | | | | | |
| Randy Myers, L ERA: 1.86 (9, 1) | 1.0 | S | 5 | 1 | 0 | 0 | 1 | 1 | 0 | 0 | 0 | 0 | 0 | 8 | 19 | 0.00 | 2.000 | | | | | | | | |

Texas Rangers @ Baltimore Orioles
 Oriole Park at Camden Yards, Baltimore, MD
 Mon Apr 29 1996, 7:05 PM EDT
 Att: 41,503 - Unknown - 83 F

AB 35
 R 7
 H 9
 RBI 6
 BB 9
 SO 9
 LOB 20



| Batter | 1 | 2 | 3 | 4 | 5 | 6 | 7 | 8 | 9 | AB | R | H | RBI | BB | SO | LOB | BOTTOM | | | | | | | | |
|---|------------------------------|----------------------------------|------------------------------|----------------------------------|-------------------------------|----------------------------------|------------------------------|----------------------------------|-------------------------------|----------------------------------|------------------------------|----------------------------------|-------------------------------|----------------------------------|-------------------------------|----------------------------------|----------------------------------|------------------------------------|----------------------------------|--------|--|--|--|--|--|
| Brady Anderson, L OBP: 0.427, SLG: 0.740 (1, 8) | F8 | | G4-3 | | F2 | G3-1 | | F8 | | 5 | 0 | 0 | 0 | 0 | 0 | 5 | | | | | | | | | |
| Roberto Alomar, S OBP: 0.434, SLG: 0.560 (1, 4) | G4-6-3 | | G4-3 | | 1B | 2B | | K | | 5 | 2 | 3 | 1 | 0 | 1 | 3 | | | | | | | | | |
| Rafael Palmeiro, L OBP: 0.384, SLG: 0.495 (1, 3) | G4-6-3 | | FC6-4 | | 2B | 1B | | SF8 | | 3 | 1 | 2 | 2 | 0 | 0 | 1 | | | | | | | | | |
| Bobby Bonilla, S OBP: 0.255, SLG: 0.299 (1, 10) | | G3-1 | FC6-4 | | K | | | G4-3 | | 4 | 0 | 0 | 0 | 0 | 1 | 3 | | | | | | | | | |
| B.J. Surhoff, L OBP: 0.354, SLG: 0.576 (1, 5) | F8 | | | | G4-3 | BB | | HR | | 3 | 1 | 2 | 3 | 1 | 0 | 0 | | | | | | | | | |
| Cal Ripken Jr., R OBP: 0.314, SLG: 0.385 (1, 6) | G6-3 | | | | G4-3 | | | G5-3 | | 4 | 0 | 0 | 0 | 0 | 1 | 2 | | | | | | | | | |
| Chris Hoiles, R OBP: 0.317, SLG: 0.486 Manny Alexander, R OBP: 0.278, SLG: 0.188 (8, PR) | | | BB | | G5-3 | | | FC4-6 | | 2 | 1 | 1 | 0 | 2 | 0 | 1 | | | | | | | | | |
| Gregg Zaun, S OBP: 0.278, SLG: 0.188 (9, 2) | | | 1B | | BB | | | SH1-4 | | 0 | 0 | 0 | 0 | 0 | 0 | 0 | | | | | | | | | |
| Tony Tarasco, L OBP: 0.250, SLG: 0.250 Jeffrey Hammonds, R OBP: 0.314, SLG: 0.432 (8, PH) | | | G4-3 | | L8 | | | SH1-4 | | 2 | 1 | 0 | 0 | 1 | 0 | 2 | | | | | | | | | |
| Mike Devereaux, R OBP: 0.382, SLG: 0.469 (9, 9) | | | G4-3 | | HR | | | BB | | 0 | 0 | 0 | 0 | 0 | 0 | 0 | | | | | | | | | |
| Inning Stats | R: 0 E: 0 K: 0 S: 8 | H: 1 LOB: 0 BB: 0 P: 11 | R: 0 E: 0 K: 0 S: 9 | H: 0 LOB: 0 BB: 0 P: 12 | R: 3 E: 0 K: 0 S: 11 | H: 2 LOB: 1 BB: 2 P: 21 | R: 0 E: 0 K: 0 S: 4 | H: 0 LOB: 1 BB: 1 P: 13 | R: 3 E: 0 K: 2 S: 17 | H: 4 LOB: 1 BB: 0 P: 27 | R: 0 E: 0 K: 0 S: 9 | H: 1 LOB: 1 BB: 0 P: 15 | R: 2 E: 0 K: 0 S: 14 | H: 2 LOB: 0 BB: 0 P: 21 | R: 0 E: 0 K: 1 S: 12 | H: 0 LOB: 2 BB: 2 P: 25 | 1B: 6 2B: 2 3B: 0 HR: 2 | SF: 1 SAC: 1 DP: 1 HBP: 0 | WP: 0 PB: 0 SB: 3 CS: 0 | PA: 38 | | | | | |
| PITCHER | IP | WLS | BF | H | R | ER | SO | BB | IBB | HBP | BLK | WP | HR | S | P | ERA | WHIP | | | | | | | | |
| Roger Pavlik, R ERA: 7.14 (1, 1) | 4.1 | | 21 | 6 | 6 | 6 | 0 | 3 | 0 | 0 | 0 | 0 | 1 | 40 | 68 | 12.46 | 2.077 | | | | | | | | |
| Rick Helling, R ERA: 8.64 (5, 1) | 2.2 | L | 13 | 4 | 2 | 2 | 2 | 1 | 0 | 0 | 0 | 0 | 1 | 33 | 57 | 6.75 | 1.875 | | | | | | | | |
| Dennis Cook, L ERA: 3.12 (8, 1) | 1.0 | | 4 | 0 | 0 | 0 | 1 | 1 | 0 | 0 | 0 | 0 | 0 | 11 | 20 | 0.00 | 1.000 | | | | | | | | |

Texas Rangers @ Baltimore Orioles
 Oriole Park at Camden Yards, Baltimore, MD
 Mon Apr 29 1996, 7:05 PM EDT
 Att: 41,503 - Unknown - 83 F

AB 31
 R 8
 H 10
 RBI 8
 BB 5
 SO 3
 LOB 18



| Batter | 1 | 2 | 3 | 4 | 5 | 6 | 7 | 8 | 9 | AB | R | H | RBI | BB | SO | LOB | TOP | | | | | | | | |
|---|-------------------------------|----------------------------------|-------------------------------|----------------------------------|------------------------------|----------------------------------|------------------------------|---------------------------------|-------------------------------|----------------------------------|------------------------------|---------------------------------|------------------------------|----------------------------------|------------------------------|----------------------------------|---|------------------------------|---------------------------------|-----------------------------------|------------------------------------|----------------------------------|--------|--|--|
| 2 Derek Jeter, R OBP: 0.398, SLG: 0.342 (1, 6) | | | | | | | | | | 5 | 2 | 2 | 0 | 1 | 2 | 4 | New York Yankees @ Baltimore Orioles Oriole Park at Camden Yards, Baltimore, MD Tue Apr 30 1996, 7:05 PM EDT Att: 43,117 - Unknown - 61 F | | | | | | | | |
| Jim Leyritz, R OBP: 0.411, SLG: 0.600 (1, 5) Andy Fox, L OBP: 0.333, SLG: 0.250 (7, 5) | | | | | | | | | | 4 | 1 | 1 | 2 | 1 | 1 | 2 | | | | | | | | | |
| Paul O'Neill, L OBP: 0.500, SLG: 0.600 (1, 9) | | | | | | | | | | 2 | 2 | 1 | 2 | 4 | 0 | 0 | | | | | | | | | |
| Ruben Sierra, S OBP: 0.337, SLG: 0.466 (1, 10) | | | | | | | | | | 6 | 0 | 1 | 1 | 0 | 1 | 6 | | | | | | | | | |
| Tino Martinez, L OBP: 0.327, SLG: 0.389 (1, 3) | | | | | | | | | | 6 | 2 | 3 | 3 | 0 | 1 | 3 | | | | | | | | | |
| Bernie Williams, S OBP: 0.369, SLG: 0.435 (1, 8) | | | | | | | | | | 4 | 1 | 2 | 0 | 2 | 2 | 1 | | | | | | | | | |
| Mariano Duncan, R OBP: 0.377, SLG: 0.520 (1, 4) | | | | | | | | | | 6 | 1 | 2 | 0 | 0 | 3 | 4 | | | | | | | | | |
| Gerald Williams, R OBP: 0.372, SLG: 0.667 (1, 7) | | | | | | | | | | 5 | 2 | 2 | 1 | 1 | 0 | 3 | | | | | | | | | |
| Joe Girardi, R OBP: 0.284, SLG: 0.329 (1, 2) | | | | | | | | | | 6 | 2 | 2 | 3 | 0 | 0 | 6 | | | | | | | | | |
| Inning Stats | R: 2 E: 0 K: 2 S: 10 | H: 3 LOB: 1 BB: 0 P: 10 | R: 2 E: 0 K: 2 S: 10 | H: 3 LOB: 3 BB: 2 P: 18 | R: 0 E: 0 K: 2 S: 8 | H: 1 LOB: 2 BB: 1 P: 12 | R: 0 E: 0 K: 1 S: 5 | H: 0 LOB: 0 BB: 0 P: 5 | R: 5 E: 0 K: 1 S: 10 | H: 5 LOB: 1 BB: 1 P: 14 | R: 0 E: 0 K: 0 S: 4 | H: 1 LOB: 2 BB: 1 P: 8 | R: 3 E: 0 K: 1 S: 7 | H: 2 LOB: 0 BB: 1 P: 11 | R: 1 E: 1 K: 1 S: 7 | H: 1 LOB: 3 BB: 2 P: 15 | | R: 0 E: 0 K: 0 S: 4 | H: 1 LOB: 2 BB: 1 P: 8 | 1B: 12 2B: 2 3B: 0 HR: 3 | SF: 0 SAC: 0 DP: 0 HBP: 0 | WP: 0 PB: 0 SB: 2 CS: 0 | PA: 54 | | |
| PITCHER | IP | WLS | BF | H | R | ER | SO | BB | IBB | HBP | BLK | WP | HR | S | P | ERA | WHIP | | | | | | | | |
| Arthur Rhodes, L ERA: 3.72 (1, 1) | 4.1 | | 26 | 10 | 7 | 7 | 8 | 3 | 0 | 0 | 0 | 0 | 1 | 39 | 51 | 14.54 | 3.000 | | | | | | | | |
| Jimmy Myers, R ERA: 3.75 (5, 1) | 0.1 | | 3 | 2 | 2 | 2 | 0 | 0 | 0 | 0 | 0 | 0 | 1 | 3 | 3 | 54.00 | 6.000 | | | | | | | | |
| Jesse Orosco, L ERA: 17.55 (5, 1) | 0.2 | | 4 | 1 | 0 | 0 | 0 | 1 | 0 | 0 | 0 | 0 | 0 | 3 | 7 | 0.00 | 3.000 | | | | | | | | |
| Keith Shepherd, R ERA: 6.23 (6, 1) | 2.1 | L | 15 | 3 | 4 | 3 | 2 | 3 | 1 | 0 | 0 | 0 | 1 | 15 | 31 | 11.57 | 2.571 | | | | | | | | |
| Roger McDowell, R ERA: 1.53 (8, 1) | 1.1 | | 6 | 1 | 0 | 0 | 0 | 1 | 0 | 0 | 0 | 0 | 0 | 5 | 9 | 0.00 | 1.500 | | | | | | | | |

| Batter | 1 | 2 | 3 | 4 | 5 | 6 | 7 | 8 | 9 | AB | R | H | RBI | BB | SO | LOB | BOTTOM | | | | | | | | |
|--|------------------------------|----------------------------------|------------------------------|----------------------------------|------------------------------|----------------------------------|------------------------------|---------------------------------|------------------------------|---------------------------------|------------------------------|---------------------------------|------------------------------|---------------------------------|------------------------------|---------------------------------|---|------------------------------|---------------------------------|----------------------------------|------------------------------------|----------------------------------|--------|--|--|
| Brady Anderson, L OBP: 0.426, SLG: 0.740 (1, 8) | | | | | | | | | | 4 | 2 | 1 | 0 | 1 | 0 | 1 | New York Yankees @ Baltimore Orioles Oriole Park at Camden Yards, Baltimore, MD Tue Apr 30 1996, 7:05 PM EDT Att: 43,117 - Unknown - 61 F | | | | | | | | |
| Roberto Alomar, S OBP: 0.441, SLG: 0.558 (1, 4) | | | | | | | | | | 4 | 2 | 2 | 0 | 1 | 0 | 0 | | | | | | | | | |
| Rafael Palmeiro, L OBP: 0.385, SLG: 0.490 (1, 3) | | | | | | | | | | 3 | 1 | 1 | 2 | 1 | 1 | 0 | | | | | | | | | |
| Bobby Bonilla, S OBP: 0.261, SLG: 0.297 (1, 5) | | | | | | | | | | 4 | 1 | 1 | 2 | 1 | 1 | 3 | | | | | | | | | |
| Cal Ripken Jr., R OBP: 0.318, SLG: 0.396 (1, 6) | | | | | | | | | | 5 | 1 | 2 | 2 | 0 | 0 | 1 | | | | | | | | | |
| B.J. Surhoff, L OBP: 0.356, SLG: 0.567 (1, 10) | | | | | | | | | | 5 | 1 | 2 | 1 | 0 | 1 | 1 | | | | | | | | | |
| Mike Devereaux, R OBP: 0.350, SLG: 0.426 (1, 9) | | | | | | | | | | 5 | 0 | 0 | 0 | 0 | 0 | 3 | | | | | | | | | |
| Chris Hoiles, R OBP: 0.318, SLG: 0.520 (1, 2) Gregg Zaun, S OBP: 0.253, SLG: 0.176 (6, 2) | | | | | | | | | | 3 | 1 | 1 | 1 | 0 | 0 | 1 | | | | | | | | | |
| Jeffrey Hammonds, R OBP: 0.311, SLG: 0.424 (1, 7) | | | | | | | | | | 4 | 1 | 1 | 0 | 0 | 2 | 1 | | | | | | | | | |
| Inning Stats | R: 3 E: 1 K: 0 S: 6 | H: 3 LOB: 1 BB: 1 P: 10 | R: 6 E: 0 K: 0 S: 9 | H: 6 LOB: 1 BB: 1 P: 13 | R: 0 E: 0 K: 1 S: 6 | H: 1 LOB: 2 BB: 1 P: 10 | R: 0 E: 0 K: 0 S: 3 | H: 0 LOB: 0 BB: 0 P: 3 | R: 0 E: 0 K: 1 S: 5 | H: 0 LOB: 0 BB: 0 P: 5 | R: 0 E: 0 K: 1 S: 5 | H: 0 LOB: 1 BB: 1 P: 9 | R: 1 E: 1 K: 1 S: 7 | H: 1 LOB: 0 BB: 0 P: 7 | R: 0 E: 0 K: 0 S: 3 | H: 0 LOB: 0 BB: 0 P: 3 | | R: 0 E: 0 K: 1 S: 5 | H: 0 LOB: 0 BB: 0 P: 5 | 1B: 8 2B: 1 3B: 1 HR: 1 | SF: 1 SAC: 0 DP: 0 HBP: 0 | WP: 1 PB: 0 SB: 0 CS: 0 | PA: 43 | | |
| PITCHER | IP | WLS | BF | H | R | ER | SO | BB | IBB | HBP | BLK | WP | HR | S | P | ERA | WHIP | | | | | | | | |
| Andy Pettite, L ERA: 5.0 (1, 1) | 1.0 | | 13 | 8 | 0 | 0 | 0 | 2 | 0 | 0 | 0 | 0 | 1 | 11 | 19 | 72.00 | 10.000 | | | | | | | | |
| Scott Kamieniecki, R ERA: 5.91 (2, 1) | 4.0 | | 15 | 2 | 0 | 0 | 2 | 1 | 0 | 0 | 0 | 1 | 0 | 18 | 22 | 0.00 | 0.750 | | | | | | | | |
| Jeff Nelson, R ERA: 5.23 (6, 1) | 1.0 | W | 6 | 1 | 1 | 0 | 1 | 1 | 0 | 0 | 0 | 0 | 0 | 7 | 11 | 0.00 | 2.000 | | | | | | | | |
| 42 Mariano Rivera, R ERA: 1.25 (7, 1) | 2.0 | | 6 | 0 | 0 | 0 | 1 | 0 | 0 | 0 | 0 | 0 | 0 | 8 | 8 | 0.00 | 0.000 | | | | | | | | |
| John Wetteland, R ERA: 4.05 (9, 1) | 1.0 | S | 3 | 0 | 0 | 0 | 1 | 0 | 0 | 0 | 0 | 0 | 0 | 5 | 5 | 0.00 | 0.000 | | | | | | | | |

AB 45
R 13
H 17
RBI 13
BB 9
SO 10
LOB 29



AB 38
R 10
H 11
RBI 9
BB 4
SO 5
LOB 12



| Batter | 1 | 2 | 3 | 4 | 5 | 6 | 7 | 8 | 9 | 10 | 11 | 12 | 13 | 14 | 15 | AB | R | H | RBI | BB | SO | LOB | TOP | |
|--|--------------------------------|---------------------------------|------------------------------|---------------------------------|------------------------------|---------------------------------|------------------------------|---------------------------------|------------------------------|----------------------------------|------------------------------|---------------------------------|------------------------------|----------------------------------|------------------------------|---------------------------------|------------------------------|---------------------------------|------------------------------|----------------------------------|-----------------------------------|------------------------------------|----------------------------------|---------------------|
| Wade Boggs, L OBP: 0.357, SLG: 0.348 (1, 9) | | | | | | | | | | | | | | | | 8 | 1 | 3 | 0 | 0 | 1 | 6 | | |
| 2 Derek Jeter, R OBP: 0.400, SLG: 0.333 (1, 6) | | | | | | | | | | | | | | | | 5 | 2 | 1 | 0 | 1 | 3 | 2 | | |
| Paul O'Neill, L OBP: 0.473, SLG: 0.554 (1, 9) | | | | | | | | | | | | | | | | 7 | 0 | 0 | 0 | 1 | 0 | 6 | | |
| Ruben Sierra, S OBP: 0.340, SLG: 0.441 (1, 10) | | | | | | | | | | | | | | | | 5 | 1 | 0 | 0 | 3 | 0 | 4 | | |
| Tino Martinez, L OBP: 0.321, SLG: 0.412 (1, 3) | | | | | | | | | | | | | | | | 7 | 2 | 2 | 5 | 0 | 2 | 3 | | |
| Bernie Williams, S OBP: 0.387, SLG: 0.505 (1, 8) | | | | | | | | | | | | | | | | 8 | 2 | 5 | 1 | 0 | 2 | 1 | | |
| Mariano Duncan, R OBP: 0.378, SLG: 0.513 Andy Fox, L OBP: 0.345, SLG: 0.240 (1, 4) | | | | | | | | | | | | | | | | 5 | 2 | 2 | 0 | 0 | 2 | 2 | | |
| Gerard Williams, R OBP: 0.331, SLG: 0.745 (1, 7) | | | | | | | | | | | | | | | | 8 | 1 | 6 | 3 | 0 | 1 | 2 | | |
| Joe Girardi, R OBP: 0.284, SLG: 0.316 (1, 2) | | | | | | | | | | | | | | | | 6 | 0 | 1 | 1 | 1 | 0 | 6 | | |
| Inning Stats | R: 0 E: 0 K: 1 S: 6 | H: 1 LOB: 1 BB: 0 P: 6 | R: 3 E: 1 K: 0 S: 8 | H: 3 LOB: 0 BB: 0 P: 6 | R: 0 E: 0 K: 0 S: 3 | H: 0 LOB: 0 BB: 0 P: 3 | R: 1 E: 0 K: 1 S: 8 | H: 3 LOB: 2 BB: 0 P: 8 | R: 1 E: 0 K: 1 S: 6 | H: 1 LOB: 1 BB: 1 P: 10 | R: 0 E: 0 K: 0 S: 7 | H: 0 LOB: 0 BB: 0 P: 7 | R: 0 E: 0 K: 2 S: 8 | H: 1 LOB: 2 BB: 1 P: 12 | R: 0 E: 1 K: 0 S: 4 | H: 1 LOB: 2 BB: 1 P: 8 | R: 0 E: 0 K: 1 S: 6 | H: 1 LOB: 1 BB: 0 P: 6 | R: 5 E: 0 K: 0 S: 7 | H: 4 LOB: 1 BB: 0 P: 12 | 1B: 15 2B: 3 3B: 0 HR: 3 | SF: 1 SAC: 3 DP: 2 HBP: 1 | WP: 0 PB: 0 SB: 1 CS: 1 | PA: 72 |
| PITCHER | IP: 7.0 WLS: 0.2 (1, 1) | WLS: 0.2 (8, 1) | WLS: 2.1 (8, 1) | WLS: 2.0 (11, 1) | WLS: 2.0 (13, 1) | WLS: 2.0 (13, 1) | WLS: 2.0 (13, 1) | WLS: 2.0 (13, 1) | WLS: 2.0 (13, 1) | WLS: 2.0 (13, 1) | WLS: 2.0 (13, 1) | WLS: 2.0 (13, 1) | WLS: 2.0 (13, 1) | WLS: 2.0 (13, 1) | WLS: 2.0 (13, 1) | WLS: 2.0 (13, 1) | WLS: 2.0 (13, 1) | WLS: 2.0 (13, 1) | WLS: 2.0 (13, 1) | WLS: 2.0 (13, 1) | WLS: 2.0 (13, 1) | WLS: 2.0 (13, 1) | WLS: 2.0 (13, 1) | WLS: 2.0 (13, 1) |
| David Wells, L ERA: 4.4 | Roger McDowell, R ERA: 1.77 | Jesse Orosco, L ERA: 13.0 | Randy Myers, L ERA: 1.54 | Kent Mercker, L ERA: 9.25 | Jimmy Myers, R ERA: 5.54 | | | | | | | | | | | | | | | | | | | |

New York Yankees @ Baltimore Orioles
 Oriole Park at Camden Yards, Baltimore, MD
 Wed May 01 1996, 7:05 PM EDT
 Att. 47,472 - Unknown - 67 F

AB 60
 R 11
 H 20
 RBI 10
 BB 7
 SO 11
 LOB 33



| Batter | 1 | 2 | 3 | 4 | 5 | 6 | 7 | 8 | 9 | 10 | 11 | 12 | 13 | 14 | 15 | AB | R | H | RBI | BB | SO | LOB | BOTTOM | | | | | | | | | |
|--|-------------------------------|---------------------------------|------------------------------|---------------------------------|------------------------------|---------------------------------|------------------------------|---------------------------------|------------------------------|----------------------------------|------------------------------|---------------------------------|------------------------------|---------------------------------|------------------------------|----------------------------------|------------------------------|----------------------------------|------------------------------|----------------------------------|------------------------------|---------------------------------|------------------------------|---------------------------------|------------------------------|---------------------------------|------------------------------|---------------------------------|-----------------------------------|------------------------------------|----------------------------------|--------|
| Brady Anderson, L OBP: 0.423, SLG: 0.736 (1, 8) | | | | | | | | | | | | | | | | 6 | 1 | 1 | 1 | 2 | 3 | 5 | | | | | | | | | | |
| Roberto Alomar, S OBP: 0.429, SLG: 0.550 (1, 4) | | | | | | | | | | | | | | | | 7 | 1 | 2 | 1 | 0 | 0 | 4 | | | | | | | | | | |
| Rafael Palmeiro, L OBP: 0.392, SLG: 0.475 (1, 3) | | | | | | | | | | | | | | | | 5 | 1 | 1 | 0 | 3 | 0 | 2 | | | | | | | | | | |
| Bobby Bonilla, S OBP: 0.262, SLG: 0.296 (1, 9) | | | | | | | | | | | | | | | | 7 | 0 | 2 | 0 | 0 | 2 | 5 | | | | | | | | | | |
| Cal Ripken Jr., R OBP: 0.325, SLG: 0.400 Manny Alexander, R OBP: 0.143, SLG: 0.143 (8, 8P) (9, 6) | | | | | | | | | | | | | | | | 4 | 0 | 2 | 2 | 0 | 0 | 0 | | | | | | | | | | |
| B.J. Surhoff, L OBP: 0.351, SLG: 0.539 (1, 5) | | | | | | | | | | | | | | | | 5 | 1 | 0 | 0 | 2 | 0 | 6 | | | | | | | | | | |
| Mike Devereaux, R OBP: 0.333, SLG: 0.404 Tony Tarasco, L OBP: 0.254, SLG: 0.255 (8, 8P) (8, 4P) | | | | | | | | | | | | | | | | 3 | 0 | 0 | 0 | 0 | 1 | 3 | | | | | | | | | | |
| Chris Hoiles, R OBP: 0.314, SLG: 0.513 Gregg Zaun, S OBP: 0.320, SLG: 0.364 (1, 2) (5, 2) | | | | | | | | | | | | | | | | 1 | 0 | 0 | 0 | 0 | 1 | 1 | | | | | | | | | | |
| Jeffrey Hammonds, R OBP: 0.313, SLG: 0.411 (1, 7) | | | | | | | | | | | | | | | | 5 | 0 | 1 | 0 | 1 | 1 | 4 | | | | | | | | | | |
| Inning Stats | R: 1 E: 0 K: 0 S: 4 | H: 1 LOB: 0 BB: 0 P: 4 | R: 0 E: 1 K: 0 S: 8 | H: 0 LOB: 0 BB: 1 P: 6 | R: 0 E: 0 K: 0 S: 2 | H: 0 LOB: 0 BB: 0 P: 6 | R: 0 E: 0 K: 1 S: 5 | H: 0 LOB: 0 BB: 0 P: 5 | R: 2 E: 1 K: 0 S: 6 | H: 2 LOB: 2 BB: 1 P: 10 | R: 0 E: 0 K: 0 S: 4 | H: 1 LOB: 1 BB: 0 P: 4 | R: 0 E: 0 K: 0 S: 4 | H: 2 LOB: 2 BB: 0 P: 4 | R: 1 E: 1 K: 1 S: 6 | H: 0 LOB: 2 BB: 2 P: 14 | R: 0 E: 1 K: 1 S: 6 | H: 1 LOB: 3 BB: 2 P: 14 | R: 0 E: 0 K: 1 S: 8 | H: 1 LOB: 2 BB: 1 P: 10 | R: 0 E: 0 K: 0 S: 4 | H: 1 LOB: 2 BB: 1 P: 8 | R: 0 E: 0 K: 1 S: 3 | H: 1 LOB: 0 BB: 0 P: 3 | R: 0 E: 0 K: 1 S: 5 | H: 1 LOB: 1 BB: 0 P: 5 | R: 0 E: 0 K: 1 S: 6 | H: 1 LOB: 1 BB: 0 P: 6 | 1B: 10 2B: 2 3B: 0 HR: 2 | SF: 1 SAC: 2 DP: 2 HBP: 0 | WP: 2 PB: 0 SB: 1 CS: 3 | PA: 66 |
| PITCHER | IP: 5.0 WLS: 1.1 (1, 1) | WLS: 0.2 (6, 1) | WLS: 0.2 (7, 1) | WLS: 1.0 (8, 1) | WLS: 1.0 (8, 1) | WLS: 6.0 (10, 1) | WLS: 3.0 (13, 1) | WLS: 3.0 (13, 1) | WLS: 3.0 (13, 1) | WLS: 3.0 (13, 1) | WLS: 3.0 (13, 1) | WLS: 3.0 (13, 1) | WLS: 3.0 (13, 1) | WLS: 3.0 (13, 1) | WLS: 3.0 (13, 1) | WLS: 3.0 (13, 1) | WLS: 3.0 (13, 1) | WLS: 3.0 (13, 1) | WLS: 3.0 (13, 1) | WLS: 3.0 (13, 1) | WLS: 3.0 (13, 1) | WLS: 3.0 (13, 1) | WLS: 3.0 (13, 1) | WLS: 3.0 (13, 1) | | | | | | | | |
| Kenny Rogers, L ERA: 5.28 | Bob Wickman, R ERA: 5.17 | Steve Howe, L ERA: 6.23 | Jeff Nelson, R ERA: 4.76 | John Wetteland, R ERA: 3.75 | Jim Mecir, R ERA: 4.62 | Andy Pettitte, L ERA: 4.62 | | | | | | | | | | | | | | | | | | | | | | | | | | |

New York Yankees @ Baltimore Orioles
 Oriole Park at Camden Yards, Baltimore, MD
 Wed May 01 1996, 7:05 PM EDT
 Att. 47,472 - Unknown - 67 F

AB 54
 R 6
 H 13
 RBI 6
 BB 9
 SO 10
 LOB 38



| Batter | 1 | 2 | 3 | 4 | 5 | 6 | 7 | 8 | 9 | AB | R | H | RBI | BB | SO | LOB | TOP | | | | | |
|---|---|----------------------------------|------------------------------|----------------------------------|------------------------------|----------------------------------|------------------------------|---------------------------------|------------------------------|----------------------------------|------------------------------|----------------------------------|------------------------------|----------------------------------|------------------------------|---------------------------------|---|----------------------------------|----------------------------------|------------------------------------|----------------------------------|--------|
| Jeff Cirillo, R OBP: 0.350, SLG: 0.441 (1, 5) | 0-1 SH3 1B | | 3-1 G6-3 | | 1-2 G5-3 | | | 1-3 K | | 4 | 1 | 1 | 0 | 0 | 1 | 1 | Milwaukee Brewers @ Baltimore Orioles Oriole Park at Camden Yards, Baltimore, MD Fri May 03 1996, 7:05 PM EDT Att: 41,037 - Overcast - 75 F livebaseballscorecards.com | | | | | |
| Pat Listach, S OBP: 0.325, SLG: 0.384 (1, 8) | 1-1 SH3 | | 3-3 K | | | 0-0 G1 | | | 2-1 G3-1 | 3 | 0 | 0 | 0 | 0 | 1 | 0 | | | | | | |
| Fernando Vina, L OBP: 0.328, SLG: 0.483 (1, 4) | 3-2 F8 | | | 0-0 G4-3 | | 2-2 G4-3 | | | 0-2 G5-3 | 4 | 0 | 0 | 0 | 0 | 0 | 1 | | | | | | |
| Greg Vaughn, R OBP: 0.383, SLG: 0.567 (1, 10) | 3-1 FC6-4 2H 1B | | | 1-1 G4-3 | | 1-3 K | | | 3-2 G6-3 | 4 | 0 | 1 | 1 | 0 | 1 | 0 | | | | | | |
| John Jaha, R OBP: 0.345, SLG: 0.385 (1, 3) | 2-2 FC6-4 1-2 | | | 0-0 G1 | | | 1-1 G6-3 | | | 3 | 0 | 0 | 0 | 0 | 0 | 1 | | | | | | |
| Jose Valentin, S OBP: 0.385, SLG: 0.537 (1, 6) | | 0-1 G3-1 | | | 1-0 G6-3 | | | 3-2 F8 | | 3 | 0 | 0 | 0 | 0 | 0 | 0 | | | | | | |
| Matt Mieske, R OBP: 0.373, SLG: 0.537 (1, 9) | | 3-3 K2-3 | | | 1-0 1B SF9 | | | 1-0 G4-3 | | 3 | 1 | 1 | 0 | 0 | 1 | 0 | | | | | | |
| Turner Ward, S OBP: 0.327, SLG: 0.289 (1, 7) | | 2-0 G4-3 | | | 0-0 E S 1B | | | 0-1 F7 | | 3 | 0 | 1 | 0 | 0 | 0 | 0 | | | | | | |
| Mike Matheny, R OBP: 0.289, SLG: 0.408 Jesse Lewis, L OBP: 0.440, SLG: 0.333 (8, 2) | | | 2-2 G3 | | 0-2 SF9 3H | | | 0-0 P3 | | 2 | 0 | 0 | 1 | 0 | 0 | 0 | | | | | | |
| | | | | | | | | | | | | | | | | | | | | | | |
| Inning Stats | R: 1 E: 0 K: 0 S: 14 | H: 2 LOB: 1 BB: 0 P: 23 | R: 0 E: 0 K: 1 S: 6 | H: 0 LOB: 0 BB: 0 P: 11 | R: 0 E: 0 K: 1 S: 9 | H: 0 LOB: 0 BB: 0 P: 17 | R: 0 E: 0 K: 0 S: 4 | H: 0 LOB: 0 BB: 0 P: 5 | R: 2 E: 0 K: 1 S: 9 | H: 2 LOB: 1 BB: 0 P: 12 | R: 0 E: 0 K: 0 S: 8 | H: 0 LOB: 0 BB: 0 P: 11 | R: 0 E: 0 K: 0 S: 7 | H: 0 LOB: 0 BB: 0 P: 12 | R: 0 E: 0 K: 1 S: 6 | H: 0 LOB: 0 BB: 0 P: 7 | R: 0 E: 0 K: 0 S: 9 | H: 0 LOB: 0 BB: 0 P: 14 | 1B: 4 2B: 0 3B: 0 HR: 0 | SF: 1 SAC: 1 DP: 0 HBP: 0 | WP: 0 PB: 0 SB: 1 CS: 0 | PA: 31 |
| PITCHER Scott Erickson, R ERA: 3.15 (1, 1) | IP: 9.0 WLS: W BF: 31 H: 4 R: 2 ER: 2 SO: 4 BB: 0 IBB: 0 HBP: 0 BLK: 0 WP: 0 HR: 0 S: 72 P: 112 ERA: 2.00 WHIP: 0.444 | | | | | | | | | | | | | | | | | | | | | |

| Batter | 1 | 2 | 3 | 4 | 5 | 6 | 7 | 8 | 9 | AB | R | H | RBI | BB | SO | LOB | BOTTOM | | | | | |
|---|--|----------------------------------|------------------------------|----------------------------------|-------------------------------|----------------------------------|------------------------------|----------------------------------|-------------------------------|----------------------------------|------------------------------|----------------------------------|-------------------------------|----------------------------------|------------------------------|----------------------------------|---|----------------------------------|----------------------------------|------------------------------------|----------------------------------|--------|
| Brady Anderson, L OBP: 0.440, SLG: 0.807 (1, 8) | 4-2 G4-6-3 BB | | 2-1 1-H HR | | 3-2 1-H HR | | 1-0 2H 1B 2B | | | 3 | 3 | 3 | 5 | 1 | 0 | 0 | Milwaukee Brewers @ Baltimore Orioles Oriole Park at Camden Yards, Baltimore, MD Fri May 03 1996, 7:05 PM EDT Att: 41,037 - Overcast - 75 F livebaseballscorecards.com | | | | | |
| Roberto Alomar, S OBP: 0.415, SLG: 0.530 (1, 4) | 0-1 G4-6-3 1-2 | | 1-1 F7 | | 1-1 G4-3 | | 0-2 F9 | | | 4 | 0 | 0 | 0 | 0 | 0 | 2 | | | | | | |
| Rafael Palmeiro, L OBP: 0.380, SLG: 0.457 (1, 3) | 1-1 G4-3 | | 3-1 G3-1 | | 3-2 G3 | | 2-3 K | | | 4 | 0 | 0 | 0 | 0 | 1 | 1 | | | | | | |
| Bobby Bonilla, S OBP: 0.262, SLG: 0.295 (1, 10) | | 2-2 F7 | | 1-2 G3 | 2-1 G3 | | 2-0 2H 1B | | | 4 | 0 | 1 | 1 | 0 | 0 | 0 | | | | | | |
| B.J. Surhoff, L OBP: 0.357, SLG: 0.594 (1, 5) | | 0-1 HR | | 2-1 G1-3 | | 0-0 HR | 2-1 P2 | | | 4 | 2 | 2 | 2 | 0 | 0 | 1 | | | | | | |
| Cal Ripken Jr., R OBP: 0.331, SLG: 0.393 (1, 6) | | 0-0 F8 | | 4-0 1B BB | | 2-0 F8 | | 4-2 G6-4-3 BB | | 2 | 0 | 0 | 0 | 2 | 0 | 0 | | | | | | |
| Mike Devereaux, R OBP: 0.328, SLG: 0.393 (1, 7) | | 1-3 K2-3 | | 1-0 FC5-4 1B | | 3-1 F4 | | 0-1 G6-4-3 1-2 | | 4 | 0 | 1 | 0 | 0 | 1 | 1 | | | | | | |
| Chris Hoiles, R OBP: 0.322, SLG: 0.500 (1, 2) | | | 4-2 HR BB | 2-1 FC5-4 1B | | 1-1 G1-3 | | 4-2 BB | | 2 | 1 | 0 | 0 | 2 | 0 | 2 | | | | | | |
| Tony Tarasco, L OBP: 0.270, SLG: 0.288 (1, 9) | | | 1-2 F8 | | 1-1 HR 1B | | 2-0 2B 2B | 3-3 K | | 4 | 2 | 2 | 0 | 0 | 1 | 2 | | | | | | |
| | | | | | | | | | | | | | | | | | | | | | | |
| Inning Stats | R: 0 E: 0 K: 0 S: 6 | H: 0 LOB: 1 BB: 1 P: 11 | R: 1 E: 0 K: 1 S: 9 | H: 1 LOB: 0 BB: 0 P: 12 | R: 2 E: 0 K: 0 S: 11 | H: 1 LOB: 1 BB: 1 P: 22 | R: 0 E: 0 K: 0 S: 8 | H: 1 LOB: 2 BB: 1 P: 18 | R: 2 E: 0 K: 0 S: 13 | H: 2 LOB: 0 BB: 0 P: 23 | R: 1 E: 0 K: 0 S: 6 | H: 1 LOB: 0 BB: 0 P: 12 | R: 2 E: 0 K: 1 S: 11 | H: 3 LOB: 1 BB: 0 P: 20 | R: 0 E: 0 K: 1 S: 9 | H: 0 LOB: 1 BB: 2 P: 20 | R: 0 E: 0 K: 1 S: 9 | H: 0 LOB: 1 BB: 2 P: 20 | 1B: 3 2B: 2 3B: 0 HR: 4 | SF: 0 SAC: 0 DP: 2 HBP: 0 | WP: 0 PB: 0 SB: 0 CS: 0 | PA: 36 |
| PITCHER Ricky Bones, R ERA: 5.68 Graeme Lloyd, L ERA: 2.77 Mike Fetters, R ERA: 3.12 | IP: 6.0 WLS: L BF: 27 H: 7 R: 7 ER: 7 SO: 7 BB: 7 IBB: 0 HBP: 0 BLK: 0 WP: 0 HR: 4 S: 54 P: 101 ERA: 10.50 WHIP: 1.667 | | | | | | | | | | | | | | | | | | | | | |

| Batter | 1 | 2 | 3 | 4 | 5 | 6 | 7 | 8 | 9 | AB | R | H | RBI | BB | SO | LOB | TOP | | | | | |
|---|---|---|--|---------------------------------|------------------------------|----------------------------------|------------------------------|----------------------------------|-------------------------------|----------------------------------|-------------------------------|----------------------------------|-------------------------------|---|-------------------------------|----------------------------------|---|----------------------------------|----------------------------------|------------------------------------|----------------------------------|--------|
| Jeff Cirillo, R OBP: 0.352, SLG: 0.459 (1, 5) | | | | | | | | | | 5 | 1 | 2 | 0 | 0 | 1 | 2 | Milwaukee Brewers @ Baltimore Orioles Oriole Park at Camden Yards, Baltimore, MD Sat May 04 1996, 3:33 AM EDT Att: 44,175 - Cloudy - 73 F | | | | | |
| Fernando Vina, L OBP: 0.333, SLG: 0.477 (1, 4) | | | | | | | | | | 5 | 0 | 2 | 0 | 0 | 0 | 1 | | | | | | |
| Kevin Seitzer, R OBP: 0.429, SLG: 0.511 (1, 3) | | | | | | | | | | 5 | 1 | 2 | 1 | 0 | 0 | 1 | | | | | | |
| Greg Vaughn, R OBP: 0.392, SLG: 0.569 (1, 7) | | | | | | | | | | 5 | 1 | 3 | 0 | 0 | 2 | 4 | | | | | | |
| John Jaha, R OBP: 0.330, SLG: 0.366 (1, 10) | | | | | | | | | | 5 | 0 | 0 | 0 | 0 | 4 | 8 | | | | | | |
| Jose Valentin, S OBP: 0.377, SLG: 0.550 (1, 6) | | | | | | | | | | 5 | 1 | 1 | 3 | 0 | 1 | 3 | | | | | | |
| Matt Mieske, R OBP: 0.388, SLG: 0.577 (1, 9) | | | | | | | | | | 4 | 1 | 2 | 1 | 1 | 1 | 1 | | | | | | |
| Pat Listach, S OBP: 0.321, SLG: 0.368 (1, 8) | | | | | | | | | | 3 | 0 | 0 | 0 | 1 | 0 | 2 | | | | | | |
| Mike Matheny, R OBP: 0.287, SLG: 0.400 (1, 2) | | | | | | | | | | 4 | 0 | 1 | 0 | 0 | 0 | 1 | | | | | | |
| Inning Stats | R: 1 E: 0 K: 2 S: 13 | H: 3 LOB: 2 BB: 0 P: 21 | R: 1 E: 0 K: 0 S: 6 | H: 1 LOB: 0 BB: 0 P: 9 | R: 0 E: 0 K: 1 S: 8 | H: 1 LOB: 1 BB: 0 P: 13 | R: 0 E: 0 K: 1 S: 9 | H: 0 LOB: 1 BB: 1 P: 14 | R: 0 E: 0 K: 1 S: 10 | H: 2 LOB: 2 BB: 0 P: 19 | R: 0 E: 0 K: 1 S: 10 | H: 1 LOB: 2 BB: 1 P: 18 | R: 3 E: 1 K: 1 S: 15 | H: 3 LOB: 1 BB: 0 P: 23 | R: 0 E: 0 K: 1 S: 11 | H: 1 LOB: 1 BB: 0 P: 16 | R: 0 E: 0 K: 1 S: 8 | H: 1 LOB: 1 BB: 0 P: 12 | 1B: 9 2B: 2 3B: 0 HR: 2 | SF: 0 SAC: 0 DP: 0 HBP: 0 | WP: 0 PB: 0 SB: 1 CS: 0 | PA: 43 |
| PITCHER | IP WLS BF H R ER SO BB IBB HBP BLK WP HR S P ERA WHIP | 6.2 W 34 11 5 2 8 2 0 0 0 0 2 71 113 2.70 1.950 | 2.1 9 2 0 0 1 0 0 0 0 0 0 21 32 0.00 0.857 | | | | | | | | | | | IP WLS BF H R ER SO BB IBB HBP BLK WP HR S P ERA WHIP | | | | | | | | |
| 35 Mike Mussina, R ERA: 3.86 (1, 1) | | | | | | | | | | | | | | | | | | | | | | |
| Roger McDowell, R ERA: 1.99 (7, 1) | | | | | | | | | | | | | | | | | | | | | | |

| Batter | 1 | 2 | 3 | 4 | 5 | 6 | 7 | 8 | 9 | AB | R | H | RBI | BB | SO | LOB | BOTTOM | | | |
|--|---|--|---|--|------------------------------|----------------------------------|-------------------------------|----------------------------------|------------------------------|----------------------------------|-------------------------------|----------------------------------|------------------------------|----------------------------------|---|----------------------------------|---|------------------------------------|----------------------------------|--------|
| Brady Anderson, L OBP: 0.439, SLG: 0.814 (1, 8) | | | | | | | | | | 4 | 2 | 1 | 1 | 1 | 1 | 0 | Milwaukee Brewers @ Baltimore Orioles Oriole Park at Camden Yards, Baltimore, MD Sat May 04 1996, 3:33 AM EDT Att: 44,175 - Cloudy - 73 F | | | |
| Roberto Alomar, S OBP: 0.415, SLG: 0.550 (1, 4) | | | | | | | | | | 5 | 1 | 2 | 4 | 0 | 0 | 0 | | | | |
| Rafael Palmeiro, L OBP: 0.381, SLG: 0.444 (1, 3) | | | | | | | | | | 3 | 0 | 0 | 0 | 2 | 0 | 0 | | | | |
| Bobby Bonilla, S OBP: 0.269, SLG: 0.296 (1, 10) | | | | | | | | | | 3 | 1 | 1 | 0 | 1 | 1 | 3 | | | | |
| B.J. Surhoff, L OBP: 0.361, SLG: 0.596 (1, 5) | | | | | | | | | | 3 | 1 | 1 | 0 | 1 | 0 | 1 | | | | |
| Cal Ripken Jr., R OBP: 0.328, SLG: 0.382 (1, 6) | | | | | | | | | | 3 | 1 | 0 | 0 | 1 | 0 | 2 | | | | |
| Tony Tarasco, L OBP: 0.284, SLG: 0.317 (1, 9) | | | | | | | | | | 4 | 1 | 2 | 3 | 0 | 2 | 0 | | | | |
| Jeffrey Hammonds, R OBP: 0.320, SLG: 0.441 (1, 7) | | | | | | | | | | 3 | 2 | 1 | 2 | 1 | 0 | 0 | | | | |
| Gregg Zaun, S OBP: 0.310, SLG: 0.346 (1, 2) | | | | | | | | | | 4 | 1 | 1 | 0 | 0 | 0 | 2 | | | | |
| Inning Stats | R: 4 E: 0 K: 0 S: 21 | H: 2 LOB: 2 BB: 4 P: 45 | R: 0 E: 1 K: 1 S: 10 | H: 1 LOB: 1 BB: 1 P: 18 | R: 2 E: 0 K: 0 S: 7 | H: 3 LOB: 0 BB: 0 P: 11 | R: 0 E: 0 K: 1 S: 10 | H: 0 LOB: 1 BB: 1 P: 19 | R: 0 E: 0 K: 1 S: 6 | H: 0 LOB: 0 BB: 0 P: 10 | R: 4 E: 1 K: 0 S: 17 | H: 3 LOB: 1 BB: 1 P: 32 | R: 0 E: 0 K: 1 S: 9 | H: 0 LOB: 0 BB: 0 P: 13 | R: 0 E: 0 K: 0 S: 6 | H: 0 LOB: 0 BB: 0 P: 10 | 1B: 4 2B: 2 3B: 0 HR: 3 | SF: 0 SAC: 0 DP: 0 HBP: 0 | WP: 0 PB: 0 SB: 0 CS: 0 | PA: 40 |
| PITCHER | IP WLS BF H R ER SO BB IBB HBP BLK WP HR S P ERA WHIP | 2.2 L 17 6 6 1 3 2 2 0 0 0 0 24 47 11.57 1.286 | 3.1 11 1 3 3 2 2 0 0 0 0 0 10 15 0.00 2.000 | 7.1 6 0 0 0 1 0 0 0 0 0 0 15 23 0.00 0.000 | | | | | | | | | | | IP WLS BF H R ER SO BB IBB HBP BLK WP HR S P ERA WHIP | | | | | |
| Steve Sparks, R ERA: 8.83 (1, 1) | | | | | | | | | | | | | | | | | | | | |
| Mike Potts, L ERA: 4.91 (3, 1) | | | | | | | | | | | | | | | | | | | | |
| Kevin Wickander, L ERA: 1.86 (6, 1) | | | | | | | | | | | | | | | | | | | | |
| Ramon Garcia, R ERA: 2.08 (7, 1) | | | | | | | | | | | | | | | | | | | | |


| Batter | 1 | 2 | 3 | 4 | 5 | 6 | 7 | 8 | 9 | AB | R | H | RBI | BB | SO | LOB | TOP | | | | | |
|--|---|--|---|---|--|----------------------------------|------------------------------|----------------------------------|-------------------------------|----------------------------------|---|----------------------------------|-------------------------------|----------------------------------|-------------------------------|---|--|-------------------------------|----------------------------------|----------------------------------|------------------------------------|----------------------------------|
| Jeff Cirillo, R OBP: 0.342, SLG: 0.471 (1, 5) | G4-3 | | G4-3 | | G1-3 | | K | P2 | HR | 6 | 1 | 1 | 3 | 0 | 1 | 1 | Milwaukee Brewers @ Baltimore Orioles Oriole Park at Camden Yards, Baltimore, MD Sun May 05 1996, 3:33 AM EDT Att: 46,027 - Sunny - 75 F | | | | | |
| Fernando Vina, L OBP: 0.360, SLG: 0.478 (1, 4) | 1B | | 1B | | G3 | | 2B 1B | G4-3 BB | G6-3 | 4 | 2 | 2 | 0 | 2 | 0 | 0 | | | | | | |
| Kevin Seitzer, R OBP: 0.439, SLG: 0.526 Jesse Lewis, L OBP: 0.462, SLG: 0.333 (6, PH) (9, 2) | F9 | | 1B | | HR | | 1B 2B | G4-3 BB | | 3 | 2 | 2 | 0 | 1 | 0 | 1 | | | | | | |
| Greg Vaughn, R OBP: 0.400, SLG: 0.594 David Hulse, L OBP: 0.209, SLG: 0.190 (8, 7) | L5 | | 1B | | HR | | 1B 3B | G4-3 | | 4 | 2 | 2 | 4 | 1 | 0 | 3 | | | | | | |
| John Jaha, R OBP: 0.336, SLG: 0.365 Turner Ward, S OBP: 0.320, SLG: 0.282 (7, 9) | | G6-3 | | | K | | 3B 1B | K | | 3 | 1 | 1 | 2 | 1 | 1 | 0 | | | | | | |
| Jose Valentin, S OBP: 0.373, SLG: 0.567 Mark Loretta, R OBP: 0.433, SLG: 0.370 (9, PH) (9, 6) | | K | | P3 | | HR | K | | G5-3 HR | 4 | 1 | 1 | 1 | 0 | 2 | 5 | | | | | | |
| Matt Mieske, R OBP: 0.393, SLG: 0.613 Tim Unroe, R OBP: 0.417, SLG: 0.222 (7, 3) | 1B | | | | F9 | | G6-3 | 3B | G5-3 | 4 | 1 | 2 | 2 | 0 | 0 | 0 | | | | | | |
| Pat Listach, S OBP: 0.326, SLG: 0.363 (1, 8) | 2B | | | | F8 | | K | F8 | HR | 4 | 1 | 1 | 1 | 1 | 1 | 1 | | | | | | |
| Mike Matheny, R OBP: 0.283, SLG: 0.381 Mike Fetters, R (9, 1) | CS | | K | | F9 | | P2 | G4-3 BB | K | 4 | 1 | 0 | 0 | 1 | 2 | 2 | | | | | | |
| Inning Stats | R: 0 E: 0 K: 0 S: 9 | H: 1 LOB: 1 BB: 0 P: 14 | R: 1 E: 0 K: 1 S: 11 | H: 2 LOB: 0 BB: 2 P: 22 | R: 1 E: 0 K: 1 S: 21 | H: 3 LOB: 3 BB: 1 P: 34 | R: 0 E: 0 K: 0 S: 7 | H: 0 LOB: 0 BB: 0 P: 13 | R: 2 E: 0 K: 1 S: 11 | H: 1 LOB: 0 BB: 0 P: 15 | R: 1 E: 0 K: 1 S: 10 | H: 1 LOB: 0 BB: 0 P: 16 | R: 4 E: 0 K: 2 S: 18 | H: 3 LOB: 1 BB: 2 P: 35 | R: 1 E: 0 K: 1 S: 12 | H: 0 LOB: 2 BB: 3 P: 28 | | R: 3 E: 0 K: 1 S: 12 | H: 2 LOB: 0 BB: 1 P: 24 | 1B: 7 2B: 2 3B: 1 HR: 3 | SF: 0 SAC: 0 DP: 0 HBP: 0 | WP: 0 PB: 0 SB: 0 CS: 1 |
| PITCHER | IP WLS BF H R ER SO BB IBB HBP BLK WP HR S P ERA WHIP | 5.1 L 25 8 5 5 3 2 0 0 0 0 2 63 103 8.44 1.875 | 6.1 9 3 4 4 3 1 1 0 0 0 0 0 22 42 27.00 3.000 | 7.1 7 0 1 1 1 3 0 0 0 0 0 14 32 6.75 2.250 | 9.1 6 2 3 3 1 1 0 0 0 0 1 12 24 27.00 3.000 | PITCHER | | | | | | | | | | IP WLS BF H R ER SO BB IBB HBP BLK WP HR S P ERA WHIP | | | | | | |
| Jimmy Haynes, R ERA: 9.26 (1, 1) | | | | | | | | | | | 6.0 7 10 10 11 12 1.50 1.333 | | | | | | | | | | | |
| Arthur Rhodes, L ERA: 5.23 (6, 1) | | | | | | | | | | | 2.0 7 10 20 0.00 0.500 | | | | | | | | | | | |
| Keith Shepherd, R ERA: 6.35 (7, 1) | | | | | | | | | | | 1.0 3 4 5 0.00 0.000 | | | | | | | | | | | |
| Jimmy Myers, R ERA: 7.07 (9, 1) | | | | | | | | | | | 1.0 3 3 4 0.00 0.000 | | | | | | | | | | | |

| Batter | 1 | 2 | 3 | 4 | 5 | 6 | 7 | 8 | 9 | AB | R | H | RBI | BB | SO | LOB | BOTTOM | | | | | |
|--|---|---|------------------------------|----------------------------------|------------------------------|----------------------------------|------------------------------|----------------------------------|-------------------------------|----------------------------------|---------------------------------------|----------------------------------|---|----------------------------------|------------------------------|---------------------------------|--|------------------------------|---------------------------------|----------------------------------|------------------------------------|----------------------------------|
| Brady Anderson, L OBP: 0.430, SLG: 0.793 Jeffrey Hammonds, R OBP: 0.317, SLG: 0.436 (1, 8) (7, 7) | F9 | | L3 | | FC4-6 1B | | G6-3 | | | 3 | 0 | 0 | 0 | 0 | 0 | 1 | Milwaukee Brewers @ Baltimore Orioles Oriole Park at Camden Yards, Baltimore, MD Sun May 05 1996, 3:33 AM EDT Att: 46,027 - Sunny - 75 F | | | | | |
| Roberto Alomar, S OBP: 0.428, SLG: 0.557 Billy Ripken, R OBP: 0.200, SLG: 0.200 (1, 4) (8, 4) | BB | | G3 | | 1B | | P2 | | | 2 | 0 | 2 | 0 | 1 | 0 | 0 | | | | | | |
| Rafael Palmeiro, L OBP: 0.384, SLG: 0.436 (1, 3) | E6 | | G3 | | P2 | | | BB | | 2 | 0 | 0 | 0 | 2 | 0 | 3 | | | | | | |
| Bobby Bonilla, S OBP: 0.261, SLG: 0.286 (1, 10) | G4-3 | | K | | F8 | | F9 | | | 4 | 0 | 0 | 0 | 0 | 1 | 4 | | | | | | |
| B.J. Surhoff, L OBP: 0.369, SLG: 0.634 Jeff Huson, L OBP: 0.400, SLG: 0.250 (8, PH) (9, 5) | 2B | | F7 | | HR | | F7 | | | 3 | 1 | 2 | 1 | 0 | 0 | 0 | | | | | | |
| Cal Ripken Jr., R OBP: 0.320, SLG: 0.372 Manny Alexander, R OBP: 0.125, SLG: 0.125 (1, 6) (8, 6) | G6-3 | | G6-3 | | G5-3 | | | P3 | | 3 | 0 | 0 | 0 | 0 | 0 | 1 | | | | | | |
| Mike Devereaux, R OBP: 0.310, SLG: 0.369 (7, 8) (7, 8) | P6 | | G6-3 | | K | | F9 | | | 4 | 0 | 0 | 0 | 0 | 1 | 1 | | | | | | |
| Chris Hoiles, R OBP: 0.333, SLG: 0.494 Gregg Zaun, S OBP: 0.300, SLG: 0.333 (1, 2) (9, 2) | BB | | FC4-6 BB | | F8 | | G4-3 | | | 1 | 0 | 0 | 0 | 2 | 0 | 0 | | | | | | |
| Tony Tarasco, L OBP: 0.271, SLG: 0.303 (1, 9) | K | | F8 | | G6-3 | | | | | 3 | 0 | 0 | 0 | 0 | 1 | 3 | | | | | | |
| Inning Stats | R: 0 E: 1 K: 0 S: 10 | H: 1 LOB: 1 BB: 1 P: 21 | R: 0 E: 0 K: 1 S: 9 | H: 1 LOB: 2 BB: 1 P: 15 | R: 0 E: 0 K: 1 S: 7 | H: 0 LOB: 1 BB: 1 P: 15 | R: 0 E: 0 K: 0 S: 6 | H: 0 LOB: 0 BB: 0 P: 11 | R: 0 E: 0 K: 0 S: 17 | H: 1 LOB: 2 BB: 1 P: 28 | R: 1 E: 0 K: 0 S: 13 | H: 1 LOB: 0 BB: 0 P: 22 | R: 0 E: 0 K: 0 S: 7 | H: 0 LOB: 0 BB: 0 P: 11 | R: 0 E: 0 K: 0 S: 3 | H: 0 LOB: 1 BB: 1 P: 9 | | R: 0 E: 0 K: 0 S: 4 | H: 0 LOB: 0 BB: 0 P: 5 | 1B: 2 2B: 1 3B: 0 HR: 1 | SF: 0 SAC: 0 DP: 1 HBP: 0 | WP: 0 PB: 0 SB: 0 CS: 0 |
| PITCHER | IP WLS BF H R ER SO BB IBB HBP BLK WP HR S P ERA WHIP | 6.0 W 25 4 1 1 3 4 0 0 0 0 0 10 20 0.00 0.500 | PITCHER | | | | | | | | | | IP WLS BF H R ER SO BB IBB HBP BLK WP HR S P ERA WHIP | | | | | | | | | |
| Ben McDonald, R ERA: 3.76 (7, 1) | | | | | | | | | | | 2.0 7 10 20 0.00 0.500 | | | | | | | | | | | |
| Mike Fetters, R ERA: 2.79 (9, 1) | | | | | | | | | | | 1.0 3 3 4 0.00 0.000 | | | | | | | | | | | |

| Batter | 1 | 2 | 3 | 4 | 5 | 6 | 7 | 8 | 9 | AB | R | H | RBI | BB | SO | LOB | TOP | | | | | | | | |
|---|------------------------------|----------------------------------|------------------------------|---------------------------------|------------------------------|----------------------------------|-------------------------------|----------------------------------|------------------------------|---------------------------------|-------------------------------|----------------------------------|------------------------------|---------------------------------|------------------------------|----------------------------------|-------------------------------|----------------------------------|----------------------------------|------------------------------------|----------------------------------|--------|--|--|--|
| Tony Tarasco, L (1, 10) OBP: 0.257, SLG: 0.286 | 3-1 P6 | | 3-3 K | | | 2-0 F9 | | 1-1 F9 | | 4 | 0 | 0 | 0 | 0 | 1 | 1 | | | | | | | | | |
| Roberto Alomar, S (1, 4) OBP: 0.418, SLG: 0.538 | 3-1 F7 | | | 1-2 S 1B | | 1-1 1B SF9 1B | | 3-2 F8 | | 4 | 1 | 2 | 0 | 0 | 0 | 0 | | | | | | | | | |
| Bobby Bonilla, S (1, 9) OBP: 0.270, SLG: 0.288 | 3-0 P5 | | | 1-3 SAFE K | | 2-0 SF9 S 1B | | 2-1 F9 | | 3 | 0 | 1 | 0 | 0 | 1 | 1 | | | | | | | | | |
| Manny Alexander, R (6, PR) OBP: 0.111, SLG: 0.111 | | | | 1-2 K | | 1-3 1B | | | | 1 | 0 | 0 | 0 | 0 | 0 | 0 | | | | | | | | | |
| Rafael Palmeiro, L (1, 3) OBP: 0.377, SLG: 0.427 | | 0-1 G4-3 | | 2-1 F8 | | 2-2 SF9 | | 2-2 G4-3 | | 3 | 0 | 0 | 1 | 0 | 0 | 1 | | | | | | | | | |
| B.J. Surhoff, L (1, 5) OBP: 0.369, SLG: 0.617 | | 2-1 G4-3 | | 1-2 F8 | | 3-H F8 | | 2-1 F8 | | 4 | 0 | 1 | 0 | 0 | 0 | 2 | | | | | | | | | |
| Cal Ripken Jr., R (1, 6) OBP: 0.301, SLG: 0.347 | | 0-0 P2 | | | 1-0 G5-3 | | 2-1 G4-3 | | 1-1 G3-1 | 4 | 0 | 0 | 0 | 0 | 0 | 1 | | | | | | | | | |
| Mike Devereaux, R (1, 8) OBP: 0.308, SLG: 0.352 | | | 1-0 F8 | | 1-0 G4-3 | | 0-1 G1-3 | | | 3 | 0 | 0 | 0 | 0 | 0 | 0 | | | | | | | | | |
| Chris Hoiles, R (1, 2) OBP: 0.320, SLG: 0.477 | | | 0-2 2B | | 1-2 P3 | | 1-1 F7 | | | 3 | 0 | 1 | 0 | 0 | 0 | 0 | | | | | | | | | |
| Jeffrey Hammonds, R (1, 7) OBP: 0.315, SLG: 0.450 | | | 0-1 P6 | | | 3-2 HR | | 1-1 G5-3 | | 3 | 1 | 1 | 1 | 0 | 0 | 1 | | | | | | | | | |
| Inning Stats | R: 0 E: 0 K: 0 S: 5 | H: 0 LOB: 0 BB: 0 P: 14 | R: 0 E: 0 K: 0 S: 5 | H: 0 LOB: 0 BB: 0 P: 7 | R: 0 E: 0 K: 1 S: 9 | H: 1 LOB: 1 BB: 0 P: 13 | R: 0 E: 0 K: 1 S: 11 | H: 1 LOB: 1 BB: 0 P: 16 | R: 0 E: 0 K: 0 S: 6 | H: 0 LOB: 0 BB: 0 P: 9 | R: 2 E: 0 K: 0 S: 11 | H: 3 LOB: 1 BB: 0 P: 21 | R: 0 E: 0 K: 0 S: 6 | H: 0 LOB: 0 BB: 0 P: 9 | R: 0 E: 0 K: 0 S: 7 | H: 0 LOB: 0 BB: 0 P: 12 | R: 0 E: 0 K: 0 S: 10 | H: 1 LOB: 1 BB: 0 P: 17 | 1B: 4 2B: 1 3B: 0 HR: 1 | SF: 1 SAC: 0 DP: 0 HBP: 0 | WP: 0 PB: 0 SB: 2 CS: 0 | PA: 33 | | | |
| PITCHER | IP | WLS | BF | H | R | ER | SO | BB | IBB | HBP | BLK | WP | HR | S | P | ERA | WHIP | | | | | | | | |
| James Baldwin, R (1, 1) ERA: 2.35 | 6.0 | W | 23 | 5 | 2 | 2 | 2 | 0 | 0 | 0 | 0 | 0 | 1 | 47 | 80 | 3.00 | 0.833 | | | | | | | | |
| Matt Karchner, R (7, 1) ERA: 1.89 | 1.0 | | 3 | 0 | 0 | 0 | 0 | 0 | 0 | 0 | 0 | 0 | 0 | 6 | 9 | 0.00 | 0.000 | | | | | | | | |
| 41 Bill Simas, R (8, 1) ERA: 6.19 | 1.0 | | 3 | 0 | 0 | 0 | 0 | 0 | 0 | 0 | 0 | 0 | 0 | 7 | 12 | 0.00 | 0.000 | | | | | | | | |
| Larry Thomas, L (9, 1) ERA: 3.09 | 1.0 | | 4 | 1 | 0 | 0 | 0 | 0 | 0 | 0 | 0 | 0 | 0 | 10 | 17 | 0.00 | 1.000 | | | | | | | | |

Baltimore Orioles @ Chicago White Sox
Comiskey Park, Chicago, IL
Wed May 08 1996, 8:05 PM EDT
Att: 14,974 - Unknown - 58 F

AB 32
R 2
H 6
RBI 2
BB 0
SO 2
LOB 7



| Batter | 1 | 2 | 3 | 4 | 5 | 6 | 7 | 8 | 9 | AB | R | H | RBI | BB | SO | LOB | BOTTOM | | | | | | | | |
|--|------------------------------|---------------------------------|------------------------------|----------------------------------|------------------------------|----------------------------------|------------------------------|----------------------------------|-------------------------------|----------------------------------|-------------------------------|----------------------------------|-------------------------------|----------------------------------|------------------------------|----------------------------------|----------------------------------|------------------------------------|----------------------------------|--------|--|--|--|--|--|
| Tony Phillips, S (1, 7) OBP: 0.394, SLG: 0.421 | 1-0 G5-3 | | 4-2 1B BB | | 0-0 S 1B | 0-2 L3 | | 1-0 F9 | | 4 | 1 | 1 | 1 | 1 | 0 | 0 | | | | | | | | | |
| Dave Martinez, L (1, 8) OBP: 0.348, SLG: 0.431 | 0-0 G3-1 | | 1-1 L3 1B | | 1-0 G3 | 4-2 FC4-6 BB | | 4-1 FC5-4 BB | | 3 | 0 | 1 | 0 | 2 | 0 | 2 | | | | | | | | | |
| Frank Thomas, R (1, 3) OBP: 0.453, SLG: 0.633 | 3-2 F9 | | 2-2 L3 | | 4-0 HR IBB | 0-0 FC4-6 | | 0-1 FC5-4 | | 3 | 1 | 0 | 0 | 1 | 0 | 3 | | | | | | | | | |
| Darren Lewis, R (2, 6) OBP: 0.349, SLG: 0.296 | | | 1-1 1B | | | 1-2 HR IBB | | 1-2 1B | | 1 | 0 | 0 | 0 | 0 | 0 | 1 | | | | | | | | | |
| Harold Baines, L (1, 10) OBP: 0.377, SLG: 0.538 | | 0-0 G4-3 | | 0-2 F8 SF9 2B | 0-0 HR 1B | | 1-0 P3 | 1-2 G4-3 | | 3 | 2 | 2 | 2 | 0 | 0 | 0 | | | | | | | | | |
| Lyle Mouton, R (7, PH) OBP: 0.326, SLG: 0.324 | | | | | 1-2 2H 3H 1B | | | | | 2 | 0 | 0 | 0 | 0 | 0 | 1 | | | | | | | | | |
| Robin Ventura, L (1, 5) OBP: 0.308, SLG: 0.374 | | 4-1 E G4-3 BB | | 0-0 F8 | 1-1 HR | | 1-0 2B 1B | | | 3 | 2 | 2 | 3 | 1 | 0 | 1 | | | | | | | | | |
| Danny Tartabull, R (1, 9) OBP: 0.331, SLG: 0.413 | | 0-0 E4 G4-3 | | 2-2 SF9 | 3-2 F9 | | 0-0 2B 2B | | | 3 | 1 | 1 | 1 | 0 | 0 | 1 | | | | | | | | | |
| Chad Kreuter, S (1, 2) OBP: 0.368, SLG: 0.355 | | 3-2 G4-3 | | 2-3 SF9 | 3-3 K | | 3-2 2B 2B | | | 4 | 1 | 1 | 2 | 0 | 1 | 1 | | | | | | | | | |
| Ray Durham, S (1, 4) OBP: 0.381, SLG: 0.529 | | 1-2 3H G3-1 | | 0-0 G1-3 | 2-2 K | | 0-1 2B 1B | | | 4 | 2 | 3 | 2 | 0 | 0 | 1 | | | | | | | | | |
| Ozzie Guillen, L (1, 6) OBP: 0.245, SLG: 0.323 | | | 0-0 G4-3 | | 1-0 1B 1B | | 1-1 F8 | 0-0 F7 | | 4 | 1 | 1 | 0 | 0 | 0 | 1 | | | | | | | | | |
| Inning Stats | R: 0 E: 0 K: 0 S: 5 | H: 0 LOB: 0 BB: 0 P: 9 | R: 1 E: 1 K: 0 S: 9 | H: 0 LOB: 1 BB: 1 P: 16 | R: 0 E: 0 K: 0 S: 9 | H: 1 LOB: 1 BB: 1 P: 16 | R: 1 E: 0 K: 0 S: 9 | H: 1 LOB: 0 BB: 0 P: 11 | R: 6 E: 0 K: 1 S: 15 | H: 5 LOB: 0 BB: 1 P: 30 | R: 1 E: 0 K: 0 S: 10 | H: 1 LOB: 1 BB: 1 P: 17 | R: 2 E: 0 K: 0 S: 10 | H: 4 LOB: 1 BB: 0 P: 15 | R: 0 E: 0 K: 0 S: 7 | H: 0 LOB: 1 BB: 1 P: 13 | 1B: 7 2B: 4 3B: 0 HR: 2 | SF: 1 SAC: 0 DP: 1 HBP: 0 | WP: 0 PB: 0 SB: 2 CS: 0 | PA: 40 | | | | | |
| PITCHER | IP | WLS | BF | H | R | ER | SO | BB | IBB | HBP | BLK | WP | HR | S | P | ERA | WHIP | | | | | | | | |
| Scott Erickson, R (1, 1) ERA: 4.06 | 4.1 | L | 22 | 6 | 7 | 6 | 0 | 2 | 1 | 0 | 0 | 0 | 1 | 8 | 15 | 12.46 | 1.846 | | | | | | | | |
| Arthur Rhodes, L (5, 1) ERA: 5.49 | 0.2 | | 3 | 1 | 1 | 1 | 1 | 0 | 0 | 0 | 0 | 0 | 0 | 1 | 8 | 13.50 | 1.500 | | | | | | | | |
| Rick Krivda, L (6, 1) ERA: 13.5 | 2.0 | | 11 | 5 | 3 | 3 | 0 | 1 | 0 | 0 | 0 | 0 | 1 | 20 | 32 | 13.50 | 3.000 | | | | | | | | |
| Keith Shepherd, R (8, 1) ERA: 5.4 | 1.0 | | 4 | 0 | 0 | 0 | 0 | 1 | 0 | 0 | 0 | 0 | 0 | 7 | 13 | 0.00 | 1.000 | | | | | | | | |

Baltimore Orioles @ Chicago White Sox
Comiskey Park, Chicago, IL
Wed May 08 1996, 8:05 PM EDT
Att: 14,974 - Unknown - 58 F

AB 34
R 11
H 12
RBI 11
BB 5
SO 1
LOB 12



| Batter | 1 | 2 | 3 | 4 | 5 | 6 | 7 | 8 | 9 | 10 | AB | R | H | RBI | BB | SO | LOB | TOP | | | | | |
|--|---------------------------------------|---------------------------------------|---------------------------------------|---------------------------------------|---------------------------------------|---------------------------------------|---------------------------------------|---------------------------------------|---------------------------------------|---------------------------------------|---------------------------------------|---------------------------------------|---------------------------------------|---------------------------------------|---------------------------------------|---------------------------------------|---------------------------------------|---|----------------------------------|------------------------------------|----------------------------------|--------|--|
| Manny Alexander, R OBP: 0.250, SLG: 0.143 Bobby Bonilla, S OBP: 0.268, SLG: 0.288 Randy Myers, L (10, 1) | G1-3 | | 1B | | P4 | | CS | | SF7 | | 3 | 0 | 1 | 1 | 1 | 0 | 0 | Baltimore Orioles @ Milwaukee Brewers Milwaukee County Stadium, Milwaukee, WI Sat May 11 1996, 4:33 AM EDT Att. 21,081 - Sunny - 46 F | | | | | |
| Jeffrey Hammonds, R OBP: 0.328, SLG: 0.451 | F9 | | P3 | | CS | | G5-4-3 | | F8 | | 4 | 0 | 0 | 0 | 0 | 0 | 5 | | | | | | |
| Roberto Alomar, S OBP: 0.436, SLG: 0.552 | K | | | | CS | | F9 | | | | 2 | 1 | 0 | 0 | 3 | 1 | 0 | | | | | | |
| Rafael Palmeiro, L OBP: 0.380, SLG: 0.403 | G4-3 | | L6 | | | | F9 | | | | 3 | 1 | 0 | 0 | 2 | 0 | 3 | | | | | | |
| Cal Ripken Jr., R OBP: 0.300, SLG: 0.336 | E6 | | | | | | F7 | | | | 4 | 0 | 1 | 1 | 1 | 0 | 2 | | | | | | |
| B.J. Surhoff, L OBP: 0.367, SLG: 0.579 | G4-6-3 | | | | F7 | | E1 | | | | 3 | 2 | 0 | 1 | 1 | 0 | 2 | | | | | | |
| Chris Hoiles, R OBP: 0.330, SLG: 0.462 | | | | | P4 | | P6 | | | | 4 | 1 | 1 | 0 | 1 | 0 | 3 | | | | | | |
| Billy Ripken, R OBP: 0.250, SLG: 0.286 Brady Anderson, L OBP: 0.412, SLG: 0.754 Jeff Huson, L OBP: 0.250, SLG: 0.143 Tony Tarasco, L OBP: 0.299, SLG: 0.313 | | | | | | | B5-3 | | | | 2 | 0 | 0 | 0 | 0 | 1 | 2 | | | | | | |
| | | | | | | | | | | | 1 | 0 | 0 | 0 | 0 | 0 | 2 | | | | | | |
| | | | | | | | | | | | 1 | 0 | 0 | 0 | 0 | 0 | 1 | | | | | | |
| | | | | | | | | | | | 3 | 0 | 1 | 1 | 1 | 0 | 2 | | | | | | |
| Inning Stats | R: 0 E: 0 K: 1 S: 6 | H: 0 LOB: 0 BB: 0 P: 10 | R: 0 E: 1 K: 0 S: 7 | H: 0 LOB: 0 BB: 0 P: 10 | R: 1 E: 0 K: 0 S: 15 | H: 2 LOB: 3 BB: 1 P: 26 | R: 0 E: 0 K: 1 S: 8 | H: 0 LOB: 1 BB: 1 P: 15 | R: 0 E: 0 K: 0 S: 5 | H: 0 LOB: 0 BB: 0 P: 5 | R: 1 E: 1 K: 0 S: 11 | H: 1 LOB: 0 BB: 0 P: 17 | R: 0 E: 0 K: 0 S: 5 | H: 0 LOB: 2 BB: 3 P: 19 | R: 1 E: 0 K: 0 S: 17 | H: 0 LOB: 2 BB: 3 P: 32 | R: 2 E: 0 K: 0 S: 14 | H: 1 LOB: 1 BB: 2 P: 27 | 1B: 4 2B: 0 3B: 0 HR: 0 | SF: 2 SAC: 0 DP: 2 HBP: 2 | WP: 0 PB: 0 SB: 0 CS: 2 | PA: 46 | |
| PITCHER | IP WLS BF H R ER SO | IP WLS BF H R ER SO | IP WLS BF H R ER SO | IP WLS BF H R ER SO | IP WLS BF H R ER SO | IP WLS BF H R ER SO | IP WLS BF H R ER SO | IP WLS BF H R ER SO | IP WLS BF H R ER SO | IP WLS BF H R ER SO | IP WLS BF H R ER SO | IP WLS BF H R ER SO | IP WLS BF H R ER SO | IP WLS BF H R ER SO | IP WLS BF H R ER SO | IP WLS BF H R ER SO | IP WLS BF H R ER SO | ERA WHIP | ERA WHIP | | | | |
| Scott Karl, L ERA: 4.27 Marshall Boze, R ERA: 2.35 Mike Fetters, R ERA: 3.09 Mike Potts, L ERA: 4.91 | 6.2 1.1 5 0 0 0 0 | 1.0 L 6 1 2 2 0 | 3.0 0 0 0 0 0 0 | 3.0 0 0 0 0 0 0 | 0.0 0 0 0 0 0 0 | 6.0 20 0.00 2.250 | 17.0 32 9.00 3.000 | 14.0 27 18.00 3.000 | | | | | | | | | | | | | | | |

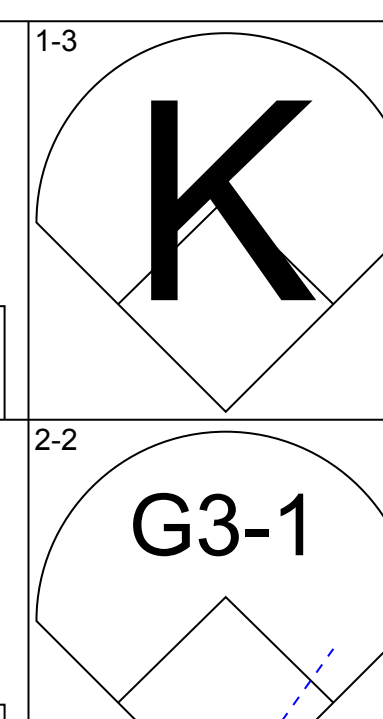
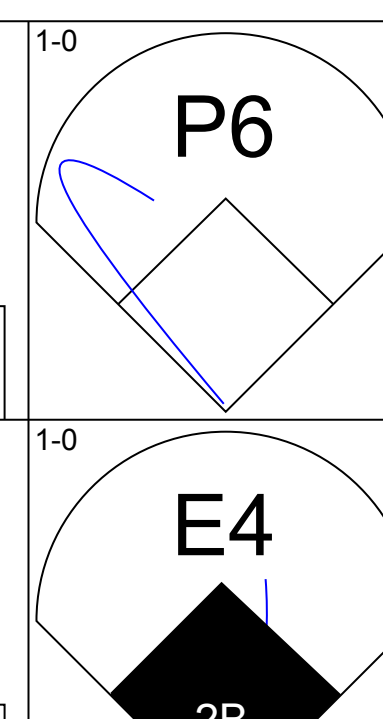
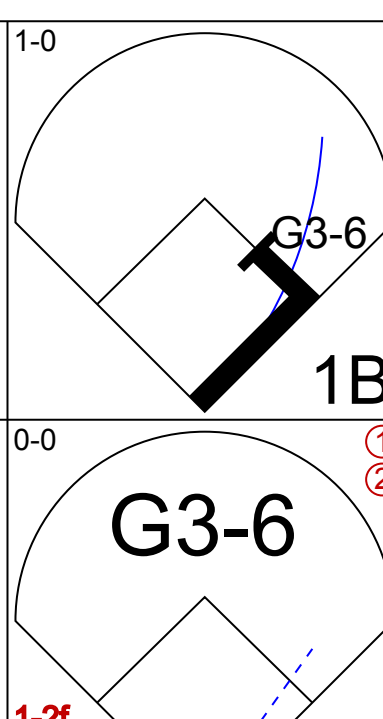
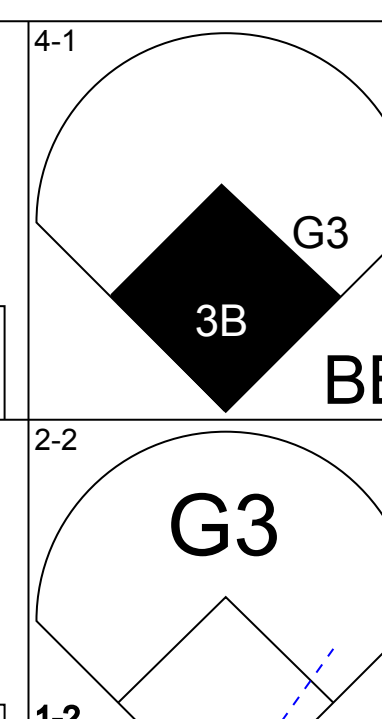
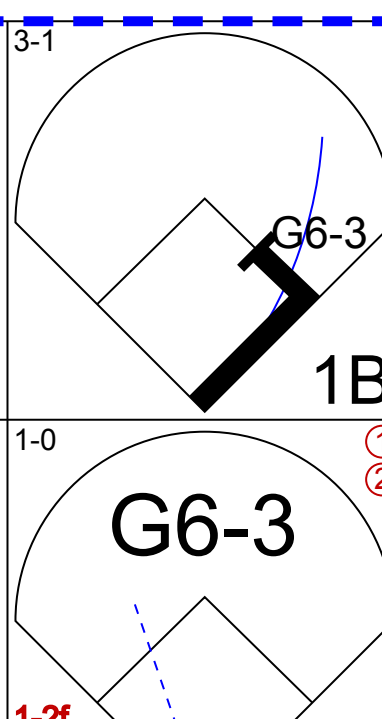
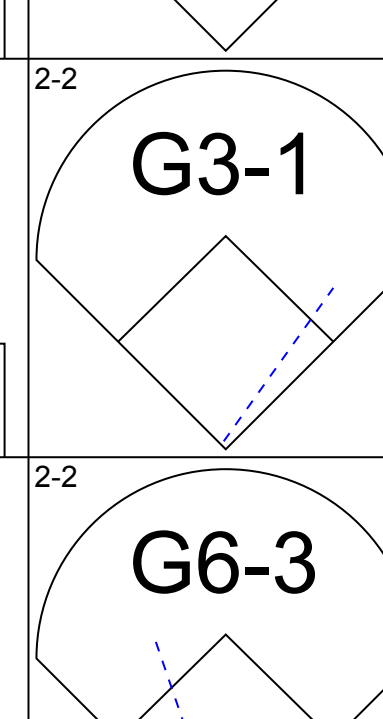
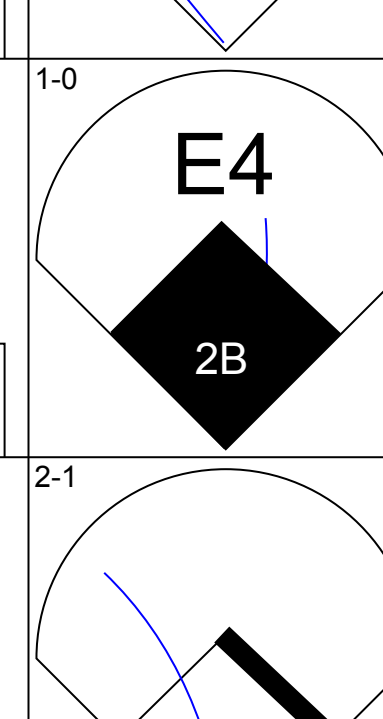
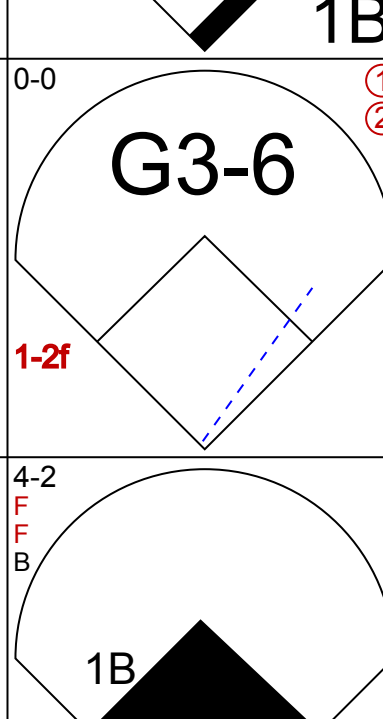
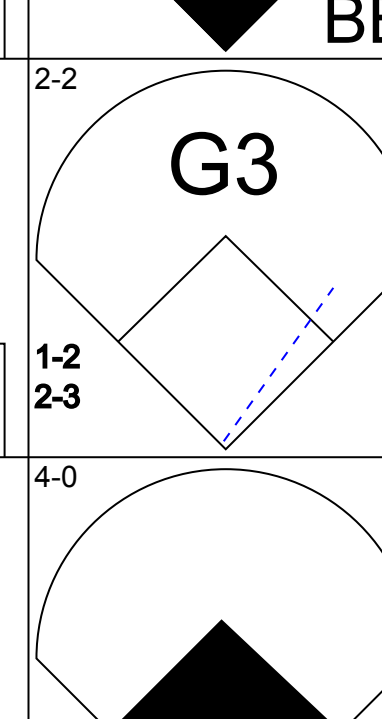
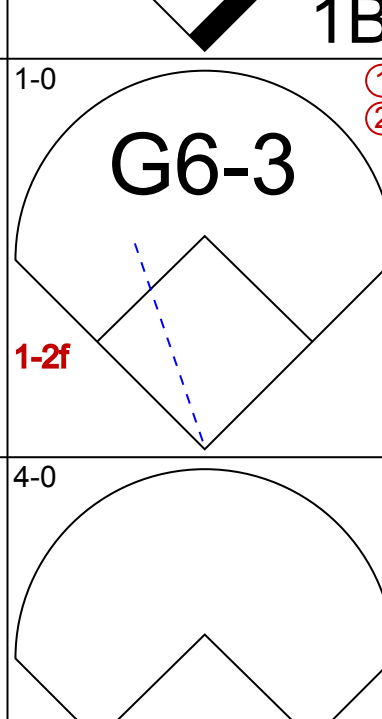
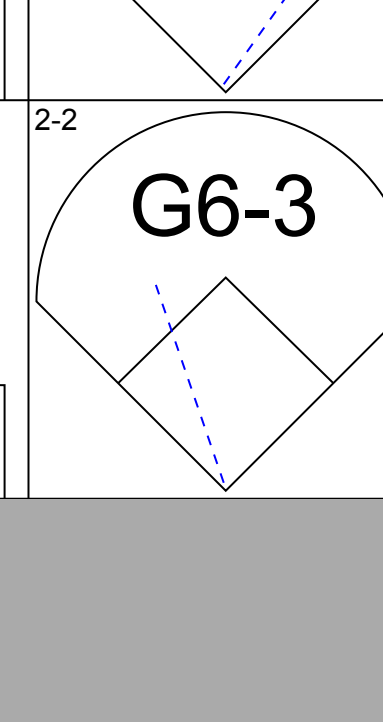
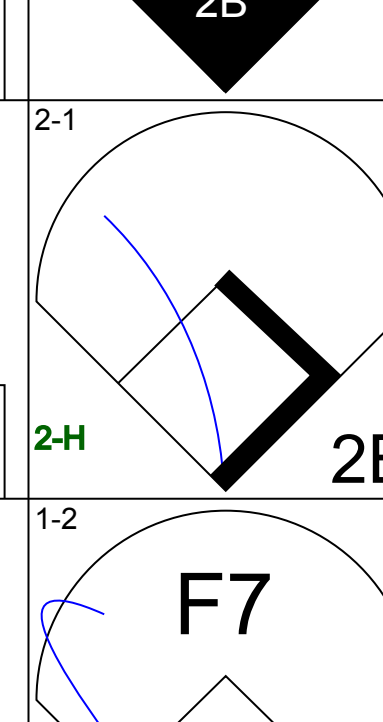
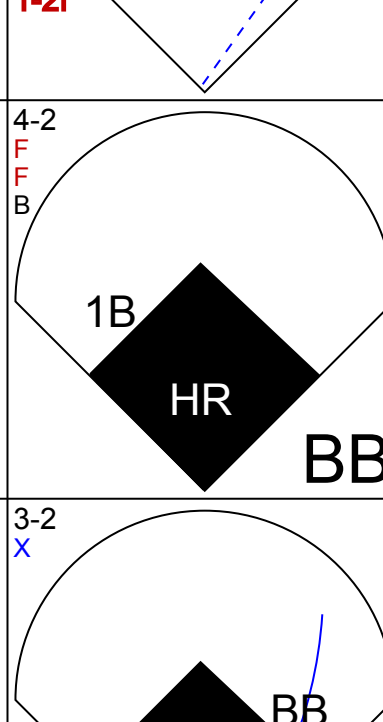
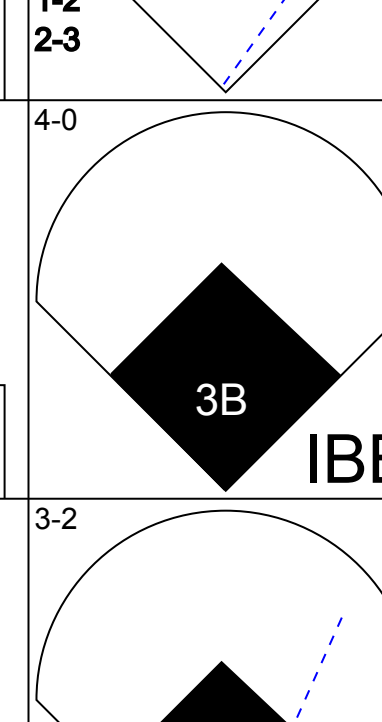
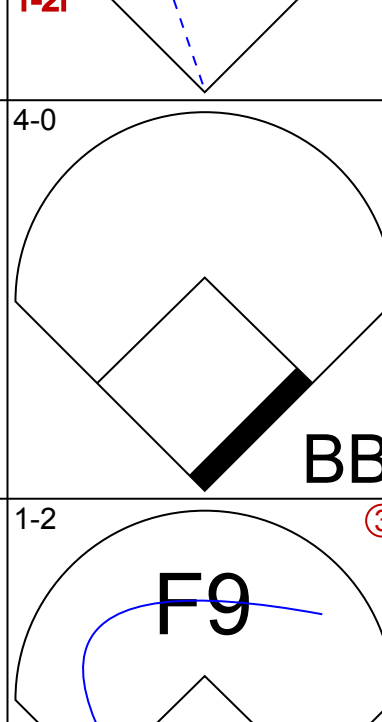
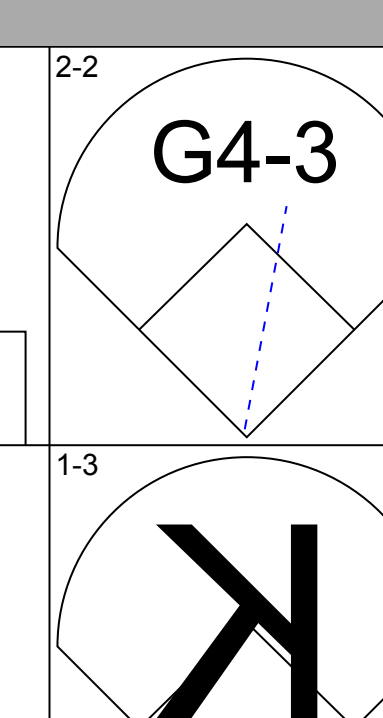
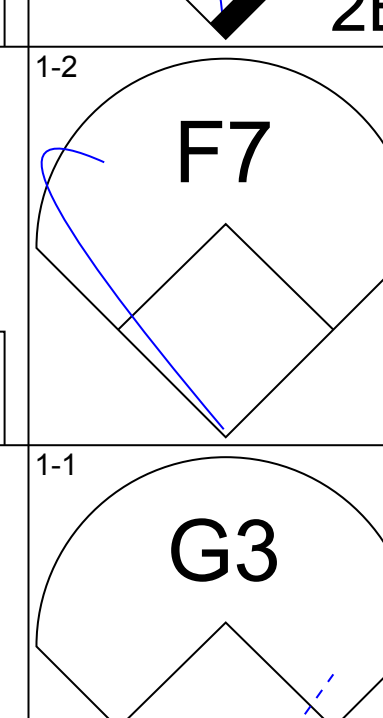
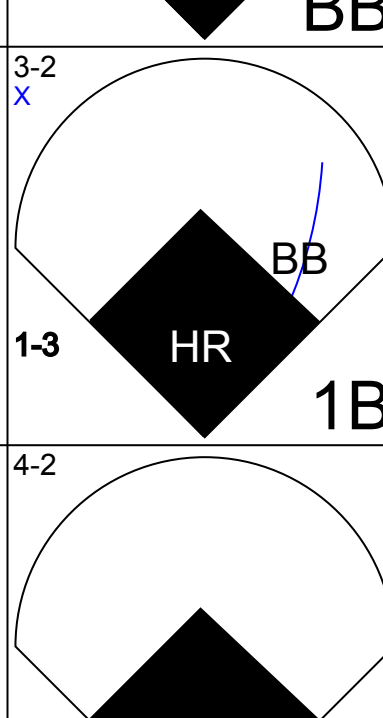
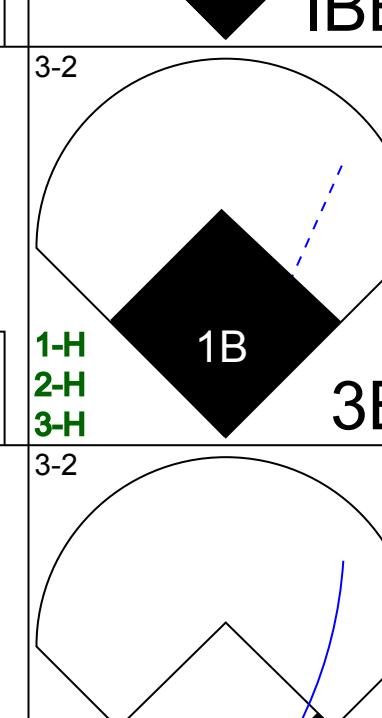
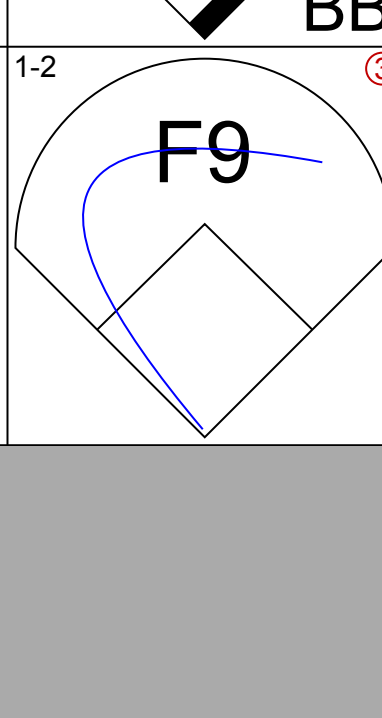

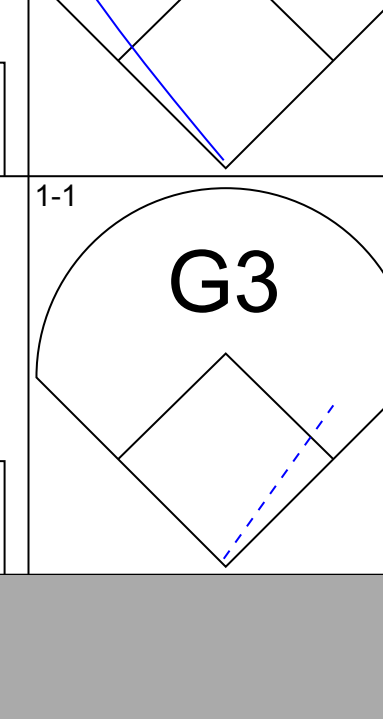
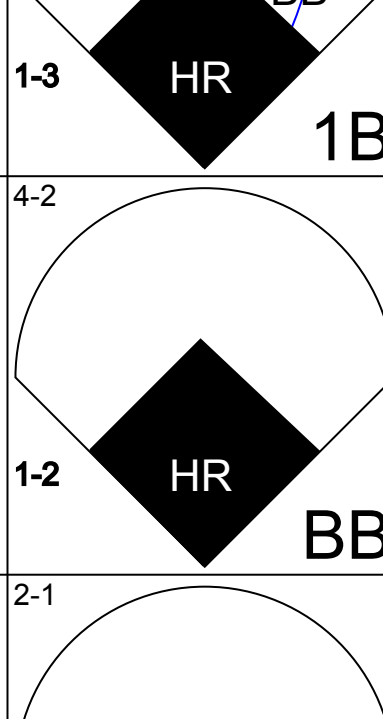
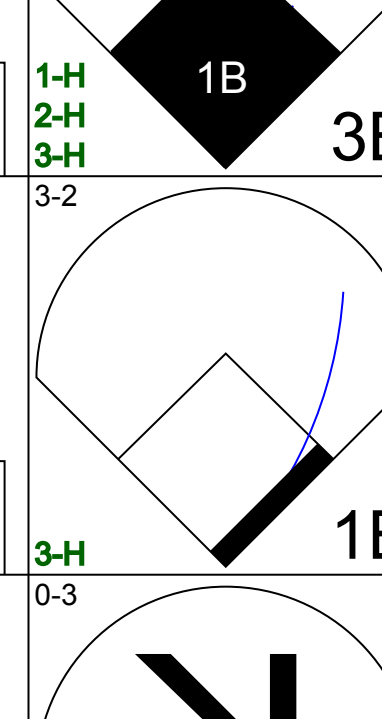

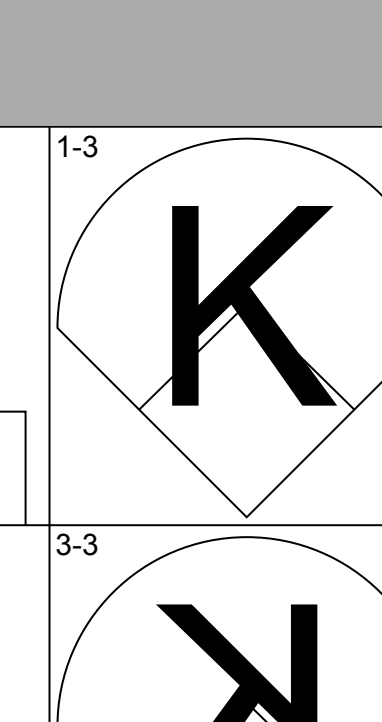
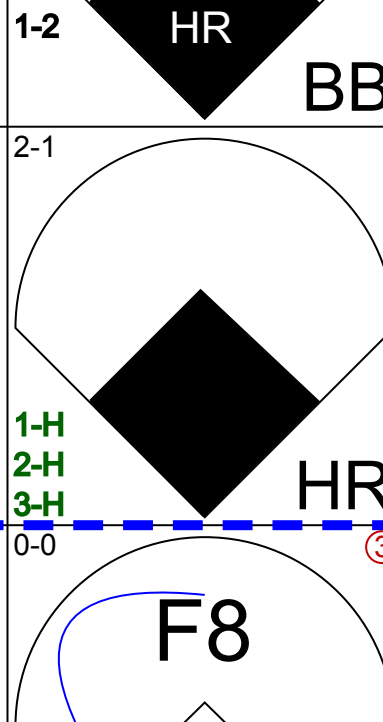
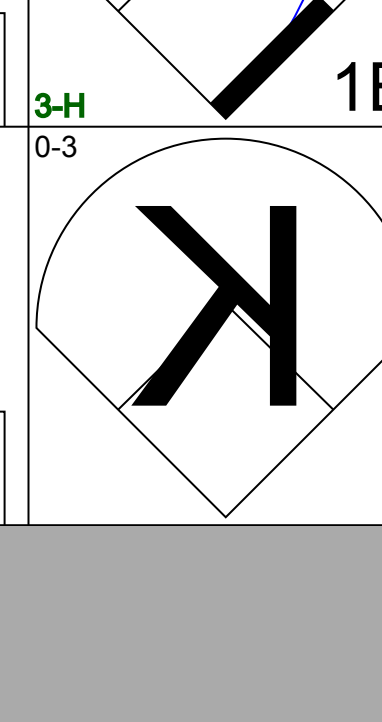
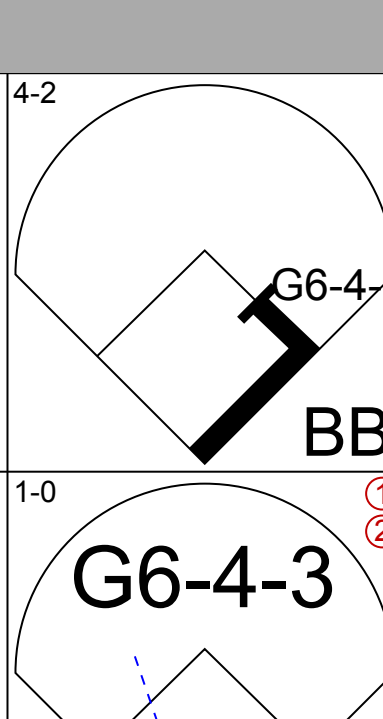
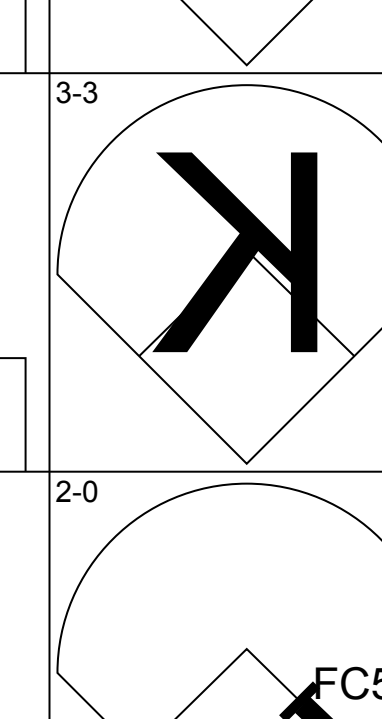
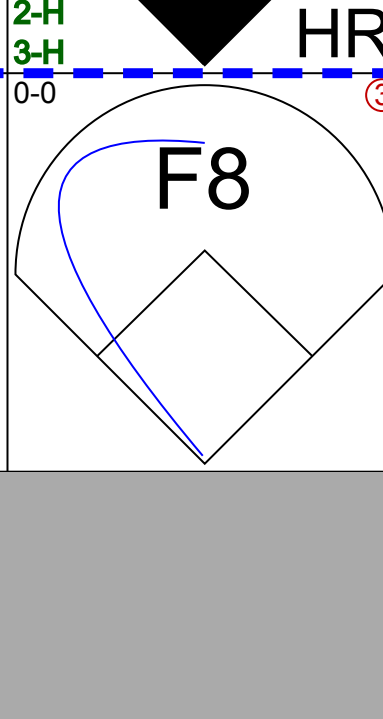
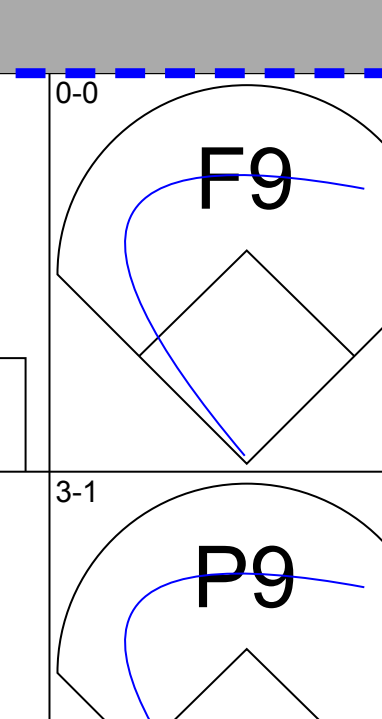
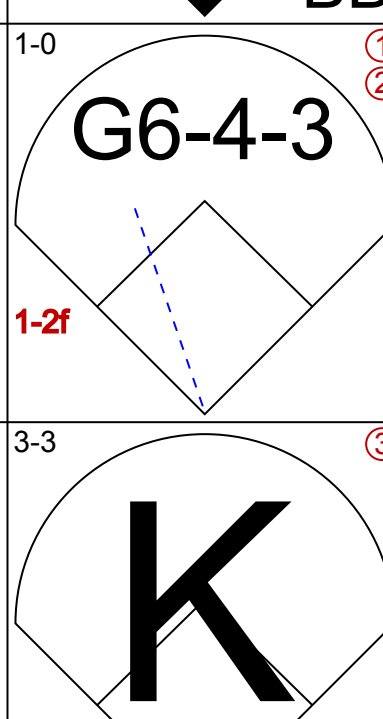
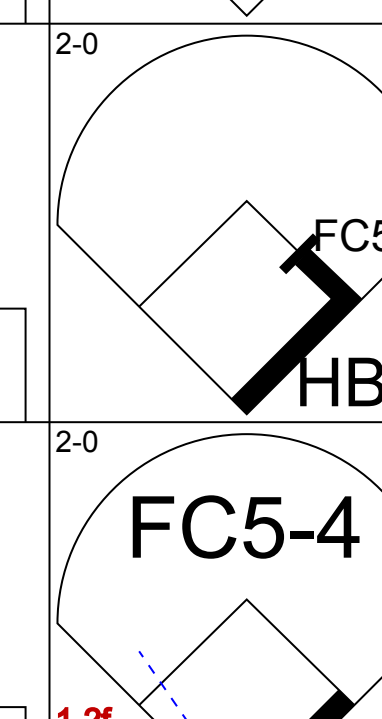

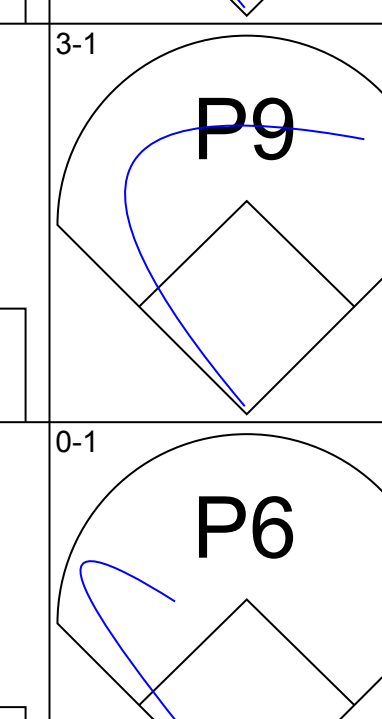
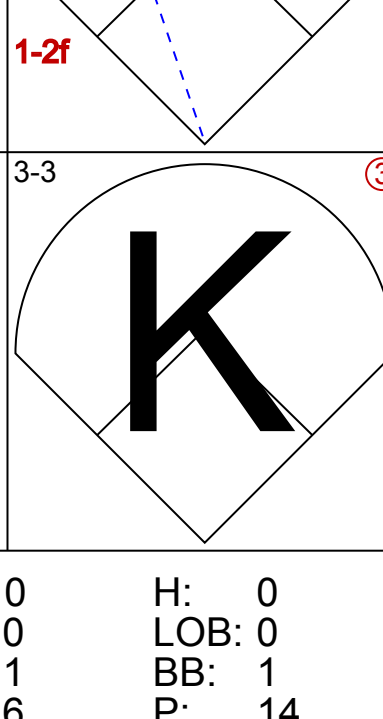
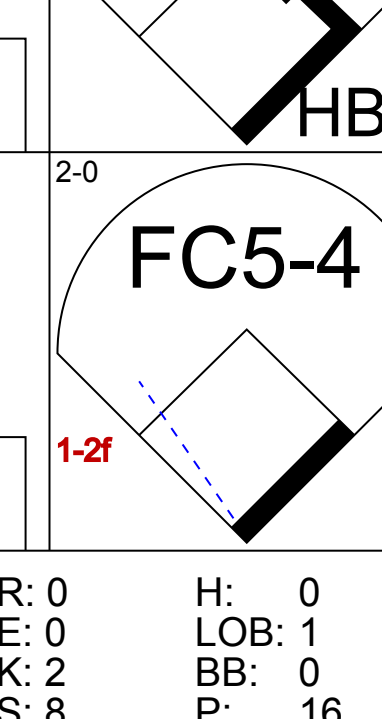

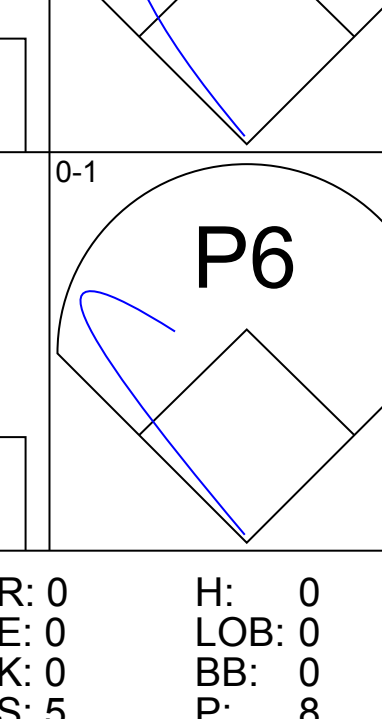
| | |
|-----|----|
| AB | 30 |
| R | 5 |
| H | 4 |
| RBI | 5 |
| BB | 10 |
| SO | 2 |
| LOB | 22 |

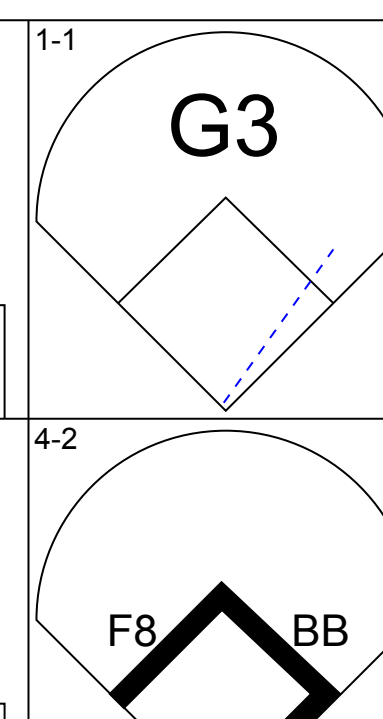
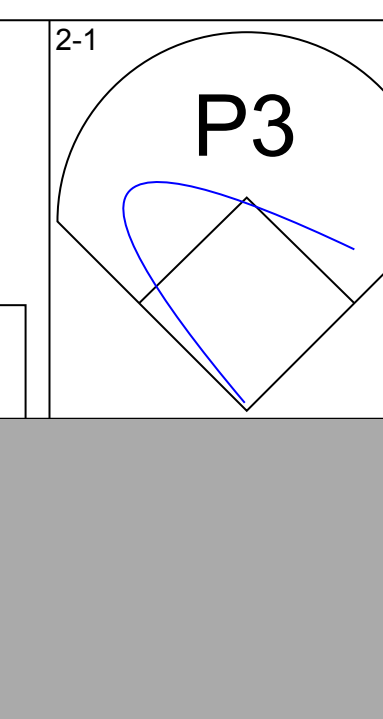
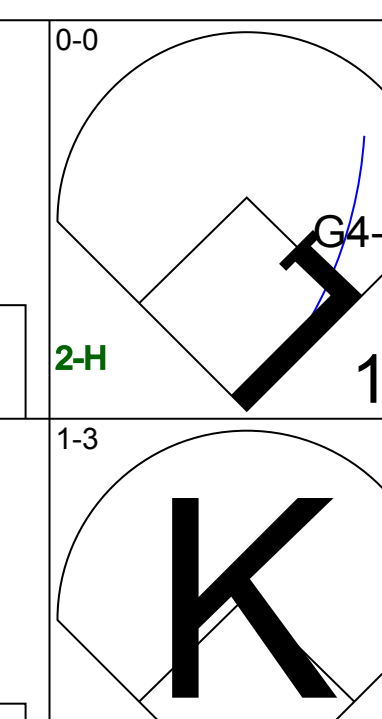
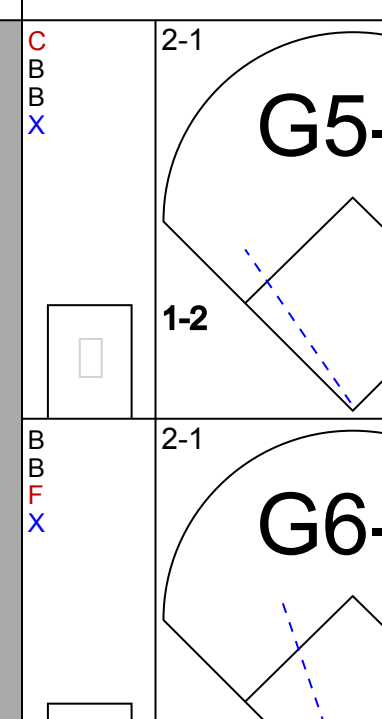
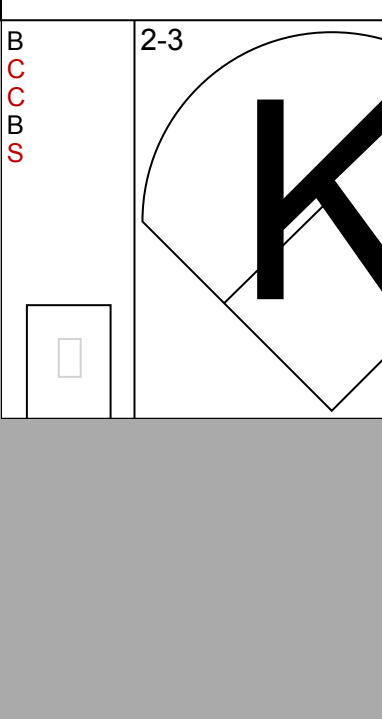
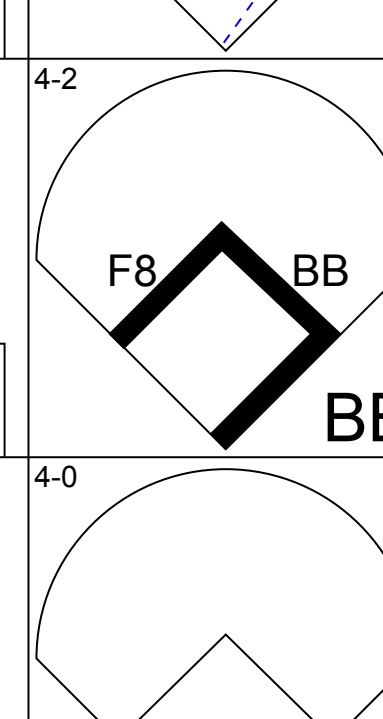
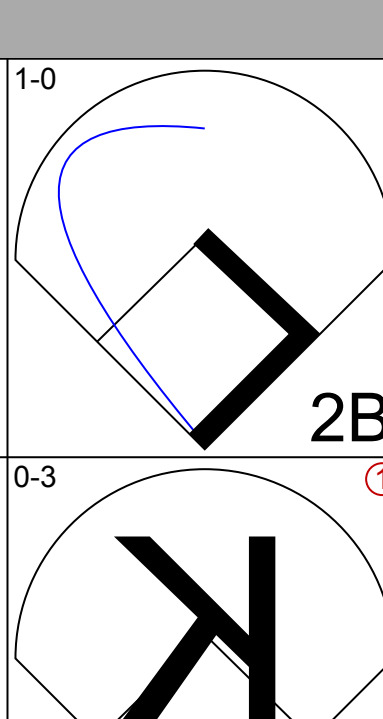
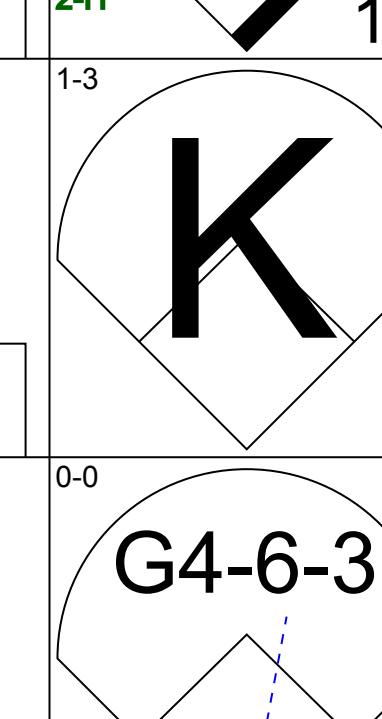
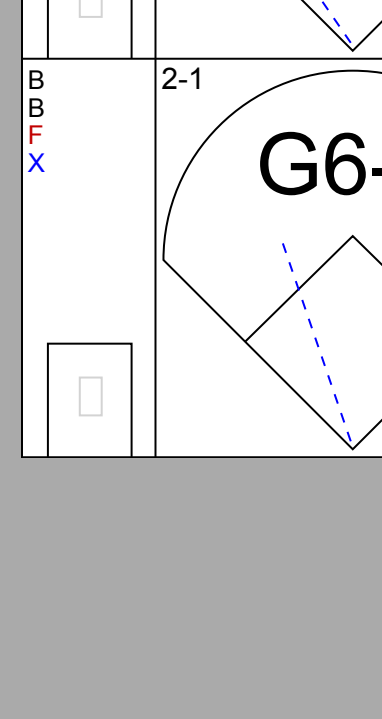
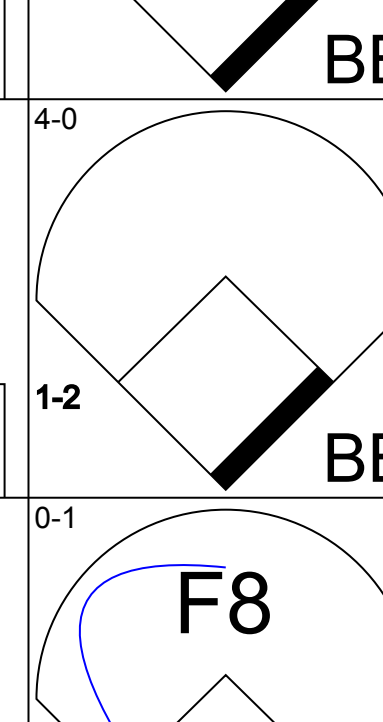
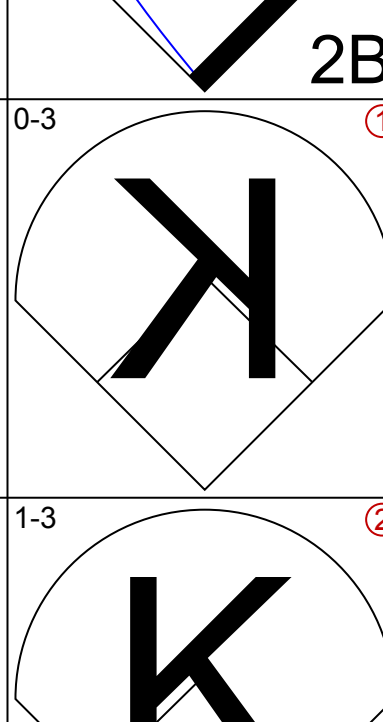
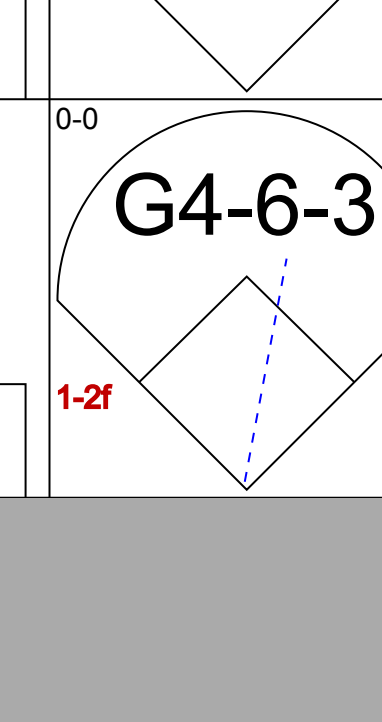
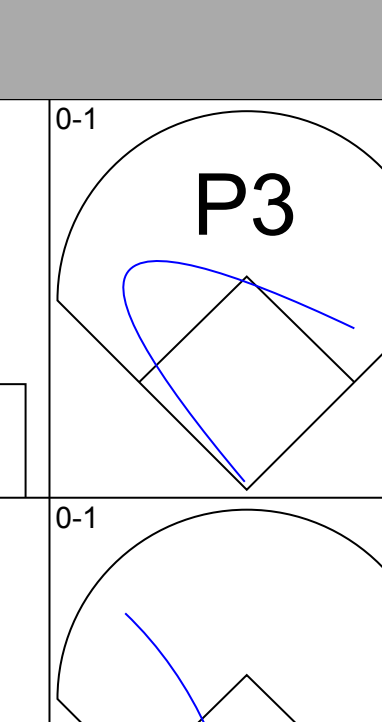
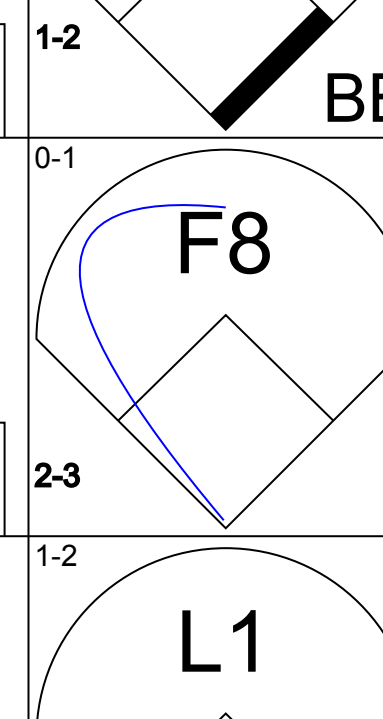
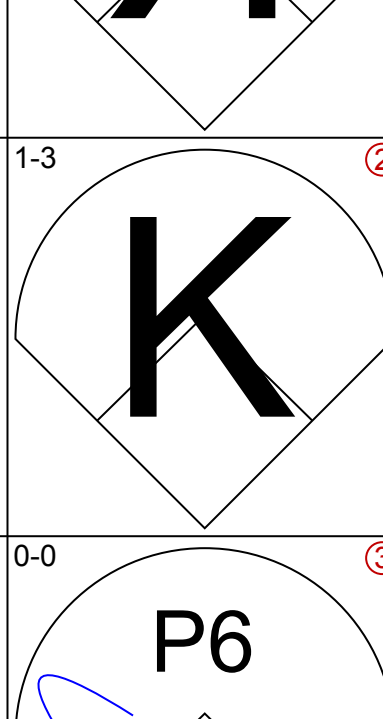
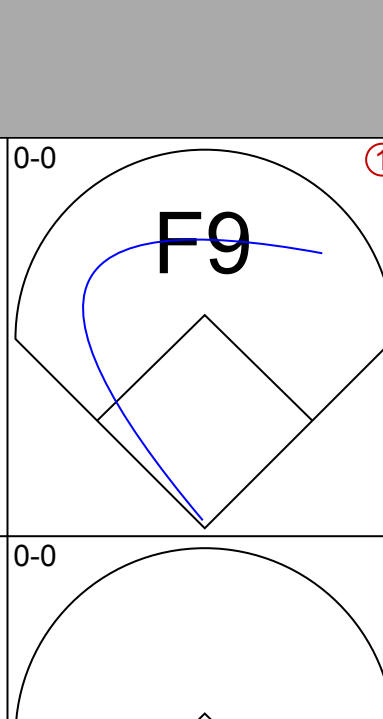
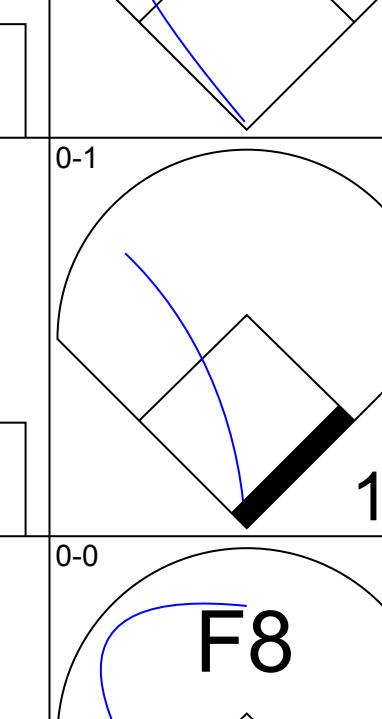
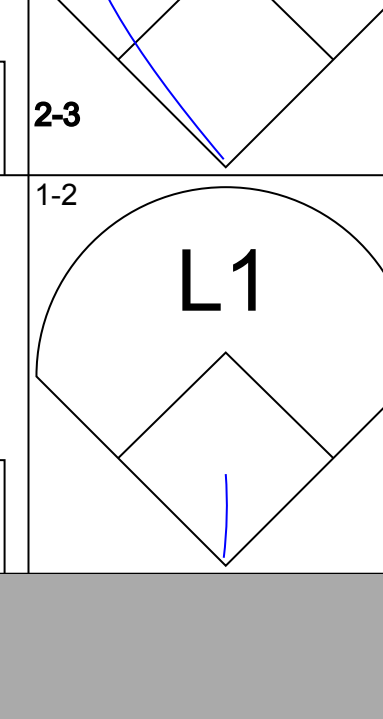
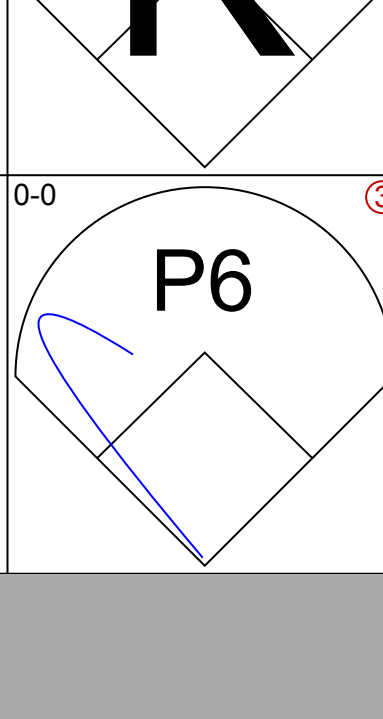
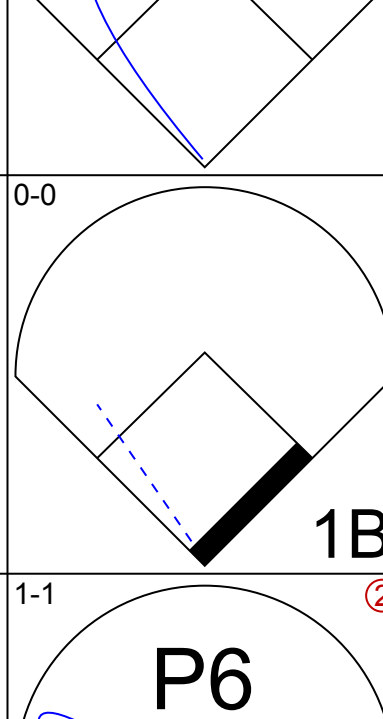
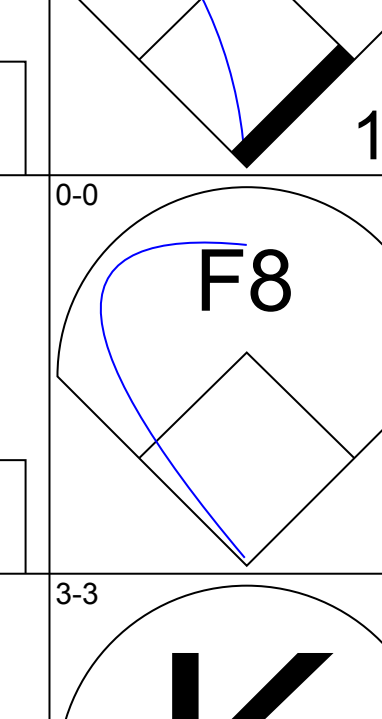
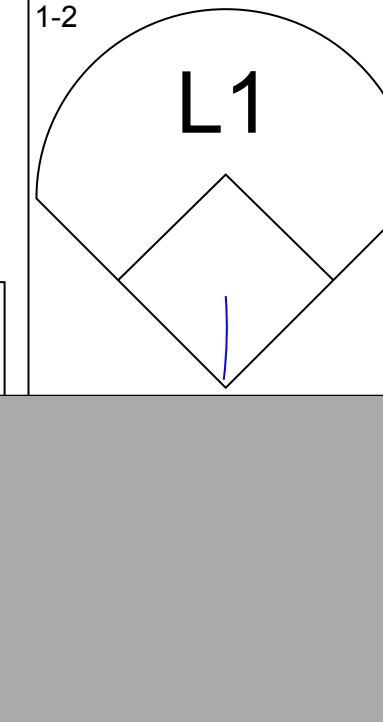
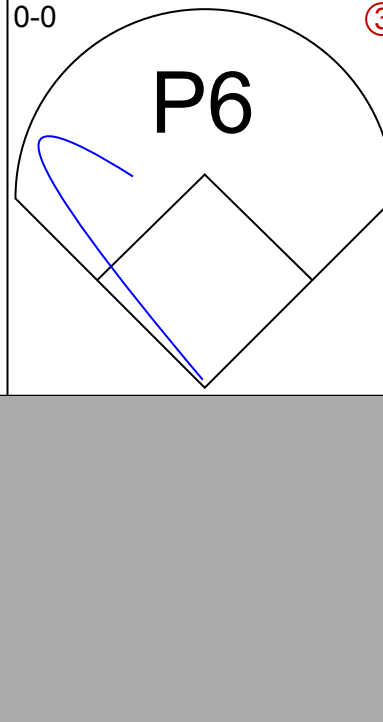
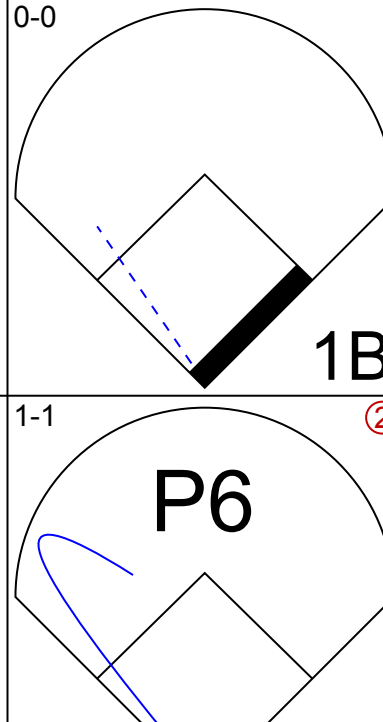
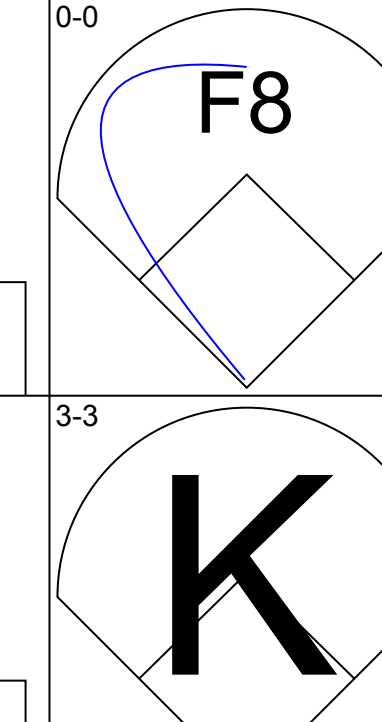
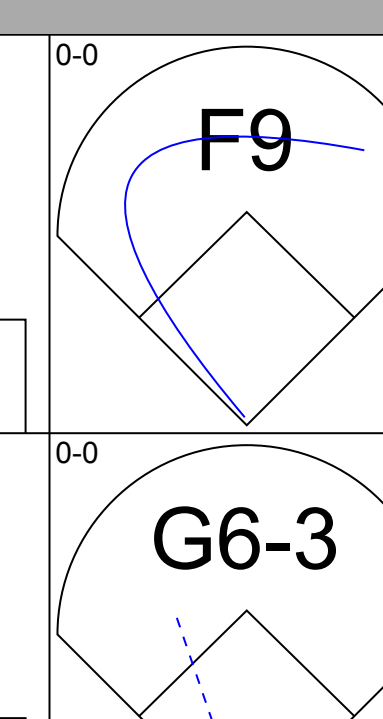
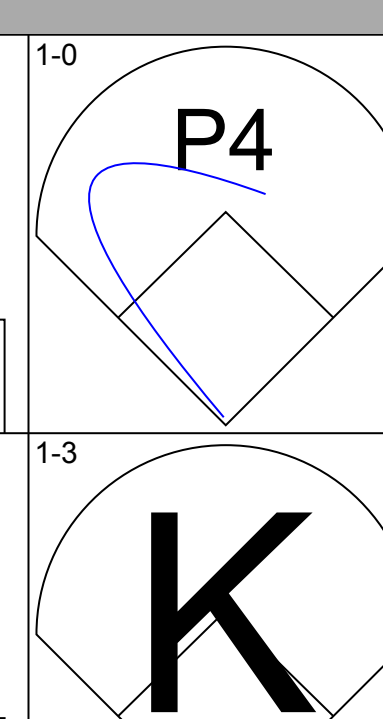
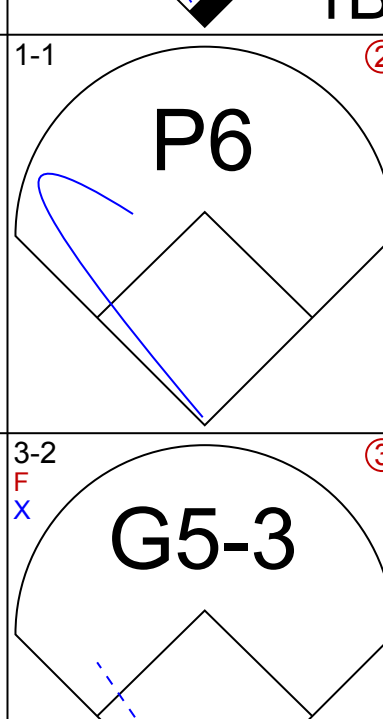
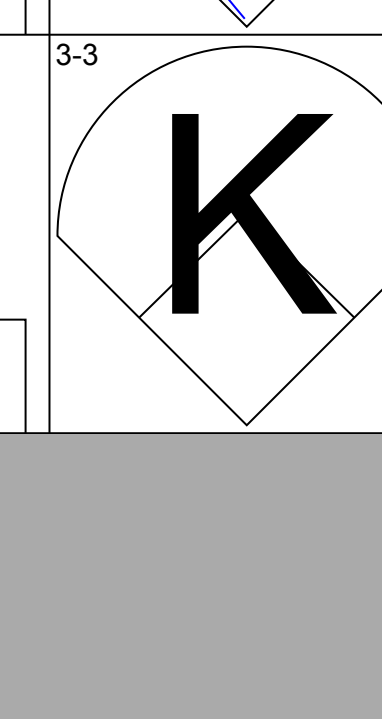
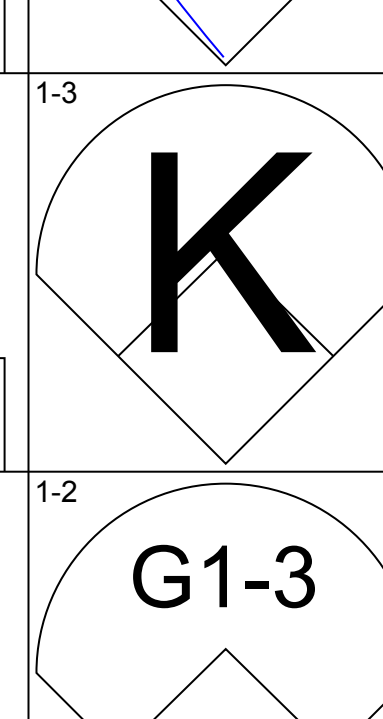
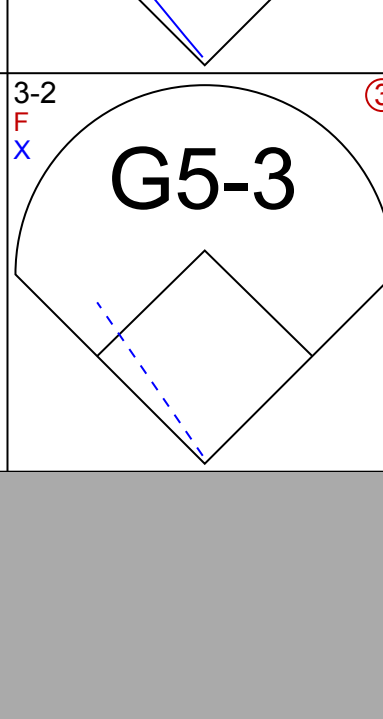
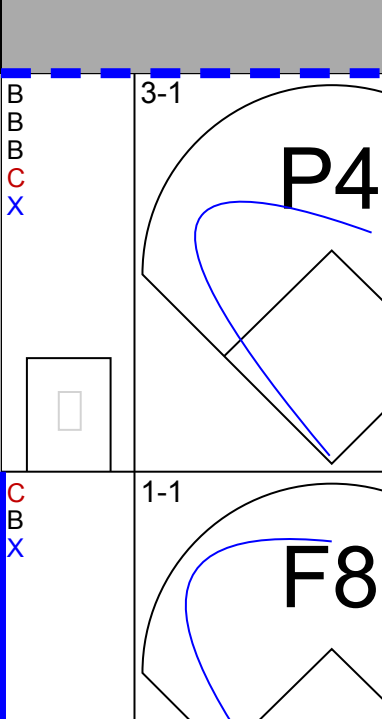
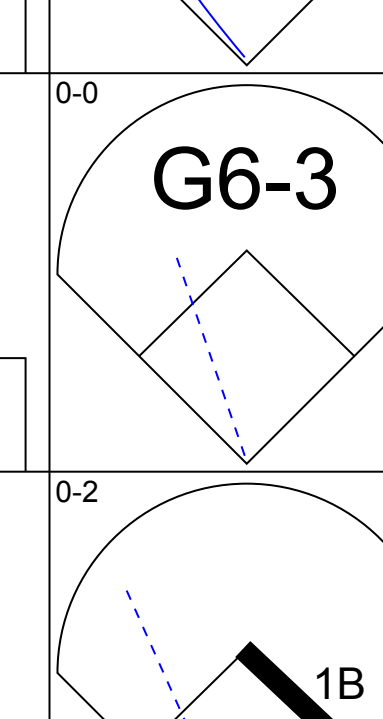
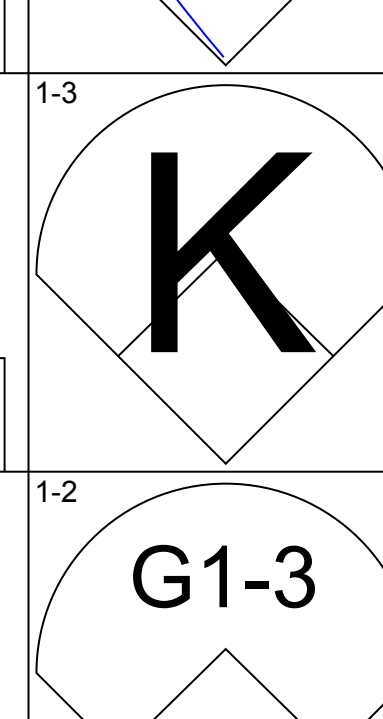
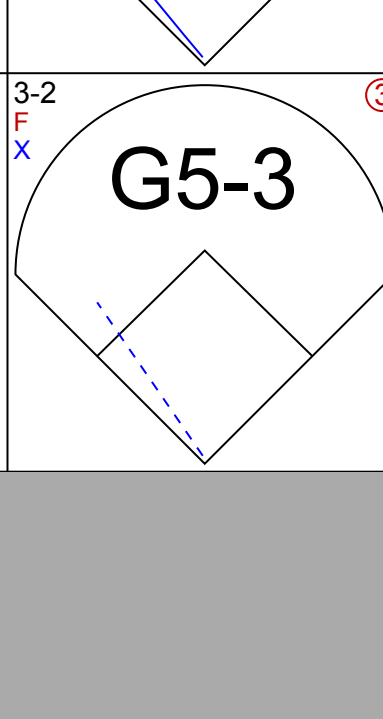
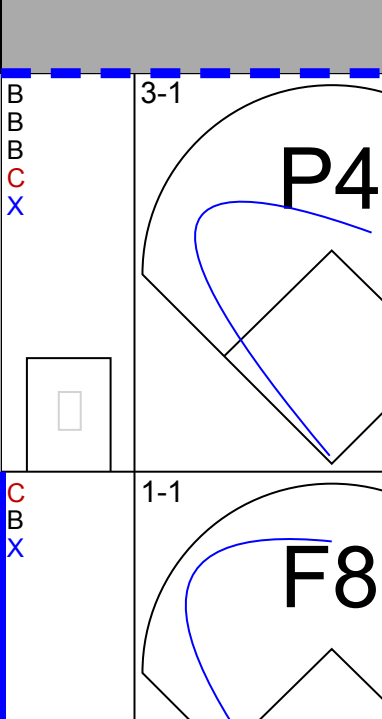
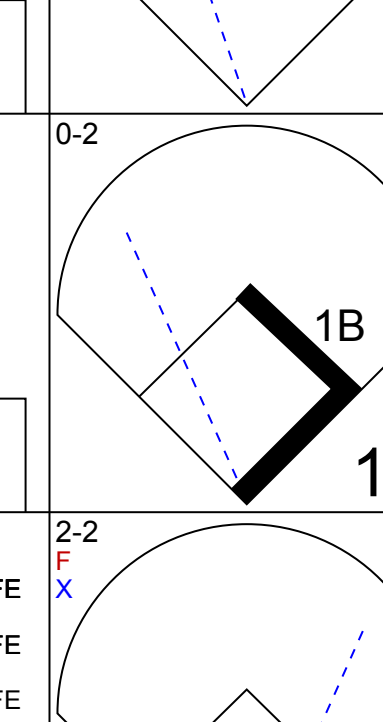
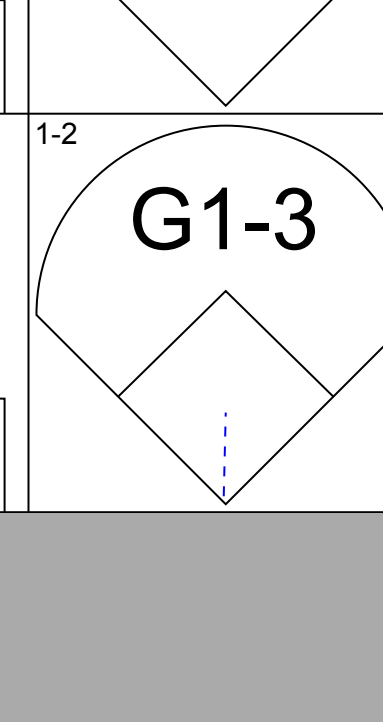

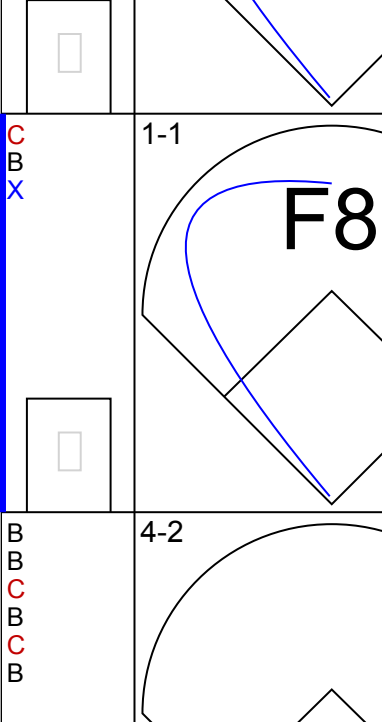
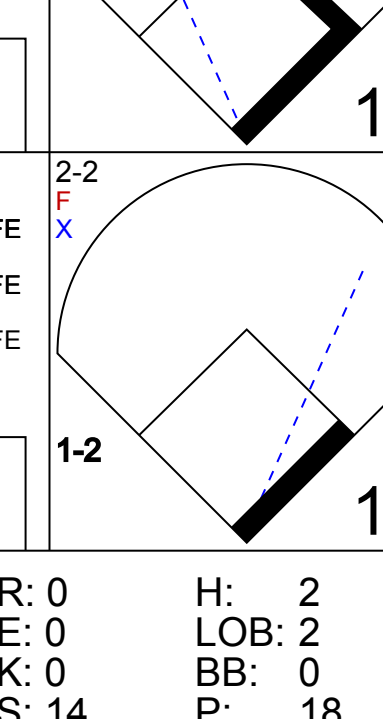

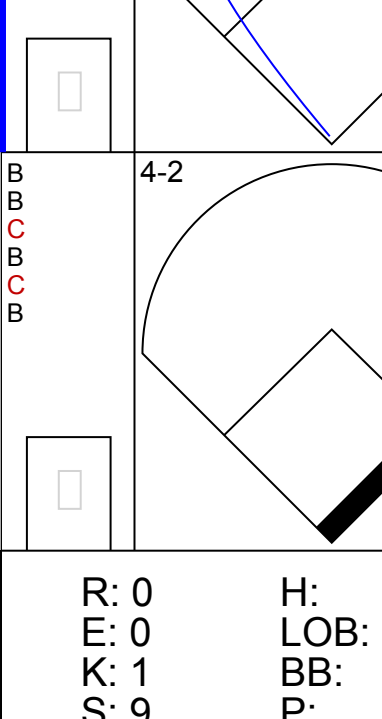
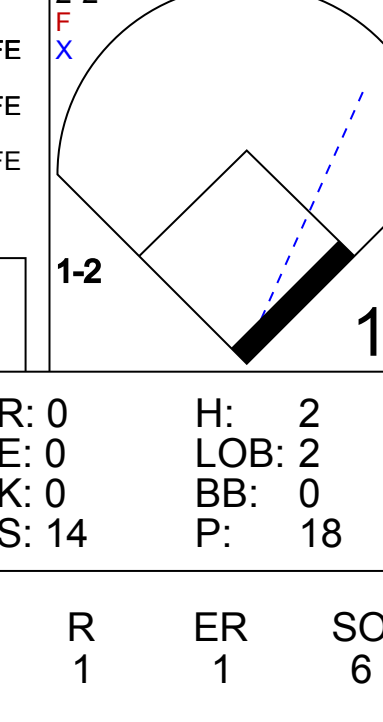
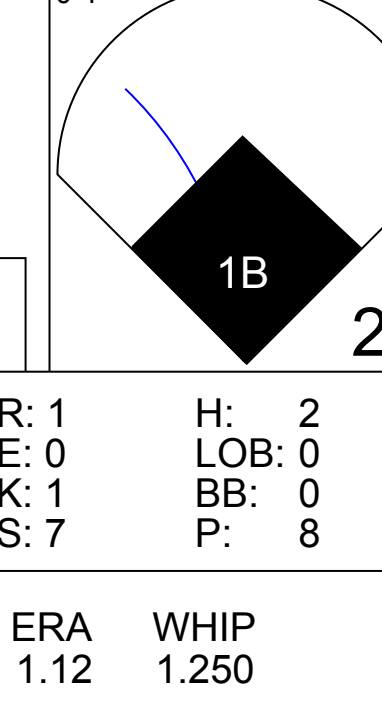

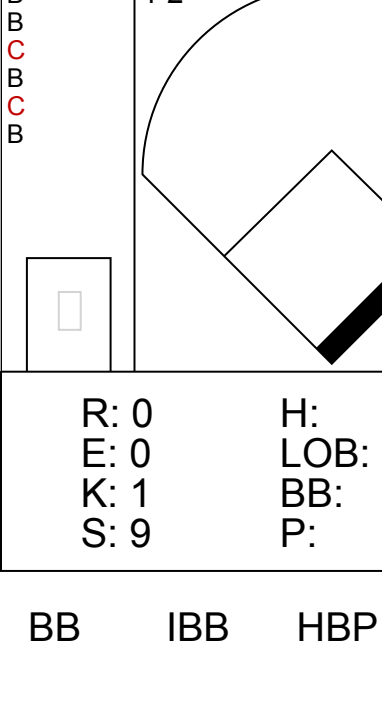


| Batter | 1 | 2 | 3 | 4 | 5 | 6 | 7 | 8 | 9 | 10 | AB | R | H | RBI | BB | SO | LOB | BOTTOM | | | | | |
|--|---------------------------------------|---------------------------------------|---------------------------------------|---------------------------------------|---------------------------------------|---------------------------------------|---------------------------------------|---------------------------------------|---------------------------------------|---------------------------------------|---------------------------------------|---------------------------------------|---------------------------------------|---------------------------------------|---------------------------------------|---------------------------------------|---------------------------------------|---|----------------------------------|------------------------------------|----------------------------------|--------|--|
| Pat Listach, S OBP: 0.315, SLG: 0.337 Chuck Carr, S OBP: 0.341, SLG: 0.447 | S | | G5-3 | | G5-3 | | K | | | G6-3 | 4 | 1 | 1 | 0 | 0 | 1 | 3 | Baltimore Orioles @ Milwaukee Brewers Milwaukee County Stadium, Milwaukee, WI Sat May 11 1996, 4:33 AM EDT Att. 21,081 - Sunny - 46 F | | | | | |
| Kevin Seltzer, R OBP: 0.434, SLG: 0.487 | F8 | | | | | | F9 | | | F7 | 5 | 0 | 1 | 0 | 0 | 0 | 2 | | | | | | |
| Jose Valentin, S OBP: 0.377, SLG: 0.542 | P6 | | | | | | G5-3 | | | K | 4 | 0 | 0 | 0 | 1 | 2 | 1 | | | | | | |
| Greg Vaughn, R OBP: 0.375, SLG: 0.521 Turner Ward, S OBP: 0.352, SLG: 0.405 | E | | | | | | F7 | | | K | 3 | 1 | 0 | 0 | 1 | 1 | 1 | | | | | | |
| John Jaha, R OBP: 0.362, SLG: 0.373 | E7 | | | | | | G5-3 | | | P4 | 3 | 1 | 0 | 0 | 1 | 0 | 0 | | | | | | |
| Matt Mieske, R OBP: 0.370, SLG: 0.545 | F8 | | | | | | F8 | | | G6-3 | 3 | 0 | 0 | 0 | 1 | 0 | 1 | | | | | | |
| Jeff Cirillo, R OBP: 0.344, SLG: 0.441 | | | | | | | G6-3 | | | | 2 | 0 | 0 | 0 | 2 | 1 | 0 | | | | | | |
| Fernando Vina, L OBP: 0.372, SLG: 0.471 | | | | | | | P6 | | | | 4 | 0 | 1 | 0 | 0 | 1 | 4 | | | | | | |
| Mike Matheny, R OBP: 0.267, SLG: 0.354 | | | | | | | G5-3 | | | F8 | 3 | 0 | 0 | 1 | 0 | 0 | 3 | | | | | | |
| | | | | | | | | | | | | | | | | | | | | | | | |
| Inning Stats | R: 2 E: 1 K: 0 S: 12 | H: 1 LOB: 1 BB: 1 P: 23 | R: 0 E: 0 K: 1 S: 8 | H: 0 LOB: 0 BB: 0 P: 12 | R: 0 E: 0 K: 0 S: 11 | H: 1 LOB: 1 BB: 1 P: 20 | R: 1 E: 0 K: 0 S: 6 | H: 0 LOB: 2 BB: 3 P: 19 | R: 0 E: 0 K: 0 S: 7 | H: 0 LOB: 0 BB: 0 P: 13 | R: 0 E: 0 K: 1 S: 5 | H: 1 LOB: 1 BB: 0 P: 13 | R: 0 E: 0 K: 2 S: 11 | H: 0 LOB: 0 BB: 0 P: 16 | R: 0 E: 0 K: 1 S: 9 | H: 0 LOB: 1 BB: 1 P: 17 | R: 0 E: 0 K: 1 S: 9 | H: 0 LOB: 0 BB: 0 P: 14 | 1B: 3 2B: 0 3B: 0 HR: 0 | SF: 0 SAC: 1 DP: 0 HBP: 0 | WP: 1 PB: 0 SB: 3 CS: 1 | PA: 39 | |
| PITCHER | IP WLS BF H R ER SO | IP WLS BF H R ER SO | IP WLS BF H R ER SO | IP WLS BF H R ER SO | IP WLS BF H R ER SO | IP WLS BF H R ER SO | IP WLS BF H R ER SO | IP WLS BF H R ER SO | IP WLS BF H R ER SO | IP WLS BF H R ER SO | IP WLS BF H R ER SO | IP WLS BF H R ER SO | IP WLS BF H R ER SO | IP WLS BF H R ER SO | IP WLS BF H R ER SO | IP WLS BF H R ER SO | IP WLS BF H R ER SO | ERA WHIP | ERA WHIP | | | | |
| Kent Mercker, L ERA: 7.63 Arthur Rhodes, L ERA: 4.80 Randy Myers, L ERA: 2.45 | 6.1 2.2 1.0 | 3.0 W 9 0 0 0 1 | 3.0 0 0 0 0 0 0 | 3.0 0 0 0 0 0 0 | 0.0 0 0 0 0 0 0 | 25.0 41 0.00 0.375 | 9.0 14 0.00 0.000 | | | | | | | | | | | | | | | | |



| | |
|-----|----|
| AB | 32 |
| R | 3 |
| H | 3 |
| RBI | 1 |
| BB | 6 |
| SO | 6 |
| LOB | 15 |



| Batter | 1 | 2 | 3 | 4 | 5 | 6 | 7 | 8 | 9 | AB | R | H | RBI | BB | SO | LOB | TOP | | | | | |
|---|---|---|------------------------------|---|--|--|---|----------------------------------|---|----------------------------------|-------------------------------|----------------------------------|-------------------------------|----------------------------------|------------------------------|---------------------------------|---|------------------------------|----------------------------------|----------------------------------|------------------------------------|----------------------------------|
| Brady Anderson, L (1, 8) OBP: 0.418, SLG: 0.738 |  | | |  | |  |  | |  | 4 | 1 | 2 | 0 | 1 | 1 | 0 | Baltimore Orioles @ Oakland Athletics Oakland-Alameda County Coliseum, Oakland, CA Tue May 14 1996, 7:05 PM PDT Att: 8,466 - Unknown - 66 F | | | | | |
| Luis Polonia, L (1, 7) OBP: 0.100, SLG: 0.100 |  | | |  | |  |  | |  | 5 | 1 | 0 | 0 | 0 | 0 | 4 | | | | | | |
| Roberto Alomar, S (1, 4) OBP: 0.495, SLG: 0.563 |  | | |  | |  |  | |  | 2 | 2 | 1 | 1 | 3 | 0 | 0 | | | | | | |
| Rafael Palmeiro, L (1, 3) OBP: 0.381, SLG: 0.454 | |  | |  | |  |  | |  | 5 | 2 | 2 | 3 | 0 | 0 | 2 | | | | | | |
| Bobby Bonilla, S (1, 10) OBP: 0.280, SLG: 0.295 |  | | |  | |  |  | | | 3 | 1 | 1 | 1 | 1 | 1 | 1 | | | | | | |
| B.J. Surhoff, L (1, 5) OBP: 0.352, SLG: 0.563 |  | | | |  |  |  | | | 4 | 1 | 1 | 4 | 0 | 2 | 1 | | | | | | |
| Cal Ripken Jr., R (1, 6) OBP: 0.302, SLG: 0.345 | | | |  | |  |  | |  | 3 | 0 | 0 | 0 | 1 | 1 | 0 | | | | | | |
| Chris Hoiles, R (1, 2) OBP: 0.350, SLG: 0.465 | | | |  | |  |  | |  | 3 | 1 | 1 | 0 | 0 | 0 | 1 | | | | | | |
| Jeffrey Hammonds, R (1, 9) OBP: 0.314, SLG: 0.419 | | | |  | |  |  | |  | 4 | 0 | 0 | 0 | 0 | 1 | 2 | | | | | | |
| Inning Stats | R: 0 E: 0 K: 1 S: 9 | H: 0 LOB: 0 BB: 0 P: 14 | R: 0 E: 0 K: 1 S: 9 | H: 0 LOB: 0 BB: 0 P: 14 | R: 0 E: 0 K: 1 S: 6 | H: 0 LOB: 0 BB: 1 P: 14 | R: 1 E: 1 K: 0 S: 9 | H: 1 LOB: 1 BB: 0 P: 15 | R: 0 E: 0 K: 2 S: 8 | H: 0 LOB: 1 BB: 0 P: 16 | R: 4 E: 0 K: 0 S: 21 | H: 3 LOB: 0 BB: 2 P: 35 | R: 4 E: 0 K: 1 S: 20 | H: 3 LOB: 1 BB: 2 P: 38 | R: 0 E: 0 K: 0 S: 5 | H: 0 LOB: 0 BB: 0 P: 8 | | R: 0 E: 0 K: 0 S: 6 | H: 1 LOB: 1 BB: 1 P: 15 | 1B: 4 2B: 2 3B: 1 HR: 1 | SF: 0 SAC: 0 DP: 3 HBP: 1 | WP: 0 PB: 0 SB: 0 CS: 0 |
| PITCHER | IP | WLS | BF | H | R | ER | SO | BB | IBB | HBP | BLK | WP | HR | S | P | ERA | WHIP | | | | | |
| Carlos Reyes, R (1, 1) ERA: 5.61 | 5.2 | L | 24 | 4 | 5 | 4 | 5 | 3 | 0 | 1 | 0 | 0 | 0 | 21 | 107 | 6.35 | 1.235 | | | | | |
| Mark Acie, R (6, 1) ERA: 6.14 | 1.1 | | 9 | 3 | 4 | 4 | 1 | 1 | 1 | 0 | 0 | 0 | 0 | 5 | 8 | 0.00 | 0.000 | | | | | |
| Todd Van Poppel, R (8, 1) ERA: 8.54 | 1.0 | | 3 | 0 | 0 | 0 | 0 | 0 | 0 | 0 | 0 | 0 | 0 | 6 | 15 | 0.00 | 2.000 | | | | | |
| John Briscoe, R (9, 1) ERA: 3.8 | 1.0 | | 4 | 1 | 0 | 0 | 0 | 1 | 0 | 0 | 0 | 0 | 0 | 6 | 15 | 0.00 | 2.000 | | | | | |

| Batter | 1 | 2 | 3 | 4 | 5 | 6 | 7 | 8 | 9 | AB | R | H | RBI | BB | SO | LOB | BOTTOM | | | | | |
|---|---|---|---|---|--|---|---|----------------------------------|---|---------------------------------|-------------------------------|----------------------------------|------------------------------|----------------------------------|------------------------------|----------------------------------|---|----------------------------------|----------------------------------|------------------------------------|----------------------------------|--------|
| Ernie Young, R (1, 8) OBP: 0.342, SLG: 0.505 |  |  | | |  | |  | |  | 5 | 0 | 1 | 1 | 0 | 1 | 4 | Baltimore Orioles @ Oakland Athletics Oakland-Alameda County Coliseum, Oakland, CA Tue May 14 1996, 7:05 PM PDT Att: 8,466 - Unknown - 66 F | | | | | |
| Brent Gates, S (1, 4) OBP: 0.327, SLG: 0.347 |  | | |  |  | |  | | | 3 | 0 | 1 | 0 | 1 | 1 | 2 | | | | | | |
| Jason Giambi, L (1, 5) OBP: 0.428, SLG: 0.563 |  | | |  |  | | | |  | 3 | 0 | 0 | 0 | 1 | 1 | 2 | | | | | | |
| Mark McGwire, R (1, 3) OBP: 0.461, SLG: 0.593 |  | | |  | |  | | |  | 4 | 0 | 1 | 0 | 0 | 1 | 3 | | | | | | |
| Torey Lovullo, S (8, PR) OBP: 0.296, SLG: 0.222 |  | | |  | |  | | |  | 0 | 0 | 0 | 0 | 0 | 0 | 0 | | | | | | |
| Phil Plantier, L (1, 7) OBP: 0.322, SLG: 0.333 |  | | |  | |  | | |  | 4 | 0 | 1 | 0 | 0 | 0 | 4 | | | | | | |
| Terry Steinbach, R (1, 2) OBP: 0.376, SLG: 0.545 | | |  | |  | |  | |  | 3 | 0 | 0 | 0 | 0 | 0 | 1 | | | | | | |
| George Williams, S (8, PH) OBP: 0.295, SLG: 0.342 | | | | |  | |  | |  | 1 | 0 | 0 | 0 | 0 | 1 | 1 | | | | | | |
| Geronimo Berroa, R (1, 10) OBP: 0.271, SLG: 0.463 | | |  | |  | |  | |  | 4 | 0 | 0 | 0 | 0 | 1 | 1 | | | | | | |
| Mike Bordick, R (1, 6) OBP: 0.364, SLG: 0.347 | | |  | |  | |  | |  | 2 | 0 | 1 | 0 | 1 | 0 | 0 | | | | | | |
| Rafael Bourquiel, R (8, 6) | | |  | | | |  | |  | 1 | 0 | 0 | 0 | 0 | 0 | 0 | | | | | | |
| Jose Herrera, L (1, 9) OBP: 0.462, SLG: 0.542 | |  | | |  | |  | |  | 3 | 1 | 2 | 0 | 1 | 1 | 1 | | | | | | |
| Inning Stats | R: 0 E: 0 K: 0 S: 9 | H: 0 LOB: 2 BB: 2 P: 19 | R: 0 E: 0 K: 0 S: 14 | H: 2 LOB: 2 BB: 0 P: 18 | R: 0 E: 0 K: 2 S: 9 | H: 1 LOB: 1 BB: 0 P: 11 | R: 0 E: 0 K: 1 S: 7 | H: 0 LOB: 0 BB: 0 P: 10 | R: 1 E: 0 K: 1 S: 7 | H: 2 LOB: 0 BB: 0 P: 8 | R: 0 E: 0 K: 0 S: 12 | H: 1 LOB: 1 BB: 0 P: 16 | R: 0 E: 0 K: 1 S: 8 | H: 0 LOB: 1 BB: 1 P: 16 | R: 0 E: 0 K: 1 S: 8 | H: 1 LOB: 1 BB: 0 P: 11 | R: 0 E: 0 K: 1 S: 9 | H: 0 LOB: 1 BB: 1 P: 19 | 1B: 5 2B: 2 3B: 0 HR: 0 | SF: 0 SAC: 0 DP: 1 HBP: 0 | WP: 0 PB: 0 SB: 0 CS: 0 | PA: 37 |
| PITCHER | IP | WLS | BF | H | R | ER | SO | BB | IBB | HBP | BLK | WP | HR | S | P | ERA | WHIP | | | | | |
| 35 Mike Mussina, R (1, 1) ERA: 3.64 | 8.0 | W | 33 | 7 | 1 | 1 | 6 | 3 | 0 | 0 | 0 | 0 | 0 | 74 | 109 | 1.12 | 1.250 | | | | | |
| Alan Mills, R (9, 1) ERA: | 1.0 | | 4 | 0 | 0 | 0 | 1 | 1 | 0 | 0 | 0 | 0 | 0 | 9 | 19 | 0.00 | 1.000 | | | | | |



| Batter | 1 | 2 | 3 | 4 | 5 | 6 | 7 | 8 | 9 | AB | R | H | RBI | BB | SO | LOB | TOP | | | | | | | | | | |
|---|---------------------------------|----------------------------------|------------------------------|----------------------------------|------------------------------|----------------------------------|------------------------------|---------------------------------|------------------------------|----------------------------------|------------------------------|----------------------------------|------------------------------|---------------------------------|------------------------------|----------------------------------|------------------------------|----------------------------------|-----------------------------------|------------------------------------|--|--|--|--|--|--|--|
| Darren Bragg, L (1, 7) OBP: 0.448, SLG: 0.620 Brian Hunter, R (8, PH) OBP: 0.583, SLG: 0.556 (8, 7) | G4-3 | | 2B 1B | G5-4-3 1B | | 2B 1B | G3-1 | HR BB | | 5 | 2 | 3 | 0 | 0 | 0 | 0 | 5 | | | | | | | | | | |
| Alex Rodriguez, R (1, 6) OBP: 0.376, SLG: 0.703 | G6-3 | | K | G5-4-3 1-2 | | E 2B | 1B | HR | | 6 | 2 | 3 | 6 | 0 | 1 | 2 | 6 | | | | | | | | | | |
| Ken Griffey Jr., L (1, 8) OBP: 0.366, SLG: 0.527 | 1B | | 1B | 2B | | L9 | FC6-4 BB | F8 | | 5 | 1 | 3 | 0 | 1 | 0 | 0 | 5 | | | | | | | | | | |
| Edgar Martinez, R (1, 10) OBP: 0.450, SLG: 0.680 Rich Amaral, R (9, PR) OBP: 0.333, SLG: 0.318 | K | | BB 1B | 1B | | HBP BB | FC6-4 2B 1B | K | HR 1B | 5 | 1 | 2 | 2 | 1 | 2 | 4 | 5 | | | | | | | | | | |
| Jay Buhner, R (1, 9) OBP: 0.398, SLG: 0.591 | F8 | | BB 1B | 1B | | HBP BB | L6 | 1B 1B | HR | 5 | 2 | 3 | 2 | 1 | 0 | 1 | 5 | | | | | | | | | | |
| Paul Sorrento, L (1, 3) OBP: 0.348, SLG: 0.571 | 1B | | F7 | 1B | | F7 | E 2B | FC1-2 1B | G4-3 | 6 | 0 | 3 | 0 | 0 | 0 | 5 | 6 | | | | | | | | | | |
| Dan Wilson, R (1, 2) OBP: 0.328, SLG: 0.500 | P4 | | 1-2 2-3 BB | BB | | 1-2 2-3 HBP | E5 | HR 1B | F8 | 4 | 1 | 2 | 2 | 1 | 0 | 2 | 4 | | | | | | | | | | |
| Joey Cora, S (1, 4) OBP: 0.263, SLG: 0.359 | 1B | | G4-3 | 1B | | G3-1 | F8 | FC1-2 BB HR | F8 | 6 | 1 | 1 | 0 | 0 | 0 | 11 | 6 | | | | | | | | | | |
| Russ Davis, R (1, 5) OBP: 0.331, SLG: 0.380 Doug Strange, S (8, PH) OBP: 0.324, SLG: 0.419 Luis Sojo, R (8, PH) OBP: 0.283, SLG: 0.323 (8, 5) | K | | F7 | F7 | | 1B 2B | F9 | F9 | | 4 | 1 | 1 | 0 | 0 | 1 | 2 | 4 | | | | | | | | | | |
| Inning Stats | R: 0 E: 0 K: 1 S: 6 | H: 1 LOB: 1 BB: 0 P: 6 | R: 0 E: 0 K: 1 S: 7 | H: 2 LOB: 2 BB: 0 P: 7 | R: 2 E: 0 K: 1 S: 9 | H: 4 LOB: 3 BB: 1 P: 13 | R: 0 E: 0 K: 0 S: 3 | H: 1 LOB: 0 BB: 0 P: 3 | R: 0 E: 0 K: 0 S: 3 | H: 0 LOB: 3 BB: 2 P: 12 | R: 4 E: 2 K: 0 S: 8 | H: 5 LOB: 2 BB: 1 P: 12 | R: 0 E: 0 K: 1 S: 7 | H: 2 LOB: 2 BB: 0 P: 7 | R: 5 E: 0 K: 0 S: 7 | H: 4 LOB: 0 BB: 1 P: 11 | R: 2 E: 0 K: 0 S: 5 | H: 2 LOB: 1 BB: 0 P: 5 | 1B: 16 2B: 3 3B: 0 HR: 2 | SF: 0 SAC: 0 DP: 1 HBP: 1 | WP: 0 PA: 53 PB: 0 SB: 0 CS: 0 | | | | | | |
| PITCHER | IP | WLS | BF | H | R | ER | SO | BB | IBB | HBP | BLK | WP | HR | S | P | ERA | WHIP | | | | | | | | | | |
| Jimmy Haynes, R (1, 1) ERA: 7.18 | 5.0 | | 26 | 8 | 2 | 2 | 3 | 3 | 0 | 1 | 0 | 0 | 0 | 28 | 41 | 3.60 | 2.200 | | | | | | | | | | |
| Arthur Rhodes, L (6, 1) ERA: 6.39 | 0.0 | | 4 | 3 | 4 | 4 | 0 | 1 | 0 | 0 | 0 | 0 | 0 | 3 | 7 | ∞ | ∞ | | | | | | | | | | |
| Roger McDowell, R (6, 1) ERA: 2.61 | 2.1 | | 14 | 7 | 3 | 3 | 1 | 0 | 0 | 0 | 0 | 0 | 0 | 16 | 16 | 11.57 | 3.000 | | | | | | | | | | |
| Jesse Orosco, L (8, 1) ERA: 9.24 | 0.1 | | 1 | 0 | 0 | 0 | 0 | 0 | 0 | 0 | 0 | 0 | 0 | 1 | 1 | 0.00 | 0.000 | | | | | | | | | | |
| Alan Mills, R (8, 1) ERA: 15.43 | 1.1 | W | 8 | 3 | 4 | 4 | 0 | 1 | 0 | 0 | 0 | 0 | 2 | 7 | 11 | 27.00 | 3.000 | | | | | | | | | | |
| Batter | 1 | 2 | 3 | 4 | 5 | 6 | 7 | 8 | 9 | AB | R | H | RBI | BB | SO | LOB | BOTTOM | | | | | | | | | | |
| Brady Anderson, L (1, 8) OBP: 0.415, SLG: 0.726 | WP HR 2B | P4 | K | | F8 | G3-1 | | BB | | 5 | 1 | 1 | 0 | 1 | 1 | 5 | 5 | | | | | | | | | | |
| Luis Polonia, L (1, 10) OBP: 0.250, SLG: 0.500 Mike Devereaux, R (3, PH) OBP: 0.307, SLG: 0.348 | 2H HR | G3-1 2B | BB 1B | BB | F9 | | CS 1B | F7 | | 2 | 2 | 2 | 2 | 0 | 0 | 0 | 2 | | | | | | | | | | |
| Roberto Alomar, S (1, 4) OBP: 0.467, SLG: 0.568 | G4-3 FC5-2 1B | G3-1 | 1B BB | BB | | 1B | HR 1B | 2B HR BB | | 4 | 2 | 3 | 1 | 2 | 0 | 2 | 4 | | | | | | | | | | |
| Rafael Palmeiro, L (1, 3) OBP: 0.396, SLG: 0.497 | FC5-2 G4-3 1B | 1B 2B | 1-3 2H 3H 1B | 1B | | 1-2 1B | HR | K | | 6 | 1 | 5 | 6 | 0 | 1 | 1 | 6 | | | | | | | | | | |
| Bobby Bonilla, S (1, 9) OBP: 0.282, SLG: 0.304 | G4-3 | 1B | G1-3 | | F5 | | F8 | HR 2B | | 6 | 1 | 2 | 0 | 0 | 0 | 6 | 6 | | | | | | | | | | |
| B.J. Surhoff, L (1, 5) OBP: 0.356, SLG: 0.558 Jeff Huson, L (6, PR) OBP: 0.222, SLG: 0.125 (7, 5) | FC5-2 IBB | G3-1 | L4 | | | 1B | G3-1 | F3 | | 3 | 0 | 1 | 0 | 1 | 0 | 2 | 3 | | | | | | | | | | |
| Billy Ripken, R (9, PH) OBP: 0.200, SLG: 0.222 | | | | | | 1B | | | | 1 | 0 | 0 | 0 | 0 | 0 | 2 | 1 | | | | | | | | | | |
| Cal Ripken Jr., R (1, 6) OBP: 0.321, SLG: 0.386 | FC5-2 1-2 2-3 3H 1B | | FC5-4 1B | 2B | | 1-2 1B | | HR HR BB | | 5 | 2 | 4 | 1 | 1 | 0 | 3 | 5 | | | | | | | | | | |
| Chris Hoiles, R (1, 2) OBP: 0.341, SLG: 0.476 | F8 | | FC5-4 2B BB | F7 | | P3 | | K | HR | 6 | 2 | 1 | 4 | 0 | 1 | 7 | 6 | | | | | | | | | | |
| Jeffrey Hammonds, R (1, 7) OBP: 0.317, SLG: 0.422 | | G3-1 2B BB | BB 1B | 2B | | K | | F7 | | 4 | 2 | 1 | 0 | 1 | 2 | 3 | 4 | | | | | | | | | | |
| Inning Stats | R: 2 E: 0 K: 0 S: 7 | H: 4 LOB: 3 BB: 1 P: 11 | R: 2 E: 0 K: 0 S: 6 | H: 3 LOB: 2 BB: 1 P: 10 | R: 3 E: 0 K: 1 S: 8 | H: 3 LOB: 2 BB: 2 P: 16 | R: 0 E: 0 K: 1 S: 6 | H: 1 LOB: 1 BB: 0 P: 6 | R: 0 E: 0 K: 0 S: 5 | H: 2 LOB: 2 BB: 0 P: 5 | R: 0 E: 0 K: 1 S: 7 | H: 2 LOB: 2 BB: 0 P: 7 | R: 2 E: 0 K: 0 S: 5 | H: 3 LOB: 0 BB: 0 P: 5 | R: 1 E: 0 K: 1 S: 6 | H: 1 LOB: 1 BB: 1 P: 10 | R: 4 E: 0 K: 1 S: 6 | H: 2 LOB: 0 BB: 2 P: 14 | 1B: 12 2B: 5 3B: 0 HR: 4 | SF: 0 SAC: 0 DP: 0 HBP: 0 | WP: 1 PA: 53 PB: 0 SB: 0 CS: 1 | | | | | | |
| PITCHER | IP | WLS | BF | H | R | ER | SO | BB | IBB | HBP | BLK | WP | HR | S | P | ERA | WHIP | | | | | | | | | | |
| Bob Wolcott, R (1, 1) ERA: 6.32 | 2.1 | | 18 | 9 | 6 | 6 | 0 | 1 | 1 | 0 | 0 | 0 | 0 | 16 | 24 | 23.14 | 4.286 | | | | | | | | | | |
| Joe Klimk, L (3, 1) ERA: 3.96 | 0.1 | | 1 | 0 | 0 | 0 | 1 | 0 | 0 | 0 | 0 | 0 | 0 | 3 | 3 | 0.00 | 0.000 | | | | | | | | | | |
| Bob Wells, R (3, 1) ERA: 1.8 | 2.1 | | 13 | 4 | 1 | 1 | 1 | 2 | 0 | 0 | 0 | 0 | 0 | 13 | 21 | 3.86 | 2.571 | | | | | | | | | | |
| Scott Davison, R (6, 1) ERA: 9.0 | 2.0 | | 10 | 5 | 2 | 2 | 1 | 0 | 0 | 0 | 0 | 0 | 1 | 12 | 12 | 9.00 | 2.500 | | | | | | | | | | |
| Michael Jackson, R (8, 1) ERA: 5.4 | 0.2 | | 3 | 1 | 1 | 1 | 1 | 0 | 0 | 0 | 0 | 0 | 1 | 5 | 5 | 13.50 | 1.500 | | | | | | | | | | |
| <div style="display: flex; justify-content: space-between;"> <div> <p>Seattle Mariners @ Baltimore Orioles Oriole Park at Camden Yards, Baltimore, MD</p> <p>Fri May 17 1996, 7:05 PM EDT Att: 47,259 - Unknown - 67 F</p> </div> <div> <p>AB 47 R 13 H 21 RBI 12 BB 5 SO 4 LOB 29</p>  </div> <div> <p>Seattle Mariners @ Baltimore Orioles Oriole Park at Camden Yards, Baltimore, MD</p> <p>Fri May 17 1996, 7:05 PM EDT Att: 47,259 - Unknown - 67 F</p> </div> <div> <p>AB 46 R 14 H 21 RBI 14 BB 7 SO 5 LOB 32</p>  </div> </div> | | | | | | | | | | | | | | | | | | | | | | | | | | | |

| Batter | 1 | 2 | 3 | 4 | 5 | 6 | 7 | 8 | 9 | AB R H RBI BB SO LOB | TOP | | | | | | | | | |
|--|---|---------------------------------|------------------------------|---------------------------------|------------------------------|---------------------------------|------------------------------|---------------------------------|------------------------------|---------------------------------|---|---------------------------------|---|---------------------------------|------------------------------|---------------------------------|----------------------------------|------------------------------------|----------------------------------|--------|
| Rich Amaral, R OBP: 0.325, SLG: 0.310 (1, 7) | L5 | | F8 | | HR | | G1-3 | | F8 | 5 1 1 0 0 0 0 | Seattle Mariners @ Baltimore Orioles Oriole Park at Camden Yards, Baltimore, MD Sat May 18 1996, 7:05 PM EDT Att: 46,434 - Unknown - 81 F | | | | | | | | | |
| Alex Rodriguez, R OBP: 0.377, SLG: 0.719 (1, 6) | L6-4 BB | | F7 | | HR | | P3 | | G4-3 | 5 1 2 2 0 0 0 | | | | | | | | | | |
| Ken Griffey Jr., L OBP: 0.372, SLG: 0.527 (1, 8) | BB | | K | | G3-1 | | BB | | BB | 4 1 2 0 1 1 0 | | | | | | | | | | |
| Edgar Martinez, R OBP: 0.449, SLG: 0.669 (1, 10) | L6-4 | | | | | | HR | | BB | 4 1 1 0 1 0 3 | | | | | | | | | | |
| Jay Buhner, R OBP: 0.400, SLG: 0.605 (1, 9) | | | K | | K | | BB | | BB | 3 2 1 3 1 2 1 | | | | | | | | | | |
| Brian Hunter, R OBP: 0.500, SLG: 0.462 (1, 3) | | | BB | | P4 | | F8 | | G4-3 | 4 0 1 0 0 0 2 | | | | | | | | | | |
| Luis Sojo, R OBP: 0.282, SLG: 0.320 (1, 4) | | | F9 | | F8 | | BB | | G1-3 | 4 1 1 0 0 0 2 | | | | | | | | | | |
| John Marzano, R OBP: 0.316, SLG: 0.389 (1, 2) | | | BB | | G1-3 | | BB | | G1-3 | 4 0 2 2 0 0 0 | | | | | | | | | | |
| Russ Davis, R OBP: 0.321, SLG: 0.368 (1, 5) | | | F8 | | F7 | | F8 | | F7 | 4 0 0 0 0 0 3 | | | | | | | | | | |
| Inning Stats | R: 0 E: 0 K: 0 S: 3 | H: 1 LOB: 1 BB: 1 P: 7 | R: 0 E: 0 K: 1 S: 7 | H: 2 LOB: 2 BB: 0 P: 7 | R: 0 E: 0 K: 1 S: 5 | H: 0 LOB: 0 BB: 0 P: 5 | R: 0 E: 0 K: 1 S: 6 | H: 1 LOB: 1 BB: 0 P: 6 | R: 2 E: 0 K: 0 S: 5 | H: 2 LOB: 1 BB: 1 P: 9 | R: 3 E: 0 K: 0 S: 5 | H: 2 LOB: 0 BB: 1 P: 9 | R: 0 E: 0 K: 0 S: 3 | H: 0 LOB: 0 BB: 0 P: 3 | R: 0 E: 0 K: 0 S: 4 | H: 1 LOB: 1 BB: 0 P: 4 | 1B: 8 2B: 2 3B: 0 HR: 2 | SF: 0 SAC: 0 DP: 1 HBP: 0 | WP: 0 PB: 0 SB: 0 CS: 0 | PA: 40 |
| PITCHER | IP WLS BF H R ER SO BB IBB HBP BLK WP HR S P ERA WHIP | | | | | | | | | | | PITCHER | IP WLS BF H R ER SO BB IBB HBP BLK WP HR S P ERA WHIP | | | | | | | |
| Kent Mercker, L ERA: 7.43 (1, 1) | 5.2 L 26 8 4 4 3 2 0 0 0 0 0 1 30 38 6.35 1.765 | | | | | | | | | | | | | | | | | | | |
| Jesse Orosco, L ERA: 9.99 (6, 1) | 1.0 5 1 2 2 0 1 0 0 0 0 0 0 4 8 18.00 2.000 | | | | | | | | | | | | | | | | | | | |
| Roger McDowell, R ERA: 2.87 (7, 1) | 0.1 2 1 1 1 0 0 0 0 0 0 0 0 2 2 27.00 3.000 | | | | | | | | | | | | | | | | | | | |
| Rick Krivda, L ERA: 3.6 (8, 1) | 2.0 7 1 0 0 0 0 0 0 0 0 0 0 7 7 0.00 0.500 | | | | | | | | | | | | | | | | | | | |

| | |
|-----|----|
| AB | 37 |
| R | 7 |
| H | 11 |
| RBI | 7 |
| BB | 3 |
| SO | 3 |
| LOB | 11 |



| Batter | 1 | 2 | 3 | 4 | 5 | 6 | 7 | 8 | 9 | AB R H RBI BB SO LOB | BOTTOM | | | | | | | | | | | |
|---|---|---------------------------------|------------------------------|---------------------------------|------------------------------|---------------------------------|------------------------------|----------------------------------|------------------------------|---------------------------------|---|----------------------------------|---|---------------------------------|------------------------------|---------------------------------|------------------------------|---------------------------------|----------------------------------|------------------------------------|----------------------------------|--------|
| Brady Anderson, L OBP: 0.414, SLG: 0.712 (1, 10) | G1-6-3 | | BB | | F7 | | P5 | | 6-3 | 4 0 1 0 1 0 0 | Seattle Mariners @ Baltimore Orioles Oriole Park at Camden Yards, Baltimore, MD Sat May 18 1996, 7:05 PM EDT Att: 46,434 - Unknown - 81 F | | | | | | | | | | | |
| Luis Polonia, L OBP: 0.188, SLG: 0.375 (1, 7) | G1-6-3 | | F7 | | K | | E6 | | 6-3 | 4 0 0 0 0 1 2 | | | | | | | | | | | | |
| Mark Smith, R (9, PH) | 1-2 | | | | | | BB | | 1-3 | 1 0 0 0 0 0 0 | | | | | | | | | | | | |
| Roberto Alomar, S OBP: 0.460, SLG: 0.556 (1, 4) | G4-3 | | K | | G4-3 | | BB | | 1-3 | 5 0 1 0 0 1 0 | | | | | | | | | | | | |
| Rafael Palmeiro, L OBP: 0.392, SLG: 0.490 (1, 3) | | | F8 | | BB | | P4 | | F8 | 4 1 1 0 0 0 2 | | | | | | | | | | | | |
| Bobby Bonilla, S OBP: 0.294, SLG: 0.312 (1, 5) | | | BB | | BB | | BB | | K | 3 2 2 0 1 1 2 | | | | | | | | | | | | |
| Cal Ripken Jr., R OBP: 0.326, SLG: 0.381 (1, 6) | | | F7 | | FC5 | | FC6-4 | | G6-3 | 2 0 0 0 2 0 1 | | | | | | | | | | | | |
| Mike Devereaux, R OBP: 0.324, SLG: 0.365 (1, 8) | | | G6-3 | | FC5 | | FC6-4 | | BB | 4 0 3 3 0 0 1 | | | | | | | | | | | | |
| Jeffrey Hammonds, R OBP: 0.308, SLG: 0.409 (1, 9) | | | G6-3 | | FC5 | | FC6-4 | | K | 4 0 0 0 0 1 5 | | | | | | | | | | | | |
| Gregg Zaun, S OBP: 0.300, SLG: 0.351 (1, 2) | | | F8 | | F9 | | G5-3 | | F7 | 4 0 0 0 0 0 5 | | | | | | | | | | | | |
| Inning Stats | R: 0 E: 0 K: 0 S: 3 | H: 1 LOB: 0 BB: 0 P: 3 | R: 0 E: 0 K: 0 S: 4 | H: 1 LOB: 1 BB: 0 P: 4 | R: 0 E: 0 K: 0 S: 3 | H: 0 LOB: 1 BB: 1 P: 7 | R: 2 E: 0 K: 1 S: 8 | H: 3 LOB: 2 BB: 1 P: 12 | R: 0 E: 0 K: 1 S: 5 | H: 0 LOB: 0 BB: 0 P: 5 | R: 1 E: 0 K: 0 S: 4 | H: 1 LOB: 2 BB: 2 P: 12 | R: 0 E: 1 K: 1 S: 7 | H: 1 LOB: 2 BB: 0 P: 7 | R: 0 E: 0 K: 1 S: 6 | H: 1 LOB: 1 BB: 0 P: 6 | R: 0 E: 0 K: 0 S: 3 | H: 0 LOB: 0 BB: 0 P: 3 | 1B: 8 2B: 0 3B: 0 HR: 0 | SF: 0 SAC: 0 DP: 1 HBP: 0 | WP: 0 PB: 0 SB: 0 CS: 0 | PA: 39 |
| PITCHER | IP WLS BF H R ER SO BB IBB HBP BLK WP HR S P ERA WHIP | | | | | | | | | | | PITCHER | IP WLS BF H R ER SO BB IBB HBP BLK WP HR S P ERA WHIP | | | | | | | | | |
| Bob Milacki, R ERA: 5.06 (1, 1) | 5.1 W 24 5 3 3 2 3 1 0 0 0 0 0 0 6 6 0.00 2.000 | | | | | | | | | | | | | | | | | | | | | |
| Rafael Carmona, R ERA: 1.77 (6, 1) | 1.0 6 2 0 0 0 0 0 0 0 0 0 0 6 6 0.00 2.000 | | | | | | | | | | | | | | | | | | | | | |
| Tim Davis, L ERA: 5.51 (7, 1) | 0.2 2 0 0 0 1 0 0 0 0 0 0 0 4 4 0.00 0.000 | | | | | | | | | | | | | | | | | | | | | |
| Michael Jackson, R ERA: 5.12 (8, 1) | 1.0 4 1 0 0 1 0 0 0 0 0 0 0 6 6 0.00 1.000 | | | | | | | | | | | | | | | | | | | | | |
| Norm Charlton, L ERA: 3.5 (9, 1) | 1.0 3 0 0 0 0 0 0 0 0 0 0 0 3 3 0.00 0.000 | | | | | | | | | | | | | | | | | | | | | |



| | |
|-----|----|
| AB | 35 |
| R | 3 |
| H | 8 |
| RBI | 3 |
| BB | 4 |
| SO | 4 |
| LOB | 18 |

| Batter | 1 | 2 | 3 | 4 | 5 | 6 | 7 | 8 | 9 | AB | R | H | RBI | BB | SO | LOB | TOP | | | | | | | | | | | |
|--|-------------------------------|----------------------------------|------------------------------|---------------------------------|------------------------------|---------------------------------|------------------------------|---------------------------------|------------------------------|---------------------------------|------------------------------|---------------------------------|------------------------------|----------------------------------|------------------------------|---------------------------------|----------------------------------|------------------------------------|----------------------------------|--------|--|--|--|--|--|--|--|--|
| Darren Bragg, L OBP: 0.428, SLG: 0.574 (1, 7) | | | | | | | | | | 4 | 0 | 0 | 0 | 1 | 0 | 0 | | | | | | | | | | | | |
| Alex Rodriguez, R OBP: 0.397, SLG: 0.713 (1, 6) | | | | | | | | | | 5 | 1 | 3 | 0 | 0 | 1 | 0 | | | | | | | | | | | | |
| Ken Griffey Jr., L OBP: 0.373, SLG: 0.529 (1, 8) | | | | | | | | | | 5 | 1 | 2 | 0 | 0 | 3 | 4 | | | | | | | | | | | | |
| Edgar Martinez, R OBP: 0.447, SLG: 0.679 (1, 10) | | | | | | | | | | 5 | 1 | 2 | 2 | 0 | 0 | 1 | | | | | | | | | | | | |
| Jay Buhner, R OBP: 0.405, SLG: 0.643 (1, 9) | | | | | | | | | | 5 | 2 | 3 | 3 | 0 | 1 | 0 | | | | | | | | | | | | |
| Paul Sorrento, L OBP: 0.356, SLG: 0.574 Brian Hunter, R OBP: 0.500, SLG: 0.467 (7, PH) (7, 3) | | | | | | | | | | 3 | 1 | 2 | 0 | 0 | 1 | 2 | | | | | | | | | | | | |
| Doug Strange, S OBP: 0.297, SLG: 0.382 Russ Davis, R OBP: 0.317, SLG: 0.362 (7, PH) (7, 5) | | | | | | | | | | 3 | 0 | 0 | 0 | 0 | 1 | 2 | | | | | | | | | | | | |
| Dan Wilson, R OBP: 0.333, SLG: 0.531 (1, 2) | | | | | | | | | | 4 | 1 | 2 | 2 | 0 | 1 | 1 | | | | | | | | | | | | |
| Joey Cora, S OBP: 0.257, SLG: 0.351 Luis Sojo, R OBP: 0.279, SLG: 0.317 (8, PH) (8, 4) | | | | | | | | | | 3 | 0 | 0 | 0 | 0 | 0 | 1 | | | | | | | | | | | | |
| Inning Stats | R: 1 E: 0 K: 2 S: 10 | H: 3 LOB: 2 BB: 0 P: 10 | R: 1 E: 0 K: 1 S: 6 | H: 1 LOB: 0 BB: 0 P: 6 | R: 3 E: 0 K: 1 S: 9 | H: 4 LOB: 1 BB: 0 P: 9 | R: 0 E: 0 K: 1 S: 6 | H: 1 LOB: 1 BB: 0 P: 6 | R: 2 E: 0 K: 0 S: 6 | H: 3 LOB: 1 BB: 0 P: 6 | R: 0 E: 0 K: 3 S: 9 | H: 0 LOB: 0 BB: 0 P: 9 | R: 0 E: 0 K: 2 S: 8 | H: 1 LOB: 2 BB: 1 P: 12 | R: 0 E: 0 K: 1 S: 6 | H: 1 LOB: 1 BB: 0 P: 6 | 1B: 9 2B: 2 3B: 0 HR: 4 | SF: 0 SAC: 0 DP: 0 HBP: 0 | WP: 1 PB: 0 SB: 0 CS: 0 | PA: 43 | | | | | | | | |
| PITCHER | IP | WLS | BF | H | R | ER | SO | BB | IBB | HBP | BLK | WP | HR | S | P | ERA | WHIP | | | | | | | | | | | |
| 35 Mike Mussina, R ERA: 4.22 Arthur Rhodes, L ERA: 5.89 Randy Myers, L ERA: 2.16 | (1, 1) | 6.0 | W | 31 | 13 | 7 | 7 | 5 | 0 | 0 | 0 | 0 | 1 | 4 | 41 | 41 | 10.50 | 2.167 | | | | | | | | | | |
| | (7, 1) | 2.0 | | 8 | 1 | 0 | 0 | 5 | 1 | 0 | 0 | 0 | 0 | 0 | 17 | 21 | 0.00 | 1.000 | | | | | | | | | | |
| | (9, 1) | 1.0 | S | 4 | 1 | 0 | 0 | 1 | 0 | 0 | 0 | 0 | 0 | 0 | 6 | 6 | 0.00 | 1.000 | | | | | | | | | | |

Seattle Mariners @ Baltimore Orioles
Oriole Park at Camden Yards, Baltimore, MD
Sun May 19 1996, 3:33 AM EDT
Att: 47,565 - Sunny - 97 F

AB 42
R 7
H 15
RBI 7
BB 1
SO 11
LOB 12



| Batter | 1 | 2 | 3 | 4 | 5 | 6 | 7 | 8 | 9 | AB | R | H | RBI | BB | SO | LOB | BOTTOM | | | | | | | | | | | |
|---|------------------------------|---------------------------------|------------------------------|----------------------------------|------------------------------|---------------------------------|------------------------------|---------------------------------|------------------------------|----------------------------------|------------------------------|----------------------------------|------------------------------|---------------------------------|------------------------------|---------------------------------|----------------------------------|------------------------------------|----------------------------------|--------|--|--|--|--|--|--|--|--|
| Mike Devereaux, R OBP: 0.318, SLG: 0.350 (1, 8) | | | | | | | | | | 4 | 1 | 0 | 1 | 1 | 2 | 2 | | | | | | | | | | | | |
| Manny Alexander, R OBP: 0.300, SLG: 0.222 (1, 4) | | | | | | | | | | 4 | 1 | 2 | 1 | 0 | 2 | 0 | | | | | | | | | | | | |
| Roberto Alomar, S OBP: 0.461, SLG: 0.573 (1, 10) | | | | | | | | | | 4 | 1 | 2 | 3 | 0 | 0 | 2 | | | | | | | | | | | | |
| Rafael Palmeiro, L OBP: 0.395, SLG: 0.516 (1, 3) | | | | | | | | | | 4 | 1 | 2 | 1 | 0 | 0 | 0 | | | | | | | | | | | | |
| Bobby Bonilla, S OBP: 0.299, SLG: 0.313 Billy Ripken, R OBP: 0.200, SLG: 0.222 (8, 5) | | | | | | | | | | 3 | 1 | 1 | 0 | 1 | 0 | 2 | | | | | | | | | | | | |
| Cal Ripken Jr., R OBP: 0.318, SLG: 0.371 (1, 6) | | | | | | | | | | 4 | 0 | 0 | 0 | 0 | 1 | 2 | | | | | | | | | | | | |
| Mark Smith, R OBP: 0.400, SLG: 1.200 (1, 9) | | | | | | | | | | 4 | 2 | 2 | 2 | 0 | 1 | 1 | | | | | | | | | | | | |
| Chris Hoiles, R OBP: 0.338, SLG: 0.463 (1, 2) | | | | | | | | | | 3 | 1 | 0 | 0 | 1 | 2 | 0 | | | | | | | | | | | | |
| Jeffrey Hammonds, R OBP: 0.311, SLG: 0.406 Luis Polonia, L OBP: 0.222, SLG: 0.389 (8, PH) (7, 7) | | | | | | | | | | 1 | 0 | 0 | 0 | 1 | 0 | 0 | | | | | | | | | | | | |
| Inning Stats | R: 0 E: 0 K: 1 S: 7 | H: 2 LOB: 2 BB: 0 P: 7 | R: 2 E: 0 K: 0 S: 5 | H: 2 LOB: 2 BB: 2 P: 13 | R: 2 E: 0 K: 1 S: 7 | H: 2 LOB: 0 BB: 0 P: 7 | R: 0 E: 0 K: 2 S: 7 | H: 0 LOB: 0 BB: 0 P: 7 | R: 1 E: 0 K: 1 S: 6 | H: 1 LOB: 1 BB: 1 P: 10 | R: 3 E: 0 K: 1 S: 7 | H: 3 LOB: 0 BB: 1 P: 11 | R: 0 E: 0 K: 1 S: 5 | H: 0 LOB: 0 BB: 0 P: 5 | R: 0 E: 0 K: 1 S: 5 | H: 0 LOB: 0 BB: 0 P: 5 | 1B: 5 2B: 2 3B: 0 HR: 3 | SF: 0 SAC: 0 DP: 0 HBP: 0 | WP: 0 PB: 0 SB: 0 CS: 0 | PA: 37 | | | | | | | | |
| PITCHER | IP | WLS | BF | H | R | ER | SO | BB | IBB | HBP | BLK | WP | HR | S | P | ERA | WHIP | | | | | | | | | | | |
| Sterling Hitchcock, L ERA: 5.01 Edwin Hurtado, R ERA: 6.81 | (1, 1) | 5.0 | | 25 | 7 | 5 | 5 | 5 | 3 | 0 | 0 | 0 | 0 | 2 | 32 | 44 | 9.00 | 2.000 | | | | | | | | | | |
| | (6, 1) | 3.0 | L | 12 | 3 | 3 | 3 | 3 | 1 | 0 | 0 | 0 | 0 | 1 | 17 | 21 | 9.00 | 1.333 | | | | | | | | | | |

Seattle Mariners @ Baltimore Orioles
Oriole Park at Camden Yards, Baltimore, MD
Sun May 19 1996, 3:33 AM EDT
Att: 47,565 - Sunny - 97 F

AB 33
R 8
H 10
RBI 8
BB 4
SO 8
LOB 9



| Batter | 1 | 2 | 3 | 4 | 5 | 6 | 7 | 8 | 9 | AB | R | H | RBI | BB | SO | LOB | TOP | | | | | | | | | | |
|---|------------------------------|----------------------------------|------------------------------|---------------------------------|------------------------------|---------------------------------|------------------------------|---------------------------------|------------------------------|---------------------------------|------------------------------|---------------------------------|------------------------------|---------------------------------|------------------------------|----------------------------------|--|------------------------------|---------------------------------|----------------------------------|------------------------------------|----------------------------------|--------|--|--|--|--|
| Rex Hudler, R OBP: 0.391, SLG: 0.714 Jack Howell, L OBP: 0.280, SLG: 0.531 | 0-0 HR | | 0-0 F9 | | 0-0 1B | | | 0-0 F7 | | 3 | 1 | 2 | 1 | 0 | 0 | 0 | California Angels @ Baltimore Orioles Oriole Park at Camden Yards, Baltimore, MD Mon May 20 1996, 7:05 PM EDT Att: 43,492 - Unknown - 99 F | | | | | | | | | | |
| Jim Edmonds, L OBP: 0.391, SLG: 0.626 | 4-0 G4-6-3 BB | | 0-3 K | | 0-0 G6-3 | | | 0-0 WP 1B | | 3 | 0 | 1 | 0 | 1 | 1 | 2 | | | | | | | | | | | |
| Tim Salmon, R OBP: 0.353, SLG: 0.432 | 4-0 G4-6-3 BB | | 0-0 G6-3 | | | 0-3 K | | 0-3 K | | 3 | 0 | 0 | 0 | 1 | 2 | 1 | | | | | | | | | | | |
| Chili Davis, S OBP: 0.382, SLG: 0.524 | 0-0 G4-6-3 | | | 4-0 16 G4-6-3 BB | | 0-0 G6-3 | | 4-0 FC6-4 BB | | 2 | 0 | 0 | 0 | 2 | 0 | 2 | | | | | | | | | | | |
| Tim Wallach, R OBP: 0.313, SLG: 0.429 Mike Aldrete, L OBP: 0.303, SLG: 0.571 | 0-3 K | | 0-0 F9 | | 0-0 F9 | | | 0-0 FC6-4 | | 3 | 0 | 0 | 0 | 0 | 1 | 2 | | | | | | | | | | | |
| 16 Garrett Anderson, L OBP: 0.290, SLG: 0.420 | | 0-0 G3-1 | | 0-0 G4-6-3 | | | 0-0 G5-3 | | 0-0 G4-3 | 4 | 0 | 0 | 0 | 0 | 0 | 1 | | | | | | | | | | | |
| Randy Velarde, R OBP: 0.357, SLG: 0.406 | | 0-0 G6-3 | | | 0-3 K | | 4-0 FC6-4 BB | | 0-3 K | 3 | 0 | 0 | 0 | 1 | 2 | 0 | | | | | | | | | | | |
| Don Slaught, R OBP: 0.375, SLG: 0.531 | | 0-0 2B | | | 0-0 G5-3 | | 0-0 P4 | | 0-0 F3 | 4 | 0 | 1 | 0 | 0 | 0 | 1 | | | | | | | | | | | |
| Gary Disarcina, R OBP: 0.234, SLG: 0.235 | | 0-0 G4-3 | | | 0-0 1B | | 0-0 FC6-4 | | | 3 | 0 | 1 | 0 | 0 | 0 | 2 | | | | | | | | | | | |
| Inning Stats | R: 1 E: 0 K: 1 S: 5 | H: 1 LOB: 1 BB: 2 P: 13 | R: 0 E: 0 K: 0 S: 4 | H: 1 LOB: 0 BB: 0 P: 4 | R: 0 E: 0 K: 1 S: 5 | H: 0 LOB: 0 BB: 1 P: 5 | R: 0 E: 0 K: 0 S: 2 | H: 0 LOB: 0 BB: 1 P: 6 | R: 0 E: 0 K: 1 S: 7 | H: 2 LOB: 2 BB: 0 P: 7 | R: 0 E: 0 K: 1 S: 5 | H: 0 LOB: 0 BB: 0 P: 5 | R: 0 E: 0 K: 1 S: 3 | H: 0 LOB: 1 BB: 1 P: 7 | R: 0 E: 0 K: 1 S: 6 | H: 1 LOB: 2 BB: 1 P: 10 | | R: 0 E: 0 K: 1 S: 5 | H: 0 LOB: 0 BB: 0 P: 5 | 1B: 3 2B: 1 3B: 0 HR: 1 | SF: 0 SAC: 0 DP: 2 HBP: 0 | WP: 1 PB: 0 SB: 0 CS: 0 | PA: 35 | | | | |
| PITCHER | IP | WLS | BF | H | R | ER | SO | BB | IBB | HBP | BLK | WP | HR | S | P | ERA | WHIP | | | | | | | | | | |
| David Wells, L ERA: 3.88 | 7.0 | W | 27 | 4 | 1 | 1 | 4 | 4 | 0 | 0 | 0 | 0 | 1 | 31 | 47 | 1.29 | 1.143 | | | | | | | | | | |
| Alan Mills, R ERA: 10.8 | 1.0 | | 5 | 1 | 0 | 0 | 1 | 1 | 0 | 0 | 0 | 1 | 0 | 6 | 10 | 0.00 | 2.000 | | | | | | | | | | |
| Esteban Yan, R ERA: | 1.0 | | 3 | 0 | 0 | 0 | 1 | 0 | 0 | 0 | 0 | 0 | 0 | 5 | 5 | 0.00 | 0.000 | | | | | | | | | | |


| Batter | 1 | 2 | 3 | 4 | 5 | 6 | 7 | 8 | 9 | AB | R | H | RBI | BB | SO | LOB | BOTTOM | | | | | | | | | | |
|---|------------------------------|----------------------------------|------------------------------|----------------------------------|------------------------------|---------------------------------|-------------------------------|----------------------------------|------------------------------|----------------------------------|------------------------------|---------------------------------|------------------------------|----------------------------------|------------------------------|---------------------------------|--|-----------------------------------|------------------------------------|----------------------------------|--------|--|--|--|--|--|--|
| Brady Anderson, L OBP: 0.416, SLG: 0.732 Mark Smith, R OBP: 0.286, SLG: 0.857 | 0-3 K | 0-0 2B 1B | | 0-0 HR | 0-0 SF8 | | 0-0 F8 | 0-0 F9 | | 3 | 1 | 2 | 2 | 0 | 1 | 0 | California Angels @ Baltimore Orioles Oriole Park at Camden Yards, Baltimore, MD Mon May 20 1996, 7:05 PM EDT Att: 43,492 - Unknown - 99 F | | | | | | | | | | |
| Luis Polonia, L OBP: 0.333, SLG: 0.478 | 0-0 G4-3 | 0-0 1B | | 0-0 HR | 0-0 1B | | 4-0 G4-3 HR | 0-0 F8 | | 5 | 3 | 3 | 2 | 1 | 0 | 2 | | | | | | | | | | | |
| Roberto Alomar, S OBP: 0.467, SLG: 0.593 Billy Ripken, R OBP: 0.238, SLG: 0.263 | 4-0 1B BB | 0-0 G5-3 | | 0-0 HR | 0-0 E7 | | 0-0 G4-3 HR | | | 3 | 1 | 2 | 4 | 1 | 0 | 2 | | | | | | | | | | | |
| Rafael Palmeiro, L OBP: 0.400, SLG: 0.516 | 0-0 1B | | 0-0 F8 | 0-0 3B | 0-0 FC6-4 BB | | 0-0 G4-3 | | | 4 | 1 | 2 | 0 | 1 | 0 | 2 | | | | | | | | | | | |
| Bobby Bonilla, S OBP: 0.302, SLG: 0.349 | 0-0 G1-3 | | 0-0 G3 | 0-0 3B | 0-0 P6 | | 0-0 HR | | | 5 | 1 | 2 | 4 | 0 | 0 | 4 | | | | | | | | | | | |
| Cal Ripken Jr., R OBP: 0.322, SLG: 0.370 Manny Alexander, R OBP: 0.286, SLG: 0.211 | | 4-0 1B SF8 BB | | 0-0 1B | 0-0 F8 | | 0-0 FC6-4 | | 0-0 K | 3 | 1 | 1 | 0 | 1 | 0 | 3 | | | | | | | | | | | |
| Mike Devereaux, R OBP: 0.322, SLG: 0.346 | | 0-0 SF8 1B | | 0-0 F8 | 4-0 1B 1B | | 0-0 G6-3 | | 0-0 F9 | 4 | 1 | 1 | 0 | 1 | 0 | 1 | | | | | | | | | | | |
| Chris Hoiles, R OBP: 0.341, SLG: 0.459 | | 0-0 SF8 | | 0-0 G1-3 | 0-0 SF8 1B | | 0-0 E3 | | 4-0 1B BB | 3 | 1 | 1 | 1 | 1 | 0 | 0 | | | | | | | | | | | |
| Jeffrey Hammonds, R OBP: 0.320, SLG: 0.409 | | 4-0 1B 2B BB | | 0-3 K | 0-0 1B 1B | | 0-0 G5-4-3 | | 0-0 1B | 4 | 2 | 2 | 0 | 1 | 1 | 1 | | | | | | | | | | | |
| Inning Stats | R: 0 E: 0 K: 1 S: 6 | H: 1 LOB: 2 BB: 1 P: 10 | R: 2 E: 0 K: 0 S: 5 | H: 3 LOB: 2 BB: 2 P: 13 | R: 0 E: 0 K: 0 S: 4 | H: 1 LOB: 1 BB: 0 P: 4 | R: 4 E: 0 K: 1 S: 10 | H: 5 LOB: 1 BB: 0 P: 10 | R: 4 E: 1 K: 0 S: 7 | H: 4 LOB: 2 BB: 2 P: 15 | R: 0 E: 1 K: 0 S: 3 | H: 0 LOB: 0 BB: 0 P: 3 | R: 3 E: 0 K: 1 S: 7 | H: 2 LOB: 1 BB: 1 P: 11 | R: 0 E: 0 K: 0 S: 4 | H: 1 LOB: 2 BB: 1 P: 8 | | 1B: 12 2B: 1 3B: 1 HR: 3 | SF: 2 SAC: 0 DP: 1 HBP: 0 | WP: 0 PB: 0 SB: 1 CS: 0 | PA: 47 | | | | | | |
| PITCHER | IP | WLS | BF | H | R | ER | SO | BB | IBB | HBP | BLK | WP | HR | S | P | ERA | WHIP | | | | | | | | | | |
| Jason Grimsley, R ERA: 5.5 | 3.2 | L | 23 | 10 | 6 | 6 | 2 | 3 | 0 | 0 | 0 | 0 | 0 | 6 | 14 | 54.00 | 9.000 | | | | | | | | | | |
| Mark Holzemer, L ERA: 10.36 | 0.2 | | 8 | 4 | 4 | 4 | 0 | 2 | 0 | 0 | 0 | 0 | 0 | 6 | 14 | 54.00 | 9.000 | | | | | | | | | | |
| Jeff Schmidt, R ERA: 3.86 | 1.2 | | 5 | 0 | 0 | 0 | 0 | 0 | 0 | 0 | 0 | 0 | 0 | 5 | 5 | 0.00 | 0.000 | | | | | | | | | | |
| Brad Pennington, L ERA: 4.2 | 1.0 | | 6 | 2 | 3 | 3 | 1 | 1 | 0 | 0 | 0 | 0 | 1 | 7 | 11 | 27.00 | 3.000 | | | | | | | | | | |
| Lee Smith, R ERA: 1.5 | 1.0 | | 5 | 1 | 0 | 0 | 0 | 1 | 0 | 0 | 0 | 0 | 0 | 4 | 8 | 0.00 | 2.000 | | | | | | | | | | |

| Batter | 1 | 2 | 3 | 4 | 5 | 6 | 7 | 8 | 9 | AB | R | H | RBI | BB | SO | LOB | TOP | | | |
|---|------------------------------|----------------------------------|-------------------------------|----------------------------------|------------------------------|---------------------------------|------------------------------|----------------------------------|------------------------------|----------------------------------|-------------------------------|----------------------------------|------------------------------|----------------------------------|------------------------------|----------------------------------|--|----------------------------------|------------------------------------|--|
| Rex Hudler, R OBP: 0.377, SLG: 0.746 (1, 4) | F1 | | F8 | | FC6-4 | | HR | | | 4 | 1 | 1 | 2 | 0 | 0 | 1 | California Angels @ Baltimore Orioles Oriole Park at Camden Yards, Baltimore, MD Wed May 22 1996, 7:05 PM EDT Att: 45,817 - Unknown - 85 F | | | |
| Jim Edmonds, L OBP: 0.380, SLG: 0.602 (1, 8) | F1 | | G4-3 | | | G4-3 | 1B | | | 4 | 0 | 1 | 0 | 0 | 0 | 0 | | | | |
| Tim Salmon, R OBP: 0.354, SLG: 0.426 (1, 9) | | BB | | | FC6-4 | | K | | | 3 | 0 | 1 | 0 | 1 | 1 | 1 | | | | |
| Chili Davis, S OBP: 0.376, SLG: 0.503 (1, 10) | K | | | | FC5-6-4 | | F8 | | G3-1 | 4 | 0 | 0 | 0 | 0 | 1 | 2 | | | | |
| Jack Howell, L OBP: 0.278, SLG: 0.500 (1, 5) | | K | | | F9 | | 16 2B | | G6-3 | 3 | 1 | 0 | 0 | 1 | 1 | 1 | | | | |
| J.T. Snow, L OBP: 0.361, SLG: 0.376 (1, 3) | | HR | | | P6 | | F7 | | G1-3 | 4 | 1 | 1 | 1 | 0 | 0 | 2 | | | | |
| 16 Garret Anderson, L OBP: 0.293, SLG: 0.420 (1, 7) | | | | | | G6-3 | | | G3-1 | 4 | 1 | 2 | 0 | 0 | 0 | 0 | | | | |
| Jorge Fabregas, L OBP: 0.316, SLG: 0.310 Mike Aldrete, L OBP: 0.234, SLG: 0.552 (9, PH) | | | | | | G4-3 | | | G3 | 3 | 0 | 0 | 0 | 0 | 1 | 3 | | | | |
| Gary Disarcina, R OBP: 0.243, SLG: 0.252 (1, 6) | | | | | G5-3 | | | | G6-3 | 4 | 1 | 2 | 2 | 0 | 0 | 0 | | | | |
| Inning Stats | R: 0 E: 0 K: 1 S: 5 | H: 0 LOB: 1 BB: 1 P: 11 | R: 1 E: 0 K: 2 S: 12 | H: 2 LOB: 1 BB: 0 P: 19 | R: 0 E: 0 K: 0 S: 5 | H: 0 LOB: 0 BB: 0 P: 7 | R: 0 E: 0 K: 0 S: 8 | H: 1 LOB: 1 BB: 0 P: 11 | R: 0 E: 0 K: 0 S: 9 | H: 0 LOB: 0 BB: 0 P: 15 | R: 4 E: 0 K: 1 S: 14 | H: 4 LOB: 1 BB: 1 P: 23 | R: 0 E: 0 K: 0 S: 6 | H: 0 LOB: 0 BB: 0 P: 11 | R: 0 E: 0 K: 0 S: 8 | H: 0 LOB: 0 BB: 0 P: 11 | | 1B: 5 2B: 2 3B: 0 HR: 2 | SF: 0 SAC: 0 DP: 1 HBP: 0 | WP: 0 PA: 36 PB: 0 SB: 0 CS: 1 |
| PITCHER | IP | WLS | BF | H | R | ER | SO | BB | IBB | HBP | BLK | WP | HR | S | P | ERA | WHIP | | | |
| Jimmy Haynes, R ERA: 7.12 Roger McDowell, R ERA: 2.67 | (1, 1) | 6.2 | W | 29 | 8 | 5 | 5 | 3 | 2 | 0 | 0 | 0 | 0 | 2 | 58 | 91 | 6.75 | 1.500 | | |
| PITCHER | IP | WLS | BF | H | R | ER | SO | BB | IBB | HBP | BLK | WP | HR | S | P | ERA | WHIP | | | |
| | (8, 1) | 1.0 | | 5 | 2 | 1 | 1 | 0 | 0 | 0 | 0 | 0 | 0 | 17 | 27 | 0.00 | 0.000 | | | |

| Batter | 1 | 2 | 3 | 4 | 5 | 6 | 7 | 8 | 9 | AB | R | H | RBI | BB | SO | LOB | BOTTOM | | |
|---|-------------------------------|----------------------------------|------------------------------|----------------------------------|-------------------------------|----------------------------------|------------------------------|----------------------------------|-------------------------------|----------------------------------|------------------------------|---------------------------------|-------------------------------|----------------------------------|------------------------------|----------------------------------|--|-----------------------------------|------------------------------------|
| Brady Anderson, L OBP: 0.421, SLG: 0.711 (1, 8) | P4 | | G4-3 | | L4-6 | | K | | | 4 | 1 | 1 | 2 | 1 | 1 | 4 | California Angels @ Baltimore Orioles Oriole Park at Camden Yards, Baltimore, MD Wed May 22 1996, 7:05 PM EDT Att: 45,817 - Unknown - 85 F | | |
| Mike Devereaux, R OBP: 0.306, SLG: 0.321 (1, 10) | K | | G4-3 | | | G4-3 | F9 | | | 4 | 1 | 0 | 0 | 1 | 1 | 4 | | | |
| Roberto Alomar, S OBP: 0.471, SLG: 0.611 (1, 4) | | S | | | SF8 | | | | | 4 | 3 | 4 | 3 | 0 | 0 | 0 | | | |
| Rafael Palmeiro, L OBP: 0.412, SLG: 0.548 (1, 3) | | 1B | | | HR | | | | | 5 | 1 | 3 | 2 | 0 | 0 | 1 | | | |
| Cal Ripken Jr., R OBP: 0.317, SLG: 0.365 (1, 6) | L7 | | F8 | | | | K | | | 4 | 1 | 1 | 1 | 0 | 1 | 1 | | | |
| Chris Hoiles, R OBP: 0.354, SLG: 0.462 (1, 2) | | P4 | | | | | | | | 4 | 2 | 2 | 0 | 1 | 0 | 1 | | | |
| Mark Smith, R OBP: 0.250, SLG: 0.583 (1, 9) | | G5-3 | | | F7 | | | | | 5 | 0 | 1 | 1 | 0 | 0 | 3 | | | |
| Billy Ripken, R OBP: 0.276, SLG: 0.240 (1, 5) | | G3-1 | | | | | | | | 2 | 0 | 1 | 0 | 2 | 0 | 0 | | | |
| Jeffrey Hammonds, R OBP: 0.331, SLG: 0.417 (1, 7) | | | | | G5-3 | | | | | 2 | 1 | 1 | 1 | 2 | 0 | 1 | | | |
| Inning Stats | R: 1 E: 0 K: 1 S: 15 | H: 2 LOB: 1 BB: 0 P: 27 | R: 0 E: 0 K: 0 S: 9 | H: 0 LOB: 0 BB: 0 P: 13 | R: 4 E: 0 K: 0 S: 14 | H: 5 LOB: 1 BB: 0 P: 21 | R: 0 E: 0 K: 0 S: 8 | H: 1 LOB: 0 BB: 0 P: 12 | R: 3 E: 0 K: 1 S: 23 | H: 3 LOB: 3 BB: 3 P: 45 | R: 0 E: 0 K: 0 S: 7 | H: 1 LOB: 0 BB: 0 P: 8 | R: 1 E: 0 K: 1 S: 16 | H: 2 LOB: 1 BB: 0 P: 22 | R: 0 E: 0 K: 0 S: 8 | H: 0 LOB: 0 BB: 0 P: 11 | | 1B: 11 2B: 2 3B: 0 HR: 2 | SF: 2 SAC: 0 DP: 2 HBP: 0 |
| PITCHER | IP | WLS | BF | H | R | ER | SO | BB | IBB | HBP | BLK | WP | HR | S | P | ERA | WHIP | | |
| Lee Smith, R ERA: 2.45 | (8, 1) | 1.0 | | 5 | 2 | 1 | 1 | 0 | 0 | 0 | 0 | 0 | 0 | 16 | 22 | 9.00 | 2.000 | | |
| PITCHER | IP | WLS | BF | H | R | ER | SO | BB | IBB | HBP | BLK | WP | HR | S | P | ERA | WHIP | | |
| | (5, 1) | 0.0 | 4 | 2 | 1 | 1 | 0 | 2 | 0 | 0 | 0 | 0 | 0 | 12 | 25 | | | | |
| Mark Holzemer, L ERA: 9.42 Jason Grimsley, R ERA: 5.66 Brad Pennington, L ERA: 4.11 | (5, 1) | 1.1 | 4 | 1 | 0 | 0 | 1 | 0 | 0 | 0 | 0 | 0 | 0 | 11 | 12 | 0.00 | 0.750 | | |
| | (7, 1) | 0.2 | 5 | 0 | 1 | 1 | 1 | 3 | 0 | 0 | 0 | 0 | 0 | 12 | 25 | 13.50 | 4.500 | | |
| | (7, 1) | 0.1 | 2 | 0 | 0 | 0 | 0 | 1 | 0 | 0 | 0 | 0 | 0 | 6 | 13 | 0.00 | 3.000 | | |

livebaseballscorecards.com

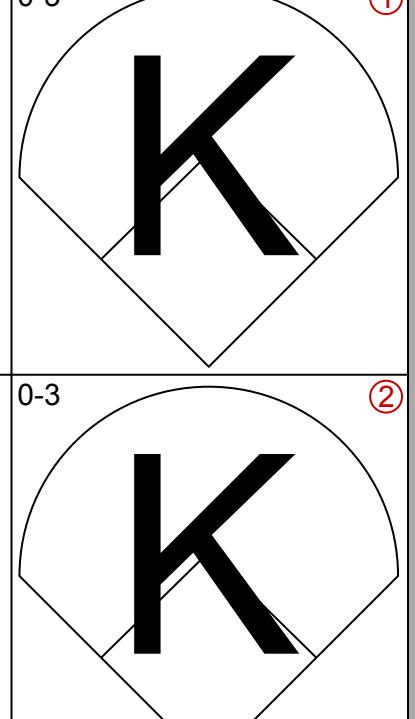
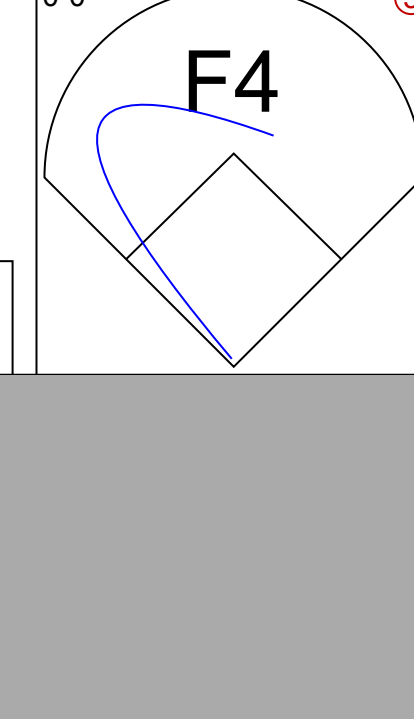
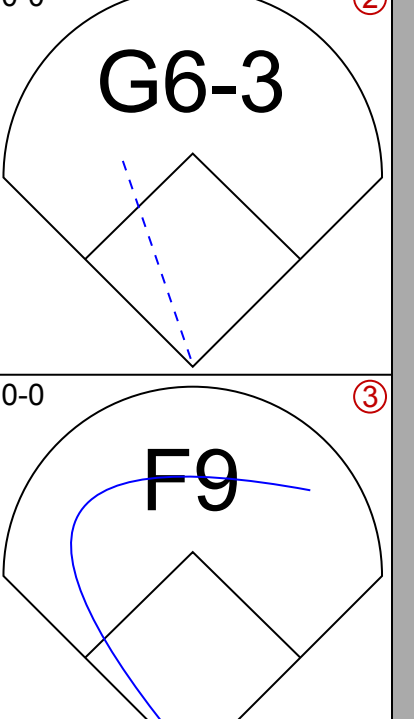
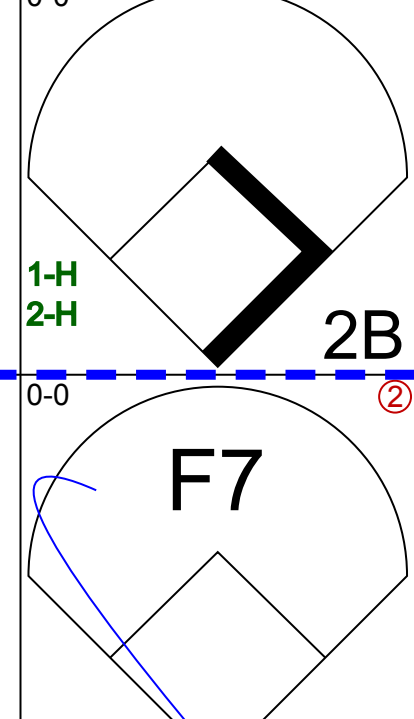
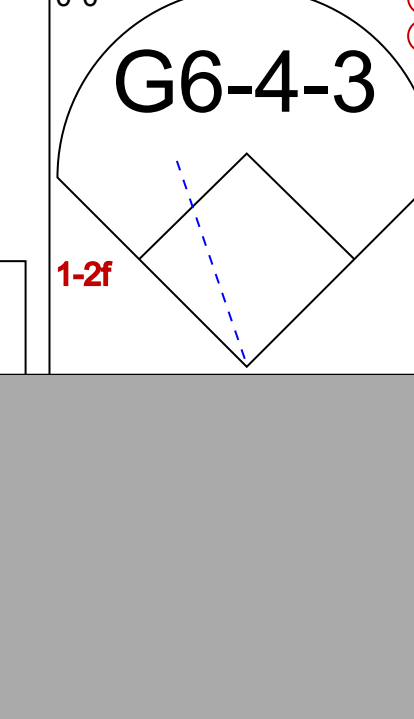
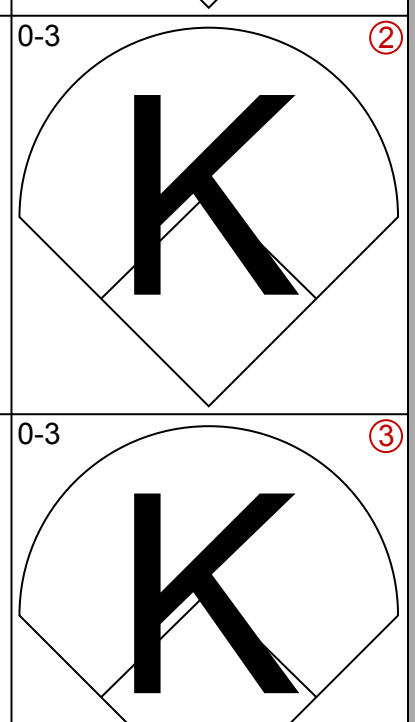
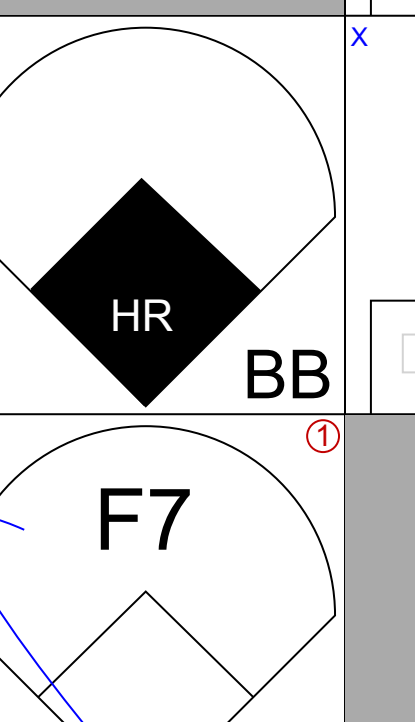
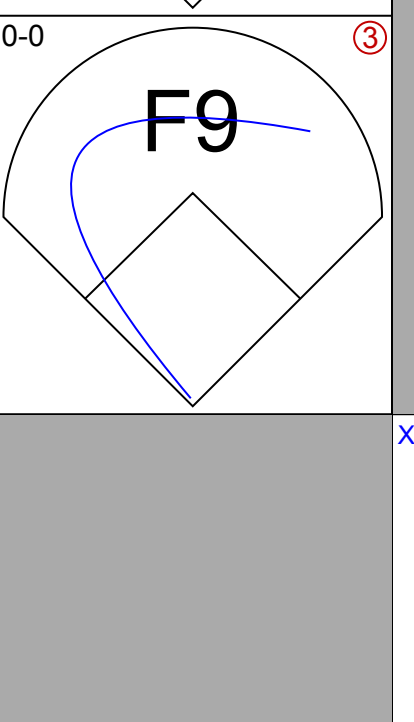
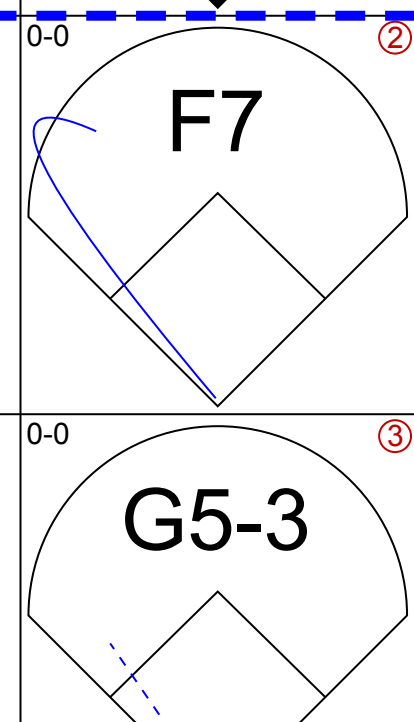
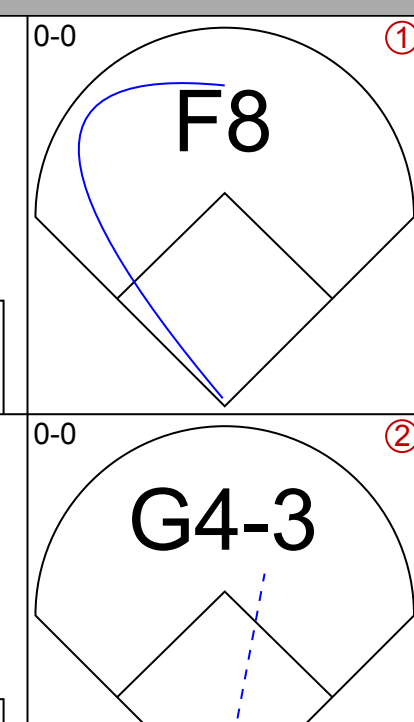
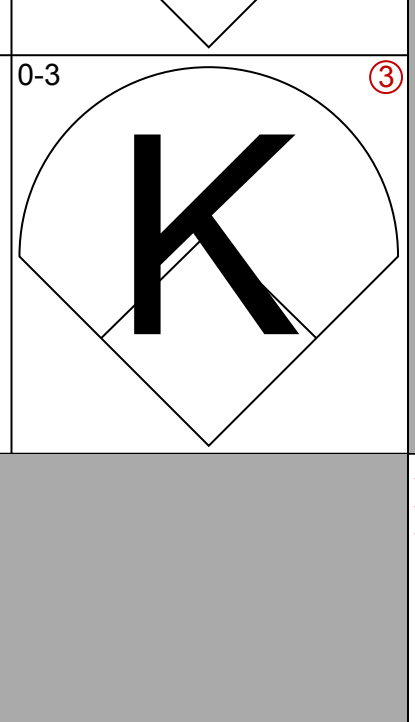
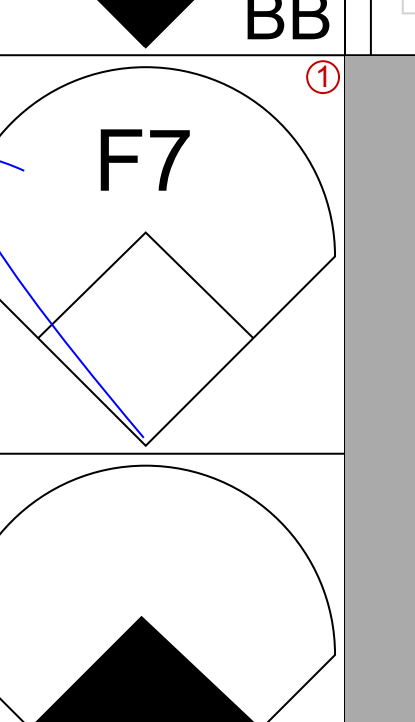
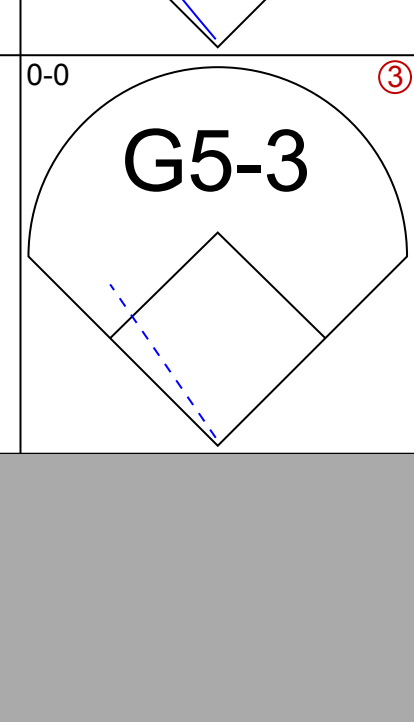
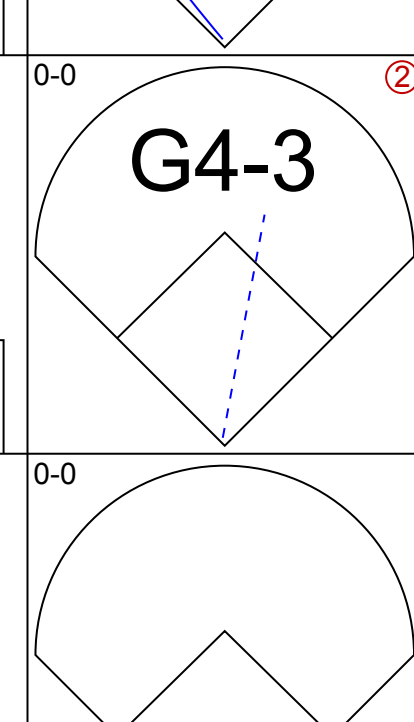
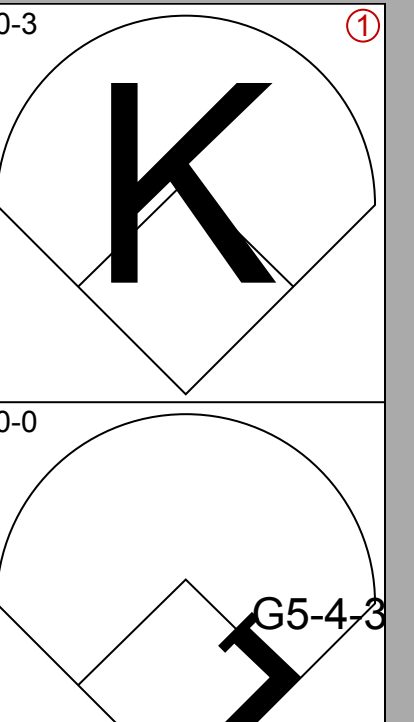
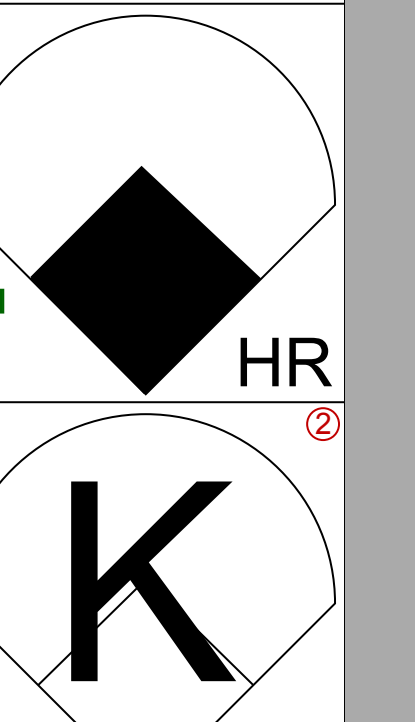
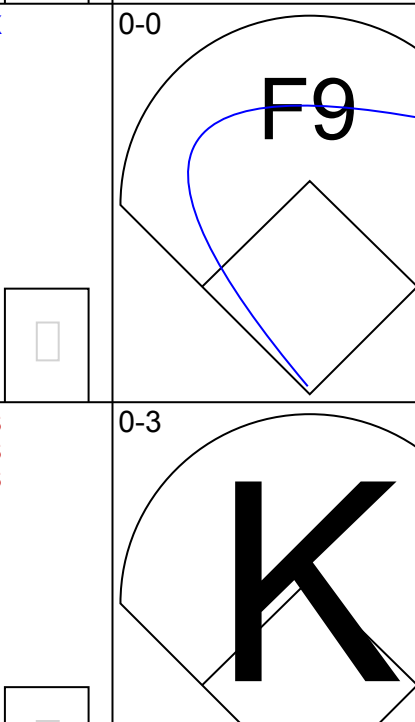
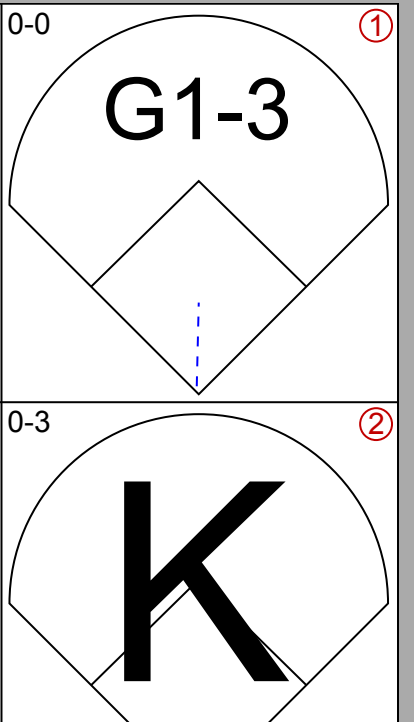
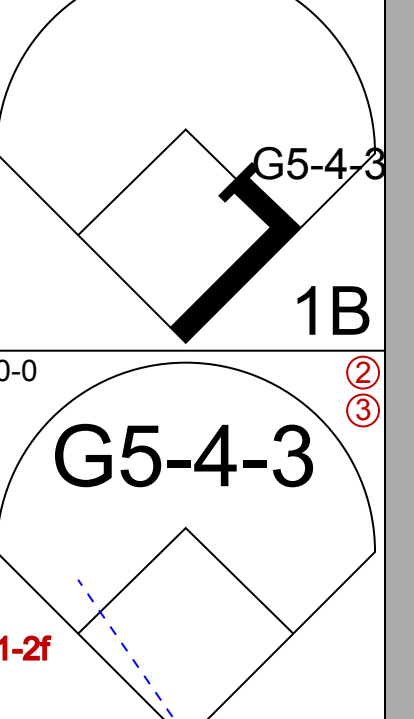
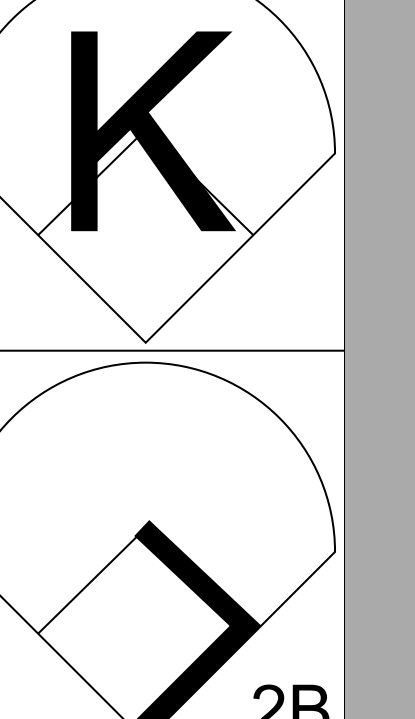
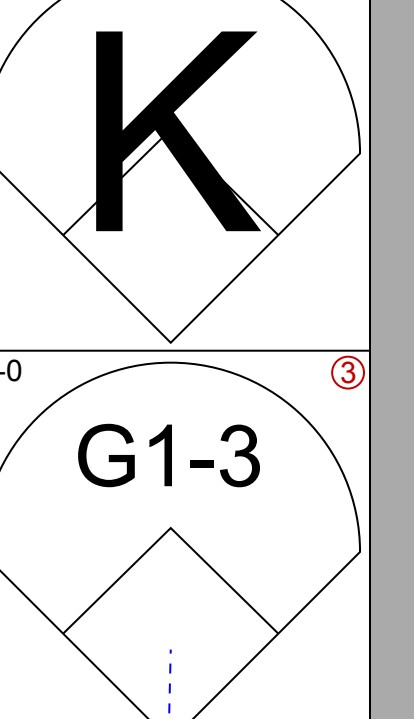
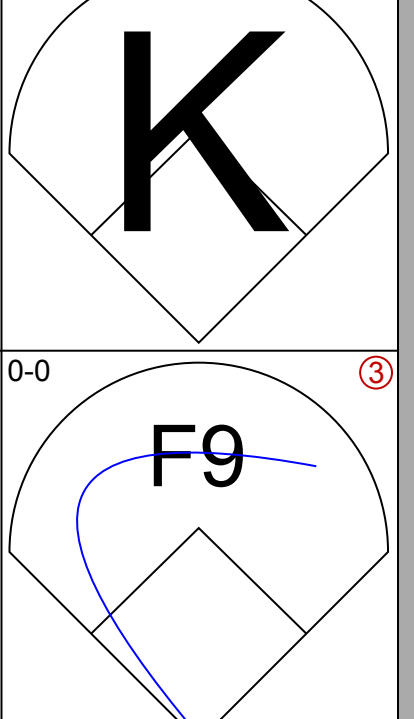
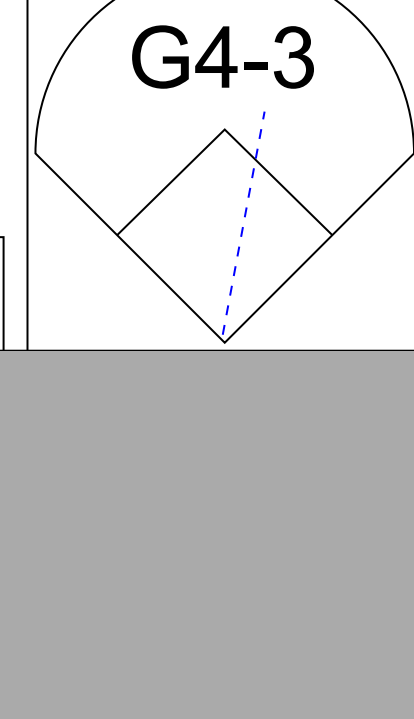
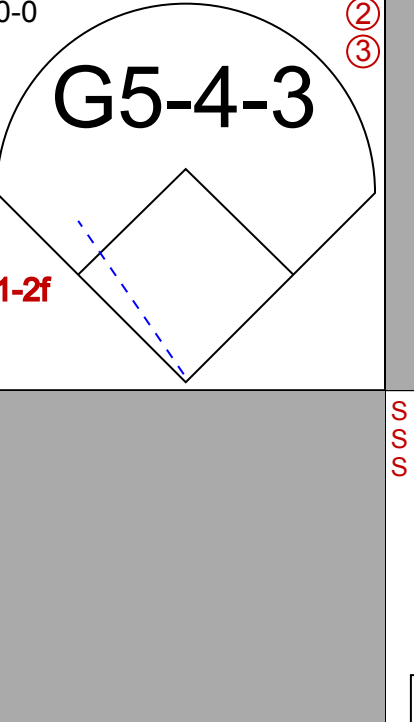
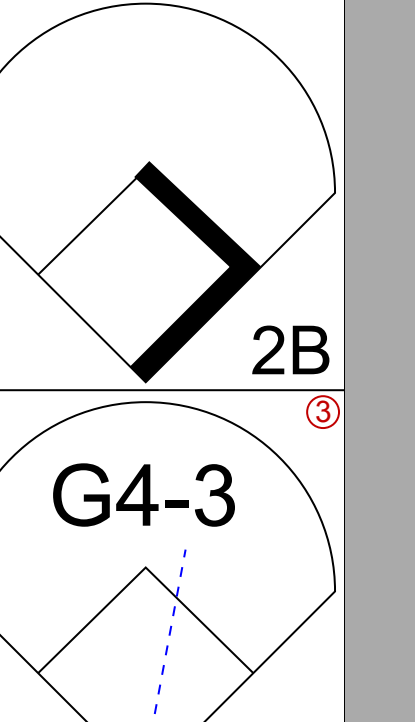
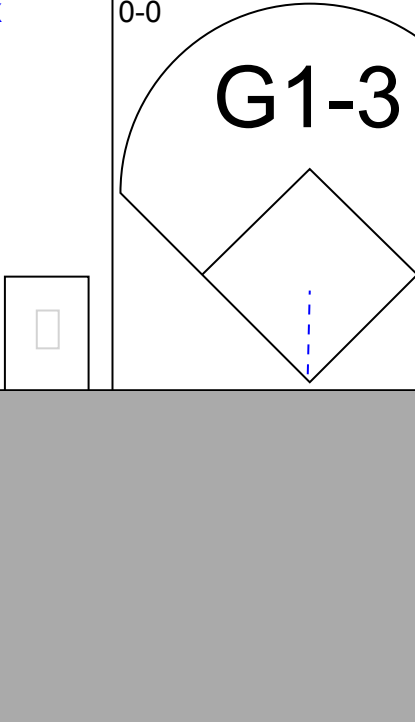
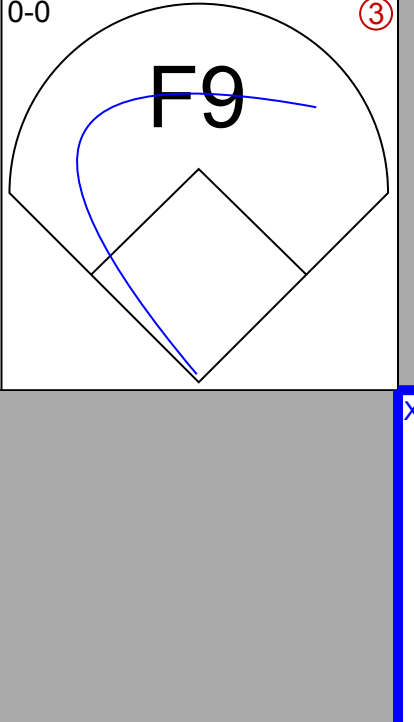
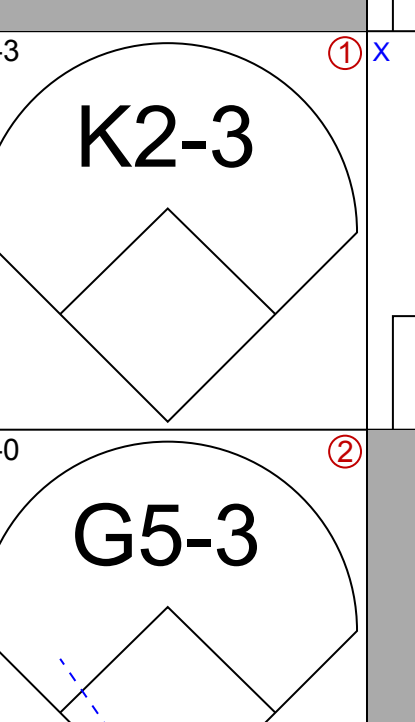
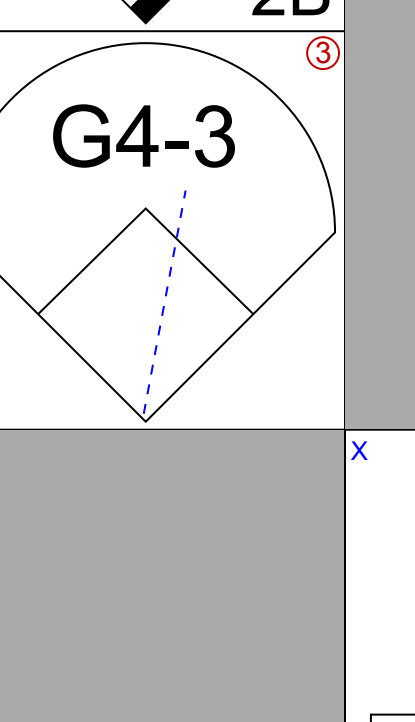
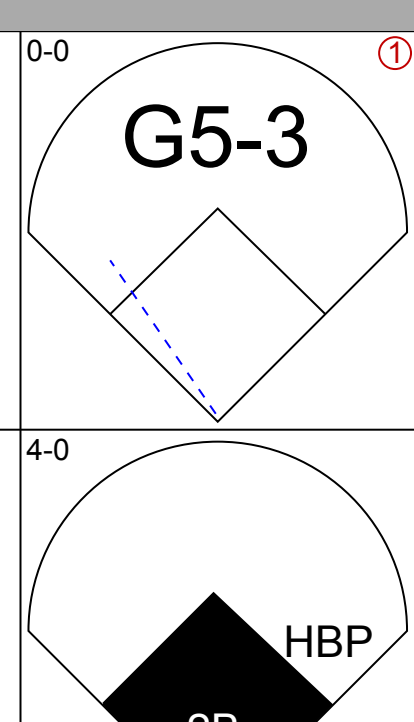
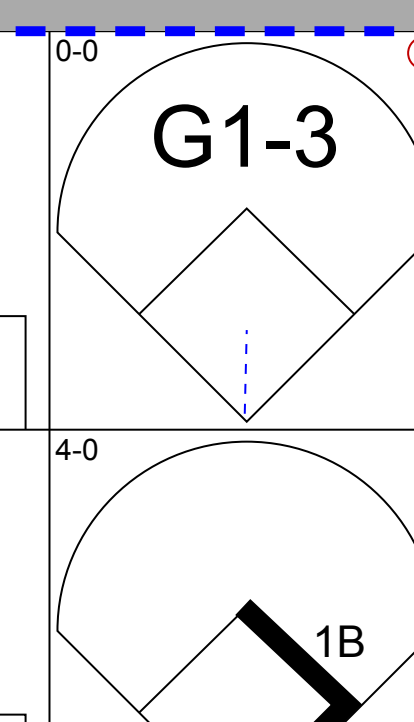
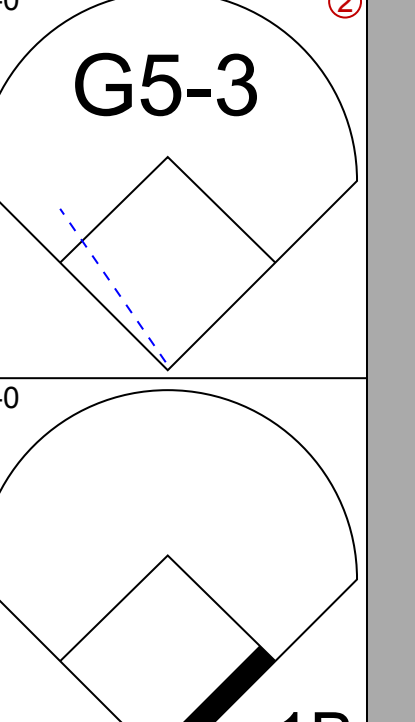
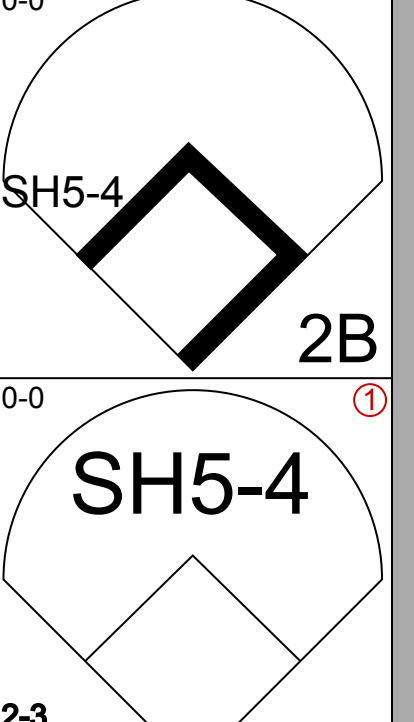
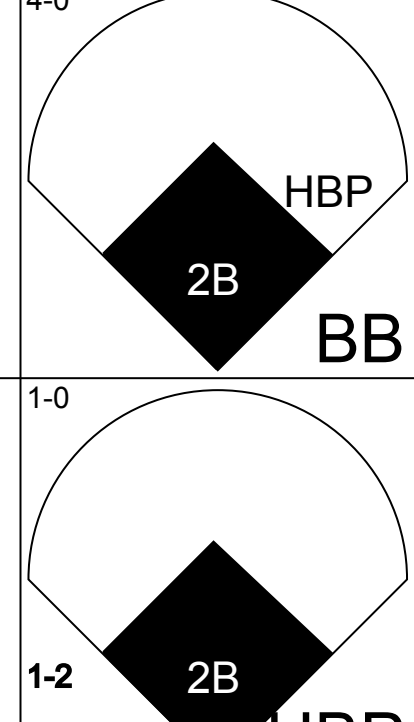
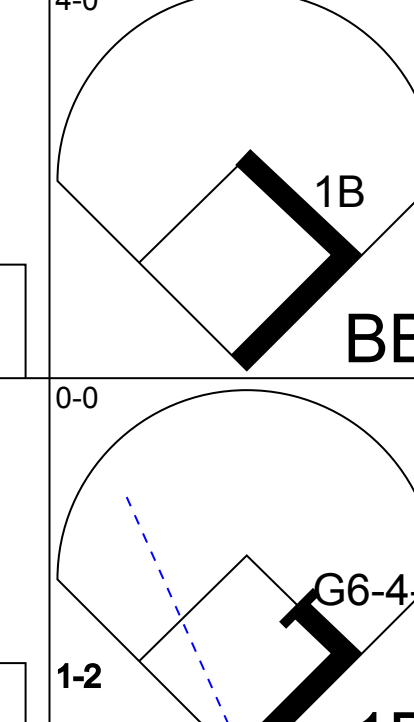
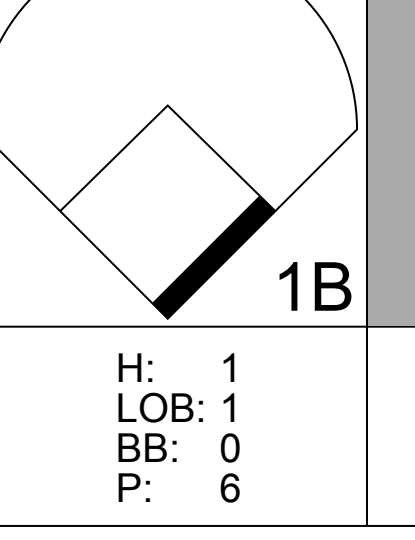
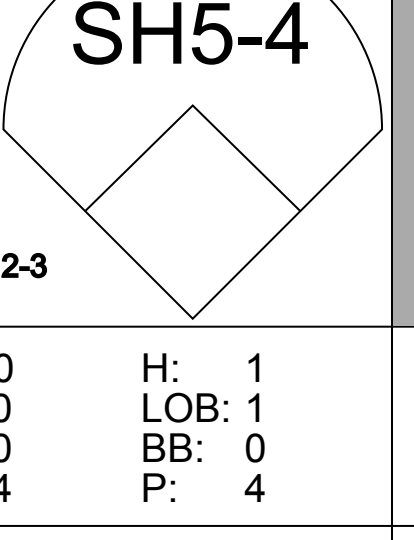
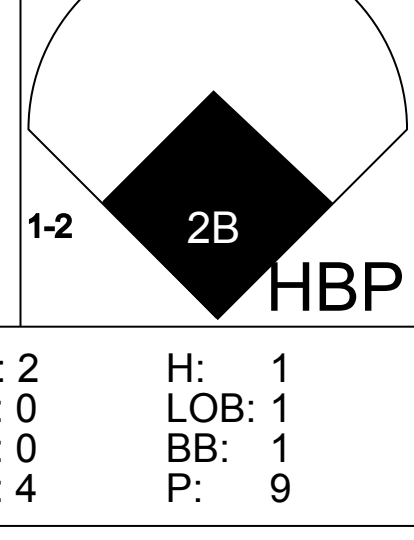
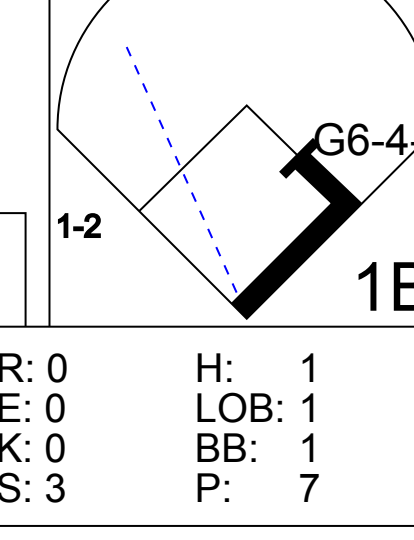
AB 34
R 5
H 8
RBI 5
BB 2
SO 4
LOB 10



livebaseballscorecards.com

AB 34
R 10
H 14
RBI 10
BB 7
SO 3
LOB 15




| Batter | 1 | 2 | 3 | 4 | 5 | 6 | 7 | 8 | 9 | 10 | AB | R | H | RBI | BB | SO | LOB | | | | |
|--|---|---|---|--|--|---|---|---|---|---|------------------------------|---------------------------------|------------------------------|---------------------------------|------------------------------|---------------------------------|------------------------------|---------------------------------|----------------------------------|------------------------------------|-----------------|
| Ernie Young, R OBP: 0.320, SLG: 0.439 (1, 8) |  | |  | |  | |  | |  | | 5 | 0 | 1 | 2 | 0 | 1 | 4 | | | | |
| Torey Lovullo, S OBP: 0.316, SLG: 0.485 (1, 5) |  | | |  |  | |  | | |  | 4 | 1 | 0 | 0 | 1 | 1 | 2 | | | | |
| Jason Giambi, L OBP: 0.427, SLG: 0.595 (1, 10) |  | | |  | | |  | | |  | 5 | 0 | 1 | 0 | 0 | 1 | 2 | | | | |
| Mark McGwire, R OBP: 0.439, SLG: 0.640 (1, 3) | |  | | |  | |  | |  | | 5 | 1 | 2 | 2 | 0 | 1 | 1 | | | | |
| Phil Plantier, L OBP: 0.303, SLG: 0.306 (1, 7) | |  | |  | |  | |  | |  | 5 | 0 | 1 | 0 | 0 | 3 | 2 | | | | |
| Terry Steinbach, R OBP: 0.343, SLG: 0.507 (1, 2) | |  | | |  | |  | |  | | 4 | 0 | 1 | 0 | 0 | 0 | 2 | | | | |
| Jose Herrera, L OBP: 0.340, SLG: 0.422 Geronimo Berroa, R OBP: 0.290, SLG: 0.512 (9, PH) (9, 9) | | |  |  | | |  | |  | | 3 | 0 | 0 | 0 | 0 | 1 | 1 | | | | |
| Mike Bordick, R OBP: 0.337, SLG: 0.308 (1, 6) | | |  | |  | |  | |  | | 2 | 1 | 1 | 0 | 2 | 0 | 0 | | | | |
| Rafael Bourquard, R OBP: 0.179, SLG: 0.185 (1, 4) | | |  | |  | |  | |  | | 2 | 1 | 2 | 0 | 0 | 0 | 0 | | | | |
| Inning Stats | R: 0 E: 0 K: 3 S: 9 | H: 0 LOB: 0 BB: 0 P: 9 | R: 0 E: 0 K: 1 S: 5 | H: 1 LOB: 0 BB: 0 P: 5 | R: 0 E: 0 K: 1 S: 6 | H: 1 LOB: 1 BB: 0 P: 6 | R: 2 E: 0 K: 1 S: 7 | H: 2 LOB: 1 BB: 1 P: 11 | R: 0 E: 0 K: 1 S: 6 | H: 1 LOB: 1 BB: 0 P: 6 | R: 2 E: 0 K: 0 S: 4 | H: 1 LOB: 1 BB: 1 P: 9 | R: 0 E: 0 K: 1 S: 5 | H: 0 LOB: 0 BB: 0 P: 5 | R: 0 E: 0 K: 0 S: 3 | H: 1 LOB: 1 BB: 1 P: 7 | R: 0 E: 0 K: 0 S: 4 | H: 1 LOB: 1 BB: 0 P: 4 | 1B: 5 2B: 3 3B: 0 HR: 1 | SF: 0 SAC: 1 DP: 2 HBP: 1 | WP: 0 PA: 41 |
| PITCHER | IP | WLS | BF | H | R | ER | SO | BB | IBB | HBP | BLK | WP | HR | S | P | ERA | WHIP | | | | |
| 35 Mike Mussina, R ERA: 4.34 (1, 1) | 6.1 | | 28 | 7 | 4 | 4 | 7 | 2 | 0 | 0 | 0 | 0 | 0 | 39 | 48 | 5.68 | 1.421 | | | | |
| Jesse Orosco, L ERA: 8.8 (7, 1) | 1.2 | | 5 | 0 | 0 | 0 | 1 | 0 | 0 | 0 | 0 | 0 | 0 | 7 | 7 | 0.00 | 0.000 | | | | |
| Roger McDowell, R ERA: 2.52 (9, 1) | 2.0 | W | 8 | 2 | 0 | 0 | 0 | 1 | 0 | 0 | 0 | 0 | 0 | 7 | 11 | 0.00 | 1.500 | | | | |

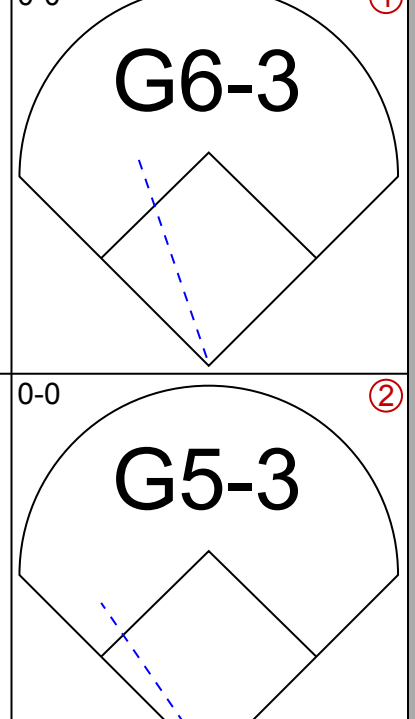
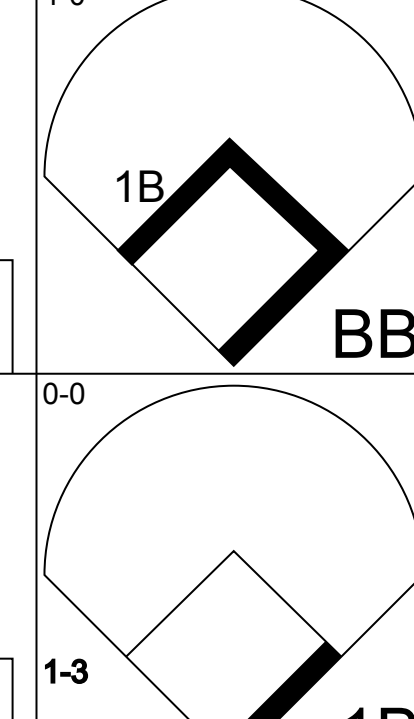
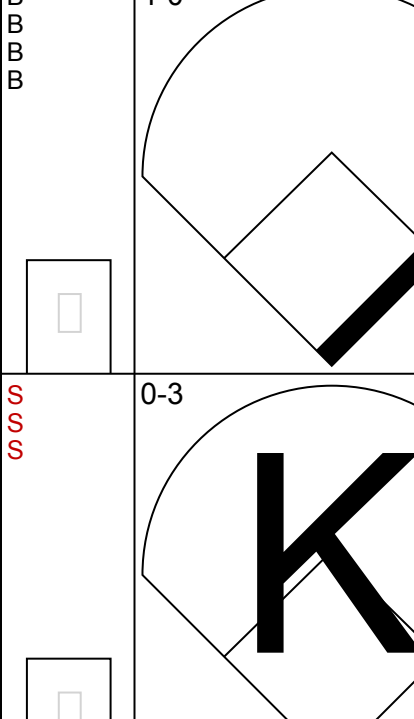
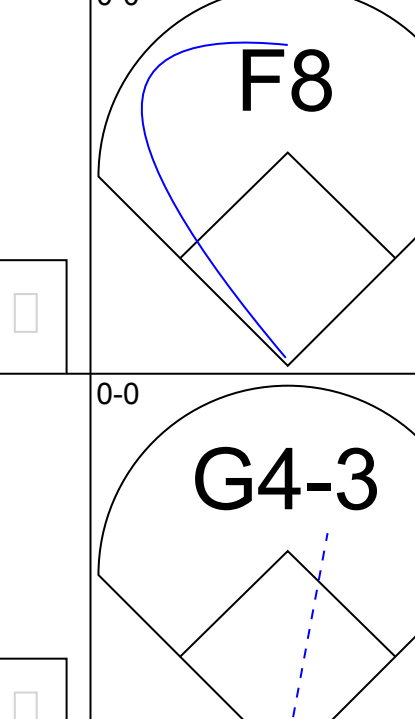
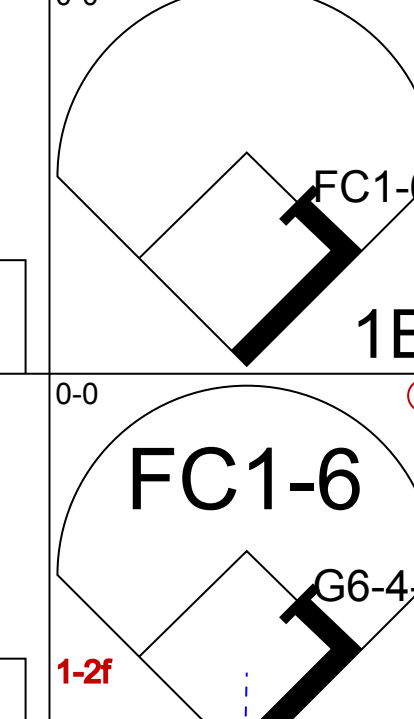
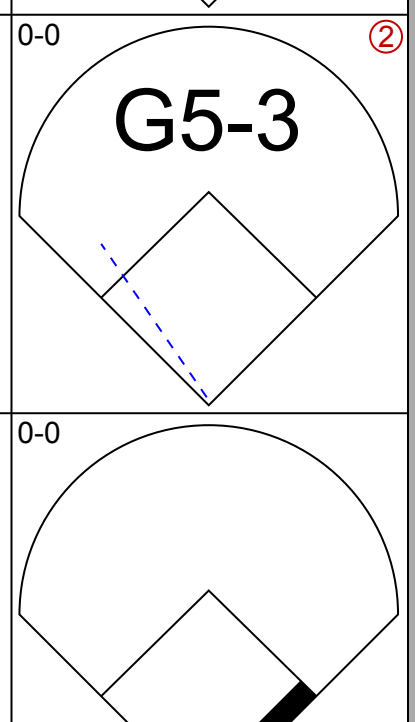
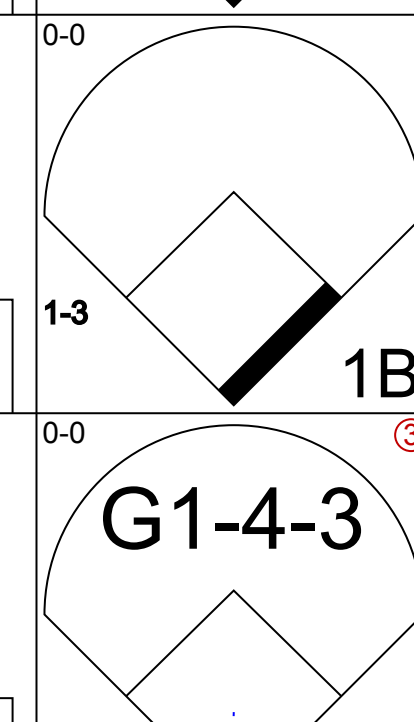
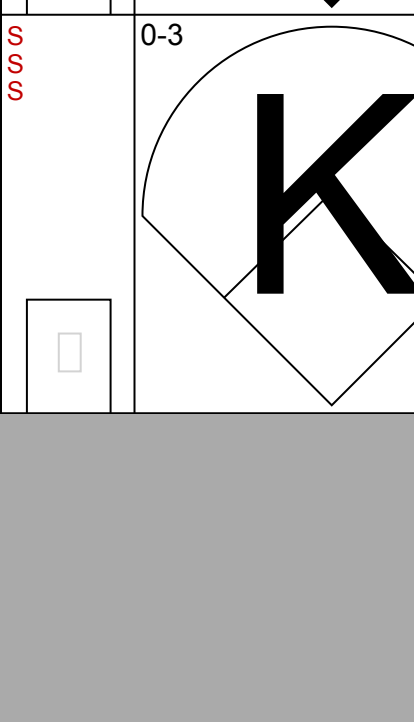
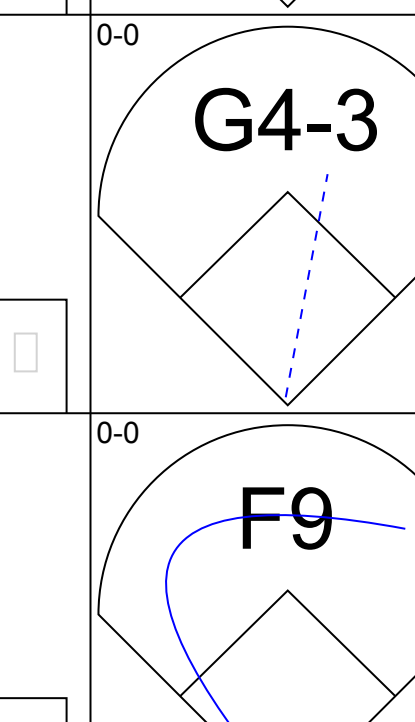
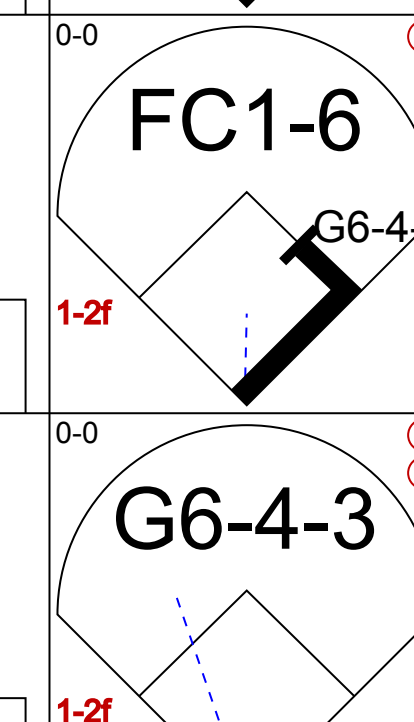
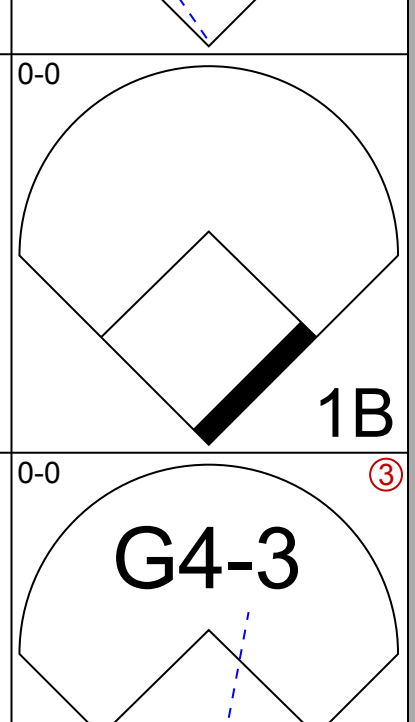
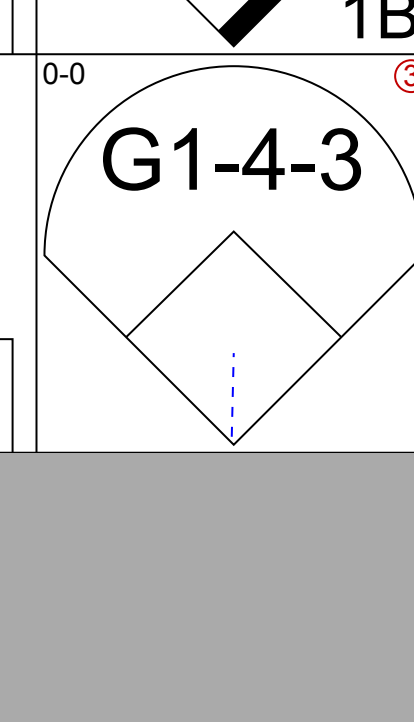
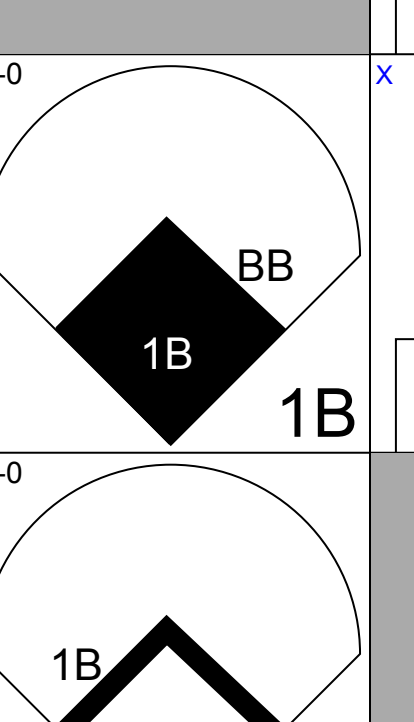
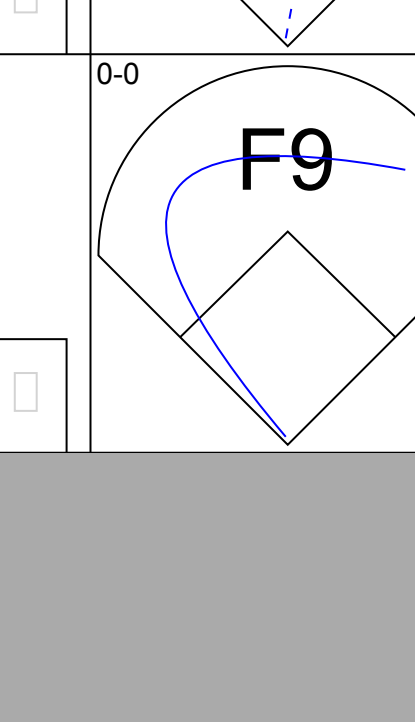
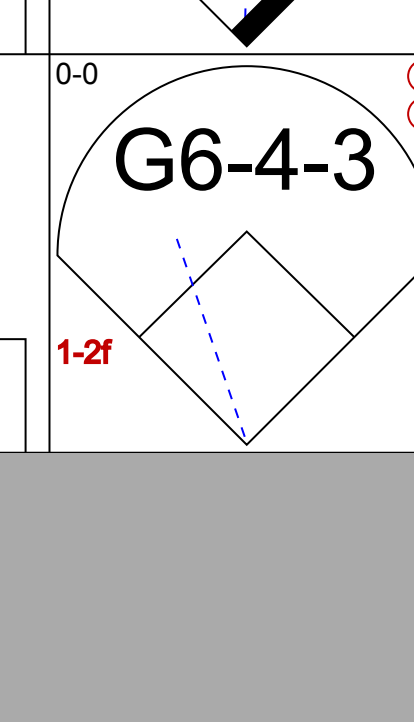
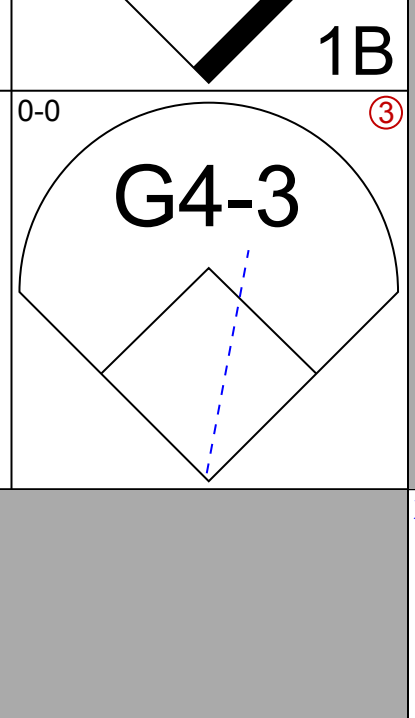
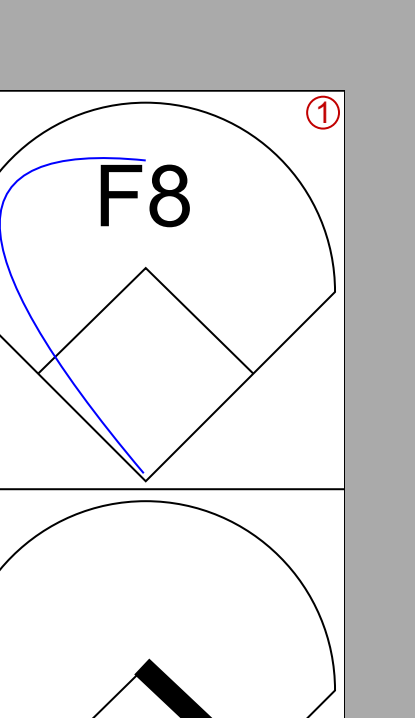
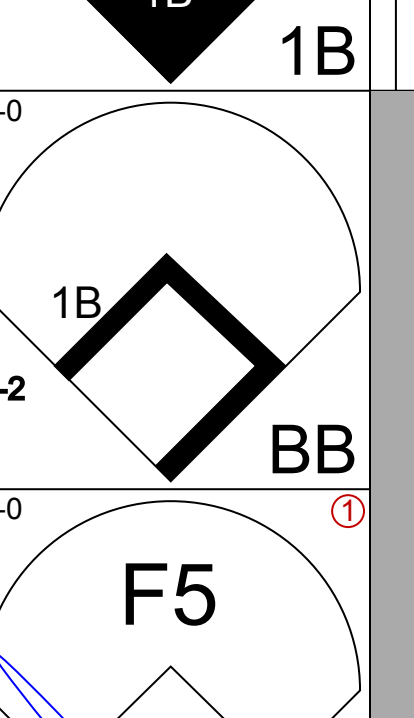
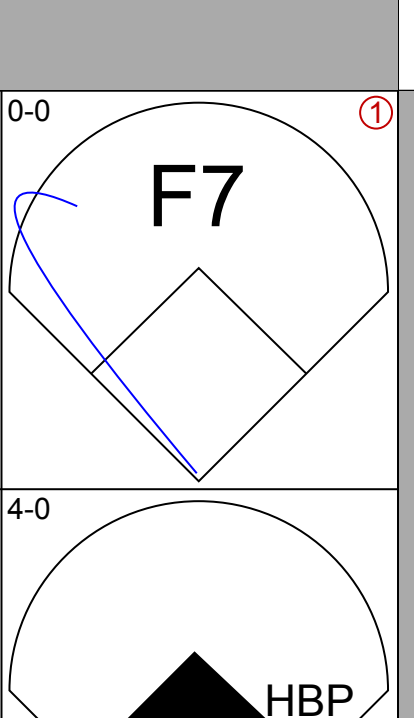
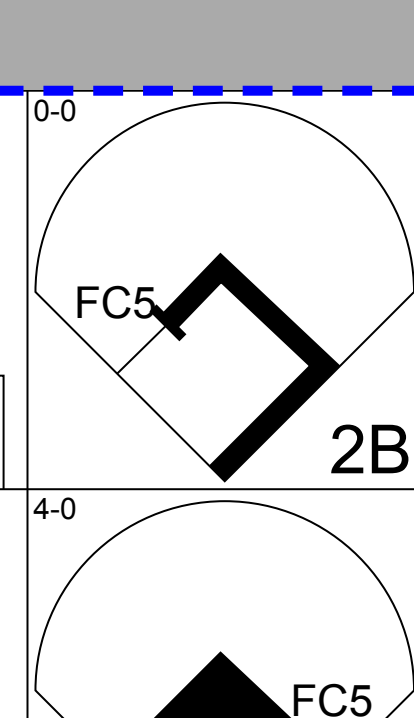
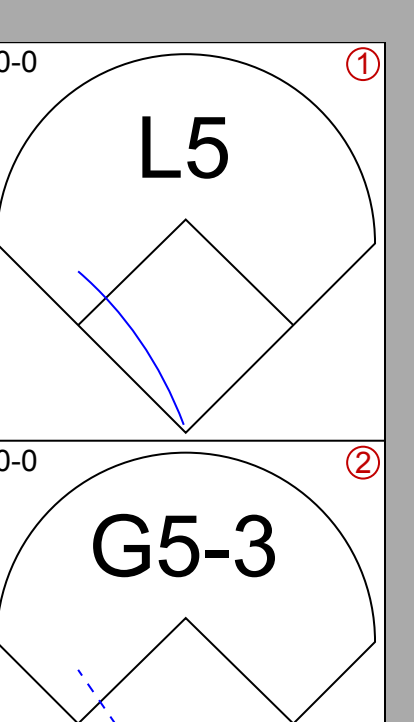

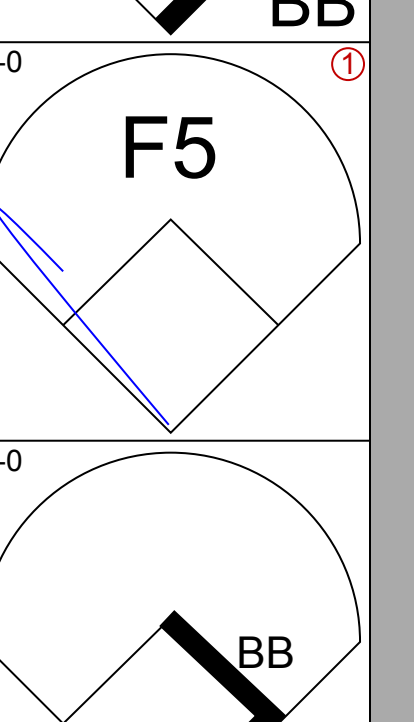
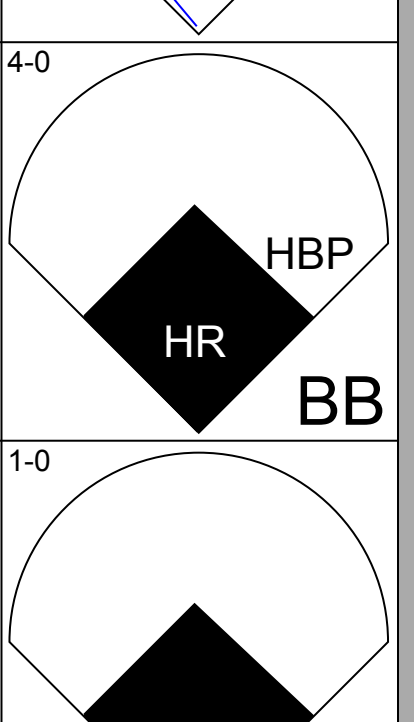
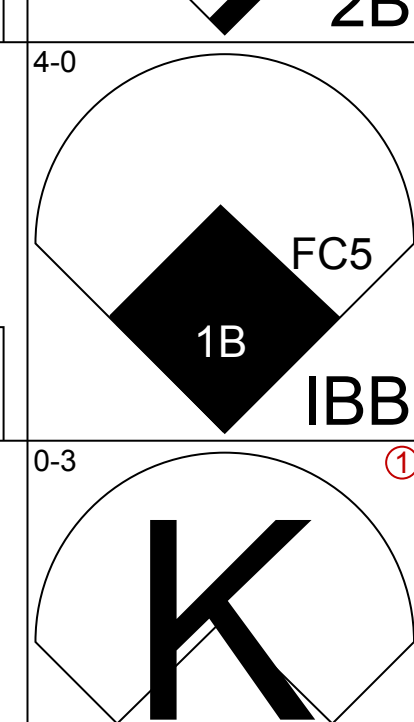
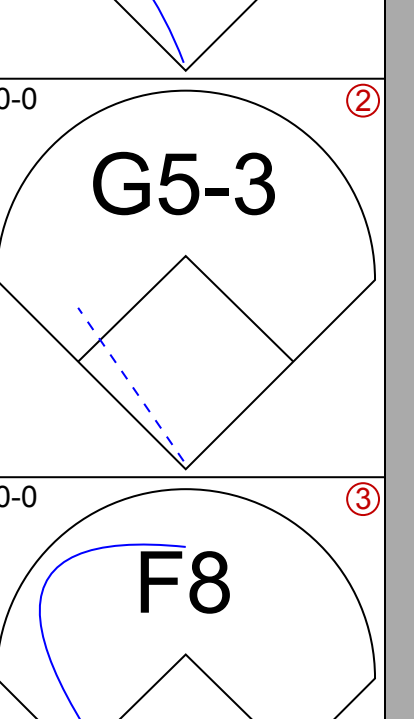
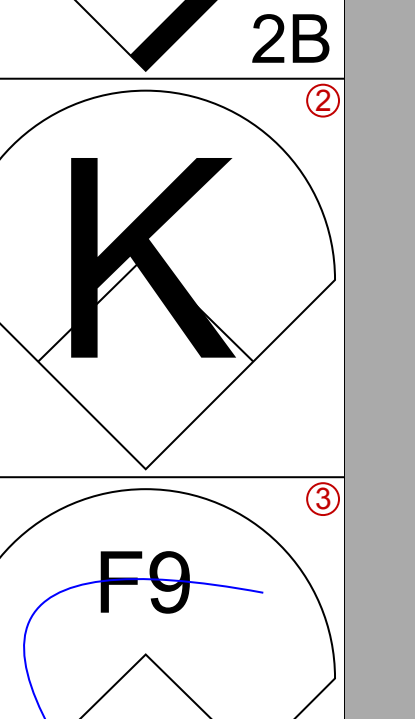
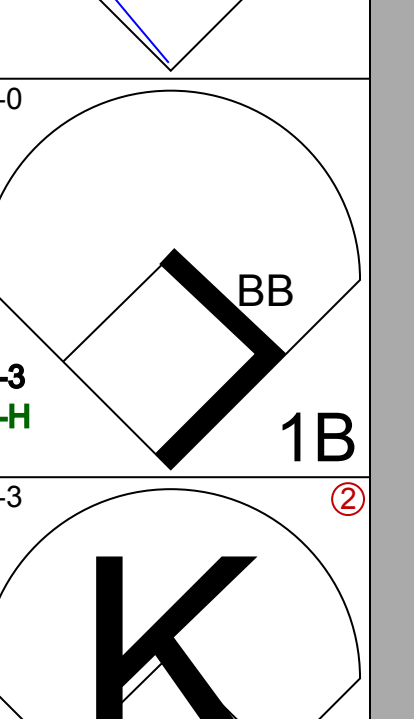

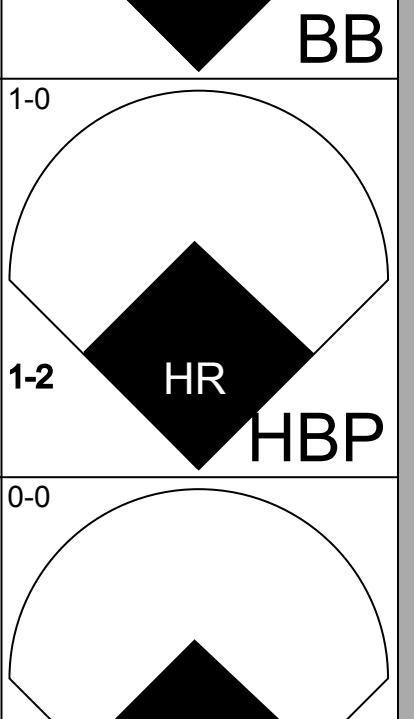
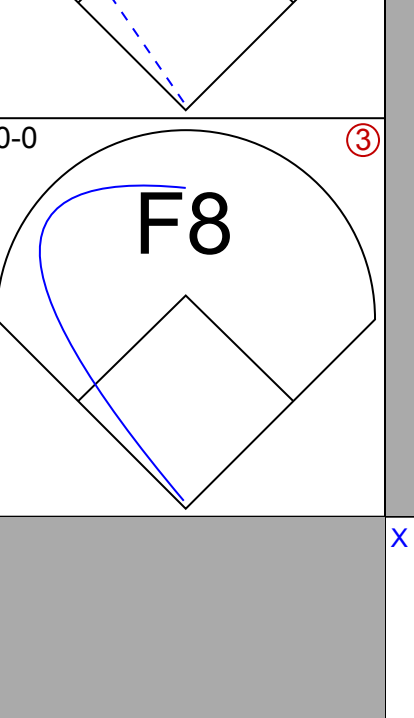
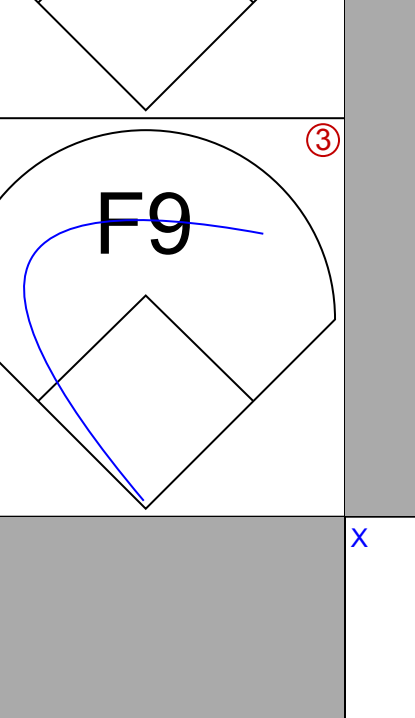
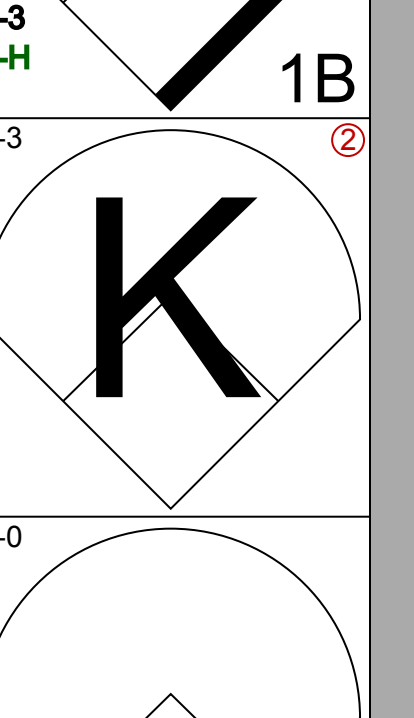
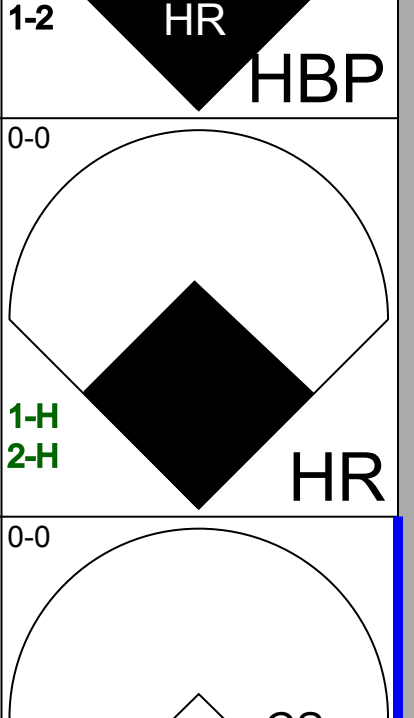
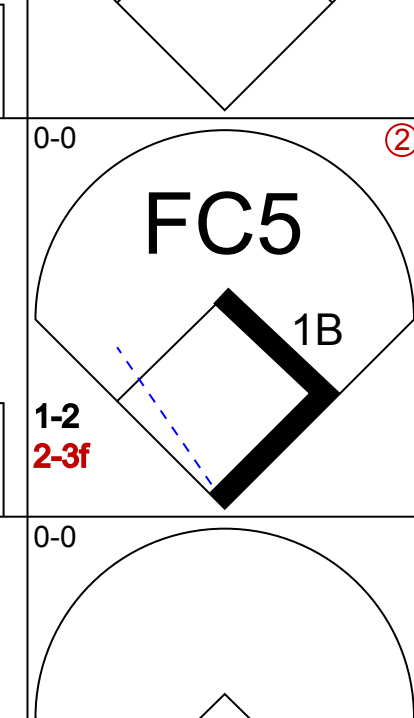
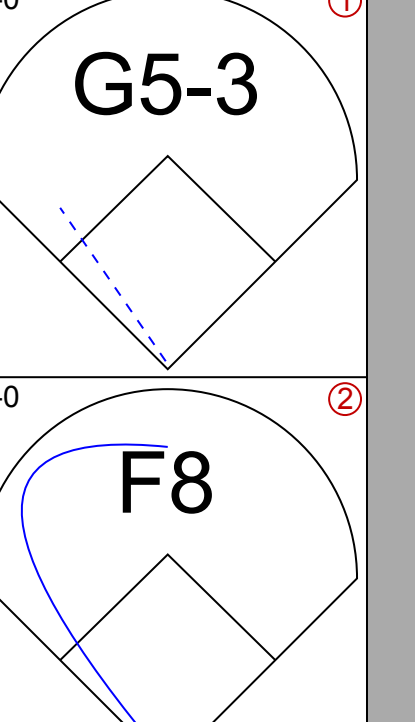
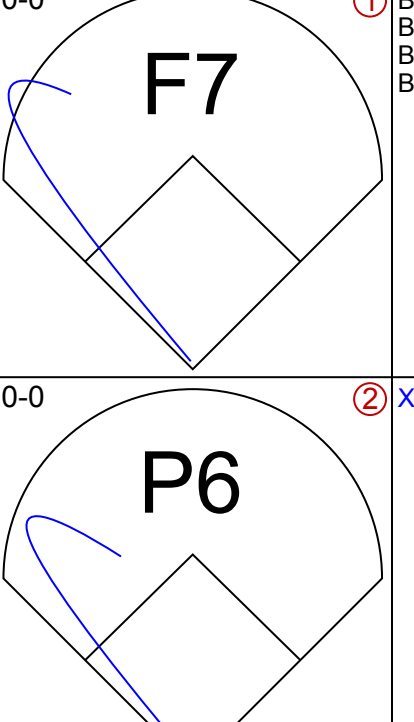


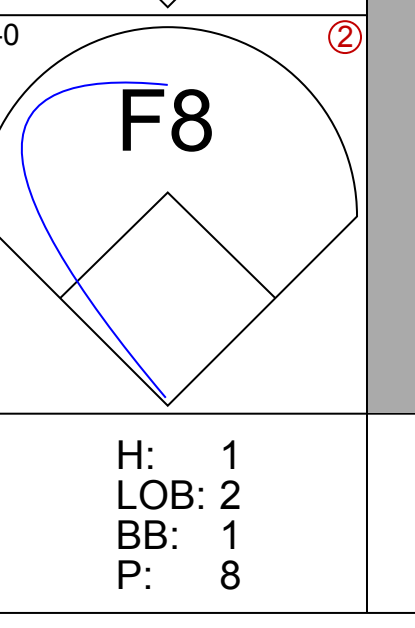
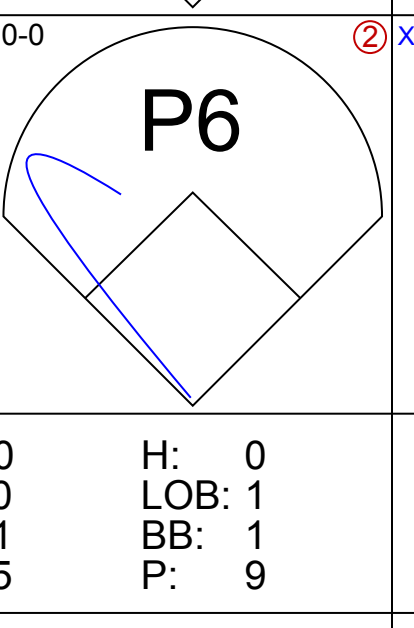
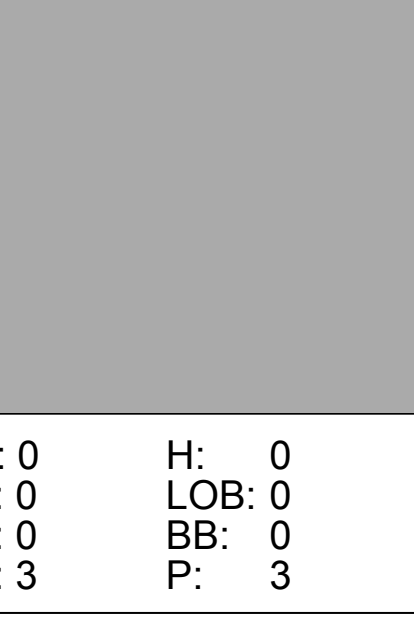
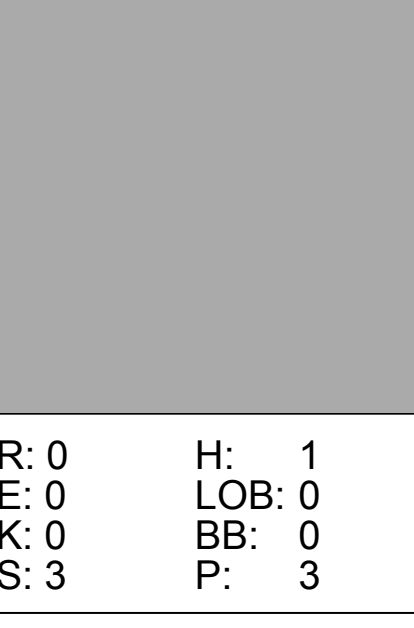
TOP

Oakland Athletics @ Baltimore Orioles
Oriole Park at Camden Yards, Baltimore, MD

Fri May 24 1996, 7:05 PM EDT
Att: 45,024 - Unknown - 81 F

| | |
|-----|----|
| AB | 36 |
| R | 4 |
| H | 9 |
| RBI | 4 |
| BB | 3 |
| SO | 8 |
| LOB | 14 |




| Batter | 1 | 2 | 3 | 4 | 5 | 6 | 7 | 8 | 9 | 10 | AB | R | H | RBI | BB | SO | LOB | | | | |
|--|---|---|---|---|--|---|---|---|---|---|------------------------------|---------------------------------|------------------------------|---------------------------------|------------------------------|---------------------------------|------------------------------|----------------------------------|----------------------------------|------------------------------------|-----------------|
| Brady Anderson, L OBP: 0.426, SLG: 0.704 (1, 8) |  | |  | |  | |  | |  | | 3 | 0 | 1 | 0 | 2 | 0 | 0 | | | | |
| Luis Polonia, L OBP: 0.265, SLG: 0.364 (1, 7) |  | |  | |  | |  | |  | | 5 | 0 | 1 | 0 | 0 | 1 | 2 | | | | |
| Roberto Alomar, S OBP: 0.469, SLG: 0.606 (1, 4) |  | |  | | |  |  | |  | | 5 | 1 | 2 | 0 | 0 | 0 | 3 | | | | |
| Rafael Palmeiro, L OBP: 0.411, SLG: 0.547 (1, 3) |  | | |  | |  | |  | |  | 4 | 0 | 1 | 0 | 1 | 0 | 1 | | | | |
| Bobby Bonilla, S OBP: 0.309, SLG: 0.346 (1, 10) | |  | |  | |  | |  | |  | 3 | 2 | 1 | 0 | 2 | 0 | 2 | | | | |
| Cal Ripken Jr., R OBP: 0.320, SLG: 0.362 (1, 6) | |  | |  | |  |  | |  | | 4 | 1 | 1 | 1 | 0 | 2 | 3 | | | | |
| Jeffrey Hammonds, R OBP: 0.327, SLG: 0.431 (1, 9) | |  | |  | |  | |  | |  | 5 | 1 | 1 | 3 | 0 | 1 | 5 | | | | |
| Chris Hoiles, R OBP: 0.358, SLG: 0.459 Manny Alexander, R OBP: 0.286, SLG: 0.211 Gregg Zaun, S OBP: 0.317, SLG: 0.368 (8, PR) (9, 2) | | |  | |  | |  | |  | | 3 | 0 | 1 | 0 | 1 | 0 | 0 | | | | |
| Billy Ripken, R OBP: 0.242, SLG: 0.207 (1, 5) | | |  | |  | |  | |  | | 4 | 0 | 0 | 0 | 0 | 0 | 4 | | | | |
| Inning Stats | R: 0 E: 0 K: 0 S: 4 | H: 1 LOB: 1 BB: 0 P: 4 | R: 0 E: 0 K: 0 S: 3 | H: 0 LOB: 0 BB: 0 P: 3 | R: 0 E: 0 K: 0 S: 4 | H: 1 LOB: 2 BB: 1 P: 8 | R: 0 E: 0 K: 1 S: 6 | H: 1 LOB: 1 BB: 0 P: 6 | R: 1 E: 0 K: 1 S: 7 | H: 2 LOB: 3 BB: 2 P: 15 | R: 0 E: 0 K: 0 S: 3 | H: 0 LOB: 0 BB: 0 P: 3 | R: 3 E: 0 K: 0 S: 4 | H: 2 LOB: 1 BB: 1 P: 9 | R: 0 E: 0 K: 0 S: 3 | H: 1 LOB: 0 BB: 0 P: 3 | R: 1 E: 0 K: 1 S: 6 | H: 2 LOB: 2 BB: 1 P: 10 | 1B: 7 2B: 2 3B: 0 HR: 1 | SF: 0 SAC: 0 DP: 1 HBP: 1 | WP: 0 PA: 44 |
| PITCHER | IP | WLS | BF | H | R | ER | SO | BB | IBB | HBP | BLK | WP | HR | S | P | ERA | WHIP | | | | |
| Don Wengert, R ERA: 4.64 (1, 1) | 6.0 | | 27 | 5 | 1 | 1 | 3 | 4 | 0 | 0 | 0 | 0 | 0 | 29 | 45 | 1.50 | 1.500 | | | | |
| John Wasdin, R ERA: 20.25 (7, 1) | 1.1 | | 8 | 2 | 3 | 3 | 0 | 1 | 0 | 1 | 0 | 0 | 1 | 6 | 11 | 20.25 | 2.250 | | | | |
| Jim Corsi, R ERA: 5.19 (8, 1) | 1.2 | | 4 | 1 | 0 | 0 | 0 | 0 | 0 | 0 | 0 | 0 | 0 | 4 | 4 | 0.00 | 0.600 | | | | |
| Carlos Reyes, R ERA: 6.11 (10, 1) | 0.2 | L | 5 | 2 | 1 | 1 | 1 | 0 | 1 | 0 | 0 | 0 | 0 | 6 | 10 | 13.50 | 3.000 | | | | |

BOTTOM

Oakland Athletics @ Baltimore Orioles
Oriole Park at Camden Yards, Baltimore, MD

Fri May 24 1996, 7:05 PM EDT
Att: 45,024 - Unknown - 81 F

| | |
|-----|----|
| AB | 37 |
| R | 5 |
| H | 10 |
| RBI | 5 |
| BB | 6 |
| SO | 4 |
| LOB | 20 |



| Batter | 1 | 2 | 3 | 4 | 5 | 6 | 7 | 8 | 9 | AB | R | H | RBI | BB | SO | LOB | TOP | |
|--|---|---------------------------------|------------------------------|---------------------------------|------------------------------|---------------------------------|------------------------------|---------------------------------|------------------------------|---------------------------------|------------------------------|---------------------------------|------------------------------|---------------------------------|----------------------------------|------------------------------------|---|--------|
| Ernie Young, R OBP: 0.308, SLG: 0.418 (1, 8) | F9 | | F9 | | F9 | | | 6-3 | | 4 | 0 | 0 | 0 | 0 | 0 | 3 | Oakland Athletics @ Baltimore Orioles Oriole Park at Camden Yards, Baltimore, MD Sun May 26 1996, 3:33 AM EDT Att: 47,401 - Unknown - 67 F AB 30 R 1 H 3 RBI 1 BB 4 SO 2 LOB 13 | |
| Mike Bordick, R OBP: 0.331, SLG: 0.318 (1, 6) | F9 | | FC6-4 | | | BLK 1B BB | | F9 | | 3 | 1 | 0 | 0 | 1 | 0 | 2 | | |
| Jason Giambi, L OBP: 0.418, SLG: 0.574 (1, 5) | G3 | | | 3-1 | | | | F7 | | 4 | 0 | 1 | 0 | 0 | 0 | 1 | | |
| Mark McGwire, R OBP: 0.443, SLG: 0.656 (1, 3) | | | | | | | | | | 4 | 0 | 1 | 1 | 0 | 1 | 1 | | |
| Torey Lovullo, S OBP: 0.316, SLG: 0.485 (8, 3) | | | | P4 | | | | 5-3 | | 0 | 0 | 0 | 0 | 0 | 0 | 0 | | |
| Gerónimo Berroa, R OBP: 0.299, SLG: 0.503 (1, 9) | | K | | | | | | | | 3 | 0 | 0 | 0 | 1 | 1 | 1 | | |
| Pedro Muñoz, R OBP: 0.306, SLG: 0.434 (1, 10) | | | | | | | | | | 4 | 0 | 0 | 0 | 0 | 0 | 2 | | |
| Terry Steinbach, R OBP: 0.339, SLG: 0.494 (1, 2) | | | | | | | | | | 4 | 0 | 1 | 0 | 0 | 0 | 0 | | |
| Allen Battle, R OBP: 0.293, SLG: 0.250 (1, 7) | | | | | | | | | | 0 | 0 | 0 | 0 | 2 | 0 | 0 | | |
| Jose Herrera, L OBP: 0.333, SLG: 0.413 (7, PH) | | | | | | | | | | 1 | 0 | 0 | 0 | 0 | 0 | 0 | | |
| Brent Gates, S OBP: 0.319, SLG: 0.341 (1, 4) | | | | | | | | | | 3 | 0 | 0 | 0 | 0 | 0 | 3 | | |
| Inning Stats | R: 0 E: 0 K: 0 S: 3 | H: 0 LOB: 0 BB: 0 P: 3 | R: 0 E: 0 K: 1 S: 5 | H: 0 LOB: 0 BB: 0 P: 5 | R: 0 E: 0 K: 0 S: 4 | H: 1 LOB: 2 BB: 1 P: 8 | R: 0 E: 0 K: 0 S: 3 | H: 0 LOB: 1 BB: 1 P: 7 | R: 0 E: 0 K: 1 S: 6 | H: 0 LOB: 0 BB: 0 P: 3 | R: 0 E: 0 K: 0 S: 4 | H: 1 LOB: 0 BB: 0 P: 4 | R: 0 E: 0 K: 0 S: 3 | H: 0 LOB: 0 BB: 0 P: 3 | 1B: 3 2B: 0 3B: 0 HR: 0 | SF: 0 SAC: 0 DP: 0 HBP: 0 | WP: 0 PB: 0 SB: 0 CS: 0 | PA: 34 |
| PITCHER | IP WLS BF H R ER SO BB IBB HBP BLK WP HR S P ERA WHIP | | | | | | | | | | | | | | | | | |
| Kent Mercker, L ERA: 6.7 (1, 1) | 5.1 W 21 1 1 1 1 4 0 0 0 0 0 0 0 19 35 1.69 0.938 | | | | | | | | | | | | | | | | | |
| Roger McDowell, R ERA: 2.29 (6, 1) | 3.2 S 13 2 0 0 1 0 0 0 0 0 0 0 0 15 15 0.00 0.545 | | | | | | | | | | | | | | | | | |

| Batter | 1 | 2 | 3 | 4 | 5 | 6 | 7 | 8 | 9 | AB | R | H | RBI | BB | SO | LOB | BOTTOM | | | |
|---|---|---------------------------------|------------------------------|----------------------------------|------------------------------|---------------------------------|------------------------------|---------------------------------|------------------------------|---------------------------------|------------------------------|----------------------------------|------------------------------|---------------------------------|------------------------------|---------------------------------|---|----------------------------------|------------------------------------|----------------------------------|
| Brady Anderson, L OBP: 0.439, SLG: 0.744 (1, 8) | FC4-6 | | | | | F8 | | | | 4 | 0 | 2 | 0 | 1 | 1 | 2 | Oakland Athletics @ Baltimore Orioles Oriole Park at Camden Yards, Baltimore, MD Sun May 26 1996, 3:33 AM EDT Att: 47,401 - Unknown - 67 F AB 32 R 6 H 9 RBI 6 BB 4 SO 3 LOB 16 | | | |
| Luis Polonia, L OBP: 0.250, SLG: 0.333 (1, 7) | FC4-6 | | | | | | | | | 5 | 0 | 1 | 2 | 0 | 0 | 4 | | | | |
| Roberto Alomar, S OBP: 0.468, SLG: 0.604 (1, 4) | 1-3 | | | | | | | | | 3 | 0 | 1 | 2 | 0 | 0 | 2 | | | | |
| Rafael Palmeiro, L OBP: 0.413, SLG: 0.531 (1, 3) | 4-3 | | | | | | | | | 2 | 0 | 0 | 0 | 2 | 1 | 1 | | | | |
| Bobby Bonilla, S OBP: 0.299, SLG: 0.335 (1, 10) | | | | | | | | | | 4 | 0 | 1 | 0 | 0 | 1 | 5 | | | | |
| Cal Ripken Jr., R OBP: 0.322, SLG: 0.372 (1, 6) | | | | | | | | | | 3 | 1 | 0 | 0 | 1 | 0 | 1 | | | | |
| Jeffrey Hammonds, R OBP: 0.325, SLG: 0.424 (1, 9) | | | | | | | | | | 4 | 1 | 1 | 0 | 0 | 0 | 1 | | | | |
| Billy Ripken, R OBP: 0.275, SLG: 0.306 (1, 5) | | | | | | | | | | 4 | 2 | 2 | 0 | 0 | 0 | 0 | | | | |
| Gregg Zaun, S OBP: 0.333, SLG: 0.390 (1, 2) | | | | | | | | | | 3 | 2 | 1 | 2 | 0 | 0 | 0 | | | | |
| Inning Stats | R: 0 E: 0 K: 0 S: 4 | H: 1 LOB: 1 BB: 0 P: 4 | R: 4 E: 0 K: 0 S: 8 | H: 5 LOB: 3 BB: 2 P: 16 | R: 0 E: 0 K: 0 S: 3 | H: 0 LOB: 0 BB: 0 P: 3 | R: 0 E: 0 K: 0 S: 4 | H: 1 LOB: 1 BB: 0 P: 4 | R: 0 E: 0 K: 1 S: 5 | H: 0 LOB: 1 BB: 1 P: 9 | R: 2 E: 0 K: 1 S: 7 | H: 2 LOB: 2 BB: 1 P: 12 | R: 0 E: 0 K: 0 S: 3 | H: 0 LOB: 0 BB: 0 P: 3 | R: 0 E: 0 K: 1 S: 5 | H: 0 LOB: 0 BB: 0 P: 5 | | 1B: 5 2B: 4 3B: 0 HR: 0 | SF: 1 SAC: 0 DP: 0 HBP: 1 | WP: 0 PB: 0 SB: 0 CS: 0 |
| PITCHER | IP WLS BF H R ER SO BB IBB HBP BLK WP HR S P ERA WHIP | | | | | | | | | | | | | | | | | | | |
| Bobby Chouinard, R ERA: 9.0 (1, 1) | 5.0 L 26 8 5 5 1 2 1 0 0 0 0 0 0 25 37 9.00 2.000 | | | | | | | | | | | | | | | | | | | |
| Todd Van Poppel, R ERA: 8.23 (6, 1) | 3.0 12 1 1 1 2 1 0 1 0 0 0 0 14 19 3.00 0.667 | | | | | | | | | | | | | | | | | | | |

| Batter | 1 | 2 | 3 | 4 | 5 | 6 | 7 | 8 | 9 | AB | R | H | RBI | BB | SO | LOB | TOP | | | | | | | | | | | |
|---|------------------------------|----------------------------------|-------------------------------|----------------------------------|------------------------------|----------------------------------|-------------------------------|----------------------------------|-------------------------------|----------------------------------|------------------------------|----------------------------------|------------------------------|----------------------------------|-------------------------------|----------------------------------|----------------------------------|------------------------------------|----------------------------------|--------|--|--|--|--|--|--|--|--|
| Brady Anderson, L (1, 8) OBP: 0.441, SLG: 0.750 | 3-2 HR | | 2-0 F7 | | 1-1 G3 | 2-3 K | | 2-1 HBP | 4-1 BB | 4 | 1 | 1 | 1 | 1 | 1 | 2 | | | | | | | | | | | | |
| Luis Polonia, L (1, 7) OBP: 0.233, SLG: 0.310 | 0-0 G4-3 | | 2-0 L7 | | 2-2 G5-3 | | 1-1 BB | 0-1 F9 | 2-1 F8 | 3 | 0 | 0 | 0 | 0 | 0 | 0 | | | | | | | | | | | | |
| Mike Devereaux, R (7, PH) OBP: 0.303, SLG: 0.311 | | | | | | | BB | 1B | | 3 | 1 | 1 | 0 | 0 | 0 | 2 | | | | | | | | | | | | |
| Roberto Alomar, S (1, 4) OBP: 0.471, SLG: 0.600 | 4-1 BB | | 2-2 G6-3 | | 4-1 HR | | 0-0 F9 | 0-0 | 1-2 1B | 3 | 1 | 1 | 0 | 2 | 0 | 1 | | | | | | | | | | | | |
| Rafael Palmeiro, L (1, 3) OBP: 0.413, SLG: 0.541 | 1-0 F9 | | | 0-0 L3 | 3-2 HR | | 4-0 HR | 1-0 L8 | | 4 | 2 | 1 | 2 | 1 | 0 | 3 | | | | | | | | | | | | |
| Bobby Bonilla, S (1, 10) OBP: 0.307, SLG: 0.341 | 1-1 F9 | | | 1-0 HR | 0-1 G4-3 | | 4-1 HR | 4-2 BB | | 3 | 3 | 1 | 0 | 2 | 0 | 1 | | | | | | | | | | | | |
| Cal Ripken Jr., R (1, 6) OBP: 0.329, SLG: 0.427 | | 1-3 K | | 0-1 HR | | 0-0 F8 | 0-0 HR | 1-2 HR | | 5 | 3 | 3 | 8 | 0 | 1 | 0 | | | | | | | | | | | | |
| Jeffrey Hammonds, R (1, 9) OBP: 0.329, SLG: 0.419 | | 2-3 K | | 4-0 BB | | 1-2 1B | 0-1 L9 | 3-3 K | | 4 | 0 | 1 | 0 | 1 | 2 | 0 | | | | | | | | | | | | |
| Chris Hoiles, R (1, 2) OBP: 0.344, SLG: 0.435 | 1-0 1B | | 2-3 K | 1 SAFE 2-3 SAFE | | 1-0 F8 | 0-1 G5-3 | 2-2 F8 | | 5 | 0 | 1 | 0 | 0 | 1 | 2 | | | | | | | | | | | | |
| Billy Ripken, R (1, 5) OBP: 0.289, SLG: 0.375 | 1-2 G5-3 | | 3-2 G6-3 | | 4-0 BB | | 0-3 K | 1-2 HR | | 4 | 1 | 1 | 1 | 1 | 1 | 2 | | | | | | | | | | | | |
| Inning Stats | R: 1 E: 0 K: 0 S: 8 | H: 1 LOB: 1 BB: 1 P: 17 | R: 0 E: 0 K: 2 S: 13 | H: 1 LOB: 1 BB: 0 P: 18 | R: 0 E: 0 K: 0 S: 5 | H: 0 LOB: 0 BB: 0 P: 11 | R: 2 E: 0 K: 1 S: 13 | H: 2 LOB: 1 BB: 1 P: 23 | R: 2 E: 0 K: 0 S: 12 | H: 1 LOB: 0 BB: 1 P: 22 | R: 4 E: 0 K: 0 S: 9 | H: 2 LOB: 2 BB: 2 P: 18 | R: 0 E: 0 K: 1 S: 8 | H: 1 LOB: 2 BB: 0 P: 11 | R: 3 E: 0 K: 1 S: 21 | H: 2 LOB: 1 BB: 2 P: 38 | 1B: 4 2B: 1 3B: 0 HR: 6 | SF: 0 SAC: 0 DP: 0 HBP: 1 | WP: 0 PB: 0 SB: 1 CS: 0 | PA: 47 | | | | | | | | |
| PITCHER | IP | WLS | BF | H | R | ER | SO | BB | IBB | HBP | BLK | WP | HR | S | P | ERA | WHIP | | | | | | | | | | | |
| Bob Wolcott, R (1, 1) ERA: 6.09 | 5.0 | | 23 | 5 | 5 | 5 | 3 | 3 | 0 | 0 | 0 | 0 | 0 | 3 | 51 | 91 | 9.00 | 1.600 | | | | | | | | | | |
| Rafael Carmona, R (6, 1) ERA: 3.47 | 0.2 | 4 | 1 | 0 | 0 | 0 | 1 | 1 | 0 | 0 | 0 | 0 | 0 | 5 | 11 | 0.00 | 3.000 | | | | | | | | | | | |
| Lee Guetterman, L (6, 1) ERA: 40.5 | 0.2 | L | 5 | 1 | 3 | 3 | 1 | 2 | 0 | 0 | 0 | 0 | 0 | 7 | 18 | 40.50 | 4.500 | | | | | | | | | | | |
| Michael Jackson, R (7, 1) ERA: 5.56 | 1.2 | 8 | 2 | 1 | 1 | 1 | 1 | 0 | 0 | 1 | 0 | 0 | 1 | 13 | 16 | 5.40 | 1.200 | | | | | | | | | | | |
| Scott Davison, R (9, 1) ERA: 11.81 | 1.0 | 7 | 2 | 3 | 3 | 1 | 1 | 2 | 0 | 0 | 0 | 0 | 2 | 21 | 38 | 27.00 | 4.000 | | | | | | | | | | | |

Baltimore Orioles @ Seattle Mariners
The Kingdome, Seattle, WA
Tue May 28 1996, 10:05 PM EDT
Att: 23,235 - Dome - 68 F

AB 38
R 12
H 11
RBI 12
BB 8
SO 6
LOB 13



| Batter | 1 | 2 | 3 | 4 | 5 | 6 | 7 | 8 | 9 | AB | R | H | RBI | BB | SO | LOB | BOTTOM | | | | | | | | | | |
|--|-------------------------------|----------------------------------|------------------------------|----------------------------------|------------------------------|----------------------------------|-------------------------------|----------------------------------|-------------------------------|----------------------------------|-------------------------------|----------------------------------|------------------------------|----------------------------------|------------------------------|----------------------------------|----------------------------------|------------------------------------|----------------------------------|--------|--|--|--|--|--|--|--|
| Darren Bragg, L (1, 7) OBP: 0.382, SLG: 0.487 | 1-3 K | | 3-2 L9 | | 4-2 2B | 2-2 F7 | | 1-3 K | | 4 | 1 | 0 | 0 | 1 | 2 | 1 | | | | | | | | | | | |
| Alex Rodriguez, R (1, 6) OBP: 0.407, SLG: 0.704 | 1-1 2B | | 1-3 K | | 1-1 2B | | 1-3 K | | 1-1 BB | 5 | 3 | 3 | 1 | 0 | 2 | 0 | | | | | | | | | | | |
| Ken Griffey Jr., L (1, 8) OBP: 0.402, SLG: 0.630 | 0-1 1H | | 2-0 L4 | | 4-2 2B | | 1-2 HR | | 4-0 BB | 3 | 2 | 2 | 2 | 2 | 0 | 0 | | | | | | | | | | | |
| Edgar Martinez, R (1, 10) OBP: 0.452, SLG: 0.696 | 2-2 F8 | | | 1-3 K | 1-0 2B | | 4-2 BB | | 1-0 G6-4-3 | 4 | 1 | 1 | 2 | 1 | 1 | 3 | | | | | | | | | | | |
| Jay Buhner, R (1, 9) OBP: 0.405, SLG: 0.624 | 0-1 P3 | | | 4-1 1B | 2-0 1B | | 4-0 BB | | 0-1 1B | 3 | 1 | 2 | 2 | 2 | 0 | 1 | | | | | | | | | | | |
| Paul Sorrento, L (1, 3) OBP: 0.373, SLG: 0.559 | | 3-2 G4-3 | | 3-2 BB | 1-0 2B | | 1-2 BB | | 2-0 1B | 3 | 0 | 2 | 1 | 0 | 0 | 0 | | | | | | | | | | | |
| Brian Hunter, R (7, PH) OBP: 0.440, SLG: 0.409 | | | | 1-2 1B | 2-3 1B | | 1-2 BB | | 1-2 1B | 2 | 0 | 1 | 0 | 0 | 1 | 2 | | | | | | | | | | | |
| Dan Wilson, R (1, 2) OBP: 0.323, SLG: 0.490 | | 2-0 1B | | 0-0 G6-3 | 2-3 K | | 0-3 K | | 2-3 K | 5 | 0 | 1 | 0 | 0 | 3 | 7 | | | | | | | | | | | |
| Russ Davis, R (1, 5) OBP: 0.321, SLG: 0.386 | | 1-3 K | | 0-1 L8 | | 1-3 K | | 1-1 G6-3 | | 4 | 0 | 0 | 0 | 0 | 2 | 1 | | | | | | | | | | | |
| Joey Cora, S (1, 4) OBP: 0.258, SLG: 0.338 | | 1-0 G3 | | 1-1 F7 | | 2-2 1B | | 1-2 F7 | | 4 | 0 | 1 | 0 | 0 | 0 | 1 | | | | | | | | | | | |
| Inning Stats | R: 1 E: 0 K: 1 S: 12 | H: 2 LOB: 1 BB: 0 P: 16 | R: 0 E: 0 K: 1 S: 8 | H: 1 LOB: 0 BB: 0 P: 15 | R: 0 E: 0 K: 1 S: 8 | H: 1 LOB: 1 BB: 1 P: 16 | R: 5 E: 0 K: 1 S: 17 | H: 4 LOB: 1 BB: 2 P: 33 | R: 0 E: 0 K: 1 S: 11 | H: 1 LOB: 0 BB: 0 P: 16 | R: 1 E: 0 K: 3 S: 15 | H: 1 LOB: 2 BB: 2 P: 26 | R: 0 E: 0 K: 1 S: 8 | H: 0 LOB: 0 BB: 0 P: 11 | R: 1 E: 0 K: 1 S: 9 | H: 3 LOB: 2 BB: 1 P: 19 | 1B: 8 2B: 4 3B: 0 HR: 1 | SF: 0 SAC: 0 DP: 2 HBP: 0 | WP: 0 PB: 0 SB: 1 CS: 1 | PA: 43 | | | | | | | |
| PITCHER | IP | WLS | BF | H | R | ER | SO | BB | IBB | HBP | BLK | WP | HR | S | P | ERA | WHIP | | | | | | | | | | |
| Scott Erickson, R (1, 1) ERA: 5.2 | 4.2 | | 24 | 8 | 6 | 6 | 4 | 3 | 0 | 0 | 0 | 0 | 1 | 20 | 29 | 5.40 | 1.200 | | | | | | | | | | |
| Arthur Rhodes, L (5, 1) ERA: 5.86 | 1.2 | W | 6 | 2 | 1 | 1 | 3 | 0 | 0 | 0 | 0 | 0 | 0 | 2 | 10 | ∞ | ∞ | | | | | | | | | | |
| Alan Mills, R (7, 1) ERA: 8.44 | 0.0 | 2 | 0 | 0 | 0 | 0 | 0 | 2 | 0 | 0 | 0 | 0 | 0 | 2 | 10 | ∞ | ∞ | | | | | | | | | | |
| Jesse Orosco, L (7, 1) ERA: 8.62 | 0.1 | 1 | 0 | 0 | 0 | 1 | 0 | 0 | 0 | 0 | 0 | 0 | 0 | 3 | 4 | 0.00 | 0.000 | | | | | | | | | | |
| Jimmy Haynes, R (7, 1) ERA: 8.95 | 2.1 | S | 10 | 3 | 1 | 1 | 3 | 1 | 0 | 0 | 0 | 0 | 0 | 21 | 34 | 3.86 | 1.714 | | | | | | | | | | |

Baltimore Orioles @ Seattle Mariners
The Kingdome, Seattle, WA
Tue May 28 1996, 10:05 PM EDT
Att: 23,235 - Dome - 68 F

AB 37
R 8
H 13
RBI 8
BB 6
SO 11
LOB 16



| Batter | 1 | 2 | 3 | 4 | 5 | 6 | 7 | 8 | 9 | AB | R | H | RBI | BB | SO | LOB | TOP | | | | | | | | | | |
|--|------------------------------|----------------------------------|------------------------------|----------------------------------|------------------------------|----------------------------------|-------------------------------|----------------------------------|-------------------------------|----------------------------------|-------------------------------|----------------------------------|-------------------------------|----------------------------------|-------------------------------|----------------------------------|----------------------------------|------------------------------------|----------------------------------|--------|--|--|--|--|--|--|--|
| Brady Anderson, L (1, 8) OBP: 0.435, SLG: 0.751 | F7 | | G4-3 | | HR | | P6 | G2-3 | | 5 | 1 | 1 | 2 | 0 | 0 | 2 | | | | | | | | | | | |
| Mike Devereaux, R (1, 7) OBP: 0.299, SLG: 0.301 | K | | | G5-3 | G4-3 | | G4-3 | | WP E BB | 4 | 1 | 0 | 0 | 1 | 1 | 1 | | | | | | | | | | | |
| Roberto Alomar, S (1, 4) OBP: 0.469, SLG: 0.595 | CS 1B | | | F9 | G4-3 | | BB 1B | | E5 S 1-H | 5 | 1 | 2 | 1 | 0 | 0 | 0 | | | | | | | | | | | |
| Rafael Palmeiro, L (1, 3) OBP: 0.421, SLG: 0.549 | CS 1-2 | | | 1B 2B | | HR BB | 1B BB | | P6 2-3 | 3 | 2 | 2 | 0 | 2 | 0 | 1 | | | | | | | | | | | |
| Bobby Bonilla, S (1, 10) OBP: 0.315, SLG: 0.341 | | K | | 1B BB | | P2 | 1-2 BB | | 4-2 BB | 3 | 0 | 1 | 1 | 2 | 1 | 2 | | | | | | | | | | | |
| Cal Ripken Jr., R (1, 6) OBP: 0.308, SLG: 0.442 | F8 | | | 1-3 2-H 1B | | HR | P4 | | G4-6-3 BB | 5 | 1 | 2 | 3 | 0 | 0 | 5 | | | | | | | | | | | |
| Mark Smith, R (1, 9) ERA: 5.3 | | | | P4 | | | | | G1-3 S BB | 3 | 0 | 0 | 0 | 0 | 0 | 3 | AB 36 | | | | | | | | | | |
| Luis Polonia, L (8, PH) OBP: 0.250, SLG: 0.310 | | | | | P3 | | | | | 0 | 0 | 0 | 0 | 1 | 0 | 0 | R 8 | | | | | | | | | | |
| Chris Hoiles, R (1, 2) OBP: 0.335, SLG: 0.422 | | | F9 | | G6-3 | | K | | K | 4 | 0 | 0 | 0 | 0 | 2 | 1 | H 10 | | | | | | | | | | |
| Billy Ripken, R (1, 5) OBP: 0.306, SLG: 0.409 | | | F8 | | | | | | G1-3 | | | | | | | | RBI 7 | | | | | | | | | | |
| Inning Stats | R: 0 E: 0 K: 1 S: 9 | H: 1 LOB: 0 BB: 0 P: 14 | R: 0 E: 0 K: 1 S: 8 | H: 1 LOB: 1 BB: 0 P: 13 | R: 0 E: 0 K: 0 S: 7 | H: 0 LOB: 0 BB: 0 P: 11 | R: 1 E: 0 K: 0 S: 17 | H: 2 LOB: 2 BB: 1 P: 30 | R: 2 E: 0 K: 1 S: 10 | H: 1 LOB: 0 BB: 1 P: 21 | R: 2 E: 0 K: 0 S: 18 | H: 3 LOB: 2 BB: 1 P: 31 | R: 0 E: 0 K: 1 S: 10 | H: 0 LOB: 1 BB: 1 P: 17 | R: 1 E: 1 K: 0 S: 11 | H: 0 LOB: 2 BB: 2 P: 22 | 1B: 6 2B: 2 3B: 0 HR: 2 | SF: 0 SAC: 0 DP: 1 HBP: 0 | WP: 1 PB: 0 SB: 2 CS: 1 | PA: 43 | | | | | | | |
| PITCHER | IP | WLS | BF | H | R | ER | SO | BB | IBB | HBP | BLK | WP | HR | S | P | ERA | WHIP | | | | | | | | | | |
| Sterling Hitchcock, L (1, 1) ERA: 3.33 | 6.2 | | 31 | 9 | 7 | 7 | 3 | 3 | 0 | 0 | 0 | 0 | 2 | 77 | 135 | 9.45 | 1.800 | | | | | | | | | | |
| Rafael Carmona, R (7, 1) ERA: 3.33 | 1.0 | | 5 | 1 | 0 | 0 | 1 | 1 | 0 | 0 | 0 | 0 | 0 | 11 | 18 | 0.00 | 2.000 | | | | | | | | | | |
| Norm Charlton, L (8, 1) ERA: 3.18 | 1.1 | W | 6 | 0 | 1 | 0 | 0 | 2 | 0 | 0 | 0 | 1 | 0 | 14 | 27 | 0.00 | 1.500 | | | | | | | | | | |

Baltimore Orioles @ Seattle Mariners
The Kingdome, Seattle, WA
Wed May 29 1996, 10:05 PM EDT
Att: 20,253 - Dome - 68 F

AB 36
R 8
H 10
RBI 7
BB 6
SO 4
LOB 16



| Batter | 1 | 2 | 3 | 4 | 5 | 6 | 7 | 8 | 9 | AB | R | H | RBI | BB | SO | LOB | BOTTOM | | | | | | | | | | |
|--|-------------------------------|----------------------------------|-------------------------------|----------------------------------|-------------------------------|----------------------------------|------------------------------|----------------------------------|-------------------------------|----------------------------------|-------------------------------|----------------------------------|-------------------------------|----------------------------------|-------------------------------|----------------------------------|-------------------------------|----------------------------------|----------------------------------|------------------------------------|----------------------------------|--------|--|--|--|--|--|
| Darren Bragg, L (1, 7) OBP: 0.372, SLG: 0.469 | F8 | E6 | | G5-3 | | | 2B FC1-2 1B | G4-3 | | 5 | 0 | 1 | 0 | 0 | 0 | 1 | | | | | | | | | | | |
| Alex Rodriguez, R (1, 6) OBP: 0.383, SLG: 0.679 | G1-3 | K | | G1-3 | | | F9 | | G4-3 | 5 | 0 | 0 | 0 | 0 | 1 | 2 | | | | | | | | | | | |
| Ken Griffey Jr., L (1, 8) OBP: 0.406, SLG: 0.649 | HR BB | K | | | K | | FC1-2 HR 2B | | HR | 4 | 3 | 2 | 1 | 1 | 2 | 1 | | | | | | | | | | | |
| Edgar Martinez, R (1, 10) OBP: 0.456, SLG: 0.720 | HR | | G6-3 | | 2B | | FC1-2 HR | | 1B FC5-2 2B | 5 | 2 | 3 | 2 | 0 | 0 | 2 | | | | | | | | | | | |
| Jay Buhner, R (1, 9) OBP: 0.414, SLG: 0.659 | HR | | 1B 1B | | K | | HR | | FC5-2 1B IBB | 4 | 4 | 3 | 4 | 1 | 1 | 1 | | | | | | | | | | | |
| Paul Sorrento, L (1, 3) OBP: 0.370, SLG: 0.547 | 1B BB | | K | | K | | G4-3 | | 1B FC5-2 | 3 | 0 | 0 | 0 | 1 | 2 | 2 | | | | | | | | | | | |
| Brian Hunter, R (8, PH) OBP: 0.462, SLG: 0.435 | | | | | | | | | 1B FC5-2 | 1 | 0 | 1 | 0 | 0 | 0 | 0 | | | | | | | | | | | |
| Dan Wilson, R (1, 2) OBP: 0.331, SLG: 0.494 | 1B | | 1B 1B | | | G6-3 | | SH3-4 1B | FC5-2 1B | 5 | 0 | 3 | 0 | 0 | 0 | 3 | AB 40 | | | | | | | | | | |
| Russ Davis, R (1, 5) OBP: 0.325, SLG: 0.389 | F8 | | 1B | | | K | | SH3-4 | 1B | 4 | 0 | 2 | 2 | 0 | 1 | 2 | R 9 | | | | | | | | | | |
| Joey Cora, S (1, 4) OBP: 0.253, SLG: 0.331 | | L4 | | | F9 | | | | F9 | 3 | 0 | 0 | 0 | 0 | 1 | 0 | H 15 | | | | | | | | | | |
| Luis Sojo, R (8, PH) OBP: 0.261, SLG: 0.295 | | | | | | | | | | 1 | 0 | 0 | 0 | 0 | 0 | 1 | RBI 9 | | | | | | | | | | |
| Inning Stats | R: 3 E: 0 K: 0 S: 12 | H: 3 LOB: 2 BB: 2 P: 23 | R: 0 E: 1 K: 2 S: 11 | H: 0 LOB: 1 BB: 0 P: 15 | R: 1 E: 0 K: 1 S: 11 | H: 3 LOB: 2 BB: 0 P: 18 | R: 0 E: 0 K: 0 S: 6 | H: 0 LOB: 0 BB: 0 P: 10 | R: 0 E: 0 K: 3 S: 12 | H: 1 LOB: 1 BB: 0 P: 15 | R: 0 E: 0 K: 2 S: 12 | H: 0 LOB: 0 BB: 0 P: 16 | R: 3 E: 0 K: 0 S: 13 | H: 3 LOB: 0 BB: 0 P: 19 | R: 0 E: 0 K: 0 S: 11 | H: 1 LOB: 1 BB: 0 P: 16 | R: 2 E: 0 K: 0 S: 14 | H: 4 LOB: 3 BB: 1 P: 27 | 1B: 8 2B: 3 3B: 0 HR: 4 | SF: 0 SAC: 1 DP: 0 HBP: 0 | WP: 0 PB: 0 SB: 0 CS: 0 | PA: 44 | | | | | |
| PITCHER | IP | WLS | BF | H | R | ER | SO | BB | IBB | HBP | BLK | WP | HR | S | P | ERA | WHIP | | | | | | | | | | |
| 35 Mike Mussina, R (1, 1) ERA: 4.66 | 6.1 | | 30 | 9 | 6 | 6 | 8 | 2 | 0 | 0 | 0 | 0 | 1 | 5 | 6 | 13.50 | 1.737 | | | | | | | | | | |
| Roger McDowell, R (7, 1) ERA: 2.49 | 0.2 | | 3 | 1 | 1 | 1 | 0 | 0 | 0 | 0 | 0 | 0 | 0 | 5 | 6 | 0.00 | 1.000 | | | | | | | | | | |
| Rick Krivda, L (8, 1) ERA: 4.24 | 1.0 | | 4 | 1 | 0 | 0 | 0 | 0 | 0 | 0 | 0 | 0 | 0 | 11 | 16 | 0.00 | 1.000 | | | | | | | | | | |
| Randy Myers, L (9, 1) ERA: 3.12 | 0.2 | L | 7 | 4 | 2 | 2 | 0 | 0 | 1 | 0 | 0 | 0 | 1 | 14 | 27 | 27.00 | 6.000 | | | | | | | | | | |

Baltimore Orioles @ Seattle Mariners
The Kingdome, Seattle, WA
Wed May 29 1996, 10:05 PM EDT
Att: 20,253 - Dome - 68 F

AB 40
R 9
H 15
RBI 9
BB 3
SO 8
LOB 15



| Batter | 1 | 2 | 3 | 4 | 5 | 6 | 7 | 8 | 9 | AB | R | H | RBI | BB | SO | LOB | TOP | | | | | |
|--|------------------------------|----------------------------------|-------------------------------|----------------------------------|-------------------------------|----------------------------------|-------------------------------|----------------------------------|------------------------------|----------------------------------|-------------------------------|----------------------------------|------------------------------|----------------------------------|------------------------------|----------------------------------|---|----------------------------------|----------------------------------|------------------------------------|----------------------------------|--------|
| Brady Anderson, L OBP: 0.430, SLG: 0.734 | G4-3 | | K | | | K | | | G3-1 | 4 | 0 | 0 | 0 | 1 | 2 | 2 | Baltimore Orioles @ California Angels Anaheim Stadium, Anaheim, CA Fri May 31 1996, 10:05 PM EDT Att: 21,603 - Unknown - 75 F | | | | | |
| Mike Devereaux, R OBP: 0.296, SLG: 0.291 | G3-1 | | G1-3 | | F8 | | | | K | 4 | 0 | 0 | 0 | 0 | 1 | 2 | | | | | | |
| Roberto Alomar, S OBP: 0.466, SLG: 0.588 | | | G5-3 | | G4-3 | | | | L5-3 HBP | 4 | 0 | 1 | 0 | 0 | 0 | 3 | | | | | | |
| Rafael Palmeiro, L OBP: 0.418, SLG: 0.543 | G6-3 | | | L6 | | | | | G4-3 | 4 | 1 | 1 | 0 | 0 | 0 | 1 | | | | | | |
| Bobby Bonilla, S OBP: 0.318, SLG: 0.341 | | WP 1B BB | | K | | | | | K | 3 | 2 | 1 | 0 | 1 | 2 | 0 | | | | | | |
| Cal Ripken Jr., R OBP: 0.338, SLG: 0.446 | L9 | | | 1B BB | | | | | FC6-4 1B | 3 | 0 | 2 | 0 | 1 | 0 | 1 | | | | | | |
| Jeffrey Hammonds, R OBP: 0.320, SLG: 0.415 | P6 | | | 1B | | | | | FC6-4 | 4 | 0 | 1 | 0 | 0 | 0 | 4 | | | | | | |
| Chris Hoiles, R OBP: 0.339, SLG: 0.424 | | | F9 | | | | | | L6 | 4 | 0 | 2 | 2 | 0 | 0 | 3 | | | | | | |
| Billy Ripken, R OBP: 0.302, SLG: 0.396 | G1-3 | | | | E6 | | | | G5-3 | 4 | 0 | 1 | 0 | 0 | 0 | 1 | | | | | | |
| Inning Stats | R: 0 E: 0 K: 0 S: 8 | H: 1 LOB: 1 BB: 0 P: 13 | R: 1 E: 0 K: 0 S: 11 | H: 1 LOB: 1 BB: 1 P: 22 | R: 0 E: 0 K: 1 S: 10 | H: 0 LOB: 0 BB: 0 P: 12 | R: 0 E: 0 K: 1 S: 15 | H: 1 LOB: 2 BB: 1 P: 24 | R: 0 E: 1 K: 0 S: 8 | H: 0 LOB: 1 BB: 1 P: 13 | R: 2 E: 0 K: 1 S: 19 | H: 5 LOB: 2 BB: 0 P: 33 | R: 0 E: 0 K: 0 S: 7 | H: 0 LOB: 0 BB: 0 P: 15 | R: 0 E: 0 K: 1 S: 8 | H: 1 LOB: 1 BB: 0 P: 14 | R: 0 E: 0 K: 1 S: 8 | H: 0 LOB: 0 BB: 0 P: 13 | 1B: 9 2B: 1 3B: 0 HR: 0 | SF: 0 SAC: 0 DP: 3 HBP: 1 | WP: 1 PB: 0 SB: 0 CS: 0 | PA: 38 |
| PITCHER | IP | WLS | BF | H | R | ER | SO | BB | IBB | HBP | BLK | WP | HR | S | P | ERA | WHIP | | | | | |
| Mark Langston, L ERA: 3.47 | 5.0 | W | 21 | 3 | 1 | 1 | 2 | 3 | 0 | 0 | 0 | 1 | 0 | 52 | 84 | 1.80 | 1.200 | | | | | |
| Chuck McElroy, L ERA: 6.91 | 2.0 | | 10 | 5 | 2 | 2 | 1 | 0 | 0 | 1 | 0 | 0 | 0 | 26 | 48 | 9.00 | 2.500 | | | | | |
| Mark Eichhorn, R ERA: 3.6 | 1.0 | | 4 | 1 | 0 | 0 | 1 | 0 | 0 | 0 | 0 | 0 | 0 | 8 | 14 | 0.00 | 1.000 | | | | | |
| Mike James, R ERA: 1.65 | 1.0 | | 3 | 0 | 0 | 0 | 1 | 0 | 0 | 0 | 0 | 0 | 0 | 8 | 13 | 0.00 | 0.000 | | | | | |

| Batter | 1 | 2 | 3 | 4 | 5 | 6 | 7 | 8 | 9 | AB | R | H | RBI | BB | SO | LOB | BOTTOM | | | | |
|--|-------------------------------|----------------------------------|-------------------------------|----------------------------------|-------------------------------|----------------------------------|-------------------------------|----------------------------------|------------------------------|----------------------------------|------------------------------|----------------------------------|-------------------------------|----------------------------------|------------------------------|----------------------------------|---|------------------------------------|----------------------------------|--------|--|
| Rex Hudler, R OBP: 0.392, SLG: 0.758 | P3 | | | 16 1B | F9 | | | | | 4 | 2 | 2 | 5 | 0 | 0 | 0 | Baltimore Orioles @ California Angels Anaheim Stadium, Anaheim, CA Fri May 31 1996, 10:05 PM EDT Att: 21,603 - Unknown - 75 F | | | | |
| Mike Aldrete, L OBP: 0.289, SLG: 0.500 | | 1-H 3-H HR | | 2-H 3-H | | | | | | 0 | 0 | 0 | 0 | 1 | 0 | 0 | | | | | |
| 16 Garret Anderson, L OBP: 0.318, SLG: 0.449 | G4-3 | | | HR | G4-3 | | | | | 5 | 1 | 1 | 1 | 0 | 1 | 1 | | | | | |
| Tim Salmon, R OBP: 0.342, SLG: 0.421 | G6-3 | | | 2-H 1B | | | | | | 4 | 1 | 2 | 2 | 1 | 0 | 0 | | | | | |
| Chili Davis, S OBP: 0.389, SLG: 0.520 | | 1B 1B | G6-4-3 | 1B HR | | | | | | 5 | 1 | 2 | 0 | 0 | 1 | 2 | | | | | |
| Tim Wallach, R OBP: 0.321, SLG: 0.456 | | 1B 1B | | 2B | F9 | | | | | 4 | 1 | 2 | 0 | 0 | 0 | 1 | | | | | |
| J.T. Snow, L OBP: 0.346, SLG: 0.343 | | 1B 1B | G5-3 | | | | | | | 2 | 1 | 0 | 0 | 2 | 0 | 1 | | | | | |
| Randy Velarde, R OBP: 0.347, SLG: 0.377 | | | | | G5-3 | | | | | 3 | 0 | 0 | 0 | 1 | 2 | 3 | | | | | |
| Don Slaught, R OBP: 0.391, SLG: 0.531 | | | | | | | | | | 3 | 1 | 2 | 2 | 1 | 0 | 3 | | | | | |
| Gary Disarcina, R OBP: 0.231, SLG: 0.244 | FC5-4 | | | | | | | | | 4 | 2 | 1 | 0 | 0 | 1 | 3 | | | | | |
| Inning Stats | R: 0 E: 0 K: 0 S: 12 | H: 0 LOB: 0 BB: 0 P: 18 | R: 5 E: 0 K: 2 S: 23 | H: 4 LOB: 0 BB: 1 P: 35 | R: 0 E: 0 K: 0 S: 10 | H: 2 LOB: 1 BB: 0 P: 12 | R: 5 E: 0 K: 0 S: 24 | H: 6 LOB: 3 BB: 2 P: 45 | R: 0 E: 0 K: 0 S: 9 | H: 0 LOB: 0 BB: 0 P: 12 | R: 0 E: 0 K: 1 S: 8 | H: 0 LOB: 0 BB: 0 P: 13 | R: 0 E: 0 K: 2 S: 13 | H: 0 LOB: 1 BB: 1 P: 23 | R: 0 E: 0 K: 0 S: 8 | H: 0 LOB: 1 BB: 2 P: 17 | 1B: 6 2B: 4 3B: 0 HR: 2 | SF: 0 SAC: 0 DP: 2 HBP: 0 | WP: 0 PB: 0 SB: 0 CS: 0 | PA: 40 | |
| PITCHER | IP | WLS | BF | H | R | ER | SO | BB | IBB | HBP | BLK | WP | HR | S | P | ERA | WHIP | | | | |
| David Wells, L ERA: 5.21 | 3.1 | L | 20 | 10 | 9 | 9 | 2 | 1 | 0 | 0 | 0 | 0 | 1 | 59 | 88 | 24.30 | 3.300 | | | | |
| Archie Corbin, R ERA: 2.35 | 3.2 | | 16 | 2 | 1 | 1 | 3 | 3 | 0 | 0 | 0 | 0 | 1 | 40 | 70 | 2.46 | 1.364 | | | | |
| Alan Mills, R ERA: 7.11 | 1.0 | | 4 | 0 | 0 | 0 | 0 | 2 | 0 | 0 | 0 | 0 | 0 | 8 | 17 | 0.00 | 2.000 | | | | |

AB 34
R 3
H 9
RBI 2
BB 3
SO 5
LOB 17



AB 34
R 10
H 12
RBI 10
BB 6
SO 5
LOB 14



| Batter | 1 | 2 | 3 | 4 | 5 | 6 | 7 | 8 | 9 | AB | R | H | RBI | BB | SO | LOB | TOP | | | | | | | | | | |
|---|------------------------------|----------------------------------|------------------------------|----------------------------------|------------------------------|----------------------------------|------------------------------|---------------------------------|-------------------------------|----------------------------------|------------------------------|---------------------------------|-------------------------------|----------------------------------|------------------------------|----------------------------------|---|---------------------------------|----------------------------------|------------------------------------|----------------------------------|--------|--|--|--|--|--|
| Luis Polonia, L OBP: 0.229, SLG: 0.283 (1, 7) | | | | | | | | | | 4 | 0 | 0 | 0 | 0 | 2 | 2 | <p>Baltimore Orioles @ California Angels Anaheim Stadium, Anaheim, CA Sat Jun 01 1996, 10:05 PM EDT Att: 35,350 - Unknown - 75 F</p> | | | | | | | | | | |
| Jeffrey Hammonds, R OBP: 0.330, SLG: 0.417 (1, 9) | | | | | | | | | | 4 | 1 | 2 | 1 | 0 | 0 | 1 | | | | | | | | | | | |
| Roberto Alomar, S OBP: 0.462, SLG: 0.586 (1, 4) | | | | | | | | | | 4 | 1 | 1 | 0 | 0 | 1 | 3 | | | | | | | | | | | |
| Rafael Palmeiro, L OBP: 0.415, SLG: 0.534 (1, 3) | | | | | | | | | | 3 | 0 | 0 | 1 | 1 | 0 | 0 | | | | | | | | | | | |
| Bobby Bonilla, S OBP: 0.317, SLG: 0.335 (1, 10) | | | | | | | | | | 3 | 0 | 0 | 0 | 0 | 0 | 3 | | | | | | | | | | | |
| Cal Ripken Jr., R OBP: 0.341, SLG: 0.444 (1, 6) | | | | | | | | | | 3 | 0 | 1 | 0 | 0 | 0 | 1 | | | | | | | | | | | |
| Mike Devereaux, R OBP: 0.295, SLG: 0.285 (1, 8) | | | | | | | | | | 3 | 0 | 0 | 0 | 1 | 0 | 2 | | | | | | | | | | | |
| Gregg Zaun, S OBP: 0.306, SLG: 0.356 (1, 2) | | | | | | | | | | 4 | 0 | 0 | 0 | 0 | 2 | 2 | | | | | | | | | | | |
| Billy Ripken, R OBP: 0.333, SLG: 0.481 (1, 5) | | | | | | | | | | 4 | 1 | 3 | 0 | 0 | 0 | 0 | | | | | | | | | | | |
| Inning Stats | R: 0 E: 0 K: 1 S: 6 | H: 0 LOB: 0 BB: 0 P: 10 | R: 0 E: 0 K: 1 S: 7 | H: 0 LOB: 2 BB: 1 P: 15 | R: 0 E: 0 K: 1 S: 9 | H: 2 LOB: 3 BB: 1 P: 16 | R: 0 E: 0 K: 1 S: 4 | H: 0 LOB: 0 BB: 0 P: 7 | R: 3 E: 0 K: 0 S: 15 | H: 3 LOB: 0 BB: 0 P: 21 | R: 0 E: 0 K: 0 S: 4 | H: 0 LOB: 0 BB: 0 P: 6 | R: 0 E: 0 K: 1 S: 13 | H: 1 LOB: 1 BB: 0 P: 16 | R: 0 E: 0 K: 0 S: 9 | H: 1 LOB: 1 BB: 0 P: 15 | R: 0 E: 0 K: 0 S: 6 | H: 0 LOB: 0 BB: 0 P: 7 | 1B: 3 2B: 4 3B: 0 HR: 0 | SF: 0 SAC: 1 DP: 1 HBP: 2 | WP: 1 PB: 0 SB: 0 CS: 0 | PA: 37 | | | | | |
| PITCHER | IP | WLS | BF | H | R | ER | SO | BB | IBB | HBP | BLK | WP | HR | S | P | ERA | WHIP | | | | | | | | | | |
| Shawn Boskie, R ERA: 4.08 (1, 1) | 8.0 | W | 34 | 7 | 3 | 3 | 5 | 2 | 0 | 2 | 0 | 1 | 0 | 67 | 106 | 3.38 | 1.125 | | | | | | | | | | |
| Mike James, R ERA: 1.6 (9, 1) | 1.0 | | 3 | 0 | 0 | 0 | 0 | 0 | 0 | 0 | 0 | 0 | 0 | 6 | 7 | 0.00 | 0.000 | | | | | | | | | | |

| | |
|-----|----|
| AB | 32 |
| R | 3 |
| H | 7 |
| RBI | 2 |
| BB | 2 |
| SO | 5 |
| LOB | 14 |



| Batter | 1 | 2 | 3 | 4 | 5 | 6 | 7 | 8 | 9 | AB | R | H | RBI | BB | SO | LOB | BOTTOM | | | | | | | | | | |
|---|------------------------------|----------------------------------|------------------------------|----------------------------------|-------------------------------|----------------------------------|------------------------------|----------------------------------|------------------------------|----------------------------------|-------------------------------|----------------------------------|------------------------------|----------------------------------|-------------------------------|----------------------------------|---|------------------------------------|----------------------------------|--------|--|--|--|--|--|--|--|
| Rex Hudler, R OBP: 0.402, SLG: 0.750 (1, 8) | | | | | | | | | | 5 | 1 | 3 | 0 | 0 | 1 | 1 | <p>Baltimore Orioles @ California Angels Anaheim Stadium, Anaheim, CA Sat Jun 01 1996, 10:05 PM EDT Att: 35,350 - Unknown - 75 F</p> | | | | | | | | | | |
| 16 Garret Anderson, L OBP: 0.320, SLG: 0.445 (1, 7) | | | | | | | | | | 4 | 1 | 1 | 0 | 1 | 2 | 3 | | | | | | | | | | | |
| Tim Salmon, R OBP: 0.339, SLG: 0.420 (1, 9) | | | | | | | | | | 5 | 0 | 1 | 2 | 0 | 1 | 4 | | | | | | | | | | | |
| Chili Davis, S OBP: 0.383, SLG: 0.511 (1, 10) | | | | | | | | | | 3 | 1 | 0 | 0 | 0 | 0 | 1 | | | | | | | | | | | |
| Tim Wallach, R OBP: 0.318, SLG: 0.450 (7, PH) | | | | | | | | | | 1 | 0 | 0 | 0 | 0 | 0 | 0 | | | | | | | | | | | |
| Jack Howell, L OBP: 0.308, SLG: 0.525 (1, 5) | | | | | | | | | | 3 | 1 | 1 | 0 | 1 | 0 | 0 | | | | | | | | | | | |
| J.T. Snow, L OBP: 0.349, SLG: 0.339 (1, 3) | | | | | | | | | | 2 | 0 | 0 | 0 | 2 | 0 | 2 | | | | | | | | | | | |
| Don Slaught, R OBP: 0.396, SLG: 0.529 (1, 2) | | | | | | | | | | 4 | 1 | 2 | 1 | 0 | 1 | 2 | | | | | | | | | | | |
| Randy Velarde, R OBP: 0.345, SLG: 0.374 (1, 4) | | | | | | | | | | 4 | 1 | 1 | 1 | 0 | 2 | 2 | | | | | | | | | | | |
| Gary Disarcina, R OBP: 0.249, SLG: 0.280 (1, 6) | | | | | | | | | | 4 | 2 | 4 | 3 | 0 | 0 | 0 | | | | | | | | | | | |
| Inning Stats | R: 0 E: 0 K: 0 S: 8 | H: 1 LOB: 0 BB: 0 P: 14 | R: 0 E: 0 K: 1 S: 9 | H: 1 LOB: 2 BB: 1 P: 17 | R: 3 E: 1 K: 1 S: 25 | H: 6 LOB: 0 BB: 2 P: 39 | R: 0 E: 0 K: 1 S: 9 | H: 0 LOB: 0 BB: 0 P: 11 | R: 0 E: 0 K: 1 S: 7 | H: 0 LOB: 0 BB: 0 P: 12 | R: 0 E: 0 K: 1 S: 13 | H: 2 LOB: 2 BB: 0 P: 19 | R: 0 E: 0 K: 0 S: 6 | H: 1 LOB: 1 BB: 1 P: 12 | R: 0 E: 0 K: 2 S: 12 | H: 2 LOB: 2 BB: 0 P: 20 | 1B: 11 2B: 1 3B: 0 HR: 1 | SF: 0 SAC: 0 DP: 1 HBP: 0 | WP: 0 PB: 0 SB: 0 CS: 0 | PA: 39 | | | | | | | |
| PITCHER | IP | WLS | BF | H | R | ER | SO | BB | IBB | HBP | BLK | WP | HR | S | P | ERA | WHIP | | | | | | | | | | |
| Jimmy Haynes, R ERA: 8.06 (1, 1) | 2.2 | L | 18 | 8 | 8 | 8 | 1 | 3 | 0 | 0 | 0 | 0 | 0 | 38 | 65 | 27.00 | 4.125 | | | | | | | | | | |
| Rick Krivda, L ERA: 3.22 (3, 1) | 5.1 | | 21 | 5 | 0 | 0 | 6 | 1 | 0 | 0 | 0 | 0 | 0 | 51 | 79 | 0.00 | 1.125 | | | | | | | | | | |

| | |
|-----|----|
| AB | 35 |
| R | 8 |
| H | 13 |
| RBI | 7 |
| BB | 4 |
| SO | 7 |
| LOB | 15 |



| Batter | 1 | 2 | 3 | 4 | 5 | 6 | 7 | 8 | 9 | AB | R | H | RBI | BB | SO | LOB | TOP | | | | | |
|---|---|---|---|---|---|---|---|---|---|---|---|---|---|---|---|---|---|------------------------------|---------------------------------|-----------------------------------|------------------------------------|----------------------------------|
| Chad Curtis, R OBP: 0.329, SLG: 0.323 (1, 7) | F9 | K | CS | BB 1B | F9 | | K | | | 4 | 1 | 0 | 0 | 1 | 2 | 6 | Detroit Tigers @ Baltimore Orioles Oriole Park at Camden Yards, Baltimore, MD Thu Jun 06 1996, 7:05 PM EDT Att: 46,269 - Unknown - 85 F livebaseballscores.com | | | | | |
| Curtis Pride, L OBP: 0.357, SLG: 0.473 Alan Trammell, R OBP: 0.310, SLG: 0.293 (8, FR) | WP 1B | FC1-2 1B | | F7 | | 3-1 | | 2B | | 5 | 1 | 2 | 0 | 0 | 0 | 4 | | | | | | |
| Travis Fryman, R OBP: 0.333, SLG: 0.471 (1, 5) | K | 1B | | P4 | | F3 | | K | | 5 | 0 | 1 | 2 | 0 | 2 | 3 | | | | | | |
| Cecil Fielder, R OBP: 0.344, SLG: 0.488 (1, 3) | 1B | 1B | | 1B | | F9 | | 6-3 | | 3 | 0 | 1 | 0 | 2 | 0 | 1 | | | | | | |
| Eddie Williams, R OBP: 0.314, SLG: 0.390 (1, 10) | 1B | 4-3 | | 1B | | F9 | | K | | 5 | 0 | 2 | 2 | 0 | 1 | 4 | | | | | | |
| Raul Casanova, S OBP: 0.184, SLG: 0.389 (1, 2) | 1-3 | | | K | | HR | | K | | 5 | 2 | 2 | 2 | 0 | 2 | 4 | | | | | | |
| Mark Lewis, R OBP: 0.340, SLG: 0.482 (1, 4) | | | | | | F8 | | F9 | | 5 | 0 | 3 | 0 | 0 | 0 | 0 | | | | | | |
| Duane Singleton, L OBP: 0.230, SLG: 0.179 Mark Parent, R OBP: 0.294, SLG: 0.529 Kimera Bartee, R OBP: 0.189, SLG: 0.167 (7, PH) | 1B | FC1-2 1B | | FC4-6 1B | | 5-3 | | K | | 2 | 1 | 0 | 0 | 1 | 0 | 1 | | | | | | |
| Chris Gomez, R OBP: 0.354, SLG: 0.286 (1, 6) | 1B | FC1-2 1B | | K | | 1B | | F9 | | 1 | 0 | 1 | 0 | 0 | 0 | 0 | | | | | | |
| Inning Stats | R: 1 E: 0 K: 1 S: 7 | H: 2 LOB: 2 BB: 1 P: 11 | R: 2 E: 0 K: 1 S: 9 | H: 4 LOB: 3 BB: 1 P: 13 | R: 1 E: 0 K: 1 S: 6 | H: 2 LOB: 0 BB: 0 P: 6 | R: 1 E: 0 K: 1 S: 6 | H: 1 LOB: 2 BB: 2 P: 14 | R: 0 E: 0 K: 0 S: 4 | H: 1 LOB: 1 BB: 0 P: 4 | R: 0 E: 0 K: 0 S: 3 | H: 0 LOB: 0 BB: 0 P: 3 | R: 1 E: 0 K: 1 S: 8 | H: 3 LOB: 2 BB: 0 P: 8 | R: 0 E: 0 K: 2 S: 8 | H: 1 LOB: 1 BB: 0 P: 8 | | R: 0 E: 0 K: 2 S: 7 | H: 0 LOB: 0 BB: 0 P: 7 | 1B: 11 2B: 1 3B: 0 HR: 2 | SF: 0 SAC: 0 DP: 0 HBP: 0 | WP: 1 PB: 0 SB: 1 CS: 1 |
| PITCHER | IP WLS BF H R ER SO BB IBB HBP BLK WP HR S P ERA WHIP | IP WLS BF H R ER SO BB IBB HBP BLK WP HR S P ERA WHIP | IP WLS BF H R ER SO BB IBB HBP BLK WP HR S P ERA WHIP | IP WLS BF H R ER SO BB IBB HBP BLK WP HR S P ERA WHIP | IP WLS BF H R ER SO BB IBB HBP BLK WP HR S P ERA WHIP | IP WLS BF H R ER SO BB IBB HBP BLK WP HR S P ERA WHIP | IP WLS BF H R ER SO BB IBB HBP BLK WP HR S P ERA WHIP | IP WLS BF H R ER SO BB IBB HBP BLK WP HR S P ERA WHIP | IP WLS BF H R ER SO BB IBB HBP BLK WP HR S P ERA WHIP | IP WLS BF H R ER SO BB IBB HBP BLK WP HR S P ERA WHIP | IP WLS BF H R ER SO BB IBB HBP BLK WP HR S P ERA WHIP | IP WLS BF H R ER SO BB IBB HBP BLK WP HR S P ERA WHIP | IP WLS BF H R ER SO BB IBB HBP BLK WP HR S P ERA WHIP | IP WLS BF H R ER SO BB IBB HBP BLK WP HR S P ERA WHIP | IP WLS BF H R ER SO BB IBB HBP BLK WP HR S P ERA WHIP | IP WLS BF H R ER SO BB IBB HBP BLK WP HR S P ERA WHIP | IP WLS BF H R ER SO BB IBB HBP BLK WP HR S P ERA WHIP | | | | | |
| Jimmy Haynes, R ERA: 8.46 (1, 1) | 2.0 | 15 | 7 | 4 | 4 | 2 | 2 | 0 | 0 | 0 | 0 | 1 | 1 | 17 | 25 | 18.00 | 4.500 | | | | | |
| Rick Kivoda, L ERA: 3.33 (3, 1) | 4.2 | 21 | 6 | 2 | 2 | 2 | 2 | 0 | 0 | 0 | 0 | 1 | 23 | 31 | 3.86 | 1.714 | | | | | | |
| Alan Mills, R ERA: 5.19 (7, 1) | 2.1 | 8 | 1 | 0 | 0 | 5 | 0 | 0 | 0 | 0 | 0 | 0 | 0 | 18 | 18 | 0.00 | 0.429 | | | | | |

| Batter | 1 | 2 | 3 | 4 | 5 | 6 | 7 | 8 | 9 | AB | R | H | RBI | BB | SO | LOB | BOTTOM | | | | | |
|--|---|---|---|---|---|---|---|---|---|---|---|---|---|---|---|---|---|------------------------------|---------------------------------|----------------------------------|------------------------------------|----------------------------------|
| Brady Anderson, L OBP: 0.421, SLG: 0.697 (1, 8) | F8 1B | 3-1 | 1B | | F9 | F8 | | | | 3 | 2 | 0 | 0 | 1 | 0 | 1 | Detroit Tigers @ Baltimore Orioles Oriole Park at Camden Yards, Baltimore, MD Thu Jun 06 1996, 7:05 PM EDT Att: 46,269 - Unknown - 85 F livebaseballscores.com | | | | | |
| Luis Polonia, L OBP: 0.290, SLG: 0.339 (1, 7) | BB 1B | 4-3 | E | | 1B | G5-4-3 | | | | 4 | 2 | 2 | 0 | 1 | 0 | 1 | | | | | | |
| Roberto Alomar, S OBP: 0.475, SLG: 0.616 (1, 4) | F8 | | E5 | | 1B | L5 | | | | 4 | 1 | 2 | 2 | 1 | 0 | 2 | | | | | | |
| Rafael Palmeiro, L OBP: 0.423, SLG: 0.544 (1, 3) | HR 1B | F7 | | FC3-6 1B | | F8 | | | | 4 | 2 | 2 | 2 | 1 | 0 | 1 | | | | | | |
| Bobby Bonilla, S OBP: 0.327, SLG: 0.359 (1, 9) | F7 | | HR 1B | | FC3-6 1B | F8 | | | | 5 | 1 | 2 | 1 | 0 | 0 | 5 | | | | | | |
| Cal Ripken Jr., R OBP: 0.342, SLG: 0.462 (1, 6) | HR BB | | HR | | FC3-6 1B | F7 | | | | 4 | 2 | 1 | 2 | 1 | 0 | 2 | | | | | | |
| B.J. Surhoff, L OBP: 0.372, SLG: 0.590 (1, 10) | HR | | K2-3 | | 1B | SF9 3B | | | | 4 | 2 | 3 | 5 | 1 | 1 | 0 | | | | | | |
| Gregg Zaun, S OBP: 0.315, SLG: 0.340 (1, 2) | BB | | 1B | | F9 | SF9 | | | | 2 | 1 | 0 | 1 | 1 | 0 | 3 | | | | | | |
| Billy Ripken, R OBP: 0.320, SLG: 0.464 (1, 5) | F7 | | F8 | | 1-3 | 5-3 | | | | 4 | 0 | 0 | 0 | 1 | 0 | 3 | | | | | | |
| Inning Stats | R: 5 E: 0 K: 0 S: 6 | H: 3 LOB: 1 BB: 2 P: 15 | R: 0 E: 0 K: 0 S: 4 | H: 1 LOB: 1 BB: 0 P: 4 | R: 4 E: 1 K: 1 S: 9 | H: 4 LOB: 3 BB: 2 P: 18 | R: 0 E: 0 K: 0 S: 3 | H: 0 LOB: 1 BB: 1 P: 7 | R: 3 E: 0 K: 0 S: 6 | H: 3 LOB: 2 BB: 2 P: 14 | R: 0 E: 0 K: 0 S: 2 | H: 0 LOB: 0 BB: 1 P: 6 | R: 0 E: 0 K: 0 S: 3 | H: 0 LOB: 0 BB: 0 P: 3 | R: 1 E: 0 K: 0 S: 4 | H: 1 LOB: 0 BB: 0 P: 4 | | R: 0 E: 0 K: 0 S: 4 | H: 0 LOB: 0 BB: 0 P: 4 | 1B: 9 2B: 0 3B: 1 HR: 2 | SF: 1 SAC: 0 DP: 1 HBP: 2 | WP: 1 PB: 1 SB: 1 CS: 0 |
| PITCHER | IP WLS BF H R ER SO BB IBB HBP BLK WP HR S P ERA WHIP | IP WLS BF H R ER SO BB IBB HBP BLK WP HR S P ERA WHIP | IP WLS BF H R ER SO BB IBB HBP BLK WP HR S P ERA WHIP | IP WLS BF H R ER SO BB IBB HBP BLK WP HR S P ERA WHIP | IP WLS BF H R ER SO BB IBB HBP BLK WP HR S P ERA WHIP | IP WLS BF H R ER SO BB IBB HBP BLK WP HR S P ERA WHIP | IP WLS BF H R ER SO BB IBB HBP BLK WP HR S P ERA WHIP | IP WLS BF H R ER SO BB IBB HBP BLK WP HR S P ERA WHIP | IP WLS BF H R ER SO BB IBB HBP BLK WP HR S P ERA WHIP | IP WLS BF H R ER SO BB IBB HBP BLK WP HR S P ERA WHIP | IP WLS BF H R ER SO BB IBB HBP BLK WP HR S P ERA WHIP | IP WLS BF H R ER SO BB IBB HBP BLK WP HR S P ERA WHIP | IP WLS BF H R ER SO BB IBB HBP BLK WP HR S P ERA WHIP | IP WLS BF H R ER SO BB IBB HBP BLK WP HR S P ERA WHIP | IP WLS BF H R ER SO BB IBB HBP BLK WP HR S P ERA WHIP | IP WLS BF H R ER SO BB IBB HBP BLK WP HR S P ERA WHIP | | | | | | |
| Felipe Lira, R ERA: 7.25 (1, 1) | 2.1 | 17 | 6 | 8 | 8 | 0 | 5 | 0 | 0 | 0 | 1 | 0 | 13 | 33 | 13.50 | 3.750 | | | | | | |
| Greg Keagle, R ERA: 8.64 (3, 1) | 2.2 | 18 | 5 | 4 | 4 | 0 | 5 | 0 | 0 | 0 | 0 | 0 | 2 | 6 | 0.00 | 1.000 | | | | | | |
| Bob Scanlan, R ERA: 12.15 (6, 1) | 1.0 | 3 | 0 | 0 | 0 | 0 | 0 | 0 | 0 | 0 | 0 | 0 | 3 | 3 | 0.00 | 0.000 | | | | | | |
| Gregg Olson, R ERA: 8.11 (7, 1) | 1.0 | 3 | 0 | 0 | 0 | 0 | 0 | 0 | 0 | 0 | 0 | 0 | 4 | 4 | 9.00 | 1.000 | | | | | | |
| Mike Walker, R ERA: 6.23 (8, 1) | 1.0 | 4 | 1 | 1 | 1 | 0 | 0 | 0 | 0 | 0 | 0 | 0 | 4 | 4 | 9.00 | 1.000 | | | | | | |


| Batter | 1 | 2 | 3 | 4 | 5 | 6 | 7 | 8 | 9 | AB | R | H | RBI | BB | SO | LOB | TOP | | | | | | | | | | | | | | | | | | | | | | | | | |
|---|------------------------------|---------------------------------|------------------------------|---------------------------------|------------------------------|----------------------------------|------------------------------|----------------------------------|------------------------------|---------------------------------|------------------------------|---------------------------------|------------------------------|---------------------------------|------------------------------|---------------------------------|--|---------------------------------|----------------------------------|------------------------------------|----------------------------------|--------|--|--|--|----|-----|----|---|---|----|----|----|-----|-----|-----|----|----|---|---|-----|------|
| Tony Phillips, S OBP: 0.444, SLG: 0.465 (1, 7) | | | | | | | | | | 5 | 2 | 3 | 2 | 0 | 1 | 1 | Chicago White Sox @ Baltimore Orioles Oriole Park at Camden Yards, Baltimore, MD Fri Jun 07 1996, 7:05 PM EDT Att: 47,209 - Unknown - 87 F | | | | | | | | | | | | | | | | | | | | | | | | | |
| Darren Lewis, R OBP: 0.391, SLG: 0.386 (1, 8) | | | | | | | | | | 4 | 1 | 1 | 0 | 1 | 1 | 0 | | | | | | | | | | | | | | | | | | | | | | | | | | |
| Frank Thomas, R OBP: 0.451, SLG: 0.635 (1, 3) | | | | | | | | | | 4 | 1 | 2 | 1 | 1 | 0 | 2 | | | | | | | | | | | | | | | | | | | | | | | | | | |
| Robin Ventura, L OBP: 0.379, SLG: 0.517 (1, 5) | | | | | | | | | | 4 | 1 | 2 | 3 | 1 | 0 | 1 | | | | | | | | | | | | | | | | | | | | | | | | | | |
| Harold Baines, L OBP: 0.398, SLG: 0.542 (1, 10) | | | | | | | | | | 4 | 0 | 1 | 0 | 1 | 0 | 2 | | | | | | | | | | | | | | | | | | | | | | | | | | |
| Norberto Martin, R OBP: 0.667, SLG: 0.667 (9, PR) | | | | | | | | | | 0 | 0 | 0 | 0 | 0 | 0 | 0 | | | | | | | | | | | | | | | | | | | | | | | | | | |
| Dave Martinez, L OBP: 0.405, SLG: 0.534 (1, 9) | | | | | | | | | | 5 | 1 | 2 | 0 | 0 | 0 | 3 | | | | | | | | | | | | | | | | | | | | | | | | | | |
| Ron Karkovics, R OBP: 0.309, SLG: 0.354 (1, 2) | | | | | | | | | | 4 | 1 | 1 | 2 | 0 | 0 | 1 | | | | | | | | | | | | | | | | | | | | | | | | | | |
| Ray Durham, S OBP: 0.374, SLG: 0.447 (1, 4) | | | | | | | | | | 4 | 0 | 0 | 0 | 0 | 1 | 1 | | | | | | | | | | | | | | | | | | | | | | | | | | |
| Ozzie Guillen, L OBP: 0.305, SLG: 0.390 (1, 6) | | | | | | | | | | 4 | 1 | 2 | 0 | 0 | 0 | 0 | | | | | | | | | | | | | | | | | | | | | | | | | | |
| Inning Stats | R: 1 E: 0 K: 1 S: 5 | H: 1 LOB: 0 BB: 1 P: 9 | R: 2 E: 0 K: 1 S: 8 | H: 3 LOB: 1 BB: 0 P: 8 | R: 0 E: 0 K: 0 S: 3 | H: 0 LOB: 2 BB: 2 P: 11 | R: 3 E: 0 K: 0 S: 7 | H: 4 LOB: 2 BB: 1 P: 11 | R: 0 E: 0 K: 1 S: 5 | H: 0 LOB: 0 BB: 0 P: 5 | R: 0 E: 0 K: 0 S: 3 | H: 0 LOB: 1 BB: 0 P: 3 | R: 2 E: 0 K: 0 S: 6 | H: 3 LOB: 1 BB: 0 P: 6 | R: 0 E: 0 K: 0 S: 4 | H: 2 LOB: 1 BB: 0 P: 4 | R: 0 E: 0 K: 0 S: 3 | H: 1 LOB: 1 BB: 0 P: 3 | 1B: 9 2B: 3 3B: 0 HR: 3 | SF: 0 SAC: 0 DP: 3 HBP: 0 | WP: 0 PB: 0 SB: 2 CS: 0 | PA: 42 | | | | | | | | | | | | | | | | | | | | |
| PITCHER | IP | WLS | BF | H | R | ER | SO | BB | IBB | HBP | BLK | WP | HR | S | P | ERA | WHIP | PITCHER | | | | | | | | IP | WLS | BF | H | R | ER | SO | BB | IBB | HBP | BLK | WP | HR | S | P | ERA | WHIP |
| Scott Erickson, R ERA: 5.32 (1, 1) | 6.0 | L | 31 | 10 | 8 | 8 | 3 | 4 | 0 | 0 | 0 | 0 | 3 | 33 | 49 | 12.00 | 2.333 | | | | | | | | | | | | | | | | | | | | | | | | | |
| Jesse Orosco, L ERA: 7.54 (7, 1) | 2.0 | | 8 | 3 | 0 | 0 | 0 | 0 | 0 | 0 | 0 | 0 | 0 | 8 | 8 | 0.00 | 1.500 | | | | | | | | | | | | | | | | | | | | | | | | | |
| Arthur Rhodes, L ERA: 5.28 (9, 1) | 1.0 | | 3 | 1 | 0 | 0 | 0 | 0 | 0 | 0 | 0 | 0 | 0 | 3 | 3 | 0.00 | 1.000 | | | | | | | | | | | | | | | | | | | | | | | | | |

| | |
|-----|----|
| AB | 38 |
| R | 8 |
| H | 14 |
| RBI | 8 |
| BB | 4 |
| SO | 3 |
| LOB | 11 |



| Batter | 1 | 2 | 3 | 4 | 5 | 6 | 7 | 8 | 9 | AB | R | H | RBI | BB | SO | LOB | BOTTOM | | | | | | | | | | | | | | | | | | | | | | | | | |
|---|------------------------------|---------------------------------|------------------------------|---------------------------------|------------------------------|---------------------------------|------------------------------|---------------------------------|------------------------------|---------------------------------|------------------------------|---------------------------------|------------------------------|---------------------------------|------------------------------|---------------------------------|--|------------------------------|---------------------------------|----------------------------------|------------------------------------|----------------------------------|--------|--|--|----|-----|----|---|---|----|----|----|-----|-----|-----|----|----|---|---|-----|------|
| Brady Anderson, L OBP: 0.418, SLG: 0.693 (1, 8) | | | | | | | | | | 4 | 0 | 1 | 0 | 0 | 0 | 1 | Chicago White Sox @ Baltimore Orioles Oriole Park at Camden Yards, Baltimore, MD Fri Jun 07 1996, 7:05 PM EDT Att: 47,209 - Unknown - 87 F | | | | | | | | | | | | | | | | | | | | | | | | | |
| Luis Polonia, L OBP: 0.288, SLG: 0.333 (1, 10) | | | | | | | | | | 4 | 0 | 1 | 0 | 0 | 1 | 2 | | | | | | | | | | | | | | | | | | | | | | | | | | |
| Roberto Alomar, S OBP: 0.475, SLG: 0.628 (1, 4) | | | | | | | | | | 4 | 2 | 2 | 1 | 0 | 1 | 1 | | | | | | | | | | | | | | | | | | | | | | | | | | |
| Rafael Palmeiro, L OBP: 0.424, SLG: 0.548 (1, 3) | | | | | | | | | | 4 | 0 | 2 | 1 | 0 | 0 | 0 | | | | | | | | | | | | | | | | | | | | | | | | | | |
| Bobby Bonilla, S OBP: 0.330, SLG: 0.362 (1, 9) | | | | | | | | | | 4 | 0 | 2 | 0 | 0 | 0 | 1 | | | | | | | | | | | | | | | | | | | | | | | | | | |
| Cal Ripken Jr., R OBP: 0.340, SLG: 0.458 (1, 6) | | | | | | | | | | 4 | 0 | 1 | 0 | 0 | 1 | 2 | | | | | | | | | | | | | | | | | | | | | | | | | | |
| B.J. Surhoff, L OBP: 0.375, SLG: 0.588 (1, 5) | | | | | | | | | | 4 | 0 | 2 | 0 | 0 | 1 | 1 | | | | | | | | | | | | | | | | | | | | | | | | | | |
| Chris Hoiles, R OBP: 0.341, SLG: 0.444 (1, 2) | | | | | | | | | | 4 | 0 | 0 | 0 | 0 | 1 | 3 | | | | | | | | | | | | | | | | | | | | | | | | | | |
| Jeffrey Hammonds, R OBP: 0.328, SLG: 0.401 (1, 7) | | | | | | | | | | 3 | 0 | 0 | 0 | 1 | 2 | 2 | | | | | | | | | | | | | | | | | | | | | | | | | | |
| Inning Stats | R: 1 E: 0 K: 0 S: 4 | H: 1 LOB: 0 BB: 0 P: 4 | R: 0 E: 0 K: 1 S: 6 | H: 1 LOB: 1 BB: 0 P: 6 | R: 0 E: 0 K: 1 S: 5 | H: 1 LOB: 1 BB: 1 P: 9 | R: 0 E: 0 K: 0 S: 3 | H: 1 LOB: 0 BB: 0 P: 3 | R: 0 E: 0 K: 0 S: 5 | H: 2 LOB: 2 BB: 0 P: 5 | R: 0 E: 0 K: 1 S: 6 | H: 2 LOB: 1 BB: 0 P: 6 | R: 0 E: 0 K: 1 S: 5 | H: 0 LOB: 0 BB: 0 P: 5 | R: 1 E: 0 K: 1 S: 7 | H: 2 LOB: 1 BB: 0 P: 7 | | R: 0 E: 0 K: 2 S: 8 | H: 1 LOB: 1 BB: 0 P: 8 | 1B: 8 2B: 2 3B: 0 HR: 1 | SF: 0 SAC: 0 DP: 2 HBP: 0 | WP: 0 PB: 0 SB: 0 CS: 0 | PA: 36 | | | | | | | | | | | | | | | | | | | |
| PITCHER | IP | WLS | BF | H | R | ER | SO | BB | IBB | HBP | BLK | WP | HR | S | P | ERA | WHIP | PITCHER | | | | | | | | IP | WLS | BF | H | R | ER | SO | BB | IBB | HBP | BLK | WP | HR | S | P | ERA | WHIP |
| Alex Fernandez, R ERA: 3.51 (1, 1) | 9.0 | W | 36 | 11 | 2 | 2 | 7 | 1 | 0 | 0 | 0 | 0 | 1 | 49 | 53 | 2.00 | 1.333 | | | | | | | | | | | | | | | | | | | | | | | | | |


| | |
|-----|----|
| AB | 35 |
| R | 2 |
| H | 11 |
| RBI | 2 |
| BB | 1 |
| SO | 7 |
| LOB | 13 |



| Batter | 1 | 2 | 3 | 4 | 5 | 6 | 7 | 8 | 9 | AB | R | H | RBI | BB | SO | LOB | TOP | | | | | | | | | | |
|--|-------------------------------|----------------------------------|------------------------------|----------------------------------|-------------------------------|----------------------------------|------------------------------|---------------------------------|-------------------------------|----------------------------------|-------------------------------|----------------------------------|-------------------------------|----------------------------------|------------------------------|----------------------------------|--|------------------------------|----------------------------------|----------------------------------|------------------------------------|----------------------------------|--------|--|--|--|--|
| Tony Phillips, S OBP: 0.438, SLG: 0.459 (1, 7) | F9 | | 1B BB FC1-2 | L4 | | K | | | K | 5 | 0 | 1 | 0 | 0 | 2 | 3 | Chicago White Sox @ Baltimore Orioles Oriole Park at Camden Yards, Baltimore, MD Sat Jun 08 1996, 3:33 AM EDT Att: 47,634 - Sunny - 93 F | | | | | | | | | | |
| Ray Durham, S OBP: 0.371, SLG: 0.440 Norberto Martin, R OBP: 0.667, SLG: 0.667 (1, 4) (9, 4) | K | | F7 | | G5-4-3 1B | | P2 | | K | 5 | 0 | 1 | 0 | 0 | 2 | 1 | | | | | | | | | | | |
| Frank Thomas, R OBP: 0.455, SLG: 0.635 (1, 3) | 2B 3B 1B | | FC1-2 1B BB | | G5-4-3 1-2 | | WP 1B | | | 3 | 1 | 2 | 0 | 1 | 0 | 1 | | | | | | | | | | | |
| Lyle Mouton, R OBP: 0.379, SLG: 0.500 (1, 10) | 3B 2B | | FC1-2 1B | | 1B | | K | | | 4 | 1 | 3 | 0 | 0 | 1 | 1 | | | | | | | | | | | |
| Danny Tartabull, R OBP: 0.316, SLG: 0.395 Dave Martinez, L OBP: 0.405, SLG: 0.534 (1, 9) (8, 9) | 2H 3H 3B | | FC1-2 1B | | G6-3 | | K | | | 4 | 0 | 1 | 2 | 0 | 1 | 5 | | | | | | | | | | | |
| Chris Snopce, R OBP: 0.282, SLG: 0.429 Robin Ventura, L OBP: 0.377, SLG: 0.514 (1, 5) (8, 5) | P2 | | P2 | | G5-3 | | F7 | | | 3 | 0 | 0 | 0 | 0 | 0 | 4 | | | | | | | | | | | |
| Chad Kreuter, S OBP: 0.302, SLG: 0.351 Ron Karkovice, R OBP: 0.309, SLG: 0.354 (1, 2) (8, 2) | | L6 | | L7 | | 1B 1B | | K | | 4 | 0 | 1 | 0 | 0 | 1 | 0 | | | | | | | | | | | |
| Darren Lewis, R OBP: 0.388, SLG: 0.383 (1, 8) | | L8 | | F9 | | F9 | | L9 | | 4 | 0 | 1 | 0 | 0 | 0 | 1 | | | | | | | | | | | |
| Ozzie Guillen, L OBP: 0.304, SLG: 0.387 (1, 6) | | F8 | | P6 | | 1B | | G6-3 | | 4 | 0 | 1 | 0 | 0 | 0 | 1 | | | | | | | | | | | |
| Inning Stats | R: 2 E: 0 K: 1 S: 13 | H: 3 LOB: 1 BB: 0 P: 23 | R: 0 E: 0 K: 0 S: 9 | H: 0 LOB: 0 BB: 0 P: 12 | R: 0 E: 0 K: 0 S: 11 | H: 2 LOB: 3 BB: 1 P: 23 | R: 0 E: 0 K: 0 S: 6 | H: 1 LOB: 1 BB: 0 P: 8 | R: 0 E: 0 K: 0 S: 11 | H: 2 LOB: 1 BB: 0 P: 13 | R: 0 E: 0 K: 1 S: 11 | H: 2 LOB: 2 BB: 0 P: 17 | R: 0 E: 0 K: 2 S: 13 | H: 1 LOB: 1 BB: 0 P: 20 | R: 0 E: 0 K: 1 S: 8 | H: 0 LOB: 0 BB: 0 P: 12 | | R: 0 E: 0 K: 2 S: 9 | H: 0 LOB: 0 BB: 0 P: 10 | 1B: 9 2B: 1 3B: 1 HR: 0 | SF: 0 SAC: 0 DP: 1 HBP: 0 | WP: 1 PB: 0 SB: 0 CS: 0 | PA: 38 | | | | |
| PITCHER | IP | WLS | BF | H | R | ER | SO | BB | IBB | HBP | BLK | WP | HR | S | P | ERA | WHIP | | | | | | | | | | |
| Kent Mercker, L ERA: 6.23 (1, 1) | 6.0 | L | 28 | 10 | 2 | 2 | 2 | 1 | 0 | 0 | 0 | 0 | 0 | 61 | 96 | 3.00 | 1.833 | | | | | | | | | | |
| Alan Mills, R ERA: 4.22 (7, 1) | 2.0 | | 7 | 1 | 0 | 0 | 3 | 0 | 0 | 0 | 0 | 1 | 0 | 21 | 32 | 0.00 | 0.500 | | | | | | | | | | |
| Randy Myers, L ERA: 2.61 (9, 1) | 1.0 | | 3 | 0 | 0 | 0 | 2 | 0 | 0 | 0 | 0 | 0 | 0 | 9 | 10 | 0.00 | 0.000 | | | | | | | | | | |

| Batter | 1 | 2 | 3 | 4 | 5 | 6 | 7 | 8 | 9 | AB | R | H | RBI | BB | SO | LOB | BOTTOM | | | | | | | | | | |
|--|-------------------------------|----------------------------------|-------------------------------|----------------------------------|-------------------------------|----------------------------------|------------------------------|----------------------------------|-------------------------------|----------------------------------|-------------------------------|----------------------------------|-------------------------------|----------------------------------|-------------------------------|----------------------------------|--|------------------------------|---------------------------------|----------------------------------|------------------------------------|----------------------------------|--------|--|--|--|--|
| Brady Anderson, L OBP: 0.422, SLG: 0.694 (1, 8) | P2 | | G3 1B 2B | | 1-2 BB | | P4 | | G6-3 1B | 4 | 1 | 2 | 0 | 1 | 0 | 0 | Chicago White Sox @ Baltimore Orioles Oriole Park at Camden Yards, Baltimore, MD Sat Jun 08 1996, 3:33 AM EDT Att: 47,634 - Sunny - 93 F | | | | | | | | | | |
| Luis Polonia, L OBP: 0.275, SLG: 0.318 Mike Devereaux, R OBP: 0.312, SLG: 0.301 (1, 10) (7, FH) | G1-4-3 | | G3 | | L7 | | 1B | | G6-3 | 3 | 0 | 0 | 0 | 0 | 0 | 3 | | | | | | | | | | | |
| Roberto Alomar, S OBP: 0.475, SLG: 0.626 (1, 4) | S 1B | | 2-3 1B | | G1-3 | | F9 | | | 4 | 0 | 2 | 1 | 0 | 0 | 3 | | | | | | | | | | | |
| Rafael Palmeiro, L OBP: 0.421, SLG: 0.547 (1, 3) | P6 | | 3-H 2-3 K | | G1-3 | | P6 | | | 4 | 0 | 1 | 0 | 0 | 1 | 3 | | | | | | | | | | | |
| Bobby Bonilla, S OBP: 0.335, SLG: 0.367 (1, 9) | | G3 1B | | G1-3 | | CI BB | | 1B | | 3 | 0 | 2 | 0 | 0 | 0 | 0 | | | | | | | | | | | |
| Cal Ripken Jr., R OBP: 0.339, SLG: 0.452 (1, 6) | P5 | | F7 | | F7 | | P4 | | | 3 | 0 | 0 | 0 | 1 | 0 | 2 | | | | | | | | | | | |
| B.J. Surhoff, L OBP: 0.367, SLG: 0.574 (1, 5) | G3 | | K | | K | | K | | | 4 | 0 | 0 | 0 | 0 | 2 | 5 | | | | | | | | | | | |
| Gregg Zaun, S OBP: 0.293, SLG: 0.314 (1, 2) | K | | F8 | | F8 | | P6 | | G4-3 | 4 | 0 | 0 | 0 | 0 | 1 | 5 | | | | | | | | | | | |
| Jeffrey Hammonds, R OBP: 0.325, SLG: 0.398 (1, 7) | | | F7 | | BB 1B | | P6 | | K | 4 | 0 | 1 | 0 | 0 | 1 | 3 | | | | | | | | | | | |
| Inning Stats | R: 0 E: 0 K: 0 S: 16 | H: 1 LOB: 1 BB: 0 P: 22 | R: 0 E: 0 K: 1 S: 10 | H: 1 LOB: 1 BB: 0 P: 15 | R: 1 E: 0 K: 1 S: 17 | H: 2 LOB: 1 BB: 0 P: 24 | R: 0 E: 0 K: 1 S: 9 | H: 0 LOB: 0 BB: 0 P: 15 | R: 0 E: 0 K: 1 S: 12 | H: 1 LOB: 2 BB: 1 P: 18 | R: 0 E: 0 K: 1 S: 11 | H: 1 LOB: 3 BB: 1 P: 20 | R: 0 E: 0 K: 0 S: 10 | H: 1 LOB: 1 BB: 0 P: 14 | R: 0 E: 0 K: 0 S: 10 | H: 1 LOB: 1 BB: 0 P: 16 | | R: 0 E: 0 K: 1 S: 6 | H: 1 LOB: 0 BB: 0 P: 8 | 1B: 7 2B: 2 3B: 0 HR: 0 | SF: 0 SAC: 0 DP: 1 HBP: 0 | WP: 0 PB: 0 SB: 1 CS: 0 | PA: 38 | | | | |
| PITCHER | IP | WLS | BF | H | R | ER | SO | BB | IBB | HBP | BLK | WP | HR | S | P | ERA | WHIP | | | | | | | | | | |
| James Baldwin, R ERA: 3.23 (1, 1) | 5.0 | W | 22 | 6 | 1 | 1 | 3 | 1 | 0 | 0 | 0 | 0 | 0 | 65 | 96 | 1.80 | 1.400 | | | | | | | | | | |
| Matt Karchner, R ERA: 3.44 (6, 1) | 1.0 | | 5 | 0 | 0 | 0 | 1 | 1 | 0 | 0 | 0 | 0 | 0 | 10 | 18 | 0.00 | 1.000 | | | | | | | | | | |
| Larry Thomas, L ERA: 3.98 (7, 1) | 1.0 | | 4 | 1 | 0 | 0 | 0 | 0 | 0 | 0 | 0 | 0 | 0 | 14 | 0.00 | 1.000 | | | | | | | | | | | |
| 41 Bill Simas, R ERA: 3.98 (8, 1) | 1.0 | | 4 | 1 | 0 | 0 | 0 | 0 | 0 | 0 | 0 | 0 | 0 | 10 | 16 | 0.00 | 1.000 | | | | | | | | | | |
| Roberto Hernandez, R ERA: 0.64 (9, 1) | 1.0 | S | 3 | 1 | 0 | 0 | 1 | 0 | 0 | 0 | 0 | 0 | 0 | 6 | 8 | 0.00 | 1.000 | | | | | | | | | | |

| | |
|-----|----|
| AB | 37 |
| R | 2 |
| H | 11 |
| RBI | 2 |
| BB | 1 |
| SO | 7 |
| LOB | 17 |



| | |
|-----|----|
| AB | 35 |
| R | 1 |
| H | 9 |
| RBI | 1 |
| BB | 2 |
| SO | 5 |
| LOB | 25 |

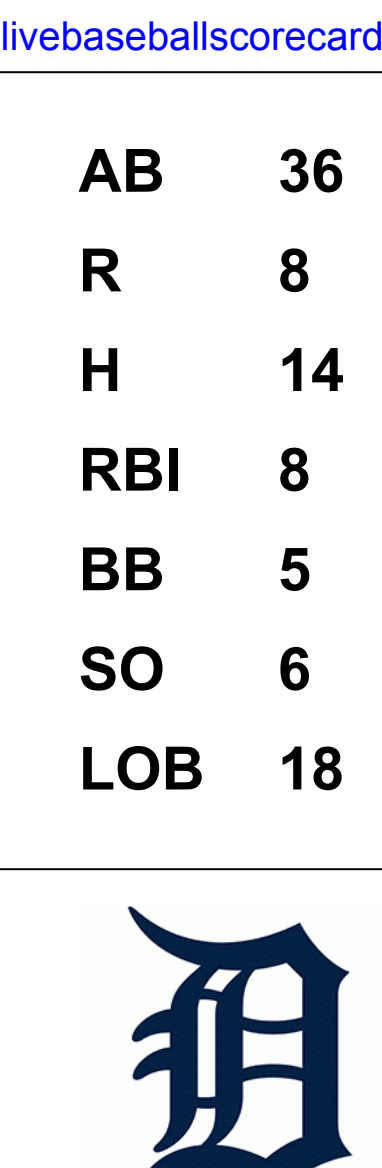



| Batter | 1 | 2 | 3 | 4 | 5 | 6 | 7 | 8 | 9 | AB | R | H | RBI | BB | SO | LOB | TOP | | | | | | | | |
|---|-------------------------------|----------------------------------|-------------------------------|----------------------------------|-------------------------------|----------------------------------|-------------------------------|----------------------------------|------------------------------|----------------------------------|-------------------------------|----------------------------------|-------------------------------|----------------------------------|------------------------------|----------------------------------|---|------------------------------|----------------------------------|----------------------------------|------------------------------------|----------------------------------|--------|--|--|
| Tony Phillips, S OBP: 0.437, SLG: 0.465 (1, 7) | | | | | | | | | | 6 | 2 | 2 | 0 | 0 | 2 | 2 | Chicago White Sox @ Baltimore Orioles Oriole Park at Camden Yards, Baltimore, MD Sun Jun 09 1996, 3:33 AM EDT Att: 47,352 - Sunny - 85 F livebaseballscores.com AB 45 R 12 H 18 RBI 12 BB 3 SO 8 LOB 22 | | | | | | | | |
| Dave Martinez, L OBP: 0.409, SLG: 0.528 (1, 8) (8, 9) | | | | | | | | | | 5 | 1 | 2 | 2 | 1 | 1 | 4 | | | | | | | | | |
| Frank Thomas, R OBP: 0.460, SLG: 0.648 (1, 3) | | | | | | | | | | 5 | 2 | 3 | 3 | 1 | 1 | 2 | | | | | | | | | |
| Robin Ventura, L OBP: 0.373, SLG: 0.512 (1, 5) | | | | | | | | | | 5 | 1 | 1 | 1 | 0 | 1 | 5 | | | | | | | | | |
| Harold Baines, L OBP: 0.403, SLG: 0.549 Ray Durham, S OBP: 0.371, SLG: 0.440 (8, PR) | | | | | | | | | | 5 | 2 | 3 | 2 | 0 | 0 | 0 | | | | | | | | | |
| Danny Tartabull, R OBP: 0.323, SLG: 0.418 Darren Lewis, R OBP: 0.388, SLG: 0.383 (8, 8) | | | | | | | | | | 4 | 1 | 2 | 3 | 1 | 0 | 1 | | | | | | | | | |
| Ron Karkovics, R OBP: 0.306, SLG: 0.349 (1, 2) | | | | | | | | | | 5 | 0 | 1 | 0 | 0 | 3 | 2 | | | | | | | | | |
| Norberto Martin, R OBP: 0.625, SLG: 0.750 (1, 4) | | | | | | | | | | 5 | 2 | 3 | 0 | 0 | 0 | 4 | | | | | | | | | |
| Ozzie Guillen, L OBP: 0.302, SLG: 0.387 (1, 6) | | | | | | | | | | 5 | 1 | 1 | 1 | 0 | 0 | 2 | | | | | | | | | |
| Inning Stats | R: 0 E: 0 K: 2 S: 10 | H: 1 LOB: 1 BB: 0 P: 15 | R: 0 E: 0 K: 1 S: 6 | H: 0 LOB: 0 BB: 0 P: 7 | R: 2 E: 0 K: 1 S: 16 | H: 3 LOB: 1 BB: 0 P: 23 | R: 3 E: 1 K: 1 S: 31 | H: 9 LOB: 1 BB: 0 P: 41 | R: 0 E: 0 K: 1 S: 7 | H: 2 LOB: 3 BB: 1 P: 11 | R: 0 E: 0 K: 0 S: 5 | H: 0 LOB: 1 BB: 1 P: 9 | R: 2 E: 1 K: 0 S: 13 | H: 1 LOB: 0 BB: 0 P: 21 | R: 0 E: 0 K: 0 S: 7 | H: 2 LOB: 3 BB: 0 P: 9 | | R: 0 E: 0 K: 1 S: 7 | H: 0 LOB: 1 BB: 1 P: 16 | 1B: 9 2B: 7 3B: 0 HR: 2 | SF: 0 SAC: 0 DP: 1 HBP: 0 | WP: 1 PB: 0 SB: 0 CS: 0 | PA: 48 | | |
| PITCHER | IP | WLS | BF | H | R | ER | SO | BB | IBB | HBP | BLK | WP | HR | S | P | ERA | WHIP | | | | | | | | |
| 35 Mike Mussina, R ERA: 5.54 (1, 1) | 3.2 | L | 22 | 11 | 9 | 9 | 5 | 0 | 0 | 0 | 0 | 0 | 1 | 52 | 69 | 22.09 | 3.000 | | | | | | | | |
| Arthur Rhodes, L ERA: 5.29 (4, 1) | 1.2 | | 11 | 4 | 1 | 1 | 1 | 1 | 1 | 0 | 0 | 0 | 0 | 19 | 33 | 5.40 | 3.000 | | | | | | | | |
| Jimmy Haynes, R ERA: 8.03 (6, 1) | 2.2 | | 11 | 3 | 2 | 0 | 1 | 0 | 0 | 0 | 0 | 1 | 1 | 24 | 34 | 0.00 | 1.125 | | | | | | | | |
| Jesse Orosco, L ERA: 7.23 (9, 1) | 1.0 | | 4 | 0 | 0 | 0 | 1 | 1 | 0 | 0 | 0 | 0 | 0 | 7 | 16 | 0.00 | 1.000 | | | | | | | | |
| Batter | 1 | 2 | 3 | 4 | 5 | 6 | 7 | 8 | 9 | AB | R | H | RBI | BB | SO | LOB | BOTTOM | | | | | | | | |
| Brady Anderson, L OBP: 0.421, SLG: 0.692 (1, 8) | | | | | | | | | | 5 | 0 | 2 | 0 | 0 | 0 | 4 | Chicago White Sox @ Baltimore Orioles Oriole Park at Camden Yards, Baltimore, MD Sun Jun 09 1996, 3:33 AM EDT Att: 47,352 - Sunny - 85 F livebaseballscores.com AB 40 R 9 H 13 RBI 9 BB 4 SO 4 LOB 21 | | | | | | | | |
| Billy Ripken, R OBP: 0.313, SLG: 0.446 (1, 4) | | | | | | | | | | 5 | 1 | 1 | 1 | 0 | 0 | 3 | | | | | | | | | |
| Roberto Alomar, S OBP: 0.470, SLG: 0.615 (1, 10) | | | | | | | | | | 4 | 1 | 0 | 0 | 1 | 1 | 2 | | | | | | | | | |
| Rafael Palmeiro, L OBP: 0.429, SLG: 0.571 (1, 3) | | | | | | | | | | 5 | 3 | 4 | 3 | 0 | 0 | 0 | | | | | | | | | |
| Bobby Bonilla, S OBP: 0.340, SLG: 0.371 (1, 9) | | | | | | | | | | 3 | 2 | 1 | 1 | 2 | 0 | 1 | | | | | | | | | |
| Cal Ripken Jr., R OBP: 0.340, SLG: 0.462 (1, 6) | | | | | | | | | | 4 | 1 | 1 | 2 | 1 | 0 | 3 | | | | | | | | | |
| B.J. Surhoff, L OBP: 0.373, SLG: 0.598 (1, 5) | | | | | | | | | | 5 | 1 | 3 | 2 | 0 | 0 | 2 | | | | | | | | | |
| Chris Hoiles, R OBP: 0.332, SLG: 0.430 (1, 2) | | | | | | | | | | 5 | 0 | 0 | 0 | 0 | 2 | 3 | | | | | | | | | |
| Jeffrey Hammonds, R OBP: 0.323, SLG: 0.394 (1, 7) | | | | | | | | | | 4 | 0 | 1 | 0 | 0 | 1 | 3 | | | | | | | | | |
| Inning Stats | R: 2 E: 0 K: 0 S: 10 | H: 2 LOB: 1 BB: 1 P: 18 | R: 1 E: 1 K: 1 S: 17 | H: 2 LOB: 2 BB: 0 P: 25 | R: 3 E: 0 K: 1 S: 17 | H: 3 LOB: 1 BB: 1 P: 31 | R: 1 E: 0 K: 0 S: 10 | H: 2 LOB: 2 BB: 1 P: 18 | R: 0 E: 0 K: 1 S: 6 | H: 1 LOB: 1 BB: 0 P: 6 | R: 2 E: 0 K: 1 S: 10 | H: 2 LOB: 1 BB: 1 P: 20 | R: 0 E: 0 K: 0 S: 6 | H: 1 LOB: 0 BB: 0 P: 8 | R: 0 E: 0 K: 0 S: 8 | H: 0 LOB: 0 BB: 0 P: 13 | | R: 0 E: 0 K: 0 S: 9 | H: 0 LOB: 0 BB: 0 P: 12 | 1B: 5 2B: 6 3B: 1 HR: 2 | SF: 0 SAC: 0 DP: 1 HBP: 0 | WP: 0 PB: 0 SB: 0 CS: 0 | PA: 44 | | |
| PITCHER | IP | WLS | BF | H | R | ER | SO | BB | IBB | HBP | BLK | WP | HR | S | P | ERA | WHIP | | | | | | | | |
| Wilson Alvarez, L ERA: 4.88 (1, 1) | 3.2 | | 24 | 9 | 7 | 6 | 2 | 3 | 0 | 0 | 0 | 0 | 0 | 11 | 18 | 10.80 | 1.800 | | | | | | | | |
| Brian Keyser, R ERA: 3.06 (4, 1) | 1.2 | | 8 | 2 | 2 | 2 | 1 | 1 | 0 | 0 | 0 | 0 | 0 | 11 | 18 | 0.00 | 0.750 | | | | | | | | |
| Matt Karchner, R ERA: 3.2 (6, 1) | 2.2 | W | 9 | 2 | 0 | 0 | 1 | 0 | 0 | 0 | 0 | 0 | 0 | 21 | 31 | 0.00 | 0.750 | | | | | | | | |
| Roberto Hernandez, R ERA: 0.61 (9, 1) | 1.0 | S | 3 | 0 | 0 | 0 | 0 | 0 | 0 | 0 | 0 | 0 | 0 | 9 | 12 | 0.00 | 0.000 | | | | | | | | |


| Batter | 1 | 2 | 3 | 4 | 5 | 6 | 7 | 8 | 9 | AB | R | H | RBI | BB | SO | LOB | TOP | | |
|---|-------------------------------|----------------------------------|-------------------------------|----------------------------------|-------------------------------|----------------------------------|------------------------------|---------------------------------|-------------------------------|----------------------------------|------------------------------|----------------------------------|------------------------------|----------------------------------|-------------------------------|----------------------------------|---|------------------------------------|--|
| Brady Anderson, L (1, 8) OBP: 0.415, SLG: 0.678 | 1-2 L9 | | 3-3 K | | 0-0 F9 | | | 0-1 F7 | | 4 | 0 | 0 | 0 | 0 | 1 | 1 | Baltimore Orioles @ Detroit Tigers Tiger Stadium, Detroit, MI Mon Jun 10 1996, 7:05 PM EDT Att: 10,655 - Unknown - 82 F | | |
| Luis Polonia, L (1, 10) OBP: 0.260, SLG: 0.300 | 2-1 F8 | | 2-2 G1-3 | | 1-2 F8 | | | 2-2 G3 | | 4 | 0 | 0 | 0 | 0 | 0 | 1 | | | |
| Roberto Alomar, S (1, 4) OBP: 0.471, SLG: 0.613 | 3-2 1B | | 2-2 1B | | 1-1 G6-3 | | | 2-2 P6 | | 4 | 0 | 2 | 0 | 0 | 0 | 0 | | | |
| Rafael Palmeiro, L (1, 3) OBP: 0.426, SLG: 0.570 | 2-3 K | | 0-0 L1 | | 1-3 K | | | 3-2 HR | | 4 | 1 | 1 | 0 | 0 | 2 | 2 | | | |
| Bobby Bonilla, S (1, 9) OBP: 0.351, SLG: 0.392 | | 4-2 1B BB | | 0-0 G6-4-3 1B | | 4-2 HBP | | 1-1 HR | | 2 | 1 | 2 | 2 | 1 | 0 | 0 | | | |
| Cal Ripken Jr., R (1, 6) OBP: 0.343, SLG: 0.476 | | 2-2 1B | | 2-0 G6-4-3 1-2 | | 2-3 K | | 3-2 HR | | 4 | 1 | 2 | 1 | 0 | 1 | 2 | | | |
| B.J. Surhoff, L (1, 5) OBP: 0.365, SLG: 0.584 | | 3-3 K | | 0-0 G3 | | | 2-3 K | | 1-0 G3 | 4 | 0 | 0 | 0 | 0 | 2 | 2 | | | |
| Chris Hoiles, R (1, 2) OBP: 0.335, SLG: 0.425 | 2-1 F9 | | | | 1-0 SH1-3 HBP | | 4-2 G6-3 BB | | 1-0 F8 | 2 | 0 | 0 | 0 | 1 | 0 | 2 | | | |
| Jeffrey Hammonds, R (1, 7) OBP: 0.319, SLG: 0.388 | 3-2 G6-3 | | | | 0-0 SH1-3 | | 0-1 G6-3 | | 2-2 P5 | 3 | 0 | 0 | 0 | 0 | 0 | 3 | | | |
| Inning Stats | R: 0 E: 0 K: 1 S: 12 | H: 1 LOB: 1 BB: 0 P: 20 | R: 0 E: 0 K: 1 S: 14 | H: 1 LOB: 2 BB: 1 P: 28 | R: 0 E: 0 K: 1 S: 13 | H: 1 LOB: 1 BB: 0 P: 20 | R: 0 E: 0 K: 0 S: 3 | H: 0 LOB: 0 BB: 0 P: 5 | R: 0 E: 0 K: 2 S: 13 | H: 0 LOB: 1 BB: 0 P: 21 | R: 0 E: 0 K: 1 S: 9 | H: 0 LOB: 0 BB: 1 P: 15 | R: 0 E: 0 K: 0 S: 8 | H: 0 LOB: 0 BB: 0 P: 12 | R: 3 E: 0 K: 0 S: 13 | H: 3 LOB: 0 BB: 0 P: 24 | 1B: 4 2B: 1 3B: 0 HR: 2 | SF: 0 SAC: 1 DP: 2 HBP: 2 | WP: 0 PA: 36 PB: 0 SB: 0 CS: 0 |
| PITCHER | IP | WLS | BF | H | R | ER | SO | BB | IBB | HBP | BLK | WP | HR | S | P | ERA | WHIP | | |
| Omar Olivares, R (1, 1) ERA: 4.35 | 8.0 | W | 30 | 4 | 0 | 0 | 6 | 2 | 0 | 2 | 0 | 0 | 0 | 79 | 130 | 0.00 | 0.750 | | |
| Mike Walker, R (9, 1) ERA: 9.28 | 1.0 | | 6 | 3 | 3 | 3 | 0 | 0 | 0 | 0 | 0 | 0 | 2 | 13 | 24 | 27.00 | 3.000 | | |

| Batter | 1 | 2 | 3 | 4 | 5 | 6 | 7 | 8 | 9 | AB | R | H | RBI | BB | SO | LOB | BOTTOM | | |
|--|------------------------------|---------------------------------|------------------------------|---------------------------------|-------------------------------|----------------------------------|------------------------------|----------------------------------|-------------------------------|----------------------------------|-------------------------------|----------------------------------|-------------------------------|----------------------------------|------------------------------|----------------------------------|---|------------------------------------|--|
| Chad Curtis, R (1, 7) OBP: 0.341, SLG: 0.343 | 0-0 G6-4-3 1B | | 1-2 G5-3 | | 2-1 1-H 2B | 4-1 1B BB | | 4-1 PB 1B BB | | 3 | 0 | 2 | 1 | 2 | 0 | 1 | Baltimore Orioles @ Detroit Tigers Tiger Stadium, Detroit, MI Mon Jun 10 1996, 7:05 PM EDT Att: 10,655 - Unknown - 82 F | | |
| Alan Trammell, R (1, 5) OBP: 0.314, SLG: 0.307 | 0-1 G6-4-3 1-2 | | | 1-0 2B | 0-3 K | 0-0 1-3 2-H 1B | | 1-0 PB 1B | | 5 | 0 | 3 | 1 | 0 | 1 | 2 | | | |
| Mark Lewis, R (1, 4) OBP: 0.329, SLG: 0.466 | 0-3 K | | | 0-0 G5-3 | | 0-3 G4-3 2B | | 3-1 P4 | | 5 | 1 | 1 | 0 | 0 | 1 | 5 | | | |
| Cecil Fielder, R (1, 10) OBP: 0.341, SLG: 0.474 | | 0-0 G6-3 | | 1-3 K | | 3-2 G4-3 | 3-3 K | 4-0 G6-4-3 IBB | | 4 | 0 | 0 | 0 | 1 | 2 | 2 | | | |
| Tony Clark, S (1, 3) OBP: 0.357, SLG: 0.714 | | 0-0 G1-3 | | 1-1 F8 | | 3-2 2B 2B | 3-1 HR | 1-2 G6-4-3 | | 5 | 2 | 2 | 2 | 0 | 0 | 4 | | | |
| John Flaherty, R (1, 2) OBP: 0.293, SLG: 0.393 | | 0-1 G5-3 | | | 0-3 K | 0-2 1B 2B | 0-1 P4 | | | 4 | 1 | 1 | 1 | 0 | 1 | 0 | | | |
| Chris Gomez, R (1, 6) OBP: 0.359, SLG: 0.282 | | | 2-0 L9 | | 0-0 1B 1B | 4-0 1B G5-3 BB | 2-2 BB 1B | | | 3 | 2 | 2 | 0 | 1 | 0 | 0 | | | |
| Bobby Higginson, L (1, 9) OBP: 0.348, SLG: 0.454 | | | 3-2 P4 | | 0-2 F8 | 0-0 1B G5-3 | 4-2 BB | | | 3 | 1 | 1 | 1 | 1 | 0 | 1 | | | |
| Kimera Batee, R (1, 8) OBP: 0.267, SLG: 0.273 | | | 1-1 2B | | 3-2 1-H 2B | 0-0 G5-3 | 1-3 K | | | 4 | 1 | 2 | 2 | 0 | 1 | 3 | | | |
| Inning Stats | R: 0 E: 0 K: 1 S: 6 | H: 1 LOB: 0 BB: 0 P: 6 | R: 0 E: 0 K: 0 S: 4 | H: 0 LOB: 0 BB: 0 P: 4 | R: 0 E: 0 K: 0 S: 13 | H: 1 LOB: 1 BB: 0 P: 20 | R: 0 E: 0 K: 1 S: 7 | H: 1 LOB: 1 BB: 0 P: 10 | R: 2 E: 0 K: 2 S: 19 | H: 3 LOB: 1 BB: 0 P: 24 | R: 5 E: 0 K: 0 S: 19 | H: 5 LOB: 2 BB: 2 P: 35 | R: 1 E: 0 K: 2 S: 16 | H: 2 LOB: 2 BB: 1 P: 29 | R: 0 E: 0 K: 0 S: 7 | H: 1 LOB: 2 BB: 2 P: 20 | 1B: 7 2B: 6 3B: 0 HR: 1 | SF: 0 SAC: 0 DP: 2 HBP: 0 | WP: 0 PA: 41 PB: 1 SB: 2 CS: 0 |
| PITCHER | IP | WLS | BF | H | R | ER | SO | BB | IBB | HBP | BLK | WP | HR | S | P | ERA | WHIP | | |
| David Wells, L (1, 1) ERA: 5.72 | 5.1 | L | 26 | 10 | 7 | 7 | 4 | 1 | 0 | 0 | 0 | 0 | 0 | 63 | 89 | 11.81 | 2.062 | | |
| Roger McDowell, R (6, 1) ERA: 2.49 | 0.2 | | 4 | 1 | 0 | 0 | 0 | 1 | 0 | 0 | 0 | 0 | 0 | 5 | 10 | 0.00 | 3.000 | | |
| Rick Krivda, L (7, 1) ERA: 3.41 | 2.0 | | 11 | 3 | 1 | 1 | 2 | 2 | 1 | 0 | 0 | 0 | 1 | 23 | 49 | 4.50 | 2.500 | | |

AB 31
R 3
H 7
RBI 3
BB 2
SO 6
LOB 13



| Batter | 1 | 2 | 3 | 4 | 5 | 6 | 7 | 8 | 9 | AB | R | H | RBI | BB | SO | LOB | TOP | | | | | | | | | | |
|--|-------------------------------|----------------------------------|-------------------------------|----------------------------------|-------------------------------|----------------------------------|-------------------------------|----------------------------------|-------------------------------|----------------------------------|-------------------------------|----------------------------------|-------------------------------|----------------------------------|------------------------------|----------------------------------|---|------------------------------|----------------------------------|-----------------------------------|------------------------------------|--|--|--|--|--|--|
| Brady Anderson, L OBP: 0.425, SLG: 0.678 (1, 8) | F9 | | BB 1B HBP | S HBP | S 1B | | S 1B BB | | 0-1 1B | 3 | 2 | 2 | 2 | 1 | 0 | 0 | Baltimore Orioles @ Detroit Tigers Tiger Stadium, Detroit, MI Tue Jun 11 1996, 7:05 PM EDT Att: 10,874 - Unknown - 76 F | | | | | | | | | | |
| Manny Alexander, R OBP: 0.296, SLG: 0.231 (1, 5) | G5-3 | | BB 1B | F9 | G4-3 | | S 1B | | 3-3 K | 6 | 1 | 2 | 2 | 0 | 1 | 4 | | | | | | | | | | | |
| Roberto Alomar, S OBP: 0.466, SLG: 0.603 (1, 4) | G1-3 | | 1B 1B | L8 | | | F8 F7 | | | 4 | 1 | 0 | 0 | 1 | 0 | 2 | | | | | | | | | | | |
| Rafael Palmeiro, L OBP: 0.425, SLG: 0.566 (1, 3) | | FC3-6 1B | 1B G4-3 | K | | | F8 G4-3 | | | 5 | 1 | 2 | 2 | 0 | 1 | 2 | | | | | | | | | | | |
| Bobby Bonilla, S OBP: 0.352, SLG: 0.392 (1, 9) | L8 | | G4-3 1B | | G1-6-3 | | HR 1B | | G5-3 | 5 | 1 | 2 | 0 | 0 | 0 | 1 | | | | | | | | | | | |
| Cal Ripken Jr., R OBP: 0.351, SLG: 0.494 (1, 6) | FC3-6 1B | | G4-3 1B | | 1B BB | | HR | | G6-3 | 4 | 2 | 3 | 3 | 1 | 0 | 0 | | | | | | | | | | | |
| B.J. Surhoff, L OBP: 0.356, SLG: 0.568 (1, 10) | FC3-6 1B | | G4-3 | | F8 | | K | | G4-3 | 5 | 0 | 0 | 1 | 0 | 1 | 5 | | | | | | | | | | | |
| Mike Devereaux, R OBP: 0.321, SLG: 0.333 (1, 7) | P2 | | K | | HBP 1B | | S S 1B | | HR | 5 | 3 | 3 | 1 | 0 | 1 | 4 | | | | | | | | | | | |
| Chris Hoiles, R OBP: 0.337, SLG: 0.439 (1, 2) | | | HR | | 1B HBP | | K | | L7 | 4 | 1 | 1 | 1 | 0 | 2 | 3 |  | | | | | | | | | | |
| Inning Stats | R: 0 E: 0 K: 0 S: 14 | H: 0 LOB: 0 BB: 0 P: 17 | R: 0 E: 0 K: 0 S: 12 | H: 2 LOB: 2 BB: 0 P: 15 | R: 5 E: 0 K: 2 S: 29 | H: 5 LOB: 2 BB: 1 P: 48 | R: 0 E: 0 K: 1 S: 12 | H: 0 LOB: 1 BB: 0 P: 18 | R: 2 E: 0 K: 0 S: 12 | H: 2 LOB: 2 BB: 1 P: 28 | R: 2 E: 0 K: 1 S: 11 | H: 2 LOB: 0 BB: 0 P: 19 | R: 2 E: 0 K: 1 S: 14 | H: 2 LOB: 1 BB: 1 P: 28 | R: 0 E: 0 K: 0 S: 7 | H: 0 LOB: 0 BB: 0 P: 11 | | R: 1 E: 0 K: 1 S: 7 | H: 2 LOB: 0 BB: 0 P: 13 | 1B: 12 2B: 0 3B: 0 HR: 3 | SF: 0 SAC: 0 DP: 0 HBP: 3 | WP: 0 PA: 47 PB: 0 SB: 6 CS: 0 | | | | | |
| PITCHER | IP | WLS | BF | H | R | ER | SO | BB | IBB | HBP | BLK | WP | HR | S | P | ERA | WHIP | | | | | | | | | | |
| Felipe Lira, R ERA: 7.7 (1, 1) | 2.0 | L | 13 | 5 | 5 | 5 | 0 | 1 | 0 | 1 | 0 | 0 | 1 | 40 | 56 | 22.50 | 3.000 | | | | | | | | | | |
| Greg Keagle, R ERA: 8.53 (3, 1) | 2.2 | | 15 | 4 | 2 | 2 | 3 | 1 | 0 | 2 | 0 | 0 | 0 | 37 | 66 | 6.75 | 1.875 | | | | | | | | | | |
| Bob Scanlan, R ERA: 10.64 (5, 1) | 1.2 | | 10 | 4 | 4 | 4 | 2 | 1 | 0 | 0 | 0 | 0 | 1 | 20 | 39 | 21.60 | 3.000 | | | | | | | | | | |
| Mike Walker, R ERA: 8.1 (7, 1) | 2.2 | | 9 | 2 | 1 | 1 | 1 | 0 | 0 | 0 | 0 | 0 | 1 | 21 | 36 | 3.38 | 0.750 | | | | | | | | | | |

| Batter | 1 | 2 | 3 | 4 | 5 | 6 | 7 | 8 | 9 | AB | R | H | RBI | BB | SO | LOB | BOTTOM | | | | | | | | | | |
|--|-------------------------------|----------------------------------|-------------------------------|----------------------------------|------------------------------|----------------------------------|-------------------------------|----------------------------------|-------------------------------|----------------------------------|------------------------------|---------------------------------|-------------------------------|----------------------------------|------------------------------|----------------------------------|---|----------------------------------|----------------------------------|------------------------------------|--|--|--|--|--|--|--|
| Curtis Pride, L OBP: 0.361, SLG: 0.494 (1, 7) | G3 | | L9 | | | | S 2B | | K | 4 | 1 | 1 | 0 | 0 | 1 | 1 | Baltimore Orioles @ Detroit Tigers Tiger Stadium, Detroit, MI Tue Jun 11 1996, 7:05 PM EDT Att: 10,874 - Unknown - 76 F | | | | | | | | | | |
| Eddie Williams, R OBP: 0.311, SLG: 0.379 (9, FH) | | | K | | | | 2B | | K | 1 | 0 | 0 | 0 | 0 | 1 | 0 | | | | | | | | | | | |
| Chad Curtis, R OBP: 0.345, SLG: 0.359 (1, 8) | S SF8 1B | | K | | F9 | | 2B | | HR | 4 | 3 | 2 | 1 | 1 | 1 | 0 | | | | | | | | | | | |
| Bobby Higginson, L OBP: 0.367, SLG: 0.500 (1, 9) | BB | | G5-4-3 1B | | HR | | 2B | | K | 3 | 2 | 3 | 3 | 1 | 0 | 0 | | | | | | | | | | | |
| John Flaherty, R OBP: 0.291, SLG: 0.390 (9, FH) | BB | | G5-4-3 1B | | HR | | 2B | | K | 1 | 0 | 0 | 0 | 0 | 1 | 0 | | | | | | | | | | | |
| Cecil Fielder, R OBP: 0.338, SLG: 0.468 (1, 3) | SF8 | | G5-4-3 | | P2 | | 2B | | K | 3 | 0 | 0 | 1 | 1 | 1 | 1 | | | | | | | | | | | |
| Tony Clark, S OBP: 0.389, SLG: 0.706 (1, 10) | BB | | G5-4-3 | | K | | 2B | | K | 3 | 1 | 1 | 1 | 1 | 1 | 1 | | | | | | | | | | | |
| Mark Lewis, R OBP: 0.328, SLG: 0.463 (1, 4) | L7 | | FC6-4 1B | | K | | 2B | | F8 | 4 | 1 | 1 | 0 | 0 | 0 | 3 | | | | | | | | | | | |
| Raul Casanova, S OBP: 0.180, SLG: 0.333 (1, 2) | | F8 | FC6-4 1B | | K | | 2B | | G3-1 | 4 | 0 | 1 | 1 | 0 | 1 | 0 |  | | | | | | | | | | |
| Alan Trammell, R OBP: 0.305, SLG: 0.298 (1, 5) | | K | K | | G4-3 | | 2B | | G6-3 | 4 | 0 | 0 | 0 | 0 | 2 | 2 | | | | | | | | | | | |
| Chris Gomez, R OBP: 0.356, SLG: 0.307 (1, 6) | | HR | FC6-4 | | FC6-4 | | 2B | | K | 4 | 1 | 1 | 2 | 0 | 1 | 1 | | | | | | | | | | | |
| Inning Stats | R: 1 E: 0 K: 0 S: 16 | H: 1 LOB: 2 BB: 2 P: 30 | R: 1 E: 0 K: 2 S: 14 | H: 1 LOB: 0 BB: 0 P: 21 | R: 0 E: 0 K: 1 S: 8 | H: 1 LOB: 0 BB: 0 P: 12 | R: 2 E: 0 K: 1 S: 12 | H: 3 LOB: 1 BB: 0 P: 19 | R: 1 E: 0 K: 1 S: 10 | H: 1 LOB: 0 BB: 0 P: 19 | R: 0 E: 0 K: 1 S: 5 | H: 0 LOB: 0 BB: 0 P: 6 | R: 3 E: 0 K: 0 S: 19 | H: 2 LOB: 1 BB: 2 P: 34 | R: 0 E: 0 K: 1 S: 8 | H: 0 LOB: 0 BB: 0 P: 13 | R: 1 E: 0 K: 3 S: 14 | H: 1 LOB: 0 BB: 0 P: 16 | 1B: 4 2B: 3 3B: 0 HR: 3 | SF: 1 SAC: 0 DP: 1 HBP: 0 | WP: 0 PA: 40 PB: 0 SB: 2 CS: 0 | | | | | | |
| PITCHER | IP | WLS | BF | H | R | ER | SO | BB | IBB | HBP | BLK | WP | HR | S | P | ERA | WHIP | | | | | | | | | | |
| Rocky Coppinger, R ERA: 7.2 (1, 1) | 5.0 | W | 23 | 7 | 5 | 4 | 5 | 2 | 0 | 0 | 0 | 0 | 0 | 20 | 33 | 20.25 | 3.000 | | | | | | | | | | |
| Alan Mills, R ERA: 6.0 (6, 1) | 1.1 | | 8 | 2 | 3 | 3 | 1 | 2 | 0 | 0 | 0 | 0 | 0 | 20 | 33 | 20.25 | 3.000 | | | | | | | | | | |
| Roger McDowell, R ERA: 2.4 (7, 1) | 1.2 | | 5 | 0 | 0 | 0 | 1 | 0 | 0 | 0 | 0 | 0 | 0 | 12 | 20 | 0.00 | 0.000 | | | | | | | | | | |
| Randy Myers, L ERA: 2.91 (9, 1) | 1.0 | | 4 | 1 | 1 | 1 | 3 | 0 | 0 | 0 | 0 | 0 | 1 | 14 | 16 | 9.00 | 1.000 | | | | | | | | | | |

| Batter | 1 | 2 | 3 | 4 | 5 | 6 | 7 | 8 | 9 | AB | R | H | RBI | BB | SO | LOB | TOP | | | | | | | | |
|---|------------------------------|----------------------------------|------------------------------|----------------------------------|-------------------------------|----------------------------------|-------------------------------|----------------------------------|------------------------------|----------------------------------|------------------------------|----------------------------------|-------------------------------|----------------------------------|------------------------------|----------------------------------|-------------------------------|----------------------------------|----------------------------------|------------------------------------|----------------------------------|--------|--|--|--|
| Brady Anderson, L OBP: 0.424, SLG: 0.676 | F7 | | SH5-3 1B | F8 | | G1-6-3 | | | 1B | 5 | 2 | 2 | 1 | 0 | 0 | 2 | | | | | | | | | |
| Manny Alexander, R OBP: 0.290, SLG: 0.214 | | | SH5-3 | K | | | P6 | | G5-3 | 2 | 0 | 0 | 0 | 1 | 1 | 1 | | | | | | | | | |
| Luis Polonia, L OBP: 0.260, SLG: 0.300 | 1B | | | | | | | | | 0 | 0 | 0 | 0 | 0 | 0 | 0 | | | | | | | | | |
| Billy Ripken, R OBP: 0.309, SLG: 0.440 | BB | | | | | | | | | 1 | 0 | 0 | 0 | 0 | 0 | 1 | | | | | | | | | |
| Roberto Alomar, S OBP: 0.468, SLG: 0.601 | G4-6-3 1B | | BB 1B | F9 | | | F8 | | 1B FC6-4 | 4 | 2 | 2 | 2 | 1 | 0 | 1 | | | | | | | | | |
| Rafael Palmeiro, L OBP: 0.425, SLG: 0.575 | G4-6-3 | | F8 | | | | | | FC6-4 BB 1B | 5 | 1 | 2 | 2 | 0 | 0 | 3 | | | | | | | | | |
| Bobby Bonilla, S OBP: 0.357, SLG: 0.406 | | F7 | 1B 2B | | | | G3 | | FC6-4 BB | 3 | 2 | 1 | 1 | 2 | 0 | 0 | | | | | | | | | |
| Cal Ripken Jr., R OBP: 0.348, SLG: 0.487 | L7 | | 2B 1B | | | | G5-3 | | FC6-4 | 5 | 1 | 1 | 2 | 0 | 0 | 2 | | | | | | | | | |
| B.J. Surhoff, L OBP: 0.357, SLG: 0.569 | | 1B | 2B | | | | G3 | | F8 | 5 | 0 | 2 | 2 | 0 | 1 | 2 | | | | | | | | | |
| Mike Devereaux, R OBP: 0.319, SLG: 0.326 | | F8 | L6 | | | | | | | 3 | 0 | 0 | 0 | 1 | 1 | 2 | | | | | | | | | |
| Gregg Zaun, S OBP: 0.323, SLG: 0.340 | | | SH5-3 1B | | | | FC3-6 BB | | 2B | 2 | 2 | 1 | 0 | 2 | 0 | 1 | | | | | | | | | |
| Inning Stats | R: 0 E: 0 K: 0 S: 4 | H: 1 LOB: 1 BB: 1 P: 10 | R: 0 E: 0 K: 0 S: 9 | H: 1 LOB: 1 BB: 0 P: 16 | R: 5 E: 0 K: 0 S: 15 | H: 4 LOB: 1 BB: 2 P: 30 | R: 0 E: 0 K: 1 S: 10 | H: 1 LOB: 0 BB: 0 P: 12 | R: 1 E: 0 K: 0 S: 9 | H: 1 LOB: 0 BB: 0 P: 14 | R: 0 E: 0 K: 2 S: 4 | H: 0 LOB: 0 BB: 1 P: 10 | R: 1 E: 0 K: 1 S: 11 | H: 1 LOB: 0 BB: 0 P: 20 | R: 0 E: 0 K: 2 S: 9 | H: 0 LOB: 0 BB: 0 P: 11 | R: 3 E: 0 K: 0 S: 14 | H: 2 LOB: 2 BB: 3 P: 34 | 1B: 6 2B: 3 3B: 0 HR: 2 | SF: 0 SAC: 1 DP: 2 HBP: 0 | WP: 0 PB: 0 SB: 0 CS: 0 | PA: 43 | | | |
| PITCHER | IP | WLS | BF | H | R | ER | SO | BB | IBB | HBP | BLK | WP | HR | S | P | ERA | WHIP | | | | | | | | |
| Brian Williams, R ERA: 6.56 | (1, 1) | 7.0 | 32 | 9 | 7 | 7 | 1 | 4 | 0 | 0 | 0 | 0 | 2 | 62 | 112 | 9.00 | 1.857 | | | | | | | | |
| Richie Lewis, R ERA: 3.5 | (8, 1) | 1.0 | L | 5 | 1 | 2 | 2 | 1 | 0 | 0 | 0 | 0 | 0 | 14 | 23 | 18.00 | 2.000 | | | | | | | | |
| Mike Myers, L ERA: 5.68 | (9, 1) | 0.1 | | 4 | 1 | 0 | 0 | 1 | 1 | 0 | 0 | 0 | 0 | 5 | 15 | 0.00 | 6.000 | | | | | | | | |
| Gregg Olson, R ERA: 5.14 | (9, 1) | 0.2 | | 2 | 0 | 1 | 1 | 0 | 0 | 0 | 0 | 0 | 0 | 4 | 7 | 13.50 | 0.000 | | | | | | | | |

Baltimore Orioles @ Detroit Tigers
Tiger Stadium, Detroit, MI
Wed Jun 12, 1996, 3:33 AM EDT
Att: 12,043 - Overcast - 74 F

AB 35
R 10
H 11
RBI 10
BB 7
SO 3
LOB 15





| Batter | 1 | 2 | 3 | 4 | 5 | 6 | 7 | 8 | 9 | AB | R | H | RBI | BB | SO | LOB | BOTTOM | | | | | | | | |
|---|-------------------------------|----------------------------------|------------------------------|---------------------------------|-------------------------------|----------------------------------|-------------------------------|----------------------------------|------------------------------|---------------------------------|-------------------------------|----------------------------------|------------------------------|----------------------------------|------------------------------|---------------------------------|-------------------------------|----------------------------------|----------------------------------|------------------------------------|----------------------------------|--------|--|--|--|
| Curtis Pride, L OBP: 0.356, SLG: 0.484 | F7 | | FC3-6 1B | G4-3 | | K | | | G6-3 | 4 | 0 | 1 | 0 | 0 | 1 | 1 | | | | | | | | | |
| Eddie Williams, R OBP: 0.309, SLG: 0.377 | | | | | | | | | | 1 | 0 | 0 | 0 | 0 | 0 | 0 | | | | | | | | | |
| Chad Curtis, R OBP: 0.346, SLG: 0.357 | K | | FC3-6 2B 1B | | | K | | | DI 1B | 4 | 1 | 1 | 0 | 1 | 2 | 2 | | | | | | | | | |
| Bobby Higginson, L OBP: 0.371, SLG: 0.516 | | | | | | | | | | 4 | 2 | 2 | 0 | 0 | 1 | 1 | | | | | | | | | |
| Mark Parent, R OBP: 0.259, SLG: 0.519 | 1B | | 1B 2B | | | | | | K | 1 | 0 | 0 | 0 | 0 | 1 | 1 | | | | | | | | | |
| Cecil Fielder, R OBP: 0.339, SLG: 0.464 | 1B HBP | | 1B 2B | | | G5-3 | | | K | 4 | 2 | 1 | 1 | 0 | 1 | 1 | | | | | | | | | |
| Tony Clark, S OBP: 0.455, SLG: 0.700 | 1B | | 2B 1B | | | G4-3 | | | BB | 3 | 1 | 2 | 2 | 1 | 0 | 0 | | | | | | | | | |
| Mark Lewis, R OBP: 0.327, SLG: 0.459 | 1B | | 2B 1B | | | G5-3 | | | K | 4 | 0 | 1 | 1 | 0 | 1 | 3 | | | | | | | | | |
| John Flaherty, R OBP: 0.297, SLG: 0.421 | | G6-3 | 1H 2B | | | | | | L6 | 4 | 1 | 2 | 3 | 0 | 0 | 0 | | | | | | | | | |
| Alan Trammell, R OBP: 0.303, SLG: 0.291 | | G5-3 | F8 | | | | | | G6-3 | 3 | 0 | 0 | 0 | 1 | 0 | 1 | | | | | | | | | |
| Chris Gomez, R OBP: 0.346, SLG: 0.297 | | G6-3 | | | | | | | F9 | 4 | 0 | 0 | 0 | 0 | 0 | 1 | | | | | | | | | |
| Inning Stats | R: 2 E: 0 K: 1 S: 11 | H: 3 LOB: 2 BB: 0 P: 16 | R: 0 E: 0 K: 0 S: 5 | H: 0 LOB: 0 BB: 0 P: 8 | R: 4 E: 0 K: 0 S: 21 | H: 5 LOB: 1 BB: 0 P: 25 | R: 0 E: 0 K: 1 S: 10 | H: 0 LOB: 1 BB: 1 P: 19 | R: 0 E: 0 K: 0 S: 4 | H: 0 LOB: 0 BB: 0 P: 8 | R: 1 E: 0 K: 2 S: 12 | H: 1 LOB: 1 BB: 1 P: 21 | R: 0 E: 0 K: 1 S: 9 | H: 0 LOB: 1 BB: 1 P: 20 | R: 0 E: 0 K: 0 S: 4 | H: 0 LOB: 0 BB: 0 P: 6 | R: 0 E: 0 K: 2 S: 14 | H: 1 LOB: 1 BB: 0 P: 21 | 1B: 6 2B: 3 3B: 0 HR: 1 | SF: 0 SAC: 0 DP: 0 HBP: 1 | WP: 0 PB: 0 SB: 0 CS: 0 | PA: 40 | | | |
| PITCHER | IP | WLS | BF | H | R | ER | SO | BB | IBB | HBP | BLK | WP | HR | S | P | ERA | WHIP | | | | | | | | |
| Scott Erickson, R ERA: 5.79 | (1, 1) | 5.1 | 27 | 9 | 7 | 7 | 2 | 2 | 0 | 1 | 0 | 0 | 0 | 19 | 34 | 0.00 | 2.062 | | | | | | | | |
| Arthur Rhodes, L ERA: 4.89 | (6, 1) | 2.2 | W | 9 | 0 | 0 | 3 | 1 | 0 | 0 | 0 | 0 | 0 | 19 | 34 | 0.00 | 0.375 | | | | | | | | |
| Randy Myers, L ERA: 2.78 | (9, 1) | 1.0 | S | 4 | 1 | 0 | 2 | 0 | 0 | 0 | 0 | 0 | 0 | 14 | 21 | 0.00 | 1.000 | | | | | | | | |

Baltimore Orioles @ Detroit Tigers
Tiger Stadium, Detroit, MI
Wed Jun 12, 1996, 3:33 AM EDT
Att: 12,043 - Overcast - 74 F

AB 36
R 7
H 10
RBI 7
BB 3
SO 7
LOB 11



| Batter | 1 | 2 | 3 | 4 | 5 | 6 | 7 | 8 | 9 | AB | R | H | RBI | BB | SO | LOB | TOP | | | | | | | | | | |
|--|------------------------------|----------------------------------|------------------------------|----------------------------------|-------------------------------|----------------------------------|------------------------------|---------------------------------|-------------------------------|----------------------------------|------------------------------|----------------------------------|------------------------------|----------------------------------|------------------------------|----------------------------------|---|------------------------------------|----------------------------------|--------|--|--|--|--|--|--|--|
| Brady Anderson, L (1, 8) OBP: 0.421, SLG: 0.682 | 2-2 G3 | | 1-1 HR | | 2-3 K | | | 1-2 G4-3 | | 4 | 1 | 1 | 1 | 0 | 1 | 2 | Baltimore Orioles @ Kansas City Royals Kauffman Stadium, Kansas City, MO Thu Jun 13 1996, 7:05 PM CDT Att: 20,108 - Unknown - 83 F AB 30 R 2 H 3 RBI 2 BB 3 SO 9 LOB 7  | | | | | | | | | | |
| Manny Alexander, R (1, 5) OBP: 0.257, SLG: 0.188 | 0-1 G5-3 | | 0-3 K | | | 0-0 B1-3 | | 0-3 K | | 4 | 0 | 0 | 0 | 0 | 2 | 1 | | | | | | | | | | | |
| Roberto Alomar, S (1, 4) Billy Ripken, R (7, 4) OBP: 0.305, SLG: 0.434 | 1-1 G4-3 | | 2-2 G4-3 | | | 3-3 K | | 1-1 G6-3 | | 3 | 0 | 0 | 0 | 0 | 1 | 0 | | | | | | | | | | | |
| Rafael Palmeiro, L (1, 3) OBP: 0.423, SLG: 0.582 | | 2-3 K | | 0-0 F7 | | 1-2 F9 | | | 0-1 HR | 4 | 1 | 1 | 1 | 0 | 1 | 0 | | | | | | | | | | | |
| Bobby Bonilla, S (1, 9) OBP: 0.352, SLG: 0.398 | | 0-0 G6-3 | | 2-1 G4-3 | | | 0-0 G3-1 | | 0-0 F8 | 4 | 0 | 0 | 0 | 0 | 0 | 0 | | | | | | | | | | | |
| Cal Ripken Jr., R (1, 6) OBP: 0.347, SLG: 0.483 | | 2-1 BB 1B | | 0-0 F8 | | | 3-1 G4-3 | | 1-3 K | 4 | 0 | 1 | 0 | 0 | 1 | 0 | | | | | | | | | | | |
| B.J. Surhoff, L (1, 10) OBP: 0.360, SLG: 0.563 | | 4-0 BB | | 1-1 G3-1 | | | 1-1 WP HBP | | 2-2 G5-3 | 2 | 0 | 0 | 0 | 1 | 0 | 0 | | | | | | | | | | | |
| Mike Devereaux, R (1, 7) OBP: 0.313, SLG: 0.320 | | 1-3 K | | 2-3 K | | | 1-3 K | | | 3 | 0 | 0 | 0 | 0 | 3 | 3 | | | | | | | | | | | |
| Gregg Zaun, S (1, 2) OBP: 0.338, SLG: 0.333 | | | 2-2 G4-3 | | 4-2 WP BB | | | 4-1 G4-3 BB | | 1 | 0 | 0 | 0 | 2 | 0 | 0 | | | | | | | | | | | |
| Inning Stats | R: 0 E: 0 K: 0 S: 9 | H: 0 LOB: 0 BB: 0 P: 12 | R: 0 E: 0 K: 2 S: 9 | H: 1 LOB: 2 BB: 1 P: 18 | R: 1 E: 0 K: 1 S: 11 | H: 1 LOB: 0 BB: 0 P: 16 | R: 0 E: 0 K: 0 S: 4 | H: 0 LOB: 0 BB: 0 P: 6 | R: 0 E: 0 K: 2 S: 10 | H: 0 LOB: 1 BB: 1 P: 19 | R: 0 E: 0 K: 1 S: 8 | H: 0 LOB: 1 BB: 0 P: 13 | R: 0 E: 0 K: 1 S: 9 | H: 0 LOB: 1 BB: 1 P: 15 | R: 1 E: 0 K: 1 S: 9 | H: 1 LOB: 0 BB: 0 P: 12 | 1B: 1 2B: 0 3B: 0 HR: 2 | SF: 0 SAC: 0 DP: 0 HBP: 1 | WP: 2 PB: 2 SB: 0 CS: 0 | PA: 34 | | | | | | | |
| PITCHER | IP | WLS | BF | H | R | ER | SO | BB | IBB | HBP | BLK | WP | HR | S | P | ERA | WHIP | | | | | | | | | | |
| Doug Linton, R (1, 1) ERA: 4.15 | 6.2 | W | 24 | 2 | 1 | 1 | 6 | 2 | 0 | 0 | 0 | 1 | 1 | 57 | 92 | 1.35 | 0.600 | | | | | | | | | | |
| Mike Magnante, L (7, 1) ERA: 6.55 | 1.1 | | 6 | 0 | 0 | 0 | 2 | 1 | 0 | 1 | 0 | 1 | 0 | 14 | 22 | 0.00 | 0.750 | | | | | | | | | | |
| Tim Pugh, R (9, 1) ERA: 8.01 | 1.0 | | 4 | 1 | 1 | 1 | 1 | 0 | 0 | 0 | 0 | 0 | 1 | 9 | 12 | 9.00 | 1.000 | | | | | | | | | | |

| Batter | 1 | 2 | 3 | 4 | 5 | 6 | 7 | 8 | 9 | AB | R | H | RBI | BB | SO | LOB | BOTTOM | | | | | | | | | | |
|---|-------------------------------|----------------------------------|-------------------------------|----------------------------------|-------------------------------|----------------------------------|-------------------------------|----------------------------------|------------------------------|----------------------------------|------------------------------|---------------------------------|-------------------------------|----------------------------------|------------------------------|----------------------------------|---|------------------------------------|----------------------------------|--------|--|--|--|--|--|--|--|
| Chris Stynes, R (1, 7) OBP: 0.293, SLG: 0.300 | 0-2 P4 | 0-0 F8 | 4-0 BB 1B | | 0-0 SH 1B | | | 0-0 L8 | | 3 | 1 | 0 | 0 | 1 | 0 | 0 | Baltimore Orioles @ Kansas City Royals Kauffman Stadium, Kansas City, MO Thu Jun 13 1996, 7:05 PM CDT Att: 20,108 - Unknown - 83 F AB 37 R 10 H 14 RBI 10 BB 5 SO 4 LOB 15  | | | | | | | | | | |
| Joe Randa, R (1, 4) OBP: 0.374, SLG: 0.417 | 1-0 1B | 0-2 F8 1B | 4-2 BB | | 1-1 G3-2-3 1B | | 0-3 K | | | 4 | 3 | 3 | 1 | 1 | 1 | 0 | | | | | | | | | | | |
| Jose Offerman, S (1, 3) OBP: 0.371, SLG: 0.347 | 1-0 1B HR | 0-1 F8 | 2-1 G1-3 | | 1-1 G3-2-3 | | | 1-1 F7 | | 5 | 1 | 1 | 0 | 0 | 0 | 7 | | | | | | | | | | | |
| Joe Vitiello, R (1, 10) OBP: 0.377, SLG: 0.469 | 1-1 HR 1B | 4-2 1B BB | | 0-3 K | 1-2 2-3 3-H 2-2 | | | 1-3 K | | 4 | 1 | 2 | 3 | 1 | 2 | 0 | | | | | | | | | | | |
| Craig Paquette, R (1, 5) OBP: 0.277, SLG: 0.471 | 1-2 HR 1B | 2-2 1B | | 2-2 G6-3 | 0-0 F8 | | | 1-0 HR 1B | | 5 | 2 | 3 | 4 | 0 | 0 | 1 | | | | | | | | | | | |
| Kevin Young, R (1, 9) OBP: 0.455, SLG: 0.818 | 0-0 FC6-4 1B | 0-1 F7 | | 1-2 1B | | | 1-1 F9 | | 1-0 HR | 5 | 1 | 3 | 2 | 0 | 0 | 2 | | | | | | | | | | | |
| Johnny Damon, L (1, 8) OBP: 0.325, SLG: 0.395 | 0-0 FC6-4 1B | | 2-2 G5-3 | 0-2 G3 | | | 3-2 L8 | 1-3 K | | 5 | 0 | 0 | 0 | 0 | 1 | 2 | | | | | | | | | | | |
| Sal Fasano, R (1, 2) OBP: 0.294, SLG: 0.320 | 4-0 FC6-4 BB | | 2-2 BB 1B | | 2-2 SH 1B | | 1-0 F9 | | | 3 | 1 | 2 | 0 | 1 | 0 | 0 | | | | | | | | | | | |
| David Howard, S (1, 6) OBP: 0.307, SLG: 0.342 | 0-0 FC6-4 | | 1-2 P6 | | 4-2 1B SH | | 2-0 G4-3 | | | 3 | 0 | 0 | 0 | 1 | 0 | 3 | | | | | | | | | | | |
| Inning Stats | R: 4 E: 0 K: 0 S: 14 | H: 5 LOB: 2 BB: 1 P: 22 | R: 1 E: 0 K: 0 S: 14 | H: 2 LOB: 2 BB: 1 P: 20 | R: 0 E: 0 K: 1 S: 14 | H: 1 LOB: 1 BB: 0 P: 17 | R: 0 E: 0 K: 0 S: 16 | H: 3 LOB: 1 BB: 1 P: 26 | R: 0 E: 0 K: 0 S: 8 | H: 0 LOB: 0 BB: 0 P: 13 | R: 0 E: 0 K: 1 S: 5 | H: 0 LOB: 0 BB: 0 P: 7 | R: 2 E: 0 K: 2 S: 10 | H: 2 LOB: 0 BB: 0 P: 15 | R: 1 E: 0 K: 1 S: 9 | H: 1 LOB: 0 BB: 0 P: 12 | 1B: 11 2B: 1 3B: 0 HR: 2 | SF: 0 SAC: 1 DP: 1 HBP: 0 | WP: 0 PB: 0 SB: 0 CS: 0 | PA: 43 | | | | | | | |
| PITCHER | IP | WLS | BF | H | R | ER | SO | BB | IBB | HBP | BLK | WP | HR | S | P | ERA | WHIP | | | | | | | | | | |
| Kent Mercker, L (1, 1) ERA: 6.79 | 2.2 | L | 19 | 8 | 5 | 5 | 0 | 3 | 0 | 0 | 0 | 0 | 1 | 39 | 62 | 16.88 | 4.125 | | | | | | | | | | |
| Jimmy Haynes, R (3, 1) ERA: 8.07 | 5.1 | | 24 | 6 | 5 | 5 | 4 | 2 | 0 | 0 | 0 | 0 | 1 | 61 | 92 | 8.44 | 1.500 | | | | | | | | | | |

| Batter | 1 | 2 | 3 | 4 | 5 | 6 | 7 | 8 | 9 | AB | R | H | RBI | BB | SO | LOB | TOP | | | | | | | | | | |
|---|-------------------------------|----------------------------------|------------------------------|---------------------------------|-------------------------------|----------------------------------|-------------------------------|----------------------------------|------------------------------|----------------------------------|------------------------------|----------------------------------|------------------------------|----------------------------------|-------------------------------|----------------------------------|------------------------------|---------------------------------|-------------------------|------------------------------------|----------------------------------|--------|--|--|--|--|--|
| Brady Anderson, L (1, 8) OBP: 0.421, SLG: 0.688 | G4-3 | | 1-1 3B HBP | | 1-0 F8 | | | 2-1 HR | 2-0 G5-3 | 4 | 2 | 1 | 2 | 0 | 0 | 1 | | | | | | | | | | | |
| Luis Polonia, L (1, 10) OBP: 0.286, SLG: 0.365 | 1B | | 1-1 SF9 3B | | | 0-0 G4-3 | | 1-2 E7 2B | | 4 | 2 | 3 | 2 | 0 | 0 | 0 | | | | | | | | | | | |
| Roberto Alomar, S (1, 4) OBP: 0.464, SLG: 0.591 | F8 | | 0-1 SF9 | | | 4-2 G4-6-3 BB | | 4-0 2B IBB | | 1 | 0 | 0 | 1 | 2 | 0 | 1 | | | | | | | | | | | |
| Rafael Palmeiro, L (1, 3) OBP: 0.420, SLG: 0.581 | F9 | | 3-H 2-0 L9 | | | 2-1 G4-6-3 | | 1-1 2B | | 4 | 0 | 1 | 1 | 0 | 0 | 2 | | | | | | | | | | | |
| Bobby Bonilla, S (1, 9) OBP: 0.350, SLG: 0.395 Jeffrey Hammonds, R (8, 7) OBP: 0.319, SLG: 0.339 | | 0-1 G5-3 | | 3-2 G3-1 | | | 1-1 G6-4-3 1B | 3-H 2-3 K | | 4 | 0 | 1 | 0 | 0 | 1 | 2 | | | | | | | | | | | |
| Cal Ripken Jr., R (1, 6) OBP: 0.342, SLG: 0.475 | G6-3 | | | 1-3 K | | | 1-1 G6-4-3 | 0-0 G6-3 | | 4 | 0 | 0 | 0 | 0 | 1 | 3 | | | | | | | | | | | |
| B.J. Surhoff, L (1, 5) OBP: 0.353, SLG: 0.552 | F8 | | | 1-2 F9 | | | 2-1 G3-1 | 0-0 G3-1 | | 4 | 0 | 0 | 0 | 0 | 0 | 0 | | | | | | | | | | | |
| Mike Devereaux, R (1, 7) OBP: 0.306, SLG: 0.311 | | | 0-3 K | | 3-2 G6-3 | | | 2-2 F7 | 0-0 P2 | 4 | 0 | 0 | 0 | 0 | 1 | 0 | | | | | | | | | | | |
| Chris Hoiles, R (1, 2) OBP: 0.345, SLG: 0.443 | | | 3-2 HBP 3B 1B | | 1-3 K | | | 2-0 HR HBP | 0-1 1B | 3 | 2 | 2 | 0 | 0 | 1 | 0 | | | | | | | | | | | |
| Inning Stats | R: 0 E: 0 K: 0 S: 14 | H: 1 LOB: 1 BB: 0 P: 21 | R: 0 E: 0 K: 0 S: 7 | H: 0 LOB: 0 BB: 0 P: 9 | R: 3 E: 0 K: 1 S: 15 | H: 2 LOB: 0 BB: 0 P: 22 | R: 0 E: 0 K: 1 S: 11 | H: 0 LOB: 0 BB: 0 P: 16 | R: 0 E: 0 K: 0 S: 7 | H: 0 LOB: 0 BB: 1 P: 12 | R: 0 E: 0 K: 0 S: 5 | H: 0 LOB: 0 BB: 1 P: 11 | R: 0 E: 0 K: 0 S: 6 | H: 1 LOB: 0 BB: 0 P: 10 | R: 3 E: 1 K: 1 S: 17 | H: 3 LOB: 2 BB: 1 P: 31 | R: 0 E: 0 K: 0 S: 5 | H: 1 LOB: 1 BB: 0 P: 7 | 1B: 4 2B: 2 HR: 1 | SF: 1 SAC: 0 DP: 2 HBP: 2 | WP: 0 PB: 0 SB: 1 CS: 0 | PA: 37 | | | | | |
| PITCHER | IP | WLS | BF | H | R | ER | SO | BB | IBB | HBP | BLK | WP | HR | S | P | ERA | WHIP | | | | | | | | | | |
| Mark Gubicza, R (1, 1) ERA: 5.07 | 7.1 | L | 28 | 5 | 5 | 5 | 3 | 1 | 0 | 2 | 0 | 0 | 1 | 71 | 113 | 6.14 | 0.818 | | | | | | | | | | |
| Jason Jacome, L (8, 1) ERA: 8.0 | 0.0 | | 3 | 2 | 1 | 1 | 0 | 0 | 1 | 0 | 0 | 0 | 0 | 6 | 12 | ∞ | ∞ | | | | | | | | | | |
| Julio Valera, R (8, 1) ERA: 5.68 | 1.2 | | 6 | 1 | 0 | 0 | 1 | 0 | 0 | 0 | 0 | 0 | 0 | 10 | 14 | 0.00 | 0.600 | | | | | | | | | | |

Baltimore Orioles @ Kansas City Royals
Kauffman Stadium, Kansas City, MO

livebaseballscores.com



| Batter | 1 | 2 | 3 | 4 | 5 | 6 | 7 | 8 | 9 | AB | R | H | RBI | BB | SO | LOB | BOTTOM | | | | | | | | | | |
|--|------------------------------|----------------------------------|------------------------------|---------------------------------|-------------------------------|----------------------------------|------------------------------|----------------------------------|------------------------------|----------------------------------|------------------------------|---------------------------------|------------------------------|---------------------------------|-------------------------------|----------------------------------|-------------------------------|----------------------------------|----------------------------------|------------------------------------|----------------------------------|--------|--|--|--|--|--|
| Johnny Damon, L (1, 9) OBP: 0.328, SLG: 0.401 | FC6-4 1B | | 3-2 2B | | 1-2 G4-3 | | | 0-0 F9 | | 4 | 0 | 2 | 0 | 0 | 0 | 0 | | | | | | | | | | | |
| Tom Goodwin, L (1, 8) OBP: 0.306, SLG: 0.294 | FC6-4 G4-3 | | 2-3 K | | 2-1 F8 | | | 1-3 K | | 4 | 0 | 0 | 0 | 0 | 2 | 2 | | | | | | | | | | | |
| Keith Lockhart, L (1, 4) OBP: 0.365, SLG: 0.442 | G4-3 | | 1-1 G4-3 | | 1-1 FC6-4 1B | | | 0-0 L8 | | 4 | 0 | 1 | 0 | 0 | 0 | 2 | | | | | | | | | | | |
| Craig Paquette, R (1, 7) OBP: 0.267, SLG: 0.454 Jon Nunnally, L (9, 9) OBP: 0.335, SLG: 0.421 | K | | | 1-0 F8 | 0-0 FC6-4 | | | 2-2 G4-3 | | 4 | 0 | 0 | 0 | 0 | 1 | 2 | | | | | | | | | | | |
| Mike Macfarlane, R (1, 2) OBP: 0.325, SLG: 0.500 | | 1-0 HR | | 0-0 FC4-6 1B | | 0-0 F7 | | | 1-0 L7 | 4 | 1 | 2 | 1 | 0 | 0 | 0 | | | | | | | | | | | |
| Bob Hamelin, L (1, 10) OBP: 0.409, SLG: 0.425 | G3-1 | | 1-2 FC4-6 1B | | 1-1 P5 | | | 3-2 P4 | | 4 | 0 | 0 | 0 | 0 | 0 | 1 | | | | | | | | | | | |
| Jose Offerman, S (1, 3) OBP: 0.373, SLG: 0.350 | G6-3 1B | | 1-1 BB 1B | | 1-1 G4-3 | | | 1-3 K | | 4 | 0 | 2 | 0 | 0 | 1 | 0 | | | | | | | | | | | |
| Joe Randa, R (1, 5) OBP: 0.373, SLG: 0.408 | G6-3 | | 4-1 BB | | 0-0 F9 | | | | | 2 | 0 | 0 | 0 | 1 | 0 | 1 | | | | | | | | | | | |
| David Howard, S (1, 6) OBP: 0.303, SLG: 0.337 | G6-3 | | 1-1 G4-3 | | 0-0 F8 | | | | | 3 | 0 | 0 | 0 | 0 | 0 | 3 | | | | | | | | | | | |
| Inning Stats | R: 0 E: 0 K: 1 S: 8 | H: 1 LOB: 1 BB: 0 P: 10 | R: 1 E: 0 K: 0 S: 7 | H: 2 LOB: 0 BB: 0 P: 9 | R: 0 E: 0 K: 1 S: 14 | H: 1 LOB: 1 BB: 0 P: 21 | R: 0 E: 0 K: 0 S: 9 | H: 2 LOB: 3 BB: 1 P: 16 | R: 0 E: 0 K: 0 S: 8 | H: 1 LOB: 1 BB: 0 P: 12 | R: 0 E: 0 K: 0 S: 5 | H: 0 LOB: 0 BB: 0 P: 7 | R: 0 E: 0 K: 0 S: 4 | H: 0 LOB: 0 BB: 0 P: 4 | R: 0 E: 0 K: 1 S: 10 | H: 0 LOB: 0 BB: 0 P: 13 | R: 0 E: 0 K: 1 S: 10 | H: 0 LOB: 0 BB: 0 P: 15 | 1B: 5 2B: 1 3B: 0 HR: 1 | SF: 0 SAC: 0 DP: 1 HBP: 0 | WP: 0 PB: 0 SB: 0 CS: 0 | PA: 34 | | | | | |
| PITCHER | IP | WLS | BF | H | R | ER | SO | BB | IBB | HBP | BLK | WP | HR | S | P | ERA | WHIP | | | | | | | | | | |
| 35 Mike Mussina, R (1, 1) ERA: 5.13 | 9.0 | W | 34 | 7 | 1 | 1 | 4 | 1 | 0 | 0 | 0 | 0 | 1 | 75 | 107 | 1.00 | 0.889 | | | | | | | | | | |

Baltimore Orioles @ Kansas City Royals
Kauffman Stadium, Kansas City, MO

livebaseballscores.com



Fri Jun 14 1996, 7:05 PM CDT
Att: 28,502 - Unknown - 84 F

| Batter | 1 | 2 | 3 | 4 | 5 | 6 | 7 | 8 | 9 | 10 | 11 | 12 | 13 | 14 | 15 | 16 | AB | R | H | RBI | BB | SO | LOB | TOP | | | | | | | | | | |
|--|-------------------------------|-----------------------------------|-------------------------------|----------------------------------|------------------------------|----------------------------------|-------------------------------|----------------------------------|------------------------------|----------------------------------|-------------------------------|----------------------------------|-------------------------------|----------------------------------|-------------------------------|----------------------------------|------------------------------|---------------------------------|-------------------------------|----------------------------------|------------------------------|----------------------------------|------------------------------|----------------------------------|------------------------------|---------------------------------|-------------------------------|----------------------------------|-------------------------------|----------------------------------|-----------------------------------|------------------------------------|-------------------------|--------|
| Brady Anderson, L OBP: 0.416, SLG: 0.677 | | | | | | | | | | | | | | | | | 8 | 2 | 2 | 0 | 0 | 2 | 4 | | | | | | | | | | | |
| Billy Ripken, R Roberto Alomar, S OBP: 0.306, SLG: 0.430 OBP: 0.463, SLG: 0.590 | | | | | | | | | | | | | | | | | 3 | 1 | 1 | 1 | 0 | 0 | 2 | | | | | | | | | | | |
| Cal Ripken Jr., R OBP: 0.343, SLG: 0.476 | | | | | | | | | | | | | | | | | 6 | 1 | 2 | 1 | 1 | 0 | 1 | | | | | | | | | | | |
| Rafael Palmeiro, L OBP: 0.416, SLG: 0.574 | | | | | | | | | | | | | | | | | 8 | 0 | 2 | 1 | 0 | 3 | 4 | | | | | | | | | | | |
| Bobby Bonilla, S OBP: 0.392, SLG: 0.396 | | | | | | | | | | | | | | | | | 7 | 1 | 3 | 1 | 0 | 2 | 3 | | | | | | | | | | | |
| B.J. Surhoff, L OBP: 0.351, SLG: 0.547 | | | | | | | | | | | | | | | | | 7 | 0 | 2 | 1 | 0 | 1 | 4 | | | | | | | | | | | |
| Mike Devereaux, R OBP: 0.305, SLG: 0.316 | | | | | | | | | | | | | | | | | 7 | 0 | 2 | 1 | 0 | 0 | 1 | | | | | | | | | | | |
| Gregg Zaun, S OBP: 0.319, SLG: 0.311 | | | | | | | | | | | | | | | | | 7 | 0 | 1 | 0 | 0 | 2 | 3 | | | | | | | | | | | |
| Jeffrey Hammonds, R OBP: 0.319, SLG: 0.384 | | | | | | | | | | | | | | | | | 7 | 0 | 2 | 0 | 0 | 0 | 0 | | | | | | | | | | | |
| Inning Stats | R: 3 E: 0 K: 1 S: 16 | H: 5 LOB: 2 BB: 0 P: 23 | R: 0 E: 0 K: 1 S: 13 | H: 0 LOB: 1 BB: 0 P: 13 | R: 0 E: 0 K: 1 S: 8 | H: 2 LOB: 2 BB: 0 P: 14 | R: 0 E: 0 K: 0 S: 14 | H: 1 LOB: 1 BB: 0 P: 22 | R: 0 E: 0 K: 0 S: 7 | H: 0 LOB: 0 BB: 0 P: 12 | R: 1 E: 0 K: 1 S: 11 | H: 3 LOB: 1 BB: 0 P: 17 | R: 0 E: 0 K: 2 S: 10 | H: 2 LOB: 2 BB: 0 P: 15 | R: 0 E: 0 K: 1 S: 13 | H: 1 LOB: 1 BB: 0 P: 21 | R: 0 E: 0 K: 0 S: 6 | H: 0 LOB: 0 BB: 0 P: 9 | R: 0 E: 0 K: 1 S: 12 | H: 1 LOB: 2 BB: 1 P: 20 | R: 0 E: 0 K: 0 S: 9 | H: 0 LOB: 0 BB: 0 P: 12 | R: 0 E: 0 K: 1 S: 9 | H: 0 LOB: 0 BB: 0 P: 14 | R: 0 E: 0 K: 0 S: 5 | H: 0 LOB: 0 BB: 0 P: 9 | R: 0 E: 0 K: 1 S: 10 | H: 0 LOB: 0 BB: 0 P: 11 | R: 0 E: 0 K: 0 S: 10 | H: 1 LOB: 1 BB: 0 P: 11 | 1B: 12 2B: 7 3B: 0 HR: 0 | SF: 1 SAC: 0 DP: 1 HBP: 1 | WP: 1 PB: 0 CS: 0 | PA: 67 |
| PITCHER | Chris Haney, L ERA: 4.23 | Hipolito Pichardo, R ERA: 4.76 | Jason Jacome, L ERA: 5.79 | Jeff Montgomery, R ERA: 3.30 | Julio Valera, R ERA: 5.6 | PITCHER | Mike Magnante, L ERA: 5.33 | | | | | | | | | | | | | | | | | | | | | | | | | | | |

Baltimore Orioles @ Kansas City Royals
Kauffman Stadium, Kansas City, MO
Sat Jun 15 1996, 7:05 PM CDT
Alt. 24,784 - Unknown - 87 F

AB 64
R 6
H 18
RBI 6
BB 1
SO 10
LOB 22

| Batter | 1 | 2 | 3 | 4 | 5 | 6 | 7 | 8 | 9 | 10 | 11 | 12 | 13 | 14 | 15 | 16 | AB | R | H | RBI | BB | SO | LOB | BOTTOM | | | | | | | | |
|--|-------------------------------|----------------------------------|-------------------------------|----------------------------------|-------------------------------|----------------------------------|------------------------------|----------------------------------|------------------------------|----------------------------------|-------------------------------|----------------------------------|-------------------------------|----------------------------------|------------------------------|----------------------------------|-------------------------------|----------------------------------|------------------------------|---------------------------------|-------------------------------|----------------------------------|------------------------------|----------------------------------|------------------------------|----------------------------------|------------------------------|----------------------------------|-----------------------------------|------------------------------------|-------------------------|--------|
| Jose Offerman, S OBP: 0.384, SLG: 0.346 | | | | | | | | | | | | | | | | | 8 | 1 | 1 | 0 | 0 | 4 | 3 | | | | | | | | | |
| Joe Randa, R OBP: 0.381, SLG: 0.429 | | | | | | | | | | | | | | | | | 7 | 1 | 3 | 2 | 1 | 1 | 0 | | | | | | | | | |
| Craig Paquette, R OBP: 0.275, SLG: 0.455 | | | | | | | | | | | | | | | | | 4 | 0 | 2 | 0 | 0 | 0 | 1 | | | | | | | | | |
| Keith Lockhart, L OBP: 0.364, SLG: 0.440 | | | | | | | | | | | | | | | | | 3 | 0 | 1 | 0 | 0 | 0 | 0 | | | | | | | | | |
| Mike Macfarlane, R OBP: 0.323, SLG: 0.590 | | | | | | | | | | | | | | | | | 0 | 0 | 0 | 1 | 0 | 0 | 0 | | | | | | | | | |
| Joe Vitiello, R OBP: 0.379, SLG: 0.464 | | | | | | | | | | | | | | | | | | 6 | 1 | 2 | 0 | 0 | 0 | 2 | | | | | | | | |
| Kevin Young, R OBP: 0.400, SLG: 0.667 | | | | | | | | | | | | | | | | | 4 | 1 | 1 | 1 | 0 | 0 | 2 | | | | | | | | | |
| Tom Goodwin, L OBP: 0.310, SLG: 0.293 | | | | | | | | | | | | | | | | | 1 | 0 | 0 | 0 | 2 | 0 | 1 | | | | | | | | | |
| Chris Stynes, R OBP: 0.311, SLG: 0.341 | | | | | | | | | | | | | | | | | 4 | 1 | 2 | 2 | 0 | 0 | 1 | | | | | | | | | |
| Jon Nunnally, L OBP: 0.333, SLG: 0.381 | | | | | | | | | | | | | | | | | 2 | 0 | 0 | 0 | 1 | 0 | 2 | | | | | | | | | |
| Johnny Damon, L OBP: 0.327, SLG: 0.397 | | | | | | | | | | | | | | | | | 7 | 0 | 2 | 1 | 0 | 1 | 5 | | | | | | | | | |
| Sal Fasano, R OBP: 0.284, SLG: 0.308 | | | | | | | | | | | | | | | | | 7 | 1 | 1 | 0 | 0 | 0 | 6 | | | | | | | | | |
| David Howard, S OBP: 0.302, SLG: 0.344 | | | | | | | | | | | | | | | | | 7 | 1 | 1 | 0 | 0 | 0 | 6 | | | | | | | | | |
| Inning Stats | R: 5 E: 0 K: 0 S: 17 | H: 5 LOB: 0 BB: 0 P: 20 | R: 0 E: 0 K: 1 S: 11 | H: 1 LOB: 1 BB: 0 P: 19 | R: 0 E: 0 K: 0 S: 9 | H: 1 LOB: 1 BB: 0 P: 15 | R: 0 E: 0 K: 0 S: 8 | H: 1 LOB: 1 BB: 0 P: 13 | R: 0 E: 0 K: 0 S: 7 | H: 1 LOB: 1 BB: 0 P: 13 | R: 1 E: 0 K: 2 S: 16 | H: 3 LOB: 2 BB: 0 P: 24 | R: 0 E: 0 K: 0 S: 11 | H: 1 LOB: 3 BB: 2 P: 22 | R: 0 E: 0 K: 1 S: 8 | H: 0 LOB: 0 BB: 0 P: 13 | R: 0 E: 0 K: 0 S: 12 | H: 1 LOB: 1 BB: 0 P: 17 | R: 0 E: 0 K: 0 S: 3 | H: 0 LOB: 0 BB: 0 P: 3 | R: 0 E: 0 K: 1 S: 10 | H: 1 LOB: 1 BB: 0 P: 14 | R: 0 E: 0 K: 0 S: 6 | H: 0 LOB: 1 BB: 1 P: 12 | R: 0 E: 0 K: 0 S: 8 | H: 0 LOB: 1 BB: 0 P: 18 | R: 1 E: 0 K: 0 S: 9 | H: 1 LOB: 1 BB: 1 P: 18 | 1B: 12 2B: 5 3B: 1 HR: 0 | SF: 1 SAC: 0 DP: 2 HBP: 1 | WP: 0 PB: 0 CS: 0 | PA: 66 |
| PITCHER | David Weis, L ERA: 5.71 | Randy Myers, L ERA: 3.04 | Jesse Orosco, L ERA: 7.11 | Arthur Rhodes, L ERA: 4.04 | Roger McDowell, R ERA: 2.3 | PITCHER | Rick Krivda, L ERA: 3.92 | | | | | | | | | | | | | | | | | | | | | | | | | |

Baltimore Orioles @ Kansas City Royals
Kauffman Stadium, Kansas City, MO
Sat Jun 15 1996, 7:05 PM CDT
Alt. 24,784 - Unknown - 87 F

AB 60
R 7
H 17
RBI 7
BB 4
SO 6
LOB 23

| Batter | 1 | 2 | 3 | 4 | 5 | 6 | 7 | 8 | 9 | AB | R | H | RBI | BB | SO | LOB | TOP | | | | | | | | | | |
|--|--------------------------------------|---------------------------------|------------------------------|---------------------------------|------------------------------|---------------------------------|------------------------------|---------------------------------|------------------------------|---------------------------------|-------------------------------|----------------------------------|------------------------------|---------------------------------|-------------------------------|----------------------------------|--|------------------------------|---------------------------------|-----------------------------------|------------------------------------|----------------------------------|--------|--|--|--|--|
| Brady Anderson, L OBP: 0.421, SLG: 0.701 (1, 8) | | | | | | | | | | 5 | 4 | 3 | 5 | 1 | 1 | 1 | Baltimore Orioles @ Kansas City Royals Kauffman Stadium, Kansas City, MO Sun Jun 16 1996, 7:05 PM CDT Att: 19,437 - Unknown - 85 F | | | | | | | | | | |
| Luis Polonia, L OBP: 0.301, SLG: 0.375 (1, 10) | | | | | | | | | | 6 | 1 | 3 | 1 | 0 | 0 | | | | | | | | | | | | |
| Roberto Alomar, S OBP: 0.596, SLG: 0.590 Manny Alexander, R OBP: 0.250, SLG: 0.182 (1, 4) (8, 5) | | | | | | | | | | 4 | 0 | 0 | 0 | 0 | 0 | 2 | | | | | | | | | | | |
| Rafael Palmeiro, L OBP: 0.419, SLG: 0.571 Billy Ripken, R OBP: 0.302, SLG: 0.425 (1, 3) (8, 4) | | | | | | | | | | 3 | 1 | 1 | 0 | 2 | 0 | 2 | | | | | | | | | | | |
| Bobby Bonilla, S OBP: 0.359, SLG: 0.401 Mike Devereaux, R OBP: 0.305, SLG: 0.316 (1, 9) (9, 9) | | | | | | | | | | 6 | 1 | 3 | 2 | 1 | 0 | 2 | | | | | | | | | | | |
| Cal Ripken Jr., R OBP: 0.350, SLG: 0.478 (1, 6) | | | | | | | | | | 5 | 2 | 3 | 0 | 1 | 0 | 3 | | | | | | | | | | | |
| B.J. Surhoff, L OBP: 0.357, SLG: 0.546 (1, 5) (8, 3) | | | | | | | | | | 4 | 2 | 2 | 2 | 1 | 0 | 2 | | | | | | | | | | | |
| Gregg Zaun, S OBP: 0.338, SLG: 0.379 (1, 2) | | | | | | | | | | 5 | 2 | 3 | 2 | 0 | 0 | 4 | | | | | | | | | | | |
| Jeffrey Hammonds, R OBP: 0.312, SLG: 0.376 (1, 7) | | | | | | | | | | 4 | 0 | 0 | 0 | 0 | 2 | 8 | | | | | | | | | | | |
| Inning Stats | R: 1 E: 0 K: 0 S: 6 | H: 3 LOB: 2 BB: 0 P: 6 | R: 0 E: 0 K: 0 S: 4 | H: 1 LOB: 1 BB: 0 P: 4 | R: 0 E: 0 K: 0 S: 3 | H: 0 LOB: 0 BB: 0 P: 3 | R: 0 E: 0 K: 0 S: 4 | H: 1 LOB: 2 BB: 1 P: 8 | R: 0 E: 0 K: 1 S: 5 | H: 1 LOB: 1 BB: 1 P: 9 | R: 4 E: 1 K: 1 S: 11 | H: 5 LOB: 2 BB: 0 P: 11 | R: 0 E: 0 K: 0 S: 4 | H: 1 LOB: 2 BB: 1 P: 8 | R: 8 E: 0 K: 1 S: 10 | H: 5 LOB: 0 BB: 3 P: 22 | | R: 0 E: 0 K: 1 S: 6 | H: 1 LOB: 1 BB: 0 P: 6 | 1B: 14 2B: 3 3B: 1 HR: 2 | SF: 0 SAC: 2 DP: 0 HBP: 0 | WP: 1 PB: 0 SB: 0 CS: 0 | PA: 52 | | | | |
| PITCHER | IP | WLS | BF | H | R | ER | SO | BB | IBB | HBP | BLK | WP | HR | S | P | ERA | WHIP | | | | | | | | | | |
| Tim Belcher, R ERA: 4.53 Jason Jacome, L ERA: 5.65 Hipolito Pichardo, R ERA: 5.91 Tim Lugh, R ERA: 8.44 | (1, 1) (6, 1) (7, 1) (8, 1) | 5.2 0.2 1.0 1.2 | 28 L 7 8 9 | 9 3 2 4 | 4 1 5 3 | 4 0 5 3 | 2 0 0 2 | 2 1 2 0 | 0 0 1 0 | 0 0 0 0 | 0 0 0 0 | 1 0 0 0 | 1 0 5 1 | 29 6 17 13 | 37 10 17 13 | 6.35 0.00 45.00 16.20 | 1.941 6.000 4.000 2.400 | | | | | | | | | | |

| Batter | 1 | 2 | 3 | 4 | 5 | 6 | 7 | 8 | 9 | AB | R | H | RBI | BB | SO | LOB | BOTTOM | | | | | | | | | | |
|---|------------------------------|---------------------------------|------------------------------|---------------------------------|------------------------------|---------------------------------|------------------------------|---------------------------------|------------------------------|---------------------------------|------------------------------|---------------------------------|------------------------------|----------------------------------|------------------------------|---------------------------------|--|------------------------------|----------------------------------|----------------------------------|------------------------------------|----------------------------------|--------|--|--|--|--|
| Johnny Damon, L OBP: 0.321, SLG: 0.389 (1, 8) | | | | | | | | | | 5 | 0 | 0 | 1 | 0 | 1 | 2 | Baltimore Orioles @ Kansas City Royals Kauffman Stadium, Kansas City, MO Sun Jun 16 1996, 7:05 PM CDT Att: 19,437 - Unknown - 85 F | | | | | | | | | | |
| Tom Goodwin, L OBP: 0.310, SLG: 0.298 Kevin Young, R OBP: 0.412, SLG: 0.625 (1, 7) (7, PH) (8, 9) | | | | | | | | | | 3 | 1 | 1 | 0 | 0 | 0 | 0 | | | | | | | | | | | |
| Keith Lockhart, L OBP: 0.368, SLG: 0.449 Joe Vitiello, R OBP: 0.379, SLG: 0.464 Jose Offerman, S OBP: 0.361, SLG: 0.343 (1, 4) (7, PH) (7, PH) (8, 4) | | | | | | | | | | 3 | 0 | 2 | 1 | 0 | 0 | 0 | | | | | | | | | | | |
| Bob Hamelin, L OBP: 0.411, SLG: 0.423 (1, 3) | | | | | | | | | | 3 | 0 | 1 | 0 | 1 | 0 | 1 | | | | | | | | | | | |
| Craig Paquette, R OBP: 0.274, SLG: 0.448 (1, 10) | | | | | | | | | | 4 | 1 | 1 | 0 | 0 | 1 | 1 | | | | | | | | | | | |
| Jon Nunnally, L OBP: 0.323, SLG: 0.333 (1, 9) (8, 7) | | | | | | | | | | 3 | 0 | 0 | 0 | 1 | 1 | 0 | | | | | | | | | | | |
| Joe Randa, R OBP: 0.369, SLG: 0.413 (1, 5) | | | | | | | | | | 4 | 1 | 0 | 0 | 0 | 1 | 2 | | | | | | | | | | | |
| Mike Macfarlane, R OBP: 0.340, SLG: 0.531 (1, 2) | | | | | | | | | | 3 | 2 | 3 | 2 | 1 | 0 | 0 | | | | | | | | | | | |
| David Howard, S OBP: 0.303, SLG: 0.344 (1, 6) | | | | | | | | | | 3 | 0 | 1 | 1 | 0 | 1 | 1 | | | | | | | | | | | |
| Inning Stats | R: 0 E: 0 K: 0 S: 4 | H: 1 LOB: 1 BB: 0 P: 4 | R: 3 E: 0 K: 0 S: 5 | H: 2 LOB: 0 BB: 1 P: 9 | R: 0 E: 0 K: 0 S: 3 | H: 0 LOB: 1 BB: 1 P: 7 | R: 0 E: 0 K: 1 S: 5 | H: 1 LOB: 0 BB: 0 P: 5 | R: 1 E: 0 K: 1 S: 7 | H: 3 LOB: 2 BB: 0 P: 7 | R: 0 E: 0 K: 1 S: 5 | H: 0 LOB: 0 BB: 0 P: 5 | R: 0 E: 0 K: 1 S: 6 | H: 1 LOB: 2 BB: 1 P: 10 | R: 0 E: 0 K: 1 S: 5 | H: 0 LOB: 0 BB: 0 P: 5 | | R: 1 E: 1 K: 1 S: 7 | H: 1 LOB: 2 BB: 1 P: 11 | 1B: 5 2B: 3 3B: 1 HR: 0 | SF: 0 SAC: 1 DP: 0 HBP: 0 | WP: 0 PB: 0 SB: 1 CS: 0 | PA: 39 | | | | |
| PITCHER | IP | WLS | BF | H | R | ER | SO | BB | IBB | HBP | BLK | WP | HR | S | P | ERA | WHIP | | | | | | | | | | |
| Rocky Coppinger, R ERA: 6.55 Jesse Orosco, L ERA: 6.99 Alan Mills, R ERA: 5.65 | (1, 1) (7, 1) (7, 1) | 6.0 0.2 2.1 | W 25 4 S 10 | 7 4 1 | 4 0 1 | 4 0 1 | 3 1 2 | 2 1 1 | 0 0 0 | 0 0 0 | 0 0 0 | 0 0 0 | 0 0 13 | 29 9 17 | 37 9 17 | 6.00 0.00 3.86 | 1.500 3.000 0.857 | | | | | | | | | | |

| Batter | 1 | 2 | 3 | 4 | 5 | 6 | 7 | 8 | 9 | AB | R | H | RBI | BB | SO | LOB | TOP | | | | | | | | |
|--|---|--|---|---|-------------------------------|----------------------------------|-------------------------------|----------------------------------|-------------------------------|----------------------------------|------------------------------|----------------------------------|------------------------------|----------------------------------|-------------------------------|----------------------------------|---|----------------------------------|----------------------------------|------------------------------------|----------------------------------|--------|--|--|--|
| Darryl Hamilton, L (1, 8) OBP: 0.372, SLG: 0.399 | 3-2 HR 29 G4-3 1B | 4-2 BB | | 4-2 BB | 0-0 L7 | | | 3-2 L8 | | 3 | 1 | 1 | 0 | 2 | 0 | 3 | <p>Texas Rangers @ Baltimore Orioles Oriole Park at Camden Yards, Baltimore, MD Tue Jun 18 1996, 7:05 PM EDT Att: 47,318 - Unknown - 85 F</p> | | | | | | | | |
| Ivan Rodriguez, R (1, 2) OBP: 0.363, SLG: 0.483 | 1-1 F9 | 1-0 L7 | | 0-0 BB | | | 1-3 K | 3-2 1B | | 5 | 0 | 2 | 0 | 0 | 1 | 2 | | | | | | | | | |
| 29 Rusty Greer, L (1, 7) OBP: 0.392, SLG: 0.498 | 2-0 G4-3 | | 2-2 G3-1 | 2-2 F7 | | | 2-0 P4 | 1-2 F9 | | 5 | 0 | 0 | 0 | 0 | 0 | 4 | | | | | | | | | |
| Juan Gonzalez, R (1, 10) OBP: 0.360, SLG: 0.569 | 1-0 HR | | 4-2 HR | 2-3 K | | | 3-2 G6-3 | | 1-0 F9 | 4 | 2 | 1 | 2 | 1 | 1 | 2 | | | | | | | | | |
| Mickey Tettleton, S (1, 3) OBP: 0.396, SLG: 0.505 | 1-1 G5-3 | | 1-1 L7 | | 3-3 K | | 2-2 F5 | | 1-0 F8 | 5 | 0 | 0 | 0 | 0 | 1 | 1 | | | | | | | | | |
| Kurt Stillwell, S (9, 4) OBP: 0.357, SLG: 0.378 | | | | | | | | | | 0 | 0 | 0 | 0 | 0 | 0 | 0 | | | | | | | | | |
| Dean Palmer, R (1, 5) OBP: 0.357, SLG: 0.531 | | 1-1 F9 | 2-1 HR | | 0-1 L7 | | 0-1 L8 | | 4-2 BB | 4 | 1 | 1 | 2 | 1 | 0 | 0 | | | | | | | | | |
| Rene Gonzales, R (1, 4) OBP: 0.483, SLG: 0.704 | | 0-0 HR | 1-2 G3-1 | | 0-1 BB | | 4-1 BB | | 2-1 F9 | 4 | 1 | 2 | 1 | 1 | 0 | 1 | | | | | | | | | |
| Damon Buford, R (1, 9) OBP: 0.341, SLG: 0.459 | | 1-1 F9 | | 3-2 HR | 4-2 BB | | 0-1 F8 | | | 3 | 1 | 1 | 1 | 1 | 0 | 1 | | | | | | | | | |
| Kevin Elster, R (1, 6) OBP: 0.305, SLG: 0.484 | | 2-1 HR | | 3-2 F9 | 4-1 BB | | | 2-3 K | | 3 | 1 | 1 | 1 | 1 | 1 | 0 | | | | | | | | | |
| Inning Stats | R: 2 E: 0 K: 0 S: 9 | H: 2 LOB: 0 BB: 0 P: 17 | R: 2 E: 0 K: 0 S: 10 | H: 2 LOB: 1 BB: 1 P: 19 | R: 2 E: 0 K: 0 S: 12 | H: 1 LOB: 0 BB: 1 P: 22 | R: 1 E: 0 K: 1 S: 22 | H: 2 LOB: 2 BB: 1 P: 36 | R: 0 E: 0 K: 1 S: 13 | H: 1 LOB: 3 BB: 2 P: 24 | R: 0 E: 0 K: 0 S: 7 | H: 0 LOB: 0 BB: 0 P: 13 | R: 0 E: 0 K: 0 S: 8 | H: 0 LOB: 1 BB: 1 P: 14 | R: 0 E: 0 K: 1 S: 17 | H: 1 LOB: 1 BB: 0 P: 26 | R: 0 E: 0 K: 0 S: 6 | H: 0 LOB: 1 BB: 1 P: 14 | 1B: 4 2B: 0 3B: 0 HR: 5 | SF: 0 SAC: 0 DP: 0 HBP: 0 | WP: 0 PB: 0 SB: 0 CS: 0 | PA: 43 | | | |
| PITCHER | IP WLS BF H R ER SO BB IBB HBP BLK WP HR S P ERA WHIP | 3.0 L 16 5 6 6 0 2 0 0 0 0 4 31 58 18.00 2.333 | 4.2 22 4 1 1 4 4 0 0 0 0 1 64 109 1.93 1.714 | 8.1 1.1 5 0 0 0 0 1 0 0 0 0 0 9 18 0.00 0.750 | | | | | | | | | | | | | | | | | | | | | |

| Batter | 1 | 2 | 3 | 4 | 5 | 6 | 7 | 8 | 9 | AB | R | H | RBI | BB | SO | LOB | BOTTOM | | | | | | | | |
|---|---|---|-------------------------------|----------------------------------|-------------------------------|----------------------------------|------------------------------|----------------------------------|------------------------------|----------------------------------|------------------------------|----------------------------------|------------------------------|----------------------------------|------------------------------|----------------------------------|---|------------------------------|----------------------------------|----------------------------------|------------------------------------|----------------------------------|--------|--|--|
| Brady Anderson, L (1, 8) OBP: 0.418, SLG: 0.691 | 1-2 K | | 1-2 F9 | | 4-0 1B | | 0-0 1B | | | 3 | 0 | 1 | 0 | 1 | 1 | 0 | <p>Texas Rangers @ Baltimore Orioles Oriole Park at Camden Yards, Baltimore, MD Tue Jun 18 1996, 7:05 PM EDT Att: 47,318 - Unknown - 85 F</p> | | | | | | | | |
| Billy Ripken, R (1, 4) OBP: 0.311, SLG: 0.429 | 0-0 1B | | 1-3 K2-3 | | 3-2 1B | | 1-0 G1-3 | | | 4 | 0 | 2 | 0 | 0 | 1 | 1 | | | | | | | | | |
| Cal Ripken Jr., R (1, 6) OBP: 0.349, SLG: 0.471 | 2-1 F6 | | 2-2 F6 | | 0-1 G4-3 | | | 0-1 G6-3 | | 4 | 0 | 0 | 0 | 0 | 0 | 3 | | | | | | | | | |
| Rafael Palmeiro, L (1, 3) OBP: 0.412, SLG: 0.560 | 1-0 F9 | | | 0-0 G6-3 | | | 1-1 F8 | 1-3 K | | 4 | 0 | 0 | 0 | 0 | 1 | 1 | | | | | | | | | |
| Bobby Bonilla, S (1, 9) OBP: 0.355, SLG: 0.395 | | 1-2 FC5-4 1B | | 1-0 G6-3 | | | 0-1 G5-3 | 2-2 G1-3 | | 4 | 0 | 1 | 0 | 0 | 0 | 0 | | | | | | | | | |
| Mike Devereaux, R (1, 10) OBP: 0.304, SLG: 0.315 | | 0-2 FC5-4 FC4-6 1-2 | | 1-1 E6 | | | 3-2 1B | | 2-2 F8 | 4 | 0 | 1 | 0 | 0 | 0 | 1 | | | | | | | | | |
| Mark Smith, R (1, 7) OBP: 0.182, SLG: 0.333 | | 1-0 FC4-6 BB 1-2 | | 1-3 K | | | 0-0 L8 | | 0-0 F9 | 4 | 0 | 0 | 0 | 0 | 1 | 3 | | | | | | | | | |
| Chris Hoiles, R (1, 2) OBP: 0.343, SLG: 0.435 | | 4-1 BB | | | 1-1 P2 | | 2-2 G5-3 | | 1-2 L7 | 3 | 0 | 0 | 0 | 1 | 0 | 0 | | | | | | | | | |
| Manny Alexander, R (1, 5) OBP: 0.231, SLG: 0.167 | | 0-3 K | | | 0-0 L8 | | | 1-1 G6-3 | | 3 | 0 | 0 | 0 | 0 | 1 | 2 | | | | | | | | | |
| Inning Stats | R: 0 E: 0 K: 1 S: 7 | H: 1 LOB: 1 BB: 0 P: 11 | R: 0 E: 0 K: 1 S: 11 | H: 1 LOB: 2 BB: 1 P: 17 | R: 0 E: 0 K: 1 S: 10 | H: 0 LOB: 0 BB: 0 P: 14 | R: 0 E: 0 K: 1 S: 7 | H: 0 LOB: 1 BB: 0 P: 10 | R: 0 E: 0 K: 0 S: 8 | H: 1 LOB: 1 BB: 1 P: 16 | R: 0 E: 0 K: 0 S: 8 | H: 1 LOB: 1 BB: 0 P: 12 | R: 0 E: 0 K: 0 S: 7 | H: 1 LOB: 1 BB: 0 P: 11 | R: 0 E: 0 K: 1 S: 8 | H: 0 LOB: 0 BB: 0 P: 11 | | R: 0 E: 0 K: 0 S: 7 | H: 0 LOB: 0 BB: 0 P: 10 | 1B: 5 2B: 0 3B: 0 HR: 0 | SF: 0 SAC: 0 DP: 0 HBP: 0 | WP: 0 PB: 0 SB: 0 CS: 0 | PA: 35 | | |
| PITCHER | IP WLS BF H R ER SO BB IBB HBP BLK WP HR S P ERA WHIP | 7.0 W 29 7 0 0 0 1 0 0 0 0 0 15 21 0.00 0.000 | | | | | | | | | | | | | | | | | | | | | | | |

| | |
|-----|----|
| AB | 36 |
| R | 7 |
| H | 9 |
| RBI | 7 |
| BB | 7 |
| SO | 4 |
| LOB | 14 |




| | |
|-----|----|
| AB | 33 |
| R | 0 |
| H | 5 |
| RBI | 0 |
| BB | 2 |
| SO | 5 |
| LOB | 11 |



| Batter | 1 | 2 | 3 | 4 | 5 | 6 | 7 | 8 | 9 | AB | R | H | RBI | BB | SO | LOB | TOP | | | | | | | | | | |
|---|-------------------------------|----------------------------------|-------------------------------|----------------------------------|------------------------------|---------------------------------|-------------------------------|----------------------------------|-------------------------------|----------------------------------|-------------------------------|----------------------------------|-------------------------------|----------------------------------|-------------------------------|----------------------------------|------------------------------|----------------------------------|----------------------------------|------------------------------------|----------------------------------|--------|--|--|--|--|--|
| Darryl Hamilton, L (1, 8) OBP: 0.376, SLG: 0.402 | 1-1 1B | | 3-1 L8 | | | | 3-2 2B 1-3 2-H | | 0-0 FC6-4 1B | | 5 | 0 | 3 | 1 | 0 | 0 | 1 | | | | | | | | | | |
| Ivan Rodriguez, R (1, 2) OBP: 0.361, SLG: 0.482 | 1-3 K | | 0-0 G6-3 | | | | 0-0 1-3 3-H | | 1-2 L8 | | 5 | 0 | 1 | 1 | 0 | 1 | 3 | | | | | | | | | | |
| 29 Rusty Greer, L (1, 7) OBP: 0.386, SLG: 0.489 | 1 SAFE F7 | | | 1-3 K | | | 0-1 F6 | | 0-0 F7 | | 4 | 0 | 0 | 0 | 0 | 1 | 4 | | | | | | | | | | |
| Juan Gonzalez, R (1, 10) OBP: 0.352, SLG: 0.556 | 1-3 K | | | 3-2 L5 | | | 1-3 K | | 1-2 FC6-4 | | 4 | 0 | 0 | 0 | 0 | 2 | 4 | | | | | | | | | | |
| Mickey Tettleton, S (1, 3) OBP: 0.391, SLG: 0.498 Rene Gonzales, R (8, 3) OBP: 0.463, SLG: 0.704 | | 0-3 K | | 3-2 F3 | | | 4-1 G1 BB BB | | 1-0 F6 | | 3 | 0 | 0 | 0 | 1 | 1 | 0 | | | | | | | | | | |
| Dean Palmer, R (1, 5) OBP: 0.359, SLG: 0.534 | | 3-2 FC6-4 1B | | | 2-0 L8 | | 0-3 K | | 1-1 2B | | 4 | 0 | 2 | 0 | 0 | 1 | 1 | | | | | | | | | | |
| Warren Newson, L (1, 9) OBP: 0.394, SLG: 0.492 Damon Buford, R (8, PH) OBP: 0.337, SLG: 0.453 | | 2-3 K | | | 2-2 HR | | 4-2 G1 BB | | 2-3 K | | 2 | 1 | 1 | 1 | 1 | 1 | 1 | | | | | | | | | | |
| Mark McLemore, S (1, 4) OBP: 0.402, SLG: 0.395 | | 0-2 FC6-4 | | | 1-1 1B 2B | | 0-1 G1 | | 3-3 K | | 4 | 1 | 1 | 0 | 0 | 1 | 4 | | | | | | | | | | |
| Kevin Elster, R (1, 6) OBP: 0.308, SLG: 0.479 | | | 0-0 L8 | | 4-2 1B 2B BB | | 2-3 K | | 4-2 G4-6-3 BB | | 2 | 1 | 0 | 0 | 2 | 1 | 2 | | | | | | | | | | |
| Inning Stats | R: 0 E: 0 K: 2 S: 11 | H: 1 LOB: 1 BB: 0 P: 14 | R: 0 E: 0 K: 2 S: 14 | H: 1 LOB: 1 BB: 0 P: 19 | R: 0 E: 0 K: 0 S: 4 | H: 0 LOB: 0 BB: 0 P: 7 | R: 0 E: 0 K: 1 S: 10 | H: 0 LOB: 0 BB: 0 P: 17 | R: 3 E: 0 K: 1 S: 19 | H: 4 LOB: 2 BB: 1 P: 32 | R: 0 E: 0 K: 2 S: 17 | H: 0 LOB: 2 BB: 2 P: 27 | R: 0 E: 0 K: 0 S: 11 | H: 1 LOB: 1 BB: 0 P: 13 | R: 0 E: 0 K: 2 S: 11 | H: 1 LOB: 1 BB: 0 P: 18 | R: 0 E: 0 K: 0 S: 7 | H: 0 LOB: 0 BB: 1 P: 11 | 1B: 4 2B: 3 3B: 0 HR: 1 | SF: 0 SAC: 0 DP: 1 HBP: 0 | WP: 0 PB: 0 SB: 0 CS: 0 | PA: 38 | | | | | |
| PITCHER | IP | WLS | BF | H | R | ER | SO | BB | IBB | HBP | BLK | WP | HR | S | P | ERA | WHIP | | | | | | | | | | |
| 35 Mike Mussina, R (1, 1) ERA: 5.05 | 7.0 | L | 31 | 7 | 3 | 3 | 8 | 3 | 0 | 0 | 0 | 0 | 1 | 86 | 129 | 3.86 | 1.429 | | | | | | | | | | |
| Arthur Rhodes, L (8, 1) ERA: 4.31 | 2.0 | | 7 | 1 | 0 | 0 | 2 | 1 | 0 | 0 | 0 | 0 | 0 | 18 | 29 | 0.00 | 1.000 | | | | | | | | | | |

Texas Rangers @ Baltimore Orioles
 Oriole Park at Camden Yards, Baltimore, MD
 Wed Jun 19 1996, 3:33 AM EDT
 Att: 45,581 - Cloudy - 84 F

AB 34
 R 3
 H 8
 RBI 3
 BB 4
 SO 10
 LOB 21

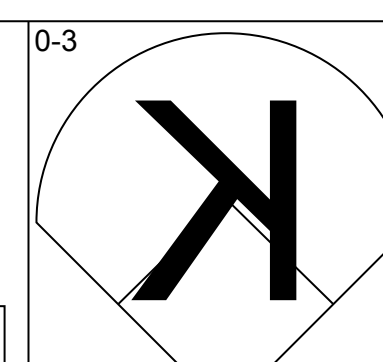
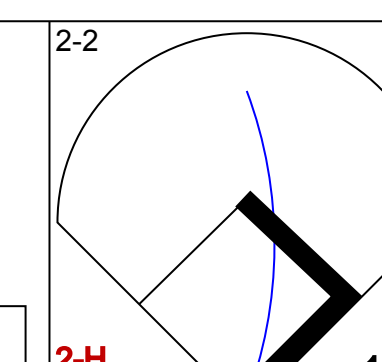
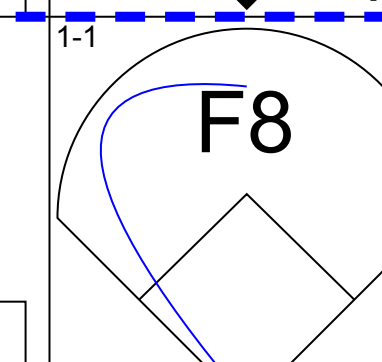


| Batter | 1 | 2 | 3 | 4 | 5 | 6 | 7 | 8 | 9 | AB | R | H | RBI | BB | SO | LOB | BOTTOM | | | | | | | | | | |
|--|-------------------------------|----------------------------------|------------------------------|----------------------------------|------------------------------|----------------------------------|-------------------------------|----------------------------------|------------------------------|----------------------------------|------------------------------|----------------------------------|------------------------------|---------------------------------|------------------------------|----------------------------------|-------------------------------|----------------------------------|----------------------------------|------------------------------------|----------------------------------|--------|--|--|--|--|--|
| Brady Anderson, L (1, 8) OBP: 0.412, SLG: 0.679 | 0-0 F7 | | 3-2 P6 | | | | 0-1 F6 | | 2-3 K | | 4 | 0 | 0 | 0 | 0 | 1 | 2 | | | | | | | | | | |
| Luis Polonia, L (1, 10) OBP: 0.300, SLG: 0.353 | 4-2 CS 1B BB | | | 4-2 BB 1B BB | | | 0-2 FC6-4 | | 3-2 G4-3 | | 2 | 0 | 0 | 0 | 2 | 0 | 2 | | | | | | | | | | |
| Roberto Alomar, S (1, 4) OBP: 0.452, SLG: 0.573 | 1-0 1-2 1B | | | 0-1 1-2 BB 1B | | | 2-2 L4-3 | | 1-2 K | | 4 | 0 | 2 | 0 | 0 | 1 | 0 | | | | | | | | | | |
| Rafael Palmeiro, L (1, 3) OBP: 0.410, SLG: 0.553 | 3-3 K | | | 4-2 1-2 2-3 BB | | | 0-1 G4-3 | | 2-3 K | | 3 | 0 | 0 | 0 | 1 | 2 | 2 | | | | | | | | | | |
| Bobby Bonilla, S (1, 9) OBP: 0.354, SLG: 0.405 | | 0-0 G6-3 | | 2-2 K | | | 1-0 F8 | | 0-1 HR | | 4 | 1 | 1 | 1 | 0 | 1 | 3 | | | | | | | | | | |
| Cal Ripken Jr., R (1, 6) OBP: 0.348, SLG: 0.471 | | 3-3 K | | 3-2 F4 | | | 1-0 G5-3 | | 1-0 1B 2B | | 4 | 1 | 1 | 0 | 0 | 1 | 3 | | | | | | | | | | |
| B.J. Surhoff, L (1, 5) OBP: 0.352, SLG: 0.536 Manny Alexander, R (8, PR) OBP: 0.231, SLG: 0.167 | | 1-1 F6 | | 1-1 F8 | | | 1-0 F7 | | 0-0 2-H 1B | | 4 | 0 | 1 | 1 | 0 | 0 | 3 | | | | | | | | | | |
| Chris Hoiles, R (1, 2) OBP: 0.337, SLG: 0.425 | | | 0-1 G5-3 | | | | 2-0 G6-3 | | 1-3 K | | 4 | 0 | 0 | 0 | 0 | 1 | 1 | | | | | | | | | | |
| Mark Smith, R (1, 7) OBP: 0.240, SLG: 0.375 | | | 3-2 F9 | | | | 1-0 FC6-4 1B | | 0-1 CS 1B | | 3 | 0 | 2 | 0 | 0 | 0 | 0 | | | | | | | | | | |
| Inning Stats | R: 0 E: 0 K: 1 S: 15 | H: 1 LOB: 1 BB: 1 P: 23 | R: 0 E: 0 K: 1 S: 7 | H: 0 LOB: 0 BB: 0 P: 11 | R: 0 E: 0 K: 0 S: 9 | H: 0 LOB: 0 BB: 0 P: 15 | R: 0 E: 0 K: 1 S: 18 | H: 1 LOB: 3 BB: 2 P: 32 | R: 0 E: 0 K: 0 S: 7 | H: 1 LOB: 1 BB: 0 P: 10 | R: 0 E: 0 K: 0 S: 7 | H: 0 LOB: 0 BB: 0 P: 10 | R: 0 E: 0 K: 1 S: 5 | H: 0 LOB: 0 BB: 0 P: 8 | R: 0 E: 0 K: 1 S: 9 | H: 1 LOB: 0 BB: 0 P: 14 | R: 2 E: 0 K: 2 S: 13 | H: 3 LOB: 1 BB: 0 P: 19 | 1B: 5 2B: 1 3B: 0 HR: 1 | SF: 0 SAC: 0 DP: 0 HBP: 0 | WP: 0 PB: 0 SB: 0 CS: 2 | PA: 35 | | | | | |
| PITCHER | IP | WLS | BF | H | R | ER | SO | BB | IBB | HBP | BLK | WP | HR | S | P | ERA | WHIP | | | | | | | | | | |
| Bobby Witt, R (1, 1) ERA: 5.66 | 8.2 | W | 33 | 6 | 2 | 2 | 7 | 3 | 0 | 0 | 0 | 0 | 1 | 87 | 137 | 2.08 | 1.038 | | | | | | | | | | |
| Ed Vosberg, L (8, 1) ERA: 3.12 | 0.0 | | 1 | 1 | 0 | 0 | 0 | 0 | 0 | 0 | 0 | 0 | 0 | 1 | 1 | ∞ | ∞ | | | | | | | | | | |
| Jeff Russell, R (8, 1) ERA: 3.86 | 0.1 | S | 1 | 0 | 0 | 0 | 0 | 0 | 0 | 0 | 0 | 0 | 0 | 2 | 4 | 0.00 | 0.000 | | | | | | | | | | |

Texas Rangers @ Baltimore Orioles
 Oriole Park at Camden Yards, Baltimore, MD
 Wed Jun 19 1996, 3:33 AM EDT
 Att: 45,581 - Cloudy - 84 F

AB 32
 R 2
 H 7
 RBI 2
 BB 3
 SO 7
 LOB 16



| Batter | 1 | 2 | 3 | 4 | 5 | 6 | 7 | 8 | 9 | AB | R | H | RBI | BB | SO | LOB | TOP | | | |
|---|--|----------------------------------|-------------------------------|----------------------------------|-------------------------------|----------------------------------|------------------------------|---|-------------------------------|----------------------------------|------------------------------|----------------------------------|------------------------------|----------------------------------|------------------------------|----------------------------------|--|----------------------------------|------------------------------------|----------------------------------|
| Darryl Hamilton, L (1, 8) OBP: 0.375, SLG: 0.401 |  | | SH1 | | | | |  | | 3 | 0 | 1 | 0 | 0 | 1 | 1 | Texas Rangers @ Baltimore Orioles Oriole Park at Camden Yards, Baltimore, MD Thu Jun 20 1996, 3:33 AM EDT Att: 21,748 - Cloudy - 83 F | | | |
| Ivan Rodriguez, R (1, 2) OBP: 0.356, SLG: 0.477 | G4-3 | | SF8 | | | | |  | | 3 | 0 | 0 | 1 | 0 | 0 | 2 | | | | |
| Dean Palmer, R (1, 5) OBP: 0.361, SLG: 0.544 | HR | | HBP | | | | | G6-3 | | 3 | 1 | 1 | 1 | 0 | 0 | 1 | | | | |
| Juan Gonzalez, R (1, 10) OBP: 0.345, SLG: 0.544 | G3-1 | | K | | | | | | P4 | 4 | 0 | 0 | 0 | 0 | 1 | 1 | | | | |
| Mickey Tettleton, S (1, 3) | | | | | G5-3 | | | | K | 4 | 0 | 1 | 0 | 0 | 1 | 0 | | | | |
| 29 Rusty Greer, L (1, 7) OBP: 0.381, SLG: 0.481 | | | | | | G6-3 | | | K | 4 | 0 | 0 | 0 | 0 | 1 | 1 | | | | |
| Rene Gonzales, R (1, 4) OBP: 0.438, SLG: 0.633 | | | | | | | | | | 3 | 0 | 0 | 0 | 0 | 0 | 1 | | | | |
| Damon Buford, R (1, 9) OBP: 0.337, SLG: 0.449 | | | | | | | | | | 3 | 0 | 1 | 0 | 0 | 1 | 1 | | | | |
| Kevin Elster, R (1, 6) OBP: 0.312, SLG: 0.486 | | | | | | | | | | 3 | 1 | 2 | 0 | 0 | 1 | 1 | | | | |
| Inning Stats | R: 1 E: 0 K: 1 S: 11 | H: 1 LOB: 0 BB: 0 P: 14 | R: 0 E: 0 K: 0 S: 10 | H: 1 LOB: 1 BB: 0 P: 14 | R: 1 E: 0 K: 1 S: 11 | H: 1 LOB: 1 BB: 0 P: 16 | R: 0 E: 0 K: 0 S: 6 | H: 0 LOB: 0 BB: 0 P: 10 | R: 0 E: 0 K: 1 S: 10 | H: 1 LOB: 1 BB: 0 P: 13 | R: 0 E: 0 K: 0 S: 6 | H: 0 LOB: 0 BB: 0 P: 11 | R: 0 E: 1 K: 1 S: 9 | H: 2 LOB: 1 BB: 0 P: 13 | R: 0 E: 0 K: 2 S: 9 | H: 0 LOB: 0 BB: 0 P: 16 | | 1B: 4 2B: 1 3B: 0 HR: 1 | SF: 1 SAC: 1 DP: 0 HBP: 1 | WP: 0 PB: 0 SB: 0 CS: 0 |
| PITCHER | IP WLS BF H R ER SO BB IBB HBP BLK WP HR S P ERA WHIP | | | | | | | | | | | | | | | | | | | |
| David Wells, L (1, 1) ERA: 5.46 | 7.1 W 28 6 2 2 4 0 0 0 0 0 1 68 97 2.46 0.818 | | | | | | | | | | | | | | | | | | | |
| Roger McDowell, R (8, 1) ERA: 2.27 | 0.2 2 0 0 0 0 0 0 0 0 0 0 4 6 0.00 0.000 | | | | | | | | | | | | | | | | | | | |
| Randy Myers, L (9, 1) ERA: 2.92 | 1.0 S 3 0 0 0 2 0 0 0 0 0 0 9 16 0.00 0.000 | | | | | | | | | | | | | | | | | | | |

| Batter | 1 | 2 | 3 | 4 | 5 | 6 | 7 | 8 | 9 | AB | R | H | RBI | BB | SO | LOB | BOTTOM | | | |
|---|---|---------------------------------|-------------------------------|----------------------------------|------------------------------|----------------------------------|-------------------------------|----------------------------------|------------------------------|---------------------------------|------------------------------|---------------------------------|-------------------------------|----------------------------------|------------------------------|----------------------------------|--|----------------------------------|------------------------------------|----------------------------------|
| Brady Anderson, L (1, 8) OBP: 0.410, SLG: 0.684 | P5 | | HR | | | | | | | 4 | 1 | 1 | 1 | 0 | 1 | 2 | Texas Rangers @ Baltimore Orioles Oriole Park at Camden Yards, Baltimore, MD Thu Jun 20 1996, 3:33 AM EDT Att: 21,748 - Cloudy - 83 F | | | |
| Mark Smith, R (1, 7) OBP: 0.241, SLG: 0.393 | G6-3 | | G4-3 | | | | | | | 4 | 0 | 1 | 0 | 0 | 0 | 0 | | | | |
| Roberto Alomar, S (1, 4) OBP: 0.447, SLG: 0.564 | B3 | | G5-3 | | | | | | | 4 | 0 | 0 | 0 | 0 | 0 | 1 | | | | |
| Rafael Palmeiro, L (1, 3) OBP: 0.411, SLG: 0.568 | | | | | | | | | | 4 | 2 | 2 | 1 | 0 | 1 | 0 | | | | |
| Bobby Bonilla, S (1, 10) OBP: 0.349, SLG: 0.398 | | | | | | | | | | 4 | 0 | 0 | 0 | 0 | 0 | 1 | | | | |
| Cal Ripken Jr., R (1, 6) OBP: 0.350, SLG: 0.472 | | | | | | | | | | 4 | 0 | 2 | 1 | 0 | 0 | 0 | | | | |
| B.J. Surhoff, L (1, 5) OBP: 0.347, SLG: 0.528 | | | | | | | | | | 3 | 0 | 0 | 0 | 0 | 1 | 2 | | | | |
| Mike Devereaux, R (1, 9) OBP: 0.304, SLG: 0.315 | | | | | | | | | | 3 | 0 | 1 | 0 | 0 | 0 | 2 | | | | |
| Gregg Zaun, S (1, 2) OBP: 0.341, SLG: 0.380 | | | | | | | | | | 3 | 0 | 1 | 0 | 0 | 1 | 2 | | | | |
| Inning Stats | R: 0 E: 0 K: 0 S: 5 | H: 0 LOB: 0 BB: 0 P: 6 | R: 1 E: 1 K: 0 S: 10 | H: 2 LOB: 2 BB: 0 P: 21 | R: 2 E: 0 K: 0 S: 8 | H: 2 LOB: 0 BB: 0 P: 13 | R: 0 E: 0 K: 1 S: 12 | H: 2 LOB: 2 BB: 0 P: 17 | R: 0 E: 0 K: 0 S: 7 | H: 0 LOB: 0 BB: 0 P: 9 | R: 0 E: 0 K: 0 S: 5 | H: 1 LOB: 1 BB: 0 P: 6 | R: 0 E: 0 K: 2 S: 12 | H: 1 LOB: 1 BB: 0 P: 18 | R: 0 E: 0 K: 0 S: 7 | H: 0 LOB: 0 BB: 0 P: 10 | | 1B: 4 2B: 2 3B: 0 HR: 2 | SF: 0 SAC: 0 DP: 0 HBP: 0 | WP: 0 PB: 0 SB: 0 CS: 0 |
| PITCHER | IP WLS BF H R ER SO BB IBB HBP BLK WP HR S P ERA WHIP | | | | | | | | | | | | | | | | | | | |
| Kevin Gross, R (1, 1) ERA: 5.26 | 6.2 L 29 8 3 3 4 0 0 0 0 0 2 58 89 4.05 1.200 | | | | | | | | | | | | | | | | | | | |
| Dennis Cook, L (7, 1) ERA: 2.99 | 1.1 4 0 0 0 0 0 0 0 0 0 0 8 11 0.00 0.000 | | | | | | | | | | | | | | | | | | | |

| Batter | 1 | 2 | 3 | 4 | 5 | 6 | 7 | 8 | 9 | AB | R | H | RBI | BB | SO | LOB | TOP | | |
|---|---|----------------------------------|---------------------------------------|----------------------------------|---------------------------------------|----------------------------------|---------------------------------------|----------------------------------|--------------------------------------|---------------------------------|--------------------------------------|---------------------------------|--------------------------------------|---------------------------------|--------------------------------------|---------------------------------|----------------------------------|------------------------------------|--|
| Johnny Damon, L OBP: 0.325, SLG: 0.396 | L6 | FC1-6 | | S E | | SH1-3 | | | F7 | 5 | 0 | 2 | 0 | 0 | 0 | 1 | | | |
| Tom Goodwin, L OBP: 0.323, SLG: 0.312 | E | G1 | | S | | SH1-3 | | | G6-3 | 3 | 1 | 1 | 0 | 1 | 0 | 1 | | | |
| Keith Lockhart, L OBP: 0.373, SLG: 0.458 | E3 | | | G3 | | G6-3 | | | L8 | 4 | 1 | 0 | 0 | 1 | 0 | 3 | | | |
| Joe Vitiello, R OBP: 0.371, SLG: 0.448 | 1B | | | G5-3 | | L9 | | | G4-3 | 4 | 0 | 1 | 1 | 0 | 0 | 1 | | | |
| Craig Paquette, R OBP: 0.272, SLG: 0.420 | K | | | K | | P3 | | | P6 | 4 | 0 | 0 | 0 | 0 | 2 | 2 | | | |
| Michael Tucker, L OBP: 0.303, SLG: 0.374 | 1B | | | HBP | | BB | | | F7 | 3 | 0 | 2 | 0 | 0 | 0 | 0 | | | |
| Jose Offerman, S OBP: 0.363, SLG: 0.329 | | 1B | | G6-3 | | FC6-4 | | | G6-3 | 3 | 1 | 1 | 0 | 1 | 0 | 2 | | | |
| Mike Macfarlane, R OBP: 0.326, SLG: 0.500 | | 1B | | K | | FC6-4 | | | G6-3 | 4 | 0 | 1 | 0 | 0 | 1 | 2 | | | |
| David Howard, S OBP: 0.298, SLG: 0.332 | | FC5-4 | | G4-3 | | G6-3 | | | L7 | 4 | 0 | 0 | 1 | 0 | 0 | 1 | | | |
| Inning Stats | R: 2 H: 3 E: 1 K: 1 S: 11 | H: 3 LOB: 2 BB: 0 P: 17 | R: 1 H: 2 E: 0 K: 0 S: 11 | H: 2 LOB: 1 BB: 0 P: 16 | R: 0 H: 0 E: 0 K: 1 S: 10 | H: 0 LOB: 2 BB: 1 P: 19 | R: 0 H: 1 E: 1 K: 1 S: 10 | H: 1 LOB: 2 BB: 1 P: 16 | R: 0 H: 1 E: 0 K: 0 S: 6 | H: 1 LOB: 2 BB: 0 P: 6 | R: 0 H: 0 E: 0 K: 0 S: 4 | H: 0 LOB: 0 BB: 0 P: 7 | R: 0 H: 0 E: 0 K: 0 S: 5 | H: 0 LOB: 0 BB: 0 P: 9 | R: 0 H: 0 E: 0 K: 0 S: 6 | H: 0 LOB: 0 BB: 0 P: 9 | 1B: 7 2B: 1 3B: 0 HR: 0 | SF: 0 SAC: 1 DP: 0 HBP: 1 | WP: 0 PA: 39 PB: 0 SB: 5 CS: 0 |
| PITCHER Scott Erickson, R ERA: 5.12 | IP: 9.0 WLS: W BF: 39 H: 8 R: 3 ER: 2 SO: 3 BB: 3 IBB: 0 HBP: 1 BLK: 0 WP: 0 HR: 0 S: 70 P: 112 ERA: 2.00 WHIP: 1.222 | | | | | | | | | | | | | | | | | | |

Kansas City Royals @ Baltimore Orioles
 Oriole Park at Camden Yards, Baltimore, MD
 Sat Jun 22 1996, 3:33 AM EDT
 Att: 47,534 - Sunny - 93 F

livebaseballscorecards.com

AB 34
R 3
H 8
RBI 2
BB 3
SO 3
LOB 13



| Batter | 1 | 2 | 3 | 4 | 5 | 6 | 7 | 8 | 9 | AB | R | H | RBI | BB | SO | LOB | BOTTOM | | |
|--|--|----------------------------------|---------------------------------------|----------------------------------|---------------------------------------|----------------------------------|--------------------------------------|----------------------------------|---------------------------------------|----------------------------------|--------------------------------------|----------------------------------|--------------------------------------|----------------------------------|---------------------------------------|----------------------------------|----------------------------------|------------------------------------|--|
| Brady Anderson, L OBP: 0.405, SLG: 0.672 | 2B | | | G3 | | B1-3 | | | P4 | 4 | 0 | 2 | 0 | 0 | 0 | 0 | | | |
| Luis Polonia, L OBP: 0.287, SLG: 0.337 | P6 | | | G4-3 | | B1-3 | | | G1-3 | 4 | 0 | 0 | 0 | 0 | 0 | 2 | | | |
| Roberto Alomar, S OBP: 0.445, SLG: 0.564 | F7 | | | L7 | | G4-3 | | | HR | 4 | 1 | 1 | 0 | 0 | 0 | 2 | | | |
| Rafael Palmeiro, L OBP: 0.407, SLG: 0.569 | F9 | | | K | | G1-3 | | | HR | 4 | 1 | 1 | 2 | 0 | 1 | 1 | | | |
| Bobby Bonilla, S OBP: 0.356, SLG: 0.414 | | K | | G3 | | BB | | | HR | 3 | 1 | 1 | 1 | 1 | 1 | 0 | | | |
| Cal Ripken Jr., R OBP: 0.357, SLG: 0.495 | | BB | | | | K | | | HR | 2 | 1 | 0 | 0 | 2 | 2 | 1 | | | |
| B.J. Surhoff, L OBP: 0.340, SLG: 0.527 | | F8 | | G4-3 | | G3 | | | F7 | 4 | 0 | 0 | 0 | 0 | 0 | 3 | | | |
| Mark Smith, R OBP: 0.237, SLG: 0.432 | | K | | G5-3 | | K | | | HR | 4 | 1 | 1 | 2 | 0 | 2 | 1 | | | |
| Gregg Zaun, S OBP: 0.329, SLG: 0.365 | | | | G4-3 | | K | | | P5 | 3 | 0 | 0 | 0 | 0 | 1 | 0 | | | |
| Inning Stats | R: 0 H: 1 E: 0 K: 0 S: 7 | H: 1 LOB: 1 BB: 0 P: 12 | R: 0 H: 0 E: 0 K: 2 S: 10 | H: 0 LOB: 1 BB: 1 P: 19 | R: 0 H: 0 E: 0 K: 0 S: 10 | H: 0 LOB: 0 BB: 0 P: 16 | R: 0 H: 0 E: 0 K: 1 S: 7 | H: 0 LOB: 0 BB: 0 P: 10 | R: 0 H: 1 E: 0 K: 1 S: 10 | H: 1 LOB: 1 BB: 0 P: 13 | R: 0 H: 0 E: 0 K: 1 S: 9 | H: 0 LOB: 1 BB: 1 P: 16 | R: 0 H: 0 E: 0 K: 1 S: 6 | H: 0 LOB: 0 BB: 0 P: 11 | R: 5 H: 4 E: 0 K: 0 S: 14 | H: 4 LOB: 0 BB: 1 P: 26 | 1B: 1 2B: 2 3B: 0 HR: 3 | SF: 0 SAC: 0 DP: 0 HBP: 0 | WP: 0 PA: 35 PB: 0 SB: 0 CS: 0 |
| PITCHER Tim Belcher, R ERA: 4.33 | IP: 8.1 WLS: L BF: 4 H: 2 R: 2 ER: 2 SO: 7 BB: 2 IBB: 0 HBP: 0 BLK: 0 WP: 0 HR: 1 S: 70 P: 113 ERA: 2.16 WHIP: 0.720 | | | | | | | | | | | | | | | | | | |
| Jeff Montgomery, R ERA: 3.89 | IP: 0.1 WLS: L BF: 4 H: 2 R: 3 ER: 3 SO: 0 BB: 1 IBB: 0 HBP: 0 BLK: 0 WP: 0 HR: 2 S: 9 P: 18 ERA: 81.00 WHIP: 9.000 | | | | | | | | | | | | | | | | | | |

Kansas City Royals @ Baltimore Orioles
 Oriole Park at Camden Yards, Baltimore, MD
 Sat Jun 22 1996, 3:33 AM EDT
 Att: 47,534 - Sunny - 93 F

livebaseballscorecards.com

AB 32
R 5
H 6
RBI 5
BB 3
SO 7
LOB 10




| Batter | 1 | 2 | 3 | 4 | 5 | 6 | 7 | 8 | 9 | AB | R | H | RBI | BB | SO | LOB | TOP | | | | | | | | | | |
|---|-------------------------------|----------------------------------|-------------------------------|----------------------------------|------------------------------|---------------------------------|-------------------------------|----------------------------------|-------------------------------|----------------------------------|------------------------------|----------------------------------|------------------------------|----------------------------------|------------------------------|----------------------------------|---|------------------------------------|----------------------------------|--------|--|--|--|--|--|--|--|
| Chris Stynes, R (1, 4) OBP: 0.273, SLG: 0.296 Keith Lockhart, L (7, FH) OBP: 0.374, SLG: 0.455 | G4-3 | F9 | | CS | L7 | | | | K | 3 | 0 | 0 | 0 | 0 | 0 | 1 | Kansas City Royals @ Baltimore Orioles Oriole Park at Camden Yards, Baltimore, MD Sun Jun 23 1996, 3:33 AM EDT Att: 47,608 - Sunny - 83 F livebaseballscorecards.com | | | | | | | | | | |
| Tom Goodwin, L (1, 7) OBP: 0.332, SLG: 0.317 | 1B | BB | | | BB | | | | | 2 | 2 | 2 | 0 | 2 | 0 | 0 | | | | | | | | | | | |
| Craig Paquette, R (1, 5) OBP: 0.272, SLG: 0.415 | F8 | G6-3 | | | BB | | | | | 4 | 0 | 1 | 1 | 0 | 0 | 5 | | | | | | | | | | | |
| Joe Vitiello, R (1, 10) OBP: 0.368, SLG: 0.443 | 1H | 1B | | | K | | | | | 4 | 0 | 1 | 1 | 0 | 2 | 3 | | | | | | | | | | | |
| Kevin Young, R (1, 3) OBP: 0.344, SLG: 0.533 | P3 | | | | K | | | | | 4 | 0 | 0 | 0 | 0 | 2 | 2 | | | | | | | | | | | |
| Michael Tucker, L (1, 9) OBP: 0.312, SLG: 0.376 | | HR | | | K | | | | | 2 | 1 | 1 | 0 | 1 | 1 | 0 | | | | | | | | | | | |
| Sal Fasano, R (1, 2) OBP: 0.302, SLG: 0.397 | 1H | HR | | | K | | | | | 4 | 1 | 1 | 2 | 0 | 1 | 2 | | | | | | | | | | | |
| Johnny Damon, L (1, 8) OBP: 0.327, SLG: 0.402 | F9 | | | | CS | | | | | 4 | 0 | 2 | 0 | 0 | 1 | 0 | | | | | | | | | | | |
| David Howard, S (1, 6) OBP: 0.298, SLG: 0.330 | 1B | 1B | | | P3 | | | | | 4 | 0 | 1 | 0 | 0 | 1 | 3 | | | | | | | | | | | |
| Inning Stats | R: 1 E: 0 K: 0 S: 19 | H: 1 LOB: 1 BB: 1 P: 31 | R: 2 E: 0 K: 0 S: 16 | H: 3 LOB: 2 BB: 1 P: 29 | R: 0 E: 0 K: 2 S: 8 | H: 0 LOB: 0 BB: 0 P: 9 | R: 0 E: 0 K: 1 S: 13 | H: 1 LOB: 0 BB: 0 P: 18 | R: 1 E: 0 K: 2 S: 13 | H: 1 LOB: 1 BB: 1 P: 22 | R: 0 E: 0 K: 0 S: 5 | H: 1 LOB: 1 BB: 1 P: 14 | R: 0 E: 0 K: 1 S: 8 | H: 1 LOB: 0 BB: 0 P: 13 | R: 0 E: 0 K: 2 S: 9 | H: 0 LOB: 0 BB: 0 P: 13 | 1B: 7 2B: 2 3B: 0 HR: 1 | SF: 0 SAC: 0 DP: 3 HBP: 1 | WP: 0 PB: 0 SB: 2 CS: 2 | PA: 38 | | | | | | | |
| PITCHER | IP | WLS | BF | H | R | ER | SO | BB | IBB | HBP | BLK | WP | HR | S | P | ERA | WHIP | | | | | | | | | | |
| Rick Krivda, L (1, 1) ERA: 4.04 | 5.0 | L | 24 | 6 | 4 | 4 | 5 | 3 | 0 | 1 | 0 | 0 | 1 | 72 | 114 | 7.20 | 1.800 | | | | | | | | | | |
| Jimmy Haynes, R (6, 1) ERA: 7.29 | 3.0 | | 10 | 3 | 0 | 0 | 2 | 1 | 0 | 0 | 0 | 0 | 0 | 25 | 45 | 0.00 | 1.333 | | | | | | | | | | |
| Jesse Orosco, L (9, 1) ERA: 5.87 | 1.0 | | 3 | 0 | 0 | 0 | 2 | 0 | 0 | 0 | 0 | 0 | 0 | 9 | 13 | 0.00 | 0.000 | | | | | | | | | | |

| Batter | 1 | 2 | 3 | 4 | 5 | 6 | 7 | 8 | 9 | AB | R | H | RBI | BB | SO | LOB | BOTTOM | | | | | | | | | | |
|---|------------------------------|----------------------------------|------------------------------|----------------------------------|------------------------------|----------------------------------|-------------------------------|----------------------------------|-------------------------------|----------------------------------|------------------------------|----------------------------------|------------------------------|----------------------------------|------------------------------|----------------------------------|---|----------------------------------|----------------------------------|------------------------------------|----------------------------------|--------|--|--|--|--|--|
| Brady Anderson, L (1, 8) OBP: 0.406, SLG: 0.667 | P4 | | | | | | | | K | 2 | 0 | 0 | 0 | 1 | 1 | 0 | Kansas City Royals @ Baltimore Orioles Oriole Park at Camden Yards, Baltimore, MD Sun Jun 23 1996, 3:33 AM EDT Att: 47,608 - Sunny - 83 F livebaseballscorecards.com | | | | | | | | | | |
| Luis Polonia, L (1, 7) OBP: 0.278, SLG: 0.326 Mike Devereaux, R (9, FH) OBP: 0.307, SLG: 0.324 | K | | | | | | | | | 3 | 0 | 0 | 0 | 0 | 1 | 3 | | | | | | | | | | | |
| Roberto Alomar, S (1, 4) OBP: 0.445, SLG: 0.562 | 1B | | | | | | | | | 3 | 0 | 1 | 0 | 1 | 0 | 0 | | | | | | | | | | | |
| Rafael Palmeiro, L (1, 3) OBP: 0.402, SLG: 0.561 | F7 | | | | | | | | | 4 | 0 | 0 | 0 | 0 | 2 | 2 | | | | | | | | | | | |
| Bobby Bonilla, S (1, 10) OBP: 0.353, SLG: 0.409 | G3-1 | | | | | | | | | 3 | 0 | 0 | 0 | 0 | 0 | 0 | | | | | | | | | | | |
| Cal Ripken Jr., R (1, 6) OBP: 0.354, SLG: 0.489 | K | | | | | | | | | 3 | 0 | 0 | 0 | 0 | 3 | 0 | | | | | | | | | | | |
| B.J. Surhoff, L (1, 5) OBP: 0.340, SLG: 0.522 | F7 | | | | | | | | | 2 | 0 | 0 | 0 | 1 | 1 | 0 | | | | | | | | | | | |
| Mark Smith, R (1, 9) OBP: 0.220, SLG: 0.400 | | | | | | | | | | 3 | 0 | 0 | 0 | 0 | 2 | 1 | | | | | | | | | | | |
| Gregg Zaun, S (1, 2) OBP: 0.330, SLG: 0.364 | BB | | | | | | | | | 3 | 0 | 1 | 0 | 0 | 1 | 1 | | | | | | | | | | | |
| Inning Stats | R: 0 E: 0 K: 1 S: 9 | H: 1 LOB: 0 BB: 0 P: 15 | R: 0 E: 0 K: 1 S: 6 | H: 0 LOB: 0 BB: 0 P: 12 | R: 0 E: 0 K: 0 S: 7 | H: 1 LOB: 1 BB: 1 P: 18 | R: 0 E: 0 K: 1 S: 11 | H: 0 LOB: 0 BB: 0 P: 17 | R: 0 E: 0 K: 3 S: 10 | H: 0 LOB: 1 BB: 1 P: 18 | R: 0 E: 0 K: 1 S: 7 | H: 0 LOB: 1 BB: 1 P: 15 | R: 0 E: 0 K: 2 S: 8 | H: 0 LOB: 0 BB: 0 P: 13 | R: 0 E: 0 K: 2 S: 8 | H: 0 LOB: 0 BB: 0 P: 12 | R: 0 E: 0 K: 1 S: 7 | H: 0 LOB: 0 BB: 0 P: 10 | 1B: 2 2B: 0 3B: 0 HR: 0 | SF: 0 SAC: 0 DP: 2 HBP: 1 | WP: 0 PB: 0 SB: 0 CS: 0 | PA: 31 | | | | | |
| PITCHER | IP | WLS | BF | H | R | ER | SO | BB | IBB | HBP | BLK | WP | HR | S | P | ERA | WHIP | | | | | | | | | | |
| Kevin Appier, R (1, 1) ERA: 3.58 | 8.0 | W | 28 | 2 | 0 | 0 | 11 | 3 | 0 | 1 | 0 | 0 | 0 | 66 | 120 | 0.00 | 0.625 | | | | | | | | | | |
| Mike Magnante, L (9, 1) ERA: 5.14 | 1.0 | | 3 | 0 | 0 | 0 | 1 | 0 | 0 | 0 | 0 | 0 | 0 | 7 | 10 | 0.00 | 0.000 | | | | | | | | | | |

| Batter | 1 | 2 | 3 | 4 | 5 | 6 | 7 | 8 | 9 | AB | R | H | RBI | BB | SO | LOB | TOP | | | | | | | | |
|--|------------------------------|----------------------------------|------------------------------|----------------------------------|-------------------------------|----------------------------------|-------------------------------|----------------------------------|-------------------------------|----------------------------------|-------------------------------|----------------------------------|------------------------------|----------------------------------|------------------------------|---------------------------------|--|----------------------------------|----------------------------------|------------------------------------|----------------------------------|--------|--|--|--|
| Brady Anderson, L (1, 8) OBP: 0.409, SLG: 0.671 | L6 | | 3B | | HBP | 1B | | F7 | | 3 | 0 | 1 | 1 | 1 | 0 | 0 | Baltimore Orioles @ Texas Rangers The Ballpark at Arlington, Arlington, TX Mon Jun 24 1996, 8:05 PM EDT Att: 39,701 - Unknown - 87 F | | | | | | | | |
| Luis Polonia, L (1, 10) OBP: 0.270, SLG: 0.316 | G4-3 | | K | | K | 1B | | 1B | | 3 | 0 | 0 | 0 | 0 | 2 | 2 | | | | | | | | | |
| Mike Devereaux, R (6, PH) OBP: 0.314, SLG: 0.331 | | | | | | | | | FC6-4 | 2 | 0 | 2 | 2 | 0 | 0 | 0 | | | | | | | | | |
| Roberto Alomar, S (1, 4) OBP: 0.448, SLG: 0.569 | 2B | | | | F7 | 1B | | FC6-4 | 3B | 5 | 3 | 3 | 0 | 0 | 0 | 3 | | | | | | | | | |
| Rafael Palmeiro, L (1, 3) OBP: 0.399, SLG: 0.553 | CS | L5 | | G3-1 | 1B | G3 | G3 | F9 | | 4 | 0 | 0 | 0 | 1 | 0 | 2 | | | | | | | | | |
| Bobby Bonilla, S (1, 9) OBP: 0.350, SLG: 0.413 | | G1-3 | | F7 | | G3 | L9 | 3B | | 5 | 0 | 1 | 1 | 0 | 0 | 3 | | | | | | | | | |
| Cal Ripken Jr., R (1, 6) OBP: 0.381, SLG: 0.504 | | HR | | G3-1 | 1B | 1B | 1B | G6-3 | | 4 | 2 | 3 | 2 | 1 | 0 | 1 | | | | | | | | | |
| B.J. Surhoff, L (1, 5) OBP: 0.339, SLG: 0.518 | F7 | | | G3-1 | | 1B | P5 | | | 4 | 1 | 1 | 1 | 0 | 0 | 3 | | | | | | | | | |
| Chris Hoiles, R (1, 2) OBP: 0.338, SLG: 0.440 | | | K | F9 | | 1B | | F9 | | 4 | 1 | 1 | 1 | 0 | 1 | 2 | | | | | | | | | |
| Mark Smith, R (1, 7) OBP: 0.222, SLG: 0.386 | G1-3 | | | G5-3 | | 1B | | P6 | | 4 | 1 | 1 | 0 | 0 | 0 | 0 | | | | | | | | | |
| Inning Stats | R: 0 E: 0 K: 0 S: 8 | H: 1 LOB: 0 BB: 0 P: 17 | R: 1 E: 0 K: 0 S: 8 | H: 1 LOB: 0 BB: 0 P: 14 | R: 0 E: 0 K: 2 S: 14 | H: 1 LOB: 1 BB: 0 P: 22 | R: 1 E: 0 K: 0 S: 12 | H: 2 LOB: 2 BB: 1 P: 20 | R: 0 E: 0 K: 1 S: 10 | H: 0 LOB: 0 BB: 0 P: 15 | R: 5 E: 0 K: 0 S: 23 | H: 5 LOB: 2 BB: 2 P: 40 | R: 0 E: 0 K: 0 S: 7 | H: 1 LOB: 1 BB: 0 P: 11 | R: 0 E: 0 K: 0 S: 4 | H: 0 LOB: 0 BB: 0 P: 6 | R: 1 E: 0 K: 0 S: 15 | H: 2 LOB: 1 BB: 0 P: 26 | 1B: 8 2B: 2 3B: 2 HR: 1 | SF: 0 SAC: 0 DP: 0 HBP: 1 | WP: 0 PB: 0 SB: 0 CS: 2 | PA: 43 | | | |
| PITCHER | IP | WLS | BF | H | R | ER | SO | BB | IBB | HBP | BLK | WP | HR | S | P | ERA | WHIP | | | | | | | | |
| Bobby Witt, R (1, 1) ERA: 9.89 | 5.2 | L | 26 | 8 | 6 | 6 | 3 | 2 | 0 | 1 | 0 | 0 | 1 | 66 | 113 | 9.53 | 1.765 | | | | | | | | |
| GiJ Heredia, R (6, 1) ERA: 5.63 | 0.0 | | 1 | 1 | 0 | 0 | 0 | 0 | 0 | 0 | 0 | 0 | 0 | 4 | 5 | | | | | | | | | | |
| Ed Vosberg, L (6, 1) ERA: 2.75 | 1.1 | | 7 | 2 | 1 | 1 | 0 | 1 | 0 | 0 | 0 | 0 | 0 | 12 | 21 | 6.75 | 2.250 | | | | | | | | |
| Mark Brandenburg, R (8, 1) ERA: 1.93 | 2.0 | | 8 | 2 | 1 | 1 | 0 | 0 | 0 | 0 | 0 | 0 | 0 | 19 | 32 | 4.50 | 1.000 | | | | | | | | |

| Batter | 1 | 2 | 3 | 4 | 5 | 6 | 7 | 8 | 9 | AB | R | H | RBI | BB | SO | LOB | BOTTOM | | | | | | | | |
|--|-------------------------------|----------------------------------|-------------------------------|----------------------------------|------------------------------|---------------------------------|------------------------------|----------------------------------|-------------------------------|----------------------------------|-------------------------------|----------------------------------|-------------------------------|----------------------------------|-------------------------------|----------------------------------|--|----------------------------------|----------------------------------|------------------------------------|----------------------------------|--------|--|--|--|
| Darryl Hamilton, L (1, 8) OBP: 0.377, SLG: 0.402 | G1-3 | P6 | | | 1B | | | | K | 5 | 1 | 2 | 0 | 0 | 1 | 1 | Baltimore Orioles @ Texas Rangers The Ballpark at Arlington, Arlington, TX Mon Jun 24 1996, 8:05 PM EDT Att: 39,701 - Unknown - 87 F | | | | | | | | |
| Mark McLemore, S (1, 4) OBP: 0.417, SLG: 0.407 | 1B | | G4-3 | | F8 | | SF9 | | PB | 2 | 1 | 1 | 1 | 3 | 0 | 1 | | | | | | | | | |
| Will Clark, L (1, 3) OBP: 0.388, SLG: 0.447 | BB | | G4-3 | | K | | SF9 | | K | 4 | 0 | 1 | 1 | 0 | 2 | 3 | | | | | | | | | |
| Juan Gonzalez, R (1, 9) OBP: 0.352, SLG: 0.575 | 1B | | F9 | | G4-3 | | G6-3 | | F8 | 4 | 0 | 0 | 0 | 1 | 0 | 2 | | | | | | | | | |
| Mickey Tettleton, S (1, 10) OBP: 0.384, SLG: 0.475 | BB | | G3 | | G3-1 | | | | G4-3 | 4 | 0 | 0 | 0 | 0 | 1 | 4 | | | | | | | | | |
| Dean Palmer, R (1, 5) OBP: 0.377, SLG: 0.571 | G5-3 | | | | G5-3 | | 29 | | FC3-6 | 4 | 1 | 2 | 0 | 0 | 0 | 3 | | | | | | | | | |
| 29 Rusty Greer, L (1, 7) OBP: 0.376, SLG: 0.482 | | P2 | | P3 | | 1B | | FC3-6 | | 4 | 0 | 1 | 1 | 0 | 0 | 1 | | | | | | | | | |
| Dave Valle, R (1, 2) OBP: 0.367, SLG: 0.429 | | | | | | | | | | 2 | 0 | 0 | 0 | 1 | 1 | 1 | | | | | | | | | |
| Warren Newton, L (8, PH) OBP: 0.390, SLG: 0.479 | | | | | | | | | | 1 | 0 | 1 | 0 | 0 | 0 | 0 | | | | | | | | | |
| Rene Gonzales, R (9, 6) OBP: 0.400, SLG: 0.576 | | | | | | | | | | 0 | 0 | 0 | 0 | 0 | 0 | 0 | | | | | | | | | |
| Kevin Elster, R (1, 6) OBP: 0.321, SLG: 0.485 | | | | | | | | | | 3 | 0 | 0 | 0 | 0 | 2 | 1 | | | | | | | | | |
| Ivan Rodriguez, R (8, PH) OBP: 0.357, SLG: 0.485 | | | | | | | | | | 1 | 0 | 0 | 0 | 0 | 0 | 2 | | | | | | | | | |
| Inning Stats | R: 0 E: 0 K: 1 S: 13 | H: 1 LOB: 3 BB: 2 P: 26 | R: 0 E: 0 K: 1 S: 14 | H: 0 LOB: 1 BB: 1 P: 24 | R: 0 E: 0 K: 0 S: 4 | H: 0 LOB: 0 BB: 1 P: 8 | R: 0 E: 0 K: 0 S: 8 | H: 0 LOB: 0 BB: 0 P: 11 | R: 0 E: 0 K: 2 S: 12 | H: 1 LOB: 1 BB: 0 P: 17 | R: 1 E: 0 K: 1 S: 16 | H: 2 LOB: 1 BB: 0 P: 23 | R: 2 E: 0 K: 0 S: 14 | H: 2 LOB: 0 BB: 0 P: 20 | R: 0 E: 0 K: 0 S: 12 | H: 2 LOB: 2 BB: 0 P: 22 | R: 0 E: 0 K: 2 S: 13 | H: 0 LOB: 1 BB: 1 P: 22 | 1B: 6 2B: 1 3B: 1 HR: 0 | SF: 1 SAC: 0 DP: 0 HBP: 0 | WP: 0 PB: 1 SB: 0 CS: 0 | PA: 40 | | | |
| PITCHER | IP | WLS | BF | H | R | ER | SO | BB | IBB | HBP | BLK | WP | HR | S | P | ERA | WHIP | | | | | | | | |
| 35 Mike Mussina, R (1, 1) ERA: 4.99 | 6.2 | W | 30 | 6 | 3 | 3 | 5 | 4 | 0 | 0 | 0 | 0 | 0 | 79 | 126 | 4.05 | 1.500 | | | | | | | | |
| Roger McDowell, R (7, 1) ERA: 2.37 | 1.1 | | 6 | 2 | 0 | 0 | 0 | 0 | 0 | 0 | 0 | 0 | 0 | 14 | 25 | 0.00 | 1.500 | | | | | | | | |
| Randy Myers, L (9, 1) ERA: 2.81 | 1.0 | | 4 | 0 | 0 | 0 | 2 | 1 | 0 | 0 | 0 | 0 | 0 | 13 | 22 | 0.00 | 1.000 | | | | | | | | |



| Batter | 1 | 2 | 3 | 4 | 5 | 6 | 7 | 8 | 9 | AB | R | H | RBI | BB | SO | LOB | TOP | | | | | |
|--|-------------------------------|----------------------------------|------------------------------|---------------------------------|-------------------------------|----------------------------------|------------------------------|----------------------------------|------------------------------|----------------------------------|------------------------------|----------------------------------|------------------------------|----------------------------------|------------------------------|----------------------------------|--|----------------------------------|----------------------------------|------------------------------------|----------------------------------|--------|
| Brady Anderson, L (1, 8) OBP: 0.413, SLG: 0.686 | | | | | | | | | | 3 | 2 | 2 | 1 | 0 | 1 | 0 | Baltimore Orioles @ Texas Rangers The Ballpark at Arlington, Arlington, TX Tue Jun 25 1996, 8:05 PM EDT Att: 41,685 - Unknown - 79 F | | | | | |
| Roberto Alomar, S (1, 4) OBP: 0.442, SLG: 0.561 | | | | | | | | | | 4 | 0 | 0 | 0 | 0 | 2 | 2 | | | | | | |
| Rafael Palmeiro, L (1, 3) OBP: 0.398, SLG: 0.549 | | | | | | | | | | 4 | 0 | 1 | 0 | 0 | 1 | 2 | | | | | | |
| Bobby Bonilla, S (1, 9) OBP: 0.349, SLG: 0.414 | | | | | | | | | | 4 | 0 | 1 | 1 | 0 | 1 | 1 | | | | | | |
| Cal Ripken Jr., R (1, 6) OBP: 0.363, SLG: 0.507 | | | | | | | | | | 4 | 0 | 2 | 0 | 0 | 0 | 2 | | | | | | |
| B.J. Surhoff, L (1, 5) OBP: 0.337, SLG: 0.511 | | | | | | | | | | 3 | 0 | 0 | 0 | 1 | 0 | 2 | | | | | | |
| Mike Devereaux, R (1, 7) OBP: 0.313, SLG: 0.330 | | | | | | | | | | 4 | 0 | 1 | 0 | 0 | 0 | 2 | | | | | | |
| Luis Polonia, L (1, 10) OBP: 0.262, SLG: 0.306 | | | | | | | | | | 3 | 0 | 0 | 0 | 0 | 0 | 2 | | | | | | |
| Gregg Zaun, S (1, 2) OBP: 0.319, SLG: 0.350 | | | | | | | | | | 3 | 0 | 0 | 0 | 0 | 0 | 0 | | | | | | |
| Inning Stats | R: 1 E: 0 K: 1 S: 11 | H: 1 LOB: 1 BB: 0 P: 19 | R: 0 E: 0 K: 0 S: 5 | H: 0 LOB: 0 BB: 0 P: 7 | R: 0 E: 0 K: 1 S: 13 | H: 1 LOB: 1 BB: 0 P: 21 | R: 0 E: 0 K: 0 S: 8 | H: 2 LOB: 2 BB: 0 P: 14 | R: 0 E: 0 K: 1 S: 7 | H: 0 LOB: 0 BB: 0 P: 13 | R: 0 E: 0 K: 1 S: 7 | H: 1 LOB: 0 BB: 0 P: 11 | R: 0 E: 0 K: 0 S: 8 | H: 0 LOB: 1 BB: 1 P: 15 | R: 1 E: 0 K: 1 S: 9 | H: 1 LOB: 0 BB: 0 P: 15 | R: 0 E: 0 K: 0 S: 10 | H: 1 LOB: 1 BB: 0 P: 16 | 1B: 3 2B: 3 3B: 0 HR: 1 | SF: 0 SAC: 0 DP: 2 HBP: 1 | WP: 0 PB: 0 SB: 1 CS: 0 | PA: 34 |
| PITCHER | IP | WLS | BF | H | R | ER | SO | BB | IBB | HBP | BLK | WP | HR | S | P | ERA | WHIP | | | | | |
| Kevin Gross, R (1, 1) ERA: 4.97 | 8.1 | W | 32 | 7 | 2 | 2 | 5 | 1 | 0 | 1 | 0 | 0 | 1 | 74 | 126 | 2.16 | 0.960 | | | | | |
| Mike Henneman, R (9, 1) ERA: 7.5 | 0.2 | S | 2 | 0 | 0 | 0 | 0 | 0 | 0 | 0 | 0 | 0 | 0 | 4 | 5 | 0.00 | 0.000 | | | | | |

| Batter | 1 | 2 | 3 | 4 | 5 | 6 | 7 | 8 | 9 | AB | R | H | RBI | BB | SO | LOB | BOTTOM | | | | | |
|--|------------------------------|----------------------------------|-------------------------------|----------------------------------|------------------------------|----------------------------------|-------------------------------|----------------------------------|-------------------------------|----------------------------------|------------------------------|---------------------------------|-------------------------------|----------------------------------|-------------------------------|----------------------------------|--|----------------------------------|----------------------------------|------------------------------------|----------------------------------|--------|
| Darryl Hamilton, L (1, 8) OBP: 0.372, SLG: 0.397 | | | | | | | | | | 4 | 0 | 0 | 0 | 0 | 0 | 5 | Baltimore Orioles @ Texas Rangers The Ballpark at Arlington, Arlington, TX Tue Jun 25 1996, 8:05 PM EDT Att: 41,685 - Unknown - 79 F | | | | | |
| Ivan Rodriguez, R (1, 2) OBP: 0.356, SLG: 0.505 | | | | | | | | | | 4 | 2 | 2 | 2 | 0 | 0 | 1 | | | | | | |
| Will Clark, L (1, 3) OBP: 0.386, SLG: 0.443 | | | | | | | | | | 4 | 0 | 1 | 0 | 0 | 1 | 0 | | | | | | |
| Juan Gonzalez, R (1, 9) OBP: 0.355, SLG: 0.576 | | | | | | | | | | 3 | 1 | 1 | 0 | 1 | 1 | 1 | | | | | | |
| Dean Palmer, R (1, 5) OBP: 0.376, SLG: 0.565 | | | | | | | | | | 3 | 0 | 0 | 0 | 1 | 1 | 1 | | | | | | |
| Mickey Tettleton, S (1, 10) OBP: 0.386, SLG: 0.473 | | | | | | | | | | 3 | 1 | 1 | 0 | 1 | 1 | 0 | | | | | | |
| 29 Rusty Greer, L (1, 7) OBP: 0.378, SLG: 0.482 | | | | | | | | | | 2 | 1 | 1 | 1 | 1 | 0 | 0 | | | | | | |
| Mark McLemore, S (1, 4) OBP: 0.415, SLG: 0.404 | | | | | | | | | | 4 | 0 | 1 | 0 | 0 | 0 | 3 | | | | | | |
| Kevin Elster, R (1, 6) OBP: 0.325, SLG: 0.485 | | | | | | | | | | 2 | 0 | 1 | 2 | 1 | 0 | 0 | | | | | | |
| Inning Stats | R: 0 E: 0 K: 0 S: 9 | H: 0 LOB: 0 BB: 0 P: 15 | R: 1 E: 0 K: 0 S: 15 | H: 1 LOB: 3 BB: 3 P: 32 | R: 1 E: 0 K: 0 S: 6 | H: 1 LOB: 0 BB: 1 P: 11 | R: 2 E: 0 K: 0 S: 19 | H: 4 LOB: 1 BB: 0 P: 30 | R: 0 E: 0 K: 1 S: 10 | H: 0 LOB: 0 BB: 0 P: 16 | R: 0 E: 0 K: 0 S: 4 | H: 0 LOB: 0 BB: 0 P: 8 | R: 1 E: 0 K: 1 S: 10 | H: 2 LOB: 1 BB: 0 P: 11 | R: 0 E: 0 K: 2 S: 11 | H: 0 LOB: 1 BB: 1 P: 23 | R: 0 E: 0 K: 0 S: 10 | H: 0 LOB: 1 BB: 1 P: 23 | 1B: 5 2B: 1 3B: 0 HR: 2 | SF: 1 SAC: 0 DP: 2 HBP: 0 | WP: 0 PB: 0 SB: 0 CS: 0 | PA: 35 |
| PITCHER | IP | WLS | BF | H | R | ER | SO | BB | IBB | HBP | BLK | WP | HR | S | P | ERA | WHIP | | | | | |
| David Wells, L (1, 1) ERA: 5.54 | 6.2 | L | 30 | 4 | 0 | 0 | 0 | 4 | 0 | 0 | 0 | 0 | 0 | 70 | 120 | 6.75 | 1.800 | | | | | |
| Alan Mills, R (7, 1) ERA: 4.86 | 1.1 | | 5 | 0 | 0 | 0 | 3 | 1 | 0 | 0 | 0 | 0 | 0 | 14 | 26 | 0.00 | 0.750 | | | | | |

| | |
|-----|----|
| AB | 32 |
| R | 2 |
| H | 7 |
| RBI | 2 |
| BB | 1 |
| SO | 5 |
| LOB | 13 |



| Batter | 1 | 2 | 3 | 4 | 5 | 6 | 7 | 8 | 9 | AB | R | H | RBI | BB | SO | LOB | TOP | | | | | | |
|---|---|----------------------------------|-------------------------------|----------------------------------|-------------------------------|----------------------------------|-------------------------------|----------------------------------|------------------------------|----------------------------------|-------------------------------|----------------------------------|-------------------------------|----------------------------------|-------------------------------|----------------------------------|------------------------------|---------------------------------|----------------------------------|------------------------------------|----------------------------------|--------|--|
| Brady Anderson, L OBP: 0.413, SLG: 0.679 | | | | | | | | | | 4 | 1 | 1 | 0 | 1 | 1 | 5 | | | | | | | |
| Luis Polonia, L OBP: 0.274, SLG: 0.310 | | | | | | | | | | 2 | 1 | 1 | 0 | 0 | 0 | 1 | | | | | | | |
| Mike Devereaux, R OBP: 0.310, SLG: 0.326 | | | | | | | | | | 5 | 0 | 0 | 0 | 0 | 0 | 3 | | | | | | | |
| Roberto Alomar, S OBP: 0.436, SLG: 0.552 | | | | | | | | | | 5 | 0 | 0 | 0 | 0 | 0 | 3 | | | | | | | |
| Rafael Palmeiro, L OBP: 0.401, SLG: 0.559 | | | | | | | | | | | 4 | 2 | 2 | 3 | 1 | 0 | 1 | | | | | | |
| Bobby Bonilla, S OBP: 0.347, SLG: 0.410 | | | | | | | | | | 3 | 1 | 0 | 0 | 1 | 0 | 2 | | | | | | | |
| Cal Ripken Jr., R OBP: 0.384, SLG: 0.503 | | | | | | | | | | 2 | 0 | 0 | 0 | 1 | 1 | 2 | | | | | | | |
| B.J. Surhoff, L OBP: 0.340, SLG: 0.509 | | | | | | | | | | 3 | 0 | 1 | 0 | 1 | 2 | 3 | | | | | | | |
| Chris Hoiles, R OBP: 0.336, SLG: 0.432 | | | | | | | | | | 3 | 0 | 0 | 0 | 1 | 1 | 4 | | | | | | | |
| Mark Smith, R OBP: 0.224, SLG: 0.375 | | | | | | | | | | 4 | 0 | 1 | 2 | 0 | 2 | 4 | | | | | | | |
| Inning Stats | R: 3 E: 0 K: 0 S: 12 | H: 1 LOB: 0 BB: 1 P: 25 | R: 0 E: 0 K: 1 S: 10 | H: 1 LOB: 0 BB: 0 P: 11 | R: 0 E: 1 K: 0 S: 10 | H: 1 LOB: 1 BB: 0 P: 13 | R: 0 E: 0 K: 3 S: 16 | H: 0 LOB: 1 BB: 1 P: 24 | R: 0 E: 0 K: 0 S: 7 | H: 1 LOB: 0 BB: 0 P: 12 | R: 2 E: 0 K: 3 S: 16 | H: 1 LOB: 2 BB: 3 P: 29 | R: 0 E: 0 K: 0 S: 11 | H: 1 LOB: 1 BB: 0 P: 17 | R: 0 E: 0 K: 0 S: 12 | H: 0 LOB: 2 BB: 1 P: 22 | R: 0 E: 0 K: 0 S: 4 | H: 0 LOB: 0 BB: 0 P: 7 | 1B: 5 2B: 0 3B: 0 HR: 1 | SF: 0 SAC: 0 DP: 1 HBP: 2 | WP: 0 PB: 1 SB: 0 CS: 0 | PA: 40 | |
| PITCHER | IP WLS BF H R ER SO BB IBB HBP BLK WP HR S P ERA WHIP | | | | | | | | | | | | | | | | | | | | | | |
| Ken Hill, R ERA: 4.27 | 5.2 | 27 | 5 | 5 | 5 | 6 | 5 | 0 | 1 | 0 | 0 | 0 | 1 | 68 | 110 | 7.94 | 1.765 | | | | | | |
| Dennis Cook, L ERA: 2.51 | 2.1 | W | 10 | 1 | 0 | 0 | 1 | 1 | 0 | 1 | 0 | 0 | 0 | 26 | 43 | 0.00 | 0.857 | | | | | | |
| Mike Henneman, R ERA: 7.2 | 1.0 | S | 3 | 0 | 0 | 0 | 0 | 0 | 0 | 0 | 0 | 0 | 0 | 4 | 7 | 0.00 | 0.000 | | | | | | |

Baltimore Orioles @ Texas Rangers
The Ballpark at Arlington, Arlington, TX
Wed Jun 26 1996, 8:05 PM EDT
Att: 38,984 - Unknown - 84 F

AB 32
R 5
H 6
RBI 5
BB 6
SO 7
LOB 25



| Batter | 1 | 2 | 3 | 4 | 5 | 6 | 7 | 8 | 9 | AB | R | H | RBI | BB | SO | LOB | BOTTOM | | | | | | |
|--|---|----------------------------------|-------------------------------|----------------------------------|------------------------------|----------------------------------|-------------------------------|----------------------------------|------------------------------|----------------------------------|-------------------------------|----------------------------------|-------------------------------|----------------------------------|-------------------------------|----------------------------------|----------------------------------|------------------------------------|----------------------------------|--------|--|--|--|
| Darryl Hamilton, L OBP: 0.377, SLG: 0.399 | | | | | | | | | | 3 | 0 | 2 | 2 | 1 | 0 | 1 | | | | | | | |
| Ivan Rodriguez, R OBP: 0.356, SLG: 0.498 | | | | | | | | | | 4 | 1 | 0 | 0 | 1 | 1 | 6 | | | | | | | |
| Will Clark, L OBP: 0.382, SLG: 0.436 | | | | | | | | | | 4 | 0 | 0 | 0 | 1 | 0 | 4 | | | | | | | |
| Juan Gonzalez, R OBP: 0.360, SLG: 0.578 | | | | | | | | | | 3 | 1 | 1 | 3 | 2 | 0 | 1 | | | | | | | |
| Dean Palmer, R OBP: 0.373, SLG: 0.561 | | | | | | | | | | 2 | 0 | 0 | 0 | 0 | 1 | 3 | | | | | | | |
| Rene Gonzales, R OBP: 0.395, SLG: 0.583 | | | | | | | | | | 3 | 1 | 1 | 0 | 0 | 0 | 2 | | | | | | | |
| Mickey Tettleton, S OBP: 0.384, SLG: 0.469 | | | | | | | | | | 4 | 0 | 1 | 1 | 0 | 1 | 2 | | | | | | | |
| 29 Rusty Greer, L OBP: 0.376, SLG: 0.477 | | | | | | | | | | 3 | 0 | 0 | 0 | 1 | 0 | 1 | | | | | | | |
| Mark McLemore, S OBP: 0.420, SLG: 0.412 | | | | | | | | | | 3 | 2 | 2 | 0 | 1 | 1 | 0 | | | | | | | |
| Kevin Elster, R OBP: 0.331, SLG: 0.492 | | | | | | | | | | 3 | 1 | 2 | 0 | 1 | 0 | 3 | | | | | | | |
| Inning Stats | R: 0 E: 0 K: 1 S: 10 | H: 3 LOB: 2 BB: 0 P: 19 | R: 1 E: 0 K: 0 S: 16 | H: 3 LOB: 0 BB: 0 P: 28 | R: 0 E: 0 K: 1 S: 9 | H: 0 LOB: 1 BB: 1 P: 18 | R: 0 E: 0 K: 1 S: 10 | H: 1 LOB: 0 BB: 0 P: 11 | R: 0 E: 0 K: 0 S: 6 | H: 0 LOB: 0 BB: 0 P: 10 | R: 1 E: 0 K: 0 S: 14 | H: 1 LOB: 3 BB: 3 P: 29 | R: 1 E: 0 K: 0 S: 10 | H: 1 LOB: 1 BB: 1 P: 15 | R: 3 E: 0 K: 0 S: 11 | H: 2 LOB: 1 BB: 2 P: 22 | 1B: 5 2B: 4 3B: 0 HR: 0 | SF: 0 SAC: 1 DP: 0 HBP: 0 | WP: 0 PB: 1 SB: 1 CS: 0 | PA: 41 | | | |
| PITCHER | IP WLS BF H R ER SO BB IBB HBP BLK WP HR S P ERA WHIP | | | | | | | | | | | | | | | | | | | | | | |
| Rocky Coppinger, R ERA: 5.12 | 5.0 | 23 | 2 | 2 | 2 | 3 | 2 | 0 | 0 | 0 | 0 | 0 | 0 | 54 | 89 | 3.60 | 1.600 | | | | | | |
| Arthur Rhodes, L ERA: 3.92 | 0.2 | 5 | 0 | 0 | 0 | 1 | 3 | 0 | 0 | 0 | 0 | 0 | 0 | 10 | 23 | 0.00 | 4.500 | | | | | | |
| Roger McDowell, R ERA: 2.84 | 1.1 | 8 | 2 | 3 | 3 | 0 | 2 | 0 | 0 | 0 | 0 | 0 | 0 | 15 | 26 | 20.25 | 3.000 | | | | | | |
| Jesse Orosco, L ERA: 6.08 | 0.2 | L | 3 | 0 | 0 | 0 | 0 | 1 | 0 | 0 | 0 | 0 | 0 | 5 | 12 | 0.00 | 0.000 | | | | | | |
| Alan Mills, R ERA: 4.76 | 0.1 | 2 | 1 | 1 | 1 | 0 | 0 | 0 | 0 | 0 | 0 | 0 | 0 | 2 | 2 | 27.00 | 3.000 | | | | | | |

Baltimore Orioles @ Texas Rangers
The Ballpark at Arlington, Arlington, TX
Wed Jun 26 1996, 8:05 PM EDT
Att: 38,984 - Unknown - 84 F

AB 32
R 6
H 9
RBI 6
BB 8
SO 4
LOB 23



| Batter | 1 | 2 | 3 | 4 | 5 | 6 | 7 | 8 | 9 | AB | R | H | RBI | BB | SO | LOB | TOP | | | | | | | | | | |
|--|------------------------------|----------------------------------|------------------------------|---------------------------------|------------------------------|----------------------------------|------------------------------|----------------------------------|-------------------------------|----------------------------------|------------------------------|----------------------------------|------------------------------|----------------------------------|-------------------------------|----------------------------------|---|----------------------------------|------------------------------------|----------------------------------|--------|--|--|--|--|--|--|
| Brady Anderson, L (1, 8) OBP: 0.410, SLG: 0.669 | 2-2 G1-3 | | 2-2 P6 | | | | | | | 4 | 0 | 0 | 0 | 1 | 0 | 3 | Baltimore Orioles @ New York Yankees Yankee Stadium, Bronx, NY Thu Jun 27 1996, 7:05 PM EDT Att: 34,161 - Unknown - 82 F AB 33 R 2 H 7 RBI 2 BB 3 SO 3 LOB 19 | | | | | | | | | | |
| Mike Devereaux, R (1, 7) OBP: 0.317, SLG: 0.333 | 1-1 FC6-4 1B | | | 0-0 SH1-3 1B | | | | | | 5 | 2 | 3 | 0 | 0 | 1 | 3 | | | | | | | | | | | |
| Roberto Alomar, S (1, 4) OBP: 0.432, SLG: 0.546 | 1-1 FC6-4 1-2 | | | 1-0 SH1-3 1-2 | | | | | | 3 | 0 | 0 | 0 | 0 | 1 | 2 | | | | | | | | | | | |
| Rafael Palmeiro, L (1, 3) OBP: 0.399, SLG: 0.554 | 2-0 G4-3 | | | 0-0 2H 1B | | | | | | 4 | 0 | 1 | 1 | 0 | 0 | 2 | | | | | | | | | | | |
| Bobby Bonilla, S (1, 9) OBP: 0.346, SLG: 0.407 | | 1-1 G3 | | 0-0 E4 1-2 | | | | | | 4 | 0 | 1 | 1 | 0 | 0 | 1 | | | | | | | | | | | |
| Cal Ripken Jr., R (1, 6) OBP: 0.383, SLG: 0.500 | 0-1 F8 | | | 3-1 P4 | | | | | | 4 | 0 | 1 | 0 | 0 | 0 | 3 | | | | | | | | | | | |
| B.J. Surhoff, L (1, 5) OBP: 0.338, SLG: 0.502 | 1-1 G4-3 | | | 1-3 K | | | | | | 3 | 0 | 0 | 0 | 1 | 1 | 2 | | | | | | | | | | | |
| Chris Hoiles, R (1, 2) OBP: 0.336, SLG: 0.428 Manny Alexander, R (9, PR) OBP: 0.167, SLG: 0.167 | | | 0-0 G5-3 | | | | | | | 2 | 0 | 0 | 0 | 1 | 0 | 0 | | | | | | | | | | | |
| Mark Smith, R (1, 10) OBP: 0.231, SLG: 0.373 Luis Polonia, L (9, PH) OBP: 0.271, SLG: 0.307 | | | 2-0 P6 | | | | | | | 3 | 0 | 1 | 0 | 0 | 0 | 2 | | | | | | | | | | | |
| Inning Stats | R: 0 E: 0 K: 0 S: 8 | H: 1 LOB: 1 BB: 0 P: 14 | R: 0 E: 0 K: 0 S: 6 | H: 0 LOB: 0 BB: 0 P: 8 | R: 0 E: 0 K: 0 S: 6 | H: 0 LOB: 0 BB: 0 P: 10 | R: 1 E: 1 K: 1 S: 9 | H: 2 LOB: 2 BB: 0 P: 14 | R: 0 E: 0 K: 0 S: 14 | H: 0 LOB: 0 BB: 0 P: 11 | R: 0 E: 0 K: 0 S: 6 | H: 1 LOB: 2 BB: 1 P: 14 | R: 1 E: 0 K: 1 S: 7 | H: 2 LOB: 1 BB: 0 P: 11 | R: 0 E: 0 K: 1 S: 12 | H: 0 LOB: 2 BB: 2 P: 25 | | 1B: 7 2B: 0 3B: 0 HR: 0 | SF: 0 SAC: 2 DP: 0 HBP: 0 | WP: 0 PB: 0 SB: 1 CS: 0 | PA: 38 | | | | | | |
| PITCHER | IP | WLS | BF | H | R | ER | SO | BB | IBB | HBP | BLK | WP | HR | S | P | ERA | WHIP | | | | | | | | | | |
| Kenny Rogers, L (1, 1) ERA: 4.1 | 7.2 | W | 32 | 7 | 2 | 2 | 2 | 1 | 0 | 0 | 0 | 0 | 0 | 62 | 101 | 2.35 | 1.043 | | | | | | | | | | |
| Jeff Nelson, R (8, 1) ERA: 4.59 | 0.1 | | 1 | 0 | 0 | 0 | 0 | 0 | 0 | 0 | 0 | 0 | 0 | 2 | 3 | 0.00 | 0.000 | | | | | | | | | | |
| John Wetteland, R (9, 1) ERA: 3.18 | 1.0 | S | 5 | 0 | 0 | 0 | 1 | 1 | 1 | 0 | 0 | 0 | 0 | 12 | 25 | 0.00 | 1.000 | | | | | | | | | | |

| Batter | 1 | 2 | 3 | 4 | 5 | 6 | 7 | 8 | 9 | AB | R | H | RBI | BB | SO | LOB | BOTTOM | | | | | | | | | | |
|---|------------------------------|----------------------------------|------------------------------|----------------------------------|------------------------------|----------------------------------|-------------------------------|----------------------------------|------------------------------|----------------------------------|------------------------------|----------------------------------|------------------------------|----------------------------------|----------------------------------|------------------------------------|---|----------------------------------|--------|--|--|--|--|--|--|--|--|
| Wade Boggs, L (1, 5) OBP: 0.406, SLG: 0.416 | 3-1 E6 G4-3 1B | | | | | | | | | 3 | 1 | 0 | 0 | 1 | 0 | 2 | Baltimore Orioles @ New York Yankees Yankee Stadium, Bronx, NY Thu Jun 27 1996, 7:05 PM EDT Att: 34,161 - Unknown - 82 F AB 30 R 3 H 8 RBI 3 BB 2 SO 3 LOB 17 | | | | | | | | | | |
| Derek Jeter, R (1, 6) OBP: 0.353, SLG: 0.365 | 3-2 G4-3 2-3 | | 2-2 G4-3 | | | | | | | 4 | 0 | 0 | 0 | 0 | 0 | 4 | | | | | | | | | | | |
| Paul O'Neill, L (1, 9) OBP: 0.436, SLG: 0.475 | 1-0 FC5-4 1B | | 0-0 G3 1B | | | | | | | 4 | 0 | 2 | 1 | 0 | 0 | 2 | | | | | | | | | | | |
| Bernie Williams, S (1, 8) OBP: 0.400, SLG: 0.570 | 1-1 FC5-4 1-2 | | 0-0 G3 1-2 | | | | | | | 4 | 1 | 2 | 0 | 0 | 0 | 2 | | | | | | | | | | | |
| Tino Martinez, L (1, 3) OBP: 0.340, SLG: 0.462 | 0-0 FC8-4 1-2 | | | 2-3 K | | | | | | 4 | 0 | 1 | 1 | 0 | 1 | 2 | | | | | | | | | | | |
| Ruben Sierra, S (1, 7) OBP: 0.337, SLG: 0.416 Gerald Williams, R (9, 7) OBP: 0.391, SLG: 0.524 | | 0-3 K | | 0-0 L7 | | | | | | 3 | 0 | 0 | 0 | 0 | 1 | 1 | | | | | | | | | | | |
| Mike Aldrete, L (1, 10) OBP: 0.269, SLG: 0.379 | 0-0 1B 2B | | 0-3 K2-3 | | | | | | | 3 | 1 | 1 | 0 | 0 | 1 | 1 | | | | | | | | | | | |
| Mariano Duncan, R (1, 4) OBP: 0.317, SLG: 0.431 Andy Fox, L (7, 4) OBP: 0.286, SLG: 0.299 | | 1-0 L9 | | 1-0 FC6-4 1B | | | | | | 3 | 0 | 1 | 0 | 0 | 0 | 2 | | | | | | | | | | | |
| Joe Girardi, R (1, 2) OBP: 0.355, SLG: 0.354 | 1-0 2H 1B | | | 0-0 FC6-4 1-2 | | | | | | 2 | 0 | 1 | 1 | 1 | 0 | 1 | | | | | | | | | | | |
| Inning Stats | R: 1 E: 1 K: 0 S: 9 | H: 1 LOB: 1 BB: 0 P: 17 | R: 1 E: 0 K: 1 S: 8 | H: 2 LOB: 1 BB: 0 P: 13 | R: 0 E: 0 K: 2 S: 9 | H: 0 LOB: 0 BB: 0 P: 11 | R: 0 E: 0 K: 0 S: 11 | H: 1 LOB: 2 BB: 1 P: 17 | R: 1 E: 0 K: 0 S: 9 | H: 2 LOB: 1 BB: 0 P: 16 | R: 0 E: 0 K: 0 S: 6 | H: 0 LOB: 0 BB: 1 P: 15 | R: 0 E: 0 K: 0 S: 8 | H: 1 LOB: 0 BB: 0 P: 10 | 1B: 6 2B: 1 3B: 1 HR: 0 | SF: 0 SAC: 0 DP: 3 HBP: 0 | | WP: 0 PB: 0 SB: 2 CS: 0 | PA: 32 | | | | | | | | |
| PITCHER | IP | WLS | BF | H | R | ER | SO | BB | IBB | HBP | BLK | WP | HR | S | P | ERA | WHIP | | | | | | | | | | |
| Scott Erickson, R (1, 1) ERA: 4.88 | 8.0 | L | 32 | 8 | 3 | 2 | 3 | 2 | 0 | 0 | 0 | 0 | 0 | 65 | 106 | 2.25 | 1.250 | | | | | | | | | | |

| Batter | 1 | 2 | 3 | 4 | 5 | 6 | 7 | 8 | 9 | AB | R | H | RBI | BB | SO | LOB | TOP | | | | | |
|--|------------------------------|----------------------------------|------------------------------|----------------------------------|-------------------------------|----------------------------------|------------------------------|----------------------------------|-------------------------------|----------------------------------|-------------------------------|----------------------------------|-------------------------------|----------------------------------|------------------------------|----------------------------------|-------------------------------|----------------------------------|----------------------------------|------------------------------------|----------------------------------|--------|
| Roberto Alomar, S (1, 4) OBP: 0.434, SLG: 0.550 Billy Ripken, R (9, 4) OBP: 0.311, SLG: 0.429 | F7 | | 1B | | 2B | F9 | | | 1B | 5 | 3 | 3 | 0 | 0 | 0 | 1 | | | | | | |
| Brady Anderson, L (1, 8) OBP: 0.404, SLG: 0.657 | F9 | | F9 | | G1-3 | | G3 | | G1-3 | 5 | 0 | 0 | 0 | 0 | 0 | 3 | | | | | | |
| Cal Ripken Jr., R (1, 6) OBP: 0.366, SLG: 0.505 | P2 | | 1B | | HR | | G5-3 | | HR | 5 | 2 | 3 | 3 | 0 | 0 | 0 | | | | | | |
| Rafael Palmeiro, L (1, 3) | | FC5-4 | G3 | | HR | | 1B | | HR | 4 | 2 | 3 | 4 | 1 | 0 | 1 | | | | | | |
| Bobby Bonilla, S (1, 10) OBP: 0.350, SLG: 0.409 | | FC5-4 | | | F8 | | 1B | | L9 | 4 | 0 | 2 | 0 | 1 | 0 | 0 | | | | | | |
| B.J. Surhoff, L (1, 5) OBP: 0.340, SLG: 0.500 | K | | | | FC6-4 | | K | | HBP | 5 | 0 | 2 | 0 | 0 | 3 | 5 | | | | | | |
| Mike Devereaux, R (1, 9) OBP: 0.319, SLG: 0.337 | FC5-4 | | | | FC6-4 | | 2B | | HBP | 4 | 0 | 1 | 0 | 0 | 0 | 3 | | | | | | |
| Luis Polonia, L (1, 7) OBP: 0.268, SLG: 0.295 | G4-3 | | | | L3 | | G6-3 | | G1-3 | 4 | 0 | 0 | 0 | 1 | 0 | 6 | | | | | | |
| Gregg Zaun, S (1, 2) OBP: 0.305, SLG: 0.333 | | | | | K | | G1-3 | | P6 | 4 | 0 | 0 | 0 | 0 | 2 | 2 | | | | | | |
| Inning Stats | R: 0 E: 0 K: 0 S: 7 | H: 0 LOB: 0 BB: 0 P: 11 | R: 0 E: 0 K: 1 S: 9 | H: 1 LOB: 2 BB: 1 P: 19 | R: 1 E: 0 K: 1 S: 19 | H: 2 LOB: 1 BB: 0 P: 25 | R: 0 E: 0 K: 0 S: 9 | H: 1 LOB: 1 BB: 0 P: 16 | R: 3 E: 0 K: 1 S: 16 | H: 4 LOB: 1 BB: 0 P: 28 | R: 0 E: 0 K: 1 S: 11 | H: 1 LOB: 2 BB: 1 P: 17 | R: 0 E: 0 K: 1 S: 16 | H: 1 LOB: 2 BB: 1 P: 23 | R: 0 E: 0 K: 1 S: 7 | H: 0 LOB: 1 BB: 1 P: 13 | R: 3 E: 0 K: 0 S: 16 | H: 4 LOB: 2 BB: 0 P: 23 | 1B: 9 2B: 4 3B: 0 HR: 2 | SF: 0 SAC: 0 DP: 1 HBP: 1 | WP: 0 PB: 0 SB: 1 CS: 1 | PA: 44 |
| PITCHER | IP | WLS | BF | H | R | ER | SO | BB | IBB | HBP | BLK | WP | HR | S | P | ERA | WHIP | | | | | |
| Dwight Gooden, R (1, 1) ERA: 4.33 | 6.0 | | 28 | 9 | 4 | 4 | 3 | 1 | 0 | 0 | 0 | 0 | 1 | 71 | 116 | 6.00 | 1.667 | | | | | |
| 42 Mariano Rivera, R (7, 1) ERA: 1.96 | 2.1 | L | 12 | 4 | 3 | 3 | 2 | 2 | 0 | 0 | 0 | 0 | 1 | 32 | 47 | 11.57 | 2.571 | | | | | |
| Bob Wickman, R (9, 1) ERA: 4.01 | 0.2 | | 4 | 1 | 0 | 0 | 0 | 0 | 0 | 1 | 0 | 0 | 0 | 7 | 12 | 0.00 | 1.500 | | | | | |

Baltimore Orioles @ New York Yankees
Yankee Stadium, Bronx, NY
Fri Jun 28 1996, 7:05 PM EDT
Att: 43,515 - Unknown - 79 F

AB 40
R 7
H 14
RBI 7
BB 3
SO 5
LOB 21

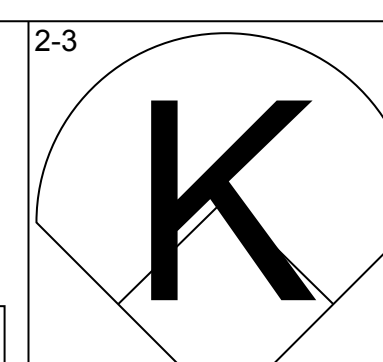
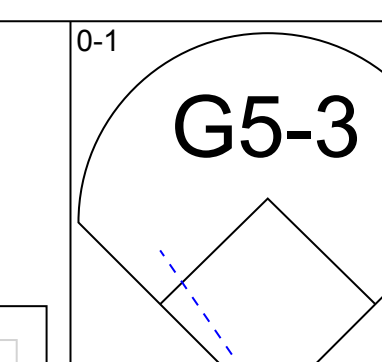
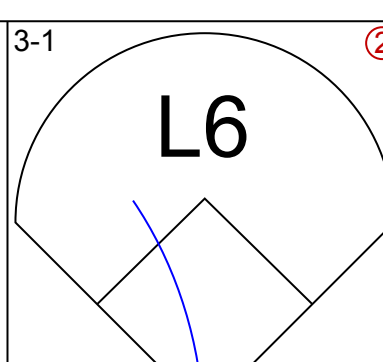
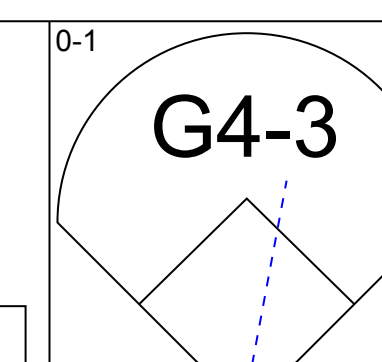
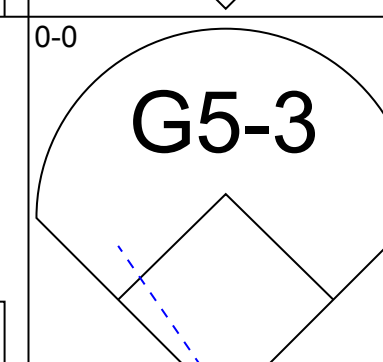
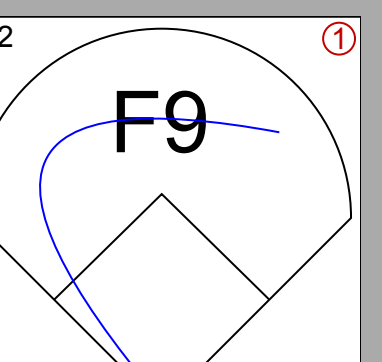
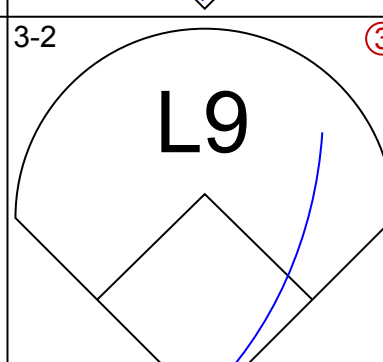
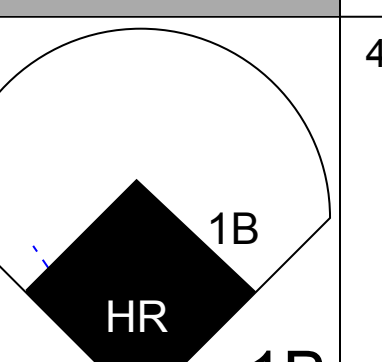
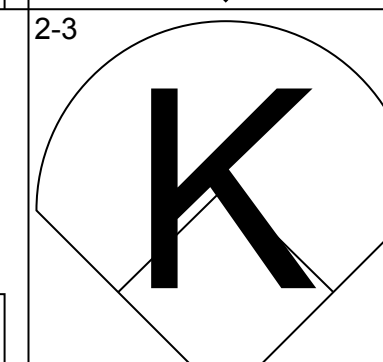
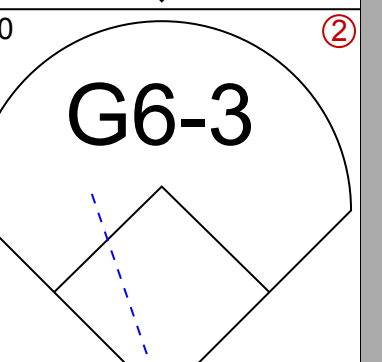
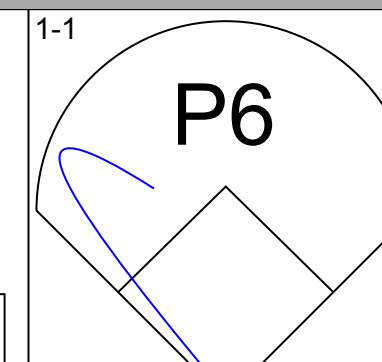
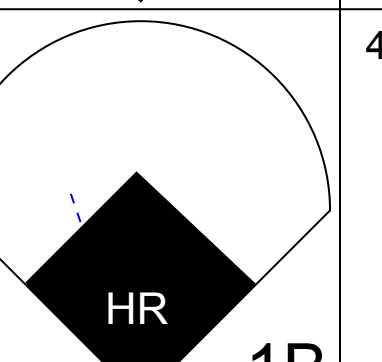
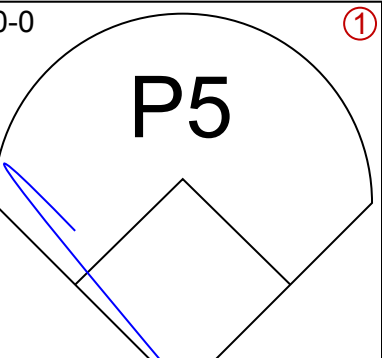
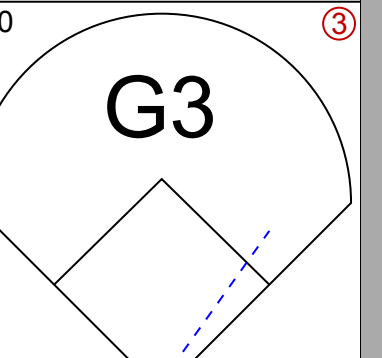
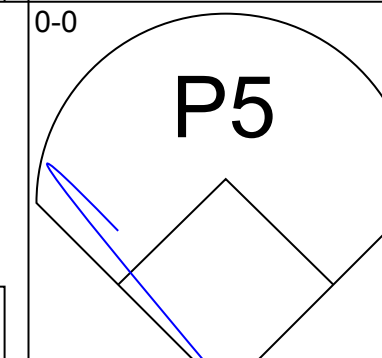
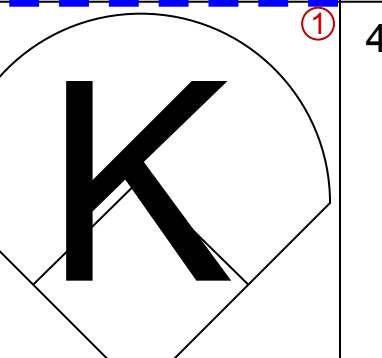
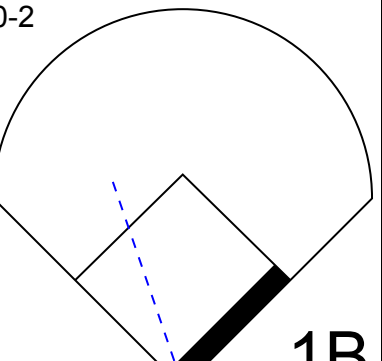
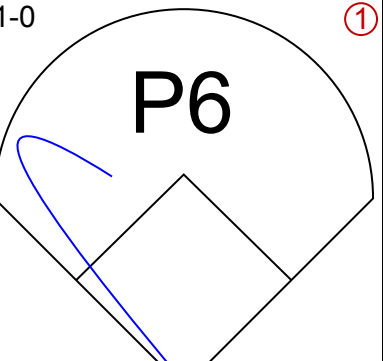
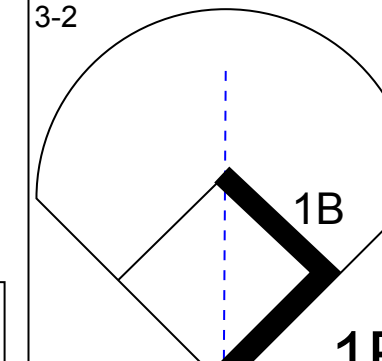
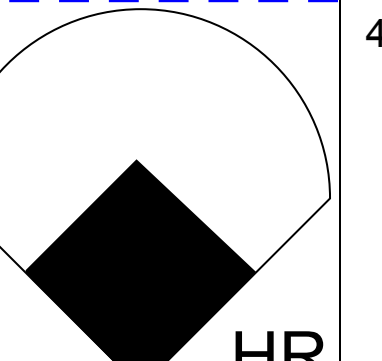
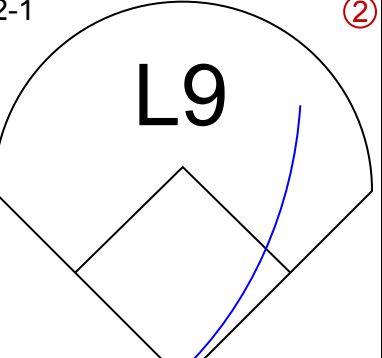
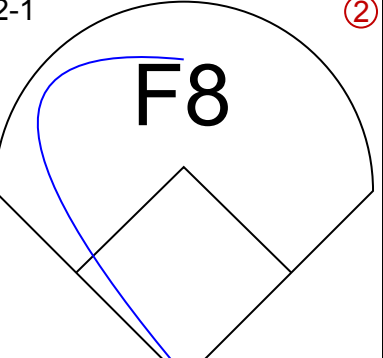
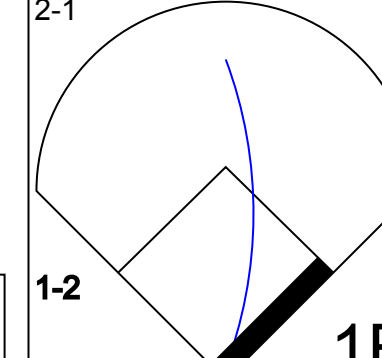
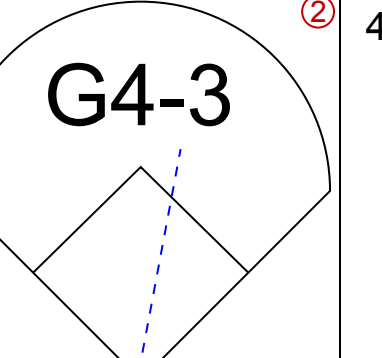
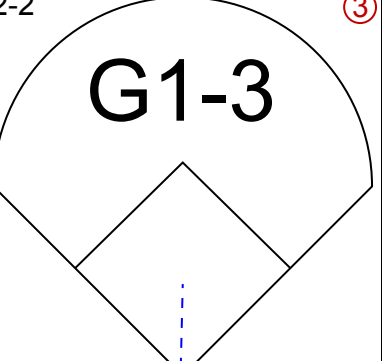
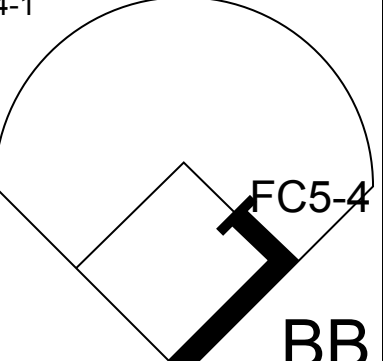
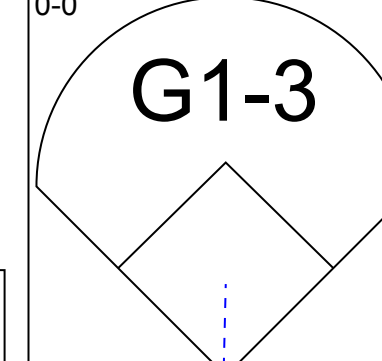
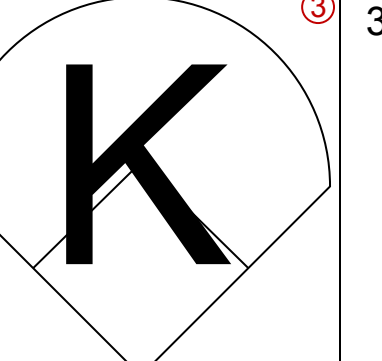
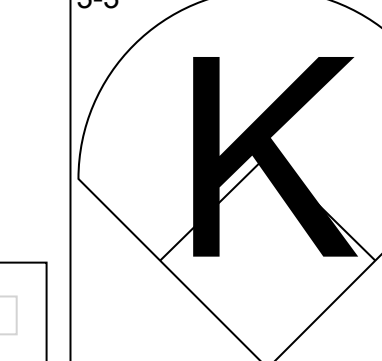
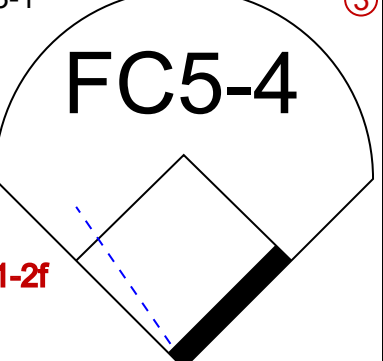
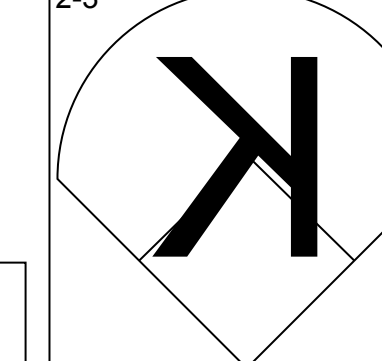
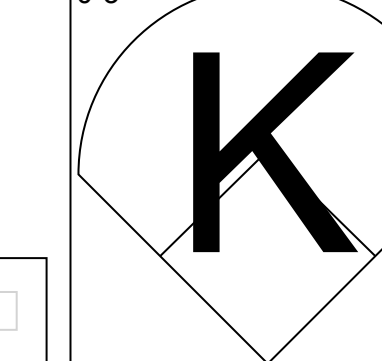
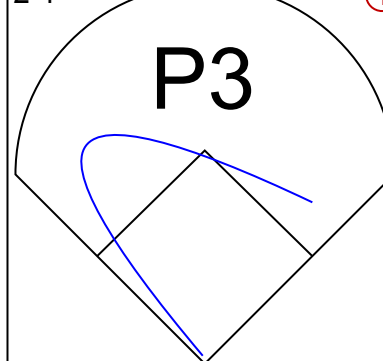
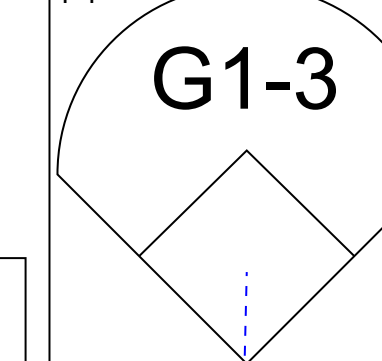


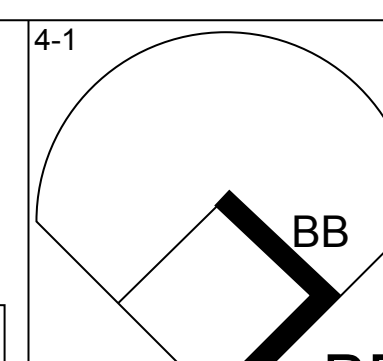
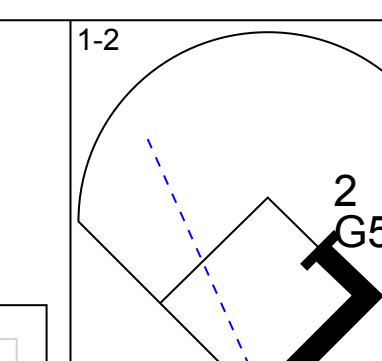
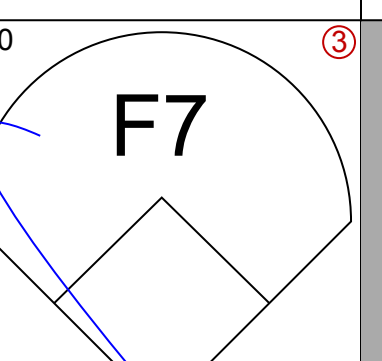
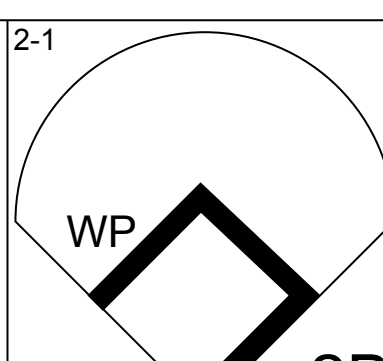
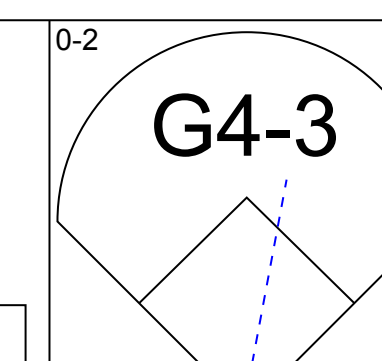
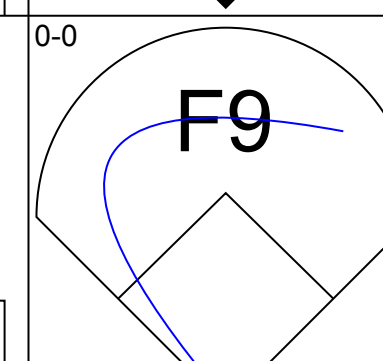
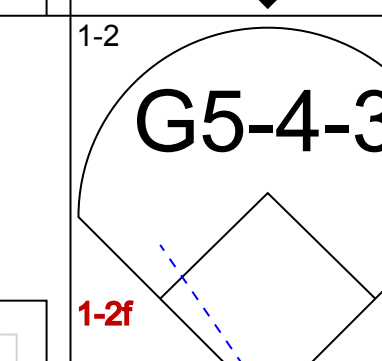
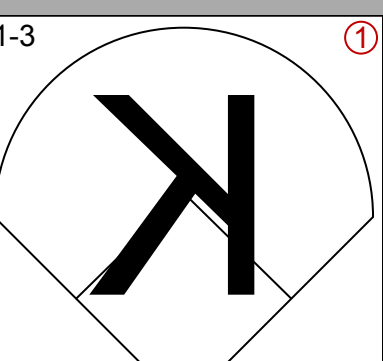
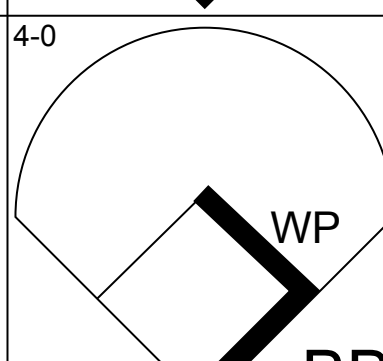
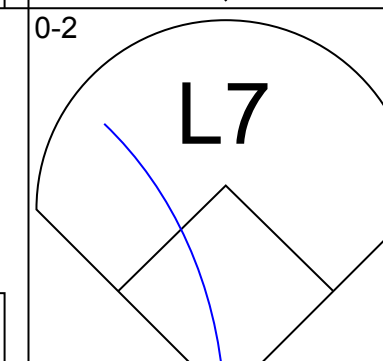
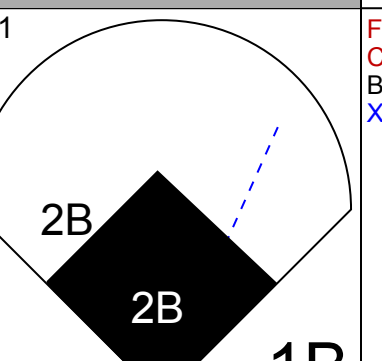
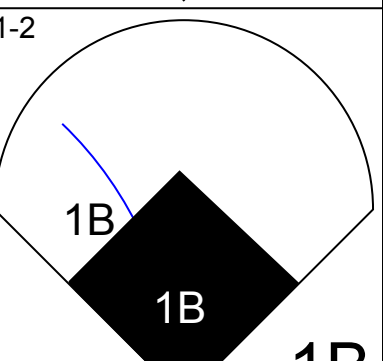
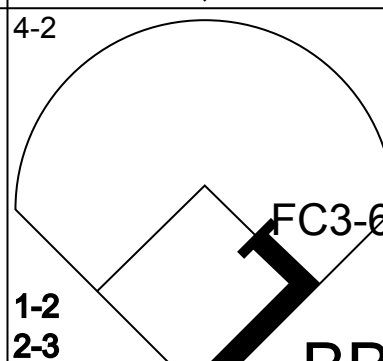


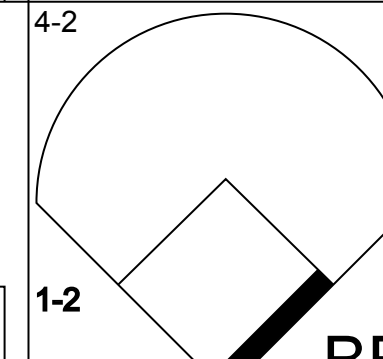
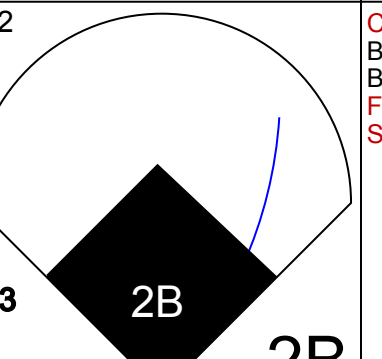
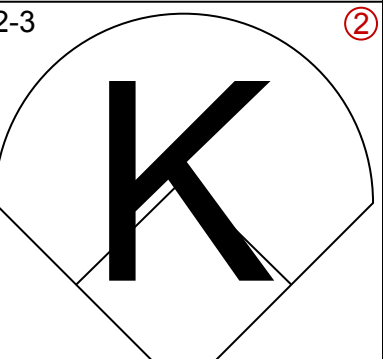

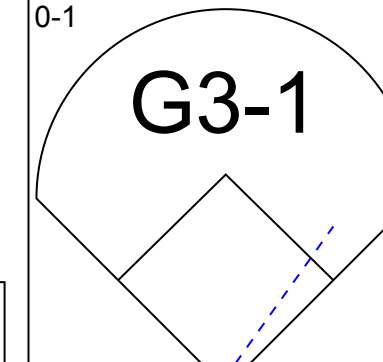
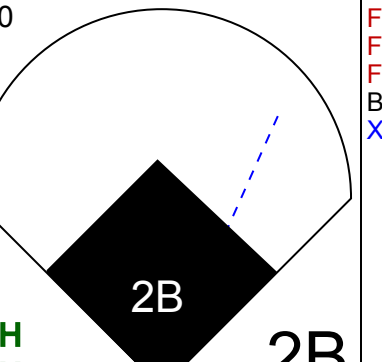
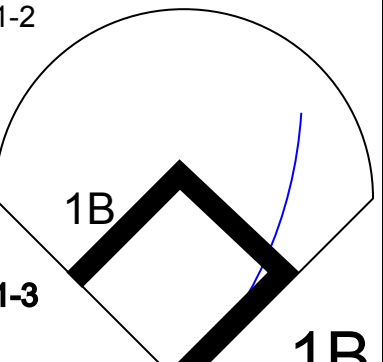

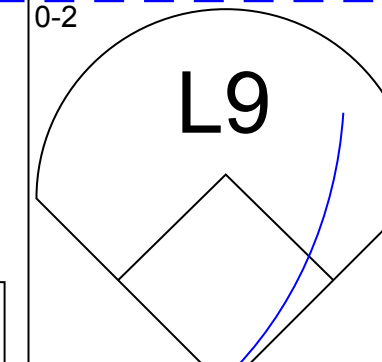
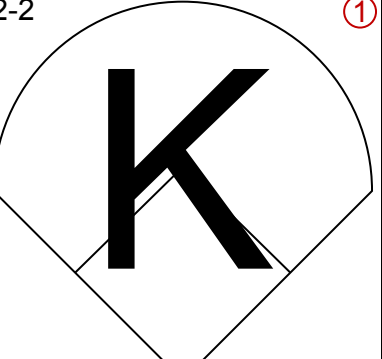
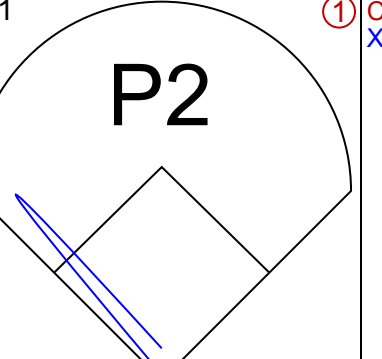
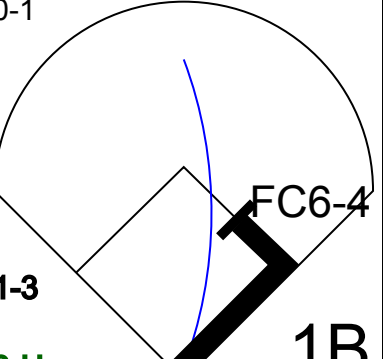

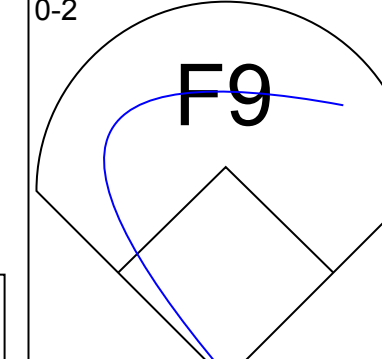
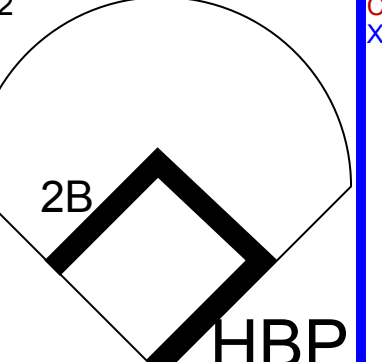
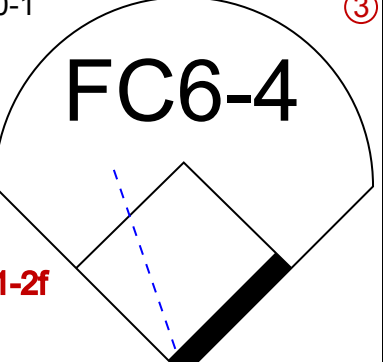
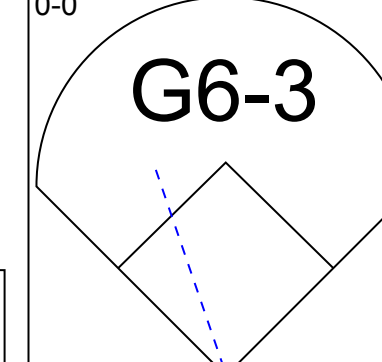
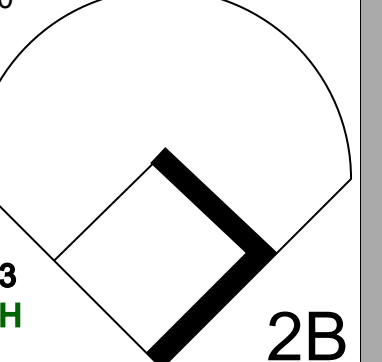


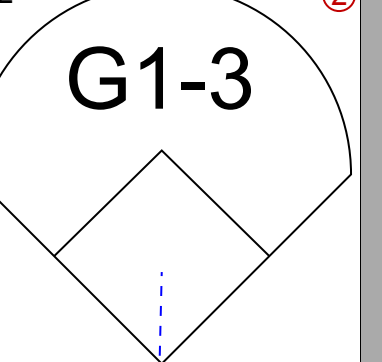
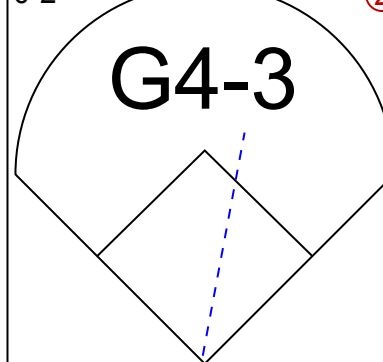
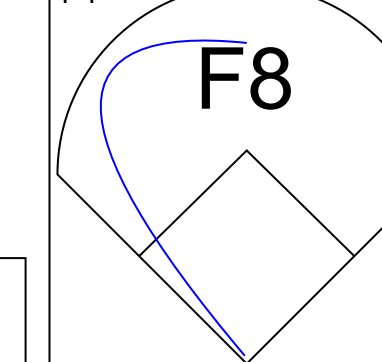
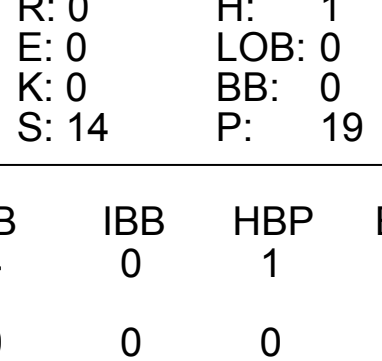
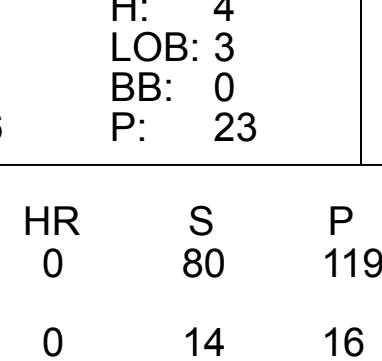
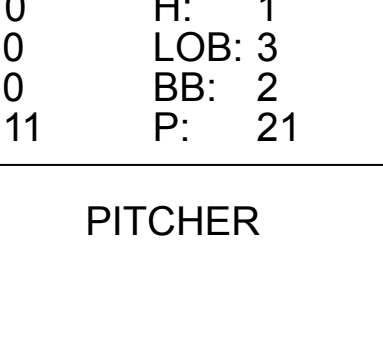
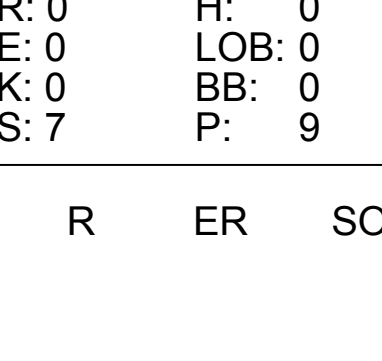
| Batter | 1 | 2 | 3 | 4 | 5 | 6 | 7 | 8 | 9 | AB | R | H | RBI | BB | SO | LOB | BOTTOM | | | | | |
|---|-------------------------------|----------------------------------|-------------------------------|----------------------------------|-------------------------------|----------------------------------|-------------------------------|----------------------------------|-------------------------------|----------------------------------|------------------------------|----------------------------------|-------------------------------|----------------------------------|-------------------------------|----------------------------------|------------------------------|----------------------------------|----------------------------------|------------------------------------|----------------------------------|--------|
| Wade Boggs, L (1, 5) OBP: 0.403, SLG: 0.416 | G4-3 | | P6 | | K | | | | | 5 | 0 | 1 | 1 | 0 | 2 | 3 | | | | | | |
| Joe Girardi, R (1, 2) OBP: 0.360, SLG: 0.361 | FC5-4 | | 1B | | K | | | L8 | | 4 | 1 | 2 | 0 | 1 | 1 | 1 | | | | | | |
| Paul O'Neill, L (1, 9) OBP: 0.438, SLG: 0.473 | FC5-4 | | E | | G4-3-6-4 | | | G1-3 | | 3 | 0 | 1 | 1 | 2 | 0 | 1 | | | | | | |
| Bernie Williams, S (1, 8) OBP: 0.400, SLG: 0.564 | FC5-4 | | E | | F7 | | L8 | | G4-6-3 | 4 | 0 | 1 | 0 | 1 | 0 | 4 | | | | | | |
| Tino Martinez, L (1, 3) OBP: 0.341, SLG: 0.461 | G1-3 | | K | | BB | | 1B | | G4-6-3 | 5 | 1 | 2 | 0 | 0 | 1 | 6 | | | | | | |
| Ruben Sierra, S (1, 10) OBP: 0.335, SLG: 0.413 | | G6-3 | E6 | | FC4 | | K | | | 4 | 0 | 1 | 0 | 0 | 1 | 3 | | | | | | |
| Mariano Duncan, R (1, 4) OBP: 0.316, SLG: 0.424 Matt Howard, R (9, 4) OBP: 0.216, SLG: 0.294 | | K | L9 | | FC4 | | F9 | | | 3 | 0 | 0 | 0 | 1 | 1 | 4 | | | | | | |
| Gerald Williams, R (1, 7) OBP: 0.383, SLG: 0.515 | | K | | | G5-3 | | K | | | 3 | 0 | 0 | 1 | 0 | 2 | 1 | | | | | | |
| 2 Derek Jeter, R (1, 6) OBP: 0.355, SLG: 0.371 | | | BB | | E7 | | FC4 | | G4-3 | 4 | 2 | 2 | 0 | 0 | 0 | 2 | | | | | | |
| Inning Stats | R: 0 E: 0 K: 0 S: 11 | H: 1 LOB: 2 BB: 1 P: 17 | R: 0 E: 0 K: 2 S: 11 | H: 0 LOB: 0 BB: 0 P: 14 | R: 2 E: 1 K: 1 S: 18 | H: 2 LOB: 3 BB: 2 P: 31 | R: 1 E: 1 K: 1 S: 14 | H: 2 LOB: 2 BB: 1 P: 25 | R: 1 E: 0 K: 1 S: 12 | H: 2 LOB: 2 BB: 1 P: 21 | R: 0 E: 0 K: 0 S: 7 | H: 1 LOB: 0 BB: 0 P: 11 | R: 0 E: 0 K: 2 S: 13 | H: 1 LOB: 1 BB: 0 P: 15 | R: 0 E: 0 K: 1 S: 10 | H: 0 LOB: 0 BB: 0 P: 15 | R: 0 E: 0 K: 0 S: 9 | H: 1 LOB: 0 BB: 0 P: 13 | 1B: 7 2B: 3 3B: 0 HR: 0 | SF: 1 SAC: 0 DP: 2 HBP: 0 | WP: 0 PB: 1 SB: 0 CS: 0 | PA: 41 |
| PITCHER | IP | WLS | BF | H | R | ER | SO | BB | IBB | HBP | BLK | WP | HR | S | P | ERA | WHIP | | | | | |
| Rick Krivda, L (1, 1) ERA: 4.31 | 4.0 | | 24 | 7 | 4 | 3 | 4 | 4 | 0 | 0 | 0 | 0 | 0 | 56 | 92 | 6.75 | 2.750 | | | | | |
| Alan Mills, R (5, 1) ERA: 4.58 | 0.2 | | 3 | 0 | 0 | 0 | 0 | 1 | 0 | 0 | 0 | 0 | 0 | 6 | 10 | 0.00 | 1.500 | | | | | |
| Arthur Rhodes, L (5, 1) ERA: 3.64 | 3.1 | W | 11 | 2 | 0 | 0 | 4 | 0 | 0 | 0 | 0 | 0 | 0 | 34 | 47 | 0.00 | 0.600 | | | | | |
| Randy Myers, L (9, 1) ERA: 2.7 | 1.0 | S | 3 | 1 | 0 | 0 | 0 | 0 | 0 | 0 | 0 | 0 | 0 | 9 | 13 | 0.00 | 1.000 | | | | | |

Baltimore Orioles @ New York Yankees
Yankee Stadium, Bronx, NY
Fri Jun 28 1996, 7:05 PM EDT
Att: 43,515 - Unknown - 79 F

AB 35
R 4
H 10
RBI 3
BB 5
SO 8
LOB 25



| Batter | 1 | 2 | 3 | 4 | 5 | 6 | 7 | 8 | 9 | AB | R | H | RBI | BB | SO | LOB | TOP | | |
|--|---|---|---|--|---|---|---|---|------------------------------|----------------------------------|------------------------------|----------------------------------|------------------------------|----------------------------------|-------------------------------|----------------------------------|---|----------------------------------|------------------------------------|
| Roberto Alomar, S (1, 10) OBP: 0.429, SLG: 0.543 |  | |  | | |  | |  | | 4 | 0 | 0 | 0 | 0 | 1 | 0 | Baltimore Orioles @ New York Yankees Yankee Stadium, Bronx, NY Sat Jun 29 1996, 3:33 AM EDT Att. 45,295 - Overcast - 76 F | | |
| Billy Ripken, R (1, 4) OBP: 0.309, SLG: 0.420 |  | | |  | |  | |  | | 4 | 1 | 1 | 0 | 0 | 0 | 0 | | | |
| Cal Ripken Jr., R (1, 6) OBP: 0.365, SLG: 0.502 |  | | |  | | |  |  | | 4 | 1 | 1 | 0 | 0 | 1 | 0 | | | |
| Rafael Palmeiro, L (1, 3) OBP: 0.400, SLG: 0.570 | |  | |  | | |  |  | | 4 | 0 | 0 | 0 | 0 | 1 | 2 | | | |
| Bobby Bonilla, S (1, 9) OBP: 0.355, SLG: 0.424 |  | | | |  | |  |  | | 4 | 1 | 3 | 3 | 0 | 0 | 0 | | | |
| B.J. Surhoff, L (1, 5) OBP: 0.338, SLG: 0.496 |  | | | |  | |  |  | | 4 | 0 | 1 | 0 | 0 | 0 | 1 | | | |
| Mike Devereaux, R (1, 8) OBP: 0.318, SLG: 0.332 |  | | |  | | |  |  | | 3 | 0 | 0 | 0 | 1 | 1 | 3 | | | |
| Chris Hoiles, R (1, 2) OBP: 0.332, SLG: 0.421 | | |  | |  | | |  | | 3 | 0 | 0 | 0 | 0 | 2 | 1 | | | |
| Mark Smith, R (1, 7) OBP: 0.218, SLG: 0.352 | | |  | | |  | |  | | 3 | 0 | 0 | 0 | 0 | 1 | 0 | | | |
| Inning Stats | R: 0 E: 0 K: 2 S: 7 | H: 0 LOB: 0 BB: 0 P: 11 | R: 0 E: 0 K: 0 S: 10 | H: 1 LOB: 1 BB: 0 P: 14 | R: 0 E: 0 K: 2 S: 10 | H: 0 LOB: 0 BB: 0 P: 13 | R: 0 E: 0 K: 0 S: 5 | H: 0 LOB: 0 BB: 0 P: 11 | R: 0 E: 0 K: 0 S: 6 | H: 0 LOB: 0 BB: 0 P: 16 | R: 0 E: 0 K: 0 S: 7 | H: 2 LOB: 2 BB: 0 P: 17 | R: 0 E: 0 K: 1 S: 8 | H: 0 LOB: 0 BB: 0 P: 11 | R: 3 E: 0 K: 2 S: 16 | H: 3 LOB: 0 BB: 0 P: 25 | | 1B: 5 2B: 0 3B: 0 HR: 1 | SF: 0 SAC: 0 DP: 0 HBP: 0 |
| PITCHER | IP | WLS | BF | H | R | ER | SO | BB | IBB | HBP | BLK | WP | HR | S | P | ERA | WHIP | | |
| Andy Pettitte, L (1, 1) ERA: 3.98 | 7.0 | W | 25 | 3 | 0 | 0 | 4 | 1 | 0 | 0 | 0 | 0 | 0 | 56 | 97 | 0.00 | 0.571 | | |
| Jeff Nelson, R (8, 1) ERA: 4.55 | 1.0 | | 5 | 2 | 2 | 2 | 1 | 0 | 0 | 0 | 0 | 0 | 0 | 15 | 21 | 18.00 | 2.000 | | |
| Dale Polley, L (9, 1) ERA: | 0.1 | | 1 | 0 | 0 | 0 | 1 | 0 | 0 | 0 | 0 | 0 | 0 | 3 | 5 | 0.00 | 0.000 | | |
| John Wetteland, R (9, 1) ERA: 3.38 | 0.2 | S | 3 | 1 | 1 | 1 | 1 | 0 | 0 | 0 | 0 | 0 | 1 | 6 | 10 | 13.50 | 1.500 | | |

| Batter | 1 | 2 | 3 | 4 | 5 | 6 | 7 | 8 | 9 | AB | R | H | RBI | BB | SO | LOB | BOTTOM | | |
|--|---|----------------------------------|---|---|--|---|---|---|-------------------------------|----------------------------------|-------------------------------|----------------------------------|------------------------------|---------------------------------|------------------------------|---------------------------------|---|------------------------------------|--|
| Wade Boggs, L (1, 5) OBP: 0.306, SLG: 0.421 |  | |  |  | |  | |  | | 4 | 0 | 2 | 0 | 1 | 0 | 3 | Baltimore Orioles @ New York Yankees Yankee Stadium, Bronx, NY Sat Jun 29 1996, 3:33 AM EDT Att. 45,295 - Overcast - 76 F | | |
| Derek Jeter, R (1, 6) OBP: 0.353, SLG: 0.367 |  | |  | |  |  | | | | 3 | 0 | 0 | 0 | 1 | 1 | 2 | | | |
| Paul O'Neill, L (1, 9) OBP: 0.442, SLG: 0.475 |  | | |  |  |  |  |  | | 3 | 2 | 2 | 0 | 1 | 0 | 1 | | | |
| Bernie Williams, S (1, 8) OBP: 0.401, SLG: 0.566 |  | | |  |  |  | | | | 3 | 1 | 1 | 0 | 1 | 1 | 4 | | | |
| Tino Martinez, L (1, 3) OBP: 0.343, SLG: 0.465 |  | | |  |  |  | |  | | 4 | 1 | 2 | 2 | 0 | 0 | 2 | | | |
| Ruben Sierra, S (1, 10) OBP: 0.334, SLG: 0.411 |  | | |  |  |  | |  | | 4 | 0 | 1 | 1 | 0 | 1 | 1 | | | |
| Jim Leyritz, R (1, 2) OBP: 0.346, SLG: 0.368 | | | |  |  | | |  | | 1 | 0 | 0 | 0 | 0 | 1 | 0 | | | |
| Joe Girardi, R (4, PR) OBP: 0.357, SLG: 0.358 | | | |  |  | | | | | 2 | 0 | 0 | 0 | 0 | 0 | 2 | | | |
| Gerald Williams, R (1, 7) OBP: 0.380, SLG: 0.514 |  | | |  | |  | |  | | 4 | 0 | 1 | 1 | 0 | 0 | 0 | | | |
| Andy Fox, L (1, 4) OBP: 0.276, SLG: 0.288 | | |  |  | |  | |  | | 4 | 0 | 0 | 0 | 0 | 0 | 3 | | | |
| Inning Stats | R: 0 E: 0 K: 0 S: 11 | H: 0 LOB: 2 BB: 2 P: 19 | R: 0 E: 0 K: 2 S: 11 | H: 0 LOB: 0 BB: 0 P: 15 | R: 0 E: 0 K: 0 S: 14 | H: 1 LOB: 0 BB: 0 P: 19 | R: 3 E: 0 K: 0 S: 16 | H: 4 LOB: 3 BB: 0 P: 23 | R: 1 E: 0 K: 2 S: 17 | H: 3 LOB: 2 BB: 0 P: 22 | R: 0 E: 0 K: 0 S: 11 | H: 1 LOB: 3 BB: 2 P: 21 | R: 0 E: 0 K: 0 S: 7 | H: 0 LOB: 0 BB: 0 P: 7 | R: 0 E: 0 K: 0 S: 7 | H: 0 LOB: 0 BB: 0 P: 9 | 1B: 5 2B: 4 3B: 0 HR: 0 | SF: 0 SAC: 0 DP: 1 HBP: 1 | WP: 1 PA: 37 PB: 0 SB: 0 CS: 0 |
| PITCHER | IP | WLS | BF | H | R | ER | SO | BB | IBB | HBP | BLK | WP | HR | S | P | ERA | WHIP | | |
| 35 Mike Mussina, R (1, 1) ERA: 5.04 | 6.0 | L | 31 | 9 | 4 | 4 | 4 | 4 | 0 | 1 | 0 | 0 | 0 | 80 | 119 | 6.00 | 2.167 | | |
| Jimmy Haynes, R (7, 1) ERA: 7.05 | 2.0 | | 6 | 0 | 0 | 0 | 0 | 0 | 0 | 0 | 0 | 0 | 0 | 14 | 16 | 0.00 | 0.000 | | |

| Batter | 1 | 2 | 3 | 4 | 5 | 6 | 7 | 8 | 9 | AB R H RBI BB SO LOB | TOP | | | | | | | | | | | |
|--|---|----------------------------------|--|----------------------------------|-------------------------------|----------------------------------|-------------------------------|----------------------------------|------------------------------|----------------------------------|---|-------------------------------|---|------------------------------|----------------------------------|------------------------------|---------------------------------|------------------------------|---------------------------------|----------------------------------|------------------------------------|----------------------------------|
| Roberto Alomar, S (1,4) OBP: 0.433, SLG: 0.554 Billy Ripken, R (6,4) OBP: 0.305, SLG: 0.416 | 3-2 G3-6-3 1B | | 3-2 HR | 0-3 K | | 4-1 HR BB | | 1-1 L3 | | 3 2 2 1 1 1 0 1 0 0 0 0 0 1 | Baltimore Orioles @ New York Yankees Yankee Stadium, Bronx, NY Sun Jun 30 1996, 3:33 AM EDT Att: 40,200 - Overcast - 64 F | | | | | | | | | | | |
| Brady Anderson, L (1,8) OBP: 0.401, SLG: 0.659 | 1-2 G3-6-3 1-2f | | 1-1 P4 | 1-3 K | | 0-2 HR | | 2-0 F9 | | 5 1 1 3 0 1 1 | | | | | | | | | | | | |
| Cal Ripken Jr., R (1,6) OBP: 0.365, SLG: 0.500 | 2-2 2B 1B | | 2-3 K | 0-0 1B | | 2-1 G5-3 | | 0-0 G6-3 | | 5 1 2 0 0 1 0 | | | | | | | | | | | | |
| Rafael Palmeiro, L (1,3) OBP: 0.403, SLG: 0.570 | 1-2 1-H 2B | | 4-2 1B BB | 1-2 L8 | | 1-1 HBP | | 0-0 G4-3 | | 3 1 1 1 1 0 1 | | | | | | | | | | | | |
| Bobby Bonilla, S (1,10) OBP: 0.353, SLG: 0.420 | 0-0 G1-3 | | 2-2 1B 1B | | 0-1 P5 | 3-0 G1-3 | | 2-2 G3 | | 5 1 1 0 0 0 2 | | | | | | | | | | | | |
| B.J. Surhoff, L (1,5) OBP: 0.341, SLG: 0.496 | | 2-2 FC4-6 1B | 0-0 1B BB | | 3-3 K | | 1-2 G4-3 | | | 4 1 2 1 0 1 0 | | | | | | | | | | | | |
| Mike Devereaux, R (1,9) OBP: 0.316, SLG: 0.326 | | 1-1 P4 1B | 4-0 1B S BB | | 3-2 G6-3 | | 2-1 G6-3 | | | 3 1 0 0 1 0 1 | | | | | | | | | | | | |
| Luis Polonia, L (1,7) OBP: 0.276, SLG: 0.296 | | 0-0 FC4-6 1-2f FC6-4 | 0-2 1-3 2-H 3-H 3-3 S 1B | | 4-1 HR BB | | 1-1 G6-3 | | | 3 1 1 2 1 0 1 | | | | | | | | | | | | |
| Chris Hoiles, R (1,2) OBP: 0.330, SLG: 0.418 | | 0-2 FC6-4 1-2f | 1-2 K | | 0-0 F8 | | 1-0 L3 1B | | | 4 0 1 0 0 1 3 | | | | | | | | | | | | |
| Inning Stats | R: 1 E: 0 K: 0 S: 18 | H: 3 LOB: 1 BB: 0 P: 25 | R: 0 E: 0 K: 0 S: 9 | H: 1 LOB: 1 BB: 0 P: 12 | R: 5 E: 0 K: 2 S: 22 | H: 4 LOB: 1 BB: 2 P: 41 | R: 0 E: 0 K: 1 S: 12 | H: 1 LOB: 1 BB: 0 P: 14 | R: 0 E: 0 K: 1 S: 9 | H: 0 LOB: 0 BB: 0 P: 15 | | R: 3 E: 0 K: 0 S: 10 | H: 1 LOB: 1 BB: 2 P: 24 | R: 0 E: 0 K: 0 S: 7 | H: 0 LOB: 0 BB: 0 P: 11 | R: 0 E: 0 K: 0 S: 4 | H: 1 LOB: 0 BB: 0 P: 8 | R: 0 E: 0 K: 0 S: 6 | H: 0 LOB: 0 BB: 0 P: 8 | 1B: 8 2B: 2 3B: 0 HR: 2 | SF: 0 SAC: 0 DP: 2 HBP: 1 | WP: 0 PB: 0 SB: 2 CS: 0 |
| PITCHER | IP WLS BF H R ER SO BB IBB HBP BLK WP HR S P ERA WHIP | | | | | | | | | | | PITCHER | IP WLS BF H R ER SO BB IBB HBP BLK WP HR S P ERA WHIP | | | | | | | | | |
| Ramiro Mendoza, R (1,1) ERA: 7.25 | 2.2 L 17 8 6 6 1 2 0 0 0 0 0 1 44 70 20.25 3.750 | | | | | | | | | | | | | | | | | | | | | |
| Mark Hutton, R (3,1) ERA: 5.74 | 2.2 12 2 3 3 4 2 0 0 0 0 0 1 32 51 10.12 1.500 | | | | | | | | | | | | | | | | | | | | | |
| Bob Wickman, R (6,1) ERA: 3.81 | 2.2 9 1 0 0 0 0 0 0 1 0 0 0 15 29 0.00 0.375 | | | | | | | | | | | | | | | | | | | | | |
| Jeff Nelson, R (9,1) ERA: 4.82 | 1.0 3 0 0 0 0 0 0 0 0 0 0 0 6 8 0.00 0.000 | | | | | | | | | | | | | | | | | | | | | |

| | |
|-----|----|
| AB | 36 |
| R | 9 |
| H | 11 |
| RBI | 8 |
| BB | 4 |
| SO | 5 |
| LOB | 10 |



| Batter | 1 | 2 | 3 | 4 | 5 | 6 | 7 | 8 | 9 | AB R H RBI BB SO LOB | BOTTOM | | | | | | | | | |
|---|---|----------------------------------|------------------------------|----------------------------------|-------------------------------|----------------------------------|------------------------------|----------------------------------|------------------------------|---------------------------------|---|------------------------------|---|-------------------------------|----------------------------------|------------------------------|---------------------------------|----------------------------------|------------------------------------|----------------------------------|
| Derek Jeter, R (1,6) OBP: 0.352, SLG: 0.365 | 2-2 G6-3 | | 2-2 F8 | | | 0-2 G5-3 | | 0-2 FC5-4 20 1B | | 4 0 1 0 0 0 0 | Baltimore Orioles @ New York Yankees Yankee Stadium, Bronx, NY Sun Jun 30 1996, 3:33 AM EDT Att: 40,200 - Overcast - 64 F | | | | | | | | | |
| Joe Girardi, R (1,2) OBP: 0.352, SLG: 0.353 20 Jorge Posada, S (7,2) | 3-2 G5-3 | | 1-2 F8 | | | 3-2 G5-3 | | 2-2 FC5-4 1-2f | | 3 0 0 0 0 0 0 1 0 0 0 0 0 1 | | | | | | | | | | |
| Paul O'Neill, L (1,9) OBP: 0.437, SLG: 0.469 | 1-1 L8 | | | 1-2 L7 | | 1-0 G4-3 | | 0-0 F7 | | 4 0 0 0 0 0 0 | | | | | | | | | | |
| Bernie Williams, S (1,8) OBP: 0.406, SLG: 0.579 | | 0-1 G4-3 | | 1-0 1B | | 1-2 HR | | 4-0 G4-3 BB | | 3 1 2 1 1 0 0 | | | | | | | | | | |
| Tino Martinez, L (1,3) OBP: 0.340, SLG: 0.460 Mike Aldrete, L (8,3) OBP: 0.265, SLG: 0.373 | | 3-1 F7 | | 2-0 F8 | | 1-1 G6-3 | | 1-1 G4-3 1-2f | | 3 0 0 0 0 0 1 1 0 0 0 0 0 1 | | | | | | | | | | |
| Ruben Sierra, S (1,10) OBP: 0.334, SLG: 0.410 | | 0-0 FC5 HBP 1B | | 3-2 P6 | | 1-0 F8 | | | | 3 0 1 0 0 0 1 | | | | | | | | | | |
| Mariano Duncan, R (1,4) OBP: 0.316, SLG: 0.419 | | 1-2 HBP | | | 1-2 G4-3 | | 0-2 K | | | 2 0 0 0 0 1 0 | | | | | | | | | | |
| Gerald Williams, R (1,7) OBP: 0.374, SLG: 0.506 | | 2-0 FC5 2-3f | | | 0-0 G6-3 | | | 0-2 G6-3 | | 3 0 0 0 0 0 2 | | | | | | | | | | |
| Matt Howard, R (1,5) OBP: 0.200, SLG: 0.270 | | | 1-3 K | | 0-0 F7 | | | 0-2 F7 | | 3 0 0 0 0 1 0 | | | | | | | | | | |
| Inning Stats | R: 0 E: 0 K: 0 S: 12 | H: 0 LOB: 0 BB: 0 P: 18 | R: 0 E: 0 K: 0 S: 9 | H: 1 LOB: 2 BB: 0 P: 15 | R: 0 E: 0 K: 1 S: 14 | H: 0 LOB: 0 BB: 0 P: 18 | R: 0 E: 0 K: 0 S: 9 | H: 1 LOB: 1 BB: 0 P: 16 | R: 0 E: 0 K: 0 S: 5 | H: 0 LOB: 0 BB: 0 P: 6 | | R: 1 E: 0 K: 1 S: 9 | H: 1 LOB: 0 BB: 0 P: 12 | R: 0 E: 0 K: 0 S: 16 | H: 1 LOB: 1 BB: 0 P: 18 | R: 0 E: 0 K: 0 S: 3 | H: 0 LOB: 0 BB: 1 P: 8 | 1B: 3 2B: 0 3B: 0 HR: 1 | SF: 0 SAC: 0 DP: 1 HBP: 1 | WP: 0 PB: 0 SB: 0 CS: 0 |
| PITCHER | IP WLS BF H R ER SO BB IBB HBP BLK WP HR S P ERA WHIP | | | | | | | | | | | PITCHER | IP WLS BF H R ER SO BB IBB HBP BLK WP HR S P ERA WHIP | | | | | | | |
| David Wells, L (1,1) ERA: 5.17 | 9.0 W 32 4 1 1 2 1 0 1 0 0 1 85 123 1.00 0.556 | | | | | | | | | | | | | | | | | | | |

| | |
|-----|----|
| AB | 30 |
| R | 1 |
| H | 4 |
| RBI | 1 |
| BB | 1 |
| SO | 2 |
| LOB | 6 |



| Batter | 1 | 2 | 3 | 4 | 5 | 6 | 7 | 8 | 9 | AB | R | H | RBI | BB | SO | LOB | TOP | | | | |
|--|------------------------------|---------------------------------|------------------------------|----------------------------------|-------------------------------|----------------------------------|------------------------------|----------------------------------|-------------------------------|----------------------------------|------------------------------|----------------------------------|-------------------------------|----------------------------------|------------------------------|----------------------------------|----------------------------------|------------------------------------|----------------------------------|--------|--|
| Roberto Alomar, S (1, 4) OBP: 0.433, SLG: 0.555 | G4-3 | | SH 1B 2B | BB 1B 1B | | F7 | | F9 | | 5 | 2 | 2 | 0 | 0 | 0 | 1 | | | | | |
| Brady Anderson, L (1, 8) OBP: 0.405, SLG: 0.674 | F9 2B | | SH 1B | PO 1B BB | | 1-H HR | | | K | 3 | 1 | 2 | 2 | 1 | 1 | 0 | | | | | |
| Cal Ripken Jr., R (1, 6) OBP: 0.363, SLG: 0.495 | F9 | | P4 | | | K | | | P3 | 5 | 0 | 1 | 2 | 0 | 1 | 3 | | | | | |
| Rafael Palmeiro, L (1, 3) OBP: 0.400, SLG: 0.565 | P6 | | 1-2 2-H 3-H | 1B | | PO | | | K | 5 | 0 | 1 | 1 | 0 | 2 | 1 | | | | | |
| Bobby Bonilla, S (1, 9) OBP: 0.352, SLG: 0.429 | | HR | P6 | | | P6 | | | F9 | 4 | 1 | 1 | 1 | 0 | 0 | 2 | | | | | |
| B.J. Surhoff, L (1, 5) OBP: 0.336, SLG: 0.490 | F6 | | G4-3 | | | 2B BB | | | K | 3 | 0 | 0 | 0 | 1 | 1 | 2 | | | | | |
| Mike Devereaux, R (1, 7) OBP: 0.324, SLG: 0.337 | | 1B | | BB 1B BB | | 1-H 2B | | | K | 3 | 1 | 2 | 0 | 1 | 1 | 0 | | | | | |
| Luis Polonia, L (1, 10) OBP: 0.269, SLG: 0.288 | | P4 | | P6 | | | | | 1-0 HR | 3 | 0 | 0 | 0 | 0 | 1 | 2 | | | | | |
| Mark Smith, R (8, PH) OBP: 0.232, SLG: 0.418 | | | | | | K | | | | 1 | 1 | 1 | 1 | 0 | 0 | 0 | | | | | |
| Chris Hoiles, R (1, 2) OBP: 0.329, SLG: 0.411 | | P6 | | P4 | | HR BB | | | F7 | 3 | 1 | 0 | 0 | 1 | 0 | 2 | | | | | |
| Inning Stats | R: 0 E: 0 K: 0 S: 7 | H: 1 LOB: 1 BB: 0 P: 8 | R: 1 E: 0 K: 0 S: 9 | H: 2 LOB: 1 BB: 0 P: 15 | R: 1 E: 1 K: 0 S: 12 | H: 2 LOB: 2 BB: 0 P: 18 | R: 2 E: 0 K: 0 S: 8 | H: 2 LOB: 1 BB: 2 P: 19 | R: 0 E: 0 K: 2 S: 11 | H: 1 LOB: 0 BB: 1 P: 19 | R: 0 E: 0 K: 2 S: 9 | H: 0 LOB: 0 BB: 0 P: 12 | R: 1 E: 0 K: 1 S: 10 | H: 1 LOB: 0 BB: 0 P: 16 | R: 0 E: 0 K: 2 S: 7 | H: 0 LOB: 0 BB: 0 P: 10 | 1B: 4 2B: 3 3B: 0 HR: 3 | SF: 0 SAC: 1 DP: 0 HBP: 0 | WP: 0 PB: 0 SB: 0 CS: 0 | PA: 41 | |
| PITCHER | IP | WLS | BF | H | R | ER | SO | BB | IBB | HBP | BLK | WP | HR | S | P | ERA | WHIP | | | | |
| Pat Hentgen, R (1, 1) ERA: 4.14 | 6.0 | L | 30 | 9 | 6 | 6 | 2 | 4 | 0 | 0 | 0 | 0 | 2 | 54 | 93 | 9.00 | 2.167 | | | | |
| Paul Spoljaric, L (7, 1) ERA: 3.38 | 3.0 | | 10 | 1 | 1 | 1 | 5 | 0 | 0 | 0 | 0 | 0 | 1 | 26 | 38 | 3.00 | 0.333 | | | | |

Baltimore Orioles @ Toronto Blue Jays
SkyDome, Toronto, ON
Mon Jul 01 1996, 3:33 AM EDT
Att: 43,377 - Sunny - 80 F

AB 35
R 7
H 10
RBI 7
BB 4
SO 7
LOB 13



| Batter | 1 | 2 | 3 | 4 | 5 | 6 | 7 | 8 | 9 | AB | R | H | RBI | BB | SO | LOB | BOTTOM | | | | |
|---|------------------------------|----------------------------------|------------------------------|----------------------------------|-------------------------------|----------------------------------|-------------------------------|----------------------------------|-------------------------------|----------------------------------|-------------------------------|----------------------------------|-------------------------------|----------------------------------|------------------------------|---------------------------------|-------------------------------|---|------------------------------------|----------------------------------|--------|
| Otis Nixon, S (1, 8) OBP: 0.389, SLG: 0.338 | G4-3 S BB | | F8 | | | F7 | | | 4-2 BB | 3 | 0 | 1 | 1 | 2 | 0 | 0 | | | | | |
| Alex Gonzalez, R (1, 6) OBP: 0.292, SLG: 0.401 | G6-3 | | F8 | | | K | | 2-H 1B | 3-1 FC5 | 5 | 0 | 0 | 0 | 0 | 2 | 4 | | | | | |
| Carlos Delgado, L (1, 10) OBP: 0.374, SLG: 0.494 | G4-3 | | | | | F9 | | | 1-3 K | 4 | 0 | 1 | 0 | 0 | 1 | 1 | | | | | |
| Joe Carter, R (1, 7) OBP: 0.342, SLG: 0.548 | P6 | | K | | | K | | | 0-1 G6-3 | 4 | 0 | 0 | 0 | 0 | 2 | 2 | | | | | |
| Ed Sprague, R (1, 5) OBP: 0.363, SLG: 0.565 | | BB 1B HBP | | | | L5 | | | 0-1 G6-3 | 3 | 0 | 0 | 0 | 0 | 1 | 0 | | | | | |
| John Olerud, L (1, 3) OBP: 0.383, SLG: 0.484 | | BB 1B | | | | P5 | | | 2-2 HR | 4 | 2 | 3 | 2 | 0 | 0 | 0 | | | | | |
| Shawn Green, L (1, 9) OBP: 0.294, SLG: 0.387 | | | | | | | | | 3-1 HR | 2 | 0 | 0 | 0 | 0 | 0 | 2 | | | | | |
| Robert Perez, R (7, PH) OBP: 0.340, SLG: 0.385 | | P6 | | | | G3 | | | 1-0 1B 2B | 2 | 1 | 2 | 0 | 0 | 0 | 0 | | | | | |
| Sandy Martinez, L (1, 2) OBP: 0.306, SLG: 0.364 | | | | | | | | | 0-0 P2 | 1 | 1 | 1 | 1 | 1 | 0 | 0 | | | | | |
| Charlie O'Brien, R (7, PH) OBP: 0.376, SLG: 0.461 | | G4-6-3 BB | | | | | | | 2-2 HR | 2 | 0 | 0 | 0 | 0 | 0 | 2 | | | | | |
| Tomas Perez, S (1, 4) OBP: 0.307, SLG: 0.361 | | G4-6-3 | | | | G3 | | | 3-3 K | 3 | 0 | 0 | 0 | 0 | 0 | 4 | | | | | |
| Jacob Brumfield, R (8, PH) OBP: 0.300, SLG: 0.470 | | | | | | | | | | 1 | 0 | 0 | 0 | 0 | 1 | 1 | | | | | |
| Inning Stats | R: 0 E: 0 K: 0 S: 9 | H: 0 LOB: 1 BB: 1 P: 18 | R: 0 E: 0 K: 0 S: 7 | H: 1 LOB: 2 BB: 1 P: 17 | R: 0 E: 0 K: 1 S: 12 | H: 1 LOB: 1 BB: 0 P: 18 | R: 0 E: 0 K: 0 S: 10 | H: 0 LOB: 0 BB: 0 P: 16 | R: 1 E: 0 K: 1 S: 14 | H: 1 LOB: 0 BB: 0 P: 19 | R: 0 E: 0 K: 2 S: 10 | H: 0 LOB: 0 BB: 0 P: 17 | R: 2 E: 0 K: 1 S: 12 | H: 3 LOB: 1 BB: 0 P: 21 | R: 0 E: 0 K: 1 S: 8 | H: 0 LOB: 0 BB: 0 P: 9 | R: 1 E: 0 K: 0 S: 13 | H: 2 LOB: 2 2B: 1 3B: 0 HR: 3 | SF: 0 SAC: 0 DP: 1 HBP: 1 | WP: 0 PB: 0 SB: 2 CS: 0 | PA: 38 |
| PITCHER | IP | WLS | BF | H | R | ER | SO | BB | IBB | HBP | BLK | WP | HR | S | P | ERA | WHIP | | | | |
| Rocky Copinger, R (1, 1) ERA: 4.62 | 6.0 | W | 24 | 4 | 2 | 2 | 4 | 2 | 0 | 1 | 0 | 0 | 0 | 14 | 21 | 6.75 | 1.500 | | | | |
| Jesse Orosco, L (7, 1) ERA: 6.12 | 1.1 | | 6 | 2 | 1 | 1 | 2 | 0 | 0 | 0 | 0 | 0 | 0 | 1 | 9 | 13.50 | 3.000 | | | | |
| Roger McDowell, R (8, 1) ERA: 2.98 | 0.2 | S | 4 | 2 | 1 | 1 | 0 | 0 | 0 | 0 | 0 | 0 | 1 | 9 | 11 | 13.50 | 3.000 | | | | |
| Randy Myers, L (9, 1) ERA: 2.6 | 1.0 | S | 4 | 0 | 0 | 0 | 1 | 1 | 0 | 0 | 0 | 0 | 0 | 8 | 18 | 0.00 | 1.000 | | | | |

Baltimore Orioles @ Toronto Blue Jays
SkyDome, Toronto, ON
Mon Jul 01 1996, 3:33 AM EDT
Att: 43,377 - Sunny - 80 F

AB 34
R 4
H 8
RBI 4
BB 3
SO 7
LOB 16



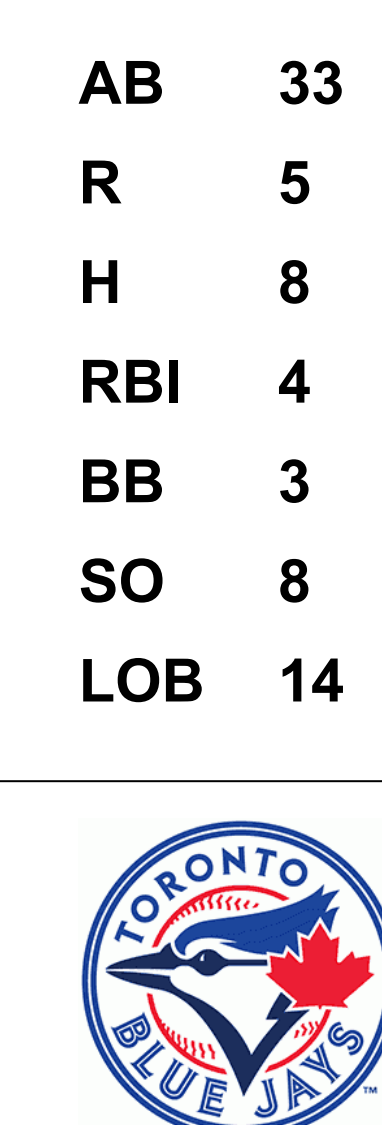
| Batter | 1 | 2 | 3 | 4 | 5 | 6 | 7 | 8 | 9 | AB | R | H | RBI | BB | SO | LOB | TOP | | | | | | | | |
|--|-------------------------------|----------------------------------|-------------------------------|----------------------------------|-------------------------------|----------------------------------|------------------------------|---------------------------------|------------------------------|----------------------------------|-------------------------------|----------------------------------|------------------------------|---------------------------------|-------------------------------|----------------------------------|--|----------------------------------|----------------------------------|------------------------------------|----------------------------------|--------|--|--|--|
| Roberto Alomar, S (1, 4) OBP: 0.432, SLG: 0.554 | 0-1 FC6-5 2B | | 2-1 G1-3 | | 0-1 G5-3 | 4-0 IBB | | 0-3 K | | 4 | 0 | 1 | 0 | 1 | 1 | 3 | Baltimore Orioles @ Toronto Blue Jays SkyDome, Toronto, ON Tue Jul 02 1996, 7:05 PM EDT Att: 32,150 - Unknown - 64 F | | | | | | | | |
| Brady Anderson, L (1, 8) OBP: 0.405, SLG: 0.686 | 3-2 K | | 2-2 P4 | | 0-1 3B | 0-3 K | | 3-0 HR | 5 | 1 | 2 | 1 | 0 | 2 | 4 | | | | | | | | | | |
| Cal Ripken Jr., R (1, 6) OBP: 0.364, SLG: 0.492 | 2-2 FC6-5 2B | | 4-1 HR | | 2-3 K | | 1-2 G6-3 | 2-0 G6-4-3 1B | 4 | 2 | 1 | 0 | 1 | 1 | 2 | | | | | | | | | | |
| Rafael Palmeiro, L (1, 3) OBP: 0.400, SLG: 0.575 | 3-2 1-H 2B | | 0-0 HR | | 1-1 F7 | | 0-2 K | 0-0 G6-4-3 1B | 5 | 1 | 2 | 4 | 0 | 1 | 2 | | | | | | | | | | |
| Bobby Bonilla, S (1, 9) OBP: 0.355, SLG: 0.445 | 1-3 K | | 2-0 HR | | 1-0 1B | | 0-0 G3-1 | 2-2 1B | 5 | 2 | 3 | 1 | 0 | 1 | 1 | | | | | | | | | | |
| B.J. Surhoff, L (1, 5) OBP: 0.345, SLG: 0.494 | | 3-2 G4-3 1B | 2-2 G3-1 | | 1-1 2B | 2-2 G5-3 G3 1B | | 2-2 G5-3 G3 1B | 4 | 1 | 3 | 1 | 0 | 0 | 0 | | | | | | | | | | |
| Mike Devereaux, R (1, 7) OBP: 0.323, SLG: 0.340 | 2-2 F9 | | 1-0 G6-3 | | 2-1 F9 | 0-1 G3 | | 0-1 G3 | 4 | 0 | 1 | 1 | 0 | 0 | 2 | | | | | | | | | | |
| Luis Polonia, L (1, 10) OBP: 0.264, SLG: 0.283 | 2-2 G4-3 | | 1-0 G4-3 | | 1-1 P3 | 4-0 G5-3 BB | | 4-0 G5-3 BB | 2 | 0 | 0 | 0 | 0 | 0 | 1 | | | | | | | | | | |
| Mark Smith, R (6, PH) OBP: 0.241, SLG: 0.411 | 1-2 G4-3 | | 1-0 G4-3 | | 1-1 P3 | 4-0 G5-3 BB | | 4-0 G5-3 BB | 1 | 0 | 0 | 0 | 1 | 0 | 1 | | | | | | | | | | |
| Chris Hoiles, R (1, 2) OBP: 0.328, SLG: 0.413 | | | 3-1 HR | | 0-0 F9 | 3-2 F9 | | 0-1 G5-3 | 4 | 1 | 1 | 0 | 0 | 0 | 3 | | | | | | | | | | |
| Inning Stats | R: 1 E: 0 K: 2 S: 16 | H: 2 LOB: 1 BB: 0 P: 25 | R: 0 E: 0 K: 0 S: 10 | H: 1 LOB: 0 BB: 0 P: 17 | R: 4 E: 0 K: 0 S: 14 | H: 3 LOB: 0 BB: 1 P: 29 | R: 0 E: 0 K: 0 S: 3 | H: 0 LOB: 0 BB: 0 P: 5 | R: 0 E: 0 K: 1 S: 9 | H: 1 LOB: 1 BB: 0 P: 12 | R: 2 E: 0 K: 1 S: 14 | H: 3 LOB: 2 BB: 1 P: 26 | R: 0 E: 0 K: 1 S: 7 | H: 0 LOB: 0 BB: 0 P: 8 | R: 0 E: 0 K: 1 S: 10 | H: 1 LOB: 2 BB: 1 P: 16 | R: 1 E: 0 K: 0 S: 6 | H: 3 LOB: 1 BB: 0 P: 13 | 1B: 5 2B: 5 3B: 1 HR: 3 | SF: 0 SAC: 0 DP: 2 HBP: 0 | WP: 0 PB: 0 SB: 0 CS: 0 | PA: 41 | | | |
| PITCHER | IP | WLS | BF | H | R | ER | SO | BB | IBB | HBP | BLK | WP | HR | S | P | ERA | WHIP | | | | | | | | |
| Paul Quantrill, R (1, 1) ERA: 6.2 | 3.0 | L | 15 | 6 | 5 | 5 | 2 | 1 | 0 | 0 | 0 | 0 | 2 | 40 | 71 | 15.00 | 2.333 | | | | | | | | |
| Tony Castillo, L (4, 1) ERA: 3.89 | 3.0 | | 14 | 4 | 2 | 2 | 2 | 0 | 1 | 0 | 0 | 0 | 0 | 26 | 43 | 6.00 | 1.333 | | | | | | | | |
| Scott Brow, R (7, 1) ERA: 2.25 | 3.0 | | 12 | 4 | 1 | 1 | 2 | 1 | 0 | 0 | 0 | 0 | 1 | 23 | 37 | 3.00 | 1.667 | | | | | | | | |

| Batter | 1 | 2 | 3 | 4 | 5 | 6 | 7 | 8 | 9 | AB | R | H | RBI | BB | SO | LOB | BOTTOM | | | | | | | | |
|---|-------------------------------|----------------------------------|-------------------------------|----------------------------------|------------------------------|---------------------------------|-------------------------------|----------------------------------|------------------------------|----------------------------------|------------------------------|----------------------------------|-------------------------------|----------------------------------|-------------------------------|----------------------------------|--|----------------------------------|----------------------------------|------------------------------------|----------------------------------|--------|--|--|--|
| Otis Nixon, S (1, 8) OBP: 0.393, SLG: 0.341 | 3-1 2B | | 2-3 K | | 4-2 S | | 1-2 G5-3 | | 0-1 1B | 4 | 1 | 2 | 0 | 1 | 1 | 2 | Baltimore Orioles @ Toronto Blue Jays SkyDome, Toronto, ON Tue Jul 02 1996, 7:05 PM EDT Att: 32,150 - Unknown - 64 F | | | | | | | | |
| Alex Gonzalez, R (1, 6) OBP: 0.294, SLG: 0.404 | 0-0 S | | 0-0 G4-6-3 | | 1-3 K | | 1-1 G1-4-3 | 0-0 F9 | 5 | 0 | 2 | 1 | 0 | 1 | 4 | | | | | | | | | | |
| Carlos Delgado, L (1, 10) OBP: 0.369, SLG: 0.487 | 2-2 F8 | | 2-3 K | | 2-3 K | | 3-3 K | 1-2 K | 4 | 0 | 0 | 0 | 0 | 3 | 2 | | | | | | | | | | |
| Joe Carter, R (1, 7) OBP: 0.343, SLG: 0.546 | 4-2 G5-4-3 | | 0-0 1B | | 3-2 P4 | | 2-2 G1-4-3 | 2-2 G1-4-3 | 3 | 0 | 1 | 0 | 1 | 0 | 1 | | | | | | | | | | |
| Ed Sprague, R (1, 5) OBP: 0.365, SLG: 0.563 | 0-2 G5-4-3 | | 0-1 1B | | 0-1 P1 | | 4-2 BB | 4-2 BB | 3 | 0 | 1 | 0 | 1 | 0 | 2 | | | | | | | | | | |
| John Olerud, L (1, 3) OBP: 0.383, SLG: 0.487 | | 2-2 G4-3 | 1-2 F7 | | 0-0 HBP | | 3-3 K | 3-3 K | 3 | 1 | 1 | 0 | 0 | 0 | 2 | | | | | | | | | | |
| Mike Huff, R (8, PH) OBP: 0.217, SLG: 0.273 | | | 0-3 K | | 1-3 K | | 3-2 G3-6-1 | 4-1 FC6-4 | 1 | 0 | 0 | 0 | 0 | 1 | 2 | | | | | | | | | | |
| Jacob Brunfield, R (1, 9) OBP: 0.303, SLG: 0.468 | | | 0-3 K | | 1-0 G4-3 | | 2-1 G3-6-1 | 0-3 K | 2 | 0 | 0 | 0 | 0 | 1 | 0 | | | | | | | | | | |
| Sandy Martinez, L (1, 2) OBP: 0.306, SLG: 0.359 | | | 2-3 K | | 1-0 G4-3 | | 1-2 G3-6-1 | 0-3 K | 2 | 0 | 0 | 0 | 0 | 1 | 0 | | | | | | | | | | |
| Charlie O'Brien, R (9, PH) OBP: 0.374, SLG: 0.458 | | | 0-1 G4-6-3 | | 1-0 G4-3 | | 0-0 G3-6-1 | 1-2 FC6-4 | 4 | 0 | 1 | 0 | 0 | 0 | 3 | | | | | | | | | | |
| Tomas Perez, S (1, 4) OBP: 0.304, SLG: 0.356 | | | | | | | | | | | | | | | | | | | | | | | | | |
| Inning Stats | R: 1 E: 0 K: 0 S: 13 | H: 2 LOB: 1 BB: 1 P: 22 | R: 0 E: 0 K: 2 S: 11 | H: 0 LOB: 0 BB: 0 P: 15 | R: 0 E: 0 K: 1 S: 6 | H: 1 LOB: 0 BB: 0 P: 8 | R: 0 E: 0 K: 2 S: 13 | H: 2 LOB: 2 BB: 0 P: 17 | R: 0 E: 0 K: 1 S: 9 | H: 0 LOB: 1 BB: 1 P: 16 | R: 0 E: 0 K: 1 S: 8 | H: 0 LOB: 0 BB: 0 P: 13 | R: 1 E: 0 K: 0 S: 10 | H: 2 LOB: 1 BB: 0 P: 16 | R: 0 E: 0 K: 2 S: 15 | H: 1 LOB: 2 BB: 1 P: 28 | R: 0 E: 0 K: 1 S: 10 | H: 1 LOB: 2 BB: 1 P: 15 | 1B: 7 2B: 2 3B: 0 HR: 0 | SF: 0 SAC: 0 DP: 3 HBP: 1 | WP: 0 PB: 0 SB: 3 CS: 0 | PA: 38 | | | |
| PITCHER | IP | WLS | BF | H | R | ER | SO | BB | IBB | HBP | BLK | WP | HR | S | P | ERA | WHIP | | | | | | | | |
| Scott Erickson, R (1, 1) ERA: 4.73 | 7.0 | W | 28 | 7 | 2 | 2 | 7 | 2 | 0 | 1 | 0 | 0 | 0 | 70 | 107 | 2.57 | 1.286 | | | | | | | | |
| Alan Mills, R (8, 1) ERA: 4.42 | 0.2 | | 4 | 1 | 0 | 0 | 1 | 1 | 0 | 0 | 0 | 0 | 0 | 12 | 22 | 0.00 | 3.000 | | | | | | | | |
| Jesse Orosco, L (8, 1) ERA: 5.81 | 1.1 | | 6 | 1 | 0 | 0 | 2 | 1 | 0 | 0 | 0 | 0 | 0 | 13 | 21 | 0.00 | 1.500 | | | | | | | | |

| Batter | 1 | 2 | 3 | 4 | 5 | 6 | 7 | 8 | 9 | AB | R | H | RBI | BB | SO | LOB | TOP | | |
|--|------------------------------|----------------------------------|-------------------------------|----------------------------------|------------------------------|----------------------------------|-------------------------------|----------------------------------|-------------------------------|----------------------------------|------------------------------|---------------------------------|-------------------------------|----------------------------------|-------------------------------|----------------------------------|--|------------------------------------|--|
| Roberto Alomar, S (1, 4) OBP: 0.429, SLG: 0.549 | F8 | F8 | | P6 | | | L5 | | | 5 | 0 | 1 | 0 | 0 | 0 | 5 | Baltimore Orioles @ Toronto Blue Jays SkyDome, Toronto, ON Wed Jul 03 1996, 7:05 PM EDT Att: 32,365 - Unknown - 62 F | | |
| Brady Anderson, L (1, 8) OBP: 0.402, SLG: 0.677 | G5-4-3 BB | | K | | P5 | | F8 | | P6 | 4 | 0 | 0 | 0 | 1 | 1 | 2 | | | |
| Cal Ripken Jr., R (1, 6) OBP: 0.364, SLG: 0.500 | G5-4-3 | | | | G5-3 | | | | F8 | 5 | 1 | 2 | 1 | 0 | 0 | 3 | | | |
| Rafael Palmeiro, L (1, 3) OBP: 0.398, SLG: 0.569 | | BB 1B BB | | P6 | | G1-3 | | | P5 | 3 | 1 | 0 | 0 | 1 | 0 | 1 | | | |
| Bobby Bonilla, S (1, 10) OBP: 0.354, SLG: 0.443 | | BB 1B BB | | P6 | | | K | | K | 4 | 0 | 1 | 0 | 0 | 2 | 1 | | | |
| B.J. Surhoff, L (1, 5) OBP: 0.347, SLG: 0.494 | | | | | 1B | | F7 | | | 4 | 0 | 2 | 0 | 0 | 1 | 2 | | | |
| Mike Devereaux, R (1, 9) OBP: 0.326, SLG: 0.345 | | FC5-2 1B BB | | K | | | | | G4-3 | 3 | 0 | 1 | 0 | 1 | 1 | 2 | | | |
| Luis Polonia, L (1, 7) OBP: 0.272, SLG: 0.291 | | | | | | | | | G3-4-1 | 4 | 0 | 2 | 1 | 0 | 1 | 1 | | | |
| Gregg Zaun, S (1, 2) OBP: 0.303, SLG: 0.322 | FC5-2 | | | K | | | F7 | | 1B BB | 3 | 0 | 0 | 0 | 1 | 1 | 5 | | | |
| Inning Stats | R: 0 E: 0 K: 0 S: 7 | H: 0 LOB: 0 BB: 1 P: 14 | R: 1 E: 0 K: 1 S: 18 | H: 2 LOB: 3 BB: 2 P: 32 | R: 0 E: 0 K: 1 S: 8 | H: 1 LOB: 1 BB: 0 P: 14 | R: 0 E: 0 K: 2 S: 10 | H: 2 LOB: 2 BB: 0 P: 14 | R: 0 E: 0 K: 2 S: 13 | H: 1 LOB: 1 BB: 0 P: 21 | R: 0 E: 0 K: 0 S: 6 | H: 0 LOB: 0 BB: 0 P: 9 | R: 1 E: 0 K: 1 S: 14 | H: 2 LOB: 1 BB: 1 P: 18 | R: 0 E: 0 K: 0 S: 12 | H: 1 LOB: 2 BB: 1 P: 20 | 1B: 7 2B: 1 3B: 0 HR: 1 | SF: 0 SAC: 0 DP: 1 HBP: 0 | WP: 0 PA: 39 PB: 0 SB: 0 CS: 0 |
| PITCHER | IP | WLS | BF | H | R | ER | SO | BB | IBB | HBP | BLK | WP | HR | S | P | ERA | WHIP | | |
| Juan Guzman, R (1, 1) ERA: 3.25 | 7.0 | W | 29 | 6 | 1 | 1 | 6 | 3 | 0 | 0 | 0 | 0 | 0 | 65 | 108 | 1.29 | 1.286 | | |
| Tim Crabtree, R (8, 1) ERA: 2.32 | 1.0 | | 5 | 2 | 1 | 1 | 1 | 0 | 0 | 0 | 0 | 0 | 1 | 14 | 18 | 9.00 | 2.000 | | |
| Mike Timlin, R (9, 1) ERA: 2.67 | 1.0 | S | 5 | 1 | 0 | 0 | 0 | 1 | 0 | 0 | 0 | 0 | 0 | 12 | 20 | 0.00 | 2.000 | | |

| Batter | 1 | 2 | 3 | 4 | 5 | 6 | 7 | 8 | 9 | AB | R | H | RBI | BB | SO | LOB | BOTTOM | | |
|--|-------------------------------|----------------------------------|-------------------------------|----------------------------------|------------------------------|----------------------------------|-------------------------------|----------------------------------|-------------------------------|----------------------------------|------------------------------|---------------------------------|------------------------------|----------------------------------|------------------------------|----------------------------------|--|------------------------------------|--|
| Alex Gonzalez, R (1, 6) OBP: 0.290, SLG: 0.399 | K | | G6-3 | | K | F9 | | | | 4 | 0 | 0 | 0 | 0 | 2 | 1 | Baltimore Orioles @ Toronto Blue Jays SkyDome, Toronto, ON Wed Jul 03 1996, 7:05 PM EDT Att: 32,365 - Unknown - 62 F | | |
| Domingo Cadenas, S (1, 5) OBP: 0.328, SLG: 0.356 | | | K | | BB HR 1B | | FC6-4 BB | | | 3 | 1 | 2 | 0 | 1 | 1 | 0 | | | |
| Jacob Brunfield, R (1, 9) OBP: 0.302, SLG: 0.464 | | | | | F7 | | F8 | | | 4 | 1 | 1 | 0 | 0 | 1 | 2 | | | |
| Joe Carter, R (1, 3) OBP: 0.345, SLG: 0.547 | | | | | E | | F9 | | | 3 | 2 | 1 | 0 | 1 | 1 | 2 | | | |
| Ed Sprague, R (1, 10) OBP: 0.364, SLG: 0.568 | | | | | E5 FC6-5 | | FC6-4 | | | 4 | 1 | 1 | 4 | 0 | 0 | 1 | | | |
| Robert Perez, R (1, 7) OBP: 0.346, SLG: 0.384 | | | K | | FC6-5 BB | | F9 | | | 3 | 0 | 1 | 0 | 1 | 1 | 0 | | | |
| Charlie O'Brien, R (1, 2) OBP: 0.371, SLG: 0.459 | | | | | FC6-5 | | L4 | | L9 | 4 | 0 | 1 | 0 | 0 | 0 | 3 | | | |
| Mike Huff, R (1, 8) OBP: 0.185, SLG: 0.231 | | | | | F7 | | F8 | | F9 | 4 | 0 | 0 | 0 | 0 | 0 | 4 | | | |
| Tomas Perez, S (1, 4) OBP: 0.302, SLG: 0.352 | | | F8 | | | | K | | | 4 | 0 | 1 | 0 | 0 | 2 | 1 | | | |
| Inning Stats | R: 0 E: 0 K: 3 S: 13 | H: 1 LOB: 1 BB: 0 P: 17 | R: 0 E: 0 K: 1 S: 10 | H: 1 LOB: 0 BB: 0 P: 18 | R: 0 E: 0 K: 1 S: 7 | H: 0 LOB: 0 BB: 0 P: 10 | R: 1 E: 1 K: 0 S: 12 | H: 1 LOB: 2 BB: 1 P: 20 | R: 4 E: 0 K: 2 S: 16 | H: 3 LOB: 0 BB: 1 P: 25 | R: 0 E: 0 K: 0 S: 7 | H: 1 LOB: 1 BB: 0 P: 9 | R: 0 E: 0 K: 0 S: 5 | H: 0 LOB: 1 BB: 1 P: 13 | R: 0 E: 0 K: 1 S: 9 | H: 1 LOB: 1 BB: 0 P: 11 | 1B: 5 2B: 2 3B: 0 HR: 1 | SF: 0 SAC: 0 DP: 0 HBP: 0 | WP: 0 PA: 36 PB: 0 SB: 0 CS: 0 |
| PITCHER | IP | WLS | BF | H | R | ER | SO | BB | IBB | HBP | BLK | WP | HR | S | P | ERA | WHIP | | |
| Rick Krivda, L (1, 1) ERA: 4.67 | 4.2 | L | 23 | 6 | 5 | 4 | 7 | 2 | 0 | 0 | 0 | 0 | 0 | 56 | 87 | 7.71 | 1.714 | | |
| Jimmy Haynes, R (5, 1) ERA: 6.72 | 3.1 | | 13 | 2 | 0 | 0 | 1 | 1 | 0 | 0 | 0 | 0 | 0 | 23 | 36 | 0.00 | 0.900 | | |

AB 35
R 2
H 9
RBI 2
BB 4
SO 7
LOB 22



| Batter | 1 | 2 | 3 | 4 | 5 | 6 | 7 | 8 | 9 | AB | R | H | RBI | BB | SO | LOB | TOP | | | | | | | | |
|--|------------------------------|----------------------------------|-------------------------------|----------------------------------|-------------------------------|----------------------------------|------------------------------|----------------------------------|------------------------------|----------------------------------|------------------------------|---------------------------------|------------------------------|----------------------------------|------------------------------|----------------------------------|-------------------------------|----------------------------------|----------------------------------|------------------------------------|----------------------------------|--------|--|--|--|
| Lee Tinsley, S OBP: 0.279, SLG: 0.252 | G4-3 | K | | | F7 | | | L9 | BB | 4 | 0 | 0 | 0 | 1 | 1 | 2 | | | | | | | | | |
| John Valentin, R OBP: 0.389, SLG: 0.449 | F8 | | F9 | | G5-3 | | | G5-3 | K | 5 | 0 | 0 | 0 | 0 | 1 | 3 | | | | | | | | | |
| Mo Vaughn, L OBP: 0.438, SLG: 0.623 | 2B | 1B | P5 | | K | | | L6 | F7 | 5 | 1 | 1 | 0 | 0 | 1 | 3 | | | | | | | | | |
| Jose Canseco, R OBP: 0.404, SLG: 0.645 | 1-H | 2B | K | | G6-3 | | | | HR | 4 | 1 | 2 | 2 | 0 | 1 | 0 | | | | | | | | | |
| Tim Lincecum, R OBP: 0.396, SLG: 0.515 | G4-3 | | L4 | | L4 | | P6 | | 18 HBP | 4 | 1 | 1 | 0 | 0 | 0 | 1 | | | | | | | | | |
| 18 Reggie Jefferson, S OBP: 0.400, SLG: 0.960 | | F7 | K | | K | | | | 2B | 3 | 1 | 0 | 0 | 0 | 2 | 0 | | | | | | | | | |
| Mike Stanley, R OBP: 0.395, SLG: 0.502 | | HR | K | | K | | | | HBP | 3 | 2 | 2 | 2 | 1 | 1 | 0 | | | | | | | | | |
| Troy O'Leary, L OBP: 0.329, SLG: 0.404 | | G1-3 | | | G4-3 | | | | 2B | 3 | 0 | 0 | 0 | 0 | 0 | 1 | | | | | | | | | |
| Jeff Manto, R OBP: 0.316, SLG: 0.438 | | | | | | | P4 | | 2B | 1 | 0 | 0 | 0 | 0 | 1 | 2 | | | | | | | | | |
| Jeff Frye, R OBP: 0.381, SLG: 0.308 | | | | | K | | | G5-3 | 2B | 4 | 0 | 3 | 2 | 0 | 1 | 0 | | | | | | | | | |
| Inning Stats | R: 1 E: 0 K: 0 S: 9 | H: 2 LOB: 1 BB: 0 P: 16 | R: 1 E: 0 K: 1 S: 12 | H: 2 LOB: 1 BB: 0 P: 16 | R: 0 E: 0 K: 1 S: 10 | H: 0 LOB: 0 BB: 0 P: 16 | R: 0 E: 0 K: 2 S: 7 | H: 0 LOB: 0 BB: 0 P: 13 | R: 0 E: 0 K: 1 S: 9 | H: 0 LOB: 0 BB: 0 P: 14 | R: 0 E: 0 K: 1 S: 6 | H: 0 LOB: 1 BB: 1 P: 7 | R: 0 E: 0 K: 1 S: 8 | H: 0 LOB: 1 BB: 1 P: 18 | R: 0 E: 0 K: 0 S: 9 | H: 1 LOB: 0 BB: 0 P: 13 | R: 4 E: 0 K: 2 S: 23 | H: 4 LOB: 2 BB: 1 P: 37 | 1B: 4 2B: 3 3B: 0 HR: 2 | SF: 0 SAC: 0 DP: 0 HBP: 1 | WP: 0 PB: 0 SB: 0 CS: 0 | PA: 39 | | | |
| PITCHER | IP | WLS | BF | H | R | ER | SO | BB | IBB | HBP | BLK | WP | HR | S | P | ERA | WHIP | | | | | | | | |
| 35 Mike Mussina, R ERA: 4.87 | 8.0 | W | 30 | 5 | 2 | 2 | 7 | 1 | 0 | 0 | 0 | 0 | 1 | 70 | 113 | 2.25 | 0.750 | | | | | | | | |
| Roger McDowell, R ERA: 3.99 | 0.0 | | 4 | 3 | 4 | 4 | 0 | 0 | 0 | 1 | 0 | 0 | 1 | 7 | 12 | ∞ | ∞ | | | | | | | | |
| Randy Myers, L ERA: 2.51 | 1.0 | S | 5 | 1 | 0 | 0 | 2 | 1 | 0 | 0 | 0 | 0 | 0 | 16 | 25 | 0.00 | 2.000 | | | | | | | | |

Boston Red Sox @ Baltimore Orioles
 Oriole Park at Camden Yards, Baltimore, MD
 Thu Jul 04 1996, 3:33 AM EDT
 Att: 47,075 - Sunny - 77 F

AB 36
 R 6
 H 9
 RBI 6
 BB 2
 SO 9
 LOB 12



| Batter | 1 | 2 | 3 | 4 | 5 | 6 | 7 | 8 | 9 | AB | R | H | RBI | BB | SO | LOB | BOTTOM | | | | | | | | |
|--|-------------------------------|----------------------------------|------------------------------|----------------------------------|-------------------------------|----------------------------------|-------------------------------|----------------------------------|-------------------------------|----------------------------------|------------------------------|----------------------------------|-------------------------------|----------------------------------|-------------------------------|----------------------------------|----------------------------------|------------------------------------|----------------------------------|--------|--|--|--|--|--|
| Roberto Alomar, S OBP: 0.423, SLG: 0.540 | K | | P4 | P6 | | P5 | | F7 | | 5 | 0 | 0 | 0 | 0 | 1 | 4 | | | | | | | | | |
| Brady Anderson, L OBP: 0.399, SLG: 0.669 | F8 | | E4 | P5 | | F9 | | BB | 1B | 5 | 1 | 1 | 0 | 0 | 0 | 3 | | | | | | | | | |
| Cal Ripken Jr., R OBP: 0.367, SLG: 0.508 | HR | | F9 | FC4-6 | | K | | | BB | 3 | 1 | 1 | 2 | 2 | 1 | 1 | | | | | | | | | |
| Rafael Palmeiro, L OBP: 0.396, SLG: 0.562 | K | | BB | FC4-6 | | K | | P5 | | 4 | 1 | 0 | 0 | 1 | 2 | 5 | | | | | | | | | |
| Bobby Bonilla, S OBP: 0.358, SLG: 0.441 | | 1B | BB | BB | | K | | G1-3 | | 3 | 1 | 1 | 0 | 2 | 1 | 2 | | | | | | | | | |
| B.J. Surhoff, L OBP: 0.348, SLG: 0.494 | F6 | | 1B | FC6-4 | | L9 | | | | 4 | 0 | 2 | 2 | 0 | 0 | 2 | | | | | | | | | |
| Mike Devereaux, R OBP: 0.329, SLG: 0.362 | F9 | | 1B | 1B | | FC6-4 | | HR | | 4 | 2 | 2 | 2 | 0 | 0 | 2 | | | | | | | | | |
| Luis Polonia, L OBP: 0.279, SLG: 0.322 | F4 | | 1B | 1B | | K | | HR | | 4 | 1 | 2 | 1 | 0 | 1 | 2 | | | | | | | | | |
| Chris Hoiles, R OBP: 0.331, SLG: 0.417 | | | 2B | BB | | L7 | | | | 3 | 1 | 1 | 0 | 1 | 1 | 2 | | | | | | | | | |
| Inning Stats | R: 1 E: 0 K: 2 S: 13 | H: 1 LOB: 0 BB: 0 P: 22 | R: 0 E: 0 K: 0 S: 7 | H: 1 LOB: 1 BB: 0 P: 12 | R: 3 E: 1 K: 0 S: 19 | H: 2 LOB: 1 BB: 2 P: 34 | R: 1 E: 0 K: 0 S: 12 | H: 2 LOB: 3 BB: 2 P: 28 | R: 0 E: 0 K: 2 S: 17 | H: 1 LOB: 2 BB: 0 P: 22 | R: 0 E: 0 K: 1 S: 7 | H: 0 LOB: 0 BB: 0 P: 12 | R: 3 E: 0 K: 2 S: 20 | H: 2 LOB: 0 BB: 1 P: 34 | R: 0 E: 0 K: 0 S: 10 | H: 1 LOB: 2 BB: 1 P: 19 | 1B: 6 2B: 1 3B: 0 HR: 3 | SF: 0 SAC: 0 DP: 0 HBP: 0 | WP: 0 PB: 1 SB: 2 CS: 0 | PA: 41 | | | | | |
| PITCHER | IP | WLS | BF | H | R | ER | SO | BB | IBB | HBP | BLK | WP | HR | S | P | ERA | WHIP | | | | | | | | |
| 49 Tim Wakefield, R ERA: 6.24 | 6.1 | L | 32 | 7 | 6 | 3 | 6 | 5 | 0 | 0 | 0 | 0 | 1 | 81 | 142 | 4.26 | 1.895 | | | | | | | | |
| Eric Sunderson, L ERA: 5.11 | 0.1 | | 3 | 2 | 2 | 2 | 0 | 0 | 0 | 0 | 0 | 0 | 2 | 10 | 16 | 54.00 | 6.000 | | | | | | | | |
| Rich Garcés, R ERA: 5.0 | 0.1 | | 1 | 0 | 0 | 0 | 1 | 0 | 0 | 0 | 0 | 0 | 0 | 4 | 6 | 0.00 | 0.000 | | | | | | | | |
| Heathcliff Stocumb, R ERA: 3.51 | 1.0 | | 5 | 1 | 0 | 0 | 0 | 1 | 0 | 0 | 0 | 0 | 0 | 10 | 19 | 0.00 | 2.000 | | | | | | | | |

Boston Red Sox @ Baltimore Orioles
 Oriole Park at Camden Yards, Baltimore, MD
 Thu Jul 04 1996, 3:33 AM EDT
 Att: 47,075 - Sunny - 77 F

AB 35
 R 8
 H 10
 RBI 7
 BB 6
 SO 7
 LOB 23



| Batter | 1 | 2 | 3 | 4 | 5 | 6 | 7 | 8 | 9 | AB | R | H | RBI | BB | SO | LOB | TOP | | | | | | | | |
|---|------------------------------|----------------------------------|-------------------------------|----------------------------------|------------------------------|---------------------------------|-------------------------------|----------------------------------|-------------------------------|----------------------------------|------------------------------|----------------------------------|------------------------------|---------------------------------|-------------------------------|----------------------------------|-------------------------------|----------------------------------|----------------------------------|------------------------------------|----------------------------------|--------|--|--|--|
| Jeff Frye, R OBP: 0.369, SLG: 0.296 (1, 4) | G5-3 | | | L6 | F5 | | | G4-3 | | 4 | 0 | 0 | 0 | 0 | 0 | 0 | | | | | | | | | |
| John Valentin, R OBP: 0.373, SLG: 0.453 (1, 6) | G4-6-3 1B | | | L1-3 1B | | | K | | 1B HR | 4 | 1 | 3 | 0 | 0 | 1 | 0 | | | | | | | | | |
| Mo Vaughn, L OBP: 0.436, SLG: 0.619 (1, 3) | G4-6-3 1-2 | | | L1-3 1-1 | | | G4-3 | | HR 1B | 4 | 1 | 1 | 0 | 0 | 0 | 2 | | | | | | | | | |
| Jose Canseco, R OBP: 0.405, SLG: 0.658 (1, 10) | | G1-3 | | | 1B 18 1B 2B | | P3 | | HR | 4 | 2 | 2 | 3 | 0 | 0 | 0 | | | | | | | | | |
| Tim Lincecum, R OBP: 0.398, SLG: 0.513 (1, 5) | K | | | 18 1B HR 1B | | | L9 | | BB 1B G6-3 BB | 3 | 1 | 1 | 0 | 1 | 1 | 0 | | | | | | | | | |
| Mike Stanley, R OBP: 0.393, SLG: 0.498 (1, 2) | K | | | K | | | F8 | | G6-3 BB 1B | 4 | 0 | 1 | 0 | 0 | 2 | 2 | | | | | | | | | |
| 18 Reggie Jefferson, S OBP: 0.404, SLG: 0.641 Troy O'Leary, L OBP: 0.331, SLG: 0.404 (1, 7) (8, 7) | | | | G5-4-3 1B | HR 1B | | G3 | | G6-3 BB | 3 | 1 | 2 | 1 | 0 | 0 | 0 | | | | | | | | | |
| Jose Malave, R OBP: 0.270, SLG: 0.419 (1, 9) | | | | K | HR | | | | G4-3 G6-3 | 4 | 1 | 1 | 3 | 0 | 1 | 4 | | | | | | | | | |
| Lee Tinsley, S OBP: 0.271, SLG: 0.244 (1, 8) | | | | G5-4-3 1-2 | G4-3 | | | | G5-3 F8 | 4 | 0 | 0 | 0 | 0 | 0 | 3 | | | | | | | | | |
| Inning Stats | R: 0 E: 0 K: 0 S: 7 | H: 1 LOB: 0 BB: 0 P: 12 | R: 0 E: 0 K: 2 S: 13 | H: 0 LOB: 0 BB: 0 P: 20 | R: 0 E: 0 K: 1 S: 7 | H: 1 LOB: 0 BB: 0 P: 8 | R: 0 E: 0 K: 0 S: 10 | H: 1 LOB: 0 BB: 0 P: 13 | R: 4 E: 0 K: 1 S: 20 | H: 4 LOB: 0 BB: 0 P: 23 | R: 0 E: 0 K: 0 S: 8 | H: 0 LOB: 0 BB: 0 P: 14 | R: 0 E: 0 K: 0 S: 3 | H: 0 LOB: 0 BB: 0 P: 5 | R: 0 E: 0 K: 0 S: 10 | H: 0 LOB: 0 BB: 0 P: 13 | R: 3 E: 0 K: 0 S: 21 | H: 4 LOB: 2 BB: 2 P: 34 | 1B: 8 2B: 2 3B: 0 HR: 2 | SF: 0 SAC: 0 DP: 3 HBP: 0 | WP: 0 PB: 0 SB: 1 CS: 0 | PA: 36 | | | |
| PITCHER | IP | WLS | BF | H | R | ER | SO | BB | IBB | HBP | BLK | WP | HR | S | P | ERA | WHIP | | | | | | | | |
| David Wells, L ERA: 5.28 (1, 1) | 8.0 | L | 30 | 9 | 6 | 6 | 5 | 0 | 0 | 0 | 0 | 0 | 1 | 86 | 117 | 6.75 | 1.125 | | | | | | | | |
| Alan Mills, R ERA: 4.66 (9, 1) | 1.0 | | 6 | 2 | 1 | 1 | 0 | 2 | 0 | 0 | 0 | 0 | 1 | 13 | 25 | 9.00 | 4.000 | | | | | | | | |

Boston Red Sox @ Baltimore Orioles
 Oriole Park at Camden Yards, Baltimore, MD

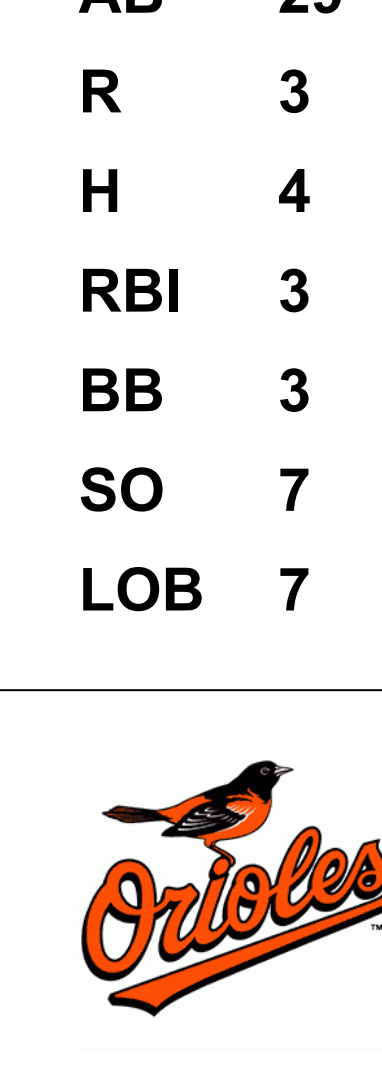
AB 34
 R 7
 H 11
 RBI 7
 BB 2
 SO 5
 LOB 11



WP: 0 PA: 36
 PB: 0
 SB: 1
 CS: 0

Boston Red Sox @ Baltimore Orioles
 Oriole Park at Camden Yards, Baltimore, MD

AB 29
 R 3
 H 4
 RBI 3
 BB 3
 SO 7
 LOB 7



WP: 0 PA: 32
 PB: 0
 SB: 0
 CS: 1

| Batter | 1 | 2 | 3 | 4 | 5 | 6 | 7 | 8 | 9 | AB | R | H | RBI | BB | SO | LOB | BOTTOM | | | | | | | | |
|--|------------------------------|----------------------------------|------------------------------|----------------------------------|-------------------------------|----------------------------------|------------------------------|----------------------------------|------------------------------|----------------------------------|-------------------------------|----------------------------------|-------------------------------|----------------------------------|------------------------------|----------------------------------|------------------------------|----------------------------------|----------------------------------|------------------------------------|----------------------------------|--------|--|--|--|
| Roberto Alomar, S OBP: 0.424, SLG: 0.537 (1, 4) | G4-3 | | 2B BB | | G5-3 | | | BLK BB | | 2 | 1 | 0 | 0 | 2 | 0 | 0 | | | | | | | | | |
| Brady Anderson, L OBP: 0.400, SLG: 0.670 (1, 8) | G5-4-3 1B | | G6-3 1-H 2-H 2B | | G6-3 | | | L8 | | 4 | 0 | 2 | 2 | 0 | 0 | 1 | | | | | | | | | |
| Cal Ripken Jr., R OBP: 0.363, SLG: 0.502 (1, 6) | G5-4-3 1-2 | | G6-3 | | G6-3 | | | F6 | | 4 | 0 | 0 | 0 | 0 | 0 | 2 | | | | | | | | | |
| Rafael Palmeiro, L OBP: 0.392, SLG: 0.555 (1, 3) | | G4-3 | G4-3 | | G4-3 | | | K | | 4 | 0 | 0 | 0 | 0 | 2 | 1 | | | | | | | | | |
| Bobby Bonilla, S OBP: 0.356, SLG: 0.439 (1, 10) | | K | | CS 1B | | | G3 | | K | 4 | 0 | 1 | 0 | 0 | 2 | 0 | | | | | | | | | |
| B.J. Surhoff, L OBP: 0.346, SLG: 0.489 (1, 5) | | K | | K | | | G4-3 | | | 3 | 0 | 0 | 0 | 0 | 2 | 1 | | | | | | | | | |
| Mike Devereaux, R OBP: 0.329, SLG: 0.359 (1, 9) | | | G4-3 1B BB | | K | | | F9 | | 2 | 1 | 0 | 0 | 1 | 1 | 1 | | | | | | | | | |
| Luis Polonia, L OBP: 0.273, SLG: 0.315 (1, 7) | | | G4-3 | | F7 | | | G6-3 | | 3 | 0 | 0 | 0 | 0 | 0 | 1 | | | | | | | | | |
| Chris Hoiles, R OBP: 0.331, SLG: 0.415 (1, 2) | | | G4-3 | | F9 | | | P3 | | 3 | 1 | 1 | 1 | 0 | 0 | 0 | | | | | | | | | |
| Inning Stats | R: 0 E: 0 K: 0 S: 7 | H: 1 LOB: 0 BB: 0 P: 10 | R: 0 E: 0 K: 2 S: 7 | H: 0 LOB: 0 BB: 0 P: 12 | R: 3 E: 0 K: 0 S: 12 | H: 2 LOB: 1 BB: 2 P: 27 | R: 0 E: 0 K: 2 S: 7 | H: 1 LOB: 0 BB: 0 P: 12 | R: 0 E: 0 K: 0 S: 8 | H: 0 LOB: 0 BB: 0 P: 13 | R: 0 E: 0 K: 1 S: 10 | H: 0 LOB: 0 BB: 0 P: 17 | R: 0 E: 0 K: 0 S: 10 | H: 0 LOB: 0 BB: 0 P: 16 | R: 0 E: 0 K: 0 S: 7 | H: 0 LOB: 1 BB: 1 P: 14 | R: 0 E: 0 K: 2 S: 7 | H: 0 LOB: 0 BB: 0 P: 13 | 1B: 3 2B: 2 3B: 0 HR: 0 | SF: 0 SAC: 0 DP: 2 HBP: 0 | WP: 0 PB: 0 SB: 0 CS: 1 | PA: 32 | | | |
| PITCHER | IP | WLS | BF | H | R | ER | SO | BB | IBB | HBP | BLK | WP | HR | S | P | ERA | WHIP | | | | | | | | |
| Aaron Sele, R ERA: 5.96 (1, 1) | 7.2 | W | 28 | 4 | 3 | 3 | 5 | 3 | 0 | 0 | 0 | 0 | 0 | 66 | 117 | 3.52 | 0.913 | | | | | | | | |
| Mike Stanton, L ERA: 3.64 (8, 1) | 0.1 | | 1 | 0 | 0 | 0 | 0 | 0 | 0 | 0 | 1 | 0 | 0 | 2 | 4 | 0.00 | 0.000 | | | | | | | | |
| Heathcliff Slocumb, R ERA: 3.45 (9, 1) | 1.0 | | 3 | 0 | 0 | 0 | 2 | 0 | 0 | 0 | 0 | 0 | 0 | 7 | 13 | 0.00 | 0.000 | | | | | | | | |

WP: 0 PA: 32
 PB: 0
 SB: 0
 CS: 1

| Batter | 1 | 2 | 3 | 4 | 5 | 6 | 7 | 8 | 9 | AB | R | H | RBI | BB | SO | LOB | TOP |
|---|---|----------------------------------|------------------------------|----------------------------------|-------------------------------|----------------------------------|------------------------------|----------------------------------|-------------------------------|----------------------------------|------------------------------|----------------------------------|-------------------------------|----------------------------------|-------------------------------|----------------------------------|---|
| Jeff Frye, R OBP: 0.358, SLG: 0.286 (1, 4) | P6 | | F7 | | F8 | | F8 | | | 4 | 0 | 0 | 0 | 0 | 0 | 1 | Boston Red Sox @ Baltimore Orioles Oriole Park at Camden Yards, Baltimore, MD Sat Jul 06 1996, 3:33 AM EDT Att: 47,500 - Sunny - 84 F |
| John Valentin, R OBP: 0.374, SLG: 0.452 (1, 6) | 1B | | BB | | L5 | | | K | | 3 | 0 | 1 | 0 | 1 | 1 | 0 | |
| Mo Vaughn, L OBP: 0.432, SLG: 0.611 (1, 3) | F8 | | K | | | | | G4-3 | | 4 | 0 | 0 | 0 | 0 | 2 | 2 | |
| Jose Canseco, R OBP: 0.406, SLG: 0.654 (1, 10) | F8 | | | | P4 | | | 1B | | 3 | 1 | 1 | 0 | 1 | 0 | 1 | |
| Tim Lincecum, R OBP: 0.396, SLG: 0.508 (1, 5) | | K | | | 1B | | | F9 | | 4 | 0 | 1 | 0 | 0 | 1 | 2 | |
| 18 Reggie Jefferson, S OBP: 0.414, SLG: 0.663 (9, PH) | | HR | | | G4-6-3 | | | | | 2 | 1 | 2 | 2 | 1 | 0 | 0 | |
| Jose Malave, R OBP: 0.287, SLG: 0.414 (9, PH) | | | | | BB | | | | | 1 | 0 | 0 | 0 | 0 | 1 | 0 | |
| Troy O'Leary, L OBP: 0.325, SLG: 0.400 (9, PH) | | L4 | | | G4-6-3 | | | WP | | 3 | 0 | 0 | 0 | 0 | 1 | 3 | |
| Mike Stanley, R OBP: 0.395, SLG: 0.504 (9, FR) | | | | | BB | | | 2B | | 1 | 0 | 1 | 0 | 0 | 0 | 0 | |
| Tony Rodriguez, R (9, FR) | | | | | 1-2 | | | | | 0 | 0 | 0 | 0 | 0 | 0 | 0 | |
| Bill Haselman, R OBP: 0.292, SLG: 0.387 (1, 2) | | K | | | | | | K | | 4 | 0 | 0 | 0 | 0 | 2 | 1 | |
| Lee Tinsley, S OBP: 0.278, SLG: 0.269 (1, 8) | | | | | CS | | | K | | 3 | 1 | 1 | 1 | 1 | 2 | 2 | |
| | | | | | BB | | | | | | | | | | | | WP: 1 PA: 36 FB: 0 SB: 2 CS: 1 |
| Inning Stats | R: 0 E: 0 K: 0 S: 8 | H: 1 LOB: 1 BB: 0 P: 13 | R: 1 E: 0 K: 2 S: 9 | H: 1 LOB: 0 BB: 0 P: 17 | R: 0 E: 0 K: 1 S: 12 | H: 0 LOB: 1 BB: 2 P: 22 | R: 0 E: 0 K: 0 S: 5 | H: 1 LOB: 1 BB: 1 P: 14 | R: 1 E: 0 K: 2 S: 13 | H: 1 LOB: 0 BB: 0 P: 23 | R: 0 E: 0 K: 1 S: 9 | H: 0 LOB: 0 BB: 0 P: 13 | R: 0 E: 0 K: 1 S: 10 | H: 1 LOB: 1 BB: 0 P: 18 | R: 0 E: 0 K: 3 S: 12 | H: 1 LOB: 2 BB: 0 P: 19 | 1B: 4 SF: 0 2B: 1 SAC: 0 3B: 0 DP: 1 HR: 2 HBP: 0 |
| PITCHER | IP WLS BF H R ER SO BB IBB HBP BLK WP HR S P ERA WHIP | | | | | | | | | | | | | | | | |
| Rocky Coppinger, R ERA: 4.65 (1, 1) | 5.2 W 24 5 3 3 4 4 0 0 0 0 2 49 92 4.76 1.588 | | | | | | | | | | | | | | | | |
| Arthur Rhodes, L ERA: 3.47 (6, 1) | 2.1 8 1 0 0 3 0 0 0 0 0 0 22 35 0.00 0.429 | | | | | | | | | | | | | | | | |
| Randy Myers, L ERA: 2.43 (9, 1) | 1.0 S 4 1 0 0 3 0 0 0 0 1 0 12 19 0.00 1.000 | | | | | | | | | | | | | | | | |

| Batter | 1 | 2 | 3 | 4 | 5 | 6 | 7 | 8 | 9 | AB | R | H | RBI | BB | SO | LOB | BOTTOM |
|--|---|----------------------------------|-------------------------------|----------------------------------|-------------------------------|----------------------------------|-------------------------------|----------------------------------|-------------------------------|----------------------------------|------------------------------|----------------------------------|------------------------------|----------------------------------|-------------------------------|----------------------------------|---|
| Roberto Alomar, S OBP: 0.423, SLG: 0.535 (1, 4) | G1-3 | | | | G1-3 | | | | | 1 | 0 | 0 | 0 | 0 | 0 | 0 | Boston Red Sox @ Baltimore Orioles Oriole Park at Camden Yards, Baltimore, MD Sat Jul 06 1996, 3:33 AM EDT Att: 47,500 - Sunny - 84 F |
| Billy Ripken, R OBP: 0.306, SLG: 0.413 (2, 4) | | FC5 | | | | | | F7 | | 3 | 0 | 1 | 0 | 0 | 0 | 1 | |
| Brady Anderson, L OBP: 0.401, SLG: 0.666 (1, 8) | WP | | | | E3 | | | | | 2 | 0 | 0 | 0 | 2 | 1 | 0 | |
| Cal Ripken Jr., R OBP: 0.359, SLG: 0.495 (1, 6) | BB | | | | BB | | | | | 4 | 0 | 0 | 0 | 0 | 0 | 5 | |
| Rafael Palmeiro, L OBP: 0.393, SLG: 0.562 (1, 3) | F8 | | | | G1-3 | | | | | 3 | 1 | 1 | 1 | 1 | 1 | 0 | |
| Bobby Bonilla, S OBP: 0.355, SLG: 0.438 (1, 10) | | | | | HR | | | | | 1 | 0 | 0 | 0 | 0 | 1 | 2 | |
| Mark Smith, R OBP: 0.230, SLG: 0.390 (3, PH) | | | | | | | | | | 3 | 0 | 0 | 0 | 0 | 2 | 0 | |
| B.J. Surhoff, L OBP: 0.348, SLG: 0.507 (1, 5) | | | | | | | | | | 4 | 2 | 2 | 1 | 0 | 0 | 0 | |
| Mike Devereaux, R OBP: 0.328, SLG: 0.357 (1, 9) | | | | | | | | | | 4 | 0 | 1 | 1 | 0 | 0 | 0 | |
| Luis Polonia, L OBP: 0.272, SLG: 0.313 (1, 7) | | | | | | | | | | 4 | 0 | 1 | 0 | 0 | 1 | 0 | |
| Gregg Zaun, S OBP: 0.314, SLG: 0.356 (1, 2) | | | | | | | | | | 3 | 1 | 2 | 0 | 0 | 0 | 0 | |
| | | | | | | | | | | | | | | | | | 1B: 3 SF: 0 2B: 2 SAC: 0 3B: 1 DP: 0 HR: 2 HBP: 0 |
| Inning Stats | R: 0 E: 0 K: 1 S: 11 | H: 0 LOB: 2 BB: 2 P: 25 | R: 1 E: 0 K: 0 S: 19 | H: 3 LOB: 3 BB: 1 P: 32 | R: 1 E: 0 K: 1 S: 10 | H: 1 LOB: 0 BB: 0 P: 14 | R: 1 E: 1 K: 1 S: 14 | H: 1 LOB: 1 BB: 0 P: 23 | R: 1 E: 0 K: 2 S: 13 | H: 1 LOB: 0 BB: 0 P: 23 | R: 0 E: 0 K: 0 S: 6 | H: 0 LOB: 0 BB: 0 P: 10 | R: 0 E: 0 K: 1 S: 7 | H: 0 LOB: 0 BB: 0 P: 12 | R: 0 E: 0 K: 0 S: 13 | H: 2 LOB: 1 BB: 0 P: 20 | 1B: 3 SF: 0 2B: 2 SAC: 0 3B: 1 DP: 0 HR: 2 HBP: 0 |
| PITCHER | IP WLS BF H R ER SO BB IBB HBP BLK WP HR S P ERA WHIP | | | | | | | | | | | | | | | | |
| Roger Clemens, R ERA: 4.04 (1, 1) | 6.0 L 28 6 4 3 5 3 0 0 0 0 0 2 73 127 4.50 1.500 | | | | | | | | | | | | | | | | |
| Mike Stanton, L ERA: 3.49 (7, 1) | 2.0 7 2 0 0 1 0 0 0 0 0 0 0 20 32 0.00 1.000 | | | | | | | | | | | | | | | | |

| | |
|-----|----|
| AB | 32 |
| R | 3 |
| H | 7 |
| RBI | 3 |
| BB | 4 |
| SO | 10 |
| LOB | 12 |



| | |
|-----|----|
| AB | 32 |
| R | 4 |
| H | 8 |
| RBI | 3 |
| BB | 3 |
| SO | 6 |
| LOB | 8 |




| Batter | 1 | 2 | 3 | 4 | 5 | 6 | 7 | 8 | 9 | AB | R | H | RBI | BB | SO | LOB | TOP | | | | | | | | |
|--|------------------------------|----------------------------------|-------------------------------|----------------------------------|-------------------------------|----------------------------------|------------------------------|----------------------------------|-------------------------------|----------------------------------|------------------------------|----------------------------------|------------------------------|----------------------------------|------------------------------|----------------------------------|---|----------------------------------|----------------------------------|------------------------------------|----------------------------------|--------|--|--|--|
| 2 Derek Jeter, R OBP: 0.352, SLG: 0.386 (1, 6) | G6-3 | | | G5-3 | | | G3 | | G6-3 | 4 | 1 | 1 | 0 | 0 | 0 | 1 | New York Yankees @ Baltimore Orioles Oriole Park at Camden Yards, Baltimore, MD Sat Jul 13 1996, 3:33 AM EDT Sunny - 87 F | | | | | | | | |
| Mariano Duncan, R OBP: 0.343, SLG: 0.471 (1, 4) | K | | | G5-4-3 1B | | | G3 | | | 4 | 0 | 2 | 1 | 0 | 1 | | | | | | | | | | |
| Bernie Williams, S OBP: 0.404, SLG: 0.558 (1, 8) | G6-3 | | | G5-4-3 1-2 | | | E5 | | | 3 | 0 | 0 | 0 | 1 | 0 | | | | | | | | | | |
| Tino Martinez, L OBP: 0.336, SLG: 0.462 (1, 3) | | K | | | K | | G3-6-3 1-2 | | P5 | 4 | 0 | 0 | 0 | 0 | 2 | 3 | | | | | | | | | |
| Ruben Sierra, S OBP: 0.325, SLG: 0.393 (1, 7) | F8 | | | | F9 | | | | F8 | 4 | 0 | 0 | 0 | 0 | 1 | 2 | | | | | | | | | |
| Darryl Strawberry, L (1, 10) | K | | | | G5-3 | | | | F9 | 3 | 0 | 0 | 0 | 0 | 1 | 0 | | | | | | | | | |
| Jim Leyritz, R OBP: 0.337, SLG: 0.353 (1, 2) | | | | | | | G6-4-3 1B | | | 3 | 0 | 1 | 0 | 0 | 1 | 0 | | | | | | | | | |
| Andy Fox, L OBP: 0.295, SLG: 0.291 (9, 5) | | | | | | | G6-4-3 1-2 | | | 0 | 0 | 0 | 0 | 0 | 0 | 0 | | | | | | | | | |
| Gerald Williams, R OBP: 0.374, SLG: 0.511 (1, 9) | | | | | | | G6-4-3 1-2 | | 1B 3B | 3 | 1 | 1 | 0 | 0 | 1 | 1 | | | | | | | | | |
| Matt Howard, R OBP: 0.190, SLG: 0.256 (1, 5) | | | | | | | G4-3 | | 2B 1B | 2 | 0 | 0 | 0 | 0 | 1 | 0 | | | | | | | | | |
| Joe Girardi, R OBP: 0.362, SLG: 0.362 (9, PH) | | | | | | | | | 2B 1B | 1 | 1 | 1 | 1 | 0 | 0 | 0 | | | | | | | | | |
| Inning Stats | R: 0 E: 0 K: 1 S: 9 | H: 0 LOB: 0 BB: 0 P: 12 | R: 0 E: 0 K: 2 S: 10 | H: 0 LOB: 0 BB: 0 P: 13 | R: 0 E: 0 K: 3 S: 10 | H: 0 LOB: 0 BB: 0 P: 15 | R: 0 E: 0 K: 0 S: 8 | H: 1 LOB: 0 BB: 0 P: 13 | R: 0 E: 0 K: 1 S: 10 | H: 0 LOB: 0 BB: 0 P: 14 | R: 0 E: 0 K: 0 S: 7 | H: 1 LOB: 0 BB: 0 P: 12 | R: 1 E: 1 K: 0 S: 8 | H: 1 LOB: 0 BB: 0 P: 12 | R: 0 E: 0 K: 1 S: 8 | H: 0 LOB: 0 BB: 0 P: 13 | R: 2 E: 0 K: 0 S: 10 | H: 3 LOB: 2 BB: 1 P: 19 | 1B: 3 2B: 2 3B: 1 HR: 0 | SF: 0 SAC: 0 DP: 3 HBP: 0 | WP: 0 PB: 0 SB: 0 CS: 0 | PA: 32 | | | |
| PITCHER | IP | WLS | BF | H | R | ER | SO | BB | IBB | HBP | BLK | WP | HR | S | P | ERA | WHIP | | | | | | | | |
| David Wells, L ERA: 5.07 (1, 1) | 8.1 | L | 29 | 6 | 3 | 2 | 8 | 0 | 0 | 0 | 0 | 0 | 0 | 77 | 116 | 2.16 | 0.720 | | | | | | | | |
| Arthur Rhodes, L ERA: 3.42 (9, 1) | 0.2 | | 3 | 0 | 0 | 0 | 0 | 0 | 1 | 0 | 0 | 0 | 0 | 3 | 7 | 0.00 | 0.000 | | | | | | | | |

| | |
|-----|----|
| AB | 31 |
| R | 3 |
| H | 6 |
| RBI | 2 |
| BB | 1 |
| SO | 8 |
| LOB | 9 |



| Batter | 1 | 2 | 3 | 4 | 5 | 6 | 7 | 8 | 9 | AB | R | H | RBI | BB | SO | LOB | BOTTOM | | | | | | | | |
|--|-------------------------------|----------------------------------|-------------------------------|----------------------------------|------------------------------|----------------------------------|------------------------------|----------------------------------|-------------------------------|----------------------------------|------------------------------|----------------------------------|-------------------------------|----------------------------------|------------------------------|----------------------------------|---|----------------------------------|----------------------------------|------------------------------------|----------------------------------|--------|--|--|--|
| Roberto Alomar, S OBP: 0.418, SLG: 0.527 (1, 10) | G6-3 | K | | | K | | G6-3 | | G4-3 1B | 5 | 0 | 1 | 0 | 0 | 2 | 3 | New York Yankees @ Baltimore Orioles Oriole Park at Camden Yards, Baltimore, MD Sat Jul 13 1996, 3:33 AM EDT Sunny - 87 F | | | | | | | | |
| Brady Anderson, L OBP: 0.399, SLG: 0.673 (1, 8) | K | | | | HR | | G3 | | G4-3 1-2 | 5 | 1 | 1 | 2 | 0 | 2 | 1 | | | | | | | | | |
| Cal Ripken Jr., R OBP: 0.358, SLG: 0.488 (1, 6) | 1B | | | | G6-3 | | BB 1B | | | 4 | 0 | 2 | 0 | 0 | 0 | 0 | | | | | | | | | |
| Rafael Palmeiro, L OBP: 0.395, SLG: 0.552 (1, 3) | 1B | | | | K | | BB | | | 3 | 0 | 1 | 0 | 1 | 2 | 0 | | | | | | | | | |
| Bobby Bonilla, S OBP: 0.354, SLG: 0.432 (1, 9) | P6 | | | | G4-6-3 1B | | E9 G4-3 1B | | G5-3 | 4 | 0 | 2 | 0 | 0 | 0 | 4 | | | | | | | | | |
| B.J. Surhoff, L OBP: 0.347, SLG: 0.496 (1, 5) | | | | | G4-6-3 1-2 | | G4-3 | | F8 | 3 | 0 | 0 | 0 | 1 | 0 | 2 | | | | | | | | | |
| Mike Devereaux, R OBP: 0.328, SLG: 0.351 (1, 7) | FC6-4 BB | | | | FC6-4 1B | | BB | | K | 3 | 0 | 1 | 0 | 1 | 1 | 1 | | | | | | | | | |
| Chris Hoiles, R OBP: 0.331, SLG: 0.422 (1, 2) | FC5-2-6 1B | | | | FC6-4 1-2 | | K | | F9 | 4 | 0 | 1 | 0 | 0 | 1 | 3 | | | | | | | | | |
| Billy Ripken, R OBP: 0.295, SLG: 0.394 (1, 4) | FC5-2-6 | | | | HR 1B | | P3 | | P4 | 3 | 1 | 1 | 0 | 0 | 0 | 4 | | | | | | | | | |
| Luis Polonia, L OBP: 0.280, SLG: 0.313 (9, PH) | | | | | | | | | | 1 | 0 | 0 | 0 | 0 | 0 | 0 | | | | | | | | | |
| Inning Stats | R: 0 E: 0 K: 1 S: 13 | H: 2 LOB: 2 BB: 0 P: 22 | R: 0 E: 0 K: 1 S: 12 | H: 1 LOB: 2 BB: 1 P: 24 | R: 0 E: 0 K: 2 S: 9 | H: 0 LOB: 0 BB: 0 P: 17 | R: 0 E: 0 K: 0 S: 7 | H: 2 LOB: 1 BB: 0 P: 10 | R: 2 E: 0 K: 2 S: 15 | H: 2 LOB: 0 BB: 0 P: 21 | R: 0 E: 1 K: 1 S: 8 | H: 1 LOB: 2 BB: 1 P: 16 | R: 0 E: 0 K: 0 S: 11 | H: 1 LOB: 2 BB: 1 P: 18 | R: 0 E: 0 K: 1 S: 7 | H: 0 LOB: 0 BB: 0 P: 11 | R: 0 E: 0 K: 0 S: 11 | H: 1 LOB: 0 BB: 0 P: 16 | 1B: 9 2B: 0 3B: 0 HR: 1 | SF: 0 SAC: 0 DP: 2 HBP: 0 | WP: 0 PB: 0 SB: 0 CS: 0 | PA: 38 | | | |
| PITCHER | IP | WLS | BF | H | R | ER | SO | BB | IBB | HBP | BLK | WP | HR | S | P | ERA | WHIP | | | | | | | | |
| Kenny Rogers, L ERA: 4.15 (1, 1) | 6.2 | | 31 | 9 | 2 | 2 | 7 | 3 | 0 | 0 | 0 | 0 | 0 | 4 | 14 | 2.70 | 1.800 | | | | | | | | |
| Bob Wickman, R ERA: 3.53 (7, 1) | 0.1 | | 1 | 0 | 0 | 0 | 0 | 0 | 0 | 0 | 0 | 0 | 0 | 4 | 4 | 0.00 | 0.000 | | | | | | | | |
| Jeff Nelson, R ERA: 4.79 (8, 1) | 1.0 | W | 3 | 0 | 0 | 0 | 1 | 0 | 0 | 0 | 0 | 0 | 0 | 7 | 11 | 0.00 | 0.000 | | | | | | | | |
| John Wetteland, R ERA: 2.88 (9, 1) | 1.0 | S | 3 | 1 | 0 | 0 | 0 | 0 | 0 | 0 | 0 | 0 | 0 | 11 | 16 | 0.00 | 1.000 | | | | | | | | |

| | |
|-----|----|
| AB | 35 |
| R | 2 |
| H | 10 |
| RBI | 2 |
| BB | 3 |
| SO | 8 |
| LOB | 18 |



| Batter | 1 | 2 | 3 | 4 | 5 | 6 | 7 | 8 | 9 | AB | R | H | RBI | BB | SO | LOB | TOP | | | | | |
|--|---------------------------------------|---------------------------------------|---------------------------------------|---------------------------------------|---------------------------------------|---------------------------------------|---------------------------------------|---------------------------------------|---------------------------------------|---------------------------------------|---------------------------------------|---------------------------------------|---------------------------------------|---------------------------------------|---------------------------------------|---------------------------------------|---|----------------------------------|------------------------------------|----------------------------------|------------------------------------|----------------------------------|
| Wade Boggs, L (1.5) OBP: 0.394, SLG: 0.404 | G6-3 | F8 | | L4 | | L4 | | G1-3 | | 5 | 0 | 1 | 1 | 0 | 0 | 2 | New York Yankees @ Baltimore Orioles Oriole Park at Camden Yards, Baltimore, MD Sat Jul 13, 1996, 7:05 PM EDT Att: 46,451 - Cloudy - 91 F | | | | | |
| Bernie Williams, S (1.8) OBP: 0.401, SLG: 0.550 | G6-3 | | G5-3 HR BB | K | | K | | K | | 4 | 1 | 0 | 0 | 1 | 3 | 3 | | | | | | |
| Paul O'Neill, L (1.9) OBP: 0.438, SLG: 0.468 | 1B 1B | | L7 | | L7 | | 1B BB | G6-3 | | 4 | 1 | 1 | 0 | 1 | 0 | 1 | | | | | | |
| Tino Martinez, L (1.3) OBP: 0.337, SLG: 0.461 | BB 1B 1B | | G5-3 | | E4 HR | | F7 | | 1B | 5 | 2 | 2 | 0 | 0 | 0 | 2 | | | | | | |
| Darryl Strawberry, L (1.10) OBP: 0.250, SLG: 0.571 | 1B 1-2 BB | | | | | | F9 | | K | 4 | 2 | 2 | 4 | 1 | 1 | 2 | | | | | | |
| Mike Aldrete, L (1.7) OBP: 0.321, SLG: 0.514 Gerald Williams, R (5, PH) OBP: 0.373, SLG: 0.508 | 1-3 2-H 3-H 1B | | F7 | | G4-3 | | 1-2 1B | G1-3 | | 2 | 0 | 1 | 2 | 0 | 0 | 0 | | | | | | |
| Joe Girardi, R (1.2) OBP: 0.360, SLG: 0.361 | L6 | | | | | | P6 | | | 4 | 1 | 1 | 0 | 0 | 1 | 4 | | | | | | |
| 2 Derek Jeter, R (1.6) OBP: 0.351, SLG: 0.387 | | G6-3 | | F8 | | G6-3 | | SH3-4 2B | | 4 | 0 | 1 | 0 | 0 | 0 | 1 | | | | | | |
| Andy Fox, L (1.4) OBP: 0.296, SLG: 0.286 | | K | | F7 | | | BB | SH3-4 | | 2 | 0 | 0 | 0 | 1 | 1 | 1 | | | | | | |
| Inning Stats | R: 2 E: 0 K: 0 S: 6 | H: 3 LOB: 2 BB: 1 P: 10 | R: 0 E: 0 K: 1 S: 5 | H: 0 LOB: 0 BB: 0 P: 5 | R: 2 E: 0 K: 0 S: 4 | H: 1 LOB: 0 BB: 1 P: 8 | R: 1 E: 0 K: 1 S: 7 | H: 2 LOB: 1 BB: 0 P: 7 | R: 2 E: 0 K: 1 S: 5 | H: 1 LOB: 0 BB: 0 P: 7 | R: 0 E: 0 K: 0 S: 4 | H: 1 LOB: 2 BB: 1 P: 8 | R: 0 E: 0 K: 1 S: 6 | H: 1 LOB: 1 BB: 0 P: 6 | R: 0 E: 0 K: 1 S: 6 | H: 1 LOB: 1 BB: 0 P: 6 | | 1B: 6 2B: 2 3B: 0 HR: 2 | SF: 0 SAC: 1 DP: 0 HBP: 0 | WP: 0 PB: 0 SB: 0 CS: 0 | PA: 42 | |
| PITCHER | IP WLS BF H R ER SO | IP WLS BF H R ER SO | IP WLS BF H R ER SO | IP WLS BF H R ER SO | IP WLS BF H R ER SO | IP WLS BF H R ER SO | IP WLS BF H R ER SO | IP WLS BF H R ER SO | IP WLS BF H R ER SO | IP WLS BF H R ER SO | IP WLS BF H R ER SO | IP WLS BF H R ER SO | IP WLS BF H R ER SO | IP WLS BF H R ER SO | IP WLS BF H R ER SO | IP WLS BF H R ER SO | ERA WHIP | ERA WHIP | | | | |
| Rocky Coppinger, R (1.1) ERA: 5.4 | 4.0 | 20 | 6 | 5 | 5 | 2 | 2 | 0 | 0 | 0 | 0 | 0 | 0 | 0 | 0 | 0 | 0 | 11.25 | 2.000 | | | |
| Arthur Rhodes, L (5.1) ERA: 3.53 | 1.0 | 5 | 1 | 2 | 1 | 1 | 0 | 0 | 0 | 0 | 0 | 0 | 0 | 0 | 0 | 0 | 1 | 7 | 9.00 | 1.000 | | |
| Kent Mercker, L (6.1) ERA: 7.2 | 1.2 | 7 | 0 | 0 | 0 | 1 | 2 | 0 | 0 | 0 | 0 | 0 | 0 | 0 | 0 | 0 | 7 | 15 | 0.00 | 1.200 | | |
| Alan Mills, R (7.1) ERA: 4.5 | 0.2 | 4 | 2 | 0 | 0 | 0 | 0 | 0 | 0 | 0 | 0 | 0 | 0 | 0 | 0 | 0 | 4 | 4 | 0.00 | 3.000 | | |
| Jesse Orosco, L (8.1) ERA: 5.4 | 1.2 | 6 | 1 | 0 | 0 | 2 | 0 | 0 | 0 | 0 | 0 | 0 | 0 | 0 | 0 | 0 | 10 | 10 | 0.00 | 0.600 | | |
| Batter | 1 | 2 | 3 | 4 | 5 | 6 | 7 | 8 | 9 | AB | R | H | RBI | BB | SO | LOB | BOTTOM | | | | | |
| Brady Anderson, L (1.8) OBP: 0.402, SLG: 0.674 | P2 | | S 1B 1B | S 1B BB | F7 | | | | | 4 | 2 | 2 | 0 | 1 | 0 | 1 | New York Yankees @ Baltimore Orioles Oriole Park at Camden Yards, Baltimore, MD Sat Jul 13, 1996, 7:05 PM EDT Att: 46,451 - Cloudy - 91 F | | | | | |
| B.J. Surhoff, L (1.5) OBP: 0.345, SLG: 0.491 | 1B 1B | | K | F8 | G6-3 | | | L4 | | 5 | 0 | 1 | 0 | 0 | 1 | 4 | | | | | | |
| Roberto Alomar, S (1.10) OBP: 0.423, SLG: 0.529 | 1-2 1B | | F 1B | BB 1B | | | K | | | 4 | 1 | 3 | 2 | 1 | 1 | 0 | | | | | | |
| Rafael Palmeiro, L (1.3) OBP: 0.398, SLG: 0.549 | P6 | | E HR BB | BB 1B | | | G5-4-3 BB | F8 | | 2 | 1 | 0 | 0 | 3 | 0 | 4 | | | | | | |
| Cal Ripken Jr., R (1.6) OBP: 0.358, SLG: 0.494 | K | | HR | FC6-4 BB | | | G5-4-3 | | | 4 | 1 | 1 | 2 | 1 | 1 | 3 | | | | | | |
| Bobby Bonilla, S (1.9) OBP: 0.351, SLG: 0.431 | | L9 | BB 2B | K | | | K | | | 5 | 0 | 1 | 0 | 0 | 2 | 3 | | | | | | |
| Luis Polonia, L (1.7) OBP: 0.284, SLG: 0.312 | | G4-3 | BB BB | FC6-4 | | | L7 | | | 4 | 0 | 1 | 0 | 1 | 0 | 3 | | | | | | |
| Billy Ripken, R (1.4) OBP: 0.296, SLG: 0.386 Manny Alexander, R (6.4) OBP: 0.225, SLG: 0.162 Mike Devereaux, R (9, PH) OBP: 0.327, SLG: 0.350 | F7 | | BB BB | | | | G6-3 | | | 2 | 0 | 0 | 0 | 1 | 1 | 0 | | | | | | |
| Gregg Zaun, S (1.2) OBP: 0.311, SLG: 0.344 | | | K | | | | | P3 | | 1 | 0 | 0 | 0 | 0 | 1 | 1 | | | | | | |
| Inning Stats | R: 0 E: 0 K: 1 S: 7 | H: 2 LOB: 2 BB: 0 P: 7 | R: 0 E: 0 K: 0 S: 3 | H: 0 LOB: 0 BB: 0 P: 3 | R: 4 E: 1 K: 2 S: 11 | H: 4 LOB: 3 BB: 3 P: 23 | R: 1 E: 0 K: 1 S: 6 | H: 1 LOB: 3 BB: 3 P: 18 | R: 0 E: 0 K: 1 S: 5 | H: 0 LOB: 1 BB: 1 P: 9 | R: 0 E: 0 K: 1 S: 4 | H: 0 LOB: 0 BB: 1 P: 8 | R: 0 E: 0 K: 1 S: 5 | H: 0 LOB: 0 BB: 0 P: 5 | R: 0 E: 0 K: 0 S: 4 | H: 1 LOB: 2 BB: 1 P: 8 | | R: 0 E: 0 K: 1 S: 6 | H: 1 LOB: 1 BB: 0 P: 6 | 1B: 6 2B: 2 3B: 0 HR: 1 | SF: 0 SAC: 0 DP: 1 HBP: 0 | WP: 0 PB: 0 SB: 2 CS: 0 |
| PITCHER | IP WLS BF H R ER SO | IP WLS BF H R ER SO | IP WLS BF H R ER SO | IP WLS BF H R ER SO | IP WLS BF H R ER SO | IP WLS BF H R ER SO | IP WLS BF H R ER SO | IP WLS BF H R ER SO | IP WLS BF H R ER SO | IP WLS BF H R ER SO | IP WLS BF H R ER SO | IP WLS BF H R ER SO | IP WLS BF H R ER SO | IP WLS BF H R ER SO | IP WLS BF H R ER SO | IP WLS BF H R ER SO | ERA WHIP | ERA WHIP | | | | |
| Dwight Gooden, R (1.1) ERA: 4.44 | 5.0 | 29 | 7 | 5 | 5 | 5 | 6 | 1 | 0 | 0 | 0 | 0 | 0 | 0 | 0 | 0 | 1 | 32 | 9.00 | 2.600 | | |
| Bob Wickman, R (6.1) ERA: 3.77 | 1.0 | 3 | 0 | 0 | 0 | 1 | 1 | 0 | 0 | 0 | 0 | 0 | 0 | 0 | 0 | 0 | 4 | 8 | 0.00 | 1.000 | | |
| 42 Mariano Rivera, R (7.1) ERA: 1.71 | 2.0 | 8 | 1 | 0 | 0 | 1 | 1 | 0 | 0 | 0 | 0 | 0 | 0 | 0 | 0 | 0 | 9 | 13 | 0.00 | 1.000 | | |
| John Wetteland, R (9.1) ERA: 2.81 | 1.0 | 4 | 1 | 0 | 0 | 1 | 0 | 0 | 0 | 0 | 0 | 0 | 0 | 0 | 0 | 0 | 6 | 6 | 0.00 | 1.000 | | |

| Batter | 1 | 2 | 3 | 4 | 5 | 6 | 7 | 8 | 9 | AB | R | H | RBI | BB | SO | LOB | TOP | | | | | |
|--|---|----------------------------------|------------------------------|----------------------------------|-------------------------------|----------------------------------|-------------------------------|----------------------------------|------------------------------|---------------------------------|-------------------------------|----------------------------------|-------------------------------|----------------------------------|------------------------------|----------------------------------|--|----------------------------------|----------------------------------|------------------------------------|----------------------------------|--------|
| Otis Nixon, S <small>OBP: 0.390, SLG: 0.331</small> | | | | | | | | | | 5 | 0 | 1 | 0 | 0 | 3 | 3 | Toronto Blue Jays @ Baltimore Orioles Oriole Park at Camden Yards, Baltimore, MD Mon Jul 15 1996, 7:05 PM EDT Att: 43,192 - Unknown - 87 F | | | | | |
| Tomas Perez, S <small>OBP: 0.338, SLG: 0.350</small> | | | | | | | | | | 4 | 1 | 1 | 1 | 1 | 0 | 1 | | | | | | |
| Juan Samuel, R <small>OBP: 0.306, SLG: 0.485</small> | | | | | | | | | | 3 | 2 | 1 | 3 | 1 | 1 | 2 | | | | | | |
| Joe Carter, R <small>OBP: 0.350, SLG: 0.550</small> | | | | | | | | | | 4 | 0 | 0 | 0 | 0 | 0 | 3 | | | | | | |
| Ed Sprague, R <small>OBP: 0.356, SLG: 0.558</small> | | | | | | | | | | 4 | 0 | 1 | 0 | 0 | 1 | 1 | | | | | | |
| Jacob Brumfield, R <small>OBP: 0.300, SLG: 0.456</small> | | | | | | | | | | 4 | 1 | 1 | 2 | 0 | 1 | 1 | | | | | | |
| Charlie O'Brien, R <small>OBP: 0.372, SLG: 0.500</small> | | | | | | | | | | 3 | 0 | 1 | 0 | 0 | 0 | 0 | | | | | | |
| Robert Perez, R <small>OBP: 0.380, SLG: 0.474</small> | | | | | | | | | | 4 | 1 | 2 | 0 | 0 | 0 | 2 | | | | | | |
| Alex Gonzalez, R <small>OBP: 0.291, SLG: 0.385</small> | | | | | | | | | | 3 | 1 | 1 | 0 | 0 | 1 | 0 | | | | | | |
| Inning Stats | R: 0 E: 0 K: 1 S: 8 | H: 0 LOB: 0 BB: 0 P: 13 | R: 0 E: 0 K: 1 S: 7 | H: 0 LOB: 0 BB: 0 P: 11 | R: 4 E: 0 K: 1 S: 25 | H: 4 LOB: 0 BB: 0 P: 32 | R: 0 E: 0 K: 0 S: 10 | H: 1 LOB: 1 BB: 0 P: 13 | R: 0 E: 0 K: 0 S: 4 | H: 0 LOB: 0 BB: 0 P: 6 | R: 2 E: 0 K: 1 S: 11 | H: 1 LOB: 2 BB: 1 P: 19 | R: 0 E: 0 K: 2 S: 10 | H: 1 LOB: 1 BB: 1 P: 18 | R: 0 E: 0 K: 0 S: 6 | H: 1 LOB: 0 BB: 0 P: 12 | R: 0 E: 0 K: 1 S: 8 | H: 1 LOB: 1 BB: 0 P: 13 | 1B: 6 2B: 1 3B: 0 HR: 2 | SF: 0 SAC: 1 DP: 1 HBP: 1 | WP: 1 PB: 0 SB: 1 CS: 0 | PA: 38 |
| PITCHER | IP WLS BF H R ER SO BB IBB HBP BLK WP HR S P ERA WHIP | | | | | | | | | | | | | | | | | | | | | |
| Rick Krivda, L <small>ERA: 5.22</small> | (1, 1) 5.2 24 6 6 6 4 1 0 0 0 1 2 61 87 9.53 1.235 | | | | | | | | | | | | | | | | | | | | | |
| Jimmy Haynes, R <small>ERA: 6.42</small> | (6, 1) 3.1 W 14 3 0 0 3 1 0 1 0 0 0 28 50 0.00 1.200 | | | | | | | | | | | | | | | | | | | | | |

| | |
|-----|----|
| AB | 34 |
| R | 6 |
| H | 9 |
| RBI | 6 |
| BB | 2 |
| SO | 7 |
| LOB | 13 |



| Batter | 1 | 2 | 3 | 4 | 5 | 6 | 7 | 8 | 9 | AB | R | H | RBI | BB | SO | LOB | BOTTOM | | | | | |
|--|--|----------------------------------|------------------------------|----------------------------------|-------------------------------|----------------------------------|-------------------------------|----------------------------------|------------------------------|----------------------------------|------------------------------|---------------------------------|------------------------------|----------------------------------|-------------------------------|----------------------------------|--|----------------------------------|----------------------------------|------------------------------------|----------------------------------|--------|
| Brady Anderson, L <small>OBP: 0.399, SLG: 0.663</small> | | | | | | | | | | 4 | 0 | 1 | 0 | 0 | 0 | 0 | Toronto Blue Jays @ Baltimore Orioles Oriole Park at Camden Yards, Baltimore, MD Mon Jul 15 1996, 7:05 PM EDT Att: 43,192 - Unknown - 87 F | | | | | |
| Billy Ripken, R <small>OBP: 0.281, SLG: 0.364</small> | | | | | | | | | | 4 | 0 | 0 | 0 | 0 | 1 | | | | | | | |
| Cal Ripken Jr., R <small>OBP: 0.354, SLG: 0.489</small> | | | | | | | | | | 4 | 2 | 0 | 0 | 0 | 0 | | | | | | | |
| Rafael Palmeiro, L <small>OBP: 0.397, SLG: 0.553</small> | | | | | | | | | | 4 | 2 | 2 | 2 | 0 | 1 | 0 | | | | | | |
| Bobby Bonilla, S <small>OBP: 0.349, SLG: 0.436</small> | | | | | | | | | | 4 | 1 | 1 | 3 | 0 | 0 | 0 | | | | | | |
| B.J. Surhoff, L <small>OBP: 0.348, SLG: 0.490</small> | | | | | | | | | | 3 | 0 | 0 | 0 | 0 | 1 | 0 | | | | | | |
| Mark Smith, R <small>OBP: 0.214, SLG: 0.397</small> Luis Polonia, L <small>OBP: 0.293, SLG: 0.321</small> | | | | | | | | | | 3 | 1 | 1 | 1 | 0 | 1 | 1 | | | | | | |
| Chris Hoiles, R <small>OBP: 0.333, SLG: 0.433</small> | | | | | | | | | | 4 | 1 | 1 | 2 | 0 | 2 | 0 | | | | | | |
| Manny Alexander, R <small>OBP: 0.209, SLG: 0.150</small> | | | | | | | | | | 3 | 0 | 0 | 0 | 0 | 2 | 0 | | | | | | |
| Inning Stats | R: 0 E: 0 K: 0 S: 7 | H: 0 LOB: 0 BB: 0 P: 12 | R: 0 E: 0 K: 1 S: 7 | H: 0 LOB: 0 BB: 0 P: 13 | R: 1 E: 0 K: 2 S: 10 | H: 1 LOB: 0 BB: 0 P: 15 | R: 2 E: 1 K: 0 S: 11 | H: 1 LOB: 0 BB: 0 P: 14 | R: 0 E: 0 K: 2 S: 9 | H: 0 LOB: 0 BB: 0 P: 15 | R: 0 E: 0 K: 0 S: 5 | H: 0 LOB: 1 BB: 0 P: 8 | R: 0 E: 0 K: 1 S: 9 | H: 0 LOB: 1 BB: 0 P: 16 | R: 0 E: 0 K: 0 S: 12 | H: 1 LOB: 1 BB: 0 P: 17 | R: 5 E: 1 K: 1 S: 11 | H: 4 LOB: 0 BB: 0 P: 14 | 1B: 3 2B: 0 3B: 0 HR: 4 | SF: 0 SAC: 0 DP: 0 HBP: 1 | WP: 0 PB: 1 SB: 0 CS: 0 | PA: 35 |
| PITCHER | IP WLS BF H R ER SO BB IBB HBP BLK WP HR S P ERA WHIP | | | | | | | | | | | | | | | | | | | | | |
| Huck Flener, L <small>ERA: 3.0</small> | (1, 1) 6.0 21 2 3 2 5 2 3 2 5 0 0 0 0 0 0 0 3.00 0.333 | | | | | | | | | | | | | | | | | | | | | |
| Tony Castillo, L <small>ERA: 3.56</small> | (7, 1) 2.0 8 1 0 0 1 0 0 1 0 0 0 21 33 0.00 0.500 | | | | | | | | | | | | | | | | | | | | | |
| Mike Timlin, R <small>ERA: 3.64</small> | (9, 1) 0.1 L 6 4 5 4 1 0 0 0 0 0 0 2 11 14 108.00 12.000 | | | | | | | | | | | | | | | | | | | | | |

| | |
|-----|----|
| AB | 34 |
| R | 8 |
| H | 7 |
| RBI | 8 |
| BB | 0 |
| SO | 7 |
| LOB | 2 |



| Batter | 1 | 2 | 3 | 4 | 5 | 6 | 7 | 8 | 9 | AB | R | H | RBI | BB | SO | LOB | TOP | | | | | | | | | | | |
|--|-------------------------------|----------------------------------|-------------------------------|----------------------------------|-------------------------------|----------------------------------|------------------------------|----------------------------------|-------------------------------|----------------------------------|-------------------------------|----------------------------------|-------------------------------|----------------------------------|-------------------------------|----------------------------------|-------------------------------|----------------------------------|-----------------------------------|------------------------------------|----------------------------------|--------|--|--|--|--|--|--|
| Otis Nixon, S <small>OBP: 0.390, SLG: 0.337</small> | | | | | | | | | | 5 | 2 | 3 | 0 | 0 | 0 | 0 | | | | | | | | | | | | |
| Tomas Perez, S <small>OBP: 0.336, SLG: 0.349</small> | | | | | | | | | | 5 | 1 | 2 | 1 | 0 | 1 | 2 | | | | | | | | | | | | |
| Juan Samuel, R <small>OBP: 0.310, SLG: 0.481</small> | | | | | | | | | | 3 | 1 | 1 | 1 | 1 | 1 | 0 | | | | | | | | | | | | |
| Joe Carter, R <small>OBP: 0.354, SLG: 0.551</small> | | | | | | | | | | 5 | 0 | 1 | 1 | 0 | 2 | 3 | | | | | | | | | | | | |
| Ed Sprague, R <small>OBP: 0.355, SLG: 0.550</small> | | | | | | | | | | 4 | 0 | 0 | 0 | 1 | 1 | 2 | | | | | | | | | | | | |
| Jacob Brumfield, R <small>OBP: 0.310, SLG: 0.466</small> | | | | | | | | | | 4 | 2 | 3 | 1 | 1 | 0 | 1 | | | | | | | | | | | | |
| Charlie O'Brien, R <small>OBP: 0.374, SLG: 0.517</small> Domingo Cedeno, S <small>OBP: 0.328, SLG: 0.356</small> Sandy Martinez, L <small>OBP: 0.311, SLG: 0.362</small> | | | | | | | | | | 4 | 1 | 2 | 2 | 0 | 0 | 1 | | | | | | | | | | | | |
| Robert Perez, R <small>OBP: 0.376, SLG: 0.475</small> | | | | | | | | | | 4 | 1 | 1 | 0 | 0 | 0 | 1 | | | | | | | | | | | | |
| Alex Gonzalez, R <small>OBP: 0.299, SLG: 0.402</small> | | | | | | | | | | 3 | 1 | 2 | 3 | 1 | 1 | 1 | | | | | | | | | | | | |
| Inning Stats | R: 2 E: 0 K: 0 S: 18 | H: 2 LOB: 1 BB: 1 P: 28 | R: 1 E: 1 K: 2 S: 11 | H: 1 LOB: 1 BB: 0 P: 16 | R: 3 E: 0 K: 0 S: 13 | H: 2 LOB: 0 BB: 1 P: 21 | R: 1 E: 0 K: 0 S: 8 | H: 1 LOB: 1 BB: 0 P: 13 | R: 0 E: 0 K: 0 S: 11 | H: 2 LOB: 1 BB: 0 P: 17 | R: 0 E: 0 K: 0 S: 10 | H: 1 LOB: 1 BB: 1 P: 18 | R: 0 E: 0 K: 3 S: 12 | H: 0 LOB: 0 BB: 0 P: 15 | R: 3 E: 0 K: 1 S: 17 | H: 6 LOB: 2 BB: 0 P: 30 | R: 0 E: 0 K: 1 S: 11 | H: 0 LOB: 1 BB: 1 P: 17 | 1B: 10 2B: 3 3B: 0 HR: 2 | SF: 1 SAC: 1 DP: 0 HBP: 0 | WP: 0 PB: 0 SB: 5 CS: 1 | PA: 44 | | | | | | |
| PITCHER | IP | WLS | BF | H | R | ER | SO | BB | IBB | HBP | BLK | WP | HR | S | P | ERA | WHIP | | | | | | | | | | | |
| Kent Mercker, L | (1, 1) | 3.0 | | 18 | 6 | 7 | 6 | 2 | 2 | 0 | 0 | 0 | 0 | 2 | 43 | 68 | 18.00 | 2.667 | | | | | | | | | | |
| Alan Mills, R | (4, 1) | 2.2 | | 10 | 3 | 0 | 0 | 1 | 0 | 0 | 0 | 0 | 0 | 26 | 42 | 0.00 | 1.500 | | | | | | | | | | | |
| Jimmy Haynes, R | (6, 1) | 2.0 | | 9 | 4 | 3 | 3 | 0 | 0 | 0 | 0 | 0 | 0 | 23 | 33 | 13.50 | 2.000 | | | | | | | | | | | |
| Jesse Orosco, L | (8, 1) | 0.0 | | 2 | 2 | 0 | 0 | 0 | 0 | 0 | 0 | 0 | 0 | 5 | 10 | ∞ | ∞ | | | | | | | | | | | |
| Rocky Coppins, R | (8, 1) | 1.1 | W | 5 | 0 | 0 | 0 | 2 | 1 | 0 | 0 | 0 | 0 | 14 | 22 | 0.00 | 0.750 | | | | | | | | | | | |

Toronto Blue Jays @ Baltimore Orioles
 Oriole Park at Camden Yards, Baltimore, MD

AB 38
 R 10
 H 15
 RBI 9
 BB 4
 SO 7
 LOB 12



Wed Jul 17 1996, 7:05 PM EDT
 Att: 45,955 - Unknown - 93 F

| Batter | 1 | 2 | 3 | 4 | 5 | 6 | 7 | 8 | 9 | AB | R | H | RBI | BB | SO | LOB | BOTTOM | | | | | | | | | | | |
|--|------------------------------|----------------------------------|-------------------------------|----------------------------------|-------------------------------|----------------------------------|-------------------------------|----------------------------------|------------------------------|---------------------------------|-------------------------------|----------------------------------|-------------------------------|----------------------------------|------------------------------|----------------------------------|----------------------------------|------------------------------------|----------------------------------|--------|--|--|--|--|--|--|--|--|
| Brady Anderson, L <small>OBP: 0.398, SLG: 0.652</small> | | | | | | | | | | 4 | 2 | 1 | 0 | 1 | 1 | 0 | | | | | | | | | | | | |
| Mike Devereaux, R <small>OBP: 0.325, SLG: 0.362</small> Roberto Alomar, S <small>OBP: 0.421, SLG: 0.528</small> | | | | | | | | | | 3 | 3 | 2 | 2 | 1 | 0 | 0 | | | | | | | | | | | | |
| Cal Ripken Jr., R <small>OBP: 0.351, SLG: 0.481</small> | | | | | | | | | | 4 | 0 | 1 | 0 | 1 | 1 | 3 | | | | | | | | | | | | |
| Rafael Palmeiro, L <small>OBP: 0.398, SLG: 0.555</small> | | | | | | | | | | 2 | 1 | 1 | 3 | 3 | 0 | 1 | | | | | | | | | | | | |
| Bobby Bonilla, S <small>OBP: 0.349, SLG: 0.438</small> | | | | | | | | | | 4 | 1 | 2 | 2 | 0 | 1 | 1 | | | | | | | | | | | | |
| B.J. Surhoff, L <small>OBP: 0.344, SLG: 0.482</small> | | | | | | | | | | 4 | 1 | 1 | 0 | 0 | 0 | 1 | | | | | | | | | | | | |
| Chris Hoiles, R <small>OBP: 0.328, SLG: 0.437</small> | | | | | | | | | | 4 | 1 | 1 | 3 | 0 | 1 | 0 | | | | | | | | | | | | |
| Jeff Huson, L <small>OBP: 0.357, SLG: 0.308</small> Billy Ripken, R <small>OBP: 0.276, SLG: 0.358</small> | | | | | | | | | | 2 | 1 | 1 | 0 | 0 | 1 | 0 | | | | | | | | | | | | |
| Manny Alexander, R <small>OBP: 0.208, SLG: 0.156</small> Luis Polonia, L <small>OBP: 0.297, SLG: 0.324</small> | | | | | | | | | | 2 | 0 | 0 | 0 | 0 | 2 | 0 | | | | | | | | | | | | |
| Inning Stats | R: 1 E: 0 K: 0 S: 7 | H: 1 LOB: 2 BB: 2 P: 20 | R: 6 E: 0 K: 2 S: 19 | H: 5 LOB: 1 BB: 1 P: 35 | R: 0 E: 0 K: 2 S: 12 | H: 0 LOB: 0 BB: 0 P: 19 | R: 0 E: 0 K: 2 S: 10 | H: 0 LOB: 0 BB: 0 P: 11 | R: 0 E: 0 K: 0 S: 6 | H: 0 LOB: 0 BB: 0 P: 8 | R: 1 E: 0 K: 1 S: 11 | H: 2 LOB: 1 BB: 0 P: 20 | R: 1 E: 0 K: 1 S: 14 | H: 1 LOB: 0 BB: 0 P: 20 | R: 2 E: 0 K: 0 S: 8 | H: 2 LOB: 2 BB: 2 P: 22 | 1B: 7 2B: 1 3B: 0 HR: 3 | SF: 2 SAC: 1 DP: 1 HBP: 0 | WP: 0 PB: 1 SB: 3 CS: 0 | PA: 41 | | | | | | | | |
| PITCHER | IP | WLS | BF | H | R | ER | SO | BB | IBB | HBP | BLK | WP | HR | S | P | ERA | WHIP | | | | | | | | | | | |
| Erik Hanson, R | (1, 1) | 1.2 | | 13 | 6 | 7 | 7 | 1 | 3 | 0 | 0 | 0 | 0 | 2 | 21 | 49 | 37.80 | 5.400 | | | | | | | | | | |
| Paul Spoljaric, L | (2, 1) | 3.1 | | 10 | 0 | 0 | 0 | 5 | 1 | 0 | 0 | 0 | 0 | 34 | 52 | 0.00 | 0.300 | | | | | | | | | | | |
| Tony Castillo, L | (6, 1) | 2.0 | | 8 | 2 | 1 | 1 | 1 | 0 | 0 | 0 | 0 | 1 | 17 | 28 | 4.50 | 1.000 | | | | | | | | | | | |
| Tim Crabtree, R | (8, 1) | 1.0 | | 4 | 1 | 1 | 1 | 1 | 0 | 0 | 0 | 0 | 0 | 14 | 20 | 9.00 | 1.000 | | | | | | | | | | | |
| Mike Timlin, R | (9, 1) | 0.2 | L | 6 | 2 | 2 | 2 | 0 | 1 | 1 | 0 | 0 | 0 | 8 | 22 | 27.00 | 4.500 | | | | | | | | | | | |

Toronto Blue Jays @ Baltimore Orioles
 Oriole Park at Camden Yards, Baltimore, MD

AB 32
 R 11
 H 11
 RBI 11
 BB 6
 SO 8
 LOB 6




Wed Jul 17 1996, 7:05 PM EDT
 Att: 45,955 - Unknown - 93 F

| Batter | 1 | 2 | 3 | 4 | 5 | 6 | 7 | 8 | 9 | AB | R | H | RBI | BB | SO | LOB | TOP | | | | | | | | |
|--|-------------------------------|----------------------------------|-------------------------------|----------------------------------|-------------------------------|----------------------------------|------------------------------|----------------------------------|------------------------------|---------------------------------|-------------------------------|----------------------------------|-------------------------------|----------------------------------|------------------------------|----------------------------------|-------------------------------|----------------------------------|----------------------------------|------------------------------------|----------------------------------|--------|--|--|--|
| Brady Anderson, L (1, 8) OBP: 0.398, SLG: 0.647 | G5-4-3 BB | | G4-3 | | G1-3 | | E | | K | 4 | 0 | 1 | 0 | 1 | 1 | 0 | | | | | | | | | |
| Luis Polonia, L (1, 9) OBP: 0.297, SLG: 0.324 | P5 | | K | | | | P6 | | | 3 | 1 | 1 | 0 | 0 | 1 | 1 | | | | | | | | | |
| Mike Devereaux, R (7, PH) OBP: 0.331, SLG: 0.361 | | | | | | F8 1B SF9 | | | BB | 1 | 0 | 0 | 0 | 1 | 0 | 2 | | | | | | | | | |
| Cal Ripken Jr., R (1, 5) OBP: 0.349, SLG: 0.477 | G5-4-3 1-2 | | G3-1 | | | FC6 1B | E6 | | P8 | 5 | 0 | 1 | 0 | 0 | 0 | 3 | | | | | | | | | |
| Rafael Palmeiro, L (1, 3) OBP: 0.397, SLG: 0.552 | | | | | F7 | F8 | L8 | | | 4 | 1 | 1 | 0 | 0 | 0 | 4 | | | | | | | | | |
| Bobby Bonilla, S (1, 10) OBP: 0.348, SLG: 0.440 | | | K | | K | SF9 | | | SH1-3 SF9 | 3 | 1 | 1 | 1 | 0 | 2 | 1 | | | | | | | | | |
| B.J. Surhoff, L (1, 7) OBP: 0.347, SLG: 0.493 | | | FC4-6 2-H | | HR | FC6 1-2 | | | SH1-3 | 3 | 1 | 2 | 2 | 0 | 0 | 1 | | | | | | | | | |
| Chris Hoiles, R (1, 2) OBP: 0.331, SLG: 0.453 | | | FC4-6 1B | | K | | HR | | SF9 | 3 | 1 | 2 | 2 | 0 | 1 | 0 | | | | | | | | | |
| Jeff Huson, L (1, 4) OBP: 0.333, SLG: 0.294 | | | FC4-6 1-2 2-3 | | | G1-3 | | | G6-3 | 4 | 1 | 1 | 0 | 0 | 0 | 2 | | | | | | | | | |
| Manny Alexander, R (1, 6) OBP: 0.192, SLG: 0.143 | | | K | | | K | | | G4-3 | 4 | 0 | 0 | 0 | 0 | 3 | 3 | | | | | | | | | |
| Inning Stats | R: 0 E: 0 K: 0 S: 13 | H: 0 LOB: 0 BB: 1 P: 19 | R: 1 E: 0 K: 2 S: 17 | H: 3 LOB: 2 BB: 0 P: 26 | R: 0 E: 0 K: 1 S: 10 | H: 0 LOB: 0 BB: 0 P: 16 | R: 1 E: 0 K: 2 S: 9 | H: 1 LOB: 0 BB: 0 P: 19 | R: 0 E: 0 K: 1 S: 9 | H: 0 LOB: 0 BB: 0 P: 9 | R: 1 E: 0 K: 0 S: 10 | H: 2 LOB: 1 BB: 0 P: 17 | R: 2 E: 1 K: 1 S: 20 | H: 3 LOB: 2 BB: 0 P: 27 | R: 1 E: 0 K: 0 S: 7 | H: 1 LOB: 0 BB: 0 P: 12 | R: 0 E: 0 K: 1 S: 10 | H: 0 LOB: 1 BB: 1 P: 15 | 1B: 7 2B: 1 3B: 0 HR: 2 | SF: 2 SAC: 1 DP: 1 HBP: 0 | WP: 0 PB: 0 SB: 1 CS: 0 | PA: 39 | | | |
| PITCHER | IP | WLS | BF | H | R | ER | SO | BB | IBB | HBP | BLK | WP | HR | S | P | ERA | WHIP | | | | | | | | |
| Aaron Sele, R (1, 1) ERA: 5.74 | 6.1 | L | 27 | 8 | 5 | 4 | 7 | 1 | 0 | 0 | 0 | 0 | 2 | 76 | 116 | 5.68 | 1.421 | | | | | | | | |
| Vaughn Eshelman, L (7, 1) ERA: 7.75 | 1.0 | | 6 | 2 | 1 | 1 | 0 | 0 | 0 | 0 | 0 | 0 | 0 | 14 | 20 | 9.00 | 2.000 | | | | | | | | |
| Rich Garces, R (8, 1) ERA: 5.36 | 1.2 | S | 6 | 0 | 0 | 0 | 1 | 1 | 0 | 0 | 0 | 0 | 0 | 15 | 24 | 0.00 | 0.600 | | | | | | | | |

Baltimore Orioles @ Boston Red Sox
Fenway Park, Boston, MA
Thu Jul 18 1996, 7:05 PM EDT
Att: 33,014 - Unknown - 89 F


AB 34
R 6
H 10
RBI 5
BB 2
SO 8
LOB 17



| Batter | 1 | 2 | 3 | 4 | 5 | 6 | 7 | 8 | 9 | AB | R | H | RBI | BB | SO | LOB | BOTTOM | | | | | | | | |
|--|-------------------------------|----------------------------------|------------------------------|---------------------------------|------------------------------|---------------------------------|------------------------------|----------------------------------|------------------------------|----------------------------------|-------------------------------|----------------------------------|------------------------------|----------------------------------|-------------------------------|----------------------------------|-------------------------------|----------------------------------|----------------------------------|------------------------------------|----------------------------------|--------|--|--|--|
| Jeff Frye, R (1, 4) OBP: 0.341, SLG: 0.295 | G4-3 | | G6-3 | | SF8 | | L4 | | P4 | 4 | 0 | 0 | 1 | 0 | 0 | 1 | | | | | | | | | |
| John Valentin, R (1, 6) OBP: 0.390, SLG: 0.465 | | | | | F9 | | | | | 3 | 0 | 1 | 0 | 0 | 0 | 2 | | | | | | | | | |
| Jeff Manto, R (7, PH) OBP: 0.409, SLG: 0.722 | | | | | FC5-4 1-2 | | HR | | BB | 1 | 1 | 1 | 2 | 1 | 0 | 0 | | | | | | | | | |
| Mo Vaughn, L (1, 3) OBP: 0.425, SLG: 0.604 | | | | | | G6-3 | G3 | | K | 5 | 0 | 1 | 0 | 0 | 2 | 2 | | | | | | | | | |
| Jose Canseco, R (1, 10) OBP: 0.416, SLG: 0.645 | | | | | | | | | | 5 | 0 | 1 | 0 | 0 | 3 | 3 | | | | | | | | | |
| Tim Lincecum, R (1, 5) OBP: 0.392, SLG: 0.518 | | | | | G5-3 | | E4 BB | | G6-3 | 4 | 0 | 0 | 0 | 0 | 0 | 2 | | | | | | | | | |
| Mike Stanley, R (1, 2) OBP: 0.402, SLG: 0.511 | | | | | | | F9 | | | 4 | 1 | 2 | 0 | 0 | 1 | 2 | | | | | | | | | |
| Kevin Mitchell, R (1, 7) OBP: 0.355, SLG: 0.386 | | | | | | | | | | 3 | 0 | 2 | 0 | 1 | 0 | 0 | | | | | | | | | |
| Jose Malave, R (1, 9) OBP: 0.257, SLG: 0.382 | | | | | | | | | | 3 | 0 | 0 | 0 | 0 | 0 | 5 | | | | | | | | | |
| Reggie Jefferson, S (8, PH) OBP: 0.416, SLG: 0.679 | | | | | G5-3 | | P4 | | G1-3 | 1 | 0 | 0 | 0 | 0 | 1 | 2 | | | | | | | | | |
| Troy O'Leary, L (1, 8) OBP: 0.326, SLG: 0.400 | | | | | | | F8 | | E3 HR | 3 | 1 | 0 | 0 | 1 | 1 | 2 | | | | | | | | | |
| Inning Stats | R: 0 E: 0 K: 1 S: 15 | H: 1 LOB: 1 BB: 0 P: 23 | R: 0 E: 0 K: 1 S: 6 | H: 0 LOB: 0 BB: 0 P: 9 | R: 0 E: 0 K: 0 S: 5 | H: 0 LOB: 0 BB: 0 P: 8 | R: 0 E: 0 K: 1 S: 8 | H: 1 LOB: 1 BB: 0 P: 12 | R: 1 E: 0 K: 0 S: 8 | H: 2 LOB: 2 BB: 1 P: 13 | R: 0 E: 1 K: 0 S: 17 | H: 1 LOB: 3 BB: 1 P: 30 | R: 2 E: 1 K: 1 S: 9 | H: 1 LOB: 0 BB: 0 P: 14 | R: 0 E: 0 K: 2 S: 13 | H: 2 LOB: 2 BB: 0 P: 17 | R: 0 E: 0 K: 2 S: 10 | H: 0 LOB: 1 BB: 1 P: 17 | 1B: 7 2B: 0 3B: 0 HR: 1 | SF: 1 SAC: 0 DP: 0 HBP: 0 | WP: 0 PB: 0 SB: 0 CS: 0 | PA: 40 | | | |
| PITCHER | IP | WLS | BF | H | R | ER | SO | BB | IBB | HBP | BLK | WP | HR | S | P | ERA | WHIP | | | | | | | | |
| David Wells, L (1, 1) ERA: 4.95 | 6.2 | W | 30 | 6 | 3 | 2 | 3 | 2 | 0 | 0 | 0 | 0 | 1 | 65 | 103 | 2.70 | 1.200 | | | | | | | | |
| Keith Shepherd, R (7, 1) ERA: 7.04 | 0.2 | | 4 | 2 | 0 | 0 | 1 | 0 | 0 | 0 | 0 | 0 | 0 | 8 | 13 | 0.00 | 3.000 | | | | | | | | |
| Randy Myers, L (8, 1) ERA: 3.27 | 1.2 | S | 6 | 0 | 0 | 0 | 4 | 1 | 0 | 0 | 0 | 0 | 0 | 18 | 27 | 0.00 | 0.600 | | | | | | | | |

Baltimore Orioles @ Boston Red Sox
Fenway Park, Boston, MA
Thu Jul 18 1996, 7:05 PM EDT
Att: 33,014 - Unknown - 89 F


AB 36
R 3
H 8
RBI 3
BB 3
SO 8
LOB 21



| Batter | 1 | 2 | 3 | 4 | 5 | 6 | 7 | 8 | 9 | AB | R | H | RBI | BB | SO | LOB | TOP | | | | | | | | | | | | | | | | | | | | | |
|--|------------------------------|---------------------------------|-------------------------------|----------------------------------|------------------------------|----------------------------------|------------------------------|----------------------------------|-------------------------------|----------------------------------|------------------------------|----------------------------------|------------------------------|----------------------------------|------------------------------|----------------------------------|------------------------------|----------------------------------|----------------------------------|------------------------------------|----------------------------------|--------|-----|----|---|---|----|----|----|-----|-----|-----|----|----|---|----|------|-------|
| Mike Devereaux, R OBP: 0.328, SLG: 0.355 (1, 8) | L9 | | L9 | | G5-3 | | | G4-3 | | 4 | 0 | 0 | 0 | 1 | 0 | 2 | | | | | | | | | | | | | | | | | | | | | | |
| Billy Ripken, R OBP: 0.284, SLG: 0.342 (1, 4) (7, 5) | G1-3 | | K | | | | | E6 | | 5 | 0 | 0 | 0 | 0 | 2 | 2 | | | | | | | | | | | | | | | | | | | | | | |
| Cal Ripken Jr., R OBP: 0.349, SLG: 0.476 Luis Polonia, L OBP: 0.296, SLG: 0.322 (1, 5) (7, 9) | F8 | | | | L7 | | | FC4-6 | | 3 | 0 | 1 | 0 | 0 | 0 | 0 | | | | | | | | | | | | | | | | | | | | | | |
| Rafael Palmeiro, L OBP: 0.331, SLG: 0.553 Jeff Huson, L OBP: 0.366, SLG: 0.333 (1, 3) (7, 4) | | | | | K | | | 1B | | 3 | 0 | 1 | 0 | 0 | 1 | 1 | | | | | | | | | | | | | | | | | | | | | | |
| Bobby Bonilla, S OBP: 0.347, SLG: 0.437 (1, 9) (7, 3) | | | | | K | | | F8 | | 1 | 1 | 1 | 0 | 0 | 0 | 0 | | | | | | | | | | | | | | | | | | | | | | |
| B.J. Surhoff, L OBP: 0.352, SLG: 0.500 (1, 10) | | | | | L5 | | | F8 | | 4 | 0 | 1 | 1 | 0 | 0 | 2 | | | | | | | | | | | | | | | | | | | | | | |
| Chris Hoiles, R OBP: 0.428, SLG: 0.449 Gregg Zaun, S OBP: 0.306, SLG: 0.337 (1, 2) (7, 2) | | | | | L8 | | | 1B | | 4 | 0 | 3 | 1 | 0 | 0 | 1 | | | | | | | | | | | | | | | | | | | | | | |
| Mark Smith, R OBP: 0.230, SLG: 0.394 (1, 7) | | | | | 1B | | | 2B | | 2 | 0 | 0 | 0 | 1 | 1 | 2 | | | | | | | | | | | | | | | | | | | | | | |
| Manny Alexander, R OBP: 0.179, SLG: 0.132 (1, 6) | | | | | K | | | G6-3 | | 1 | 0 | 0 | 0 | 0 | 0 | 2 | | | | | | | | | | | | | | | | | | | | | | |
| Inning Stats | R: 0 E: 0 K: 0 S: 3 | H: 0 LOB: 0 BB: 0 P: 5 | R: 0 E: 0 K: 1 S: 10 | H: 1 LOB: 2 BB: 1 P: 18 | R: 0 E: 0 K: 1 S: 7 | H: 0 LOB: 0 BB: 0 P: 12 | R: 0 E: 0 K: 1 S: 5 | H: 0 LOB: 0 BB: 0 P: 11 | R: 0 E: 0 K: 2 S: 13 | H: 2 LOB: 2 BB: 0 P: 21 | R: 0 E: 0 K: 1 S: 8 | H: 1 LOB: 1 BB: 0 P: 14 | R: 0 E: 0 K: 0 S: 9 | H: 1 LOB: 0 BB: 0 P: 15 | R: 2 E: 1 K: 0 S: 8 | H: 3 LOB: 2 BB: 0 P: 12 | R: 0 E: 0 K: 0 S: 3 | H: 0 LOB: 1 BB: 2 P: 11 | 1B: 6 2B: 2 3B: 0 HR: 0 | SF: 0 SAC: 0 DP: 1 HBP: 0 | WP: 0 PB: 0 SB: 0 CS: 0 | PA: 38 | | | | | | | | | | | | | | | | |
| PITCHER | IP | WLS | BF | H | R | ER | SO | BB | IBB | HBP | BLK | WP | HR | S | P | ERA | WHIP | PITCHER | | | | IP | WLS | BF | H | R | ER | SO | BB | IBB | HBP | BLK | WP | HR | S | P | ERA | WHIP |
| Jamie Moyer, L ERA: 4.66 Joe Hudson, R ERA: 4.45 (1, 1) (9, 1) | 8.0 | W | 34 | 8 | 2 | 0 | 6 | 1 | 0 | 0 | 0 | 0 | 0 | 63 | 108 | 0.00 | 1.125 | | | | | 1.0 | 4 | 0 | 0 | 0 | 0 | 0 | 2 | 0 | 0 | 0 | 0 | 0 | 3 | 11 | 0.00 | 2.000 |

Baltimore Orioles @ Boston Red Sox
Fenway Park, Boston, MA
Fri Jul 19 1996, 7:05 PM EDT
Att: 32,262 - Unknown - 74 F


AB 35
R 2
H 8
RBI 2
BB 3
SO 6
LOB 20



| Batter | 1 | 2 | 3 | 4 | 5 | 6 | 7 | 8 | 9 | AB | R | H | RBI | BB | SO | LOB | BOTTOM | | | | | | | | | | | | | | | | | | | | | |
|--|-------------------------------|----------------------------------|------------------------------|----------------------------------|-------------------------------|----------------------------------|-------------------------------|----------------------------------|------------------------------|----------------------------------|-------------------------------|----------------------------------|-------------------------------|----------------------------------|------------------------------|----------------------------------|-----------------------------------|------------------------------------|----------------------------------|--------|--|-----|-----|----|---|---|----|----|----|-----|-----|-----|----|----|----|------|-------|------|
| Jeff Frye, R OBP: 0.353, SLG: 0.302 (1, 4) | S | | 1B | | 1B | | | FC6-4 | | 3 | 5 | 2 | 0 | 2 | 0 | 1 | | | | | | | | | | | | | | | | | | | | | | |
| Troy O'Leary, L OBP: 0.325, SLG: 0.406 (1, 9) | G5-3 | | 1B | | 1B | | | E4 | | 5 | 2 | 3 | 1 | 0 | 0 | 2 | | | | | | | | | | | | | | | | | | | | | | |
| Mo Vaughn, L OBP: 0.428, SLG: 0.614 Mike Greenwell, L OBP: 0.265, SLG: 0.311 (1, 3) (7, PH) (8, 7) | 1B | | F7 | | 1B | | | 1B | | 4 | 2 | 3 | 5 | 0 | 0 | 2 | | | | | | | | | | | | | | | | | | | | | | |
| Jose Canseco, R OBP: 0.421, SLG: 0.649 (1, 10) | 1B | | 1B | | HR | | | 1B | | 0 | 0 | 0 | 0 | 1 | 0 | 0 | | | | | | | | | | | | | | | | | | | | | | |
| Tim Lincecum, R OBP: 0.389, SLG: 0.513 (1, 5) | G1-6-3 | | 1B | | 2B | | | K | | 4 | 0 | 3 | 2 | 1 | 1 | 2 | | | | | | | | | | | | | | | | | | | | | | |
| 18 Reggie Jefferson, S OBP: 0.416, SLG: 0.672 (1, 7) (8, 3) | | | FC3-6 | | 1B | | | 1B | | 5 | 1 | 2 | 1 | 0 | 2 | 2 | | | | | | | | | | | | | | | | | | | | | | |
| Mike Stanley, R OBP: 0.406, SLG: 0.518 Scott Hatteberg, L (8, PH) (9, 2) | P2 | | 1B | | L8 | | | G6-3 | | 4 | 1 | 1 | 3 | 0 | 0 | 1 | | | | | | | | | | | | | | | | | | | | | | |
| Jeff Manto, R OBP: 0.333, SLG: 0.565 (1, 6) | F7 | | 1B | | F8 | | | K | | 5 | 0 | 0 | 0 | 0 | 1 | 1 | | | | | | | | | | | | | | | | | | | | | | |
| Lee Tinsley, S OBP: 0.280, SLG: 0.262 (1, 8) | G4-3 | | 1B | | 1B | | | L7 | | 4 | 1 | 2 | 0 | 0 | 0 | 1 | | | | | | | | | | | | | | | | | | | | | | |
| Inning Stats | R: 1 E: 0 K: 0 S: 10 | H: 2 LOB: 1 BB: 1 P: 19 | R: 0 E: 0 K: 0 S: 9 | H: 1 LOB: 0 BB: 0 P: 16 | R: 1 E: 0 K: 0 S: 12 | H: 2 LOB: 2 BB: 1 P: 24 | R: 4 E: 0 K: 1 S: 18 | H: 5 LOB: 1 BB: 0 P: 32 | R: 0 E: 0 K: 2 S: 8 | H: 0 LOB: 0 BB: 0 P: 11 | R: 6 E: 1 K: 1 S: 15 | H: 5 LOB: 0 BB: 0 P: 27 | R: 1 E: 0 K: 0 S: 16 | H: 2 LOB: 2 BB: 2 P: 27 | R: 0 E: 0 K: 1 S: 9 | H: 0 LOB: 0 BB: 0 P: 14 | 1B: 13 2B: 2 3B: 0 HR: 2 | SF: 0 SAC: 0 DP: 2 HBP: 0 | WP: 0 PB: 0 SB: 1 CS: 0 | PA: 44 | | | | | | | | | | | | | | | | | | |
| PITCHER | IP | WLS | BF | H | R | ER | SO | BB | IBB | HBP | BLK | WP | HR | S | P | ERA | WHIP | PITCHER | | | | IP | WLS | BF | H | R | ER | SO | BB | IBB | HBP | BLK | WP | HR | S | P | ERA | WHIP |
| Scott Erickson, R ERA: 4.84 Keith Shepherd, R ERA: 5.4 (1, 1) (5, 1) | 4.0 | L | 23 | 10 | 6 | 6 | 1 | 2 | 0 | 0 | 0 | 0 | 1 | 49 | 91 | 13.50 | 3.000 | | | | | 4.0 | 21 | 7 | 7 | 1 | 4 | 2 | 0 | 0 | 0 | 0 | 1 | 48 | 79 | 2.25 | 2.250 | |

Baltimore Orioles @ Boston Red Sox
Fenway Park, Boston, MA
Fri Jul 19 1996, 7:05 PM EDT
Att: 32,262 - Unknown - 74 F

AB 40
R 13
H 17
RBI 13
BB 4
SO 5
LOB 20



| Batter | 1 | 2 | 3 | 4 | 5 | 6 | 7 | 8 | 9 | AB | R | H | RBI | BB | SO | LOB | TOP | | | | | | | | | | |
|---|------------------------------|----------------------------------|-------------------------------|----------------------------------|------------------------------|---------------------------------|------------------------------|----------------------------------|-------------------------------|----------------------------------|-------------------------------|----------------------------------|------------------------------|---------------------------------|------------------------------|----------------------------------|--|----------------------------------|----------------------------------|------------------------------------|----------------------------------|--------|--|--|--|--|--|
| Mike Devereaux, R (1, 8) OBP: 0.327, SLG: 0.353 | G6-3 | | F8 | | | G6-3 | | 1B | | 4 | 0 | 1 | 0 | 0 | 0 | 0 | Baltimore Orioles @ Boston Red Sox Fenway Park, Boston, MA Sat Jul 20 1996, 3:33 AM EDT Att: 33,590 - Sunny - 75 F | | | | | | | | | | |
| Jeff Huson, L (1, 4) OBP: 0.304, SLG: 0.273 | P4 | | F7 | | | G6-3 | | P6 | | 4 | 0 | 0 | 0 | 0 | 0 | 1 | | | | | | | | | | | |
| Cal Ripken Jr., R (1, 5) OBP: 0.348, SLG: 0.473 | 1B | | | L9 | | G3-1 | | | P4 | 4 | 0 | 1 | 0 | 0 | 0 | 0 | | | | | | | | | | | |
| Rafael Palmeiro, L (1, 10) | G6-3 | | | G3 | | | G3 | | G1-6-3 BB | 3 | 0 | 0 | 0 | 1 | 0 | 1 | | | | | | | | | | | |
| Bobby Bonilla, S (1, 3) | | F7 | | K | | | 1B 2B | | G1-6-3 1-2 | 4 | 0 | 1 | 0 | 0 | 1 | 1 | | | | | | | | | | | |
| B.J. Surhoff, L (1, 7) OBP: 0.352, SLG: 0.498 | G4-3 | | | | G1-6-3 1B | | L3 | | | 3 | 0 | 1 | 0 | 0 | 0 | 1 | | | | | | | | | | | |
| Mark Smith, R (1, 9) OBP: 0.260, SLG: 0.411 | | | | | | | 1B | | | 2 | 0 | 2 | 0 | 0 | 0 | 0 | | | | | | | | | | | |
| Gregg Zaun, S (1, 2) OBP: 0.297, SLG: 0.327 | | F8 | | | G1-6-3 1-2 2-3 | | 1B | | L9 | 3 | 0 | 0 | 0 | 0 | 0 | 3 | | | | | | | | | | | |
| Manny Alexander R (1, 6) Luis Polonia, L (8, PH) OBP: 0.294, SLG: 0.320 | P4 | | | | G5-3 | | | F7 | | 2 | 0 | 0 | 0 | 0 | 0 | 1 | | | | | | | | | | | |
| | | | | | | | | | | 1 | 0 | 0 | 0 | 0 | 0 | 0 | | | | | | | | | | | |
| Inning Stats | R: 0 E: 0 K: 0 S: 8 | H: 1 LOB: 1 BB: 0 P: 14 | R: 0 E: 0 K: 0 S: 13 | H: 0 LOB: 1 BB: 0 P: 20 | R: 0 E: 0 K: 0 S: 7 | H: 0 LOB: 0 BB: 0 P: 9 | R: 0 E: 0 K: 1 S: 8 | H: 0 LOB: 0 BB: 0 P: 14 | R: 0 E: 0 K: 0 S: 14 | H: 2 LOB: 1 BB: 0 P: 18 | R: 0 E: 0 K: 0 S: 11 | H: 0 LOB: 0 BB: 0 P: 16 | R: 0 E: 0 K: 0 S: 5 | H: 2 LOB: 2 BB: 0 P: 9 | R: 0 E: 0 K: 0 S: 8 | H: 1 LOB: 1 BB: 0 P: 13 | R: 0 E: 0 K: 0 S: 6 | H: 0 LOB: 0 BB: 1 P: 14 | 1B: 5 2B: 1 3B: 0 HR: 0 | SF: 0 SAC: 0 DP: 2 HBP: 1 | WP: 0 PB: 0 SB: 0 CS: 0 | PA: 32 | | | | | |
| PITCHER | IP | WLS | BF | H | R | ER | SO | BB | IBB | HBP | BLK | WP | HR | S | P | ERA | WHIP | | | | | | | | | | |
| 49 Tim Wakefield, R (1, 1) ERA: 3.88 | 8.1 | W | 31 | 6 | 0 | 0 | 1 | 1 | 0 | 1 | 0 | 0 | 0 | 79 | 125 | 0.00 | 0.840 | | | | | | | | | | |
| Heathcliff Slocumb, R (8, 1) ERA: 3.72 | 0.2 | S | 1 | 0 | 0 | 0 | 0 | 0 | 0 | 0 | 0 | 0 | 0 | 1 | 2 | 0.00 | 0.000 | | | | | | | | | | |

| | |
|-----|----|
| AB | 30 |
| R | 0 |
| H | 6 |
| RBI | 0 |
| BB | 1 |
| SO | 1 |
| LOB | 8 |



| Batter | 1 | 2 | 3 | 4 | 5 | 6 | 7 | 8 | 9 | AB | R | H | RBI | BB | SO | LOB | BOTTOM | | | | | | | | | | |
|--|-------------------------------|----------------------------------|-------------------------------|----------------------------------|------------------------------|----------------------------------|------------------------------|----------------------------------|-------------------------------|----------------------------------|------------------------------|---------------------------------|-------------------------------|----------------------------------|-------------------------------|----------------------------------|--|----------------------------------|----------------------------------|------------------------------------|----------------------------------|--------|--|--|--|--|--|
| Jeff Frye, R (1, 4) OBP: 0.351, SLG: 0.296 | P2 | G4-6-3 | | | | | | | | 3 | 1 | 0 | 0 | 1 | 0 | 2 | Baltimore Orioles @ Boston Red Sox Fenway Park, Boston, MA Sat Jul 20 1996, 3:33 AM EDT Att: 33,590 - Sunny - 75 F | | | | | | | | | | |
| Troy O'Leary, L (1, 8) OBP: 0.331, SLG: 0.414 | F8 | | F8 | | | | F7 | | | 4 | 0 | 2 | 1 | 0 | 0 | 1 | | | | | | | | | | | |
| Mo Vaughn, L (1, 3) OBP: 0.427, SLG: 0.610 | F8 | | K | | | | P5 | | | 4 | 0 | 1 | 0 | 0 | 1 | 2 | | | | | | | | | | | |
| Jose Canseco, R (1, 10) | BB | | | | | | G5-3 | | FC4 | 2 | 0 | 0 | 0 | 2 | 0 | 3 | | | | | | | | | | | |
| Tim Lincecum, R (1, 5) OBP: 0.387, SLG: 0.507 | BB | | P6 | | | | P6 | | F7 | 3 | 0 | 0 | 0 | 1 | 0 | 2 | | | | | | | | | | | |
| 18 Reggie Jefferson, S (1, 7) Lee Tinsley, S (8, 8) OBP: 0.279, SLG: 0.280 | F7 | | | | | | G4-3 | | F9 | 3 | 0 | 0 | 0 | 0 | 0 | 3 | | | | | | | | | | | |
| | | | | | | | | | | 1 | 0 | 0 | 0 | 0 | 0 | 0 | | | | | | | | | | | |
| Kevin Mitchell, R (1, 9) OBP: 0.375, SLG: 0.446 | | | | | | | | | | 4 | 1 | 3 | 1 | 0 | 0 | 0 | | | | | | | | | | | |
| Mike Stanley, R (1, 2) OBP: 0.395, SLG: 0.511 | F9 | | | | | | F9 | | K | 4 | 0 | 0 | 0 | 0 | 1 | 2 | | | | | | | | | | | |
| Jeff Manto, R (1, 6) OBP: 0.367, SLG: 0.577 | | | | | | | | | | 3 | 0 | 2 | 0 | 0 | 1 | 1 | | | | | | | | | | | |
| Inning Stats | R: 0 E: 0 K: 0 S: 12 | H: 1 LOB: 3 BB: 2 P: 24 | R: 1 E: 0 K: 0 S: 10 | H: 2 LOB: 0 BB: 0 P: 13 | R: 0 E: 0 K: 1 S: 9 | H: 0 LOB: 1 BB: 1 P: 20 | R: 0 E: 0 K: 1 S: 8 | H: 1 LOB: 1 BB: 0 P: 13 | R: 1 E: 0 K: 0 S: 12 | H: 1 LOB: 1 BB: 1 P: 24 | R: 0 E: 0 K: 0 S: 5 | H: 0 LOB: 0 BB: 0 P: 9 | R: 0 E: 0 K: 0 S: 13 | H: 2 LOB: 2 BB: 0 P: 19 | R: 0 E: 0 K: 1 S: 12 | H: 1 LOB: 1 BB: 0 P: 17 | R: 0 E: 0 K: 0 S: 6 | H: 1 LOB: 1 BB: 0 P: 14 | 1B: 5 2B: 2 3B: 0 HR: 1 | SF: 0 SAC: 0 DP: 1 HBP: 0 | WP: 0 PB: 0 SB: 0 CS: 0 | PA: 35 | | | | | |
| PITCHER | IP | WLS | BF | H | R | ER | SO | BB | IBB | HBP | BLK | WP | HR | S | P | ERA | WHIP | | | | | | | | | | |
| Rocky Coppinger, R (1, 1) ERA: 4.85 | 6.1 | L | 28 | 6 | 2 | 2 | 2 | 4 | 0 | 0 | 0 | 0 | 0 | 60 | 108 | 2.84 | 1.579 | | | | | | | | | | |
| Jesse Orosco, L (7, 1) ERA: 4.53 | 1.2 | | 7 | 2 | 0 | 0 | 1 | 0 | 0 | 0 | 0 | 0 | 0 | 21 | 31 | 0.00 | 1.200 | | | | | | | | | | |



| Batter | 1 | 2 | 3 | 4 | 5 | 6 | 7 | 8 | 9 | AB | R | H | RBI | BB | SO | LOB | TOP | | | | | | | | | | |
|---|------------------------------|----------------------------------|------------------------------|---------------------------------|------------------------------|---------------------------------|------------------------------|---------------------------------|------------------------------|----------------------------------|------------------------------|---------------------------------|------------------------------|----------------------------------|------------------------------|---------------------------------|--|----------------------------------|------------------------------------|----------------------------------|--------|--|--|--|--|--|--|
| Chuck Knoblauch , R (1, 4) OBP: 0.461, SLG: 0.564 | | | | | | | | | | 3 | 1 | 1 | 0 | 2 | 0 | 0 | Minnesota Twins @ Baltimore Orioles Oriole Park at Camden Yards, Baltimore, MD Mon Jul 22 1996, 7:05 PM EDT Att: 42,129 - Unknown - 75 F | | | | | | | | | | |
| Rich Becker , L (1, 8) OBP: 0.355, SLG: 0.459 | | | | | | | | | | 2 | 3 | 1 | 0 | 3 | 0 | 1 | | | | | | | | | | | |
| Paul Moltitor , R (1, 10) OBP: 0.367, SLG: 0.433 | | | | | | | | | | 4 | 1 | 0 | 1 | 0 | 1 | 5 | | | | | | | | | | | |
| Marty Cordova , R (1, 7) OBP: 0.388, SLG: 0.484 | | | | | | | | | | 4 | 2 | 2 | 2 | 0 | 0 | 0 | | | | | | | | | | | |
| Scott Stahoviak , L (1, 3) OBP: 0.402, SLG: 0.485 | | | | | | | | | | 3 | 1 | 3 | 1 | 1 | 0 | 0 | | | | | | | | | | | |
| Roberto Kelly , R (1, 9) OBP: 0.364, SLG: 0.420 | | | | | | | | | | 3 | 0 | 2 | 3 | 0 | 0 | 1 | | | | | | | | | | | |
| Dave Hollins , S (1, 5) OBP: 0.361, SLG: 0.381 | | | | | | | | | | 4 | 1 | 1 | 2 | 0 | 0 | 3 | | | | | | | | | | | |
| Pat Meares , R (1, 6) OBP: 0.283, SLG: 0.388 | | | | | | | | | | 4 | 0 | 0 | 0 | 0 | 1 | 0 | | | | | | | | | | | |
| Mike Durant , R (1, 2) OBP: 0.293, SLG: 0.267 | | | | | | | | | | 4 | 0 | 0 | 0 | 0 | 0 | 0 | | | | | | | | | | | |
| Inning Stats | R: 3 E: 0 K: 0 S: 5 | H: 2 LOB: 1 BB: 2 P: 13 | R: 0 E: 0 K: 0 S: 3 | H: 0 LOB: 0 BB: 0 P: 3 | R: 1 E: 0 K: 0 S: 5 | H: 3 LOB: 2 BB: 0 P: 5 | R: 0 E: 0 K: 0 S: 3 | H: 0 LOB: 0 BB: 0 P: 3 | R: 3 E: 0 K: 0 S: 5 | H: 3 LOB: 1 BB: 2 P: 13 | R: 0 E: 0 K: 0 S: 2 | H: 0 LOB: 0 BB: 1 P: 6 | R: 0 E: 0 K: 1 S: 6 | H: 1 LOB: 0 BB: 1 P: 10 | R: 0 E: 0 K: 1 S: 5 | H: 1 LOB: 0 BB: 0 P: 5 | | 1B: 7 2B: 2 3B: 1 HR: 1 | SF: 2 SAC: 0 DP: 2 HBP: 0 | WP: 0 PB: 0 SB: 0 CS: 1 | PA: 39 | | | | | | |
| PITCHER | IP | WLS | BF | H | R | ER | SO | BB | IBB | HBP | BLK | WP | HR | S | P | ERA | WHIP | | | | | | | | | | |
| Jimmy Haynes , R (1, 1) ERA: 7.03 | 4.1 | L | 24 | 8 | 7 | 7 | 0 | 4 | 0 | 0 | 0 | 0 | 0 | 20 | 36 | 14.54 | 2.769 | | | | | | | | | | |
| Rick Krivda , L (5, 1) ERA: 5.29 | 3.0 | | 10 | 1 | 2 | 2 | 0 | 2 | 0 | 0 | 0 | 0 | 1 | 8 | 16 | 6.00 | 1.000 | | | | | | | | | | |
| Keith Shepherd , R (8, 1) ERA: 4.73 | 1.2 | | 5 | 1 | 0 | 0 | 2 | 0 | 0 | 0 | 0 | 0 | 0 | 9 | 9 | 0.00 | 0.600 | | | | | | | | | | |

| Batter | 1 | 2 | 3 | 4 | 5 | 6 | 7 | 8 | 9 | AB | R | H | RBI | BB | SO | LOB | BOTTOM | | | | | | | | | | |
|---|------------------------------|---------------------------------|------------------------------|---------------------------------|------------------------------|---------------------------------|------------------------------|---------------------------------|------------------------------|---------------------------------|------------------------------|---------------------------------|------------------------------|---------------------------------|------------------------------|---------------------------------|--|------------------------------------|----------------------------------|--------|--|--|--|--|--|--|--|
| Mike Devereaux , R (1, 8) OBP: 0.323, SLG: 0.347 | | | | | | | | | | 5 | 0 | 1 | 0 | 0 | 1 | 2 | Minnesota Twins @ Baltimore Orioles Oriole Park at Camden Yards, Baltimore, MD Mon Jul 22 1996, 7:05 PM EDT Att: 42,129 - Unknown - 75 F | | | | | | | | | | |
| Mark Smith , R (1, 7) OBP: 0.298, SLG: 0.423 | | | | | | | | | | 2 | 2 | 2 | 0 | 0 | 0 | 0 | | | | | | | | | | | |
| Luis Polonia , L (4, PH) OBP: 0.290, SLG: 0.310 | | | | | | | | | | 3 | 0 | 0 | 0 | 0 | 0 | 1 | | | | | | | | | | | |
| Cal Ripken Jr. , R (1, 6) OBP: 0.349, SLG: 0.469 | | | | | | | | | | 4 | 0 | 2 | 0 | 0 | 0 | 1 | | | | | | | | | | | |
| Rafael Palmeiro , L (1, 3) OBP: 0.394, SLG: 0.545 | | | | | | | | | | 4 | 0 | 1 | 1 | 0 | 1 | 2 | | | | | | | | | | | |
| Bobby Bonilla , S (1, 9) OBP: 0.352, SLG: 0.441 | | | | | | | | | | 3 | 1 | 1 | 1 | 1 | 0 | 2 | | | | | | | | | | | |
| Eddie Murray , S (1, 10) OBP: 0.325, SLG: 0.409 | | | | | | | | | | 4 | 1 | 1 | 2 | 0 | 1 | 2 | | | | | | | | | | | |
| B.J. Surhoff , L (1, 5) OBP: 0.349, SLG: 0.497 | | | | | | | | | | 4 | 0 | 0 | 0 | 0 | 0 | 3 | | | | | | | | | | | |
| Chris Hoiles , R (1, 2) OBP: 0.338, SLG: 0.461 | | | | | | | | | | 4 | 1 | 2 | 1 | 0 | 0 | 0 | | | | | | | | | | | |
| Manny Alexander , R (1, 4) OBP: 0.164, SLG: 0.121 | | | | | | | | | | 3 | 0 | 0 | 0 | 0 | 1 | 2 | | | | | | | | | | | |
| Jeff Huson , L (8, PH) OBP: 0.333, SLG: 0.357 | | | | | | | | | | 1 | 0 | 0 | 0 | 0 | 1 | 0 | | | | | | | | | | | |
| Inning Stats | R: 1 E: 0 K: 0 S: 5 | H: 3 LOB: 1 BB: 0 P: 5 | R: 0 E: 1 K: 1 S: 7 | H: 1 LOB: 2 BB: 0 P: 7 | R: 1 E: 0 K: 1 S: 8 | H: 3 LOB: 2 BB: 0 P: 8 | R: 1 E: 0 K: 0 S: 5 | H: 2 LOB: 1 BB: 0 P: 5 | R: 2 E: 0 K: 0 S: 4 | H: 1 LOB: 0 BB: 1 P: 8 | R: 0 E: 0 K: 1 S: 5 | H: 0 LOB: 0 BB: 0 P: 5 | R: 0 E: 0 K: 1 S: 3 | H: 0 LOB: 0 BB: 0 P: 3 | R: 0 E: 0 K: 1 S: 5 | H: 0 LOB: 0 BB: 0 P: 5 | 1B: 7 2B: 1 3B: 0 HR: 2 | SF: 0 SAC: 0 DP: 1 HBP: 0 | WP: 0 PB: 0 SB: 0 CS: 0 | PA: 38 | | | | | | | |
| PITCHER | IP | WLS | BF | H | R | ER | SO | BB | IBB | HBP | BLK | WP | HR | S | P | ERA | WHIP | | | | | | | | | | |
| Rich Robertson , L (1, 1) ERA: 4.79 | 5.0 | | 26 | 10 | 5 | 5 | 2 | 1 | 0 | 0 | 0 | 0 | 0 | 29 | 33 | 9.00 | 2.200 | | | | | | | | | | |
| Mike Trombley , R (6, 1) ERA: 2.57 | 4.0 | S | 12 | 0 | 0 | 0 | 3 | 0 | 0 | 0 | 0 | 0 | 0 | 18 | 18 | 0.00 | 0.000 | | | | | | | | | | |



| Batter | 1 | 2 | 3 | 4 | 5 | 6 | 7 | 8 | 9 | AB | R | H | RBI | BB | SO | LOB | TOP | | | | | | | | | | |
|---|-------------------------------|----------------------------------|------------------------------|----------------------------------|------------------------------|----------------------------------|-------------------------------|----------------------------------|-------------------------------|----------------------------------|------------------------------|---------------------------------|-------------------------------|----------------------------------|-------------------------------|----------------------------------|--|---------------------------------|----------------------------------|------------------------------------|----------------------------------|--------|--|--|--|--|--|
| Chuck Knoblauch R (1, 4) OBP: 0.461, SLG: 0.562 | 1-2 G6-3 S 1B | | 4-2 CS BB | | 0-2 F8 | | | 1-1 F8 | | 3 | 1 | 1 | 0 | 1 | 0 | 1 | Minnesota Twins @ Baltimore Orioles Oriole Park at Camden Yards, Baltimore, MD Tue Jul 23 1996, 7:05 PM EDT Att: 42,006 - Unknown - 85 F | | | | | | | | | | |
| Pat Meares R (1, 6) OBP: 0.282, SLG: 0.386 | 3-2 G6-3 | | 0-0 CS | 0-1 G5-3 | | 0-0 F9 | | 0-0 2B 1B | | 4 | 1 | 1 | 0 | 0 | 0 | 1 | | | | | | | | | | | |
| Paul Molitor R (1, 10) OBP: 0.371, SLG: 0.438 | 0-1 G6-3 | | | 4-2 FC6-4 BB | | 0-2 G4-6-3 1B | | 1-1 1-H WP 2B | | 3 | 1 | 2 | 2 | 1 | 0 | 0 | | | | | | | | | | | |
| Marty Cordova R (1, 7) OBP: 0.384, SLG: 0.478 | 2-2 P4 | | | 0-1 FC6-4 1B | | 1-1 G4-6-3 1-2 | | 2-3 K | | 4 | 0 | 0 | 0 | 0 | 1 | 3 | | | | | | | | | | | |
| Ron Coomer R (1, 3) OBP: 0.348, SLG: 0.497 | | 1-2 G5-3 | | 1-1 1B | | | 0-0 P3 | 4-2 PB BB | | 3 | 0 | 1 | 0 | 1 | 0 | 0 | | | | | | | | | | | |
| Denny Hocking S (8, PR) OBP: 0.239, SLG: 0.267 | | | | 1-2 1B | | | | | | 0 | 0 | 0 | 0 | 0 | 0 | 0 | | | | | | | | | | | |
| Dave Hollins S (1, 5) OBP: 0.360, SLG: 0.380 | | 3-2 G4-3 | | 1-3 K | | | 0-0 1B | 3-3 3-H BB | | 4 | 0 | 1 | 0 | 0 | 2 | 3 | | | | | | | | | | | |
| Roberto Kelly R (1, 9) OBP: 0.367, SLG: 0.421 | | | | | 1-1 P3 | | 0-2 1B | | 0-1 FC5-6 1B | 4 | 0 | 2 | 0 | 0 | 0 | 0 | | | | | | | | | | | |
| Matt Walbeck S (1, 2) OBP: 0.231, SLG: 0.257 | | | 0-0 G3 | | 2-1 1B | | 3-2 P3 | | 0-1 FC5-6 G1-6-3 1-2 | 4 | 0 | 1 | 0 | 0 | 0 | 3 | | | | | | | | | | | |
| Rich Becker L (1, 8) OBP: 0.353, SLG: 0.455 | | | 1-3 K | | 1-0 F7 | | 2-2 F7 | | 0-2 G1-6-3 1-2 | 2 | 0 | 0 | 0 | 0 | 1 | 1 | | | | | | | | | | | |
| Jeff Reboulet R (7, PH) OBP: 0.312, SLG: 0.265 | | | | | | | | | | 2 | 0 | 0 | 0 | 0 | 0 | 3 | | | | | | | | | | | |
| Inning Stats | R: 1 E: 0 K: 0 S: 11 | H: 1 LOB: 0 BB: 0 P: 17 | R: 0 E: 0 K: 0 S: 7 | H: 0 LOB: 0 BB: 0 P: 11 | R: 0 E: 0 K: 1 S: 9 | H: 1 LOB: 2 BB: 1 P: 14 | R: 0 E: 0 K: 1 S: 11 | H: 1 LOB: 1 BB: 0 P: 17 | R: 0 E: 0 K: 0 S: 8 | H: 1 LOB: 1 BB: 0 P: 12 | R: 0 E: 0 K: 0 S: 6 | H: 1 LOB: 2 BB: 0 P: 7 | R: 0 E: 0 K: 0 S: 13 | H: 2 LOB: 2 BB: 0 P: 18 | R: 2 E: 0 K: 2 S: 16 | H: 2 LOB: 2 BB: 1 P: 27 | R: 0 E: 0 K: 0 S: 8 | H: 1 LOB: 0 BB: 0 P: 8 | 1B: 8 2B: 1 3B: 0 HR: 0 | SF: 0 SAC: 0 DP: 2 HBP: 0 | WP: 1 PB: 1 SB: 1 CS: 1 | PA: 37 | | | | | |
| PITCHER | IP | WLS | BF | H | R | ER | SO | BB | IBB | HBP | BLK | WP | HR | S | P | ERA | WHIP | | | | | | | | | | |
| David Wells L (1, 1) ERA: 4.89 | 7.1 | L | 30 | 8 | 3 | 3 | 2 | 2 | 0 | 0 | 0 | 0 | 0 | 70 | 103 | 3.68 | 1.364 | | | | | | | | | | |
| Alan Mills R (8, 1) ERA: 3.51 | 1.2 | | 6 | 1 | 0 | 0 | 2 | 1 | 0 | 0 | 0 | 1 | 0 | 19 | 28 | 0.00 | 1.200 | | | | | | | | | | |

| Batter | 1 | 2 | 3 | 4 | 5 | 6 | 7 | 8 | 9 | AB | R | H | RBI | BB | SO | LOB | BOTTOM | | | | | | | | | | |
|---|-------------------------------|----------------------------------|------------------------------|----------------------------------|------------------------------|----------------------------------|-------------------------------|----------------------------------|------------------------------|----------------------------------|------------------------------|----------------------------------|------------------------------|----------------------------------|-------------------------------|----------------------------------|--|------------------------------|---------------------------------|----------------------------------|------------------------------------|----------------------------------|--------|--|--|--|--|
| Brady Anderson L (1, 8) OBP: 0.394, SLG: 0.639 | 3-1 F8 | | 1-2 P6 | | 1-3 K | | | 0-3 K | | 4 | 0 | 0 | 0 | 0 | 2 | 1 | Minnesota Twins @ Baltimore Orioles Oriole Park at Camden Yards, Baltimore, MD Tue Jul 23 1996, 7:05 PM EDT Att: 42,006 - Unknown - 85 F | | | | | | | | | | |
| Roberto Alomar S (1, 4) OBP: 0.420, SLG: 0.527 | 1-0 1B | | 2 SAFE 3-1 SF8 | | | 2-2 F8-4 1B | | 2-3 K | | 3 | 0 | 2 | 1 | 0 | 1 | 0 | | | | | | | | | | | |
| Cal Ripken Jr. R (1, 6) OBP: 0.348, SLG: 0.466 | 3-2 WP 1B | | 2-H 0-0 F7 | | | 1-0 F8-4 1-2 | | 1-3 K | | 4 | 0 | 1 | 0 | 0 | 1 | 1 | | | | | | | | | | | |
| Rafael Palmeiro L (1, 3) OBP: 0.392, SLG: 0.550 | 2-3 K | | | 0-0 P6 | | 0-0 HR | | | 1-1 P5 | 4 | 1 | 1 | 1 | 0 | 1 | 2 | | | | | | | | | | | |
| Bobby Bonilla S (1, 9) OBP: 0.351, SLG: 0.437 | 1-2 G3 | | | 1-1 HBP | | 0-3 K | | | 1-1 G1-3 | 3 | 0 | 0 | 0 | 0 | 1 | 2 | | | | | | | | | | | |
| Eddie Murray S (1, 10) OBP: 0.322, SLG: 0.404 | | 1-0 G2-3 | | 2-2 F9 | | | 3-2 G3-1 | | 0-0 F7 | 4 | 0 | 0 | 0 | 0 | 0 | 1 | | | | | | | | | | | |
| B.J. Surhoff L (1, 5) OBP: 0.346, SLG: 0.492 | | 2-2 G4-3 | | 2-2 F8 | | | 0-0 F7 | | | 3 | 0 | 0 | 0 | 0 | 0 | 1 | | | | | | | | | | | |
| Chris Hoiles R (1, 2) OBP: 0.338, SLG: 0.457 | | 3-0 P6 | | | 2-1 F8 | | 2-1 HBP | | | 2 | 0 | 0 | 0 | 0 | 0 | 0 | | | | | | | | | | | |
| Luis Polonia L (1, 7) OBP: 0.291, SLG: 0.317 | | | 1-1 SF8 2B | | 0-3 K | | 0-0 F7 | | | 3 | 1 | 1 | 0 | 0 | 1 | 1 | | | | | | | | | | | |
| Inning Stats | R: 0 E: 0 K: 1 S: 12 | H: 2 LOB: 2 BB: 0 P: 22 | R: 0 E: 0 K: 0 S: 5 | H: 0 LOB: 0 BB: 0 P: 11 | R: 1 E: 0 K: 0 S: 9 | H: 1 LOB: 0 BB: 0 P: 14 | R: 0 E: 0 K: 0 S: 11 | H: 0 LOB: 1 BB: 0 P: 16 | R: 0 E: 0 K: 2 S: 8 | H: 0 LOB: 0 BB: 0 P: 11 | R: 1 E: 0 K: 1 S: 8 | H: 2 LOB: 0 BB: 0 P: 11 | R: 0 E: 0 K: 0 S: 8 | H: 0 LOB: 1 BB: 0 P: 13 | R: 0 E: 0 K: 3 S: 10 | H: 0 LOB: 0 BB: 0 P: 13 | | R: 0 E: 0 K: 0 S: 5 | H: 0 LOB: 0 BB: 0 P: 7 | 1B: 2 2B: 3 3B: 0 HR: 1 | SF: 1 SAC: 0 DP: 1 HBP: 2 | WP: 1 PB: 0 SB: 1 CS: 0 | PA: 33 | | | | |
| PITCHER | IP | WLS | BF | H | R | ER | SO | BB | IBB | HBP | BLK | WP | HR | S | P | ERA | WHIP | | | | | | | | | | |
| Rick Aguilera R (1, 1) ERA: 5.98 | 7.0 | W | 27 | 5 | 2 | 2 | 4 | 0 | 0 | 0 | 0 | 0 | 0 | 61 | 98 | 2.57 | 0.714 | | | | | | | | | | |
| Eddie Guardado L (8, 1) ERA: 4.5 | 1.1 | | 4 | 0 | 0 | 0 | 3 | 0 | 0 | 0 | 0 | 0 | 0 | 12 | 16 | 0.00 | 0.000 | | | | | | | | | | |
| Dan Naulty R (9, 1) ERA: 2.75 | 0.2 | S | 2 | 0 | 0 | 0 | 0 | 0 | 0 | 0 | 0 | 0 | 0 | 3 | 4 | 0.00 | 0.000 | | | | | | | | | | |



| Batter | 1 | 2 | 3 | 4 | 5 | 6 | 7 | 8 | 9 | AB | R | H | RBI | BB | SO | LOB | TOP | | | | | |
|---|--|--|--|--|--|--|--|--|--|--|--|--|--|--|--|--|--|----------------------------------|------------------------------------|-----------------------------------|------------------------------------|----------------------------------|
| Chuck Knoblauch, R (1, 4) <small>OBP: 0.465, SLG: 0.566</small> Jeff Reboulet, R (8, 4) <small>OBP: 0.310, SLG: 0.264</small> | | | | | | | | | | 3 | 2 | 1 | 2 | 1 | 0 | 1 | Minnesota Twins @ Baltimore Orioles Oriole Park at Camden Yards, Baltimore, MD Wed Jul 24 1996, 7:05 PM EDT Att: 46,181 - Unknown - 89 F | | | | | |
| Rich Becker, L (1, 8) <small>OBP: 0.355, SLG: 0.455</small> | | | | | | | | | | 5 | 2 | 2 | 1 | 1 | 0 | 2 | | | | | | |
| Paul Molitor, R (1, 10) <small>OBP: 0.373, SLG: 0.438</small> Chip Hale, L (9, PH) <small>OBP: 0.444, SLG: 0.509</small> | | | | | | | | | | 4 | 1 | 2 | 3 | 1 | 0 | 0 | | | | | | |
| Marty Cordova, R (1, 7) <small>OBP: 0.384, SLG: 0.478</small> | | | | | | | | | | 4 | 1 | 2 | 2 | 0 | 0 | 0 | | | | | | |
| Scott Stahoviak, L (1, 3) <small>OBP: 0.407, SLG: 0.498</small> Ron Coomer, R (8, PH) <small>OBP: 0.345, SLG: 0.493</small> (8, 3) | | | | | | | | | | 4 | 1 | 3 | 1 | 0 | 1 | 2 | | | | | | |
| Dave Hollins, S (1, 5) <small>OBP: 0.360, SLG: 0.381</small> | | | | | | | | | | 4 | 1 | 1 | 2 | 1 | 0 | 2 | | | | | | |
| Matt Walbeck, S (1, 2) <small>OBP: 0.229, SLG: 0.253</small> Mike Durant, R (8, 2) <small>OBP: 0.293, SLG: 0.267</small> | | | | | | | | | | 5 | 1 | 1 | 1 | 0 | 0 | 3 | | | | | | |
| Pat Meares, R (1, 6) <small>OBP: 0.284, SLG: 0.386</small> | | | | | | | | | | 5 | 1 | 2 | 0 | 0 | 0 | 1 | | | | | | |
| Denny Hocking, S (1, 9) <small>OBP: 0.237, SLG: 0.257</small> | | | | | | | | | | 4 | 1 | 0 | 0 | 1 | 0 | 3 | | | | | | |
| Inning Stats | R: 0 E: 0 K: 1 S: 6 | H: 0 LOB: 0 BB: 0 P: 7 | R: 0 E: 0 K: 0 S: 8 | H: 1 LOB: 1 BB: 0 P: 11 | R: 0 E: 0 K: 0 S: 7 | H: 1 LOB: 1 BB: 0 P: 11 | R: 5 E: 0 K: 0 S: 17 | H: 5 LOB: 1 BB: 1 P: 29 | R: 0 E: 0 K: 1 S: 10 | H: 1 LOB: 1 BB: 0 P: 16 | R: 3 E: 0 K: 1 S: 15 | H: 4 LOB: 2 BB: 1 P: 24 | R: 0 E: 0 K: 0 S: 6 | H: 0 LOB: 0 BB: 0 P: 8 | R: 3 E: 0 K: 1 S: 15 | H: 2 LOB: 2 BB: 3 P: 33 | | R: 0 E: 0 K: 0 S: 12 | H: 1 LOB: 2 BB: 1 P: 20 | 1B: 11 2B: 4 3B: 0 HR: 0 | SF: 1 SAC: 0 DP: 0 HBP: 0 | WP: 0 PB: 0 SB: 1 CS: 0 |
| PITCHER | IP: 5.2 WLS: L BF: 29 H: 10 R: 8 ER: 8 SO: 1 | IP: 1.2 WLS: 3 BF: 4 H: 3 R: 3 ER: 0 SO: 1 | IP: 0.2 WLS: 1 BF: 0 H: 0 R: 0 ER: 0 SO: 0 | IP: 1.0 WLS: 5 BF: 1 H: 0 R: 0 ER: 0 SO: 0 | IP: 1.1 WLS: 2 BF: 0 H: 0 R: 0 ER: 0 SO: 0 | IP: 1.1 WLS: 2 BF: 0 H: 0 R: 0 ER: 0 SO: 0 | IP: 1.1 WLS: 2 BF: 0 H: 0 R: 0 ER: 0 SO: 0 | IP: 1.1 WLS: 2 BF: 0 H: 0 R: 0 ER: 0 SO: 0 | IP: 1.1 WLS: 2 BF: 0 H: 0 R: 0 ER: 0 SO: 0 | IP: 1.1 WLS: 2 BF: 0 H: 0 R: 0 ER: 0 SO: 0 | IP: 1.1 WLS: 2 BF: 0 H: 0 R: 0 ER: 0 SO: 0 | IP: 1.1 WLS: 2 BF: 0 H: 0 R: 0 ER: 0 SO: 0 | IP: 1.1 WLS: 2 BF: 0 H: 0 R: 0 ER: 0 SO: 0 | IP: 1.1 WLS: 2 BF: 0 H: 0 R: 0 ER: 0 SO: 0 | IP: 1.1 WLS: 2 BF: 0 H: 0 R: 0 ER: 0 SO: 0 | IP: 1.1 WLS: 2 BF: 0 H: 0 R: 0 ER: 0 SO: 0 | IP: 1.1 WLS: 2 BF: 0 H: 0 R: 0 ER: 0 SO: 0 | ERA: 12.71 WHIP: 2.118 | ERA: 16.20 WHIP: 3.600 | ERA: 0.00 WHIP: 1.500 | ERA: 0.00 WHIP: 2.000 | |
| Brady Anderson, L (1, 8) <small>OBP: 0.390, SLG: 0.632</small> | | | | | | | | | | 4 | 0 | 0 | 1 | 0 | 1 | 2 | Minnesota Twins @ Baltimore Orioles Oriole Park at Camden Yards, Baltimore, MD Wed Jul 24 1996, 7:05 PM EDT Att: 46,181 - Unknown - 89 F | | | | | |
| Roberto Alomar, S (1, 4) <small>OBP: 0.417, SLG: 0.524</small> Manny Alexander, R (8, PH) <small>OBP: 0.161, SLG: 0.119</small> (9, 4) | | | | | | | | | | 2 | 0 | 0 | 1 | 0 | 0 | 0 | | | | | | |
| Cal Ripken Jr., R (1, 6) <small>OBP: 0.345, SLG: 0.462</small> | | | | | | | | | | 4 | 0 | 0 | 0 | 0 | 3 | 2 | | | | | | |
| Rafael Palmeiro, L (1, 3) <small>OBP: 0.392, SLG: 0.551</small> Mike Devereaux, R (9, 9) <small>OBP: 0.321, SLG: 0.345</small> | | | | | | | | | | 3 | 0 | 1 | 0 | 0 | 0 | 1 | | | | | | |
| Bobby Bonilla, S (1, 9) <small>OBP: 0.350, SLG: 0.435</small> (9, 3) | | | | | | | | | | 4 | 1 | 1 | 0 | 0 | 0 | 1 | | | | | | |
| Eddie Murray, S (1, 10) <small>OBP: 0.324, SLG: 0.414</small> | | | | | | | | | | 4 | 1 | 2 | 1 | 0 | 1 | 0 | | | | | | |
| B.J. Surhoff, L (1, 5) <small>OBP: 0.347, SLG: 0.492</small> | | | | | | | | | | 4 | 1 | 2 | 1 | 0 | 0 | 0 | | | | | | |
| Chris Hoiles, R (1, 2) <small>OBP: 0.337, SLG: 0.454</small> | | | | | | | | | | 4 | 1 | 1 | 0 | 0 | 1 | 2 | | | | | | |
| Luis Polonia, L (1, 7) <small>OBP: 0.290, SLG: 0.315</small> | | | | | | | | | | 4 | 0 | 1 | 0 | 0 | 0 | 2 | | | | | | |
| Inning Stats | R: 0 E: 1 K: 1 S: 8 | H: 0 LOB: 1 BB: 0 P: 13 | R: 0 E: 0 K: 0 S: 5 | H: 0 LOB: 0 BB: 0 P: 7 | R: 0 E: 0 K: 0 S: 7 | H: 0 LOB: 0 BB: 0 P: 11 | R: 0 E: 0 K: 1 S: 12 | H: 1 LOB: 1 BB: 0 P: 20 | R: 0 E: 0 K: 1 S: 6 | H: 0 LOB: 0 BB: 0 P: 9 | R: 0 E: 0 K: 1 S: 7 | H: 0 LOB: 0 BB: 0 P: 9 | R: 0 E: 0 K: 1 S: 7 | H: 0 LOB: 0 BB: 0 P: 9 | R: 1 E: 0 K: 0 S: 11 | H: 3 LOB: 2 BB: 0 P: 15 | | 1B: 6 2B: 1 3B: 0 HR: 1 | SF: 1 SAC: 0 DP: 0 HBP: 0 | WP: 0 PB: 0 SB: 0 CS: 0 | PA: 36 | |
| PITCHER | IP: 7.0 WLS: W BF: 27 H: 5 R: 3 ER: 3 SO: 5 | IP: 2.0 WLS: 9 BF: 3 H: 1 R: 1 ER: 1 SO: 1 | IP: 2.2 WLS: 2 BF: 0 H: 0 R: 0 ER: 0 SO: 0 | IP: 2.2 WLS: 2 BF: 0 H: 0 R: 0 ER: 0 SO: 0 | IP: 2.2 WLS: 2 BF: 0 H: 0 R: 0 ER: 0 SO: 0 | IP: 2.2 WLS: 2 BF: 0 H: 0 R: 0 ER: 0 SO: 0 | IP: 2.2 WLS: 2 BF: 0 H: 0 R: 0 ER: 0 SO: 0 | IP: 2.2 WLS: 2 BF: 0 H: 0 R: 0 ER: 0 SO: 0 | IP: 2.2 WLS: 2 BF: 0 H: 0 R: 0 ER: 0 SO: 0 | IP: 2.2 WLS: 2 BF: 0 H: 0 R: 0 ER: 0 SO: 0 | IP: 2.2 WLS: 2 BF: 0 H: 0 R: 0 ER: 0 SO: 0 | IP: 2.2 WLS: 2 BF: 0 H: 0 R: 0 ER: 0 SO: 0 | IP: 2.2 WLS: 2 BF: 0 H: 0 R: 0 ER: 0 SO: 0 | IP: 2.2 WLS: 2 BF: 0 H: 0 R: 0 ER: 0 SO: 0 | IP: 2.2 WLS: 2 BF: 0 H: 0 R: 0 ER: 0 SO: 0 | IP: 2.2 WLS: 2 BF: 0 H: 0 R: 0 ER: 0 SO: 0 | IP: 2.2 WLS: 2 BF: 0 H: 0 R: 0 ER: 0 SO: 0 | ERA: 3.86 WHIP: 0.714 | ERA: 4.50 WHIP: 1.500 | ERA: 0.00 WHIP: 0.000 | ERA: 0.00 WHIP: 0.000 | |

| Batter | 1 | 2 | 3 | 4 | 5 | 6 | 7 | 8 | 9 | AB | R | H | RBI | BB | SO | LOB | TOP | | | | | | | | |
|---|------------------------------|----------------------------------|------------------------------|---------------------------------|------------------------------|---------------------------------|------------------------------|---------------------------------|------------------------------|----------------------------------|------------------------------|---------------------------------|------------------------------|---------------------------------|------------------------------|---------------------------------|--|----------------------------------|-----------------------------------|------------------------------------|----------------------------------|--------|--|--|--|
| Kenny Lofton, L OBP: 0.379, SLG: 0.443 (1, 8) | | | | | | | | | | 5 | 2 | 3 | 0 | 0 | 0 | 0 | Cleveland Indians @ Baltimore Orioles Oriole Park at Camden Yards, Baltimore, MD Thu Jul 25 1996, 7:05 PM EDT Att: 47,029 - Unknown - 81 F | | | | | | | | |
| Omar Vizquel, S OBP: 0.386, SLG: 0.441 Carlos Baerga, S OBP: 0.302, SLG: 0.396 (1, 6) (5, 4) | | | | | | | | | | 3 | 1 | 1 | 0 | 0 | 0 | 1 | | | | | | | | | |
| Jim Thome, L OBP: 0.445, SLG: 0.579 (1, 5) | | | | | | | | | | 4 | 2 | 1 | 1 | 1 | 1 | 2 | | | | | | | | | |
| Albert Belle, R OBP: 0.418, SLG: 0.655 (1, 7) | | | | | | | | | | 4 | 2 | 3 | 5 | 0 | 0 | 0 | | | | | | | | | |
| Manny Ramirez, R OBP: 0.384, SLG: 0.591 (1, 9) | | | | | | | | | | 5 | 2 | 1 | 0 | 0 | 0 | 3 | | | | | | | | | |
| Brian Giles, L OBP: 0.300, SLG: 0.941 (1, 10) | | | | | | | | | | 3 | 1 | 3 | 2 | 2 | 0 | 0 | | | | | | | | | |
| Mark Carreon, R OBP: 0.332, SLG: 0.455 (1, 3) | | | | | | | | | | 5 | 0 | 2 | 0 | 0 | 1 | 3 | | | | | | | | | |
| Sandy Alomar Jr., R OBP: 0.304, SLG: 0.375 (1, 2) | | | | | | | | | | 5 | 0 | 1 | 2 | 0 | 0 | 2 | | | | | | | | | |
| Alvaro Espinoza, R OBP: 0.275, SLG: 0.396 (5, 6) (1, 4) | | | | | | | | | | 5 | 0 | 1 | 0 | 0 | 1 | 3 | | | | | | | | | |
| Inning Stats | R: 3 E: 1 K: 1 S: 8 | H: 3 LOB: 1 BB: 1 P: 12 | R: 0 E: 0 K: 0 S: 3 | H: 0 LOB: 0 BB: 0 P: 3 | R: 1 E: 0 K: 0 S: 4 | H: 1 LOB: 0 BB: 0 P: 4 | R: 0 E: 0 K: 1 S: 6 | H: 1 LOB: 1 BB: 0 P: 6 | R: 3 E: 0 K: 0 S: 6 | H: 4 LOB: 1 BB: 1 P: 10 | R: 0 E: 0 K: 0 S: 5 | H: 2 LOB: 2 BB: 0 P: 5 | R: 1 E: 1 K: 0 S: 4 | H: 2 LOB: 1 BB: 0 P: 5 | R: 0 E: 0 K: 0 S: 3 | H: 0 LOB: 0 BB: 0 P: 3 | R: 2 E: 0 K: 1 S: 8 | H: 3 LOB: 2 BB: 1 P: 12 | 1B: 10 2B: 4 3B: 0 HR: 2 | SF: 0 SAC: 0 DP: 1 HBP: 1 | WP: 0 PB: 0 SB: 3 CS: 0 | PA: 45 | | | |
| PITCHER | IP | WLS | BF | H | R | ER | SO | BB | IBB | HBP | BLK | WP | HR | S | P | ERA | WHIP | | | | | | | | |
| Rocky Coppinger, R ERA: 5.7 Garrett Stephenson, R ERA: 6.23 | (1, 1) (5, 1) | 4.2 0.0 | 24 21 | 9 7 | 7 3 | 7 3 | 2 1 | 2 0 | 0 1 | 0 1 | 0 0 | 0 0 | 2 0 | 26 21 | 34 26 | 13.50 6.23 | 2.357 1.615 | | | | | | | | |

| Batter | 1 | 2 | 3 | 4 | 5 | 6 | 7 | 8 | 9 | AB | R | H | RBI | BB | SO | LOB | BOTTOM | | | | | | | | |
|---|--------------------------------------|---------------------------------|------------------------------|---------------------------------|------------------------------|---------------------------------|------------------------------|---------------------------------|------------------------------|---------------------------------|------------------------------|----------------------------------|------------------------------|---------------------------------|------------------------------|---------------------------------|--|---------------------------------|----------------------------------|------------------------------------|----------------------------------|--------|--|--|--|
| Roberto Alomar, S OBP: 0.422, SLG: 0.548 (1, 4) | | | | | | | | | | 5 | 4 | 4 | 2 | 0 | 0 | 0 | Cleveland Indians @ Baltimore Orioles Oriole Park at Camden Yards, Baltimore, MD Thu Jul 25 1996, 7:05 PM EDT Att: 47,029 - Unknown - 81 F | | | | | | | | |
| Brady Anderson, L OBP: 0.390, SLG: 0.637 (1, 8) | | | | | | | | | | 5 | 1 | 2 | 2 | 0 | 2 | 1 | | | | | | | | | |
| Rafael Palmeiro, L OBP: 0.390, SLG: 0.546 (1, 3) | | | | | | | | | | 5 | 0 | 1 | 0 | 0 | 2 | 2 | | | | | | | | | |
| Bobby Bonilla, S OBP: 0.351, SLG: 0.440 (1, 9) | | | | | | | | | | 5 | 1 | 2 | 1 | 0 | 0 | 1 | | | | | | | | | |
| Cal Ripken Jr., R OBP: 0.346, SLG: 0.461 (1, 6) | | | | | | | | | | 3 | 1 | 1 | 0 | 1 | 1 | 1 | | | | | | | | | |
| Eddie Murray, S OBP: 0.321, SLG: 0.409 (1, 10) | | | | | | | | | | 4 | 0 | 0 | 1 | 0 | 0 | 4 | | | | | | | | | |
| B.J. Surhoff, L OBP: 0.349, SLG: 0.491 (1, 5) | | | | | | | | | | 3 | 0 | 1 | 1 | 1 | 1 | 0 | | | | | | | | | |
| Chris Hoiles, R OBP: 0.339, SLG: 0.452 (1, 2) | | | | | | | | | | 3 | 0 | 1 | 0 | 1 | 0 | 3 | | | | | | | | | |
| Mike Devereaux, R OBP: 0.317, SLG: 0.340 (1, 7) | | | | | | | | | | 4 | 0 | 0 | 0 | 0 | 1 | 4 | | | | | | | | | |
| Inning Stats | R: 2 E: 0 K: 0 S: 5 | H: 3 LOB: 1 BB: 1 P: 9 | R: 0 E: 0 K: 1 S: 5 | H: 1 LOB: 0 BB: 0 P: 5 | R: 1 E: 0 K: 1 S: 7 | H: 2 LOB: 1 BB: 0 P: 7 | R: 0 E: 0 K: 0 S: 3 | H: 0 LOB: 1 BB: 1 P: 7 | R: 0 E: 0 K: 0 S: 3 | H: 1 LOB: 0 BB: 0 P: 3 | R: 1 E: 0 K: 1 S: 7 | H: 2 LOB: 2 BB: 1 P: 11 | R: 1 E: 0 K: 1 S: 6 | H: 1 LOB: 0 BB: 0 P: 6 | R: 1 E: 0 K: 0 S: 7 | H: 1 LOB: 1 BB: 0 P: 7 | R: 1 E: 0 K: 2 S: 8 | H: 1 LOB: 0 BB: 0 P: 8 | 1B: 7 2B: 2 3B: 1 HR: 3 | SF: 0 SAC: 0 DP: 2 HBP: 0 | WP: 1 PB: 0 SB: 0 CS: 0 | PA: 40 | | | |
| PITCHER | IP | WLS | BF | H | R | ER | SO | BB | IBB | HBP | BLK | WP | HR | S | P | ERA | WHIP | | | | | | | | |
| Charles Nagy, R ERA: 3.63 Alan Embree, L ERA: 5.68 Eric Plunk, R ERA: 2.58 Paul Assenmacher, L ERA: 2.22 | (1, 1) (6, 1) (6, 1) (9, 1) | 5.1 0.0 2.2 1.0 | 24 1 11 4 | 9 0 2 1 | 4 0 2 1 | 4 0 2 1 | 4 0 3 2 | 2 0 0 0 | 0 0 0 0 | 0 0 0 0 | 0 0 0 0 | 0 0 1 0 | 0 0 1 1 | 26 4 17 8 | 34 4 17 8 | 6.75 " " 6.75 9.00 | 2.062 " " 0.750 1.000 | | | | | | | | |

AB 41
R 10
H 16
RBI 10
BB 3
SO 3
LOB 16

AB 37
R 7
H 12
RBI 7
BB 3
SO 7
LOB 16



| Batter | 1 | 2 | 3 | 4 | 5 | 6 | 7 | 8 | 9 | AB | R | H | RBI | BB | SO | LOB | TOP | | | | | | | | | | |
|--|------------------------------|----------------------------------|------------------------------|---------------------------------|------------------------------|---------------------------------|-------------------------------|----------------------------------|------------------------------|----------------------------------|------------------------------|----------------------------------|------------------------------|---------------------------------|------------------------------|---------------------------------|--|------------------------------|---------------------------------|-----------------------------------|------------------------------------|-------------------------|--------|--|--|--|--|
| Kenny Lofton, L OBP: 0.379, SLG: 0.441 (1, 8) | | | | | | | | | | 6 | 1 | 2 | 1 | 0 | 1 | 3 | Cleveland Indians @ Baltimore Orioles Oriole Park at Camden Yards, Baltimore, MD Fri Jul 26 1996, 7:05 PM EDT Att: 46,751 - Unknown - 89 F AB 42 R 14 H 20 RBI 14 BB 5 SO 7 LOB 24 | | | | | | | | | | |
| Casey Candaele, S OBP: 0.333, SLG: 0.333 (1, 4) | | | | | | | | | | 6 | 1 | 2 | 3 | 0 | 2 | 2 | | | | | | | | | | | |
| Jim Thome, L OBP: 0.449, SLG: 0.589 (1, 5) | | | | | | | | | | 5 | 2 | 3 | 2 | 1 | 2 | 1 | | | | | | | | | | | |
| Albert Belle, R OBP: 0.422, SLG: 0.668 Jeromy Burnitz, L OBP: 0.407, SLG: 0.551 (9, 7) | | | | | | | | | | 5 | 3 | 4 | 3 | 0 | 0 | 1 | | | | | | | | | | | |
| Manny Ramirez, R OBP: 0.387, SLG: 0.589 (1, 9) | | | | | | | | | | 3 | 1 | 1 | 0 | 2 | 0 | 3 | | | | | | | | | | | |
| Brian Giles, L OBP: 0.520, SLG: 1.000 (1, 10) | | | | | | | | | | 4 | 2 | 2 | 2 | 1 | 1 | 3 | | | | | | | | | | | |
| Mark Carreon, R OBP: 0.332, SLG: 0.454 (1, 3) | | | | | | | | | | 5 | 2 | 2 | 0 | 0 | 0 | 5 | | | | | | | | | | | |
| Sandy Alomar Jr., R OBP: 0.313, SLG: 0.381 (1, 2) | | | | | | | | | | 4 | 1 | 3 | 2 | 1 | 1 | 2 | | | | | | | | | | | |
| Alvaro Espinoza, R OBP: 0.274, SLG: 0.400 (1, 6) | | | | | | | | | | 4 | 1 | 1 | 1 | 0 | 0 | 4 | | | | | | | | | | | |
| Inning Stats | R: 4 E: 0 K: 0 S: 7 | H: 4 LOB: 0 BB: 0 P: 7 | R: 0 E: 0 K: 1 S: 5 | H: 1 LOB: 0 BB: 0 P: 5 | R: 0 E: 0 K: 1 S: 6 | H: 2 LOB: 1 BB: 0 P: 6 | R: 6 E: 0 K: 1 S: 11 | H: 6 LOB: 1 BB: 1 P: 15 | R: 1 E: 0 K: 1 S: 6 | H: 2 LOB: 1 BB: 1 P: 10 | R: 0 E: 0 K: 0 S: 2 | H: 0 LOB: 2 BB: 3 P: 14 | R: 1 E: 0 K: 1 S: 7 | H: 2 LOB: 1 BB: 0 P: 7 | R: 2 E: 0 K: 1 S: 8 | H: 3 LOB: 1 BB: 0 P: 8 | | R: 0 E: 0 K: 1 S: 5 | H: 0 LOB: 0 BB: 0 P: 5 | 1B: 15 2B: 2 3B: 0 HR: 3 | SF: 0 SAC: 1 DP: 3 HBP: 0 | WP: 0 PB: 0 CS: 0 | PA: 48 | | | | |
| PITCHER | IP | WLS | BF | H | R | ER | SO | BB | IBB | HBP | BLK | WP | HR | S | P | ERA | WHIP | PITCHER | | | | | | | | | |
| 35 Mike Mussina, R ERA: 5.24 | 3.2 | L | 20 | 11 | 8 | 8 | 3 | 0 | 0 | 0 | 0 | 0 | 2 | 26 | 26 | 19.64 | 3.000 | | | | | | | | | | |
| Jimmy Haynes, R ERA: 7.24 | 0.1 | | 6 | 3 | 3 | 3 | 0 | 2 | 0 | 0 | 0 | 0 | 1 | 4 | 12 | 81.00 | 15.000 | | | | | | | | | | |
| Rick Krivda, L ERA: 5.13 | 1.1 | | 7 | 1 | 0 | 0 | 1 | 3 | 0 | 0 | 0 | 0 | 0 | 6 | 18 | 0.00 | 3.000 | | | | | | | | | | |
| Keith Shepherd, R ERA: 6.62 | 2.2 | | 12 | 5 | 3 | 3 | 2 | 0 | 0 | 0 | 0 | 0 | 0 | 16 | 16 | 10.12 | 1.875 | | | | | | | | | | |
| Jesse Orosco, L ERA: 4.59 | 1.0 | | 3 | 0 | 0 | 0 | 1 | 0 | 0 | 0 | 0 | 0 | 0 | 5 | 5 | 0.00 | 0.000 | | | | | | | | | | |
| Batter | 1 | 2 | 3 | 4 | 5 | 6 | 7 | 8 | 9 | AB | R | H | RBI | BB | SO | LOB | BOTTOM | | | | | | | | | | |
| Roberto Alomar, S OBP: 0.422, SLG: 0.553 (1, 4) | | | | | | | | | | 4 | 3 | 1 | 2 | 1 | 0 | 2 | Cleveland Indians @ Baltimore Orioles Oriole Park at Camden Yards, Baltimore, MD Fri Jul 26 1996, 7:05 PM EDT Att: 46,751 - Unknown - 89 F AB 40 R 9 H 13 RBI 9 BB 3 SO 3 LOB 21 | | | | | | | | | | |
| Brady Anderson, L OBP: 0.392, SLG: 0.644 (1, 8) | | | | | | | | | | 4 | 1 | 2 | 2 | 0 | 1 | 2 | | | | | | | | | | | |
| Cal Ripken Jr., R OBP: 0.347, SLG: 0.470 (1, 6) | | | | | | | | | | 5 | 1 | 2 | 3 | 0 | 0 | 2 | | | | | | | | | | | |
| Rafael Palmeiro, L OBP: 0.388, SLG: 0.549 (1, 3) | | | | | | | | | | 5 | 1 | 1 | 1 | 0 | 0 | 3 | | | | | | | | | | | |
| Bobby Bonilla, S OBP: 0.351, SLG: 0.439 (1, 9) | | | | | | | | | | 5 | 1 | 2 | 0 | 0 | 0 | 1 | | | | | | | | | | | |
| Eddie Murray, S OBP: 0.322, SLG: 0.407 (1, 10) | | | | | | | | | | 4 | 0 | 1 | 0 | 1 | 1 | 1 | | | | | | | | | | | |
| B.J. Surhoff, L OBP: 0.350, SLG: 0.490 (1, 5) | | | | | | | | | | 5 | 1 | 2 | 0 | 0 | 0 | 1 | | | | | | | | | | | |
| Chris Hoiles, R OBP: 0.340, SLG: 0.453 (1, 2) | | | | | | | | | | 4 | 0 | 2 | 1 | 0 | 1 | 2 | | | | | | | | | | | |
| Mike Devereaux, R OBP: 0.315, SLG: 0.335 (1, 7) | | | | | | | | | | 4 | 1 | 0 | 0 | 1 | 0 | 7 | | | | | | | | | | | |
| Inning Stats | R: 2 E: 0 K: 1 S: 7 | H: 2 LOB: 1 BB: 1 P: 11 | R: 0 E: 0 K: 0 S: 3 | H: 0 LOB: 1 BB: 1 P: 7 | R: 2 E: 0 K: 1 S: 7 | H: 2 LOB: 0 BB: 0 P: 7 | R: 3 E: 1 K: 0 S: 7 | H: 3 LOB: 1 BB: 0 P: 7 | R: 1 E: 0 K: 0 S: 4 | H: 2 LOB: 1 BB: 1 P: 8 | R: 1 E: 0 K: 0 S: 5 | H: 2 LOB: 1 BB: 0 P: 5 | R: 0 E: 0 K: 0 S: 4 | H: 1 LOB: 1 BB: 0 P: 4 | R: 0 E: 0 K: 0 S: 3 | H: 0 LOB: 1 BB: 0 P: 4 | | R: 0 E: 1 K: 1 S: 7 | H: 1 LOB: 2 BB: 0 P: 7 | 1B: 8 2B: 1 3B: 0 HR: 4 | SF: 1 SAC: 0 DP: 1 HBP: 1 | WP: 1 PB: 0 CS: 0 | PA: 45 | | | | |
| PITCHER | IP | WLS | BF | H | R | ER | SO | BB | IBB | HBP | BLK | WP | HR | S | P | ERA | WHIP | PITCHER | | | | | | | | | |
| Greg Swindell, L ERA: 7.46 | 3.0 | | 15 | 4 | 4 | 4 | 2 | 2 | 0 | 0 | 0 | 0 | 3 | 17 | 25 | 12.00 | 2.000 | | | | | | | | | | |
| Danny Graves, R ERA: 4.11 | 2.1 | | 15 | 7 | 5 | 3 | 0 | 1 | 0 | 0 | 0 | 0 | 1 | 14 | 18 | 11.57 | 3.429 | | | | | | | | | | |
| Paul Assenmacher, L ERA: 2.03 | 2.2 | W | 10 | 1 | 0 | 0 | 0 | 0 | 0 | 1 | 0 | 0 | 0 | 9 | 10 | 0.00 | 0.375 | | | | | | | | | | |
| Paul Shuey, R ERA: 3.76 | 1.0 | | 5 | 1 | 0 | 0 | 1 | 0 | 0 | 0 | 0 | 1 | 0 | 7 | 7 | 0.00 | 1.000 | | | | | | | | | | |

| Batter | 1 | 2 | 3 | 4 | 5 | 6 | 7 | 8 | 9 | AB | R | H | RBI | BB | SO | LOB | TOP | | | | | |
|--|---|---|---|----------------------------------|------------------------------|---------------------------------|------------------------------|---------------------------------|------------------------------|---------------------------------|---|---------------------------------|------------------------------|---|------------------------------|---------------------------------|------------------------------|----------------------------------|----------------------------------|------------------------------------|----------------------------------|--------|
| Casey Candaele, S OBP: 0.500, SLG: 0.500 | | | | | | | | | | 4 | 1 | 3 | 0 | 0 | 0 | 0 | | | | | | |
| Brian Giles, L OBP: 0.517, SLG: 1.000 | | | | | | | | | | 4 | 1 | 2 | 1 | 0 | 0 | 2 | | | | | | |
| Manny Ramirez, R OBP: 0.590, SLG: 0.590 | | | | | | | | | | 3 | 0 | 2 | 1 | 1 | 1 | 1 | | | | | | |
| Albert Belle, R OBP: 0.418, SLG: 0.661 | | | | | | | | | | 4 | 0 | 0 | 0 | 0 | 0 | 3 | | | | | | |
| Julio Franco, R OBP: 0.421, SLG: 0.485 Jeromy Burnitz, L OBP: 0.404, SLG: 0.544 | | | | | | | | | | 3 | 0 | 1 | 0 | 0 | 0 | 1 | | | | | | |
| Mark Carreon, R OBP: 0.332, SLG: 0.452 | | | | | | | | | | 4 | 0 | 1 | 0 | 0 | 0 | 0 | | | | | | |
| Jim Thome, L OBP: 0.449, SLG: 0.585 | | | | | | | | | | 2 | 0 | 0 | 0 | 2 | 0 | 0 | | | | | | |
| Alvaro Espinoza, R OBP: 0.274, SLG: 0.389 | | | | | | | | | | 3 | 0 | 0 | 0 | 1 | 1 | 3 | | | | | | |
| Tony Peña, R OBP: 0.292, SLG: 0.282 | | | | | | | | | | 4 | 0 | 0 | 0 | 0 | 2 | 5 | | | | | | |
| Inning Stats | R: 0 E: 0 K: 0 S: 3 | H: 1 LOB: 1 BB: 1 P: 7 | R: 0 E: 0 K: 1 S: 6 | H: 2 LOB: 2 BB: 1 P: 10 | R: 2 E: 0 K: 0 S: 5 | H: 3 LOB: 0 BB: 0 P: 5 | R: 0 E: 0 K: 0 S: 3 | H: 0 LOB: 0 BB: 0 P: 3 | R: 0 E: 0 K: 1 S: 6 | H: 1 LOB: 1 BB: 0 P: 6 | R: 0 E: 0 K: 0 S: 3 | H: 0 LOB: 0 BB: 0 P: 3 | R: 0 E: 0 K: 1 S: 5 | H: 0 LOB: 0 BB: 0 P: 5 | R: 0 E: 0 K: 0 S: 4 | H: 2 LOB: 1 BB: 0 P: 4 | R: 0 E: 0 K: 1 S: 5 | H: 0 LOB: 2 BB: 2 P: 13 | 1B: 7 2B: 3 3B: 1 HR: 0 | SF: 0 SAC: 0 DP: 4 HBP: 0 | WP: 0 PB: 0 SB: 0 CS: 0 | PA: 36 |
| PITCHER | IP WLS BF H R ER SO BB IBB HBP BLK WP HR S P ERA WHIP | 7.2 W 30 9 2 2 3 2 0 0 0 0 0 34 42 2.35 1.435 | 8.1 1.1 6 0 0 0 1 2 0 0 0 0 0 6 14 0.00 1.500 | PITCHER | | | | | | | | | | IP WLS BF H R ER SO BB IBB HBP BLK WP HR S P ERA WHIP | | | | | | | | |
| David Wells, L ERA: 4.75 | | | | | | | | | | | 8.1 1.1 6 0 0 0 1 2 0 0 0 0 0 6 14 0.00 1.500 | | | | | | | | | | | |
| Alan Mills, R ERA: 3.33 | | | | | | | | | | | 8.1 1.1 6 0 0 0 1 2 0 0 0 0 0 6 14 0.00 1.500 | | | | | | | | | | | |

Cleveland Indians @ Baltimore Orioles
Oriole Park at Camden Yards, Baltimore, MD
Sat Jul 27 1996, 3:33 AM EDT
Att: 47,360 - Sunny - 85 F


AB 32
R 2
H 9
RBI 2
BB 4
SO 4
LOB 15



| Batter | 1 | 2 | 3 | 4 | 5 | 6 | 7 | 8 | 9 | AB | R | H | RBI | BB | SO | LOB | BOTTOM | | | | |
|---|---|---|---|--|------------------------------|---------------------------------|------------------------------|---------------------------------|------------------------------|---------------------------------|---|----------------------------------|------------------------------|----------------------------------|---|---------------------------------|----------------------------------|------------------------------------|----------------------------------|--------|--|
| Roberto Alomar, S OBP: 0.424, SLG: 0.554 Jeff Huson, L OBP: 0.333, SLG: 0.357 | | | | | | | | | | 3 | 3 | 1 | 0 | 2 | 0 | 1 | | | | | |
| Brady Anderson, L OBP: 0.392, SLG: 0.640 Mike Devereaux, R OBP: 0.317, SLG: 0.349 | | | | | | | | | | 2 | 1 | 0 | 1 | 0 | 1 | 0 | | | | | |
| Rafael Palmeiro, L OBP: 0.392, SLG: 0.561 | | | | | | | | | | 3 | 2 | 2 | 4 | 2 | 1 | 0 | | | | | |
| Bobby Bonilla, S OBP: 0.352, SLG: 0.449 | | | | | | | | | | 5 | 1 | 2 | 1 | 0 | 1 | 3 | | | | | |
| Cal Ripken Jr., R OBP: 0.346, SLG: 0.466 Manny Alexander, R OBP: 0.159, SLG: 0.117 | | | | | | | | | | 3 | 1 | 0 | 0 | 1 | 1 | 3 | | | | | |
| Eddie Murray, S OBP: 0.325, SLG: 0.408 | | | | | | | | | | 4 | 2 | 2 | 0 | 1 | 1 | 2 | | | | | |
| B.J. Surhoff, L OBP: 0.355, SLG: 0.500 Billy Ripken, R OBP: 0.260, SLG: 0.336 | | | | | | | | | | 3 | 1 | 3 | 3 | 0 | 0 | 0 | | | | | |
| Luis Polonia, L OBP: 0.294, SLG: 0.320 | | | | | | | | | | 4 | 2 | 2 | 0 | 0 | 2 | | | | | | |
| Gregg Zaun, S OBP: 0.296, SLG: 0.327 | | | | | | | | | | 3 | 0 | 1 | 1 | 0 | 0 | 1 | | | | | |
| Inning Stats | R: 4 E: 0 K: 1 S: 8 | H: 3 LOB: 2 BB: 2 P: 16 | R: 0 E: 0 K: 1 S: 5 | H: 0 LOB: 0 BB: 0 P: 5 | R: 0 E: 0 K: 0 S: 3 | H: 1 LOB: 1 BB: 1 P: 7 | R: 0 E: 0 K: 0 S: 4 | H: 2 LOB: 0 BB: 0 P: 4 | R: 0 E: 0 K: 1 S: 6 | H: 1 LOB: 1 BB: 0 P: 6 | R: 7 E: 0 K: 1 S: 10 | H: 5 LOB: 0 BB: 1 P: 15 | R: 3 E: 0 K: 1 S: 7 | H: 2 LOB: 0 BB: 1 P: 11 | R: 0 E: 0 K: 1 S: 5 | H: 0 LOB: 1 BB: 1 P: 9 | 1B: 7 2B: 3 3B: 1 HR: 3 | SF: 1 SAC: 1 DP: 2 HBP: 1 | WP: 1 PB: 0 SB: 0 CS: 0 | PA: 43 | |
| PITCHER | IP WLS BF H R ER SO BB IBB HBP BLK WP HR S P ERA WHIP | 5.1 L 30 11 10 10 3 3 1 0 0 0 2 12 16 21.60 2.400 | 6.1 1.2 9 3 4 4 2 1 0 0 0 0 2 12 16 21.60 2.400 | 8.1 1.0 4 0 0 0 1 1 0 0 0 0 0 5 9 0.00 1.000 | PITCHER | | | | | | | | | | IP WLS BF H R ER SO BB IBB HBP BLK WP HR S P ERA WHIP | | | | | | |
| Orel Hershiser, R ERA: 4.25 | | | | | | | | | | | 6.1 1.2 9 3 4 4 2 1 0 0 0 0 2 12 16 21.60 2.400 | | | | | | | | | | |
| Alan Embree, L ERA: 6.07 | | | | | | | | | | | 6.1 1.2 9 3 4 4 2 1 0 0 0 0 2 12 16 21.60 2.400 | | | | | | | | | | |
| Jose Mesa, R ERA: 4.08 | | | | | | | | | | | 8.1 1.0 4 0 0 0 1 1 0 0 0 0 0 5 9 0.00 1.000 | | | | | | | | | | |

Cleveland Indians @ Baltimore Orioles
Oriole Park at Camden Yards, Baltimore, MD
Sat Jul 27 1996, 3:33 AM EDT
Att: 47,360 - Sunny - 85 F

AB 34
R 14
H 14
RBI 13
BB 6
SO 6
LOB 13



| Batter | 1 | 2 | 3 | 4 | 5 | 6 | 7 | 8 | 9 | 10 | 11 | 12 | 13 | AB | R | H | RBI | BB | SO | LOB | TOP | | | | | |
|--|-------------------------------|----------------------------------|------------------------------|-----------------------------------|------------------------------|---------------------------------|------------------------------|----------------------------------|------------------------------|----------------------------------|------------------------------|-------------------------|-------------------------------|----------------------------------|-------------------------------|----------------------------------|------------------------------|----------------------------------|-------------------------------|----------------------------------|-------------------------------|----------------------------------|-----------------------------------|------------------------------------|-----------------------------------|--------|
| Kenny Lofton, L OBP: 0.378, SLG: 0.439 | L7 | | F8 | | CS 1B | | P4 | | K | | K | | K | | 7 | 1 | 2 | 1 | 0 | 2 | 5 | | | | | |
| Casey Candaele, S OBP: 0.353, SLG: 0.529 | L5 | | | G4-3 | CS | | | | K | K | | | K | | 7 | 1 | 1 | 1 | 0 | 4 | 5 | | | | | |
| Jim Thome, L OBP: 0.445, SLG: 0.588 | K | | | | | | | | | | | | | | 7 | 1 | 2 | 3 | 0 | 2 | 0 | | | | | |
| Albert Belle, R OBP: 0.416, SLG: 0.652 | | | | | | | | | | | | | | | | | | | | | | | | | | |
| Julio Franco, R OBP: 0.420, SLG: 0.482 | | | | | | | | | | | | | | | | | | | | | | | | | | |
| Brian Giles, L OBP: 0.345, SLG: 1.000 | | | | | | | | | | | | | | | | | | | | | | | | | | |
| Mark Carreon, R OBP: 0.338, SLG: 0.457 | | | | | | | | | | | | | | | | | | | | | | | | | | |
| Jeromy Burnitz, L OBP: 0.402, SLG: 0.538 | | | | | | | | | | | | | | | | | | | | | | | | | | |
| Manny Ramirez, R OBP: 0.362, SLG: 0.586 | | | | | | | | | | | | | | | | | | | | | | | | | | |
| Sandy Alomar Jr., R OBP: 0.313, SLG: 0.378 | | | | | | | | | | | | | | | | | | | | | | | | | | |
| Alvaro Espinoza, R OBP: 0.279, SLG: 0.402 | | | | | | | | | | | | | | | | | | | | | | | | | | |
| Inning Stats | R: 0 E: 0 K: 1 S: 11 | H: 0 LOB: 0 BB: 0 P: 17 | R: 0 E: 0 K: 0 S: 6 | H: 1 LOB: 1 BB: 10 P: 10 | R: 0 E: 1 K: 0 S: 5 | H: 0 LOB: 0 BB: 0 P: 6 | R: 0 E: 0 K: 0 S: 5 | H: 1 LOB: 1 BB: 0 P: 17 | R: 2 E: 0 K: 0 S: 5 | H: 4 LOB: 0 BB: 0 P: 16 | R: 1 E: 0 K: 0 S: 5 | H: 1 LOB: 0 BB: 8 | R: 0 E: 0 K: 3 S: 12 | H: 0 LOB: 1 BB: 1 P: 19 | R: 0 E: 1 K: 3 S: 12 | H: 2 LOB: 3 BB: 2 P: 18 | R: 0 E: 0 K: 0 S: 8 | H: 1 LOB: 3 BB: 2 P: 25 | R: 0 E: 0 K: 0 S: 10 | H: 2 LOB: 2 BB: 0 P: 16 | R: 3 E: 0 K: 1 S: 11 | H: 2 LOB: 0 BB: 1 P: 19 | 1B: 10 2B: 2 3B: 1 HR: 2 | SF: 0 SAC: 1 DP: 2 HBP: 1 | W/P: 0 PB: 0 SB: 2 CS: 1 | PA: 59 |
| PITCHER | IP | WLS | BF | H | R | ER | SO | BB | IBB | HBP | BLK | WP | HR | S | P | ERA | WHIP | | | | | | | | | |
| Scott Erickson, R ERA: 5.12 | 6.2 | | 27 | 8 | 3 | 3 | 2 | 0 | 0 | 1 | 0 | 0 | 1 | 51 | 81 | 4.05 | 1.200 | | | | | | | | | |
| Jesse Orosco, L ERA: 4.96 | 1.0 | | 3 | 0 | 0 | 0 | 2 | 0 | 0 | 0 | 0 | 0 | 0 | 8 | 13 | 0.00 | 0.000 | | | | | | | | | |
| Alan Mills, R ERA: 3.29 | 0.1 | | 2 | 0 | 0 | 0 | 1 | 0 | 0 | 0 | 0 | 0 | 0 | 6 | 11 | 0.00 | 3.000 | | | | | | | | | |
| Randy Myers, L ERA: 3.65 | 2.0 | | 12 | 3 | 0 | 0 | 3 | 1 | 2 | 0 | 0 | 0 | 0 | 24 | 43 | 0.00 | 2.000 | | | | | | | | | |
| Rick Krivda, L ERA: 5.91 | 1.1 | | 4 | 0 | 0 | 0 | 2 | 0 | 0 | 0 | 0 | 0 | 0 | 9 | 12 | 0.00 | 0.000 | | | | | | | | | |

Cleveland Indians @ Baltimore Orioles
 Oriole Park at Camden Yards, Baltimore, MD
 Sun Jul 28 1996, 3:33 AM EDT
 Att. 46,273 - Sunny - 87 F

AB 51
 R 6
 H 15
 RBI 6
 BB 5
 SO 11
 LOB 29



| Batter | 1 | 2 | 3 | 4 | 5 | 6 | 7 | 8 | 9 | 10 | 11 | 12 | 13 | AB | R | H | RBI | BB | SO | LOB | BOTTOM | | | | | | | |
|---|-------------------------------|----------------------------------|------------------------------|----------------------------------|-------------------------------|----------------------------------|------------------------------|----------------------------------|------------------------------|----------------------------------|------------------------------|----------------------------------|-------------------------------|----------------------------------|-------------------------------|----------------------------------|------------------------------|----------------------------------|------------------------------|----------------------------------|------------------------------|----------------------------------|------------------------------|----------------------------------|----------------------------------|------------------------------------|-----------------------------------|--------|
| Roberto Alomar, S OBP: 0.423, SLG: 0.549 | F8 | | 2B SF8 BB | | BB 1B | | K2-3 | | | G3 | | F8 | | 5 | 1 | 1 | 0 | 1 | 1 | 1 | | | | | | | | |
| Brady Anderson, L OBP: 0.396, SLG: 0.648 | | | | | | | | | | | | | | | | | | | | | | | | | | | | |
| Mike Devereaux, R OBP: 0.321, SLG: 0.352 | | | | | | | | | | | | | | | | | | | | | | | | | | | | |
| Rafael Palmeiro, L OBP: 0.389, SLG: 0.555 | | | | | | | | | | | | | | | | | | | | | | | | | | | | |
| Bobby Bonilla, S OBP: 0.352, SLG: 0.446 | | | | | | | | | | | | | | | | | | | | | | | | | | | | |
| Cal Ripken Jr., R OBP: 0.344, SLG: 0.462 | | | | | | | | | | | | | | | | | | | | | | | | | | | | |
| Eddie Murray, S OBP: 0.321, SLG: 0.403 | | | | | | | | | | | | | | | | | | | | | | | | | | | | |
| B.J. Surhoff, L OBP: 0.356, SLG: 0.507 | | | | | | | | | | | | | | | | | | | | | | | | | | | | |
| Chris Holles, R OBP: 0.338, SLG: 0.446 | | | | | | | | | | | | | | | | | | | | | | | | | | | | |
| Manny Alexander, R OBP: 0.159, SLG: 0.117 | | | | | | | | | | | | | | | | | | | | | | | | | | | | |
| Gregg Zaun, S OBP: 0.296, SLG: 0.327 | | | | | | | | | | | | | | | | | | | | | | | | | | | | |
| Luis Polonia, L OBP: 0.286, SLG: 0.310 | | | | | | | | | | | | | | | | | | | | | | | | | | | | |
| Inning Stats | R: 0 E: 0 K: 0 S: 11 | H: 1 LOB: 2 BB: 1 P: 22 | R: 0 E: 0 K: 0 S: 9 | H: 1 LOB: 1 BB: 0 P: 10 | R: 2 E: 0 K: 0 S: 11 | H: 1 LOB: 0 BB: 1 P: 18 | R: 0 E: 0 K: 3 S: 9 | H: 0 LOB: 0 BB: 0 P: 15 | R: 0 E: 0 K: 0 S: 9 | H: 1 LOB: 2 BB: 1 P: 17 | R: 1 E: 0 K: 0 S: 9 | H: 1 LOB: 0 BB: 0 P: 12 | R: 0 E: 0 K: 3 S: 10 | H: 0 LOB: 0 BB: 0 P: 14 | R: 0 E: 0 K: 2 S: 10 | H: 0 LOB: 0 BB: 1 P: 15 | R: 0 E: 0 K: 0 S: 9 | H: 1 LOB: 2 BB: 1 P: 21 | R: 0 E: 0 K: 1 S: 7 | H: 1 LOB: 0 BB: 0 P: 11 | R: 0 E: 0 K: 0 S: 6 | H: 1 LOB: 2 BB: 1 P: 15 | R: 0 E: 0 K: 0 S: 7 | H: 0 LOB: 0 BB: 1 P: 14 | 1B: 5 2B: 3 3B: 0 HR: 1 | SF: 2 SAC: 0 DP: 2 HBP: 0 | W/P: 0 PB: 0 SB: 0 CS: 1 | PA: 50 |
| PITCHER | IP | WLS | BF | H | R | ER | SO | BB | IBB | HBP | BLK | WP | HR | S | P | ERA | WHIP | | | | | | | | | | | |
| Chad Ogea, R ERA: 3.89 | 6.0 | | 26 | 5 | 3 | 3 | 3 | 0 | 0 | 0 | 0 | 0 | 1 | 58 | 94 | 4.50 | 1.333 | | | | | | | | | | | |
| Eric Plunk, R ERA: 2.47 | 2.1 | | 7 | 0 | 0 | 0 | 5 | 0 | 0 | 0 | 0 | 0 | 0 | 22 | 34 | 0.00 | 0.000 | | | | | | | | | | | |
| Paul Assenmacher, L ERA: 2.01 | 0.1 | | 1 | 0 | 0 | 0 | 1 | 0 | 0 | 0 | 0 | 0 | 0 | 3 | 4 | 0.00 | 0.000 | | | | | | | | | | | |
| Paul Shany, R ERA: 3.45 | 2.1 | | 9 | 2 | 0 | 0 | 1 | 1 | 0 | 0 | 0 | 0 | 0 | 20 | 38 | 0.00 | 1.286 | | | | | | | | | | | |
| Jose Mesa, R ERA: 3.91 | 2.0 | | 7 | 1 | 0 | 0 | 0 | 2 | 0 | 0 | 0 | 0 | 0 | 13 | 29 | 0.00 | 1.500 | | | | | | | | | | | |

Cleveland Indians @ Baltimore Orioles
 Oriole Park at Camden Yards, Baltimore, MD
 Sun Jul 28 1996, 3:33 AM EDT
 Att. 46,273 - Sunny - 87 F

AB 42
 R 3
 H 8
 RBI 3
 BB 6
 SO 10
 LOB 15



| Batter | 1 | 2 | 3 | 4 | 5 | 6 | 7 | 8 | 9 | AB | R | H | RBI | BB | SO | LOB | TOP | | | | | | | | | | |
|--|------------------------------|----------------------------------|------------------------------|----------------------------------|------------------------------|----------------------------------|------------------------------|----------------------------------|------------------------------|----------------------------------|-------------------------------|----------------------------------|------------------------------|---------------------------------|------------------------------|----------------------------------|--|------------------------------------|----------------------------------|--------|--|--|--|--|--|--|--|
| Roberto Alomar, S (1,4) OBP: 0.422, SLG: 0.545 | 2-1 G1-3 | | | 1-1 L7 | | 2-1 F8 | | | 0-0 G1-3 | 4 | 0 | 0 | 0 | 0 | 0 | 0 | Baltimore Orioles @ Cleveland Indians Jacobs Field, Cleveland, OH Fri Aug 02, 1996, 7:05 PM EDT Att: 42,465 - Unknown - 73 F livebaseballscorecards.com | | | | | | | | | | |
| Brady Anderson, L (1,8) OBP: 0.396, SLG: 0.640 | 1-0 G6-3 | | | 2-3 K2-3 | | | 3-3 K | | 2-2 G4-3 | 4 | 0 | 0 | 0 | 0 | 2 | 0 | | | | | | | | | | | |
| Rafael Palmeiro, L (1,3) OBP: 0.388, SLG: 0.549 | 3-2 G4-3 | | | 0-0 F7 | | | 4-2 WP BB | | 2-1 G5-3 | 2 | 0 | 0 | 0 | 1 | 0 | 0 | | | | | | | | | | | |
| Manny Alexander, R (8,6) | | | | | | | | | | 1 | 0 | 0 | 0 | 0 | 0 | 0 | | | | | | | | | | | |
| Bobby Bonilla, S (1,9) OBP: 0.352, SLG: 0.448 | | 2-3 K | | | 1-1 F8 WP SF8 1B | | 4-2 WP BB | | | 2 | 1 | 1 | 0 | 1 | 1 | 0 | | | | | | | | | | | |
| B.J. Surhoff, L (1,5) OBP: 0.349, SLG: 0.501 | 1-1 G3-1 | | | | 1-0 F8 | | 3-2 L3 | | | 3 | 0 | 0 | 0 | 0 | 0 | 3 | | | | | | | | | | | |
| Billy Ripken, R (8,5) OBP: 0.258, SLG: 0.333 | | | | | 1-3 | | 1-2 L3 | | | 0 | 0 | 0 | 0 | 0 | 0 | 0 | | | | | | | | | | | |
| Cal Ripken Jr., R (1,6) OBP: 0.347, SLG: 0.466 | 1-1 G4-3 | | | | 2-1 SF8 | | 1-0 G5-3 | | | 2 | 0 | 0 | 1 | 0 | 0 | 2 | | | | | | | | | | | |
| Mike Devereaux, R (8,9) OBP: 0.317, SLG: 0.349 | | | | | 3-H F9 | | | | | 0 | 0 | 0 | 0 | 0 | 0 | 0 | | | | | | | | | | | |
| Eddie Murray, S (1,10) OBP: 0.321, SLG: 0.398 | | | 1-0 G4-3 | | | | | | 1-0 G4-3 | 3 | 0 | 0 | 0 | 0 | 0 | 0 | | | | | | | | | | | |
| Gregg Zaun, S (1,2) OBP: 0.309, SLG: 0.352 | | 2-2 G5-4-3 1B | | | | 3-2 G1-4-3 | | 2-2 P4 | | 3 | 0 | 1 | 0 | 0 | 0 | 0 | | | | | | | | | | | |
| Jeffrey Hammonds, R (1,7) OBP: 0.314, SLG: 0.378 | | | 1-1 G5-4-3 1-2 | | | 0-3 K | | 0-0 G6-3 | | 3 | 0 | 0 | 0 | 0 | 1 | 1 | | | | | | | | | | | |
| Inning Stats | R: 0 E: 0 K: 0 S: 8 | H: 0 LOB: 0 BB: 0 P: 14 | R: 0 E: 0 K: 1 S: 7 | H: 0 LOB: 0 BB: 0 P: 11 | R: 0 E: 0 K: 0 S: 7 | H: 1 LOB: 0 BB: 0 P: 11 | R: 0 E: 0 K: 1 S: 7 | H: 0 LOB: 0 BB: 0 P: 10 | R: 1 E: 0 K: 0 S: 8 | H: 1 LOB: 0 BB: 0 P: 13 | R: 0 E: 0 K: 1 S: 14 | H: 0 LOB: 2 BB: 2 P: 29 | R: 0 E: 0 K: 0 S: 6 | H: 0 LOB: 0 BB: 0 P: 9 | R: 0 E: 0 K: 0 S: 7 | H: 0 LOB: 0 BB: 0 P: 11 | 1B: 2 2B: 0 3B: 0 HR: 0 | SF: 1 SAC: 0 DP: 1 HBP: 0 | WP: 2 PB: 0 SB: 0 CS: 0 | PA: 30 | | | | | | | |
| PITCHER | IP | WLS | BF | H | R | ER | SO | BB | IBB | HBP | BLK | WP | HR | S | P | ERA | WHIP | | | | | | | | | | |
| Orel Hershiser, R (1,1) ERA: 4.1 | 7.0 | W | 24 | 2 | 1 | 1 | 4 | 2 | 0 | 0 | 0 | 2 | 0 | 59 | 101 | 1.29 | 0.571 | | | | | | | | | | |
| Danny Graves, R (8,1) ERA: 3.05 | 2.0 | | 6 | 0 | 0 | 0 | 0 | 0 | 0 | 0 | 0 | 0 | 0 | 13 | 20 | 0.00 | 0.000 | | | | | | | | | | |

| Batter | 1 | 2 | 3 | 4 | 5 | 6 | 7 | 8 | 9 | AB | R | H | RBI | BB | SO | LOB | BOTTOM | | | | | | | | | | |
|--|------------------------------|----------------------------------|------------------------------|----------------------------------|-------------------------------|----------------------------------|-------------------------------|----------------------------------|-------------------------------|----------------------------------|-------------------------------|----------------------------------|-------------------------------|----------------------------------|------------------------------|----------------------------------|--|------------------------------------|----------------------------------|--------|--|--|--|--|--|--|--|
| Kenny Lofton, L (1,8) OBP: 0.379, SLG: 0.446 | 2-2 G5-4-3 1B | | 0-1 1B | 3-1 2H HR | | 0-0 S 1B | 2-0 G3 | | | 5 | 3 | 4 | 2 | 0 | 0 | 0 | Baltimore Orioles @ Cleveland Indians Jacobs Field, Cleveland, OH Fri Aug 02, 1996, 7:05 PM EDT Att: 42,465 - Unknown - 73 F livebaseballscorecards.com | | | | | | | | | | |
| Omar Vizquel, S (1,6) OBP: 0.397, SLG: 0.438 | 0-2 G5-4-3 1-2 | | 1-1 1B S | 1-1 1B | | 1-1 1B S | 0-2 G1-3 | | | 5 | 1 | 3 | 1 | 0 | 0 | 1 | | | | | | | | | | | |
| Julio Franco, R (1,3) OBP: 0.423, SLG: 0.480 | 1-1 G4-3 | | 3-2 1B | 2-1 G1-3 | | 2-2 1B G6-3 | 2-1 HR | | | 4 | 1 | 2 | 1 | 0 | 0 | 1 | | | | | | | | | | | |
| Mark Carreon, R (7,PH) OBP: 0.334, SLG: 0.463 | | | 1-3 1B | | | 1-3 2H 1B | | | | 1 | 1 | 1 | 1 | 0 | 0 | 0 | | | | | | | | | | | |
| Albert Belle, R (1,7) OBP: 0.411, SLG: 0.649 | | 4-2 G4-6-3 BB | 2-1 G5-3 | | | 1-0 G6-3 | 2-3 K | | | 4 | 1 | 1 | 2 | 1 | 1 | 3 | | | | | | | | | | | |
| Brian Giles, L (8,7) OBP: 0.500, SLG: 0.868 | | | | | | 1-2 3H HR | | | | 0 | 0 | 0 | 0 | 0 | 0 | 0 | | | | | | | | | | | |
| Jim Thome, L (1,5) OBP: 0.446, SLG: 0.579 | 2-1 G4-6-3 1-2 | | | 4-1 2B BB | | 4-0 E 1B BB | | | | 1 | 1 | 0 | 0 | 3 | 0 | 1 | | | | | | | | | | | |
| Jeff Kent, R (8,5) OBP: 0.327, SLG: 0.432 | | | | 2B BB | | FC6-4 BB | | | | 1 | 0 | 0 | 0 | 0 | 0 | 0 | | | | | | | | | | | |
| Manny Ramirez, R (1,9) OBP: 0.399, SLG: 0.589 | 4-1 BB | | | 1-1 2B BB | | FC6-4 PB 1B | 2-2 E 1B | | | 4 | 1 | 2 | 0 | 1 | 1 | 1 | | | | | | | | | | | |
| Jeremy Burnitz, L (1,10) OBP: 0.410, SLG: 0.583 | 0-0 G4-3 | | | 1-3 2B | | 1-2 2-3 1B | | | | 5 | 2 | 3 | 3 | 0 | 1 | 4 | | | | | | | | | | | |
| Sandy Alomar Jr., R (1,2) OBP: 0.308, SLG: 0.377 | | | 2-1 G3-1 | 1-1 G1-3 | | 1-2 2-3 1B | 1-2 E5 | | 3-1 G6-3 | 5 | 0 | 0 | 0 | 0 | 1 | 5 | | | | | | | | | | | |
| Jose Vizcaino, S (1,4) OBP: 0.352, SLG: 0.375 | | | 1-0 L8 | 2-0 L7 | | 1-0 G6-3 | 0-0 L7 | | | 4 | 0 | 0 | 0 | 0 | 0 | 6 | | | | | | | | | | | |
| Inning Stats | R: 0 E: 0 K: 0 S: 8 | H: 1 LOB: 0 BB: 0 P: 11 | R: 0 E: 0 K: 0 S: 7 | H: 0 LOB: 2 BB: 2 P: 17 | R: 1 E: 0 K: 0 S: 12 | H: 3 LOB: 0 BB: 0 P: 21 | R: 4 E: 0 K: 0 S: 12 | H: 4 LOB: 1 BB: 1 P: 25 | R: 1 E: 0 K: 1 S: 11 | H: 2 LOB: 2 BB: 1 P: 19 | R: 3 E: 1 K: 1 S: 24 | H: 4 LOB: 3 BB: 1 P: 37 | R: 1 E: 0 K: 1 S: 10 | H: 1 LOB: 0 BB: 0 P: 16 | R: 1 E: 0 K: 1 S: 9 | H: 1 LOB: 0 BB: 0 P: 13 | 1B: 9 2B: 2 3B: 1 HR: 4 | SF: 0 SAC: 0 DP: 2 HBP: 0 | WP: 0 PB: 1 SB: 3 CS: 0 | PA: 44 | | | | | | | |
| PITCHER | IP | WLS | BF | H | R | ER | SO | BB | IBB | HBP | BLK | WP | HR | S | P | ERA | WHIP | | | | | | | | | | |
| Scott Erickson, R (1,1) ERA: 5.35 | | L | 24 | 9 | 6 | 6 | 0 | 4 | 0 | 0 | 0 | 0 | 2 | 43 | 82 | 12.46 | 3.000 | | | | | | | | | | |
| Arthur Rhodes, L (5,1) ERA: 3.83 | 0.2 | | 6 | 4 | 3 | 2 | 1 | 0 | 0 | 0 | 0 | 0 | 0 | 14 | 21 | 27.00 | 6.000 | | | | | | | | | | |
| Keith Shepherd, R (6,1) ERA: 6.53 | 3.0 | | 14 | 3 | 2 | 2 | 3 | 1 | 0 | 0 | 0 | 0 | 2 | 36 | 56 | 6.00 | 1.333 | | | | | | | | | | |

| Batter | 1 | 2 | 3 | 4 | 5 | 6 | 7 | 8 | 9 | AB | R | H | RBI | BB | SO | LOB | TOP | | | | | | | | |
|---|-------------------------------|----------------------------------|-------------------------------|----------------------------------|-------------------------------|----------------------------------|------------------------------|---------------------------------|------------------------------|----------------------------------|------------------------------|----------------------------------|-------------------------------|----------------------------------|-------------------------------|----------------------------------|------------------------------|----------------------------------|----------------------------------|------------------------------------|----------------------------------|--------|--|--|--|
| Roberto Alomar, S OBP: 0.425, SLG: 0.549 (1, 4) | 1-2 CS 1B | 1-1 CS 2B | | | 0-1 HR 1B | | 1-1 SH1-5-3 2-3 | 0-0 F9 | | 4 | 1 | 3 | 3 | 0 | 0 | 1 | | | | | | | | | |
| Brady Anderson, L OBP: 0.394, SLG: 0.642 (1, 8) | 3-3 K 1-2 | 3-1 CS 2-3 | 0-2 F7 | | 3-0 HR 1-H | | 2-3 K 2 | | 1-2 F8 | 5 | 1 | 1 | 2 | 0 | 2 | 2 | | | | | | | | | |
| Rafael Palmeiro, L OBP: 0.390, SLG: 0.551 (1, 3) | 1-2 G3-1 | | 4-1 | | 2-1 2B | | 2-2 P6 | | 2-1 1B | 4 | 0 | 2 | 0 | 1 | 0 | 1 | | | | | | | | | |
| Bobby Bonilla, S OBP: 0.351, SLG: 0.454 Mike Devereaux, R OBP: 0.316, SLG: 0.548 (8, 9) | | 2-0 L8 | 2-3 K | | 0-0 F7 | | | 3-2 HR | 1-0 F9 | 4 | 1 | 1 | 1 | 0 | 1 | 2 | | | | | | | | | |
| B.J. Surhoff, L OBP: 0.350, SLG: 0.503 (1, 5) | | 2-2 1B 1B | 2-2 F9 | | 0-0 G4-3 | | | 1-1 1B 2B | 2-1 F7 | 5 | 2 | 2 | 0 | 0 | 0 | 3 | | | | | | | | | |
| Cal Ripken Jr., R OBP: 0.346, SLG: 0.464 (1, 6) | | 0-1 L9 | | | 0-0 G6-3 | | 0-1 P2 | | 0-0 1B SF8 | 4 | 1 | 1 | 1 | 0 | 0 | 1 | | | | | | | | | |
| Eddie Murray, S OBP: 0.325, SLG: 0.402 (1, 10) | | 0-0 BB 1B 1-3 | | | 2-1 G6-4-3 1B | | 1-2 F9 | | 0-1 1-3 1B | 4 | 1 | 3 | 0 | 0 | 0 | 0 | | | | | | | | | |
| Chris Hoiles, R OBP: 0.338, SLG: 0.448 (1, 2) | | 0-1 BB 1-2 3-H | | | 1-1 G6-4-3 1-2 | | 1-3 K | | 0-2 SF8 | 3 | 1 | 1 | 2 | 0 | 1 | 1 | | | | | | | | | |
| Jeffrey Hammonds, R OBP: 0.313, SLG: 0.373 (1, 7) | | 4-2 1-2 2-3 | | | 2-1 F8 | | | 1-2 E6 | 0-3 K | 3 | 1 | 0 | 0 | 1 | 1 | 1 | | | | | | | | | |
| Inning Stats | R: 0 E: 0 K: 1 S: 10 | H: 1 LOB: 0 BB: 0 P: 15 | R: 4 E: 0 K: 0 S: 15 | H: 4 LOB: 0 BB: 1 P: 27 | R: 0 E: 0 K: 1 S: 10 | H: 0 LOB: 1 BB: 1 P: 18 | R: 0 E: 0 K: 0 S: 5 | H: 1 LOB: 0 BB: 0 P: 8 | R: 2 E: 0 K: 0 S: 9 | H: 3 LOB: 1 BB: 0 P: 16 | R: 0 E: 0 K: 1 S: 8 | H: 0 LOB: 0 BB: 0 P: 10 | R: 0 E: 1 K: 1 S: 11 | H: 0 LOB: 1 BB: 0 P: 17 | R: 3 E: 0 K: 1 S: 15 | H: 4 LOB: 1 BB: 0 P: 19 | R: 0 E: 0 K: 0 S: 8 | H: 1 LOB: 1 BB: 0 P: 14 | 1B: 9 2B: 4 3B: 0 HR: 2 | SF: 1 SAC: 1 DP: 2 HBP: 0 | WP: 0 PB: 0 SB: 0 CS: 2 | PA: 42 | | | |
| PITCHER | IP | WLS | BF | H | R | ER | SO | BB | IBB | HBP | BLK | WP | HR | S | P | ERA | WHIP | | | | | | | | |
| Chad Ogea, R ERA: 6.24 (1, 1) | 4.2 | L | 22 | 9 | 6 | 6 | 2 | 2 | 0 | 0 | 0 | 0 | 1 | 48 | 83 | 11.57 | 2.357 | | | | | | | | |
| Greg Swindell, L ERA: 7.51 (5, 1) | 2.1 | | 10 | 2 | 2 | 2 | 2 | 0 | 0 | 0 | 0 | 0 | 1 | 25 | 37 | 7.71 | 0.857 | | | | | | | | |
| Eric Plunk, R ERA: 2.56 (8, 1) | 1.0 | | 5 | 2 | 1 | 1 | 1 | 0 | 0 | 0 | 0 | 0 | 0 | 10 | 10 | 9.00 | 2.000 | | | | | | | | |
| Paul Assenmacher, L ERA: 1.83 (9, 1) | 1.0 | | 4 | 1 | 0 | 0 | 0 | 0 | 0 | 0 | 0 | 0 | 0 | 8 | 14 | 0.00 | 1.000 | | | | | | | | |

Baltimore Orioles @ Cleveland Indians
Jacobs Field, Cleveland, OH
Sat Aug 03 1996, 3:33 AM EDT
Att: 42,448 - Sunny - 78 F

AB 37
R 9
H 14
RBI 9
BB 2
SO 5
LOB 13



| Batter | 1 | 2 | 3 | 4 | 5 | 6 | 7 | 8 | 9 | AB | R | H | RBI | BB | SO | LOB | BOTTOM | | | | | | | | |
|---|-------------------------------|----------------------------------|------------------------------|----------------------------------|-------------------------------|----------------------------------|------------------------------|----------------------------------|-------------------------------|----------------------------------|------------------------------|---------------------------------|------------------------------|----------------------------------|------------------------------|----------------------------------|------------------------------|----------------------------------|----------------------------------|------------------------------------|----------------------------------|--------|--|--|--|
| Kenny Lofton, L OBP: 0.379, SLG: 0.448 (1, 8) | 1-1 F8 | | 2-2 1B | | 2-0 1B 2B | 0-1 F7 | | 0-2 F7 | | 5 | 1 | 2 | 0 | 0 | 0 | 2 | | | | | | | | | |
| Jose Vizcaino, S OBP: 0.350, SLG: 0.372 (1, 4) | 1-1 G2 | | 0-1 L8 | | 0-0 1B 2-3 | | 1-3 K | | 1-2 G6-3 | 5 | 1 | 1 | 0 | 0 | 1 | 1 | | | | | | | | | |
| Julio Franco, R OBP: 0.425, SLG: 0.482 Jim Thome, L OBP: 0.446, SLG: 0.577 (5, PR) (6, 5) | 2-0 1B BB 1B | | 2-2 L8 | | 0-1 1B 1-2 3-H | | 0-0 G1-3 | | 1-1 1B HBP | 3 | 0 | 2 | 1 | 0 | 0 | 1 | | | | | | | | | |
| Albert Belle, R OBP: 0.411, SLG: 0.645 (1, 7) | 4-2 1B 1-2 BB | | 0-1 L8 | | 0-1 K | | 2-2 F6 | | 3-1 1B | 4 | 0 | 1 | 0 | 1 | 1 | 3 | | | | | | | | | |
| Manny Ramirez, R OBP: 0.403, SLG: 0.600 (1, 9) | 2-2 1B | | 1-2 G4-6-3 1B | | 3-0 1B 1-3 2-H | | 1-0 F6 | | 1-0 HR | 5 | 2 | 4 | 2 | 0 | 1 | 1 | | | | | | | | | |
| Jeff Kent, R OBP: 0.326, SLG: 0.430 (1, 5) (6, 3) | 3-1 G4-3 | | 0-0 G4-6-3 1B | | 0-0 F6 | | 2-0 L3 | | | 4 | 0 | 1 | 0 | 0 | 0 | 5 | | | | | | | | | |
| Mark Carreon, R OBP: 0.287, SLG: 0.461 Jeremy Burnitz, L OBP: 0.407, SLG: 0.577 (6, PH) | | 0-1 P3 | | 4-1 G4-6-3 BB | | 0-1 F8 | | 3-3 K | | 2 | 0 | 0 | 0 | 1 | 0 | 2 | | | | | | | | | |
| Tony Peña, R OBP: 0.287, SLG: 0.270 Brian Giles, L OBP: 0.512, SLG: 0.888 Sandy Alomar Jr., R OBP: 0.368, SLG: 0.377 (1, 2) (8, PH) (9, 2) | | 2-2 G6-3 | | 2-0 G4-6-3 | | 1-2 L8 | | 4-0 BB BB | | 3 | 0 | 0 | 0 | 0 | 0 | 2 | | | | | | | | | |
| Omar Vizquel, S OBP: 0.366, SLG: 0.434 (1, 6) | | 1-1 P6 | | 1-1 G5-3 | | 1-0 F9 | | 4-1 BB | | 3 | 0 | 0 | 0 | 1 | 0 | 1 | | | | | | | | | |
| Inning Stats | R: 0 E: 0 K: 0 S: 14 | H: 2 LOB: 3 BB: 1 P: 27 | R: 0 E: 0 K: 0 S: 9 | H: 0 LOB: 0 BB: 0 P: 12 | R: 0 E: 0 K: 0 S: 10 | H: 1 LOB: 1 BB: 0 P: 14 | R: 1 E: 0 K: 0 S: 8 | H: 2 LOB: 1 BB: 1 P: 16 | R: 2 E: 0 K: 0 S: 12 | H: 4 LOB: 2 BB: 0 P: 21 | R: 0 E: 0 K: 0 S: 6 | H: 0 LOB: 0 BB: 0 P: 8 | R: 0 E: 0 K: 1 S: 8 | H: 0 LOB: 0 BB: 0 P: 11 | R: 1 E: 0 K: 1 S: 9 | H: 1 LOB: 2 BB: 2 P: 23 | R: 0 E: 0 K: 1 S: 9 | H: 1 LOB: 1 BB: 0 P: 16 | 1B: 9 2B: 1 3B: 0 HR: 1 | SF: 0 SAC: 0 DP: 1 HBP: 1 | WP: 0 PB: 0 SB: 0 CS: 0 | PA: 41 | | | |
| PITCHER | IP | WLS | BF | H | R | ER | SO | BB | IBB | HBP | BLK | WP | HR | S | P | ERA | WHIP | | | | | | | | |
| Rick Krivda, L ERA: 5.13 (1, 1) | 4.0 | | 20 | 7 | 3 | 3 | 0 | 2 | 0 | 0 | 0 | 0 | 0 | 10 | 17 | 0.00 | 2.000 | | | | | | | | |
| Roger McDowell, R ERA: 3.52 (5, 1) | 1.0 | W | 6 | 0 | 0 | 0 | 1 | 0 | 0 | 0 | 0 | 0 | 0 | 14 | 19 | 0.00 | 0.000 | | | | | | | | |
| Jesse Orosco, L ERA: 4.21 (6, 1) | 2.0 | | 10 | 2 | 1 | 1 | 2 | 2 | 0 | 1 | 0 | 0 | 1 | 18 | 39 | 4.50 | 2.000 | | | | | | | | |

Baltimore Orioles @ Cleveland Indians
Jacobs Field, Cleveland, OH
Sat Aug 03 1996, 3:33 AM EDT
Att: 42,448 - Sunny - 78 F

AB 36
R 4
H 11
RBI 3
BB 4
SO 4
LOB 18



| Batter | 1 | 2 | 3 | 4 | 5 | 6 | 7 | 8 | 9 | AB | R | H | RBI | BB | SO | LOB | TOP | | | | |
|---|------------------------------|---------------------------------|-------------------------------|----------------------------------|------------------------------|----------------------------------|------------------------------|----------------------------------|-------------------------------|----------------------------------|-------------------------------|----------------------------------|-------------------------------|----------------------------------|------------------------------|----------------------------------|--|----------------------------------|------------------------------------|----------------------------------|--------|
| Roberto Alomar, S OBP: 0.423, SLG: 0.545 (1, 4) | F9 | | F8 | | F7 | | 1B | | G4-3 | 5 | 0 | 1 | 0 | 0 | 0 | 0 | Baltimore Orioles @ Cleveland Indians Jacobs Field, Cleveland, OH Sun Aug 04 1996, 3:33 AM EDT Att: 42,349 - Cloudy - 79 F | | | | |
| Brady Anderson, L OBP: 0.393, SLG: 0.638 (1, 8) | F8 | | G3 | | | G3-1 | 1B | | | 4 | 0 | 1 | 0 | 0 | 0 | | | | | | |
| Cal Ripken Jr., R OBP: 0.347, SLG: 0.466 (1, 6) | G6-3 | | | F9-5 | | 1B | K | | | 4 | 0 | 2 | 0 | 0 | 1 | 2 | | | | | |
| Rafael Palmeiro, L OBP: 0.391, SLG: 0.550 (1, 3) | | G4-3 | | F9-5 | | 1B | | | | 3 | 0 | 1 | 0 | 1 | 0 | 1 | | | | | |
| Bobby Bonilla, S OBP: 0.350, SLG: 0.459 (1, 9) | | G1-3 | | HR | | K | K | | | 4 | 1 | 1 | 1 | 0 | 2 | 3 | | | | | |
| B.J. Surhoff, L OBP: 0.352, SLG: 0.503 (1, 5) | | 1B | | 1B | | K | F8 | | | 4 | 0 | 2 | 0 | 0 | 1 | 3 | | | | | |
| Eddie Murray, S OBP: 0.325, SLG: 0.401 (1, 10) | | 1B | | F9 | | | K | K | | 4 | 0 | 1 | 0 | 0 | 2 | 2 | | | | | |
| Chris Hoiles, R OBP: 0.337, SLG: 0.447 Mike Devereaux, R OBP: 0.315, SLG: 0.347 (9, PH) | | FC5-4 | | CS | | | K | | P2 | 3 | 0 | 1 | 0 | 0 | 1 | 2 | | | | | |
| Jeffrey Hammonds, R OBP: 0.312, SLG: 0.385 (1, 7) | | | F8 | | K | | HR | | K | 4 | 1 | 1 | 1 | 0 | 2 | 1 | | | | | |
| Inning Stats | R: 0 E: 0 K: 0 S: 3 | H: 0 LOB: 0 BB: 0 P: 4 | R: 0 E: 0 K: 0 S: 13 | H: 2 LOB: 2 BB: 0 P: 22 | R: 0 E: 0 K: 0 S: 6 | H: 0 LOB: 0 BB: 0 P: 12 | R: 1 E: 0 K: 0 S: 8 | H: 3 LOB: 1 BB: 0 P: 14 | R: 0 E: 0 K: 2 S: 14 | H: 1 LOB: 2 BB: 1 P: 25 | R: 1 E: 0 K: 3 S: 15 | H: 3 LOB: 2 BB: 0 P: 25 | R: 0 E: 0 K: 2 S: 10 | H: 1 LOB: 1 BB: 0 P: 19 | R: 0 E: 0 K: 1 S: 9 | H: 0 LOB: 0 BB: 0 P: 14 | | 1B: 8 2B: 3 3B: 0 HR: 2 | SF: 0 SAC: 0 DP: 2 HBP: 0 | WP: 0 PB: 0 SB: 0 CS: 1 | PA: 37 |
| PITCHER | IP | WLS | BF | H | R | ER | SO | BB | IBB | HBP | BLK | WP | HR | S | P | ERA | WHIP | | | | |
| Brian Anderson, L ERA: 5.24 (1, 1) | 5.1 | W | 22 | 7 | 1 | 1 | 1 | 1 | 0 | 0 | 0 | 0 | 1 | 47 | 84 | 1.69 | 1.500 | | | | |
| Paul Shuey, R ERA: 3.38 (6, 1) | 2.1 | | 11 | 4 | 1 | 1 | 6 | 0 | 0 | 0 | 0 | 0 | 1 | 29 | 48 | 3.86 | 1.714 | | | | |
| Eric Plunk, R ERA: 2.54 (8, 1) | 0.1 | | 1 | 0 | 0 | 0 | 1 | 0 | 0 | 0 | 0 | 0 | 0 | 3 | 5 | 0.00 | 0.000 | | | | |
| Jose Mesa, R ERA: 3.93 (9, 1) | 1.0 | | 3 | 0 | 0 | 0 | 1 | 0 | 0 | 0 | 0 | 0 | 0 | 9 | 14 | 0.00 | 0.000 | | | | |

| Batter | 1 | 2 | 3 | 4 | 5 | 6 | 7 | 8 | 9 | AB | R | H | RBI | BB | SO | LOB | BOTTOM | | | | |
|--|-------------------------------|----------------------------------|-------------------------------|----------------------------------|------------------------------|----------------------------------|------------------------------|----------------------------------|-------------------------------|----------------------------------|------------------------------|----------------------------------|-------------------------------|----------------------------------|--------------------------------|----------------------------------|--|----------------------------------|------------------------------------|----------------------------------|--------|
| Kenny Lofton, L OBP: 0.382, SLG: 0.455 (1, 8) | F7 | | S | | | | G4-3 | | | 4 | 3 | 2 | 2 | 1 | 0 | 0 | Baltimore Orioles @ Cleveland Indians Jacobs Field, Cleveland, OH Sun Aug 04 1996, 3:33 AM EDT Att: 42,349 - Cloudy - 79 F | | | | |
| Omar Vizquel, S OBP: 0.385, SLG: 0.433 Casey Candaele, S OBP: 0.333, SLG: 0.500 (9, 4) | G4-3 | | S | | | | L9 | | | 3 | 2 | 1 | 0 | 2 | 0 | 0 | | | | | |
| Jim Thome, L OBP: 0.450, SLG: 0.588 (1, 5) | BB | | SF9 | | | | | | | 2 | 2 | 2 | 4 | 2 | 0 | 0 | | | | | |
| Albert Belle, R OBP: 0.411, SLG: 0.640 Sandy Alomar Jr., R OBP: 0.308, SLG: 0.377 (9, 2) | BB | | F8 | | | | F8 | | | 3 | 1 | 0 | 0 | 2 | 0 | 3 | | | | | |
| Manny Ramirez, R OBP: 0.401, SLG: 0.595 (1, 9) | BB | | F8 | | | | F9 | | | 0 | 0 | 0 | 0 | 0 | 0 | 0 | | | | | |
| Brian Giles, L OBP: 0.521, SLG: 0.905 (1, 10) | | | L8 | | | | | | | 5 | 1 | 1 | 0 | 0 | 1 | 5 | | | | | |
| Mark Carreon, R OBP: 0.335, SLG: 0.463 (1, 3) | | | L8 | | | | | | | 4 | 2 | 2 | 3 | 1 | 1 | 0 | | | | | |
| Tony Peña, R OBP: 0.281, SLG: 0.264 Jeromy Burnitz, L OBP: 0.405, SLG: 0.571 (9, 7) | | | L8 | | | | | | | 5 | 1 | 2 | 0 | 0 | 1 | 1 | | | | | |
| Jose Vizcaino, S OBP: 0.349, SLG: 0.374 (9, 6) | | | L8 | | | | | | | 4 | 1 | 1 | 3 | 0 | 1 | 1 | | | | | |
| Inning Stats | R: 0 E: 0 K: 1 S: 13 | H: 0 LOB: 2 BB: 2 P: 24 | R: 0 E: 0 K: 2 S: 11 | H: 0 LOB: 1 BB: 1 P: 18 | R: 1 E: 0 K: 0 S: 8 | H: 0 LOB: 2 BB: 2 P: 21 | R: 0 E: 0 K: 1 S: 8 | H: 0 LOB: 0 BB: 0 P: 15 | R: 2 E: 0 K: 0 S: 12 | H: 3 LOB: 1 BB: 0 P: 16 | R: 0 E: 0 K: 1 S: 8 | H: 0 LOB: 0 BB: 0 P: 12 | R: 0 E: 0 K: 0 S: 10 | H: 0 LOB: 0 BB: 0 P: 15 | R: 11 E: 0 K: 1 S: 29 | H: 8 LOB: 1 BB: 4 P: 54 | | 1B: 6 2B: 2 3B: 0 HR: 3 | SF: 1 SAC: 0 DP: 0 HBP: 0 | WP: 1 PB: 0 SB: 3 CS: 0 | PA: 44 |
| PITCHER | IP | WLS | BF | H | R | ER | SO | BB | IBB | HBP | BLK | WP | HR | S | P | ERA | WHIP | | | | |
| Rocky Coppinger, R ERA: 5.04 (1, 1) | 6.1 | L | 27 | 3 | 3 | 2 | 5 | 5 | 0 | 0 | 0 | 0 | 0 | 5 | 12 | 2.84 | 1.263 | | | | |
| Jesse Orosco, L ERA: 4.39 (7, 1) | 0.2 | | 3 | 0 | 1 | 1 | 0 | 1 | 0 | 0 | 0 | 0 | 0 | 5 | 12 | 13.50 | 1.500 | | | | |
| Roger McDowell, R ERA: 4.31 (8, 1) | 0.2 | | 7 | 4 | 4 | 4 | 0 | 1 | 0 | 0 | 0 | 0 | 0 | 15 | 23 | 54.00 | 7.500 | | | | |
| Keith Shepherd, R ERA: 8.71 (8, 1) | 0.0 | | 6 | 4 | 6 | 6 | 0 | 2 | 0 | 0 | 0 | 0 | 2 | 9 | 19 | ∞ | ∞ | | | | |
| Randy Myers, L ERA: 3.52 (8, 1) | 0.1 | | 1 | 0 | 0 | 0 | 1 | 0 | 0 | 0 | 0 | 0 | 0 | 3 | 6 | 0.00 | 0.000 | | | | |

| Batter | 1 | 2 | 3 | 4 | 5 | 6 | 7 | 8 | 9 | AB | R | H | RBI | BB | SO | LOB | TOP | | | | |
|--|---|--|---|--|--|---|-------------------------------|---|--|---|--|--|---|----------------------------------|-------------------------------|----------------------------------|------------------------------|----------------------------------|----------------------------------|------------------------------------|--|
| Roberto Alomar, S (1,4) Manny Alexander, R (9,PH) OBP: 0.152, SLG: 0.111 | 4-1 G4-6-3 BB | | 1-1 G3 | 1-2 BB 1B | 0-1 F9 | | 3-1 G5-3 | | 2-3 K | 4 | 1 | 2 | 1 | 0 | 0 | 0 | | | | | |
| Brady Anderson, L (1,8) Mike Devereaux, R (8,8) OBP: 0.314, SLG: 0.345 | 1-2 G4-6-3 1-2 | | 1-0 F8 | 4-1 1B SF8 BB | 3-1 G4-3 | | 1-2 P6 | | 2-1 G5-3 | 4 | 1 | 0 | 0 | 1 | 0 | 1 | | | | | |
| Rafael Palmeiro, L (1,3) OBP: 0.390, SLG: 0.545 | 4-2 BB | | 0-2 2B | 1-1 2B SF8 1B | | 2-1 F4 | | 0-3 K | | 4 | 1 | 2 | 1 | 1 | 1 | 0 | | | | | |
| Bobby Bonilla, S (1,9) OBP: 0.355, SLG: 0.467 | 1-0 F7 | | 2-1 G3 | 0-1 SF8 | | 0-0 1B 1B | | 1-1 F7 | | 4 | 1 | 1 | 1 | 0 | 0 | 2 | | | | | |
| B.J. Surhoff, L (1,5) OBP: 0.355, SLG: 0.521 | | 2-0 HR | | 3-H HR | | 3-2 1B SF7 1B | | 3-2 G1-3 | | 5 | 3 | 4 | 2 | 0 | 0 | 0 | | | | | |
| Cal Ripken Jr., R (1,6) Billy Ripken, R (9,4) OBP: 0.256, SLG: 0.331 | | 0-0 1B | | 1-1 BB | | 1-1 1B | | 0-0 2B | | 3 | 2 | 3 | 1 | 2 | 0 | 0 | | | | | |
| Eddie Murray, S (1,10) OBP: 0.329, SLG: 0.407 | | 0-2 G5-4-3 1B | | 1-2 SF8 | | 2-0 SF7 | | 3-2 2B | | 2 | 1 | 2 | 3 | 1 | 0 | 0 | | | | | |
| Chris Hoiles, R (1,2) Cesar Devezar, R (9,2) OBP: 0.339, SLG: 0.454 | | 3-1 P5 | | 3-1 K | | 2-2 P2 | | 1-0 G6-3 | | 5 | 1 | 1 | 1 | 0 | 1 | 6 | | | | | |
| Jeffrey Hammonds, R (1,7) OBP: 0.321, SLG: 0.410 | | 3-1 G5-4-3 | | 0-1 SH 1B | | 1-1 F7 | | 0-1 HR | | 4 | 2 | 1 | 1 | 0 | 0 | 2 | | | | | |
| Inning Stats | R: 0 E: 0 K: 0 S: 8 | H: 0 LOB: 1 BB: 2 P: 18 | R: 1 E: 0 K: 0 S: 9 | H: 3 LOB: 1 BB: 0 P: 17 | R: 0 E: 0 K: 0 S: 8 | H: 1 LOB: 1 BB: 0 P: 12 | R: 3 E: 1 K: 1 S: 21 | H: 5 LOB: 2 BB: 4 P: 45 | R: 0 E: 0 K: 0 S: 6 | H: 0 LOB: 0 BB: 0 P: 10 | R: 2 E: 0 K: 0 S: 14 | H: 3 LOB: 1 BB: 0 P: 24 | R: 1 E: 0 K: 1 S: 10 | H: 1 LOB: 0 BB: 0 P: 14 | R: 1 E: 0 K: 0 S: 13 | H: 2 LOB: 1 BB: 0 P: 21 | R: 0 E: 0 K: 1 S: 7 | H: 0 LOB: 0 BB: 0 P: 11 | 1B: 8 2B: 4 3B: 0 HR: 3 | SF: 3 SAC: 1 DP: 2 HBP: 0 | WP: 0 PA: 47 PB: 0 SB: 1 CS: 0 |
| PITCHER | IP WLS BF H R ER SO BB IBB HBP BLK WP HR S P ERA WHIP | 3.0 L 20 7 8 8 0 5 0 0 0 0 2 36 73 24.00 4.000 | 4.1 L 15 5 3 3 1 0 1 0 0 0 0 30 53 9.00 1.667 | 7.1 L 4 1 1 1 1 0 0 0 0 0 0 10 14 9.00 1.000 | 8.1 L 5 2 1 1 0 0 0 0 0 0 0 13 21 9.00 2.000 | 9.1 L 3 0 0 0 1 0 0 0 0 0 0 7 11 0.00 0.000 | PITCHER | IP WLS BF H R ER SO BB IBB HBP BLK WP HR S P ERA WHIP | 3.0 L 20 7 8 8 0 5 0 0 0 0 2 36 73 24.00 4.000 | 4.1 L 15 5 3 3 1 0 1 0 0 0 0 30 53 9.00 1.667 | 7.1 L 4 1 1 1 1 0 0 0 0 0 0 10 14 9.00 1.000 | 8.1 L 5 2 1 1 0 0 0 0 0 0 0 13 21 9.00 2.000 | 9.1 L 3 0 0 0 1 0 0 0 0 0 0 7 11 0.00 0.000 | | | | | | | | |

Baltimore Orioles @ Milwaukee Brewers
Milwaukee County Stadium, Milwaukee, WI

Tue Aug 06 1996, 8:05 PM EDT
Att: 17,075 - Unknown - 91 F



AB 37
R 13
H 15
RBI 12
BB 6
SO 3
LOB 11

| Batter | 1 | 2 | 3 | 4 | 5 | 6 | 7 | 8 | 9 | AB | R | H | RBI | BB | SO | LOB | BOTTOM | | | | | |
|---|---|------------------------------------|-----------------------------------|-----------------------------------|-----------------------------------|-----------------------------------|-----------------------------------|-----------------------------------|-----------------------------------|-----------------------------------|-----------------------------------|-----------------------------------|-----------------------------------|-----------------------------------|-----------------------------------|-----------------------------------|-----------------------------------|-----------------------------------|-----------------------------------|------------------------------------|--|-----------------------------------|
| Pat Listach, S (1,8) OBP: 0.331, SLG: 0.326 | 2-3 K | | | 2-0 G5 | | 0-1 G4-3 | | 0-1 L7 | | 4 | 0 | 0 | 0 | 0 | 1 | 1 | | | | | | |
| Fernando Vina, L (1,4) David Hulse, L (9,FR) OBP: 0.283, SLG: 0.263 | 2-2 G4-3 | | | 2-2 G4-3 | | 3-2 L7 | | 1-1 BB HBP | | 3 | 0 | 0 | 0 | 0 | 0 | 1 | | | | | | |
| Jeff Cirillo, R (1,5) OBP: 0.398, SLG: 0.493 | 3-2 G6-3 | | | 1-1 G4-3 | | 3-3 K | | 0-3 K | | 4 | 0 | 0 | 0 | 0 | 2 | 1 | | | | | | |
| Dave Nilsson, L (1,10) OBP: 0.429, SLG: 0.591 | | 0-1 G6-3 | | | 1-0 L8 | | 2-3 K | | 1-3 K | 4 | 0 | 0 | 0 | 0 | 2 | 1 | | | | | | |
| Kevin Seitzer, R (1,3) Mark Loretta, R (8,5) OBP: 0.356, SLG: 0.344 | | 1-1 F9 | | | 2-3 K | | 1-0 G6-3 | | 4-1 FC4-6 BB | 3 | 0 | 0 | 0 | 0 | 1 | 0 | | | | | | |
| Jose Valentin, S (1,6) OBP: 0.337, SLG: 0.491 | | 0-1 G4-3 | | | 0-0 G3-1 | | | 1-0 L9 HR 2B | 1-1 FC4-6 | 4 | 1 | 1 | 0 | 0 | 0 | 2 | | | | | | |
| Matt Mieske, R (1,9) OBP: 0.328, SLG: 0.483 | | | | 1-0 L8 | | 0-0 G6-3 1B 2B | | 2-2 L9 | | 3 | 1 | 1 | 0 | 0 | 0 | 1 | | | | | | |
| Marc Newfield, R (1,7) OBP: 0.329, SLG: 0.420 | | | | 4-2 G1-6-3 BB | | 3-2 G6-3 | | 0-0 HR | | 2 | 1 | 1 | 2 | 1 | 0 | 1 | | | | | | |
| Mike Matheny, R (1,2) OBP: 0.245, SLG: 0.339 | | | | 0-2 G1-6-3 | | 1-0 G4-3 | | 1-1 G5-3 | | 3 | 0 | 1 | 1 | 0 | 0 | 1 | | | | | | |
| Inning Stats | R: 0 E: 0 K: 1 S: 10 | H: 0 LOB: 0 BB: 0 P: 17 | R: 0 E: 0 K: 0 S: 6 | H: 0 LOB: 0 BB: 0 P: 7 | R: 0 E: 0 K: 0 S: 8 | H: 0 LOB: 1 BB: 1 P: 13 | R: 0 E: 0 K: 0 S: 6 | H: 0 LOB: 0 BB: 0 P: 11 | R: 0 E: 0 K: 1 S: 7 | H: 0 LOB: 0 BB: 0 P: 10 | R: 1 E: 0 K: 0 S: 10 | H: 2 LOB: 1 BB: 0 P: 17 | R: 0 E: 0 K: 2 S: 9 | H: 0 LOB: 0 BB: 0 P: 15 | R: 2 E: 0 K: 0 S: 10 | H: 2 LOB: 2 BB: 0 P: 14 | R: 0 E: 0 K: 2 S: 10 | H: 0 LOB: 1 BB: 1 P: 17 | 1B: 1 2B: 2 3B: 0 HR: 1 | SF: 0 SAC: 0 DP: 1 HBP: 1 | WP: 0 PA: 33 PB: 0 SB: 0 CS: 0 | |
| PITCHER | IP WLS BF H R ER SO BB IBB HBP BLK WP HR S P ERA WHIP | 8.0 W 28 4 3 3 4 | 1.0 L 5 0 0 0 2 | 1.0 L 5 0 0 0 2 | 1.0 L 5 0 0 0 2 | 1.0 L 5 0 0 0 2 | 1.0 L 5 0 0 0 2 | 1.0 L 5 0 0 0 2 | 1.0 L 5 0 0 0 2 | 1.0 L 5 0 0 0 2 | 1.0 L 5 0 0 0 2 | 1.0 L 5 0 0 0 2 | 1.0 L 5 0 0 0 2 | 1.0 L 5 0 0 0 2 | 1.0 L 5 0 0 0 2 | 1.0 L 5 0 0 0 2 | 1.0 L 5 0 0 0 2 | 1.0 L 5 0 0 0 2 | 1.0 L 5 0 0 0 2 | 1.0 L 5 0 0 0 2 | 1.0 L 5 0 0 0 2 | 1.0 L 5 0 0 0 2 |

Baltimore Orioles @ Milwaukee Brewers
Milwaukee County Stadium, Milwaukee, WI

Tue Aug 06 1996, 8:05 PM EDT
Att: 17,075 - Unknown - 91 F



AB 30
R 3
H 4
RBI 3
BB 2
SO 6
LOB 9

| Batter | 1 | 2 | 3 | 4 | 5 | 6 | 7 | 8 | 9 | AB | R | H | RBI | BB | SO | LOB | TOP | | | | | |
|---|-------------------------------|----------------------------------|-------------------------------|----------------------------------|-------------------------------|----------------------------------|------------------------------|----------------------------------|------------------------------|----------------------------------|------------------------------|---------------------------------|-------------------------------|----------------------------------|------------------------------|----------------------------------|------------------------------|----------------------------------|----------------------------------|------------------------------------|----------------------------------|--------|
| Roberto Alomar, S OBP: 0.427, SLG: 0.552 (1, 4) | | | | | | | | | | 5 | 1 | 2 | 3 | 1 | 1 | 1 | | | | | | |
| Mike Devereaux, R OBP: 0.311, SLG: 0.339 (1, 8) | | | | | | | | | | 5 | 1 | 0 | 0 | 0 | 1 | 1 | 3 | | | | | |
| Cal Ripken Jr., R OBP: 0.354, SLG: 0.476 (1, 6) | | | | | | | | | | | 5 | 1 | 1 | 1 | 0 | 1 | 3 | | | | | |
| Rafael Palmeiro, L OBP: 0.393, SLG: 0.552 (1, 3) | | | | | | | | | | 4 | 1 | 2 | 1 | 0 | 0 | 1 | | | | | | |
| Bobby Bonilla, S OBP: 0.357, SLG: 0.471 (1, 9) | | | | | | | | | | 5 | 1 | 3 | 1 | 0 | 0 | 3 | | | | | | |
| B.J. Surhoff, L OBP: 0.353, SLG: 0.517 (1, 5) | | | | | | | | | | 5 | 0 | 1 | 0 | 0 | 0 | 4 | | | | | | |
| Eddie Murray, S OBP: 0.330, SLG: 0.410 (1, 10) | | | | | | | | | | 5 | 3 | 2 | 0 | 0 | 1 | 2 | | | | | | |
| Chris Hoiles, R OBP: 0.343, SLG: 0.458 (1, 2) | | | | | | | | | | 4 | 2 | 2 | 1 | 1 | 0 | 0 | | | | | | |
| Jeffrey Hammonds, R OBP: 0.322, SLG: 0.423 (1, 7) | | | | | | | | | | 3 | 2 | 1 | 4 | 1 | 0 | 0 | | | | | | |
| Inning Stats | R: 0 E: 1 K: 1 S: 11 | H: 0 LOB: 2 BB: 0 P: 21 | R: 6 E: 1 K: 0 S: 18 | H: 6 LOB: 1 BB: 1 P: 27 | R: 1 E: 0 K: 1 S: 14 | H: 2 LOB: 1 BB: 0 P: 23 | R: 1 E: 0 K: 0 S: 8 | H: 2 LOB: 0 BB: 0 P: 13 | R: 0 E: 0 K: 1 S: 6 | H: 0 LOB: 0 BB: 0 P: 13 | R: 0 E: 0 K: 1 S: 5 | H: 0 LOB: 0 BB: 0 P: 8 | R: 4 E: 1 K: 0 S: 18 | H: 3 LOB: 2 BB: 2 P: 35 | R: 0 E: 0 K: 0 S: 8 | H: 1 LOB: 1 BB: 0 P: 11 | R: 0 E: 0 K: 0 S: 8 | H: 0 LOB: 1 BB: 1 P: 15 | 1B: 7 2B: 4 3B: 0 HR: 3 | SF: 1 SAC: 0 DP: 1 HBP: 1 | WP: 0 PB: 0 SB: 0 CS: 0 | PA: 47 |
| PITCHER | IP | WLS | BF | H | R | ER | SO | BB | IBB | HBP | BLK | WP | HR | S | P | ERA | WHIP | | | | | |
| Scott Karl, L ERA: 5.16 (1, 1) | 6.2 | L | 34 | 12 | 10 | 10 | 4 | 1 | 0 | 1 | 0 | 0 | 3 | 72 | 120 | 13.50 | 1.950 | | | | | |
| Ricky Bones, R ERA: 5.55 (7, 1) | 0.0 | | 2 | 0 | 0 | 0 | 0 | 2 | 0 | 0 | 0 | 0 | 0 | 3 | 11 | ∞ | ∞ | | | | | |
| Graeme Lloyd, L ERA: 2.3 (7, 1) | 1.1 | | 7 | 2 | 2 | 1 | 0 | 0 | 0 | 0 | 0 | 0 | 0 | 13 | 20 | 6.75 | 1.500 | | | | | |
| Bryce Florie, R ERA: 3.76 (9, 1) | 1.0 | | 4 | 0 | 0 | 0 | 0 | 1 | 0 | 0 | 0 | 0 | 0 | 8 | 15 | 0.00 | 1.000 | | | | | |

Baltimore Orioles @ Milwaukee Brewers
Milwaukee County Stadium, Milwaukee, WI
 Wed Aug 07 1996, 8:05 PM EDT
 Att: 20,287 - Unknown - 89 F

livebaseballscores.com


AB 41
R 12
H 14
RBI 11
BB 4
SO 4
LOB 17


| Batter | 1 | 2 | 3 | 4 | 5 | 6 | 7 | 8 | 9 | AB | R | H | RBI | BB | SO | LOB | BOTTOM | | | | | |
|--|-------------------------------|----------------------------------|------------------------------|---------------------------------|-------------------------------|----------------------------------|------------------------------|----------------------------------|------------------------------|----------------------------------|------------------------------|----------------------------------|------------------------------|---------------------------------|------------------------------|---------------------------------|-------------------------------|----------------------------------|----------------------------------|------------------------------------|----------------------------------|--------|
| Pat Listach, S OBP: 0.330, SLG: 0.329 (1, 8) | | | | | | | | | | 4 | 1 | 1 | 0 | 0 | 2 | 1 | | | | | | |
| Kevin Seitzer, R OBP: 0.413, SLG: 0.468 (1, 3) | | | | | | | | | | 4 | 0 | 0 | 0 | 0 | 1 | 2 | | | | | | |
| Jeff Cirillo, R OBP: 0.399, SLG: 0.496 (1, 5) | | | | | | | | | | 4 | 1 | 2 | 1 | 0 | 0 | 1 | | | | | | |
| Dave Nilsson, L OBP: 0.427, SLG: 0.586 (1, 9) | | | | | | | | | | 4 | 0 | 1 | 1 | 0 | 0 | 1 | | | | | | |
| John Jaha, R OBP: 0.379, SLG: 0.512 (1, 10) | | | | | | | | | | 4 | 0 | 3 | 0 | 0 | 1 | 1 | | | | | | |
| Jose Valentin, S OBP: 0.336, SLG: 0.489 (1, 6) | | | | | | | | | | 4 | 0 | 1 | 0 | 0 | 0 | 3 | | | | | | |
| Marc Newfield, R OBP: 0.328, SLG: 0.416 (1, 7) | | | | | | | | | | 4 | 0 | 1 | 0 | 0 | 1 | 3 | | | | | | |
| Mark Loretta, R OBP: 0.346, SLG: 0.333 (9, PH) | | | | | | | | | | 3 | 0 | 0 | 0 | 0 | 0 | 1 | | | | | | |
| David Hulse, L OBP: 0.260, SLG: 0.260 (9, PH) | | | | | | | | | | 1 | 0 | 0 | 0 | 0 | 0 | 1 | | | | | | |
| Jesse Levis, L OBP: 0.352, SLG: 0.278 (1, 2) | | | | | | | | | | 3 | 0 | 1 | 0 | 0 | 1 | 0 | | | | | | |
| Inning Stats | R: 1 E: 0 K: 0 S: 12 | H: 3 LOB: 2 BB: 0 P: 17 | R: 0 E: 0 K: 1 S: 6 | H: 1 LOB: 0 BB: 0 P: 9 | R: 1 E: 0 K: 2 S: 13 | H: 2 LOB: 1 BB: 0 P: 18 | R: 0 E: 0 K: 1 S: 8 | H: 0 LOB: 0 BB: 0 P: 14 | R: 0 E: 0 K: 1 S: 9 | H: 1 LOB: 1 BB: 0 P: 17 | R: 0 E: 0 K: 0 S: 8 | H: 1 LOB: 0 BB: 0 P: 12 | R: 0 E: 0 K: 1 S: 7 | H: 0 LOB: 0 BB: 0 P: 9 | R: 0 E: 0 K: 0 S: 4 | H: 0 LOB: 0 BB: 0 P: 6 | R: 0 E: 0 K: 0 S: 15 | H: 2 LOB: 1 BB: 0 P: 20 | 1B: 8 2B: 2 3B: 0 HR: 0 | SF: 0 SAC: 0 DP: 2 HBP: 0 | WP: 0 PB: 0 SB: 1 CS: 0 | PA: 35 |
| PITCHER | IP | WLS | BF | H | R | ER | SO | BB | IBB | HBP | BLK | WP | HR | S | P | ERA | WHIP | | | | | |
| Scott Erickson, R ERA: 5.15 (1, 1) | 9.0 | W | 35 | 10 | 2 | 2 | 6 | 0 | 0 | 0 | 0 | 0 | 0 | 82 | 122 | 2.00 | 1.111 | | | | | |

Baltimore Orioles @ Milwaukee Brewers
Milwaukee County Stadium, Milwaukee, WI
 Wed Aug 07 1996, 8:05 PM EDT
 Att: 20,287 - Unknown - 89 F

livebaseballscores.com

AB 35
R 2
H 10
RBI 2
BB 0
SO 6
LOB 14


| Batter | 1 | 2 | 3 | 4 | 5 | 6 | 7 | 8 | 9 | AB | R | H | RBI | BB | SO | LOB | TOP | | | | | | | | | | |
|---|-------------------------------|----------------------------------|------------------------------|----------------------------------|------------------------------|----------------------------------|------------------------------|---------------------------------|-------------------------------|----------------------------------|------------------------------|---------------------------------|------------------------------|----------------------------------|-------------------------------|----------------------------------|--|----------------------------------|------------------------------------|----------------------------------|--------|--|--|--|--|--|--|
| Roberto Alomar, S OBP: 0.426, SLG: 0.549 (1, 4) | 4-1 S HR BB | | 2-1 1B | | 1-2 G3 | 0-3 K | | | 2-3 K | 4 | 1 | 1 | 0 | 1 | 2 | 2 | Baltimore Orioles @ Milwaukee Brewers Milwaukee County Stadium, Milwaukee, WI Thu Aug 08 1996, 4:33 AM EDT Att: 18,620 - Sunny - 81 F | | | | | | | | | | |
| Brady Anderson, L OBP: 0.392, SLG: 0.636 (1, 8) | 2-4 K | | 2-0 F9 | | 2-0 HR | | 2-1 F7 | | 4-1 PB BB | 4 | 1 | 1 | 2 | 1 | 1 | 2 | | | | | | | | | | | |
| Rafael Palmeiro, L OBP: 0.389, SLG: 0.545 (1, 3) | 3-3 K | | 2-0 F9 | | 3-3 K | | 0-0 F7 | | 2-2 F8 | 5 | 0 | 0 | 0 | 0 | 2 | 3 | | | | | | | | | | | |
| Bobby Bonilla, S OBP: 0.356, SLG: 0.475 Mike Devereaux, R OBP: 0.311, SLG: 0.539 (1, 9) | 1-2 HR | | 2-2 F9 | | 1-1 F8 | | 0-0 P3 | | 1-2 G6-3 | 5 | 1 | 1 | 2 | 0 | 0 | 2 | | | | | | | | | | | |
| B.J. Surhoff, L OBP: 0.355, SLG: 0.519 (1, 5) | 2-3 K | | | 1-0 F9 2B | | 1-0 HR 1B | | | 0-0 F9 | 4 | 1 | 2 | 0 | 0 | 1 | 0 | | | | | | | | | | | |
| Cal Ripken Jr., R OBP: 0.351, SLG: 0.472 (1, 6) | | 3-3 K | | 2-2 F9 | | 1-1 F9 | | 2-3 K | | 4 | 0 | 0 | 0 | 0 | 2 | 2 | | | | | | | | | | | |
| Eddie Murray, S OBP: 0.333, SLG: 0.422 (1, 10) | | 4-0 BB | | 0-0 F9 | | 1-2 HR | | 0-0 WP 2B | | 3 | 1 | 2 | 2 | 1 | 0 | 1 | | | | | | | | | | | |
| Jeffrey Hammonds, R OBP: 0.325, SLG: 0.419 (1, 7) | | 0-3 K | | 0-0 F8 | | 2-0 HBP | | 4-0 WP BB | | 2 | 0 | 0 | 0 | 1 | 1 | 2 | | | | | | | | | | | |
| Cesar Devezar, R (1, 2) | 1-0 F7 | | | | 4-2 HR BB | | 1-0 P2 | | 1-0 P6 | 3 | 1 | 0 | 0 | 1 | 0 | 4 |  | | | | | | | | | | |
| Inning Stats | R: 2 E: 0 K: 3 S: 14 | H: 1 LOB: 0 BB: 1 P: 26 | R: 0 E: 0 K: 2 S: 7 | H: 0 LOB: 1 BB: 1 P: 15 | R: 0 E: 0 K: 0 S: 7 | H: 1 LOB: 1 BB: 0 P: 15 | R: 0 E: 0 K: 0 S: 6 | H: 1 LOB: 1 BB: 0 P: 9 | R: 2 E: 0 K: 1 S: 15 | H: 2 LOB: 1 BB: 0 P: 16 | R: 0 E: 0 K: 0 S: 4 | H: 0 LOB: 0 BB: 0 P: 6 | R: 0 E: 0 K: 1 S: 6 | H: 1 LOB: 2 BB: 1 P: 13 | R: 0 E: 0 K: 1 S: 10 | H: 0 LOB: 1 BB: 1 P: 19 | | 1B: 2 2B: 2 3B: 0 HR: 3 | SF: 0 SAC: 0 DP: 0 HBP: 1 | WP: 1 PB: 1 CS: 1 CS: 0 | PA: 40 | | | | | | |
| PITCHER | IP | WLS | BF | H | R | ER | SO | BB | IBB | HBP | BLK | WP | HR | S | P | ERA | WHIP | | | | | | | | | | |
| Jeff D'Amico, R ERA: 5.36 (1, 1) | 5.0 | L | 22 | 4 | 4 | 4 | 6 | 3 | 0 | 0 | 0 | 0 | 2 | 49 | 91 | 7.20 | 1.400 | | | | | | | | | | |
| Doug Jones, R ERA: 4.91 (6, 1) | 3.0 | | 14 | 3 | 2 | 2 | 2 | 1 | 0 | 1 | 0 | 1 | 1 | 20 | 35 | 6.00 | 1.333 | | | | | | | | | | |
| Ron Villone, L ERA: 2.7 (9, 1) | 1.0 | | 4 | 0 | 0 | 0 | 1 | 1 | 0 | 0 | 0 | 0 | 0 | 10 | 19 | 0.00 | 1.000 | | | | | | | | | | |

| Batter | 1 | 2 | 3 | 4 | 5 | 6 | 7 | 8 | 9 | AB | R | H | RBI | BB | SO | LOB | BOTTOM | | | | | | | | | | |
|--|-------------------------------|----------------------------------|------------------------------|----------------------------------|------------------------------|---------------------------------|------------------------------|----------------------------------|-------------------------------|----------------------------------|------------------------------|----------------------------------|-------------------------------|----------------------------------|------------------------------|---------------------------------|--|-------------------------------|----------------------------------|-----------------------------------|------------------------------------|----------------------------------|--------|--|--|--|--|
| David Hulse, L OBP: 0.291, SLG: 0.265 Pat Listach, S OBP: 0.334, SLG: 0.333 (1, 8) | 4-2 1B G3 BB | | 0-1 G3 | | 0-1 2B | | 2-2 G4-6-3 1B | | 0-1 2B 1B | 2 | 0 | 1 | 1 | 1 | 0 | 0 | Baltimore Orioles @ Milwaukee Brewers Milwaukee County Stadium, Milwaukee, WI Thu Aug 08 1996, 4:33 AM EDT Att: 18,620 - Sunny - 81 F | | | | | | | | | | |
| Jeff Cirillo, R OBP: 0.399, SLG: 0.500 (1, 5) | 2-2 G3 | | 2-0 G5-3 | | 1-1 2B | | 1-1 G4-6-3 | | 0-0 1B SF9 2B | 5 | 1 | 2 | 2 | 0 | 0 | 2 | | | | | | | | | | | |
| Dave Nilsson, L OBP: 0.433, SLG: 0.587 (1, 10) | 4-2 1B BB | | 2-0 F8 | | 4-0 IBB | | 1-1 1B | | 2-2 1B | 3 | 0 | 2 | 0 | 2 | 0 | 0 | | | | | | | | | | | |
| John Jaha, R OBP: 0.379, SLG: 0.512 (1, 3) | 1-2 1B | | | 2-3 K | 2-3 K | | 2-2 1B | | 3-2 SF9 | 4 | 0 | 2 | 1 | 0 | 2 | 3 | | | | | | | | | | | |
| Jose Valentin, S OBP: 0.333, SLG: 0.484 Kevin Seitzer, R OBP: 0.414, SLG: 0.470 (1, 6) | 3-3 K | | | 0-0 F9 | 1-3 K | | 1-3 K | | 1-1 1B | 4 | 0 | 0 | 0 | 0 | 3 | 8 | | | | | | | | | | | |
| Matt Mieske, R OBP: 0.322, SLG: 0.474 (1, 9) | 1-3 K | | | 1-2 G5-3 | | 1-1 F7 | | 0-1 F8 | 1-2 1B | 5 | 0 | 0 | 0 | 0 | 2 | 5 | | | | | | | | | | | |
| Marc Newfield, R OBP: 0.322, SLG: 0.408 (1, 7) | | 1-3 K | | | 1-0 P3 | 3-1 G4-3 | | 0-1 F8 | | 4 | 0 | 0 | 0 | 0 | 1 | 0 | | | | | | | | | | | |
| Mark Loretta, R OBP: 0.352, SLG: 0.340 (1, 4) | | 3-1 F7 | | | 3-2 1B 1B | 1-2 1B | | 0-1 P3 | | 4 | 1 | 2 | 0 | 0 | 0 | 0 | | | | | | | | | | | |
| Jesse Levis, L OBP: 0.349, SLG: 0.277 (1, 2) | | 1-2 P6 | | | 0-1 1B 2B 1B | 2-1 G3 | | | 0-0 L3 | 4 | 1 | 1 | 0 | 0 | 0 | 1 |  | | | | | | | | | | |
| Inning Stats | R: 0 E: 0 K: 2 S: 22 | H: 1 LOB: 3 BB: 2 P: 37 | R: 0 E: 0 K: 1 S: 9 | H: 0 LOB: 0 BB: 0 P: 14 | R: 0 E: 0 K: 0 S: 4 | H: 0 LOB: 0 BB: 0 P: 8 | R: 0 E: 0 K: 1 S: 9 | H: 0 LOB: 0 BB: 0 P: 12 | R: 2 E: 0 K: 2 S: 18 | H: 4 LOB: 3 BB: 1 P: 30 | R: 0 E: 0 K: 0 S: 9 | H: 1 LOB: 1 BB: 0 P: 16 | R: 0 E: 0 K: 1 S: 15 | H: 3 LOB: 2 BB: 0 P: 22 | R: 0 E: 0 K: 0 S: 6 | H: 0 LOB: 0 BB: 0 P: 6 | | R: 2 E: 0 K: 1 S: 16 | H: 4 LOB: 2 BB: 0 P: 23 | 1B: 11 2B: 2 3B: 0 HR: 0 | SF: 1 SAC: 0 DP: 1 HBP: 0 | WP: 0 PB: 0 CS: 0 CS: 0 | PA: 42 | | | | |
| PITCHER | IP | WLS | BF | H | R | ER | SO | BB | IBB | HBP | BLK | WP | HR | S | P | ERA | WHIP | | | | | | | | | | |
| Rocky Coppinger, R ERA: 4.93 (1, 1) | 5.0 | W | 23 | 5 | 2 | 2 | 6 | 2 | 1 | 0 | 0 | 0 | 0 | 62 | 101 | 3.60 | 1.400 | | | | | | | | | | |
| Roger McDowell, R ERA: 4.23 (6, 1) | 1.0 | | 4 | 1 | 0 | 0 | 0 | 0 | 0 | 0 | 0 | 0 | 0 | 9 | 16 | 0.00 | 1.000 | | | | | | | | | | |
| Jesse Orosco, L ERA: 4.26 (7, 1) | 1.0 | | 5 | 3 | 0 | 0 | 1 | 0 | 0 | 0 | 0 | 0 | 0 | 15 | 22 | 0.00 | 3.000 | | | | | | | | | | |
| Alan Mills, R ERA: 3.86 (8, 1) | 1.1 | | 6 | 2 | 2 | 2 | 0 | 0 | 0 | 0 | 0 | 0 | 0 | 10 | 10 | 13.50 | 1.500 | | | | | | | | | | |
| Randy Myers, L ERA: 3.53 (9, 1) | 0.2 | S | 4 | 2 | 0 | 0 | 1 | 0 | 0 | 0 | 0 | 0 | 0 | 12 | 19 | 0.00 | 3.000 | | | | | | | | | | |

| Batter | 1 | 2 | 3 | 4 | 5 | 6 | 7 | 8 | 9 | 10 | AB | R | H | RBI | BB | SO | LOB | TOP | | | | | | | | | |
|--|---|----------------------------------|------------------------------|----------------------------------|-------------------------------|----------------------------------|-------------------------------|----------------------------------|-------------------------------|----------------------------------|-------------------------------|----------------------------------|-------------------------------|----------------------------------|------------------------------|----------------------------------|-------------------------------|----------------------------------|------------------------------|----------------------------------|----------------------------------|------------------------------------|-----------------|--|--|--|--|
| Roberto Alomar, S OBP: 0.422, SLG: 0.542 | G4-3 | | K | | K | | P6 | | | F7 | 5 | 0 | 0 | 0 | 0 | 2 | 0 | | | | | | | | | | |
| Brady Anderson, L OBP: 0.396, SLG: 0.653 | BB S 1B | | HR | | HR | | | P2 | | K | 3 | 2 | 3 | 2 | 0 | 0 | 0 | | | | | | | | | | |
| Mike Devereaux, R OBP: 0.309, SLG: 0.337 | | | | | | | | | | K | 2 | 0 | 0 | 0 | 0 | 1 | 0 | | | | | | | | | | |
| Rafael Palmeiro, L OBP: 0.385, SLG: 0.539 | F7 | | G6-3 | | F7 | | L9 | | | K | 5 | 0 | 0 | 0 | 0 | 1 | 1 | | | | | | | | | | |
| Bobby Bonilla, S OBP: 0.355, SLG: 0.472 | FC5 BB BB | | K | | K | | K | | | K | 3 | 0 | 0 | 0 | 1 | 3 | 0 | | | | | | | | | | |
| B.J. Surhoff, L OBP: 0.345, SLG: 0.517 | BB | | | | K | | BB | | | K2-3 | 2 | 0 | 0 | 0 | 2 | 2 | 0 | | | | | | | | | | |
| Cal Ripken Jr., R OBP: 0.351, SLG: 0.470 | FC5 | | | | F9 | | G6-3 | | | 1B | 4 | 0 | 1 | 0 | 0 | 0 | 4 | | | | | | | | | | |
| Eddie Murray, S OBP: 0.330, SLG: 0.418 | | F8 | | | G5-3 | | | | | L8 | 4 | 0 | 0 | 0 | 0 | 0 | 1 | | | | | | | | | | |
| Chris Hoiles, R OBP: 0.345, SLG: 0.469 | | P2 | | | | | K | | | HR | 4 | 1 | 2 | 1 | 0 | 1 | 0 | | | | | | | | | | |
| Jeffrey Hammonds, R OBP: 0.320, SLG: 0.412 | | P6 | | | | | K | | | F8 | 4 | 0 | 0 | 0 | 0 | 2 | 2 | | | | | | | | | | |
| Inning Stats | R: 0 E: 0 K: 0 S: 15 | H: 1 LOB: 3 BB: 2 P: 27 | R: 0 E: 0 K: 0 S: 8 | H: 0 LOB: 0 BB: 0 P: 11 | R: 1 E: 0 K: 2 S: 11 | H: 1 LOB: 0 BB: 0 P: 21 | R: 0 E: 0 K: 1 S: 12 | H: 0 LOB: 0 BB: 0 P: 15 | R: 0 E: 0 K: 3 S: 10 | H: 0 LOB: 0 BB: 0 P: 11 | R: 1 E: 0 K: 1 S: 12 | H: 1 LOB: 1 BB: 1 P: 20 | R: 1 E: 0 K: 0 S: 10 | H: 1 LOB: 0 BB: 0 P: 14 | R: 0 E: 0 K: 1 S: 6 | H: 0 LOB: 0 BB: 0 P: 11 | R: 0 E: 0 K: 2 S: 15 | H: 2 LOB: 2 BB: 0 P: 21 | R: 0 E: 0 K: 2 S: 7 | H: 0 LOB: 0 BB: 0 P: 12 | 1B: 3 2B: 0 3B: 0 HR: 3 | SF: 0 SAC: 0 DP: 0 HBP: 0 | WP: 0 PA: 39 | | | | |
| PITCHER | IP WLS BF H R ER SO BB IBB HBP BLK WP HR S P ERA WHIP | | | | | | | | | | | | | | | | | | | | | | | | | | |
| James Baldwin, R ERA: 3.85 | (1, 1) 8.0 | 31 | 4 | 3 | 3 | 8 | 3 | 0 | 0 | 0 | 0 | 0 | 3 | 84 | 130 | 3.38 | 0.875 | | | | | | | | | | |
| Larry Thomas, L ERA: 3.67 | (9, 1) 0.1 | 1 | 0 | 0 | 0 | 1 | 0 | 0 | 0 | 0 | 0 | 0 | 0 | 4 | 4 | 0.00 | 0.000 | | | | | | | | | | |
| 41 Bill Simas, R ERA: 4.61 | (9, 1) 1.2 | 7 | 2 | 0 | 0 | 3 | 0 | 0 | 0 | 0 | 0 | 0 | 0 | 18 | 29 | 0.00 | 1.200 | | | | | | | | | | |

Baltimore Orioles @ Chicago White Sox
Comiskey Park, Chicago, IL
Fri Aug 09 1996, 8:05 PM EDT
Att: 23,995 - Unknown - 75 F


AB 36
R 3
H 6
RBI 3
BB 3
SO 12
LOB 8



| Batter | 1 | 2 | 3 | 4 | 5 | 6 | 7 | 8 | 9 | 10 | AB | R | H | RBI | BB | SO | LOB | BOTTOM | | | | | | | | |
|---|---|----------------------------------|------------------------------|----------------------------------|------------------------------|----------------------------------|------------------------------|----------------------------------|------------------------------|----------------------------------|------------------------------|----------------------------------|------------------------------|----------------------------------|------------------------------|----------------------------------|-------------------------------|----------------------------------|------------------------------|---------------------------------|----------------------------------|------------------------------------|-----------------|--|--|--|
| Ray Durham, S OBP: 0.360, SLG: 0.427 | F9 | F7 | | | S SF8 1B | | G4-3 1B 2B | | | P3 | 5 | 2 | 2 | 0 | 0 | 0 | 1 | | | | | | | | | |
| Dave Martinez, L OBP: 0.377, SLG: 0.459 | WP 3B | | G3-1 | | K | | G4-3 | | | BB 1B | 5 | 1 | 2 | 0 | 0 | 1 | 2 | | | | | | | | | |
| Frank Thomas, R OBP: 0.468, SLG: 0.604 | WP IBB | | 1B | | 1B | | 1B | | | 1B | 1 | 0 | 1 | 0 | 4 | 0 | 0 | | | | | | | | | |
| Lyle Mouton, R OBP: 0.372, SLG: 0.447 | F9 | | 1B | | SF8 | | 1B | | | F7 | 3 | 0 | 2 | 2 | 0 | 0 | 2 | | | | | | | | | |
| Tony Phillips, S OBP: 0.416, SLG: 0.417 | | | 1B | | 2H | | 1B | | | | 1 | 0 | 0 | 0 | 0 | 0 | 2 | | | | | | | | | |
| Robin Ventura, L OBP: 0.375, SLG: 0.526 | FC6-4 BB | | P2 | | P5 | | P6 | | | | 4 | 1 | 1 | 1 | 1 | 0 | 5 | | | | | | | | | |
| Harold Baines, L OBP: 0.384, SLG: 0.517 | FC6-4 | | P6 | | | | L4-6 BB | | | K | 3 | 0 | 0 | 0 | 1 | 1 | 4 | | | | | | | | | |
| Pat Borders, R OBP: 0.287, SLG: 0.345 | | FC4-6 1B | | | L9-3 BB | | L8 | | | P8 | 3 | 0 | 1 | 0 | 1 | 0 | 1 | | | | | | | | | |
| Darren Lewis, R OBP: 0.326, SLG: 0.322 | | FC4-6 G3-1 | | | L9-3 | | L4-6 | | | G4-3 | 4 | 0 | 0 | 0 | 0 | 0 | 3 | | | | | | | | | |
| Ozzie Guillen, L OBP: 0.276, SLG: 0.355 | | G3-1 | | | F7 | | G3 | | | F8 | 4 | 0 | 0 | 0 | 0 | 0 | 1 | | | | | | | | | |
| Inning Stats | R: 1 E: 0 K: 0 S: 11 | H: 1 LOB: 1 BB: 0 P: 13 | R: 0 E: 0 K: 0 S: 9 | H: 1 LOB: 1 BB: 0 P: 13 | R: 0 E: 0 K: 0 S: 8 | H: 2 LOB: 2 BB: 0 P: 12 | R: 0 E: 0 K: 0 S: 5 | H: 0 LOB: 0 BB: 0 P: 10 | R: 1 E: 0 K: 1 S: 8 | H: 1 LOB: 1 BB: 1 P: 18 | R: 0 E: 0 K: 0 S: 7 | H: 0 LOB: 0 BB: 0 P: 13 | R: 0 E: 0 K: 1 S: 9 | H: 2 LOB: 2 BB: 1 P: 13 | R: 0 E: 0 K: 1 S: 9 | H: 0 LOB: 0 BB: 0 P: 11 | R: 0 E: 0 K: 0 S: 14 | H: 1 LOB: 2 BB: 1 P: 23 | R: 1 E: 0 K: 0 S: 1 | H: 1 LOB: 0 BB: 0 P: 2 | 1B: 6 2B: 3 3B: 1 HR: 1 | SF: 1 SAC: 0 DP: 2 HBP: 0 | WP: 1 PA: 41 | | | |
| PITCHER | IP WLS BF H R ER SO BB IBB HBP BLK WP HR S P ERA WHIP | | | | | | | | | | | | | | | | | | | | | | | | | |
| David Wells, L ERA: 4.55 | (1, 1) 7.0 | 32 | 7 | 3 | 3 | 1 | 3 | 3 | 0 | 0 | 1 | 0 | 56 | 102 | 3.86 | 1.429 | | | | | | | | | | |
| Jesse Orosco, L ERA: 4.08 | (8, 1) 1.2 | 6 | 1 | 0 | 0 | 1 | 0 | 0 | 0 | 0 | 0 | 0 | 19 | 25 | 0.00 | 0.600 | | | | | | | | | | |
| Alan Mills, R ERA: 3.82 | (9, 1) 0.1 | 2 | 0 | 0 | 0 | 0 | 1 | 0 | 0 | 0 | 0 | 0 | 4 | 9 | 0.00 | 3.000 | | | | | | | | | | |
| Randy Myers, L ERA: 3.86 | (10, 1) 0.0 | L | 1 | 1 | 1 | 0 | 0 | 0 | 0 | 0 | 0 | 1 | 1 | 2 | ∞ | ∞ | | | | | | | | | | |

Baltimore Orioles @ Chicago White Sox
Comiskey Park, Chicago, IL
Fri Aug 09 1996, 8:05 PM EDT
Att: 23,995 - Unknown - 75 F

AB 33
R 4
H 9
RBI 3
BB 7
SO 2
LOB 21



| Batter | 1 | 2 | 3 | 4 | 5 | 6 | 7 | 8 | 9 | AB | R | H | RBI | BB | SO | LOB | TOP | | | | | | | | |
|---|------------------------------|---------------------------------|------------------------------|---------------------------------|------------------------------|---------------------------------|------------------------------|---------------------------------|------------------------------|---------------------------------|------------------------------|---------------------------------|------------------------------|---------------------------------|------------------------------|----------------------------------|--|----------------------------------|----------------------------------|------------------------------------|----------------------------------|--------|--|--|--|
| Roberto Alomar, S OBP: 0.425, SLG: 0.552 (1, 4) | | | | | | | | | | 5 | 2 | 3 | 3 | 1 | 0 | 3 | Baltimore Orioles @ Chicago White Sox Comiskey Park, Chicago, IL Sat Aug 10 1996, 8:05 PM EDT Att: 26,772 - Unknown - 75 F | | | | | | | | |
| Jeffrey Hammonds, R OBP: 0.377, SLG: 0.499 (1, 7) | | | | | | | | | | 6 | 1 | 1 | 0 | 0 | 2 | 5 | | | | | | | | | |
| Cal Ripken Jr., R OBP: 0.351, SLG: 0.471 (1, 6) | | | | | | | | | | 5 | 2 | 2 | 2 | 0 | 0 | 1 | | | | | | | | | |
| Rafael Palmeiro, L OBP: 0.385, SLG: 0.540 (1, 3) | | | | | | | | | | 5 | 1 | 2 | 2 | 0 | 0 | 1 | | | | | | | | | |
| Bobby Bonilla, S OBP: 0.353, SLG: 0.467 (1, 9) | | | | | | | | | | 4 | 1 | 0 | 0 | 1 | 1 | 1 | | | | | | | | | |
| B.J. Surhoff, L OBP: 0.353, SLG: 0.511 (1, 5) | | | | | | | | | | 4 | 0 | 0 | 0 | 0 | 0 | 1 | | | | | | | | | |
| Billy Ripken, R OBP: 0.262, SLG: 0.331 (8, 5) | | | | | | | | | | 0 | 1 | 0 | 1 | 1 | 0 | 0 | | | | | | | | | |
| Eddie Murray, S OBP: 0.336, SLG: 0.428 (1, 10) | | | | | | | | | | 4 | 2 | 3 | 4 | 1 | 0 | 0 | | | | | | | | | |
| Chris Hoiles, R OBP: 0.349, SLG: 0.469 (1, 2) | | | | | | | | | | 4 | 1 | 2 | 0 | 1 | 1 | 2 | | | | | | | | | |
| Mike Devereaux, R OBP: 0.311, SLG: 0.346 (1, 8) | | | | | | | | | | 4 | 2 | 1 | 1 | 1 | 1 | 5 | | | | | | | | | |
| Inning Stats | R: 0 E: 0 K: 0 S: 4 | H: 1 LOB: 1 BB: 0 P: 4 | R: 0 E: 0 K: 0 S: 3 | H: 0 LOB: 0 BB: 0 P: 3 | R: 0 E: 0 K: 1 S: 6 | H: 1 LOB: 1 BB: 0 P: 6 | R: 0 E: 0 K: 0 S: 3 | H: 0 LOB: 0 BB: 0 P: 3 | R: 3 E: 0 K: 1 S: 8 | H: 3 LOB: 0 BB: 0 P: 8 | R: 0 E: 0 K: 0 S: 5 | H: 0 LOB: 0 BB: 0 P: 5 | R: 0 E: 0 K: 0 S: 4 | H: 1 LOB: 2 BB: 1 P: 8 | R: 2 E: 0 K: 1 S: 8 | H: 3 LOB: 2 BB: 1 P: 12 | R: 8 E: 0 K: 1 S: 10 | H: 5 LOB: 1 BB: 4 P: 26 | 1B: 7 2B: 4 3B: 0 HR: 3 | SF: 0 SAC: 0 DP: 0 HBP: 0 | WP: 1 PB: 0 SB: 0 CS: 0 | PA: 47 | | | |
| PITCHER | IP | WLS | BF | H | R | ER | SO | BB | IBB | HBP | BLK | WP | HR | S | P | ERA | WHIP | | | | | | | | |
| Wilson Alvarez, L ERA: 3.77 (1, 1) | 7.0 | L | 31 | 9 | 5 | 5 | 3 | 1 | 0 | 0 | 0 | 0 | 1 | 36 | 40 | 6.43 | 1.429 | | | | | | | | |
| Larry Thomas, L ERA: 3.59 (8, 1) | 0.2 | | 3 | 0 | 0 | 0 | 0 | 1 | 0 | 0 | 0 | 0 | 0 | 2 | 6 | 0.00 | 1.500 | | | | | | | | |
| Matt Karchner, R ERA: 5.76 (8, 1) | 0.2 | | 8 | 3 | 6 | 6 | 2 | 3 | 0 | 0 | 0 | 1 | 0 | 9 | 21 | 81.00 | 9.000 | | | | | | | | |
| Jeff Darwin, R ERA: 2.45 (9, 1) | 0.2 | | 5 | 2 | 2 | 2 | 0 | 1 | 0 | 0 | 0 | 0 | 2 | 4 | 8 | 27.00 | 4.500 | | | | | | | | |

| Batter | 1 | 2 | 3 | 4 | 5 | 6 | 7 | 8 | 9 | AB | R | H | RBI | BB | SO | LOB | BOTTOM | | | | | | | | |
|---|------------------------------|---------------------------------|------------------------------|---------------------------------|------------------------------|---------------------------------|------------------------------|---------------------------------|------------------------------|---------------------------------|------------------------------|---------------------------------|------------------------------|---------------------------------|------------------------------|---------------------------------|--|----------------------------------|------------------------------------|----------------------------------|--------|--|--|--|--|
| Dave Martinez, L OBP: 0.375, SLG: 0.456 (1, 9) | | | | | | | | | | 4 | 0 | 1 | 0 | 0 | 0 | 1 | Baltimore Orioles @ Chicago White Sox Comiskey Park, Chicago, IL Sat Aug 10 1996, 8:05 PM EDT Att: 26,772 - Unknown - 75 F | | | | | | | | |
| Ray Durham, S OBP: 0.359, SLG: 0.425 (1, 4) | | | | | | | | | | 4 | 1 | 1 | 0 | 0 | 0 | 1 | | | | | | | | | |
| Frank Thomas, R OBP: 0.470, SLG: 0.613 (1, 3) | | | | | | | | | | 3 | 1 | 2 | 3 | 1 | 0 | 0 | | | | | | | | | |
| Robin Ventura, L OBP: 0.372, SLG: 0.523 (1, 5) | | | | | | | | | | 4 | 0 | 0 | 0 | 0 | 1 | 2 | | | | | | | | | |
| Lyle Mouton, R OBP: 0.369, SLG: 0.442 (1, 7) | | | | | | | | | | 4 | 1 | 1 | 0 | 0 | 1 | 0 | | | | | | | | | |
| Harold Baines, L OBP: 0.382, SLG: 0.514 (1, 10) | | | | | | | | | | 4 | 0 | 1 | 0 | 0 | 0 | 1 | | | | | | | | | |
| Darren Lewis, R OBP: 0.322, SLG: 0.318 (1, 8) | | | | | | | | | | 3 | 0 | 0 | 1 | 0 | 0 | 1 | | | | | | | | | |
| Ron Karkovice, R OBP: 0.269, SLG: 0.367 (1, 2) | | | | | | | | | | 3 | 0 | 0 | 0 | 0 | 3 | 0 | | | | | | | | | |
| Ozzie Guillen, L OBP: 0.276, SLG: 0.355 (1, 6) | | | | | | | | | | 3 | 1 | 1 | 0 | 0 | 0 | 0 | | | | | | | | | |
| Inning Stats | R: 0 E: 0 K: 1 S: 5 | H: 0 LOB: 1 BB: 1 P: 9 | R: 1 E: 0 K: 1 S: 6 | H: 1 LOB: 0 BB: 0 P: 6 | R: 1 E: 0 K: 0 S: 5 | H: 2 LOB: 1 BB: 0 P: 5 | R: 0 E: 0 K: 0 S: 3 | H: 0 LOB: 0 BB: 0 P: 3 | R: 0 E: 0 K: 1 S: 7 | H: 2 LOB: 0 BB: 0 P: 7 | R: 0 E: 0 K: 1 S: 5 | H: 0 LOB: 0 BB: 0 P: 5 | R: 0 E: 0 K: 0 S: 3 | H: 0 LOB: 0 BB: 0 P: 3 | R: 0 E: 0 K: 0 S: 4 | H: 1 LOB: 1 BB: 0 P: 4 | | 1B: 6 2B: 0 3B: 0 HR: 1 | SF: 1 SAC: 0 DP: 0 HBP: 0 | WP: 0 PB: 0 SB: 0 CS: 1 | PA: 35 | | | | |
| PITCHER | IP | WLS | BF | H | R | ER | SO | BB | IBB | HBP | BLK | WP | HR | S | P | ERA | WHIP | | | | | | | | |
| 35 Mike Mussina, R ERA: 4.97 (1, 1) | 7.2 | W | 29 | 6 | 4 | 4 | 5 | 1 | 0 | 0 | 0 | 0 | 1 | 38 | 42 | 4.70 | 0.913 | | | | | | | | |
| Roger McDowell, R ERA: 4.13 (8, 1) | 1.1 | S | 5 | 1 | 0 | 0 | 0 | 0 | 0 | 0 | 0 | 0 | 0 | 5 | 5 | 0.00 | 0.750 | | | | | | | | |



livebaseballscores.com

| Batter | 1 | 2 | 3 | 4 | 5 | 6 | 7 | 8 | 9 | AB | R | H | RBI | BB | SO | LOB | TOP | | | | | | | | | | |
|---|-------------------------------|----------------------------------|------------------------------|----------------------------------|-------------------------------|----------------------------------|------------------------------|----------------------------------|------------------------------|----------------------------------|------------------------------|---------------------------------|------------------------------|----------------------------------|------------------------------|----------------------------------|-------------------------------|----------------------------------|----------------------------------|------------------------------------|----------------------------------|--------|--|--|--|--|--|
| Roberto Alomar, S (1, 4) OBP: 0.425, SLG: 0.548 | 4-1 1B BB | 4-0 G1-6-3 BB | | 3-2 G4-3 | | | 0-1 G4-3 | | 2-2 F7 | 3 | 1 | 0 | 0 | 2 | 0 | 1 | | | | | | | | | | | |
| B.J. Surhoff, L (1, 5) OBP: 0.351, SLG: 0.515 | 0-3 K | 1-1 G1-6-3 1-2f | | | 3-2 HR | | 0-0 L3 | | 2-2 P5 | 5 | 1 | 1 | 1 | 0 | 1 | 4 | | | | | | | | | | | |
| Cal Ripken Jr., R (1, 6) OBP: 0.352, SLG: 0.478 | 1 SAFE 1B E 1B | | 2-2 P4 | | 2-0 G6-3 | | 0-0 HR | | | 4 | 2 | 2 | 1 | 0 | 0 | 0 | | | | | | | | | | | |
| Rafael Palmeiro, L (1, 3) OBP: 0.386, SLG: 0.544 | 2-2 E9 1B 1-H 2-H | | 3-2 1B 3B | | 0-3 K | | 3-2 P6 | | | 4 | 1 | 2 | 1 | 0 | 1 | 0 | | | | | | | | | | | |
| Bobby Bonilla, S (1, 9) OBP: 0.352, SLG: 0.465 | 2-3 K | | 0-0 1B | | 2-1 G4-3 | | | 1-0 F8 | | 4 | 0 | 1 | 1 | 0 | 1 | 1 | | | | | | | | | | | |
| Eddie Murray, S (1, 10) OBP: 0.337, SLG: 0.428 | 4-0 IBB | | 3-H 1-0 P5 | | 0-0 1B | | | 2-3 K | | 3 | 0 | 1 | 0 | 1 | 1 | 1 | | | | | | | | | | | |
| Mike Devereaux, R (1, 8) OBP: 0.307, SLG: 0.341 | 0-1 F8 | | 1-1 G6-3 | | 1-1 L5 | | | 3-3 K | | 4 | 0 | 0 | 0 | 0 | 1 | 4 | | | | | | | | | | | |
| Jeffrey Hammonds, R (1, 7) OBP: 0.312, SLG: 0.403 | | 0-0 E6 WP | | 1-0 F7 | | 1-2 F8 | | 1-0 P6 | | 4 | 0 | 0 | 0 | 0 | 0 | 1 | | | | | | | | | | | |
| Cesar Devezar, R (1, 2) OBP: 0.397, SLG: 0.654 | | 2-2 G5-3 | | 2-2 G6-3 | | 0-0 F8 | | 0-0 1B | | 3 | 0 | 0 | 0 | 0 | 0 | 2 | | | | | | | | | | | |
| Brady Anderson, L (9, PH) OBP: 0.397, SLG: 0.654 | | | | | | | | | | 1 | 0 | 1 | 0 | 0 | 0 | 0 | | | | | | | | | | | |
| Manny Alexander, R (9, PR) OBP: 0.152, SLG: 0.111 | | | | | | | | | | 0 | 0 | 0 | 0 | 0 | 0 | 0 | | | | | | | | | | | |
| Inning Stats | R: 2 E: 1 K: 2 S: 14 | H: 2 LOB: 2 BB: 2 P: 29 | R: 0 E: 1 K: 0 S: 8 | H: 0 LOB: 1 BB: 1 P: 15 | R: 1 E: 0 K: 0 S: 10 | H: 2 LOB: 1 BB: 0 P: 17 | R: 0 E: 0 K: 0 S: 7 | H: 0 LOB: 0 BB: 0 P: 13 | R: 1 E: 0 K: 1 S: 9 | H: 1 LOB: 0 BB: 0 P: 16 | R: 0 E: 0 K: 0 S: 7 | H: 1 LOB: 1 BB: 0 P: 9 | R: 1 E: 0 K: 0 S: 7 | H: 1 LOB: 0 BB: 0 P: 10 | R: 0 E: 0 K: 2 S: 8 | H: 0 LOB: 0 BB: 0 P: 14 | R: 0 E: 0 K: 0 S: 10 | H: 1 LOB: 1 BB: 0 P: 15 | 1B: 5 2B: 0 3B: 1 HR: 2 | SF: 0 SAC: 0 DP: 1 HBP: 0 | WP: 1 PB: 0 SB: 0 CS: 0 | PA: 38 | | | | | |
| PITCHER | IP | WLS | BF | H | R | ER | SO | BB | IBB | HBP | BLK | WP | HR | S | P | ERA | WHIP | | | | | | | | | | |
| Kevin Tapani, R (1, 1) ERA: 3.97 | 8.0 | W | 34 | 7 | 5 | 4 | 5 | 2 | 1 | 0 | 0 | 1 | 2 | 70 | 123 | 4.50 | 1.125 | | | | | | | | | | |
| Roberto Hernandez, R (9, 1) ERA: 1.17 | 1.0 | S | 4 | 1 | 0 | 0 | 0 | 0 | 0 | 0 | 0 | 0 | 0 | 10 | 15 | 0.00 | 1.000 | | | | | | | | | | |

Baltimore Orioles @ Chicago White Sox
Comiskey Park, Chicago, IL
Sun Aug 11 1996, 4:33 AM EDT
Att: 27,088 - Cloudy - 74 F

| | |
|-----|----|
| AB | 35 |
| R | 5 |
| H | 8 |
| RBI | 4 |
| BB | 3 |
| SO | 5 |
| LOB | 14 |



| Batter | 1 | 2 | 3 | 4 | 5 | 6 | 7 | 8 | 9 | AB | R | H | RBI | BB | SO | LOB | BOTTOM | | | | | | | | | | |
|---|-------------------------------|----------------------------------|-------------------------------|----------------------------------|------------------------------|----------------------------------|----------------------------------|----------------------------------|-------------------------------|----------------------------------|-------------------------------|----------------------------------|-------------------------------|----------------------------------|-----------------------------------|------------------------------------|----------------------------------|--------|--|--|--|--|--|--|--|--|--|
| Ray Durham, S (1, 4) OBP: 0.363, SLG: 0.430 | 0-0 CS 1B | 1-1 G5-3 1B | | 1-1 PB S 1B | 1-2 G4-3 | | 0-2 SF9 1B | 0-0 1B | | 5 | 0 | 4 | 1 | 0 | 0 | 1 | | | | | | | | | | | |
| Dave Martinez, L (1, 9) OBP: 0.386, SLG: 0.466 | 3-2 BB 1B 2B | 2-2 1B G5-3 1B | | 4-2 1B BB | | 4-2 S G4-3 BB | 2-3 3-H 1B | 1-1 1B HBP 1B | 1-3 1B | 4 | 2 | 4 | 3 | 2 | 0 | 0 | | | | | | | | | | | |
| Frank Thomas, R (1, 3) OBP: 0.471, SLG: 0.609 | 1-0 BB 1B | 3-2 G5-3 | | 1-0 L4-5 | | 1-2 G4-3 | 4-0 1B IBB | 2-2 1B HBP | 2-2 G5-4-3 HBP | 4 | 2 | 1 | 0 | 1 | 0 | 5 | | | | | | | | | | | |
| Robin Ventura, L (1, 5) OBP: 0.374, SLG: 0.524 | 1-3 K | 1-1 FC4 1B | | 3-1 S 1B | | 2-2 L6 | 0-1 BB 1B | 0-0 G5-4-3 | | 5 | 0 | 3 | 0 | 0 | 1 | 3 | | | | | | | | | | | |
| Chris Snopce, R (7, PR) OBP: 0.302, SLG: 0.520 | | 2-3 1B | | 1-3 S 1B | | 1-3 1B | 1-2 2-3 1B | 1-2 2-3 1B | 1-2f | 1 | 0 | 0 | 0 | 0 | 0 | 3 | | | | | | | | | | | |
| Harold Baines, L (1, 10) OBP: 0.387, SLG: 0.514 | 4-0 2B BB | 2-1 FC4 | | 4-2 1B BB | | 4-2 BB | 1-1 BB 1B | | | 2 | 0 | 1 | 2 | 3 | 0 | 2 | | | | | | | | | | | |
| Lyle Mouton, R (1, 7) OBP: 0.370, SLG: 0.444 | 2-2 2B | | 1-0 G6-3 | 2-2 F8 | | 3-3 K | 4-0 1B BB | | | 4 | 0 | 1 | 2 | 1 | 1 | 5 | | | | | | | | | | | |
| Darren Lewis, R (1, 8) OBP: 0.323, SLG: 0.316 | 4-2 BB | | 1-1 G1-3 | | 3-2 G3 | | | | | 2 | 0 | 0 | 0 | 1 | 0 | 0 | | | | | | | | | | | |
| Tony Phillips, S (7, PH) OBP: 0.416, SLG: 0.416 | | | | | | | | | | 1 | 1 | 0 | 0 | 1 | 0 | 3 | | | | | | | | | | | |
| Ron Karkovice, R (1, 2) OBP: 0.277, SLG: 0.377 | 0-1 G6-3 | | 3-1 1B | | 1-0 2B | | 1 SAFE 0-0 SF9 2B 1B | 1-2 1B SH5-4 1B | 1-2 1B SH5-4 1B | 5 | 2 | 4 | 0 | 0 | 0 | 3 | | | | | | | | | | | |
| Ozzie Guillen, L (1, 6) OBP: 0.277, SLG: 0.355 | | 1-0 1B 1B | 0-0 P9 | | 0-0 G6-3 | | 0-0 SH5-4 | 0-0 SH5-4 | | 3 | 1 | 1 | 0 | 0 | 0 | 2 | | | | | | | | | | | |
| Inning Stats | R: 2 E: 0 K: 1 S: 15 | H: 4 LOB: 3 BB: 2 P: 30 | R: 1 E: 0 K: 0 S: 14 | H: 4 LOB: 2 BB: 0 P: 24 | R: 0 E: 0 K: 0 S: 6 | H: 1 LOB: 1 BB: 0 P: 11 | R: 0 E: 0 K: 0 S: 13 | H: 2 LOB: 3 BB: 2 P: 28 | R: 0 E: 0 K: 1 S: 14 | H: 0 LOB: 2 BB: 2 P: 28 | R: 4 E: 0 K: 0 S: 15 | H: 4 LOB: 3 BB: 3 P: 29 | R: 1 E: 0 K: 0 S: 13 | H: 3 LOB: 2 BB: 0 P: 19 | 1B: 16 2B: 4 3B: 0 HR: 0 | SF: 1 SAC: 2 DP: 3 HBP: 1 | WP: 0 PB: 1 SB: 3 CS: 1 | PA: 49 | | | | | | | | | |
| PITCHER | IP | WLS | BF | H | R | ER | SO | BB | IBB | HBP | BLK | WP | HR | S | P | ERA | WHIP | | | | | | | | | | |
| Scott Erickson, R (1, 1) ERA: 5.16 | 5.0 | | 28 | 12 | 3 | 3 | 1 | 4 | 0 | 0 | 0 | 0 | 0 | 3 | 7 | 5.40 | 3.200 | | | | | | | | | | |
| Mike Milchin, L (6, 1) ERA: 8.31 | 0.0 | 1 | 0 | 0 | 0 | 0 | 0 | 1 | 0 | 0 | 0 | 0 | 0 | 3 | 7 | ∞ | ∞ | | | | | | | | | | |
| Archie Corbin, R (6, 1) ERA: 2.0 | 0.1 | 1 | 0 | 0 | 0 | 0 | 0 | 0 | 0 | 0 | 0 | 0 | 0 | 3 | 4 | 0.00 | 0.000 | | | | | | | | | | |
| Rick Krivda, L (6, 1) ERA: 5.1 | 0.1 | 2 | 0 | 0 | 0 | 0 | 0 | 1 | 0 | 0 | 0 | 0 | 0 | 5 | 11 | 0.00 | 3.000 | | | | | | | | | | |
| Alan Mills, R (6, 1) ERA: 4.78 | 1.0 | L | 7 | 2 | 4 | 4 | 1 | 1 | 1 | 0 | 0 | 0 | 0 | 11 | 23 | 36.00 | 3.000 | | | | | | | | | | |
| PITCHER | IP | WLS | BF | H | R | ER | SO | BB | IBB | HBP | BLK | WP | HR | S | P | ERA | WHIP | | | | | | | | | | |
| Jesse Orosco, L (7, 1) ERA: 4.08 | 0.0 | | 2 | 2 | 0 | 0 | 0 | 0 | 0 | 0 | 0 | 0 | 0 | 4 | 5 | ∞ | ∞ | | | | | | | | | | |
| Roger McDowell, R (7, 1) ERA: 4.19 | 1.1 | 8 | 3 | 1 | 1 | 0 | 0 | 1 | 0 | 1 | 0 | 0 | 0 | 16 | 26 | 6.75 | 3.000 | | | | | | | | | | |

Baltimore Orioles @ Chicago White Sox
Comiskey Park, Chicago, IL
Sun Aug 11 1996, 4:33 AM EDT
Att: 27,088 - Cloudy - 74 F

| | |
|-----|----|
| AB | 36 |
| R | 8 |
| H | 19 |
| RBI | 8 |
| BB | 9 |
| SO | 2 |
| LOB | 27 |



| Batter | 1 | 2 | 3 | 4 | 5 | 6 | 7 | 8 | 9 | AB | R | H | RBI | BB | SO | LOB | TOP | | | | | | | | | | |
|--|------------------------------|---------------------------------|------------------------------|---------------------------------|------------------------------|---------------------------------|-------------------------------|----------------------------------|-------------------------------|----------------------------------|-------------------------------|----------------------------------|-------------------------------|----------------------------------|------------------------------|----------------------------------|--|----------------------------------|------------------------------------|----------------------------------|--------|--|--|--|--|--|--|
| Fernando Vina, L OBP: 0.351, SLG: 0.396 (1, 4) | L6 | | L3 | | | | | P6 | | 4 | 1 | 1 | 0 | 0 | 0 | 1 | Milwaukee Brewers @ Baltimore Orioles Oriole Park at Camden Yards, Baltimore, MD Tue Aug 13 1996, 7:05 PM EDT Att: 44,461 - Unknown - 77 F | | | | | | | | | | |
| Jeff Cirillo, R OBP: 0.395, SLG: 0.499 (1, 5) | F8 | | | G6-3 | | | | | | 4 | 1 | 2 | 2 | 0 | 0 | | | | | | | | | | | | |
| Dave Nilsson, L OBP: 0.429, SLG: 0.581 David Hulse, L OBP: 0.278, SLG: 0.252 (1, 9) (8, 8) | HR | | | K | | | | F8 | | 4 | 1 | 1 | 1 | 0 | 1 | 1 | | | | | | | | | | | |
| John Jaha, R OBP: 0.381, SLG: 0.523 (1, 3) | G6-3 | | | K | | | | G1-2-3 | | 4 | 0 | 0 | 0 | 0 | 1 | 1 | | | | | | | | | | | |
| Kevin Seitzer, R OBP: 0.415, SLG: 0.467 (1, 10) | | F8 | | | | | | | P6 | 3 | 0 | 0 | 0 | 1 | 0 | 0 | | | | | | | | | | | |
| Jose Valentin, S OBP: 0.328, SLG: 0.479 Mark Loretta, R OBP: 0.347, SLG: 0.336 (1, 6) (9, PH) | F8 | | | K | | | | K | | 3 | 0 | 0 | 0 | 0 | 2 | 1 | | | | | | | | | | | |
| Matt Mieske, R OBP: 0.319, SLG: 0.468 (1, 8) (8, 9) | | | | K | | | | K | | 1 | 0 | 0 | 0 | 0 | 1 | 0 | | | | | | | | | | | |
| Marc Newfield, R OBP: 0.314, SLG: 0.397 (1, 7) | | | | | | | | | | 3 | 0 | 2 | 0 | 0 | 0 | 1 | | | | | | | | | | | |
| Kelly Stinnett, R (1, 2) | | | | | | | | | | 3 | 0 | 0 | 0 | 0 | 1 | 3 | | | | | | | | | | | |
| Inning Stats | R: 1 E: 0 K: 0 S: 5 | H: 1 LOB: 0 BB: 0 P: 7 | R: 0 E: 0 K: 1 S: 8 | H: 0 LOB: 0 BB: 0 P: 8 | R: 0 E: 0 K: 1 S: 6 | H: 1 LOB: 0 BB: 0 P: 7 | R: 0 E: 0 K: 2 S: 11 | H: 0 LOB: 0 BB: 0 P: 14 | R: 0 E: 0 K: 2 S: 12 | H: 2 LOB: 1 BB: 1 P: 23 | R: 0 E: 0 K: 2 S: 14 | H: 1 LOB: 2 BB: 1 P: 24 | R: 0 E: 0 K: 0 S: 10 | H: 1 LOB: 1 BB: 0 P: 12 | R: 0 E: 0 K: 2 S: 7 | H: 0 LOB: 0 BB: 0 P: 14 | | 1B: 4 2B: 1 3B: 0 HR: 2 | SF: 0 SAC: 0 DP: 1 HBP: 0 | WP: 1 PB: 0 SB: 1 CS: 0 | PA: 34 | | | | | | |
| PITCHER | IP | WLS | BF | H | R | ER | SO | BB | IBB | HBP | BLK | WP | HR | S | P | ERA | WHIP | | | | | | | | | | |
| Rocky Coppinger, R ERA: 4.83 (1, 1) | 7.0 | | 27 | 5 | 3 | 3 | 7 | 2 | 0 | 0 | 0 | 1 | 2 | 69 | 104 | 3.86 | 1.000 | | | | | | | | | | |
| Jesse Orosco, L ERA: 4.02 (8, 1) | 0.2 | | 3 | 1 | 0 | 0 | 0 | 0 | 0 | 0 | 0 | 0 | 0 | 7 | 8 | 0.00 | 1.500 | | | | | | | | | | |
| Archie Corbin, R ERA: 1.93 (8, 1) | 0.1 | W | 1 | 0 | 0 | 0 | 0 | 0 | 0 | 0 | 0 | 0 | 0 | 3 | 4 | 0.00 | 0.000 | | | | | | | | | | |
| Randy Myers, L ERA: 3.76 (9, 1) | 1.0 | S | 3 | 0 | 0 | 0 | 2 | 0 | 0 | 0 | 0 | 0 | 0 | 7 | 14 | 0.00 | 0.000 | | | | | | | | | | |

| Batter | 1 | 2 | 3 | 4 | 5 | 6 | 7 | 8 | 9 | AB | R | H | RBI | BB | SO | LOB | BOTTOM | | | | | | | | | | |
|---|-------------------------------|----------------------------------|-------------------------------|----------------------------------|------------------------------|----------------------------------|-------------------------------|----------------------------------|------------------------------|---------------------------------|------------------------------|---------------------------------|-------------------------------|----------------------------------|----------------------------------|------------------------------------|--|----------------------------------|--------|--|--|--|--|--|--|--|--|
| Roberto Alomar, S OBP: 0.423, SLG: 0.545 (1, 4) | G4-3 1B BB | F9 | | FC4-6 | | | | G1-3 | SF7 | 3 | 1 | 0 | 1 | 1 | 0 | 4 | Milwaukee Brewers @ Baltimore Orioles Oriole Park at Camden Yards, Baltimore, MD Tue Aug 13 1996, 7:05 PM EDT Att: 44,461 - Unknown - 77 F | | | | | | | | | | |
| Jeffrey Hammonds, R OBP: 0.306, SLG: 0.394 (1, 7) (8, 8) | K | | F7 | | | | P4 | G5-3 | FC6-5 | 5 | 0 | 0 | 0 | 0 | 1 | 3 | | | | | | | | | | | |
| Cal Ripken Jr., R OBP: 0.351, SLG: 0.475 (1, 6) | G4-3 | | P2 | | | | | F7 | | 3 | 0 | 0 | 0 | 1 | 0 | 1 | | | | | | | | | | | |
| Rafael Palmeiro, L OBP: 0.387, SLG: 0.542 (1, 3) | S 2H 1B | | K | | | | | F8 | | 3 | 1 | 1 | 1 | 1 | 1 | 1 | | | | | | | | | | | |
| Bobby Bonilla, S OBP: 0.353, SLG: 0.463 (1, 9) | G5-3 | | | | | | | FC5-4 | | 2 | 1 | 0 | 0 | 2 | 0 | 1 | | | | | | | | | | | |
| Eddie Murray, S OBP: 0.334, SLG: 0.423 (1, 10) | G2-3 | | | | | | | | | 4 | 0 | 0 | 0 | 0 | 1 | 4 | | | | | | | | | | | |
| B.J. Surhoff, L OBP: 0.352, SLG: 0.513 (1, 5) (9, 7) | | | G6-3 | | | | | E5 | | 2 | 1 | 0 | 0 | 1 | 0 | 1 | | | | | | | | | | | |
| Chris Hoiles, R OBP: 0.353, SLG: 0.470 (1, 2) | | | | | | | | E4 | | 2 | 0 | 1 | 1 | 2 | 0 | 2 | | | | | | | | | | | |
| Mike Devereaux, R OBP: 0.307, SLG: 0.339 Brady Anderson, L OBP: 0.398, SLG: 0.654 Billy Ripken, R OBP: 0.262, SLG: 0.331 (1, 8) (8, PH) (8, PR) (9, 5) | FC5-4 | | | | | | | G6-4-3 | | 2 | 0 | 1 | 1 | 1 | 2 | 0 | | | | | | | | | | | |
| Inning Stats | R: 1 E: 0 K: 1 S: 12 | H: 1 LOB: 2 BB: 2 P: 24 | R: 0 E: 0 K: 0 S: 10 | H: 0 LOB: 1 BB: 1 P: 20 | R: 0 E: 0 K: 1 S: 9 | H: 0 LOB: 0 BB: 0 P: 14 | R: 0 E: 0 K: 1 S: 10 | H: 1 LOB: 3 BB: 1 P: 19 | R: 0 E: 0 K: 1 S: 6 | H: 0 LOB: 0 BB: 0 P: 6 | R: 0 E: 0 K: 0 S: 5 | H: 0 LOB: 0 BB: 0 P: 7 | R: 3 E: 0 K: 0 S: 17 | H: 0 LOB: 2 BB: 5 P: 40 | 1B: 2 2B: 0 3B: 0 HR: 0 | SF: 1 SAC: 0 DP: 1 HBP: 1 | | WP: 0 PB: 0 SB: 1 CS: 0 | PA: 38 | | | | | | | | |
| PITCHER | IP | WLS | BF | H | R | ER | SO | BB | IBB | HBP | BLK | WP | HR | S | P | ERA | WHIP | | | | | | | | | | |
| Scott Karl, L ERA: 5.04 (1, 1) | 7.0 | | 31 | 2 | 2 | 2 | 4 | 6 | 0 | 1 | 0 | 0 | 0 | 63 | 115 | 2.57 | 1.143 | | | | | | | | | | |
| Doug Jones, R ERA: 5.09 (8, 1) | 0.0 | | 1 | 0 | 0 | 0 | 0 | 1 | 0 | 0 | 0 | 0 | 0 | 1 | 5 | ∞ | ∞ | | | | | | | | | | |
| Graeme Lloyd, L ERA: 2.52 (8, 1) | 0.1 | L | 2 | 0 | 0 | 0 | 0 | 1 | 0 | 0 | 0 | 0 | 0 | 8 | 12 | 0.00 | 3.000 | | | | | | | | | | |
| Bryce Florie, R ERA: 3.51 (8, 1) | 0.2 | | 4 | 0 | 2 | 2 | 0 | 2 | 0 | 0 | 0 | 0 | 0 | 7 | 18 | 27.00 | 3.000 | | | | | | | | | | |



| Batter | 1 | 2 | 3 | 4 | 5 | 6 | 7 | 8 | 9 | AB | R | H | RBI | BB | SO | LOB | TOP | | | | | | | | | | |
|---|-------------------------------|----------------------------------|------------------------------|----------------------------------|-------------------------------|----------------------------------|-------------------------------|----------------------------------|-------------------------------|----------------------------------|------------------------------|----------------------------------|-------------------------------|----------------------------------|-------------------------------|----------------------------------|--|-------------------------------|----------------------------------|-----------------------------------|------------------------------------|--|--|--|--|--|--|
| Roberto Alomar, S (1, 4) OBP: 0.427, SLG: 0.572 | G3 | | 1-H 2B | | G1-3 | | 1-2 2-H 1B | 1-2 1B | 1-1 HR | 6 | 3 | 4 | 4 | 0 | 0 | 0 | Baltimore Orioles @ Oakland Athletics Oakland-Alameda County Coliseum, Oakland, CA Thu Aug 15 1996, 7:05 PM PDT Att: 14,026 - Unknown - 69 F | | | | | | | | | | |
| Brady Anderson, L (1, 8) OBP: 0.399, SLG: 0.651 Mike Devereaux, R (7, FR) OBP: 0.311, SLG: 0.341 | K | | | | | | 1-2 2-3 HR | 1B | 1B | 2 | 0 | 0 | 0 | 2 | 2 | 1 | | | | | | | | | | | |
| Rafael Palmeiro, L (1, 3) OBP: 0.390, SLG: 0.547 | HR | | P7 | | G4-3 | | 1-2 2-H 3-H HR | P5 | BB | 6 | 3 | 3 | 3 | 0 | 0 | 5 | | | | | | | | | | | |
| Bobby Bonilla, S (1, 9) OBP: 0.356, SLG: 0.468 | G6-3 | | | | | | 1-0 2-H HR | 1B | 1B | 5 | 2 | 2 | 5 | 1 | 0 | 0 | | | | | | | | | | | |
| Cal Ripken Jr., R (1, 6) OBP: 0.347, SLG: 0.466 Manny Alexander, R (9, 6) OBP: 0.152, SLG: 0.111 | | G6-3 | | F8 | | | 0-2 F9 | G6-3 | K | 5 | 1 | 0 | 1 | 1 | 1 | 3 | | | | | | | | | | | |
| B.J. Surhoff, L (1, 5) OBP: 0.353, SLG: 0.509 | | F8 | | | | | 1-1 G6-3 | | 1B | 0 | 0 | 0 | 0 | 0 | 0 | 0 | | | | | | | | | | | |
| Eddie Murray, S (1, 10) OBP: 0.335, SLG: 0.436 | | | | 1B | | | 4-2 BB | G4-3 | 1B | 5 | 0 | 2 | 2 | 1 | 0 | 2 | | | | | | | | | | | |
| Chris Hoiles, R (1, 2) OBP: 0.361, SLG: 0.493 Cesar Devezar, R (9, PH) OBP: 0.273, SLG: 0.336 | | | | | | | 1-1 WP 1B | HR | K | 5 | 3 | 4 | 2 | 0 | 1 | 0 | | | | | | | | | | | |
| Jeffrey Hammonds, R (1, 7) OBP: 0.301, SLG: 0.383 Billy Ripken, R (7, 5) OBP: 0.273, SLG: 0.336 | | | FC5-4 2B | | K | | 0-0 F8 | 1B | 1B | 3 | 1 | 0 | 0 | 0 | 1 | 3 | | | | | | | | | | | |
| Inning Stats | R: 1 E: 0 K: 1 S: 13 | H: 1 LOB: 0 BB: 0 P: 18 | R: 0 E: 0 K: 1 S: 9 | H: 0 LOB: 0 BB: 0 P: 12 | R: 1 E: 0 K: 1 S: 13 | H: 2 LOB: 1 BB: 0 P: 19 | R: 0 E: 0 K: 1 S: 13 | H: 1 LOB: 1 BB: 0 P: 21 | R: 1 E: 0 K: 1 S: 14 | H: 1 LOB: 1 BB: 1 P: 25 | R: 0 E: 0 K: 0 S: 8 | H: 0 LOB: 0 BB: 0 P: 11 | R: 6 E: 0 K: 1 S: 17 | H: 4 LOB: 2 BB: 3 P: 35 | R: 3 E: 0 K: 1 S: 24 | H: 4 LOB: 2 BB: 1 P: 40 | | R: 6 E: 0 K: 1 S: 23 | H: 6 LOB: 2 BB: 2 P: 40 | 1B: 13 2B: 1 3B: 0 HR: 5 | SF: 0 SAC: 0 DP: 0 HBP: 0 | WP: 1 PA: 53 PB: 0 SB: 0 CS: 0 | | | | | |
| PITCHER | IP | WLS | BF | H | R | ER | SO | BB | IBB | HBP | BLK | WP | HR | S | P | ERA | WHIP | | | | | | | | | | |
| Willie Adams, R (1, 1) ERA: 4.54 | 6.1 | L | 27 | 6 | 5 | 5 | 5 | 2 | 0 | 0 | 0 | 0 | 2 | 73 | 114 | 7.11 | 1.263 | | | | | | | | | | |
| Mike Mohler, L (7, 1) ERA: 3.11 | 0.2 | | 7 | 3 | 4 | 4 | 1 | 2 | 0 | 0 | 0 | 1 | 1 | 14 | 27 | 54.00 | 7.500 | | | | | | | | | | |
| Jay Witasick, R (8, 1) ERA: 6.0 | 1.0 | | 8 | 4 | 3 | 3 | 1 | 1 | 0 | 0 | 0 | 0 | 1 | 24 | 40 | 27.00 | 5.000 | | | | | | | | | | |
| Billy Taylor, R (9, 1) ERA: 4.47 | 0.2 | | 8 | 4 | 6 | 6 | 1 | 2 | 0 | 0 | 0 | 0 | 1 | 15 | 28 | 81.00 | 9.000 | | | | | | | | | | |
| Jim Corsi, R (9, 1) ERA: 3.41 | 0.1 | | 3 | 2 | 0 | 0 | 0 | 0 | 0 | 0 | 0 | 0 | 0 | 8 | 12 | 0.00 | 6.000 | | | | | | | | | | |

| Batter | 1 | 2 | 3 | 4 | 5 | 6 | 7 | 8 | 9 | AB | R | H | RBI | BB | SO | LOB | BOTTOM | | | | | | | | | | |
|---|------------------------------|---------------------------------|-------------------------------|----------------------------------|-------------------------------|----------------------------------|------------------------------|---------------------------------|------------------------------|----------------------------------|-------------------------------|----------------------------------|-------------------------------|----------------------------------|-------------------------------|----------------------------------|--|-------------------------------|----------------------------------|----------------------------------|------------------------------------|--|--|--|--|--|--|
| Jose Herrera, L (1, 8) OBP: 0.302, SLG: 0.377 | G4-3 | | K | | K | | 1-1 1B | | K | 5 | 0 | 1 | 1 | 0 | 3 | 2 | Baltimore Orioles @ Oakland Athletics Oakland-Alameda County Coliseum, Oakland, CA Thu Aug 15 1996, 7:05 PM PDT Att: 14,026 - Unknown - 69 F | | | | | | | | | | |
| Rafael Bourquiel, R (1, 4) OBP: 0.302, SLG: 0.328 | G6-4-3 1B | | FC5 | | P8 | | 3-H 2-0 F8 | | F7 | 5 | 0 | 1 | 0 | 0 | 0 | 3 | | | | | | | | | | | |
| Scott Brosius, R (1, 3) OBP: 0.440, SLG: 0.620 | G6-4-3 1-2 | | 2-H 1B | | | | 0-3 K | | K | 4 | 0 | 1 | 1 | 0 | 2 | 1 | | | | | | | | | | | |
| Geronimo Berroa, R (1, 10) OBP: 0.341, SLG: 0.557 | | HR | G4-3 | | | | 1-3 K | | G4-3 2B | 4 | 1 | 2 | 1 | 0 | 1 | 1 | | | | | | | | | | | |
| Phil Plantier, L (1, 7) OBP: 0.308, SLG: 0.354 | | L5 | | | F9 | | 3-2 2B | | G4-3 | 4 | 0 | 1 | 0 | 0 | 0 | 1 | | | | | | | | | | | |
| Terry Steinbach, R (1, 2) OBP: 0.355, SLG: 0.561 Izzy Molina, R (8, PH) OBP: 0.278, SLG: 0.379 | | K | | | F9 | | 0-2 P3 | | P7 | 3 | 0 | 0 | 0 | 0 | 1 | 1 | | | | | | | | | | | |
| Matt Stairs, L (1, 9) OBP: 0.367, SLG: 0.517 | | E4 FC6-4 | | | G4-3 | | 1-2 G4-6-3 1B | | HR | 4 | 2 | 2 | 1 | 0 | 0 | 0 | | | | | | | | | | | |
| Tony Batista, R (1, 5) OBP: 0.278, SLG: 0.379 | | FC6-4 1-2 | | | P5 | | 1-2 G4-6-3 1B | | K | 4 | 0 | 1 | 0 | 0 | 1 | 1 | | | | | | | | | | | |
| Mike Bordick, R (1, 6) OBP: 0.296, SLG: 0.303 | | | FC5 1B | | E7 1B | | 0-0 G4-6-3 | | HR | 4 | 2 | 3 | 1 | 0 | 0 | 2 | | | | | | | | | | | |
| Inning Stats | R: 0 E: 0 K: 0 S: 8 | H: 1 LOB: 0 BB: 0 P: 9 | R: 1 E: 1 K: 1 S: 13 | H: 1 LOB: 1 BB: 0 P: 17 | R: 1 E: 0 K: 1 S: 11 | H: 2 LOB: 1 BB: 0 P: 17 | R: 0 E: 0 K: 0 S: 6 | H: 0 LOB: 0 BB: 0 P: 7 | R: 0 E: 0 K: 1 S: 8 | H: 1 LOB: 1 BB: 0 P: 12 | R: 0 E: 0 K: 2 S: 12 | H: 1 LOB: 1 BB: 0 P: 16 | R: 1 E: 0 K: 0 S: 10 | H: 3 LOB: 1 BB: 0 P: 15 | R: 0 E: 0 K: 1 S: 10 | H: 1 LOB: 1 BB: 0 P: 13 | | R: 2 E: 0 K: 2 S: 15 | H: 2 LOB: 0 BB: 0 P: 22 | 1B: 7 2B: 2 3B: 0 HR: 3 | SF: 0 SAC: 0 DP: 2 HBP: 0 | WP: 0 PA: 38 PB: 0 SB: 0 CS: 0 | | | | | |
| PITCHER | IP | WLS | BF | H | R | ER | SO | BB | IBB | HBP | BLK | WP | HR | S | P | ERA | WHIP | | | | | | | | | | |
| 35 Mike Mussina, R (1, 1) ERA: 4.93 | 7.0 | W | 29 | 9 | 3 | 3 | 5 | 0 | 0 | 0 | 0 | 0 | 2 | 25 | 93 | 3.86 | 1.286 | | | | | | | | | | |
| Esteban Yan, R (8, 1) ERA: 6.0 | 2.0 | | 9 | 3 | 2 | 2 | 3 | 0 | 0 | 0 | 0 | 0 | 2 | 25 | 35 | 9.00 | 1.500 | | | | | | | | | | |



| Batter | 1 | 2 | 3 | 4 | 5 | 6 | 7 | 8 | 9 | AB | R | H | RBI | BB | SO | LOB | TOP | | | | | | | | | | |
|--|------------------------------|---------------------------------|-------------------------------|----------------------------------|-------------------------------|----------------------------------|------------------------------|----------------------------------|------------------------------|----------------------------------|-------------------------------|----------------------------------|-------------------------------|----------------------------------|-------------------------------|----------------------------------|-----------------------------------|------------------------------------|----------------------------------|--------|--|--|--|--|--|--|--|
| Roberto Alomar, S (1,4) OBP: 0.427, SLG: 0.568 Billy Ripken, R (8,4) OBP: 0.279, SLG: 0.342 | 0-0 F7 | | 1-2 F8 | | | 2-2 G6-3 | 4-0 2B IBB | 4-0 E 1B BB | 1-1 1B | 3 | 2 | 0 | 0 | 2 | 0 | 1 | | | | | | | | | | | |
| Brady Anderson, L (1,8) OBP: 0.400, SLG: 0.648 | 1-1 G3-1 | | 0-1 G4-3 | | | 4-0 BB | 2-3 K | 1-0 E 1B BB | 0-0 1B | 5 | 1 | 2 | 1 | 1 | 1 | 4 | | | | | | | | | | | |
| Rafael Palmeiro, L (1,3) OBP: 0.391, SLG: 0.549 | 0-0 G6-3 | | | 1-0 P5 | | 1-1 SAFE SAFE | 0-0 F8 | 2-0 1B | 3-2 1B | 6 | 1 | 3 | 6 | 0 | 0 | 1 | | | | | | | | | | | |
| Bobby Bonilla, S (1,9) OBP: 0.356, SLG: 0.467 | | 0-0 P9 | | 1-1 G3-1 | | | 0-0 F9 | 0-0 FC5-4 1B | 0-3 K | 6 | 0 | 2 | 1 | 0 | 1 | 2 | | | | | | | | | | | |
| Cal Ripken Jr., R (1,6) OBP: 0.347, SLG: 0.467 | | 1-2 G3-1 | | 2-2 F7 | | | 1-3 1B | 0-0 FC5-4 1B | 1-1 L4 | 6 | 1 | 2 | 0 | 0 | 0 | 4 | | | | | | | | | | | |
| B.J. Surhoff, L (1,5) OBP: 0.356, SLG: 0.508 | | 4-1 BB | | | 0-2 G6-3 | | 1-3 2B 1B | | 0-0 HR | 4 | 2 | 2 | 0 | 1 | 0 | 2 | | | | | | | | | | | |
| Eddie Murray, S (1,10) OBP: 0.336, SLG: 0.438 | | 0-2 P5 | | | 0-2 F7 | | 1-3 3H 2B 1B | 1-0 1B 2B | 0-2 P7 | 5 | 2 | 2 | 1 | 0 | 0 | 2 | | | | | | | | | | | |
| Chris Hoiles, R (1,2) OBP: 0.367, SLG: 0.510 | | | 1-1 2B | | 2-0 G6-3 | | 4-0 2B 2B BB | 1-2 1B 2B | 0-0 HR | 4 | 2 | 3 | 3 | 1 | 0 | 0 | | | | | | | | | | | |
| Brent Bowers, L (1,7) OBP: 0.400, SLG: 0.800 | | | 0-3 K | | | 0-1 L9 | 0-0 2B 2B | 1-2 G4-6-3 1B | 0-0 1B 2B | 5 | 2 | 2 | 2 | 0 | 1 | 2 | | | | | | | | | | | |
| Inning Stats | R: 0 E: 0 K: 0 S: 4 | H: 0 LOB: 0 BB: 0 P: 5 | R: 0 E: 0 K: 0 S: 10 | H: 0 LOB: 1 BB: 1 P: 15 | R: 0 E: 0 K: 1 S: 10 | H: 1 LOB: 1 BB: 0 P: 12 | R: 0 E: 0 K: 0 S: 7 | H: 0 LOB: 0 BB: 0 P: 11 | R: 0 E: 0 K: 0 S: 8 | H: 0 LOB: 1 BB: 1 P: 15 | R: 0 E: 0 K: 1 S: 24 | H: 7 LOB: 2 BB: 2 P: 41 | R: 3 E: 1 K: 0 S: 11 | H: 5 LOB: 2 BB: 1 P: 21 | R: 4 E: 0 K: 1 S: 17 | H: 6 LOB: 2 BB: 0 P: 22 | 1B: 12 2B: 6 3B: 0 HR: 1 | SF: 0 SAC: 0 DP: 1 HBP: 0 | WP: 0 PB: 0 SB: 0 CS: 0 | PA: 50 | | | | | | | |
| PITCHER | IP | WLS | BF | H | R | ER | SO | BB | IBB | HBP | BLK | WP | HR | S | P | ERA | WHIP | | | | | | | | | | |
| John Wasdin, R (1,1) ERA: 6.34 | 6.1 | L | 28 | 5 | 6 | 6 | 1 | 3 | 1 | 0 | 0 | 0 | 0 | 62 | 95 | 8.53 | 1.263 | | | | | | | | | | |
| Buddy Groom, L (7,1) ERA: 3.89 | 0.1 | | 3 | 2 | 1 | 1 | 1 | 0 | 0 | 0 | 0 | 0 | 0 | 6 | 9 | 27.00 | 6.000 | | | | | | | | | | |
| Paul Fletcher, R (7,1) ERA: 20.25 | 1.1 | | 10 | 6 | 3 | 3 | 0 | 1 | 0 | 0 | 0 | 0 | 0 | 14 | 26 | 20.25 | 5.250 | | | | | | | | | | |
| Don Wengert, R (9,1) ERA: 5.06 | 0.1 | | 7 | 6 | 4 | 4 | 0 | 0 | 0 | 0 | 0 | 0 | 1 | 12 | 16 | 108.00 | 18.000 | | | | | | | | | | |
| Carlos Reyes, R (9,1) ERA: 5.24 | 0.2 | | 2 | 0 | 0 | 0 | 1 | 0 | 0 | 0 | 0 | 0 | 0 | 5 | 6 | 0.00 | 0.000 | | | | | | | | | | |

Baltimore Orioles @ Oakland Athletics
Oakland-Alameda County Coliseum, Oakland, CA
Fri Aug 16 1996, 3:33 AM PDT
Sunny - 71 F

AB 45
R 14
H 19
RBI 14
BB 5
SO 3
LOB 18



| Batter | 1 | 2 | 3 | 4 | 5 | 6 | 7 | 8 | 9 | AB | R | H | RBI | BB | SO | LOB | BOTTOM | | | | | | | | | | |
|---|-------------------------------|----------------------------------|------------------------------|----------------------------------|-------------------------------|----------------------------------|-------------------------------|----------------------------------|------------------------------|----------------------------------|------------------------------|----------------------------------|------------------------------|----------------------------------|-------------------------------|----------------------------------|----------------------------------|------------------------------------|----------------------------------|--------|--|--|--|--|--|--|--|
| Rafael Bourquard, R (1,4) OBP: 0.297, SLG: 0.322 | 1-1 G5-3 | | 0-0 G6-3 | | 2-1 G6-3 | | | 0-1 G5-3 | | 4 | 0 | 0 | 0 | 0 | 0 | 1 | | | | | | | | | | | |
| Scott Brosius, R (1,5) OBP: 0.437, SLG: 0.615 | 1-2 1B | | | 2-2 G3-1 | | 2-2 G6-3 | | 2-1 P5 | | 4 | 0 | 1 | 0 | 0 | 0 | 0 | | | | | | | | | | | |
| Geronimo Berroa, R (1,9) OBP: 0.342, SLG: 0.570 | 1-2 P4 | | | 0-3 K | | 0-1 HR | | 3-2 HR | | 4 | 2 | 2 | 2 | 0 | 1 | 1 | | | | | | | | | | | |
| Mark McGwire, R (1,10) OBP: 0.462, SLG: 0.772 | 0-1 F8 | | | 3-1 FC6-4 1B | | 0-1 G6-3 | | 1-3 K | | 4 | 0 | 1 | 0 | 0 | 1 | 1 | | | | | | | | | | | |
| Phil Plantier, L (1,7) OBP: 0.307, SLG: 0.351 | | | | 0-0 FC6-4 | | 1-1 G4-3 | | 0-0 1B | | 4 | 0 | 1 | 0 | 0 | 1 | 1 | | | | | | | | | | | |
| Terry Steinbach, R (1,2) OBP: 0.352, SLG: 0.555 | | | | 1-3 K | | 2-3 K | | 0-1 G5-3 | | 4 | 0 | 0 | 0 | 0 | 2 | 1 | | | | | | | | | | | |
| Matt Stairs, L (1,3) OBP: 0.363, SLG: 0.516 | | | | 1-1 G1-3 | | 2-2 1B 2B | | 0-3 K | | 4 | 1 | 1 | 0 | 0 | 1 | 1 | | | | | | | | | | | |
| Ernie Young, R (1,8) OBP: 0.316, SLG: 0.409 | | | 3-2 G1-3 | | 3-2 P9 | | 3-2 G6-3 | | | 3 | 0 | 0 | 0 | 0 | 0 | 1 | | | | | | | | | | | |
| Mike Bordick, R (1,6) OBP: 0.296, SLG: 0.303 | | | 1-2 G1-3 | | 1-1 2H 1B | | 3-1 G4-3 | | | 3 | 0 | 1 | 1 | 0 | 0 | 0 | | | | | | | | | | | |
| Inning Stats | R: 0 E: 0 K: 0 S: 12 | H: 1 LOB: 1 BB: 0 P: 15 | R: 0 E: 0 K: 2 S: 9 | H: 0 LOB: 0 BB: 0 P: 11 | R: 0 E: 0 K: 1 S: 13 | H: 1 LOB: 1 BB: 0 P: 18 | R: 1 E: 0 K: 1 S: 15 | H: 2 LOB: 1 BB: 0 P: 25 | R: 1 E: 0 K: 0 S: 9 | H: 1 LOB: 0 BB: 0 P: 12 | R: 0 E: 0 K: 1 S: 8 | H: 0 LOB: 0 BB: 0 P: 11 | R: 0 E: 0 K: 0 S: 6 | H: 0 LOB: 0 BB: 0 P: 11 | R: 1 E: 0 K: 1 S: 15 | H: 2 LOB: 1 BB: 0 P: 21 | 1B: 4 2B: 1 3B: 0 HR: 2 | SF: 0 SAC: 0 DP: 0 HBP: 0 | WP: 0 PB: 0 SB: 0 CS: 0 | PA: 34 | | | | | | | |
| PITCHER | IP | WLS | BF | H | R | ER | SO | BB | IBB | HBP | BLK | WP | HR | S | P | ERA | WHIP | | | | | | | | | | |
| Scott Erickson, R (1,1) ERA: 5.04 | 9.0 | W | 34 | 7 | 3 | 3 | 6 | 0 | 0 | 0 | 0 | 0 | 2 | 95 | 136 | 3.00 | 0.778 | | | | | | | | | | |

Baltimore Orioles @ Oakland Athletics
Oakland-Alameda County Coliseum, Oakland, CA
Fri Aug 16 1996, 3:33 AM PDT
Sunny - 71 F

AB 34
R 3
H 7
RBI 3
BB 0
SO 6
LOB 7



| Batter | 1 | 2 | 3 | 4 | 5 | 6 | 7 | 8 | 9 | 10 | AB | R | H | RBI | BB | SO | LOB | TOP | | |
|---|------------------------------|---------------------------------|------------------------------|----------------------------------|------------------------------|----------------------------------|-------------------------------|----------------------------------|------------------------------|----------------------------------|------------------------------|---------------------------------|------------------------------|----------------------------------|-------------------------------|----------------------------------|----------------------------------|------------------------------------|----------------------------------|--------|
| Roberto Alomar, S OBP: 0.429, SLG: 0.571 (1, 4) | F8 | | G5-4-3 1B | | FC1-5 2B | | F7 | | | 2B 1B | 5 | 1 | 3 | 0 | 0 | 0 | 0 | | | |
| Brady Anderson, L OBP: 0.400, SLG: 0.644 (1, 8) | P8 | | G5-4-3 BB | | FC1-5 2B | | | | | K | 4 | 1 | 1 | 0 | 1 | 1 | 2 | | | |
| Cal Ripken Jr., R OBP: 0.345, SLG: 0.464 (1, 6) | G5-3 | | G5-4-3 | | F8 | | | | | F8 | 5 | 0 | 1 | 0 | 0 | 0 | 4 | | | |
| Rafael Palmeiro, L OBP: 0.391, SLG: 0.551 (1, 3) | | P4 | L5 | | | | | | | G4-3 | 5 | 0 | 2 | 2 | 0 | 0 | 2 | | | |
| Bobby Bonilla, S OBP: 0.357, SLG: 0.470 (1, 9) | | | | | P4 | | | | | | | | | | | | | | | |
| Brent Bowers, L OBP: 0.333, SLG: 0.667 (9, 7) | | | | | K | | | | | K | 3 | 1 | 1 | 0 | 1 | 1 | 1 | | | |
| Eddie Murray, S OBP: 0.335, SLG: 0.443 (1, 10) | | | | | | | | | | G3-6-1 IBB | 4 | 1 | 1 | 1 | 0 | 1 | 3 | | | |
| Mike Devereaux, R OBP: 0.314, SLG: 0.347 (1, 7) | | | | | HR | | | | | | | | | | | | | | | |
| Mike Devereaux, R OBP: 0.314, SLG: 0.347 (9, 9) | | | | | P5 | | | | | G1-3 | 4 | 1 | 2 | 1 | 0 | 0 | 0 | | | |
| Billy Ripken, R OBP: 0.286, SLG: 0.341 (1, 5) | | | | | | | | | | G5-4-3 1B | 3 | 0 | 1 | 1 | 1 | 0 | 1 | | | |
| Cesar Devezar, R (1, 2) | | | | | BB | | | | | G5-3 | | | | | | | | | | |
| Cesar Devezar, R (1, 2) | | | | | P6 | | | | | G6-3 | 4 | 0 | 0 | 0 | 0 | 1 | 2 | | | |
| Inning Stats | R: 0 E: 0 K: 0 S: 4 | H: 0 LOB: 0 BB: 0 P: 7 | R: 2 E: 0 K: 0 S: 9 | H: 3 LOB: 1 BB: 0 P: 14 | R: 0 E: 0 K: 0 S: 9 | H: 1 LOB: 1 BB: 1 P: 16 | R: 1 E: 0 K: 0 S: 10 | H: 1 LOB: 1 BB: 0 P: 19 | R: 1 E: 0 K: 1 S: 8 | H: 2 LOB: 1 BB: 0 P: 11 | R: 0 E: 0 K: 1 S: 6 | H: 1 LOB: 0 BB: 0 P: 9 | R: 0 E: 0 K: 0 S: 8 | H: 0 LOB: 0 BB: 0 P: 11 | R: 1 E: 0 K: 2 S: 12 | H: 2 LOB: 1 BB: 0 P: 20 | 1B: 6 2B: 4 3B: 1 HR: 1 | SF: 0 SAC: 0 DP: 3 HBP: 0 | WP: 1 PB: 0 SB: 1 CS: 0 | PA: 41 |
| PITCHER | IP | WLS | BF | H | R | ER | SO | BB | IBB | HBP | BLK | WP | HR | S | P | ERA | WHIP | | | |
| Doug Johns, L ERA: 5.79 (1, 1) | 5.1 | | 24 | 7 | 4 | 4 | 2 | 2 | 0 | 0 | 0 | 0 | 1 | 48 | 79 | 6.75 | 1.688 | | | |
| Bobby Chouinard, R ERA: 6.17 (6, 1) | 3.2 | | 12 | 3 | 0 | 0 | 1 | 0 | 1 | 0 | 0 | 0 | 0 | 23 | 37 | 0.00 | 0.818 | | | |
| Mike Mohler, L ERA: 3.2 (10, 1) | 1.0 | L | 5 | 2 | 1 | 1 | 2 | 0 | 0 | 0 | 0 | 1 | 0 | 12 | 20 | 9.00 | 2.000 | | | |

Baltimore Orioles @ Oakland Athletics
Oakland-Alameda County Coliseum, Oakland, CA
Fri Aug 16 1996, 7:05 PM PDT
Att: 15,645 - Unknown - 69 F

AB 38
R 5
H 12
RBI 5
BB 3
SO 5
LOB 16



| Batter | 1 | 2 | 3 | 4 | 5 | 6 | 7 | 8 | 9 | 10 | AB | R | H | RBI | BB | SO | LOB | BOTTOM | | | | | | |
|--|------------------------------|----------------------------------|-------------------------------|----------------------------------|-------------------------------|----------------------------------|-------------------------------|----------------------------------|------------------------------|----------------------------------|-------------------------------|----------------------------------|------------------------------|----------------------------------|-------------------------------|----------------------------------|-------------------------------|----------------------------------|------------------------------|---------------------------------|----------------------------------|------------------------------------|----------------------------------|--------|
| Rafael Bourquard, R OBP: 0.298, SLG: 0.319 (1, 4) | P7 | | F7 | | HBP 1B | | | | | F9 | 5 | 0 | 1 | 1 | 1 | 0 | 0 | | | | | | | |
| Scott Brosius, R OBP: 0.440, SLG: 0.610 (1, 5) | G6-3 | | 1B BB | | FC6-4 HBP | | | | | K | 2 | 1 | 0 | 0 | 2 | 1 | 0 | | | | | | | |
| Geronimo Berroa, R OBP: 0.343, SLG: 0.575 (1, 9) | | | 1B BB | | FC6-4 | | | | | | | | | | | | | | | | | | | |
| Mark McGwire, R OBP: 0.454, SLG: 0.768 (1, 3) | | | 1B | | | | | | | HR | 3 | 0 | 1 | 1 | 2 | 1 | 0 | | | | | | | |
| Terry Steinbach, R OBP: 0.349, SLG: 0.548 (1, 10) | | | 1B | | FC6-4 IBB | | | | | P5 | 3 | 0 | 1 | 1 | 2 | 1 | 0 | | | | | | | |
| Terry Steinbach, R OBP: 0.349, SLG: 0.548 (1, 10) | | | K | | | | | | | P3 | 5 | 0 | 0 | 0 | 0 | 2 | 6 | | | | | | | |
| Ernie Young, R OBP: 0.317, SLG: 0.412 (1, 8) | | | K | | | | | | | | | | | | | | | | | | | | | |
| Ernie Young, R OBP: 0.317, SLG: 0.412 (1, 8) | | | 1B | | P5 | | | | | F8 | 5 | 0 | 2 | 0 | 0 | 0 | 1 | | | | | | | |
| Phil Plantier, L OBP: 0.306, SLG: 0.346 (1, 7) | | | 1B | | | | | | | | | | | | | | | | | | | | | |
| Tony Batista, R OBP: 0.275, SLG: 0.375 (9, PH) | | | BB | | F7 | | | | | K | 3 | 0 | 0 | 0 | 0 | 1 | 1 | | | | | | | |
| Jose Herrera, L OBP: 0.302, SLG: 0.377 (10, 9) | | | BB | | G5-3 | | | | | K | 1 | 0 | 0 | 0 | 0 | 0 | 0 | | | | | | | |
| Mike Bordick, R OBP: 0.297, SLG: 0.304 (1, 6) | | | FC6-4 | | | | | | | K | 0 | 0 | 0 | 0 | 0 | 0 | 0 | | | | | | | |
| Mike Bordick, R OBP: 0.297, SLG: 0.304 (1, 6) | | | 1B | | 1B | | | | | L7 | 5 | 2 | 2 | 0 | 0 | 1 | 2 | | | | | | | |
| Izzy Molina, R OBP: 0.167, SLG: 0.167 (1, 2) | | | G1-3 | | HBP 1B | | | | | P3 | 5 | 0 | 1 | 0 | 0 | 0 | 1 | | | | | | | |
| Inning Stats | R: 0 E: 0 K: 1 S: 9 | H: 0 LOB: 0 BB: 0 P: 14 | R: 0 E: 0 K: 1 S: 11 | H: 1 LOB: 2 BB: 1 P: 21 | R: 1 E: 0 K: 1 S: 14 | H: 2 LOB: 2 BB: 1 P: 26 | R: 1 E: 0 K: 0 S: 17 | H: 3 LOB: 3 BB: 0 P: 26 | R: 0 E: 0 K: 0 S: 8 | H: 0 LOB: 1 BB: 1 P: 14 | R: 1 E: 0 K: 1 S: 14 | H: 1 LOB: 3 BB: 3 P: 32 | R: 0 E: 0 K: 2 S: 9 | H: 0 LOB: 0 BB: 0 P: 16 | R: 0 E: 0 K: 1 S: 10 | H: 0 LOB: 0 BB: 0 P: 14 | R: 1 E: 0 K: 0 S: 14 | H: 2 LOB: 1 BB: 0 P: 18 | R: 0 E: 0 K: 0 S: 5 | H: 0 LOB: 0 BB: 0 P: 8 | 1B: 7 2B: 1 3B: 0 HR: 1 | SF: 0 SAC: 0 DP: 0 HBP: 1 | WP: 1 PB: 0 SB: 1 CS: 0 | PA: 46 |
| PITCHER | IP | WLS | BF | H | R | ER | SO | BB | IBB | HBP | BLK | WP | HR | S | P | ERA | WHIP | | | | | | | |
| Rick Knvda, L ERA: 5.09 (1, 1) | 3.2 | | 19 | 6 | 2 | 2 | 3 | 2 | 0 | 0 | 0 | 0 | 0 | 48 | 80 | 4.91 | 2.182 | | | | | | | |
| Nerio Rodriguez, R ERA: 5.4 (4, 1) | 1.2 | | 8 | 1 | 1 | 1 | 0 | 1 | 0 | 1 | 0 | 0 | 0 | 14 | 26 | 5.40 | 1.200 | | | | | | | |
| Alan Mills, R ERA: 4.58 (6, 1) | 1.0 | | 6 | 0 | 0 | 0 | 1 | 2 | 1 | 0 | 0 | 1 | 0 | 14 | 33 | 0.00 | 2.000 | | | | | | | |
| Jesse Orosco, L ERA: 3.83 (7, 1) | 1.2 | | 5 | 0 | 0 | 0 | 3 | 0 | 0 | 0 | 0 | 0 | 0 | 16 | 24 | 0.00 | 0.000 | | | | | | | |
| Randy Myers, L ERA: 3.71 (9, 1) | 2.0 | W | 8 | 2 | 1 | 1 | 1 | 0 | 0 | 0 | 0 | 0 | 1 | 19 | 26 | 4.50 | 1.000 | | | | | | | |

Baltimore Orioles @ Oakland Athletics
Oakland-Alameda County Coliseum, Oakland, CA
Fri Aug 16 1996, 7:05 PM PDT
Att: 15,645 - Unknown - 69 F

AB 39
R 4
H 9
RBI 3
BB 6
SO 8
LOB 18



| Batter | 1 | 2 | 3 | 4 | 5 | 6 | 7 | 8 | 9 | AB | R | H | RBI | BB | SO | LOB | TOP | | | | | | | | |
|--|------------------------------|----------------------------------|-------------------------------|----------------------------------|------------------------------|----------------------------------|-------------------------------|----------------------------------|-------------------------------|----------------------------------|------------------------------|----------------------------------|-------------------------------|----------------------------------|------------------------------|----------------------------------|---|----------------------------------|----------------------------------|------------------------------------|----------------------------------|--------|--|--|--|
| Roberto Alomar, S (1, 4) OBP: 0.425, SLG: 0.566 | | | | | | | | | | 4 | 0 | 0 | 0 | 0 | 0 | 0 | Baltimore Orioles @ Oakland Athletics Oakland-Alameda County Coliseum, Oakland, CA Sat Aug 17 1996, 3:33 AM PDT Att: 20,231 - Sunny - 70 F | | | | | | | | |
| Brady Anderson, L (1, 8) OBP: 0.401, SLG: 0.643 | | | | | | | | | | 4 | 0 | 2 | 0 | 0 | 0 | 0 | | | | | | | | | |
| Rafael Palmeiro, L (1, 3) OBP: 0.392, SLG: 0.557 | | | | | | | | | | 4 | 1 | 2 | 1 | 0 | 1 | 1 | | | | | | | | | |
| Bobby Bonilla, S (1, 9) OBP: 0.354, SLG: 0.466 | | | | | | | | | | 4 | 0 | 0 | 0 | 0 | 0 | 2 | | | | | | | | | |
| Cal Ripken Jr., R (1, 6) OBP: 0.343, SLG: 0.460 | | | | | | | | | | 4 | 0 | 0 | 0 | 0 | 0 | 2 | | | | | | | | | |
| B.J. Surhoff, L (1, 5) OBP: 0.358, SLG: 0.508 | | | | | | | | | | 2 | 0 | 1 | 0 | 1 | 0 | 0 | | | | | | | | | |
| Eddie Murray, S (1, 10) OBP: 0.333, SLG: 0.440 | | | | | | | | | | 3 | 0 | 0 | 0 | 0 | 1 | 2 | | | | | | | | | |
| Chris Hoiles, R (1, 2) OBP: 0.364, SLG: 0.505 | | | | | | | | | | 3 | 0 | 0 | 0 | 0 | 2 | 1 | | | | | | | | | |
| Brent Bowers, L (1, 7) OBP: 0.222, SLG: 0.444 | | | | | | | | | | 3 | 0 | 0 | 0 | 0 | 2 | 0 | | | | | | | | | |
| Inning Stats | R: 0 E: 0 K: 0 S: 6 | H: 0 LOB: 0 BB: 0 P: 12 | R: 0 E: 0 K: 0 S: 10 | H: 0 LOB: 1 BB: 1 P: 18 | R: 0 E: 0 K: 2 S: 9 | H: 0 LOB: 0 BB: 0 P: 14 | R: 0 E: 0 K: 1 S: 11 | H: 1 LOB: 0 BB: 0 P: 17 | R: 0 E: 0 K: 1 S: 10 | H: 1 LOB: 0 BB: 0 P: 15 | R: 0 E: 0 K: 1 S: 6 | H: 0 LOB: 0 BB: 0 P: 10 | R: 1 E: 0 K: 0 S: 10 | H: 1 LOB: 0 BB: 0 P: 16 | R: 0 E: 0 K: 1 S: 6 | H: 0 LOB: 0 BB: 0 P: 10 | R: 0 E: 0 K: 0 S: 12 | H: 2 LOB: 2 BB: 0 P: 20 | 1B: 4 2B: 1 3B: 0 HR: 1 | SF: 0 SAC: 0 DP: 1 HBP: 0 | WP: 0 PB: 0 SB: 0 CS: 1 | PA: 32 | | | |
| PITCHER | IP | WLS | BF | H | R | ER | SO | BB | IBB | HBP | BLK | WP | HR | S | P | ERA | WHIP | | | | | | | | |
| Ariel Prieto, R (1, 1) ERA: 4.42 | 8.1 | W | 29 | 4 | 1 | 1 | 6 | 1 | 0 | 0 | 0 | 0 | 1 | 72 | 119 | 1.08 | 0.600 | | | | | | | | |
| Buddy Groom, L (9, 1) ERA: 3.89 | 0.0 | | 1 | 1 | 0 | 0 | 0 | 0 | 0 | 0 | 0 | 0 | 0 | 3 | 4 | ∞ | ∞ | | | | | | | | |
| Mark Acre, R (9, 1) ERA: 6.57 | 0.2 | S | 2 | 0 | 0 | 0 | 0 | 0 | 0 | 0 | 0 | 0 | 0 | 5 | 9 | 0.00 | 0.000 | | | | | | | | |


| Batter | 1 | 2 | 3 | 4 | 5 | 6 | 7 | 8 | 9 | AB | R | H | RBI | BB | SO | LOB | BOTTOM | | | | | | | | |
|--|-------------------------------|----------------------------------|------------------------------|----------------------------------|-------------------------------|----------------------------------|-------------------------------|----------------------------------|------------------------------|----------------------------------|------------------------------|----------------------------------|-------------------------------|----------------------------------|------------------------------|----------------------------------|---|----------------------------------|----------------------------------|------------------------------------|----------------------------------|--------|--|--|--|
| Rafael Bourquigal, R (1, 4) OBP: 0.293, SLG: 0.314 | | | | | | | | | | 4 | 1 | 0 | 0 | 0 | 1 | 0 | Baltimore Orioles @ Oakland Athletics Oakland-Alameda County Coliseum, Oakland, CA Sat Aug 17 1996, 3:33 AM PDT Att: 20,231 - Sunny - 70 F | | | | | | | | |
| Jason Giambi, L (1, 10) OBP: 0.369, SLG: 0.527 | | | | | | | | | | 2 | 0 | 1 | 1 | 1 | 0 | 0 | | | | | | | | | |
| Scott Brosius, R (1, 5) OBP: 0.435, SLG: 0.601 | | | | | | | | | | 4 | 0 | 0 | 0 | 0 | 1 | 2 | | | | | | | | | |
| Mark McGwire, R (1, 3) OBP: 0.464, SLG: 0.763 | | | | | | | | | | 2 | 1 | 0 | 0 | 2 | 0 | 0 | | | | | | | | | |
| Geronimo Berroa, R (1, 9) OBP: 0.342, SLG: 0.571 | | | | | | | | | | 3 | 0 | 0 | 0 | 1 | 0 | 2 | | | | | | | | | |
| Jose Herrera, L (9, 9) OBP: 0.302, SLG: 0.377 | | | | | | | | | | 0 | 0 | 0 | 0 | 0 | 0 | 0 | | | | | | | | | |
| Terry Steinbach, R (1, 2) OBP: 0.348, SLG: 0.554 | | | | | | | | | | 3 | 1 | 1 | 2 | 0 | 2 | 1 | | | | | | | | | |
| Phil Plantier, L (1, 7) OBP: 0.311, SLG: 0.357 | | | | | | | | | | 2 | 0 | 1 | 0 | 1 | 0 | 0 | | | | | | | | | |
| Ernie Young, R (1, 8) OBP: 0.315, SLG: 0.409 | | | | | | | | | | 3 | 0 | 0 | 0 | 0 | 1 | 3 | | | | | | | | | |
| Mike Bordick, R (1, 6) OBP: 0.295, SLG: 0.302 | | | | | | | | | | 3 | 0 | 0 | 0 | 0 | 1 | 1 | | | | | | | | | |
| Inning Stats | R: 0 E: 0 K: 0 S: 12 | H: 1 LOB: 0 BB: 0 P: 18 | R: 0 E: 0 K: 1 S: 9 | H: 0 LOB: 2 BB: 2 P: 20 | R: 0 E: 0 K: 1 S: 11 | H: 0 LOB: 1 BB: 1 P: 18 | R: 2 E: 0 K: 1 S: 15 | H: 2 LOB: 1 BB: 1 P: 28 | R: 1 E: 1 K: 0 S: 7 | H: 0 LOB: 0 BB: 0 P: 12 | R: 0 E: 0 K: 1 S: 7 | H: 0 LOB: 0 BB: 0 P: 12 | R: 0 E: 0 K: 2 S: 11 | H: 0 LOB: 0 BB: 0 P: 17 | R: 0 E: 0 K: 0 S: 8 | H: 0 LOB: 1 BB: 1 P: 19 | R: 0 E: 0 K: 0 S: 12 | H: 0 LOB: 1 BB: 1 P: 20 | 1B: 1 2B: 0 3B: 1 HR: 1 | SF: 1 SAC: 0 DP: 1 HBP: 0 | WP: 0 PB: 0 SB: 0 CS: 0 | PA: 32 | | | |
| PITCHER | IP | WLS | BF | H | R | ER | SO | BB | IBB | HBP | BLK | WP | HR | S | P | ERA | WHIP | | | | | | | | |
| Rocky Coppinger, R (1, 1) ERA: 4.63 | 7.0 | L | 28 | 3 | 3 | 2 | 6 | 4 | 0 | 0 | 0 | 0 | 1 | 72 | 125 | 2.57 | 1.000 | | | | | | | | |
| Mike Milchin, L (8, 1) ERA: 7.94 | 0.1 | | 1 | 0 | 0 | 0 | 0 | 0 | 0 | 0 | 0 | 0 | 0 | 4 | 7 | 0.00 | 0.000 | | | | | | | | |
| Archie Corbin, R (8, 1) ERA: 1.8 | 0.2 | | 3 | 0 | 0 | 0 | 0 | 1 | 0 | 0 | 0 | 0 | 0 | 4 | 12 | 0.00 | 1.500 | | | | | | | | |


livebaseballscores.com

AB 31
R 1
H 5
RBI 1
BB 1
SO 6
LOB 8

livebaseballscores.com

AB 26
R 3
H 3
RBI 3
BB 5
SO 6
LOB 9

| Batter | 1 | 2 | 3 | 4 | 5 | 6 | 7 | 8 | 9 | AB | R | H | RBI | BB | SO | LOB | TOP | | | | | | | | | | |
|---|------------------------------|----------------------------------|------------------------------|----------------------------------|------------------------------|----------------------------------|-------------------------------|----------------------------------|----------------------------------|----------------------------------|------------------------------|----------------------------------|-------------------------------|----------------------------------|------------------------------|---------------------------------|--|-------------------------------|----------------------------------|----------------------------------|------------------------------------|----------------------------------|--------|--|--|--|--|
| Roberto Alomar, S OBP: 0.427, SLG: 0.565 (1, 4) | 1-1 FC6-4 1B | | 3-2 F7 | | 2-1 G6-3 | | 4-1 G4-3 BB | | 0-2 2B 1B | 4 | 1 | 2 | 0 | 1 | 0 | 0 | Baltimore Orioles @ Oakland Athletics Oakland-Alameda County Coliseum, Oakland, CA Sun Aug 18, 1996, 3:33 AM PDT Att: 18,122 - Sunny - 67 F AB 35 R 6 H 10 RBI 6 BB 5 SO 1 LOB 19  | | | | | | | | | | |
| Brady Anderson, L OBP: 0.399, SLG: 0.640 (1, 8) | 1-2 FC6-4 CS | | | 1-0 G4-3 | | 1-0 F7 | 0-2 G4-3 | | 0-0 G6-3 1-H 2-H 3-H | 5 | 0 | 1 | 4 | 0 | 0 | 3 | | | | | | | | | | | |
| Rafael Palmeiro, L OBP: 0.392, SLG: 0.557 (1, 3) | 1-0 F7 | | | 4-1 FC6-4 1B BB | | 2-1 2B | 1-1 F8 | | 2-3 G6-3 | 4 | 0 | 1 | 0 | 1 | 0 | 4 | | | | | | | | | | | |
| Bobby Bonilla, S OBP: 0.355, SLG: 0.464 (1, 9) | 2-1 CS | 4-2 FC4-6 BB BB | | 0-0 FC6-4 1B | | 3-2 G4-3 | | 0-1 G5-3 | 1-1 F7 | 4 | 0 | 1 | 0 | 1 | 0 | 2 | | | | | | | | | | | |
| Cal Ripken Jr., R OBP: 0.342, SLG: 0.457 (1, 6) | | 4-2 FC4-6 BB | | 0-2 FC6-4 | | 0-1 P7 | | 0-0 G6-3 | | 3 | 0 | 0 | 0 | 1 | 0 | 3 | | | | | | | | | | | |
| B.J. Surhoff, L OBP: 0.357, SLG: 0.513 (1, 5) | | 0-0 FC4-6 G4-6-3 | | 3-1 L6 | | | 2-1 HR | 2-3 K | | 4 | 1 | 1 | 1 | 0 | 1 | 4 | | | | | | | | | | | |
| Eddie Murray, S OBP: 0.333, SLG: 0.437 (1, 10) | | 2-2 G4-6-3 | | | 0-0 F7 | | 4-0 BB 1B G4-3 BB | 0-0 G4-3 | | 3 | 1 | 0 | 0 | 1 | 0 | 2 | | | | | | | | | | | |
| Chris Hoiles, R OBP: 0.363, SLG: 0.503 Cesar Devezar, R OBP: 0.200, SLG: 0.286 (1, 2) (4, 2) | | | 1-1 F8 | | 1-2 G6-3 3B | | 1-2 L9 | 2-2 1B 2B 1B | | 1 | 0 | 0 | 0 | 0 | 0 | 0 | | | | | | | | | | | |
| Brent Bowers, L OBP: 0.308, SLG: 0.462 (1, 7) | | | 1-1 G3 | | 3-2 G6-3 | | 0-0 G4-3 BB 1B | 1-0 2B 1B | | 4 | 1 | 2 | 1 | 0 | 0 | 0 | | | | | | | | | | | |
| Inning Stats | R: 0 E: 0 K: 0 S: 7 | H: 1 LOB: 0 BB: 0 P: 12 | R: 0 E: 0 K: 0 S: 8 | H: 0 LOB: 1 BB: 2 P: 18 | R: 0 E: 0 K: 0 S: 7 | H: 0 LOB: 0 BB: 0 P: 12 | R: 0 E: 0 K: 0 S: 8 | H: 1 LOB: 2 BB: 1 P: 16 | R: 1 E: 0 K: 0 S: 9 | H: 1 LOB: 0 BB: 0 P: 15 | R: 0 E: 0 K: 0 S: 8 | H: 1 LOB: 1 BB: 0 P: 14 | R: 2 E: 0 K: 0 S: 13 | H: 2 LOB: 2 BB: 2 P: 25 | R: 0 E: 0 K: 1 S: 6 | H: 0 LOB: 0 BB: 0 P: 8 | | R: 3 E: 0 K: 0 S: 15 | H: 4 LOB: 1 BB: 0 P: 22 | 1B: 6 2B: 2 3B: 1 HR: 1 | SF: 0 SAC: 0 DP: 1 HBP: 0 | WP: 0 PB: 0 SB: 0 CS: 1 | PA: 41 | | | | |
| PITCHER | IP | WLS | BF | H | R | ER | SO | BB | IBB | HBP | BLK | WP | HR | S | P | ERA | WHIP | | | | | | | | | | |
| Don Wengert, R ERA: 5.02 (1, 1) | 6.1 | W | 27 | 6 | 3 | 3 | 0 | 4 | 0 | 0 | 0 | 0 | 1 | 54 | 101 | 4.26 | 1.579 | | | | | | | | | | |
| Carlos Reyes, R ERA: 5.22 (7, 1) | 0.1 | | 2 | 0 | 0 | 0 | 0 | 1 | 0 | 0 | 0 | 0 | 0 | 4 | 8 | 0.00 | 3.000 | | | | | | | | | | |
| Doug Johns, L ERA: 5.77 (7, 1) | 0.1 | | 1 | 0 | 0 | 0 | 0 | 0 | 0 | 0 | 0 | 0 | 0 | 2 | 3 | 0.00 | 0.000 | | | | | | | | | | |
| Jim Corsi, R ERA: 3.75 (8, 1) | 2.0 | | 10 | 4 | 3 | 3 | 1 | 0 | 0 | 0 | 0 | 0 | 0 | 21 | 30 | 13.50 | 2.000 | | | | | | | | | | |

| Batter | 1 | 2 | 3 | 4 | 5 | 6 | 7 | 8 | 9 | AB | R | H | RBI | BB | SO | LOB | BOTTOM | | | | | | | | | | |
|--|-------------------------------|----------------------------------|-------------------------------|----------------------------------|------------------------------|----------------------------------|-------------------------------|----------------------------------|-------------------------------|----------------------------------|-------------------------------|----------------------------------|------------------------------|----------------------------------|-------------------------------|----------------------------------|--|-----------------------------------|------------------------------------|----------------------------------|--------|--|--|--|--|--|--|
| Tony Batista, R OBP: 0.292, SLG: 0.380 (1, 4) (9, 5) | 0-1 2B 1B | 4-1 S HR BB | 0-3 K | | | 0-0 P2 | | 0-1 BB 1B | | 4 | 2 | 2 | 0 | 1 | 1 | 0 | Baltimore Orioles @ Oakland Athletics Oakland-Alameda County Coliseum, Oakland, CA Sun Aug 18, 1996, 3:33 AM PDT Att: 18,122 - Sunny - 67 F AB 37 R 9 H 15 RBI 8 BB 4 SO 6 LOB 18  | | | | | | | | | | |
| Jason Giambi, L OBP: 0.371, SLG: 0.529 (1, 10) | 1-1 1B 2B | 4-2 HR HBP | 1-0 F8 | | | 2-2 1B | | 1-1 F8 | | 4 | 3 | 2 | 0 | 0 | 0 | 1 | | | | | | | | | | | |
| Scott Brosius, R OBP: 0.440, SLG: 0.615 (1, 5) (9, 3) | 0-0 1B G4-3 | 1-2 HR | | 1-1 1B | | 0-1 1B | | 0-2 BB 1B | | 5 | 2 | 4 | 4 | 0 | 0 | 1 | | | | | | | | | | | |
| Mark McGwire, R OBP: 0.468, SLG: 0.772 Rafael Bourquiel, R OBP: 0.293, SLG: 0.314 (1, 3) (9, 4) | 0-1 G4-3 | 2-1 HR | | 2-2 1B | | 4-0 1B IBB | | 0-1 F7 | | 4 | 1 | 3 | 2 | 1 | 0 | 2 | | | | | | | | | | | |
| Geronimo Berroa, R OBP: 0.341, SLG: 0.567 Jose Herrera, L OBP: 0.305, SLG: 0.377 (1, 9) (7, 9) | 0-0 G4-3 | 4-2 G4-3 BB | | 0-3 K | | 2-0 P4 | | 4-1 BB | | 3 | 0 | 0 | 0 | 1 | 1 | 5 | | | | | | | | | | | |
| Terry Steinbach, R OBP: 0.348, SLG: 0.560 (1, 2) | 2-1 HR | 0-1 G4-3 | | 2-3 K | | 1-2 1B | | 0-1 F7 | | 5 | 1 | 2 | 2 | 0 | 1 | 5 | | | | | | | | | | | |
| Phil Plantier, L OBP: 0.310, SLG: 0.355 (1, 7) | 1-0 1B 1B | 0-1 G3 | | | 3-2 F9 | | 1-3 K | | | 4 | 0 | 1 | 0 | 0 | 1 | 1 | | | | | | | | | | | |
| Ernie Young, R OBP: 0.314, SLG: 0.407 (1, 8) | 1-0 1B | 1-2 F9 | | | 3-2 F7 | | 1-3 K | | | 4 | 0 | 1 | 0 | 0 | 1 | 1 | | | | | | | | | | | |
| Mike Bordick, R OBP: 0.293, SLG: 0.299 (1, 6) | 0-3 K | | 2-1 G6-3 | | 1-1 F9 | | 1-2 G6-3 | | | 4 | 0 | 0 | 0 | 0 | 1 | 2 | | | | | | | | | | | |
| Inning Stats | R: 4 E: 0 K: 1 S: 15 | H: 7 LOB: 2 BB: 0 P: 20 | R: 4 E: 0 K: 0 S: 18 | H: 2 LOB: 1 BB: 2 P: 34 | R: 0 E: 0 K: 1 S: 7 | H: 0 LOB: 0 BB: 0 P: 10 | R: 0 E: 0 K: 2 S: 11 | H: 2 LOB: 1 BB: 0 P: 16 | R: 0 E: 0 K: 0 S: 15 | H: 0 LOB: 0 BB: 0 P: 22 | R: 1 E: 1 K: 0 S: 10 | H: 2 LOB: 2 BB: 1 P: 19 | R: 0 E: 0 K: 2 S: 9 | H: 0 LOB: 0 BB: 0 P: 12 | R: 0 E: 0 K: 0 S: 12 | H: 2 LOB: 3 BB: 1 P: 17 | | 1B: 11 2B: 1 3B: 0 HR: 3 | SF: 0 SAC: 0 DP: 1 HBP: 1 | WP: 0 PB: 0 SB: 1 CS: 0 | PA: 42 | | | | | | |
| PITCHER | IP | WLS | BF | H | R | ER | SO | BB | IBB | HBP | BLK | WP | HR | S | P | ERA | WHIP | | | | | | | | | | |
| David Wells, L ERA: 4.96 (1, 1) | 1.0 | L | 12 | 8 | 7 | 7 | 1 | 0 | 1 | 0 | 0 | 0 | 2 | 22 | 36 | 63.00 | 9.000 | | | | | | | | | | |
| Esteban Yan, R ERA: 3.38 (2, 1) | 5.0 | | 21 | 5 | 2 | 1 | 3 | 1 | 1 | 0 | 0 | 0 | 1 | 54 | 85 | 1.80 | 1.200 | | | | | | | | | | |
| Nerio Rodriguez, R ERA: 2.45 (7, 1) | 2.0 | | 9 | 2 | 0 | 0 | 2 | 1 | 0 | 0 | 0 | 0 | 0 | 21 | 29 | 0.00 | 1.500 | | | | | | | | | | |

| Batter | 1 | 2 | 3 | 4 | 5 | 6 | 7 | 8 | 9 | AB | R | H | RBI | BB | SO | LOB | TOP | | | | | |
|--|------------------------------|---------------------------------|------------------------------|----------------------------------|-------------------------------|----------------------------------|------------------------------|----------------------------------|-------------------------------|----------------------------------|------------------------------|----------------------------------|-------------------------------|----------------------------------|-------------------------------|----------------------------------|---|----------------------------------|----------------------------------|------------------------------------|----------------------------------|--------|
| Joey Cora, S (1,4) <small>OBP: 0.333, SLG: 0.409</small> Jeff Manto, R (8, FH) <small>OBP: 0.283, SLG: 0.366</small> | | | | | | | | | | 3 | 0 | 0 | 0 | 0 | 0 | 0 | Seattle Mariners @ Baltimore Orioles Oriole Park at Camden Yards, Baltimore, MD Tue Aug 20 1996, 7:05 PM EDT Att: 47,679 - Unknown - 87 F | | | | | |
| Alex Rodriguez, R (1,6) <small>OBP: 0.413, SLG: 0.643</small> | | | | | | | | | | 4 | 0 | 1 | 0 | 0 | 0 | | | | | | | |
| Ken Griffey Jr., L (1,8) <small>OBP: 0.392, SLG: 0.649</small> | | | | | | | | | | 3 | 0 | 0 | 0 | 1 | 0 | | | | | | | |
| Edgar Martinez, R (1,10) <small>OBP: 0.469, SLG: 0.650</small> | | | | | | | | | | 1 | 0 | 0 | 0 | 3 | 1 | | | | | | | |
| Dan Wilson, R (1,2) <small>OBP: 0.350, SLG: 0.467</small> | | | | | | | | | | 4 | 0 | 0 | 0 | 0 | 3 | | | | | | | |
| Paul Sorrento, L (1,3) <small>OBP: 0.379, SLG: 0.534</small> Brian Hunter, R (9, FH) <small>OBP: 0.366, SLG: 0.481</small> | | | | | | | | | | 2 | 0 | 0 | 0 | 1 | 2 | | | | | | | |
| Mark Whiten, S (1,9) <small>OBP: 0.369, SLG: 0.429</small> | | | | | | | | | | 2 | 1 | 1 | 1 | 2 | 1 | | | | | | | |
| Rich Amaral, R (1,7) <small>OBP: 0.402, SLG: 0.361</small> | | | | | | | | | | 4 | 0 | 1 | 0 | 0 | 1 | | | | | | | |
| Andy Sheets, R (1,5) <small>OBP: 0.274, SLG: 0.262</small> | | | | | | | | | | 4 | 0 | 0 | 0 | 0 | 2 | | | | | | | |
| Inning Stats | R: 0 E: 0 K: 0 S: 4 | H: 0 LOB: 0 BB: 0 P: 7 | R: 0 E: 0 K: 2 S: 8 | H: 0 LOB: 0 BB: 0 P: 15 | R: 1 E: 0 K: 0 S: 10 | H: 2 LOB: 0 BB: 0 P: 17 | R: 0 E: 0 K: 1 S: 9 | H: 0 LOB: 1 BB: 1 P: 18 | R: 0 E: 0 K: 3 S: 10 | H: 0 LOB: 1 BB: 1 P: 19 | R: 0 E: 0 K: 0 S: 7 | H: 0 LOB: 0 BB: 0 P: 11 | R: 0 E: 0 K: 2 S: 11 | H: 0 LOB: 2 BB: 2 P: 23 | R: 0 E: 0 K: 1 S: 14 | H: 1 LOB: 3 BB: 1 P: 26 | R: 0 E: 0 K: 2 S: 13 | H: 0 LOB: 1 BB: 1 P: 20 | 1B: 2 2B: 0 3B: 0 HR: 1 | SF: 0 SAC: 0 DP: 0 HBP: 0 | WP: 0 PB: 0 SB: 0 CS: 1 | PA: 36 |
| PITCHER | IP | WLS | BF | H | R | ER | SO | BB | IBB | HBP | BLK | WP | HR | S | P | ERA | WHIP | | | | | |
| 35 Mike Mussina, R (1,1) <small>ERA: 4.79</small> Jesse Orosco, L (8,1) <small>ERA: 3.77</small> Alan Mills, R (8,1) <small>ERA: 4.54</small> Randy Myers, L (9,1) <small>ERA: 3.63</small> | 7.0 | W | 26 | 2 | 1 | 1 | 8 | 4 | 0 | 0 | 0 | 0 | 1 | 59 | 110 | 1.29 | 0.857 | | | | | |

| Batter | 1 | 2 | 3 | 4 | 5 | 6 | 7 | 8 | 9 | AB | R | H | RBI | BB | SO | LOB | BOTTOM | | | | |
|---|------------------------------|----------------------------------|------------------------------|----------------------------------|------------------------------|----------------------------------|-------------------------------|----------------------------------|------------------------------|----------------------------------|-------------------------------|----------------------------------|------------------------------|----------------------------------|----------------------------------|------------------------------------|---|--------|--|--|--|
| Roberto Alomar, S (1,4) <small>OBP: 0.424, SLG: 0.560</small> | | | | | | | | | | 4 | 0 | 0 | 0 | 0 | 2 | 3 | Seattle Mariners @ Baltimore Orioles Oriole Park at Camden Yards, Baltimore, MD Tue Aug 20 1996, 7:05 PM EDT Att: 47,679 - Unknown - 87 F | | | | |
| Brady Anderson, L (1,8) <small>OBP: 0.402, SLG: 0.642</small> | | | | | | | | | | 3 | 1 | 2 | 0 | 1 | 0 | 0 | | | | | |
| Rafael Palmeiro, L (1,3) <small>OBP: 0.389, SLG: 0.552</small> | | | | | | | | | | 4 | 0 | 0 | 0 | 0 | 1 | 3 | | | | | |
| Bobby Bonilla, S (1,9) <small>OBP: 0.358, SLG: 0.468</small> Mike Devereaux, R (9,9) <small>OBP: 0.314, SLG: 0.347</small> | | | | | | | | | | 3 | 1 | 2 | 1 | 1 | 0 | 1 | | | | | |
| B.J. Surhoff, L (1,5) <small>OBP: 0.359, SLG: 0.515</small> | | | | | | | | | | 4 | 1 | 2 | 1 | 0 | 1 | 2 | | | | | |
| Cal Ripken Jr., R (1,6) <small>OBP: 0.343, SLG: 0.457</small> | | | | | | | | | | 4 | 1 | 2 | 1 | 0 | 0 | 2 | | | | | |
| Eddie Murray, S (1,10) <small>OBP: 0.336, SLG: 0.437</small> | | | | | | | | | | 2 | 0 | 1 | 0 | 2 | 0 | | | | | | |
| Chris Hoiles, R (1,2) <small>OBP: 0.362, SLG: 0.498</small> | | | | | | | | | | 3 | 0 | 0 | 1 | 1 | 1 | 2 | | | | | |
| Brent Bowers, L (1,7) <small>OBP: 0.235, SLG: 0.353</small> | | | | | | | | | | 4 | 0 | 0 | 0 | 0 | 0 | 4 | | | | | |
| Inning Stats | R: 0 E: 0 K: 1 S: 9 | H: 1 LOB: 1 BB: 0 P: 15 | R: 0 E: 0 K: 1 S: 6 | H: 0 LOB: 1 BB: 1 P: 12 | R: 0 E: 0 K: 1 S: 9 | H: 0 LOB: 0 BB: 0 P: 13 | R: 3 E: 0 K: 0 S: 16 | H: 4 LOB: 1 BB: 0 P: 24 | R: 0 E: 0 K: 0 S: 6 | H: 1 LOB: 2 BB: 2 P: 16 | R: 1 E: 0 K: 1 S: 12 | H: 2 LOB: 1 BB: 1 P: 21 | R: 0 E: 0 K: 1 S: 9 | H: 0 LOB: 0 BB: 0 P: 16 | 1B: 6 2B: 3 3B: 0 HR: 0 | SF: 0 SAC: 0 DP: 2 HBP: 0 | WP: 0 PB: 0 SB: 1 CS: 0 | PA: 36 | | | |
| PITCHER | IP | WLS | BF | H | R | ER | SO | BB | IBB | HBP | BLK | WP | HR | S | P | ERA | WHIP | | | | |
| Matt Wagner, R (1,1) <small>ERA: 6.33</small> Bobby Ayala, R (6,1) <small>ERA: 5.66</small> Bob Wells, R (8,1) <small>ERA: 4.66</small> | 5.0 | L | 26 | 7 | 3 | 3 | 3 | 4 | 0 | 0 | 0 | 0 | 0 | 16 | 26 | 4.50 | 1.500 | | | | |

| | |
|-----|----|
| AB | 29 |
| R | 1 |
| H | 3 |
| RBI | 1 |
| BB | 7 |
| SO | 11 |
| LOB | 14 |



| | |
|-----|----|
| AB | 31 |
| R | 4 |
| H | 9 |
| RBI | 4 |
| BB | 5 |
| SO | 5 |
| LOB | 17 |



| Batter | 1 | 2 | 3 | 4 | 5 | 6 | 7 | 8 | 9 | AB | R | H | RBI | BB | SO | LOB | TOP | | | | | | | | | | |
|---|-------------------------------|----------------------------------|------------------------------|----------------------------------|-------------------------------|----------------------------------|------------------------------|----------------------------------|--------------------------------|----------------------------------|------------------------------|----------------------------------|------------------------------|----------------------------------|-------------------------------|----------------------------------|------------------------------|----------------------------------|----------------------------------|------------------------------------|----------------------------------|--------|--|--|--|--|--|
| Joey Cora, S (1,4) <small>OBP: 0.332, SLG: 0.408</small> Rich Amaral, R (9, FH) <small>OBP: 0.401, SLG: 0.359</small> | 1-1 G6-3 | | 2-1 G3-1 | | 1-0 HR | 2-2 G3-1 | | 1-3 K | 4 1 1 1 0 0 2 1 0 0 0 0 1 0 | | | | | | | | | | | | | | | | | | |
| Alex Rodriguez, R (1,6) <small>OBP: 0.415, SLG: 0.658</small> | 1-2 HR | | 3-2 2B | | 0-2 HR | | 1-1 G4-3 | 1-1 G4-3 | 5 2 3 4 0 0 0 | | | | | | | | | | | | | | | | | | |
| Ken Griffey Jr., L (1,8) <small>OBP: 0.388, SLG: 0.641</small> | 0-3 K | | 1-3 K | | 1-2 F8 | | 2-1 P4 | 1-3 K | 5 0 0 0 0 3 1 | | | | | | | | | | | | | | | | | | |
| Edgar Martinez, R (1,10) <small>OBP: 0.472, SLG: 0.648</small> | 4-1 BB | | | 2-2 G5-3 | 1-0 HBP | | 4-2 BB | | 1 0 0 0 2 0 0 | | | | | | | | | | | | | | | | | | |
| Jay Buhner, R (1,9) <small>OBP: 0.371, SLG: 0.571</small> | 1-3 K | | | 1-3 K | 0-0 G1-4-3 | | 2-1 F8 | | 4 0 0 0 0 2 3 | | | | | | | | | | | | | | | | | | |
| Paul Sorrento, L (1,3) <small>OBP: 0.377, SLG: 0.529</small> Brian Hunter, R (8, FH) <small>OBP: 0.364, SLG: 0.478</small> (8,3) | | 0-1 G6-3 | | 1-1 G6-3 | | 2-1 G4-3 | | 1-3 K | 3 0 0 0 0 0 0 1 0 0 0 0 1 0 | | | | | | | | | | | | | | | | | | |
| Mark Whiten, S (1,7) <small>OBP: 0.371, SLG: 0.428</small> | | 3-2 G1-3 | | | 0-0 G3-1 1B | 3-1 F7 | | 4-2 BB | 3 1 1 0 1 0 0 | | | | | | | | AB 35 | | | | | | | | | | |
| Dan Wilson, R (1,2) <small>OBP: 0.351, SLG: 0.467</small> | | 3-3 K | | | 1-1 1B G3-1 | 0-0 1B | | 1-3 K | 4 1 2 0 0 2 1 | | | | | | | | R 5 | | | | | | | | | | |
| Doug Strange, S (1,5) <small>OBP: 0.287, SLG: 0.316</small> | | | 1-2 P4 | | 0-1 G3-1 | 0-0 1B | | 0-0 F9 | 4 0 1 0 0 0 3 | | | | | | | | H 8 | | | | | | | | | | |
| Inning Stats | R: 1 E: 0 K: 2 S: 12 | H: 1 LOB: 1 BB: 1 P: 19 | R: 0 E: 0 K: 1 S: 8 | H: 0 LOB: 0 BB: 0 P: 14 | R: 0 E: 0 K: 1 S: 14 | H: 1 LOB: 1 BB: 0 P: 21 | R: 0 E: 0 K: 1 S: 8 | H: 0 LOB: 0 BB: 0 P: 12 | R: 4 E: 0 K: 0 S: 16 | H: 4 LOB: 1 BB: 0 P: 20 | R: 0 E: 0 K: 0 S: 9 | H: 2 LOB: 2 BB: 1 P: 16 | R: 0 E: 0 K: 0 S: 8 | H: 0 LOB: 1 BB: 1 P: 17 | R: 0 E: 0 K: 2 S: 10 | H: 0 LOB: 1 BB: 1 P: 16 | R: 0 E: 0 K: 2 S: 8 | H: 0 LOB: 0 BB: 0 P: 11 | 1B: 5 2B: 1 3B: 0 HR: 2 | SF: 0 SAC: 0 DP: 0 HBP: 1 | WP: 0 PB: 0 SB: 0 CS: 0 | PA: 39 | | | | | |
| PITCHER | IP | WLS | BF | H | R | ER | SO | BB | IBB | HBP | BLK | WP | HR | S | P | ERA | WHIP | | | | | | | | | | |
| Scott Erickson, R (1,1) <small>ERA: 5.13</small> Archie Corbin, R (7,1) <small>ERA: 1.94</small> Jesse Orosco, L (8,1) <small>ERA: 3.68</small> Alan Mills, R (9,1) <small>ERA: 4.42</small> | 6.0 | W | 28 | 8 | 5 | 5 | 5 | 1 | 0 | 1 | 0 | 0 | 0 | 8 | 102 | 7.50 | 1.500 | | | | | | | | | | |

Seattle Mariners @ Baltimore Orioles
 Oriole Park at Camden Yards, Baltimore, MD
 Wed Aug 21 1996, 7:05 PM EDT
 Att: 47,198 - Unknown - 87 F

AB 35
 R 5
 H 8
 RBI 5
 BB 3
 SO 9
 LOB 10



| Batter | 1 | 2 | 3 | 4 | 5 | 6 | 7 | 8 | 9 | AB | R | H | RBI | BB | SO | LOB | BOTTOM | | | | | | | | | | |
|--|-------------------------------|----------------------------------|------------------------------|----------------------------------|-------------------------------|----------------------------------|-------------------------------|----------------------------------|--------------------------------|----------------------------------|------------------------------|----------------------------------|-------------------------------|----------------------------------|-------------------------------|----------------------------------|------------------------------|----------------------------------|----------------------------------|------------------------------------|----------------------------------|--------|--|--|--|--|--|
| Roberto Alomar, S (1,4) <small>OBP: 0.424, SLG: 0.561</small> | 1-3 K | | 2-0 S 2B | 0-1 2B | | 1-2 G6-3 | | 2-2 G3 | 5 1 2 0 0 1 1 | | | | | | | | | | | | | | | | | | |
| Brady Anderson, L (1,8) <small>OBP: 0.398, SLG: 0.635</small> | 0-1 F7 | | 1-3 K | 0-3 K | | 1-3 K | | 3-2 G1-3 | 5 0 0 0 0 3 3 | | | | | | | | | | | | | | | | | | |
| Cal Ripken Jr., R (1,6) <small>OBP: 0.347, SLG: 0.469</small> | 2-1 E 2B | | 2-1 F8 | | 3-1 HR | | 0-1 HR 1B | 1-1 2H 1B | 5 3 4 2 0 0 1 | | | | | | | | | | | | | | | | | | |
| Rafael Palmeiro, L (1,3) <small>OBP: 0.389, SLG: 0.552</small> | 2-1 E1 1B | | 2-1 1H 2B | | 4-1 G3 S BB | | 2-2 E3 HR | 3-1 G4-3 | 4 2 1 1 1 0 2 | | | | | | | | | | | | | | | | | | |
| Bobby Bonilla, S (1,9) <small>OBP: 0.361, SLG: 0.474</small> Brent Bowers, L (9,7) <small>OBP: 0.235, SLG: 0.353</small> | 4-0 1B BB | | 2-1 F8 | | 4-0 G3 BB | | 0-0 HR | | 2 1 1 3 2 0 1 0 0 0 0 0 0 0 | | | | | | | | | | | | | | | | | | |
| Eddie Murray, S (1,10) <small>OBP: 0.335, SLG: 0.435</small> | 1-2 BB | | | 2-2 F7 | 0-3 K | | 1-2 HR | 0-0 G5-3 | 4 0 1 1 0 1 2 | | | | | | | | | | | | | | | | | | |
| B.J. Surhoff, L (1,5) <small>OBP: 0.358, SLG: 0.515</small> | | 1-1 G5-3 | | 3-2 HR 2B | 0-2 G3 | | 0-3 K | | 4 1 1 0 0 1 2 | | | | | | | | AB 37 | | | | | | | | | | |
| Chris Hoiles, R (1,2) <small>OBP: 0.361, SLG: 0.505</small> | | 2-3 K | | 1-0 2H HR | 3-3 K | | 1-0 F7 | | 4 1 1 2 0 2 2 | | | | | | | | R 10 | | | | | | | | | | |
| Mike Devereaux, R (1,7) <small>OBP: 0.313, SLG: 0.345</small> (9,9) | | 2-0 F8 | | 1-1 G5-3 | | 1-0 F9 | | 2-2 G3 1B | 4 1 1 0 0 0 0 | | | | | | | | H 12 | | | | | | | | | | |
| Inning Stats | R: 2 E: 1 K: 1 S: 12 | H: 2 LOB: 2 BB: 1 P: 23 | R: 0 E: 0 K: 1 S: 6 | H: 0 LOB: 0 BB: 0 P: 11 | R: 1 E: 0 K: 1 S: 10 | H: 2 LOB: 1 BB: 0 P: 19 | R: 2 E: 0 K: 1 S: 15 | H: 3 LOB: 1 BB: 0 P: 22 | R: 1 E: 0 K: 2 S: 14 | H: 1 LOB: 2 BB: 2 P: 28 | R: 0 E: 0 K: 1 S: 7 | H: 0 LOB: 0 BB: 0 P: 10 | R: 3 E: 1 K: 1 S: 11 | H: 2 LOB: 0 BB: 0 P: 14 | R: 1 E: 0 K: 0 S: 17 | H: 2 LOB: 1 BB: 0 P: 28 | R: 1 E: 0 K: 0 S: 8 | H: 0 LOB: 0 BB: 0 P: 11 | 1B: 5 2B: 4 3B: 0 HR: 3 | SF: 0 SAC: 0 DP: 0 HBP: 0 | WP: 0 PB: 0 SB: 2 CS: 0 | PA: 40 | | | | | |
| PITCHER | IP | WLS | BF | H | R | ER | SO | BB | IBB | HBP | BLK | WP | HR | S | P | ERA | WHIP | | | | | | | | | | |
| Sterling Hitchcock, L (1,1) <small>ERA: 5.35</small> Randy Johnson, L (5,1) <small>ERA: 3.22</small> Michael Jackson, R (8,1) <small>ERA: 4.11</small> | 4.0 | L | 22 | 2 | 3 | 2 | 4 | 2 | 0 | 0 | 0 | 0 | 1 | 29 | 42 | 6.00 | 1.000 | | | | | | | | | | |

Seattle Mariners @ Baltimore Orioles
 Oriole Park at Camden Yards, Baltimore, MD
 Wed Aug 21 1996, 7:05 PM EDT
 Att: 47,198 - Unknown - 87 F

AB 37
 R 10
 H 12
 RBI 9
 BB 3
 SO 8
 LOB 14



| Batter | 1 | 2 | 3 | 4 | 5 | 6 | 7 | 8 | 9 | AB | R | H | RBI | BB | SO | LOB | TOP | | | | | | | | |
|---|-------------------------------|----------------------------------|-------------------------------|----------------------------------|-------------------------------|----------------------------------|-------------------------------|----------------------------------|-------------------------------|----------------------------------|-------------------------------|----------------------------------|------------------------------|----------------------------------|------------------------------|---------------------------------|------------------------------|----------------------------------|-----------------------------------|------------------------------------|----------------------------------|--------|--|--|--|
| Joey Cora, S OBP: 0.333, SLG: 0.408 (1, 4) | | | | | | | | | | 5 | 1 | 2 | 1 | 0 | 0 | 3 | | | | | | | | | |
| Alex Rodriguez, R OBP: 0.415, SLG: 0.659 (1, 6) | | | | | | | | | | 4 | 1 | 2 | 2 | 0 | 0 | 0 | | | | | | | | | |
| Ken Griffey Jr., L OBP: 0.390, SLG: 0.641 (1, 8) | | | | | | | | | | 5 | 2 | 3 | 1 | 0 | 1 | 2 | | | | | | | | | |
| Edgar Martinez, R OBP: 0.471, SLG: 0.645 (1, 10) | | | | | | | | | | 5 | 1 | 2 | 0 | 0 | 1 | 2 | | | | | | | | | |
| Jay Buhner, R OBP: 0.369, SLG: 0.568 (1, 9) | | | | | | | | | | 3 | 1 | 0 | 1 | 1 | 0 | 1 | | | | | | | | | |
| Rich Amaral, R OBP: 0.401, SLG: 0.359 (9, 7) | | | | | | | | | | 0 | 0 | 0 | 0 | 0 | 0 | 0 | | | | | | | | | |
| Paul Sorrento, L OBP: 0.377, SLG: 0.535 (1, 3) | | | | | | | | | | 5 | 1 | 2 | 4 | 0 | 0 | 1 | | | | | | | | | |
| Mark Whiten, S OBP: 0.374, SLG: 0.427 (9, 9) | | | | | | | | | | 3 | 1 | 1 | 0 | 2 | 0 | 1 | | | | | | | | | |
| Dan Wilson, R OBP: 0.350, SLG: 0.468 (1, 2) | | | | | | | | | | 4 | 1 | 1 | 0 | 0 | 1 | 2 | | | | | | | | | |
| Andy Sheets, R OBP: 0.283, SLG: 0.284 (1, 5) | | | | | | | | | | 4 | 1 | 2 | 1 | 0 | 2 | 1 | | | | | | | | | |
| Inning Stats | R: 2 E: 0 K: 0 S: 11 | H: 3 LOB: 0 BB: 0 P: 17 | R: 0 E: 0 K: 0 S: 10 | H: 1 LOB: 2 BB: 1 P: 16 | R: 1 E: 0 K: 0 S: 16 | H: 2 LOB: 1 BB: 0 P: 26 | R: 0 E: 0 K: 2 S: 10 | H: 0 LOB: 1 BB: 1 P: 16 | R: 7 E: 0 K: 1 S: 25 | H: 7 LOB: 1 BB: 1 P: 40 | R: 0 E: 0 K: 1 S: 12 | H: 1 LOB: 1 BB: 0 P: 17 | R: 0 E: 0 K: 1 S: 7 | H: 0 LOB: 0 BB: 0 P: 10 | R: 0 E: 0 K: 0 S: 4 | H: 1 LOB: 0 BB: 0 P: 5 | R: 0 E: 0 K: 0 S: 8 | H: 0 LOB: 0 BB: 0 P: 14 | 1B: 11 2B: 3 3B: 0 HR: 1 | SF: 2 SAC: 0 DP: 2 HBP: 0 | WP: 0 PB: 0 SB: 1 CS: 0 | PA: 43 | | | |
| PITCHER | IP | WLS | BF | H | R | ER | SO | BB | IBB | HBP | BLK | WP | HR | S | P | ERA | WHIP | | | | | | | | |
| Rocky Coppinger, R ERA: 5.25 (1, 1) | 4.1 | L | 25 | 10 | 8 | 8 | 2 | 3 | 0 | 0 | 0 | 0 | 0 | 1 | 61 | 100 | 16.61 | 3.000 | | | | | | | |
| Nerio Rodriguez, R ERA: 4.25 (5, 1) | 2.2 | | 12 | 4 | 2 | 2 | 3 | 0 | 0 | 0 | 0 | 0 | 0 | 0 | 30 | 42 | 6.75 | 1.500 | | | | | | | |
| Mike Milchin, L ERA: 7.61 (8, 1) | 1.0 | | 3 | 1 | 0 | 0 | 0 | 0 | 0 | 0 | 0 | 0 | 0 | 4 | 5 | 0.00 | 1.000 | | | | | | | | |
| Terry Mathews, R ERA: 4.82 (9, 1) | 1.0 | | 3 | 0 | 0 | 0 | 0 | 0 | 0 | 0 | 0 | 0 | 0 | 8 | 14 | 0.00 | 0.000 | | | | | | | | |

Seattle Mariners @ Baltimore Orioles
Oriole Park at Camden Yards, Baltimore, MD
Thu Aug 22 1996, 7:05 PM EDT
Att: 47,380 - Unknown - 91 F

AB 38
R 10
H 15
RBI 10
BB 3
SO 5
LOB 13



| Batter | 1 | 2 | 3 | 4 | 5 | 6 | 7 | 8 | 9 | AB | R | H | RBI | BB | SO | LOB | BOTTOM | | | | | | | | |
|---|------------------------------|---------------------------------|------------------------------|----------------------------------|------------------------------|----------------------------------|------------------------------|---------------------------------|------------------------------|---------------------------------|------------------------------|----------------------------------|------------------------------|---------------------------------|------------------------------|----------------------------------|-------------------------------|----------------------------------|----------------------------------|------------------------------------|----------------------------------|--------|--|--|--|
| Roberto Alomar, S OBP: 0.422, SLG: 0.558 (1, 4) | | | | | | | | | | 4 | 1 | 1 | 0 | 0 | 0 | 1 | | | | | | | | | |
| Brady Anderson, L OBP: 0.399, SLG: 0.641 (1, 8) | | | | | | | | | | 4 | 1 | 2 | 2 | 0 | 1 | 0 | | | | | | | | | |
| Cal Ripken Jr., R OBP: 0.345, SLG: 0.465 (1, 6) | | | | | | | | | | 4 | 0 | 0 | 0 | 0 | 1 | 1 | | | | | | | | | |
| Rafael Palmeiro, L OBP: 0.387, SLG: 0.547 (1, 3) | | | | | | | | | | 4 | 0 | 0 | 0 | 0 | 0 | 1 | | | | | | | | | |
| Bobby Bonilla, S OBP: 0.359, SLG: 0.471 (1, 9) | | | | | | | | | | 3 | 0 | 0 | 0 | 0 | 0 | 1 | | | | | | | | | |
| Brent Bowers, L OBP: 0.278, SLG: 0.389 (8, 7) | | | | | | | | | | 1 | 0 | 1 | 0 | 0 | 0 | 0 | | | | | | | | | |
| B.J. Surhoff, L OBP: 0.355, SLG: 0.510 (1, 5) | | | | | | | | | | 4 | 0 | 0 | 0 | 0 | 1 | 1 | | | | | | | | | |
| Eddie Murray, S OBP: 0.333, SLG: 0.432 (1, 10) | | | | | | | | | | 3 | 0 | 0 | 0 | 0 | 0 | 0 | | | | | | | | | |
| Chris Hoiles, R OBP: 0.361, SLG: 0.505 (1, 2) | | | | | | | | | | 2 | 0 | 1 | 0 | 0 | 0 | 0 | | | | | | | | | |
| Cesar Devezar, R OBP: 0.188, SLG: 0.267 (7, 2) | | | | | | | | | | 1 | 0 | 0 | 0 | 0 | 1 | 0 | | | | | | | | | |
| Mike Devereaux, R OBP: 0.313, SLG: 0.355 (8, 9) | | | | | | | | | | 3 | 1 | 1 | 1 | 0 | 0 | 1 | | | | | | | | | |
| Inning Stats | R: 0 E: 0 K: 1 S: 6 | H: 0 LOB: 0 BB: 0 P: 8 | R: 0 E: 0 K: 0 S: 8 | H: 0 LOB: 0 BB: 0 P: 12 | R: 0 E: 0 K: 0 S: 9 | H: 1 LOB: 1 BB: 0 P: 16 | R: 0 E: 0 K: 0 S: 4 | H: 0 LOB: 0 BB: 0 P: 5 | R: 0 E: 0 K: 0 S: 6 | H: 0 LOB: 0 BB: 0 P: 9 | R: 0 E: 0 K: 0 S: 7 | H: 0 LOB: 0 BB: 0 P: 12 | R: 0 E: 0 K: 0 S: 7 | H: 1 LOB: 1 BB: 0 P: 8 | R: 0 E: 0 K: 1 S: 8 | H: 0 LOB: 0 BB: 0 P: 10 | R: 3 E: 0 K: 2 S: 21 | H: 4 LOB: 1 BB: 0 P: 34 | 1B: 4 2B: 0 3B: 0 HR: 2 | SF: 0 SAC: 0 DP: 0 HBP: 0 | WP: 0 PB: 0 SB: 0 CS: 0 | PA: 33 | | | |
| PITCHER | IP | WLS | BF | H | R | ER | SO | BB | IBB | HBP | BLK | WP | HR | S | P | ERA | WHIP | | | | | | | | |
| Jamie Moyer, L ERA: 4.03 (1, 1) | 8.0 | W | 29 | 5 | 3 | 3 | 2 | 0 | 0 | 0 | 0 | 0 | 0 | 2 | 64 | 95 | 3.38 | 0.625 | | | | | | | |
| Norm Charlton, L ERA: 4.77 (9, 1) | 1.0 | | 4 | 1 | 0 | 0 | 2 | 0 | 0 | 0 | 0 | 0 | 0 | 12 | 19 | 0.00 | 1.000 | | | | | | | | |

Seattle Mariners @ Baltimore Orioles
Oriole Park at Camden Yards, Baltimore, MD
Thu Aug 22 1996, 7:05 PM EDT
Att: 47,380 - Unknown - 91 F

AB 33
R 3
H 6
RBI 3
BB 0
SO 4
LOB 6



| Batter | 1 | 2 | 3 | 4 | 5 | 6 | 7 | 8 | 9 | AB | R | H | RBI | BB | SO | LOB | TOP | | | | | | | | |
|--|--------------------------------------|----------------------------------|---------------------------------------|--------------------------|--------------------------------------|--------------------------|--------------------------------------|--------------------------|---------------------------------------|--------------------------|--------------------------------------|-------------------------|--------------------------------------|--------------------------|--------------------------------------|--------------------------|--------------------------------------|--------------------------|----------------------------------|------------------------------------|----------------------------------|--------|--|--|--|
| Randy Velarde, R OBP: 0.376, SLG: 0.415 (1, 5) | G4-3 | | 1B | | L7 | | | G1-3 | | 4 | 0 | 1 | 0 | 0 | 0 | 1 | | | | | | | | | |
| Jim Edmonds, L OBP: 0.395, SLG: 0.619 (1, 8) | K | | K | | K | | | HR | | 4 | 1 | 1 | 1 | 0 | 3 | 1 | | | | | | | | | |
| Tim Salmon, R OBP: 0.377, SLG: 0.506 (1, 9) | K | | F8 | | L7 | | | K | | 4 | 0 | 0 | 0 | 0 | 2 | 1 | | | | | | | | | |
| Chili Davis, S OBP: 0.396, SLG: 0.532 (1, 10) | | HR | | K | | F8 | | G1-3 | | 4 | 1 | 1 | 1 | 0 | 1 | 0 | | | | | | | | | |
| Rex Hudler, R OBP: 0.351, SLG: 0.583 George Arias, R OBP: 0.290, SLG: 0.335 (1, 4) | G5-3 16 G1-3 1B | | F7 | | F9 | | | K | | 3 | 0 | 1 | 0 | 0 | 0 | 0 | | | | | | | | | |
| 16 Garrett Anderson, L OBP: 0.319, SLG: 0.419 (1, 7) | G1-3 | | G5-3 | | L3 | | | | | 3 | 0 | 0 | 0 | 0 | 0 | 1 | | | | | | | | | |
| Gary Disarcina, R OBP: 0.292, SLG: 0.355 (1, 6) | G5-3 | | F8 2B | | G4-3 | | | | | 3 | 0 | 1 | 0 | 0 | 0 | 1 | | | | | | | | | |
| J.T. Snow, L OBP: 0.337, SLG: 0.380 (1, 3) | G5-3 | | F8 | | F9 | | | | | 3 | 0 | 0 | 0 | 0 | 0 | 2 | | | | | | | | | |
| Todd Greene, R OBP: 0.152, SLG: 0.219 (1, 2) | | | K | | FC5-2-6-1-5-2 3H | | | G1-3 | | 3 | 0 | 0 | 0 | 0 | 1 | 1 | | | | | | | | | |
| Inning Stats | R: 0 H: 0 E: 0 K: 2 S: 8 | H: 0 LOB: 0 BB: 0 P: 11 | R: 1 H: 2 E: 0 K: 0 S: 10 | LOB: 1 BB: 0 P: 14 | R: 0 H: 1 E: 0 K: 2 S: 9 | LOB: 1 BB: 0 P: 13 | R: 0 H: 0 E: 0 K: 1 S: 7 | LOB: 0 BB: 0 P: 13 | R: 0 H: 1 E: 0 K: 0 S: 16 | LOB: 1 BB: 0 P: 24 | R: 0 H: 0 E: 0 K: 1 S: 5 | LOB: 0 BB: 0 P: 8 | R: 0 H: 0 E: 0 K: 0 S: 6 | LOB: 0 BB: 0 P: 10 | R: 0 H: 0 E: 0 K: 0 S: 8 | LOB: 0 BB: 0 P: 10 | R: 1 H: 1 E: 0 K: 2 S: 9 | LOB: 1 BB: 0 P: 19 | 1B: 2 2B: 1 3B: 0 HR: 2 | SF: 0 SAC: 0 DP: 0 HBP: 0 | WP: 0 PB: 0 SB: 0 CS: 0 | PA: 32 | | | |
| PITCHER | IP | WLS | BF | H | R | ER | SO | BB | IBB | HBP | BLK | WP | HR | S | P | ERA | WHIP | PITCHER | | | | | | | |
| David Wells, L ERA: 4.84 (1, 1) | 8.0 | L | 29 | 5 | 2 | 2 | 6 | 0 | 0 | 0 | 0 | 0 | 2 | 70 | 106 | 2.25 | 0.625 | | | | | | | | |
| Alan Mills, R ERA: 4.3 (9, 1) | 1.0 | S | 3 | 0 | 0 | 0 | 2 | 0 | 0 | 0 | 0 | 0 | 0 | 8 | 16 | 0.00 | 0.000 | | | | | | | | |

California Angels @ Baltimore Orioles
Oriole Park at Camden Yards, Baltimore, MD

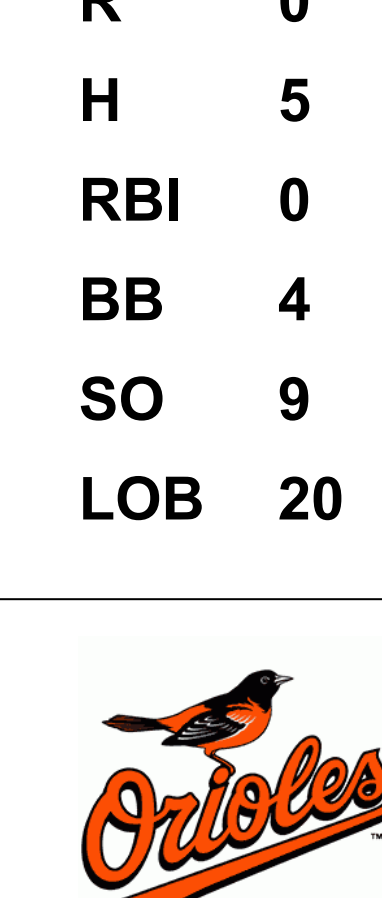
AB 32
R 2
H 5
RBI 2
BB 0
SO 8
LOB 8



WP: 0 PA: 32
PB: 0
SB: 0
CS: 0

California Angels @ Baltimore Orioles
Oriole Park at Camden Yards, Baltimore, MD

AB 33
R 0
H 5
RBI 0
BB 4
SO 9
LOB 20



WP: 0 PA: 38
PB: 1
SB: 0
CS: 0

| Batter | 1 | 2 | 3 | 4 | 5 | 6 | 7 | 8 | 9 | AB | R | H | RBI | BB | SO | LOB | BOTTOM | | | | | | | | |
|--|---------------------------------------|----------------------------------|---------------------------------------|--------------------------|---------------------------------------|--------------------------|---------------------------------------|--------------------------|---------------------------------------|--------------------------|--------------------------------------|--------------------------|---------------------------------------|--------------------------|--------------------------------------|--------------------------|----------------------------------|------------------------------------|----------------------------------|--------|--|--|--|--|--|
| Roberto Alomar, S OBP: 0.422, SLG: 0.554 (1, 4) | K | | FC4-6 1-2F | | P6 | | FC3-6 BB | | BB | 3 | 0 | 0 | 0 | 2 | 1 | 1 | | | | | | | | | |
| Brady Anderson, L OBP: 0.397, SLG: 0.635 (1, 8) | K | | K | | HBP | | FC3-6 1-2F | | K | 4 | 0 | 0 | 0 | 0 | 3 | 3 | | | | | | | | | |
| Rafael Palmeiro, L OBP: 0.386, SLG: 0.544 (1, 3) | BB | | F7 | | F6 | | F9 | | | 3 | 0 | 0 | 0 | 1 | 0 | 3 | | | | | | | | | |
| Bobby Bonilla, S OBP: 0.358, SLG: 0.468 (1, 9) | F7 | | | 1B PB FC3-2 BB | | F7 | | G5-3 | | 3 | 0 | 0 | 0 | 1 | 0 | 1 | | | | | | | | | |
| Cal Ripken Jr., R OBP: 0.346, SLG: 0.467 (1, 6) | G6-3 | | | FC3-2 1B | | F8 | | 2B | | 4 | 0 | 2 | 0 | 0 | 0 | 0 | | | | | | | | | |
| B.J. Surhoff, L OBP: 0.354, SLG: 0.508 (1, 5) | E6 | | FC3-2 | | 1B | | 1B | | P4 | 4 | 0 | 1 | 0 | 0 | 0 | 3 | | | | | | | | | |
| Eddie Murray, S OBP: 0.333, SLG: 0.431 (1, 10) | K | | K | | K | | 1B | | K | 4 | 0 | 1 | 0 | 0 | 3 | 4 | | | | | | | | | |
| Chris Hoiles, R OBP: 0.358, SLG: 0.498 (1, 2) | K | | K | | K | | F8 | | P3 | 4 | 0 | 0 | 0 | 0 | 2 | 5 | | | | | | | | | |
| Brent Bowers, L OBP: 0.273, SLG: 0.364 (1, 7) | | | FC4-6 1B | | L5 | | F8 | | P5 | 4 | 0 | 1 | 0 | 0 | 0 | 0 | | | | | | | | | |
| Inning Stats | R: 0 H: 0 E: 0 K: 2 S: 13 | H: 0 LOB: 1 BB: 1 P: 22 | R: 0 H: 0 E: 1 K: 2 S: 12 | LOB: 0 BB: 0 P: 19 | R: 0 H: 1 E: 0 K: 1 S: 14 | LOB: 1 BB: 0 P: 23 | R: 0 H: 1 E: 0 K: 2 S: 15 | LOB: 2 BB: 1 P: 23 | R: 0 H: 2 E: 0 K: 0 S: 15 | LOB: 2 BB: 0 P: 23 | R: 0 H: 0 E: 0 K: 0 S: 7 | LOB: 1 BB: 1 P: 13 | R: 0 H: 1 E: 0 K: 1 S: 11 | LOB: 1 BB: 0 P: 17 | R: 0 H: 0 E: 0 K: 1 S: 9 | LOB: 1 BB: 1 P: 13 | 1B: 4 2B: 1 3B: 0 HR: 0 | SF: 0 SAC: 0 DP: 0 HBP: 1 | WP: 0 PB: 1 SB: 0 CS: 0 | PA: 38 | | | | | |
| PITCHER | IP | WLS | BF | H | R | ER | SO | BB | IBB | HBP | BLK | WP | HR | S | P | ERA | WHIP | PITCHER | | | | | | | |
| Shawn Boskie, R ERA: 4.74 (1, 1) | 6.1 | W | 28 | 4 | 0 | 0 | 7 | 3 | 0 | 0 | 0 | 0 | 0 | 78 | 126 | 0.00 | 1.105 | | | | | | | | |
| Mike Holtz, L ERA: 0.79 (7, 1) | 1.1 | S | 5 | 1 | 0 | 0 | 0 | 0 | 0 | 0 | 0 | 0 | 0 | 12 | 18 | 0.00 | 0.750 | | | | | | | | |
| Troy Percival, R ERA: 2.03 (8, 1) | 1.1 | S | 5 | 0 | 0 | 0 | 2 | 1 | 0 | 0 | 0 | 0 | 0 | 12 | 18 | 0.00 | 0.750 | | | | | | | | |

WP: 0 PA: 38
PB: 1
SB: 0
CS: 0

| Batter | 1 | 2 | 3 | 4 | 5 | 6 | 7 | 8 | 9 | AB | R | H | RBI | BB | SO | LOB | TOP | | | | | | | | | | |
|---|-------------------------------|----------------------------------|-------------------------------|----------------------------------|------------------------------|----------------------------------|------------------------------|---------------------------------|------------------------------|----------------------------------|-------------------------------|----------------------------------|-------------------------------|----------------------------------|------------------------------|----------------------------------|--|----------------------------------|-------------------------|------------------------------------|----------------------------------|--------|--|--|--|--|--|
| Randy Velarde, R OBP: 0.373, SLG: 0.411 (1, 4) | L4 | P6 | | | F9 | | F7 | | SH5-4 | 4 | 0 | 0 | 0 | 0 | 0 | 2 | California Angels @ Baltimore Orioles Oriole Park at Camden Yards, Baltimore, MD Sat Aug 24 1996, 7:05 PM EDT Att: 46,487 - Unknown - 87 F | | | | | | | | | | |
| Jim Edmonds, L OBP: 0.392, SLG: 0.615 (1, 8) | K | | F9 | | K | | K | | K | 5 | 0 | 1 | 0 | 0 | 4 | 3 | | | | | | | | | | | |
| Tim Salmon, R OBP: 0.379, SLG: 0.506 (1, 9) | P3 | | F9 | | | BB | | | | 4 | 1 | 2 | 0 | 1 | 0 | 1 | | | | | | | | | | | |
| Chili Davis, S OBP: 0.394, SLG: 0.527 (1, 10) | | 2B | P5 | | | K | G4-3 | | G6-3 | 4 | 1 | 0 | 0 | 1 | 1 | 6 | | | | | | | | | | | |
| 16 Garret Anderson, L OBP: 0.318, SLG: 0.417 (1, 7) | F8 | | K2-3 | | | F7 | | | | 4 | 0 | 1 | 0 | 0 | 1 | 3 | | | | | | | | | | | |
| J.T. Snow, L OBP: 0.336, SLG: 0.382 (1, 3) | 1B | | | G3 | | 1B | | G5-4-3 | | 3 | 2 | 1 | 0 | 1 | 0 | 1 | | | | | | | | | | | |
| Gary Disarcina, R OBP: 0.294, SLG: 0.356 (1, 6) | | 1B | | P3 | | 1B | | G6-3 | | 4 | 0 | 2 | 2 | 0 | 0 | 0 | | | | | | | | | | | |
| Jorge Fabregas, L OBP: 0.328, SLG: 0.319 (9, PH) | SF8 | | | G1-3 | | | | | SH5-4 | 2 | 0 | 1 | 2 | 0 | 0 | 0 | | | | | | | | | | | |
| Don Slaught, R OBP: 0.366, SLG: 0.454 (9, PH) | | | | | | | | | 1B | 1 | 0 | 1 | 0 | 0 | 0 | 0 | | | | | | | | | | | |
| Orlando Palmeiro, L OBP: 0.342, SLG: 0.354 (9, PR) | | | | | | | | | 1B | 0 | 0 | 0 | 0 | 0 | 0 | 0 | | | | | | | | | | | |
| George Arias, R OBP: 0.291, SLG: 0.335 (9, PH) | | | | | P5 | | G5-3 | | 1B | 3 | 0 | 1 | 0 | 0 | 0 | 2 | | | | | | | | | | | |
| Rex Hudler, R OBP: 0.353, SLG: 0.585 (9, PH) | | | | | | | | | 1B | 1 | 0 | 1 | 0 | 0 | 0 | 0 | | | | | | | | | | | |
| Inning Stats | R: 0 E: 0 K: 1 S: 10 | H: 0 LOB: 0 BB: 0 P: 14 | R: 2 E: 0 K: 0 S: 16 | H: 3 LOB: 2 BB: 1 P: 24 | R: 0 E: 0 K: 1 S: 9 | H: 1 LOB: 1 BB: 0 P: 14 | R: 0 E: 0 K: 0 S: 6 | H: 0 LOB: 0 BB: 0 P: 7 | R: 0 E: 0 K: 1 S: 6 | H: 0 LOB: 0 BB: 0 P: 10 | R: 2 E: 0 K: 1 S: 17 | H: 3 LOB: 2 BB: 1 P: 27 | R: 0 E: 0 K: 0 S: 11 | H: 1 LOB: 1 BB: 0 P: 17 | R: 0 E: 0 K: 0 S: 9 | H: 1 LOB: 0 BB: 0 P: 14 | R: 0 E: 0 K: 1 S: 19 | H: 2 LOB: 3 BB: 1 P: 30 | 1B: 9 2B: 2 HR: 0 | SF: 1 SAC: 1 DP: 1 HBP: 0 | WP: 0 PB: 0 SB: 0 CS: 0 | PA: 40 | | | | | |
| PITCHER | IP | WLS | BF | H | R | ER | SO | BB | IBB | HBP | BLK | WP | HR | S | P | ERA | WHIP | | | | | | | | | | |
| 35 Mike Mussina, R ERA: 4.81 (1, 1) | 7.0 | W | 31 | 8 | 4 | 4 | 5 | 2 | 0 | 0 | 0 | 0 | 0 | 75 | 113 | 5.14 | 1.429 | | | | | | | | | | |
| Jesse Orosco, L ERA: 3.5 (8, 1) | 1.0 | | 3 | 1 | 0 | 0 | 0 | 0 | 0 | 0 | 0 | 0 | 0 | 9 | 14 | 0.00 | 1.000 | | | | | | | | | | |
| Randy Myers, L ERA: 3.55 (9, 1) | 1.0 | S | 6 | 2 | 0 | 0 | 1 | 1 | 0 | 0 | 0 | 0 | 0 | 19 | 30 | 0.00 | 3.000 | | | | | | | | | | |

| | |
|-----|----|
| AB | 35 |
| R | 4 |
| H | 11 |
| RBI | 4 |
| BB | 3 |
| SO | 6 |
| LOB | 18 |



| Batter | 1 | 2 | 3 | 4 | 5 | 6 | 7 | 8 | 9 | AB | R | H | RBI | BB | SO | LOB | BOTTOM | | | | | | | | | | |
|--|-------------------------------|----------------------------------|-------------------------------|----------------------------------|-------------------------------|----------------------------------|------------------------------|---------------------------------|-------------------------------|----------------------------------|-------------------------------|----------------------------------|------------------------------|----------------------------------|------------------------------|----------------------------------|--|----------------------------------|----------------------------------|------------------------------------|----------------------------------|--------|--|--|--|--|--|
| Roberto Alomar, S OBP: 0.424, SLG: 0.553 (1, 4) | S | | | G4-3 | | SH1-3 | | F7 | | 3 | 1 | 1 | 1 | 2 | 0 | 0 | California Angels @ Baltimore Orioles Oriole Park at Camden Yards, Baltimore, MD Sat Aug 24 1996, 7:05 PM EDT Att: 46,487 - Unknown - 87 F | | | | | | | | | | |
| Brady Anderson, L OBP: 0.398, SLG: 0.637 (1, 8) | 2B | F8 | | | F9 | SH1-3 | | | | 3 | 2 | 2 | 0 | 0 | 3 | 3 | | | | | | | | | | | |
| Rafael Palmeiro, L OBP: 0.388, SLG: 0.547 (1, 3) | 2B | | FC5-4 | | F9 | | | | | 3 | 0 | 2 | 2 | 1 | 0 | 1 | | | | | | | | | | | |
| Bobby Bonilla, S OBP: 0.359, SLG: 0.468 (1, 9) | G5-3 | | FC5-4 | | HBP | G5-3 | | | | 4 | 1 | 2 | 1 | 0 | 0 | 1 | | | | | | | | | | | |
| B.J. Surhoff, L OBP: 0.355, SLG: 0.508 (1, 5) | F9 | | K | | SF8 | | | G4-6-3 | | 4 | 0 | 2 | 0 | 0 | 1 | 3 | | | | | | | | | | | |
| Cal Ripken Jr., R OBP: 0.347, SLG: 0.466 (1, 6) | | 2B | FC5-4 | | | P3 | | | | 2 | 0 | 0 | 0 | 1 | 0 | 3 | | | | | | | | | | | |
| Eddie Murray, S OBP: 0.332, SLG: 0.432 (1, 10) | FC1-2 | | P4 | | SF8 | G4-6-3 | | | | 3 | 0 | 1 | 1 | 0 | 0 | 3 | | | | | | | | | | | |
| Chris Hoiles, R OBP: 0.354, SLG: 0.492 (1, 2) | K | | | P5 | | K2-3 | | | | 4 | 0 | 0 | 0 | 0 | 3 | 4 | | | | | | | | | | | |
| Cesar Davarez, R OBP: 0.188, SLG: 0.267 (9, 2) | | | | | | | | K | | 0 | 0 | 0 | 0 | 0 | 0 | 0 | | | | | | | | | | | |
| Brent Bowers, L OBP: 0.250, SLG: 0.333 (7, 7) | FC1-2 | | | F9 | | 1B | | L8 | | 2 | 0 | 0 | 0 | 0 | 0 | 2 | | | | | | | | | | | |
| Mike Devereaux, R OBP: 0.314, SLG: 0.362 (6, PH) | | | | | | | | | | 2 | 1 | 1 | 0 | 0 | 0 | 0 | | | | | | | | | | | |
| Inning Stats | R: 1 E: 0 K: 0 S: 12 | H: 2 LOB: 1 BB: 1 P: 21 | R: 0 E: 0 K: 1 S: 11 | H: 1 LOB: 3 BB: 2 P: 26 | R: 0 E: 0 K: 1 S: 10 | H: 1 LOB: 2 BB: 1 P: 19 | R: 0 E: 0 K: 0 S: 7 | H: 0 LOB: 0 BB: 0 P: 9 | R: 2 E: 0 K: 1 S: 14 | H: 3 LOB: 2 BB: 0 P: 22 | R: 2 E: 0 K: 0 S: 13 | H: 3 LOB: 0 BB: 0 P: 18 | R: 0 E: 0 K: 0 S: 8 | H: 1 LOB: 0 BB: 0 P: 13 | R: 0 E: 0 K: 1 S: 9 | H: 0 LOB: 0 BB: 0 P: 17 | R: 0 E: 0 K: 0 S: 7 | H: 0 LOB: 0 BB: 0 P: 17 | 1B: 7 2B: 3 3B: 1 HR: 0 | SF: 1 SAC: 1 DP: 1 HBP: 1 | WP: 0 PB: 0 SB: 1 CS: 0 | PA: 37 | | | | | |
| PITCHER | IP | WLS | BF | H | R | ER | SO | BB | IBB | HBP | BLK | WP | HR | S | P | ERA | WHIP | | | | | | | | | | |
| Pep Harris, R ERA: 6.3 (1, 1) | 5.0 | | 26 | 7 | 3 | 3 | 3 | 4 | 0 | 0 | 0 | 0 | 0 | 54 | 97 | 5.40 | 2.200 | | | | | | | | | | |
| Kyle Abbott, L ERA: 20.25 (6, 1) | 1.0 | L | 6 | 4 | 2 | 2 | 0 | 0 | 0 | 0 | 0 | 0 | 0 | 15 | 21 | 18.00 | 4.000 | | | | | | | | | | |
| Greg Gohr, R ERA: 7.0 (7, 1) | 2.0 | | 5 | 0 | 0 | 0 | 1 | 0 | 0 | 0 | 0 | 0 | 0 | 15 | 27 | 0.00 | 0.000 | | | | | | | | | | |

| | |
|-----|----|
| AB | 30 |
| R | 5 |
| H | 11 |
| RBI | 5 |
| BB | 4 |
| SO | 4 |
| LOB | 20 |



| Batter | 1 | 2 | 3 | 4 | 5 | 6 | 7 | 8 | 9 | AB | R | H | RBI | BB | SO | LOB | TOP | | | | | | | | |
|---|------------------------------|----------------------------------|-------------------------------|----------------------------------|-------------------------------|----------------------------------|-------------------------------|----------------------------------|-------------------------------|----------------------------------|------------------------------|----------------------------------|-------------------------------|----------------------------------|-------------------------------|----------------------------------|--|----------------------------------|------------------------------------|-----------------------------------|------------------------------------|----------------------------------|--------|--|--|
| Randy Velarde, R OBP: 0.375, SLG: 0.417 | G5-3 | | 1B | HR | F8 | | G5-3 | | G6-3 1B | 4 | 2 | 1 | 4 | 2 | 0 | 2 | California Angels @ Baltimore Orioles Oriole Park at Camden Yards, Baltimore, MD Sun Aug 25 1996, 3:33 AM EDT Att: 47,239 - Sunny - 89 F | | | | | | | | |
| Jim Edmonds, L OBP: 0.393, SLG: 0.617 Orlando Palmeiro, L OBP: 0.360, SLG: 0.373 | L5 | | K | 1B | BB | 1B | HR | | G6-3 1B | 4 | 1 | 2 | 0 | 0 | 1 | 1 | | | | | | | | | |
| Tim Salmon, R OBP: 0.382, SLG: 0.513 | G1-3 | | 1B | 1B | BB | 1B | HR | | G6-3 | 4 | 2 | 2 | 4 | 2 | 0 | 2 | | | | | | | | | |
| Chili Davis, S OBP: 0.395, SLG: 0.525 Jack Howell, L OBP: 0.321, SLG: 0.520 | | K | G6-3 | 1B | BB | BB | 1B | | K | 3 | 0 | 1 | 2 | 1 | 1 | 1 | | | | | | | | | |
| J.T. Snow, L OBP: 0.341, SLG: 0.387 Rex Hudler, R OBP: 0.352, SLG: 0.583 | | | | 1B | BB | BB | 1B | | K | 5 | 2 | 3 | 1 | 0 | 0 | 4 | | | | | | | | | |
| 16 Garrett Anderson, L OBP: 0.317, SLG: 0.415 | G6-3 | | | | | | | | K | 5 | 1 | 1 | 0 | 0 | 1 | 3 | | | | | | | | | |
| Gary Disarcina, R OBP: 0.295, SLG: 0.357 | | | | | | | | | | 5 | 1 | 2 | 1 | 0 | 0 | 2 | | | | | | | | | |
| Jorge Fabregas, L OBP: 0.335, SLG: 0.332 | G1-3 | | | | | | | | | 5 | 2 | 3 | 0 | 0 | 0 | 1 | | | | | | | | | |
| George Arias, R OBP: 0.284, SLG: 0.326 | | | | | | | | | | 5 | 1 | 0 | 0 | 0 | 1 | 5 | | | | | | | | | |
| Inning Stats | R: 0 E: 0 K: 0 S: 8 | H: 0 LOB: 0 BB: 0 P: 11 | R: 1 E: 0 K: 1 S: 14 | H: 2 LOB: 1 BB: 0 P: 14 | R: 1 E: 0 K: 1 S: 12 | H: 1 LOB: 1 BB: 1 P: 20 | R: 7 E: 0 K: 0 S: 28 | H: 7 LOB: 1 BB: 1 P: 43 | R: 2 E: 0 K: 0 S: 12 | H: 3 LOB: 3 BB: 2 P: 22 | R: 0 E: 0 K: 0 S: 5 | H: 0 LOB: 0 BB: 0 P: 8 | R: 2 E: 0 K: 0 S: 17 | H: 3 LOB: 1 BB: 0 P: 25 | R: 0 E: 0 K: 2 S: 11 | H: 1 LOB: 1 BB: 1 P: 15 | | R: 0 E: 0 K: 2 S: 19 | H: 1 LOB: 2 BB: 1 P: 31 | 1B: 13 2B: 4 3B: 0 HR: 2 | SF: 0 SAC: 0 DP: 1 HBP: 0 | WP: 0 PB: 0 SB: 1 CS: 0 | PA: 50 | | |
| PITCHER | IP | WLS | BF | H | R | ER | SO | BB | IBB | HBP | BLK | WP | HR | S | P | ERA | WHIP | | | | | | | | |
| Scott Erickson, R ERA: 5.39 | 3.1 | L | 20 | 8 | 8 | 7 | 2 | 1 | 0 | 0 | 0 | 0 | 1 | 51 | 71 | 18.90 | 2.700 | | | | | | | | |
| Esteban Yan, R ERA: 5.73 | 1.1 | | 9 | 5 | 3 | 3 | 0 | 1 | 0 | 0 | 0 | 0 | 0 | 20 | 28 | 20.25 | 4.500 | | | | | | | | |
| Nerio Rodriguez, R ERA: 5.19 | 2.1 | | 12 | 3 | 2 | 2 | 0 | 2 | 0 | 0 | 0 | 0 | 1 | 25 | 44 | 7.71 | 2.143 | | | | | | | | |
| Mike Milchin, L ERA: 7.3 | 1.0 | | 4 | 1 | 0 | 0 | 2 | 0 | 0 | 0 | 0 | 0 | 0 | 11 | 15 | 0.00 | 1.000 | | | | | | | | |
| Archie Corbin, R ERA: 1.5 | 1.0 | | 5 | 1 | 0 | 0 | 2 | 1 | 0 | 0 | 0 | 0 | 0 | 19 | 31 | 0.00 | 2.000 | | | | | | | | |
| Batter | 1 | 2 | 3 | 4 | 5 | 6 | 7 | 8 | 9 | AB | R | H | RBI | BB | SO | LOB | BOTTOM | | | | | | | | |
| Roberto Alomar, S OBP: 0.423, SLG: 0.552 Billy Ripken, R OBP: 0.284, SLG: 0.339 | L6 | | G6-3 | | | 1B | | | | 3 | 0 | 1 | 0 | 0 | 0 | 0 | California Angels @ Baltimore Orioles Oriole Park at Camden Yards, Baltimore, MD Sun Aug 25 1996, 3:33 AM EDT Att: 47,239 - Sunny - 89 F | | | | | | | | |
| Brady Anderson, L OBP: 0.399, SLG: 0.635 | CS | | | 1B | | P2 | | G4-3 | 3 | 0 | 1 | 0 | 1 | 0 | 3 | | | | | | | | | | |
| Rafael Palmeiro, L OBP: 0.386, SLG: 0.542 | P5 | | | F9 | | | | | | 4 | 0 | 0 | 0 | 0 | 1 | 2 | | | | | | | | | |
| Bobby Bonilla, S OBP: 0.358, SLG: 0.467 | CS | F7 | | K | | | | | F7 | 4 | 0 | 1 | 0 | 0 | 1 | 1 | | | | | | | | | |
| B.J. Surhoff, L OBP: 0.352, SLG: 0.503 | | G4-3 | | | F7 | | | | K | 4 | 0 | 0 | 0 | 0 | 1 | 1 | | | | | | | | | |
| Cal Ripken Jr., R OBP: 0.347, SLG: 0.466 Manny Alexander, R OBP: 0.149, SLG: 0.109 | | | | | | | | | | 2 | 0 | 1 | 0 | 0 | 0 | 0 | | | | | | | | | |
| Eddie Murray, S OBP: 0.332, SLG: 0.430 | | | L7 | | G4-6-3 | | | | | 2 | 0 | 0 | 0 | 1 | 0 | 1 | | | | | | | | | |
| Chris Hoiles, R OBP: 0.351, SLG: 0.488 | | | | G5-3 | | | | | K | 3 | 0 | 0 | 0 | 0 | 1 | 1 | | | | | | | | | |
| Brent Bowers, L OBP: 0.259, SLG: 0.333 | | | G4-3 | | | | | | | 3 | 0 | 1 | 0 | 0 | 1 | 0 | | | | | | | | | |
| Inning Stats | R: 0 E: 0 K: 0 S: 5 | H: 0 LOB: 0 BB: 1 P: 13 | R: 0 E: 0 K: 0 S: 5 | H: 0 LOB: 0 BB: 0 P: 8 | R: 0 E: 0 K: 1 S: 8 | H: 0 LOB: 0 BB: 0 P: 7 | R: 0 E: 0 K: 1 S: 8 | H: 1 LOB: 1 BB: 0 P: 15 | R: 0 E: 0 K: 1 S: 9 | H: 1 LOB: 1 BB: 0 P: 16 | R: 0 E: 0 K: 0 S: 8 | H: 1 LOB: 1 BB: 0 P: 11 | R: 0 E: 0 K: 2 S: 12 | H: 1 LOB: 2 BB: 1 P: 20 | R: 0 E: 0 K: 2 S: 9 | H: 0 LOB: 0 BB: 0 P: 14 | | 1B: 5 2B: 0 3B: 0 HR: 0 | SF: 0 SAC: 0 DP: 1 HBP: 0 | WP: 0 PB: 0 SB: 0 CS: 1 | PA: 33 | | | | |
| PITCHER | IP | WLS | BF | H | R | ER | SO | BB | IBB | HBP | BLK | WP | HR | S | P | ERA | WHIP | | | | | | | | |
| Dennis Springer, R ERA: 5.06 | 9.0 | W | 32 | 5 | 0 | 0 | 6 | 2 | 0 | 0 | 0 | 0 | 0 | 68 | 117 | 0.00 | 0.778 | | | | | | | | |

| Batter | 1 | 2 | 3 | 4 | 5 | 6 | 7 | 8 | 9 | 10 | AB | R | H | RBI | BB | SO | LOB | TOP | | | | | | | |
|--|-------------------------------|-------------------------|-------------------------------|----------------------------------|-------------------------------|----------------------------------|-------------------------------|----------------------------------|-------------------------------|----------------------------------|------------------------------|----------------------------------|-------------------------------|----------------------------------|-------------------------------|----------------------------------|-------------------------------|--|----------------------------------|-------------------------------|----------------------------------|----------------------------------|------------------------------------|----------------------------------|--------|
| Tony Batista, R OBP: 0.320, SLG: 0.436 (1, 4) | 1-1 HR | | 0-1 F8 | 2-2 SF8 | | 3-2 F7 | | 0-0 HR | | 1-3 K | 5 | 2 | 2 | 4 | 0 | 1 | 1 | Oakland Athletics @ Baltimore Orioles Oriole Park at Camden Yards, Baltimore, MD Mon Aug 26 1996, 7:05 PM EDT Att: 43,361 - Unknown - 87 F | | | | | | | |
| Scott Brosius, R OBP: 0.426, SLG: 0.598 (1, 5) | 1-2 F7 | | 0-0 1B 2B | 3-H K | | 2-1 F9 | | 3-H L7 | | | 5 | 1 | 1 | 0 | 0 | 1 | 1 | | | | | | | | |
| Jason Giambi, L OBP: 0.358, SLG: 0.516 Brian Leshar, R OBP: 0.400, SLG: 0.250 (9, PH) (9, 9) | 1-3 K | | 4-0 1B BB | | 1-3 K | | 2-3 K | | 1-3 K | | 3 | 1 | 0 | 0 | 1 | 3 | 0 | | | | | | | | |
| Gerónimo Berroa, R OBP: 0.339, SLG: 0.351 (1, 10) | 1-3 K | | 1-2 1B | | 0-0 1B HR | | 0-3 K | | 3-2 F8 | | 5 | 1 | 2 | 0 | 0 | 2 | 0 | | | | | | | | |
| Matt Stairs, L OBP: 0.377, SLG: 0.588 Mark McGwire, R OBP: 0.476, SLG: 0.769 (9, PH) (9, 3) | | 4-2 S BB | 0-2 G1-6-3 1B | | 1 SAFE 0-0 HR 1B | | 1-2 HR | | 1-2 HR | | 3 | 2 | 3 | 3 | 1 | 0 | 0 | | | | | | | | |
| Terry Steinbach, R OBP: 0.340, SLG: 0.545 Rafael Bourquard, R OBP: 0.290, SLG: 0.310 Izzy Molina, R OBP: 0.357, SLG: 0.385 (1, 2) (10, PR) (10, 2) | | 1-2 P4 BB | 1-2 G1-6-3 1B | | 3-2 HR | | 0-3 K | | | 4-0 1B BB | 4 | 1 | 1 | 3 | 1 | 1 | 3 | | | | | | | | |
| Phil Plantier, L OBP: 0.304, SLG: 0.346 (1, 7) | 3-3 K | | | 3-2 F8 | | 1-3 K | | 1-0 F9 WP HR 1B | | 3-2 P3 | 5 | 1 | 1 | 0 | 0 | 2 | 2 | | | | | | | | |
| Ernie Young, R OBP: 0.317, SLG: 0.407 Jose Herrera, L OBP: 0.305, SLG: 0.372 (1, 8) (10, PH) (10, 8) | | 4-0 BB | | 3-1 1B SF6 1B | | 2-1 G1-3 | | 3-3 K | | 3-2 G4-3 | 3 | 1 | 1 | 0 | 1 | 1 | 1 | | | | | | | | |
| Mike Bordick, R OBP: 0.292, SLG: 0.307 (1, 6) | 0-0 L9 | | | 0-1 1B | | 1-1 P4 | | 0-0 F9 | | 0-0 1B | 5 | 0 | 2 | 1 | 0 | 0 | 3 | | | | | | | | |
| Inning Stats | R: 1 E: 0 K: 2 S: 11 | H: 1 LOB: 0 P: 15 | R: 0 E: 0 K: 1 S: 11 | H: 0 LOB: 2 BB: 2 P: 23 | R: 2 E: 0 K: 1 S: 12 | H: 3 LOB: 1 BB: 1 P: 17 | R: 1 E: 0 K: 1 S: 13 | H: 2 LOB: 0 BB: 0 P: 22 | R: 3 E: 0 K: 2 S: 16 | H: 3 LOB: 0 BB: 0 P: 23 | R: 0 E: 0 K: 0 S: 8 | H: 0 LOB: 0 BB: 0 P: 14 | R: 1 E: 0 K: 3 S: 15 | H: 1 LOB: 0 BB: 0 P: 18 | R: 2 E: 0 K: 1 S: 10 | H: 2 LOB: 0 BB: 0 P: 16 | R: 0 E: 0 K: 2 S: 14 | | H: 0 LOB: 0 BB: 0 P: 21 | R: 1 E: 0 K: 1 S: 12 | H: 1 LOB: 1 BB: 1 P: 23 | 1B: 8 2B: 1 3B: 0 HR: 4 | SF: 1 SAC: 0 DP: 1 HBP: 0 | WP: 1 PB: 0 SB: 1 CS: 0 | PA: 46 |
| PITCHER | IP | WLS | BF | H | R | ER | SO | BB | IBB | HBP | BLK | WP | HR | S | P | ERA | WHIP | | | | | | | | |
| Rocky Coppinger, R ERA: 5.66 Terry Mathews, R ERA: 4.81 Alan Mills, R ERA: 4.66 Jesse Orosco, L ERA: 3.55 Armando Benitez, R ERA: 7.71 (1, 1) (6, 1) (8, 1) (9, 1) (9, 1) | 5.0 | 2.0 | 7 | 1 | 1 | 3 | 0 | 0 | 0 | 0 | 0 | 0 | 1 | 23 | 32 | 12.60 | 2.400 | | | | | | | | |
| PITCHER | IP | WLS | BF | H | R | ER | SO | BB | IBB | HBP | BLK | WP | HR | S | P | ERA | WHIP | | | | | | | | |
| Randy Myers, L ERA: 3.5 (10, 1) | 0.2 | 0.2 | 3 | 1 | 0 | 0 | 1 | 0 | 0 | 0 | 0 | 0 | 0 | 10 | 16 | 18.00 | 2.000 | | | | | | | | |

| Batter | 1 | 2 | 3 | 4 | 5 | 6 | 7 | 8 | 9 | 10 | AB | R | H | RBI | BB | SO | LOB | BOTTOM | | | | | | | |
|--|------------------------------|----------------------------------|------------------------------|----------------------------------|-------------------------------|----------------------------------|------------------------------|----------------------------------|------------------------------|----------------------------------|------------------------------|---------------------------------|------------------------------|----------------------------------|-------------------------------|----------------------------------|------------------------------|--|----------------------------------|----------------------------------|------------------------------------|----------------------------------|--------|--|--|
| Roberto Alomar, S OBP: 0.422, SLG: 0.548 (1, 4) | 2-1 L8 | | K | | | 4-2 FC6-4 BB | | | 2-1 3B 1B | 0-3 K | 5 | 1 | 1 | 0 | 1 | 2 | 4 | Oakland Athletics @ Baltimore Orioles Oriole Park at Camden Yards, Baltimore, MD Mon Aug 26 1996, 7:05 PM EDT Att: 43,361 - Unknown - 87 F | | | | | | | |
| Brady Anderson, L OBP: 0.400, SLG: 0.641 (1, 8) | 2-2 BLK 1B HBP | | 1-0 F7 | 2-2 G4-3 | | 1-3 K | | 2-0 2B 3B | 2-2 2B 3B | 2-2 BB 3B | 5 | 3 | 2 | 2 | 0 | 1 | 2 | | | | | | | | |
| Rafael Palmeiro, L OBP: 0.389, SLG: 0.551 (1, 3) | 3-2 G4-6-3 1B | | 0-1 HR | 1-2 G3 | | 0-1 FC6-4 | | 1-0 2B | 1-0 2B | 4-0 BB IBB | 5 | 1 | 3 | 4 | 1 | 0 | 1 | | | | | | | | |
| Bobby Bonilla, S OBP: 0.360, SLG: 0.471 (1, 9) | 0-0 G4-6-3 | | 3-2 HR | 1-0 G3 | | 0-1 L4 | | 4-0 IBB | 4-0 IBB | 4-0 BB IBB | 4 | 1 | 1 | 1 | 2 | 0 | 1 | | | | | | | | |
| Cal Ripken Jr., R OBP: 0.347, SLG: 0.463 (1, 6) | | 1-0 E5 G5-3 1B | 1-0 2B HR 1B | | 1-0 F9 | | 2-1 G6-3 | | 2-1 B2 | 4-1 BB | 5 | 1 | 1 | 1 | 1 | 0 | 2 | | | | | | | | |
| B.J. Surhoff, L OBP: 0.352, SLG: 0.504 (1, 5) | 1-1 1B | | 2-0 HR 2B | | 2-2 L7 | | 1-1 G3 | | 0-2 F8 | | 5 | 1 | 2 | 0 | 0 | 2 | | | | | | | | | |
| Eddie Murray, S OBP: 0.333, SLG: 0.429 (1, 10) | 0-2 P6 | | 4-0 HR IBB | | 1-0 FC6-4 1B | | | | 0-0 L9 | 1-0 F9 | 4 | 1 | 1 | 0 | 1 | 0 | 4 | | | | | | | | |
| Chris Hoiles, R OBP: 0.352, SLG: 0.494 Manny Alexander, R OBP: 0.149, SLG: 0.109 (1, 2) (10, PR) | 1-2 G5-3 | | 3-1 HR | | 1-0 FC6-4 | | | | 3-3 K | | 4 | 1 | 1 | 4 | 0 | 1 | 3 | | | | | | | | |
| Brent Bowers, L OBP: 0.267, SLG: 0.333 Mike Devereaux, R OBP: 0.313, SLG: 0.361 (1, 7) (8, PH) (9, 7) | | | E6 HR | | 1-0 G3 | | | | 3-3 K | | 3 | 1 | 1 | 0 | 0 | 0 | 0 | | | | | | | | |
| Inning Stats | R: 1 E: 0 K: 0 S: 9 | H: 1 LOB: 0 BB: 0 P: 16 | R: 0 E: 1 K: 0 S: 9 | H: 1 LOB: 1 BB: 0 P: 12 | R: 7 E: 1 K: 1 S: 28 | H: 6 LOB: 1 BB: 1 P: 47 | R: 0 E: 0 K: 0 S: 7 | H: 0 LOB: 0 BB: 0 P: 11 | R: 0 E: 0 K: 0 S: 8 | H: 1 LOB: 1 BB: 1 P: 13 | R: 0 E: 0 K: 0 S: 6 | H: 0 LOB: 0 BB: 0 P: 9 | R: 0 E: 0 K: 2 S: 7 | H: 0 LOB: 0 BB: 0 P: 13 | R: 2 E: 0 K: 0 S: 11 | H: 3 LOB: 2 BB: 1 P: 23 | R: 2 E: 0 K: 1 S: 8 | | H: 1 LOB: 3 BB: 3 P: 24 | 1B: 6 2B: 2 3B: 2 HR: 3 | SF: 0 SAC: 1 DP: 2 HBP: 2 | WP: 0 PB: 0 SB: 0 CS: 0 | PA: 50 | | |
| PITCHER | IP | WLS | BF | H | R | ER | SO | BB | IBB | HBP | BLK | WP | HR | S | P | ERA | WHIP | | | | | | | | |
| John Wasdin, R ERA: 6.25 Carlos Reyes, R ERA: 5.16 Buddy Groom, L ERA: 3.97 Doug Johns, L ERA: 5.76 Mark Acre, R ERA: 6.61 (1, 1) (3, 1) (6, 1) (9, 1) (9, 1) | 2.2 | 2.2 | 12 | 3 | 1 | 0 | 0 | 1 | 0 | 0 | 0 | 0 | 0 | 20 | 32 | 3.38 | 0.375 | | | | | | | | |
| PITCHER | IP | WLS | BF | H | R | ER | SO | BB | IBB | HBP | BLK | WP | HR | S | P | ERA | WHIP | | | | | | | | |
| Mark Acre, R ERA: 6.61 (9, 1) | 1.2 | L | 10 | 1 | 2 | 2 | 1 | 1 | 2 | 1 | 0 | 0 | 0 | 15 | 34 | 10.80 | 1.200 | | | | | | | | |



| Batter | 1 | 2 | 3 | 4 | 5 | 6 | 7 | 8 | 9 | AB | R | H | RBI | BB | SO | LOB | TOP | | | |
|--|---|---------------------------------|------------------------------|---------------------------------|------------------------------|---------------------------------|------------------------------|---------------------------------|------------------------------|---------------------------------|------------------------------|---------------------------------|------------------------------|---------------------------------|------------------------------|---------------------------------|---|----------------------------------|------------------------------------|----------------------------------|
| Tony Batista, R OBP: 0.318, SLG: 0.438 (1, 4) | | | | | | | | | | 4 | 0 | 1 | 0 | 0 | 1 | 0 | Oakland Athletics @ Baltimore Orioles Oriole Park at Camden Yards, Baltimore, MD Tue Aug 27 1996, 7:05 PM EDT Att: 43,641 - Overcast - 79 F | | | |
| Mike Bordick, R OBP: 0.292, SLG: 0.307 (1, 6) | | | | | | | | | | 4 | 0 | 1 | 0 | 0 | 0 | 1 | | | | |
| Scott Brosius, R OBP: 0.422, SLG: 0.591 (1, 5) | | | | | | | | | | 4 | 0 | 0 | 0 | 0 | 2 | 2 | | | | |
| Mark McGwire, R OBP: 0.474, SLG: 0.762 (1, 3) | | | | | | | | | | 4 | 0 | 1 | 0 | 0 | 0 | 1 | | | | |
| Terry Steinbach, R OBP: 0.340, SLG: 0.547 (1, 2) | | | | | | | | | | 4 | 0 | 1 | 0 | 0 | 0 | 2 | | | | |
| Matt Stairs, L OBP: 0.394, SLG: 0.566 (1, 7) | | | | | | | | | | 4 | 0 | 0 | 0 | 0 | 0 | 1 | | | | |
| Brian Leshar, R OBP: 0.444, SLG: 0.750 (1, 9) | | | | | | | | | | | 4 | 1 | 2 | 1 | 0 | 1 | | | | |
| Ernie Young, R OBP: 0.317, SLG: 0.405 (1, 8) | | | | | | | | | | 2 | 0 | 0 | 0 | 1 | 1 | 0 | | | | |
| Izzy Molina, R OBP: 0.294, SLG: 0.313 (1, 10) | | | | | | | | | | 3 | 0 | 0 | 0 | 0 | 0 | 2 | | | | |
| Inning Stats | R: 0 E: 0 K: 0 S: 5 | H: 2 LOB: 2 BB: 0 P: 5 | R: 0 E: 0 K: 1 S: 5 | H: 0 LOB: 0 BB: 0 P: 5 | R: 0 E: 0 K: 0 S: 3 | H: 0 LOB: 0 BB: 0 P: 3 | R: 0 E: 0 K: 1 S: 6 | H: 1 LOB: 1 BB: 0 P: 6 | R: 1 E: 0 K: 0 S: 6 | H: 1 LOB: 0 BB: 0 P: 6 | R: 0 E: 0 K: 0 S: 4 | H: 1 LOB: 2 BB: 1 P: 8 | R: 0 E: 0 K: 0 S: 8 | H: 1 LOB: 1 BB: 0 P: 8 | R: 0 E: 0 K: 0 S: 3 | H: 0 LOB: 0 BB: 0 P: 3 | | 1B: 3 2B: 1 3B: 1 HR: 1 | SF: 0 SAC: 0 DP: 0 HBP: 0 | WP: 0 PB: 0 SB: 0 CS: 0 |
| PITCHER | IP WLS BF H R ER SO BB IBB HBP BLK WP HR S P ERA WHIP | | | | | | | | | | | | | | | | | | | |
| David Wells, L ERA: 4.7 (1, 1) | 7.1 W 29 6 1 1 4 1 0 0 0 0 1 36 40 1.23 0.955 | | | | | | | | | | | | | | | | | | | |
| Alan Mills, R ERA: 4.58 (8, 1) | 0.2 2 0 0 0 1 0 0 0 0 0 0 4 4 0.00 0.000 | | | | | | | | | | | | | | | | | | | |
| Randy Myers, L ERA: 3.42 (9, 1) | 1.0 S 3 0 0 0 0 0 0 0 0 0 0 3 3 0.00 0.000 | | | | | | | | | | | | | | | | | | | |

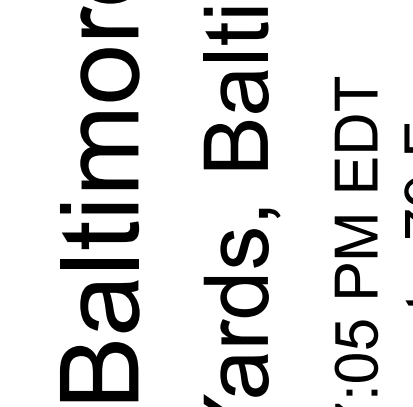
| Batter | 1 | 2 | 3 | 4 | 5 | 6 | 7 | 8 | 9 | AB | R | H | RBI | BB | SO | LOB | BOTTOM | | | |
|---|---|----------------------------------|------------------------------|---------------------------------|------------------------------|---------------------------------|------------------------------|---------------------------------|------------------------------|---------------------------------|------------------------------|---------------------------------|------------------------------|----------------------------------|------------------------------|----------------------------------|---|------------------------------------|----------------------------------|--------|
| Roberto Alomar, S OBP: 0.425, SLG: 0.549 (1, 4) | | | | | | | | | | 3 | 1 | 2 | 0 | 1 | 1 | 3 | Oakland Athletics @ Baltimore Orioles Oriole Park at Camden Yards, Baltimore, MD Tue Aug 27 1996, 7:05 PM EDT Att: 43,641 - Overcast - 79 F | | | |
| Brady Anderson, L OBP: 0.397, SLG: 0.636 (1, 8) | | | | | | | | | | 4 | 0 | 0 | 0 | 0 | 1 | 6 | | | | |
| Rafael Palmeiro, L OBP: 0.391, SLG: 0.550 (1, 3) | | | | | | | | | | 1 | 1 | 0 | 0 | 3 | 0 | 0 | | | | |
| Bobby Bonilla, S OBP: 0.359, SLG: 0.471 (1, 9) | | | | | | | | | | 4 | 0 | 1 | 2 | 0 | 0 | 3 | | | | |
| Brent Bowers, L OBP: 0.297, SLG: 0.333 (8, PR) (9, 7) | | | | | | | | | | 0 | 0 | 0 | 0 | 0 | 0 | 0 | | | | |
| Cal Ripken Jr., R OBP: 0.347, SLG: 0.463 (1, 6) | | | | | | | | | | 4 | 1 | 1 | 0 | 0 | 1 | 2 | | | | |
| B.J. Surhoff, L OBP: 0.354, SLG: 0.503 (1, 5) | | | | | | | | | | 3 | 0 | 1 | 0 | 1 | 0 | 1 | | | | |
| Eddie Murray, S OBP: 0.332, SLG: 0.428 (1, 10) | | | | | | | | | | 3 | 0 | 1 | 1 | 0 | 0 | 2 | | | | |
| Mark Parent, R OBP: 0.261, SLG: 0.491 (1, 2) | | | | | | | | | | 2 | 0 | 0 | 0 | 1 | 0 | 0 | | | | |
| Mike Devereaux, R OBP: 0.311, SLG: 0.358 (1, 7) (9, 9) | | | | | | | | | | 3 | 0 | 0 | 0 | 0 | 0 | 3 | | | | |
| Inning Stats | R: 0 E: 0 K: 0 S: 2 | H: 0 LOB: 1 BB: 2 P: 10 | R: 1 E: 0 K: 0 S: 4 | H: 1 LOB: 0 BB: 0 P: 4 | R: 0 E: 0 K: 0 S: 3 | H: 1 LOB: 0 BB: 0 P: 3 | R: 0 E: 0 K: 1 S: 5 | H: 0 LOB: 0 BB: 0 P: 5 | R: 0 E: 0 K: 0 S: 3 | H: 0 LOB: 0 BB: 0 P: 3 | R: 2 E: 0 K: 0 S: 5 | H: 2 LOB: 1 BB: 1 P: 9 | R: 0 E: 0 K: 2 S: 9 | H: 2 LOB: 3 BB: 1 P: 13 | R: 0 E: 0 K: 0 S: 3 | H: 0 LOB: 2 BB: 2 P: 11 | 1B: 4 2B: 3 3B: 0 HR: 0 | SF: 1 SAC: 0 DP: 2 HBP: 0 | WP: 1 PB: 0 SB: 0 CS: 0 | PA: 34 |
| PITCHER | IP WLS BF H R ER SO BB IBB HBP BLK WP HR S P ERA WHIP | | | | | | | | | | | | | | | | | | | |
| Ariel Prieto, R ERA: 4.05 (1, 1) | 8.0 L 34 6 3 3 3 6 0 0 0 1 0 34 58 3.38 1.500 | | | | | | | | | | | | | | | | | | | |

| | |
|-----|----|
| AB | 33 |
| R | 1 |
| H | 6 |
| RBI | 1 |
| BB | 1 |
| SO | 5 |
| LOB | 9 |



| | | | |
|----|---|----|----|
| WP | 0 | PA | 34 |
| PB | 0 | | |
| SB | 0 | | |
| CS | 0 | | |

| | |
|-----|----|
| AB | 27 |
| R | 3 |
| H | 6 |
| RBI | 3 |
| BB | 6 |
| SO | 3 |
| LOB | 20 |



| | | | |
|----|---|----|----|
| WP | 1 | PA | 34 |
| PB | 0 | | |
| SB | 0 | | |
| CS | 0 | | |

| Batter | 1 | 2 | 3 | 4 | 5 | 6 | 7 | 8 | 9 | AB | R | H | RBI | BB | SO | LOB | TOP | | | | | | | | | | |
|---|------------------------------|---------------------------------|------------------------------|---------------------------------|------------------------------|---------------------------------|-------------------------------|----------------------------------|------------------------------|----------------------------------|------------------------------|---------------------------------|------------------------------|----------------------------------|------------------------------|---------------------------------|------------------------------|----------------------------------|----------------------------------|------------------------------------|----------------------------------|--------|--|--|--|--|--|
| Tony Batista, R (1,4) OBP: 0.321, SLG: 0.437 | L5 | | G1-3 | | 2B 1B | | FC5-4 BB 1B | | F9 | 5 | 1 | 2 | 0 | 0 | 0 | 0 | | | | | | | | | | | |
| Jose Herrera, L (1,9) OBP: 0.313, SLG: 0.380 | K | | | 1B 1B | 1B 2B | | FC5-4 BB | | FC5-4 1B | 4 | 0 | 3 | 2 | 1 | 1 | 0 | | | | | | | | | | | |
| Scott Brosius, R (1,5) OBP: 0.421, SLG: 0.588 | F7 | | | 1B | G6-4-3 1B | | FC5-4 | | FC5-4 WP BB | 5 | 0 | 2 | 1 | 0 | 0 | 3 | | | | | | | | | | | |
| Mark McGwire, R (1,3) OBP: 0.471, SLG: 0.754 | | F8 | | K | G6-4-3 1B | | K | | WP BB | 4 | 0 | 0 | 0 | 1 | 2 | 6 | | | | | | | | | | | |
| Matt Stairs, L (1,10) OBP: 0.369, SLG: 0.560 Geronimo Berroa, R (9, PH) OBP: 0.338, SLG: 0.550 | FC6-4 BB | | | K | | | F8 | | 1B 1B | 3 | 0 | 1 | 0 | 1 | 1 | 2 | | | | | | | | | | | |
| Terry Steinbach, R (1,2) OBP: 0.337, SLG: 0.542 | K | | | K | | | F8 | | 1B 1B | 4 | 0 | 0 | 0 | 0 | 3 | 4 | | | | | | | | | | | |
| Brian Leshar, R (1,7) OBP: 0.385, SLG: 0.667 | FC6-4 1-2 | | | | P5 | | 2B | | F9 | 4 | 0 | 1 | 0 | 0 | 0 | 2 | | | | | | | | | | | |
| Ernie Young, R (1,8) OBP: 0.319, SLG: 0.408 | | | G6-3 | | 1B 2B | | F8 | | 1B | 4 | 1 | 2 | 0 | 0 | 0 | 1 | | | | | | | | | | | |
| Mike Bordick, R (1,6) OBP: 0.291, SLG: 0.305 | | | G1-3 | | 1B 2B BB | | L5 | | G3 | 3 | 1 | 0 | 0 | 1 | 0 | 2 | | | | | | | | | | | |
| Inning Stats | R: 0 E: 0 K: 1 S: 5 | H: 0 LOB: 0 BB: 0 P: 5 | R: 0 E: 0 K: 1 S: 5 | H: 0 LOB: 1 BB: 1 P: 9 | R: 0 E: 0 K: 0 S: 3 | H: 0 LOB: 0 BB: 0 P: 3 | R: 0 E: 0 K: 3 S: 11 | H: 2 LOB: 2 BB: 0 P: 11 | R: 3 E: 0 K: 0 S: 6 | H: 4 LOB: 1 BB: 1 P: 10 | R: 0 E: 0 K: 0 S: 4 | H: 1 LOB: 1 BB: 0 P: 4 | R: 0 E: 0 K: 1 S: 6 | H: 1 LOB: 2 BB: 1 P: 10 | R: 0 E: 0 K: 1 S: 7 | H: 2 LOB: 2 BB: 0 P: 7 | R: 0 E: 0 K: 1 S: 6 | H: 1 LOB: 2 BB: 1 P: 10 | 1B: 8 2B: 3 3B: 0 HR: 0 | SF: 0 SAC: 0 DP: 1 HBP: 0 | WP: 1 PB: 0 SB: 0 CS: 0 | PA: 41 | | | | | |
| PITCHER | IP | WLS | BF | H | R | ER | SO | BB | IBB | HBP | BLK | WP | HR | S | P | ERA | WHIP | | | | | | | | | | |
| 35 Mike Mussina, R (1,1) ERA: 4.79 | 6.1 | L | 29 | 8 | 3 | 3 | 5 | 3 | 0 | 0 | 0 | 0 | 0 | 36 | 48 | 4.26 | 1.737 | | | | | | | | | | |
| Armando Benitez, R (7,1) ERA: 6.75 | 0.2 | | 2 | 0 | 0 | 0 | 1 | 0 | 0 | 0 | 0 | 0 | 0 | 4 | 4 | 0.00 | 0.000 | | | | | | | | | | |
| Archie Corbin, R (8,1) ERA: 1.32 | 1.2 | | 9 | 3 | 0 | 0 | 1 | 1 | 0 | 0 | 0 | 0 | 0 | 10 | 14 | 0.00 | 2.400 | | | | | | | | | | |
| Jesse Orosco, L (9,1) ERA: 3.52 | 0.1 | | 1 | 0 | 0 | 0 | 1 | 0 | 0 | 0 | 0 | 1 | 0 | 3 | 3 | 0.00 | 0.000 | | | | | | | | | | |

Oakland Athletics @ Baltimore Orioles
 Oriole Park at Camden Yards, Baltimore, MD
 Wed Aug 28 1996, 3:33 AM EDT
 Att: 45,282 - Overcast - 87 F

livebaseballscorecards.com

| | |
|-----|----|
| AB | 37 |
| R | 3 |
| H | 11 |
| RBI | 3 |
| BB | 4 |
| SO | 8 |
| LOB | 22 |



| Batter | 1 | 2 | 3 | 4 | 5 | 6 | 7 | 8 | 9 | AB | R | H | RBI | BB | SO | LOB | BOTTOM | | | | | | | | | | |
|--|------------------------------|---------------------------------|------------------------------|---------------------------------|------------------------------|---------------------------------|------------------------------|---------------------------------|------------------------------|---------------------------------|------------------------------|---------------------------------|------------------------------|---------------------------------|------------------------------|---------------------------------|------------------------------|---------------------------------|------------------------------|---------------------------------|----------------------------------|------------------------------------|----------------------------------|--------|--|--|--|
| Roberto Alomar, S (1,4) OBP: 0.423, SLG: 0.546 | G3-6-3 1B | G6-3 | | | G6-4-3 1-2 | | G4-3 | | | 4 | 0 | 1 | 0 | 0 | 0 | 5 | | | | | | | | | | | |
| Brady Anderson, L (1,8) OBP: 0.394, SLG: 0.630 | G3-6-3 1-2 | | P2 | | G4-3 | | | F9 | | 4 | 0 | 0 | 0 | 0 | 0 | 1 | | | | | | | | | | | |
| Rafael Palmeiro, L (1,3) OBP: 0.390, SLG: 0.546 | 1B HBP | | F8 | | | G3 | | F7 | | 3 | 0 | 0 | 0 | 0 | 0 | 0 | | | | | | | | | | | |
| Bobby Bonilla, S (1,9) OBP: 0.360, SLG: 0.471 | 1B | | FC6-4 1B | | | G4-3 | | G4-3 | | 4 | 0 | 2 | 0 | 0 | 0 | 0 | | | | | | | | | | | |
| Cal Ripken Jr., R (1,6) OBP: 0.346, SLG: 0.462 | F7 | | FC6-4 1-2 | | | P5 | | | G6-3 1B | 4 | 0 | 1 | 0 | 0 | 0 | 3 | | | | | | | | | | | |
| B.J. Surhoff, L (1,5) OBP: 0.351, SLG: 0.499 | | L4 | | | F9 | | G4-3 | | F8 | 4 | 0 | 0 | 0 | 0 | 0 | 1 | | | | | | | | | | | |
| Eddie Murray, S (1,10) OBP: 0.331, SLG: 0.427 | | G3 1B | | K | | | G4-3 | | G6-3 1-2 | 4 | 0 | 1 | 0 | 0 | 1 | 1 | | | | | | | | | | | |
| Chris Hoiles, R (1,2) OBP: 0.353, SLG: 0.494 | | G3 1B | | K | | | 1B 1B | | K | 4 | 0 | 2 | 0 | 0 | 2 | 1 | | | | | | | | | | | |
| Brent Bowers, L (1,7) OBP: 0.303, SLG: 0.364 | | G3 | | | G6-4-3 1B | | | | | 3 | 0 | 2 | 0 | 0 | 0 | 2 | | | | | | | | | | | |
| Inning Stats | R: 0 E: 0 K: 0 S: 4 | H: 2 LOB: 2 BB: 0 P: 5 | R: 0 E: 0 K: 0 S: 5 | H: 2 LOB: 2 BB: 0 P: 5 | R: 0 E: 0 K: 2 S: 7 | H: 1 LOB: 1 BB: 0 P: 4 | R: 0 E: 0 K: 0 S: 3 | H: 0 LOB: 0 BB: 0 P: 7 | R: 0 E: 0 K: 0 S: 3 | H: 0 LOB: 0 BB: 0 P: 3 | R: 0 E: 0 K: 0 S: 5 | H: 2 LOB: 2 BB: 0 P: 5 | R: 0 E: 0 K: 0 S: 3 | H: 0 LOB: 0 BB: 0 P: 3 | R: 0 E: 0 K: 1 S: 6 | H: 1 LOB: 1 BB: 0 P: 6 | R: 0 E: 0 K: 0 S: 6 | H: 0 LOB: 0 BB: 0 P: 3 | R: 0 E: 0 K: 1 S: 6 | H: 1 LOB: 1 BB: 0 P: 6 | 1B: 9 2B: 0 3B: 0 HR: 0 | SF: 0 SAC: 0 DP: 2 HBP: 1 | WP: 0 PB: 0 SB: 0 CS: 0 | PA: 35 | | | |
| PITCHER | IP | WLS | BF | H | R | ER | SO | BB | IBB | HBP | BLK | WP | HR | S | P | ERA | WHIP | | | | | | | | | | |
| Don Wengert, R (1,1) ERA: 4.84 | 9.0 | W | 35 | 9 | 0 | 0 | 3 | 0 | 0 | 1 | 0 | 0 | 0 | 40 | 41 | 0.00 | 1.000 | | | | | | | | | | |

Oakland Athletics @ Baltimore Orioles
 Oriole Park at Camden Yards, Baltimore, MD
 Wed Aug 28 1996, 3:33 AM EDT
 Att: 45,282 - Overcast - 87 F

livebaseballscorecards.com

| | |
|-----|----|
| AB | 34 |
| R | 0 |
| H | 9 |
| RBI | 0 |
| BB | 0 |
| SO | 3 |
| LOB | 14 |



| Batter | 1 | 2 | 3 | 4 | 5 | 6 | 7 | 8 | 9 | AB | R | H | RBI | BB | SO | LOB | TOP | | | | | | | | | | |
|---|-------------------------------|----------------------------------|------------------------------|----------------------------------|------------------------------|---------------------------------|------------------------------|----------------------------------|-------------------------------|----------------------------------|-------------------------------|----------------------------------|-------------------------------|----------------------------------|------------------------------|----------------------------------|----------------------------------|------------------------------------|----------------------------------|--------|--|--|--|--|--|--|--|
| Roberto Alomar, S OBP: 0.421, SLG: 0.547 (1, 4) | 1-2 K | 1-1 L8 | | | 1-1 HR 3B | | 1-2 F8 | | 0-2 F9 | 5 | 1 | 1 | 0 | 0 | 1 | 1 | | | | | | | | | | | |
| Brady Anderson, L OBP: 0.394, SLG: 0.641 (1, 8) | 1-1 G4-3 | | 1-1 F7 | | 2-1 HR | | 1-2 HR | | 1-1 F7 | 5 | 2 | 2 | 3 | 0 | 0 | 0 | | | | | | | | | | | |
| Rafael Palmeiro, L OBP: 0.391, SLG: 0.546 (1, 3) | 1-1 HR 1B | | 2-3 K | | 0-3 1B | | 0-3 K | | | 4 | 1 | 2 | 0 | 0 | 2 | 0 | | | | | | | | | | | |
| Bobby Bonilla, S OBP: 0.361, SLG: 0.484 (1, 9) | 1-1 HR | | 0-0 G3 | | 0-3 K | | 2-2 HR | | | 4 | 2 | 2 | 3 | 0 | 1 | 1 | | | | | | | | | | | |
| Cal Ripken Jr., R OBP: 0.345, SLG: 0.462 (1, 6) | 2-0 2B | | 2-2 F7 | | 1-1 G1-3 | | 1-2 G5-3 | | | 4 | 0 | 1 | 0 | 0 | 0 | 1 | | | | | | | | | | | |
| B.J. Surhoff, L OBP: 0.348, SLG: 0.495 (1, 5) | 0-2 P4 | | 2-2 G4-3 | | 1-0 F8 | | 3-2 F7 | | | 4 | 0 | 0 | 0 | 0 | 0 | 1 | | | | | | | | | | | |
| Eddie Murray, S OBP: 0.331, SLG: 0.425 (1, 10) | | 3-2 F7 | | 2-1 1B | | 2-3 K | | 1-3 K | | 4 | 0 | 1 | 0 | 0 | 2 | 0 | | | | | | | | | | | |
| Chris Hoiles, R OBP: 0.352, SLG: 0.490 (1, 2) | | 2-1 P6 | | 0-0 F8 | | 4-1 BB | | 0-1 F7 | | 3 | 0 | 0 | 0 | 1 | 0 | 1 | | | | | | | | | | | |
| Mark Parent, R OBP: 0.291, SLG: 0.491 (8, 2) | | | | | | | | | | 0 | 0 | 0 | 0 | 0 | 0 | 0 | | | | | | | | | | | |
| Brent Bowers, L OBP: 0.306, SLG: 0.361 (1, 7) | | 0-0 1B | | | 1-0 G4-3 | | 0-3 K | | 1-2 F9 | 3 | 0 | 1 | 0 | 0 | 1 | 1 | | | | | | | | | | | |
| Mike Devereaux, R OBP: 0.310, SLG: 0.357 (9, PH) | | | | | | | | | | 1 | 0 | 0 | 0 | 0 | 0 | 0 | | | | | | | | | | | |
| Inning Stats | R: 2 E: 0 K: 1 S: 15 | H: 3 LOB: 1 BB: 0 P: 21 | R: 0 E: 0 K: 0 S: 8 | H: 1 LOB: 1 BB: 0 P: 14 | R: 0 E: 0 K: 1 S: 6 | H: 0 LOB: 0 BB: 0 P: 9 | R: 0 E: 0 K: 0 S: 9 | H: 1 LOB: 1 BB: 0 P: 15 | R: 2 E: 0 K: 2 S: 10 | H: 0 LOB: 0 BB: 1 P: 17 | R: 2 E: 0 K: 1 S: 16 | H: 2 LOB: 0 BB: 0 P: 21 | R: 0 E: 0 K: 1 S: 10 | H: 0 LOB: 0 BB: 0 P: 14 | R: 0 E: 0 K: 0 S: 8 | H: 0 LOB: 0 BB: 0 P: 10 | 1B: 4 2B: 1 3B: 1 HR: 4 | SF: 0 SAC: 0 DP: 0 HBP: 0 | WP: 0 PB: 0 SB: 0 CS: 0 | PA: 38 | | | | | | | |
| PITCHER | IP | WLS | BF | H | R | ER | SO | BB | IBB | HBP | BLK | WP | HR | S | P | ERA | WHIP | | | | | | | | | | |
| Bob Wells, R ERA: 4.99 (1, 1) | 4.1 | | 20 | 7 | 4 | 4 | 2 | 0 | 0 | 0 | 0 | 0 | 2 | 43 | 68 | 8.31 | 1.615 | | | | | | | | | | |
| Bobby Ayala, R ERA: 5.37 (5, 1) | 2.2 | | 12 | 3 | 2 | 2 | 4 | 1 | 0 | 0 | 0 | 0 | 2 | 33 | 47 | 6.75 | 1.500 | | | | | | | | | | |
| Tim Davis, L ERA: 4.22 (8, 1) | 1.0 | | 3 | 0 | 0 | 0 | 1 | 0 | 0 | 0 | 0 | 0 | 0 | 10 | 14 | 0.00 | 0.000 | | | | | | | | | | |
| Norm Charlton, L ERA: 4.45 (9, 1) | 1.0 | W | 3 | 0 | 0 | 0 | 0 | 0 | 0 | 0 | 0 | 0 | 0 | 8 | 10 | 0.00 | 0.000 | | | | | | | | | | |

Baltimore Orioles @ Seattle Mariners
The Kingdome, Seattle, WA
Thu Aug 29 1996, 10:05 PM EDT
Att: 24,915 - Dome

AB 37
R 6
H 10
RBI 6
BB 1
SO 7
LOB 6

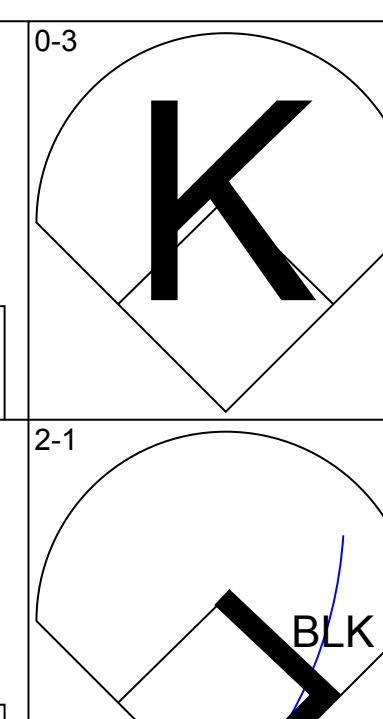
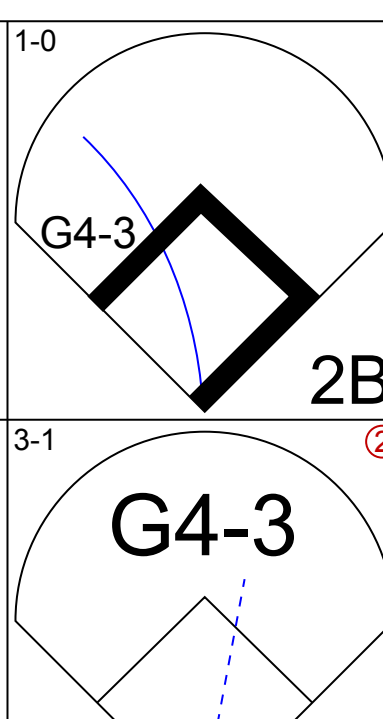
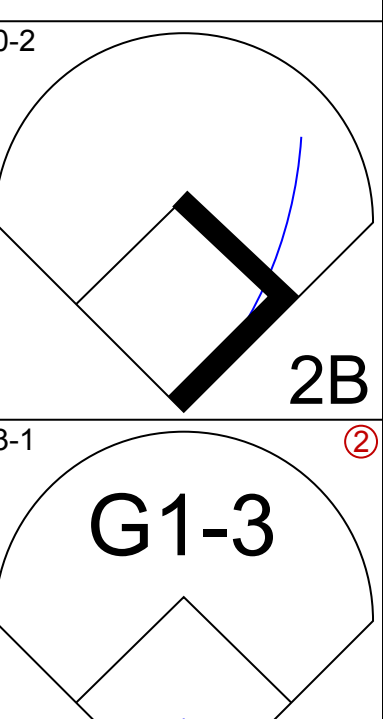
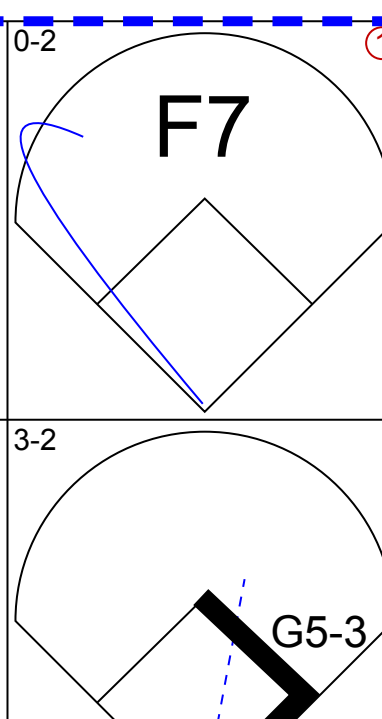
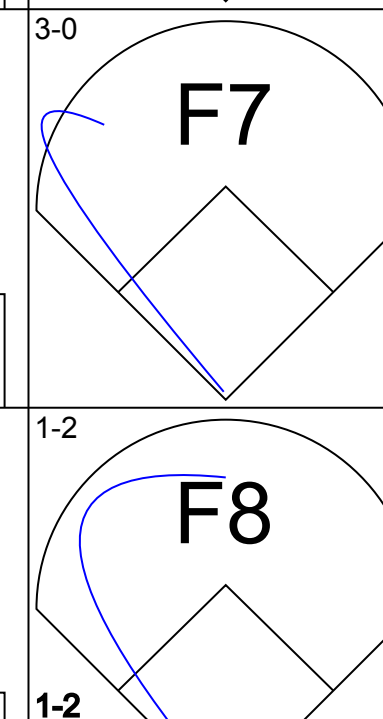
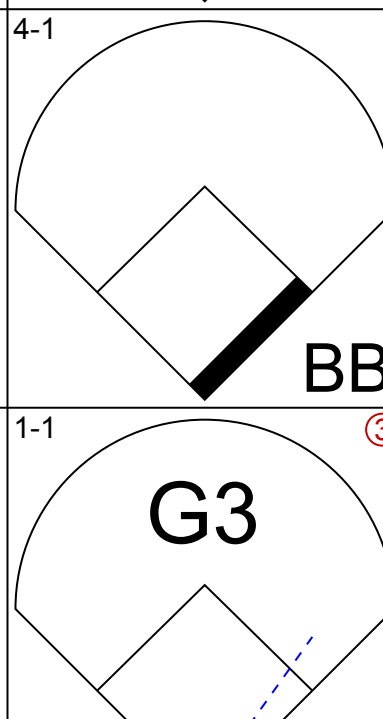
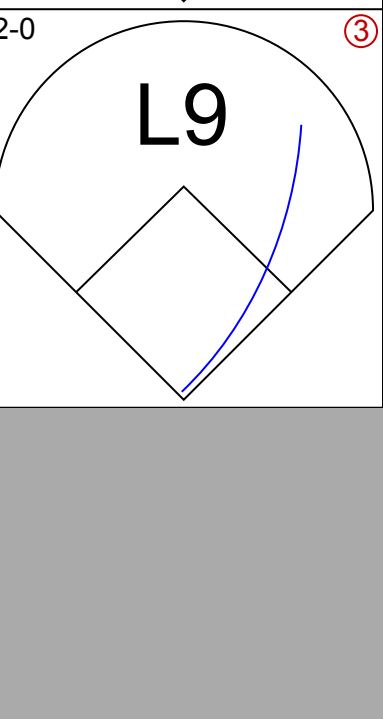
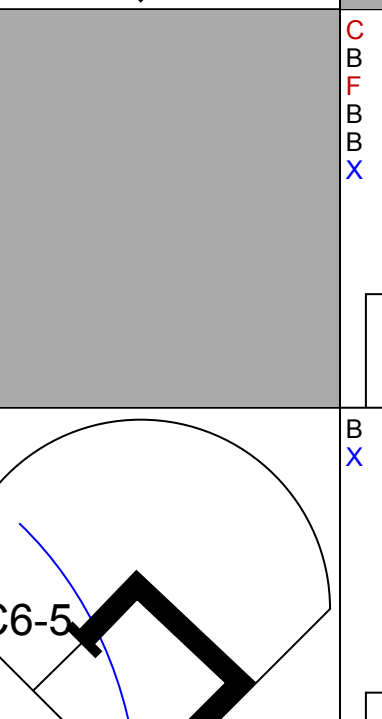
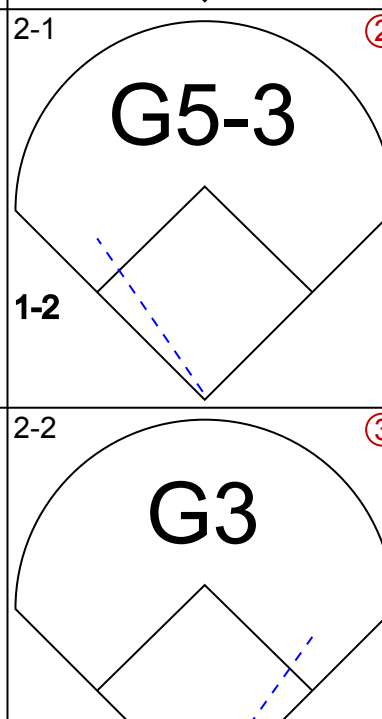







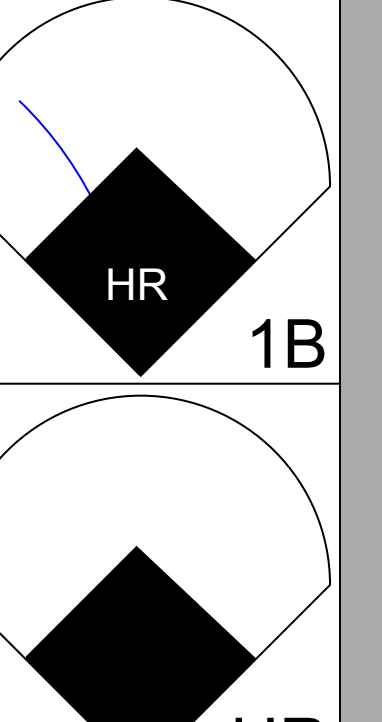


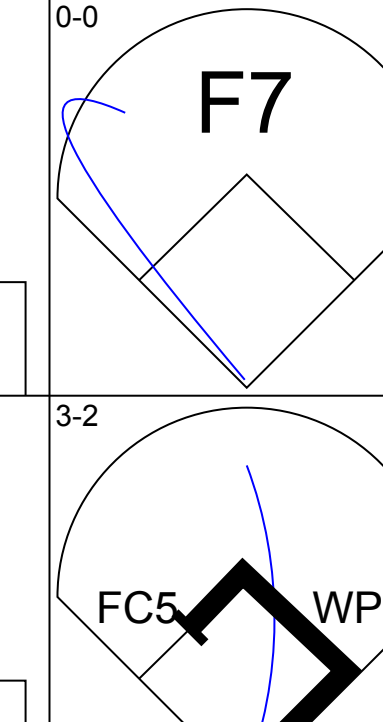
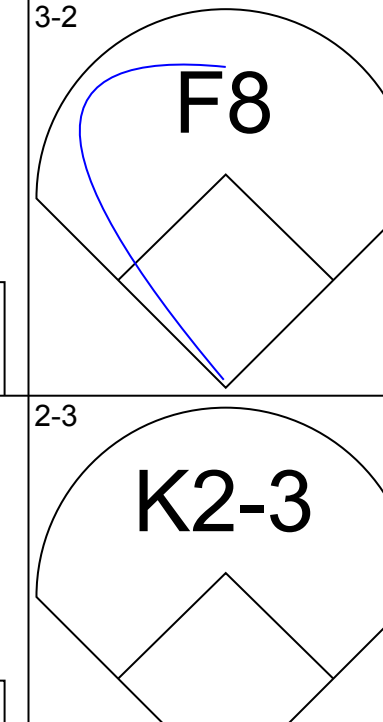
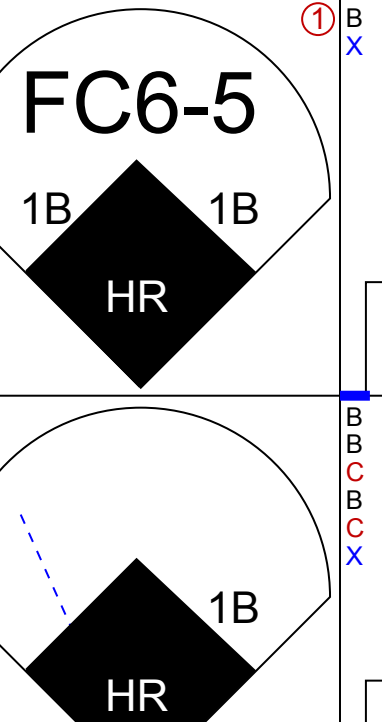

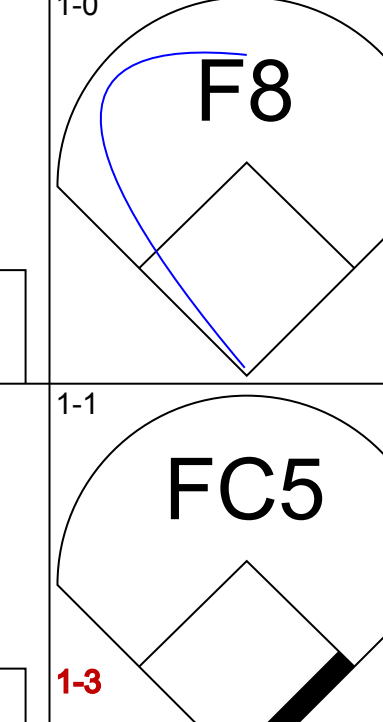
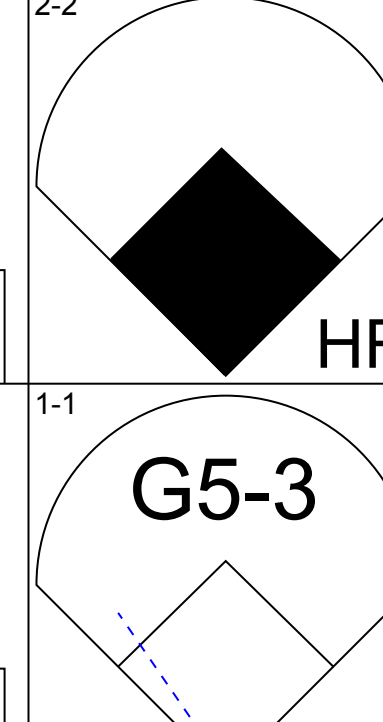
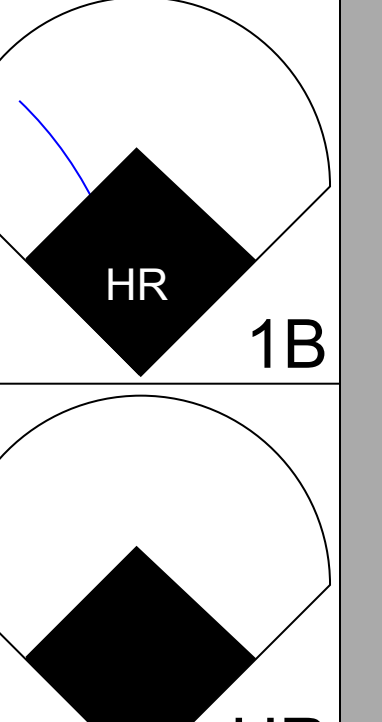

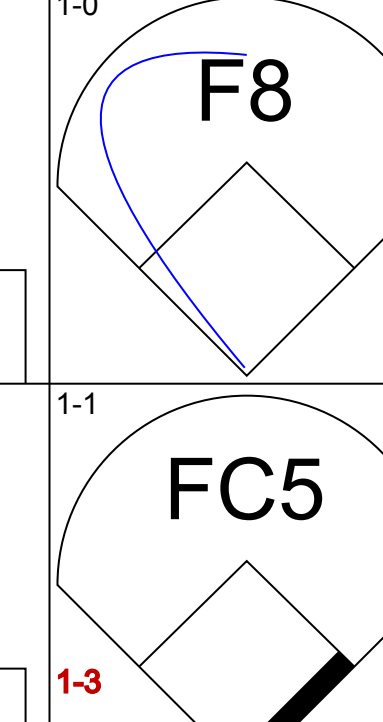
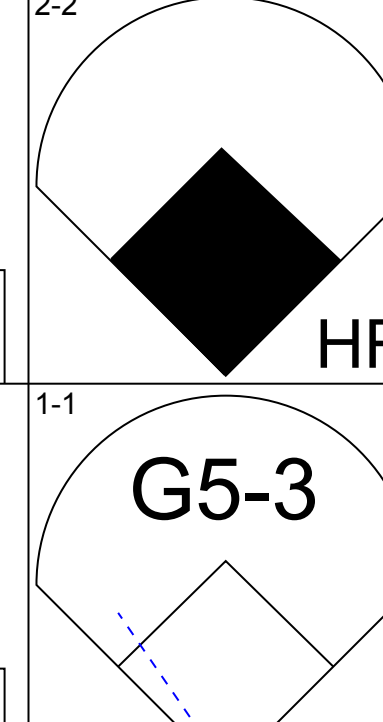
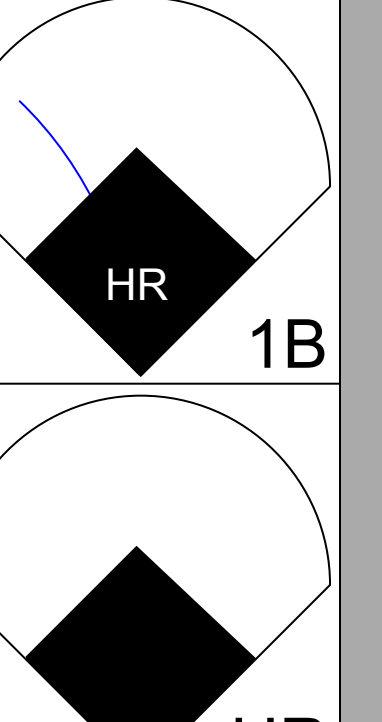

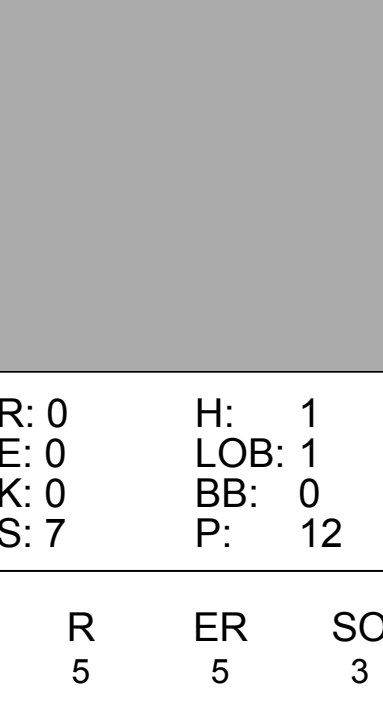

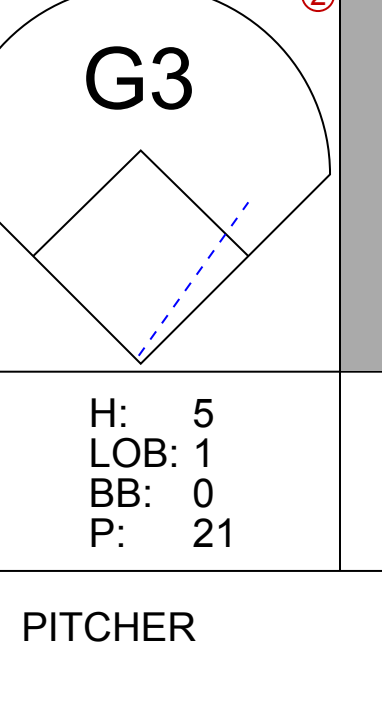

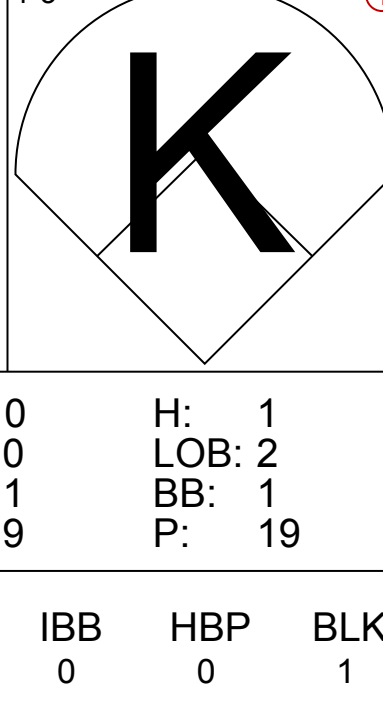
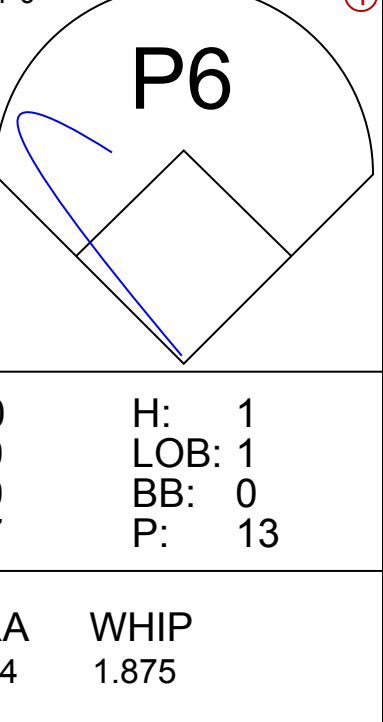
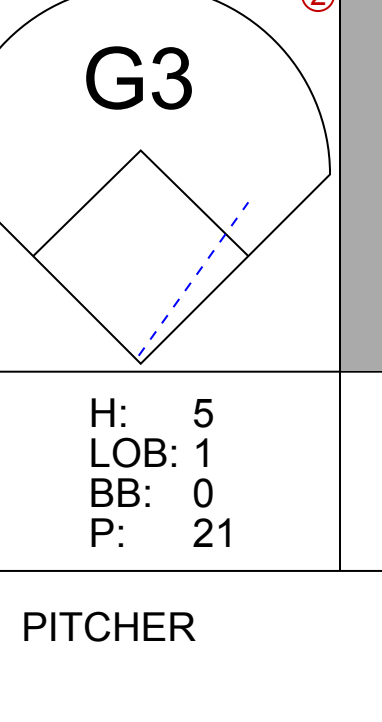



| Batter | 1 | 2 | 3 | 4 | 5 | 6 | 7 | 8 | 9 | AB | R | H | RBI | BB | SO | LOB | BOTTOM | | | | | | | | | | | |
|---|-------------------------------|----------------------------------|------------------------------|---------------------------------|-------------------------------|----------------------------------|-------------------------------|----------------------------------|------------------------------|----------------------------------|-------------------------------|----------------------------------|------------------------------|----------------------------------|------------------------------|----------------------------------|-------------------------------|----------------------------------|----------------------------------|------------------------------------|----------------------------------|--------|--|--|--|--|--|--|
| Joey Cora, S OBP: 0.335, SLG: 0.402 (1, 4) | 0-2 G1-3 | 1-0 G3-1 | | 1-0 2B SF9 1B | | 4-0 1B BB | | 1-1 F8 | | 4 | 1 | 1 | 0 | 1 | 0 | 0 | | | | | | | | | | | | |
| Alex Rodriguez, R OBP: 0.324, SLG: 0.676 (1, 6) | 3-1 BB BB 1B | | 3-2 1B | 1-1 SF9 2B | 1-3 2-H 3-H 4-0 | 1-2 1B | | 1-1 FC6 BB HR 1B | | 5 | 3 | 5 | 2 | 0 | 0 | 0 | | | | | | | | | | | | |
| Ken Griffey Jr., L OBP: 0.393, SLG: 0.637 (1, 8) | 4-1 BB BB BB | | 2-0 L9 | 1-1 S IBB | 4-0 | 2-3 K | | 4-1 FC6 BB | | 2 | 0 | 0 | 0 | 3 | 1 | 3 | | | | | | | | | | | | |
| Edgar Martinez, R OBP: 0.470, SLG: 0.630 (1, 10) | 4-2 BB BB | | 0-2 WP | 1-0 SF9 | | 1-3 K | | 3-2 FC6 BB HR | | 3 | 0 | 1 | 2 | 1 | 1 | 4 | | | | | | | | | | | | |
| Rich Amaral, R OBP: 0.394, SLG: 0.362 (9, PR) | 1-2 2-3 BB | | 2-H 1B | 2-3 3-H | | 1-3 K | | 1-2 2-3 HR | | 0 | 1 | 0 | 0 | 0 | 0 | 0 | | | | | | | | | | | | |
| Jay Buhner, R OBP: 0.365, SLG: 0.557 (1, 9) | 3-3 K | | 3-1 G6-3 | 2-2 P4 | | 2-3 K | | 1-0 P6 | | 5 | 0 | 0 | 0 | 0 | 2 | 8 | | | | | | | | | | | | |
| Paul Sorrento, L OBP: 0.370, SLG: 0.523 (1, 3) | 4-2 BB | | 1-3 K | | 2-3 K | | 2-2 G4-3 | | 4-1 HR BB | 2 | 0 | 0 | 1 | 1 | 2 | 1 | | | | | | | | | | | | |
| Brian Hunter, R OBP: 0.356, SLG: 0.459 (7, PH) | 1-2 2-3 3-H BB | | | | | | | 1-2 HR BB | | 1 | 1 | 0 | 0 | 1 | 0 | 0 | | | | | | | | | | | | |
| Mark Whiten, S OBP: 0.369, SLG: 0.449 (1, 7) | 2-3 K | | 1-0 F7 | | 1-3 K | | 3-3 K | | 0-0 HR | 5 | 1 | 1 | 4 | 0 | 3 | 3 | | | | | | | | | | | | |
| Dan Wilson, R OBP: 0.350, SLG: 0.459 (1, 2) | | 1-1 G6-3 | | 2-1 1B 2B 1B | 3-1 F9 | | 1-1 L3 1B | | | 4 | 1 | 2 | 0 | 0 | 0 | 0 | | | | | | | | | | | | |
| Doug Strange, S OBP: 0.292, SLG: 0.343 (1, 5) | | 1-0 G3-1 | | 1-2 1B 2B 1B | | 2-2 F8 | | 2-2 L3 | | 2 | 1 | 1 | 0 | 0 | 0 | 0 | | | | | | | | | | | | |
| Dave Hollins, S OBP: 0.362, SLG: 0.394 (6, PH) | | | | 1-2 2B 1B | | | | 1-2 L3 | | 2 | 0 | 0 | 0 | 0 | 0 | 1 | | | | | | | | | | | | |
| Inning Stats | R: 1 E: 0 K: 2 S: 18 | H: 1 LOB: 3 BB: 3 P: 38 | R: 0 E: 0 K: 0 S: 4 | H: 0 LOB: 0 BB: 0 P: 7 | R: 1 E: 0 K: 1 S: 12 | H: 2 LOB: 1 BB: 0 P: 21 | R: 3 E: 0 K: 0 S: 13 | H: 4 LOB: 2 BB: 1 P: 26 | R: 0 E: 0 K: 2 S: 8 | H: 0 LOB: 0 BB: 0 P: 14 | R: 0 E: 0 K: 2 S: 14 | H: 1 LOB: 2 BB: 1 P: 23 | R: 0 E: 0 K: 2 S: 9 | H: 0 LOB: 0 BB: 0 P: 16 | R: 0 E: 0 K: 0 S: 7 | H: 1 LOB: 0 BB: 0 P: 11 | R: 4 E: 0 K: 0 S: 12 | H: 2 LOB: 1 BB: 2 P: 25 | 1B: 8 2B: 3 3B: 0 HR: 1 | SF: 1 SAC: 0 DP: 1 HBP: 0 | WP: 1 PB: 0 SB: 1 CS: 0 | PA: 43 | | | | | | |
| PITCHER | IP | WLS | BF | H | R | ER | SO | BB | IBB | HBP | BLK | WP | HR | S | P | ERA | WHIP | | | | | | | | | | | |
| Jimmy Haynes, R ERA: 7.52 (1, 1) | 3.1 | | 21 | 7 | 5 | 5 | 3 | 3 | 1 | 0 | 0 | 0 | 0 | 4 | 7 | 0.00 | 3.000 | | | | | | | | | | | |
| Archie Corbin, R ERA: 1.29 (4, 1) | 0.2 | | 2 | 0 | 0 | 0 | 0 | 0 | 0 | 0 | 0 | 0 | 0 | 4 | 7 | 0.00 | 0.000 | | | | | | | | | | | |
| Mike Michin, L ERA: 6.92 (5, 1) | 1.1 | | 5 | 0 | 0 | 0 | 2 | 1 | 0 | 0 | 0 | 0 | 0 | 12 | 24 | 0.00 | 0.750 | | | | | | | | | | | |
| Armando Benitez, R ERA: 5.68 (6, 1) | 1.0 | | 4 | 1 | 0 | 0 | 3 | 0 | 0 | 0 | 0 | 0 | 0 | 13 | 18 | 0.00 | 1.000 | | | | | | | | | | | |
| Jesse Orosco, L ERA: 3.97 (7, 1) | 0.2 | | 2 | 0 | 0 | 0 | 1 | 0 | 0 | 0 | 0 | 0 | 0 | 6 | 11 | 0.00 | 0.000 | | | | | | | | | | | |
| PITCHER | IP | WLS | BF | H | R | ER | SO | BB | IBB | HBP | BLK | WP | HR | S | P | ERA | WHIP | | | | | | | | | | | |
| Terry Mathews, R ERA: 4.73 (8, 1) | 1.0 | | 6 | 2 | 4 | 4 | 0 | 2 | 0 | 0 | 0 | 0 | 0 | 1 | 12 | 25 | 54.00 | 6.000 | | | | | | | | | | |
| Randy Myers, L ERA: 4.13 (9, 1) | 0.2 | L | 6 | 2 | 4 | 4 | 0 | 2 | 0 | 0 | 0 | 0 | 0 | 1 | 12 | 25 | 54.00 | 6.000 | | | | | | | | | | |

Baltimore Orioles @ Seattle Mariners
The Kingdome, Seattle, WA
Thu Aug 29 1996, 10:05 PM EDT
Att: 24,915 - Dome

AB 35
R 9
H 11
RBI 9
BB 7
SO 9
LOB 20

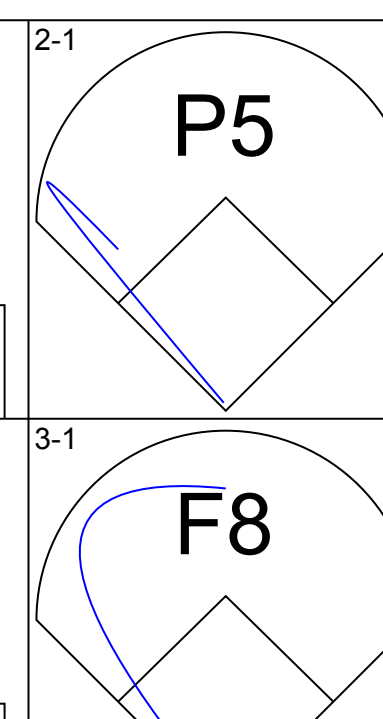
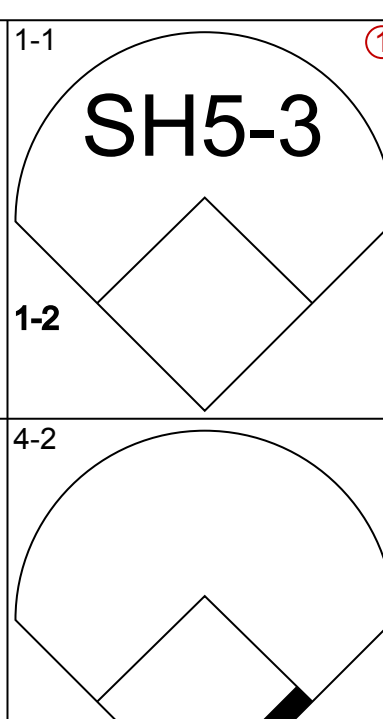
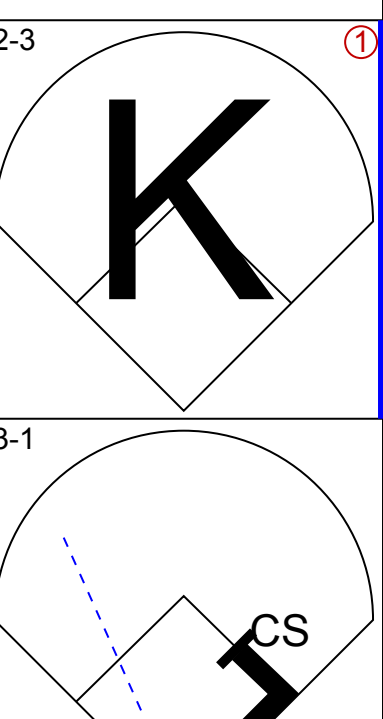
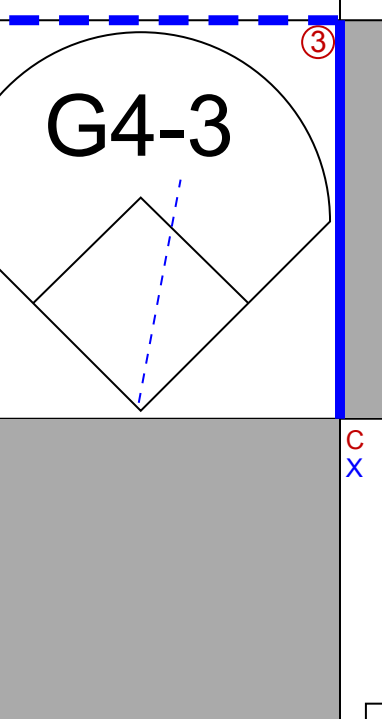
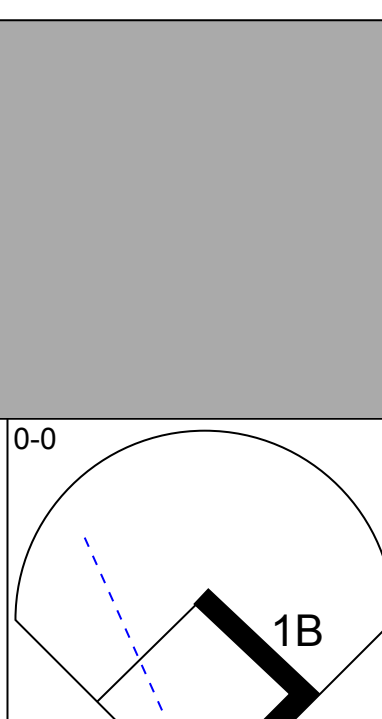
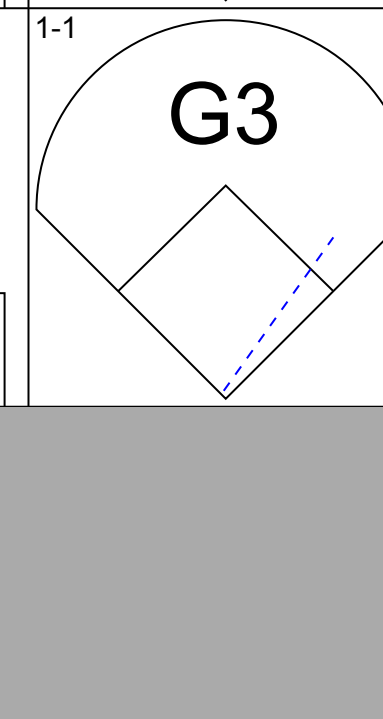
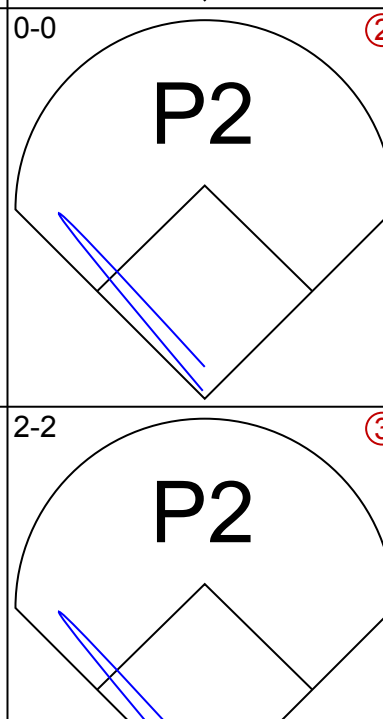
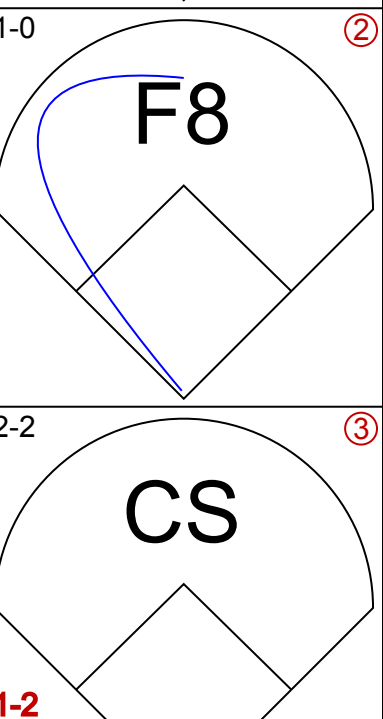
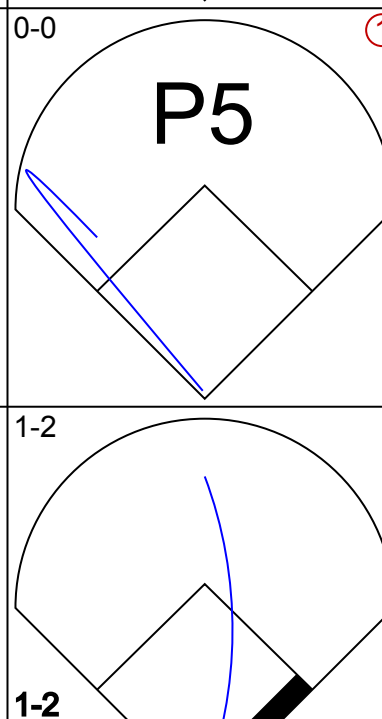
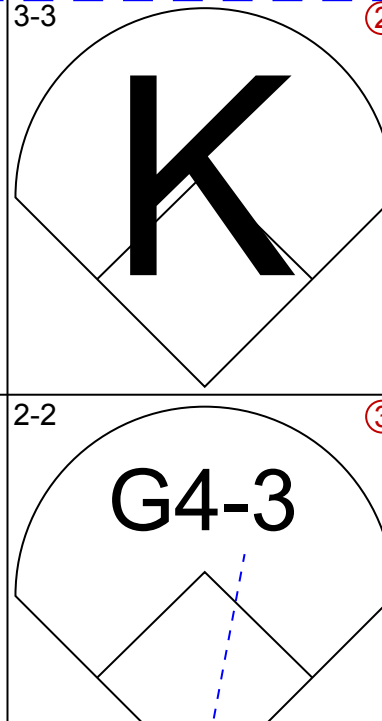



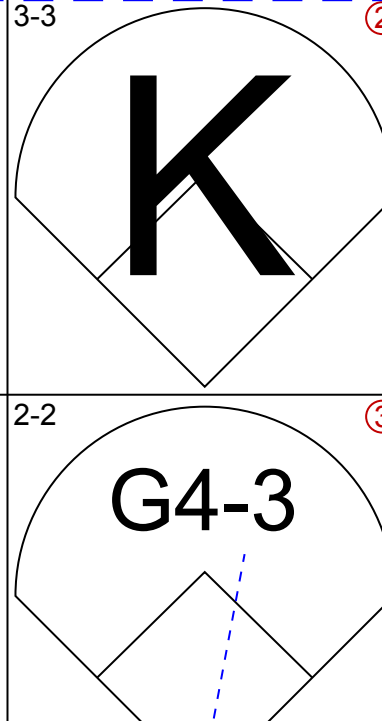

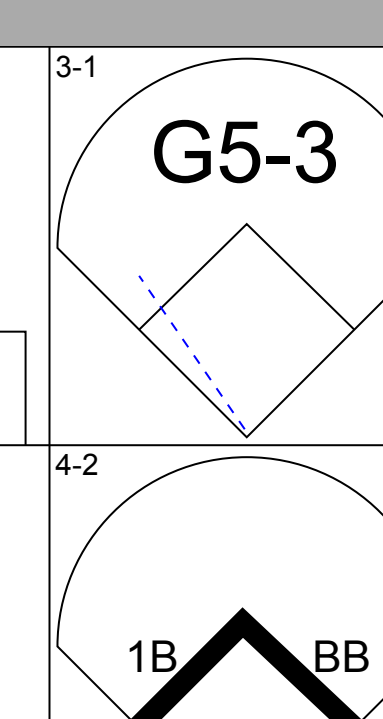
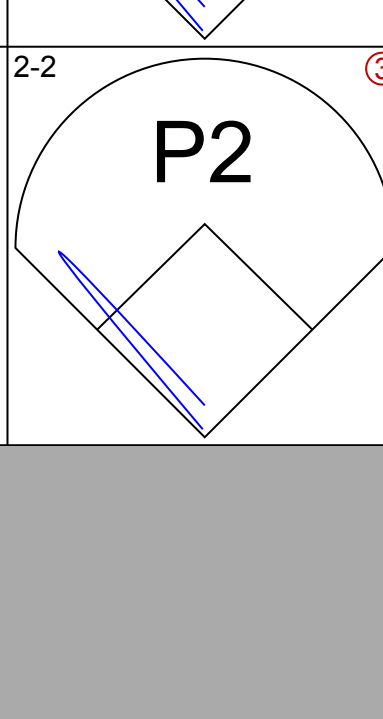
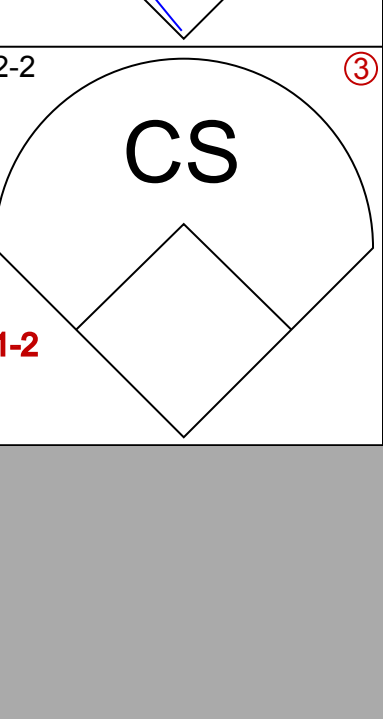
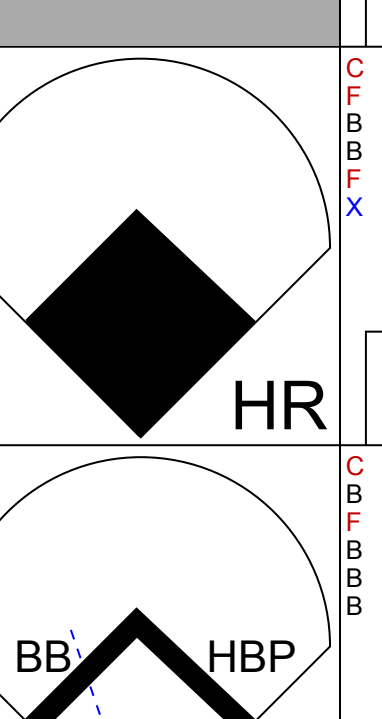
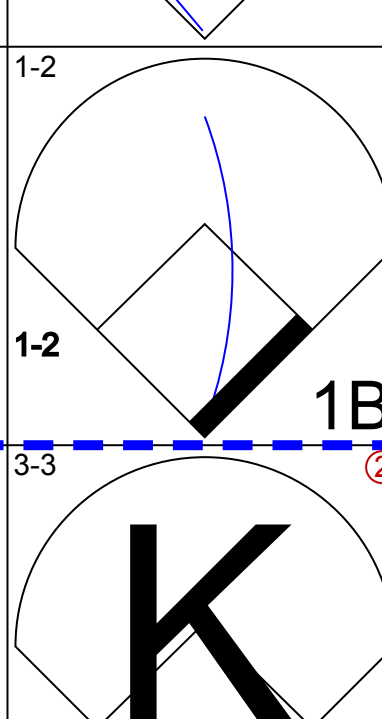
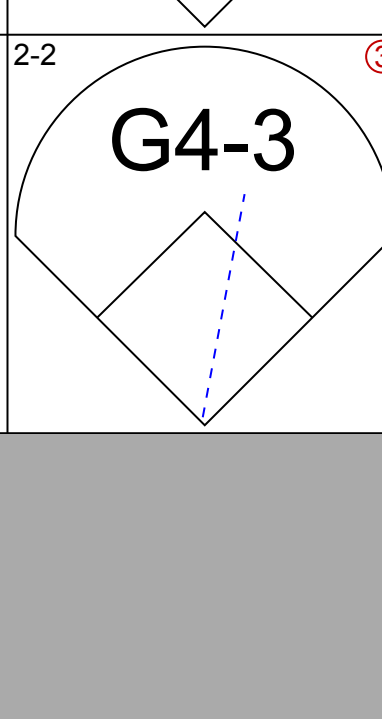
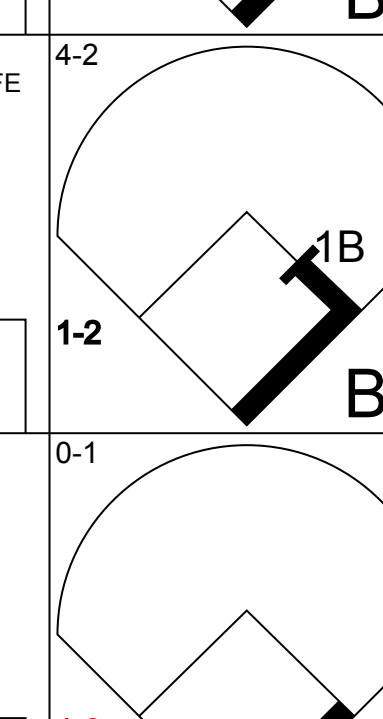
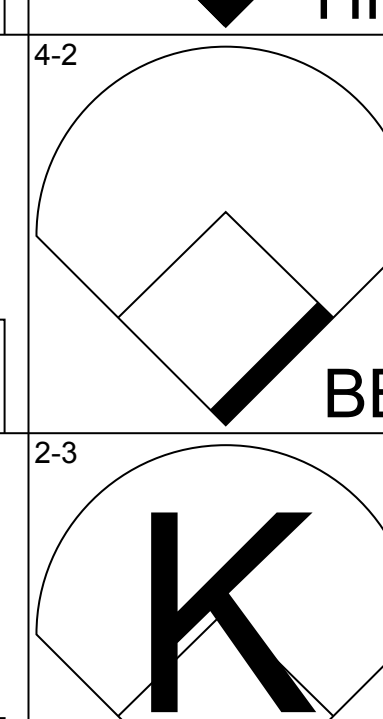
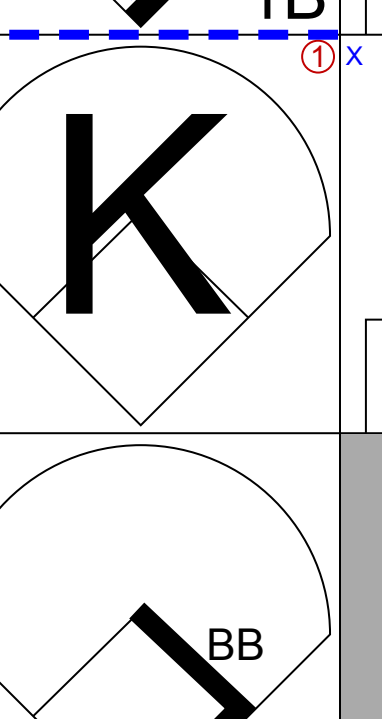
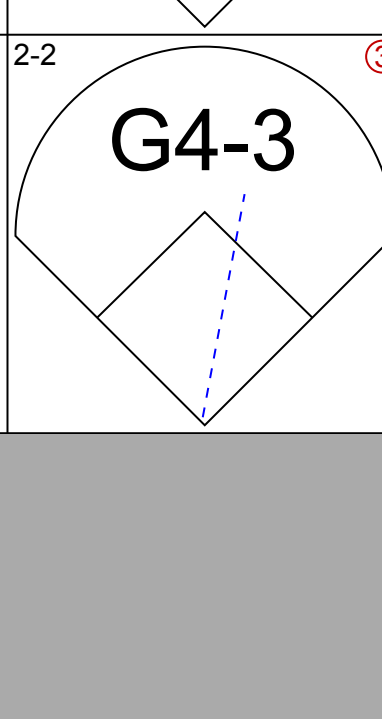

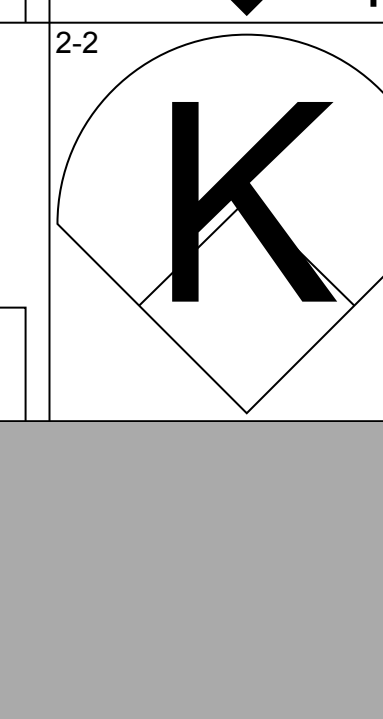
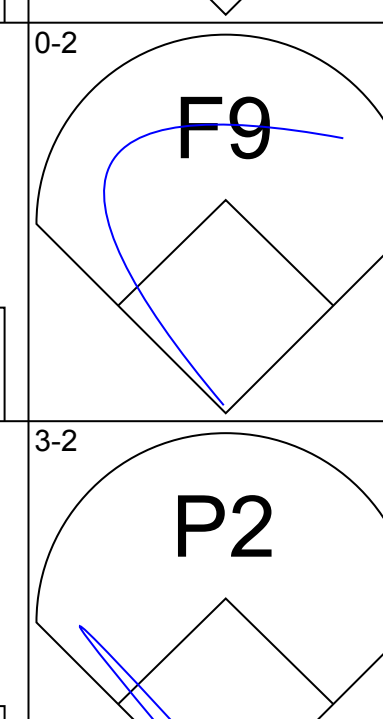
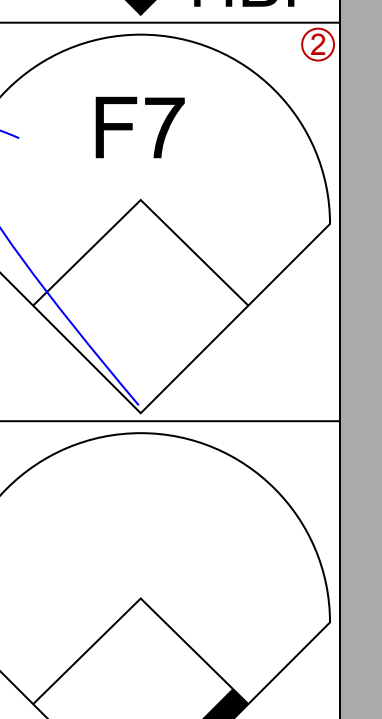

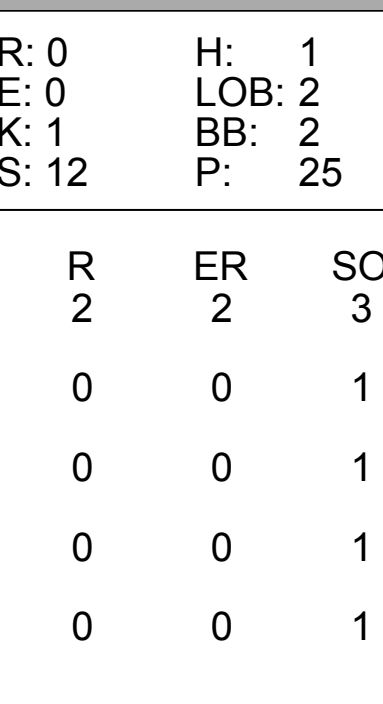
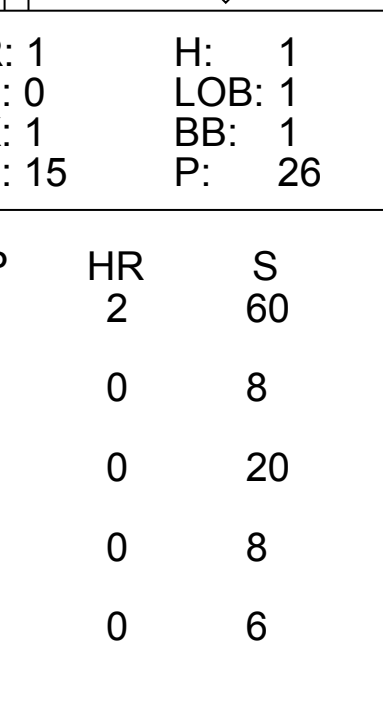
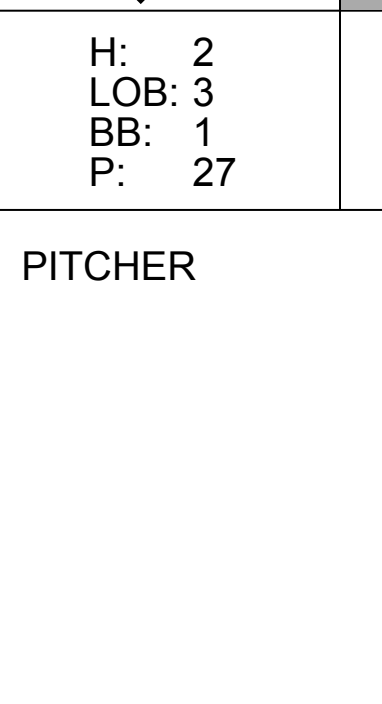
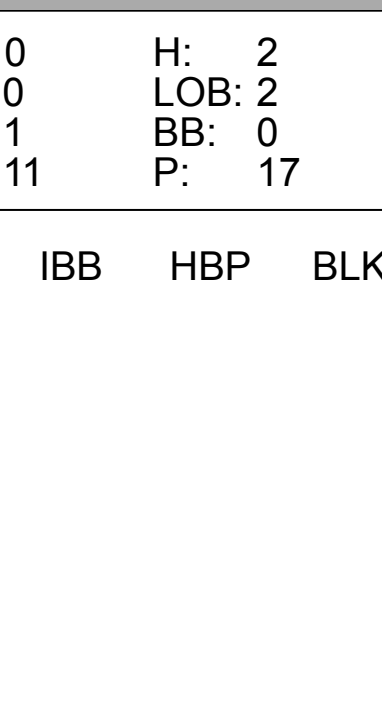


| Batter | 1 | 2 | 3 | 4 | 5 | 6 | 7 | 8 | 9 | AB | R | H | RBI | BB | SO | LOB | TOP | | | | | |
|--|--|---|---|---|--|---|-------------------------------|---|---|----------------------------------|-------------------------------|----------------------------------|------------------------------|----------------------------------|-------------------------------|----------------------------------|-------------------------------|----------------------------------|----------------------------------|------------------------------------|----------------------------------|--------|
| Roberto Alomar, S OBP: 0.423, SLG: 0.553 (1, 4) |  | |  | | |  | | |  | 5 | 0 | 3 | 0 | 0 | 1 | 0 | | | | | | |
| Brady Anderson, L OBP: 0.395, SLG: 0.638 (1, 8) |  | |  | |  |  | | |  | 5 | 0 | 2 | 0 | 0 | 0 | 3 | | | | | | |
| Cal Ripken Jr., R OBP: 0.344, SLG: 0.459 (1, 6) |  | |  | |  | | |  |  | 4 | 0 | 0 | 0 | 1 | 0 | 3 | | | | | | |
| Rafael Palmeiro, L OBP: 0.391, SLG: 0.548 (1, 3) |  | |  | | |  | |  |  | 5 | 0 | 2 | 0 | 0 | 0 | 4 | | | | | | |
| Bobby Bonilla, S OBP: 0.358, SLG: 0.480 (1, 9) | |  | |  | |  | |  | | 4 | 1 | 0 | 0 | 0 | 0 | 2 | | | | | | |
| Todd Zeile, R OBP: 0.354, SLG: 0.437 (1, 5) | |  | |  | |  | |  | | 4 | 1 | 2 | 0 | 0 | 1 | 1 | | | | | | |
| Eddie Murray, S OBP: 0.332, SLG: 0.432 (1, 10) | |  | |  | |  | |  | | 4 | 2 | 2 | 1 | 0 | 1 | 1 | | | | | | |
| Pete Incaviglia, R OBP: 0.317, SLG: 0.462 (1, 7) | |  | |  | |  | |  | | 4 | 1 | 1 | 4 | 0 | 0 | 1 | | | | | | |
| Mike Devereaux, R OBP: 0.310, SLG: 0.357 (8, 7) | | | | | | | | | | 0 | 0 | 0 | 0 | 0 | 0 | 0 | | | | | | |
| Chris Hoiles, R OBP: 0.349, SLG: 0.484 (1, 2) | | |  | |  |  | |  | | 4 | 0 | 0 | 0 | 0 | 2 | 0 | | | | | | |
| Inning Stats | R: 0 E: 0 K: 1 S: 9 | H: 1 LOB: 1 BB: 0 P: 15 | R: 0 E: 0 K: 0 S: 7 | H: 1 LOB: 1 BB: 0 P: 12 | R: 0 E: 0 K: 1 S: 9 | H: 1 LOB: 2 BB: 1 P: 19 | R: 1 E: 0 K: 1 S: 11 | H: 1 LOB: 0 BB: 0 P: 19 | R: 0 E: 0 K: 0 S: 7 | H: 1 LOB: 1 BB: 0 P: 13 | R: 4 E: 0 K: 0 S: 14 | H: 5 LOB: 1 BB: 0 P: 21 | R: 0 E: 0 K: 0 S: 8 | H: 1 LOB: 1 BB: 0 P: 16 | R: 0 E: 0 K: 2 S: 10 | H: 0 LOB: 1 BB: 0 P: 11 | R: 0 E: 0 K: 0 S: 11 | H: 1 LOB: 1 BB: 0 P: 18 | 1B: 5 2B: 5 3B: 0 HR: 2 | SF: 0 SAC: 0 DP: 0 HBP: 0 | WP: 1 PB: 0 SB: 0 CS: 0 | PA: 40 |
| PITCHER | IP WLS BF H R ER SO BB IBB HBP BLK WP HR S P ERA WHIP | | | | | | | | | | | | | | | | | | | | | |
| Sterling Hitchcock, L (1, 1) | 5.1 L 26 9 5 5 3 1 0 0 0 1 1 2 50 88 8.44 1.875 | | | | | | | | | | | | | | | | | | | | | |
| Rafael Carmona, R (6, 1) | 0.1 2 1 0 0 0 0 0 0 0 0 0 0 8 14 0.00 3.000 | | | | | | | | | | | | | | | | | | | | | |
| 40 Greg McCarthy, L (6, 1) | 1.0 4 1 0 0 0 0 0 0 0 0 0 0 8 14 0.00 1.000 | | | | | | | | | | | | | | | | | | | | | |
| Michael Jackson, R (7, 1) | 1.1 4 0 0 0 2 0 0 0 0 0 0 0 11 17 0.00 0.000 | | | | | | | | | | | | | | | | | | | | | |
| Tim Davis, L (9, 1) | 1.0 4 1 0 0 0 0 0 0 0 0 0 0 11 18 0.00 1.000 | | | | | | | | | | | | | | | | | | | | | |

Baltimore Orioles @ Seattle Mariners
The Kingdome, Seattle, WA
Fri Aug 30 1996, 10:05 PM EDT
Att: 44,532 - Dome

AB 39
R 5
H 12
RBI 5
BB 1
SO 5
LOB 15



| Batter | 1 | 2 | 3 | 4 | 5 | 6 | 7 | 8 | 9 | AB | R | H | RBI | BB | SO | LOB | BOTTOM | | | | | |
|--|---|---|---|---|--|---|---|---|---|----------------------------------|-------------------------------|----------------------------------|-------------------------------|----------------------------------|-------------------------------|----------------------------------|-------------------------------|----------------------------------|----------------------------------|------------------------------------|----------------------------------|--------|
| Joey Cora, S OBP: 0.334, SLG: 0.400 (1, 4) |  | |  | |  |  | |  | | 2 | 0 | 0 | 0 | 0 | 1 | 0 | | | | | | |
| Alex Rodriguez, R OBP: 0.425, SLG: 0.675 (1, 6) |  | |  | |  | |  | |  | 4 | 0 | 2 | 0 | 1 | 0 | 0 | | | | | | |
| Ken Griffey Jr., L OBP: 0.389, SLG: 0.630 (1, 8) |  | |  | |  | |  | |  | 5 | 0 | 0 | 0 | 0 | 0 | 4 | | | | | | |
| Edgar Martinez, R OBP: 0.471, SLG: 0.637 (1, 10) | |  |  | |  |  |  | |  | 5 | 1 | 3 | 1 | 0 | 0 | 2 | | | | | | |
| Jay Buhner, R OBP: 0.369, SLG: 0.564 (1, 9) | |  | |  | |  |  | |  | 3 | 1 | 2 | 1 | 2 | 1 | 2 | | | | | | |
| Paul Sorrento, L OBP: 0.373, SLG: 0.523 (1, 3) | |  | |  | |  | |  | | 0 | 0 | 0 | 0 | 2 | 0 | 0 | | | | | | |
| Brian Hunter, R OBP: 0.351, SLG: 0.451 (6, PH) | |  | |  | |  | |  | | 3 | 0 | 0 | 0 | 0 | 1 | 5 | | | | | | |
| Mark Whiten, S OBP: 0.371, SLG: 0.448 (1, 7) | | | | | | | | | | 3 | 0 | 1 | 0 | 0 | 1 | 1 | | | | | | |
| Dan Wilson, R OBP: 0.347, SLG: 0.455 (1, 2) | | | | | | | | | | 4 | 0 | 0 | 0 | 0 | 2 | 5 | | | | | | |
| Dave Hollins, S OBP: 0.365, SLG: 0.398 (1, 5) | | | | | | | | | | 3 | 0 | 2 | 0 | 1 | 0 | 1 | | | | | | |
| Inning Stats | R: 0 E: 0 K: 0 S: 6 | H: 0 LOB: 0 BB: 0 P: 12 | R: 0 E: 0 K: 1 S: 12 | H: 1 LOB: 2 BB: 2 P: 25 | R: 0 E: 0 K: 0 S: 11 | H: 1 LOB: 1 BB: 1 P: 18 | R: 1 E: 0 K: 1 S: 15 | H: 1 LOB: 1 BB: 1 P: 26 | R: 0 E: 0 K: 0 S: 9 | H: 1 LOB: 0 BB: 0 P: 16 | R: 1 E: 0 K: 0 S: 18 | H: 2 LOB: 3 BB: 1 P: 27 | R: 0 E: 0 K: 0 S: 10 | H: 1 LOB: 2 BB: 1 P: 16 | R: 0 E: 0 K: 2 S: 10 | H: 1 LOB: 1 BB: 0 P: 15 | R: 0 E: 0 K: 1 S: 11 | H: 2 LOB: 2 BB: 0 P: 17 | 1B: 7 2B: 1 3B: 0 HR: 2 | SF: 0 SAC: 1 DP: 0 HBP: 1 | WP: 0 PB: 1 SB: 0 CS: 1 | PA: 43 |
| PITCHER | IP WLS BF H R ER SO BB IBB HBP BLK WP HR S P ERA WHIP | | | | | | | | | | | | | | | | | | | | | |
| Rocky Coppinger, R (1, 1) | 5.0 W 23 6 2 2 3 4 0 0 0 0 0 2 60 107 3.60 2.000 | | | | | | | | | | | | | | | | | | | | | |
| Jesse Orosco, L (6, 1) | 0.2 4 0 0 0 1 1 0 1 0 0 0 0 8 14 0.00 1.500 | | | | | | | | | | | | | | | | | | | | | |
| Terry Mathews, R (6, 1) | 2.0 9 2 0 0 1 1 0 0 0 0 0 0 20 29 0.00 1.500 | | | | | | | | | | | | | | | | | | | | | |
| Randy Myers, L (8, 1) | 0.2 4 2 0 0 1 0 0 0 0 0 0 0 8 11 0.00 3.000 | | | | | | | | | | | | | | | | | | | | | |
| Alan Mills, R (9, 1) | 0.2 S 2 0 0 0 1 0 0 0 0 0 0 0 6 11 0.00 0.000 | | | | | | | | | | | | | | | | | | | | | |

Baltimore Orioles @ Seattle Mariners
The Kingdome, Seattle, WA
Fri Aug 30 1996, 10:05 PM EDT
Att: 44,532 - Dome

AB 34
R 2
H 10
RBI 2
BB 6
SO 7
LOB 24



| Batter | 1 | 2 | 3 | 4 | 5 | 6 | 7 | 8 | 9 | AB | R | H | RBI | BB | SO | LOB | TOP | | | | | | | | | | |
|---|------------------------------|---------------------------------|------------------------------|----------------------------------|------------------------------|----------------------------------|-------------------------------|----------------------------------|------------------------------|----------------------------------|-------------------------------|----------------------------------|------------------------------|----------------------------------|------------------------------|----------------------------------|--|------------------------------------|----------------------------------|--------|--|--|--|--|--|--|--|
| Roberto Alomar, S (1, 4) OBP: 0.421, SLG: 0.550 | G5-3 | | G5-3 | | SH5-3 | | L3 | | | 3 | 0 | 1 | 0 | 0 | 0 | 0 | Baltimore Orioles @ Seattle Mariners The Kingdome, Seattle, WA Sun Sep 01 1996, 10:05 PM EDT Att: 50,015 - Dome - 68 F | | | | | | | | | | |
| Brady Anderson, L (1, 8) OBP: 0.394, SLG: 0.639 | P5 | | | 1B | F7 | | L3 | | | 4 | 0 | 1 | 0 | 0 | 0 | 4 | | | | | | | | | | | |
| Cal Ripken Jr., R (1, 6) OBP: 0.347, SLG: 0.457 | G6-3 | | | F9 | | | | G5-3 | | 3 | 0 | 0 | 0 | 1 | 0 | 1 | | | | | | | | | | | |
| Rafael Palmeiro, L (1, 3) | | K | | F8 | F9 | | | G3 | | 4 | 0 | 0 | 0 | 0 | 1 | 4 | | | | | | | | | | | |
| Bobby Bonilla, S (1, 9) OBP: 0.358, SLG: 0.490 | | HR | | 1B | | G6-3 | | F9 | | 4 | 1 | 2 | 1 | 0 | 0 | 0 | | | | | | | | | | | |
| Todd Zeile, R (1, 5) OBP: 0.356, SLG: 0.436 | G5-3 | | | BB | | 2B | | | K | 3 | 0 | 1 | 0 | 1 | 1 | 0 | | | | | | | | | | | |
| Pete Incaviglia, R (1, 10) OBP: 0.322, SLG: 0.471 | G4-3 | | | FC5 | | G6-3 | | | WP | 3 | 0 | 0 | 0 | 0 | 0 | 4 | | | | | | | | | | | |
| B.J. Surhoff, L (1, 7) OBP: 0.347, SLG: 0.494 | | | K | | SH5-3 | PO | G6-3 | | G4-3 | 4 | 0 | 1 | 0 | 0 | 1 | 1 | | | | | | | | | | | |
| Chris Hoiles, R (1, 2) OBP: 0.351, SLG: 0.484 | | | G6-3 | | | | | | L6 | 2 | 0 | 1 | 0 | 1 | 0 | 0 | | | | | | | | | | | |
| Eddie Murray, S (9, PH) OBP: 0.332, SLG: 0.431 | | | | | SH5-3 | | 1B | | | 1 | 0 | 0 | 0 | 0 | 0 | 1 | | | | | | | | | | | |
| Inning Stats | R: 0 E: 0 K: 0 S: 4 | H: 0 LOB: 0 BB: 0 P: 8 | R: 1 E: 0 K: 1 S: 9 | H: 1 LOB: 0 BB: 0 P: 13 | R: 0 E: 0 K: 1 S: 8 | H: 0 LOB: 0 BB: 0 P: 10 | R: 0 E: 0 K: 0 S: 10 | H: 2 LOB: 3 BB: 1 P: 17 | R: 0 E: 0 K: 0 S: 7 | H: 1 LOB: 0 BB: 0 P: 13 | R: 0 E: 0 K: 0 S: 14 | H: 2 LOB: 1 BB: 0 P: 20 | R: 0 E: 0 K: 0 S: 5 | H: 0 LOB: 0 BB: 0 P: 10 | R: 0 E: 0 K: 1 S: 9 | H: 0 LOB: 1 BB: 0 P: 15 | 1B: 4 2B: 3 3B: 0 HR: 1 | SF: 0 SAC: 1 DP: 1 HBP: 1 | WP: 2 PB: 0 SB: 0 CS: 0 | PA: 37 | | | | | | | |
| PITCHER | IP | WLS | BF | H | R | ER | SO | BB | IBB | HBP | BLK | WP | HR | S | P | ERA | WHIP | | | | | | | | | | |
| Terry Mulholland, L (1, 1) ERA: 4.62 | 6.1 | W | 28 | 7 | 1 | 1 | 2 | 2 | 1 | 0 | 0 | 1 | 1 | 55 | 92 | 1.42 | 1.421 | | | | | | | | | | |
| Norm Charlton, L (7, 1) ERA: 4.19 | 1.2 | | 4 | 0 | 0 | 0 | 0 | 0 | 0 | 0 | 0 | 0 | 0 | 9 | 16 | 0.00 | 0.000 | | | | | | | | | | |
| Michael Jackson, R (9, 1) ERA: 3.79 | 1.0 | | 4 | 0 | 0 | 0 | 1 | 0 | 0 | 1 | 0 | 1 | 0 | 9 | 15 | 0.00 | 0.000 | | | | | | | | | | |

| | |
|-----|----|
| AB | 31 |
| R | 1 |
| H | 7 |
| RBI | 1 |
| BB | 3 |
| SO | 3 |
| LOB | 15 |



| Batter | 1 | 2 | 3 | 4 | 5 | 6 | 7 | 8 | 9 | AB | R | H | RBI | BB | SO | LOB | BOTTOM | | | | | | | | | | |
|--|-------------------------------|----------------------------------|------------------------------|----------------------------------|------------------------------|----------------------------------|------------------------------|----------------------------------|-------------------------------|----------------------------------|-------------------------------|----------------------------------|------------------------------|----------------------------------|-------------------------------|----------------------------------|--|----------------------------------|------------------------------------|----------------------------------|--------|--|--|--|--|--|--|
| Rich Amaral, R (1, 4) OBP: 0.398, SLG: 0.364 | 2B | | K | | HR | | SH3-4 | | | 2 | 1 | 1 | 0 | 1 | 1 | 0 | Baltimore Orioles @ Seattle Mariners The Kingdome, Seattle, WA Sun Sep 01 1996, 10:05 PM EDT Att: 50,015 - Dome - 68 F | | | | | | | | | | |
| Alex Rodriguez, R (1, 6) OBP: 0.423, SLG: 0.681 | G5-3 | | G4-3 | | HR | | IBB | | | 3 | 1 | 2 | 3 | 1 | 0 | 1 | | | | | | | | | | | |
| Ken Griffey Jr., L (1, 8) OBP: 0.390, SLG: 0.634 | BB | | G4-3 | | G3 | | F9 | | | 3 | 0 | 0 | 0 | 1 | 0 | 3 | | | | | | | | | | | |
| Edgar Martinez, R (1, 10) OBP: 0.465, SLG: 0.625 | FC1-5-2 | | P5 | | G4-3 | | F7 | | | 4 | 0 | 0 | 0 | 0 | 0 | 5 | | | | | | | | | | | |
| Jay Buhner, R (1, 9) OBP: 0.369, SLG: 0.563 | K | | | F8 | | 1B | | G6-3 | | 4 | 0 | 1 | 0 | 0 | 1 | 2 | | | | | | | | | | | |
| Dave Hollins, S (1, 5) OBP: 0.384, SLG: 0.398 | | F8 | | F7 | | F9 | | K | | 4 | 1 | 1 | 0 | 0 | 1 | 1 | | | | | | | | | | | |
| Mark Whiten, S (1, 7) OBP: 0.371, SLG: 0.452 | | F8 | | K | | P6 | | HR | | 4 | 1 | 1 | 1 | 0 | 1 | 2 | | | | | | | | | | | |
| Brian Hunter, R (1, 3) OBP: 0.349, SLG: 0.449 | | SF7 | | | G6-3 | | F9 | | FC6-4 | 3 | 0 | 1 | 1 | 0 | 0 | 1 | | | | | | | | | | | |
| John Marzano, R (1, 2) OBP: 0.340, SLG: 0.315 | | G6-3 | | | HR | | SH3-4 | | FC6-4 | 4 | 1 | 2 | 0 | 0 | 0 | 1 | | | | | | | | | | | |
| Inning Stats | R: 0 E: 0 K: 1 S: 15 | H: 1 LOB: 2 BB: 1 P: 26 | R: 1 E: 0 K: 0 S: 6 | H: 1 LOB: 0 BB: 0 P: 10 | R: 0 E: 0 K: 1 S: 9 | H: 1 LOB: 1 BB: 0 P: 16 | R: 0 E: 0 K: 1 S: 8 | H: 0 LOB: 0 BB: 0 P: 12 | R: 3 E: 0 K: 0 S: 17 | H: 2 LOB: 0 BB: 1 P: 27 | R: 0 E: 0 K: 0 S: 12 | H: 1 LOB: 1 BB: 0 P: 17 | R: 0 E: 0 K: 0 S: 7 | H: 1 LOB: 2 BB: 1 P: 15 | R: 1 E: 0 K: 1 S: 12 | H: 2 LOB: 1 BB: 0 P: 19 | | 1B: 4 2B: 3 3B: 0 HR: 2 | SF: 1 SAC: 1 DP: 0 HBP: 0 | WP: 0 PB: 0 SB: 1 CS: 0 | PA: 36 | | | | | | |
| PITCHER | IP | WLS | BF | H | R | ER | SO | BB | IBB | HBP | BLK | WP | HR | S | P | ERA | WHIP | | | | | | | | | | |
| David Wells, L (1, 1) ERA: 4.72 | 6.2 | L | 30 | 7 | 4 | 4 | 3 | 2 | 1 | 0 | 0 | 0 | 1 | 72 | 119 | 5.40 | 1.350 | | | | | | | | | | |
| Terry Mathews, R (7, 1) ERA: 4.62 | 1.1 | | 6 | 2 | 1 | 1 | 1 | 0 | 0 | 0 | 0 | 0 | 1 | 14 | 23 | 6.75 | 1.500 | | | | | | | | | | |




| Batter | 1 | 2 | 3 | 4 | 5 | 6 | 7 | 8 | 9 | AB | R | H | RBI | BB | SO | LOB | TOP | | | | | |
|---|-------------------------------|----------------------------------|-------------------------------|----------------------------------|-------------------------------|----------------------------------|-------------------------------|----------------------------------|-------------------------------|----------------------------------|-------------------------------|----------------------------------|------------------------------|---------------------------------|-------------------------------|----------------------------------|---|----------------------------------|----------------------------------|------------------------------------|----------------------------------|--------|
| Brady Anderson, L OBP: 0.394, SLG: 0.643 | 1-3 K | | 0-0 HR | 2-2 G4-3 | | 2-3 K | | 2-0 G6-4-3 E 1B | | 5 | 1 | 2 | 3 | 0 | 2 | 1 | Baltimore Orioles @ California Angels Anaheim Stadium, Anaheim, CA Mon Sep 02 1996, 10:05 PM EDT Att: 20,287 - Unknown - 78 F | | | | | |
| Todd Zeile, R OBP: 0.359, SLG: 0.450 | 3-2 HR | | 0-1 HR | 4-0 BB BB | | 3-2 G5-4-3 1B | | 2-1 E4 G6-4-3 | | 4 | 2 | 3 | 2 | 1 | 0 | 2 | | | | | | |
| Roberto Alomar, S OBP: 0.419, SLG: 0.546 | 1-1 L5 | | 2-2 F8 | 4-0 BB | | 2-1 G5-4-3 1B | | 0-0 G6-4-3 | | 4 | 0 | 0 | 0 | 1 | 0 | 3 | | | | | | |
| Rafael Palmeiro, L OBP: 0.385, SLG: 0.538 | 3-0 F9 | | 0-3 K | 2-2 G3-1 | | | | 0-1 G5-4-3 1B | | 5 | 0 | 1 | 0 | 0 | 1 | 4 | | | | | | |
| Bobby Bonilla, S OBP: 0.358, SLG: 0.494 | | 4-2 FC9-6 BB | | 3-2 HR | 2-2 F9 | | 1-3 K | | 3-2 G4-3 | 4 | 1 | 1 | 1 | 1 | 1 | 1 | | | | | | |
| Cal Ripken Jr., R OBP: 0.348, SLG: 0.456 | | 3-1 P4 | | 1-2 E FC1-6 1B | 1-0 F9 | | 0-1 G5-4-3 | | 4-0 1B BB | 4 | 1 | 1 | 0 | 1 | 0 | 2 | | | | | | |
| Eddie Murray, S OBP: 0.333, SLG: 0.429 | | 1-2 FC9-6 1B | | 2-2 E6 FC1-6 | 1-2 L5 | | | 4-2 BB 1B BB | 1-0 1B | 4 | 2 | 1 | 0 | 1 | 0 | 2 | | | | | | |
| B.J. Surhoff, L OBP: 0.349, SLG: 0.494 | | 3-2 1B | | 0-2 FC1-6 2B | | 2-1 HR 1B | | 4-2 BB 1B BB | 0-0 F7 | 4 | 3 | 2 | 2 | 1 | 0 | 3 | | | | | | |
| Chris Hoiles, R OBP: 0.354, SLG: 0.496 | | | 2-3 K | 3-0 G4-3 1B | | 0-0 HR | | 4-1 E G6-4-3 BB | 2-3 K | 4 | 2 | 2 | 3 | 1 | 2 | 2 | | | | | | |
| Inning Stats | R: 1 E: 0 K: 1 S: 12 | H: 1 LOB: 0 BB: 0 P: 20 | R: 1 E: 0 K: 0 S: 13 | H: 1 LOB: 1 BB: 1 P: 24 | R: 2 E: 0 K: 2 S: 13 | H: 2 LOB: 0 BB: 0 P: 17 | R: 3 E: 1 K: 0 S: 22 | H: 3 LOB: 3 BB: 2 P: 43 | R: 0 E: 0 K: 1 S: 11 | H: 0 LOB: 0 BB: 0 P: 11 | R: 2 E: 0 K: 1 S: 11 | H: 3 LOB: 0 BB: 0 P: 20 | R: 0 E: 0 K: 1 S: 7 | H: 1 LOB: 0 BB: 0 P: 8 | R: 3 E: 1 K: 0 S: 13 | H: 1 LOB: 1 BB: 3 P: 31 | R: 0 E: 0 K: 1 S: 11 | H: 1 LOB: 2 BB: 1 P: 21 | 1B: 7 2B: 1 3B: 0 HR: 5 | SF: 0 SAC: 0 DP: 3 HBP: 0 | WP: 0 PB: 0 SB: 1 CS: 0 | PA: 45 |
| PITCHER | IP | WLS | BF | H | R | ER | SO | BB | IBB | HBP | BLK | WP | HR | S | P | ERA | WHIP | | | | | |
| Shawn Boskie, R ERA: 5.17 | 3.0 | L | 16 | 6 | 7 | 6 | 3 | 1 | 0 | 0 | 0 | 0 | 4 | 49 | 78 | 18.00 | 2.333 | | | | | |
| Mark Holzemer, L ERA: 8.39 | 2.1 | | 12 | 3 | 2 | 2 | 1 | 2 | 0 | 0 | 0 | 0 | 1 | 24 | 47 | 7.71 | 2.143 | | | | | |
| Mark Eichhorn, R ERA: 5.0 | 0.2 | | 2 | 1 | 0 | 0 | 0 | 0 | 0 | 0 | 0 | 0 | 0 | 5 | 10 | 0.00 | 1.500 | | | | | |
| Mike Holtz, L ERA: 1.37 | 1.0 | | 7 | 2 | 3 | 2 | 1 | 3 | 0 | 0 | 0 | 0 | 0 | 14 | 29 | 18.00 | 5.000 | | | | | |
| Greg Gohr, R ERA: 7.01 | 2.0 | | 8 | 1 | 0 | 0 | 1 | 1 | 0 | 0 | 0 | 0 | 0 | 17 | 31 | 0.00 | 1.000 | | | | | |

| | |
|-----|----|
| AB | 38 |
| R | 12 |
| H | 13 |
| RBI | 11 |
| BB | 7 |
| SO | 6 |
| LOB | 20 |




| Batter | 1 | 2 | 3 | 4 | 5 | 6 | 7 | 8 | 9 | AB | R | H | RBI | BB | SO | LOB | BOTTOM | | | | | |
|--|------------------------------|----------------------------------|-------------------------------|----------------------------------|-------------------------------|----------------------------------|------------------------------|---------------------------------|-------------------------------|----------------------------------|------------------------------|---------------------------------|------------------------------|----------------------------------|------------------------------|---------------------------------|---|----------------------------------|----------------------------------|------------------------------------|----------------------------------|--------|
| Randy Velarde, R OBP: 0.381, SLG: 0.432 | 1-3 K | 1-3 K | | | 2-2 2B | | 2-2 F8 | | 1-2 HR | 5 | 1 | 2 | 2 | 0 | 2 | 2 | Baltimore Orioles @ California Angels Anaheim Stadium, Anaheim, CA Mon Sep 02 1996, 10:05 PM EDT Att: 20,287 - Unknown - 78 F | | | | | |
| Jim Edmonds, L OBP: 0.394, SLG: 0.605 | 2-3 K | | 4-1 WP 1B BB | | 2-3 K | | 2-0 G1-3 | 2-3 K | | 4 | 1 | 0 | 0 | 1 | 3 | 1 | | | | | | |
| Tim Salmon, R OBP: 0.376, SLG: 0.501 | 1-3 K | | 2-3 K | 1-2 K | 1-1 F9 | | 3-1 G2-3 | | | 4 | 0 | 0 | 0 | 0 | 2 | 2 | | | | | | |
| Chili Davis, S OBP: 0.392, SLG: 0.519 | | 1-1 1B 2B | 2-2 F8 | | 1-0 G3-1 | | 0-0 F8 | | | 4 | 1 | 1 | 0 | 0 | 0 | 1 | | | | | | |
| J.T. Snow, L OBP: 0.333, SLG: 0.382 | | 1-3 K | 0-0 16 CS 1B | | 2-0 F7 | | 2-3 K | | | 4 | 0 | 1 | 1 | 0 | 2 | 1 | | | | | | |
| 16 Garret Anderson, L OBP: 0.316, SLG: 0.417 | | 4-1 1B 2B BB | 1-2 CS | 0-0 G4-3 | | 1-2 G5-3 | | 0-0 2B SF9 1B | | 3 | 2 | 1 | 0 | 1 | 0 | 0 | | | | | | |
| Gary Disarcina, R OBP: 0.296, SLG: 0.360 | | 0-1 2B 1B | | 1-2 G1-3 | | | 0-0 G6-3 | | 3-1 SF9 1B 2B | 4 | 2 | 2 | 1 | 0 | 0 | 0 | | | | | | |
| Jorge Fabregas, L OBP: 0.336, SLG: 0.343 | | 0-1 2B | | 1-1 F8 | | | 0-0 2B | | 2-2 SF9 | 3 | 0 | 2 | 2 | 0 | 0 | 0 | | | | | | |
| Chris Turner, R OBP: 0.336, SLG: 0.343 | | 1-1 2B | | | | | | | 2-3 3-H | 0 | 0 | 0 | 1 | 0 | 0 | 0 | | | | | | |
| George Arias, R OBP: 0.284, SLG: 0.338 | | 0-1 F8 | | | 2-1 F7 | | 2-3 K | | 1-0 HR 1B | 4 | 1 | 1 | 1 | 0 | 1 | 2 | | | | | | |
| Inning Stats | R: 0 E: 0 K: 3 S: 9 | H: 0 LOB: 0 BB: 0 P: 13 | R: 3 E: 0 K: 2 S: 15 | H: 3 LOB: 1 BB: 1 P: 22 | R: 1 E: 0 K: 1 S: 12 | H: 1 LOB: 0 BB: 1 P: 21 | R: 0 E: 0 K: 0 S: 6 | H: 0 LOB: 0 BB: 0 P: 8 | R: 0 E: 0 K: 1 S: 10 | H: 1 LOB: 1 BB: 0 P: 17 | R: 0 E: 0 K: 0 S: 5 | H: 0 LOB: 0 BB: 0 P: 9 | R: 0 E: 0 K: 1 S: 8 | H: 1 LOB: 0 BB: 0 P: 12 | R: 0 E: 0 K: 0 S: 4 | H: 0 LOB: 0 BB: 0 P: 9 | R: 4 E: 0 K: 2 S: 19 | H: 4 LOB: 0 BB: 0 P: 30 | 1B: 4 2B: 5 3B: 0 HR: 1 | SF: 1 SAC: 0 DP: 0 HBP: 0 | WP: 1 PB: 0 SB: 0 CS: 1 | PA: 39 |
| PITCHER | IP | WLS | BF | H | R | ER | SO | BB | IBB | HBP | BLK | WP | HR | S | P | ERA | WHIP | | | | | |
| 35 Mike Mussina, R ERA: 4.8 | 7.0 | W | 28 | 6 | 4 | 4 | 8 | 2 | 0 | 0 | 0 | 0 | 0 | 65 | 102 | 5.14 | 1.143 | | | | | |
| Mike Milchin, L ERA: 7.49 | 1.2 | | 8 | 3 | 3 | 3 | 1 | 0 | 0 | 0 | 0 | 0 | 0 | 16 | 29 | 16.20 | 1.800 | | | | | |
| Armando Benitez, R ERA: 6.43 | 0.1 | | 2 | 1 | 1 | 1 | 1 | 0 | 0 | 0 | 0 | 0 | 1 | 7 | 10 | 27.00 | 3.000 | | | | | |



| Batter | 1 | 2 | 3 | 4 | 5 | 6 | 7 | 8 | 9 | AB | R | H | RBI | BB | SO | LOB | TOP | | | | |
|---|------------------------------|---------------------------------|------------------------------|---------------------------------|------------------------------|---------------------------------|------------------------------|---------------------------------|------------------------------|---------------------------------|------------------------------|---------------------------------|------------------------------|---------------------------------|------------------------------|---------------------------------|---|----------------------------------|------------------------------------|----------------------------------|--------|
| Brady Anderson, L (1, 8) OBP: 0.395, SLG: 0.652 | F9 | | CS 1B | | | HR | G5-3 | | | 4 | 1 | 2 | 1 | 0 | 0 | 1 | Baltimore Orioles @ California Angels Anaheim Stadium, Anaheim, CA Wed Sep 04 1996, 10:05 PM EDT Att: 18,204 - Unknown - 74 F | | | | |
| Todd Zeile, R (1, 5) OBP: 0.381, SLG: 0.459 | G5-3 | | CS | F7 | | HR | | K | | 4 | 1 | 1 | 1 | 0 | 1 | 0 | | | | | |
| Roberto Alomar, S (1, 4) OBP: 0.417, SLG: 0.543 | F8 | | | F8 | | HR | | CS BB | | 3 | 1 | 1 | 0 | 1 | 0 | 0 | | | | | |
| Rafael Palmeiro, L (1, 3) OBP: 0.383, SLG: 0.538 | | L9 | | K | | HR | | G4-3 | | 4 | 1 | 1 | 2 | 0 | 1 | 1 | | | | | |
| Bobby Bonilla, S (1, 9) OBP: 0.359, SLG: 0.492 Mike Devereaux, R (9, 9) OBP: 0.309, SLG: 0.356 | | | | | K2-3 | G5-4-3 1B | | P5 | | 4 | 0 | 2 | 0 | 0 | 1 | 0 | | | | | |
| Cal Ripken Jr., R (1, 6) OBP: 0.345, SLG: 0.452 | | | | | P3 | G5-4-3 1B | | G5-3 | | 4 | 0 | 0 | 0 | 0 | 0 | 2 | | | | | |
| Eddie Murray, S (1, 10) OBP: 0.330, SLG: 0.427 | | | | | | | | G2-3 | | 4 | 0 | 1 | 0 | 0 | 0 | 1 | | | | | |
| B.J. Surhoff, L (1, 7) OBP: 0.349, SLG: 0.490 | | | F7 | | K2-3 | | | | | 3 | 0 | 1 | 0 | 0 | 1 | 1 | | | | | |
| Mark Parent, R (1, 2) OBP: 0.246, SLG: 0.460 | | | K | | | | | P6 | K | 3 | 0 | 0 | 0 | 0 | 2 | 1 | | | | | |
| Inning Stats | R: 0 E: 0 K: 0 S: 3 | H: 0 LOB: 0 BB: 0 P: 3 | R: 0 E: 0 K: 0 S: 4 | H: 1 LOB: 1 BB: 0 P: 4 | R: 0 E: 0 K: 1 S: 5 | H: 1 LOB: 0 BB: 0 P: 5 | R: 0 E: 0 K: 1 S: 5 | H: 0 LOB: 0 BB: 0 P: 5 | R: 0 E: 0 K: 2 S: 8 | H: 1 LOB: 1 BB: 0 P: 8 | R: 0 E: 0 K: 1 S: 6 | H: 1 LOB: 1 BB: 0 P: 6 | R: 0 E: 0 K: 1 S: 4 | H: 0 LOB: 0 BB: 0 P: 8 | R: 0 E: 0 K: 0 S: 3 | H: 0 LOB: 0 BB: 0 P: 3 | | 1B: 5 2B: 1 3B: 0 HR: 3 | SF: 0 SAC: 0 DP: 1 HBP: 0 | WP: 0 PB: 0 SB: 1 CS: 2 | PA: 35 |
| PITCHER | IP | WLS | BF | H | R | ER | SO | BB | IBB | HBP | BLK | WP | HR | S | P | ERA | WHIP | | | | |
| Dennis Springer, R (1, 1) ERA: 5.37 | 5.1 | L | 21 | 6 | 3 | 3 | 4 | 0 | 0 | 0 | 0 | 0 | 2 | 29 | 29 | 5.06 | 1.125 | | | | |
| Mark Holzemer, L (6, 1) ERA: 8.75 | 0.0 | | 2 | 2 | 1 | 1 | 0 | 0 | 0 | 0 | 0 | 0 | 1 | 2 | 2 | ∞ | ∞ | | | | |
| Mark Eichhorn, R (6, 1) ERA: 4.71 | 1.2 | | 5 | 1 | 0 | 0 | 1 | 0 | 0 | 0 | 0 | 0 | 0 | 7 | 7 | 0.00 | 0.600 | | | | |
| Mike James, R (8, 1) ERA: 2.88 | 2.0 | | 6 | 0 | 0 | 0 | 1 | 1 | 0 | 0 | 0 | 0 | 0 | 7 | 11 | 0.00 | 0.500 | | | | |

| Batter | 1 | 2 | 3 | 4 | 5 | 6 | 7 | 8 | 9 | AB | R | H | RBI | BB | SO | LOB | BOTTOM | | | | | |
|--|------------------------------|---------------------------------|------------------------------|---------------------------------|------------------------------|---------------------------------|------------------------------|---------------------------------|------------------------------|---------------------------------|------------------------------|---------------------------------|------------------------------|---------------------------------|------------------------------|----------------------------------|---|---------------------------------|----------------------------------|------------------------------------|----------------------------------|--------|
| Rex Hudler, R (1, 4) OBP: 0.345, SLG: 0.565 Darin Erstad, L (8, PH) OBP: 0.339, SLG: 0.360 Gary Disarcina, R (9, 6) OBP: 0.295, SLG: 0.359 | G3-1 | | G4-3 | | | F7 1B | | BB 1B | | 3 | 0 | 1 | 0 | 0 | 0 | 0 | Baltimore Orioles @ California Angels Anaheim Stadium, Anaheim, CA Wed Sep 04 1996, 10:05 PM EDT Att: 18,204 - Unknown - 74 F | | | | | |
| Jim Edmonds, L (1, 8) OBP: 0.385, SLG: 0.611 | E7 G6-3 2B | | | F7 | | F7 | | F8 | | 4 | 1 | 1 | 0 | 0 | 0 | 4 | | | | | | |
| Tim Salmon, R (1, 9) OBP: 0.378, SLG: 0.503 | G6-3 | | | K | | G6-3 | | G6-3 | | 3 | 0 | 0 | 1 | 1 | 1 | 2 | | | | | | |
| Chili Davis, S (1, 10) OBP: 0.393, SLG: 0.518 | G5-3 | | | G4-6-3 | | | | G1-6-3 1B | | 4 | 0 | 1 | 0 | 0 | 1 | 0 | | | | | | |
| J.T. Snow, L (1, 3) OBP: 0.331, SLG: 0.378 | | G3 | | | G4-3 | | G1-6-3 | K | | 4 | 0 | 0 | 0 | 0 | 1 | 1 | | | | | | |
| 16 Garret Anderson, L (1, 7) OBP: 0.316, SLG: 0.415 | | G3-1 | | | G6-3 | | F8 | K | | 4 | 0 | 0 | 0 | 0 | 1 | 0 | | | | | | |
| Jorge Fabregas, L (1, 2) OBP: 0.336, SLG: 0.347 Chris Turner, R (8, PR) OBP: 0.379, SLG: 0.428 | | G1 | | | F8 | | | G6-3 1B 2B | | 3 | 0 | 1 | 0 | 0 | 0 | 0 | | | | | | |
| George Arias, R (1, 5) OBP: 0.292, SLG: 0.338 | | | | F8 | | FC3-6 1B | | G6-3 | | 3 | 0 | 1 | 0 | 0 | 0 | 1 | | | | | | |
| Dick Schofield, R (1, 6) OBP: 0.250, SLG: 0.250 Jack Howell, L (8, PH) OBP: 0.310, SLG: 0.505 Randy Velarde, R (8, PH) OBP: 0.379, SLG: 0.428 | | | | G6-3 | | FC3-6 1B | | F8 1B BB | | 2 | 0 | 0 | 0 | 0 | 0 | 1 | | | | | | |
| | | | | | | FC3-6 1B | | | | 0 | 0 | 0 | 0 | 0 | 0 | 0 | | | | | | |
| | | | | | | | | | | 0 | 0 | 0 | 0 | 1 | 0 | 0 | | | | | | |
| Inning Stats | R: 1 E: 1 K: 0 S: 4 | H: 1 LOB: 0 BB: 0 P: 4 | R: 0 E: 0 K: 0 S: 3 | H: 0 LOB: 0 BB: 0 P: 3 | R: 0 E: 0 K: 1 S: 5 | H: 0 LOB: 0 BB: 0 P: 5 | R: 0 E: 0 K: 1 S: 5 | H: 0 LOB: 0 BB: 0 P: 5 | R: 0 E: 0 K: 0 S: 3 | H: 1 LOB: 0 BB: 0 P: 3 | R: 0 E: 0 K: 0 S: 4 | H: 2 LOB: 2 BB: 0 P: 5 | R: 0 E: 0 K: 0 S: 3 | H: 1 LOB: 0 BB: 0 P: 3 | R: 1 E: 0 K: 0 S: 4 | H: 2 LOB: 3 BB: 2 P: 12 | R: 0 E: 0 K: 3 S: 9 | H: 0 LOB: 0 BB: 0 P: 9 | 1B: 4 2B: 2 3B: 0 HR: 0 | SF: 0 SAC: 0 DP: 1 HBP: 0 | WP: 0 PB: 0 SB: 0 CS: 0 | PA: 33 |
| PITCHER | IP | WLS | BF | H | R | ER | SO | BB | IBB | HBP | BLK | WP | HR | S | P | ERA | WHIP | | | | | |
| Scott Erickson, R (1, 1) ERA: 5.28 | 7.1 | W | 26 | 5 | 2 | 1 | 1 | 0 | 0 | 0 | 0 | 0 | 0 | 28 | 28 | 1.23 | 0.682 | | | | | |
| Jesse Orosco, L (8, 1) ERA: 3.4 | 0.0 | | 1 | 0 | 0 | 0 | 0 | 1 | 0 | 0 | 0 | 0 | 0 | 0 | 4 | ∞ | ∞ | | | | | |
| Terry Mathews, R (8, 1) ERA: 4.57 | 0.2 | | 3 | 1 | 0 | 0 | 0 | 1 | 0 | 0 | 0 | 0 | 0 | 2 | 6 | 0.00 | 3.000 | | | | | |
| Randy Myers, L (9, 1) ERA: 3.99 | 1.0 | S | 3 | 0 | 0 | 0 | 3 | 0 | 0 | 0 | 0 | 0 | 0 | 9 | 9 | 0.00 | 0.000 | | | | | |

| | |
|-----|----|
| AB | 33 |
| R | 4 |
| H | 9 |
| RBI | 4 |
| BB | 1 |
| SO | 6 |
| LOB | 7 |



| Batter | 1 | 2 | 3 | 4 | 5 | 6 | 7 | 8 | 9 | AB | R | H | RBI | BB | SO | LOB | TOP | | | |
|--|--|---------------------------------|-------------------------------|----------------------------------|------------------------------|---------------------------------|-------------------------------|----------------------------------|------------------------------|---------------------------------|-------------------------------|----------------------------------|------------------------------|----------------------------------|-------------------------------|----------------------------------|---|------------------------------------|----------------------------------|--------|
| Curtis Pride, L OBP: 0.358, SLG: 0.496 (1, 7) | 0-0 CS 1B | | 1-0 F8 | | | 2-0 F7 | | 4-0 BB | | 3 | 0 | 1 | 0 | 1 | 0 | 1 | Detroit Tigers @ Baltimore Orioles Oriole Park at Camden Yards, Baltimore, MD Sat Sep 07 1996, 7:05 PM EDT Att: 47,131 - Unknown - 91 F livebaseballscorecards.com | | | |
| Alan Trammell, R OBP: 0.281, SLG: 0.270 (1, 4) | 3-3 SAFE SAFE 1B | | 1-0 F7 | | | 1-1 G4-3 | | 2-3 K | | 4 | 0 | 0 | 0 | 0 | 2 | 4 | | | | |
| Travis Fryman, R OBP: 0.326, SLG: 0.451 (1, 6) | 0-0 G5-3 | | | | | 0-0 F8 | | | | 4 | 0 | 1 | 0 | 0 | 0 | 0 | | | | |
| Bobby Higginson, L OBP: 0.398, SLG: 0.572 (1, 8) | | 0-1 G4-3 | | | | 2-2 G4-3 | | 2-2 F8 | | 4 | 0 | 1 | 0 | 0 | 0 | 1 | | | | |
| Tony Clark, S OBP: 0.298, SLG: 0.475 (1, 3) | | 0-3 K | | | | 1-3 K | | 2-3 K | | 4 | 0 | 0 | 0 | 0 | 4 | 2 | | | | |
| Ruben Sierra, S OBP: 0.322, SLG: 0.384 (1, 10) | | 1-0 1B | | | | 1-3 K | | 1-3 K | | 4 | 0 | 1 | 0 | 0 | 3 | 2 | | | | |
| Melvin Nieves, S OBP: 0.332, SLG: 0.501 (1, 9) | | 2-3 K | | | | 2-3 K | | 1-2 G4-3 | | 3 | 0 | 0 | 0 | 0 | 2 | 1 | | | | |
| Phil Nevin, R OBP: 0.360, SLG: 0.471 (1, 5) | | | | | | 1-0 P5 | | 1-0 G6-3 | | 3 | 0 | 1 | 0 | 0 | 0 | 0 | | | | |
| Brad Ausmus, R OBP: 0.280, SLG: 0.303 (1, 2) | | | | | | 1-0 1B | | 0-0 P2 | | 3 | 0 | 1 | 0 | 0 | 0 | 1 | | | | |
| Inning Stats | R: 0 E: 0 K: 1 S: 5 | H: 1 LOB: 0 BB: 0 P: 8 | R: 0 E: 0 K: 2 S: 10 | H: 1 LOB: 1 BB: 0 P: 13 | R: 0 E: 0 K: 0 S: 4 | H: 1 LOB: 1 BB: 0 P: 8 | R: 0 E: 0 K: 2 S: 15 | H: 0 LOB: 0 BB: 0 P: 22 | R: 0 E: 0 K: 1 S: 5 | H: 0 LOB: 0 BB: 0 P: 7 | R: 0 E: 0 K: 2 S: 10 | H: 0 LOB: 0 BB: 0 P: 15 | R: 0 E: 0 K: 1 S: 9 | H: 1 LOB: 2 BB: 1 P: 19 | R: 0 E: 0 K: 2 S: 16 | H: 1 LOB: 1 BB: 0 P: 23 | 1B: 6 2B: 0 3B: 0 HR: 0 | SF: 0 SAC: 0 DP: 0 HBP: 0 | WP: 0 PB: 0 SB: 0 CS: 1 | PA: 33 |
| PITCHER 35 Mike Mussina, R ERA: 4.61 (1, 1) | IP: 9.0 WLS: W BF: 33 H: 6 R: 0 ER: 0 SO: 11 BB: 1 IBB: 0 HBP: 0 BLK: 0 WP: 0 HR: 0 S: 78 P: 122 ERA: 0.00 WHIP: 0.778 | | | | | | | | | | | | | | | PITCHER | | | | |

| Batter | 1 | 2 | 3 | 4 | 5 | 6 | 7 | 8 | 9 | AB | R | H | RBI | BB | SO | LOB | BOTTOM | | | |
|---|--|----------------------------------|------------------------------|----------------------------------|-------------------------------|----------------------------------|------------------------------|---------------------------------|-------------------------------|----------------------------------|------------------------------|----------------------------------|------------------------------|----------------------------------|-------------------------------|----------------------------------|---|------------------------------------|----------------------------------|--------|
| Brady Anderson, L OBP: 0.394, SLG: 0.646 (1, 8) | 0-0 F8 | | | | | 1-0 F9 | | | | 4 | 0 | 1 | 1 | 0 | 1 | 0 | Detroit Tigers @ Baltimore Orioles Oriole Park at Camden Yards, Baltimore, MD Sat Sep 07 1996, 7:05 PM EDT Att: 47,131 - Unknown - 91 F livebaseballscorecards.com | | | |
| Todd Zeile, R OBP: 0.360, SLG: 0.457 (1, 5) | 2-2 1B 2B | | | | | 0-1 G4-3 | | 3-1 F8 | | 5 | 1 | 1 | 0 | 0 | 0 | 3 | | | | |
| Cal Ripken Jr., R OBP: 0.344, SLG: 0.448 (1, 6) | 2-2 1B 2B | | | | | 1-2 P3 | | | | 4 | 1 | 1 | 0 | 0 | 0 | 2 | | | | |
| Rafael Palmeiro, L OBP: 0.383, SLG: 0.543 (1, 3) | 1-0 HR 2B | | | | | 2-1 F7 | | 1-3 K | | 4 | 1 | 2 | 2 | 0 | 1 | 0 | | | | |
| Bobby Bonilla, S OBP: 0.360, SLG: 0.500 Mike Devereaux, R OBP: 0.309, SLG: 0.356 (1, 9) (8, 9) | 1-0 HR | | | | | 1-0 F9 | | 3-2 G3-1 | | 4 | 1 | 2 | 2 | 0 | 0 | 0 | | | | |
| Pete Incaviglia, R OBP: 0.318, SLG: 0.465 Brent Bowers, L OBP: 0.316, SLG: 0.368 (1, 7) (8, 7) | 3-3 K | | | | | 0-0 G1-3 | | 1-1 E5 BB | | 3 | 0 | 0 | 0 | 0 | 1 | 2 | | | | |
| Eddie Murray, S OBP: 0.333, SLG: 0.433 (1, 10) | 3-0 G5-3 | | | | | 4-0 IBB | | 4-2 1-2 BB | | 2 | 1 | 1 | 0 | 2 | 0 | 0 | | | | |
| Chris Hoiles, R OBP: 0.354, SLG: 0.490 (1, 2) | | | | | | 3-1 HBP 1B | | 1-2 F8 | | 4 | 0 | 1 | 0 | 0 | 1 | 6 | | | | |
| Billy Ripken, R OBP: 0.281, SLG: 0.333 (1, 4) | 1 SAFE L5 | | | | | 2-3 K | | 0-0 P6 | | 4 | 1 | 1 | 1 | 0 | 1 | 4 | | | | |
| Inning Stats | R: 4 E: 0 K: 1 S: 14 | H: 4 LOB: 0 BB: 0 P: 26 | R: 0 E: 0 K: 0 S: 7 | H: 1 LOB: 2 BB: 0 P: 17 | R: 0 E: 0 K: 2 S: 11 | H: 2 LOB: 3 BB: 1 P: 17 | R: 0 E: 0 K: 0 S: 7 | H: 0 LOB: 0 BB: 0 P: 9 | R: 0 E: 0 K: 0 S: 10 | H: 0 LOB: 2 BB: 1 P: 19 | R: 0 E: 0 K: 1 S: 7 | H: 0 LOB: 0 BB: 0 P: 11 | R: 0 E: 0 K: 1 S: 8 | H: 0 LOB: 0 BB: 0 P: 12 | R: 2 E: 0 K: 1 S: 18 | H: 3 LOB: 1 BB: 0 P: 26 | 1B: 5 2B: 4 3B: 0 HR: 1 | SF: 0 SAC: 0 DP: 0 HBP: 1 | WP: 0 PB: 0 SB: 0 CS: 0 | PA: 38 |
| PITCHER Justin Thompson, L ERA: 3.57 Brian Williams, R ERA: 6.91 (1, 1) (6, 1) | IP: 5.0 WLS: L BF: 26 H: 7 R: 4 ER: 4 SO: 3 BB: 1 IBB: 1 HBP: 1 BLK: 0 WP: 0 HR: 1 S: 49 P: 88 ERA: 7.20 WHIP: 1.600 | | | | | | | | | | | | | | | PITCHER | | | | |

| Batter | 1 | 2 | 3 | 4 | 5 | 6 | 7 | 8 | 9 | AB | R | H | RBI | BB | SO | LOB | TOP | | | | | | | | |
|--|-------------------------------|----------------------------------|-------------------------------|----------------------------------|------------------------------|----------------------------------|------------------------------|----------------------------------|-------------------------------|----------------------------------|------------------------------|----------------------------------|------------------------------|---------------------------------|-------------------------------|----------------------------------|------------------------------|----------------------------------|----------------------------------|------------------------------------|----------------------------------|--------|--|--|--|
| Curtis Pride, L (1, 10) OBP: 0.360, SLG: 0.494 | 4-1 BB | | 2-3 K | | | 0-1 G3-1 | | 3-2 1B | | 3 | 0 | 1 | 0 | 1 | 1 | 0 | | | | | | | | | |
| Mark Lewis, R (1, 4) OBP: 0.334, SLG: 0.407 | 1-3 K | | | 2-3 K | | 3-3 K | | 1-2 CS | 2-1 G4-3 | 4 | 0 | 0 | 0 | 0 | 3 | 1 | | | | | | | | | |
| Travis Fryman, R (1, 6) OBP: 0.324, SLG: 0.447 | 3-2 F8 | | | 0-1 G5-3 | | 2-0 F8 | | | 3-2 L6 | 4 | 0 | 0 | 0 | 0 | 0 | 1 | | | | | | | | | |
| Tony Clark, S (1, 3) OBP: 0.294, SLG: 0.469 | 2-3 K | | | 1-2 G4-3 | | | 0-1 P6 | | 3-1 F7 | 4 | 0 | 0 | 0 | 0 | 1 | 1 | | | | | | | | | |
| Bobby Higginson, L (1, 7) OBP: 0.300, SLG: 0.581 | | 3-2 F8 | | | | 1-0 HR | | 1-0 1B | | 3 | 2 | 2 | 1 | 0 | 0 | 0 | | | | | | | | | |
| Melvin Nieves, S (1, 9) OBP: 0.332, SLG: 0.500 | | 1-2 F7 | | | | 3-3 K | | 0-0 1B | | 3 | 0 | 1 | 0 | 0 | 1 | 0 | | | | | | | | | |
| Phil Nevin, R (1, 5) Andujar Cedeno, R (5, 5) OBP: 0.244, SLG: 0.339 | | | 3-3 K | | | 3-3 K | | 0-3 1B | | 2 | 0 | 0 | 0 | 0 | 2 | 0 | | | | | | | | | |
| Raul Casanova, S (1, 2) OBP: 0.182, SLG: 0.286 | | | | 1-2 P5 | | 4-1 BB | | 1-2 G4-3 | | 2 | 0 | 0 | 0 | 1 | 0 | 0 | | | | | | | | | |
| Kimera Barteo, R (1, 8) OBP: 0.335, SLG: 0.329 | | | 0-3 K | | | 1-3 K | | 0-0 B1-3 | | 3 | 0 | 0 | 0 | 0 | 2 | 1 | | | | | | | | | |
| Inning Stats | R: 0 E: 0 K: 2 S: 10 | H: 0 LOB: 1 BB: 1 P: 20 | R: 0 E: 0 K: 1 S: 13 | H: 0 LOB: 0 BB: 0 P: 20 | R: 0 E: 0 K: 2 S: 9 | H: 0 LOB: 0 BB: 0 P: 12 | R: 0 E: 0 K: 1 S: 9 | H: 0 LOB: 0 BB: 0 P: 12 | R: 1 E: 0 K: 3 S: 13 | H: 1 LOB: 1 BB: 1 P: 25 | R: 0 E: 0 K: 1 S: 6 | H: 0 LOB: 0 BB: 0 P: 11 | R: 1 E: 0 K: 1 S: 7 | H: 2 LOB: 0 BB: 0 P: 8 | R: 0 E: 0 K: 0 S: 13 | H: 1 LOB: 0 BB: 0 P: 17 | R: 0 E: 0 K: 0 S: 8 | H: 0 LOB: 0 BB: 0 P: 16 | 1B: 3 2B: 0 3B: 0 HR: 1 | SF: 0 SAC: 0 DP: 0 HBP: 0 | WP: 0 PB: 0 SB: 0 CS: 1 | PA: 32 | | | |
| PITCHER | IP | WLS | BF | H | R | ER | SO | BB | IBB | HBP | BLK | WP | HR | S | P | ERA | WHIP | | | | | | | | |
| Rocky Coppinger, R (1, 1) ERA: 5.49 | 7.0 | | 25 | 3 | 2 | 2 | 11 | 2 | 0 | 0 | 0 | 0 | 1 | 67 | 108 | 2.57 | 0.714 | | | | | | | | |
| Alan Mills, R (8, 1) ERA: 4.26 | 2.0 | W | 6 | 1 | 0 | 0 | 0 | 0 | 0 | 0 | 0 | 0 | 0 | 21 | 33 | 0.00 | 0.500 | | | | | | | | |

Detroit Tigers @ Baltimore Orioles
 Oriole Park at Camden Yards, Baltimore, MD
 Sun Sep 08 1996, 3:33 AM EDT
 Att: 47,082 - Sunny - 93 F

| | |
|-----|----|
| AB | 29 |
| R | 2 |
| H | 4 |
| RBI | 1 |
| BB | 2 |
| SO | 11 |
| LOB | 4 |



| Batter | 1 | 2 | 3 | 4 | 5 | 6 | 7 | 8 | 9 | AB | R | H | RBI | BB | SO | LOB | BOTTOM | | | | | | | | |
|---|----------------------------------|----------------------------------|-------------------------------|----------------------------------|------------------------------|----------------------------------|------------------------------|----------------------------------|------------------------------|---------------------------------|-------------------------------|----------------------------------|-------------------------------|----------------------------------|-------------------------------|----------------------------------|----------------------------------|------------------------------------|----------------------------------|--------|--|--|--|--|--|
| Brady Anderson, L (1, 8) OBP: 0.394, SLG: 0.645 | 1-1 FC4-6 BB SF8 1B | | 1-3 K | | 0-1 P5 | | 1-3 K | 0-1 2B | | 5 | 1 | 2 | 0 | 0 | 2 | 2 | | | | | | | | | |
| Roberto Alomar, S (1, 4) OBP: 0.413, SLG: 0.534 | 4-1 FC4-6 BB | | 0-1 G4-3 | | 2-0 G5-3 | | 0-0 F8 | 2-2 F8 | | 4 | 0 | 0 | 0 | 1 | 0 | 4 | | | | | | | | | |
| Todd Zeile, R (1, 5) OBP: 0.359, SLG: 0.454 | 1-2 FC4-6 1B 1-2 2-3 | | 2-2 F9 | | 2-2 G4-3 | | 2-2 G4-3 | 4-2 HR BB | | 3 | 1 | 0 | 0 | 1 | 0 | 2 | | | | | | | | | |
| Rafael Palmeiro, L (1, 3) OBP: 0.384, SLG: 0.549 | 0-0 SF8 | | 2-2 G4-3 | | | 1-0 FC5-4 1B | | 0-1 1-H HR | | 3 | 1 | 2 | 3 | 0 | 0 | 0 | | | | | | | | | |
| Bobby Bonilla, S (1, 9) OBP: 0.361, SLG: 0.506 | 1-2 K | | | 2-2 F8 | | 0-0 FC5-4 1B | | 0-0 HR | | 4 | 1 | 2 | 1 | 0 | 0 | 1 | | | | | | | | | |
| Mike Devereaux, R (9, 9) OBP: 0.309, SLG: 0.356 | 1-3 1B | | | | | 1-2 HR | | 0-0 HR | | 0 | 0 | 0 | 0 | 0 | 0 | 0 | | | | | | | | | |
| Cal Ripken Jr., R (1, 6) OBP: 0.343, SLG: 0.447 | 2-0 P3 | | | 0-0 F9 | | 0-0 FC6-4 1B | | 0-3 K | | 4 | 0 | 1 | 0 | 0 | 1 | 2 | | | | | | | | | |
| Eddie Murray, S (1, 10) OBP: 0.333, SLG: 0.432 | | 2-2 G6-3 | | 0-0 1B | | 1-2 FC6-4 | | 3-3 K | | 4 | 0 | 1 | 0 | 0 | 1 | 2 | | | | | | | | | |
| Pete Incaviglia, R (1, 7) OBP: 0.317, SLG: 0.462 | | 1-0 P4 | | 3-2 G4-3 | | | 2-3 K | 1-2 HR 1B | | 4 | 0 | 1 | 0 | 0 | 1 | 1 | | | | | | | | | |
| Brent Bowers, L (8, PR) OBP: 0.316, SLG: 0.368 | | | | | | | | | | 0 | 1 | 0 | 0 | 0 | 0 | 0 | | | | | | | | | |
| Mark Parent, R (1, 2) OBP: 0.254, SLG: 0.470 | | 3-1 1B | | | 1-0 F8 | | 2-2 WP 2B | 2-0 HR | | 3 | 0 | 2 | 0 | 0 | 0 | 0 | | | | | | | | | |
| Manny Alexander, R (7, PR) OBP: 0.147, SLG: 0.108 | | | | | | | | | | 0 | 0 | 0 | 0 | 0 | 0 | 0 | | | | | | | | | |
| Chris Hoiles, R (8, 2) OBP: 0.356, SLG: 0.500 | | | | | | | | | | 1 | 1 | 1 | 2 | 0 | 0 | 0 | | | | | | | | | |
| Inning Stats | R: 1 E: 0 K: 0 S: 13 | H: 2 LOB: 2 BB: 1 P: 22 | R: 0 E: 0 K: 1 S: 10 | H: 1 LOB: 1 BB: 0 P: 17 | R: 0 E: 0 K: 0 S: 9 | H: 0 LOB: 0 BB: 0 P: 13 | R: 0 E: 0 K: 0 S: 9 | H: 1 LOB: 1 BB: 0 P: 14 | R: 0 E: 0 K: 0 S: 4 | H: 0 LOB: 0 BB: 0 P: 7 | R: 0 E: 0 K: 0 S: 10 | H: 2 LOB: 2 BB: 0 P: 14 | R: 0 E: 0 K: 2 S: 10 | H: 1 LOB: 2 BB: 0 P: 15 | R: 5 E: 0 K: 2 S: 22 | H: 5 LOB: 2 BB: 1 P: 34 | 1B: 7 2B: 2 3B: 0 HR: 3 | SF: 1 SAC: 0 DP: 0 HBP: 0 | WP: 1 PB: 0 SB: 0 CS: 0 | PA: 38 | | | | | |
| PITCHER | IP | WLS | BF | H | R | ER | SO | BB | IBB | HBP | BLK | WP | HR | S | P | ERA | WHIP | | | | | | | | |
| Trever Miller, L (1, 1) ERA: 3.68 | 6.0 | | 25 | 6 | 1 | 1 | 1 | 1 | 0 | 0 | 0 | 0 | 0 | 6 | 10 | 0.00 | 3.000 | | | | | | | | |
| Richie Lewis, R (7, 1) ERA: 4.32 | 0.1 | L | 2 | 1 | 0 | 0 | 1 | 0 | 0 | 0 | 0 | 0 | 0 | 6 | 10 | 0.00 | 3.000 | | | | | | | | |
| Joey Eischen, L (7, 1) ERA: 4.5 | 0.2 | L | 4 | 1 | 2 | 2 | 1 | 1 | 0 | 0 | 0 | 1 | 1 | 9 | 14 | 27.00 | 3.000 | | | | | | | | |
| Jose Lima, R (8, 1) ERA: 5.31 | 1.0 | | 7 | 4 | 3 | 3 | 2 | 0 | 0 | 0 | 0 | 0 | 2 | 17 | 25 | 27.00 | 4.000 | | | | | | | | |

Detroit Tigers @ Baltimore Orioles
 Oriole Park at Camden Yards, Baltimore, MD
 Sun Sep 08 1996, 3:33 AM EDT
 Att: 47,082 - Sunny - 93 F

| | |
|-----|----|
| AB | 35 |
| R | 6 |
| H | 12 |
| RBI | 6 |
| BB | 2 |
| SO | 5 |
| LOB | 14 |



| Batter | 1 | 2 | 3 | 4 | 5 | 6 | 7 | 8 | 9 | AB | R | H | RBI | BB | SO | LOB | TOP | | | | | | | | | | |
|--|-------------------------------|----------------------------------|------------------------------|---------------------------------|------------------------------|-------------------------|------------------------------|---------------------------------|------------------------------|---------------------------------|------------------------------|---------------------------------|------------------------------|---------------------------------|------------------------------|---------------------------------|--|------------------------------------|----------------------------------|--------|--|--|--|--|--|--|--|
| Curtis Pride, L OBP: 0.359, SLG: 0.502 (1, 7) | 0-0 HR | 0-0 6-3 | | 0-0 1-3 | | | 0-0 3-1 | | | 4 | 1 | 1 | 2 | 0 | 0 | 0 | Detroit Tigers @ Baltimore Orioles Oriole Park at Camden Yards, Baltimore, MD Mon Sep 09 1996, 7:05 PM EDT Att: 42,562 - Cloudy - 89 F | | | | | | | | | | |
| Mark Lewis, R OBP: 0.335, SLG: 0.412 (1, 4) | 0-0 2B | 0-0 E | | 0-0 6-3 | | | 0-0 3-1 | | | 4 | 1 | 2 | 0 | 0 | 0 | | | | | | | | | | | | |
| Travis Fryman, R OBP: 0.322, SLG: 0.444 (1, 6) | 0-3 K | 0-0 E5 | | | 0-0 F9 | | | 0-0 P4 | | 4 | 0 | 0 | 0 | 0 | 1 | 1 | | | | | | | | | | | |
| Bobby Higginson, L OBP: 0.398, SLG: 0.577 (1, 8) | 0-0 1B | 0-0 F7 | | | 0-0 F9 | | | 0-3 K | | 4 | 0 | 1 | 0 | 0 | 1 | 1 | | | | | | | | | | | |
| Melvin Nieves, S OBP: 0.329, SLG: 0.495 (1, 9) | 0-3 K | | | 0-0 F8 | | | | 0-3 K2-3 | | 4 | 0 | 0 | 0 | 0 | 2 | 2 | | | | | | | | | | | |
| Ruben Sierra, S OBP: 0.321, SLG: 0.381 (1, 10) | 0-0 F7 | | | 0-0 4-3 | | 4-0 G5-4-3 BB | | | 0-6 F9 | 3 | 0 | 0 | 0 | 1 | 0 | 2 | | | | | | | | | | | |
| Tony Clark, S OBP: 0.296, SLG: 0.469 (1, 3) | | 0-0 SH5-4 PB 1B | | 0-0 1B | | 0-3 K | | | 0-3 K | 4 | 1 | 2 | 0 | 0 | 2 | 1 | | | | | | | | | | | |
| Phil Hiatt, R OBP: 0.250, SLG: 0.250 (1, 5) | | 0-0 PB SH5-4 6-3 1B | | 0-0 F8 | | 0-0 G5-4-3 1-2 | | | 0-3 K | 4 | 1 | 1 | 0 | 0 | 1 | 2 | | | | | | | | | | | |
| Brad Ausmus, R OBP: 0.279, SLG: 0.301 (1, 2) | | 0-0 SH5-4 1-2 2-3 | | 0-0 6-3 | | | | | 0-0 4-3 | 2 | 0 | 0 | 0 | 0 | 0 | 0 | | | | | | | | | | | |
| Inning Stats | R: 1 E: 0 K: 2 S: 10 | H: 3 LOB: 2 BB: 0 P: 10 | R: 3 E: 1 K: 0 S: 7 | H: 3 LOB: 1 BB: 0 P: 7 | R: 0 E: 0 K: 0 S: 4 | LOB: 1 BB: 0 P: 4 | R: 0 E: 0 K: 0 S: 3 | H: 0 LOB: 0 BB: 0 P: 3 | R: 0 E: 0 K: 1 S: 4 | H: 0 LOB: 0 BB: 1 P: 8 | R: 0 E: 0 K: 0 S: 3 | H: 0 LOB: 0 BB: 0 P: 3 | R: 0 E: 0 K: 2 S: 7 | H: 0 LOB: 0 BB: 0 P: 7 | R: 0 E: 0 K: 2 S: 7 | H: 0 LOB: 0 BB: 0 P: 7 | 1B: 4 2B: 2 3B: 0 HR: 1 | SF: 0 SAC: 1 DP: 1 HBP: 0 | WP: 0 PB: 1 SB: 0 CS: 0 | PA: 35 | | | | | | | |
| PITCHER | IP | WLS | BF | H | R | ER | SO | BB | IBB | HBP | BLK | WP | HR | S | P | ERA | WHIP | | | | | | | | | | |
| Scott Erickson, R ERA: 5.22 (1, 1) | 7.1 | W | 30 | 7 | 4 | 3 | 3 | 1 | 0 | 0 | 0 | 0 | 1 | 35 | 39 | 3.68 | 1.091 | | | | | | | | | | |
| Jesse Orosco, L ERA: 3.29 (8, 1) | 0.2 | | 2 | 0 | 0 | 0 | 2 | 0 | 0 | 0 | 0 | 0 | 0 | 6 | 6 | 0.00 | 0.000 | | | | | | | | | | |
| Randy Myers, L ERA: 3.78 (9, 1) | 1.0 | S | 3 | 0 | 0 | 0 | 2 | 0 | 0 | 0 | 0 | 0 | 0 | 7 | 7 | 0.00 | 0.000 | | | | | | | | | | |

AB 33
R 4
H 7
RBI 2
BB 1
SO 7
LOB 9



| Batter | 1 | 2 | 3 | 4 | 5 | 6 | 7 | 8 | 9 | AB | R | H | RBI | BB | SO | LOB | BOTTOM | | | | | | | | | | |
|--|------------------------------|---------------------------------|------------------------------|---------------------------------|------------------------------|----------------------------------|------------------------------|----------------------------------|------------------------------|----------------------------------|------------------------------|---------------------------------|------------------------------|---------------------------------|----------------------------------|------------------------------------|--|--------|--|--|--|--|--|--|--|--|--|
| Brady Anderson, L OBP: 0.393, SLG: 0.642 (1, 8) | 0-0 P5 | | 0-0 S HR 1B | | 0-0 F8 | 0-3 K | | | | 4 | 1 | 1 | 0 | 0 | 1 | 2 | Detroit Tigers @ Baltimore Orioles Oriole Park at Camden Yards, Baltimore, MD Mon Sep 09 1996, 7:05 PM EDT Att: 42,562 - Cloudy - 89 F | | | | | | | | | | |
| Roberto Alomar, S OBP: 0.412, SLG: 0.531 (1, 4) | 0-0 4-3 | | 4-0 HR BB | | 0-0 L7 | | 0-0 4-3 | | | 3 | 1 | 0 | 0 | 1 | 0 | 0 | | | | | | | | | | | |
| Todd Zeile, R OBP: 0.360, SLG: 0.460 (1, 5) | 0-0 P4 | | 0-0 HR | | 0-0 6-3 | | 0-0 2B 1B | | | 4 | 1 | 2 | 3 | 0 | 0 | 0 | | | | | | | | | | | |
| Rafael Palmeiro, L OBP: 0.384, SLG: 0.551 (1, 3) | | 0-3 K | 0-0 F8 | | | 0-0 BB 2B 1B | 0-0 2B | | | 4 | 1 | 2 | 0 | 0 | 1 | 0 | | | | | | | | | | | |
| Bobby Bonilla, S OBP: 0.364, SLG: 0.508 (1, 9) | | 0-0 2B | | 0-0 1-3 | | 4-0 2B SF7 BB | 4-0 G5-4-3 IBB | | | 2 | 1 | 1 | 0 | 2 | 0 | 0 | | | | | | | | | | | |
| Cal Ripken Jr., R OBP: 0.344, SLG: 0.448 (1, 6) | | 0-0 5-3 | | 4-0 6-3 BB BB | | 0-0 1-3 2H 2B | 0-0 G5-4-3 | | | 3 | 0 | 1 | 1 | 1 | 0 | 4 | | | | | | | | | | | |
| Eddie Murray, S OBP: 0.334, SLG: 0.430 (1, 10) | 0-0 F7 | | | 4-0 6-3 BB | | 4-0 IBB | | 0-0 F7 | | 2 | 0 | 0 | 0 | 2 | 0 | 1 | | | | | | | | | | | |
| Pete Incaviglia, R OBP: 0.314, SLG: 0.457 (1, 7) | | | 0-3 K | | 0-0 6-3 | | 0-3 K | | 0-3 K | 3 | 0 | 0 | 0 | 0 | 2 | 5 | | | | | | | | | | | |
| Mike Devereaux, R OBP: 0.308, SLG: 0.354 (7, 7) | | | | 1-2 2-3 | | | | | | 1 | 0 | 0 | 0 | 0 | 1 | 0 | | | | | | | | | | | |
| Mark Parent, R OBP: 0.250, SLG: 0.462 (1, 2) | | | 0-0 5-3 | | 0-0 F8 | | 0-0 SF7 | | 0-0 F8 | 2 | 0 | 0 | 0 | 0 | 0 | 2 | | | | | | | | | | | |
| Chris Hoiles, R (6, PH) OBP: 0.354, SLG: 0.499 (7, 2) | | | | | | 3H | | | | 1 | 0 | 0 | 1 | 0 | 0 | 0 | | | | | | | | | | | |
| Inning Stats | R: 0 E: 0 K: 0 S: 3 | H: 0 LOB: 0 BB: 0 P: 3 | R: 0 E: 0 K: 1 S: 6 | H: 1 LOB: 1 BB: 0 P: 6 | R: 3 E: 0 K: 1 S: 7 | H: 2 LOB: 0 BB: 1 P: 11 | R: 0 E: 0 K: 0 S: 3 | H: 0 LOB: 2 BB: 2 P: 11 | R: 0 E: 0 K: 2 S: 9 | H: 2 LOB: 2 BB: 2 P: 17 | R: 0 E: 0 K: 0 S: 4 | H: 2 LOB: 2 BB: 1 P: 8 | R: 0 E: 0 K: 1 S: 5 | H: 0 LOB: 0 BB: 0 P: 5 | 1B: 3 2B: 3 3B: 0 HR: 1 | SF: 1 SAC: 0 DP: 1 HBP: 0 | WP: 0 PB: 0 SB: 1 CS: 0 | PA: 36 | | | | | | | | | |
| PITCHER | IP | WLS | BF | H | R | ER | SO | BB | IBB | HBP | BLK | WP | HR | S | P | ERA | WHIP | | | | | | | | | | |
| Omar Olivares, R ERA: 5.02 (1, 1) | 5.0 | L | 24 | 5 | 5 | 5 | 2 | 4 | 0 | 0 | 0 | 0 | 0 | 4 | 8 | 9.00 | 1.800 | | | | | | | | | | |
| Richie Lewis, R ERA: 4.29 (6, 1) | 0.2 | | 3 | 0 | 0 | 0 | 1 | 0 | 1 | 0 | 0 | 0 | 0 | 4 | 8 | 0.00 | 0.000 | | | | | | | | | | |
| Joey Eischen, L ERA: 4.45 (6, 1) | 0.2 | | 5 | 2 | 0 | 0 | 1 | 0 | 1 | 0 | 0 | 0 | 0 | 6 | 10 | 0.00 | 3.000 | | | | | | | | | | |
| Brian Williams, R ERA: 6.81 (7, 1) | 1.2 | | 4 | 0 | 0 | 0 | 1 | 0 | 0 | 0 | 0 | 0 | 0 | 6 | 6 | 0.00 | 0.000 | | | | | | | | | | |

AB 29
R 5
H 7
RBI 5
BB 6
SO 5
LOB 14



| Batter | 1 | 2 | 3 | 4 | 5 | 6 | 7 | 8 | 9 | AB | R | H | RBI | BB | SO | LOB | TOP |
|--|---|--|--|---|--|---|---|--|--|---|---|--|----------------------------------|--------|----|-----|---|
| Tony Phillips, S OBP: 0.417, SLG: 0.412 | 1-2 2B SF9 1B | | 2-1 L3 | | | 1-0 1B | | 4-0 BB | | 3 | 1 | 2 | 0 | 1 | 0 | 0 | Chicago White Sox @ Baltimore Orioles Oriole Park at Camden Yards, Baltimore, MD Tue Sep 10 1996, 7:05 PM EDT Att: 43,320 - Unknown - 87 F livebaseballscorecards.com |
| Dave Martinez, L OBP: 0.385, SLG: 0.459 | 0-1 SF9 2B | | 1-1 P7 | | | 0-0 P8 | | 3-2 P4 | | 4 | 0 | 1 | 0 | 0 | 0 | 2 | |
| Frank Thomas, R OBP: 0.460, SLG: 0.588 | 4-0 IBB | | 2-2 G6-3 | | | 1-3 K | | 0-0 L8 | | 3 | 0 | 0 | 0 | 1 | 1 | 2 | |
| Danny Tartabull, R OBP: 0.338, SLG: 0.470 | 2-3 K | | 3-1 G4-6-3 1B | | | 0-2 1B | | 2-3 K | | 4 | 0 | 2 | 0 | 0 | 2 | 4 | |
| Robin Ventura, L OBP: 0.373, SLG: 0.530 | 3-1 SF9 | | 1-1 G4-6-3 | | | 0-2 P4 | | 0-2 G4-3 | | 3 | 0 | 0 | 1 | 0 | 0 | 3 | |
| Ray Durham, S OBP: 0.356, SLG: 0.414 | 2-1 F8 | | 2-0 L8 | | | 1-1 P3 | | 1-0 F9 | | 4 | 0 | 0 | 0 | 0 | 0 | 2 | |
| Harold Baines, L OBP: 0.396, SLG: 0.502 | | 2-1 F7 | | | 0-0 G4-6-3 1B | | | 2-2 1B | | 3 | 0 | 1 | 0 | 0 | 0 | 0 | |
| Don Slaught, R OBP: 0.370, SLG: 0.457 | | 0-0 G2-3 | | | 2-3 K | | | 1-1 G4-3 | | 3 | 0 | 1 | 0 | 0 | 0 | 1 | |
| Mike Robertson, L OBP: 0.351, SLG: 0.446 | | 1-0 L7 | | | 0-0 G4-6-3 | | | 2-2 G3 | | 3 | 0 | 0 | 0 | 0 | 0 | 2 | |
| Ron Karkovice, R OBP: 0.270, SLG: 0.367 | | | | | | | | | | | | | | | | | |
| Norberto Martin, R OBP: 0.351, SLG: 0.446 | | | | | | | | | | | | | | | | | |
| Ozzie Guillen, L OBP: 0.279, SLG: 0.370 | | | | | | | | | | | | | | | | | |
| Inning Stats | R: 1 H: 2 E: 0 LOB: 2 K: 1 S: 20 | H: 2 R: 1 ER: 1 SO: 3 BB: 1 IBB: 1 HBP: 0 BLK: 0 WP: 0 HR: 0 S: 69 P: 110 | R: 0 H: 0 E: 0 LOB: 0 K: 0 S: 4 | H: 0 R: 1 ER: 0 SO: 1 BB: 0 IBB: 0 HBP: 0 BLK: 0 WP: 0 HR: 0 S: 4 P: 6 | R: 0 H: 1 E: 0 LOB: 0 K: 0 S: 5 | H: 1 R: 0 ER: 0 SO: 6 BB: 0 IBB: 0 HBP: 0 BLK: 0 WP: 0 HR: 4 S: 13 P: 11 | R: 0 H: 2 E: 0 LOB: 2 K: 1 S: 13 | H: 1 R: 0 ER: 0 SO: 15 BB: 0 IBB: 0 HBP: 0 BLK: 0 WP: 0 HR: 15 S: 11 | R: 0 H: 0 E: 0 LOB: 1 K: 1 S: 8 | H: 1 R: 0 ER: 0 SO: 13 BB: 1 IBB: 0 HBP: 0 BLK: 0 WP: 0 HR: 13 S: 9 | 1B: 7 R: 1 H: 10 RBI: 0 BB: 0 SO: 0 HR: 0 | SF: 1 2B: 1 3B: 0 DP: 2 HBP: 0 | WP: 0 PB: 0 SB: 0 CS: 0 | PA: 35 | | | |
| PITCHER | IP WLS BF H R ER SO BB IBB HBP BLK WP HR S P ERA WHIP | | | | | | | | | | | | | | | | |
| David Wells, L ERA: 4.57 | (1, 1) 7.1 W 29 7 1 1 3 1 1 0 0 0 0 0 69 110 1.23 1.091 | | | | | | | | | | | | | | | | |
| Alan Mills, R ERA: 4.2 | (8, 1) 0.2 2 0 0 0 1 0 0 0 0 0 0 4 6 0.00 0.000 | | | | | | | | | | | | | | | | |
| Randy Myers, L ERA: 3.71 | (9, 1) 1.0 4 1 0 0 0 0 0 0 0 0 0 9 13 0.00 1.000 | | | | | | | | | | | | | | | | |

| Batter | 1 | 2 | 3 | 4 | 5 | 6 | 7 | 8 | 9 | AB | R | H | RBI | BB | SO | LOB | BOTTOM |
|--|---|---|---|--|--|---|--|---|--|---|--|--|----------------------------------|--------|----|-----|---|
| Brady Anderson, L OBP: 0.392, SLG: 0.638 | 4-2 E 1B G6-3 BB | | 1-1 G3-1 | | | 2-3 K | | 1-3 K | | 3 | 1 | 0 | 0 | 1 | 2 | 0 | Chicago White Sox @ Baltimore Orioles Oriole Park at Camden Yards, Baltimore, MD Tue Sep 10 1996, 7:05 PM EDT Att: 43,320 - Unknown - 87 F livebaseballscorecards.com |
| Roberto Alomar, S OBP: 0.414, SLG: 0.534 | 1-1 E2 G6-3 1B | | 2-3 K2-3 | | | 3-2 1B 2B | | 4-2 BB | | 3 | 1 | 2 | 0 | 1 | 1 | 0 | |
| Todd Zeile, R OBP: 0.361, SLG: 0.460 | 2-2 G6-3 | | 4-1 1B BB | | | 1-1 1B HR | | 2-1 L7 | | 3 | 1 | 1 | 2 | 1 | 0 | 2 | |
| Rafael Palmeiro, L OBP: 0.387, SLG: 0.557 | 2-2 F7 | | 1-2 1B | | | 0-0 HR | | 2-0 WP 1B | | 4 | 2 | 3 | 2 | 0 | 0 | 1 | |
| Bobby Bonilla, S OBP: 0.365, SLG: 0.506 | 4-2 BB | | 2-1 L7 | | | 1-3 K | | 4-1 1B | | 2 | 0 | 0 | 0 | 2 | 1 | 2 | |
| Mike Devereaux, R OBP: 0.308, SLG: 0.354 | | | | | | | | 1-2 IBB | | 0 | 0 | 0 | 0 | 0 | 0 | 0 | |
| Cal Ripken Jr., R OBP: 0.342, SLG: 0.445 | 3-2 L9 | | 3-2 F9 | | | 1-0 F7 | | 3-1 F8 | | 4 | 0 | 0 | 0 | 0 | 0 | 4 | |
| Eddie Murray, S OBP: 0.332, SLG: 0.427 | | 3-2 F8 | | | 2-1 F8 | | 2-3 K | | 3-1 F7 | | 4 | 0 | 0 | 0 | 1 | 2 | |
| B.J. Surhoff, L OBP: 0.349, SLG: 0.489 | | 1-1 G5-4-3 1B | | | 1-0 G4-3 | | 1-0 F8 | | 1-2 1B | | 4 | 0 | 2 | 1 | 0 | 0 | |
| Brent Bowers, L OBP: 0.316, SLG: 0.368 | | | | | | | | 1-3 2H 1B | | 0 | 0 | 0 | 0 | 0 | 0 | 0 | |
| Chris Hoiles, R OBP: 0.352, SLG: 0.495 | | 2-0 G5-4-3 | | | 2-2 P6 | | | 0-0 F9 | | 3 | 0 | 0 | 0 | 0 | 0 | 1 | |
| Inning Stats | R: 1 H: 1 E: 1 LOB: 2 K: 0 S: 17 | H: 1 R: 0 ER: 0 SO: 12 BB: 0 IBB: 0 HBP: 0 BLK: 0 WP: 1 HR: 1 S: 33 | R: 0 H: 1 E: 0 LOB: 2 K: 1 S: 11 | H: 1 R: 0 ER: 0 SO: 21 BB: 1 IBB: 0 HBP: 0 BLK: 0 WP: 0 HR: 1 S: 6 | R: 0 H: 0 E: 0 LOB: 0 K: 0 S: 6 | H: 3 R: 3 ER: 0 SO: 24 BB: 0 IBB: 0 HBP: 0 BLK: 0 WP: 0 HR: 9 S: 15 | R: 0 H: 0 E: 0 LOB: 0 K: 1 S: 5 | H: 0 R: 0 ER: 0 SO: 16 BB: 1 IBB: 0 HBP: 0 BLK: 0 WP: 0 HR: 16 S: 9 | R: 1 H: 2 E: 0 LOB: 2 K: 0 S: 9 | H: 2 R: 0 ER: 0 SO: 22 BB: 1 IBB: 0 HBP: 0 BLK: 0 WP: 0 HR: 22 S: 9 | 1B: 6 R: 5 H: 8 RBI: 5 BB: 5 SO: 5 HR: 1 | SF: 0 2B: 1 3B: 0 DP: 1 HBP: 0 | WP: 1 PB: 0 SB: 0 CS: 0 | PA: 35 | | | |
| PITCHER | IP WLS BF H R ER SO BB IBB HBP BLK WP HR S P ERA WHIP | | | | | | | | | | | | | | | | |
| Kevin Tapani, R ERA: 4.39 | (1, 1) 7.0 L 30 6 4 3 5 4 0 0 0 0 1 0 2 8 3.86 1.429 | | | | | | | | | | | | | | | | |
| Mike Bertotti, L ERA: 5.49 | (8, 1) 0.0 2 1 1 1 0 0 1 0 0 0 1 0 2 8 5.00 1.500 | | | | | | | | | | | | | | | | |
| Jeff Darwin, R ERA: 2.45 | (8, 1) 0.1 1 0 0 0 0 0 0 0 0 0 0 2 5 0.00 0.000 | | | | | | | | | | | | | | | | |
| Larry Thomas, L ERA: 3.38 | (8, 1) 0.2 2 1 0 0 0 0 0 0 0 0 0 5 9 0.00 1.500 | | | | | | | | | | | | | | | | |

| Batter | 1 | 2 | 3 | 4 | 5 | 6 | 7 | 8 | 9 | 10 | AB | R | H | RBI | BB | SO | LOB | TOP | | |
|--|------------------------------|----------------------------------|------------------------------|---------------------------------|-------------------------------|----------------------------------|-------------------------------|----------------------------------|-------------------------------|----------------------------------|------------------------------|----------------------------------|------------------------------|---------------------------------|------------------------------|---------------------------------|----------------------------------|------------------------------------|----------------------------------|--------|
| Tony Phillips, S OBP: 0.418, SLG: 0.413 (1, 7) | G5-3 1-1 | | 1B 0-1 | | BB 4-1 | | 1B 2-2 | P5 0-0 | | | 4 | 0 | 2 | 0 | 1 | 0 | 2 | | | |
| Ray Durham, S OBP: 0.352, SLG: 0.410 (1, 4) | G6-3 1-2 | | P3 0-0 | | B1-3 1-1 | | F7 1-1 | P3 2-2 | | | 5 | 0 | 0 | 0 | 0 | 0 | 6 | | | |
| Frank Thomas, R OBP: 0.458, SLG: 0.591 (1, 3) | G4-3 2-2 | | | HR 0-0 | | G5-3 3-2 | F9 1-2 | | F8 1-1 | | 5 | 1 | 1 | 1 | 0 | 0 | 1 | | | |
| Danny Tartabull, R OBP: 0.338, SLG: 0.468 (1, 9) | | G5-4-3 0-0 | 1B 1-2 | L7 1-2 | | K 3-3 | | 3B 4-2 | K 0-3 | | 4 | 1 | 1 | 0 | 1 | 2 | 0 | | | |
| Robin Ventura, L OBP: 0.373, SLG: 0.531 (1, 5) | | P3 1-0 | | P4 1-2 | | 1B 4-0 | | HR 0-1 | K 1-3 | | 4 | 2 | 1 | 1 | 1 | 1 | 1 | | | |
| Lyle Mouton, R OBP: 0.379, SLG: 0.452 Harold Baines, L OBP: 0.395, SLG: 0.501 (10, PH) | G5-4-3 2-2 | | | | K 1-3 | | 1B 1-1 | | HR 0-1 | | 4 | 1 | 2 | 2 | 0 | 1 | 1 | | | |
| Norberto Martin, R OBP: 0.390, SLG: 0.448 (1, 6) | | | L9 0-1 | SF8 1B | | E 4-2 | | G2-3 0-2 | G4-3 1-1 | | 4 | 1 | 2 | 1 | 1 | 0 | 0 | | | |
| Pat Borders, R OBP: 0.286, SLG: 0.352 Mike Robertson, L (8, PR) | | | L9 3-2 | | K 3-3 | | L9 0-0 | | | | 4 | 0 | 1 | 0 | 0 | 1 | 4 | | | |
| Ron Karkovice, R OBP: 0.270, SLG: 0.366 (8, 2) | | | | | 1-3 | | | BB 1-3 | | | 1 | 0 | 0 | 0 | 0 | 1 | 0 | | | |
| Darren Lewis, R OBP: 0.314, SLG: 0.395 Domingo Cedenio, S OBP: 0.314, SLG: 0.353 Mike Cameron, R OBP: 0.200, SLG: 0.200 Dave Martinez, L OBP: 0.387, SLG: 0.459 (8, 8) | | | SF8 0-0 | | L6 0-0 | | | G4-3 0-1 | | | 1 | 0 | 0 | 1 | 0 | 0 | 1 | | | |
| Inning Stats | R: 0 E: 0 K: 0 S: 9 | H: 0 LOB: 0 BB: 0 P: 13 | R: 0 E: 0 K: 0 S: 6 | H: 1 LOB: 0 BB: 0 P: 9 | R: 1 E: 0 K: 0 S: 10 | H: 2 LOB: 1 BB: 0 P: 13 | R: 1 E: 0 K: 1 S: 10 | H: 2 LOB: 2 BB: 1 P: 23 | R: 0 E: 0 K: 0 S: 10 | H: 1 LOB: 1 BB: 0 P: 14 | R: 3 E: 0 K: 2 S: 9 | H: 3 LOB: 2 BB: 2 P: 24 | R: 0 E: 0 K: 1 S: 6 | H: 0 LOB: 0 BB: 0 P: 9 | R: 0 E: 0 K: 1 S: 6 | H: 0 LOB: 0 BB: 0 P: 9 | 1B: 7 2B: 0 3B: 1 HR: 2 | SF: 1 SAC: 0 DP: 1 HBP: 0 | WP: 0 PB: 0 SB: 2 CS: 0 | PA: 44 |
| PITCHER | IP 5.2 | WLS 24 | BF 5 | H 3 | R 3 | ER 3 | SO 3 | BB 3 | IBB 0 | HBP 0 | BLK 0 | WP 0 | HR 1 | S 53 | P 89 | ERA 4.76 | WHIP 1.412 | | | |
| Rick Knvda, L ERA: 5.08 | | | | | | | | | | | | | | | | | | | | |
| Terry Mathews, R ERA: 4.71 | 1.1 | 7 | 2 | 1 | 1 | 0 | 1 | 0 | 0 | 0 | 0 | 0 | 0 | 14 | 24 | 6.75 | 2.250 | | | |
| Jesse Orosco, L ERA: 3.62 | 0.0 | 2 | 2 | 2 | 2 | 0 | 0 | 0 | 0 | 0 | 0 | 0 | 1 | 4 | 4 | ∞ | ∞ | | | |
| Armando Benitez, R ERA: 5.4 | 1.0 | 5 | 1 | 0 | 0 | 1 | 0 | 0 | 0 | 0 | 0 | 0 | 0 | 8 | 14 | 0.00 | 2.000 | | | |
| Alan Mills, R ERA: 4.02 | 2.0 | W | 6 | 0 | 0 | 0 | 3 | 0 | 0 | 0 | 0 | 0 | 0 | 15 | 20 | 0.00 | 0.000 | | | |

Chicago White Sox @ Baltimore Orioles
Oriole Park at Camden Yards, Baltimore, MD

Wed Sep 11 1996, 7:05 PM EDT
Att: 43,320 - Unknown - 77 F

AB 38
R 6
H 10
RBI 6
BB 5
SO 6
LOB 16



| Batter | 1 | 2 | 3 | 4 | 5 | 6 | 7 | 8 | 9 | 10 | AB | R | H | RBI | BB | SO | LOB | BOTTOM | | |
|---|------------------------------|----------------------------------|------------------------------|----------------------------------|------------------------------|----------------------------------|------------------------------|----------------------------------|-------------------------------|----------------------------------|-------------------------------|----------------------------------|-------------------------------|----------------------------------|------------------------------|---------------------------------|----------------------------------|------------------------------------|----------------------------------|--------|
| Brady Anderson, L OBP: 0.392, SLG: 0.637 (1, 8) | G4-3 2-0 | | | G6-4-3 2B | | | | | | | 4 | 1 | 1 | 0 | 1 | 1 | 2 | | | |
| Roberto Alomar, S OBP: 0.415, SLG: 0.532 (1, 4) | K 1-3 | | | G6-4-3 BB | | 1B 4-2 | L8 3-2 | | | | 2 | 1 | 0 | 0 | 3 | 1 | 0 | | | |
| Todd Zeile, R OBP: 0.359, SLG: 0.457 (1, 5) | F9 3-2 | | | G6-4-3 1-2 | | 3B 2-1 | F8 3-2 | | | | 5 | 1 | 1 | 0 | 0 | 1 | 3 | | | |
| Rafael Palmeiro, L OBP: 0.387, SLG: 0.556 (1, 3) | | G6-4-3 1B | | F9 0-0 | | P5 2-2 | G4-3 1-1 | | | | 5 | 1 | 2 | 0 | 0 | 0 | 4 | | | |
| Bobby Bonilla, S OBP: 0.365, SLG: 0.508 Mike Devereaux, R OBP: 0.308, SLG: 0.354 (10, PR) | | F8 3-2 | | | F7 0-0 | E 1-1 | | G3 2-2 | | | 5 | 1 | 2 | 3 | 0 | 0 | 1 | | | |
| Cal Ripken Jr., R OBP: 0.339, SLG: 0.441 (1, 6) | | G6-4-3 1-2 | | | L8 2-0 | E5 3-1 | | K 1-3 | | | 5 | 1 | 0 | 0 | 0 | 2 | 3 | | | |
| Pete Incaviglia, R OBP: 0.317, SLG: 0.459 Eddie Murray, S OBP: 0.332, SLG: 0.428 (8, PH) | | | K 2-3 | | | 1B 3-2 | | 1B 3-2 | | SF8 3-2 | 3 | 1 | 2 | 1 | 0 | 1 | 0 | | | |
| B.J. Surhoff, L OBP: 0.348, SLG: 0.487 (1, 7) | | | F8 2-0 | | | 1B 1-3 | | K 0-3 | | | 4 | 0 | 1 | 0 | 0 | 2 | 2 | | | |
| Chris Hoiles, R OBP: 0.351, SLG: 0.492 (1, 2) | | | G1-3 0-1 | | | P4 0-1 | | | K 2-3 | | 4 | 0 | 1 | 1 | 0 | 1 | 0 | | | |
| Inning Stats | R: 0 E: 0 K: 1 S: 7 | H: 0 LOB: 0 BB: 0 P: 13 | R: 0 E: 0 K: 0 S: 8 | H: 1 LOB: 0 BB: 0 P: 14 | R: 0 E: 0 K: 1 S: 6 | H: 0 LOB: 0 BB: 0 P: 10 | R: 0 E: 0 K: 0 S: 5 | H: 1 LOB: 1 BB: 1 P: 13 | R: 0 E: 0 K: 1 S: 11 | H: 1 LOB: 1 BB: 0 P: 19 | R: 0 E: 0 K: 3 S: 10 | H: 0 LOB: 1 BB: 1 P: 18 | R: 1 E: 0 K: 1 S: 12 | H: 2 LOB: 2 BB: 0 P: 19 | R: 0 E: 0 K: 1 S: 6 | H: 0 LOB: 0 BB: 0 P: 9 | 1B: 9 2B: 1 3B: 1 HR: 0 | SF: 1 SAC: 0 DP: 2 HBP: 0 | WP: 0 PB: 0 SB: 0 CS: 0 | PA: 43 |
| PITCHER | IP 5.1 | WLS 21 | BF 4 | H 3 | R 3 | ER 3 | SO 3 | BB 3 | IBB 0 | HBP 0 | BLK 0 | WP 0 | HR 0 | S 47 | P 89 | ERA 5.06 | WHIP 1.312 | | | |
| Wilson Alvarez, L ERA: 4.07 | | | | | | | | | | | | | | | | | | | | |
| Tony Castillo, L ERA: 3.98 | 0.2 | 7 | 4 | 3 | 0 | 0 | 0 | 0 | 0 | 0 | 0 | 0 | 0 | 15 | 24 | 0.00 | 6.000 | | | |
| 41 Bill Simas, R ERA: 4.52 | 1.2 | 6 | 1 | 0 | 0 | 1 | 0 | 0 | 0 | 0 | 0 | 0 | 0 | 21 | 34 | 0.00 | 0.600 | | | |
| Roberto Hernandez, R ERA: 1.7 | 2.0 | L | 9 | 2 | 1 | 1 | 5 | 1 | 0 | 0 | 0 | 0 | 0 | 25 | 40 | 4.50 | 1.500 | | | |

Chicago White Sox @ Baltimore Orioles
Oriole Park at Camden Yards, Baltimore, MD

Wed Sep 11 1996, 7:05 PM EDT
Att: 43,320 - Unknown - 77 F

AB 38
R 7
H 11
RBI 6
BB 4
SO 9
LOB 15



| Batter | 1 | 2 | 3 | 4 | 5 | 6 | 7 | 8 | 9 | AB R H RBI BB SO LOB | TOP | | | | | | | | | | | | | |
|--|---|----------------------------------|-------------------------------|-----------------------------------|------------------------------|----------------------------------|-------------------------------|----------------------------------|------------------------------|----------------------------------|--|---|---------------------------------|-------------------------------|----------------------------------|-------------------------------|----------------------------------|-----------------------------------|------------------------------------|----------------------------------|--------|--|--|--|
| Tony Phillips, S (1, 7) OBP: 0.415, SLG: 0.409 | 2-3 K | 3-3 K | | 0-3 K | | | 1-0 G3 | | 2-0 P4 | 5 0 0 0 0 3 1 | Chicago White Sox @ Baltimore Orioles Oriole Park at Camden Yards, Baltimore, MD Thu Sep 12 1996, 7:05 PM EDT Att: 47,342 - Unknown - 79 F livebaseballscores.com | | | | | | | | | | | | | |
| Norberto Martin, R (1, 4) OBP: 0.391, SLG: 0.446 | 3-2 E3 | 1-1 L6 | | 2-0 1B | | | 0-1 G4-3 | | 2-0 1B | 5 1 2 1 0 0 0 | | | | | | | | | | | | | | |
| Frank Thomas, R (1, 3) OBP: 0.457, SLG: 0.588 | 2-3 K | | 2-1 F8 | 3-2 G6-3 | | | 3-2 1B | | 4-1 1B | 4 1 1 0 1 1 2 | | | | | | | | | | | | | | |
| Robin Ventura, L (1, 5) OBP: 0.372, SLG: 0.528 | 0-1 G6-3 | | 1-1 L6 | | 1-2 G4-3 | | 2-1 G4-3 | | 0-1 1B | 5 1 1 1 0 0 2 | | | | | | | | | | | | | | |
| Danny Tartabull, R (1, 9) OBP: 0.342, SLG: 0.478 Darren Lewis, R (8, PR) OBP: 0.316, SLG: 0.310 | | 2-2 1B | | | 0-3 K | | | 2-0 1B | 3-2 E | 4 2 3 1 0 1 0 1 2 1 1 0 0 0 | | | | | | | | | | | | | | |
| Harold Baines, L (1, 10) OBP: 0.398, SLG: 0.506 Ray Durham, S (8, PR) OBP: 0.352, SLG: 0.409 | | 0-0 1B | 2-0 2B | | 3-3 K | | | 1-1 1B | 1-3 K | 4 1 3 0 0 1 0 1 0 0 0 0 1 2 | | | | | | | | | | | | | | |
| Dave Martinez, L (1, 8) OBP: 0.387, SLG: 0.459 | | 1-2 HR | 1-1 G5-3 | | | 2-1 G4-3 | | 2-2 SF7 | 1-1 E1 | 4 1 2 4 0 0 1 | | | | | | | | | | | | | | |
| Pat Borders, R (1, 2) | | 0-0 HR | | 1-1 SH1-3 | | 0-1 G5-3 | | 0-0 CS | 4-0 1B | 4 2 3 3 1 0 0 | | | | | | | | | | | | | | |
| Ozzie Guillen, L (1, 6) | | 0-1 P4 | | 0-0 SH1-3 | | 0-0 L7 | | 2-2 G3 | 1-2 G5-3 | 4 0 0 0 0 0 4 | | | | | | | | | | | | | | |
| Inning Stats | R: 0 E: 1 K: 2 S: 14 | H: 0 LOB: 1 BB: 0 P: 21 | R: 4 E: 0 K: 1 S: 18 | H: 4 LOB: 0 BB: 25 P: 20 | R: 1 E: 0 K: 0 S: 9 | H: 2 LOB: 1 BB: 0 P: 15 | R: 1 E: 0 K: 1 S: 11 | H: 2 LOB: 1 BB: 0 P: 17 | R: 0 E: 0 K: 2 S: 9 | H: 0 LOB: 0 BB: 0 P: 13 | | R: 0 E: 0 K: 0 S: 5 | H: 1 LOB: 1 BB: 0 P: 7 | R: 0 E: 0 K: 0 S: 12 | H: 3 LOB: 2 BB: 0 P: 19 | R: 4 E: 1 K: 1 S: 19 | H: 4 LOB: 2 BB: 2 P: 37 | 1B: 12 2B: 2 3B: 0 HR: 2 | SF: 1 SAC: 1 DP: 0 HBP: 0 | WP: 0 PB: 0 SB: 1 CS: 2 | PA: 45 | | | |
| PITCHER | IP WLS BF H R ER SO BB IBB HBP BLK WP HR S P ERA WHIP | | | | | | | | | | | IP WLS BF H R ER SO BB IBB HBP BLK WP HR S P ERA WHIP | | | | | | | | | | | | |
| 35 Mike Mussina, R (1, 1) ERA: 4.77 | 3.2 L | 20 8 | 6 6 | 4 6 | 4 4 | 0 0 | 0 0 | 0 0 | 0 0 | 0 0 | 0 0 | 2 28 | 48 71 | 14.73 2.182 | | | | | | | | | | |
| Archie Corbin, R (4, 1) ERA: 2.08 | 3.1 12 | 2 1 | 1 1 | 2 2 | 0 0 | 0 0 | 0 0 | 0 0 | 0 0 | 0 0 | 0 0 | 28 45 | 16 16 | 2.70 0.600 | | | | | | | | | | |
| Mike Milchin, L (8, 1) ERA: 7.22 | 1.0 9 | 4 4 | 0 4 | 0 1 | 0 1 | 0 2 | 0 0 | 0 0 | 0 0 | 0 0 | 0 0 | 19 37 | 37 36.00 | 6.000 6.000 | | | | | | | | | | |
| Jimmy Haynes, R (9, 1) ERA: 8.29 | 1.0 9 | 4 4 | 4 4 | 1 1 | 2 2 | 0 0 | 0 0 | 0 0 | 0 0 | 0 0 | 0 0 | 19 37 | 37 36.00 | 6.000 6.000 | | | | | | | | | | |

| Batter | 1 | 2 | 3 | 4 | 5 | 6 | 7 | 8 | 9 | AB R H RBI BB SO LOB | BOTTOM | | | | | | | | | | | | |
|--|---|----------------------------------|------------------------------|----------------------------------|------------------------------|----------------------------------|-------------------------------|----------------------------------|-------------------------------|----------------------------------|--|---|----------------------------------|------------------------------|---------------------------------|------------------------------|---------------------------------|------------------------------|---------------------------------|----------------------------------|------------------------------------|----------------------------------|--------|
| Brady Anderson, L (1, 8) OBP: 0.391, SLG: 0.634 | 4-2 HR | | 1-1 P6 | | 3-2 P4 | | | 0-0 G4-3 | | 3 1 0 0 1 0 1 | Chicago White Sox @ Baltimore Orioles Oriole Park at Camden Yards, Baltimore, MD Thu Sep 12 1996, 7:05 PM EDT Att: 47,342 - Unknown - 79 F livebaseballscores.com | | | | | | | | | | | | |
| Roberto Alomar, S (1, 4) OBP: 0.414, SLG: 0.536 | 0-2 HR | | 2-2 L7 | | 2-3 K | | | 2-2 L8 | | 4 1 1 2 0 1 1 | | | | | | | | | | | | | |
| Todd Zeile, R (1, 5) OBP: 0.359, SLG: 0.458 | 2-1 E9 | | 2-1 P4 | | | 0-2 WP | | 0-1 F8 | | 4 1 1 0 0 0 0 | | | | | | | | | | | | | |
| Rafael Palmeiro, L (1, 3) OBP: 0.384, SLG: 0.552 | 0-3 K | | | 1-3 K | | | 3-3 K | | 0-1 P8 | 4 0 0 0 0 3 2 | | | | | | | | | | | | | |
| Bobby Bonilla, S (1, 9) OBP: 0.363, SLG: 0.506 | 3-3 K | | | 2-3 K | | | 0-1 SF8 | | 0-0 P6 | 3 0 0 1 0 2 1 | | | | | | | | | | | | | |
| Cal Ripken Jr., R (1, 6) OBP: 0.339, SLG: 0.439 | 1-3 K | | | 0-0 1B | | | 0-0 G1-3 | | 1-3 K | 4 0 1 0 0 2 1 | | | | | | | | | | | | | |
| Eddie Murray, S (1, 10) OBP: 0.330, SLG: 0.425 | | 0-2 P5 | | 1-0 G4-3 | | | 2-1 G3-1 | | | 3 0 0 0 0 0 1 | | | | | | | | | | | | | |
| B.J. Surhoff, L (1, 7) OBP: 0.348, SLG: 0.485 | | 1-1 P6 | | | 4-2 BB | | | 2-0 F8 | | 2 0 0 0 1 0 0 | | | | | | | | | | | | | |
| Chris Hoiles, R (1, 2) OBP: 0.349, SLG: 0.488 | | 2-3 K | | 2-3 K | | | 0-0 F8 | | | 3 0 0 0 0 2 1 | | | | | | | | | | | | | |
| Inning Stats | R: 2 E: 3 K: 3 S: 19 | H: 1 LOB: 1 BB: 1 P: 29 | R: 0 E: 1 K: 1 S: 9 | H: 0 LOB: 0 BB: 0 P: 12 | R: 0 E: 0 K: 0 S: 7 | H: 0 LOB: 0 BB: 0 P: 12 | R: 0 E: 0 K: 2 S: 11 | H: 1 LOB: 1 BB: 0 P: 15 | R: 0 E: 0 K: 2 S: 13 | H: 0 LOB: 1 BB: 1 P: 24 | | R: 1 E: 0 K: 1 S: 9 | H: 1 LOB: 0 BB: 0 P: 12 | R: 0 E: 0 K: 0 S: 4 | H: 0 LOB: 0 BB: 0 P: 8 | R: 0 E: 0 K: 0 S: 6 | H: 0 LOB: 0 BB: 0 P: 8 | R: 0 E: 1 K: 1 S: 6 | H: 0 LOB: 0 BB: 0 P: 7 | 1B: 1 2B: 1 3B: 0 HR: 1 | SF: 1 SAC: 0 DP: 0 HBP: 0 | WP: 1 PB: 0 SB: 0 CS: 0 | PA: 33 |
| PITCHER | IP WLS BF H R ER SO BB IBB HBP BLK WP HR S P ERA WHIP | | | | | | | | | | | IP WLS BF H R ER SO BB IBB HBP BLK WP HR S P ERA WHIP | | | | | | | | | | | |
| Alex Fernandez, R (1, 1) ERA: 3.38 | 9.0 W | 33 3 | 3 3 | 3 3 | 10 10 | 2 2 | 0 0 | 0 0 | 0 0 | 1 1 | 1 84 | 127 84 | 3.00 0.556 | | | | | | | | | | |

| Batter | 1 | 2 | 3 | 4 | 5 | 6 | 7 | 8 | 9 | AB | R | H | RBI | BB | SO | LOB | TOP | | | | | | | | | | |
|---|------------------------------|----------------------------------|-------------------------------|----------------------------------|------------------------------|----------------------------------|------------------------------|----------------------------------|-------------------------------|----------------------------------|------------------------------|----------------------------------|------------------------------|----------------------------------|------------------------------|----------------------------------|-------------------------|------------------------------------|--|--|--|--|--|--|--|--|--|
| Brady Anderson, L (1, 8) OBP: 0.390, SLG: 0.635 | 1-1 F7 | | 0-0 F9 | | | | 1-2 HR | 0-0 F8 | | 5 | 1 | 1 | 1 | 0 | 1 | 1 | | | | | | | | | | | |
| Roberto Alomar, S (1, 4) OBP: 0.414, SLG: 0.533 | 2-1 G4-3 | | 4-0 HR BB | | | | 1-1 F9 | 1-2 BB 1B | 1-1 G6-3 | 4 | 1 | 1 | 0 | 1 | 0 | 0 | | | | | | | | | | | |
| Todd Zeile, R (1, 5) OBP: 0.361, SLG: 0.456 | 2-1 G4-3 | | 2-2 F8 | | | | 4-2 G5-3 BB | 4-0 FC6-4 BB | 4-1 BB | 2 | 0 | 0 | 0 | 3 | 0 | 1 | | | | | | | | | | | |
| Rafael Palmeiro, L (1, 3) OBP: 0.384, SLG: 0.555 | | 2-0 F9 | 0-0 HR | | | | 4-2 BB | 1-1 F9 | 2-3 K | 4 | 1 | 1 | 2 | 1 | 1 | 3 | | | | | | | | | | | |
| Bobby Bonilla, S (1, 9) OBP: 0.363, SLG: 0.510 Mike Devereaux, R (9, 9) OBP: 0.308, SLG: 0.354 | | 1-0 2B SF8 1B | 0-0 HR | | | | 3-2 G5-3 | 1-0 FC6-4 | 1-2 F8 | 5 | 2 | 2 | 1 | 0 | 0 | 5 | | | | | | | | | | | |
| Cal Ripken Jr., R (1, 6) OBP: 0.340, SLG: 0.445 | 0-0 1B 2B | | 2-1 F7 | | | | | | | 4 | 2 | 2 | 0 | 0 | 1 | 0 | | | | | | | | | | | |
| Pete Incaviglia, R (1, 10) OBP: 0.316, SLG: 0.461 | 1-1 SF8 | | | 1-3 K | | | 0-0 2B | 1-3 K | | 3 | 0 | 1 | 1 | 0 | 2 | 1 | | | | | | | | | | | |
| B.J. Surhoff, L (1, 7) OBP: 0.351, SLG: 0.485 | 3-H 2-2 2-H 1B | | | 0-3 K | | | 4-1 G5-4-3 BB | 4-0 IBB | | 2 | 0 | 1 | 1 | 2 | 1 | 0 | | | | | | | | | | | |
| Mark Parent, R (1, 2) OBP: 0.244, SLG: 0.451 Eddie Murray, S (8, PH) OBP: 0.330, SLG: 0.425 Chris Hoiles, R (8, 2) OBP: 0.349, SLG: 0.488 | 0-0 F8 | | 2-2 G5-3 | | | | 1-1 G5-4-3 | 2-0 SF9 | | 3 | 0 | 0 | 0 | 0 | 0 | 3 | | | | | | | | | | | |
| Inning Stats | R: 0 E: 0 K: 0 S: 6 | H: 0 LOB: 0 BB: 0 P: 11 | R: 2 E: 0 K: 0 S: 10 | H: 3 LOB: 1 BB: 0 P: 16 | R: 3 E: 0 K: 0 S: 9 | H: 2 LOB: 0 BB: 1 P: 17 | R: 0 E: 0 K: 2 S: 9 | H: 0 LOB: 0 BB: 0 P: 12 | R: 1 E: 0 K: 1 S: 15 | H: 1 LOB: 1 BB: 1 P: 28 | R: 0 E: 0 K: 1 S: 9 | H: 1 LOB: 2 BB: 1 P: 17 | R: 1 E: 0 K: 1 S: 8 | H: 1 LOB: 1 BB: 1 P: 18 | R: 0 E: 0 K: 1 S: 9 | H: 0 LOB: 1 BB: 1 P: 17 | 1B: 3 2B: 2 HR: 3 | SF: 2 SAC: 0 DP: 2 HBP: 0 | WP: 0 PA: 41 PB: 0 SB: 0 CS: 0 | | | | | | | | |
| PITCHER | IP | WLS | BF | H | R | ER | SO | BB | IBB | HBP | BLK | WP | HR | S | P | ERA | WHIP | | | | | | | | | | |
| Trever Miller, L (1, 1) ERA: 6.94 | 4.1 | L | 21 | 6 | 6 | 6 | 2 | 2 | 0 | 0 | 0 | 0 | 3 | 43 | 71 | 12.46 | 1.846 | | | | | | | | | | |
| C.J. Nitkowski, L (5, 1) ERA: 7.96 | 2.2 | | 11 | 2 | 0 | 0 | 2 | 3 | 0 | 0 | 0 | 0 | 0 | 24 | 47 | 0.00 | 1.875 | | | | | | | | | | |
| Greg Keagle, R (8, 1) ERA: 8.67 | 0.1 | | 3 | 1 | 1 | 1 | 1 | 0 | 1 | 0 | 0 | 0 | 0 | 6 | 14 | 27.00 | 3.000 | | | | | | | | | | |
| Joey Eischen, L (8, 1) ERA: 4.31 | 1.2 | | 6 | 0 | 0 | 0 | 1 | 1 | 0 | 0 | 0 | 0 | 0 | 11 | 21 | 0.00 | 0.600 | | | | | | | | | | |

Baltimore Orioles @ Detroit Tigers
Tiger Stadium, Detroit, MI
Fri Sep 13 1996, 7:05 PM EDT
Att: 11,178 - Unknown - 59 F

AB 32
R 7
H 9
RBI 7
BB 7
SO 6
LOB 14



| Batter | 1 | 2 | 3 | 4 | 5 | 6 | 7 | 8 | 9 | AB | R | H | RBI | BB | SO | LOB | BOTTOM | | | | | | | | | | |
|--|-------------------------------|----------------------------------|------------------------------|----------------------------------|------------------------------|----------------------------------|-------------------------------|----------------------------------|------------------------------|----------------------------------|-------------------------------|----------------------------------|-------------------------------|----------------------------------|-------------------------------|----------------------------------|-------------------------------|----------------------------------|-----------------------------------|------------------------------------|--|--|--|--|--|--|--|
| Shannon Penn, S (1, 10) OBP: 0.200, SLG: 0.200 Ruben Sierra, S (9, PH) OBP: 0.323, SLG: 0.382 | 2-1 G6-3 | | 0-2 E5 G6-3 | | | | 1-1 P5 | | 1-1 G3-1 | 4 | 0 | 1 | 1 | 0 | 0 | 0 | | | | | | | | | | | |
| Mark Lewis, R (1, 4) OBP: 0.333, SLG: 0.407 | 1-3 K | | 1-0 G6-3 | | | | 0-1 E3 FC5-4 | 1-2 1B 3-H | 3-2 F9 | 5 | 0 | 1 | 1 | 0 | 1 | 1 | | | | | | | | | | | |
| Travis Fryman, R (1, 6) OBP: 0.324, SLG: 0.444 | 2-2 1B | | 3-2 G6-3 | | | | 1-0 FC5-4 G4-3 | 1-2 G4-3 | | 4 | 0 | 1 | 0 | 0 | 0 | 3 | | | | | | | | | | | |
| Bobby Higginson, L (1, 7) OBP: 0.303, SLG: 0.582 | 0-0 1B | | | 2-1 G6-3 | | | 2-1 G4-3 | 0-1 HR | | 4 | 1 | 2 | 1 | 0 | 0 | 1 | | | | | | | | | | | |
| Tony Clark, S (1, 3) OBP: 0.291, SLG: 0.460 | 1-3 K | | | 0-1 1B | | | 3-3 K | 0-0 F8 | | 4 | 0 | 1 | 0 | 0 | 2 | 3 | | | | | | | | | | | |
| Melvin Nieves, S (1, 9) OBP: 0.327, SLG: 0.491 | | 1-1 1B SF9 1B | | 0-3 K | | | 3-2 G4-3 | 2-2 1B | | 4 | 1 | 2 | 0 | 0 | 1 | 1 | | | | | | | | | | | |
| Damion Easley, R (1, 5) OBP: 0.316, SLG: 0.387 | 1-0 1B | | 1-3 1B | | | | 1-2 FC5-4 1B | 0-0 P5 | | 4 | 1 | 2 | 0 | 0 | 1 | 2 | | | | | | | | | | | |
| Brad Ausmus, R (1, 2) OBP: 0.288, SLG: 0.304 | 3-2 SF9 | | | | 2-2 G4-3 | | 0-0 G4-3 | 0-1 G1-3 | | 3 | 0 | 1 | 1 | 0 | 0 | 1 | | | | | | | | | | | |
| Kimera Batee, R (1, 8) OBP: 0.332, SLG: 0.322 | 3-H G6-3 | | | | 2-1 G6-3 | | 2-2 FC5-4 1B | | 2-3 K | 4 | 1 | 0 | 0 | 0 | 1 | 2 | | | | | | | | | | | |
| Inning Stats | R: 0 E: 0 K: 2 S: 13 | H: 2 LOB: 2 BB: 0 P: 19 | R: 1 E: 0 K: 0 S: 7 | H: 2 LOB: 0 BB: 0 P: 13 | R: 0 E: 1 K: 0 S: 9 | H: 0 LOB: 0 BB: 0 P: 13 | R: 0 E: 0 K: 2 S: 11 | H: 1 LOB: 1 BB: 0 P: 14 | R: 0 E: 0 K: 1 S: 7 | H: 0 LOB: 0 BB: 0 P: 12 | R: 0 E: 1 K: 1 S: 10 | H: 0 LOB: 1 BB: 0 P: 16 | R: 2 E: 0 K: 0 S: 20 | H: 4 LOB: 2 BB: 0 P: 28 | R: 1 E: 0 K: 0 S: 10 | H: 2 LOB: 1 BB: 0 P: 12 | R: 0 E: 0 K: 1 S: 10 | H: 0 LOB: 0 BB: 0 P: 16 | 1B: 10 2B: 0 3B: 0 HR: 1 | SF: 1 SAC: 0 DP: 1 HBP: 0 | WP: 0 PA: 38 PB: 0 SB: 0 CS: 0 | | | | | | |
| PITCHER | IP | WLS | BF | H | R | ER | SO | BB | IBB | HBP | BLK | WP | HR | S | P | ERA | WHIP | | | | | | | | | | |
| Scott Erickson, R (1, 1) ERA: 5.18 | 7.0 | W | 30 | 9 | 3 | 3 | 5 | 0 | 0 | 0 | 0 | 0 | 0 | 77 | 115 | 3.86 | 1.286 | | | | | | | | | | |
| Jesse Orosco, L (8, 1) ERA: 3.78 | 0.1 | | 3 | 2 | 1 | 1 | 0 | 0 | 0 | 0 | 0 | 0 | 1 | 7 | 9 | 27.00 | 6.000 | | | | | | | | | | |
| Alan Mills, R (8, 1) ERA: 3.88 | 1.2 | S | 5 | 0 | 0 | 0 | 1 | 0 | 0 | 0 | 0 | 0 | 0 | 13 | 19 | 0.00 | 0.000 | | | | | | | | | | |

Baltimore Orioles @ Detroit Tigers
Tiger Stadium, Detroit, MI
Fri Sep 13 1996, 7:05 PM EDT
Att: 11,178 - Unknown - 59 F

AB 37
R 4
H 11
RBI 4
BB 0
SO 6
LOB 14



| Batter | 1 | 2 | 3 | 4 | 5 | 6 | 7 | 8 | 9 | AB | R | H | RBI | BB | SO | LOB | TOP | | | | | |
|--|-------------------------------|----------------------------------|------------------------------|---------------------------------|-------------------------------|----------------------------------|-------------------------------|----------------------------------|-------------------------------|----------------------------------|-------------------------------|----------------------------------|-------------------------------|----------------------------------|-------------------------------|----------------------------------|---|-------------------------------|----------------------------------|-----------------------------------|------------------------------------|----------------------------------|
| Brady Anderson, L (1, 8) OBP: 0.393, SLG: 0.634 | G6-3 | | 1B | | | 1B | FC5-4 BB | | G3-1 | 4 | 0 | 2 | 1 | 2 | 0 | 1 | Baltimore Orioles @ Detroit Tigers Tiger Stadium, Detroit, MI Sat Sep 14 1996, 7:05 PM EDT Att: 15,386 - Unknown - 54 F | | | | | |
| Roberto Alomar, S (1, 4) OBP: 0.414, SLG: 0.533 | 1B | | L7 | | K | FC5-4 | BB | | K | 6 | 0 | 2 | 1 | 0 | 2 | 8 | | | | | | |
| Todd Zeile, R (1, 5) OBP: 0.361, SLG: 0.461 | 2B | | F8 | | F8 | | HR | | G6-3 | 5 | 1 | 2 | 1 | 0 | 0 | 3 | | | | | | |
| Rafael Palmeiro, L (1, 3) OBP: 0.385, SLG: 0.553 | G4-3 | | | | | | | | G4-3 | 4 | 0 | 1 | 0 | 1 | 1 | 1 | | | | | | |
| Bobby Bonilla, S (1, 9) OBP: 0.365, SLG: 0.509 Mike Devereaux, R (8, 9) OBP: 0.308, SLG: 0.354 | | | G5-4-3 BB | | FC4-6 G3-1 CS | 1B | P6 | | 1B | 3 | 1 | 1 | 0 | 2 | 0 | 1 | | | | | | |
| Cal Ripken Jr., R (1, 6) OBP: 0.340, SLG: 0.444 | G5-4-3 | | G3-1 | | G3-1 | 1B | BB | | K | 4 | 2 | 1 | 0 | 1 | 1 | 4 | | | | | | |
| Eddie Murray, S (1, 10) OBP: 0.330, SLG: 0.425 | G4-3 | | G5-3 | | G5-3 | 1B | BB | | G3 | 5 | 1 | 2 | 1 | 0 | 0 | 3 | | | | | | |
| B.J. Surhoff, L (1, 7) OBP: 0.354, SLG: 0.489 | | | G6-3 | | FC4-6 | BB | BB | | G6-3 | 4 | 2 | 2 | 2 | 1 | 0 | 1 | | | | | | |
| Chris Hoiles, R (1, 2) OBP: 0.351, SLG: 0.487 Manny Alexander, R (9, PR) OBP: 0.147, SLG: 0.108 Mark Parent, R (9, 2) OBP: 0.244, SLG: 0.451 | | | G6-3 | | FC5-4 | 1B | BB | | G3-1 | 3 | 0 | 1 | 1 | 2 | 0 | 1 | | | | | | |
| Inning Stats | R: 0 E: 0 K: 0 S: 10 | H: 2 LOB: 1 BB: 0 P: 16 | R: 0 E: 0 K: 0 S: 3 | H: 0 LOB: 0 BB: 1 P: 9 | R: 0 E: 0 K: 0 S: 12 | H: 2 LOB: 1 BB: 0 P: 22 | R: 0 E: 0 K: 0 S: 11 | H: 0 LOB: 1 BB: 1 P: 17 | R: 0 E: 0 K: 1 S: 20 | H: 1 LOB: 2 BB: 1 P: 29 | R: 2 E: 0 K: 0 S: 12 | H: 4 LOB: 3 BB: 1 P: 25 | R: 4 E: 0 K: 1 S: 16 | H: 4 LOB: 2 BB: 3 P: 31 | R: 0 E: 0 K: 1 S: 13 | H: 1 LOB: 2 BB: 1 P: 20 | | R: 0 E: 0 K: 1 S: 13 | H: 0 LOB: 2 BB: 1 P: 24 | 1B: 11 2B: 1 3B: 1 HR: 1 | SF: 0 SAC: 0 DP: 1 HBP: 0 | WP: 0 PB: 0 SB: 0 CS: 1 |
| PITCHER | IP | WLS | BF | H | R | ER | SO | BB | IBB | HBP | BLK | WP | HR | S | P | ERA | WHIP | | | | | |
| Omar Olivares, R (1, 1) ERA: 5.02 | 5.1 | L | 24 | 7 | 3 | 3 | 1 | 3 | 0 | 0 | 0 | 0 | 0 | 61 | 102 | 5.06 | 1.875 | | | | | |
| John Cummings, L (6, 1) ERA: 3.94 | 1.1 | L | 11 | 5 | 4 | 4 | 1 | 2 | 0 | 0 | 0 | 0 | 1 | 18 | 33 | 27.00 | 5.250 | | | | | |
| Richie Lewis, R (7, 1) ERA: 4.41 | 0.0 | | 1 | 0 | 0 | 0 | 0 | 1 | 0 | 0 | 0 | 0 | 0 | 2 | 6 | ∞ | ∞ | | | | | |
| Joey Eischen, L (7, 1) ERA: 4.29 | 0.1 | | 2 | 1 | 0 | 0 | 0 | 1 | 0 | 0 | 0 | 0 | 0 | 3 | 8 | 0.00 | 6.000 | | | | | |
| Jose Lima, R (8, 1) ERA: 5.92 | 1.0 | | 5 | 1 | 0 | 0 | 1 | 1 | 0 | 0 | 0 | 0 | 0 | 13 | 20 | 0.00 | 2.000 | | | | | |

| | |
|-----|----|
| AB | 38 |
| R | 7 |
| H | 14 |
| RBI | 7 |
| BB | 9 |
| SO | 4 |
| LOB | 23 |



| Batter | 1 | 2 | 3 | 4 | 5 | 6 | 7 | 8 | 9 | AB | R | H | RBI | BB | SO | LOB | BOTTOM | | | | | |
|---|-------------------------------|----------------------------------|-------------------------------|----------------------------------|------------------------------|----------------------------------|-------------------------------|----------------------------------|-------------------------------|----------------------------------|------------------------------|---------------------------------|-------------------------------|----------------------------------|-------------------------------|----------------------------------|---|-------------------------------|----------------------------------|----------------------------------|------------------------------------|----------------------------------|
| Kimera Barteo, R (1, 8) OBP: 0.326, SLG: 0.316 Alan Trammell, R (9, FH) OBP: 0.275, SLG: 0.264 | G5-3 | | B1-3 | | SH5-4 | | G4-3 | | P2 | 3 | 0 | 0 | 0 | 0 | 0 | 0 | Baltimore Orioles @ Detroit Tigers Tiger Stadium, Detroit, MI Sat Sep 14 1996, 7:05 PM EDT Att: 15,386 - Unknown - 54 F | | | | | |
| Mark Lewis, R (1, 4) OBP: 0.334, SLG: 0.407 Damon Easley, R (4, 4) OBP: 0.325, SLG: 0.394 | L4 | | 1B | | G5-3 | | 1B | | WP 1B | 2 | 0 | 1 | 0 | 0 | 0 | 0 | | | | | | |
| Travis Fryman, R (1, 6) OBP: 0.325, SLG: 0.441 | BB | | K | | HR | | F7 | | G6-3 | 3 | 1 | 0 | 0 | 2 | 1 | 4 | | | | | | |
| Ruben Sierra, S (1, 10) OBP: 0.324, SLG: 0.382 | K | | | | HR | | F8 | | | 3 | 2 | 1 | 0 | 1 | 1 | 2 | | | | | | |
| Tony Clark, S (1, 3) OBP: 0.290, SLG: 0.466 | | | K | | K | | K | | K | 4 | 1 | 1 | 3 | 0 | 3 | 1 | | | | | | |
| Phil Nevin, R (1, 5) OBP: 0.346, SLG: 0.487 | | | K | | HR | | G6-3 | | K | 4 | 1 | 1 | 2 | 0 | 2 | 0 | | | | | | |
| Bobby Higginson, L (1, 7) OBP: 0.301, SLG: 0.578 | | | | | HR | | F8 | | G3-1 | 3 | 0 | 0 | 0 | 1 | 0 | 0 | | | | | | |
| Phil Hiatt, R (1, 9) OBP: 0.238, SLG: 0.300 | | | K | | G1-3 | | G3-1 | | K | 4 | 0 | 0 | 0 | 0 | 2 | 1 | | | | | | |
| Brad Ausmus, R (1, 2) OBP: 0.290, SLG: 0.309 | | | P1 | | SH5-4 G5-3 | | K | | WP 1B | 4 | 1 | 2 | 0 | 0 | 1 | 0 | | | | | | |
| Inning Stats | R: 0 E: 0 K: 1 S: 14 | H: 0 LOB: 1 BB: 1 P: 21 | R: 0 E: 0 K: 3 S: 14 | H: 0 LOB: 1 BB: 1 P: 22 | R: 0 E: 0 K: 1 S: 8 | H: 1 LOB: 0 BB: 0 P: 12 | R: 2 E: 0 K: 1 S: 10 | H: 2 LOB: 0 BB: 0 P: 15 | R: 4 E: 0 K: 0 S: 13 | H: 2 LOB: 0 BB: 2 P: 28 | R: 0 E: 0 K: 1 S: 5 | H: 0 LOB: 0 BB: 0 P: 6 | R: 0 E: 0 K: 0 S: 12 | H: 1 LOB: 1 BB: 0 P: 14 | R: 0 E: 0 K: 2 S: 11 | H: 0 LOB: 0 BB: 0 P: 18 | | R: 0 E: 0 K: 1 S: 13 | H: 2 LOB: 2 BB: 0 P: 21 | 1B: 5 2B: 1 3B: 0 HR: 2 | SF: 0 SAC: 1 DP: 0 HBP: 0 | WP: 2 PB: 0 SB: 0 CS: 0 |
| PITCHER | IP | WLS | BF | H | R | ER | SO | BB | IBB | HBP | BLK | WP | HR | S | P | ERA | WHIP | | | | | |
| David Wells, L (1, 1) ERA: 4.72 | 4.2 | W | 23 | 4 | 0 | 0 | 0 | 4 | 0 | 0 | 0 | 0 | 0 | 19 | 22 | 0.00 | 0.429 | | | | | |
| Terry Mathews, R (5, 1) ERA: 4.54 | 2.1 | W | 8 | 1 | 0 | 0 | 1 | 0 | 0 | 0 | 0 | 0 | 0 | 11 | 18 | 0.00 | 0.000 | | | | | |
| Armando Benitez, R (8, 1) ERA: 4.82 | 1.0 | S | 5 | 2 | 0 | 0 | 1 | 0 | 0 | 0 | 0 | 1 | 0 | 13 | 21 | 0.00 | 2.000 | | | | | |



| Batter | 1 | 2 | 3 | 4 | 5 | 6 | 7 | 8 | 9 | AB | R | H | RBI | BB | SO | LOB | TOP | | |
|---|---|---|---|---|---|---|---|---|---|---|---|---|---|---|---|---|---|---|--|
| Brady Anderson, L OBP: 0.392, SLG: 0.636 Gene Kingsale, S (8, 8) | 3-2 HR | 4-1 BB BB | 2-3 K | | 2-0 P2 | | | 1-1 P4 | 0-0 F8 | 5 | 1 | 1 | 1 | 1 | 1 | 4 | | | |
| Roberto Alomar, S OBP: 0.417, SLG: 0.533 Billy Ripken, R OBP: 0.286, SLG: 0.333 (8, 4) | 4-1 1B HR BB | 1-2 BB | | 1-2 E5 SF8 1B | | 3-2 G6-3 | | 4-0 2B HR IBB | 4-0 1B BB | 2 | 3 | 1 | 0 | 3 | 0 | 0 | | | |
| Todd Zeile, R OBP: 0.359, SLG: 0.459 (1, 5) | 1-3 K | 0-3 K | | 2-3 K | | 2-3 K | | 0-0 HR 2B | 2-2 F9 | 6 | 1 | 1 | 1 | 0 | 4 | 7 | | | |
| Rafael Palmeiro, L OBP: 0.386, SLG: 0.551 (1, 3) | 1-3 K | 2-1 F9 | | 4-0 IBB | | 3-2 G1-3 | | 4-0 HR IBB | 1-1 1B | 4 | 1 | 1 | 2 | 2 | 1 | 3 | | | |
| Bobby Bonilla, S OBP: 0.368, SLG: 0.516 Mike Devereaux, R OBP: 0.307, SLG: 0.353 (8, 9) | 1-2 HR 1B | | 4-1 1B G5-3 HR BB | 1-0 SF8 | | | 4-1 G6-4-3 BB | 2-2 HR | 2-2 G5-3 | 2 | 3 | 2 | 5 | 2 | 0 | 0 | | | |
| Cal Ripken Jr., R OBP: 0.340, SLG: 0.453 Manny Alexander, R OBP: 0.147, SLG: 0.108 (9, 6) | 2-1 HR | | 1-0 G5-3 | 2-3 K | | | 1-2 G6-4-3 | 3-1 HR | | 5 | 2 | 2 | 4 | 0 | 1 | 3 | | | |
| Eddie Murray, S OBP: 0.333, SLG: 0.426 (1, 10) | 4-1 BB | | 3-0 HR 1B | | 1-2 1B | | 1-0 P3 | 1-0 G6-3 | | 4 | 1 | 2 | 0 | 1 | 0 | 0 | | | |
| B.J. Surhoff, L OBP: 0.353, SLG: 0.487 Brent Bowers, L OBP: 0.306, SLG: 0.359 (8, 7) | 1-2 P5 | | 1-0 F8 | | 2-3 K | | 0-0 2B 1B | 0-0 E6 1B | | 4 | 1 | 1 | 0 | 0 | 1 | 4 | | | |
| Mark Parent, R OBP: 0.252, SLG: 0.476 (1, 2) | | 3-2 F8 | 1-0 HR | | 1-3 K | | 0-0 SH1-3 1B | 3-1 BB 1B | | 4 | 2 | 2 | 3 | 0 | 1 | 1 | | | |
| Inning Stats | R: 4 E: 0 K: 2 S: 20 | H: 3 LOB: 1 BB: 2 P: 37 | R: 0 E: 0 K: 1 S: 9 | H: 0 LOB: 2 BB: 2 P: 22 | R: 3 E: 0 K: 1 S: 9 | H: 2 LOB: 0 BB: 1 P: 21 | R: 1 E: 1 K: 2 S: 12 | H: 1 LOB: 1 BB: 0 P: 22 | R: 0 E: 0 K: 1 S: 10 | H: 0 LOB: 0 BB: 0 P: 18 | R: 0 E: 0 K: 0 S: 6 | H: 0 LOB: 0 BB: 1 P: 12 | R: 6 E: 0 K: 0 S: 11 | H: 4 LOB: 0 BB: 2 P: 26 | R: 2 E: 1 K: 0 S: 12 | H: 2 LOB: 2 BB: 1 P: 24 | 1B: 7 2B: 1 3B: 0 HR: 5 | SF: 1 SAC: 1 DP: 1 HBP: 0 | WP: 0 PA: 50 PB: 0 SB: 0 CS: 0 |
| PITCHER | IP WLS BF H R ER SO BB IBB HBP BLK WP HR S P ERA WHIP | IP WLS BF H R ER SO BB IBB HBP BLK WP HR S P ERA WHIP | IP WLS BF H R ER SO BB IBB HBP BLK WP HR S P ERA WHIP | IP WLS BF H R ER SO BB IBB HBP BLK WP HR S P ERA WHIP | IP WLS BF H R ER SO BB IBB HBP BLK WP HR S P ERA WHIP | IP WLS BF H R ER SO BB IBB HBP BLK WP HR S P ERA WHIP | IP WLS BF H R ER SO BB IBB HBP BLK WP HR S P ERA WHIP | IP WLS BF H R ER SO BB IBB HBP BLK WP HR S P ERA WHIP | IP WLS BF H R ER SO BB IBB HBP BLK WP HR S P ERA WHIP | IP WLS BF H R ER SO BB IBB HBP BLK WP HR S P ERA WHIP | IP WLS BF H R ER SO BB IBB HBP BLK WP HR S P ERA WHIP | IP WLS BF H R ER SO BB IBB HBP BLK WP HR S P ERA WHIP | IP WLS BF H R ER SO BB IBB HBP BLK WP HR S P ERA WHIP | IP WLS BF H R ER SO BB IBB HBP BLK WP HR S P ERA WHIP | IP WLS BF H R ER SO BB IBB HBP BLK WP HR S P ERA WHIP | IP WLS BF H R ER SO BB IBB HBP BLK WP HR S P ERA WHIP | IP WLS BF H R ER SO BB IBB HBP BLK WP HR S P ERA WHIP | IP WLS BF H R ER SO BB IBB HBP BLK WP HR S P ERA WHIP | |

Baltimore Orioles @ Detroit Tigers
Tiger Stadium, Detroit, MI
Sun Sep 15 1996, 3:33 AM EDT
Att: 13,764 - Cloudy - 61 F

AB 38
R 16
H 13
RBI 16
BB 10
SO 9
LOB 24



| Batter | 1 | 2 | 3 | 4 | 5 | 6 | 7 | 8 | 9 | AB | R | H | RBI | BB | SO | LOB | BOTTOM | | |
|--|---|---|---|---|---|---|---|---|---|---|---|---|---|---|---|---|---|---|--|
| Shannon Penn, S OBP: 0.100, SLG: 0.100 (1, 10) | 3-2 L8 | 2-1 F8 | | | 0-0 B1-3 | | 2-1 G3 | | 3-2 P4 | 5 | 0 | 0 | 0 | 0 | 0 | 2 | | | |
| Damion Easley, R OBP: 0.331, SLG: 0.393 Alan Trammell, R OBP: 0.274, SLG: 0.263 (8, 5) | 4-2 E S 2B BB | | 2-1 G6-3 | | 0-2 WP 2B 1B | | 2-1 P6 | | 0-0 G1-3 | 3 | 2 | 1 | 0 | 1 | 0 | 0 | | | |
| Travis Fryman, R OBP: 0.324, SLG: 0.439 Fausto Cruz, R OBP: 0.278, SLG: 0.294 (9, 6) | 4-2 2B HR BB | | 2-0 G5-3 | | 1-0 F7 | | 0-1 G4-3 | | 3-1 F8 | 3 | 1 | 0 | 0 | 1 | 0 | 1 | | | |
| Bobby Higginson, L OBP: 0.302, SLG: 0.582 (1, 9) | 2-0 HR 2B | | 0-0 G3-1 | | 2-2 1H 2B | | | 1-3 K | | 4 | 1 | 2 | 2 | 0 | 1 | 0 | | | |
| Tony Clark, S OBP: 0.295, SLG: 0.486 (1, 3) | 2-2 HR | | | 3-1 HR | | 0-1 F8 | | 4-2 BB | | 3 | 2 | 2 | 4 | 1 | 0 | 1 | | | |
| Phil Nevin, R OBP: 0.341, SLG: 0.468 (1, 7) | 3-3 K | | | 2-2 F8 | | 4-2 BB BB | | 1-2 F7 | | 3 | 0 | 0 | 0 | 1 | 1 | 1 | | | |
| Mark Lewis, R OBP: 0.332, SLG: 0.404 (1, 4) | 2-3 K | | | 0-0 F8 | | 2-3 K | | 3-2 F8 | | 4 | 0 | 0 | 0 | 0 | 2 | 2 | | | |
| Brad Ausmus, R OBP: 0.293, SLG: 0.308 Raul Casanova, S OBP: 0.197, SLG: 0.294 (9, 2) | | 3-2 G6-3 | | 4-1 S BB | | 4-1 G5-4-3 BB | | 2-1 PB 1B | | 1 | 0 | 0 | 0 | 2 | 0 | 0 | | | |
| Kimera Batee, R OBP: 0.325, SLG: 0.315 (1, 8) | | 0-2 G4-3 | | 1-1 P3 | | 1-1 G5-4-3 | | 3-1 PB 1B | | 4 | 0 | 1 | 0 | 0 | 0 | 3 | | | |
| Inning Stats | R: 4 E: 0 K: 2 S: 20 | H: 2 LOB: 0 BB: 2 P: 40 | R: 0 E: 0 K: 0 S: 10 | H: 0 LOB: 0 BB: 0 P: 15 | R: 0 E: 0 K: 0 S: 4 | H: 0 LOB: 0 BB: 0 P: 8 | R: 1 E: 0 K: 0 S: 9 | H: 1 LOB: 1 BB: 1 P: 19 | R: 1 E: 0 K: 0 S: 10 | H: 2 LOB: 1 BB: 0 P: 13 | R: 0 E: 0 K: 1 S: 10 | H: 0 LOB: 0 BB: 0 P: 10 | R: 0 E: 0 K: 1 S: 14 | H: 0 LOB: 1 BB: 1 P: 23 | R: 0 E: 0 K: 0 S: 11 | H: 2 LOB: 2 BB: 0 P: 22 | 1B: 3 2B: 2 3B: 0 HR: 2 | SF: 0 SAC: 0 DP: 1 HBP: 0 | WP: 1 PA: 39 PB: 1 SB: 2 CS: 0 |
| PITCHER | IP WLS BF H R ER SO BB IBB HBP BLK WP HR S P ERA WHIP | IP WLS BF H R ER SO BB IBB HBP BLK WP HR S P ERA WHIP | IP WLS BF H R ER SO BB IBB HBP BLK WP HR S P ERA WHIP | IP WLS BF H R ER SO BB IBB HBP BLK WP HR S P ERA WHIP | IP WLS BF H R ER SO BB IBB HBP BLK WP HR S P ERA WHIP | IP WLS BF H R ER SO BB IBB HBP BLK WP HR S P ERA WHIP | IP WLS BF H R ER SO BB IBB HBP BLK WP HR S P ERA WHIP | IP WLS BF H R ER SO BB IBB HBP BLK WP HR S P ERA WHIP | IP WLS BF H R ER SO BB IBB HBP BLK WP HR S P ERA WHIP | IP WLS BF H R ER SO BB IBB HBP BLK WP HR S P ERA WHIP | IP WLS BF H R ER SO BB IBB HBP BLK WP HR S P ERA WHIP | IP WLS BF H R ER SO BB IBB HBP BLK WP HR S P ERA WHIP | IP WLS BF H R ER SO BB IBB HBP BLK WP HR S P ERA WHIP | IP WLS BF H R ER SO BB IBB HBP BLK WP HR S P ERA WHIP | IP WLS BF H R ER SO BB IBB HBP BLK WP HR S P ERA WHIP | IP WLS BF H R ER SO BB IBB HBP BLK WP HR S P ERA WHIP | IP WLS BF H R ER SO BB IBB HBP BLK WP HR S P ERA WHIP | IP WLS BF H R ER SO BB IBB HBP BLK WP HR S P ERA WHIP | |

Baltimore Orioles @ Detroit Tigers
Tiger Stadium, Detroit, MI
Sun Sep 15 1996, 3:33 AM EDT
Att: 13,764 - Cloudy - 61 F

AB 33
R 6
H 7
RBI 6
BB 6
SO 4
LOB 14



| Batter | 1 | 2 | 3 | 4 | 5 | 6 | 7 | 8 | 9 | 10 | AB | R | H | RBI | BB | SO | LOB | TOP | | | | |
|--|------------------------------|----------------------------------|-------------------------------|----------------------------------|------------------------------|----------------------------------|------------------------------|----------------------------------|-------------------------------|----------------------------------|------------------------------|----------------------------------|------------------------------|---------------------------------|------------------------------|----------------------------------|-------------------------------|----------------------------------|----------------------------------|------------------------------------|----------------------------------|--------|
| Brady Anderson, L OBP: 0.393, SLG: 0.637 (1.8) | 2-1 SH5-3 G4-3 2B | | 1-1 F7 | | | 0-0 G1 SH5-3 1B | | 3-2 P3 | | | 4 | 1 | 2 | 0 | 0 | 0 | 1 | | | | | |
| Roberto Alomar, S OBP: 0.415, SLG: 0.531 (1.4) | 0-0 SH5-3 | | 2-3 K | | | 0-0 SH5-3 | | 0-0 G5-3 | | | 2 | 0 | 0 | 0 | 0 | 1 | 1 | | | | | |
| Todd Zeile, R OBP: 0.357, SLG: 0.456 (1.5) | 2-1 G4-3 | | 2-1 L9 | | | 0-1 G1 | | 0-0 G5-3 | | | 4 | 0 | 0 | 1 | 0 | 0 | 2 | | | | | |
| Rafael Palmeiro, L OBP: 0.383, SLG: 0.547 (1.3) | 1-0 F7 | | | | | 0-0 P2 | | 0-0 G5-3 | | 3-2 F9 | 4 | 0 | 0 | 0 | 0 | 0 | 1 | | | | | |
| Bobby Bonilla, S OBP: 0.388, SLG: 0.514 Mike Devereaux, R OBP: 0.307, SLG: 0.353 (9.9) | | 3-3 K2-3 | | | | 1-2 G5-3 | | 1-0 2B 1B | | 0-0 P4 | 4 | 1 | 1 | 0 | 0 | 1 | 0 | | | | | |
| Cal Ripken Jr. R OBP: 0.341, SLG: 0.455 (1.6) | | 4-2 WP BB | | | | 2-3 K | | 2-2 1B 2B | | 1-2 F8 | 3 | 0 | 1 | 0 | 1 | 1 | 0 | | | | | |
| Eddie Murray, S OBP: 0.332, SLG: 0.424 (1.10) | | 2-3 K | | | | 2-2 F8 | | 1-1 G1-6-3 1B | | 3-2 F7 | 4 | 0 | 1 | 1 | 0 | 1 | 1 | | | | | |
| B.J. Surhoff, L OBP: 0.350, SLG: 0.483 (1.7) | | 2-3 K | | | | 1-2 F7 | | 1-1 G1-6-3 | | 0-0 G1-3 | 4 | 0 | 0 | 0 | 0 | 1 | 3 | | | | | |
| Mark Parent, R OBP: 0.252, SLG: 0.465 (1.2) | | | | | | 1-3 K | | 2-0 G5-3 | | 1-1 P5 | 3 | 0 | 0 | 0 | 1 | 1 | 1 | | | | | |
| Inning Stats | R: 1 E: 0 K: 0 S: 6 | H: 1 LOB: 0 BB: 0 P: 11 | R: 0 E: 0 K: 3 S: 18 | H: 0 LOB: 1 BB: 1 P: 29 | R: 0 E: 0 K: 1 S: 9 | H: 0 LOB: 1 BB: 1 P: 18 | R: 0 E: 0 K: 1 S: 9 | H: 0 LOB: 0 BB: 0 P: 12 | R: 0 E: 0 K: 1 S: 10 | H: 1 LOB: 1 BB: 0 P: 14 | R: 0 E: 0 K: 0 S: 5 | H: 3 LOB: 1 BB: 0 P: 16 | R: 0 E: 0 K: 0 S: 6 | H: 0 LOB: 0 BB: 0 P: 9 | R: 0 E: 0 K: 0 S: 7 | H: 0 LOB: 0 BB: 0 P: 11 | R: 0 E: 0 K: 0 S: 10 | H: 0 LOB: 0 BB: 0 P: 14 | 1B: 3 2B: 2 3B: 0 HR: 0 | SF: 0 SAC: 2 DP: 1 HBP: 0 | WP: 1 PB: 0 SB: 0 CS: 0 | PA: 36 |
| PITCHER | IP 8.1 | WLS 31 | H 5 | R 2 | ER 2 | SO 6 | BB 2 | IBB 0 | HBP 0 | BLK 0 | WP 1 | HR 0 | S 75 | P 120 | ERA 2.16 | WHIP 0.840 | | | | | | |
| Andy Pettite, L ERA: 4.05 42 Mariano Rivera, R ERA: 1.83 (9.1) | 1.2 | W | 5 | 0 | 0 | 0 | 0 | 0 | 0 | 0 | 0 | 0 | 14 | 19 | 0.00 | 0.000 | | | | | | |

Baltimore Orioles @ New York Yankees
Yankee Stadium, Bronx, NY
Wed Sep 18 1996, 7:05 PM EDT
Att. 40,775 - Unknown - 63 F

| | |
|-----|----|
| AB | 32 |
| R | 2 |
| H | 5 |
| RBI | 2 |
| BB | 2 |
| SO | 6 |
| LOB | 10 |



| Batter | 1 | 2 | 3 | 4 | 5 | 6 | 7 | 8 | 9 | 10 | AB | R | H | RBI | BB | SO | LOB | BOTTOM | | | | |
|---|-------------------------------|----------------------------------|------------------------------|---------------------------------|-------------------------------|----------------------------------|------------------------------|----------------------------------|------------------------------|----------------------------------|------------------------------|---------------------------------|------------------------------|----------------------------------|-------------------------------|----------------------------------|-------------------------------|----------------------------------|----------------------------------|------------------------------------|----------------------------------|--------|
| Wade Boggs, L OBP: 0.387, SLG: 0.386 Charlie Hayes, R (8, PH) OBP: 0.301, SLG: 0.375 (9.5) | 1-1 G6-3 | | 2-2 FC4-6 1B | | | 0-1 FC6-4 | | 3-1 F8 | | 0-1 SH3 | 3 | 0 | 1 | 1 | 0 | 0 | 1 | | | | | |
| Tim Lincecum, S OBP: 0.359, SLG: 0.405 (1.7) | 0-2 1B | | 1-1 FC4-6 1-2r | | | 2-2 3-H K | | 0-0 G5-4-3 1-2r | | 1-1 G4-3 | 5 | 0 | 1 | 0 | 0 | 1 | 4 | | | | | |
| Paul O'Neill, L OBP: 0.406, SLG: 0.469 Ruben Rivera, R (9, PR) OBP: 0.407, SLG: 0.469 (10.9) | 2-0 FC4-6 1B | | 0-0 G5-3 | | | 0-1 G6-4-3 1B | | 4-2 BB 1B | | 2-2 1B | 3 | 0 | 2 | 0 | 1 | 0 | 1 | | | | | |
| Cecil Fielder, R OBP: 0.353, SLG: 0.472 Pat Kelly, R (9, PR) OBP: 0.200, SLG: 0.111 (1.10) | 1-3 K | | | | | 0-0 G6-3 | | 1-0 G6-4-3 1-2r | | 4-1 1B BB | 3 | 0 | 0 | 0 | 1 | 1 | 3 | | | | | |
| Tino Martinez, L OBP: 0.360, SLG: 0.466 (1.3) | 1-2r FC4-6 | | | | | 2-2 F7 | | 1-0 F8 | | 1-2 P2 | 4 | 0 | 0 | 0 | 0 | 0 | 4 | | | | | |
| Bernie Williams, S OBP: 0.382, SLG: 0.516 (1.8) | | 0-0 G6-4-3 1B | | | | 2-3 K | | 1-0 G4-3 | | 1-1 G1-3 1B | 4 | 0 | 2 | 1 | 0 | 1 | 0 | | | | | |
| Mariano Duncan, R OBP: 0.342, SLG: 0.491 (1.4) | | 0-0 G6-4-3 1-2r | | | | 0-0 SH FC6-4 2B | | 2-2 K | | 0-2 G1-3 | 4 | 1 | 1 | 0 | 0 | 1 | 3 | | | | | |
| Jim Leyritz, R OBP: 0.340, SLG: 0.380 Darryl Strawberry, L OBP: 0.355, SLG: 0.489 Joe Girardi, R OBP: 0.346, SLG: 0.375 (8.2) | | 1-2 G6-3 | | | | 0-1 SH FC6-4 G1-3 | | 1-1 G1-3 | | 1-2 F9 | 1 | 0 | 0 | 0 | 0 | 0 | 0 | | | | | |
| 2 Derek Jeter, R OBP: 0.374, SLG: 0.432 (1.6) | | | | | | 0-0 G1-3 | | 3-1 G5-4-3 1B | | 2-2 G4-3 1B | 4 | 1 | 2 | 0 | 0 | 0 | 2 | | | | | |
| Inning Stats | R: 0 E: 0 K: 1 S: 10 | H: 2 LOB: 2 BB: 0 P: 15 | R: 0 E: 0 K: 0 S: 5 | H: 1 LOB: 0 BB: 0 P: 6 | R: 0 E: 0 K: 0 S: 11 | H: 1 LOB: 1 BB: 1 P: 17 | R: 0 E: 0 K: 1 S: 8 | H: 0 LOB: 0 BB: 0 P: 12 | R: 1 E: 0 K: 1 S: 9 | H: 1 LOB: 1 BB: 0 P: 12 | R: 0 E: 0 K: 0 S: 4 | H: 0 LOB: 0 BB: 0 P: 6 | R: 0 E: 0 K: 0 S: 5 | H: 1 LOB: 0 BB: 0 P: 11 | R: 1 E: 0 K: 0 S: 16 | H: 1 LOB: 3 BB: 2 P: 27 | R: 1 E: 0 K: 0 S: 11 | H: 2 LOB: 1 BB: 0 P: 16 | 1B: 9 2B: 1 3B: 0 HR: 0 | SF: 0 SAC: 2 DP: 3 HBP: 0 | WP: 0 PB: 0 SB: 0 CS: 0 | PA: 39 |
| PITCHER | IP 7.0 | WLS 27 | H 7 | R 1 | ER 1 | SO 4 | BB 0 | IBB 0 | HBP 0 | BLK 0 | WP 0 | HR 0 | S 55 | P 83 | ERA 1.29 | WHIP 1.000 | | | | | | |
| Scott Erickson, R ERA: 5.05 Jesse Orosco, L ERA: 3.63 Randy Myers, L ERA: 3.79 Alan Mills, R ERA: 3.91 (8.1) | 1.0 | 0 | 0 | 0 | 0 | 0 | 0 | 0 | 0 | 0 | 0 | 0 | 0 | 3 | 6 | 0.00 | 0.000 | | | | | |
| (9.1) | 0.1 | 3 | 0 | 1 | 1 | 0 | 2 | 0 | 0 | 0 | 0 | 0 | 7 | 16 | 27.00 | 6.000 | | | | | | |
| (9.1) | 1.1 | L | 7 | 3 | 1 | 1 | 0 | 0 | 0 | 0 | 0 | 0 | 20 | 27 | 6.75 | 2.250 | | | | | | |

Baltimore Orioles @ New York Yankees
Yankee Stadium, Bronx, NY
Wed Sep 18 1996, 7:05 PM EDT
Att. 40,775 - Unknown - 63 F

| | |
|-----|----|
| AB | 35 |
| R | 3 |
| H | 10 |
| RBI | 3 |
| BB | 2 |
| SO | 4 |
| LOB | 22 |



| Batter | 1 | 2 | 3 | 4 | 5 | 6 | 7 | 8 | 9 | AB | R | H | RBI | BB | SO | LOB | TOP | | |
|--|------------------------------|---------------------------------|------------------------------|---------------------------------|------------------------------|----------------------------------|------------------------------|----------------------------------|------------------------------|----------------------------------|-------------------------------|----------------------------------|-------------------------------|----------------------------------|-------------------------------|----------------------------------|--|------------------------------------|--|
| Brady Anderson, L (1, 8) OBP: 0.393, SLG: 0.633 | F9 | | G5-4-3 BB | | F7 | | F7 | | BB | 3 | 0 | 0 | 0 | 2 | 0 | 2 | Baltimore Orioles @ New York Yankees Yankee Stadium, Bronx, NY Thu Sep 19 1996, 3:33 AM EDT Sunny - 72 F livebaseballscorecards.com | | |
| Roberto Alomar, S (1, 4) OBP: 0.415, SLG: 0.631 | 6-3 | | G5-4-3 1-2 | | | G3-1 2B | | HR BB | G3 | 4 | 1 | 1 | 0 | 1 | 0 | 3 | | | |
| Todd Zeile, R (1, 5) OBP: 0.358, SLG: 0.458 | 1B | | | | | G5-3 | | P4 | | 4 | 0 | 2 | 0 | 0 | 0 | 2 | | | |
| Rafael Palmeiro, L (1, 3) OBP: 0.382, SLG: 0.550 | 1-6-3 | | | | | G3-1 | | HR | | 4 | 1 | 1 | 2 | 0 | 1 | 3 | | | |
| Bobby Bonilla, S (1, 9) OBP: 0.367, SLG: 0.512 | | P2 | | | | G5-3 | | P7 | | 3 | 0 | 0 | 0 | 1 | 0 | 1 | | | |
| Cal Ripken Jr., R (1, 6) OBP: 0.341, SLG: 0.458 | 5-3 | | | | | G5-3 | | BB | | 4 | 1 | 1 | 1 | 0 | 0 | 3 | | | |
| Eddie Murray, S (1, 10) OBP: 0.330, SLG: 0.421 | F7 | | | | | | | HR | | 4 | 0 | 0 | 0 | 0 | 1 | 0 | | | |
| Pete Incaviglia, R (1, 7) OBP: 0.316, SLG: 0.463 | | | G4-3 | | | G1-3 | | | G6-3 | 3 | 0 | 1 | 0 | 0 | 0 | 0 | | | |
| B.J. Surhoff, L (9, PH) OBP: 0.350, SLG: 0.482 | | | | | | | | | | 1 | 0 | 0 | 0 | 0 | 0 | 0 | | | |
| Chris Hoiles, R (1, 2) OBP: 0.353, SLG: 0.484 | | | BB BB | | | BB | | | K | 2 | 0 | 0 | 0 | 2 | 2 | 1 | | | |
| Inning Stats | R: 0 E: 0 K: 0 S: 4 | H: 1 LOB: 1 BB: 0 P: 4 | R: 0 E: 0 K: 0 S: 3 | H: 0 LOB: 0 BB: 0 P: 3 | R: 0 E: 0 K: 0 S: 7 | H: 0 LOB: 1 BB: 2 P: 16 | R: 0 E: 0 K: 1 S: 8 | H: 1 LOB: 1 BB: 0 P: 12 | R: 0 E: 0 K: 0 S: 8 | H: 0 LOB: 1 BB: 1 P: 16 | R: 0 E: 0 K: 2 S: 13 | H: 1 LOB: 2 BB: 0 P: 23 | R: 0 E: 0 K: 2 S: 10 | H: 1 LOB: 0 BB: 1 P: 22 | R: 0 E: 0 K: 1 S: 12 | H: 0 LOB: 1 BB: 1 P: 20 | 1B: 1 2B: 3 3B: 0 HR: 2 | SF: 0 SAC: 0 DP: 1 HBP: 0 | WP: 0 PA: 38 PB: 0 SB: 0 CS: 0 |
| PITCHER | IP | WLS | BF | H | R | ER | SO | BB | IBB | HBP | BLK | WP | HR | S | P | ERA | WHIP | | |
| Kenny Rogers, L (1, 1) ERA: 4.76 | 5.2 | W | 23 | 3 | 0 | 0 | 1 | 4 | 0 | 0 | 0 | 0 | 0 | 40 | 69 | 0.00 | 1.235 | | |
| Brian Boehringer, R (6, 1) ERA: 5.65 | 2.0 | | 10 | 3 | 3 | 3 | 2 | 1 | 0 | 0 | 0 | 0 | 2 | 19 | 35 | 13.50 | 2.000 | | |
| Jeff Nelson, R (8, 1) ERA: 4.29 | 1.1 | | 5 | 0 | 0 | 0 | 1 | 1 | 0 | 0 | 0 | 0 | 0 | 14 | 25 | 0.00 | 0.750 | | |

| Batter | 1 | 2 | 3 | 4 | 5 | 6 | 7 | 8 | 9 | AB | R | H | RBI | BB | SO | LOB | BOTTOM | | |
|---|------------------------------|----------------------------------|-------------------------------|----------------------------------|------------------------------|----------------------------------|-------------------------------|----------------------------------|------------------------------|----------------------------------|-------------------------------|----------------------------------|------------------------------|----------------------------------|-------------------------------|----------------------------------|--|------------------------------------|--|
| Tim Lincecum, S (1, 7) OBP: 0.368, SLG: 0.424 | CS 1B BB | BB 1B BB | | HR | | 2B 1B 1B | K | K2-3 | | 4 | 2 | 2 | 1 | 2 | 2 | 2 | Baltimore Orioles @ New York Yankees Yankee Stadium, Bronx, NY Thu Sep 19 1996, 3:33 AM EDT Sunny - 72 F livebaseballscorecards.com | | |
| Wade Boggs, L (1, 5) OBP: 0.391, SLG: 0.396 | CS 1B | BB 1B | | WP 2B | | 1B 1B 2B | P6 | | | 4 | 1 | 4 | 1 | 0 | 0 | 0 | | | |
| Andy Fox, L (7, 5) OBP: 0.275, SLG: 0.271 | 1-2 1B | 1-2 2H 1B | | | | 1-3 1B 2B | | | | 1 | 0 | 0 | 0 | 0 | 0 | 0 | | | |
| Paul O'Neill, L (1, 9) OBP: 0.405, SLG: 0.467 | K | | | K | | G1-3 | | | | 3 | 0 | 0 | 0 | 1 | 2 | 5 | | | |
| Ruben Rivera, R (7, 9) OBP: 0.415, SLG: 0.477 | 1-2 2-3 | 1-2 2-3 BB | | | | | 1B | | | 1 | 0 | 1 | 0 | 0 | 0 | 0 | | | |
| Tino Martinez, L (1, 3) OBP: 0.357, SLG: 0.464 | K | L9 | | P5 | | P7 | G4-3 | | | 5 | 0 | 0 | 0 | 0 | 1 | 8 | | | |
| Bernie Williams, S (1, 8) OBP: 0.385, SLG: 0.515 | | G3 2B BB BB | | PB BB | | 1B 1B IBB | | S 1B BB | | 1 | 3 | 0 | 0 | 4 | 1 | 1 | | | |
| Darryl Strawberry, L (1, 10) OBP: 0.352, SLG: 0.483 | 2B G3 1B BB | | L7 | | | 1B 1B | | K | | 2 | 1 | 0 | 0 | 1 | 0 | 1 | | | |
| Cecil Fielder, R (6, PH) OBP: 0.353, SLG: 0.472 | | 2B G3 1B BB | | L7 | | 1-2 2-3 3H 1B | | 1-2 1B | | 2 | 1 | 1 | 1 | 0 | 1 | 1 | | | |
| Mariano Duncan, R (1, 4) OBP: 0.345, SLG: 0.495 | | G3 | | G6-3 | | 2B | | 1B 1B | | 5 | 0 | 3 | 3 | 0 | 0 | 3 | | | |
| Jim Leyritz, R (1, 2) OBP: 0.354, SLG: 0.382 | K | | | BB | | K | | 1B 1B | | 4 | 0 | 2 | 1 | 1 | 2 | 3 | | | |
| Derek Jeter, R (1, 6) OBP: 0.372, SLG: 0.430 | 2H 3H 1B 1B | | | K | | F8 | | K | | 5 | 1 | 1 | 2 | 0 | 3 | 7 | | | |
| Inning Stats | R: 0 E: 0 K: 2 S: 7 | H: 1 LOB: 1 BB: 1 P: 11 | R: 3 E: 0 K: 1 S: 11 | H: 2 LOB: 3 BB: 4 P: 29 | R: 0 E: 0 K: 1 S: 8 | H: 0 LOB: 2 BB: 2 P: 18 | R: 1 E: 0 K: 2 S: 16 | H: 2 LOB: 1 BB: 0 P: 24 | R: 0 E: 0 K: 1 S: 9 | H: 1 LOB: 1 BB: 0 P: 14 | R: 4 E: 0 K: 1 S: 13 | H: 5 LOB: 2 BB: 1 P: 26 | R: 0 E: 0 K: 1 S: 8 | H: 1 LOB: 1 BB: 0 P: 14 | R: 1 E: 0 K: 3 S: 17 | H: 2 LOB: 2 BB: 1 P: 34 | 1B: 10 2B: 4 3B: 0 HR: 1 | SF: 0 SAC: 0 DP: 1 HBP: 0 | WP: 1 PA: 46 PB: 1 SB: 1 CS: 2 |
| PITCHER | IP | WLS | BF | H | R | ER | SO | BB | IBB | HBP | BLK | WP | HR | S | P | ERA | WHIP | | |
| 35 Mike Mussina, R (1, 1) ERA: 4.85 | 2.0 | L | 13 | 3 | 3 | 3 | 3 | 5 | 0 | 0 | 0 | 1 | 1 | 33 | 56 | 3.00 | 1.667 | | |
| Archie Corbin, R (3, 1) ERA: 2.0 | 3.0 | | 14 | 3 | 1 | 1 | 4 | 2 | 0 | 0 | 0 | 0 | 0 | 6 | 17 | 40.50 | 3.000 | | |
| Mike Michin, L (6, 1) ERA: 7.89 | 0.2 | | 5 | 2 | 3 | 3 | 0 | 0 | 1 | 0 | 0 | 0 | 0 | 7 | 9 | 27.00 | 9.000 | | |
| Terry Mathews, R (6, 1) ERA: 4.66 | 0.1 | | 4 | 3 | 1 | 1 | 1 | 0 | 0 | 0 | 0 | 0 | 0 | 7 | 9 | 27.00 | 9.000 | | |
| Nerio Rodriguez, R (7, 1) ERA: 5.4 | 1.1 | | 8 | 3 | 1 | 1 | 2 | 1 | 0 | 0 | 0 | 0 | 0 | 18 | 36 | 6.75 | 3.000 | | |

| Batter | 1 | 2 | 3 | 4 | 5 | 6 | 7 | 8 | 9 | AB | R | H | RBI | BB | SO | LOB | TOP | | | | | | | | | | | | | | | | | | | |
|--|------------------------------|----------------------------------|-------------------------------|----------------------------------|-------------------------------|----------------------------------|------------------------------|----------------------------------|-------------------------------|----------------------------------|-------------------------------|----------------------------------|-------------------------------|----------------------------------|------------------------------|----------------------------------|--|---|------------------------------------|----------------------------------|--------|----|---|---|----|----|----|-----|-----|-----|----|----|-------|--------|-----|------|
| Brady Anderson, L (1, 8) OBP: 0.395, SLG: 0.632 | G3 | | HBP | | | 1B | G4-6-3 | | 1B | 4 | 2 | 2 | 1 | 1 | 0 | 1 | Baltimore Orioles @ New York Yankees Yankee Stadium, Bronx, NY Thu Sep 19 1996, 7:05 PM EDT Att: 54,888 - Unknown - 70 F livebaseballscorecards.com | | | | | | | | | | | | | | | | | | | |
| Roberto Alomar, S (1, 4) OBP: 0.414, SLG: 0.531 | K | | K | | | 1B | | 1B | G5-6-3 | 5 | 2 | 2 | 1 | 0 | 2 | 2 | | | | | | | | | | | | | | | | | | | | |
| Todd Zeile, R (1, 5) OBP: 0.361, SLG: 0.461 | BB | | 2B | | | 1B | | 1B | F9 | 5 | 1 | 3 | 4 | 1 | 1 | 1 | | | | | | | | | | | | | | | | | | | | |
| Rafael Palmeiro, L (1, 3) OBP: 0.384, SLG: 0.549 | F7 | | FC4-2 | | | 1B | | 1B | | 3 | 0 | 1 | 0 | 2 | 0 | 2 | | | | | | | | | | | | | | | | | | | | |
| Bobby Bonilla, S (1, 9) OBP: 0.367, SLG: 0.510 Mike Devereaux, R (8, PR) OBP: 0.307, SLG: 0.353 | 1B | | K | | | 1B | | 2B | FC6-4 | 4 | 0 | 1 | 1 | 1 | 1 | 4 | | | | | | | | | | | | | | | | | | | | |
| Cal Ripken Jr., R (1, 6) OBP: 0.340, SLG: 0.458 | K | | | | | BB | | 2B | | 0 | 1 | 0 | 0 | 0 | 0 | 0 | | | | | | | | | | | | | | | | | | | | |
| Eddie Murray, S (1, 10) OBP: 0.332, SLG: 0.424 | BB | | | | | 2B | | 1B | | 5 | 0 | 1 | 1 | 0 | 1 | 6 | | | | | | | | | | | | | | | | | | | | |
| B.J. Surhoff, L (1, 7) OBP: 0.351, SLG: 0.481 | L7 | | G4-3 | | | 1B | | 1B | | 4 | 2 | 2 | 0 | 1 | 2 | 2 | | | | | | | | | | | | | | | | | | | | |
| Mark Parent, R (1, 2) OBP: 0.248, SLG: 0.458 Chris Hoiles, R (6, PH) OBP: 0.355, SLG: 0.484 | K | | | | | 1B | | 1B | FC5 | 3 | 1 | 1 | 0 | 1 | 0 | 2 | | | | | | | | | | | | | | | | | | | | |
| Inning Stats | R: 0 E: 0 K: 1 S: 7 | H: 0 LOB: 1 BB: 1 P: 14 | R: 0 E: 0 K: 2 S: 12 | H: 1 LOB: 2 BB: 1 P: 20 | R: 1 E: 1 K: 2 S: 12 | H: 1 LOB: 1 BB: 0 P: 16 | R: 0 E: 0 K: 1 S: 7 | H: 0 LOB: 0 BB: 0 P: 11 | R: 2 E: 0 K: 0 S: 18 | H: 2 LOB: 2 BB: 2 P: 29 | R: 1 E: 0 K: 0 S: 11 | H: 2 LOB: 0 BB: 0 P: 16 | R: 3 E: 0 K: 1 S: 20 | H: 4 LOB: 2 BB: 1 P: 33 | R: 0 E: 0 K: 0 S: 5 | H: 1 LOB: 0 BB: 0 P: 10 | | 1B: 10 2B: 4 3B: 0 HR: 0 | SF: 1 SAC: 1 DP: 2 HBP: 1 | WP: 1 PB: 0 SB: 1 CS: 0 | PA: 48 | | | | | | | | | | | | | | | |
| PITCHER | IP | WLS | BF | H | R | ER | SO | BB | IBB | HBP | BLK | WP | HR | S | P | ERA | WHIP | PITCHER | | IP | WLS | BF | H | R | ER | SO | BB | IBB | HBP | BLK | WP | HR | S | P | ERA | WHIP |
| David Cone, R (1, 1) ERA: 2.86 | 5.0 | | 27 | 6 | 6 | 6 | 6 | 5 | 0 | 1 | 1 | 0 | 0 | 59 | 97 | 10.80 | 2.200 | 42 Mariano Rivera, R (8, 1) ERA: 2.08 | | 0.1 | L | 5 | 4 | 3 | 3 | 0 | 0 | 0 | 0 | 0 | 14 | 20 | 81.00 | 12.000 | | |
| Graeme Lloyd, L (6, 1) ERA: 4.29 | 0.1 | | 2 | 1 | 0 | 0 | 0 | 0 | 0 | 0 | 0 | 1 | 0 | 5 | 7 | 0.00 | 3.000 | Dave Pavia, R (8, 1) ERA: 2.65 | | 1.2 | | 6 | 1 | 0 | 0 | 1 | 0 | 1 | 0 | 0 | 11 | 23 | 0.00 | 0.600 | | |
| David Weathers, R (6, 1) ERA: 5.83 | 0.2 | | 5 | 1 | 1 | 1 | 1 | 1 | 1 | 0 | 0 | 0 | 0 | 9 | 20 | 13.50 | 3.000 | | | | | | | | | | | | | | | | | | | |
| Dale Polley, L (7, 1) ERA: 7.91 | 0.1 | | 1 | 0 | 0 | 0 | 0 | 0 | 0 | 0 | 0 | 0 | 0 | 2 | 2 | 0.00 | 0.000 | | | | | | | | | | | | | | | | | | | |
| Jeff Nelson, R (7, 1) ERA: 4.25 | 0.2 | | 2 | 1 | 0 | 0 | 0 | 0 | 0 | 0 | 0 | 0 | 0 | 5 | 7 | 0.00 | 1.500 | | | | | | | | | | | | | | | | | | | |

| Batter | 1 | 2 | 3 | 4 | 5 | 6 | 7 | 8 | 9 | AB | R | H | RBI | BB | SO | LOB | BOTTOM | | | | | | | | | | | | | | | | | | | |
|--|-------------------------------|----------------------------------|-------------------------------|----------------------------------|-------------------------------|----------------------------------|-------------------------------|----------------------------------|------------------------------|----------------------------------|-------------------------------|----------------------------------|------------------------------|----------------------------------|-------------------------------|----------------------------------|--|---|------------------------------------|----------------------------------|--------|----|---|---|----|----|----|-----|-----|-----|----|----|------|-------|-------|------|
| 2 Derek Jeter, R (1, 6) OBP: 0.373, SLG: 0.430 | HR | | HR | | | F8 | | | F8 | 5 | 2 | 2 | 0 | 0 | 0 | 2 | Baltimore Orioles @ New York Yankees Yankee Stadium, Bronx, NY Thu Sep 19 1996, 7:05 PM EDT Att: 54,888 - Unknown - 70 F livebaseballscorecards.com | | | | | | | | | | | | | | | | | | | |
| Tim Lincecum, S (1, 7) OBP: 0.388, SLG: 0.417 | L8 | | K | | | G4-6-3 | | | HR | 3 | 1 | 0 | 0 | 2 | 1 | 3 | | | | | | | | | | | | | | | | | | | | |
| Bernie Williams, S (1, 8) OBP: 0.387, SLG: 0.527 | F8 | | P5 | | | | | HR | HR | 4 | 2 | 2 | 3 | 1 | 0 | 2 | | | | | | | | | | | | | | | | | | | | |
| Cecil Fielder, R (1, 3) OBP: 0.354, SLG: 0.482 | HR | | HR | | | F9 | | | K | 5 | 2 | 2 | 4 | 0 | 1 | 3 | | | | | | | | | | | | | | | | | | | | |
| Charlie Hayes, R (1, 5) OBP: 0.298, SLG: 0.372 Tino Martinez, L (9, PH) OBP: 0.356, SLG: 0.463 | P4 | | K | | | F9 | | | K | 4 | 0 | 0 | 0 | 0 | 2 | 0 | | | | | | | | | | | | | | | | | | | | |
| Mariano Duncan, R (1, 10) OBP: 0.347, SLG: 0.495 | G5-3 | | | | | 1B | | | K | 4 | 1 | 2 | 0 | 0 | 1 | 0 | | | | | | | | | | | | | | | | | | | | |
| Joe Girardi, R (1, 2) OBP: 0.347, SLG: 0.376 | 1B | | | | | 1B | | | K | 4 | 1 | 2 | 0 | 0 | 1 | 1 | | | | | | | | | | | | | | | | | | | | |
| Ruben Rivera, R (1, 9) OBP: 0.400, SLG: 0.456 Mike Aldrete, L (8, PH) OBP: 0.311, SLG: 0.444 | K | | B3 | | | K | | | G4-3 | 3 | 0 | 0 | 0 | 0 | 2 | 4 | | | | | | | | | | | | | | | | | | | | |
| Luis Sojo, R (1, 4) OBP: 0.249, SLG: 0.272 Wade Boggs, L (8, PH) OBP: 0.390, SLG: 0.395 Matt Howard, R (9, 4) OBP: 0.228, SLG: 0.278 | G3 | | | | | 2B | | | F7 | 2 | 0 | 1 | 2 | 1 | 0 | 1 | | | | | | | | | | | | | | | | | | | | |
| Inning Stats | R: 2 E: 0 K: 0 S: 14 | H: 2 LOB: 0 BB: 0 P: 22 | R: 0 E: 0 K: 1 S: 10 | H: 1 LOB: 1 BB: 0 P: 12 | R: 2 E: 0 K: 2 S: 13 | H: 2 LOB: 0 BB: 0 P: 19 | R: 2 E: 0 K: 0 S: 10 | H: 3 LOB: 3 BB: 2 P: 20 | R: 0 E: 0 K: 0 S: 4 | H: 0 LOB: 0 BB: 1 P: 11 | R: 1 E: 0 K: 2 S: 17 | H: 1 LOB: 0 BB: 0 P: 23 | R: 0 E: 0 K: 1 S: 8 | H: 0 LOB: 0 BB: 0 P: 11 | R: 2 E: 0 K: 2 S: 16 | H: 1 LOB: 0 BB: 1 P: 26 | | 1B: 6 2B: 1 3B: 0 HR: 4 | SF: 0 SAC: 0 DP: 1 HBP: 0 | WP: 0 PB: 0 SB: 0 CS: 0 | PA: 41 | | | | | | | | | | | | | | | |
| PITCHER | IP | WLS | BF | H | R | ER | SO | BB | IBB | HBP | BLK | WP | HR | S | P | ERA | WHIP | PITCHER | | IP | WLS | BF | H | R | ER | SO | BB | IBB | HBP | BLK | WP | HR | S | P | ERA | WHIP |
| David Wells, L (1, 1) ERA: 4.89 | 3.2 | | 21 | 8 | 6 | 6 | 3 | 2 | 0 | 0 | 0 | 0 | 1 | 29 | 43 | 2.70 | 0.900 | Alan Mills, R (8, 1) ERA: 4.13 | | 1.2 | | 7 | 1 | 2 | 2 | 2 | 1 | 0 | 0 | 0 | 1 | 19 | 29 | 10.80 | 1.200 | |
| Terry Mathews, R (4, 1) ERA: 4.56 | 3.1 | W | 12 | 2 | 1 | 1 | 3 | 1 | 0 | 0 | 0 | 0 | 0 | 29 | 43 | 2.70 | 0.900 | Randy Myers, L (9, 1) ERA: 3.76 | | 0.1 | S | 1 | 0 | 0 | 0 | 1 | 0 | 0 | 0 | 0 | 5 | 8 | 0.00 | 0.000 | | |

| Batter | 1 | 2 | 3 | 4 | 5 | 6 | 7 | 8 | 9 | AB | R | H | RBI | BB | SO | LOB | TOP | | | | | | | | | | |
|---|-------------------------------|----------------------------------|-------------------------------|----------------------------------|-------------------------------|----------------------------------|-------------------------------|----------------------------------|------------------------------|----------------------------------|------------------------------|---------------------------------|------------------------------|----------------------------------|-------------------------------|----------------------------------|-------------------------------|----------------------------------|----------------------------------|------------------------------------|----------------------------------|--------|--|--|--|--|--|
| Otis Nixon, S OBP: 0.377, SLG: 0.327 (1, 8) | G1-3 | | | G6-3 | | | | | SH1-4 | 4 | 0 | 2 | 2 | 0 | 0 | 1 | | | | | | | | | | | |
| Jacob Brumfield, R OBP: 0.323, SLG: 0.479 (1, 9) | E | P6 | | | G4-3 | | P5 | | BB | 4 | 1 | 1 | 0 | 1 | 0 | 4 | | | | | | | | | | | |
| Juan Samuel, R OBP: 0.320, SLG: 0.469 John Olerud, L OBP: 0.382, SLG: 0.483 (7, PH) (7, 3) | E9 | | | F8 | | K | | | P3 | 3 | 0 | 1 | 0 | 0 | 1 | 0 | | | | | | | | | | | |
| Joe Carter, R OBP: 0.307, SLG: 0.483 (1, 10) | G4-3 | | | | G1-3 | | | E6 | K | 5 | 1 | 1 | 1 | 0 | 1 | 4 | | | | | | | | | | | |
| Ed Sprague, R OBP: 0.329, SLG: 0.495 (1, 5) | | 1B WP | | P2 | | | P4 | K | | 4 | 1 | 1 | 0 | 0 | 1 | 1 | | | | | | | | | | | |
| Charlie O'Brien, R OBP: 0.331, SLG: 0.417 (1, 2) | K | | | L7 | | | F9 | G6-3 | | 4 | 0 | 0 | 0 | 0 | 1 | 2 | | | | | | | | | | | |
| Robert Perez, R OBP: 0.357, SLG: 0.416 (1, 7) | K | | | | F7 | | G5-3 | G6-3 | | 4 | 0 | 0 | 0 | 0 | 1 | 2 | | | | | | | | | | | |
| Alex Gonzalez, R OBP: 0.295, SLG: 0.383 (1, 6) | | 1B | | | | | G1-3 | | SH1-4 | 3 | 2 | 2 | 0 | 1 | 0 | 0 | | | | | | | | | | | |
| Tomas Perez, S OBP: 0.313, SLG: 0.343 (1, 4) | 1B | | | | | | | | SH1-4 | 3 | 0 | 3 | 1 | 1 | 0 | 0 | | | | | | | | | | | |
| Inning Stats | R: 1 E: 1 K: 0 S: 11 | H: 2 LOB: 0 BB: 0 P: 15 | R: 2 E: 0 K: 2 S: 20 | H: 3 LOB: 2 BB: 1 P: 33 | R: 1 E: 0 K: 0 S: 15 | H: 1 LOB: 0 BB: 0 P: 23 | R: 1 E: 0 K: 0 S: 11 | H: 2 LOB: 0 BB: 0 P: 15 | R: 0 E: 0 K: 1 S: 8 | H: 0 LOB: 0 BB: 0 P: 13 | R: 0 E: 0 K: 0 S: 8 | H: 0 LOB: 0 BB: 0 P: 9 | R: 0 E: 0 K: 0 S: 8 | H: 1 LOB: 2 BB: 1 P: 15 | R: 0 E: 2 K: 1 S: 14 | H: 0 LOB: 1 BB: 0 P: 18 | R: 0 E: 0 K: 1 S: 11 | H: 2 LOB: 3 BB: 1 P: 20 | 1B: 8 2B: 1 3B: 1 HR: 1 | SF: 0 SAC: 1 DP: 1 HBP: 0 | WP: 2 PB: 0 SB: 2 CS: 1 | PA: 40 | | | | | |
| PITCHER | IP | WLS | BF | H | R | ER | SO | BB | IBB | HBP | BLK | WP | HR | S | P | ERA | WHIP | | | | | | | | | | |
| Rick Krivda, L ERA: 5.11 (1, 1) | 6.1 | L | 28 | 9 | 5 | 4 | 3 | 2 | 0 | 0 | 0 | 2 | 1 | 78 | 118 | 5.68 | 1.737 | | | | | | | | | | |
| Armando Benitez, R ERA: 3.95 (7, 1) | 1.2 | | 6 | 0 | 0 | 0 | 1 | 0 | 0 | 0 | 0 | 0 | 0 | 17 | 23 | 0.00 | 0.000 | | | | | | | | | | |
| Mike Milchin, L ERA: 7.71 (9, 1) | 0.2 | | 5 | 2 | 0 | 0 | 0 | 1 | 0 | 0 | 0 | 0 | 0 | 8 | 16 | 0.00 | 4.500 | | | | | | | | | | |
| Nerio Rodriguez, R ERA: 5.23 (9, 1) | 0.1 | | 1 | 0 | 0 | 0 | 1 | 0 | 0 | 0 | 0 | 0 | 0 | 3 | 4 | 0.00 | 0.000 | | | | | | | | | | |

Toronto Blue Jays @ Baltimore Orioles
Oriole Park at Camden Yards, Baltimore, MD

Fri Sep 20 1996, 7:05 PM EDT
Att: 47,026 - Unknown - 79 F

AB 36
R 5
H 11
RBI 4
BB 3
SO 5
LOB 19



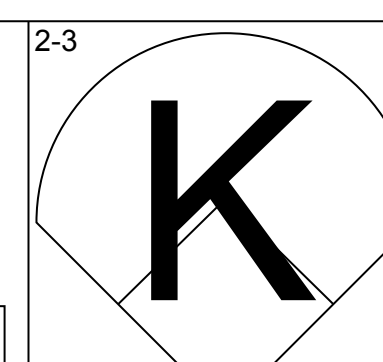
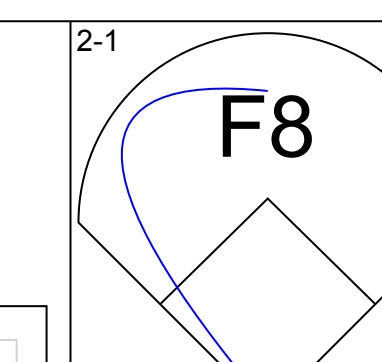
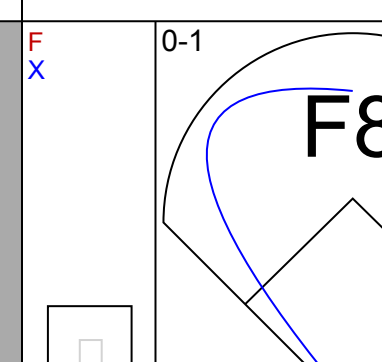
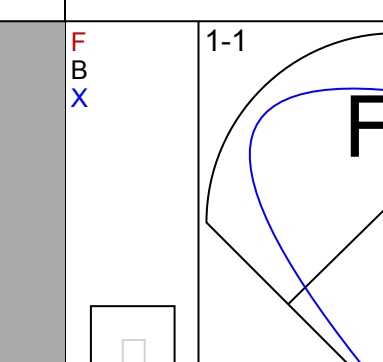
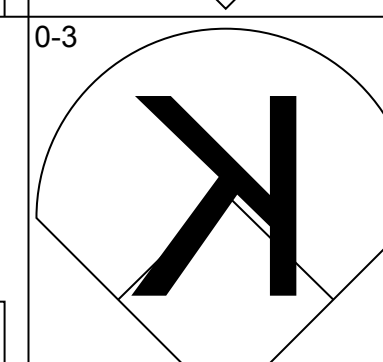
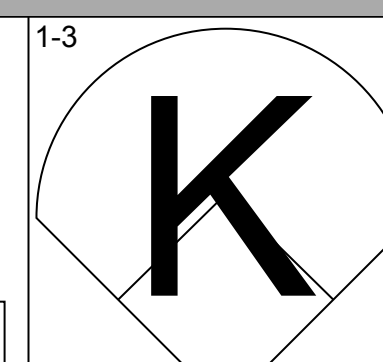
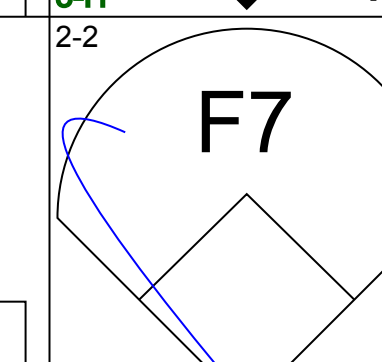
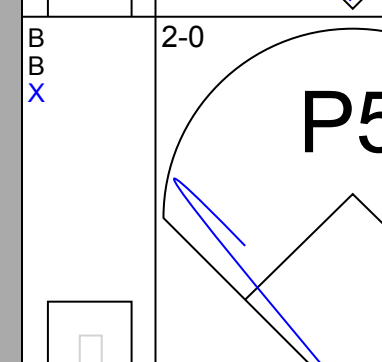
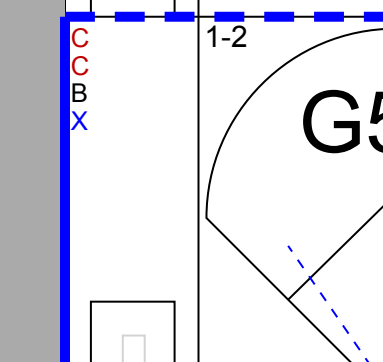
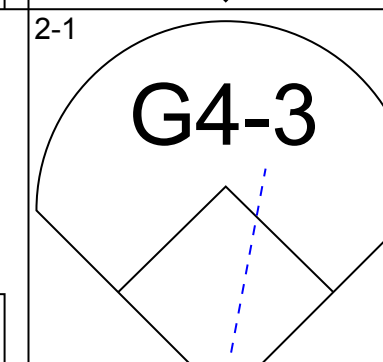
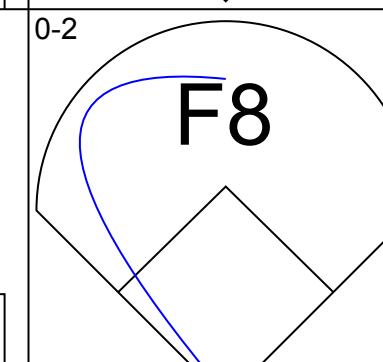
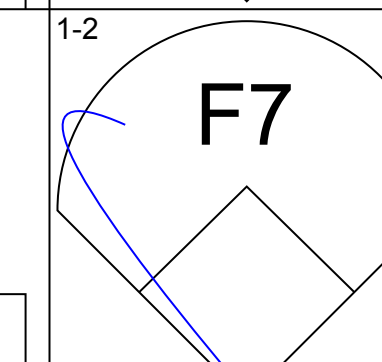
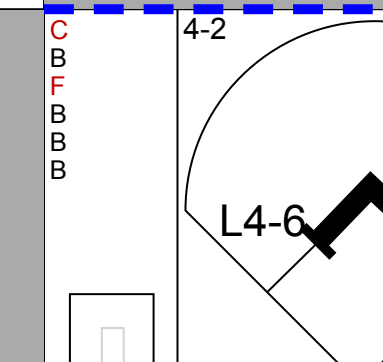
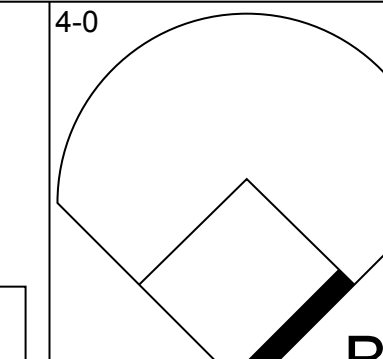
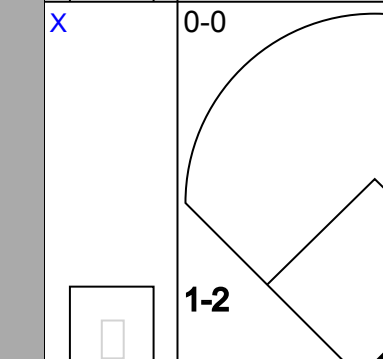
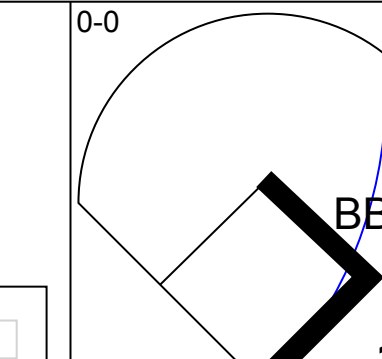
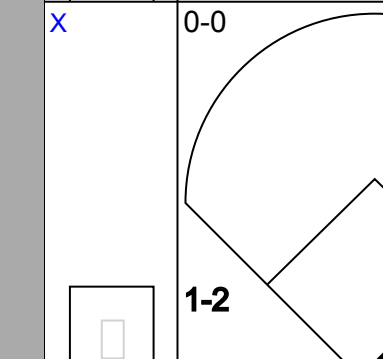
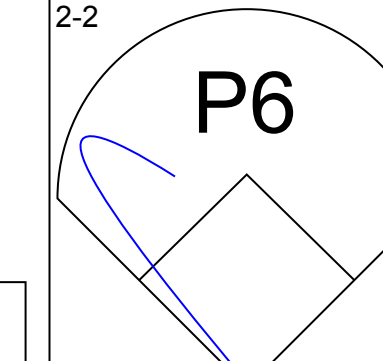
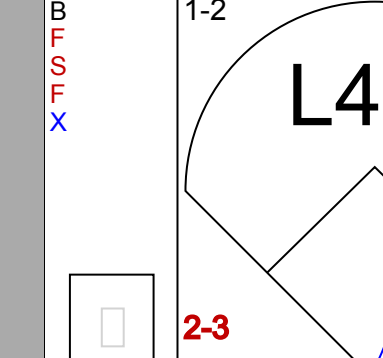
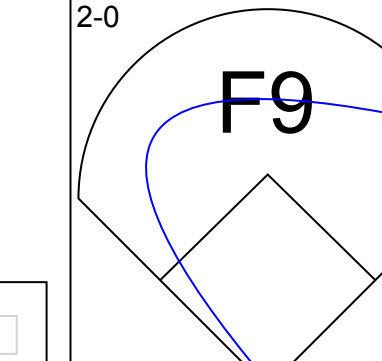
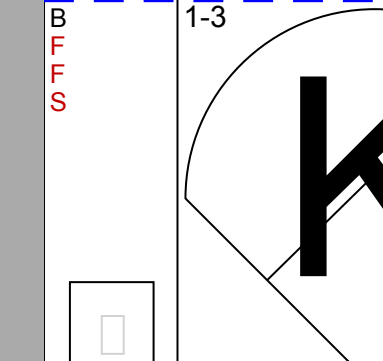
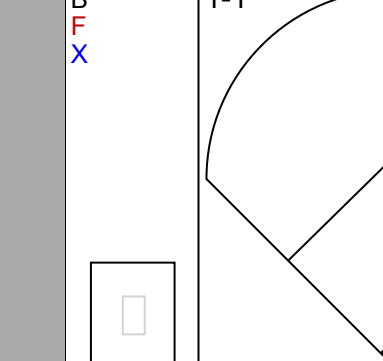
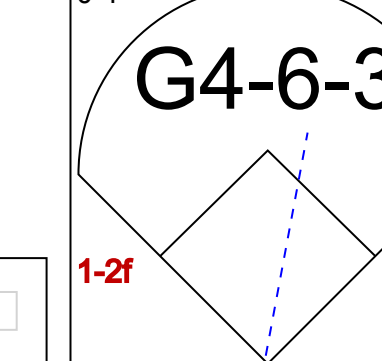
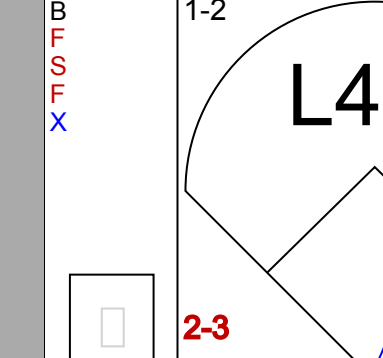
| Batter | 1 | 2 | 3 | 4 | 5 | 6 | 7 | 8 | 9 | AB | R | H | RBI | BB | SO | LOB | BOTTOM | | | | | | | | | | |
|---|-------------------------------|----------------------------------|-------------------------------|----------------------------------|------------------------------|----------------------------------|-------------------------------|----------------------------------|------------------------------|---------------------------------|-------------------------------|----------------------------------|-------------------------------|----------------------------------|-------------------------------|----------------------------------|-------------------------------|----------------------------------|----------------------------------|------------------------------------|----------------------------------|--------|--|--|--|--|--|
| Brady Anderson, L OBP: 0.395, SLG: 0.634 (1, 8) | FC1-5-6 | | | F8 | | | G4-3 | | K | 5 | 0 | 2 | 0 | 0 | 2 | 6 | | | | | | | | | | | |
| Roberto Alomar, S OBP: 0.413, SLG: 0.528 (1, 4) | FC1-5-6 | | | F8 | | | G1-3 | | BB | 4 | 0 | 0 | 0 | 1 | 0 | 3 | | | | | | | | | | | |
| Todd Zeile, R OBP: 0.361, SLG: 0.459 (1, 5) | K | | | G3-6-1 | | | F9 | | P6 | 3 | 0 | 0 | 1 | 2 | 1 | 1 | | | | | | | | | | | |
| Rafael Palmeiro, L OBP: 0.383, SLG: 0.545 (1, 3) | K | | | G3-6-1 | | | F7 | | BB | 4 | 0 | 0 | 0 | 1 | 2 | 6 | | | | | | | | | | | |
| Bobby Bonilla, S OBP: 0.368, SLG: 0.510 (1, 9) | | | | F7 | | | K | | G4-3 | 4 | 0 | 2 | 0 | 0 | 1 | 0 | | | | | | | | | | | |
| Cal Ripken Jr., R OBP: 0.339, SLG: 0.456 (1, 6) | K | | | BB | | | G1-3 | | G4-3 | 4 | 0 | 1 | 0 | 0 | 1 | 3 | | | | | | | | | | | |
| Eddie Murray, S OBP: 0.332, SLG: 0.422 (1, 10) | | | | E4 | | | F7 | | BB | 4 | 1 | 1 | 0 | 0 | 0 | 2 | | | | | | | | | | | |
| B.J. Surhoff, L OBP: 0.350, SLG: 0.479 (1, 7) | | | | F9 | | | | | L7 | 4 | 0 | 1 | 0 | 0 | 0 | 3 | | | | | | | | | | | |
| Chris Hoiles, R OBP: 0.358, SLG: 0.484 (1, 2) | FC5 | | | | | | G4-3 | | BB | 2 | 0 | 1 | 0 | 2 | 0 | 2 | | | | | | | | | | | |
| Inning Stats | R: 0 E: 0 K: 2 S: 10 | H: 1 LOB: 1 BB: 0 P: 13 | R: 0 E: 0 K: 1 S: 13 | H: 2 LOB: 0 BB: 0 P: 22 | R: 0 E: 0 K: 0 S: 8 | H: 1 LOB: 1 BB: 1 P: 15 | R: 0 E: 1 K: 1 S: 15 | H: 1 LOB: 3 BB: 1 P: 26 | R: 0 E: 0 K: 0 S: 7 | H: 0 LOB: 0 BB: 0 P: 9 | R: 0 E: 0 K: 1 S: 10 | H: 0 LOB: 0 BB: 0 P: 12 | R: 0 E: 0 K: 0 S: 11 | H: 1 LOB: 1 BB: 0 P: 14 | R: 0 E: 0 K: 0 S: 10 | H: 1 LOB: 1 BB: 1 P: 17 | R: 1 E: 0 K: 2 S: 12 | H: 1 LOB: 3 BB: 3 P: 27 | 1B: 6 2B: 2 3B: 0 HR: 0 | SF: 0 SAC: 0 DP: 2 HBP: 0 | WP: 0 PB: 0 SB: 0 CS: 0 | PA: 40 | | | | | |
| PITCHER | IP | WLS | BF | H | R | ER | SO | BB | IBB | HBP | BLK | WP | HR | S | P | ERA | WHIP | | | | | | | | | | |
| Pat Hentgen, R ERA: 3.34 (1, 1) | 8.1 | W | 36 | 8 | 1 | 1 | 5 | 4 | 0 | 0 | 0 | 0 | 0 | 88 | 137 | 1.08 | 1.440 | | | | | | | | | | |
| Dane Johnson, R ERA: (9, 1) | 0.1 | | 3 | 0 | 0 | 0 | 1 | 2 | 0 | 0 | 0 | 0 | 0 | 5 | 14 | 0.00 | 6.000 | | | | | | | | | | |
| Paul Spoljaric, L ERA: 3.09 (9, 1) | 0.1 | S | 1 | 0 | 0 | 0 | 1 | 0 | 0 | 0 | 0 | 0 | 0 | 3 | 4 | 0.00 | 0.000 | | | | | | | | | | |

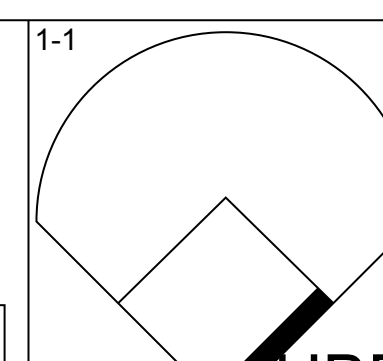
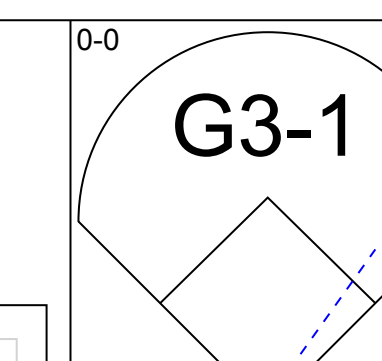
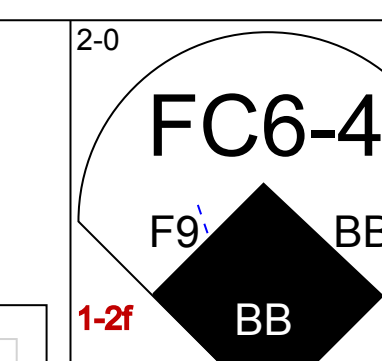
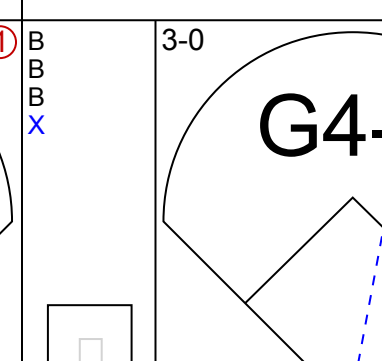
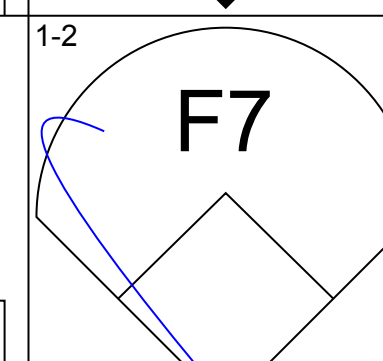
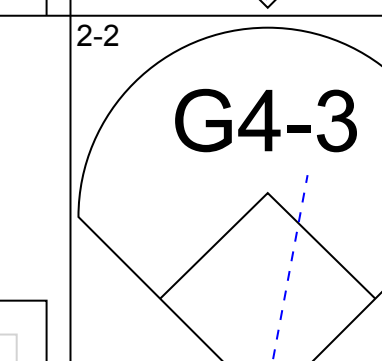
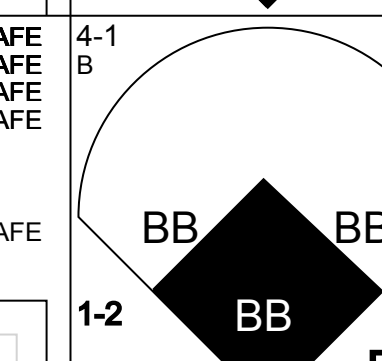
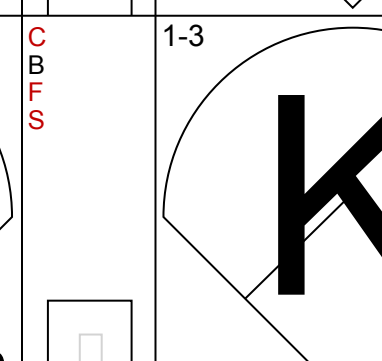
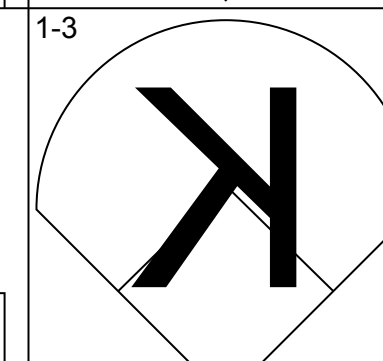
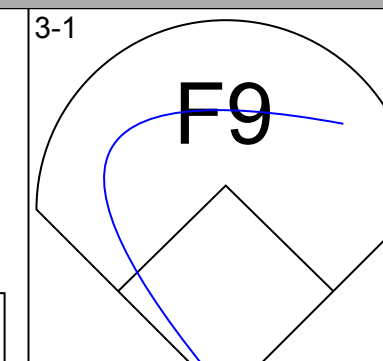
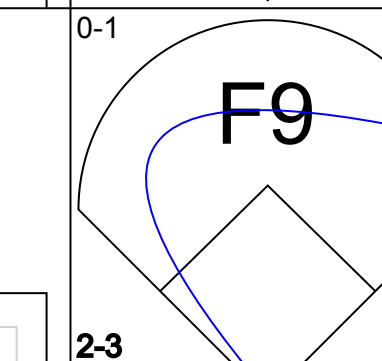
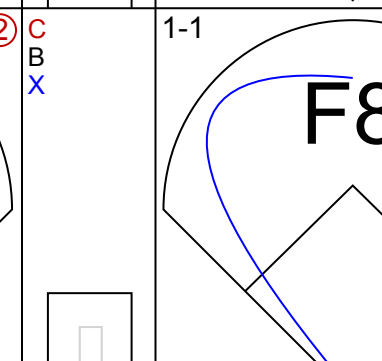
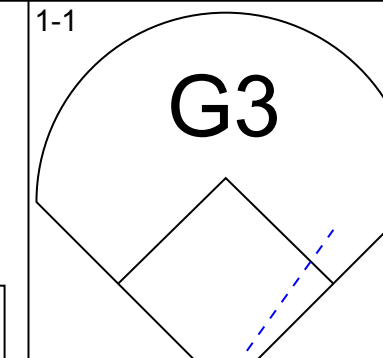
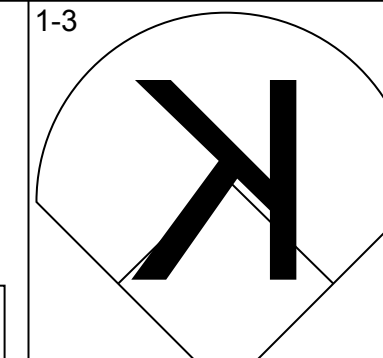
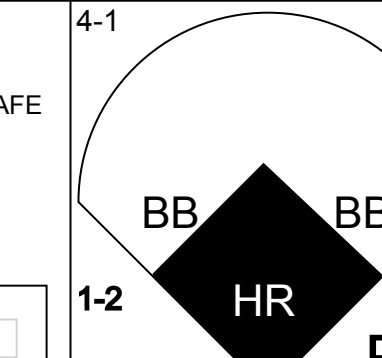

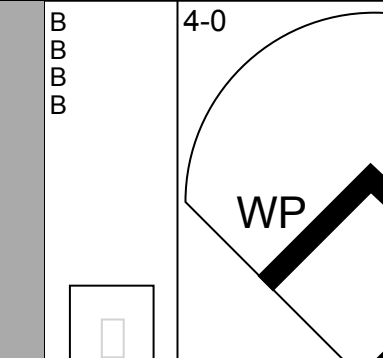

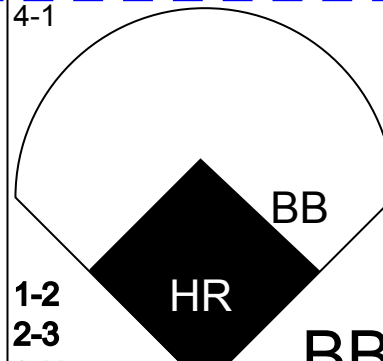
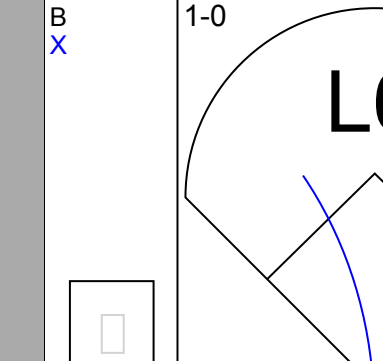
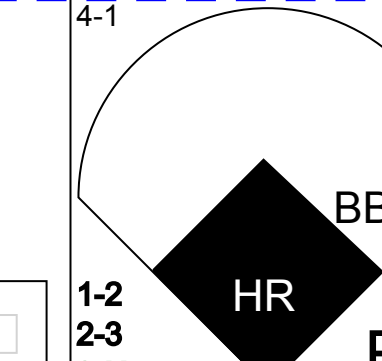

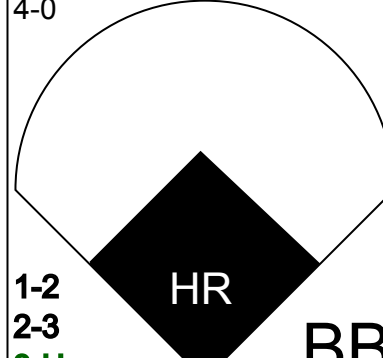
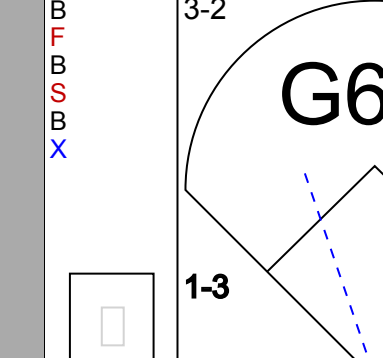
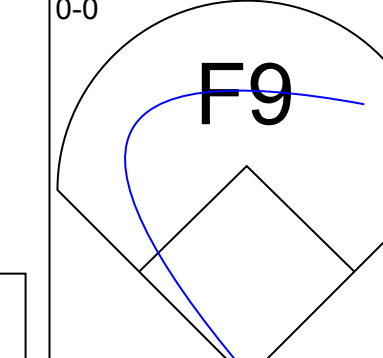
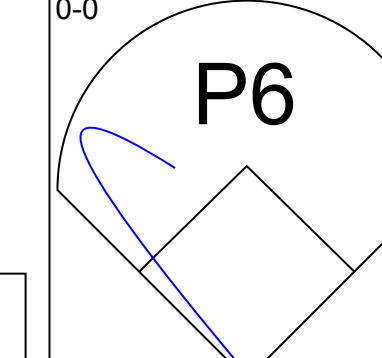
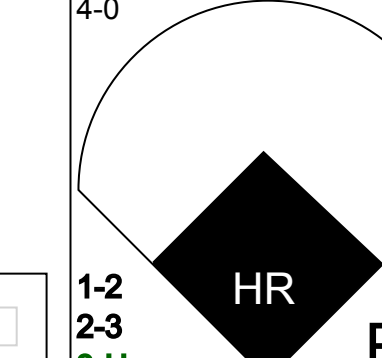


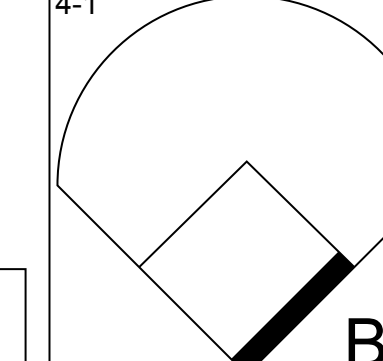
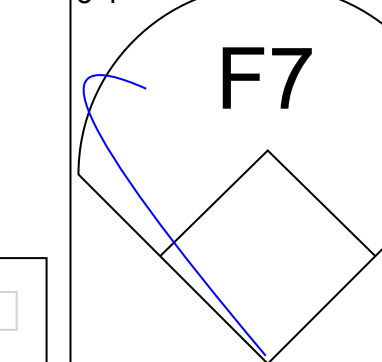
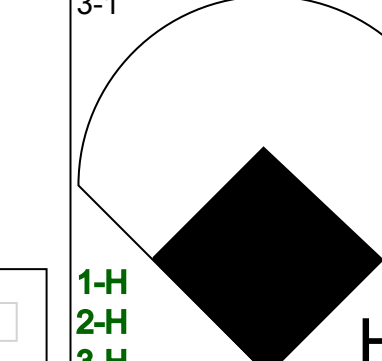
Toronto Blue Jays @ Baltimore Orioles
Oriole Park at Camden Yards, Baltimore, MD

Fri Sep 20 1996, 7:05 PM EDT
Att: 47,026 - Unknown - 79 F

AB 34
R 1
H 8
RBI 1
BB 6
SO 7
LOB 26



| Batter | 1 | 2 | 3 | 4 | 5 | 6 | 7 | 8 | 9 | AB | R | H | RBI | BB | SO | LOB | TOP | | | | | | | | | |
|--|---|---|---|---|--|----------------------------------|---|----------------------------------|---|----------------------------------|------------------------------|----------------------------------|------------------------------|---------------------------------|-------------------------------|----------------------------------|--|----------------------------------|----------------------------------|------------------------------------|----------------------------------|--------|--|--|--|--|
| Jacob Brumfield, R OBP: 0.321, SLG: 0.475 (1, 8) |  | |  | | | |  | |  | 5 | 0 | 1 | 1 | 0 | 1 | 1 | <p>Toronto Blue Jays @ Baltimore Orioles Oriole Park at Camden Yards, Baltimore, MD</p> <p>Sat Sep 21 1996, 7:05 PM EDT Att: 47,270 - Unknown - 77 F</p> <p>livebaseballscorecards.com</p> | | | | | | | | | |
| Shawn Green, L OBP: 0.332, SLG: 0.449 Juan Samuel, R OBP: 0.318, SLG: 0.467 (1, 9) |  | | |  |  | |  | |  | 4 | 0 | 0 | 0 | 0 | 2 | 2 | | | | | | | | | | |
| Joe Carter, R OBP: 0.307, SLG: 0.480 (1, 7) |  | | |  |  | | | |  | 3 | 0 | 0 | 0 | 1 | 0 | 2 | | | | | | | | | | |
| John Olerud, L OBP: 0.388, SLG: 0.486 (1, 3) | |  | | | | | | |  | 2 | 0 | 2 | 0 | 2 | 0 | 0 | | | | | | | | | | |
| Ed Sprague, R OBP: 0.327, SLG: 0.492 (1, 5) | |  | | | | | | |  | 4 | 0 | 0 | 0 | 0 | 2 | 5 | | | | | | | | | | |
| Carlos Delgado, L OBP: 0.356, SLG: 0.487 (1, 10) | |  | | | | | | |  | 3 | 1 | 0 | 0 | 1 | 0 | 3 | | | | | | | | | | |
| Alex Gonzalez, R OBP: 0.297, SLG: 0.389 (1, 6) | |  | | | | | | | | 4 | 2 | 2 | 1 | 0 | 2 | 3 | | | | | | | | | | |
| Sandy Martinez, L OBP: 0.287, SLG: 0.332 (1, 2) | | |  | | | | | |  | 4 | 0 | 2 | 0 | 0 | 0 | 3 | | | | | | | | | | |
| Tomas Perez, S OBP: 0.312, SLG: 0.339 (1, 4) | | |  | | | | | |  | 3 | 0 | 0 | 0 | 1 | 0 | 2 | | | | | | | | | | |
| Inning Stats | R: 0 E: 0 K: 2 S: 8 | H: 0 LOB: 0 BB: 0 P: 12 | R: 0 E: 0 K: 1 S: 9 | H: 0 LOB: 1 BB: 1 P: 16 | R: 0 E: 0 K: 0 S: 6 | H: 1 LOB: 0 BB: 0 P: 10 | R: 0 E: 0 K: 2 S: 10 | H: 0 LOB: 1 BB: 1 P: 15 | R: 2 E: 2 K: 0 S: 11 | H: 2 LOB: 2 BB: 1 P: 23 | R: 0 E: 0 K: 1 S: 8 | H: 1 LOB: 0 BB: 0 P: 15 | R: 0 E: 0 K: 0 S: 5 | H: 0 LOB: 0 BB: 0 P: 7 | R: 0 E: 0 K: 1 S: 10 | H: 1 LOB: 1 BB: 1 P: 16 | R: 1 E: 0 K: 0 S: 11 | H: 2 LOB: 1 BB: 0 P: 17 | 1B: 6 2B: 1 3B: 0 HR: 1 | SF: 0 SAC: 0 DP: 2 HBP: 0 | WP: 0 PB: 0 SB: 1 CS: 0 | PA: 38 | | | | |
| PITCHER | IP | WLS | BF | H | R | ER | SO | BB | IBB | HBP | BLK | WP | HR | S | P | ERA | WHIP | | | | | | | | | |
| Rocky Coppinger, R ERA: 5.48 (1, 1) | 7.0 | W | 29 | 4 | 2 | 1 | 6 | 4 | 0 | 0 | 0 | 0 | 0 | 57 | 98 | 1.29 | 1.143 | | | | | | | | | |
| Jesse Orosco, L ERA: 3.63 (8, 1) | 0.0 | | 2 | 1 | 0 | 0 | 0 | 1 | 0 | 0 | 0 | 0 | 0 | 3 | 7 | ∞ | ∞ | | | | | | | | | |
| Alan Mills, R ERA: 4.17 (8, 1) | 1.2 | | 6 | 2 | 1 | 1 | 1 | 0 | 0 | 0 | 0 | 0 | 0 | 1 | 15 | 22 | 5.40 | 1.200 | | | | | | | | |
| Randy Myers, L ERA: 3.74 (9, 1) | 0.1 | S | 1 | 0 | 0 | 0 | 0 | 0 | 0 | 0 | 0 | 0 | 0 | 3 | 4 | 0.00 | 0.000 | | | | | | | | | |

| Batter | 1 | 2 | 3 | 4 | 5 | 6 | 7 | 8 | 9 | AB | R | H | RBI | BB | SO | LOB | BOTTOM | | | | | | | | |
|---|---|---|---|----------------------------------|--|---|---|----------------------------------|---|----------------------------------|-------------------------------|----------------------------------|------------------------------|----------------------------------|------------------------------|----------------------------------|--|------------------------------------|----------------------------------|--------|--|--|--|--|--|
| Brady Anderson, L OBP: 0.394, SLG: 0.630 (1, 8) |  | |  | | | |  | |  | 3 | 1 | 0 | 0 | 0 | 0 | 1 | <p>Toronto Blue Jays @ Baltimore Orioles Oriole Park at Camden Yards, Baltimore, MD</p> <p>Sat Sep 21 1996, 7:05 PM EDT Att: 47,270 - Unknown - 77 F</p> <p>livebaseballscorecards.com</p> | | | | | | | | |
| Roberto Alomar, S OBP: 0.412, SLG: 0.525 (1, 4) |  | |  | | |  |  | | | 3 | 1 | 0 | 0 | 1 | 1 | 1 | | | | | | | | | |
| Todd Zeile, R OBP: 0.359, SLG: 0.456 (1, 5) |  | | | |  |  |  | | | 4 | 0 | 0 | 0 | 0 | 1 | 3 | | | | | | | | | |
| Rafael Palmeiro, L OBP: 0.383, SLG: 0.544 (1, 3) |  | | | |  | |  | |  | 2 | 1 | 0 | 0 | 2 | 1 | 1 | | | | | | | | | |
| Bobby Bonilla, S OBP: 0.367, SLG: 0.507 Mike Devereaux, R OBP: 0.307, SLG: 0.353 (1, 9) |  | | | |  | |  | |  | 3 | 1 | 0 | 1 | 1 | 0 | 1 | | | | | | | | | |
| Cal Ripken Jr., R OBP: 0.339, SLG: 0.454 (1, 6) |  | | | | |  |  | |  | 3 | 1 | 0 | 1 | 1 | 0 | 1 | | | | | | | | | |
| Eddie Murray, S OBP: 0.333, SLG: 0.428 (1, 10) | |  | | |  | |  | |  | 3 | 1 | 1 | 4 | 1 | 0 | 1 | | | | | | | | | |
| B.J. Surhoff, L OBP: 0.350, SLG: 0.477 (1, 7) |  | | | |  | | | | | 2 | 0 | 0 | 0 | 1 | 1 | 1 | | | | | | | | | |
| Chris Hoiles, R OBP: 0.358, SLG: 0.483 (1, 2) | | |  | | | |  | | | 3 | 0 | 1 | 0 | 0 | 1 | 1 | | | | | | | | | |
| Inning Stats | R: 0 E: 0 K: 1 S: 9 | H: 0 LOB: 1 BB: 0 P: 13 | R: 0 E: 0 K: 0 S: 11 | H: 0 LOB: 1 BB: 1 P: 18 | R: 0 E: 0 K: 0 S: 7 | H: 0 LOB: 0 BB: 0 P: 12 | R: 0 E: 0 K: 1 S: 6 | H: 0 LOB: 0 BB: 0 P: 10 | R: 0 E: 0 K: 1 S: 7 | H: 0 LOB: 0 BB: 0 P: 10 | R: 6 E: 0 K: 1 S: 14 | H: 2 LOB: 1 BB: 5 P: 41 | R: 0 E: 0 K: 1 S: 6 | H: 0 LOB: 0 BB: 0 P: 11 | R: 0 E: 0 K: 0 S: 5 | H: 0 LOB: 1 BB: 1 P: 13 | 1B: 1 2B: 0 3B: 0 HR: 1 | SF: 0 SAC: 0 DP: 0 HBP: 1 | WP: 1 PB: 0 SB: 1 CS: 0 | PA: 34 | | | | | |
| PITCHER | IP | WLS | BF | H | R | ER | SO | BB | IBB | HBP | BLK | WP | HR | S | P | ERA | WHIP | | | | | | | | |
| Woody Williams, R ERA: 4.86 (1, 1) | 5.2 | L | 22 | 1 | 3 | 3 | 3 | 3 | 0 | 0 | 0 | 1 | 1 | 18 | 47 | 11.57 | 2.143 | | | | | | | | |
| Scott Brow, R ERA: 5.54 (6, 1) | 2.1 | | 12 | 1 | 3 | 3 | 2 | 4 | 0 | 0 | 0 | 1 | 1 | 18 | 47 | 11.57 | 2.143 | | | | | | | | |

| Batter | 1 | 2 | 3 | 4 | 5 | 6 | 7 | 8 | 9 | AB | R | H | RBI | BB | SO | LOB | TOP | | | | | | | | |
|--|---------------------------------|----------------------------------|--------------------------------|----------------------------------|--------------------------------|----------------------------------|--------------------------------|----------------------------------|--------------------------------|---------------------------------|--------------------------------|----------------------------------|--------------------------------|----------------------------------|--------------------------------|----------------------------------|--|----------------------------------|----------------------------------|------------------------------------|----------------------------------|--------------------------------|--------------------------------|--------------------------------|--|
| Jacob Brumfield, R (1, 8) OBP: 0.320, SLG: 0.469 | 4-1 S BB | | 2-2 F7 | | 1-0 G1-3 | | 2-1 G5-3 | | 1-2 G5-3 | 4 | 0 | 0 | 0 | 1 | 0 | 1 | Toronto Blue Jays @ Baltimore Orioles Oriole Park at Camden Yards, Baltimore, MD Sun Sep 22 1996, 3:33 AM EDT Att: 46,035 - Sunny - 75 F livebaseballscorecards.com | | | | | | | | |
| Alex Gonzalez, R (1, 6) OBP: 0.297, SLG: 0.394 | 3-3 SAFE K | | 1-2 HR | | 0-0 G4-3 | | 1-3 K | | | 4 | 1 | 1 | 1 | 0 | 2 | 1 | | | | | | | | | |
| Joe Carter, R (1, 7) OBP: 0.306, SLG: 0.480 | 1-2 F7 | | 0-0 2B | | | 1-3 K | 0-1 P2 | | | 4 | 0 | 1 | 0 | 0 | 1 | 1 | | | | | | | | | |
| John Olerud, L (1, 3) OBP: 0.385, SLG: 0.482 Juan Samuel, R (8, PH) OBP: 0.317, SLG: 0.464 (8, 3) | 3-3 K | | 0-0 P5 | | | 1-1 G3-1 | | 1-3 K | | 3 | 0 | 0 | 0 | 0 | 1 | 2 | | | | | | | | | |
| Ed Sprague, R (1, 5) OBP: 0.328, SLG: 0.496 | | 0-0 F8 | | 1-1 3B 2B | | 1-2 2B 2B | | 1-3 K | | 4 | 2 | 2 | 0 | 0 | 1 | 0 | | | | | | | | | |
| Carlos Delgado, L (1, 10) OBP: 0.358, SLG: 0.499 | | 2-0 HR | | 2-2 G5-3-2 3B | | 4-0 2B IBB | | 0-3 K | | 3 | 1 | 2 | 2 | 1 | 1 | 0 | | | | | | | | | |
| Charlie O'Brien, R (1, 2) OBP: 0.333, SLG: 0.421 | | 1-1 G4-6-3 1B | | 0-0 G5-3 | | 0-0 2B | | 2-3 K | | 4 | 0 | 2 | 1 | 0 | 1 | 1 | | | | | | | | | |
| Shawn Green, L (1, 9) OBP: 0.332, SLG: 0.447 Robert Perez, R (9, PH) OBP: 0.355, SLG: 0.414 | | 1-2 G4-6-3 1-2 | | 2-1 G5-3-2 3-H | | 3-1 HBP | | 1-0 B1-3 | | 2 | 0 | 0 | 0 | 0 | 0 | 2 | | | | | | | | | |
| Tomas Perez, S (1, 4) OBP: 0.309, SLG: 0.336 Felipe Crespo, S (9, PH) OBP: 0.350, SLG: 0.172 | | | 2-3 K | | 0-0 G6-3 | | 1-1 P4 | | 4-1 BB | 3 | 0 | 0 | 0 | 0 | 1 | 3 | | | | | | | | | |
| | | | | | | | | | | 0 | 0 | 0 | 0 | 1 | 0 | 0 | | | | | | | | | |
| Inning Stats | R: 0 E: 0 K: 2 S: 10 | H: 0 LOB: 1 BB: 1 P: 21 | R: 1 E: 0 K: 0 S: 7 | H: 2 LOB: 0 BB: 0 P: 11 | R: 1 E: 0 K: 1 S: 13 | H: 2 LOB: 1 BB: 1 P: 18 | R: 1 E: 0 K: 0 S: 8 | H: 2 LOB: 0 BB: 0 P: 13 | R: 0 E: 0 K: 0 S: 3 | H: 0 LOB: 0 BB: 0 P: 4 | R: 1 E: 0 K: 1 S: 13 | H: 2 LOB: 3 BB: 1 P: 24 | R: 0 E: 0 K: 1 S: 7 | H: 0 LOB: 0 BB: 0 P: 10 | R: 0 E: 0 K: 3 S: 12 | H: 0 LOB: 0 BB: 0 P: 14 | R: 0 E: 0 K: 1 S: 9 | H: 0 LOB: 1 BB: 1 P: 17 | 1B: 1 2B: 5 3B: 1 HR: 2 | SF: 0 SAC: 0 DP: 2 HBP: 1 | WP: 0 PB: 0 SB: 1 CS: 0 | PA: 37 | | | |
| PITCHER | IP WLS BF ERA WHIP | WLS BF ERA WHIP | IP WLS BF ERA WHIP | IP WLS BF ERA WHIP | IP WLS BF ERA WHIP | IP WLS BF ERA WHIP | IP WLS BF ERA WHIP | IP WLS BF ERA WHIP | IP WLS BF ERA WHIP | IP WLS BF ERA WHIP | IP WLS BF ERA WHIP | IP WLS BF ERA WHIP | IP WLS BF ERA WHIP | IP WLS BF ERA WHIP | IP WLS BF ERA WHIP | IP WLS BF ERA WHIP | IP WLS BF ERA WHIP | IP WLS BF ERA WHIP | IP WLS BF ERA WHIP | IP WLS BF ERA WHIP | IP WLS BF ERA WHIP | IP WLS BF ERA WHIP | IP WLS BF ERA WHIP | IP WLS BF ERA WHIP | |
| Scott Erickson, R (1, 1) ERA: 5.05 | 7.0 W 30 5.14 1.286 | | | | | | | | | | | | | | | | | | | | | | | | |
| Jesse Orosco, L (8, 1) ERA: 3.54 | 1.1 L 4 0.00 0.000 | | | | | | | | | | | | | | | | | | | | | | | | |
| Armando Benitez, R (9, 1) ERA: 3.65 | 0.2 S 3 0.00 1.500 | | | | | | | | | | | | | | | | | | | | | | | | |

| Batter | 1 | 2 | 3 | 4 | 5 | 6 | 7 | 8 | 9 | AB | R | H | RBI | BB | SO | LOB | BOTTOM | | | | | | | | |
|---|----------------------------------|----------------------------------|--------------------------------|----------------------------------|--------------------------------|----------------------------------|--------------------------------|----------------------------------|--------------------------------|---------------------------------|--------------------------------|---------------------------------|--------------------------------|----------------------------------|--------------------------------|----------------------------------|--|------------------------------------|----------------------------------|--------------------------------|--------------------------------|--------------------------------|--------------------------------|--------------------------------|--|
| Brady Anderson, L (1, 8) OBP: 0.394, SLG: 0.627 | 3-1 2B G4-3 1B | | 1-1 F7 | | 1-1 G3-1 | | 2-3 K | | | 4 | 1 | 1 | 0 | 0 | 1 | 3 | Toronto Blue Jays @ Baltimore Orioles Oriole Park at Camden Yards, Baltimore, MD Sun Sep 22 1996, 3:33 AM EDT Att: 46,035 - Sunny - 75 F livebaseballscorecards.com | | | | | | | | |
| Roberto Alomar, S (1, 4) OBP: 0.414, SLG: 0.527 | 3-2 SAFE G4-3 SF9 2B | | 4-2 2B SF7 BB | | 1-0 F7 | | 0-2 BB 1B | | | 3 | 2 | 2 | 1 | 1 | 0 | 0 | | | | | | | | | |
| Todd Zeile, R (1, 5) OBP: 0.360, SLG: 0.457 | 2-1 G4-3 | | 2-1 1-3 2-H 2B | | 2-1 F8 | | 4-1 BB | | | 3 | 0 | 1 | 2 | 1 | 0 | 1 | | | | | | | | | |
| Rafael Palmeiro, L (1, 3) OBP: 0.381, SLG: 0.542 | 0-0 SF9 | | 0-1 SF7 | | | 0-1 G4-3 | 1-0 F9 | | | 2 | 0 | 0 | 2 | 0 | 0 | 3 | | | | | | | | | |
| Bobby Bonilla, S (1, 9) OBP: 0.365, SLG: 0.503 Brent Bowers, L (9, 7) OBP: 0.308, SLG: 0.359 | 2-3 K | | 1-3 K | | | 0-3 K | | 1-3 K | | 4 | 0 | 0 | 0 | 0 | 4 | 1 | | | | | | | | | |
| Cal Ripken Jr., R (1, 6) OBP: 0.338, SLG: 0.454 | | 1-1 G5-3 | | 2-1 E5 FC1-6 | | 1-2 G5-3 | | 3-2 G6-3 2B | | 4 | 0 | 1 | 0 | 0 | 0 | 0 | | | | | | | | | |
| Eddie Murray, S (1, 10) OBP: 0.331, SLG: 0.424 | | 2-2 F8 | | 1-2 FC1-6 G1-3 | | | 3-1 G5-3 | 2-1 G6-3 | | 4 | 0 | 0 | 0 | 0 | 0 | 2 | | | | | | | | | |
| B.J. Surhoff, L (1, 7) OBP: 0.349, SLG: 0.476 Pete Incaviglia, R (7, PH) OBP: 0.218, SLG: 0.465 Mike Devereaux, R (8, 7) OBP: 0.306, SLG: 0.352 (9, 9) | | 1-0 G1-3 | | 2-0 G1-3 | | | 1-2 BB 1B | 1-3 K | | 2 | 0 | 0 | 0 | 0 | 0 | 1 | | | | | | | | | |
| Mark Parent, R (1, 2) OBP: 0.252, SLG: 0.459 Chris Hoiles, R (7, PH) OBP: 0.359, SLG: 0.483 (8, 2) | | | 2-2 BB 2B 1B | | 0-3 K | | 4-1 1B BB | | | 2 | 1 | 1 | 0 | 0 | 1 | 1 | | | | | | | | | |
| | | | | | | | | | | 0 | 0 | 0 | 0 | 1 | 0 | 0 | | | | | | | | | |
| Inning Stats | R: 2 E: 0 K: 1 S: 14 | H: 2 LOB: 0 BB: 0 P: 24 | R: 0 E: 0 K: 0 S: 6 | H: 0 LOB: 0 BB: 0 P: 10 | R: 2 E: 0 K: 1 S: 14 | H: 2 LOB: 1 BB: 1 P: 24 | R: 0 E: 1 K: 1 S: 10 | H: 0 LOB: 1 BB: 0 P: 15 | R: 0 E: 0 K: 0 S: 5 | H: 0 LOB: 0 BB: 0 P: 9 | R: 0 E: 0 K: 1 S: 8 | H: 0 LOB: 0 BB: 0 P: 9 | R: 1 E: 0 K: 1 S: 14 | H: 2 LOB: 3 BB: 2 P: 29 | R: 0 E: 0 K: 2 S: 11 | H: 1 LOB: 1 BB: 0 P: 18 | 1B: 4 2B: 3 3B: 0 HR: 0 | SF: 2 SAC: 0 DP: 0 HBP: 0 | WP: 0 PB: 0 SB: 0 CS: 0 | PA: 35 | | | | | |
| PITCHER | IP WLS BF ERA WHIP | IP WLS BF ERA WHIP | IP WLS BF ERA WHIP | IP WLS BF ERA WHIP | IP WLS BF ERA WHIP | IP WLS BF ERA WHIP | IP WLS BF ERA WHIP | IP WLS BF ERA WHIP | IP WLS BF ERA WHIP | IP WLS BF ERA WHIP | IP WLS BF ERA WHIP | IP WLS BF ERA WHIP | IP WLS BF ERA WHIP | IP WLS BF ERA WHIP | IP WLS BF ERA WHIP | IP WLS BF ERA WHIP | IP WLS BF ERA WHIP | IP WLS BF ERA WHIP | IP WLS BF ERA WHIP | IP WLS BF ERA WHIP | IP WLS BF ERA WHIP | IP WLS BF ERA WHIP | IP WLS BF ERA WHIP | IP WLS BF ERA WHIP | |
| Paul Quantrill, R (1, 1) ERA: 5.48 | 3.0 L 14 12.00 1.667 | | | | | | | | | | | | | | | | | | | | | | | | |
| Huck Flener, L (4, 1) ERA: 4.86 | 4.2 L 20 1.93 1.071 | | | | | | | | | | | | | | | | | | | | | | | | |
| Dane Johnson, R (8, 1) ERA: | 0.1 1 0 0.00 0.000 | | | | | | | | | | | | | | | | | | | | | | | | |

| | |
|-----|----|
| AB | 33 |
| R | 4 |
| H | 8 |
| RBI | 4 |
| BB | 3 |
| SO | 9 |
| LOB | 11 |



| | |
|-----|----|
| AB | 30 |
| R | 5 |
| H | 7 |
| RBI | 5 |
| BB | 3 |
| SO | 7 |
| LOB | 13 |



| Batter | 1 | 2 | 3 | 4 | 5 | 6 | 7 | 8 | 9 | 10 | AB | R | H | RBI | BB | SO | LOB | TOP | | | | |
|--|-------------------------------|----------------------------------|------------------------------|----------------------------------|------------------------------|---------------------------------|-------------------------------|----------------------------------|-------------------------------|----------------------------------|-------------------------------|----------------------------------|-------------------------------|----------------------------------|------------------------------|----------------------------------|-------------------------------|----------------------------------|----------------------------------|------------------------------------|----------------------------------|--------|
| Fernando Vina, L OBP: 0.342, SLG: 0.394 | (1,4) 2-0 2B | | (1,0) L6 | | (1,0) 2B 1B | | (1,0) G1-3 | | (1,0) P4 | | 5 | 2 | 2 | 0 | 0 | 0 | 0 | | | | | |
| Jeff Cirillo, R OBP: 0.389, SLG: 0.501 | (1,5) G5-3 | | (1,0) G5-3 | | (1,3) 1B 2B | | (1,0) G6-3 | | (2,2) L4 | | 5 | 1 | 1 | 0 | 0 | 0 | 1 | | | | | |
| Dave Nilsson, L OBP: 0.405, SLG: 0.526 | (1,10) K | | (1,2) P5 | | (1,0) P2 | | | (2,2) 2B 1B | (1,2) G1-3 | | 5 | 1 | 1 | 0 | 0 | 1 | 3 | | | | | |
| John Jaha, R OBP: 0.398, SLG: 0.543 | (1,3) 2B | | | (1,0) HR | (1,2) 1B | | | (4,1) 2B BB | | (4,2) SH3-4 1B BB | 3 | 3 | 3 | 4 | 2 | 0 | 0 | | | | | |
| Jose Valentin, S OBP: 0.342, SLG: 0.479 | (1,6) BB | | | (2,3) K | (1,1) P2 | | | (1,0) P6 | | (1,2) SH3-4 | 3 | 0 | 0 | 0 | 1 | 1 | 3 | | | | | |
| Marc Newfield, R OBP: 0.333, SLG: 0.452 | (1,7) G5-3 | | | (0,1) G4-3 | | (2,2) F7 | | (0,0) 2B | | (0,1) G5-3 | 5 | 0 | 1 | 2 | 0 | 0 | 3 | | | | | |
| Jeromy Burnitz, L OBP: 0.389, SLG: 0.484 | | (4,1) FC1-5 BB | | (0,0) HR | | (2,3) K | | (1,3) K | | (0,0) 1B | 2 | 1 | 1 | 1 | 1 | 1 | 0 | | | | | |
| Matt Mieske, R OBP: 0.318, SLG: 0.471 | | | | | | | | | | (2,3) 1B | 2 | 0 | 1 | 1 | 0 | 1 | 1 | | | | | |
| Gerald Williams, R OBP: 0.293, SLG: 0.378 | | (0,1) FC1-5 CS | | (2,3) K | | (1,3) K | | (4,0) IBB | | (2,1) 1B | 4 | 0 | 1 | 0 | 1 | 2 | 1 | | | | | |
| Mike Matheny, R OBP: 0.242, SLG: 0.342 | | (1,2) G1-3 | | | (2,1) P3 | | | (0,2) G6-3 | | (3,1) G4-3 | 2 | 0 | 0 | 0 | 0 | 0 | 1 | | | | | |
| Jesse Lewis, L OBP: 0.350, SLG: 0.292 | | | | | | | | | | (1,2) G4-3 | 3 | 0 | 0 | 0 | 0 | 1 | 4 | | | | | |
| Inning Stats | R: 1 E: 0 K: 1 S: 16 | H: 2 LOB: 2 BB: 1 P: 29 | R: 0 E: 0 K: 0 S: 7 | H: 0 LOB: 0 BB: 1 P: 12 | R: 0 E: 0 K: 0 S: 6 | H: 0 LOB: 0 BB: 0 P: 7 | R: 2 E: 0 K: 2 S: 10 | H: 2 LOB: 0 BB: 0 P: 15 | R: 2 E: 0 K: 0 S: 10 | H: 3 LOB: 1 BB: 0 P: 14 | R: 0 E: 0 K: 1 S: 10 | H: 0 LOB: 0 BB: 0 P: 11 | R: 2 E: 0 K: 1 S: 12 | H: 2 LOB: 2 BB: 2 P: 24 | R: 0 E: 0 K: 0 S: 9 | H: 0 LOB: 0 BB: 0 P: 12 | R: 1 E: 0 K: 0 S: 14 | H: 2 LOB: 2 BB: 1 P: 25 | 1B: 5 2B: 4 3B: 0 HR: 2 | SF: 0 SAC: 1 DP: 0 HBP: 0 | WP: 0 PB: 0 SB: 2 CS: 1 | PA: 45 |
| PITCHER | IP WLS BF H R ER SO | ERA WHIP | | | | | | | | | | | | | | | | | | | | |
| 35 Mike Mussina, R ERA: 4.93 | (1,1) 7.0 30 8 6 6 6 2 | 7.71 1.429 | | | | | | | | | | | | | | | | | | | | |
| Alan Mills, R ERA: 4.31 | (8,1) 0.1 3 1 1 1 0 1 | 27.00 6.000 | | | | | | | | | | | | | | | | | | | | |
| Jesse Orosco, L ERA: 3.5 | (8,1) 0.2 3 0 0 0 1 0 | 0.00 0.000 | | | | | | | | | | | | | | | | | | | | |
| Randy Myers, L ERA: 3.67 | (9,1) 1.0 3 0 0 0 0 0 | 0.00 0.000 | | | | | | | | | | | | | | | | | | | | |
| Terry Mathews, R ERA: 4.63 | (10,1) 1.0 L 6 2 1 1 0 1 | 9.00 3.000 | | | | | | | | | | | | | | | | | | | | |

Milwaukee Brewers @ Baltimore Orioles
Oriole Park at Camden Yards, Baltimore, MD

AB 39
R 8
H 11
RBI 8
BB 5
SO 7
LOB 17



WP: 0 PA: 45
PB: 0
SB: 2
CS: 1

Mon Sep 23 1996, 3:33 AM EDT
Att. 46,542 - Sunny - 73 F

| Batter | 1 | 2 | 3 | 4 | 5 | 6 | 7 | 8 | 9 | 10 | AB | R | H | RBI | BB | SO | LOB | BOTTOM | | | | | | |
|--|-------------------------------|----------------------------------|-------------------------------|----------------------------------|------------------------------|----------------------------------|------------------------------|---------------------------------|------------------------------|----------------------------------|-------------------------------|----------------------------------|-------------------------------|----------------------------------|------------------------------|----------------------------------|-------------------------------|----------------------------------|------------------------------|----------------------------------|-----------------------------------|------------------------------------|----------------------------------|--------|
| Brady Anderson, L OBP: 0.393, SLG: 0.623 | (1,8) G5-4-3 HR BB | | (2,1) F8 | | (0,1) G4-3-6 | (1,0) G4-3 BB 1B | | (3,1) F9 | | (2,0) F7 | 5 | 1 | 1 | 1 | 1 | 0 | 3 | | | | | | | |
| Roberto Alomar, S OBP: 0.417, SLG: 0.528 | (1,4) G5-4-3 BB | | (2,1) FC6-5 1B | | (3,1) G4-3 BB | | (2,2) P6 | | | | 3 | 0 | 2 | 0 | 2 | 0 | 0 | | | | | | | |
| Todd Zeile, R OBP: 0.357, SLG: 0.453 | (1,5) G5-4-3 | | (3,1) FC6-5 | | (1,1) G5-3 | (1,2) G4-3 | | | (2,2) F8 | | 5 | 0 | 0 | 1 | 0 | 0 | 6 | | | | | | | |
| Rafael Palmeiro, L OBP: 0.381, SLG: 0.546 | (1,3) HR | | (3,3) K | | | (1,2) G4-3 | | | (3,2) P5 | | 5 | 2 | 2 | 2 | 0 | 1 | 3 | | | | | | | |
| Bobby Bonilla, S OBP: 0.397, SLG: 0.506 | (1,9) 3H | | | (4,1) G1-3 BB | | (2,2) 1B 2B | | (0,3) K | | | 3 | 1 | 2 | 0 | 1 | 1 | 0 | | | | | | | |
| Mike Devereaux, R OBP: 0.305, SLG: 0.351 | (8,9) FC6-4 1B | | | | | (1,3) 1B | | | (1,3) K | | 1 | 0 | 0 | 0 | 0 | 1 | 0 | | | | | | | |
| Cal Ripken Jr., R OBP: 0.339, SLG: 0.454 | (1,6) FC6-4 | | | (0,0) F9 | | (1,2) 1B 1B | | (0,1) 1B | (1,0) G5-3 | | 5 | 1 | 2 | 2 | 0 | 0 | 2 | | | | | | | |
| Eddie Murray, S OBP: 0.328, SLG: 0.420 | | (0,0) F8 | | (1,2) G1-3 | | (0,1) F7 | | (0,3) K | (3,3) K | | 5 | 0 | 0 | 0 | 0 | 2 | 3 | | | | | | | |
| B.J. Surhoff, L OBP: 0.349, SLG: 0.475 | | (1,3) K | | (0,0) G4-3 | | (0,0) 1B | | (1,3) K | | (0,0) 1B | 5 | 1 | 2 | 0 | 0 | 2 | 2 | | | | | | | |
| Manny Alexander, R OBP: 0.147, SLG: 0.108 | | | | | | (2,3) 1B 1B | | | | (1,0) 1B | 0 | 0 | 0 | 0 | 0 | 0 | 0 | | | | | | | |
| Chris Hoiles, R OBP: 0.362, SLG: 0.483 | | (2,3) K | | | (4,2) G4-3-6 BB | (3,2) 1B G4-3 1B | | (0,0) G6-3 | | (3,1) 1B | 4 | 1 | 2 | 1 | 1 | 1 | 0 | | | | | | | |
| Gene Kingsale, S OBP: 0.305, SLG: 0.351 | | | | | | (1,2) G4-3 1B | | | | (1,2) 1B | 0 | 0 | 0 | 0 | 0 | 0 | 0 | | | | | | | |
| Inning Stats | R: 2 E: 0 K: 0 S: 10 | H: 2 LOB: 1 BB: 2 P: 25 | R: 0 E: 0 K: 2 S: 10 | H: 0 LOB: 0 BB: 0 P: 13 | R: 0 E: 0 K: 1 S: 9 | H: 1 LOB: 1 BB: 0 P: 19 | R: 0 E: 0 K: 0 S: 4 | H: 0 LOB: 1 BB: 1 P: 8 | R: 0 E: 0 K: 0 S: 8 | H: 1 LOB: 1 BB: 0 P: 16 | R: 5 E: 0 K: 3 S: 12 | H: 6 LOB: 2 BB: 1 P: 36 | R: 0 E: 0 K: 1 S: 12 | H: 1 LOB: 1 BB: 0 P: 13 | R: 0 E: 0 K: 0 S: 6 | H: 0 LOB: 0 BB: 0 P: 11 | R: 0 E: 0 K: 1 S: 11 | H: 0 LOB: 0 BB: 0 P: 17 | R: 0 E: 0 K: 1 S: 8 | H: 2 LOB: 2 BB: 0 P: 17 | 1B: 11 2B: 1 3B: 0 HR: 1 | SF: 0 SAC: 0 DP: 2 HBP: 0 | WP: 0 PB: 0 SB: 1 CS: 0 | PA: 46 |
| PITCHER | IP WLS BF H R ER SO | ERA WHIP | | | | | | | | | | | | | | | | | | | | | | |
| 21 Cal Eldred, R ERA: 4.81 | (1,1) 5.1 9 7 7 3 3 | 11.81 2.438 | | | | | | | | | | | | | | | | | | | | | | |
| Ron Villone, L ERA: 3.05 | (6,1) 2.2 11 2 0 0 3 | 0.00 1.125 | | | | | | | | | | | | | | | | | | | | | | |
| Doug Jones, R ERA: 4.16 | (9,1) 1.0 W 3 0 0 0 1 | 0.00 0.000 | | | | | | | | | | | | | | | | | | | | | | |
| Mike Fetters, R ERA: 3.43 | (10,1) 1.0 S 5 2 0 0 1 | 0.00 2.000 | | | | | | | | | | | | | | | | | | | | | | |


Milwaukee Brewers @ Baltimore Orioles
Oriole Park at Camden Yards, Baltimore, MD

AB 41
R 7
H 13
RBI 7
BB 5
SO 8
LOB 19



WP: 0 PA: 46
PB: 0
SB: 1
CS: 0

Mon Sep 23 1996, 3:33 AM EDT
Att. 46,542 - Sunny - 73 F

| Batter | 1 | 2 | 3 | 4 | 5 | 6 | 7 | 8 | 9 | AB | R | H | RBI | BB | SO | LOB | TOP | | | | | | |
|---|------------------------------|----------------------------------|------------------------------|----------------------------------|-------------------------------|----------------------------------|-------------------------------|----------------------------------|-------------------------------|----------------------------------|-------------------------------|----------------------------------|------------------------------|----------------------------------|-------------------------------|----------------------------------|--|-------------------------------|----------------------------------|----------------------------------|------------------------------------|----------------------------------|--------|
| Brady Anderson, L OBP: 0.393, SLG: 0.626 | G3 | | 1-H HR | F8 | | K | | 3B BB | | 4 | 2 | 1 | 2 | 1 | 1 | 3 | Baltimore Orioles @ Boston Red Sox Fenway Park, Boston, MA Tue Sep 24 1996, 7:05 PM EDT Att: 28,557 - Unknown - 57 F | | | | | | |
| Roberto Alomar, S OBP: 0.417, SLG: 0.532 | G1-3 | | 2B | E1 | | G3 | | 3B | | 5 | 0 | 2 | 1 | 0 | 0 | 2 | | | | | | | |
| Todd Zeile, R OBP: 0.356, SLG: 0.450 | K | | F8 | FC6 | | | | G5-3 | | 4 | 0 | 0 | 0 | 1 | 1 | 4 | | | | | | | |
| Rafael Palmeiro, L OBP: 0.381, SLG: 0.544 | | L3 | | | | L7 | | G4-3 | | 4 | 0 | 1 | 0 | 1 | 0 | 2 | | | | | | | |
| Bobby Bonilla, S OBP: 0.365, SLG: 0.502 | K | | L8 | | | G1-3 | | G4-3 | | 5 | 1 | 0 | 0 | 0 | 1 | 3 | | | | | | | |
| Cal Ripken Jr., R OBP: 0.341, SLG: 0.461 | | | | | | | | F9 | | 4 | 2 | 2 | 1 | 1 | 0 | 1 | | | | | | | |
| Eddie Murray, S OBP: 0.330, SLG: 0.424 | | | | | | | | G3 | | 5 | 1 | 3 | 2 | 0 | 1 | 1 | | | | | | | |
| B.J. Surhoff, L OBP: 0.350, SLG: 0.475 | | | | | | | | 2B | | 5 | 1 | 3 | 2 | 0 | 1 | 1 | | | | | | | |
| Chris Hoiles, R OBP: 0.362, SLG: 0.485 | | | | | | | | L8 | | 5 | 1 | 2 | 0 | 0 | 0 | 3 |  | | | | | | |
| Inning Stats | R: 0 E: 0 K: 1 S: 7 | H: 0 LOB: 0 BB: 0 P: 10 | R: 0 E: 0 K: 1 S: 9 | H: 0 LOB: 1 BB: 1 P: 14 | R: 2 E: 0 K: 0 S: 16 | H: 3 LOB: 2 BB: 1 P: 25 | R: 2 E: 1 K: 0 S: 14 | H: 2 LOB: 2 BB: 0 P: 23 | R: 1 E: 0 K: 1 S: 13 | H: 2 LOB: 1 BB: 0 P: 19 | R: 0 E: 0 K: 1 S: 16 | H: 1 LOB: 1 BB: 1 P: 29 | R: 0 E: 0 K: 1 S: 9 | H: 0 LOB: 0 BB: 0 P: 13 | R: 1 E: 0 K: 0 S: 13 | H: 1 LOB: 1 BB: 1 P: 21 | | R: 2 E: 0 K: 0 S: 17 | H: 3 LOB: 1 BB: 0 P: 25 | 1B: 4 2B: 5 3B: 1 HR: 2 | SF: 0 SAC: 0 DP: 0 HBP: 0 | WP: 0 PB: 0 SB: 0 CS: 0 | PA: 45 |
| PITCHER | IP | WLS | BF | H | R | ER | SO | BB | IBB | HBP | BLK | WP | HR | S | P | ERA | | WHIP | | | | | |
| Tom Gordon, R ERA: 5.53 | (1, 1) | 7.2 | W | 38 | 9 | 6 | 5 | 6 | 5 | 0 | 0 | 0 | 0 | 2 | 95 | 150 | | 5.87 | 1.826 | | | | |
| Pat Mahomes, R ERA: 7.29 | (8, 1) | 1.1 | S | 7 | 3 | 2 | 2 | 0 | 0 | 0 | 0 | 0 | 0 | 0 | 19 | 29 | | 13.50 | 2.250 | | | | |

| Batter | 1 | 2 | 3 | 4 | 5 | 6 | 7 | 8 | 9 | AB | R | H | RBI | BB | SO | LOB | BOTTOM | | | | |
|---|-------------------------------|----------------------------------|------------------------------|---------------------------------|-------------------------------|----------------------------------|------------------------------|---------------------------------|------------------------------|----------------------------------|-------------------------------|----------------------------------|-------------------------------|----------------------------------|-------------------------------|----------------------------------|--|------------------------------------|----------------------------------|--------|--|
| Darren Bragg, L OBP: 0.372, SLG: 0.407 | G1-3 | | HR | | | K | | K | | 3 | 1 | 1 | 0 | 0 | 1 | 1 | Baltimore Orioles @ Boston Red Sox Fenway Park, Boston, MA Tue Sep 24 1996, 7:05 PM EDT Att: 28,557 - Unknown - 57 F | | | | |
| Wil Cordero, R OBP: 0.330, SLG: 0.405 | | | 1B | | | | | E5 | | 4 | 1 | 1 | 2 | 0 | 0 | 3 | | | | | |
| Lee Tinsley, S OBP: 0.277, SLG: 0.291 | | | | | | | | 1B | | 5 | 3 | 4 | 5 | 0 | 1 | 0 | | | | | |
| Jeff Fyfe, R OBP: 0.377, SLG: 0.391 | P3 | | SF9 | | | L5 | | 1B | | 3 | 1 | 0 | 0 | 1 | 2 | 0 | | | | | |
| Mo Vaughn, L OBP: 0.422, SLG: 0.590 | | | HR | | | | | 1B | | 3 | 1 | 0 | 0 | 1 | 2 | 0 | | | | | |
| Jose Canseco, R OBP: 0.407, SLG: 0.661 | | | | | | | | FC6 | | 1 | 0 | 0 | 0 | 0 | 0 | 1 | | | | | |
| 1B Reggie Jefferson, S OBP: 0.383, SLG: 0.594 | K2-3 | | L7 | | | FC1-6 | | 1B | | 4 | 0 | 1 | 0 | 0 | 1 | 0 | | | | | |
| Mike Greenwell, L OBP: 0.338, SLG: 0.444 | | | | | | | | 1B | | 4 | 0 | 1 | 0 | 0 | 1 | 0 | | | | | |
| Nomar Garciaparra, R OBP: 0.288, SLG: 0.435 | | | | | | | | HR | | 4 | 2 | 1 | 1 | 0 | 1 | 2 | | | | | |
| Jeff Manto, R OBP: 0.316, SLG: 0.378 | | | | | | | | E6 | | 4 | 2 | 1 | 1 | 0 | 1 | 0 | | | | | |
| Bill Haselman, R OBP: 0.339, SLG: 0.441 | | | | | | | | F9 | | 3 | 1 | 1 | 1 | 1 | 0 | 1 | | | | | |
| Rudy Pemberton, R OBP: 0.515, SLG: 0.700 | | | | | | | | | | 1 | 1 | 1 | 0 | 0 | 0 | 0 | | | | | |
| Troy O'Leary, L OBP: 0.330, SLG: 0.431 | | | | | | | | | | 1 | 1 | 1 | 1 | 1 | 0 | 0 | | | | | |
| Inning Stats | R: 1 E: 0 K: 1 S: 16 | H: 1 LOB: 0 BB: 0 P: 24 | R: 0 E: 0 K: 2 S: 8 | H: 0 LOB: 0 BB: 0 P: 8 | R: 4 E: 0 K: 0 S: 18 | H: 4 LOB: 0 BB: 0 P: 29 | R: 0 E: 0 K: 0 S: 6 | H: 0 LOB: 0 BB: 0 P: 9 | R: 0 E: 0 K: 1 S: 9 | H: 0 LOB: 0 BB: 0 P: 11 | R: 4 E: 0 K: 0 S: 20 | H: 3 LOB: 2 BB: 3 P: 37 | R: 0 E: 0 K: 3 S: 11 | H: 0 LOB: 0 BB: 0 P: 16 | R: 4 E: 2 K: 1 S: 21 | H: 4 LOB: 1 BB: 0 P: 34 | 1B: 5 2B: 2 3B: 0 HR: 5 | SF: 2 SAC: 0 DP: 0 HBP: 1 | WP: 0 PB: 0 SB: 1 CS: 1 | PA: 40 | |
| PITCHER | IP | WLS | BF | H | R | ER | SO | BB | IBB | HBP | BLK | WP | HR | S | P | ERA | WHIP | | | | |
| David Wells, L ERA: 5.14 | (1, 1) | 5.1 | L | 25 | 8 | 9 | 9 | 4 | 2 | 0 | 0 | 0 | 0 | 7 | 15 | 5.14 | 1.688 | | | | |
| Archie Corbin, R ERA: 2.0 | (6, 1) | 0.0 | | 2 | 0 | 0 | 0 | 0 | 0 | 0 | 0 | 0 | 0 | 7 | 15 | 2.00 | 0.000 | | | | |
| Mike Michin, L ERA: 7.31 | (6, 1) | 1.2 | | 5 | 0 | 0 | 3 | 0 | 0 | 0 | 0 | 0 | 0 | 16 | 23 | 7.31 | 3.000 | | | | |
| Nerio Rodriguez, R ERA: 5.91 | (8, 1) | 0.1 | | 4 | 2 | 3 | 1 | 0 | 0 | 0 | 0 | 0 | 1 | 11 | 15 | 5.91 | 6.000 | | | | |
| Randy Myers, L ERA: 3.83 | (8, 1) | 0.2 | | 4 | 2 | 1 | 0 | 1 | 0 | 0 | 0 | 0 | 0 | 10 | 19 | 3.83 | 3.000 | | | | |

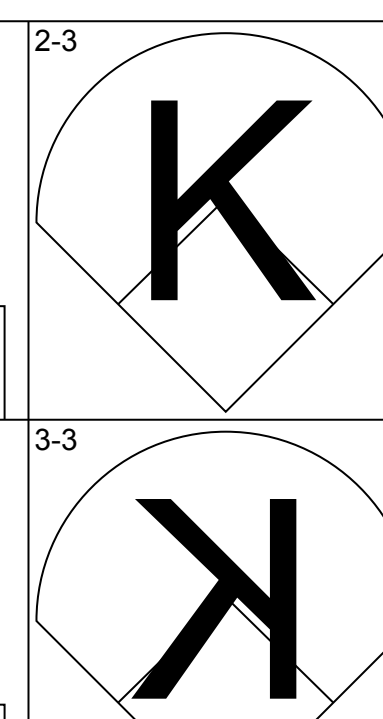
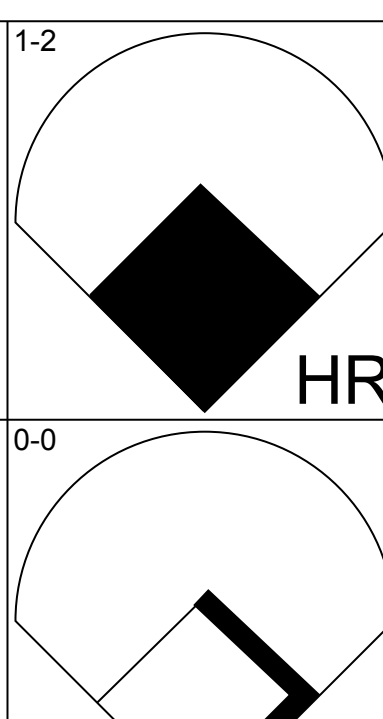
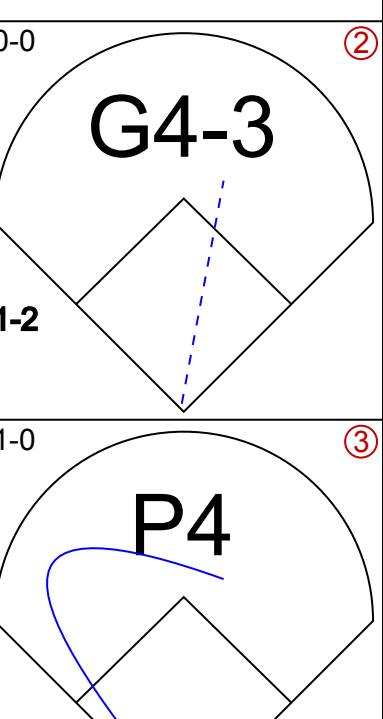
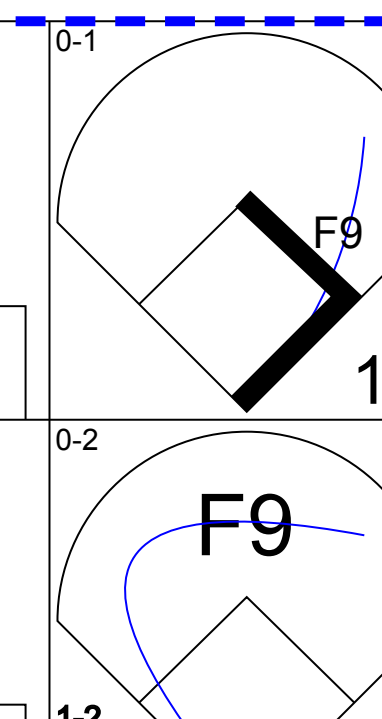
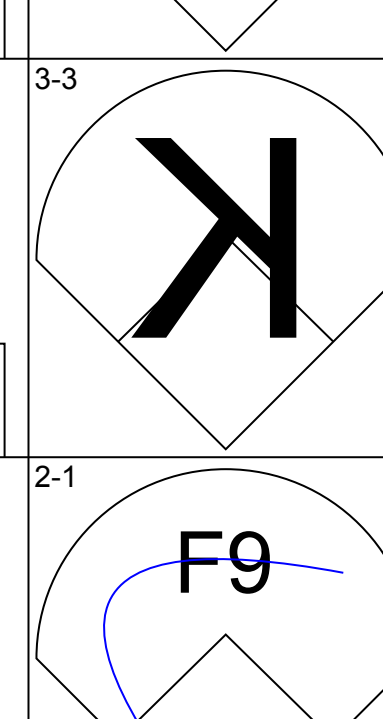
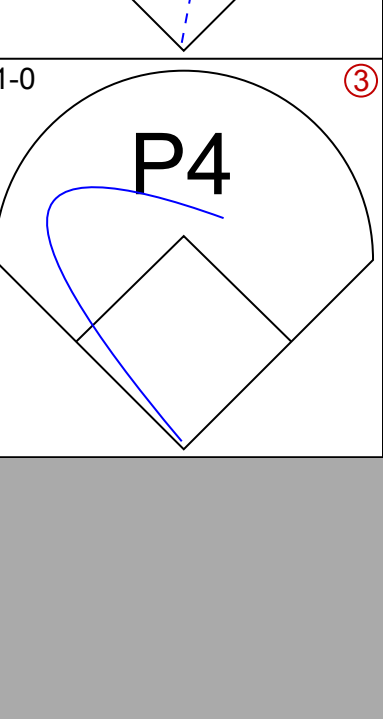
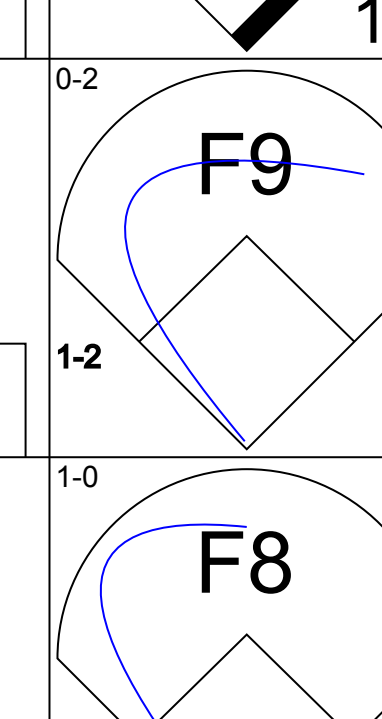
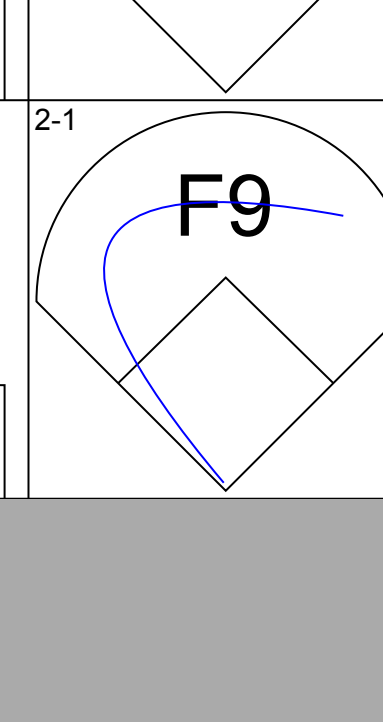
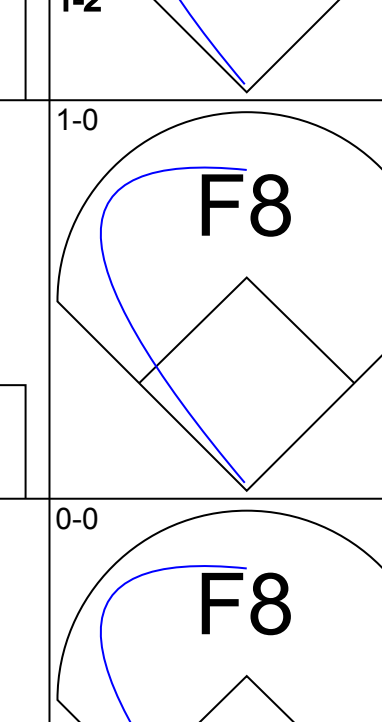


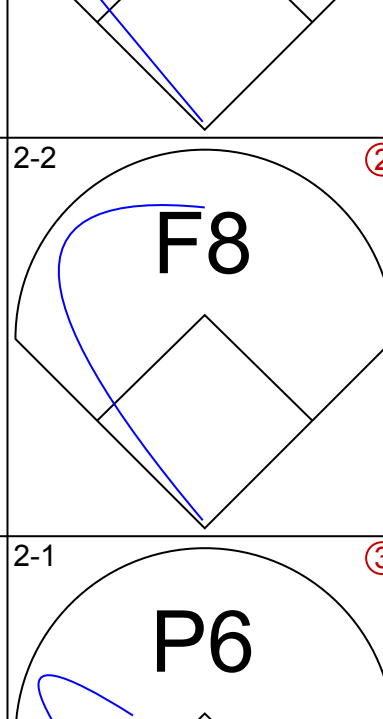
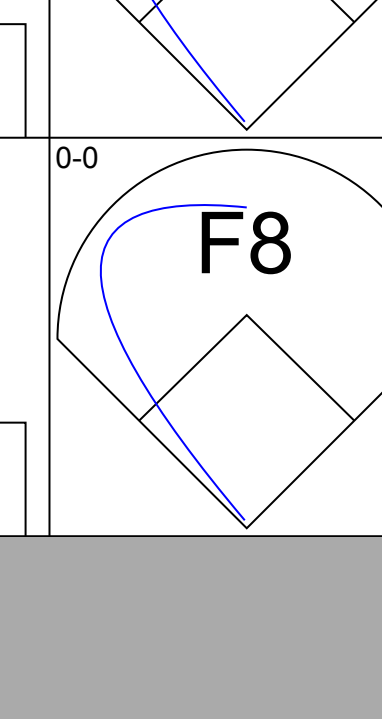
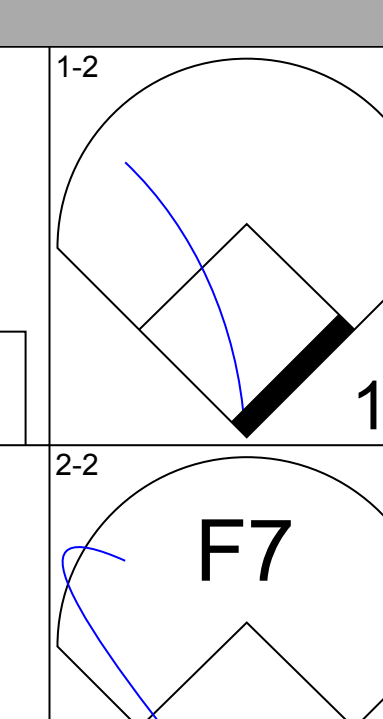
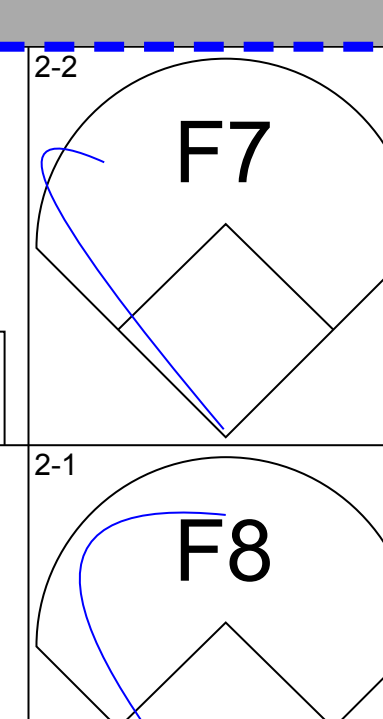
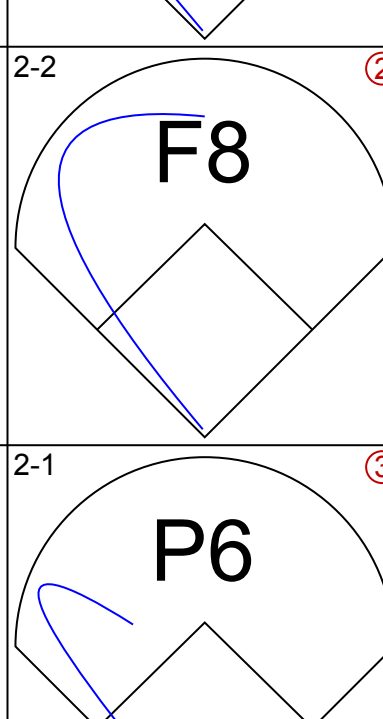
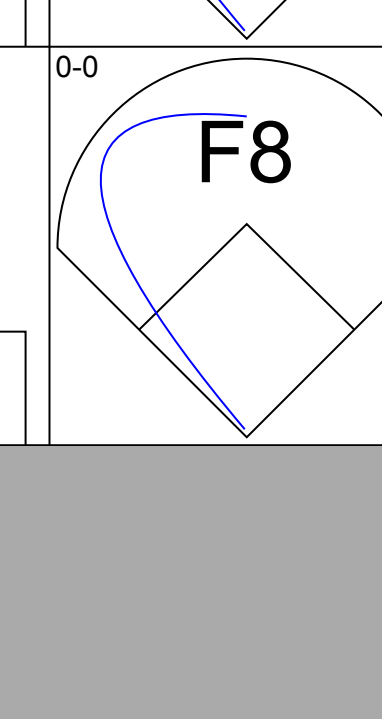
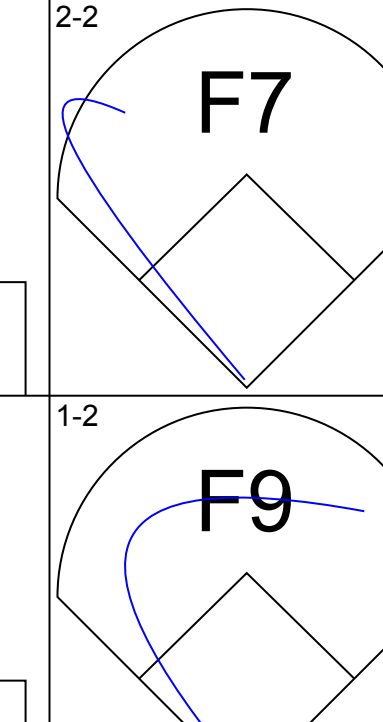
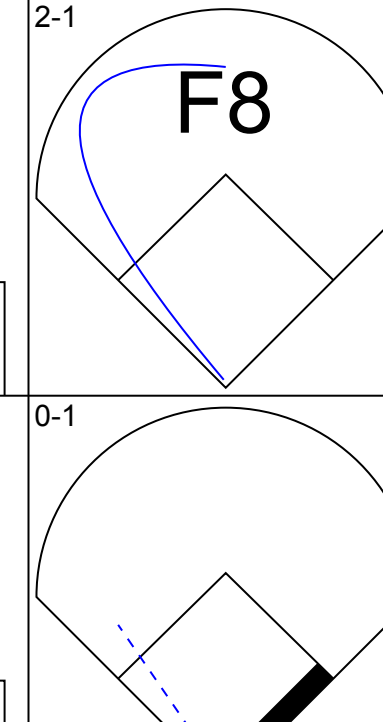
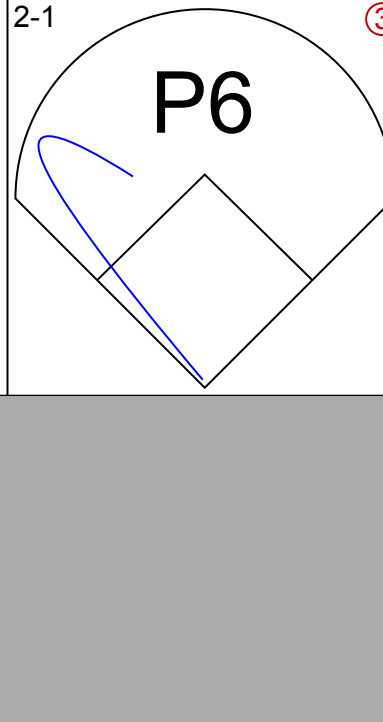
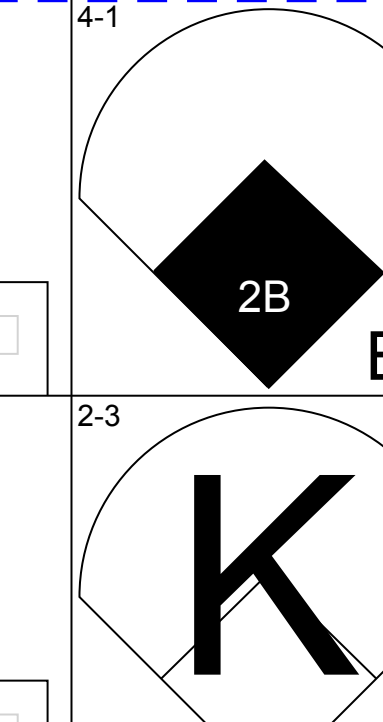
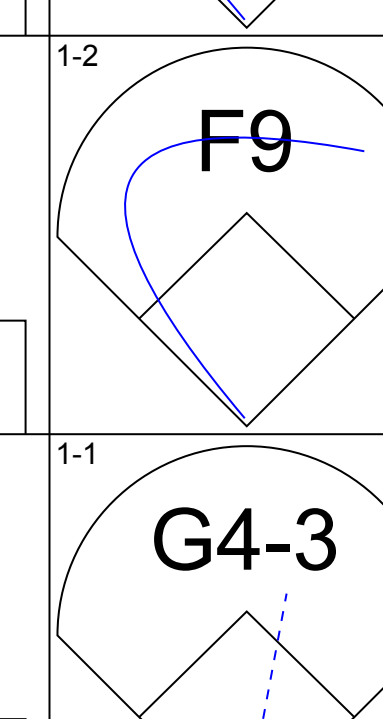
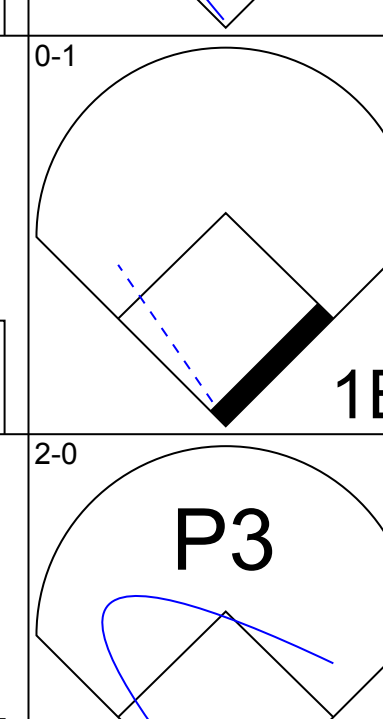

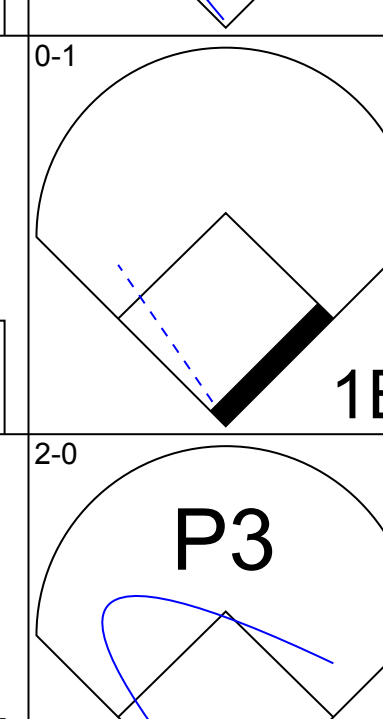
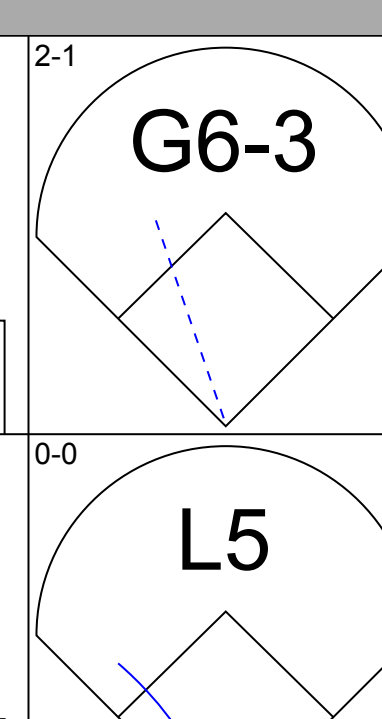
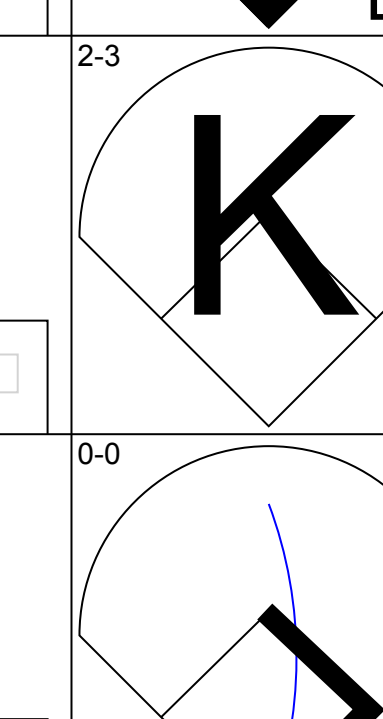

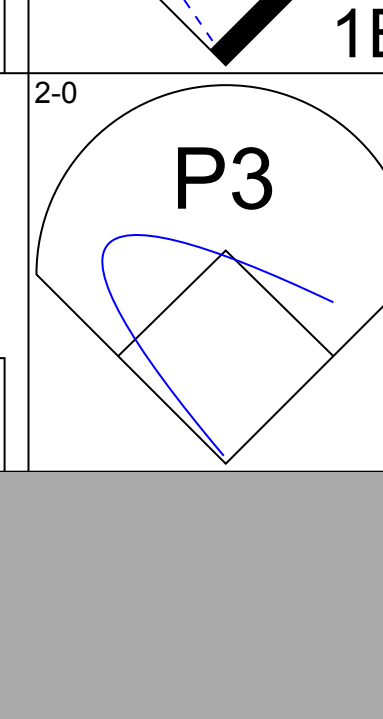
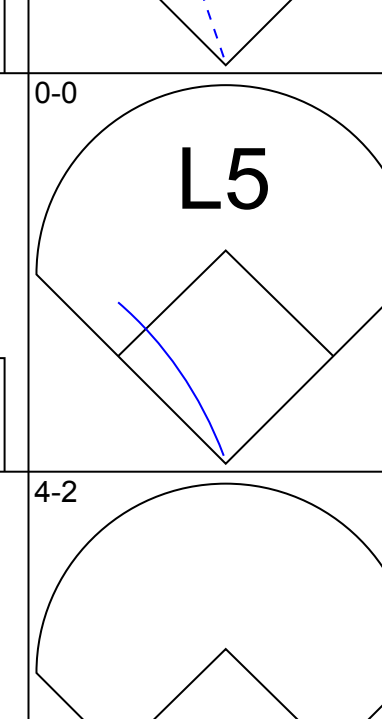
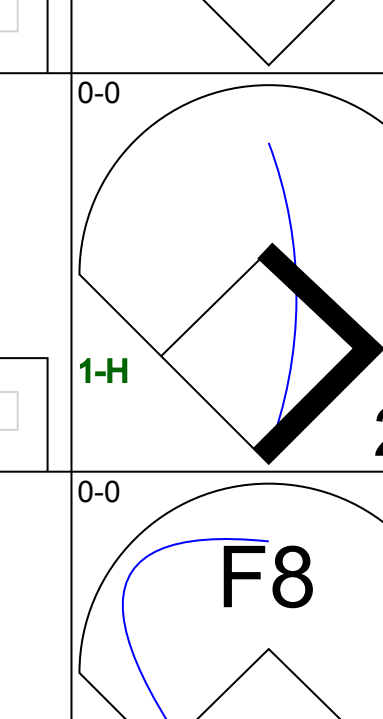


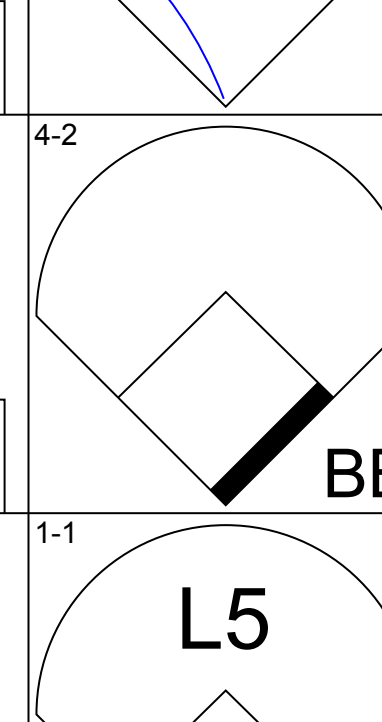
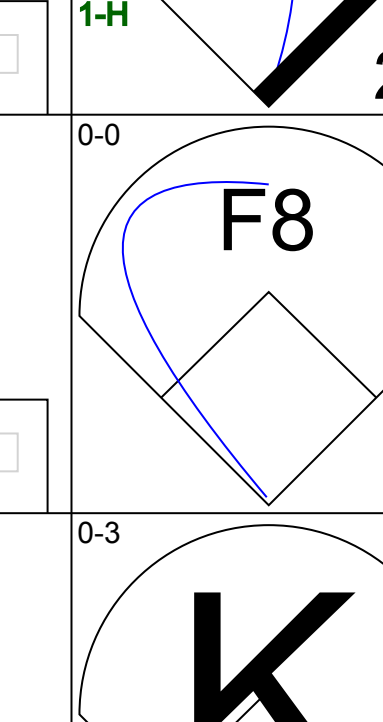
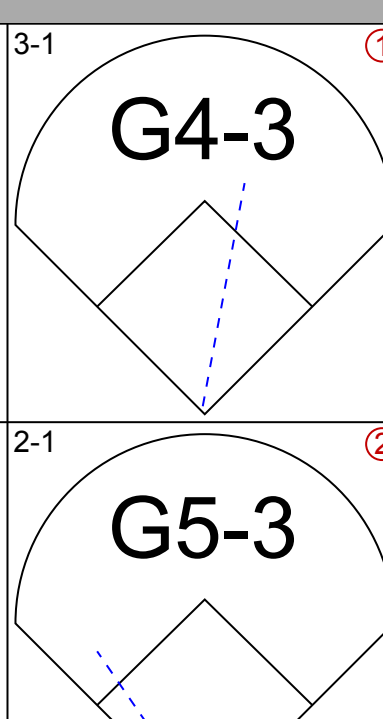
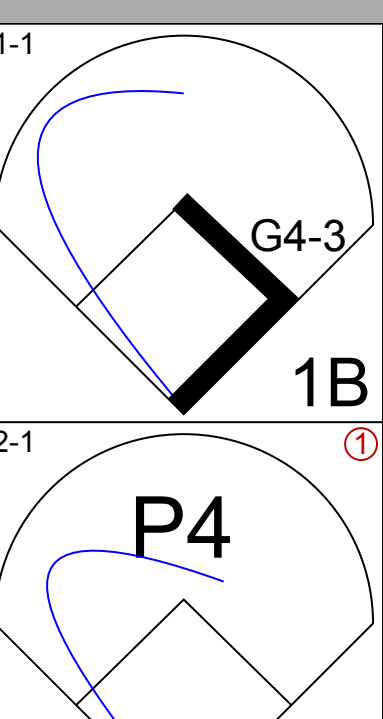
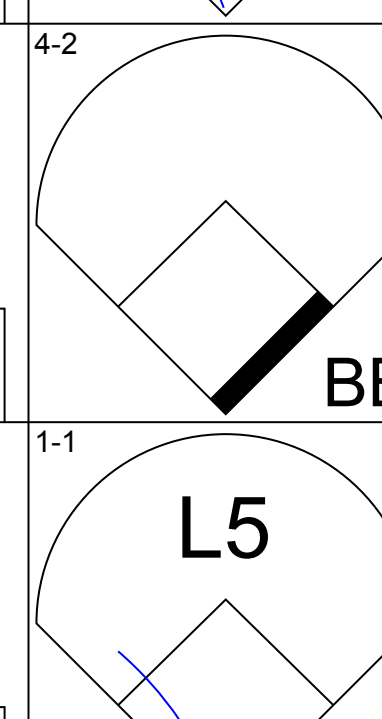
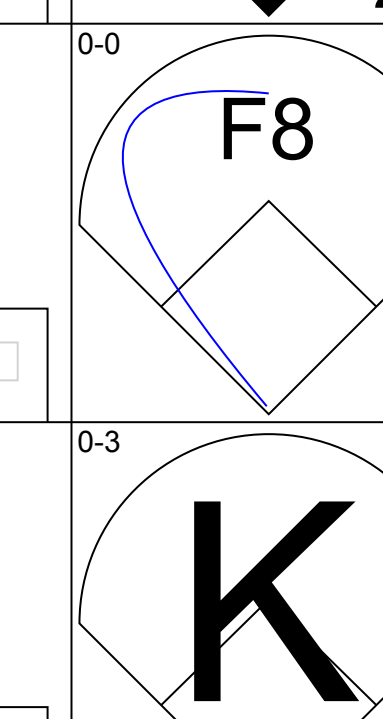
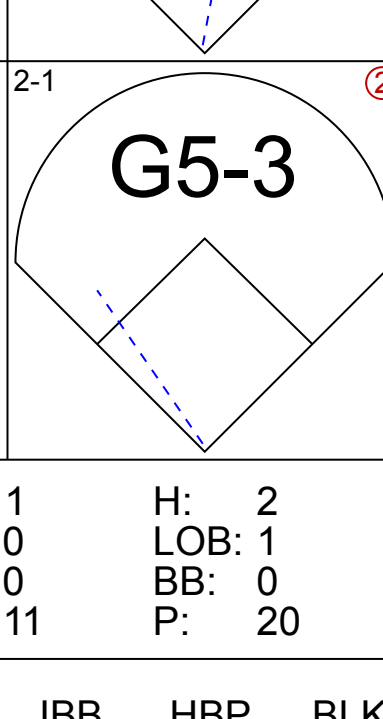
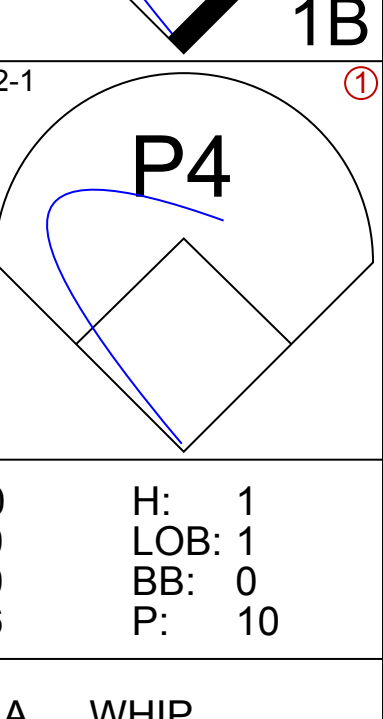
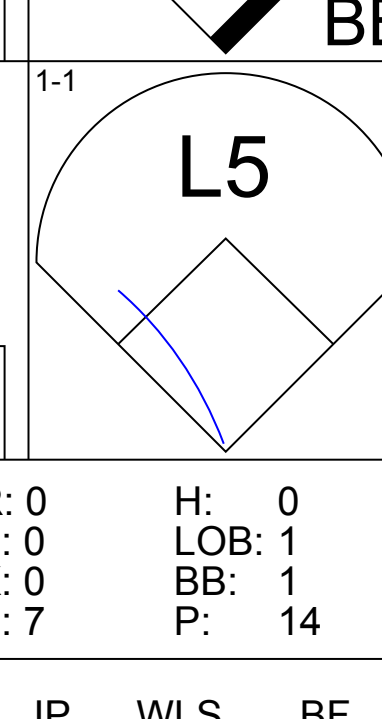
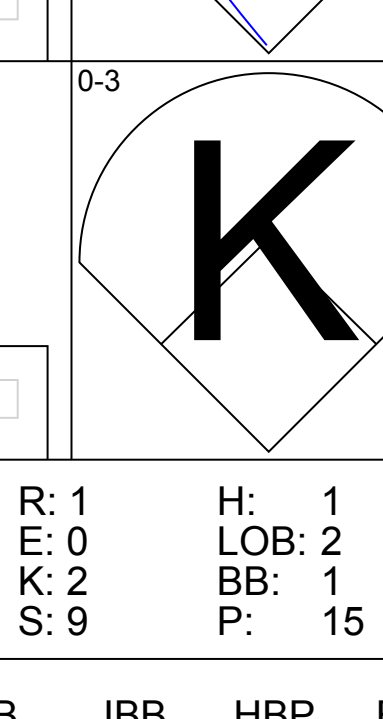
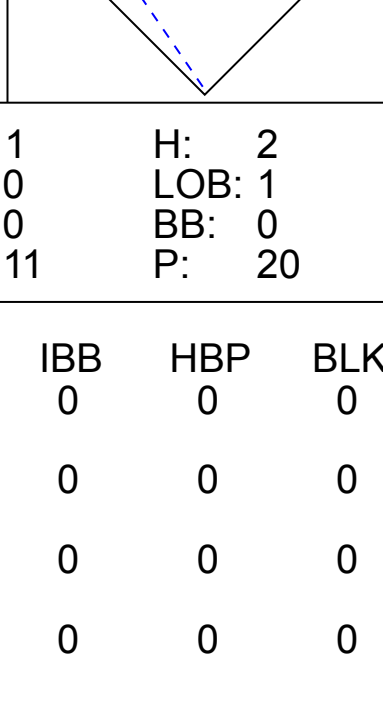
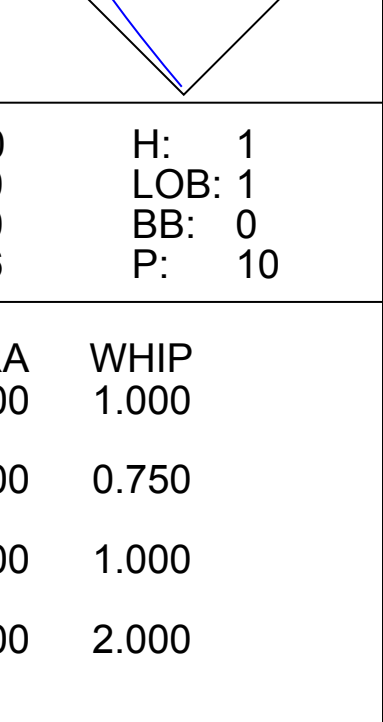
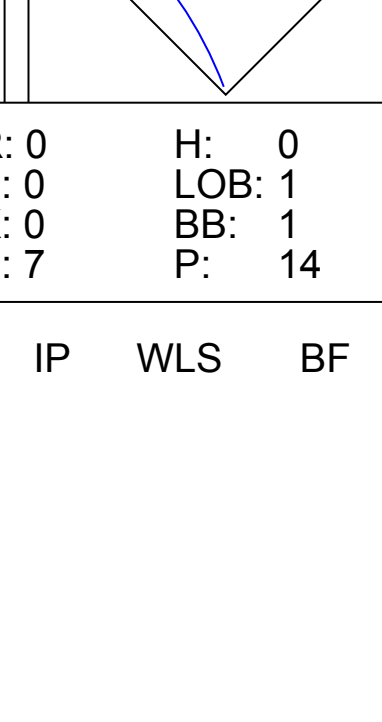
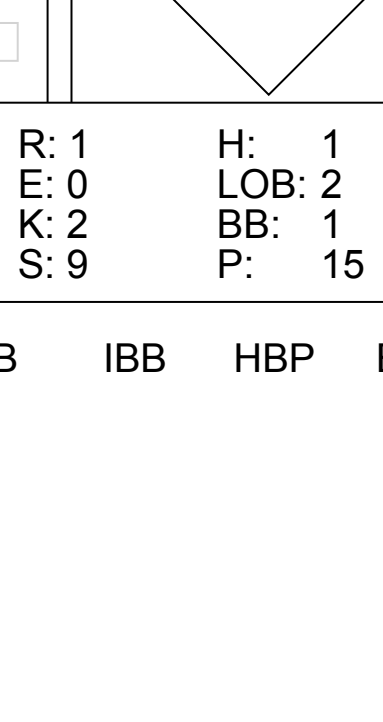
| Batter | 1 | 2 | 3 | 4 | 5 | 6 | 7 | 8 | 9 | AB | R | H | RBI | BB | SO | LOB | TOP | | | |
|---|-------------------------------|----------------------------------|-------------------------------------|-----------------------------------|------------------------------|---------------------------------|-------------------------------|----------------------------------|-------------------------------------|-----------------------------------|------------------------------|----------------------------------|------------------------------|----------------------------------|-------------------------------|----------------------------------|--|----------------------------------|------------------------------------|----------------------------------|
| Brady Anderson, L (1, 8) OBP: 0.390, SLG: 0.621 | P5 | G3 | | | G5-3 | | F9 | | G4-3 | 5 | 0 | 0 | 0 | 0 | 0 | 2 | Baltimore Orioles @ Boston Red Sox Fenway Park, Boston, MA Wed Sep 25 1996, 7:05 PM EDT Att: 28,432 - Unknown - 59 F | | | |
| Roberto Alomar, S (1, 4) OBP: 0.414, SLG: 0.528 | K | | G5-3 | | P4 | | | G4-3 | | 4 | 0 | 0 | 0 | 0 | 1 | 0 | | | | |
| Todd Zeile, R (1, 5) OBP: 0.355, SLG: 0.448 | HR | | G6-3 | | P6 | | | P6 | | 3 | 1 | 0 | 0 | 1 | 0 | 0 | | | | |
| Rafael Palmeiro, L (1, 3) OBP: 0.381, SLG: 0.547 | HR | | P6 | | F8 | | | G4-3 | | 4 | 1 | 1 | 2 | 0 | 0 | 0 | | | | |
| Bobby Bonilla, S (1, 9) OBP: 0.365, SLG: 0.500 Mike Devereaux, R (9, 9) OBP: 0.305, SLG: 0.351 | 2B | | G3-1 | BB | F7 | | | G5-3 | | 2 | 1 | 0 | 0 | 1 | 0 | 0 | | | | |
| Cal Ripken Jr., R (1, 6) OBP: 0.340, SLG: 0.461 | 2B | | F7 | | F7 | | | F7 | | 4 | 0 | 1 | 1 | 0 | 0 | 1 | | | | |
| Eddie Murray, S (1, 10) OBP: 0.331, SLG: 0.422 Manny Alexander, R (9, PR) OBP: 0.147, SLG: 0.108 | G3 | | G3-1 | BB | G3 | | | 1B | HR | 2 | 0 | 0 | 0 | 2 | 0 | 1 | | | | |
| B.J. Surhoff, L (1, 7) OBP: 0.349, SLG: 0.473 | | F7 | G3-1 | | F8 | | | HR | BB | 4 | 1 | 1 | 0 | 0 | 0 | 2 | | | | |
| Chris Hoiles, R (1, 2) OBP: 0.362, SLG: 0.484 Mark Parent, R (8, 2) OBP: 0.257, SLG: 0.485 | F7 | | G4-3 | | G4-3 | | | HR | | 3 | 0 | 1 | 0 | 0 | 0 | 2 | | | | |
| Inning Stats | R: 3 E: 0 K: 1 S: 11 | H: 2 LOB: 1 BB: 1 P: 20 | R: 0 E: 0 K: 0 S: 7 | H: 0 LOB: 0 BB: 0 P: 9 | R: 0 E: 0 K: 0 S: 6 | H: 0 LOB: 0 BB: 2 P: 8 | R: 0 E: 0 K: 0 S: 11 | H: 0 LOB: 0 BB: 2 P: 20 | R: 0 E: 0 K: 0 S: 5 | H: 0 LOB: 0 BB: 0 P: 6 | R: 0 E: 0 K: 0 S: 8 | H: 1 LOB: 1 BB: 0 P: 12 | R: 0 E: 0 K: 0 S: 6 | H: 0 LOB: 0 BB: 0 P: 10 | R: 3 E: 0 K: 0 S: 10 | H: 2 LOB: 1 BB: 1 P: 15 | | 1B: 2 2B: 1 3B: 0 HR: 2 | SF: 0 SAC: 0 DP: 0 HBP: 1 | WP: 0 PB: 0 SB: 0 CS: 0 |
| PITCHER 49 Tim Wakefield, R (1, 1) ERA: 5.14 | IP: 9.0 WLS: L BF: 37 | H: 5 R: 6 ER: 6 SO: 1 | BB: 4 IBB: 0 HBP: 1 BLK: 0 | WP: 0 HR: 2 S: 69 P: 106 | ERA: 6.00 WHIP: 1.000 | PITCHER | IP: 9.0 WLS: L BF: 37 | H: 5 R: 6 ER: 6 SO: 1 | BB: 4 IBB: 0 HBP: 1 BLK: 0 | WP: 0 HR: 2 S: 69 P: 106 | ERA: 6.00 WHIP: 1.000 | | | | | | | | | |

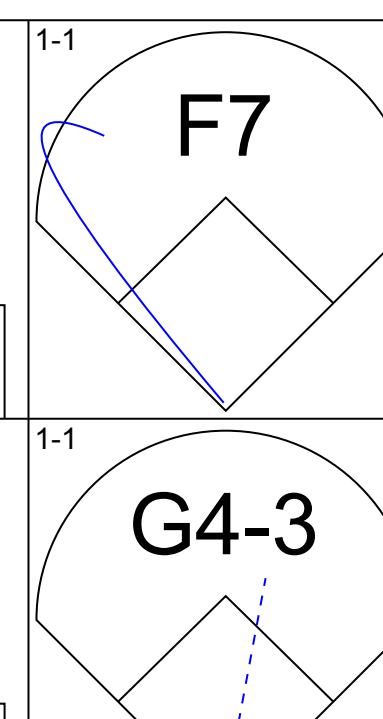
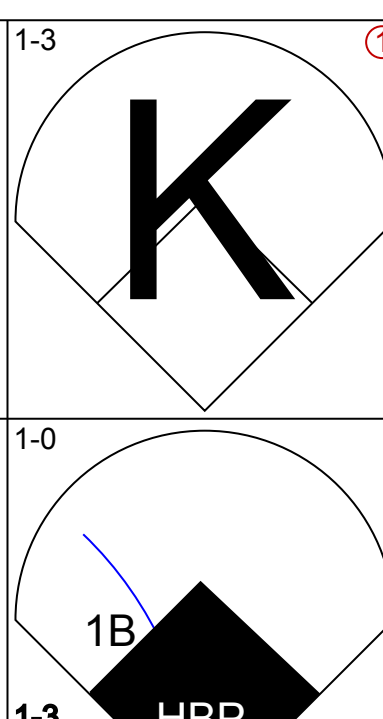
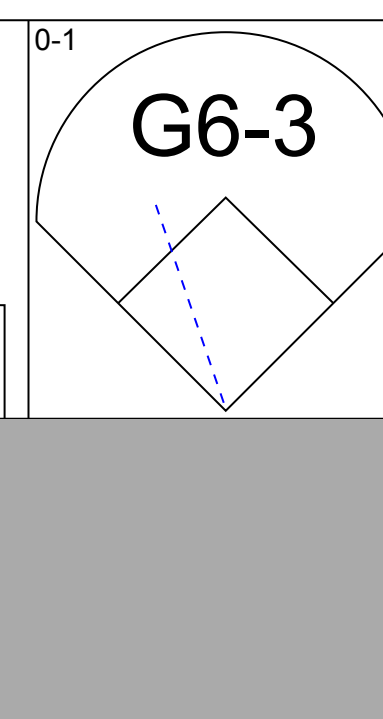
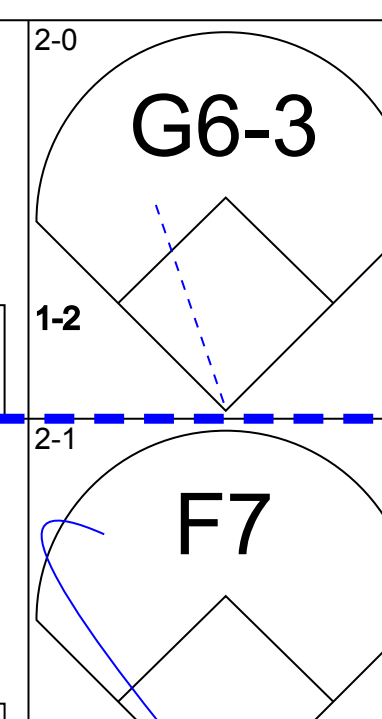
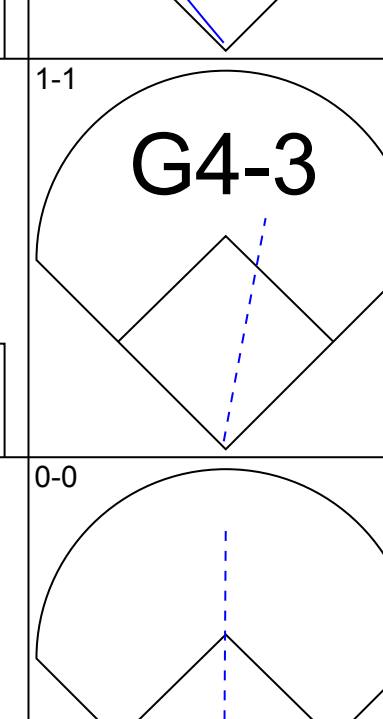
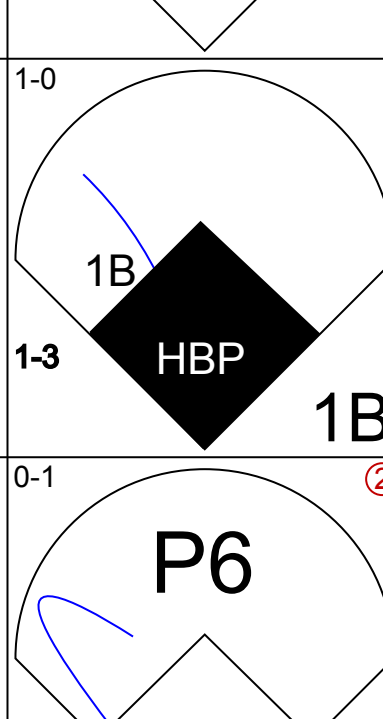
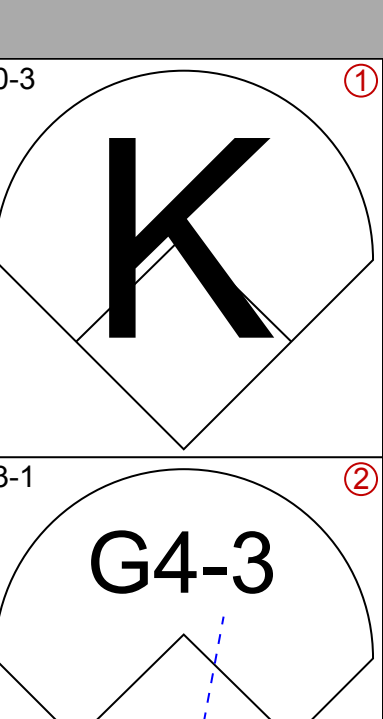
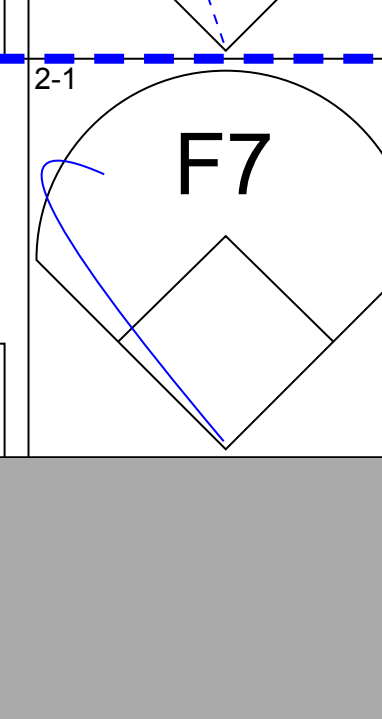
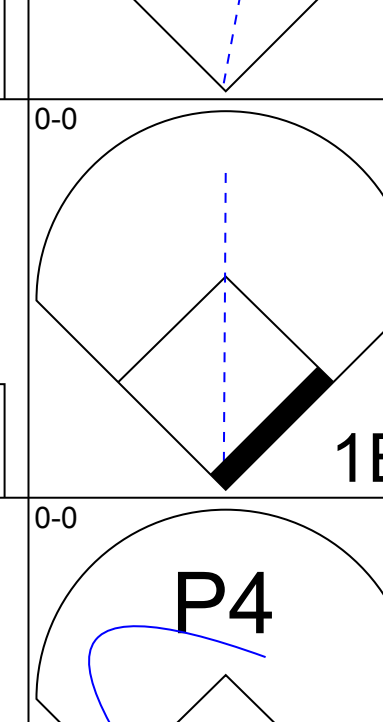
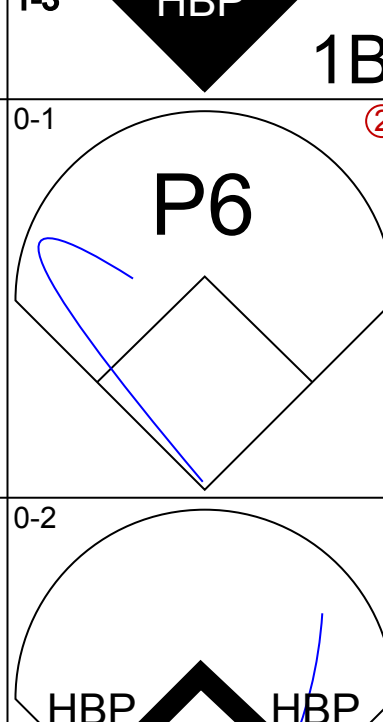
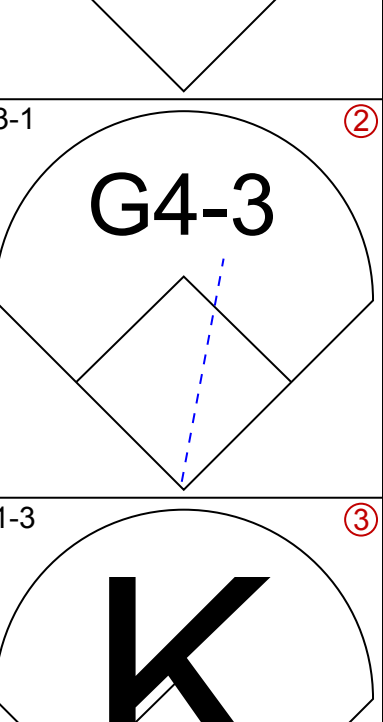

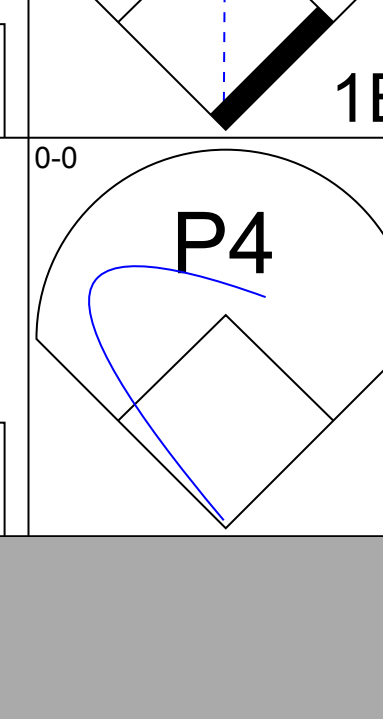
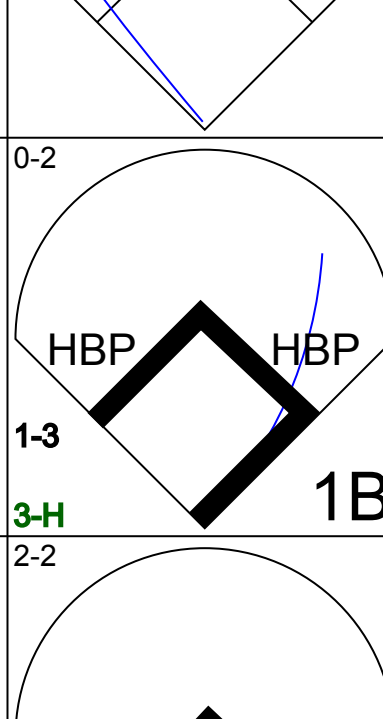
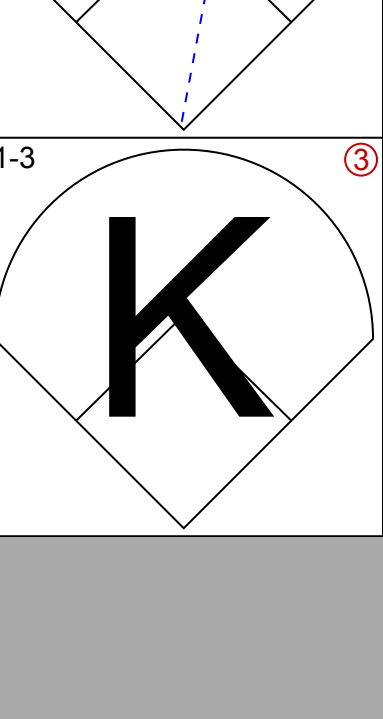
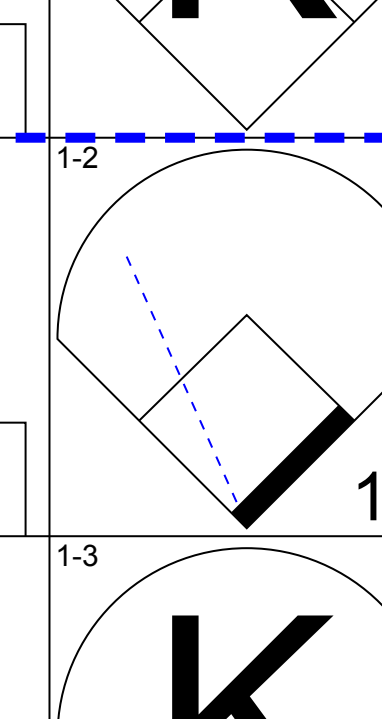

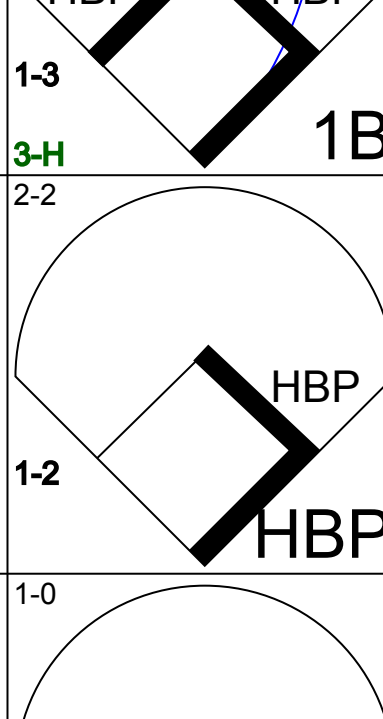

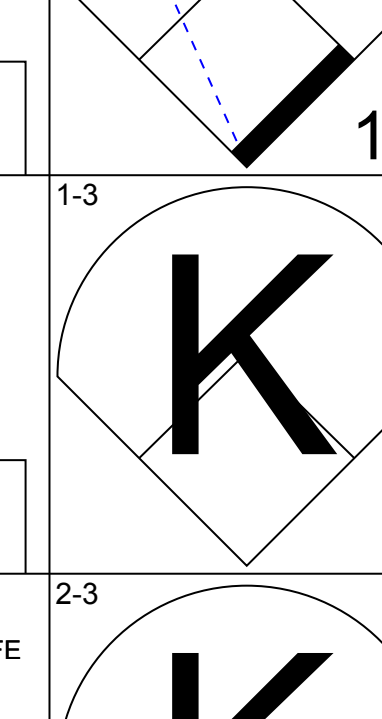

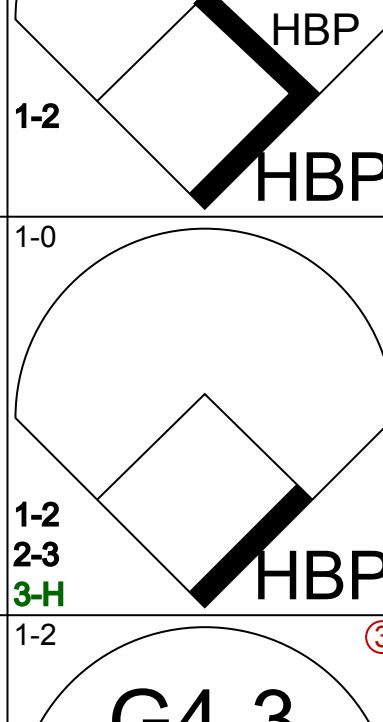

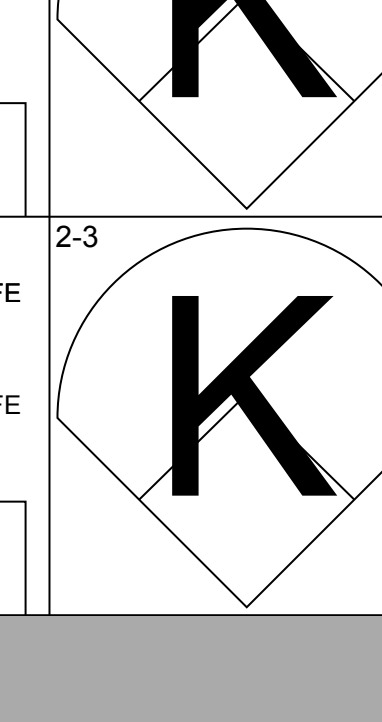
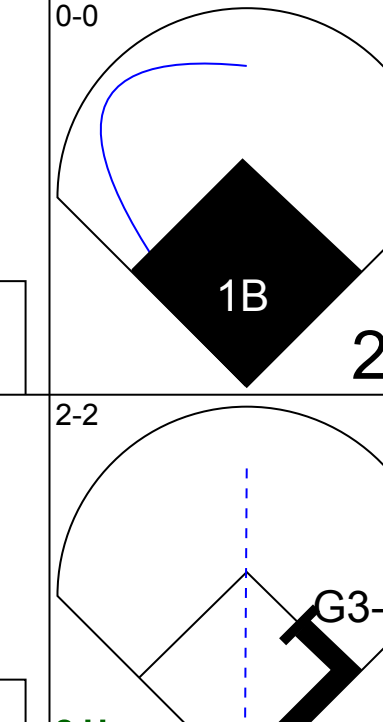
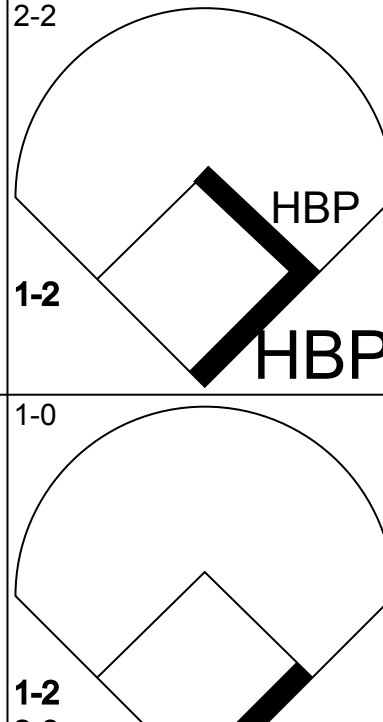

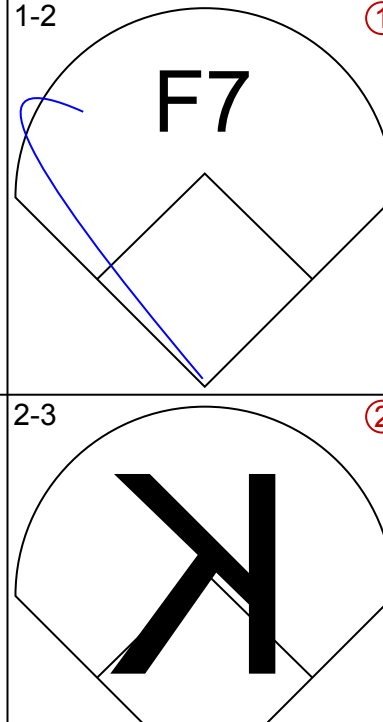
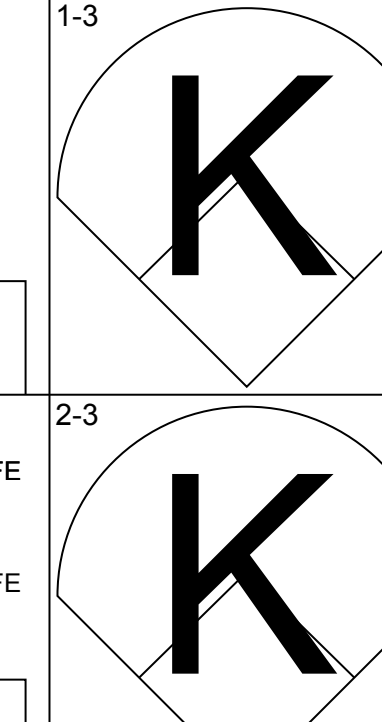
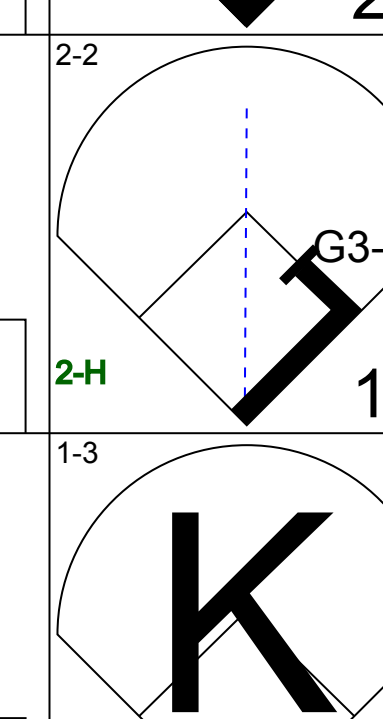
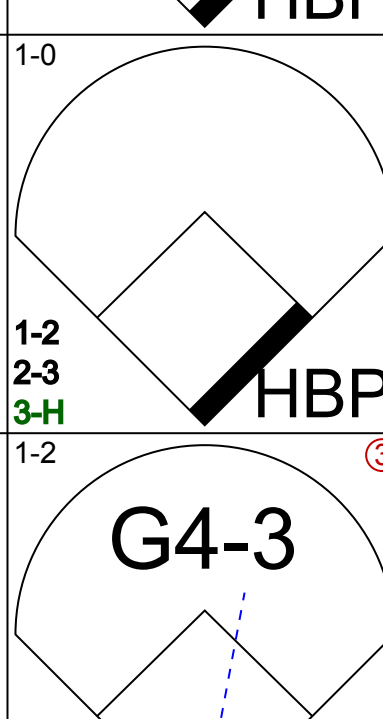

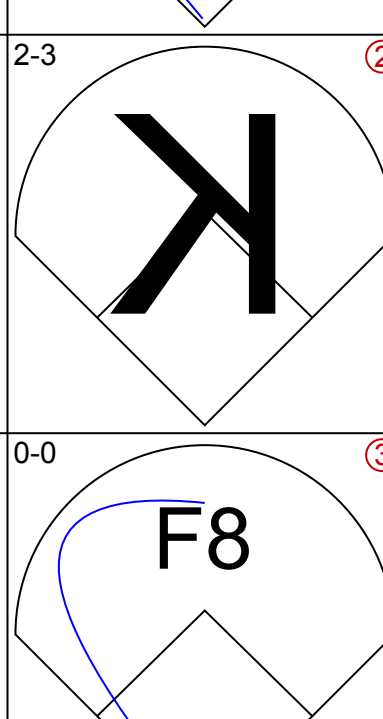

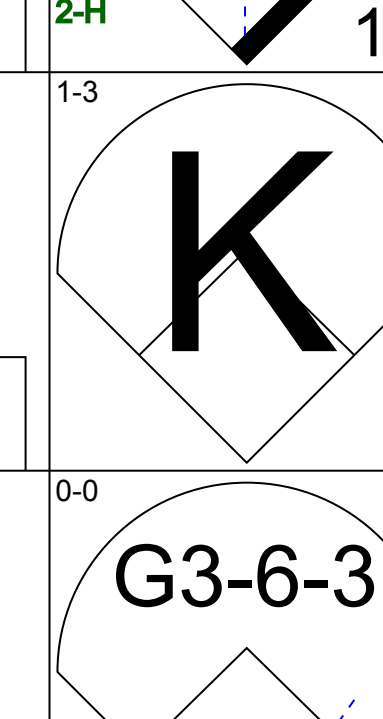
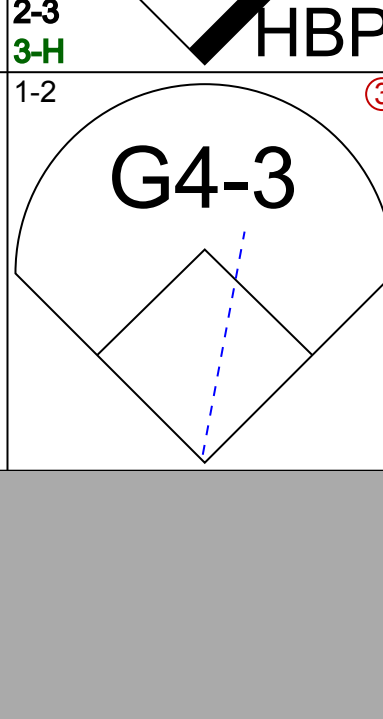
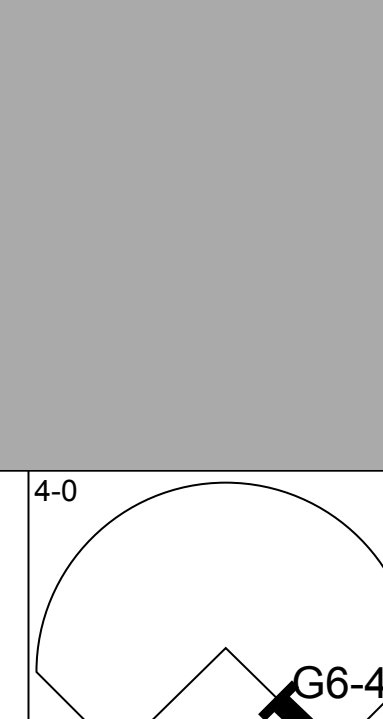
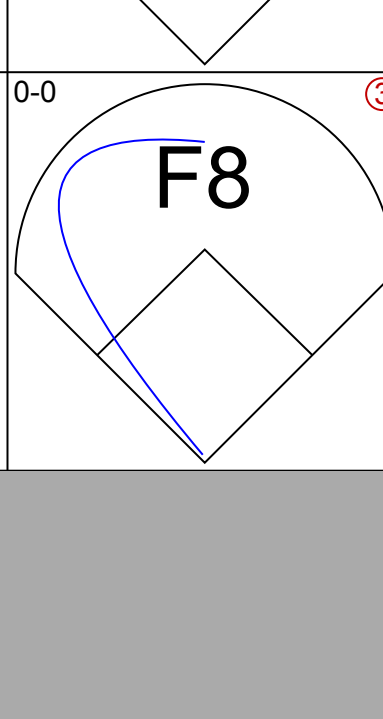


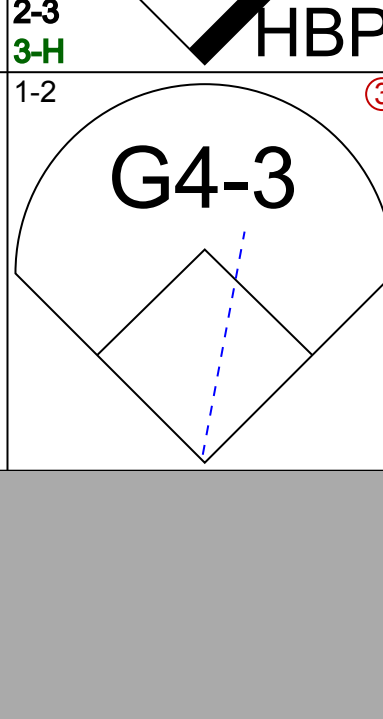
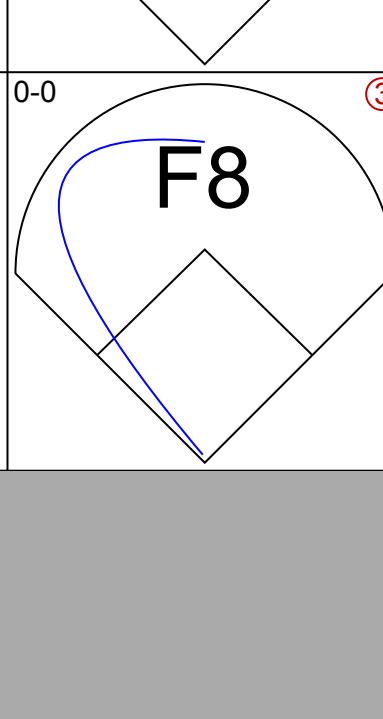

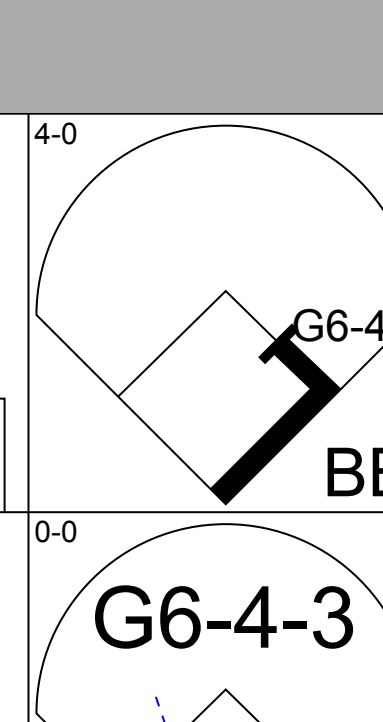
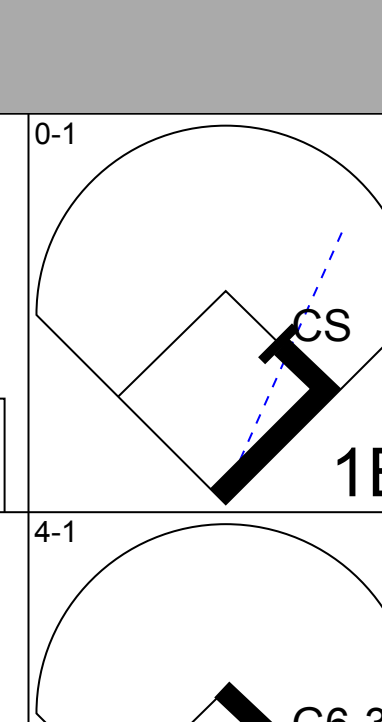
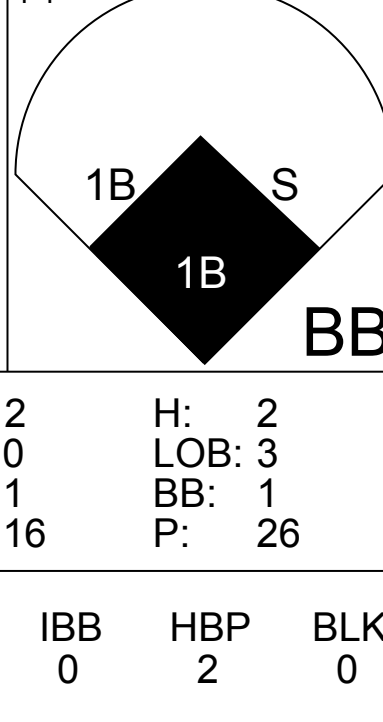
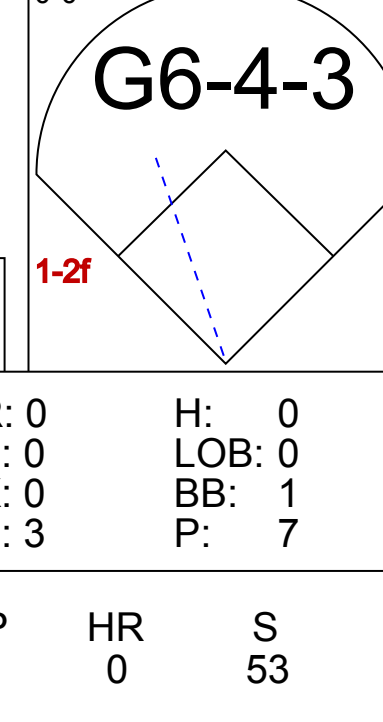
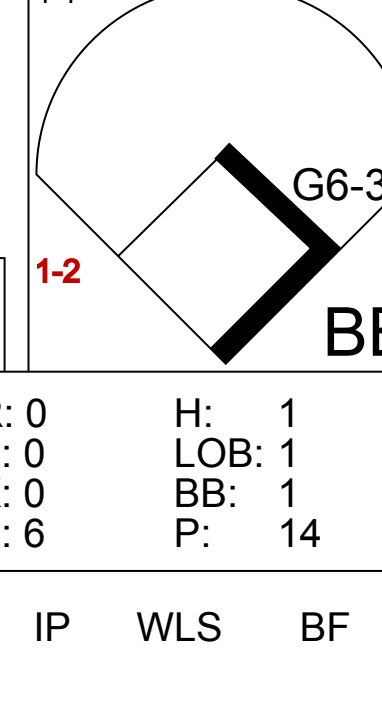
| Batter | 1 | 2 | 3 | 4 | 5 | 6 | 7 | 8 | 9 | AB | R | H | RBI | BB | SO | LOB | BOTTOM | | | |
|---|-------------------------------|----------------------------------|-------------------------------------|----------------------------------|-------------------------------|----------------------------------|------------------------------|----------------------------------|-------------------------------------|----------------------------------|-------------------------------|----------------------------------|-------------------------------|----------------------------------|-------------------------------|----------------------------------|--|----------------------------------|------------------------------------|----------------------------------|
| Darren Bragg, L (1, 8) OBP: 0.370, SLG: 0.404 Wil Cordero, R (8, FH) OBP: 0.329, SLG: 0.403 Lee Tinsley, S (9, 8) OBP: 0.277, SLG: 0.291 | F7 | | FC3-6 | | P2 | | | F9 | | 3 | 0 | 0 | 0 | 0 | 0 | 2 | Baltimore Orioles @ Boston Red Sox Fenway Park, Boston, MA Wed Sep 25 1996, 7:05 PM EDT Att: 28,432 - Unknown - 59 F | | | |
| Jeff Eves, R (1, 4) OBP: 0.374, SLG: 0.387 | G5-3 | | K | | G6-3 | | | F7 | | 4 | 0 | 0 | 0 | 0 | 1 | 1 | | | | |
| Mo Vaughn, L (1, 3) OBP: 0.422, SLG: 0.589 | K | | G4-3 | | 1B | | | 1B | | 4 | 0 | 2 | 0 | 0 | 1 | 1 | | | | |
| Jose Canseco, R (1, 10) OBP: 0.403, SLG: 0.594 | K | | F8 | | K | | | P4 | | 4 | 0 | 0 | 0 | 0 | 2 | 2 | | | | |
| Mike Greenwell, L (1, 7) OBP: 0.340, SLG: 0.449 | G5-4-3 | | F7 | | P3 | | | G4-3 | 2B | 4 | 0 | 2 | 0 | 0 | 0 | 1 | | | | |
| Bill Haselman, R (1, 2) OBP: 0.333, SLG: 0.434 | G5-4-3 | | F9 | | P4 | | | G4-3 | | 4 | 0 | 0 | 0 | 0 | 0 | 2 | | | | |
| Rudy Pemberton, R (1, 9) OBP: 0.514, SLG: 0.765 | | | HR | | P3 | | | F8 | | 4 | 1 | 2 | 1 | 0 | 0 | 1 | | | | |
| Nomar Garciaparra, R (1, 6) OBP: 0.286, SLG: 0.466 | | | HR | | G5-3 | | | F9 | | 4 | 1 | 1 | 1 | 0 | 0 | 2 | | | | |
| Jeff Manto, R (1, 5) OBP: 0.325, SLG: 0.374 | | | FC3-6 | | G3 | | | | | 1 | 0 | 0 | 0 | 2 | 0 | 1 | | | | |
| Inning Stats | R: 0 E: 0 K: 1 S: 10 | H: 0 LOB: 0 BB: 0 P: 17 | R: 0 E: 0 K: 1 S: 5 | H: 1 LOB: 0 BB: 0 P: 7 | R: 2 E: 0 K: 1 S: 10 | H: 2 LOB: 1 BB: 1 P: 20 | R: 0 E: 0 K: 0 S: 8 | H: 0 LOB: 0 BB: 0 P: 12 | R: 0 E: 0 K: 0 S: 8 | H: 0 LOB: 1 BB: 1 P: 15 | R: 0 E: 0 K: 1 S: 13 | H: 1 LOB: 1 BB: 0 P: 13 | R: 0 E: 0 K: 0 S: 11 | H: 1 LOB: 1 BB: 0 P: 16 | R: 0 E: 0 K: 0 S: 16 | H: 1 LOB: 1 BB: 0 P: 19 | | 1B: 4 2B: 1 3B: 0 HR: 2 | SF: 0 SAC: 0 DP: 1 HBP: 0 | WP: 0 PB: 0 SB: 0 CS: 0 |
| PITCHER Rick Krivda, L (1, 1) ERA: 4.96 Terry Mathews, R (7, 1) ERA: 4.56 Jesse Orosco, L (8, 1) ERA: 3.46 Armando Benitez, R (8, 1) ERA: 3.29 | IP: 6.0 WLS: W BF: 23 | H: 4 R: 2 ER: 2 SO: 4 | BB: 2 IBB: 0 HBP: 0 BLK: 0 | WP: 0 HR: 2 S: 54 P: 86 | ERA: 3.00 WHIP: 1.000 | PITCHER | IP: 6.0 WLS: W BF: 23 | H: 4 R: 2 ER: 2 SO: 4 | BB: 2 IBB: 0 HBP: 0 BLK: 0 | WP: 0 HR: 2 S: 54 P: 86 | ERA: 3.00 WHIP: 1.000 | | | | | | | | | |

| Batter | 1 | 2 | 3 | 4 | 5 | 6 | 7 | 8 | 9 | AB | R | H | RBI | BB | SO | LOB | TOP | | | | | |
|---|--|---------------------------------|------------------------------|---------------------------------|------------------------------|---------------------------------|------------------------------|----------------------------------|------------------------------|---------------------------------|------------------------------|---------------------------------|------------------------------|---------------------------------|------------------------------|---------------------------------|---|------------------------------|---------------------------------|----------------------------------|------------------------------------|----------------------------------|
| Brady Anderson, L (1, 8) OBP: 0.392, SLG: 0.627 | 0-0 HR | | 0-0 B1-6 1B | 0-3 K | | | 0-0 1B | | | 4 | 1 | 3 | 1 | 0 | 1 | 1 | Baltimore Orioles @ Toronto Blue Jays SkyDome, Toronto, ON Thu Sep 26 1996, 7:05 PM EDT Att: 30,141 - Dome - 68 F | | | | | |
| Roberto Alomar, S (1, 4) OBP: 0.413, SLG: 0.526 | 4-0 BB | | 0-0 B1-6 1-3F | | 0-0 F7 | | 0-0 F9 | | | 3 | 0 | 0 | 0 | 1 | 0 | 2 | | | | | | |
| Todd Zeile, R (1, 5) OBP: 0.353, SLG: 0.445 | 0-0 P4 | | 0-3 K | | 0-3 K | | | 0-0 F7 | | 4 | 0 | 0 | 0 | 0 | 2 | 1 | | | | | | |
| Rafael Palmeiro, L (1, 3) OBP: 0.381, SLG: 0.550 | 0-0 P5 | | | 0-0 WP HR 2B | 0-3 K | | | 0-0 G6-3 2B | | 4 | 1 | 2 | 0 | 0 | 1 | 1 | | | | | | |
| Bobby Bonilla, S (1, 9) OBP: 0.365, SLG: 0.497 Mike Devereaux, R (8, 9) OBP: 0.305, SLG: 0.351 | 0-0 F9 | | | 4-0 HR BB | | 0-0 P5 | | 0-0 G6-3 2-3 | | 3 | 1 | 0 | 0 | 1 | 0 | 2 | | | | | | |
| Cal Ripken Jr., R (1, 6) OBP: 0.340, SLG: 0.464 | | 0-0 P5 | | 0-0 HR BB | | 0-0 G1-3 | | 0-0 P4 | | 4 | 1 | 1 | 3 | 0 | 0 | 1 | | | | | | |
| Eddie Murray, S (1, 10) OBP: 0.329, SLG: 0.419 | | 0-0 F7 | | 0-0 G3-1 | | 0-0 F8 | | | 0-3 K | 4 | 0 | 0 | 0 | 0 | 1 | 0 | | | | | | |
| B.J. Surhoff, L (1, 7) OBP: 0.350, SLG: 0.475 | | 0-0 1B | | 0-0 2B | | 0-3 K2-3 | | 0-0 F9 | | 4 | 0 | 2 | 0 | 0 | 1 | 0 | | | | | | |
| Chris Hoiles, R (1, 2) OBP: 0.359, SLG: 0.479 | | 0-0 P6 | | 0-0 F9 | | 0-0 P4 | | 0-0 P4 | | 4 | 0 | 0 | 0 | 0 | 0 | 2 | | | | | | |
| Inning Stats | R: 1 E: 0 K: 0 S: 4 | H: 1 LOB: 1 BB: 1 P: 8 | R: 0 E: 0 K: 0 S: 4 | H: 1 LOB: 1 BB: 0 P: 4 | R: 0 E: 0 K: 1 S: 5 | H: 1 LOB: 0 BB: 0 P: 5 | R: 3 E: 0 K: 1 S: 8 | H: 3 LOB: 1 BB: 1 P: 12 | R: 0 E: 0 K: 2 S: 7 | H: 0 LOB: 0 BB: 0 P: 7 | R: 0 E: 0 K: 0 S: 3 | H: 0 LOB: 0 BB: 0 P: 3 | R: 0 E: 0 K: 1 S: 6 | H: 1 LOB: 1 BB: 0 P: 6 | R: 0 E: 0 K: 0 S: 4 | H: 1 LOB: 1 BB: 0 P: 4 | | R: 0 E: 0 K: 1 S: 5 | H: 0 LOB: 0 BB: 0 P: 5 | 1B: 3 2B: 4 3B: 0 HR: 2 | SF: 0 SAC: 0 DP: 1 HBP: 0 | WP: 1 PB: 0 SB: 1 CS: 0 |
| PITCHER Woody Williams, R (1, 1) ERA: 4.73 | IP: 9.0 WLS: L BF: 36 H: 8 R: 4 ER: 4 SO: 6 BB: 2 IBB: 0 HBP: 0 BLK: 0 WP: 1 HR: 2 S: 46 P: 54 ERA: 4.00 WHIP: 1.111 | | | | | | | | | | | | | | | PITCHER | | | | | | |

| Batter | 1 | 2 | 3 | 4 | 5 | 6 | 7 | 8 | 9 | AB | R | H | RBI | BB | SO | LOB | BOTTOM | |
|--|--|---------------------------------|------------------------------|---------------------------------|------------------------------|---------------------------------|------------------------------|---------------------------------|------------------------------|---------------------------------|------------------------------|---------------------------------|------------------------------|---------------------------------|----------------------------------|------------------------------------|---|----------------------------------|
| Jacob Brumfield, R (1, 8) OBP: 0.320, SLG: 0.461 | 0-0 F8 | | | 0-0 P4 | | | 0-3 K | | 0-0 DI E 1B | 4 | 1 | 1 | 0 | 0 | 1 | 0 | Baltimore Orioles @ Toronto Blue Jays SkyDome, Toronto, ON Thu Sep 26 1996, 7:05 PM EDT Att: 30,141 - Dome - 68 F | |
| Shawn Green, L (1, 9) OBP: 0.338, SLG: 0.447 | 0-0 F8 | | | 0-3 K | | | 0-0 2B 1B | | 0-0 E9 FC3-6 1B | 4 | 0 | 2 | 0 | 0 | 1 | 0 | | |
| Carlos Delgado, L (1, 10) OBP: 0.357, SLG: 0.497 | 0-0 G3-1 | | | 0-0 F7 | | | 0-0 F9 | | 0-0 FC3-6 1-2F | 4 | 0 | 0 | 0 | 0 | 0 | 2 | | |
| Joe Carter, R (1, 7) OBP: 0.305, SLG: 0.477 | | 0-0 P4 | | 0-3 K CS | | | 0-0 2B | | 0-0 L4 | 4 | 0 | 1 | 0 | 0 | 1 | 1 | | |
| Ed Sprague, R (1, 5) OBP: 0.325, SLG: 0.493 | | 0-0 P2 | | 0-3 K 1-2 | | | 0-3 K | | | 3 | 0 | 0 | 0 | 0 | 2 | 3 | | |
| John Olerud, L (1, 3) OBP: 0.383, SLG: 0.478 | | 0-0 P6 | | 0-0 F7 | | | | 0-0 G3 | | 3 | 0 | 0 | 0 | 0 | 0 | 0 | | |
| Charlie O'Brien, R (1, 2) OBP: 0.337, SLG: 0.420 | | | 0-3 K | | | 0-3 K | | 0-0 G5-3 | | 3 | 0 | 0 | 0 | 0 | 2 | 0 | | |
| Alex Gonzalez, R (1, 6) OBP: 0.296, SLG: 0.395 | | | 0-0 2B | | | 0-0 G6-3 | | 0-0 P3 | | 3 | 0 | 1 | 0 | 0 | 0 | 0 | | |
| Tomas Perez, S (1, 4) OBP: 0.311, SLG: 0.332 Felipe Crespo, S (8, PH) OBP: 0.412, SLG: 0.250 | | | 0-0 G6-3 | | | 0-0 G4-3 | | 0-0 L3 | | 2 | 0 | 0 | 0 | 0 | 0 | 0 | | |
| Inning Stats | R: 0 E: 0 K: 0 S: 3 | H: 0 LOB: 0 BB: 0 P: 3 | R: 0 E: 0 K: 0 S: 3 | H: 0 LOB: 0 BB: 0 P: 3 | R: 0 E: 0 K: 1 S: 5 | H: 1 LOB: 0 BB: 0 P: 5 | R: 0 E: 0 K: 1 S: 5 | H: 0 LOB: 0 BB: 0 P: 5 | R: 0 E: 0 K: 1 S: 9 | H: 2 LOB: 2 BB: 0 P: 9 | R: 0 E: 0 K: 0 S: 3 | H: 0 LOB: 0 BB: 0 P: 3 | R: 1 E: 1 K: 0 S: 5 | H: 2 LOB: 1 BB: 0 P: 5 | 1B: 3 2B: 2 3B: 0 HR: 0 | SF: 0 SAC: 0 DP: 0 HBP: 0 | | WP: 1 PB: 0 SB: 0 CS: 1 |
| PITCHER Rocky Coppinger, R (1, 1) ERA: 5.18 Jesse Orosco, L (8, 1) ERA: 3.44 Armando Benitez, R (8, 1) ERA: 3.21 | IP: 8.1 WLS: W BF: 29 H: 5 R: 1 ER: 1 SO: 7 BB: 0 IBB: 0 HBP: 0 BLK: 0 WP: 1 HR: 0 S: 43 P: 43 ERA: 1.08 WHIP: 0.600 | | | | | | | | | | | | | | | PITCHER | | |



| Batter | 1 | 2 | 3 | 4 | 5 | 6 | 7 | 8 | 9 | AB | R | H | RBI | BB | SO | LOB | TOP | | | | |
|--|--|---|---|--|--|---|---|---|---|----------------------------------|------------------------------|----------------------------------|------------------------------|---------------------------------|------------------------------|----------------------------------|---|------------------------------------|----------------------------------|--------|--|
| Brady Anderson, L (1, 8) OBP: 0.393, SLG: 0.631 |  | |  | |  | | |  | | 4 | 1 | 2 | 1 | 0 | 1 | 1 | Baltimore Orioles @ Toronto Blue Jays SkyDome, Toronto, ON Fri Sep 27 1996, 7:05 PM EDT Att: 30,116 - Dome - 72 F | | | | |
| Roberto Alomar, S (1, 4) OBP: 0.413, SLG: 0.525 |  | | | |  | | |  | | 1 | 0 | 0 | 0 | 0 | 1 | 0 | | | | | |
| Billy Ripken, R (1, 4) OBP: 0.287, SLG: 0.341 |  | | | | | | |  | | 3 | 0 | 1 | 0 | 0 | 0 | 2 | | | | | |
| Todd Zeile, R (1, 5) OBP: 0.351, SLG: 0.442 |  | |  | | |  | |  | | 4 | 0 | 0 | 0 | 0 | 0 | 2 | | | | | |
| Rafael Palmeiro, L (1, 3) OBP: 0.381, SLG: 0.548 | |  | |  | |  | |  | | 4 | 0 | 1 | 0 | 0 | 0 | 1 | | | | | |
| Bobby Bonilla, S (1, 9) OBP: 0.364, SLG: 0.495 | |  | |  | |  | | |  | 3 | 0 | 0 | 0 | 1 | 0 | 1 | | | | | |
| Mike Devereaux, R (9, PR) OBP: 0.305, SLG: 0.351 | |  | |  | | | | | | 0 | 1 | 0 | 0 | 0 | 0 | 0 | | | | | |
| Cal Ripken Jr., R (1, 6) OBP: 0.339, SLG: 0.463 |  | | |  | | |  | |  | 4 | 0 | 1 | 0 | 0 | 1 | 2 | | | | | |
| Eddie Murray, S (1, 10) OBP: 0.329, SLG: 0.420 |  | | |  | | |  | |  | 4 | 0 | 1 | 1 | 0 | 0 | 2 | | | | | |
| Tony Tarasco, L (9, PR) OBP: 0.299, SLG: 0.313 |  | | |  | | |  | |  | 0 | 0 | 0 | 0 | 0 | 0 | 0 | | | | | |
| B.J. Surhoff, L (1, 7) OBP: 0.351, SLG: 0.475 | | |  | |  | |  | |  | 3 | 0 | 1 | 0 | 1 | 0 | 2 | | | | | |
| Mark Parent, R (1, 2) OBP: 0.252, SLG: 0.474 | | |  | |  | |  | |  | 3 | 0 | 0 | 0 | 0 | 0 | 2 | | | | | |
| Chris Hoiles, R (9, PH) OBP: 0.358, SLG: 0.478 | | |  | |  | |  | |  | 1 | 0 | 0 | 0 | 0 | 1 | 2 | | | | | |
| Inning Stats | R: 0 E: 0 K: 2 S: 10 | H: 0 LOB: 0 BB: 0 P: 17 | R: 0 E: 0 K: 0 S: 12 | H: 1 LOB: 1 BB: 0 P: 17 | R: 1 E: 0 K: 0 S: 11 | H: 2 LOB: 1 BB: 0 P: 20 | R: 0 E: 0 K: 0 S: 8 | H: 1 LOB: 1 BB: 0 P: 14 | R: 0 E: 0 K: 0 S: 6 | H: 0 LOB: 0 BB: 0 P: 13 | R: 0 E: 0 K: 0 S: 7 | H: 0 LOB: 1 BB: 1 P: 14 | R: 0 E: 0 K: 0 S: 7 | H: 1 LOB: 1 BB: 0 P: 8 | R: 1 E: 0 K: 2 S: 9 | H: 1 LOB: 2 BB: 1 P: 15 | 1B: 4 2B: 2 3B: 0 HR: 1 | SF: 0 SAC: 0 DP: 0 HBP: 0 | WP: 0 PB: 0 SB: 0 CS: 0 | PA: 36 | |
| PITCHER | IP | WLS | BF | H | R | ER | SO | BB | IBB | HBP | BLK | WP | HR | S | P | ERA | WHIP | | | | |
| Paul Quantrill, R (1, 1) ERA: 5.43 | 3.0 | | 12 | 3 | 1 | 1 | 2 | 0 | 0 | 0 | 0 | 0 | 1 | 33 | 54 | 3.00 | 1.000 | | | | |
| Huck Flener, L (4, 1) ERA: 4.59 | 4.0 | W | 15 | 2 | 0 | 0 | 0 | 1 | 0 | 0 | 0 | 0 | 0 | 28 | 51 | 0.00 | 0.750 | | | | |
| Paul Spoljanc, L (8, 1) ERA: 2.92 | 1.0 | | 4 | 1 | 0 | 0 | 0 | 0 | 0 | 0 | 0 | 0 | 0 | 7 | 8 | 0.00 | 1.000 | | | | |
| Mike Timlin, R (9, 1) ERA: 3.72 | 1.0 | S | 5 | 1 | 1 | 1 | 2 | 1 | 0 | 0 | 0 | 0 | 0 | 9 | 15 | 9.00 | 2.000 | | | | |

| Batter | 1 | 2 | 3 | 4 | 5 | 6 | 7 | 8 | 9 | AB | R | H | RBI | BB | SO | LOB | BOTTOM | | | | |
|--|---|---|---|---|--|---|---|---|------------------------------|----------------------------------|------------------------------|----------------------------------|------------------------------|----------------------------------|-------------------------------|----------------------------------|---|------------------------------------|----------------------------------|--------|--|
| Jacob Brumfield, R (1, 8) OBP: 0.317, SLG: 0.456 |  | |  |  | | |  | | | 4 | 0 | 0 | 0 | 0 | 1 | 2 | Baltimore Orioles @ Toronto Blue Jays SkyDome, Toronto, ON Fri Sep 27 1996, 7:05 PM EDT Att: 30,116 - Dome - 72 F | | | | |
| Felipe Crespo, S (1, 4) OBP: 0.400, SLG: 0.250 |  | |  | |  | |  | | | 4 | 1 | 1 | 0 | 0 | 1 | 1 | | | | | |
| Tomas Perez, S (9, 4) OBP: 0.311, SLG: 0.332 |  | |  | |  | |  | | | 0 | 0 | 0 | 0 | 0 | 0 | 0 | | | | | |
| Carlos Delgado, L (1, 10) OBP: 0.356, SLG: 0.495 |  | |  | |  | |  | | | 4 | 0 | 1 | 0 | 0 | 1 | 2 | | | | | |
| Joe Carter, R (1, 7) OBP: 0.306, SLG: 0.477 |  | |  | |  | |  | | | 2 | 0 | 1 | 1 | 0 | 0 | 1 | | | | | |
| Robert Perez, R (3, PR) OBP: 0.351, SLG: 0.406 |  | |  | |  | |  | | | 2 | 0 | 1 | 0 | 0 | 1 | 0 | | | | | |
| Ed Sprague, R (1, 5) OBP: 0.326, SLG: 0.494 | |  |  |  | |  | |  | | 3 | 1 | 1 | 0 | 0 | 1 | 1 | | | | | |
| John Olerud, L (1, 3) OBP: 0.385, SLG: 0.480 | |  |  |  | |  | |  | | 1 | 0 | 1 | 2 | 0 | 0 | 0 | | | | | |
| Juan Samuel, R (4, 3) OBP: 0.320, SLG: 0.460 | |  |  |  | |  | |  | | 2 | 0 | 0 | 0 | 0 | 2 | 1 | | | | | |
| Charlie O'Brien, R (1, 2) OBP: 0.334, SLG: 0.416 |  | |  | | |  | | | | 3 | 0 | 0 | 0 | 0 | 1 | 4 | | | | | |
| Shawn Green, L (1, 9) OBP: 0.340, SLG: 0.447 |  | | | |  | |  | | | 2 | 0 | 1 | 0 | 1 | 0 | 1 | | | | | |
| Alex Gonzalez, R (1, 6) OBP: 0.298, SLG: 0.394 | | |  | |  | |  | | | 1 | 1 | 0 | 0 | 2 | 0 | 1 | | | | | |
| Inning Stats | R: 0 E: 0 K: 0 S: 6 | H: 1 LOB: 1 BB: 0 P: 8 | R: 1 E: 0 K: 1 S: 9 | H: 2 LOB: 0 BB: 0 P: 12 | R: 2 E: 0 K: 1 S: 16 | H: 2 LOB: 3 BB: 1 P: 26 | R: 0 E: 0 K: 0 S: 3 | H: 0 LOB: 0 BB: 1 P: 7 | R: 0 E: 0 K: 2 S: 8 | H: 0 LOB: 0 BB: 0 P: 12 | R: 0 E: 0 K: 1 S: 7 | H: 0 LOB: 0 BB: 0 P: 10 | R: 0 E: 0 K: 0 S: 6 | H: 1 LOB: 1 BB: 1 P: 14 | R: 0 E: 0 K: 3 S: 15 | H: 1 LOB: 1 BB: 0 P: 21 | 1B: 6 2B: 1 3B: 0 HR: 0 | SF: 0 SAC: 0 DP: 2 HBP: 2 | WP: 0 PB: 0 SB: 1 CS: 1 | PA: 33 | |
| PITCHER | IP | WLS | BF | H | R | ER | SO | BB | IBB | HBP | BLK | WP | HR | S | P | ERA | WHIP | | | | |
| Scott Erickson, R (1, 1) ERA: 5.02 | 6.2 | L | 28 | 6 | 3 | 3 | 5 | 3 | 0 | 2 | 0 | 0 | 0 | 53 | 85 | 4.05 | 1.350 | | | | |
| Jesse Orosco, L (7, 1) ERA: 3.4 | 0.2 | | 2 | 0 | 0 | 0 | 1 | 0 | 0 | 0 | 0 | 0 | 0 | 5 | 9 | 0.00 | 0.000 | | | | |
| Terry Mathews, R (8, 1) ERA: 4.52 | 0.2 | | 3 | 1 | 0 | 0 | 2 | 0 | 0 | 0 | 0 | 0 | 0 | 12 | 16 | 0.00 | 1.500 | | | | |

| | |
|-----|----|
| AB | 34 |
| R | 2 |
| H | 7 |
| RBI | 2 |
| BB | 2 |
| SO | 4 |
| LOB | 17 |



| Batter | 1 | 2 | 3 | 4 | 5 | 6 | 7 | 8 | 9 | 10 | AB | R | H | RBI | BB | SO | LOB | TOP | | | | | | | | | | | |
|---|------------------------------|---------------------------------|------------------------------|----------------------------------|------------------------------|----------------------------------|-------------------------------|----------------------------------|------------------------------|----------------------------------|------------------------------|----------------------------------|-------------------------------|----------------------------------|------------------------------|----------------------------------|------------------------------|----------------------------------|-------------------------------|----------------------------------|----------------------------------|------------------------------------|----------------------------------|--------|--|--|--|--|--|
| Brady Anderson, L OBP: 0.393, SLG: 0.628 | 1-1 G6-4-3 1B | | 4-0 FC6-4 BB | | | 3-2 P4 | 2-2 G4-3 | | | 2-3 K | 4 | 0 | 1 | 0 | 1 | 1 | 0 | | | | | | | | | | | | |
| Roberto Alomar, S OBP: 0.411, SLG: 0.527 | 0-1 G6-4-3 | | 1-1 FC6-4 | | | 1-0 G6-3 | | 1-3 K | | 0-0 HR | 5 | 1 | 1 | 1 | 0 | 1 | 3 | | | | | | | | | | | | |
| Todd Zeile, R OBP: 0.350, SLG: 0.439 | 0-3 K | | 0-0 G4-3 | | | 4-0 BB 1B WP | | 3-3 K | | 2-2 P3 | 4 | 1 | 0 | 0 | 1 | 2 | 2 | | | | | | | | | | | | |
| Rafael Palmeiro, L OBP: 0.351, SLG: 0.547 | | 0-0 G4-6-3 1B | | 1-2 F9 | | 0-0 WP 1B BB | | 2-0 F7 | | | 4 | 0 | 2 | 0 | 0 | 0 | 0 | | | | | | | | | | | | |
| Bobby Bonilla, S OBP: 0.353, SLG: 0.492 | | 2-2 G4-6-3 | | 3-2 G3 | | 4-2 WP 1B BB | | 2-1 G6-3 | | | 3 | 0 | 0 | 0 | 1 | 0 | 1 | | | | | | | | | | | | |
| Mark Parent, R OBP: 0.252, SLG: 0.474 | | 1-2 G4-6-3 | | | | 1-2 WP BB | | 1-2 2-3 L6 | | | 0 | 0 | 0 | 0 | 0 | 0 | 0 | | | | | | | | | | | | |
| Cal Ripken Jr., R OBP: 0.340, SLG: 0.465 | | 0-0 2B | | 1-2 G4-3 | | 2-1 L6 | | | | 0-0 1B | 4 | 0 | 2 | 0 | 0 | 0 | 2 | | | | | | | | | | | | |
| Eddie Murray, S OBP: 0.327, SLG: 0.417 | | 2-1 P6 | | | | 2-3 K | | 1-2 G3 | | 0-0 F9 | 4 | 0 | 0 | 0 | 0 | 1 | 2 | | | | | | | | | | | | |
| B.J. Surhoff, L OBP: 0.352, SLG: 0.482 | | | 2-1 2B | | | 1-0 G5-3 | | 2-1 HR | | 1-3 K | 4 | 1 | 2 | 1 | 0 | 1 | 1 | | | | | | | | | | | | |
| Chris Hoiles, R OBP: 0.356, SLG: 0.474 | | | 2-3 K | | | 1-3 K | | 1-0 P4 | | 1-2 G3-1 | 3 | 0 | 0 | 0 | 0 | 2 | 1 | | | | | | | | | | | | |
| Mike Devereaux, R OBP: 0.304, SLG: 0.350 | | | | | | | | | | | 1 | 0 | 0 | 0 | 0 | 0 | 0 | | | | | | | | | | | | |
| Inning Stats | R: 0 E: 0 K: 1 S: 7 | H: 1 LOB: 0 BB: 0 P: 8 | R: 0 E: 0 K: 0 S: 7 | H: 2 LOB: 1 BB: 0 P: 11 | R: 0 E: 0 K: 1 S: 8 | H: 1 LOB: 2 BB: 1 P: 17 | R: 0 E: 0 K: 0 S: 10 | H: 0 LOB: 0 BB: 0 P: 15 | R: 0 E: 0 K: 2 S: 7 | H: 0 LOB: 0 BB: 0 P: 11 | R: 1 E: 0 K: 0 S: 9 | H: 1 LOB: 2 BB: 2 P: 23 | R: 1 E: 0 K: 0 S: 10 | H: 1 LOB: 0 BB: 0 P: 16 | R: 0 E: 0 K: 2 S: 9 | H: 0 LOB: 0 BB: 0 P: 15 | R: 0 E: 0 K: 1 S: 7 | H: 1 LOB: 1 BB: 0 P: 10 | R: 1 E: 0 K: 1 S: 12 | H: 1 LOB: 0 BB: 0 P: 17 | 1B: 4 2B: 2 3B: 0 HR: 2 | SF: 0 SAC: 0 DP: 2 HBP: 0 | WP: 1 PB: 0 SB: 0 CS: 0 | PA: 39 | | | | | |
| PITCHER | IP 8.0 | WLS 31 | BF 6 | H 2 | R 2 | ER 2 | SO 6 | BB 3 | IBB 0 | HBP 0 | BLK 0 | WP 1 | HR 1 | S 67 | P 116 | ERA 2.25 | WHIP 1.125 | | | | | | | | | | | | |
| Erik Hanson, R ERA: 5.41 | (1, 1) | | | | | | | | | | | | | | | | | | | | | | | | | | | | |
| Dane Johnson, R ERA: 3.0 | (9, 1) | 1.1 | 5 | 1 | 0 | 0 | 1 | 0 | 0 | 0 | 0 | 0 | 0 | 11 | 15 | 0.00 | 0.750 | | | | | | | | | | | | |
| Paul Spoljaric, L ERA: 3.11 | (10, 1) | 0.2 | L | 3 | 1 | 1 | 1 | 1 | 0 | 0 | 0 | 0 | 0 | 1 | 8 | 12 | 13.50 | 1.500 | | | | | | | | | | | |

Baltimore Orioles @ Toronto Blue Jays
SkyDome, Toronto, ON
Sat Sep 28 1996, 3:33 AM EDT
Att. 36,316 - Dome - 72 F

AB 36
R 3
H 8
RBI 2
BB 3
SO 8
LOB 12



| Batter | 1 | 2 | 3 | 4 | 5 | 6 | 7 | 8 | 9 | 10 | AB | R | H | RBI | BB | SO | LOB | BOTTOM | | | | | | | | | | | |
|---|------------------------------|----------------------------------|------------------------------|---------------------------------|-------------------------------|----------------------------------|-------------------------------|----------------------------------|-------------------------------|----------------------------------|-------------------------------|----------------------------------|-------------------------------|----------------------------------|------------------------------|----------------------------------|------------------------------|----------------------------------|------------------------------|----------------------------------|----------------------------------|------------------------------------|----------------------------------|--------|--|--|--|--|--|
| Jacob Brumfield, R OBP: 0.314, SLG: 0.451 | 1-0 G6-3 | | 1-2 G6-4-3 | | | 2-1 G5-3 | | 1-3 K | | 2-3 K | 5 | 0 | 0 | 0 | 0 | 2 | 2 | | | | | | | | | | | | |
| Felipe Crespo, S OBP: 0.367, SLG: 0.222 | 1-3 K | | | 3-3 K | | 2-3 K | | 1-1 P4 | | 2-3 K | 5 | 0 | 0 | 0 | 0 | 4 | 0 | | | | | | | | | | | | |
| Carlos Delgado, L OBP: 0.355, SLG: 0.493 | 3-2 F8 | | | 1-3 K | | 0-1 1B 1B | | 0-2 F8 | | | 4 | 1 | 1 | 0 | 0 | 1 | 0 | | | | | | | | | | | | |
| Joe Carter, R OBP: 0.307, SLG: 0.477 | | 1-0 G5-3 | | 4-2 FC5-4 BB | | 1-0 1B 1B | | 1-2 1B | | 2-3 K | 3 | 0 | 1 | 0 | 1 | 1 | 0 | | | | | | | | | | | | |
| Ed Sprague, R OBP: 0.327, SLG: 0.499 | | 1-3 K | | 0-0 FC5-4 | | 1-1 1B | | 1-2 1B | | 1-0 HR | 4 | 1 | 2 | 2 | 0 | 1 | 1 | | | | | | | | | | | | |
| John Olerud, L OBP: 0.383, SLG: 0.476 | | | 1-1 G4-3 | | | 0-0 P3 | | 2-1 F9 | | 0-0 P3 | 3 | 0 | 0 | 0 | 0 | 0 | 2 | | | | | | | | | | | | |
| Juan Samuel, R OBP: 0.319, SLG: 0.457 | | | | | | 2-1 F9 | | | | | 1 | 0 | 0 | 0 | 0 | 0 | 0 | | | | | | | | | | | | |
| Shawn Green, L OBP: 0.340, SLG: 0.445 | | | 4-2 FC4-6 BB | | | 2-3 K | | 0-1 F8 | | 4-1 BB | 2 | 0 | 0 | 0 | 1 | 1 | 0 | | | | | | | | | | | | |
| Robert Perez, R OBP: 0.354, SLG: 0.406 | | | 1-2 FC4-6 1B | | | 2-2 K | | 2-3 K | | 3-2 L4 | 3 | 0 | 0 | 0 | 0 | 1 | 2 | | | | | | | | | | | | |
| Alex Gonzalez, R OBP: 0.288, SLG: 0.392 | | | 1-2 FC4-6 1B | | | 2-2 HBP | | | | | 3 | 0 | 0 | 0 | 0 | 1 | 2 | | | | | | | | | | | | |
| Sandy Martinez, L OBP: 0.288, SLG: 0.332 | | | 2-0 G6-4-3 1B | | | 0-1 F7 | | 3-3 K | | | 3 | 0 | 1 | 0 | 0 | 1 | 1 | | | | | | | | | | | | |
| Charlie O'Brien, R OBP: 0.333, SLG: 0.414 | | | 1-3 1B | | | | | | | 1-0 P5 | 1 | 0 | 0 | 0 | 0 | 0 | 0 | | | | | | | | | | | | |
| Inning Stats | R: 0 E: 0 K: 1 S: 8 | H: 0 LOB: 0 BB: 0 P: 13 | R: 0 E: 0 K: 1 S: 6 | H: 0 LOB: 0 BB: 0 P: 9 | R: 0 E: 0 K: 0 S: 10 | H: 1 LOB: 1 BB: 1 P: 18 | R: 0 E: 0 K: 2 S: 10 | H: 0 LOB: 1 BB: 1 P: 18 | R: 0 E: 0 K: 1 S: 10 | H: 0 LOB: 1 BB: 0 P: 14 | R: 1 E: 0 K: 1 S: 12 | H: 3 LOB: 2 BB: 0 P: 20 | R: 0 E: 0 K: 2 S: 10 | H: 0 LOB: 0 BB: 0 P: 15 | R: 0 E: 0 K: 1 S: 8 | H: 0 LOB: 0 BB: 0 P: 10 | R: 1 E: 0 K: 1 S: 9 | H: 1 LOB: 1 BB: 0 P: 19 | R: 0 E: 0 K: 2 S: 7 | H: 0 LOB: 0 BB: 0 P: 12 | 1B: 4 2B: 0 3B: 0 HR: 1 | SF: 0 SAC: 0 DP: 1 HBP: 1 | WP: 0 PB: 0 SB: 0 CS: 0 | PA: 38 | | | | | |
| PITCHER | IP 8.0 | WLS 30 | BF 4 | H 1 | R 1 | ER 1 | SO 9 | BB 2 | IBB 0 | HBP 1 | BLK 0 | WP 0 | HR 0 | S 74 | P 117 | ERA 1.12 | WHIP 0.750 | | | | | | | | | | | | |
| 35 Mike Mussina, R ERA: 4.81 | (1, 1) | | | | | | | | | | | | | | | | | | | | | | | | | | | | |
| Armando Benitez, R ERA: 3.77 | (9, 1) | 0.1 | 2 | 1 | 1 | 1 | 1 | 0 | 0 | 0 | 0 | 0 | 0 | 1 | 4 | 7 | 27.00 | 3.000 | | | | | | | | | | | |
| Randy Myers, L ERA: 3.53 | (9, 1) | 1.2 | W | 6 | 0 | 0 | 2 | 1 | 0 | 0 | 0 | 0 | 0 | 0 | 12 | 24 | 0.00 | 0.600 | | | | | | | | | | | |

Baltimore Orioles @ Toronto Blue Jays
SkyDome, Toronto, ON
Sat Sep 28 1996, 3:33 AM EDT
Att. 36,316 - Dome - 72 F

AB 34
R 2
H 5
RBI 2
BB 3
SO 12
LOB 8



| Batter | 1 | 2 | 3 | 4 | 5 | 6 | 7 | 8 | 9 | AB | R | H | RBI | BB | SO | LOB | TOP | | | | | | | | | | |
|---|-------------------------------|----------------------------------|------------------------------|---------------------------------|------------------------------|----------------------------------|------------------------------|----------------------------------|------------------------------|----------------------------------|-------------------------------|----------------------------------|-------------------------------|----------------------------------|-------------------------------|----------------------------------|---|----------------------------------|----------------------------------|------------------------------------|----------------------------------|--------|--|--|--|--|--|
| Brady Anderson, L (1, 8) OBP: 0.396, SLG: 0.637 | 2-2 HR | | 0-0 1B | | | 4-2 BB | | 1-1 2B | | 3 | 1 | 3 | 1 | 1 | 0 | 0 | Baltimore Orioles @ Toronto Blue Jays SkyDome, Toronto, ON Sun Sep 29 1996, 3:33 AM EDT Att: 38,267 - Overcast - 68 F | | | | | | | | | | |
| Todd Zeile, R (1, 5) OBP: 0.348, SLG: 0.436 | 0-2 F8 | | 2-0 F9 | | | 1-2 F7 | | 2-2 G5-3 | | 4 | 0 | 0 | 0 | 0 | 0 | 3 | | | | | | | | | | | |
| Rafael Palmeiro, L (1, 10) OBP: 0.381, SLG: 0.546 | 0-3 K | | | 1-1 1B | | 0-1 G4-3 | | 3-2 F7 | | 3 | 0 | 1 | 0 | 0 | 1 | 1 | | | | | | | | | | | |
| Pete Incaviglia, R (8, PH) OBP: 0.318, SLG: 0.464 | | | | | | 1-2 G4-3 | | | | 1 | 0 | 0 | 0 | 0 | 0 | 1 | | | | | | | | | | | |
| Bobby Bonilla, S (1, 3) OBP: 0.363, SLG: 0.491 | 0-0 G3 | | | 2-1 1B | | 2-2 G4-3 | | | 2-1 P4 | 4 | 0 | 1 | 0 | 0 | 0 | 1 | | | | | | | | | | | |
| Cal Ripken Jr., R (1, 6) OBP: 0.341, SLG: 0.466 | | 0-0 1B | | 0-0 F9-6 | | | 1-2 L6 | | 1-3 K | 1 | 0 | 1 | 0 | 0 | 0 | 0 | | | | | | | | | | | |
| Billy Ripken, R (3, 4) OBP: 0.281, SLG: 0.333 | | | | 1-2 2-3 1B | | | | | | 3 | 0 | 0 | 0 | 0 | 1 | 2 | | | | | | | | | | | |
| Tony Tarasco, L (1, 9) OBP: 0.297, SLG: 0.310 | | 0-0 G6-3 | | 2-1 P5 | | | 2-2 E S 1B | | 2-3 K | 4 | 0 | 1 | 0 | 0 | 1 | 2 | | | | | | | | | | | |
| Mike Devereaux, R (1, 7) OBP: 0.305, SLG: 0.350 | | 1-3 K | | | 1-2 G5-4-3 1B | | | | | 3 | 0 | 1 | 0 | 0 | 1 | 1 | | | | | | | | | | | |
| Brent Bowers, L (8, 7) OBP: 0.308, SLG: 0.359 | | | | | | | | | | 0 | 0 | 0 | 0 | 0 | 0 | 0 | | | | | | | | | | | |
| Cesar Devezar, R (1, 2) OBP: 0.158, SLG: 0.222 | | | 0-2 G1-3 | | 0-1 F7 | | 3-3 K2-3 | | | 3 | 0 | 0 | 0 | 0 | 1 | 2 | | | | | | | | | | | |
| Mark Parent, R (8, 2) OBP: 0.252, SLG: 0.474 | | | | | | | 1-3 | | | 0 | 0 | 0 | 0 | 0 | 0 | 0 | | | | | | | | | | | |
| Manny Alexander, R (1, 4) OBP: 0.141, SLG: 0.103 | | | 0-2 F9 | | 1-2 G5-4-3 | | | 2-3 K | | 3 | 0 | 0 | 0 | 0 | 1 | 1 | | | | | | | | | | | |
| Inning Stats | R: 1 E: 0 K: 1 S: 10 | H: 1 LOB: 0 BB: 0 P: 12 | R: 0 E: 0 K: 1 S: 5 | H: 1 LOB: 0 BB: 0 P: 6 | R: 0 E: 0 K: 0 S: 8 | H: 1 LOB: 1 BB: 0 P: 10 | R: 0 E: 0 K: 0 S: 7 | H: 2 LOB: 1 BB: 0 P: 12 | R: 0 E: 0 K: 0 S: 8 | H: 1 LOB: 0 BB: 0 P: 10 | R: 0 E: 0 K: 0 S: 10 | H: 0 LOB: 1 BB: 1 P: 17 | R: 0 E: 0 K: 1 S: 13 | H: 1 LOB: 0 BB: 0 P: 18 | R: 0 E: 0 K: 1 S: 13 | H: 1 LOB: 1 BB: 0 P: 21 | R: 0 E: 0 K: 2 S: 8 | H: 0 LOB: 0 BB: 0 P: 13 | 1B: 6 2B: 2 3B: 0 HR: 1 | SF: 0 SAC: 0 DP: 3 HBP: 0 | WP: 0 PB: 0 SB: 1 CS: 0 | PA: 33 | | | | | |
| PITCHER | IP | WLS | BF | H | R | ER | SO | BB | IBB | HBP | BLK | WP | HR | S | P | ERA | WHIP | | | | | | | | | | |
| Pat Hentgen, R (1, 1) ERA: 3.22 | 7.1 | W | 27 | 7 | 1 | 1 | 4 | 1 | 0 | 0 | 0 | 0 | 1 | 66 | 92 | 1.23 | 1.091 | | | | | | | | | | |
| Paul Spoljaric, L (8, 1) ERA: 3.08 | 0.1 | | 2 | 1 | 0 | 0 | 0 | 0 | 0 | 0 | 0 | 0 | 0 | 5 | 8 | 0.00 | 3.000 | | | | | | | | | | |
| Bill Risley, R (8, 1) ERA: 3.89 | 0.1 | | 1 | 0 | 0 | 0 | 0 | 0 | 0 | 0 | 0 | 0 | 0 | 3 | 6 | 0.00 | 0.000 | | | | | | | | | | |
| Mike Timlin, R (9, 1) ERA: 3.85 | 1.0 | S | 3 | 0 | 0 | 0 | 2 | 0 | 0 | 0 | 0 | 0 | 0 | 8 | 13 | 0.00 | 0.000 | | | | | | | | | | |

| Batter | 1 | 2 | 3 | 4 | 5 | 6 | 7 | 8 | 9 | AB | R | H | RBI | BB | SO | LOB | BOTTOM | | | | | | | | | | | |
|--|-------------------------------|----------------------------------|------------------------------|----------------------------------|------------------------------|----------------------------------|------------------------------|----------------------------------|------------------------------|----------------------------------|------------------------------|---------------------------------|-------------------------------|----------------------------------|------------------------------|----------------------------------|---|------------------------------|----------------------------------|----------------------------------|------------------------------------|----------------------------------|--------|--|--|--|--|--|
| Felipe Crespo, S (1, 4) OBP: 0.375, SLG: 0.265 | 0-0 FC6-4 1B | 1-3 K | | | 2-1 P6 | | 1-0 2B | | | 4 | 0 | 2 | 2 | 0 | 1 | 1 | Baltimore Orioles @ Toronto Blue Jays SkyDome, Toronto, ON Sun Sep 29 1996, 3:33 AM EDT Att: 38,267 - Overcast - 68 F | | | | | | | | | | | |
| Jacob Brunfield, R (1, 8) OBP: 0.311, SLG: 0.446 | 1-2 FC6-4 1B | | 3-1 P5 | | 2-1 F8 | | 3-3 K | | | 4 | 1 | 0 | 0 | 0 | 1 | 2 | | | | | | | | | | | | |
| Joe Carter, R (1, 7) OBP: 0.306, SLG: 0.475 | 3-2 BB 1B | | 1-3 K2-3 | | | 1-1 F7 | | 1-1 F7 | | 4 | 0 | 1 | 1 | 0 | 1 | 0 | | | | | | | | | | | | |
| John Olerud, L (1, 3) OBP: 0.382, SLG: 0.472 | 4-0 BB | | 2-1 P3 | | | 0-0 F7 | | 2-2 G4-3 | | 3 | 0 | 0 | 0 | 1 | 0 | 0 | | | | | | | | | | | | |
| Ed Sprague, R (1, 5) OBP: 0.325, SLG: 0.496 | 2-3 K | | | 1-1 F7 | | 2-1 F7 | | 3-3 K | | 4 | 0 | 0 | 0 | 0 | 2 | 2 | | | | | | | | | | | | |
| Carlos Delgado, L (1, 10) OBP: 0.353, SLG: 0.490 | 1-0 F8 | | | 3-3 K | | | 0-3 K | | | 3 | 0 | 0 | 0 | 0 | 2 | 2 | | | | | | | | | | | | |
| Charlie O'Brien, R (1, 2) OBP: 0.331, SLG: 0.410 | | 2-2 G6-3 | | 0-1 G6-3 | | | 2-0 P4 | | | 3 | 0 | 0 | 0 | 0 | 0 | 0 | | | | | | | | | | | | |
| Shawn Green, L (1, 9) OBP: 0.342, SLG: 0.448 | | 2-0 L4 | | | 0-0 E6 2B | | 4-2 BB 2B BB | | | 2 | 2 | 1 | 0 | 1 | 0 | 0 | | | | | | | | | | | | |
| Alex Gonzalez, R (1, 6) OBP: 0.300, SLG: 0.391 | | 4-1 BB | | | 3-2 P5 | | 4-1 2B BB | | | 1 | 1 | 0 | 0 | 2 | 0 | 0 | | | | | | | | | | | | |
| Inning Stats | R: 1 E: 0 K: 1 S: 13 | H: 2 LOB: 2 BB: 1 P: 24 | R: 0 E: 0 K: 1 S: 9 | H: 0 LOB: 1 BB: 1 P: 18 | R: 0 E: 0 K: 1 S: 7 | H: 0 LOB: 0 BB: 0 P: 13 | R: 0 E: 0 K: 1 S: 7 | H: 0 LOB: 0 BB: 0 P: 11 | R: 1 E: 1 K: 0 S: 8 | H: 1 LOB: 0 BB: 0 P: 15 | R: 0 E: 0 K: 0 S: 5 | H: 0 LOB: 0 BB: 0 P: 8 | R: 2 E: 0 K: 2 S: 12 | H: 1 LOB: 1 BB: 2 P: 26 | R: 0 E: 0 K: 1 S: 8 | H: 0 LOB: 0 BB: 0 P: 14 | | R: 0 E: 0 K: 1 S: 8 | H: 0 LOB: 0 BB: 0 P: 14 | 1B: 2 2B: 2 3B: 0 HR: 0 | SF: 0 SAC: 0 DP: 0 HBP: 0 | WP: 0 PB: 0 SB: 1 CS: 0 | PA: 32 | | | | | |
| PITCHER | IP | WLS | BF | H | R | ER | SO | BB | IBB | HBP | BLK | WP | HR | S | P | ERA | | WHIP | | | | | | | | | | |
| Nerio Rodriguez, R (1, 1) ERA: 4.32 | 6.0 | L | 23 | 3 | 2 | 1 | 4 | 1 | 0 | 0 | 0 | 0 | 0 | 6 | 12 | 13.50 | | 1.500 | | | | | | | | | | |
| Mike Milchin, L (7, 1) ERA: 7.44 | 0.2 | | 3 | 0 | 1 | 1 | 1 | 1 | 0 | 0 | 0 | 0 | 0 | 6 | 12 | 13.50 | 1.500 | | | | | | | | | | | |
| Archie Corbin, R (7, 1) ERA: 2.3 | 0.1 | | 3 | 1 | 1 | 1 | 1 | 1 | 0 | 0 | 0 | 0 | 0 | 6 | 14 | 27.00 | 6.000 | | | | | | | | | | | |
| Arthur Rhodes, L (8, 1) ERA: 4.08 | 0.2 | | 2 | 0 | 0 | 0 | 0 | 0 | 0 | 0 | 0 | 0 | 0 | 5 | 8 | 0.00 | 0.000 | | | | | | | | | | | |
| Alan Mills, R (8, 1) ERA: 4.28 | 0.1 | | 1 | 0 | 0 | 0 | 1 | 0 | 0 | 0 | 0 | 0 | 0 | 3 | 6 | 0.00 | 0.000 | | | | | | | | | | | |

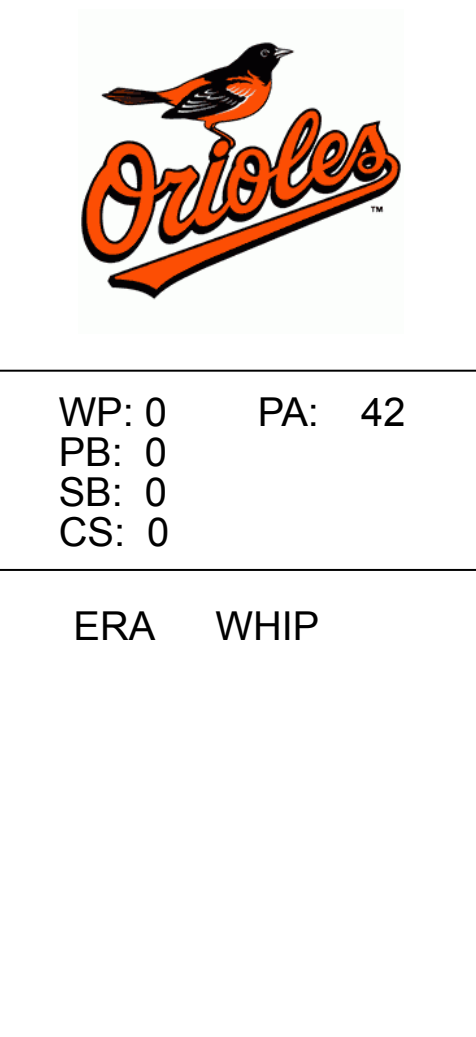


| Batter | 1 | 2 | 3 | 4 | 5 | 6 | 7 | 8 | 9 | AB | R | H | RBI | BB | SO | LOB | TOP | | | | | | | | | | |
|---|-------------------------------|----------------------------------|-------------------------------|----------------------------------|-------------------------------|----------------------------------|-------------------------------|----------------------------------|------------------------------|---------------------------------|------------------------------|---------------------------------|-------------------------------|----------------------------------|------------------------------|----------------------------------|--|------------------------------|----------------------------------|----------------------------------|------------------------------------|----------------------------------|--------|--|--|--|--|
| Kenny Lofton, L OBP: 0.200, SLG: 0.200 (1, 8) | 2-3 K | 1-0 CS | 1-2 F7 | 0-0 L6 | | | 1-1 WP G1-3 1B | | 0-1 F7 | 5 | 0 | 1 | 1 | 0 | 1 | 1 | Cleveland Indians @ Baltimore Orioles Oriole Park at Camden Yards, Baltimore, MD Tue Oct 01 1996, 3:33 AM EDT Att: 47,644 - Sunny - 77 F | | | | | | | | | | |
| Kevin Seitzer, R OBP: 0.200, SLG: 0.200 (1, 10) | 0-2 E 1B | | 3-1 G5-3 | | 2-3 K | | 2-2 G1-3 | | 3-3 K | 5 | 0 | 1 | 0 | 0 | 2 | 1 | | | | | | | | | | | |
| Jim Thome, L OBP: 0.200, SLG: 0.250 (1, 5) | 2-2 K | | 2-2 1B | | 0-0 F7 | | 1-1 WP HBP | | 2-3 K | 4 | 0 | 1 | 0 | 0 | 2 | 1 | | | | | | | | | | | |
| Albert Belle, R (1, 7) | 0-0 E5 | | 1-1 P5 | | 2-0 G5-3 | | 1-1 G6-3 | | | 4 | 0 | 0 | 0 | 0 | 0 | 4 | | | | | | | | | | | |
| Julio Franco, R OBP: 0.250, SLG: 0.250 (1, 3) | 0-0 F9 | | | 2-2 G4-3 | | 1-2 G6-3 | | 0-0 FC5 1B | | 4 | 0 | 1 | 0 | 0 | 0 | 2 | | | | | | | | | | | |
| Manny Ramirez, R OBP: 0.750, SLG: 1.500 (1, 9) | | 1-1 HR | | 0-1 2B 1B | | 0-0 F9 | | 2-1 1B | | 4 | 2 | 3 | 1 | 0 | 0 | 0 | | | | | | | | | | | |
| Jeff Kent, R OBP: 0.250, SLG: 0.500 (1, 4) | | 2-2 G5-3 | | 2-1 1B SF9 2B | | 0-0 F7 | | 0-0 P4 | | 4 | 1 | 1 | 0 | 0 | 0 | 2 | | | | | | | | | | | |
| Sandy Alomar Jr., R OBP: 0.333, SLG: 0.333 (8, PH) Brian Giles, L (8, 2) Tony Peña, R (8, 2) | | 1-2 P5 | | 1-1 1B | | 0-1 G6-3 | | 2-3 K | | 3 | 0 | 1 | 1 | 0 | 0 | 0 | | | | | | | | | | | |
| Omar Vizquel, S OBP: 0.500, SLG: 1.000 (1, 6) | | 4-2 CS BB | | 2-3 SF9 2-2 3H | | 2-1 S 1B 2B | | 2-1 FC5 | | 2 | 1 | 1 | 1 | 1 | 0 | 2 | | | | | | | | | | | |
| Inning Stats | R: 0 E: 1 K: 2 S: 13 | H: 1 LOB: 2 BB: 0 P: 17 | R: 1 E: 0 K: 0 S: 11 | H: 1 LOB: 0 BB: 1 P: 20 | R: 0 E: 0 K: 0 S: 11 | H: 1 LOB: 1 BB: 0 P: 18 | R: 2 E: 0 K: 0 S: 17 | H: 3 LOB: 1 BB: 0 P: 24 | R: 0 E: 0 K: 1 S: 5 | H: 0 LOB: 0 BB: 0 P: 9 | R: 0 E: 0 K: 0 S: 5 | H: 0 LOB: 0 BB: 0 P: 6 | R: 1 E: 0 K: 0 S: 13 | H: 2 LOB: 2 BB: 0 P: 20 | R: 0 E: 0 K: 1 S: 9 | H: 2 LOB: 2 BB: 0 P: 15 | | R: 0 E: 0 K: 2 S: 9 | H: 0 LOB: 0 BB: 0 P: 14 | 1B: 7 2B: 2 3B: 0 HR: 1 | SF: 1 SAC: 0 DP: 0 HBP: 1 | WP: 1 PB: 0 SB: 1 CS: 1 | PA: 40 | | | | |
| PITCHER | IP | WLS | BF | H | R | ER | SO | BB | IBB | HBP | BLK | WP | HR | S | P | ERA | WHIP | | | | | | | | | | |
| David Wells, L ERA: 5.4 | 6.2 | W | 29 | 8 | 4 | 4 | 3 | 1 | 0 | 0 | 0 | 0 | 1 | 72 | 109 | 5.40 | 1.350 | | | | | | | | | | |
| Jesse Orosco, L ERA: | 0.0 | | 1 | 0 | 0 | 0 | 0 | 0 | 0 | 1 | 0 | 0 | 0 | 1 | 2 | ∞ | ∞ | | | | | | | | | | |
| Terry Mathews, R ERA: | 0.2 | | 4 | 2 | 0 | 0 | 0 | 0 | 0 | 0 | 0 | 1 | 0 | 6 | 9 | 0.00 | 3.000 | | | | | | | | | | |
| Arthur Rhodes, L ERA: | 0.2 | | 2 | 0 | 0 | 0 | 1 | 0 | 0 | 0 | 0 | 0 | 0 | 5 | 9 | 0.00 | 0.000 | | | | | | | | | | |
| Randy Myers, L ERA: | 1.0 | | 3 | 0 | 0 | 0 | 2 | 0 | 0 | 0 | 0 | 0 | 0 | 9 | 14 | 0.00 | 0.000 | | | | | | | | | | |

| Batter | 1 | 2 | 3 | 4 | 5 | 6 | 7 | 8 | 9 | AB | R | H | RBI | BB | SO | LOB | BOTTOM | | | | | | | | | | |
|--|-------------------------------|----------------------------------|------------------------------|----------------------------------|-------------------------------|----------------------------------|------------------------------|----------------------------------|-------------------------------|----------------------------------|------------------------------|----------------------------------|------------------------------|----------------------------------|------------------------------|----------------------------------|--|----------------------------------|------------------------------------|----------------------------------|--------|--|--|--|--|--|--|
| Brady Anderson, L OBP: 0.400, SLG: 1.000 (1, 8) | 1-2 HR | 1-0 F8 | | 0-0 L7 | | 1-0 HBP HR 1B | 1-0 L7 | | | 5 | 2 | 2 | 1 | 0 | 0 | 1 | Cleveland Indians @ Baltimore Orioles Oriole Park at Camden Yards, Baltimore, MD Tue Oct 01 1996, 3:33 AM EDT Att: 47,644 - Sunny - 77 F | | | | | | | | | | |
| Todd Zeile, R OBP: 0.500, SLG: 0.500 (1, 5) | 0-2 L7 | | 2-1 G2-3 2B | 0-2 1B | | 4-2 HBP HR BB | 3-3 K | | | 4 | 2 | 2 | 0 | 1 | 1 | 0 | | | | | | | | | | | |
| Roberto Alomar, S OBP: 0.200, SLG: 0.250 (1, 4) | 1-1 G4-3 1B | | 2-1 G2-3 | 0-1 G1-3 | | 0-0 SF9 | 0-1 G6-3 | | | 4 | 0 | 1 | 1 | 0 | 0 | 3 | | | | | | | | | | | |
| Rafael Palmeiro, L OBP: 0.400, SLG: 0.500 (1, 3) | 3-0 G4-3 | | 3-2 2H 1B 2B | | 2-1 F8 | 3-2 HR HBP | 2-3 K | | 0-1 G6-3 | 4 | 2 | 1 | 1 | 0 | 1 | 1 | | | | | | | | | | | |
| Bobby Bonilla, S OBP: 0.600, SLG: 1.333 (8, PR) Mike Devereaux, R (9, 9) | 4-2 BB | | 3-2 G1-3 | | 2-3 K | 3-2 HR | 4-0 FC6-4 BB | | | 3 | 1 | 1 | 4 | 2 | 1 | 1 | | | | | | | | | | | |
| Cal Ripken Jr., R OBP: 0.600, SLG: 0.800 (1, 6) | 0-1 G6-3 | | 2-2 2H 1B | | 0-0 1B | 0-2 2B | 0-0 FC6-4 | | 0-0 FC6-4 | 5 | 0 | 3 | 1 | 0 | 0 | 3 | | | | | | | | | | | |
| Eddie Murray, S (1, 10) | | 0-1 G1-3 | 2-2 G3 | | 1-1 G4-3 | 1-3 K | | | | 4 | 0 | 0 | 0 | 0 | 1 | 3 | | | | | | | | | | | |
| B.J. Surhoff, L OBP: 0.500, SLG: 2.000 (1, 7) | | 1-1 HR | | 2-1 F8 | | 1-2 G1-3 | 2-1 HR | | | 4 | 2 | 2 | 2 | 0 | 0 | 0 | | | | | | | | | | | |
| Chris Hoiles, R Mark Parent, R (8, 2) | | 1-1 P4 | | 2-1 1B HBP | | 4-2 BB 1B SF9 BB | 3-1 F7 | | | 2 | 1 | 0 | 0 | 1 | 0 | 0 | | | | | | | | | | | |
| Inning Stats | R: 1 E: 0 K: 0 S: 13 | H: 2 LOB: 1 BB: 1 P: 22 | R: 1 E: 0 K: 0 S: 7 | H: 1 LOB: 0 BB: 0 P: 10 | R: 2 E: 0 K: 0 S: 18 | H: 3 LOB: 1 BB: 0 P: 32 | R: 0 E: 0 K: 0 S: 9 | H: 1 LOB: 2 BB: 0 P: 13 | R: 5 E: 0 K: 1 S: 22 | H: 3 LOB: 1 BB: 2 P: 39 | R: 1 E: 0 K: 1 S: 8 | H: 1 LOB: 0 BB: 0 P: 17 | R: 0 E: 0 K: 1 S: 6 | H: 0 LOB: 1 BB: 1 P: 12 | R: 0 E: 0 K: 1 S: 6 | H: 0 LOB: 1 BB: 1 P: 12 | | 1B: 6 2B: 2 3B: 0 HR: 4 | SF: 1 SAC: 0 DP: 0 HBP: 2 | WP: 0 PB: 0 SB: 0 CS: 0 | PA: 42 | | | | | | |
| PITCHER | IP | WLS | BF | H | R | ER | SO | BB | IBB | HBP | BLK | WP | HR | S | P | ERA | WHIP | | | | | | | | | | |
| Charles Nagy, R ERA: 11.81 | 5.1 | L | 29 | 9 | 7 | 7 | 1 | 3 | 0 | 1 | 0 | 0 | 2 | 65 | 110 | 11.81 | 2.250 | | | | | | | | | | |
| Alan Embree, L ERA: 27.0 | 0.1 | | 2 | 0 | 0 | 0 | 0 | 0 | 0 | 1 | 0 | 0 | 0 | 3 | 6 | 0.00 | 0.000 | | | | | | | | | | |
| Paul Shuey, R ERA: 13.5 | 1.1 | | 7 | 3 | 3 | 3 | 2 | 0 | 0 | 0 | 0 | 0 | 2 | 17 | 30 | 20.25 | 2.250 | | | | | | | | | | |
| Julian Tavarez, R ERA: | 1.0 | | 4 | 0 | 0 | 0 | 1 | 1 | 0 | 0 | 0 | 0 | 0 | 6 | 12 | 0.00 | 1.000 | | | | | | | | | | |

| | |
|-----|----|
| AB | 36 |
| R | 4 |
| H | 10 |
| RBI | 4 |
| BB | 1 |
| SO | 6 |
| LOB | 15 |

| | |
|-----|----|
| AB | 35 |
| R | 10 |
| H | 12 |
| RBI | 10 |
| BB | 4 |
| SO | 4 |
| LOB | 12 |



| Batter | 1 | 2 | 3 | 4 | 5 | 6 | 7 | 8 | 9 | AB | R | H | RBI | BB | SO | LOB | TOP | | | | | | | | |
|--|------------------------------|----------------------------------|------------------------------|----------------------------------|------------------------------|----------------------------------|------------------------------|----------------------------------|------------------------------|----------------------------------|-------------------------------|----------------------------------|-------------------------------|----------------------------------|-------------------------------|----------------------------------|--|----------------------------------|----------------------------------|------------------------------------|----------------------------------|--------|--|--|--|
| Kenny Lofton, L OBP: 0.300, SLG: 0.300 (1, 8) | G1-3 | | G1-4-3 1B | | | G4-3 1B | K | | G3 | 5 | 1 | 2 | 0 | 0 | 1 | 2 | Cleveland Indians @ Baltimore Orioles Oriole Park at Camden Yards, Baltimore, MD Wed Oct 02 1996, 3:33 AM EDT Att: 48,970 - Overcast - 67 F | | | | | | | | |
| Kevin Seitzer, R OBP: 0.333, SLG: 0.444 (1, 3) | | | G1-4-3 | | | G4-3 | | | | 4 | 0 | 2 | 1 | 0 | 0 | 2 | | | | | | | | | |
| Jeff Kent, R OBP: 0.250, SLG: 0.500 (8, PR) | 2B | | | | | | | | | 0 | 1 | 0 | 0 | 0 | 0 | 0 | | | | | | | | | |
| Jim Thome, L OBP: 0.444, SLG: 0.375 (1, 5) | K | | | | | | | | | 4 | 1 | 2 | 0 | 0 | 2 | 1 | | | | | | | | | |
| Albert Belle, R OBP: 0.250, SLG: 0.571 (1, 7) | G6-3 | | | | | | | | | 3 | 1 | 1 | 2 | 1 | 0 | 1 | | | | | | | | | |
| Julio Franco, R OBP: 0.125, SLG: 0.143 (1, 10) | | | | | | | | | | 3 | 0 | 0 | 1 | 0 | 2 | 0 | | | | | | | | | |
| Manny Ramirez, R OBP: 0.375, SLG: 0.750 (1, 9) | F9 | | | | | | | | | 4 | 0 | 0 | 0 | 0 | 2 | 2 | | | | | | | | | |
| Sandy Alomar Jr., R OBP: 0.143, SLG: 0.143 (1, 2) | G1 | | | | | | | | | 4 | 0 | 0 | 0 | 0 | 0 | 2 | | | | | | | | | |
| Omar Vizquel, S OBP: 0.375, SLG: 0.400 (1, 6) | | | | | | | | | | 3 | 0 | 0 | 0 | 1 | 0 | 0 | | | | | | | | | |
| Jose Vizcaino, S OBP: 0.500, SLG: 0.333 (1, 4) | | | | | | | | | | 3 | 0 | 1 | 0 | 1 | 1 | 0 | | | | | | | | | |
| Inning Stats | R: 0 E: 0 K: 1 S: 9 | H: 1 LOB: 1 BB: 0 P: 12 | R: 0 E: 0 K: 1 S: 7 | H: 0 LOB: 0 BB: 0 P: 10 | R: 0 E: 0 K: 0 S: 8 | H: 2 LOB: 1 BB: 0 P: 11 | R: 0 E: 0 K: 2 S: 8 | H: 0 LOB: 0 BB: 0 P: 11 | R: 0 E: 0 K: 0 S: 6 | H: 0 LOB: 0 BB: 0 P: 10 | R: 3 E: 0 K: 1 S: 11 | H: 3 LOB: 0 BB: 0 P: 23 | R: 0 E: 0 K: 2 S: 11 | H: 0 LOB: 2 BB: 2 P: 22 | R: 1 E: 0 K: 1 S: 18 | H: 2 LOB: 2 BB: 1 P: 25 | R: 0 E: 0 K: 0 S: 7 | H: 0 LOB: 0 BB: 0 P: 11 | 1B: 6 2B: 1 3B: 0 HR: 1 | SF: 1 SAC: 0 DP: 1 HBP: 0 | WP: 0 PB: 0 SB: 3 CS: 0 | PA: 37 | | | |
| PITCHER | IP | WLS | BF | H | R | ER | SO | BB | IBB | HBP | BLK | WP | HR | S | P | ERA | WHIP | | | | | | | | |
| Scott Erickson, R ERA: 4.05 (1, 1) | 6.2 | | 27 | 6 | 3 | 3 | 6 | 2 | 0 | 0 | 0 | 0 | 1 | 57 | 94 | 4.05 | 1.200 | | | | | | | | |
| Jesse Orosco, L ERA: 27.0 (7, 1) | 0.1 | | 3 | 2 | 1 | 1 | 1 | 0 | 0 | 0 | 0 | 0 | 0 | 6 | 9 | 27.00 | 6.000 | | | | | | | | |
| Armando Benitez, R ERA: (8, 1) | 1.0 | W | 4 | 0 | 0 | 0 | 1 | 1 | 0 | 0 | 0 | 0 | 0 | 15 | 21 | 0.00 | 1.000 | | | | | | | | |
| Randy Myers, L ERA: (9, 1) | 1.0 | S | 3 | 0 | 0 | 0 | 0 | 0 | 0 | 0 | 0 | 0 | 0 | 7 | 11 | 0.00 | 0.000 | | | | | | | | |

| | |
|-----|----|
| AB | 33 |
| R | 4 |
| H | 8 |
| RBI | 4 |
| BB | 3 |
| SO | 8 |
| LOB | 10 |



| Batter | 1 | 2 | 3 | 4 | 5 | 6 | 7 | 8 | 9 | AB | R | H | RBI | BB | SO | LOB | BOTTOM | | | | | | | | |
|---|-------------------------------|----------------------------------|------------------------------|---------------------------------|------------------------------|----------------------------------|------------------------------|----------------------------------|-------------------------------|----------------------------------|-------------------------------|----------------------------------|------------------------------|----------------------------------|-------------------------------|----------------------------------|--|----------------------------------|----------------------------------|------------------------------------|----------------------------------|--------|--|--|--|
| Brady Anderson, L OBP: 0.400, SLG: 1.111 (1, 8) | G1-6-3 1B | K | | | | | | SF9 | | 4 | 1 | 2 | 2 | 0 | 2 | 1 | Cleveland Indians @ Baltimore Orioles Oriole Park at Camden Yards, Baltimore, MD Wed Oct 02 1996, 3:33 AM EDT Att: 48,970 - Overcast - 67 F | | | | | | | | |
| Todd Zeile, R OBP: 0.400, SLG: 0.250 (1, 5) | G1-6-3 1-2 | FC5-4 | | | | | | | | 4 | 0 | 0 | 0 | 1 | 0 | 2 | | | | | | | | | |
| Roberto Alomar, S OBP: 0.300, SLG: 0.250 (1, 4) | | | | | | | | | | 4 | 1 | 1 | 1 | 1 | 0 | 0 | | | | | | | | | |
| Rafael Palmeiro, L OBP: 0.444, SLG: 0.429 (1, 3) | | | | | | | | | | 3 | 1 | 1 | 0 | 1 | 1 | 0 | | | | | | | | | |
| Bobby Bonilla, S OBP: 0.556, SLG: 0.800 (8, PR) | E3 | | | | | | | | | 2 | 1 | 0 | 0 | 2 | 0 | 1 | | | | | | | | | |
| Mike Devereaux, R ERA: (9, 9) | | | | | | | | | | 0 | 0 | 0 | 0 | 0 | 0 | 0 | | | | | | | | | |
| Cal Ripken Jr., R OBP: 0.687, SLG: 0.875 (1, 6) | | | | | | | | | | 3 | 1 | 2 | 1 | 0 | 0 | 0 | | | | | | | | | |
| Eddie Murray, S OBP: 0.375, SLG: 0.429 (1, 10) | | | | | | | | | | 3 | 0 | 2 | 1 | 1 | 1 | 3 | | | | | | | | | |
| Manny Alexander, R ERA: (8, PR) | K | | | | | | | | | 0 | 1 | 0 | 0 | 0 | 0 | 0 | | | | | | | | | |
| B.J. Surhoff, L OBP: 0.250, SLG: 1.000 (1, 7) | | | | | | | | | | 4 | 0 | 0 | 0 | 0 | 0 | 3 | | | | | | | | | |
| Pete Incaviglia, R ERA: (8, PR) | | | | | | | | | | 0 | 1 | 0 | 0 | 0 | 0 | 0 | | | | | | | | | |
| Mark Parent, R OBP: 0.333, SLG: 0.333 (1, 2) | | | | | | | | | | 3 | 0 | 1 | 0 | 0 | 1 | 1 | | | | | | | | | |
| Chris Hoiles, R ERA: (9, 2) | | | | | | | | | | 0 | 0 | 0 | 0 | 1 | 0 | 0 | | | | | | | | | |
| Inning Stats | R: 1 E: 1 K: 1 S: 13 | H: 1 LOB: 3 BB: 2 P: 26 | R: 0 E: 0 K: 1 S: 7 | H: 1 LOB: 0 BB: 0 P: 9 | R: 0 E: 0 K: 1 S: 8 | H: 0 LOB: 0 BB: 0 P: 13 | R: 0 E: 0 K: 0 S: 8 | H: 1 LOB: 1 BB: 0 P: 11 | R: 3 E: 0 K: 2 S: 11 | H: 4 LOB: 2 BB: 1 P: 26 | R: 0 E: 0 K: 2 S: 11 | H: 0 LOB: 0 BB: 0 P: 16 | R: 0 E: 0 K: 0 S: 9 | H: 0 LOB: 0 BB: 0 P: 14 | R: 3 E: 1 K: 0 S: 12 | H: 2 LOB: 3 BB: 4 P: 32 | R: 0 E: 0 K: 0 S: 7 | H: 0 LOB: 0 BB: 0 P: 11 | 1B: 6 2B: 2 3B: 0 HR: 1 | SF: 1 SAC: 0 DP: 1 HBP: 1 | WP: 0 PB: 0 SB: 0 CS: 0 | PA: 39 | | | |
| PITCHER | IP | WLS | BF | H | R | ER | SO | BB | IBB | HBP | BLK | WP | HR | S | P | ERA | WHIP | | | | | | | | |
| Orel Hershiser, R ERA: 5.4 (1, 1) | 5.0 | | 25 | 7 | 4 | 3 | 3 | 3 | 0 | 1 | 0 | 0 | 0 | 52 | 85 | 5.40 | 2.000 | | | | | | | | |
| Eric Plunk, R ERA: 13.5 (8, 1) | 2.0 | L | 9 | 1 | 3 | 3 | 2 | 1 | 1 | 0 | 0 | 0 | 0 | 23 | 41 | 13.50 | 1.000 | | | | | | | | |
| Paul Assenmacher, L ERA: (8, 1) | 0.2 | | 3 | 0 | 0 | 0 | 0 | 0 | 1 | 0 | 0 | 0 | 0 | 4 | 11 | 0.00 | 0.000 | | | | | | | | |
| Julian Tavarez, R ERA: (8, 1) | 0.1 | | 2 | 1 | 0 | 0 | 0 | 1 | 0 | 0 | 0 | 0 | 0 | 5 | 10 | 0.00 | 6.000 | | | | | | | | |

| | |
|-----|----|
| AB | 30 |
| R | 7 |
| H | 9 |
| RBI | 5 |
| BB | 7 |
| SO | 5 |
| LOB | 11 |



| Batter | 1 | 2 | 3 | 4 | 5 | 6 | 7 | 8 | 9 | AB | R | H | RBI | BB | SO | LOB | TOP | | | | | | | | |
|--|------------------------------|----------------------------------|-------------------------------|----------------------------------|------------------------------|---------------------------------|-------------------------------|----------------------------------|------------------------------|----------------------------------|------------------------------|---------------------------------|------------------------------|----------------------------------|------------------------------|----------------------------------|---|----------------------------------|----------------------------------|------------------------------------|----------------------------------|--------|--|--|--|
| Brady Anderson, L (1, 8) OBP: 0.400, SLG: 0.833 | 1-1 P3 | 2-1 HBP | | 3-2 F9 | | | 4-1 G6-4-3 BB | | 2-2 L3 | 3 | 0 | 1 | 1 | 0 | 1 | | Baltimore Orioles @ Cleveland Indians Jacobs Field, Cleveland, OH Fri Oct 04 1996, 3:33 AM EDT Att: 44,250 - Sunny - 53 F | | | | | | | | |
| Todd Zeile, R (1, 5) OBP: 0.333, SLG: 0.231 | 0-1 G1-3 1B | 2-3 K | | 1-3 K | | | 0-2 G6-4-3 | | 1-3 K | 5 | 0 | 1 | 0 | 0 | 3 | 6 | | | | | | | | | |
| Roberto Alomar, S (1, 4) OBP: 0.286, SLG: 0.182 | 0-0 G1-3 | | 1-3 K | | 3-2 K | | 4-0 BB | | | 3 | 0 | 0 | 0 | 1 | 2 | 1 | | | | | | | | | |
| Rafael Palmeiro, L (1, 3) OBP: 0.308, SLG: 0.273 | 3-1 P6 | | 1-0 F7 | | 1-1 F8 | | 1-0 F7 | | | 4 | 0 | 0 | 0 | 0 | 0 | 3 | | | | | | | | | |
| Bobby Bonilla, S (1, 9) OBP: 0.462, SLG: 0.556 | | 2-1 1B HBP 1B | 0-0 G3-1 | | 0-0 P5 | | | 0-3 K | | 4 | 1 | 1 | 0 | 0 | 1 | 0 | | | | | | | | | |
| Cal Ripken Jr., R (1, 6) OBP: 0.538, SLG: 0.667 | | 2-0 F7 | | 1-1 1B HR 1B | | 0-1 P4 | | 1-3 K | | 4 | 1 | 1 | 0 | 0 | 1 | 1 | | | | | | | | | |
| Eddie Murray, S (1, 10) OBP: 0.417, SLG: 0.455 | | 3-2 HBP S 1B | | 1-1 1B HR 1B | | 1-0 L8 | | 2-0 L9 | | 4 | 1 | 2 | 0 | 0 | 0 | 0 | | | | | | | | | |
| B.J. Surhoff, L (1, 7) OBP: 0.333, SLG: 1.083 | | 0-3 K | | 1-2 HR | | 2-2 F7 | | | 1-2 K | 4 | 1 | 2 | 3 | 0 | 1 | 2 | | | | | | | | | |
| Mike Devereaux, R (9, PR) | | 1-2 K | | 1-2 HR | | | | | 1-2 1B | 0 | 0 | 0 | 0 | 0 | 0 | 0 | | | | | | | | | |
| Chris Hoiles, R (1, 2) OBP: 0.625, SLG: 0.250 | | 4-1 HBP BB | | 1-2 G1-3 | | | 2-2 G6-4-3 BB 1B | | 0-0 F8 | 2 | 0 | 1 | 0 | 1 | 0 | 0 | | | | | | | | | |
| Manny Alexander, R (7, PR) | | | | | | | | | | 0 | 0 | 0 | 0 | 0 | 0 | 0 | | | | | | | | | |
| Mark Parent, R (7, 2) OBP: 0.250, SLG: 0.250 | | | | | | | | | | 1 | 0 | 0 | 0 | 0 | 0 | 1 | | | | | | | | | |
| Inning Stats | R: 0 E: 0 K: 0 S: 7 | H: 1 LOB: 1 BB: 0 P: 11 | R: 1 E: 0 K: 2 S: 16 | H: 2 LOB: 3 BB: 1 P: 31 | R: 0 E: 0 K: 1 S: 5 | H: 0 LOB: 0 BB: 0 P: 7 | R: 3 E: 0 K: 1 S: 19 | H: 3 LOB: 0 BB: 0 P: 27 | R: 0 E: 0 K: 1 S: 6 | H: 0 LOB: 0 BB: 0 P: 10 | R: 0 E: 0 K: 0 S: 6 | H: 0 LOB: 0 BB: 0 P: 9 | R: 0 E: 0 K: 1 S: 8 | H: 1 LOB: 2 BB: 2 P: 19 | R: 0 E: 0 K: 2 S: 7 | H: 0 LOB: 0 BB: 0 P: 10 | R: 0 E: 0 K: 1 S: 10 | H: 1 LOB: 1 BB: 0 P: 14 | 1B: 7 2B: 0 3B: 0 HR: 1 | SF: 0 SAC: 0 DP: 1 HBP: 1 | WP: 0 PB: 0 SB: 1 CS: 0 | PA: 38 | | | |
| PITCHER | IP | WLS | BF | H | R | ER | SO | BB | IBB | HBP | BLK | WP | HR | S | P | ERA | WHIP | | | | | | | | |
| Jack McDowell, R (1, 1) ERA: 6.35 | 5.2 | | 25 | 6 | 4 | 4 | 5 | 1 | 0 | 1 | 0 | 0 | 1 | 56 | 90 | 6.35 | 1.235 | | | | | | | | |
| Alan Embree, L (6, 1) ERA: 13.5 | 0.1 | | 1 | 0 | 0 | 0 | 0 | 0 | 0 | 0 | 0 | 0 | 0 | 3 | 5 | 0.00 | 0.000 | | | | | | | | |
| Paul Shuey, R (7, 1) ERA: 9.0 | 0.2 | | 4 | 1 | 0 | 0 | 0 | 2 | 0 | 0 | 0 | 0 | 0 | 7 | 17 | 0.00 | 4.500 | | | | | | | | |
| Paul Assenmacher, L (7, 1) ERA: 9.0 | 0.1 | W | 1 | 0 | 0 | 0 | 0 | 0 | 0 | 0 | 0 | 0 | 0 | 1 | 2 | 0.00 | 0.000 | | | | | | | | |
| Eric Plunk, R (8, 1) ERA: 9.0 | 1.0 | | 3 | 0 | 0 | 0 | 2 | 0 | 0 | 0 | 0 | 0 | 0 | 7 | 10 | 0.00 | 0.000 | | | | | | | | |
| Jose Mesa, R (9, 1) ERA: | 1.0 | | 4 | 1 | 0 | 0 | 1 | 0 | 0 | 0 | 0 | 0 | 0 | 10 | 14 | 0.00 | 1.000 | | | | | | | | |

| | |
|-----|----|
| AB | 34 |
| R | 4 |
| H | 8 |
| RBI | 4 |
| BB | 3 |
| SO | 8 |
| LOB | 15 |



| Batter | 1 | 2 | 3 | 4 | 5 | 6 | 7 | 8 | 9 | AB | R | H | RBI | BB | SO | LOB | BOTTOM | | | | | | | | |
|---|-------------------------------|----------------------------------|-------------------------------|----------------------------------|------------------------------|----------------------------------|-------------------------------|----------------------------------|-------------------------------|----------------------------------|------------------------------|----------------------------------|-------------------------------|----------------------------------|-------------------------------|----------------------------------|---|------------------------------------|----------------------------------|--------|--|--|--|--|--|
| Kenny Lofton, L (1, 8) OBP: 0.333, SLG: 0.231 | 1-0 E9 S G3 | 1-2 G6-3 | | 0-0 FC3-2 1B | | | 4-0 BB S HR BB | 4-2 1B S BB | | 3 | 2 | 0 | 0 | 2 | 0 | 3 | Baltimore Orioles @ Cleveland Indians Jacobs Field, Cleveland, OH Fri Oct 04 1996, 3:33 AM EDT Att: 44,250 - Sunny - 53 F | | | | | | | | |
| Kevin Seitzer, R (1, 10) OBP: 0.429, SLG: 0.462 | 2-2 G3 | 2-2 L9 | | 0-2 1B | | | 4-2 HR BB | 1-1 1B BB | | 4 | 1 | 2 | 3 | 1 | 0 | 1 | | | | | | | | | |
| Jim Thome, L (1, 5) OBP: 0.417, SLG: 0.300 | 1-2 G6-3 | | 4-2 FC6-4 1B BB | 1-3 K | | | 4-1 HR BB | 2-1 P4 | | 2 | 0 | 0 | 0 | 1 | 1 | 2 | | | | | | | | | |
| Casey Candaele, S (7, PH) | | | | | | | 1-2 HR BB | 1-3 2H 1B | | 0 | 1 | 0 | 0 | 1 | 0 | 0 | | | | | | | | | |
| Jeff Kent, R (8, 5) OBP: 0.200, SLG: 0.400 | | | | | | | 1-2 HR BB | | | 1 | 0 | 0 | 0 | 0 | 0 | 2 | | | | | | | | | |
| Albert Belle, R (1, 7) OBP: 0.385, SLG: 0.818 | 4-1 S BB | | 0-1 FC6-4 1B | | 0-1 G3 | | 1-2 HR | 3-3 K | | 4 | 1 | 2 | 4 | 1 | 1 | 2 | | | | | | | | | |
| Julio Franco, R (1, 3) OBP: 0.083, SLG: 0.091 | 3-3 K | | 0-1 FC6-4 G4-6-3 | | 0-3 K | | 4-1 G1-3 | | | 4 | 0 | 0 | 0 | 0 | 2 | 3 | | | | | | | | | |
| Manny Ramirez, R (1, 9) OBP: 0.333, SLG: 0.833 | | 2-1 HR | 1-0 G4-6-3 | | 1-2 F8 | | 2-3 K | | | 4 | 1 | 1 | 1 | 0 | 1 | 2 | | | | | | | | | |
| Sandy Alomar Jr., R (1, 2) OBP: 0.091, SLG: 0.091 | | 1-2 G6-3 | | 1-3 K | | | 1-2 F7 | | | 4 | 0 | 0 | 0 | 0 | 2 | 0 | | | | | | | | | |
| Omar Vizquel, S (1, 6) OBP: 0.500, SLG: 0.556 | | 0-0 E5 2B 1B | | 1-1 2B 1B 1B | | | 1-2 K | 2-2 S G6-3 1B 1B | | 4 | 3 | 3 | 0 | 0 | 1 | 0 | | | | | | | | | |
| Jose Vizcaino, S (1, 4) OBP: 0.500, SLG: 0.714 | | 0-0 G6-3 2B | | 1-1 FC3-2 2B | | | 1-1 G6-3 | 3-2 G6-3 | | 4 | 0 | 2 | 1 | 0 | 0 | 1 | | | | | | | | | |
| Inning Stats | R: 1 E: 1 K: 1 S: 12 | H: 0 LOB: 1 BB: 1 P: 23 | R: 2 E: 1 K: 0 S: 16 | H: 3 LOB: 1 BB: 0 P: 22 | R: 0 E: 0 K: 0 S: 7 | H: 1 LOB: 1 BB: 1 P: 12 | R: 1 E: 0 K: 2 S: 16 | H: 3 LOB: 2 BB: 0 P: 20 | R: 0 E: 0 K: 1 S: 10 | H: 0 LOB: 0 BB: 0 P: 11 | R: 0 E: 0 K: 2 S: 8 | H: 0 LOB: 0 BB: 0 P: 10 | R: 4 E: 0 K: 1 S: 17 | H: 1 LOB: 3 BB: 3 P: 32 | R: 1 E: 0 K: 1 S: 17 | H: 2 LOB: 2 BB: 1 P: 32 | 1B: 6 2B: 2 3B: 0 HR: 2 | SF: 0 SAC: 0 DP: 1 HBP: 0 | WP: 0 PB: 0 SB: 5 CS: 0 | PA: 40 | | | | | |
| PITCHER | IP | WLS | BF | H | R | ER | SO | BB | IBB | HBP | BLK | WP | HR | S | P | ERA | WHIP | | | | | | | | |
| 35 Mike Mussina, R (1, 1) ERA: 4.5 | 6.0 | | 27 | 7 | 4 | 3 | 6 | 2 | 0 | 0 | 0 | 0 | 0 | 5 | 16 | 4.50 | 1.500 | | | | | | | | |
| Jesse Orosco, L (7, 1) ERA: 108.0 | 0.0 | L | 3 | 0 | 3 | 3 | 0 | 3 | 0 | 0 | 0 | 0 | 0 | 5 | 16 | ∞ | ∞ | | | | | | | | |
| Armando Benitez, R (7, 1) ERA: 4.5 | 1.0 | | 4 | 1 | 1 | 1 | 1 | 0 | 0 | 0 | 0 | 0 | 1 | 12 | 16 | 9.00 | 1.000 | | | | | | | | |
| Arthur Rhodes, L (8, 1) ERA: 9.0 | 0.1 | | 3 | 1 | 1 | 1 | 0 | 1 | 0 | 0 | 0 | 0 | 0 | 9 | 18 | 27.00 | 6.000 | | | | | | | | |
| Terry Matwevs, R (8, 1) ERA: | 0.2 | | 3 | 1 | 0 | 0 | 1 | 0 | 0 | 0 | 0 | 0 | 0 | 8 | 14 | 0.00 | 1.500 | | | | | | | | |



| Batter | 1 | 2 | 3 | 4 | 5 | 6 | 7 | 8 | 9 | 10 | 11 | AB | R | H | RBI | BB | SO | LOB | TOP | | | | | | | |
|--|-------------------------------|----------------------------------|-------------------------------|----------------------------------|------------------------------|----------------------------------|------------------------------|---------------------------------|-------------------------------|----------------------------------|------------------------------|----------------------------------|------------------------------|----------------------------------|-------------------------------|----------------------------------|-------------------------------|----------------------------------|-------------------------------|----------------------------------|----------------------------------|------------------------------------|----------------------------------|--------|--|--|
| Brady Anderson, L OBP: 0.407, SLG: 0.773 | K | | HR | | BB | | P4 | | 2B | | G4-3 | 5 | 1 | 2 | 1 | 1 | 1 | 0 | | | | | | | | |
| Todd Zelle, R OBP: 0.296, SLG: 0.280 | G5-3 | | G6-3 | | K | | F7 | | F8 | | | 6 | 0 | 1 | 0 | 0 | 1 | 3 | | | | | | | | |
| Roberto Alomar, S OBP: 0.308, SLG: 0.391 | K | | F9 | | FC5 | | 1B | | K | | K | 6 | 0 | 1 | 0 | 0 | 3 | 4 | | | | | | | | |
| Rafael Palmeiro, L OBP: 0.417, SLG: 0.650 | | 2B G6-3 BB | | HR | | BB SF8 BB | 1B | | | | 1B | 3 | 3 | 3 | 1 | 2 | 0 | 0 | | | | | | | | |
| Bobby Bonilla, S OBP: 0.304, SLG: 0.474 Tony Tarasco, L (8, 9) | P2 | | G6-3 | | G6-3 | | F7 | | F9 | | | 4 | 0 | 0 | 0 | 0 | 0 | 4 | | | | | | | | |
| Cal Ripken Jr, R OBP: 0.458, SLG: 0.609 | G6-3 2B | | K | | K | | 1B | | G2-3 | | P3 | 5 | 0 | 2 | 0 | 0 | 1 | 1 | | | | | | | | |
| Eddie Murray, S OBP: 0.478, SLG: 0.421 | G6-3 | | F7 | | F7 | | BB | | L8 | | 1B | 4 | 0 | 1 | 1 | 1 | 0 | 1 | | | | | | | | |
| B.J. Surhoff, L OBP: 0.294, SLG: 0.875 Mike Devereaux, R (8, 7) | G4-3 | | G3 | | G3 | | SF8 | | K | | G4-3 | 3 | 0 | 0 | 1 | 0 | 1 | 1 | | | | | | | | |
| Mark Parent, R OBP: 0.200, SLG: 0.200 | | | G5-3 | | FC5 BLK 1B | | L8 | | K | | K | 5 | 0 | 1 | 0 | 0 | 2 | 2 | | | | | | | | |
| Inning Stats | R: 0 E: 0 K: 2 S: 10 | H: 0 LOB: 0 BB: 0 P: 15 | R: 1 E: 0 K: 0 S: 14 | H: 1 LOB: 1 BB: 1 P: 24 | R: 1 E: 0 K: 0 S: 9 | H: 1 LOB: 0 BB: 0 P: 10 | R: 1 E: 0 K: 1 S: 7 | H: 1 LOB: 0 BB: 0 P: 9 | R: 0 E: 0 K: 1 S: 11 | H: 1 LOB: 2 BB: 1 P: 19 | R: 0 E: 0 K: 0 S: 8 | H: 2 LOB: 2 BB: 0 P: 15 | R: 0 E: 0 K: 1 S: 6 | H: 0 LOB: 0 BB: 0 P: 10 | R: 0 E: 0 K: 2 S: 10 | H: 1 LOB: 1 BB: 0 P: 18 | R: 0 E: 0 K: 1 S: 18 | H: 2 LOB: 2 BB: 0 P: 24 | R: 0 E: 0 K: 2 S: 12 | H: 1 LOB: 1 BB: 0 P: 20 | 1B: 7 2B: 2 3B: 0 HR: 2 | SF: 1 SAC: 0 DP: 0 HBP: 0 | WP: 0 PB: 0 SB: 0 CS: 0 | PA: 48 | | |
| PITCHER | IP 7.0 | WLS 32 | BF 7 | H 4 | R 4 | ER 4 | SO 4 | BB 0 | IBB 0 | HBP 0 | BLK 0 | WP 0 | HR 0 | S 73 | P 121 | ERA 5.14 | WHIP 1.571 | | | | | | | | | |
| Andy Pettite, L ERA: 5.4 | 1.0 | 3 | 0 | 0 | 0 | 1 | 0 | 0 | 0 | 0 | 0 | 0 | 0 | 6 | 10 | 0.00 | 0.000 | | | | | | | | | |
| Jeff Nelson, R ERA: | 1.0 | 4 | 1 | 0 | 0 | 2 | 0 | 0 | 0 | 0 | 0 | 0 | 0 | 10 | 18 | 0.00 | 1.000 | | | | | | | | | |
| John Wetteland, R ERA: | 2.0 | W | 9 | 3 | 0 | 0 | 3 | 0 | 0 | 0 | 0 | 0 | 0 | 30 | 44 | 0.00 | 1.500 | | | | | | | | | |
| 42 Mariano Rivera, R ERA: | | | | | | | | | | | | | | | | | | | | | | | | | | |

Baltimore Orioles @ New York Yankees
Yankee Stadium, Bronx, NY
Wed Oct 09 1996, 3:33 AM EDT
Att: 56,495 - Sunny - 66 F

livebaseballscores.com

AB 43
R 4
H 11
RBI 4
BB 4
SO 10
LOB 19



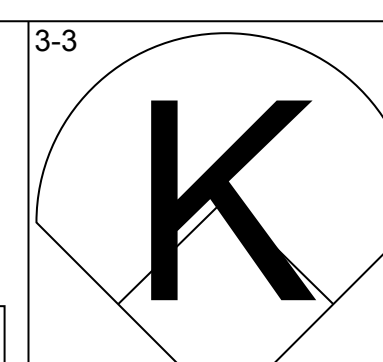
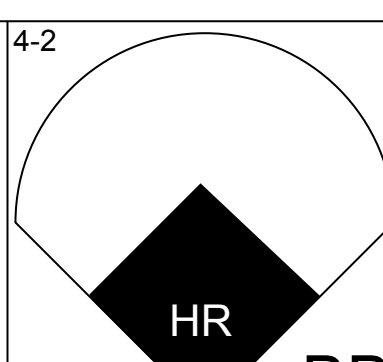
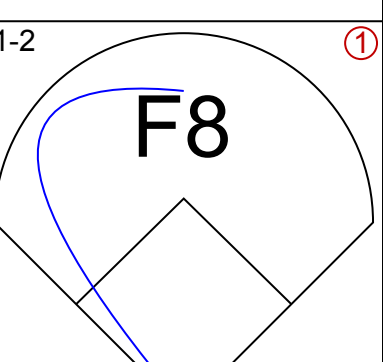
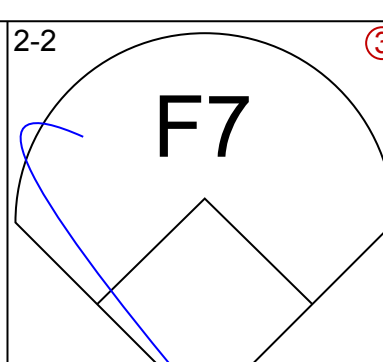
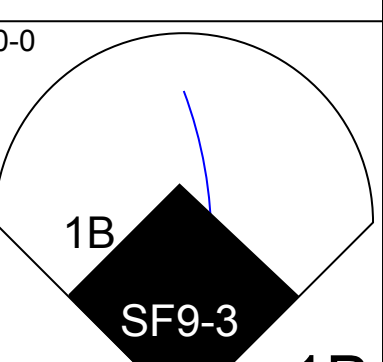
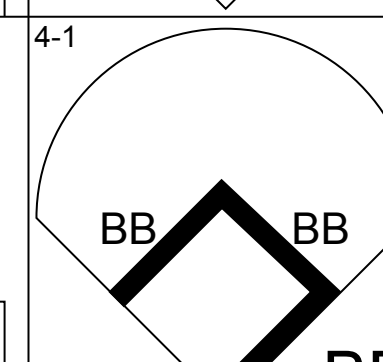
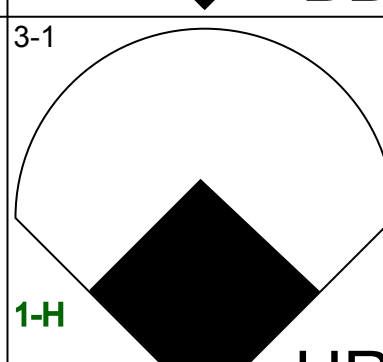
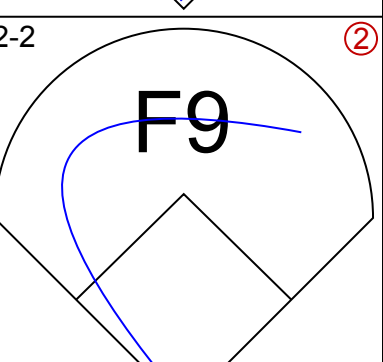
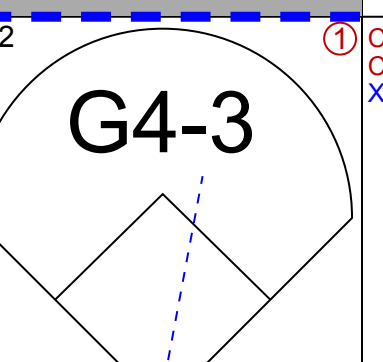
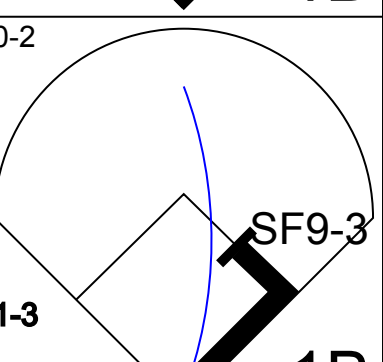
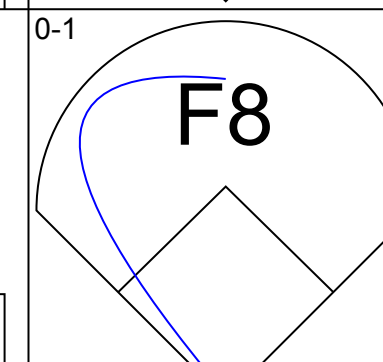
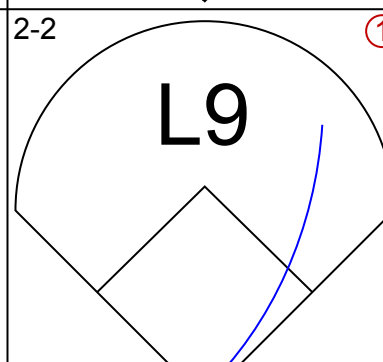
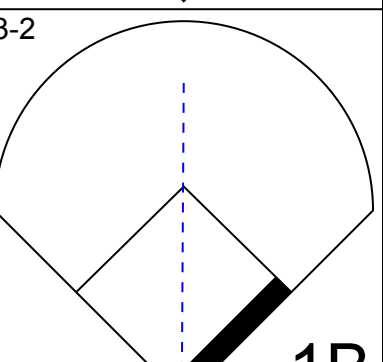
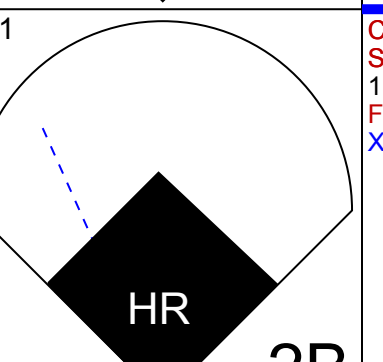
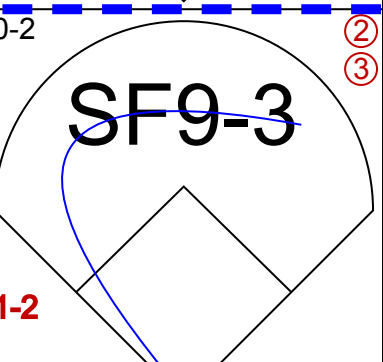
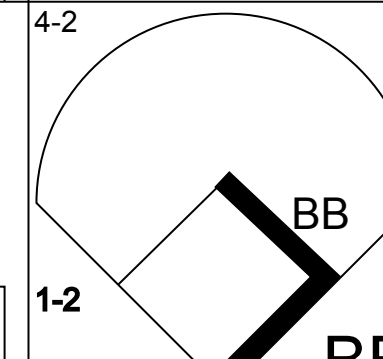
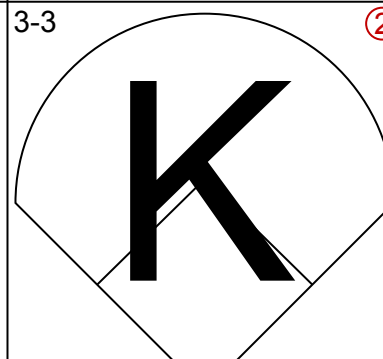
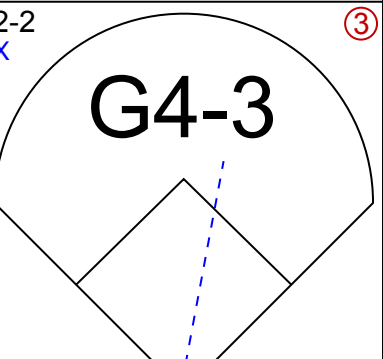
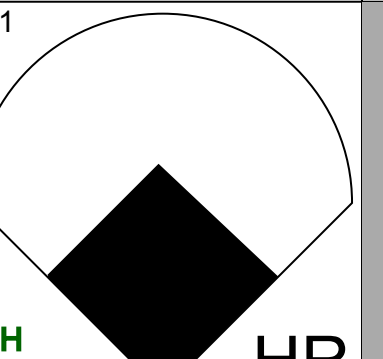
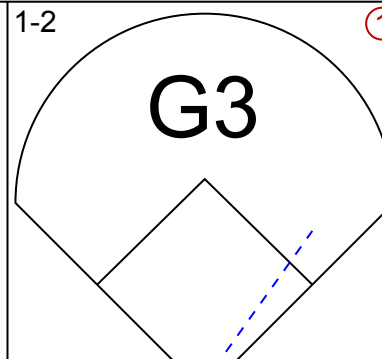
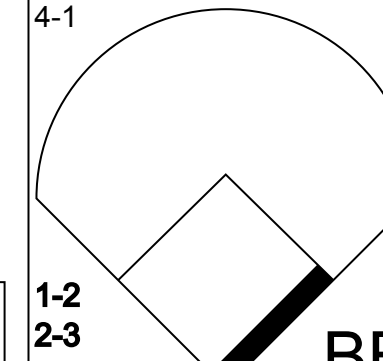
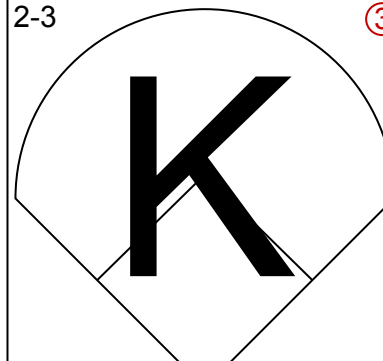
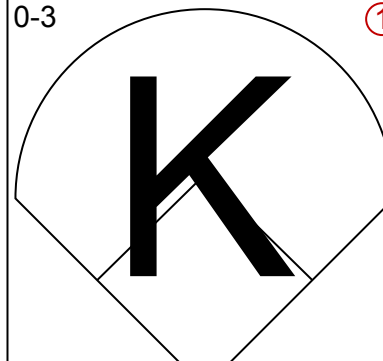

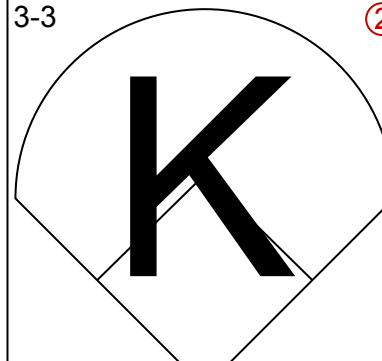
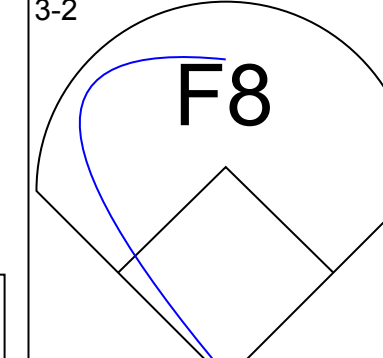
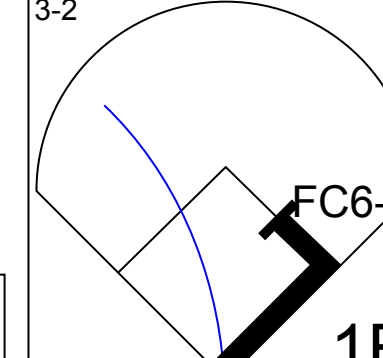
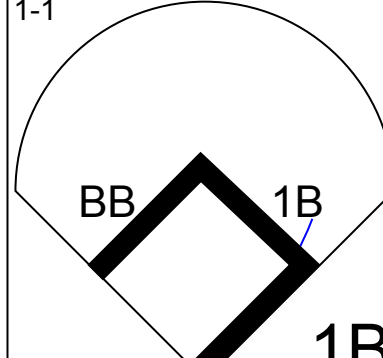
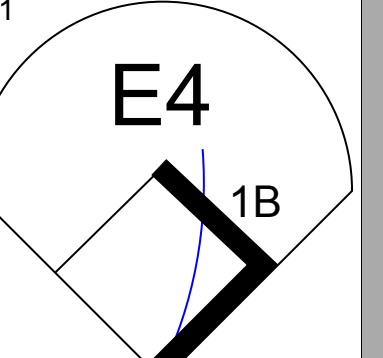
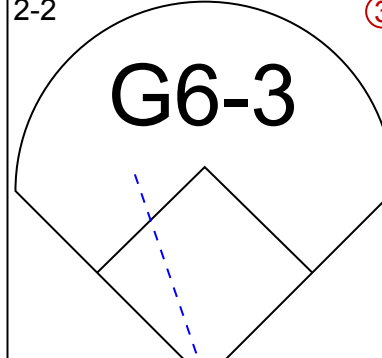
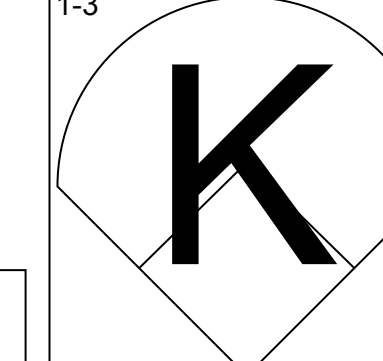
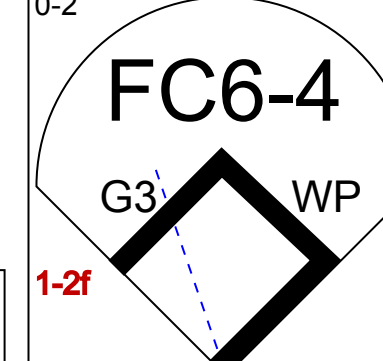
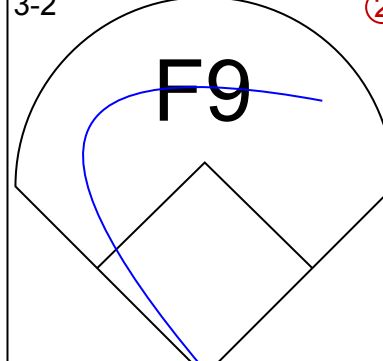
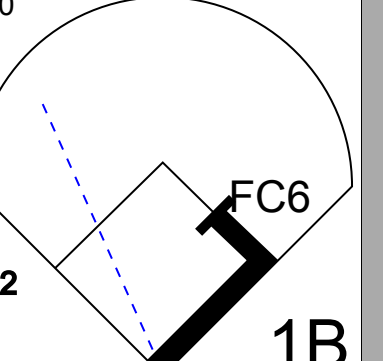
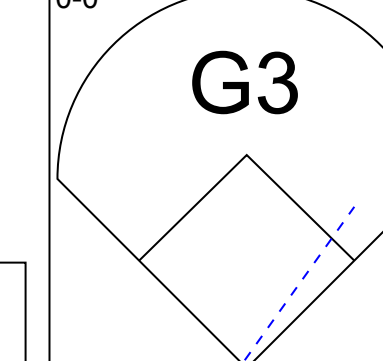
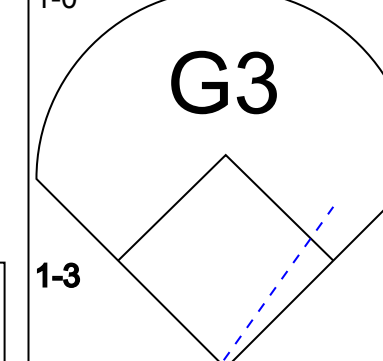
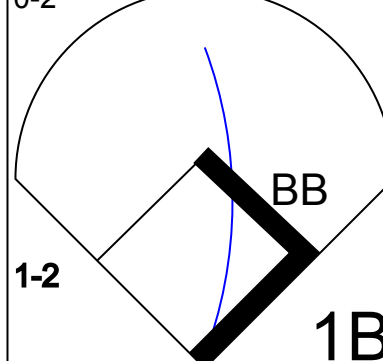
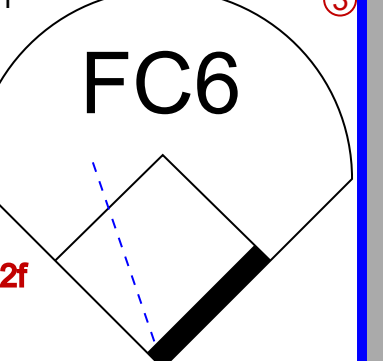
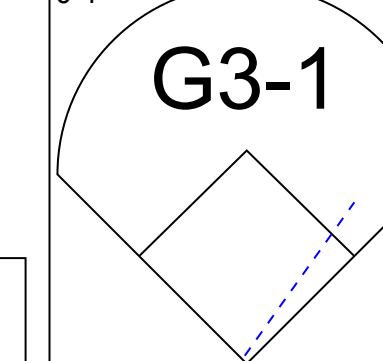
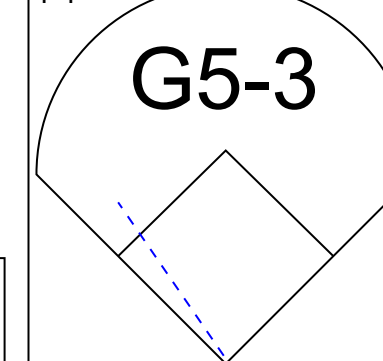
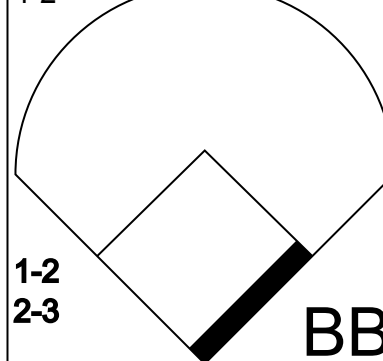

| Batter | 1 | 2 | 3 | 4 | 5 | 6 | 7 | 8 | 9 | 10 | 11 | AB | R | H | RBI | BB | SO | LOB | BOTTOM | | | | | | | |
|---|------------------------------|----------------------------------|-------------------------------|----------------------------------|-------------------------------|----------------------------------|------------------------------|----------------------------------|------------------------------|---------------------------------|-------------------------------|----------------------------------|-------------------------------|----------------------------------|------------------------------|----------------------------------|------------------------------|----------------------------------|------------------------------|---------------------------------|----------------------------------|------------------------------------|----------------------------------|--------|--|--|
| Tim Lincecum, S OBP: 0.360, SLG: 0.318 | G1-3 G6-3 2B | F7 | | | G6-3 | | L9 | | G4-3 1B | | G5-4-3 | 6 | 1 | 2 | 0 | 0 | 0 | 4 | | | | | | | | |
| Wade Boggs, L OBP: 0.111, SLG: 0.118 | G1-3 | | G6-3 | | K | | G4-3 2B BB | | G4-3 | | P5 | 5 | 1 | 0 | 0 | 1 | 1 | 3 | | | | | | | | |
| Bernie Williams, S OBP: 0.542, SLG: 1.158 | G6-3 | | K | | FC3-6 BB | | 2B | | IBB | | HR | 4 | 1 | 2 | 2 | 2 | 1 | 0 | | | | | | | | |
| Tino Martinez, L OBP: 0.348, SLG: 0.350 | G1-3 | | 1B | | FC3-6 | | K | | L9 | | | 5 | 0 | 1 | 0 | 0 | 1 | 6 | | | | | | | | |
| Cecil Fielder, R OBP: 0.471, SLG: 0.538 Andy Fox, L (9, PR) | | FC4-6 G5-3 BB | G5-3 | | G4-3 | | BB IBB | | HBP BB | | | 2 | 1 | 0 | 0 | 3 | 0 | 1 | | | | | | | | |
| Paul O'Neill, L OBP: 0.111, SLG: 0.111 Charlie Hayes, R OBP: 0.161, SLG: 0.200 Darryl Strawberry, L (8, 9) | E4 | | L8 | | F7 | | BB | | F8 | | | 3 | 0 | 0 | 0 | 0 | 0 | 1 | | | | | | | | |
| Mariano Duncan, R OBP: 0.384, SLG: 0.300 | FC4-6 G5-3 | | G4-3 | | G4-3 | | K | | L6-4 HBP | | | 4 | 0 | 1 | 0 | 0 | 1 | 5 | | | | | | | | |
| Jim Leyritz, R OBP: 0.250, SLG: 0.143 Mike Aldrete, L (9, PH) Joe Girardi, R OBP: 0.429, SLG: 0.200 (10, 2) | G5-3 | | K | | K | | FC6-4 1B | | L6-4 HBP | | | 4 | 0 | 1 | 1 | 0 | 2 | 1 | | | | | | | | |
| Derek Jeter, R OBP: 0.500, SLG: 0.682 | | | 1B | | FC6-4 | | HR | | G5-4-3 1B | | | 5 | 1 | 4 | 1 | 0 | 0 | 2 | | | | | | | | |
| Inning Stats | R: 1 E: 0 K: 0 S: 8 | H: 1 LOB: 0 BB: 0 P: 10 | R: 1 E: 1 K: 0 S: 10 | H: 1 LOB: 2 BB: 1 P: 19 | R: 0 E: 0 K: 1 S: 12 | H: 1 LOB: 1 BB: 0 P: 15 | R: 0 E: 0 K: 1 S: 9 | H: 0 LOB: 0 BB: 0 P: 14 | R: 0 E: 0 K: 0 S: 6 | H: 2 LOB: 2 BB: 0 P: 8 | R: 1 E: 0 K: 2 S: 15 | H: 1 LOB: 3 BB: 3 P: 31 | R: 1 E: 0 K: 1 S: 10 | H: 2 LOB: 2 BB: 1 P: 20 | R: 0 E: 0 K: 0 S: 5 | H: 0 LOB: 2 BB: 1 P: 12 | R: 0 E: 0 K: 0 S: 8 | H: 1 LOB: 0 BB: 0 P: 11 | R: 1 E: 0 K: 0 S: 2 | H: 1 LOB: 0 BB: 0 P: 3 | 1B: 7 2B: 3 3B: 0 HR: 2 | SF: 0 SAC: 0 DP: 2 HBP: 1 | WP: 0 PB: 0 SB: 1 CS: 0 | PA: 48 | | |
| PITCHER | IP 6.1 | WLS 30 | BF 7 | H 3 | R 3 | ER 2 | SO 3 | BB 3 | IBB 0 | HBP 0 | BLK 0 | WP 0 | HR 0 | S 61 | P 97 | ERA 2.84 | WHIP 1.579 | | | | | | | | | |
| Scott Erickson, R ERA: 3.46 | 0.1 | 2 | 0 | 0 | 0 | 1 | 0 | 0 | 0 | 0 | 0 | 0 | 0 | 5 | 11 | 0.00 | 0.000 | | | | | | | | | |
| Jesse Orosco, L ERA: 27.0 | 1.0 | 7 | 2 | 1 | 1 | 2 | 1 | 1 | 0 | 0 | 0 | 0 | 0 | 14 | 28 | 9.00 | 3.000 | | | | | | | | | |
| Armando Benitez, R ERA: 3.6 | 0.1 | 1 | 0 | 0 | 0 | 0 | 0 | 0 | 0 | 0 | 0 | 0 | 0 | 2 | 3 | 0.00 | 0.000 | | | | | | | | | |
| Arthur Rhodes, L ERA: 6.75 | 0.1 | 3 | 0 | 0 | 0 | 0 | 1 | 0 | 1 | 0 | 0 | 0 | 0 | 4 | 10 | 0.00 | 3.000 | | | | | | | | | |
| Terry Mathews, R ERA: | | | | | | | | | | | | | | | | | | | | | | | | | | |

Baltimore Orioles @ New York Yankees
Yankee Stadium, Bronx, NY
Wed Oct 09 1996, 3:33 AM EDT
Att: 56,495 - Sunny - 66 F

livebaseballscores.com

AB 40
R 5
H 11
RBI 5
BB 7
SO 6
LOB 26

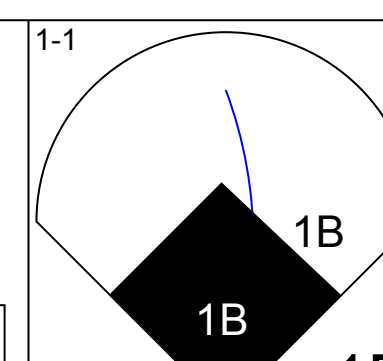
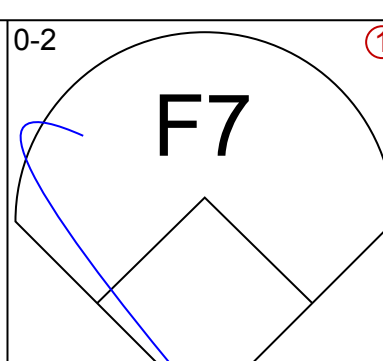
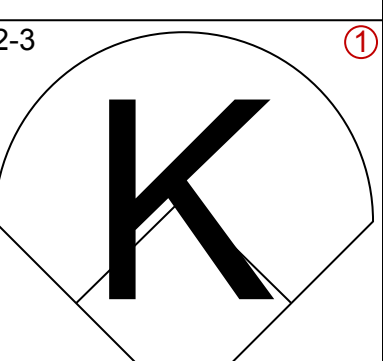
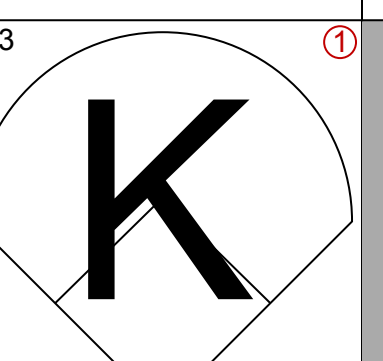
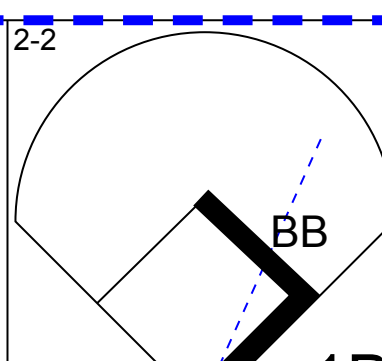
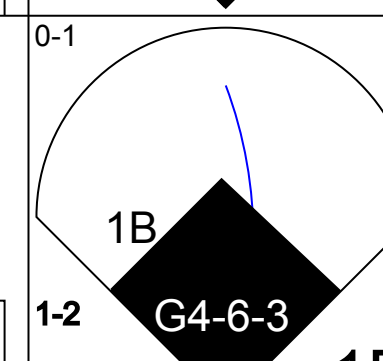
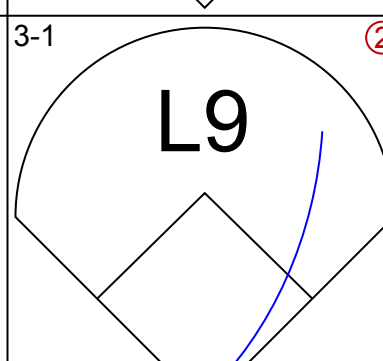
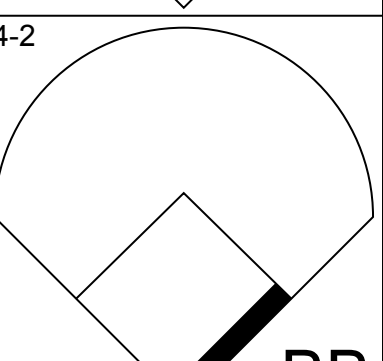
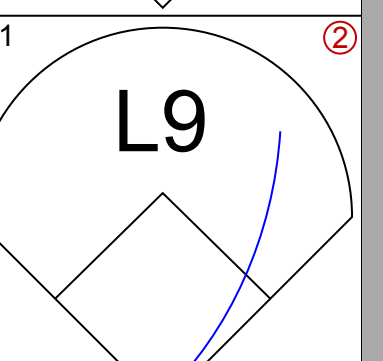
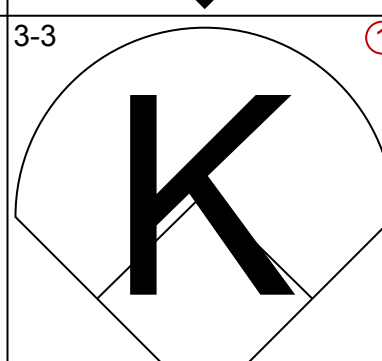
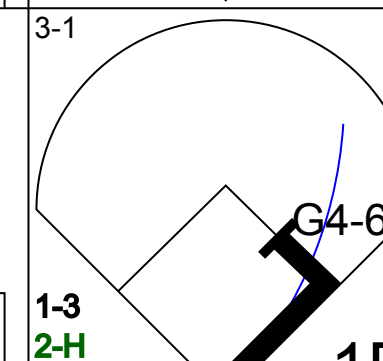
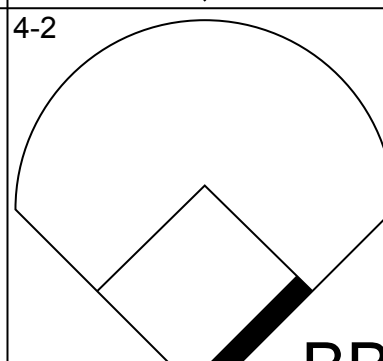
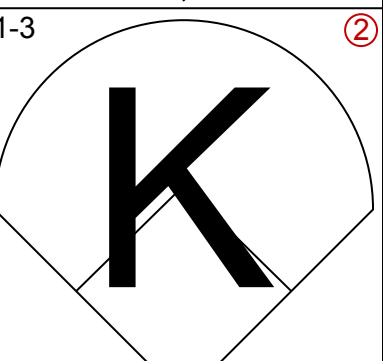
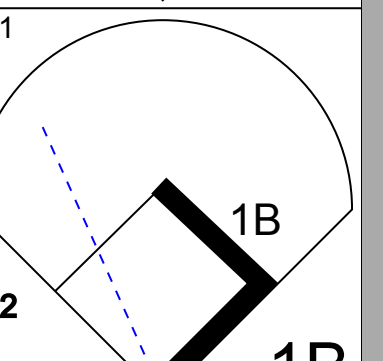
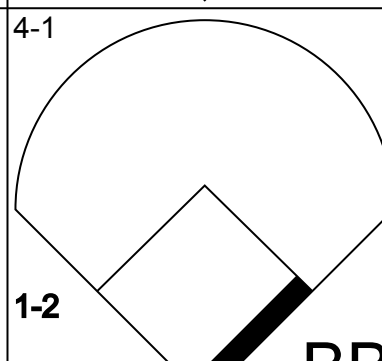
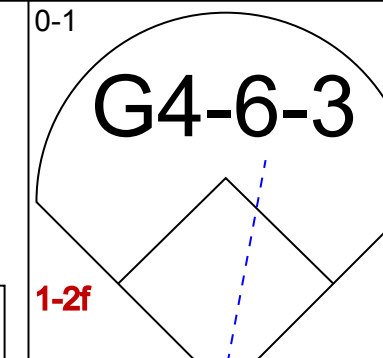
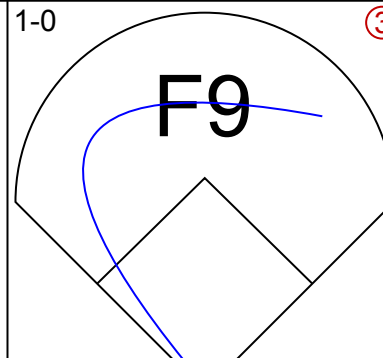
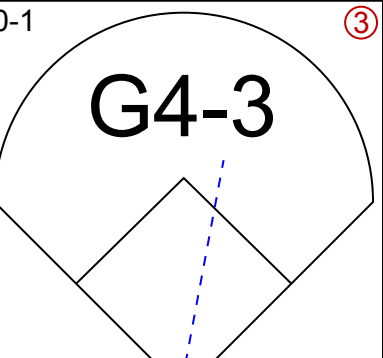
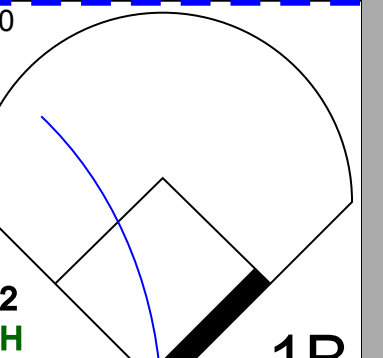
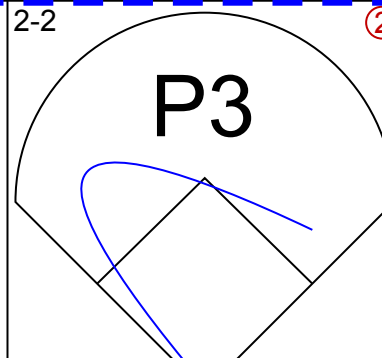
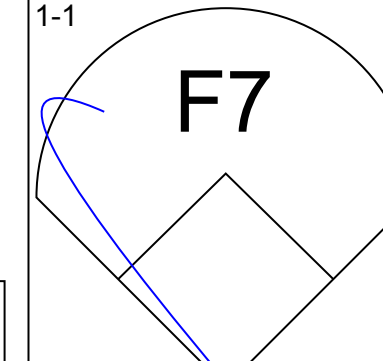
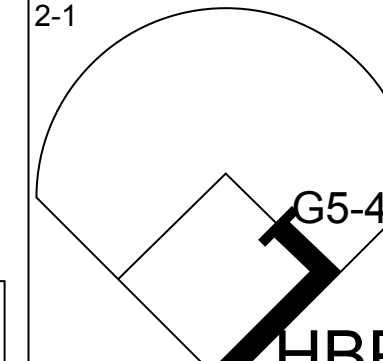
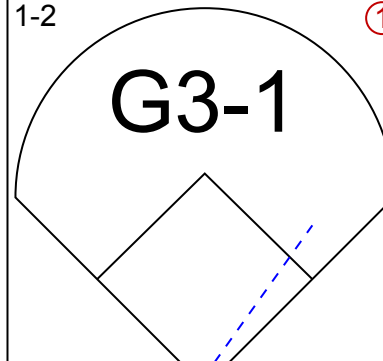
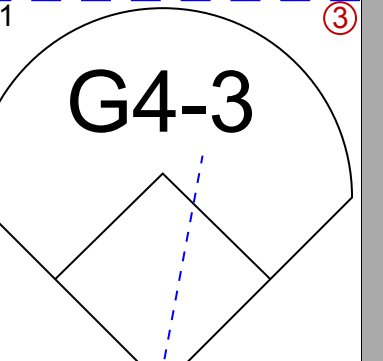
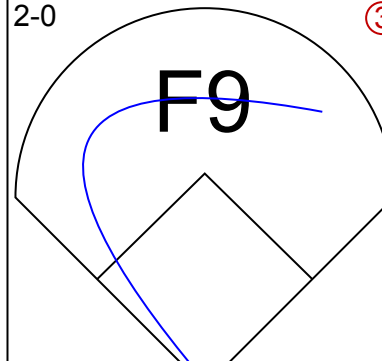
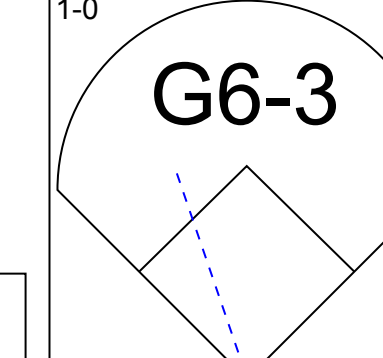
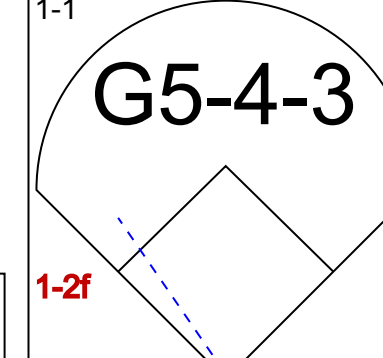
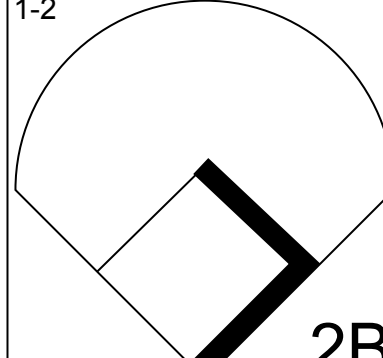
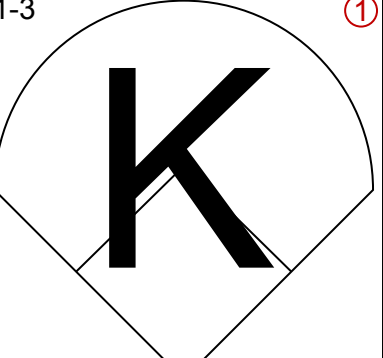
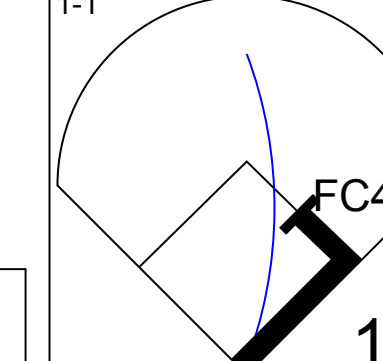
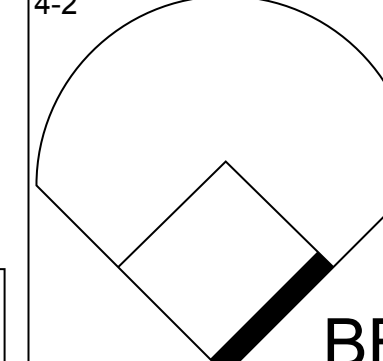
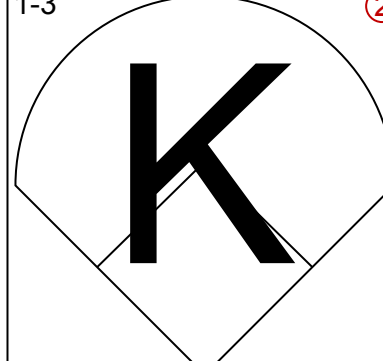
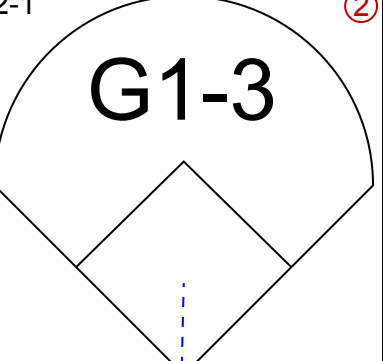
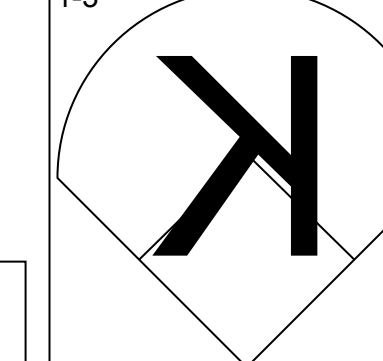
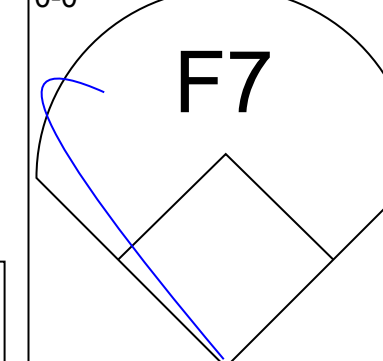
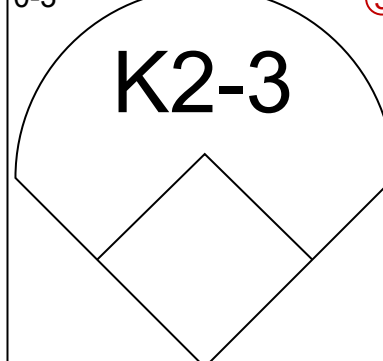
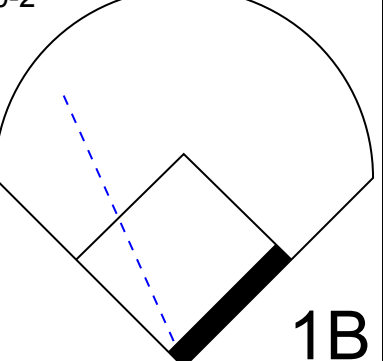
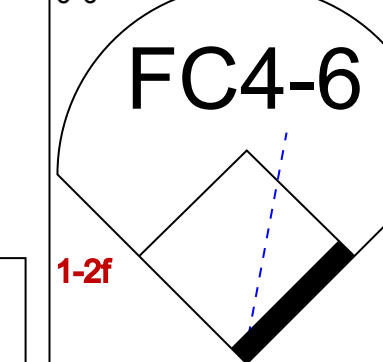


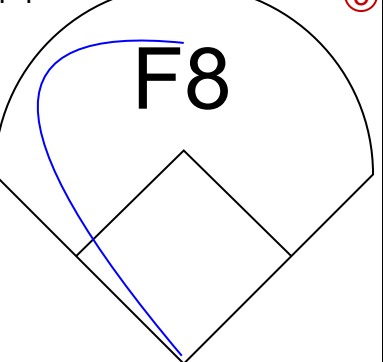
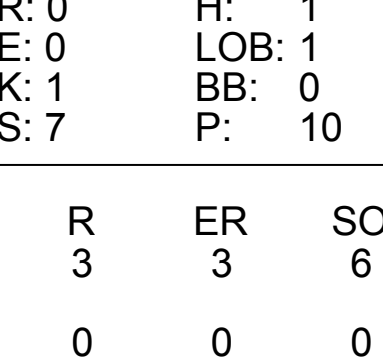
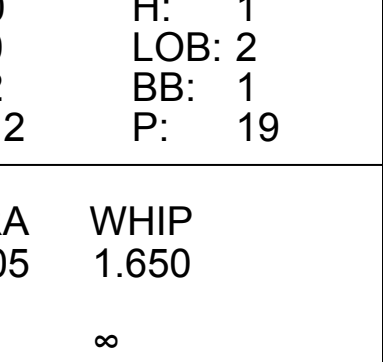
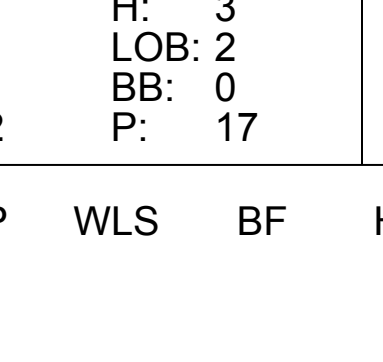
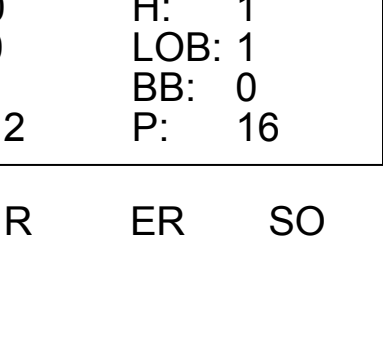


| Batter | 1 | 2 | 3 | 4 | 5 | 6 | 7 | 8 | 9 | AB | R | H | RBI | BB | SO | LOB | TOP | | | |
|--|---|---|---|---|--|---|--|--|---|----------------------------------|-------------------------------|----------------------------------|-------------------------------|----------------------------------|------------------------------|----------------------------------|----------------------------------|------------------------------------|-------------------------|--------|
| Brady Anderson, L OBP: 0.406, SLG: 0.692 (1, 8) |  | |  BB | |  |  | |  1B | | 4 | 2 | 1 | 0 | 1 | 1 | 3 | | | | |
| Todd Zeile, R OBP: 0.344, SLG: 0.414 (1, 5) |  | |  1-H | |  | |  |  1B | | 4 | 1 | 2 | 2 | 1 | 0 | 0 | | | | |
| Roberto Alomar, S OBP: 0.323, SLG: 0.444 (1, 4) |  | |  | |  | |  2B |  1B | | 4 | 1 | 2 | 1 | 0 | 0 | 1 | | | | |
| Rafael Palmeiro, L OBP: 0.414, SLG: 0.708 (1, 3) |  | |  | |  | |  2-H | |  | 4 | 1 | 1 | 2 | 1 | 1 | 1 | | | | |
| Bobby Bonilla, S OBP: 0.286, SLG: 0.391 Tony Tarasco, L (9, 9) |  | |  | | |  |  | |  | 4 | 0 | 0 | 0 | 1 | 4 | 0 | | | | |
| Cal Ripken Jr., R OBP: 0.448, SLG: 0.571 (1, 6) |  | | |  1B | |  1B |  1B | |  | 5 | 0 | 2 | 0 | 0 | 0 | 3 | | | | |
| Eddie Murray, S OBP: 0.444, SLG: 0.391 (1, 10) | |  | |  1-2 | |  |  1B | | | 4 | 0 | 1 | 0 | 0 | 1 | 2 | | | | |
| B.J. Surhoff, L OBP: 0.286, SLG: 0.750 Mike Devereaux, R (7, 7) | |  | |  | |  1B |  1-2 | | | 4 | 0 | 1 | 0 | 0 | 0 | 3 | | | | |
| Chris Hoiles, R OBP: 0.400, SLG: 0.100 (1, 2) | |  | |  | |  1-2 |  | | | 3 | 0 | 0 | 0 | 1 | 0 | 1 | | | | |
| Inning Stats | R: 0 E: 0 K: 1 S: 15 | H: 0 LOB: 3 BB: 3 P: 33 | R: 0 E: 0 K: 1 S: 8 | H: 0 LOB: 0 BB: 0 P: 9 | R: 2 E: 0 K: 2 S: 16 | H: 1 LOB: 0 BB: 1 P: 30 | R: 0 E: 0 K: 0 S: 9 | H: 1 LOB: 1 BB: 0 P: 14 | R: 0 E: 0 K: 1 S: 13 | H: 2 LOB: 3 BB: 1 P: 26 | R: 2 E: 1 K: 1 S: 17 | H: 3 LOB: 2 BB: 0 P: 25 | R: 1 E: 0 K: 0 S: 11 | H: 2 LOB: 0 BB: 0 P: 13 | R: 0 E: 0 K: 1 S: 9 | H: 0 LOB: 0 BB: 0 P: 15 | 1B: 7 2B: 2 3B: 0 HR: 2 | SF: 1 SAC: 0 DP: 1 HBP: 0 | WP: 1 PB: 0 CS: 0 | PA: 42 |
| PITCHER | IP WLS BF H R ER SO BB IBB HBP BLK WP HR S P ERA WHIP | | | | | | | | | | | | | | | | | | | |
| David Cone, R ERA: 6.0 (1, 1) | 6.0 | 28 | 5 | 2 | 2 | 5 | 5 | 0 | 0 | 0 | 0 | 1 | 1 | 77 | 133 | 3.00 | 1.667 | | | |
| Jeff Nelson, R ERA: 4.5 (7, 1) | 1.1 | L | 10 | 5 | 3 | 3 | 1 | 0 | 0 | 0 | 0 | 0 | 1 | 24 | 34 | 20.25 | 3.750 | | | |
| Graeme Lloyd, L ERA: (8, 1) | 1.1 | | 3 | 0 | 0 | 1 | 0 | 0 | 0 | 0 | 0 | 0 | 0 | 10 | 14 | 0.00 | 0.000 | | | |
| David Weathers, R ERA: (9, 1) | 0.1 | | 1 | 0 | 0 | 0 | 0 | 0 | 0 | 0 | 0 | 0 | 0 | 3 | 5 | 0.00 | 0.000 | | | |

Baltimore Orioles @ New York Yankees
Yankee Stadium, Bronx, NY
Thu Oct 10 1996, 3:33 AM EDT
Att: 58,432 - Cloudy - 58 F

AB 36
R 5
H 10
RBI 5
BB 5
SO 7
LOB 14



| Batter | 1 | 2 | 3 | 4 | 5 | 6 | 7 | 8 | 9 | AB | R | H | RBI | BB | SO | LOB | BOTTOM | | | |
|--|---|---|---|---|---|---|---|--|--|----------------------------------|-------------------------------|----------------------------------|-------------------------------|----------------------------------|-------------------------------|----------------------------------|----------------------------------|------------------------------------|-------------------------|--------|
| Derek Jeter, R OBP: 0.481, SLG: 0.630 (1, 6) |  | |  | |  | |  | |  1B | 5 | 1 | 2 | 0 | 0 | 2 | 2 | | | | |
| Tim Lincecum, S OBP: 0.367, SLG: 0.308 (1, 7) |  | |  | |  | |  | |  | 4 | 1 | 1 | 0 | 1 | 1 | 2 | | | | |
| Bernie Williams, S OBP: 0.586, SLG: 1.091 (1, 8) |  | |  | |  | |  1B | |  1B | 3 | 0 | 2 | 1 | 2 | 1 | 2 | | | | |
| Cecil Fielder, R OBP: 0.409, SLG: 0.444 (1, 10) |  | |  | |  | |  1-2 | |  | 5 | 0 | 1 | 1 | 0 | 0 | 6 | | | | |
| Tino Martinez, L OBP: 0.321, SLG: 0.292 (1, 3) |  | | |  HBP | |  |  | |  | 4 | 0 | 0 | 0 | 0 | 0 | 4 | | | | |
| Mariano Duncan, R OBP: 0.346, SLG: 0.333 (1, 4) | |  | |  1-2 | |  | |  | | 4 | 0 | 1 | 0 | 0 | 1 | 1 | | | | |
| Paul O'Neill, L OBP: 0.190, SLG: 0.150 (1, 9) | |  | |  | |  | |  | | 2 | 0 | 1 | 0 | 1 | 1 | 1 | | | | |
| Jim Leyritz, R OBP: 0.222, SLG: 0.125 (8, PH) (9, 9) | |  | |  | |  | |  | | 1 | 0 | 0 | 0 | 0 | 0 | 0 | | | | |
| Charlie Hayes, R OBP: 0.200, SLG: 0.222 (1, 5) | |  | |  | |  | |  1B | | 4 | 0 | 1 | 0 | 0 | 2 | 3 | | | | |
| Joe Girardi, R OBP: 0.444, SLG: 0.429 (1, 2) | |  | | |  3B | |  1B | |  | 4 | 1 | 2 | 0 | 0 | 0 | 2 | | | | |
| Inning Stats | R: 2 E: 0 K: 0 S: 10 | H: 3 LOB: 0 BB: 0 P: 15 | R: 0 E: 0 K: 1 S: 7 | H: 1 LOB: 0 BB: 0 P: 10 | R: 0 E: 0 K: 0 S: 10 | H: 0 LOB: 1 BB: 1 P: 18 | R: 0 E: 0 K: 0 S: 7 | H: 0 LOB: 1 BB: 1 P: 14 | R: 0 E: 0 K: 2 S: 12 | H: 1 LOB: 2 BB: 0 P: 17 | R: 1 E: 0 K: 1 S: 12 | H: 3 LOB: 2 BB: 0 P: 17 | R: 0 E: 0 K: 1 S: 12 | H: 1 LOB: 1 BB: 0 P: 16 | R: 0 E: 0 K: 1 S: 16 | H: 1 LOB: 2 BB: 1 P: 29 | 1B: 9 2B: 1 3B: 1 HR: 0 | SF: 0 SAC: 0 DP: 2 HBP: 1 | WP: 0 PB: 0 CS: 0 | PA: 41 |
| PITCHER | IP WLS BF H R ER SO BB IBB HBP BLK WP HR S P ERA WHIP | | | | | | | | | | | | | | | | | | | |
| David Wells, L ERA: 4.43 (1, 1) | 6.2 | W | 30 | 8 | 3 | 3 | 6 | 3 | 0 | 1 | 0 | 0 | 0 | 69 | 104 | 4.05 | 1.650 | | | |
| Alan Mills, R ERA: (7, 1) | 0.0 | | 1 | 1 | 0 | 0 | 0 | 0 | 0 | 0 | 0 | 0 | 0 | 1 | 3 | ∞ | ∞ | | | |
| Jesse Orosco, L ERA: 13.5 (7, 1) | 1.1 | | 5 | 1 | 0 | 0 | 1 | 0 | 0 | 0 | 0 | 0 | 0 | 14 | 19 | 0.00 | 0.750 | | | |
| Randy Myers, L ERA: 1.8 (9, 1) | 0.1 | | 3 | 1 | 0 | 0 | 1 | 1 | 0 | 0 | 0 | 0 | 0 | 8 | 17 | 0.00 | 6.000 | | | |
| Armando Benitez, R ERA: 3.18 (9, 1) | 0.2 | S | 2 | 0 | 0 | 0 | 0 | 0 | 0 | 0 | 0 | 0 | 0 | 8 | 12 | 0.00 | 0.000 | | | |

Baltimore Orioles @ New York Yankees
Yankee Stadium, Bronx, NY
Thu Oct 10 1996, 3:33 AM EDT
Att: 58,432 - Cloudy - 58 F

AB 36
R 3
H 11
RBI 2
BB 4
SO 8
LOB 23



| Batter | 1 | 2 | 3 | 4 | 5 | 6 | 7 | 8 | 9 | AB R H RBI BB SO LOB | TOP | | | | | | | | | | | |
|---|---|----------------------------------|------------------------------|----------------------------------|------------------------------|---------------------------------|-------------------------------|----------------------------------|------------------------------|----------------------------------|---|---|----------------------------------|------------------------------|---------------------------------|-------------------------------|----------------------------------|------------------------------|----------------------------------|----------------------------------|------------------------------------|----------------------------------|
| Tim Raines, S (1, 7) OBP: 0.343, SLG: 0.290 | 1-1 FC6-4 1B | | 1-0 G3 | | 0-0 G4-3 | | | 2-2 G4-3 | 0-1 G1-3 | 5 0 1 0 0 0 3 | New York Yankees @ Baltimore Orioles Oriole Park at Camden Yards, Baltimore, MD Fri Oct 11 1996, 7:05 PM EDT Att: 48,635 - Unknown - 57 F livebaseballscorecards.com | | | | | | | | | | | |
| 2 Derek Jeter, R (1, 6) OBP: 0.452, SLG: 0.613 | 1-1 L9 | | | 1-3 K | 2-2 P4 | | | 1-1 1B | | 4 1 1 0 0 1 3 | | | | | | | | | | | | |
| Bernie Williams, S (1, 8) OBP: 0.576, SLG: 1.000 | 2-3 K | | | 4-2 1B FC5-4 BB | | 3-1 G4-3 | | 0-0 2B E | | 3 2 1 1 1 1 1 | | | | | | | | | | | | |
| Tino Martinez, L (1, 3) OBP: 0.344, SLG: 0.357 | 2-0 FC6-4 | | | 1-2 FC5-4 1B | 1-2 G4-3 | | | 1-1 E5 | | 4 1 2 0 0 0 1 | | | | | | | | | | | | |
| Cecil Fielder, R (1, 10) OBP: 0.385, SLG: 0.545 | | 0-3 K | | 0-0 FC5-4 1B | | 1-3 K | | 1-0 HR | | 4 1 1 3 0 2 1 | | | | | | | | | | | | |
| Daryl Strawberry, L (1, 9) OBP: 0.152, SLG: 0.100 | | 3-1 G6-4-3 1B | | 3-3 K | | | 0-1 F7 | 1-0 F8 | | 4 0 1 0 0 1 1 | | | | | | | | | | | | |
| Mariano Duncan, R (1, 4) Luis Sojo, R (9, 4) OBP: 0.300, SLG: 0.286 | | 1-0 G6-4-3 | | | 1-1 F9 | | 0-3 K2-3 | | 1-0 F9 | 4 0 0 0 0 1 1 0 0 0 0 0 0 0 | | | | | | | | | | | | |
| Charlie Hayes, R (1, 5) OBP: 0.286, SLG: 0.182 | | | 0-1 E6 | | 4-0 G4-3 1B BB | | 1-0 F8 | | | 2 0 0 0 2 0 0 | | | | | | | | | | | | |
| Joe Girardi, R (1, 2) OBP: 0.409, SLG: 0.389 | | | 3-1 G6-4-3 | | 0-0 G4-3 1B | | | 1-0 F7 | 0-3 K | 4 0 1 0 0 1 2 | | | | | | | | | | | | |
| Inning Stats | R: 0 E: 0 K: 1 S: 8 | H: 1 LOB: 1 BB: 0 P: 14 | R: 0 E: 0 K: 1 S: 6 | H: 1 LOB: 0 BB: 0 P: 10 | R: 0 E: 1 K: 0 S: 5 | H: 0 LOB: 0 BB: 0 P: 9 | R: 1 E: 0 K: 2 S: 15 | H: 1 LOB: 1 BB: 1 P: 24 | R: 0 E: 0 K: 0 S: 7 | H: 1 LOB: 2 BB: 1 P: 14 | | R: 0 E: 0 K: 1 S: 9 | H: 0 LOB: 0 BB: 0 P: 14 | R: 0 E: 0 K: 1 S: 6 | H: 0 LOB: 0 BB: 0 P: 7 | R: 4 E: 1 K: 0 S: 11 | H: 4 LOB: 0 BB: 0 P: 18 | R: 0 E: 0 K: 1 S: 8 | H: 0 LOB: 1 BB: 1 P: 13 | 1B: 5 2B: 2 3B: 0 HR: 1 | SF: 0 SAC: 0 DP: 2 HBP: 0 | WP: 0 PB: 0 SB: 0 CS: 0 |
| PITCHER | IP WLS BF H R ER SO BB IBB HBP BLK WP HR S P ERA WHIP | | | | | | | | | | | IP WLS BF H R ER SO BB IBB HBP BLK WP HR S P ERA WHIP | | | | | | | | | | |
| 35 Mike Mussina, R (1, 1) ERA: 5.27 | 7.2 L 32 8 5 5 6 2 0 0 0 0 0 1 66 108 5.87 1.304 | | | | | | | | | | | | | | | | | | | | | |
| Jesse Orosco, L (8, 1) ERA: 12.0 | 0.1 1 0 0 0 0 0 0 0 0 0 0 0 1 2 0.00 0.000 | | | | | | | | | | | | | | | | | | | | | |
| Terry Mathews, R (9, 1) ERA: | 1.0 4 0 0 0 1 1 0 0 0 0 0 0 8 13 0.00 1.000 | | | | | | | | | | | | | | | | | | | | | |

| Batter | 1 | 2 | 3 | 4 | 5 | 6 | 7 | 8 | 9 | AB R H RBI BB SO LOB | BOTTOM | | | | | | | | | | | |
|---|---|----------------------------------|-------------------------------|----------------------------------|------------------------------|----------------------------------|------------------------------|----------------------------------|------------------------------|----------------------------------|---|---|----------------------------------|------------------------------|----------------------------------|------------------------------|----------------------------------|------------------------------|----------------------------------|----------------------------------|------------------------------------|----------------------------------|
| Brady Anderson, L (1, 8) OBP: 0.389, SLG: 0.633 | 2-0 HR 1B | | 3-2 F8 | | | 1-3 K | | | 2-3 K | 4 1 1 0 0 2 0 | New York Yankees @ Baltimore Orioles Oriole Park at Camden Yards, Baltimore, MD Fri Oct 11 1996, 7:05 PM EDT Att: 48,635 - Unknown - 57 F livebaseballscorecards.com | | | | | | | | | | | |
| Todd Zeile, R (1, 5) OBP: 0.333, SLG: 0.485 | 0-1 HR | | 3-0 G5-3 | | | 3-2 F9 | | | 1-2 G4-3 | 4 1 1 2 0 0 0 | | | | | | | | | | | | |
| Roberto Alomar, S (1, 4) OBP: 0.286, SLG: 0.387 | 2-0 G5-3 | | 2-1 F8 | | | 1-2 F9 | | | 0-2 G3 | 4 0 0 0 0 0 0 | | | | | | | | | | | | |
| Rafael Palmeiro, L (1, 3) OBP: 0.375, SLG: 0.630 | 3-1 F8 | | | 2-0 G4-3 | | | 2-2 F9 | | | 3 0 0 0 0 0 0 | | | | | | | | | | | | |
| Bobby Bonilla, S (1, 9) OBP: 0.258, SLG: 0.346 | 3-2 G6-3 | | | 2-1 P4 | | | 1-1 G6-3 | | | 3 0 0 0 0 0 0 | | | | | | | | | | | | |
| Cal Ripken Jr., R (1, 6) OBP: 0.406, SLG: 0.516 | | 3-3 K | | 3-1 P4 | | | 2-1 F8 | | | 3 0 0 0 0 1 0 | | | | | | | | | | | | |
| Eddie Murray, S (1, 10) OBP: 0.433, SLG: 0.360 | | 3-3 K | | | 4-1 G3 BB | | | 2-1 G3-1 | | 2 0 0 0 1 1 0 | | | | | | | | | | | | |
| B.J. Surhoff, L (1, 7) OBP: 0.292, SLG: 0.696 | | 0-2 1B | | | 2-0 G3 | | | 2-3 K | | 3 0 1 0 0 1 1 | | | | | | | | | | | | |
| Chris Hoiles, R (1, 2) OBP: 0.333, SLG: 0.077 | | 1-0 L7 | | | 2-3 K | | | 0-0 F8 | | 3 0 0 0 0 1 1 | | | | | | | | | | | | |
| Inning Stats | R: 2 E: 0 K: 0 S: 10 | H: 2 LOB: 0 BB: 0 P: 20 | R: 0 E: 0 K: 2 S: 11 | H: 1 LOB: 0 BB: 0 P: 18 | R: 0 E: 0 K: 0 S: 6 | H: 0 LOB: 0 BB: 0 P: 14 | R: 0 E: 0 K: 0 S: 5 | H: 0 LOB: 0 BB: 0 P: 12 | R: 0 E: 0 K: 1 S: 5 | H: 0 LOB: 0 BB: 1 P: 13 | | R: 0 E: 0 K: 1 S: 13 | H: 0 LOB: 0 BB: 0 P: 18 | R: 0 E: 0 K: 0 S: 7 | H: 0 LOB: 0 BB: 0 P: 12 | R: 0 E: 0 K: 1 S: 6 | H: 0 LOB: 0 BB: 0 P: 10 | R: 0 E: 0 K: 1 S: 9 | H: 0 LOB: 0 BB: 0 P: 12 | 1B: 2 2B: 0 3B: 0 HR: 1 | SF: 0 SAC: 0 DP: 1 HBP: 0 | WP: 0 PB: 0 SB: 0 CS: 0 |
| PITCHER | IP WLS BF H R ER SO BB IBB HBP BLK WP HR S P ERA WHIP | | | | | | | | | | | IP WLS BF H R ER SO BB IBB HBP BLK WP HR S P ERA WHIP | | | | | | | | | | |
| Jimmy Key, L (1, 1) ERA: 2.77 | 8.0 W 27 3 2 2 5 1 0 0 0 0 0 0 9 117 2.25 0.500 | | | | | | | | | | | | | | | | | | | | | |
| John Wetteland, R (9, 1) ERA: | 1.0 S 3 0 0 0 1 0 0 0 0 0 0 0 9 12 0.00 0.000 | | | | | | | | | | | | | | | | | | | | | |

| Batter | 1 | 2 | 3 | 4 | 5 | 6 | 7 | 8 | 9 | AB | R | H | RBI | BB | SO | LOB | TOP | | | | | |
|--|-------------------------------|----------------------------------|-------------------------------|----------------------------------|------------------------------|----------------------------------|-------------------------------|----------------------------------|------------------------------|---------------------------------|-------------------------------|----------------------------------|------------------------------|----------------------------------|-------------------------------|----------------------------------|------------------------------|---------------------------------|----------------------------------|------------------------------------|----------------------------------|--------|
| 2 Derek Jeter, R OBP: 0.417, SLG: 0.583 | | | | | | | | | | 5 | 1 | 1 | 0 | 0 | 2 | 2 | | | | | | |
| Wade Boggs, L OBP: 0.097, SLG: 0.091 | | | | | | | | | | 5 | 0 | 0 | 0 | 0 | 1 | 1 | | | | | | |
| Bernie Williams, S OBP: 0.568, SLG: 1.069 | | | | | | | | | | 4 | 2 | 2 | 2 | 0 | 0 | 0 | | | | | | |
| Tino Martinez, L OBP: 0.333, SLG: 0.344 | | | | | | | | | | 4 | 1 | 1 | 0 | 0 | 0 | 0 | | | | | | |
| Cecil Fielder, R OBP: 0.333, SLG: 0.462 | | | | | | | | | | 4 | 0 | 0 | 1 | 0 | 1 | 1 | | | | | | |
| Darry Strawberry, L OBP: 0.333, SLG: 0.714 Tim Raines, S OBP: 0.343, SLG: 0.290 | | | | | | | | | | 4 | 3 | 3 | 3 | 0 | 1 | 0 | | | | | | |
| Paul O'Neill, L OBP: 0.240, SLG: 0.304 | | | | | | | | | | 3 | 1 | 1 | 2 | 1 | 1 | 0 | | | | | | |
| Mariano Duncan, R OBP: 0.303, SLG: 0.323 Luis Sojo, R OBP: 0.343, SLG: 0.290 | | | | | | | | | | 3 | 0 | 1 | 0 | 0 | 0 | 0 | | | | | | |
| Joe Girardi, R OBP: 0.385, SLG: 0.333 | | | | | | | | | | 3 | 0 | 0 | 0 | 1 | 2 | 0 | | | | | | |
| Inning Stats | R: 2 E: 0 K: 1 S: 12 | H: 2 LOB: 0 BB: 0 P: 16 | R: 1 E: 0 K: 1 S: 10 | H: 1 LOB: 0 BB: 0 P: 15 | R: 0 E: 0 K: 1 S: 8 | H: 0 LOB: 0 BB: 0 P: 13 | R: 2 E: 0 K: 0 S: 14 | H: 3 LOB: 2 BB: 1 P: 27 | R: 0 E: 0 K: 0 S: 7 | H: 0 LOB: 0 BB: 0 P: 9 | R: 0 E: 0 K: 1 S: 11 | H: 0 LOB: 0 BB: 0 P: 18 | R: 0 E: 0 K: 2 S: 8 | H: 0 LOB: 0 BB: 0 P: 12 | R: 3 E: 0 K: 0 S: 16 | H: 3 LOB: 1 BB: 1 P: 28 | R: 0 E: 0 K: 2 S: 7 | H: 0 LOB: 0 BB: 0 P: 9 | 1B: 2 2B: 3 3B: 0 HR: 4 | SF: 0 SAC: 0 DP: 0 HBP: 0 | WP: 0 PB: 0 SB: 0 CS: 0 | PA: 38 |
| PITCHER | IP | WLS | BF | H | R | ER | SO | BB | IBB | HBP | BLK | WP | HR | S | P | ERA | WHIP | | | | | |
| Rocky Coppinger, R ERA: 8.44 | 5.1 | L | 23 | 6 | 5 | 5 | 3 | 1 | 0 | 0 | 0 | 0 | 3 | 55 | 87 | 8.44 | 1.312 | | | | | |
| Arthur Rhodes, L ERA: 4.5 | 0.2 | | 2 | 0 | 0 | 0 | 1 | 0 | 0 | 0 | 0 | 0 | 0 | 7 | 11 | 0.00 | 0.000 | | | | | |
| Alan Mills, R ERA: 6.75 | 1.1 | | 5 | 1 | 1 | 1 | 2 | 0 | 0 | 0 | 0 | 0 | 0 | 12 | 19 | 6.75 | 0.750 | | | | | |
| Jesse Orosco, L ERA: 15.0 | 0.0 | | 1 | 1 | 0 | 0 | 0 | 0 | 0 | 0 | 0 | 0 | 0 | 4 | 6 | ∞ | ∞ | | | | | |
| Amando Benitez, R ERA: 4.25 | 0.2 | | 4 | 1 | 2 | 2 | 0 | 1 | 0 | 0 | 0 | 0 | 1 | 8 | 15 | 27.00 | 3.000 | | | | | |

New York Yankees @ Baltimore Orioles
Oriole Park at Camden Yards, Baltimore, MD

AB 36
R 8
H 9
RBI 8
BB 2
SO 8
LOB 5



WP: 0 PA: 38
PB: 0
SB: 0
CS: 0

New York Yankees @ Baltimore Orioles
Oriole Park at Camden Yards, Baltimore, MD

AB 37
R 4
H 11
RBI 4
BB 3
SO 6
LOB 24



WP: 1 PA: 41
PB: 0
SB: 0
CS: 0

| Batter | 1 | 2 | 3 | 4 | 5 | 6 | 7 | 8 | 9 | AB | R | H | RBI | BB | SO | LOB | BOTTOM | | | | | |
|---|-------------------------------|----------------------------------|-------------------------------|----------------------------------|-------------------------------|----------------------------------|-------------------------------|----------------------------------|------------------------------|----------------------------------|-------------------------------|----------------------------------|------------------------------|----------------------------------|-------------------------------|----------------------------------|-------------------------------|----------------------------------|----------------------------------|------------------------------------|----------------------------------|--------|
| Brady Anderson, L OBP: 0.366, SLG: 0.559 | | | | | | | | | | 4 | 1 | 0 | 0 | 1 | 1 | 5 | | | | | | |
| Todd Zeile, R OBP: 0.341, SLG: 0.474 | | | | | | | | | | 5 | 0 | 2 | 0 | 0 | 0 | 4 | | | | | | |
| Roberto Alomar, S OBP: 0.300, SLG: 0.417 | | | | | | | | | | 5 | 0 | 2 | 0 | 0 | 1 | 2 | | | | | | |
| Rafael Palmeiro, L OBP: 0.351, SLG: 0.567 | | | | | | | | | | 3 | 0 | 0 | 1 | 1 | 2 | 3 | | | | | | |
| Bobby Bonilla, S OBP: 0.222, SLG: 0.290 | | | | | | | | | | 5 | 0 | 0 | 0 | 0 | 0 | 5 | | | | | | |
| Cal Ripken Jr., R OBP: 0.417, SLG: 0.500 | | | | | | | | | | 3 | 1 | 1 | 0 | 1 | 0 | 1 | | | | | | |
| Pete Incaviglia, R OBP: 0.286, SLG: 0.286 Eddie Murray, S OBP: 0.438, SLG: 0.370 | | | | | | | | | | 2 | 1 | 1 | 0 | 0 | 0 | 0 | | | | | | |
| Mike Devereaux, R B.J. Surhoff, L OBP: 0.333, SLG: 0.692 | | | | | | | | | | 1 | 0 | 0 | 0 | 0 | 1 | 0 | | | | | | |
| Chris Hoiles, R OBP: 0.364, SLG: 0.353 | | | | | | | | | | 4 | 1 | 2 | 2 | 0 | 1 | 4 | | | | | | |
| Inning Stats | R: 1 E: 0 K: 1 S: 13 | H: 1 LOB: 1 BB: 1 P: 25 | R: 0 E: 0 K: 1 S: 10 | H: 0 LOB: 0 BB: 0 P: 17 | R: 1 E: 0 K: 1 S: 12 | H: 3 LOB: 2 BB: 0 P: 22 | R: 2 E: 0 K: 0 S: 14 | H: 2 LOB: 1 BB: 1 P: 25 | R: 0 E: 0 K: 0 S: 7 | H: 1 LOB: 1 BB: 0 P: 12 | R: 0 E: 0 K: 0 S: 11 | H: 1 LOB: 1 BB: 0 P: 19 | R: 0 E: 0 K: 2 S: 8 | H: 0 LOB: 1 BB: 1 P: 16 | R: 0 E: 0 K: 2 S: 15 | H: 3 LOB: 3 BB: 0 P: 19 | R: 0 E: 0 K: 1 S: 12 | H: 0 LOB: 0 BB: 0 P: 18 | 1B: 9 2B: 1 3B: 0 HR: 1 | SF: 1 SAC: 0 DP: 0 HBP: 0 | WP: 1 PB: 0 SB: 0 CS: 0 | PA: 41 |
| PITCHER | IP | WLS | BF | H | R | ER | SO | BB | IBB | HBP | BLK | WP | HR | S | P | ERA | WHIP | | | | | |
| Kenny Rogers, L ERA: 10.8 | 3.0 | | 16 | 5 | 4 | 4 | 3 | 2 | 0 | 0 | 0 | 0 | 0 | 27 | 45 | 0.00 | 1.125 | | | | | |
| David Weathers, R ERA | 2.2 | W | 11 | 3 | 0 | 0 | 0 | 0 | 0 | 0 | 0 | 0 | 0 | 2 | 3 | 0.00 | 0.000 | | | | | |
| Graeme Lloyd, L ERA | 0.1 | | 1 | 0 | 0 | 0 | 0 | 0 | 0 | 0 | 0 | 0 | 0 | 2 | 3 | 0.00 | 0.000 | | | | | |
| 42 Mariano Rivera, R ERA | 2.0 | | 10 | 3 | 0 | 0 | 2 | 1 | 0 | 0 | 0 | 0 | 0 | 23 | 35 | 0.00 | 2.000 | | | | | |
| John Wetteland, R ERA | 1.0 | | 3 | 0 | 0 | 0 | 1 | 0 | 0 | 0 | 0 | 0 | 0 | 12 | 18 | 0.00 | 0.000 | | | | | |

WP: 1 PA: 41
PB: 0
SB: 0
CS: 0

| Batter | 1 | 2 | 3 | 4 | 5 | 6 | 7 | 8 | 9 | AB | R | H | RBI | BB | SO | LOB | TOP | | | | | | | | |
|---|------------------------------|----------------------------------|------------------------------|----------------------------------|-------------------------------|----------------------------------|-------------------------------|----------------------------------|------------------------------|----------------------------------|-------------------------------|----------------------------------|------------------------------|----------------------------------|-------------------------------|----------------------------------|---|----------------------------------|----------------------------------|------------------------------------|----------------------------------|--------|--|--|--|
| 2 Derek Jeter, R OBP: 0.415, SLG: 0.561 (1, 6) | G6-3 | | E 1B | S 1B | | | P4 | P4 | | 5 | 1 | 2 | 0 | 0 | 0 | 3 | New York Yankees @ Baltimore Orioles Oriole Park at Camden Yards, Baltimore, MD Sun Oct 13 1996, 3:33 AM EDT Att: 48,718 - Sunny - 77 F | | | | | | | | |
| Wade Boggs, L OBP: 0.143, SLG: 0.148 (1, 5) | K | | F FC4-2 1B | G4-3 | | | G4-3 | | | 5 | 0 | 2 | 0 | 0 | 1 | 1 | | | | | | | | | |
| Bernie Williams, S OBP: 0.548, SLG: 1.000 (1, 8) | | | E4 FC4-2 HR | | | | S 1B | | | 5 | 1 | 2 | 0 | 0 | 1 | 2 | | | | | | | | | |
| Tino Martinez, L OBP: 0.293, SLG: 0.297 (1, 3) | G6-3 | | F FC4-2 HR | | | | K | | | 5 | 1 | 0 | 0 | 0 | 1 | 5 | | | | | | | | | |
| Cecil Fielder, R OBP: 0.353, SLG: 0.552 (8, PR) | | | | | | | | | | 3 | 1 | 1 | 3 | 1 | 2 | 0 | | | | | | | | | |
| Andy Fox, L OBP: 0.267, SLG: 0.167 (9, PH) | | | | | | | | | | 0 | 0 | 0 | 0 | 0 | 0 | 0 | | | | | | | | | |
| Charlie Hayes, R OBP: 0.267, SLG: 0.167 (9, PH) | | | | | | | | | | 1 | 0 | 0 | 0 | 0 | 0 | 1 | | | | | | | | | |
| Daryl Strawberry, L OBP: 0.359, SLG: 0.824 (8, 7) | | | | | | | | | | 3 | 1 | 1 | 1 | 1 | 0 | 1 | | | | | | | | | |
| Tim Lincecum, S OBP: 0.343, SLG: 0.290 (8, 7) | | | | | | | | | | 0 | 0 | 0 | 0 | 0 | 0 | 0 | | | | | | | | | |
| Paul O'Neill, L OBP: 0.276, SLG: 0.308 (1, 9) | | | | | | | | | | 3 | 0 | 1 | 0 | 1 | 0 | 1 | | | | | | | | | |
| Jim Leyritz, R OBP: 0.308, SLG: 0.455 (1, 2) | | | | | | | | | | 3 | 1 | 1 | 1 | 1 | 2 | 1 | | | | | | | | | |
| Luis Sojo, R OBP: 0.200, SLG: 0.200 (1, 4) | | | | | | | | | | 4 | 0 | 1 | 0 | 0 | 1 | 3 | | | | | | | | | |
| Inning Stats | R: 0 E: 0 K: 1 S: 9 | H: 1 LOB: 1 BB: 0 P: 18 | R: 0 E: 0 K: 1 S: 7 | H: 0 LOB: 0 BB: 1 P: 13 | R: 6 E: 1 K: 0 S: 17 | H: 5 LOB: 0 BB: 0 P: 26 | R: 0 E: 0 K: 1 S: 16 | H: 1 LOB: 1 BB: 0 P: 24 | R: 0 E: 0 K: 2 S: 8 | H: 0 LOB: 0 BB: 0 P: 11 | R: 0 E: 0 K: 1 S: 13 | H: 2 LOB: 2 BB: 0 P: 19 | R: 0 E: 0 K: 1 S: 7 | H: 1 LOB: 1 BB: 0 P: 12 | R: 0 E: 0 K: 1 S: 13 | H: 0 LOB: 3 BB: 3 P: 28 | R: 0 E: 0 K: 0 S: 10 | H: 1 LOB: 1 BB: 0 P: 15 | 1B: 7 2B: 1 3B: 0 HR: 3 | SF: 0 SAC: 0 DP: 1 HBP: 0 | WP: 1 PB: 0 SB: 2 CS: 0 | PA: 41 | | | |
| PITCHER | IP | WLS | BF | H | R | ER | SO | BB | IBB | HBP | BLK | WP | HR | S | P | ERA | WHIP | | | | | | | | |
| Scott Erickson, R ERA: 3.0 (1, 1) | 5.0 | L | 23 | 7 | 6 | 1 | 5 | 1 | 0 | 0 | 0 | 0 | 3 | 57 | 92 | 1.80 | 1.600 | | | | | | | | |
| Arthur Rhodes, L ERA: 3.0 (6, 1) | 1.0 | | 4 | 2 | 0 | 0 | 1 | 0 | 0 | 0 | 0 | 1 | 0 | 13 | 19 | 0.00 | 2.000 | | | | | | | | |
| Alan Mills, R ERA: 3.86 (7, 1) | 1.0 | | 5 | 1 | 0 | 0 | 1 | 1 | 0 | 0 | 0 | 0 | 0 | 8 | 17 | 0.00 | 2.000 | | | | | | | | |
| Randy Myers, L ERA: 1.29 (8, 1) | 2.0 | | 9 | 1 | 0 | 0 | 1 | 2 | 0 | 0 | 0 | 0 | 0 | 22 | 38 | 0.00 | 1.500 | | | | | | | | |

| Batter | 1 | 2 | 3 | 4 | 5 | 6 | 7 | 8 | 9 | AB | R | H | RBI | BB | SO | LOB | BOTTOM | | | | | | | | |
|--|------------------------------|----------------------------------|------------------------------|----------------------------------|-------------------------------|----------------------------------|------------------------------|---------------------------------|------------------------------|---------------------------------|------------------------------|----------------------------------|------------------------------|----------------------------------|------------------------------|----------------------------------|---|----------------------------------|----------------------------------|------------------------------------|----------------------------------|--------|--|--|--|
| Brady Anderson, L OBP: 0.333, SLG: 0.500 (1, 8) | G4-3 | | L4 | | | | | G4-3 | | 4 | 0 | 0 | 0 | 0 | 0 | 1 | New York Yankees @ Baltimore Orioles Oriole Park at Camden Yards, Baltimore, MD Sun Oct 13 1996, 3:33 AM EDT Att: 48,718 - Sunny - 77 F | | | | | | | | |
| Todd Zeile, R OBP: 0.378, SLG: 0.561 (1, 5) | P3 | | | | | | | | | 3 | 1 | 2 | 1 | 1 | 0 | 0 | | | | | | | | | |
| Roberto Alomar, S OBP: 0.273, SLG: 0.375 (1, 4) | G5-3 | | | | | | | | | 4 | 1 | 0 | 0 | 0 | 0 | 2 | | | | | | | | | |
| Rafael Palmeiro, L OBP: 0.317, SLG: 0.500 (1, 3) | | | | | | | | | | 4 | 0 | 0 | 0 | 0 | 1 | 2 | | | | | | | | | |
| Bobby Bonilla, S OBP: 0.225, SLG: 0.371 (1, 9) | | | | | | | | | | 4 | 1 | 1 | 2 | 0 | 0 | 1 | | | | | | | | | |
| Cal Ripken Jr., R OBP: 0.375, SLG: 0.447 (1, 6) | | | | | | | | | | 4 | 0 | 0 | 0 | 0 | 2 | 0 | | | | | | | | | |
| Eddie Murray, S OBP: 0.429, SLG: 0.467 (1, 10) | | | | | | | | | | 3 | 1 | 1 | 1 | 0 | 0 | 0 | | | | | | | | | |
| B.J. Surhoff, L OBP: 0.333, SLG: 0.643 (1, 7) | | | | | | | | | | 2 | 0 | 0 | 0 | 1 | 0 | 0 | | | | | | | | | |
| Mark Parent, R OBP: 0.182, SLG: 0.182 (1, 2) | | | | | | | | | | 1 | 0 | 0 | 0 | 0 | 0 | 1 | | | | | | | | | |
| Chris Hoiles, R OBP: 0.333, SLG: 0.316 (7, 2) | | | | | | | | | | 2 | 0 | 0 | 0 | 0 | 1 | 0 | | | | | | | | | |
| Inning Stats | R: 0 E: 0 K: 0 S: 6 | H: 0 LOB: 0 BB: 0 P: 10 | R: 0 E: 0 K: 1 S: 7 | H: 0 LOB: 0 BB: 0 P: 11 | R: 0 E: 0 K: 0 S: 11 | H: 0 LOB: 1 BB: 1 P: 21 | R: 0 E: 0 K: 0 S: 5 | H: 1 LOB: 1 BB: 0 P: 8 | R: 0 E: 0 K: 1 S: 6 | H: 0 LOB: 0 BB: 0 P: 9 | R: 1 E: 0 K: 1 S: 9 | H: 1 LOB: 0 BB: 0 P: 14 | R: 0 E: 0 K: 1 S: 7 | H: 0 LOB: 0 BB: 0 P: 11 | R: 1 E: 0 K: 0 S: 9 | H: 1 LOB: 0 BB: 0 P: 16 | R: 2 E: 0 K: 1 S: 11 | H: 1 LOB: 1 BB: 1 P: 20 | 1B: 1 2B: 0 3B: 0 HR: 3 | SF: 0 SAC: 0 DP: 0 HBP: 0 | WP: 0 PB: 0 SB: 0 CS: 0 | PA: 33 | | | |
| PITCHER | IP | WLS | BF | H | R | ER | SO | BB | IBB | HBP | BLK | WP | HR | S | P | ERA | WHIP | | | | | | | | |
| Andy Pettitte, L ERA: 4.22 (1, 1) | 8.0 | W | 28 | 3 | 2 | 2 | 3 | 1 | 0 | 0 | 0 | 0 | 1 | 11 | 20 | 18.00 | 2.000 | | | | | | | | |
| John Wetteland, R ERA: 2.25 (9, 1) | 1.0 | | 5 | 1 | 2 | 2 | 1 | 1 | 0 | 0 | 0 | 0 | 1 | 11 | 20 | 18.00 | 2.000 | | | | | | | | |

