

Baltimore Orioles - 1997

Batter	1	2	3	4	5	6	7	8	9	AB R H RBI BB SO LOB	TOP	
Jose Offerman, S (1, 4) OBP: 0.400, SLG: 0.400	1-2 F8			3-2 G1-3 SH1-3 1B		1-0 E6 1B	1-2 1B		0-3 K	5 1 2 0 0 1 1		
Tom Goodwin, L (1, 8)	1-0 F7			0-0 SH1-3 1-2		1-1 1B SF7 HBP	2-2 G3			2 1 0 0 0 0 2		
Bip Roberts, S (1, 7)	0-0 G3			2-1 G1-3 2-3		3-1 1B 1-3 2-H 1B			3-3 K	4 0 1 1 0 1 1		
Jeff King, R (1, 3)			3-3 K	3-2 G5-3		0-1 SF7 3-H			0-2 P4	3 0 0 1 0 1 1		
Jay Bell, R (1, 6) OBP: 0.500, SLG: 0.500			1-1 G6-3		1-0 G6-3 1 SAFE	0-0 1B 1-2			1-1 1B	4 0 2 0 0 0 0		
Joe Vitiello, R (1, 10) OBP: 0.250, SLG: 0.500			2-3 K		0-0 2B	0-3 K			1-3 K	4 0 1 0 0 3 3		
Jermaine Dye, R (1, 9)			0-1 G6-3		4-1 G1-6-3 BB				2-3 K	3 0 0 0 1 2 0		
Craig Paquette, R (1, 5) OBP: 0.250, SLG: 0.250			2-2 G4-3		0-1 G1-6-3 1-2f				0-0 1B	4 0 1 0 0 0 2		
Tim Spehr, R (1, 2)			1-3 K						2-3 K	2 0 0 0 0 1 0		
Scott Cooper, L (7, PH)										0 0 0 0 0 0 0		
29 Mike Sweeney, R (7, PH)										1 0 0 0 1 1 1		
Inning Stats	R: 0 H: 0 E: 0 LOB: 0 K: 0 S: 5 P: 7	R: 0 H: 0 E: 0 LOB: 0 K: 2 BB: 0 P: 14	R: 0 H: 0 E: 0 LOB: 0 K: 1 BB: 0 S: 8 P: 11	R: 0 H: 1 E: 0 LOB: 1 K: 0 BB: 0 S: 10 P: 18	R: 0 H: 1 E: 0 LOB: 1 K: 0 BB: 1 S: 5 P: 10	R: 2 H: 2 E: 1 LOB: 2 K: 1 BB: 0 S: 11 P: 16	R: 0 H: 1 E: 0 LOB: 2 K: 1 BB: 1 S: 16 P: 28	R: 0 H: 1 E: 0 LOB: 1 K: 2 BB: 0 S: 12 P: 17	R: 0 H: 1 E: 0 LOB: 1 K: 3 BB: 0 S: 10 P: 14	1B: 6 SF: 1 2B: 1 SAC: 1 3B: 0 DP: 1 HR: 0 HBP: 1	WP: 0 PA: 37 PB: 0 SB: 0 CS: 0	
PITCHER	IP WLS BF H R ER SO BB IBB HBP BLK WP HR S P ERA WHIP											
Jimmy Key, L (1, 1) ERA:	6.0 W 24 4 2 0 4 1 0 1 0 0 0 47 76 0.00 0.833											
Alan Mills, R (7, 1) ERA:	0.2 2 0 0 0 1 0 0 0 0 0 0 8 13 0.00 0.000											
Jesse Orosco, L (7, 1) ERA:	0.1 3 1 0 0 0 1 0 0 0 0 0 8 15 0.00 6.000											
Armando Benitez, R (8, 1) ERA:	1.0 4 1 0 0 2 0 0 0 0 0 0 12 17 0.00 1.000											
Randy Myers, L (9, 1) ERA:	1.0 S 4 1 0 0 3 0 0 0 0 0 0 10 14 0.00 1.000											

Kansas City Royals @ Baltimore Orioles
 Oriole Park at Camden Yards, Baltimore, MD

Wed Apr 02 1997, 3:33 AM EST
 Att. 46,588 - Sunny - 61 F

livebaseballscorecards.com

AB 32
R 2
H 7
RBI 2
BB 2
SO 10
LOB 11



Batter	1	2	3	4	5	6	7	8	9	AB	R	H	RBI	BB	SO	LOB
Brady Anderson, L OBP: 0.800, SLG: 0.750	2-2 HBP		1-2 FC6-4 1B	3-1 P6		1-0 G3 SH3-4 2B	1-1 1B			4	1	3	1	0	0	3
Mike Bordick, R (1, 6)	0-3 K		1-2 FC6-4 1B	2-2 P5		0-1 SH3-4	1-2 FC9-2			4	0	0	0	0	1	7
Rafael Palmeiro, L OBP: 0.200, SLG: 0.200	1-3 K		0-0 1B	2-3 K		3-2 G3			1-3 K	5	0	1	0	0	3	5
Eric Davis, R OBP: 0.200, SLG: 0.400	0-3 K		1-1 G5-3		1-1 G5-3	2-1 2B		1-0 F8		5	0	1	1	0	1	3
Cal Ripken Jr., R OBP: 0.800, SLG: 2.000		0-0 G3 2B		1-0 HR	1-0 BB 2B	4-2 BB		0-0 G5-3		4	1	3	1	1	0	0
B.J. Surhoff, L (1, 7)		2-2 G3		4-0 BB 1B BB	4-1 BB BB	3-2 G4-3				2	1	0	0	2	0	3
Jeffrey Hammonds, R OBP: 0.750, SLG: 0.500		0-3 K		1-1 BB BB 1B	4-1 BB BB		4-2 CS BB			2	0	1	0	2	1	1
Chris Hoiles, R OBP: 0.500, SLG: 0.667		0-2 F7		4-1 BB BB	2-3 K		2-1 1B 2B			3	1	1	0	1	1	4
Lenny Webster, R (8, 2)				1-2 2-3 BB BB			1-2 2B			0	0	0	0	0	0	0
Jeff Reboulet, R (1, 4)			0-0 G1-3	4-2 BB BB	2-1 P3		4-1 1B FC9-2 BB			2	0	0	1	2	0	3

Inning Stats	R: 0	H: 0	E: 0	K: 3	S: 13	H: 0	LOB: 1	BB: 0	P: 16	R: 0	H: 1	E: 0	K: 1	S: 10	H: 2	LOB: 1	BB: 0	P: 12	R: 0	H: 2	E: 0	K: 1	S: 10	R: 2	H: 2	E: 0	K: 1	S: 18	H: 2	LOB: 3	BB: 3	P: 39	R: 0	H: 1	E: 0	K: 1	S: 12	R: 1	H: 2	E: 0	K: 0	S: 15	H: 2	LOB: 2	BB: 1	P: 28	R: 1	H: 2	E: 0	K: 0	S: 10	R: 0	H: 0	E: 0	K: 1	S: 7	H: 0	LOB: 0	BB: 0	P: 9
--------------	------	------	------	------	-------	------	--------	-------	-------	------	------	------	------	-------	------	--------	-------	-------	------	------	------	------	-------	------	------	------	------	-------	------	--------	-------	-------	------	------	------	------	-------	------	------	------	------	-------	------	--------	-------	-------	------	------	------	------	-------	------	------	------	------	------	------	--------	-------	------

PITCHER	IP	WLS	BF	H	R	ER	SO	BB	IBB	HBP	BLK	WP	HR	S	P	ERA	WHIP
Kevin Appier, R ERA: 3.6	(1, 1)		5.0	27	6	2	6	5	0	0	0	0	0	63	106	3.60	2.200
Jamie Walker, L ERA: 13.5	(6, 1)	0.2	L	3	1	1	0	0	0	0	0	0	0	7	11	13.50	1.500
Randy Veres, R ERA:	(6, 1)	0.0		2	1	0	0	1	0	0	0	0	0	5	11	∞	∞
Jason Jacome, L ERA: 5.4	(6, 1)	1.2		7	2	1	1	2	0	0	0	0	0	18	34	5.40	2.400
Hipolito Pichardo, R ERA:	(8, 1)	0.2		2	0	0	0	0	0	0	0	0	0	2	3	0.00	0.000

BOTTOM


Kansas City Royals @ Baltimore Orioles
 Oriole Park at Camden Yards, Baltimore, MD

Wed Apr 02 1997, 3:33 AM EST
 Att: 46,588 - Sunny - 61 F

livebaseballscorecards.com

AB	31
R	4
H	10
RBI	4
BB	8
SO	7
LOB	29

WP: 0 PA: 41
 PB: 0
 SB: 0
 CS: 1



Batter	1	2	3	4	5	6	7	8	9	AB R H RBI BB SO LOB	TOP																
Jose Offerman, S (1, 4) OBP: 0.300, SLG: 0.222	4-2 G6-3 1B S BB	1-0 G1-4-3			2-2 G3-1		0-3 K		2-3 K	4 1 0 0 1 2 0																	
Tom Goodwin, L (1, 8) OBP: 0.500, SLG: 0.667	0-1 B2		1-0 G4-3		0-0 1B FC5-4 1B		4-0 CS S BB		1-2 3B	4 1 2 0 1 0 1																	
Bip Roberts, S (1, 7) OBP: 0.333, SLG: 0.333	3-1 G6-3 1-3		2-1 E5 FC6-4 1B		1-2 FC5-4 1B		2-2 SAFE 1-3 1B		0-2 G4-3	5 0 2 0 0 0 2																	
Jeff King, R (1, 3)	4-2 1B BB		2-1 FC6-4 1B 1-2f		0-1 FC5-4 WP S HR		0-2 F4			3 1 0 1 1 0 3																	
Jay Bell, R (1, 6) OBP: 0.625, SLG: 1.000	1-0 BB 1-3 3-H 1B		0-1 1-2 1B		3-2 1-H HR			1-2 F8		4 1 3 3 0 0 0																	
Joe Vitiello, R (1, 10) OBP: 0.375, SLG: 0.429	4-2 1-2 BB		2-3 K		2-3 K			0-1 1B		3 0 1 0 1 2 2																	
Johnny Damon, L (8, PR)										0 0 0 0 0 0 0																	
Jermaine Dye, R (1, 9)	0-0 L5			1-1 G5-3		1-3 K		1-1 F8		4 0 0 0 0 1 4																	
Craig Paquette, R (1, 5) OBP: 0.125, SLG: 0.125		0-0 L4		1-3 K		0-2 L3		0-0 F8		4 0 0 0 0 1 1																	
29 Mike Sweeney, R (1, 2)		0-1 P6		1-1 G4-3		3-1 F7			0-1 F9	3 0 0 0 0 0 0																	
Tim Spehr, R (8, 2)										1 0 0 0 0 0 0																	
Inning Stats	R: 1 E: 0 K: 0 S: 14	H: 1 LOB: 3 BB: 3 P: 29	R: 0 E: 0 K: 0 S: 4	H: 0 LOB: 0 BB: 0 P: 5	R: 0 E: 1 K: 1 S: 10	H: 1 LOB: 2 BB: 0 P: 17	R: 0 E: 0 K: 1 S: 7	H: 0 LOB: 0 BB: 0 P: 10	R: 3 E: 0 K: 1 S: 18	H: 3 LOB: 0 BB: 0 P: 26	R: 0 E: 0 K: 1 S: 8	H: 0 LOB: 0 BB: 0 P: 12	R: 0 E: 0 K: 1 S: 12	H: 1 LOB: 1 BB: 1 P: 18	R: 0 E: 0 K: 0 S: 9	H: 1 LOB: 1 BB: 0 P: 11	R: 0 E: 0 K: 1 S: 11	H: 1 LOB: 1 BB: 0 P: 14	1B: 6 2B: 0 3B: 1 HR: 1	SF: 0 SAC: 0 DP: 0 HBP: 0	WP: 1 PB: 0 SB: 3 CS: 1	PA: 39					
PITCHER	IP WLS BF H R ER SO BB IBB HBP BLK WP HR S P ERA WHIP																										
Scott Kamieniecki, R (1, 1) ERA: 7.71	4.2		23	5	4	4	2	3	0	0	0	1	1	49	81	7.71	1.714										
Terry Mathews, R (5, 1) ERA:	1.1		4	0	0	0	2	0	0	0	0	0	0	12	18	0.00	0.000										
Arthur Rhodes, L (7, 1) ERA:	2.0	W	8	2	0	0	1	1	0	0	0	0	0	21	29	0.00	1.500										
Randy Myers, L (9, 1) ERA:	1.0	S	4	1	0	0	1	0	0	0	0	0	0	11	14	0.00	1.000										

Kansas City Royals @ Baltimore Orioles
Oriole Park at Camden Yards, Baltimore, MD

Thu Apr 03 1997, 7:05 PM EST
Att. 43,031 - Unknown - 73 F

AB	35
R	4
H	8
RBI	4
BB	4
SO	6
LOB	13



WP: 1	PA: 39
-------	--------

PITCHER	IP	WLS	BF	H	R	ER	SO	BB	IBB	HBP	BLK	WP	HR	S	P	ERA	WHIP
Scott Kamieniecki, R	4.2		23	5	4	4	2	3	0	0	0	1	1	49	81	7.71	1.714
Terry Mathews, R	1.1		4	0	0	0	2	0	0	0	0	0	0	12	18	0.00	0.000
Arthur Rhodes, L	2.0	W	8	2	0	0	1	1	0	0	0	0	0	21	29	0.00	1.500
Randy Myers, L	1.0	S	4	1	0	0	1	0	0	0	0	0	0	11	14	0.00	1.000

Batter	1	2	3	4	5	6	7	8	9	AB	R	H	RBI	BB	SO	LOB
Brady Anderson, L OBP: 0.667, SLG: 0.571			G3-1				G4-3 SH1-4 1B		G5-4-3 HBP	3	0	1	0	0	1	0
Mike Bordick, R (1, 6)	G4-3		G6-3				SH1-4		G5-4-3	3	0	0	0	0	0	1
Rafael Palmeiro, L OBP: 0.333, SLG: 0.667	BLK E 1B		K				G4-3		HR	4	2	2	2	0	1	1
Eric Davis, R OBP: 0.444, SLG: 0.556	BLK E 1B					G3 BB 1B	P3		G5-3 S 1B	4	2	3	0	0	0	1
Cal Ripken Jr., R OBP: 0.556, SLG: 1.125	E5					F9			K	4	0	1	0	0	1	2
B.J. Surhoff, L (1, 7)	K					G3 BB	F8		G5-3 1B IBB	2	1	0	0	2	1	2
Jeffrey Hammonds, R OBP: 0.375, SLG: 0.167						G3	F8		G5-3	4	0	0	0	0	0	5
Chris Hoiles, R OBP: 0.375, SLG: 0.429						G6-3	F8		1B	4	0	1	2	0	1	3
Lenny Webster, R (9, 2)										0	0	0	0	0	0	0
Jeff Reboulet, R OBP: 0.375, SLG: 0.167						SH1-4 G4-3 1B	F7		F4	4	1	1	0	0	0	1

Inning Stats	R: 2	H: 2	E: 1	K: 2	S: 13	LOB: 1	BB: 0	P: 20	R: 0	H: 0	E: 0	K: 1	S: 7	LOB: 0	BB: 0	P: 11	R: 0	H: 0	E: 0	K: 1	S: 11	LOB: 0	BB: 0	P: 16	R: 0	H: 1	E: 0	K: 0	S: 13	LOB: 2	BB: 1	P: 22	R: 1	H: 2	E: 0	K: 0	S: 12	LOB: 1	BB: 0	P: 19	R: 0	H: 1	E: 0	K: 0	S: 5	LOB: 1	BB: 0	P: 7	R: 0	H: 0	E: 0	K: 0	S: 5	LOB: 0	BB: 0	P: 12	R: 3	H: 3	E: 0	K: 1	S: 18	LOB: 1	BB: 1	P: 32
--------------	------	------	------	------	-------	--------	-------	-------	------	------	------	------	------	--------	-------	-------	------	------	------	------	-------	--------	-------	-------	------	------	------	------	-------	--------	-------	-------	------	------	------	------	-------	--------	-------	-------	------	------	------	------	------	--------	-------	------	------	------	------	------	------	--------	-------	-------	------	------	------	------	-------	--------	-------	-------

PITCHER	IP	WLS	BF	H	R	ER	SO	BB	IBB	HBP	BLK	WP	HR	S	P	ERA	WHIP
50 José Rosado, L ERA: 1.5	(1, 1)	6.0	26	6	3	1	4	1	0	0	1	0	0	61	95	1.50	1.167
Jamie Walker, L ERA: 5.4	(7, 1)	1.0	3	0	0	0	0	0	0	1	0	0	0	5	12	0.00	0.000
Jeff Montgomery, R ERA: 27.0	(8, 1)	1.0	L 7	3	3	3	1	0	1	0	0	0	1	18	32	27.00	3.000

BOTTOM

Kansas City Royals @ Baltimore Orioles
 Oriole Park at Camden Yards, Baltimore, MD

livebaseballscorecards.com

AB	32
R	6
H	9
RBI	4
BB	2
SO	5
LOB	16

WP	HR	S	P	ERA	WHIP
0	0	1	0	0	0

Thu Apr 03 1997, 7:05 PM EST
 Att: 43,031 - Unknown - 73 F

Batter	1	2	3	4	5	6	7	8	9	AB R H RBI BB SO LOB	TOP																
Brady Anderson, L (1, 10) OBP: 0.714, SLG: 0.667	2-2 E 1B		0-0 1-2 1B			1-0 1-2 1B SF9	3-2 1-3 2-H 3-H 1B G6-4-3		1-3 K	5 1 4 2 0 1 0																	
Mike Bordick, R (1, 6) SAFE SAFE SAFE SAFE	0-2 G1-3		1-1 G5-3			1-0 L9	0-0 G6-4-3			4 0 0 0 0 0 6																	
Rafael Palmeiro, L (1, 3) OBP: 0.308, SLG: 0.538	0-0 L8			2-2 F7		1-1 1-3 2-H 1B 1B	3-2 F7			4 0 1 1 0 0 1																	
Eric Davis, R (1, 9) OBP: 0.308, SLG: 0.417	1-1 G6-3			3-3 K		3-2 SAFE SF9		2-3 K		3 0 0 1 0 2 1																	
Cal Ripken Jr., R (1, 5) OBP: 0.462, SLG: 0.833		3-2 G6-3		1-3 K		0-0 1-2 1B		1-3 K		4 0 1 0 0 2 0																	
B.J. Surhoff, L (1, 7) OBP: 0.417, SLG: 0.125		1-3 K			0-0 L3	1-1 G4-3		1-0 1B		4 0 1 0 0 1 2																	
Jeffrey Hammonds, R (1, 8) OBP: 0.333, SLG: 0.200		0-0 F8			1-2 G4-3		0-0 SH E 1B 1B	1-3 K		4 1 1 0 0 1 1																	
Chris Hoiles, R (1, 2) OBP: 0.250, SLG: 0.273			2-3 K		3-3 K		0-1 E6 SH 1B		1-3 K	4 1 0 0 0 3 1 0 0 0 0 0 0 0																	
Lenny Webster, R (9, 2)																											
Jeff Reboulet, R (1, 4) OBP: 0.455, SLG: 0.250			0-0 G5-3 1B 1B			4-1 1B 1B BB	2 SAFE 0-0 SH 1B G6-4-3		1-1 G6-3	2 2 1 0 1 0 0																	
Inning Stats	R: 0 E: 1 K: 0 S: 11	H: 1 LOB: 1 BB: 0 P: 14	R: 0 E: 0 K: 1 S: 7	H: 0 LOB: 0 BB: 0 P: 11	R: 0 E: 0 K: 1 S: 8	H: 2 LOB: 1 BB: 0 P: 11	R: 0 E: 0 K: 2 S: 10	H: 0 LOB: 0 BB: 0 P: 16	R: 0 E: 0 K: 1 S: 7	H: 0 LOB: 0 BB: 0 P: 11	R: 2 E: 0 K: 0 S: 14	H: 3 LOB: 2 BB: 1 P: 25	R: 3 E: 1 K: 0 S: 19	H: 2 LOB: 0 BB: 0 P: 25	R: 0 E: 0 K: 3 S: 10	H: 1 LOB: 1 BB: 0 P: 15	R: 0 E: 0 K: 2 S: 8	H: 0 LOB: 0 BB: 0 P: 11	1B: 9 2B: 0 3B: 0 HR: 0	SF: 1 SAC: 1 DP: 2 HBP: 0	WP: 0 PB: 0 SB: 0 CS: 0	PA: 37					
PITCHER	IP	WLS	BF	H	R	ER	SO	BB	IBB	HBP	BLK	WP	HR	S	P	ERA	WHIP										
John Burkett, R (1, 1) ERA: 3.18	5.2		23	6	2	2	5	1	0	0	0	0	0	55	85	3.18	1.235										
Eric Gunderson, L (6, 1) ERA:	0.1		1	0	0	0	0	0	0	0	0	0	0	2	3	0.00	0.000										
Danny Patterson, R (7, 1) ERA: 4.5	2.0	L	10	3	3	1	3	0	0	0	0	0	0	29	40	4.50	1.500										
Xavier Hernandez, R (9, 1) ERA:	1.0		3	0	0	0	2	0	0	0	0	0	0	8	11	0.00	0.000										

Baltimore Orioles @ Texas Rangers
The Ballpark at Arlington, Arlington, TX
Fri Apr 04 1997, 8:05 PM EST
Att. 26,058 - Unknown - 68 F

livebaseballscorecards.com

AB	34
R	5
H	9
RBI	4
BB	1
SO	10
LOB	12



Batter	1	2	3	4	5	6	7	8	9	AB R H RBI BB SO LOB
Mark McLemore, S (1, 4) BBB	4-0 1B BB	1-0 G4-6-3 1-2f		2-0 G4-3			1-0 F8			3 1 0 0 1 0 3
Ivan Rodriguez, R (1, 2) OBP: 0.250, SLG: 0.250 X	0-0 BB FC3-2 1B	2-0 1B			3-3 K		2-2 G4-3			4 0 2 0 0 1 1
29 Rusty Greer, L (1, 7) OBP: 0.375, SLG: 0.167 B BB BB B	4-2 FC3-2 2B BB	0-0 G4-3			3-1 G1-3			1-0 F8		3 1 0 0 1 0 1
Dean Palmer, R (1, 5) OBP: 0.375, SLG: 0.167 C S D D B B	4-2 FC3-2 2B BB		0-0 G6-3		0-1 G3			2-3 K		3 1 0 1 1 1 0
Lee Stevens, L (1, 3) OBP: 0.250, SLG: 0.625 F S C	0-3 K		0-1 F7		1-2 G4-3			0-2 K		4 0 0 0 0 2 3
Mickey Tettleton, S (1, 10) BB BB X	2-0 FC3-2 2B		1-1 F7		1-3 K				3-3 K	4 1 0 0 0 2 3
Mike Devereaux, R (1, 9) OBP: 0.250, SLG: 0.500 B X	1-0 2B			3-2 G6-3		1-1 G6-3			3-2 K	4 0 1 3 0 1 0
Damon Buford, R (1, 8) OBP: 0.714, SLG: 1.400 B C BB F F X	2-2 G1-3			2-2 L6-3 1B			4-0 WP BB		4-2 BB	2 0 1 0 2 0 1
Benji Gil, R (1, 6) OBP: 0.200, SLG: 0.200 Warren Newson, L (7, PH) OBP: 0.500, SLG: 0.333 Billy Ripken, R (8, 6) Domingo Cedenno, S (9, PH)		1-0 G4-6-3 1B		1-1 L6-3		1-3 K		1-3 K		2 0 1 0 0 0 1 1 0 0 0 0 1 1 0 0 0 0 0 0 0 1 0 0 0 0 1 1

Inning Stats	R: 4 E: 0 K: 1 S: 14	H: 2 LOB: 1 BB: 3 P: 31	R: 0 E: 0 K: 0 S: 4	H: 2 LOB: 1 BB: 0 P: 8	R: 0 E: 0 K: 0 S: 5	H: 0 LOB: 0 BB: 0 P: 6	R: 0 E: 0 K: 0 S: 9	H: 1 LOB: 1 BB: 0 P: 17	R: 0 E: 0 K: 1 S: 9	H: 0 LOB: 0 BB: 0 P: 15	R: 0 E: 0 K: 1 S: 9	H: 0 LOB: 0 BB: 0 P: 12	R: 0 E: 0 K: 1 S: 7	H: 0 LOB: 1 BB: 1 P: 15	R: 0 E: 0 K: 2 S: 7	H: 0 LOB: 0 BB: 0 P: 10	R: 0 E: 0 K: 3 S: 11	H: 0 LOB: 1 BB: 1 P: 22	1B: 4 2B: 1 3B: 0 HR: 0	SF: 0 SAC: 0 DP: 1 HBP: 0	WP: 1 PB: 0 SB: 0 CS: 0	PA: 36
--------------	-------------------------------	----------------------------------	------------------------------	---------------------------------	------------------------------	---------------------------------	------------------------------	----------------------------------	------------------------------	----------------------------------	------------------------------	----------------------------------	------------------------------	----------------------------------	------------------------------	----------------------------------	-------------------------------	----------------------------------	----------------------------------	------------------------------------	----------------------------------	--------

PITCHER	IP	WLS	BF	H	R	ER	SO	BB	IBB	HBP	BLK	WP	HR	S	P	ERA	WHIP
Scott Erickson, R (1, 1) ERA: 6.0	6.0	W	26	5	4	4	3	4	0	0	0	0	0	50	93	6.00	1.500
Alan Mills, R (7, 1) ERA:	1.0		3	0	0	0	1	0	0	0	0	1	0	7	11	0.00	0.000
Jesse Orosco, L (8, 1) ERA:	0.1		1	0	0	0	0	0	0	0	0	0	0	1	2	0.00	0.000
Armando Benitez, R (8, 1) ERA:	1.2	S	6	0	0	0	5	1	0	0	0	0	0	17	30	0.00	0.600


BOTTOM

Baltimore Orioles @ Texas Rangers
The Ballpark at Arlington, Arlington, TX

Fri Apr 04 1997, 8:05 PM EST
Att: 26,058 - Unknown - 68 F

livebaseballscorecards.com

AB	31
R	4
H	5
RBI	4
BB	5
SO	9
LOB	15



Batter	1	2	3	4	5	6	7	8	9	AB R H RBI BB SO LOB	TOP											
Brady Anderson, L (1, 10) OBP: 0.632, SLG: 0.588	1-1 SF8 1B	2-2 F9		0-0 P6		0-0 FC2-5 1B		3-1 L9		5 1 2 0 0 0 0												
Jerome Walton, R (1, 7) OBP: 0.400, SLG: 0.250	0-0 SF7 1B	4-0 BB		2-0 G6-3		2-3 K		1-3 K		4 1 1 0 1 2 2												
Rafael Palmeiro, L (1, 3) OBP: 0.333, SLG: 0.563	1-2 SF8	4-2 BB		2-0 G4-3		0-2 FC2-5				3 1 1 1 1 0 2												
Eric Davis, R (1, 9) OBP: 0.389, SLG: 0.529	3-1 SF7 2B	0-3 K			0-0 1B FC4-6 2B		0-1 G6-3		3-2 1B 2B	5 3 3 1 0 1 4												
Tony Tarasco, L (9, 9)	2-3 1B							2-0 HR 1B	0 0 0 0 0 0 0													
Cal Ripken Jr., R (1, 5) OBP: 0.444, SLG: 0.938	0-0 SF7		0-0 F9		0-0 FC4-6 1B		3-2 G5-3	0-1 HR	4 1 2 3 0 0 0													
Jeffrey Hammonds, R (1, 8) OBP: 0.353, SLG: 0.214	4-1 2B BB		0-0 BB 1B		2-0 F9		2-1 G5-3	3-2 F8	4 1 1 0 1 0 2													
Lenny Webster, R (1, 2) OBP: 0.600, SLG: 0.667	1-0 1B 2B		4-1 1 SAFE 1 SAFE 1 SAFE 1 SAFE	4-1 BB	1-2 BB	1-2 FC4-6	4-2 FC6 BB	0-3 K	3 1 1 3 2 1 1													
Jeff Reboulet, R (1, 4) OBP: 0.438, SLG: 0.308	2-2 1B		2-0 P9	2-0 L9	2-2 L9	1-0 FC6	1-0 FC6	0-2 1B	5 0 2 1 0 0 4													
Mike Bordick, R (1, 6) OBP: 0.063, SLG: 0.063		0-1 L3	2-1 G6-3			1-2 FC2-5 1B		2-0 G5-3	0-0 G5-3	5 0 1 0 0 0 3												
Inning Stats	R: 5 E: 1 K: 0 S: 15	H: 5 LOB: 1 BB: 1 P: 27	R: 0 E: 0 K: 1 S: 10	H: 0 LOB: 2 BB: 2 P: 20	R: 0 E: 0 K: 0 S: 6	H: 1 LOB: 2 BB: 1 P: 14	R: 0 E: 0 K: 0 S: 3	H: 0 LOB: 0 BB: 0 P: 7	R: 1 E: 1 K: 0 S: 9	H: 2 LOB: 1 BB: 0 P: 14	R: 0 E: 0 K: 1 S: 13	H: 2 LOB: 2 BB: 0 P: 15	R: 0 E: 0 K: 0 S: 9	H: 0 LOB: 1 BB: 1 P: 19	R: 0 E: 0 K: 1 S: 6	H: 0 LOB: 0 BB: 0 P: 12	R: 3 E: 0 K: 1 S: 17	H: 4 LOB: 1 BB: 0 P: 25	1B: 10 2B: 3 3B: 0 HR: 1	SF: 2 SAC: 0 DP: 0 HBP: 0	WP: 0 PB: 0 SB: 0 CS: 0	PA: 45
PITCHER	IP WLS BF H R ER SO BB IBB HBP BLK WP HR S P ERA WHIP																					
Darren Oliver, L (1, 1) ERA: 13.5	4.0 L 22 7 6 6 1 4 0 0 0 0 0 0 35 69 13.50 2.750																					
Bobby Witt, R (5, 1) ERA:	1.1 7 3 0 0 1 0 0 0 0 0 0 0 16 23 0.00 2.250																					
Eric Gunderson, L (6, 1) ERA:	0.1 1 0 0 0 0 0 0 0 0 0 0 0 3 3 0.00 0.000																					
Danny Patterson, R (6, 1) ERA: 3.86	0.1 1 0 0 0 0 0 0 0 0 0 0 0 2 2 0.00 0.000																					
Xavier Hernandez, R (7, 1) ERA: 6.75	3.0 14 4 3 3 2 1 0 0 0 0 0 1 32 56 9.00 1.667																					

Baltimore Orioles @ Texas Rangers
The Ballpark at Arlington, Arlington, TX

Sat Apr 05 1997, 8:05 PM EST
Att. 39,073 - Unknown - 70 F

livebaseballscorecards.com

AB	38
R	9
H	14
RBI	9
BB	5
SO	4
LOB	18



BOTTOM

Baltimore Orioles @ Texas Rangers
The Ballpark at Arlington, Arlington, TX

Sat Apr 05 1997, 8:05 PM EST
Att: 39,073 - Unknown - 70 F

livebaseballscorecards.com

AB	35
R	7
H	7
RBI	7
BB	5
SO	11
LOB	17



WP:	0	PA:	41
PB:	0	SB:	1
CS:	0		

AB R H RBI BB SO LOB

4	0	0	0	1	0	2
5	0	1	2	0	2	2
3	1	0	0	2	0	0
5	1	1	1	0	1	3
4	1	2	3	0	1	0
1	0	0	0	0	0	3
3	1	1	1	0	2	1
3	1	0	0	1	0	2
3	0	0	0	1	3	3
3	1	1	0	0	2	1
1	1	1	0	0	0	0

Batter	1	2	3	4	5	6	7	8	9
Mark McLemore, S (1, 4)	0-1 P6		1-0 B5-3	3-2 F8			1-1 F8		4-2 1B
Ivan Rodriguez, R (1, 2)	2-1 L9		1-3 K	2-2 G3			1-3 K		2-2 29 BB
29 Rusty Greer, L (1, 7)	3-2 F9		4-2 1B HR				0-0 P4		4-2 1B
Dean Palmer, R (1, 5)		0-3 K	0-0 1B HR				1-1 G6-3		1-1 L3
Lee Stevens, L (1, 3)		3-1 E	0-0 1B HR				1-1 G3		2-2 P3
Mike Simms, R (9, PH)			1-H 2-H						
Mickey Tettleton, S (1, 10)		2-3 K	3-2 HBP				1-1 HR		
Mike Devereaux, R (1, 9)		0-2 E5	0-1 L5				2-2 P4		4-1 1B BB
Damon Buford, R (1, 8)		2-3 K					2-3 K		1-3 K
Benji Gil, R (1, 6)									1-1 BB
Domingo Ceden, S (9, PH)			3-2 1B				2-3 K		1-2 1B

Inning Stats	R: 0 H: 0 E: 0 K: 7	H: 0 LOB: 0 BB: 0 P: 12	R: 0 H: 1 E: 1 K: 14	H: 1 LOB: 2 BB: 0 P: 21	R: 4 H: 3 E: 0 K: 17	H: 0 LOB: 1 BB: 1 P: 29	R: 0 H: 0 E: 0 K: 14	H: 0 LOB: 1 BB: 1 P: 23	R: 0 H: 0 E: 0 K: 10	H: 0 LOB: 0 BB: 0 P: 16	R: 1 H: 1 E: 0 K: 13	H: 1 LOB: 0 BB: 0 P: 20	R: 0 H: 0 E: 0 K: 6	H: 0 LOB: 0 BB: 0 P: 8	R: 0 H: 0 E: 0 K: 7	H: 0 LOB: 0 BB: 0 P: 11	R: 2 H: 2 E: 0 K: 1	H: 2 LOB: 3 BB: 3 P: 42	1B: 4 2B: 1 3B: 0 HR: 2	SF: 0 SAC: 0 DP: 0 HBP: 1
--------------	---------------------	-------------------------	----------------------	-------------------------	----------------------	-------------------------	----------------------	-------------------------	----------------------	-------------------------	----------------------	-------------------------	---------------------	------------------------	---------------------	-------------------------	---------------------	-------------------------	-------------------------	---------------------------

PITCHER	IP	WLS	BF	H	R	ER	SO	BB	IBB	HBP	BLK	WP	HR	S	P	ERA	WHIP
Shawn Boskie, R (1, 1)	4.0		20	4	4	4	5	2	0	1	0	0	1	52	85	9.00	1.500
Arthur Rhodes, L (5, 1)	3.0	W	10	1	1	1	4	0	0	0	0	0	1	29	44	3.00	0.333
Terry Mathews, R (8, 1)	1.1		6	1	2	2	2	1	0	0	0	0	0	13	23	13.50	1.500
Randy Myers, L (9, 1)	0.2	S	5	1	0	0	0	2	0	0	0	0	0	17	30	0.00	4.500

Batter	1	2	3	4	5	6	7	8	9	AB R H RBI BB SO LOB	TOP											
Brady Anderson, L (1, 10) OBP: 0.667, SLG: 0.556	3-3 K		4-2 FC4-6 BB		4-1 BB		4-1 FC5-4 BB		1-0 G3-6-3 1B HBP	1 0 0 0 3 1 0												
Tony Tarasco, L (1, 9) Jerome Walton, R (7, PH) OBP: 0.429, SLG: 0.333 (7, 9)	2-3 K		0-0 FC4-6 BB 1B		3-1 F8		0-1 FC5-4 BB		0-0 G3-6-3 1B	3 1 0 0 0 1 2 2 0 1 0 0 0 1												
Rafael Palmeiro, L (1, 3) OBP: 0.348, SLG: 0.474	1-1 G4-3		4-2 1B BB		0-2 F7		4-2 FC6-4 BB		0-0 G3-6-3 1B	3 0 0 0 2 0 3												
Cal Ripken Jr., R (1, 5) OBP: 0.478, SLG: 1.000		1-0 HR	0-2 1B		2-2 1B		1-0 FC6-4 BB		2-0 G6-3	5 1 3 2 0 0 3												
B.J. Surhoff, L (1, 7) OBP: 0.438, SLG: 0.250		3-1 G4-3	0-1 G4-3		2-2 1B		1-2 1B		1-2 G5-3 1B	4 0 2 0 0 0 2												
Jeffrey Hammonds, R (1, 8) OBP: 0.286, SLG: 0.167		2-0 G6-3		2-1 F9		1-1 F8		0-0 F8		4 0 0 0 0 0 3												
Chris Hoiles, R (1, 2) OBP: 0.250, SLG: 0.214		4-1 FC6-4 BB		1-0 G6-3		3-2 P4		3-2 G5-3		3 0 0 0 1 0 3												
Jeff Reboulet, R (1, 4) OBP: 0.350, SLG: 0.235		1-1 FC6-4		0-0 G5-3		2-2 G6-3		3-2 G3		4 0 0 0 0 0 4												
Mike Bordick, R (1, 6) OBP: 0.100, SLG: 0.053			0-2 F9		1-2 G6-3		0-3 K		4-1 1B HBP G3-6-3 BB	3 1 0 0 1 1 0												
Inning Stats	R: 0 E: 0 K: 2 S: 8	H: 0 LOB: 0 BB: 0 P: 14	R: 1 E: 0 K: 0 S: 7	H: 1 LOB: 1 BB: 1 P: 18	R: 1 E: 0 K: 0 S: 18	H: 1 LOB: 2 BB: 2 P: 26	R: 0 E: 0 K: 0 S: 4	H: 0 LOB: 0 BB: 0 P: 7	R: 0 E: 0 K: 0 S: 9	H: 0 LOB: 1 BB: 1 P: 17	R: 0 E: 0 K: 1 S: 15	H: 2 LOB: 2 BB: 0 P: 25	R: 0 E: 0 K: 1 S: 12	H: 0 LOB: 2 BB: 2 P: 21	R: 0 E: 0 K: 0 S: 13	H: 1 LOB: 1 BB: 0 P: 20	R: 1 E: 0 K: 0 S: 4	H: 1 LOB: 1 BB: 1 P: 11	1B: 5 2B: 0 3B: 0 HR: 1	SF: 0 SAC: 0 DP: 1 HBP: 1	WP: 0 PB: 0 SB: 0 CS: 0	PA: 40
PITCHER	IP WLS BF H R ER SO BB IBB HBP BLK WP HR S P ERA WHIP																					
Roger Pavlik, R (1, 1) ERA: 2.84	6.1 W 28 4 2 2 3 5 0 0 0 0 0 1 66 116 2.84 1.421																					
Ed Vosberg, L (7, 1) ERA:	1.2 7 1 0 0 0 1 0 0 0 0 0 0 20 32 0.00 1.200																					
Julio Santana, R (9, 1) ERA: 9.0	1.0 5 1 1 1 0 1 0 1 0 0 0 0 4 11 9.00 2.000																					

Baltimore Orioles @ Texas Rangers
The Ballpark at Arlington, Arlington, TX
Sun Apr 06 1997, 4:33 AM EDT
Att. 36,156 - Sunny - 61 F

livebaseballscorecards.com

AB	32
R	3
H	6
RBI	2
BB	7
SO	3
LOB	21



Batter	1	2	3	4	5	6	7	8	9	AB	R	H	RBI	BB	SO	LOB
Mark McLemore, S OBP: 0.222, SLG: 0.067 (1, 4)	0-1 G5-3 29 2B 1B	1-3 K		1-0 G4-3 1-2		0-0 G3		2-2 F9		5	1	1	0	0	1	1
Ivan Rodriguez, R OBP: 0.278, SLG: 0.333 (1, 2)	0-0 G5-3 1-2	2-3 K		0-0 29 1B G4-3 1B		1-2 1B 2B		1-0 F7		5	2	2	0	0	1	1
29 Rusty Greer, L OBP: 0.600, SLG: 0.500 (1, 7)	1-2 2B 2B	1-2 1B 2B		3-2 G4-3 1-3 3-H 1B		2-1 F8		0-1 1B		5	2	4	2	0	0	1
Dean Palmer, R OBP: 0.389, SLG: 0.267 (1, 5)	4-2 2B 1B BB	1-1 1B		2-1 G4-3 1-2 3-H 1B		1-2 1B		2-1 G5-3		4	1	2	3	1	0	2
Lee Stevens, L OBP: 0.313, SLG: 0.750 (1, 3)	2-1 1B 2B	1-2 F7		0-2 G6-3		3-3 K				4	1	1	1	0	1	4
Mickey Tettleton, S OBP: 0.250, SLG: 0.571 (1, 10)	4-0 1B FC1-5-2 IBB		X	0-0 G5-3		2-1 HR		3-2 F9		3	1	1	1	1	0	0
Mike Devereaux, R OBP: 0.250, SLG: 0.273 (1, 9)	0-0 FC1-5-2 1-3 2-H 3-H 1B		X	0-0 G6-3		3-2 G1-3		1-2 E4		4	0	1	2	0	0	0
Damon Buford, R OBP: 0.400, SLG: 0.583 (1, 8)	1 SAFE 2-1 FC1-5-2 1-3 3-H		C	0-1 P9		1-1 P6		0-1 L7		4	0	0	0	0	0	3
Benji Gil, R OBP: 0.300, SLG: 0.400 (1, 6)	1-3 K			1-0 1B 29 1B G4-3 1B		0-3 K		1-2 G3-1		2	0	1	0	0	1	2
Domingo Cedenno, S OBP: 0.250, SLG: 0.250 (4, PR)										2	1	0	0	0	1	1
(5, 6)																

Inning Stats	R: 4	H: 4	E: 0	K: 1	S: 16	LOB: 2	BB: 2	P: 30	R: 1	H: 2	E: 0	K: 2	S: 14	LOB: 1	BB: 0	P: 20	R: 0	H: 0	E: 0	K: 0	S: 4	LOB: 0	BB: 0	P: 4	R: 2	H: 3	E: 0	K: 0	S: 11	LOB: 2	BB: 0	P: 18	R: 1	H: 1	E: 0	K: 1	S: 10	LOB: 0	BB: 0	P: 16	R: 1	H: 2	E: 0	K: 1	S: 12	LOB: 1	BB: 0	P: 19	R: 0	H: 0	E: 1	K: 0	S: 11	LOB: 1	BB: 0	P: 16	R: 0	H: 1	E: 0	K: 0	S: 8	LOB: 1	BB: 0	P: 13	1B: 8	2B: 4	3B: 0	HR: 1	SF: 0	SAC: 0	DP: 0	HBP: 0	WP: 0	PB: 0	SB: 0	CS: 0	PA: 40
35 Mike Mussina, R ERA: 15.75 (1, 1)	IP	WLS	BF	H	R	ER	SO	BB	IBB	HBP	BLK	WP	HR	S	P	ERA	WHIP																																																												
Mike Johnson, R ERA: 4.5 (5, 1)	4.0	L	17	4	2	2	2	0	0	0	0	0	1	41	64	4.50	1.000																																																												

BOTTOM

Baltimore Orioles @ Texas Rangers
The Ballpark at Arlington, Arlington, TX

Sun Apr 06 1997, 4:33 AM EDT
Att: 36,156 - Sunny - 61 F

livebaseballscorecards.com

AB	38
R	9
H	13
RBI	9
BB	2
SO	5
LOB	15



Batter	1	2	3	4	5	6	7	8	9	AB R H RBI BB SO LOB	TOP																		
Brady Anderson, L (1, 10) OBP: 0.690, SLG: 0.762	2-2 SH1-3 SF9 2B		4-1 1-2 BB			2-1 HR	2-3 K		4-0 1B IBB	3 2 2 1 2 1 0																			
Roberto Alomar, S (1, 4) OBP: 0.667, SLG: 0.667	1-1 SH1-3		1-3 K			2-2 1B 1B		0-1 1B G4-6-3	1-2 1B	3 1 2 0 0 1 2 1 0 1 1 0 0 0																			
Jeff Reboulet, R (8, PR) OBP: 0.381, SLG: 0.278	2-3								1-2 1B																				
Rafael Palmeiro, L (1, 3) OBP: 0.286, SLG: 0.391	1-0 SF9		2-1 G3-1			2-3 K		0-0 G4-6-3 1-2f	3-3 K	4 0 0 1 0 2 6																			
Eric Davis, R (1, 9) OBP: 0.409, SLG: 0.500	3-3 K			1-0 F7		1-1 1B 1-2 1B		4-1 E S 1B BB		3 1 1 0 1 1 0																			
Cal Ripken Jr., R (1, 5) OBP: 0.481, SLG: 0.920		1-3 K		0-1 G6-3		1-1 1B 1-2 2-H		1-1 1B 1-H		4 0 2 2 0 1 0																			
B.J. Surhoff, L (1, 7) OBP: 0.350, SLG: 0.188		1-0 G3		2-2 P5		2-1 P3		1-0 G3		4 0 0 0 0 0 3																			
Jeffrey Hammonds, R (1, 8) OBP: 0.240, SLG: 0.136		0-0 F9			0-2 F8	1-3 K			1-1 G5-3	4 0 0 0 0 1 2																			
Chris Hoiles, R (1, 2) OBP: 0.250, SLG: 0.222			2-2 BB 1B		0-3 K		1-3 K		1-3 K	4 0 1 0 0 3 0																			
Mike Bordick, R (1, 6) OBP: 0.125, SLG: 0.130			0-1 L9		0-0 L7		2-2 F7		1-0 E9 1B 2B	4 1 1 0 0 0 1																			
Inning Stats	R: 1 E: 0 K: 1 S: 9	H: 1 LOB: 0 BB: 0 P: 16	R: 0 E: 0 K: 1 S: 5	H: 0 LOB: 0 BB: 0 P: 7	R: 0 E: 0 K: 1 S: 11	H: 1 LOB: 2 BB: 1 P: 20	R: 0 E: 0 K: 0 S: 8	H: 0 LOB: 0 BB: 0 P: 11	R: 0 E: 0 K: 1 S: 8	H: 0 LOB: 0 BB: 0 P: 8	R: 2 E: 0 K: 2 S: 18	H: 4 LOB: 2 BB: 0 P: 29	R: 0 E: 0 K: 2 S: 9	H: 0 LOB: 0 BB: 0 P: 14	R: 1 E: 0 K: 0 S: 8	H: 2 LOB: 1 BB: 1 P: 13	R: 1 E: 1 K: 2 S: 12	H: 2 LOB: 2 BB: 1 P: 23	1B: 7 2B: 2 3B: 0 HR: 1	SF: 1 SAC: 1 DP: 1 HBP: 0	WP: 0 PB: 0 SB: 1 CS: 0	PA: 39							
PITCHER	IP WLS BF H R ER SO BB IBB HBP BLK WP HR S P ERA WHIP																												
Kevin Appier, R (1, 1) ERA: 4.26	7.2		32	8	4	4	8	2	0	0	0	0	0	1	75	116	4.70	1.304											
Jason Jacome, L (8, 1) ERA: 3.38	0.1		1	0	0	0	0	0	0	0	0	0	0	1	2	0.00	0.000												
Brian Bevil, R (9, 1) ERA:	0.2		5	2	1	0	1	0	1	0	0	0	0	9	17	0.00	3.000												
Jamie Walker, L (9, 1) ERA: 4.5	0.1	W	1	0	0	0	1	0	0	0	0	0	0	3	6	0.00	0.000												

Baltimore Orioles @ Kansas City Royals
Kauffman Stadium, Kansas City, MO
 Mon Apr 07 1997, 3:33 AM CDT
 Att. 40,052 - Cloudy - 48 F

livebaseballscorecards.com

AB	34
R	5
H	10
RBI	5
BB	3
SO	10
LOB	14



Batter	1	2	3	4	5	6	7	8	9	AB R H RBI BB SO LOB
Bip Roberts, S OBP: 0.385, SLG: 0.520 (1, 7)	F9	G4-6-3			G6-3		F8		SF7 BB	4 1 0 0 1 0 3
Tom Goodwin, L OBP: 0.259, SLG: 0.280 (1, 8)	G1		G4-3		G6-3		K		P2	5 0 0 0 0 1 1
Jay Bell, R OBP: 0.462, SLG: 0.560 (1, 6)	2B 1B		CS 1B		G5-3		K		1-1 1B	5 1 3 0 0 1 0
Jeff King, R OBP: 0.269, SLG: 0.500 (1, 3)	1-0 2B		F8		G6-3			HR	SF7	4 1 2 3 0 0 1
Joe Vitiello, R OBP: 0.429, SLG: 0.389 (1, 10) Johnny Damon, L (8, PR)	K		F9		HR 1B			SH1 1B BB		3 1 1 0 1 1 1 0 1 0 0 0 0 0
Craig Paquette, R OBP: 0.217, SLG: 0.478 (1, 5)		L8			HR 1B			SH1		3 1 2 2 0 0 0
Jermaine Dye, R OBP: 0.250, SLG: 0.263 (1, 9)		BB 2B			1-2 1B			P3		4 0 3 0 0 0 2
David Howard, S OBP: 0.375, SLG: 0.429 (1, 4)		BB BB			L6		F8		1B	3 0 1 1 1 0 3
Tim Spehr, R OBP: 0.286, SLG: 0.667 (1, 2) Sal Fasano, R (6, PH) (7, 2)		G4-6-3 BB			K		G4-3		K	1 0 0 0 1 1 2 2 0 0 0 0 1 2

Inning Stats	R: 1 E: 0 K: 1 S: 15	H: 2 LOB: 1 BB: 0 P: 21	R: 0 E: 0 K: 0 S: 9	H: 1 LOB: 2 BB: 2 P: 21	R: 0 E: 0 K: 0 S: 9	H: 1 LOB: 0 BB: 0 P: 15	R: 0 E: 0 K: 1 S: 14	H: 2 LOB: 2 BB: 0 P: 20	R: 0 E: 0 K: 0 S: 8	H: 0 LOB: 0 BB: 0 P: 11	R: 2 E: 0 K: 0 S: 14	H: 3 LOB: 1 BB: 0 P: 21	R: 0 E: 0 K: 2 S: 9	H: 0 LOB: 0 BB: 0 P: 10	R: 2 E: 0 K: 1 S: 16	H: 2 LOB: 1 BB: 1 P: 28	R: 1 E: 0 K: 0 S: 9	H: 1 LOB: 1 BB: 1 P: 18	1B: 8 2B: 2 3B: 0 HR: 2	SF: 1 SAC: 1 DP: 1 HBP: 0	WP: 0 PB: 0 SB: 0 CS: 1	PA: 40
---------------------	-------------------------------	----------------------------------	------------------------------	----------------------------------	------------------------------	----------------------------------	-------------------------------	----------------------------------	------------------------------	----------------------------------	-------------------------------	----------------------------------	------------------------------	----------------------------------	-------------------------------	----------------------------------	------------------------------	----------------------------------	----------------------------------	------------------------------------	----------------------------------	--------

PITCHER	IP	WLS	BF	H	R	ER	SO	BB	IBB	HBP	BLK	WP	HR	S	P	ERA	WHIP
Jimmy Key, L ERA: 2.25 (1, 1)	6.0		27	9	3	3	2	2	0	0	0	0	1	69	109	4.50	1.833
Alan Mills, R ERA: 5.4 (7, 1)	1.2		8	2	2	2	2	1	0	0	0	0	1	22	32	10.80	1.800
Armando Benitez, R ERA: 2.45 (8, 1)	1.0	L	5	1	1	1	1	1	0	0	0	0	0	12	24	9.00	2.000

BOTTOM

Baltimore Orioles @ Kansas City Royals

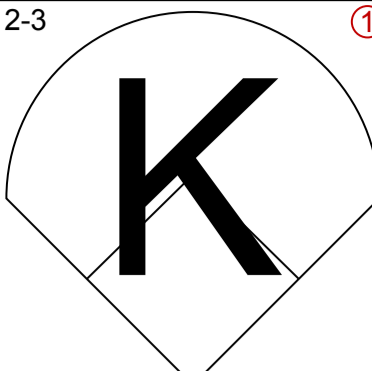
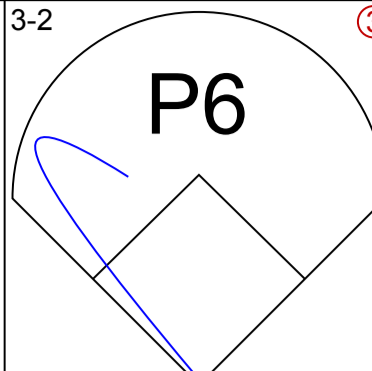
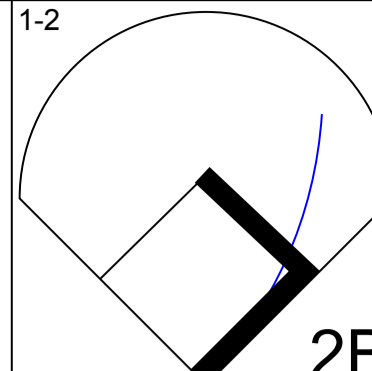
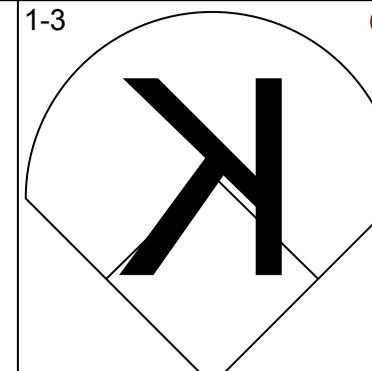
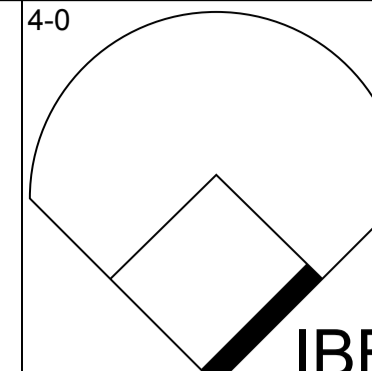
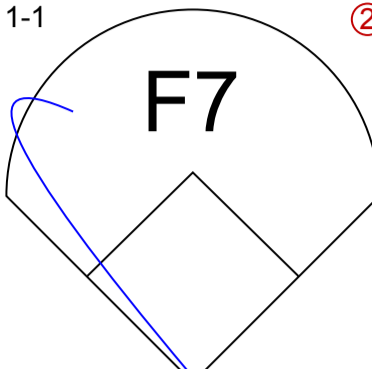
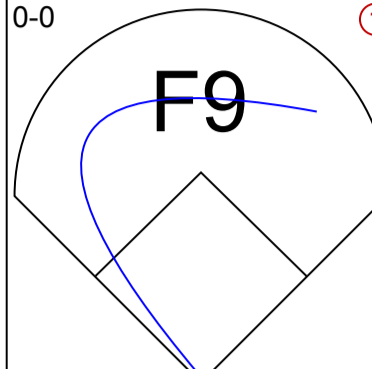
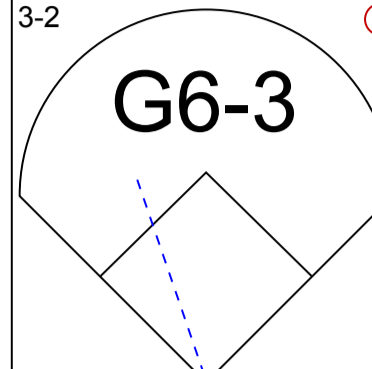
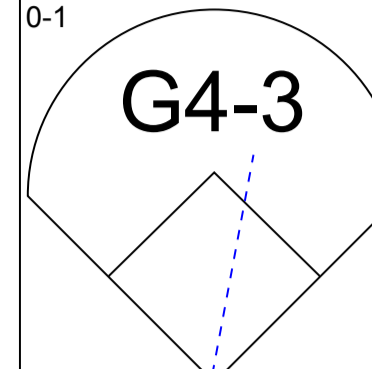
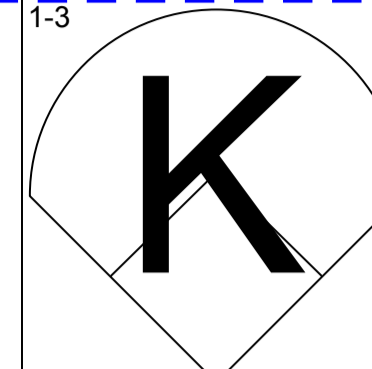
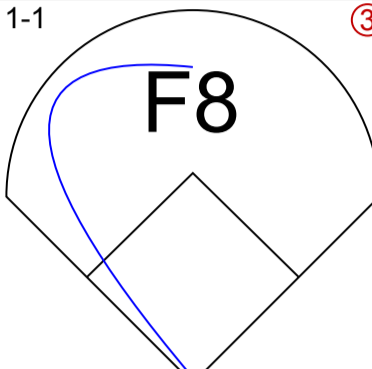
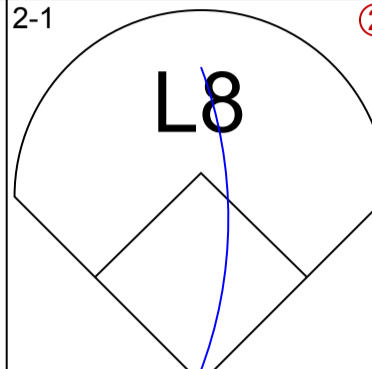
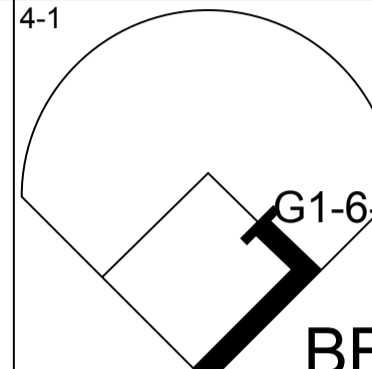
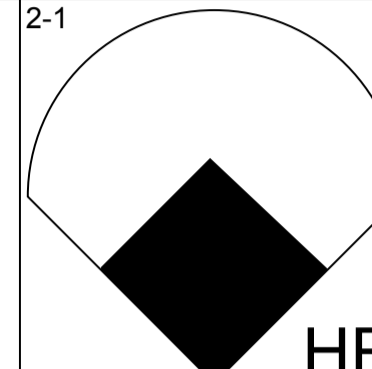
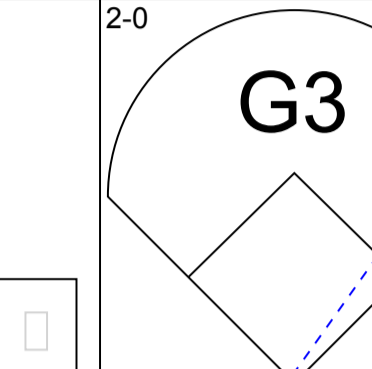
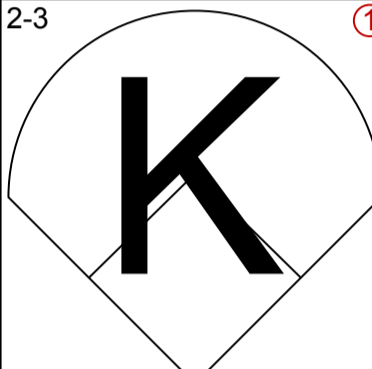
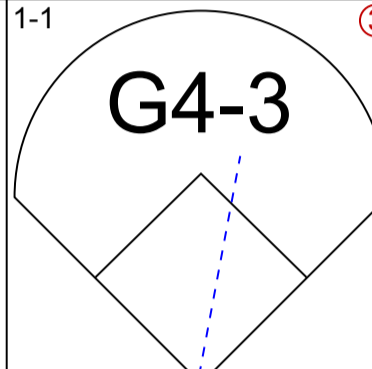
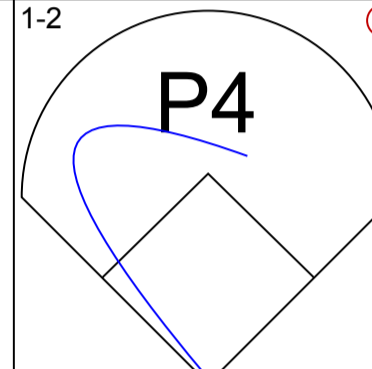
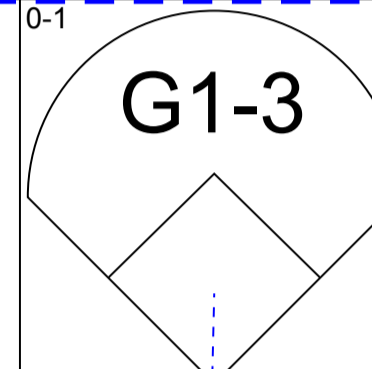
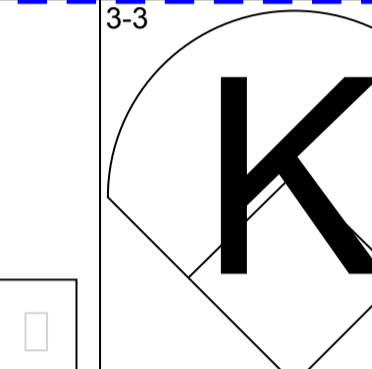
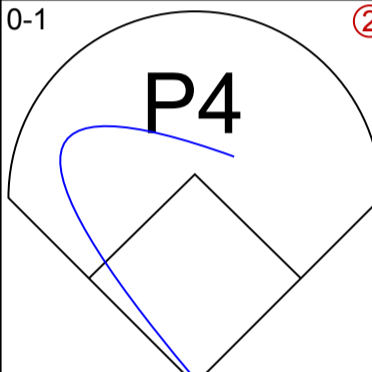
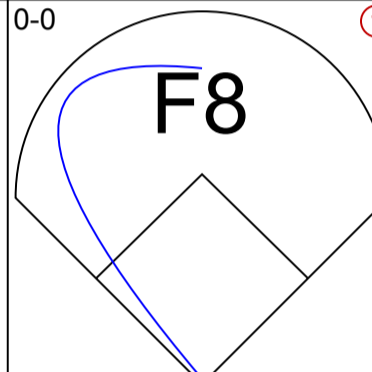
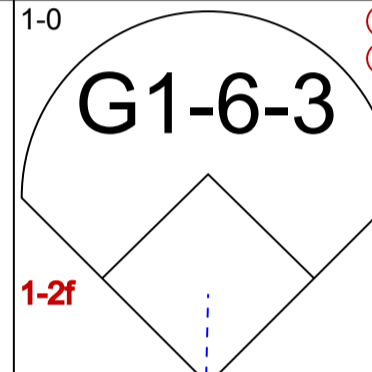
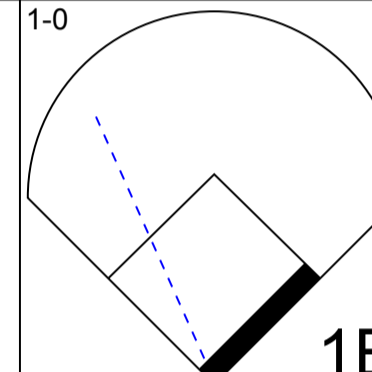
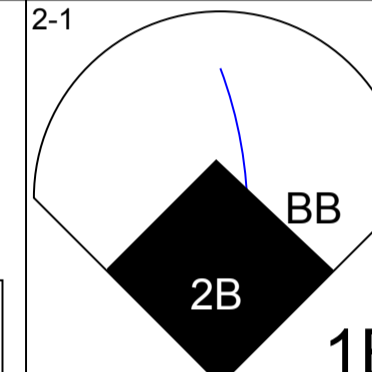
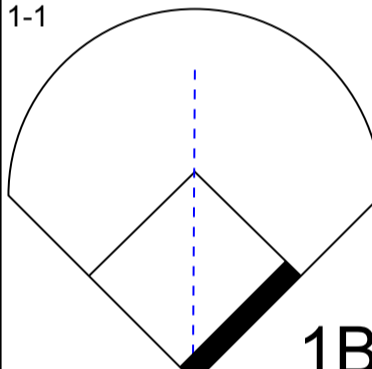
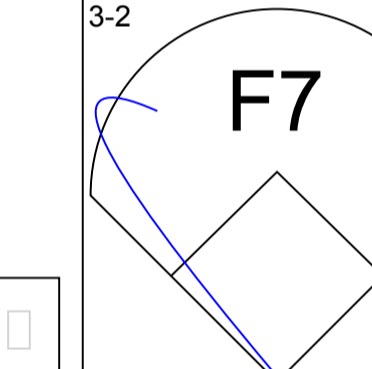
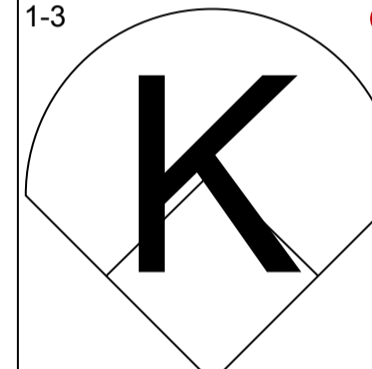
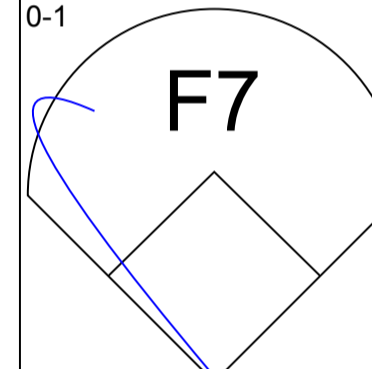
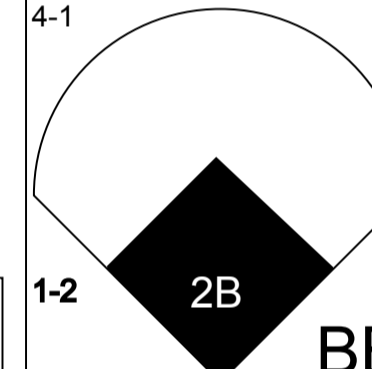
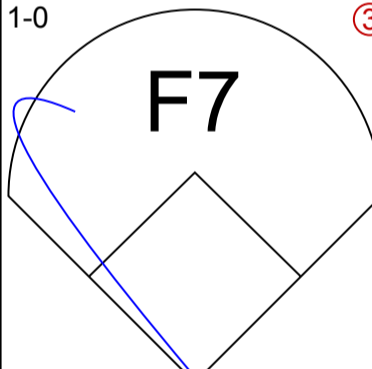
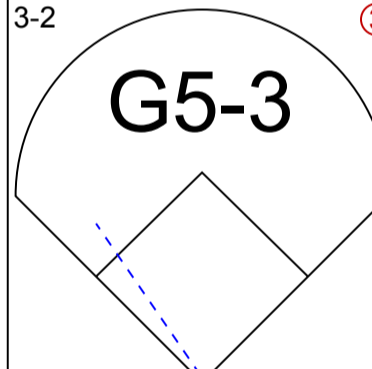
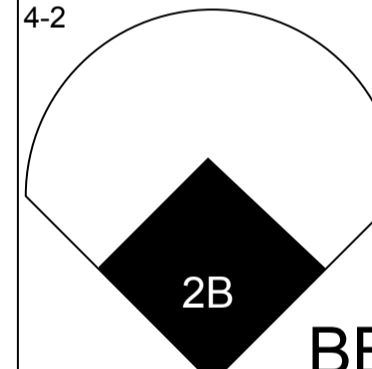
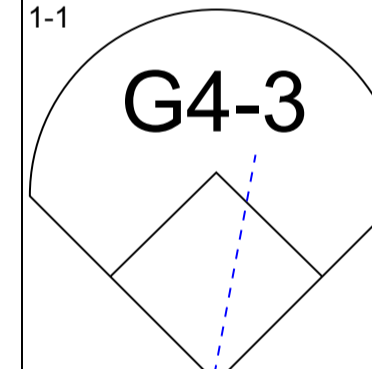
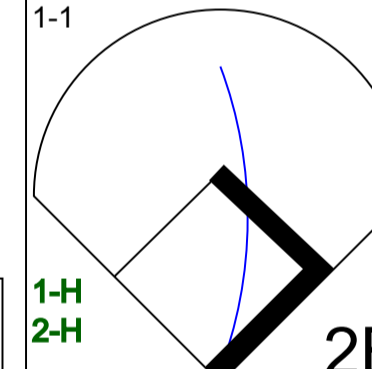
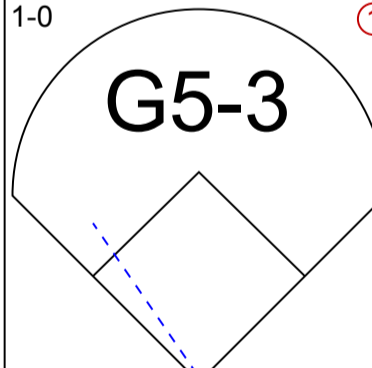
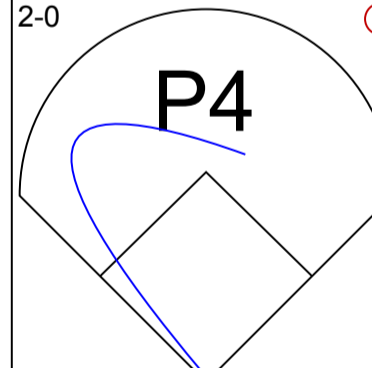
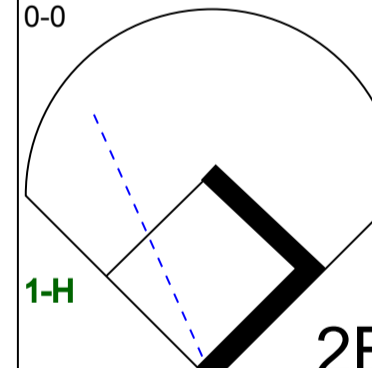
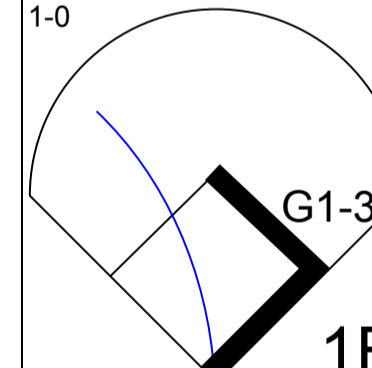
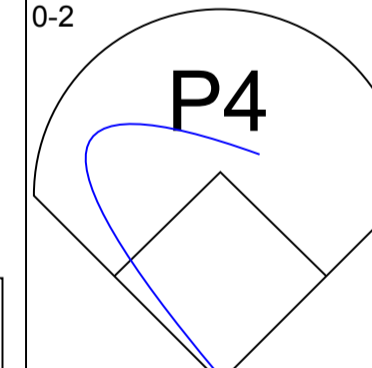
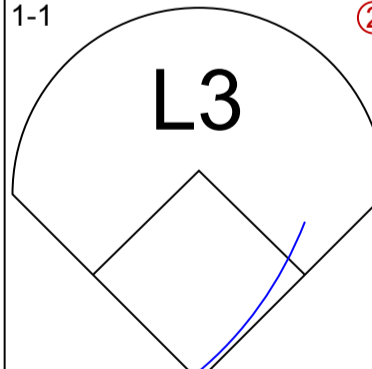
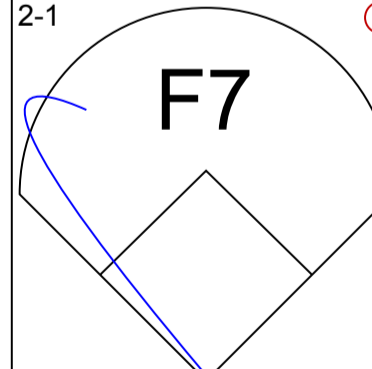
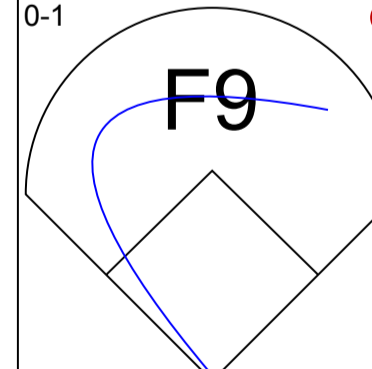
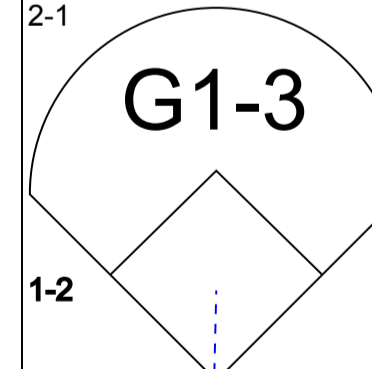
Kauffman Stadium, Kansas City, MO

Mon Apr 07 1997, 3:33 AM CDT
Att: 40,052 - Cloudy - 48 F

livebaseballscores.com

AB	34
R	6
H	12
RBI	6
BB	4
SO	5
LOB	15



Batter	1	2	3	4	5	6	7	8	9	10	11	AB R H RBI BB SO LOB	TOP																			
Brady Anderson, L (1, 10) OBP: 0.647, SLG: 0.720												4 0 1 0 1 2 1	Baltimore Orioles @ Kansas City Royals Kauffman Stadium, Kansas City, MO Wed Apr 09 1997, 7:05 PM CDT Att: 12,036 - Unknown - 40 F																			
Roberto Alomar, S (1, 4) OBP: 0.250, SLG: 0.250												5 0 0 0 0 1 3																				
Rafael Palmeiro, L (1, 3) OBP: 0.303, SLG: 0.481												4 1 1 1 1 0 0																				
Eric Davis, R (1, 9)												5 0 0 0 0 2 1																				
Cal Ripken Jr., R (1, 5) OBP: 0.469, SLG: 0.833												5 1 2 0 0 0 1																				
B.J. Surhoff, L (1, 7) OBP: 0.360, SLG: 0.200												4 1 1 0 1 1 1																				
Jeffrey Hammonds, R (1, 8) OBP: 0.267, SLG: 0.192												4 1 1 2 1 0 1																				
Chris Hoiles, R (1, 2) OBP: 0.280, SLG: 0.304												5 0 2 1 0 0 1																				
Mike Bordick, R (1, 6) OBP: 0.107, SLG: 0.111												4 0 0 0 0 0 2																				
Inning Stats	R: 0 E: 0 K: 1 S: 7	H: 0 LOB: 0 BB: 0 P: 11	R: 0 E: 0 K: 1 S: 9	H: 1 LOB: 1 BB: 0 P: 13	R: 0 E: 0 K: 0 S: 6	H: 0 LOB: 0 BB: 0 P: 11	R: 0 E: 0 K: 0 S: 5	H: 0 LOB: 0 BB: 0 P: 8	R: 0 E: 0 K: 0 S: 7	H: 0 LOB: 0 BB: 0 P: 13	R: 0 E: 0 K: 0 S: 11	H: 0 LOB: 0 BB: 1 P: 11		R: 1 E: 0 K: 2 S: 13	H: 1 LOB: 1 BB: 1 P: 19	R: 0 E: 0 K: 0 S: 5	H: 0 LOB: 0 BB: 1 P: 11	R: 1 E: 0 K: 2 S: 13	H: 1 LOB: 1 BB: 1 P: 19	R: 1 E: 0 K: 0 S: 9	H: 2 LOB: 1 BB: 0 P: 12	R: 0 E: 0 K: 1 S: 8	H: 1 LOB: 2 BB: 1 P: 17	R: 2 E: 0 K: 1 S: 13	H: 2 LOB: 1 BB: 1 P: 25	1B: 4 2B: 3 3B: 0 HR: 1	SF: 0 SAC: 0 DP: 1 HBP: 0	WP: 0 PB: 0 SB: 0 CS: 0	PA: 44			
PITCHER	IP WLS BF H R ER SO BB IBB HBP BLK WP HR S P ERA WHIP																															
50 José Rosado, L (1, 1) ERA: 1.88	8.1		30	4	2	2	4	2	0	0	0	0	0	1	67	111	2.16	0.720														
Hipolito Pichardo, R (9, 1) ERA:	1.1		7	2	0	0	0	0	1	0	0	0	0	0	10	19	0.00	1.500														
Jamie Walker, L (10, 1) ERA: 3.38	0.2		2	0	0	0	1	0	0	0	0	0	0	0	4	7	0.00	0.000														
Brian Bevil, R (11, 1) ERA: 7.71	0.2	L	5	2	2	2	1	1	0	0	0	0	0	0	12	22	27.00	4.500														

livebaseballscorecards.com

AB	40
R	4
H	8
RBI	4
BB	4
SO	6
LOB	11



Batter	1	2	3	4	5	6	7	8	9	10	11	AB R H RBI BB SO LOB	BOTTOM												
Tom Goodwin, L (1, 8) OBP: 0.273, SLG: 0.241	1-2 G6-3		3-1 G5-3			4-0 HR BB	1-1 FC6-2		4-2 G6-3 BB		0-3 K	4 1 0 0 2 1 4	Baltimore Orioles @ Kansas City Royals Kauffman Stadium, Kansas City, MO Wed Apr 09 1997, 7:05 PM CDT Att. 12,036 - Unknown - 40 F												
Jay Bell, R (1, 6) OBP: 0.419, SLG: 0.600	0-0 G4-3		0-1 P2			0-1 HR	1-1 FC5-2		0-0 G6-3			5 1 1 2 0 0 5													
Bip Roberts, S (1, 7) OBP: 0.355, SLG: 0.467	2-2 G6-3					2-2 F7	0-2 G6-3					5 0 1 0 0 1 3													
Jeff King, R (1, 3) OBP: 0.323, SLG: 0.538			1-1 1B			2-2 G6-3						4 0 2 0 1 1 1													
Scott Cooper, L (1, 10) OBP: 0.300, SLG: 0.286			3-3 K			4-2 G4-3						4 0 0 0 1 1 4													
Jermaine Dye, R (1, 9) OBP: 0.200, SLG: 0.208			1-2 E5			0-0 F7						5 0 0 0 0 1 4													
Craig Paquette, R (1, 5) OBP: 0.250, SLG: 0.500			1-0 2B			0-0 P3						5 0 2 0 0 1 1													
29 Mike Sweeney, R (1, 2) OBP: 0.353, SLG: 0.500			1-1 F8			2-2 P5						4 0 1 0 0 0 3													
Johnny Damon, L (9, PR)												0 0 0 0 0 0 0													
Tim Spehr, R (10, 2) OBP: 0.250, SLG: 0.571												1 0 0 0 0 0 0													
David Howard, S (1, 4) OBP: 0.300, SLG: 0.333			1-3 K			2-3 K						2 0 0 0 0 2 0													
Joe Vitiello, R (7, PH) OBP: 0.455, SLG: 0.389												0 0 0 0 1 0 0													
Shane Halter, R (7, PR)												1 0 1 0 0 0 0													
(8, 4)																									
Inning Stats	R: 0 H: 0 E: 0 K: 0 S: 7	H: 0 LOB: 0 BB: 0 P: 10	R: 0 H: 2 E: 1 K: 1 S: 12	H: 2 LOB: 2 BB: 0 P: 19	R: 0 H: 0 E: 0 K: 1 S: 7	H: 0 LOB: 0 BB: 0 P: 11	R: 0 H: 1 E: 0 K: 1 S: 11	H: 1 LOB: 1 BB: 0 P: 20	R: 0 H: 0 E: 0 K: 1 S: 12	H: 0 LOB: 0 BB: 0 P: 16	R: 2 H: 1 E: 0 K: 0 S: 12	H: 1 LOB: 1 BB: 2 P: 24	R: 0 H: 1 E: 1 K: 0 S: 16	H: 1 LOB: 3 BB: 1 P: 25	R: 0 H: 1 E: 0 K: 0 S: 10	H: 1 LOB: 1 BB: 0 P: 14	R: 0 H: 1 E: 0 K: 2 S: 7	H: 1 LOB: 2 BB: 1 P: 11	R: 0 H: 0 E: 0 K: 2 S: 7	H: 0 LOB: 1 BB: 1 P: 16	R: 0 H: 1 E: 0 K: 2 S: 14	H: 1 LOB: 1 BB: 0 P: 18	1B: 5 2B: 2 3B: 0 HR: 1	SF: 0 SAC: 1 DP: 1 HBP: 0	WP: 0 PA: 46
PITCHER	IP WLS BF H R ER SO BB IBB HBP BLK WP HR S P ERA WHIP															IP WLS BF H R ER SO BB IBB HBP BLK WP HR S P ERA WHIP									
Scott Kamieniecki, R (1, 1) ERA: 5.06	6.0 24 4 2 2 4 2 0 0 0 0 1 61 100 3.00 1.000															Randy Myers, L (11, 1) ERA:									
Arthur Rhodes, L (7, 1) ERA: 1.69	0.1 4 1 0 0 0 0 0 1 0 0 0 0 11 19 0.00 3.000																								
Terry Mathews, R (7, 1) ERA: 3.86	2.0 8 2 0 0 0 0 0 0 0 0 0 0 18 23 0.00 1.000																								
Jesse Orosco, L (9, 1) ERA:	0.0 1 0 0 0 0 1 0 0 0 0 0 0 3 7 ∞ ∞																								
Alan Mills, R (9, 1) ERA: 3.6	1.2 W 5 0 0 0 2 1 0 0 0 0 0 0 8 17 0.00 0.600																								

livebaseballscores.com

AB	40
R	2
H	8
RBI	2
BB	5
SO	8
LOB	25



Batter	1	2	3	4	5	6	7	8	9	AB R H RBI BB SO LOB	TOP
Mark McLemore, S (1, 4) OBP: 0.313, SLG: 0.222	2-2 G4-3			1-1 1B 29 G4-6-3 1B		4-1 1B BB		2-1 F8		3 1 1 0 1 0 1	
Ivan Rodriguez, R (1, 2) OBP: 0.355, SLG: 0.387	1-0 G5-3			0-0 29 G4-6-3 1-3 1B		2-1 1-2 1B		1-0 BB BB BB 1B		4 1 3 0 0 0 0	
29 Rusty Greer, L (1, 7) OBP: 0.400, SLG: 0.400	3-2 F7			3-2 G4-6-3 1-2f 3-H 2-3		0-1 P6		1-3 K		4 0 0 0 0 1 4	
Dean Palmer, R (1, 5) OBP: 0.333, SLG: 0.200				4-2 G6-3 BB				1-1 F9		2 1 0 0 2 1 0	
Lee Stevens, L (1, 3) OBP: 0.357, SLG: 0.542				0-0 G6-3 1-2f		2-2 G3		1-1 F7		3 0 0 0 1 0 1	
Mickey Tettleton, S (1, 10) OBP: 0.214, SLG: 0.480				2-1 G4-1		2-1 F4		1-3 K		3 0 0 1 1 1 0	
Mike Devereaux, R (1, 9) OBP: 0.250, SLG: 0.238				0-0 G4-3		2-3 K		1-1 P6		3 0 0 1 0 1 0	
Damon Buford, R (1, 8) OBP: 0.259, SLG: 0.304				1-0 F7		2-3 K		4-1 S BB		3 0 0 0 1 1 2	
Dave Silvestri, R (1, 6) OBP: 0.259, SLG: 0.304				1-1 G6-3		3-1 G6-3		2-3 K		3 0 0 0 0 1 1	
Inning Stats	R: 0 E: 0 K: 0 S: 8 H: 0 LOB: 0 BB: 0 P: 14	R: 0 E: 0 K: 0 S: 6 H: 0 LOB: 0 BB: 1 P: 12	R: 0 E: 0 K: 0 S: 4 H: 0 LOB: 0 BB: 0 P: 6	R: 1 E: 0 K: 1 S: 10 H: 2 LOB: 0 BB: 0 P: 16	R: 0 E: 0 K: 1 S: 9 H: 0 LOB: 0 BB: 0 P: 15	R: 0 E: 0 K: 1 S: 10 H: 1 LOB: 2 BB: 1 P: 21	R: 0 E: 0 K: 1 S: 7 H: 0 LOB: 0 BB: 0 P: 10	R: 0 E: 0 K: 1 S: 8 H: 0 LOB: 1 BB: 1 P: 17	R: 2 E: 0 K: 1 S: 14 H: 1 LOB: 2 BB: 3 P: 32	1B: 4 2B: 0 3B: 0 HR: 0 SF: 1 SAC: 0 DP: 2 HBP: 0	WP: 0 PB: 0 SB: 1 CS: 0 PA: 35
PITCHER	IP WLS BF H R ER SO BB IBB HBP BLK WP HR S P ERA WHIP										
35 Mike Mussina, R (1, 1) ERA: 6.55	7.0 W 24 3 1 1 4 2 0 0 0 0 0 0 54 94 1.29 0.714										
Armando Benitez, R (8, 1) ERA: 5.4	1.1 9 1 2 2 2 4 0 0 0 0 0 0 17 40 13.50 3.750										
Terry Mathews, R (9, 1) ERA: 3.38	0.2 2 0 0 0 0 0 0 0 0 0 0 0 5 9 0.00 0.000										

Texas Rangers @ Baltimore Orioles
 Oriole Park at Camden Yards, Baltimore, MD

Fri Apr 11 1997, 7:05 PM EDT
 Att. 40,575 - Unknown - 55 F

livebaseballscorecards.com

AB	28
R	3
H	4
RBI	2
BB	6
SO	6
LOB	9



Batter	1	2	3	4	5	6	7	8	9
Brady Anderson, L OBP: 0.667, SLG: 0.714 (1, 10)	2-1 1B G4-3 1B	4-2 1B BB		0-0 1-2 1B		2-3 K		4-2 1B HR BB	
Roberto Alomar, S OBP: 0.333, SLG: 0.333 Jerome Walton, R OBP: 0.500, SLG: 0.429 (8, 9)	3-2 1B G4-3 1B	1-1 1B		1-2 1-3 2-H 3-H 1B		2-0 F9		0-1 1-2 2-H HR 1B	
Rafael Palmeiro, L OBP: 0.316, SLG: 0.656 (1, 3)	2-1 G4-3 1-2f 3-H		2-3 K	0-0 G4-3			0-0 HR	0-0 1-H 2-H HR	
Cal Ripken Jr., R OBP: 0.405, SLG: 0.714 (1, 5)	3-2 F7		3-2 G5-3		0-0 G5-3		3-1 G5-3	1-3 K	
B.J. Surhoff, L OBP: 0.333, SLG: 0.240 (1, 7)		0-3 K	0-1 2B		2-0 F8		1-2 P7	0-2 G6-3	
Pete Incaviglia, R OBP: 0.250, SLG: 0.250 Jeff Reboulet, R OBP: 0.364, SLG: 0.263 (7, PR) (8, 4)		2-3 K	2-3 K		2-2 G6-3		0-0 1B 1B	0-0 G3	
Jeffrey Hammonds, R OBP: 0.294, SLG: 0.233 (1, 8)		1-1 1B BB 1B		3-3 K		0-0 F9	2-1 1-2 1B		
Chris Hoiles, R OBP: 0.345, SLG: 0.346 (1, 2)		2-1 BB 1B 1-2 1B		4-1 1B E BB		0-0 1B 1B	3-3 K		
Mike Bordick, R OBP: 0.188, SLG: 0.194 (1, 6)		0-0 1B BB 1-2 2-3 1B		2-3 K		1-2 1B		0-0 BB 1B	

Inning Stats	R: 1	H: 2	E: 0	K: 0	S: 13	H: 2	LOB: 0	BB: 0	P: 23	R: 2	H: 4	E: 0	K: 2	S: 16	H: 1	LOB: 1	BB: 0	P: 21	R: 0	H: 1	E: 0	K: 2	S: 14	R: 1	H: 1	E: 1	K: 2	S: 13	R: 0	H: 0	E: 0	K: 0	S: 6	R: 0	H: 2	E: 0	K: 1	S: 9	R: 1	H: 3	E: 0	K: 1	S: 12	R: 4	H: 3	E: 0	K: 1	S: 16	H: 3	LOB: 0	BB: 1	P: 21
	1B: 13	SF: 0	2B: 1	SAC: 0	3B: 0	DP: 1	HR: 2	HBP: 0	WP: 0	PA: 42																																										

PITCHER	IP	WLS	BF	H	R	ER	SO	BB	IBB	HBP	BLK	WP	HR	S	P	ERA	WHIP
John Burkett, R ERA: 4.09 (1, 1)	5.1	L	27	10	4	3	6	2	0	0	0	0	0	67	109	5.06	2.250
Eric Gunderson, L ERA: 3.86 (6, 1)	1.1		5	1	1	1	1	0	0	0	0	0	1	10	18	6.75	0.750
Danny Patterson, R ERA: 2.7 (7, 1)	0.1		3	2	0	0	1	0	0	0	0	0	0	6	11	0.00	6.000
Ed Vosberg, L ERA: 13.5 (8, 1)	1.0		7	3	4	4	1	1	0	0	0	0	1	16	21	36.00	4.000

BOTTOM

AB	R	H	RBI	BB	SO	LOB
3	2	2	1	2	1	2
4	0	2	1	0	0	3
1	1	1	1	0	0	0
5	2	2	4	0	1	3
5	0	0	0	0	1	0
5	0	1	0	0	1	0
4	0	1	0	0	2	1
1	0	0	0	0	0	0
4	1	2	0	0	1	0
3	2	2	0	1	1	2
4	1	3	0	0	1	1

AB	39
R	9
H	16
RBI	7
BB	3
SO	9
LOB	12



PITCHER	IP	WLS	BF	H	R	ER	SO	BB	IBB	HBP	BLK	WP	HR	S	P	ERA	WHIP
John Burkett, R ERA: 4.09 (1, 1)	5.1	L	27	10	4	3	6	2	0	0	0	0	0	67	109	5.06	2.250
Eric Gunderson, L ERA: 3.86 (6, 1)	1.1		5	1	1	1	1	0	0	0	0	0	1	10	18	6.75	0.750
Danny Patterson, R ERA: 2.7 (7, 1)	0.1		3	2	0	0	1	0	0	0	0	0	0	6	11	0.00	6.000
Ed Vosberg, L ERA: 13.5 (8, 1)	1.0		7	3	4	4	1	1	0	0	0	0	1	16	21	36.00	4.000

Texas Rangers @ Baltimore Orioles
Oriole Park at Camden Yards, Baltimore, MD
 Fri Apr 11 1997, 7:05 PM EDT
 Att: 40,575 - Unknown - 55 F

livebaseballscorecards.com

Batter	1	2	3	4	5	6	7	8	9	AB R H RBI BB SO LOB	TOP	
Mark McLemore, S (1, 4) <small>OBP: 0.306, SLG: 0.226</small>	1-0 		2-2 			0-1 		1-1 		4 0 1 0 0 0 0		
Ivan Rodriguez, R (1, 2) <small>OBP: 0.324, SLG: 0.353</small> Dave Silvestri, R (7, 5)	2-2 			1-3 		1-1 		0-0 		3 0 0 0 0 1 0 1 0 0 0 0 0 2		
29 Rusty Greer, L (1, 7) <small>OBP: 0.424, SLG: 0.407</small> Henry Mercedes, R (7, 2)	0-1 			4-2 		3-3 			2-2 	2 0 1 0 1 1 0 1 0 1 0 0 0 0		
Dean Palmer, R (1, 5) <small>OBP: 0.303, SLG: 0.179</small> Lee Stevens, L (7, 3)	1-0 			2-3 		2-2 			3-3 	3 0 0 0 0 1 2 1 0 0 0 0 1 1		
Mickey Tettleton, S (1, 10)		3-2 		3-2 		0-3 		0-1 		4 0 0 0 0 1 2		
Mike Devereaux, R (1, 9) <small>OBP: 0.259, SLG: 0.250</small>		1-0 			2-3 		3-1 			3 0 1 0 0 1 0		
Mike Simms, R (1, 3) <small>OBP: 0.286, SLG: 0.286</small>		2-0 			0-0 			2-3 		3 0 0 0 0 1 1		
Billy Ripken, R (1, 6)			1-0 		2-1 		3-1 			3 0 1 0 0 0 0		
Damon Buford, R (1, 8)			1-2 		0-1 		0-1 			3 0 1 0 0 0 1		
Inning Stats	R: 0 H: 1 E: 0 LOB: 1 K: 0 BB: 0 S: 7 P: 11	R: 0 H: 1 E: 0 LOB: 0 K: 0 BB: 0 S: 5 P: 11	R: 0 H: 0 E: 0 LOB: 0 K: 0 BB: 0 S: 7 P: 11	R: 0 H: 0 E: 0 LOB: 1 K: 2 BB: 1 S: 12 P: 22	R: 0 H: 1 E: 0 LOB: 1 K: 1 BB: 0 S: 8 P: 12	R: 0 H: 0 E: 0 LOB: 0 K: 1 BB: 0 S: 7 P: 11	R: 0 H: 0 E: 0 LOB: 0 K: 1 BB: 0 S: 9 P: 14	R: 0 H: 2 E: 0 LOB: 2 K: 1 BB: 0 S: 10 P: 16	R: 0 H: 1 E: 0 LOB: 0 K: 1 BB: 0 S: 8 P: 13	1B: 6 SF: 0 2B: 0 SAC: 0 3B: 0 DP: 2 HR: 0 HBP: 0	WP: 0 PA: 32 PB: 0 SB: 0 CS: 0	
PITCHER Jimmy Key, L (1, 1) <small>ERA: 1.29</small>	IP WLS BF H R ER SO BB IBB HBP BLK WP HR S P ERA WHIP 9.0 W 32 6 0 0 7 1 0 0 0 0 0 0 73 121 0.00 0.778											PITCHER IP WLS BF H R ER SO BB IBB HBP BLK WP HR S P ERA WHIP

Texas Rangers @ Baltimore Orioles
 Oriole Park at Camden Yards, Baltimore, MD

Sun Apr 13 1997, 3:33 AM EDT
 Att. 44,154 - Cloudy - 62 F

livebaseballscorecards.com

AB	31
R	0
H	6
RBI	0
BB	1
SO	7
LOB	9



Batter	1	2	3	4	5	6	7	8	9	AB	R	H	RBI	BB	SO	LOB				
Brady Anderson, L OBP: 0.636, SLG: 0.645 (1, 10)	4-0 CS BB	0-1 L6		1-2 1B HBP 1-2 2-3 3-H		3-2 G4-3	1-1 F8			3	0	0	1	1	0	2				
Roberto Alomar, S OBP: 0.235, SLG: 0.250 (1, 4)	2-1 G4-3 1-2		1-3 K	0-0 SF7 3-H		1-1 G4-3		2-0 G4-3		4	0	0	1	0	1	1				
Rafael Palmeiro, L OBP: 0.372, SLG: 0.676 (1, 3)	2-2 BB 1B		0-0 HR 1B	1-0 1B 1-3 2-H		2-1 1B		1-1 L3		5	2	4	1	0	0	0				
Eric Davis, R OBP: 0.313, SLG: 0.345 (1, 9)	4-2 SAFE 1B BB		1-0 P8	1-3 K		0-3 K		3-2 F8		4	0	0	0	1	2	4				
Cal Ripken Jr., R OBP: 0.415, SLG: 0.769 (1, 5)	1-1 1-2 2-H 1B		2-0 HR	1-1 G4-3			2-3 K			4	1	2	3	0	1	2				
B.J. Surhoff, L OBP: 0.294, SLG: 0.207 (1, 7)	3-0 G3		0-1 P6		1-0 F8		0-0 G4-3			4	0	0	0	0	0	2				
Jeffrey Hammonds, R OBP: 0.342, SLG: 0.471 (1, 8)		0-0 HR		0-2 1B HBP 1B	1-1 G6-3		0-0 HR			4	3	3	2	0	0	0				
Chris Hoiles, R OBP: 0.394, SLG: 0.500 (1, 2)		1-3 K	SAFE SAFE SAFE SAFE	2-0 HBP BB SF7 1B	0-0 HR		1-1 BB 1B			4	2	3	1	0	1	0				
Mike Bordick, R OBP: 0.222, SLG: 0.182 (1, 6)		0-0 F9		4-1 HBP 1B BB	2-1 F8		4-1 BB			2	1	0	0	2	0	0				
Inning Stats	R: 1 E: 0 K: 0 S: 12	H: 2 LOB: 2 BB: 2 P: 28	R: 1 E: 0 K: 1 S: 7	H: 1 LOB: 0 BB: 0 P: 8	R: 2 E: 0 K: 1 S: 9	H: 2 LOB: 0 BB: 0 P: 13	R: 3 E: 0 K: 1 S: 14	H: 3 LOB: 2 BB: 1 P: 24	R: 1 E: 0 K: 0 S: 6	H: 1 LOB: 0 BB: 0 P: 10	R: 0 E: 0 K: 1 S: 11	H: 1 LOB: 1 BB: 0 P: 17	R: 1 E: 0 K: 1 S: 10	H: 2 LOB: 2 BB: 1 P: 18	R: 0 E: 0 K: 0 S: 8	H: 0 LOB: 0 BB: 0 P: 14	1B: 8 2B: 0 3B: 0 HR: 4	SF: 1 SAC: 0 DP: 0 HBP: 1	WP: 0 PB: 0 SB: 1 CS: 1	PA: 40

BOTTOM

Texas Rangers @ Baltimore Orioles
Oriole Park at Camden Yards, Baltimore, MD

Sun Apr 13 1997, 3:33 AM EDT
 Att: 44,154 - Cloudy - 62 F

livebaseballscorecards.com

AB	34
R	9
H	12
RBI	9
BB	4
SO	5
LOB	11



PITCHER	IP	WLS	BF	H	R	ER	SO	BB	IBB	HBP	BLK	WP	HR	S	P	ERA	WHIP
Roger Pavlik, R ERA: 7.71 (1, 1)	3.0	L	17	7	6	6	2	2	0	0	0	0	2	32	55	18.00	3.000
Julio Santana, R ERA: 7.2 (4, 1)	4.0		20	5	3	3	3	2	0	1	0	0	2	37	63	6.75	1.750
Xavier Hernandez, R ERA: 5.4 (8, 1)	1.0		3	0	0	0	0	0	0	0	0	0	0	8	14	0.00	0.000

Batter	1	2	3	4	5	6	7	8	9	AB R H RBI BB SO LOB	TOP																
Rich Becker, L (1, 8) OBP: 0.326, SLG: 0.194	1-3 	1-3 SAFE 			0-1 			0-0 		4 0 0 0 0 2 3																	
Chuck Knoblauch, R (1, 4) OBP: 0.455, SLG: 0.385	2-0 		0-1 		0-1 			1-1 SAFE 		3 1 0 0 0 0 2																	
Matt Lawton, L (1, 7) OBP: 0.490, SLG: 0.561	1-1 		1-1 			0-1 			2-1 	4 1 3 0 0 0 0																	
Terry Steinbach, R (1, 2) OBP: 0.289, SLG: 0.242	0-1 		0-1 			0-0 			1-3 	3 0 1 2 0 1 1																	
Brent Brede, L (1, 9) OBP: 0.263, SLG: 0.176 Ron Coomer, R (9, PH) OBP: 0.333, SLG: 0.421 Chris Latham, S (9, PR)	2-3 		3-2 			0-0 			4-2 	3 0 0 0 0 1 2 0 0 0 0 1 0 0 0 0 0 0 0 0 0																	
Greg Colbrunn, R (1, 3) OBP: 0.282, SLG: 0.500	2-2 			0-1 			1-0 		1-0 	4 0 0 0 0 0 4																	
Greg Myers, L (1, 10) OBP: 0.421, SLG: 0.412 Denny Hocking, S (9, PH) OBP: 0.478, SLG: 0.474		0-0 		4-2 			1-1 		2-3 	2 0 0 0 1 0 0 1 0 0 0 0 1 2																	
Pat Meares, R (1, 6) OBP: 0.311, SLG: 0.524		1-3 		2-2 			2-0 			3 0 0 0 0 1 1																	
Todd Walker, L (1, 5) OBP: 0.407, SLG: 0.318		0-0 			4-2 			2-2 		2 0 2 0 1 0 0																	
Inning Stats	R: 1 E: 0 K: 2 S: 13	H: 2 LOB: 2 BB: 0 P: 21	R: 0 E: 0 K: 2 S: 13	H: 1 LOB: 1 BB: 0 P: 15	R: 1 E: 0 K: 0 S: 9	H: 1 LOB: 0 BB: 0 P: 13	R: 0 E: 0 K: 0 S: 8	H: 0 LOB: 0 BB: 1 P: 14	R: 0 E: 0 K: 0 S: 7	H: 0 LOB: 0 BB: 1 P: 11	R: 0 E: 0 K: 0 S: 4	H: 0 LOB: 0 BB: 0 P: 4	R: 0 E: 0 K: 0 S: 4	H: 0 LOB: 0 BB: 0 P: 8	R: 0 E: 0 K: 0 S: 6	H: 1 LOB: 0 BB: 0 P: 9	R: 0 E: 0 K: 2 S: 14	H: 1 LOB: 2 BB: 1 P: 24	1B: 5 2B: 0 3B: 1 HR: 0	SF: 1 SAC: 0 DP: 3 HBP: 1	WP: 0 PB: 0 SB: 1 CS: 0	PA: 34					
SCOUTING																											
PITCHER	IP	WLS	BF	H	R	ER	SO	BB	IBB	HBP	BLK	WP	HR	S	P	ERA	WHIP										
Scott Erickson, R (1, 1) ERA: 3.86	8.0	W	29	5	2	2	4	2	0	1	0	0	0	64	95	2.25	0.875										
Randy Myers, L (9, 1) ERA:	1.0	S	5	1	0	0	2	1	0	0	0	0	0	14	24	0.00	2.000										

Minnesota Twins @ Baltimore Orioles
Oriole Park at Camden Yards, Baltimore, MD

Mon Apr 14 1997, 7:05 PM EDT
 Att. 36,288 - Unknown - 61 F

livebaseballscorecards.com

AB	29
R	2
H	6
RBI	2
BB	3
SO	6
LOB	15




Batter	1	2	3	4	5	6	7	8	9
Brady Anderson, L OBP: 0.633, SLG: 0.629	0-0 FC3-6 1B		2-2 BB 1B 1B	4-0 S BB			2-0 F7	1-2 G4-3	
Roberto Alomar, S OBP: 0.238, SLG: 0.250 Jeff Reboulet, R OBP: 0.364, SLG: 0.263	2-2 FC3-6 FC5 BB 1-2f		0-1 1B BB 1B 1-2 3-H	1-2 G1-3			0-2 G6-3		
Rafael Palmeiro, L OBP: 0.362, SLG: 0.625	0-3 K		4-2 1B 1B BB 1-2 2-3				0-2 F8		
Eric Davis, R OBP: 0.333, SLG: 0.344	4-1 1-2 BB		3-3 K				0-3 K	3-2 G6-3 1B 1B	
Cal Ripken Jr., R OBP: 0.422, SLG: 0.744	1-1 FC5 2-3f		0-1 1B 1B 1-2 2-3 3-H				0-1 1B	0-0 G6-3	
B.J. Surhoff, L OBP: 0.316, SLG: 0.219			1-0 G6-4-3 1B 1-2 2-3 3-H				2-1 G4-3	4-0 BB 1B IBB	
Jeffrey Hammonds, R OBP: 0.333, SLG: 0.447			2-2 G6-4-3 1-2f				1-3 K	1-0 BB 1-2 2-H 1B	
Chris Hoiles, R OBP: 0.378, SLG: 0.455 Lenny Webster, R OBP: 0.600, SLG: 0.667			2-1 G6-3				3-2 P6 F8	4-0 BB 1-2 2-3 BB	
Mike Bordick, R OBP: 0.225, SLG: 0.189			2-1 1B 1B				3-2 G1-3	1-3 K	

AB	R	H	RBI	BB	SO	LOB
4	1	2	0	1	0	3
4	1	1	1	0	0	2
0	0	0	0	0	0	0
3	0	0	0	1	1	1
3	1	1	0	1	2	3
4	0	2	1	0	0	3
3	0	1	1	1	0	1
4	0	1	1	0	1	3
3	0	0	0	1	0	0
0	0	0	0	0	0	0
4	1	1	0	0	1	3

MINNESOTA TWINS @ BALTIMORE ORIOLES
ORIOLE PARK AT CAMDEN YARDS, BALTIMORE, MD

Mon Apr 14 1997, 7:05 PM EDT
Att: 36,288 - Unknown - 61 F

AB	32
R	4
H	9
RBI	4
BB	5
SO	5
LOB	19



Inning Stats		R	H	E	K	S	H	LOB	BB	P			
R: 0	H: 1	E: 0	K: 1	S: 10	H: 0	LOB: 2	BB: 1	P: 17	R: 0	H: 0	E: 0	K: 0	S: 9
R: 3	H: 5	E: 0	K: 1	S: 21	H: 0	LOB: 2	BB: 1	P: 35	R: 0	H: 0	E: 0	K: 0	S: 8
R: 0	H: 1	E: 0	K: 1	S: 8	H: 0	LOB: 1	BB: 0	P: 11	R: 0	H: 0	E: 0	K: 1	S: 11
R: 0	H: 0	E: 0	K: 1	S: 11	H: 0	LOB: 0	BB: 0	P: 18	R: 0	H: 0	E: 0	K: 0	S: 7
R: 1	H: 2	E: 0	K: 1	S: 14	H: 2	LOB: 3	BB: 2	P: 28	R: 0	H: 0	E: 0	K: 0	S: 9

PITCHER		IP	WLS	BF	H	R	ER	SO	BB	IBB	HBP	BLK	WP	HR	S	P	ERA	WHIP
Bob Tewksbury, R ERA: 3.15	(1, 1)	7.0	L	30	7	3	3	4	3	0	0	0	0	0	74	120	3.86	1.429
Mike Trombley, R ERA: 2.79	(8, 1)	0.2		6	2	1	1	1	1	0	0	0	0	9	22	13.50	4.500	
Eddie Guardado, L ERA: 7.71	(8, 1)	0.1		1	0	0	0	0	0	0	0	0	0	5	6	0.00	0.000	

WP	PA	ERA	WHIP
0	37		

Batter	1	2	3	4	5	6	7	8	9	AB R H RBI BB SO LOB	TOP
Chuck Knoblauch, R (1, 4) OBP: 0.441, SLG: 0.357 C C B B B B	4-2 BB		2-1 G1-3		2-1 G6-3		1-0 F8		3 0 0 0 1 0 0	Minnesota Twins @ Baltimore Orioles Oriole Park at Camden Yards, Baltimore, MD Tue Apr 15 1997, 7:05 PM EDT Att. 40,196 - Unknown - 65 F	
Rich Becker, L (1, 8) OBP: 0.298, SLG: 0.175 B 1 SAFE SAFE F F S	2-3 K		3-1 G4-3		1-3 K		0-3 K		4 0 0 0 0 3 1		
Terry Steinbach, R (1, 2) OBP: 0.286, SLG: 0.222 B S B X	2-1 F8			4-2 BB SF8 BB		2-1 F8		1-3 K	3 1 0 0 1 1 1		
Matt Lawton, L (1, 7) OBP: 0.473, SLG: 0.523 C B B B B B X		3-2 L5		4-1 SF8 BB BB		0-0 G4-3		0-1 P5	3 0 0 0 1 0 0		
Greg Colbrunn, R (1, 3) OBP: 0.302, SLG: 0.488 B B T X	2-1 1B			4-1 BB		3-2 F8		0-2 G4-3	3 0 1 0 1 0 0		
Todd Walker, L (1, 10) OBP: 0.379, SLG: 0.292 Ron Coomer, R (7, PH) OBP: 0.318, SLG: 0.400 B C C C X	2-2 F7			1-3 K			1-3 K		2 0 0 0 0 1 4 1 0 0 0 0 1 0		
Pat Meares, R (1, 6) OBP: 0.313, SLG: 0.523 C 1 SAFE SAFE X	0-2 1B			3-2 SF8			0-3 K		2 0 1 1 0 1 0		
Brent Brede, L (1, 9) OBP: 0.238, SLG: 0.158 Chris Latham, S (7, PH) (7, 9)	2-1 G3-1			3-3 K			2-3 K		2 0 0 0 0 1 4 1 0 0 0 0 1 0		
Denny Hocking, S (1, 5) OBP: 0.423, SLG: 0.409 B C B X	2-1 F7			3-2 F7			2-3 K		3 0 0 0 0 1 0		
Inning Stats	R: 0 H: 0 E: 0 LOB: 0 K: 1 BB: 1 S: 7 P: 15	R: 0 H: 2 E: 0 LOB: 2 K: 0 BB: 0 S: 13 P: 22	R: 0 H: 0 E: 0 LOB: 0 K: 0 BB: 0 S: 6 P: 13	R: 1 H: 0 E: 0 LOB: 2 K: 2 BB: 3 S: 17 P: 36	R: 0 H: 0 E: 0 LOB: 0 K: 1 BB: 0 S: 9 P: 15	R: 0 H: 0 E: 0 LOB: 0 K: 0 BB: 0 S: 10 P: 15	R: 0 H: 0 E: 0 LOB: 0 K: 3 BB: 0 S: 11 P: 14	R: 0 H: 0 E: 0 LOB: 0 K: 2 BB: 0 S: 8 P: 11	R: 0 H: 0 E: 0 LOB: 0 K: 1 BB: 0 S: 8 P: 9	1B: 2 SF: 1 2B: 0 SAC: 0 3B: 0 DP: 0 HR: 0 HBP: 0	WP: 0 PA: 32 PB: 0 SB: 1 CS: 1
PITCHER Scott Kamieniecki, R (1, 1) ERA: 4.02 Arthur Rhodes, L (6, 1) ERA: 1.08 Randy Myers, L (9, 1) ERA:	IP WLS BF H R ER SO BB IBB HBP BLK WP HR S P ERA WHIP 5.0 W 20 2 1 1 4 4 0 0 0 0 0 0 52 101 1.80 1.200 3.0 9 0 0 0 5 0 0 0 0 0 0 0 29 40 0.00 0.000 1.0 S 3 0 0 0 1 0 0 0 0 0 0 0 8 9 0.00 0.000	PITCHER IP WLS BF H R ER SO BB IBB HBP BLK WP HR S P ERA WHIP									

livebaseballscorecards.com

AB	27
R	1
H	2
RBI	1
BB	4
SO	10
LOB	10



Batter	1	2	3	4	5	6	7	8	9
Brady Anderson, L (1, 10) OBP: 0.642, SLG: 0.711	2-0 HR		0-0 G5-4-3 1B		2-1 P5			4-2 BB	
Jerome Walton, R (1, 7) OBP: 0.333, SLG: 0.273	2-2 P5		1-2 G5-4-3 1-2f		0-0 G6-3			3-2 P4	
Eric Davis, R (1, 9) OBP: 0.300, SLG: 0.306	2-3 K			0-0 G5-3		2-2 F9		3-1 F7	
Rafael Palmeiro, L (1, 3) OBP: 0.333, SLG: 0.568	1-2 P6			2-0 F9		0-1 F7		1-0 F8	
Cal Ripken Jr., R (1, 5) OBP: 0.417, SLG: 0.739		1-1 G3 2B		3-0 F8		0-1 P5			
Jeffrey Hammonds, R (1, 8) OBP: 0.311, SLG: 0.415		0-3 K			3-1 F7		3-3 K		
Lenny Webster, R (1, 2) OBP: 0.500, SLG: 0.400		2-2 G3			4-2 WP 1B BB		2-0 G4-3		
Jeff Reboulet, R (1, 4) OBP: 0.400, SLG: 0.455		2-1 F7			1-2 1-H 1B		0-1 HR		
Mike Bordick, R (1, 6) OBP: 0.233, SLG: 0.179			0-0 F9		1-0 SAFE SAFE F8		4-1 F7 BB BB		

Inning Stats	R: 1 E: 0 K: 1 S: 12	H: 1 LOB: 0 BB: 0 P: 19	R: 0 E: 0 K: 1 S: 10	H: 1 LOB: 1 BB: 0 P: 15	R: 0 E: 0 K: 0 S: 5	H: 1 LOB: 0 BB: 0 P: 6	R: 0 E: 0 K: 0 S: 3	H: 0 LOB: 0 BB: 0 P: 8	R: 1 E: 0 K: 0 S: 10	H: 1 LOB: 1 BB: 1 P: 21	R: 0 E: 0 K: 0 S: 6	H: 0 LOB: 0 BB: 0 P: 8	R: 0 E: 0 K: 1 S: 6	H: 0 LOB: 0 BB: 0 P: 11	R: 1 E: 0 K: 0 S: 13	H: 1 LOB: 2 BB: 2 P: 28
--------------	-------------------------------	----------------------------------	-------------------------------	----------------------------------	------------------------------	---------------------------------	------------------------------	---------------------------------	-------------------------------	----------------------------------	------------------------------	---------------------------------	------------------------------	----------------------------------	-------------------------------	----------------------------------

PITCHER	IP	WLS	BF	H	R	ER	SO	BB	IBB	HBP	BLK	WP	HR	S	P	ERA	WHIP
Scott Aldred, L (1, 1) ERA: 5.71	7.0	L	27	5	3	3	3	2	0	0	0	1	2	55	95	3.86	1.000
Eddie Guardado, L (8, 1) ERA: 7.71	0.0		1	0	0	0	0	1	0	0	0	0	0	3	7	∞	∞
Dan Naulty, R (8, 1) ERA: 1.69	1.0		3	0	0	0	0	0	0	0	0	0	0	7	14	0.00	0.000

AB	R	H	RBI	BB	SO	LOB
3	1	2	1	1	0	1
4	0	0	0	0	0	3
4	0	0	0	0	1	2
4	0	0	0	0	0	2
3	0	1	0	0	0	0
3	0	0	0	0	2	1
2	1	0	0	1	0	1
3	1	2	2	0	0	1
2	0	0	0	1	0	1

WP	PA
1	31

AB	28
R	3
H	5
RBI	3
BB	3
SO	3
LOB	12



Minnesota Twins @ Baltimore Orioles
 Oriole Park at Camden Yards, Baltimore, MD
 Tue Apr 15 1997, 7:05 PM EDT
 Att: 40,196 - Unknown - 65 F

livebaseballscorecards.com

Batter	1	2	3	4	5	6	7	8	9	AB R H RBI BB SO LOB	TOP									
Brady Anderson, L (1, 10) OBP: 0.614, SLG: 0.659	4-0 SH1-3 BB		0-0 P5		0-0 P6			0-0 G3		3 0 0 0 1 0 1										
Jeff Reboulet, R (1, 4) OBP: 0.429, SLG: 0.458	0-0 SH1-3		4-0 BB			0-0 G6-4-3 1B		0-0 P4		2 0 1 0 1 0 1										
Rafael Palmeiro, L (1, 3) OBP: 0.309, SLG: 0.521	0-3 K		0-3 K			0-0 F8			0-3 K	4 0 0 0 0 3 3										
Cal Ripken Jr., R (1, 5) OBP: 0.404, SLG: 0.700	0-0 F5		0-0 P6			0-0 G6-4-3 1-2f			0-0 2B 1B	4 1 1 0 0 0 3										
B.J. Surhoff, L (1, 7) OBP: 0.310, SLG: 0.250		0-0 F8		0-0 P4			0-0 G3		0-0 1B 1B	4 1 1 0 0 0 0										
Pete Incaviglia, R (1, 9) OBP: 0.375, SLG: 0.286		0-3 K		4-0 G5-4-3 BB			0-0 G6-3		0-0 1B 1B	3 0 1 1 1 1 0										
Jerome Walton, R (1, 8) OBP: 0.313, SLG: 0.214		4-0 WP 1B BB		0-0 G5-4-3 1-2f			0-0 F7		0-3 K	3 1 0 0 1 1 3										
Chris Hoiles, R (1, 2) OBP: 0.415, SLG: 0.514		0-0 1-H 1B			0-0 G5-3			0-0 G3 2B	0-0 1-2 3-H 1B	4 0 3 2 0 0 0										
Mike Bordick, R (1, 6) OBP: 0.213, SLG: 0.163		0-0 F9			0-0 L5			0-0 F7	0-0 F7	4 0 0 0 0 0 4										
Inning Stats	R: 0 E: 0 K: 1 S: 5	H: 0 LOB: 1 BB: 1 P: 9	R: 1 E: 0 K: 1 S: 6	H: 1 LOB: 1 BB: 1 P: 10	R: 0 E: 0 K: 1 S: 5	H: 0 LOB: 1 BB: 1 P: 9	R: 0 E: 0 K: 0 S: 2	H: 0 LOB: 0 BB: 1 P: 6	R: 0 E: 0 K: 0 S: 3	H: 1 LOB: 0 BB: 0 P: 3	R: 0 E: 0 K: 0 S: 3	H: 0 LOB: 0 BB: 0 P: 3	R: 0 E: 0 K: 0 S: 4	H: 1 LOB: 1 BB: 0 P: 4	R: 2 E: 0 K: 2 S: 11	H: 4 LOB: 2 BB: 0 P: 11	1B: 5 2B: 2 3B: 0 HR: 0	SF: 0 SAC: 1 DP: 2 HBP: 0	WP: 1 PB: 0 SB: 0 CS: 0	PA: 36
PITCHER Doug Drabek, R (1, 1) ERA: 8.22 Mike Bertotti, L (9, 1) ERA: 13.5	IP WLS BF H R ER SO BB IBB HBP BLK WP HR S P ERA WHIP	8.0 W 29 3 1 1 3 4 0 0 0 1 0 31 47 1.12 0.875	1.0 7 4 2 2 2 0 0 0 0 0 0 11 11 18.00 4.000																	

Baltimore Orioles @ Chicago White Sox
Comiskey Park, Chicago, IL
Wed Apr 16 1997, 8:05 PM EDT
Att. 14,061 - Unknown - 39 F

livebaseballscorecards.com

AB	31
R	3
H	7
RBI	3
BB	4
SO	5
LOB	15



Batter	1	2	3	4	5	6	7	8	9	AB	R	H	RBI	BB	SO	LOB	BOTTOM		
Tony Phillips, S OBP: 0.516, SLG: 0.489 Darren Lewis, R OBP: 0.222, SLG: 0.125	0-0 G4-3	0-0 E 1B		0-0 F9		0-0 G4-3		0-0 1B		4	1	1	0	0	0	1			
Ray Durham, S OBP: 0.389, SLG: 0.489	0-0 G6-3	0-0 F7		4-0 S HR BB		0-0 F8		0-0 L6		4	1	0	0	1	0	2			
Frank Thomas, R OBP: 0.414, SLG: 0.319	4-0 2B BB	0-0 E9 1-H		0-3 K 1-2		0-0 1B				3	1	1	0	1	1	2			
Albert Belle, R OBP: 0.228, SLG: 0.358 Lyle Mouton, R OBP: 0.143, SLG: 0.143	0-0 BB 3B 2B	0-0 F2		0-0 HR		0-0 G3				4	2	2	3	0	0	2			
Harold Baines, L OBP: 0.408, SLG: 0.425	4-0 BB 3B IBB		0-0 HR	0-0 F7				0-0 G4-3		3	2	1	1	1	0	0			
Chris Snopce, R OBP: 0.327, SLG: 0.391	4-0 1-2 2-3 3-H 3B BB		0-0 G1		0-0 F9		0-3 K			3	1	0	1	1	1	0			
Dave Martinez, L OBP: 0.245, SLG: 0.314	0-0 1-H 2-H 3-H 3B		0-0 P6		0-0 G4-3 1B		0-0 G1-3			4	0	2	3	0	0	0			
Ron Karkovice, R OBP: 0.258, SLG: 0.444	0-0 G6-3		0-3 K		0-0 G4-3			0-0 F8		4	0	0	0	0	1	2			
Ozzie Guillen, L OBP: 0.244, SLG: 0.310		0-0 F8		0-0 F9 HR 2B		0-0 G4-3		0-0 G5-3		4	1	1	0	0	0	1			
Inning Stats	R: 4 E: 0 K: 0 S: 5	H: 2 LOB: 1 BB: 3 P: 17	R: 1 E: 1 K: 0 S: 5	H: 1 LOB: 1 BB: 0 P: 5	R: 1 E: 0 K: 1 S: 6	H: 1 LOB: 0 BB: 0 P: 6	R: 3 E: 0 K: 1 S: 7	H: 2 LOB: 0 BB: 1 P: 11	R: 0 E: 0 K: 0 S: 4	H: 1 LOB: 1 BB: 0 P: 4	R: 0 E: 0 K: 1 S: 5	H: 0 LOB: 0 BB: 0 P: 5	R: 0 E: 0 K: 0 S: 4	H: 1 LOB: 1 BB: 0 P: 4	1B: 4 2B: 2 3B: 1 HR: 2	SF: 0 SAC: 0 DP: 0 HBP: 0	WP: 0 PB: 0 SB: 1 CS: 0	PA: 38	
PITCHER Shawn Boskie, R ERA: 13.5 Rocky Coppinger, R ERA:	IP 4.0	WLS L	BF 23	H 6	R 9	ER 8	SO 2	BB 3	IBB 1	HBP 0	BLK 0	WP 0	HR 2	S 23	P 39	ERA 18.00	WHIP 2.250		
	IP 4.0	WLS L	BF 15	H 3	R 0	ER 0	SO 1	BB 0	IBB 0	HBP 0	BLK 0	WP 0	HR 0	S 17	P 17	ERA 0.00	WHIP 0.750		

Baltimore Orioles @ Chicago White Sox

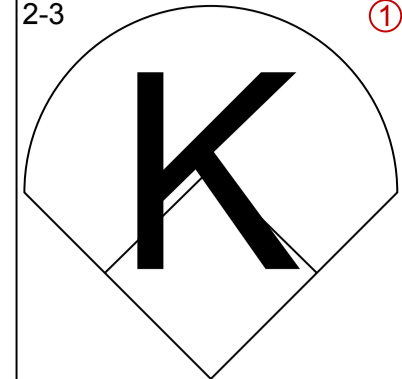
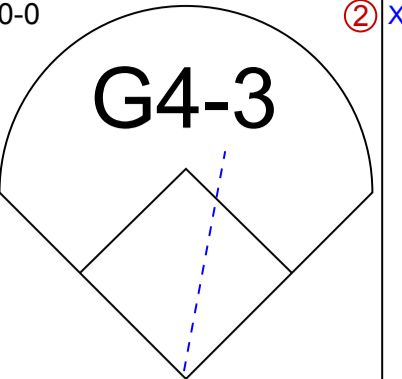
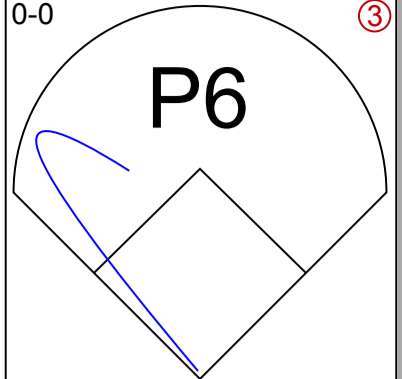
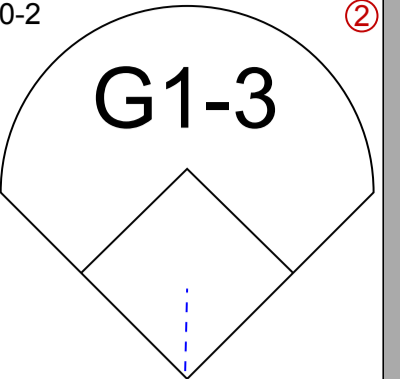
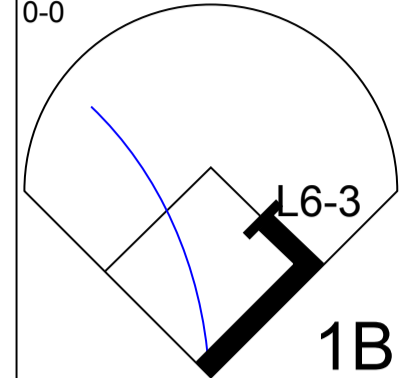
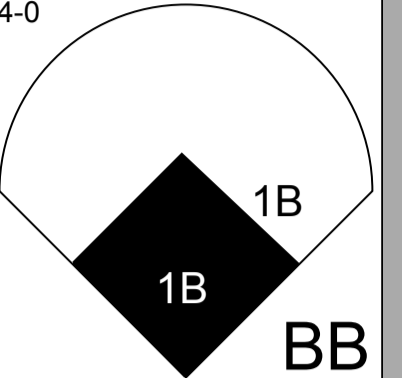
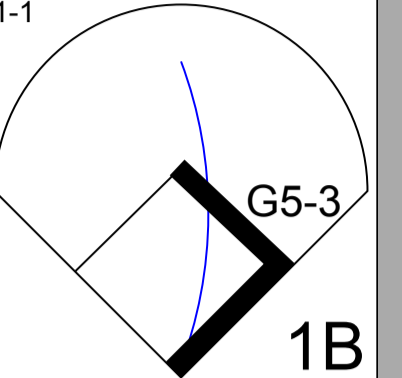
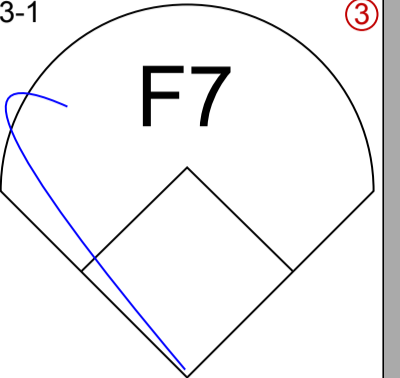
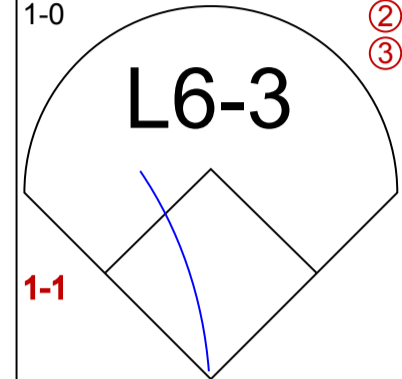
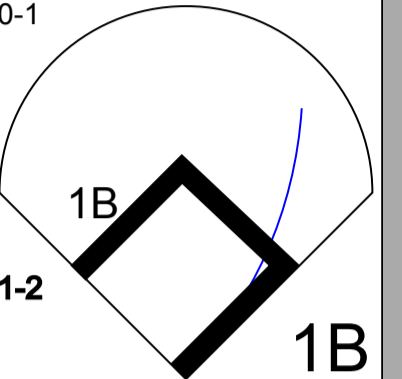
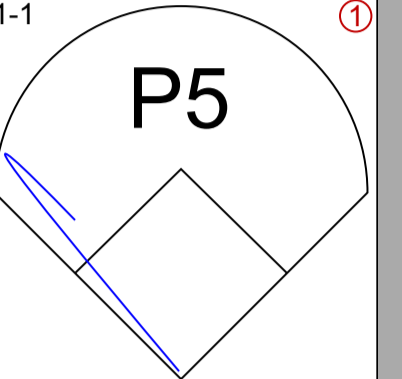
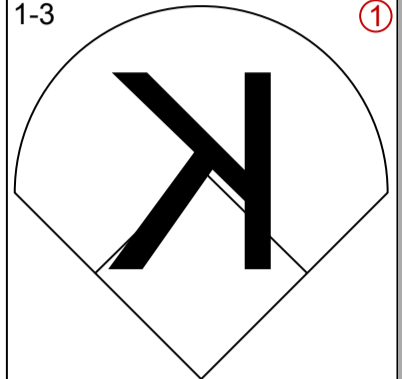
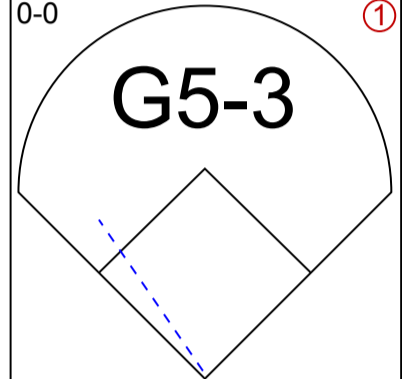
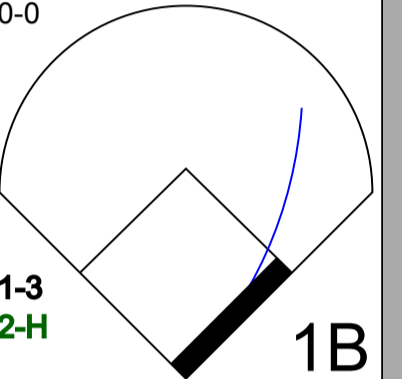
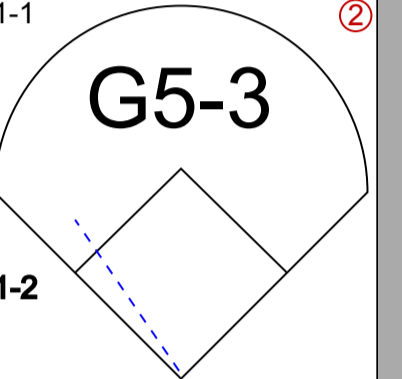
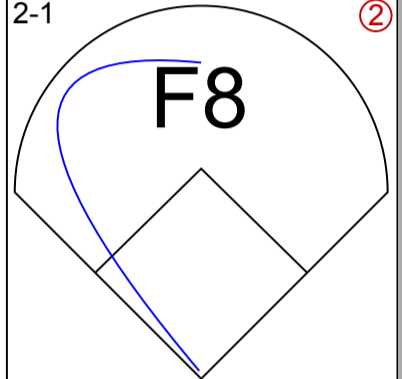
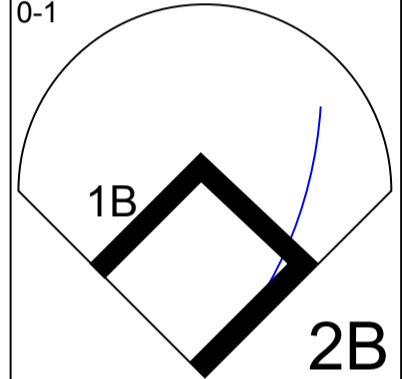
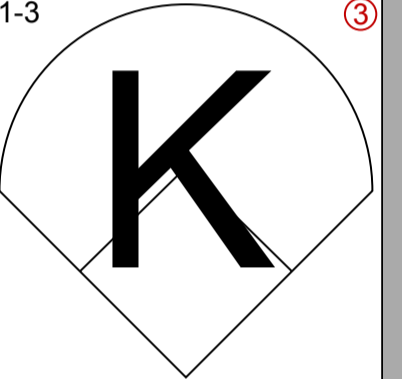
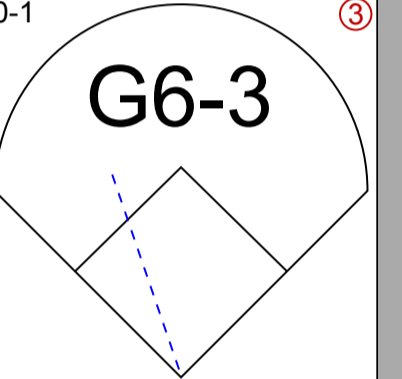
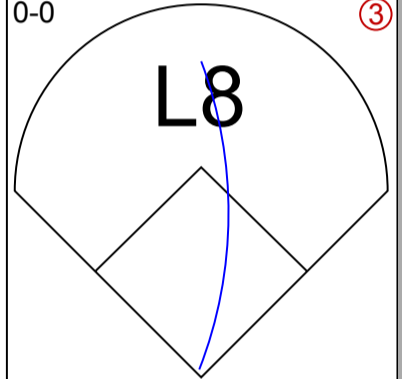
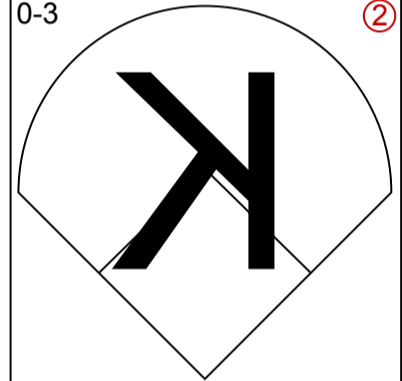
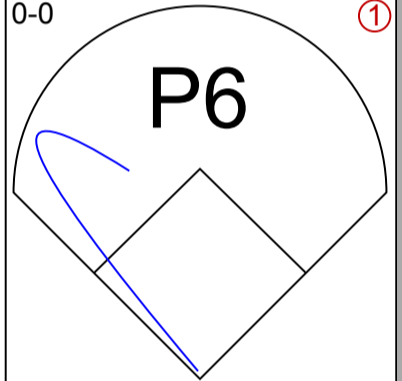
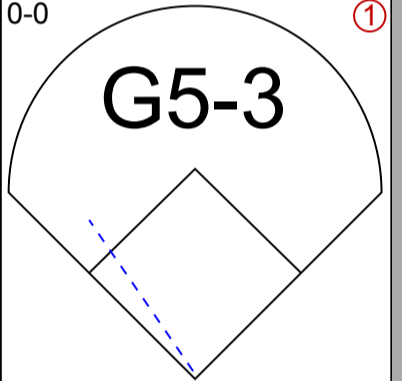
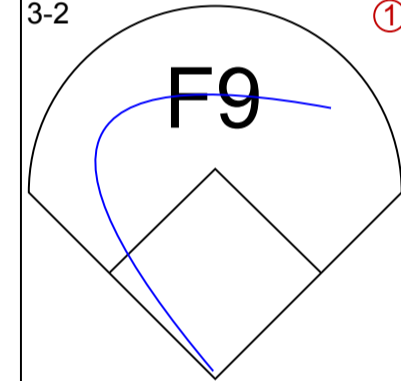
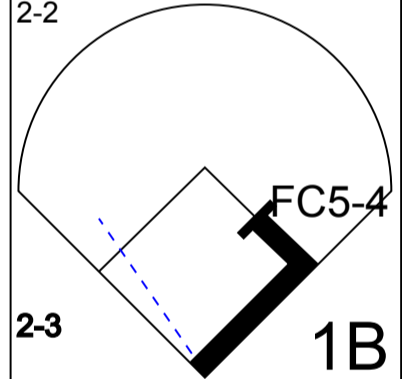
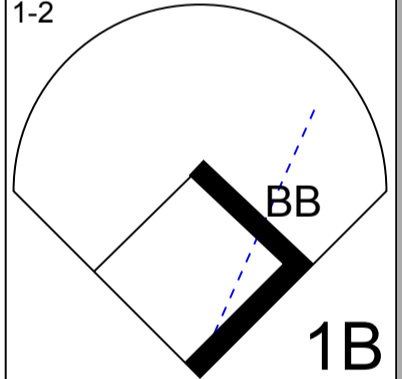
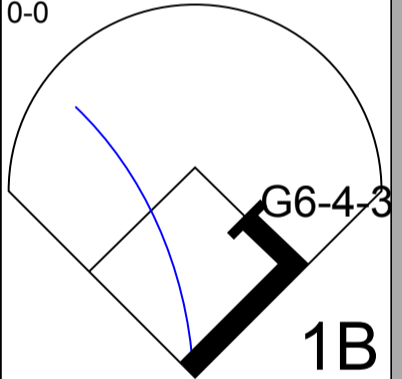
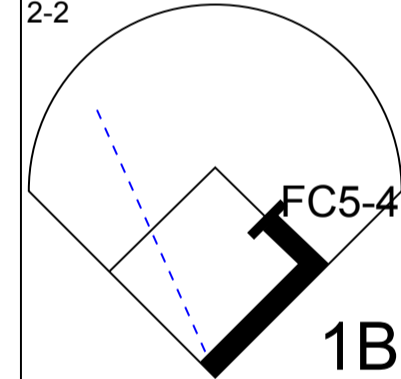
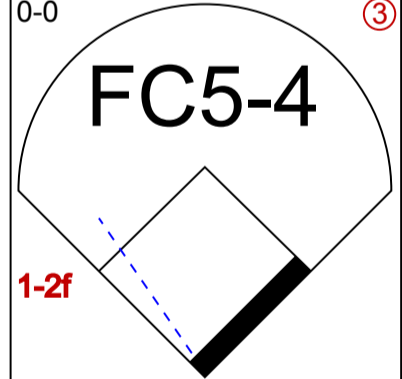
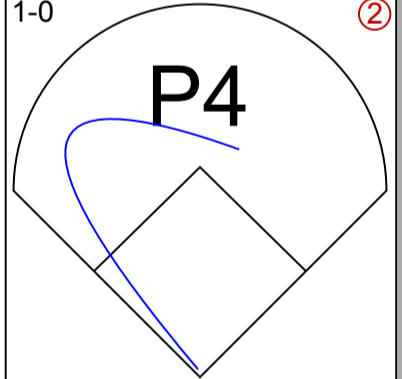
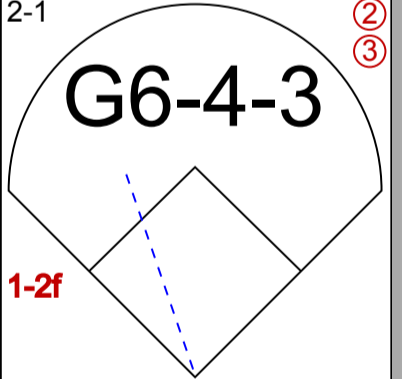
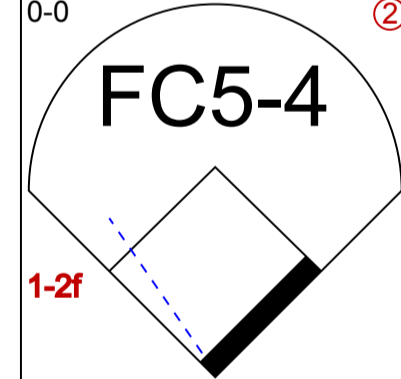
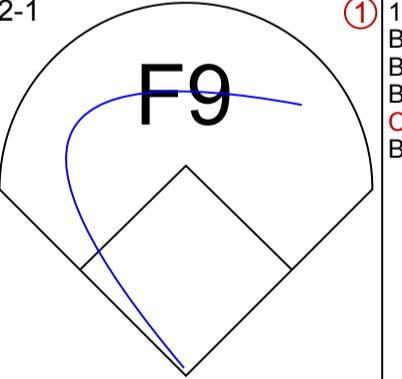
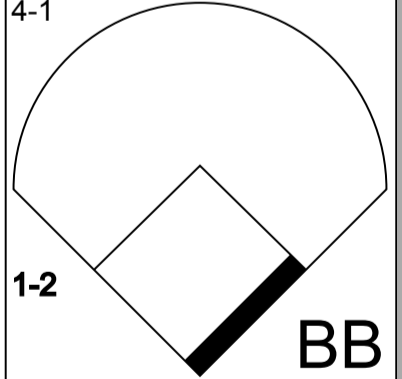
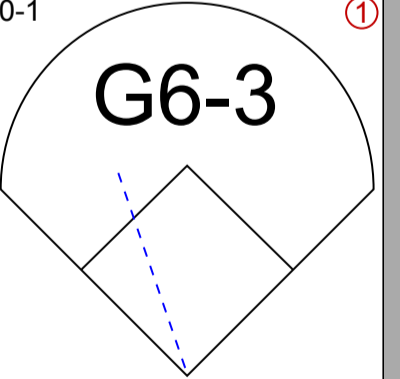
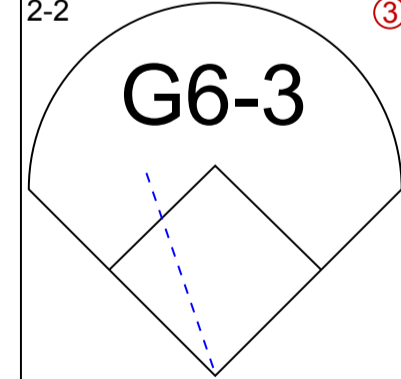
Comiskey Park, Chicago, IL

Wed Apr 16 1997, 8:05 PM EDT
Att: 14,061 - Unknown - 39 F

livebaseballscorecards.com

AB	34
R	9
H	9
RBI	8
BB	4
SO	3
LOB	10



Batter	1	2	3	4	5	6	7	8	9	AB R H RBI BB SO LOB	TOP											
Brady Anderson, L (1, 10) OBP: 0.574, SLG: 0.600	2-3 		0-0 	0-0 			0-2 			4 0 0 0 0 1 2												
Roberto Alomar, S (1, 4) OBP: 0.320, SLG: 0.304	0-0  1B		4-0  1B BB			1-1  1B	3-1 			3 1 2 0 1 0 0												
Rafael Palmeiro, L (1, 3) OBP: 0.305, SLG: 0.500	1-0  1-1		0-1  1-2 1B			1-1 		1-3 		4 0 1 0 0 1 2												
Cal Ripken Jr., R (1, 5) OBP: 0.393, SLG: 0.667		0-0 	0-0  1-3 2-H 1B			1-1  1-2		2-1 		4 0 1 1 0 0 1												
B.J. Surhoff, L (1, 7) OBP: 0.304, SLG: 0.275		0-1  2B	1-3 			0-1 		0-0 		4 0 1 0 0 1 3												
Pete Incaviglia, R (1, 9) OBP: 0.250, SLG: 0.182		0-3 		0-0 		0-0 		3-2 		4 0 0 0 0 1 1 0 0 0 0 0 0 0												
Jeffrey Hammonds, R (9, 8) OBP: 0.311, SLG: 0.415																						
Jerome Walton, R (1, 8) OBP: 0.450, SLG: 0.389		2-2  2-3 1B		1-2  1B		0-0  G6-4-3 1B		2-2  1B		4 0 4 0 0 0 0												
Chris Hoiles, R (1, 2) OBP: 0.378, SLG: 0.463		0-0  1-2f		1-0 		2-1  1-2f		0-0  1-2f		4 0 0 0 0 0 5 0 0 0 0 0 0 0												
Lenny Webster, R (9, 2) OBP: 0.500, SLG: 0.400																						
Mike Bordick, R (1, 6) OBP: 0.216, SLG: 0.152			2-1 	4-1  1-2 BB			0-1 		2-2 	3 0 0 0 1 0 1												
Inning Stats	R: 0 E: 0 K: 1 S: 5	H: 1 LOB: 0 BB: 0 P: 8	R: 0 E: 0 K: 1 S: 12	H: 2 LOB: 2 BB: 0 P: 14	R: 1 E: 0 K: 1 S: 10	H: 2 LOB: 2 BB: 1 P: 17	R: 0 E: 0 K: 0 S: 7	H: 1 LOB: 2 BB: 1 P: 13	R: 0 E: 0 K: 0 S: 8	H: 1 LOB: 1 BB: 0 P: 11	R: 0 E: 0 K: 0 S: 4	H: 1 LOB: 0 BB: 0 P: 6	R: 0 E: 0 K: 0 S: 7	H: 0 LOB: 0 BB: 0 P: 10	R: 0 E: 0 K: 1 S: 7	H: 0 LOB: 0 BB: 0 P: 10	R: 0 E: 0 K: 0 S: 10	H: 1 LOB: 1 BB: 0 P: 17	1B: 8 2B: 2 3B: 0 HR: 0	SF: 0 SAC: 0 DP: 2 HBP: 0	WP: 0 PB: 0 SB: 0 CS: 0	PA: 36
PITCHER Danny Darwin, R (1, 1) ERA: 1.08	IP 9.0	WLS L	BF 36	H 9	R 1	ER 1	SO 4	BB 2	IBB 0	HBP 0	BLK 0	WP 0	HR 0	S 70	P 106	ERA 1.00	WHIP 1.222					

Baltimore Orioles @ Chicago White Sox
Comiskey Park, Chicago, IL
Thu Apr 17 1997, 8:05 PM EDT
Att. 14,674 - Unknown - 42 F

livebaseballscorecards.com

AB	34
R	1
H	9
RBI	1
BB	2
SO	4
LOB	15



Batter	1	2	3	4	5	6	7	8	9	AB R H RBI BB SO LOB
Brady Anderson, L (1, 10) OBP: 0.537, SLG: 0.540	2-0 G3		1-3 K2-3	0-2 FC4-6 2B		2-2 G3	0-1 FC4-6		4-1 BB E BB	5 1 0 1 1 1 4
Roberto Alomar, S (1, 4) OBP: 0.300, SLG: 0.259 Jeff Reboulet, R (9, PH) OBP: 0.414, SLG: 0.440 (9, 4)	1-2 P6		4-2 BB	1-3 K		1-2 G4-3	1-1 G6-4-3		0-1 E4 BB	4 0 0 0 1 1 4 1 0 0 0 0 0 2
Rafael Palmeiro, L (1, 3) OBP: 0.323, SLG: 0.526	0-1 F8		0-0 F7	1-2 2B		0-0 2B		1-0 F9	4-2 G4-3 BB	5 1 2 3 1 0 1
Cal Ripken Jr., R (1, 5) OBP: 0.403, SLG: 0.638		4-1 FC3-6 BB		E3 2B		4-0 2B		2-1 1B	0-2 G4-3	4 2 1 0 2 0 4
B.J. Surhoff, L (1, 7) OBP: 0.333, SLG: 0.333		0-3 K		0-0 2B 1B	2-0 FC6-4 1B	2-2 2B		3-2 L9		5 1 3 2 0 1 2
Jeffrey Hammonds, R (1, 8) OBP: 0.300, SLG: 0.413		2-0 FC3-6 BB		1-1 1B 2B	0-1 FC6-4 1B	1-1 L6		2-2 P5		5 1 1 2 0 0 4
Jerome Walton, R (1, 9) OBP: 0.542, SLG: 0.476 Pete Incaviglia, R (8, 9) OBP: 0.231, SLG: 0.167		4-2 SAFE SAFE BB		1-1 BB 1B FC4-6 1B	2-0 1B		1-2 1B E 1B		1-3 K	3 2 3 1 1 0 0 1 0 0 0 0 1 0
Chris Hoiles, R (1, 2) OBP: 0.400, SLG: 0.543		2-2 P4		0-2 FC4-6 BB 2B 1B	2-2 F8		2-2 FC4-6 E 1B		1-1 HR	5 2 3 1 0 0 4
Mike Bordick, R (1, 6) OBP: 0.250, SLG: 0.180			1-1 G6-3	4-1 FC4-6 BB	1-2 2-3 BB	3-2 G6-3	1-1 E3 FC4-6 1B		2-2 E BB BB 1B	4 1 2 0 1 0 2

Inning Stats	R: 0 E: 0 K: 0 S: 6	H: 0 LOB: 0 BB: 0 P: 9	R: 0 E: 0 K: 1 S: 10	H: 0 LOB: 2 BB: 2 P: 22	R: 0 E: 0 K: 1 S: 8	H: 0 LOB: 1 BB: 1 P: 14	R: 6 E: 1 K: 1 S: 22	H: 5 LOB: 1 BB: 1 P: 32	R: 0 E: 0 K: 0 S: 11	H: 2 LOB: 2 BB: 0 P: 20	R: 2 E: 0 K: 0 S: 14	H: 2 LOB: 1 BB: 1 P: 24	R: 1 E: 1 K: 0 S: 13	H: 3 LOB: 1 BB: 0 P: 18	R: 0 E: 0 K: 0 S: 10	H: 1 LOB: 1 BB: 0 P: 18	R: 2 E: 1 K: 1 S: 22	H: 2 LOB: 2 BB: 2 P: 34	1B: 10 2B: 4 3B: 0 HR: 1	SF: 0 SAC: 0 DP: 2 HBP: 0
--------------	------------------------------	---------------------------------	-------------------------------	----------------------------------	------------------------------	----------------------------------	-------------------------------	----------------------------------	-------------------------------	----------------------------------	-------------------------------	----------------------------------	-------------------------------	----------------------------------	-------------------------------	----------------------------------	-------------------------------	----------------------------------	-----------------------------------	------------------------------------

PITCHER	IP	WLS	BF	H	R	ER	SO	BB	IBB	HBP	BLK	WP	HR	S	P	ERA	WHIP
Tom Gordon, R (1, 1) ERA: 3.42	4.0	L	22	5	6	3	3	4	0	0	0	0	0	46	77	6.75	2.250
Chris Hammond, L (5, 1) ERA: 5.59	2.0		11	4	2	2	0	0	1	0	0	0	0	25	44	9.00	2.000
Butch Henry, L (7, 1) ERA: 3.0	1.0		5	3	1	1	0	0	0	0	0	0	0	13	18	9.00	3.000
Pat Mahomes, R (8, 1) ERA: 5.4	1.0		4	1	0	0	0	0	0	0	0	0	0	10	18	0.00	1.000
Heathcliff Slocumb, R (9, 1) ERA: 3.18	0.1		6	2	2	1	1	2	0	0	0	0	1	18	30	27.00	12.000


PITCHER	IP	WLS	BF	H	R	ER	SO	BB	IBB	HBP	BLK	WP	HR	S	P	ERA	WHIP
Ricky Tricek, R (9, 1) ERA: 3.75	0.2		1	0	0	0	0	0	0	0	0	0	0	4	4	0.00	0.000

TOP

Baltimore Orioles @ Boston Red Sox
Fenway Park, Boston, MA

Sun Apr 20 1997, 3:33 AM EDT
Att. 32,290 - Cloudy - 58 F

AB	42
R	11
H	15
RBI	10
BB	7
SO	4
LOB	27



livebaseballscorecards.com

Batter	1	2	3	4	5	6	7	8	9	AB R H RBI BB SO LOB
Nomar Garciaparra, R (1, 6) OBP: 0.342, SLG: 0.467	2-0 F9		2-1 CS 1B	1-2 G1-3		1-0 F8			0-1 F9	5 0 1 0 0 0 3
John Valentin, R (1, 4) OBP: 0.265, SLG: 0.333	1-1 F8		1 SAFE 2-2 P3		1-2 G6-3		1-3 K		0-0 P5	5 0 0 0 0 1 1
Mo Vaughn, L (1, 3) OBP: 0.427, SLG: 0.458	2-3 K		2-1 BB BB 1B		1-0 L9		1-1 G4-3		3-3 K	5 0 1 0 0 2 0
Mike Stanley, R (1, 10) OBP: 0.353, SLG: 0.349			3-2 G5-3	4-2 BB BB 1B	1-0 G6-3		0-0 1B			3 0 1 0 1 0 0
Tim Lincecum, R (1, 5) OBP: 0.382, SLG: 0.638			3-2 FC6-4 BB 1B	4-1 BB BB 1B		2-2 P5	2-2 F8			3 0 1 0 1 0 1
Wil Cordero, R (1, 7) OBP: 0.319, SLG: 0.426			4-0 SAFE FC6-4 BB 1B	3-3 K		2-3 K		0-0 G5-3	3 0 0 0 1 2 3	
Rudy Pomeroy, R (1, 9) OBP: 0.300, SLG: 0.278			0-0 FC6-4 BB 1B		0-1 G3	1-1 BB 1B		0-0 G1-3 1B	4 1 2 0 0 0 2	
Bill Haselman, R (1, 2) OBP: 0.418, SLG: 0.511			4-2 BB BB 1B	4-0 BB BB 1B		4-2 1B BB		0-1 G1-3	1 0 0 0 3 0 1	
Shane Mack, R (1, 8) OBP: 0.313, SLG: 0.267			2-0 F8	2-0 F9		0-1 1B		2-3 K	4 0 1 1 0 1 5	


Inning Stats	R: 0	H: 0	E: 0	K: 1	S: 6	H: 0	LOB: 0	BB: 0	P: 11	R: 0	H: 1	E: 0	K: 0	S: 13	H: 2	LOB: 3	BB: 2	P: 29	R: 0	H: 0	E: 0	K: 1	S: 15	H: 0	LOB: 1	BB: 1	P: 14	R: 0	H: 0	E: 0	K: 0	S: 5	H: 0	LOB: 0	BB: 0	P: 8	R: 1	H: 2	E: 0	K: 1	S: 15	H: 2	LOB: 2	BB: 1	P: 25	R: 0	H: 1	E: 0	K: 1	S: 10	H: 1	LOB: 1	BB: 0	P: 14	R: 0	H: 1	E: 0	K: 1	S: 8	H: 1	LOB: 1	BB: 0	P: 10	R: 0	H: 0	E: 0	K: 1	S: 6	H: 0	LOB: 0	BB: 0	P: 9	1B: 7	2B: 0	3B: 0	HR: 0	SF: 0	SAC: 0	DP: 0	HBP: 0	WP: 0	PB: 0	SB: 0	CS: 1	PA: 39
--------------	------	------	------	------	------	------	--------	-------	-------	------	------	------	------	-------	------	--------	-------	-------	------	------	------	------	-------	------	--------	-------	-------	------	------	------	------	------	------	--------	-------	------	------	------	------	------	-------	------	--------	-------	-------	------	------	------	------	-------	------	--------	-------	-------	------	------	------	------	------	------	--------	-------	-------	------	------	------	------	------	------	--------	-------	------	-------	-------	-------	-------	-------	--------	-------	--------	-------	-------	-------	-------	--------

PITCHER	IP	WLS	BF	H	R	ER	SO	BB	IBB	HBP	BLK	WP	HR	S	P	ERA	WHIP
Jimmy Key, L ERA: 1.35	5.2	W	27	5	1	1	3	6	0	0	0	0	0	60	117	1.59	1.941
Terry Mathews, R ERA: 2.35	2.1		9	2	0	0	2	0	0	0	0	0	0	19	26	0.00	0.857
Armando Benitez, R ERA: 4.5	1.0		3	0	0	0	1	0	0	0	0	0	0	6	9	0.00	0.000

BOTTOM

Baltimore Orioles @ Boston Red Sox
 Fenway Park, Boston, MA
 Sun Apr 20 1997, 3:33 AM EDT
 Att: 32,290 - Cloudy - 58 F

AB	33
R	1
H	7
RBI	1
BB	6
SO	6
LOB	16



PITCHER	IP	WLS	BF	H	R	ER	SO	BB	IBB	HBP	BLK	WP	HR	S	P	ERA	WHIP
Jim Lincecum, R ERA: 1.35	5.2	W	27	5	1	1	3	6	0	0	0	0	0	60	117	1.59	1.941
Terry Mathews, R ERA: 2.35	2.1		9	2	0	0	2	0	0	0	0	0	0	19	26	0.00	0.857
Armando Benitez, R ERA: 4.5	1.0		3	0	0	0	1	0	0	0	0	0	0	6	9	0.00	0.000

Batter	1	2	3	4	5	6	7	8	9	AB R H RBI BB SO LOB	TOP	
Brady Anderson, L (1, 8) OBP: 0.556, SLG: 0.566	1-1 G1-4-3 1B		2-1 CS 2B			4-1 G4-6-3 BB	1-0 F7		4-0 DI BB	3 0 2 0 2 0 3		
Roberto Alomar, S (1, 4) OBP: 0.286, SLG: 0.250	0-2 G1-4-3 1-2f		2-3 K2-3			1-0 F8		0-0 2B SF9 1B	2-2 G3	5 1 1 0 0 1 4		
Rafael Palmeiro, L (1, 3) OBP: 0.333, SLG: 0.517	2-0 E S 1B			4-1 G6-3 G4-3 BB		1-2 G4-6-3 1-2f		3-3 K		3 0 1 0 1 1 2		
Cal Ripken Jr., R (1, 5) OBP: 0.394, SLG: 0.629	1-2 G3 1-3			0-0 G4-3			1-0 G4-3	1-0 SF9 2B		4 0 1 0 0 0 2		
B.J. Surhoff, L (1, 7) OBP: 0.345, SLG: 0.383		4-1 BB		3-2 G6-3 2-3			3-2 1B 3B	1-0 SF9		2 1 1 1 1 0 1		
Jeffrey Hammonds, R (1, 9) OBP: 0.315, SLG: 0.408		1-1 P6		1-2 F8			1-2 BB 1B	4-2 BB		3 0 1 1 1 0 2		
Pete Incaviglia, R (1, 10) OBP: 0.176, SLG: 0.125		2-1 F8			1-1 F8		0-1 F8	2-3 K		4 0 0 0 0 1 4		
Chris Hoiles, R (1, 2) OBP: 0.389, SLG: 0.510		1-3 K			2-3 K		4-2 BB 1-2 BB		2-3 K	3 0 0 0 1 3 1		
Mike Bordick, R (1, 6) OBP: 0.250, SLG: 0.170			2-2 G6-3		0-1 F7		4-2 BB		0-3 K	3 0 0 0 1 1 0		
Inning Stats	R: 0 E: 0 K: 0 S: 9 H: 2 LOB: 1 BB: 0 P: 13	R: 0 E: 0 K: 1 S: 8 H: 0 LOB: 1 BB: 1 P: 16	R: 0 E: 0 K: 1 S: 8 H: 1 LOB: 0 BB: 0 P: 14	R: 0 E: 0 K: 0 S: 9 H: 0 LOB: 1 BB: 1 P: 17	R: 0 E: 0 K: 1 S: 8 H: 0 LOB: 0 BB: 0 P: 11	R: 0 E: 0 K: 0 S: 5 H: 0 LOB: 0 BB: 1 P: 11	R: 1 E: 0 K: 0 S: 18 H: 2 LOB: 3 BB: 2 P: 32	R: 1 E: 0 K: 2 S: 13 H: 2 LOB: 2 BB: 1 P: 23	R: 0 E: 0 K: 2 S: 12 H: 0 LOB: 1 BB: 1 P: 20	1B: 4 2B: 2 3B: 1 HR: 0 SF: 1 SAC: 0 DP: 2 HBP: 0	WP: 0 PB: 0 SB: 1 CS: 1 PA: 38	
PITCHER	IP WLS BF H R ER SO BB IBB HBP BLK WP HR S P ERA WHIP											
Aaron Sele, R (1, 1) ERA: 2.55	6.2 W 27 5 1 1 3 5 0 0 0 0 0 0 64 112 1.35 1.500											
Chris Hammond, L (7, 1) ERA: 6.1	0.2 3 1 1 1 1 0 0 0 0 0 0 0 5 9 13.50 1.500											
Jim Corsi, R (8, 1) ERA: 8.44	0.2 4 1 0 0 1 1 0 0 0 0 0 0 9 16 0.00 3.000											
Heathcliff Slocumb, R (9, 1) ERA: 2.7	1.0 S 4 0 0 0 2 1 0 0 0 0 0 0 12 20 0.00 1.000											

Baltimore Orioles @ Boston Red Sox
 Fenway Park, Boston, MA
 Mon Apr 21 1997, 3:33 AM EDT
 Att. 33,608 - Sunny - 53 F

livebaseballscorecards.com

AB	30
R	2
H	7
RBI	2
BB	7
SO	7
LOB	19



Batter	1	2	3	4	5	6	7	8	9
Nomar Garciaparra, R (1, 6) OBP: 0.349, SLG: 0.468	1-2 BB 1B		1-3 K 1B		0-2 G6-3 18 FC4 1B		2-3 K 1B		
John Valentin, R (1, 4) OBP: 0.250, SLG: 0.313	0-1 F7 1B		0-0 G5-3 1B		0-1 G6-3 1B		2-1 G1-6-3 1B		
Mo Vaughn, L (1, 3) OBP: 0.430, SLG: 0.443	4-0 BB 18 G6-4-3 1-2 BB 1B			1-1 G4-3 1B		4-0 BB 18 FC4 1BB 1B		1-1 F9 1B	
18 Reggie Jefferson, S (1, 10) OBP: 0.348, SLG: 0.652 Mike Stanley, R (8, PH) OBP: 0.346, SLG: 0.341	1-0 G6-4-3 1-2f 1B		1-2 BB 2B SF9 1B		0-1 FC4 1-2f 3-H 1B		0-1 F8 1B		
Tim Lincecum, R (1, 5) OBP: 0.389, SLG: 0.639		1-0 G3 1B		3-2 BB 1 SAFE 1-3 HR 2B		2-3 K 1B		4-2 BB BB 1B	
Troy O'Leary, L (1, 9) OBP: 0.396, SLG: 0.500		2-0 BB 2B 1B		1-2 SF9 3-H 1B		0-0 F8 1B		4-2 BB 1-2 BB 1B	
Wil Cordero, R (1, 7) OBP: 0.329, SLG: 0.477		3-2 BB G5-3 1B		2-0 BB 2-H HR 1B		0-2 F7-4 1B 1B		1-0 P6 1B	
Scott Hatteberg, L (1, 2) OBP: 0.375, SLG: 0.429		1-1 BB P4 1B		0-1 BB FC6-4 1B		1-1 BB 1B		0-3 K 1B	
Darren Bragg, L (1, 8) OBP: 0.431, SLG: 0.636			0-0 BB G4-3 1B		1-1 BB 1-2f FC6-4 1B		1-2 BB 2-3 F7-4 1B		

Inning Stats	R: 0	H: 1	E: 0	LOB: 1	K: 0	S: 6	P: 12	R: 0	H: 1	E: 0	LOB: 1	K: 0	S: 7	P: 14	R: 0	H: 0	E: 0	LOB: 0	K: 1	S: 5	R: 3	H: 4	E: 0	LOB: 1	K: 0	S: 18	P: 27	R: 1	H: 1	E: 1	LOB: 1	K: 1	S: 10	P: 16	R: 0	H: 0	E: 0	LOB: 0	K: 1	S: 8	P: 13	R: 0	H: 0	E: 0	LOB: 2	K: 1	S: 10	P: 19
	1B: 6	SF: 1	2B: 3	SAC: 0	3B: 0	DP: 2	HR: 1	HBP: 0	WP: 0	PA: 35	1B: 6	SF: 1	2B: 3	SAC: 0	3B: 0	DP: 2	HR: 1	HBP: 0	WP: 0	PA: 35	1B: 6	SF: 1	2B: 3	SAC: 0	3B: 0	DP: 2	HR: 1	HBP: 0	WP: 0	PA: 35	1B: 6	SF: 1	2B: 3	SAC: 0	3B: 0	DP: 2	HR: 1	HBP: 0	WP: 0	PA: 35								

PITCHER	IP	WLS	BF	H	R	ER	SO	BB	IBB	HBP	BLK	WP	HR	S	P	ERA	WHIP
Scott Erickson, R (1, 1) ERA: 4.19	5.1	L	25	8	4	3	2	1	1	0	0	0	1	50	79	5.06	1.688
Arthur Rhodes, L (6, 1) ERA: 0.9	1.2		5	1	0	0	1	0	0	0	0	0	0	14	21	0.00	0.600
Jesse Orosco, L (8, 1) ERA:	1.0		5	0	0	0	1	2	0	0	0	0	0	10	19	0.00	2.000


BOTTOM

Baltimore Orioles @ Boston Red Sox
Fenway Park, Boston, MA

Mon Apr 21 1997, 3:33 AM EDT
Att: 33,608 - Sunny - 53 F

AB	R	H	RBI	BB	SO	LOB
4	1	2	0	0	2	0
4	0	0	0	0	0	2
2	0	0	0	2	0	0
3	1	1	1	0	0	3
1	0	0	0	0	0	0
3	1	1	0	1	1	1
2	0	1	1	1	0	0
4	1	2	2	0	0	3
4	0	2	0	0	1	3
3	0	0	0	0	0	3

AB	30
R	4
H	9
RBI	4
BB	4
SO	4
LOB	15



WP	HR	S	P	ERA	WHIP
0	1	2	19	0.00	2.000

Batter	1	2	3	4	5	6	7	8	9	AB R H RBI BB SO LOB	TOP														
Tony Phillips, S (1, 5) OBP: 0.439, SLG: 0.394	1-0 F7		2-2 1B		1-3 K		2-3 K		1-1 P6	5 0 1 0 0 2 1															
Ray Durham, S (1, 4) OBP: 0.381, SLG: 0.423	0-0 G4-3		2-2 G4-3			3-2 G6-3 2B	3-2 L9		2-2 P3	5 1 1 0 0 0 2															
Frank Thomas, R (1, 3) OBP: 0.395, SLG: 0.304 Darren Lewis, R (8, PR) OBP: 0.263, SLG: 0.125 (8, 8)	2-3 K			2-3 K		1-0 G6-3		4-1 S G4-3 BB		3 0 0 0 1 2 1 0 0 0 0 0 0 0															
Albert Belle, R (1, 7) OBP: 0.262, SLG: 0.338		1-0 G1-3 1B		4-2 FC6-4 BB		3-1 G6-3		2-3 K		3 0 1 1 1 1 1															
Harold Baines, L (1, 10) OBP: 0.400, SLG: 0.390		0-1 G1-3		0-1 FC6-4 1B		0-0 1B 1B		1-0 G4-3		4 1 1 0 0 0 3															
Lyle Mouton, R (1, 9) OBP: 0.294, SLG: 0.250		0-3 K		0-1 FC6 1B		1-2 1B 1B		4-0 BB		3 0 2 0 1 1 1															
Dave Martinez, L (1, 8) OBP: 0.243, SLG: 0.299 Chris Snopce, R (8, PH) OBP: 0.308, SLG: 0.397 Chad Kreuter, S (8, 3) OBP: 0.308, SLG: 0.455		1-1 F7		0-0 FC6		0-1 FC6-4 1B		0-0 F8		3 0 1 1 0 0 3 1 0 0 0 0 0 2 0 0 0 0 0 0 0															
Ron Karkovice, R (1, 2) OBP: 0.233, SLG: 0.385 Norberto Martin, R (9, PH) OBP: 0.409, SLG: 0.550			2-3 K2-3		2-3 K	1-0 FC6-4		1-2 G3		3 0 0 0 0 2 2 1 0 0 0 0 0 0															
Ozzie Guillen, L (1, 6) OBP: 0.318, SLG: 0.393			1-2 L7		2-1 F8		3-2 P3		1-0 1B	4 0 1 0 0 0 0															
Inning Stats	R: 0 E: 0 K: 1 S: 5	H: 0 LOB: 0 BB: 0 P: 8	R: 0 E: 0 K: 1 S: 8	H: 1 LOB: 1 BB: 0 P: 10	R: 0 E: 0 K: 1 S: 14	H: 1 LOB: 1 BB: 0 P: 21	R: 0 E: 0 K: 1 S: 10	H: 1 LOB: 2 BB: 1 P: 16	R: 0 E: 0 K: 2 S: 8	H: 0 LOB: 0 BB: 0 P: 13	R: 2 E: 0 K: 0 S: 15	H: 4 LOB: 2 BB: 0 P: 24	R: 0 E: 0 K: 1 S: 9	H: 0 LOB: 0 BB: 0 P: 17	R: 0 E: 0 K: 1 S: 7	H: 0 LOB: 2 BB: 2 P: 18	R: 0 E: 0 K: 0 S: 9	H: 1 LOB: 1 BB: 0 P: 14	1B: 7 2B: 1 3B: 0 HR: 0	SF: 0 SAC: 0 DP: 0 HBP: 0	WP: 0 PB: 0 SB: 1 CS: 0	PA: 38			
PITCHER	IP	WLS	BF	H	R	ER	SO	BB	IBB	HBP	BLK	WP	HR	S	P	ERA	WHIP								
35 Mike Mussina, R (1, 1) ERA: 3.46	7.0	W	29	7	2	2	7	1	0	0	0	0	0	69	109	2.57	1.143								
Armando Benitez, R (8, 1) ERA: 4.05	0.2		4	0	0	0	1	2	0	0	0	0	0	6	17	0.00	3.000								
Jesse Orosco, L (8, 1) ERA:	0.1		1	0	0	0	0	0	0	0	0	0	0	1	1	0.00	0.000								
Randy Myers, L (9, 1) ERA:	1.0	S	4	1	0	0	0	0	0	0	0	0	0	9	14	0.00	1.000								

Chicago White Sox @ Baltimore Orioles
Oriole Park at Camden Yards, Baltimore, MD

Tue Apr 22 1997, 7:05 PM EDT
 Att. 38,392 - Unknown - 65 F

AB	35
R	2
H	8
RBI	2
BB	3
SO	8
LOB	16



Batter	1	2	3	4	5	6	7	8	9
Brady Anderson, L OBP: 0.553, SLG: 0.554 (1, 8)	0-0 F7 1B	1-1 1B			0-0 G3		4-1 FC5-4 BB 1-2 2-3		
Roberto Alomar, S OBP: 0.308, SLG: 0.257 (1, 4)	4-0 HR BB		0-1 F7			1-2 L3 1B	0-0 FC5-4		
Rafael Palmeiro, L OBP: 0.329, SLG: 0.547 (1, 3)	0-0 HR		1-1 G4-3			3-1 L3		3-2 F9	
Eric Davis, R OBP: 0.341, SLG: 0.410 (1, 9)	0-1 HR		1-1 G1-3			1-1 FC5-4 1B		4-1 S 1B BB	
Cal Ripken Jr., R OBP: 0.386, SLG: 0.606 (1, 5)	1-2 G4-3			0-0 G6-3		1-0 FC5-4		1-1 G6-3 1B	
B.J. Surhoff, L OBP: 0.345, SLG: 0.380 Jeffrey Hammonds, R OBP: 0.309, SLG: 0.400 (1, 7) (8, 7)	3-2 FC5-4 1B		1-3 K				0-1 L8	2-2 G6-3	
Jerome Walton, R OBP: 0.519, SLG: 0.458 Pete Incaviglia, R OBP: 0.176, SLG: 0.125 (1, 10) (7, PR)	0-2 FC5-4		2-2 F9				2-1 BB 1B		
Chris Hoiles, R OBP: 0.386, SLG: 0.500 Lenny Webster, R OBP: 0.500, SLG: 0.400 (1, 2) (9, 2)		2-2 G5-3			0-2 G6-3		0-1 BB 1B		
Mike Bordick, R OBP: 0.238, SLG: 0.161 (1, 6)		2-2 F8			3-3 K		0-1 F9		

Inning Stats	R: 3	H: 3	E: 0	K: 0	S: 13	LOB: 1	BB: 1	P: 21	R: 0	H: 1	E: 0	K: 0	S: 8	LOB: 1	BB: 0	P: 13	R: 0	H: 0	E: 0	K: 0	S: 6	LOB: 0	BB: 0	P: 8	R: 0	H: 0	E: 0	K: 1	S: 7	LOB: 0	BB: 0	P: 10	R: 0	H: 2	E: 0	K: 0	S: 8	LOB: 1	BB: 0	P: 14	R: 0	H: 2	E: 0	K: 0	S: 10	LOB: 3	BB: 1	P: 16	R: 0	H: 1	E: 0	K: 0	S: 12	LOB: 1	BB: 1	P: 21
--------------	------	------	------	------	-------	--------	-------	-------	------	------	------	------	------	--------	-------	-------	------	------	------	------	------	--------	-------	------	------	------	------	------	------	--------	-------	-------	------	------	------	------	------	--------	-------	-------	------	------	------	------	-------	--------	-------	-------	------	------	------	------	-------	--------	-------	-------

PITCHER	IP	WLS	BF	H	R	ER	SO	BB	IBB	HBP	BLK	WP	HR	S	P	ERA	WHIP
Danny Darwin, R ERA: 1.93 (1, 1)	6.2	L	27	8	3	3	2	1	0	0	0	0	2	57	86	4.05	1.350
Mike Bertotti, L ERA: 9.0 (7, 1)	0.2		3	0	0	0	0	1	0	0	0	0	0	6	13	0.00	1.500
Al Levine, R ERA: 4.22 (8, 1)	0.2		3	1	0	0	0	1	0	0	0	0	0	8	14	0.00	3.000

AB R H RBI BB SO LOB

3	0	1	0	1	0	0
3	1	1	0	1	0	3
4	1	1	2	0	0	1
3	1	2	1	1	0	0
4	0	1	0	0	0	1
3	0	1	0	0	1	0
1	0	0	0	0	0	2
3	0	1	0	0	0	1
0	0	0	0	0	0	0
3	0	1	0	0	0	0
0	0	0	0	0	0	0
3	0	0	0	0	1	2

AB	30
R	3
H	9
RBI	3
BB	3
SO	2
LOB	10



WP	HR	S	P	ERA	WHIP
0	0	0	33	0	0

Chicago White Sox @ Baltimore Orioles
 Oriole Park at Camden Yards, Baltimore, MD
 Tue Apr 22 1997, 7:05 PM EDT
 Att: 38,392 - Unknown - 65 F

livebaseballscorecards.com

TOP

Chicago White Sox @ Baltimore Orioles
Oriole Park at Camden Yards, Baltimore, MD

AB 40
R 11
H 15
RBI 10
BB 11
SO 8
LOB 24



WP: 1 PA: 55
PB: 0
SB: 1
CS: 2

Wed Apr 23 1997, 7:05 PM EDT
Att. 42,902 - Unknown - 49 F

AB R H RBI BB SO LOB

5 0 1 0 1 2 5

4 2 1 0 2 0 1

5 3 4 1 1 1 0

5 0 0 0 1 0 6

5 0 1 0 1 2 4

3 3 3 3 1 0 0
0 0 0 0 0 0 0


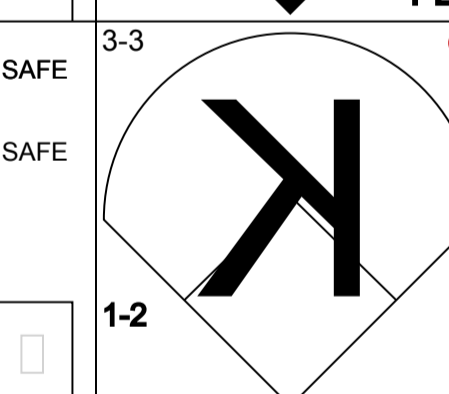
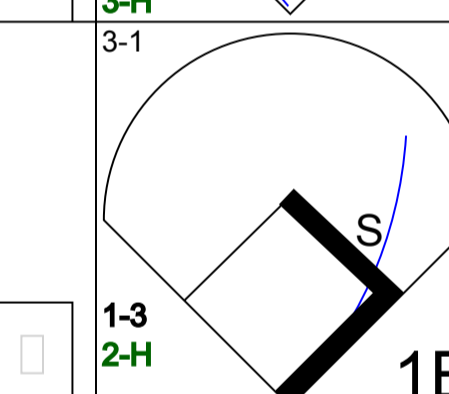
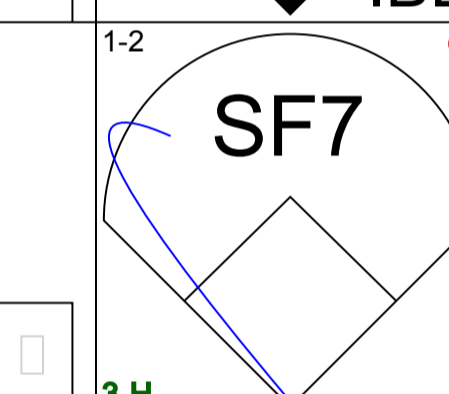
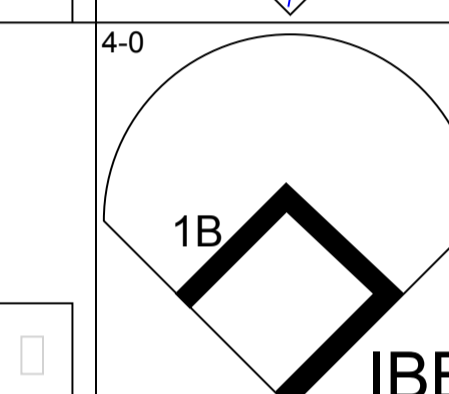
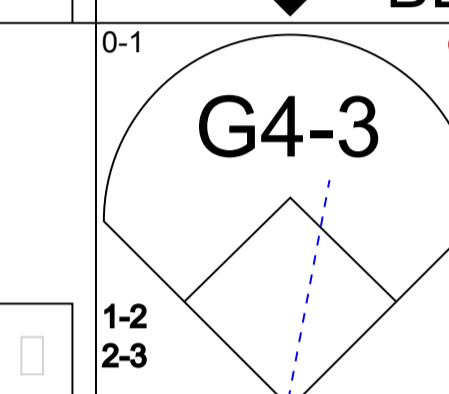
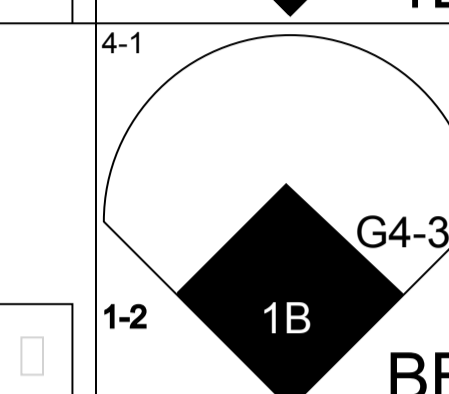
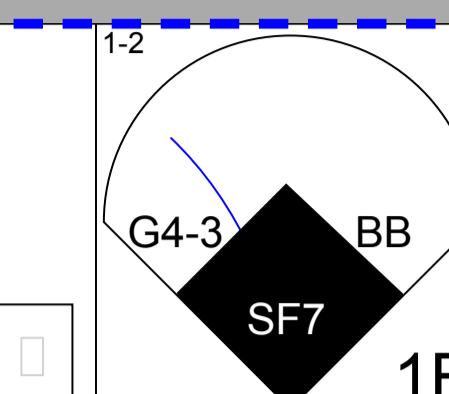
4 3 3 2 2 0 2

5 0 1 2 1 2 4

4 0 1 2 1 1 2

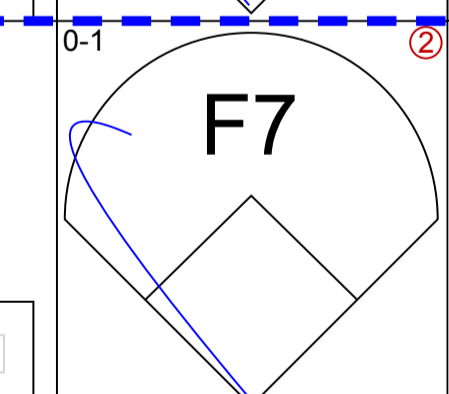
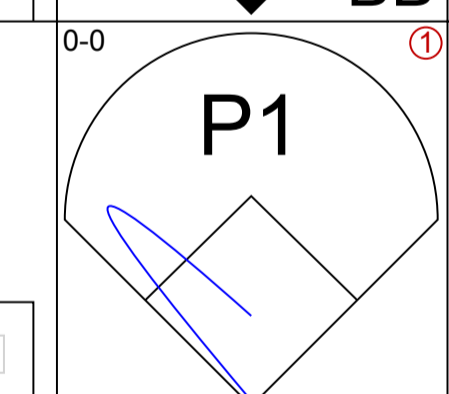
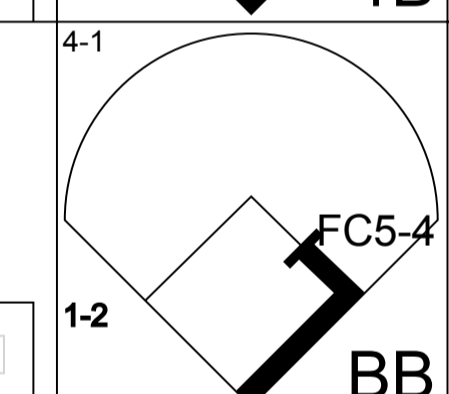
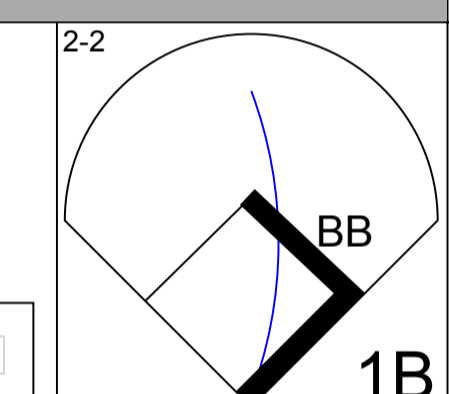

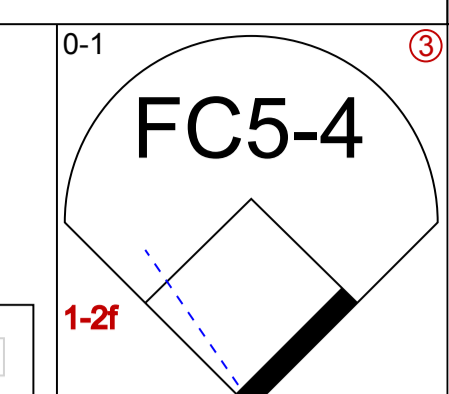
1B: 12 SF: 2
E: 0 LOB: 2 2B: 1 SAC: 0
K: 1 BB: 2 3B: 0 DP: 0
S: 16 P: 31 HR: 2 HBP: 0

10





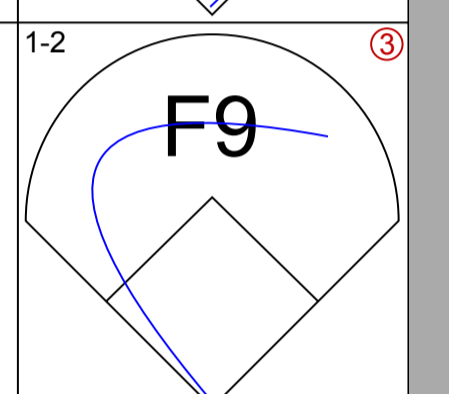
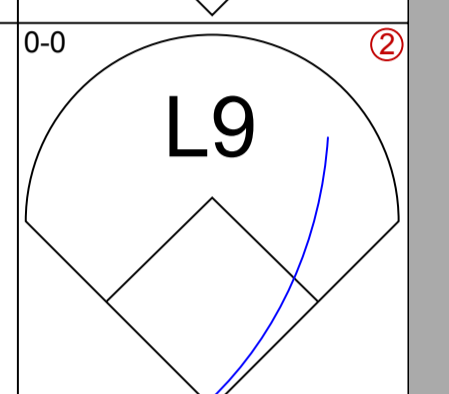
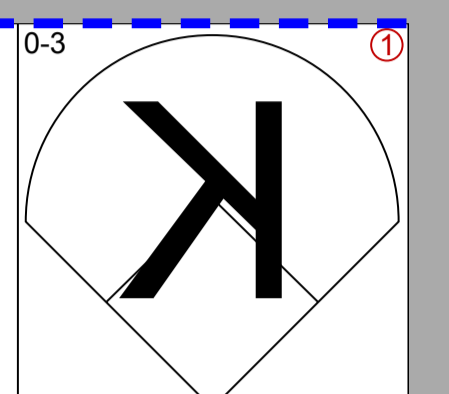


R: 2 H: 2
E: 0 LOB: 2
K: 1 BB: 2
S: 16 P: 31

9



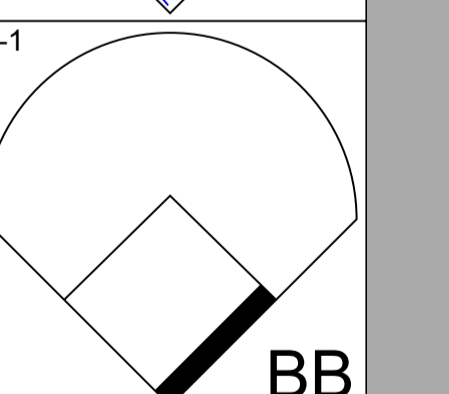
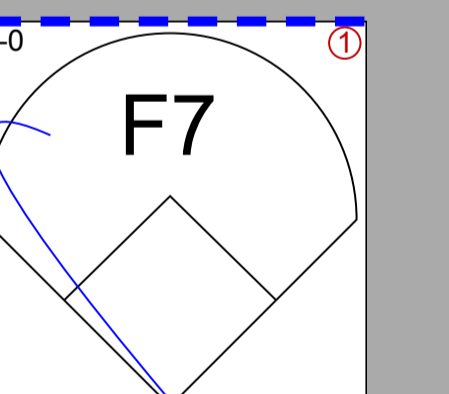

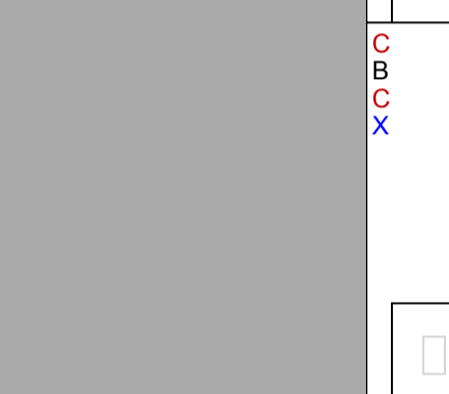

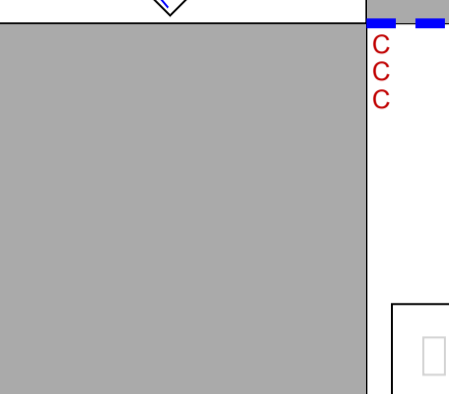
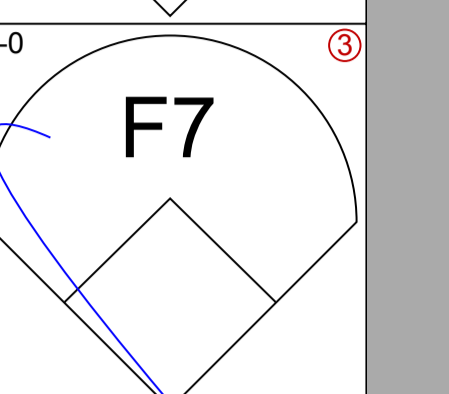
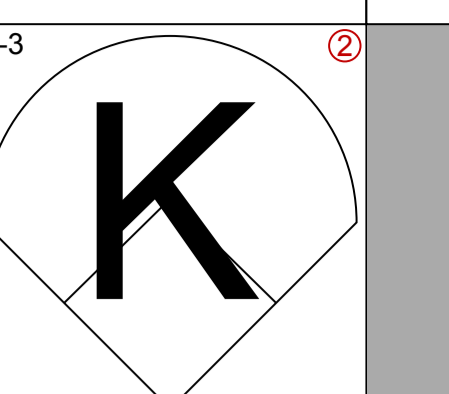
R: 0 H: 1
E: 0 LOB: 2
K: 0 BB: 1
S: 10 P: 16

8



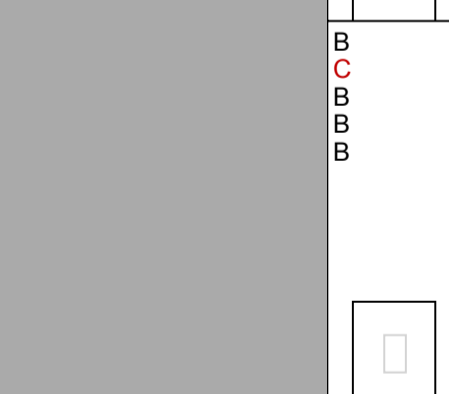
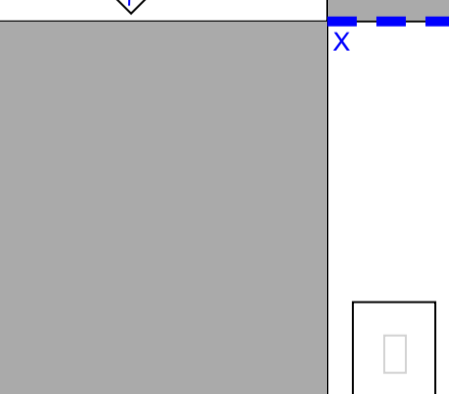
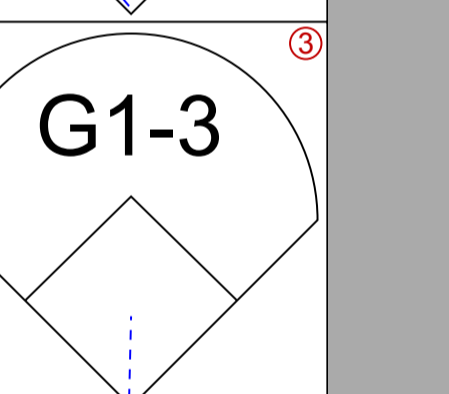
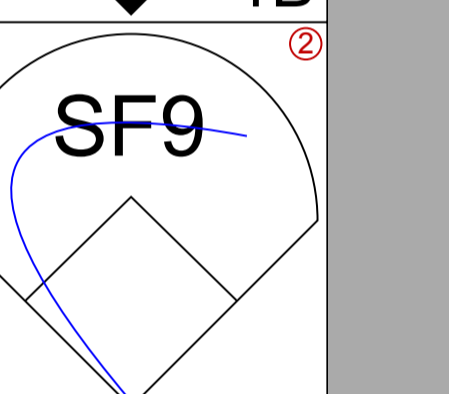
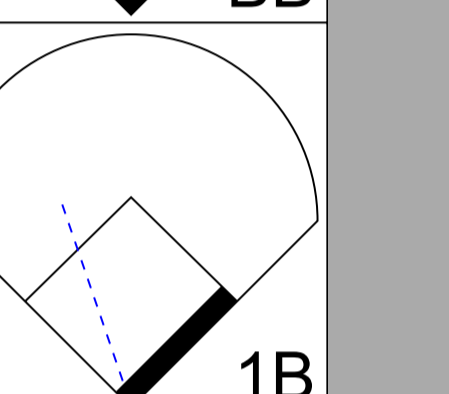
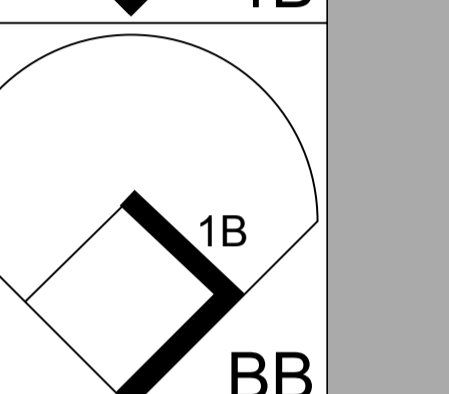
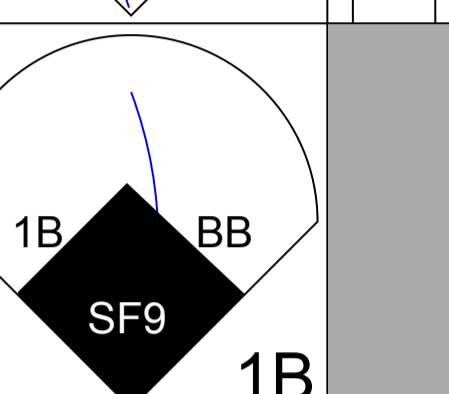
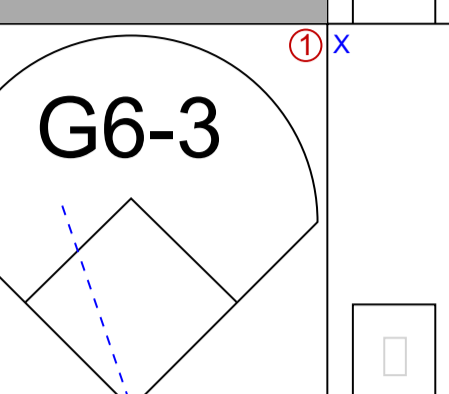
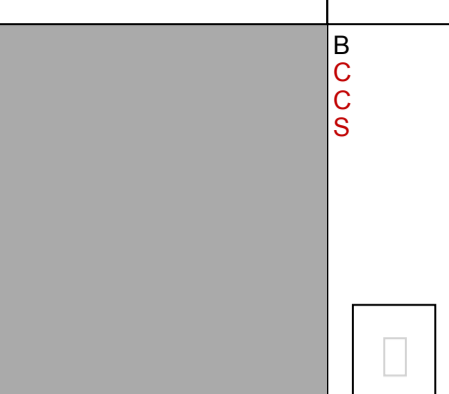
R: 0 H: 0
E: 0 LOB: 0
K: 1 BB: 0
S: 7 P: 8

7



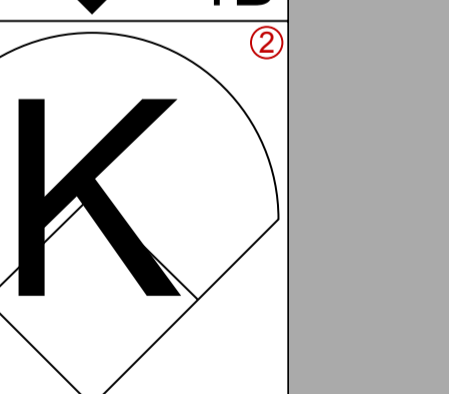
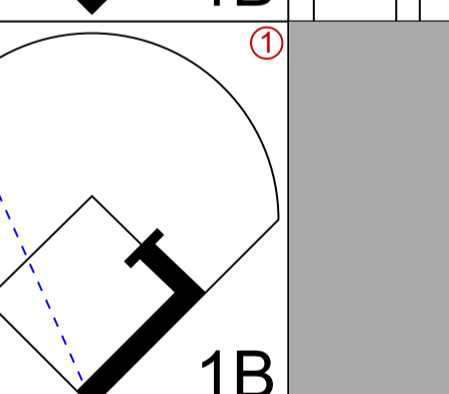
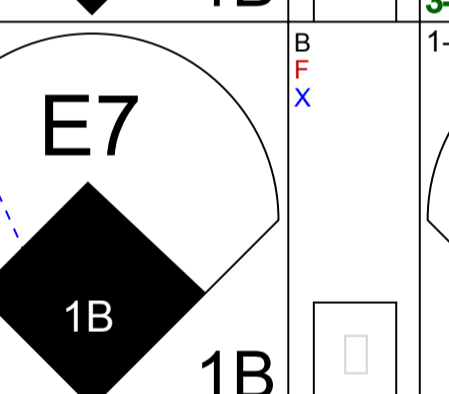
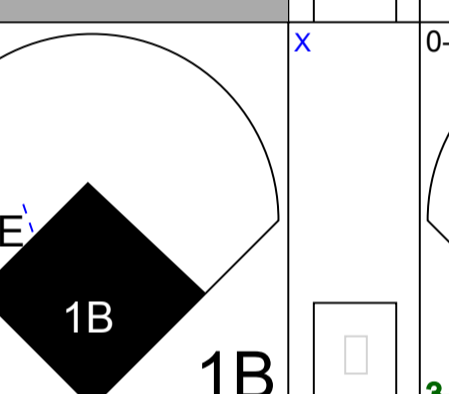
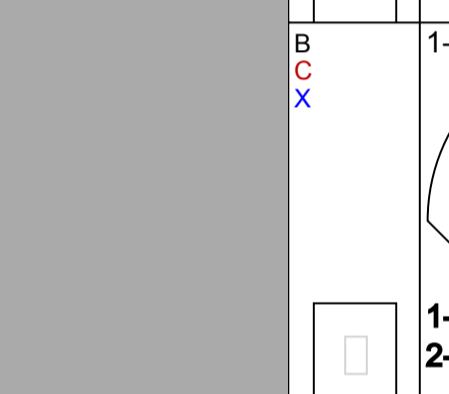
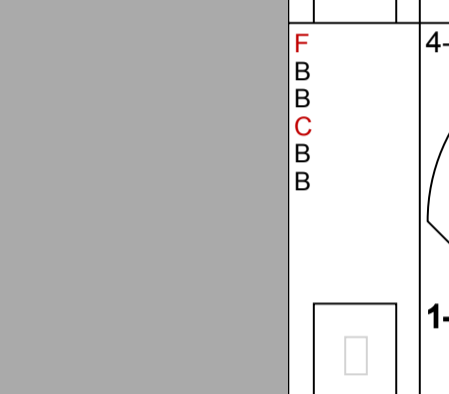
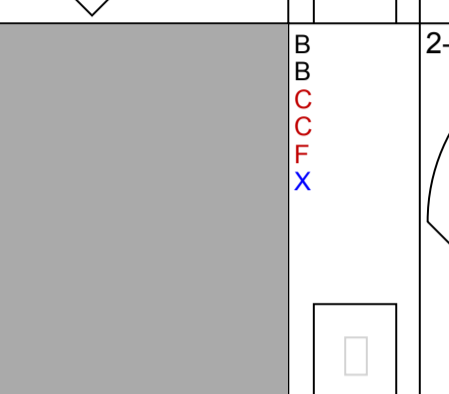
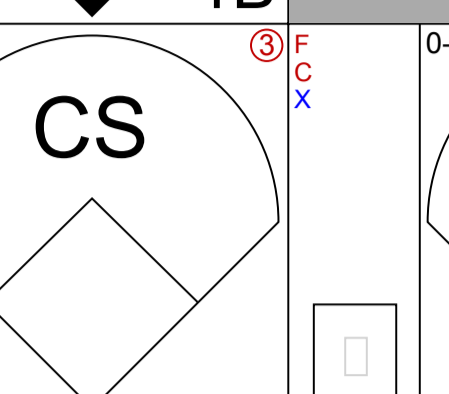
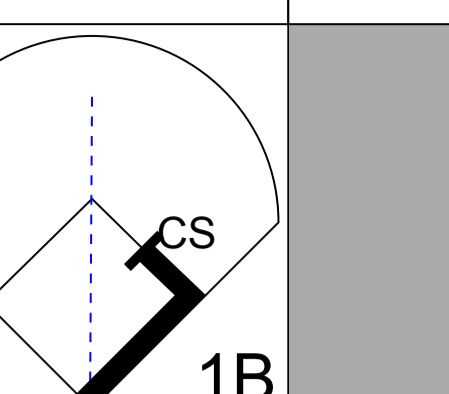
R: 0 H: 0
E: 0 LOB: 1
K: 1 BB: 1
S: 6 P: 11

6



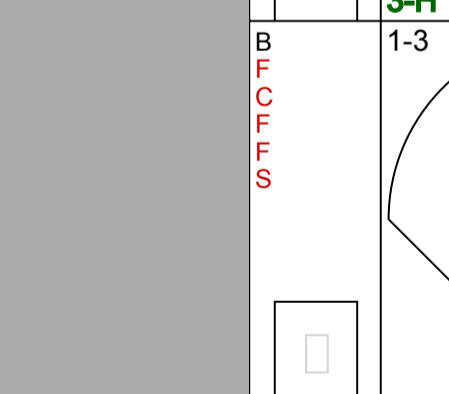
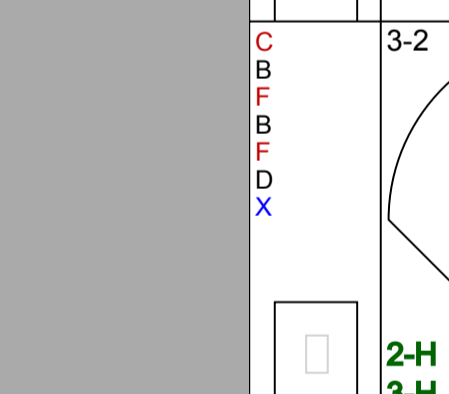
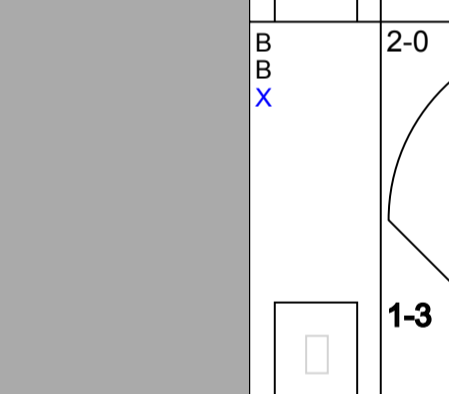
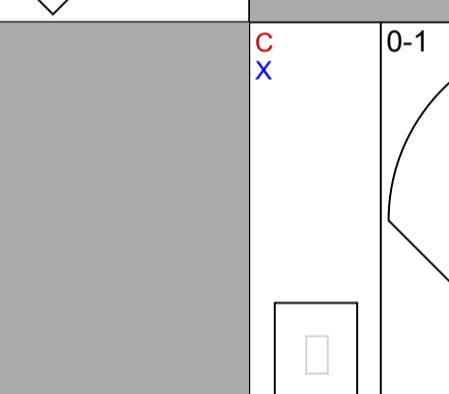
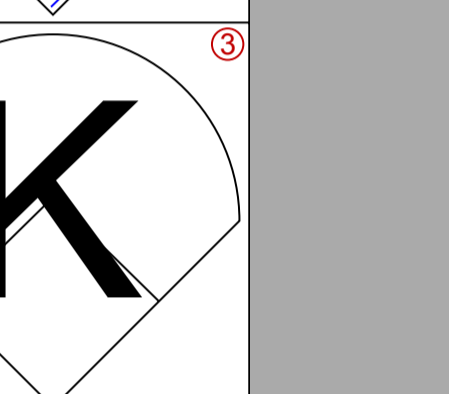
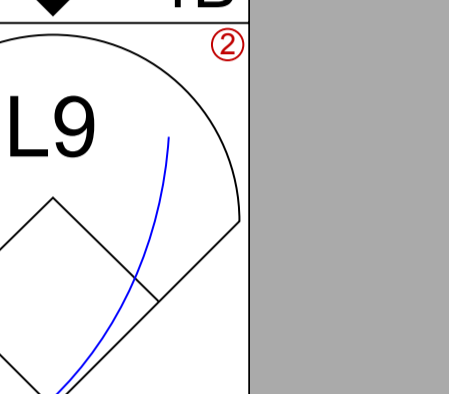
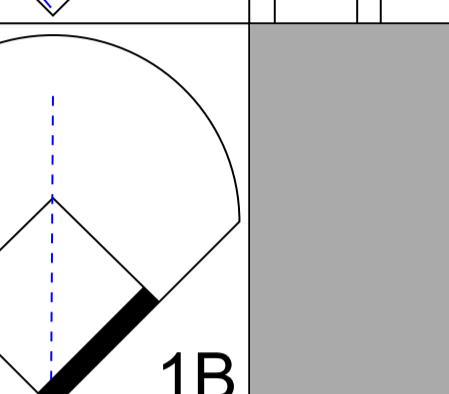
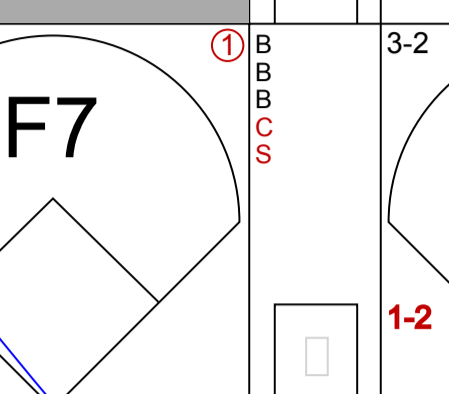
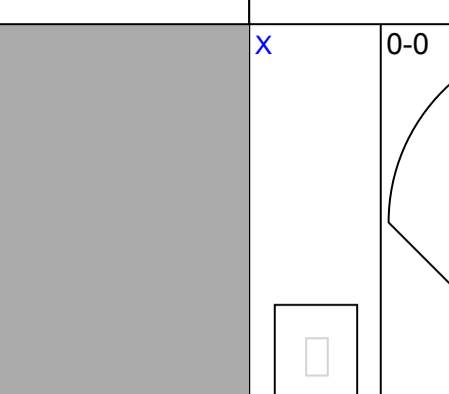
R: 1 H: 2
E: 0 LOB: 2
K: 0 BB: 1
S: 14 P: 22

5



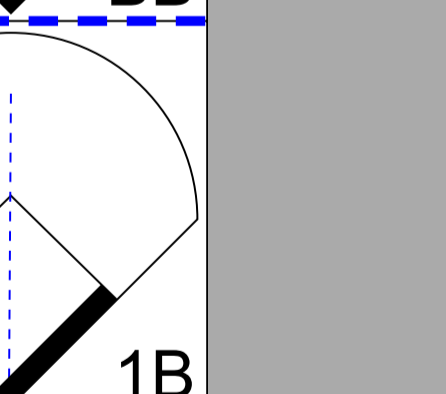
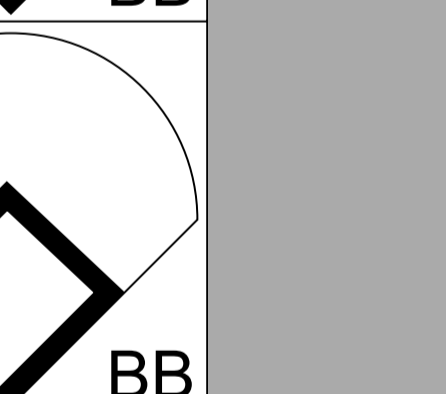
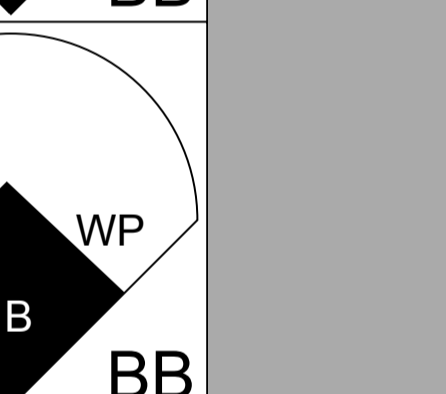
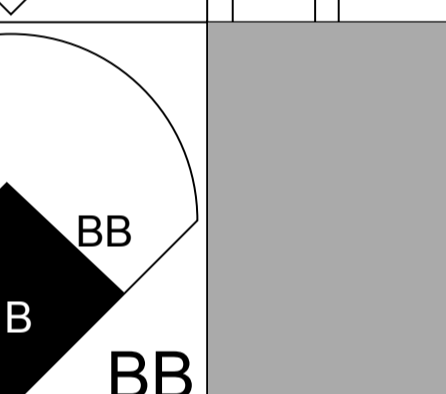
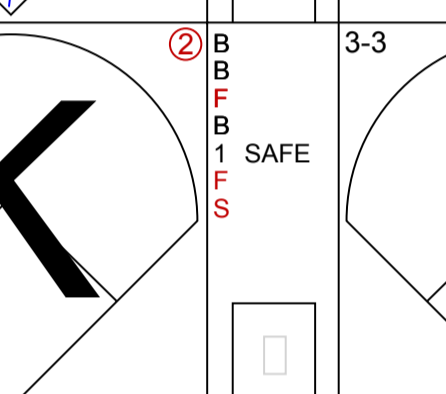
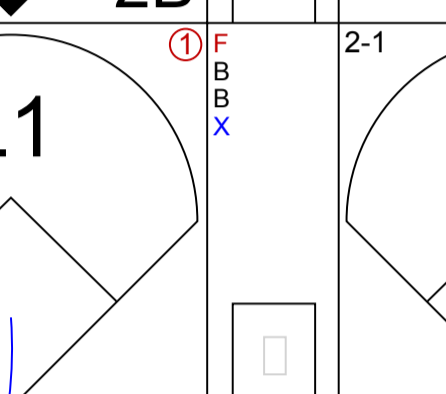
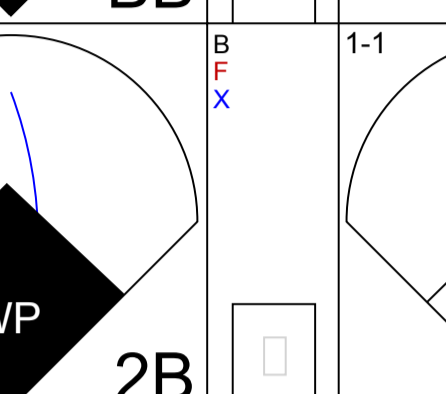
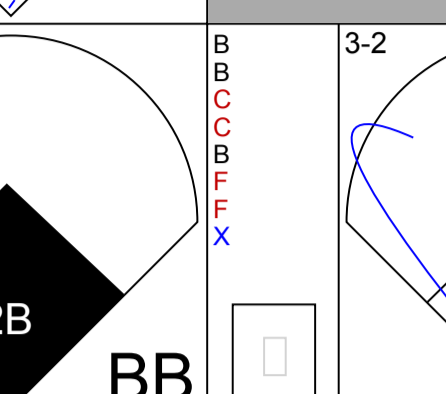
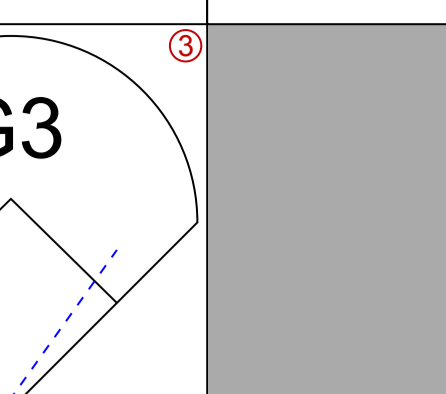
R: 2 H: 4
E: 1 LOB: 0
K: 1 BB: 0
S: 15 P: 24

4



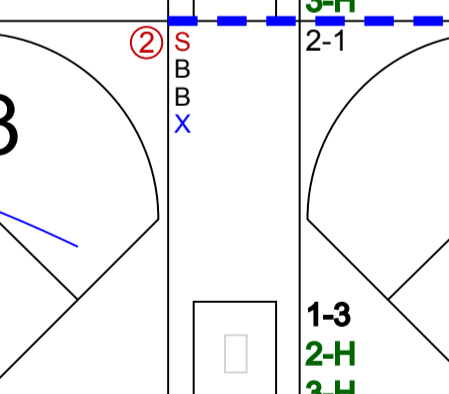
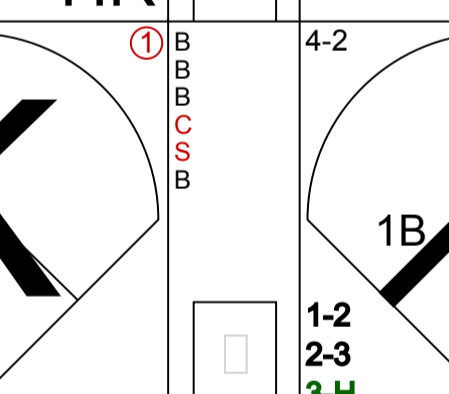
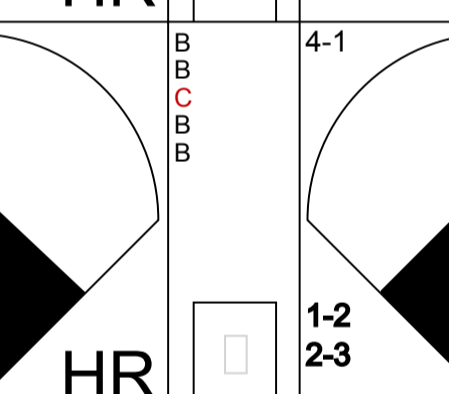
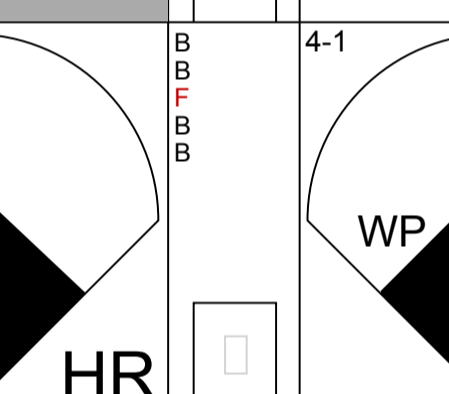
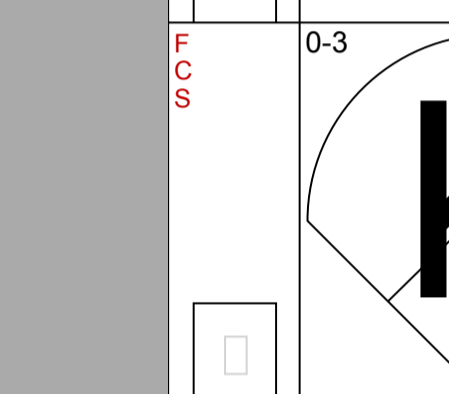
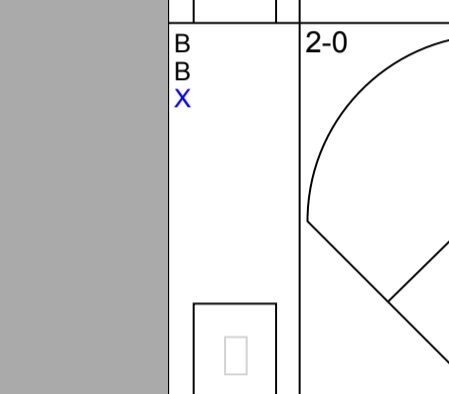
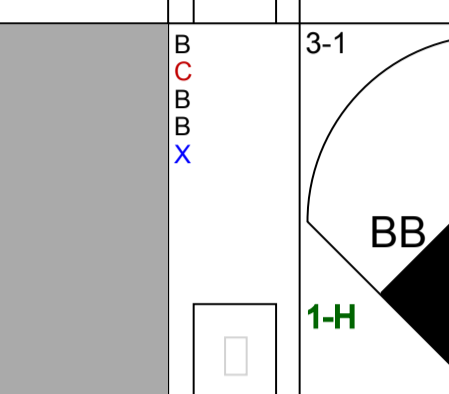
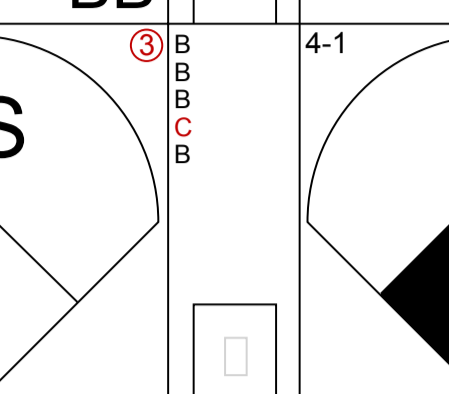
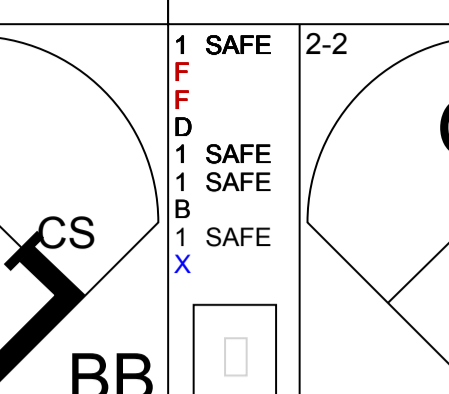
R: 0 H: 1
E: 0 LOB: 1
K: 1 BB: 0
S: 12 P: 21

3



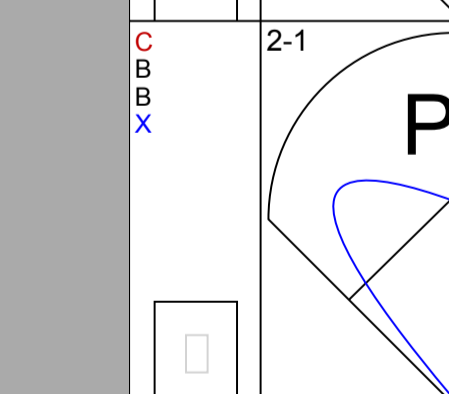
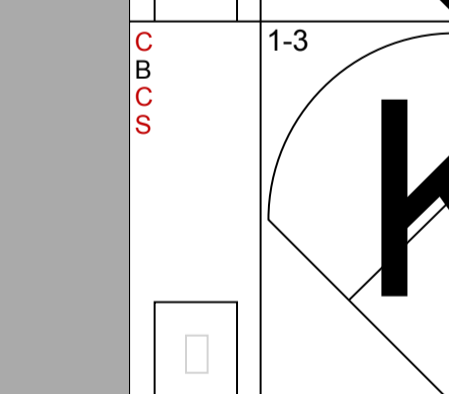
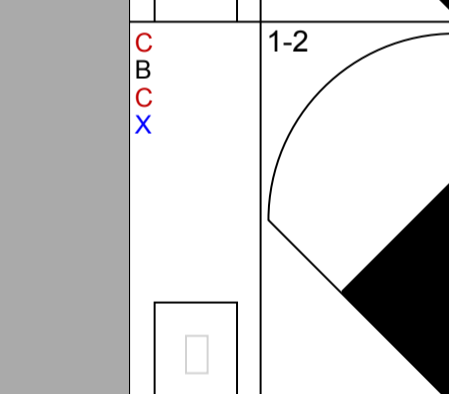
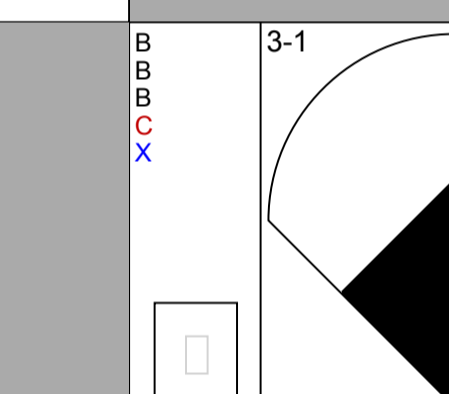

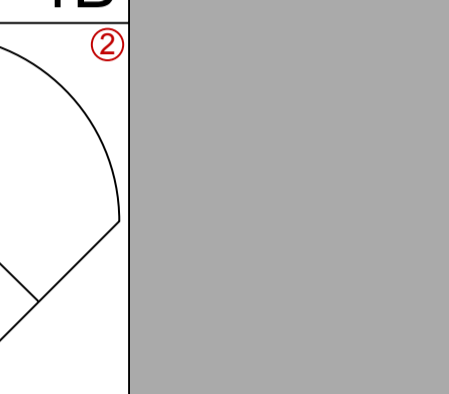
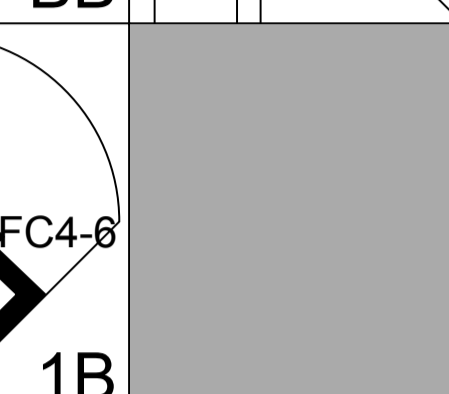
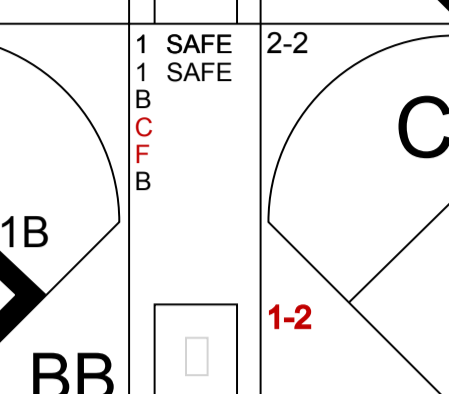
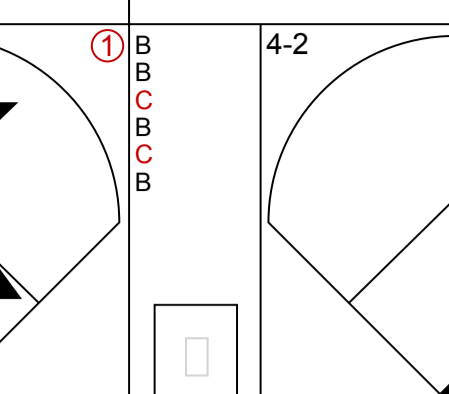
R: 4 H: 2
E: 0 LOB: 2
K: 1 BB: 4
S: 16 P: 41

2



R: 2 H: 2
E: 0 LOB: 0
K: 1 BB: 1
S: 14 P: 27

1



R: 0 H: 1
E: 0 LOB: 2
K: 1 BB: 1
S: 6 P: 10

Batter

Ray Durham, S (1, 4)
OBP: 0.378, SLG: 0.408

Tony Phillips, S (1, 5)
OBP: 0.443, SLG: 0.386

Frank Thomas, R (1, 3)
OBP: 0.424, SLG: 0.351

Albert Belle, R (1, 7)
OBP: 0.256, SLG: 0.317

Harold Baines, L (1, 10)
OBP: 0.395, SLG: 0.375

Lyle Mouton, R (1, 9)
Darren Lewis, R (10, 8)
OBP: 0.391, SLG: 0.526
OBP: 0.263, SLG: 0.125

Dave Martinez, L (1, 8)
(10, 9)
OBP: 0.289, SLG: 0.366

Ron Karkovice, R (1, 2)
OBP: 0.245, SLG: 0.364

Ozzie Guillen, L (1, 6)
OBP: 0.324, SLG: 0.385

Inning Stats

PITCHER	IP	WLS	BF	H	R	ER	SO	BB	IBB	HBP	BLK	WP	HR	S	P	ERA	WHIP
Rocky Coppinger, R (1, 1) ERA: 8.1	2.2		17	4	6	6	3	6	0	0	0	1	2	31	69	20.25	3.750
Shawn Boskie, R (3, 1) ERA: 11.91	3.1		17	8	3	3	2	1	0	0	0	0	0	46	76	8.10	2.700
Mike Johnson, R (7, 1) ERA: 3.6	1.0		4	0	0	0	1	1	0	0	0	0	0	6	11	0.00	1.000
Terry Mathews, R (8, 1) ERA: 2.0	1.1		6	1	0	0	1	1	0	0	0	0	0	13	20	0.00	1.500
Randy Myers, L (9, 1) ERA:	0.2		2	0	0	0	0	0	0	0	0	0	0	4	4	0.00	0.000

PITCHER Armando Benitez, R (10, 1)
ERA: 5.87

IP	WLS	BF	H	R	ER	SO	BB	IBB	HBP	BLK	WP	HR	S	P	ERA	WHIP
1.0	L	7	2	2	2	1	1	1	0	0	0	0	16	31	18.00	3.000

Chicago White Sox @ Baltimore Orioles
 Oriole Park at Camden Yards, Baltimore, MD

Wed Apr 23 1997, 7:05 PM EDT
 Att. 42,902 - Unknown - 49 F

livebaseballscorecards.com

AB	38
R	9
H	9
RBI	9
BB	3
SO	5
LOB	14



WP	1	PA	43
PB	0		
SB	1		
CS	0		

AB	R	H	RBI	BB	SO	LOB
4	2	2	1	1	0	0

4	1	0	0	1	1	4
---	---	---	---	---	---	---

4	2	1	0	1	1	2
---	---	---	---	---	---	---

4	2	2	6	0	0	1
---	---	---	---	---	---	---

4	0	1	2	0	1	0
---	---	---	---	---	---	---

5	0	1	0	0	0	1
---	---	---	---	---	---	---

5	1	2	0	0	1	1
---	---	---	---	---	---	---

4	1	0	0	0	0	2
---	---	---	---	---	---	---

4	0	0	0	0	1	3
---	---	---	---	---	---	---

1B	5	SF	2
2B	3	SAC	0
3B	0	DP	0
HR	1	HBP	0

Batter	1	2	3	4	5	6	7	8	9	10
Brady Anderson, L OBP: 0.556, SLG: 0.550 (1, 8)	4-0 1B BB		3-2 F8 WP 1B		3-2 G4-3		2-2 G2-3 HR 1B		0-0 F7	
Roberto Alomar, S OBP: 0.295, SLG: 0.231 (1, 4)	0-0 F7		0-1 L6			4-1 2B SF9 BB	1-2 G2-3		0-3 K	
Rafael Palmeiro, L OBP: 0.333, SLG: 0.544 (1, 3)	0-0 1-3		1-0 F8			0-1 SF9 2B	4-0 HR BB		3-3 K	
Eric Davis, R OBP: 0.347, SLG: 0.488 (1, 9)	0-0 2B 1B		2-1 G5-3			0-1 SF9	1-1 HR		1-1 G6-3	
Cal Ripken Jr, R OBP: 0.373, SLG: 0.600 (1, 5)	0-0 2B			2-1 L9		3-2 SF9	3-3 K		3-2 G4-3	
Jeffrey Hammonds, R OBP: 0.300, SLG: 0.382 (1, 7)	0-2 L9			1-0 F4		1-0 G6-3		1-1 G5-3		2-1 1B
Pete Incaviglia, R OBP: 0.227, SLG: 0.238 (1, 10)		1-0 G3-1		0-0 G4-3			0-2 E FC6 1B	3-2 2B	1-3 K	
Lenny Webster, R OBP: 0.333, SLG: 0.222 (1, 2)		3-2 G5-3			1-1 G5-3		0-0 FC6 G2-3 HR 1B	0-0 F8		
Jeff Reboulet, R OBP: 0.364, SLG: 0.379 (1, 6)		1-2 G6-3			1-0 F8		2-3 K	3-2 L9		

Inning Stats	R: 2	H: 2	E: 0	K: 0	S: 8	R: 0	H: 0	E: 0	K: 0	S: 8	R: 0	H: 1	E: 0	K: 0	S: 9	R: 0	H: 0	E: 0	K: 0	S: 4	R: 0	H: 0	E: 0	K: 0	S: 6	R: 2	H: 1	E: 0	K: 0	S: 9	R: 5	H: 3	E: 1	K: 2	S: 19	R: 0	H: 1	E: 0	K: 0	S: 10	R: 0	H: 0	E: 0	K: 2	S: 7	R: 0	H: 1	E: 0	K: 1	S: 11	1B: 5	SF: 2	2B: 3	3B: 0	HR: 1
--------------	------	------	------	------	------	------	------	------	------	------	------	------	------	------	------	------	------	------	------	------	------	------	------	------	------	------	------	------	------	------	------	------	------	------	-------	------	------	------	------	-------	------	------	------	------	------	------	------	------	------	-------	-------	-------	-------	-------	-------

PITCHER	IP	WLS	BF	H	R	ER	SO	BB	IBB	HBP	BLK	WP	HR	S	P	ERA	WHIP
Jaime Navarro, R ERA: 5.52 (1, 1)	7.0		32	7	9	4	2	3	0	0	0	1	1	63	107	5.14	1.429
41 Bill Simas, R ERA: 1.08 (8, 1)	1.0		4	1	0	0	0	0	0	0	0	0	0	10	17	0.00	1.000
Tony Castillo, L ERA: 8.68 (9, 1)	1.0	W	3	0	0	0	2	0	0	0	0	0	0	7	10	0.00	0.000
Roberto Hernandez, R ERA: 5.4 (10, 1)	1.0	S	4	1	0	0	1	0	0	0	0	0	0	11	18	0.00	1.000

WP	1	PA	43
PB	0		
SB	1		
CS	0		

Batter	1	2	3	4	5	6	7	8	9	10	11	12	AB R H RBI BB SO LOB	TOP											
Nomar Garciaparra, R OBP: 0.374, SLG: 0.543 (1, 6)	1-1 P2		1-1 G3		1-1 F8		0-1 G6-3		3-3 K			1-0 HR	6 1 1 1 0 1 1												
John Valentin, R OBP: 0.239, SLG: 0.278 (1, 4)	0-0 L8		0-1 G5-3		1-2 G4-3		0-1 G5-3		0-3 K			1-3 K	6 0 0 0 0 2 0												
Mo Vaughn, L OBP: 0.436, SLG: 0.472 (1, 3)	3-2 1B		4-0 BB		0-3 K		1-3 K		3-1 F8				4 0 1 0 1 2 0												
18 Reggie Jefferson, S OBP: 0.382, SLG: 0.697 Mike Stanley, R OBP: 0.339, SLG: 0.319 (1, 10) (8, PH)	0-0 BB		0-1 P4		0-0 G4-3		2-2 F9		0-1 G4-3				3 0 1 0 0 0 1 2 0 0 0 0 0 0												
Tim Lincecum, R OBP: 0.391, SLG: 0.608 (1, 5)	4-2 BB			0-1 1B 2B		1-0 1B		1-2 2B		0-1 F9			4 1 3 0 1 0 0												
Troy O'Leary, L OBP: 0.412, SLG: 0.583 (1, 9)	3-1 F7		2-3 K		0-0 F7		0-0 G1-3		2-2 G4-3				5 0 0 0 0 1 6												
Wil Cordero, R OBP: 0.341, SLG: 0.456 (1, 7)		2-0 G5-3		0-3 K		1-1 FC5-4 1B		1-2 1B		1-0 F9			5 0 2 0 0 1 1												
Bill Haselman, R OBP: 0.362, SLG: 0.426 (1, 2)		0-1 L8		0-2 1B		0-1 FC5-4		1-3 K		1-0 F9			5 0 1 1 0 1 3												
Darren Bragg, L OBP: 0.410, SLG: 0.566 Jeff Frye, R OBP: 0.524, SLG: 0.474 (1, 8) (9, PH) (9, 8)		1-0 G3-1		3-2 G4-3		3-2 K		2-3 K					3 0 0 0 0 1 1 2 0 0 0 0 1 1												
Inning Stats	R: 0 E: 0 K: 0 S: 11	H: 2 LOB: 3 BB: 1 P: 22	R: 0 E: 0 K: 0 S: 4	H: 0 LOB: 0 BB: 0 P: 7	R: 0 E: 0 K: 2 S: 15	H: 2 LOB: 1 BB: 0 P: 20	R: 0 E: 0 K: 1 S: 8	H: 0 LOB: 0 BB: 0 P: 10	R: 0 E: 0 K: 1 S: 7	H: 1 LOB: 1 BB: 0 P: 15	R: 0 E: 0 K: 3 S: 14	H: 1 LOB: 1 BB: 0 P: 21	R: 0 E: 0 K: 1 S: 8	H: 0 LOB: 0 BB: 0 P: 11	R: 0 E: 0 K: 0 S: 6	H: 0 LOB: 0 BB: 0 P: 9	R: 1 E: 0 K: 1 S: 7	H: 1 LOB: 0 BB: 0 P: 11	1B: 6 2B: 2 3B: 0 HR: 1	SF: 0 SAC: 0 DP: 0 HBP: 0	WP: 0 PB: 0 SB: 1 CS: 0	PA: 47			
PITCHER	IP WLS BF H R ER SO BB IBB HBP BLK WP HR S P ERA WHIP																								
Scott Kamieniecki, R ERA: 3.18 (1, 1)	7.0		29	6	1	1	4	2	0	0	0	0	0	0	0	0	0	0	0	0	0	0	0	1.29	1.143
Arthur Rhodes, L ERA: 0.64 (8, 1)	4.0		14	2	0	0	5	0	0	0	0	0	0	0	0	0	0	0	0	0	0	0	0	0.00	0.500
Terry Mathews, R ERA: 2.7 (12, 1)	1.0	L	4	1	1	1	1	0	0	0	0	0	0	0	1	7	11	9.00	1.000						

Boston Red Sox @ Baltimore Orioles
 Oriole Park at Camden Yards, Baltimore, MD

Thu Apr 24 1997, 7:05 PM EDT
 Att. 40,000 - Unknown - 61 F

livebaseballscorecards.com

AB 45
 R 2
 H 9
 RBI 2
 BB 2
 SO 10
 LOB 14



Batter	1	2	3	4	5	6	7	8	9	10	11	12
Brady Anderson, L OBP: 0.541, SLG: 0.524 Jerome Walton, R OBP: 0.500, SLG: 0.440	0-1 G3-1		3-2 P4			1-2 F8		4-1 BB			1-2 G5-3	
Jeffrey Hammonds, R OBP: 0.292, SLG: 0.367	0-2 G5-3			0-2 G1-3		1-0 1B		0-0 F8			2-1 P4	
Rafael Palmeiro, L OBP: 0.337, SLG: 0.528	2-3 K			2-3 K		0-2 G3			2-2 1B		4-0 BB	
Eric Davis, R OBP: 0.352, SLG: 0.489		2-1 2B		3-2 F9			1-1 G3-1		4-2 1B		1-2 G5-3	
Cal Ripken Jr., R OBP: 0.350, SLG: 0.560		2-0 G5-3			0-1 G3		2-2 G4-3		2-0 G6-4-3			1-0 G6-3
Pete Incaviglia, R OBP: 0.259, SLG: 0.240		4-1 HBP			0-0 P3		3-3 K2-3		2-2 G5-3			1-2 1B
Chris Hoiles, R OBP: 0.387, SLG: 0.536		0-0 G6-4-3			4-1 BB			1-1 HR		2-1 F4		0-1 G6-4-3
Jeff Reboulet, R OBP: 0.343, SLG: 0.355 Roberto Alomar, S OBP: 0.283, SLG: 0.220			3-1 G6-3		1-3 K			1-3 K		1-2 F7		
Mike Bordick, R OBP: 0.224, SLG: 0.150			2-3 K			0-0 G4-3		1-1 G5-3		1-1 F8		

AB	R	H	RBI	BB	SO	LOB
3	0	0	0	1	0	0
1	0	0	0	0	0	0

5	0	1	0	0	0	1
---	---	---	---	---	---	---

4	0	1	0	1	2	1
---	---	---	---	---	---	---

4	0	1	0	1	0	1
---	---	---	---	---	---	---

5	0	0	0	0	0	3
---	---	---	---	---	---	---

4	0	1	0	0	1	1
---	---	---	---	---	---	---

4	1	1	1	1	0	3
---	---	---	---	---	---	---

2	0	0	0	0	1	1
2	0	0	0	0	1	0

4	0	0	0	0	1	0
---	---	---	---	---	---	---

BOTTOM

Boston Red Sox @ Baltimore Orioles
 Oriole Park at Camden Yards, Baltimore, MD
 Thu Apr 24 1997, 7:05 PM EDT
 Att: 40,000 - Unknown - 61 F

livebaseballscorecards.com

AB	38
R	1
H	5
RBI	1
BB	4
SO	6
LOB	11



Inning Stats	R: 0	H: 0	E: 0	K: 1	S: 9	LOB: 0	BB: 0	P: 11	R: 0	H: 1	E: 0	K: 0	S: 5	LOB: 1	BB: 0	P: 13	R: 0	H: 0	E: 0	K: 1	S: 8	LOB: 0	BB: 0	P: 16	R: 0	H: 0	E: 0	K: 1	S: 9	LOB: 0	BB: 0	P: 14	R: 0	H: 0	E: 0	K: 1	S: 7	LOB: 1	BB: 1	P: 12	R: 0	H: 1	E: 0	K: 0	S: 8	LOB: 1	BB: 0	P: 10	R: 1	H: 1	E: 0	K: 1	S: 10	LOB: 1	BB: 1	P: 17	R: 0	H: 1	E: 0	K: 0	S: 9	LOB: 1	BB: 1	P: 19	R: 0	H: 0	E: 0	K: 0	S: 7	LOB: 0	BB: 0	P: 11	R: 0	H: 0	E: 0	K: 0	S: 9	LOB: 1	BB: 1	P: 16	R: 0	H: 1	E: 0	K: 0	S: 7	LOB: 0	BB: 0	P: 9	1B: 3	SF: 0	2B: 1	SAC: 0	3B: 0	DP: 3	HR: 1	HBP: 1	WP: 0	PA: 43
--------------	------	------	------	------	------	--------	-------	-------	------	------	------	------	------	--------	-------	-------	------	------	------	------	------	--------	-------	-------	------	------	------	------	------	--------	-------	-------	------	------	------	------	------	--------	-------	-------	------	------	------	------	------	--------	-------	-------	------	------	------	------	-------	--------	-------	-------	------	------	------	------	------	--------	-------	-------	------	------	------	------	------	--------	-------	-------	------	------	------	------	------	--------	-------	-------	------	------	------	------	------	--------	-------	------	-------	-------	-------	--------	-------	-------	-------	--------	-------	--------

PITCHER	IP	WLS	BF	H	R	ER	SO	BB	IBB	HBP	BLK	WP	HR	S	P	ERA	WHIP
Chris Hammond, L ERA: 3.86	(1, 1)	6.0	21	2	0	0	4	1	0	1	0	0	0	46	76	0.00	0.500
Jim Corsi, R ERA: 9.0	(7, 1)	1.2	6	1	1	1	2	0	0	0	0	0	1	17	26	5.40	0.600
Heathcliff Slocumb, R ERA: 2.0	(8, 1)	2.1	9	1	0	0	0	2	0	0	0	0	0	18	36	0.00	1.286
Ricky Trlicek, R ERA: 4.4	(11, 1)	1.1	W	6	1	0	0	1	0	0	0	0	0	14	23	0.00	1.500
Butch Henry, L ERA: 2.84	(12, 1)	0.2	S	1	0	0	0	0	0	0	0	0	0	2	2	0.00	0.000

Batter	1	2	3	4	5	6	7	8	9	AB R H RBI BB SO LOB	TOP											
Nomar Garciaparra, R OBP: 0.359, SLG: 0.520 (1, 6)	2-2 G6-3		0-0 F9		1-1 G6-3			0-1 G5-3		4 0 0 0 0 0 3	Boston Red Sox @ Baltimore Orioles Oriole Park at Camden Yards, Baltimore, MD Fri Apr 25 1997, 7:05 PM EDT Att. 45,227 - Unknown - 65 F											
Jeff Frye, R OBP: 0.520, SLG: 0.455 (1, 5)	1-2 G4-3		4-1 BB			2-2 G4-6-3 1B		2-1 G4-3		3 0 1 0 1 0 1												
Mo Vaughn, L OBP: 0.429, SLG: 0.453 (1, 3) Shane Mack, R OBP: 0.313, SLG: 0.267 (9, PR)	0-0 G6-3		0-0 G3			1-1 G4-6-3 1-2f		4-2 1B BB		3 0 0 0 1 0 4 0 0 0 0 0 0 0												
18 Reggie Jefferson, S OBP: 0.351, SLG: 0.639 (1, 10) Tim Lincecum, R OBP: 0.386, SLG: 0.600 (9, PH)		2-2 G3-1		1-0 G1-3		2-3 K		0-3 K		3 0 0 0 0 1 0 1 0 0 0 0 1 1												
Wil Cordero, R OBP: 0.337, SLG: 0.446 (1, 7)		1-0 G6-3		0-1 E6 G4-3			0-1 G4-3		0-0 1B	4 0 1 0 0 0 0												
Troy O'Leary, L OBP: 0.394, SLG: 0.556 (1, 9) Rudy Pemberton, R OBP: 0.266, SLG: 0.263 (9, PH)		1-0 F8		1-1 G4-3			0-0 F7		0-0 P3	3 0 0 0 0 0 1 1 0 0 0 0 0 2												
John Valentin, R OBP: 0.239, SLG: 0.277 (1, 4)			3-1 BB S 1B		0-0 G5-3		2-1 P3		2-2 G1-3	4 0 1 0 0 0 3												
Bill Haselman, R OBP: 0.347, SLG: 0.406 (1, 2)			1-3 K 1 SAFE 1 SAFE F S			0-0 L8		1-0 G5-3		3 0 0 0 0 1 1												
Darren Bragg, L OBP: 0.406, SLG: 0.571 (1, 8)			0-1 E5 BB			0-2 G1-3		0-0 2B		3 0 1 0 0 0 1												
Inning Stats	R: 0 E: 0 K: 0 S: 7	H: 0 LOB: 0 BB: 0 P: 10	R: 0 E: 0 K: 0 S: 5	H: 0 LOB: 0 BB: 0 P: 9	R: 0 E: 1 K: 1 S: 12	H: 1 LOB: 3 BB: 1 P: 20	R: 0 E: 1 K: 0 S: 6	H: 0 LOB: 1 BB: 0 P: 8	R: 0 E: 0 K: 0 S: 6	H: 0 LOB: 0 BB: 0 P: 7	R: 0 E: 0 K: 1 S: 10	H: 1 LOB: 0 BB: 0 P: 15	R: 0 E: 0 K: 0 S: 5	H: 0 LOB: 0 BB: 0 P: 7	R: 0 E: 0 K: 0 S: 6	H: 1 LOB: 1 BB: 0 P: 9	R: 0 E: 0 K: 1 S: 12	H: 1 LOB: 2 BB: 1 P: 18	1B: 3 2B: 1 3B: 0 HR: 0	SF: 0 SAC: 0 DP: 1 HBP: 0	WP: 0 PB: 0 SB: 1 CS: 0	PA: 34
PITCHER	IP WLS BF H R ER SO BB IBB HBP BLK WP HR S P ERA WHIP																			ERA WHIP		
Scott Erickson, R ERA: 2.96 (1, 1)	8.0 W 29 3 0 0 2 1 0 0 0 0 0 57 85 0.00 0.500																					
Randy Myers, L ERA: (9, 1)	1.0 S 5 1 0 0 1 1 0 0 0 0 0 12 18 0.00 2.000																					

AB	32
R	0
H	4
RBI	0
BB	2
SO	3
LOB	17



Batter	1	2	3	4	5	6	7	8	9	AB R H RBI BB SO LOB	TOP	
Nomar Garciaparra, R (1, 6) OBP: 0.355, SLG: 0.510 Jeff Frye, R (6, 6) OBP: 0.500, SLG: 0.435	3-2 F9	0-1 F8		2-1 F8		0-0 1B		1-1 G1-6-3		4 0 1 1 0 0 2 1 0 0 0 0 0 1		
Shane Mack, R (1, 8) OBP: 0.333, SLG: 0.263	2-2 HR 1B	4-0 BLK BB		2-3 K		0-0 F9		1-2 G5-3		4 1 1 0 1 1 3		
Mo Vaughn, L (1, 3) OBP: 0.422, SLG: 0.481 18 Reggie Jefferson, S (6, 3) OBP: 0.342, SLG: 0.622	1-0 HR	1-1 F9		1-0 F7		2-0 G3-1		2-3 K		4 1 1 2 0 0 4 1 0 0 0 0 1 0		
Mike Stanley, R (1, 10) OBP: 0.344, SLG: 0.385	0-1 HR			1-1 G2-3 1B		2-3 K		2-1 L5		5 1 2 1 0 2 0		
Tim Lincecum, R (1, 5) OBP: 0.380, SLG: 0.577	4-1 FC6-4 BB			2-1 G2-3		3-2 G5-3		1-0 G5-3		3 0 0 0 1 0 1		
Wil Cordero, R (1, 7) OBP: 0.333, SLG: 0.437 Darren Bragg, L (7, 7) OBP: 0.406, SLG: 0.571	1-3 K			1-2 P4		1-1 F8		1-2 1B		4 0 1 0 0 1 2 0 0 0 0 0 0 0		
John Valentín, R (1, 4) OBP: 0.240, SLG: 0.267	3-1 FC6-4			4-1 BB		0-1 G4-3		3-2 G6-3		3 0 0 0 1 0 2		
Rudy Pemberton, R (1, 9) OBP: 0.320, SLG: 0.304				2-2 F8		1-2 BB 1B		2-1 G1-6-3 1B		4 1 2 0 0 1 2		
Scott Hatteberg, L (1, 2) OBP: 0.450, SLG: 0.529				1-1 BLK 2B		1-0 1B		2-3 K		3 1 2 0 1 1 1		
Inning Stats	R: 3 H: 3 E: 0 LOB: 1 K: 1 BB: 1 S: 15 P: 29	R: 1 H: 1 E: 0 LOB: 1 K: 1 BB: 1 S: 9 P: 15	R: 0 H: 1 E: 0 LOB: 2 K: 0 BB: 1 S: 12 P: 22	R: 0 H: 1 E: 0 LOB: 1 K: 1 BB: 0 S: 7 P: 13	R: 0 H: 0 E: 0 LOB: 0 K: 1 BB: 0 S: 8 P: 14	R: 1 H: 2 E: 0 LOB: 2 K: 0 BB: 1 S: 8 P: 15	R: 0 H: 1 E: 0 LOB: 1 K: 0 BB: 0 S: 10 P: 17	R: 0 H: 1 E: 0 LOB: 0 K: 1 BB: 0 S: 8 P: 13	R: 0 H: 0 E: 0 LOB: 0 K: 2 BB: 0 S: 12 P: 15	1B: 7 SF: 0 2B: 1 SAC: 0 3B: 0 DP: 1 HR: 2 HBP: 0	WP: 0 PA: 40 PB: 0 SB: 0 CS: 0	
PITCHER Jimmy Key, L (1, 1) ERA: 2.48 Mike Johnson, R (7, 1) ERA: 2.25	IP WLS BF H R ER SO BB IBB HBP BLK WP HR S P ERA WHIP	6.0 W 30 8 5 5 4 4 0 0 1 0 2 59 108 7.50 2.000	3.0 S 10 2 0 0 3 0 0 0 0 0 0 30 45 0.00 0.667	PITCHER IP WLS BF H R ER SO BB IBB HBP BLK WP HR S P ERA WHIP								

Boston Red Sox @ Baltimore Orioles
 Oriole Park at Camden Yards, Baltimore, MD

Sat Apr 26 1997, 3:33 AM EDT
 Att. 47,727 - Sunny - 71 F

livebaseballscorecards.com

AB 36
R 5
H 10
RBI 4
BB 4
SO 7
LOB 18



Batter	1	2	3	4	5	6	7	8	9	AB R H RBI BB SO LOB
Brady Anderson, L (1, 10) OBP: 0.533, SLG: 0.529	1-2 F8	3-2 HR 1B	0-3 K		2-1 E4 HR		2-1 SF9 1B 2B			5 3 2 2 0 1 1
Roberto Alomar, S (1, 4) OBP: 0.327, SLG: 0.458	1-1 1B 1B	2-1 HR		2-2 HR	2-2 HR		0-0 SF9			4 4 4 6 0 0 0
Eric Davis, R (1, 9) OBP: 0.381, SLG: 0.589	2-3 K	2-2 G4-3		2-2 HR	1-2 1B 2B		1-2 1B			5 2 3 2 0 1 1
Rafael Palmeiro, L (1, 3) OBP: 0.359, SLG: 0.531	1-1 1B 1B	2-1 HBP 1B		0-0 F7	1-2 G1-6-3 1B		0-0 F9			5 0 3 1 0 0 1
Cal Ripken Jr., R (1, 5) OBP: 0.356, SLG: 0.538	2-0 1B	2-0 HBP		4-0 1B WP BB	1-1 G1-6-3		3-1 P6			2 1 1 1 1 0 1
Jeff Reboulet, R (7, PH) OBP: 0.333, SLG: 0.344	1-2 3-H 1B	1-2 HBP		1B WP BB	1-2					1 0 0 0 0 0 1
Jeffrey Hammonds, R (1, 8) OBP: 0.297, SLG: 0.362	0-0 F8	3-1 P6		2-2 1B PB 1B		1-0 P5		0-1 G5-4-3 1B		5 1 2 0 0 0 4
Tony Tarasco, L (1, 7) OBP: 0.091, SLG: 0.091		1-1 G3	0-0 G4-3	3-2 L6-4 PB 1B		0-0 G6-3		1-2 F9		5 0 1 1 0 0 1
Chris Hoiles, R (1, 2) OBP: 0.388, SLG: 0.508		2-2 2B 1B HBP	2-2 HBP	3-1 L6-4		2-3 K		0-0 G5-4-3		3 1 0 0 0 1 2
Mike Bordick, R (1, 6) OBP: 0.230, SLG: 0.179		2-2 1B 2B	2-1 P8		1-2 F8		1-0 2B SF9 1B			4 2 2 0 0 0 1

Inning Stats	R: 1 E: 0 K: 1 S: 13	H: 3 LOB: 2 BB: 0 P: 20	R: 4 E: 0 K: 0 S: 20	H: 4 LOB: 2 BB: 0 P: 39	R: 0 E: 0 K: 1 S: 9	H: 0 LOB: 1 BB: 0 P: 13	R: 4 E: 0 K: 0 S: 18	H: 4 LOB: 0 BB: 1 P: 34	R: 3 E: 1 K: 0 S: 21	H: 3 LOB: 0 BB: 0 P: 28	R: 0 E: 0 K: 1 S: 5	H: 0 LOB: 0 BB: 0 P: 8	R: 2 E: 0 K: 0 S: 10	H: 3 LOB: 1 BB: 0 P: 17	R: 0 E: 0 K: 0 S: 6	H: 1 LOB: 0 BB: 0 P: 7	1B: 11 3B: 0 HR: 4	SF: 1 SAC: 0 DP: 3 HBP: 3	WP: 1 PB: 1 SB: 0 CS: 0	PA: 44
--------------	-------------------------------	----------------------------------	-------------------------------	----------------------------------	------------------------------	----------------------------------	-------------------------------	----------------------------------	-------------------------------	----------------------------------	------------------------------	---------------------------------	-------------------------------	----------------------------------	------------------------------	---------------------------------	--------------------------	------------------------------------	----------------------------------	--------

PITCHER	IP	WLS	BF	H	R	ER	SO	BB	IBB	HBP	BLK	WP	HR	S	P	ERA	WHIP
Aaron Sele, R (1, 1) ERA: 4.1	1.2	L	14	7	5	5	1	0	0	2	0	0	1	31	54	27.00	4.200
Pat Mahomes, R (2, 1) ERA: 8.1	1.2		9	2	3	3	1	1	0	1	0	0	2	19	34	16.20	1.800
Ricky Tricek, R (4, 1) ERA: 5.06	1.2		9	5	4	2	0	0	0	0	0	1	1	31	46	10.80	3.000
Jim Corsi, R (6, 1) ERA: 9.0	1.0		4	1	1	1	1	0	0	0	0	0	0	6	10	9.00	1.000
Vaughn Eshelman, L (7, 1) ERA: 11.81	2.0		8	3	1	1	0	0	0	0	0	0	0	15	22	4.50	1.500

BOTTOM

Boston Red Sox @ Baltimore Orioles
Oriole Park at Camden Yards, Baltimore, MD
 Sat Apr 26 1997, 3:33 AM EDT
 Att. 47,727 - Sunny - 71 F

livebaseballscorecards.com

AB	39
R	14
H	18
RBI	13
BB	1
SO	3
LOB	13



Batter	1	2	3	4	5	6	7	8	9	AB R H RBI BB SO LOB	TOP																									
Nomar Garciaparra, R OBP: 0.345, SLG: 0.491 (1, 6)	3-2 P3		0-3 K	2-3 K			1 SAFE 0-0 1B SF9	0-0 F8	1-1 F7	6 1 1 1 0 2 3	Boston Red Sox @ Baltimore Orioles Oriole Park at Camden Yards, Baltimore, MD Sun Apr 27 1997, 3:33 AM EDT Att. 47,307 - Overcast - 71 F																									
Wil Cordero, R OBP: 0.347, SLG: 0.478 (1, 7)	0-2 G4-3		0-0 F8		3-1 1B G4-6-3		0-0 WP 1B	1-1 HR		5 1 3 2 0 0 0																										
Mo Vaughn, L OBP: 0.421, SLG: 0.524 (1, 3)	2-3 K		1-2 HR		2-2 L7		3-3 K	3-2 2B		5 1 2 1 0 2 3																										
18 Reggie Jefferson, S OBP: 0.341, SLG: 0.625 Mike Stanley, R OBP: 0.333, SLG: 0.377 (1, 10) (7, PH)		1-2 1B FC5-4 2B	0-2 G4-3		0-0 G4-6-3		2-2 SF9	0-3 K		3 1 1 0 0 0 1 1 0 0 1 0 1 1																										
Tim Lincecum, R OBP: 0.381, SLG: 0.602 (1, 5)		2-1 FC5-4 1B		0-1 HR		3-2 L9	0-1 F8		2-3 K	5 1 2 1 0 1 1																										
Troy O'Leary, L OBP: 0.408, SLG: 0.603 (1, 9)		1-2 FC5-4 2B		0-0 G6-3		2-2 G5-4-3 1B		0-1 HR	0-2 1B 2B	5 3 3 2 0 0 1																										
John Valentin, R OBP: 0.257, SLG: 0.270 (1, 4)		1 SAFE 1 SAFE K		4-2 2B BB		1-2 G5-4-3		4-0 HR BB	0-0 2B 1B	3 2 1 0 2 1 2																										
Bill Haselman, R OBP: 0.377, SLG: 0.522 (1, 2)		0-1 G3 2B		0-0 G3 2B			0-2 1B 2B	1-0 HR	0-2 F9	5 2 4 4 0 0 2																										
Darren Bragg, L OBP: 0.394, SLG: 0.552 Jeff Frye, R OBP: 0.517, SLG: 0.500 (1, 8) (7, PH) (7, 8)		1-3 K		1-0 G3			1-2 1B 1B	1-1 P3	0-1 2B	2 0 0 0 0 1 2 3 1 2 1 0 0 0																										
Inning Stats	R: 0 E: 0 K: 1 S: 11	H: 0 LOB: 0 BB: 0 P: 16	R: 2 E: 0 K: 2 S: 18	H: 3 LOB: 1 BB: 0 P: 23	R: 1 E: 0 K: 1 S: 10	H: 1 LOB: 0 BB: 0 P: 11	R: 2 E: 0 K: 1 S: 10	H: 2 LOB: 1 BB: 1 P: 17	R: 0 E: 0 K: 0 S: 6	H: 1 LOB: 0 BB: 0 P: 11	R: 0 E: 0 K: 0 S: 14	H: 1 LOB: 0 BB: 0 P: 20	R: 3 E: 0 K: 1 S: 19	H: 4 LOB: 1 BB: 0 P: 25	R: 4 E: 0 K: 1 S: 15	H: 4 LOB: 1 BB: 1 P: 25	R: 1 E: 0 K: 1 S: 14	H: 3 LOB: 2 BB: 0 P: 17	1B: 8 2B: 6 3B: 0 HR: 5	SF: 1 SAC: 0 DP: 2 HBP: 0	WP: 1 PB: 0 SB: 0 CS: 0	PA: 46														
PITCHER	IP WLS BF H R ER SO BB IBB HBP BLK WP HR S P ERA WHIP																				IP WLS BF H R ER SO BB IBB HBP BLK WP HR S P ERA WHIP															
35 Mike Mussina, R ERA: 4.22 (1, 1)	6.0	25	8	5	5	5	5	1	0	0	0	0	2	69	98	7.50	1.500																			
Arthur Rhodes, L ERA: 2.51 (7, 1)	0.1	L	5	4	3	3	1	0	0	0	0	0	0	13	17	81.00	12.000																			
Armando Benitez, R ERA: 8.64 (7, 1)	0.2		5	2	3	3	0	1	0	0	0	1	2	9	16	40.50	4.500																			
Shawn Boskie, R ERA: 11.48 (8, 1)	2.0	11	5	2	2	2	2	0	0	0	0	0	1	26	34	9.00	2.500																			

livebaseballscorecards.com

AB	43
R	13
H	19
RBI	13
BB	2
SO	8
LOB	16



Batter	1	2	3	4	5	6	7	8	9	AB R H RBI BB SO LOB	BOTTOM
--------	---	---	---	---	---	---	---	---	---	----------------------	--------

Roberto Alomar, S <small>OBP: 0.300, SLG: 0.415</small> <small>(1, 4)</small>	<small>0-1</small> 	<small>2-2</small> 			<small>3-1</small> 	<small>1-2</small> 			<small>3-1</small> 	5 0 0 0 0 0 2	Boston Red Sox @ Baltimore Orioles Oriole Park at Camden Yards, Baltimore, MD <small>Sun Apr 27 1997, 3:33 AM EDT</small> <small>Att. 47,307 - Overcast - 71 F</small>
Jeffrey Hammonds, R <small>OBP: 0.316, SLG: 0.378</small> <small>(1, 8)</small>	<small>0-0</small> 	<small>1-1</small> 			<small>3-1</small> 		<small>3-1</small> 	<small>1-2</small> 	5 3 3 0 0 0 1		
Eric Davis, R <small>OBP: 0.412, SLG: 0.705</small> <small>(1, 9)</small>	<small>1-1</small> 		<small>1-2</small> 		<small>1-1</small> 		<small>0-1</small> 	<small>2-2</small> 	5 2 4 3 0 0 1		
Rafael Palmeiro, L <small>OBP: 0.351, SLG: 0.512</small> <small>(1, 3)</small>	<small>1-0</small> 		<small>1-1</small> 		<small>1-0</small> 		<small>0-0</small> 	<small>3-2</small> 	5 1 1 0 0 0 3		
Cal Ripken Jr., R <small>OBP: 0.370, SLG: 0.576</small> <small>(1, 5)</small>	<small>2-0</small> 		<small>0-0</small> 		<small>2-0</small> 		<small>1-0</small> 	<small>3-1</small> 	5 1 3 4 0 0 1		
Pete Incaviglia, R <small>OBP: 0.257, SLG: 0.273</small> <small>(1, 10)</small>	<small>0-0</small> 		<small>0-0</small> 		<small>2-1</small> 		<small>1-3</small> 	<small>0-0</small> 	5 0 1 0 0 1 2		
Tony Tarasco, L <small>OBP: 0.133, SLG: 0.133</small> <small>(1, 7)</small>	<small>2-2</small> 		<small>1-0</small> 		<small>0-0</small> 	<small>0-0</small> 		<small>3-2</small> 	4 0 1 0 0 0 2		
Chris Hoiles, R <small>OBP: 0.394, SLG: 0.500</small> <small>(1, 2)</small>		<small>1-0</small> 		<small>3-2</small> 		<small>3-2</small> 		<small>4-2</small> 	3 0 1 0 1 0 1		
Mike Bordick, R <small>OBP: 0.218, SLG: 0.169</small> <small>(1, 6)</small>		<small>1-2</small> 		<small>2-0</small> 		<small>0-0</small> 		<small>3-1</small> 	4 0 0 0 0 0 3		

Inning Stats	R: 2 H: 4 E: 0 K: 0 S: 11	H: 4 LOB: 2 BB: 0 P: 17	R: 0 H: 1 E: 0 K: 0 S: 10	LOB: 1 BB: 0 P: 15	R: 1 H: 1 E: 0 K: 0 S: 7	LOB: 0 BB: 0 P: 9	R: 0 H: 0 E: 0 K: 0 S: 5	LOB: 0 BB: 0 P: 11	R: 3 H: 3 E: 0 K: 0 S: 10	LOB: 0 BB: 0 P: 22	R: 0 H: 1 E: 0 K: 0 S: 9	LOB: 1 BB: 0 P: 13	R: 0 H: 1 E: 0 K: 0 S: 6	LOB: 1 BB: 0 P: 10	R: 0 H: 0 E: 0 K: 1 S: 11	LOB: 1 BB: 1 P: 22	R: 1 H: 3 E: 0 K: 0 S: 14	LOB: 2 BB: 0 P: 26	1B: 10 SF: 0 2B: 1 SAC: 0 3B: 0 DP: 0 HR: 3 HBP: 0	WP: 0 PA: 42 PB: 0 SB: 1 CS: 0
--------------	---------------------------	-------------------------	---------------------------	--------------------	--------------------------	-------------------	--------------------------	--------------------	---------------------------	--------------------	--------------------------	--------------------	--------------------------	--------------------	---------------------------	--------------------	---------------------------	--------------------	--	--------------------------------

PITCHER	IP	WLS	BF	H	R	ER	SO	BB	IBB	HBP	BLK	WP	HR	S	P	ERA	WHIP
Steve Avery, L	(1, 1)		24	9	6	6	0	0	0	0	0	0	3	43	74	10.80	1.800
Butch Henry, L	(6, 1)	W	8	2	0	0	0	0	0	0	0	0	0	15	23	0.00	1.000
Rich Garces, R	(8, 1)		4	0	0	0	1	1	0	0	0	0	0	11	22	0.00	1.000
Heathcliff Stocumb, R	(9, 1)		6	3	1	1	0	0	0	0	0	0	0	14	26	9.00	3.000

livebaseballscorecards.com

AB	41
R	7
H	14
RBI	7
BB	1
SO	1
LOB	16



Batter	1	2	3	4	5	6	7	8	9	AB R H RBI BB SO LOB	TOP																		
Brady Anderson, L (1, 10) OBP: 0.526, SLG: 0.548	3-3 K		1-0 1B		1-3 K	3-2 1B		1-3 K		5 2 2 2 0 3 1																			
Roberto Alomar, S (1, 4) OBP: 0.323, SLG: 0.448	0-0 L8		3-1 P2		0-0 WP BB	1-0 1B		2-2 2B		5 0 3 1 0 0 1																			
Pete Incaviglia, R (1, 9) OBP: 0.300, SLG: 0.378	1-0 HR		1-0 1B		4-0 G3-6 BB	1-3 K		1-0 P1		4 1 2 1 1 1 2																			
Rafael Palmeiro, L (1, 3) OBP: 0.353, SLG: 0.505	3-2 1B		0-1 FC6-4		1-1 G3-6		2-1 G3-1	1-3 K		5 0 2 1 0 1 3																			
Cal Ripken Jr., R (1, 5) OBP: 0.361, SLG: 0.551	1-1 G5-3		0-0 FC6-4			1-0 G1-3	0-1 F9	4-2 BB		4 0 0 0 1 0 2																			
Jeffrey Hammonds, R (1, 8) OBP: 0.309, SLG: 0.368		0-0 G5-3		2-2 G5-3		0-2 1B	1-0 G4-3	1-3 K		2 0 0 0 0 0 0																			
Tony Tarasco, L (4, 8) OBP: 0.167, SLG: 0.167										3 1 1 0 0 1 2																			
B.J. Surhoff, L (1, 7) OBP: 0.355, SLG: 0.377		4-0 BB		1-1 G5-3		1-1 1B		2-0 G4-3		3 1 1 1 1 0 0																			
Chris Hoiles, R (1, 2) OBP: 0.400, SLG: 0.484		2-1 F7		2-0 HBP		1-0 F8		4-1 FC5-4 BB		2 0 0 0 1 0 2																			
Mike Bordick, R (1, 6) OBP: 0.220, SLG: 0.173		1-0 G5-3		2-1 F9		0-0 3B		2-2 FC5-4		4 1 1 0 0 0 3																			
Inning Stats	R: 1 E: 0 K: 1 S: 11	H: 2 LOB: 1 BB: 0 P: 19	R: 0 E: 0 K: 0 S: 4	H: 0 LOB: 1 BB: 1 P: 11	R: 1 E: 0 K: 0 S: 7	H: 3 LOB: 1 BB: 0 P: 12	R: 0 E: 0 K: 0 S: 7	H: 0 LOB: 1 BB: 0 P: 14	R: 0 E: 0 K: 1 S: 6	H: 1 LOB: 1 BB: 1 P: 12	R: 4 E: 0 K: 1 S: 15	H: 5 LOB: 1 BB: 0 P: 23	R: 0 E: 0 K: 0 S: 5	H: 0 LOB: 0 BB: 0 P: 8	R: 0 E: 0 K: 1 S: 8	H: 0 LOB: 1 BB: 1 P: 17	R: 0 E: 0 K: 2 S: 12	H: 1 LOB: 2 BB: 1 P: 21	1B: 9 2B: 1 3B: 1 HR: 1	SF: 0 SAC: 0 DP: 1 HBP: 1	WP: 1 PA: 42 PB: 0 SB: 1 CS: 0								
PITCHER	IP WLS BF H R ER SO BB IBB HBP BLK WP HR S P ERA WHIP																												
Rich Robertson, L (1, 1) ERA: 7.2	5.1		25	8	4	4	2	2	0	1	0	1	1	41	76	6.75	1.875												
Greg Swindell, L (6, 1) ERA: 4.41	2.0	L	9	3	2	2	1	0	0	0	0	0	0	15	26	9.00	1.500												
Todd Ritchie, R (8, 1) ERA: 3.86	0.1		2	0	0	0	0	1	0	0	0	0	0	4	10	0.00	3.000												
Eddie Guardado, L (8, 1) ERA: 6.75	0.1		1	0	0	0	1	0	0	0	0	0	0	3	4	0.00	0.000												
Rick Aguilera, R (9, 1) ERA: 7.15	1.0		5	1	0	0	2	1	0	0	0	0	0	12	21	0.00	2.000												

Baltimore Orioles @ Minnesota Twins
 Hubert H. Humphrey Metrodome, Minneapolis, MN
 Tue Apr 29 1997, 8:05 PM EDT
 Att: 11,368 - Dome - 68 F

livebaseballscorecards.com

AB	37
R	6
H	12
RBI	6
BB	4
SO	6
LOB	16



Batter	1	2	3	4	5	6	7	8	9	AB R H RBI BB SO LOB
Chuck Knoblauch, R (1, 4) OBP: 0.427, SLG: 0.414	3-1 S 1B		4-0 S BB		3-2 F8	3-2 SH5-4 HBP		1-3 K		3 0 1 0 1 1 1
Rich Becker, L (1, 8) OBP: 0.340, SLG: 0.286	3-3 K		3-3 K		4-0 2B SF8 BB	0-0 SH5-4		2-1 K		3 1 1 0 1 2 2
Matt Lawton, L (1, 7) OBP: 0.436, SLG: 0.516	3-2 F9		4-2 S BB		2-1 SF8 BB 2B	1-2 L4		2-1 F8		4 1 1 1 1 0 4
Terry Steinbach, R (1, 2) OBP: 0.317, SLG: 0.347	1-3 K		3-2 P3		4-0 BB IBB IBB	4-2 BB		2-2 G5-3		3 0 0 0 2 1 3
Greg Myers, L (1, 10) OBP: 0.325, SLG: 0.286 Roberto Kelly, R (6, PH) OBP: 0.313, SLG: 0.395		2-1 G3		1-0 G6-3	3-2 SF8	2-3 K		0-3 K		2 0 0 1 0 0 0 2 0 0 0 0 2 3
Greg Colbrunn, R (1, 3) OBP: 0.323, SLG: 0.465		2-0 L9		2-2 F9	4-0 BB IBB		3-2 G3		0-0 DI 1B	4 0 1 0 1 0 0
Todd Walker, L (1, 5) OBP: 0.328, SLG: 0.322 Denny Hocking, S (5, PH) OBP: 0.408, SLG: 0.488 Ron Coomer, R (9, PH) OBP: 0.326, SLG: 0.500		3-1 S HBP		3-0 P4	4-2 FC5-4 BB		3-2 G4-3		1-3 K	1 0 0 0 0 0 0 1 0 0 1 1 0 0 1 0 0 0 0 1 1
Pat Meares, R (1, 6) OBP: 0.314, SLG: 0.474		3-3 K			1-2 2B FC5-4		1-3 K			4 1 1 0 0 2 4
Brent Brede, L (1, 9) OBP: 0.339, SLG: 0.333			1-3 K		0-1 BB 2B 1B	0-0 SH5-4 HBP 1B		1-3 K		4 1 2 1 0 2 0

Inning Stats	R: 0 E: 0 K: 2 S: 12	H: 1 LOB: 1 BB: 0 P: 22	R: 0 E: 0 K: 1 S: 11	H: 0 LOB: 1 BB: 0 P: 21	R: 0 E: 0 K: 2 S: 20	H: 0 LOB: 2 BB: 2 P: 34	R: 0 E: 0 K: 0 S: 6	H: 0 LOB: 0 BB: 0 P: 12	R: 4 E: 0 K: 1 S: 21	H: 1 LOB: 3 BB: 1 P: 22	R: 0 E: 0 K: 1 S: 11	H: 0 LOB: 0 BB: 0 P: 18	R: 0 E: 0 K: 2 S: 10	H: 1 LOB: 1 BB: 0 P: 16	R: 0 E: 0 K: 2 S: 12	H: 1 LOB: 1 BB: 0 P: 15	1B: 5 2B: 2 3B: 0 HR: 0	SF: 1 SAC: 1 DP: 0 HBP: 2	WP: 0 PB: 0 SB: 5 CS: 0	PA: 43
--------------	-------------------------------	----------------------------------	-------------------------------	----------------------------------	-------------------------------	----------------------------------	------------------------------	----------------------------------	-------------------------------	----------------------------------	-------------------------------	----------------------------------	-------------------------------	----------------------------------	-------------------------------	----------------------------------	----------------------------------	------------------------------------	----------------------------------	--------

PITCHER	IP	WLS	BF	H	R	ER	SO	BB	IBB	HBP	BLK	WP	HR	S	P	ERA	WHIP
Rocky Coppinger, R (1, 1) ERA: 7.36	4.1		20	3	3	3	5	3	0	1	0	0	0	59	109	6.23	1.385
Arthur Rhodes, L (5, 1) ERA: 3.07	0.1		5	1	1	1	0	1	2	0	0	0	0	10	27	27.00	6.000
Shawn Boskie, R (5, 1) ERA: 11.2	0.1	W	3	1	0	0	0	0	0	1	0	0	0	4	7	0.00	3.000
Jesse Orosco, L (6, 1) ERA:	1.0		4	0	0	0	1	1	0	0	0	0	0	9	16	0.00	1.000
Terry Mathews, R (7, 1) ERA: 2.25	2.0		7	1	0	0	3	0	0	0	0	0	0	21	34	0.00	0.500

PITCHER	IP	WLS	BF	H	R	ER	SO	BB	IBB	HBP	BLK	WP	HR	S	P	ERA	WHIP
Randy Myers, L (9, 1) ERA:	1.0		4	1	0	0	2	0	0	0	0	0	0	12	15	0.00	1.000

BOTTOM

Baltimore Orioles @ Minnesota Twins
 Hubert H. Humphrey Metrodome, Minneapolis, MN
 Tue Apr 29 1997, 8:05 PM EDT
 Att. 11,368 - Dome - 68 F

livebaseballscorecards.com

AB	32
R	4
H	7
RBI	4
BB	7
SO	11
LOB	18



Batter	1	2	3	4	5	6	7	8	9	AB R H RBI BB SO LOB	TOP										
Brady Anderson, L (1, 10) OBP: 0.515, SLG: 0.557	0-0 E3 CS	0-0 G4-3		0-3 K		0-0 3B		0-0 F8	0-0 1B FC3-6	6 1 2 3 0 1 4											
Roberto Alomar, S (1, 4) OBP: 0.300, SLG: 0.419 Jeff Reboulet, R (9, PH) OBP: 0.351, SLG: 0.364 (9, 4)	0-0 G3 1-2	0-3 K		0-0 F7		0-0 P4		0-0 SF8	0-0 1B FC3-6	4 0 0 1 0 1 5 1 0 1 1 0 0 0											
Rafael Palmeiro, L (1, 3) OBP: 0.343, SLG: 0.485	0-0 G3-1		0-0 3-1		0-0 F8		0-0 1B SF8	0-0 G1-3	0-0 1B FC3-6	6 1 1 1 0 0 1											
Cal Ripken Jr., R (1, 5) OBP: 0.350, SLG: 0.526		0-0 G4-3	0-0 5-3		0-3 K		0-0 1B E		0-0 1B F8	6 0 1 0 0 1 1											
B.J. Surhoff, L (1, 7) OBP: 0.388, SLG: 0.466		0-0 HR	0-0 1B		0-0 1B FC6-4		0-0 1B E3		0-0 1B 1B	5 2 4 1 0 0 2											
Pete Incaviglia, R (1, 9) OBP: 0.333, SLG: 0.488		0-0 HR	0-0 1B		0-0 1B FC6-4		0-0 1B SF8		0-0 1B 1B	4 2 3 2 0 0 1											
Tony Tarasco, L (1, 8) OBP: 0.217, SLG: 0.217		0-0 1B 1B	0-0 P6		0-0 P6		0-0 G6-3	0-0 F7	0-0 1B 1B	5 2 2 1 0 0 4											
Chris Hoiles, R (1, 2) OBP: 0.413, SLG: 0.485		0-0 1B G4-3		0-0 1B SH1-3		0-3 K	0-0 P4		4-0 1B 1B	4 1 2 0 1 1 2											
Mike Bordick, R (1, 6) OBP: 0.256, SLG: 0.218		0-0 1B G4-3		0-0 1B SH1-3		4-0 3B		0-0 2B SF8	0-0 1B 1B	3 3 3 2 1 0 0											
Inning Stats	R: 0 E: 1 K: 0 S: 3	H: 0 LOB: 0 BB: 0 P: 3	R: 3 E: 0 K: 1 S: 10	H: 5 LOB: 2 BB: 0 P: 10	R: 0 E: 0 K: 0 S: 5	H: 2 LOB: 2 BB: 0 P: 5	R: 0 E: 0 K: 1 S: 6	H: 1 LOB: 1 BB: 0 P: 6	R: 0 E: 0 K: 1 S: 6	H: 1 LOB: 1 BB: 0 P: 6	R: 1 E: 0 K: 1 S: 6	H: 1 LOB: 1 BB: 1 P: 10	R: 1 E: 1 K: 0 S: 6	H: 2 LOB: 2 BB: 0 P: 6	R: 1 E: 0 K: 0 S: 4	H: 1 LOB: 0 BB: 0 P: 4	R: 6 E: 0 K: 0 S: 9	H: 6 LOB: 1 BB: 1 P: 13	1B: 15 2B: 1 3B: 1 HR: 2	SF: 2 SAC: 1 DP: 0 HBP: 0	WP: 0 PA: 49 PB: 0 SB: 0 CS: 1
PITCHER	IP WLS BF H R ER SO BB IBB HBP BLK WP HR S P ERA WHIP																				
Bob Tewksbury, R (1, 1) ERA: 3.77	6.0 L 32 12 5 5 4 1 0 0 0 0 0 2 39 43 7.50 2.167																				
Dan Naulty, R (7, 1) ERA: 4.76	1.2 6 1 1 1 0 0 0 0 0 0 0 0 6 6 5.40 0.600																				
Eddie Guardado, L (8, 1) ERA: 6.43	0.1 1 0 0 0 0 0 0 0 0 0 0 0 1 1 0.00 0.000																				
Gregg Olson, R (9, 1) ERA: 20.86	1.0 10 6 6 6 0 1 0 0 0 0 0 0 9 13 54.00 7.000																				

Baltimore Orioles @ Minnesota Twins
 Hubert H. Humphrey Metrodome, Minneapolis, MN
 Wed Apr 30 1997, 8:05 PM EDT
 Att. 12,686 - Dome

livebaseballscorecards.com

AB	44
R	12
H	19
RBI	12
BB	2
SO	4
LOB	20



Batter	1	2	3	4	5	6	7	8	9	AB R H RBI BB SO LOB
Chuck Knoblauch, R (1, 4) <small>OBP: 0.421, SLG: 0.400</small>	0-3 K		0-0 G6-4-3		4-0 1B BB		0-3 K			3 0 0 0 1 2 3
Rich Becker, L (1, 8) <small>OBP: 0.337, SLG: 0.284</small>	0-0 L6		0-0 G6-3		0-0 1B		0-3 K			4 0 1 1 0 1 2
Greg Colbrunn, R (1, 3) <small>OBP: 0.309, SLG: 0.444</small>	0-0 G6-3			0-3 K	0-0 F7			0-0 G5-3		4 0 0 0 0 1 2
Matt Lawton, L (1, 7) <small>OBP: 0.421, SLG: 0.495</small>		0-0 F9		0-3 K		0-0 F8		0-3 K		4 0 0 0 0 2 0
Terry Steinbach, R (1, 2) <small>OBP: 0.314, SLG: 0.333</small>		0-0 F7		1-0 HBP		0-0 G5-3		0-0 P5		3 0 0 0 0 0 0
Brent Brede, L (1, 9) <small>OBP: 0.333, SLG: 0.315</small>		4-0 HR BB		0-0 G4-3		0-0 G4-3			0-0 F7	3 1 0 0 1 0 1
Roberto Kelly, R (1, 10) <small>OBP: 0.314, SLG: 0.457</small> Greg Myers, L (9, PH) <small>OBP: 0.341, SLG: 0.306</small>		0-0 HR			0-0 G5-3		0-0 G1-3		0-0 1B	3 1 1 2 0 0 0 1 0 1 0 0 0 0
Todd Walker, L (1, 5) <small>OBP: 0.338, SLG: 0.323</small>		0-3 K			0-0 1B S		4-0 1B BB		0-3 K	3 1 1 0 1 2 1
Pat Meares, R (1, 6) <small>OBP: 0.322, SLG: 0.469</small>			4-0 G6-4-3 BB		0-3 K		0-0 1B S		0-0 P6	3 0 1 0 1 1 2

Inning Stats	R: 0	H: 0	E: 0	K: 1	S: 5	LOB: 0	BB: 0	P: 5
	R: 2	H: 1	E: 0	K: 1	S: 6	LOB: 0	BB: 1	P: 10
	R: 0	H: 0	E: 0	K: 0	S: 2	LOB: 0	BB: 1	P: 6
	R: 0	H: 0	E: 0	K: 2	S: 7	LOB: 1	BB: 0	P: 8
	R: 1	H: 2	E: 0	K: 1	S: 7	LOB: 2	BB: 1	P: 11
	R: 0	H: 0	E: 0	K: 0	S: 3	LOB: 0	BB: 0	P: 3
	R: 0	H: 1	E: 0	K: 2	S: 8	LOB: 2	BB: 1	P: 12
	R: 0	H: 0	E: 0	K: 1	S: 5	LOB: 0	BB: 0	P: 5
	R: 0	H: 1	E: 0	K: 1	S: 6	LOB: 1	BB: 0	P: 6
	R: 0	H: 0	E: 0	K: 1	S: 5	LOB: 0	BB: 0	P: 5
	R: 0	H: 1	E: 0	K: 1	S: 6	LOB: 1	BB: 0	P: 6
	1B: 4	SF: 0	2B: 0	SAC: 0	3B: 0	DP: 1	HR: 1	HBP: 1

BOTTOM

Baltimore Orioles @ Minnesota Twins
 Hubert H. Humphrey Metrodome, Minneapolis, MN
 Wed Apr 30 1997, 8:05 PM EDT
 Att. 12,686 - Dome

AB	31
R	3
H	5
RBI	3
BB	4
SO	9
LOB	11



PITCHER	IP	WLS	BF	H	R	ER	SO	BB	IBB	HBP	BLK	WP	HR	S	P	ERA	WHIP
Scott Kamieniecki, R (1, 1) <small>ERA: 3.41</small>	6.1	W	27	4	3	3	5	4	0	1	0	0	1	32	49	4.26	1.263
Armando Benitez, R (7, 1) <small>ERA: 6.55</small>	2.2	S	9	1	0	0	4	0	0	0	0	0	0	17	17	0.00	0.375

Batter	1	2	3	4	5	6	7	8	9	AB R H RBI BB SO LOB	TOP											
Brady Anderson, L (1, 8) OBP: 0.495, SLG: 0.530	2-3 K			2-3 K		3-2 F9		1-1 P6		4 0 0 0 0 2 0	Baltimore Orioles @ Minnesota Twins Hubert H. Humphrey Metrodome, Minneapolis, MN Thu May 01 1997, 8:05 PM EDT Att. 11,678 - Dome livebaseballscorecards.com											
Roberto Alomar, S (1, 4) OBP: 0.284, SLG: 0.394	1-0 F8			2-1 G5-3		0-0 F9		0-0 P5		4 0 0 0 0 0 0												
Eric Davis, R (1, 9) OBP: 0.403, SLG: 0.672	1-3 K			1-0 F9			4-2 1B 1B BB		1-3 K	3 1 0 0 1 2 0												
Rafael Palmeiro, L (1, 3) OBP: 0.357, SLG: 0.500		2-2 G3-1			1-0 G4-3 1B 2B		0-0 G1-3 1B		4-2 F8 S BB	3 2 2 0 1 0 0												
Cal Ripken Jr., R (1, 5) OBP: 0.346, SLG: 0.510		1-0 G3-1			2-1 G4-3		3-0 G1-3		4-1 SAFE 1-2 BB	3 0 0 0 1 0 3												
Pete Incaviglia, R (1, 10) OBP: 0.347, SLG: 0.477		0-0 F9			0-0 1B 1B		4-0 1B IBB		1-1 F8 2-3	3 0 1 1 1 0 2												
B.J. Surhoff, L (1, 7) OBP: 0.394, SLG: 0.468			1-1 L6		1-0 G6-3 1B		2-0 G5-4-3 1B		1-3 K	4 0 2 2 0 1 2												
Lenny Webster, R (1, 2) OBP: 0.222, SLG: 0.133			3-2 G6-3		1-0 G6-3		1-2 G5-4-3		1-2 SAFE 1-2	3 0 0 0 0 0 4												
Mike Bordick, R (1, 6) OBP: 0.247, SLG: 0.210			1-1 P3			1-1 G6-3		0-0 G5-3		3 0 0 0 0 0 0												
Inning Stats	R: 0 E: 0 K: 2 S: 7	H: 0 LOB: 0 BB: 0 P: 11	R: 0 E: 0 K: 0 S: 6	H: 0 LOB: 0 BB: 0 P: 9	R: 0 E: 0 K: 0 S: 7	H: 0 LOB: 0 BB: 0 P: 12	R: 0 E: 0 K: 1 S: 6	H: 0 LOB: 0 BB: 0 P: 11	R: 1 E: 0 K: 0 S: 6	H: 3 LOB: 1 BB: 0 P: 11	R: 0 E: 0 K: 0 S: 6	H: 0 LOB: 0 BB: 0 P: 10	R: 2 E: 0 K: 0 S: 10	H: 2 LOB: 1 BB: 2 P: 24	R: 0 E: 0 K: 0 S: 4	H: 0 LOB: 0 BB: 0 P: 5	R: 0 E: 0 K: 2 S: 11	H: 0 LOB: 2 BB: 2 P: 22	1B: 4 2B: 1 3B: 0 HR: 0	SF: 0 SAC: 0 DP: 2 HBP: 0	WP: 0 PB: 0 SB: 1 CS: 0	PA: 34
PITCHER	IP WLS BF H R ER SO BB IBB HBP BLK WP HR S P ERA WHIP																					
Scott Aldred, L (1, 1) ERA: 5.61	6.1 L 25 5 3 3 3 1 1 0 0 0 0 45 84 4.26 0.947																					
Mike Trombley, R (7, 1) ERA: 3.18	2.0 7 0 0 0 1 2 0 0 0 0 0 13 24 0.00 1.000																					
Dan Naulty, R (9, 1) ERA: 4.63	0.1 1 0 0 0 0 0 0 0 0 0 0 2 3 0.00 0.000																					
Eddie Guardado, L (9, 1) ERA: 6.14	0.1 1 0 0 0 1 0 0 0 0 0 0 3 4 0.00 0.000																					

AB	30
R	3
H	5
RBI	3
BB	4
SO	5
LOB	11



Batter	1	2	3	4	5	6	7	8	9	AB	R	H	RBI	BB	SO	LOB
Chuck Knoblauch, R (1, 4) OBP: 0.416, SLG: 0.394	1-3 K			2-1 WP G4-3 1B		1-1 G1-3		0-2 G5-3		4	0	1	0	0	1	1
Rich Becker, L (1, 8) OBP: 0.324, SLG: 0.272	1-2 F7			0-1 G4-3			0-0 F7	2-0 G4-3		4	0	0	0	0	0	2
Roberto Kelly, R (1, 9) OBP: 0.291, SLG: 0.420	1-1 G5-3			2-0 G6-3			2-2 F9		1-3 K	4	0	0	0	0	1	1
Matt Lawton, L (1, 7) OBP: 0.415, SLG: 0.515			1-1 G6-3	0-1 G6-3			0-0 HR		1-3 K	4	1	1	1	0	1	1
Terry Steinbach, R (1, 2) OBP: 0.322, SLG: 0.333			3-3 K		3-3 K		1-2 1B		4-1 BB	3	0	1	0	1	2	0
Greg Myers, L (1, 10) OBP: 0.318, SLG: 0.282 Greg Colbrunn, R (9, PH) OBP: 0.306, SLG: 0.440			1-0 G4-3		1-0 P6		2-2 G3		3-3 K	3	0	0	0	0	0	1
Ron Coomer, R (1, 3) OBP: 0.326, SLG: 0.512			1-3 K		0-1 G5-3			1-0 2B		3	1	1	0	0	1	0
Todd Walker, L (1, 5) OBP: 0.338, SLG: 0.338			0-0 G6-3			0-1 G5-3		0-0 WP 2B		3	0	1	1	0	0	0
Pat Meares, R (1, 6) OBP: 0.312, SLG: 0.452			1-3 K			0-1 G4-3		3-3 K		3	0	0	0	0	2	1

Inning Stats	R: 0	H: 0	E: 0	K: 1	S: 9	R: 0	H: 0	E: 0	K: 1	S: 6	R: 0	H: 0	E: 0	K: 2	S: 7	R: 0	H: 1	E: 0	K: 0	S: 7	R: 0	H: 0	E: 0	K: 1	S: 6	R: 0	H: 0	E: 0	K: 0	S: 6	R: 1	H: 2	E: 0	K: 0	S: 12	R: 1	H: 2	E: 0	K: 1	S: 9	R: 0	H: 0	E: 0	K: 3	S: 10	1B: 2	SF: 0	2B: 2	SAC: 0	3B: 0	DP: 0	HR: 1	HBP: 0	WP: 2	PA: 33
Scott Erickson, R (1, 1) ERA: 2.78	8.1	WLS	W	BF	30	H	5	R	2	ER	2	SO	7	BB	0	IBB	0	HBP	0	BLK	0	WP	2	HR	1	S	65	P	96	ERA	2.16	WHIP	0.600																						
Randy Myers, L (9, 1) ERA:	0.2	S	3	0	0	0	0	0	2	1	0	0	0	0	0	0	0	0	0	0	0	0	0	0	7	15	0.00	1.500																											
PITCHER	IP	WLS	BF	H	R	ER	SO	BB	IBB	HBP	BLK	WP	HR	S	P	ERA	WHIP																																						

BOTTOM

Baltimore Orioles @ Minnesota Twins
 Hubert H. Humphrey Metrodome, Minneapolis, MN
 Thu May 01 1997, 8:05 PM EDT
 Att. 11,678 - Dome

livebaseballscorecards.com

AB	32
R	2
H	5
RBI	2
BB	1
SO	9
LOB	8



Batter	1	2	3	4	5	6	7	8	9	AB R H RBI BB SO LOB
Damon Mashore, R (1, 7) OBP: 0.411, SLG: 0.422	0-0 1B FC6-4 1B		0-3 K			0-0 G6-3		0-0 G6-3		4 1 1 0 0 1 0
Rafael Bournigal, R (1, 6) OBP: 0.420, SLG: 0.357 Dave Magadan, L (9, PH) OBP: 0.424, SLG: 0.407	0-0 FC6-4 1-3 1B		0-0 G1-3			0-0 G1-4-3 1B		0-0 F7	3 0 2 0 0 0 0 1 0 0 0 0 0 0	
Jose Canseco, R (1, 9) OBP: 0.307, SLG: 0.412	0-0 FC6-4 BB 1-2f 3-H		0-3 K			0-0 G1-4-3 1-2f		0-0 1B	4 0 1 1 0 1 2	
Mark McGwire, R (1, 3) OBP: 0.450, SLG: 0.742	4-0 BB 1-2 BB		0-3 K			0-0 G6-3		0-3 K	3 0 0 0 1 2 1	
Geronimo Berroa, R (1, 10) OBP: 0.441, SLG: 0.614	0-3 K		0-3 K			0-0 G2 1B		0-0 G3	4 0 1 0 0 2 3	
Scott Brosius, R (1, 5) OBP: 0.265, SLG: 0.232	0-0 G4-3		0-0 L5			0-0 G2 1-2			3 0 0 0 0 0 3	
Scott Spiezio, S (1, 4) OBP: 0.339, SLG: 0.449		0-0 G6-3				0-0 G6-3		0-0 G4-3	3 0 0 0 0 0 1	
Ernie Young, R (1, 8) OBP: 0.265, SLG: 0.214		0-0 F9				0-0 G4-3		0-0 G6-3	3 0 0 0 0 0 0	
Izzy Molina, R (1, 2) OBP: 0.167, SLG: 0.170		0-0 G6-3				0-0 G6-3		0-0 F9	3 0 0 0 0 0 0	

Oakland Athletics @ Baltimore Orioles
 Oriole Park at Camden Yards, Baltimore, MD

Fri May 02 1997, 7:05 PM EDT
 Att. 46,181 - Unknown - 71 F

livebaseballscorecards.com

AB	31
R	1
H	5
RBI	1
BB	1
SO	6
LOB	10



Inning Stats	R: 1 E: 0 K: 1 S: 7	H: 2 LOB: 2 BB: 1 P: 11	R: 0 E: 0 K: 0 S: 3	H: 0 LOB: 0 BB: 0 P: 3	R: 0 E: 0 K: 2 S: 7	H: 0 LOB: 0 BB: 0 P: 7	R: 0 E: 0 K: 2 S: 7	H: 0 LOB: 0 BB: 0 P: 7	R: 0 E: 0 K: 0 S: 3	H: 0 LOB: 0 BB: 0 P: 3	R: 0 E: 0 K: 0 S: 3	H: 1 LOB: 0 BB: 0 P: 3	R: 0 E: 0 K: 0 S: 4	H: 1 LOB: 1 BB: 0 P: 4	R: 0 E: 0 K: 0 S: 3	H: 0 LOB: 0 BB: 0 P: 3	R: 0 E: 0 K: 1 S: 6	H: 1 LOB: 1 BB: 0 P: 6	1B: 5 2B: 0 3B: 0 HR: 0	SF: 0 SAC: 0 DP: 1 HBP: 0	WP: 0 PB: 0 SB: 0 CS: 0	PA: 32
--------------	------------------------------	----------------------------------	------------------------------	---------------------------------	------------------------------	---------------------------------	------------------------------	---------------------------------	------------------------------	---------------------------------	------------------------------	---------------------------------	------------------------------	---------------------------------	------------------------------	---------------------------------	------------------------------	---------------------------------	----------------------------------	------------------------------------	----------------------------------	--------

PITCHER	IP	WLS	BF	H	R	ER	SO	BB	IBB	HBP	BLK	WP	HR	S	P	ERA	WHIP
Jimmy Key, L (1, 1) ERA: 2.21	8.0	W	28	4	1	1	5	1	0	0	0	0	0	37	41	1.12	0.625
Armando Benitez, R (9, 1) ERA: 6.0	1.0		4	1	0	0	1	0	0	0	0	0	0	6	6	0.00	1.000

PITCHER	IP	WLS	BF	H	R	ER	SO	BB	IBB	HBP	BLK	WP	HR	S	P	ERA	WHIP
---------	----	-----	----	---	---	----	----	----	-----	-----	-----	----	----	---	---	-----	------

Batter	1	2	3	4	5	6	7	8	9
Brady Anderson, L OBP: 0.482, SLG: 0.511 (1, 8)	0-0 F9	0-0 P5			0-0 F7	0-0 F8		0-0 BB 1B	
Roberto Alomar, S OBP: 0.304, SLG: 0.443 Jeff Reboulet, R OBP: 0.351, SLG: 0.364 (8, PR) (9, 4)	0-0 G3 1B		0-0 G5-3		0-0 HR		0-0 F8 BB BB	4-0 BB 1-2	
Eric Davis, R OBP: 0.403, SLG: 0.696 (1, 9)	0-0 G3 1-2 1B		0-0 HR		0-0 F7		0-3 K	0-0 F7	
Rafael Palmeiro, L OBP: 0.359, SLG: 0.500 (1, 3)	0-0 G3 1-2 2-3		0-0 G4-3 2B		0-0 F8		4-0 2B 1B BB	0-3 K	
Cal Ripken Jr., R OBP: 0.351, SLG: 0.520 (1, 5)	0-3 K		0-0 G4-3			0-0 G1-3 2B 1B	0-0 1B 2B		
B.J. Surhoff, L OBP: 0.387, SLG: 0.455 (1, 7)		0-0 F8	0-0 G4-3		0-0 F7		0-0 1B 1B		
Pete Incaviglia, R OBP: 0.340, SLG: 0.458 (1, 10)		0-0 P4		0-0 F8		0-0 G1-3 1-2	0-0 1B 1-3 1B		
Chris Hoiles, R OBP: 0.417, SLG: 0.479 (1, 2)		0-0 2B 1B		0-0 F8		1-0 2B HBP	0-0 F3		
Mike Bordick, R OBP: 0.258, SLG: 0.247 (1, 6)		0-0 1-H 2B		0-0 P6		0-0 1-H 2-H 2B		0-3 K	

AB	R	H	RBI	BB	SO	LOB
5	0	1	0	0	0	2
4	1	2	1	1	0	0
0	0	0	0	0	0	0
5	1	2	1	0	1	2
4	1	1	0	1	1	4
4	2	2	0	0	1	3
4	0	1	2	0	0	2
4	0	1	0	0	0	1
3	2	1	0	0	0	2
4	0	2	3	0	1	0

BOTTOM

Oakland Athletics @ Baltimore Orioles
Oriole Park at Camden Yards, Baltimore, MD

livebaseballscorecards.com

AB	37
R	7
H	13
RBI	7
BB	2
SO	4
LOB	16



1B:	7	SF:	0	WP:	0	PA:	40
2B:	4	SAC:	0	PB:	0		
3B:	0	DP:	0	SB:	0		
HR:	2	HBP:	1	CS:	0		

INNING STATS															PITCHER																					
R	H	E	K	S	H	LOB	BB	P	R	H	E	K	S	R	H	E	K	S	IP	WLS	BF	H	R	ER	SO	BB	IBB	HBP	BLK	WP	HR	S	P	ERA	WHIP	
0	2	0	1	7	1	2	0	5	1	2	0	0	5	0	0	0	0	3	6.0	0	28	9	5	5	1	0	0	0	0	0	0	2	29	30	7.50	1.500
0	0	0	0	0	0	1	0	5	0	0	0	0	3	2.0	0	12	4	2	2	3	2	0	0	0	0	0	0	0	0	16	24	9.00	3.000			

Fri May 02 1997, 7:05 PM EDT
Att: 46,181 - Unknown - 71 F

Batter	1	2	3	4	5	6	7	8	9	AB R H RBI BB SO LOB	TOP																
Damon Mashore, R OBP: 0.410, SLG: 0.425 (1, 8) (9, 7)	0-3 K		0-3 K		0-0 F9		4-0 BB		0-0 HR	4 1 1 0 1 2 1																	
Jason Giambi, L OBP: 0.314, SLG: 0.429 Ernie Young, R OBP: 0.265, SLG: 0.214 (1, 7) (9, 8)	0-3 K			0-0 G3-1		0-0 FC5-4 1B	0-0 G4-3		0-0 HR	5 1 2 2 0 1 2 0 0 0 0 0 0 0																	
Geronimo Berroa, R OBP: 0.430, SLG: 0.587 (1, 10)	0-0 F7			0-0 F8		0-0 FC5-4 1-2f		4-0 BB BB	0-0 G5-3	4 0 0 0 1 0 1																	
Mark McGwire, R OBP: 0.452, SLG: 0.726 (1, 3)		0-3 K		4-0 BB		0-0 F8		4-0 BB BB		2 0 0 0 2 1 1																	
Matt Stairs, L OBP: 0.400, SLG: 0.621 (1, 9)		4-0 BB		0-3 K		0-0 G1-3		0-0 FC4-3-6 1-2f 2-3		3 0 0 0 1 1 4																	
Scott Spiezio, S OBP: 0.336, SLG: 0.468 (1, 4)		0-0 F7			0-0 HR		0-3 K	0-0 P4		4 1 1 1 0 1 3																	
Scott Brosius, R OBP: 0.274, SLG: 0.243 (1, 5) (7, 6)		0-0 G5-3			0-0 FC6-4 1B		0-0 2B 1B	0-0 P5		4 1 2 0 0 0 3																	
Rafael Bourquiel, R OBP: 0.404, SLG: 0.341 Dave Magadan, L OBP: 0.400, SLG: 0.379 (1, 6) (7, PH) (7, 5)			0-0 G6-3		0-0 FC6-4 G1-3 1-2f		0-0 F9		0-0 G4-3	2 0 0 0 0 0 1 2 0 0 0 0 0 1																	
Brent Mayne, L OBP: 0.296, SLG: 0.440 Izzy Molina, R OBP: 0.164, SLG: 0.167 (1, 2) (9, PH) (9, 2)			0-3 K		0-0 G1-3 1-2		0-0 2B		0-0 P6	3 0 1 1 0 1 1 1 0 0 0 0 0 0																	
Inning Stats	R: 0 E: 0 K: 2 S: 7	H: 0 LOB: 0 BB: 0 P: 7	R: 0 E: 0 K: 1 S: 5	H: 0 LOB: 1 BB: 1 P: 9	R: 0 E: 0 K: 2 S: 7	H: 0 LOB: 0 BB: 0 P: 7	R: 0 E: 0 K: 1 S: 5	H: 0 LOB: 1 BB: 1 P: 9	R: 1 E: 0 K: 0 S: 4	H: 2 LOB: 1 BB: 0 P: 5	R: 0 E: 0 K: 0 S: 4	H: 1 LOB: 1 BB: 0 P: 4	R: 1 E: 0 K: 1 S: 7	H: 2 LOB: 2 BB: 1 P: 11	R: 0 E: 0 K: 0 S: 3	H: 0 LOB: 2 BB: 2 P: 11	R: 2 E: 0 K: 0 S: 5	H: 2 LOB: 0 BB: 0 P: 5	1B: 3 2B: 2 3B: 0 HR: 2	SF: 0 SAC: 0 DP: 0 HBP: 0	WP: 0 PB: 0 SB: 0 CS: 0	PA: 39					
PITCHER 35 Mike Mussina, R ERA: 3.99 Terry Mathews, R ERA: 2.19 Jesse Orosco, L ERA: Armando Benitez, R ERA: 6.0 Arthur Rhodes, L ERA: 2.87	IP	WLS	BF	H	R	ER	SO	BB	IBB	HBP	BLK	WP	HR	S	P	ERA	WHIP										
	6.1		25	4	2	2	7	2	0	0	0	0	1	37	45	2.84	0.947										
	0.1		3	1	0	0	0	1	0	0	0	0	0	2	6	0.00	6.000										
	0.1		1	0	0	0	0	0	0	0	0	0	0	1	1	0.00	0.000										
	0.0		2	0	0	0	0	2	0	0	0	0	0	0	8	∞	∞										
	1.0		3	0	0	0	0	0	0	0	0	0	0	3	3	0.00	0.000										
PITCHER Randy Myers, L ERA: 1.5	IP	WLS	BF	H	R	ER	SO	BB	IBB	HBP	BLK	WP	HR	S	P	ERA	WHIP										
	1.0		5	2	2	2	0	0	0	0	0	0	1	5	5	18.00	2.000										

Oakland Athletics @ Baltimore Orioles
 Oriole Park at Camden Yards, Baltimore, MD
 Sat May 03 1997, 3:33 AM EDT
 Att. 45,750 - Sunny - 73 F

livebaseballscorecards.com

AB	34
R	4
H	7
RBI	4
BB	5
SO	7
LOB	18



Batter	1	2	3	4	5	6	7	8	9	AB R H RBI BB SO LOB
Brady Anderson, L (1, 8) OBP: 0.478, SLG: 0.500	0-0 F7		0-0 P4		4-0 BB		0-0 SH5-3 1B		0-0 F7	4 0 1 0 1 0 1
Roberto Alomar, S (1, 4) OBP: 0.313, SLG: 0.438 Jeff Reboulet, R (9, PR) OBP: 0.351, SLG: 0.364	0-0 G6-3		0-0 FC6-4 1B		0-0 F7		0-0 SH5-3		4-0 BB 1B BB	3 0 1 0 1 0 1 0 0 0 0 0 0 0
Eric Davis, R (1, 9) OBP: 0.402, SLG: 0.671	0-0 F9		0-0 FC6-4			4-0 HR BB	0-0 P6		0-0 BB 1B	4 1 1 0 1 0 3
Rafael Palmeiro, L (1, 3) OBP: 0.361, SLG: 0.491		0-0 FC6-4 1B		0-0 G3-1		0-0 F7	4-0 IBB		0-0 F7	4 0 1 0 1 0 3
Cal Ripken Jr., R (1, 5) OBP: 0.353, SLG: 0.538		0-0 L5		0-0 F8		0-0 HR	0-0 P6		4-0 BB	4 1 1 2 1 0 3
Pete Incaviglia, R (1, 10) OBP: 0.345, SLG: 0.509		0-0 FC6-4		0-0 1B		0-0 HR		0-0 F7	0-0 G6-3	5 1 2 1 0 0 4
B.J. Surhoff, L (1, 7) OBP: 0.392, SLG: 0.457		0-0 F7		0-3 K		0-0 1B		0-0 G1-3 1B		4 0 2 0 0 1 2
Chris Hoiles, R (1, 2) OBP: 0.409, SLG: 0.459 Lenny Webster, R (9, 2) OBP: 0.222, SLG: 0.133			4-0 1B BB		0-3 K	0-0 F9		0-0 G1-3		3 0 0 0 1 1 2 0 0 0 0 0 0 0
Mike Bordick, R (1, 6) OBP: 0.247, SLG: 0.236			0-0 F9		0-0 G6-3	0-0 L5		0-0 G6-3		4 0 0 0 0 0 3

Inning Stats	R: 0 E: 0 K: 0 S: 3	H: 0 LOB: 0 BB: 0 P: 3	R: 0 E: 0 K: 0 S: 4	H: 1 LOB: 1 BB: 0 P: 4	R: 0 E: 0 K: 0 S: 4	H: 1 LOB: 2 BB: 1 P: 8	R: 0 E: 0 K: 1 S: 6	H: 1 LOB: 1 BB: 0 P: 6	R: 0 E: 0 K: 1 S: 5	H: 0 LOB: 1 BB: 1 P: 9	R: 3 E: 0 K: 0 S: 6	H: 3 LOB: 1 BB: 1 P: 10	R: 0 E: 0 K: 0 S: 4	H: 1 LOB: 2 BB: 1 P: 8	R: 0 E: 0 K: 0 S: 4	H: 1 LOB: 1 BB: 0 P: 4	R: 0 E: 0 K: 0 S: 4	H: 1 LOB: 3 BB: 2 P: 12	1B: 7 2B: 0 3B: 0 HR: 2	SF: 0 SAC: 1 DP: 0 HBP: 0
--------------	------------------------------	---------------------------------	------------------------------	---------------------------------	------------------------------	---------------------------------	------------------------------	---------------------------------	------------------------------	---------------------------------	------------------------------	----------------------------------	------------------------------	---------------------------------	------------------------------	---------------------------------	------------------------------	----------------------------------	----------------------------------	------------------------------------

BOTTOM

Oakland Athletics @ Baltimore Orioles
 Oriole Park at Camden Yards, Baltimore, MD

livebaseballscorecards.com

AB	35
R	3
H	9
RBI	3
BB	6
SO	2
LOB	22



PITCHER	IP	WLS	BF	H	R	ER	SO	BB	IBB	HBP	BLK	WP	HR	S	P	ERA	WHIP
Mike Mohler, L (1, 1) ERA: 4.71	6.1		29	7	3	3	2	3	0	0	0	0	2	30	42	4.26	1.579
Aaron Small, R (7, 1) ERA: 3.05	1.2	W	7	1	0	0	0	0	1	0	0	0	0	6	10	0.00	0.600
Buddy Groom, L (9, 1) ERA: 9.45	0.1		2	0	0	0	0	1	0	0	0	0	0	1	5	0.00	3.000
Billy Taylor, R (9, 1) ERA: 7.11	0.2	S	4	1	0	0	0	1	0	0	0	0	0	3	7	0.00	3.000

Sat May 03 1997, 3:33 AM EDT
 Att. 45,750 - Sunny - 73 F

Batter	1	2	3	4	5	6	7	8	9	AB R H RBI BB SO LOB	TOP	
Damon Mashore, R (1, 8) OBP: 0.413, SLG: 0.422	4-0 G3 BB		0-3 K			0-0 S 1B		0-3 K		3 0 1 0 1 2 1		
Jason Giambi, L (1, 7) OBP: 0.303, SLG: 0.413	0-0 G3 1-2		0-0 F5			0-3 K 1-2		0-0 G4-6-3 1-2f		4 0 0 0 0 1 3		
Geronimo Berroa, R (1, 9) OBP: 0.418, SLG: 0.568 Ernie Young, R (9, PH) OBP: 0.260, SLG: 0.209	0-0 G5-3				0-3 K	0-3 K			0-0 5-3	3 0 0 0 0 2 2 1 0 0 0 0 0 0		
Mark McGwire, R (1, 3) OBP: 0.449, SLG: 0.714 Dave Magadan, L (7, PR) OBP: 0.389, SLG: 0.367 (7, 3)	0-3 K				0-3 K	0-3 K	0-0 S 1B		0-0 1-3	3 0 1 0 0 2 1 1 0 0 0 0 0 0		
Matt Stairs, L (1, 10) OBP: 0.410, SLG: 0.581		4-0 CS BB BB			0-3 K		4-0 BB BB BB 1-2 FC6-4 BB		0-0 F9	2 0 0 0 2 1 0		
Scott Spiezio, S (1, 4) OBP: 0.344, SLG: 0.469		4-0 CS BB				0-0 1B	0-0 F3			2 0 1 0 1 0 2		
Scott Brosius, R (1, 5) OBP: 0.267, SLG: 0.236		0-3 K 1-2 2-3				0-0 F8	0-0 F7			3 0 0 0 0 1 4		
Rafael Bournigal, R (1, 6) OBP: 0.362, SLG: 0.319 Tony Batista, R (8, 6) OBP: 0.234, SLG: 0.254		0-0 F7				0-0 G6-3	0-0 FC6-4 1-2f			3 0 0 0 0 0 3 0 0 0 0 0 0 0		
Izzy Molina, R (1, 2) OBP: 0.172, SLG: 0.175			0-0 F8			0-3 K		0-0 G4-6-3 1B		3 0 1 0 0 1 0		
Inning Stats	R: 0 H: 0 E: 0 LOB: 1 K: 1 BB: 1 S: 5 P: 9	R: 0 H: 0 E: 0 LOB: 1 K: 1 BB: 2 S: 4 P: 12	R: 0 H: 0 E: 0 LOB: 0 K: 1 BB: 0 S: 5 P: 5	R: 0 H: 0 E: 0 LOB: 0 K: 3 BB: 0 S: 9 P: 9	R: 0 H: 1 E: 0 LOB: 0 K: 0 BB: 0 S: 3 P: 3	R: 0 H: 1 E: 0 LOB: 1 K: 3 BB: 0 S: 10 P: 10	R: 0 H: 1 E: 0 LOB: 2 K: 0 BB: 1 S: 4 P: 8	R: 0 H: 1 E: 0 LOB: 0 K: 1 BB: 0 S: 5 P: 5	R: 0 H: 0 E: 0 LOB: 0 K: 0 BB: 0 S: 3 P: 3	1B: 4 SF: 0 2B: 1 SAC: 0 3B: 0 DP: 2 HR: 0 HBP: 0	WP: 0 PA: 32 PB: 0 SB: 2 CS: 2	
PITCHER Rocky Coppinger, R (1, 1) ERA: 4.76 Mike Johnson, R (7, 1) ERA: 1.64	IP WLS BF H R ER SO BB IBB HBP BLK WP HR S P ERA WHIP	6.0 W 23 3 0 0 9 4 0 0 0 0 0 0 37 53 0.00 1.167	3.0 S 9 1 0 0 1 0 0 0 0 0 0 0 0 11 11 0.00 0.333	PITCHER IP WLS BF H R ER SO BB IBB HBP BLK WP HR S P ERA WHIP								

Oakland Athletics @ Baltimore Orioles
 Oriole Park at Camden Yards, Baltimore, MD
 Sun May 04 1997, 3:33 AM EDT
 Att. 47,001 - Sunny - 65 F

livebaseballscorecards.com

AB 28
 R 0
 H 4
 RBI 0
 BB 4
 SO 10
 LOB 16



Batter	1	2	3	4	5	6	7	8	9
Brady Anderson, L OBP: 0.492, SLG: 0.500 (1, 8)	4-0 G5-3 2B BB	1-0 HBP		0-0 G3		4-0 HR BB	0-0 1B 1B		
Roberto Alomar, S OBP: 0.318, SLG: 0.474 (1, 4)	0-0 G5-3	0-3 K			0-0 F7	0-0 HR BB	0-0 1B		
Eric Davis, R OBP: 0.419, SLG: 0.684 Tony Tarasco, L OBP: 0.208, SLG: 0.208 (1, 9) (7, 9)	0-0 SF8 2B	0-0 F7			4-0 S 1B BB	0-0 G4-6-3 1B	0-3 K		
Rafael Palmeiro, L OBP: 0.354, SLG: 0.473 (1, 3)	4-0 BB		0-3 K		0-0 L3	0-0 G4-6-3	0-3 K		
Cal Ripken Jr., R OBP: 0.367, SLG: 0.560 Jeff Reboulet, R OBP: 0.342, SLG: 0.353 (1, 5) (7, PH) (8, 5)	0-0 SF8		0-0 WP 1B		0-0 3B 1B	0-0 1B 2B	0-0 G3-1		
B.J. Surhoff, L OBP: 0.393, SLG: 0.480 (1, 7)	0-0 G4-3		0-3 K		0-0 3B	0-0 HBP 1B	0-0 G1-3		
Pete Incaviglia, R OBP: 0.365, SLG: 0.561 (1, 10)		0-0 1B G5-3 1B	0-0 G1-3		0-0 P4	1-0 HBP	0-0 HR		
Lenny Webster, R OBP: 0.217, SLG: 0.150 (1, 2)		0-0 G5-3		0-0 G5-3		0-0 SH HR 1B	0-0 F5		
Mike Bordick, R OBP: 0.257, SLG: 0.247 (1, 6)		0-0 HBP 1B		0-0 G6-3		0-0 SH BB HR	0-0 1B 1B	0-0 L6	

Inning Stats	R: 2 E: 0 K: 0 S: 4	H: 1 LOB: 1 BB: 2 P: 12	R: 0 E: 0 K: 1 S: 7	H: 2 LOB: 3 BB: 0 P: 8	R: 0 E: 0 K: 2 S: 8	H: 1 LOB: 1 BB: 0 P: 8	R: 0 E: 0 K: 0 S: 3	H: 0 LOB: 0 BB: 0 P: 3	R: 2 E: 0 K: 0 S: 5	H: 2 LOB: 1 BB: 1 P: 9	R: 5 E: 1 K: 0 S: 8	H: 5 LOB: 2 BB: 1 P: 13	R: 1 E: 0 K: 2 S: 10	H: 3 LOB: 2 BB: 0 P: 10	R: 1 E: 0 K: 0 S: 4	H: 1 LOB: 0 BB: 0 P: 4
--------------	------------------------------	----------------------------------	------------------------------	---------------------------------	------------------------------	---------------------------------	------------------------------	---------------------------------	------------------------------	---------------------------------	------------------------------	----------------------------------	-------------------------------	----------------------------------	------------------------------	---------------------------------

PITCHER	IP	WLS	BF	H	R	ER	SO	BB	IBB	HBP	BLK	WP	HR	S	P	ERA	WHIP
Ariel Prieto, R ERA: 4.5 (1, 1)	5.0	L	28	7	7	7	3	4	0	1	0	1	0	29	46	12.60	2.200
Don Wengert, R ERA: 5.14 (6, 1)	3.0		17	8	4	3	2	0	0	1	0	0	2	20	21	9.00	2.667

AB R H RBI BB SO LOB

2	2	1	0	2	0	0
5	1	2	5	0	1	4
3	2	2	1	1	0	3
1	0	0	0	0	1	2
4	0	0	0	1	2	4
3	2	3	2	0	0	0
1	0	0	0	0	0	2
5	0	2	2	0	1	2
4	1	2	1	0	0	2
5	1	1	0	0	0	3
4	2	2	0	0	0	0

1B: 10	SF: 1	WP: 1	PA: 45
2B: 2	SAC: 1	PB: 0	
3B: 1	DP: 1	SB: 2	
HR: 2	HBP: 2	CS: 0	
WP: 1	PA: 45		
PB: 0			
SB: 2			
CS: 0			

Oakland Athletics @ Baltimore Orioles
Oriole Park at Camden Yards, Baltimore, MD
 Sun May 04 1997, 3:33 AM EDT
 Att: 47,001 - Sunny - 65 F

livebaseballscorecards.com

AB	37
R	11
H	15
RBI	11
BB	4
SO	5
LOB	22



Batter	1	2	3	4	5	6	7	8	9	AB R H RBI BB SO LOB	TOP											
Orlando Palmeiro, L OBP: 0.296, SLG: 0.250 (1, 8) X	0-0 G6-3 1	0-0 G3 1		0-0 G4-3 3			0-0 F7 2		4-0 BB BB BB	4 0 0 0 1 0 1												
Jim Edmonds, L OBP: 0.347, SLG: 0.458 (1, 3) X	0-0 G6-3 2	0-0 G4-3 2			0-3 K 1		0-0 F8 3		4-0 BB BB BB G6-4-3	4 0 0 0 1 1 1												
Dave Hollins, S OBP: 0.386, SLG: 0.382 (1, 5) B B B	4-0 BB BB 1B BB	0-0 G5-3 3			0-0 F7 2			0-0 FC1 1B HR	0-0 G6-4-3 1-2f	4 2 1 0 1 0 2												
Jim Leyritz, R OBP: 0.389, SLG: 0.525 (1, 2) B B B	4-0 16 BB 1B BB 1-2		0-0 G4-3 1		0-0 F9 3			0-0 FC1 1B HR		3 2 0 0 1 0 1												
Tim Salmon, R OBP: 0.342, SLG: 0.425 (1, 9) X	0-0 16 BB 1B 1B 1-2 2-H		0-3 K 2			0-0 16 CS 1B		0-0 HR 1-H 3-H		4 2 3 4 0 1 0												
16 Garret Anderson, L OBP: 0.358, SLG: 0.374 (1, 7) B B B	4-0 1B BB 1B BB 1-2 2-3		0-0 1B			0-0 G3 1-2		0-0 F7 1		3 1 1 0 1 0 1												
Eddie Murray, S OBP: 0.295, SLG: 0.358 (1, 10) X	0-0 1B 1B 1-3 2-H 3-H		0-0 G4-3 3			0-0 G3 3		0-0 G1-3 2		4 0 1 2 0 0 1												
Luis Alicea, S OBP: 0.353, SLG: 0.378 (1, 4) X	0-0 1B 1B 1-3 3-H			0-0 F8 1			0-0 G1-3 1	0-0 G4-3 3		4 0 1 1 0 0 0												
Gary Disarcina, R OBP: 0.242, SLG: 0.326 (1, 6) X	0-0 G5-3 3			0-0 F8 2			0-0 E1 1B		0-0 F7 1	4 0 1 0 0 0 2												
Inning Stats	R: 4 E: 0 K: 0 S: 6	H: 3 LOB: 2 BB: 3 P: 18	R: 0 E: 0 K: 0 S: 3	H: 0 LOB: 0 BB: 0 P: 3	R: 0 E: 0 K: 1 S: 6	H: 1 LOB: 1 BB: 0 P: 6	R: 0 E: 0 K: 0 S: 3	H: 0 LOB: 0 BB: 0 P: 3	R: 0 E: 0 K: 1 S: 5	H: 0 LOB: 0 BB: 0 P: 5	R: 0 E: 0 K: 0 S: 3	H: 1 LOB: 0 BB: 0 P: 3	R: 0 E: 1 K: 0 S: 4	H: 1 LOB: 1 BB: 0 P: 4	R: 3 E: 1 K: 0 S: 6	H: 2 LOB: 0 BB: 0 P: 6	R: 0 E: 0 K: 0 S: 2	H: 0 LOB: 1 BB: 2 P: 10	1B: 7 2B: 0 3B: 0 HR: 1	SF: 0 SAC: 0 DP: 1 HBP: 0	WP: 0 PB: 0 SB: 0 CS: 1	PA: 39
PITCHER	IP WLS BF H R ER SO BB IBB HBP BLK WP HR S P ERA WHIP																					
Scott Kamieniecki, R ERA: 3.75 (1, 1)	7.0 L 29 6 4 4 2 3 0 0 0 0 0 0 30 42 5.14 1.286																					
Terry Mathews, R ERA: 3.38 (8, 1)	1.0 6 2 3 2 0 0 0 0 0 0 0 1 6 6 18.00 2.000																					
Jesse Orosco, L ERA: (9, 1)	1.0 4 0 0 0 0 2 0 0 0 0 0 0 2 10 0.00 2.000																					

Anaheim Angels @ Baltimore Orioles
 Oriole Park at Camden Yards, Baltimore, MD

Mon May 05 1997, 7:05 PM EDT
 Att. 41,296 - Cloudy - 73 F

AB	34
R	7
H	8
RBI	7
BB	5
SO	2
LOB	9



Batter	1	2	3	4	5	6	7	8	9	AB R H RBI BB SO LOB
Brady Anderson, L (1, 8) OBP: 0.504, SLG: 0.515	0-0 2B		0-0 1B		0-3 K		4-0 1B BB		4-0 1B BB	3 0 2 0 2 1 0
Roberto Alomar, S (1, 4) OBP: 0.333, SLG: 0.476	0-0 F7		4-0 1-2 BB		0-0 G3		0-0 1-3 2-H 1B		0-0 1-3 1B	4 0 2 0 1 0 1
Eric Davis, R (1, 9) OBP: 0.407, SLG: 0.654	0-0 F7		0-0 P4		0-0 FC3-6 1B		0-3 K		0-3 K	5 0 1 0 0 2 7
Rafael Palmeiro, L (1, 3) OBP: 0.344, SLG: 0.457	0-0 F9		0-0 G6-3		0-0 FC3-6 1B		0-3 K			4 0 0 0 0 1 2
Cal Ripken Jr., R (1, 5) OBP: 0.355, SLG: 0.540		0-0 G2-3		0-0 F9		0-0 P6		0-0 G6-3		4 0 0 0 0 0 1
B.J. Surhoff, L (1, 7) OBP: 0.398, SLG: 0.481		0-0 F7		0-0 F9		0-0 1-2 1B		0-0 FC6-4 1B		4 0 2 0 0 0 0
Pete Incaviglia, R (1, 10) OBP: 0.343, SLG: 0.525		0-0 G6-3		0-0 F8		0-3 K		0-0 FC6-4		4 0 0 0 0 1 3
Chris Hoiles, R (1, 2) OBP: 0.413, SLG: 0.455			0-0 F8		0-0 HR 1B		4-0 1B BB		0-0 F7	3 1 1 0 1 0 0
Mike Bordick, R (1, 6) OBP: 0.257, SLG: 0.278			0-3 K		0-0 HR		0-0 F9		0-0 G4-3	4 1 1 2 0 1 1

Inning Stats	R: 0 E: 0 K: 0 S: 4	H: 1 LOB: 1 BB: 0 P: 4	R: 0 E: 0 K: 0 S: 3	H: 0 LOB: 0 BB: 0 P: 3	R: 0 E: 0 K: 1 S: 6	H: 1 LOB: 2 BB: 1 P: 10	R: 0 E: 0 K: 0 S: 3	H: 0 LOB: 0 BB: 0 P: 3	R: 2 E: 0 K: 1 S: 7	H: 2 LOB: 0 BB: 0 P: 7	R: 0 E: 0 K: 1 S: 5	H: 1 LOB: 2 BB: 2 P: 13	R: 0 E: 0 K: 1 S: 6	H: 1 LOB: 1 BB: 0 P: 6	R: 0 E: 0 K: 1 S: 6	H: 1 LOB: 2 BB: 1 P: 10	1B: 7 2B: 1 3B: 0 HR: 1	SF: 0 SAC: 0 DP: 0 HBP: 0
--------------	------------------------------	---------------------------------	------------------------------	---------------------------------	------------------------------	----------------------------------	------------------------------	---------------------------------	------------------------------	---------------------------------	------------------------------	----------------------------------	------------------------------	---------------------------------	------------------------------	----------------------------------	----------------------------------	------------------------------------

PITCHER	IP	WLS	BF	H	R	ER	SO	BB	IBB	HBP	BLK	WP	HR	S	P	ERA	WHIP
Jason Dickson, R (1, 1) ERA: 3.13	6.1	W	28	6	2	2	3	3	0	0	0	0	1	31	43	2.84	1.421
Chuck McElroy, L (7, 1) ERA: 3.46	0.1		1	1	0	0	0	0	0	0	0	0	0	1	1	0.00	3.000
Mike James, R (7, 1) ERA: 3.18	2.1	S	10	2	0	0	3	1	0	0	0	0	0	15	19	0.00	1.286

BOTTOM

Anaheim Angels @ Baltimore Orioles
Oriole Park at Camden Yards, Baltimore, MD
 Mon May 05 1997, 7:05 PM EDT
 Att. 41,296 - Cloudy - 73 F

livebaseballscores.com

AB	35
R	2
H	9
RBI	2
BB	4
SO	6
LOB	15



WP	HR	S	P	ERA	WHIP
0	1	10	3	3.18	1.286

Batter	1	2	3	4	5	6	7	8	9	AB R H RBI BB SO LOB	TOP
Darin Erstad, L (1, 3) OBP: 0.340, SLG: 0.393 Jim Leyritz, R (9, PH) OBP: 0.385, SLG: 0.519	0-0 G4-3		0-0 G4-3	0-0 G4-3 2-H 1B			0-3 K		0-3 K	4 0 1 1 0 1 0 1 0 0 0 0 1 2	Anaheim Angels @ Baltimore Orioles Oriole Park at Camden Yards, Baltimore, MD Tue May 06 1997, 7:05 PM EDT Att. 37,150 - Cloudy - 67 F livebaseballscorecards.com
Luis Alicea, S (1, 4) OBP: 0.355, SLG: 0.389	0-0 S 1B		0-0 2B	0-0 2-3 G4-3			0-0 G3		0-0 F7	5 1 2 0 0 0 3	
Jim Edmonds, L (1, 8) OBP: 0.349, SLG: 0.459	4-0 PB 1-2 BB		0-0 1B 2B	0-0 G4-3			0-0 G1-3		0-0 F8	4 1 1 1 1 0 3	
Dave Hollins, S (1, 5) OBP: 0.381, SLG: 0.377	0-0 F8		0-0 16 S E 1B			0-3 K		0-0 G1-3		4 1 1 1 0 1 2	
Tim Salmon, R (1, 9) OBP: 0.339, SLG: 0.413	4-0 1-2 2-3 BB		0-0 F8			0-0 L5		0-0 F8		3 0 0 0 1 0 1	
16 Garret Anderson, L (1, 7) OBP: 0.355, SLG: 0.370	0-0 F8		0-0 E5 1-H			0-0 G4-3		0-0 1B		4 0 1 0 0 0 3	
Eddie Murray, S (1, 10) OBP: 0.293, SLG: 0.353		0-3 K	0-0 G4-3			0-0 G1-6-3 1B		0-0 P6		4 0 1 0 0 1 2	
Jorge Fabregas, L (1, 2) OBP: 0.091, SLG: 0.063		0-0 G6-3		0-0 G1-3 1B 1B		0-0 F8		0-0 E9 E		4 1 1 0 0 0 1	
Gary Disarcina, R (1, 6) OBP: 0.233, SLG: 0.313		0-0 G3		0-0 G1-3 1-2		0-0 G1-6-3 1-2f		0-0 E6 2-3		4 0 0 0 0 0 3	
Inning Stats	R: 0 H: 1 E: 0 LOB: 3 K: 0 BB: 2 S: 4 P: 12	R: 0 H: 0 E: 0 LOB: 0 K: 1 BB: 0 S: 5 P: 5	R: 3 H: 3 E: 1 LOB: 1 K: 0 BB: 0 S: 7 P: 7	R: 1 H: 2 E: 0 LOB: 1 K: 0 BB: 0 S: 5 P: 5	R: 0 H: 0 E: 0 LOB: 0 K: 1 BB: 0 S: 5 P: 5	R: 0 H: 1 E: 0 LOB: 0 K: 0 BB: 0 S: 3 P: 3	R: 0 H: 0 E: 0 LOB: 0 K: 1 BB: 0 S: 5 P: 5	R: 0 H: 1 E: 0 LOB: 1 K: 0 BB: 0 S: 4 P: 4	R: 0 H: 0 E: 2 LOB: 2 K: 1 BB: 0 S: 7 P: 7	1B: 6 SF: 0 2B: 2 SAC: 0 3B: 0 DP: 1 HR: 0 HBP: 0	WP: 0 PA: 39 PB: 1 SB: 3 CS: 0
PITCHER Scott Erickson, R (1, 1) ERA: 2.89 Randy Myers, L (9, 1) ERA: 1.38	IP WLS BF H R ER SO BB IBB HBP BLK WP HR S P ERA WHIP	8.0 W 36 8 4 3 3 2 0 0 0 0 0 0 40 48 3.38 1.250	1.0 S 3 0 0 0 1 0 0 0 0 0 0 0 5 5 0.00 0.000								

Anaheim Angels @ Baltimore Orioles
 Oriole Park at Camden Yards, Baltimore, MD
 Tue May 06 1997, 7:05 PM EDT
 Att. 37,150 - Cloudy - 67 F

AB	37
R	4
H	8
RBI	3
BB	2
SO	4
LOB	20



Batter	1	2	3	4	5	6	7	8	9
Brady Anderson, L (1, 8) OBP: 0.492, SLG: 0.495	0-0 G6-3		H 1-0 1B E HBP		0-3 K		X 0-0 FC 1B HR	0-3 K	
Roberto Alomar, S (1, 4) OBP: 0.330, SLG: 0.465	0-0 F8		X 0-0 F8		X 0-0 2B 1B		X 0-3 K		
Eric Davis, R (1, 9) OBP: 0.432, SLG: 0.718	0-0 HR		X 0-0 WP E 1B		X 0-0 1-H 2B		X 0-0 HR 1B		
Rafael Palmeiro, L (1, 3) OBP: 0.333, SLG: 0.442	0-0 F8		S 0-3 K WP		X 0-0 F8		S 0-3 K		
Cal Ripken Jr., R (1, 5) OBP: 0.352, SLG: 0.556		X 0-0 G4-3	X 0-0 F8		X 0-0 F9		X 0-0 HR		
Chris Hoiles, R (1, 10) OBP: 0.396, SLG: 0.432		X 0-0 F9		X 0-0 P6		X 0-0 F8	X 0-0 F7		
B.J. Surhoff, L (1, 7) OBP: 0.402, SLG: 0.476		BB BB BB 0-0 BB		S 0-3 K		X 0-0 K	X 0-0 2B 1B	X 0-0 P6	
Lenny Webster, R (1, 2) OBP: 0.259, SLG: 0.217		S 0-3 K		X 0-0 G4-3		X 0-0 1B FC 2B	BB BB BB 4-0 BB		
Mike Bordick, R (1, 6) OBP: 0.257, SLG: 0.277			X 0-0 F7		X 0-0 F9		X 0-0 1B FC HR 1B	0-3 K	

Inning Stats	R: 1	H: 1	E: 0	K: 0	S: 4	R: 0	H: 0	E: 0	K: 1	S: 5	R: 1	H: 1	E: 1	K: 1	S: 7	R: 0	H: 0	E: 0	K: 1	S: 5	R: 0	H: 2	E: 0	K: 1	S: 6	R: 0	H: 0	E: 0	K: 0	S: 3	R: 6	H: 5	E: 0	K: 2	S: 13	R: 0	H: 0	E: 0	K: 2	S: 7
	LOB: 0	BB: 0	P: 4	LOB: 1	BB: 1	P: 9	LOB: 2	BB: 0	P: 8	LOB: 0	BB: 0	P: 5	LOB: 2	BB: 0	P: 6	LOB: 0	BB: 0	P: 3	LOB: 0	BB: 0	LOB: 0	BB: 0	P: 6	LOB: 0	BB: 0	P: 3	LOB: 0	BB: 0	LOB: 0	BB: 0	P: 13	LOB: 1	BB: 1	P: 11	LOB: 0	BB: 1	P: 11			

PITCHER	IP	WLS	BF	H	R	ER	SO	BB	IBB	HBP	BLK	WP	HR	S	P	ERA	WHIP
Chuck Finley, L (1, 1) ERA: 5.79	6.2	L	31	8	7	6	6	1	0	1	0	1	1	41	46	8.10	1.350
Pep Harris, R (7, 1) ERA: 3.0	0.1		2	1	1	1	0	0	0	0	0	0	1	2	2	27.00	3.000
Darrell May, L (8, 1) ERA: 4.85	1.0		4	0	0	0	2	1	0	0	0	0	0	7	11	0.00	1.000

AB R H RBI BB SO LOB

4	2	0	1	0	2	2
4	0	1	0	0	1	3
4	2	4	1	0	0	0
4	0	0	0	0	2	4
4	1	1	4	0	0	2
4	0	0	0	0	0	0
3	1	1	0	1	1	0
3	1	1	1	1	1	1
4	1	1	0	0	1	1

AB	R	H	RBI	BB	SO	LOB
34	8	9	7	2	8	13

WP	PA
1	37

Anaheim Angels @ Baltimore Orioles
Oriole Park at Camden Yards, Baltimore, MD
 Tue May 06 1997, 7:05 PM EDT
 Att: 37,150 - Cloudy - 67 F

livebaseballscorecards.com



Batter	1	2	3	4	5	6	7	8	9	AB R H RBI BB SO LOB	TOP									
Darin Erstad, L (1, 3) OBP: 0.337, SLG: 0.387	0-0 P1		0-0 G6-4-3 1B		0-0 F8		0-0 F7			4 0 1 0 0 0 0	Anaheim Angels @ Baltimore Orioles Oriole Park at Camden Yards, Baltimore, MD Wed May 07 1997, 7:05 PM EDT Att. 43,858 - Unknown - 19 F									
Luis Alicea, S (1, 4) OBP: 0.360, SLG: 0.394	0-0 F7		0-0 P4		0-0 WP 1B			0-0 S 1B		4 0 2 0 0 0 2										
Dave Hollins, S (1, 5) OBP: 0.377, SLG: 0.373	0-0 FC6-4 1B		0-0 G6-4-3 1-2f		0-0 F7 1-2			0-0 F9		4 0 1 0 0 0 4										
Jim Leyritz, R (1, 2) OBP: 0.379, SLG: 0.506	0-0 FC6-4 1-2f			0-0 F8		0-0 CS 1B		0-3 K 1-2		4 0 1 0 0 1 2										
Tim Salmon, R (1, 9) OBP: 0.336, SLG: 0.402		0-0 F9		4-0 G2-3 BB		0-3 K 1-2		0-0 F8		3 0 0 0 1 1 2										
Eddie Murray, S (1, 10) OBP: 0.292, SLG: 0.348		0-0 L4		0-0 G2-3 1-2		0-0 1B		0-3 K		4 0 1 0 0 1 1										
Jim Edmonds, L (1, 8) OBP: 0.354, SLG: 0.451		4-0 S BB		4-0 BB		0-0 G1-3		0-3 K		2 0 0 0 2 1 1										
Gary Disarcina, R (1, 6) OBP: 0.234, SLG: 0.311		0-0 G6-3 1-2		0-0 G6-3			0-0 F8		0-0 1B	4 0 1 0 0 0 3										
Craig Grebeck, R (1, 7) OBP: 0.306, SLG: 0.143			0-0 1B 1B		0-0 G4-3		0-0 F7		0-0 F9	4 0 1 0 0 0 1										
Inning Stats	R: 0 E: 0 K: 0 S: 4	H: 1 LOB: 1 BB: 0 P: 4	R: 0 E: 0 K: 0 S: 3	H: 0 LOB: 1 BB: 1 P: 7	R: 0 E: 0 K: 0 S: 4	H: 2 LOB: 1 BB: 0 P: 4	R: 0 E: 0 K: 0 S: 3	H: 0 LOB: 2 BB: 2 P: 11	R: 0 E: 0 K: 1 S: 6	H: 2 LOB: 1 BB: 0 P: 6	R: 0 E: 0 K: 0 S: 3	H: 0 LOB: 0 BB: 0 P: 3	R: 0 E: 0 K: 1 S: 6	H: 1 LOB: 1 BB: 0 P: 6	R: 0 E: 0 K: 2 S: 8	H: 1 LOB: 1 BB: 0 P: 8	1B: 8 2B: 1 3B: 0 HR: 0	SF: 0 SAC: 0 DP: 2 HBP: 0	WP: 1 PB: 0 SB: 2 CS: 1	PA: 36
PITCHER	IP WLS BF H R ER SO BB IBB HBP BLK WP HR S P ERA WHIP																			
Jimmy Key, L (1, 1) ERA: 1.93	6.0 W 25 6 0 0 1 3 0 0 0 1 0 24 36 0.00 1.500																			
Jesse Orosco, L (7, 1) ERA:	1.0 4 1 0 0 0 0 0 0 0 0 0 4 4 0.00 1.000																			
Armando Benitez, R (8, 1) ERA: 5.54	1.0 3 0 0 0 1 0 0 0 0 0 0 5 5 0.00 0.000																			
Randy Myers, L (9, 1) ERA: 1.29	1.0 S 4 1 0 0 2 0 0 0 0 0 0 8 8 0.00 1.000																			

livebaseballscorecards.com

AB	33
R	0
H	8
RBI	0
BB	3
SO	4
LOB	16



Batter	1	2	3	4	5	6	7	8	9	AB	R	H	RBI	BB	SO	LOB
Brady Anderson, L OBP: 0.493, SLG: 0.490 (1, 8)	4-0 S 2B BB	0-0 1B			0-3 K		0-0 F7			3	1	1	0	1	1	0
Roberto Alomar, S OBP: 0.327, SLG: 0.456 (1, 4)	0-0 F7	0-0 F9			0-0 1B			0-0 G5-3		4	0	1	0	0	0	2
Eric Davis, R OBP: 0.438, SLG: 0.733 Tony Tarasco, L OBP: 0.185, SLG: 0.185 (1, 9) (1, PR) (2, 9)	0-0 1B 2B		0-0 G1-3		0-3 K			0-0 F7		1	0	1	1	0	0	0
Rafael Palmeiro, L OBP: 0.324, SLG: 0.427 (1, 3)	0-0 F8		0-0 F9		0-0 G3			0-3 K		4	0	0	0	0	1	2
Cal Ripken Jr., R OBP: 0.351, SLG: 0.550 (1, 5)	0-0 1B 1B		0-0 G6-3			0-0 F8				3	0	1	1	0	0	0
Pete Incaviglia, R OBP: 0.343, SLG: 0.516 (1, 10)	0-0 1B			0-0 G1-3		0-0 F8				3	0	1	0	0	0	0
B.J. Surhoff, L OBP: 0.389, SLG: 0.459 (1, 7)	0-0 F8			0-3 K		0-0 F9				3	0	0	0	0	1	2
Chris Hoiles, R OBP: 0.404, SLG: 0.476 (1, 2)		0-0 F8		0-0 HR			0-0 L1-3 1B			3	1	2	1	0	0	0
Mike Bordick, R OBP: 0.250, SLG: 0.269 (1, 6)		0-0 G6-3		0-0 G5-3			0-0 L1-3			3	0	0	0	0	0	1

Inning Stats	R: 2	H: 3	E: 0	K: 0	S: 6	LOB: 2	BB: 1	P: 10	R: 0	H: 1	E: 0	K: 0	S: 4	LOB: 1	BB: 0	P: 4	R: 0	H: 0	E: 0	K: 0	S: 3	LOB: 0	BB: 0	P: 3	R: 1	H: 1	E: 0	K: 1	S: 6	LOB: 0	BB: 0	P: 6	R: 0	H: 1	E: 0	K: 2	S: 8	LOB: 1	BB: 0	P: 8	R: 0	H: 0	E: 0	K: 0	S: 3	LOB: 0	BB: 0	P: 3	R: 0	H: 1	E: 0	K: 0	S: 3	LOB: 0	BB: 0	P: 3	R: 0	H: 0	E: 0	K: 1	S: 5	LOB: 0	BB: 0	P: 5
PITCHER	IP	WLS	BF	H	R	ER	SO	BB	IBB	HBP	BLK	WP	HR	S	P	ERA	WHIP																																															
Allen Watson, L ERA: 5.45 (1, 1)	7.0	L	28	7	3	3	3	1	0	0	0	0	1	33	37	3.86	1.143																																															
Mike Holtz, L ERA: 0.79 (8, 1)	1.0		3	0	0	0	1	0	0	0	0	0	0	5	5	0.00	0.000																																															

BOTTOM

Anaheim Angels @ Baltimore Orioles
Oriole Park at Camden Yards, Baltimore, MD

Wed May 07 1997, 7:05 PM EDT
Att: 43,858 - Unknown - 19 F

livebaseballscores.com

AB	30
R	3
H	7
RBI	3
BB	1
SO	4
LOB	8



WP: 0	PA: 31
PB: 0	
SB: 1	
CS: 0	

Batter	1	2	3	4	5	6	7	8	9	AB R H RBI BB SO LOB	TOP	
Joey Cora, S (1, 4) OBP: 0.372, SLG: 0.385 B C S C	2-3 		3-2 G3 F F F F F F F F X		3-2 F7 B B F F F F F F X			X 0-0 E7 G6-3 1-3 1B		4 0 1 0 0 1 0		
Alex Rodriguez, R (1, 6) OBP: 0.342, SLG: 0.476 C C B B C	1-3 			0-0 E5 G5-3 1B X		1-3 K C B C S		X 0-0 G6-3 1-2f 3-H 2-0		4 1 0 0 0 2 1		
Ken Griffey Jr., L (1, 8) OBP: 0.423, SLG: 0.750 S F B B S	1-3 K S F B B S			1-3 K S F B B S		1-0 F7 B X		B B X G4-3 2-0		4 0 0 0 0 2 1		
Edgar Martinez, R (1, 10) OBP: 0.414, SLG: 0.496 B X		1-0 1B B X		2-1 G5-3 1-2 B 1 SAFE C C X SAFE		0-1 G6-3 C X		X 0-0 L7		4 0 1 0 0 0 1		
Jay Buhner, R (1, 9) OBP: 0.393, SLG: 0.364 C B B B		1-3 1B C B B B		4-1 BB B B B B B		2-0 G6-3 B B X		B B B B B X C X 3-1 E5 BB BB		3 0 0 0 1 1 1		
Paul Sorrento, L (1, 3) OBP: 0.343, SLG: 0.442 B B B B B B		3-3 K B B B B B B		0-0 FC6 1-3 2-H 1B		1-1 F9 C B X		B B B B B B B B B B 4-1 BB BB		3 0 1 1 1 1 1		
Dan Wilson, R (1, 2) OBP: 0.385, SLG: 0.457 C C C		0-3 1-2f C C C		0-0 FC6 1-2f		1-0 G6-3 B X		C C C C C C 1-3 2		4 0 0 0 0 2 5		
Russ Davis, R (1, 5) OBP: 0.381, SLG: 0.574 B F F B S X			3-2 P4 B F F B S X		2-2 G5-3 B F F B S X		X 0-0 HR	B B B B B 4-0 BB 1-2 2-3		3 1 1 1 1 0 0		
Rob Ducey, L (1, 7) OBP: 0.273, SLG: 0.400 B C F T S X			1-2 F8 B C F T S X		1-1 G3-1 S B X		C X 0-1 E 1B G6-3 1B	B F C B B X 3-2 F9		4 1 1 0 0 0 3		
Inning Stats	R: 0 H: 0 E: 0 LOB: 0 K: 3 BB: 0 S: 9 P: 13	R: 0 H: 1 E: 0 LOB: 1 K: 3 BB: 0 S: 10 P: 15	R: 0 H: 0 E: 0 LOB: 0 K: 0 BB: 0 S: 12 P: 19	R: 1 H: 1 E: 1 LOB: 2 K: 1 BB: 1 S: 10 P: 17	R: 0 H: 0 E: 0 LOB: 0 K: 0 BB: 0 S: 9 P: 15	R: 0 H: 0 E: 0 LOB: 0 K: 1 BB: 0 S: 6 P: 8	R: 0 H: 0 E: 0 LOB: 0 K: 0 BB: 0 S: 4 P: 8	R: 2 H: 3 E: 1 LOB: 0 K: 0 BB: 0 S: 6 P: 8	R: 0 H: 0 E: 1 LOB: 3 K: 1 BB: 2 S: 10 P: 25	1B: 4 SF: 0 2B: 0 SAC: 0 3B: 0 DP: 1 HR: 1 HBP: 0	WP: 0 PA: 36 PB: 0 SB: 0 CS: 0	
PITCHER 35 Mike Mussina, R (1, 1) ERA: 3.57 Terry Mathews, R (8, 1) ERA: 2.93	IP WLS BF H R ER SO BB IBB HBP BLK WP HR S P ERA WHIP 7.0 W 28 5 3 1 8 1 0 0 0 0 1 64 99 1.29 0.857 2.0 8 0 0 0 1 2 0 0 0 0 0 0 12 29 0.00 1.000											PITCHER IP WLS BF H R ER SO BB IBB HBP BLK WP HR S P ERA WHIP

Seattle Mariners @ Baltimore Orioles
 Oriole Park at Camden Yards, Baltimore, MD

Thu May 08 1997, 7:05 PM EDT
 Att. 45,026 - Unknown - 63 F

livebaseballscorecards.com

AB	33
R	3
H	5
RBI	2
BB	3
SO	9
LOB	13



Batter	1	2	3	4	5	6	7	8	9	AB R H RBI BB SO LOB	BOTTOM
Brady Anderson, L (1, 8) OBP: 0.496, SLG: 0.519 										4 2 2 2 1 1 0	Seattle Mariners @ Baltimore Orioles Oriole Park at Camden Yards, Baltimore, MD Thu May 08 1997, 7:05 PM EDT Att: 45,026 - Unknown - 63 F livebaseballscorecards.com AB 35 R 13 H 13 RBI 12 BB 3 SO 11 LOB 10
Jeff Reboulet, R (1, 4) OBP: 0.326, SLG: 0.333 									5 2 1 1 0 2 1		
Cal Ripken Jr., R (1, 5) OBP: 0.353, SLG: 0.544 									5 1 2 1 0 1 2		
Pete Incaviglia, R (1, 10) OBP: 0.338, SLG: 0.500 									4 1 1 0 0 2 3		
Chris Hoiles, R (1, 3) OBP: 0.417, SLG: 0.568 									4 2 3 6 0 1 0		
Jeffrey Hammonds, R (1, 7) OBP: 0.306, SLG: 0.354 									3 1 0 0 0 2 1		
Lenny Webster, R (1, 2) OBP: 0.258, SLG: 0.222 									4 1 1 0 0 2 1		
Tony Tarasco, L (1, 9) OBP: 0.258, SLG: 0.267 									3 2 2 0 1 0 0		
Mike Bordick, R (1, 6) OBP: 0.259, SLG: 0.271 									3 1 1 2 1 0 2		
Inning Stats	R: 2 H: 2 E: 0 LOB: 1 K: 2 BB: 1 S: 20 P: 34	R: 0 H: 0 E: 0 LOB: 0 K: 1 BB: 0 S: 9 P: 17	R: 0 H: 0 E: 0 LOB: 0 K: 3 BB: 0 S: 11 P: 18	R: 0 H: 0 E: 0 LOB: 0 K: 2 BB: 0 S: 9 P: 12	R: 0 H: 1 E: 0 LOB: 0 K: 1 BB: 1 S: 10 P: 21	R: 3 H: 3 E: 0 LOB: 0 K: 1 BB: 0 S: 12 P: 18	R: 3 H: 3 E: 1 LOB: 1 K: 0 BB: 1 S: 22 P: 37	R: 5 H: 4 E: 0 LOB: 0 K: 1 BB: 0 S: 17 P: 30	1B: 8 SF: 0 2B: 2 SAC: 0 3B: 0 DP: 0 HR: 3 HBP: 1	WP: 1 PA: 40 PB: 0 SB: 0 CS: 2	
PITCHER	Randy Johnson, L (1, 1) ERA: 3.06	Josias Manzanillo, R (7, 1) ERA: 3.68	Bob Wells, R (8, 1) ERA: 11.91	IP WLS BF H R ER SO BB IBB HBP BLK WP HR S P ERA WHIP 6.0 L 24 6 5 5 10 2 0 0 0 0 1 71 120 7.50 1.333	IP WLS BF H R ER SO BB IBB HBP BLK WP HR S P ERA WHIP 1.0 7 3 3 2 0 1 0 0 0 1 0 22 37 18.00 4.000	IP WLS BF H R ER SO BB IBB HBP BLK WP HR S P ERA WHIP 1.0 8 4 5 5 1 0 0 1 0 0 2 17 30 45.00 4.000					

Batter	1	2	3	4	5	6	7	8	9	AB R H RBI BB SO LOB	TOP												
Joey Cora, S (1, 4) OBP: 0.398, SLG: 0.455 	0-2 	2-2 		2-1 		0-2 		3-1 		5 3 5 1 0 0 0													
Alex Rodriguez, R (1, 6) OBP: 0.350, SLG: 0.479 	2-1 	2-2 		4-1 		1-2 		1-2 		3 2 1 0 1 0 2													
Ken Griffey Jr., L (1, 8) OBP: 0.429, SLG: 0.772 	1-2 	4-0 		1-2 		0-0 		0-3 		3 1 2 4 1 1 2													
Edgar Martinez, R (1, 10) OBP: 0.413, SLG: 0.500 	0-0 	1-1 		1-1 		0-1 			2-1 	5 1 2 1 0 0 4													
Jay Buhner, R (1, 9) OBP: 0.386, SLG: 0.351 				2-3 					4-2 	4 0 0 0 1 4 1													
Paul Sorrento, L (1, 3) OBP: 0.337, SLG: 0.424 				4-2 					3-3 	4 0 0 0 1 1 3													
Russ Davis, R (1, 5) OBP: 0.381, SLG: 0.566 				1-0 					1-2 	5 1 2 0 0 0 2													
Rob Ducey, L (1, 7) OBP: 0.250, SLG: 0.333 				2-0 					2-0 	5 0 1 1 0 2 3													
John Marzano, R (1, 2) OBP: 0.313, SLG: 0.267 				2-3 					1-0 	5 0 1 1 0 2 4													
Inning Stats	R: 2 E: 0 K: 1 S: 15	H: 3 LOB: 1 BB: 0 P: 22	R: 1 E: 0 K: 1 S: 16	H: 3 LOB: 3 BB: 1 P: 27	R: 0 E: 0 K: 2 S: 10	H: 1 LOB: 2 BB: 1 P: 20	R: 3 E: 0 K: 1 S: 13	H: 2 LOB: 0 BB: 1 P: 23	R: 0 E: 0 K: 1 S: 7	H: 0 LOB: 0 BB: 0 P: 11	R: 1 E: 0 K: 0 S: 11	H: 2 LOB: 0 BB: 0 P: 12	R: 0 E: 0 K: 1 S: 9	H: 0 LOB: 0 BB: 0 P: 15	R: 0 E: 0 K: 1 S: 9	H: 1 LOB: 2 BB: 0 P: 14	R: 1 E: 0 K: 2 S: 18	H: 2 LOB: 2 BB: 1 P: 33	1B: 9 2B: 3 3B: 0 HR: 2	SF: 1 SAC: 0 DP: 1 HBP: 1	WP: 0 PB: 0 SB: 3 CS: 0	PA: 45	
PITCHER Rocky Coppinger, R (1, 1) ERA: 6.3 Arthur Rhodes, L (4, 1) ERA: 3.5 Mike Johnson, R (6, 1) ERA: 1.88 Shawn Boskie, R (9, 1) ERA: 10.93	IP WLS BF H R ER SO BB IBB HBP BLK WP HR S P ERA WHIP	IP WLS BF H R ER SO BB IBB HBP BLK WP HR S P ERA WHIP	IP WLS BF H R ER SO BB IBB HBP BLK WP HR S P ERA WHIP	IP WLS BF H R ER SO BB IBB HBP BLK WP HR S P ERA WHIP	IP WLS BF H R ER SO BB IBB HBP BLK WP HR S P ERA WHIP	IP WLS BF H R ER SO BB IBB HBP BLK WP HR S P ERA WHIP	IP WLS BF H R ER SO BB IBB HBP BLK WP HR S P ERA WHIP	IP WLS BF H R ER SO BB IBB HBP BLK WP HR S P ERA WHIP	IP WLS BF H R ER SO BB IBB HBP BLK WP HR S P ERA WHIP	IP WLS BF H R ER SO BB IBB HBP BLK WP HR S P ERA WHIP	IP WLS BF H R ER SO BB IBB HBP BLK WP HR S P ERA WHIP	IP WLS BF H R ER SO BB IBB HBP BLK WP HR S P ERA WHIP	IP WLS BF H R ER SO BB IBB HBP BLK WP HR S P ERA WHIP	IP WLS BF H R ER SO BB IBB HBP BLK WP HR S P ERA WHIP	IP WLS BF H R ER SO BB IBB HBP BLK WP HR S P ERA WHIP	IP WLS BF H R ER SO BB IBB HBP BLK WP HR S P ERA WHIP	IP WLS BF H R ER SO BB IBB HBP BLK WP HR S P ERA WHIP	IP WLS BF H R ER SO BB IBB HBP BLK WP HR S P ERA WHIP	IP WLS BF H R ER SO BB IBB HBP BLK WP HR S P ERA WHIP	IP WLS BF H R ER SO BB IBB HBP BLK WP HR S P ERA WHIP	IP WLS BF H R ER SO BB IBB HBP BLK WP HR S P ERA WHIP	IP WLS BF H R ER SO BB IBB HBP BLK WP HR S P ERA WHIP	IP WLS BF H R ER SO BB IBB HBP BLK WP HR S P ERA WHIP

Seattle Mariners @ Baltimore Orioles
 Oriole Park at Camden Yards, Baltimore, MD

Fri May 09 1997, 7:05 PM EDT
 Att. 47,257 - Unknown - 67 F

livebaseballscorecards.com

AB	39
R	8
H	14
RBI	8
BB	4
SO	10
LOB	21



Batter	1	2	3	4	5	6	7	8	9	AB R H RBI BB SO LOB
Brady Anderson, L OBP: 0.497, SLG: 0.514 (1, 8)	2-0 P6			2-1 F7		0-0 CS 1B		4-2 G6-4-3 BB		3 0 1 0 1 0 0
Jeff Reboulet, R OBP: 0.298, SLG: 0.302 (1, 4)	1-3 K			1-1 G6-3		3-3 SAFE K 1-2		1-2 G6-4-3 1-2f		4 0 0 0 0 2 2
Rafael Palmeiro, L OBP: 0.322, SLG: 0.422 (1, 3)	0-3 K			3-1 1B		1-2 F9		0-3 K		4 0 1 0 0 2 0
Pete Incaviglia, R OBP: 0.321, SLG: 0.472 (1, 10)			1-3 K	0-3 K		1-3 K		1-3 K		4 0 0 0 0 4 1
Cal Ripken Jr., R OBP: 0.357, SLG: 0.543 (1, 5)			1-2 L7		1-3 K		0-0 HBP FC6-4 1B	1-2 G4-6-3 1B		4 1 2 0 0 1 0
B.J. Surhoff, L OBP: 0.394, SLG: 0.494 (1, 7)			3-2 G4-3		1-0 HR		1-1 FC6-4 HBP 1B	0-2 G4-6-3 1-2f		4 1 2 1 0 0 1
Chris Hoiles, R OBP: 0.415, SLG: 0.556 (1, 2)			1-3 K		1-2 G5-3		4-2 FC6-4 HBP 1B			2 0 0 0 0 1 0
Jeffrey Hammonds, R OBP: 0.307, SLG: 0.366 (1, 9)			0-0 L8		0-0 2B		2-0 FC6-4 FC5-4			3 0 1 1 0 0 2
Mike Bordick, R OBP: 0.252, SLG: 0.264 (1, 6)			2-1 F9		1-1 F7		0-2 FC5-4 1-2f			3 0 0 0 0 0 3

Inning Stats	R: 0 E: 0 K: 2 S: 9	H: 0 LOB: 0 BB: 0 P: 12	R: 0 E: 0 K: 1 S: 10	H: 0 LOB: 0 BB: 0 P: 15	R: 0 E: 0 K: 1 S: 7	H: 0 LOB: 0 BB: 0 P: 10	R: 0 E: 0 K: 1 S: 9	H: 1 LOB: 1 BB: 0 P: 15	R: 1 E: 0 K: 1 S: 10	H: 2 LOB: 1 BB: 0 P: 14	R: 0 E: 0 K: 1 S: 10	H: 1 LOB: 0 BB: 0 P: 14	R: 1 E: 0 K: 1 S: 12	H: 2 LOB: 2 BB: 0 P: 20	R: 0 E: 0 K: 1 S: 12	H: 0 LOB: 0 BB: 1 P: 17	R: 0 E: 0 K: 1 S: 10	H: 1 LOB: 0 BB: 0 P: 12	1B: 5 2B: 2 3B: 0 HR: 1	SF: 0 SAC: 0 DP: 3 HBP: 1	WP: 0 PB: 0 SB: 0 CS: 1	PA: 33
--------------	------------------------------	----------------------------------	-------------------------------	----------------------------------	------------------------------	----------------------------------	------------------------------	----------------------------------	-------------------------------	----------------------------------	-------------------------------	----------------------------------	-------------------------------	----------------------------------	-------------------------------	----------------------------------	-------------------------------	----------------------------------	----------------------------------	------------------------------------	----------------------------------	--------


PITCHER	IP	WLS	BF	H	R	ER	SO	BB	IBB	HBP	BLK	WP	HR	S	P	ERA	WHIP
Jamie Moyer, L ERA: 1.89 (1, 1)	6.1	W	24	6	2	2	8	0	0	0	0	0	1	61	88	2.84	0.947
Scott Sanders, R ERA: 8.04 (7, 1)	0.2		3	0	0	0	0	0	0	1	0	0	0	6	12	0.00	0.000
40 Greg McCarthy, L ERA: 3.46 (8, 1)	1.0		3	0	0	0	1	1	0	0	0	0	0	12	17	0.00	1.000
Bobby Ayala, R ERA: 4.74 (9, 1)	1.0		3	1	0	0	1	0	0	0	0	0	0	10	12	0.00	1.000

BOTTOM

Seattle Mariners @ Baltimore Orioles
Oriole Park at Camden Yards, Baltimore, MD

livebaseballscorecards.com

AB	31
R	2
H	7
RBI	2
BB	1
SO	10
LOB	9



Fri May 09 1997, 7:05 PM EDT
Att: 47,257 - Unknown - 67 F

Batter	1	2	3	4	5	6	7	8	9	10	11	AB R H RBI BB SO LOB	TOP						
Joey Cora, S (1, 4) OBP: 0.402, SLG: 0.495 Jay Buhner, R (10, PH) OBP: 0.384, SLG: 0.348 Alvaro Espinoza, R (10, 4) OBP: 0.261, SLG: 0.304	3-1 HR		1-2 2B		1-2 G1-3			1-2 K		2-2 P4		4 1 2 1 0 1 1 1 0 0 0 0 0 0 0 0 0 0 0 0 0	Seattle Mariners @ Baltimore Orioles Oriole Park at Camden Yards, Baltimore, MD Sat May 10 1997, 3:33 AM EDT Att: 47,340 - Cloudy - 57 F						
Alex Rodriguez, R (1, 6) OBP: 0.358, SLG: 0.487	1-1 G6-3		3-2 P4			2-0 FC4-6 1B		3-2 S SF8 2B		4-2 BB		4 1 2 0 1 0 1							
Ken Griffey Jr., L (1, 8) OBP: 0.414, SLG: 0.748	1-3 K		2-3 K			0-1 FC4-6 1B		2-2 SF8		1-3 K		4 0 0 1 0 3 3							
Edgar Martinez, R (1, 10) OBP: 0.413, SLG: 0.492	2-2 F9				2-3 K		0-0 G3-6 1B		3-1 P2		4-2 FC5-6 BB	4 0 1 0 1 1 0							
Paul Sorrento, L (1, 3) OBP: 0.330, SLG: 0.413		2-1 PB 1B			0-1 F8		1-0 G3-6-1		1-2 P2		0-0 FC5-6 1B	5 1 1 0 0 0 3							
Dan Wilson, R (1, 2) OBP: 0.393, SLG: 0.464		3-2 K			2-2 G5-3			0-1 G1-3 1B		3-2 S 1B		5 0 3 0 0 1 1							
Russ Davis, R (1, 5) OBP: 0.366, SLG: 0.541		2-1 L7				2-0 F8		0-1 F7		1-0 F8		5 0 0 0 0 0 5							
Rob Ducey, L (1, 9) OBP: 0.250, SLG: 0.368 Mike Blowers, R (11, PH) OBP: 0.265, SLG: 0.355 (11, 9)		2-3 K				2-1 2B		0-0 G1-3		2-0 F7		4 0 1 0 0 1 3 1 0 1 1 0 0 0							
Rich Amaral, R (1, 7) OBP: 0.451, SLG: 0.432			3-3 K			0-3 K		0-0 G6-3		1-1 F9		4 0 0 0 0 2 2							
Inning Stats	R: 1 H: 1 E: 0 LOB: 0 K: 1 BB: 0 S: 10 P: 17	R: 0 H: 1 E: 0 LOB: 1 K: 2 BB: 0 S: 11 P: 20	R: 0 H: 1 E: 0 LOB: 1 K: 2 BB: 0 S: 14 P: 23	R: 0 H: 0 E: 0 LOB: 0 K: 1 BB: 0 S: 8 P: 12	R: 0 H: 1 E: 0 LOB: 1 K: 1 BB: 0 S: 9 P: 14	R: 0 H: 2 E: 0 LOB: 1 K: 0 BB: 0 S: 5 P: 8	R: 0 H: 1 E: 0 LOB: 1 K: 0 BB: 0 S: 6 P: 6	R: 1 H: 1 E: 0 LOB: 0 K: 1 BB: 0 S: 12 P: 21	R: 0 H: 1 E: 0 LOB: 1 K: 0 BB: 0 S: 8 P: 15	R: 0 H: 0 E: 0 LOB: 1 K: 1 BB: 1 S: 10 P: 18	R: 1 H: 2 E: 0 LOB: 2 K: 0 BB: 1 S: 10 P: 19	1B: 7 SF: 1 2B: 3 SAC: 0 3B: 0 DP: 1 HR: 1 HBP: 0		WP: 0 PA: 44 PB: 1 SB: 3 CS: 0					
PITCHER	IP WLS BF H R ER SO BB IBB HBP BLK WP HR S P ERA WHIP																		
Scott Kamieniecki, R (1, 1) ERA: 3.35	7.0		27	7	1	1	7	0	0	0	0	0	0	0	1	63	100	1.29	1.000
Jesse Orosco, L (8, 1) ERA: 1.5	0.2		3	1	1	1	1	0	0	0	0	0	0	0	0	10	16	13.50	1.500
Armando Benitez, R (8, 1) ERA: 5.02	1.1		5	1	0	0	0	0	0	0	0	0	0	0	0	10	20	0.00	0.750
Randy Myers, L (10, 1) ERA: 1.69	2.0	L	9	2	1	1	1	2	0	0	0	0	0	0	0	20	37	4.50	2.000

livebaseballscorecards.com

AB	41
R	3
H	11
RBI	3
BB	2
SO	9
LOB	19



Batter	1	2	3	4	5	6	7	8	9	10	11	AB R H RBI BB SO LOB	BOTTOM											
Brady Anderson, L (1, 8) OBP: 0.500, SLG: 0.513	0-0 F9		4-2 1B BB		1-2 G3		1-1 S 1B			0-2 G6-3 SH1-4 1B		4 0 2 1 1 0 0	Seattle Mariners @ Baltimore Orioles Oriole Park at Camden Yards, Baltimore, MD Sat May 10 1997, 3:33 AM EDT Att: 47,340 - Cloudy - 57 F											
Roberto Alomar, S (1, 4) OBP: 0.324, SLG: 0.447	3-1 P6		0-3 K		1-1 G6-4-3 1B		0-3 K			0-0 SH1-4		4 0 1 0 0 2 2												
Cal Ripken Jr., R (1, 5) OBP: 0.352, SLG: 0.530	0-0 F9		0-0 1B		2-0 G6-4-3		2-0 F9			1-1 G6-3		5 0 1 0 0 0 2												
Rafael Palmeiro, L (1, 3) OBP: 0.318, SLG: 0.409		3-3 K	2-2 G3		4-1 G5-4-3 BB		1-0 F7			0-0 L3		4 0 0 0 1 1 3												
Pete Incaviglia, R (1, 9) Tony Tarasco, L (8, PR) (9, 9)		1-1 G1-3		0-0 E5 SH3-4 BB SF7		1-2 G5-4-3		4-2 BB		0-2 F7		3 1 0 0 1 0 1 1 0 0 0 0 0 0												
Chris Hoiles, R (1, 10) Jeff Reboulet, R (11, PR)		4-2 FC5 WP BB		4-0 SH3-4 BB		1-3 K		2-1 P2		1-0 FC5-4 1B		3 0 1 0 2 1 1 0 0 0 0 0 0 0												
B.J. Surhoff, L (1, 7) OBP: 0.388, SLG: 0.478		3-3 K		1-1 SH3-4		4-1 G4-3 SH1-4 1B BB				0-1 L9		3 1 0 0 1 1 2												
Lenny Webster, R (1, 2) OBP: 0.229, SLG: 0.200		2-1 FC5		0-0 SF7		1-0 SH1-4				1-1 G6-3		3 0 0 1 0 0 3												
Mike Bordick, R (1, 6) OBP: 0.244, SLG: 0.254			0-2 G4-3		0-0 G4-3		1-2 G4-3			0-0 F7		4 0 0 0 0 0 2												
Inning Stats	R: 0 H: 0 E: 0 K: 0 S: 4	H: 0 LOB: 0 BB: 0 P: 7	R: 0 H: 0 E: 0 K: 2 S: 16	H: 0 LOB: 2 BB: 1 P: 29	R: 0 H: 1 E: 0 K: 1 S: 14	H: 1 LOB: 2 BB: 1 P: 20	R: 1 H: 0 E: 1 K: 0 S: 5	H: 0 LOB: 1 BB: 1 P: 10	R: 0 H: 1 E: 0 K: 0 S: 6	H: 1 LOB: 0 BB: 0 P: 10	R: 0 H: 0 E: 0 K: 0 S: 8	H: 1 LOB: 0 BB: 1 P: 14		R: 1 H: 1 E: 0 K: 1 S: 11	H: 1 LOB: 1 BB: 1 P: 18	R: 0 H: 0 E: 0 K: 0 S: 6	H: 0 LOB: 1 BB: 1 P: 15	R: 0 H: 0 E: 0 K: 0 S: 5	H: 0 LOB: 0 BB: 0 P: 6	R: 0 H: 1 E: 0 K: 0 S: 8	H: 1 LOB: 1 BB: 0 P: 9	R: 0 H: 1 E: 0 K: 0 S: 7	H: 1 LOB: 1 BB: 0 P: 8	1B: 5 SF: 1 2B: 0 SAC: 3 3B: 0 DP: 2 HR: 0 HBP: 0
PITCHER	IP WLS BF H R ER SO BB IBB HBP BLK WP HR S P ERA WHIP														IP WLS BF H R ER SO BB IBB HBP BLK WP HR S P ERA WHIP									
Jeff Fassero, L (1, 1) ERA: 3.73	8.0 33 3 2 1 5 6 0 0 0 1 0 70 123 1.12 1.125																							
Norm Charlton, L (9, 1) ERA: 5.79	3.0 11 2 0 0 0 0 0 0 0 0 0 20 23 0.00 0.667																							

livebaseballscores.com

AB	34
R	2
H	5
RBI	2
BB	6
SO	5
LOB	16



Batter	1	2	3	4	5	6	7	8	9	AB R H RBI BB SO LOB										
Joey Cora, S (1, 4) <small>OBP: 0.394, SLG: 0.482</small>	1-2 G4-3	2-2 G6-3			0-0 1B		1-2 G5-3	1-0 G4-3		5 1 1 0 0 0 2										
Alex Rodriguez, R (1, 6) <small>OBP: 0.385, SLG: 0.487</small>	3-2 BB	2-2 L6			4-1 G6-4-3		0-1 G4-3		0-1 F8	4 0 2 0 1 0 1										
Ken Griffey Jr., L (1, 8) <small>OBP: 0.408, SLG: 0.728</small>	2-2 K		1-0 F7		0-0 G6-4-3		0-0 G4-3		2-2 F7	5 0 1 1 0 1 2										
Edgar Martinez, R (1, 10) <small>OBP: 0.413, SLG: 0.508</small>	4-1 BB		2-1 L8		3-1 G6-4-3		2-2 G6-3		1-0 HR	4 1 1 1 1 0 3										
Jay Buhner, R (1, 9) <small>OBP: 0.384, SLG: 0.339</small>	4-2 BB		1-0 HBP		0-1 G6-3			0-0 F8	2-2 G6-3	3 0 0 0 1 0 1										
Paul Sorrento, L (1, 3) <small>OBP: 0.336, SLG: 0.444</small>	2-2 G5-3		3-1 G1-3		0-0 1B			2-2 HR		4 1 2 1 0 0 4										
Dan Wilson, R (1, 2) <small>OBP: 0.397, SLG: 0.518</small>		1-2 HR		1-3 K		1-2 F9		3-2 HR		4 2 2 2 0 1 1										
Russ Davis, R (1, 5) <small>OBP: 0.362, SLG: 0.526</small>		4-2 FC6-4		2-3 K		0-0 F8		3-3 K		3 0 0 0 1 2 1										
Rob Ducey, L (1, 7) <small>OBP: 0.250, SLG: 0.318</small>		2-2 FC6-4		1-2 G3-1		1-1 G4-3		4-2 BB		3 0 0 0 1 0 2										
Inning Stats	R: 0 H: 1 E: 0 LOB: 3 K: 1 BB: 2 S: 16 P: 32		R: 1 H: 1 E: 0 LOB: 1 K: 0 BB: 1 P: 31		R: 0 H: 0 E: 0 LOB: 1 K: 0 BB: 0 P: 12		R: 0 H: 0 E: 0 LOB: 0 K: 2 BB: 0 P: 13		R: 1 H: 2 E: 0 LOB: 1 K: 0 BB: 1 P: 14		R: 0 H: 1 E: 0 LOB: 1 K: 0 BB: 0 P: 9		R: 0 H: 1 E: 0 LOB: 1 K: 0 BB: 0 P: 13		R: 2 H: 2 E: 0 LOB: 1 K: 1 BB: 1 P: 30		R: 1 H: 1 E: 0 LOB: 0 K: 0 BB: 0 P: 16		1B: 5 SF: 0 2B: 0 SAC: 0 3B: 0 DP: 1 HR: 4 HBP: 1	WP: 1 PA: 41 PB: 0 SB: 1 CS: 0
Scott Erickson, R (1, 1) <small>ERA: 2.9</small>	Arthur Rhodes, L (7, 1) <small>ERA: 4.19</small>	Shawn Boskie, R (8, 1) <small>ERA: 10.34</small>	PITCHER IP WLS BF H R ER SO BB IBB HBP BLK WP HR S P ERA WHIP																	
6.0 W 27 5 2 2 3 4 0 1 0 1 1 64 111 3.00 1.500	1.1 7 3 2 2 0 0 0 0 0 0 2 20 28 13.50 2.250	1.2 7 1 1 1 1 1 0 0 0 0 1 18 31 5.40 1.200																		

Seattle Mariners @ Baltimore Orioles
 Oriole Park at Camden Yards, Baltimore, MD
 Sun May 11 1997, 3:33 AM EDT
 Att. 47,451 - Sunny - 71 F

livebaseballscorecards.com

AB	35
R	5
H	9
RBI	5
BB	5
SO	4
LOB	17



Batter	1	2	3	4	5	6	7	8	9
Brady Anderson, L OBP: 0.490, SLG: 0.496 (1, 8)	1-2 P4	3-3 K		1-0 P4	4-1 G6-4-3 BB		3-1 G3-1		
Roberto Alomar, S OBP: 0.336, SLG: 0.455 (1, 4)	1-1 S 1B 1B		0-1 G4-6-3 1B HR 1B		0-2 E 3B 1B		0-3 K		
Rafael Palmeiro, L OBP: 0.320, SLG: 0.404 (1, 3)	3-3 K		3-1 G4-6-3 1B		3-2 E4 3B BB	4-1 1B BB		3-3 K	
Cal Ripken Jr., R OBP: 0.353, SLG: 0.518 (1, 5)	4-1 1B BB		1-1 G4-6-3 1B		4-0 3B BB	0-0 F9		2-0 P4	
B.J. Surhoff, L OBP: 0.398, SLG: 0.536 (1, 7)	2-2 1-2 2-H 1B		2-2 HR		2-0 1-H 2-H 3-H 1B 3B	2-3 K		2-3 K	
Chris Hoiles, R OBP: 0.435, SLG: 0.547 (1, 10)	0-2 P6		4-1 BB		4-0 1B SF8 BB	3-1 1-2 1B			
Tony Tarasco, L OBP: 0.278, SLG: 0.286 (1, 9)		0-1 L8	2-0 F9		2-0 SF8 BB 1B	3-1 1-3 2-H 1B			
Lenny Webster, R OBP: 0.231, SLG: 0.182 (1, 2)		2-1 G5-3		2-3 K	4-2 BB BB	2-3 K			
Jeff Reboulet, R OBP: 0.294, SLG: 0.304 (1, 6)		2-2 1B		1-1 G1-3	3-2 SF8		2-2 F7		

Inning Stats	R: 1	H: 2	E: 0	K: 1	S: 17	LOB: 2	BB: 1	P: 28
	R: 0	H: 1	E: 0	K: 1	S: 10	LOB: 1	BB: 0	P: 17
	R: 2	H: 3	E: 0	K: 0	S: 11	LOB: 1	BB: 1	P: 23
	R: 0	H: 0	E: 0	K: 1	S: 6	LOB: 0	BB: 0	P: 10
	R: 5	H: 3	E: 1	K: 0	S: 20	LOB: 2	BB: 4	P: 50
	R: 1	H: 2	E: 0	K: 2	S: 15	LOB: 2	BB: 1	P: 29
	R: 0	H: 0	E: 0	K: 1	S: 9	LOB: 0	BB: 0	P: 14
	R: 0	H: 0	E: 0	K: 2	S: 8	LOB: 0	BB: 0	P: 15

PITCHER	IP	WLS	BF	H	R	ER	SO	BB	IBB	HBP	BLK	WP	HR	S	P	ERA	WHIP
Dennis Martinez, R ERA: 6.75 (1, 1)	4.0	L	24	8	8	7	3	4	0	0	0	0	1	51	100	15.75	3.000
Josias Manzanillo, R ERA: 4.0 (5, 1)	1.2		10	3	1	1	1	3	0	0	0	0	0	23	50	5.40	3.600
Bob Wells, R ERA: 9.88 (6, 1)	2.1		7	0	0	0	4	0	0	0	0	0	0	22	36	0.00	0.000

BOTTOM

AB R H RBI BB SO LOB

4 0 0 0 1 1 1

5 3 3 0 0 1 3

4 2 1 0 1 2 2

3 1 0 0 2 0 3

5 2 3 6 0 2 1

2 1 1 0 2 0 2

4 0 2 2 0 0 1

3 0 0 0 1 2 2


3 0 1 1 0 0 0

Seattle Mariners @ Baltimore Orioles
Oriole Park at Camden Yards, Baltimore, MD


Sun May 11 1997, 3:33 AM EDT
Att: 47,451 - Sunny - 71 F

livebaseballscorecards.com

AB 33
R 9
H 11
RBI 9
BB 7
SO 8
LOB 15



WP	HR	S	P	ERA	WHIP
0	0	0	0	0	0
0	0	0	0	0	0
0	0	0	0	0	0

Batter	1	2	3	4	5	6	7	8	9	AB R H RBI BB SO LOB	TOP														
Brady Anderson, L (1, 8) OBP: 0.487, SLG: 0.500	1-1 F7		1-0 1B		1-2 FC1-5 2B	3-3 K			2-0 G4-3	5 0 2 0 0 1 1	<p>Baltimore Orioles @ Oakland Athletics Oakland-Alameda County Coliseum, Oakland, CA</p> <p>Mon May 12 1997, 7:05 PM PDT Att. 11,352 - Cloudy - 67 F</p> <p>livebaseballscorecards.com</p> <table border="1"> <tr><td>AB</td><td>32</td></tr> <tr><td>R</td><td>5</td></tr> <tr><td>H</td><td>6</td></tr> <tr><td>RBI</td><td>5</td></tr> <tr><td>BB</td><td>2</td></tr> <tr><td>SO</td><td>4</td></tr> <tr><td>LOB</td><td>10</td></tr> </table> 	AB	32	R	5	H	6	RBI	5	BB	2	SO	4	LOB	10
AB	32																								
R	5																								
H	6																								
RBI	5																								
BB	2																								
SO	4																								
LOB	10																								
Roberto Alomar, S (1, 4) OBP: 0.325, SLG: 0.437	2-1 P6		2-0 F8		3-2 FC1-5 2B SF7			2-1 G4-3	4 1 0 0 0 0 2																
Eric Davis, R (1, 10) OBP: 0.440, SLG: 0.730	3-1 E5			2-3 K	2-1 2B			4-1 G1-6-3 BB	3 0 1 0 1 1 0																
Rafael Palmeiro, L (1, 3) OBP: 0.325, SLG: 0.410	3-3 K			1-0 2B	4-0 IBB			1-0 G1-6-3	3 1 1 0 1 1 2																
Cal Ripken Jr., R (1, 5) OBP: 0.344, SLG: 0.507		1-3 K		1-2 G5-3	2-2 SF7			0-1 L4	3 0 0 1 0 1 1																
B.J. Surhoff, L (1, 7) OBP: 0.393, SLG: 0.535		3-1 F8		2-0 HR 2B	0-0 F9			2-2 F9	4 1 1 1 0 0 2																
Chris Hoiles, R (1, 2) OBP: 0.437, SLG: 0.536		2-0 P6		2-0 HR HBP		1-0 HBP		3-2 G6-3	2 1 0 0 0 0 0																
Tony Tarasco, L (1, 9) OBP: 0.275, SLG: 0.359			0-2 F7	0-0 HR	2-2 F7			0-0 G4-1	4 1 1 3 0 0 1																
Mike Bordick, R (1, 6) OBP: 0.236, SLG: 0.246			1-1 G2-3	1-1 G5-3	1-2 F8			3-2 P3	4 0 0 0 0 0 1																
Inning Stats	R: 0 E: 1 K: 1 S: 9	H: 0 LOB: 1 BB: 0 P: 18	R: 0 E: 0 K: 1 S: 6	H: 0 LOB: 0 BB: 0 P: 12	R: 0 E: 0 K: 0 S: 7	H: 1 LOB: 1 BB: 0 P: 11	R: 4 E: 0 K: 1 S: 13	H: 3 LOB: 0 BB: 0 P: 22	R: 1 E: 0 K: 0 S: 14	H: 2 LOB: 2 BB: 1 P: 26	R: 0 E: 0 K: 1 S: 10	H: 0 LOB: 1 BB: 0 P: 17	R: 0 E: 0 K: 0 S: 4	H: 0 LOB: 0 BB: 1 P: 11	R: 0 E: 0 K: 0 S: 9	H: 0 LOB: 0 BB: 0 P: 14	R: 0 E: 0 K: 0 S: 7	H: 0 LOB: 0 BB: 0 P: 12	1B: 1 2B: 4 3B: 0 HR: 1	SF: 1 SAC: 0 DP: 1 HBP: 2	WP: 0 PB: 0 SB: 0 CS: 0	PA: 37			
PITCHER	IP WLS BF H R ER SO BB IBB HBP BLK WP HR S P ERA WHIP																								
Steve Karsay, R (1, 1) ERA: 3.94	6.0 L 28 6 5 5 4 0 1 2 0 0 1 59 106 7.50 1.000																								
Carlos Reyes, R (7, 1) ERA:	3.0 9 0 0 0 0 1 0 0 0 0 0 20 37 0.00 0.333																								

Batter	1	2	3	4	5	6	7	8	9
Damon Mashore, R OBP: 0.394, SLG: 0.385 (1, 8)	1-0 F8			2-2 G5-3		0-0 L4		2-2 1B G3	
Rafael Bournigal, R OBP: 0.361, SLG: 0.321 (1, 6) Dave Magadan, L OBP: 0.440, SLG: 0.463 (8, PH) (9, 5)	2-1 G5-3			3-2 2B 2B		1-1 F9		0-0 G3	
Jose Canseco, R OBP: 0.305, SLG: 0.395 (1, 10)	2-1 P3			3-2 2B 2-H 2B		2-2 G3-1		3-2 L7	
Mark McGwire, R OBP: 0.406, SLG: 0.608 (1, 3)		0-0 G6-3		3-2 L7		3-1 1B G6-4-3		1-3 K	
Geronimo Berroa, R OBP: 0.390, SLG: 0.500 (1, 9)		2-1 G1-3		2-2 L9		0-0 G6-4-3 1-2f		1-3 K	
Scott Spiezio, S OBP: 0.344, SLG: 0.476 (1, 4)		3-2 G5-3			0-0 B5-3		1-0 G6-3		
Scott Brosius, R OBP: 0.258, SLG: 0.233 (1, 5) (9, 6)			2-0 F9		3-2 G4-3		0-0 1B FC4-6		
Jason Giambi, L OBP: 0.307, SLG: 0.397 (1, 7)			2-2 L6		3-1 2B		1-0 F9		
George Williams, S OBP: 0.400, SLG: 0.282 (1, 2)			1-2 P4		2-1 G3-1		1-1 1B FC4-6		

AB	R	H	RBI	BB	SO	LOB
4	0	1	0	0	0	0
3	1	1	0	0	0	0
1	0	0	0	0	0	2
4	0	1	1	0	0	0
4	0	1	0	0	1	1
4	0	0	0	0	1	2
3	0	0	0	0	0	0
3	0	1	0	0	0	0
3	0	1	0	0	0	1
3	0	0	0	0	0	2

BOTTOM

Baltimore Orioles @ Oakland Athletics
Oakland-Alameda County Coliseum, Oakland, CA

AB	32
R	1
H	6
RBI	1
BB	0
SO	2
LOB	8



WP	HR	S	P	ERA	WHIP
0	0	2	0	0.00	0.000

Inning Stats		R	H	E	K	S	IP	WLS	BF	H	R	ER	SO	BB	IBB	HBP	BLK	WP	HR	S	P	ERA	WHIP
R: 0 H: 0 E: 0 K: 0 S: 5		0	0	0	0	10	7.2	W	28	6	1	1	0	0	0	0	0	0	0	61	108	1.17	0.783
R: 0 H: 0 E: 0 K: 0 S: 7		0	0	0	0	12	1.1	S	4	0	0	0	2	0	0	0	0	0	11	16	0.00	0.000	
R: 1 H: 2 E: 0 K: 0 S: 16		1	2	0	0	29																	
R: 0 H: 1 E: 0 K: 0 S: 8		0	1	0	0	16																	
R: 0 H: 0 E: 0 K: 0 S: 6		0	0	0	0	9																	
R: 0 H: 1 E: 0 K: 0 S: 4		0	1	0	0	8																	
R: 0 H: 2 E: 0 K: 0 S: 8		0	2	0	0	12																	
R: 0 H: 0 E: 0 K: 2 S: 10		0	0	0	2	15																	
R: 0 H: 0 E: 0 K: 2 S: 10		0	0	0	0	15																	

Mon May 12 1997, 7:05 PM PDT
Att. 11,352 - Cloudy - 67 F

livebaseballscores.com

Batter	1	2	3	4	5	6	7	8	9	AB R H RBI BB SO LOB	TOP										
Brady Anderson, L (1, 8) OBP: 0.479, SLG: 0.496	3-2 G6-3	2-0 P5		0-0 2B	0-0 G3			2-1 F8		5 0 1 0 0 0 2											
Roberto Alomar, S (1, 4) OBP: 0.336, SLG: 0.434	1-1 G5-3		4-2 2B BB	4-2 BB		1-2 G6-4-3 1B		1-0 FC6-4		3 1 1 0 2 0 1											
Eric Davis, R (1, 10) OBP: 0.438, SLG: 0.710	1-2 1B		1 SAFE 4-2 2B BB	1-2 P3		3-0 G6-4-3 1-2f		1-0 FC6-4 1-2f		4 1 1 0 1 0 5											
Rafael Palmeiro, L (1, 3) OBP: 0.321, SLG: 0.410	2-2 F9		2-2 2B	0-0 P4		1-2 L8			2-1 G3-1	5 1 1 1 0 0 4											
Cal Ripken Jr., R (1, 5) OBP: 0.346, SLG: 0.503		2-0 1B BB 1B	1-0 G6-3	2-3 K			0-0 FC6-4 1B		1-1 G5-3	5 1 2 0 0 1 5											
Pete Incaviglia, R (1, 9) OBP: 0.337, SLG: 0.455		4-1 1B BB 1B	4-0 2B		2-2 HR		1-3 K		3-2 P5	2 2 1 0 2 1 1											
Tony Tarasco, L (7, 9) OBP: 0.268, SLG: 0.350		1-2 G6-4-3 BB	1-2 2B		1B					1 0 0 0 0 0 0											
B.J. Surhoff, L (1, 7) OBP: 0.405, SLG: 0.581		0-0 G6-4-3 1B	2-1 2B		3-0 HR		0-1 L7			4 1 3 4 0 0 1											
Chris Hoiles, R (1, 2) OBP: 0.431, SLG: 0.525		3-2 G6-4-3 1B	1-1 F8		3-2 F7		2-1 FC6-4			4 0 1 1 0 0 2											
Mike Bordick, R (1, 6) OBP: 0.244, SLG: 0.254		1-0 G6-4-3		1-0 2B		3-2 F8		2-1 FC6-4 1B		4 0 2 0 0 0 2											
Inning Stats	R: 0 E: 0 K: 0 S: 13	H: 1 LOB: 1 BB: 0 P: 20	R: 2 E: 0 K: 0 S: 8	H: 3 LOB: 1 BB: 1 P: 20	R: 3 E: 0 K: 0 S: 14	H: 2 LOB: 1 BB: 3 P: 32	R: 0 E: 0 K: 1 S: 11	H: 2 LOB: 3 BB: 1 P: 19	R: 2 E: 0 K: 0 S: 13	H: 2 LOB: 0 BB: 0 P: 24	R: 0 E: 0 K: 0 S: 9	H: 1 LOB: 0 BB: 0 P: 14	R: 0 E: 0 K: 1 S: 9	H: 1 LOB: 1 BB: 0 P: 12	R: 0 E: 0 K: 0 S: 6	H: 1 LOB: 1 BB: 0 P: 12	R: 0 E: 0 K: 0 S: 8	H: 0 LOB: 0 BB: 0 P: 14	1B: 9 2B: 3 3B: 0 HR: 1	SF: 0 SAC: 0 DP: 2 HBP: 0	WP: 0 PA: 42 PB: 0 SB: 0 CS: 0
PITCHER	IP WLS BF H R ER SO BB IBB HBP BLK WP HR S P ERA WHIP																				
Mike Mohler, L (1, 1) ERA: 6.6	2.2 L 16 6 5 5 0 3 1 0 0 0 0 0 33 69 16.88 3.375																				
Steve Montgomery, R (3, 1) ERA: 12.27	2.1 12 4 2 2 1 1 0 0 0 0 0 1 26 46 7.71 2.143																				
Buddy Groom, L (6, 1) ERA: 6.1	2.0 7 2 0 0 1 0 0 0 0 0 0 0 18 26 0.00 1.000																				
Don Wengert, R (8, 1) ERA: 4.71	1.0 4 1 0 0 0 0 0 0 0 0 0 0 6 12 0.00 1.000																				
Aaron Small, R (9, 1) ERA: 2.7	1.0 3 0 0 0 0 0 0 0 0 0 0 0 8 14 0.00 0.000																				

Baltimore Orioles @ Oakland Athletics
Oakland-Alameda County Coliseum, Oakland, CA

Tue May 13 1997, 3:33 AM PDT
Att. 14,854 - Cloudy - 73 F

AB	37
R	7
H	13
RBI	6
BB	5
SO	2
LOB	23



Batter	1	2	3	4	5	6	7	8	9	AB	R	H	RBI	BB	SO	LOB
Damon Mashore, R OBP: 0.388, SLG: 0.386 (1, 8)	1-0 2B		3-0 G6-3		1-1 G4-3		2-2 G5-3		3-0 G6-3	5	0	1	0	0	0	1
Dave Magadan, L OBP: 0.407, SLG: 0.422 (1, 3)	0-0 G6-3		3-3 K		0-0 F8			2-2 P6		4	0	0	0	0	1	2
Jason Giambi, L OBP: 0.308, SLG: 0.396 George Williams, S OBP: 0.412, SLG: 0.282 (1, 10) (8, PH)	1-3 K		2-1 G3-1		3-1 2B 1B		4-2 BB 1B BB			3	1	1	0	0	1	1
Jose Canseco, R OBP: 0.298, SLG: 0.384 (1, 7)	1-1 G6-3			2-2 P9		2-2 L7		1-1 F8		4	0	0	0	0	0	3
Geronimo Berroa, R OBP: 0.387, SLG: 0.492 (1, 9)		2-3 K		1-0 F9		1-0 P8		0-0 BB 1B		4	0	1	0	0	1	1
Scott Spiezio, S OBP: 0.354, SLG: 0.483 (1, 4)		1-0 F8		4-2 BB		1-2 2B		4-1 BB		2	0	1	1	2	0	0
Scott Brosius, R OBP: 0.258, SLG: 0.234 (1, 5)		2-2 HR 1B		2-2 F8		2-0 F9		1-1 L6		4	1	1	0	0	0	5
Brent Mayne, L OBP: 0.351, SLG: 0.515 (1, 2)		0-0 HR			2-2 G4-3 1B		2-1 G4-3		1-3 K	4	1	2	2	0	1	0
Tony Batista, R OBP: 0.253, SLG: 0.291 Matt Stairs, L OBP: 0.419, SLG: 0.571 (1, 6) (9, PH)		1-0 G4-3			2-3 K		1-0 P9		2-1 P6	3	0	0	0	0	1	1
										1	0	0	0	0	0	0

Inning Stats	R: 0	H: 1	E: 0	K: 1	S: 9	R: 2	H: 2	E: 0	K: 1	S: 10	R: 0	H: 0	E: 0	K: 1	S: 8	R: 0	H: 0	E: 0	K: 0	S: 10	R: 0	H: 1	E: 0	K: 1	S: 10	R: 1	H: 2	E: 0	K: 0	S: 12	R: 0	H: 0	E: 0	K: 0	S: 6	R: 0	H: 1	E: 0	K: 0	S: 13	R: 0	H: 0	E: 0	K: 1	S: 7	1B: 4	SF: 0	2B: 2	SAC: 0	3B: 0	DP: 0	HR: 1	HBP: 0	WP: 0	PA: 37
35 Mike Mussina, R ERA: 3.68 (1, 1)	6.0	WLS	BF	H	R	ER	SO	BB	IBB	HBP	BLK	WP	HR	S	P	ERA	WHIP																																						
Jesse Orosco, L ERA: 1.23 (7, 1)	1.1	W	5	0	0	0	0	1	0	0	0	0	0	13	24	0.00	0.750																																						
Terry Mathews, R ERA: 2.65 (8, 1)	1.2		7	1	0	0	1	1	0	0	0	0	0	13	25	0.00	1.200																																						


BOTTOM

Baltimore Orioles @ Oakland Athletics
Oakland-Alameda County Coliseum, Oakland, CA

Tue May 13 1997, 3:33 AM PDT
Att. 14,854 - Cloudy - 73 F

livebaseballscorecards.com

AB	34
R	3
H	7
RBI	3
BB	3
SO	5
LOB	14



Batter	1	2	3	4	5	6	7	8	9	AB R H RBI BB SO LOB	TOP																
Brady Anderson, L (1, 8) OBP: 0.482, SLG: 0.522	0-0 HR	0-0 1-2 1B		0-0 G3		3-3 SAFE K			2-1 1B	5 1 3 1 0 1 2																	
Roberto Alomar, S (1, 4) OBP: 0.323, SLG: 0.414	1-1 G3	0-1 F8		1-1 F7			1-1 G4-3		2-3 K	5 0 0 0 0 1 3																	
Eric Davis, R (1, 10) OBP: 0.422, SLG: 0.680	3-3 K			0-2 L1-3		0-3 K		0-3 K		4 0 0 0 0 3 0																	
Rafael Palmeiro, L (1, 3) OBP: 0.325, SLG: 0.412	3-2 HR 1B			3-0 1B E		3-2 F9		0-3 K		4 2 2 0 0 1 0																	
Cal Ripken Jr., R (1, 5) OBP: 0.350, SLG: 0.523	0-0 HR 1-H			1-0 E 1-2 2B 1B		3-2 F7		1-0 G4-3		4 1 2 2 0 0 0																	
B.J. Surhoff, L (1, 7) OBP: 0.408, SLG: 0.587	1-0 P5			1-1 E5 1B 1-H 2-H		0-2 G5-4-3 1B		1-1 F8		4 1 2 1 0 0 0																	
Chris Hoiles, R (1, 2) OBP: 0.425, SLG: 0.514				2-2 1B 3-H		2-2 SAFE G5-4-3 1-2f		1-0 G6-3		4 0 1 1 0 0 1																	
Tony Tarasco, L (1, 9) OBP: 0.267, SLG: 0.386				3-0 F9		0-1 3B		3-2 P6		4 0 1 0 0 0 1																	
Mike Bordick, R (1, 6) OBP: 0.254, SLG: 0.252				4-1 1B BB		4-2 BB		1-3 K		1 0 0 0 2 1 0																	
Pete Incaviglia, R (9, PH) OBP: 0.333, SLG: 0.449				2-3 K						1 0 0 0 0 1 0																	
Inning Stats	R: 3 E: 0 K: 1 S: 12	H: 3 LOB: 0 BB: 0 P: 20	R: 0 E: 0 K: 0 S: 6	H: 1 LOB: 2 BB: 1 P: 11	R: 2 E: 1 K: 0 S: 11	H: 4 LOB: 1 BB: 0 P: 21	R: 0 E: 0 K: 1 S: 6	H: 0 LOB: 0 BB: 0 P: 9	R: 0 E: 0 K: 1 S: 13	H: 2 LOB: 2 BB: 1 P: 22	R: 0 E: 0 K: 2 S: 8	H: 0 LOB: 0 BB: 0 P: 9	R: 0 E: 0 K: 0 S: 4	H: 0 LOB: 0 BB: 0 P: 7	R: 0 E: 0 K: 2 S: 13	H: 1 LOB: 1 BB: 0 P: 21	1B: 7 2B: 1 3B: 1 HR: 2	SF: 0 SAC: 0 DP: 1 HBP: 0	WP: 0 PB: 0 SB: 0 CS: 0	PA: 38							
PITCHER	IP	WLS	BF	H	R	ER	SO	BB	IBB	HBP	BLK	WP	HR	S	P	ERA	WHIP										
Shigetoshi Hasegawa, R (1, 1) ERA: 6.9	3.0		17	8	5	4	1	1	0	0	0	0	2	29	52	12.00	3.000										
Dennis Springer, R (4, 1) ERA: 6.14	5.2	W	19	2	0	0	6	1	0	0	0	0	0	50	76	0.00	0.529										
Mike Holtz, L (9, 1) ERA: 0.69	0.1	S	2	1	0	0	1	0	0	0	0	0	0	5	9	0.00	3.000										

Baltimore Orioles @ Anaheim Angels
Anaheim Stadium, Anaheim, CA

Wed May 14 1997, 10:05 PM EDT
Att. 15,780 - Unknown - 71 F

livebaseballscorecards.com

AB	36
R	5
H	11
RBI	5
BB	2
SO	8
LOB	7



Batter	1	2	3	4	5	6	7	8	9
Darin Erstad, L OBP: 0.344, SLG: 0.447 (1, 3)	1-0 F7		3-2 HR		2-2 HR 1B		2-2 F7		
Jim Edmonds, L OBP: 0.371, SLG: 0.493 (1, 8)	1-2 P6		2-0 2B		0-0 HR		0-0 G3-1		
Dave Hollins, S OBP: 0.367, SLG: 0.356 (1, 5)	3-2 F7		1-1 F8		0-1 F7		1-3 K		
Tim Salmon, R OBP: 0.357, SLG: 0.419 (1, 9)		1-3 K		2-1 16 HR 1B	3-1 G5-3			4-2 16 G3-1 BB	
16 Garret Anderson, L OBP: 0.368, SLG: 0.404 (1, 7)		0-1 G4-3		2-1 HR		0-1 FC4-6 1B		0-0 G3-1	
Eddie Murray, S OBP: 0.291, SLG: 0.321 (1, 10)		1-0 G5-3		2-2 F7		0-0 FC4-6 WP		0-0 F8	
Luis Alicea, S OBP: 0.371, SLG: 0.388 (1, 4)			1-2 P5	3-2 F7		4-2 BB		4-0 BB	
Jorge Fabregas, L OBP: 0.146, SLG: 0.105 (1, 2)			4-1 HR BB	1-0 F8		2-3 K		0-1 G3-1	
Gary Disarcina, R OBP: 0.246, SLG: 0.341 (1, 6)			0-2 F8		0-1 L7	3-2 L3			

Inning Stats	R: 0	H: 0	E: 0	K: 0	S: 7	LOB: 0	BB: 0	P: 12
	R: 0	H: 0	E: 0	K: 1	S: 7 <td>LOB: 0</td> <td>BB: 0</td> <td>P: 9 </td>	LOB: 0	BB: 0	P: 9
	R: 2	H: 2	E: 0	K: 0	S: 13 <td>LOB: 1</td> <td>BB: 1</td> <td>P: 24 </td>	LOB: 1	BB: 1	P: 24
	R: 2	H: 2	E: 0	K: 0	S: 11 <td>LOB: 0</td> <td>BB: 0</td> <td>P: 21 </td>	LOB: 0	BB: 0	P: 21
	R: 2	H: 2	E: 0	K: 0	S: 11 <td>LOB: 0</td> <td>BB: 0</td> <td>P: 16 </td>	LOB: 0	BB: 0	P: 16
	R: 0	H: 1	E: 0	K: 1	S: 12 <td>LOB: 2</td> <td>BB: 1</td> <td>P: 21 </td>	LOB: 2	BB: 1	P: 21
	R: 0	H: 0	E: 0	K: 1	S: 7 <td>LOB: 0</td> <td>BB: 0</td> <td>P: 10 </td>	LOB: 0	BB: 0	P: 10
	R: 0	H: 0	E: 0	K: 0	S: 7 <td>LOB: 2</td> <td>BB: 2</td> <td>P: 15 </td>	LOB: 2	BB: 2	P: 15

AB	R	H	RBI	BB	SO	LOB
4	2	2	2	0	0	0
4	1	2	2	0	0	0
4	0	0	0	0	1	1
3	1	1	0	1	1	0
4	1	2	2	0	0	1
4	0	0	0	0	0	2
2	0	0	0	2	0	0
3	1	0	0	1	1	4
3	0	0	0	0	0	3

WP	HR	S	P	ERA	WHIP
1	0	0	35		
1	0	0			
1	0	0			
1	0	0			
1	0	0			
1	0	0			
1	0	0			

AB	R	H	RBI	BB	SO	LOB
31	6	7	6	4	3	11

Baltimore Orioles @ Anaheim Angels
Anaheim Stadium, Anaheim, CA
 Wed May 14 1997, 10:05 PM EDT
 Att: 15,780 - Unknown - 71 F



Batter	1	2	3	4	5	6	7	8	9	AB R H RBI BB SO LOB	TOP											
Brady Anderson, L (1, 8) OBP: 0.477, SLG: 0.511	0-0 G6-3		4-0 BB		0-0 F7			0-0 F7		3 0 0 0 1 0 0												
Roberto Alomar, S (1, 4) OBP: 0.320, SLG: 0.404	0-0 G6-3		0-0 G2-3			4-0 BB 1B SF9 BB		0-0 G6-3		3 1 0 0 1 0 1												
Eric Davis, R (1, 10) OBP: 0.425, SLG: 0.670	1-0 HBP			0-0 G5-3		0-0 SF9 BB 1-2 1B		0-3 K		3 0 1 0 0 1 0												
Rafael Palmeiro, L (1, 3) OBP: 0.329, SLG: 0.430	0-0 F9			0-0 HR		4-0 G3-6-3 1-2 2-3 BB		0-0 G4-3		3 1 1 1 1 0 1												
Cal Ripken Jr., R (1, 5) OBP: 0.341, SLG: 0.513		0-0 F8		0-0 G6-3		0-0 SF9		0-0 F9		3 0 0 1 0 0 0												
B.J. Surhoff, L (1, 7) OBP: 0.403, SLG: 0.584		0-0 F8		0-0 2B		0-0 G3-6-3 1-2		0-3 K		4 0 1 0 0 1 2												
Chris Hoiles, R (1, 2) OBP: 0.415, SLG: 0.500		0-0 P3		0-0 F8		0-3 K				3 0 0 0 0 1 1												
Tony Tarasco, L (1, 9) OBP: 0.250, SLG: 0.362			0-0 G4-3		0-0 F8		0-0 G6-3			3 0 0 0 0 0 0												
Mike Bordick, R (1, 6) OBP: 0.248, SLG: 0.246			0-0 F9		0-0 F9		0-0 F9			3 0 0 0 0 0 0												
Inning Stats	R: 0 E: 0 K: 0 S: 3	H: 0 LOB: 1 BB: 0 P: 4	R: 0 E: 0 K: 0 S: 3	H: 0 LOB: 0 BB: 0 P: 3	R: 0 E: 0 K: 0 S: 3	H: 0 LOB: 1 BB: 1 P: 7	R: 1 E: 0 K: 0 S: 5	H: 2 LOB: 1 BB: 0 P: 5	R: 0 E: 0 K: 0 S: 3	H: 0 LOB: 0 BB: 0 P: 3	R: 1 E: 0 K: 1 S: 5	H: 1 LOB: 1 BB: 2 P: 11	R: 0 E: 0 K: 1 S: 5	H: 0 LOB: 0 BB: 0 P: 5	R: 0 E: 0 K: 1 S: 5	H: 0 LOB: 0 BB: 0 P: 5	R: 0 E: 0 K: 1 S: 5	H: 0 LOB: 0 BB: 0 P: 5	1B: 1 2B: 1 3B: 0 HR: 1	SF: 1 SAC: 0 DP: 1 HBP: 1	WP: 0 PB: 0 SB: 0 CS: 0	PA: 33
PITCHER	IP WLS BF H R ER SO BB IBB HBP BLK WP HR S P ERA WHIP																					
Jason Dickson, R (1, 1) ERA: 3.19	7.0 W 27 3 2 2 1 3 0 1 0 0 0 1 25 38 2.57 0.857																					
Chuck McElroy, L (8, 1) ERA: 3.45	0.2 2 0 0 0 0 0 0 0 0 0 0 0 2 2 0.00 0.000																					
Rich DeLucia, R (8, 1) ERA: 2.4	0.1 1 0 0 0 1 0 0 0 0 0 0 0 3 3 0.00 0.000																					
Mike Holtz, L (9, 1) ERA: 0.68	0.1 1 0 0 0 0 0 0 0 0 0 0 0 1 1 0.00 0.000																					
Mike James, R (9, 1) ERA: 2.45	0.2 S 2 0 0 0 1 0 0 0 0 0 0 0 4 4 0.00 0.000																					

Baltimore Orioles @ Anaheim Angels
Anaheim Stadium, Anaheim, CA

Thu May 15 1997, 10:05 PM EDT
Att. 15,966 - Unknown - 79 F

livebaseballscorecards.com

AB	28
R	2
H	3
RBI	2
BB	3
SO	3
LOB	5



Batter	1	2	3	4	5	6	7	8	9	AB	R	H	RBI	BB	SO	LOB
Darin Erstad, L OBP: 0.333, SLG: 0.437 (1, 3)	0-0 G4-3	0-0 SF9		0-0 P6		0-0 P5				3	0	0	1	0	0	2
Jim Edmonds, L OBP: 0.368, SLG: 0.486 (1, 8)	0-0 2B	0-0 F9		0-3 K			0-0 F8			4	1	1	0	0	1	3
Jack Howell, L OBP: 0.369, SLG: 0.636 Craig Grebeck, R OBP: 0.333, SLG: 0.226 (7, PR) (8, 5)	0-0 G6-3 1B		4-0 16 S BB		0-0 G4-3		0-0 2B			3	1	2	1	1	0	0
Jim Leyritz, R OBP: 0.383, SLG: 0.509 (1, 2)	0-0 G6-3		0-0 P2		0-0 P4		0-3 K			4	0	0	0	0	1	3
Tim Salmon, R OBP: 0.366, SLG: 0.420 (1, 9)	0-0 16 1B		0-3 K		4-0 16 1B BB		4-0 BB			2	0	1	1	2	1	1
16 Garret Anderson, L OBP: 0.372, SLG: 0.407 (1, 7)	0-0 1-2 1B		0-0 G4-3		0-0 1-3 1B		0-0 G1-3			4	0	2	0	0	0	3
Eddie Murray, S OBP: 0.281, SLG: 0.309 (1, 10)	0-0 G3-1			0-0 G4-3		0-0 P4		0-0 F8		4	0	0	0	0	0	4
Luis Alicea, S OBP: 0.375, SLG: 0.395 (1, 4)		0-0 1B SF9 2B		4-0 2B BB		0-3 K		0-0 P3		3	1	1	0	1	1	0
Gary Disarcina, R OBP: 0.254, SLG: 0.354 (1, 6)		0-0 F9 1B		0-0 1-3 2B		0-0 G5-3		0-0 F8		4	0	2	0	0	0	0
Inning Stats	R: 2 E: 0 K: 0 S: 7	H: 4 LOB: 2 BB: 0 P: 7	R: 1 E: 0 K: 0 S: 4	H: 2 LOB: 0 BB: 0 P: 4	R: 0 E: 0 K: 1 S: 5	H: 0 LOB: 1 BB: 1 P: 9	R: 0 E: 0 K: 1 S: 6	H: 1 LOB: 2 BB: 1 P: 10	R: 0 E: 0 K: 1 S: 5	H: 0 LOB: 0 BB: 0 P: 5	R: 0 E: 0 K: 1 S: 6	H: 1 LOB: 2 BB: 1 P: 10	R: 0 E: 0 K: 0 S: 3	H: 0 LOB: 0 BB: 0 P: 3	1B: 5 2B: 4 3B: 0 HR: 0	SF: 1 SAC: 0 DP: 0 HBP: 0

BOTTOM

Baltimore Orioles @ Anaheim Angels
Anaheim Stadium, Anaheim, CA
 Thu May 15 1997, 10:05 PM EDT
 Att: 15,966 - Unknown - 79 F

AB	31
R	3
H	9
RBI	3
BB	4
SO	4
LOB	16



WP: 0	PA: 36
PB: 0	SB: 1
CS: 0	

PITCHER	IP	WLS	BF	H	R	ER	SO	BB	IBB	HBP	BLK	WP	HR	S	P	ERA	WHIP
Scott Kamieniecki, R ERA: 3.49	(1, 1)	6.0	L	28	8	3	3	3	3	0	0	0	0	31	43	4.50	1.833
Jesse Orosco, L ERA: 0.96	(7, 1)	2.0		8	1	0	1	1	0	0	0	0	0	9	13	0.00	1.000

Batter	1	2	3	4	5	6	7	8	9	AB R H RBI BB SO LOB	TOP											
Brady Anderson, L (1, 8) OBP: 0.475, SLG: 0.504	1-3 		0-0 	1-1 FC3-6 			0-0 G4-3 		4-2 	4 1 1 0 1 1 1												
Roberto Alomar, S (1, 4) OBP: 0.323, SLG: 0.403	3-2 F8 		1-1 	1-2 CS 	0-0 G6-3 			1-2 G6-3 2B G1-3 1B 	1-2 G5-3 	5 1 2 2 0 0 2												
Eric Davis, R (1, 10) OBP: 0.410, SLG: 0.644	3-3 K 		2-2 F7 		1-1 G1-3 			2-1 G1-3 		4 0 0 0 0 1 3												
Rafael Palmeiro, L (1, 3) OBP: 0.328, SLG: 0.426		1-0 G4-3 	2-0 		0-0 F8 			1-2 G6-3 		4 0 1 1 0 0 1												
Cal Ripken Jr., R (1, 5) OBP: 0.345, SLG: 0.516		1-0 G6-3 	4-1 			3-2 P6 		2-1 		3 0 1 1 1 0 0												
B.J. Surhoff, L (1, 7) OBP: 0.391, SLG: 0.564		1-2 G3 	0-2 G3-1 			2-2 F7 		3-1 G3 		4 0 0 0 0 0 4												
Jeffrey Hammonds, R (1, 9) OBP: 0.304, SLG: 0.360			3-3 K 	2-1 		3-3 K 			1-0 P2 	4 1 1 0 0 2 0												
Lenny Webster, R (1, 2) OBP: 0.279, SLG: 0.324			1-0 	1 SAFE 1 SAFE 1 SAFE 1 SAFE 	2-0 FC3-6 		0-2 G6-3 		3-1 	4 2 3 1 0 0 0												
Mike Bordick, R (1, 6) OBP: 0.255, SLG: 0.256			0-0 	0-0 SF9 			1-0 F8 		2-2 G5-3 BB 	3 1 2 1 0 0 0												
Inning Stats	R: 0 E: 0 K: 2 S: 9	H: 0 LOB: 0 BB: 0 P: 16	R: 0 E: 0 K: 0 S: 5	H: 0 LOB: 0 BB: 0 P: 8	R: 3 E: 0 K: 1 S: 16	H: 5 LOB: 3 BB: 1 P: 29	R: 1 E: 0 K: 0 S: 9	H: 2 LOB: 0 BB: 0 P: 14	R: 0 E: 0 K: 0 S: 4	H: 0 LOB: 0 BB: 0 P: 5	R: 0 E: 0 K: 1 S: 9	H: 0 LOB: 0 BB: 0 P: 17	R: 0 E: 0 K: 0 S: 5	H: 0 LOB: 0 BB: 0 P: 6	R: 1 E: 0 K: 0 S: 13	H: 2 LOB: 1 BB: 0 P: 22	R: 1 E: 0 K: 0 S: 11	H: 2 LOB: 1 BB: 1 P: 22	1B: 9 2B: 1 3B: 0 HR: 1	SF: 1 SAC: 0 DP: 1 HBP: 0	WP: 0 PB: 0 SB: 0 CS: 1	PA: 39
PITCHER	IP WLS BF H R ER SO BB IBB HBP BLK WP HR S P ERA WHIP																				PITCHER	IP WLS BF H R ER SO BB IBB HBP BLK WP HR S P ERA WHIP
Dennis Martinez, R (1, 1) ERA: 6.65	7.1 L 30 8 5 5 4 1 0 0 0 0 0 63 104 6.14 1.227																					
Mark Holzemer, L (8, 1) ERA:	0.2 3 1 0 0 0 0 0 0 0 0 0 0 7 13 0.00 1.500																					
Josias Manzanillo, R (9, 1) ERA: 4.5	1.0 5 2 1 1 0 0 1 0 0 0 0 1 11 22 9.00 3.000																					

Baltimore Orioles @ Seattle Mariners
The Kingdome, Seattle, WA
Fri May 16 1997, 10:05 PM EDT
Att. 39,455 - Dome - 68 F

livebaseballscorecards.com

AB	35
R	6
H	11
RBI	6
BB	2
SO	4
LOB	11



Batter	1	2	3	4	5	6	7	8	9	AB R H RBI BB SO LOB
Joey Cora, S OBP: 0.396, SLG: 0.489 (1, 4)	2-1 G4-6-3 1B		0-2 P4			1-3 K			0-1 E 2B 1B	4 1 2 0 0 1 1
Alex Rodriguez, R OBP: 0.365, SLG: 0.480 (1, 6)	0-0 G4-6-3 1-2f		3-2 1-H 2B			0-1 G6-3			2-2 E4 1-2 2B	4 1 1 1 0 0 2
Ken Griffey Jr., L OBP: 0.402, SLG: 0.748 (1, 8)	2-2 F7		0-2 F8			0-0 G4-3			2-2 P2	4 0 0 0 0 0 3
Edgar Martinez, R OBP: 0.418, SLG: 0.497 (1, 10)		1-2 FC1-4 1B		2-3 K		1-2 G6-3			1-1 F7	4 0 1 0 0 1 2
Jay Buhner, R OBP: 0.378, SLG: 0.358 (1, 9)		2-2 FC1-4 1-2f FC6-4		2-3 K		1-0 E6 G4-6-3			1-1 1-H 2-H 2B	4 0 1 2 0 1 1
Paul Sorrento, L OBP: 0.301, SLG: 0.386 (1, 3)		3-2 L7		1-1 G3-1		0-0 G4-6-3 1-2f			0-3 K	3 0 0 0 0 0 2 1 0 0 0 0 1 1
Rich Amaral, R OBP: 0.442, SLG: 0.422 (9, PH)										
Dan Wilson, R OBP: 0.373, SLG: 0.492 (1, 2)		1-0 FC6-4 1-2f		1-0 L9		1-0 L9			1-0 G1-3	3 0 0 0 0 0 1
Russ Davis, R OBP: 0.351, SLG: 0.504 (1, 5)			1-0 FC6-4 1B		2-3 K				1-1 F8	3 0 1 0 0 1 0
Rob Ducey, L OBP: 0.286, SLG: 0.395 (1, 7)			1-1 FC6-4 1-2f 2B		1-0 G4-3				2-1 G1-3	3 1 0 0 0 0 1

Inning Stats	R: 0	H: 1	E: 0	LOB: 0	K: 0	S: 7	P: 11	R: 0	H: 1	E: 0	LOB: 1	K: 0	S: 13	P: 20	R: 1	H: 2	E: 0	LOB: 1	K: 0	S: 12	P: 17	R: 0	H: 0	E: 0	LOB: 0	K: 2	S: 8	P: 13	R: 0	H: 0	E: 0	LOB: 0	K: 1	S: 5	P: 9	R: 0	H: 0	E: 0	LOB: 0	K: 1	S: 6	P: 7	R: 0	H: 0	E: 1	LOB: 0	K: 0	S: 5	P: 7	R: 0	H: 0	E: 0	LOB: 0	K: 0	S: 5	P: 9	R: 2	H: 2	E: 1	LOB: 1	K: 1	S: 17	P: 23	1B: 4	SF: 0	2B: 2	SAC: 0	3B: 0	DP: 2	HR: 0	HBP: 0	WP: 0	PA: 33
--------------	------	------	------	--------	------	------	-------	------	------	------	--------	------	-------	-------	------	------	------	--------	------	-------	-------	------	------	------	--------	------	------	-------	------	------	------	--------	------	------	------	------	------	------	--------	------	------	------	------	------	------	--------	------	------	------	------	------	------	--------	------	------	------	------	------	------	--------	------	-------	-------	-------	-------	-------	--------	-------	-------	-------	--------	-------	--------

PITCHER	IP	WLS	BF	H	R	ER	SO	BB	IBB	HBP	BLK	WP	HR	S	P	ERA	WHIP
Scott Erickson, R ERA: 2.65 (1, 1)	8.0	W	29	5	3	1	4	0	0	0	0	0	0	66	100	1.12	0.625
Randy Myers, L ERA: 1.59 (9, 1)	1.0		4	1	0	0	1	0	0	0	0	0	0	12	16	0.00	1.000


BOTTOM

Baltimore Orioles @ Seattle Mariners
The Kingdome, Seattle, WA

Fri May 16 1997, 10:05 PM EDT
Att: 39,455 - Dome - 68 F

livebaseballscorecards.com

AB	33
R	3
H	6
RBI	3
BB	0
SO	5
LOB	14



Batter	1	2	3	4	5	6	7	8	9	AB R H RBI BB SO LOB	TOP											
Brady Anderson, L (1, 8) OBP: 0.478, SLG: 0.514	4-2 BB 1B	3-3 BB K		1-0 1-H 2-H 3B		3-0 1-1 L3		4-0 1-2 BB		3 0 1 2 2 1 3												
Roberto Alomar, S (1, 4) OBP: 0.326, SLG: 0.398	1-0 1-2 1B	0-1 FC5-2		2-2 L4			4-0 BB 1B BB	1-0 P6		4 1 1 0 1 0 5												
Eric Davis, R (1, 10) OBP: 0.393, SLG: 0.615	0-1 F8		1-3 K		2-3 K		0-2 F8	3-2 G5-3		5 0 0 0 0 2 5												
Rafael Palmeiro, L (1, 3) OBP: 0.324, SLG: 0.425	2-2 P5		0-3 K		0-1 2B		2-0 L6		0-0 G3-1	5 0 1 0 0 1 3												
Cal Ripken Jr., R (1, 5) OBP: 0.341, SLG: 0.503	2-1 G6-3		2-1 F9		0-1 G5-3		4-2 1B 1-2 BB		2-0 G5-3	4 0 0 0 1 0 3												
B.J. Surhoff, L (1, 7) OBP: 0.406, SLG: 0.595		2-1 HR		0-1 1B 3B 1B	4-0 IBB		0-1 1-3 2-H 1B		2-3 K	4 2 3 2 1 1 0												
Chris Hoiles, R (1, 2) OBP: 0.418, SLG: 0.495		4-2 SH3-4 BB FC5-2 BB		2-1 1-2 3B 1B	2-3 K		0-1 G5-3			3 1 1 0 1 1 4												
Tony Tarasco, L (1, 9) OBP: 0.269, SLG: 0.347		4-1 SH3-4 1-2 BB		0-2 F7		4-1 L3 BB		0-0 G4-3		2 0 0 0 2 0 2												
Mike Bordick, R (1, 6) OBP: 0.257, SLG: 0.258		0-1 SH3-4		2-2 F9		1 SAFE 1-3 K		0-1 BB 1B		3 0 1 0 0 1 3												
Inning Stats	R: 0 E: 0 K: 0 S: 11	H: 1 LOB: 2 BB: 1 P: 20	R: 1 E: 0 K: 1 S: 15	H: 1 LOB: 2 BB: 2 P: 28	R: 0 E: 0 K: 2 S: 8	H: 0 LOB: 0 BB: 0 P: 11	R: 2 E: 0 K: 0 S: 14	H: 3 LOB: 1 BB: 0 P: 21	R: 0 E: 0 K: 2 S: 10	H: 1 LOB: 2 BB: 1 P: 18	R: 0 E: 0 K: 1 S: 5	H: 0 LOB: 0 BB: 1 P: 13	R: 1 E: 0 K: 0 S: 11	H: 1 LOB: 2 BB: 2 P: 21	R: 0 E: 0 K: 0 S: 7	H: 1 LOB: 2 BB: 1 P: 15	R: 0 E: 0 K: 1 S: 5	H: 0 LOB: 0 BB: 0 P: 9	1B: 5 2B: 2 3B: 1 HR: 1	SF: 0 SAC: 1 DP: 1 HBP: 0	WP: 0 PB: 0 SB: 0 CS: 0	PA: 42
PITCHER	IP WLS BF H R ER SO BB IBB HBP BLK WP HR S P ERA WHIP																					
Scott Sanders, R (1, 1) ERA: 6.99	5.1 L 27 6 3 3 6 4 1 0 0 0 0 1 62 107 5.06 1.875																					
40 Greg McCarthy, L (6, 1) ERA: 3.68	1.1 6 1 1 1 0 2 0 0 0 0 0 0 10 23 6.75 2.250																					
Bobby Ayala, R (7, 1) ERA: 5.64	1.1 6 1 0 0 0 1 0 0 0 0 0 0 9 17 0.00 1.500																					
Mark Holzemer, L (9, 1) ERA:	1.0 3 0 0 0 1 0 0 0 0 0 0 0 5 9 0.00 0.000																					

Baltimore Orioles @ Seattle Mariners
The Kingdome, Seattle, WA
Sat May 17 1997, 10:05 PM EDT
Att: 57,304 - Dome - 68 F

livebaseballscorecards.com

AB	33
R	4
H	8
RBI	4
BB	8
SO	7
LOB	28



Batter	1	2	3	4	5	6	7	8	9	AB	R	H	RBI	BB	SO	LOB
Rich Amaral, R OBP: 0.439, SLG: 0.420 (1, 7)	3-2 1B 1B		1-1 1B		1-3 K		1-1 L7		2-1 F8	5	0	2	0	0	1	2
Alex Rodriguez, R OBP: 0.366, SLG: 0.494 (1, 6)	2-2 L9		0-3 1B		3-2 HR		1-2 G1-3		1-1 1B 1-3 2-H	5	1	2	2	0	1	2
Ken Griffey Jr., L OBP: 0.402, SLG: 0.738 (1, 8)	0-2 1B		2-1 G3-1		2-2 G4-3			1-0 P5	1-2 1B 3-H	5	0	2	1	0	0	1
Edgar Martinez, R OBP: 0.422, SLG: 0.493 (1, 10)	4-1 BB			3-1 1B		0-0 F8		4-2 BB	2-0 F9	3	0	1	0	2	0	2
Jay Buhner, R OBP: 0.375, SLG: 0.350 (1, 9)	3-2 G5-4-3			4-1 BB		1-1 P4		0-3 K		3	0	0	0	1	1	4
Mike Blowers, R OBP: 0.263, SLG: 0.343 (1, 3)		2-3 K		2-2 F9		0-0 BB 1B		2-3 K		4	0	1	0	0	2	3
Dan Wilson, R OBP: 0.370, SLG: 0.481 (1, 2)		2-1 F9		1-1 P3		4-1 BB			1-2 E5 1B	3	1	0	0	1	0	2
Russ Davis, R OBP: 0.341, SLG: 0.488 (1, 5)		2-0 L7		2-0 F8		2-3 K			2-2 F9	4	0	0	0	0	1	5
Alvaro Espinoza, R OBP: 0.240, SLG: 0.280 (1, 4)			1-1 G1-4-3			0-0 F7			0-2 1B 1B	2	0	0	0	0	0	0
Joey Cora, S OBP: 0.397, SLG: 0.489 (7, PH) (8, 4)										2	1	1	0	0	0	0

Inning Stats	R: 0	H: 2	E: 0	K: 16	H: 0	LOB: 0	E: 0	K: 5	H: 1	LOB: 1	E: 0	K: 9	H: 1	LOB: 2	E: 0	K: 9	H: 1	LOB: 0	E: 0	K: 8	H: 0	LOB: 0	E: 0	K: 12	H: 1	LOB: 2	E: 0	K: 15	H: 0	LOB: 0	E: 0	K: 12	H: 0	LOB: 1	E: 1	K: 19	H: 3	LOB: 2	E: 1	K: 28	1B: 8	2B: 0	3B: 0	HR: 1	SF: 0	SAC: 0	DP: 1	HBP: 0	WP: 0	PB: 0	SB: 3	CS: 0	PA: 40
--------------	------	------	------	-------	------	--------	------	------	------	--------	------	------	------	--------	------	------	------	--------	------	------	------	--------	------	-------	------	--------	------	-------	------	--------	------	-------	------	--------	------	-------	------	--------	------	-------	-------	-------	-------	-------	-------	--------	-------	--------	-------	-------	-------	-------	--------

PITCHER	IP	WLS	BF	H	R	ER	SO	BB	IBB	HBP	BLK	WP	HR	S	P	ERA	WHIP
Jimmy Key, L ERA: 1.8 (1, 1)	5.2		25	6	1	1	3	3	0	0	0	0	1	57	102	1.59	1.588
Terry Mathews, R ERA: 2.33 (6, 1)	2.1		8	0	0	0	3	1	0	0	0	0	0	23	36	0.00	0.429
Randy Myers, L ERA: 1.53 (9, 1)	0.2		6	3	2	0	0	0	0	0	0	0	0	18	25	0.00	4.500
Armando Benitez, R ERA: 4.5 (9, 1)	0.1	S	1	0	0	0	0	0	0	0	0	0	0	1	3	0.00	0.000


BOTTOM

Baltimore Orioles @ Seattle Mariners
The Kingdome, Seattle, WA

Sat May 17 1997, 10:05 PM EDT
Att: 57,304 - Dome - 68 F

livebaseballscorecards.com

AB	36
R	3
H	9
RBI	3
BB	4
SO	6
LOB	21



Batter	1	2	3	4	5	6	7	8	9	AB R H RBI BB SO LOB	TOP																
Brady Anderson, L (1, 8) OBP: 0.476, SLG: 0.507	0-0 S S G3 1B		3-2 G4-3		2-3 K	2-2 F8		4-2 BB		4 1 1 0 1 1 1																	
Jeff Reboulet, R (1, 4) OBP: 0.315, SLG: 0.298 Roberto Alomar, S (7, PH) OBP: 0.321, SLG: 0.392	SAFE 4-1 G3 S 1-2 BB		1-2 F8		4-0 1-2 HR BB		0-0 G1-3	2-2 G6-3		1 1 0 0 2 0 0 2 0 0 0 0 0 1																	
Eric Davis, R (1, 10) OBP: 0.402, SLG: 0.619 Tony Tarasco, L (9, PR) OBP: 0.269, SLG: 0.347	3-3 K		4-2 BB BB		2-3 K		2-1 2B 2B		2-1 BB 1B 1B	4 1 2 0 1 2 4 0 1 0 0 0 0 0																	
Chris Hoiles, R (1, 3) OBP: 0.432, SLG: 0.535	4-2 G3 1-2 2-3 BB		4-2 BB		2-1 1-H 2-H HR		1-0 2B		1-1 L6	3 1 2 4 2 0 1																	
Cal Ripken Jr., R (1, 5) OBP: 0.343, SLG: 0.497	3-1 G3 1-2 2-3 3-H		1-3 K		4-2 BB		1-0 G6-3		0-0 BB 1B 1B	4 1 1 1 1 1 5																	
Pete Incaviglia, R (1, 9) OBP: 0.322, SLG: 0.432 B.J. Surhoff, L (7, PH) OBP: 0.415, SLG: 0.595	1-3 K				0-3 K	2-1 F9		4-0 IBB	4-0 1B 1-2 2-3 BB	3 0 0 0 0 2 3 0 0 0 0 2 0 0																	
Jeffrey Hammonds, R (1, 7) OBP: 0.299, SLG: 0.385			3-2 F8		2-3 K		1-0 HR		0-3 K	5 1 1 1 0 3 5																	
Lenny Webster, R (1, 2) OBP: 0.283, SLG: 0.308 Rafael Palmeiro, L (8, PH) OBP: 0.326, SLG: 0.426			4-2 CS BB		2-3 K		2-1 G1-3		0-0 F8 1B	2 0 0 0 1 1 0 2 0 1 2 0 0 0																	
Mike Bordick, R (1, 6) OBP: 0.255, SLG: 0.250			1-1 L9		4-0 HR BB BB		1-0 F9		0-2 G5-3 G3-1	4 1 0 0 1 0 3																	
Inning Stats	R: 1 E: 0 K: 2 S: 12	H: 1 LOB: 2 BB: 2 P: 27	R: 0 E: 0 K: 0 S: 8	H: 0 LOB: 0 BB: 1 P: 16	R: 0 E: 0 K: 1 S: 13	H: 0 LOB: 2 BB: 2 P: 26	R: 0 E: 0 K: 3 S: 13	H: 0 LOB: 0 BB: 0 P: 17	R: 3 E: 0 K: 2 S: 12	H: 1 LOB: 1 BB: 3 P: 32	R: 1 E: 0 K: 0 S: 8	H: 1 LOB: 0 BB: 0 P: 14	R: 1 E: 0 K: 1 S: 10	H: 2 LOB: 2 BB: 1 P: 21	R: 0 E: 0 K: 0 S: 9	H: 0 LOB: 1 BB: 1 P: 15	R: 2 E: 0 K: 1 S: 11	H: 3 LOB: 2 BB: 1 P: 19	1B: 4 2B: 2 3B: 0 HR: 2	SF: 0 SAC: 0 DP: 0 HBP: 0	WP: 0 PB: 0 SB: 3 CS: 1	PA: 45					
PITCHER	IP WLS BF H R ER SO BB IBB HBP BLK WP HR S P ERA WHIP																										
Randy Johnson, L (1, 1) ERA: 3.15	5.0		24	2	4	4	8	8	0	0	0	0	1	58	118	7.20	2.000										
Bobby Ayala, R (6, 1) ERA: 6.08	1.1		7	3	2	2	0	0	0	0	0	0	1	12	21	13.50	2.250										
Josias Manzanillo, R (7, 1) ERA: 4.22	0.2		3	0	0	0	1	0	1	0	0	0	0	6	14	0.00	0.000										
Norm Charlton, L (8, 1) ERA: 6.08	2.0	L	11	3	2	2	1	2	0	0	0	0	0	20	34	9.00	2.500										

Baltimore Orioles @ Seattle Mariners
The Kingdome, Seattle, WA
Sun May 18 1997, 6:33 AM EDT
Att. 57,432 - Dome - 68 F

AB	34
R	8
H	8
RBI	8
BB	11
SO	10
LOB	23



Batter	1	2	3	4	5	6	7	8	9	AB R H RBI BB SO LOB	TOP											
Brian Hunter, R OBP: 0.299, SLG: 0.317 (1, 8) C S B B S	2-3 K			4-1 FC4-6 BB		0-1 G6-3		2-2 S HR 1B		3 1 1 1 1 1 0												
Damion Easley, R OBP: 0.369, SLG: 0.440 (1, 4) (8, 6) B C F B X	2-2 F7			1-3 K		1-1 G5-3		1 SAFE 3-1 3-H HR		4 1 1 2 0 1 1												
Bobby Higginson, L OBP: 0.349, SLG: 0.425 Phil Nevin, R OBP: 0.379, SLG: 0.440 A.J. Sager, R (8, 1)	1-1 G4-3			0-2 FC4-6 1B 1-2f		1-1 G3-1		3-3 K		3 0 0 0 0 0 1 1 0 0 0 0 1 0 0 0 0 0 0 0 0												
Tony Clark, S OBP: 0.381, SLG: 0.638 (1, 3)		1-0 G4-3		2-2 S B S 1 B X SAFE		1-2 P5		0-0 F8		4 0 1 0 0 0 0												
Travis Fryman, R OBP: 0.363, SLG: 0.460 (1, 5)		1-2 F9		1-2 F7		4-2 BB		2-2 F7		3 0 0 0 1 0 2												
Melvin Nieves, S OBP: 0.373, SLG: 0.483 (1, 9)		2-3 K2-3				0-0 G5-3		2-2 P5		4 0 0 0 0 2 1												
Curtis Pride, L OBP: 0.329, SLG: 0.333 (1, 10) (8, 7)				1-1 E4 P3		0-1 L6		2-2 G1-3 1B 2B		3 1 1 0 0 0 0												
Raul Casanova, S OBP: 0.304, SLG: 0.256 (1, 2)				0-2 P3 1-2		2-0 G4-3		1-1 G1-3		3 0 0 0 0 0 2												
Deivi Cruz, R OBP: 0.224, SLG: 0.301 Bob Hamelin, L OBP: 0.333, SLG: 0.438 Jody Reed, R OBP: 0.352, SLG: 0.239 (8, 4)				2-2 F9		1-0 F8		0-3 K		2 0 0 0 0 0 0 1 0 0 0 0 1 1 0 0 0 0 0 0 0												
Inning Stats	R: 0 E: 0 K: 1 S: 8	H: 0 LOB: 0 BB: 0 P: 13	R: 0 E: 0 K: 1 S: 8	H: 0 LOB: 0 BB: 0 P: 12	R: 0 E: 1 K: 0 S: 8	H: 0 LOB: 0 BB: 0 P: 11	R: 0 E: 0 K: 1 S: 13	H: 1 LOB: 2 BB: 1 P: 21	R: 0 E: 0 K: 0 S: 4	H: 0 LOB: 0 BB: 0 P: 6	R: 0 E: 0 K: 0 S: 5	H: 0 LOB: 0 BB: 0 P: 7	R: 0 E: 0 K: 0 S: 12	H: 0 LOB: 1 BB: 1 P: 20	R: 3 E: 0 K: 2 S: 18	H: 3 LOB: 0 BB: 0 P: 29	R: 0 E: 0 K: 1 S: 7	H: 0 LOB: 0 BB: 0 P: 10	1B: 2 2B: 1 3B: 0 HR: 1	SF: 0 SAC: 0 DP: 0 HBP: 0	WP: 0 PB: 0 SB: 2 CS: 0	PA: 33
PITCHER	IP WLS BF H R ER SO BB IBB HBP BLK WP HR S P ERA WHIP																					
Scott Kamieniecki, R ERA: 3.49 (1, 1)	7.2 W 29 4 3 3 4 2 0 0 0 0 0 1 73 113 3.52 0.783																					
Jesse Orosco, L ERA: 0.84 (8, 1)	0.1 1 0 0 0 1 0 0 0 0 0 0 0 3 6 0.00 0.000																					
Randy Myers, L ERA: 1.4 (9, 1)	1.0 S 3 0 0 0 1 0 0 0 0 0 0 0 7 10 0.00 0.000																					

Detroit Tigers @ Baltimore Orioles
 Oriole Park at Camden Yards, Baltimore, MD

Tue May 20 1997, 7:05 PM EDT
 Att. 48,003 - Unknown - 79 F

livebaseballscorecards.com

AB 31
R 3
H 4
RBI 3
BB 2
SO 6
LOB 8



Batter	1	2	3	4	5	6	7	8	9	AB R H RBI BB SO LOB
Brady Anderson, L OBP: 0.482, SLG: 0.507 (1, 8)	3-1 G5-4-3 1B		4-1 FC5-4 BB		1-0 SF9 1B 1-2 2-3 HBP		1-3 K			2 1 1 0 1 1 0
Roberto Alomar, S OBP: 0.326, SLG: 0.395 (1, 4)	2-3 K		2-2 1 SAFE FC5-4 WP 1-2f		1-2 SF9 1B 1-2 2-3 3-H		3-0 1B			4 1 2 1 0 1 2
Eric Davis, R OBP: 0.389, SLG: 0.603 (1, 10)	1-1 G5-4-3 1-2f		2-2 F9		0-1 SF9 1-2 2-3 3-H		2-3 K			3 0 0 1 0 1 3
Rafael Palmeiro, L OBP: 0.324, SLG: 0.422 (1, 3)		0-0 F7		1-0 F7	1-0 1B 2-H 3-H		0-0 F7			4 0 1 2 0 0 1
Cal Ripken Jr., R OBP: 0.341, SLG: 0.488 (1, 5)		4-2 1B BB		1-3 K		2-3 K		2-2 G5-3		3 0 0 0 1 2 0
B.J. Surhoff, L OBP: 0.410, SLG: 0.584 (1, 7)		2-2 F8		2-2 G3		2-0 S 1B		3-2 G3		4 0 1 0 0 0 1
Chris Hoiles, R OBP: 0.434, SLG: 0.530 Lenny Webster, R OBP: 0.283, SLG: 0.308 (1, 2) (9, 2)		1-2 1B			4-2 HBP 1B BB		3-3 K		0-2 F8	3 1 1 0 1 1 1 0 0 0 0 0 0 0
Tony Tarasco, L OBP: 0.273, SLG: 0.333 (1, 9)		1-0 G4-3			2-3 K		4-0 FC6 IBB			2 0 0 0 1 1 3
Mike Bordick, R OBP: 0.257, SLG: 0.252 (1, 6)			0-3 K		0-0 1B HBP SF9 1B		0-1 FC6			3 1 1 0 0 1 2

Inning Stats	R: 0 E: 0 K: 1 S: 7	H: 1 LOB: 0 BB: 0 P: 13	R: 0 E: 0 K: 0 S: 10	H: 1 LOB: 2 BB: 1 P: 18	R: 0 E: 0 K: 1 S: 13	H: 0 LOB: 1 BB: 1 P: 21	R: 0 E: 0 K: 1 S: 7	H: 0 LOB: 0 BB: 0 P: 11	R: 4 E: 0 K: 1 S: 12	H: 3 LOB: 1 BB: 1 P: 21	R: 0 E: 0 K: 2 S: 10	H: 1 LOB: 2 BB: 1 P: 21	R: 0 E: 0 K: 2 S: 11	H: 1 LOB: 1 BB: 0 P: 16	R: 0 E: 0 K: 0 S: 10	H: 0 LOB: 0 BB: 0 P: 15	1B: 7 2B: 0 3B: 0 HR: 0	SF: 1 SAC: 0 DP: 1 HBP: 1	WP: 1 PB: 0 SB: 1 CS: 0	PA: 34
--------------	------------------------------	----------------------------------	-------------------------------	----------------------------------	-------------------------------	----------------------------------	------------------------------	----------------------------------	-------------------------------	----------------------------------	-------------------------------	----------------------------------	-------------------------------	----------------------------------	-------------------------------	----------------------------------	----------------------------------	------------------------------------	----------------------------------	--------

PITCHER	IP	WLS	BF	H	R	ER	SO	BB	IBB	HBP	BLK	WP	HR	S	P	ERA	WHIP
Omar Olivares, R ERA: 3.54 (1, 1)	5.0	L	22	5	4	4	4	3	0	1	0	1	0	49	84	7.20	1.600
A.J. Sager, R ERA: 3.96 (6, 1)	3.0		12	2	0	0	4	0	1	0	0	0	0	31	52	0.00	0.667
A.J. Sager, R ERA: 3.96 (8, 1)	3.0		12	2	0	0	4	0	1	0	0	0	0	31	52	0.00	0.667

BOTTOM

Detroit Tigers @ Baltimore Orioles
Oriole Park at Camden Yards, Baltimore, MD

Tue May 20 1997, 7:05 PM EDT
Att: 48,003 - Unknown - 79 F

livebaseballscorecards.com

AB	28
R	4
H	7
RBI	4
BB	4
SO	8
LOB	13



Detroit Tigers @ Baltimore Orioles
 Oriole Park at Camden Yards, Baltimore, MD

Wed May 21 1997, 3:33 AM EDT
 Att. 47,877 - Cloudy - 65 F

livebaseballscorecards.com

AB	28
R	0
H	5
RBI	0
BB	5
SO	4
LOB	15



AB	R	H	RBI	BB	SO	LOB
3	0	1	0	1	0	1
3	0	0	0	1	2	2
2	0	0	0	1	0	0
1	0	1	0	0	0	0
4	0	1	0	0	1	3
4	0	1	0	0	0	1
2	0	0	0	1	0	2
1	0	0	0	0	0	1
2	0	0	0	1	1	1
3	0	0	0	0	0	3
2	0	0	0	0	0	1
1	0	1	0	0	0	0
0	0	0	0	0	0	0

Batter	1	2	3	4	5	6	7	8	9
Brian Hunter, R OBP: 0.303, SLG: 0.317 (1, 8) C B B B	4-1 S BB		1-0 L8			2-2 G6-4-3 1B		0-1 FC6-4 1-2f	
Damion Easley, R OBP: 0.366, SLG: 0.431 (1, 4) C F S (8, 6)	0-3 K		1-3 K			1-0 G6-4-3 1-2f		4-2 PO BB	
Bobby Higginson, L OBP: 0.348, SLG: 0.419 (8, PH) C B B B (8, 9)	4-1 G6-4-3 BB			1-2 G4-3		0-1 G5-3		0-1 PO 1-2	2-1 1B
Tony Clark, S OBP: 0.378, SLG: 0.629 (1, 3) C X	0-1 G6-4-3 1-2f			2-1 G6-3			0-0 G4-6-3 1B		0-3 K
Travis Fryman, R OBP: 0.361, SLG: 0.455 (1, 5) C S X		1-2 G4-3		2-0 G5-3			0-2 G4-6-3 1B		3-2 F8
Curtis Pride, L OBP: 0.329, SLG: 0.324 (1, 10) B B B B Brian Johnson, R OBP: 0.218, SLG: 0.271 (9, PH)		4-0 WP BB		3-2 G6-3		1-2 G4-6-3 1-2f 2-3		0-0 P9	
Phil Nevin, R OBP: 0.375, SLG: 0.407 (1, 7) 1 SAFE B C B B B		4-2 G6-4-3 BB		0-0 E4 G4-3		2-3 K			
Raul Casanova, S OBP: 0.286, SLG: 0.239 (1, 2) X		0-0 G6-4-3 1-2f		0-0 G4-3 1-2				0-2 P6	
Deivi Cruz, R OBP: 0.220, SLG: 0.296 (1, 6) C B B X Bob Hamelin, L OBP: 0.351, SLG: 0.455 (8, PH) Jody Reed, R OBP: 0.352, SLG: 0.239 (8, PR) (8, 4)			2-1 G5-3		0-0 G5-3			1-0 FC6-4 1B	

Inning Stats	R: 0	H: 0	E: 0	K: 1	S: 7	LOB: 1	BB: 2	P: 15	R: 0	H: 0	E: 0	K: 0	S: 6	LOB: 1	BB: 2	P: 15	R: 0	H: 0	E: 0	K: 1	S: 6	LOB: 0	BB: 0	P: 11	R: 0	H: 1	E: 0	K: 0	S: 6	LOB: 0	BB: 0	P: 9	R: 0	H: 2	E: 0	K: 1	S: 10	LOB: 1	BB: 0	P: 13	R: 0	H: 1	E: 0	K: 0	S: 11	LOB: 2	BB: 1	P: 16	R: 0	H: 1	E: 0	K: 1	S: 10	LOB: 1	BB: 0	P: 15	1B: 5	2B: 0	3B: 0	HR: 0	SF: 0	SAC: 0	DP: 4	HBP: 0	WP: 1	PB: 0	SB: 3	CS: 0	PA: 34
--------------	------	------	------	------	------	--------	-------	-------	------	------	------	------	------	--------	-------	-------	------	------	------	------	------	--------	-------	-------	------	------	------	------	------	--------	-------	------	------	------	------	------	-------	--------	-------	-------	------	------	------	------	-------	--------	-------	-------	------	------	------	------	-------	--------	-------	-------	-------	-------	-------	-------	-------	--------	-------	--------	-------	-------	-------	-------	--------

PITCHER	IP	WLS	BF	H	R	ER	SO	BB	IBB	HBP	BLK	WP	HR	S	P	ERA	WHIP
Scott Erickson, R ERA: 2.34 (1, 1)	7.2	W	29	4	0	0	3	5	0	0	0	1	0	57	97	0.00	1.174
Jesse Orosco, L ERA: 0.82 (8, 1)	0.1		0	0	0	0	0	0	0	0	0	0	0	1	1	0.00	0.000
Randy Myers, L ERA: 1.33 (9, 1)	1.0	S	4	1	0	0	1	0	0	0	0	0	0	10	15	0.00	1.000

PITCHER	IP	WLS	BF	H	R	ER	SO	BB	IBB	HBP	BLK	WP	HR	S	P	ERA	WHIP
---------	----	-----	----	---	---	----	----	----	-----	-----	-----	----	----	---	---	-----	------

Batter	1	2	3	4	5	6	7	8	9	AB R H RBI BB SO LOB
Brady Anderson, L (1, 8) OBP: 0.472, SLG: 0.494	0-2 G6-3		1-2 F9		3-3 K		1-2 G3			4 0 0 0 0 1 1
Roberto Alomar, S (1, 4) OBP: 0.324, SLG: 0.386	0-0 G4-3		4-2 BB		2-1 G6-3			2-2 F9		3 0 0 0 1 0 0
Eric Davis, R (1, 10) OBP: 0.385, SLG: 0.588	4-0 HR BB		2-3 K			3-3 K		2-3 K		3 1 0 0 1 3 1
Rafael Palmeiro, L (1, 3) OBP: 0.333, SLG: 0.453	3-1 HR			0-0 1B 1B		2-1 G6-3 2B		0-3 K		4 1 3 2 0 1 0
Cal Ripken Jr., R (1, 5) OBP: 0.335, SLG: 0.479	2-2 G3-1			2-3 K		0-0 G6-3		2-3 K		3 0 0 0 0 1 2
B.J. Surhoff, L (1, 7) OBP: 0.401, SLG: 0.570		2-3 K		1 SAFE 2-0 P9		0-1 L7				3 0 0 0 0 1 2
Jeffrey Hammonds, R (1, 9) OBP: 0.300, SLG: 0.383		1-3 K		0-0 1-2 1B			3-2 F9			3 0 1 0 0 1 0
Lenny Webster, R (1, 2) OBP: 0.286, SLG: 0.310		1-0 G5-3		3-3 K			1-1 1B			3 0 1 0 0 1 2
Mike Bordick, R (1, 6) OBP: 0.252, SLG: 0.246			0-0 G6-3		2-2 F9		1-2 L8			3 0 0 0 0 0 1

Inning Stats	R: 2 E: 0 K: 0 S: 9	H: 1 LOB: 0 BB: 1 P: 18	R: 0 E: 0 K: 2 S: 7	H: 0 LOB: 0 BB: 0 P: 11	R: 0 E: 0 K: 1 S: 9	H: 0 LOB: 1 BB: 1 P: 16	R: 0 E: 0 K: 2 S: 9	H: 2 LOB: 2 BB: 0 P: 16	R: 0 E: 0 K: 1 S: 9	H: 0 LOB: 0 BB: 0 P: 16	R: 0 E: 0 K: 1 S: 8	H: 1 LOB: 1 BB: 0 P: 13	R: 0 E: 0 K: 0 S: 13	H: 1 LOB: 1 BB: 0 P: 19	R: 0 E: 0 K: 2 S: 12	H: 0 LOB: 0 BB: 0 P: 16
--------------	------------------------------	----------------------------------	------------------------------	----------------------------------	------------------------------	----------------------------------	------------------------------	----------------------------------	------------------------------	----------------------------------	------------------------------	----------------------------------	-------------------------------	----------------------------------	-------------------------------	----------------------------------

PITCHER	IP	WLS	BF	H	R	ER	SO	BB	IBB	HBP	BLK	WP	HR	S	P	ERA	WHIP
Justin Thompson, L (1, 1) ERA: 3.47	8.0	L	31	5	2	2	9	2	0	0	0	0	1	76	125	2.25	0.875


BOTTOM

Detroit Tigers @ Baltimore Orioles
 Oriole Park at Camden Yards, Baltimore, MD

Wed May 21 1997, 3:33 AM EDT
 Att. 47,877 - Cloudy - 65 F

livebaseballscorecards.com

AB	29
R	2
H	5
RBI	2
BB	2
SO	9
LOB	9



WP: 0	PA: 31
PB: 0	SB: 0
CS: 0	

Batter	1	2	3	4	5	6	7	8	9	AB R H RBI BB SO LOB	TOP									
Brady Anderson, L (1, 8) OBP: 0.472, SLG: 0.497	0-0 G3 2B	0-0 F8			H 1-0 HBP			X 0-0 4-3		3 0 1 0 0 0 2	Baltimore Orioles @ Cleveland Indians Jacobs Field, Cleveland, OH Fri May 23 1997, 7:05 PM EDT Att. 41,154 - Unknown - 62 F									
Roberto Alomar, S (1, 4) OBP: 0.316, SLG: 0.375	0-0 G3 2-3		X 0-0 L7		X 0-0 F8		S S S 0-3 K		4 0 0 0 0 1 2											
Eric Davis, R (1, 10) OBP: 0.374, SLG: 0.569	0-3 K		S S S 0-3 K		S S S 0-3 K		X 0-0 F9		4 0 0 0 0 3 2											
Rafael Palmeiro, L (1, 3) OBP: 0.332, SLG: 0.445	0-0 F8		B B B 4-0 FC6-4 BB		X 0-0 3-1		X 0-0 F8		3 0 0 0 1 0 1											
Cal Ripken Jr., R (1, 5) OBP: 0.328, SLG: 0.468		S S S 0-3 K	X 0-0 FC6-4 1-2f		X 0-0 5-3		S S S 0-3 K		4 0 0 0 0 2 1											
B.J. Surhoff, L (1, 7) OBP: 0.397, SLG: 0.561		X 0-0 BLK E 1B		X 0-0 4-3		S S S 0-3 K		X 0-0 4-3	4 1 1 0 0 1 0											
Chris Hoiles, R (1, 2) OBP: 0.425, SLG: 0.517		S S S 0-3 K		S S S 0-3 K		X 0-0 6-3			3 0 0 0 0 2 1											
Tony Tarasco, L (1, 9) OBP: 0.276, SLG: 0.321		B B B 4-0 E BB		X 0-0 P4		X 0-0 4-3			2 0 0 0 1 0 0											
Mike Bordick, R (1, 6) OBP: 0.247, SLG: 0.241		X 0-0 E5 1-2 2-H		X 0-0 6-3		X 0-0 6-3			3 0 0 0 0 0 1											
Inning Stats	R: 0 E: 0 K: 1 S: 6	H: 1 LOB: 1 BB: 0 P: 6	R: 1 E: 1 K: 2 S: 9	H: 1 LOB: 2 BB: 1 P: 13	R: 0 E: 0 K: 1 S: 5	H: 0 LOB: 1 BB: 1 P: 9	R: 0 E: 0 K: 1 S: 5	H: 0 LOB: 0 BB: 0 P: 5	R: 0 E: 0 K: 0 S: 3	H: 0 LOB: 0 BB: 0 P: 3	R: 0 E: 0 K: 1 S: 5	H: 0 LOB: 0 BB: 0 P: 5	R: 0 E: 0 K: 1 S: 5	H: 0 LOB: 0 BB: 0 P: 5	R: 0 E: 0 K: 1 S: 5	H: 0 LOB: 0 BB: 0 P: 5	1B: 1 2B: 1 3B: 0 HR: 0	SF: 0 SAC: 0 DP: 0 HBP: 1	WP: 0 PB: 0 SB: 0 CS: 0	PA: 33
PITCHER Chad Ogea, R (1, 1) ERA: 5.1	IP 9.0 WLS W BF 33 H 2 R 1 ER 0 SO 9 BB 2 IBB 0 HBP 1 BLK 1 WP 0 HR 0 S 48 P 57 ERA 0.00 WHIP 0.444											PITCHER IP WLS BF H R ER SO BB IBB HBP BLK WP HR S P ERA WHIP								

livebaseballscorecards.com

AB	30
R	1
H	2
RBI	0
BB	2
SO	9
LOB	10



Batter	1	2	3	4	5	6	7	8	9	AB	R	H	RBI	BB	SO	LOB	BOTTOM
--------	---	---	---	---	---	---	---	---	---	----	---	---	-----	----	----	-----	--------

Marquis Grissom, R <small>(1, 8) OBP: 0.295, SLG: 0.289</small>	0-0 6-3 		0-0 SF8 	0-0 G3 		0-0 F9 		0-0 FC6-4 		5	1	2	0	0	0	1	
Kevin Seitzer, R <small>(1, 5) OBP: 0.298, SLG: 0.360</small>	0-0 L8 		0-0 SF9 	0-0 G3 		0-0 G4-6-3 				4	1	2	0	0	0	1	
Jim Thome, L <small>(1, 3) OBP: 0.459, SLG: 0.550</small>	0-0 6-3 		0-0 SF8 	4-0 		0-0 G4-6-3 				2	0	0	1	1	0	1	
Julio Franco, R <small>(1, 10) OBP: 0.430, SLG: 0.420</small>		0-0 E6 	0-0 SF8 	0-0 L9 				0-0 6-3 		4	2	1	0	0	0	2	
David Justice, L <small>(1, 7) OBP: 0.478, SLG: 0.740</small>		0-0 	0-0 SF9 		0-0 			0-0 		3	2	3	1	0	0	0	
Manny Ramirez, R <small>(1, 9) OBP: 0.377, SLG: 0.519</small>		0-0 4-3 	0-0 	0-0 1B 		0-0 		0-0 G6-4-3 		4	0	3	2	0	0	1	
Tony Fernandez, S <small>(1, 4) OBP: 0.316, SLG: 0.433</small>		0-0 6-3 	0-0 FC5-4 		4-0 			0-0 F7 		3	0	1	1	1	0	1	
Sandy Alomar Jr., R <small>(1, 2) OBP: 0.364, SLG: 0.621</small>		0-0 4-3 	0-0 FC5-4 		0-0 			0-0 5-3 		3	0	0	1	0	0	3	
Omar Vizquel, S <small>(1, 6) OBP: 0.339, SLG: 0.335</small>		0-0 4-3 		0-0 4-3 		0-0 L7 		4-0 		3	0	0	0	1	0	2	

Inning Stats	R: 0 E: 0 K: 0 S: 3	H: 0 LOB: 0 BB: 0 P: 3	R: 2 E: 1 K: 0 S: 6	H: 2 LOB: 1 BB: 0 P: 6	R: 3 E: 0 K: 0 S: 8	H: 5 LOB: 2 BB: 0 P: 8	R: 0 E: 0 K: 0 S: 4	H: 1 LOB: 2 BB: 1 P: 8	R: 1 E: 0 K: 0 S: 4	H: 2 LOB: 1 BB: 1 P: 8	R: 0 E: 0 K: 0 S: 3	H: 1 LOB: 0 BB: 0 P: 3	R: 0 E: 0 K: 0 S: 3	H: 1 LOB: 0 BB: 0 P: 3	R: 0 E: 0 K: 0 S: 3	H: 0 LOB: 1 BB: 1 P: 7	1B: 11 2B: 1 3B: 0 HR: 0	SF: 3 SAC: 0 DP: 2 HBP: 0	WP: 0 PB: 0 SB: 0 CS: 0	PA: 37
---------------------	------------------------------	---------------------------------	------------------------------	---------------------------------	------------------------------	---------------------------------	------------------------------	---------------------------------	------------------------------	---------------------------------	------------------------------	---------------------------------	------------------------------	---------------------------------	------------------------------	---------------------------------	-----------------------------------	------------------------------------	----------------------------------	--------

PITCHER	IP	WLS	BF	H	R	ER	SO	BB	IBB	HBP	BLK	WP	HR	S	P	ERA	WHIP	PITCHER	IP	WLS	BF	H	R	ER	SO	BB	IBB	HBP	BLK	WP	HR	S	P	ERA	WHIP		
Jimmy Key, L <small>(1, 1) ERA: 2.38</small>	4.1	L	25	10	6	5	0	2	0	0	0	0	0	23	31	10.38	2.769																				
Shawn Boskie, R <small>(5, 1) ERA: 8.71</small>	3.2		12	2	0	0	0	1	0	0	0	0	0	11	15	0.00	0.818																				

Baltimore Orioles @ Cleveland Indians
 Jacobs Field, Cleveland, OH
 Fri May 23 1997, 7:05 PM EDT
 Att: 41,154 - Unknown - 62 F

AB	31
R	6
H	12
RBI	6
BB	3
SO	0
LOB	12



WP: 0	PA: 37
PB: 0	
SB: 0	
CS: 0	

ERA	WHIP
------------	-------------

Batter	1	2	3	4	5	6	7	8	9	AB R H RBI BB SO LOB	TOP											
Brady Anderson, L (1, 8) OBP: 0.478, SLG: 0.500	0-0 E FC1 HR 1B	4-0 S 1B BB	0-0 1-3 1B		0-0 1B	0-0 F7			0-0 F7	5 1 3 0 1 0 2												
Roberto Alomar, S (1, 4) OBP: 0.310, SLG: 0.366	0-0 P4	0-0 WP 1B	0-0 G4-3		0-3 K			0-0 F8	0-0 G1-3	6 0 1 0 0 1 4												
Eric Davis, R (1, 10) Pete Incaviglia, R (4, PH) OBP: 0.376, SLG: 0.565 OBP: 0.330, SLG: 0.435	0-0 FC1 HR 1-3	4-0 1-2 2-3 BB		0-0 P4		0-0 1B 2B 1B		0-0 F9	0-0 1B	1 1 0 0 1 0 1 4 1 2 0 0 0 0												
Rafael Palmeiro, L (1, 3) OBP: 0.342, SLG: 0.466	0-0 1-H 3-H HR	0-3 K		0-0 1B 1B		0-0 2B FC5-2 1B		4-0 BB	0-0 G4-3	5 2 3 3 1 1 4												
Cal Ripken Jr., R (1, 5) OBP: 0.335, SLG: 0.475	4-0 BB BB	0-0 G4-3		0-0 1B 1B		0-0 FC5-2 2B 1-3 3-H		0-0 G6-3		4 1 2 1 1 0 4												
Chris Hoiles, R (1, 2) OBP: 0.430, SLG: 0.512	4-0 1-2 BB		0-3 K	0-0 1-3 3-H 1B G4-6-3		4-0 FC5-2 2B IBB		0-3 K		3 1 1 1 2 2 0												
B.J. Surhoff, L (1, 7) OBP: 0.384, SLG: 0.540	0-3 K		0-3 K	0-0 G4-6-3 1-2f		0-0 F7		0-0 G6-3		5 0 0 0 0 2 7												
Jeffrey Hammonds, R (1, 9) OBP: 0.305, SLG: 0.388	0-0 F8		4-0 S 1B BB		0-3 K	0-0 FC5-2 2B 1-2 2-3 3-Hf		0-0 2B		4 1 1 0 1 1 5												
Mike Bordick, R (1, 6) OBP: 0.252, SLG: 0.253		0-0 G5-3	0-0 1B 1B 1-H		0-0 G5-3	0-0 1-3 2-H 3-H 2B		0-3 K		5 0 2 3 0 1 1												
Inning Stats	R: 3 E: 1 K: 1 S: 8	H: 2 LOB: 2 BB: 2 P: 16	R: 0 E: 0 K: 1 S: 6	H: 1 LOB: 3 BB: 2 P: 14	R: 1 E: 0 K: 2 S: 9	H: 2 LOB: 2 BB: 1 P: 13	R: 1 E: 0 K: 0 S: 5	H: 3 LOB: 1 BB: 0 P: 5	R: 0 E: 0 K: 2 S: 8	H: 1 LOB: 1 BB: 0 P: 8	R: 3 E: 0 K: 0 S: 7	H: 4 LOB: 2 BB: 1 P: 11	R: 0 E: 0 K: 0 S: 3	H: 0 LOB: 1 BB: 1 P: 7	R: 0 E: 0 K: 2 S: 8	H: 1 LOB: 1 BB: 0 P: 8	R: 0 E: 0 K: 0 S: 4	H: 1 LOB: 1 BB: 0 P: 4	1B: 11 2B: 3 3B: 0 HR: 1	SF: 0 SAC: 0 DP: 1 HBP: 0	WP: 1 PB: 0 SB: 2 CS: 0	PA: 49
PITCHER	IP WLS BF H R ER SO BB IBB HBP BLK WP HR S P ERA WHIP																					
Steve Kline, L (1, 1) ERA: 5.01	1.2 L 13 3 3 2 2 4 0 0 0 1 1 13 29 10.80 4.200																					
Jose Mesa, R (2, 1) ERA: 4.96	3.1 17 7 3 3 4 1 0 0 0 0 0 24 28 8.10 2.400																					
Paul Assenmacher, L (6, 1) ERA: 9.31	0.1 4 2 0 0 0 0 1 0 0 0 0 3 7 0.00 6.000																					
Eric Plunk, R (6, 1) ERA: 5.33	2.2 11 2 2 2 2 1 0 0 0 0 0 14 18 6.75 1.125																					
Paul Shuey, R (9, 1) ERA: 7.3	1.0 4 1 0 0 0 0 0 0 0 0 0 4 4 0.00 1.000																					

Baltimore Orioles @ Cleveland Indians
Jacobs Field, Cleveland, OH
Sat May 24 1997, 3:33 AM EDT
Att. 41,040 - Sunny - 73 F

livebaseballscorecards.com

AB	42
R	8
H	15
RBI	8
BB	7
SO	8
LOB	28



Batter	1	2	3	4	5	6	7	8	9	AB R H RBI BB SO LOB	TOP		
Brady Anderson, L (1, 8) OBP: 0.481, SLG: 0.506	0-0 G4-3		0-0 E9 1-3 2-H SF8-6-3 1B		0-0 F9		4-0 G4-6-3 BB		0-0 2B 1-3 2-H 3-H	4 0 2 3 1 0 2			
Roberto Alomar, S (1, 4) OBP: 0.313, SLG: 0.361	0-0 G3		0-0 SF8-6-3		4-0 BB		0-0 G4-6-3 1-2f		4-0 IBB	2 0 0 1 2 0 1			
Eric Davis, R (1, 10) OBP: 0.363, SLG: 0.543	0-0 G4-3			0-0 P4	0-0 FC5			0-0 G6-3	0-3 K	5 0 0 0 0 1 6			
Rafael Palmeiro, L (1, 3) OBP: 0.338, SLG: 0.475		0-0 G4-3		0-0 G4-3		0-0 HR		0-0 L7	0-3 K	5 1 1 1 0 1 3			
Cal Ripken Jr., R (1, 5) OBP: 0.328, SLG: 0.464		0-3 K		0-0 G4-3		0-0 G5-3		0-3 K		4 0 0 0 0 2 0			
B.J. Surhoff, L (1, 7) OBP: 0.387, SLG: 0.560		0-0 L9			0-0 HR	0-3 K G5-3			0-0 1B 2B 1B	4 2 2 1 0 1 0			
Lenny Webster, R (1, 2) OBP: 0.283, SLG: 0.289			0-0 G5-3		4-0 BB 1B BB	0-0 G5-3			0-3 K	3 0 0 0 1 1 2			
Tony Tarasco, L (1, 9) OBP: 0.290, SLG: 0.321			0-0 1B 1B		0-0 F7	0-0 G3			4-0 1B 2B 1-2 BB	3 2 1 0 1 0 2			
Mike Bordick, R (1, 6) OBP: 0.259, SLG: 0.261 Pete Incaviglia, R (9, PH) OBP: 0.337, SLG: 0.442 Jeff Reboulet, R (9, PR) OBP: 0.315, SLG: 0.298			0-0 E 1B 1-2 SF8-6-3 1B		0-0 FC5 BB 1-2 1B		0-3 K		0-0 2B 1B 1-2 2-3	3 1 2 0 0 1 0 1 0 1 0 0 0 0 0 0 0 0 0 0 0			
Inning Stats	R: 0 H: 0 E: 0 LOB: 0 K: 0 BB: 0 S: 3 P: 3	R: 0 H: 0 E: 0 LOB: 0 K: 1 BB: 0 S: 5 P: 5	R: 2 H: 3 E: 1 LOB: 0 K: 0 BB: 0 S: 5 P: 5	R: 0 H: 0 E: 0 LOB: 0 K: 0 BB: 0 S: 3 P: 3	R: 1 H: 2 E: 0 LOB: 3 K: 0 BB: 2 S: 5 P: 13	R: 1 H: 1 E: 0 LOB: 1 K: 1 BB: 0 S: 7 P: 7	R: 0 H: 0 E: 0 LOB: 0 K: 1 BB: 1 S: 4 P: 8	R: 0 H: 0 E: 0 LOB: 0 K: 1 BB: 0 S: 5 P: 5	R: 2 H: 3 E: 0 LOB: 3 K: 3 BB: 2 S: 12 P: 20	1B: 6 SF: 1 2B: 2 SAC: 0 3B: 0 DP: 2 HR: 2 HBP: 0	WP: 1 PA: 40 PB: 0 SB: 0 CS: 0		
PITCHER	IP WLS BF H R ER SO BB IBB HBP BLK WP HR S P ERA WHIP											PITCHER	IP WLS BF H R ER SO BB IBB HBP BLK WP HR S P ERA WHIP
Charles Nagy, R (1, 1) ERA: 3.82	7.0 W 29 6 4 3 3 3 0 0 0 0 1 2 32 44 3.86 1.286												
Paul Shuey, R (8, 1) ERA: 6.75	1.0 3 0 0 0 1 0 0 0 0 0 0 0 5 5 0.00 0.000												
Michael Jackson, R (9, 1) ERA: 3.08	0.2 7 3 2 2 2 1 1 0 0 0 0 0 9 17 27.00 6.000												
Alvin Morman, L (9, 1) ERA:	0.1 S 1 0 0 0 1 0 0 0 0 0 0 0 3 3 0.00 0.000												

Baltimore Orioles @ Cleveland Indians
 Jacobs Field, Cleveland, OH
 Sun May 25 1997, 3:33 AM EDT
 Att. 42,944 - Overcast - 53 F

livebaseballscorecards.com

AB	34
R	6
H	9
RBI	6
BB	5
SO	7
LOB	16



Batter	1	2	3	4	5	6	7	8	9	AB	R	H	RBI	BB	SO	LOB
Marquis Grissom, R OBP: 0.297, SLG: 0.307	0-0 CS 1B	0-0 G5-3		0-3 K		0-0 L9	0-3 K			5	0	1	0	0	2	1
Julio Franco, R OBP: 0.425, SLG: 0.417	4-0 1B BB	0-0 G6-3		0-0 2B		0-0 G5-3	0-3 K			4	1	1	0	1	1	0
Jim Thome, L OBP: 0.456, SLG: 0.537	0-0 1B 1-2 1B		0-0 F7	0-0 P4		0-0 BB 1B BB	4-0 BB			4	1	2	0	1	0	2
Matt Williams, R OBP: 0.325, SLG: 0.557	0-3 K		0-0 F5	0-3 K		0-0 BB WP 1B	0-3 K			5	1	1	0	0	3	5
David Justice, L OBP: 0.492, SLG: 0.763	0-0 BB 1-3 2-H 1B		4-0 2B 1B BB		0-0 HR	4-0 WP BB BB		4-0 BB		2	3	2	2	3	0	0
Manny Ramirez, R OBP: 0.400, SLG: 0.532	4-0 1-2 BB		0-0 1B 2B		0-0 1B 1B	4-0 BB WP BB		0-3 K		3	0	2	1	2	1	1
Tony Fernandez, S OBP: 0.324, SLG: 0.432	0-0 F9		0-0 2-3 3-H 1B		0-0 G5-4-3 1B	4-0 BB BB		0-0 L7		4	0	2	1	1	0	4
Sandy Alomar Jr., R OBP: 0.365, SLG: 0.633		0-0 HR	0-0 F9		0-0 L6	4-0 BB BB		0-0 G5-3		4	1	1	2	1	0	5
Omar Vizquel, S OBP: 0.330, SLG: 0.331		0-0 G5-3		0-0 E4 2B		0-0 G5-4-3	0-0 F7			4	0	0	0	0	0	5

Inning Stats	R: 1	H: 3	E: 0	K: 1	S: 7	H: 3	LOB: 1	BB: 0	P: 5	R: 3	H: 2	E: 0	K: 3	S: 5	H: 0	LOB: 1	BB: 1	P: 13	R: 0	H: 0	E: 0	K: 1	S: 5	H: 0	LOB: 1	BB: 1	P: 9
	R: 1	H: 3	E: 0	K: 1	S: 7	H: 3	LOB: 1	BB: 0	P: 5	R: 3	H: 2	E: 0	K: 3	S: 5	H: 0	LOB: 1	BB: 1	P: 13	R: 0	H: 0	E: 0	K: 1	S: 5	H: 0	LOB: 1	BB: 1	P: 9

PITCHER	IP	WLS	BF	H	R	ER	SO	BB	IBB	HBP	BLK	WP	HR	S	P	ERA	WHIP
Mike Johnson, R ERA: 4.22	(1, 1)	3.0		6	3	3	1	3	0	0	0	0	1	16	28	9.00	3.000
Arthur Rhodes, L ERA: 4.26	(4, 1)	2.2	L	5	2	2	2	0	0	0	0	0	1	17	17	6.75	1.875
Terry Mathews, R ERA: 3.26	(6, 1)	0.0		5	1	2	0	4	0	0	0	1	0	1	17	∞	∞
Brian Williams, R ERA:	(6, 1)	2.1		9	0	0	4	2	0	0	0	0	0	15	23	0.00	0.857

BOTTOM

Baltimore Orioles @ Cleveland Indians
 Jacobs Field, Cleveland, OH
 Sun May 25 1997, 3:33 AM EDT
 Att. 42,944 - Overcast - 53 F

livebaseballscorecards.com

AB	35
R	7
H	12
RBI	6
BB	9
SO	7
LOB	23

C

1B:	8	SF:	0	WP:	1	PA:	44
2B:	2	SAC:	0	PB:	0		
3B:	0	DP:	1	SB:	0		
HR:	2	HBP:	0	CS:	1		

Batter	1	2	3	4	5	6	7	8	9	AB R H RBI BB SO LOB	TOP											
Brady Anderson, L (1, 8) OBP: 0.479, SLG: 0.526	0-0 HR		0-2 G4-3		2-1 P4		1-0 SH1-4 1B 2B	0-1 G3-1		5 2 2 3 0 0 1												
Jeff Reboulet, R (1, 4) OBP: 0.293, SLG: 0.275	1-3 K		1-2 G5-3		0-0 G4-6-3		0-1 SH1-4 2-3	1-0 F7		4 0 0 0 0 1 1												
Cal Ripken Jr., R (1, 5) OBP: 0.330, SLG: 0.459	1-2 F4			4-0 S 1B BB		1-2 G6-3	2-1 G2-3 1B	1-1 G6-3		4 2 1 0 1 0 0												
Rafael Palmeiro, L (1, 10) OBP: 0.344, SLG: 0.479	1-0 1B			2-0 1B S 1B		0-1 L8	1-0 G2-3	1-0 1B		5 0 3 0 0 0 2												
Chris Hoiles, R (1, 3) OBP: 0.423, SLG: 0.496	2-3 K			3-3 K		1-2 G5-3	4-0 1B IBB	2-0 F7		4 0 0 0 1 2 4												
Randy Myers, L (9, 1)				1-2 2-3						0 0 0 0 0 0 0												
B.J. Surhoff, L (1, 7) OBP: 0.396, SLG: 0.566		2-1 L6		1-2 BB 1B						4 1 3 3 0 0 0												
Jeffrey Hammonds, R (1, 9) OBP: 0.312, SLG: 0.380		0-0 F8		2-3 3-H 1B						2 1 0 0 2 1 2												
Lenny Webster, R (1, 2) OBP: 0.281, SLG: 0.286		2-1 G4-3		4-1 SAFE BB BB						4 1 1 1 0 0 3												
Mike Bordick, R (1, 6) OBP: 0.265, SLG: 0.263			2-1 G4-3		0-2 G4-6-3					4 1 1 1 0 0 3												
Roberto Alomar, S (8, PH) OBP: 0.313, SLG: 0.361			1-2 G1-3		0-0 G4-6-3 1B					2 1 1 0 1 0 0												
										1 0 0 0 0 1 0												
Inning Stats	R: 1 E: 0 K: 2 S: 11	H: 2 LOB: 1 BB: 0 P: 16	R: 0 E: 0 K: 0 S: 5	H: 0 LOB: 0 BB: 0 P: 9	R: 0 E: 0 K: 0 S: 10	H: 0 LOB: 0 BB: 0 P: 12	R: 1 E: 0 K: 1 S: 12	H: 2 LOB: 2 BB: 2 P: 26	R: 0 E: 0 K: 0 S: 4	H: 1 LOB: 0 BB: 0 P: 6	R: 0 E: 0 K: 0 S: 8	H: 0 LOB: 0 BB: 0 P: 10	R: 6 E: 0 K: 1 S: 19	H: 5 LOB: 2 BB: 3 P: 40	R: 0 E: 0 K: 1 S: 9	H: 0 LOB: 0 BB: 0 P: 15	R: 0 E: 0 K: 0 S: 5	H: 1 LOB: 1 BB: 0 P: 10	1B: 9 2B: 1 3B: 0 HR: 1	SF: 0 SAC: 1 DP: 2 HBP: 0	WP: 1 PB: 0 SB: 2 CS: 0	PA: 41
PITCHER	IP WLS BF H R ER SO BB IBB HBP BLK WP HR S P ERA WHIP																					
Andy Pettitte, L (1, 1) ERA: 3.12	6.0 L 28 8 7 7 3 4 0 0 0 1 1 59 98 10.50 2.000																					
Jeff Nelson, R (7, 1) ERA: 3.65	0.1 2 1 0 0 0 0 0 0 0 0 0 4 6 0.00 3.000																					
Graeme Lloyd, L (7, 1) ERA: 2.25	0.1 3 1 1 1 0 0 0 1 0 0 0 3 9 27.00 3.000																					
Jim Mecir, R (7, 1) ERA: 8.16	2.1 8 1 0 0 2 0 0 0 0 0 0 17 31 0.00 0.429																					

Baltimore Orioles @ New York Yankees
 Yankee Stadium, Bronx, NY
 Mon May 26 1997, 3:33 AM EDT
 Att. 40,296 - Sunny - 62 F

livebaseballscorecards.com

AB	35
R	8
H	11
RBI	7
BB	5
SO	5
LOB	13



Batter	1	2	3	4	5	6	7	8	9	AB R H RBI BB SO LOB
Tim Raines, S OBP: 0.390, SLG: 0.420 (1, 7)	G5-3		G6-3 3B	2B BB		F9			K	4 1 1 2 1 1 2
2 Derek Jeter, R OBP: 0.357, SLG: 0.405 (1, 6)	S BB		G6-3	1B		K			K	4 0 1 3 1 2 2
Bernie Williams, S OBP: 0.430, SLG: 0.545 (1, 8)	K		HR	G3-1		K			L7	5 1 1 1 0 2 5
Tino Martinez, L OBP: 0.376, SLG: 0.619 (1, 3)	P3		G3		P5				G5-3	4 0 0 0 0 0 1
Cecil Fielder, R OBP: 0.341, SLG: 0.370 (1, 10)		FC5-4 1B	K		WP 1B				F8	4 0 2 0 0 1 0
Paul O'Neill, L OBP: 0.392, SLG: 0.562 (1, 9)		L7		G3-1	F7				F7	4 0 0 0 0 0 2
Charlie Hayes, R OBP: 0.393, SLG: 0.408 (1, 5)		FC5-4 CS		BB 2B 1B	K				K	4 1 1 0 0 2 2
Mariano Duncan, R OBP: 0.308, SLG: 0.359 (1, 4)		CS	1B 3B 1B	F7		S BB 1B			K	4 1 2 0 0 1 1
Joe Girardi, R OBP: 0.268, SLG: 0.336 (1, 2)			3B 1B	BB 2B 1B		S BB			K	3 2 2 0 1 1 0

Inning Stats	R: 0 E: 0 K: 11 S: 11	H: 0 LOB: 1 BB: 1 P: 22	R: 0 E: 0 K: 9 S: 9	H: 1 LOB: 0 BB: 0 P: 13	R: 4 E: 0 K: 17 S: 17	H: 4 LOB: 0 BB: 0 P: 25	R: 2 E: 0 K: 14 S: 14	H: 3 LOB: 2 BB: 1 P: 25	R: 0 E: 0 K: 7 S: 7	H: 1 LOB: 1 BB: 0 P: 13	R: 0 E: 0 K: 16 S: 16	H: 1 LOB: 2 BB: 1 P: 28	R: 0 E: 0 K: 9 S: 9	H: 0 LOB: 0 BB: 0 P: 12	R: 0 E: 0 K: 3 S: 9	H: 0 LOB: 0 BB: 0 P: 13	R: 0 E: 0 K: 2 S: 8	H: 0 LOB: 0 BB: 0 P: 12	1B: 8 2B: 0 3B: 1 HR: 1	SF: 0 SAC: 0 DP: 0 HBP: 0
--------------	--------------------------------	----------------------------------	------------------------------	----------------------------------	--------------------------------	----------------------------------	--------------------------------	----------------------------------	------------------------------	----------------------------------	--------------------------------	----------------------------------	------------------------------	----------------------------------	------------------------------	----------------------------------	------------------------------	----------------------------------	----------------------------------	------------------------------------

PITCHER	IP	WLS	BF	H	R	ER	SO	BB	IBB	HBP	BLK	WP	HR	S	P	ERA	WHIP
Scott Erickson, R ERA: 2.94 (1, 1)	5.0		25	9	6	6	3	2	0	0	0	1	1	58	98	10.80	2.200
Shawn Boskie, R ERA: 8.31 (6, 1)	1.0	W	5	1	0	0	2	1	0	0	0	0	0	16	28	0.00	2.000
Jesse Orosco, L ERA: 0.69 (7, 1)	1.0		3	0	0	0	0	0	0	0	0	0	0	9	12	0.00	0.000
Armando Benitez, R ERA: 3.93 (8, 1)	1.0		3	0	0	0	3	0	0	0	0	0	0	9	13	0.00	0.000
Randy Myers, L ERA: 1.27 (9, 1)	1.0	S	3	0	0	0	2	0	0	0	0	0	0	8	12	0.00	0.000


BOTTOM

Baltimore Orioles @ New York Yankees
 Yankee Stadium, Bronx, NY

Mon May 26 1997, 3:33 AM EDT
 Att. 40,296 - Sunny - 62 F

livebaseballscorecards.com

AB	36
R	6
H	10
RBI	6
BB	3
SO	10
LOB	15



WP	PA	ERA	WHIP
1	40		
0			
3			
1			

Batter	1	2	3	4	5	6	7	8	9	AB R H RBI BB SO LOB	TOP															
Brady Anderson, L (1, 8) OBP: 0.468, SLG: 0.511	2-3 K		2-3 K		0-1 G3	2-1 F8		0-1 FC1-6		5 0 0 0 0 2 1																
Roberto Alomar, S (1, 4) OBP: 0.321, SLG: 0.372	0-0 G1-3		2-2 G3 1B 2B		4-2 E 1B BB	2-2 1B 1B		1-3 K		4 2 2 0 1 1 1																
Cal Ripken Jr., R (1, 5) OBP: 0.336, SLG: 0.460	1-2 F9		1-1 G3 1B HBP		1-1 E 1B 1B	1-0 1B 1B		0-3 K		4 2 2 0 0 1 0																
Rafael Palmeiro, L (1, 3) OBP: 0.341, SLG: 0.469		4-2 1B HR BB	2-2 G3		0-2 E6 1B 2B	2-2 G4-3		3-1 P2		4 2 0 0 1 0 6																
Pete Incaviglia, R (1, 10) OBP: 0.350, SLG: 0.451		0-0 HR 1B	0-1 1B		3-2 2B 1B		2-3 K		3-3 K	5 2 3 4 0 2 0																
Jeffrey Hammonds, R (1, 9) OBP: 0.310, SLG: 0.404		3-1 HR	0-0 P2		3-1 P3		2-0 P6			4 1 1 3 0 0 3																
B.J. Surhoff, L (1, 7) OBP: 0.399, SLG: 0.568		1-1 FC5-4 HBP		1-2 G6-3	1-0 1B 2B		0-0 G4-3			3 1 1 2 0 0 0																
Chris Hoiles, R (1, 2) OBP: 0.419, SLG: 0.489		1-0 FC5-4 G1-6-3		2-1 G6-3	2-2 1B		2-2 E5 FC1-6			4 0 1 1 0 0 1																
Mike Bordick, R (1, 6) OBP: 0.259, SLG: 0.256		0-0 G1-6-3		2-2 F8		2-2 G4-3		1-3 K		4 0 0 0 0 1 2																
Inning Stats	R: 0 E: 0 K: 1 S: 7 H: 0 LOB: 0 BB: 0 P: 10	R: 3 E: 0 K: 0 S: 8 H: 2 LOB: 0 BB: 1 P: 17	R: 2 E: 0 K: 1 S: 17 H: 2 LOB: 1 BB: 0 P: 24	R: 0 E: 0 K: 0 S: 8 H: 0 LOB: 0 BB: 0 P: 13	R: 5 E: 1 K: 0 S: 20 H: 4 LOB: 1 BB: 1 P: 34	R: 0 E: 0 K: 0 S: 12 H: 2 LOB: 2 BB: 0 P: 21	R: 0 E: 0 K: 1 S: 5 H: 0 LOB: 0 BB: 0 P: 9	R: 0 E: 1 K: 2 S: 13 H: 0 LOB: 1 BB: 0 P: 17	R: 0 E: 0 K: 2 S: 9 H: 0 LOB: 0 BB: 0 P: 15	1B: 7 2B: 2 3B: 0 HR: 1 SF: 0 SAC: 0 DP: 1 HBP: 2	WP: 0 PB: 0 SB: 0 CS: 0 PA: 41															
PITCHER	IP WLS BF H R ER SO BB IBB HBP BLK WP HR S P ERA WHIP											PITCHER	IP WLS BF H R ER SO BB IBB HBP BLK WP HR S P ERA WHIP													
Kenny Rogers, L (1, 1) ERA: 5.52	4.1 L	23	6	9	7	2	2	0	2	0	0	1	53	85	14.54	1.846										
Jim Mecir, R (5, 1) ERA: 8.4	0.2	3	2	1	0	0	0	0	0	0	0	0	7	13	0.00	3.000										
Ramiro Mendoza, R (6, 1) ERA: 4.61	1.0	5	2	0	0	0	0	0	0	0	0	0	12	21	0.00	2.000										
Jeff Nelson, R (7, 1) ERA: 3.51	1.0	3	0	0	0	1	0	0	0	0	0	0	5	9	0.00	0.000										
Mike Stanton, L (8, 1) ERA: 2.45	2.0	7	0	0	0	4	0	0	0	0	0	0	22	32	0.00	0.000										

Baltimore Orioles @ New York Yankees
Yankee Stadium, Bronx, NY
Tue May 27 1997, 7:05 PM EDT
Att. 29,392 - Unknown - 59 F

livebaseballscorecards.com

AB	37
R	10
H	10
RBI	10
BB	2
SO	7
LOB	14



BOTTOM

Baltimore Orioles @ New York Yankees
Yankee Stadium, Bronx, NY
Tue May 27 1997, 7:05 PM EDT
Att. 29,392 - Unknown - 59 F

livebaseballscorecards.com

AB 37
R 6
H 9
RBI 6
BB 10
SO 7
LOB 27



WP: 0 PA: 47
PB: 0
SB: 0
CS: 0

AB R H RBI BB SO LOB

4 1 1 0 2 1 2

4 0 0 0 2 1 3

3 0 0 1 2 1 3

3 1 1 1 2 0 3

4 2 2 0 1 1 3

5 0 1 1 0 2 6

4 0 1 1 0 0 3

4 1 3 1 0 0 1

1B: 6 SF: 0
2B: 2 SAC: 0
3B: 0 DP: 0
HR: 1 HBP: 0

Batter	1	2	3	4	5	6	7	8	9
Tim Raines, S OBP: 0.394, SLG: 0.415 (1, 7)	P6	K		2 BB BB		F7		2 BB BB	1B
2 Derek Jeter, R OBP: 0.357, SLG: 0.397 (1, 6)	G6-3	FC6		BB		L9		BB BB	K
Bernie Williams, S OBP: 0.429, SLG: 0.537 (1, 8)	BB BB		P2	K		G1-3		BB BB	
Tino Martinez, L OBP: 0.381, SLG: 0.630 (1, 3)	FC6-4 BB		HR		G4-3		BB BB	F7	
Cecil Fielder, R OBP: 0.338, SLG: 0.362 Scott Pose, L OBP: 0.333, SLG: 0.333 (8, PR)	FC6-4		G6-3		E5 1B 2B		F9	BB	
Paul O'Neill, L OBP: 0.398, SLG: 0.566 (1, 9)		1B 2B	F9		G6-3 1B		BB	K	
Charlie Hayes, R OBP: 0.383, SLG: 0.408 (1, 5)	L7			P4		2B		K	
Joe Girardi, R OBP: 0.267, SLG: 0.333 Wade Boggs, L OBP: 0.387, SLG: 0.308 (9, PH)		1B 1B		G1-3		G6-3			L8
Luis Sojo, R OBP: 0.262, SLG: 0.211 Mark Whiten, S OBP: 0.391, SLG: 0.485 (9, PH)		2 FC6 1B		2 BB BB		G3		2 BB BB	K

Inning Stats	R: 0	H: 0	E: 0	K: 8	S: 8	R: 1	H: 3	E: 0	K: 1	S: 18	R: 1	H: 1	E: 0	K: 0	S: 10	R: 0	H: 1	E: 0	K: 1	S: 9	R: 2	H: 2	E: 1	K: 0	S: 14	R: 0	H: 0	E: 0	K: 7	S: 7	R: 0	H: 0	E: 0	K: 1	S: 9	R: 2	H: 1	E: 0	K: 2	S: 23	R: 0	H: 1	E: 0	K: 2	S: 10	R: 0	H: 1	E: 0	K: 2	S: 10	1B: 6	2B: 2	3B: 0	HR: 1	SF: 0	SAC: 0	DP: 0	HBP: 0	WP: 0	PA: 47
--------------	------	------	------	------	------	------	------	------	------	-------	------	------	------	------	-------	------	------	------	------	------	------	------	------	------	-------	------	------	------	------	------	------	------	------	------	------	------	------	------	------	-------	------	------	------	------	-------	------	------	------	------	-------	-------	-------	-------	-------	-------	--------	-------	--------	-------	--------

PITCHER	IP	WLS	BF	H	R	ER	SO	BB	IBB	HBP	BLK	WP	HR	S	P	ERA	WHIP
Scott Kamieniecki, R ERA: 3.5 (1, 1)	5.0	W	27	7	4	2	2	4	0	0	0	0	0	1	105	3.60	2.200
Brian Williams, R ERA: (6, 1)	1.1		6	0	0	0	0	2	0	0	0	0	0	11	24	0.00	1.500
Terry Mathews, R ERA: 4.05 (7, 1)	0.2		5	1	2	2	1	2	0	0	0	0	0	13	24	27.00	4.500
Jesse Orosco, L ERA: 0.66 (8, 1)	0.2		4	0	0	0	1	2	0	0	0	0	0	12	24	0.00	3.000
Armando Benitez, R ERA: 3.66 (8, 1)	1.1	S	5	1	0	0	3	0	0	0	0	0	0	13	18	0.00	0.750

Batter	1	2	3	4	5	6	7	8	9	AB R H RBI BB SO LOB	TOP											
Brady Anderson, L (1, 8) OBP: 0.471, SLG: 0.525	4-2 HR BB	1-2 HR		3-2 F9	4-0 BB			3-2 F8		3 2 1 2 2 0 1												
Roberto Alomar, S (1, 4) OBP: 0.324, SLG: 0.392	0-0 HR 1-H	3-1 HR 1B		0-0 G5-3	1-1 F9			1-2 L3		5 2 2 2 0 0 4												
Rafael Palmeiro, L (1, 3) OBP: 0.342, SLG: 0.482	1-0 P3	0-0 HR 1-H		0-0 1B 2-H			0-0 P4		2-3 K	5 1 2 3 0 1 0												
Cal Ripken Jr., R (1, 5) Jeff Reboulet, R (9, 5) OBP: 0.293, SLG: 0.275	1-1 G4-3	2-1 2B		0-0 L8			3-1 F8		2-0 G6-3	5 0 1 0 0 0 1 0 0 0 0 0 0 0												
B.J. Surhoff, L (1, 7) Jeffrey Hammonds, R (9, PH) OBP: 0.307, SLG: 0.400	0-2 2B	2-2 F8			1-1 E3 SH5-3 BB FC1-2		1-0 G6-3		3-3 K	4 0 1 0 0 0 1 1 0 0 0 0 1 0												
Pete Incaviglia, R (1, 10) OBP: 0.346, SLG: 0.436	2-2 F8			3-2 F8	4-1 SH5-3 1B BB		2-3 K			3 1 0 0 1 1 1												
Tony Tarasco, L (1, 9) OBP: 0.292, SLG: 0.322		3-2 HR WP 1B		1-2 L8	0-1 SH5-3		1-3 K			3 1 1 0 0 1 0												
Lenny Webster, R (1, 2) OBP: 0.262, SLG: 0.264		0-1 L8		3-2 G1-3	1-0 FC1-2 E 1B		1-3 K			4 0 0 0 0 1 3												
Mike Bordick, R (1, 6) OBP: 0.264, SLG: 0.262		2-3 K		1-2 1B G5-3	1-1 E7		2-3 K			4 1 2 1 0 2 1												
Inning Stats	R: 2 E: 0 K: 0 S: 14	H: 2 LOB: 1 BB: 1 P: 22	R: 4 E: 0 K: 1 S: 22	H: 5 LOB: 1 BB: 0 P: 35	R: 0 E: 0 K: 0 S: 9	H: 0 LOB: 0 BB: 0 P: 16	R: 1 E: 0 K: 0 S: 10	H: 2 LOB: 1 BB: 0 P: 14	R: 1 E: 2 K: 0 S: 10	H: 1 LOB: 3 BB: 2 P: 22	R: 0 E: 0 K: 0 S: 4	H: 0 LOB: 0 BB: 0 P: 8	R: 0 E: 0 K: 3 S: 9	H: 0 LOB: 0 BB: 0 P: 13	R: 0 E: 0 K: 1 S: 12	H: 0 LOB: 0 BB: 0 P: 18	R: 0 E: 0 K: 2 S: 8	H: 0 LOB: 0 BB: 0 P: 15	1B: 5 2B: 2 3B: 0 HR: 3	SF: 0 SAC: 1 DP: 0 HBP: 0	WP: 1 PB: 0 SB: 0 CS: 0	PA: 41
PITCHER	IP WLS BF H R ER SO BB IBB HBP BLK WP HR S P ERA WHIP																					
Brian Moehler, R (1, 1) ERA: 4.09	1.2 L 13 7 6 6 1 1 0 0 0 0 1 3 32 51 32.40 4.800																					
John Cummings, L (2, 1) ERA: 3.91	3.1 16 3 2 1 0 2 0 0 0 0 0 0 33 58 2.70 1.500																					
Dan Miceli, R (6, 1) ERA: 6.12	2.0 6 0 0 0 3 0 0 0 0 0 0 0 13 21 0.00 0.000																					
Doug Brocail, R (8, 1) ERA: 6.83	1.0 3 0 0 0 1 0 0 0 0 0 0 0 12 18 0.00 0.000																					
Mike Myers, L (9, 1) ERA: 4.2	1.0 3 0 0 0 2 0 0 0 0 0 0 0 8 15 0.00 0.000																					

Baltimore Orioles @ Detroit Tigers
Tiger Stadium, Detroit, MI
Wed May 28 1997, 7:05 PM EDT
Att. 10,692 - Unknown - 67 F

AB	37
R	8
H	10
RBI	8
BB	3
SO	7
LOB	12



Batter	1	2	3	4	5	6	7	8	9
Brian Hunter, R OBP: 0.313, SLG: 0.332 Curtis Pride, L OBP: 0.321, SLG: 0.316 (1, 8) (7, PH) (8, 7)	2-1 G4-3		1-1 G6-3		1-1 G4-3		1-3 K		0-0 G6-3
Jody Reed, R OBP: 0.400, SLG: 0.305 (1, 4)	3-2 G1-3		0-1 G1-3 S WP 1B		1-1 FC5-4 1B		2-0 2B		
Travis Fryman, R OBP: 0.361, SLG: 0.463 (1, 5)	1-2 2B		4-1 WP G1-3 1-2 BB		3-1 F9 SAFE		0-2 F8		
Phil Nevin, R OBP: 0.356, SLG: 0.378 Bob Hamelin, L OBP: 0.356, SLG: 0.512 (1, 3) (7, 3)	2-2 F9		3-2 G1-3 1-2 2-3		1-1 FC5-4 1-2f		0-0 F8		
Damion Easley, R OBP: 0.354, SLG: 0.409 (1, 10)		2-1 F7	3-2 G5-3 2-3 3-H			0-0 L8		0-3 K2-3	
Melvin Nieves, S OBP: 0.375, SLG: 0.493 (1, 9)		0-2 FC4-6 1B		0-2 G5-3		1-3 K		1-3 K	
Brian Johnson, R OBP: 0.208, SLG: 0.273 (1, 2)		0-1 FC4-6 1B 1-2f		3-2 G5-3		0-2 3B		0-1 G4-3	
Bobby Higginson, L OBP: 0.360, SLG: 0.438 (1, 7) (8, 8)		1-1 1-2 1B		3-1 HBP		4-2 FC4-6 BB		2-0 P6	
Deivi Cruz, R OBP: 0.215, SLG: 0.284 (1, 6)		2-2 G6-3		1-3 K SAFE		2-1 FC4-6 1-2f		2-3 K	


Inning Stats	R: 0	H: 1	E: 0	K: 0	S: 13	H: 1	LOB: 1	BB: 0	P: 21	R: 0	H: 2	E: 0	K: 0	S: 12	H: 1	LOB: 2	BB: 0	P: 17	R: 1	H: 1	E: 0	K: 0	S: 14	H: 0	LOB: 1	BB: 0	P: 25	R: 0	H: 1	E: 0	K: 1	S: 13	H: 1	LOB: 2	BB: 1	P: 22	R: 0	H: 1	E: 0	K: 1	S: 15	H: 1	LOB: 1	BB: 0	P: 11	R: 0	H: 0	E: 0	K: 2	S: 8	H: 0	LOB: 0	BB: 0	P: 9	R: 0	H: 0	E: 0	K: 1	S: 6	H: 0	LOB: 0	BB: 0	P: 10	1B: 4	SF: 0	2B: 2	SAC: 0	3B: 1	DP: 0	HR: 0	HBP: 1	WP: 1	PA: 37
--------------	------	------	------	------	-------	------	--------	-------	-------	------	------	------	------	-------	------	--------	-------	-------	------	------	------	------	-------	------	--------	-------	-------	------	------	------	------	-------	------	--------	-------	-------	------	------	------	------	-------	------	--------	-------	-------	------	------	------	------	------	------	--------	-------	------	------	------	------	------	------	------	--------	-------	-------	-------	-------	-------	--------	-------	-------	-------	--------	-------	--------

PITCHER	IP	WLS	BF	H	R	ER	SO	BB	IBB	HBP	BLK	WP	HR	S	P	ERA	WHIP
Jimmy Key, L ERA: 2.3 (1, 1)	6.0	W	27	6	1	1	2	2	0	1	0	1	0	75	119	1.50	1.333
Shawn Boskie, R ERA: 7.3 (7, 1)	3.0	S	10	1	0	0	4	0	0	0	0	0	0	22	30	0.00	0.333

BOTTOM

Baltimore Orioles @ Detroit Tigers
Tiger Stadium, Detroit, MI
Wed May 28 1997, 7:05 PM EDT
Att. 10,692 - Unknown - 67 F

AB	34
R	1
H	7
RBI	0
BB	2
SO	6
LOB	14



Batter	1	2	3	4	5	6	7	8	9	AB R H RBI BB SO LOB	TOP									
Marquis Grissom, R (1, 8) OBP: 0.291, SLG: 0.301	0-3 K			0-0 G1-3			0-0 F9		0-3 K	4 0 0 0 0 2 1	Cleveland Indians @ Baltimore Orioles Oriole Park at Camden Yards, Baltimore, MD Fri May 30 1997, 7:05 PM EDT Att. 47,759 - Cloudy - 75 F									
Julio Franco, R (1, 10) OBP: 0.422, SLG: 0.431	0-0 G6-3			0-3 K			0-0 G4-3			3 0 0 0 0 1 0										
Jim Thome, L (1, 3) OBP: 0.452, SLG: 0.531	0-3 K			0-0 G1-3			0-0 G4-3			3 0 0 0 0 1 0										
Matt Williams, R (1, 5) OBP: 0.314, SLG: 0.529		0-0 G1-3			0-3 K			0-0 P3		3 0 0 0 0 1 0										
David Justice, L (1, 7) OBP: 0.483, SLG: 0.744		0-0 G4-3			0-0 G5-3			0-0 F8		3 0 0 0 0 0 0										
Manny Ramirez, R (1, 9) OBP: 0.407, SLG: 0.529		0-0 G6-3			0-0 G4-3			0-0 F9		3 0 0 0 0 0 0										
Tony Fernandez, S (1, 4) OBP: 0.318, SLG: 0.411			0-3 K			0-0 P6			0-0 G4-3	3 0 0 0 0 1 0										
Sandy Alomar Jr., R (1, 2) OBP: 0.382, SLG: 0.617			0-3 K			0-3 K			0-0 1B	3 0 1 0 0 2 0										
Omar Vizquel, S (1, 6) OBP: 0.332, SLG: 0.328 Brian Giles, L (9, PH) OBP: 0.385, SLG: 0.446			0-0 F7			0-3 K			0-3 K	2 0 0 0 0 1 0 1 0 0 0 0 1 1										
Inning Stats	R: 0 E: 0 K: 2 S: 7	H: 0 LOB: 0 BB: 0 P: 7	R: 0 E: 0 K: 0 S: 3	H: 0 LOB: 0 BB: 0 P: 3	R: 0 E: 0 K: 2 S: 7	H: 0 LOB: 0 BB: 0 P: 7	R: 0 E: 0 K: 1 S: 5	H: 0 LOB: 0 BB: 0 P: 5	R: 0 E: 0 K: 1 S: 5	H: 0 LOB: 0 BB: 0 P: 5	R: 0 E: 0 K: 0 S: 3	H: 0 LOB: 0 BB: 0 P: 3	R: 0 E: 0 K: 0 S: 3	H: 0 LOB: 0 BB: 0 P: 3	R: 0 E: 0 K: 2 S: 8	H: 1 LOB: 1 BB: 0 P: 8	1B: 1 2B: 0 3B: 0 HR: 0	SF: 0 SAC: 0 DP: 0 HBP: 0	WP: 0 PB: 0 SB: 0 CS: 0	PA: 28
PITCHER 35 Mike Mussina, R (1, 1) ERA: 3.73	IP: 9.0 WLS: W BF: 28 H: 1 R: 0 ER: 0 SO: 10 BB: 0 IBB: 0 HBP: 0 BLK: 0 WP: 0 HR: 0 S: 48 P: 48 ERA: 0.00 WHIP: 0.111											PITCHER	IP: 9.0 WLS: W BF: 28 H: 1 R: 0 ER: 0 SO: 10 BB: 0 IBB: 0 HBP: 0 BLK: 0 WP: 0 HR: 0 S: 48 P: 48 ERA: 0.00 WHIP: 0.111							

AB	28
R	0
H	1
RBI	0
BB	0
SO	10
LOB	2



Batter	1	2	3	4	5	6	7	8	9	AB	R	H	RBI	BB	SO	LOB	BOTTOM				
Brady Anderson, L OBP: 0.470, SLG: 0.527 (1, 8) X	0-0 1B 1B 2B	0-3 K		0-0 G6-3		0-0 G5-3 S 1B		0-0 G5-3		5	1	2	1	0	1	1	Cleveland Indians @ Baltimore Orioles Oriole Park at Camden Yards, Baltimore, MD Fri May 30 1997, 7:05 PM EDT Att: 47,759 - Cloudy - 75 F livebaseballscorecards.com				
Roberto Alomar, S OBP: 0.331, SLG: 0.399 (1, 4) X	0-0 G1-3 1B 2-3 1B		0-0 E4 G1 FC 1B		0-0 F8	0-0 G5-3		0-0 CS 1B		5	1	3	0	0	0	1					
Rafael Palmeiro, L OBP: 0.344, SLG: 0.478 (1, 3) X	0-0 G1-3 1B 1-2 3-H		0-0 G1		0-0 G3	4-0 IBB		0-3 K 1-2		4	0	1	1	1	1	2					
Cal Ripken Jr., R OBP: 0.332, SLG: 0.452 (1, 5) X	0-0 G1-3 1B 1-2 2-3		0-0 FC		4-0 HBP BB BB	0-0 P3				3	0	0	1	1	0	4					
B.J. Surhoff, L OBP: 0.404, SLG: 0.565 (1, 7) X	4-0 IBB		0-0 F8		4-0 HBP BB		0-0 FC 1B			2	0	1	0	2	0	1					
Pete Incaviglia, R OBP: 0.348, SLG: 0.427 Jeffrey Hammonds, R OBP: 0.304, SLG: 0.396 (1, 10) S (5, PR) S	0-3 K		0-3 K		1-0 HBP		0-0 F7			2	0	0	0	0	2	4					
Tony Tarasco, L OBP: 0.275, SLG: 0.302 (1, 9) S	0-3 K			0-3 K		0-0 F8		0-0 FC 1-2		4	0	0	0	0	2	7					
Chris Hoiles, R OBP: 0.415, SLG: 0.481 (1, 2) X		0-0 G4-3		0-0 G5-3		0-0 E6 G3 1B 1B		0-0 F8		4	1	1	0	0	0	2					
Mike Bordick, R OBP: 0.264, SLG: 0.262 (1, 6) X		0-0 G6-3		0-0 1B		0-0 G3 2-3		0-0 G5-3		4	0	1	0	0	0	3					
Inning Stats	R: 1 E: 0 K: 2 S: 10	H: 3 LOB: 3 BB: 1 P: 14	R: 0 E: 0 K: 1 S: 5	H: 0 LOB: 0 BB: 0 P: 5	R: 1 E: 1 K: 1 S: 7	H: 1 LOB: 1 BB: 0 P: 7	R: 0 E: 0 K: 1 S: 6	H: 1 LOB: 1 BB: 0 P: 6	R: 0 E: 0 K: 0 S: 3	H: 0 LOB: 3 BB: 2 P: 12	R: 1 E: 1 K: 0 S: 5	H: 2 LOB: 2 BB: 1 P: 9	R: 0 E: 0 K: 0 S: 5	H: 1 LOB: 2 BB: 0 P: 5	R: 0 E: 0 K: 1 S: 5	H: 1 LOB: 1 BB: 0 P: 5	1B: 8 2B: 2 3B: 0 HR: 0	SF: 0 SAC: 0 DP: 1 HBP: 1	WP: 0 PB: 0 SB: 1 CS: 1	PA: 39 ERA WHIP	
PITCHER Charles Nagy, R ERA: 3.61 Paul Assenmacher, L ERA: 8.18	IP 7.0 1.0	WLS L	BF 36 3	H 8 1	R 3 0	ER 1 0	SO 5 1	BB 2 0	IBB 2 0	HBP 1 0	BLK 0 0	WP 0 0	HR 0 0	S 41 5	P 58 5	ERA 1.29 0.00	WHIP 1.429 1.000				

Batter	1	2	3	4	5	6	7	8	9	AB R H RBI BB SO LOB	TOP																										
Marquis Grissom, R (1, 8) OBP: 0.285, SLG: 0.294	0-0 F8	0-0 F7		0-0 L9			0-0 SH1-3-5		0-0 E5	4 0 0 0 0 0 2																											
Julio Franco, R (1, 10) OBP: 0.416, SLG: 0.424	0-0 HR 1B		0-3 K	0-0 G5-3			0-0 G6-3		0-3 K	5 1 1 0 0 2 3																											
Jim Thome, L (1, 3) Sandy Alomar Jr., R (9, PH) OBP: 0.386, SLG: 0.620	0-0 L3		0-0 G3-1		0-0 F5		4-0 FC5-4 1B	0-0	0-0	3 0 0 0 1 0 1 1 0 1 0 0 0 0																											
Matt Williams, R (1, 5) OBP: 0.321, SLG: 0.533	4-0 HR BB		0-0		0-0 G3		0-0	0-0 FC5-4 1B	0-3 K	4 1 2 0 1 1 3																											
David Justice, L (1, 7) OBP: 0.483, SLG: 0.754	0-0 HR		4-0 FC5-4 BB		0-0 F7		0-0	0-0 FC5-4		3 1 1 3 1 0 2																											
Manny Ramirez, R (1, 9) OBP: 0.409, SLG: 0.548	0-0 HR		0-0 FC5-4		0-0		0-0	0-3 K		4 1 2 1 0 1 4																											
Tony Fernandez, S (1, 4) OBP: 0.310, SLG: 0.400	0-0 F9			0-0 F7		0-0 G3		0-0 G6-3		4 0 0 0 0 0 2																											
Pat Borders, R (1, 2) Kevin Seitzer, R (9, PH) OBP: 0.300, SLG: 0.346		0-0 F7		0-0 HR		0-0 G6-3			0-0 G6-3	3 1 1 1 0 0 0 1 0 0 0 0 0 0																											
Omar Vizquel, S (1, 6) OBP: 0.335, SLG: 0.337		0-0 G4-3		0-0 S 2B			0-0 SH1-3-5 1B		0-0 E5	4 0 2 0 0 0 0																											
Inning Stats	R: 4 E: 1 K: 0 S: 6	H: 3 LOB: 0 BB: 1 P: 10	R: 0 E: 0 K: 0 S: 3	H: 0 LOB: 0 BB: 0 P: 3	R: 0 E: 0 K: 1 S: 6	H: 1 LOB: 2 BB: 1 P: 10	R: 1 E: 0 K: 0 S: 5	H: 2 LOB: 1 BB: 0 P: 5	R: 0 E: 0 K: 0 S: 3	H: 0 LOB: 0 BB: 0 P: 3	R: 0 E: 0 K: 0 S: 3	H: 1 LOB: 0 BB: 0 P: 3	R: 0 E: 0 K: 0 S: 3	H: 1 LOB: 2 BB: 1 P: 10	R: 0 E: 2 K: 2 S: 10	H: 1 LOB: 3 BB: 0 P: 10	1B: 5 2B: 3 3B: 0 HR: 3	SF: 0 SAC: 1 DP: 1 HBP: 0	WP: 0 PB: 0 SB: 2 CS: 0	PA: 40																	
PITCHER	IP WLS BF H R ER SO BB IBB HBP BLK WP HR S P ERA WHIP	PITCHER IP WLS BF H R ER SO BB IBB HBP BLK WP HR S P ERA WHIP																																			
Mike Johnson, R (1, 1) ERA: 5.47	3.1		17	5	5	5	1	2	0	0	0	0	3	17	25	13.50	2.100																				
Shawn Boskie, R (4, 1) ERA: 6.35	3.2	W	12	3	0	0	0	0	0	0	0	0	0	12	12	0.00	0.818																				
Jesse Orosco, L (8, 1) ERA: 0.64	0.1		3	1	0	0	0	1	0	0	0	0	0	2	6	0.00	6.000																				
Armando Benitez, R (8, 1) ERA: 3.54	0.2		2	0	0	0	1	0	0	0	0	0	0	4	4	0.00	0.000																				
Randy Myers, L (9, 1) ERA: 1.21	1.0	S	6	1	0	0	2	0	0	0	0	0	0	10	10	0.00	1.000																				

Cleveland Indians @ Baltimore Orioles
Oriole Park at Camden Yards, Baltimore, MD

Sat May 31 1997, 3:33 AM EDT
Att. 47,739 - Sunny - 81 F

livebaseballscorecards.com

AB	36
R	5
H	10
RBI	5
BB	3
SO	4
LOB	17



Batter	1	2	3	4	5	6	7	8	9
Brady Anderson, L OBP: 0.460, SLG: 0.513 (1, 8)	0-0 G4-3	0-0 F8		0-0 F8		0-0 G3-1		0-0 F5	
Roberto Alomar, S OBP: 0.346, SLG: 0.416 Jeff Reboulet, R OBP: 0.305, SLG: 0.275 (8, PH) (9, 4)	0-0 BB 2B		4-0 1B SF7 BB	0-0 1B		0-0 1B		4-0 BB	
Rafael Palmeiro, L OBP: 0.345, SLG: 0.473 (1, 3)	4-0 BB BB		0-0 1B 1B	0-0 F9		0-3 K		0-0 F8	
Cal Ripken Jr., R OBP: 0.338, SLG: 0.467 (1, 5)	4-0 BB BB		0-0 SF7	0-0 G6-3			0-0 HR	4-0 BB	
B.J. Surhoff, L OBP: 0.403, SLG: 0.560 (1, 10)	0-0 G6-4-3		0-0 F8		0-0 G4-6-3 1B		0-0 HR 1B	0-3 K	
Jeffrey Hammonds, R OBP: 0.311, SLG: 0.427 (1, 7)		0-3 K	0-0 1B 1B		0-0 B2		0-0 HR		
Tony Tarasco, L OBP: 0.288, SLG: 0.358 (1, 9)		0-0 HR	0-0 1B 1B		0-0 G4-6-3		0-3 K		
Lenny Webster, R OBP: 0.277, SLG: 0.255 (1, 2)		0-0 G5-3	0-3 K			4-0 G3-1 SH3-4 1B BB	4-0 G6-3 BB		
Mike Bordick, R OBP: 0.270, SLG: 0.287 (1, 6)		0-0 1B		0-0 HR		0-0 SH3-4	0-0 G6-3		

Inning Stats	R: 0	H: 1	E: 0	K: 0	S: 3	H: 1	LOB: 2	BB: 2	P: 11	R: 1	H: 2	E: 0	K: 1	S: 7	R: 2	H: 3	E: 0	K: 1	S: 8	R: 1	H: 2	E: 0	K: 0	S: 5	R: 0	H: 1	E: 0	K: 0	S: 3	R: 1	H: 1	E: 0	K: 1	S: 6	R: 3	H: 3	E: 0	K: 1	S: 7	R: 0	H: 0	E: 0	K: 1	S: 5
--------------	------	------	------	------	------	------	--------	-------	-------	------	------	------	------	------	------	------	------	------	------	------	------	------	------	------	------	------	------	------	------	------	------	------	------	------	------	------	------	------	------	------	------	------	------	------

PITCHER															PITCHER																																				
IP	WLS	BF	H	R	ER	SO	BB	IBB	HBP	BLK	WP	HR	S	P	ERA	WHIP	IP	WLS	BF	H	R	ER	SO	BB	IBB	HBP	BLK	WP	HR	S	P	ERA	WHIP																		
Orel Hershiser, R ERA: 5.04 (1, 1)	5.0		25	9	4	4	2	3	0	0	0	2	26	38	7.20	2.400																																			
Jose Mesa, R ERA: 6.27 (6, 1)	1.1	L	10	4	4	4	2	2	0	0	0	0	2	12	20	27.00	4.500																																		
Paul Shuey, R ERA: 6.43 (7, 1)	0.2		1	0	0	0	0	0	0	0	0	0	0	1	1	0.00	0.000																																		
Alvin Morman, L ERA: (8, 1)	1.0		5	0	0	0	1	2	0	0	0	0	0	5	13	0.00	2.000																																		

BOTTOM

Cleveland Indians @ Baltimore Orioles
Oriole Park at Camden Yards, Baltimore, MD

Sat May 31 1997, 3:33 AM EDT
 Att: 47,739 - Sunny - 81 F

livebaseballscorecards.com

AB	32
R	8
H	13
RBI	8
BB	7
SO	5
LOB	17



WP: 0	PA: 41
PB: 0	SB: 1
CS: 0	

TOP

New York Yankees @ Baltimore Orioles
Oriole Park at Camden Yards, Baltimore, MD

Tue Jun 03 1997, 7:05 PM EDT
Att: 47,577 - Unknown - 59 F

livebaseballscorecards.com

AB	38
R	5
H	10
RBI	5
BB	2
SO	9
LOB	10



AB R H RBI BB SO LOB

5	2	2	0	0	2	0
5	1	3	1	0	0	0
5	1	2	4	0	1	1
5	0	1	0	0	0	2
2	0	1	0	2	0	2
0	0	0	0	0	0	0
3	0	0	0	0	1	3
0	0	0	0	0	0	0
1	0	0	0	0	0	1
0	0	0	0	0	0	0
4	0	0	0	0	3	1
4	0	0	0	0	1	0
4	1	1	0	0	1	0

Batter	1	2	3	4	5	6	7	8	9	10
2 Derek Jeter, R OBP: 0.350, SLG: 0.379 (1, 6) FX	0-1 1B 1B		2-2 G5-3		1 SAFE 0-0 1-2 HR 1B		2-3 K		2-3 K	
Luis Sojo, R OBP: 0.344, SLG: 0.310 (1, 4) SAFE X	0-1 1B 1B		3-2 P5		3-1 1-2 2-H HR 1B		1-0 G6-3		3-2 G4-6-3 1B	
Bernie Williams, S OBP: 0.430, SLG: 0.531 (1, 8) FB X	1-2 G5-4-3 1B			0-0 G1-3	1-0 1-H 2-H HR		1-3 K		0-1 G4-6-3 1-2f	
Tino Martinez, L OBP: 0.376, SLG: 0.610 (1, 3) BB X	2-0 P3			2-0 L7	2-1 BB 1B			0-1 G1-3		2-0 L9
Cecil Fielder, R OBP: 0.352, SLG: 0.360 (1, 10) Pat Kelly, R OBP: 0.357, SLG: 0.261 (8, PR)	1-0 G5-4-3 1-2f			4-2 BB	4-2 1-2 BB			1-2 S 1B		
Paul O'Neill, L OBP: 0.393, SLG: 0.569 (1, 9) Mariano Duncan, R OBP: 0.292, SLG: 0.338 (8, PH) Wade Boggs, L OBP: 0.363, SLG: 0.319 (8, PH) Scott Pose, L OBP: 0.333, SLG: 0.357 (8, 9)		2-3 K		3-0 F7	1-1 L7		2-2 SAFE F7		2-2 SAFE F7	
Charlie Hayes, R OBP: 0.367, SLG: 0.378 (1, 5)		2-3 K			0-0 G3	1-3 K		2-3 K		
Mark Whiten, S OBP: 0.395, SLG: 0.500 (1, 7)		2-3 K			1-1 G6-3	1-1 G4-3			0-1 L9	
Joe Girardi, R OBP: 0.278, SLG: 0.333 (1, 2)			0-0 G1-3		0-1 1B 1B	2-1 F8			1-3 K	

Inning Stats	R: 1	H: 3	E: 0	K: 0	S: 9	P: 13	R: 0	H: 0	E: 0	K: 3	S: 12	P: 18	R: 0	H: 0	E: 0	K: 0	S: 14	P: 19	R: 0	H: 0	E: 0	K: 0	S: 5	P: 14	R: 4	H: 5	E: 0	K: 0	S: 15	P: 27	R: 0	H: 0	E: 0	K: 1	S: 7	P: 11	R: 0	H: 0	E: 0	K: 2	S: 7	P: 11	R: 0	H: 1	E: 0	K: 1	S: 12	P: 17	R: 0	H: 0	E: 0	K: 2	S: 8	P: 11	R: 0	H: 1	E: 0	K: 0	S: 7	P: 12	1B: 9	2B: 0	3B: 0	HR: 1	SF: 0	SAC: 0	DP: 2	HBP: 0	WP: 0	PA: 40
--------------	------	------	------	------	------	-------	------	------	------	------	-------	-------	------	------	------	------	-------	-------	------	------	------	------	------	-------	------	------	------	------	-------	-------	------	------	------	------	------	-------	------	------	------	------	------	-------	------	------	------	------	-------	-------	------	------	------	------	------	-------	------	------	------	------	------	-------	-------	-------	-------	-------	-------	--------	-------	--------	-------	--------

PITCHER	IP	WLS	BF	H	R	ER	SO	BB	IBB	HBP	BLK	WP	HR	S	P	ERA	WHIP
Jimmy Key, L ERA: 2.68 (1, 1)	7.0		30	8	5	5	6	2	0	0	0	0	1	69	113	6.43	1.429
Jesse Orosco, L ERA: 0.63 (8, 1)	0.1		2	1	0	0	0	0	0	0	0	0	0	6	7	0.00	3.000
Armando Benitez, R ERA: 3.27 (8, 1)	1.2		5	0	0	0	3	0	0	0	0	0	0	14	21	0.00	0.000
Randy Myers, L ERA: 1.16 (10, 1)	1.0	W	3	1	0	0	0	0	0	0	0	0	0	7	12	0.00	1.000

Batter	1	2	3	4	5	6	7	8	9	10	AB R H RBI BB SO LOB
Brady Anderson, L (1, 8) OBP: 0.452, SLG: 0.500	1-2 P4		0-0 L9	1-2 F7		4-2 BB	0-2 G4-3			2-3 K	5 0 0 0 1 1 4
Roberto Alomar, S (1, 4) OBP: 0.349, SLG: 0.415	1-1 P5		2-0 S 2B 1B	4-2 BB		0-0 F7		3-1 P5		1-1 HR 1B	3 1 1 0 1 0 1 2 1 1 0 0 0 0
Jeff Reboulet, R (8, PH) OBP: 0.311, SLG: 0.283			2-1 F8	1-2 P6		1-2 F7		1-3 K		2-1 HR	6 1 1 2 0 2 5
Rafael Palmeiro, L (1, 3) OBP: 0.340, SLG: 0.479	3-3 K		1 SAFE S 1 SAFE			1 SAFE S 1 SAFE					
Cal Ripken Jr., R (1, 5) OBP: 0.339, SLG: 0.471		3-2 L8	2-0 1-H 2B		0-1 G6-3		0-1 F9	2-0 1B			5 0 2 1 0 0 0
B.J. Surhoff, L (1, 7) OBP: 0.414, SLG: 0.568		4-0 HR BB	4-0 BB		1-1 2B		0-0 1B 1B	1-3 K			3 1 2 0 2 1 1
Tony Tarasco, L (1, 9) OBP: 0.303, SLG: 0.406		0-0 1-H HR		0-0 G2-3		4-2 BB	2-1 E 1B 2B 1B		2-3 K		2 1 1 2 1 0 2 2 1 1 0 0 1 0
Jeffrey Hammonds, R (7, PH) OBP: 0.314, SLG: 0.429											
Chris Hoiles, R (1, 2) OBP: 0.426, SLG: 0.489		4-2 FC6-4 BB		2-0 BB 1B 1B		0-3 K	1-2 E6 2B 1B		2-0 E S 1B		4 1 3 0 1 1 2
David Dellucci, L (1, 10)	1-2 P3			2-3 K		2-3 K	4-0 2B 1B		3-3 SAFE K		4 0 0 0 1 3 5
Mike Bordick, R (1, 6) OBP: 0.274, SLG: 0.295		0-1 FC6-4 1-2r		0-1 BB 1B		1-3 K	0-1 1-3 2-H 3-H 2B		2-2 G6-3		5 0 2 2 0 1 2

Inning Stats	R: 0	H: 0	E: 0	K: 1	S: 8	R: 2	H: 1	E: 0	K: 0	S: 12	R: 1	H: 2	E: 0	K: 0	S: 6	R: 0	H: 2	E: 0	K: 1	S: 15	R: 0	H: 1	E: 0	K: 2	S: 12	R: 0	H: 0	E: 1	K: 0	S: 13	R: 2	H: 4	E: 1	K: 0	S: 13	R: 0	H: 1	E: 0	K: 2	S: 9	R: 0	H: 1	E: 0	K: 2	S: 15	R: 0	H: 1	E: 1	K: 2	S: 15	R: 2	H: 2	E: 0	K: 1	S: 8	1B: 9	2B: 3	3B: 0	HR: 2	SF: 0	SAC: 0	DP: 0	HBP: 0	WP: 0	PA: 48
--------------	------	------	------	------	------	------	------	------	------	-------	------	------	------	------	------	------	------	------	------	-------	------	------	------	------	-------	------	------	------	------	-------	------	------	------	------	-------	------	------	------	------	------	------	------	------	------	-------	------	------	------	------	-------	------	------	------	------	------	-------	-------	-------	-------	-------	--------	-------	--------	-------	--------

PITCHER	IP	WLS	BF	H	R	ER	SO	BB	IBB	HBP	BLK	WP	HR	S	P	ERA	WHIP
David Cone, R (1, 1) ERA: 2.4	6.1		31	6	3	3	5	6	0	0	0	0	1	67	117	4.26	1.895
Graeme Lloyd, L (7, 1) ERA: 2.77	0.0		1	1	0	0	0	0	0	0	0	0	0	1	1	∞	∞
Ramiro Mendoza, R (7, 1) ERA: 5.84	0.1		4	3	2	2	0	0	1	0	0	0	0	7	14	54.00	9.000
Mike Stanton, L (7, 1) ERA: 1.83	1.1		5	1	0	0	2	0	0	0	0	0	0	12	19	0.00	0.750
Jim Mecir, R (9, 1) ERA: 6.75	1.1	L	7	3	2	2	3	0	0	0	0	0	1	23	37	13.50	2.250


BOTTOM

New York Yankees @ Baltimore Orioles
 Oriole Park at Camden Yards, Baltimore, MD

Tue Jun 03 1997, 7:05 PM EDT
 Att. 47,577 - Unknown - 59 F

livebaseballscorecards.com

AB	41
R	7
H	14
RBI	7
BB	7
SO	10
LOB	22



Batter	1	2	3	4	5	6	7	8	9
Brady Anderson, L OBP: 0.451, SLG: 0.503 (1, 8)	1-1 F9	3-0 BB 1B			2-1 F8		3-1 2B	2-3 K	
Jeff Reboulet, R OBP: 0.318, SLG: 0.281 (1, 4)	1-2 F7	4-1 G6-4-3 BB			1-0 B2-3		0-1 2B 1B	3-2 G6-3	
Cal Ripken Jr., R OBP: 0.340, SLG: 0.481 (1, 5)	4-2 BB	1-0 G6-4-3			1-1 HR		3-1 FC5 SF8	1-1 L9	
Rafael Palmeiro, L OBP: 0.339, SLG: 0.479 (1, 3)	1-0 P4				0-1 P6		2-2 SF8 FC6-4 2B		
Jeffrey Hammonds, R OBP: 0.320, SLG: 0.439 (1, 9)		4-1 S BB 1B BB			2-1 F9		0-1 SH2-4 1B 2B	0-1 SF8	
B.J. Surhoff, L OBP: 0.418, SLG: 0.564 (1, 7)		4-2 1B BB			0-0 G3		1-1 SH2-4	4-0 FC6-4 IBB	
Pete Incaviglia, R OBP: 0.336, SLG: 0.414 (1, 10)		3-3 K			0-1 G6-3		2-3 K	2-0 FC6-4 1B	
Roberto Alomar, S OBP: 0.349, SLG: 0.415 (7, PH)									
Lenny Webster, R OBP: 0.273, SLG: 0.250 (7, PH)									
Chris Hoiles, R OBP: 0.434, SLG: 0.497 (1, 2)		1-0 1B			2-3 K		2-0 1B	0-0 1B	
Mike Bordick, R OBP: 0.273, SLG: 0.294 (1, 6)		2-1 BB 1B			0-0 G4-3		3-1 F9	0-1 G5-3	

Inning Stats	R: 0	H: 0	E: 0	K: 8	S: 15	R: 3	H: 3	E: 0	K: 1	S: 12	R: 0	H: 0	E: 0	K: 0	S: 5	R: 1	H: 1	E: 0	K: 0	S: 7	R: 1	H: 2	E: 0	K: 1	S: 10	R: 4	H: 4	E: 1	K: 0	S: 15	R: 0	H: 0	E: 0	K: 1	S: 9
	0	0	0	8	15	3	3	0	1	12	0	0	0	0	5	1	2	0	0	7	1	2	0	1	10	4	4	1	0	15	0	0	0	1	9

PITCHER	IP	WLS	BF	H	R	ER	SO	BB	IBB	HBP	BLK	WP	HR	S	P	ERA	WHIP
Andy Pettitte, L ERA: 3.35 (1, 1)	6.0		27	6	5	5	3	4	0	0	0	0	1	49	95	7.50	1.667
Jeff Nelson, R ERA: 3.73 (7, 1)	0.1	L	6	3	4	2	0	0	1	0	0	0	0	11	23	54.00	9.000
Graeme Lloyd, L ERA: 2.57 (7, 1)	1.0		4	1	0	0	1	0	0	0	0	0	0	7	11	0.00	1.000
Jim Mecir, R ERA: 6.55 (8, 1)	0.2		2	0	0	0	0	0	0	0	0	0	0	6	10	0.00	0.000

AB R H RBI BB SO LOB

5	1	2	1	0	1	0
4	1	1	0	1	0	0
4	2	1	1	1	0	5
4	1	1	2	0	0	1
2	2	1	1	1	0	0
1	1	0	0	2	0	0

3	0	0	0	0	2	3
0	0	0	0	0	0	0
1	0	0	1	0	0	1
4	1	3	2	0	1	0
4	0	1	1	0	0	3

1B: 6	SF: 1
2B: 3	SAC: 1
3B: 0	DP: 1
HR: 1	HBP: 0

WP	HR	S	P	ERA	WHIP
0	0	0	39		

New York Yankees @ Baltimore Orioles
 Oriole Park at Camden Yards, Baltimore, MD
 Wed Jun 04 1997, 7:05 PM EDT
 Att: 47,748 - Unknown - 73 F

livebaseballscores.com

AB	32
R	9
H	10
RBI	9
BB	5
SO	4
LOB	13



Baltimore Orioles @ Chicago White Sox

Comiskey Park, Chicago, IL
 Fri Jun 06 1997, 8:05 PM EDT
 Att. 21,304 - Unknown - 70 F

AB	36
R	3
H	12
RBI	2
BB	4
SO	1
LOB	23



Batter	1	2	3	4	5	6	7	8	9	AB R H RBI BB SO LOB					
Brady Anderson, L OBP: 0.454, SLG: 0.505 (1, 8)	3-2 P6		3-1 1B G6-3 1B		2-1 P4		1-1 1B		1-1 1B	5 1 3 0 0 0 0					
Roberto Alomar, S OBP: 0.360, SLG: 0.428 Jeff Reboulet, R OBP: 0.324, SLG: 0.288 (7, PH) (7, 4)	4-2 G6-3 1B BB		1-1 G6-3 1B 1-2 1B		0-1 CS 2B		0-2 F8		0-0 1B 1-3 1B 3-H 2-3	2 0 2 0 1 0 0 2 0 1 1 0 0 1					
Rafael Palmeiro, L OBP: 0.344, SLG: 0.479 (1, 3)	2-1 G6-3 1B		2-2 G6-3 1B 1-2 2-3		4-2 CS BB		0-1 P5		1-0 K	4 0 2 0 1 1 3					
Cal Ripken Jr., R OBP: 0.338, SLG: 0.474 (1, 5)	3-2 G6-3		0-0 G6-3 1-2 2-3		1-1 F9 1-2 2-3			3-2 1B	1-0 G6-3	5 0 1 0 0 0 8					
B.J. Surhoff, L OBP: 0.415, SLG: 0.554 (1, 10)	4-0 IBB		3-2 P4		2-2 G4-3			1-1 F7		3 0 0 0 1 0 2					
Jeffrey Hammonds, R OBP: 0.326, SLG: 0.449 (1, 7) (6, 9)	0-1 F8			0-1 G4-3 S 1B		0-1 F8 2B		2-1 F8		4 1 2 0 0 0 4					
Tony Tarasco, L OBP: 0.295, SLG: 0.394 Pete Incaviglia, R OBP: 0.330, SLG: 0.406 (6, PH) (6, 7)		1-0 G3-1		2-2 G4-3 1-3		2-0 F8		0-2 G6-3		2 0 0 0 0 0 1 2 0 0 0 0 0 2					
Lenny Webster, R OBP: 0.271, SLG: 0.250 (1, 2)		0-1 L7		1-1 G5-4-3 1B 3-H		3-2 G5-3			2-2 P9	4 0 1 1 0 0 1					
Mike Bordick, R OBP: 0.273, SLG: 0.290 (1, 6)		0-0 F9		0-2 G5-4-3 1-2			0-1 F9		4-2 1B BB	3 1 0 0 1 0 1					
Inning Stats	R: 0 H: 1 E: 0 LOB: 3 K: 0 BB: 2 S: 14 P: 30	R: 0 H: 0 E: 0 LOB: 0 K: 0 BB: 0 S: 4 P: 5	R: 1 H: 3 E: 0 LOB: 1 K: 0 BB: 0 S: 11 P: 20	R: 1 H: 2 E: 0 LOB: 0 K: 0 BB: 0 S: 11 P: 14	R: 0 H: 1 E: 0 LOB: 1 K: 0 BB: 1 S: 8 P: 15	R: 0 H: 1 E: 0 LOB: 1 K: 0 BB: 0 S: 11 P: 18	R: 0 H: 1 E: 0 LOB: 1 K: 0 BB: 0 S: 11 P: 12	R: 0 H: 1 E: 0 LOB: 1 K: 0 BB: 0 S: 14 P: 20	R: 1 H: 2 E: 0 LOB: 2 K: 1 BB: 1 S: 13 P: 23	1B: 10 SF: 0 2B: 2 SAC: 0 3B: 0 DP: 2 HR: 0 HBP: 0	WP: 0 PA: 40 PB: 0 SB: 1 CS: 2				
PITCHER	IP WLS BF H R ER SO BB IBB HBP BLK WP HR S P ERA WHIP											PITCHER	IP WLS BF H R ER SO BB IBB HBP BLK WP HR S P ERA WHIP		
Doug Drabek, R ERA: 6.06 Chuck McElroy, L ERA: 4.13 41 Bill Simas, R ERA: 3.33 Tony Castillo, L ERA: 8.24 Roberto Hernandez, R ERA: 2.81	(1, 1) 5.1 W 24 8 2 2 0 2 1 0 0 0 0 0 55 93 3.38 1.875	(6, 1) 2.1 9 2 0 0 0 0 0 0 0 0 0 0 25 37 0.00 0.857	(8, 1) 0.2 5 2 1 1 0 1 0 0 0 0 0 0 13 20 13.50 4.500	(9, 1) 0.1 1 0 0 0 1 0 0 0 0 0 0 0 3 5 0.00 0.000	(9, 1) 0.1 S 1 0 0 0 0 0 0 0 0 0 0 0 1 2 0.00 0.000										

livebaseballscorecards.com

Batter	1	2	3	4	5	6	7	8	9	AB R H RBI BB SO LOB
Ray Durham, S OBP: 0.348, SLG: 0.362 (1, 4)	2-2 G6-3	1-1 G4-3			1-3 1B	1-3 K				4 1 1 0 0 1 1
Dave Martinez, L OBP: 0.342, SLG: 0.452 (1, 8) (8, 3)	2-3 K		0-1 L7		0-2 SF7	0-3 K				3 0 0 1 0 2 0
Frank Thomas, R OBP: 0.515, SLG: 0.693 (1, 3) Darren Lewis, R OBP: 0.315, SLG: 0.217 (8, 8)	2-1 HR		2-2 1B		4-0 1B 2B IBB		2-3 K			3 2 2 1 1 1 0 0 0 0 0 0 0 0
Albert Belle, R OBP: 0.354, SLG: 0.539 (1, 7)	0-0 CS 1B		3-0 1B		1-1 2B 1B	1-2 2B 1B	1-1 G4-3 2B			4 1 4 1 0 0 0
Harold Baines, L OBP: 0.371, SLG: 0.447 (1, 10)	1-2 G5-3		2-0 G5-3		0-0 F7		3-2 G4-3			4 0 0 0 0 0 5
Lyle Mouton, R OBP: 0.380, SLG: 0.451 (1, 9)		1-0 G5-3 1B		1-3 K	0-0 1B 2B		2-3 K			4 2 2 2 0 2 1
Jorge Fabregas, L OBP: 0.198, SLG: 0.253 (1, 2)		1-0 G3		0-0 G6-3	1-2 1B		1-0 L6			4 0 1 1 0 0 1
Chris Snopce, R OBP: 0.286, SLG: 0.315 (1, 5)		0-1 G5-3		0-0 P4	1-1 F8		2-2 G6-3			4 0 0 0 0 0 2
Ozzie Guillen, L OBP: 0.330, SLG: 0.335 (1, 6)		1-1 1B			1-3 K 2B SF7	0-0 G6-3		0-0 F7		4 1 1 1 0 1 0

Inning Stats	R: 1 E: 0 K: 1 S: 13	H: 2 LOB: 1 BB: 0 P: 20	R: 1 E: 0 K: 0 S: 8	H: 2 LOB: 1 BB: 0 P: 12	R: 0 E: 0 K: 0 S: 7	H: 2 LOB: 1 BB: 0 P: 14	R: 0 E: 0 K: 1 S: 5	H: 0 LOB: 0 BB: 0 P: 6	R: 5 E: 0 K: 1 S: 21	H: 4 LOB: 1 BB: 1 P: 29	R: 0 E: 0 K: 2 S: 12	H: 0 LOB: 0 BB: 0 P: 13	R: 0 E: 0 K: 2 S: 14	H: 1 LOB: 1 BB: 0 P: 22	R: 0 E: 0 K: 0 S: 5	H: 0 LOB: 0 BB: 0 P: 8	1B: 7 2B: 3 3B: 0 HR: 1	SF: 1 SAC: 0 DP: 0 HBP: 0	WP: 1 PB: 0 SB: 1 CS: 1	PA: 36
--------------	-------------------------------	----------------------------------	------------------------------	----------------------------------	------------------------------	----------------------------------	------------------------------	---------------------------------	-------------------------------	----------------------------------	-------------------------------	----------------------------------	-------------------------------	----------------------------------	------------------------------	---------------------------------	----------------------------------	------------------------------------	----------------------------------	--------

PITCHER	IP	WLS	BF	H	R	ER	SO	BB	IBB	HBP	BLK	WP	HR	S	P	ERA	WHIP
Scott Erickson, R ERA: 3.58 (1, 1)	5.0	L	26	10	7	7	3	0	0	0	0	1	1	54	81	12.60	2.000
Arthur Rhodes, L ERA: 3.95 (6, 1)	2.0		7	1	0	0	4	0	0	0	0	0	0	26	35	0.00	0.500
Brian Williams, R ERA: (8, 1)	1.0		3	0	0	0	0	0	0	0	0	0	0	5	8	0.00	0.000

BOTTOM

Baltimore Orioles @ Chicago White Sox
Comiskey Park, Chicago, IL
Fri Jun 06 1997, 8:05 PM EDT
Att: 21,304 - Unknown - 70 F

livebaseballscorecards.com

AB	34
R	7
H	11
RBI	7
BB	1
SO	7
LOB	10



Batter	1	2	3	4	5	6	7	8	9	10	11	AB R H RBI BB SO LOB	TOP											
Brady Anderson, L (1, 8) OBP: 0.451, SLG: 0.498	0-3 K ①		x 0-0 F9 ③		x 0-0 F7 ③			x 0-0 P3 ①		x 0-0 G6-3 SH2-3 1B		5 0 1 0 1 1 1	Baltimore Orioles @ Chicago White Sox Comiskey Park, Chicago, IL Sat Jun 07 1997, 4:33 AM EDT Att. 31,548 - Overcast - 57 F											
Jeff Reboulet, R (1, 4) OBP: 0.301, SLG: 0.266	x 0-0 P4 ②			x 0-3 K2-3 ①		x 0-0 F7 ①		x 0-0 P4 ②		x 0-0 SH2-3 ①	x 0-0 G1-2-3 ②③	5 0 0 0 0 1 3												
Cal Ripken Jr., R (1, 5) OBP: 0.339, SLG: 0.472	x 0-0 F9 ③			x 0-0 G4-3 ②		x 0-0 1B 1B		x 0-0 1B 1B		x 0-0 G6-3 ②		5 0 2 0 0 0 1												
Rafael Palmeiro, L (1, 3) OBP: 0.349, SLG: 0.477		x 0-0 F7 ①		H 1-0 1B HBP		x 0-0 1-2 1B		x 0-0 F6 ③		x 4-0 DI IBB		3 0 1 0 1 0 1												
Jeffrey Hammonds, R (1, 9) OBP: 0.331, SLG: 0.451	x 0-0 1B			x 0-0 1-2 1B		x 0-0 F8 ②		x 0-3 K ①		x 4-0 1-2 BB		4 0 2 0 0 1 2												
Tony Tarasco, L (10, PH) OBP: 0.304, SLG: 0.394												0 0 0 0 1 0 0												
Pete Incaviglia, R (1, 10) OBP: 0.322, SLG: 0.394		x 0-3 K ②		x 0-0 F3 ③		x 0-0 G1-3 ③		x 0-0 P5 ②		x 0-3 K ③		3 0 0 0 0 1 5												
Roberto Alomar, S (9, PH) OBP: 0.356, SLG: 0.423												2 0 0 0 0 1 3												
B.J. Surhoff, L (1, 7) OBP: 0.415, SLG: 0.550	x 0-0 F8 ③				x 0-0 F7 ①		x 0-0 F7 ①		x 0-0 BB 1B		x 0-0 FC6-4 1B G1-2-3 1B	5 0 2 0 0 0 1												
Chris Hoiles, R (1, 2) OBP: 0.438, SLG: 0.493			x 0-3 K ①		BB 4-0 BB BB		x 0-3 K ②		BB 4-0 BB BB		x 0-0 FC6-4 1-2 1B	3 0 1 0 2 2 0												
Mike Bordick, R (1, 6) OBP: 0.266, SLG: 0.282			x 0-0 P4 ②		x 0-0 F3 ②		x 0-0 G6-3 ③		x 0-0 G1-3 ③		x 0-0 FC6-4 1-2 2-3 IBB	5 0 0 0 0 0 5												
Inning Stats	R: 0 H: 0 E: 0 K: 1 S: 5	H: 0 LOB: 0 BB: 0 P: 5	R: 0 H: 1 E: 0 K: 1 S: 6	H: 1 LOB: 1 BB: 0 P: 6	R: 0 H: 0 E: 0 K: 1 S: 5	H: 0 LOB: 0 BB: 0 P: 5	R: 0 H: 1 E: 0 K: 1 S: 6	H: 1 LOB: 2 BB: 0 P: 7	R: 0 H: 0 E: 0 K: 0 S: 3	H: 0 LOB: 1 BB: 1 P: 7	R: 0 H: 2 E: 0 K: 0 S: 5	H: 1 LOB: 2 BB: 0 P: 7	R: 0 H: 0 E: 0 K: 0 S: 5	H: 0 LOB: 0 BB: 0 P: 5	R: 0 H: 1 E: 0 K: 0 S: 4	H: 1 LOB: 1 BB: 0 P: 4	R: 0 H: 1 E: 0 K: 1 S: 6	H: 1 LOB: 3 BB: 2 P: 14	R: 0 H: 2 E: 0 K: 0 S: 4	H: 2 LOB: 2 BB: 1 P: 8	1B: 9 SF: 0 2B: 0 SAC: 1 3B: 0 DP: 1 HR: 0 HBP: 1	WP: 0 PA: 47 PB: 0 SB: 0 CS: 0		
PITCHER	IP WLS BF H R ER SO BB IBB HBP BLK WP HR S P ERA WHIP																							
Wilson Alvarez, L (1, 1) ERA: 3.39	8.0	31	5	0	0	5	1	0	1	0	0	0	0	39	44	0.00	0.750							
Matt Karchner, R (9, 1) ERA: 3.65	0.1	1	0	0	0	1	0	0	0	0	0	0	0	3	3	0.00	0.000							
Tony Castillo, L (9, 1) ERA: 7.84	1.0	6	2	0	0	0	1	0	0	0	0	0	0	5	9	0.00	3.000							
Roberto Hernandez, R (10, 1) ERA: 2.63	1.2	W 9	2	0	0	1	1	2	0	0	0	0	0	8	20	0.00	1.800							

AB	40
R	0
H	9
RBI	0
BB	5
SO	7
LOB	22



livebaseballscorecards.com

Batter	1	2	3	4	5	6	7	8	9	10	11	AB R H RBI BB SO LOB	BOTTOM												
Ray Durham, S OBP: 0.353, SLG: 0.371 (1, 4)	G6-3 ①		1B			2B			1B 1B	F7 ③		5 0 3 0 0 0 2	Baltimore Orioles @ Chicago White Sox Comiskey Park, Chicago, IL Sat Jun 07 1997, 4:33 AM EDT Att. 31,548 - Overcast - 57 F												
Dave Martinez, L OBP: 0.343, SLG: 0.448 (1, 3)	F8 ②		F8 ③			F5			1B 1B		SH5-4 PB 1B BB	4 1 1 0 1 0 2													
Lyle Mouton, R OBP: 0.379, SLG: 0.447 Darren Lewis, R OBP: 0.327, SLG: 0.234 (9, PH) (10, 8)	S 1B				G4-3 ①	F9 ③			G6-4-3 1B		SH5-4 ① 1-3	3 0 1 0 0 0 1 1 0 1 0 0 0 0													
Albert Belle, R OBP: 0.355, SLG: 0.532 (1, 7)	K 1-2				G6-3 ②			L5-3 BB	K		1B WP IBB	3 0 0 0 2 2 4													
Harold Baines, L OBP: 0.367, SLG: 0.440 (1, 10)		F9 ①			G6-3 ③			F7 ①	G6-4-3 ③ 1-2f		1-3 3-H 1B	5 0 1 1 0 0 4													
Mike Cameron, R OBP: 0.341, SLG: 0.347 (1, 8) (10, 9)		B B B 4-0	G3-1 BB			F9 ①		L5-3 ③ ③ 1-2		K		3 0 0 0 1 1 1													
Jorge Fabregas, L OBP: 0.200, SLG: 0.253 (1, 2)		G3-1 ② ③ 1-2				P6 ②			F7 ①		BB 1B	4 0 1 0 0 0 1													
Chris Snopce, R OBP: 0.279, SLG: 0.307 (1, 5)			G6-3 ①			G1-3 ③			F9 ②		F3 ②	4 0 0 0 0 0 1													
Ozzie Guillen, L OBP: 0.328, SLG: 0.330 (1, 6)			F9 ②			G3 ①			G1-3 ③		BB 1-2	3 0 0 0 1 0 0													
Inning Stats	R: 0 E: 0 K: 1 S: 6	H: 1 LOB: 1 BB: 0 P: 6	R: 0 E: 0 K: 0 S: 2	H: 0 LOB: 0 BB: 1 P: 6	R: 0 E: 0 K: 0 S: 4	H: 1 LOB: 1 BB: 0 P: 4	R: 0 E: 0 K: 0 S: 3	H: 0 LOB: 0 BB: 0 P: 3	R: 0 E: 0 K: 0 S: 3	H: 0 LOB: 0 BB: 0 P: 3	R: 0 E: 0 K: 0 S: 4	H: 1 LOB: 1 BB: 0 P: 4		R: 0 E: 0 K: 0 S: 2	H: 0 LOB: 0 BB: 1 P: 6	R: 0 E: 0 K: 1 S: 7	H: 3 LOB: 2 BB: 0 P: 7	R: 0 E: 0 K: 1 S: 6	H: 1 LOB: 2 BB: 1 P: 10	R: 1 E: 0 K: 0 S: 2	H: 1 LOB: 2 BB: 2 P: 10	1B: 7 2B: 2 3B: 0 HR: 0	SF: 0 SAC: 1 DP: 2 HBP: 0	WP: 1 PB: 1 SB: 1 CS: 0	PA: 41
PITCHER	IP WLS BF H R ER SO BB IBB HBP BLK WP HR S P ERA WHIP																								
Scott Kamieniecki, R ERA: 3.15 (1, 1)	7.0	24	3	0	0	1	2	0	0	0	0	0	0	0	24	32	0.00	0.714							
Jesse Orosco, L ERA: 1.13 (8, 1)	1.0	5	2	0	0	0	0	0	0	0	0	0	0	5	5	0.00	2.000								
Armando Benitez, R ERA: 3.75 (9, 1)	1.0	3	1	0	0	1	0	0	0	0	0	0	0	5	5	0.00	1.000								
Terry Mathews, R ERA: 4.79 (10, 1)	0.2	4	1	0	0	1	1	0	0	0	0	0	0	5	9	0.00	3.000								
Randy Myers, L ERA: 1.44 (10, 1)	0.2	L 5	1	1	1	0	1	1	0	0	1	0	3	11	13.50	3.000									

livebaseballscores.com

AB	35
R	1
H	8
RBI	1
BB	5
SO	3
LOB	16



Batter	1	2	3	4	5	6	7	8	9	AB	R	H	RBI	BB	SO	LOB
Ray Durham, S OBP: 0.348, SLG: 0.365 (1, 4)	0-3 K	0-0 F9			0-0 G5-3		0-0 P6			4	0	0	0	0	1	4
Mike Cameron, R OBP: 0.326, SLG: 0.329 (1, 8)	0-0 E3		0-0 G4-3		0-3 K			0-0 F9		4	0	0	0	0	1	0
Norberto Martin, R OBP: 0.308, SLG: 0.370 (1, 6)	0-0 F9		0-3 K			0-0 F9		0-3 K		3	0	0	0	0	1	1
Ozzie Guillen, L OBP: 0.327, SLG: 0.328 (8, PH) (9, 6)										1	0	0	0	0	1	0
Albert Belle, R OBP: 0.349, SLG: 0.523 (1, 7)	0-0 G1-3		0-3 K			0-3 K		0-0 F8		4	0	0	0	0	2	1
Lyle Mouton, R OBP: 0.374, SLG: 0.439 (1, 9)		0-0 F9			0-0 CS 1B		0-3 K		0-3 K	4	0	1	0	0	2	0
Harold Baines, L OBP: 0.369, SLG: 0.439 (1, 10)		0-0 1B 1B		0-3 K			0-3 K		4-0 E BB	3	1	1	0	1	2	1
Darren Lewis, R OBP: 0.327, SLG: 0.234 (9, PR)				1-2						0	0	0	0	0	0	0
Ron Karkovics, R OBP: 0.274, SLG: 0.333 (1, 2)		0-3 K			0-0 FC6-4 1B		0-0 G5-3		0-0 F3	4	0	1	0	0	1	2
Dave Martinez, L OBP: 0.351, SLG: 0.451 (1, 3)		0-0 1B 1B			0-0 FC6-4		4-0 1B BB		0-0 E7 1B	3	0	2	0	1	0	1
Chris Snopce, R OBP: 0.284, SLG: 0.312 (1, 5)		0-0 1B			0-0 F9		0-0 1B		0-0 F8	4	0	2	1	0	0	3

Inning Stats	R: 0	H: 0	E: 1	K: 1	S: 6	LOB: 1	BB: 0	P: 6	R: 1	H: 3	E: 0	K: 1	S: 8	LOB: 2	BB: 0	P: 8	R: 0	H: 0	E: 0	K: 2	S: 7	LOB: 0	BB: 0	P: 7	R: 0	H: 2	E: 0	K: 1	S: 6	LOB: 1	BB: 0	P: 6	R: 0	H: 0	E: 0	K: 1	S: 5	LOB: 0	BB: 0	P: 5	R: 0	H: 0	E: 0	K: 2	S: 7	LOB: 0	BB: 0	P: 7	R: 0	H: 1	E: 0	K: 1	S: 6	LOB: 2	BB: 1	P: 10	R: 0	H: 0	E: 0	K: 1	S: 5	LOB: 0	BB: 0	P: 5	R: 0	H: 1	E: 1	K: 1	S: 6	LOB: 3	BB: 1	P: 10	1B: 7	SF: 0	2B: 1	SAC: 0	3B: 0	DP: 1	HR: 0	HBP: 0	WP: 0	PB: 0	SB: 0	CS: 1	PA: 36
--------------	------	------	------	------	------	--------	-------	------	------	------	------	------	------	--------	-------	------	------	------	------	------	------	--------	-------	------	------	------	------	------	------	--------	-------	------	------	------	------	------	------	--------	-------	------	------	------	------	------	------	--------	-------	------	------	------	------	------	------	--------	-------	-------	------	------	------	------	------	--------	-------	------	------	------	------	------	------	--------	-------	-------	-------	-------	-------	--------	-------	-------	-------	--------	-------	-------	-------	-------	--------


PITCHER	IP	WLS	BF	H	R	ER	SO	BB	IBB	HBP	BLK	WP	HR	S	P	ERA	WHIP
Jimmy Key, L ERA: 2.56 (1, 1)	7.0	W	28	6	1	1	9	1	0	0	0	0	0	45	49	1.29	1.000
Armando Benitez, R ERA: 3.55 (8, 1)	1.1		4	0	0	0	2	0	0	0	0	0	0	8	8	0.00	0.000
Randy Myers, L ERA: 1.4 (9, 1)	0.2	S	4	1	0	0	0	1	0	0	0	0	0	3	7	0.00	3.000

BOTTOM

Baltimore Orioles @ Chicago White Sox
Comiskey Park, Chicago, IL

Sun Jun 08 1997, 4:33 AM EDT
Att. 24,089 - Sunny - 64 F

AB	34
R	1
H	7
RBI	1
BB	2
SO	11
LOB	13



PITCHER	IP	WLS	BF	H	R	ER	SO	BB	IBB	HBP	BLK	WP	HR	S	P	ERA	WHIP
---------	----	-----	----	---	---	----	----	----	-----	-----	-----	----	----	---	---	-----	------

Batter	1	2	3	4	5	6	7	8	9	AB R H RBI BB SO LOB	TOP											
Brady Anderson, L (1, 8) OBP: 0.444, SLG: 0.486	0-1 G5-3		2-3 K		0-0 FC1-6 1B	3-1 PO S 1B		3-2 E 1B	2-1 F8	6 1 3 1 0 1 3												
Roberto Alomar, S (1, 4) OBP: 0.360, SLG: 0.440	2-1 F8		2-0 F8		0-1 FC1-6 PB S 2B	0-1 PO 1-3	2-1 F7	2-3 K 1-H		5 1 0 0 0 1 2												
Rafael Palmeiro, L (1, 10) OBP: 0.353, SLG: 0.476	2-0 L9			4-2 2B BB BB	3-2 1B 2B		1-3 K CS	4-2 BB		3 2 1 1 2 1 0												
Cal Ripken Jr., R (1, 5) OBP: 0.335, SLG: 0.463		0-3 K		1-0 P7	0-0 L8		1-2 G6-3	2-0 P4		5 0 0 0 0 1 5												
B.J. Surhoff, L (1, 3) OBP: 0.416, SLG: 0.556		2-1 L7		0-0 BB 2B	1-0 HR 1B			1-1 BB 2B 1B	1-0 1B 2B	5 3 4 1 0 0 0												
Jeffrey Hammonds, R (1, 7) OBP: 0.345, SLG: 0.488		3-1 2B		4-0 BB BB	3-1 HR			0-2 L9	0-1 F7	4 1 2 2 1 0 2												
Tony Tarasco, L (1, 9) OBP: 0.322, SLG: 0.390		3-2 G4-3		4-2 BB	0-0 F9			4-2 2B BB	0-0 P6	3 1 0 1 2 0 2												
Chris Hoiles, R (1, 2) OBP: 0.428, SLG: 0.474			0-3 K		0-3 K		0-2 G5-3	1-1 F8	4-1 1B BB	4 0 0 0 1 2 5												
Mike Bordick, R (1, 6) OBP: 0.269, SLG: 0.289			1-0 1B		0-0 F8		2-3 K	1-2 1B 2B	1-1 1B	5 1 3 3 0 1 3												
Inning Stats	R: 0 E: 0 K: 0 S: 5	H: 0 LOB: 0 BB: 0 P: 9	R: 0 E: 0 K: 1 S: 10	H: 1 LOB: 1 BB: 0 P: 18	R: 0 E: 0 K: 2 S: 8	H: 1 LOB: 1 BB: 0 P: 13	R: 1 E: 0 K: 1 S: 11	H: 1 LOB: 3 BB: 3 P: 26	R: 4 E: 0 K: 0 S: 13	H: 4 LOB: 0 BB: 0 P: 20	R: 0 E: 0 K: 1 S: 11	H: 1 LOB: 0 BB: 0 P: 16	R: 0 E: 0 K: 1 S: 8	H: 0 LOB: 0 BB: 0 P: 12	R: 4 E: 1 K: 1 S: 23	H: 3 LOB: 2 BB: 2 P: 41	R: 1 E: 0 K: 0 S: 9	H: 2 LOB: 2 BB: 1 P: 17	1B: 7 2B: 5 3B: 0 HR: 1	SF: 0 SAC: 0 DP: 0 HBP: 0	WP: 1 PB: 1 SB: 2 CS: 1	PA: 47
PITCHER	IP WLS BF H R ER SO BB IBB HBP BLK WP HR S P ERA WHIP																					
James Baldwin, R (1, 1) ERA: 4.69	7.0 L 31 8 5 5 6 3 0 0 0 1 1 66 114 6.43 1.571																					
41 Bill Simas, R (8, 1) ERA: 4.26	1.0 9 3 4 3 1 2 0 0 0 0 0 23 41 27.00 5.000																					
Carlos Castillo, R (9, 1) ERA: 3.99	1.0 6 2 1 1 0 1 0 0 0 0 0 9 17 9.00 3.000																					

Baltimore Orioles @ Chicago White Sox
Comiskey Park, Chicago, IL
 Mon Jun 09 1997, 8:05 PM EDT
 Att. 23,464 - Unknown - 65 F

livebaseballscorecards.com

AB	40
R	10
H	13
RBI	9
BB	6
SO	7
LOB	22



Batter	1	2	3	4	5	6	7	8	9	AB R H RBI BB SO LOB
Ray Durham, S OBP: 0.347, SLG: 0.361 (1, 4)	0-1 L6		1-2 G4-3			4-1 CS BB		0-1 G5-3		3 0 0 0 1 0 0
Norberto Martin, R OBP: 0.306, SLG: 0.375 (1, 5)	0-2 1B 2B		0-2 G4-3			1 SAFE 1-3 K		0-0 G6-3		4 0 1 0 0 1 1
Dave Martinez, L OBP: 0.344, SLG: 0.441 (1, 3)	1-2 P6			1-0 F8			2-3 K	2-1 L7		4 0 0 0 0 1 1
Albert Belle, R OBP: 0.357, SLG: 0.542 Mike Cameron, R OBP: 0.322, SLG: 0.325 (9, 9)	1-1 2-3 1B			2-1 G6-4-3 1B			1-1 HR	0-3 K		3 1 3 1 0 0 0 1 0 0 0 0 1 0
Harold Baines, L OBP: 0.364, SLG: 0.432 (1, 10)	3-1 F8			1-2 G6-4-3			0-3 K			3 0 0 0 0 1 3
Lyle Mouton, R OBP: 0.373, SLG: 0.465 (9, 7)		1-1 G6-3			1-3 K		0-0 HR			3 1 1 1 0 1 0
Jorge Fabregas, L OBP: 0.194, SLG: 0.244 (1, 2)		2-0 F8			1-2 L8		3-2 L8			3 0 0 0 0 0 0
Darren Lewis, R OBP: 0.310, SLG: 0.220 (1, 8)		0-2 G4-3			3-2 L9			2-3 K		3 0 0 0 0 1 0
Ozzie Guillen, L OBP: 0.322, SLG: 0.323 (1, 6)			2-2 G4-3			1-2 G4-3		0-0 G6-3		3 0 0 0 0 0 0

Inning Stats	R: 0 E: 0 K: 0 S: 15	H: 2 LOB: 2 BB: 0 P: 20	R: 0 E: 0 K: 0 S: 6	H: 0 LOB: 0 BB: 0 P: 9	R: 0 E: 0 K: 0 S: 10	H: 0 LOB: 0 BB: 0 P: 13	R: 0 E: 0 K: 0 S: 7	H: 1 LOB: 0 BB: 0 P: 11	R: 0 E: 0 K: 1 S: 9	H: 0 LOB: 0 BB: 0 P: 14	R: 0 E: 0 K: 1 S: 8	H: 0 LOB: 0 BB: 1 P: 14	R: 2 E: 0 K: 2 S: 12	H: 2 LOB: 0 BB: 0 P: 18	R: 0 E: 0 K: 1 S: 6	H: 0 LOB: 0 BB: 0 P: 8	R: 0 E: 0 K: 1 S: 6	H: 0 LOB: 0 BB: 0 P: 8	1B: 2 2B: 1 3B: 0 HR: 2	SF: 0 SAC: 0 DP: 1 HBP: 0	WP: 0 PB: 0 SB: 0 CS: 1	PA: 31
PITCHER 35 Mike Mussina, R ERA: 3.49 (1, 1)	IP 9.0 WLS W BF 31 H 5 R 2 ER 2 SO 6 BB 1 IBB 0 HBP 0 BLK 0 WP 0 HR 2 S 79 P 115 ERA 2.00 WHIP 0.667																					

BOTTOM

Baltimore Orioles @ Chicago White Sox
Comiskey Park, Chicago, IL

Mon Jun 09 1997, 8:05 PM EDT
Att: 23,464 - Unknown - 65 F

livebaseballscorecards.com

AB	30
R	2
H	5
RBI	2
BB	1
SO	6
LOB	5



Batter	1	2	3	4	5	6	7	8	9	AB R H RBI BB SO LOB	TOP
Brady Anderson, L (1, 8) OBP: 0.443, SLG: 0.489	0-0 G6-3 G5-3 1B		0-3 K		0-0 G3-1		0-3 K		0-0 G4-3 2B	5 1 2 0 0 2 0	
Jeff Reboulet, R (1, 4) OBP: 0.286, SLG: 0.250 Roberto Alomar, S (8, PH) OBP: 0.361, SLG: 0.446 (8, 4)	0-0 G5-3 1-2		0-0 G3		0-0 F5			0-0 1B 2B	0-0 G4-3 2-3	3 0 0 0 0 0 1 2 1 1 0 0 0 1	
Jeffrey Hammonds, R (1, 9) OBP: 0.347, SLG: 0.492	0-0 G6-3 2-3		0-0 G3		0-0 F8			0-0 1B 2B 1B	0-0 1B 2B	5 2 2 1 0 0 1	
Rafael Palmeiro, L (1, 3) OBP: 0.361, SLG: 0.494	4-0 BB			0-0 HR		0-3 K		0-0 1B BB 1B	0-0 1B 2B	4 2 3 3 1 1 0	
Cal Ripken Jr., R (1, 5) OBP: 0.332, SLG: 0.455	0-0 G4-3			0-0 G6-3		0-0 F9		4-0 1B BB	0-3 K	4 0 0 0 1 1 3	
B.J. Surhoff, L (1, 7) OBP: 0.417, SLG: 0.552		0-0 G3-1		0-0 G3-1		4-0 BB		0-0 1B G4-6-3		3 0 1 2 1 0 0	
Pete Incaviglia, R (1, 10) OBP: 0.319, SLG: 0.389		0-0 G6-3		0-0 E 1B		0-0 F9		0-3 K		4 1 1 0 0 1 3	
Lenny Webster, R (1, 2) OBP: 0.284, SLG: 0.281		0-0 1B		0-0 E4 1-H 2B		0-3 K		0-0 G4-6-3 1-2f		4 0 2 1 0 1 2	
Mike Bordick, R (1, 6) OBP: 0.264, SLG: 0.284		0-0 G5-3		0-0 F9		0-0 G5-3			0-0 F8	4 0 0 0 0 0 2	
Inning Stats	R: 0 H: 1 E: 0 LOB: 2 K: 0 BB: 1 S: 4 P: 8	R: 0 H: 1 E: 0 LOB: 1 K: 0 BB: 0 S: 4 P: 4	R: 0 H: 0 E: 0 LOB: 0 K: 1 BB: 0 S: 5 P: 5	R: 2 H: 3 E: 1 LOB: 1 K: 0 BB: 0 S: 6 P: 6	R: 0 H: 0 E: 0 LOB: 0 K: 0 BB: 0 S: 3 P: 3	R: 0 H: 0 E: 0 LOB: 1 K: 1 BB: 1 S: 5 P: 9	R: 0 H: 0 E: 0 LOB: 0 K: 2 BB: 0 S: 7 P: 7	R: 3 H: 4 E: 0 LOB: 1 K: 1 BB: 1 S: 8 P: 12	R: 2 H: 3 E: 0 LOB: 1 K: 1 BB: 0 S: 8 P: 8	1B: 7 SF: 0 2B: 4 SAC: 0 3B: 0 DP: 1 HR: 1 HBP: 0	WP: 0 PA: 41 PB: 0 SB: 0 CS: 0
PITCHER	IP WLS BF H R ER SO BB IBB HBP BLK WP HR S P ERA WHIP										
Vaughn Eshelman, L (1, 1) ERA: 4.95	6.0 L 25 5 2 2 2 2 2 0 0 0 0 0 1 27 35 3.00 1.167										
Mark Brandenburg, R (7, 1) ERA: 14.4	1.0 5 2 2 2 2 0 0 0 0 0 0 0 9 9 18.00 2.000										
Chris Hammond, L (8, 1) ERA: 6.14	0.0 3 2 1 1 0 1 0 0 0 0 0 0 2 6 ∞ ∞										
Heathcliff Slocumb, R (8, 1) ERA: 7.81	2.0 8 3 2 2 2 0 0 0 0 0 0 0 12 12 9.00 1.500										

Baltimore Orioles @ Boston Red Sox
Fenway Park, Boston, MA
Tue Jun 10 1997, 7:05 PM EDT
Unknown - 93 F

livebaseballscorecards.com

AB	38
R	7
H	12
RBI	7
BB	3
SO	6
LOB	13



Batter	1	2	3	4	5	6	7	8	9	AB	R	H	RBI	BB	SO	LOB
Nomar Garciaparra, R OBP: 0.317, SLG: 0.438 (1, 6)	0-0 CS 1B		0-0 F3		0-0 FC5-4			0-0 B1-3		4	0	1	0	0	0	2
Darren Bragg, L OBP: 0.373, SLG: 0.474 (1, 8)	0-3 K 1-2		0-0 G3			0-0 G3		0-0 G6-3		4	0	0	0	0	1	2
Mo Vaughn, L OBP: 0.432, SLG: 0.600 (1, 3)	4-0 BB			0-0 FC6-4 1B		0-0 G5-4-3 1B		0-0 HR		3	1	3	2	1	0	0
Wil Cordero, R OBP: 0.337, SLG: 0.470 (1, 7)	0-0 L5			0-0 FC6-4 18 FC6-4 1-2f		0-0 G5-4-3 1-2f		0-0 G5-3		4	0	0	0	0	0	3
18 Reggie Jefferson, S OBP: 0.333, SLG: 0.522 Shane Mack, R OBP: 0.361, SLG: 0.364 (9, PH)		0-0 F7		0-0 FC6-4 1-2f			0-3 K		0-0 P4	3	0	0	0	0	1	1
John Valentin, R OBP: 0.317, SLG: 0.385 (1, 4)		0-0 G4-3		0-3 K			0-0 E 1B		4-0 BB	3	0	1	0	1	1	1
Troy O'Leary, L OBP: 0.347, SLG: 0.444 Tim Naehring, R OBP: 0.370, SLG: 0.464 (9, PH)		0-0 1B			0-3 K		0-0 E4 G4-3 1-2		0-0 F3	3	0	1	0	0	1	1
Jeff Frye, R OBP: 0.337, SLG: 0.386 (1, 5)		0-0 G5-3			0-0 F8		0-0 G4-3 1-2f		0-0 F9	4	0	0	0	0	0	4
Scott Hatteberg, L OBP: 0.356, SLG: 0.449 (1, 2)			0-0 F7		4-0 FC5-4 BB			0-0 G6-3 B1-3 HR 1B		2	1	1	0	1	0	0

Inning Stats	R: 0	H: 1	E: 0	K: 1	S: 5	LOB: 1	BB: 1	P: 9	R: 0	H: 1	E: 0	K: 0	S: 4	LOB: 1	BB: 0	P: 4	R: 0	H: 0	E: 0	K: 0	S: 3	LOB: 0	BB: 0	P: 3	R: 0	H: 1	E: 0	K: 1	S: 5	LOB: 1	BB: 1	P: 9	R: 0	H: 1	E: 1	K: 1	S: 6	LOB: 1	BB: 0	P: 6	R: 2	H: 2	E: 0	K: 0	S: 5	LOB: 0	BB: 0	P: 5	R: 0	H: 0	E: 0	K: 0	S: 3	LOB: 1	BB: 1	P: 7	1B: 6	SF: 0	2B: 0	SAC: 0	3B: 0	DP: 2	HR: 1	HBP: 0	WP: 0	PA: 35
--------------	------	------	------	------	------	--------	-------	------	------	------	------	------	------	--------	-------	------	------	------	------	------	------	--------	-------	------	------	------	------	------	------	--------	-------	------	------	------	------	------	------	--------	-------	------	------	------	------	------	------	--------	-------	------	------	------	------	------	------	--------	-------	------	-------	-------	-------	--------	-------	-------	-------	--------	-------	--------

PITCHER	IP	WLS	BF	H	R	ER	SO	BB	IBB	HBP	BLK	WP	HR	S	P	ERA	WHIP
Scott Erickson, R ERA: 3.47 (1, 1)	7.2	W	30	7	2	2	4	2	0	0	0	0	1	36	44	2.35	1.174
Terry Mathews, R ERA: 4.71 (8, 1)	0.1		1	0	0	0	0	0	0	0	0	0	0	1	1	0.00	0.000
Jesse Orosco, L ERA: 1.06 (9, 1)	1.0		4	0	0	0	0	1	0	0	0	0	0	3	7	0.00	1.000

BOTTOM

Baltimore Orioles @ Boston Red Sox
Fenway Park, Boston, MA
Tue Jun 10 1997, 7:05 PM EDT
Unknown - 93 F

livebaseballscorecards.com

AB	32
R	2
H	7
RBI	2
BB	3
SO	4
LOB	15



Batter	1	2	3	4	5	6	7	8	9	AB R H RBI BB SO LOB	TOP	
Brady Anderson, L (1, 8) OBP: 0.435, SLG: 0.478	0-0 F7	0-3 K			0-3 K		0-0 F9		0-0 F9	5 0 0 0 0 2 1		
Roberto Alomar, S (1, 4) OBP: 0.359, SLG: 0.448	0-0 G5-3		0-3 K		0-0 F7		0-0 2B			4 0 1 0 0 1 0		
Jeffrey Hammonds, R (1, 9) OBP: 0.351, SLG: 0.515	0-0 F8		HR		0-0 1B		0-0 F8			4 1 2 1 0 0 1		
Rafael Palmeiro, L (1, 3) OBP: 0.360, SLG: 0.498		0-0 1B 3B	0-0 F9		0-3 K			0-0 G1-3		4 1 1 0 0 1 1		
Cal Ripken Jr., R (1, 5) OBP: 0.342, SLG: 0.468		0-0 HR 1B	0-0 2B			0-0 PB 1B		0-0 1B		4 1 4 1 0 0 0		
B.J. Surhoff, L (1, 7) OBP: 0.414, SLG: 0.561		0-0 HR	0-0 G3			0-0 F8		0-0 F7		4 1 1 2 0 0 3		
Pete Incaviglia, R (1, 10) OBP: 0.317, SLG: 0.378		4-0 FC5-4 BB		0-0 G6-3		0-3 K 1-2		0-0 P4		3 0 0 0 1 1 2		
Chris Hoiles, R (1, 2) OBP: 0.419, SLG: 0.462		0-0 FC5-4		0-3 K		0-0 G1-3		0-3 K		4 0 0 0 0 2 2		
Mike Bordick, R (1, 6) OBP: 0.259, SLG: 0.278		0-0 F8		0-0 F8			0-0 F8		0-0 G4-3	4 0 0 0 0 0 1		
Inning Stats	R: 0 H: 0 E: 0 LOB: 0 K: 0 BB: 0 S: 3 P: 3	R: 3 H: 3 E: 0 LOB: 1 K: 1 BB: 1 S: 8 P: 12	R: 1 H: 2 E: 0 LOB: 1 K: 1 BB: 0 S: 7 P: 7	R: 0 H: 0 E: 0 LOB: 0 K: 1 BB: 0 S: 5 P: 5	R: 0 H: 1 E: 0 LOB: 1 K: 2 BB: 0 S: 8 P: 8	R: 0 H: 1 E: 0 LOB: 1 K: 1 BB: 0 S: 6 P: 6	R: 0 H: 1 E: 0 LOB: 1 K: 0 BB: 0 S: 4 P: 4	R: 0 H: 1 E: 0 LOB: 1 K: 0 BB: 0 S: 4 P: 4	R: 0 H: 0 E: 0 LOB: 0 K: 1 BB: 0 S: 5 P: 5	1B: 4 SF: 0 2B: 2 SAC: 0 3B: 1 DP: 0 HR: 2 HBP: 0	WP: 0 PA: 37 PB: 1 SB: 0 CS: 0	
PITCHER	IP WLS BF H R ER SO BB IBB HBP BLK WP HR S P ERA WHIP											
49 Tim Wakefield, R (1, 1) ERA: 4.62	5.0 L 23 7 4 4 5 1 0 0 0 0 0 2 32 36 7.20 1.600											
John Wasdin, R (6, 1) ERA: 5.23	3.0 11 2 0 0 1 0 0 0 0 0 0 0 13 13 0.00 0.667											
Joe Hudson, R (9, 1) ERA:	1.0 3 0 0 0 1 0 0 0 0 0 0 0 5 5 0.00 0.000											

Baltimore Orioles @ Boston Red Sox
Fenway Park, Boston, MA
 Tue Jun 10 1997, 7:05 PM EDT
 Att. 30,995 - Unknown - 88 F

livebaseballscorecards.com

AB	36
R	4
H	9
RBI	4
BB	1
SO	7
LOB	11



Batter	1	2	3	4	5	6	7	8	9	AB R H RBI BB SO LOB
Nomar Garciaparra, R OBP: 0.322, SLG: 0.445 (1, 6)	0-3 K		0-0 G3-1 HR 2B		0-0 1B 1B		0-0 CS 1B		0-3 K	5 1 3 0 0 2 1
Darren Bragg, L OBP: 0.366, SLG: 0.464 (1, 8) (7, 9)	0-0 F8		0-0 G3-1		0-0 F8		0-3 K		0-3 K	4 0 0 0 0 1 3
Mo Vaughn, L OBP: 0.437, SLG: 0.616 (1, 3)	0-0 1B 1B		0-0 HR		0-0 1B		0-3 K			4 1 3 2 0 1 0
Wil Cordero, R OBP: 0.336, SLG: 0.466 (1, 7)	0-0 1B		0-0 G5-3		0-3 K		0-0 P3			4 0 1 0 0 1 2
18 Reggie Jefferson, S OBP: 0.329, SLG: 0.514 Mike Stanley, R OBP: 0.389, SLG: 0.463 (1, 10) (5, PH)	0-0 F9		0-0 G6-3		0-3 K		0-0 G6-4-3 1B			2 0 0 0 0 0 2 2 0 1 0 0 1 2
Tim Lincecum, R OBP: 0.377, SLG: 0.472 (1, 5)		0-0 G4-3 2B		0-0 FC6-4 1B		4-0 G4-6-3 BB		0-0 G6-4-3		3 0 2 0 1 0 1
Troy O'Leary, L OBP: 0.343, SLG: 0.438 Shane Mack, R OBP: 0.368, SLG: 0.371 (1, 9) (6, PH) (7, 8)		0-0 G4-3		0-3 K		0-0 G4-6-3		0-0 1B		2 0 0 0 0 1 2 2 0 1 0 0 0 1
John Valentin, R OBP: 0.316, SLG: 0.383 (1, 4)		0-3 K		0-0 F9		0-0 1B		0-0 F2		4 0 1 0 0 1 3
Bill Haselman, R OBP: 0.315, SLG: 0.409 Scott Hatteberg, L OBP: 0.356, SLG: 0.449 Jeff Frye, R OBP: 0.333, SLG: 0.382 (1, 2) (9, PH) (9, PH)		0-3 K		0-0 FC6-4		0-3 K		0-0 F7		3 0 0 0 0 2 3 0 0 0 0 0 0 0 1 0 0 0 0 0 1

Inning Stats	R: 0	H: 2	E: 0	K: 1	S: 7	LOB: 2	BB: 0	P: 7	R: 0	H: 1	E: 0	K: 2	S: 8	LOB: 1	BB: 0	P: 8	R: 2	H: 2	E: 0	K: 0	S: 5	LOB: 0	BB: 0	P: 5	R: 0	H: 1	E: 0	K: 1	S: 6	LOB: 1	BB: 0	P: 6	R: 0	H: 2	E: 0	K: 2	S: 9	LOB: 2	BB: 0	P: 9	R: 0	H: 1	E: 0	K: 1	S: 5	LOB: 1	BB: 1	P: 9	R: 0	H: 1	E: 0	K: 2	S: 7	LOB: 0	BB: 0	P: 7	R: 0	H: 1	E: 0	K: 0	S: 3	LOB: 0	BB: 0	P: 3	R: 0	H: 1	E: 0	K: 1	S: 6	LOB: 1	BB: 0	P: 6
--------------	------	------	------	------	------	--------	-------	------	------	------	------	------	------	--------	-------	------	------	------	------	------	------	--------	-------	------	------	------	------	------	------	--------	-------	------	------	------	------	------	------	--------	-------	------	------	------	------	------	------	--------	-------	------	------	------	------	------	------	--------	-------	------	------	------	------	------	------	--------	-------	------	------	------	------	------	------	--------	-------	------

PITCHER	IP	WLS	BF	H	R	ER	SO	BB	IBB	HBP	BLK	WP	HR	S	P	ERA	WHIP
Shawn Boskie, R ERA: 6.12 (1, 1)	4.0		19	7	2	2	4	0	0	0	0	0	1	27	27	4.50	1.750
Arthur Rhodes, L ERA: 3.56 (5, 1)	3.0	W	11	3	0	0	5	1	0	0	0	0	0	20	24	0.00	1.333
Armando Benitez, R ERA: 3.38 (8, 1)	1.1		5	2	0	0	0	0	0	0	0	0	0	5	5	0.00	1.500
Randy Myers, L ERA: 1.37 (9, 1)	0.2	S	2	0	0	0	1	0	0	0	0	0	0	4	4	0.00	0.000

BOTTOM

Baltimore Orioles @ Boston Red Sox
Fenway Park, Boston, MA
Tue Jun 10 1997, 7:05 PM EDT
Att: 30,995 - Unknown - 88 F

livebaseballscorecards.com

AB	36
R	2
H	12
RBI	2
BB	1
SO	10
LOB	21



WP: 0	PA: 37
PB: 0	
SB: 0	
CS: 1	

Batter	1	2	3	4	5	6	7	8	9	AB R H RBI BB SO LOB	TOP	
Brady Anderson, L (1, 8) OBP: 0.433, SLG: 0.474	0-0 F8			0-0 F8			0-0 DI 1B		0-3 K	4 0 1 0 0 1 0	<p>Baltimore Orioles @ Boston Red Sox</p> <p>Fenway Park, Boston, MA</p> <p>Wed Jun 11 1997, 7:05 PM EDT</p> <p>Att. 26,479 - Unknown - 93 F</p>	
Roberto Alomar, S (1, 4) OBP: 0.362, SLG: 0.454	0-0 G1			0-0 G6-4-3 1B			0-3 K 1-2		0-0 1B 2B	4 1 2 0 0 1 1		
Jeffrey Hammonds, R (1, 9) OBP: 0.349, SLG: 0.511 David Dellucci, L (4, PH) OBP: 0.250, SLG: 0.100 (4, 9)	0-0 G4-3			0-0 G6-4-3 1-2f			0-3 K		0-0 2-H 1B	1 0 0 0 0 0 0 3 0 1 1 0 1 2		
Rafael Palmeiro, L (1, 3) OBP: 0.354, SLG: 0.490							0-0 F7		0-0 G3	4 0 0 0 0 0 2		
Cal Ripken Jr., R (1, 5) OBP: 0.340, SLG: 0.464 Jeff Reboulet, R (6, 5) OBP: 0.295, SLG: 0.250										2 0 0 0 0 0 0 0 0 0 0 1 0 0		
B.J. Surhoff, L (1, 7) OBP: 0.408, SLG: 0.553										3 0 0 0 0 0 1		
Pete Incaviglia, R (1, 10) OBP: 0.310, SLG: 0.368										3 0 0 0 0 2 1		
Chris Hoiles, R (1, 2) OBP: 0.412, SLG: 0.453										3 0 0 0 0 1 1		
Mike Bordick, R (1, 6) OBP: 0.256, SLG: 0.274										3 0 0 0 0 1 0		
Inning Stats	R: 0 H: 0 E: 0 LOB: 0 K: 0 BB: 0 S: 3 P: 3	R: 0 H: 0 E: 0 LOB: 0 K: 0 BB: 0 S: 3 P: 3	R: 0 H: 0 E: 0 LOB: 0 K: 1 BB: 0 S: 5 P: 5	R: 0 H: 1 E: 0 LOB: 0 K: 0 BB: 0 S: 3 P: 3	R: 0 H: 0 E: 0 LOB: 0 K: 0 BB: 0 S: 3 P: 3	R: 0 H: 0 E: 0 LOB: 0 K: 1 BB: 0 S: 5 P: 5	R: 0 H: 1 E: 0 LOB: 1 K: 2 BB: 0 S: 8 P: 8	R: 0 H: 0 E: 0 LOB: 1 K: 2 BB: 1 S: 7 P: 11	R: 1 H: 2 E: 0 LOB: 1 K: 1 BB: 0 S: 7 P: 7	1B: 3 SF: 0 2B: 1 SAC: 0 3B: 0 DP: 1 HR: 0 HBP: 0	WP: 0 PA: 31 PB: 0 SB: 0 CS: 0	
PITCHER Tom Gordon, R (1, 1) ERA: 3.67	IP WLS BF H R ER SO BB IBB HBP BLK WP HR S P ERA WHIP											PITCHER IP WLS BF H R ER SO BB IBB HBP BLK WP HR S P ERA WHIP

livebaseballscorecards.com

AB 30
R 1
H 4
RBI 1
BB 1
SO 7
LOB 8



Batter	1	2	3	4	5	6	7	8	9
Nomar Garciaparra, R Mike Benjamin, R	0-0 WP 18 1B 2B	0-3 K	0-3 K		0-0 18 1B 1B		4-0 G4-3 2B BB	0-0 F8	
Darren Bragg, L	0-3 K 18 1B 2B	0-3 K	0-0 1-3 2-H 3-H 1B		0-3 K		0-0 G4-3		
Mo Vaughn, L Mike Stanley, R	0-3 K	0-3 K	0-3 K		0-0 F9		0-0 18 2B 2B		
18 Reggie Jefferson, S	0-0 2B SF8 1B				0-0 1B		0-0 2B		
Tim Lincecum, R	0-0 E 1-3 3-H 2B		4-0 E 1B BB		0-0 F8		0-0 F9		
Troy O'Leary, L	0-0 E IBB		0-0 E8 1B 1B		0-0 F7		0-0 G4-6-3 1B		
John Valentin, R Jeff Frye, R	0-0 SF8		0-0 E5 1B WP		0-0 1B BB		0-0 G4-6-3		
Scott Hatteberg, L	0-0 BB		0-0 WP 1B BB		0-0 FC5-4 1B		0-0 G4-3		
Shane Mack, R	0-0 F9		0-0 1B WP BB		0-0 FC5-4		0-0 G6-3		

Inning Stats	R: 3	H: 3	E: 1	LOB: 3	K: 2	P: 19	R: 0	H: 0	E: 0	LOB: 0	K: 3	P: 9	R: 5	H: 4	E: 2	LOB: 2	K: 2	P: 12	R: 0	H: 1	E: 0	LOB: 2	K: 1	P: 7	R: 0	H: 2	E: 0	LOB: 0	K: 1	P: 3	R: 2	H: 2	E: 0	LOB: 1	K: 0	P: 9	R: 0	H: 1	E: 0	LOB: 2	K: 0	P: 8		
	S: 11	BB: 2	S: 9	BB: 0	S: 12	BB: 2	S: 4	S: 7	S: 5	S: 4	S: 3	S: 5	S: 3	S: 3	S: 5	S: 4	S: 3	S: 5	S: 4	S: 4	S: 3	S: 4	S: 3	S: 5	S: 4	S: 4	S: 4	S: 3	S: 5	S: 4	S: 3	S: 5	S: 4	S: 3	S: 5	S: 4	S: 3	S: 5	S: 4	S: 3	S: 5	S: 4	S: 3	S: 5


PITCHER	IP	WLS	BF	H	R	ER	SO	BB	IBB	HBP	BLK	WP	HR	S	P	ERA	WHIP
Mike Johnson, R	2.0	L	17	6	8	7	5	2	1	0	0	1	0	24	36	31.50	4.000
Brian Williams, R	4.2		23	7	2	2	3	3	0	0	0	1	0	26	38	3.86	2.143
Terry Mathews, R	1.1		6	1	0	0	0	1	0	0	0	0	0	5	9	0.00	1.500

BOTTOM

Baltimore Orioles @ Boston Red Sox
 Fenway Park, Boston, MA
 Wed Jun 11 1997, 7:05 PM EDT
 Att: 26,479 - Unknown - 93 F

AB	R	H	RBI	BB	SO	LOB
4	2	2	0	1	2	3
1	0	0	0	0	0	2
5	1	1	1	0	3	3
3	0	0	0	0	3	4
2	1	1	1	0	0	1
5	2	4	2	0	0	2
4	1	1	1	1	0	3
4	1	2	0	1	0	0
1	1	0	1	1	0	1
2	0	0	0	0	0	1
3	1	2	1	2	0	0
4	0	1	0	1	0	5

AB	38
R	10
H	14
RBI	7
BB	7
SO	8
LOB	25



WP	PA
2	46
PB: 0	
SB: 0	
CS: 0	

PITCHER	IP	WLS	BF	H	R	ER	SO	BB	IBB	HBP	BLK	WP	HR	S	P	ERA	WHIP
Mike Johnson, R	2.0	L	17	6	8	7	5	2	1	0	0	1	0	24	36	31.50	4.000
Brian Williams, R	4.2		23	7	2	2	3	3	0	0	0	1	0	26	38	3.86	2.143
Terry Mathews, R	1.1		6	1	0	0	0	1	0	0	0	0	0	5	9	0.00	1.500

Batter	1	2	3	4	5	6	7	8	9	AB R H RBI BB SO LOB	TOP	
Brady Anderson, L (1, 8) OBP: 0.432, SLG: 0.471	0-0 P4	0-0 1B			H 1-0 HBP		X 0-0 G4-3		0-3 K	4 0 1 0 0 1 1		
Roberto Alomar, S (1, 4) OBP: 0.353, SLG: 0.442	0-3 K	0-0 F8			X 0-0 F9		X 0-0 G4-3		0-0 G4-3	5 0 0 1 0 1 3		
Rafael Palmeiro, L (1, 3) OBP: 0.353, SLG: 0.486	0-0 1B		X 0-0 F7		X 0-0 F9		X 0-0 F8			4 0 1 0 0 0 1		
Cal Ripken Jr., R (1, 5) OBP: 0.338, SLG: 0.461	0-0 G5-3		X 0-0 G6-3		X 0-0 G4-3			X 0-0 HR 1B		4 1 1 0 0 0 2		
B.J. Surhoff, L (1, 10) OBP: 0.410, SLG: 0.565		B 4-0 1B HBP BB	X 0-0 G4-3		S 0-3 K			X 0-0 HR		3 2 1 2 1 1 0		
Jeffrey Hammonds, R (1, 7) OBP: 0.346, SLG: 0.500		H 1-0 1B HBP		X 0-0 G5-3		X 0-0 E6		X 0-0 F7		3 1 0 0 0 0 0		
Tony Tarasco, L (1, 9) OBP: 0.330, SLG: 0.407		X 0-0 F2-6 1B		X 0-0 G1-3 2B		X 0-0 F7		X 0-0 G4-3		4 0 2 0 0 0 1		
Chris Hoiles, R (1, 2) OBP: 0.411, SLG: 0.451		X 0-0 1B		X 0-0 G1-3		S 0-3 K		X 0-0 G5-3		3 0 1 2 0 1 2		
Lenny Webster, R (6, 2) OBP: 0.280, SLG: 0.277		1-2 2-H 3-H 1B		X 2-3 G6-3						1 0 0 0 0 0 0		
Mike Bordick, R (1, 6) OBP: 0.256, SLG: 0.278		X 0-0 F2-6		X 0-0 G6-3		X 0-0 G4-3 2B		X 0-0 G5-3		4 1 1 0 0 0 3		
Inning Stats	R: 0 H: 1 E: 0 LOB: 1 K: 1 BB: 0 S: 6 P: 6	R: 2 H: 3 E: 0 LOB: 2 K: 0 BB: 1 S: 5 P: 10	R: 0 H: 0 E: 0 LOB: 0 K: 0 BB: 0 S: 3 P: 3	R: 0 H: 1 E: 0 LOB: 1 K: 0 BB: 0 S: 4 P: 4	R: 0 H: 0 E: 0 LOB: 1 K: 0 BB: 0 S: 3 P: 4	R: 0 H: 0 E: 1 LOB: 1 K: 2 BB: 0 S: 8 P: 8	R: 1 H: 1 E: 0 LOB: 0 K: 0 BB: 0 S: 4 P: 4	R: 2 H: 2 E: 0 LOB: 0 K: 0 BB: 0 S: 5 P: 5	R: 0 H: 0 E: 0 LOB: 0 K: 1 BB: 0 S: 5 P: 5	1B: 5 SF: 0 2B: 3 SAC: 0 3B: 0 DP: 1 HR: 1 HBP: 2	WP: 0 PA: 38 PB: 0 SB: 0 CS: 0	
PITCHER	IP WLS BF H R ER SO BB IBB HBP BLK WP HR S P ERA WHIP											
Aaron Sele, R (1, 1) ERA: 5.57	7.0 W 30 6 3 3 3 1 0 2 0 0 0 0 33 39 3.86 1.000											
Kerry Lacy, R (8, 1) ERA: 4.32	1.1 6 2 2 2 0 0 0 0 0 0 0 1 6 6 13.50 1.500											
Chris Hammond, L (9, 1) ERA: 6.07	0.2 2 0 0 0 0 1 0 0 0 0 0 0 4 4 0.00 0.000											

Baltimore Orioles @ Boston Red Sox
Fenway Park, Boston, MA
 Thu Jun 12 1997, 7:05 PM EDT
 Att. 24,970 - Unknown - 90 F

livebaseballscorecards.com

AB 35
R 5
H 8
RBI 5
BB 1
SO 4
LOB 13



Batter	1	2	3	4	5	6	7	8	9
Nomar Garciaparra, R (1, 6) OBP: 0.329, SLG: 0.471	0-0 G6-3		0-0 G5-3	0-0 HR		0-0 F9		0-0 HR	
John Valentin, R (1, 4) OBP: 0.314, SLG: 0.377	0-0 P4		0-0 HR 1B	0-3 K		0-0 F3		0-0 F9	
Mo Vaughn, L (1, 3) OBP: 0.437, SLG: 0.622	4-0 18 2B BB		0-0 1-H HR	0-0 18 2B 1B		0-3 K			
18 Reggie Jefferson, S (1, 10) OBP: 0.361, SLG: 0.561	0-0 1-3 2B		0-0 WP G6-3 2B	0-0 1-3 1B 2B		1-0 HBP G4-6-3			
Tim Lincecum, R (1, 5) OBP: 0.379, SLG: 0.470	4-0 BB		0-0 G6-3	0-0 2-H 3-H 1B		0-0 G4-6-3			
Troy O'Leary, L (1, 7) OBP: 0.348, SLG: 0.435	0-0 G5-3		0-0 G6-3	0-0 G5-3		0-0 1B			
Darren Bragg, L (1, 9) OBP: 0.364, SLG: 0.456		0-0 FC4-6 1B		4-0 S HR BB	0-3 K	0-0 G1-4-3			
Shane Mack, R (1, 8) OBP: 0.340, SLG: 0.326		0-0 FC4-6 G1-6-3 1-2f		0-3 K	0-0 G1-3		0-0 G4-3		
Scott Hatteberg, L (1, 2) OBP: 0.374, SLG: 0.440		0-0 G1-6-3 1-2f		4-0 1-2 HR BB	0-0 G4-3		0-0 F9		

Inning Stats	R: 0	H: 1	E: 0	LOB: 3	K: 0	S: 4	P: 12	R: 0	H: 1	E: 0	LOB: 0	K: 0	S: 3	P: 3	R: 3	H: 3	E: 0	LOB: 0	K: 0	S: 6	R: 5	H: 4	E: 0	LOB: 1	K: 2	S: 11	P: 19	R: 0	H: 0	E: 0	LOB: 0	K: 1	S: 5	R: 0	H: 0	E: 0	LOB: 0	K: 1	S: 5	R: 0	H: 1	E: 0	LOB: 1	K: 0	S: 3	R: 1	H: 1	E: 0	LOB: 0	K: 0	S: 4	P: 4
--------------	------	------	------	--------	------	------	-------	------	------	------	--------	------	------	------	------	------	------	--------	------	------	------	------	------	--------	------	-------	-------	------	------	------	--------	------	------	------	------	------	--------	------	------	------	------	------	--------	------	------	------	------	------	--------	------	------	------

PITCHER	IP	WLS	BF	H	R	ER	SO	BB	IBB	HBP	BLK	WP	HR	S	P	ERA	WHIP
Scott Kamieniecki, R (1, 1) ERA: 3.96	4.0	L	24	9	8	8	2	4	0	0	0	1	2	24	40	18.00	3.250
Arthur Rhodes, L (5, 1) ERA: 3.24	3.0		10	1	0	0	2	0	0	1	0	0	0	13	14	0.00	0.333
Shawn Boskie, R (8, 1) ERA: 6.21	1.0		4	1	1	1	0	0	0	0	0	0	1	4	4	9.00	1.000


BOTTOM

Baltimore Orioles @ Boston Red Sox
Fenway Park, Boston, MA

Thu Jun 12 1997, 7:05 PM EDT
Att: 24,970 - Unknown - 90 F

AB	R	H	RBI	BB	SO	LOB
5	2	2	4	0	0	0
5	1	1	0	0	1	0
3	2	2	2	1	1	0
3	2	3	0	0	0	0
3	0	1	3	1	0	1
4	0	1	0	0	0	4
3	1	1	0	1	1	1
4	0	0	0	0	1	2
3	1	0	0	1	0	1

AB	33
R	9
H	11
RBI	9
BB	4
SO	4
LOB	9



1B	5	SF	0	WP	1	PA	38
2B	3	SAC	0	PB	0		
3B	0	DP	2	SB	1		
HR	3	HBP	1	CS	0		

livebaseballscorecards.com

Batter	1	2	3	4	5	6	7	8	9	AB R H RBI BB SO LOB	TOP
Brady Anderson, L (1, 8) OBP: 0.430, SLG: 0.467	1-0 F7			0-3 K		2-1 1B 2-H 1B		1-2 F9		4 1 1 1 0 1 0	<p>Baltimore Orioles @ Atlanta Braves Turner Field, Atlanta, GA</p> <p>Fri Jun 13 1997, 7:05 PM EDT Att. 48,334 - Unknown - 80 F</p>
Roberto Alomar, S (1, 4) OBP: 0.353, SLG: 0.440 Jeff Reboulet, R (8, PH) OBP: 0.291, SLG: 0.246 (8, 4)	0-0 G6-3		1-1 G6-3		2-0 1B 1-3 1B		1-1 P4		3 1 1 0 0 0 0 1 0 0 0 0 0 0		
Rafael Palmeiro, L (1, 3) OBP: 0.355, SLG: 0.486	0-0 L9		1-0 G4-3		0-2 1B 1-2 SF8 3-H 1B		1-2 FC6-4 1B		4 1 2 1 0 0 0		
Cal Ripken Jr., R (1, 5) OBP: 0.337, SLG: 0.457		0-0 G4-3			1-2 G5-3		1-1 1B 1-3 2-H 1B		4 0 1 1 0 0 1		
B.J. Surhoff, L (1, 7) OBP: 0.407, SLG: 0.561 Lenny Webster, R (9, 2) OBP: 0.280, SLG: 0.277		1-1 G6-4-3 1B			0-1 L9		0-2 SF8		3 0 1 1 0 0 0 0 0 0 0 0 0 0		
Jeffrey Hammonds, R (1, 9) OBP: 0.344, SLG: 0.493 (9, 7)		0-2 G6-4-3 1-2f			2-1 1B		1-1 G3		4 0 1 0 0 0 2		
Chris Hoiles, R (1, 2) OBP: 0.408, SLG: 0.443 Randy Myers, L (9, 1)			0-1 L8		2-3 K		3-2 G4-6-3 HBP		3 0 0 0 0 2 1 0 0 0 0 0 0 0		
Mike Bordick, R (1, 6) OBP: 0.257, SLG: 0.279			1-2 G1-3			1-2 SH3-4 1B		0-0 G4-6-3	3 1 1 0 0 0 1		
Jimmy Key, R (1, 1) Armando Benitez, R (7, 1) Jesse Orosco, R (8, 1) Tony Tarasco, L (9, 9) OBP: 0.330, SLG: 0.407			0-3 K			0-0 SH3-4		1-3 K	2 0 0 0 0 2 0		
Inning Stats	R: 0 H: 0 E: 0 LOB: 0 K: 0 BB: 0 S: 3 P: 4	R: 0 H: 1 E: 0 LOB: 0 K: 0 BB: 0 S: 6 P: 7	R: 0 H: 0 E: 0 LOB: 0 K: 1 BB: 0 S: 9 P: 10	R: 0 H: 0 E: 0 LOB: 0 K: 1 BB: 0 S: 6 P: 8	R: 0 H: 1 E: 0 LOB: 1 K: 1 BB: 0 S: 11 P: 16	R: 4 H: 5 E: 0 LOB: 1 K: 0 BB: 0 S: 17 P: 24	R: 0 H: 0 E: 0 LOB: 0 K: 1 BB: 0 S: 7 P: 11	R: 0 H: 1 E: 0 LOB: 1 K: 0 BB: 0 S: 10 P: 15	R: 0 H: 0 E: 0 LOB: 0 K: 1 BB: 0 S: 7 P: 11	1B: 8 SF: 1 2B: 0 SAC: 1 3B: 0 DP: 2 HR: 0 HBP: 1	WP: 0 PA: 34 PB: 0 SB: 0 CS: 0
PITCHER	IP WLS BF H R ER SO BB IBB HBP BLK WP HR S P ERA WHIP										
Greg Maddux, R (1, 1) ERA: 2.23	7.0 L 27 7 4 4 4 0 0 0 1 0 0 0 59 80 5.14 1.000										
Alan Embree, L (8, 1) ERA: 2.7	1.1 5 1 0 0 0 0 0 0 0 0 0 0 13 19 0.00 0.750										
Brad Clontz, R (9, 1) ERA: 3.6	0.2 2 0 0 0 0 1 0 0 0 0 0 0 4 7 0.00 0.000										

AB	31
R	4
H	8
RBI	4
BB	0
SO	5
LOB	5



BOTTOM

Baltimore Orioles @ Atlanta Braves
Turner Field, Atlanta, GA
Fri Jun 13 1997, 7:05 PM EDT
Att: 48,334 - Unknown - 80 F

livebaseballscorecards.com

AB 33
R 3
H 7
RBI 3
BB 3
SO 9
LOB 11



WP: 0 PA: 37
PB: 0
SB: 2
CS: 0

AB R H RBI BB SO LOB

4	0	1	0	0	2	0
4	0	1	0	0	0	4
4	1	1	1	0	1	1
2	0	0	0	2	0	0
3	1	1	0	1	1	2
4	1	1	2	0	0	2
4	0	0	0	0	3	2
4	0	1	0	0	1	0
2	0	0	0	0	1	0
1	0	1	0	0	0	0
0	0	0	0	0	0	0
0	0	0	0	0	0	0
0	0	0	0	0	0	0
1	0	0	0	0	0	0

Batter	1	2	3	4	5	6	7	8	9
Jeff Blauser, R (1, 6) OBP: 0.433, SLG: 0.550	2-1 G5-3 1B		0-0 L3 1B		0-3 K		2-2 HBP		1-3 K
Michael Tucker, L (1, 9) OBP: 0.375, SLG: 0.470	0-0 S 1B		0-2 L3 1-1			1-0 F8	0-0 L1		
10 Chipper Jones, S (1, 5) OBP: 0.371, SLG: 0.459	1-3 K			3-2 G1-3		3-2 L8		0-1 HR	
Fred McGriff, L (1, 3) OBP: 0.353, SLG: 0.413	4-2 FC6-4 1-2 BB			4-1 BB BB		0-0 P5		2-0 G4-3	
Andruw Jones, R (1, 8) OBP: 0.361, SLG: 0.449	2-1 FC6-4 1-2r 2-3			4-1 1-2 BB			0-0 G6-3 3B	0-3 K	
Eddie Pérez, R (1, 2) OBP: 0.286, SLG: 0.393		2-0 P6		1-1 L9		0-0 G6-3 3-H	1-2 HR		
Ryan Klesko, L (1, 7) OBP: 0.327, SLG: 0.495		1-2 P5		3-3 K		1-3 K	3-3 K		
Mark Lemke, S (1, 4) OBP: 0.284, SLG: 0.309		1-3 K			2-1 G5-3		0-0 HBP 1B 1B		0-0 F8
Greg Maddux, R (1, 1) Javy Lopez, R (7, PH) Rafael Belliard, R (7, PR) Alan Embree, L (8, 1) Brad Clontz, R (9, 1) Mike Mordecai, R (9, PH)			0-2 G6-3		1-3 K		3-1 HBP 1-2 1B		0-0 G4-3

Inning Stats	R: 0	H: 1	E: 0	K: 1	S: 11	H: 0	LOB: 2	BB: 1	P: 20	R: 0	H: 0	E: 0	K: 1	S: 7	R: 0	H: 1	E: 0	K: 0	S: 8	R: 0	H: 0	E: 0	K: 1	S: 11	R: 0	H: 0	E: 0	K: 2	S: 8	R: 0	H: 0	E: 0	K: 0	S: 6	R: 1	H: 3	E: 0	K: 1	S: 11	R: 2	H: 2	E: 0	K: 2	S: 13	R: 0	H: 0	E: 0	K: 1	S: 5	1B: 4	2B: 1	3B: 1	HR: 2	SF: 0	SAC: 0	DP: 1	HBP: 1	WP: 0	PA: 37
--------------	------	------	------	------	-------	------	--------	-------	-------	------	------	------	------	------	------	------	------	------	------	------	------	------	------	-------	------	------	------	------	------	------	------	------	------	------	------	------	------	------	-------	------	------	------	------	-------	------	------	------	------	------	-------	-------	-------	-------	-------	--------	-------	--------	-------	--------

PITCHER	IP	WLS	BF	H	R	ER	SO	BB	IBB	HBP	BLK	WP	HR	S	P	ERA	WHIP
Jimmy Key, L (1, 1) ERA: 2.47	6.2		27	5	1	1	6	3	0	0	0	0	0	59	98	1.35	1.200
Armando Benitez, R (7, 1) ERA: 3.9	1.0		6	2	2	2	1	0	0	1	0	0	2	13	18	18.00	2.000
Jesse Orosco, L (8, 1) ERA: 1.04	0.1		1	0	0	0	1	0	0	0	0	0	0	3	6	0.00	0.000
Randy Myers, L (9, 1) ERA: 1.32	1.0	S	3	0	0	0	1	0	0	0	0	0	0	5	6	0.00	0.000

Batter	1	2	3	4	5	6	7	8	9	10	11	12	AB	R	H	RBI	BB	SO	LOB	TOP				
Brady Anderson, L (1, 8) OBP: 0.428, SLG: 0.474	0-0 F9		0-0 FC3			0-0 P6	0-0 HR		0-0 BB		0-0 F8		5	1	1	2	1	0	1	<p>Baltimore Orioles @ Atlanta Braves Turner Field, Atlanta, GA Sat Jun 14 1997, 3:33 AM EDT Att. 47,344 - Cloudy - 72 F</p>				
Roberto Alomar, S (1, 4) OBP: 0.357, SLG: 0.455	0-3 K		0-0 P6			0-0 SF7 3B	0-0 WP 2B		0-3 K		4-0 BB		5	1	2	0	1	2	3					
B.J. Surhoff, L (1, 7) OBP: 0.407, SLG: 0.556	4-0 WP BB		0-3 K			0-0 SF7	0-0 F8		4-0 BB		0-3 K		2	0	0	1	2	1	3					
Arthur Rhodes, L (9, 1)													1	0	0	0	0	1	1					
Lenny Webster, R (12, 2) OBP: 0.280, SLG: 0.277													0	0	0	0	0	0	0					
Rafael Palmeiro, L (1, 3) OBP: 0.358, SLG: 0.496	0-0 L3					0-0 F9		0-0 HR		4-0 BB			5	1	2	1	1	0	1					
Cal Ripken Jr., R (1, 5) OBP: 0.341, SLG: 0.456		0-0 P4				0-0 P6		0-0 1B		0-0 BB			5	1	2	0	1	0	3					
Tony Tarasco, L (1, 9) OBP: 0.330, SLG: 0.388		0-3 K			0-0 G3-1		0-0 1B		0-3 K		4-0 CS BB		4	1	0	0	2	2	3					
Chris Hoiles, R (1, 2) OBP: 0.401, SLG: 0.439		0-3 K				0-3 K		0-3 K		0-3 K		6	0	1	2	0	5	2						
Randy Myers, L (12, 1)												0	0	0	0	0	0	0	0					
Mike Bordick, R (1, 6) OBP: 0.254, SLG: 0.276			0-0 F8			0-0 G4-3		0-3 HR 1B		0-0 G4-3		6	1	1	0	0	2	3						
35 Mike Mussina, L (1, 1) OBP: 0.500, SLG: 0.500						0-3 K					0-0 F7		2	0	1	0	0	1	0					
David Dellucci, L (7, PH) OBP: 0.021, SLG: 0.091													1	0	0	0	0	0	1					
Terry Mathews, L (7, 1)													0	0	0	0	0	0	0					
Jesse Orosco, R (8, 1)													0	0	0	0	0	0	0					
Armando Benitez, R (8, 1)													0	0	0	0	0	0	0					
Jeffrey Hammonds, R (9, PH) OBP: 0.338, SLG: 0.483			0-0 E 1B									3	0	0	0	0	0	1	1					
35 Mike Mussina, L (1, 1) OBP: 0.500, SLG: 0.500																								
Inning Stats	R: 0 E: 0 K: 1 S: 5	H: 0 LOB: 1 BB: 1 P: 9	R: 0 E: 0 K: 2 S: 7	H: 0 LOB: 0 BB: 0 P: 7	R: 0 E: 1 K: 1 S: 7	H: 1 LOB: 2 BB: 0 P: 7	R: 0 E: 0 K: 0 S: 3	H: 0 LOB: 0 BB: 0 P: 3	R: 0 E: 0 K: 2 S: 7	H: 0 LOB: 0 BB: 0 P: 7	R: 0 E: 0 K: 1 S: 7	H: 0 LOB: 0 BB: 0 P: 7	R: 0 E: 0 K: 2 S: 7	H: 0 LOB: 0 BB: 0 P: 7	R: 0 E: 0 K: 1 S: 5	H: 0 LOB: 0 BB: 1 P: 8	R: 0 E: 0 K: 1 S: 5	H: 0 LOB: 1 BB: 1 P: 9	R: 2 E: 0 K: 2 S: 8	H: 1 LOB: 1 BB: 2 P: 16	1B: 5 2B: 2 3B: 1 HR: 2	SF: 1 SAC: 0 DP: 0 HBP: 0	WP: 2 PB: 0 SB: 1 CS: 1	PA: 54
PITCHER	IP	WLS	BF	H	R	ER	SO	BB	IBB	HBP	BLK	WP	HR	S	P	ERA	WHIP							
29 John Smoltz, R (1, 1) ERA: 2.98	7.0		30	7	3	3	8	1	0	0	0	2	1	45	49	3.86	1.143							
Alan Embree, L (8, 1) ERA: 3.15	0.0		1	1	1	0	0	0	0	0	0	0	1	1	1	∞	∞							
Mike Bielecki, R (8, 1) ERA: 2.63	1.0		4	1	0	0	3	0	0	0	0	0	0	10	10	0.00	1.000							
Mark Wohlers, R (9, 1) ERA: 1.61	1.0		6	0	0	0	1	3	0	0	0	0	0	5	17	0.00	3.000							
Brad Clontz, R (10, 1) ERA: 3.33	2.0		7	0	0	0	2	2	0	0	0	0	0	9	17	0.00	1.000							
PITCHER	IP	WLS	BF	H	R	ER	SO	BB	IBB	HBP	BLK	WP	HR	S	P	ERA	WHIP							
Joe Borowski, R (12, 1) ERA: 3.2	1.0	L	6	1	2	2	2	2	0	0	0	0	0	8	16	18.00	3.000							

AB	45
R	6
H	10
RBI	6
BB	8
SO	16
LOB	22



Batter	1	2	3	4	5	6	7	8	9	10	11	12	AB R H RBI BB SO LOB
Michael Tucker, L (1, 9) OBP: 0.375, SLG: 0.464	0-0 10 S 2B 1B	0-0 F7			0-3 K		0-0 F8		0-3 K2-3			4-0 10 FC5-4 BB	5 1 1 0 1 2 1
Andruw Jones, R (1, 8) OBP: 0.367, SLG: 0.438	0-3 K		4-0 10 CS BB		0-3 K			4-0 10 S 1B BB	4-0 BB			0-3 K	3 1 0 0 3 3 2
10 Chipper Jones, S (1, 5) OBP: 0.374, SLG: 0.462	0-0 1-H 2B		0-0 1-2 1B		0-3 K			4-0 1B 1-2 BB	0-3 K			0-0 FC5-4 1-2	5 0 2 1 1 2 2
Fred McGriff, L (1, 3) OBP: 0.345, SLG: 0.403	0-3 K		0-3 K			0-0 P5		0-0 F7		0-3 K		0-0 G6-3	6 0 0 0 0 3 5
Ryan Klesko, L (1, 7) OBP: 0.324, SLG: 0.487	0-3 K		0-0 G3			0-3 K		0-0 1B		0-0 P6			5 0 1 1 0 2 2
Javy Lopez, R (1, 2) OBP: 0.382, SLG: 0.586		0-0 F7		0-0 2B		0-0 HR		4-0 1B IBB		0-3 K2-3			4 1 2 1 1 1 0
Jeff Blausler, R (1, 6) OBP: 0.429, SLG: 0.541		0-0 2B 29 G6-3 1B		0-0 F9		0-0 G1-3		0-3 K		0-3 K			5 1 1 0 0 2 4
Mark Lemke, S (1, 4) OBP: 0.281, SLG: 0.311		0-0 1-3 2B		0-0 G4-3			0-0 F7	0-0 F8			0-3 K		5 0 1 0 0 1 4
29 John Smoltz, R Keith Lockhart, L Alan Embree, L Mike Bowers, R Mark Wohlers, R Mike Morneau, R Brad Clifton, R Tony Graffanino, R Joe Borowski, R		0-0 G6-3		0-0 G3-1			0-0 F7		0-0 F5		0-0 F8		2 0 0 0 1 0 0 2 1 0 1 0

Inning Stats	R: 1	H: 2	E: 0	LOB: 1	K: 3	S: 11	R: 1	H: 2	E: 0	LOB: 1	K: 0	S: 5	R: 0	H: 1	E: 0	LOB: 1	K: 1	S: 5	R: 0	H: 1	E: 0	LOB: 1	K: 0	S: 4	R: 0	H: 1	E: 0	LOB: 1	K: 3	S: 9	R: 1	H: 1	E: 0	LOB: 0	K: 1	S: 6	R: 0	H: 0	E: 0	LOB: 0	K: 0	S: 3	R: 1	H: 1	E: 0	LOB: 3	K: 1	S: 6	R: 0	H: 0	E: 0	LOB: 0	K: 0	S: 3	R: 0	H: 0	E: 0	LOB: 0	K: 2	S: 7	R: 0	H: 0	E: 0	LOB: 0	K: 2	S: 7	R: 0	H: 0	E: 0	LOB: 0	K: 2	S: 7	R: 0	H: 0	E: 0	LOB: 0	K: 1	S: 5	R: 0	H: 0	E: 0	LOB: 1	K: 1	S: 5	1B: 4	2B: 3	3B: 0	HR: 1	SF: 0	SAC: 0	DP: 0	HBP: 0	WP: 0	PA: 49
--------------	------	------	------	--------	------	-------	------	------	------	--------	------	------	------	------	------	--------	------	------	------	------	------	--------	------	------	------	------	------	--------	------	------	------	------	------	--------	------	------	------	------	------	--------	------	------	------	------	------	--------	------	------	------	------	------	--------	------	------	------	------	------	--------	------	------	------	------	------	--------	------	------	------	------	------	--------	------	------	------	------	------	--------	------	------	------	------	------	--------	------	------	-------	-------	-------	-------	-------	--------	-------	--------	-------	--------

PITCHER	IP	WLS	BF	H	R	ER	SO	BB	IBB	HBP	BLK	WP	HR	S	P	ERA	WHIP
35 Mike Mussina, R (1, 1) ERA: 3.56	6.0		25	7	3	3	8	1	0	0	0	0	1	40	44	4.50	1.333
Terry Mathews, R (7, 1) ERA: 4.63	1.0		4	0	1	1	0	1	0	0	0	0	0	3	7	9.00	1.000
Jesse Orosco, L (8, 1) ERA: 1.02	0.1		3	1	0	0	0	1	0	0	0	0	0	2	6	0.00	6.000
Armando Benitez, R (8, 1) ERA: 3.81	0.2		3	0	0	0	1	0	1	0	0	0	0	4	8	0.00	0.000
Arthur Rhodes, L (9, 1) ERA: 2.97	3.0	W	10	0	0	0	6	1	0	0	0	0	0	21	25	0.00	0.333
PITCHER	IP <td>WLS <td>BF <td>H <td>R <td>ER <td>SO <td>BB <td>IBB <td>HBP <td>BLK <td>WP <td>HR <td>S <td>P <td>ERA <td>WHIP</td> </td></td></td></td></td></td></td></td></td></td></td></td></td></td></td>	WLS <td>BF <td>H <td>R <td>ER <td>SO <td>BB <td>IBB <td>HBP <td>BLK <td>WP <td>HR <td>S <td>P <td>ERA <td>WHIP</td> </td></td></td></td></td></td></td></td></td></td></td></td></td></td>	BF <td>H <td>R <td>ER <td>SO <td>BB <td>IBB <td>HBP <td>BLK <td>WP <td>HR <td>S <td>P <td>ERA <td>WHIP</td> </td></td></td></td></td></td></td></td></td></td></td></td></td>	H <td>R <td>ER <td>SO <td>BB <td>IBB <td>HBP <td>BLK <td>WP <td>HR <td>S <td>P <td>ERA <td>WHIP</td> </td></td></td></td></td></td></td></td></td></td></td></td>	R <td>ER <td>SO <td>BB <td>IBB <td>HBP <td>BLK <td>WP <td>HR <td>S <td>P <td>ERA <td>WHIP</td> </td></td></td></td></td></td></td></td></td></td></td>	ER <td>SO <td>BB <td>IBB <td>HBP <td>BLK <td>WP <td>HR <td>S <td>P <td>ERA <td>WHIP</td> </td></td></td></td></td></td></td></td></td></td>	SO <td>BB <td>IBB <td>HBP <td>BLK <td>WP <td>HR <td>S <td>P <td>ERA <td>WHIP</td> </td></td></td></td></td></td></td></td></td>	BB <td>IBB <td>HBP <td>BLK <td>WP <td>HR <td>S <td>P <td>ERA <td>WHIP</td> </td></td></td></td></td></td></td></td>	IBB <td>HBP <td>BLK <td>WP <td>HR <td>S <td>P <td>ERA <td>WHIP</td> </td></td></td></td></td></td></td>	HBP <td>BLK <td>WP <td>HR <td>S <td>P <td>ERA <td>WHIP</td> </td></td></td></td></td></td>	BLK <td>WP <td>HR <td>S <td>P <td>ERA <td>WHIP</td> </td></td></td></td></td>	WP <td>HR <td>S <td>P <td>ERA <td>WHIP</td> </td></td></td></td>	HR <td>S <td>P <td>ERA <td>WHIP</td> </td></td></td>	S <td>P <td>ERA <td>WHIP</td> </td></td>	P <td>ERA <td>WHIP</td> </td>	ERA <td>WHIP</td>	WHIP
Randy Myers, L (12, 1) ERA: 1.27	1.0	S	4	0	0	0	1	1	0	0	0	0	0	5	9	0.00	1.000


BOTTOM

Baltimore Orioles @ Atlanta Braves
Turner Field, Atlanta, GA

Sat Jun 14 1997, 3:33 AM EDT
Att: 47,344 - Cloudy - 72 F

livebaseballscorecards.com

AB	43
R	4
H	8
RBI	4
BB	6
SO	16
LOB	22



Batter	1	2	3	4	5	6	7	8	9	10	AB R H RBI BB SO LOB	TOP													
Brady Anderson, L (1, 8) OBP: 0.429, SLG: 0.472	2-1 G3-1			0-0 F8		0-0 SH1-4 1B	4-0 HBP E IBB		0-1 SH1-4 1-2		3 1 1 0 1 0 0	Baltimore Orioles @ Atlanta Braves Turner Field, Atlanta, GA Sun Jun 15 1997, 3:33 AM EDT Att. 48,088 - Sunny - 80 F													
Jeff Reboulet, R (1, 4) OBP: 0.305, SLG: 0.254	2-3 K			2-1 FC6-4 1B		0-0 SH1-4 1-2	2-2 E HBP		2-2 G6-3		2 0 1 1 0 1 0														
Pete Incaviglia, R (9, PH) OBP: 0.307, SLG: 0.365											1 0 0 0 0 0 1														
Tony Tarasco, L (9, 9) OBP: 0.330, SLG: 0.388											0 0 0 0 0 0 0														
Jeffrey Hammonds, R (1, 9) OBP: 0.327, SLG: 0.467	0-1 G5-3			2-0 F8		2-3 K	0-0 E5		1-1 L7		5 0 0 0 0 1 4														
Rafael Palmeiro, L (1, 3) OBP: 0.355, SLG: 0.488		1-2 G4-3		0-1 FC6-4 1-2f		4-1 BB	0-0 F7			0-0 G4-3	4 0 0 0 1 0 3														
Cal Ripken Jr., R (1, 5) OBP: 0.338, SLG: 0.451		2-1 G6-3			1-1 P6	2-1 G3		2-2 K		0-2 HR 1B	5 1 1 0 0 1 2														
B.J. Surhoff, L (1, 7) OBP: 0.403, SLG: 0.552		2-2 G6-3			1-2 G3-1 2B		0-0 F8	1-2 G6-3		2-1 F7	5 0 1 0 0 0 1														
Lenny Webster, R (1, 2) OBP: 0.300, SLG: 0.333			2-3 K		2-0 G3-1		1-1 SH3-4 HBP 1B	4-2 BB		1-0 HR	4 2 2 2 1 1 1														
Mike Bordick, R (1, 6) OBP: 0.254, SLG: 0.272			0-1 G6-3		4-0 IBB		1-1 E4 HBP SH3-4 E	0-0 G1-3		1-3 K	3 1 0 0 1 0 2														
Armando Benitez, R (8, 1)											0 0 0 0 0 0 0														
Terry Mathews, L (9, 1)											0 0 0 0 0 0 0														
David Dellucci, L (10, PH) OBP: 0.214, SLG: 0.083											1 0 0 0 0 1 0														
Randy Myers, L (10, 1)											0 0 0 0 0 0 0														
Scott Erickson, R (1, 1)			2-3 K		2-3 K		0-2 SH3-4		1-2 SH1-4 1B		2 0 0 0 0 2 2														
Jesse Orosco, R (7, 1)											0 0 0 0 0 0 0														
Roberto Alomar, S (8, 4) OBP: 0.360, SLG: 0.457											1 0 1 0 0 0 0														
Inning Stats	R: 0 E: 0 K: 1 S: 8	H: 0 LOB: 0 BB: 0 P: 12	R: 0 E: 0 K: 0 S: 8	H: 0 LOB: 0 BB: 0 P: 13	R: 0 E: 0 K: 2 S: 8	H: 0 LOB: 0 BB: 0 P: 12	R: 0 E: 0 K: 0 S: 6	H: 1 LOB: 1 BB: 0 P: 10	R: 0 E: 0 K: 1 S: 9	H: 1 LOB: 2 BB: 1 P: 19	R: 0 E: 0 K: 1 S: 8	H: 1 LOB: 2 BB: 1 P: 16	R: 3 E: 2 K: 0 S: 12	H: 1 LOB: 2 BB: 1 P: 20	R: 0 E: 0 K: 1 S: 13	H: 0 LOB: 1 BB: 1 P: 20	R: 0 E: 0 K: 0 S: 10	H: 1 LOB: 1 BB: 0 P: 14	R: 2 E: 0 K: 1 S: 11	H: 2 LOB: 0 BB: 0 P: 15	1B: 5 2B: 1 3B: 0 HR: 1	SF: 0 SAC: 3 DP: 0 HBP: 1	WP: 0 PB: 0 SB: 0 CS: 0	PA: 44	
PITCHER																									
Tom Glavine, L (1, 1) ERA: 2.85	IP 9.0	WLS 39	H 5	R 3	ER 0	SO 6	BB 2	IBB 2	HBP 1	BLK 0	WP 0	HR 0	S 82	P 136	ERA 0.00	WHIP 0.778									
Mark Wohlers, R (10, 1) ERA: 2.17	1.0	L 5	2	2	2	1	0	0	0	0	0	1	11	15	18.00	2.000									

AB	36
R	5
H	7
RBI	3
BB	4
SO	7
LOB	16



Baltimore Orioles @ Atlanta Braves
Turner Field, Atlanta, GA
Sun Jun 15 1997, 3:33 AM EDT
Att. 48,088 - Sunny - 80 F

livebaseballscorecards.com

AB	36
R	3
H	9
RBI	3
BB	3
SO	8
LOB	18



WP:	0	PA:	40
PB:	0		
SB:	0		
CS:	0		

Batter	1	2	3	4	5	6	7	8	9	10	AB	R	H	RBI	BB	SO	LOB
Kenny Lofton, L (1, 8) OBP: 0.401, SLG: 0.437	FC3-6 1B 0-1		K 1-3			F7 1B 0-2	K 1-3		G4-3 0-1		5	0	1	0	0	2	3
Michael Tucker, L (1, 9) OBP: 0.371, SLG: 0.458	FC3-6 10 G4-6-3 1-2f		G4-3 0-0			10 2B 1-2	K 1-3			K 1-3	5	0	1	0	0	2	2
10 Chipper Jones, S (1, 5) OBP: 0.374, SLG: 0.465	G4-6-3 1-2f			G6-3 0-0		1-3 2B 2-H			1B 0-1	L7 0-1	5	0	2	1	0	0	1
Fred McGriff, L (1, 3) OBP: 0.343, SLG: 0.397		G6-3 0-0		G4-3 0-1		G4-6-3 1B 4-0			1B 0-3	K 2-2	4	0	0	0	1	1	1
Ryan Klesko, L (1, 7) OBP: 0.324, SLG: 0.485											3	0	1	0	0	0	3
Andruw Jones, R (8, PH) OBP: 0.364, SLG: 0.434					G1-3 0-0		G4-6-3 1-2f		K 0-3		1	0	0	0	0	1	1
Javy Lopez, R (1, 2) OBP: 0.384, SLG: 0.589						G6-3 1-2			HR 2B 1-1	F9 0-1	4	1	2	0	0	0	1
Jeff Blauser, R (1, 6) OBP: 0.430, SLG: 0.552					L8 0-0				HR 2B 3-2	SH5-4 BB 4-0	3	1	1	2	1	1	2
Mark Lemke, S (1, 4) OBP: 0.282, SLG: 0.317					G4-3 0-0				2B 1-1	SH5-4 1-2	3	0	1	0	0	0	2
Tom Glavine, L (1, 1) OBP: 0.333, SLG: 0.200											2	1	0	0	1	1	1
Keith Lockhart, L (9, PH) OBP: 0.300, SLG: 0.400											1	0	0	0	0	0	1
Mark Wohlers, R (10, 1)											0	0	0	0	0	0	0

Inning Stats	R:	H:	E:	K:	S:	H:	LOB:	E:	K:	S:	R:	H:	E:	K:	S:	R:	H:	E:	K:	S:	R:	H:	E:	K:	S:	RBI:	BB:	SF:	SAC:	DP:	HBP:	WP:	PA:	
	0	1	0	0	6	2	2	0	1	8	0	0	0	0	7	0	0	0	0	0	4	0	0	0	0	0	5	0	0	0	0	0	0	40

PITCHER	IP	WLS	BF	H	R	ER	SO	BB	IBB	HBP	BLK	WP	HR	S	P	ERA	WHIP
Scott Erickson, R (1, 1) ERA: 3.54	6.0		26	8	3	3	2	1	1	0	0	0	1	46	67	4.50	1.500
Jesse Orosco, L (7, 1) ERA: 0.95	1.1		5	1	0	0	4	0	0	0	0	0	0	15	18	0.00	0.750
Armando Benitez, R (8, 1) ERA: 3.72	0.2		3	0	0	0	1	1	0	0	0	0	0	5	9	0.00	1.500
Terry Mathews, R (9, 1) ERA: 4.44	1.0	W	3	0	0	0	0	0	0	0	0	0	0	6	9	0.00	0.000
Randy Myers, L (10, 1) ERA: 1.23	1.0	S	3	0	0	0	1	0	0	0	0	0	0	10	13	0.00	0.000

Batter	1	2	3	4	5	6	7	8	9	AB R H RBI BB SO LOB	TOP									
F.P. Santangelo, S (1, 9) OBP: 0.442, SLG: 0.468	1-0 CS 1B		2-2 P6	0-0 G3-1		2-2 F9			3-2 G6-3 FC3-2 2B	5 0 2 0 0 0 3										
Mike Lansing, R (1, 4) OBP: 0.337, SLG: 0.470	3-1 2B G4-3 1B		2-1 G6-3	2-1 HR			2-2 L9		4-0 FC3-2 G6-3 BB	4 2 2 2 1 0 1										
Mark Grudzielanek, R (1, 6) OBP: 0.352, SLG: 0.437	0-1 G4-3 2B		0-0 1B	1-1 G4-3			1-1 S 1B		2-2 G6-3	5 1 3 1 0 0 2										
Darrin Fletcher, L (1, 2) OBP: 0.325, SLG: 0.538	0-1 G4-3		1-2 BB BB 1B		3-1 G4-3		2-0 F7		2-0 FC3-2 CS	5 0 1 2 0 0 4										
Henry Rodriguez, L (1, 7) OBP: 0.346, SLG: 0.551	2-3 3-H		4-2 BB BB		0-1 F8		1-3 K2-3		0-2 CS	3 0 0 0 1 2 2										
Joe Orsulak, L (7, 7) OBP: 0.350, SLG: 0.391	K		1-2 BB BB						1-2	0 0 0 0 0 0 0										
Rondell White, R (1, 8) OBP: 0.335, SLG: 0.473		0-1 G1-3	4-0 BB BB		3-2 G5-3			1-3 K		3 0 0 0 1 1 0										
Jose Vidro, S (1, 10) OBP: 0.125, SLG: 0.250		0-1 L8	1-2 2-3 BB		3-2 G5-3		2-3 K		2-1 F7	4 0 0 0 0 1 3										
Ryan McGuire, L (1, 3) OBP: 0.475, SLG: 0.816		3-3 K		0-0 G3-1 SH1-4 HR 1B		1-2 G4-3		0-0 HR		4 2 2 1 0 1 0										
Doug Strange, S (1, 5) OBP: 0.352, SLG: 0.449			4-2 G6-3 PB 2B BB	0-0 SH1-4		0-0 2B		2-1 1B		2 1 2 0 1 0 0										
Inning Stats	R: 1 E: 0 K: 1 S: 10	H: 3 LOB: 1 BB: 0 P: 16	R: 0 E: 0 K: 1 S: 10	H: 0 LOB: 0 BB: 0 P: 13	R: 2 E: 0 K: 0 S: 24	H: 2 LOB: 3 BB: 3 P: 44	R: 2 E: 0 K: 0 S: 7	H: 2 LOB: 0 BB: 0 P: 10	R: 0 E: 0 K: 1 S: 11	H: 1 LOB: 1 BB: 0 P: 16	R: 0 E: 0 K: 1 S: 11	H: 1 LOB: 1 BB: 0 P: 17	R: 1 E: 0 K: 1 S: 9	H: 2 LOB: 1 BB: 0 P: 14	R: 0 E: 0 K: 0 S: 10	H: 1 LOB: 1 BB: 1 P: 21	1B: 6 2B: 4 3B: 0 HR: 2	SF: 0 SAC: 1 DP: 0 HBP: 0	WP: 0 PB: 1 SB: 1 CS: 2	PA: 41
PITCHER	IP WLS BF H R ER SO BB IBB HBP BLK WP HR S P ERA WHIP																			
Shawn Boskie, R (1, 1) ERA: 6.57	5.0 L 24 7 5 5 2 3 0 0 0 0 0 1 58 96 9.00 2.000																			
Mike Johnson, R (6, 1) ERA: 6.98	3.0 12 4 1 1 3 0 0 0 0 0 1 31 47 3.00 1.333																			
Alan Mills, R (9, 1) ERA: 3.38	0.1 3 1 0 0 0 1 0 0 0 0 0 0 7 16 0.00 6.000																			
Jesse Orosco, L (9, 1) ERA: 0.92	0.2 1 0 0 0 0 0 0 0 0 0 0 0 3 5 0.00 0.000																			

Montreal Expos @ Baltimore Orioles
Oriole Park at Camden Yards, Baltimore, MD

Mon Jun 16 1997, 7:05 PM EDT
 Att. 47,557 - Unknown - 81 F

livebaseballscorecards.com

AB	35
R	6
H	12
RBI	6
BB	4
SO	5
LOB	15



Batter	1	2	3	4	5	6	7	8	9	AB R H RBI BB SO LOB	TOP												
F.P. Santangelo, S (1, 5) OBP: 0.451, SLG: 0.478	2-2 G6-3 ①		4-2 1B BB		1-0 2B		4-2 S BB		2-2 1B 1B	3 1 2 0 2 0 0													
Mike Lansing, R (1, 4) OBP: 0.338, SLG: 0.469	2-0 G5-3 ②		1-1 FC4-6 1B 1-2 2-H		2-2 1B		0-1 F8 ①		1-1 F8 ②	5 0 2 1 0 0 2													
Mark Grudzielanek, R (1, 6) OBP: 0.349, SLG: 0.432	0-0 G4-3 ③		2-1 FC4-6 1B 1-2f		1-2 L7 ①		0-1 P2 ②		2-2 BB 1B 1-2	5 0 1 0 0 0 5													
Darrin Fletcher, L (1, 2) OBP: 0.323, SLG: 0.535 Chris Widger, R (2, 2) OBP: 0.286, SLG: 0.477		2-0 F8 ①		1-3 K ①	2-3 K ②		3-3 K ③		0-2 BB 1B 1-2 2-H	1 0 0 0 0 0 0 4 0 1 1 0 3 3													
Henry Rodriguez, L (1, 7) OBP: 0.347, SLG: 0.558		0-1 P6 ②		2-2 HR ②	1-3 K ③		1-3 K ①	1-3 K ①	4-2 BB 1-2 2-3	4 1 1 1 1 2 2													
Jose Vidro, S (1, 10) OBP: 0.167, SLG: 0.182 Andy Stankiewicz, R (9, PH) OBP: 0.319, SLG: 0.386		1-0 G1-3 ③		0-1 G6-3 ②		2-3 K ①		4-1 BB ②	0-0 F8 ③	3 0 0 0 1 1 0 1 0 0 0 0 0 3													
Rondell White, R (1, 8) OBP: 0.333, SLG: 0.469			0-0 E6 1B G4-3	3-2 S 2B 1B		0-2 G1-5-3 ②		2-2 F7 ②		4 2 1 0 0 0 1													
Ryan McGuire, L (1, 3) OBP: 0.477, SLG: 0.810			1 SAFE 2-3 K ①	1-0 2B 1-H		3-1 1B ②		2-3 K ③		4 0 2 1 0 2 2													
Joe Orsulak, L (1, 9) OBP: 0.340, SLG: 0.378 Sherman Obando, R (9, PH) OBP: 0.158, SLG: 0.171			1 SAFE 3-1 G4-3 ②	1-2 G3 ③		1-0 P5 ③		1-0 P3 ①		3 0 0 0 0 0 3 1 0 0 0 0 0 0													
Inning Stats	R: 0 E: 0 K: 0 S: 5	H: 0 LOB: 0 BB: 0 P: 9	R: 0 E: 0 K: 0 S: 4	H: 0 LOB: 0 BB: 0 P: 7	R: 1 E: 1 K: 1 S: 14	H: 1 LOB: 2 BB: 1 P: 26	R: 2 E: 0 K: 1 S: 19	H: 3 LOB: 1 BB: 0 P: 27	R: 0 E: 0 K: 2 S: 15	H: 2 LOB: 2 BB: 0 P: 22	R: 0 E: 0 K: 1 S: 10	H: 1 LOB: 1 BB: 0 P: 16	R: 0 E: 0 K: 1 S: 10	H: 0 LOB: 1 BB: 1 P: 17	R: 0 E: 0 K: 2 S: 13	H: 0 LOB: 1 BB: 1 P: 22	R: 1 E: 0 K: 0 S: 16	H: 3 LOB: 3 BB: 1 P: 26	1B: 7 2B: 2 3B: 0 HR: 1	SF: 0 SAC: 0 DP: 0 HBP: 0	WP: 0 PA: 42 PB: 0 SB: 2 CS: 0		
PITCHER Scott Kamieniecki, R (1, 1) ERA: 3.94 Arthur Rhodes, L (6, 1) ERA: 2.92 Terry Mathews, R (6, 1) ERA: 4.21 Jesse Orosco, L (8, 1) ERA: 0.9 Armando Benitez, R (8, 1) ERA: 3.64	IP WLS BF H R ER SO BB IBB HBP BLK WP HR S P ERA WHIP	5.0 W 23 6 3 2 4 1 0 0 0 0 1 57 91 3.60 1.400																					
PITCHER Randy Myers, L (9, 1) ERA: 1.48	IP WLS BF H R ER SO BB IBB HBP BLK WP HR S P ERA WHIP	1.0 S 7 3 1 1 0 1 0 0 0 0 0 9 13 9.00 4.000																					

Montreal Expos @ Baltimore Orioles
Oriole Park at Camden Yards, Baltimore, MD

Tue Jun 17 1997, 7:05 PM EDT
Att. 47,793 - Unknown - 83 F

AB	38
R	4
H	10
RBI	4
BB	4
SO	8
LOB	21



Batter	1	2	3	4	5	6	7	8	9
Brady Anderson, L OBP: 0.431, SLG: 0.471 (1, 8)	4-2 G6-3 BB	2-1 1B 2B		2-2 G3-1		4-2 F8 BB		3-3 K	
Roberto Alomar, S OBP: 0.366, SLG: 0.461 (1, 4)	3-2 G6-3 1-2	2-2 S 1B		1-0 SF7		2-1 F8 1-2 2-3			
Rafael Palmeiro, L OBP: 0.352, SLG: 0.479 (1, 3)	2-1 F7	1-0 F8 1-2		4-1 FC6-4 BB		0-0 P4			
Cal Ripken Jr., R OBP: 0.336, SLG: 0.443 (1, 5)	4-1 BB		0-0 1B	1-0 FC6-4 1-2f		3-1 G5-3			
B.J. Surhoff, L OBP: 0.397, SLG: 0.552 (1, 10)	2-3 K		0-0 F7	4-2 G4-6-3 BB		0-1 G3-1			
Jeffrey Hammonds, R OBP: 0.324, SLG: 0.456 (1, 7)		3-1 F7	0-0 L7	1-3 K		0-1 F9			
Tony Tarasco, L OBP: 0.324, SLG: 0.419 (1, 9)		0-0 1B 2B	2-2 F7	0-0 G4-6-3 1-2f		2-0 HR			
Lenny Webster, R OBP: 0.321, SLG: 0.356 (1, 2)		2-0 1B 2B 1B		0-0 G3-1 1B SF7 1B		1-1 F8 SH1-4 1B		1-0 G5-3	
Mike Bordick, R OBP: 0.259, SLG: 0.277 (1, 6)		2-1 2B 1B		0-2 G3-1 1B		0-0 SH1-4		0-1 L9	

Inning Stats	R: 0	H: 0	E: 0	K: 1	S: 11	R: 3	H: 5	E: 0	K: 0	S: 13	R: 0	H: 1	E: 0	K: 0	S: 6	R: 1	H: 2	E: 0	K: 0	S: 12	R: 0	H: 0	E: 0	K: 1	S: 6	R: 0	H: 1	E: 0	K: 0	S: 8	R: 0	H: 0	E: 0	K: 0	S: 6	R: 1	H: 1	E: 0	K: 1	S: 7	R: 0	H: 1	E: 0	K: 1	S: 7	1B: 7	2B: 2	3B: 0	HR: 1	SF: 1	SAC: 1	DP: 1	HBP: 0	WP: 0	PA: 37
--------------	------	------	------	------	-------	------	------	------	------	-------	------	------	------	------	------	------	------	------	------	-------	------	------	------	------	------	------	------	------	------	------	------	------	------	------	------	------	------	------	------	------	------	------	------	------	------	-------	-------	-------	-------	-------	--------	-------	--------	-------	--------

PITCHER	IP	WLS	BF	H	R	ER	SO	BB	IBB	HBP	BLK	WP	HR	S	P	ERA	WHIP
Jim Bullinger, R ERA: 6.07 (1, 1)	6.0	L	30	9	4	4	2	5	0	0	0	0	0	56	105	6.00	2.333
Dave Veres, R ERA: 3.28 (7, 1)	1.0		3	0	0	0	0	0	0	0	0	0	0	6	9	0.00	0.000
Lee Smith, R ERA: 5.79 (8, 1)	1.0		4	1	1	1	1	0	0	0	0	0	1	7	13	9.00	1.000

AB R H RBI BB SO LOB

3	1	1	1	2	1	2
3	0	1	2	0	0	3
3	0	0	0	1	0	4
3	0	1	0	1	0	2
3	0	0	0	1	1	3
4	0	0	0	0	1	2
4	2	2	1	0	0	2
4	2	3	1	0	0	0
3	0	2	0	0	0	0

AB	30
R	5
H	10
RBI	5
BB	5
SO	3
LOB	18



WP	HR	S	P	ERA	WHIP
0	0	0	0	0.00	0.000
0	1	13	13	9.00	1.000

Montreal Expos @ Baltimore Orioles
 Oriole Park at Camden Yards, Baltimore, MD
 Tue Jun 17 1997, 7:05 PM EDT
 Att: 47,793 - Unknown - 83 F

livebaseballscorecards.com

Batter	1	2	3	4	5	6	7	8	9	AB R H RBI BB SO LOB	TOP							
F.P. Santangelo, S (1, 9) OBP: 0.452, SLG: 0.475	0-0 F7			0-0 G4-3		4-0 BB		0-0 1B		3 0 1 0 1 0 0								
Mike Lansing, R (1, 4) OBP: 0.333, SLG: 0.462	0-0 G6-3			0-0 G4-3		0-0 L5		0-3 K		4 0 0 0 0 1 4								
Mark Grudzielanek, R (1, 6) OBP: 0.345, SLG: 0.426	0-3 K			0-3 K		0-0 F8		0-0 G1-3		4 0 0 0 0 2 4								
Rondell White, R (1, 8) OBP: 0.332, SLG: 0.466		0-0 G5-3			0-0 F9		0-0 F8		0-0 SH1-4 1B	4 0 1 0 0 0 0								
Henry Rodriguez, L (1, 7) OBP: 0.347, SLG: 0.553		0-0 G3-1			0-3 K		4-0 BB		0-0 SH1-4	2 0 0 0 1 1 0								
Joe Orsulak, L (7, 7) OBP: 0.340, SLG: 0.378									1-2	0 0 0 0 0 0 0								
Jose Vidro, S (1, 5) OBP: 0.125, SLG: 0.133		0-0 G5-3			0-0 G1-3		0-0 P4		0-0 F7	4 0 0 0 0 0 2								
Ryan McGuire, L (1, 3) OBP: 0.458, SLG: 0.756			0-0 F7			0-0 G4-3	0-0 F7		4-0 IBB	3 0 0 0 1 0 1	AB 30							
Sherman Obando, R (1, 10) OBP: 0.171, SLG: 0.263			0-0 F9			0-0 HR		0-3 K	0-3 K	3 1 1 1 0 1 0	R 1							
Andy Stankiewicz, R (9, PH) OBP: 0.313, SLG: 0.378										1 0 0 0 0 1 2	H 4							
Chris Widger, R (1, 2) OBP: 0.296, SLG: 0.495			0-0 G5-3			0-0 3B		4-0 1B BB		2 0 1 0 1 0 0	RBI 1							
											BB 4							
											SO 6							
											LOB 13							
Inning Stats	R: 0 E: 0 K: 1 S: 5	H: 0 LOB: 0 BB: 0 P: 5	R: 0 E: 0 K: 0 S: 3	H: 0 LOB: 0 BB: 0 P: 3	R: 0 E: 0 K: 0 S: 3	H: 0 LOB: 0 BB: 0 P: 3	R: 0 E: 0 K: 1 S: 5	H: 0 LOB: 0 BB: 0 P: 5	R: 0 E: 0 K: 0 S: 3	H: 0 LOB: 1 BB: 1 P: 7	R: 0 E: 0 K: 2 S: 8	H: 1 LOB: 2 BB: 1 P: 12	R: 0 E: 0 K: 1 S: 6	H: 1 LOB: 2 BB: 1 P: 10	1B: 2 2B: 0 3B: 1 HR: 1	SF: 0 SAC: 1 DP: 0 HBP: 0	WP: 0 PB: 0 SB: 0 CS: 0	PA: 35
PITCHER	IP WLS BF H R ER SO BB IBB HBP BLK WP HR S P ERA WHIP																	
Jimmy Key, L (1, 1) ERA: 2.38	7.1 L 28 3 1 1 4 3 0 0 0 0 0 1 33 45 1.23 0.818																	
Scott Erickson, R (8, 1) ERA: 3.51	0.2 2 0 0 0 1 0 0 0 0 0 0 0 4 4 0.00 0.000																	
Armando Benitez, R (9, 1) ERA: 3.52	1.0 5 1 0 0 1 0 1 0 0 0 0 0 6 10 0.00 1.000																	

Montreal Expos @ Baltimore Orioles
Oriole Park at Camden Yards, Baltimore, MD

Wed Jun 18 1997, 3:33 AM EDT
 Att. 47,448 - Cloudy - 87 F

livebaseballscorecards.com



Batter	1	2	3	4	5	6	7	8	9	AB	R	H	RBI	BB	SO	LOB
Roberto Alomar, S OBP: 0.369, SLG: 0.466 (1, 4)	0-0 K 2B		0-0 F8			0-0 F8 G1-3-2 1B		0-0 F9		4	0	2	0	0	0	0
Jeff Reboulet, R OBP: 0.287, SLG: 0.237 (1, 9)	0-0 G6-3			0-0 G5-3		0-0 E4 1-2		0-0 F3		4	0	0	0	0	0	2
Jeffrey Hammonds, R OBP: 0.316, SLG: 0.445 (1, 8)	0-3 K 2-3			0-0 F9		0-0 F8 2-3			0-0 G5-3	4	0	0	0	0	1	3
Rafael Palmeiro, L OBP: 0.348, SLG: 0.472 (1, 3)		0-0 P2		0-0 F7		0-0 G1-3-2 3-Hr			0-0 L3	4	0	0	0	0	0	2
Cal Ripken Jr., R OBP: 0.341, SLG: 0.447 (1, 5)		0-0 1B			0-0 FC6-4 1B		0-0 F8		0-0 FC6-4 1B	4	0	3	0	0	0	0
Pete Incaviglia, R OBP: 0.303, SLG: 0.358 (1, 10)		0-3 K			0-0 FC6-4 1B 1-2f		0-0 1B		0-0 FC6-4 1-2f	4	0	1	0	0	1	3
B.J. Surhoff, L OBP: 0.393, SLG: 0.545 (1, 7)		0-0 G1-3			0-0 F8 1-2		0-0 F8			3	0	0	0	0	0	3
Lenny Webster, R OBP: 0.333, SLG: 0.368 (1, 2)			0-0 G5-4-3 1B		0-0 1B 2-3		0-0 F8			3	0	2	0	0	0	1
Mike Bordick, R OBP: 0.256, SLG: 0.274 (1, 6)			0-0 G5-4-3 1-2f		0-0 F8			0-0 F8		3	0	0	0	0	0	3

Inning Stats	R: 0 E: 0 K: 1 S: 5	H: 1 LOB: 0 BB: 0 P: 5	R: 0 E: 0 K: 1 S: 6	H: 1 LOB: 1 BB: 0 P: 6	R: 0 E: 0 K: 0 S: 3	H: 1 LOB: 0 BB: 0 P: 3	R: 0 E: 0 K: 0 S: 3	H: 0 LOB: 0 BB: 0 P: 3	R: 0 E: 0 K: 0 S: 5	H: 2 LOB: 2 BB: 0 P: 5	R: 0 E: 1 K: 0 S: 4	H: 1 LOB: 1 BB: 0 P: 4	R: 0 E: 0 K: 0 S: 4	H: 1 LOB: 1 BB: 0 P: 4	R: 0 E: 0 K: 0 S: 3	H: 0 LOB: 0 BB: 0 P: 3	R: 0 E: 0 K: 0 S: 4	H: 1 LOB: 1 BB: 0 P: 4	1B: 7 2B: 2 3B: 0 HR: 0	SF: 0 SAC: 0 DP: 2 HBP: 0	WP: 0 PB: 0 SB: 0 CS: 0	PA: 33												
PITCHER Carlos Perez, L ERA: 3.21 (1, 1)	IP 9.0	WLS W	BF 33	H 8	R 0	ER 0	SO 2	BB 0	IBB 0	HBP 0	BLK 0	WP 0	HR 0	S 37	P 37	ERA 0.00	WHIP 0.889	IP 9.0	WLS W	BF 33	H 8	R 0	ER 0	SO 2	BB 0	IBB 0	HBP 0	BLK 0	WP 0	HR 0	S 37	P 37	ERA 0.00	WHIP 0.889


BOTTOM

Montreal Expos @ Baltimore Orioles
 Oriole Park at Camden Yards, Baltimore, MD

Wed Jun 18 1997, 3:33 AM EDT
 Att: 47,448 - Cloudy - 87 F

livebaseballscorecards.com

AB	33
R	0
H	8
RBI	0
BB	0
SO	2
LOB	17



Batter	1	2	3	4	5	6	7	8	9	AB R H RBI BB SO LOB	TOP
Brady Anderson, L (1, 8) OBP: 0.429, SLG: 0.467	0-0 P4		0-0 F7			0-3 K		0-0 K HBP 1B		4 0 1 0 0 1 2	Baltimore Orioles @ Toronto Blue Jays SkyDome, Toronto, ON Fri Jun 20 1997, 7:05 PM EDT Att. 30,266 - Unknown - 70 F
Roberto Alomar, S (1, 4) OBP: 0.371, SLG: 0.464	0-0 FC6-4 1B		0-0 G6-4-3			0-0 L5		1-0 HBP		3 0 1 0 0 0 2	
Rafael Palmeiro, L (1, 10) OBP: 0.343, SLG: 0.465	0-0 F8					0-0 L4		0-3 K 2-3		4 0 0 0 0 1 3	
Cal Ripken Jr., R (1, 5) OBP: 0.340, SLG: 0.444	0-0 FC6-4 1-2f									4 0 1 0 0 0 1	
B.J. Surhoff, L (1, 3) OBP: 0.386, SLG: 0.535										4 0 0 0 0 0 1	
Jeffrey Hammonds, R (1, 7) OBP: 0.309, SLG: 0.435										4 0 0 0 0 1 1	
Tony Tarasco, L (1, 9) OBP: 0.324, SLG: 0.411										2 0 0 0 1 1 0	
Lenny Webster, R (1, 2) OBP: 0.344, SLG: 0.380										3 0 2 0 0 0 2	
Mike Bordick, R (1, 6) OBP: 0.257, SLG: 0.274										3 0 1 0 0 0 1	
Inning Stats	R: 0 H: 1 E: 0 LOB: 1 K: 0 BB: 0 S: 4 P: 4	R: 0 H: 0 E: 0 LOB: 0 K: 1 BB: 0 S: 5 P: 5	R: 0 H: 2 E: 0 LOB: 1 K: 0 BB: 0 S: 4 P: 4	R: 0 H: 0 E: 0 LOB: 0 K: 0 BB: 0 S: 3 P: 3	R: 0 H: 1 E: 0 LOB: 1 K: 1 BB: 0 S: 6 P: 6	R: 0 H: 0 E: 0 LOB: 0 K: 1 BB: 0 S: 5 P: 5	R: 0 H: 1 E: 0 LOB: 2 K: 0 BB: 1 S: 4 P: 8	R: 0 H: 1 E: 0 LOB: 1 K: 1 BB: 0 S: 5 P: 6	R: 0 H: 0 E: 0 LOB: 0 K: 0 BB: 0 S: 3 P: 3	1B: 6 SF: 0 2B: 0 SAC: 0 3B: 0 DP: 1 HR: 0 HBP: 1	WP: 0 PA: 33 PB: 0 SB: 0 CS: 0
PITCHER Pat Hentgen, R (1, 1) ERA: 2.61	IP WLS BF H R ER SO BB IBB HBP BLK WP HR S P ERA WHIP										

livebaseballscorecards.com

AB	31
R	0
H	6
RBI	0
BB	1
SO	4
LOB	13



Batter	1	2	3	4	5	6	7	8	9	AB	R	H	RBI	BB	SO	LOB
Otis Nixon, S (1, 8) <small>OBP: 0.359, SLG: 0.305</small>	4-0 	0-0 G6-3 		0-0 P4-3 		4-0 		0-0 SH1-4 		2	1	0	0	2	0	4
Orlando Merced, S (1, 9) <small>OBP: 0.341, SLG: 0.419</small>	0-0 		0-0 		0-0 	0-0 F9 		0-0 G4-3 		5	1	3	1	0	0	2
Joe Carter, R (1, 7) <small>OBP: 0.287, SLG: 0.383</small>	0-0 F9 		0-0 		0-0 F7 		0-0 F7 	4-0 		4	0	1	1	1	0	2
Ed Sprague, R (1, 10) <small>OBP: 0.331, SLG: 0.498</small>	0-0 P4 		0-3 K 		0-0 		0-0 G5-3 	0-0 F8 		5	0	1	0	0	1	4
Carlos Delgado, L (1, 3) <small>OBP: 0.378, SLG: 0.611</small>	0-3 K 		0-3 K 		4-0 		4-0 			2	1	0	0	2	2	2
Charlie O'Brien, R (1, 2) <small>OBP: 0.356, SLG: 0.471</small>		0-0 L5 	1-0 		0-3 K 		0-0 			3	0	1	0	0	1	3
Alex Gonzalez, R (1, 6) <small>OBP: 0.292, SLG: 0.397</small>		0-0 	0-0 F7 		0-0 FC6-4 		0-0 E9 			4	0	2	0	0	0	5
Tilson Brito, R (1, 5) <small>OBP: 0.373, SLG: 0.333</small>		4-0 		0-0 		0-0 G4-3 	0-0 P3 			3	0	1	0	1	0	2
Carlos Garcia, R (1, 4) <small>OBP: 0.238, SLG: 0.270</small>		4-0 		0-3 K 		0-0 G6-3 		0-0 		3	0	1	0	1	1	1


Inning Stats	R: 1	H: 1	R: 0	H: 1	R: 1	H: 2	R: 0	H: 1	R: 0	H: 2	R: 0	H: 0	R: 1	H: 2	R: 0	H: 1
	E: 0	LOB: 1	E: 0	LOB: 2	E: 0	LOB: 2	E: 0	LOB: 0	E: 0	LOB: 3	E: 0	LOB: 1	E: 1	LOB: 2	E: 0	LOB: 2
	K: 1	BB: 1	K: 0	BB: 2	K: 2	BB: 0	K: 1	BB: 0	K: 1	BB: 1	K: 0	BB: 1	K: 0	BB: 1	K: 0	BB: 1
	S: 6	P: 10	S: 3	P: 11	S: 9	P: 10	S: 5	P: 5	S: 7	P: 11	S: 3	P: 7	S: 5	P: 9	S: 4	P: 8

PITCHER	IP	WLS	BF	H	R	ER	SO	BB	IBB	HBP	BLK	WP	HR	S	P	ERA	WHIP
35 Mike Mussina, R (1, 1) <small>ERA: 3.5</small>	6.2	L	33	8	3	2	5	5	1	1	0	0	0	36	61	2.70	1.950
Terry Mathews, R (7, 1) <small>ERA: 4.15</small>	0.1		2	1	0	0	0	0	0	0	0	0	0	2	2	0.00	3.000
Alan Mills, R (8, 1) <small>ERA: 2.84</small>	1.0		5	1	0	0	0	1	0	0	0	0	0	4	8	0.00	2.000

BOTTOM

Baltimore Orioles @ Toronto Blue Jays
 SkyDome, Toronto, ON
 Fri Jun 20 1997, 7:05 PM EDT
 Att: 30,266 - Unknown - 70 F

AB	31
R	3
H	10
RBI	2
BB	7
SO	5
LOB	25



1B	2B	3B	HR	SF	SAC	DP	HBP	WP	PA
7	3	1	0	0	1	2	1	0	40

Batter	1	2	3	4	5	6	7	8	9	AB R H RBI BB SO LOB	TOP
Brady Anderson, L (1, 10) OBP: 0.431, SLG: 0.474	0-3 K		0-0 1B		0-0 G1-3			0-0 1B 2B	0-0 1B 1B	5 2 3 0 0 1 1	<p>Baltimore Orioles @ Toronto Blue Jays SkyDome, Toronto, ON Sat Jun 21 1997, 3:33 AM EDT Att. 40,139 - Cloudy - 83 F</p>
Roberto Alomar, S (1, 4) OBP: 0.367, SLG: 0.458	0-0 G1-3		0-0 G4-3		0-0 F8			0-3 K	0-0 1B 1B	5 1 1 0 0 1 3	
Rafael Palmeiro, L (1, 3) OBP: 0.344, SLG: 0.464	0-3 K			0-0 G4-6-3 1B				0-3 K	0-0 E9 1B	5 0 2 2 0 3 2	
Cal Ripken Jr., R (1, 5) OBP: 0.338, SLG: 0.438		0-0 G4-3		0-3 K		0-0 G5-3		4-0 1B IBB	0-0 L4	4 0 0 0 1 1 2	
B.J. Surhoff, L (1, 7) OBP: 0.386, SLG: 0.529		0-0 F8		0-0 G4-6-3			0-0 F7	0-0 BB 1B	4-0 IBB	4 0 1 2 1 0 1	
Jeffrey Hammonds, R (1, 8) OBP: 0.317, SLG: 0.436		0-0 S 1B		0-3 K			0-0 S 1B	4-0 BB	0-0 F7	4 0 2 0 1 1 3	
Tony Tarasco, L (1, 9) OBP: 0.321, SLG: 0.398		0-3 K			4-0 G6-3 BB		0-3 K	0-3 K		3 0 0 0 1 3 5	
Lenny Webster, R (1, 2) OBP: 0.340, SLG: 0.366			4-0 G6-3 BB		0-0 G6-3		0-3 K		0-3 K	3 0 0 0 1 2 2	
Mike Bordick, R (1, 6) OBP: 0.261, SLG: 0.278			0-0 G6-3		0-0 L1			0-0 2B 1B	0-0 1B 1B	4 2 2 0 0 0 2	
Inning Stats	R: 0 E: 0 K: 2 S: 7 H: 0 LOB: 0 BB: 0 P: 7	R: 0 E: 0 K: 1 S: 6 H: 1 LOB: 1 BB: 0 P: 6	R: 0 E: 0 K: 0 S: 3 H: 1 LOB: 1 BB: 1 P: 7	R: 0 E: 0 K: 2 S: 8 H: 1 LOB: 1 BB: 0 P: 8	R: 0 E: 0 K: 0 S: 3 H: 0 LOB: 1 BB: 1 P: 7	R: 0 E: 0 K: 1 S: 5 H: 0 LOB: 0 BB: 0 P: 5	R: 0 E: 0 K: 2 S: 8 H: 1 LOB: 1 BB: 0 P: 8	R: 2 E: 0 K: 3 S: 12 H: 3 LOB: 3 BB: 2 P: 20	R: 3 E: 1 K: 1 S: 9 H: 4 LOB: 2 BB: 1 P: 13	1B: 10 2B: 1 3B: 0 HR: 0 SF: 0 SAC: 0 DP: 1 HBP: 0	WP: 0 PB: 0 SB: 2 CS: 0 PA: 42
PITCHER Roger Clemens, R (1, 1) ERA: 1.9	IP WLS BF H R ER SO BB IBB HBP BLK WP HR S P ERA WHIP										
Dan Plesac, L (8, 1) ERA: 5.23	1.0 L 8 3 2 2 3 1 1 0 0 0 0 12 20 18.00 4.000										
Mike Timlin, R (9, 1) ERA: 3.14	1.0 8 4 3 2 1 0 1 0 0 0 0 9 13 18.00 4.000										



Batter	1	2	3	4	5	6	7	8	9
Otis Nixon, S (1, 8) <small>OBP: 0.358, SLG: 0.308</small>	0-0 L6			0-0 G4-3		0-0 1B 2B		0-3 K	
Orlando Merced, S (1, 9) <small>OBP: 0.343, SLG: 0.421</small>	0-0 G3			0-0 FC5-4 1B		0-0 2-H 1B		0-0 G4-3	
Joe Carter, R (1, 7) <small>OBP: 0.283, SLG: 0.377</small>	0-0 F8			0-0 FC5-4 1-2f		0-0 G5-3 1-2		0-3 K	
Ed Sprague, R (1, 10) <small>OBP: 0.333, SLG: 0.496</small>		0-3 K		0-0 G5-3		0-0 G5-4-3 1B		4-0 DI BB	
Carlos Delgado, L (1, 3) <small>OBP: 0.376, SLG: 0.603</small>		0-0 G5-4-3 1B		0-0 P5		0-0 F9		0-0 F3 1-2	
Benito Santiago, R (1, 2) <small>OBP: 0.235, SLG: 0.295</small>		0-0 G5-4-3 1-2f		0-0 G5-3		0-0 G5-4-3 1-2f			
Alex Gonzalez, R (1, 6) <small>OBP: 0.293, SLG: 0.397</small>			0-0 F4-3 1B		0-3 K		0-3 K		
Tilson Brito, R (1, 5) <small>OBP: 0.371, SLG: 0.323</small>			0-0 F4-3 1-2		0-0 G5-3		4-0 BB		
Carlos Garcia, R (1, 4) <small>OBP: 0.236, SLG: 0.267</small> Shawn Green, L (8, PH) <small>OBP: 0.331, SLG: 0.463</small> Robert Perez, R (8, PH) <small>OBP: 0.208, SLG: 0.396</small> Tomas Perez, S (9, 4)			0-0 G4-3		0-0 G4-3		0-3 K		

AB	R	H	RBI	BB	SO	LOB
4	1	1	0	0	1	1
4	0	2	1	0	0	0
4	0	0	0	0	1	2
3	0	1	0	1	1	1
4	0	1	0	0	0	2
3	0	0	0	0	0	2
3	0	1	0	0	2	0
2	0	0	0	1	0	1
2	0	0	0	0	0	0
1	0	0	0	0	1	1
0	0	0	0	0	0	0

WP	HR	S	P	ERA	WHIP
0	0	3	35	1.23	0.955
0	0	7	7	0.00	0.000
0	0	4	8	0.00	1.500

AB	30
R	1
H	6
RBI	1
BB	2
SO	6
LOB	10



WP	HR	S	P	ERA	WHIP
0	0	3	35	1.23	0.955
0	0	7	7	0.00	0.000
0	0	4	8	0.00	1.500

BOTTOM

Baltimore Orioles @ Toronto Blue Jays
 SkyDome, Toronto, ON
 Sat Jun 21 1997, 3:33 AM EDT
 Att: 40,139 - Cloudy - 83 F

livebaseballscorecards.com

Inning Stats																									
R	H	E	K	S	R	H	E	K	S	R	H	E	K	S	R	H	E	K	S	R	H	E	K	S	
0	0	0	0	3	0	1	0	0	5	0	1	0	0	3	0	0	0	0	4	0	0	0	0	0	5
0	0	0	0	3	0	0	0	0	5	0	0	0	0	3	0	0	0	0	4	0	0	0	0	0	5
0	0	0	0	3	0	0	0	0	5	0	0	0	0	3	0	0	0	0	4	0	0	0	0	0	5
0	0	0	0	3	0	0	0	0	5	0	0	0	0	3	0	0	0	0	4	0	0	0	0	0	5
0	0	0	0	3	0	0	0	0	5	0	0	0	0	3	0	0	0	0	4	0	0	0	0	0	5

PITCHER																
IP	WLS	BF	H	R	ER	SO	BB	IBB	HBP	BLK	WP	HR	S	P	ERA	WHIP
7.1	W	26	6	1	1	3	1	0	0	0	0	0	31	35	1.23	0.955
1.0		3	0	0	0	2	0	0	0	0	0	0	7	7	0.00	0.000
0.2		3	0	0	0	1	1	0	0	0	0	0	4	8	0.00	1.500

Batter	1	2	3	4	5	6	7	8	9	AB R H RBI BB SO LOB	TOP											
Brady Anderson, L (1, 10) OBP: 0.440, SLG: 0.480	0-1 C1-6-3 BB 2B 1B	1-0 1B			0-2 G5-3 2B 1B	4-2 BB		4-2 CS BB		3 2 3 0 2 0 0												
Roberto Alomar, S (1, 4) OBP: 0.368, SLG: 0.455	4-0 G1-6-3 BB 1-2	1-1 1B			3-2 F7 1-2	0-1 G1-3		1-3 1-2		4 0 1 0 1 1 4												
Rafael Palmeiro, L (1, 3) OBP: 0.339, SLG: 0.456	0-0 G1-6-3 1-2f 2-3	1-3 K			0-0 G5-3 1-2		1-3 K		0-0 F7	5 0 0 0 0 2 5												
Cal Ripken Jr., R (1, 5) OBP: 0.339, SLG: 0.444	0-1 1B 2B 3-H				0-0 2B 2-H		0-2 K		0-0 G3	5 1 2 2 0 2 0												
B.J. Surhoff, L (1, 7) OBP: 0.395, SLG: 0.531	2-2 2B 1B 2-H				4-0 IBB		1-2 HR 1B		4-2 FC6-4 BB	3 1 2 1 2 0 0												
Jeffrey Hammonds, R (1, 8) OBP: 0.319, SLG: 0.458	2-2 1-3 2B				0-3 K		0-2 HR		1-0 FC6-4 1-2f	5 1 2 2 0 1 3												
Tony Tarasco, L (1, 9) OBP: 0.319, SLG: 0.386	2-3 K				0-3 K		4-2 BB			3 0 0 0 1 2 2												
Lenny Webster, R (1, 2) OBP: 0.327, SLG: 0.349		1-2 P4			3-3 K		1-0 P3 1-3		2-2 F8	4 0 0 0 0 1 2												
Mike Bordick, R (1, 6) OBP: 0.257, SLG: 0.273		0-1 G4-3			1-1 F8		2-2 FC5-2-6-1 3-H		0-0 G6-3	4 0 0 0 0 0 1												
Inning Stats	R: 2 E: 0 K: 1 S: 15	H: 4 LOB: 2 BB: 1 P: 25	R: 0 E: 0 K: 1 S: 11	H: 2 LOB: 2 BB: 0 P: 15	R: 0 E: 0 K: 2 S: 12	H: 0 LOB: 0 BB: 0 P: 16	R: 0 E: 0 K: 2 S: 8	H: 0 LOB: 0 BB: 0 P: 12	R: 1 E: 0 K: 0 S: 11	H: 2 LOB: 2 BB: 1 P: 21	R: 0 E: 2 K: 0 S: 10	H: 0 LOB: 2 BB: 1 P: 17	R: 2 E: 0 K: 2 S: 18	H: 2 LOB: 1 BB: 1 P: 26	R: 0 E: 0 K: 1 S: 6	H: 0 LOB: 0 BB: 1 P: 11	R: 0 E: 0 K: 0 S: 8	H: 0 LOB: 1 BB: 1 P: 13	1B: 6 2B: 3 3B: 0 HR: 1	SF: 0 SAC: 0 DP: 1 HBP: 0	WP: 0 PB: 0 SB: 0 CS: 1	PA: 42
PITCHER	IP WLS BF H R ER SO BB IBB HBP BLK WP HR S P ERA WHIP																					
Robert Person, R (1, 1) ERA: 4.94	5.2 L 28 8 3 3 6 2 1 0 0 0 0 65 104 4.76 1.765																					
Paul Spoljaric, L (6, 1) ERA: 3.71	2.1 10 2 2 2 3 2 0 0 0 0 1 26 39 7.71 1.714																					
Paul Quantrill, R (9, 1) ERA: 1.53	1.0 4 0 0 0 0 1 0 0 0 0 0 8 13 0.00 1.000																					

Baltimore Orioles @ Toronto Blue Jays
SkyDome, Toronto, ON
Sun Jun 22 1997, 3:33 AM EDT
Att. 35,106 - Sunny - 75 F

AB	36
R	5
H	10
RBI	5
BB	6
SO	9
LOB	17



1B	6	SF	0
2B	3	SAC	0
3B	0	DP	1
HR	1	HBP	0

Batter	1	2	3	4	5	6	7	8	9	AB	R	H	RBI	BB	SO	LOB
Otis Nixon, S (1, 8) OBP: 0.355, SLG: 0.306 										5	1	1	0	0	1	1
Orlando Merced, S (1, 9) OBP: 0.345, SLG: 0.430 										4	1	2	0	0	0	1
Joe Carter, R (1, 7) OBP: 0.289, SLG: 0.385 										2	0	2	2	1	0	0
Ed Sprague, R (1, 10) OBP: 0.332, SLG: 0.492 										4	0	1	0	0	1	2
Carlos Delgado, L (1, 3) OBP: 0.373, SLG: 0.594 										3	0	0	0	1	0	4
Charlie O'Brien, R (1, 2) OBP: 0.361, SLG: 0.466 										3	0	1	0	1	1	1
Alex Gonzalez, R (1, 6) OBP: 0.288, SLG: 0.390 										4	0	0	0	0	2	4
Tilson Brito, R (1, 5) OBP: 0.356, SLG: 0.308 Juan Samuel, R (9, PH) OBP: 0.294, SLG: 0.283 										3	0	0	0	0	2	2
Carlos Garcia, R (1, 4) OBP: 0.237, SLG: 0.268 Benito Santiago, R (9, PH) OBP: 0.233, SLG: 0.293 										1	0	0	0	0	1	0
Inning Stats R: 1 H: 1 E: 0 K: 8 S: 8 H: 1 LOB: 0 BB: 0 P: 15 R: 0 H: 1 E: 0 K: 9 S: 9 H: 1 LOB: 1 BB: 0 P: 16 R: 1 H: 3 E: 0 K: 8 S: 8 H: 3 LOB: 1 BB: 0 P: 13 R: 0 H: 0 E: 0 K: 3 S: 14 H: 0 LOB: 1 BB: 1 P: 22 R: 0 H: 2 E: 0 K: 1 S: 16 H: 2 LOB: 3 BB: 1 P: 26 R: 0 H: 0 E: 0 K: 1 S: 8 H: 0 LOB: 0 BB: 0 P: 14 R: 0 H: 0 E: 0 K: 2 S: 13 H: 0 LOB: 0 BB: 0 P: 16 R: 0 H: 1 E: 0 K: 2 S: 12 H: 1 LOB: 2 BB: 1 P: 22 R: 0 H: 0 E: 0 K: 1 S: 11 H: 0 LOB: 0 BB: 0 P: 15 1B: 6 SF: 1 2B: 1 SAC: 0 3B: 1 DP: 1 HR: 0 HBP: 0																

BOTTOM

Baltimore Orioles @ Toronto Blue Jays
 SkyDome, Toronto, ON
 Sun Jun 22 1997, 3:33 AM EDT
 Att. 35,106 - Sunny - 75 F

livebaseballscorecards.com

AB	33
R	2
H	8
RBI	2
BB	3
SO	9
LOB	15



PITCHER	IP	WLS	BF	H	R	ER	SO	BB	IBB	HBP	BLK	WP	HR	S	P	ERA	WHIP
Scott Kamieniecki, R ERA: 3.87	(1, 1)	6.0	W	26	7	2	2	4	2	0	0	0	0	0	106	3.00	1.500
Arthur Rhodes, L ERA: 2.84	(7, 1)	1.0		3	0	0	2	0	0	0	0	0	0	13	16	0.00	0.000
Armando Benitez, R ERA: 3.34	(8, 1)	1.0		5	1	0	2	1	0	0	0	0	0	12	22	0.00	2.000
Randy Myers, L ERA: 1.44	(9, 1)	1.0	S	3	0	0	1	0	0	0	0	0	0	11	15	0.00	0.000

Batter	1	2	3	4	5	6	7	8	9	AB R H RBI BB SO LOB	TOP	
Brady Anderson, L (1, 10) OBP: 0.435, SLG: 0.473	0-2 P5		1-3 K			0-0 G3		1-2 P5		4 0 0 0 0 1 0	Baltimore Orioles @ Milwaukee Brewers Milwaukee County Stadium, Milwaukee, WI Mon Jun 23 1997, 8:05 PM EDT Att. 16,304 - Unknown - 88 F	
Roberto Alomar, S (1, 4) OBP: 0.370, SLG: 0.455	0-1 P4			1-1 E E 1B		1-2 F9		0-1 L3 1B	4 0 2 0 0 0 0			
Rafael Palmeiro, L (1, 3) OBP: 0.338, SLG: 0.453	1-0 1B			0-0 P6		2-3 K		0-1 L3 1-1	4 0 1 0 0 1 2			
Cal Ripken Jr., R (1, 5) OBP: 0.338, SLG: 0.442	2-2 P5			0-0 F8			1-2 1B	1-1 G1-4-3	4 0 1 0 0 0 2			
B.J. Surhoff, L (1, 7) OBP: 0.390, SLG: 0.524		0-2 L9		1-2 E4 1-3		1-0 P6			3 0 0 0 0 0 2			
Jeffrey Hammonds, R (1, 8) OBP: 0.314, SLG: 0.450		1-3 K		2-1 G5-3		0-0 F7			3 0 0 0 0 1 3			
Tony Tarasco, L (1, 9) OBP: 0.311, SLG: 0.375		3-1 F9			2-2 F7		0-0 P6		3 0 0 0 0 0 1			
Lenny Webster, R (1, 2) OBP: 0.317, SLG: 0.337			0-0 G6-3		1-3 K			2-2 G5-3	3 0 0 0 0 1 0			
Mike Bordick, R (1, 6) OBP: 0.254, SLG: 0.270			1-2 P3		0-3 K			0-3 K	3 0 0 0 0 2 0			
Inning Stats	R: 0 H: 1 E: 0 LOB: 1 K: 0 BB: 0 S: 12 P: 15	R: 0 H: 0 E: 0 LOB: 0 K: 1 BB: 0 S: 9 P: 13	R: 0 H: 0 E: 0 LOB: 0 K: 1 BB: 0 S: 7 P: 9	R: 0 H: 1 E: 1 LOB: 2 K: 0 BB: 0 S: 9 P: 13	R: 0 H: 0 E: 0 LOB: 0 K: 2 BB: 0 S: 10 P: 13	R: 0 H: 0 E: 0 LOB: 0 K: 1 BB: 0 S: 11 P: 14	R: 0 H: 1 E: 0 LOB: 1 K: 0 BB: 0 S: 6 P: 8	R: 0 H: 0 E: 0 LOB: 0 K: 1 BB: 0 S: 11 P: 14	R: 0 H: 1 E: 0 LOB: 0 K: 0 BB: 0 S: 6 P: 7	1B: 4 SF: 0 2B: 1 SAC: 0 3B: 0 DP: 1 HR: 0 HBP: 0	WP: 0 PA: 31 PB: 0 SB: 0 CS: 0	
PITCHER Jeff D'Amico, R (1, 1) ERA: 4.15	IP WLS BF H R ER SO BB IBB HBP BLK WP HR S P ERA WHIP	9.0 W 31 4 0 0 6 0 0 0 0 0 0 0 81 106 0.00 0.444										

livebaseballscorecards.com

AB	31
R	0
H	4
RBI	0
BB	0
SO	6
LOB	10



Batter	1	2	3	4	5	6	7	8	9	AB	R	H	RBI	BB	SO	LOB
Mark Loretta, R OBP: 0.395, SLG: 0.431 (1, 4)	3-3 K	1-1 CS 1B		2-3 K			4-2 2B SF9 BB			3	1	1	0	1	2	2
Jeremy Burnitz, L OBP: 0.424, SLG: 0.592 (1, 9)	0-0 HR	0-2 L7			2-2 F7		1-0 SF9 2B			4	1	2	1	0	0	1
Jeff Cirillo, R OBP: 0.369, SLG: 0.465 (1, 5)	4-1 1B 2B BB	1-2 CS	1-0 F8		1-2 L9		2-0 SF9			2	1	0	1	1	0	0
Dave Nilsson, L OBP: 0.349, SLG: 0.409 (1, 3)	1-1 L8		1-3 K		1-3 K		0-0 L7			4	0	0	0	0	2	2
Matt Mieske, R OBP: 0.330, SLG: 0.404 (1, 10)	1-0 2B 1B		2-1 L6		2-0 L9		1-3 K			4	1	1	0	0	1	0
Gerald Williams, R OBP: 0.324, SLG: 0.391 (1, 8)	1-1 2B		2-3 K		1-2 L8		1-0 E 1B			4	1	2	1	0	1	0
Jack Voigt, R OBP: 0.444, SLG: 0.889 (1, 7)	3-1 2B		1-0 1B 1B		1-0 1B CS 1B		1-1 E3			4	0	3	2	0	0	1
Jose Valentin, S OBP: 0.326, SLG: 0.423 (1, 6)	2-3 K		1-2 1B		0-1 1B		1-3 K			4	0	2	0	0	2	3
Mike Matheny, R OBP: 0.275, SLG: 0.333 (1, 2)		3-2 P5		1-3 K		1-0 CS	0-0 L9		0-3 K	4	0	0	0	0	2	4

Inning Stats	R: 4	H: 4	E: 0	LOB: 1	K: 2	P: 17	S: 17	R: 0	H: 1	E: 0	LOB: 0	K: 0	BB: 0	S: 11	R: 0	H: 0	E: 0	LOB: 0	K: 1	BB: 0	S: 6	R: 0	H: 2	E: 0	LOB: 2	K: 3	BB: 0	S: 13	R: 0	H: 0	E: 0	LOB: 0	K: 1	BB: 0	S: 12	R: 0	H: 2	E: 0	LOB: 1	K: 0	BB: 0	S: 7	R: 1	H: 1	E: 0	LOB: 1	K: 0	BB: 1	S: 6	R: 0	H: 1	E: 1	LOB: 2	K: 3	BB: 0	S: 12	1B: 7	SF: 1	2B: 3	SAC: 0	3B: 0	DP: 0	HR: 1	HBP: 0
--------------	------	------	------	--------	------	-------	-------	------	------	------	--------	------	-------	-------	------	------	------	--------	------	-------	------	------	------	------	--------	------	-------	-------	------	------	------	--------	------	-------	-------	------	------	------	--------	------	-------	------	------	------	------	--------	------	-------	------	------	------	------	--------	------	-------	-------	-------	-------	-------	--------	-------	-------	-------	--------

PITCHER	IP	WLS	BF	H	R	ER	SO	BB	IBB	HBP	BLK	WP	HR	S	P	ERA	WHIP
Jimmy Key, L ERA: 2.59 (1, 1)	6.0	L	26	9	4	4	7	1	0	0	0	0	1	66	106	6.00	1.667
Alan Mills, R ERA: 3.24 (7, 1)	2.0		10	2	1	1	3	1	0	0	0	0	0	18	29	4.50	1.500

BOTTOM

Baltimore Orioles @ Milwaukee Brewers
Milwaukee County Stadium, Milwaukee, WI

Mon Jun 23 1997, 8:05 PM EDT
 Att: 16,304 - Unknown - 88 F

livebaseballscorecards.com

AB	33
R	5
H	11
RBI	5
BB	2
SO	10
LOB	13



WP: 0	PA: 38
PB: 0	SB: 0
CS: 2	

Batter	1	2	3	4	5	6	7	8	9	AB R H RBI BB SO LOB	TOP											
Brady Anderson, L (1, 8) OBP: 0.432, SLG: 0.467	2-1 P2	4-0 1B 2B BB		3-3 K			2-2 F7			3 1 0 0 1 1 1												
Roberto Alomar, S (1, 4) OBP: 0.372, SLG: 0.454	0-1 G6-3	3-2 2B 1B		0-1 L9			4-1 G5-4-3 BB			3 1 1 2 1 0 0												
Cal Ripken Jr., R (1, 5) OBP: 0.340, SLG: 0.446	1-2 1B	2-2 2B			3-1 F8		2-2 G5-4-3 1-2f			4 0 2 2 0 0 2												
Rafael Palmeiro, L (1, 3) OBP: 0.336, SLG: 0.448	0-2 F8	0-0 F9			2-1 P5		4-2 G6-4-3 BB			3 0 0 0 1 0 2												
Pete Incaviglia, R (1, 10) OBP: 0.309, SLG: 0.387		0-0 FC4-6 1B SF7 1B	0-0 HR		0-2 L4		0-3 K			4 2 2 1 0 1 1												
Jeffrey Hammonds, R (1, 9) OBP: 0.313, SLG: 0.446		1-0 FC4-6 1B	1-0 F8			1-3 K	0-0 G6-4-3 1-2f			4 0 1 0 0 1 1												
B.J. Surhoff, L (1, 7) OBP: 0.384, SLG: 0.515		0-2 FC4-6 BB 1B 1-2f 2-3	0-2 L6			0-0 G4-3		3-3 K		4 1 0 0 0 1 2												
Tim Laker, R (1, 2) OBP: 0.313, SLG: 0.446		2-2 SAFE SF7	1-3 K			2-3 K	0-0 F7			3 0 0 1 0 2 0												
Mike Bordick, R (1, 6) OBP: 0.257, SLG: 0.274		0-0 BB 1B		1-1 G4-3			0-2 BB 1B		3-2 G5-3	4 1 2 0 0 0 0												
Inning Stats	R: 0 E: 0 K: 0 S: 12	H: 1 LOB: 1 BB: 0 P: 15	R: 5 E: 0 K: 0 S: 19	H: 5 LOB: 1 BB: 1 P: 31	R: 1 E: 0 K: 1 S: 8	H: 1 LOB: 0 BB: 0 P: 10	R: 0 E: 0 K: 1 S: 9	H: 0 LOB: 0 BB: 0 P: 13	R: 0 E: 0 K: 0 S: 7	H: 0 LOB: 0 BB: 0 P: 12	R: 0 E: 0 K: 2 S: 9	H: 0 LOB: 0 BB: 0 P: 12	R: 0 E: 0 K: 0 S: 10	H: 1 LOB: 1 BB: 1 P: 18	R: 0 E: 0 K: 1 S: 6	H: 0 LOB: 0 BB: 1 P: 10	R: 0 E: 0 K: 1 S: 10	H: 0 LOB: 0 BB: 0 P: 16	1B: 6 2B: 1 3B: 0 HR: 1	SF: 1 SAC: 0 DP: 2 HBP: 0	WP: 0 PB: 0 SB: 0 CS: 0	PA: 36
PITCHER	IP WLS BF H R ER SO BB IBB HBP BLK WP HR S P ERA WHIP																					
Scott Karl, L (1, 1) ERA: 5.28	6.1 L 29 8 6 6 4 2 0 0 0 0 0 1 71 106 8.53 1.579																					
Bryce Florie, R (7, 1) ERA: 3.81	1.2 4 0 0 0 1 1 0 0 0 0 0 0 9 15 0.00 0.600																					
Mike Fetters, R (9, 1) ERA: 4.58	1.0 3 0 0 0 0 1 0 0 0 0 0 0 10 16 0.00 0.000																					

Baltimore Orioles @ Milwaukee Brewers
Milwaukee County Stadium, Milwaukee, WI

Tue Jun 24 1997, 8:05 PM EDT
Att. 14,007 - Unknown - 73 F

livebaseballscorecards.com

AB	32
R	6
H	8
RBI	6
BB	3
SO	6
LOB	9



Batter	1	2	3	4	5	6	7	8	9	AB	R	H	RBI	BB	SO	LOB
Mark Loretta, R OBP: 0.392, SLG: 0.432 (1, 4)	3-2 2B	1-2 SAFE L7			1-2 G1-3			2-3 K		4	1	1	0	0	1	1
Jeromy Burnitz, L OBP: 0.422, SLG: 0.590 (1, 9)	3-1 G1-3 2-H G5-3 2B		0-1 P5		1-3 K			2-3 K		4	1	1	1	0	2	0
Jeff Cirillo, R OBP: 0.387, SLG: 0.466 (1, 5)	0-1 G1-3		2-1 L8			1-2 2B		2-3 K		4	0	1	0	0	1	1
Dave Nilsson, L OBP: 0.351, SLG: 0.408 (1, 10)	4-0 G5-3 BB		0-2 1B		0-0 P2			3-2 G4-3		3	0	1	0	1	0	1
Jose Valentin, S OBP: 0.321, SLG: 0.416 Matt Mieske, R OBP: 0.328, SLG: 0.401 (1, 6) (9, PH)	1-2 G5-3		2-1 L7		0-0 P3			1-0 P5		3	0	0	1	0	0	3
Gerald Williams, R OBP: 0.319, SLG: 0.385 (1, 8)	1-0 L6				1-2 G6-3		1-0 F9	0-2 F7		4	0	0	0	0	0	2
Antone Williamson, L OBP: 0.317, SLG: 0.306 Tim Unroe, R OBP: 0.222, SLG: 0.889 (1, 3) (7, PH) (8, 3)		1-1 F7			1-1 F7		1-3 K			2	0	0	0	0	0	0
Jack Voigt, R OBP: 0.333, SLG: 0.667 (1, 7)		1-1 G5-3			2-2 L7		0-0 F8			3	0	0	0	0	0	0
Jesse Levis, L OBP: 0.318, SLG: 0.295 Kelly Stinnett, R OBP: 0.250, SLG: 0.250 (1, 2) (7, PH) (8, 2)		4-1 BB			3-2 P5		2-3 K			1	0	0	0	1	0	0
										1	0	0	0	0	1	0

Inning Stats	R: 2	H: 2	E: 0	K: 0	S: 12	LOB: 1	BB: 1	P: 24	R: 0	H: 0	E: 0	K: 0	S: 9	LOB: 1	BB: 1	P: 16	R: 0	H: 1	E: 0	K: 0	S: 11	LOB: 0	BB: 0	P: 15	R: 0	H: 0	E: 0	K: 1	S: 11	LOB: 0	BB: 0	P: 16	R: 0	H: 1	E: 0	K: 0	S: 6	LOB: 1	BB: 0	P: 8	R: 0	H: 0	E: 0	K: 2	S: 7	LOB: 0	BB: 0	P: 10	R: 0	H: 0	E: 0	K: 3	S: 9	LOB: 0	BB: 0	P: 15	R: 0	H: 0	E: 0	K: 0	S: 8	LOB: 0	BB: 0	P: 12	1B: 1	2B: 3	3B: 0	HR: 0	SF: 0	SAC: 0	DP: 0	HBP: 0	WP: 0	PB: 0	SB: 0	CS: 0	PA: 33
--------------	------	------	------	------	-------	--------	-------	-------	------	------	------	------	------	--------	-------	-------	------	------	------	------	-------	--------	-------	-------	------	------	------	------	-------	--------	-------	-------	------	------	------	------	------	--------	-------	------	------	------	------	------	------	--------	-------	-------	------	------	------	------	------	--------	-------	-------	------	------	------	------	------	--------	-------	-------	-------	-------	-------	-------	-------	--------	-------	--------	-------	-------	-------	-------	--------

PITCHER	IP	WLS	BF	H	R	ER	SO	BB	IBB	HBP	BLK	WP	HR	S	P	ERA	WHIP
Shawn Boskie, R ERA: 6.23 (1, 1)	5.0	W	21	4	2	2	1	2	0	0	0	0	0	58	91	3.60	1.200
Arthur Rhodes, L ERA: 2.57 (6, 1)	4.0	S	12	0	0	0	5	0	0	0	0	0	0	27	41	0.00	0.000


BOTTOM

Baltimore Orioles @ Milwaukee Brewers
Milwaukee County Stadium, Milwaukee, WI

Tue Jun 24 1997, 8:05 PM EDT
Att: 14,007 - Unknown - 73 F

livebaseballscorecards.com

AB	31
R	2
H	4
RBI	2
BB	2
SO	6
LOB	8



Batter	1	2	3	4	5	6	7	8	9	AB R H RBI BB SO LOB	TOP											
Brady Anderson, L (1, 10) OBP: 0.435, SLG: 0.471	3-2 2B	4-0 BB		0-0 G4-3		3-2 FC1-6 1B		0-1 L5		4 0 2 1 1 0 0												
Roberto Alomar, S (1, 4) OBP: 0.365, SLG: 0.444	0-0 B1	2-2 F8		1-1 G4-3		0-0 FC1-6 2B		0-1 G4-3		5 1 0 0 0 0 5												
Rafael Palmeiro, L (1, 3) OBP: 0.334, SLG: 0.447	3-2 P6	1-3 K		3-3 K		0-1 HR 2B		2-2 L9		5 1 1 1 0 2 3												
B.J. Surhoff, L (1, 7) OBP: 0.381, SLG: 0.521 Tony Tarasco, L (9, 7) OBP: 0.311, SLG: 0.375	2-2 P5			3-2 F8		2-2 HR		0-1 G1-3		5 1 1 2 0 0 1 0 0 0 0 0 0 0												
Cal Ripken Jr., R (1, 5) OBP: 0.345, SLG: 0.448 Jeff Reboulet, R (9, PH) OBP: 0.284, SLG: 0.234		4-2 HR BB		1-0 HR 1B		2-2 HBP 1B		0-3 K		3 2 2 0 1 1 0 1 0 0 0 0 0 0												
Jeffrey Hammonds, R (1, 8) OBP: 0.320, SLG: 0.461		2-0 HR		3-2 HR		3-3 K		1-2 FC5-4 1B		5 2 3 4 0 2 1												
David Dellucci, L (1, 9) OBP: 0.333, SLG: 0.400		1-1 1B BB 1B		3-2 HR		1-2 SAFE FC6-4 HBP		1-0 FC5-4		3 2 2 1 0 0 1												
Lenny Webster, R (1, 2) OBP: 0.314, SLG: 0.333		3-2 BB F8 1B		2-0 G6-3		0-0 FC6-4		0-0 L9		4 0 1 0 0 0 3												
Mike Bordick, R (1, 6) OBP: 0.257, SLG: 0.271		4-2 F8 BB 1-2 BB		1-0 P4		0-1 G5-3		3-2 G4-3		3 0 0 0 1 0 1												
Inning Stats	R: 0 E: 0 K: 0 S: 10	H: 1 LOB: 1 BB: 0 P: 18	R: 3 E: 0 K: 1 S: 19	H: 3 LOB: 2 BB: 3 P: 40	R: 3 E: 0 K: 0 S: 14	H: 3 LOB: 0 BB: 0 P: 27	R: 0 E: 0 K: 1 S: 6	H: 0 LOB: 0 BB: 0 P: 10	R: 0 E: 0 K: 1 S: 11	H: 1 LOB: 2 BB: 0 P: 18	R: 3 E: 0 K: 1 S: 16	H: 3 LOB: 0 BB: 0 P: 21	R: 0 E: 0 K: 0 S: 8	H: 1 LOB: 1 BB: 0 P: 13	R: 0 E: 0 K: 0 S: 7	H: 0 LOB: 0 BB: 0 P: 9	R: 0 E: 0 K: 1 S: 9	H: 0 LOB: 0 BB: 0 P: 12	1B: 6 2B: 2 3B: 0 HR: 4	SF: 0 SAC: 0 DP: 0 HBP: 1	WP: 0 PB: 0 SB: 0 CS: 0	PA: 42
PITCHER	IP WLS BF H R ER SO BB IBB HBP BLK WP HR S P ERA WHIP																					
21 Cal Eldred, R (1, 1) ERA: 5.9	3.0 L 18 7 6 6 1 3 0 0 0 0 0 3 43 85 18.00 3.333																					
Joel Adamson, L (4, 1) ERA: 4.58	4.0 18 5 3 3 3 0 0 1 0 0 1 41 62 6.75 1.250																					
Bob Wickman, R (8, 1) ERA: 3.57	1.0 3 0 0 0 0 0 0 0 0 0 0 7 9 0.00 0.000																					
Doug Jones, R (9, 1) ERA: 2.97	1.0 3 0 0 0 0 1 0 0 0 0 0 9 12 0.00 0.000																					

Baltimore Orioles @ Milwaukee Brewers
Milwaukee County Stadium, Milwaukee, WI

Wed Jun 25 1997, 4:33 AM EDT
 Att. 21,042 - Cloudy - 79 F

AB	38
R	9
H	12
RBI	9
BB	3
SO	5
LOB	15



Batter	1	2	3	4	5	6	7	8	9	AB R H RBI BB SO LOB
Mark Loretta, R OBP: 0.386, SLG: 0.424 (1, 4) CFS (9, 6)	0-3 K ①		0-1 F9 ③			3-2 F9 ②			0-0 L8 ①	4 0 0 0 0 1 1
Jeremy Burnitz, L OBP: 0.419, SLG: 0.584 (1, 9) CBFC (8, 8)	1-3 K ②			1-2 P5 ①		2-3 K ③			2-2 2B SF8 1B	4 1 1 0 0 2 0
Jeff Cirillo, R OBP: 0.364, SLG: 0.460 Tim Unroe, R OBP: 0.300, SLG: 1.000 (1, 5) BX (8, 5)	1-0 P8 ③			3-2 K ②			1-3 K ①		2-1 2B	3 0 0 0 0 2 0 1 0 1 0 0 0 0
Dave Nilsson, L OBP: 0.346, SLG: 0.404 (1, 10) SX		0-1 G4-3 ①		3-3 K FC6-4		0-3 K ②		0-1 SF8 ②		3 0 0 1 0 2 0
Matt Mieske, R OBP: 0.320, SLG: 0.392 (1, 7) CXC		0-3 K ②		2-2 FC6-4 1-2f		1-3 K ③		3-H 1-2 G4-3 ③		4 0 0 0 0 2 2
Jose Valentin, S OBP: 0.321, SLG: 0.414 Jack Voigt, R OBP: 0.333, SLG: 0.667 (1, 6) XBC (9, 9)		1-1 G4-3 ③			3-3 K ①			0-0 G4-3 G3-4-3 1B		3 0 1 0 0 1 0 0 0 0 0 0 0 0
Gerald Williams, R OBP: 0.317, SLG: 0.382 Jeff Huson, L OBP: 0.294, SLG: 0.258 (1, 8) X (8, 9) (9, 4)			0-0 L9 ①		0-1 P7 ②			0-0 G3-4-3 ①		2 0 0 0 0 0 0 1 0 0 0 0 0 1
Antone Williamson, L OBP: 0.295, SLG: 0.282 (1, 3) CBBBX			3-1 P5 ②		1-3 K ③			2-1 G4-3 ②		3 0 0 0 0 1 1
Mike Matheny, R OBP: 0.278, SLG: 0.331 Kelly Stinnett, R OBP: 0.200, SLG: 0.200 (1, 2) FBBB (7, 2)			4-1 BB			1-1 G6-3 ①		2-3 K ③		1 0 0 0 1 0 0 1 0 0 0 0 1 1

Inning Stats	R: 0 E: 0 K: 2 S: 7	H: 0 LOB: 0 BB: 0 P: 9	R: 0 E: 0 K: 1 S: 7	H: 0 LOB: 0 BB: 0 P: 8	R: 0 E: 0 K: 0 S: 6	H: 0 LOB: 1 BB: 1 P: 13	R: 0 E: 0 K: 2 S: 18	H: 0 LOB: 1 BB: 0 P: 27	R: 0 E: 0 K: 2 S: 8	H: 0 LOB: 0 BB: 0 P: 12	R: 0 E: 0 K: 1 S: 10	H: 0 LOB: 0 BB: 0 P: 16	R: 0 E: 0 K: 3 S: 9	H: 0 LOB: 0 BB: 0 P: 11	R: 0 E: 0 K: 1 S: 8	H: 1 LOB: 1 BB: 0 P: 12	R: 1 E: 0 K: 0 S: 13	H: 2 LOB: 1 BB: 0 P: 18	1B: 2 2B: 1 3B: 0 HR: 0	SF: 1 SAC: 0 DP: 0 HBP: 0
--------------	------------------------------	---------------------------------	------------------------------	---------------------------------	------------------------------	----------------------------------	-------------------------------	----------------------------------	------------------------------	----------------------------------	-------------------------------	----------------------------------	------------------------------	----------------------------------	------------------------------	----------------------------------	-------------------------------	----------------------------------	----------------------------------	------------------------------------

PITCHER	IP	WLS	BF	H	R	ER	SO	BB	IBB	HBP	BLK	WP	HR	S	P	ERA	WHIP
35 Mike Mussina, R ERA: 3.29 (1, 1)	9.0	W	32	3	1	1	12	1	0	0	0	1	0	86	126	1.00	0.444

BOTTOM

Baltimore Orioles @ Milwaukee Brewers
Milwaukee County Stadium, Milwaukee, WI

Wed Jun 25 1997, 4:33 AM EDT
Att. 21,042 - Cloudy - 79 F

livebaseballscorecards.com

AB	30
R	1
H	3
RBI	1
BB	1
SO	12
LOB	6



WP: 1	PA: 32
PB: 0	
SB: 0	
CS: 0	

Batter 1 2 3 4 5 6 7 8 9 AB R H RBI BB SO LOB TOP

<p>Otis Nixon, S (1, 8) OBP: 0.367, SLG: 0.310</p>			<p>G4-3 E 1B</p>			<p>CS E 1B</p>		<p>BB BB 1B</p>	<p>G1-3</p>	4 1 2 0 1 0 0
<p>Orlando Merced, S (1, 9) OBP: 0.355, SLG: 0.438</p>			<p>G4-3 1-3</p>			<p>FC4 CS 1-2</p>		<p>BB BB 1B</p>		3 1 0 0 1 0 2
<p>Joe Carter, R (1, 10) OBP: 0.300, SLG: 0.394</p>			<p>K2-3</p>			<p>G4-3 BB 1-2 2-3</p>		<p>BB BB 1B</p>		2 0 1 2 2 1 1
<p>Carlos Delgado, L (1, 3) OBP: 0.363, SLG: 0.558</p>				<p>F8</p>		<p>G4-3 BB 1-2 2-3</p>		<p>BB BB 1B</p>		4 0 1 1 0 0 3
<p>Ed Sprague, R (1, 5) OBP: 0.328, SLG: 0.476</p>			<p>G5-3</p>			<p>K</p>		<p>K</p>		4 0 0 0 0 2 4
<p>Shawn Green, L (1, 7) OBP: 0.345, SLG: 0.480</p>			<p>G4-3</p>			<p>G4-3</p>		<p>F9</p>		4 0 1 0 0 0 2
<p>Charlie O'Brien, R (1, 2) OBP: 0.359, SLG: 0.442</p>				<p>G5-3</p>		<p>G5-3</p>		<p>K</p>		4 0 0 0 0 1 3
<p>Alex Gonzalez, R (1, 6) OBP: 0.293, SLG: 0.387</p>			<p>G4-3 2-3</p>			<p>K</p>				4 0 0 0 0 2 1
<p>Tilson Brito, R (1, 4) OBP: 0.354, SLG: 0.311</p>			<p>G5-3</p>			<p>K</p>		<p>BB BB 1B</p>		4 1 1 0 0 2 0

Inning Stats	R: 0 E: 0 K: 0 S: 3	H: 0 LOB: 1 BB: 1 P: 7	R: 0 E: 0 K: 0 S: 4	H: 1 LOB: 1 BB: 0 P: 4	R: 0 E: 1 K: 1 S: 6	H: 1 LOB: 1 BB: 0 P: 6	R: 0 E: 0 K: 0 S: 3	H: 0 LOB: 0 BB: 0 P: 3	R: 0 E: 0 K: 1 S: 5	H: 0 LOB: 0 BB: 0 P: 5	R: 0 E: 1 K: 1 S: 6	H: 1 LOB: 2 BB: 1 P: 10	R: 0 E: 0 K: 1 S: 5	H: 0 LOB: 0 BB: 0 P: 5	R: 3 E: 0 K: 2 S: 10	H: 3 LOB: 2 BB: 2 P: 18	R: 0 E: 0 K: 2 S: 7	H: 0 LOB: 0 BB: 0 P: 7	1B: 5 2B: 1 3B: 0 HR: 0	SF: 0 SAC: 0 DP: 0 HBP: 0	WP: 1 PB: 0 SB: 0 CS: 2	PA: 37
---------------------	------------------------------	---------------------------------	------------------------------	---------------------------------	------------------------------	---------------------------------	------------------------------	---------------------------------	------------------------------	---------------------------------	------------------------------	----------------------------------	------------------------------	---------------------------------	-------------------------------	----------------------------------	------------------------------	---------------------------------	----------------------------------	------------------------------------	----------------------------------	--------

PITCHER	IP	WLS	BF	H	R	ER	SO	BB	IBB	HBP	BLK	WP	HR	S	P	ERA	WHIP														
Scott Erickson, R (1, 1) ERA: 3.29	7.0	L	28	4	2	2	4	3	0	0	0	1	0	33	45	2.57	1.000														
Jesse Orosco, L (8, 1) ERA: 1.29	0.0		1	0	0	0	0	1	0	0	0	0	0	0	4	∞	∞														
Armando Benitez, R (8, 1) ERA: 3.24	1.0		5	2	1	1	2	0	0	0	0	0	0	9	9	9.00	2.000														
Terry Mathews, R (9, 1) ERA: 4.0	1.0		3	0	0	0	2	0	0	0	0	0	0	7	7	0.00	0.000														

Toronto Blue Jays @ Baltimore Orioles
 Oriole Park at Camden Yards, Baltimore, MD
 Thu Jun 26 1997, 7:05 PM EDT
 Att. 47,617 - Unknown - 81 F

livebaseballscorecards.com

AB	33
R	3
H	6
RBI	3
BB	4
SO	8
LOB	16



Batter	1	2	3	4	5	6	7	8	9	AB	R	H	RBI	BB	SO	LOB
Brady Anderson, L (1, 8) OBP: 0.430, SLG: 0.465	0-3 K	0-0 G3			0-3 K			0-0 F8		4	0	0	0	0	2	2
Roberto Alomar, S (1, 4) OBP: 0.367, SLG: 0.443	4-0 FC5 1B BB		0-3 K			0-3 K		0-0 G2-3 1B		3	0	1	0	1	2	0
Rafael Palmeiro, L (1, 3) OBP: 0.333, SLG: 0.445	0-0 1-2 1B		0-0 F7			0-0 F9		0-0 G2-3 1-2		4	0	1	0	0	0	1
B.J. Surhoff, L (1, 10) OBP: 0.379, SLG: 0.519	0-0 F8		0-3 K			0-3 K		0-3 K		1	0	0	0	0	0	2
Pete Incaviglia, R (3, PH) OBP: 0.302, SLG: 0.378										3	0	0	0	0	3	1
Cal Ripken Jr., R (1, 5) OBP: 0.344, SLG: 0.446	0-0 FC5 2-3f			0-0 F9			0-0 1B 1B		0-0 G6-3	4	0	1	0	0	0	2
Jeffrey Hammonds, R (1, 7) OBP: 0.319, SLG: 0.477		0-0 G5-3		0-3 K			0-0 P6		0-0 G3-6-1 1B	4	0	1	0	0	1	1
David Dellucci, L (1, 9) OBP: 0.318, SLG: 0.368		0-0 G3-1		0-0 G4-3			0-0 G1-3 1B		0-0 G3-6-1 1-2f	4	0	1	0	0	0	1
Lenny Webster, R (1, 2) OBP: 0.315, SLG: 0.333		0-0 BB 1B			0-0 G1-3		0-0 G1-3 1-2			3	0	1	0	0	0	2
Mike Bordick, R (1, 6) OBP: 0.258, SLG: 0.268		4-0 BB 1-2 BB			0-3 K		0-3 K			2	0	0	0	1	2	2

Inning Stats	R: 0	H: 1	E: 0	K: 1	S: 6	LOB: 2	BB: 1	P: 10	R: 0	H: 1	E: 0	K: 0	S: 4	LOB: 2	BB: 1	P: 8	R: 0	H: 0	E: 0	K: 2	S: 7	LOB: 0	BB: 0	P: 7	R: 0	H: 0	E: 0	K: 1	S: 5	LOB: 0	BB: 0	P: 5	R: 0	H: 0	E: 0	K: 2	S: 7	LOB: 0	BB: 0	P: 7	R: 0	H: 2	E: 0	K: 1	S: 7	LOB: 2	BB: 0	P: 7	R: 0	H: 1	E: 0	K: 1	S: 6	LOB: 1	BB: 0	P: 6	R: 0	H: 1	E: 0	K: 0	S: 3	LOB: 0	BB: 0	P: 3	1B: 6	2B: 0	3B: 0	HR: 0	SF: 0	SAC: 0	DP: 1	HBP: 0	WP: 0	PB: 0	SB: 0	CS: 0	PA: 34
PITCHER	IP	WLS	BF	H	R	ER	SO	BB	IBB	HBP	BLK	WP	HR	S	P	ERA	WHIP																																																												
Roger Clemens, R (1, 1) ERA: 1.79	7.1	W	29	5	0	0	9	2	0	0	0	0	0	45	53	0.00	0.955																																																												
Dan Plesac, L (8, 1) ERA: 5.14	0.1		1	0	0	0	0	0	0	0	0	0	0	1	1	0.00	0.000																																																												
Mike Timlin, R (8, 1) ERA: 2.78	1.1	S	4	1	0	0	1	0	0	0	0	0	0	6	6	0.00	0.750																																																												

BOTTOM

Toronto Blue Jays @ Baltimore Orioles
 Oriole Park at Camden Yards, Baltimore, MD

Thu Jun 26 1997, 7:05 PM EDT
 Att: 47,617 - Unknown - 81 F

livebaseballscorecards.com

AB	32
R	0
H	6
RBI	0
BB	2
SO	10
LOB	14



Batter	1	2	3	4	5	6	7	8	9	AB R H RBI BB SO LOB	TOP
Otis Nixon, S (1, 8) OBP: 0.366, SLG: 0.306 B F B F B X 			F8 (2) 3-2 B B C F C F F B X 		BB 4-2 B B C B B F F B 			F8 (1) 2-2 C B F F F F B X 		3 0 0 0 1 0 0	
Orlando Merced, S (1, 9) OBP: 0.357, SLG: 0.439 B X 	F9 (2) 1-0 C B B B X 		G4-3 (3) 3-1 C B B C X 		1B 1-3 2-H B B B C X 			1B (2) 2-2 C B B F X 		4 0 2 1 0 0 0	
Joe Carter, R (1, 7) OBP: 0.302, SLG: 0.399 B F B F S X 	1B (3) 2-2 B 1 SAFE F T F 1 B C 			SF8 0-1 C X 	L9 (3) 1-0 1 SAFE 1 SAFE B X 			L9 (2) 0-1 F X 		4 1 2 0 0 0 3	
Carlos Delgado, L (1, 3) OBP: 0.357, SLG: 0.548 B 1 SAFE T F 1 B C 	K (3) 2-3 B 1 SAFE T F 1 B C 			G3 (1) 0-2 F S X 				F8 (1) 3-2 S B B B S F X 		4 0 0 0 0 1 3	
Ed Sprague, R (1, 5) OBP: 0.327, SLG: 0.478 X 		G6-3 (1) 0-0 X 		SF8 (2) 0-1 C X 				G5-3 (2) 1-2 F C B X 		3 0 1 1 0 0 0	
Shawn Green, L (1, 10) OBP: 0.336, SLG: 0.465 X 	L1 (1) 0-0 X 		F7 (3) 2-2 3-H B C B C X 				F8 (3) 0-1 C X 		4 0 0 0 0 1 1		
Benito Santiago, R (1, 2) OBP: 0.227, SLG: 0.280 X 		G6-3 (2) 0-0 X 			G4-3 4-2 B C B B B 			G6-3 (1) 2-0 B B X 		3 1 0 0 1 0 1	
Alex Gonzalez, R (1, 6) OBP: 0.289, SLG: 0.382 B 1 SAFE L 1 SAFE 1 SAFE X 	G1-3 (3) 3-2 B C B B X 				G4-3 (1) 1-1 B 1 SAFE L 1 SAFE 1 SAFE X 			F9 (2) 0-0 X 		3 0 0 0 0 0 2	
Tilson Brito, R (1, 4) OBP: 0.353, SLG: 0.312 B C X 			1B (1) 1-1 B C X 		F9 (2) 1-0 B X 			F7 (3) 0-0 X 		3 0 1 0 0 0 1	
Inning Stats	R: 0 H: 1 E: 0 LOB: 1 K: 1 BB: 0 S: 11 P: 19	R: 0 H: 1 E: 0 LOB: 1 K: 0 BB: 0 S: 6 P: 9	R: 0 H: 1 E: 0 LOB: 0 K: 0 BB: 0 S: 7 P: 14	R: 1 H: 1 E: 0 LOB: 0 K: 0 BB: 0 S: 10 P: 12	R: 1 H: 1 E: 0 LOB: 2 K: 0 BB: 2 S: 11 P: 25	R: 0 H: 0 E: 0 LOB: 0 K: 0 BB: 0 S: 9 P: 13	R: 0 H: 0 E: 0 LOB: 0 K: 0 BB: 0 S: 3 P: 5	R: 0 H: 1 E: 0 LOB: 1 K: 1 BB: 0 S: 12 P: 17	R: 0 H: 0 E: 0 LOB: 0 K: 1 BB: 0 S: 9 P: 14	1B: 4 SF: 1 2B: 2 SAC: 0 3B: 0 DP: 0 HR: 0 HBP: 0	WP: 0 PA: 34 PB: 0 SB: 0 CS: 0
PITCHER Scott Kamieniecki, R (1, 1) ERA: 3.77 Arthur Rhodes, L (8, 1) ERA: 2.45	IP WLS BF H R ER SO BB IBB HBP BLK WP HR S P ERA WHIP 7.0 L 27 5 2 2 1 2 0 0 0 0 0 0 57 97 2.57 1.000 2.0 7 1 0 0 1 0 0 0 0 0 0 0 21 31 0.00 0.500	PITCHER IP WLS BF H R ER SO BB IBB HBP BLK WP HR S P ERA WHIP									

Toronto Blue Jays @ Baltimore Orioles
 Oriole Park at Camden Yards, Baltimore, MD

Fri Jun 27 1997, 7:05 PM EDT
 Att. 47,900 - Unknown - 89 F

livebaseballscorecards.com

AB	31
R	2
H	6
RBI	2
BB	2
SO	2
LOB	11



Batter	1	2	3	4	5	6	7	8	9	AB R H RBI BB SO LOB
Brady Anderson, L (1, 8) OBP: 0.425, SLG: 0.458	0-3 K			1-2 G3		0-2 F8		3-2 G4-3		4 0 0 0 0 1 2
Roberto Alomar, S (1, 4) OBP: 0.365, SLG: 0.439	1-1 F9			1-1 P6		3-2 P4		F9-5 1B		4 0 1 0 0 0 1
Rafael Palmeiro, L (1, 3) OBP: 0.329, SLG: 0.439	3-2 P4			1-0 G4-1			2-0 F8		3-3 K	4 0 0 0 0 1 1
Cal Ripken Jr., R (1, 5) OBP: 0.345, SLG: 0.446		0-0 L7			0-0 1B		2-0 F8		0-1 1B	4 0 2 0 0 0 0
B.J. Surhoff, L (1, 10) OBP: 0.374, SLG: 0.510		2-2 G4-3			2-3 K		1-2 P3		3-2 F9-5	4 0 0 0 0 1 3
Jeffrey Hammonds, R (1, 7) OBP: 0.314, SLG: 0.469		1-2 P5			1-3 K			0-1 F6		3 0 0 0 0 1 1
David Dellucci, L (1, 9) OBP: 0.320, SLG: 0.333			0-1 G4-3		1-1 F7			4-1 2B		2 1 0 0 1 0 1
Lenny Webster, R (1, 2) OBP: 0.309, SLG: 0.327			0-0 F8			2-2 F7		0-0 2B		2 0 0 0 0 0 0
Tony Tarasco, L (8, PH) OBP: 0.317, SLG: 0.390								1-H 2B		1 0 1 1 0 0 0
Tim Laker, R (9, 2)										0 0 0 0 0 0 0
Mike Bordick, R (1, 6) OBP: 0.259, SLG: 0.269			2-2 F7			3-1 1B		0-0 F8		3 0 1 0 0 0 1

Inning Stats	R: 0	H: 0	E: 0	K: 1	S: 9	LOB: 0	BB: 0	P: 13	R: 0	H: 0	E: 0	K: 0	S: 8	LOB: 0	BB: 0	P: 11	R: 0	H: 0	E: 0	K: 0	S: 6	LOB: 0	BB: 0	P: 8	R: 0	H: 1	E: 0	K: 2	S: 9	LOB: 1	BB: 0	P: 13	R: 0	H: 1	E: 0	K: 0	S: 12	LOB: 1	BB: 0	P: 20	R: 0	H: 0	E: 0	K: 0	S: 5	LOB: 0	BB: 0	P: 10	R: 1	H: 1	E: 0	K: 0	S: 9	LOB: 1	BB: 1	P: 16	R: 0	H: 2	E: 0	K: 1	S: 11	LOB: 1	BB: 0	P: 17	1B: 4	SF: 0	2B: 2	SAC: 0	3B: 0	DP: 1	HR: 0	HBP: 0
--------------	------	------	------	------	------	--------	-------	-------	------	------	------	------	------	--------	-------	-------	------	------	------	------	------	--------	-------	------	------	------	------	------	------	--------	-------	-------	------	------	------	------	-------	--------	-------	-------	------	------	------	------	------	--------	-------	-------	------	------	------	------	------	--------	-------	-------	------	------	------	------	-------	--------	-------	-------	-------	-------	-------	--------	-------	-------	-------	--------

PITCHER	IP	WLS	BF	H	R	ER	SO	BB	IBB	HBP	BLK	WP	HR	S	P	ERA	WHIP
Robert Person, R (1, 1) ERA: 4.45	7.2	W	27	3	1	1	3	1	0	0	0	0	0	60	93	1.17	0.522
Dan Plesac, L (8, 1) ERA: 4.98	0.2		3	1	0	0	1	0	0	0	0	0	0	10	16	0.00	1.500
Mike Timlin, R (9, 1) ERA: 2.78	0.0		1	1	0	0	0	0	0	0	0	0	0	2	2	∞	∞
Paul Spoljaric, L (9, 1) ERA: 3.68	0.2	S	1	0	0	0	0	0	0	0	0	0	0	3	6	0.00	0.000

BOTTOM

Toronto Blue Jays @ Baltimore Orioles
Oriole Park at Camden Yards, Baltimore, MD
 Fri Jun 27 1997, 7:05 PM EDT
 Att: 47,900 - Unknown - 89 F

livebaseballscorecards.com

AB	31
R	1
H	5
RBI	1
BB	1
SO	4
LOB	10



WP	PA	ERA	WHIP
0	32		

Batter	1	2	3	4	5	6	7	8	9	AB R H RBI BB SO LOB	TOP
Otis Nixon, S OBP: 0.366, SLG: 0.308 (1, 8) X	0-0 P6		0-0 F8		0-0 L6-4 S 1B		0-3 K		0-0 CS 1B	5 0 2 0 0 1 0	
Orlando Merced, S OBP: 0.359, SLG: 0.450 (1, 9) X	0-0 F7		0-0 HR		0-0 SF9		4-0 BB		0-0 CS	2 1 1 2 1 0 0	
Jacob Brumfield, R OBP: 0.255, SLG: 0.250 (7, 9)									1-2	0 0 0 0 0 0 0	
Joe Carter, R OBP: 0.298, SLG: 0.393 (1, 7) X	0-0 G5-3		0-0 G5-3		0-0 L6-4		0-0 F3			4 0 0 0 0 0 2	
Carlos Delgado, L OBP: 0.352, SLG: 0.538 (1, 3) X		0-0 F8		0-3 K		0-0 F8		0-0 P3		4 0 0 0 0 1 0	
Ed Sprague, R OBP: 0.329, SLG: 0.475 (1, 5) S		0-3 K		4-0 G4-3 BB		4-0 BB		0-3 K		2 0 0 0 2 2 0	
Shawn Green, L OBP: 0.340, SLG: 0.474 (1, 10) X		0-0 FC5-4 1B		0-0 G4-3		0-0 F3		0-0 1B 2B		4 1 2 0 0 0 2	
Benito Santiago, R OBP: 0.233, SLG: 0.281 (1, 2) X		0-0 FC5-4		4-0 BB		0-3 K		0-0 1B		3 0 1 1 1 1 2	
Alex Gonzalez, R OBP: 0.289, SLG: 0.392 (1, 6) X			0-0 HR		0-0 F8		0-0 F8		0-3 K	4 1 1 1 0 1 2	
Carlos Garcia, R OBP: 0.242, SLG: 0.289 (1, 4) X			0-0 G3-1		0-0 1B SF9 2B		0-0 HR		0-0 G1-3	4 2 2 1 0 0 0	
Inning Stats	R: 0 H: 0 E: 0 LOB: 0 K: 0 BB: 0 S: 3 P: 3	R: 0 H: 1 E: 0 LOB: 1 K: 1 BB: 0 S: 6 P: 6	R: 2 H: 2 E: 0 LOB: 0 K: 0 BB: 0 S: 5 P: 5	R: 0 H: 0 E: 0 LOB: 2 K: 1 BB: 2 S: 5 P: 13	R: 1 H: 2 E: 0 LOB: 0 K: 0 BB: 0 S: 4 P: 4	R: 0 H: 0 E: 0 LOB: 1 K: 1 BB: 1 S: 5 P: 9	R: 1 H: 1 E: 0 LOB: 1 K: 1 BB: 1 S: 6 P: 10	R: 1 H: 2 E: 0 LOB: 1 K: 1 BB: 0 S: 6 P: 6	R: 0 H: 1 E: 0 LOB: 0 K: 1 BB: 0 S: 5 P: 5	1B: 4 SF: 1 2B: 3 SAC: 0 3B: 0 DP: 1 HR: 3 HBP: 0	WP: 0 PA: 38 PB: 0 SB: 1 CS: 1
PITCHER	IP WLS BF H R ER SO BB IBB HBP BLK WP HR S P ERA WHIP										
Jimmy Key, L ERA: 2.66 (1, 1)	4.0 L 17 3 2 2 2 2 2 0 0 0 0 2 19 27 4.50 1.250										
Mike Johnson, R ERA: 7.03 (5, 1)	2.1 10 3 2 2 1 1 0 0 0 0 0 1 11 15 7.71 1.714										
Jesse Orosco, L ERA: 1.61 (7, 1)	1.1 6 1 1 1 2 1 0 0 0 0 0 0 9 13 6.75 1.500										
Terry Mathews, R ERA: 3.81 (8, 1)	1.1 4 2 0 0 0 1 0 0 0 0 0 0 6 6 0.00 1.500										

Toronto Blue Jays @ Baltimore Orioles
 Oriole Park at Camden Yards, Baltimore, MD
 Sat Jun 28 1997, 7:05 PM EDT
 Att. 47,687 - Unknown - 89 F

livebaseballscorecards.com

AB	32
R	5
H	9
RBI	5
BB	4
SO	6
LOB	8



Batter	1	2	3	4	5	6	7	8	9	AB R H RBI BB SO LOB
Brady Anderson, L (1, 8) OBP: 0.425, SLG: 0.457	0-0 F8		0-0 1B		0-0 F9		0-0 1B		0-3 K	5 0 2 0 0 1 0
Roberto Alomar, S (1, 4) OBP: 0.367, SLG: 0.444	0-0 G4-6-3 1B		0-0 F9		0-0 2B		0-3 K			4 0 2 0 0 1 2
Rafael Palmeiro, L (1, 3) OBP: 0.328, SLG: 0.435	0-0 G4-6-3 1-2		0-0 P5		4-0 BB		0-0 P4			3 0 0 0 1 0 3
Cal Ripken Jr., R (1, 5) OBP: 0.341, SLG: 0.440	0-0 G3			0-0 P4	0-0 F8			0-3 K		4 0 0 0 0 1 3
B.J. Surhoff, L (1, 7) OBP: 0.372, SLG: 0.518		0-0 G4-3		0-0 HR		0-0 F7		0-3 K		4 1 1 1 0 1 0
Jeffrey Hammonds, R (1, 10) OBP: 0.318, SLG: 0.475		0-0 F8		0-0 F8		0-0 G5-3 2B		0-0 1B		4 0 2 0 0 0 0
David Dellucci, L (1, 9) OBP: 0.321, SLG: 0.304 Pete Incaviglia, R (8, PH) OBP: 0.300, SLG: 0.375		4-0 BB		0-0 G3		0-0 G5-3 2-3		0-0 F9		2 0 0 0 1 0 1 1 0 0 0 0 0 1
Lenny Webster, R (1, 2) OBP: 0.301, SLG: 0.317 Tony Tarasco, L (9, PH) OBP: 0.314, SLG: 0.387		0-0 G5-3			0-0 F9	0-3 K			0-0 G4-3	3 0 0 0 0 1 2 1 0 0 0 0 0 0
Mike Bordick, R (1, 6) OBP: 0.259, SLG: 0.280			0-0 G6-3			0-0 HR			0-0 G6-3	4 1 1 1 0 0 0

Inning Stats	R: 0 E: 0 K: 0 S: 4	H: 1 LOB: 1 BB: 0 P: 4	R: 0 E: 0 K: 0 S: 3	H: 0 LOB: 1 BB: 1 P: 7	R: 0 E: 0 K: 0 S: 4	H: 1 LOB: 1 BB: 0 P: 4	R: 1 E: 0 K: 0 S: 4	H: 1 LOB: 0 BB: 0 P: 4	R: 1 E: 0 K: 0 S: 5	H: 2 LOB: 2 BB: 1 P: 9	R: 0 E: 0 K: 1 S: 6	H: 1 LOB: 1 BB: 0 P: 6	R: 0 E: 0 K: 1 S: 6	H: 1 LOB: 1 BB: 0 P: 8	R: 0 E: 0 K: 2 S: 8	H: 1 LOB: 1 BB: 0 P: 8	R: 0 E: 0 K: 1 S: 5	H: 0 LOB: 0 BB: 0 P: 5	1B: 4 2B: 2 3B: 0 HR: 2	SF: 0 SAC: 0 DP: 0 HBP: 0
--------------	------------------------------	---------------------------------	------------------------------	---------------------------------	------------------------------	---------------------------------	------------------------------	---------------------------------	------------------------------	---------------------------------	------------------------------	---------------------------------	------------------------------	---------------------------------	------------------------------	---------------------------------	------------------------------	---------------------------------	----------------------------------	------------------------------------


BOTTOM

Toronto Blue Jays @ Baltimore Orioles
 Oriole Park at Camden Yards, Baltimore, MD

Sat Jun 28 1997, 7:05 PM EDT
 Att: 47,687 - Unknown - 89 F

livebaseballscorecards.com

AB	35
R	2
H	8
RBI	2
BB	2
SO	5
LOB	12



PITCHER	IP	WLS	BF	H	R	ER	SO	BB	IBB	HBP	BLK	WP	HR	S	P	ERA	WHIP
Woody Williams, R (1, 1) ERA: 4.6	5.0		22	5	2	2	0	2	0	0	0	0	2	20	28	3.60	1.400
Paul Quantrill, R (6, 1) ERA: 1.8	1.1		5	1	0	0	1	0	0	0	0	0	0	7	7	0.00	0.750
Paul Spoljaric, L (7, 1) ERA: 3.55	1.1		6	2	0	0	3	0	0	0	0	0	0	12	12	0.00	1.500
Mike Timlin, R (8, 1) ERA: 2.67	1.1	S	4	0	0	0	1	0	0	0	0	0	0	6	6	0.00	0.000

Batter	1	2	3	4	5	6	7	8	9	AB R H RBI BB SO LOB	TOP
Otis Nixon, S (1, 8) OBP: 0.367, SLG: 0.308 S B X	2-1 		0-0 			0-0 		4-1 	2-1 	3 0 1 1 1 0 1	
Jacob Brumfield, R (1, 9) OBP: 0.254, SLG: 0.250 F X	0-1 		3-H 1-2 			1-0 		0-2 		4 0 1 0 0 0 2	
Joe Carter, R (1, 10) OBP: 0.295, SLG: 0.389 C 1 SAFE 1 SAFE 1 SAFE X	0-1 			0-3 		0-1 		0-0 		3 0 0 1 0 1 3	
Carlos Delgado, L (1, 3) OBP: 0.354, SLG: 0.540 S T B S S X		1-2 		1-0 		3-1 		4-2 		3 0 1 0 1 0 2	
Ed Sprague, R (1, 5) OBP: 0.328, SLG: 0.470 C B B B S S S X		2-3 		0-0 			3-1 	4-2 		3 0 0 0 1 1 1	
Shawn Green, L (1, 7) OBP: 0.338, SLG: 0.482 F X		0-1 			2-2 		0-0 	2-1 		4 1 1 0 0 1 4	
Charlie O'Brien, R (1, 2) OBP: 0.347, SLG: 0.429 C B C B S S S X		2-3 		2-2 		1-2 			1-3 	3 0 0 1 0 2 1	
Alex Gonzalez, R (1, 6) OBP: 0.288, SLG: 0.390 X			0-0 		3-1 		0-0 		3-3 	4 1 1 0 0 1 0	
Carlos Garcia, R (1, 4) OBP: 0.246, SLG: 0.297 S S F S S X			1-3 		0-0 			2-2 	0-0 	4 1 2 0 0 1 1	
Inning Stats	R: 0 H: 0 E: 1 LOB: 0 K: 0 BB: 0 S: 6 P: 8	R: 0 H: 1 E: 0 LOB: 1 K: 2 BB: 0 S: 12 P: 17	R: 1 H: 1 E: 0 LOB: 0 K: 1 BB: 0 S: 8 P: 10	R: 0 H: 0 E: 0 LOB: 0 K: 1 BB: 0 S: 5 P: 6	R: 0 H: 0 E: 0 LOB: 0 K: 1 BB: 0 S: 14 P: 21	R: 0 H: 2 E: 0 LOB: 2 K: 0 BB: 0 S: 7 P: 11	R: 1 H: 1 E: 0 LOB: 0 K: 0 BB: 0 S: 8 P: 12	R: 1 H: 1 E: 0 LOB: 3 K: 0 BB: 3 S: 20 P: 36	R: 0 H: 1 E: 0 LOB: 1 K: 2 BB: 0 S: 9 P: 15	1B: 4 SF: 3 2B: 3 SAC: 0 3B: 1 DP: 1 HR: 0 HBP: 0	WP: 0 PA: 37 PB: 0 SB: 2 CS: 0
PITCHER Shawn Boskie, R (1, 1) ERA: 5.54 Armando Benitez, R (8, 1) ERA: 3.44 Arthur Rhodes, L (8, 1) ERA: 2.44 Alan Mills, R (9, 1) ERA: 2.89	IP WLS BF H R ER SO BB IBB HBP BLK WP HR S P ERA WHIP 7.0 0 26 5 2 1 5 0 0 0 0 0 0 60 85 1.29 0.714 0.2 L 6 1 1 1 0 3 0 0 0 0 0 0 18 32 13.50 6.000 0.1 1 0 0 0 0 0 0 0 0 0 0 0 2 4 0.00 0.000 1.0 4 1 0 0 0 2 0 0 0 0 0 0 9 15 0.00 1.000	PITCHER IP WLS BF H R ER SO BB IBB HBP BLK WP HR S P ERA WHIP 0.2 L 6 1 1 1 0 3 0 0 0 0 0 0 18 32 13.50 6.000 0.1 1 0 0 0 0 0 0 0 0 0 0 0 2 4 0.00 0.000 1.0 4 1 0 0 0 2 0 0 0 0 0 0 9 15 0.00 1.000									

Toronto Blue Jays @ Baltimore Orioles
 Oriole Park at Camden Yards, Baltimore, MD

livebaseballscorecards.com

AB	31
R	3
H	7
RBI	3
BB	3
SO	7
LOB	15



Sun Jun 29 1997, 3:33 AM EDT
 Att. 47,763 - Sunny - 91 F

Batter	1	2	3	4	5	6	7	8	9	AB	R	H	RBI	BB	SO	LOB
Brady Anderson, L OBP: 0.424, SLG: 0.455 (1, 8)	4-2 SH3 E SH3 BB	3-2 P6		2-3 K			2-2 SH2-3 1B		0-1 FC4-6 1-2f	4	1	1	0	1	1	5
Roberto Alomar, S OBP: 0.371, SLG: 0.445 (1, 4)	1-1 SH3 1-2		1-0 FC4-6 1B	4-2 BB			0-0 SH2-3 1-2		1-2 K	2	0	1	0	1	1	1
Geronimo Berroa, R OBP: 0.368, SLG: 0.530 (1, 10)	2-3 K 2-H		0-0 F9	2-3 K			1-3 K		2-1 F8	5	0	0	0	0	3	6
Rafael Palmeiro, L OBP: 0.328, SLG: 0.430 (1, 3)	4-2 BB		1-0 FC4-6 1-2f				0-2 G3			3	0	0	0	1	0	2
Cal Ripken Jr., R OBP: 0.337, SLG: 0.435 (1, 5)	0-0 G4-3		2-2 G1-3				2-0 P3		2-2 P6	4	0	0	0	0	0	2
B.J. Surhoff, L OBP: 0.374, SLG: 0.516 (1, 7)		0-3 K2-3		4-1 BB 1B BB			1-0 G5-3		1-1 1B	3	1	1	0	1	1	0
Tony Tarasco, L OBP: 0.323, SLG: 0.383 (1, 9)		4-2 FC4-6 BB		4-2 1B 1-2 BB			1-3 K		0-0 P4	1	0	0	0	2	1	0
Pete Incaviglia, R OBP: 0.298, SLG: 0.372 (8, PH) (9, 9)		0-1 FC4-6 WP 1-2f		1-2 L8			3-2 F8		3-3 K	1	0	0	0	0	0	1
Tim Laker, R (1, 2)		4-1 BB 1-2 BB		1-0 BB 1-3 2-H 1B			0-3 K		0-0 FC4-6 1B	4	0	0	0	0	1	4
Mike Bordick, R OBP: 0.266, SLG: 0.285 (1, 6)										3	0	2	1	1	1	0

Inning Stats	R: 1	H: 0	E: 0	K: 12	S: 12	R: 0	H: 0	E: 0	K: 11	S: 11	R: 0	H: 1	E: 0	K: 0	S: 6	R: 1	H: 1	E: 0	K: 2	S: 16	R: 0	H: 0	E: 0	K: 5	S: 9	R: 0	H: 1	E: 0	K: 11	S: 11	R: 0	H: 1	E: 0	K: 9	S: 14	R: 0	H: 1	E: 0	K: 9	S: 15	R: 0	H: 1	E: 0	K: 8	S: 11	1B: 5	2B: 0	3B: 0	HR: 0	SF: 0	SAC: 2	DP: 0	HBP: 0
--------------	------	------	------	-------	-------	------	------	------	-------	-------	------	------	------	------	------	------	------	------	------	-------	------	------	------	------	------	------	------	------	-------	-------	------	------	------	------	-------	------	------	------	------	-------	------	------	------	------	-------	-------	-------	-------	-------	-------	--------	-------	--------

PITCHER	IP	WLS	BF	H	R	ER	SO	BB	IBB	HBP	BLK	WP	HR	S	P	ERA	WHIP
Juan Guzman, R ERA: 4.56 (1, 1)	3.0		14	1	1	0	2	4	0	0	0	1	0	29	55	0.00	1.667
Kelvim Escobar, R ERA: 2.08 (4, 1)	4.1	W	18	2	1	1	5	3	0	0	0	0	0	45	76	2.08	1.154
Dan Plesac, L ERA: 4.7 (8, 1)	1.1		6	2	0	0	2	0	0	0	0	0	0	12	17	0.00	1.500
Mike Timlin, R ERA: 2.65 (9, 1)	0.1	S	1	0	0	0	0	0	0	0	0	0	0	2	4	0.00	0.000

BOTTOM

Toronto Blue Jays @ Baltimore Orioles
Oriole Park at Camden Yards, Baltimore, MD


livebaseballscorecards.com

AB	30
R	2
H	5
RBI	1
BB	7
SO	9
LOB	21



WP: 1	PA: 39
PB: 0	
SB: 1	
CS: 0	

Sun Jun 29 1997, 3:33 AM EDT
Att: 47,763 - Sunny - 91 F

Batter	1	2	3	4	5	6	7	8	9	AB R H RBI BB SO LOB	TOP																					
Ricky Otero, S (1, 8) OBP: 0.300, SLG: 0.296	0-0 G3		0-0 SH2-4		0-0 G3-1			0-0 F7		3 0 0 0 0 0 0																						
Mickey Morandini, L (1, 4) OBP: 0.388, SLG: 0.418	0-0 F8		0-3 K			0-0 1B 2B		0-0 G5-3		4 0 1 0 0 1 2																						
Darren Daulton, L (1, 10) OBP: 0.392, SLG: 0.505	0-0 P5		0-3 K			0-0 FC6-4 1B		0-0 F7		4 0 1 0 0 1 2																						
Scott Rolen, R (1, 5) OBP: 0.358, SLG: 0.438		4-0 BB		0-0 SF8 3B		0-3 K		0-0 FC6-4 1B		3 1 2 0 1 1 2																						
Rico Brogna, L (1, 3) OBP: 0.292, SLG: 0.434		0-3 K		0-0 SF8		0-3 K		0-3 K		3 0 0 1 0 3 4																						
Gregg Jefferies, S (1, 7) OBP: 0.330, SLG: 0.364		0-3 K		0-0 P6		0-0 FC6-4		0-0 FC6-4		4 0 0 0 0 1 4																						
Derrick May, L (1, 9) OBP: 0.277, SLG: 0.321 Ruben Amaro Jr, S (9, PH) OBP: 0.309, SLG: 0.324		0-0 G1-5-3		0-0 F8			0-0 G1-3		0-0 F7	3 0 0 0 0 0 1 1 0 0 0 0 0 1	AB 31 R 1 H 6 RBI 1 BB 1 SO 10 LOB 16																					
Mike Lieberthal, R (1, 2) OBP: 0.261, SLG: 0.404			0-0 SH2-4 1B		0-3 K		0-3 K			3 0 1 0 0 2 0																						
Kevin Stocker, S (1, 6) OBP: 0.309, SLG: 0.315			0-0 SH2-4 1B		0-0 G1-3		0-3 K			3 0 1 0 0 1 0																						
Inning Stats	R: 0 E: 0 K: 0 S: 3	H: 0 LOB: 0 BB: 0 P: 3	R: 0 E: 0 K: 2 S: 7	H: 0 LOB: 1 BB: 1 P: 11	R: 0 E: 0 K: 2 S: 9	H: 2 LOB: 2 BB: 0 P: 9	R: 1 E: 0 K: 0 S: 4	H: 1 LOB: 0 BB: 0 P: 4	R: 0 E: 0 K: 1 S: 5	H: 0 LOB: 0 BB: 0 P: 5	R: 0 E: 0 K: 2 S: 9	H: 2 LOB: 2 BB: 0 P: 9	R: 0 E: 0 K: 2 S: 7	H: 0 LOB: 0 BB: 0 P: 7	R: 0 E: 0 K: 0 S: 3	H: 0 LOB: 0 BB: 0 P: 3	R: 0 E: 0 K: 1 S: 6	H: 1 LOB: 1 BB: 0 P: 6	1B: 4 2B: 1 3B: 1 HR: 0	SF: 1 SAC: 1 DP: 0 HBP: 0	WP: 0 PB: 0 SB: 0 CS: 0	PA: 34										
PITCHER 35 Mike Mussina, R (1, 1) ERA: 3.14 Jesse Orosco, L (9, 1) ERA: 1.54	IP 8.0	WLS W	BF 31	H 6	R 1	ER 1	SO 9	BB 1	IBB 0	HBP 0	BLK 0	WP 0	HR 0	S 48	P 52	ERA 1.12	WHIP 0.875															
											PITCHER	IP	WLS	BF	H	R	ER	SO	BB	IBB	HBP	BLK	WP	HR	S	P	ERA	WHIP				

Philadelphia Phillies @ Baltimore Orioles
Oriole Park at Camden Yards, Baltimore, MD
 Mon Jun 30 1997, 7:05 PM EDT
 Att. 47,837 - Unknown - 87 F

livebaseballscorecards.com

Batter	1	2	3	4	5	6	7	8	9
Brady Anderson, L (1, 8) OBP: 0.421, SLG: 0.449	0-0 G3-1		1-0 1B 1B HBP	0-0 F8		0-0 P6		0-0 F7	
Roberto Alomar, S (1, 4) OBP: 0.371, SLG: 0.444	0-0 G6-3		0-0 1B 1-3 HR 1B	0-0 G5-3			0-0 S 1B 1B	0-0 G1-3	
Geronimo Berroa, R (1, 10) OBP: 0.365, SLG: 0.524	0-0 F7		0-0 1-3 HR BB 1B 3-H	0-0 G6-3			0-0 F3 1-2	0-0 G5-3	
Rafael Palmeiro, L (1, 3) OBP: 0.327, SLG: 0.426		0-0 F8	4-0 1-2 HR BB		0-0 F7		0-0 F7		
Cal Ripken Jr., R (1, 5) OBP: 0.339, SLG: 0.443		0-3 K	0-0 1-H 2-H 3-H HR		0-0 G3-1		4-0 1B 1B BB		
B.J. Surhoff, L (1, 7) OBP: 0.379, SLG: 0.516		4-0 WP BB	4-0 G5-3 1B BB		0-0 F3		0-0 1B 1-3 2-H 1B		
Jeffrey Hammonds, R (1, 9) OBP: 0.321, SLG: 0.473		4-0 BB	0-0 G5-3		0-3 K		0-0 1-3 3-H 1B		
Tony Tarasco, L (7, PR) (8, 9) OBP: 0.323, SLG: 0.383		1-2 BB	1-2 G5-3		0-0 K		0-0 1-3 3-H 1B		
Lenny Webster, R (1, 2) OBP: 0.299, SLG: 0.314		0-0 G5-3	0-0 FC6-4 2-H 1B		0-0 G6-3		0-3 K		
Mike Bordick, R (1, 6) OBP: 0.269, SLG: 0.289			0-0 G1-3 FC6-4		4-0 BB		0-0 G1-3 2B		

AB	R	H	RBI	BB	SO	LOB
4	1	0	0	0	0	2
5	2	2	0	0	0	1
5	1	1	1	0	0	2
3	1	0	0	1	0	1
3	2	1	4	1	1	0
2	1	1	1	2	0	0
3	0	1	1	1	1	1
0	0	0	0	0	0	0
4	0	1	1	0	1	4
3	0	1	0	1	0	1

BOTTOM

Philadelphia Phillies @ Baltimore Orioles
Oriole Park at Camden Yards, Baltimore, MD
 Mon Jun 30 1997, 7:05 PM EDT
 Att: 47,837 - Unknown - 87 F

livebaseballscorecards.com

AB	32
R	8
H	8
RBI	8
BB	6
SO	3
LOB	12



1B: 6	SF: 0	WP: 1	PA: 39
2B: 1	SAC: 0	PB: 0	
3B: 0	DP: 0	SB: 1	
HR: 1	HBP: 1	CS: 0	

Inning Stats		R: 0	H: 0	E: 0	LOB: 0	K: 0	BB: 0	S: 3	R: 0	H: 0	E: 0	LOB: 2	K: 1	BB: 2	S: 5	R: 6	H: 4	E: 0	LOB: 1	K: 0	BB: 2	S: 7	R: 0	H: 0	E: 0	LOB: 0	K: 0	BB: 0	S: 3	R: 0	H: 0	E: 0	LOB: 0	K: 0	BB: 0	S: 3	R: 0	H: 0	E: 0	LOB: 1	K: 1	BB: 1	S: 5	R: 2	H: 3	E: 0	LOB: 2	K: 1	BB: 1	S: 8	R: 0	H: 1	E: 0	LOB: 1	K: 0	BB: 0	S: 4	R: 0	H: 1	E: 0	LOB: 1	K: 0	BB: 0	S: 4
--------------	--	------	------	------	--------	------	-------	------	------	------	------	--------	------	-------	------	------	------	------	--------	------	-------	------	------	------	------	--------	------	-------	------	------	------	------	--------	------	-------	------	------	------	------	--------	------	-------	------	------	------	------	--------	------	-------	------	------	------	------	--------	------	-------	------	------	------	------	--------	------	-------	------

PITCHER		IP	WLS	BF	H	R	ER	SO	BB	IBB	HBP	BLK	WP	HR	S	P	ERA	WHIP
Calvin Maduro, R (1, 1) ERA: 6.85	(1, 1)	6.0	L	28	4	6	6	2	5	0	1	0	1	1	26	47	9.00	1.500
Reggie Harris, R (7, 1) ERA: 5.26	(7, 1)	1.0		7	3	2	2	1	1	0	0	0	0	0	8	12	18.00	4.000
Wayne Gomes, R (8, 1) ERA: 4.91	(8, 1)	1.0		4	1	0	0	0	0	0	0	0	0	4	4	0.00	1.000	

Batter	1	2	3	4	5	6	7	8	9	AB R H RBI BB SO LOB	TOP	
Ricky Otero, S (1, 8) OBP: 0.287, SLG: 0.282 Mike Lieberthal, R (9, PH) OBP: 0.260, SLG: 0.402	0-0 G4-3		0-0 CS	0-0 G1-3	0-0 FC6-4		0-0 G3		0-3 K	4 0 0 0 0 0 2 1 0 0 0 0 1 1		
Mickey Morandini, L (1, 4) OBP: 0.383, SLG: 0.412	0-0 G6-3			0-0 E3 1B S 1B	0-0 G3			0-0 L4		4 1 0 0 0 0 1		
Darren Daulton, L (1, 10) OBP: 0.390, SLG: 0.498	0-0 G3			4-0 1B 1B 1-2 BB		0-0 E3		0-0 E3 F8 1B		3 0 0 0 1 0 0		
Scott Rolen, R (1, 5) OBP: 0.363, SLG: 0.443		0-0 G4-6-3 1B		0-0 1B 1-2 2-3		0-3 K		0-0 F8 1-2 1B		4 0 3 0 0 1 1		
Rico Brogna, L (1, 3) OBP: 0.295, SLG: 0.433		0-0 G4-6-3 1-2f		0-0 1B 1-2 2-3		4-0 L3 1-2 BB		0-0 F8 1-2 2-3		3 0 1 1 1 0 3		
Gregg Jefferies, S (1, 7) OBP: 0.326, SLG: 0.359		0-0 G2-3		0-0 L6		0-0 L3 1-1		0-0 P5		4 0 0 0 0 0 7		
Derrick May, L (1, 9) OBP: 0.276, SLG: 0.321 Kevin Seifick, R (9, PH) OBP: 0.267, SLG: 0.256			0-0 G1	0-0 F8			0-0 G6-3 S 1B		4-0 DI BB	3 0 1 0 0 0 3 0 0 0 0 1 0 0		
Mark Parent, R (1, 2) OBP: 0.202, SLG: 0.179 23 Kevin Jordan, R (9, PH) OBP: 0.213, SLG: 0.404			0-3 K		0-0 FC6-4 1B		0-0 G6-3		0-3 K	3 0 1 0 0 1 1 1 0 0 0 0 1 1		
Kevin Stocker, S (1, 6) OBP: 0.309, SLG: 0.316 Ruben Amaro Jr, S (9, PH) OBP: 0.305, SLG: 0.319			0-0 CS 1B		0-0 F7		0-0 G3		0-3 K	3 0 1 0 0 0 2 1 0 0 0 0 1 1		
Inning Stats	R: 0 H: 0 E: 0 LOB: 0 K: 0 BB: 0 S: 3 P: 3	R: 0 H: 1 E: 0 LOB: 0 K: 0 BB: 0 S: 3 P: 3	R: 0 H: 1 E: 0 LOB: 0 K: 1 BB: 0 S: 5 P: 5	R: 1 H: 2 E: 1 LOB: 3 K: 0 BB: 1 S: 6 P: 10	R: 0 H: 1 E: 0 LOB: 1 K: 0 BB: 0 S: 4 P: 4	R: 0 H: 0 E: 1 LOB: 1 K: 1 BB: 1 S: 5 P: 9	R: 0 H: 1 E: 0 LOB: 1 K: 0 BB: 0 S: 4 P: 4	R: 0 H: 1 E: 1 LOB: 2 K: 0 BB: 0 S: 5 P: 5	R: 0 H: 0 E: 0 LOB: 1 K: 3 BB: 1 S: 9 P: 13	1B: 7 SF: 0 2B: 1 SAC: 0 3B: 0 DP: 2 HR: 0 HBP: 0	WP: 0 PA: 38 PB: 0 SB: 2 CS: 1	
PITCHER	IP WLS BF H R ER SO BB IBB HBP BLK WP HR S P ERA WHIP											
Scott Erickson, R (1, 1) ERA: 3.07	7.1 W 31 7 1 0 2 2 0 0 0 0 0 0 33 41 0.00 1.227											
Jesse Orosco, L (8, 1) ERA: 1.5	0.2 2 0 0 0 0 0 0 0 0 0 0 0 2 2 0.00 0.000											
Randy Myers, L (9, 1) ERA: 1.39	1.0 S 4 0 0 0 3 1 0 0 0 0 0 0 9 13 0.00 1.000											

Philadelphia Phillies @ Baltimore Orioles
 Oriole Park at Camden Yards, Baltimore, MD

Tue Jul 01 1997, 7:05 PM EDT
 Att. 47,610 - Unknown - 79 F

AB 34
 R 1
 H 7
 RBI 1
 BB 3
 SO 5
 LOB 23



WP: 0 PA: 38
 PB: 0
 SB: 2
 CS: 1

ERA WHIP

Batter	1	2	3	4	5	6	7	8	9	AB	R	H	RBI	BB	SO	LOB
Roberto Alomar, S (1, 4) OBP: 0.368, SLG: 0.439	0-0 G2	0-0 G4-3		0-0 1B		0-0 G3		0-0 F9		5	0	1	0	0	0	1
Jeffrey Hammonds, R (1, 8) OBP: 0.318, SLG: 0.466	0-0 1B		0-0 G5-3	0-3 K		0-0 P3		0-3 K		5	0	1	0	0	2	2
Rafael Palmeiro, L (1, 3) OBP: 0.328, SLG: 0.435	0-0 F8		0-0 F7	0-0 F9			0-0 HR	0-0 1B		5	1	2	1	0	0	3
Geronimo Berroa, R (1, 10) OBP: 0.385, SLG: 0.522	0-0 1B		0-0 1B		0-3 K		0-0 F9	0-0 P4		5	0	2	0	0	1	1
Cal Ripken Jr., R (1, 5) OBP: 0.344, SLG: 0.450	0-0 L5		0-0 1B		0-0 G4-3		0-0 1B			4	1	3	0	0	0	2
B.J. Surhoff, L (1, 7) OBP: 0.377, SLG: 0.510		1-0 2B SF7 HBP	0-3 K		0-0 G4-3		0-0 F7			3	1	0	0	0	1	4
Pete Incaviglia, R (1, 9) OBP: 0.310, SLG: 0.382		0-0 2B			0-0 F9		0-0 1B			2	0	1	0	2	0	0
Tony Tarasco, L (7, PR) OBP: 0.323, SLG: 0.383		1-3 2B			0-0 BB		0-0 BB			0	0	0	0	0	0	0
Lenny Webster, R (1, 2) OBP: 0.306, SLG: 0.349		0-0 P4		0-0 HR	0-0 G4-3		0-0 1B			4	1	2	2	0	0	4
Mike Bordick, R (1, 6) OBP: 0.269, SLG: 0.289		0-0 SF7		0-0 1B		0-0 F8		0-0 P6		3	0	1	1	0	0	2

Inning Stats	R: 0	H: 2	E: 0	K: 5	S: 5	R: 1	H: 1	E: 0	K: 0	S: 4	R: 0	H: 2	E: 0	K: 1	S: 7	R: 1	H: 3	E: 0	K: 1	S: 8	R: 0	H: 1	E: 0	K: 1	S: 6	R: 0	H: 0	E: 0	K: 0	S: 3	R: 2	H: 3	E: 0	K: 0	S: 6	R: 0	H: 1	E: 0	K: 1	S: 6		
	0	2	0	5	5	1	1	0	0	4	0	2	0	1	7	1	3	0	1	8	0	1	0	0	6	0	0	0	3	2	3	0	0	6	0	1	0	6	0	1	0	6

PITCHER	IP	WLS	BF	H	R	ER	SO	BB	IBB	HBP	BLK	WP	HR	S	P	ERA	WHIP
55 Matt Beech, L (1, 1) ERA: 5.72	6.0	L	30	10	3	3	3	1	0	0	0	0	2	34	39	4.50	1.833
Ron Blazier, R (7, 1) ERA: 6.43	1.0		6	2	1	1	0	1	0	0	0	0	0	5	9	9.00	3.000
Billy Brewer, L (8, 1) ERA: 6.75	0.2		3	1	0	0	1	0	0	0	0	0	0	5	5	0.00	1.500
Wayne Gomes, R (8, 1) ERA: 4.76	0.1		1	0	0	0	0	0	0	0	0	0	0	1	1	0.00	0.000

BOTTOM

Philadelphia Phillies @ Baltimore Orioles
Oriole Park at Camden Yards, Baltimore, MD
 Tue Jul 01 1997, 7:05 PM EDT
 Att: 47,610 - Unknown - 79 F

AB	36
R	4
H	13
RBI	4
BB	2
SO	4
LOB	19



WP	HR	S	P	ERA	WHIP
0	0	0	0	0	0

Batter	1	2	3	4	5	6	7	8	9	AB R H RBI BB SO LOB	TOP																
Rob Butler, L OBP: 0.330, SLG: 0.412 (1, 8) C X	0-1 G4-3		1-1 1B		2-1 G4-3		3-3 K		0-1 G6-3	5 0 1 0 0 1 1																	
Mickey Morandini, L OBP: 0.386, SLG: 0.413 (1, 4) B C B B X	3-1 G4-3		1-0 SF8		4-0 BB		4-2 BB		1-1 FC6-4 1B	2 0 1 1 2 0 0																	
Darren Daulton, L OBP: 0.382, SLG: 0.487 (1, 10) B F B B X	3-1 L9		1-1 F9		2-2 F7		2-2 F7		1-2 FC6-4 1-2f	5 0 0 0 0 0 5																	
Scott Rolen, R OBP: 0.363, SLG: 0.462 (1, 5) F C C		0-3 K		1-0 HR		1-2 HR		1-1 L9	3-3 K	5 2 2 2 0 2 2																	
Rico Brogna, L OBP: 0.291, SLG: 0.427 (1, 3) C B B F B F T T T X		2-3 K		2-0 F7		0-0 G5-3		2-3 K		4 0 0 0 0 2 0																	
Gregg Jefferies, S OBP: 0.328, SLG: 0.361 (1, 7) B C B B X		2-1 1B		2-2 1B		3-2 G4-3		1-0 L7		4 0 2 0 0 0 0																	
Ruben Amaro Jr, S OBP: 0.314, SLG: 0.368 (1, 9) 1 SAFE B 1 SAFE 1 SAFE 1 SAFE C 1 SAFE B 1 SAFE F		2-2 F9		1-2 P6		2-0 HR		2-1 HR 1B		4 2 2 1 0 0 1																	
Mike Lieberthal, R OBP: 0.268, SLG: 0.431 (1, 2) B C B T T T X		0-3 K			X	0-0 G4-3 2B		1-1 HR 1H		4 1 3 2 0 1 0																	
Kevin Stocker, S OBP: 0.308, SLG: 0.315 (1, 6) B S B F T T T X			2-2 1B SF8 1B		2-0 G3-1		2-1 G5-3		2-2 G4-3	4 1 1 0 0 0 2																	
Inning Stats	R: 0 E: 0 K: 0 S: 6	H: 0 LOB: 0 BB: 0 P: 12	R: 0 E: 0 K: 2 S: 14	H: 1 LOB: 1 BB: 0 P: 20	R: 1 E: 0 K: 1 S: 14	H: 2 LOB: 1 BB: 0 P: 19	R: 1 E: 0 K: 0 S: 9	H: 2 LOB: 0 BB: 0 P: 15	R: 0 E: 0 K: 0 S: 7	H: 1 LOB: 2 BB: 1 P: 17	R: 2 E: 0 K: 0 S: 13	H: 3 LOB: 1 BB: 0 P: 23	R: 0 E: 0 K: 1 S: 14	H: 0 LOB: 1 BB: 1 P: 24	R: 2 E: 0 K: 1 S: 11	H: 2 LOB: 0 BB: 0 P: 19	R: 0 E: 0 K: 1 S: 10	H: 1 LOB: 1 BB: 0 P: 15	1B: 6 2B: 2 3B: 0 HR: 4	SF: 1 SAC: 0 DP: 0 HBP: 0	WP: 0 PB: 0 SB: 0 CS: 0	PA: 40					
PITCHER	IP WLS BF H R ER SO	WLS BF H R ER SO	WLS BF H R ER SO	WLS BF H R ER SO	WLS BF H R ER SO	WLS BF H R ER SO	WLS BF H R ER SO	WLS BF H R ER SO	WLS BF H R ER SO	WLS BF H R ER SO	WLS BF H R ER SO	WLS BF H R ER SO	WLS BF H R ER SO	WLS BF H R ER SO	WLS BF H R ER SO	WLS BF H R ER SO	WLS BF H R ER SO	WLS BF H R ER SO	WLS BF H R ER SO	WLS BF H R ER SO	WLS BF H R ER SO	WLS BF H R ER SO	WLS BF H R ER SO	ERA WHIP	ERA WHIP		
Scott Kamieniecki, R ERA: 3.92 (1, 1)	5.2		26	9	4	4	3	1	0	0	0	0	0	3	61	102	6.35	1.765									
Arthur Rhodes, L ERA: 2.7 (6, 1)	2.1	W	10	2	2	2	2	1	0	0	0	0	0	1	27	47	7.71	1.286									
Terry Mathews, R ERA: 3.68 (9, 1)	1.0		4	1	0	0	1	0	0	0	0	0	0	0	10	15	0.00	1.000									

Philadelphia Phillies @ Baltimore Orioles
 Oriole Park at Camden Yards, Baltimore, MD
 Wed Jul 02 1997, 3:33 AM EDT
 Att. 47,785 - Cloudy - 83 F

livebaseballscorecards.com

AB	37
R	6
H	12
RBI	6
BB	2
SO	6
LOB	11



Batter	1	2	3	4	5	6	7	8	9	AB	R	H	RBI	BB	SO	LOB
Brady Anderson, L (1, 8) OBP: 0.421, SLG: 0.444	2-1 G1-3	4-2 BB		0-0 P6		3-2 L8	4-2 1B			3	0	0	0	2	0	2
Roberto Alomar, S (1, 4) OBP: 0.379, SLG: 0.457	2-2 1B	4-1 SAFE 1B		4-1 FC6-4 1-2 BB		1-1 1-H HR	3-2 1-3 2-H 1B			3	2	3	3	2	0	0
Geronimo Berroa, R (1, 10) OBP: 0.379, SLG: 0.512	0-1 SAFE L9	3-2 F7		2-0 FC6-4 1-2f		3-1 G6-3	3-3 1-2 K			5	0	0	0	0	1	7
Rafael Palmeiro, L (1, 3) OBP: 0.329, SLG: 0.442	4-1 1B			3-2 HR		3-1 F8	2-3 K	1-3 K		4	1	1	1	1	2	0
Cal Ripken Jr., R (1, 5) OBP: 0.348, SLG: 0.453	0-0 1B			1-1 L4-3		3-2 1B	2-1 FC6-5 WP 1B	3-1 G6-3		5	0	3	1	0	0	0
B.J. Surhoff, L (1, 7) OBP: 0.381, SLG: 0.508	4-2 1-2 BB			3-2 G6-3		1-2 F8	4-0 BB FC6-5 2B IBB	0-2 HR 1B		3	2	1	0	2	0	1
Jeffrey Hammonds, R (1, 9) OBP: 0.316, SLG: 0.474	2-3 K			0-3 K		0-0 F9	2-1 FC6-5 2B	0-1 1-H HR		5	2	1	2	0	2	6
Tim Laker, R (1, 2)				1-3 K		1-3 K	4-1 FC4-6 BB	4-1 2B BB		2	0	0	0	1	2	0
Tony Tarasco, L (7, PH) OBP: 0.328, SLG: 0.383										0	1	0	0	1	0	0
Lenny Webster, R (8, 2) OBP: 0.303, SLG: 0.345										1	0	0	0	0	1	0
Jeff Reboulet, R (1, 6) OBP: 0.293, SLG: 0.250				4-2 BB BB		2-1 FC4-6 1-2f HR	2-2 1-H 2-H 3-H 1B 2B			3	2	1	3	1	1	1

Inning Stats	R: 1	H: 2	E: 0	K: 1	S: 16	LOB: 3	BB: 2	P: 30	R: 0	H: 0	E: 0	K: 2	S: 15	LOB: 2	BB: 2	P: 27	R: 1	H: 1	E: 0	K: 1	S: 13	LOB: 0	BB: 0	P: 20	R: 0	H: 0	E: 0	K: 1	S: 9	LOB: 2	BB: 2	P: 20	R: 0	H: 1	E: 0	K: 0	S: 10	LOB: 1	BB: 0	P: 17	R: 2	H: 1	E: 0	K: 10	S: 10	LOB: 0	BB: 1	P: 23	R: 4	H: 3	E: 0	K: 2	S: 21	LOB: 2	BB: 3	P: 47	R: 2	H: 2	E: 0	K: 2	S: 13	LOB: 0	BB: 0	P: 17
--------------	------	------	------	------	-------	--------	-------	-------	------	------	------	------	-------	--------	-------	-------	------	------	------	------	-------	--------	-------	-------	------	------	------	------	------	--------	-------	-------	------	------	------	------	-------	--------	-------	-------	------	------	------	-------	-------	--------	-------	-------	------	------	------	------	-------	--------	-------	-------	------	------	------	------	-------	--------	-------	-------

PITCHER	IP	WLS	BF	H	R	ER	SO	BB	IBB	HBP	BLK	WP	HR	S	P	ERA	WHIP
Garrett Stephenson, R (1, 1) ERA: 4.14	5.0		25	4	2	2	5	6	0	0	0	0	1	63	114	3.60	2.000
Jerry Spradlin, R (6, 1) ERA: 4.87	1.2	L	11	3	6	6	1	2	1	0	0	1	1	22	51	32.40	3.000
Billy Brewer, L (7, 1) ERA: 6.35	0.1		3	1	0	0	1	1	0	0	0	0	0	9	19	0.00	6.000
Ricky Bottalico, R (8, 1) ERA: 4.08	1.0		5	2	2	2	2	0	0	0	0	0	1	13	17	18.00	2.000

BOTTOM

Philadelphia Phillies @ Baltimore Orioles
Oriole Park at Camden Yards, Baltimore, MD

Wed Jul 02 1997, 3:33 AM EDT
 Att: 47,785 - Cloudy - 83 F

livebaseballscores.com

AB	34
R	10
H	10
RBI	10
BB	10
SO	9
LOB	17



1B:	6	SF:	0	WP:	1	PA:	44
2B:	1	SAC:	0	PB:	0		
3B:	0	DP:	0	SB:	1		
HR:	3	HBP:	0	CS:	0		

Batter	1	2	3	4	5	6	7	8	9	AB R H RBI BB SO LOB	TOP
Brady Anderson, L (1, 8) <small>OBP: 0.422, SLG: 0.451</small> Jeff Reboulet, R (8, PH) <small>OBP: 0.290, SLG: 0.247</small> (8, 4)	1-0 1B	0-0 L7	2-2 3B			0-3 K		3-2 G6-3		4 1 2 1 0 1 1 1 0 0 0 0 0 0	
Roberto Alomar, S (1, 4) <small>OBP: 0.374, SLG: 0.450</small> Pete Incaviglia, R (8, PH) <small>OBP: 0.315, SLG: 0.394</small> (8, 7)	3-2 G1-3	1-2 G4-3	0-1 G3			1-1 G4-3		0-0 1B	2B	4 0 0 0 0 0 3 1 1 1 0 0 0 0	
Geronimo Berroa, R (1, 10) <small>OBP: 0.383, SLG: 0.511</small>	4-2 HBP 2B BB		4-1 1B 1B BB	0-1 P3		1-0 P5		2-0 1B		3 2 1 1 2 0 0	
Rafael Palmeiro, L (1, 3) <small>OBP: 0.332, SLG: 0.443</small>	1-0 2B HBP		0-0 1B 1B 2B 1B	3-2 L3			3-1 G4-3 2B 1B	1-3 K		4 2 2 0 0 1 1	
Cal Ripken Jr., R (1, 5) <small>OBP: 0.346, SLG: 0.449</small>	3-1 F7		1-1 1B 2B 1B	1-0 F9			1-0 G4-3		0-0 G3	5 1 1 0 0 0 3	
B.J. Surhoff, L (1, 7) <small>OBP: 0.383, SLG: 0.512</small> Tony Tarasco, L (7, 9) <small>OBP: 0.333, SLG: 0.389</small>	2-0 2B		0-2 2B G6-3 1B	2-2 G4-3			1-2 L9		2-1 1B	4 1 2 2 0 0 1 1 0 1 0 0 0 0	
Jeffrey Hammonds, R (1, 9) <small>OBP: 0.322, SLG: 0.500</small> (7, 7) (8, 8)	1-2 G1-3		1-0 3B 2B	1-0 HR			2-1 2B		0-0 F7	5 2 3 4 0 0 3	
Lenny Webster, R (1, 2) <small>OBP: 0.299, SLG: 0.339</small>		1-2 P2	1-0 G6-3	2-0 G4-6-3 1B			0-0 L6		2-3 K	5 0 1 1 0 1 3	
Mike Bordick, R (1, 6) <small>OBP: 0.268, SLG: 0.289</small>		3-2 1B	1-0 F8	0-0 G4-6-3			3-1 L7			4 0 1 0 0 0 2	
Inning Stats	R: 2 H: 2 E: 0 LOB: 2 K: 0 BB: 1 S: 14 P: 29	R: 0 H: 1 E: 0 LOB: 1 K: 0 BB: 0 S: 12 P: 17	R: 5 H: 5 E: 0 LOB: 1 K: 0 BB: 1 S: 15 P: 25	R: 0 H: 0 E: 0 LOB: 0 K: 0 BB: 0 S: 9 P: 13	R: 1 H: 2 E: 0 LOB: 0 K: 0 BB: 0 S: 6 P: 11	R: 0 H: 0 E: 0 LOB: 0 K: 1 BB: 0 S: 6 P: 8	R: 1 H: 2 E: 0 LOB: 1 K: 0 BB: 0 S: 10 P: 17	R: 1 H: 2 E: 0 LOB: 1 K: 1 BB: 0 S: 10 P: 19	R: 0 H: 1 E: 0 LOB: 1 K: 1 BB: 0 S: 8 P: 12	1B: 9 SF: 0 2B: 4 SAC: 0 3B: 1 DP: 1 HR: 1 HBP: 1	WP: 0 PA: 44 PB: 0 SB: 1 CS: 0
PITCHER	IP WLS BF H R ER SO BB IBB HBP BLK WP HR S P ERA WHIP Felipe Lira, R (1, 1) <small>ERA: 5.6</small> Mike Myers, L (8, 1) <small>ERA: 6.2</small> Jose Bautista, R (9, 1) <small>ERA: 6.09</small>	7.0 L 35 12 9 9 1 2 0 0 0 0 0 0 10 19 11.57 2.000	1.0 5 2 1 1 1 0 0 0 0 0 0 0 8 12 0.00 1.000								

Baltimore Orioles @ Detroit Tigers
 Tiger Stadium, Detroit, MI
 Thu Jul 03 1997, 7:05 PM EDT
 Att. 13,209 - Unknown - 68 F

AB	41
R	10
H	15
RBI	9
BB	2
SO	3
LOB	17



Batter	1	2	3	4	5	6	7	8	9	AB	R	H	RBI	BB	SO	LOB
Brian Hunter, R OBP: 0.314, SLG: 0.335 Bobby Higginson, L OBP: 0.348, SLG: 0.471	1-1 CS 1B			0-0 F9		2-3 K		2-1 F7		3	0	1	0	0	1	1
Damion Easley, R OBP: 0.360, SLG: 0.490	0-0 P5 1-2			3-2 F9 2B		3-2 P3		0-1 L4		4	0	1	0	0	0	4
Travis Fryman, R OBP: 0.355, SLG: 0.479 Orlando Miller, R OBP: 0.244, SLG: 0.390	3-3 K			2-2 F9 2-3		0-0 F9		2-2 G6-3		3	0	0	0	0	1	1
Tony Clark, S OBP: 0.403, SLG: 0.570 Bob Hamelin, L OBP: 0.409, SLG: 0.546			4-2 G4-3 BB	3-2 F9		0-1 P3		4-2 BB		2	0	0	0	1	0	1
Phil Nevin, R OBP: 0.365, SLG: 0.459			2-2 G4-3 1-2f		0-0 G6-3		3-2 G5-3		1-3 K	4	0	0	0	0	1	2
Melvin Nieves, S OBP: 0.350, SLG: 0.478			2-3 K		1-1 L9		0-0 L8		1-2 G4-3	4	0	0	0	0	1	1
Raul Casanova, S OBP: 0.338, SLG: 0.413			3-2 G6-3		2-2 F9		2-0 HR			3	1	1	1	0	0	0
Jody Reed, R OBP: 0.292, SLG: 0.226			1-0 P3		0-0 F8		4-2 1B BB			2	0	0	0	1	0	0
Deivi Cruz, R OBP: 0.234, SLG: 0.300			1-1 G1-3		1-0 2B		0-0 1B			3	0	2	0	0	0	0


Inning Stats	R: 0	H: 1	E: 0	K: 1	S: 7	LOB: 0	BB: 0	P: 11	R: 0	H: 0	E: 0	K: 1	S: 11	LOB: 0	BB: 1	P: 19	R: 0	H: 0	E: 0	K: 0	S: 6	LOB: 0	BB: 0	P: 11	R: 0	H: 1	E: 0	K: 0	S: 11	LOB: 1	BB: 0	P: 19	R: 0	H: 0	E: 0	K: 0	S: 6	LOB: 0	BB: 0	P: 9	R: 0	H: 1	E: 0	K: 1	S: 9	LOB: 1	BB: 0	P: 15	R: 0	H: 0	E: 0	K: 0	S: 6	LOB: 0	BB: 0	P: 9	R: 1	H: 2	E: 0	K: 0	S: 9	LOB: 2	BB: 1	P: 17	R: 0	H: 0	E: 0	K: 1	S: 12	LOB: 1	BB: 1	P: 20	1B: 2	2B: 2	3B: 0	HR: 1	SF: 0	SAC: 0	DP: 1	HBP: 0	WP: 0	PA: 33
PITCHER Jimmy Key, L ERA: 2.55 Terry Mathews, R ERA: 3.56	IP	WLS	BF	H	R	ER	SO	BB	IBB	HBP	BLK	WP	HR	S	P	ERA	WHIP																																																																	
	8.0	W	29	5	1	1	3	2	0	0	0	0	0	65	110	1.12	0.875																																																																	
	1.0		4	0	0	0	1	1	0	0	0	0	0	12	20	0.00	1.000																																																																	

BOTTOM

Baltimore Orioles @ Detroit Tigers
Tiger Stadium, Detroit, MI

Thu Jul 03 1997, 7:05 PM EDT
Att: 13,209 - Unknown - 68 F

AB	30
R	1
H	5
RBI	1
BB	3
SO	4
LOB	12



Batter	1	2	3	4	5	6	7	8	9	AB R H RBI BB SO LOB	TOP											
Brady Anderson, L (1, 8) OBP: 0.419, SLG: 0.446	0-0 L8		2-2 G4-3	1-0 HBP HBP	0-2 G4-1			3-1 F9		4 0 0 0 0 0 4												
Roberto Alomar, S (1, 4) OBP: 0.371, SLG: 0.444	2-1 P2		2-0 F8	4-2 HBP		3-1 F7			1-1 G1-3	4 0 0 1 0 0 1												
Geronimo Berroa, R (1, 10) OBP: 0.383, SLG: 0.505	2-3 K		4-2 1B BB	0-3 K		2-2 F9			4-0 1B BB	3 0 0 0 2 2 3												
Rafael Palmeiro, L (1, 3) OBP: 0.331, SLG: 0.439		0-0 F8	0-0 1B		0-1 G3	0-0 G4-3			0-1 F8	5 0 1 1 0 0 1												
Cal Ripken Jr., R (1, 5) OBP: 0.346, SLG: 0.446		1-0 L9	2-3 K		4-2 1B BB				1-2 1B	4 1 1 0 1 1 2												
B.J. Surhoff, L (1, 7) OBP: 0.386, SLG: 0.510		4-0 BB		4-0 SH1-4 HBP BB	1-2 1B				0-1 G3-1	3 1 1 0 2 0 2												
Jeffrey Hammonds, R (1, 9) OBP: 0.321, SLG: 0.495		1-2 F8		1-2 HBP SH1-4 1B	3-2 F9					4 0 1 0 0 1 3												
Lenny Webster, R (1, 2) OBP: 0.308, SLG: 0.347			1-0 2B 1B	2-1 SH1-4	1-2 BB				2-2 G5-3	3 1 2 1 0 0 0												
Mike Bordick, R (1, 6) OBP: 0.272, SLG: 0.293			1-1 G4-3 1B 2B	0-0 P3	4-1 BB				0-1 G6-3	3 1 1 1 1 0 2												
Inning Stats	R: 0 E: 0 K: 1 S: 7	H: 0 LOB: 0 BB: 0 P: 11	R: 0 E: 0 K: 0 S: 5	H: 0 LOB: 1 BB: 1 P: 11	R: 2 E: 0 K: 1 S: 14	H: 3 LOB: 2 BB: 1 P: 26	R: 1 E: 0 K: 1 S: 11	H: 1 LOB: 3 BB: 1 P: 23	R: 1 E: 0 K: 0 S: 18	H: 2 LOB: 3 BB: 2 P: 31	R: 0 E: 0 K: 0 S: 7	H: 0 LOB: 0 BB: 0 P: 12	R: 0 E: 0 K: 1 S: 7	H: 0 LOB: 0 BB: 0 P: 12	R: 0 E: 0 K: 0 S: 7	H: 0 LOB: 0 BB: 0 P: 12	R: 0 E: 0 K: 0 S: 9	H: 1 LOB: 2 BB: 1 P: 15	1B: 6 2B: 1 3B: 0 HR: 0	SF: 0 SAC: 1 DP: 0 HBP: 2	WP: 0 PB: 0 SB: 0 CS: 0	PA: 42
PITCHER	IP WLS BF H R ER SO BB IBB HBP BLK WP HR S P ERA WHIP																					
Greg Keagle, R (1, 1) ERA: 7.71	4.2 L 26 6 4 4 3 4 0 2 0 0 0 51 94 7.71 2.143																					
A.J. Sager, R (5, 1) ERA: 3.02	3.0 10 0 0 0 1 1 0 0 0 0 0 23 39 0.00 0.333																					
Mike Myers, L (8, 1) ERA: 5.96	1.0 4 0 0 0 0 1 0 0 0 0 0 6 14 0.00 1.000																					
Dan Miceli, R (9, 1) ERA: 5.31	0.1 2 1 0 0 0 0 0 0 0 0 0 5 6 0.00 3.000																					

Baltimore Orioles @ Detroit Tigers
Tiger Stadium, Detroit, MI
Fri Jul 04 1997, 3:33 AM EDT
Cloudy - 66 F

livebaseballscorecards.com

AB 33
R 4
H 7
RBI 4
BB 6
SO 4
LOB 18



BOTTOM

Baltimore Orioles @ Detroit Tigers
Tiger Stadium, Detroit, MI
Fri Jul 04 1997, 3:33 AM EDT
Cloudy - 66 F

livebaseballscorecards.com

AB	36
R	3
H	11
RBI	3
BB	4
SO	8
LOB	23



WP:	0	PA:	41
PB:	0		
SB:	0		
CS:	0		

AB R H RBI BB SO LOB

4	0	2	1	0	1	1
4	0	2	1	1	0	3
5	0	0	0	0	2	6
4	0	1	0	1	0	1
0	0	0	0	0	0	0
2	1	1	1	1	1	1
2	0	1	0	0	1	1
3	0	0	0	1	1	4
4	0	0	0	0	1	3
4	1	2	0	0	0	2
4	1	2	0	0	1	1

1B:	8	SF:	1
2B:	2	SAC:	0
3B:	0	DP:	1
HR:	1	HBP:	0

Batter	1	2	3	4	5	6	7	8	9
Brian Hunter, R OBP: 0.315, SLG: 0.337 (1, 8)	1-2 F9 G3 1B	2-1 SF7		1-2 1B		1-3 K		2-2 G4-3-6 1-2f	
Bobby Higginson, L OBP: 0.352, SLG: 0.476 (1, 7)	3-1 G3	2-2 2B		3-2 F9		1-1 1B		4-2 FC4-6 BB	
Travis Fryman, R OBP: 0.350, SLG: 0.471 (1, 5)	2-1 F9	0-3 K		1-0 L7		2-1 F9		0-3 K	
Tony Clark, S OBP: 0.403, SLG: 0.566 (1, 3)	4-1 BB		1-2 G6-3		3-1 BB		0-0 G6-3		0-1 FC4-6
Curtis Pride, L OBP: 0.333, SLG: 0.375 (9, PR)									1-2f K
Bob Hamelin, L OBP: 0.414, SLG: 0.570 (1, 10)	4-1 BB		1-1 HR		1-3 K		0-1 1B		3-3 K
Phil Nevin, R OBP: 0.368, SLG: 0.460 (7, PH)	1-2 BB								
Melvin Nieves, S OBP: 0.348, SLG: 0.472 (1, 9)	1-0 F8		1-0 L9		4-2 BB		1-3 K		
Raul Casanova, S OBP: 0.329, SLG: 0.401 (1, 2)		1-1 G1-3	2-2 G6-3		2-3 K		0-2 F8		
Damion Easley, R OBP: 0.362, SLG: 0.494 (1, 4)		3-1 1B		2-2 G5-3		0-1 L5		1-2 G4-3-6 1B	
Orlando Miller, R OBP: 0.265, SLG: 0.400 (1, 6)		2-2 2B		1-2 1B		1-2 F8		0-3 K	

Inning Stats	R: 0	H: 1	E: 0	K: 0	S: 11	H: 1	LOB: 3	BB: 2	P: 25	R: 2	H: 3	E: 0	K: 1	S: 17	H: 1	LOB: 0	BB: 0	P: 15	R: 0	H: 2	E: 0	K: 0	S: 13	H: 1	LOB: 2	BB: 1	P: 24	R: 0	H: 1	E: 0	K: 1	S: 11	R: 0	H: 1	E: 0	K: 1	S: 10	H: 1	LOB: 0	BB: 0	P: 13	R: 0	H: 0	E: 0	K: 2	S: 12	H: 0	LOB: 1	BB: 1	P: 19	1B: 8	SF: 1	2B: 2	SAC: 0	3B: 0	DP: 1	HR: 1	HBP: 0	WP: 0	PA: 41
--------------	------	------	------	------	-------	------	--------	-------	-------	------	------	------	------	-------	------	--------	-------	-------	------	------	------	------	-------	------	--------	-------	-------	------	------	------	------	-------	------	------	------	------	-------	------	--------	-------	-------	------	------	------	------	-------	------	--------	-------	-------	-------	-------	-------	--------	-------	-------	-------	--------	-------	--------

PITCHER	IP	WLS	BF	H	R	ER	SO	BB	IBB	HBP	BLK	WP	HR	S	P	ERA	WHIP
Shawn Boskie, R ERA: 5.63 (1, 1)	4.0		22	8	3	3	1	2	0	0	0	0	1	53	92	6.75	2.500
Arthur Rhodes, L ERA: 2.54 (5, 1)	3.0	W	12	2	0	0	4	1	0	0	0	0	0	33	46	0.00	1.000
Armando Benitez, R ERA: 3.34 (8, 1)	1.0		3	1	0	0	1	0	0	0	0	0	0	10	13	0.00	1.000
Randy Myers, L ERA: 1.35 (9, 1)	1.0	S	4	0	0	0	2	1	0	0	0	0	0	12	19	0.00	1.000

Batter	1	2	3	4	5	6	7	8	9	AB R H RBI BB SO LOB	TOP																									
Brady Anderson, L (1, 8) <small>OBP: 0.421, SLG: 0.444</small> Pete Incaviglia, R (3, PR) <small>OBP: 0.311, SLG: 0.388</small> (3, 9)										1 1 0 0 1 0 1 2 0 0 0 0 1 1																										
Roberto Alomar, S (1, 4) <small>OBP: 0.371, SLG: 0.450</small>										5 1 2 2 0 0 3																										
Geronimo Berroa, R (1, 10) <small>OBP: 0.380, SLG: 0.500</small>										5 0 1 1 0 1 4																										
Rafael Palmeiro, L (1, 3) <small>OBP: 0.334, SLG: 0.438</small>										3 1 1 0 2 1 1																										
Cal Ripken Jr., R (1, 5) <small>OBP: 0.347, SLG: 0.452</small>										5 2 2 2 0 1 3																										
B.J. Surhoff, L (1, 7) <small>OBP: 0.386, SLG: 0.506</small>										4 1 1 1 0 0 2																										
Tony Tarasco, L (1, 9) <small>OBP: 0.351, SLG: 0.391</small> (3, 8)										2 1 1 1 3 0 1																										
Tim Laker, R (1, 2)										3 0 0 0 1 3 5																										
Jeff Reboulet, R (1, 6) <small>OBP: 0.286, SLG: 0.235</small>										4 1 0 1 1 2 3																										
Inning Stats	R: 4 E: 0 K: 2 S: 22	H: 3 LOB: 1 BB: 1 P: 38	R: 1 E: 1 K: 1 S: 9	H: 0 LOB: 1 BB: 1 P: 14	R: 3 E: 1 K: 0 S: 12	H: 3 LOB: 2 BB: 2 P: 26	R: 0 E: 0 K: 0 S: 7	H: 1 LOB: 1 BB: 0 P: 10	R: 0 E: 0 K: 1 S: 10	H: 0 LOB: 1 BB: 1 P: 16	R: 0 E: 0 K: 1 S: 15	H: 1 LOB: 3 BB: 2 P: 30	R: 0 E: 0 K: 1 S: 8	H: 0 LOB: 0 BB: 0 P: 11	R: 0 E: 0 K: 1 S: 9	H: 0 LOB: 0 BB: 0 P: 11	R: 0 E: 0 K: 2 S: 13	H: 0 LOB: 1 BB: 1 P: 19	1B: 5 2B: 2 3B: 1 HR: 0	SF: 0 SAC: 1 DP: 1 HBP: 2	WP: 0 PB: 0 SB: 0 CS: 0	PA: 45														
PITCHER	IP WLS BF H R ER SO BB IBB HBP BLK WP HR S P ERA WHIP																				PITCHER	IP WLS BF H R ER SO BB IBB HBP BLK WP HR S P ERA WHIP														
Omar Olivares, R (1, 1) <small>ERA: 4.56</small>	2.2		20	6	8	7	3	4	0	1	0	0	0	42	77	23.62	3.750																			
Jose Bautista, R (3, 1) <small>ERA: 5.7</small>	2.1	W	11	2	0	0	1	2	0	0	0	0	0	24	40	0.00	1.714																			
Doug Brocail, R (6, 1) <small>ERA: 5.27</small>	3.0		10	0	0	0	3	1	0	1	0	0	0	26	39	0.00	0.333																			
Todd Jones, R (9, 1) <small>ERA: 3.6</small>	1.0	S	4	0	0	0	2	1	0	0	0	0	0	13	19	0.00	1.000																			

Baltimore Orioles @ Detroit Tigers
 Tiger Stadium, Detroit, MI
 Fri Jul 04 1997, 7:05 PM EDT
 Att. 30,100 - Unknown - 68 F

livebaseballscorecards.com

AB	34
R	8
H	8
RBI	8
BB	8
SO	9
LOB	24



Batter	1	2	3	4	5	6	7	8	9
Brian Hunter, R OBP: 0.316, SLG: 0.345 (1, 8) C X	0-1 F7	3-2 HR		0-0 1B 1-2	4-1 BB		0-1 L7		
Bobby Higginson, L OBP: 0.356, SLG: 0.474 (1, 9) S C X (7, 7)	0-2 F9	1-3 K		1-1 1B 1-3 2-H	1 SAFE 1 SAFE 1 SAFE BB	4-1 BB		4-0 BB	
Travis Fryman, R OBP: 0.353, SLG: 0.471 (1, 5) B X	2-0 F9		1-0 F8	0-0 BB 2-3 3-H	4-2 BB	1-2 2-3 BB		1-2 G3 1B	
Tony Clark, S OBP: 0.406, SLG: 0.563 (1, 3)		4-2 BB 1B BB	1-2 HR 1B	4-1 BB 1-2 BB	1-3 K		2-3 K		
Bob Hamelin, L OBP: 0.421, SLG: 0.589 (1, 10)		4-1 1B 1-2 HR BB	1-1 HR	4-0 BB 1-2 2-3 3-H		0-0 G6-3		0-0 G3	
Damion Easley, R OBP: 0.366, SLG: 0.492 (1, 4)		4-2 1B 1-2 HR BB	0-0 CS 1B	4-2 L3 1-2 2-3 3-H		0-0 F7		0-1 L5	
Curtis Pride, L OBP: 0.327, SLG: 0.366 (1, 7) Melvin Nieves, S OBP: 0.347, SLG: 0.470 (6, PH) (7, 9)		1-3 K	1-3 K	0-0 L3		3-3 K			
Brian Johnson, R OBP: 0.250, SLG: 0.311 (1, 2)		1-2 HR 1-2 2-3 3-H 1B		1-0 F7	0-1 F9		0-3 K		
Deivi Cruz, R OBP: 0.235, SLG: 0.300 (1, 6)		0-3 K		0-0 1B E	2-2 F8		0-1 G6-3		

AB	R	H	RBI	BB	SO	LOB
4	2	1	4	1	0	1
3	1	1	1	2	1	0
4	1	2	1	1	0	0
3	2	1	0	2	2	5
3	2	1	3	2	0	2
3	1	1	1	2	0	2
3	0	0	0	0	2	7
1	0	0	0	0	1	0
4	1	1	1	0	1	0
4	1	1	0	0	1	3

BOTTOM

Baltimore Orioles @ Detroit Tigers
Tiger Stadium, Detroit, MI
Fri Jul 04 1997, 7:05 PM EDT
Att: 30,100 - Unknown - 68 F

livebaseballscorecards.com

AB	32
R	11
H	9
RBI	11
BB	10
SO	8
LOB	20



1B: 7	SF: 0
2B: 1	SAC: 0
3B: 0	DP: 1
HR: 2	HBP: 0

WP: 0	PA: 42
PB: 0	
SB: 4	
CS: 1	

Inning Stats	R	H	E	K	S	P	IP	WLS	BF	H	R	ER	SO	BB	IBB	HBP	BLK	WP	HR	S	P	ERA	WHIP
Mike Johnson, R ERA: 8.23 (1, 1)	0	0	0	6	22	8	3.0		16	5	7	4	4	3	0	0	0	0	2	38	62	21.00	2.667
Alan Mills, R ERA: 4.91 (4, 1)	0	0	0	3	10	8	1.2	L	14	3	4	3	0	6	0	0	0	0	0	20	48	16.20	5.400
Jesse Orosco, L ERA: 1.42 (5, 1)	0	0	0	3	10	8	1.1		4	0	0	2	0	0	0	0	0	0	0	10	14	0.00	0.000
Terry Mathews, R ERA: 3.45 (7, 1)	0	0	0	3	10	8	1.0		3	0	0	1	0	0	0	0	0	0	0	7	7	0.00	0.000
Armando Benitez, R ERA: 3.25 (8, 1)	0	0	0	3	10	8	1.0		5	1	0	1	1	1	0	0	0	0	0	10	17	0.00	2.000

PITCHER	IP	WLS	BF	H	R	ER	SO	BB	IBB	HBP	BLK	WP	HR	S	P	ERA	WHIP
Mike Johnson, R ERA: 8.23 (1, 1)	3.0		16	5	7	4	4	3	0	0	0	0	2	38	62	21.00	2.667
Alan Mills, R ERA: 4.91 (4, 1)	1.2	L	14	3	4	3	0	6	0	0	0	0	0	20	48	16.20	5.400
Jesse Orosco, L ERA: 1.42 (5, 1)	1.1		4	0	0	2	0	0	0	0	0	0	0	10	14	0.00	0.000
Terry Mathews, R ERA: 3.45 (7, 1)	1.0		3	0	0	1	0	0	0	0	0	0	0	7	7	0.00	0.000
Armando Benitez, R ERA: 3.25 (8, 1)	1.0		5	1	0	1	1	1	0	0	0	0	0	10	17	0.00	2.000

Batter	1	2	3	4	5	6	7	8	9	AB R H RBI BB SO LOB	TOP																
Jeffrey Hammonds, R OBP: 0.328, SLG: 0.535 (1, 8) F X	0-1 G4-3 3B		2-1 G6-4-3 1-2f		1-0 HR		3-1 HR			4 3 3 3 0 0 1																	
Jeff Reboulet, R OBP: 0.284, SLG: 0.247 (1, 4) C F X	0-2 G4-3		2-1 2B		1-3 K		1-2 F9			4 0 1 1 0 1 0																	
Rafael Palmeiro, L OBP: 0.331, SLG: 0.433 (1, 3) F X	0-1 L9 3-H		1-2 G3		0-1 F9			0-1 G2		4 0 0 0 0 0 1																	
Geronimo Berroa, R OBP: 0.376, SLG: 0.493 (1, 10) F B X	1-1 F8			1-0 G5-3		0-0 F7		2-3 K		4 0 0 0 0 1 0																	
Cal Ripken Jr., R OBP: 0.343, SLG: 0.446 (1, 5) B X		1-0 L9		0-0 G5-3		2-1 F8		1-2 P3		4 0 0 0 0 0 0																	
Pete Incaviglia, R OBP: 0.318, SLG: 0.390 (1, 7) B.J. Surhoff, L OBP: 0.385, SLG: 0.504 (8, 7) C X		0-1 1B		4-2 FC8-4 BB		2-3 K		0-0 G4-3		2 0 1 0 1 1 0 1 0 0 0 0 0 0																	
Lenny Webster, R OBP: 0.306, SLG: 0.344 (1, 2) X		0-0 L8		1-2 FC8-4 1-2f		2-0 HR 1B		2-0 G4-3		4 1 1 0 0 0 2																	
Tony Tarasco, L OBP: 0.348, SLG: 0.412 (1, 9) C B B B B X		3-2 P5			3-2 HR		2-3 SAFE K		2-2 F9	4 1 1 1 0 1 2																	
Mike Bordick, R OBP: 0.272, SLG: 0.293 (1, 6) C B B B B X			3-2 G6-4-3 1B		1-2 G6-3		1-3 SAFE SAFE K			3 0 1 0 0 1 1																	
Inning Stats	R: 1 H: 1 E: 0 LOB: 0 K: 0 BB: 0 S: 9 P: 10	R: 0 H: 1 E: 0 LOB: 1 K: 0 BB: 0 S: 8 P: 12	R: 0 H: 2 E: 0 LOB: 1 K: 0 BB: 0 S: 10 P: 18	R: 0 H: 0 E: 0 LOB: 1 K: 0 BB: 1 S: 7 P: 13	R: 2 H: 2 E: 0 LOB: 0 K: 1 BB: 0 S: 16 P: 22	R: 0 H: 0 E: 0 LOB: 0 K: 1 BB: 0 S: 6 P: 10	R: 2 H: 2 E: 0 LOB: 0 K: 2 BB: 0 S: 15 P: 24	R: 0 H: 0 E: 0 LOB: 0 K: 1 BB: 0 S: 8 P: 11	R: 0 H: 0 E: 0 LOB: 0 K: 0 BB: 0 S: 5 P: 9	1B: 3 SF: 0 2B: 1 SAC: 0 3B: 1 DP: 1 HR: 3 HBP: 0	WP: 0 PA: 35 PB: 0 SB: 0 CS: 0																
PITCHER	IP WLS BF H R ER SO BB IBB HBP BLK WP HR S P ERA WHIP											PITCHER	IP WLS BF H R ER SO BB IBB HBP BLK WP HR S P ERA WHIP														
Justin Thompson, L ERA: 2.95 (1, 1)	7.0	29	8	5	5	4	1	0	0	0	0	0	3	71	109	6.43	1.286										
Dan Miceli, R ERA: 5.18 (8, 1)	1.0	W	3	0	0	0	1	0	0	0	0	0	0	8	11	0.00	0.000										
Todd Jones, R ERA: 3.5 (9, 1)	1.0	S	3	0	0	0	0	0	0	0	0	0	0	5	9	0.00	0.000										

Baltimore Orioles @ Detroit Tigers
Tiger Stadium, Detroit, MI
Sat Jul 05 1997, 7:05 PM EDT
Att. 37,074 - Unknown - 73 F

AB	34
R	5
H	8
RBI	5
BB	1
SO	5
LOB	7



Batter	1	2	3	4	5	6	7	8	9
Brian Hunter, R OBP: 0.318, SLG: 0.350 (1, 8)	1-3 		1-2 G5-3 			1-0 1B 2B 		2-2 HR 1B 	
Bobby Higginson, L OBP: 0.356, SLG: 0.472 (1, 9) Phil Nevin, R OBP: 0.373, SLG: 0.495 (8, PH) (9, 7)	1-1 		1-3 			1-3 SAFE K 		2-0 SAFE SAFE SAFE 1-H HR 	
Travis Fryman, R OBP: 0.361, SLG: 0.480 (1, 5)	4-2 HR BB 			2-2 2B 		0-0 2-H 1B 		3-2 WP BB WP 1B 	
Tony Clark, S OBP: 0.407, SLG: 0.571 (1, 3)	3-2 1-H HR 			0-3 K 		3-3 SAFE K 1-2 		4-0 WP WP BB 1-2 	
Bob Hamelin, L OBP: 0.412, SLG: 0.575 (1, 10) Brian Johnson, R OBP: 0.248, SLG: 0.309 (8, PH)	0-0 P6 			2-3 K 		3-3 K 		1-3 K 1-2 2-3 	
Raul Casanova, S OBP: 0.321, SLG: 0.390 (1, 2)		3-2 G6-3 		2-2 G1-3 			1-3 K 	1-3 K 	
Curtis Pride, L OBP: 0.331, SLG: 0.361 (1, 7) (9, 9)		2-3 K 		4-2 CS BB 			1-3 K 	4-0 2-3 3-H IBB 	
Jody Reed, R OBP: 0.291, SLG: 0.219 (1, 4)		2-3 K 		1-2 G6-3 1-2 			4-1 BB 	2-3 K 1-2 	
Deivi Cruz, R OBP: 0.232, SLG: 0.297 (1, 6) Melvin Nieves, S OBP: 0.346, SLG: 0.468 (7, PH) Orlando Miller, R OBP: 0.265, SLG: 0.400 (8, 6)			0-3 K 		1-3 K 		2-3 SAFE K 		

AB	R	H	RBI	BB	SO	LOB
4	2	2	0	0	1	0
3	0	1	0	0	2	1
1	1	1	2	0	0	0
3	2	3	1	1	0	0
3	1	1	2	1	2	2
3	0	0	0	0	2	2
1	0	0	0	0	1	2
4	0	0	0	0	2	3
2	0	0	0	2	2	0
3	0	0	0	1	2	3
2	0	0	0	0	2	0
1	0	0	0	0	1	1
0	0	0	0	0	0	0


BOTTOM

Baltimore Orioles @ Detroit Tigers
Tiger Stadium, Detroit, MI

Sat Jul 05 1997, 7:05 PM EDT
Att: 37,074 - Unknown - 73 F

livebaseballscorecards.com

AB	30
R	6
H	8
RBI	5
BB	5
SO	17
LOB	14



Inning Stats	R: 2	H: 2	E: 0	K: 1	S: 11	H: 2	LOB: 0	BB: 1	P: 20	R: 0	H: 0	E: 0	K: 2	S: 11	R: 0	H: 0	E: 0	K: 2	S: 9	R: 0	H: 1	E: 0	K: 2	S: 14	R: 0	H: 0	E: 0	K: 1	S: 9	R: 1	H: 2	E: 0	K: 3	S: 12	R: 0	H: 0	E: 0	K: 3	S: 10	R: 3	H: 3	E: 0	K: 3	S: 20
35 Mike Mussina, R ERA: 3.26 (1, 1)	IP	WLS	BF	H	R	ER	SO	BB	IBB	HBP	BLK	WP	HR	S	P	ERA	WHIP																											
Jesse Orosco, L ERA: 2.13 (8, 1)	0.0	L	3	2	1	1	0	1	0	0	0	0	1	6	15	∞	∞																											
Terry Mathews, R ERA: 3.34 (8, 1)	1.0		4	0	1	1	3	0	1	0	0	2	0	11	19	9.00	0.000																											

WP	HR	S	P	ERA	WHIP
2	0	39	35		
0	0				
2	0				
2	0				
0	0				

Batter	1	2	3	4	5	6	7	8	9	AB R H RBI BB SO LOB	TOP																									
Jeffrey Hammonds, R (1, 8) <small>OBP: 0.327, SLG: 0.535</small> Brady Anderson, L (8, PH) <small>OBP: 0.421, SLG: 0.444</small> Pete Incaviglia, R (8, PH) <small>OBP: 0.318, SLG: 0.387</small>	1-1 G5-3		2-2 G5-3	2-1 F8		0-0 2B		0-2 G6-3		4 0 1 0 0 0 1 0 0 0 0 0 0 0 1 0 0 0 0 0 0																										
Roberto Alomar, S (1, 4) <small>OBP: 0.373, SLG: 0.449</small> Jeff Reboulet, R (9, PH) <small>OBP: 0.291, SLG: 0.289</small>	4-2 3B BB		2-2 1B E 1B	1-2 F7		1-1 G4-3		1-1 HR		3 2 1 0 1 0 2 1 1 1 1 0 0 0																										
Rafael Palmeiro, L (1, 3) <small>OBP: 0.334, SLG: 0.450</small>	0-0 1-H 3B		2-0 1-3 E 1B		1-1 HR		0-3 K		2-3 K	5 2 3 2 0 2 0																										
Cal Ripken Jr., R (1, 5) <small>OBP: 0.344, SLG: 0.449</small>	0-2 G4-3		1-1 1-H SF8 2B		0-0 F8		0-0 G1-3		1-1 G6-3 1B	5 1 2 2 0 0 1																										
B.J. Surhoff, L (1, 7) <small>OBP: 0.379, SLG: 0.496</small>	2-2 F7		1-0 3-H SF8		2-2 F7		1-1 F7		1-0 G6-3 1-2f	4 0 0 1 0 0 2																										
Gerónimo Berroa, R (1, 10) <small>OBP: 0.380, SLG: 0.503</small>		2-3 K	4-1		3-2 HR			4-2 HR BB		2 2 1 1 2 1 0																										
Tony Tarasco, L (1, 9) <small>OBP: 0.345, SLG: 0.432</small>		2-1 P4	2-0 G1-3		3-3 K			2-1 1-H HR		4 1 1 2 0 1 1																										
Lenny Webster, R (1, 2) <small>OBP: 0.314, SLG: 0.352</small> Tim Laker, R (6, 2)		2-2 1B		3-2 1B		1-1 G5-3		1-0 F9		3 0 2 0 0 0 0 1 0 0 0 0 0 0																										
Mike Bordick, R (1, 6) <small>OBP: 0.269, SLG: 0.289</small>		2-1 G5-3		2-2 F8		2-2 G5-3		1-1 L9		4 0 0 0 0 0 2																										
Inning Stats	R: 1 E: 0 K: 0 S: 13	H: 1 LOB: 1 BB: 1 P: 20	R: 0 E: 0 K: 1 S: 12	H: 1 LOB: 1 BB: 0 P: 20	R: 3 E: 1 K: 0 S: 12	H: 3 LOB: 1 BB: 1 P: 26	R: 0 E: 0 K: 0 S: 11	H: 1 LOB: 1 BB: 0 P: 19	R: 2 E: 0 K: 1 S: 14	H: 2 LOB: 0 BB: 0 P: 23	R: 0 E: 0 K: 0 S: 10	H: 1 LOB: 1 BB: 0 P: 14	R: 0 E: 0 K: 1 S: 7	H: 0 LOB: 0 BB: 0 P: 8	R: 2 E: 0 K: 0 S: 10	H: 1 LOB: 0 BB: 1 P: 18	R: 1 E: 0 K: 1 S: 8	H: 2 LOB: 0 BB: 0 P: 13	1B: 5 2B: 2 3B: 1 HR: 4	SF: 1 SAC: 0 DP: 1 HBP: 0	WP: 0 PA: 41 PB: 0 SB: 0 CS: 0															
PITCHER	IP WLS BF H R ER SO BB IBB HBP BLK WP HR S P ERA WHIP																																			
Brian Moehler, R (1, 1) <small>ERA: 4.22</small> Willie Blair, R (4, 1) <small>ERA: 4.66</small> Jose Bautista, R (6, 1) <small>ERA: 5.54</small> Roberto Duran, L (7, 1) <small>ERA: 5.54</small> Dan Miceli, R (8, 1) <small>ERA: 5.53</small>	3.0		16	5	4	3	1	2	0	0	0	0	0	37	66	9.00	2.333																			
Mike Myers, L (8, 1) <small>ERA: 6.0</small>	1.1		5	2	1	1	1	0	0	0	0	0	0	1	1	6.75	1.500																			

Baltimore Orioles @ Detroit Tigers
Tiger Stadium, Detroit, MI
Sun Jul 06 1997, 3:33 AM EDT
Att. 18,197 - Cloudy - 73 F

livebaseballscorecards.com

AB	37
R	9
H	12
RBI	9
BB	3
SO	4
LOB	9



Batter	1	2	3	4	5	6	7	8	9
Brian Hunter, R OBP: 0.320, SLG: 0.352 (1, 8)	1-3 K	2-3 K		1 SAFE 0-0 E5 WP 1B	3-2 PO S 1B			1-0 SH1-4	
Bobby Higginson, L OBP: 0.357, SLG: 0.484 (1, 7)	3-2 HR 1B	2-2 P5		1-1 G4-3	3-2 SF8			2-1 IHR	
Travis Fryman, R OBP: 0.362, SLG: 0.492 (1, 5)	3-2 HR 1B	0-2 L7		0-1 L6 2B	2 SAFE 0-1 PO	0-0 F8		0-3 K	
Tony Clark, S OBP: 0.409, SLG: 0.572 (1, 3)	4-2 FC3-6 BB		1-1 G1-3	1-1 L6		4-2 G3-6-3 BB		2-0 2B	
Bob Hamelin, L OBP: 0.399, SLG: 0.553 (1, 10)	2-2 FC3-6 WP BB 1B		0-1 G3-1		2-0 L8	3-2 G3-6-3		3-2 G3-1	
Melvin Nieves, S OBP: 0.355, SLG: 0.473 (1, 9)	4-0 WP 1B BB		4-2 BB		0-1 2B 1B	1-1 G4-6-3 1B			
Damion Easley, R OBP: 0.368, SLG: 0.494 (1, 4)	2-2 1B E HBP		2-3 K		1 SAFE 1-1 2B	0-2 G4-6-3			
Brian Johnson, R OBP: 0.262, SLG: 0.338 (1, 2)	2-2 E8 1B			1-0 HR	4-0 2B 1B IBB	1-0 F8			
Orlando Miller, R OBP: 0.283, SLG: 0.429 (1, 6)	0-0 L8			1-2 1B E 1B	1-0 1B SF8 2B		0-0 E1 SH1-4 IHR		

Inning Stats	R: 5	H: 3	E: 1	K: 1	S: 25	LOB: 1	BB: 2	P: 46	R: 0	H: 0	E: 0	K: 1	S: 9	LOB: 0	BB: 0	P: 13	R: 0	H: 0	E: 0	K: 1	S: 9	LOB: 1	BB: 1	P: 16	R: 3	H: 4	E: 1	K: 0	S: 11	LOB: 0	BB: 0	P: 15	R: 4	H: 4	E: 0	K: 0	S: 13	LOB: 0	BB: 1	P: 27	R: 0	H: 0	E: 0	K: 0	S: 7	LOB: 0	BB: 0	P: 9	R: 2	H: 2	E: 1	K: 1	S: 11	LOB: 1	BB: 0	P: 19
1B: 7	2B: 5	3B: 0	HR: 3	SF: 1	SAC: 1	DP: 3	HBP: 1	WP: 2	PB: 0	SB: 1	CS: 0	PA: 42																																												


PITCHER	IP	WLS	BF	H	R	ER	SO	BB	IBB	HBP	BLK	WP	HR	S	P	ERA	WHIP
Scott Erickson, R ERA: 3.81 (1, 1)	4.1	L	27	10	12	11	3	3	1	1	0	2	2	60	104	22.85	3.000
Arthur Rhodes, L ERA: 2.45 (5, 1)	1.2		5	1	0	0	0	1	0	0	0	0	0	15	28	0.00	1.200
Alan Mills, R ERA: 4.85 (7, 1)	2.0		9	3	2	1	1	0	0	0	0	0	0	18	28	4.50	1.500

BOTTOM

Baltimore Orioles @ Detroit Tigers
Tiger Stadium, Detroit, MI

Sun Jul 06 1997, 3:33 AM EDT
Att. 18,197 - Cloudy - 73 F

AB 33
R 14
H 14
RBI 11
BB 5
SO 4
LOB 7



PITCHER	IP	WLS	BF	H	R	ER	SO	BB	IBB	HBP	BLK	WP	HR	S	P	ERA	WHIP
---------	----	-----	----	---	---	----	----	----	-----	-----	-----	----	----	---	---	-----	------

Batter	1	2	3	4	5	6	7	8	9	AB R H RBI BB SO LOB	TOP											
Jose Valentin, S (1, 6) OBP: 0.329, SLG: 0.410	0-0 E 1B G5-4-3	0-0 CS 3-H	1-0 CS HBP		0-0 G6-3		0-0 P6		0-0 2-3 1B	4 1 2 0 0 0 2												
Jeremy Burnitz, L (1, 9) OBP: 0.405, SLG: 0.544	0-0 G5-4-3 E 1-2 1B		4-0 1B E 1-2 BB		4-0 CS BB		0-0 F9		0-0 PO 3-H	2 1 1 0 2 0 2												
Jeff Cirillo, R (1, 5) OBP: 0.376, SLG: 0.452	4-0 G5-4-3 1-2 2-3 BB		0-3 K		0-3 K 1-2					3 0 0 0 1 3 2												
Marc Newfield, R (1, 10) OBP: 0.301, SLG: 0.315	0-0 G5-4-3 1-2f 2-3 3-H		0-0 E 1-3 1B		0-0 G4-3					4 0 1 0 0 0 2												
Dave Nilsson, L (1, 3) OBP: 0.355, SLG: 0.408 Tim Unroe, R (8, PR) OBP: 0.375, SLG: 0.786	0-3 K		0-0 F7 1-2 3-H		0-0 F8					3 0 0 0 1 1 2 0 0 0 0 0 0 0												
Jack Voigt, R (1, 7) OBP: 0.295, SLG: 0.538					0-0 HR		0-0 P4			4 1 1 1 0 1 1												
Gerald Williams, R (1, 8) OBP: 0.303, SLG: 0.381					0-0 P4					4 0 1 0 0 0 0												
Mark Loretta, R (1, 4) OBP: 0.364, SLG: 0.410					0-3 K					3 0 1 0 1 1 0												
Mike Matheny, R (1, 2) OBP: 0.279, SLG: 0.353					0-0 F7					4 0 2 0 0 1 2												
Inning Stats	R: 1 E: 1 K: 1 S: 6	H: 2 LOB: 1 BB: 1 P: 10	R: 0 E: 0 K: 1 S: 6	H: 2 LOB: 1 BB: 0 P: 6	R: 1 E: 1 K: 1 S: 5	H: 1 LOB: 1 BB: 1 P: 10	R: 1 E: 0 K: 1 S: 6	H: 1 LOB: 0 BB: 0 P: 6	R: 0 E: 0 K: 1 S: 4	H: 0 LOB: 1 BB: 1 P: 8	R: 0 E: 0 K: 0 S: 3	H: 0 LOB: 0 BB: 0 P: 3	R: 0 E: 0 K: 0 S: 4	H: 1 LOB: 2 BB: 1 P: 8	R: 0 E: 0 K: 2 S: 7	H: 0 LOB: 1 BB: 1 P: 11	R: 0 E: 0 K: 0 S: 4	H: 2 LOB: 1 BB: 0 P: 4	1B: 7 2B: 2 3B: 0 HR: 1	SF: 0 SAC: 0 DP: 2 HBP: 1	WP: 0 PB: 0 SB: 0 CS: 3	PA: 39
PITCHER	IP WLS BF H R ER SO BB IBB HBP BLK WP HR S P ERA WHIP																					
Jimmy Key, L (1, 1) ERA: 2.57	6.0 L 24 6 3 2 5 3 0 1 0 0 0 1 30 43 3.00 1.500																					
Terry Mathews, R (7, 1) ERA: 3.24	1.0 5 1 0 0 0 1 0 0 0 0 0 0 4 8 0.00 2.000																					
Armando Benitez, R (8, 1) ERA: 3.16	1.0 4 0 0 0 2 1 0 0 0 0 0 0 7 11 0.00 1.000																					
Alan Mills, R (9, 1) ERA: 4.61	0.2 3 1 0 0 0 0 0 0 0 0 0 0 3 3 0.00 1.500																					
Jesse Orosco, L (9, 1) ERA: 2.1	0.1 1 1 0 0 0 0 0 0 0 0 0 0 1 1 0.00 3.000																					

Milwaukee Brewers @ Baltimore Orioles
Oriole Park at Camden Yards, Baltimore, MD

Fri Jul 11 1997, 7:05 PM EDT
 Att. 47,919 - Unknown - 89 F

livebaseballscorecards.com

AB 31
R 3
H 9
RBI 1
BB 5
SO 7
LOB 13



Batter	1	2	3	4	5	6	7	8	9	AB	R	H	RBI	BB	SO	LOB
Brady Anderson, L (1, 10) OBP: 0.416, SLG: 0.438	0-3 K		0-0 F7			0-0 P6		0-0 G4-3		4	0	0	0	0	1	1
Roberto Alomar, S (1, 4) OBP: 0.368, SLG: 0.442	0-0 G6-3			0-0 G5-3			0-0 G3	0-3 K		4	0	0	0	0	1	1
Geronimo Berroa, R (1, 9) OBP: 0.379, SLG: 0.498	0-0 G5-3			0-3 K			4-0 G3 1B BB		0-0 G5-3	3	0	0	0	1	1	0
Rafael Palmeiro, L (1, 3) OBP: 0.333, SLG: 0.448		0-3 K		0-3 K			0-0 G3 1B		0-3 K	4	0	1	0	0	3	0
Cal Ripken Jr., R (1, 5) OBP: 0.340, SLG: 0.443		0-0 G6-3			0-0 F9		0-0 G3		0-3 K	4	0	0	0	0	1	2
B.J. Surhoff, L (1, 7) OBP: 0.379, SLG: 0.493		1-0 HBP			0-0 F7		0-0 G6-3			2	0	0	0	0	0	2
Jeffrey Hammonds, R (1, 8) OBP: 0.327, SLG: 0.532		0-0 G5-3			0-0 G5-3				0-0 WP 2B 1B	3	1	1	0	0	0	1
Lenny Webster, R (1, 2) OBP: 0.307, SLG: 0.344			0-0 G3-1			0-0 G6-3		0-0 G6-3		3	0	0	0	0	0	1
Mike Bordick, R (1, 6) OBP: 0.267, SLG: 0.287			0-0 G6-3			0-0 F8		0-0 G4-3 2-H		2	0	0	0	0	0	0
Tony Tarasco, L (8, PH) OBP: 0.350, SLG: 0.445										1	0	1	1	0	0	0
Jeff Reboulet, R (9, 6) OBP: 0.291, SLG: 0.289										0	0	0	0	0	0	0

Inning Stats	R: 0	H: 0	E: 0	K: 1	S: 5	LOB: 0	BB: 0	P: 5	R: 0	H: 0	E: 0	K: 1	S: 5	LOB: 1	BB: 0	P: 6	R: 0	H: 0	E: 0	K: 0	S: 3	LOB: 0	BB: 0	P: 3	R: 0	H: 0	E: 0	K: 2	S: 7	LOB: 0	BB: 0	P: 7	R: 0	H: 0	E: 0	K: 0	S: 3	LOB: 0	BB: 0	P: 3	R: 0	H: 1	E: 0	K: 0	S: 4	LOB: 2	BB: 1	P: 8	R: 1	H: 2	E: 0	K: 1	S: 7	LOB: 1	BB: 0	P: 7	R: 0	H: 0	E: 0	K: 2	S: 7	LOB: 0	BB: 0	P: 7	1B: 2	2B: 1	3B: 0	HR: 0	SF: 0	SAC: 0	DP: 0	HBP: 1
--------------	------	------	------	------	------	--------	-------	------	------	------	------	------	------	--------	-------	------	------	------	------	------	------	--------	-------	------	------	------	------	------	------	--------	-------	------	------	------	------	------	------	--------	-------	------	------	------	------	------	------	--------	-------	------	------	------	------	------	------	--------	-------	------	------	------	------	------	------	--------	-------	------	-------	-------	-------	-------	-------	--------	-------	--------

PITCHER	IP	WLS	BF	H	R	ER	SO	BB	IBB	HBP	BLK	WP	HR	S	P	ERA	WHIP
Ben McDonald, R (1, 1) ERA: 4.04	6.0	W	19	0	0	0	4	0	0	0	0	0	0	26	27	0.00	0.000
Mike Fetters, R (7, 1) ERA: 4.1	1.1		8	3	1	1	0	1	0	0	0	1	0	7	11	6.75	3.000
Ron Villone, L (8, 1) ERA: 5.7	0.2		2	0	0	0	1	0	0	0	0	0	0	4	4	0.00	0.000
Doug Jones, R (9, 1) ERA: 2.64	1.0	S	3	0	0	0	2	0	0	0	0	0	0	7	7	0.00	0.000


BOTTOM

Milwaukee Brewers @ Baltimore Orioles
Oriole Park at Camden Yards, Baltimore, MD

Fri Jul 11 1997, 7:05 PM EDT
 Att: 47,919 - Unknown - 89 F

livebaseballscorecards.com

AB	30
R	1
H	3
RBI	1
BB	1
SO	7
LOB	8



WP: 1	PA: 32
PB: 0	
SB: 0	
CS: 0	

Batter	1	2	3	4	5	6	7	8	9	AB R H RBI BB SO LOB	TOP											
Jack Voigt, R (1, 7) OBP: 0.313, SLG: 0.535	3-2 2B 1B		2-2 G5-3		1-0 1B		1-0 SH3-4		1-3 K	4 0 2 0 0 1 1												
Jeremy Burnitz, L (1, 9) OBP: 0.402, SLG: 0.542	1-0 1B 2B		0-3 K		1-0 P5		2-2 G4-3		0-0 F7	5 1 1 0 0 1 3												
Jeff Cirillo, R (1, 5) OBP: 0.376, SLG: 0.449	0-1 G3 1B 1B		1-2 HBP		0-2 F9		2-1 G6-3		0-1 P4	4 0 1 1 0 0 3												
Dave Nilsson, L (1, 3) OBP: 0.357, SLG: 0.419 Tim Unroe, R (8, 3) OBP: 0.375, SLG: 0.786	2-0 G3 1B		1-1 G6-3			1-2 HR		2-2 L7		4 1 2 1 0 0 1 0 0 0 0 0 0 0												
Jose Valentin, S (1, 6) OBP: 0.332, SLG: 0.431	1-1 G3			0-0 G1-3 2B		0-0 HR		0-3 K		4 1 2 1 0 1 2												
Marc Newfield, R (1, 10) OBP: 0.299, SLG: 0.313	3-2 G5-3			2-1 G1-3		1-2 G1-3		1-1 2B 1B		4 0 1 0 0 0 3												
Gerald Williams, R (1, 8) OBP: 0.303, SLG: 0.383		1-1 F7		1-1 G5-3		2-1 G6-3		0-2 2B		4 0 1 0 0 0 1												
Mark Loretta, R (1, 4) OBP: 0.359, SLG: 0.403		0-1 G4-3		0-1 G3		2-0 G4-3		0-1 G1-3		4 0 0 0 0 0 3												
Mike Matheny, R (1, 2) OBP: 0.284, SLG: 0.356		1-1 G5-3			1-2 P3		0-0 G4-3 SH3-4 1B		0-2 1B	4 0 2 0 0 0 0												
Inning Stats	R: 1 E: 0 K: 0 S: 13	H: 4 LOB: 2 BB: 0 P: 23	R: 0 E: 0 K: 0 S: 6	H: 0 LOB: 0 BB: 0 P: 8	R: 0 E: 0 K: 1 S: 14	H: 0 LOB: 1 BB: 0 P: 18	R: 0 E: 0 K: 0 S: 7	H: 1 LOB: 1 BB: 0 P: 10	R: 0 E: 0 K: 0 S: 8	H: 1 LOB: 1 BB: 0 P: 11	R: 2 E: 0 K: 0 S: 10	H: 2 LOB: 0 BB: 0 P: 16	R: 0 E: 0 K: 0 S: 8	H: 1 LOB: 1 BB: 0 P: 13	R: 0 E: 0 K: 1 S: 13	H: 2 LOB: 2 BB: 0 P: 16	R: 0 E: 0 K: 1 S: 9	H: 1 LOB: 1 BB: 0 P: 10	1B: 7 2B: 3 3B: 0 HR: 2	SF: 0 SAC: 1 DP: 0 HBP: 1	WP: 0 PB: 0 SB: 0 CS: 0	PA: 39
PITCHER	IP WLS BF H R ER SO BB IBB HBP BLK WP HR S P ERA WHIP																					
Scott Erickson, R (1, 1) ERA: 3.84	6.1 L 28 9 3 3 1 0 0 1 0 0 0 2 60 89 4.26 1.421																					
Arthur Rhodes, L (7, 1) ERA: 2.33	2.2 11 3 0 0 2 0 0 0 0 0 0 0 28 36 0.00 1.125																					

Milwaukee Brewers @ Baltimore Orioles
 Oriole Park at Camden Yards, Baltimore, MD

Sat Jul 12 1997, 7:05 PM EDT
 Att. 47,606 - Unknown - 93 F

AB	37
R	3
H	12
RBI	3
BB	0
SO	3
LOB	17



Batter	1	2	3	4	5	6	7	8	9	AB R H RBI BB SO LOB	TOP
Jeff Huson, L (1, 4) <small>OBP: 0.311, SLG: 0.268</small> Matt Mieske, R (7, PH) <small>OBP: 0.320, SLG: 0.393</small> Mark Loretta, R (7, 4) <small>OBP: 0.358, SLG: 0.402</small>	1-2 		0-3 		2-0 		1-0 		0-3 	3 0 0 0 0 1 2 1 0 0 0 0 0 1 1 0 0 0 0 1 1	
Jeremy Burnitz, L (1, 9) <small>OBP: 0.402, SLG: 0.541</small>	1-2 		2-3 			2-2 	1-3 		4-0 	4 1 1 0 1 2 1	
Jeff Cirillo, R (1, 5) <small>OBP: 0.376, SLG: 0.447</small>	3-2 		2-2 			1-2 		4-0 	2-1 	4 1 1 0 1 0 3	
Dave Nilsson, L (1, 3) <small>OBP: 0.356, SLG: 0.426</small> Tim Unroe, R (8, PR) <small>OBP: 0.375, SLG: 0.786</small>	2-1 			3-3 		0-2 		0-1 		4 1 1 2 0 1 2 0 0 0 0 0 0 0	
Jose Valentin, S (1, 6) <small>OBP: 0.331, SLG: 0.432</small>	2-3 			0-1 		3-2 		1-1 		4 1 1 1 0 1 1	
Jack Voigt, R (1, 7) <small>OBP: 0.308, SLG: 0.574</small>			0-3 		0-0 		2-1 		0-0 	4 1 1 2 0 1 1	
Gerald Williams, R (1, 8) <small>OBP: 0.305, SLG: 0.384</small>			1-1 			1-0 	0-0 		0-0 	4 1 2 0 0 0 0	AB 36 R 6 H 10 RBI 6 BB 3 SO 7 LOB 16
Marc Newfield, R (1, 10) <small>OBP: 0.305, SLG: 0.319</small>			1-0 			1-0 		3-2 	1-0 	4 0 2 0 0 0 1	
Jesse Levis, L (1, 2) <small>OBP: 0.342, SLG: 0.316</small> Mike Matheny, R (9, 2) <small>OBP: 0.284, SLG: 0.356</small>			0-0 			0-0 		4-0 	0-1 	3 0 1 1 1 0 3 0 0 0 0 0 0 0	
Inning Stats	R: 2 H: 2 E: 0 LOB: 0 K: 1 BB: 0 S: 20 P: 29	R: 0 H: 1 E: 0 LOB: 1 K: 1 BB: 0 S: 7 P: 9	R: 0 H: 0 E: 0 LOB: 0 K: 2 BB: 0 S: 9 P: 13	R: 0 H: 0 E: 0 LOB: 0 K: 1 BB: 0 S: 6 P: 9	R: 0 H: 2 E: 0 LOB: 1 K: 0 BB: 0 S: 4 P: 8	R: 3 H: 3 E: 0 LOB: 0 K: 0 BB: 0 S: 15 P: 23	R: 0 H: 0 E: 0 LOB: 1 K: 1 BB: 1 S: 8 P: 17	R: 0 H: 0 E: 0 LOB: 1 K: 0 BB: 1 S: 5 P: 10	R: 1 H: 2 E: 0 LOB: 2 K: 1 BB: 1 S: 9 P: 16	1B: 5 SF: 0 2B: 3 SAC: 0 3B: 0 DP: 1 HR: 2 HBP: 0	WP: 1 PA: 39 PB: 0 SB: 1 CS: 0
PITCHER 35 Mike Mussina, R (1, 1) <small>ERA: 3.44</small> Jesse Orosco, L (7, 1) <small>ERA: 2.0</small> Alan Mills, R (8, 1) <small>ERA: 4.5</small> Armando Benitez, R (9, 1) <small>ERA: 3.32</small>	IP WLS BF H R ER SO BB IBB HBP BLK WP HR S P ERA WHIP 6.1 L 27 8 5 5 5 1 0 0 0 1 2 65 102 7.11 1.421	IP WLS BF H R ER SO BB IBB HBP BLK WP HR S P ERA WHIP 1.1 5 0 0 0 1 1 0 0 0 0 0 8 15 0.00 0.750	IP WLS BF H R ER SO BB IBB HBP BLK WP HR S P ERA WHIP 0.1 1 0 0 0 0 0 0 0 0 0 0 1 1 0.00 0.000	IP WLS BF H R ER SO BB IBB HBP BLK WP HR S P ERA WHIP 1.0 6 2 1 1 1 0 1 0 0 0 0 9 16 9.00 2.000	PITCHER IP WLS BF H R ER SO BB IBB HBP BLK WP HR S P ERA WHIP						

Milwaukee Brewers @ Baltimore Orioles
 Oriole Park at Camden Yards, Baltimore, MD

Sun Jul 13 1997, 3:33 AM EDT
 Att. 47,448 - Sunny - 95 F

livebaseballscorecards.com

Batter	1	2	3	4	5	6	7	8	9	AB R H RBI BB SO LOB
Brady Anderson, L (1, 8) OBP: 0.409, SLG: 0.431	0-0 G4-3		2-2 G4-3		0-1 G5-3		2-0 SF8		0-2 P5	4 0 0 1 0 0 2
Geronimo Berroa, R (1, 10) OBP: 0.377, SLG: 0.492	3-3 K		1-0 HR 1B		4-1 BB		1-0 FC5-4		1-2 F4	4 1 1 0 0 1 1 2
Roberto Alomar, S (1, 4) OBP: 0.367, SLG: 0.448	4-2 1B BB		2-2 1-H HR		2-2 L4		2-2 E 1B E 1B		1-0 F9	4 2 2 2 1 0 3
Rafael Palmeiro, L (1, 3) OBP: 0.339, SLG: 0.452	0-1 1-3 1B		2-2 P5		1-0 P6		1-1 E FC4-2 1B			4 0 2 0 0 0 0
Cal Ripken Jr., R (1, 5) OBP: 0.333, SLG: 0.433	1-3 K			0-0 G6-3		2-2 G6-3		2-2 E3 BB FC4-2		4 0 0 0 0 1 3
B.J. Surhoff, L (1, 7) OBP: 0.373, SLG: 0.484		1-3 K		2-0 L8		2-2 G4-3		2-0 FC4-2 BB		4 0 0 0 0 1 2
Tony Tarasco, L (1, 9) OBP: 0.345, SLG: 0.438		3-3 K		3-2 G3			2-3 K	4-1 G4-6-3 BB		2 0 0 0 0 1 0
Jeffrey Hammonds, R (7, PH) (8, 9)								1-2 2-3		1 0 0 0 1 1 0
Lenny Webster, R (1, 2) OBP: 0.306, SLG: 0.336		1-2 G6-3			4-2 G5-3 SH3 BB		1-0 1B SF8 1B	1-0 G4-6-3		3 1 1 0 1 0 3
Mike Bordick, R (1, 6) OBP: 0.269, SLG: 0.289			3-2 L7		1-0 SH3		1-0 FC5-4 1B		1-0 1B	3 0 2 0 0 0 0

Inning Stats	R: 0 E: 0 K: 2 S: 14	H: 1 LOB: 2 BB: 1 P: 22	R: 0 E: 0 K: 2 S: 10	H: 0 LOB: 0 BB: 0 P: 15	R: 2 E: 0 K: 0 S: 14	H: 2 LOB: 0 BB: 0 P: 24	R: 0 E: 0 K: 0 S: 6	H: 0 LOB: 0 BB: 0 P: 11	R: 0 E: 0 K: 0 S: 11	H: 0 LOB: 2 BB: 2 P: 22	R: 1 E: 0 K: 1 S: 8	H: 2 LOB: 1 BB: 0 P: 15	R: 1 E: 1 K: 0 S: 12	H: 2 LOB: 2 BB: 1 P: 24	R: 0 E: 0 K: 0 S: 9	H: 1 LOB: 1 BB: 0 P: 12	1B: 7 2B: 0 3B: 0 HR: 1	SF: 1 SAC: 1 DP: 1 HBP: 0
--------------	-------------------------------	----------------------------------	-------------------------------	----------------------------------	-------------------------------	----------------------------------	------------------------------	----------------------------------	-------------------------------	----------------------------------	------------------------------	----------------------------------	-------------------------------	----------------------------------	------------------------------	----------------------------------	----------------------------------	------------------------------------


BOTTOM

Milwaukee Brewers @ Baltimore Orioles
 Oriole Park at Camden Yards, Baltimore, MD

Sun Jul 13 1997, 3:33 AM EDT
 Att. 47,448 - Sunny - 95 F

AB	33
R	4
H	8
RBI	3
BB	4
SO	5
LOB	15

WP: 0 PA: 39
 PB: 0
 SB: 0
 CS: 0



PITCHER	IP	WLS	BF	H	R	ER	SO	BB	IBB	HBP	BLK	WP	HR	S	P	ERA	WHIP
Jeff D'Amico, R (1, 1) ERA: 4.35	5.0		21	3	2	2	4	3	0	0	0	0	1	55	94	3.60	1.200
Joel Adamson, L (6, 1) ERA: 5.26	1.0		3	0	0	0	0	0	0	0	0	0	0	7	12	0.00	0.000
Mike Fetters, R (7, 1) ERA: 4.28	1.0		5	2	1	1	1	0	0	0	0	0	0	8	15	9.00	2.000
Ron Villone, L (8, 1) ERA: 5.47	0.0		2	2	1	0	0	0	0	0	0	0	0	5	8	∞	∞
Bob Wickman, R (8, 1) ERA: 2.98	1.0		4	0	0	0	0	1	0	0	0	0	0	7	16	0.00	1.000

PITCHER	IP	WLS	BF	H	R	ER	SO	BB	IBB	HBP	BLK	WP	HR	S	P	ERA	WHIP
Doug Jones, R (9, 1) ERA: 2.53	1.0		4	1	0	0	0	0	0	0	0	0	0	9	12	0.00	1.000

Batter	1	2	3	4	5	6	7	8	9	AB R H RBI BB SO LOB	TOP																
Otis Nixon, S (1, 8) OBP: 0.353, SLG: 0.291 B C S X	1-2 G5-3 ①		2-3 K ②		0-0 G4-3 ②		0-2 K 1B ②		4-2 FC4 BB 1-2 2-3 ①	4 0 1 0 1 1 1																	
Orlando Merced, S (1, 9) OBP: 0.354, SLG: 0.436 B F B B B	4-2 BB BB		1-0 G6-3 ③		1-0 L7 ③		0-3 K 1-2 ② ③		1-0 FC4 G4-3 ①	4 0 0 1 1 1 4																	
Joe Carter, R (1, 10) OBP: 0.286, SLG: 0.383 F 1 B 1 SAFE B 1 SAFE F 1 SAFE X	1-1 F9 ②			3-2 F7 ①		1-2 P3 ①		2-1 F8 ① X	0-0 G4-3 ②	5 0 0 1 0 0 2																	
Carlos Delgado, L (1, 3) OBP: 0.362, SLG: 0.560 B 1 B B F 1 F B F 1 SAFE F 1 SAFE B	4-2 BB BB 1-2 BB		0-1 G5-4-3 1B ③		1-0 HR ③		0-0 G3-1 ② X	0-1 G6-3 ③		4 1 2 1 1 0 1																	
Ed Sprague, R (1, 5) OBP: 0.303, SLG: 0.416 B S C C C C C C	2-3 K ③		0-0 G5-4-3 1-2f ② ③		3-2 1B 1B ② ③		0-2 2B 1B ② X			4 0 2 0 0 1 3																	
Shawn Green, L (1, 7) OBP: 0.348, SLG: 0.517 B C B T B S C B T B S		2-3 K ①		0-0 G1-3 ① B 1 SAFE F X		2-2 1B 1-2 ②		2-2 2B 1-3 ③ X		4 0 2 0 0 1 0																	
Benito Santiago, R (1, 2) OBP: 0.230, SLG: 0.273 C B T C C B T C		1-3 K ②		0-0 HR 1B ② X		0-0 F9 ②		0-1 F8 ③ X		4 1 1 0 0 1 4																	
Carlos Garcia, R (1, 4) OBP: 0.257, SLG: 0.316 B 1 B F X		1-2 L1 ③		0-0 HR 1-H ③ X		3-2 F8 ③ X		0-0 E5 BB BB FC4 ③		4 2 1 2 0 0 2																	
Alex Gonzalez, R (1, 6) OBP: 0.294, SLG: 0.374 B C C B B X			2-2 F9 ①		0-0 G4-3 2B ① X		0-0 G6-3 ①		4-0 FC4 BB G4-3 BB 1-2	3 1 1 0 1 0 0																	
Inning Stats	R: 0 H: 0 E: 0 LOB: 2 K: 1 BB: 2 S: 12 P: 24	R: 0 H: 0 E: 0 LOB: 0 K: 2 BB: 0 S: 9 P: 13	R: 0 H: 0 E: 0 LOB: 0 K: 1 BB: 0 S: 7 P: 12	R: 0 H: 1 E: 0 LOB: 0 K: 0 BB: 0 S: 6 P: 9	R: 2 H: 3 E: 0 LOB: 1 K: 0 BB: 0 S: 6 P: 7	R: 1 H: 3 E: 0 LOB: 2 K: 0 BB: 0 S: 18 P: 28	R: 0 H: 1 E: 0 LOB: 0 K: 1 BB: 0 S: 7 P: 7	R: 0 H: 2 E: 0 LOB: 2 K: 0 BB: 0 S: 12 P: 16	R: 2 H: 0 E: 1 LOB: 1 K: 0 BB: 2 S: 7 P: 16	1B: 6 SF: 0 2B: 2 SAC: 0 3B: 0 DP: 1 HR: 2 HBP: 0	WP: 0 PA: 40 PB: 0 SB: 0 CS: 0																
PITCHER	IP WLS BF H R ER SO BB IBB HBP BLK WP HR S P ERA WHIP											PITCHER	IP WLS BF H R ER SO BB IBB HBP BLK WP HR S P ERA WHIP														
Scott Kamieniecki, R (1, 1) ERA: 3.98	5.1		24	7	3	3	4	2	0	0	0	0	2	50	82	5.06	1.688										
Terry Mathews, R (6, 1) ERA: 3.03	2.1	W	9	3	0	0	1	0	0	0	0	0	0	25	32	0.00	1.286										
Armando Benitez, R (8, 1) ERA: 3.29	0.1		4	0	2	0	0	2	0	0	0	0	0	5	13	0.00	6.000										
Randy Myers, L (9, 1) ERA: 1.31	1.0		3	0	0	0	0	0	0	0	0	0	0	4	5	0.00	0.000										

Toronto Blue Jays @ Baltimore Orioles
 Oriole Park at Camden Yards, Baltimore, MD

livebaseballscorecards.com

AB	36
R	5
H	10
RBI	5
BB	4
SO	5
LOB	17



Mon Jul 14 1997, 7:05 PM EDT
 Att. 47,042 - Unknown - 99 F

Batter	1	2	3	4	5	6	7	8	9	AB	R	H	RBI	BB	SO	LOB	BOTTOM	
Brady Anderson, L OBP: 0.413, SLG: 0.447 (1, 8)	1-1 F8 SF8 2B		2-2 SAFE P6			2-0 HR	0-0 WP SF7 1B			4	3	3	2	0	0	1	<p>Toronto Blue Jays @ Baltimore Orioles</p> <p>Oriole Park at Camden Yards, Baltimore, MD</p> <p>Mon Jul 14 1997, 7:05 PM EDT</p> <p>Att: 47,042 - Unknown - 99 F</p>	
Roberto Alomar, S OBP: 0.363, SLG: 0.443 (1, 4)	1-0 F8 2-3		3-3 K 1-2			1-1 G6-3	2-0 SF7 2-H			3	0	0	1	0	1	2		
Geronimo Berroa, R OBP: 0.376, SLG: 0.500 (1, 10)	2-1 SF8 3-H				0-0 G5-3	1-0 F8	1-2 HR			3	1	1	2	0	0	0		
Rafael Palmeiro, L OBP: 0.336, SLG: 0.447 (1, 3)	0-0 F7				1-3 K	1-2 L3	1-3 K			4	0	0	0	0	2	0		
Cal Ripken Jr., R OBP: 0.338, SLG: 0.440 (1, 5)		0-1 1B			1-3 K		0-2 1B 1B 1B	2-0 2B		4	1	3	0	0	1	0		
B.J. Surhoff, L OBP: 0.375, SLG: 0.495 (1, 7)		0-3 K			2-1 HR		3-2 1B 1B	0-2 F9		4	2	2	1	0	1	2		
Jeffrey Hammonds, R OBP: 0.323, SLG: 0.519 (1, 9)		2-3 K			1-1 F8		0-0 1B SF7 1B	0-1 G5-3		4	1	1	0	0	1	2		
Lenny Webster, R OBP: 0.302, SLG: 0.331 Tony Tarasco, L (7, PH) OBP: 0.350, SLG: 0.443 Tim Laker, R (8, 2)		3-3 K			0-0 F7		0-0 SF7 E 1B	3-3 K		2	0	0	0	0	1	1		
Mike Bordick, R OBP: 0.270, SLG: 0.288 (1, 6)			4-1 CS BB		2-3 K		0-0 SF7 3-H			1	0	0	1	1	1	0		
Inning Stats	R: 1 E: 0 K: 0 S: 6	H: 1 LOB: 0 BB: 0 P: 10	R: 0 E: 0 K: 3 S: 12	H: 1 LOB: 1 BB: 0 P: 17	R: 0 E: 0 K: 1 S: 7	H: 0 LOB: 1 BB: 1 P: 16	R: 0 E: 0 K: 2 S: 7	H: 0 LOB: 0 BB: 0 P: 9	R: 1 E: 0 K: 1 S: 9	H: 1 LOB: 0 BB: 0 P: 14	R: 1 E: 0 K: 0 S: 8	H: 1 LOB: 0 BB: 0 P: 13	R: 6 E: 1 K: 1 S: 22	H: 6 LOB: 0 BB: 0 P: 29	R: 0 E: 0 K: 1 S: 10	H: 1 LOB: 1 BB: 0 P: 15		1B: 6 SF: 3 2B: 3 SAC: 0 3B: 0 DP: 1 HR: 3 HBP: 0
PITCHER	IP WLS BF H R ER SO	IP WLS BF H R ER SO	IP WLS BF H R ER SO	IP WLS BF H R ER SO	IP WLS BF H R ER SO	IP WLS BF H R ER SO	IP WLS BF H R ER SO	IP WLS BF H R ER SO	IP WLS BF H R ER SO	IP WLS BF H R ER SO	IP WLS BF H R ER SO	IP WLS BF H R ER SO	IP WLS BF H R ER SO	IP WLS BF H R ER SO	IP WLS BF H R ER SO	IP WLS BF H R ER SO	ERA WHIP	
Robert Person, R (1, 1) ERA: 5.25	6.1 L	27 L	8 2	7 2	7 2	7 1	7 1	7 1	7 1	7 1	7 1	7 1	7 1	7 1	7 1	7 1	9.95 1.421	
Dan Plesac, L (7, 1) ERA: 4.67	0.2	4	2	2	2	1	1	1	1	1	1	1	1	1	1	1	27.00 3.000	
Luis Andujar, R (8, 1) ERA: 6.65	1.0	4	1	0	0	1	0	0	0	0	0	0	0	0	0	0	0.00 1.000	

livebaseballscorecards.com

AB	31
R	9
H	11
RBI	9
BB	1
SO	9
LOB	9



Batter	1	2	3	4	5	6	7	8	9	AB R H RBI BB SO LOB
Otis Nixon, S OBP: 0.349, SLG: 0.287 (1, 8)	3-3 K		2-0 L7			1-2 P5		0-0 G4-3 1-2f		4 0 0 0 0 1 1
Orlando Merced, S OBP: 0.356, SLG: 0.435 (1, 9)	1-2 L8			1-3 K		2-0 G5-3 1B		4-0 HR BB		3 1 1 0 1 1 0
Joe Carter, R OBP: 0.285, SLG: 0.390 (1, 7)	2-3 K			0-0 F7		2-2 G5-3 1-2		2-2 HR 1-H		4 1 1 2 0 1 1
Carlos Delgado, L OBP: 0.364, SLG: 0.570 (1, 3)		1-2 HR		3-2 FC5-4 1B		0-3 K		2-2 L7		4 1 2 1 0 1 1
Ed Sprague, R OBP: 0.300, SLG: 0.411 (1, 5)		2-3 K		3-1 FC5-4 1-2f			0-0 G5-3		2-0 F8	4 0 0 0 0 1 1
Shawn Green, L OBP: 0.356, SLG: 0.536 (1, 10)		1-2 G1-6-3			0-0 HR		3-2 1B		4-2 BB	3 1 2 1 1 0 0
Benito Santiago, R OBP: 0.225, SLG: 0.267 (1, 2)		1-1 G5-3			1-1 P3		2-1 P4-3		2-0 F8	4 0 0 0 0 0 2
Carlos Garcia, R OBP: 0.254, SLG: 0.311 (1, 4)			0-3 K		0-1 G1		0-0 G4-3		0-1 F9	4 0 0 0 0 1 2
Alex Gonzalez, R OBP: 0.294, SLG: 0.371 (1, 6)			0-3 K		2-3 K			4-0 G4-3 BB		2 0 0 0 1 2 0

Inning Stats	R: 0 E: 0 K: 2 S: 13	H: 0 LOB: 0 BB: 0 P: 19	R: 1 E: 0 K: 1 S: 15	H: 1 LOB: 0 BB: 0 P: 20	R: 0 E: 0 K: 2 S: 7	H: 0 LOB: 0 BB: 0 P: 9	R: 0 E: 0 K: 1 S: 12	H: 1 LOB: 1 BB: 0 P: 19	R: 1 E: 0 K: 1 S: 8	H: 1 LOB: 0 BB: 0 P: 11	R: 0 E: 0 K: 1 S: 10	H: 1 LOB: 1 BB: 0 P: 15	R: 0 E: 0 K: 0 S: 8	H: 1 LOB: 1 BB: 0 P: 13	R: 2 E: 0 K: 0 S: 7	H: 1 LOB: 0 BB: 2 P: 19	R: 0 E: 0 K: 0 S: 6	H: 0 LOB: 1 BB: 1 P: 14	1B: 3 2B: 0 3B: 0 HR: 3	SF: 0 SAC: 0 DP: 1 HBP: 0	WP: 0 PB: 0 SB: 0 CS: 0	PA: 35
--------------	-------------------------------	----------------------------------	-------------------------------	----------------------------------	------------------------------	---------------------------------	-------------------------------	----------------------------------	------------------------------	----------------------------------	-------------------------------	----------------------------------	------------------------------	----------------------------------	------------------------------	----------------------------------	------------------------------	----------------------------------	----------------------------------	------------------------------------	----------------------------------	--------

PITCHER	IP	WLS	BF	H	R	ER	SO	BB	IBB	HBP	BLK	WP	HR	S	P	ERA	WHIP
Shawn Boskie, R ERA: 5.4 (1, 1)	5.2	W	21	4	2	2	7	0	0	0	0	0	2	62	90	3.18	0.706
Arthur Rhodes, L ERA: 2.56 (6, 1)	2.1		10	2	2	2	1	2	0	0	0	0	1	18	35	7.71	1.714
Alan Mills, R ERA: 4.2 (9, 1)	1.0		4	0	0	0	0	1	0	0	0	0	0	6	14	0.00	1.000

TOP

Toronto Blue Jays @ Baltimore Orioles
Oriole Park at Camden Yards, Baltimore, MD

Tue Jul 15 1997, 7:05 PM EDT
Att. 47,062 - Unknown - 99 F

AB 32	WP 0
R 4	PA 35
H 6	PB 0
RBI 4	SB 0
BB 3	CS 0
SO 8	
LOB 8	



Batter	1	2	3	4	5	6	7	8	9
Brady Anderson, L (1, 8) OBP: 0.410, SLG: 0.452	3-1 HR		2-1 P6		2-0 F8	1-0 G6-3		2-1 G4-3	
Roberto Alomar, S (1, 4) OBP: 0.358, SLG: 0.437	2-2 G6-3		3-1 F8		2-1 G6-3	2-2 L5			
Geronimo Berroa, R (1, 10) OBP: 0.375, SLG: 0.497	3-2 G1-3		3-3 K		0-1 1B		0-2 G6-3		
Rafael Palmeiro, L (1, 3) OBP: 0.340, SLG: 0.453	0-2 F7			0-0 HR	0-0 1B		3-1 2B		
Cal Ripken Jr., R (1, 5) OBP: 0.334, SLG: 0.435		0-0 F9		1-1 F8	1-0 G4-3		0-0 F8		
Jeff Reboulet, R (8, 5) OBP: 0.291, SLG: 0.289									
B.J. Surhoff, L (1, 7) OBP: 0.377, SLG: 0.505		0-2 K		1-0 HR		1-2 2B	0-2 P5		
Jeffrey Hammonds, R (1, 9) OBP: 0.330, SLG: 0.539		1-2 HR		2-2 HR		0-1 2B		2-2 F8	
Lenny Webster, R (1, 2) OBP: 0.314, SLG: 0.364		1-0 HR		0-0 F9		1-1 G6-3	0-1 G1-3	0-1 1B	
Mike Bordick, R (1, 6) OBP: 0.266, SLG: 0.284		1-3 K		1-1 G5-3		1-1 G1-3		0-1 F7	

Inning Stats	R: 1	H: 1	E: 0	LOB: 0	K: 0	S: 12	R: 2	H: 2	E: 0	LOB: 0	K: 2	S: 11	R: 0	H: 0	E: 0	LOB: 0	K: 1	S: 7	R: 3	H: 3	E: 0	LOB: 0	K: 0	S: 10	R: 0	H: 2	E: 0	LOB: 2	K: 0	S: 7	R: 2	H: 3	E: 0	LOB: 1	K: 0	S: 17	R: 0	H: 1	E: 0	LOB: 1	K: 0	S: 14	R: 0	H: 1	E: 0	LOB: 1	K: 0	S: 10			

PITCHER	IP	WLS	BF	H	R	ER	SO	BB	IBB	HBP	BLK	WP	HR	S	P	ERA	WHIP
Juan Guzman, R (1, 1) ERA: 4.95	3.1	L	16	6	6	6	3	0	0	0	0	0	4	37	60	16.20	1.800
Luis Andujar, R (4, 1) ERA: 6.18	4.2		21	7	2	2	0	0	0	0	0	0	0	51	70	3.86	1.500

AB R H RBI BB SO LOB

5	1	1	1	0	0	2
4	0	0	0	0	0	1
4	0	1	0	0	1	0
4	1	3	0	0	0	0
4	0	0	0	0	0	4
0	0	0	0	0	0	0
4	2	2	2	0	1	1
4	3	3	1	0	0	0
4	1	3	4	0	0	0
4	0	0	0	0	1	2

WP	HR	S	P	ERA	WHIP
0	4	37	60	16.20	1.800
0	0	51	70	3.86	1.500

Toronto Blue Jays @ Baltimore Orioles
 Oriole Park at Camden Yards, Baltimore, MD
 Tue Jul 15 1997, 7:05 PM EDT
 Att: 47,062 - Unknown - 99 F

livebaseballscorecards.com

AB	37
R	8
H	13
RBI	8
BB	0
SO	3
LOB	10



Batter	1	2	3	4	5	6	7	8	9	AB R H RBI BB SO LOB	TOP											
Nomar Garciaparra, R OBP: 0.341, SLG: 0.497 (1, 6)	1-1 HR 2B	4-0 BB BB		2-1 3B 1-H			2-2 G1-3 1-2		2-1 F9	4 1 2 1 1 0 2												
John Valentin, R OBP: 0.357, SLG: 0.460 (1, 5)	0-0 F7	2-1 G6-4-3 1-2f		2-2 F9			0-1 G4-3 2-3		0-1 FC6-4 1-2f	5 0 0 0 0 0 6												
Mo Vaughn, L OBP: 0.446, SLG: 0.611 (1, 3)	4-2 HR BB		1-1 1B			1-3 K	4-2 BB		2-2 G4-3	3 1 1 0 2 1 1												
Mike Stanley, R OBP: 0.397, SLG: 0.536 (1, 10)	2-1 HR 1-H 2-H		2-2 F9			3-3 K	0-1 L8			4 1 1 3 0 1 3												
Wil Cordero, R OBP: 0.334, SLG: 0.475 (1, 7)	1-0 G4-3 2B		1-1 P4			0-0 G5-3		1-1 G6-3		4 0 1 0 0 0 1												
Scott Hatteberg, L OBP: 0.371, SLG: 0.441 (1, 2)	0-1 G4-3 2-3		2-2 G3			3-0 G4-3		3-1 1B L7-2 1B		4 0 1 0 0 0 2												
Jeff Frye, R OBP: 0.302, SLG: 0.342 (1, 4)	2-3 K		2-1 L8			0-0 F9		2-2 1B 1-3 1B		4 0 1 0 0 1 1												
Darren Bragg, L OBP: 0.340, SLG: 0.412 (1, 9)		0-0 WP 1B		0-2 G1		1-3 K		0-0 L7-2 3-H		4 0 1 0 0 1 2												
Shane Mack, R OBP: 0.368, SLG: 0.449 (1, 8)				3-2 3B 1B					1-2 FC6-4 1B	4 1 3 0 0 0 1												
Jesus Tavarez, S OBP: 0.235, SLG: 0.214 (9, 8)										0 0 0 0 0 0 0												
Inning Stats	R: 3 E: 0 K: 1 S: 13	H: 3 LOB: 1 BB: 1 P: 23	R: 0 E: 0 K: 0 S: 4	H: 1 LOB: 1 BB: 1 P: 10	R: 0 E: 0 K: 0 S: 11	H: 1 LOB: 1 BB: 0 P: 17	R: 1 E: 0 K: 0 S: 14	H: 2 LOB: 1 BB: 0 P: 23	R: 0 E: 0 K: 2 S: 7	H: 0 LOB: 0 BB: 0 P: 11	R: 0 E: 0 K: 1 S: 5	H: 0 LOB: 0 BB: 0 P: 9	R: 0 E: 0 K: 0 S: 10	H: 1 LOB: 2 BB: 1 P: 16	R: 0 E: 0 K: 0 S: 11	H: 2 LOB: 1 BB: 0 P: 17	R: 0 E: 0 K: 0 S: 11	H: 1 LOB: 1 BB: 0 P: 16	1B: 7 2B: 3 3B: 1 HR: 1	SF: 0 SAC: 0 DP: 2 HBP: 0	WP: 1 PB: 0 SB: 0 CS: 0	PA: 39
PITCHER	IP WLS BF H R ER SO BB IBB HBP BLK WP HR S P ERA WHIP																					
Jimmy Key, L ERA: 2.72 (1, 1)	6.2 L 30 8 4 4 4 3 0 0 0 1 1 62 107 5.40 1.650																					
Terry Mathews, R ERA: 2.92 (7, 1)	1.1 5 2 0 0 0 0 0 0 0 0 0 0 13 19 0.00 1.500																					
Armando Benitez, R ERA: 3.2 (9, 1)	1.0 4 1 0 0 0 0 0 0 0 0 0 0 11 16 0.00 1.000																					

Boston Red Sox @ Baltimore Orioles
 Oriole Park at Camden Yards, Baltimore, MD

Wed Jul 16 1997, 7:05 PM EDT
 Att. 47,712 - Unknown - 99 F

livebaseballscorecards.com

AB 36
R 4
H 11
RBI 4
BB 3
SO 4
LOB 19



Batter	1	2	3	4	5	6	7	8	9	AB R H RBI BB SO LOB
Brady Anderson, L (1, 8) OBP: 0.415, SLG: 0.457	4-1 G4-6-3 BB		1-0 1-3 G4-6-3 1B		0-1 2B			4-2 2B SF7 BB	2-2 G3	3 1 2 0 2 0 2
Roberto Alomar, S (1, 4) OBP: 0.360, SLG: 0.439	0-2 G4-6-3 1-2f		0-0 F9		4-2 BB			2-2 1-3 2B		3 0 1 0 1 0 3
Geronimo Berroa, R (1, 10) OBP: 0.373, SLG: 0.495	2-1 1B 1B		0-0 G4-6-3 1-2f		2-2 F9			2-2 SF7		3 0 1 1 0 0 4
Rafael Palmeiro, L (1, 3) OBP: 0.339, SLG: 0.451	3-2 1-2 1B			0-1 F7		0-0 F8		2-3 K		4 0 1 0 0 1 1
Cal Ripken Jr., R (1, 5) OBP: 0.333, SLG: 0.433	3-1 L6			1-0 WP 1B		3-3 K		0-0 L1		4 0 1 0 0 1 3
B.J. Surhoff, L (1, 7) OBP: 0.375, SLG: 0.502		0-2 F7		3-2 F9		1-0 L4			2-1 1B 1B	4 0 1 0 0 0 1
Jeffrey Hammonds, R (1, 9) OBP: 0.328, SLG: 0.534		2-2 P3		2-1 G5-3 1-2			0-0 F7		3-2 1-3 S 1B	4 0 1 0 0 0 1
Lenny Webster, R (1, 2) OBP: 0.312, SLG: 0.361		1-2 G4-3			0-0 G6-3 1B		1-0 L5		0-1 P4	4 0 1 0 0 0 2
Mike Bordick, R (1, 6) OBP: 0.267, SLG: 0.285 Tony Tarasco, L (9, PH) OBP: 0.347, SLG: 0.439			0-0 1B 1B		0-1 G6-3 1-2f		2-2 P5		2-1 P6 1-2	3 0 1 0 0 0 1 1 0 0 0 0 0 2

Inning Stats	R: 0 E: 0 K: 14 S: 14	H: 2 LOB: 2 BB: 1 P: 26	R: 0 E: 0 K: 9 S: 9	H: 0 LOB: 0 BB: 0 P: 12	R: 0 E: 0 K: 4 S: 4	H: 2 LOB: 1 BB: 0 P: 5	R: 0 E: 0 K: 8 S: 8	H: 1 LOB: 1 BB: 0 P: 14	R: 0 E: 0 K: 10 S: 10	H: 2 LOB: 2 BB: 1 P: 16	R: 0 E: 0 K: 6 S: 6	H: 0 LOB: 0 BB: 0 P: 10	R: 0 E: 0 K: 8 S: 8	H: 0 LOB: 0 BB: 0 P: 11	R: 1 E: 0 K: 12 S: 12	H: 1 LOB: 1 BB: 1 P: 22	R: 0 E: 0 K: 15 S: 15	H: 2 LOB: 2 BB: 0 P: 24	1B: 8 2B: 2 3B: 0 HR: 0	SF: 1 SAC: 0 DP: 3 HBP: 0
--------------	--------------------------------	----------------------------------	------------------------------	----------------------------------	------------------------------	---------------------------------	------------------------------	----------------------------------	--------------------------------	----------------------------------	------------------------------	----------------------------------	------------------------------	----------------------------------	--------------------------------	----------------------------------	--------------------------------	----------------------------------	----------------------------------	------------------------------------

PITCHER	IP	WLS	BF	H	R	ER	SO	BB	IBB	HBP	BLK	WP	HR	S	P	ERA	WHIP
Steve Avery, L (1, 1) ERA: 4.68	7.0	W	29	8	1	1	1	3	0	0	0	1	0	64	105	1.29	1.571
Jim Corsi, R (8, 1) ERA: 4.15	1.0		3	0	0	0	1	0	0	0	0	0	0	7	11	0.00	0.000
Heathcliff Stocumb, R (9, 1) ERA: 6.2	1.0	S	5	2	0	0	0	0	0	0	0	0	0	15	24	0.00	2.000

BOTTOM

Boston Red Sox @ Baltimore Orioles
Oriole Park at Camden Yards, Baltimore, MD
 Wed Jul 16 1997, 7:05 PM EDT
 Att: 47,712 - Unknown - 99 F

AB	33
R	1
H	10
RBI	1
BB	3
SO	2
LOB	20



WP: 1	PA: 37
PB: 0	
SB: 1	
CS: 0	

livebaseballscorecards.com

Batter	1	2	3	4	5	6	7	8	9	AB R H RBI BB SO LOB
Brady Anderson, L (1, 8) OBP: 0.417, SLG: 0.465	0-0 WP 4-3 2B		0-0 F9		0-0 1B HR 2B	0-0 F9			0-0 1-6-3 E 1B	5 3 3 0 0 0 2
Roberto Alomar, S (1, 4) OBP: 0.359, SLG: 0.437 Aaron Ledesma, R (9, PH)	0-0 L6 2-3		0-0 5-3		0-0 HR 1B		0-3 K		0-0 1-6-3 1-2 2-3	4 1 1 1 0 1 1 1 0 0 0 0 0 2
Geronimo Berroa, R (1, 10) OBP: 0.371, SLG: 0.500	0-0 4-3 3-H		0-0 F9		0-0 HR		0-0 P3		0-0 E6 6-3 2-H 3-H	5 1 1 5 0 0 0
Rafael Palmeiro, L (1, 3) OBP: 0.340, SLG: 0.457	0-0 G3			4-0 1B BB	0-0 F8		0-0 HR		0-0 6-3 2-3	4 1 1 1 1 0 1
Cal Ripken Jr., R (1, 5) OBP: 0.329, SLG: 0.427		0-0 F8		0-0 P5	0-0 F8		0-0 F8		0-0 6-3	5 0 0 0 0 0 2
B.J. Surhoff, L (1, 7) OBP: 0.374, SLG: 0.502		0-0 1B 2B		0-0 F8		0-0 6-3		0-0 F9		4 1 1 0 0 0 1
Jeffrey Hammonds, R (1, 9) OBP: 0.327, SLG: 0.530		0-0 F8		0-0 1B 1-3		0-0 F8		0-0 G6-3		4 0 1 0 0 0 1
Lenny Webster, R (1, 2) OBP: 0.317, SLG: 0.365		0-0 FC5-4 2-H 1B			0-3 K	0-0 1B 1B		0-0 P5		4 0 2 1 0 1 0
Mike Bordick, R (1, 6) OBP: 0.273, SLG: 0.291		0-0 FC5-4 1-2f			0-0 2B 1B 1B	0-0 1B 1-2		0-0 1-6-3 E 1B		4 2 3 0 0 0 1

Inning Stats	R: 1 E: 0 K: 0 S: 4	H: 1 LOB: 0 BB: 0 P: 4	R: 1 E: 0 K: 0 S: 5	H: 2 LOB: 1 BB: 0 P: 5	R: 0 E: 0 K: 0 S: 3	H: 0 LOB: 0 BB: 0 P: 3	R: 0 E: 0 K: 0 S: 3	H: 1 LOB: 2 BB: 1 P: 7	R: 4 E: 0 K: 1 S: 9	H: 4 LOB: 0 BB: 0 P: 9	R: 0 E: 0 K: 0 S: 5	H: 2 LOB: 2 BB: 0 P: 5	R: 1 E: 0 K: 1 S: 6	H: 1 LOB: 0 BB: 0 P: 6	R: 0 E: 0 K: 0 S: 3	H: 0 LOB: 0 BB: 0 P: 3	R: 2 E: 1 K: 0 S: 6	H: 2 LOB: 1 BB: 0 P: 6	1B: 8 2B: 3 3B: 0 HR: 2	SF: 0 SAC: 0 DP: 0 HBP: 0
--------------	------------------------------	---------------------------------	------------------------------	---------------------------------	------------------------------	---------------------------------	------------------------------	---------------------------------	------------------------------	---------------------------------	------------------------------	---------------------------------	------------------------------	---------------------------------	------------------------------	---------------------------------	------------------------------	---------------------------------	----------------------------------	------------------------------------


BOTTOM

Boston Red Sox @ Baltimore Orioles
 Oriole Park at Camden Yards, Baltimore, MD

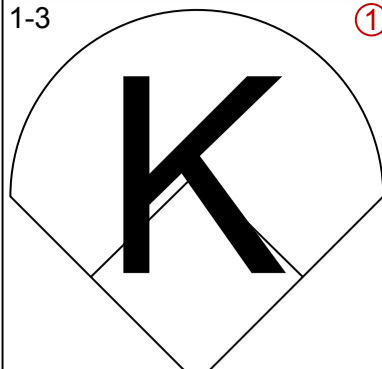
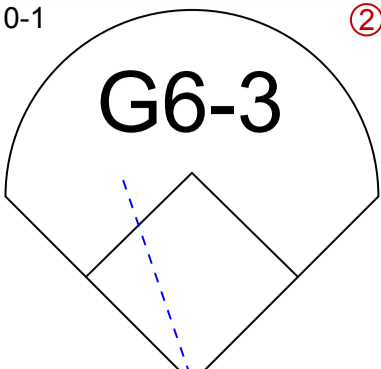
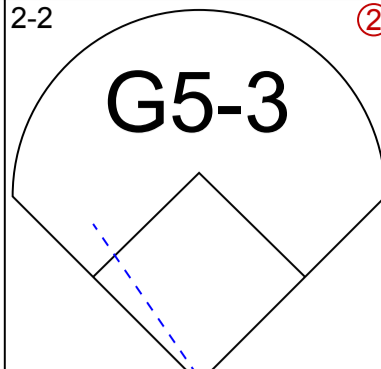
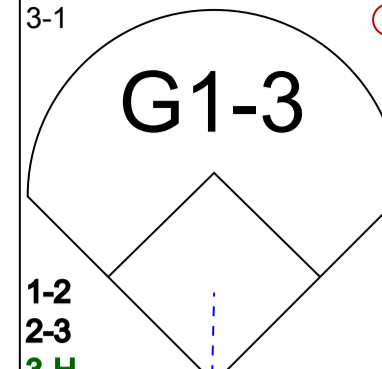
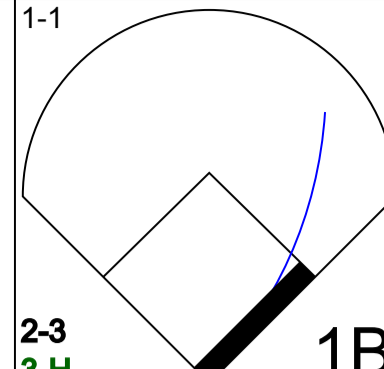
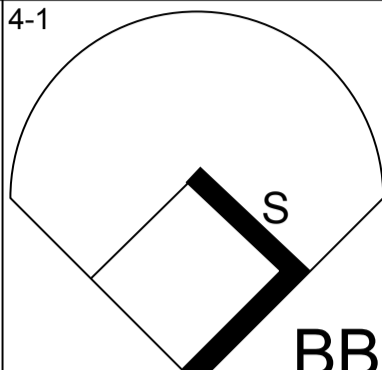
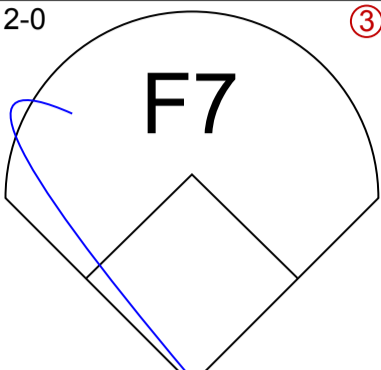
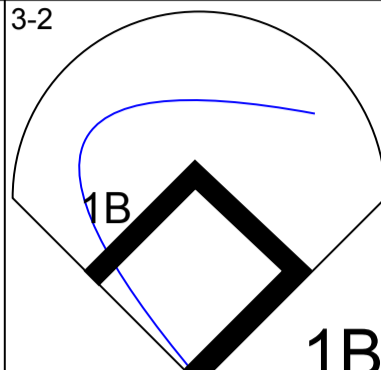
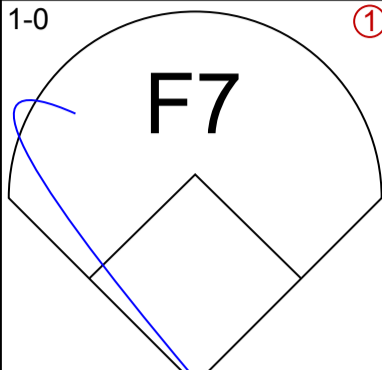
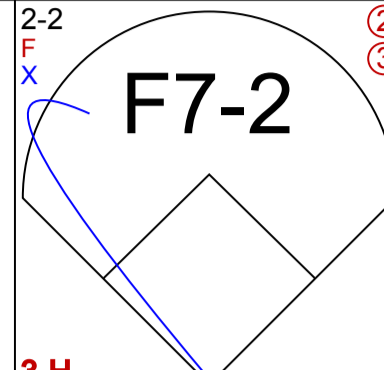
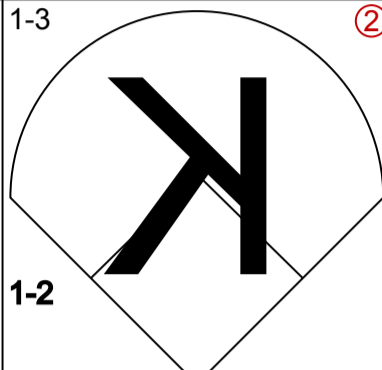
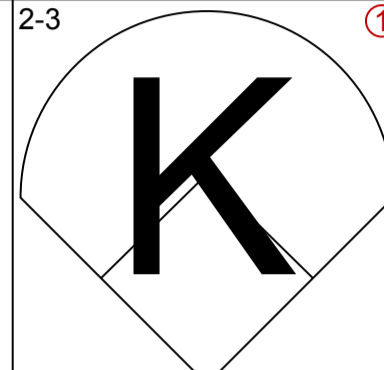
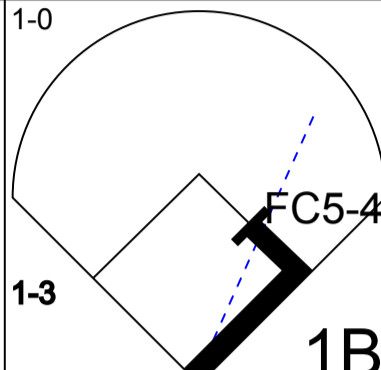
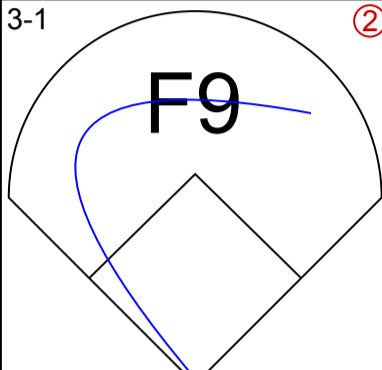
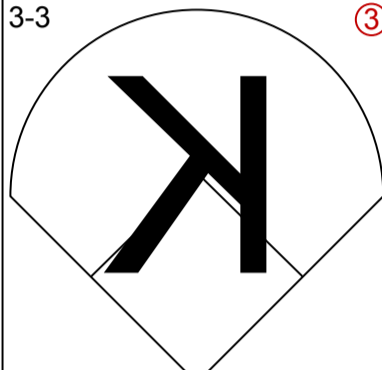
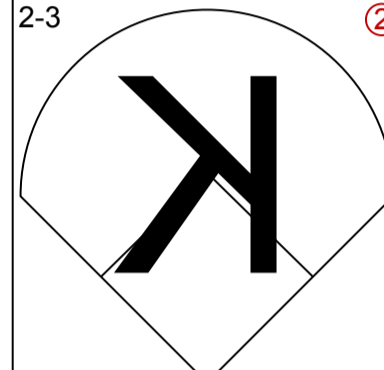
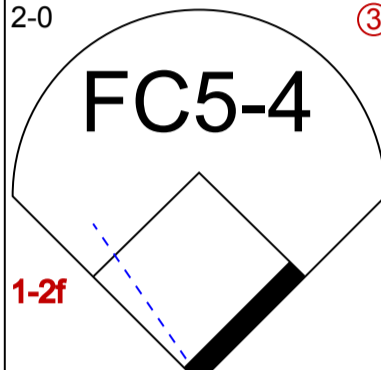
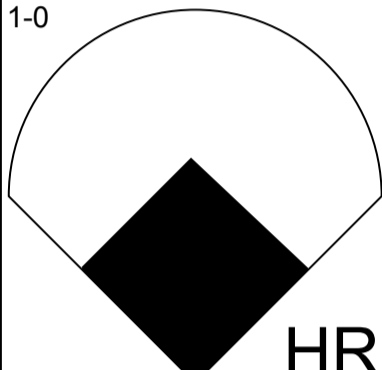
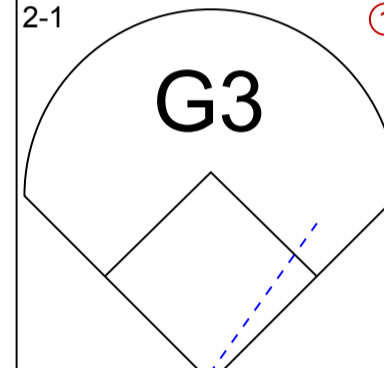
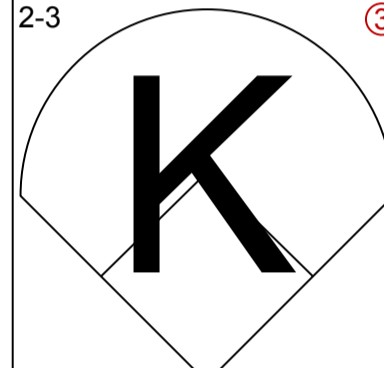
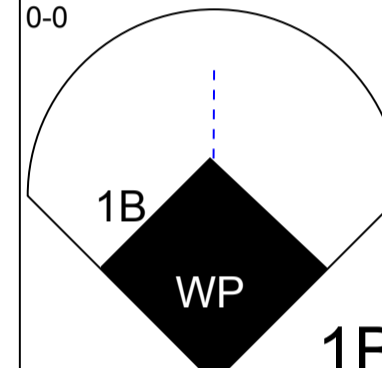
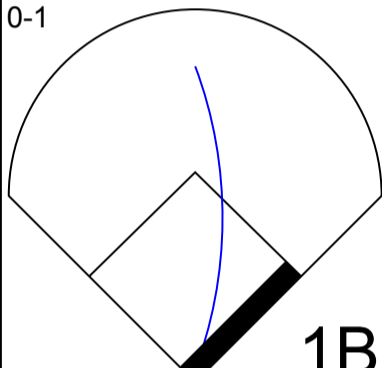
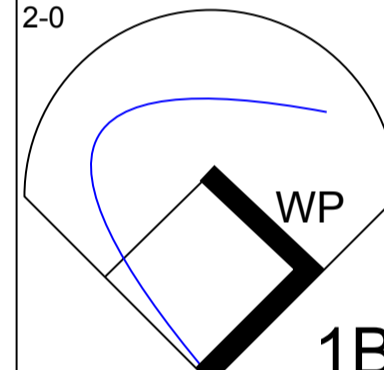
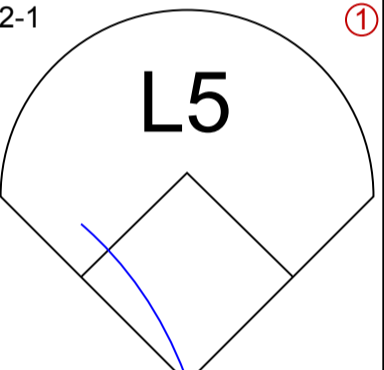
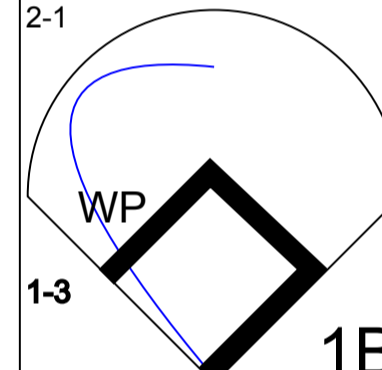
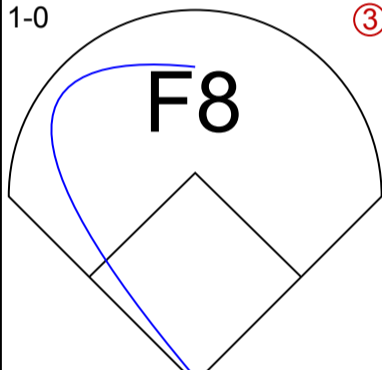
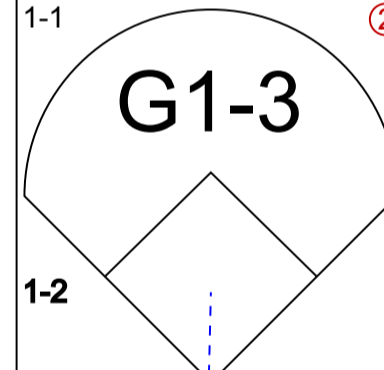
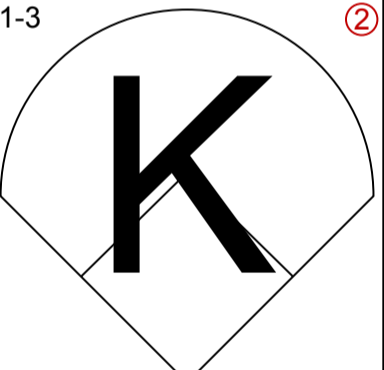
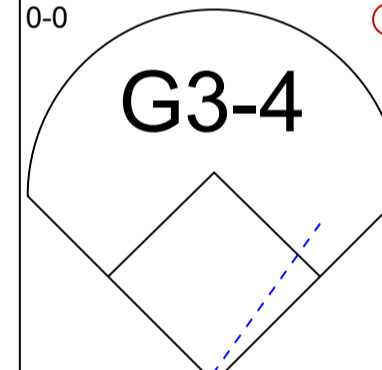
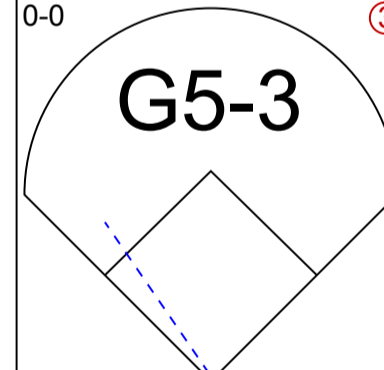
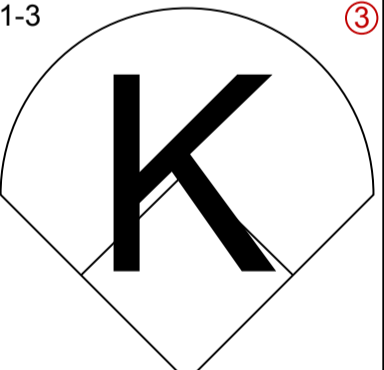
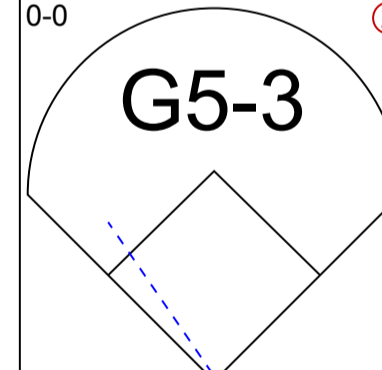
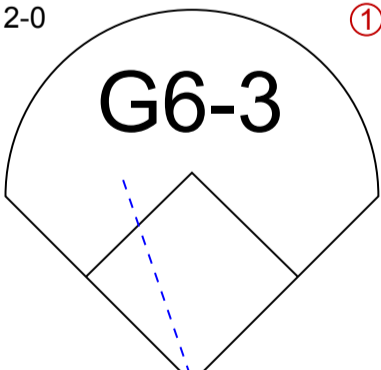
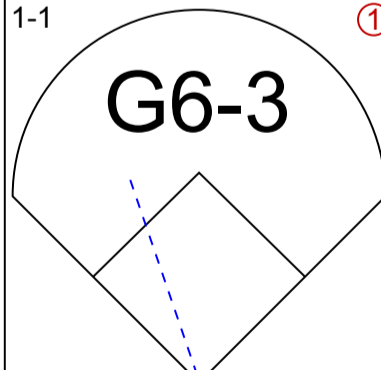
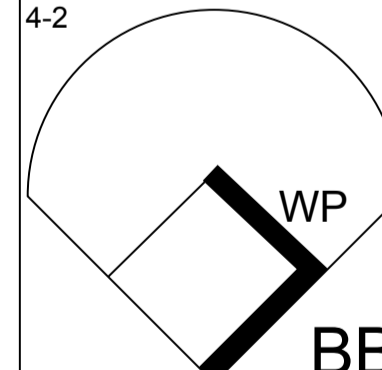
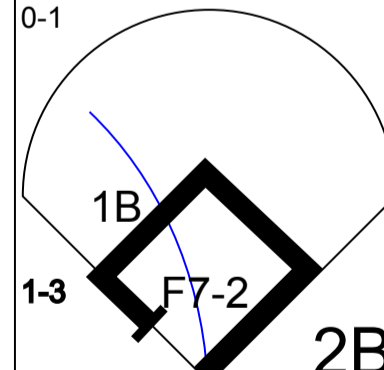
Thu Jul 17 1997, 7:05 PM EDT
 Att. 47,912 - Unknown - 101 F

livebaseballscorecards.com

AB	40
R	9
H	13
RBI	8
BB	1
SO	2
LOB	11



PITCHER	IP	WLS	BF	H	R	ER	SO	BB	IBB	HBP	BLK	WP	HR	S	P	ERA	WHIP
Aaron Sele, R (1, 1) ERA: 5.34	4.1		21	8	6	6	1	1	0	0	0	1	1	22	26	12.46	2.077
John Wasdin, R (5, 1) ERA: 4.96	1.2		7	2	0	0	0	0	0	0	0	0	0	7	7	0.00	1.200
Ron Mahay, L (7, 1) ERA: 9.0	1.0	W	4	1	1	1	1	0	0	0	0	0	1	6	6	9.00	1.000
Butch Henry, L (8, 1) ERA: 3.09	1.1		7	2	2	1	0	0	0	0	0	0	0	7	7	6.75	1.500
Heathcliff Slocumb, R (9, 1) ERA: 6.1	0.2	S	2	0	0	0	0	0	0	0	0	0	0	2	2	0.00	0.000

Batter	1	2	3	4	5	6	7	8	9	AB R H RBI BB SO LOB	TOP											
Norberto Martin, R (1, 4) OBP: 0.308, SLG: 0.360	1-3 		0-1 			2-2 	3-1 		1-1 	5 0 1 1 0 1 2												
Dave Martinez, L (1, 8) OBP: 0.360, SLG: 0.430	4-1 		2-0 			3-2 		1-0 	2-2 	4 0 1 0 1 0 2												
Frank Thomas, R (1, 3) OBP: 0.471, SLG: 0.657	1-3 			2-3 		1-0 		3-1 		4 0 1 0 0 2 1												
Albert Belle, R (1, 7) OBP: 0.351, SLG: 0.532	1-2 			2-3 		2-0 		1-0 		4 1 1 1 0 2 3												
Harold Baines, L (1, 10) OBP: 0.372, SLG: 0.456		2-1 			2-3 		0-0 		0-1 	4 1 2 0 0 1 0												
Mike Cameron, R (8, PR) OBP: 0.349, SLG: 0.451										0 0 0 0 0 0 0												
Lyle Mouton, R (1, 9) OBP: 0.317, SLG: 0.395		2-0 			2-1 		2-1 		1-0 	4 0 2 0 0 0 1												
Darren Lewis, R (9, 8) OBP: 0.303, SLG: 0.211										0 0 0 0 0 0 0												
Jorge Fabregas, L (1, 2) OBP: 0.264, SLG: 0.326		1-1 			1-3 		0-0 			4 0 0 0 0 2 3												
Chris Snopce, R (1, 5) OBP: 0.273, SLG: 0.335		0-0 			1-3 		0-0 			4 1 1 0 0 1 3												
Ozzie Guillen, L (1, 6) OBP: 0.313, SLG: 0.350			2-0 			1-1 	4-2 		0-1 	3 0 1 0 1 0 0												
Inning Stats	R: 0 E: 0 K: 3 S: 11	H: 0 LOB: 1 BB: 1 P: 20	R: 0 E: 0 K: 0 S: 6	H: 1 LOB: 1 BB: 0 P: 11	R: 0 E: 0 K: 0 S: 4	H: 0 LOB: 0 BB: 0 P: 8	R: 0 E: 0 K: 3 S: 9	H: 0 LOB: 0 BB: 0 P: 15	R: 0 E: 0 K: 2 S: 8	H: 0 LOB: 0 BB: 0 P: 12	R: 0 E: 0 K: 0 S: 12	H: 2 LOB: 2 BB: 0 P: 21	R: 1 E: 0 K: 0 S: 10	H: 2 LOB: 2 BB: 1 P: 19	R: 1 E: 0 K: 0 S: 7	H: 2 LOB: 1 BB: 0 P: 13	R: 1 E: 0 K: 1 S: 17	H: 3 LOB: 1 BB: 0 P: 22	1B: 8 2B: 2 3B: 0 HR: 1	SF: 0 SAC: 0 DP: 1 HBP: 0	WP: 2 PB: 0 SB: 1 CS: 0	PA: 38
PITCHER	IP WLS BF H R ER SO BB IBB HBP BLK WP HR S P ERA WHIP																					
35 Mike Mussina, R (1, 1) ERA: 3.38	8.0 L 33 7 2 2 8 2 0 0 0 0 2 1 67 119 2.25 1.125																					
Randy Myers, L (9, 1) ERA: 1.53	1.0 5 3 1 1 1 0 0 0 0 0 0 0 17 22 9.00 3.000																					

Chicago White Sox @ Baltimore Orioles
Oriole Park at Camden Yards, Baltimore, MD
 Fri Jul 18 1997, 7:05 PM EDT
 Att. 47,759 - Unknown - 99 F

AB	36
R	3
H	10
RBI	2
BB	2
SO	9
LOB	15



Batter	1	2	3	4	5	6	7	8	9	AB	R	H	RBI	BB	SO	LOB
Brady Anderson, L (1, 10) OBP: 0.415, SLG: 0.461	1-0 F8			0-0 P6		4-1 WP G6-3 BB		0-1 G6-3		3	0	0	0	1	0	1
Roberto Alomar, S (1, 4) OBP: 0.355, SLG: 0.431	3-2 F7			2-2 G4-3		3-2 G6-3		1-3 K		4	0	0	0	0	1	1
Geronimo Berroa, R (1, 9) OBP: 0.370, SLG: 0.497	1-2 G1-3			0-0 E5 WP		1-1 F8			2-0	4	0	1	0	0	0	1
Rafael Palmeiro, L (1, 3) OBP: 0.337, SLG: 0.452			0-3 K	2-3 K			3-2 L3		2-1 F8	4	0	0	0	0	2	2
Cal Ripken Jr., R (1, 5) OBP: 0.331, SLG: 0.426			0-0 L8		3-2 G1-3 1B		4-0 BB BB		1-0 F9	3	0	1	0	1	0	1
B.J. Surhoff, L (1, 7) OBP: 0.369, SLG: 0.495			2-2 G3-1		1-2 G1-3		0-1 F8		1-2 F8	4	0	0	0	0	0	3
Jeffrey Hammonds, R (1, 8) OBP: 0.327, SLG: 0.525			0-3 K		2-3 K		4-1 BB			2	0	0	0	1	2	1
Chris Hoiles, R (1, 2) OBP: 0.397, SLG: 0.447			0-1 G5-3		3-1 F9		2-2 L9			3	0	0	0	0	0	3
Mike Bordick, R (1, 6) OBP: 0.273, SLG: 0.291			2-2 G4-3		0-3 K		0-1 G6-3 1B			3	0	1	0	0	1	0

Inning Stats	R: 0	H: 0	E: 0	K: 0	S: 7	R: 0	H: 0	E: 0	K: 1	S: 9	R: 0	H: 0	E: 0	K: 1	S: 10	R: 0	H: 1	E: 0	K: 1	S: 17	R: 0	H: 0	E: 0	K: 1	S: 9	R: 0	H: 0	E: 0	K: 1	S: 10	R: 0	H: 1	E: 0	K: 1	S: 7	R: 0	H: 1	E: 0	K: 0	S: 7	1B: 3	2B: 0	3B: 0	HR: 0	SF: 0	SAC: 0	DP: 1	HBP: 0	WP: 2	PB: 0	SB: 0	CS: 0	PA: 33
--------------	------	------	------	------	------	------	------	------	------	------	------	------	------	------	-------	------	------	------	------	-------	------	------	------	------	------	------	------	------	------	-------	------	------	------	------	------	------	------	------	------	------	-------	-------	-------	-------	-------	--------	-------	--------	-------	-------	-------	-------	--------

PITCHER	IP	WLS	BF	H	R	ER	SO	BB	IBB	HBP	BLK	WP	HR	S	P	ERA	WHIP
James Baldwin, R (1, 1) ERA: 4.71	7.0	W	27	2	0	0	5	3	0	0	0	2	0	72	115	0.00	0.714
Tony Castillo, L (8, 1) ERA: 5.55	1.0		2	0	0	0	1	0	0	0	0	0	0	5	6	0.00	0.000
Roberto Hernandez, R (9, 1) ERA: 2.66	1.0	S	4	1	0	0	0	0	0	0	0	0	0	7	13	0.00	1.000

BOTTOM

Chicago White Sox @ Baltimore Orioles
 Oriole Park at Camden Yards, Baltimore, MD

livebaseballscorecards.com

AB	30
R	0
H	3
RBI	0
BB	3
SO	6
LOB	13



Fri Jul 18 1997, 7:05 PM EDT
 Att: 47,759 - Unknown - 99 F

Batter	1	2	3	4	5	6	7	8	9	AB R H RBI BB SO LOB	TOP																	
Ray Durham, S OBP: 0.323, SLG: 0.361 (1, 4) X	0-0 F7		2-0 G6-3	4-1 BB		1-3 K			4-2 FC5-4 BB	3 0 0 0 2 1 1																		
Dave Martinez, L OBP: 0.363, SLG: 0.433 (1, 8) B X	1-1 F8 1B		3-2 1B	0-3 K			0-2 F8 1B		2-3 K	5 1 3 0 0 2 4																		
Frank Thomas, R OBP: 0.468, SLG: 0.648 (1, 3) F 1 SAFE 1 SAFE 1 SAFE 1 SAFE 1 SAFE	4-2 1B 1-2 BB		2-1 G5-3 1-2	2-1 G4-3			3-2 F8 1-3		1-3 K	4 0 0 0 1 1 6																		
Albert Belle, R OBP: 0.349, SLG: 0.526 (1, 7) B B B X	3-0 F8 2-3		3-2 G4-3		2-1 F9		4-2 CS BB		0-0 FC5-4 1-2f	4 0 0 0 1 0 4																		
Harold Baines, L OBP: 0.374, SLG: 0.457 (1, 10) F B S B B F X	3-2 FC5-4 1-3 3-H 1B			2-0 1B 1B	3-3 K		3-3 K 1-2			4 1 2 1 0 2 2																		
Lyle Mouton, R OBP: 0.316, SLG: 0.389 (1, 9) C F X	0-2 FC5-4 1-2f			0-3 K	2-3 K			4-1 BB		3 0 0 0 1 2 3																		
Jorge Fabregas, L OBP: 0.269, SLG: 0.330 (1, 2) B X		1-0 L6		0-0 1B 1-2 1B		1-2 S 1B		2-3 K		4 1 2 0 0 1 1																		
Norberto Martin, R OBP: 0.306, SLG: 0.357 (1, 5) C B B F X		1-3 K		2-0 BB 1-2 2-H 1B		1-2 G6-3 1-2		1-1 F7		4 0 1 1 0 1 2																		
Ozzie Guillen, L OBP: 0.312, SLG: 0.349 (1, 6) B X		1-0 L7		1-0 BB 1-2 2-H 1B		1-3 K		1-3 K		4 0 1 1 0 2 2																		
Inning Stats	R: 1 E: 0 K: 0 S: 15	H: 2 LOB: 2 BB: 1 P: 26	R: 0 E: 0 K: 1 S: 5	H: 0 LOB: 0 BB: 0 P: 8	R: 0 E: 0 K: 0 S: 12	H: 1 LOB: 1 BB: 0 P: 22	R: 2 E: 0 K: 2 S: 16	H: 4 LOB: 3 BB: 1 P: 27	R: 0 E: 0 K: 2 S: 8	H: 0 LOB: 0 BB: 0 P: 15	R: 0 E: 0 K: 2 S: 13	H: 1 LOB: 1 BB: 0 P: 17	R: 0 E: 0 K: 1 S: 11	H: 1 LOB: 2 BB: 1 P: 21	R: 0 E: 0 K: 2 S: 10	H: 0 LOB: 1 BB: 1 P: 18	R: 0 E: 0 K: 2 S: 9	H: 0 LOB: 1 BB: 1 P: 16	1B: 9 2B: 1 3B: 0 HR: 0	SF: 0 SAC: 0 DP: 1 HBP: 0	WP: 0 PB: 0 SB: 4 CS: 1	PA: 40						
PITCHER	IP WLS BF H R ER SO BB IBB HBP BLK WP HR S P ERA WHIP																											
Scott Kamieniecki, R ERA: 4.04 (1, 1)	5.1		26	8	3	3	5	2	0	0	0	0	0	0	63	107	5.06	1.875										
Arthur Rhodes, L ERA: 2.78 (6, 1)	0.2	W	3	1	0	0	2	0	0	0	0	0	0	0	9	11	0.00	1.500										
Alan Mills, R ERA: 4.02 (7, 1)	0.1		2	0	0	0	0	1	0	0	0	0	0	0	5	12	0.00	3.000										
Jesse Orosco, L ERA: 2.43 (7, 1)	1.0		3	0	0	0	2	1	0	0	0	0	0	0	8	17	0.00	1.000										
Armando Benitez, R ERA: 3.07 (8, 1)	1.2	S	6	0	0	0	3	1	0	0	0	0	0	0	14	23	0.00	0.600										

Chicago White Sox @ Baltimore Orioles
 Oriole Park at Camden Yards, Baltimore, MD

Sat Jul 19 1997, 3:33 AM EDT
 Att. 47,857 - Sunny - 93 F

livebaseballscorecards.com

AB	35
R	3
H	9
RBI	3
BB	5
SO	12
LOB	25



Batter	1	2	3	4	5	6	7	8	9
Brady Anderson, L (1, 8) OBP: 0.418, SLG: 0.463	4-2 BB G6-4-3		1-2 BB G3-1		4-2 BB		0-0 BB F7	2-2 2B 1-3 2-H	
Roberto Alomar, S (1, 4) OBP: 0.355, SLG: 0.427	2-2 BB G6-4-3 1-2f		4-2 BB 1B S		2-2 SAFE BB P5		2-1 BB G3	4-0 IBB G5-4-3	
Geronimo Berroa, R (1, 10) OBP: 0.373, SLG: 0.495	4-2 BB		3-2 1B HR		1 SAFE BB K		4-1 BB	0-0 1-2f G5-4-3	
Rafael Palmeiro, L (1, 3) OBP: 0.336, SLG: 0.458	2-2 BB F8		2-1 HR 2-H		3-2 BB F8		2-1 BB G4-3		
Cal Ripken Jr., R (1, 5) OBP: 0.328, SLG: 0.422		2-0 P4	0-0 G5-3		2-1 HR E5		1-1 F7		
Jeffrey Hammonds, R (1, 7) OBP: 0.330, SLG: 0.541		1-0 WP 2B	3-0 P4		1 SAFE K		3-2 HR		
Tony Tarasco, L (1, 9) OBP: 0.351, SLG: 0.444		4-2 WP BB		0-0 G4-3		2-3 K	2-1 WP 1B 2B		
Lenny Webster, R (1, 2) OBP: 0.315, SLG: 0.362		1-3 K		3-2 K		0-0 HR 1-H	2-1 1B 2B 1B		
Chris Hoiles, R (4, 2) OBP: 0.401, SLG: 0.467		1-2 2-3 K		2-3 K		1-0 L4	1-2 1B		
Mike Bordick, R (1, 6) OBP: 0.273, SLG: 0.291		0-0 G6-3							

AB	R	H	RBI	BB	SO	LOB
3	0	1	1	2	0	0
3	1	0	0	2	0	2
3	1	1	1	2	1	4
4	1	1	2	0	0	3
4	1	0	0	0	0	0
4	1	2	1	0	1	1
3	1	1	0	1	1	1
1	0	0	0	0	1	2
3	2	2	3	0	1	0
4	0	1	0	0	1	2
1B: 3	SF: 0					
2B: 3	SAC: 0					
3B: 0	DP: 2					
HR: 3	HBP: 0					

BOTTOM

Chicago White Sox @ Baltimore Orioles
 Oriole Park at Camden Yards, Baltimore, MD

Sat Jul 19 1997, 3:33 AM EDT
 Att. 47,857 - Sunny - 93 F

livebaseballscorecards.com

AB	32
R	8
H	9
RBI	8
BB	7
SO	6
LOB	15



Inning Stats	R: 0	H: 0	E: 0	K: 0	S: 13	H: 0	LOB: 1	BB: 2	P: 25	R: 0	H: 1	E: 0	K: 1	S: 10	H: 2	LOB: 0	BB: 1	P: 18	R: 3	H: 2	E: 0	K: 0	S: 13	H: 0	LOB: 0	BB: 1	P: 26	R: 0	H: 0	E: 0	K: 2	S: 7	R: 0	H: 0	E: 0	K: 1	S: 15	R: 2	H: 1	E: 1	K: 2	S: 12	H: 1	LOB: 0	BB: 0	P: 19	R: 0	H: 0	E: 0	K: 0	S: 6	R: 3	H: 5	E: 0	K: 0	S: 18	H: 0	LOB: 2	BB: 1	P: 33
PITCHER	IP	WLS	BF	H	R	ER	SO	BB	IBB	HBP	BLK	WP	HR	S	P	ERA	WHIP																																											
Doug Drabek, R (1, 1) ERA: 6.73	5.0		22	3	3	3	4	5	0	0	0	1	1	58	107	5.40	1.600																																											
41 Bill Simas, R (6, 1) ERA: 3.96	1.0	L	5	1	2	0	2	0	0	0	0	0	1	12	19	0.00	1.000																																											
Tony Castillo, L (7, 1) ERA: 5.4	1.0		4	0	0	0	0	1	0	0	0	0	0	6	14	0.00	1.000																																											
Matt Karchner, R (8, 1) ERA: 2.79	0.1		7	5	3	0	0	0	1	0	0	1	1	17	32	81.00	15.000																																											
Carlos Castillo, R (8, 1) ERA: 3.71	0.2		1	0	0	0	0	0	0	0	0	0	0	1	1	0.00	0.000																																											
PITCHER	IP	WLS	BF	H	R	ER	SO	BB	IBB	HBP	BLK	WP	HR	S	P	ERA	WHIP																																											

WP	HR	S	P	ERA	WHIP
2	0	0	39		
0	0	0			
1	0	0			
0	0	0			

Batter	1	2	3	4	5	6	7	8	9	AB R H RBI BB SO LOB	TOP
Ray Durham, S (1, 4) OBP: 0.326, SLG: 0.361	4-0 1B SF8 G1-3 BB	0-0 1B 2B		0-0 F8		0-0 P6		0-3 K	0-0 1B	5 2 2 1 1 1 1	
Dave Martinez, L (1, 9) OBP: 0.365, SLG: 0.432 Darren Lewis, R (7, 8) OBP: 0.294, SLG: 0.203	0-0 G1-3	4-0 2B BB		0-3 K		0-0 E 1B 1B		0-0 F7	0-0 L6	3 1 1 0 1 1 1 2 0 0 0 0 0 4	
Frank Thomas, R (1, 3) OBP: 0.472, SLG: 0.663	0-0 2-3 1B	0-0 1-H 2-H 2B		0-0 FC5-4 1B		0-0 F8		0-0 1-H HR		5 1 4 4 0 0 1	
Albert Belle, R (1, 7) OBP: 0.347, SLG: 0.524 Lyle Mouton, R (9, 7) OBP: 0.316, SLG: 0.389	0-0 SF8	0-3 K		0-0 FC5-4 1-2f		0-0 E8 1B		0-0 F8		4 0 1 1 0 1 2 0 0 0 0 0 0 0	
Harold Baines, L (1, 10) OBP: 0.374, SLG: 0.466	0-0 F7	0-0 F8			0-0 HR	0-0 P4			0-0 1B FC6-4 1B	5 2 2 1 0 0 4	
Jorge Fabregas, L (1, 2) OBP: 0.272, SLG: 0.337		0-0 2B 1B 2B		0-0 F7			0-3 K		0-0 1B FC6-4 1B	5 1 2 0 0 1 0	
Mike Cameron, R (1, 8) OBP: 0.351, SLG: 0.456		0-0 2-3 1B 2B		0-0 P6		0-0 F8		0-0 L4-3 1B	0-0 FC6-4 1B	5 1 2 1 0 0 1	
Norberto Martin, R (1, 5) OBP: 0.317, SLG: 0.373		0-0 2-H 3-H FC4-6 1B		0-0 2B		0-0 L4-3 1-2		0-0 K	0-3 K	5 0 3 2 0 1 2	
Ozzie Guillen, L (1, 6) OBP: 0.311, SLG: 0.347 Chris Snopce, R (9, PH) OBP: 0.276, SLG: 0.337		0-0 1-2f FC4-6 1B		0-0 F9		0-0 F7		0-0 HR 1B	0-0 1B	4 2 1 0 0 0 3 1 0 1 0 0 0 0	
Inning Stats	R: 1 H: 1 E: 0 LOB: 1 K: 0 BB: 1 S: 4 P: 8	R: 5 H: 5 E: 0 LOB: 1 K: 1 BB: 1 P: 14	R: 0 H: 1 E: 0 LOB: 1 K: 0 BB: 0 S: 4 P: 4	R: 0 H: 1 E: 0 LOB: 1 K: 1 BB: 0 P: 6	R: 1 H: 2 E: 0 LOB: 1 K: 0 BB: 0 S: 5 P: 5	R: 0 H: 2 E: 1 LOB: 2 K: 0 BB: 0 S: 5 P: 5	R: 0 H: 1 E: 0 LOB: 0 K: 1 BB: 0 P: 5	R: 2 H: 2 E: 0 LOB: 0 K: 1 BB: 0 S: 7 P: 7	R: 1 H: 4 E: 0 LOB: 3 K: 1 BB: 0 P: 9	1B: 13 SF: 1 2B: 5 SAC: 0 3B: 0 DP: 1 HR: 2 HBP: 0	WP: 0 PA: 47 PB: 0 SB: 1 CS: 0
PITCHER Shawn Boskie, R (1, 1) ERA: 5.95 Mike Johnson, R (6, 1) ERA: 7.94	IP WLS BF H R ER SO BB IBB HBP BLK WP HR S P ERA WHIP	5.0 L 27 10 7 7 2 2 0 0 0 0 0 1 29 37 12.60 2.400	4.0 20 9 3 3 3 0 0 0 0 0 0 1 26 26 6.75 2.250	PITCHER IP WLS BF H R ER SO BB IBB HBP BLK WP HR S P ERA WHIP							

Chicago White Sox @ Baltimore Orioles
 Oriole Park at Camden Yards, Baltimore, MD

Sun Jul 20 1997, 3:33 AM EDT
 Att. 47,800 - Sunny - 85 F

livebaseballscorecards.com

AB 44
 R 10
 H 19
 RBI 10
 BB 2
 SO 5
 LOB 19



Batter	1	2	3	4	5	6	7	8	9	AB	R	H	RBI	BB	SO	LOB
Brady Anderson, L (1, 8) OBP: 0.414, SLG: 0.457	0-0 F9		0-0 P6			0-0 G6-3		0-0 G3-1		4	0	0	0	0	0	1
Roberto Alomar, S (1, 4) OBP: 0.360, SLG: 0.437	0-0 CS 1B			0-0 G1-3		0-0 2B		0-0 1B 2B		4	0	3	0	0	0	0
Geronimo Berroa, R (1, 10) OBP: 0.371, SLG: 0.493	0-0 L5			0-3 K		0-0 F7		0-0 1B		4	0	1	0	0	1	2
Rafael Palmeiro, L (1, 3) OBP: 0.333, SLG: 0.453	0-0 CS 1-2	0-0 G4-3		0-0 G3			0-0 G4-3	0-0 L4		4	0	0	0	0	0	2
Cal Ripken Jr., R (1, 5) OBP: 0.327, SLG: 0.421		0-3 K			0-0 G5-3				0-0 HR 1B	1	0	0	0	0	1	0
Aaron Ledesma, R (3, 5) OBP: 0.500, SLG: 0.500										3	1	2	0	0	0	0
Jeffrey Hammonds, R (1, 7) OBP: 0.329, SLG: 0.536		0-0 F7			0-0 1B		0-0 F9		0-0 F8	4	0	1	0	0	0	2
Tony Tarasco, L (1, 9) OBP: 0.355, SLG: 0.465			0-0 F8		0-0 F8		4-0 BB 1-2		0-0 HR 1-H	3	1	1	2	1	0	1
Chris Hoiles, R (1, 2) OBP: 0.397, SLG: 0.462			0-0 F8		0-3 K				0-0 F8	2	0	0	0	0	1	1
Lenny Webster, R (6, 2) OBP: 0.311, SLG: 0.358							0-0 L3			2	0	0	0	0	0	2
Jeff Reboulet, R (1, 6) OBP: 0.290, SLG: 0.298			0-0 2B			0-0 G3		0-3 K	0-3 K	4	0	1	0	0	2	0

Inning Stats	R: 0	H: 1	R: 0	H: 0	R: 0	H: 1	R: 0	H: 1	R: 0	H: 1	R: 0	H: 2	R: 2	H: 2	1B: 5	SF: 0
	E: 0	LOB: 0	E: 0	LOB: 0	E: 0	LOB: 1	E: 0	LOB: 1	E: 0	LOB: 2	E: 0	LOB: 2	E: 0	LOB: 0	2B: 3	SAC: 0
	K: 0	BB: 0	K: 1	BB: 0	K: 0	BB: 0	K: 1	BB: 0	K: 0	BB: 1	K: 1	BB: 0	K: 1	BB: 0	3B: 0	DP: 0
	S: 3	P: 3	S: 5	P: 5	S: 4	P: 4	S: 5	P: 5	S: 4	P: 8	S: 7	P: 7	S: 7	P: 7	HR: 1	HBP: 0

PITCHER	IP	WLS	BF	H	R	ER	SO	BB	IBB	HBP	BLK	WP	HR	S	P	ERA	WHIP
Jaime Navarro, R (1, 1) ERA: 4.96	9.0	W	36	9	2	2	5	1	0	0	0	0	1	45	49	2.00	1.111

BOTTOM

Chicago White Sox @ Baltimore Orioles
Oriole Park at Camden Yards, Baltimore, MD
 Sun Jul 20 1997, 3:33 AM EDT
 Att: 47,800 - Sunny - 85 F

AB	35
R	2
H	9
RBI	2
BB	1
SO	5
LOB	11



WP	PA
0	37
PB: 0	
SB: 0	
CS: 1	

Batter	1	2	3	4	5	6	7	8	9	AB R H RBI BB SO LOB	TOP		
Brady Anderson, L (1, 8) OBP: 0.414, SLG: 0.455	F9		FC1-5 HBP 1B 2-3		F8		3B BB	0-0 1B		4 1 1 1 1 0 1			
Jeffrey Hammonds, R (1, 7) OBP: 0.330, SLG: 0.541	G6-3		3-1 HBP 1B 1-2		G5-3		FC5-4 3B 1-H	P4	5 1 2 1 0 0 0				
Geronimo Berroa, R (1, 9) OBP: 0.375, SLG: 0.493 Tony Tarasco, L (7, PR) OBP: 0.353, SLG: 0.462	HBP		1-3 K		HR 1B		FC5-4 BB IBB	K	2 1 1 0 1 1 2 1 0 0 0 0 1 0				
Rafael Palmeiro, L (1, 3) OBP: 0.336, SLG: 0.460	G4-3		1-0 HBP		HR 1B		FC5-4 BB 1-2	P3	3 1 1 2 1 0 2				
Cal Ripken Jr., R (1, 5) OBP: 0.323, SLG: 0.415		G6-3	0-1 L4		F4		FC5-4 1-2f 2-3 3-H	F8	5 0 0 1 0 0 6				
Chris Hoiles, R (1, 10) OBP: 0.395, SLG: 0.455		FC6-4 BB		P3		K	F8		3 0 0 0 1 1 2				
Lenny Webster, R (1, 2) OBP: 0.310, SLG: 0.361		P4		G3		2B		G1-3	4 0 1 0 0 0 1	AB 35 R 5 H 8 RBI 5 BB 4 SO 4 LOB 17			
Jeff Reboulet, R (1, 4) OBP: 0.288, SLG: 0.306		FC6-4 1-2f		G6-3		K		G6-3 1B 2B	4 1 1 0 0 1 2				
Mike Bordick, R (1, 6) OBP: 0.273, SLG: 0.293			0-2 FC1-5 2B		P3		F8	G6-3	4 0 1 0 0 0 1				
Inning Stats	R: 0 H: 0 E: 0 LOB: 1 K: 0 BB: 0 S: 10 P: 18	R: 0 H: 0 E: 0 LOB: 1 K: 0 BB: 1 S: 8 P: 16	R: 0 H: 2 E: 0 LOB: 3 K: 1 BB: 0 S: 11 P: 16	R: 0 H: 0 E: 0 LOB: 0 K: 0 BB: 0 S: 7 P: 9	R: 0 H: 0 E: 0 LOB: 0 K: 0 BB: 0 S: 5 P: 7	R: 2 H: 3 E: 0 LOB: 1 K: 2 BB: 0 S: 11 P: 17	R: 2 H: 1 E: 0 LOB: 2 K: 0 BB: 3 S: 13 P: 30	R: 1 H: 2 E: 0 LOB: 1 K: 0 BB: 0 S: 9 P: 14	R: 0 H: 0 E: 0 LOB: 1 K: 1 BB: 0 S: 7 P: 12	1B: 3 SF: 0 2B: 3 SAC: 0 3B: 1 DP: 0 HR: 1 HBP: 2	WP: 1 PA: 41 PB: 0 SB: 0 CS: 0		
PITCHER	IP WLS BF H R ER SO BB IBB HBP BLK WP HR S P ERA WHIP											PITCHER	IP WLS BF H R ER SO BB IBB HBP BLK WP HR S P ERA WHIP
Darren Oliver, L (1, 1) ERA: 4.19	6.1 L 31 6 4 4 3 3 1 2 0 0 1 60 106 5.68 1.421												
Xavier Hernandez, R (7, 1) ERA: 4.47	1.1 5 1 1 1 0 0 0 0 0 0 0 13 20 6.75 0.750												
Ed Vosberg, L (8, 1) ERA: 4.71	1.1 5 1 0 0 1 0 0 0 0 0 1 8 13 0.00 0.750												

Baltimore Orioles @ Texas Rangers
The Ballpark at Arlington, Arlington, TX
Mon Jul 21 1997, 8:05 PM EDT
Att. 35,842 - Unknown - 94 F

livebaseballscorecards.com



Batter	1	2	3	4	5	6	7	8	9	AB	R	H	RBI	BB	SO	LOB
Mark McLemore, S OBP: 0.354, SLG: 0.321 (1, 4)	1-1 F9		0-0 P7				1-2 G4-3			4	0	1	0	0	0	1
Ivan Rodriguez, R OBP: 0.372, SLG: 0.514 (1, 2)	2-1 F9		0-1 F9				1-2 G5-3			4	1	2	0	0	0	2
29 Rusty Greer, L OBP: 0.417, SLG: 0.520 (1, 7)	4-0 1B		3-2 P4				3-2 F9			3	0	0	0	1	0	2
Juan Gonzalez, R OBP: 0.322, SLG: 0.561 (1, 9)	1-1 F9		3-2 P4				1-0 G4-3			4	0	1	0	0	0	3
Will Clark, L OBP: 0.425, SLG: 0.533 (1, 3)	0-2 1B						3-2 G3			4	0	2	1	0	1	1
Dean Palmer, R OBP: 0.295, SLG: 0.408 (1, 5)	1-3 K						0-2 1B			4	0	1	0	0	3	4
Mike Simms, R OBP: 0.267, SLG: 0.432 (1, 10)							1-3 K			3	0	0	0	0	2	2
Domingo Ceden0, S (9, PH) OBP: 0.335, SLG: 0.418							2-2 FC5-4			1	0	0	0	0	0	0
Billy Ripken, R OBP: 0.327, SLG: 0.417 (1, 6)							3-2 G6-3			4	0	1	0	0	2	1
Damon Buford, R OBP: 0.280, SLG: 0.332 (1, 8)							3-3 K			3	0	0	0	0	2	1
Warren Newson, L (9, PH) OBP: 0.359, SLG: 0.485							3-3 K			1	0	0	0	0	1	0

Inning Stats	R: 1	H: 2	E: 0	K: 12	S: 12	LOB: 2	BB: 1	P: 21	R: 0	H: 0	E: 0	K: 3	S: 9	LOB: 0	BB: 0	P: 15	R: 0	H: 1	E: 0	K: 11	S: 13	LOB: 1	BB: 0	P: 17	R: 0	H: 1	E: 0	K: 1	S: 15	LOB: 1	BB: 0	P: 23	R: 0	H: 1	E: 0	K: 12	S: 12	LOB: 1	BB: 0	P: 17	R: 0	H: 1	E: 0	K: 10	S: 10	LOB: 1	BB: 0	P: 15	R: 0	H: 1	E: 0	K: 2	S: 12	LOB: 1	BB: 0	P: 17	R: 0	H: 0	E: 0	K: 2	S: 9	LOB: 0	BB: 0	P: 16	R: 0	H: 0	E: 0	K: 2	S: 9	LOB: 0	BB: 0	P: 16
--------------	------	------	------	-------	-------	--------	-------	-------	------	------	------	------	------	--------	-------	-------	------	------	------	-------	-------	--------	-------	-------	------	------	------	------	-------	--------	-------	-------	------	------	------	-------	-------	--------	-------	-------	------	------	------	-------	-------	--------	-------	-------	------	------	------	------	-------	--------	-------	-------	------	------	------	------	------	--------	-------	-------	------	------	------	------	------	--------	-------	-------


PITCHER	IP	WLS	BF	H	R	ER	SO	BB	IBB	HBP	BLK	WP	HR	S	P	ERA	WHIP
Jimmy Key, L ERA: 2.67 (1, 1)	6.0		25	6	1	1	7	1	0	0	0	0	0	72	112	1.50	1.167
Terry Mathews, R ERA: 3.52 (7, 1)	1.0		4	1	0	0	0	0	0	0	0	0	0	10	15	0.00	1.000
Jesse Orosco, L ERA: 2.37 (8, 1)	0.2		3	1	0	0	1	0	0	0	0	0	0	7	10	0.00	1.500
Armando Benitez, R ERA: 2.98 (8, 1)	1.1		4	0	0	0	3	0	0	0	0	0	0	14	23	0.00	0.000

BOTTOM

Baltimore Orioles @ Texas Rangers
The Ballpark at Arlington, Arlington, TX

Mon Jul 21 1997, 8:05 PM EDT
Att: 35,842 - Unknown - 94 F

AB	35
R	1
H	8
RBI	1
BB	1
SO	11
LOB	17



WP	HR	S	P	ERA	WHIP
0	0	0	0	0	0

Batter	1	2	3	4	5	6	7	8	9	AB	R	H	RBI	BB	SO	LOB	TOP										
Roberto Alomar, S (1, 4) OBP: 0.360, SLG: 0.435	0-1 F7	0-1 1B SF7 2-3 3-H	1-1 F9			4-1 BB 1B 2B BB	2-1 F8			4	2	1	1	1	0	2											
Jeffrey Hammonds, R (1, 9) OBP: 0.338, SLG: 0.553	1-1 WP HR 2B	1-2 1B 1B		0-0 F9 2B		0-0 BB 2B 1B		2-2 F8		5	3	4	1	0	0	0											
Rafael Palmeiro, L (1, 3) OBP: 0.337, SLG: 0.468 Aaron Ledesma, R (8, PH) OBP: 0.600, SLG: 0.600	2-1 HR 2-H	1-1 SF7		2-2 F9		4-2 2B BB		2-2 FC6-4 1B		2	2	1	3	1	0	1											
Brady Anderson, L (1, 8) OBP: 0.416, SLG: 0.460	1-0 1B	0-0 1B 1B		1-3 K		0-1 2B		0-0 P6		5	0	3	3	0	1	2											
Cal Ripken Jr., R (1, 5) OBP: 0.322, SLG: 0.412 Jeff Reboulet, R (9, 5) OBP: 0.288, SLG: 0.306	1-2 F8	1-2 1B		3-2 G6-3		2-0 F8		0-0 FC6-4		5	0	1	1	0	0	4											
B.J. Surhoff, L (1, 7) OBP: 0.365, SLG: 0.489 Tony Tarasco, L (8, 7) OBP: 0.351, SLG: 0.458	1-2 F7	3-2 F8		1-2 G3		0-0 F9			1-3 K	4	0	0	0	0	0	4											
Geronimo Berroa, R (1, 10) OBP: 0.378, SLG: 0.494		0-0 SH1-4 1B 1B	3-1 FC5-4 1B		2-3 K		3-2 L4-3 1B		1-1 L8	5	1	3	0	0	1	0											
Lenny Webster, R (1, 2) OBP: 0.306, SLG: 0.356		1-0 1B SH1-4 1B	0-0 FC5-4		1-1 G4-3		2-1 L4-3		0-0 G3-1	5	1	1	0	0	0	2											
Mike Bordick, R (1, 6) OBP: 0.273, SLG: 0.294		0-0 SH1-4	2-2 F7		1-0 P6		1-0 1B			3	0	1	0	0	0	1											
Inning Stats	R: 2 E: 0 K: 0 S: 13	H: 3 LOB: 1 BB: 0 P: 19	R: 4 E: 0 K: 0 S: 17	H: 6 LOB: 2 BB: 0 P: 24	R: 0 E: 0 K: 0 S: 8	H: 1 LOB: 1 BB: 0 P: 14	R: 0 E: 0 K: 1 S: 10	H: 1 LOB: 1 BB: 0 P: 16	R: 0 E: 0 K: 1 S: 9	H: 0 LOB: 0 BB: 0 P: 13	R: 3 E: 0 K: 0 S: 9	H: 2 LOB: 1 BB: 2 P: 20	R: 0 E: 0 K: 0 S: 8	H: 2 LOB: 1 BB: 0 P: 16	R: 0 E: 0 K: 0 S: 9	H: 1 LOB: 1 BB: 0 P: 13	R: 0 E: 0 K: 1 S: 7	H: 0 LOB: 0 BB: 0 P: 9	1B: 12 2B: 4 3B: 0 HR: 1	SF: 1 SAC: 1 DP: 1 HBP: 0	WP: 1 PB: 0 SB: 0 CS: 0	PA: 44					
PITCHER	IP	WLS	BF	H	R	ER	SO	BB	IBB	HBP	BLK	WP	HR	S	P	ERA	WHIP										
John Burkett, R (1, 1) ERA: 4.88	1.2	L	14	9	6	6	0	0	0	0	0	1	1	27	37	32.40	5.400										
Eric Gunderson, L (2, 1) ERA: 1.93	2.1		9	2	0	0	1	0	0	0	0	0	0	21	36	0.00	0.857										
Tanyon Sturtze, R (5, 1) ERA: 5.4	2.2		13	4	3	3	1	2	0	0	0	0	0	24	45	10.12	2.250										
Ed Vosberg, L (7, 1) ERA: 4.35	2.1		8	1	0	0	1	0	0	0	0	0	0	18	26	0.00	0.429										

Baltimore Orioles @ Texas Rangers
The Ballpark at Arlington, Arlington, TX

Tue Jul 22 1997, 8:05 PM EDT
Att. 43,421 - Unknown - 92 F

livebaseballscorecards.com

AB 40
R 9
H 16
RBI 9
BB 2
SO 3
LOB 16



Batter	1	2	3	4	5	6	7	8	9	AB R H RBI BB SO LOB
Mark McLemore, S (1, 4) OBP: 0.353, SLG: 0.323 Benji Gil, R (8, 6) OBP: 0.278, SLG: 0.326	L7		K	G4-3		WP 2B			K	4 0 1 1 0 1 2 1 0 0 0 0 1 0
Warren Newson, L (1, 7) OBP: 0.354, SLG: 0.470	F7		K	BB		2-3			K	4 0 0 0 0 1 3 1
29 Rusty Greer, L (1, 8) OBP: 0.419, SLG: 0.524	BB 1B		1B	G5-3		F7			1B 2B	5 1 3 0 0 0 4
Juan Gonzalez, R (1, 9) OBP: 0.324, SLG: 0.559 Mike Simms, R (8, 9) OBP: 0.275, SLG: 0.438	SAFE BB		FC6-4 1B		L7		G5-3		BB 1B	3 0 1 0 1 0 0 1 1 1 0 0 0 0
Will Clark, L (1, 3) OBP: 0.424, SLG: 0.529	F9		FC6-4	1B		1B	G4-3		1B BB	4 0 1 0 1 0 4
Ivan Rodriguez, R (1, 2) OBP: 0.373, SLG: 0.514 Henry Mercedes, R (8, 2) OBP: 0.265, SLG: 0.258		G5-3 1B		BB G4-3 1B	L8		L9		1B	4 1 2 0 0 0 1 1 0 1 2 0 0 0
Lee Stevens, L (1, 10) OBP: 0.335, SLG: 0.498		K		F7	1B			F9	G4-3	5 0 1 0 0 1 4
Domingo Cedeno, S (1, 6) OBP: 0.333, SLG: 0.414 (8, 4)		G5-3		G4-3 BB 1B	G3			G5-3		4 0 1 0 0 0 3
Billy Ripken, R (1, 5) OBP: 0.325, SLG: 0.408		K2-3		G4-3 BB		2-3		G5-3		3 0 0 0 1 2 1

Inning Stats	R: 0 E: 0 K: 10 S: 10	H: 1 LOB: 2 BB: 1 P: 22	R: 0 E: 0 K: 10 S: 10	H: 1 LOB: 1 BB: 0 P: 14	R: 0 E: 0 K: 2 S: 16	H: 2 LOB: 2 BB: 0 P: 24	R: 1 E: 0 K: 0 S: 19	H: 2 LOB: 3 BB: 2 P: 32	R: 0 E: 0 K: 0 S: 8	H: 2 LOB: 2 BB: 0 P: 11	R: 0 E: 0 K: 2 S: 11	H: 1 LOB: 1 BB: 0 P: 18	R: 0 E: 0 K: 0 S: 9	H: 0 LOB: 0 BB: 0 P: 17	R: 0 E: 0 K: 0 S: 7	H: 0 LOB: 0 BB: 0 P: 12	R: 2 E: 0 K: 2 S: 18	H: 3 LOB: 2 BB: 1 P: 29	1B: 10 2B: 2 3B: 0 HR: 0	SF: 0 SAC: 0 DP: 0 HBP: 0
--------------	--------------------------------	----------------------------------	--------------------------------	----------------------------------	-------------------------------	----------------------------------	-------------------------------	----------------------------------	------------------------------	----------------------------------	-------------------------------	----------------------------------	------------------------------	----------------------------------	------------------------------	----------------------------------	-------------------------------	----------------------------------	-----------------------------------	------------------------------------

PITCHER	IP	WLS	BF	H	R	ER	SO	BB	IBB	HBP	BLK	WP	HR	S	P	ERA	WHIP
Scott Erickson, R (1, 1) ERA: 3.95	5.1	W	28	9	1	1	5	3	0	0	0	0	0	68	112	1.69	2.250
Arthur Rhodes, L (6, 1) ERA: 2.92	3.1		14	3	2	2	3	1	0	0	0	1	0	38	63	5.40	1.200
Alan Mills, R (9, 1) ERA: 3.94	0.1		1	0	0	0	0	0	0	0	0	0	0	2	4	0.00	0.000

BOTTOM

Baltimore Orioles @ Texas Rangers
 The Ballpark at Arlington, Arlington, TX

Tue Jul 22 1997, 8:05 PM EDT
 Att: 43,421 - Unknown - 92 F

livebaseballscorecards.com

AB	39
R	3
H	12
RBI	3
BB	4
SO	8
LOB	20



WP: 1	PA: 43
PB: 0	SB: 0
CS: 0	

Batter	1	2	3	4	5	6	7	8	9	10	11	12	AB R H RBI BB SO LOB	TOP																
Roberto Alomar, S OBP: 0.365, SLG: 0.439 (1, 4)	K		FC3-6 FC6-4				1B			1B			6 0 4 0 0 1 1	<p>Baltimore Orioles @ Texas Rangers The Ballpark at Arlington, Arlington, TX</p> <p>Wed Jul 23 1997, 8:05 PM EDT Att. 40,834 - Unknown - 95 F</p>																
Jeffrey Hammonds, R OBP: 0.334, SLG: 0.545 (1, 9)	P4		FC6-4				1B		SAFE	K			6 0 1 1 0 1 5																	
Rafael Palmeiro, L OBP: 0.338, SLG: 0.473 (1, 3)	HR		IBB							P6			4 1 1 1 1 0 3																	
Brady Anderson, L OBP: 0.413, SLG: 0.456 (1, 8)	1B		K							F7			5 0 1 0 0 1 4																	
Cal Ripken Jr, R OBP: 0.318, SLG: 0.407 (1, 5)	F8									G6-3			5 0 0 0 0 0 1																	
B.J. Surhoff, L OBP: 0.363, SLG: 0.484 (1, 7)			G5-4-3 1B							G4-3			5 0 1 0 0 0 0																	
Geronimo Berroa, R OBP: 0.376, SLG: 0.488 (1, 10)			G5-4-3 1-2f							F7			4 1 0 0 1 2 1																	
Chris Hoiles, R OBP: 0.368, SLG: 0.443 Lenny Webster, R OBP: 0.306, SLG: 0.356 (12, 2)	F8									K			5 0 0 0 0 1 1 0 0 0 0 0 0 0																	
Mike Bordick, R OBP: 0.277, SLG: 0.297 Tony Tarasco, L OBP: 0.348, SLG: 0.455 Jeff Reboulet, R OBP: 0.295, SLG: 0.313 (10, 6)			FC3-6 1B							F7			3 1 2 0 0 0 0 1 0 0 0 0 0 0 1 0 1 1 0 0 0																	
Mike Bordick, R OBP: 0.277, SLG: 0.297 Tony Tarasco, L OBP: 0.348, SLG: 0.455 Jeff Reboulet, R OBP: 0.295, SLG: 0.313 (10, 6)										F9																				
Mike Bordick, R OBP: 0.277, SLG: 0.297 Tony Tarasco, L OBP: 0.348, SLG: 0.455 Jeff Reboulet, R OBP: 0.295, SLG: 0.313 (10, 6)										P7																				
Mike Bordick, R OBP: 0.277, SLG: 0.297 Tony Tarasco, L OBP: 0.348, SLG: 0.455 Jeff Reboulet, R OBP: 0.295, SLG: 0.313 (10, 6)																														
Inning Stats	R: 1 E: 0 K: 1 S: 12	H: 2 LOB: 1 BB: 0 P: 17	R: 0 E: 0 K: 0 S: 6	H: 1 LOB: 0 BB: 0 P: 11	R: 0 E: 0 K: 1 S: 9	H: 1 LOB: 2 BB: 1 P: 16	R: 0 E: 0 K: 1 S: 10	H: 0 LOB: 0 BB: 0 P: 15	R: 0 E: 0 K: 1 S: 11	H: 3 LOB: 2 BB: 0 P: 14	R: 0 E: 0 K: 0 S: 5	H: 0 LOB: 0 BB: 0 P: 10	R: 0 E: 0 K: 2 S: 10	H: 0 LOB: 0 BB: 0 P: 18	R: 0 E: 0 K: 0 S: 6	H: 1 LOB: 1 BB: 0 P: 10	R: 0 E: 0 K: 0 S: 9	H: 0 LOB: 0 BB: 0 P: 9	R: 0 E: 0 K: 0 S: 13	H: 2 LOB: 1 BB: 1 P: 24	1B: 10 2B: 0 3B: 0 HR: 1	SF: 0 SAC: 0 DP: 1 HBP: 0	WP: 0 PB: 0 SB: 3 CS: 1	PA: 47						
PITCHER	IP WLS BF H R ER SO BB IBB HBP BLK WP HR S P ERA WHIP																													
Bobby Witt, R ERA: 3.7 (1, 1)	7.0		29	8	2	2	4	0	0	0	0	0	0	0	0	2.57	1.143													
Eric Cunderson, L ERA: 1.86 (8, 1)	1.1		4	0	0	0	0	0	0	0	0	0	0	0	0.00	0.000														
John Wetteland, R ERA: 2.66 (9, 1)	1.2		6	1	0	0	2	0	0	0	0	0	0	0	0.00	0.600														
Danny Patterson, R ERA: 2.42 (11, 1)	2.0	L	8	2	1	1	0	1	0	0	0	0	0	0	4.50	1.500														

AB	45
R	3
H	11
RBI	3
BB	2
SO	6
LOB	16



Batter	1	2	3	4	5	6	7	8	9	10	11	12	AB	R	H	RBI	BB	SO	LOB							
Mark McLemore, S OBP: 0.356, SLG: 0.335	0-1 G4-6-3 1B		0-1 FC6-5 BB		1-2 1B 2B		0-1 G4-3		0-2 FC5-4			1-1 SH3 2B	6	1	3	0	0	0	4							
Domingo Cedeno, S OBP: 0.335, SLG: 0.410	2-1 G4-6-3 1-2f		4-0 1-2 BB		2-0 2-H 1B			2-3 K		0-1 G4-3		0-1 SH3 2-3	4	0	1	1	1	1	1							
29 Rusty Greer, L OBP: 0.420, SLG: 0.527	4-2 FC5-4 BB		1-1 L7		0-2 P5			2-2 FC6-4 1B		0-0 3B		2-1 G6-3	5	0	2	0	1	0	4							
Juan Gonzalez, R OBP: 0.321, SLG: 0.550	2-2 FC5-4 1-2f			0-0 F9		3-0 F7		0-1 FC6-4 1-2f		0-3 K		4-0 IBB	5	0	0	0	1	1	3							
Will Clark, L OBP: 0.420, SLG: 0.521		2-2 L7		2-1 F8		1-0 L7		3-1 G3		4-0 IBB		1-1 L7	5	0	0	0	1	0	3							
Dean Palmer, R OBP: 0.294, SLG: 0.405		3-1 L6		0-0 L7		1-2 L8			2-2 SH5-4 1B		2-0 F9		5	0	1	0	0	0	2							
Lee Stevens, L OBP: 0.337, SLG: 0.509		2-3 K			1-2 HR		4-0 L8 SH3-4 BB		0-0 SH5-4		0-1 G5-3		3	1	1	1	1	1	0							
Damon Buford, R OBP: 0.281, SLG: 0.331			4-2 FC6-5 SH3-4 BB		0-1 G4-3		0-0 SH3-4		4-0 FC5-4 IBB		1-0 G4-3 1B		1	0	0	0	1	0	0							
Ivan Rodriguez, R OBP: 0.376, SLG: 0.515							1-2 L8		1-3 K		1-0 G4-3		1	0	1	0	1	0	0							
Henry Mercedes, R OBP: 0.250, SLG: 0.242			0-0 SH3-4		0-0 F9		1-0 L8				SAFE 1-0 G4-3		2	0	0	0	0	0	1							
Warren Newson, L OBP: 0.354, SLG: 0.470							2-3				SAFE 1-2f		0	0	0	0	0	0	0							
Mike Simms, R OBP: 0.269, SLG: 0.429			1-2										2	0	0	0	0	1	3							
Inning Stats	R: 0 E: 0 K: 0 S: 9	H: 1 LOB: 1 BB: 1 P: 17	R: 0 E: 0 K: 1 S: 9	H: 0 LOB: 0 BB: 0 P: 16	R: 0 E: 0 K: 0 S: 7	H: 0 LOB: 2 BB: 2 P: 16	R: 0 E: 0 K: 0 S: 4	H: 0 LOB: 0 BB: 0 P: 6	R: 2 E: 0 K: 0 S: 14	H: 3 LOB: 1 BB: 0 P: 18	R: 0 E: 0 K: 0 S: 6	H: 0 LOB: 1 BB: 1 P: 9	R: 0 E: 0 K: 1 S: 10	H: 1 LOB: 1 BB: 0 P: 17	R: 0 E: 0 K: 1 S: 11	H: 1 LOB: 2 BB: 1 P: 18	R: 0 E: 0 K: 1 S: 7	H: 1 LOB: 2 BB: 1 P: 13	R: 0 E: 0 K: 0 S: 4	H: 1 LOB: 0 BB: 0 P: 6	R: 0 E: 0 K: 0 S: 8	H: 1 LOB: 2 BB: 1 P: 16	1B: 5 2B: 2 3B: 1 HR: 1	SF: 0 SAC: 4 DP: 2 HBP: 0	WP: 0 PB: 0 SB: 0 CS: 0	PA: 50

PITCHER	IP	WLS	BF	H	R	ER	SO	BB	IBB	HBP	BLK	WP	HR	S	P	ERA	WHIP
35 Mike Mussina, R ERA: 3.31	8.0		32	5	2	2	2	4	0	0	0	0	1	63	110	2.25	1.125
Terry Mathews, R ERA: 3.49	0.1		3	1	0	0	0	0	1	0	0	0	0	4	10	0.00	3.000
Jesse Orosco, L ERA: 2.32	0.2		2	0	0	0	1	0	0	0	0	0	0	7	8	0.00	0.000
Armando Benitez, R ERA: 2.91	1.0		5	1	0	0	1	0	1	0	0	0	0	7	13	0.00	1.000
Randy Myers, L ERA: 1.45	2.0	W	8	2	0	0	0	0	1	0	0	0	0	12	22	0.00	1.000


BOTTOM

Baltimore Orioles @ Texas Rangers
The Ballpark at Arlington, Arlington, TX

Wed Jul 23 1997, 8:05 PM EDT
Att: 40,834 - Unknown - 95 F

livebaseballscorecards.com

AB	39
R	2
H	9
RBI	2
BB	7
SO	4
LOB	21



Batter	1	2	3	4	5	6	7	8	9	AB R H RBI BB SO LOB	TOP
Roberto Alomar, S (1, 4) OBP: 0.361, SLG: 0.434	1-1 L3	1-2 FC4-6			1-2 P2		1-1 F9			4 0 0 0 0 0 3	Baltimore Orioles @ Minnesota Twins Hubert H. Humphrey Metrodome, Minneapolis, MN Fri Jul 25 1997, 8:05 PM EDT Att. 21,524 - Dome - 70 F
Jeffrey Hammonds, R (1, 9) OBP: 0.330, SLG: 0.537	1-0 P4		1-0 G6-3		1-3 K		2-3 K			4 0 0 0 0 2 0	
Rafael Palmeiro, L (1, 3) OBP: 0.337, SLG: 0.478	1-1 F7		1-2 HR		0-1 G4-3			0-2 G3-1		4 1 1 1 0 0 0	
Brady Anderson, L (1, 8) OBP: 0.412, SLG: 0.462		0-0 HR	2-3 K		2-2 K			0-0 F9		4 1 1 1 0 2 0	
Cal Ripken Jr., R (1, 5) OBP: 0.319, SLG: 0.408		1-2 FC5-4 1B	0-0 F9		3-2 FC6-4 1B			0-1 F7		4 0 2 0 0 0 0	
B.J. Surhoff, L (1, 7) OBP: 0.367, SLG: 0.487		0-1 FC5-4 1B		2-2 1B	0-0 FC6-4 1B			1-2 F9		4 0 3 0 0 0 0	
Geronimo Berroa, R (1, 10) OBP: 0.372, SLG: 0.483		2-2 FC5-4 BB		3-0 F8	0-2 FC6-4			0-1 F7		4 0 0 0 0 0 5	
Chris Hoiles, R (1, 2) OBP: 0.384, SLG: 0.436		4-2 FC4-6 BB		0-0 F8	0-3 K			0-1 L6		3 0 0 0 1 1 3	
Mike Bordick, R (1, 6) OBP: 0.274, SLG: 0.294		0-1 P3		1-3 K			0-2 G4-3			3 0 0 0 0 1 4	
Inning Stats	R: 0 E: 0 K: 0 S: 5 H: 0 LOB: 0 BB: 0 P: 8	R: 1 E: 0 K: 0 S: 18 H: 3 LOB: 3 BB: 1 P: 26	R: 1 E: 0 K: 1 S: 8 H: 1 LOB: 0 BB: 0 P: 12	R: 0 E: 0 K: 1 S: 8 H: 1 LOB: 1 BB: 0 P: 14	R: 0 E: 0 K: 1 S: 8 H: 0 LOB: 0 BB: 0 P: 10	R: 0 E: 0 K: 2 S: 13 H: 2 LOB: 2 BB: 0 P: 18	R: 0 E: 0 K: 1 S: 8 H: 0 LOB: 0 BB: 0 P: 11	R: 0 E: 0 K: 0 S: 6 H: 0 LOB: 0 BB: 0 P: 6	R: 0 E: 0 K: 0 S: 7 H: 0 LOB: 0 BB: 0 P: 8	1B: 5 2B: 0 3B: 0 HR: 2 SF: 0 SAC: 0 DP: 0 HBP: 0	WP: 0 PB: 0 SB: 0 CS: 0 PA: 35
PITCHER Brad Radke, R (1, 1) ERA: 3.58	IP: 9.0 WLS: W BF: 35 H: 7 R: 2 ER: 2 SO: 6 BB: 1 IBB: 0 HBP: 0 BLK: 0 WP: 0 HR: 2 S: 81 P: 113 ERA: 2.00 WHIP: 0.889										

livebaseballscorecards.com

AB	34
R	2
H	7
RBI	2
BB	1
SO	6
LOB	15



Batter	1	2	3	4	5	6	7	8	9	AB	R	H	RBI	BB	SO	LOB
Chuck Knoblauch, R (1, 4) <small>OBP: 0.410, SLG: 0.422</small>	0-2 		1-0 	2-2 			0-2 			4	0	1	0	0	0	2
Matt Lawton, L (1, 9) <small>OBP: 0.339, SLG: 0.389</small>	2-0 		1-1 			3-1 	3-3 			4	1	1	0	0	1	1
Paul Molitor, R (1, 10) <small>OBP: 0.362, SLG: 0.454</small>	1-1 		1-0 			1-2 		2-3 		4	3	3	3	0	1	0
Terry Steinbach, R (1, 2) <small>OBP: 0.331, SLG: 0.447</small>	1-3 		2-0 	1-1 		0-3 		0-0 		4	1	1	2	0	2	0
Ron Coomer, R (1, 5) <small>OBP: 0.339, SLG: 0.448</small>		2-0 	2-1 			3-3 		1-0 		4	0	0	0	0	1	0
Scott Stahoviak, L (1, 3) <small>OBP: 0.319, SLG: 0.473</small>		3-1 		3-1 		2-3 				3	0	2	0	0	1	0
Marty Cordova, R (1, 7) <small>OBP: 0.320, SLG: 0.423</small>		0-1 		4-0 		0-0 				2	0	0	0	1	0	1
Rich Becker, L (1, 8) <small>OBP: 0.356, SLG: 0.392</small>		1-1 		0-1 		3-3 				3	0	0	0	0	1	3
Pat Meares, R (1, 6) <small>OBP: 0.327, SLG: 0.436</small>			1-3 	1-3 		1-1 				3	0	0	0	0	2	2

Inning Stats		R: 1	H: 2	R: 0	H: 1	R: 3	H: 3	R: 0	H: 1	R: 1	H: 1	R: 0	H: 0	R: 0	H: 0	R: 0	H: 0	R: 0	H: 0				
Scott Kamieniecki, R (1, 1) <small>ERA: 4.26</small>		5.0	23	8	5	5	5	1	0	0	3	49	84	9.00	1.800								
Shawn Boskie, R (6, 1) <small>ERA: 5.69</small>		3.0	9	0	0	0	4	0	0	0	25	37	0.00	0.000									

BOTTOM

Baltimore Orioles @ Minnesota Twins
 Hubert H. Humphrey Metrodome, Minneapolis, MN

Fri Jul 25 1997, 8:05 PM EDT
 Att. 21,524 - Dome - 70 F

AB	31
R	5
H	8
RBI	5
BB	1
SO	9
LOB	9

Pitcher		IP	WLS	BF	H	R	ER	SO	BB	IBB	HBP	BLK	WP	HR	S	P	ERA	WHIP
Scott Kamieniecki, R (1, 1) <small>ERA: 4.26</small>		5.0	L	23	8	5	5	5	1	0	0	0	0	3	49	84	9.00	1.800
Shawn Boskie, R (6, 1) <small>ERA: 5.69</small>		3.0		9	0	0	0	4	0	0	0	0	0	25	37	0.00	0.000	

Batter	1	2	3	4	5	6	7	8	9	10	11	12	AB R H RBI BB SO LOB	TOP																				
Roberto Alomar, S (1, 4) OBP: 0.356, SLG: 0.426	0-0 G1-3		0-0 F9			0-0 G4-3		0-0 F2			0-3 K	0-3 K	6 0 0 0 0 2 3																					
Jeffrey Hammonds, R (1, 9) OBP: 0.325, SLG: 0.528	0-3 K		0-0 F7			0-0 G3		0-0 F9			0-0 F9		5 0 0 0 0 1 0																					
Rafael Palmeiro, L (1, 3) OBP: 0.338, SLG: 0.476	0-0 1B		0-0 G4-3			4-0 BB 1B BB		0-3 K			0-0 G4-3		4 0 1 0 1 1 0																					
Brady Anderson, L (1, 8) OBP: 0.412, SLG: 0.460	0-0 P5			0-3 K		0-0 BB 1B 1-2		0-0 F8				4-0 1B SF9 BB	4 1 1 0 1 1 1																					
Cal Ripken Jr., R (1, 5) OBP: 0.320, SLG: 0.406		0-0 G1-4-3		0-0 E6 FC3-8		4-0 BB 1B 1-2 2-3		0-0 F9				0-0 BB BB 1-3 1B	4 0 1 0 1 0 0																					
B.J. Surhoff, L (1, 7) OBP: 0.362, SLG: 0.481		0-0 L8		0-0 FC3-6 CS		0-0 F9		0-0 G6-3				0-0 SF9 3-H	4 0 0 1 0 0 4																					
Geronimo Berroa, R (1, 10) OBP: 0.370, SLG: 0.477		4-0 BB 1B 2B BB		0-0 CS 1-2	0-0 F8		0-0 G5-3			0-0 G4-3		0-0 F8	4 1 0 0 1 0 1																					
Chris Hoiles, R (1, 2) OBP: 0.381, SLG: 0.432		0-0 1-2 2B 1B		0-3 K		0-0 F8		0-0 F8		0-3 K		4-0 BB BB 1-2	4 0 1 0 0 2 0 0 0 0 0 1 0 0																					
Lenny Webster, R (10, 2) OBP: 0.310, SLG: 0.356		0-0 1-2 2B		0-0 P4		0-0 G5-3		0-0 G5-3		0-3 K		4-0 BB BB 1-2 2-3	3 0 1 1 0 0 0 1 0 0 0 0 1 0 0 0 0 0 1 0 0																					
Mike Bordick, R (1, 6) OBP: 0.275, SLG: 0.298																																		
Tony Tarasco, L (10, PH) OBP: 0.346, SLG: 0.451																																		
Jeff Reboulet, R (10, 6) OBP: 0.301, SLG: 0.313																																		
Inning Stats	R: 0 E: 0 K: 1 S: 6	H: 1 LOB: 1 BB: 0 P: 6	R: 1 E: 0 K: 0 S: 4	H: 2 LOB: 2 BB: 1 P: 8	R: 0 E: 0 K: 0 S: 3	H: 0 LOB: 0 BB: 0 P: 3	R: 0 E: 1 K: 1 S: 5	H: 0 LOB: 0 BB: 0 P: 5	R: 0 E: 0 K: 1 S: 5	H: 1 LOB: 3 BB: 2 P: 12	R: 0 E: 0 K: 0 S: 3	H: 0 LOB: 0 BB: 0 P: 3	R: 0 E: 0 K: 1 S: 5	H: 0 LOB: 0 BB: 0 P: 5	R: 0 E: 0 K: 0 S: 3	H: 0 LOB: 0 BB: 0 P: 3	R: 0 E: 0 K: 1 S: 5	H: 0 LOB: 0 BB: 0 P: 7	R: 0 E: 0 K: 1 S: 5	H: 0 LOB: 0 BB: 0 P: 5	R: 1 E: 0 K: 1 S: 6	H: 1 LOB: 3 BB: 3 P: 18	1B: 4 2B: 1 3B: 0 HR: 0	SF: 1 DP: 0 HBP: 0	WP: 0 PB: 0 SB: 0 CS: 1	PA: 47								
PITCHER	IP WLS BF H R ER SO BB IBB HBP BLK WP HR S P ERA WHIP																																	
Shane Bowers, R (1, 1) ERA: 1.59	5.2		23	4	1	1	3	3	0	0	0	0	0	0	0	0	26	38	1.59	1.235														
Mike Trombley, R (6, 1) ERA: 4.79	1.1		4	0	0	0	0	0	0	0	0	0	0	0	0	0	4	4	0.00	0.000														
Greg Swindell, L (8, 1) ERA: 3.54	2.0		6	0	0	0	1	0	0	0	0	0	0	0	0	0	8	8	0.00	0.000														
Rick Aguilera, R (10, 1) ERA: 3.8	2.2	L	12	1	1	1	3	3	0	0	0	0	0	0	0	0	15	27	3.38	1.500														
Eddie Guardado, L (12, 1) ERA: 3.69	0.1		1	0	0	0	1	0	0	0	0	0	0	0	0	0	3	3	0.00	0.000														

Baltimore Orioles @ Minnesota Twins
 Hubert H. Humphrey Metrodome, Minneapolis, MN

Sat Jul 26 1997, 8:05 PM EDT
 Att: 24,806 - Dome

livebaseballscorecards.com

AB	39
R	2
H	5
RBI	2
BB	6
SO	8
LOB	9



Batter	1	2	3	4	5	6	7	8	9	10	11	12	AB	R	H	RBI	BB	SO	LOB
Chuck Knoblauch, R OBP: 0.406, SLG: 0.418 (1, 4)	0-0 G6-3 ①		0-0 G6-3 ②		0-0 CS 1B		0-0 G4-3 ③			0-0 F3 ①		0-0 P5 ①	6	0	1	0	0	0	2
Roberto Kelly, R OBP: 0.349, SLG: 0.450 (1, 9)	0-0 E G4-3 1B		0-0 HR		0-0 P4 ② ③ 1-2			0-0 S 1B		0-0 F8 ②		0-0 G3-1 ② 1-3	3	1	2	1	0	0	1
Matt Lawton, L OBP: 0.339, SLG: 0.389 (8, PH) (9, 9) (12, 8)	0-0 G4-3 1B		0-0 FC6-4 1B					0-3 K ① 1-2		0-0 F9 ③		0-0 G4-3 ③	6	0	2	0	0	1	3
Paul Molitor, R OBP: 0.361, SLG: 0.452 (1, 10)	0-0 G4-3 1-2		0-0 FC6-4 1B					0-3 K ②											
Terry Steinbach, R OBP: 0.326, SLG: 0.440 (1, 2)	0-0 G5-3 2-3		0-0 FC6-4 1-2f					0-3 F8 ①		0-3 K ②									
Ron Coomer, R OBP: 0.343, SLG: 0.454 (1, 5)		0-0 E9 G4-3 1B		0-0 2B				0-0 L8 ②		0-0 P4 ③									
Marty Cordova, R OBP: 0.317, SLG: 0.417 (1, 7)		0-3 K ①		0-3 K ①				0-3 K ③											
Greg Colbrunn, R OBP: 0.312, SLG: 0.419 (1, 3)		0-0 K ②		0-0 K ②						0-0 G4-6-3 1B ③ ④									
Scott Stahoviak, L OBP: 0.321, SLG: 0.470 (9, PH) (10, 3)		0-0 G4-3 2-3		0-0 F9 ②				0-3 K ①		0-0 G4-6-3 1B ③ ④									
Darrin Jackson, R OBP: 0.248, SLG: 0.340 (1, 8)		0-0 G1-3 ③		0-0 G5-3 ③				0-0 1B		0-0 2B									
Rich Becker, L OBP: 0.360, SLG: 0.397 (9, PH) (10, 8)		0-0 G1-3		0-0 G5-3				0-0 1B		0-0 2B									
Denny Hocking, S OBP: 0.313, SLG: 0.355 (11, PH) (12, 9)								0-0 1B		0-0 2B									
Pat Meares, R OBP: 0.325, SLG: 0.432 (1, 6)			0-0 F8 ①					0-0 F8 ①		0-0 G5-3 ③									

AB	R	H	RBI	BB	SO	LOB
6	0	1	0	0	0	2
3	1	2	1	0	0	1
3	0	1	0	0	0	1
6	0	2	0	0	1	3
5	0	0	0	0	2	4
5	0	3	0	0	0	2
5	0	1	0	0	3	4
3	0	0	0	0	1	2
1	0	0	0	1	0	1
3	0	1	0	0	0	2
1	0	1	0	0	0	0
1	0	0	0	0	0	2
5	0	1	0	0	1	2

BOTTOM

Baltimore Orioles @ Minnesota Twins
Hubert H. Humphrey Metrodome, Minneapolis, MN

Sat Jul 26 1997, 8:05 PM EDT
Att: 24,806 - Dome

livebaseballscorecards.com

AB	47
R	1
H	13
RBI	1
BB	1
SO	8
LOB	26



WP: 1 PA: 48
PB: 0
SB: 1
CS: 1

Inning Stats																				
R	H	E	K	S	WLS	BF	H	R	ER	SO	BB	IBB	HBP	BLK	WP	HR	S	P	ERA	WHIP
0	1	1	4	4		28	8	1	1	5	0	0	0	0	0	1	38	38	1.29	1.143
0	1	0	1	6		4	1	0	2	0	0	0	0	0	0	0	8	8	0.00	1.000
1	2	0	5	5		10	3	0	1	0	0	0	0	0	0	0	12	12	0.00	1.125
0	0	0	1	0		2	0	0	0	0	1	0	0	0	0	0	1	5	0.00	3.000
0	0	0	0	6		4	1	0	0	0	0	0	0	1	0	0	4	4	0.00	1.000

PITCHER																		
IP	WLS	BF	H	R	ER	SO	BB	IBB	HBP	BLK	WP	HR	S	P	ERA	WHIP		
7.0		28	8	1	1	5	0	0	0	0	0	1	38	38	1.29	1.143		
1.0		4	1	0	2	0	0	0	0	0	0	0	8	8	0.00	1.000		
2.2		10	3	0	1	0	0	0	0	0	0	0	12	12	0.00	1.125		
0.1	W	2	0	0	0	0	1	0	0	0	0	0	1	5	0.00	3.000		
1.0	S	4	1	0	0	0	0	0	0	0	1	0	4	4	0.00	1.000		

Batter	1	2	3	4	5	6	7	8	9	AB R H RBI BB SO LOB	TOP	
Brady Anderson, L (1, 8) OBP: 0.412, SLG: 0.464	1-0 E S 2B 1B		1-1 1B 3B	1-2 F8		0-0 F9		1-2 K		5 2 2 0 0 1 3		
Jeffrey Hammonds, R (1, 9) OBP: 0.323, SLG: 0.522	3-2 F7		3-1 P4	0-0 L8			2-2 FC5-4 1B 1B	2-2 G6-3		5 1 1 0 0 0 5		
Rafael Palmeiro, L (1, 3) OBP: 0.339, SLG: 0.476	0-3 K		1-2 1B HR 1B		0-0 G3		0-0 FC5-4 1B		0-1 F7	4 1 2 1 0 1 1 1 0 0 0 0 0 0		
Aaron Ledesma, R (9, PH) OBP: 0.500, SLG: 0.500			3-H				1-2					
Cal Ripken Jr., R (1, 5) OBP: 0.324, SLG: 0.410	3-2 1-H 2B		3-2 1B HR 1B		4-0 G3-1 1B BB		2-0 FC5-4 HR		2-1 G1-3	4 2 2 1 1 0 2		
Geronimo Berroa, R (1, 10) OBP: 0.373, SLG: 0.490	2-1 G5-3		1-0 1-H 3-H HR		1-0 G3-1 1B		2-3 K		0-2 1B 2B	5 2 3 3 0 1 3		
B.J. Surhoff, L (1, 7) OBP: 0.363, SLG: 0.491		3-1 G4-6-3 1B	0-1 F9		0-0 G3-1		0-0 HR		1-2 2-H 1B	4 1 2 3 0 0 2 1 0 1 1 0 0 0		
Tony Tarasco, L (8, 9) OBP: 0.350, SLG: 0.455					1-2 2-3		1-H 3-H					
Lenny Webster, R (1, 2) OBP: 0.302, SLG: 0.345		2-2 G4-6-3		3-1 G5-3		2-0 F9		2-1 F9		5 0 0 0 0 0 4		
Jeff Reboulet, R (1, 4) OBP: 0.299, SLG: 0.311			3-2 F7		0-0 1B 1B		3-2 F9		1-1 G6-3	4 0 1 0 0 0 0		
Mike Bordick, R (1, 6) OBP: 0.277, SLG: 0.300			0-2 F9	SAFE 1B 1B 1B SAFE	2-1 1B		2-1 F8		1-0 WP 1B	4 0 2 0 0 0 0		
Inning Stats	R: 1 H: 2 E: 0 LOB: 1 K: 1 BB: 0 S: 12 P: 21	R: 0 H: 1 E: 0 LOB: 0 K: 0 BB: 0 S: 9 P: 17	R: 4 H: 4 E: 0 LOB: 0 K: 0 BB: 0 S: 16 P: 25	R: 0 H: 2 E: 0 LOB: 2 K: 0 BB: 0 S: 9 P: 15	R: 0 H: 1 E: 0 LOB: 2 K: 0 BB: 1 S: 4 P: 11	R: 0 H: 0 E: 0 LOB: 0 K: 0 BB: 0 S: 9 P: 14	R: 3 H: 3 E: 0 LOB: 0 K: 1 BB: 0 S: 11 P: 19	R: 0 H: 1 E: 0 LOB: 1 K: 1 BB: 0 S: 11 P: 16	R: 1 H: 2 E: 0 LOB: 1 K: 0 BB: 0 S: 13 P: 17	1B: 11 SF: 0 2B: 2 SAC: 0 3B: 1 DP: 1 HR: 2 HBP: 0	WP: 1 PA: 43 PB: 0 SB: 1 CS: 0	
PITCHER Rich Robertson, L (1, 1) ERA: 5.29 Todd Ritchie, R (6, 1) ERA: 5.18	IP WLS BF H R ER SO BB IBB HBP BLK WP HR S P ERA WHIP											PITCHER IP WLS BF H R ER SO BB IBB HBP BLK WP HR S P ERA WHIP
	5.0 L 25 10 5 5 1 1 0 0 0 0 1 1 50 89 9.00 2.200											

Baltimore Orioles @ Minnesota Twins
 Hubert H. Humphrey Metrodome, Minneapolis, MN
 Sun Jul 27 1997, 4:33 AM EDT
 Att. 19,702 - Dome - 71 F

AB	42
R	9
H	16
RBI	9
BB	1
SO	3
LOB	20



Batter	1	2	3	4	5	6	7	8	9	AB R H RBI BB SO LOB
Matt Lawton, L OBP: 0.338, SLG: 0.387 (1, 9) B C C B X	2-2 L4 ①		1-0 1B			0-1 G3 ②		1-3 K ③		4 0 1 0 0 1 1
Denny Hocking, S OBP: 0.311, SLG: 0.352 (1, 4) X	0-0 FC5-4 1B		3-3 K ③ 1 SAFE 1 SAFE			2-3 K ③			2-1 G3 ①	4 0 1 0 0 2 1
Paul Molitor, R OBP: 0.360, SLG: 0.450 (1, 10) B X	1-0 FC5-4 1-2f ②				2-3 K ①				0-0 G6-3 1B	4 0 1 0 0 1 1
Scott Stahoviak, L OBP: 0.320, SLG: 0.471 (1, 3) B 1 SAFE X	1-0 F8 ③				2-0 G3 ②				2-2 G6-3 ② ③ 1-2f	4 0 1 0 0 0 2
Ron Coomer, R OBP: 0.340, SLG: 0.450 (1, 5) C B B B B B B B B B		1-3 K ①			1-3 K ③					3 0 0 0 0 2 1
Greg Myers, L OBP: 0.316, SLG: 0.396 (1, 2) B B X		1-0 F8 ②				2-1 F7 ①				3 0 0 0 0 0 1
Marty Cordova, R OBP: 0.317, SLG: 0.416 (1, 7) B X		1-0 G1-3 ③				0-0 F8 ②				3 0 1 0 0 0 0
Rich Becker, L OBP: 0.357, SLG: 0.393 (1, 8) F X			0-1 F7 ①			0-0 G6-3 ③				3 0 0 0 0 0 1
Pat Meares, R OBP: 0.322, SLG: 0.428 (1, 6) C B F F S			1-3 K ②				2-3 K ①			3 0 0 0 0 3 1

Inning Stats	R: 0	H: 1	E: 0	LOB: 1	K: 0	P: 10	R: 0	H: 0	E: 0	LOB: 0	K: 1	P: 7	R: 0	H: 0	E: 0	LOB: 0	K: 2	P: 12	R: 0	H: 0	E: 0	LOB: 0	K: 0	P: 6	R: 0	H: 0	E: 0	LOB: 0	K: 2	P: 12	R: 0	H: 1	E: 0	LOB: 1	K: 2	P: 18	R: 0	H: 1	E: 0	LOB: 0	K: 0	P: 10	R: 0	H: 1	E: 0	LOB: 0	K: 0	P: 10	1B: 4	SF: 0	2B: 1	SAC: 0	3B: 0	DP: 1	HR: 0	HBP: 0	WP: 0	PA: 31
--------------	------	------	------	--------	------	-------	------	------	------	--------	------	------	------	------	------	--------	------	-------	------	------	------	--------	------	------	------	------	------	--------	------	-------	------	------	------	--------	------	-------	------	------	------	--------	------	-------	------	------	------	--------	------	-------	-------	-------	-------	--------	-------	-------	-------	--------	-------	--------

PITCHER	IP	WLS	BF	H	R	ER	SO	BB	IBB	HBP	BLK	WP	HR	S	P	ERA	WHIP	PITCHER	IP	WLS	BF	H	R	ER	SO	BB	IBB	HBP	BLK	WP	HR	S	P	ERA	WHIP														
Scott Erickson, R ERA: 3.7 (1, 1)	9.0	W	31	5	0	0	9	0	0	0	0	0	0	65	102	0.00	0.556																																


BOTTOM

Baltimore Orioles @ Minnesota Twins
Hubert H. Humphrey Metrodome, Minneapolis, MN

Sun Jul 27 1997, 4:33 AM EDT
Att: 19,702 - Dome - 71 F

livebaseballscorecards.com

AB	31
R	0
H	5
RBI	0
BB	0
SO	9
LOB	9



Batter	1	2	3	4	5	6	7	8	9	AB R H RBI BB SO LOB	TOP
Tom Goodwin, L (1, 8) OBP: 0.311, SLG: 0.347	4-2 S 29 HR BB		1-2 G3		0-2 G3		0-1 G3		1-3 K	4 1 0 0 1 1 3	
Mark McLemore, S (1, 4) OBP: 0.349, SLG: 0.342	1-3 SAFE SAFE SAFE K		1-1 L4			1-3 K		1-0 L7		4 0 0 0 0 2 1	
29 Rusty Greer, L (1, 7) OBP: 0.415, SLG: 0.522	3-2 SAFE SAFE 2-H HR		2-3 K			1-0 FC3-6 1B		1-2 G3-1		4 1 2 2 0 1 0	
Juan Gonzalez, R (1, 9) OBP: 0.322, SLG: 0.537	0-1 G4-3			0-2 G3-1		2-0 FC3-6 1B		4-2 1B BB		3 0 1 0 1 0 0	
Will Clark, L (1, 3) OBP: 0.417, SLG: 0.524	0-0 2B			2-2 G6-3		0-0 FC3-6 1-2f 2-3		0-1 1-2 1B		4 0 2 0 0 0 2	
Ivan Rodriguez, R (1, 2) OBP: 0.370, SLG: 0.507	2-2 F8			0-3 K		3-3 K		2-3 K		4 0 0 0 0 3 5	
Lee Stevens, L (1, 10) OBP: 0.327, SLG: 0.488		1-0 F8			0-0 1B		1-0 F7		2-3 K	4 0 1 0 0 1 0	
Fernando Tatis, R (1, 5) OBP: 0.250, SLG: 0.500		0-1 G4-3			0-0 F8		1-2 P4		2-1 1B	4 0 1 0 0 0 1	
Domingo Cedeno, S (1, 6) OBP: 0.322, SLG: 0.382		0-1 G4-3			1-2 K		0-0 1B		1-3 K	4 0 1 0 0 2 2	
Inning Stats	R: 2 H: 2 E: 0 LOB: 1 K: 1 BB: 1 S: 20 P: 30	R: 0 H: 0 E: 0 LOB: 0 K: 0 BB: 0 S: 5 P: 6	R: 0 H: 0 E: 0 LOB: 0 K: 1 BB: 0 S: 9 P: 13	R: 0 H: 0 E: 0 LOB: 0 K: 1 BB: 0 S: 11 P: 13	R: 0 H: 1 E: 0 LOB: 1 K: 1 BB: 0 S: 9 P: 10	R: 0 H: 2 E: 0 LOB: 2 K: 2 BB: 0 S: 9 P: 16	R: 0 H: 1 E: 0 LOB: 1 K: 0 BB: 0 S: 7 P: 9	R: 0 H: 1 E: 0 LOB: 2 K: 1 BB: 1 S: 14 P: 22	R: 0 H: 1 E: 0 LOB: 1 K: 3 BB: 0 S: 11 P: 17	1B: 6 SF: 0 2B: 1 SAC: 0 3B: 0 DP: 0 HR: 1 HBP: 0	WP: 0 PA: 37 PB: 0 SB: 1 CS: 0
PITCHER	IP WLS BF H R ER SO BB IBB HBP BLK WP HR S P ERA WHIP										
35 Mike Mussina, R (1, 1) ERA: 3.28	7.0 W 28 6 2 2 6 1 0 0 0 0 1 70 97 2.57 1.000										
Jesse Orosco, L (8, 1) ERA: 2.25	0.2 4 1 0 0 0 1 0 0 0 0 0 0 10 16 0.00 3.000										
Armando Benitez, R (8, 1) ERA: 2.76	1.1 S 5 1 0 0 4 0 0 0 0 0 0 0 15 23 0.00 0.750										

Texas Rangers @ Baltimore Orioles
 Oriole Park at Camden Yards, Baltimore, MD

Mon Jul 28 1997, 7:05 PM EDT
 Att. 47,627 - Unknown - 81 F

livebaseballscorecards.com

AB	35
R	2
H	8
RBI	2
BB	2
SO	10
LOB	14



Batter	1	2	3	4	5	6	7	8	9
Roberto Alomar, S OBP: 0.361, SLG: 0.440 (1, 4) X	0-0 G3-6 1B		2-0 1-H HR			2-0 BB HR 1B	1-1 1B 1B	2-2 F7	
Jeffrey Hammonds, R OBP: 0.325, SLG: 0.520 (1, 9) B S C S	1-3 K		1-0 P4			4-0 1-2 HR BB	3-1 SAFE BB 1B		
Rafael Palmeiro, L OBP: 0.338, SLG: 0.482 (1, 3) C X	0-1 G3-6 1-2f				0-0 G3-1	0-1 1-H 2-H HR	0-1 SAFE F6		
Brady Anderson, L OBP: 0.412, SLG: 0.466 (1, 8) X		0-0 G6-3			0-3 K	0-2 CS 2B	4-1 1-2 BB		
Cal Ripken Jr., R OBP: 0.325, SLG: 0.411 (1, 5) B B X		2-0 G4-6-3 1B			1-1 G6-3	2-2 1B SF7 1B 2-3	1-3 K		
B.J. Surhoff, L OBP: 0.362, SLG: 0.488 (1, 7) B SAFE T C X		1-2 G4-6-3 1-2f			0-1 P3	1-1 1-3 1B		0-2 G6-3	
Geronimo Berroa, R OBP: 0.372, SLG: 0.492 (1, 10) B C X			1-1 L8		0-1 2B	0-0 SF7		3-2 E5 WP 2B	
Chris Hoiles, R OBP: 0.379, SLG: 0.433 (1, 2) C B C S			1-3 K		2-2 SAFE L7	1-3 K		3-1 1-H 2B	
Mike Bordick, R OBP: 0.277, SLG: 0.300 (1, 6) X			0-0 HR 1B		3-3 K		1-0 F9	1-2 G5-3	

AB	R	H	RBI	BB	SO	LOB	BOTTOM	
5	2	4	2	0	0	1		
3	1	1	0	1	1	1		
4	1	1	3	0	0	3		
3	0	1	0	1	1	0		
4	1	2	0	0	1	3		
4	0	1	0	0	0	1		
3	1	1	1	0	0	0		
4	0	1	1	0	2	2		
4	1	1	0	0	1	2		

AB	34
R	7
H	13
RBI	7
BB	2
SO	6
LOB	13



1B: 8	SF: 1	WP: 1	PA: 37
2B: 3	SAC: 0	PB: 0	
3B: 0	DP: 2	SB: 0	
HR: 2	HBP: 0	CS: 1	

PITCHER	IP	WLS	BF	H	R	ER	SO	BB	IBB	HBP	BLK	WP	HR	S	P	ERA	WHIP
Bobby Witt, R ERA: 3.88 (1, 1)	5.0	L	22	8	6	6	4	1	0	0	0	0	2	43	64	10.80	1.800
Matt Whiteside, R ERA: 6.03 (6, 1)	1.0		4	2	0	0	1	0	0	0	0	0	0	9	13	0.00	2.000
Ed Vosberg, L ERA: 4.73 (7, 1)	1.0		6	2	0	0	1	1	0	0	0	0	0	11	21	0.00	3.000
Xavier Hernandez, R ERA: 4.25 (8, 1)	1.0		5	1	1	0	0	0	0	0	0	1	0	14	23	0.00	1.000

Texas Rangers @ Baltimore Orioles
 Oriole Park at Camden Yards, Baltimore, MD

Mon Jul 28 1997, 7:05 PM EDT
 Att: 47,627 - Unknown - 81 F

livebaseballscorecards.com

Batter	1	2	3	4	5	6	7	8	9	AB R H RBI BB SO LOB
Tom Goodwin, L (1, 8) OBP: 0.312, SLG: 0.346	1-2 G4-3 BB 1B	1-1 G3			1 SAFE 2-2 G4-3		0-3 K		4-1 1B 2B BB	4 2 1 0 1 1 1
Mark McLemore, S (1, 4) OBP: 0.353, SLG: 0.345	4-1 G4-3 BB		2-3 K		1-2 K		2-2 29 S 1B		0-2 2B 1B	4 0 2 0 1 2 1
29 Rusty Greer, L (1, 7) OBP: 0.413, SLG: 0.526	1-2 G4-3 1-2f 2-3		0-1 G3-1			0-0 HR		0-2 K	0-0 F4	5 1 1 1 0 1 5
Juan Gonzalez, R (1, 9) OBP: 0.326, SLG: 0.544	2-1 E BB 1B		1-3 K			0-2 L5		0-2 L9 2B	0-1 2B 1-3 2-H	5 0 3 2 0 1 0
Will Clark, L (1, 3) OBP: 0.420, SLG: 0.527	4-0 E BB			2-2 G6-3 1B		2-0 1B 2B		3-1 L9	1-0 L4-3	4 1 2 0 1 0 3
Ivan Rodriguez, R (1, 2) OBP: 0.369, SLG: 0.504	1-2 E5			0-1 G6-3 1-2f		1-3 K		4-2 FC5-4 BB		3 0 0 0 1 1 4
Mike Simms, R (1, 10) OBP: 0.291, SLG: 0.461 Lee Stevens, L (6, PH) OBP: 0.328, SLG: 0.488	3-2 P3			3-2 F8		2-1 2-H 1B		2-3 K		2 0 0 0 0 0 3 2 0 1 1 0 1 2
Fernando Tatis, R (1, 5) OBP: 0.188, SLG: 0.375		1-1 G6-3			2-2 G6-3		2-2 F9		0-2 FC5-4	4 0 0 0 0 0 3
Domingo Cedeno, S (1, 6) OBP: 0.321, SLG: 0.376		0-1 G1-3			4-0 G4-3 BB		0-3 K		1-3 K	3 0 0 0 1 2 0

Inning Stats	R: 1 E: 1 K: 0 S: 19	H: 2 LOB: 3 BB: 2 P: 35	R: 0 E: 0 K: 0 S: 6	H: 0 LOB: 0 BB: 0 P: 8	R: 0 E: 0 K: 2 S: 8	H: 0 LOB: 0 BB: 0 P: 11	R: 0 E: 0 K: 0 S: 8	H: 1 LOB: 0 BB: 0 P: 13	R: 0 E: 0 K: 1 S: 11	H: 0 LOB: 1 BB: 1 P: 20	R: 2 E: 0 K: 1 S: 15	H: 3 LOB: 1 BB: 0 P: 22	R: 0 E: 0 K: 3 S: 13	H: 1 LOB: 1 BB: 0 P: 15	R: 0 E: 0 K: 1 S: 20	H: 1 LOB: 2 BB: 1 P: 29	R: 1 E: 0 K: 1 S: 11	H: 2 LOB: 2 BB: 1 P: 17	1B: 6 2B: 3 3B: 0 HR: 1	SF: 0 SAC: 0 DP: 2 HBP: 0	WP: 0 PB: 0 SB: 1 CS: 0	PA: 41
--------------	-------------------------------	----------------------------------	------------------------------	---------------------------------	------------------------------	----------------------------------	------------------------------	----------------------------------	-------------------------------	----------------------------------	-------------------------------	----------------------------------	-------------------------------	----------------------------------	-------------------------------	----------------------------------	-------------------------------	----------------------------------	----------------------------------	------------------------------------	----------------------------------	--------

PITCHER	IP	WLS	BF	H	R	ER	SO	BB	IBB	HBP	BLK	WP	HR	S	P	ERA	WHIP
Rick Krivda, L (1, 1) ERA: 5.06	5.1	W	23	5	3	3	3	3	0	0	0	0	1	58	95	5.06	1.500
Alan Mills, R (6, 1) ERA: 3.86	0.1		1	0	0	0	1	0	0	0	0	0	0	4	5	0.00	0.000
Arthur Rhodes, L (6, 1) ERA: 2.84	1.2		8	3	0	0	3	0	0	0	0	0	0	24	33	0.00	1.800
Terry Mathews, R (8, 1) ERA: 3.27	0.0		1	0	0	0	0	1	0	0	0	0	0	7	11	∞	∞
Jesse Orosco, L (8, 1) ERA: 2.2	0.2		2	0	0	0	1	0	0	0	0	0	0	7	9	0.00	0.000

PITCHER	IP	WLS	BF	H	R	ER	SO	BB	IBB	HBP	BLK	WP	HR	S	P	ERA	WHIP
Randy Myers, L (9, 1) ERA: 1.6	1.0	S	6	2	1	1	1	1	0	0	0	0	0	11	17	9.00	3.000

TOP

Texas Rangers @ Baltimore Orioles
Oriole Park at Camden Yards, Baltimore, MD

Tue Jul 29 1997, 7:05 PM EDT
Att. 47,740 - Unknown - 78 F

livebaseballscorecards.com

AB	36
R	4
H	10
RBI	4
BB	5
SO	9
LOB	22



Batter	1	2	3	4	5	6	7	8	9
Roberto Alomar, S OBP: 0.361, SLG: 0.440 Jeff Reboulet, R OBP: 0.297, SLG: 0.308	0-2 G4-3		1-0 G4-3 1B	2-2 F7		0-1 SH1-3		2-2 G4-3	
Tony Tarasco, L OBP: 0.344, SLG: 0.445 Jeffrey Hammonds, R OBP: 0.326, SLG: 0.519	0-0 G4-3		0-0 G4-3	1-1 G3		4-0 IBB		0-0 F8	
Rafael Palmeiro, L OBP: 0.340, SLG: 0.484	2-1 1B		1-0 F8	2-2 2B		2-3 K			
Brady Anderson, L OBP: 0.411, SLG: 0.462	2-0 L4		4-1 BB	2-2 G3-1		1-1 L4			
Cal Ripken Jr., R OBP: 0.324, SLG: 0.416		2-2 L7	0-2 L8		1-3 K		2-1 HR		
B.J. Surhoff, L OBP: 0.361, SLG: 0.488		2-2 F7		1-0 1B 2B	2-2 G1-3		2-1 F8		
Geronimo Berroa, R OBP: 0.371, SLG: 0.489		0-1 E6 1B		1-0 SH 1B	3-3 K		2-2 G4-3		
Chris Hoiles, R OBP: 0.381, SLG: 0.432		3-2 1B		1-0 FC5 2B		4-2 SH1-3 1B BB		0-1 G5-3	
Mike Bordick, R OBP: 0.277, SLG: 0.300		0-1 F8		1-0 SH 2B		0-1 SH1-3 1B		2-2 G6-3	

Inning Stats	R: 0 E: 0 K: 0 S: 9	H: 1 LOB: 1 BB: 0 P: 13	R: 0 E: 1 K: 0 S: 14	H: 1 LOB: 2 BB: 0 P: 21	R: 0 E: 0 K: 0 S: 9	H: 1 LOB: 2 BB: 1 P: 15	R: 4 E: 1 K: 0 S: 17	H: 3 LOB: 1 BB: 0 P: 28	R: 0 E: 0 K: 2 S: 10	H: 0 LOB: 0 BB: 0 P: 16	R: 0 E: 0 K: 1 S: 12	H: 1 LOB: 3 BB: 2 P: 23	R: 1 E: 0 K: 0 S: 9	H: 1 LOB: 0 BB: 0 P: 15	R: 0 E: 0 K: 0 S: 7	H: 0 LOB: 0 BB: 0 P: 11
--------------	------------------------------	----------------------------------	-------------------------------	----------------------------------	------------------------------	----------------------------------	-------------------------------	----------------------------------	-------------------------------	----------------------------------	-------------------------------	----------------------------------	------------------------------	----------------------------------	------------------------------	----------------------------------

PITCHER	IP	WLS	BF	H	R	ER	SO	BB	IBB	HBP	BLK	WP	HR	S	P	ERA	WHIP
Jose Albero, R ERA: 6.23	(1, 1)	5.0	L	27	7	4	2	2	2	0	0	0	0	64	102	3.60	1.800
Eric Gunderson, L ERA: 1.7	(6, 1)	1.0		4	0	0	1	0	1	0	0	0	0	7	14	0.00	0.000
Danny Patterson, R ERA: 2.77	(7, 1)	2.0		7	1	1	0	0	0	0	0	0	1	16	26	4.50	0.500

AB R H RBI BB SO LOB

3	0	1	0	0	0	2
1	0	0	0	0	0	0
3	0	0	0	0	0	3
1	0	0	0	1	0	0
4	0	2	2	0	1	4
3	0	0	0	1	0	5
4	1	1	1	0	1	2
4	1	1	0	0	0	0
4	1	1	1	0	1	0
3	1	1	0	1	0	1
3	1	1	0	0	0	2

AB	33
R	5
H	8
RBI	4
BB	3
SO	3
LOB	19



Texas Rangers @ Baltimore Orioles
 Oriole Park at Camden Yards, Baltimore, MD
 Tue Jul 29 1997, 7:05 PM EDT
 Att: 47,740 - Unknown - 78 F

livebaseballscorecards.com

WP	0	PA	38
PB	0		
SB	0		
CS	0		

Batter	1	2	3	4	5	6	7	8	9	AB R H RBI BB SO LOB	TOP											
Tom Goodwin, L (1, 8) OBP: 0.311, SLG: 0.343	1-0 G4-3	4-1 BB			1-1 G4-3		1-0 G4-3			3 0 0 1 1 0 0												
Mark McLemore, S (1, 4) OBP: 0.349, SLG: 0.340	2-0 G6-3	0-3 K			1-3 K			3-2 G5-3		4 0 0 0 0 2 3												
29 Rusty Greer, L (1, 10) OBP: 0.416, SLG: 0.528	2-1 2B			4-2 G6-4-3 BB	4-2 FC6-4 BB			3-3 K		2 0 1 0 2 1 0												
Juan Gonzalez, R (1, 9) OBP: 0.322, SLG: 0.538	0-2 F8			1-1 G6-4-3	2-0 FC6-4			1-3 K		4 0 0 0 0 1 3												
Will Clark, L (1, 3) OBP: 0.418, SLG: 0.523		3-2 1B HBP BB 1B		2-3 K		0-0 L4			1-3 K	4 1 1 0 0 2 0												
Ivan Rodriguez, R (1, 2) Henry Mercedes, R (2, PR) OBP: 0.256, SLG: 0.256		1-2 BB 1B HBP		4-1 FC3-6 BB		3-3 K			1-3 K	0 0 0 0 0 0 0 2 0 0 0 1 2 0												
Warren Newson, L (1, 7) Mike Simms, R (9, PH) OBP: 0.288, SLG: 0.456		0-0 BB 1B		0-0 FC3-6 G4-3 S 1-2f		2-2 G4-3			1-0 F7	3 0 1 0 0 0 1 1 0 0 0 0 0 0	AB 29 R 1 H 3 RBI 1 BB 4 SO 10 LOB 15											
Fernando Tatis, R (1, 5) OBP: 0.158, SLG: 0.316		0-2 P6		1-3 G4-3						3 0 0 0 0 0 4												
Benji Gil, R (1, 6) OBP: 0.271, SLG: 0.318		1-3 K		1-3 K						3 0 0 0 0 2 4												
Inning Stats	R: 0 E: 0 K: 0 S: 7	H: 1 LOB: 1 BB: 0 P: 12	R: 1 E: 0 K: 2 S: 18	H: 2 LOB: 3 BB: 1 P: 27	R: 0 E: 0 K: 1 S: 7	H: 0 LOB: 0 BB: 1 P: 14	R: 0 E: 0 K: 1 S: 9	H: 0 LOB: 1 BB: 1 P: 16	R: 0 E: 0 K: 1 S: 11	H: 0 LOB: 1 BB: 1 P: 19	R: 0 E: 0 K: 1 S: 7	H: 0 LOB: 0 BB: 0 P: 12	R: 0 E: 0 K: 0 S: 5	H: 0 LOB: 0 BB: 0 P: 9	R: 0 E: 0 K: 2 S: 10	H: 0 LOB: 0 BB: 0 P: 17	R: 0 E: 0 K: 2 S: 8	H: 0 LOB: 0 BB: 0 P: 11	1B: 2 2B: 1 3B: 0 HR: 0	SF: 0 SAC: 0 DP: 1 HBP: 1	WP: 0 PB: 0 SB: 1 CS: 0	PA: 34
PITCHER	IP WLS BF H R ER SO BB IBB HBP BLK WP HR S P ERA WHIP																					
Scott Kamieniecki, R (1, 1) ERA: 4.1	6.2 W 27 3 1 1 6 4 0 1 0 0 0 63 107 1.35 1.050																					
Jesse Orosco, L (7, 1) ERA: 2.14	1.0 3 0 0 0 1 0 0 0 0 0 0 8 15 0.00 0.000																					
Armando Benitez, R (8, 1) ERA: 2.74	0.1 1 0 0 0 1 0 0 0 0 0 0 3 4 0.00 0.000																					
Randy Myers, L (9, 1) ERA: 1.56	1.0 S 3 0 0 0 2 0 0 0 0 0 0 8 11 0.00 0.000																					

Texas Rangers @ Baltimore Orioles
 Oriole Park at Camden Yards, Baltimore, MD
 Wed Jul 30 1997, 3:33 AM EDT
 Att. 47,854 - Sunny - 85 F

livebaseballscorecards.com



Batter	1	2	3	4	5	6	7	8	9	AB	R	H	RBI	BB	SO	LOB
Brady Anderson, L (1, 8) OBP: 0.412, SLG: 0.463	0-0 CS 1B			0-2 F8	3-1 2B 1B		2-0 P6			4	0	2	0	0	0	1
Jeff Reboulet, R (1, 4) OBP: 0.311, SLG: 0.343	2-2 F8			1-2 HBP 1B	1-1 1B 2B		3-2 1-H 2B			4	1	3	1	0	0	1
Rafael Palmeiro, L (1, 3) OBP: 0.339, SLG: 0.481	3-3 K 1-2			2-3 K	4-0 IBB		3-3 K			3	0	0	0	1	3	3
Harold Baines, L (1, 10) OBP: 0.381, SLG: 0.470		2-1 G4-3		4-2 HBP 1B BB	1-0 G3		2-3 K			3	1	0	0	1	1	3
Cal Ripken Jr., R (1, 5) OBP: 0.324, SLG: 0.413		2-2 L9		3-1 1B HBP		0-2 G6-3		0-0 G4-3		3	0	0	0	0	0	0
Geronimo Berroa, R (1, 9) OBP: 0.370, SLG: 0.488 Tony Tarasco, L (7, 9) OBP: 0.342, SLG: 0.442		1-1 F8		1-2 1B		3-2 G1-3		1-3 K		3	0	1	2	0	0	0
B.J. Surhoff, L (1, 7) OBP: 0.358, SLG: 0.483			1-2 F8	2-2 F8		2-1 G6-3				3	0	0	0	0	0	2
Lenny Webster, R (1, 2) OBP: 0.297, SLG: 0.339			1-2 P6		2-3 K		3-1 G1-3			3	0	0	0	0	1	0
Mike Bordick, R (1, 6) OBP: 0.278, SLG: 0.298			0-1 G5-3		3-2 F8		4-1 2B BB			2	1	0	0	1	0	0
Inning Stats	R: 0 E: 0 K: 1 S: 9	H: 1 LOB: 1 BB: 0 P: 14	R: 0 E: 0 K: 0 S: 7	H: 0 LOB: 0 BB: 0 P: 12	R: 0 E: 0 K: 0 S: 8	H: 0 LOB: 0 BB: 0 P: 10	R: 2 E: 0 K: 1 S: 25	H: 2 LOB: 2 BB: 1 P: 38	R: 0 E: 0 K: 1 S: 11	H: 2 LOB: 3 BB: 1 P: 25	R: 0 E: 0 K: 0 S: 9	H: 0 LOB: 0 BB: 0 P: 14	R: 1 E: 0 K: 1 S: 11	H: 1 LOB: 1 BB: 1 P: 26	R: 0 E: 0 K: 2 S: 9	H: 0 LOB: 0 BB: 0 P: 12

BOTTOM

Texas Rangers @ Baltimore Orioles
Oriole Park at Camden Yards, Baltimore, MD

Wed Jul 30 1997, 3:33 AM EDT
 Att: 47,854 - Sunny - 85 F

livebaseballscorecards.com

AB	29
R	3
H	6
RBI	3
BB	3
SO	6
LOB	10



PITCHER																
IP	WLS	BF	H	R	ER	SO	BB	IBB	HBP	BLK	WP	HR	S	P	ERA	WHIP
John Burkett, R (1, 1) ERA: 4.85	6.0	L	25	5	2	2	3	1	1	0	0	0	69	113	3.00	1.000
Ed Vosberg, L (7, 1) ERA: 4.15	2.0		8	1	1	1	3	1	0	0	0	0	20	38	4.50	1.000

WP : 0	PA : 33
PB : 0	
SB : 0	
CS : 1	

Batter	1	2	3	4	5	6	7	8	9	10	11	AB R H RBI BB SO LOB	TOP														
Brady Anderson, L (1, 8) OBP: 0.413, SLG: 0.462	P5		P5		G4-3			SH1-3 BB		CS 1B	1B	5 0 2 2 1 0 0	Baltimore Orioles @ Oakland Athletics Oakland-Alameda County Coliseum, Oakland, CA Thu Jul 31 1997, 7:05 PM PDT Att. 9,517 - Unknown - 67 F														
Jeff Reboulet, R (1, 4) OBP: 0.323, SLG: 0.342	WP 1B		BB		F7			SH1-3		WP BB	F7	3 0 1 0 2 0 2															
Rafael Palmeiro, L (1, 3) OBP: 0.339, SLG: 0.476	G4-6-3 BB		K					G3-1		FC5-4 IBB	G4-3	4 0 0 0 2 2 4															
Harold Baines, L (1, 10) Geronimo Berroa, R (11, PH) OBP: 0.377, SLG: 0.465 OBP: 0.369, SLG: 0.486	G4-6-3		P4		F8			P7			G4-3	4 0 0 0 0 0 5 1 0 0 0 0 0 0															
Cal Ripken Jr., R (1, 5) OBP: 0.322, SLG: 0.411		K			G5-3			FC5-4			E1 HBP BB	5 1 1 0 0 1 2															
B.J. Surhoff, L (1, 7) OBP: 0.361, SLG: 0.487		2B			G4-3			L5			BB HBP IBB	4 1 2 0 1 0 1															
Jeffrey Hammonds, R (1, 9) OBP: 0.324, SLG: 0.512		K			F9			G5-3			BB BB 1B HBP	4 1 0 0 0 2 2															
Chris Hoiles, R (1, 2) OBP: 0.382, SLG: 0.426		BB			F8			F7			BB 1B BB	3 1 0 1 2 1 1															
Mike Bordick, R (1, 6) Tony Tarasco, L (10, PH) Aaron Ledesma, R (10, 6) OBP: 0.276, SLG: 0.296 OBP: 0.340, SLG: 0.439 OBP: 0.571, SLG: 0.500		P3			G6-3			G5-3			1B BB	3 0 0 0 0 0 2 1 0 0 0 0 1 0 0 0 0 1 1 0 0															
Inning Stats	R: 0 H: 1 E: 0 LOB: 1 K: 0 BB: 1 S: 8 P: 17	R: 0 H: 1 E: 0 LOB: 2 K: 2 BB: 1 S: 19 P: 29	R: 0 H: 0 E: 0 LOB: 1 K: 1 BB: 1 S: 9 P: 18	R: 0 H: 1 E: 0 LOB: 1 K: 0 BB: 0 S: 10 P: 15	R: 0 H: 0 E: 0 LOB: 0 K: 0 BB: 0 S: 7 P: 15	R: 0 H: 1 E: 0 LOB: 1 K: 0 BB: 0 S: 6 P: 10	R: 0 H: 0 E: 0 LOB: 0 K: 0 BB: 0 S: 6 P: 9	R: 0 H: 0 E: 0 LOB: 2 K: 2 BB: 2 S: 6 P: 18	R: 0 H: 0 E: 0 LOB: 0 K: 2 BB: 0 S: 9 P: 12	R: 0 H: 1 E: 1 LOB: 1 K: 2 BB: 1 S: 15 P: 36	R: 4 H: 1 E: 1 LOB: 2 K: 0 BB: 3 S: 15 P: 36	1B: 5 SF: 0 2B: 1 SAC: 1 3B: 0 DP: 1 HR: 0 HBP: 1		WP: 2 PA: 48 PB: 0 SB: 0 CS: 1													
PITCHER	IP WLS BF H R ER SO BB IBB HBP BLK WP HR S P ERA WHIP																										
Jimmy Haynes, R (1, 1) ERA: 1.74	6.0	24	4	0	0	3	3	0	0	0	0	1	0	59	104	0.00	1.167										
Aaron Small, R (7, 1) ERA: 4.43	1.0	3	0	0	0	0	0	0	0	0	0	0	0	6	9	0.00	0.000										
Mike Mohler, L (8, 1) ERA: 6.05	0.2	4	0	0	0	0	1	1	0	0	0	0	0	4	13	0.00	1.500										
Billy Taylor, R (8, 1) ERA: 4.47	2.0	7	1	0	0	3	1	0	0	0	0	0	0	16	29	0.00	1.000										
Buddy Groom, L (10, 1) ERA: 5.09	0.1	1	0	0	0	1	0	0	0	0	0	1	0	3	5	0.00	0.000										
PITCHER	IP WLS BF H R ER SO BB IBB HBP BLK WP HR S P ERA WHIP																										
Dane Johnson, R (11, 1) ERA: 4.26	0.1	L	6	0	4	3	0	2	1	1	0	0	0	0	0	0	0	10	26	81.00	6.000						
Tim Kubinski, L (11, 1) ERA: 2.45	0.2	3	1	0	0	0	0	0	0	0	0	0	0	5	10	0.00	1.500										


livebaseballscorecards.com

AB	37
R	4
H	6
RBI	4
BB	9
SO	7
LOB	19



Batter	1	2	3	4	5	6	7	8	9	10	11	AB	R	H	RBI	BB	SO	LOB	BOTTOM								
Ernie Young, R OBP: 0.269, SLG: 0.254 (1, 8) C B X	1-1 F9 ①		4-2 SAFE 1-2 G5-4-3 BB		0-3 K ③			4-1 SH1-4 BB		0-3 K ②		3	0	0	0	2	2	2	Baltimore Orioles @ Oakland Athletics Oakland-Alameda County Coliseum, Oakland, CA Thu Jul 31 1997, 7:05 PM PDT Att. 9,517 - Unknown - 67 F livebaseballscorecards.com								
Rafael Bourrigal, R OBP: 0.357, SLG: 0.368 (1, 6) B X C	1-2 F9 ②		1-1 G5-4-3 ③			1-2 F8 ①		0-0 SH1-4 ①		1-1 G6-3 ③		4	0	0	0	0	0	2									
Jason Giambi, L OBP: 0.357, SLG: 0.486 (1, 3) C B X	1-1 F9 ③			3-2 F8 ①		1-0 P6 ②		2-3 K ②			1-0 F7 ①	5	0	0	0	0	1	1									
Matt Stairs, L OBP: 0.450, SLG: 0.717 (1, 10) B B X C		2-1 F7 ①		0-0 P6 ②		2-2 2B ③		1-3 K ③			3-2 G4-3 ②	5	0	1	0	0	1	1									
Pat Lennon, R OBP: 0.365, SLG: 0.333 (1, 7) B C F X		1-3 K ②		1-1 G6-3 ③		2-1 L6 ③			2-3 K ①		1-2 1B ③	5	0	1	0	0	2	1									
Scott Brosius, R OBP: 0.265, SLG: 0.322 (1, 9) C B B X F		4-2 BB ③		2-0 FC3-6 1B ①		0-0 SH3-4 1B ①			3-3 K ②		1-0 P4 ③	4	0	2	0	1	1	1									
Dave Magadan, L OBP: 0.396, SLG: 0.371 (1, 5) B B X C		2-1 F7 ③		3-1 FC3-6 E ①		0-0 SH3-4 ①			0-0 FC6-4 1B ③			3	0	1	0	0	0	2									
Tony Batista, R OBP: 0.251, SLG: 0.318 (9, PR) (10, 5) B 1 SAFE X				1-2 K ①		1-2 G5-3 ③						0	0	0	0	0	0	0									
Scott Spiezio, S OBP: 0.296, SLG: 0.380 (1, 4) C X			0-1 BB 1B ①		3-1 P4 ②		3-3 K ②		0-0 FC6-4 ③			4	0	1	0	0	1	3									
Izzy Molina, R OBP: 0.188, SLG: 0.179 (1, 2) M C X			0-3 K ①		4-1 BB ③		2-2 G5-3 ③			0-3 K ①		2	0	0	0	1	1	2									
Jose Canseco, R OBP: 0.322, SLG: 0.455 (10, PH) Brent Mayne, L OBP: 0.291, SLG: 0.311 (11, 2) B C X												1	0	0	0	0	1	0									
												0	0	0	0	0	0	0									
Inning Stats	R: 0 E: 0 K: 0 S: 8	H: 0 LOB: 0 BB: 0 P: 11	R: 0 E: 0 K: 1 S: 11	H: 0 LOB: 1 BB: 1 P: 20	R: 0 E: 0 K: 1 S: 9	H: 1 LOB: 1 BB: 1 P: 14	R: 0 E: 0 K: 0 S: 6	H: 0 LOB: 0 BB: 0 P: 10	R: 0 E: 1 K: 1 S: 9	H: 1 LOB: 2 BB: 1 P: 21	R: 0 E: 0 K: 0 S: 10	H: 1 LOB: 1 BB: 0 P: 16	R: 0 E: 0 K: 2 S: 8	H: 0 LOB: 1 BB: 1 P: 15	R: 0 E: 0 K: 2 S: 11	H: 1 LOB: 1 BB: 0 P: 16	R: 0 E: 0 K: 2 S: 8	H: 0 LOB: 0 BB: 0 P: 9	R: 0 E: 0 K: 0 S: 9	H: 1 LOB: 1 BB: 0 P: 15	1B: 5 2B: 1 3B: 0 HR: 0	SF: 0 SAC: 2 DP: 1 HBP: 0	WP: 0 PB: 0 SB: 0 CS: 0	PA: 42			
PITCHER	IP	WLS	BF	H	R	ER	SO	BB	IBB	HBP	BLK	WP	HR	S	P	ERA	WHIP										
Jimmy Key, L ERA: 2.48 (1, 1)	7.0		27	4	0	0	4	3	0	0	0	0	0	62	106	0.00	1.000										
Terry Mathews, R ERA: 3.24 (8, 1)	0.1		2	0	0	0	0	1	0	0	0	0	0	2	6	0.00	3.000										
Arthur Rhodes, L ERA: 2.77 (8, 1)	1.2		6	1	0	0	4	0	0	0	0	0	0	17	25	0.00	0.600										
Armando Benitez, R ERA: 2.68 (10, 1)	1.0	W	3	0	0	0	2	0	0	0	0	0	0	8	9	0.00	0.000										
Randy Myers, L ERA: 1.52 (11, 1)	1.0		4	1	0	0	0	0	0	0	0	0	0	9	15	0.00	1.000										



Batter	1	2	3	4	5	6	7	8	9	AB R H RBI BB SO LOB	TOP																	
Brady Anderson, L (1, 8) OBP: 0.414, SLG: 0.461	1-0 F8		1-0 1B		0-0 G4-3			2-0 SH1-4 1B HBP		3 0 1 0 0 0 0																		
Jeff Reboulet, R (1, 4) OBP: 0.323, SLG: 0.342	2-3 K		3-3 K			1-2 1B		1-1 SH1-4		3 0 1 0 0 2 3																		
Rafael Palmeiro, L (1, 3) OBP: 0.338, SLG: 0.473	2-3 K		2-2 G3-1			1-0 P2		4-2 1B BB		3 0 0 0 1 1 3																		
Geronimo Berroa, R (1, 9) OBP: 0.371, SLG: 0.495		1-0 G5-3		3-2 L7		1-2 HR		3-2 1B		4 1 2 1 0 0 0																		
B.J. Surhoff, L (1, 7) OBP: 0.358, SLG: 0.481		2-1 P9		1-2 G3-1		1-1 G6-3		3-2 P5		4 0 0 0 0 0 2																		
Cal Ripken Jr., R (1, 5) OBP: 0.322, SLG: 0.408		2-1 G5-3		4-2 BB			0-0 G5-3		3-2 F7	3 0 0 0 1 0 0																		
Harold Baines, L (1, 10) OBP: 0.378, SLG: 0.463 Jeffrey Hammonds, R (9, PR) OBP: 0.324, SLG: 0.512			2-0 F8	3-1 G4-3			4-1 FC4-6 BB	0-0 G6-3 S 1B		3 0 1 0 1 0 1 0 0 0 0 0 0 0	AB 30 R 1 H 6 RBI 1 BB 4 SO 4 LOB 16																	
Lenny Webster, R (1, 2) OBP: 0.301, SLG: 0.339			4-1 1B E BB		2-1 G5-4-3 1B		1-0 FC4-6 FC6-4	0-2 G6-3		3 0 1 0 1 0 2																		
Mike Bordick, R (1, 6) OBP: 0.273, SLG: 0.293 Tony Tarasco, L (9, PH) OBP: 0.337, SLG: 0.436 Aaron Ledesma, R (9, 6) OBP: 0.571, SLG: 0.500			1-2 E6 1B		0-0 G5-4-3		0-0 FC6-4	2-3 K		3 0 0 0 0 0 3 1 0 0 0 0 1 2 0 0 0 0 0 0 0																		
Inning Stats	R: 0 E: 0 K: 2 S: 7	H: 0 LOB: 0 BB: 0 P: 12	R: 0 E: 0 K: 0 S: 5	H: 0 LOB: 0 BB: 0 P: 10	R: 0 E: 1 K: 1 S: 13	H: 1 LOB: 3 BB: 1 P: 26	R: 0 E: 0 K: 0 S: 11	H: 0 LOB: 1 BB: 1 P: 22	R: 0 E: 0 K: 0 S: 4	H: 1 LOB: 0 BB: 0 P: 6	R: 1 E: 0 K: 0 S: 10	H: 2 LOB: 0 BB: 0 P: 14	R: 0 E: 0 K: 0 S: 4	H: 0 LOB: 1 BB: 1 P: 9	R: 0 E: 0 K: 0 S: 10	H: 1 LOB: 2 BB: 1 P: 23	R: 0 E: 0 K: 1 S: 14	H: 1 LOB: 2 BB: 0 P: 19	1B: 5 2B: 0 3B: 0 HR: 1	SF: 0 SAC: 1 DP: 1 HBP: 1	WP: 0 PB: 0 SB: 1 CS: 0	PA: 36						
PITCHER	IP WLS BF H R ER SO BB IBB HBP BLK WP HR S P ERA WHIP																											
Brad Rigby, R (1, 1) ERA: 4.09	7.0		27	4	1	1	3	3	0	0	0	0	0	1	54	99	1.29	1.000										
Mike Mohler, L (8, 1) ERA: 6.03	0.1		3	0	0	0	0	1	0	1	0	0	0	0	4	11	0.00	3.000										
T.J. Mathews, R (8, 1) ERA: 2.08	1.2	W	6	2	0	0	1	0	0	0	0	0	0	0	20	31	0.00	1.200										

Baltimore Orioles @ Oakland Athletics
Oakland-Alameda County Coliseum, Oakland, CA
Fri Aug 01 1997, 7:05 PM PDT
Att. 14,187 - Unknown - 63 F

livebaseballscorecards.com

Batter	1	2	3	4	5	6	7	8	9
Scott Brosius, R <small>OBP: 0.264, SLG: 0.321</small> (1, 9) <small>C B B X</small>	2-1 <small>FC4-6</small> <small>1B</small>		1-3 <small>K</small>			1-3 <small>K</small>		2-1 <small>G5-3</small>	
Rafael Bournigal, R <small>OBP: 0.348, SLG: 0.358</small> (1, 6) <small>1 SAFE C C F S</small>	0-3 <small>K</small>			2-3 <small>K</small>		0-0 <small>L9</small>		0-0 <small>G5-3</small>	
Jason Giambi, L <small>OBP: 0.358, SLG: 0.483</small> Steve Karsay, R <small>(9, PR)</small> <small>B X</small>	1-0 <small>FC4-6</small> <small>1-2</small>			0-0 <small>G4-3</small>		4-1 <small>BB</small>		4-1 <small>BLK</small> <small>1B</small> <small>BB</small>	
Matt Stairs, L <small>OBP: 0.446, SLG: 0.706</small> (1, 10) <small>F B X</small>	1-1 <small>G3</small>			1-0 <small>F8</small>		2-1 <small>G3</small>		2-1 <small>1B</small>	
Brian Lesher, R (1, 7)		1-3 <small>K</small>			2-2 <small>G4-3</small>		0-0 <small>G6-3</small>		
Dave Magadan, L <small>OBP: 0.395, SLG: 0.370</small> (1, 5)		3-2 <small>K</small>			2-2 <small>G4-6-3</small> <small>1B</small>		2-1 <small>G6-3</small>		
Scott Spiezio, S <small>OBP: 0.293, SLG: 0.377</small> (1, 4)		0-2 <small>G6-3</small>			2-2 <small>G4-6-3</small> <small>1-2f</small>		3-2 <small>L9</small>		
Brent Mayne, L <small>OBP: 0.307, SLG: 0.331</small> (1, 2)			4-1 <small>G6-3</small> <small>BB</small>			1-2 <small>SH</small> <small>2B</small>		0-0 <small>SH1-4</small> <small>1B</small>	
Ernie Young, R <small>OBP: 0.266, SLG: 0.250</small> (1, 8)			0-0 <small>G6-3</small> <small>1-2f</small>			0-1 <small>SH</small> <small>WP</small> <small>2-H</small>		0-0 <small>SH1-4</small>	

Inning Stats	R: 0	H: 1	E: 0	K: 1	S: 8	LOB: 1	BB: 0	P: 12	R: 0	H: 0	E: 0	K: 2	S: 10	LOB: 0	BB: 0	P: 14	R: 0	H: 0	E: 0	K: 1	S: 5	LOB: 0	BB: 1	P: 10	R: 0	H: 0	E: 0	K: 1	S: 5	LOB: 0	BB: 0	P: 8	R: 0	H: 1	E: 0	K: 0	S: 9	LOB: 0	BB: 0	P: 15	R: 1	H: 1	E: 1	K: 1	S: 12	LOB: 2	BB: 1	P: 20	R: 0	H: 0	E: 0	K: 0	S: 6	LOB: 0	BB: 0	P: 11	R: 0	H: 1	E: 0	K: 0	S: 5	LOB: 1	BB: 0	P: 7	R: 1	H: 1	E: 0	K: 0	S: 3	LOB: 1	BB: 1	P: 9	1B: 4	SF: 0	2B: 1	SAC: 2	3B: 0	DP: 2	HR: 0	HBP: 0	WP: 1	PA: 31
--------------	------	------	------	------	------	--------	-------	-------	------	------	------	------	-------	--------	-------	-------	------	------	------	------	------	--------	-------	-------	------	------	------	------	------	--------	-------	------	------	------	------	------	------	--------	-------	-------	------	------	------	------	-------	--------	-------	-------	------	------	------	------	------	--------	-------	-------	------	------	------	------	------	--------	-------	------	------	------	------	------	------	--------	-------	------	-------	-------	-------	--------	-------	-------	-------	--------	-------	--------

PITCHER	IP	WLS	BF	H	R	ER	SO	BB	IBB	HBP	BLK	WP	HR	S	P	ERA	WHIP
Scott Erickson, R <small>ERA: 3.5</small> (1, 1)	8.0		29	4	1	0	6	2	0	0	0	1	0	60	97	0.00	0.750
Jesse Orosco, L <small>ERA: 2.41</small> (9, 1)	0.0	L	2	1	1	1	0	1	0	0	1	0	0	3	9	∞	∞


BOTTOM

Baltimore Orioles @ Oakland Athletics
 Oakland-Alameda County Coliseum, Oakland, CA

livebaseballscores.com

AB 26
R 2
H 5
RBI 1
BB 3
SO 6
LOB 11

Fri Aug 01 1997, 7:05 PM PDT
 Att: 14,187 - Unknown - 63 F

Batter	1	2	3	4	5	6	7	8	9	AB R H RBI BB SO LOB	TOP	
Brady Anderson, L (1, 8) OBP: 0.413, SLG: 0.471	1-0 F8		3-2 F8		0-0 G6-3	2-3 K		0-2 HR	1-1 2-H 3B	6 1 2 2 0 1 2		
Jeff Reboulet, R (1, 4) OBP: 0.338, SLG: 0.356	2-2 F9		4-2 G4-6-3 BB		3-1 G5-3		2-2 G3-1 SF7 2B	0-1 G1-6-3 1B	4-0 BB	4 1 2 0 2 0 0		
Rafael Palmeiro, L (1, 3) OBP: 0.334, SLG: 0.466	2-0 G3		0-0 G4-6-3 1-2f		2-3 K		0-0 G3-1 2-3	2-2 G1-6-3 1-2f	2-3 K	6 0 0 0 0 2 5		
Geronimo Berroa, R (1, 9) OBP: 0.372, SLG: 0.493 Tony Tarasco, L (7, PR) OBP: 0.341, SLG: 0.447 (7, 9)		3-2 4-3		0-1 E SF7 1B		2-3 K	4-0 SAFE BB BB	0-1 1B 2B	0-1 1B 2B	3 1 1 0 1 1 0 1 1 1 0 0 0 0		
B.J. Surhoff, L (1, 7) OBP: 0.355, SLG: 0.478		3-1 G6-3		3-1 E7 SF7 E 1B		3-1 P4	1-2 SAFE SF7	1-2 L7	1-2 L7	4 1 1 1 0 0 1		
Cal Ripken Jr., R (1, 5) OBP: 0.325, SLG: 0.409 Aaron Ledesma, R (8, 5) OBP: 0.625, SLG: 0.500		0-1 1B		1-1 SF7 2-3 3-H		4-1 BB 1B BB	1 SAFE 4-1 SAFE SAFE BB	2-2 1B 2B HBP	2-2 1B 2B HBP	1 1 1 1 2 0 0 0 1 0 0 0 0 0		
Harold Baines, L (1, 10) OBP: 0.381, SLG: 0.464		3-2 F8		4-1 E BB		0-0 1B BB	1-3 SAFE K	0-2 2B SF8 1B	1-2 2-3 1B	4 2 2 0 1 1 3	AB 36 R 13 H 14 RBI 12 BB 8 SO 5 LOB 14	
Chris Hoiles, R (1, 2) OBP: 0.390, SLG: 0.448			4-2 HR BB	3-1 E5 G6-4-3 1-2 3-H		4-1 1B BB		1-1 HR	0-2 3B 2B	3 3 2 3 2 0 1		
Mike Bordick, R (1, 6) OBP: 0.275, SLG: 0.304			1-1 HR	3-1 G6-4-3 1-2f		1-1 1B		3-2 L9	0-1 SF8	4 1 2 5 0 0 2		
Inning Stats	R: 0 E: 0 K: 0 S: 7 H: 0 LOB: 0 BB: 0 P: 12	R: 0 E: 0 K: 0 S: 10 H: 1 LOB: 1 BB: 0 P: 19	R: 2 E: 0 K: 0 S: 11 H: 1 LOB: 0 BB: 2 P: 23	R: 2 E: 2 K: 0 S: 11 H: 2 LOB: 1 BB: 1 P: 25	R: 0 E: 0 K: 1 S: 6 H: 0 LOB: 0 BB: 0 P: 11	R: 2 E: 0 K: 2 S: 15 H: 2 LOB: 2 BB: 2 P: 31	R: 1 E: 0 K: 1 S: 11 H: 1 LOB: 2 BB: 2 P: 23	R: 2 E: 0 K: 0 S: 17 H: 3 LOB: 0 BB: 0 P: 23	R: 4 E: 0 K: 1 S: 20 H: 4 LOB: 2 BB: 1 P: 30	1B: 7 2B: 3 3B: 1 HR: 3 SF: 3 SAC: 0 DP: 3 HBP: 1	WP: 0 PB: 0 SB: 0 CS: 0 PA: 48	
PITCHER	IP WLS BF H R ER SO BB IBB HBP BLK WP HR S P ERA WHIP											
Carlos Reyes, R (1, 1) ERA: 5.19	3.1 L 16 4 4 3 0 3 0 0 0 0 0 1 35 69 8.10 2.100											
Dane Johnson, R (4, 1) ERA: 4.05	1.2 5 0 0 0 1 0 0 0 0 0 0 0 10 21 0.00 0.000											
Gary Haught, R (6, 1) ERA: 7.15	1.2 12 3 3 3 2 4 0 0 0 0 0 0 23 50 16.20 4.200											
Buddy Groom, L (7, 1) ERA: 5.36	1.1 6 3 2 2 1 0 0 0 0 0 0 2 20 27 13.50 2.250											
Aaron Small, R (9, 1) ERA: 4.91	1.0 9 4 4 4 1 1 0 1 0 0 0 0 20 30 36.00 5.000											

Baltimore Orioles @ Oakland Athletics
Oakland-Alameda County Coliseum, Oakland, CA

Sat Aug 02 1997, 3:33 AM PDT
Att. 21,938 - Sunny - 66 F

livebaseballscorecards.com

Batter	1	2	3	4	5	6	7	8	9	AB R H RBI BB SO LOB
Scott Brosius, R <small>(1, 9) OBP: 0.264, SLG: 0.319</small>	1-2 	0-0 L7		2-2 F7			0-2 G1-3		1-0 F9	5 1 1 0 0 0 4
Rafael Bournigal, R <small>(1, 6) OBP: 0.352, SLG: 0.362</small>	2-1 		0-1 G2-3 1B			1-1 F7	2-2 G4-3			4 1 2 0 0 0 0
Jason Giambi, L <small>(1, 3) OBP: 0.357, SLG: 0.481</small>	1-1 E9 G4-3 1B		2-0 G2-3			2-3 K		1-3 K		4 1 1 1 0 2 1
Matt Stairs, L <small>(1, 10) OBP: 0.442, SLG: 0.696</small>	2-2 G4-3		0-0 L3			0-2 		3-2 F7		4 0 1 1 0 0 1
Brian Lesher, R <small>(1, 7)</small>	0-3 		4-0 			1-1 G6-3		3-3 K		3 0 0 0 1 2 1
Dave Magadan, L <small>(1, 5) OBP: 0.397, SLG: 0.373</small>	2-2 G4-3		1-0 L9			2-1 		0-1 		4 0 2 0 0 0 2
Scott Spiezio, S <small>(1, 4) OBP: 0.293, SLG: 0.374</small>		3-2 G3		1-1 G3-1		0-0 F9		4-2 		3 0 0 0 1 0 1
Brent Mayne, L <small>(1, 2) OBP: 0.300, SLG: 0.323</small> Izzy Molina, R <small>(9, 2) OBP: 0.186, SLG: 0.176</small>		1-1 G3-1		2-3 K		1-2 G4		2-3 K		3 0 0 0 0 1 1 1 0 0 0 0 1 2
Ernie Young, R <small>(1, 8) OBP: 0.265, SLG: 0.250</small>		3-2 		2-2 E5			0-3 		3-3 K	4 0 1 0 0 2 2

Inning Stats	R: 3	H: 3	LOB: 0	K: 1	S: 18	R: 0	H: 1	LOB: 1	K: 0	S: 12	R: 0	H: 1	LOB: 2	K: 0	S: 5	R: 0	H: 0	LOB: 1	K: 1	S: 11	R: 0	H: 1	LOB: 0	K: 1	S: 6	R: 0	H: 0	LOB: 0	K: 1	S: 10	R: 0	H: 0	LOB: 0	K: 2	S: 10	R: 0	H: 1	LOB: 2	K: 2	S: 11	1B: 8	SF: 0	2B: 1	SAC: 0	3B: 0	DP: 1	HR: 0	HBP: 0	WP: 1	PA: 37
--------------	------	------	--------	------	-------	------	------	--------	------	-------	------	------	--------	------	------	------	------	--------	------	-------	------	------	--------	------	------	------	------	--------	------	-------	------	------	--------	------	-------	------	------	--------	------	-------	-------	-------	-------	--------	-------	-------	-------	--------	-------	--------

PITCHER	IP	WLS	BF	H	R	ER	SO	BB	IBB	HBP	BLK	WP	HR	S	P	ERA	WHIP
35 Mike Mussina, R <small>ERA: 3.19</small>	(1, 1)	7.0	29	7	3	1	4	1	0	0	0	0	0	72	110	1.29	1.143
Jesse Orosco, L <small>ERA: 2.34</small>	(8, 1)	1.0	3	0	0	0	2	0	0	0	0	0	0	10	17	0.00	0.000
Alan Mills, R <small>ERA: 3.63</small>	(9, 1)	1.0	5	1	0	0	2	1	0	0	0	1	0	11	21	0.00	2.000

BOTTOM

Baltimore Orioles @ Oakland Athletics
 Oakland-Alameda County Coliseum, Oakland, CA

Sat Aug 02 1997, 3:33 AM PDT
 Att: 21,938 - Sunny - 66 F

AB	35
R	3
H	8
RBI	2
BB	2
SO	8
LOB	15

Batter	1	2	3	4	5	6	7	8	9	AB R H RBI BB SO LOB	TOP																									
Brady Anderson, L (1, 8) OBP: 0.412, SLG: 0.473	0-0 SH1 2B		2-2 F9		0-0 1B 1B	2-2 P3		2-3 K		5 1 2 0 0 1 2																										
Jeff Reboulet, R (1, 4) OBP: 0.343, SLG: 0.361	0-0 SH1		1-1 G4-3		3-2 HBP 1B SF9 1B	0-2 FC6-4		0-2 G3 1B		4 1 2 1 0 0 1																										
Rafael Palmeiro, L (1, 3) OBP: 0.333, SLG: 0.463	3-2 L3			3-2 G4-3	2-1 SF9 HBP 1B		1-2 G3-1	3-2 G3		5 0 1 1 0 0 3																										
Geronimo Berroa, R (1, 9) Tony Tarasco, L (7, 9) OBP: 0.375, SLG: 0.493 OBP: 0.339, SLG: 0.444	0-3 K			3-2 2B FC5-2 1B	1-0 BB HBP		4-2 2B BB	1-1 G4-3		2 1 1 0 1 1 1 1 0 0 0 0 0 2																										
B.J. Surhoff, L (1, 7) OBP: 0.356, SLG: 0.484		3-2 P5		2-0 2B	1-1 SF9		2-2 HR 2B		2-2 L5	4 1 2 2 0 0 0																										
Cal Ripken Jr., R (1, 5) OBP: 0.326, SLG: 0.415		1-0 HR		1-0 FC5-2	4-1 FC6-4 BB		2-3 K		2-2 F8	4 1 1 1 1 1 3																										
Harold Baines, L (1, 10) OBP: 0.379, SLG: 0.469		1-1 G4-3		2-0 G4-3	0-0 FC6-4		2-2 HR		1-1 P6	5 1 1 2 0 0 5																										
Chris Hoiles, R (1, 2) OBP: 0.384, SLG: 0.440		3-1 P3			2-1 F7	0-1 P5		2-2 F7		4 0 0 0 0 0 0																										
Mike Bordick, R (1, 6) OBP: 0.280, SLG: 0.305			2-3 K		1-0 1B 1B	4-1 FC6-4 BB		4-2 G3 1B BB		2 1 1 0 2 1 0																										
Inning Stats	R: 0 E: 0 K: 1 S: 8	H: 1 LOB: 1 BB: 0 P: 11	R: 1 E: 0 K: 0 S: 8	H: 1 LOB: 0 BB: 0 P: 16	R: 0 E: 0 K: 1 S: 8	H: 0 LOB: 0 BB: 0 P: 13	R: 0 E: 0 K: 0 S: 12	H: 2 LOB: 2 BB: 0 P: 23	R: 3 E: 0 K: 0 S: 13	H: 4 LOB: 3 BB: 1 P: 27	R: 0 E: 0 K: 0 S: 10	H: 0 LOB: 1 BB: 1 P: 16	R: 3 E: 0 K: 1 S: 24	H: 2 LOB: 0 BB: 1 P: 37	R: 0 E: 0 K: 1 S: 15	H: 1 LOB: 2 BB: 1 P: 25	R: 0 E: 0 K: 0 S: 10	H: 0 LOB: 0 BB: 0 P: 15	1B: 6 2B: 3 3B: 0 HR: 2	SF: 1 SAC: 1 DP: 0 HBP: 1	WP: 0 PB: 0 SB: 0 CS: 0	PA: 43														
PITCHER	IP WLS BF H R ER SO BB IBB HBP BLK WP HR S P ERA WHIP																																			
Don Wengert, R (1, 1) ERA: 5.76	4.1		22	8	4	4	2	0	0	1	0	0	1	45	81	8.31	1.846																			
Mike Mohler, L (5, 1) ERA: 5.87	2.0		8	0	0	0	0	2	0	0	0	0	0	17	29	0.00	1.000																			
T.J. Mathews, R (7, 1) ERA: 2.61	0.2	L	5	2	3	3	1	1	0	0	0	0	1	21	33	40.50	4.500																			
Aaron Small, R (8, 1) ERA: 4.88	0.1		3	1	0	0	1	1	0	0	0	0	0	9	15	0.00	6.000																			
Buddy Groom, L (8, 1) ERA: 5.23	1.0		3	0	0	0	0	0	0	0	0	0	0	9	15	0.00	0.000																			
PITCHER	IP WLS BF H R ER SO BB IBB HBP BLK WP HR S P ERA WHIP																																			
Billy Taylor, R (9, 1) ERA: 4.4	0.2		2	0	0	0	0	0	0	0	0	0	0	7	10	0.00	0.000																			

Baltimore Orioles @ Oakland Athletics
Oakland-Alameda County Coliseum, Oakland, CA

Sun Aug 03 1997, 3:33 AM PDT
Att. 17,066 - Sunny - 69 F

livebaseballscorecards.com

AB 36
R 7
H 11
RBI 7
BB 4
SO 4
LOB 17



Batter	1	2	3	4	5	6	7	8	9	AB R H RBI BB SO LOB
Scott Brosius, R OBP: 0.265, SLG: 0.326 (1, 5) BB X (9, 9)	3-1 HR	3-3		1-1 F7			1-3		4-2 BB	4 1 1 1 1 2 1
Rafael Bournigal, R OBP: 0.347, SLG: 0.357 (1, 6) C F B X	1-2 P3		1-1 1B		2-1 G6-3		1-1 L9		2-1 G6-4-3 1-2f	5 0 1 0 0 0 1
Matt Stairs, L OBP: 0.441, SLG: 0.685 (1, 10) B C B B B	4-1 G6-3 2B BB		2-3 K		4-0 BB		2-0 G3		2-3 K	3 1 0 0 2 2 1
Brian Leshar, R OBP: 0.182, SLG: 0.100 (1, 9) X (9, 7)	0-0 G6-3		1-2 G1-3		2-3 K		2-2 1B HBP			4 1 1 0 0 1 3
Jason Giambi, L OBP: 0.358, SLG: 0.478 (1, 3) B C C B B	4-2 2B BB		2-3 K		3-2 F8		2-0 1B HBP			2 1 0 0 1 1 2
Pat Lennon, R OBP: 0.374, SLG: 0.376 Dave Magadan, L OBP: 0.400, SLG: 0.377 (8, PH) (9, 5)	0-0 2B			0-0 SF9 3B		1-3 K	0-1 1B	1-3 2-H		3 1 2 2 0 1 0 1 0 1 1 0 0 0
Tony Batista, R OBP: 0.249, SLG: 0.314 Scott Spiezio, S OBP: 0.291, SLG: 0.372 (1, 4) (6, PH) (7, 4)	2-3 K		3-2 G5-3		0-2 G4-3		0-0 P3			2 0 0 0 0 1 2 2 0 0 0 0 0 2
Ernie Young, R OBP: 0.264, SLG: 0.267 (1, 8)		1-0 G5-3		0-0 SF9		1-2 2B	0-3 K			3 0 1 1 0 1 2
Izzy Molina, R OBP: 0.189, SLG: 0.208 (1, 2)		1-1 L8		0-0 3B		1-0 P2	0-3 K			4 0 1 0 0 1 3

Inning Stats	R: 3	H: 2	E: 0	K: 13	LOB: 1	BB: 2	P: 27	R: 0	H: 0	E: 0	K: 1	LOB: 0	BB: 0	P: 11	R: 0	H: 1	E: 0	K: 12	LOB: 1	BB: 0	P: 18	R: 1	H: 2	E: 0	K: 8	LOB: 1	BB: 1	P: 21	R: 0	H: 0	E: 0	K: 10	LOB: 1	BB: 1	P: 21	R: 0	H: 1	E: 0	K: 11	LOB: 1	BB: 0	P: 14	R: 0	H: 0	E: 0	K: 7	LOB: 0	BB: 11	R: 1	H: 2	E: 0	K: 14	LOB: 2	BB: 0	P: 18	R: 0	H: 0	E: 0	K: 1	LOB: 0	BB: 16	1B: 3	SF: 1	2B: 2	SAC: 0	3B: 2	DP: 1	HR: 1	HBP: 1
--------------	------	------	------	-------	--------	-------	-------	------	------	------	------	--------	-------	-------	------	------	------	-------	--------	-------	-------	------	------	------	------	--------	-------	-------	------	------	------	-------	--------	-------	-------	------	------	------	-------	--------	-------	-------	------	------	------	------	--------	--------	------	------	------	-------	--------	-------	-------	------	------	------	------	--------	--------	-------	-------	-------	--------	-------	-------	-------	--------

PITCHER	IP	WLS	BF	H	R	ER	SO	BB	IBB	HBP	BLK	WP	HR	S	P	ERA	WHIP
Rick Krivda, L ERA: 6.75 (1, 1)	4.0		19	5	4	4	4	2	0	0	0	0	1	39	68	9.00	1.750
Shawn Boskie, R ERA: 5.53 (5, 1)	2.0	W	8	1	0	0	2	1	0	0	0	0	0	21	35	0.00	1.000
Arthur Rhodes, L ERA: 2.86 (7, 1)	1.0		5	1	1	1	1	0	0	1	0	0	0	12	20	9.00	1.000
Armando Benitez, R ERA: 2.63 (8, 1)	1.0		4	1	0	0	2	0	0	0	0	0	0	9	9	0.00	1.000
Randy Myers, L ERA: 1.49 (9, 1)	1.0	S	3	0	0	0	1	1	0	0	0	0	0	8	16	0.00	1.000


BOTTOM

Baltimore Orioles @ Oakland Athletics
Oakland-Alameda County Coliseum, Oakland, CA

Sun Aug 03 1997, 3:33 AM PDT
Att: 17,066 - Sunny - 69 F

livebaseballscorecards.com

AB	33
R	5
H	8
RBI	5
BB	4
SO	10
LOB	17



WP: 0	PA: 39
PB: 0	
SB: 1	
CS: 0	

Batter	1	2	3	4	5	6	7	8	9	AB R H RBI BB SO LOB	TOP																
Brady Anderson, L (1, 8) OBP: 0.412, SLG: 0.473	0-0 G4-3 SF7 2B		4-0 G6-3 BB		1-1 G1-3	0-0 P6-4 2-2f			2-3 K	4 1 1 0 1 1 2																	
Jeff Reboulet, R (1, 4) OBP: 0.338, SLG: 0.354	0-0 G4-3		3-2 G6-3		0-0 1B			2-3 K	0-2 G1-3	5 0 1 1 0 1 2																	
Rafael Palmeiro, L (1, 3) OBP: 0.329, SLG: 0.459	0-0 SF7		3-3 K		1-1 F8			2-0 F7	3-2 F8	4 0 0 1 0 1 2																	
Geronimo Berroa, R (1, 9) OBP: 0.376, SLG: 0.496	1-0 G6-3			0-0 G4-3 2B	2-0 1B			2-2 E6		4 0 2 0 0 0 0																	
B.J. Surhoff, L (1, 7) OBP: 0.355, SLG: 0.482		2-0 G6-4-3 1B		0-1 G4-3	2-1 L9			1-3 K		4 0 1 0 0 1 4																	
Cal Ripken Jr., R (1, 5) OBP: 0.328, SLG: 0.418		1-0 G6-4-3		1-2 G1-3 1B		0-1 1B SF8 2B		1-2 F9		4 1 2 0 0 0 1																	
Harold Baines, L (1, 10) OBP: 0.377, SLG: 0.466		1-0 G4-3		1-0 G1-3		2-1 P6-4 1B		2-0 F9		4 0 1 0 0 0 2																	
Chris Hoiles, R (1, 2) OBP: 0.389, SLG: 0.447			1-1 G3 G6-3 2B		4-2 BB			4-1 BB		1 1 1 1 2 0 0																	
Lenny Webster, R (8, 2) OBP: 0.301, SLG: 0.339						3-1 SF8				0 0 0 0 0 0 0																	
Mike Bordick, R (1, 6) OBP: 0.280, SLG: 0.303			1-1 G3		0-0 L9	4-2 BB		1-2 F9		3 0 0 0 1 0 5																	
Inning Stats	R: 1 E: 0 K: 0 S: 4	H: 1 LOB: 0 BB: 0 P: 5	R: 0 E: 0 K: 0 S: 3	H: 1 LOB: 0 BB: 0 P: 7	R: 1 E: 0 K: 1 S: 10	H: 1 LOB: 1 BB: 1 P: 22	R: 0 E: 0 K: 0 S: 11	H: 2 LOB: 3 BB: 1 P: 17	R: 0 E: 0 K: 0 S: 8	H: 2 LOB: 2 BB: 0 P: 14	R: 1 E: 0 K: 0 S: 9	H: 2 LOB: 1 BB: 1 P: 18	R: 0 E: 1 K: 2 S: 11	H: 0 LOB: 1 BB: 0 P: 18	R: 0 E: 0 K: 1 S: 9	H: 0 LOB: 0 BB: 0 P: 14	R: 0 E: 0 K: 1 S: 9	H: 0 LOB: 0 BB: 0 P: 14	1B: 5 2B: 5 3B: 0 HR: 0	SF: 2 SAC: 0 DP: 2 HBP: 0	WP: 0 PB: 0 SB: 0 CS: 0	PA: 39					
PITCHER	IP WLS BF H R ER SO BB IBB HBP BLK WP HR S P ERA WHIP																										
Omar Olivares, R (1, 1) ERA: 4.64	5.1		27	9	3	3	1	3	0	0	0	0	0	44	82	5.06	2.250										
Paul Spoljaric, L (6, 1) ERA: 2.96	2.2		9	0	0	0	2	1	0	0	0	0	0	20	35	0.00	0.375										
Norm Charlton, L (9, 1) ERA: 7.53	1.0	W	3	0	0	0	1	0	0	0	0	0	0	9	14	0.00	0.000										

Baltimore Orioles @ Seattle Mariners
The Kingdome, Seattle, WA
Tue Aug 05 1997, 10:05 PM EDT
Att: 37,361 - Dome - 68 F

livebaseballscorecards.com

AB	33
R	3
H	9
RBI	3
BB	4
SO	4
LOB	18



Batter	1	2	3	4	5	6	7	8	9	AB	R	H	RBI	BB	SO	LOB
Joey Cora, S OBP: 0.390, SLG: 0.490 (1, 4)	1-0 P3	0-2 1B		0-0 B2			1-1 FC6-4 1B			4	0	2	0	0	0	1
Alex Rodriguez, R OBP: 0.365, SLG: 0.512 (1, 6)	1-2 G5-3	1-3 K		1-3 K			1-2 FC6-4 WP			4	0	0	0	0	2	4
Ken Griffey Jr., L OBP: 0.368, SLG: 0.600 (1, 8)	3-1 G3		1-1 G4-3		2-2 F7		3-3 K			4	0	0	0	0	1	1
Edgar Martinez, R OBP: 0.449, SLG: 0.522 (1, 10)		4-1 HR BB	3-1 P4		4-1 FC4-6 BB		3-3 K			2	1	0	0	2	1	1
Jay Buhner, R OBP: 0.377, SLG: 0.488 (1, 9)		2-3 K	2-2 BB 1B		2-3 K		3-1 F8			4	0	1	0	0	2	2
Mike Blowers, R OBP: 0.360, SLG: 0.406 (1, 3)		4-0 HR BB	4-2 B		0-0 FC4-6		0-1 G3-1			1	1	0	0	2	0	1
Paul Sorrento, L OBP: 0.335, SLG: 0.517 (8, PH) (9, 3)		1-2 HR BB	1-2 BB		1-2 FC4-6		0-0 G3-1			1	0	0	0	0	0	0
Dan Wilson, R OBP: 0.332, SLG: 0.424 (1, 2)		3-2 HR	1-2 F9		2-1 G4-3		0-0 F9			4	1	1	3	0	0	2
Russ Davis, R OBP: 0.332, SLG: 0.510 (1, 5)		2-2 P4	3-2 E6		1-3 K		0-0 HR			4	1	1	1	0	1	0
Rich Amaral, R OBP: 0.312, SLG: 0.302 (1, 7)		4-1 BB 1B	3-3 K		0-1 G4-3					2	0	0	0	1	1	1

Inning Stats	R: 0	H: 0	E: 0	K: 0	S: 8	R: 3	H: 2	E: 0	K: 2	S: 19	R: 0	H: 1	E: 0	K: 0	S: 14	R: 0	H: 0	E: 0	K: 1	S: 11	R: 0	H: 0	E: 0	K: 1	S: 7	R: 0	H: 1	E: 0	K: 2	S: 12	R: 0	H: 0	E: 0	K: 0	S: 5	R: 1	H: 1	E: 0	K: 0	S: 1	1B: 3	2B: 0	3B: 0	HR: 2	SF: 0	SAC: 0	DP: 0	HBP: 0	WP: 1	PB: 0	SB: 0	CS: 0	PA: 35
--------------	------	------	------	------	------	------	------	------	------	-------	------	------	------	------	-------	------	------	------	------	-------	------	------	------	------	------	------	------	------	------	-------	------	------	------	------	------	------	------	------	------	------	-------	-------	-------	-------	-------	--------	-------	--------	-------	-------	-------	-------	--------

PITCHER	IP	WLS	BF	H	R	ER	SO	BB	IBB	HBP	BLK	WP	HR	S	P	ERA	WHIP
Jimmy Key, L ERA: 2.57 (1, 1)	5.0		24	3	3	3	5	5	0	0	0	0	1	60	111	5.40	1.600
Alan Mills, R ERA: 3.38 (6, 1)	1.1		5	1	0	0	1	0	0	0	0	0	0	12	17	0.00	0.750
Jesse Orosco, L ERA: 2.31 (7, 1)	0.1		1	0	0	0	1	0	0	0	0	1	0	3	6	0.00	0.000
Terry Mathews, R ERA: 3.35 (7, 1)	1.1	L	5	1	1	1	1	0	0	0	0	0	1	10	16	6.75	0.750

BOTTOM

Baltimore Orioles @ Seattle Mariners
The Kingdome, Seattle, WA
Tue Aug 05 1997, 10:05 PM EDT
Att. 37,361 - Dome - 68 F

livebaseballscorecards.com

AB	30
R	4
H	5
RBI	4
BB	5
SO	8
LOB	13



Batter	1	2	3	4	5	6	7	8	9	10	11	AB R H RBI BB SO LOB	TOP																		
Brady Anderson, L (1, 8) OBP: 0.413, SLG: 0.478	1-3 K	4-2 BB			2-2 G3				1-0 F7		3-2 HR	4 1 1 1 2 1 0	<p>Baltimore Orioles @ Seattle Mariners The Kingdome, Seattle, WA</p> <p>Wed Aug 06 1997, 10:05 PM EDT Att. 38,871 - Dome - 68 F</p>																		
Jeff Reboulet, R (1, 4) OBP: 0.331, SLG: 0.346	2-2 F9	2-2 FC4-6			2-1 G5-3				3-2 1B		3-2 G6-3	6 0 1 0 0 0 3																			
Rafael Palmeiro, L (1, 3) OBP: 0.327, SLG: 0.457	2-2 1B				0-0 G6-3				1-1 F8		2-3 K	6 1 1 0 0 2 3																			
Geronimo Berroa, R (1, 10) OBP: 0.377, SLG: 0.494	0-2 1B				3-3 K				2-2 L8			4 1 1 1 1 1 1																			
B.J. Surhoff, L (1, 7) OBP: 0.360, SLG: 0.486	0-1 1B				1-1 L3				3-1 1B			5 1 4 0 0 0 0																			
Cal Ripken Jr., R (1, 5) OBP: 0.328, SLG: 0.418	1-0 1B				2-0 L8				1-0 F9			5 0 2 1 0 0 3																			
Jeffrey Hammonds, R (1, 9) OBP: 0.321, SLG: 0.507	2-0 F9				2-3 K				1-2 P3			3 0 0 0 0 1 4																			
Harold Baines, L (8, PH) OBP: 0.379, SLG: 0.468									0-0 K			1 0 1 1 0 0 0																			
Aaron Ledesma, R (8, 6) OBP: 0.556, SLG: 0.429									1-3 2-H 1B			1 0 0 0 0 0 1																			
Lenny Webster, R (1, 2) OBP: 0.304, SLG: 0.341									0-2 K			5 0 2 0 0 1 3																			
Mike Bordick, R (1, 6) OBP: 0.278, SLG: 0.300												3 0 0 0 0 0 2																			
Tony Tarasco, L (8, PH) OBP: 0.335, SLG: 0.438												2 0 0 0 0 0 2																			
Inning Stats	R: 2 E: 0 K: 1 S: 19	H: 4 LOB: 2 BB: 0 P: 27	R: 0 E: 0 K: 0 S: 14	H: 0 LOB: 1 BB: 1 P: 25	R: 0 E: 0 K: 2 S: 8	H: 0 LOB: 0 BB: 0 P: 14	R: 0 E: 0 K: 1 S: 8	H: 1 LOB: 1 BB: 0 P: 15	R: 0 E: 0 K: 0 S: 6	H: 0 LOB: 0 BB: 0 P: 10	R: 0 E: 0 K: 0 S: 5	H: 1 LOB: 1 BB: 1 P: 11	R: 0 E: 0 K: 0 S: 9	H: 1 LOB: 2 BB: 1 P: 18	R: 1 E: 0 K: 0 S: 12	H: 3 LOB: 2 BB: 0 P: 20	R: 0 E: 0 K: 0 S: 9	H: 1 LOB: 1 BB: 0 P: 16	R: 0 E: 0 K: 1 S: 8	H: 1 LOB: 1 BB: 0 P: 9	R: 1 E: 0 K: 1 S: 12	H: 1 LOB: 0 BB: 0 P: 21	1B: 11 2B: 1 3B: 0 HR: 1	SF: 0 SAC: 0 DP: 1 HBP: 0	WP: 0 PB: 0 SB: 0 CS: 0	PA: 48					
PITCHER	IP WLS BF H R ER SO BB IBB HBP BLK WP HR S P ERA WHIP																														
Jamie Moyer, L (1, 1) ERA: 4.27	6.0	25	6	2	2	4	2	0	0	0	0	0	0	60	102	3.00	1.333														
Bobby Ayala, R (7, 1) ERA: 4.94	0.2	4	1	0	0	0	1	0	0	0	0	0	0	8	17	0.00	3.000														
Norm Charlton, L (7, 1) ERA: 7.61	0.2	3	1	1	1	0	0	0	0	0	0	0	0	5	8	13.50	1.500														
Mike Timlin, R (8, 1) ERA: 2.96	1.2	8	3	0	0	0	0	0	0	0	0	0	0	17	29	0.00	1.800														
Heathcliff Slocumb, R (10, 1) ERA: 5.51	2.0	L 8	2	1	1	2	0	0	0	0	0	0	1	20	30	4.50	1.000														

AB	45
R	4
H	13
RBI	4
BB	3
SO	6
LOB	22



livebaseballscores.com

Batter	1	2	3	4	5	6	7	8	9	10	11	AB R H RBI BB SO LOB	BOTTOM	
Joey Cora, S (1, 4) <small>OBP: 0.388, SLG: 0.487</small>	3-1 G3-1		1-0 G1-3 1B		2-0 G1-3		2-2 F8		3-3 K			5 0 1 0 0 1 0	Baltimore Orioles @ Seattle Mariners The Kingdome, Seattle, WA Wed Aug 06 1997, 10:05 PM EDT Att. 38,871 - Dome - 68 F	
Alex Rodriguez, R (1, 6) <small>OBP: 0.361, SLG: 0.506</small>	2-1 G4-3		0-1 G1-3 1-2		1-1 G6-3		0-1 L1-3			1-3 K		5 0 0 0 0 1 1		
Ken Griffey Jr., L (1, 8) <small>OBP: 0.368, SLG: 0.600</small>	2-0 1B		0-0 G1-3			1-0 L8		3-1 F9 2B		3-1 P5		5 0 2 0 0 0 1		
Edgar Martinez, R (1, 10) <small>OBP: 0.451, SLG: 0.524</small>	0-3 K			2-1 G6-3		2-2 HR 1B		4-2 BB		1-1 2B		4 1 2 0 1 1 1		
Jay Buhner, R (1, 9) <small>OBP: 0.379, SLG: 0.487</small>		2-0 F8		3-1 G1-2-3 1B		4-2 HR BB		2-3 K		4-1 BB		3 1 1 0 2 1 2		
Paul Sorrento, L (1, 3) <small>OBP: 0.337, SLG: 0.526</small> Mike Blowers, R (10, PH) <small>OBP: 0.357, SLG: 0.402</small> (11, 3)		2-0 G6-3		0-1 1B 1-2 1B		1-0 HR		2-1 F9 2-3		0-1 G4-3		4 1 2 3 0 0 2 1 0 0 0 0 0 2		
Dan Wilson, R (1, 2) <small>OBP: 0.333, SLG: 0.424</small>		0-1 FC6-4 1B		3-2 1B 1-2 2-3		1-0 G6-3		1-0 F8			0-1 P6	5 0 2 0 0 0 2		
Russ Davis, R (1, 5) <small>OBP: 0.328, SLG: 0.503</small>		1-1 FC6-4 1-2f		0-0 G1-2-3 3-Hf		1-1 L4			2-3 K		2-2 F9	5 0 0 0 0 1 4		
Lee Tinsley, S (1, 7) <small>OBP: 0.272, SLG: 0.314</small> Rich Amaral, R (11, PH) <small>OBP: 0.309, SLG: 0.299</small>			0-3 K			2-3 K		2-2 F7		1-0 F8		0-1 G6-3		4 0 0 0 0 2 0 1 0 0 0 0 0 0
Inning Stats	R: 0 H: 1 E: 0 LOB: 1 K: 1 BB: 0 S: 8 P: 15	R: 0 H: 1 E: 0 LOB: 1 K: 0 BB: 0 S: 6 P: 11	R: 0 H: 1 E: 0 LOB: 1 K: 1 BB: 0 S: 7 P: 8	R: 0 H: 3 E: 0 LOB: 2 K: 0 BB: 0 S: 10 P: 18	R: 0 H: 0 E: 0 LOB: 0 K: 1 BB: 0 S: 6 P: 11	R: 3 H: 2 E: 0 LOB: 0 K: 0 BB: 1 S: 11 P: 21	R: 0 H: 0 E: 0 LOB: 0 K: 0 BB: 0 S: 8 P: 12	R: 0 H: 1 E: 0 LOB: 2 K: 1 BB: 1 S: 12 P: 24	R: 0 H: 0 E: 0 LOB: 0 K: 2 BB: 0 S: 8 P: 14	R: 0 H: 1 E: 0 LOB: 2 K: 1 BB: 1 S: 11 P: 20	R: 0 H: 0 E: 0 LOB: 0 K: 0 BB: 0 S: 7 P: 9	1B: 7 SF: 0 2B: 2 SAC: 0 3B: 0 DP: 1 HR: 1 HBP: 0		WP: 0 PA: 45 PB: 1 SB: 0 CS: 0
PITCHER	IP WLS BF H R ER SO BB IBB HBP BLK WP HR S P ERA WHIP													PITCHER
Scott Erickson, R (1, 1) <small>ERA: 3.52</small>	7.0 0 29 8 3 3 3 1 0 0 0 0 1 56 96 3.86 1.286												Randy Myers, L (11, 1) <small>ERA: 1.45</small>	1.0 S 3 0 0 0 0 0 0 0 0 0 0 7 9 0.00 0.000
Arthur Rhodes, L (8, 1) <small>ERA: 2.86</small>	0.0 1 1 0 0 0 0 0 0 0 0 0 0 2 5 ∞ ∞													
Armando Benitez, R (8, 1) <small>ERA: 2.52</small>	2.0 7 0 0 0 3 1 0 0 0 0 0 0 18 33 0.00 0.500													
Alan Mills, R (10, 1) <small>ERA: 3.26</small>	0.2 4 1 0 0 1 1 0 0 0 0 0 0 9 18 0.00 3.000													
Jesse Orosco, L (10, 1) <small>ERA: 2.29</small>	0.1 W 1 0 0 0 0 0 0 0 0 0 0 0 2 2 0.00 0.000													

livebaseballscores.com



Batter	1	2	3	4	5	6	7	8	9	AB R H RBI BB SO LOB	TOP											
Brady Anderson, L (1, 8) OBP: 0.411, SLG: 0.477	1-2 G5-3		1-2 P5		0-1 2B		1-0 P5	3-0 F9		5 1 1 0 0 0 3												
Jeff Reboulet, R (1, 4) OBP: 0.333, SLG: 0.355	3-2 F9		2-2 L4		1-1 F9		2-2 2B		2-1 PB 1B	5 0 2 0 0 0 3												
B.J. Surhoff, L (1, 7) OBP: 0.361, SLG: 0.488	1-3 K			0-1 FC3-6 SF 1B	1-0 2B		2-0 F6		0-1 P6	5 1 2 1 0 1 2												
Geronimo Berroa, R (1, 9) Tony Tarasco, L (9, 9) OBP: 0.377, SLG: 0.490 OBP: 0.335, SLG: 0.438		1-3 K		4-2 FC3-6 BB 1-2	1-1 F7		4-0 IBB		2-1 F9	3 0 0 0 2 1 2 0 0 0 0 0 0 0												
Rafael Palmeiro, L (1, 3) OBP: 0.324, SLG: 0.452	0-0 G3			1-0 FC3-6 SF G4-3	3-2 L3		2-1 G3		1-1 F8	5 1 0 0 0 0 6												
Cal Ripken Jr., R (1, 5) OBP: 0.332, SLG: 0.424	1-1 1B			3-2 SF G4-3 1-3		0-0 G3 SF7 2B		0-1 1B 1B		3 2 3 1 0 0 0												
Harold Baines, L (1, 10) OBP: 0.378, SLG: 0.465	0-0 L9			3-2 G4-3 1-2		2-0 G3		2-1 FC4 1B		4 0 1 1 0 0 3												
Chris Hoiles, R (1, 2) OBP: 0.391, SLG: 0.450			2-0 L4 BB 1B		0-0 G3		1-1 SF7		3-1 FC4 1B	3 0 2 2 0 0 1												
Mike Bordick, R (1, 6) OBP: 0.280, SLG: 0.309			4-1 BB		0-0 HR		1-1 P2		2-2 FC4	3 1 1 1 1 0 2												
Inning Stats	R: 0 E: 0 K: 1 S: 9	H: 0 LOB: 0 BB: 0 P: 14	R: 0 E: 0 K: 1 S: 7	H: 1 LOB: 1 BB: 0 P: 9	R: 0 E: 0 K: 0 S: 8	H: 1 LOB: 1 BB: 1 P: 17	R: 2 E: 1 K: 0 S: 15	H: 1 LOB: 1 BB: 1 P: 26	R: 2 E: 0 K: 0 S: 11	H: 3 LOB: 1 BB: 0 P: 19	R: 1 E: 0 K: 0 S: 6	H: 1 LOB: 0 BB: 0 P: 10	R: 0 E: 0 K: 0 S: 9	H: 1 LOB: 2 BB: 1 P: 20	R: 1 E: 0 K: 0 S: 10	H: 3 LOB: 1 BB: 0 P: 20	R: 0 E: 0 K: 0 S: 8	H: 1 LOB: 1 BB: 0 P: 13	1B: 7 2B: 6 3B: 0 HR: 1	SF: 2 SAC: 0 DP: 2 HBP: 0	WP: 0 PB: 1 SB: 1 CS: 0	PA: 41
PITCHER	IP WLS BF H R ER SO BB IBB HBP BLK WP HR S P ERA WHIP																					
Dennis Springer, R (1, 1) ERA: 5.59	6.0 L 27 7 5 4 2 2 0 0 0 0 0 1 56 95 6.00 1.500																					
Darrell May, L (7, 1) ERA: 3.76	1.0 5 1 0 0 0 0 1 0 0 0 0 0 9 20 0.00 1.000																					
Shigetoshi Hasegawa, R (8, 1) ERA: 3.94	0.2 4 3 1 1 0 0 0 0 0 0 0 0 9 16 13.50 4.500																					
Greg Cadaret, L (8, 1) ERA: 2.25	1.1 5 1 0 0 0 0 0 0 0 0 0 0 9 17 0.00 0.750																					

Baltimore Orioles @ Anaheim Angels
Anaheim Stadium, Anaheim, CA

Fri Aug 08 1997, 10:05 PM EDT
Att. 24,944 - Unknown - 75 F

livebaseballscorecards.com

AB	36
R	6
H	12
RBI	6
BB	3
SO	2
LOB	22



Batter	1	2	3	4	5	6	7	8	9	AB	R	H	RBI	BB	SO	LOB
Tony Phillips, S OBP: 0.391, SLG: 0.398 (1, 7)	1-1 G3		3-2 P4			1-0 G4-3		4-2 BB BB		3	0	0	0	1	0	0
Darin Erstad, L OBP: 0.356, SLG: 0.449 (1, 3)	4-1 FC3-6 BB			1-3 K		4-1 WP 2B BB		0-3 SAFE K		2	1	0	0	2	2	1
Dave Hollins, S OBP: 0.376, SLG: 0.430 (1, 5)	2-2 FC3-6 1-2f			0-1 1B		1-1 1-H 2B		4-2 1-2 BB		3	0	2	1	1	0	1
Tim Salmon, R OBP: 0.407, SLG: 0.509 (1, 9)	1-1 P6			1-3 SAFE K		0-2 F8		0-3 SAFE K		4	0	0	0	0	2	5
16 Garret Anderson, L OBP: 0.342, SLG: 0.405 (1, 8)		0-2 G4-3		3-2 P3			1-0 L8		4-1 1B 1B BB	3	0	0	0	1	0	1
Todd Greene, R OBP: 0.359, SLG: 0.547 (1, 2)		1-1 P6			0-3 K		0-0 F8		1-2 1B 1-2 1B	4	0	1	0	0	1	0
Eddie Murray, S OBP: 0.269, SLG: 0.321 (1, 10)		2-3 K			1-1 G3-1		2-3 K		0-0 1B 1-2 2-3 G6-4-3 1B	4	0	1	0	0	2	0
Luis Alicea, S OBP: 0.379, SLG: 0.408 (1, 4)			0-2 G6-3		0-3 K			0-0 G4-3 3B	2-0 P5	4	1	1	0	0	1	3
Gary Disarcina, R OBP: 0.285, SLG: 0.342 (1, 6)			1-1 F7			1-2 G6-3		0-0 G4-3 3-H	2-1 G6-4-3 1-2f	4	0	0	1	0	0	3

Inning Stats	R: 0	H: 0	E: 0	K: 10	S: 10	R: 0	H: 0	E: 0	K: 9	S: 9	R: 0	H: 1	E: 0	K: 2	S: 11	R: 0	H: 0	E: 0	K: 9	S: 9	R: 1	H: 1	E: 0	K: 10	S: 10	R: 0	H: 0	E: 0	K: 1	S: 5	R: 1	H: 1	E: 0	K: 12	S: 12	R: 0	H: 2	E: 0	K: 8	S: 8	R: 0	H: 2	E: 0	K: 8	S: 8	1B: 3	2B: 1	3B: 1	HR: 0	SF: 0	SAC: 0	DP: 1	HBP: 0	WP: 1	PA: 36
--------------	------	------	------	-------	-------	------	------	------	------	------	------	------	------	------	-------	------	------	------	------	------	------	------	------	-------	-------	------	------	------	------	------	------	------	------	-------	-------	------	------	------	------	------	------	------	------	------	------	-------	-------	-------	-------	-------	--------	-------	--------	-------	--------

PITCHER	IP	WLS	BF	H	R	ER	SO	BB	IBB	HBP	BLK	WP	HR	S	P	ERA	WHIP
35 Mike Mussina, R ERA: 3.16 (1, 1)	7.1	W	28	3	2	2	6	3	0	0	0	1	0	67	102	2.46	0.818
Jesse Orosco, L ERA: 2.27 (8, 1)	0.1		2	0	0	0	1	1	0	0	0	0	0	5	9	0.00	3.000
Armando Benitez, R ERA: 2.5 (8, 1)	0.1		3	1	0	0	1	1	0	0	0	0	0	7	12	0.00	6.000
Randy Myers, L ERA: 1.42 (9, 1)	1.0	S	3	1	0	0	0	0	0	0	0	0	0	4	8	0.00	1.000

BOTTOM

Baltimore Orioles @ Anaheim Angels
Anaheim Stadium, Anaheim, CA

Fri Aug 08 1997, 10:05 PM EDT
Att: 24,944 - Unknown - 75 F

livebaseballscorecards.com

AB	31
R	2
H	5
RBI	2
BB	5
SO	8
LOB	14



Batter	1	2	3	4	5	6	7	8	9	AB R H RBI BB SO LOB	TOP											
Brady Anderson, L (1, 8) OBP: 0.413, SLG: 0.482	3-2 BB SF8 2B	1-0 F7		0-2 SAFE G4-3			2-0 E3 S HBP		1-1 2-H 3-H 2B	4 1 2 2 0 0 2												
Jeff Reboulet, R (1, 4) OBP: 0.323, SLG: 0.343	3-2 P4		0-3 K		0-0 L5		0-2 SAFE L7		0-3 K	5 0 0 0 0 2 3												
Geronimo Berroa, R (1, 9) OBP: 0.377, SLG: 0.490	4-2 SF8 BB BB		2-2 FC1-6 2B		0-3 K		2-2 SAFE E3 1-3		0-1 L1	4 0 1 0 1 1 2												
Cal Ripken Jr., R (1, 5) OBP: 0.331, SLG: 0.421	4-2 1-2 2-3 BB		1-2 FC1-6 BB 2-2		1-1 L5			3-2 G5-3		3 0 0 0 1 0 1												
Chris Hoiles, R (1, 10) OBP: 0.389, SLG: 0.446	0-1 SF8 2-3 3-H		4-2 1-2 BB		0-0 P2			2-1 F8		2 0 0 1 1 0 0												
Jeffrey Hammonds, R (1, 7) OBP: 0.317, SLG: 0.500	3-2 G5-3		3-2 F7		3-3 K			0-1 G4-3		4 0 0 0 0 1 4												
Aaron Ledesma, R (1, 3) OBP: 0.500, SLG: 0.400		0-1 G6-3		1-2 F7		0-0 1B			4-0 2B 2B BB	3 0 1 0 0 0 0 0 1 0 0 1 0 0	AB 33											
B.J. Surhoff, L (9, PH) OBP: 0.363, SLG: 0.488											R 3											
Lenny Webster, R (1, 2) OBP: 0.304, SLG: 0.341		3-2 1B		1-0 F8		1 SAFE 2-3 K			1-2 2B 2B	3 0 1 0 0 1 1 1 1 1 0 0 0 0	H 7											
Harold Baines, L (9, PH) OBP: 0.379, SLG: 0.470											RBI 3											
Mike Bordick, R (1, 6) OBP: 0.280, SLG: 0.309		1-1 L8		0-0 1B					1-3 2B		BB 4											
Rafael Palmeiro, L (9, PH) OBP: 0.323, SLG: 0.451								0-2 L9	1-0 P3	3 0 1 0 0 0 1 1 0 0 0 0 0 2	SO 5											
Inning Stats	R: 1 E: 0 K: 0 S: 18	H: 1 LOB: 2 BB: 2 P: 35	R: 0 E: 0 K: 0 S: 8	H: 1 LOB: 1 BB: 0 P: 13	R: 0 E: 0 K: 1 S: 19	H: 1 LOB: 2 BB: 1 P: 29	R: 0 E: 0 K: 0 S: 8	H: 1 LOB: 1 BB: 0 P: 10	R: 0 E: 0 K: 1 S: 6	H: 0 LOB: 0 BB: 0 P: 7	R: 0 E: 0 K: 2 S: 8	H: 1 LOB: 1 BB: 0 P: 13	R: 0 E: 1 K: 0 S: 9	H: 0 LOB: 2 BB: 0 P: 13	R: 0 E: 0 K: 0 S: 11	H: 0 LOB: 0 BB: 0 P: 16	R: 2 E: 0 K: 1 S: 12	H: 2 LOB: 1 BB: 1 P: 19	1B: 3 2B: 4 3B: 0 HR: 0	SF: 1 SAC: 0 DP: 0 HBP: 1	WP: 0 PB: 0 SB: 1 CS: 0	PA: 39
PITCHER	IP WLS BF H R ER SO BB IBB HBP BLK WP HR S P ERA WHIP																					
Chuck Finley, L (1, 1) ERA: 4.08	8.0 W 33 5 1 1 4 3 0 1 0 0 0 0 87 136 1.12 1.000																					
Troy Percival, R (9, 1) ERA: 4.34	1.0 S 6 2 2 2 1 1 0 0 0 0 0 0 12 19 18.00 3.000																					

Baltimore Orioles @ Anaheim Angels
Anaheim Stadium, Anaheim, CA

Sat Aug 09 1997, 10:05 PM EDT
Att. 32,207 - Unknown - 73 F

livebaseballscorecards.com



Batter	1	2	3	4	5	6	7	8	9
Tony Phillips, S OBP: 0.390, SLG: 0.395 (1, 4)	2-3 K		0-1 SAFE SAFE F7			3-2 G1-3		4-1 SAFE SAFE SAFE SAFE SAFE SAFE 1B 2B IBB	
Darin Erstad, L OBP: 0.357, SLG: 0.454 (1, 3)	1-3 K			1-0 SF9 3B		0-2 G6-3		1-1 2B 1B	
Dave Hollins, S OBP: 0.374, SLG: 0.430 (1, 5)	2-3 K			2-2 P2		1-3 K		2-0 2B	
Tim Salmon, R OBP: 0.408, SLG: 0.507 (1, 9)		2-3 K		1-0 SF9		3-1 HBP 16 G4-6-3		4-0 IBB	
16 Garret Anderson, L OBP: 0.341, SLG: 0.406 (1, 7)		0-1 G1-3		0-0 2B		1-0 SAFE G4-6-3 1-2f		3-2 F7	
Todd Greene, R OBP: 0.347, SLG: 0.528 (1, 2)		3-3 K		0-2 G4-3		0-0 F7			
Jack Howell, L OBP: 0.339, SLG: 0.573 (1, 10)			2-3 K		0-1 F7		1-1 F8		
Luis Alicea, S OBP: 0.377, SLG: 0.407 (8, PH)									
Orlando Palmeiro, L OBP: 0.321, SLG: 0.274 (1, 8)		2-2 L8		3-2 L1-3			2-2 FC4-6 1B		
Gary Disarcina, R OBP: 0.285, SLG: 0.342 (1, 6)		1-0 1B		1-2 G6-3			0-0 SAFE SAFE SAFE SAFE SAFE SAFE FC4-6 1B		

Inning Stats	R: 0	H: 0	E: 0	LOB: 0	K: 3	BB: 0	S: 9	P: 14
	R: 0	H: 0	E: 0	LOB: 0	K: 2	BB: 0	S: 11	P: 16
	R: 1	H: 2	E: 0	LOB: 1	K: 0	BB: 0	S: 10	P: 14
	R: 0	H: 0	E: 0	LOB: 0	K: 0	BB: 0	S: 8	P: 12
	R: 0	H: 0	E: 0	LOB: 0	K: 1	BB: 0	S: 10	P: 14
	R: 0	H: 0	E: 0	LOB: 0	K: 0	BB: 0	S: 3	P: 7
	R: 3	H: 3	E: 0	LOB: 2	K: 0	BB: 2	S: 14	P: 31

PITCHER	IP	WLS	BF	H	R	ER	SO	BB	IBB	HBP	BLK	WP	HR	S	P	ERA	WHIP
Scott Kamieniecki, R ERA: 3.94 (1, 1)	7.0		24	3	1	1	7	0	0	1	0	0	0	62	93	1.29	0.429
Arthur Rhodes, L ERA: 3.22 (8, 1)	1.0	L	8	3	3	3	0	0	2	0	0	0	0	14	31	27.00	3.000

BOTTOM

Baltimore Orioles @ Anaheim Angels
Anaheim Stadium, Anaheim, CA

Sat Aug 09 1997, 10:05 PM EDT
Att: 32,207 - Unknown - 73 F

livebaseballscorecards.com

AB	28
R	4
H	6
RBI	4
BB	2
SO	7
LOB	7



1B: 3	SF: 1	WP: 0	PA: 32
2B: 2	SAC: 0	PB: 0	
3B: 1	DP: 1	SB: 1	
HR: 0	HBP: 1	CS: 0	

PITCHER	IP	WLS	BF	H	R	ER	SO	BB	IBB	HBP	BLK	WP	HR	S	P	ERA	WHIP
---------	----	-----	----	---	---	----	----	----	-----	-----	-----	----	----	---	---	-----	------

Batter	1	2	3	4	5	6	7	8	9	AB R H RBI BB SO LOB
Brady Anderson, L (1, 8) OBP: 0.417, SLG: 0.491	4-0 CS BB		1-0 HR		4-2 BB		0-3 K		1-0 FC3-6 1B	3 1 2 1 2 1 0
Jeff Reboulet, R (1, 4) OBP: 0.313, SLG: 0.333	2-3 K		0-2 G3		3-1 SF9		3-1 P3		2-2 FC3-6 WP	4 0 0 1 0 1 2
B.J. Surhoff, L (1, 7) OBP: 0.361, SLG: 0.482	3-1 F7			2-1 L7	2-1 G4-3		1-2 G6-3		4-0 BB	4 0 0 0 1 0 1
Geronimo Berroa, R (1, 9) OBP: 0.380, SLG: 0.490		0-2 G4-6-3 1B		4-1 BB BB		3-1 F8		4-1 HR BB	1-0 G3	2 1 1 0 2 0 0
Tony Tarasco, L (8, 9) OBP: 0.333, SLG: 0.434										1 0 0 0 0 0 2
Rafael Palmeiro, L (1, 3) OBP: 0.325, SLG: 0.450		2-2 G4-6-3 1B		4-1 FC4-6 BB		0-0 L9		0-0 F9		3 0 1 0 1 0 1
Cal Ripken Jr., R (1, 5) OBP: 0.333, SLG: 0.429		3-2 G4-6-3		2-2 F8		0-1 WP BB 1B		3-1 HR		4 1 2 2 0 0 4
Harold Baines, L (1, 10) OBP: 0.378, SLG: 0.466		0-0 G3-1		0-0 FC4-6		4-1 WP BB		1-0 F8		3 0 0 0 1 0 3
Chris Hoiles, R (1, 2) OBP: 0.387, SLG: 0.440			0-1 F8		3-3 K	4-0 BB BB		2-2 G5-3		3 0 0 0 1 1 0
Lenny Webster, R (9, 2) OBP: 0.304, SLG: 0.341						1-2 2-3 BB				0 0 0 0 0 0 0
Mike Bordick, R (1, 6) OBP: 0.280, SLG: 0.311			1-1 P4		3-2 PB SF9 2B	0-1 F3			3-2 P3	4 1 1 0 0 0 3

Inning Stats	R: 0	H: 0	E: 0	K: 1	S: 6	P: 14	R: 0	H: 2	E: 0	K: 0	S: 11	P: 16	R: 1	H: 1	E: 0	K: 0	S: 8	P: 10	R: 0	H: 0	E: 0	K: 0	S: 12	P: 24	R: 1	H: 1	E: 0	K: 1	S: 14	P: 28	R: 0	H: 1	E: 0	K: 0	S: 8	P: 19	R: 0	H: 0	E: 0	K: 1	S: 8	P: 12	R: 2	H: 1	E: 0	K: 0	S: 8	P: 18	R: 0	H: 1	E: 0	K: 0	S: 10	P: 21	1B: 4	SF: 1	2B: 1	SAC: 0	3B: 0	DP: 1	HR: 2	HBP: 0	WP: 2	PA: 40
--------------	------	------	------	------	------	-------	------	------	------	------	-------	-------	------	------	------	------	------	-------	------	------	------	------	-------	-------	------	------	------	------	-------	-------	------	------	------	------	------	-------	------	------	------	------	------	-------	------	------	------	------	------	-------	------	------	------	------	-------	-------	-------	-------	-------	--------	-------	-------	-------	--------	-------	--------

PITCHER	IP	WLS	BF	H	R	ER	SO	BB	IBB	HBP	BLK	WP	HR	S	P	ERA	WHIP
Ken Hill, R (1, 1) ERA: 5.09	5.2		26	5	2	1	2	6	0	0	0	1	1	57	109	1.59	1.941
Darrell May, L (6, 1) ERA: 3.86	1.2		6	0	1	1	1	1	0	0	0	0	0	12	20	5.40	0.600
Mike James, R (8, 1) ERA: 5.19	0.2	L	3	1	1	1	0	0	0	0	0	0	1	6	12	13.50	1.500
Mike Holtz, L (9, 1) ERA: 1.74	0.2		4	1	0	0	0	1	0	0	0	1	0	9	19	0.00	3.000
Pep Harris, R (9, 1) ERA: 3.99	0.1		1	0	0	0	0	0	0	0	0	0	0	1	2	0.00	0.000

Baltimore Orioles @ Anaheim Angels

Anaheim Stadium, Anaheim, CA

Sun Aug 10 1997, 10:05 PM EDT
Att. 34,060 - Cloudy - 75 F

AB	31
R	4
H	7
RBI	4
BB	8
SO	3
LOB	16

Batter	1	2	3	4	5	6	7	8	9	AB R H RBI BB SO LOB
Darin Erstad, L OBP: 0.359, SLG: 0.453 (1, 3)	1-3 K		4-0 BB		2-1 1B		0-1 SH1-3		1-2 F8	3 0 1 0 1 1 0
Orlando Palmeiro, L OBP: 0.310, SLG: 0.263 (1, 8) Chad Kreuter, S OBP: 0.324, SLG: 0.377 (9, PH) Craig Grebeck, R OBP: 0.366, SLG: 0.393 (9, PR)	3-2 G1-3		0-2 F7		0-1 F8		2-2 G3		4-2 BB	4 0 0 0 0 0 3 0 0 0 0 1 0 0 0 0 0 0 0 0 0
Dave Hollins, S OBP: 0.373, SLG: 0.426 (1, 5)	0-0 G6-3		2-3 K		2-3 K		4-0 1B BB		2-2 F7	4 0 0 0 1 2 3
Tim Salmon, R OBP: 0.410, SLG: 0.515 (1, 9)		0-1 HR		4-2 16 CS BB		3-2 F7	2-2 1B		2-2 G4-3	4 1 2 2 1 0 1
Todd Greene, R OBP: 0.354, SLG: 0.559 (1, 2)		0-0 G4-3 1B		0-0 F6		1-2 HR	1-2 F8			4 1 2 1 0 0 3
16 Garret Anderson, L OBP: 0.338, SLG: 0.402 (1, 7)		1-0 F8		2-3 K		0-3 K		3-2 P6		4 0 0 0 0 2 2
Eddie Murray, S OBP: 0.274, SLG: 0.321 (1, 10)		1-2 G4-3		4-0 BB		2-0 1B		2-2 K		3 0 1 0 1 1 1
Luis Alicea, S OBP: 0.376, SLG: 0.405 (1, 4)		1-2 G5-3		3-2 G5-3		1-1 F7		1-0 1B		4 0 1 0 0 0 4
Gary Disarcina, R OBP: 0.285, SLG: 0.341 (1, 6)			0-0 F9		2-1 F7		1-1 G3 SH1-3 1B	0-2 L8		4 1 1 0 0 0 1

Inning Stats	R: 0 E: 0 K: 1 S: 7	H: 0 LOB: 0 BB: 0 P: 11	R: 1 E: 0 K: 0 S: 10	H: 2 LOB: 1 BB: 0 P: 13	R: 0 E: 0 K: 1 S: 7	H: 0 LOB: 1 BB: 1 P: 13	R: 0 E: 0 K: 1 S: 9	H: 0 LOB: 2 BB: 2 P: 22	R: 0 E: 0 K: 1 S: 10	H: 1 LOB: 1 BB: 0 P: 16	R: 1 E: 0 K: 1 S: 13	H: 2 LOB: 1 BB: 0 P: 20	R: 1 E: 0 K: 0 S: 16	H: 2 LOB: 2 BB: 1 P: 26	R: 0 E: 0 K: 1 S: 13	H: 1 LOB: 1 BB: 0 P: 19	R: 0 E: 0 K: 0 S: 14	H: 0 LOB: 1 BB: 1 P: 23	1B: 6 2B: 0 3B: 0 HR: 2	SF: 0 SAC: 1 DP: 0 HBP: 0	WP: 0 PB: 0 SB: 1 CS: 1	PA: 40
--------------	------------------------------	----------------------------------	-------------------------------	----------------------------------	------------------------------	----------------------------------	------------------------------	----------------------------------	-------------------------------	----------------------------------	-------------------------------	----------------------------------	-------------------------------	----------------------------------	-------------------------------	----------------------------------	-------------------------------	----------------------------------	----------------------------------	------------------------------------	----------------------------------	--------

PITCHER	IP	WLS	BF	H	R	ER	SO	BB	IBB	HBP	BLK	WP	HR	S	P	ERA	WHIP
Jimmy Key, L ERA: 2.63 (1, 1)	6.2		30	6	3	3	5	4	0	0	0	0	2	63	109	4.05	1.500
Armando Benitez, R ERA: 2.44 (7, 1)	1.1	W	6	2	0	0	1	0	0	0	0	0	0	22	31	0.00	1.500
Randy Myers, L ERA: 1.39 (9, 1)	1.0	S	4	0	0	0	0	1	0	0	0	0	0	14	23	0.00	1.000

BOTTOM


Baltimore Orioles @ Anaheim Angels
Anaheim Stadium, Anaheim, CA

Sun Aug 10 1997, 10:05 PM EDT
Att: 34,060 - Cloudy - 75 F

livebaseballscorecards.com

AB	34
R	3
H	8
RBI	3
BB	5
SO	6
LOB	18



Batter	1	2	3	4	5	6	7	8	9	AB R H RBI BB SO LOB	TOP														
Mark Bellhorn, S OBP: 0.338, SLG: 0.387 (1, 5)	2-2 L8		1-3 K			2-3 K			0-0 G3-1	4 0 0 0 0 2 0	<p>Oakland Athletics @ Baltimore Orioles Oriole Park at Camden Yards, Baltimore, MD</p> <p>Tue Aug 12 1997, 7:05 PM EDT Att. 46,925 - Unknown - 89 F</p> <p>livebaseballscorecards.com</p> <table border="1"> <tr><td>AB</td><td>28</td></tr> <tr><td>R</td><td>0</td></tr> <tr><td>H</td><td>3</td></tr> <tr><td>RBI</td><td>0</td></tr> <tr><td>BB</td><td>1</td></tr> <tr><td>SO</td><td>8</td></tr> <tr><td>LOB</td><td>6</td></tr> </table> 	AB	28	R	0	H	3	RBI	0	BB	1	SO	8	LOB	6
AB	28																								
R	0																								
H	3																								
RBI	0																								
BB	1																								
SO	8																								
LOB	6																								
Tilson Brito, R OBP: 0.279, SLG: 0.269 (1, 6)	0-0 G3		2-3 K			1-3 K			0-3 K2-3	4 0 0 0 0 3 0															
Dave Magadan, L OBP: 0.402, SLG: 0.372 (1, 10)	4-0 E 1B BB				0-2 G4-3				0-0 G4-3	3 0 0 0 1 1 0															
Matt Stairs, L OBP: 0.424, SLG: 0.629 (1, 9)	2-0 E9 1B				1-1 G4-6-3 1B				1-0 HBP	2 0 2 0 0 0 0															
Jason Giambi, L OBP: 0.354, SLG: 0.457 (1, 3)	2-0 FC5-6-4 1-2f				2-0 G4-6-3 1-2f				1-0 L5	3 0 0 0 0 0 4															
Scott Spiezio, S OBP: 0.288, SLG: 0.368 (1, 4)									0-0 G4-3	3 0 0 0 0 0 1															
Brian Leshar, R OBP: 0.256, SLG: 0.389 (1, 7)									1-2 G5-3	3 0 1 0 0 1 0															
Brent Mayne, L OBP: 0.305, SLG: 0.322 Izzy Molina, R OBP: 0.184, SLG: 0.203 (1, 2) (8, 2)									2-2 G4-1	3 0 0 0 0 0 1 0 0 0 0 0 0 0															
Ernie Young, R OBP: 0.264, SLG: 0.289 (1, 8)									3-1 F9	3 0 0 0 0 1 0															
Inning Stats	R: 0 H: 1 E: 1 LOB: 2 K: 0 BB: 1 S: 7 P: 17	R: 0 H: 0 E: 0 LOB: 0 K: 1 BB: 0 S: 5 P: 9	R: 0 H: 0 E: 0 LOB: 0 K: 3 BB: 0 S: 11 P: 17	R: 0 H: 1 E: 0 LOB: 0 K: 0 BB: 0 S: 6 P: 9	R: 0 H: 1 E: 0 LOB: 0 K: 0 BB: 0 S: 7 P: 10	R: 0 H: 0 E: 0 LOB: 0 K: 2 BB: 0 S: 7 P: 10	R: 0 H: 0 E: 0 LOB: 1 K: 1 BB: 0 S: 5 P: 9	R: 0 H: 0 E: 0 LOB: 0 K: 0 BB: 0 S: 9 P: 15	R: 0 H: 0 E: 0 LOB: 0 K: 1 BB: 0 S: 6 P: 6	1B: 3 SF: 0 2B: 0 SAC: 0 3B: 0 DP: 2 HR: 0 HBP: 1	WP: 0 PA: 30 PB: 0 SB: 0 CS: 0														
PITCHER Scott Erickson, R ERA: 3.33 (1, 1)	IP WLS BF H R ER SO BB IBB HBP BLK WP HR S P ERA WHIP																								
	9.0 W 30 3 0 0 8 1 0 1 0 0 0 0 63 102 0.00 0.444																								

Batter	1	2	3	4	5	6	7	8	9
Brady Anderson, L (1, 8) <small>OBP: 0.417, SLG: 0.493</small> Tony Tarasco, L (8, 9) <small>OBP: 0.331, SLG: 0.432</small>	2-0 1B 1B	0-0 G3 1		1-2 2B	1-3 3			1-2 G4-3 1	
Jeff Reboulet, R (1, 4) <small>OBP: 0.318, SLG: 0.333</small> Chris Hoiles, R (8, PH) <small>OBP: 0.385, SLG: 0.438</small> (9, 5)	1-2 1B 1B	1-1 L9 2		3-2 L4 2		4-2 G3 SF7 BB		3-3 2	
B.J. Surhoff, L (1, 7) <small>OBP: 0.359, SLG: 0.477</small>	1-2 FC6-4 HBP	0-1 G3 3		1-0 F9 3		3-2 G3 1		2-3 3	
Gerónimo Berroa, R (1, 9) <small>OBP: 0.379, SLG: 0.487</small> Jeffrey Hammonds, R (8, 8) <small>OBP: 0.317, SLG: 0.500</small>	2-1 FC6-4 HR 1-2f 2-3 3-H		0-1 G3 1		4-2 BB G3-1 1B BB	1-1 SF7 2			
Rafael Palmeiro, L (1, 3) <small>OBP: 0.328, SLG: 0.459</small>	0-0 HR 1-H 3-H		0-0 FC4-6 1B 1B		0-0 G3-1	1-1 2B 1B			
Cal Ripken Jr., R (1, 5) <small>OBP: 0.336, SLG: 0.432</small> Aaron Ledesma, R (8, 5) <small>OBP: 0.500, SLG: 0.400</small> (9, 4)	3-3 K		0-0 FC4-6 1B		4-2 1B BB G1 BB	0-1 2B 1-H			
Harold Baines, L (1, 10) <small>OBP: 0.377, SLG: 0.462</small>	0-1 F9		1-2 FC4-6 FC6-4 1-2f 2-3		4-1 G1 1B BB	1-1 G4-3			
Lenny Webster, R (1, 2) <small>OBP: 0.313, SLG: 0.346</small>		0-0 3B 1B		1-0 FC6-4 1-2f		0-0 G1 1B 1-2 2-3 3-H	4-1 G5-4-3 BB		
Mike Bordick, R (1, 6) <small>OBP: 0.280, SLG: 0.316</small>	0-2 3B 1-H			0-3 K	0-0 G1 1-2 2-3 3-H		2-2 G5-4-3 1-2f		

Inning Stats	R: 4	H: 3	E: 0	K: 1	S: 15	R: 1	H: 2	E: 0	K: 0	S: 9	R: 0	H: 2	E: 0	K: 0	S: 9	R: 0	H: 1	E: 0	K: 1	S: 11	R: 2	H: 1	E: 0	K: 1	S: 13	R: 1	H: 2	E: 0	K: 0	S: 11	R: 0	H: 0	E: 0	K: 2	S: 15	R: 0	H: 0	E: 0	K: 1	S: 7
	LOB: 0	BB: 0	P: 24	LOB: 1	BB: 0	P: 10	LOB: 2	BB: 0	P: 11	LOB: 1	BB: 2	P: 26	LOB: 2	BB: 3	P: 20	LOB: 0	BB: 1	P: 14	LOB: 0	BB: 2	P: 14	LOB: 0	BB: 1	P: 21	LOB: 0	BB: 0	P: 21	LOB: 0	BB: 0	P: 21	LOB: 0	BB: 0	P: 21	LOB: 0	BB: 0	P: 21	LOB: 0	BB: 0	P: 21	

PITCHER	IP	WLS	BF	H	R	ER	SO	BB	IBB	HBP	BLK	WP	HR	S	P	ERA	WHIP
Carlos Reyes, R (1, 1) <small>ERA: 5.94</small>	4.1	L	25	8	7	7	2	3	0	1	0	0	1	51	80	14.54	2.538
John Johnstone, R (5, 1) <small>ERA: 2.79</small>	1.2		8	3	1	1	1	1	0	0	0	0	0	17	27	5.40	2.400
Dane Johnson, R (7, 1) <small>ERA: 3.58</small>	2.0		6	0	0	0	2	1	0	0	0	0	0	22	35	0.00	0.500

BOTTOM

AB	R	H	RBI	BB	SO	LOB
4	1	2	0	0	1	3
1	0	0	0	0	0	0
3	2	1	0	1	0	2
1	0	0	0	0	1	0
4	0	0	0	0	1	3
2	2	0	2	1	0	2
0	0	0	0	0	0	0
4	1	3	3	0	0	1
3	1	2	0	1	1	0
0	0	0	0	0	0	0
3	0	0	0	1	0	2
3	1	2	1	1	0	2
4	0	1	2	0	1	3

AB 32
R 8
H 11
RBI 8
BB 5
SO 5
LOB 18

WP: 0 **PA: 39**
PB: 0
SB: 1
CS: 0

Orioles

Oakland Athletics @ Baltimore Orioles
Oriole Park at Camden Yards, Baltimore, MD
 Tue Aug 12 1997, 7:05 PM EDT
 Att: 46,925 - Unknown - 89 F

Batter	1	2	3	4	5	6	7	8	9	AB R H RBI BB SO LOB	TOP											
Jason McDonald, S (1, 8) OBP: 0.310, SLG: 0.369	0-1 F6		1-0 HR	2-3 K		3 SAFE 2-0 P2			3-1 G4-3	5 1 1 1 0 1 2												
Rafael Bourmigl, R (1, 6) OBP: 0.348, SLG: 0.355	1-2 HR 1B		1-2 P4		2-2 BB 1B		2-3 K		1-2 BB HBP	4 1 2 0 0 1 0												
Mark Bellhorn, S (1, 5) OBP: 0.348, SLG: 0.410	0-0 HR		1-2 G4-3		2-2 L8		4-2 G1-6-3 BB		4-2 BB	3 1 1 2 2 0 1 0 0 0 0 0 0 0												
Tilson Brito, R (9, 5) OBP: 0.279, SLG: 0.269	1-2 G4-3		4-0 1B BB		2-0 L8		1-1 G1-6-3		1-2 BB	4 0 0 0 1 1 5												
Matt Stairs, L (1, 10) OBP: 0.420, SLG: 0.617	1-2 G4-3		2-2 K		4-2 BB		1-2 BB		3-3 K	3 0 1 0 1 2 0												
Jason Giambi, L (1, 3) OBP: 0.355, SLG: 0.456	3-3 K		1-3 1B		1-3 K		1-3 K		1-3 K	4 0 0 0 0 4 4												
Scott Spezio, S (1, 4) OBP: 0.286, SLG: 0.364			0-3 K		1-3 K		3-2 L5		2-1 F8	4 1 2 1 0 0 0												
Brent Mayne, L (1, 2) OBP: 0.310, SLG: 0.346			1-2 1B		2-1 HR		0-0 E 2B		1-1 G1-3	4 0 1 0 0 2 1												
Brian Leshar, R (1, 7) OBP: 0.256, SLG: 0.400			0-3 K		0-3 K		1-2 K		4-2 G4-3 S BB	3 0 0 0 1 2 2												
Ernie Young, R (1, 9) OBP: 0.263, SLG: 0.280			1-2 G6-3		3-3 K		2-3															
Inning Stats	R: 2 E: 0 K: 1 S: 13	H: 2 LOB: 0 BB: 0 P: 18	R: 0 E: 0 K: 2 S: 14	H: 1 LOB: 1 BB: 0 P: 16	R: 1 E: 0 K: 1 S: 17	H: 2 LOB: 2 BB: 1 P: 29	R: 1 E: 0 K: 3 S: 16	H: 1 LOB: 0 BB: 0 P: 23	R: 0 E: 0 K: 1 S: 13	H: 1 LOB: 2 BB: 1 P: 24	R: 0 E: 1 K: 1 S: 8	H: 1 LOB: 1 BB: 0 P: 14	R: 0 E: 0 K: 1 S: 8	H: 0 LOB: 0 BB: 1 P: 15	R: 0 E: 0 K: 2 S: 8	H: 0 LOB: 0 BB: 0 P: 13	R: 0 E: 0 K: 1 S: 15	H: 0 LOB: 3 BB: 2 P: 31	1B: 4 2B: 1 3B: 0 HR: 3	SF: 0 SAC: 0 DP: 1 HBP: 1	WP: 0 PB: 0 SB: 1 CS: 0	PA: 40
PITCHER	IP WLS BF H R ER SO BB IBB HBP BLK WP HR S P ERA WHIP																					
35 Mike Mussina, R (1, 1) ERA: 3.28	5.0 L 24 7 4 4 8 2 0 0 0 0 0 3 73 110 7.20 1.800																					
Arthur Rhodes, L (6, 1) ERA: 3.09	3.0 10 1 0 0 4 1 0 0 0 0 0 0 24 42 0.00 0.667																					
Alan Mills, R (9, 1) ERA: 3.15	0.2 5 0 0 0 0 2 0 1 0 0 0 0 10 23 0.00 3.000																					
Jesse Orosco, L (9, 1) ERA: 2.25	0.1 1 0 0 0 1 0 0 0 0 0 0 0 5 8 0.00 0.000																					

Oakland Athletics @ Baltimore Orioles
 Oriole Park at Camden Yards, Baltimore, MD

Wed Aug 13 1997, 7:05 PM EDT
 Att. 46,808 - Unknown - 91 F

livebaseballscorecards.com

AB 34
 R 4
 H 8
 RBI 4
 BB 5
 SO 13
 LOB 15



Batter	1	2	3	4	5	6	7	8	9	AB R H RBI BB SO LOB
Brady Anderson, L (1, 8) OBP: 0.415, SLG: 0.492	2-0 E 2B	1-1 G3-1		0-1 G4-3			2-3 K		0-0 F8 1-2 2-3	5 1 1 0 0 1 3
Jeff Reboulet, R (1, 4) OBP: 0.320, SLG: 0.331	1-2 E9 PB 1B 2-H		4-1 2B BB		3-1 G5-3		0-3 K		1-1 G1-3	4 1 1 1 1 1 3
B.J. Surhoff, L (1, 7) OBP: 0.358, SLG: 0.475	3-3 K 2-3		2-0 F7		0-0 1B		1-2 F8			4 0 1 0 0 1 2
Geronimo Berroa, R (1, 10) OBP: 0.380, SLG: 0.490	2-2 1B 3-H		2-1 SAFE 1-3 2B		1-0 P3		2-3 K			4 0 2 1 0 1 1
Rafael Palmeiro, L (1, 3) OBP: 0.327, SLG: 0.456	1-1 P5 1 SAFE		1-1 HBP		0-0 F7		0-1 F7			3 0 0 0 0 0 2
Cal Ripken Jr., R (1, 5) OBP: 0.335, SLG: 0.431	2-0 P6		0-2 P3			0-2 1B		0-0 G6-3		4 0 1 0 0 0 4
Jeffrey Hammonds, R (1, 9) OBP: 0.316, SLG: 0.497		1-0 G3 S 1B	3-3 K		1-1 P5			0-0 G5-3		4 0 1 0 0 1 4
Chris Hoiles, R (1, 2) OBP: 0.384, SLG: 0.432		1 SAFE 3-0 F8 1 SAFE 1 SAFE 1 SAFE 1 SAFE		1-1 P3		3-2 K		2-2 F8 1B HBP		3 0 0 0 0 1 2
Mike Bordick, R (1, 6) OBP: 0.278, SLG: 0.313		1 SAFE 3-2 G3 1 SAFE		1-3 K		0-0 F8		3-2 F8 1B		3 0 0 0 0 1 2
Harold Baines, L (9, PH) OBP: 0.378, SLG: 0.463										1 0 1 0 0 0 0
Aaron Ledesma, R (9, PR) OBP: 0.500, SLG: 0.400										0 0 0 0 0 0 0

Inning Stats	R: 2	H: 3	E: 1	K: 1	S: 14	H: 3	LOB: 1	BB: 0	P: 25	R: 0	H: 1	E: 0	K: 0	S: 7	R: 0	H: 1	E: 0	K: 1	S: 11	R: 0	H: 0	E: 0	K: 0	S: 7	R: 0	H: 1	E: 0	K: 1	S: 9	R: 0	H: 0	E: 0	K: 2	S: 11	R: 0	H: 0	E: 0	K: 1	S: 6	R: 0	H: 0	E: 0	K: 1	S: 8	R: 0	H: 1	E: 0	K: 0	S: 10	1B: 6	2B: 2	3B: 0	HR: 0	SF: 0	SAC: 0	DP: 0	HBP: 2	WP: 0	PB: 1	SB: 1	CS: 0	PA: 38
--------------	------	------	------	------	-------	------	--------	-------	-------	------	------	------	------	------	------	------	------	------	-------	------	------	------	------	------	------	------	------	------	------	------	------	------	------	-------	------	------	------	------	------	------	------	------	------	------	------	------	------	------	-------	-------	-------	-------	-------	-------	--------	-------	--------	-------	-------	-------	-------	--------

PITCHER	IP	WLS	BF	H	R	ER	SO	BB	IBB	HBP	BLK	WP	HR	S	P	ERA	WHIP
Andrew Lorraine, L (1, 1) ERA: 1.8	5.0		23	6	2	1	3	1	0	0	0	0	0	44	81	1.80	1.400
T.J. Mathews, R (6, 1) ERA: 2.52	1.0		4	1	0	0	1	0	0	0	0	0	0	11	15	0.00	1.000
Buddy Groom, L (7, 1) ERA: 4.91	1.2		5	0	0	0	3	0	0	0	0	0	0	16	21	0.00	0.000
Aaron Small, R (8, 1) ERA: 4.58	0.1		1	0	0	0	0	0	0	0	0	0	0	1	1	0.00	0.000
Billy Taylor, R (9, 1) ERA: 4.76	0.1		3	1	0	0	0	0	0	1	0	0	0	7	12	0.00	3.000

BOTTOM

Oakland Athletics @ Baltimore Orioles
Oriole Park at Camden Yards, Baltimore, MD

Wed Aug 13 1997, 7:05 PM EDT
 Att: 46,808 - Unknown - 91 F

AB	35
R	2
H	8
RBI	2
BB	1
SO	7
LOB	23



PITCHER	IP	WLS	BF	H	R	ER	SO	BB	IBB	HBP	BLK	WP	HR	S	P	ERA	WHIP
Mike Mohler, L (9, 1) ERA: 5.61	0.2		2	0	0	0	0	0	0	0	0	0	0	3	4	0.00	0.000

Batter	1	2	3	4	5	6	7	8	9	AB R H RBI BB SO LOB	TOP									
Joey Cora, S (1, 4) OBP: 0.380, SLG: 0.471	3-3 F8		1-2 F8		0-0 P6			4-1 BB	0-0 P4	4 0 0 0 1 1 1										
Alex Rodriguez, R (1, 6) OBP: 0.355, SLG: 0.495	0-0 G4-3		1-2 G3 2B		0-1 E 1B			2-2 F7		4 0 2 0 0 0 1										
Ken Griffey Jr., L (1, 8) OBP: 0.374, SLG: 0.617	4-2 BB 1B BB		0-0 G3		1-2 F8			3-3 F8		3 1 0 0 1 1 3										
Edgar Martinez, R (1, 10) OBP: 0.452, SLG: 0.518	4-2 1B BB		0-1 G6-3		4-2 G4-6-3 BB			3-3 K		2 0 0 0 2 1 2										
Jay Buhner, R (1, 9) OBP: 0.379, SLG: 0.483	0-0 1B		3-3 K		3-3 K			3-2 HR 2B		4 1 2 1 0 2 1										
Paul Sorrento, L (1, 3) OBP: 0.329, SLG: 0.504	1-1 F8		2-1 G6-3		0-1 G4-6-3			0-1 P6		3 0 0 0 0 0 3										
Rich Amaral, R (9, PH) OBP: 0.299, SLG: 0.288										1 0 0 0 0 0 1										
Dan Wilson, R (1, 2) OBP: 0.335, SLG: 0.442			1-3 K		2-2 2B			1-1 F9		4 1 2 2 0 1 0										
Russ Davis, R (1, 5) OBP: 0.325, SLG: 0.496			2-2 G3-6-3 1B		3-3 K			0-0 G6-3		4 0 2 0 0 1 1										
Lee Tinsley, S (1, 7) OBP: 0.292, SLG: 0.327			2-1 G3-6-3		2-3 K			3-3 K		3 0 0 0 0 2 1										
Mike Blowers, R (9, PH) OBP: 0.361, SLG: 0.429										1 0 0 0 0 0 1										
Inning Stats	R: 1 E: 0 K: 1 S: 11	H: 1 LOB: 2 BB: 2 P: 23	R: 0 E: 0 K: 1 S: 8	H: 1 LOB: 0 BB: 0 P: 13	R: 0 E: 0 K: 2 S: 10	H: 1 LOB: 1 BB: 0 P: 12	R: 0 E: 0 K: 2 S: 15	H: 1 LOB: 1 BB: 0 P: 25	R: 0 E: 0 K: 1 S: 12	H: 0 LOB: 0 BB: 1 P: 16	R: 0 E: 0 K: 1 S: 9	H: 0 LOB: 0 BB: 0 P: 11	R: 0 E: 0 K: 2 S: 11	H: 0 LOB: 1 BB: 1 P: 23	R: 2 E: 0 K: 0 S: 12	H: 3 LOB: 1 BB: 0 P: 17	1B: 4 2B: 3 3B: 0 HR: 1	SF: 0 SAC: 0 DP: 2 HBP: 0	WP: 0 PB: 0 SB: 0 CS: 0	PA: 37
PITCHER	IP WLS BF H R ER SO BB IBB HBP BLK WP HR S P ERA WHIP																			
Scott Kamieniecki, R (1, 1) ERA: 3.8	7.0 W 27 5 1 1 7 3 0 0 0 0 0 72 115 1.29 1.143																			
Armando Benitez, R (8, 1) ERA: 2.39	1.0 4 0 0 0 2 1 0 0 0 0 0 11 23 0.00 1.000																			
Randy Myers, L (9, 1) ERA: 1.75	1.0 S 6 3 2 2 0 0 0 0 0 0 0 1 12 17 18.00 3.000																			

Seattle Mariners @ Baltimore Orioles
 Oriole Park at Camden Yards, Baltimore, MD
 Fri Aug 15 1997, 3:33 AM EDT
 Cloudy - 89 F

livebaseballscorecards.com

AB	33
R	3
H	8
RBI	3
BB	4
SO	9
LOB	15



Batter	1	2	3	4	5	6	7	8	9
Brady Anderson, L (1, 8) OBP: 0.414, SLG: 0.489	0-0 F9			2-3 K	2-2 P2			4-2 SH SF8 BB	
Jeff Reboulet, R (1, 4) OBP: 0.331, SLG: 0.359	4-2 L9-3 BB			2-1 HR		2-2 HBP 1B		1-1 SH	
Geronimo Berroa, R (1, 9) B.J. Surhoff, L (9, 7) OBP: 0.377, SLG: 0.485 OBP: 0.358, SLG: 0.475	1-1 L9-3			1-3 K		1-3 K		2-3 K	
Chris Hoiles, R (1, 10) Tony Tarasco, L (8, PR) OBP: 0.382, SLG: 0.427 OBP: 0.331, SLG: 0.432		2-3 K		1-1 G5-3		2-3 H		4-0 IBB	
Cal Ripken Jr., R (1, 5) OBP: 0.335, SLG: 0.429		1-3 K			0-1 G6-3	1-1 HBP		0-2 SF8	
Aaron Ledesma, R (1, 3) Rafael Palmeiro, L (9, 3) OBP: 0.438, SLG: 0.357 OBP: 0.327, SLG: 0.456		3-2 F8			1-0 HR 1B	1-3 K		3-H L8	
Jeffrey Hammonds, R (1, 7) (9, 9) OBP: 0.316, SLG: 0.505			0-0 F8		0-0 HR		1-3 K		
Lenny Webster, R (1, 2) OBP: 0.313, SLG: 0.342			1-3 H		4-1 BB		3-2 F9		
Mike Bordick, R (1, 6) OBP: 0.276, SLG: 0.311			1-3 K		0-3 K		2-3 K		

AB	R	H	RBI	BB	SO	LOB
3	1	0	0	1	1	1
2	1	2	1	1	0	0
4	0	0	0	0	3	4
0	0	0	0	0	0	0
3	0	0	0	1	2	1
0	0	0	0	0	0	0
2	0	0	1	0	1	0
4	1	1	0	0	1	4
0	0	0	0	0	0	0
3	1	1	2	0	1	0
2	0	0	0	1	1	0
3	0	0	0	0	3	1

WP	HR	S	P	ERA	WHIP
0	2	90	140	3.38	0.875

Inning Stats														Inning Stats																																																																	
R	H	E	K	S	R	H	E	K	S	R	H	E	K	S	R	H	E	K	S	R	H	E	K	S	R	H	E	K	S	R	H	E	K	S	R	H	E	K	S																																								
0	0	0	0	5	0	0	0	2	13	0	0	0	2	7	1	1	0	2	11	2	2	0	1	12	0	1	0	3	15	0	0	0	2	10	1	0	1	1	17	0	2	0	2	16	1	0	1	2	17	0	0	0	2	10	1	0	1	1	17	0	0	0	2	10	1	0	1	1	17	0	0	0	2	10	1	0	1	1	17

WP	HR	S	P	ERA	WHIP
0	2	90	140	3.38	0.875

BOTTOM

Seattle Mariners @ Baltimore Orioles
Oriole Park at Camden Yards, Baltimore, MD
 Fri Aug 15 1997, 3:33 AM EDT
 Cloudy - 89 F

AB	26
R	4
H	4
RBI	4
BB	4
SO	13
LOB	11



1B	2B	3B	HR	SF	SAC	DP	HBP	WP	HR	S	P	ERA	WHIP
2	1	0	2	1	1	1	1	0	2	90	140	3.38	0.875

Batter	1	2	3	4	5	6	7	8	9	AB R H RBI BB SO LOB	TOP
Rich Amaral, R OBP: 0.309, SLG: 0.294 (1, 7) X	0-0 HR 1B		4-0 CS S BB	2-0 F8		0-0 G5-3		2-0 HR 1B		4 2 2 0 1 0 1	
Alex Rodriguez, R OBP: 0.380, SLG: 0.509 (1, 6) SAFE	1-3 SAFE SAFE SAFE SAFE SAFE		4-2 SAFE 1B BB		0-0 HR 2B	0-1 G4-3 2B		1-2 SAFE SAFE SAFE SAFE SAFE SAFE 1-H HR		4 3 3 2 1 1 1	
Ken Griffey Jr., L OBP: 0.374, SLG: 0.622 (1, 8) SAFE	2-2 SAFE 1-H HR		0-0 1B 1B		1-3 K 2B	1-1 G4-3 2B		2-2 F8		5 1 2 2 0 1 2	
Edgar Martinez, R OBP: 0.451, SLG: 0.515 (1, 10) SAFE	2-3 SAFE SAFE SAFE SAFE SAFE		1-0 1B	1-3 2-H 1B	4-1 HR BB	1-0 L8			2-3 SAFE SAFE SAFE SAFE SAFE SAFE	4 1 1 1 1 2 1	
Jay Buhner, R OBP: 0.379, SLG: 0.489 (1, 9) SAFE	2-1 SAFE SAFE SAFE SAFE SAFE		0-3 K		3-2 HR		0-1 G5-3		3-3 SAFE SAFE SAFE SAFE SAFE SAFE	5 1 2 3 0 2 2	
Mike Blowers, R OBP: 0.358, SLG: 0.422 (1, 3) X	0-0 G5-3		3-2 P3		0-0 1B 1B		3-2 G6-3		2-3 SAFE SAFE SAFE SAFE SAFE SAFE	4 0 1 0 0 0 3 1 0 0 0 0 1 0	
Paul Sorrento, L OBP: 0.328, SLG: 0.503 (9, PH) (9, 3) X											
Russ Davis, R OBP: 0.325, SLG: 0.492 (1, 5) SAFE			3-2 F9		4-1 G5-4-3 BB	0-3 K		2-2 F9		3 0 0 0 1 1 1	
Brent Gates, S OBP: 0.290, SLG: 0.361 (1, 4) SAFE			1-1 G4-3		0-1 G5-4-3	3-2 1B		2-2 F9		4 0 1 0 0 0 1	
John Marzano, R OBP: 0.368, SLG: 0.387 (1, 2) SAFE			0-0 G5-3		2-2 1B	1-3 K		2-1 F9		4 0 1 0 0 1 2	

Seattle Mariners @ Baltimore Orioles
 Oriole Park at Camden Yards, Baltimore, MD

Fri Aug 15 1997, 7:05 PM EDT
 Att. 47,734 - Unknown - 91 F

AB	38
R	8
H	13
RBI	8
BB	4
SO	9
LOB	14



Inning Stats	R: 2 E: 0 K: 2 S: 15	H: 3 LOB: 1 BB: 0 P: 22	R: 0 E: 0 K: 0 S: 6	H: 0 LOB: 0 BB: 0 P: 10	R: 1 E: 0 K: 1 S: 11	H: 2 LOB: 2 BB: 2 P: 23	R: 0 E: 0 K: 0 S: 9	H: 1 LOB: 1 BB: 1 P: 17	R: 3 E: 0 K: 3 S: 23	H: 4 LOB: 2 BB: 1 P: 35	R: 0 E: 0 K: 0 S: 6	H: 1 LOB: 1 BB: 0 P: 8	R: 0 E: 0 K: 0 S: 9	H: 0 LOB: 0 BB: 0 P: 14	R: 2 E: 0 K: 0 S: 14	H: 2 LOB: 0 BB: 0 P: 23	R: 0 E: 0 K: 3 S: 9	H: 0 LOB: 0 BB: 0 P: 16	1B: 8 2B: 2 3B: 0 HR: 3	SF: 0 SAC: 0 DP: 1 HBP: 0	WP: 0 PB: 0 SB: 1 CS: 1	PA: 42
--------------	-------------------------------	----------------------------------	------------------------------	----------------------------------	-------------------------------	----------------------------------	------------------------------	----------------------------------	-------------------------------	----------------------------------	------------------------------	---------------------------------	------------------------------	----------------------------------	-------------------------------	----------------------------------	------------------------------	----------------------------------	----------------------------------	------------------------------------	----------------------------------	--------

	PITCHER	IP	WLS	BF	H	R	ER	SO	BB	IBB	HBP	BLK	WP	HR	S	P	ERA	WHIP
Jimmy Key, L ERA: 2.89 (1, 1)	4.1 L	24	9	6	6	4	4	0	0	0	0	0	0	2	50	89	12.46	3.000
Shawn Boskie, R ERA: 5.33 (5, 1)	2.2	10	2	0	0	2	0	0	0	0	0	0	0	0	29	40	0.00	0.750
Terry Mathews, R ERA: 3.68 (8, 1)	1.0	5	2	2	2	0	0	0	0	0	0	0	0	1	14	23	18.00	2.000
Alan Mills, R ERA: 3.0 (9, 1)	1.0	3	0	0	0	3	0	0	0	0	0	0	0	0	9	16	0.00	0.000

PITCHER	IP	WLS	BF	H	R	ER	SO	BB	IBB	HBP	BLK	WP	HR	S	P	ERA	WHIP
---------	----	-----	----	---	---	----	----	----	-----	-----	-----	----	----	---	---	-----	------

Batter	1	2	3	4	5	6	7	8	9	AB	R	H	RBI	BB	SO	LOB
Brady Anderson, L (1, 8) OBP: 0.411, SLG: 0.484	2-3 K		1-1 F7			1-1 G3		0-3 K		4	0	0	0	0	2	1
Jeff Reboulet, R (1, 4) OBP: 0.324, SLG: 0.350	3-3 K		1-1 G6-3			1-2 F8		0-2 FC3-6		4	0	0	0	0	1	1
B.J. Surhoff, L (1, 7) OBP: 0.357, SLG: 0.471	1-3 K		0-1 G4-3			4-2 WP BB		2-2 F7		3	0	0	0	1	1	1
Geronimo Berroa, R (1, 9) OBP: 0.376, SLG: 0.483		3-2 F7		1-1 F7		1-3 K		2-2 G5-4-3 1B		4	0	1	0	0	1	1
Rafael Palmeiro, L (1, 3) OBP: 0.327, SLG: 0.457		0-0 G3-1 2B		2-3 K		2-3 K		2-2 L4		4	1	1	0	0	2	1
Cal Ripken Jr., R (1, 5) OBP: 0.337, SLG: 0.429		4-1 G3-1 2B		0-0 G1-3		1-1 BLK PB WP 1B		1-2 G5-4-3		2	2	1	0	1	0	0
Aaron Ledesma, R (9, 5) OBP: 0.412, SLG: 0.333								1-2 G5-4-3		1	0	0	0	0	0	1
Harold Baines, L (1, 10) OBP: 0.375, SLG: 0.459		0-1 G3-1		2-0 F8		3-3 K		1-2 K		3	0	0	0	0	1	3
Chris Hoiles, R (1, 2) OBP: 0.381, SLG: 0.430		3-2 2B		2-3 K		1-3 K		1-3 K		3	0	1	2	0	2	0
Mike Bordick, R (1, 6) OBP: 0.276, SLG: 0.309		0-2 G4-3		1-1 L4				4-0 FC3-6 BB		2	0	0	0	1	0	1

Inning Stats	R: 0	H: 0	E: 0	K: 3	S: 10	LOB: 0	BB: 0	P: 16	R: 2	H: 2	E: 0	K: 0	S: 13	LOB: 1	BB: 1	P: 23	R: 0	H: 0	E: 0	K: 0	S: 6	LOB: 0	BB: 0	P: 8	R: 0	H: 0	E: 0	K: 1	S: 6	LOB: 0	BB: 0	P: 9	R: 0	H: 0	E: 0	K: 1	S: 6	LOB: 0	BB: 0	P: 11	R: 1	H: 1	E: 0	K: 3	S: 15	LOB: 0	BB: 0	P: 22	R: 0	H: 0	E: 0	K: 1	S: 9	LOB: 1	BB: 1	P: 15	R: 0	H: 1	E: 0	K: 0	S: 10	LOB: 0	BB: 0	P: 15	1B: 2	2B: 2	3B: 0	HR: 0	SF: 0	SAC: 0	DP: 1	HBP: 0	WP: 2	PB: 1	SB: 0	CS: 0	PA: 33
--------------	------	------	------	------	-------	--------	-------	-------	------	------	------	------	-------	--------	-------	-------	------	------	------	------	------	--------	-------	------	------	------	------	------	------	--------	-------	------	------	------	------	------	------	--------	-------	-------	------	------	------	------	-------	--------	-------	-------	------	------	------	------	------	--------	-------	-------	------	------	------	------	-------	--------	-------	-------	-------	-------	-------	-------	-------	--------	-------	--------	-------	-------	-------	-------	--------

PITCHER	IP	WLS	BF	H	R	ER	SO	BB	IBB	HBP	BLK	WP	HR	S	P	ERA	WHIP
27 Ken Cloude, R (1, 1) ERA: 3.75	6.0	W	22	2	2	2	6	2	0	0	0	1	0	53	86	3.00	0.667
Paul Spoljaric, L (7, 1) ERA: 2.87	1.0		4	1	1	0	3	0	0	0	1	1	0	15	22	0.00	1.000
Mike Timlin, R (8, 1) ERA: 3.09	1.0		4	0	0	0	1	1	0	0	0	0	0	9	15	0.00	1.000
Heathcliff Slocumb, R (9, 1) ERA: 5.23	1.0		3	1	0	0	0	0	0	0	0	0	0	10	15	0.00	1.000

BOTTOM

Seattle Mariners @ Baltimore Orioles
 Oriole Park at Camden Yards, Baltimore, MD

Fri Aug 15 1997, 7:05 PM EDT
 Att: 47,734 - Unknown - 91 F

livebaseballscorecards.com

AB	30
R	3
H	4
RBI	2
BB	3
SO	10
LOB	10



Batter	1	2	3	4	5	6	7	8	9	AB R H RBI BB SO LOB	TOP																										
Rickey Henderson, R (1, 10) OBP: 0.426, SLG: 0.372	0-0 G4-6-3 1B		4-0 BLK HR BB	0-0 F8			4-0 FC6-4 BB		0-0 CS 1B	3 1 2 0 2 0 1																											
Darin Erstad, L (1, 3) OBP: 0.359, SLG: 0.458	0-0 G4-6-3 1-2f		0-0 1-H HR		0-0 P6		0-0 FC6-4 1-2f 3B		0-0 P4 1-2	5 2 1 2 0 0 3																											
Dave Hollins, S (1, 5) OBP: 0.376, SLG: 0.443	0-3 K		0-0 HR 2B		0-0 G5-3 16 1B 2B		0-0 1-H 3B			4 2 3 1 0 1 0																											
Tim Salmon, R (1, 9) OBP: 0.407, SLG: 0.508		0-0 P4	0-0 2-H HR		0-0 G5-3 2-3		0-0 G5-3			4 1 1 2 0 0 2																											
16 Garret Anderson, L (1, 7) OBP: 0.342, SLG: 0.409		0-0 HR 1B	0-0 G4-3		0-0 3-H 1B		0-0 F8			4 1 2 1 0 0 1																											
Todd Greene, R (1, 2) OBP: 0.325, SLG: 0.553		0-0 P4	0-0 G6-3			0-0 HR		0-0 F9		4 1 1 1 0 0 1																											
Jim Edmonds, L (1, 8) OBP: 0.366, SLG: 0.508		0-0 1-H HR		0-0 G3-1		0-0 F8		0-0 P5		4 1 1 2 0 0 0																											
Luis Alicea, S (1, 4) OBP: 0.372, SLG: 0.396		0-0 F9		0-0 S G4-3 1B		0-0 G5-3		0-3 K		4 0 1 0 0 1 0																											
Gary Disarcina, R (1, 6) OBP: 0.281, SLG: 0.333			0-0 F9	0-0 1-2 G4-3		0-0 F8		0-0 F9		4 0 0 0 0 0 1																											
Inning Stats	R: 0 E: 0 K: 1 S: 5	H: 1 LOB: 0 BB: 0 P: 5	R: 2 E: 0 K: 0 S: 5	H: 2 LOB: 0 BB: 0 P: 5	R: 4 E: 0 K: 0 S: 6	H: 3 LOB: 1 BB: 1 P: 10	R: 0 E: 0 K: 0 S: 4	H: 1 LOB: 1 BB: 0 P: 4	R: 1 E: 0 K: 0 S: 4	H: 2 LOB: 1 BB: 0 P: 4	R: 1 E: 0 K: 0 S: 4	H: 1 LOB: 0 BB: 0 P: 4	R: 1 E: 0 K: 0 S: 4	H: 1 LOB: 1 BB: 1 P: 8	R: 0 E: 0 K: 1 S: 5	H: 0 LOB: 0 BB: 0 P: 5	R: 0 E: 0 K: 0 S: 3	H: 1 LOB: 0 BB: 0 P: 3	1B: 5 2B: 2 3B: 1 HR: 4	SF: 0 SAC: 0 DP: 1 HBP: 0	WP: 0 PB: 0 SB: 1 CS: 1	PA: 38															
PITCHER	IP WLS BF H R ER SO BB IBB HBP BLK WP HR S P ERA WHIP																																				
Rick Krivda, L (1, 1) ERA: 9.49	3.0		15	6	6	6	1	1	0	0	1	0	3	16	20	18.00	2.333																				
Arthur Rhodes, L (4, 1) ERA: 3.31	3.1	W	14	4	3	3	0	1	0	0	0	0	1	13	17	8.10	1.500																				
Alan Mills, R (7, 1) ERA: 2.95	0.1		2	1	0	0	0	0	0	0	0	0	0	2	2	0.00	3.000																				
Jesse Orosco, L (7, 1) ERA: 2.23	0.1		1	0	0	0	0	0	0	0	0	0	0	1	1	0.00	0.000																				
Armando Benitez, R (8, 1) ERA: 2.35	1.0		3	0	0	0	1	0	0	0	0	0	0	5	5	0.00	0.000																				
PITCHER	IP WLS BF H R ER SO BB IBB HBP BLK WP HR S P ERA WHIP																																				
Randy Myers, L (9, 1) ERA: 1.71	1.0	S	3	1	0	0	0	0	0	0	0	0	1	0	3	3	0.00	1.000																			

Anaheim Angels @ Baltimore Orioles
 Oriole Park at Camden Yards, Baltimore, MD
 Sat Aug 16 1997, 7:05 PM EDT
 Att. 47,815 - Sunny - 97 F

livebaseballscorecards.com

AB	36
R	9
H	12
RBI	9
BB	2
SO	2
LOB	9



Batter	1	2	3	4	5	6	7	8	9	AB	R	H	RBI	BB	SO	LOB	BOTTOM		
Jeffrey Hammonds, R <small>OBP: 0.318, SLG: 0.502</small>	0-0 F7		0-0 G6-3		4-0 1B BB	0-0 E 1B	0-0 G6-3			4	2	1	0	1	0	0	Anaheim Angels @ Baltimore Orioles Oriole Park at Camden Yards, Baltimore, MD Sat Aug 16 1997, 7:05 PM EDT Att: 47,815 - Sunny - 97 F		
Aaron Ledesma, R <small>OBP: 0.455, SLG: 0.389</small>	0-0 2B		0-0 G4-3		4-0 1B BB	4-0 E BB	0-0 P6			3	2	1	1	2	0	0			
B.J. Surhoff, L <small>OBP: 0.359, SLG: 0.478</small>	0-0 FC4-6 2B		0-0 F8		0-0 1B BB	0-0 E9 1B 2B		0-0 G3		5	1	3	6	0	0	0			
Geronimo Berroa, R <small>OBP: 0.380, SLG: 0.483</small> Tony Tarasco, L <small>OBP: 0.331, SLG: 0.432</small>	4-0 FC4-6 BB			4-0 G6-4-3 1B BB	4-0 G4-6-3 BB	0-0 1B 1B		0-3 K		2	1	1	1	3	1	0			
Rafael Palmeiro, L <small>OBP: 0.328, SLG: 0.456</small>	0-0 FC4-6			0-0 G6-4-3 1B	0-0 G4-6-3	0-0 1B 1B		0-3 K		5	1	2	0	0	1	5			
Cal Ripken Jr., R <small>OBP: 0.338, SLG: 0.430</small>	0-3 K			0-0 G6-4-3						4	1	2	1	0	1	4			
Harold Baines, L <small>OBP: 0.374, SLG: 0.457</small>		0-0 F8		0-3 K						4	0	1	1	0	1	2			
Chris Hoiles, R <small>OBP: 0.383, SLG: 0.431</small> Lenny Webster, R <small>OBP: 0.313, SLG: 0.342</small>		0-0 F8								4	1	2	0	0	1	2			
Mike Bordick, R <small>OBP: 0.273, SLG: 0.306</small>		0-0 G4-3								0	0	0	0	0	0	0			
										4	1	0	0	0	1	3			
Inning Stats	R: 1 E: 0 K: 1 S: 7	H: 2 LOB: 2 BB: 1 P: 11	R: 0 E: 0 K: 0 S: 3	H: 0 LOB: 0 BB: 0 P: 3	R: 0 E: 0 K: 0 S: 3	H: 1 LOB: 1 BB: 1 P: 9	R: 2 E: 0 K: 0 S: 4	H: 2 LOB: 2 BB: 3 P: 16	R: 7 E: 1 K: 1 S: 13	H: 8 LOB: 2 BB: 1 P: 17	R: 0 E: 0 K: 1 S: 5	H: 0 LOB: 0 BB: 0 P: 5	R: 0 E: 0 K: 2 S: 7	H: 0 LOB: 0 BB: 0 P: 7	1B: 10 2B: 3 3B: 0 HR: 0	SF: 0 SAC: 0 DP: 2 HBP: 0	WP: 0 PB: 0 SB: 0 CS: 0	PA: 41	
PITCHER	IP WLS BF H R ER SO	IP WLS BF H R ER SO	IP WLS BF H R ER SO	IP WLS BF H R ER SO	IP WLS BF H R ER SO	IP WLS BF H R ER SO	IP WLS BF H R ER SO	IP WLS BF H R ER SO	IP WLS BF H R ER SO	IP WLS BF H R ER SO	IP WLS BF H R ER SO	IP WLS BF H R ER SO	IP WLS BF H R ER SO	IP WLS BF H R ER SO	IP WLS BF H R ER SO	IP WLS BF H R ER SO	ERA WHIP	ERA WHIP	
Ken Hill, R <small>ERA: 5.35</small>	(1, 1) 5.2	(6, 1) 0.0	(6, 1) 1.1	(8, 1) 1.0													11.12	2.471	
Darrell May, L <small>ERA: 4.97</small>	(6, 1) 0.0	(6, 1) 1.1	(8, 1) 1.0														∞	∞	
Mike James, R <small>ERA: 5.05</small>	(6, 1) 1.1																13.50	1.500	
Mike Holtz, L <small>ERA: 1.69</small>	(8, 1) 1.0																0.00	0.000	

livebaseballscorecards.com

AB	35
R	10
H	13
RBI	10
BB	6
SO	6
LOB	16



Batter	1	2	3	4	5	6	7	8	9	10	AB	R	H	RBI	BB	SO	LOB
Rickey Henderson, R OBP: 0.426, SLG: 0.373 (1, 10)	2-2 G5-3			1-0 E 1B	1-0 E7 1B		0-2 F7		2-3 K		5	1	2	2	0	1	2
Darin Erstad, L OBP: 0.358, SLG: 0.454 (1, 3)	1-0 G4-3			1-0 F8	1-3 K			2-1 G3		4-1 CS BB	4	0	0	0	1	1	3
Dave Hollins, S OBP: 0.374, SLG: 0.440 Gary Disarcina, R OBP: 0.281, SLG: 0.333 (1, 5) (10, 6)	1-3 K			0-0 E 1B	3-2 F7			1-0 F7		1-1 L8	5	0	1	0	0	1	3
Tim Salmon, R OBP: 0.409, SLG: 0.514 (1, 9)				0-0 E9 1B				0-1 16 2B 3B		1-3 K	5	1	3	1	0	2	1
16 Garret Anderson, L OBP: 0.341, SLG: 0.409 (1, 7)	0-1 G1-3			1-1 G4-3				1-1 G4-6-3		0-1 2B	4	0	1	1	0	0	2
Jim Edmonds, L OBP: 0.362, SLG: 0.503 (1, 8)				3-1 F8				2-1 G3		3-H 1-3 K	4	0	0	0	0	2	1
Chad Kreuter, S OBP: 0.320, SLG: 0.370 (1, 2)				1-0 G3-1				0-0 F8		1-0 G6-3	4	1	1	0	0	0	0
Luis Alicea, S OBP: 0.371, SLG: 0.393 (1, 4)				1-1 E3 G6-3				1-3 K		3-2 F8	3	1	0	0	1	1	0
Craig Grebeck, R OBP: 0.378, SLG: 0.400 (1, 6) (10, 5)				0-0 G6-3				0-1 1B		4-2 BB	3	0	2	0	1	0	1

Inning Stats	R: 0	H: 0	R: 0	H: 0	R: 0	H: 0	R: 1	H: 3	R: 2	H: 3	R: 0	H: 1	R: 1	H: 2	R: 0	H: 0	R: 0	H: 0	1B: 8	SF: 0	WP: 0	PA: 40
E: 0	LOB: 0	E: 0	LOB: 0	E: 1	LOB: 0	E: 1	LOB: 1	E: 1	LOB: 2	E: 0	LOB: 0	E: 0	LOB: 1	E: 0	LOB: 1	E: 0	LOB: 0	E: 0	LOB: 0	2B: 1	SAC: 0	PB: 0
K: 1	BB: 0	K: 1	BB: 0	K: 0	BB: 0	K: 0	BB: 0	K: 2	BB: 1	K: 1	BB: 0	K: 1	BB: 0	K: 1	BB: 1	K: 1	BB: 1	K: 1	BB: 1	3B: 1	DP: 2	SB: 0
S: 8	P: 12	S: 7	P: 12	S: 4	P: 6	S: 6	P: 9	S: 21	P: 32	S: 9	P: 10	S: 10	P: 14	S: 13	P: 23	S: 6	P: 12	S: 6	P: 12	HR: 0	HBP: 0	CS: 1

PITCHER	IP	WLS	BF	H	R	ER	SO	BB	IBB	HBP	BLK	WP	HR	S	P	ERA	WHIP
Scott Erickson, R ERA: 3.39 (1, 1)	7.2		32	10	4	4	5	1	0	0	0	0	0	67	100	4.70	1.435
Jesse Orosco, L ERA: 2.15 (8, 1)	1.1		5	0	0	0	2	1	0	0	0	0	0	16	27	0.00	0.750
Armando Benitez, R ERA: 2.3 (10, 1)	1.0	W	3	0	0	0	1	1	0	0	0	0	0	6	12	0.00	1.000

PITCHER	IP	WLS	BF	H	R	ER	SO	BB	IBB	HBP	BLK	WP	HR	S	P	ERA	WHIP

Anaheim Angels @ Baltimore Orioles
 Oriole Park at Camden Yards, Baltimore, MD
 Sun Aug 17 1997, 3:33 AM EDT
 Att: 47,340 - Sunny - 97 F

AB	37
R	4
H	10
RBI	4
BB	3
SO	8
LOB	13



livebaseballscorecards.com

BOTTOM

Anaheim Angels @ Baltimore Orioles
Oriole Park at Camden Yards, Baltimore, MD

Sun Aug 17 1997, 3:33 AM EDT
Att. 47,340 - Sunny - 97 F

livebaseballscorecards.com

AB	35
R	5
H	12
RBI	5
BB	7
SO	6
LOB	19



AB R H RBI BB SO LOB

4 1 1 0 1 2 1

5 1 2 1 0 0 1

4 1 2 1 1 0 0

5 0 2 0 0 2 4

4 2 1 1 1 0 4

3 0 1 1 1 0 1

2 0 1 0 1 0 1

1 0 0 0 1 1 1

4 0 2 1 1 1 3

3 0 0 0 0 0 3

1B: 7 SF: 1
2B: 3 SAC: 1
3B: 1 DP: 2
HR: 2 HBP: 0

WP: 1 PA: 44
PB: 0
SB: 0
CS: 0

Batter	1	2	3	4	5	6	7	8	9	10
Jeffrey Hammonds, R OBP: 0.319, SLG: 0.505 (1, 8)	0-1 1B 3B		2-3 K		2-2 G4-3		3-3 K		4-2 1B BB	
Aaron Ledesma, R OBP: 0.444, SLG: 0.522 (1, 4)	0-0 F4		1-0 G5-3			1-2 HR	0-0 G3		0-1 1B 1-3 2-H	
B.J. Surhoff, L OBP: 0.362, SLG: 0.478 (1, 7)	2-1 WP 1B		0-1 G4-3			1-2 G3 1B SF8 1B		1-2 F7	4-0 IBB	
Geronimo Berroa, R OBP: 0.381, SLG: 0.482 (1, 9)	2-2 L8			2-0 G4-6-3 1B		2-2 SF8 G3 1B		1-3 K	2-3 K	
Rafael Palmeiro, L OBP: 0.328, SLG: 0.461 (1, 3)	3-2 G3-1			0-2 G4-6-3 1-2f		0-0 G3		3-2 HR		4-2 BLK 1B BB
Cal Ripken Jr., R OBP: 0.338, SLG: 0.431 (1, 5)		0-1 L4-6 2B		2-2 G3		2-1 SF8		4-2 BB BB		1-1 P1 1-2
Chris Hoiles, R OBP: 0.386, SLG: 0.436 (1, 10)		0-2 L6			2-2 2B	4-2 BB BB		2-3 SAFE K		4-0 1B IBB
Brady Anderson, L OBP: 0.411, SLG: 0.483 (8, PH)										
Lenny Webster, R OBP: 0.320, SLG: 0.346 (1, 2)		4-2 BB			2-1 G5-3	1-3 K			3-2 SH1-4 1B 1B	2-2 1-2 2-H 1B
Jeff Reboulet, R OBP: 0.319, SLG: 0.344 (1, 6)		1-1 L4-6 2-3			2-2 G1-3		0-0 G4-3		1-1 SH1-4 1-2	

Inning Stats	R: 1	H: 2	E: 0	K: 0	S: 12	H: 1	LOB: 1	BB: 0	P: 19	R: 0	H: 1	E: 0	K: 0	S: 9	R: 0	H: 0	E: 0	K: 1	S: 6	R: 0	H: 1	E: 0	K: 0	S: 7	R: 0	H: 1	E: 0	K: 0	S: 11	R: 2	H: 3	E: 0	K: 1	S: 18	R: 0	H: 0	E: 0	K: 1	S: 5	R: 1	H: 1	E: 0	K: 2	S: 16	R: 0	H: 2	E: 0	K: 1	S: 12	R: 1	H: 1	E: 0	K: 0	S: 7	R: 0	H: 1	E: 0	K: 0	S: 18	R: 0	H: 1	E: 0	K: 0	S: 7
--------------	------	------	------	------	-------	------	--------	-------	-------	------	------	------	------	------	------	------	------	------	------	------	------	------	------	------	------	------	------	------	-------	------	------	------	------	-------	------	------	------	------	------	------	------	------	------	-------	------	------	------	------	-------	------	------	------	------	------	------	------	------	------	-------	------	------	------	------	------

PITCHER	IP	WLS	BF	H	R	ER	SO	BB	IBB	HBP	BLK	WP	HR	S	P	ERA	WHIP
Allen Watson, L ERA: 4.56 (1, 1)	7.0		29	8	3	3	3	2	0	0	0	1	1	68	109	3.86	1.429
Pep Harris, R ERA: 4.01 (8, 1)	0.2		4	1	1	1	1	1	0	0	0	0	0	12	21	13.50	3.000
Mike Holtz, L ERA: 1.67 (8, 1)	0.1		1	0	0	0	1	0	0	0	0	0	0	4	6	0.00	0.000
Shigetoshi Hasegawa, R ERA: 4.06 (9, 1)	1.1	L	10	3	1	1	1	2	2	0	1	0	0	19	44	6.75	3.750

Batter	1	2	3	4	5	6	7	8	9	AB R H RBI BB SO LOB	TOP
Rickey Henderson, R OBP: 0.424, SLG: 0.375 (1, 10) FC X	0-2 G4-3 ①		2-3 K ③			2-0 1B 2B	1-1 G4-3 ③			4 1 1 0 0 1 2	
Darin Erstad, L OBP: 0.363, SLG: 0.460 (1, 3) BB B	4-0 G5-4-3 BB			1-0 G5-4-3 1B		2-2 1B 2H 1B		0-1 2B		3 0 3 1 1 0 0	
Dave Hollins, S OBP: 0.371, SLG: 0.436 (1, 5) F 1 SAFE 1 SAFE F X	0-2 G5-4-3 1-2f			1-3 K ①		0-1 P4		0-2 L6 ①		4 0 0 0 0 1 4	
Tim Salmon, R OBP: 0.408, SLG: 0.511 (1, 9)		1-1 G6-3 ①		1-2 G5-4-3 1-2f		3-2 1B 1-3		3-3 K ②		4 0 1 0 0 1 2	
16 Garret Anderson, L OBP: 0.339, SLG: 0.406 (1, 7)		1-2 L4 ②			1-1 G3 ①	2-1 G3 ③		2-3 K ③		4 0 0 0 0 1 3	
Jim Edmonds, L OBP: 0.364, SLG: 0.504 (1, 8)		4-0 BB		1-3 K ②			1-2 FC6-4 2B		1-1 F7 ①	3 0 1 0 1 1 0	
Todd Greene, R OBP: 0.323, SLG: 0.542 (1, 2)		1 SAFE F 1 SAFE B 1 SAFE S	1-3 K ③		0-0 1B		0-3 K ①		3-3 K ②	4 0 1 0 0 3 2	
Luis Alicea, S OBP: 0.370, SLG: 0.389 (1, 4)			X 0-0 P5 ①		2-0 G3 ③		4-1 FC6-4 BB		3-1 G3 ③	3 0 0 0 1 0 1	
Gary Disarcina, R OBP: 0.279, SLG: 0.330 (1, 6)			BB C B X 3-1 F7 ②			3-2 G4-3 ①	0-2 FC6-4 1-2f 2-3			3 0 0 0 0 0 2	
Inning Stats	R: 0 E: 0 K: 0 S: 6 H: 0 LOB: 0 BB: 1 P: 10	R: 0 E: 0 K: 1 S: 9 H: 0 LOB: 1 BB: 1 P: 16	R: 0 E: 0 K: 1 S: 6 H: 0 LOB: 0 BB: 0 P: 11	R: 0 E: 0 K: 1 S: 7 H: 1 LOB: 0 BB: 0 P: 10	R: 0 E: 0 K: 1 S: 7 H: 1 LOB: 1 BB: 0 P: 11	R: 1 E: 0 K: 0 S: 18 H: 3 LOB: 2 BB: 0 P: 30	R: 0 E: 0 K: 1 S: 12 H: 1 LOB: 2 BB: 1 P: 18	R: 0 E: 0 K: 2 S: 15 H: 1 LOB: 1 BB: 0 P: 20	R: 0 E: 0 K: 1 S: 8 H: 0 LOB: 0 BB: 0 P: 15	1B: 4 2B: 3 3B: 0 HR: 0 SF: 0 SAC: 0 DP: 2 HBP: 0	WP: 0 PB: 0 SB: 0 CS: 0 PA: 35
PITCHER 35 Mike Mussina, R ERA: 3.19 (1, 1)	IP: 7.2 WLS: 31 BF: 7 H: 1 R: 1 ER: 1 SO: 6 BB: 3 IBB: 0 HBP: 0 BLK: 0 WP: 0 HR: 0 S: 76 P: 120 ERA: 1.17 WHIP: 1.304					PITCHER	IP: 0.2 WLS: 2 BF: 0 H: 0 R: 0 ER: 0 SO: 1 BB: 0 IBB: 0 HBP: 0 BLK: 0 WP: 0 HR: 0 S: 6 P: 9 ERA: 0.00 WHIP: 0.000				
Arthur Rhodes, L ERA: 3.28 (8, 1)	IP: 0.2 WLS: 2 BF: 0 H: 0 R: 0 ER: 0 SO: 1 BB: 0 IBB: 0 HBP: 0 BLK: 0 WP: 0 HR: 0 S: 6 P: 12 ERA: 0.00 WHIP: 0.000										
Alan Mills, R ERA: 2.86 (9, 1)	IP: 0.2 WLS: 2 BF: 0 H: 0 R: 0 ER: 0 SO: 1 BB: 0 IBB: 0 HBP: 0 BLK: 0 WP: 0 HR: 0 S: 6 P: 12 ERA: 0.00 WHIP: 0.000										

Anaheim Angels @ Baltimore Orioles
Oriole Park at Camden Yards, Baltimore, MD

Mon Aug 18 1997, 7:05 PM EDT
Att. 47,804 - Unknown - 83 F

livebaseballscorecards.com

AB	32
R	1
H	7
RBI	1
BB	3
SO	8
LOB	16



Batter	1	2	3	4	5	6	7	8	9	AB R H RBI BB SO LOB
Brady Anderson, L OBP: 0.408, SLG: 0.479 (1, 8)	0-1 P2	1-3 K			1-1 F7		2-1 F8			4 0 0 0 0 1 3
Jeff Reboulet, R OBP: 0.317, SLG: 0.341 (1, 4)	3-2 2B 1B			1-0 L9	0-1 F7		2-3 K			4 0 1 0 0 1 1
B.J. Surhoff, L OBP: 0.366, SLG: 0.488 (1, 10)	2-2 1-3 2B			0-1 SF7 3B	0-1 1B		2-2 P2			4 1 3 0 0 0 0
Geronimo Berroa, R OBP: 0.378, SLG: 0.479 (1, 9)	1-2 K			2-2 SF7	0-0 F7		2-2 G4-3			3 0 0 1 0 1 3
Rafael Palmeiro, L OBP: 0.326, SLG: 0.457 (1, 3)	1-2 L3			3-H 3-2 G3		0-0 G3		0-1 L3		4 0 0 0 0 0 2
Cal Ripken Jr., R OBP: 0.338, SLG: 0.430 (1, 5)		2-2 P4		1-2 1B		1-0 P6		0-1 F7		4 0 1 0 0 0 0
Jeffrey Hammonds, R OBP: 0.318, SLG: 0.500 (1, 7)		2-2 G6-3		4-2 S BB BB		0-0 F8		0-0 E5 1B E		3 1 0 0 1 0 0
Chris Hoiles, R OBP: 0.394, SLG: 0.443 (1, 2)		3-2 HBP 1B		4-1 G6-4-3 1-2 BB		1-1 F8 SH1-3 1B		1-2 E 1-3 1B		3 0 3 0 1 0 0
Mike Bordick, R OBP: 0.274, SLG: 0.305 Harold Baines, L OBP: 0.373, SLG: 0.456 (9, PH)		4-1 HBP		1-2 G6-4-3 1-2 1-2f 2-3		2-0 SH1-3		1-0 E3 1-2 3-H		1 0 0 0 0 0 2 1 0 0 1 0 0 1

Inning Stats	R: 0 E: 0 K: 1 S: 14	H: 2 LOB: 2 BB: 0 P: 21	R: 0 E: 0 K: 1 S: 16	H: 1 LOB: 2 BB: 0 P: 28	R: 1 E: 0 K: 0 S: 11	H: 1 LOB: 0 BB: 0 P: 17	R: 0 E: 0 K: 0 S: 12	H: 1 LOB: 1 BB: 2 P: 22	R: 0 E: 0 K: 0 S: 7	H: 0 LOB: 0 BB: 0 P: 4	R: 0 E: 0 K: 1 S: 8	H: 1 LOB: 1 BB: 0 P: 15	R: 0 E: 0 K: 0 S: 9	H: 0 LOB: 0 BB: 0 P: 13	R: 1 E: 2 K: 0 S: 7	H: 1 LOB: 2 BB: 0 P: 9	1B: 6 2B: 1 3B: 1 HR: 0	SF: 1 SAC: 1 DP: 1 HBP: 1	WP: 0 PB: 0 SB: 1 CS: 0	PA: 36
PITCHER	IP	WLS	BF	H	R	ER	SO	BB	IBB	HBP	BLK	WP	HR	S	P	ERA	WHIP			
Dennis Springer, R ERA: 5.03 (1, 1)	8.1	L	35	8	2	1	3	2	0	1	0	0	0	86	135	1.08	1.200			
Mike Holtz, L ERA: 1.67 (9, 1)	0.0		1	0	0	0	0	0	0	0	0	0	0	1	2	∞	∞			

BOTTOM

Anaheim Angels @ Baltimore Orioles
Oriole Park at Camden Yards, Baltimore, MD

Mon Aug 18 1997, 7:05 PM EDT
Att: 47,804 - Unknown - 83 F

livebaseballscores.com

AB	31
R	2
H	8
RBI	2
BB	2
SO	3
LOB	12



Batter	1	2	3	4	5	6	7	8	9	AB	R	H	RBI	BB	SO	LOB	TOP	
Brady Anderson, L (1, 8) OBP: 0.406, SLG: 0.476	0-0 G3-1	1-0 2-5	0-0 FC4-6 SF8 1B	3-2 F7		0-1 L8	1-3 K			5	1	1	0	0	1	2		
Aaron Ledesma, R (1, 4) OBP: 0.438, SLG: 0.500	1-3 K2-3		0-0 FC4-6 1B	0-0 F9		1-1 2B 1B		2-3 K		5	1	2	1	0	2	0		
B.J. Surhoff, L (1, 7) OBP: 0.364, SLG: 0.487	0-1 L8		2-2 FC4-6 1B	1-1 F7		3-2 1B 2B		2-2 G1-4-3		5	2	1	1	0	0	2		
Geronimo Berroa, R (1, 9) Tony Tarasco, L (8, 9) OBP: 0.376, SLG: 0.476 OBP: 0.331, SLG: 0.432		2-1 G1-3	0-0 SF8		3-2 F8	0-0 1B 1B		0-2 G6-3		4	0	1	2	0	0	0		
Rafael Palmeiro, L (1, 3) OBP: 0.330, SLG: 0.466		4-2 WP 1B BB	1-1 1B E 1B		1-2 HR	3-2 1B		2-1 G1-3		4	3	3	1	1	0	0		
Cal Ripken Jr., R (1, 5) OBP: 0.337, SLG: 0.427		2-0 F8	0-2 HR E 1B		0-3 K	2-0 F9		1-0 G3		5	1	1	1	0	1	3		
Harold Baines, L (1, 10) OBP: 0.373, SLG: 0.454		4-1 1B BB	3-1 E5 HR		1-2 G3		3-1 L7		1-1 1B	4	2	1	0	1	0	1		
Lenny Webster, R (1, 2) OBP: 0.327, SLG: 0.373		2-0 2-5 1B 1B	0-0 HR			2-0 G3-1 1B 2B		1-3 K		5	2	3	4	0	1	1		
Jeff Reboulet, R (1, 6) OBP: 0.321, SLG: 0.345		1-1 1B	1-3 K			0-1 G3-1		2-2 1B		4	0	2	1	0	1	1		
Inning Stats	R: 0 E: 0 K: 1 S: 8 H: 0 LOB: 0 BB: 0 P: 9	R: 2 E: 0 K: 0 S: 9 H: 2 LOB: 2 BB: 2 P: 25	R: 6 E: 1 K: 1 S: 18 H: 5 LOB: 0 BB: 0 P: 25	R: 0 E: 0 K: 0 S: 6 H: 0 LOB: 0 BB: 0 P: 10	R: 1 E: 0 K: 1 S: 12 H: 1 LOB: 0 BB: 0 P: 17	R: 3 E: 0 K: 0 S: 16 H: 5 LOB: 2 BB: 0 P: 27	R: 0 E: 0 K: 2 S: 11 H: 1 LOB: 1 BB: 0 P: 18	R: 0 E: 0 K: 1 S: 9 H: 0 LOB: 0 BB: 0 P: 13	R: 0 E: 0 K: 0 S: 7 H: 1 LOB: 1 BB: 0 P: 11	1B: 11 2B: 2 3B: 0 HR: 2 SF: 1 SAC: 0 DP: 0 HBP: 0	WP: 1 PB: 0 SB: 0 CS: 0 PA: 44							
PITCHER	IP	WLS	BF	H	R	ER	SO	BB	IBB	HBP	BLK	WP	HR	S	P	ERA	WHIP	
Tim Belcher, R (1, 1) ERA: 5.04	5.1	L	28	9	10	6	3	2	0	0	0	1	2	56	91	10.12	2.062	
Jamie Walker, L (6, 1) ERA: 5.23	1.2		10	5	2	2	2	0	0	0	0	0	0	24	40	10.80	3.000	
Hector Carrasco, R (8, 1) ERA: 3.78	1.0		3	0	0	0	1	0	0	0	0	0	0	9	13	0.00	0.000	
Matt Whisenant, L (9, 1) ERA: 6.39	1.0		4	1	0	0	0	0	0	0	0	0	0	7	11	0.00	1.000	

Baltimore Orioles @ Kansas City Royals
Kauffman Stadium, Kansas City, MO
 Tue Aug 19 1997, 7:05 PM CDT
 Unknown - 77 F

livebaseballscorecards.com

AB	41
R	12
H	15
RBI	11
BB	2
SO	6
LOB	10



Batter	1	2	3	4	5	6	7	8	9
Bip Roberts, S OBP: 0.347, SLG: 0.380 (1, 7)	3-1 G6-3		3-2 G4-3 1B	0-1 1B 3B		3-2 G5-3		1-3 K	
Johnny Damon, L OBP: 0.345, SLG: 0.404 (1, 8)	4-2 1B BB		1 SAFE 2-2 G4-3 1-3	2-2 1B 3-H		2-0 P4		0-3 K	
Jay Bell, R OBP: 0.360, SLG: 0.459 (1, 6)	4-1 1B BB		2-2 G3-4-3 1B	2-0 F7 1-2		1-2 G4-3		0-1 F7	
Chili Davis, S OBP: 0.400, SLG: 0.518 (1, 10)	1-1 1B 1-2 2-H		0-0 G3-4-3 1-2	0-0 P5		2-2 G3		2-3 K	
Dean Palmer, R OBP: 0.318, SLG: 0.442 (1, 5)	1-1 P3		1-1 FC5-4 1B			1-3 K		4-2 BB	
Jeff King, R OBP: 0.339, SLG: 0.417 (1, 3)	0-0 1B 1-3 2-H		1-1 FC5-4 1-2			4-2 S BB		1-1 G5-3	
Jermaine Dye, R OBP: 0.255, SLG: 0.367 (1, 9)		2-1 F9		1-0 29 2B		2-3 K		1-1 29 3B 1B	
29 Mike Sweeney, R OBP: 0.318, SLG: 0.377 (1, 2)		1-2 F9		3-1 SH5-3 3B		0-2 F9		1 SAFE 0-1 3B 1B	
Jed Hansen, R OBP: 0.389, SLG: 0.529 (1, 4)		0-1 G1-3		0-1 SH5-3 2-3		0-0 F8		0-0 1-H 2-H 3B	

AB R H RBI BB SO LOB

BOTTOM

5	2	2	1	0	1	1
4	1	1	1	1	1	2
4	2	1	1	1	0	1
5	0	1	1	0	1	2
4	0	1	1	1	1	2
4	0	1	1	1	1	2
4	2	2	0	0	1	1
4	2	2	1	0	0	1
3	0	1	2	0	0	0

WP:	0	PA:	42
PB:	0		
SB:	3		
CS:	0		

AB	37
R	9
H	12
RBI	9
BB	4
SO	6
LOB	12



PITCHER	IP	WLS	BF	H	R	ER	SO	BB	IBB	HBP	BLK	WP	HR	S	P	ERA	WHIP
Scott Kamieniecki, R ERA: 4.17 (1, 1)	3.1		19	8	7	7	0	2	0	0	0	0	0	41	70	18.90	3.000
Terry Mathews, R ERA: 3.75 (4, 1)	4.0	W	16	3	2	2	2	1	0	0	0	0	0	40	61	4.50	1.000
Armando Benitez, R ERA: 2.24 (8, 1)	1.2		7	1	0	0	4	1	0	0	0	0	0	17	24	0.00	1.200

livebaseballscores.com

Batter	1	2	3	4	5	6	7	8	9	AB R H RBI BB SO LOB	TOP
Brady Anderson, L (1, 8) OBP: 0.407, SLG: 0.476	0-1 G3 SH5-3 1B		1-1 L8			0-0 P6			0-0 HR 1B	4 1 2 0 0 0 1	
Jeff Reboulet, R (1, 4) OBP: 0.327, SLG: 0.368	0-0 SH5-3 1-2			0-1 G4-3		1-2 1B			0-1 HR 1B	3 1 2 2 0 0 0	
B.J. Surhoff, L (1, 10) OBP: 0.361, SLG: 0.483	1-0 G3 2-3			0-1 L8		0-1 G6-3			0-0 P5	4 0 0 0 0 0 3	
Cal Ripken Jr., R (1, 5) OBP: 0.335, SLG: 0.425 Aaron Ledesma, R (7, 5) OBP: 0.455, SLG: 0.517	1-1 G6-3			0-0 G6-3			0-0 G5-3		1-0 FC6-4 1B	3 0 0 0 0 0 1 1 0 1 0 0 0 0	
Rafael Palmeiro, L (1, 3) OBP: 0.328, SLG: 0.462		0-1 G4-3			1-0 G1		1-2 G3		2-0 L8	4 0 0 0 0 0 1	
Chris Hoiles, R (1, 2) OBP: 0.389, SLG: 0.435		2-2 F9			1-2 G6-3		0-0 L4		3-0 FC6-4	4 0 0 0 0 0 1	
Tony Tarasco, L (1, 9) OBP: 0.326, SLG: 0.423		1-0 G3			2-1 F7			0-0 F8		3 0 0 0 0 0 0	
Jeffrey Hammonds, R (1, 7) OBP: 0.318, SLG: 0.498			1-0 P6			1-1 P6		0-1 G1-6-3 1B		3 0 1 0 0 0 0	
Mike Bordick, R (1, 6) OBP: 0.275, SLG: 0.305			2-3 K			3-2 1B 1B		1-0 G1-6-3		3 0 1 0 0 1 1	
Inning Stats	R: 0 H: 1 E: 0 LOB: 1 K: 0 BB: 0 S: 6 P: 8	R: 0 H: 0 E: 0 LOB: 0 K: 0 BB: 0 S: 6 P: 9	R: 0 H: 0 E: 0 LOB: 0 K: 1 BB: 0 S: 6 P: 10	R: 0 H: 0 E: 0 LOB: 0 K: 0 BB: 0 S: 5 P: 5	R: 0 H: 0 E: 0 LOB: 0 K: 0 BB: 0 S: 6 P: 10	R: 0 H: 2 E: 0 LOB: 2 K: 0 BB: 0 S: 17 P: 22	R: 0 H: 0 E: 0 LOB: 0 K: 0 BB: 0 S: 5 P: 6	R: 0 H: 1 E: 0 LOB: 0 K: 0 BB: 0 S: 4 P: 5	R: 2 H: 3 E: 0 LOB: 1 K: 0 BB: 0 S: 7 P: 13	1B: 6 SF: 0 2B: 0 SAC: 1 3B: 0 DP: 1 HR: 1 HBP: 0	WP: 0 PA: 33 PB: 0 SB: 0 CS: 0
PITCHER Ricky Bones, R (1, 1) ERA: 6.85	IP WLS BF H R ER SO BB IBB HBP BLK WP HR S P ERA WHIP										
	9.0 W 33 7 2 2 1 0 0 0 0 0 0 1 62 88 2.00 0.778										

Baltimore Orioles @ Kansas City Royals
Kauffman Stadium, Kansas City, MO

Tue Aug 19 1997, 7:05 PM CDT
Att. 17,402 - Unknown - 73 F

livebaseballscores.com

AB 32
R 2
H 7
RBI 2
BB 0
SO 1
LOB 8



Batter	1	2	3	4	5	6	7	8	9	AB	R	H	RBI	BB	SO	LOB
Johnny Damon, L (1, 8) OBP: 0.340, SLG: 0.398	1-2 	1-0 		1-0 	1-0 		3-1 			5	0	0	0	0	0	6
Shane Halter, R (1, 5) OBP: 0.329, SLG: 0.361	1-0 		0-0 	1-2 	1-2 			2-3 		5	0	0	0	0	1	3
Jay Bell, R (1, 6) OBP: 0.362, SLG: 0.458	1-2 		4-0 		4-0 	0-3 		1-0 		3	2	1	0	2	1	0
Chili Davis, S (1, 10) OBP: 0.403, SLG: 0.535	1-2 		1-1 		1-2 	1-1 		1-1 		5	2	3	3	0	0	1
Jermaine Dye, R (1, 9) OBP: 0.267, SLG: 0.373	0-2 		2-0 		4-1 	0-0 		4-0 		3	1	1	0	2	0	2
Larry Sutton, L (1, 3) OBP: 0.111, SLG: 0.111		2-2 	1-0 		1-1 		2-2 	1-0 		5	1	1	0	0	0	2
Yamil Benitez, R (1, 7) OBP: 0.298, SLG: 0.478		1-1 	1-3 		0-0 		1-1 			4	2	2	1	0	1	1
Mike Macfarlane, R (1, 2) OBP: 0.290, SLG: 0.355		0-1 		1-2 	1-0 		4-0 			2	1	2	1	1	0	0
Jed Hansen, R (1, 4) OBP: 0.455, SLG: 0.600		2-2 		0-0 	2-2 		2-1 			3	0	3	4	0	0	0

Inning Stats	R: 0	H: 2	E: 0	K: 0	S: 14	R: 1	H: 2	E: 0	K: 0	S: 14	R: 2	H: 2	E: 0	K: 1	S: 9	R: 1	H: 2	E: 0	K: 0	S: 8	R: 4	H: 3	E: 0	K: 0	S: 17	R: 0	H: 0	E: 0	K: 1	S: 6	R: 0	H: 1	E: 0	K: 0	S: 9	R: 1	H: 1	E: 0	K: 1	S: 7
	LOB: 2	BB: 0	P: 18	LOB: 1	BB: 0	P: 20	LOB: 1	BB: 1	P: 18	LOB: 0	BB: 0	P: 11	LOB: 2	BB: 2	P: 32	LOB: 0	BB: 0	P: 7	LOB: 2	BB: 1	P: 21	LOB: 1	BB: 1	P: 16	1B: 8	SF: 1	2B: 3	SAC: 0	3B: 1	DP: 1	HR: 2	HBP: 1	WP: 0	PA: 42	PB: 1	SB: 1	CS: 0			

PITCHER	IP	WLS	BF	H	R	ER	SO	BB	IBB	HBP	BLK	WP	HR	S	P	ERA	WHIP
Esteban Yan, R (1, 1) ERA: 16.62	4.1	L	27	11	8	8	1	3	0	1	0	0	1	56	91	16.61	3.231
Arthur Rhodes, L (5, 1) ERA: 3.21	1.2		5	0	0	0	1	0	0	0	0	0	0	12	15	0.00	0.000
Alan Mills, R (7, 1) ERA: 3.0	2.0		10	2	1	1	1	2	0	0	0	0	1	16	37	4.50	2.000

BOTTOM

Baltimore Orioles @ Kansas City Royals
 Kauffman Stadium, Kansas City, MO

Tue Aug 19 1997, 7:05 PM CDT
 Att: 17,402 - Unknown - 73 F

livebaseballscorecards.com

AB	35
R	9
H	13
RBI	9
BB	5
SO	3
LOB	15

Batter	1	2	3	4	5	6	7	8	9	AB R H RBI BB SO LOB	TOP											
Brady Anderson, L (1, 8) OBP: 0.406, SLG: 0.474	1-2 G3		1-1 G6-3		0-3 K		0-0 1B			4 0 1 0 0 1 0	Baltimore Orioles @ Kansas City Royals Kauffman Stadium, Kansas City, MO Wed Aug 20 1997, 7:05 PM CDT Att. 16,225 - Unknown - 77 F											
Jeff Reboulet, R (1, 4) OBP: 0.320, SLG: 0.360	0-1 G4-3		0-3 K			1-0 L7	1-3 K			4 0 0 0 0 2 1												
B.J. Surhoff, L (1, 7) OBP: 0.360, SLG: 0.483	0-1 G6-3			2-2 G3-1		0-1 E9 HR 2B		2-2 F7		4 1 1 0 0 0 0												
Geronimo Berroa, R (1, 10) OBP: 0.375, SLG: 0.473		0-1 L8		1-1 F8		4-2 HR BB		0-0 G6-3		3 1 0 0 1 0 0												
Rafael Palmeiro, L (1, 3) OBP: 0.333, SLG: 0.478		1-0 1B 1B		0-0 HR		1-1 HR		0-0 1B		4 2 4 4 0 0 0												
Cal Ripken Jr., R (1, 5) OBP: 0.334, SLG: 0.423		2-3 K		0-0 1B		3-1 G6-3		2-2 F8		4 0 1 0 0 1 2												
Jeffrey Hammonds, R (1, 9) OBP: 0.319, SLG: 0.498		1 SAFE 0-2		0-1 G5-3		0-3 K			0-1 G4-3	2 0 1 0 0 0 1												
Tony Tarasco, L (5, 9) OBP: 0.322, SLG: 0.417		1-2 1B								2 0 0 0 0 1 0												
Chris Hoiles, R (1, 2) OBP: 0.384, SLG: 0.429		2-1 L5			1-1 G6-3		2-3 K		2-2 G3-1	4 0 0 0 0 1 2												
Mike Bordick, R (1, 6) OBP: 0.272, SLG: 0.302			1-1 G4-3		2-1 G6-3		3-2 G6-3		0-3 K	4 0 0 0 0 1 0												
Inning Stats	R: 0 E: 0 K: 0 S: 7	H: 0 LOB: 0 BB: 0 P: 8	R: 0 E: 0 K: 1 S: 13	H: 2 LOB: 2 BB: 0 P: 18	R: 0 E: 0 K: 1 S: 7	H: 0 LOB: 0 BB: 0 P: 9	R: 1 E: 0 K: 0 S: 10	H: 2 LOB: 1 BB: 0 P: 13	R: 0 E: 0 K: 1 S: 7	H: 0 LOB: 0 BB: 0 P: 10	R: 3 E: 1 K: 1 S: 13	H: 2 LOB: 0 BB: 1 P: 22	R: 0 E: 0 K: 2 S: 11	H: 1 LOB: 1 BB: 0 P: 17	R: 0 E: 0 K: 0 S: 8	H: 1 LOB: 1 BB: 0 P: 12	R: 0 E: 0 K: 1 S: 8	H: 0 LOB: 0 BB: 0 P: 10	1B: 5 2B: 1 3B: 0 HR: 2	SF: 0 SAC: 0 DP: 0 HBP: 0	WP: 0 PB: 0 SB: 0 CS: 0	PA: 36
PITCHER	IP WLS BF H R ER SO BB IBB HBP BLK WP HR S P ERA WHIP																					
Glendon Rusch, L (1, 1) ERA: 5.72	7.0 L 29 7 4 4 6 1 0 0 0 0 0 2 68 97 5.14 1.143																					
Gregg Olson, R (8, 1) ERA: 6.82	1.0 4 1 0 0 0 0 0 0 0 0 0 0 8 12 0.00 1.000																					
Jeff Montgomery, R (9, 1) ERA: 4.57	1.0 3 0 0 0 1 0 0 0 0 0 0 0 8 10 0.00 0.000																					

AB	35
R	4
H	8
RBI	4
BB	1
SO	7
LOB	6



Batter	1	2	3	4	5	6	7	8	9	AB	R	H	RBI	BB	SO	LOB
Johnny Damon, L (1, 8) OBP: 0.337, SLG: 0.394	2-3 K		1-1 L8			2-2 F7		2-3 K		4	0	0	0	0	2	0
Jed Hansen, R (1, 4) OBP: 0.423, SLG: 0.522	0-0 G4-3			4-2 G6-3 1B BB		2-3 K			1-1 G4-3	3	0	0	0	1	1	0
Jay Bell, R (1, 6) OBP: 0.361, SLG: 0.456	2-3 K			0-0 G6-3 1B		3-3 K			2-3 K	4	0	1	0	0	3	0
Chili Davis, S (1, 10) OBP: 0.404, SLG: 0.537		1-1 G3 SF8 2B		2-1 G6-3		3-2 G5-4-3 1B			1-3 K	4	1	2	0	0	1	2
Dean Palmer, R (1, 5) OBP: 0.316, SLG: 0.439		1-0 G3		2-3 K		3-1 G5-4-3				3	0	0	0	0	1	3
Jeff King, R (1, 3) OBP: 0.339, SLG: 0.416		2-1 SF8			4-2 G4-6-3 BB		1-2 G5-3			1	0	0	1	1	0	0
Jermaine Dye, R (1, 9) OBP: 0.261, SLG: 0.366		0-0 F7			2-2 G4-6-3		0-3 K			3	0	0	0	0	1	1
Yamil Benitez, R (1, 7) OBP: 0.309, SLG: 0.516			1-0 G5-3		0-2 FC6-4 1B		1-2 HR			3	1	2	1	0	0	0
29 Mike Sweeney, R (1, 2) OBP: 0.313, SLG: 0.370			3-2 F9		1-0 FC6-4		0-3 K			3	0	0	0	0	1	1

Inning Stats	R: 0	H: 0	E: 0	K: 2	S: 9	R: 1	H: 1	E: 0	K: 0	S: 6	R: 0	H: 0	E: 0	K: 0	S: 7	R: 0	H: 1	E: 0	K: 1	S: 9	R: 0	H: 1	E: 0	K: 0	S: 10	R: 0	H: 0	E: 0	K: 2	S: 10	R: 0	H: 1	E: 0	K: 0	S: 8	R: 1	H: 1	E: 0	K: 3	S: 12	R: 0	H: 0	E: 0	K: 2	S: 8	R: 0	H: 0	E: 0	K: 2	S: 8	1B: 3	SF: 1	2B: 1	SAC: 0	3B: 0	DP: 3	HR: 1	HBP: 0	WP: 0	PA: 31
--------------	------	------	------	------	------	------	------	------	------	------	------	------	------	------	------	------	------	------	------	------	------	------	------	------	-------	------	------	------	------	-------	------	------	------	------	------	------	------	------	------	-------	------	------	------	------	------	------	------	------	------	------	-------	-------	-------	--------	-------	-------	-------	--------	-------	--------

PITCHER	IP	WLS	BF	H	R	ER	SO	BB	IBB	HBP	BLK	WP	HR	S	P	ERA	WHIP
Jimmy Key, L (1, 1) ERA: 2.83	7.0	W	24	4	1	1	5	2	0	0	0	0	0	59	101	1.29	0.857
Armando Benitez, R (8, 1) ERA: 2.35	1.0		4	1	1	1	3	0	0	0	0	0	1	12	15	9.00	1.000
Randy Myers, L (9, 1) ERA: 1.68	1.0	S	3	0	0	0	2	0	0	0	0	0	0	8	12	0.00	0.000

BOTTOM

Baltimore Orioles @ Kansas City Royals
Kauffman Stadium, Kansas City, MO

Wed Aug 20 1997, 7:05 PM CDT
Att: 16,225 - Unknown - 77 F

livebaseballscores.com

AB	28
R	2
H	5
RBI	2
BB	2
SO	10
LOB	7



Batter	1	2	3	4	5	6	7	8	9	AB R H RBI BB SO LOB	TOP		
Brady Anderson, L (1, 8) OBP: 0.409, SLG: 0.477	2-3 		1-2 G6-3 2B		4-2 SH1-4 1B BB		1-1 1B		4-2 FC6-4 BB	3 1 2 0 2 1 0			
Aaron Ledesma, R (1, 4) OBP: 0.459, SLG: 0.515	2-2 2B 1B		0-1 G6-3		0-0 SH1-4		0-0 1B		0-0 FC6-4	4 1 2 0 0 0 2			
B.J. Surhoff, L (1, 7) OBP: 0.361, SLG: 0.482	1-0 P2		4-0 G6-3 BB		1-2 1B		0-0 F8			3 0 1 0 1 0 3			
Geronimo Berroa, R (1, 9) OBP: 0.374, SLG: 0.470 Tony Tarasco, L (8, 9) OBP: 0.322, SLG: 0.417	4-2 2B BB		1-0 G6-3		0-1 G6-3			2-1 P5		3 1 0 1 1 0 2 0 0 0 0 0 0 0			
Rafael Palmeiro, L (1, 3) OBP: 0.334, SLG: 0.483	1-0 2B		2-1 G4-3		0-3 K			3-2 1B 2B		4 1 2 2 0 1 1			
Cal Ripken Jr., R (1, 5) OBP: 0.335, SLG: 0.424	1-3 K			0-0 1B		1-0 G4-3		2-2 1B		4 0 2 1 0 1 1			
Harold Baines, L (1, 10) OBP: 0.370, SLG: 0.449		2-3 K		3-2 F8		0-0 L6		2-3 K		4 0 0 0 0 2 1			
Chris Hoiles, R (1, 2) OBP: 0.379, SLG: 0.422		0-2 G5-3		1-1 F9			2-3 K		1-2 G6-3	4 0 0 0 0 1 1			
Mike Bordick, R (1, 6) OBP: 0.270, SLG: 0.299		2-1 G4-3		1-3 K			1-1 P4		0-0 G3-1	4 0 0 0 0 1 1			
Inning Stats	R: 2 E: 0 K: 2 S: 16 H: 2 LOB: 1 BB: 1 P: 27	R: 0 E: 0 K: 1 S: 8 H: 0 LOB: 0 BB: 0 P: 12	R: 1 E: 0 K: 0 S: 8 H: 1 LOB: 1 BB: 0 P: 16	R: 0 E: 0 K: 1 S: 9 H: 1 LOB: 1 BB: 0 P: 14	R: 0 E: 0 K: 0 S: 9 H: 1 LOB: 1 BB: 1 P: 14	R: 0 E: 0 K: 1 S: 5 H: 0 LOB: 0 BB: 0 P: 6	R: 0 E: 0 K: 1 S: 9 H: 2 LOB: 2 BB: 0 P: 13	R: 1 E: 0 K: 1 S: 12 H: 2 LOB: 0 BB: 0 P: 21	R: 0 E: 0 K: 0 S: 7 H: 0 LOB: 1 BB: 1 P: 12	1B: 6 2B: 3 3B: 0 HR: 0 SF: 0 SAC: 1 DP: 0 HBP: 0	WP: 0 PB: 0 SB: 0 CS: 0 PA: 38		
PITCHER	IP WLS BF H R ER SO BB IBB HBP BLK WP HR S P ERA WHIP											PITCHER	IP WLS BF H R ER SO BB IBB HBP BLK WP HR S P ERA WHIP
Kevin Appier, R (1, 1) ERA: 3.16	7.2 L 33 9 4 4 6 3 0 0 0 0 0 0 72 117 4.70 1.565												
Larry Casian, L (8, 1) ERA: 5.24	0.1 1 0 0 0 1 0 0 0 0 0 0 0 4 6 0.00 0.000												
Hector Carrasco, R (9, 1) ERA: 3.73	1.0 4 0 0 0 0 1 0 0 0 0 0 0 7 12 0.00 1.000												

Baltimore Orioles @ Kansas City Royals
Kauffman Stadium, Kansas City, MO

Thu Aug 21 1997, 7:05 PM CDT
Att. 18,279 - Unknown - 76 F

livebaseballscorecards.com

AB 33
R 4
H 9
RBI 4
BB 4
SO 7
LOB 12



Batter	1	2	3	4	5	6	7	8	9	AB R H RBI BB SO LOB
Bip Roberts, S OBP: 0.350, SLG: 0.381 (1, 8)	1-1 G6-3			2-1 G1-6-3 1B		4-2 2B BB	3-3 K		1 SAFE 3-2 1 SAFE 1 SAFE 1 F 1 B 1 B 1 B	4 1 2 0 1 1 1
Jed Hansen, R OBP: 0.452, SLG: 0.556 (1, 4)	0-0 F9			2-2 G1-6-3 1B		3-2 2B		4-1 BB BB SF8 BB	0-3 K	4 1 2 1 1 1 2
Jay Bell, R OBP: 0.360, SLG: 0.452 (1, 6)	2-3 K			0-1 G1-6-3		1-2 P4		4-2 SF8 BB	1-1 F9	4 0 0 0 1 1 5
Chili Davis, S OBP: 0.404, SLG: 0.534 (1, 10)		1-2 G6-3		3-3 K		4-1 BB		4-0 FC5-4 BB		2 0 0 0 2 1 1
Johnny Damon, L OBP: 0.337, SLG: 0.394 (8, PR)								1-2 2-3		0 0 0 0 0 0 0
Dean Palmer, R OBP: 0.313, SLG: 0.434 (1, 5)		2-3 K			0-1 F9	3-3 K		2-1 P3		4 0 0 0 0 2 5
Jeff King, R OBP: 0.339, SLG: 0.418 (1, 3)		2-2 F7			1-2 2B		2-1 G5-3	2-2 SF8		3 0 1 1 0 0 0
Jermaine Dye, R OBP: 0.255, SLG: 0.356 (1, 9)			0-0 G5-3		2-0 L5		1-1 F9	1-2 FC5-4		4 0 0 0 0 0 3
Yamil Benitez, R OBP: 0.307, SLG: 0.505 (1, 7)			1-3 K		1-3 K		0-0 3B 1B		2-2 L9	4 1 1 0 0 2 1
Mike Macfarlane, R OBP: 0.294, SLG: 0.365 (1, 2)			3-3 K			2-2 G5-3	1-2 3B		4-1 1B BB	3 0 1 1 1 1 0
Shane Halter, R OBP: 0.329, SLG: 0.361 (9, PR)										0 0 0 0 0 0 0


Inning Stats	R: 0 E: 0 K: 5 S: 6	H: 0 LOB: 0 BB: 0 P: 9	R: 0 E: 0 K: 1 S: 9	H: 0 LOB: 0 BB: 0 P: 14	R: 0 E: 0 K: 2 S: 7	H: 0 LOB: 0 BB: 0 P: 11	R: 0 E: 0 K: 1 S: 11	H: 2 LOB: 1 BB: 0 P: 18	R: 0 E: 0 K: 1 S: 10	H: 1 LOB: 1 BB: 0 P: 14	R: 1 E: 0 K: 1 S: 16	H: 1 LOB: 2 BB: 2 P: 33	R: 1 E: 0 K: 1 S: 13	H: 2 LOB: 1 BB: 0 P: 20	R: 1 E: 0 K: 0 S: 14	H: 0 LOB: 2 BB: 3 P: 31	R: 0 E: 0 K: 1 S: 13	H: 1 LOB: 2 BB: 1 P: 23	1B: 4 2B: 2 3B: 1 HR: 0	SF: 1 SAC: 0 DP: 1 HBP: 0
--------------	------------------------------	---------------------------------	------------------------------	----------------------------------	------------------------------	----------------------------------	-------------------------------	----------------------------------	-------------------------------	----------------------------------	-------------------------------	----------------------------------	-------------------------------	----------------------------------	-------------------------------	----------------------------------	-------------------------------	----------------------------------	----------------------------------	------------------------------------

BOTTOM

Baltimore Orioles @ Kansas City Royals
Kauffman Stadium, Kansas City, MO

Thu Aug 21 1997, 7:05 PM CDT
Att: 18,279 - Unknown - 76 F

AB	32
R	3
H	7
RBI	3
BB	6
SO	9
LOB	18



PITCHER	IP	WLS	BF	H	R	ER	SO	BB	IBB	HBP	BLK	WP	HR	S	P	ERA	WHIP
Rick Krivda, L ERA: 7.13 (1, 1)	5.1		20	4	1	1	6	1	0	0	0	0	0	51	83	1.69	0.938
Alan Mills, R ERA: 3.2 (6, 1)	1.1		7	2	1	1	1	1	0	0	0	0	0	18	30	6.75	2.250
Jesse Orosco, L ERA: 2.13 (7, 1)	0.1		1	0	0	0	1	0	0	0	0	0	0	3	6	0.00	0.000
Armando Benitez, R ERA: 2.51 (8, 1)	0.0		3	0	1	1	0	3	0	0	0	0	0	3	15	∞	∞
Terry Mathews, R ERA: 3.67 (8, 1)	1.0		3	0	0	0	0	0	0	0	0	0	0	11	16	0.00	0.000

PITCHER	IP	WLS	BF	H	R	ER	SO	BB	IBB	HBP	BLK	WP	HR	S	P	ERA	WHIP
Randy Myers, L ERA: 1.64 (9, 1)	1.0		5	1	0	0	1	1	0	0	0	0	0	13	23	0.00	2.000

Batter	1	2	3	4	5	6	7	8	9	AB R H RBI BB SO LOB	TOP											
Chuck Knoblauch, R (1, 4) <small>OBP: 0.401, SLG: 0.444</small>	0-0 G1-3		0-0 1B		0-0 1B			0-0 G6-3		4 0 2 0 0 0 0												
Todd Walker, L (1, 5) <small>OBP: 0.256, SLG: 0.259</small>	0-0 G4-3		0-0 F2		0-0 G6-3			0-0 G3		4 0 0 0 0 0 4												
Paul Molitor, R (1, 10) <small>OBP: 0.343, SLG: 0.417</small>	0-3 K			0-0 G6-3		0-0 G5-3			0-0 F8	4 0 0 0 0 1 0												
Scott Stahoviak, L (1, 3) <small>OBP: 0.305, SLG: 0.425</small>		0-0 F7		0-3 K		0-0 G3			4-0 1B BB	3 0 0 0 1 1 0												
Terry Steinbach, R (1, 2) Torii Hunter, R (9, PR)		0-3 K		0-3 K		0-0 P6			0-0 G4-6-3 1B	4 0 1 0 0 2 0 0 0 0 0 0 0 0												
Matt Lawton, L (1, 8) <small>OBP: 0.349, SLG: 0.393</small>		0-0 G3-1			0-0 HR		0-3 K		0-0 G4-6-3 1-2f	4 1 1 1 0 1 2												
Ron Coomer, R (1, 9) <small>OBP: 0.328, SLG: 0.418</small>			0-0 G5-3		0-0 1B WP 1B		0-0 G6-3			3 0 1 0 0 0 0												
Marty Cordova, R (1, 7) <small>OBP: 0.308, SLG: 0.428</small>			0-0 G5-3		0-3 K		0-3 K			3 0 0 0 0 2 1												
Denny Hocking, S (1, 6) <small>OBP: 0.317, SLG: 0.388</small>		4-0 1B BB		0-3 K			0-0 G3			2 0 0 0 1 1 1												
Inning Stats	R: 0 E: 0 K: 1 S: 5	H: 0 LOB: 0 BB: 0 P: 5	R: 0 E: 0 K: 1 S: 5	H: 0 LOB: 0 BB: 0 P: 5	R: 0 E: 0 K: 0 S: 4	H: 1 LOB: 2 BB: 1 P: 8	R: 0 E: 0 K: 2 S: 7	H: 0 LOB: 0 BB: 0 P: 7	R: 1 E: 0 K: 2 S: 10	H: 3 LOB: 2 BB: 0 P: 10	R: 0 E: 0 K: 0 S: 3	H: 0 LOB: 0 BB: 0 P: 3	R: 0 E: 0 K: 2 S: 7	H: 0 LOB: 0 BB: 0 P: 7	R: 0 E: 0 K: 0 S: 3	H: 0 LOB: 0 BB: 0 P: 3	R: 0 E: 0 K: 0 S: 3	H: 1 LOB: 2 BB: 1 P: 7	1B: 4 2B: 0 3B: 0 HR: 1	SF: 0 SAC: 0 DP: 1 HBP: 0	WP: 1 PB: 0 SB: 0 CS: 0	PA: 33
PITCHER Scott Erickson, R (1, 1) <small>ERA: 3.28</small> Randy Myers, L (9, 1) <small>ERA: 1.62</small>	IP WLS BF H R ER SO BB IBB HBP BLK WP HR S P ERA WHIP	8.1 W 32 5 1 1 8 2 0 0 0 1 1 46 54 1.08 0.840	0.2 S 1 0 0 0 0 0 0 0 0 0 1 1 0.00 0.000	PITCHER IP WLS BF H R ER SO BB IBB HBP BLK WP HR S P ERA WHIP																		

Minnesota Twins @ Baltimore Orioles
 Oriole Park at Camden Yards, Baltimore, MD

Fri Aug 22 1997, 7:05 PM EDT
 Att. 47,785 - Unknown - 79 F

AB	31
R	1
H	5
RBI	1
BB	2
SO	8
LOB	8



WP: 1	PA: 33
PB: 0	
SB: 0	
CS: 0	

Batter	1	2	3	4	5	6	7	8	9
Brady Anderson, L (1, 8) OBP: 0.408, SLG: 0.474	4-0 1B 2B BB	0-0 G3		0-0 P4			0-0 G4-3		
Jeff Reboulet, R (1, 4) OBP: 0.314, SLG: 0.352	0-3 K	0-0 G5-3			0-0 F8		0-0 G5-3		
B.J. Surhoff, L (1, 7) OBP: 0.362, SLG: 0.482	0-0 2B 1-3	0-0 1B			0-0 E8 G6-3			0-0 F7	
Geronimo Berroa, R (1, 9) OBP: 0.373, SLG: 0.470	0-0 1B	0-0 F8			0-0 G6-3			0-3 K	
Tony Tarasco, L (9, 9) OBP: 0.322, SLG: 0.417	1-H 3-H 1B 2B				0-0 F8			0-0 F8	
Rafael Palmeiro, L (1, 3) OBP: 0.333, SLG: 0.481	0-0 1B 2-H			0-0 G4-3					
Cal Ripken Jr., R (1, 5) OBP: 0.335, SLG: 0.423	0-0 HBP 1-3 1B			0-0 G6-3			0-0 G6-3		
Harold Baines, L (1, 10) OBP: 0.367, SLG: 0.445	0-0 F5			0-0 F7			0-0 F2		
Lenny Webster, R (1, 2) OBP: 0.327, SLG: 0.369	1-0 1-2 HBP			0-3 K			0-0 F9		
Mike Bordick, R (1, 6) OBP: 0.268, SLG: 0.297	0-0 F9			0-0 G5-3			0-0 G3		

Inning Stats	R: 3	H: 4	E: 0	LOB: 3	K: 1	S: 9	P: 14	R: 0	H: 1	E: 0	LOB: 1	K: 0	S: 4	P: 4	R: 0	H: 0	E: 0	LOB: 0	K: 0	S: 3	P: 3	R: 0	H: 0	E: 1	LOB: 1	K: 0	S: 4	P: 4	R: 0	H: 0	E: 0	LOB: 0	K: 0	S: 3	P: 3	R: 0	H: 0	E: 0	LOB: 0	K: 0	S: 3	P: 3	R: 0	H: 0	E: 0	LOB: 0	K: 1	S: 5	P: 5	R: 0	H: 0	E: 0	LOB: 0	K: 0	S: 5	P: 5
--------------	------	------	------	--------	------	------	-------	------	------	------	--------	------	------	------	------	------	------	--------	------	------	------	------	------	------	--------	------	------	------	------	------	------	--------	------	------	------	------	------	------	--------	------	------	------	------	------	------	--------	------	------	------	------	------	------	--------	------	------	------

PITCHER	IP	WLS	BF	H	R	ER	SO	BB	IBB	HBP	BLK	WP	HR	S	P	ERA	WHIP
Bob Tewksbury, R (1, 1) ERA: 4.21	7.0	L	29	5	3	3	2	1	0	1	0	0	0	31	36	3.86	0.857
Greg Swindell, L (8, 1) ERA: 3.57	1.0		3	0	0	0	1	0	0	0	0	0	0	5	5	0.00	0.000

AB R H RBI BB SO LOB

3	1	0	0	1	0	0
4	0	0	0	0	1	1
4	1	2	0	0	0	0
4	1	1	2	0	1	2
0	0	0	0	0	0	0
4	0	1	1	0	0	1
3	0	1	0	0	0	0
3	0	0	0	0	0	2
2	0	0	0	0	1	0
3	0	0	0	0	0	3

WP	PA	ERA	WHIP
0	32		

Minnesota Twins @ Baltimore Orioles
Oriole Park at Camden Yards, Baltimore, MD
 Fri Aug 22 1997, 7:05 PM EDT
 Att: 47,785 - Unknown - 79 F

livebaseballscorecards.com

AB	30
R	3
H	5
RBI	3
BB	1
SO	3
LOB	9



Batter	1	2	3	4	5	6	7	8	9	AB R H RBI BB SO LOB	TOP	
Chuck Knoblauch, R (1, 4) <small>OBP: 0.401, SLG: 0.444</small>	0-3 		0-0 		0-0 	0-0 			0-3 	5 1 2 0 0 2 1		
Brent Brede, L (1, 9) <small>OBP: 0.333, SLG: 0.350</small> Darrin Jackson, R (7, PH) <small>OBP: 0.275, SLG: 0.360</small> Matt Lawton, L (7, PH) <small>OBP: 0.350, SLG: 0.392</small>	4-0 		0-3 		0-3 			4-0 	0-0 	2 1 0 0 1 2 2 0 0 0 0 0 0 0 1 1 0 0 1 0 0		
Paul Molitor, R (1, 10) <small>OBP: 0.343, SLG: 0.424</small>	0-0 		0-0 		0-0 			0-0 	0-0 	5 1 2 2 0 0 2		
Ron Coomer, R (1, 5) <small>OBP: 0.329, SLG: 0.421</small>	0-0 		0-3 		0-0 			0-3 		4 0 2 2 0 2 2		
Scott Stahoviak, L (1, 3) <small>OBP: 0.304, SLG: 0.419</small>	0-3 		0-3 		1-0 			0-0 	0-0 	3 0 0 0 0 2 3		
Terry Steinbach, R (1, 2) <small>OBP: 0.316, SLG: 0.425</small>		0-0 		0-3 	0-0 			0-0 	0-0 	4 0 1 0 0 1 2		
Marty Cordova, R (1, 7) <small>OBP: 0.304, SLG: 0.422</small>		0-3 		0-3 		0-3 		0-0 	0-0 	4 0 0 0 0 3 1		
Rich Becker, L (1, 8) <small>OBP: 0.359, SLG: 0.407</small>		0-3 		0-0 		0-3 		0-3 	0-3 	4 0 1 0 0 3 1		
Denny Hocking, S (1, 6) <small>OBP: 0.315, SLG: 0.382</small>		0-3 		0-0 	4-0 			0-0 	0-0 	3 0 0 0 1 1 2		
Inning Stats	R: 1 H: 1 E: 0 LOB: 1 K: 2 BB: 1 S: 8 P: 12	R: 0 H: 1 E: 0 LOB: 1 K: 3 BB: 0 S: 10 P: 10	R: 0 H: 2 E: 0 LOB: 2 K: 3 BB: 0 S: 11 P: 11	R: 0 H: 1 E: 0 LOB: 1 K: 2 BB: 0 S: 8 P: 8	R: 1 H: 2 E: 0 LOB: 2 K: 1 BB: 0 S: 7 P: 8	R: 0 H: 0 E: 0 LOB: 1 K: 2 BB: 1 S: 7 P: 11	R: 2 H: 1 E: 0 LOB: 0 K: 1 BB: 1 S: 6 P: 10	R: 0 H: 0 E: 0 LOB: 0 K: 1 BB: 0 S: 5 P: 5	R: 0 H: 0 E: 0 LOB: 0 K: 1 BB: 0 S: 5 P: 5	1B: 5 SF: 0 2B: 2 SAC: 0 3B: 0 DP: 0 HR: 1 HBP: 1	WP: 0 PA: 39 PB: 0 SB: 2 CS: 0	
PITCHER 35 Mike Mussina, R (1, 1) <small>ERA: 3.2</small> Arthur Rhodes, L (6, 1) <small>ERA: 3.17</small> Terry Mathews, R (7, 1) <small>ERA: 3.96</small> Jesse Orosco, L (8, 1) <small>ERA: 2.08</small> Randy Myers, L (9, 1) <small>ERA: 1.59</small>	IP WLS BF H R ER SO BB IBB HBP BLK WP HR S P ERA WHIP											PITCHER IP WLS BF H R ER SO BB IBB HBP BLK WP HR S P ERA WHIP

Minnesota Twins @ Baltimore Orioles
 Oriole Park at Camden Yards, Baltimore, MD
 Sat Aug 23 1997, 7:05 PM EDT
 Att. 48,263 - Unknown - 81 F

livebaseballscorecards.com

AB	35
R	4
H	8
RBI	4
BB	3
SO	16
LOB	16



Batter	1	2	3	4	5	6	7	8	9
Brady Anderson, L (1, 8) OBP: 0.407, SLG: 0.471	0-3 K ①		0-0 F6 ①		0-0 G4-3 ①		4-0 BB		
Jeff Reboulet, R (1, 4) OBP: 0.308, SLG: 0.344	0-3 K ②		0-3 K ②		0-0 F7 ②		0-3 K ③		
B.J. Surhoff, L (1, 7) OBP: 0.363, SLG: 0.489	0-0 HR		0-0 F7 ③		0-0 G3-1 ③			0-0 HR 1B	
Geronimo Berroa, R (1, 9) OBP: 0.374, SLG: 0.479 Lenny Webster, R (9, 2) OBP: 0.327, SLG: 0.369	0-0 F8 ③			0-0 1B 2B		0-0 F7 ①		0-0 HR 1B	
Rafael Palmeiro, L (1, 3) OBP: 0.333, SLG: 0.478		4-0 1B BB		0-3 K ①		0-0 G4-3 ②		0-0 P4 ①	
Cal Ripken Jr., R (1, 5) OBP: 0.338, SLG: 0.425		0-0 1B		0-0 1B		4-0 BB		0-3 K ②	
Harold Baines, L (1, 10) OBP: 0.366, SLG: 0.441		0-3 K ①		4-0 1B BB		0-0 F7 ③		0-0 G4-3 ③	
Chris Hoiles, R (1, 2) OBP: 0.378, SLG: 0.421 Tony Tarasco, L (9, 9) OBP: 0.322, SLG: 0.417		0-0 P5 ②		0-0 1B		0-0 F9 ①			
Mike Bordick, R (1, 6) OBP: 0.266, SLG: 0.295		0-0 F9 ③		0-3 K ③		0-3 K ②			

AB	R	H	RBI	BB	SO	LOB
3	0	0	0	1	1	0
4	0	0	0	0	3	1
4	2	2	1	0	0	0
4	2	2	2	0	0	0
0	0	0	0	0	0	0
3	1	0	0	1	1	1
3	0	2	2	1	1	0
3	0	0	0	1	1	2
3	0	1	0	0	0	1
0	0	0	0	0	0	0
3	0	0	0	0	2	3

BOTTOM

Minnesota Twins @ Baltimore Orioles
Oriole Park at Camden Yards, Baltimore, MD

Sat Aug 23 1997, 7:05 PM EDT
Att: 48,263 - Unknown - 81 F

AB	30
R	5
H	7
RBI	5
BB	4
SO	9
LOB	8

livebaseballscorecards.com



Inning Stats		R: 1	H: 1	E: 0	LOB: 0	K: 2	BB: 0	S: 8	P: 8
R: 1	H: 1	E: 0	LOB: 0	K: 2	BB: 0	S: 8	P: 8		
R: 1	H: 1	E: 0	LOB: 1	K: 1	BB: 1	S: 6	P: 10		
R: 0	H: 0	E: 0	LOB: 0	K: 1	BB: 0	S: 5	P: 5		
R: 1	H: 3	E: 0	LOB: 2	K: 2	BB: 1	S: 9	P: 13		
R: 0	H: 0	E: 0	LOB: 0	K: 0	BB: 0	S: 3	P: 3		
R: 0	H: 0	E: 0	LOB: 1	K: 0	BB: 1	S: 3	P: 7		
R: 0	H: 0	E: 0	LOB: 1	K: 2	BB: 1	S: 7	P: 11		
R: 2	H: 2	E: 0	LOB: 0	K: 1	BB: 0	S: 7	P: 7		

PITCHER		IP	WLS	BF	H	R	ER	SO	BB	IBB	HBP	BLK	WP	HR	S	P	ERA	WHIP
Frankie Rodriguez, R (1, 1) ERA: 4.89	(1, 1)	7.0		29	5	3	3	8	4	0	0	0	0	1	41	57	3.86	1.286
Greg Swindell, L (8, 1) ERA: 3.73	(8, 1)	1.0	L	5	2	2	2	1	0	0	0	0	0	1	7	7	18.00	2.000

WP	PA	ERA	WHIP
0	34		
0			
1			
0			
2			

Batter	1	2	3	4	5	6	7	8	9	AB R H RBI BB SO LOB	TOP
Chuck Knoblauch, R (1, 4) <small>OBP: 0.400, SLG: 0.442</small>	0-0 		0-3 		0-0 			0-0 		4 0 1 0 0 1 1	
Brent Brede, L (1, 3) <small>OBP: 0.333, SLG: 0.343</small> Terry Steinbach, R (8, PH) <small>OBP: 0.315, SLG: 0.424</small> (8, 3)	0-0 			4-0 	0-0 			0-0 		2 1 0 0 1 0 1 1 0 0 0 0 0 2	
Paul Molitor, R (1, 10) <small>OBP: 0.342, SLG: 0.422</small>	0-0 			0-0 		0-0 		0-3 		4 0 1 0 0 1 1	
Ron Coomer, R (1, 5) <small>OBP: 0.326, SLG: 0.417</small>		0-3 		0-0 		0-3 			0-3 	4 0 0 0 0 3 2	
Matt Lawton, L (1, 7) <small>OBP: 0.351, SLG: 0.394</small>		0-0 		0-0 		0-0 			0-0 	4 0 2 0 0 0 2	
Darrin Jackson, R (1, 8) <small>OBP: 0.274, SLG: 0.357</small>		0-3 		0-0 		0-0 		0-3 		4 0 1 1 0 2 2	
Damian Miller, R (1, 2) <small>OBP: 0.278, SLG: 0.500</small> Greg Myers, L (9, PH) <small>OBP: 0.318, SLG: 0.405</small>		0-3 		0-3 		0-0 		0-3 		3 0 0 0 0 2 3 1 0 0 0 0 1 1	
Rich Becker, L (1, 9) <small>OBP: 0.359, SLG: 0.407</small>			0-0 		0-0 		0-3 			3 0 1 0 0 1 0	
Denny Hocking, S (1, 6) <small>OBP: 0.316, SLG: 0.378</small>			0-0 		0-3 			4-0 		2 0 0 0 1 1 1	
Inning Stats	R: 0 H: 0 E: 0 LOB: 0 K: 0 BB: 0 S: 3 P: 3	R: 0 H: 1 E: 0 LOB: 1 K: 3 BB: 0 S: 10 P: 10	R: 0 H: 0 E: 0 LOB: 0 K: 1 BB: 0 S: 5 P: 5	R: 1 H: 2 E: 0 LOB: 2 K: 1 BB: 1 S: 7 P: 11	R: 0 H: 1 E: 0 LOB: 1 K: 1 BB: 0 S: 6 P: 6	R: 0 H: 0 E: 0 LOB: 0 K: 1 BB: 0 S: 5 P: 5	R: 0 H: 0 E: 0 LOB: 0 K: 1 BB: 0 S: 5 P: 5	R: 0 H: 1 E: 0 LOB: 1 K: 3 BB: 1 S: 10 P: 10	R: 0 H: 1 E: 0 LOB: 1 K: 3 BB: 0 S: 10 P: 10	1B: 6 SF: 0 2B: 0 SAC: 0 3B: 0 DP: 1 HR: 0 HBP: 0	WP: 1 PA: 34 PB: 0 SB: 2 CS: 0
PITCHER Scott Kamieniecki, R (1, 1) <small>ERA: 4.03</small> Jesse Orosco, L (8, 1) <small>ERA: 2.08</small> Armando Benitez, R (8, 1) <small>ERA: 2.43</small>	IP WLS BF H R ER SO BB IBB HBP BLK WP HR S P ERA WHIP 7.0 W 26 4 1 1 8 1 0 0 0 1 0 41 45 1.29 0.714 0.0 2 1 0 0 0 1 0 0 0 0 0 1 5 ∞ ∞ 2.0 S 6 1 0 0 4 0 0 0 0 0 0 0 14 14 0.00 0.500	PITCHER IP WLS BF H R ER SO BB IBB HBP BLK WP HR S P ERA WHIP									

Minnesota Twins @ Baltimore Orioles
 Oriole Park at Camden Yards, Baltimore, MD

Sun Aug 24 1997, 3:33 AM EDT
 Att. 47,643 - Unknown - 83 F

livebaseballscorecards.com

AB	32
R	1
H	6
RBI	1
BB	2
SO	12
LOB	16



Batter	1	2	3	4	5	6	7	8	9
Brady Anderson, L OBP: 0.408, SLG: 0.480 (1, 8)	0-0 G6-3		0-0 HR		0-0 2B	0-0 G6-3			
Aaron Ledesma, R OBP: 0.463, SLG: 0.541 (1, 4)	0-0 WP 1B		0-0 2B		0-0 FC6-5-4-6 G3 HR	0-0 G5-3			
B.J. Surhoff, L OBP: 0.360, SLG: 0.484 (1, 7)	0-3 K		0-0 F8		0-0 G3		0-0 L7		
Geronimo Berroa, R OBP: 0.373, SLG: 0.484 Tony Tarasco, L OBP: 0.322, SLG: 0.417 (1, 9) (8, 9)	0-0 L3			0-0 G1-3	0-0 HR		0-3 K		
Rafael Palmeiro, L OBP: 0.334, SLG: 0.483 (1, 3)		0-3 K		0-0 HR	0-0 BB		0-0 F9		
Cal Ripken Jr., R OBP: 0.339, SLG: 0.424 (1, 5)		0-0 F8		0-0 2B FC 1B	4-0 BB		0-0 F7		
Harold Baines, L OBP: 0.367, SLG: 0.443 (1, 10)		0-0 F5		0-0 FC F7-2 2B	0-0 G6-3		4-0 BB		
Lenny Webster, R OBP: 0.321, SLG: 0.362 (1, 2)			0-0 G1-3	0-0 FC		0-0 G6-3		0-0 F9	
Jeff Reboulet, R OBP: 0.307, SLG: 0.342 (1, 6)			0-0 G4-3	0-0 F7-2		0-0 G6-3 1B		0-0 F9	

Inning Stats	R: 0 E: 0 K: 1 S: 6	H: 1 LOB: 1 BB: 0 P: 6	R: 0 E: 0 K: 1 S: 5	H: 0 LOB: 0 BB: 0 P: 5	R: 1 E: 0 K: 0 S: 5	H: 2 LOB: 1 BB: 0 P: 5	R: 2 E: 0 K: 0 S: 6	H: 3 LOB: 1 BB: 0 P: 6	R: 2 E: 0 K: 0 S: 5	H: 2 LOB: 2 BB: 2 P: 13	R: 0 E: 0 K: 0 S: 4	H: 1 LOB: 1 BB: 0 P: 4	R: 0 E: 0 K: 1 S: 5	H: 0 LOB: 0 BB: 0 P: 5	R: 0 E: 0 K: 0 S: 3	H: 0 LOB: 1 BB: 1 P: 7
1B: 3 2B: 4 3B: 0 HR: 3	SF: 0 SAC: 0 DP: 1 HBP: 0	WP: 1 PA: 36 PB: 0 SB: 0 CS: 0														

PITCHER	IP	WLS	BF	H	R	ER	SO	BB	IBB	HBP	BLK	WP	HR	S	P	ERA	WHIP
LaTroy Hawkins, R ERA: 6.22 (1, 1)	4.2	L	22	8	5	5	2	0	0	0	0	1	3	26	26	9.64	1.714
Mike Trombley, R ERA: 4.41 (5, 1)	1.1		7	1	0	0	0	2	0	0	0	0	0	5	13	0.00	2.250
Eddie Guardado, L ERA: 3.26 (7, 1)	1.0		3	0	0	0	1	0	0	0	0	0	0	5	5	0.00	0.000
Rick Aguilera, R ERA: 3.72 (8, 1)	1.0		4	0	0	0	0	1	0	0	0	0	0	3	7	0.00	1.000

BOTTOM

Minnesota Twins @ Baltimore Orioles
Oriole Park at Camden Yards, Baltimore, MD

Sun Aug 24 1997, 3:33 AM EDT
Att: 47,643 - Unknown - 83 F

livebaseballscorecards.com

AB	33
R	5
H	9
RBI	5
BB	3
SO	3
LOB	14



Batter	1	2	3	4	5	6	7	8	9	AB R H RBI BB SO LOB	TOP
Bip Roberts, S (1, 8) <small>OBP: 0.352, SLG: 0.384</small> Shane Halter, R (9, 9) <small>OBP: 0.329, SLG: 0.360</small>	2-1 	2-2 			3-2 		3-3 		3-1 	5 0 1 0 0 1 2 0 0 0 0 0 0 0	
Jed Hansen, R (1, 4) <small>OBP: 0.449, SLG: 0.595</small>	3-2 		2-3 		1-2 		1-2 		2-2 	5 1 2 1 0 1 2	
Jay Bell, R (1, 6) <small>OBP: 0.360, SLG: 0.458</small>	0-0 		1-3 		2-3 		0-1 		1-3 	5 1 1 2 0 3 3	
Chili Davis, S (1, 10) <small>OBP: 0.405, SLG: 0.548</small>	1-0 		0-1 		4-2 			0-0 		3 1 1 1 1 0 0	
Dean Palmer, R (1, 5) <small>OBP: 0.307, SLG: 0.423</small>	0-1 			1-1 	1-0 			2-2 		4 0 0 0 0 0 2	
Yamil Benitez, R (1, 7) <small>OBP: 0.322, SLG: 0.500</small>	1-3 			0-1 		0-0 		3-2 		4 1 1 0 0 1 0	
Jeff King, R (1, 3) <small>OBP: 0.333, SLG: 0.408</small>		1-1 		1-1 		3-3 		4-0 		3 0 1 0 1 1 0	
29 Mike Sweeney, R (1, 2) <small>OBP: 0.307, SLG: 0.364</small>		1-1 		2-1 		0-0 		1-3 		3 0 0 1 0 1 2	
Jermaine Dye, R (1, 9) <small>OBP: 0.250, SLG: 0.344</small> Johnny Damon, L (9, PR) <small>OBP: 0.332, SLG: 0.390</small>		2-2 		1-3 		3-2 		3-2 		4 0 2 0 0 1 1 0 1 0 0 0 0 0	
Inning Stats	R: 3 H: 3 E: 0 LOB: 0 K: 1 BB: 0 S: 14 P: 21	R: 0 H: 1 E: 0 LOB: 1 K: 0 BB: 0 S: 11 P: 17	R: 0 H: 0 E: 0 LOB: 0 K: 2 BB: 0 S: 8 P: 11	R: 1 H: 1 E: 1 LOB: 1 K: 1 BB: 0 S: 11 P: 16	R: 0 H: 1 E: 0 LOB: 2 K: 1 BB: 1 S: 15 P: 26	R: 0 H: 0 E: 0 LOB: 0 K: 1 BB: 0 S: 5 P: 8	R: 0 H: 1 E: 0 LOB: 1 K: 1 BB: 0 S: 11 P: 18	R: 0 H: 1 E: 0 LOB: 2 K: 1 BB: 1 S: 12 P: 22	R: 1 H: 1 E: 0 LOB: 1 K: 1 BB: 0 S: 11 P: 20	1B: 5 SF: 1 2B: 2 SAC: 0 3B: 0 DP: 0 HR: 2 HBP: 0	WP: 0 PA: 39 PB: 0 SB: 2 CS: 0
PITCHER Jimmy Key, L (1, 1) <small>ERA: 2.87</small> Alan Mills, R (7, 1) <small>ERA: 3.04</small> Armando Benitez, R (9, 1) <small>ERA: 2.54</small>	IP WLS BF H R ER SO BB IBB HBP BLK WP HR S P ERA WHIP 6.2 0 29 7 4 3 7 1 0 0 0 0 2 73 115 4.05 1.200 1.1 0 6 1 0 0 1 0 1 0 0 0 0 14 24 0.00 0.750 1.0 L 4 1 1 1 1 0 0 0 0 0 0 0 11 20 9.00 1.000	PITCHER IP WLS BF H R ER SO BB IBB HBP BLK WP HR S P ERA WHIP									

Kansas City Royals @ Baltimore Orioles
 Oriole Park at Camden Yards, Baltimore, MD

Tue Aug 26 1997, 7:05 PM EDT
 Att. 46,016 - Unknown - 83 F

livebaseballscorecards.com

AB 36
R 5
H 9
RBI 5
BB 2
SO 9
LOB 12



Batter	1	2	3	4	5	6	7	8	9	AB	R	H	RBI	BB	SO	LOB
Brady Anderson, L (1, 8) OBP: 0.407, SLG: 0.484	2-2 G4-3		3-3 K	1-0 HR			1-3 K			4	1	1	4	0	2	0
Roberto Alomar, S (1, 4) OBP: 0.361, SLG: 0.439	0-0 G1-4-3 1B		1-0 F9	1-0 G4-3			0-0 G4-3			3	0	1	0	0	0	0
Aaron Ledesma, R (6, 4) OBP: 0.452, SLG: 0.526										1	0	0	0	0	0	0
Geronimo Berroa, R (1, 10) OBP: 0.372, SLG: 0.481	2-2 G1-4-3 1-2f		1-1 HBP			2-1 F9	1-3 K			3	0	0	0	0	1	1
Rafael Palmeiro, L (1, 3) OBP: 0.332, SLG: 0.479		3-0 F7	3-2 G4-3			0-0 P6		1-0 F8		4	0	0	0	0	0	1
Cal Ripken Jr., R (1, 5) OBP: 0.342, SLG: 0.429		0-0 HBP BB 1B		1-0 G3 HR 2B		1-1 G6-3		3-2 G1-6-3 1B		4	1	3	0	0	0	0
B.J. Surhoff, L (1, 7) OBP: 0.359, SLG: 0.481		4-2 HBP BB		1-2 G3		1-2 L1		1-0 G1-6-3 1-2f		3	0	0	0	1	0	2
Jeffrey Hammonds, R (1, 9) OBP: 0.318, SLG: 0.496		3-1 L7		3-1 F9		2-1 FC4 1B		0-0 P4		4	0	1	0	0	0	3
Chris Hoiles, R (1, 2) OBP: 0.380, SLG: 0.418		2-1 HBP		4-2 HR BB BB		3-1 F8		1-3 K		2	1	0	0	1	1	1
Mike Bordick, R (1, 6) OBP: 0.267, SLG: 0.293		1-2 P4		4-2 HR BB		1-2 FC4 1-2f		2-2 F8		2	1	0	0	1	0	4
Harold Baines, L (9, PH) OBP: 0.367, SLG: 0.442										1	0	0	0	0	0	0

Inning Stats	R: 0	H: 1	E: 0	LOB: 0	K: 0	P: 11	R: 0	H: 1	E: 0	LOB: 3	K: 0	P: 24	R: 0	H: 0	E: 0	LOB: 1	K: 1	P: 16	R: 4	H: 2	E: 0	LOB: 0	K: 0	P: 28	R: 0	H: 0	E: 0	LOB: 0	K: 0	P: 8	R: 0	H: 1	E: 0	LOB: 1	K: 0	P: 17	R: 0	H: 0	E: 0	LOB: 0	K: 2	P: 9	R: 0	H: 1	E: 0	LOB: 0	K: 0	P: 10	R: 0	H: 0	E: 0	LOB: 0	K: 1	P: 11	R: 0	H: 0	E: 0	LOB: 0	K: 1	P: 11	1B: 4	SF: 0	2B: 1	SAC: 0	3B: 0	DP: 2	HR: 1	HBP: 2	WP: 0	PA: 36
--------------	------	------	------	--------	------	-------	------	------	------	--------	------	-------	------	------	------	--------	------	-------	------	------	------	--------	------	-------	------	------	------	--------	------	------	------	------	------	--------	------	-------	------	------	------	--------	------	------	------	------	------	--------	------	-------	------	------	------	--------	------	-------	------	------	------	--------	------	-------	-------	-------	-------	--------	-------	-------	-------	--------	-------	--------


PITCHER	IP	WLS	BF	H	R	ER	SO	BB	IBB	HBP	BLK	WP	HR	S	P	ERA	WHIP
Glendon Rusch, L (1, 1) ERA: 5.73	6.0		27	5	4	4	1	3	0	2	0	0	1	54	104	6.00	1.333
Hipolito Pichardo, R (7, 1) ERA: 5.4	1.1		5	1	0	0	2	0	0	0	0	0	0	11	17	0.00	0.750
Matt Whisenant, L (8, 1) ERA: 5.65	0.2	W	1	0	0	0	0	0	0	0	0	0	0	1	2	0.00	0.000
Jeff Montgomery, R (9, 1) ERA: 4.16	1.0	S	3	0	0	0	1	0	0	0	0	0	0	8	11	0.00	0.000

BOTTOM

Kansas City Royals @ Baltimore Orioles
Oriole Park at Camden Yards, Baltimore, MD

livebaseballscorecards.com

AB	31
R	4
H	6
RBI	4
BB	3
SO	4
LOB	12



Tue Aug 26 1997, 7:05 PM EDT
 Att: 46,016 - Unknown - 83 F

Batter	1	2	3	4	5	6	7	8	9	AB R H RBI BB SO LOB	TOP	
Johnny Damon, L (1, 8) OBP: 0.331, SLG: 0.388 	1-2 G1-3 			1-1 G6-3 		0-1 CS 1B 		1-2 G1-3 		4 0 1 0 0 0 0	Kansas City Royals @ Baltimore Orioles Oriole Park at Camden Yards, Baltimore, MD Wed Aug 27 1997, 7:05 PM EDT Att. 43,750 - Unknown - 85 F livebaseballscorecards.com	
Jed Hansen, R (1, 4) OBP: 0.434, SLG: 0.565 	3-1 G6-3 			1-3 K 		2-1 CS 1B 1-2 	0-2 HR 1B 	0-2 K 		4 1 1 0 0 2 0		
Jay Bell, R (1, 6) OBP: 0.359, SLG: 0.456 	3-3 K 			1-1 G6-3 		2-1 HR 1B 	2-1 HR 1B 	0-1 F7 		4 1 1 0 0 1 0		
Chili Davis, S (1, 10) OBP: 0.406, SLG: 0.554 		2-2 G3-1 		1-1 G4-3 		1-0 HR 1-H 2-H 		4-1 BB 		3 1 1 3 1 0 0		
Dean Palmer, R (1, 5) OBP: 0.306, SLG: 0.421 		2-3 K2-3 		3-2 P4 		0-0 FC5-4 1B 		1-2 P6 		4 0 1 0 0 1 1		
Larry Sutton, L (1, 3) OBP: 0.263, SLG: 0.474 Jeff King, R (9, PH) OBP: 0.333, SLG: 0.407 		1-3 K 		2-1 E1 FC5-4 		2-3 K 		0-3 K 		3 0 0 0 0 2 1 1 0 0 0 0 1 1		
Yamil Benitez, R (1, 7) OBP: 0.311, SLG: 0.482 			0-1 G6-3 		1-1 FC5-4 1-2f 		0-0 FC5-4 BB 1-2f 		2-3 K 			4 0 0 0 0 1 3
Jermaine Dye, R (1, 9) OBP: 0.257, SLG: 0.346 			2-2 G6-3 		2-1 G1-4-3 1B 		4-0 BB 					2 0 1 0 1 0 0
Mike Macfarlane, R (1, 2) OBP: 0.294, SLG: 0.367 			1-2 K 		0-1 G1-4-3 1-2f 		2-3 K 					3 0 0 0 0 2 3
Inning Stats	R: 0 H: 0 E: 0 LOB: 0 K: 1 BB: 0 S: 10 P: 17	R: 0 H: 0 E: 0 LOB: 0 K: 2 BB: 0 S: 9 P: 14	R: 0 H: 0 E: 0 LOB: 0 K: 1 BB: 0 S: 8 P: 11	R: 0 H: 0 E: 0 LOB: 0 K: 1 BB: 0 S: 7 P: 10	R: 0 H: 0 E: 1 LOB: 1 K: 0 BB: 0 S: 9 P: 16	R: 0 H: 2 E: 0 LOB: 0 K: 0 BB: 0 S: 7 P: 11	R: 3 H: 4 E: 0 LOB: 2 K: 2 BB: 1 S: 16 P: 27	R: 0 H: 0 E: 0 LOB: 0 K: 1 BB: 0 S: 8 P: 9	R: 0 H: 0 E: 0 LOB: 1 K: 2 BB: 1 S: 10 P: 17	1B: 5 SF: 0 2B: 0 SAC: 0 3B: 0 DP: 1 HR: 1 HBP: 0		WP: 0 PA: 35 PB: 0 SB: 0 CS: 1
PITCHER Scott Erickson, R (1, 1) ERA: 3.3 Arthur Rhodes, L (8, 1) ERA: 3.09	IP WLS BF H R ER SO BB IBB HBP BLK WP HR S P ERA WHIP 7.0 0 27 6 3 3 7 1 0 0 0 0 1 66 106 3.86 1.000 2.0 1 7 0 0 0 3 1 0 0 0 0 0 18 26 0.00 0.500	PITCHER	IP WLS BF H R ER SO BB IBB HBP BLK WP HR S P ERA WHIP									

AB	32
R	3
H	6
RBI	3
BB	2
SO	10
LOB	9



Batter	1	2	3	4	5	6	7	8	9
Brady Anderson, L (1, 8) OBP: 0.407, SLG: 0.483	1-0 P6		2-1 P5			4-0 CS BB		0-0 BB PB HR 1B	
Aaron Ledesma, R (1, 4) OBP: 0.435, SLG: 0.488	1-3 K			0-1 F8		4-1 1B BB		1 SAFE F9	
B.J. Surhoff, L (1, 7) OBP: 0.360, SLG: 0.480	3-3 K			0-1 F7		0-1 WP 1B		4-1 BB IBB	
Gerónimo Berroa, R (1, 9) OBP: 0.373, SLG: 0.480		3-1 P6		0-1 L7		3-2 1B		4-1 HR BB	
Jeff Reboulet, R (9, 6) OBP: 0.307, SLG: 0.342						1-H 2-H 3-H 1B		1-2 2-3 HR BB	
Rafael Palmeiro, L (1, 3) OBP: 0.333, SLG: 0.491		3-1 P6			2-2 HR	2-1 G3		1-H 2-H 3-H HR	
Cal Ripken Jr., R (1, 5) OBP: 0.344, SLG: 0.429		1-2 1B			0-3 K		2-2 F9	3-2 1B	
Harold Baines, L (1, 10) OBP: 0.363, SLG: 0.438		0-0 F8			1-0 F9		1-2 F8	2-2 P5	
Lenny Webster, R (1, 2) OBP: 0.317, SLG: 0.356			0-3 K		2-2 F9		1-3 K		
Mike Bordick, R (1, 6) OBP: 0.265, SLG: 0.292			1-2 G5-3			1-3 K		2-3 K	
Tony Tarasco, L (8, PH) OBP: 0.320, SLG: 0.414									

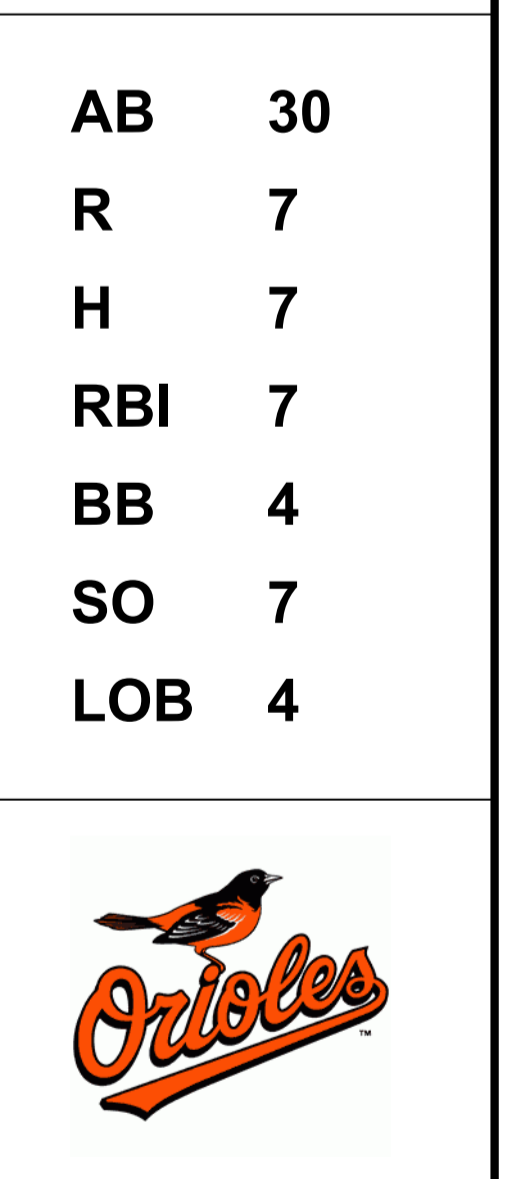
AB	R	H	RBI	BB	SO	LOB
3	1	1	0	1	0	0
3	1	0	0	1	1	1
3	2	1	0	1	1	0
3	1	1	2	1	0	0
0	0	0	0	0	0	0
4	2	2	5	0	0	1
4	0	2	0	0	1	0
4	0	0	0	0	0	2
3	0	0	0	0	2	0
2	0	0	0	0	1	0
1	0	0	0	0	1	0

AB	30
R	7
H	7
RBI	7
BB	4
SO	7
LOB	4

Inning Stats	R: 0	H: 0	E: 0	K: 2	S: 10	H: 0	LOB: 0	BB: 0	P: 15	R: 0	H: 1	E: 0	K: 0	S: 8	H: 1	LOB: 1	BB: 0	P: 15	R: 0	H: 0	E: 0	K: 1	S: 8	H: 0	LOB: 0	BB: 0	P: 11	R: 1	H: 1	E: 0	K: 1	S: 16	H: 1	LOB: 0	BB: 0	P: 21	R: 2	H: 2	E: 0	K: 1	S: 11	H: 2	LOB: 1	BB: 2	P: 25	R: 0	H: 0	E: 0	K: 1	S: 9	H: 0	LOB: 0	BB: 0	P: 13	R: 4	H: 3	E: 0	K: 1	S: 19	H: 3	LOB: 1	BB: 2	P: 36
PITCHER	IP	WLS	BF	H	R	ER	SO	BB	IBB	HBP	BLK	WP	HR	S	P	ERA	WHIP																																														
Kevin Appier, R (1, 1) ERA: 3.18	7.0		26	4	3	3	6	2	0	0	0	1	1	68	106	3.86	0.857																																														
Hector Carrasco, R (8, 1) ERA: 4.01	0.2	L	7	3	4	4	1	1	1	0	0	0	1	15	30	54.00	6.000																																														
Jamie Walker, L (8, 1) ERA: 5.14	0.1		1	0	0	0	0	0	0	0	0	0	0	4	6	0.00	0.000																																														

WP	1	PA	34
PB	1		
SB	0		
CS	1		

Kansas City Royals @ Baltimore Orioles
Oriole Park at Camden Yards, Baltimore, MD
 Wed Aug 27 1997, 7:05 PM EDT
 Att: 43,750 - Unknown - 85 F



Batter	1	2	3	4	5	6	7	8	9	AB R H RBI BB SO LOB	TOP																		
Bip Roberts, S (1, 7) OBP: 0.348, SLG: 0.379	0-3 K			0-0 G4-3		1-3 K		1-1 G4-3	0-3 K	5 0 0 0 0 3 0	Kansas City Royals @ Baltimore Orioles Oriole Park at Camden Yards, Baltimore, MD Thu Aug 28 1997, 3:33 AM EDT Att. 44,070 - Overcast - 83 F																		
Johnny Damon, L (1, 8) OBP: 0.330, SLG: 0.387	3-2 G1-3			1-1 G3-1		2-2 G3 1B		1-1 G6-3		4 0 1 0 0 0 0																			
Jay Bell, R (1, 6) OBP: 0.361, SLG: 0.456	2-1 F8			1-2 G4-3		1-2 G3 1B		2-2 1B		4 0 2 0 0 0 0																			
Chili Davis, S (1, 10) OBP: 0.403, SLG: 0.548		3-2 G1-3			2-3 K	3-2 G3		0-0 F9		4 0 0 0 0 1 3																			
Dean Palmer, R (1, 5) OBP: 0.306, SLG: 0.420		0-3 K			0-0 HR 1B	0-1 F8		2-1 F8		4 1 1 0 0 1 2																			
Jeff King, R (1, 3) OBP: 0.334, SLG: 0.413		0-2 P6			2-0 HR		4-1 FC5-4 BB	0-1 F8		3 1 1 2 1 0 0																			
Jermaine Dye, R (1, 9) OBP: 0.257, SLG: 0.339			1-3 K		0-1 F7		0-3 K	4-1 HR BB		3 1 0 0 1 2 1																			
29 Mike Sweeney, R (1, 2) OBP: 0.306, SLG: 0.367			2-3 K		0-0 2B		0-0 FC5-4	0-0 E4 HR		4 1 1 0 0 1 2																			
Jed Hansen, R (1, 4) OBP: 0.411, SLG: 0.531 Larry Sutton, L (9, PH) OBP: 0.300, SLG: 0.650 Shane Halter, R (9, 4) OBP: 0.329, SLG: 0.360			0-3 K		0-3 K		2-3 K	2-1 HR		3 0 0 0 0 3 2 1 1 1 3 0 0 0 0 0 0 0 0 0 0																			
Inning Stats	R: 0 E: 0 K: 1 S: 8	H: 0 LOB: 0 BB: 0 P: 13	R: 0 E: 0 K: 1 S: 9	H: 0 LOB: 0 BB: 0 P: 12	R: 0 E: 0 K: 3 S: 11	H: 0 LOB: 0 BB: 0 P: 14	R: 0 E: 0 K: 0 S: 7	H: 0 LOB: 0 BB: 0 P: 9	R: 2 E: 0 K: 2 S: 12	H: 3 LOB: 1 BB: 0 P: 16	R: 0 E: 0 K: 1 S: 17	H: 2 LOB: 2 BB: 0 P: 25	R: 0 E: 0 K: 2 S: 8	H: 0 LOB: 1 BB: 1 P: 14	R: 0 E: 0 K: 0 S: 8	H: 1 LOB: 1 BB: 0 P: 12	R: 3 E: 1 K: 1 S: 11	H: 1 LOB: 0 BB: 1 P: 19	1B: 4 2B: 1 3B: 0 HR: 2	SF: 0 SAC: 0 DP: 0 HBP: 0	WP: 0 PB: 0 SB: 0 CS: 0	PA: 37							
35 Mike Mussina, R (1, 1) ERA: 3.18 Jesse Orosco, L (8, 1) ERA: 2.03 Terry Mathews, R (9, 1) ERA: 3.88	IP 7.0	WLS L	BF 27	H 5	R 2	ER 2	SO 10	BB 1	IBB 0	HBP 0	BLK 0	WP 0	HR 1	S 72	P 103	ERA 2.57	WHIP 0.857						ERA 2.00	WHIP 1.000					

livebaseballscorecards.com

AB	35
R	5
H	7
RBI	5
BB	2
SO	11
LOB	10



Batter	1	2	3	4	5	6	7	8	9	AB	R	H	RBI	BB	SO	LOB
Brady Anderson, L OBP: 0.406, SLG: 0.481 (1, 8)	2-3 K	3-2 F9			0-0 L6			1-0 FC6-4 1B		4	0	1	0	0	1	2
Aaron Ledesma, R OBP: 0.400, SLG: 0.444 (1, 4)	0-3 K		1-0 F9		3-2 K			1-1 FC6-4 1B		4	0	0	0	0	2	2
Geronimo Berroa, R OBP: 0.374, SLG: 0.480 Mike Bordick, R OBP: 0.265, SLG: 0.292 (1, 9) (9, 6)	0-0 BB 1B		1-0 G6-3				3-1 F9	0-1 1-2 1B		4	0	2	0	0	0	0
Rafael Palmeiro, L OBP: 0.332, SLG: 0.488 (1, 3)	4-2 FC6-4 1-2 BB		1-3 K				2-2 L8	0-3 K		3	0	0	0	1	2	2
Cal Ripken Jr., R OBP: 0.341, SLG: 0.426 (1, 5)	1-2 FC6-4 1-2f			3-3 K			1-2 P4		2-3 K	4	0	0	0	0	2	2
Jeffrey Hammonds, R OBP: 0.318, SLG: 0.501 (1, 7) (9, 9)		1-0 HR		1-2 G6-3			2-2 G1-3		3-2 P3	4	1	1	1	0	0	0
Harold Baines, L OBP: 0.362, SLG: 0.438 (1, 10)		0-2 F9 2B		0-0 F8			1-2 K		2-1 F8	4	0	1	0	0	1	0
Chris Hoiles, R OBP: 0.379, SLG: 0.417 (1, 2)			1-0 F9		0-1 FC4-6 1B		2-3 K			3	0	1	0	0	1	1
Jeff Reboulet, R OBP: 0.304, SLG: 0.339 B.J. Surhoff, L OBP: 0.360, SLG: 0.479 (1, 6) (8, PH) (9, 7)		1-2 G3			2-2 FC4-6 1-2f			2-2 K		2	0	0	0	0	0	2
										1	0	0	0	0	1	0

Inning Stats	R: 0	H: 1	E: 0	K: 2	S: 12	H: 1	LOB: 2	BB: 1	P: 19	R: 1	H: 2	E: 0	K: 0	S: 12	R: 0	H: 0	E: 0	K: 1	S: 5	R: 0	H: 0	E: 0	K: 1	S: 10	R: 0	H: 1	E: 0	K: 1	S: 10	R: 0	H: 0	E: 0	K: 0	S: 9	R: 0	H: 0	E: 0	K: 2	S: 11	R: 0	H: 2	E: 0	K: 2	S: 12	R: 0	H: 0	E: 0	K: 1	S: 8	1B: 4	SF: 0	2B: 1	SAC: 0	3B: 0	DP: 0	HR: 1	HBP: 0	WP: 0	PA: 34
--------------	------	------	------	------	-------	------	--------	-------	-------	------	------	------	------	-------	------	------	------	------	------	------	------	------	------	-------	------	------	------	------	-------	------	------	------	------	------	------	------	------	------	-------	------	------	------	------	-------	------	------	------	------	------	-------	-------	-------	--------	-------	-------	-------	--------	-------	--------

PITCHER	IP	WLS	BF	H	R	ER	SO	BB	IBB	HBP	BLK	WP	HR	S	P	ERA	WHIP
50 José Rosado, L ERA: 4.28 (1, 1)	7.0	W	26	4	1	1	7	1	0	0	0	0	1	69	105	1.29	0.714
Hipolito Pichardo, R ERA: 5.3 (8, 1)	0.2		4	2	0	0	1	0	0	0	0	0	0	9	13	0.00	3.000
Matt Whisenant, L ERA: 5.52 (8, 1)	0.1		1	0	0	0	1	0	0	0	0	0	0	3	3	0.00	0.000
Gregg Olson, R ERA: 6.23 (9, 1)	1.0		3	0	0	0	1	0	0	0	0	0	0	8	15	0.00	0.000

BOTTOM

Kansas City Royals @ Baltimore Orioles
Oriole Park at Camden Yards, Baltimore, MD

livebaseballscorecards.com

AB	33
R	1
H	6
RBI	1
BB	1
SO	10
LOB	11



Thu Aug 28 1997, 3:33 AM EDT
Att. 44,070 - Overcast - 83 F

Batter	1	2	3	4	5	6	7	8	9	10	11	12	AB R H RBI BB SO LOB	TOP																
Brian McRae, S OBP: 0.325, SLG: 0.374 (1, 8)	2-2 2B	0-2 P6			0-0 L9		1-0 F7		4-1 BB		1-2 G5-3		5 1 1 0 1 0 1	New York Mets @ Baltimore Orioles Oriole Park at Camden Yards, Baltimore, MD Fri Aug 29 1997, 7:05 PM EDT Att. 48,022 - Unknown - 79 F																
Edgardo Alfonzo, R OBP: 0.407, SLG: 0.461 (1, 5)	1-1 G6-3	1-0 F7			2-2 F9 S HBP		1-1 1B		4-2 WP BB		2-3 K		4 0 1 0 1 1 2																	
John Olerud, L OBP: 0.390, SLG: 0.461 (1, 3)	0-0 G4-3				2-2 F9		0-0 L8		2-2 K		4-1 G5-4-3 HBP		5 0 0 0 0 1 4																	
Todd Hundley, S OBP: 0.391, SLG: 0.551 (1, 2)	2-0 2B				0-0 F7		3-2 L9		3-2 G6-3		1-0 G5-4-3		6 0 1 1 0 0 4																	
Bernard Gilkey, R OBP: 0.319, SLG: 0.365 (1, 7)	0-2 P1						2-2 2B		2-3 K		4-2 CS BB		4 0 2 0 1 1 1																	
Carlos Baerga, S OBP: 0.316, SLG: 0.404 (1, 4)		1-1 G5-3 HR			1-1 F7		0-0 F8		3-2 F9		2-1 F8		5 1 1 0 0 0 3																	
Butch Huskey, R OBP: 0.311, SLG: 0.482 Carl Everett, S OBP: 0.304, SLG: 0.428 (8, PR) (8, 9)		2-0 G5-3			0-1 L5		0-1 F8		1-1 BB		2-3 K		4 0 1 0 0 0 2 1 0 0 0 0 1 1																	
Matt Franco, L OBP: 0.363, SLG: 0.433 Alex Ochoa, R OBP: 0.273, SLG: 0.318 (11, PH)		1-1 HR			0-0 P5		4-1 IBB		4-0 BB		3-2 CS		2 1 1 2 2 0 0 1 0 0 0 0 1 0																	
Rey Ordonez, R OBP: 0.267, SLG: 0.270 (1, 6)		3-2 1B			0-0 L4		1-1 F8		0-0 P6		0-0 G4-3		5 0 1 0 0 0 4																	
Inning Stats	R: 1 E: 0 K: 0 S: 12	H: 2 LOB: 1 BB: 0 P: 17	R: 2 E: 0 K: 0 S: 15	H: 3 LOB: 1 BB: 0 P: 23	R: 0 E: 0 K: 0 S: 10	H: 1 LOB: 1 BB: 0 P: 16	R: 0 E: 0 K: 0 S: 4	H: 0 LOB: 0 BB: 0 P: 4	R: 0 E: 0 K: 0 S: 11	H: 1 LOB: 2 BB: 1 P: 19	R: 0 E: 0 K: 1 S: 8	H: 1 LOB: 1 BB: 0 P: 13	R: 0 E: 0 K: 1 S: 11		H: 1 LOB: 2 BB: 1 P: 21	R: 0 E: 0 K: 1 S: 9	H: 0 LOB: 1 BB: 2 P: 24	R: 0 E: 0 K: 1 S: 8	H: 0 LOB: 0 BB: 1 P: 20	R: 0 E: 0 K: 1 S: 5	H: 0 LOB: 0 BB: 0 P: 12	R: 0 E: 0 K: 1 S: 5	H: 0 LOB: 0 BB: 0 P: 12	1B: 5 2B: 3 3B: 0 HR: 1	SF: 0 SAC: 0 DP: 1 HBP: 2	WP: 1 PB: 0 SB: 1 CS: 1	PA: 50			
PITCHER	IP WLS BF H R ER SO BB IBB HBP BLK WP HR S P ERA WHIP																													
Scott Kamieniecki, R ERA: 4.02 (1, 1)	7.0		8	3	3	0	0	0	0	0	0	1	72		107	3.86	1.143													
Alan Mills, R ERA: 2.93 (8, 1)	1.0	5	1	0	0	1	1	0	0	0	0	0	11	21	0.00	2.000														
Randy Myers, L ERA: 1.56 (9, 1)	1.0	4	0	0	0	1	2	0	0	0	1	0	11	24	0.00	2.000														
Armando Benitez, R ERA: 2.49 (10, 1)	1.0	3	0	0	0	1	1	0	0	0	0	0	9	20	0.00	1.000														
Arthur Rhodes, L ERA: 3.01 (11, 1)	2.0	W 6	0	0	0	2	0	0	1	0	0	0	13	24	0.00	0.000														

livebaseballscores.com



Batter	1	2	3	4	5	6	7	8	9	10	11	12	AB R H RBI BB SO LOB
Brady Anderson, L OBP: 0.402, SLG: 0.476 (1, 8)	1-1 P4		2-3 K			1-0 L7	2-2 E3 G4-3 S		2-3 K		1-2 L3		6 0 0 0 0 2 3
Jeff Reboulet, R OBP: 0.304, SLG: 0.335 Tony Tarasco, L OBP: 0.318, SLG: 0.412 (7, PH) Aaron Ledesma, R OBP: 0.404, SLG: 0.435 (8, 4)	3-3 K			0-3 K		4-2 1B BB BB	1-2 G4-3			2-2 F9		4-1 1B SH1-4 BB	2 0 0 0 1 2 0 1 0 0 1 0 0 1 1 1 0 0 1 0 0
B.J. Surhoff, L OBP: 0.360, SLG: 0.477 (1, 7) (12, 5)	1-0 1B			1-0 G6-3		4-1 1B BB	0-2 F8			1-2 F8		0-0 SH1-4	4 0 1 0 1 0 1
Geronimo Berroa, R OBP: 0.375, SLG: 0.479 (1, 9)	0-3 K			1-2 BB 1B		1-3 K		2-1 G4-3		4-1 BB		1-0 1B BB 1B	5 0 2 0 1 2 3
Rafael Palmeiro, L OBP: 0.334, SLG: 0.486 (1, 3)		1-0 G4-3		4-2 BB 1B		1-1 BB 1B		1-2 L3		3-3 K		4-2 1B BB	4 0 1 0 2 1 1
Cal Ripken Jr., R OBP: 0.343, SLG: 0.433 (1, 5) (12, 6)		0-0 G6-3		0-3 K		0-1 P5		0-1 HR			1-2 SH1-4 FC6-2 1B	1-2 1B	6 1 3 2 0 1 5
Harold Baines, L OBP: 0.363, SLG: 0.445 (1, 10)		0-0 G4-3			2-1 F9		0-0 HR	3-1 L7			0-2 FC6-2 SH1-4 1B		5 1 2 1 0 0 0
Lenny Webster, R OBP: 0.316, SLG: 0.351 (1, 2)			2-0 G4-6-3 HBP		2-3 K		0-1 G6-3		3-1 G4-3		1-1 SH1-4		3 0 0 0 0 1 0
Mike Bordick, R OBP: 0.265, SLG: 0.294 Jeffrey Hammonds, R OBP: 0.317, SLG: 0.500 (11, PH) (12, 7)			1-0 G4-6-3 1-2f		1-1 G1-3		2-2 E G4-3 2B		0-1 G6-3		0-0 FC6-2		4 1 1 0 0 0 1 1 0 0 0 0 0 2

Inning Stats	R: 0	H: 1	E: 0	K: 2	S: 10	LOB: 1	BB: 0	P: 15	R: 0	H: 0	E: 0	K: 0	S: 3	LOB: 0	BB: 0	P: 4	R: 0	H: 0	E: 0	K: 1	S: 4	LOB: 0	BB: 0	P: 9	R: 0	H: 1	E: 0	K: 2	S: 13	LOB: 2	BB: 1	P: 19	R: 0	H: 0	E: 0	K: 1	S: 7	LOB: 0	BB: 0	P: 12	R: 0	H: 1	E: 0	K: 1	S: 12	LOB: 3	BB: 2	P: 23	R: 2	H: 2	E: 1	K: 0	S: 15	LOB: 1	BB: 0	P: 20	R: 1	H: 1	E: 0	K: 0	S: 9	LOB: 0	BB: 0	P: 15	R: 0	H: 0	E: 0	K: 1	S: 8	LOB: 0	BB: 0	P: 13	R: 0	H: 0	E: 0	K: 1	S: 10	LOB: 1	BB: 1	P: 20	R: 0	H: 2	E: 0	K: 0	S: 14	LOB: 2	BB: 0	P: 17	R: 1	H: 2	E: 0	K: 0	S: 9	LOB: 3	BB: 2	P: 19	1B: 7	2B: 1	3B: 0	HR: 2	SF: 0	SAC: 2	DP: 1	HBP: 1	WP: 0	PA: 51
--------------	------	------	------	------	-------	--------	-------	-------	------	------	------	------	------	--------	-------	------	------	------	------	------	------	--------	-------	------	------	------	------	------	-------	--------	-------	-------	------	------	------	------	------	--------	-------	-------	------	------	------	------	-------	--------	-------	-------	------	------	------	------	-------	--------	-------	-------	------	------	------	------	------	--------	-------	-------	------	------	------	------	------	--------	-------	-------	------	------	------	------	-------	--------	-------	-------	------	------	------	------	-------	--------	-------	-------	------	------	------	------	------	--------	-------	-------	-------	-------	-------	-------	-------	--------	-------	--------	-------	--------

PITCHER	IP	WLS	BF	H	R	ER	SO	BB	IBB	HBP	BLK	WP	HR	S	P	ERA	WHIP
Dave Mlicki, R ERA: 4.5 (1, 1)	6.1		28	5	2	1	7	3	0	1	0	0	1	58	95	1.42	1.263
Greg McMichael, R ERA: 2.99 (7, 1)	1.2		6	1	1	1	0	0	0	0	0	0	1	15	22	5.40	0.600
Mel Rojas, R ERA: 4.65 (9, 1)	2.0		7	0	0	0	2	1	0	0	0	0	0	18	33	0.00	0.500
Turk Wendell, R ERA: 3.97 (11, 1)	0.2		4	2	0	0	0	0	0	0	0	0	0	10	12	0.00	3.000
John Franco, L ERA: 2.38 (11, 1)	0.2	L	6	2	1	1	0	2	0	0	0	0	0	13	24	13.50	6.000

BOTTOM

New York Mets @ Baltimore Orioles
 Oriole Park at Camden Yards, Baltimore, MD
 Fri Aug 29 1997, 7:05 PM EDT
 Att: 48,022 - Unknown - 79 F

livebaseballscorecards.com

AB	42
R	4
H	10
RBI	4
BB	6
SO	9
LOB	17



Batter	1	2	3	4	5	6	7	8	9	AB R H RBI BB SO LOB	TOP
Carl Everett, S OBP: 0.307, SLG: 0.432 (1, 7) X	0-0 G3		0-0 BLK 1B		0-0 G4-3	0-0 1B 2B	0-3 K		0-0 1B HR 1B	6 2 3 0 0 1 2	
Edgardo Alfonzo, R OBP: 0.410, SLG: 0.464 (1, 5) X	0-0 G5-3		0-0 G6-3		0-0 1B 1B	0-0 G5-3 1B	0-0 1B		0-0 HR 1B	6 2 4 2 0 0 1	
Bernard Gilkey, R OBP: 0.325, SLG: 0.375 (1, 10) X	0-0 G6-3			4-0 S 1B BB	4-0 1B 2B BB	0-0 1B	0-0 1B		0-0 HR	4 3 3 4 2 0 0	
Butch Huskey, R OBP: 0.309, SLG: 0.477 (1, 3) X		0-0 G5-3		0-0 F9	0-0 2B 1B	0-0 G5-3	0-3 K		0-0 L8	6 1 1 1 0 1 5	
Todd Pratt, R OBP: 0.469, SLG: 0.545 (1, 2) X		0-0 1B		0-0 G5-3	0-0 2B		0-0 F9	0-0 4-3	0-0 F9	6 0 2 2 0 0 1	
Alex Ochoa, R OBP: 0.276, SLG: 0.325 (1, 9) X		0-0 P6		0-0 1B 1B	0-0 P6		0-0 E 2B	0-0 F7		5 2 2 1 0 0 2	
Brian McRae, S OBP: 0.330, SLG: 0.378 (1, 8) X		0-0 F8		0-0 1B 1B	4-0 BB		4-0 S 2B BB	0-0 2B		3 1 2 0 2 0 1	
Luis Lopez, S OBP: 0.333, SLG: 0.372 (1, 4) X			0-0 G6-3	0-0 1B	0-0 F9		0-0 1B 2B	0-0 G3		5 1 2 3 0 0 3	
Rey Ordonez, R OBP: 0.266, SLG: 0.266 (1, 6) X			0-0 F8	0-0 F8		0-0 L9	4-0 1B BB	0-0 5-3		4 1 0 0 1 0 2	

New York Mets @ Baltimore Orioles
Oriole Park at Camden Yards, Baltimore, MD

Sat Aug 30 1997, 3:33 AM EDT
 Att. 48,068 - Unknown - 85 F

livebaseballscorecards.com

AB	45
R	13
H	19
RBI	13
BB	5
SO	2
LOB	17



Inning Stats	R: 0	H: 0	E: 0	K: 0	S: 3	P: 3	R: 0	H: 1	E: 0	K: 0	S: 4	P: 4	R: 0	H: 1	E: 0	K: 0	S: 4	P: 4	R: 2	H: 3	E: 0	K: 0	S: 6	P: 10	R: 3	H: 3	E: 0	K: 0	S: 6	P: 14	R: 1	H: 3	E: 0	K: 0	S: 5	P: 5	R: 4	H: 4	E: 1	K: 2	S: 11	P: 19	R: 0	H: 1	E: 0	K: 0	S: 4	P: 4	R: 3	H: 3	E: 0	K: 0	S: 6	P: 6	1B: 13	SF: 0	2B: 5	SAC: 0	3B: 0	DP: 1	HR: 1	HBP: 0	WP: 0	PA: 50
--------------	------	------	------	------	------	------	------	------	------	------	------	------	------	------	------	------	------	------	------	------	------	------	------	-------	------	------	------	------	------	-------	------	------	------	------	------	------	------	------	------	------	-------	-------	------	------	------	------	------	------	------	------	------	------	------	------	--------	-------	-------	--------	-------	-------	-------	--------	-------	--------

PITCHER	IP	WLS	BF	H	R	ER	SO	BB	IBB	HBP	BLK	WP	HR	S	P	ERA	WHIP
Rick Krivda, L ERA: 7.77 (1, 1)	4.1		23	8	5	5	0	2	0	0	1	0	0	21	29	10.38	2.308
Terry Mathews, R ERA: 4.08 (5, 1)	2.0	L	10	4	2	2	0	1	0	0	0	0	0	9	13	9.00	2.500
Alan Mills, R ERA: 4.45 (7, 1)	2.2		17	7	6	6	2	2	0	0	0	0	1	19	27	20.25	3.375

Batter	1	2	3	4	5	6	7	8	9	AB R H RBI BB SO LOB
Brady Anderson, L (1, 8) OBP: 0.402, SLG: 0.481	0-0 P4	0-0 1B		0-0 G3		0-3 K			0-0 HR	5 1 2 2 0 1 2
Jeffrey Hammonds, R (1, 9) Tony Tarasco, L (8, 9) OBP: 0.316, SLG: 0.497 OBP: 0.316, SLG: 0.409	0-3 K	0-3 K		0-0 1B			0-0 G5-3		0-0 4-3	4 0 1 1 0 2 2 1 0 0 0 0 0 0
Geronimo Berroa, R (1, 10) OBP: 0.374, SLG: 0.476	0-0 1B	0-0 G6-3		0-3 K			0-0 F8		0-0 F7	5 0 1 0 0 1 3
Rafael Palmeiro, L (1, 3) OBP: 0.332, SLG: 0.483	0-0 F8		0-0 F9		0-0 G3		0-0 G4-3			4 0 0 0 0 0 1
Cal Ripken Jr., R (1, 5) OBP: 0.344, SLG: 0.431		1-0 1B HBP		0-0 G4-3		0-0 G5-3		4-0 BB		2 1 0 0 1 0 0
B.J. Surhoff, L (1, 7) OBP: 0.357, SLG: 0.472		0-3 K		0-0 G4-3		0-0 F7		0-3 K		4 0 0 0 0 2 2
Chris Hoiles, R (1, 2) OBP: 0.384, SLG: 0.433		0-0 1B				0-0 G3		0-3 K		4 2 3 1 0 1 1
Jeff Reboulet, R (1, 4) OBP: 0.308, SLG: 0.335		0-0 1B		4-0 G3		0-0 G3		0-0 F8		3 2 1 0 1 0 2
Mike Bordick, R (1, 6) OBP: 0.265, SLG: 0.293		0-0 1B		0-0 G4-3		0-0 L4			0-0 4-3	4 0 1 2 0 0 2

Inning Stats	R: 0	H: 1	E: 0	LOB: 1	K: 1	P: 6	R: 3	H: 4	E: 0	LOB: 2	K: 2	P: 12	R: 0	H: 0	E: 0	LOB: 0	K: 0	P: 3	R: 2	H: 2	E: 0	LOB: 1	K: 1	P: 11	R: 0	H: 0	E: 0	LOB: 0	K: 0	P: 3	R: 0	H: 1	E: 0	LOB: 1	K: 1	P: 6	R: 0	H: 0	E: 0	LOB: 0	K: 0	P: 3	R: 0	H: 0	E: 0	LOB: 1	K: 2	P: 11	R: 1	H: 1	E: 0	LOB: 0	K: 0	P: 4	1B: 7	SF: 0	2B: 0	SAC: 0	3B: 0	DP: 0	HR: 2	HBP: 1	WP: 0	PA: 39
--------------	------	------	------	--------	------	------	------	------	------	--------	------	-------	------	------	------	--------	------	------	------	------	------	--------	------	-------	------	------	------	--------	------	------	------	------	------	--------	------	------	------	------	------	--------	------	------	------	------	------	--------	------	-------	------	------	------	--------	------	------	-------	-------	-------	--------	-------	-------	-------	--------	-------	--------

PITCHER	IP	WLS	BF	H	R	ER	SO	BB	IBB	HBP	BLK	WP	HR	S	P	ERA	WHIP
Brian Bohanon, L (1, 1) ERA: 3.68	5.0	W	24	7	5	5	4	1	0	1	0	0	1	30	35	9.00	1.600
Cory Lidle, R (6, 1) ERA: 3.6	4.0	S	15	2	1	1	3	1	0	0	0	0	1	20	24	2.25	0.750

BOTTOM

New York Mets @ Baltimore Orioles
 Oriole Park at Camden Yards, Baltimore, MD

Sat Aug 30 1997, 3:33 AM EDT
 Att: 48,068 - Unknown - 85 F

livebaseballscores.com

AB	36
R	6
H	9
RBI	6
BB	2
SO	7
LOB	15



Batter	1	2	3	4	5	6	7	8	9	AB R H RBI BB SO LOB	TOP											
Brian McRae, S OBP: 0.327, SLG: 0.375 (1, 8) C C B C	1-3 K	1-1 F9		1-2 P6		1-0 SAFE B X G6-4-3		1-2 SAFE B X SH1-3	4 0 0 0 0 1 2													
Edgardo Alfonzo, R OBP: 0.406, SLG: 0.459 (1, 5) C X	0-1 L4		2-2 F5	2-3 K		3-2 L6		0-0 F8	5 0 0 0 0 1 2													
Bernard Gilkey, R OBP: 0.325, SLG: 0.381 (1, 7) X	0-0 HR		4-0 HR BB		1-2 F9		0-0 E6 CS	3-3 K	4 2 1 1 1 1 1													
Butch Huskey, R OBP: 0.314, SLG: 0.489 (1, 9) C B C X	1-2 HBP 2B		2-2 SAFE SAFE SAFE 1-H HR		4-2 BB S BB		2-3 SAFE SAFE K		3 1 2 2 1 1 1													
Todd Hundley, S OBP: 0.392, SLG: 0.548 (1, 10) B B B B	4-0 HBP BB		3-3 K		3-1 BB HBP		3-2 F9		2 0 0 0 1 1 0													
John Olerud, L OBP: 0.391, SLG: 0.459 (1, 3) B C H	2-1 HBP		0-1 G3-1		4-0 G5-4-3 BB		3-2 G3		2 0 0 0 1 0 0													
Todd Pratt, R OBP: 0.471, SLG: 0.559 (1, 2) F B B B X	3-1 F8			3-1 1B SH1-3 2B	0-1 G5-4-3		1-2 1B		4 1 2 0 0 0 6													
Carlos Baerga, S OBP: 0.318, SLG: 0.405 (1, 4) Luis Lopez, S OBP: 0.333, SLG: 0.372 (9, 4) B X		1-0 F9		0-2 SH1-3 1B		0-0 SAFE X FC1-6 1B		0-3 SAFE K	4 0 2 0 0 1 1 0 0 0 0 0 0 0													
Rey Ordonez, R OBP: 0.266, SLG: 0.266 (1, 6) B F B X		2-1 F7		0-0 SH1-3		0-2 SAFE SAFE X FC1-6 G6-4-3		1-0 SH1-3 1B	3 0 1 1 0 0 1													
Inning Stats	R: 1 E: 0 K: 1 S: 12	H: 2 LOB: 3 BB: 1 P: 23	R: 0 E: 0 K: 0 S: 5	H: 0 LOB: 0 BB: 0 P: 9	R: 2 E: 0 K: 1 S: 14	H: 1 LOB: 0 BB: 1 P: 25	R: 1 E: 0 K: 1 S: 13	H: 2 LOB: 1 BB: 0 P: 19	R: 0 E: 0 K: 0 S: 8	H: 0 LOB: 2 BB: 2 P: 20	R: 0 E: 0 K: 0 S: 5	H: 1 LOB: 0 BB: 0 P: 6	R: 0 E: 1 K: 1 S: 7	H: 0 LOB: 0 BB: 0 P: 12	R: 0 E: 0 K: 1 S: 12	H: 1 LOB: 1 BB: 0 P: 19	R: 0 E: 0 K: 1 S: 6	H: 1 LOB: 1 BB: 0 P: 11	1B: 4 2B: 2 3B: 0 HR: 2	SF: 0 SAC: 2 DP: 2 HBP: 2	WP: 0 PB: 0 SB: 1 CS: 1	PA: 39
PITCHER	IP WLS BF H R ER SO BB IBB HBP BLK WP HR S P ERA WHIP																					
Jimmy Key, L ERA: 2.97 (1, 1)	6.0 L 28 6 4 4 3 4 0 2 0 0 2 57 102 6.00 1.667																					
Arthur Rhodes, L ERA: 2.94 (7, 1)	2.0 7 1 0 0 2 0 0 0 0 0 0 19 31 0.00 0.500																					
Armando Benitez, R ERA: 2.45 (9, 1)	1.0 4 1 0 0 1 0 0 0 0 0 0 6 11 0.00 1.000																					

New York Mets @ Baltimore Orioles
Oriole Park at Camden Yards, Baltimore, MD

Sun Aug 31 1997, 3:33 AM EDT
 Att. 48,075 - Sunny - 83 F

livebaseballscorecards.com

AB	31
R	4
H	8
RBI	4
BB	4
SO	6
LOB	14



Batter	1	2	3	4	5	6	7	8	9	AB	R	H	RBI	BB	SO	LOB
Brady Anderson, L (1, 8) OBP: 0.399, SLG: 0.477	0-1 F7			2-2 G4-3	1-1 G3			0-0 F7		4	0	0	0	0	0	2
Jeff Reboulet, R (1, 4) OBP: 0.311, SLG: 0.338	1-2 F8			2-1 1B		1-2 G6-3		0-2 FC6-4		4	0	2	0	0	0	0
B.J. Surhoff, L (1, 7) OBP: 0.356, SLG: 0.477	0-0 F7			3-2 F7		2-1 HR		3-1 FC6-4		4	1	1	1	0	0	2
Geronimo Berroa, R (1, 9) OBP: 0.373, SLG: 0.474			1-1 F4	1-2 1B		3-1 L5		2-0 G6-3		4	0	1	0	0	0	0
Rafael Palmeiro, L (1, 3) OBP: 0.331, SLG: 0.481			1-2 F8	1-3 K		3-1 F8		1-1 1B		4	0	1	0	0	1	2
Cal Ripken Jr., R (1, 5) OBP: 0.341, SLG: 0.428			0-0 G4-3			0-1 G5-3		0-0 P5		4	0	0	0	0	0	1
Harold Baines, L (1, 10) OBP: 0.362, SLG: 0.442			0-2 G3-1		4-2 1B		3-2 F8		1-3 K	3	0	0	0	1	1	1
Chris Hoiles, R (1, 2) OBP: 0.383, SLG: 0.432			1-2 F7		2-2 1B		2-2 G1-3			3	0	1	0	0	0	0
Mike Bordick, R (1, 6) OBP: 0.264, SLG: 0.292			2-2 G5-3		1-0 F9			0-1 F8		2	0	0	0	0	0	2
Tony Tarasco, L (8, PH) OBP: 0.315, SLG: 0.406										1	0	0	0	0	0	0
Aaron Ledesma, R (9, 6) OBP: 0.404, SLG: 0.435										0	0	0	0	0	0	0

Inning Stats	R: 0	H: 0	E: 0	K: 0	S: 6	R: 0	H: 0	E: 0	K: 0	S: 6	R: 0	H: 0	E: 0	K: 0	S: 9	R: 0	H: 2	E: 0	K: 1	S: 14	R: 0	H: 1	E: 0	K: 0	S: 12	R: 1	H: 1	E: 0	K: 0	S: 9	R: 0	H: 0	E: 0	K: 0	S: 9	R: 0	H: 1	E: 0	K: 1	S: 8	R: 0	H: 1	E: 0	K: 1	S: 9	R: 0	H: 1	E: 0	K: 1	S: 16
	LOB: 0	BB: 0	P: 7	LOB: 0	BB: 0	P: 8	LOB: 0	BB: 0	P: 12	LOB: 2	BB: 0	P: 23	LOB: 2	BB: 1	P: 20	LOB: 0	BB: 0	P: 18	LOB: 0	BB: 0	P: 14	LOB: 1	BB: 0	P: 11	LOB: 1	BB: 0	P: 16	1B: 5	SF: 0	2B: 0	SAC: 0	3B: 0	DP: 0	HR: 1	HBP: 0	WP: 0	PA: 34													

PITCHER	IP	WLS	BF	H	R	ER	SO	BB	IBB	HBP	BLK	WP	HR	S	P	ERA	WHIP
Rick Reed, R (1, 1) ERA: 3.01	7.0	W	26	4	1	1	1	1	0	0	0	0	1	65	102	1.29	0.714
Mel Rojas, R (8, 1) ERA: 4.58	1.0		4	1	0	0	0	0	0	0	0	0	0	8	11	0.00	1.000
John Franco, L (9, 1) ERA: 2.33	1.0	S	4	1	0	0	1	0	0	0	0	0	0	9	16	0.00	1.000

BOTTOM

New York Mets @ Baltimore Orioles
Oriole Park at Camden Yards, Baltimore, MD

Sun Aug 31 1997, 3:33 AM EDT
 Att: 48,075 - Sunny - 83 F

livebaseballscores.com

AB	33
R	1
H	6
RBI	1
BB	1
SO	2
LOB	10



Batter	1	2	3	4	5	6	7	8	9	AB	R	H	RBI	BB	SO	LOB	TOP							
Jerome Walton, R OBP: 0.485, SLG: 0.414 (1, 7)	4-0 G4-6-3 1B BB	1-3 K		1-0 F7		0-1 1-2 1B		3-2 P4		4	0	1	0	1	1	4								
Jeffrey Hammonds, R OBP: 0.315, SLG: 0.493 (1, 8)	2-2 G4-6-3 1-2 1B		1-1 F9	1-1 F8		1-3 K		1-1 G3-1		5	0	1	0	0	1	3								
Rafael Palmeiro, L OBP: 0.330, SLG: 0.477 (1, 3)	0-1 G4-6-3 1-2f 2-3		0-0 F7		4-2 G6-4-3 1B 3B BB	1-2 P6		3-3 K		4	1	0	0	1	1	4								
Geronimo Berroa, R OBP: 0.373, SLG: 0.472 (1, 9)	3-3 K		4-0 1B HR BB		1-1 G6-4-3 1-2 1B	0-0 P4		0-0 G5-3		4	1	1	0	1	1	1								
Cal Ripken Jr., R OBP: 0.342, SLG: 0.426 (1, 5) (7, 6)		3-3 K	1-1 1-2 HR 1B		3-2 G6-4-3 1-2f 2-3	4-2 1B BB		0-1 G5-3		4	1	1	0	1	1	2								
Lenny Webster, R OBP: 0.328, SLG: 0.385 (1, 2)		4-0 FC6-4 BB	2-1 1-H 2-H HR		2-1 3B	1-1 1-2 1B				3	1	3	4	1	0	0								
Aaron Ledesma, R OBP: 0.382, SLG: 0.408 (1, 4) Brady Anderson, L OBP: 0.399, SLG: 0.476 (7, PH) Terry Mathews, L (7, 1)		2-0 FC6-4 1B 1-2f	1-0 F8		0-0 G5-3	2-3 K				3	0	0	0	0	0	2								
Mike Bordick, R OBP: 0.267, SLG: 0.295 (1, 6) B.J. Surhoff, L OBP: 0.356, SLG: 0.476 (7, PH) (7, 5)		1-0 BB 1-3 1B		1-2 SH3 1B		2-1 F8	3-2 P6			3	0	2	0	0	0	0								
Scott Erickson, R (1, 1) Harold Baines, L OBP: 0.363, SLG: 0.443 (6, PH) Arthur Rhodes, L (6, PR) Shawn Boskie, R (6, 1) Jesse Orosco, R (6, 1) Jeff Reboulet, R OBP: 0.310, SLG: 0.337 (7, 4)		4-1 1-2 BB	0-0 SH3		3-0 1B 1B		2-3 K			0	0	0	0	1	0	0								
										1	0	1	0	0	0	0								
										0	0	0	0	0	0	0								
										0	0	0	0	0	0	0								
										0	0	0	0	0	0	0								
										0	0	0	0	0	0	0								
										1	0	0	0	0	1	0								
Inning Stats	R: 0 E: 0 K: 1 S: 8	H: 1 LOB: 1 BB: 1 P: 17	R: 0 E: 0 K: 2 S: 9	H: 1 LOB: 3 BB: 2 P: 24	R: 3 E: 0 K: 0 S: 8	H: 2 LOB: 0 BB: 1 P: 17	R: 0 E: 0 K: 0 S: 8	H: 1 LOB: 1 BB: 0 P: 11	R: 1 E: 0 K: 0 S: 11	H: 2 LOB: 1 BB: 1 P: 21	R: 0 E: 0 K: 1 S: 13	H: 2 LOB: 2 BB: 0 P: 20	R: 0 E: 0 K: 1 S: 14	H: 1 LOB: 2 BB: 1 P: 24	R: 0 E: 0 K: 1 S: 9	H: 0 LOB: 0 BB: 0 P: 15	R: 0 E: 0 K: 1 S: 7	H: 0 LOB: 0 BB: 0 P: 10	1B: 8 2B: 0 3B: 1 HR: 1	SF: 0 SAC: 1 DP: 2 HBP: 0	WP: 0 PA: 41 PB: 0 SB: 0 CS: 0			
PITCHER	IP	WLS	BF	H	R	ER	SO	BB	IBB	HBP	BLK	WP	HR	S	P	ERA	WHIP							
Tony Saunders, L ERA: 3.99 (1, 1)	4.0		22	6	4	4	3	5	0	0	0	0	1	37	78	9.00	2.750							
Antonio Alfonseca, R ERA: 2.38 (5, 1)	1.2		7	3	0	0	1	0	0	0	0	0	0	17	28	0.00	1.800							
Felix Heredia, L ERA: 4.1 (6, 1)	0.1	W	1	0	0	0	0	0	0	0	0	0	0	3	4	0.00	0.000							
Kurt Miller, R ERA: (7, 1)	0.2		4	1	0	0	1	1	0	0	0	0	0	11	18	0.00	3.000							
Dennis Cook, L ERA: 3.66 (7, 1)	1.1		4	0	0	0	1	0	0	0	0	0	0	12	21	0.00	0.000							
PITCHER	IP	WLS	BF	H	R	ER	SO	BB	IBB	HBP	BLK	WP	HR	S	P	ERA	WHIP							
Jay Powell, R ERA: 3.22 (9, 1)	1.0		3	0	0	0	1	0	0	0	0	0	0	7	10	0.00	0.000							

Baltimore Orioles @ Florida Marlins
 Pro Player Stadium, Miami, FL
 Mon Sep 01 1997, 3:33 AM EDT
 Att. 42,446 - Cloudy - 82 F

livebaseballscorecards.com

AB 34
 R 4
 H 10
 RBI 4
 BB 6
 SO 7
 LOB 20



Batter	1	2	3	4	5	6	7	8	9	10	AB	R	H	RBI	BB	SO	LOB	TOP				
Brady Anderson, L (1, 8) OBP: 0.399, SLG: 0.473	1-1 G6-3		0-1 G3		1-3 K			4-1 BB		4-2 FC5-2 BB	3	0	0	0	2	1	0					
Jeff Reboulet, R (1, 4) OBP: 0.309, SLG: 0.335 Jerome Walton, R (10, PH) OBP: 0.471, SLG: 0.400 Terry Mathews, L (10, 1)	1-2 FC6-4 1B		2-3 K		0-3 K			1-3 K		2-1 FC5-2	4	0	1	0	0	3	2					
B.J. Surhoff, L (1, 7) OBP: 0.352, SLG: 0.471	1-2 FC6-4 HR		1-1 L1		1-2 P5			0-0 L7		0-3 K	5	1	0	0	0	1	6					
Rafael Palmeiro, L (1, 3) OBP: 0.329, SLG: 0.481	0-0 HR				1-1 G2-3			2-0 G3-1		3-1 P4	4	1	1	2	0	0	0					
Cal Ripken Jr., R (1, 5) OBP: 0.343, SLG: 0.429	2-3 K				0-0 2B			1-1 E 1B		2-3 K	4	0	2	0	0	2	0					
Tony Tarasco, L (1, 9) OBP: 0.315, SLG: 0.401 Armando Benitez, R (8, 1) Geronimo Berroa, R (9, PH) OBP: 0.372, SLG: 0.471 Alan Mills, R (9, 1) Aaron Ledesma, R (10, 4) OBP: 0.382, SLG: 0.408 Chris Hoiles, R (1, 2) OBP: 0.382, SLG: 0.433			1-1 P5		1-1 G6-4-3 HBP			0-0 F7		0-1 G6-3	2	0	0	0	0	0	1					
Mike Bordick, R (1, 6) OBP: 0.271, SLG: 0.299			2-1 1B 2B		3-0 G6-4-3			3-3 K		0-0 P6	4	0	1	0	0	1	3					
35 Mike Mussina, L (1, 1) OBP: 0.250, SLG: 0.250 Harold Baines, L (8, PH) OBP: 0.364, SLG: 0.445 Shawn Boskie, R (8, PR) Jeffrey Hammonds, R (8, PR) (8, 9)			0-1 1B		2-2 G1-3			2-2 1B		2-1 BB FC5-2 1B	4	0	3	0	0	0	0					
			0-0 G4-3		0-0 G1-3			2-1 BB		4-1 FC5-2 BB	2	0	0	0	0	0	1					
Inning Stats	R: 2 E: 0 K: 1 S: 12	H: 2 LOB: 0 BB: 0 P: 17	R: 0 E: 0 K: 0 S: 7	H: 2 LOB: 1 BB: 0 P: 10	R: 0 E: 0 K: 1 S: 8	H: 0 LOB: 0 BB: 0 P: 11	R: 0 E: 0 K: 1 S: 5	H: 1 LOB: 1 BB: 0 P: 10	R: 0 E: 0 K: 1 S: 7	H: 0 LOB: 0 BB: 0 P: 10	R: 0 E: 1 K: 1 S: 12	H: 2 LOB: 2 BB: 0 P: 18	R: 0 E: 0 K: 1 S: 7	H: 1 LOB: 2 BB: 1 P: 14	R: 0 E: 0 K: 1 S: 8	H: 0 LOB: 0 BB: 0 P: 13	R: 0 E: 0 K: 1 S: 12	H: 1 LOB: 3 BB: 2 P: 24	1B: 6 2B: 2 3B: 0 HR: 1	SF: 0 SAC: 0 DP: 1 HBP: 1	WP: 0 PB: 0 SB: 0 CS: 0	PA: 39
PITCHER	IP	WLS	BF	H	R	ER	SO	BB	IBB	HBP	BLK	WP	HR	S	P	ERA	WHIP					
Kevin Brown, R (1, 1) ERA: 2.74	8.0		30	8	2	2	6	1	0	1	0	0	0	67	102	2.25	1.125					
Felix Heredia, L (9, 1) ERA: 4.07	0.1		1	0	0	0	0	0	0	0	0	0	0	2	5	0.00	0.000					
Robb Nen, R (9, 1) ERA: 3.88	0.2		2	0	0	0	1	0	0	0	0	0	0	6	8	0.00	0.000					
Kurt Miller, R (10, 1) ERA:	0.1		2	1	0	0	0	0	0	0	0	0	0	3	5	0.00	3.000					
Ed Vosberg, L (10, 1) ERA: 3.91	0.2	W	4	0	0	0	1	2	0	0	0	0	0	9	19	0.00	3.000					

Baltimore Orioles @ Florida Marlins
Pro Player Stadium, Miami, FL
Tue Sep 02 1997, 7:05 PM EDT
Att. 35,708 - Unknown - 83 F

livebaseballscorecards.com

AB 35
R 2
H 9
RBI 2
BB 3
SO 8
LOB 16



BOTTOM

Baltimore Orioles @ Florida Marlins
Pro Player Stadium, Miami, FL
Tue Sep 02 1997, 7:05 PM EDT
Att. 35,708 - Unknown - 83 F

livebaseballscorecards.com

AB	35
R	3
H	8
RBI	3
BB	2
SO	12
LOB	11



WP:	0	PA:	38
PB:	0		
SB:	1		
CS:	0		

AB	R	H	RBI	BB	SO	LOB
5	0	1	0	0	3	2

5	0	1	1	0	1	1
---	---	---	---	---	---	---

4	0	0	0	0	1	0
---	---	---	---	---	---	---

3	1	1	0	1	1	0
---	---	---	---	---	---	---

0	0	0	0	0	0	0
---	---	---	---	---	---	---

4	0	0	0	0	1	2
---	---	---	---	---	---	---

4	1	3	2	0	0	1
---	---	---	---	---	---	---

0	0	0	0	0	0	0
---	---	---	---	---	---	---

4	0	2	0	0	2	1
---	---	---	---	---	---	---

0	1	0	0	0	0	0
---	---	---	---	---	---	---

3	0	0	0	0	1	3
---	---	---	---	---	---	---

2	0	0	0	0	2	1
1	0	0	0	0	0	0
0	0	0	0	0	0	0
0	0	0	0	0	0	0
0	0	0	0	0	0	0
0	0	0	0	0	0	0
0	0	0	0	1	0	0

1B:	7	SF:	0
2B:	0	SAC:	1
3B:	0	DP:	1
HR:	1	HBP:	0

Batter	1	2	3	4	5	6	7	8	9	10	AB	R	H	RBI	BB	SO	LOB								
Devon White, S OBP: 0.339, SLG: 0.344 (1, 8)	G4-6-3 1B		K			K		K2-3		G3-1	5	0	1	0	0	3	2								
Edgar Renteria, R OBP: 0.331, SLG: 0.344 (1, 6)	G4-6-3 1-2f		G6-3			G6-3		K		1-2 2-3	5	0	1	1	0	1	1								
Gary Sheffield, R OBP: 0.423, SLG: 0.418 (1, 9)	F9			G1-3		F8			K	2-3 3-H	4	0	0	0	0	1	0								
Bobby Bonilla, S OBP: 0.377, SLG: 0.476 (1, 5)		F7									3	1	1	0	1	1	0								
John Wehner, R OBP: 0.364, SLG: 0.381 (9, PR)											0	0	0	0	0	0	0								
(10, 5)																									
Cliff Floyd, L OBP: 0.336, SLG: 0.376 (1, 3)		F9							F7		4	0	0	0	0	1	2								
(10, 7)																									
Moises Alou, R OBP: 0.372, SLG: 0.495 (1, 7)											4	1	3	2	0	0	1								
Ed Vosberg, L (10, 1)											0	0	0	0	0	0	0								
Charles Johnson, R OBP: 0.371, SLG: 0.499 (1, 2)											4	0	2	0	0	2	1								
Gregg Zaun, S OBP: 0.421, SLG: 0.417 (10, PR)											0	1	0	0	0	0	0								
Craig Counsell, L OBP: 0.416, SLG: 0.433 (1, 4)											3	0	0	0	0	1	3								
Kevin Brown, R OBP: 0.289, SLG: 0.150 (1, 1)											2	0	0	0	0	2	1								
John Cangelosi, S OBP: 0.339, SLG: 0.321 (8, PH)											1	0	0	0	0	0	0								
Felix Heredia, L OBP: 0.500, SLG: 0.500 (9, 1)											0	0	0	0	0	0	0								
Robb Nen, R (9, 1)											0	0	0	0	0	0	0								
Kurt Miller, R (10, 1)											0	0	0	0	0	0	0								
Jeff Conine, R OBP: 0.342, SLG: 0.389 (10, 3)											0	0	0	0	1	0	0								
Inning Stats	R: 0 E: 0 K: 0 S: 8	H: 1 LOB: 0 BB: 0 P: 12	R: 0 E: 0 K: 0 S: 12	H: 2 LOB: 2 BB: 0 P: 15	R: 0 E: 0 K: 2 S: 8	H: 0 LOB: 0 BB: 0 P: 11	R: 0 E: 0 K: 2 S: 9	H: 0 LOB: 0 BB: 0 P: 14	R: 0 E: 0 K: 3 S: 13	H: 1 LOB: 1 BB: 0 P: 17	R: 0 E: 0 K: 1 S: 11	H: 0 LOB: 0 BB: 0 P: 17	R: 2 E: 0 K: 1 S: 12	H: 2 LOB: 0 BB: 0 P: 17	R: 0 E: 0 K: 2 S: 8	H: 0 LOB: 0 BB: 0 P: 13	R: 0 E: 0 K: 1 S: 8	H: 0 LOB: 1 BB: 1 P: 18	R: 1 E: 0 K: 0 S: 10	H: 2 LOB: 2 BB: 1 P: 18	1B: 7 2B: 0 3B: 0 HR: 1	SF: 0 SAC: 1 DP: 1 HBP: 0	WP: 0 PB: 0 SB: 1 CS: 0	PA: 38	
PITCHER	IP	WLS	BF	H	R	ER	SO	BB	IBB	HBP	BLK	WP	HR	S	P	ERA	WHIP								
35 Mike Mussina, R ERA: 3.16 (1, 1)	7.0		26	6	2	2	9	0	0	0	0	0	1	73	103	2.57	0.857								
Armando Benitez, R ERA: 2.42 (8, 1)	1.0		3	0	0	0	2	0	0	0	0	0	0	8	13	0.00	0.000								
Alan Mills, R ERA: 4.31 (9, 1)	1.0		4	0	0	0	1	1	0	0	0	0	0	8	18	0.00	1.000								
Terry Mathews, R ERA: 4.2 (10, 1)	0.2	L	5	2	1	1	0	1	0	0	0	0	0	10	18	13.50	4.500								

Batter	1	2	3	4	5	6	7	8	9	AB R H RBI BB SO LOB	TOP																
Jeffrey Hammonds, R OBP: 0.320, SLG: 0.491 (1, 8)	1-3 K		4-2 1B BB	1-1 1-3 3-H 1B		0-2 L5		4-1 1-2 BB		3 0 1 1 2 1 1																	
Aaron Ledesma, R OBP: 0.400, SLG: 0.415 (1, 4)	1-2 G4-3		1-0 1-3 1B		0-1 1B HR 1B	4-1 1-2 BB		1-2 FC6-5 2-3f		4 1 2 0 1 0 2																	
Geronimo Berroa, R OBP: 0.371, SLG: 0.468 (1, 9)	0-0 G5-3		0-2 G5-3		1-1 1-3 HR 1B	0-2 G5-3			2-3 K	5 1 1 0 0 1 4																	
Rafael Palmeiro, L OBP: 0.327, SLG: 0.477 (1, 3)		1-2 F8		3-2 F9	1-3 K		2-3 K		0-0 L7	5 0 0 0 0 2 2																	
Cal Ripken Jr., R OBP: 0.345, SLG: 0.434 (1, 5)		4-0 BB		4-1 1B 1B BB	2-0 1-H 3-H HR		0-2 G6-3		1-3 K	3 2 1 3 2 1 0																	
B.J. Surhoff, L OBP: 0.351, SLG: 0.469 (1, 7)		3-2 L8		0-1 1-2 1B 1B	2-2 G6-3		3-3 K			4 1 1 0 0 1 1																	
Lenny Webster, R OBP: 0.326, SLG: 0.382 (1, 2)		1-1 P5		2-0 1-2 2-3 1B 1B	0-0 G5-3			3-3 K		4 1 1 0 0 1 1																	
Mike Bordick, R OBP: 0.271, SLG: 0.298 (1, 6)			2-2 L7	0-1 1-3 2-H 3-H 1B 1B		1-3 K		1-0 F7		4 0 1 2 0 1 0																	
Scott Kamieniecki, R (1, 1)			3-3 K	0-3 K		2-0 BB 1B		4-2 FC6-5 BB BB		2 0 0 0 0 2 2																	
Harold Baines, L (6, PH)										1 0 1 0 0 0 0																	
Brian Williams, R (6, 1)										0 0 0 0 0 0 0																	
Jesse Orosco, R (7, 1)										0 0 0 0 1 0 0																	
Armando Benitez, R (8, 1)										0 0 0 0 0 0 0																	
Shawn Boskie, R (9, 1)										0 0 0 0 0 0 0																	
Inning Stats	R: 0 E: 0 K: 1 S: 9	H: 0 LOB: 0 BB: 0 P: 11	R: 0 E: 0 K: 0 S: 10	H: 0 LOB: 1 BB: 1 P: 19	R: 0 E: 0 K: 1 S: 14	H: 1 LOB: 2 BB: 1 P: 24	R: 3 E: 0 K: 1 S: 14	H: 4 LOB: 2 BB: 1 P: 24	R: 3 E: 0 K: 1 S: 12	H: 3 LOB: 0 BB: 0 P: 18	R: 0 E: 0 K: 1 S: 11	H: 1 LOB: 2 BB: 1 P: 18	R: 0 E: 0 K: 2 S: 12	H: 0 LOB: 0 BB: 0 P: 17	R: 0 E: 0 K: 1 S: 11	H: 0 LOB: 2 BB: 2 P: 24	R: 0 E: 0 K: 2 S: 8	H: 0 LOB: 0 BB: 0 P: 11	1B: 8 2B: 0 3B: 0 HR: 1	SF: 0 SAC: 0 DP: 0 HBP: 0	WP: 0 PB: 0 SB: 0 CS: 0	PA: 41					
PITCHER	IP WLS BF H R ER SO BB IBB HBP BLK WP HR S P ERA WHIP																										
Al Leiter, L (1, 1)	5.0		25	8	6	6	4	3	0	0	0	0	1	59	96	10.80	2.200										
Antonio Alfonseca, R (6, 1)	1.0		5	1	0	0	1	1	0	0	0	0	0	11	18	0.00	2.000										
Felix Heredia, L (7, 1)	2.0		8	0	0	0	3	2	0	0	0	0	0	23	41	0.00	1.000										
Jay Powell, R (9, 1)	1.0	W	3	0	0	0	2	0	0	0	0	0	0	8	11	0.00	0.000										

Baltimore Orioles @ Florida Marlins
Pro Player Stadium, Miami, FL
Wed Sep 03 1997, 7:05 PM EDT
Att. 35,988 - Unknown - 84 F

livebaseballscorecards.com

AB	35
R	6
H	9
RBI	6
BB	6
SO	10
LOB	13



Batter	1	2	3	4	5	6	7	8	9	AB	R	H	RBI	BB	SO	LOB
Devon White, S OBP: 0.349, SLG: 0.348 (1, 8)	2-2 1B	4-2 BB		0-1 2-H 1B		4-1 FC6-4 BB		3-3 K		3	1	2	1	2	1	0
Edgar Renteria, R OBP: 0.328, SLG: 0.341 (1, 6)	1-0 F9	3-2 G5-3		3-0 CS	1-2 F7	0-1 FC6-4 BB		0-1 G4-3		5	0	0	0	0	0	5
Gary Sheffield, R OBP: 0.426, SLG: 0.430 (1, 9)	1-2 1B		1-1 S 1B		1-1 G4-3	4-1 BB		1-2 HR		4	2	3	1	1	0	0
Bobby Bonilla, S OBP: 0.376, SLG: 0.474 (1, 5)	1-0 1B		3-3 K	1-2 K	3-2 G3-1	3-1 F8				4	0	1	1	0	1	4
Darren Daulton, L OBP: 0.379, SLG: 0.473 (1, 3)	1-0 1B		3-2 F7			0-2 1B	3-2 F9			3	0	2	1	0	0	1
Cliff Floyd, L OBP: 0.336, SLG: 0.376 (6, PR)	G1-6-3									0	1	0	0	0	0	0
Jeff Conine, R OBP: 0.341, SLG: 0.388 (7, PH)	1-2 2-H 1B									1	0	0	0	0	0	0
Moises Alou, R OBP: 0.372, SLG: 0.493 (8, 3)	0-1 G1-6-3		0-1 F9			2-0 3B	0-0 F8			4	1	1	0	0	0	3
Charles Johnson, R OBP: 0.370, SLG: 0.496 (1, 2)		1-3 K		2-1 G5-6-4 1B		3-3 K	2-0 F9			4	0	1	0	0	2	2
Craig Counsell, L OBP: 0.427, SLG: 0.460 (1, 4)		4-0 S BB		1-2 G5-6-4 1B		1-2 1B	0-0 G6-3			3	2	2	2	1	0	0
Al Leiter, L OBP: 0.355, SLG: 0.073 (1, 1)										2	0	0	0	0	1	3
Antonio Alfonseca, R ERA: 4.06 (6, 1)										0	0	0	0	0	0	0
Jim Eisenreich, L ERA: 3.86 (6, PH)										1	0	1	1	0	0	0
Felix Heredia, L OBP: 0.500, SLG: 0.500 (7, 1)										0	0	0	0	0	0	0
Kurt Abbott, R OBP: 0.319, SLG: 0.443 (8, PH)										1	0	0	0	0	0	0
Jay Powell, R OBP: 0.500, SLG: 0.500 (9, 1)										0	0	0	0	0	0	0

Inning Stats	R: 2	H: 4	E: 0	K: 0	S: 13	H: 4	LOB: 1	BB: 0	P: 19	R: 0	H: 0	E: 0	K: 2	S: 14	H: 0	LOB: 2	BB: 2	P: 27	R: 0	H: 1	E: 0	K: 1	S: 12	R: 1	H: 3	E: 0	K: 0	S: 10	H: 3	LOB: 0	BB: 0	P: 15	R: 0	H: 0	E: 0	K: 0	S: 8	R: 3	H: 4	E: 0	K: 1	S: 17	H: 4	LOB: 3	BB: 2	P: 34	R: 0	H: 0	E: 0	K: 0	S: 5	R: 0	H: 0	E: 0	K: 0	S: 6	R: 0	H: 0	E: 0	K: 1	S: 10	R: 1	H: 1	E: 0	K: 0	S: 5	H: 1	LOB: 0	BB: 0	P: 6	1B: 11	2B: 0	3B: 1	HR: 1	SF: 0	SAC: 0	DP: 2	HBP: 0	WP: 0	PB: 0	SB: 2	CS: 1	PA: 40
--------------	------	------	------	------	-------	------	--------	-------	-------	------	------	------	------	-------	------	--------	-------	-------	------	------	------	------	-------	------	------	------	------	-------	------	--------	-------	-------	------	------	------	------	------	------	------	------	------	-------	------	--------	-------	-------	------	------	------	------	------	------	------	------	------	------	------	------	------	------	-------	------	------	------	------	------	------	--------	-------	------	--------	-------	-------	-------	-------	--------	-------	--------	-------	-------	-------	-------	--------

PITCHER	IP	WLS	BF	H	R	ER	SO	BB	IBB	HBP	BLK	WP	HR	S	P	ERA	WHIP
Scott Kamieniecki, R ERA: 4.06 (1, 1)	5.0		22	8	3	3	3	2	0	0	0	0	0	57	93	5.40	2.000
Brian Williams, R ERA: 3.86 (6, 1)	1.0		9	4	3	3	1	2	0	0	0	0	0	17	34	27.00	6.000
Jesse Orosco, L ERA: 2.36 (7, 1)	1.1		4	0	0	0	0	0	0	0	0	0	0	6	11	0.00	0.000
Armando Benitez, R ERA: 2.39 (8, 1)	0.2		2	0	0	0	1	0	0	0	0	0	0	5	9	0.00	0.000
Shawn Boskie, R ERA: 5.77 (9, 1)	0.1	L	2	1	1	1	0	0	0	0	0	0	1	5	6	27.00	3.000

BOTTOM

Baltimore Orioles @ Florida Marlins
Pro Player Stadium, Miami, FL
 Wed Sep 03 1997, 7:05 PM EDT
 Att: 35,988 - Unknown - 84 F

AB	35
R	7
H	13
RBI	7
BB	4
SO	5
LOB	18



WP	HR	S	P	ERA	WHIP
0	1	3			

1B	2B	3B	HR	SF	SAC	DP	HBP
11	0	1	1	0	0	2	0

IP	WLS	BF	H	R	ER	SO	BB	IBB	HBP	BLK	WP	HR	S	P	ERA	WHIP
5.0		22	8	3	3	3	2	0	0	0	0	0	57	93	5.40	2.000

Batter	1	2	3	4	5	6	7	8	9	AB R H RBI BB SO LOB	TOP											
Brady Anderson, L (1, 8) OBP: 0.401, SLG: 0.473	1-0 1B		0-0 SH1-3 2-3		1-2 L8	4-0 BB		2-0 BB HBP		2 0 1 0 1 0 0												
Aaron Ledesma, R (1, 4) OBP: 0.415, SLG: 0.439	0-1 F8		0-1 G3-1 1B 2B		1-0 1B 1B	0-2 F6		4-2 BB BB		4 1 2 1 1 0 4												
Cal Ripken Jr., R (1, 5) OBP: 0.344, SLG: 0.431	1-1 F7		0-2 G3-1 2-3		1-1 F4		1-0 G5-3	4-0 BB BB G4-6-3		4 0 0 0 1 0 3												
Geronimo Berroa, R (1, 9) OBP: 0.373, SLG: 0.470 Roberto Alomar, S (8, PH) OBP: 0.361, SLG: 0.439 Jerome Walton, R (8, PH) OBP: 0.457, SLG: 0.387	1-3 K		0-1 1B		1-1 1B		4-2 1B SF7 BB	0-2 G4-6-3 1-2f		3 1 2 1 1 1 1 0 0 0 0 0 0 0 1 0 0 0 0 0 3												
B.J. Surhoff, L (1, 3) OBP: 0.352, SLG: 0.470		1-2 PB 2B	2-2 L8		0-2 G3		0-0 2B 1B		1-2 G6-3	5 1 2 0 0 0 3												
Jeffrey Hammonds, R (1, 7) OBP: 0.319, SLG: 0.497		2-2 F8		1-0 L8		2-2 F8	0-0 SF7		3-1 HR	4 1 1 2 0 0 1												
Harold Baines, L (1, 10) OBP: 0.366, SLG: 0.448		0-2 G4-3 2-3		3-2 F7		0-0 L8	2-2 2B		0-0 G5-4-3 1B	5 0 2 1 0 0 1												
Lenny Webster, R (1, 2) OBP: 0.328, SLG: 0.387		0-2 F8		3-1 2B		2-1 1B 1B	0-3 K		0-0 G5-4-3 1-2f	5 0 2 0 0 1 3												
Mike Bordick, R (1, 6) OBP: 0.273, SLG: 0.303			0-0 SH1-3 2B 2B		2-1 G6-3		3-2 BB 1B		2-1 G5-3	4 1 2 0 0 0 1												
Inning Stats	R: 0 E: 0 K: 1 S: 8	H: 1 LOB: 1 BB: 0 P: 11	R: 0 E: 0 K: 0 S: 13	H: 1 LOB: 1 BB: 0 P: 16	R: 2 E: 0 K: 0 S: 13	H: 3 LOB: 1 BB: 0 P: 15	R: 0 E: 0 K: 0 S: 9	H: 1 LOB: 1 BB: 0 P: 18	R: 0 E: 0 K: 0 S: 11	H: 2 LOB: 2 BB: 0 P: 15	R: 0 E: 0 K: 0 S: 12	H: 2 LOB: 3 BB: 1 P: 23	R: 2 E: 1 K: 1 S: 12	H: 2 LOB: 1 BB: 1 P: 19	R: 0 E: 0 K: 0 S: 7	H: 0 LOB: 2 BB: 2 P: 19	R: 1 E: 0 K: 0 S: 7	H: 2 LOB: 0 BB: 0 P: 11	1B: 8 2B: 5 3B: 0 HR: 1	SF: 1 SAC: 1 DP: 2 HBP: 1	WP: 0 PB: 1 SB: 0 CS: 0	PA: 44
PITCHER	IP WLS BF H R ER SO BB IBB HBP BLK WP HR S P ERA WHIP																					
David Wells, L (1, 1) ERA: 4.2	6.2 L 34 12 4 3 1 2 0 0 0 0 0 0 75 114 4.05 2.100																					
Jeff Nelson, R (7, 1) ERA: 2.9	0.2 5 0 0 0 1 2 0 1 0 0 0 0 7 19 0.00 3.000																					
Graeme Lloyd, L (8, 1) ERA: 3.14	1.0 4 2 1 1 0 0 0 0 0 0 0 1 9 13 9.00 2.000																					
Brian Boehringer, R (9, 1) ERA: 3.34	0.2 1 0 0 0 0 0 0 0 0 0 0 0 1 1 0.00 0.000																					

Baltimore Orioles @ New York Yankees
 Yankee Stadium, Bronx, NY
 Thu Sep 04 1997, 7:05 PM EDT
 Att. 39,770 - Unknown - 68 F

AB	37
R	5
H	14
RBI	5
BB	4
SO	2
LOB	20



Batter	1	2	3	4	5	6	7	8	9	AB	R	H	RBI	BB	SO	LOB
2 Derek Jeter, R OBP: 0.370, SLG: 0.404 (1, 6)	3-2 G4-3		0-0 SF7 1-3 2B		1-3 K		0-3 K			4	0	1	0	0	2	2
Chad Curtis, R OBP: 0.367, SLG: 0.496 (1, 7)	2-2 L9		1-0 SF7 2-3 3-H		4-0 1B BB		0-2 K			2	0	0	1	1	1	2
Bernie Williams, S OBP: 0.416, SLG: 0.536 (1, 8)	0-3 K		4-1 BB		1-2 SAFE 1-2 1B		0-0 F9			3	0	1	0	1	1	2
Tino Martinez, L OBP: 0.372, SLG: 0.593 (1, 3)		1-2 G3-1	1-0 G3-1		0-1 F7			1-2 F9		4	0	0	0	0	0	4
Mike Stanley, R OBP: 0.394, SLG: 0.503 (1, 10)		3-0 1B 2B		0-0 F8		1-2 F7		0-0 F8		4	1	1	0	0	0	0
Paul O'Neill, L OBP: 0.393, SLG: 0.509 (1, 9)		1-3 K		0-0 1B 2B		4-0 G5-4-3 BB		0-1 F9		3	0	1	0	1	1	1
Charlie Hayes, R OBP: 0.336, SLG: 0.412 (1, 5)		2-1 2-H 1B		3-0 L7		0-1 G5-4-3 1-2f			0-0 F9	4	0	1	1	0	0	2
Joe Girardi, R OBP: 0.313, SLG: 0.332 (1, 2)			0-0 G6-3	2-2 2-H 1B		4-0 1B BB		1-2 F9		3	0	1	0	1	0	0
Rey Sanchez, R OBP: 0.314, SLG: 0.357 (1, 4)			1-1 2 2B SF7 1B		0-1 G5-3		1-2 1B		1-2 P6	4	1	2	0	0	0	0

Inning Stats	R: 0	H: 0	E: 0	K: 10	S: 10	R: 1	H: 2	E: 0	K: 11	S: 11	R: 1	H: 2	E: 0	K: 0	S: 7	R: 0	H: 2	E: 0	K: 0	S: 8	R: 0	H: 1	E: 0	K: 10	S: 10	R: 0	H: 0	E: 0	K: 6	S: 6	R: 0	H: 0	E: 0	K: 6	S: 6	R: 0	H: 0	E: 0	K: 7	S: 7	R: 0	H: 0	E: 0	K: 0	S: 9	1B: 5	2B: 3	3B: 0	HR: 0	SF: 1	SAC: 0	DP: 1	HBP: 0	WP: 0	PB: 0	SB: 0	CS: 0	PA: 36
--------------	------	------	------	-------	-------	------	------	------	-------	-------	------	------	------	------	------	------	------	------	------	------	------	------	------	-------	-------	------	------	------	------	------	------	------	------	------	------	------	------	------	------	------	------	------	------	------	------	-------	-------	-------	-------	-------	--------	-------	--------	-------	-------	-------	-------	--------

PITCHER	IP	WLS	BF	H	R	ER	SO	BB	IBB	HBP	BLK	WP	HR	S	P	ERA	WHIP
Rick Krivda, L ERA: 6.75 (1, 1)	6.0		25	7	2	2	3	3	0	0	0	0	0	52	87	3.00	1.667
Terry Mathews, R ERA: 4.2 (7, 1)	0.0		2	1	0	0	0	1	0	0	0	0	0	3	8	∞	∞
Arthur Rhodes, L ERA: 2.9 (7, 1)	1.0		3	0	0	0	2	0	0	0	0	0	0	7	7	0.00	0.000
Jesse Orosco, L ERA: 2.3 (8, 1)	1.0		3	0	0	0	0	0	0	0	0	0	0	6	7	0.00	0.000
Randy Myers, L ERA: 1.53 (9, 1)	1.0	S	3	0	0	0	0	0	0	0	0	0	0	7	9	0.00	0.000


BOTTOM

Baltimore Orioles @ New York Yankees
Yankee Stadium, Bronx, NY

Thu Sep 04 1997, 7:05 PM EDT
Att: 39,770 - Unknown - 68 F

livebaseballscorecards.com

AB	31
R	2
H	8
RBI	2
BB	4
SO	5
LOB	13



Batter	1	2	3	4	5	6	7	8	9	AB R H RBI BB SO LOB	TOP																
Brady Anderson, L (1, 8) OBP: 0.402, SLG: 0.478	0-2 FC4-6 3B	2-2 G3		1-0 1B WP 1B		1 SAFE 1-1 P5	0-1 1-2 2-H 1B		0-3 K	6 2 3 2 0 1 2																	
Aaron Ledesma, R (1, 4) OBP: 0.423, SLG: 0.468	4-0 FC4-6 BB		1-0 SF7 3B	1-2 1B WP 1B		1 SAFE 0-1 F9	1-2 F9		1-1 E5 2B	5 2 2 1 1 0 3																	
B.J. Surhoff, L (1, 7) OBP: 0.348, SLG: 0.465	1-1 FC4-6 1-2f 3-H		0-2 SF7 3-H	3-2 F9 3-H		0-0 G4-3	1-0 L3		3-3 K	5 0 0 2 0 1 6																	
Geronimo Berroa, R (1, 10) OBP: 0.377, SLG: 0.473	3-3 K		2-3 K		4-2 1B FC6-4 BB		0-1 WP HR 1B	1-2 BB BB 1B	3-0 2B	5 3 3 1 1 2 1																	
Cal Ripken Jr., R (1, 5) OBP: 0.344, SLG: 0.430	2-2 FC1-6-4 1-2f		0-3 K		2-2 FC6-4 1B		1 SAFE 1-3 K	1-0 BB BB 1B	0-1 G6-3	6 0 2 0 0 2 3																	
Rafael Palmeiro, L (1, 3) OBP: 0.327, SLG: 0.483		1-0 2B		1-0 F6		1-3 K	2-2 HR	3-1 P4		5 2 2 2 0 1 4																	
Jeffrey Hammonds, R (1, 9) OBP: 0.320, SLG: 0.493		1-1 F8		2-0 E9 1B		1-0 FC6-4	4-2 1B DI BB	4-0 G5-3 BB		3 2 0 1 2 0 2																	
Chris Hoiles, R (1, 2) OBP: 0.385, SLG: 0.437		2-2 2B		1-3 K		0-0 F9	2-1 1B	4-2 1B		4 1 2 2 1 1 2																	
Mike Bordick, R (1, 6) OBP: 0.274, SLG: 0.302		0-2 L4		4-0 1B BB		1-2 E1	0-0 1B	0-1 G5-3		4 1 1 1 1 0 4																	
Inning Stats	R: 1 E: 0 K: 1 S: 12	H: 1 LOB: 1 BB: 1 P: 22	R: 1 E: 0 K: 0 S: 12	H: 2 LOB: 1 BB: 0 P: 18	R: 1 E: 0 K: 2 S: 10	H: 1 LOB: 0 BB: 0 P: 13	R: 3 E: 1 K: 1 S: 13	H: 2 LOB: 1 BB: 1 P: 26	R: 1 E: 0 K: 1 S: 10	H: 1 LOB: 1 BB: 1 P: 18	R: 0 E: 1 K: 0 S: 8	H: 0 LOB: 1 BB: 0 P: 10	R: 4 E: 0 K: 1 S: 19	H: 5 LOB: 2 BB: 1 P: 30	R: 1 E: 0 K: 0 S: 10	H: 2 LOB: 2 BB: 2 P: 23	R: 1 E: 1 K: 2 S: 11	H: 1 LOB: 1 BB: 0 P: 18	1B: 9 2B: 3 3B: 2 HR: 1	SF: 1 SAC: 0 DP: 1 HBP: 0	WP: 2 PB: 0 SB: 2 CS: 0	PA: 50					
PITCHER	IP WLS BF H R ER SO BB IBB HBP BLK WP HR S P ERA WHIP																										
Andy Pettitte, L (1, 1) ERA: 2.98	1.0		5	1	1	1	1	1	0	0	0	0	0	12	22	9.00	2.000										
Hideki Irabu, R (2, 1) ERA: 7.98	5.1	L	29	8	9	6	5	3	0	0	0	2	1	63	102	10.12	2.062										
Danny Rios, R (7, 1) ERA: 19.29	0.2		7	5	2	2	0	0	0	0	0	0	0	13	19	27.00	7.500										
Graeme Lloyd, L (8, 1) ERA: 3.0	2.0		9	1	1	0	2	2	0	0	0	0	0	17	35	0.00	1.500										

Baltimore Orioles @ New York Yankees
Yankee Stadium, Bronx, NY

AB	43
R	13
H	15
RBI	12
BB	6
SO	8
LOB	27



Fri Sep 05 1997, 7:05 PM EDT
 Att. 46,568 - Unknown - 74 F

livebaseballscorecards.com

Batter	1	2	3	4	5	6	7	8	9	AB R H RBI BB SO LOB	TOP											
Brady Anderson, L (1, 8) OBP: 0.400, SLG: 0.477	2-3 K		0-1 G1-3		2-0 2B		2-0 F8		1-1 FC3-6	5 0 1 1 0 1 2												
Aaron Ledesma, R (1, 4) OBP: 0.408, SLG: 0.448	0-0 G5-3		1-0 1B		1-1 G6-3		0-0 G1-3		0-1 F9	5 0 1 0 0 0 3												
B.J. Surhoff, L (1, 7) OBP: 0.347, SLG: 0.462	0-2 G3		0-1 G4-3			4-0 FC5-4 BB		0-0 F9		3 0 0 0 1 0 1												
Geronimo Berroa, R (1, 9) Jerome Walton, R (8, 9) OBP: 0.376, SLG: 0.477 OBP: 0.457, SLG: 0.387		0-0 HR		2-1 G3-1		1-2 FC5-4 2B		3-3 K		4 2 1 1 0 1 1 0 0 0 0 0 0 0												
Rafael Palmeiro, L (1, 3) OBP: 0.327, SLG: 0.484		0-0 G4-3		0-0 G3		1-2 1B 2B		0-1 F9		4 1 1 1 0 0 0												
Cal Ripken Jr., R (1, 5) OBP: 0.342, SLG: 0.426		1-2 G1-3		0-0 P3		0-1 F4		1-3 K		4 0 0 0 0 1 1												
Harold Baines, L (1, 10) Jeffrey Hammonds, R (9, PR) OBP: 0.372, SLG: 0.452 OBP: 0.320, SLG: 0.493		1-0 1B			2-2 G6-3 2B 1B		4-0 1B IBB		0-0 FC1-5 BB 1B	3 1 3 0 1 0 0 0 0 0 0 0 0 0	AB 35 R 4 H 8 RBI 4 BB 3 SO 5 LOB 15											
Lenny Webster, R (1, 2) OBP: 0.331, SLG: 0.386		0-0 F7			1-3 K		0-1 FC6-4 1B		4-2 FC3-6 FC1-5 BB	3 0 1 1 1 1 2												
Mike Bordick, R (1, 6) OBP: 0.272, SLG: 0.299			2-3 K		2-1 G6-3		1-2 FC6-4		0-0 FC1-5	4 0 0 0 0 1 5												
Inning Stats	R: 0 E: 0 K: 1 S: 7	H: 0 LOB: 0 BB: 0 P: 9	R: 1 E: 0 K: 0 S: 7	H: 2 LOB: 1 BB: 0 P: 9	R: 0 E: 0 K: 1 S: 8	H: 1 LOB: 1 BB: 0 P: 11	R: 0 E: 0 K: 0 S: 4	H: 0 LOB: 0 BB: 0 P: 6	R: 1 E: 0 K: 1 S: 13	H: 2 LOB: 1 BB: 0 P: 21	R: 2 E: 0 K: 0 S: 13	H: 2 LOB: 2 BB: 2 P: 24	R: 0 E: 0 K: 0 S: 3	H: 0 LOB: 0 BB: 0 P: 5	R: 0 E: 0 K: 2 S: 8	H: 0 LOB: 0 BB: 0 P: 12	R: 0 E: 0 K: 0 S: 11	H: 1 LOB: 2 BB: 1 P: 16	1B: 5 2B: 2 3B: 0 HR: 1	SF: 0 SAC: 0 DP: 0 HBP: 0	WP: 0 PB: 0 SB: 0 CS: 0	PA: 38
PITCHER	IP WLS BF H R ER SO BB IBB HBP BLK WP HR S P ERA WHIP																					
Ramiro Mendoza, R (1, 1) ERA: 4.71	6.0 L 27 7 4 4 3 1 1 0 0 0 1 52 80 6.00 1.333																					
Brian Boehringer, R (7, 1) ERA: 3.16	2.0 6 0 0 0 2 0 0 0 0 0 0 0 11 17 0.00 0.000																					
42 Mariano Rivera, R (9, 1) ERA: 1.84	1.0 5 1 0 0 0 1 0 0 0 0 0 0 11 16 0.00 2.000																					

Baltimore Orioles @ New York Yankees
Yankee Stadium, Bronx, NY

Sat Sep 06 1997, 3:33 AM EDT
Att. 52,535 - Overcast - 73 F



livebaseballscorecards.com

BOTTOM

Baltimore Orioles @ New York Yankees
 Yankee Stadium, Bronx, NY

Sat Sep 06 1997, 3:33 AM EDT
 Att. 52,535 - Overcast - 73 F

livebaseballscorecards.com

AB	31
R	1
H	4
RBI	1
BB	2
SO	5
LOB	12



WP: 0	PA: 34
PB: 0	
SB: 2	
CS: 0	

AB R H RBI BB SO LOB

4	0	1	0	0	0	1
4	0	0	0	0	2	2
2	0	0	0	2	0	2
4	1	1	0	0	0	2
4	0	1	0	0	0	1
3	0	0	1	0	3	1
4	0	1	0	0	0	1
3	0	0	0	0	0	2
3	0	0	0	0	0	0

Batter	1	2	3	4	5	6	7	8	9
Tim Raines, S (1, 7) OBP: 0.389, SLG: 0.394	0-1 L8		0-0 1B			0-1 G6-3		1-1 F7	
2 Derek Jeter, R (1, 6) OBP: 0.368, SLG: 0.403	2-3 K		3-3 K			0-0 G6-3		2-0 FC5-4	
Bernie Williams, S (1, 8) OBP: 0.418, SLG: 0.535	4-1 FC6-4 BB		0-0 G1-3			4-0 S BB		1-1 FC6-4	
Tino Martinez, L (1, 3) OBP: 0.372, SLG: 0.590	0-1 FC6-4		0-0 F8			2-1 P6		1-1 G6-3 SF8 2B	
Paul O'Neill, L (1, 9) OBP: 0.392, SLG: 0.507		0-2 G3-1		2-1 F8		1-0 1B		2-2 G6-3	
Mike Stanley, R (1, 10) OBP: 0.392, SLG: 0.512		3-3 K		0-3 K2-3		1-3 K		0-0 SF8	
Wade Boggs, L (1, 5) OBP: 0.359, SLG: 0.355		1-1 1B		0-0 F8		1-0 F7		2-0 G1-3	
20 Jorge Posada, S (1, 2) OBP: 0.346, SLG: 0.356		1-1 G4-3		1-2 G3-1		3-1 G3			
Rey Sanchez, R (1, 4) OBP: 0.317, SLG: 0.366			1-2 G6-3		0-0 G3			1-1 E5 FC5-4	

Inning Stats	R: 0 E: 0 K: 1 S: 13	H: 0 LOB: 1 BB: 1 P: 19	R: 0 E: 0 K: 1 S: 10	H: 1 LOB: 1 BB: 0 P: 15	R: 0 E: 0 K: 1 S: 11	H: 1 LOB: 1 BB: 0 P: 15	R: 0 E: 0 K: 1 S: 6	H: 0 LOB: 0 BB: 0 P: 8	R: 0 E: 0 K: 0 S: 5	H: 0 LOB: 0 BB: 0 P: 6	R: 0 E: 0 K: 0 S: 5	H: 0 LOB: 1 BB: 1 P: 11	R: 0 E: 0 K: 1 S: 7	H: 1 LOB: 1 BB: 0 P: 13	R: 0 E: 1 K: 0 S: 7	H: 0 LOB: 1 BB: 0 P: 12	R: 1 E: 0 K: 0 S: 7	H: 1 LOB: 0 BB: 0 P: 12
---------------------	-------------------------------	----------------------------------	-------------------------------	----------------------------------	-------------------------------	----------------------------------	------------------------------	---------------------------------	------------------------------	---------------------------------	------------------------------	----------------------------------	------------------------------	----------------------------------	------------------------------	----------------------------------	------------------------------	----------------------------------

PITCHER Scott Erickson, R (1, 1) ERA: 3.3	IP: 9.0 WLS: W BF: 34 H: 4 R: 1 ER: 1 SO: 5 BB: 2 IBB: 0 HBP: 0 BLK: 0 WP: 0 HR: 0 S: 71 P: 111 ERA: 1.00 WHIP: 0.667
PITCHER	IP: WLS: BF: H: R: ER: SO: BB: IBB: HBP: BLK: WP: HR: S: P: ERA: WHIP

Batter	1	2	3	4	5	6	7	8	9	AB R H RBI BB SO LOB	TOP											
Jeffrey Hammonds, R OBP: 0.328, SLG: 0.501 (1, 8)	2-2 G5-3 1B		4-2 FC2-5 BB		1-0 1B		1-1 1B 2B		1-2 2B G4-3 1B	4 2 4 0 1 0 0												
Jerome Walton, R OBP: 0.450, SLG: 0.417 (1, 7)	3-2 G5-3		0-0 FC2-5		0-3 1B		0-0 1B		0-0 G4-3 2B	5 0 2 1 0 1 5												
Cal Ripken Jr., R OBP: 0.341, SLG: 0.431 Aaron Ledesma, R OBP: 0.403, SLG: 0.441 (1, 5) (7, 5)	0-1 HR		0-1 G3-6-1		3-2 G6-3		2-1 F4		0-1 G4-3	4 1 1 1 0 0 5 1 0 0 1 0 0 1												
Geronimo Berroa, R OBP: 0.376, SLG: 0.476 (1, 9)	2-0 1B			2-3 K		4-2 1B BB		1-3 K	0-1 G5-3	4 0 1 0 1 2 2												
Rafael Palmeiro, L OBP: 0.326, SLG: 0.481 (1, 3)	0-0 G4-3			4-2 BB		3-3 K		2-2 L7		3 0 0 0 1 1 2												
Chris Hoiles, R OBP: 0.381, SLG: 0.431 (1, 10)		1-2 P6		3-3 K		0-1 F9		1-3 K		4 0 0 0 0 2 2												
Lenny Webster, R OBP: 0.333, SLG: 0.386 (1, 2)		2-3 K		0-3 K		1-1 1B		4-2 BB		3 0 1 0 1 2 1												
Jeff Reboulet, R OBP: 0.303, SLG: 0.329 (1, 4)		0-1 G4-3			2-2 G1		1-2 L8		3-2 F8	4 0 0 0 0 0 3												
Mike Bordick, R OBP: 0.273, SLG: 0.303 (1, 6)			1-1 FC2-5 BB 1B		0-0 1B 2B		1-1 G5-3		2-1 L5	4 0 2 0 0 0 0												
Inning Stats	R: 1 E: 0 K: 0 S: 11	H: 3 LOB: 1 BB: 0 P: 18	R: 0 E: 0 K: 1 S: 9	H: 0 LOB: 0 BB: 0 P: 12	R: 0 E: 0 K: 3 S: 10	H: 1 LOB: 1 BB: 1 P: 15	R: 0 E: 0 K: 3 S: 11	H: 0 LOB: 1 BB: 1 P: 20	R: 0 E: 0 K: 1 S: 20	H: 2 LOB: 2 BB: 0 P: 26	R: 0 E: 0 K: 1 S: 14	H: 1 LOB: 2 BB: 1 P: 23	R: 1 E: 0 K: 1 S: 10	H: 2 LOB: 1 BB: 0 P: 15	R: 0 E: 0 K: 1 S: 11	H: 0 LOB: 1 BB: 1 P: 21	R: 1 E: 0 K: 0 S: 10	H: 2 LOB: 1 BB: 0 P: 13	1B: 7 2B: 3 3B: 0 HR: 1	SF: 0 SAC: 0 DP: 1 HBP: 0	WP: 0 PB: 0 SB: 0 CS: 0	PA: 40
PITCHER	IP WLS BF H R ER SO BB IBB HBP BLK WP HR S P ERA WHIP																					
Kenny Rogers, L ERA: 5.3 (1, 1)	5.1 W 23 6 1 1 6 3 0 0 0 0 0 1 68 105 1.69 1.688																					
Mike Stanton, L ERA: 2.82 (6, 1)	2.2 12 3 1 1 2 1 0 0 0 0 0 0 28 45 3.38 1.500																					
Graeme Lloyd, L ERA: 3.13 (9, 1)	1.0 5 2 1 1 0 0 0 0 0 0 0 0 10 13 9.00 2.000																					

Baltimore Orioles @ New York Yankees
Yankee Stadium, Bronx, NY
Sun Sep 07 1997, 3:33 AM EDT
Att. 47,945 - Cloudy - 78 F

livebaseballscorecards.com

AB	36
R	3
H	11
RBI	3
BB	4
SO	8
LOB	21



Batter	1	2	3	4	5	6	7	8	9	AB	R	H	RBI	BB	SO	LOB
Tim Raines, S OBP: 0.390, SLG: 0.410 (1, 10) C B B X	2-1 BB 1B		1-0 F8 2	2-2 HR		2-0 SF8 2		1-1 G4-3 2		4	1	2	2	0	0	0
Wade Boggs, L OBP: 0.363, SLG: 0.360 (1, 5) SAFE Andy Fox, L (9, 5) F B F X	2-2 F9 1		2-1 HR 2B	0-1 F9 2		4-1 HR BB		1-1 2B 1B		4	2	2	0	1	0	1
Paul O'Neill, L OBP: 0.394, SLG: 0.515 (1, 9) SAFE Scott Pose, L (8, PR) B B B (9, 9) B	4-1 BB 1-2		3-1 HR 2-H	1-0 F9 3		2-2 E4 HR 1-2		1-0 2B 1-3		4	2	2	2	1	0	1
Bernie Williams, S OBP: 0.418, SLG: 0.542 (1, 8) B C X	1-1 F7 2		0-1 2B		0-1 G6-3 1	1-0 HR 1-H 2-H		1-2 G4-3 3		5	1	2	3	0	0	4
Tino Martinez, L OBP: 0.371, SLG: 0.587 (1, 3) C X	0-1 F7 3		4-0 IBB		1-0 F8 2	0-1 L9 3				3	0	0	0	1	0	2
Chad Curtis, R OBP: 0.361, SLG: 0.488 (1, 7) X		0-0 G6-3 1	0-2 F9 3		3-2 F9 3		2-2 P5 1			4	0	0	0	0	0	2
Derek Jeter, R OBP: 0.369, SLG: 0.404 (1, 6) C B X		1-1 L9 2		1-1 20 HR 1B		3-2 20 2B 1B		1-1 F8 2		4	2	2	0	0	0	0
20 Jorge Posada, S OBP: 0.350, SLG: 0.388 (1, 2) B F B X		2-1 L8 3		0-0 HR 1-H		2-2 SH1-3 1-H SF8 2B		3-3 K 3		4	2	2	3	0	1	0
Rey Sanchez, R OBP: 0.314, SLG: 0.362 (1, 4) B X			1-0 L9 1	2-2 G6-3 1		2-1 SH1-3 2-3		1-1 F8 1		3	0	0	0	0	0	0

Inning Stats	R: 0	H: 1	E: 0	K: 0	S: 10	LOB: 2	BB: 1	P: 19	R: 0	H: 0	E: 0	K: 0	S: 5	LOB: 0	BB: 0	P: 8	R: 2	H: 3	E: 0	K: 0	S: 11	LOB: 2	BB: 1	P: 22	R: 3	H: 3	E: 0	K: 0	S: 13	LOB: 0	BB: 0	P: 19	R: 0	H: 0	E: 0	K: 0	S: 6	LOB: 0	BB: 0	P: 10	R: 5	H: 3	E: 1	K: 0	S: 18	LOB: 0	BB: 1	P: 34	R: 0	H: 0	E: 0	K: 1	S: 11	LOB: 0	BB: 0	P: 17	R: 0	H: 2	E: 0	K: 0	S: 10	LOB: 2	BB: 0	P: 15
35 Mike Mussina, R ERA: 3.29 (1, 1)	IP	WLS	BF	H	R	ER	SO	BB	IBB	HBP	BLK	WP	HR	S	P	ERA	WHIP																																															
Nerio Rodriguez, R ERA: 9.0 (4, 1)	3.0	L	15	4	6	3	0	1	0	0	0	0	2	34	59	9.00	1.667																																															
Brian Williams, R ERA: 3.29 (7, 1)	2.0		8	2	0	0	1	0	0	0	0	0	0	21	32	0.00	1.000																																															


BOTTOM

Baltimore Orioles @ New York Yankees
Yankee Stadium, Bronx, NY

Sun Sep 07 1997, 3:33 AM EDT
Att: 47,945 - Cloudy - 78 F

livebaseballscorecards.com

AB	35
R	10
H	12
RBI	10
BB	3
SO	1
LOB	10



WP: 0	PA: 40
PB: 0	SB: 0
CS: 0	

Batter	1	2	3	4	5	6	7	8	9	AB R H RBI BB SO LOB	TOP																
Brady Anderson, L (1, 8) OBP: 0.399, SLG: 0.474	1-1 G3		4-0 FC5-4 BB		0-1 G6-3		0-3 K			3 0 0 0 1 1 2																	
Roberto Alomar, S (1, 4) OBP: 0.361, SLG: 0.436	0-0 F7		0-3 K			2-2 G5-4-3 BB HBP		0-3 K		2 0 0 0 0 1 2																	
Jeff Reboulet, R (6, 4) OBP: 0.303, SLG: 0.329										0 0 0 0 0 0 0																	
Jerome Walton, R (8, PH) OBP: 0.439, SLG: 0.405										1 0 0 0 0 1 0																	
Aaron Ledesma, R (8, 4) OBP: 0.403, SLG: 0.441										0 0 0 0 0 0 0																	
B.J. Surhoff, L (1, 7) OBP: 0.348, SLG: 0.461	2-2 1B		2-3 K			4-0 G5-4-3 BB		0-0 B1-3		3 0 1 0 1 1 2																	
Geronimo Berroa, R (1, 9) OBP: 0.375, SLG: 0.474	1-3 K		1-0 FC5-4			2-0 G5-4-3		0-1 1B		4 0 1 0 0 1 5																	
Rafael Palmeiro, L (1, 3) OBP: 0.324, SLG: 0.477		2-2 F9		3-3 K		1-1 F8		1-1 L3		4 0 0 0 0 1 2																	
Cal Ripken Jr., R (1, 5) OBP: 0.339, SLG: 0.428		0-1 G6-3		1-3 K			1-2 G6-3		0-1 P3	4 0 0 0 0 1 0																	
Harold Baines, L (1, 10) OBP: 0.373, SLG: 0.460		0-0 HR		3-1 F8			2-1 P6		0-1 G6-4-3 1B	4 1 2 1 0 0 0																	
David Dellucci, L (9, PR) OBP: 0.321, SLG: 0.304										0 0 0 0 0 0 0																	
Chris Hoiles, R (1, 2) OBP: 0.382, SLG: 0.428		3-1 G6-3			4-2 G5-4-3 BB		4-0 1B BB		1-0 G6-4-3	2 0 0 0 2 0 1																	
Mike Bordick, R (1, 6) OBP: 0.276, SLG: 0.306			0-1 BB 1B		0-0 G5-4-3		2-1 1B			3 0 2 0 0 0 1																	
Inning Stats	R: 0 E: 0 K: 1 S: 9	H: 1 LOB: 1 BB: 0 P: 13	R: 1 E: 0 K: 0 S: 8	H: 1 LOB: 0 BB: 0 P: 13	R: 0 E: 0 K: 2 S: 9	H: 1 LOB: 2 BB: 1 P: 16	R: 0 E: 0 K: 2 S: 8	H: 0 LOB: 0 BB: 0 P: 15	R: 0 E: 0 K: 0 S: 5	H: 0 LOB: 0 BB: 1 P: 9	R: 0 E: 0 K: 0 S: 5	H: 0 LOB: 1 BB: 1 P: 14	R: 0 E: 0 K: 1 S: 10	H: 1 LOB: 2 BB: 1 P: 19	R: 0 E: 0 K: 1 S: 8	H: 1 LOB: 1 BB: 0 P: 9	R: 0 E: 0 K: 0 S: 5	H: 1 LOB: 1 BB: 0 P: 6	1B: 5 2B: 0 3B: 0 HR: 1	SF: 0 SAC: 0 DP: 3 HBP: 1	WP: 0 PB: 0 SB: 0 CS: 0	PA: 35					
PITCHER	IP WLS BF H R ER SO BB IBB HBP BLK WP HR S P ERA WHIP																										
Orel Hershiser, R (1, 1) ERA: 4.42	6.2		27	4	1	1	5	4	0	1	0	0	1	51	96	1.35	1.200										
Paul Assenmacher, L (7, 1) ERA: 2.95	1.0	W	3	0	0	0	2	0	0	0	0	0	0	7	7	0.00	0.000										
Michael Jackson, R (8, 1) ERA: 3.26	0.0		1	1	0	0	0	0	0	0	0	0	0	2	2	∞	∞										
Alvin Morman, L (8, 1) ERA: 4.5	0.1		1	0	0	0	0	0	0	0	0	0	0	2	3	0.00	0.000										
Jose Mesa, R (9, 1) ERA: 2.53	1.0	S	3	1	0	0	0	0	0	0	0	0	0	5	6	0.00	1.000										

Baltimore Orioles @ Cleveland Indians
 Jacobs Field, Cleveland, OH
 Mon Sep 08 1997, 7:05 PM EDT
 Att. 43,009 - Unknown - 69 F

livebaseballscorecards.com

AB	30
R	1
H	6
RBI	1
BB	4
SO	7
LOB	15



Batter	1	2	3	4	5	6	7	8	9
Omar Vizquel, S OBP: 0.342, SLG: 0.368 (1, 6) FCX	0-2 F9		2-2 L6			2-2 G6-3	1-1 S 1B		
Brian Giles, L OBP: 0.369, SLG: 0.464 (1, 7) BCX	1-1 F7			1-3 K		0-0 G3-1	4-2 2-H 1B		
Manny Ramirez, R OBP: 0.422, SLG: 0.551 (1, 9) CBX	2-1 P6			2-2 K		3-2 2B	1-3 SAFE K		
Jim Thome, L OBP: 0.428, SLG: 0.598 (1, 3) X		0-0 G3-6 1B		3-3 K		3-0 2-H 2B		0-1 G5-3	
David Justice, L OBP: 0.432, SLG: 0.621 (1, 10) CBX		3-1 G3-6 1-2f			0-0 BB 1B	4-0 IBB		3-2 P4	
Matt Williams, R OBP: 0.303, SLG: 0.492 (1, 5) CBX		2-2 G5-3			0-1 P5	0-0 P3		1-1 2B 1B	
Tony Fernandez, S OBP: 0.320, SLG: 0.419 (1, 4) CX			0-1 G4-6-3 1B		4-1 BB 1-2		2-0 SAFE L8	1-1 2B	
Pat Borders, R OBP: 0.363, SLG: 0.452 (1, 2) CBX			2-2 SAFE G4-6-3 1B		1-3 K		3-2 1B 2B	2-1 F9	
Marquis Grissom, R OBP: 0.325, SLG: 0.401 (1, 8) CBX			3-2 G4-6-3 1-2f 2-3		1-1 FC5-4 1-2f		0-3 K		

Inning Stats	R: 0 E: 0 K: 0 S: 7	H: 0 LOB: 0 BB: 0 P: 10	R: 0 E: 0 K: 0 S: 6	H: 1 LOB: 0 BB: 0 P: 11	R: 0 E: 0 K: 0 S: 11	H: 2 LOB: 1 BB: 0 P: 18	R: 0 E: 0 K: 3 S: 12	H: 0 LOB: 0 BB: 0 P: 18	R: 0 E: 0 K: 1 S: 9	H: 1 LOB: 2 BB: 1 P: 15	R: 1 E: 0 K: 2 S: 10	H: 2 LOB: 2 BB: 1 P: 22	R: 1 E: 0 K: 2 S: 16	H: 2 LOB: 2 BB: 1 P: 27	R: 0 E: 0 K: 0 S: 11	H: 2 LOB: 2 BB: 0 P: 18
--------------	------------------------------	----------------------------------	------------------------------	----------------------------------	-------------------------------	----------------------------------	-------------------------------	----------------------------------	------------------------------	----------------------------------	-------------------------------	----------------------------------	-------------------------------	----------------------------------	-------------------------------	----------------------------------

PITCHER															PITCHER																			
IP	WLS	BF	H	R	ER	SO	BB	IBB	HBP	BLK	WP	HR	S	P	ERA	WHIP	IP	WLS	BF	H	R	ER	SO	BB	IBB	HBP	BLK	WP	HR	S	P	ERA	WHIP	
Scott Kamieniecki, R (1, 1) ERA: 3.97	6.0		24	6	1	1	4	1	1	0	0	0	55	94	1.50	1.167																		
Alan Mills, R (7, 1) ERA: 4.32	0.2	L	4	2	1	1	1	0	0	0	0	0	10	16	13.50	3.000																		
Jesse Orosco, L (7, 1) ERA: 2.44	1.0		4	0	0	0	1	1	0	0	0	0	11	19	0.00	1.000																		
Terry Mathews, R (8, 1) ERA: 4.18	0.1		3	2	0	0	0	0	0	0	0	0	6	10	0.00	6.000																		

BOTTOM

Baltimore Orioles @ Cleveland Indians
Jacobs Field, Cleveland, OH
Mon Sep 08 1997, 7:05 PM EDT
Att: 43,009 - Unknown - 69 F

AB	R	H	RBI	BB	SO	LOB
4	0	1	1	0	0	1
3	0	0	0	1	1	0
4	1	1	0	0	2	2
4	0	2	1	0	1	0
3	0	1	0	1	0	1
4	0	1	0	0	0	3
3	0	2	0	1	0	0
4	1	2	0	0	1	4
3	0	0	0	0	1	5

AB	32
R	2
H	10
RBI	2
BB	3
SO	6
LOB	16

livebaseballscorecards.com

C

1B: 6	SF: 0	WP: 0	PA: 35
2B: 4	SAC: 0	PB: 0	
3B: 0	DP: 2	SB: 1	
HR: 0	HBP: 0	CS: 0	

Batter	1	2	3	4	5	6	7	8	9	AB	R	H	RBI	BB	SO	LOB	TOP								
Brady Anderson, L (1, 8) OBP: 0.401, SLG: 0.479	0-3 K		4-0 SF7 1B BB		0-0 F8	4-0 2B FC5-4 IBB		0-0 HR		3	3	1	1	2	1	0									
Roberto Alomar, S (1, 4) OBP: 0.366, SLG: 0.441 Aaron Ledesma, R (5, PR) OBP: 0.418, SLG: 0.471 (5, 4)	0-0 1B F8-2 1B		0-0 BB 1B		0-0 1B	0-0 FC5-4 2B		0-0 1B		3	0	3	0	0	0	0									
B.J. Surhoff, L (1, 7) OBP: 0.348, SLG: 0.460	0-0 1B		0-0 SF7		0-0 F5	4-0 FC5-4 IBB		0-0 F8		3	0	1	1	1	0	2									
Geronimo Berroa, R (1, 9) OBP: 0.377, SLG: 0.482 Tony Tarasco, L (8, PR) OBP: 0.315, SLG: 0.401 (8, 9)	0-0 F8-2		4-0 1-2 BB			HR FC5-4 BB		0-0 2-5 2B		4	1	2	2	1	0	4									
Rafael Palmeiro, L (1, 3) OBP: 0.325, SLG: 0.477		0-3 K	0-0 G4-3			2B 1B FC6-4 BB		0-0 SF7		3	1	1	1	1	1	2									
Cal Ripken Jr., R (1, 5) OBP: 0.339, SLG: 0.428		0-0 G6-3		0-0 G5-3		2B FC6-4		3-H 4-0 IBB		4	1	1	0	1	0	3									
Harold Baines, L (1, 10) OBP: 0.374, SLG: 0.463		0-0 1B		0-3 K		SH5-4 2B 2B		0-0 G4-3		5	1	2	2	0	1	0									
Lenny Webster, R (1, 2) OBP: 0.332, SLG: 0.381		0-3 K		0-0 1-3		SH5-4 2B BB		0-3 K		3	1	0	0	1	2	1									
Mike Bordick, R (1, 6) OBP: 0.274, SLG: 0.304			0-0 G4-3		0-0 L8	SH5-4 1-2 2-3		0-0 G1-3		3	0	0	0	0	0	0									
Inning Stats	R: 0 E: 0 K: 1 S: 6	H: 2 LOB: 1 BB: 0 P: 6	R: 0 E: 0 K: 2 S: 8	H: 1 LOB: 1 BB: 0 P: 8	R: 1 E: 0 K: 0 S: 4	H: 1 LOB: 2 BB: 2 P: 12	R: 0 E: 0 K: 1 S: 5	H: 0 LOB: 0 BB: 0 P: 5	R: 0 E: 0 K: 0 S: 4	H: 1 LOB: 1 BB: 0 P: 4	R: 0 E: 0 K: 0 S: 8	H: 5 LOB: 3 BB: 4 P: 24	R: 0 E: 0 K: 1 S: 5	H: 0 LOB: 0 BB: 0 P: 5	R: 2 E: 0 K: 0 S: 5	H: 3 LOB: 2 BB: 1 P: 9	R: 0 E: 0 K: 0 S: 0	H: 0 LOB: 0 BB: 0 P: 0	1B: 7 2B: 5 3B: 0 HR: 2	SF: 2 SAC: 1 DP: 1 HBP: 0	WP: 0 PB: 0 SB: 0 CS: 0	PA: 43			
PITCHER	IP	WLS	BF	H	R	ER	SO	BB	IBB	HBP	BLK	WP	HR	S	P	ERA	WHIP								
Chad Ogea, R (1, 1) ERA: 5.73	5.0	L	25	9	5	5	4	2	0	0	0	0	1	31	39	9.00	2.200								
Albie Lopez, R (6, 1) ERA: 6.65	0.2		6	1	2	2	0	1	2	0	0	0	0	3	15	27.00	3.000								
Jason Jacome, L (6, 1) ERA: 6.0	2.1		12	3	2	2	1	1	1	0	0	0	1	11	19	7.71	1.714								
Eric Plunk, R (9, 1) ERA: 5.02	0.0		1	0	0	0	0	0	0	0	0	0	0	0	0	∞	∞								

Baltimore Orioles @ Cleveland Indians
Jacobs Field, Cleveland, OH
 Tue Sep 09 1997, 7:05 PM EDT
 Att. 43,045 - Unknown - 75 F

livebaseballscorecards.com

AB	33
R	9
H	13
RBI	9
BB	7
SO	5
LOB	12



Batter	1	2	3	4	5	6	7	8	9
Bip Roberts, S (1, 7) OBP: 0.349, SLG: 0.378	4-0 1B BB	0-0 G5-3		0-0 E5			0-0 F9	4-0 BB	
Kevin Seitzer, R (1, 10) OBP: 0.322, SLG: 0.366 Brian Giles, L (8, PH) OBP: 0.368, SLG: 0.463	0-0 P4		0-0 F3	0-0 F2			0-0 BB 1B	0-3 K	
Manny Ramirez, R (1, 9) OBP: 0.421, SLG: 0.549	0-0 FC1-4 1-2 1B		0-0 G6-3		0-0 F9		0-0 P6		
Jim Thome, L (1, 3) OBP: 0.430, SLG: 0.599	0-0 FC1-4 1-2 2-H 1B		0-3 K		0-0 1B		4-0 1-2 BB		
Matt Williams, R (1, 5) OBP: 0.302, SLG: 0.489	0-0 FC1-4 FC6-4 1-2f 2-3			4-0 SH3-4 FC FC5-2 BB	0-0 F7		0-0 G5-3		
Sandy Alomar Jr., R (1, 2) OBP: 0.354, SLG: 0.530 Pat Borders, R (7, 2) OBP: 0.360, SLG: 0.449	0-0 FC6-4 1-2f			0-0 FC FC5-2 SH3-4 E	0-0 L4			0-3 K	
Tony Fernandez, S (1, 4) OBP: 0.323, SLG: 0.421		0-0 2B G4-3 1B		0-0 SH3-4 1-2 2-3		0-0 G5-3		0-0 1B 1B	
Marquis Grissom, R (1, 8) OBP: 0.326, SLG: 0.403		0-0 CS 1-3 2B		4-0 E FC5-2 IBB		0-0 L7		0-3 K	
Omar Vizquel, S (1, 6) OBP: 0.342, SLG: 0.367		0-0 G4-3 3-H		0-0 FC5-2 E 1-2 2-3 3-Hf		0-0 F7		0-0 BB 1-3 1B	

AB	R	H	RBI	BB	SO	LOB
3	1	0	0	2	0	3
4	0	1	0	0	0	4
1	0	0	0	0	1	3
4	0	1	0	0	0	1
3	0	2	1	1	1	0
3	0	0	0	1	0	5
3	1	0	0	0	0	4
1	0	0	0	0	1	0
3	1	2	0	0	0	0
3	0	1	0	1	1	1
4	0	1	1	0	0	4

BOTTOM

Baltimore Orioles @ Cleveland Indians
Jacobs Field, Cleveland, OH
 Tue Sep 09 1997, 7:05 PM EDT
 Att: 43,045 - Unknown - 75 F

AB	32
R	3
H	8
RBI	2
BB	5
SO	4
LOB	25



Inning Stats	R: 1	H: 2	E: 0	LOB: 2	K: 0	BB: 1	S: 5	P: 9									
Rick Krivda, L (1, 1) ERA: 6.03	6.1	WLS: W	BF: 29	H: 6	R: 3	ER: 2	SO: 1	BB: 2	IBB: 1	HBP: 0	BLK: 0	WP: 0	HR: 0	S: 28	P: 40	ERA: 2.84	WHIP: 1.263
Armando Benitez, R (7, 1) ERA: 2.33	1.2		9	2	0	0	3	2	0	0	0	0	0	13	21	0.00	2.400

WP	PA	3B	HR	S	P	ERA	WHIP
0	38	0	0	0	0	0	0

Batter	1	2	3	4	5	6	7	8	9	AB R H RBI BB SO LOB	TOP											
2 Derek Jeter, R OBP: 0.367, SLG: 0.406 (1, 6)										6 1 1 3 0 2 3												
Wade Boggs, L OBP: 0.389, SLG: 0.387 (1, 5)										3 2 1 1 1 1 1												
Andy Fox, L (7, 5)										0 1 0 0 1 0 0												
Paul O'Neill, L OBP: 0.390, SLG: 0.513 (1, 9)										4 1 1 3 0 1 2												
Scott Pose, L OBP: 0.310, SLG: 0.266 (7, 9)										0 0 0 0 1 0 0												
Bernie Williams, S OBP: 0.413, SLG: 0.534 (1, 8)										2 1 0 1 2 0 0												
Tino Martinez, L OBP: 0.371, SLG: 0.581 (1, 3)										5 1 1 1 0 1 2												
Mike Stanley, R OBP: 0.389, SLG: 0.505 (1, 10)										4 2 1 0 1 1 1												
Chad Curtis, R OBP: 0.366, SLG: 0.490 (1, 7)										5 3 3 1 0 0 1												
20 Jorge Posada, S OBP: 0.343, SLG: 0.378 (1, 2)										3 0 0 1 0 0 3												
Rey Sanchez, R OBP: 0.320, SLG: 0.375 (1, 4)										4 2 3 2 0 0 1												
Inning Stats	R: 0 E: 0 K: 2 S: 9	H: 0 LOB: 0 BB: 0 P: 13	R: 0 E: 0 K: 1 S: 6	H: 0 LOB: 0 BB: 0 P: 11	R: 2 E: 1 K: 0 S: 13	H: 2 LOB: 1 BB: 0 P: 24	R: 0 E: 0 K: 1 S: 9	H: 0 LOB: 0 BB: 0 P: 16	R: 1 E: 0 K: 1 S: 9	H: 1 LOB: 0 BB: 0 P: 13	R: 9 E: 0 K: 1 S: 32	H: 6 LOB: 1 BB: 4 P: 60	R: 1 E: 0 K: 0 S: 12	H: 2 LOB: 1 BB: 0 P: 18	R: 1 E: 0 K: 0 S: 10	H: 0 LOB: 1 BB: 2 P: 21	R: 0 E: 1 K: 0 S: 10	H: 0 LOB: 1 BB: 0 P: 15	1B: 6 2B: 4 3B: 0 HR: 1	SF: 3 SAC: 1 DP: 0 HBP: 0	WP: 1 PB: 0 SB: 1 CS: 0	PA: 46
PITCHER	IP WLS BF H R ER SO BB IBB HBP BLK WP HR S P ERA WHIP																					
Jimmy Key, L ERA: 3.28 (1, 1)	5.1 L 25 6 8 6 6 1 1 0 0 0 0 57 99 10.12 1.312																					
Brian Williams, R ERA: 5.14 (6, 1)	0.1 4 2 1 1 0 1 0 0 0 0 0 10 21 27.00 9.000																					
Terry Mathews, R ERA: 4.31 (6, 1)	0.1 3 1 3 3 0 1 0 0 0 0 1 11 17 81.00 6.000																					
Nerio Rodriguez, R ERA: 7.5 (7, 1)	3.0 14 2 2 2 0 2 0 0 0 1 0 32 54 6.00 1.333																					

New York Yankees @ Baltimore Orioles
Oriole Park at Camden Yards, Baltimore, MD

Thu Sep 11 1997, 7:05 PM EDT
 Att. 47,066 - Unknown - 70 F

AB	36
R	14
H	11
RBI	13
BB	6
SO	6
LOB	14



livebaseballscorecards.com

Batter	1	2	3	4	5	6	7	8	9	AB	R	H	RBI	BB	SO	LOB
Brady Anderson, L (1, 8) OBP: 0.401, SLG: 0.478 Tony Tarasco, L (7, 8) OBP: 0.311, SLG: 0.396	1-2 F8 BB 1B		0-1 G3-1			1-1 L4	2-2 L9		0-2 F9	3	0	1	0	0	0	0
Aaron Ledesma, R (1, 4) OBP: 0.434, SLG: 0.472	4-1 1-2 BB		0-0 G5-3			0-0 E 1B 1B		4-2 1B 2B BB		2	2	1	0	2	0	0
B.J. Surhoff, L (1, 7) OBP: 0.347, SLG: 0.458 Jerome Walton, R (6, PH) OBP: 0.442, SLG: 0.410 (7, 3)	1-1 F8 2-3				2-2 L3	2-2 E4 1B		2-0 2B 1B		2	0	0	0	0	0	2
Geronimo Berroa, R (1, 10) OBP: 0.376, SLG: 0.480	1-3 K				3-2 G6-3	0-1 1B		1-3 K		4	0	1	1	0	2	4
Rafael Palmeiro, L (1, 3) OBP: 0.323, SLG: 0.474 David Dellucci, L (7, 7) OBP: 0.345, SLG: 0.375	0-0 P5				1-2 F7	2-2 F8		2-2 2B		3	0	0	0	0	0	4
Cal Ripken Jr., R (1, 5) OBP: 0.338, SLG: 0.427 Jeff Reboulet, R (7, 5) OBP: 0.305, SLG: 0.330		1-0 G4-3			2-2 G6-3		1-0 1B 1B	1-3 K		2	0	0	0	0	0	0
Jeffrey Hammonds, R (1, 9) OBP: 0.325, SLG: 0.496		2-0 P3			0-1 G4-3		0-0 F9	1-3 K		4	0	0	0	0	1	3
Chris Hoiles, R (1, 2) OBP: 0.382, SLG: 0.427 Mel Rosario, S (8, 2)		3-1 L7			1-0 P6		1-2 1B		0-0 P5	3	0	1	0	0	0	0
Mike Bordick, R (1, 6) OBP: 0.272, SLG: 0.301			2-2 G5-3			1-2 F8	0-0 F9		1-2 G4-3	4	0	0	0	0	0	2

Inning Stats	R: 0	H: 1	E: 0	K: 1	S: 10	LOB: 2	BB: 1	P: 17	R: 0	H: 0	E: 0	K: 0	S: 4	LOB: 0	BB: 0	P: 10	R: 0	H: 0	E: 0	K: 0	S: 6	LOB: 0	BB: 0	P: 8	R: 0	H: 0	E: 0	K: 0	S: 9	LOB: 0	BB: 0	P: 15	R: 0	H: 0	E: 0	K: 0	S: 6	LOB: 0	BB: 0	P: 9	R: 1	H: 2	E: 1	K: 0	S: 15	LOB: 2	BB: 0	P: 21	R: 0	H: 2	E: 0	K: 0	S: 14	LOB: 2	BB: 0	P: 18	R: 1	H: 2	E: 0	K: 3	S: 15	LOB: 2	BB: 1	P: 26	R: 0	H: 0	E: 0	K: 0	S: 8	LOB: 0	BB: 0	P: 9	1B: 6	2B: 1	3B: 0	HR: 0	SF: 0	SAC: 0	DP: 0	HBP: 0	WP: 0	PA: 37
PITCHER	IP	WLS	BF	H	R	ER	SO	BB	IBB	HBP	BLK	WP	HR	S	P	ERA	WHIP																																																																	
Andy Pettitte, L (1, 1) ERA: 2.89	7.0	W	28	5	1	0	1	1	0	0	0	0	0	64	98	0.00	0.857																																																																	
Brian Boehringer, R (8, 1) ERA: 3.23	2.0		9	2	1	1	3	1	0	0	0	0	0	23	35	4.50	1.500																																																																	

BOTTOM

New York Yankees @ Baltimore Orioles
 Oriole Park at Camden Yards, Baltimore, MD

Thu Sep 11 1997, 7:05 PM EDT
 Att: 47,066 - Unknown - 70 F

livebaseballscores.com

AB	35
R	2
H	7
RBI	2
BB	2
SO	4
LOB	20



Batter	1	2	3	4	5	6	7	8	9	AB R H RBI BB SO LOB	TOP
Tim Raines, S (1, 10) OBP: 0.385, SLG: 0.403	2-2 	0-0 	2-1 		4-2 		4-2 	0-1 	1-2 	5 3 2 1 2 0 3	
Wade Boggs, L (1, 5) OBP: 0.374, SLG: 0.395 Andy Fox, L (7, PR) OBP: 0.500, SLG: 0.333 (7, 5)	4-0 	1-1 	2-2 		2-3 		0-2 	0-1 		4 3 3 3 1 1 2 1 1 1 0 0 0 0	
Paul O'Neill, L (1, 9) OBP: 0.390, SLG: 0.510	2-3 	1-2 	1-0 		0-2 		4-2 	4-2 		3 1 0 1 2 1 4	
Bernie Williams, S (1, 8) OBP: 0.417, SLG: 0.543 Scott Pose, L (7, PR) OBP: 0.306, SLG: 0.262 (7, 7)	3-2 	1-2 	2-2 			3-2 	1-1 	3-3 		5 2 4 2 0 0 0 1 0 0 0 0 1 2	
Tino Martinez, L (1, 3) OBP: 0.373, SLG: 0.581 Mike Stanley, R (7, 3)	1-0 	4-0 		0-1 		2-2 	1-1 		3-2 	3 0 2 2 1 0 0 1 0 0 0 0 0 0	
Chad Curtis, R (1, 7) OBP: 0.368, SLG: 0.490 (7, 8)	0-2 	1-2 		0-1 		2-0 	0-2 		1-1 	6 0 3 2 0 1 4	
Derek Jeter, R (1, 6)				1 SAFE 2 SAFE 3 SAFE 4 SAFE 5 SAFE 6 SAFE 7 SAFE 8 SAFE 9 SAFE 10 SAFE		0-2 	0-2 		0-0 	4 1 1 0 2 0 2	
Jorge Posada, S (1, 2) OBP: 0.348, SLG: 0.371						2-1 			4-2 	3 2 0 0 3 0 6	
Rey Sanchez, R (1, 4) OBP: 0.317, SLG: 0.374			0-0 		0-0 		1-2 	0-1 	3-2 	6 0 1 0 0 0 5	
Inning Stats	R: 1 H: 2 E: 0 LOB: 2 K: 2 BB: 1 S: 20 P: 32	R: 5 H: 5 E: 1 LOB: 3 K: 0 BB: 3 S: 20 P: 38	R: 2 H: 2 E: 0 LOB: 0 K: 0 BB: 0 S: 15 P: 24	R: 0 H: 1 E: 0 LOB: 0 K: 0 BB: 0 S: 5 P: 7	R: 0 H: 1 E: 0 LOB: 2 K: 1 BB: 1 S: 12 P: 20	R: 1 H: 1 E: 0 LOB: 0 K: 0 BB: 0 S: 13 P: 20	R: 4 H: 3 E: 0 LOB: 3 K: 0 BB: 4 S: 28 P: 48	R: 0 H: 1 E: 0 LOB: 2 K: 1 BB: 1 S: 11 P: 18	R: 0 H: 1 E: 1 LOB: 3 K: 0 BB: 1 S: 17 P: 29	1B: 12 SF: 2 2B: 4 SAC: 0 3B: 1 DP: 0 HR: 0 HBP: 0	WP: 1 PA: 55 PB: 0 SB: 2 CS: 0
PITCHER Scott Erickson, R (1, 1) ERA: 3.61 Arthur Rhodes, L (3, 1) ERA: 2.81 Shawn Boskie, R (6, 1) ERA: 6.51 Brian Williams, R (7, 1) ERA: 4.32	IP WLS BF H R ER SO BB IBB HBP BLK WP HR S P ERA WHIP 2.1 L 20 9 8 8 2 3 1 0 0 0 0 0 51 87 30.86 5.143 2.2 10 2 0 0 1 1 0 0 0 1 0 21 34 0.00 1.125 1.1 11 4 5 5 0 3 0 0 0 0 0 31 53 33.75 5.250 2.2 14 2 0 0 1 3 0 0 0 0 0 38 62 0.00 1.875	PITCHER IP WLS BF H R ER SO BB IBB HBP BLK WP HR S P ERA WHIP									

New York Yankees @ Baltimore Orioles
 Oriole Park at Camden Yards, Baltimore, MD

AB	42
R	13
H	17
RBI	11
BB	11
SO	4
LOB	28



Fri Sep 12 1997, 7:05 PM EDT
 Att. 47,511 - Unknown - 77 F

livebaseballscorecards.com

Batter	1	2	3	4	5	6	7	8	9	AB	R	H	RBI	BB	SO	LOB
Brady Anderson, L (1, 8) Tony Tarasco, L (8, 8) OBP: 0.400, SLG: 0.476 OBP: 0.310, SLG: 0.394	0-0 L4	2-1 F8		2-1 G3-6-1 1-2 1B			2-3 K	2-2 G4-6-3 1-2f 2-3		4	0	1	0	0	1	2
Roberto Alomar, S (1, 4) Jeff Reboulet, R (7, PR) OBP: 0.367, SLG: 0.442 OBP: 0.304, SLG: 0.329	0-1 L8		2-1 BB 1B PB 1B	2-0 G3-6-1 1-2f			1-1 1B 1B	3-2 P5		4	1	2	0	0	0	2
B.J. Surhoff, L (1, 7) David Dellucci, L (7, PH) OBP: 0.349, SLG: 0.460 OBP: 0.355, SLG: 0.385	0-1 FC6-4 1B		0-2 PB BB 1-2 1B			1-1 G3	1-0 1-2 1B		0-0 G4-3	3	0	2	0	0	0	0
Geronimo Berroa, R (1, 9) Jerome Walton, R (7, PH) OBP: 0.374, SLG: 0.477 OBP: 0.422, SLG: 0.390	0-1 FC6-4 1-2f		0-3 K			0-0 G2	1-3 K		0-1 G4-3	3	0	0	0	0	1	3
Rafael Palmeiro, L (1, 3) Chris Hoiles, R (8, 3) OBP: 0.323, SLG: 0.472 OBP: 0.382, SLG: 0.426		1-0 G4-3	4-0 PB BB 1-2 2-3			0-1 G3		4-2 1B BB	0-3 K	2	0	0	0	1	0	0
Cal Ripken Jr., R (1, 5) Aaron Ledesma, R (8, 5) OBP: 0.337, SLG: 0.424 OBP: 0.440, SLG: 0.479		3-3 K	1-3 K			1-2 G5-3		1-0 1B E 1B 1-2		3	0	0	0	0	2	3
Harold Baines, L (1, 10)		1-2 E3 1B 1B	1-0 G4-3 1-2 2-3 3-H			4-1 G6-3 BB		0-2 E 1B 1-3 2-H		3	2	1	1	1	0	2
Lenny Webster, R (1, 2) Charlie Greene, R (8, 2)		2-2 1B 1-2 1B		1-3 K		0-0 G6-3 1-2f		0-0 E1 1B G4-6-3		3	0	1	0	0	1	1
Mike Bordick, R (1, 6)		0-1 1-2 2-H 1B		0-1 1B			0-1 G5-3	3-2 G4-6-3 1-2 1B		4	0	3	2	0	0	0

Inning Stats	R: 0	H: 1	E: 0	K: 0	S: 7	R: 1	H: 2	E: 1	K: 1	S: 14	R: 1	H: 2	E: 0	K: 2	S: 14	R: 0	H: 2	E: 0	K: 1	S: 8	R: 0	H: 0	E: 0	K: 0	S: 5	R: 0	H: 0	E: 0	K: 0	S: 5	R: 0	H: 2	E: 1	K: 0	S: 11	R: 3	H: 3	E: 1	K: 0	S: 20	R: 0	H: 0	E: 0	K: 1	S: 6
	LOB: 1	BB: 0				LOB: 2	BB: 0				LOB: 2	BB: 1				LOB: 0	BB: 0				LOB: 0	BB: 1				LOB: 2	BB: 0				LOB: 1	BB: 1				LOB: 1	BB: 1				LOB: 0	BB: 0			


PITCHER	IP	WLS	BF	H	R	ER	SO	BB	IBB	HBP	BLK	WP	HR	S	P	ERA	WHIP
Ramiro Mendoza, R (1, 1) ERA: 4.44	7.0		31	9	2	0	6	2	0	0	0	0	0	64	97	0.00	1.571
Graeme Lloyd, L (8, 1) ERA: 3.52	0.0		5	3	3	2	0	1	0	0	0	0	0	13	21	∞	∞
Mike Stanton, L (8, 1) ERA: 2.62	2.0		5	0	0	0	1	0	0	0	0	0	0	13	18	0.00	0.000

BOTTOM

New York Yankees @ Baltimore Orioles
Oriole Park at Camden Yards, Baltimore, MD

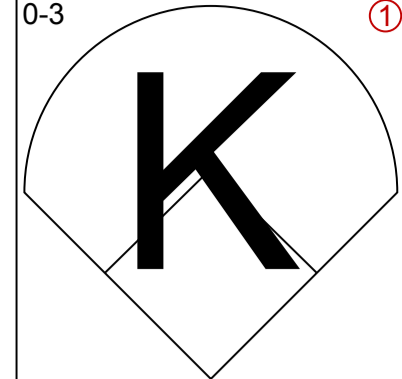
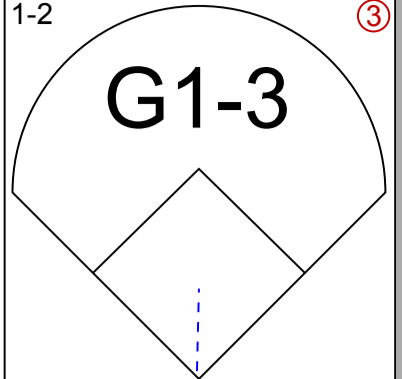
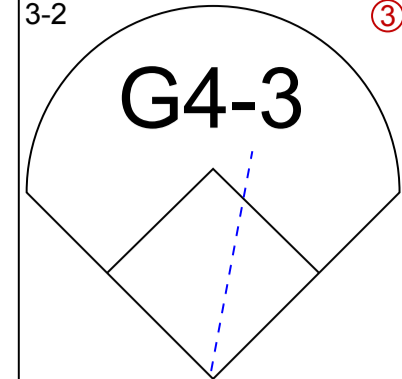
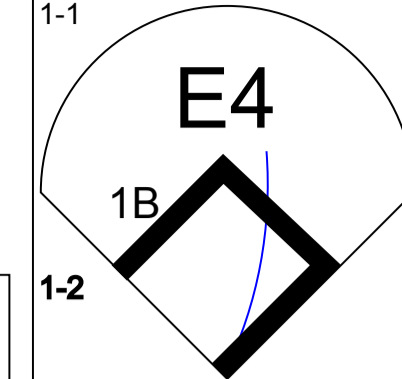

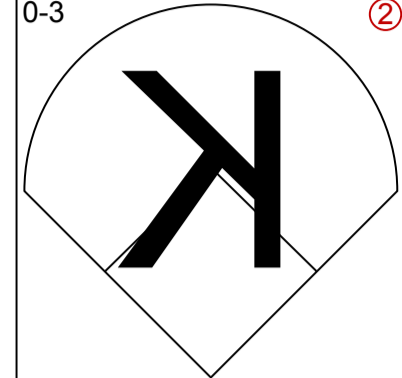
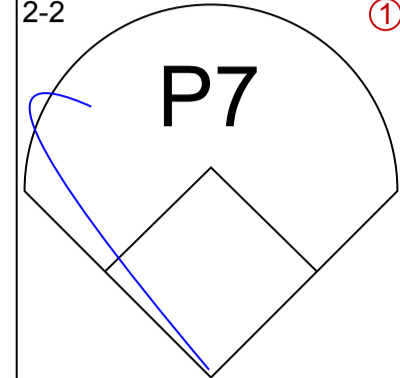
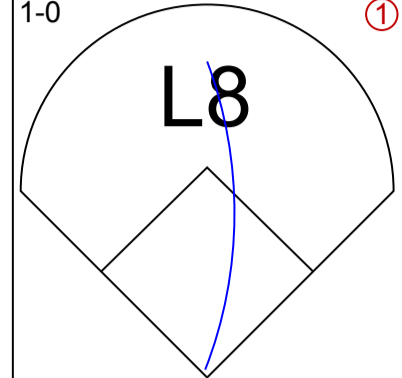
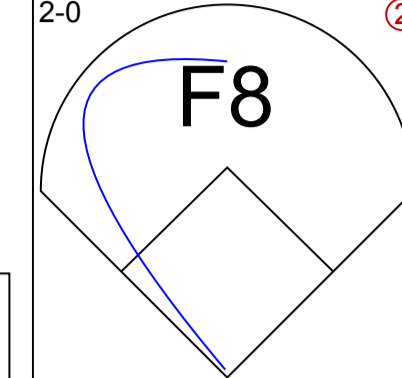
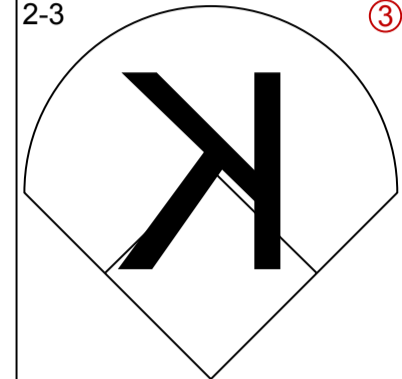
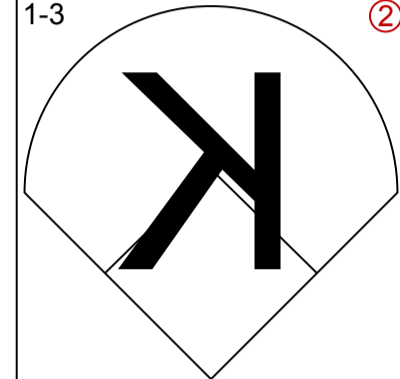
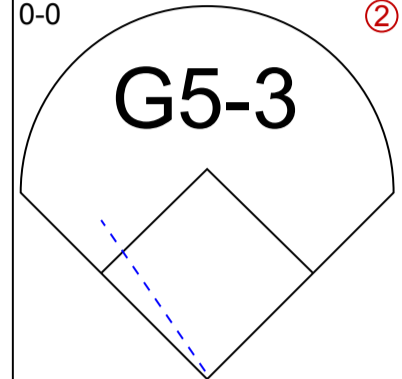
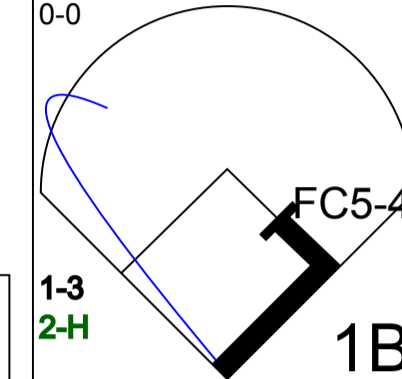
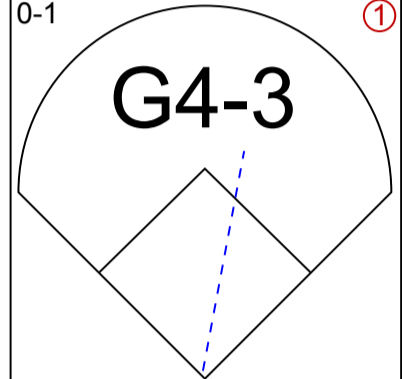
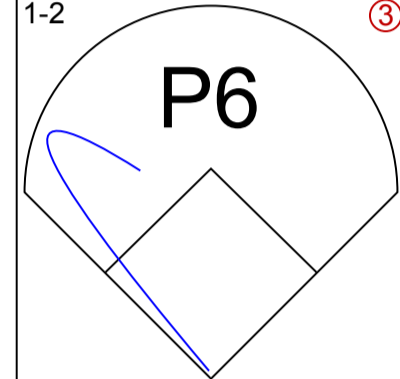
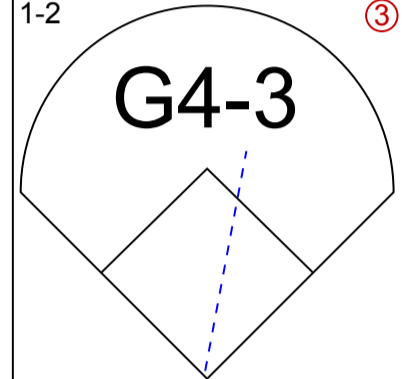
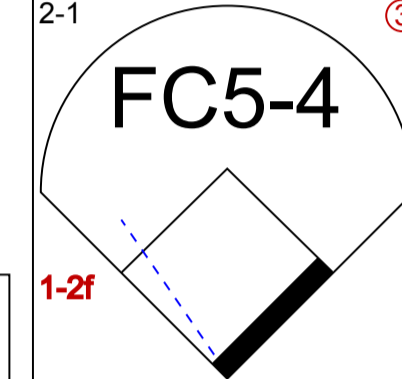
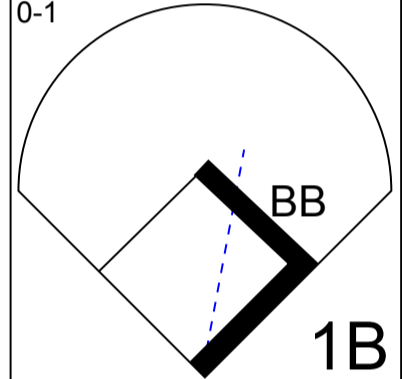
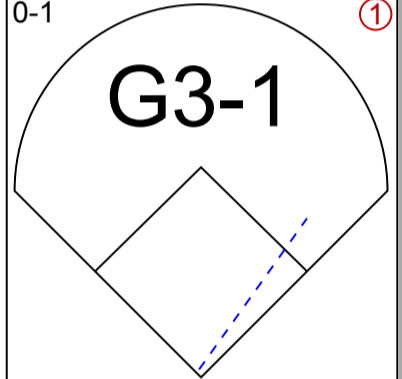
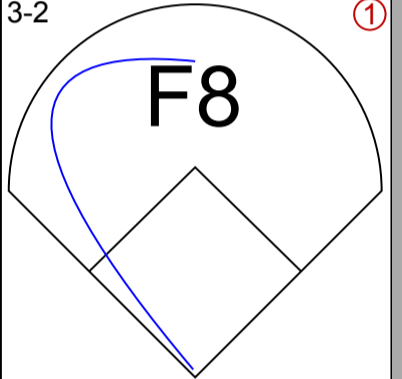
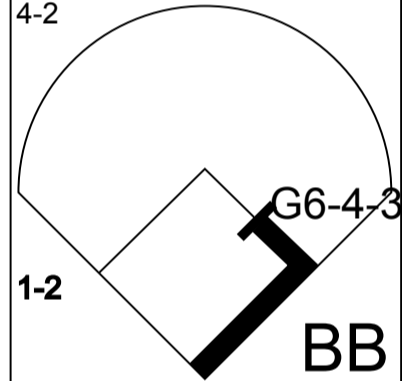
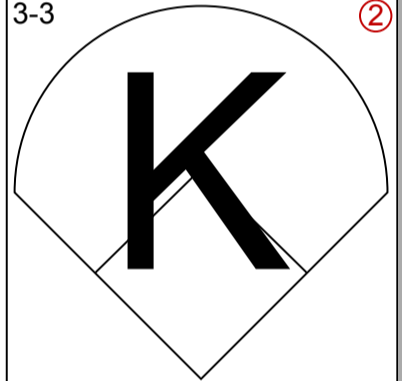
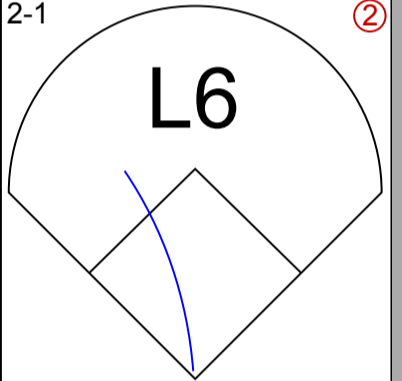
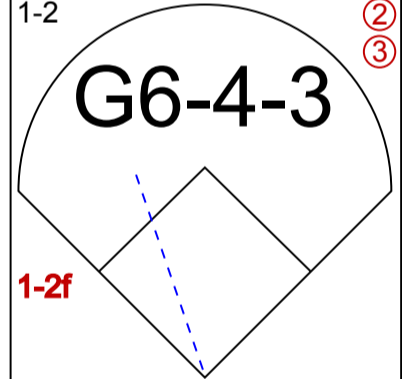
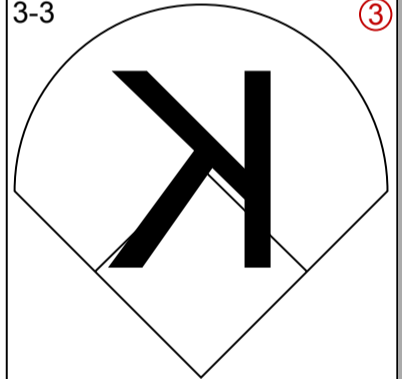
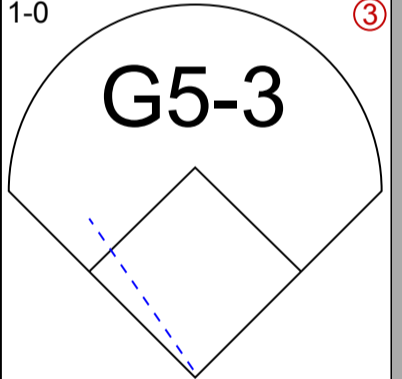
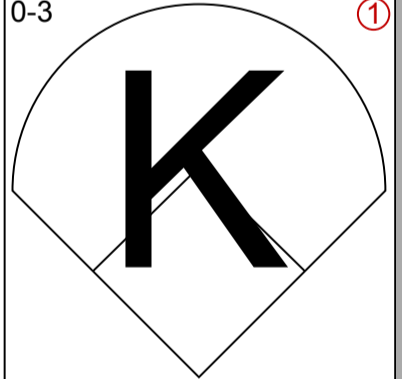
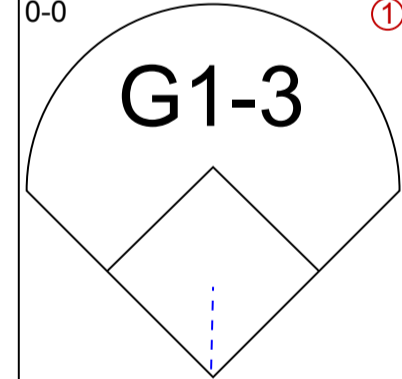
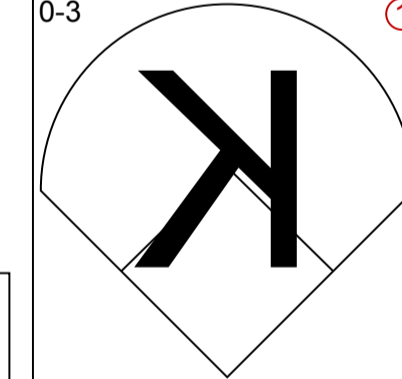
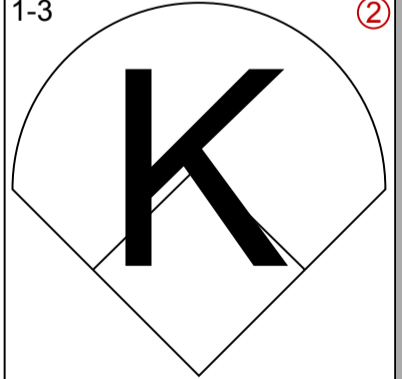
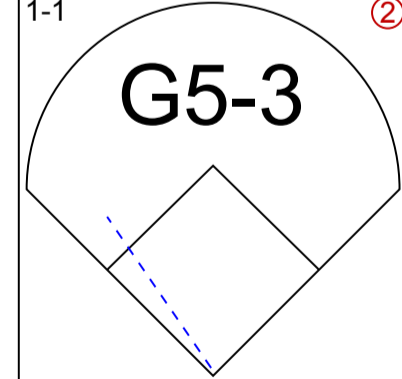
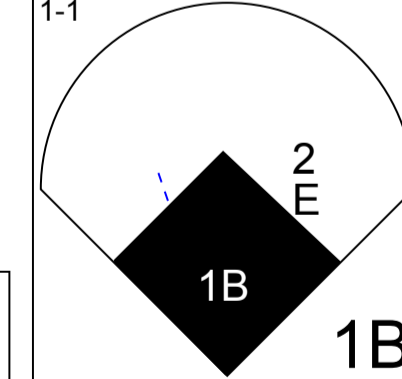
livebaseballscorecards.com

AB	38
R	5
H	12
RBI	4
BB	3
SO	7
LOB	19



WP: 0	PA: 41
PB: 1	
SB: 0	
CS: 0	

Fri Sep 12 1997, 7:05 PM EDT
Att: 47,511 - Unknown - 77 F

Batter	1	2	3	4	5	6	7	8	9	AB R H RBI BB SO LOB	TOP														
2 Derek Jeter, R OBP: 0.366, SLG: 0.402 (1, 6)	0-3 		1-2 			3-2 			1-1 	4 0 0 0 0 1 1	<p>New York Yankees @ Baltimore Orioles Oriole Park at Camden Yards, Baltimore, MD</p> <p>Sat Sep 13 1997, 3:33 AM EDT Att. 47,696 - Sunny - 81 F</p> <p>livebaseballscorecards.com</p> <table border="1"> <tr><td>AB</td><td>30</td></tr> <tr><td>R</td><td>1</td></tr> <tr><td>H</td><td>3</td></tr> <tr><td>RBI</td><td>1</td></tr> <tr><td>BB</td><td>1</td></tr> <tr><td>SO</td><td>9</td></tr> <tr><td>LOB</td><td>7</td></tr> </table> 	AB	30	R	1	H	3	RBI	1	BB	1	SO	9	LOB	7
AB	30																								
R	1																								
H	3																								
RBI	1																								
BB	1																								
SO	9																								
LOB	7																								
Chad Curtis, R OBP: 0.364, SLG: 0.483 (1, 7)	0-3 			2-2 			1-0 	2-0 	4 0 0 0 0 1 2																
Paul O'Neill, L OBP: 0.389, SLG: 0.508 (1, 9)	2-3 			1-3 			0-0 	0-0 	4 0 1 1 0 2 0																
Bernie Williams, S OBP: 0.414, SLG: 0.538 (1, 8)		0-1 		1-2 			1-2 	2-1 	4 0 0 0 0 0 2																
Tino Martinez, L OBP: 0.373, SLG: 0.580 (1, 3)		0-1 			0-1 			3-2 	3 0 1 0 0 0 0																
Mike Stanley, R OBP: 0.388, SLG: 0.500 (1, 10)		4-2 			3-3 			2-1 	2 0 0 0 1 1 0																
Charlie Hayes, R OBP: 0.331, SLG: 0.403 (1, 5)		1-2 			3-3 			1-0 	3 0 0 0 0 1 2																
20 Jorge Posada, S OBP: 0.343, SLG: 0.364 (1, 2)			0-3 			0-0 			0-3 	3 0 0 0 0 2 0															
Rey Sanchez, R OBP: 0.317, SLG: 0.373 (1, 4)			1-3 			1-1 			1-1 	3 1 1 0 0 1 0															
Inning Stats	R: 0 E: 0 K: 3 S: 10	H: 0 LOB: 0 BB: 0 P: 12	R: 0 E: 0 K: 0 S: 11	H: 1 LOB: 1 BB: 1 P: 16	R: 0 E: 0 K: 2 S: 9	H: 0 LOB: 0 BB: 0 P: 11	R: 0 E: 0 K: 1 S: 10	H: 0 LOB: 0 BB: 0 P: 14	R: 0 E: 0 K: 2 S: 10	H: 0 LOB: 0 BB: 0 P: 16	R: 0 E: 0 K: 0 S: 6	H: 0 LOB: 0 BB: 0 P: 10	R: 0 E: 0 K: 0 S: 5	H: 0 LOB: 0 BB: 0 P: 7	R: 0 E: 0 K: 0 S: 7	H: 0 LOB: 0 BB: 0 P: 13	R: 1 E: 1 K: 1 S: 11	H: 2 LOB: 2 BB: 0 P: 17	1B: 3 2B: 0 3B: 0 HR: 0	SF: 0 SAC: 0 DP: 1 HBP: 0	WP: 0 PB: 0 SB: 0 CS: 0	PA: 31			
35 Mike Mussina, R ERA: 3.15 (1, 1)	IP: 9.0 WLS: W BF: 31 H: 3 R: 1 ER: 0 SO: 9 BB: 1 IBB: 0 HBP: 0 BLK: 0 WP: 0 HR: 0 S: 79 P: 116 ERA: 0.00 WHIP: 0.444											PITCHER	IP: 9.0 WLS: W BF: 31 H: 3 R: 1 ER: 0 SO: 9 BB: 1 IBB: 0 HBP: 0 BLK: 0 WP: 0 HR: 0 S: 79 P: 116 ERA: 0.00 WHIP: 0.444												

Batter	1	2	3	4	5	6	7	8	9
Jeffrey Hammonds, R OBP: 0.324, SLG: 0.493 (1, 8)	0-1 2B 1B	2-2 P4			1-0 G5-3		3-2 F8		
Roberto Alomar, S OBP: 0.368, SLG: 0.444 (1, 4)	0-0 1-H HR 2B	4-2 BB			1-1 G5-6-3			1-3 K	
Jerome Walton, R OBP: 0.429, SLG: 0.467 (1, 9)	2-0 G1-3	0-1 SAFE P6			0-2 HR			0-0 L1-3 1B	
Geronimo Berroa, R OBP: 0.372, SLG: 0.474 (1, 10)	1-2 G5-3		1-1 F8		1-0 G6-3			1-1 L1-3	
Rafael Palmeiro, L OBP: 0.323, SLG: 0.476 (1, 3)	1-0 2-H HR		1-2 G3-1			0-0 G1-3		2-1 F9	
Cal Ripken Jr., R OBP: 0.337, SLG: 0.424 (1, 5)	3-1 HR 1B		1-2 F9			2-1 G6-3			
B.J. Surhoff, L OBP: 0.349, SLG: 0.465 (1, 7)	2-1 1-H HR			0-0 F9		1-2 F7			
Chris Hoiles, R OBP: 0.379, SLG: 0.421 (1, 2)	1-0 P3			0-2 L8			2-3 K		
Mike Bordick, R OBP: 0.274, SLG: 0.303 (1, 6)		0-2 F8		0-0 L5			0-0 G5-3		

Inning Stats	R: 5	H: 5	E: 0	LOB: 0	K: 0	S: 13	P: 23	R: 0	H: 0	E: 0	LOB: 1	K: 0	BB: 1	S: 10	P: 16	R: 0	H: 0	E: 0	LOB: 0	K: 0	BB: 0	S: 8	P: 11	R: 0	H: 0	E: 0	LOB: 0	K: 0	BB: 0	S: 5	P: 5	R: 1	H: 1	E: 0	LOB: 0	K: 0	BB: 0	S: 7	P: 10	R: 0	H: 0	E: 0	LOB: 0	K: 0	BB: 0	S: 6	P: 9	R: 0	H: 0	E: 0	LOB: 0	K: 1	BB: 0	S: 7	P: 12	R: 0	H: 1	E: 0	LOB: 1	K: 1	BB: 0	S: 8	P: 12
--------------	------	------	------	--------	------	-------	-------	------	------	------	--------	------	-------	-------	-------	------	------	------	--------	------	-------	------	-------	------	------	------	--------	------	-------	------	------	------	------	------	--------	------	-------	------	-------	------	------	------	--------	------	-------	------	------	------	------	------	--------	------	-------	------	-------	------	------	------	--------	------	-------	------	-------

PITCHER	IP	WLS	BF	H	R	ER	SO	BB	IBB	HBP	BLK	WP	HR	S	P	ERA	WHIP
Kenny Rogers, L ERA: 5.39 (1, 1)	8.0	L	32	7	6	6	2	1	0	0	0	0	3	64	98	6.75	1.000

BOTTOM

AB	R	H	RBI	BB	SO	LOB
4	1	1	0	0	0	0
3	1	1	1	1	1	0
4	1	2	1	0	0	2
4	0	0	0	0	0	2
4	1	1	2	0	0	1
3	1	1	0	0	0	0
3	1	1	2	0	0	0
3	0	0	0	0	1	0
3	0	0	0	0	0	0

AB	31
R	6
H	7
RBI	6
BB	1
SO	2
LOB	5



WP	PA	ERA	WHIP
0	32		

New York Yankees @ Baltimore Orioles
 Oriole Park at Camden Yards, Baltimore, MD
 Sat Sep 13 1997, 3:33 AM EDT
 Att: 47,696 - Sunny - 81 F

livebaseballscorecards.com

New York Yankees @ Baltimore Orioles
Oriole Park at Camden Yards, Baltimore, MD

Sun Sep 14 1997, 7:05 PM EDT
 Att. 47,264 - Unknown - 79 F

livebaseballscorecards.com



WP: 0 PA: 40
 PB: 0
 SB: 0
 CS: 1

AB	R	H	RBI	BB	SO	LOB
5	1	2	0	0	0	0
3	1	1	0	1	1	1
1	1	0	0	0	0	0
4	2	2	0	1	1	2
5	1	3	3	0	1	1
3	0	1	3	0	2	1
2	1	0	0	2	0	1
4	1	1	2	0	0	2
3	0	0	0	1	1	2
4	0	0	0	0	2	1

AB	34
R	8
H	10
RBI	8
BB	5
SO	8
LOB	11

Batter	1	2	3	4	5	6	7	8	9
2 Derek Jeter, R OBP: 0.367, SLG: 0.402 (1, 6)	3-2 1B			1-0 G4-3	3-1 G5-3		2-2 1B		1-1 G4-3
Wade Boggs, L OBP: 0.376, SLG: 0.397 (1, 5)	1-2 K			1-1 1B	2-2 G6-3		4-2 1B		0-1 G4-3
Andy Fox, L OBP: 0.400, SLG: 0.250 (7, PR) (7, 5)	1-2 K			1-1 1B	2-2 G6-3		1-2 SF7		0-1 G4-3
Paul O'Neill, L OBP: 0.391, SLG: 0.510 (1, 9)	3-2 G6-3			1-0 1B		1-2 2B		2-3 K	4-1 BB
Bernie Williams, S OBP: 0.416, SLG: 0.541 (1, 8)			1-0 G3	0-2 2B		0-0 2B		3-2 1B	2-3 K
Tino Martinez, L OBP: 0.372, SLG: 0.580 (1, 3)			0-3 K	3-0 2B		2-3 K		1-1 SF7	
Mike Stanley, R OBP: 0.369, SLG: 0.497 (1, 10)			0-0 L5	4-1 BB		4-2 HR		1-0 G3	
Chad Curtis, R OBP: 0.363, SLG: 0.490 (1, 7)			1-2 G5-3	1-2 F9		0-0 HR		0-2 F8	
20 Jorge Posada, S OBP: 0.341, SLG: 0.357 (1, 2)			3-1 L8	3-3 K		4-1 BB		1-2 G3-1	
Rey Sanchez, R OBP: 0.313, SLG: 0.368 (1, 4)			0-0 G4-3		2-3 K		1-2 P3		0-3 K

Inning Stats																	
R: 0	H: 1	R: 0	H: 0	R: 0	H: 0	R: 3	H: 4	R: 0	H: 0	R: 3	H: 3	R: 2	H: 2	R: 0	H: 0	R: 0	H: 0
E: 0	LOB: 0	E: 0	LOB: 0	E: 0	LOB: 0	E: 0	LOB: 2	E: 0	LOB: 0	E: 0	LOB: 1	E: 0	LOB: 1	E: 0	LOB: 0	E: 0	LOB: 1
K: 1	BB: 0	K: 1	BB: 0	K: 0	BB: 0	K: 1	BB: 1	K: 1	BB: 0	K: 1	BB: 2	K: 1	BB: 1	K: 1	BB: 0	K: 1	BB: 1
S: 11	P: 18	S: 5	P: 6	S: 6	P: 10	S: 15	P: 29	S: 8	P: 15	S: 14	P: 26	S: 16	P: 29	S: 10	P: 11	S: 8	P: 15

PITCHER																		
Scott Kamieniecki, R ERA: 4.01 (1, 1)	IP: 5.0	WLS: L	BF: 20	H: 5	R: 3	ER: 3	SO: 4	BB: 1	IBB: 0	HBP: 0	BLK: 0	WP: 0	HR: 0	S: 45	P: 78	ERA: 5.40	WHIP: 1.200	
Arthur Rhodes, L ERA: 3.0 (6, 1)	IP: 0.2		BF: 4	H: 2	R: 2	ER: 2	SO: 1	BB: 1	IBB: 0	HBP: 0	BLK: 0	WP: 0	HR: 0	S: 9	P: 16	ERA: 27.00	WHIP: 4.500	
Alan Mills, R ERA: 5.08 (6, 1)	IP: 0.1		BF: 5	H: 2	R: 3	ER: 3	SO: 0	BB: 2	IBB: 0	HBP: 0	BLK: 0	WP: 0	HR: 1	S: 12	P: 23	ERA: 81.00	WHIP: 12.000	
Jesse Orosco, L ERA: 2.4 (7, 1)	IP: 0.2		BF: 3	H: 1	R: 0	ER: 0	SO: 1	BB: 0	IBB: 0	HBP: 0	BLK: 0	WP: 0	HR: 0	S: 8	P: 14	ERA: 0.00	WHIP: 1.500	
Terry Mathews, R ERA: 4.21 (7, 1)	IP: 1.1		BF: 4	H: 0	R: 0	ER: 0	SO: 1	BB: 0	IBB: 0	HBP: 0	BLK: 0	WP: 0	HR: 0	S: 11	P: 13	ERA: 0.00	WHIP: 0.000	
Brian Williams, R ERA: 4.08 (9, 1)	IP: 1.0		WLS:	BF: 4	H: 0	R: 0	ER: 0	SO: 1	BB: 1	IBB: 0	HBP: 0	BLK: 0	WP: 0	HR: 0	S: 8	P: 15	ERA: 0.00	WHIP: 1.000

Batter	1	2	3	4	5	6	7	8	9	AB	R	H	RBI	BB	SO	LOB
Brady Anderson, L (1, 8) OBP: 0.400, SLG: 0.474	1-2 L6	2-0 F9			2-3 K	3-1 HBP			4-2 DI BB	3	0	0	0	1	1	1
Roberto Alomar, S (1, 4) Aron Ledesma, R (8, 4) OBP: 0.372, SLG: 0.450 OBP: 0.435, SLG: 0.473	0-0 BB 1B BB 1B	3-2 1B			2-1 G4-3 2B	0-1 G5-3			2-2 L7	4	1	3	0	0	0	3
B.J. Surhoff, L (1, 7) OBP: 0.348, SLG: 0.463	1-0 BB 1B	1-0 G4-3			2-2 G4-3			1-3 K	0-3 K	5	0	1	0	0	2	4
Geronimo Berroa, R (1, 9) OBP: 0.370, SLG: 0.470	2-3 K		0-0 F7		1-2 G4-3			4-1 BB	2-1 F8	4	0	0	0	1	1	4
Rafael Palmeiro, L (1, 3) OBP: 0.324, SLG: 0.474	4-2 BB BB		1-2 F9			4-2 BB 1B WP BB		0-0 F7		2	1	0	0	2	0	1
Cal Ripken Jr., R (1, 5) Jeff Reboulet, R (9, 5) OBP: 0.336, SLG: 0.422 OBP: 0.304, SLG: 0.329	4-2 BB		3-3 K			3-2 F9		0-3 K		3	0	0	1	1	2	2
Harold Baines, L (1, 10) OBP: 0.376, SLG: 0.462	3-3 K			3-2 G6-4-3 1B		0-1 WP BB 1B		3-2 G4-3		4	0	2	0	0	1	3
Lenny Webster, R (1, 2) Charlie Greene, R (9, 2) OBP: 0.331, SLG: 0.378		2-1 1B 1B		3-3 K		0-1 P2		0-0 G6-3		4	0	1	0	0	1	3
Mike Bordick, R (1, 6) OBP: 0.274, SLG: 0.301		1-0 F7		2-0 G6-4-3 1-2f		4-2 WP BB		1-0 L8		3	0	0	0	1	0	2

Inning Stats	R: 1	H: 2	E: 0	K: 2	S: 18	LOB: 3	BB: 2	P: 33	R: 0	H: 2	E: 0	K: 0	S: 8	LOB: 2	BB: 0	P: 17	R: 0	H: 0	E: 0	K: 1	S: 7	LOB: 0	BB: 0	P: 11	R: 0	H: 1	E: 0	K: 1	S: 7	LOB: 0	BB: 0	P: 15	R: 0	H: 1	E: 0	K: 1	S: 13	LOB: 1	BB: 0	P: 20	R: 1	H: 1	E: 0	K: 0	S: 15	LOB: 3	BB: 2	P: 29	R: 0	H: 0	E: 0	K: 2	S: 9	LOB: 1	BB: 1	P: 14	R: 0	H: 0	E: 0	K: 0	S: 7	LOB: 0	BB: 0	P: 11	R: 0	H: 0	E: 0	K: 1	S: 10	LOB: 1	BB: 1	P: 18	1B: 6	SF: 0	2B: 1	SAC: 0	3B: 0	DP: 1	HR: 0	HBP: 1	WP: 1	PA: 40
PITCHER	IP	WLS	BF	H	R	ER	SO	BB	IBB	HBP	BLK	WP	HR	S	P	ERA	WHIP																																																																	
Dwight Gooden, R (1, 1) ERA: 5.04	5.1	W	25	7	2	2	5	3	0	0	0	0	0	61	111	3.38	1.875																																																																	
Brian Boehringer, R (6, 1) ERA: 3.2	0.1		2	0	0	0	0	1	0	0	0	0	0	4	8	0.00	3.000																																																																	
Mike Stanton, L (6, 1) ERA: 2.52	2.1		9	0	0	0	2	1	0	1	0	1	0	19	31	0.00	0.429																																																																	
Jeff Nelson, R (9, 1) ERA: 2.82	1.0		4	0	0	0	1	1	0	0	0	0	0	10	18	0.00	1.000																																																																	

NEW YORK YANKEES @ BALTIMORE ORIOLES
ORIOLE PARK AT CAMDEN YARDS, BALTIMORE, MD
 Sun Sep 14 1997, 7:05 PM EDT
 Att: 47,264 - Unknown - 79 F

AB	33
R	2
H	7
RBI	1
BB	6
SO	8
LOB	24



WP: 1	PA: 40
PB: 0	
SB: 0	
CS: 0	

PITCHER	IP	WLS	BF	H	R	ER	SO	BB	IBB	HBP	BLK	WP	HR	S	P	ERA	WHIP
Dwight Gooden, R (1, 1) ERA: 5.04	5.1	W	25	7	2	2	5	3	0	0	0	0	0	61	111	3.38	1.875
Brian Boehringer, R (6, 1) ERA: 3.2	0.1		2	0	0	0	0	1	0	0	0	0	0	4	8	0.00	3.000
Mike Stanton, L (6, 1) ERA: 2.52	2.1		9	0	0	0	2	1	0	1	0	1	0	19	31	0.00	0.429
Jeff Nelson, R (9, 1) ERA: 2.82	1.0		4	0	0	0	1	1	0	0	0	0	0	10	18	0.00	1.000

Batter	1	2	3	4	5	6	7	8	9	AB R H RBI BB SO LOB	TOP																
Omar Vizquel, S (1, 6) OBP: 0.349, SLG: 0.377	1-2 G5-3		3-2 HR		1-2 L9	3-2 F8		4-2 BB		4 1 1 1 1 0 1																	
Brian Giles, L (1, 7) OBP: 0.367, SLG: 0.466	1-3 K		3-2 1B 1B		4-2 1B WP BB	2-2 L9		3-3 K		4 1 1 0 1 2 2																	
Manny Ramirez, R (1, 9) OBP: 0.419, SLG: 0.545	3-3 K		1-2 1B		0-0 WP BB 1B		2-0 G1-3		1-3 K	5 1 2 0 0 2 0																	
Jim Thome, L (1, 3) OBP: 0.429, SLG: 0.606		3-3 K	3-1 G4-3		4-2 1B WP BB		4-2 1B G1-3 BB		0-1 F8	3 2 0 0 2 1 2																	
David Justice, L (1, 10) OBP: 0.426, SLG: 0.605		4-2 BB		1-1 1B	1-1 1B		1-3 G1-3 1B		2-3 K	4 0 3 2 1 1 0																	
Matt Williams, R (1, 5) OBP: 0.308, SLG: 0.495		1-2 F7		1-0 F9	0-0 1B		0-2 G1-3			4 0 1 1 0 0 3																	
Tony Fernandez, S (1, 4) OBP: 0.319, SLG: 0.414		0-2 P3		3-2 L9	0-1 G4-3		0-1 L4			4 0 0 0 0 0 5																	
Pat Borders, R (1, 2) OBP: 0.361, SLG: 0.467			1-1 G6-3	0-0 G6-3		4-2 FC3-6 BB		0-3 K		2 0 0 0 1 0 1																	
Jeff Branson, L (8, PH) OBP: 0.261, SLG: 0.302										1 0 0 0 0 1 0																	
Sandy Alomar Jr., R (8, 2) OBP: 0.358, SLG: 0.539										0 0 0 0 0 0 0																	
Marquis Grissom, R (1, 8) OBP: 0.319, SLG: 0.394			2-0 F9		2-2 G6-3	1-0 FC3-6		2-3 K		4 0 0 0 0 1 1																	
Inning Stats	R: 0 E: 0 K: 2 S: 10	H: 0 LOB: 0 BB: 0 P: 15	R: 0 E: 0 K: 1 S: 11	H: 0 LOB: 1 BB: 1 P: 19	R: 1 E: 0 K: 0 S: 15	H: 3 LOB: 2 BB: 0 P: 29	R: 0 E: 0 K: 0 S: 9	H: 1 LOB: 1 BB: 0 P: 14	R: 3 E: 0 K: 0 S: 16	H: 3 LOB: 2 BB: 2 P: 28	R: 0 E: 0 K: 0 S: 11	H: 0 LOB: 1 BB: 1 P: 21	R: 1 E: 0 K: 0 S: 10	H: 1 LOB: 1 BB: 1 P: 18	R: 0 E: 0 K: 3 S: 11	H: 0 LOB: 1 BB: 1 P: 20	R: 0 E: 0 K: 2 S: 8	H: 0 LOB: 0 BB: 0 P: 11	1B: 7 2B: 0 3B: 0 HR: 1	SF: 0 SAC: 0 DP: 0 HBP: 0	WP: 1 PB: 0 SB: 3 CS: 0	PA: 41					
PITCHER	IP	WLS	BF	H	R	ER	SO	BB	IBB	HBP	BLK	WP	HR	S	P	ERA	WHIP										
Esteban Yan, R (1, 1) ERA: 12.0	4.2		23	6	4	4	3	3	0	0	0	1	1	58	102	7.71	1.929										
Shawn Boskie, R (5, 1) ERA: 6.43	1.0		5	1	0	0	0	1	0	0	0	0	0	9	17	0.00	2.000										
Arthur Rhodes, L (6, 1) ERA: 3.08	0.2		4	1	1	1	0	1	0	0	0	0	0	10	20	13.50	3.000										
Armando Benitez, R (7, 1) ERA: 2.27	1.2	W	6	0	0	0	3	1	0	0	0	0	0	16	25	0.00	0.600										
Randy Myers, L (9, 1) ERA: 1.64	1.0	S	3	0	0	0	2	0	0	0	0	0	0	8	11	0.00	0.000										

Cleveland Indians @ Baltimore Orioles
Oriole Park at Camden Yards, Baltimore, MD

Mon Sep 15 1997, 3:33 AM EDT
 Att. 41,602 - Sunny - 77 F

livebaseballscorecards.com

AB	35
R	5
H	8
RBI	4
BB	6
SO	8
LOB	15



Batter	1	2	3	4	5	6	7	8	9
Jeffrey Hammonds, R <small>(1, 8) OBP: 0.328, SLG: 0.505</small> <small>(9, 9)</small>	4-1 	1-1 SAFE SAFE 			2-1 		2-1 SAFE 		
Aaron Ledesma, R <small>(1, 4) OBP: 0.427, SLG: 0.461</small> Mike Bordick, R <small>(8, 6) OBP: 0.274, SLG: 0.301</small>	4-0 	3-2 			0-1 		3-3 		
Eric Davis, R <small>(1, 9) OBP: 0.356, SLG: 0.530</small> B.J. Surhoff, L <small>(6, 7) OBP: 0.349, SLG: 0.463</small>	2-0 	1-1 			1-1 			4-2 	
Geronimo Berroa, R <small>(1, 10) OBP: 0.369, SLG: 0.468</small>	0-1 		2-2 		3-2 		1-3 		
Rafael Palmeiro, L <small>(1, 3) OBP: 0.325, SLG: 0.474</small>	0-0 		1-0 		1-2 		4-2 SAFE 		
Cal Ripken Jr., R <small>(1, 5) OBP: 0.334, SLG: 0.419</small>	1-0 		0-0 		3-2 		0-3 		
Jerome Walton, R <small>(1, 7) OBP: 0.404, SLG: 0.438</small> Tony Tarasco, L <small>(8, 9) OBP: 0.310, SLG: 0.394</small> Danny Clyburn, R <small>(8, PH)</small> Lenny Webster, R <small>(9, 2) OBP: 0.331, SLG: 0.378</small>	2-2 		0-2 		2-1 		2-2 		
Chris Hoiles, R <small>(1, 2) OBP: 0.381, SLG: 0.422</small> Brady Anderson, L <small>(9, 8) OBP: 0.400, SLG: 0.474</small>		4-2 		2-2 		0-1 			
Jeff Reboulet, R <small>(1, 6) OBP: 0.301, SLG: 0.326</small> Roberto Alomar, S <small>(7, PH) OBP: 0.374, SLG: 0.451</small> <small>(8, 4)</small>		0-2 		0-0 		0-1 			

Inning Stats	R: 2	H: 2	E: 0	K: 0	S: 9	R: 2	H: 1	E: 1	K: 0	S: 12	R: 0	H: 0	E: 0	K: 0	S: 5	R: 0	H: 1	E: 0	K: 0	S: 7	R: 0	H: 0	E: 0	K: 0	S: 6	R: 0	H: 0	E: 0	K: 0	S: 10	R: 2	H: 2	E: 0	K: 1	S: 11	R: 0	H: 0	E: 0	K: 2	S: 15
	LOB: 2	BB: 2	P: 22	LOB: 0	BB: 1	LOB: 0	BB: 0	LOB: 0	BB: 0	P: 8	LOB: 0	BB: 0	LOB: 0	BB: 0	P: 9	LOB: 0	BB: 0	LOB: 0	BB: 0	P: 9	LOB: 0	BB: 0	LOB: 0	BB: 0	P: 9	LOB: 0	BB: 0	LOB: 0	BB: 0	P: 17	LOB: 0	BB: 0	LOB: 0	BB: 0	P: 18	LOB: 2	BB: 0	LOB: 2	BB: 2	P: 26

AB	R	H	RBI	BB	SO	LOB	
3	3	2	3	1	0	0	
2	1	0	1	1	1	0	
0	0	0	0	0	0	0	
3	0	0	0	0	0	2	
0	0	0	0	1	0	0	
4	0	1	1	0	1	1	
3	0	1	1	1	0	0	
4	0	0	0	0	1	4	
3	0	0	0	0	0	2	
0	0	0	0	0	0	0	
1	0	0	0	0	0	2	
0	0	0	0	0	0	0	
2	0	1	0	1	0	0	
0	0	0	0	0	0	0	
2	1	0	0	0	0	2	
1	1	1	0	0	0	0	
1B: 4	2B: 2	3B: 0	HR: 1	SF: 1	SAC: 0	DP: 1	HBP: 0

BOTTOM

Cleveland Indians @ Baltimore Orioles
Oriole Park at Camden Yards, Baltimore, MD

Mon Sep 15 1997, 3:33 AM EDT
 Att: 41,602 - Sunny - 77 F

livebaseballscorecards.com

AB	28
R	6
H	6
RBI	6
BB	5
SO	3
LOB	13

WP: 0	PA: 34
PB: 0	
SB: 0	
CS: 0	

PITCHER	IP	WLS	BF	H	R	ER	SO	BB	IBB	HBP	BLK	WP	HR	S	P	ERA	WHIP
Brian Anderson, L <small>ERA: 4.23</small>	(1, 1)		6.0	4	4	3	0	3	0	0	0	0	0	49	86	4.50	1.167
Eric Plunk, R <small>ERA: 5.07</small>	(7, 1)	L	5	2	2	2	1	0	0	0	0	0	1	11	18	18.00	2.000
Paul Assenmacher, L <small>ERA: 2.84</small>	(8, 1)		5	0	0	0	2	2	0	0	0	0	0	15	26	0.00	2.000

Batter	1	2	3	4	5	6	7	8	9	AB R H RBI BB SO LOB	TOP
Bip Roberts, S OBP: 0.342, SLG: 0.370 (1, 7)	1-2 G5-3		1-2 F9		2-3 K		2-2 1B		0-0 SF8	4 0 1 1 0 1 0	
Omar Vizquel, S OBP: 0.351, SLG: 0.379 (1, 6)	3-2 BB 1B		3-3 K		2-2 2B 1B		2-0 CS 1B		3-H 0-0 F7	5 1 3 1 0 1 0	
Manny Ramirez, R OBP: 0.422, SLG: 0.547 (1, 10)	1 SAFE 1 SAFE 1B 1B 1B 1B		4-1 BB		1-2 1-H 2B		0-0 P6			2 0 1 1 2 0 2	
Matt Williams, R OBP: 0.306, SLG: 0.492 (1, 5)	0-2 G6-4-3 1-2f		0-0 P6		0-2 F9		1-2 CS	1-2 G6-3		4 0 0 0 0 0 4	
David Justice, L OBP: 0.423, SLG: 0.599 (1, 9)		1-2 G4-3		0-1 G3-1		2-2 L4		2-3 K		4 0 0 0 0 1 0	
Sandy Alomar Jr., R OBP: 0.357, SLG: 0.537 (1, 2)		2-1 FC6-4 1B		1-1 F9		1-2 P2		0-1 E5		4 0 1 0 0 0 0	
Jim Thome, L OBP: 0.426, SLG: 0.601 (1, 3)		2-2 FC6-4 1B 1-2f		0-2 G6-3		1-3 K		2-2 G3		4 0 0 0 0 1 2	
Tony Fernandez, S OBP: 0.323, SLG: 0.420 (1, 4)		0-0 1B			0-0 G6-3		0-0 FC6-4 1B		0-1 SH3-4 SF8 2B	4 1 3 0 0 0 0	
Marquis Grissom, R OBP: 0.319, SLG: 0.400 (1, 8)		1-2 F7			1-1 HR		0-1 FC6-4 1B 1-2f		0-0 SH3-4	3 2 1 1 0 0 3	

Cleveland Indians @ Baltimore Orioles
Oriole Park at Camden Yards, Baltimore, MD
 Mon Sep 15 1997, 7:05 PM EDT
 Att. 47,110 - Unknown - 85 F

livebaseballscorecards.com

AB	34
R	4
H	10
RBI	4
BB	2
SO	4
LOB	11



Inning Stats	R: 0	H: 1	E: 0	K: 0	S: 9	P: 17	R: 0	H: 2	E: 0	K: 0	S: 15	P: 21	R: 0	H: 0	E: 0	K: 1	S: 10	P: 18	R: 0	H: 0	E: 0	K: 0	S: 8	P: 9	R: 2	H: 3	E: 0	K: 1	S: 17	P: 23	R: 0	H: 0	E: 0	K: 1	S: 10	P: 14	R: 1	H: 3	E: 0	K: 0	S: 10	P: 15	R: 0	H: 0	E: 1	K: 1	S: 14	P: 19	R: 1	H: 1	E: 0	K: 0	S: 5	P: 5	1B: 7	SF: 1	2B: 2	SAC: 1	3B: 0	DP: 1	HR: 1	HBP: 0	WP: 0	PA: 39
--------------	------	------	------	------	------	-------	------	------	------	------	-------	-------	------	------	------	------	-------	-------	------	------	------	------	------	------	------	------	------	------	-------	-------	------	------	------	------	-------	-------	------	------	------	------	-------	-------	------	------	------	------	-------	-------	------	------	------	------	------	------	-------	-------	-------	--------	-------	-------	-------	--------	-------	--------

PITCHER	IP	WLS	BF	H	R	ER	SO	BB	IBB	HBP	BLK	WP	HR	S	P	ERA	WHIP
Rick Krivda, L ERA: 5.75 (1, 1)	6.1	L	29	9	3	3	3	2	0	0	0	0	1	76	113	4.26	1.737
Alan Mills, R ERA: 4.89 (7, 1)	1.1		4	0	0	0	1	0	0	0	0	0	0	12	16	0.00	0.000
Jesse Orosco, L ERA: 2.38 (8, 1)	0.1		1	0	0	0	0	0	0	0	0	0	0	5	7	0.00	0.000
Terry Mathews, R ERA: 4.3 (9, 1)	1.0		4	1	1	1	0	0	0	0	0	0	0	5	5	9.00	1.000

Batter	1	2	3	4	5	6	7	8	9	AB	R	H	RBI	BB	SO	LOB
Roberto Alomar, S OBP: 0.375, SLG: 0.452 (1, 4)	0-1 G3		0-1 1B		0-1 1-2f G3-6-3			0-0 1B		4	0	2	0	0	0	1
B.J. Surhoff, L OBP: 0.346, SLG: 0.459 (1, 7)	2-3 K		1-0 F8			0-3 K		0-1 SAFE L6		4	0	0	0	0	2	3
Rafael Palmeiro, L OBP: 0.326, SLG: 0.476 (1, 3)	0-0 2B		1-3 K			3-2 G6-3		2-0 1B		4	0	2	0	0	1	2
Brady Anderson, L OBP: 0.397, SLG: 0.470 (1, 8)	3-2 P2			1-1 F9		3-1 L8		1-3 K		4	0	0	0	0	1	3
Geronimo Berroa, R OBP: 0.372, SLG: 0.478 (1, 9)		2-2 CS 1B		0-1 G4-3 2B			0-0 HR	0-0 F9		4	1	3	1	0	0	2
Cal Ripken Jr., R OBP: 0.332, SLG: 0.416 (1, 5)		1-1 F9 1-2		2-2 G4-3			1-3 K		0-3 K	4	0	0	0	0	2	2
Harold Baines, L OBP: 0.375, SLG: 0.459 (1, 10)		2-2 G1-3		1-3 K			1-3 K		4-0 G4-6-3 BB	3	0	0	0	1	2	1
Lenny Webster, R OBP: 0.333, SLG: 0.384 (1, 2)			0-0 L4		3-1 G3-6-3 1B		0-1 2B		1-2 G4-6-3 1-2f	4	0	2	0	0	0	1
Mike Bordick, R OBP: 0.275, SLG: 0.302 Tony Tarasco, L OBP: 0.308, SLG: 0.391 Jeff Reboulet, R OBP: 0.301, SLG: 0.326 (7, PH) (8, 6)			3-1 1B		1-3 K		0-0 F8			2	0	1	0	0	1	1
										1	0	0	0	0	0	1
										0	0	0	0	0	0	0

Inning Stats	R: 0	H: 1	E: 0	K: 1	S: 11	LOB: 1	BB: 0	P: 16	R: 0	H: 1	E: 0	K: 0	S: 8	LOB: 0	BB: 0	P: 13	R: 0	H: 2	E: 0	K: 1	S: 9	LOB: 2	BB: 0	P: 14	R: 0	H: 1	E: 0	K: 1	S: 12	LOB: 1	BB: 0	P: 16	R: 0	H: 1	E: 0	K: 1	S: 7	LOB: 0	BB: 0	P: 11	R: 1	H: 2	E: 0	K: 2	S: 10	LOB: 1	BB: 0	P: 12	R: 0	H: 2	E: 0	K: 1	S: 8	LOB: 2	BB: 0	P: 11	R: 0	H: 0	E: 0	K: 1	S: 6	LOB: 0	BB: 1	P: 11	1B: 6	2B: 3	3B: 0	HR: 1	SF: 0	SAC: 0	DP: 2	HBP: 0	WP: 0	PB: 0	SB: 0	CS: 1	PA: 35
--------------	------	------	------	------	-------	--------	-------	-------	------	------	------	------	------	--------	-------	-------	------	------	------	------	------	--------	-------	-------	------	------	------	------	-------	--------	-------	-------	------	------	------	------	------	--------	-------	-------	------	------	------	------	-------	--------	-------	-------	------	------	------	------	------	--------	-------	-------	------	------	------	------	------	--------	-------	-------	-------	-------	-------	-------	-------	--------	-------	--------	-------	-------	-------	-------	--------

PITCHER	IP	WLS	BF	H	R	ER	SO	BB	IBB	HBP	BLK	WP	HR	S	P	ERA	WHIP
Chad Ogea, R ERA: 5.43 (1, 1)	6.0	W	22	6	0	0	5	0	0	0	0	0	0	56	85	0.00	1.000
Michael Jackson, R ERA: 3.25 (7, 1)	1.0		5	2	1	1	2	0	0	0	0	0	1	10	12	9.00	2.000
Paul Assenmacher, L ERA: 2.8 (8, 1)	0.2		4	2	0	0	1	0	0	0	0	0	0	7	10	0.00	3.000
Jose Mesa, R ERA: 2.57 (8, 1)	1.1	S	4	0	0	0	1	1	0	0	0	0	0	7	12	0.00	0.750


BOTTOM

Cleveland Indians @ Baltimore Orioles
Oriole Park at Camden Yards, Baltimore, MD

Mon Sep 15 1997, 7:05 PM EDT
Att: 47,110 - Unknown - 85 F

livebaseballscorecards.com

AB	34
R	1
H	10
RBI	1
BB	1
SO	9
LOB	17



Batter	1	2	3	4	5	6	7	8	9	AB R H RBI BB SO LOB	TOP											
Bip Roberts, S (1, 4) OBP: 0.341, SLG: 0.369 Omar Vizquel, S (8, 6) OBP: 0.351, SLG: 0.379	1-1 HBP 1B 1B	0-0 G4-3		0-3 K			2-2 L4		0-2 SH1-3	4 1 1 0 0 1 0 0 0 0 0 0 0 0												
Tony Fernandez, S (1, 6) OBP: 0.324, SLG: 0.419	2-1 1B HBP 1B	0-1 F8			2-2 P2		0-2 F8		4-1 2B 2-3 BB	4 1 1 0 1 0 0												
Manny Ramirez, R (1, 9) OBP: 0.423, SLG: 0.548	1-1 1B 1-2 2-3 HBP		1-0 L5		2-0 F9		4-0 BB		0-2 2B 1-3 2B	3 1 1 1 1 0 0												
Jim Thome, L (1, 3) OBP: 0.425, SLG: 0.597 Sandy Alomar Jr., R (9, PH) OBP: 0.357, SLG: 0.535 Jeff Manto, R (9, 3) OBP: 0.214, SLG: 0.357	3-3 K		2-3 K		4-2 BB		1-2 G6-3		0-0 F7	3 0 0 0 1 2 4 1 0 0 0 0 0 2 0 0 0 0 0 0 0												
David Justice, L (1, 10) OBP: 0.423, SLG: 0.597	1-2 1B 1-2 2-3 3-H 1B		2-1 1B 1B		0-0 F7			2-1 G3-1	3-3 K	5 0 2 1 0 1 3												
Matt Williams, R (1, 5) OBP: 0.307, SLG: 0.492	0-0 FC6-4 1B		1-1 1B			1-3 K		1-0 G6-3		4 0 2 2 0 1 0												
Brian Giles, L (1, 7) OBP: 0.369, SLG: 0.465	0-0 P6		0-1 F9			0-0 FC6-4 1B		4-0 S BB		3 0 1 0 1 0 4												
Pat Borders, R (1, 2) OBP: 0.351, SLG: 0.454	2-0 FC6-4			3-2 G6-3		1 SAFE 1 SAFE 1 SAFE 1 SAFE K	1-3 K	1 SAFE 3-2 P6		4 0 0 0 0 1 4												
Marquis Grissom, R (1, 8) OBP: 0.319, SLG: 0.398		2-2 F8		1-2 K		1 SAFE 0-0 FC6-4		1-1 S SH1-3 2B 1B		4 1 1 0 0 1 1												
Inning Stats	R: 3 E: 0 K: 1 S: 16	H: 4 LOB: 2 BB: 0 P: 29	R: 0 E: 0 K: 0 S: 7	H: 0 LOB: 0 BB: 0 P: 9	R: 0 E: 0 K: 1 S: 10	H: 2 LOB: 2 BB: 0 P: 16	R: 0 E: 0 K: 2 S: 10	H: 0 LOB: 0 BB: 0 P: 14	R: 0 E: 0 K: 0 S: 8	H: 0 LOB: 1 BB: 1 P: 16	R: 0 E: 0 K: 2 S: 8	H: 1 LOB: 1 BB: 0 P: 10	R: 0 E: 0 K: 0 S: 9	H: 0 LOB: 1 BB: 1 P: 16	R: 0 E: 0 K: 0 S: 6	H: 0 LOB: 1 BB: 1 P: 16	R: 1 E: 0 K: 1 S: 15	H: 2 LOB: 2 BB: 1 P: 23	1B: 8 2B: 1 3B: 0 HR: 0	SF: 0 SAC: 1 DP: 0 HBP: 1	WP: 0 PB: 0 SB: 2 CS: 0	PA: 41
PITCHER	IP WLS BF H R ER SO BB IBB HBP BLK WP HR S P ERA WHIP																					
Nerio Rodriguez, R (1, 1) ERA: 5.68	6.2 L 30 7 3 3 6 2 0 1 0 0 0 0 65 106 4.05 1.350																					
Jesse Orosco, L (7, 1) ERA: 2.35	0.2 2 0 0 0 0 0 0 0 0 0 0 0 5 8 0.00 0.000																					
Alan Mills, R (8, 1) ERA: 4.79	0.2 3 0 0 0 0 1 0 0 0 0 0 0 4 12 0.00 1.500																					
Terry Mathews, R (9, 1) ERA: 4.42	0.1 4 2 1 1 0 1 0 0 0 0 0 0 9 14 27.00 9.000																					
Randy Myers, L (9, 1) ERA: 1.62	0.2 2 0 0 0 0 1 0 0 0 0 0 0 6 9 0.00 0.000																					

Cleveland Indians @ Baltimore Orioles
Oriole Park at Camden Yards, Baltimore, MD
 Tue Sep 16 1997, 3:33 AM EDT
 Att. 38,022 - Sunny - 80 F

livebaseballscorecards.com

AB	35
R	4
H	9
RBI	4
BB	4
SO	7
LOB	18



Batter	1	2	3	4	5	6	7	8	9	AB R H RBI BB SO LOB
Roberto Alomar, S OBP: 0.373, SLG: 0.450 (1, 4)	2-2 1B 1B	1-1 SF8			3-2 G6-3		2-1 P5		2-1 L9	4 0 1 1 0 0 1
B.J. Surhoff, L OBP: 0.349, SLG: 0.461 (1, 7)	0-1 1B 1-2 1B	0-3 K			1-2 1B 1B		3-1 1B			4 0 3 0 0 1 1
Rafael Palmeiro, L OBP: 0.326, SLG: 0.474 (1, 3)	0-0 F8		0-0 G4-3		1-1 HBP 1B 1-3		0-0 P5			4 0 1 0 0 0 3
Brady Anderson, L OBP: 0.396, SLG: 0.468 (1, 8)	1-3 K		0-0 G1-4-3		1-1 FC6-4 HBP 1-2		0-2 F8			3 0 0 0 0 1 2
Geronimo Berroa, R OBP: 0.369, SLG: 0.474 (1, 9)	0-1 L7		3-2 G5-3		1-2 FC6-4 1-2f		1-1 G6-3			4 0 0 0 0 0 5
Cal Ripken Jr., R OBP: 0.331, SLG: 0.413 (1, 5)		4-2 FC5-4 2B BB BB		3-1 F8		2-0 G5-3		0-3 K		3 1 0 0 1 1 0
Harold Baines, L OBP: 0.376, SLG: 0.458 (1, 10)		4-2 FC5-4 BB		2-3 K		0-1 F7		0-0 1B		3 0 1 0 1 1 0
David Dellucci, L OBP: 0.355, SLG: 0.385 (9, PR)		1-2 BB		1-1 G6-3		2-2 G6-3		2-3 K		0 0 0 0 0 0 0
Chris Hoiles, R OBP: 0.377, SLG: 0.416 (1, 2)		2-0 FC5-4 2B SF8 1-2f 2-3								4 1 0 0 0 1 3
Mike Bordick, R OBP: 0.275, SLG: 0.304 (1, 6)		2-0 2B					1-1 F8		3-1 P5	3 0 1 1 0 0 0
Tony Tarasco, L OBP: 0.306, SLG: 0.389 (9, PH)		1-3 3-H 2B								1 0 0 0 0 0 1

Inning Stats	R: 0	H: 2	E: 0	K: 1	S: 11	H: 2	LOB: 2	BB: 0	P: 14	R: 2	H: 1	E: 0	K: 1	S: 12	R: 0	H: 0	E: 0	K: 0	S: 6	R: 0	H: 0	E: 0	K: 1	S: 7	R: 0	H: 2	E: 0	K: 0	S: 15	R: 0	H: 0	E: 0	K: 0	S: 6	R: 0	H: 1	E: 0	K: 0	S: 7	R: 0	H: 0	E: 0	K: 1	S: 9	R: 0	H: 0	E: 0	K: 1	S: 9	R: 0	H: 1	E: 0	K: 1	S: 9	R: 0	H: 1	E: 0	K: 1	S: 16	1B: 6	SF: 1	3B: 0	HR: 0	WP: 0	PA: 37
--------------	------	------	------	------	-------	------	--------	-------	-------	------	------	------	------	-------	------	------	------	------	------	------	------	------	------	------	------	------	------	------	-------	------	------	------	------	------	------	------	------	------	------	------	------	------	------	------	------	------	------	------	------	------	------	------	------	------	------	------	------	------	-------	-------	-------	-------	-------	-------	--------

PITCHER	IP	WLS	BF	H	R	ER	SO	BB	IBB	HBP	BLK	WP	HR	S	P	ERA	WHIP
Charles Nagy, R ERA: 4.06 (1, 1)	6.2	W	28	5	2	2	3	2	0	0	0	0	0	61	102	2.70	1.050
Paul Assenmacher, L ERA: 2.76 (7, 1)	0.2		3	1	0	0	0	0	0	0	0	0	0	7	10	0.00	1.500
Michael Jackson, R ERA: 3.21 (8, 1)	0.2		2	0	0	0	1	0	0	0	0	0	0	5	6	0.00	0.000
Jose Mesa, R ERA: 2.54 (9, 1)	1.0	S	4	1	0	0	1	0	0	0	0	0	0	9	16	0.00	1.000

BOTTOM

Cleveland Indians @ Baltimore Orioles
Oriole Park at Camden Yards, Baltimore, MD

livebaseballscorecards.com

AB	33
R	2
H	7
RBI	2
BB	2
SO	5
LOB	16



Tue Sep 16 1997, 3:33 AM EDT
Att. 38,022 - Sunny - 80 F

Cleveland Indians @ Baltimore Orioles

Oriole Park at Camden Yards, Baltimore, MD

Tue Sep 16 1997, 7:05 PM EDT
Att. 46,185 - Unknown - 87 F

AB	31
R	2
H	5
RBI	1
BB	3
SO	1
LOB	9



AB	R	H	RBI	BB	SO	LOB
3	1	0	0	1	0	0
4	0	0	0	0	0	1
2	0	0	0	0	0	0
1	0	0	0	0	0	0
1	0	1	1	0	0	0
4	0	1	0	0	0	2
4	0	1	0	0	0	1
2	0	0	0	1	0	1
0	0	0	0	0	0	0
1	0	0	0	0	0	0
4	1	2	0	0	0	1
2	0	0	0	1	1	1
2	0	0	0	0	0	0
1	0	0	0	0	0	2

Batter	1	2	3	4	5	6	7	8	9
Bip Roberts, S (1, 7) OBP: 0.340, SLG: 0.366	2-2 G1-3		3-2 G1-3			3-1 F8		4-2 E 1B BB	
Omar Vizquel, S (1, 6) OBP: 0.349, SLG: 0.376	3-2 P4			2-2 G5-3		1-2 F9		2-0 E5 S 1B 1-2 3-H	
Tony Fernandez, S (1, 4) OBP: 0.323, SLG: 0.416	2-2 G5-3			1-2 P1			0-1 G4-3	0-0 S 1B 1-2 2-H	
Bruce Aven, R (6, 8) OBP: 0.333, SLG: 0.250									
Brian Giles, L (8, PH) OBP: 0.370, SLG: 0.466									
Manny Ramirez, R (1, 10) OBP: 0.422, SLG: 0.546		1-0 L3		0-0 1B			0-2 G5-3	2-2 F8 1-2 2-3	
David Justice, L (1, 9) OBP: 0.422, SLG: 0.596		1-0 G3		2-1 G4-3			2-1 2B	1-1 L4	
Sandy Alomar Jr., R (1, 2) OBP: 0.358, SLG: 0.533		4-1 BB			1-0 F8		2-2 P6	1-2 F9	
Einar Díaz, R (7, 2) OBP: 0.500, SLG: 0.500									
Sean Casey, L (9, PH) OBP: 0.500, SLG: 0.500									
Richie Sexson, R (1, 3) OBP: 0.600, SLG: 0.600		0-1 G1-3		0-1 G6-4-3 1B				0-2 G4-6-3 E 1B BB	1-1 P3
Jeff Manto, R (1, 5) OBP: 0.235, SLG: 0.313			1-3 K		3-1 G6-4-3 1-2f			4-2 G4-6-3 BB	
Marquis Grissom, R (1, 8) OBP: 0.318, SLG: 0.397			1-1 G1-3			0-1 F8		1-2 G4-6-3 1-2f 2-3	
Jeff Branson, L (6, 4) OBP: 0.259, SLG: 0.300									

Inning Stats	R: 0	H: 0	E: 0	K: 0	S: 10	P: 17	R: 0	H: 0	E: 0	K: 0	S: 5	P: 11	R: 0	H: 0	E: 0	K: 1	S: 9	P: 14	R: 0	H: 1	E: 0	K: 0	S: 12	P: 17	R: 0	H: 1	E: 0	K: 0	S: 5	P: 9	R: 0	H: 0	E: 0	K: 0	S: 8	P: 12	R: 0	H: 1	E: 0	K: 0	S: 13	P: 17	R: 2	H: 2	E: 1	K: 0	S: 18	P: 31	R: 0	H: 0	E: 0	K: 0	S: 7	P: 10	1B: 4	2B: 1	3B: 0	HR: 0	SF: 0	SAC: 0	DP: 2	HBP: 0	WP: 0	PB: 0	SB: 2	CS: 0	PA: 34
--------------	------	------	------	------	-------	-------	------	------	------	------	------	-------	------	------	------	------	------	-------	------	------	------	------	-------	-------	------	------	------	------	------	------	------	------	------	------	------	-------	------	------	------	------	-------	-------	------	------	------	------	-------	-------	------	------	------	------	------	-------	-------	-------	-------	-------	-------	--------	-------	--------	-------	-------	-------	-------	--------

PITCHER	IP	WLS	BF	H	R	ER	SO	BB	IBB	HBP	BLK	WP	HR	S	P	ERA	WHIP
Jimmy Key, L (1, 1) ERA: 3.15	7.2	W	28	4	2	0	1	3	0	0	0	0	0	74	118	0.00	0.913
Armando Benitez, R (8, 1) ERA: 2.23	1.1		6	1	0	0	0	0	0	0	0	0	0	13	20	0.00	0.750

Batter	1	2	3	4	5	6	7	8	9
Roberto Alomar, S OBP: 0.376, SLG: 0.456 Jeff Reboulet, R OBP: 0.300, SLG: 0.324 (1, 4) (6, PR) (7, 4)	2-1 L4	1-2 2B		2-2 1B		2-0 1B		3-3 K	
Jeffrey Hammonds, R OBP: 0.328, SLG: 0.501 (1, 8)	2-3 K		2-1 G5-3		4-2 HR BB	2-3 K			
Rafael Palmeiro, L OBP: 0.327, SLG: 0.478 (1, 3)	4-2 HR BB		1-1 G3-1		1-1 HR		0-2 G4-3		
Brady Anderson, L OBP: 0.397, SLG: 0.472 (1, 10)	3-2 HR		2-2 K		1-3 K		4-2 BB		
B.J. Surhoff, L OBP: 0.350, SLG: 0.461 Eric Davis, R OBP: 0.351, SLG: 0.522 (1, 7) (5, PH) (6, 9)	3-0 G6-3			1-1 SH1-4 BB FC4-2 1B	1-1 G1-3		2-1 L8		
Cal Ripken Jr., R OBP: 0.334, SLG: 0.416 Aaron Ledesma, R OBP: 0.422, SLG: 0.455 (1, 5) (7, PH) (8, 5)		1-1 SH3 2B		4-2 FC4-2 SH1-4 1-2 1B BB	4-0 FC6-4 BB		2-3 K		
Jerome Walton, R OBP: 0.389, SLG: 0.420 (1, 9) (6, 7)		0-0 SH3		0-0 SH1-4	1-2 FC6-4		3-1 F8		
Lenny Webster, R OBP: 0.328, SLG: 0.378 (1, 2)		1-0 P6		2-2 FC4-2 HBP 1B		1-2 G5-3	2-0 P2		
Mike Bordick, R OBP: 0.279, SLG: 0.305 (1, 6)		4-0 2B BB		2-3 3-H 2-2 1B HBP		2-1 F8	1-0 WP 1B		

Inning Stats	R: 2 E: 0 K: 1 S: 11	H: 1 LOB: 0 BB: 1 P: 25	R: 1 E: 0 K: 0 S: 8	H: 2 LOB: 2 BB: 1 P: 15	R: 0 E: 0 K: 1 S: 9	H: 0 LOB: 0 BB: 0 P: 14	R: 2 E: 0 K: 0 S: 13	H: 2 LOB: 2 BB: 1 P: 24	R: 2 E: 0 K: 1 S: 14	H: 1 LOB: 1 BB: 2 P: 26	R: 0 E: 0 K: 1 S: 9	H: 1 LOB: 1 BB: 0 P: 16	R: 0 E: 0 K: 1 S: 10	H: 0 LOB: 1 BB: 1 P: 18	R: 0 E: 0 K: 1 S: 7	H: 1 LOB: 1 BB: 0 P: 16
1B: 4 2B: 2 3B: 0 HR: 2	SF: 0 SAC: 2 DP: 0 HBP: 1	WP: 1 PB: 0 SB: 0 CS: 0	PA: 37													

PITCHER	IP	WLS	BF	H	R	ER	SO	BB	IBB	HBP	BLK	WP	HR	S	P	ERA	WHIP
David Weathers, R ERA: 8.14 (1, 1)	4.0	L	20	5	6	6	2	4	0	1	0	0	1	44	85	13.50	2.250
Jason Jacome, L ERA: 6.07 (5, 1)	1.0		5	1	1	1	1	1	0	0	0	0	1	11	19	9.00	2.000
Jeff Juden, R ERA: 4.49 (6, 1)	2.0		8	1	0	0	2	1	0	0	0	0	0	19	34	0.00	1.000
Paul Shuey, R ERA: 5.57 (8, 1)	1.0		4	1	0	0	1	0	0	0	0	1	0	7	16	0.00	1.000

AB R H RBI BB SO LOB

4	0	3	3	0	0	0
1	0	0	0	0	1	1
3	1	0	0	1	2	1
3	2	1	2	1	0	0
3	1	1	2	1	2	0
2	0	1	0	0	0	0
2	0	0	0	0	0	1
1	2	1	0	2	0	0
1	0	0	0	0	1	1
2	0	0	0	0	0	1
4	1	0	0	0	0	3
2	0	1	0	1	0	0

AB	28
R	7
H	8
RBI	7
BB	6
SO	6
LOB	8



WP	HR	S	P	ERA	WHIP
1	0	1	0	0.00	1.000

Cleveland Indians @ Baltimore Orioles
Oriole Park at Camden Yards, Baltimore, MD
 Tue Sep 16 1997, 7:05 PM EDT
 Att: 46,185 - Unknown - 87 F

livebaseballscorecards.com

Milwaukee Brewers @ Baltimore Orioles
 Oriole Park at Camden Yards, Baltimore, MD

Wed Sep 17 1997, 7:05 PM EDT
 Att. 45,616 - Unknown - 78 F



Batter	1	2	3	4	5	6	7	8	9	AB	R	H	RBI	BB	SO	LOB
Fernando Vina, L OBP: 0.328, SLG: 0.367 Jeff Huson, L OBP: 0.243, SLG: 0.229	1-0 G4-3	0-0 FC6-4 1B			1-2 1B 1B	2-2 HBP		2-2 G6-3		3	1	2	1	0	0	0
Mark Loretta, R OBP: 0.345, SLG: 0.389	4-1 1B 1B	1-0 FC6-4			2-1 1B 2B 1B	2-1 F8		2-0 P6		4	2	1	0	1	0	2
Dave Nilsson, L OBP: 0.357, SLG: 0.462 Jack Voigt, R OBP: 0.333, SLG: 0.526	1-1 L1-3 1B 1B				1-1 2B 1B 1B	1-2 F8		4-2 BB		3	1	2	1	0	0	0
Julio Franco, R OBP: 0.362, SLG: 0.360	0-2 L1-3				3-3 K			0-0 G3		5	0	1	0	0	2	5
Jeremy Burnitz, L OBP: 0.380, SLG: 0.545	0-0 1B 1B				3-2 1B 2B			3-3 K		5	1	3	3	0	1	0
Jose Valentin, S OBP: 0.314, SLG: 0.418	1-1 1-3 1B				3-2 G4-3 K			1-2 P6		5	1	2	0	0	1	3
Darrin Jackson, R OBP: 0.286, SLG: 0.385	1-0 P3				1-3 K			2-0 F8		5	0	2	2	0	1	2
Jesse Levis, L OBP: 0.357, SLG: 0.339		1-0 G4-3			0-0 G5-3			1-0 G3		4	0	0	1	0	0	3
Gerald Williams, R OBP: 0.282, SLG: 0.372		0-1 G4-3			1-2 1B 1B			1-1 G6-3		4	1	1	0	0	1	1

Inning	1	2	3	4	5	6	7	8	9	1B	2B	3B	HR	SF	SAC	DP	HBP					
1	R: 2 E: 0 K: 0 S: 11	H: 3 LOB: 2 BB: 1 P: 19	R: 0 E: 0 K: 0 S: 5	H: 1 LOB: 1 BB: 0 P: 7	R: 0 E: 0 K: 1 S: 7	H: 0 LOB: 0 BB: 0 P: 12	R: 0 E: 0 K: 1 S: 8	H: 0 LOB: 0 BB: 0 P: 12	R: 4 E: 0 K: 2 S: 25	H: 6 LOB: 2 BB: 0 P: 36	R: 0 E: 0 K: 1 S: 10	H: 0 LOB: 1 BB: 0 P: 17	R: 2 E: 0 K: 0 S: 12	H: 4 LOB: 1 BB: 0 P: 20	R: 0 E: 0 K: 0 S: 7	H: 0 LOB: 1 BB: 1 P: 15	R: 0 E: 0 K: 1 S: 7	H: 0 LOB: 0 BB: 0 P: 13	1B: 12 2B: 2 3B: 0 HR: 0	SF: 0 SAC: 0 DP: 0 HBP: 1	WP: 0 PB: 0 SB: 1 CS: 1	PA: 43

PITCHER	IP	WLS	BF	H	R	ER	SO	BB	IBB	HBP	BLK	WP	HR	S	P	ERA	WHIP
Scott Erickson, R ERA: 3.8	(1, 1)	4.1	L	23	9	6	6	3	1	0	0	0	0	50	80	12.46	2.308
Arthur Rhodes, L ERA: 3.21	(5, 1)	2.0		10	4	2	2	2	0	0	1	0	0	23	35	9.00	2.000
Brian Williams, R ERA: 3.54	(7, 1)	2.2		10	1	0	0	1	1	0	0	0	0	19	36	0.00	0.750

AB	R	H	RBI	BB	SO	LOB
40	8	14	8	2	6	17

PITCHER	IP	WLS	BF	H	R	ER	SO	BB	IBB	HBP	BLK	WP	HR	S	P	ERA	WHIP
---------	----	-----	----	---	---	----	----	----	-----	-----	-----	----	----	---	---	-----	------

Batter	1	2	3	4	5	6	7	8	9	AB R H RBI BB SO LOB
Roberto Alomar, S OBP: 0.379, SLG: 0.467 (1, 4)	0-1 P5		1-0 HR		2-2 2B		1-2 F9		4-0 BB	4 1 2 2 1 0 0
B.J. Surhoff, L OBP: 0.348, SLG: 0.459 (1, 7)	3-2 G4-3		0-0 G1-3		3-3 K			2-2 G6-3 1B	0-3 K	5 0 1 0 0 2 4
Rafael Palmeiro, L OBP: 0.326, SLG: 0.476 (1, 3)	4-2 BB		1-3 K				3-1 F8	2-0 F6		3 0 0 0 1 1 1
Brady Anderson, L OBP: 0.396, SLG: 0.473 Tony Tarasco, L OBP: 0.306, SLG: 0.389 (1, 8) (9, 8)	2-2 F9		0-1 L6				2-2 2B	1-1 G6-3 1-2		4 0 1 0 0 0 2 0 0 0 0 0 0 0
Geronimo Berroa, R OBP: 0.369, SLG: 0.473 (1, 9)					1-2 G5-4-3 1B		1-3 K	2-3 K		4 0 1 0 0 3 2
Cal Ripken Jr., R OBP: 0.334, SLG: 0.414 (1, 5)					1-1 G5-4-3 1-2f		3-2 L5	1-0 G6-3		3 0 0 0 1 0 2
Harold Baines, L OBP: 0.375, SLG: 0.456 (1, 10)					2-2 G1-3		0-0 F7	0-2 E 1B 1B		4 0 1 0 0 0 1
Lenny Webster, R OBP: 0.327, SLG: 0.388 (1, 2)					1-1 L7		1-0 HR	2-3 K		4 1 1 1 0 2 2
Mike Bordick, R OBP: 0.279, SLG: 0.305 Jeff Reboulet, R OBP: 0.303, SLG: 0.327 (1, 6) (8, 6)					2-1 HR 1B		0-1 G1-3	0-0 E6 BB 1B		3 1 1 0 0 0 0 1 0 1 0 0 0 0

Inning Stats	R: 0 E: 0 K: 11 S: 11	H: 0 LOB: 1 BB: 1 P: 20	R: 0 E: 0 K: 2 S: 17	H: 0 LOB: 1 BB: 1 P: 28	R: 2 E: 0 K: 1 S: 10	H: 2 LOB: 0 BB: 0 P: 14	R: 0 E: 0 K: 0 S: 9	H: 1 LOB: 0 BB: 0 P: 13	R: 0 E: 0 K: 1 S: 12	H: 1 LOB: 1 BB: 0 P: 21	R: 0 E: 0 K: 1 S: 11	H: 1 LOB: 1 BB: 0 P: 20	R: 1 E: 0 K: 0 S: 8	H: 1 LOB: 0 BB: 0 P: 10	R: 0 E: 0 K: 1 S: 10	H: 1 LOB: 1 BB: 0 P: 17	R: 0 E: 1 K: 2 S: 15	H: 2 LOB: 3 BB: 1 P: 22	1B: 5 2B: 2 3B: 0 HR: 2	SF: 0 SAC: 0 DP: 1 HBP: 0
--------------	--------------------------------	----------------------------------	-------------------------------	----------------------------------	-------------------------------	----------------------------------	------------------------------	----------------------------------	-------------------------------	----------------------------------	-------------------------------	----------------------------------	------------------------------	----------------------------------	-------------------------------	----------------------------------	-------------------------------	----------------------------------	----------------------------------	------------------------------------

PITCHER	IP	WLS	BF	H	R	ER	SO	BB	IBB	HBP	BLK	WP	HR	S	P	ERA	WHIP
Jeff D'Amico, R ERA: 4.66 (1, 1)	5.0		20	4	2	2	4	2	0	0	0	0	1	59	96	3.60	1.200
Joel Adamson, L ERA: 3.27 (6, 1)	2.2		11	3	1	1	1	0	0	0	0	0	1	26	42	3.38	1.125
Bob Wickman, R ERA: 2.99 (8, 1)	1.1		7	2	0	0	3	1	0	0	0	0	0	18	27	0.00	2.250

BOTTOM

Milwaukee Brewers @ Baltimore Orioles
 Oriole Park at Camden Yards, Baltimore, MD

Wed Sep 17 1997, 7:05 PM EDT
 Att: 45,616 - Unknown - 78 F

livebaseballscorecards.com

AB	35
R	3
H	9
RBI	3
BB	3
SO	8
LOB	14



WP: 0	PA: 38
PB: 0	
SB: 0	
CS: 0	

Batter	1	2	3	4	5	6	7	8	9	AB R H RBI BB SO LOB	TOP											
Mark Loretta, R OBP: 0.343, SLG: 0.386 (1, 4)	3-3 K		0-1 G6-3		0-0 FC6-4 1B	1-1 G5-3			1-3 K	5 0 1 1 0 2 1												
Jeff Cirillo, R OBP: 0.371, SLG: 0.427 (1, 5)	2-2 1B		0-2 F7		0-0 FC6-4 1-2 2-3			4-2 1B G5-3 BB	1-3 K	4 0 1 0 1 1 2												
Dave Nilsson, L OBP: 0.355, SLG: 0.460 Jack Voigt, R OBP: 0.329, SLG: 0.519 (1, 3) (7, PH) (7, 3)	1-2 K			1-2 G6-3	0-0 P5			SAFE 3-2 SAFE B SAFE F SAFE X SAFE 1-2 G5-3	1-0 G6-3	3 0 0 0 0 1 3 2 0 0 0 0 0 1												
Julio Franco, R OBP: 0.361, SLG: 0.359 (1, 10)	1-3 K			1-2 G5-3	2-3 K			2-2 2-3 S 1B		4 0 1 0 0 2 3												
Jeremy Burnitz, L OBP: 0.380, SLG: 0.546 (1, 9)			1-1 G4-3		4-1 1B BB			SAFE SAFE SAFE SAFE SAFE 1-3 K		3 1 1 0 0 1 1 2												
Jose Valentin, S OBP: 0.316, SLG: 0.418 (1, 6)				1-1 SAFE SAFE SAFE SAFE SAFE 1-3 1B	1-1 SAFE SAFE SAFE SAFE SAFE 1-3 1B			SAFE SAFE SAFE SAFE SAFE 2-3 K2-3		3 0 1 0 0 1 2 3												
Darrin Jackson, R OBP: 0.285, SLG: 0.400 (1, 7)				0-1 F9				SAFE SAFE SAFE SAFE SAFE 1-2 K		4 1 1 2 0 0 3												
Gerald Williams, R OBP: 0.284, SLG: 0.373 (1, 8)				0-0 G5-3				SAFE SAFE SAFE SAFE SAFE 0-0 HR		4 1 2 0 0 0 1												
Mike Matheny, R OBP: 0.291, SLG: 0.334 Jesse Levis, L OBP: 0.355, SLG: 0.337 (1, 2) (8, PH) (8, 2)			2-2 G4-3		2-0 FC6-4 1B HBP			SAFE SAFE SAFE SAFE SAFE 1-1 L4-6 S 1B		2 0 1 0 0 0 0 1 0 0 0 0 0 1												
Inning Stats	R: 0 E: 0 K: 3 S: 16	H: 1 LOB: 1 BB: 0 P: 23	R: 0 E: 0 K: 0 S: 7	H: 0 LOB: 1 BB: 1 P: 13	R: 0 E: 0 K: 0 S: 9	H: 0 LOB: 0 BB: 0 P: 11	R: 0 E: 0 K: 0 S: 11	H: 1 LOB: 2 BB: 1 P: 18	R: 1 E: 0 K: 1 S: 10	H: 2 LOB: 2 BB: 0 P: 15	R: 2 E: 0 K: 1 S: 15	H: 3 LOB: 1 BB: 0 P: 21	R: 0 E: 0 K: 2 S: 19	H: 1 LOB: 2 BB: 1 P: 31	R: 0 E: 0 K: 0 S: 6	H: 1 LOB: 0 BB: 0 P: 8	R: 0 E: 0 K: 2 S: 7	H: 0 LOB: 0 BB: 0 P: 10	1B: 7 2B: 2 3B: 0 HR: 1	SF: 0 SAC: 0 DP: 1 HBP: 1	WP: 0 PB: 0 SB: 3 CS: 0	PA: 39
PITCHER	IP WLS BF H R ER SO BB IBB HBP BLK WP HR S P ERA WHIP																					
35 Mike Mussina, R ERA: 3.18 (1, 1)	6.0 W 29 7 3 3 5 3 0 1 0 0 0 1 71 108 4.50 1.667																					
Jesse Orosco, L ERA: 2.31 (7, 1)	0.2 3 1 0 0 1 0 0 0 0 0 0 0 13 19 0.00 1.500																					
Armando Benitez, R ERA: 2.19 (7, 1)	1.1 4 1 0 0 1 0 0 0 0 0 0 0 9 13 0.00 0.750																					
Randy Myers, L ERA: 1.59 (9, 1)	1.0 S 3 0 0 0 2 0 0 0 0 0 0 0 7 10 0.00 0.000																					

Milwaukee Brewers @ Baltimore Orioles
 Oriole Park at Camden Yards, Baltimore, MD
 Thu Sep 18 1997, 7:05 PM EDT
 Att. 45,368 - Unknown - 79 F

livebaseballscorecards.com

AB	35
R	3
H	9
RBI	3
BB	3
SO	9
LOB	20



Batter	1	2	3	4	5	6	7	8	9	10	AB R H RBI BB SO LOB	TOP
Brian Hunter, R OBP: 0.331, SLG: 0.354 (1, 8)	G4-3		K		G6-3		G6-3		F8		5 0 0 0 0 1 0	<p>Detroit Tigers @ Baltimore Orioles Oriole Park at Camden Yards, Baltimore, MD</p> <p>Fri Sep 19 1997, 7:05 PM EDT Att: 47,544 - Unknown - 77 F</p>
Damon Easley, R OBP: 0.360, SLG: 0.470 (1, 4)	BB		G6-3		K		S WP SF9 1B		K		4 1 1 0 1 2 0	
Bobby Higginson, L OBP: 0.377, SLG: 0.524 (10, 7)	G1-6-3 1B		G4-3		G4-3		FC5-4 BB		G4-3		4 0 2 0 1 0 0	
Tony Clark, S OBP: 0.383, SLG: 0.517 (1, 3)	G1-6-3 1-2f		G4-3		F7		SF9		F7		4 0 0 1 0 0 3	
Travis Fryman, R OBP: 0.327, SLG: 0.437 (1, 5)			G5-3		G5-3		1B 1B		HR 1B		5 2 2 0 0 0 1	
Bob Hamelin, L OBP: 0.373, SLG: 0.497 Phil Nevin, R OBP: 0.315, SLG: 0.431 (10, PH)	BB BB		G3		1B 1B		K		HR 1-H		3 1 1 0 1 1 0 1 1 1 2 0 0 0	
Bubba Trammell, R OBP: 0.348, SLG: 0.406 Jimmy Hurst, R OBP: 0.250, SLG: 0.143 (10, 9)	BB BB		BB 1B		1B 1B		K		K		4 0 2 1 1 2 0 0 0 0 0 0 0 0	
Raul Casanova, S OBP: 0.311, SLG: 0.340 (1, 2)	P5		FC5-4 BB		G5-4-3 1B		BB		K		3 0 1 1 2 1 2	
Deivi Cruz, R OBP: 0.264, SLG: 0.314 (1, 6)	L9		FC5-4 1-2f		G5-4-3 1-2f		F9				4 0 0 0 0 0 7	

Inning Stats	R: 0 E: 0 K: 10 S: 10	H: 1 LOB: 1 BB: 1 P: 18	R: 0 E: 0 K: 6 S: 6	H: 0 LOB: 2 BB: 2 P: 16	R: 0 E: 0 K: 1 S: 12	H: 1 LOB: 1 BB: 0 P: 18	R: 0 E: 0 K: 7 S: 7	H: 1 LOB: 2 BB: 1 P: 15	R: 0 E: 0 K: 1 S: 11	H: 0 LOB: 0 BB: 0 P: 13	R: 1 E: 0 K: 9 S: 16	H: 1 LOB: 1 BB: 0 P: 23	R: 1 E: 0 K: 9 S: 16	H: 1 LOB: 1 BB: 1 P: 16	R: 0 E: 0 K: 11 S: 11	H: 0 LOB: 1 BB: 1 P: 20	R: 0 E: 0 K: 10 S: 10	H: 0 LOB: 0 BB: 0 P: 16	R: 2 E: 0 K: 9 S: 9	H: 2 LOB: 0 BB: 0 P: 13	1B: 9 2B: 0 3B: 0 HR: 1	SF: 1 SAC: 0 DP: 2 HBP: 0	WP: 1 PB: 0 SB: 1 CS: 0	PA: 44
---------------------	--------------------------------	----------------------------------	------------------------------	----------------------------------	-------------------------------	----------------------------------	------------------------------	----------------------------------	-------------------------------	----------------------------------	-------------------------------	----------------------------------	-------------------------------	----------------------------------	--------------------------------	----------------------------------	--------------------------------	----------------------------------	------------------------------	----------------------------------	----------------------------------	------------------------------------	----------------------------------	--------

PITCHER	IP	WLS	BF	H	R	ER	SO	BB	IBB	HBP	BLK	WP	HR	S	P	ERA	WHIP
Scott Kamieniecki, R ERA: 4.02 (1, 1)	6.1		29	8	3	3	2	4	0	0	0	0	0	65	107	4.26	1.895
Arthur Rhodes, L ERA: 3.15 (7, 1)	1.2		7	0	0	0	2	2	0	0	0	1	0	17	32	0.00	1.200
Alan Mills, R ERA: 4.86 (9, 1)	1.1	L	5	1	1	1	1	0	0	0	0	0	0	12	19	6.75	0.750
Jesse Orosco, L ERA: 2.47 (10, 1)	0.2		3	1	1	1	2	0	0	0	0	0	1	7	10	13.50	1.500

livebaseballscores.com

AB	37
R	5
H	10
RBI	5
BB	6
SO	7
LOB	13



Batter	1	2	3	4	5	6	7	8	9	10	AB	R	H	RBI	BB	SO	LOB
Brady Anderson, L OBP: 0.395, SLG: 0.471 (1, 8)				G2-3		G3					4	1	1	0	0	1	1
Roberto Alomar, S OBP: 0.377, SLG: 0.462 (1, 4)	L7			G6-4-3 1B			F8				4	1	2	1	0	0	0
Geronimo Berroa, R OBP: 0.369, SLG: 0.471 (1, 9)				G6-4-3 1-2f			F8				4	0	1	1	0	1	1
Tony Tarasco, L OBP: 0.305, SLG: 0.387 (9, PR)							F8				0	0	0	0	0	0	0
Jeff Reboulet, R OBP: 0.303, SLG: 0.327 (10, 6)							F8				0	0	0	0	0	0	0
Rafael Palmeiro, L OBP: 0.327, SLG: 0.475 (1, 3)				G4-3			K				3	0	1	0	1	1	0
B.J. Surhoff, L OBP: 0.346, SLG: 0.456 (1, 7)				G4-3			K				3	0	0	1	0	1	1
Cal Ripken Jr., R OBP: 0.333, SLG: 0.411 (1, 5)				G5-3			F7				4	0	0	0	0	1	3
Harold Baines, L OBP: 0.374, SLG: 0.454 (1, 10)				G4-3			P5				4	0	1	0	0	1	0
Lenny Webster, R OBP: 0.322, SLG: 0.382 (1, 2)				G4-3			P6				4	0	0	0	0	0	1
Mike Bordick, R OBP: 0.280, SLG: 0.313 (1, 6)				G4-3							2	0	1	0	0	1	0
Jeffrey Hammonds, R OBP: 0.325, SLG: 0.495 (9, PH)				G4-3							1	1	0	0	1	0	0
Jeffrey Hammonds, R OBP: 0.325, SLG: 0.495 (10, 9)				G4-3							1	1	0	0	1	0	0

Inning Stats	R: 0	H: 0	R: 0	H: 1	R: 0	H: 0	R: 0	H: 0	R: 0	H: 1	R: 0	H: 0	R: 0	H: 0	R: 3	H: 3	R: 0	H: 1	1B: 7	SF: 1
	E: 0	LOB: 0	E: 0	LOB: 0	E: 0	LOB: 0	E: 0	LOB: 0	E: 0	LOB: 1	E: 0	LOB: 0	E: 0	LOB: 0	E: 0	LOB: 2	E: 0	LOB: 0	2B: 1	SAC: 0
	K: 2	BB: 0	K: 0	BB: 0	K: 2	BB: 0	K: 1	BB: 0	K: 0	BB: 0	K: 1	BB: 0	K: 0	BB: 0	K: 1	BB: 2	K: 0	BB: 0	3B: 0	DP: 3
	S: 8	P: 13	S: 8	P: 14	S: 7	P: 10	S: 4	P: 6	S: 8	P: 13	S: 10	P: 18	S: 10	P: 15	S: 10	P: 14	S: 14	P: 25	HR: 0	HBP: 0

PITCHER	IP	WLS	BF	H	R	ER	SO	BB	IBB	HBP	BLK	WP	HR	S	P	ERA	WHIP
Willie Blair, R ERA: 3.97 (1, 1)	8.1		29	5	3	3	6	1	0	0	0	0	0	71	115	3.24	0.720
Todd Jones, R ERA: 2.78 (9, 1)	1.2	W	7	2	0	0	1	1	0	0	0	0	0	15	24	0.00	1.800

DETROIT TIGERS @ BALTIMORE ORIOLES
 Oriole Park at Camden Yards, Baltimore, MD
 Fri Sep 19 1997, 7:05 PM EDT
 Att. 47,544 - Unknown - 77 F

AB	33
R	3
H	7
RBI	3
BB	2
SO	7
LOB	7

WP: 0	PA: 36
PB: 0	
SB: 0	
CS: 0	

Batter	1	2	3	4	5	6	7	8	9	AB R H RBI BB SO LOB	TOP																	
Brian Hunter, R (1, 8) <small>OBP: 0.331, SLG: 0.354</small> Kimera Barteo, R (6, 7) <small>OBP: 0.500, SLG: 0.333</small>	0-3 K		0-0 G6-3 1-2f 3-H				1-0 G1-3		3-1 HR 1B	3 1 1 0 0 1 1 2 1 1 0 0 0 1																		
Bobby Higginson, L (1, 9) <small>OBP: 0.378, SLG: 0.527</small> Melvin Nieves, S (6, 9) <small>OBP: 0.314, SLG: 0.456</small>	0-3 K		0-0			2-1 SAFE 2B	1-3 K		0-0 HR	3 1 2 2 0 1 0 2 1 1 2 0 1 1																		
Travis Fryman, R (1, 5) <small>OBP: 0.327, SLG: 0.438</small> Jimmy Hurst, R (6, 8) <small>OBP: 0.200, SLG: 0.111</small>	0-0 G3-1		0-0 6-3			2-2 G3 2-H	1-2 F8		2-1 P5	3 0 1 1 0 0 1 2 0 0 0 0 0 1																		
Tony Clark, S (1, 3) <small>OBP: 0.383, SLG: 0.517</small>		0-3 K				1-1 G3 2-3		2-1 1B SF7 2B	2-1 F7	5 1 2 0 0 1 1																		
Damion Easley, R (1, 4) <small>OBP: 0.358, SLG: 0.467</small> Frank Catalanotto, L (6, 4) <small>OBP: 0.400, SLG: 0.444</small>		0-3 K				0-1 G6-3		0-1 1B 2-3	0-3 K	3 0 0 0 0 1 2 2 0 1 0 0 1 0																		
Bubba Trammell, R (1, 10) <small>OBP: 0.336, SLG: 0.394</small>		0-3 K					0-1 F9		0-1 SF7	3 0 0 1 0 2 1																		
Phil Nevin, R (1, 7) <small>OBP: 0.314, SLG: 0.428</small>			0-0 1B 1B			3-1 SAFE SAFE FC5-4 1-2f	1-2 G1-3		0-3 K	4 1 1 0 0 1 2																		
Matt Walbeck, S (1, 2) <small>OBP: 0.340, SLG: 0.378</small>			0-0 1B S G6-3 1B			1-1 1B 2B	1-3 K		0-1 1-2 1B	4 2 3 0 0 1 0																		
Deivi Cruz, R (1, 6) <small>OBP: 0.267, SLG: 0.319</small>			0-0 G6-3 1B			2-0 L6		1-1 2B	0-1 F8	4 0 2 1 0 0 3																		
Inning Stats	R: 0 E: 0 K: 2 S: 7	H: 0 LOB: 0 BB: 0 P: 7	R: 0 E: 0 K: 3 S: 9	H: 0 LOB: 0 BB: 0 P: 9	R: 2 E: 0 K: 0 S: 6	H: 4 LOB: 1 BB: 0 P: 6	R: 0 E: 0 K: 1 S: 7	H: 1 LOB: 1 BB: 0 P: 10	R: 3 E: 0 K: 0 S: 15	H: 4 LOB: 1 BB: 0 P: 26	R: 0 E: 0 K: 1 S: 9	H: 0 LOB: 0 BB: 0 P: 11	R: 0 E: 0 K: 1 S: 10	H: 1 LOB: 1 BB: 0 P: 14	R: 1 E: 0 K: 1 S: 13	H: 3 LOB: 2 BB: 0 P: 15	R: 2 E: 0 K: 1 S: 10	H: 2 LOB: 0 BB: 0 P: 17	1B: 9 2B: 5 3B: 0 HR: 1	SF: 1 SAC: 0 DP: 1 HBP: 0	WP: 0 PB: 0 SB: 2 CS: 0	PA: 41						
PITCHER	IP	WLS	BF	H	R	ER	SO	BB	IBB	HBP	BLK	WP	HR	S	P	ERA	WHIP											
Rick Krivda, L (1, 1) <small>ERA: 6.2</small>	4.1		21	9	5	5	6	0	0	0	0	0	0	40	53	10.38	2.077											
Nerio Rodriguez, R (5, 1) <small>ERA: 5.06</small>	3.1	W	14	4	1	1	3	0	0	0	0	0	0	34	43	2.70	1.200											
Terry Mathews, R (8, 1) <small>ERA: 4.62</small>	1.1		6	2	2	2	1	0	0	0	0	0	1	12	19	13.50	1.500											

Detroit Tigers @ Baltimore Orioles
 Oriole Park at Camden Yards, Baltimore, MD

Sat Sep 20 1997, 3:33 AM EDT
 Att. 47,489 - Overcast - 87 F

livebaseballscorecards.com

AB 40
R 8
H 15
RBI 7
BB 0
SO 10
LOB 14



Batter	1	2	3	4	5	6	7	8	9	AB	R	H	RBI	BB	SO	LOB
Brady Anderson, L (1, 8) OBP: 0.395, SLG: 0.469	0-0 P5	0-0 2B 2B 1B	0-0 F7			4-1 2B 1B HBP				4	2	1	0	0	0	3
Roberto Alomar, S (1, 4) OBP: 0.379, SLG: 0.477	0-0 G4-3	0-0 1-3 2B 2B		3-2 HR	1-2 1B 2B				2-2 G4-3	5	2	3	2	0	0	0
Eric Davis, R (1, 9) OBP: 0.352, SLG: 0.518 Jeffrey Hammonds, R (5, PR) OBP: 0.325, SLG: 0.493	0-0 G5-3	0-0 2-H 3-H 2B HR		4-2 G3 BB	1-1 BB 1B				0-0 F8	3	1	2	3	1	0	0
Rafael Palmeiro, L (1, 3) OBP: 0.331, SLG: 0.475				1-1 F7	4-1 1-2 BB				0-0 FC4-6 1B	2	2	1	0	2	0	1
B.J. Surhoff, L (1, 7) OBP: 0.346, SLG: 0.463 David Dellucci, L (8, 7) OBP: 0.355, SLG: 0.385				0-1 G3	2-2 F9				0-1 FC4-6	5	2	2	3	0	0	5
Cal Ripken Jr., R (1, 5) OBP: 0.331, SLG: 0.408 Jeff Reboulet, R (8, 5) OBP: 0.302, SLG: 0.326				2-2 P4		2-1 G4-3			2-2 G1-3	4	0	0	1	0	0	2
Harold Baines, L (1, 10) OBP: 0.375, SLG: 0.456 Jerome Walton, R (8, PH) OBP: 0.386, SLG: 0.415						0-0 F7			0-3 K	3	0	2	1	0	0	0
Chris Hoiles, R (1, 2) OBP: 0.383, SLG: 0.431 Charlie Greene, R (9, 2)				0-0 5-3 1B		4-1 2B WP BB			0-1 F8	4	2	2	1	1	0	1
Mike Bordick, R (1, 6) OBP: 0.280, SLG: 0.318						3-1 P2			2-3 K	4	1	1	1	0	2	4

Inning Stats	R: 0	H: 0	E: 0	K: 0	S: 3	H: 0	LOB: 0	BB: 0	P: 3	R: 9	H: 7	E: 0	K: 0	S: 10	H: 1	LOB: 1	BB: 0	P: 6	R: 1	H: 1	E: 0	K: 0	S: 14	H: 2	LOB: 3	BB: 2	P: 35	R: 0	H: 1	E: 0	K: 0	S: 8	H: 0	LOB: 0	BB: 0	P: 10	R: 0	H: 0	E: 0	K: 1	S: 8	H: 0	LOB: 0	BB: 0	P: 10
1B: 6	SF: 1	WP: 1	PA: 44																																										
2B: 4	SAC: 0	PB: 0																																											
3B: 0	DP: 0	SB: 0																																											
HR: 4	HBP: 2	CS: 0																																											

PITCHER	IP	WLS	BF	H	R	ER	SO	BB	IBB	HBP	BLK	WP	HR	S	P	ERA	WHIP
Scott Sanders, R (1, 1) ERA: 5.95	1.2	L	10	4	5	5	0	0	0	1	0	0	2	9	10	27.00	2.400
Kevin Jarvis, R (2, 1) ERA: 7.91	2.2		16	5	6	6	1	3	0	0	0	0	2	26	44	20.25	3.000
Roberto Duran, L (5, 1) ERA: 6.75	0.2		6	2	1	1	0	1	0	1	0	1	0	14	29	13.50	4.500
Eddie Gaillard, R (6, 1) ERA: 5.4	2.0		9	3	0	0	1	0	0	0	0	0	0	21	31	0.00	1.500
Mike Myers, L (8, 1) ERA: 5.98	1.0		3	0	0	0	1	0	0	0	0	0	0	8	10	0.00	0.000

BOTTOM

Detroit Tigers @ Baltimore Orioles
 Oriole Park at Camden Yards, Baltimore, MD

Sat Sep 20 1997, 3:33 AM EDT
 Att: 47,489 - Overcast - 87 F

livebaseballscorecards.com

AB	37
R	12
H	14
RBI	12
BB	4
SO	3
LOB	16



Batter	1	2	3	4	5	6	7	8	9	AB R H RBI BB SO LOB	TOP
Brian Hunter, R (1, 8) OBP: 0.333, SLG: 0.355 Kimera Barteo, R (9, PH) OBP: 0.600, SLG: 0.333 (9, 8)	2-2 	0-0 F8 		2-2 K 		1 SAFE 1-2 	4-2 		4-0 	4 2 2 0 1 1 0 0 0 0 0 1 0 0	
Bobby Higginson, L (1, 9) OBP: 0.378, SLG: 0.525 (8, 7)	1 SAFE 1-2 		3-2 G4-3 	1-3 K 		3-2 	2-0 G4-3 		1-0 F8 	6 2 2 1 0 1 2	
Travis Fryman, R (1, 5) OBP: 0.328, SLG: 0.439 (8, 9)	1 SAFE 3-0 		1-0 P6 	0-1 P3 		2-0 		1-2 G6-3 		4 2 1 1 0 0 0	
Tony Clark, S (1, 3) OBP: 0.384, SLG: 0.517 Jimmy Hurst, R (8, PR) OBP: 0.200, SLG: 0.111 (8, 9)	1-0 		4-2 		3-3 K 	1-2 		2-2 		4 2 2 2 1 1 1 0 0 0 0 0 0 0	
Damion Easley, R (1, 4) OBP: 0.359, SLG: 0.479 (8, 9)	3-2 G4-3 		2-2 		3-3 K 	1-1 		0-0 F8 		5 2 2 6 0 1 2	
Bubba Trammell, R (1, 10) OBP: 0.347, SLG: 0.423 (8, 3)	1-0 G6-3 		1-2 		2-1 	1-2 F8 		0-0 		5 0 3 0 0 0 1	
Phil Nevin, R (1, 7) OBP: 0.312, SLG: 0.421 (8, 3)	1-1 G5-3 		4-1 		1-0 F9 	3-2 G5-3 		3-1 P2 		4 0 0 0 1 0 5	
Raul Casanova, S (1, 2) OBP: 0.313, SLG: 0.337 (1, 6)		1-2 G5-3 		4-2 		4-1 	0-0 F8 		3-3 K 	3 1 0 0 2 1 0	
Deivi Cruz, R (1, 6) OBP: 0.263, SLG: 0.315 (8, 3)		1-2 L4 		1-3 K 		0-0 F7 	2-3 K 		0-1 G5-3 	5 0 0 0 0 2 4	
Inning Stats	R: 3 H: 4 E: 0 LOB: 1 K: 0 BB: 0 S: 14 P: 26	R: 0 H: 0 E: 0 LOB: 0 K: 0 BB: 0 S: 8 P: 10	R: 2 H: 2 E: 0 LOB: 3 K: 1 BB: 3 S: 19 P: 39	R: 0 H: 0 E: 0 LOB: 0 K: 2 BB: 0 S: 11 P: 14	R: 0 H: 1 E: 0 LOB: 1 K: 2 BB: 0 S: 10 P: 19	R: 6 H: 3 E: 1 LOB: 0 K: 0 BB: 1 S: 22 P: 38	R: 0 H: 0 E: 0 LOB: 1 K: 1 BB: 1 S: 11 P: 19	R: 0 H: 2 E: 0 LOB: 3 K: 0 BB: 0 S: 10 P: 16	R: 0 H: 0 E: 0 LOB: 1 K: 1 BB: 1 S: 7 P: 15	1B: 7 SF: 0 2B: 3 SAC: 0 3B: 0 DP: 0 HR: 2 HBP: 1	WP: 1 PA: 47 PB: 0 SB: 0 CS: 0
PITCHER Jimmy Key, L (1, 1) ERA: 3.3 Esteban Yan, R (5, 1) ERA: 15.83 Brian Williams, R (6, 1) ERA: 3.0	IP WLS BF H R ER SO BB IBB HBP BLK WP HR S P ERA WHIP 4.2 L 24 7 5 5 5 3 0 0 0 1 1 61 106 9.64 2.143 0.2 8 3 6 5 0 1 0 1 0 0 1 16 29 67.50 6.000 3.2 15 2 0 0 0 2 2 0 0 0 0 0 35 61 0.00 1.091	PITCHER IP WLS BF H R ER SO BB IBB HBP BLK WP HR S P ERA WHIP									

Detroit Tigers @ Baltimore Orioles
 Oriole Park at Camden Yards, Baltimore, MD

Sun Sep 21 1997, 3:33 AM EDT
 Att. 47,446 - Sunny - 67 F

livebaseballscorecards.com



Batter	1	2	3	4	5	6	7	8	9	AB R H RBI BB SO LOB
Jeffrey Hammonds, R (1, 8) David Delucci, L (7, PR) OBP: 0.324, SLG: 0.490 OBP: 0.344, SLG: 0.370	1-3 K		0-0 G6-3		2-3 K		4-2 BB		1-2 G2-3	3 0 0 0 1 2 0 1 0 0 0 0 0 0
Aaron Ledesma, R (1, 4) OBP: 0.429, SLG: 0.464	1-2 DJ WP 1B			0-1 F9 1B G5-6-3 1B		2-2 G3				4 1 2 0 0 1 1
Eric Davis, R (1, 9) Tony Tarasco, L (8, 8) OBP: 0.352, SLG: 0.514 OBP: 0.309, SLG: 0.387	2-3 K			0-0 G5-6-3 1B		1-3 K		4-0 FC3-6 BB		3 0 1 0 0 2 1 0 0 0 0 1 0 0
Geronimo Berroa, R (1, 10) OBP: 0.368, SLG: 0.469	2-2 L3			2-2 F9		4-1 HR BB		1-2 F8		3 1 0 0 1 0 4
Rafael Palmeiro, L (1, 3) Mel Rosario, S (7, 2) OBP: 0.331, SLG: 0.480		2-3 K		1-2 G5-6-3		0-1 HR		0-2 FC3-6 BB		3 1 1 3 0 1 1 1 0 0 0 0 0 1
Cal Ripken Jr., R (1, 5) Jeff Reboulet, R (6, PR) OBP: 0.332, SLG: 0.408 OBP: 0.305, SLG: 0.326		3-2 G5-3		1-2 3-H		1-1 1B		4-2 1-2f BB		2 0 1 0 1 0 0 0 0 0 0 1 0 0
Jerome Walton, R (1, 7) OBP: 0.361, SLG: 0.386		1-0 G6-3		4-2 BB		0-0 G5-3		0-0 P4		4 0 0 0 0 0 5
Chris Hoiles, R (1, 2) Danny Clyburn, R (7, 7) OBP: 0.380, SLG: 0.428			1-3 K		2-2 G6-3		0-3 K		1-3 K	2 0 0 0 0 1 0 2 0 0 0 0 2 0
Mike Bordick, R (1, 6) Charlie Greene, R (9, PH) OBP: 0.279, SLG: 0.316			2-1 G3		2-3 K		2-3 K		2-3 K	3 0 0 0 0 2 0 1 0 0 0 0 1 0

Inning Stats	R: 0	H: 1	E: 0	K: 2	S: 12	LOB: 1	BB: 0	P: 18	R: 0	H: 0	E: 0	K: 1	S: 8	LOB: 0	BB: 0	P: 14	R: 0	H: 0	E: 0	K: 1	S: 7	LOB: 0	BB: 0	P: 10	R: 1	H: 2	E: 0	K: 0	S: 16	LOB: 2	BB: 1	P: 24	R: 0	H: 0	E: 0	K: 2	S: 10	LOB: 0	BB: 0	P: 16	R: 2	H: 2	E: 0	K: 1	S: 12	LOB: 1	BB: 1	P: 20	R: 0	H: 0	E: 0	K: 3	S: 11	LOB: 1	BB: 1	P: 17	R: 0	H: 0	E: 0	K: 0	S: 10	LOB: 2	BB: 2	P: 19	R: 0	H: 0	E: 0	K: 2	S: 9	LOB: 0	BB: 0	P: 13	1B: 4	2B: 0	3B: 0	HR: 1	SF: 0	SAC: 0	DP: 0	HBP: 0	WP: 1	PB: 0	SB: 0	CS: 0	PA: 37
--------------	------	------	------	------	-------	--------	-------	-------	------	------	------	------	------	--------	-------	-------	------	------	------	------	------	--------	-------	-------	------	------	------	------	-------	--------	-------	-------	------	------	------	------	-------	--------	-------	-------	------	------	------	------	-------	--------	-------	-------	------	------	------	------	-------	--------	-------	-------	------	------	------	------	-------	--------	-------	-------	------	------	------	------	------	--------	-------	-------	-------	-------	-------	-------	-------	--------	-------	--------	-------	-------	-------	-------	--------

PITCHER	IP	WLS	BF	H	R	ER	SO	BB	IBB	HBP	BLK	WP	HR	S	P	ERA	WHIP
Justin Thompson, L (1, 1) ERA: 3.04	6.0	W	25	5	3	3	7	2	0	0	0	1	1	65	102	4.50	1.167
Dan Miceli, R (7, 1) ERA: 4.96	2.0		9	0	0	0	3	3	0	0	0	0	0	21	36	0.00	1.500
Doug Brocail, R (9, 1) ERA: 3.2	1.0		3	0	0	0	2	0	0	0	0	0	0	9	13	0.00	0.000


BOTTOM

Detroit Tigers @ Baltimore Orioles
Oriole Park at Camden Yards, Baltimore, MD

Sun Sep 21 1997, 3:33 AM EDT
Att: 47,446 - Sunny - 67 F

AB	32
R	3
H	5
RBI	3
BB	5
SO	12
LOB	13

livebaseballscorecards.com



Batter	1	2	3	4	5	6	7	8	9	AB R H RBI BB SO LOB	TOP																
Brian Hunter, R OBP: 0.335, SLG: 0.358 (1, 8) X	0-0 6-3 ①		1-0 2B 1-H		2-3 K ②			0-2 2B 1B S	3-2 1B BB	5 1 3 1 0 1 2																	
Damion Easley, R OBP: 0.361, SLG: 0.477 (1, 4) X	0-0 6-3 ②		4-0 BB G4-6-3		0-1 FC6-4 1-2f			4-1 2B BB E	4-1 BB 1-2	2 1 0 0 3 0 2																	
Bobby Higginson, L OBP: 0.380, SLG: 0.526 (1, 9) B B B B (8, 7)	4-0 BB		0-0 G4-6-3 1-2f		3-2 FC4-6 1B			2-2 E9 HR 1-H 2-H 2B	0-1 G4-3 ③	4 1 2 1 1 0 4																	
Tony Clark, S OBP: 0.384, SLG: 0.515 (1, 3) S S S	0-3 K ③		1-0 1B CS		1-1 L9			1-3 K ①		4 0 1 0 0 2 3																	
Travis Fryman, R OBP: 0.325, SLG: 0.436 (1, 5) X		0-0 4-3 ①		1-2 F9		1-2 FC4-6 1-2f		2-3 K ②		4 0 0 0 0 1 3																	
Bob Hamelin, L OBP: 0.372, SLG: 0.503 (1, 10) S S S		0-3 K ②		3-3 K 1-2		2-3 K SAFE		3-1 HR 3-H		4 1 1 2 0 3 2																	
Bubba Trammell, R OBP: 0.336, SLG: 0.407 Jimmy Hurst, R OBP: 0.200, SLG: 0.111 (1, 7) X (8, 9)		0-0 5-3 ③		1-0 G5-3			2-2 F9	2-2 L5 ③		4 0 0 0 0 0 0 0 0 0 0 0 0 0																	
Raul Casanova, S OBP: 0.315, SLG: 0.337 (1, 2) X			0-0 PB 2B 1B		4-1 1B BB		2-0 G4-3		0-0 G6-3 ①	3 1 1 0 1 0 0																	
Deivi Cruz, R OBP: 0.263, SLG: 0.314 (1, 6) X			0-0 F8		0-0 FC6-4 1B 1-3		1-3 K ③		1-0 F9 ②	4 0 1 0 0 1 1																	
Inning Stats	R: 0 E: 0 K: 1 S: 5	H: 0 LOB: 1 BB: 1 P: 9	R: 0 E: 0 K: 1 S: 5	H: 0 LOB: 0 BB: 0 P: 5	R: 1 E: 0 K: 0 S: 4	H: 2 LOB: 1 BB: 1 P: 9	R: 0 E: 0 K: 1 S: 7	H: 1 LOB: 1 BB: 0 P: 12	R: 0 E: 0 K: 1 S: 8	H: 1 LOB: 2 BB: 1 P: 15	R: 0 E: 0 K: 1 S: 11	H: 1 LOB: 1 BB: 0 P: 18	R: 0 E: 0 K: 1 S: 9	H: 0 LOB: 0 BB: 0 P: 14	R: 4 E: 1 K: 2 S: 23	H: 3 LOB: 0 BB: 1 P: 37	R: 0 E: 0 K: 0 S: 9	H: 1 LOB: 2 BB: 1 P: 17	1B: 6 2B: 3 3B: 0 HR: 1	SF: 0 SAC: 0 DP: 2 HBP: 0	WP: 0 PB: 1 SB: 1 CS: 1	PA: 39					
PITCHER	IP	WLS	BF	H	R	ER	SO	BB	IBB	HBP	BLK	WP	HR	S	P	ERA	WHIP										
Scott Erickson, R ERA: 3.71 (1, 1)	7.0		28	6	2	1	6	3	0	0	0	0	0	52	85	1.29	1.286										
Armando Benitez, R ERA: 2.54 (8, 1)	1.0	L	6	2	3	3	2	1	0	0	0	0	1	20	34	27.00	3.000										
Alan Mills, R ERA: 4.78 (9, 1)	0.2		4	1	0	0	0	1	0	0	0	0	0	7	15	0.00	3.000										
Jesse Orosco, L ERA: 2.45 (9, 1)	0.1		1	0	0	0	0	0	0	0	0	0	0	2	2	0.00	0.000										

Detroit Tigers @ Baltimore Orioles
 Oriole Park at Camden Yards, Baltimore, MD

Mon Sep 22 1997, 7:05 PM EDT
 Att. 46,616 - Unknown - 65 F

livebaseballscorecards.com

AB	34
R	5
H	9
RBI	4
BB	5
SO	8
LOB	17



Batter	1	2	3	4	5	6	7	8	9	AB	R	H	RBI	BB	SO	LOB
Brady Anderson, L (1, 8) OBP: 0.395, SLG: 0.469	0-0 4-3	0-0 F9		1-2 FC6-4 1B		0-0 CS 1B		0-1 1B		5	1	2	0	0	0	1
Roberto Alomar, S (1, 4) OBP: 0.382, SLG: 0.476	4-0 1B BB BB	0-0 6-3		3-0 BB 1B		4-0 1B BB		1 SAFE 2-2 SAFE SAFE SAFE		3	1	1	1	2	0	1
Rafael Palmeiro, L (1, 3) OBP: 0.333, SLG: 0.485	0-3 K		3-2 HR	4-2 BB		0-0 FC6-4 1B			2-3 K	4	1	2	1	1	2	1
Harold Baines, L (1, 10) OBP: 0.375, SLG: 0.455 Geronimo Berroa, R (6, PH) OBP: 0.367, SLG: 0.467	0-0 BB 1B BB 1B		0-0 L8	0-1 G3-1		0-2 FC6-4 1B			1-0 G5-3	3	1	1	0	0	0	2
B.J. Surhoff, L (1, 7) OBP: 0.345, SLG: 0.461	0-0 BB BB 1B		2-2 F9		0-0 F7				2-2 G1-3	5	0	1	0	0	0	0
Cal Ripken Jr., R (1, 5) OBP: 0.333, SLG: 0.408	4-0 FC5 BB BB		3-2 FC6-4 1B		2-2 F9				3-2 G6-3	3	0	1	1	1	0	0
Jeffrey Hammonds, R (1, 9) OBP: 0.323, SLG: 0.486	4-0 BB BB BB		0-2 FC6-4		2-2 E3				1-3 K	3	0	0	1	1	1	1
Lenny Webster, R (1, 2) OBP: 0.318, SLG: 0.375	0-0 FC5		2-2 G4-3		1-2 G5-3				0-0 P4	4	0	0	0	0	0	4
Mike Bordick, R (1, 6) OBP: 0.279, SLG: 0.316 Tony Tarasco, L (8, PH) OBP: 0.307, SLG: 0.384 Jeff Reboulet, R (9, 6) OBP: 0.305, SLG: 0.326		0-0 6-3		3-1 FC6-4 1B		3-3 K			2-3 K	3	0	1	0	0	1	0

Inning Stats	R: 2	H: 2	E: 0	K: 1	S: 7	LOB: 3	BB: 3	P: 19	R: 0	H: 0	E: 0	K: 0	S: 3	LOB: 0	BB: 0	P: 3	R: 1	H: 2	E: 0	K: 0	S: 14	LOB: 1	BB: 0	P: 22	R: 1	H: 2	E: 0	K: 0	S: 15	LOB: 2	BB: 1	P: 28	R: 0	H: 0	E: 1	K: 0	S: 11	LOB: 1	BB: 0	P: 16	R: 0	H: 2	E: 0	K: 1	S: 8	LOB: 2	BB: 1	P: 15	R: 0	H: 0	E: 0	K: 1	S: 7	LOB: 0	BB: 0	P: 13	R: 0	H: 1	E: 0	K: 1	S: 10	LOB: 1	BB: 0	P: 14	R: 0	H: 0	E: 0	K: 1	S: 7	LOB: 0	BB: 0	P: 12	1B: 8	2B: 0	3B: 0	HR: 1	SF: 0	SAC: 0	DP: 0	HBP: 0	WP: 0	PB: 0	SB: 2	CS: 1	PA: 41
--------------	------	------	------	------	------	--------	-------	-------	------	------	------	------	------	--------	-------	------	------	------	------	------	-------	--------	-------	-------	------	------	------	------	-------	--------	-------	-------	------	------	------	------	-------	--------	-------	-------	------	------	------	------	------	--------	-------	-------	------	------	------	------	------	--------	-------	-------	------	------	------	------	-------	--------	-------	-------	------	------	------	------	------	--------	-------	-------	-------	-------	-------	-------	-------	--------	-------	--------	-------	-------	-------	-------	--------

PITCHER	IP	WLS	BF	H	R	ER	SO	BB	IBB	HBP	BLK	WP	HR	S	P	ERA	WHIP
Brian Moehler, R (1, 1) ERA: 4.75	5.0		26	6	4	4	1	4	0	0	0	0	1	50	88	7.20	2.000
Roberto Duran, L (6, 1) ERA: 5.79	1.1		6	2	0	0	1	1	0	0	0	0	0	9	18	0.00	2.250
Eddie Gaillard, R (7, 1) ERA: 5.19	0.2	W	2	0	0	0	1	0	0	0	0	0	0	6	10	0.00	0.000
Doug Brocail, R (8, 1) ERA: 3.16	1.0		4	1	0	0	1	0	0	0	0	0	0	10	14	0.00	1.000
Todd Jones, R (9, 1) ERA: 2.74	1.0	S	3	0	0	0	1	0	0	0	0	0	0	7	12	0.00	0.000

BOTTOM

Detroit Tigers @ Baltimore Orioles
 Oriole Park at Camden Yards, Baltimore, MD
 Mon Sep 22 1997, 7:05 PM EDT
 Att: 46,616 - Unknown - 65 F

livebaseballscores.com

AB	36
R	4
H	9
RBI	4
BB	5
SO	5
LOB	12



Batter	1	2	3	4	5	6	7	8	9	AB R H RBI BB SO LOB	TOP									
Brady Anderson, L OBP: 0.394, SLG: 0.466 (1, 8) X	0-0 G3 1B 1B	2-3 K		2-2 G4-3			2-2 F7		3-1 L8	5 1 1 0 0 1 3										
Roberto Alomar, S OBP: 0.382, SLG: 0.477 (1, 4) X	0-0 1B G3 1B 1B	2-2 G4-3 2-H 2B			1-2 L4		2-2 G1-3		0-1 G4-3	5 1 2 1 0 0 2										
Rafael Palmeiro, L OBP: 0.332, SLG: 0.485 (1, 3) X	0-0 G3 1-2 2-3	0-0 G4-3 2-3			2-2 F7			0-0 2B		4 0 1 0 0 0 3										
Harold Baines, L OBP: 0.376, SLG: 0.454 (1, 10) X	0-0 E 1B 2-3 3-H 1B	3-1 G4-3			1-1 G6-3			4-0 BB		3 0 1 1 1 0 1										
B.J. Surhoff, L OBP: 0.344, SLG: 0.459 (1, 7) B X	1-0 E8 1-3 3-H 1B		3-2 K			0-0 G4-3		2-3 K		4 0 1 1 0 2 2										
Cal Ripken Jr., R OBP: 0.331, SLG: 0.405 (1, 5) B B C C S	2-3 K		2-3 K			1-0 G6-3		3-3 K		4 0 0 0 0 3 4										
Geronimo Berroa, R OBP: 0.366, SLG: 0.464 (1, 9) B S B B	4-1 1-2 BB		3-2 F9			2-1 G5-3		2-3 K		3 0 0 0 1 1 2 0 0 0 0 0 0 0										
Jeffrey Hammonds, R OBP: 0.323, SLG: 0.486 (8, 9) B B																				
Chris Hoiles, R OBP: 0.377, SLG: 0.424 (1, 2) F S C	0-3 K			2-3 K			1-3 K		0-0 G4-3	3 0 0 0 0 3 3 1 0 0 0 0 0 0										
Lenny Webster, R OBP: 0.317, SLG: 0.374 (8, 2) F S C																				
Mike Bordick, R OBP: 0.282, SLG: 0.322 (1, 6) B B C X		2-1 2B		2-3 K			0-1 1B		3-2 1B	4 1 3 0 0 1 0										
Inning Stats	R: 2 E: 1 K: 2 S: 12	H: 4 LOB: 3 BB: 1 P: 19	R: 1 E: 0 K: 1 S: 11	H: 2 LOB: 1 BB: 0 P: 20	R: 0 E: 0 K: 2 S: 10	H: 0 LOB: 0 BB: 0 P: 18	R: 0 E: 0 K: 2 S: 9	H: 0 LOB: 0 BB: 0 P: 15	R: 0 E: 0 K: 0 S: 9	H: 0 LOB: 0 BB: 0 P: 13	R: 0 E: 0 K: 1 S: 11	H: 1 LOB: 1 BB: 0 P: 16	R: 0 E: 0 K: 3 S: 10	H: 1 LOB: 2 BB: 1 P: 21	R: 0 E: 0 K: 0 S: 9	H: 1 LOB: 1 BB: 0 P: 15	1B: 6 2B: 3 3B: 0 HR: 0	SF: 0 SAC: 0 DP: 0 HBP: 0	WP: 0 PB: 0 SB: 0 CS: 0	PA: 38
PITCHER	IP WLS BF H R ER SO BB IBB HBP BLK WP HR S P ERA WHIP																			
Roger Clemens, R ERA: 2.04 (1, 1)	8.0 L 34 8 3 3 11 2 0 0 0 0 0 0 76 129 3.38 1.250																			
Paul Quantrill, R ERA: 2.0 (9, 1)	0.2 3 1 0 0 0 0 0 0 0 0 0 0 7 13 0.00 1.500																			
Dan Plesac, L ERA: 3.75 (9, 1)	0.1 1 0 0 0 0 0 0 0 0 0 0 0 2 2 0.00 0.000																			

Baltimore Orioles @ Toronto Blue Jays
SkyDome, Toronto, ON
 Tue Sep 23 1997, 7:05 PM EDT
 Att. 29,276 - Dome - 68 F

livebaseballscorecards.com

AB	36
R	3
H	9
RBI	3
BB	2
SO	11
LOB	20



Batter	1	2	3	4	5	6	7	8	9	AB	R	H	RBI	BB	SO	LOB
Shannon Stewart, R OBP: 0.376, SLG: 0.459 (1, 8)	1-0 F8		1-3 K			0-0 SF7 3B		0-3 K		4	1	1	1	0	2	0
Alex Gonzalez, R OBP: 0.303, SLG: 0.397 (1, 6)	1-1 G1-3		2-1 G1-3			0-0 SF7		1-2 G5-3		3	0	0	1	0	0	0
José Cruz Jr., S OBP: 0.311, SLG: 0.493 (1, 7)	1-2 G4-3			1-1 G3		3-H 4-2 FC6-4 BB		1-3 K		3	0	0	0	1	1	0
Joe Carter, R OBP: 0.286, SLG: 0.400 (1, 10)		1-0 F8		1-1 P5		0-1 FC6-4		1-1 G5-3		4	0	0	0	0	0	1
Carlos Delgado, L OBP: 0.345, SLG: 0.527 (1, 3)		0-0 2B		3-2 G4-3		0-1 G1-3		0-0 F9		4	0	1	0	0	0	1
Juan Samuel, R OBP: 0.352, SLG: 0.405 (1, 5)		4-1 BB		2-1 L5			3-2 1B	0-3 K		3	0	1	0	1	1	0
Shawn Green, L OBP: 0.341, SLG: 0.468 (1, 9)		1-2 P5		2-3 K			2-3 K			3	0	0	0	0	2	3
Charlie O'Brien, R OBP: 0.310, SLG: 0.350 (1, 2)		0-0 F8		1-2 F8			0-3 K			3	0	0	0	0	1	3
Tomas Perez, S OBP: 0.263, SLG: 0.252 (1, 4)			1-2 F9			4-2 3B BB		1-2 F8		2	1	0	0	1	0	1

Inning Stats	R: 0	H: 0	E: 0	K: 0	S: 7	H: 0	LOB: 0	BB: 0	P: 10	R: 0	H: 1	E: 0	K: 0	S: 7	H: 0	LOB: 2	BB: 1	P: 13	R: 0	H: 0	E: 0	K: 1	S: 8	H: 0	LOB: 0	BB: 0	P: 12	R: 0	H: 0	E: 0	K: 0	S: 7	H: 0	LOB: 0	BB: 0	P: 12	R: 0	H: 0	E: 0	K: 0	S: 8	H: 0	LOB: 0	BB: 0	P: 13	R: 2	H: 1	E: 0	K: 0	S: 11	H: 1	LOB: 1	BB: 2	P: 19	R: 0	H: 1	E: 0	K: 2	S: 13	H: 0	LOB: 1	BB: 0	P: 19	R: 0	H: 0	E: 0	K: 2	S: 10	H: 0	LOB: 0	BB: 0	P: 12	R: 0	H: 0	E: 0	K: 1	S: 6	H: 0	LOB: 0	BB: 0	P: 7	1B: 1	SF: 1	2B: 1	SAC: 0	3B: 1	DP: 0	HR: 0	HBP: 0	WP: 0	PA: 33
--------------	------	------	------	------	------	------	--------	-------	-------	------	------	------	------	------	------	--------	-------	-------	------	------	------	------	------	------	--------	-------	-------	------	------	------	------	------	------	--------	-------	-------	------	------	------	------	------	------	--------	-------	-------	------	------	------	------	-------	------	--------	-------	-------	------	------	------	------	-------	------	--------	-------	-------	------	------	------	------	-------	------	--------	-------	-------	------	------	------	------	------	------	--------	-------	------	-------	-------	-------	--------	-------	-------	-------	--------	-------	--------


PITCHER	IP	WLS	BF	H	R	ER	SO	BB	IBB	HBP	BLK	WP	HR	S	P	ERA	WHIP
Nerio Rodriguez, R ERA: 4.64 (1, 1)	5.1	W	20	2	2	2	2	2	0	0	0	0	0	42	69	3.38	0.750
Arthur Rhodes, L ERA: 3.1 (6, 1)	1.2		7	1	0	0	2	1	0	0	0	0	0	19	29	0.00	1.200
Armando Benitez, R ERA: 2.5 (8, 1)	1.0		3	0	0	0	2	0	0	0	0	0	0	10	12	0.00	0.000
Randy Myers, L ERA: 1.56 (9, 1)	1.0	S	3	0	0	0	1	0	0	0	0	0	0	6	7	0.00	0.000

BOTTOM

Baltimore Orioles @ Toronto Blue Jays
SkyDome, Toronto, ON
 Tue Sep 23 1997, 7:05 PM EDT
 Att. 29,276 - Dome - 68 F

livebaseballscorecards.com

AB	29
R	2
H	3
RBI	2
BB	3
SO	7
LOB	9



Batter	1	2	3	4	5	6	7	8	9	AB R H RBI BB SO LOB	TOP										
Brady Anderson, L (1, 8) OBP: 0.393, SLG: 0.466	0-0 G4-3		1-2 L9		2-1 2B	4-2 2B		0-3 K	3-2 F9	5 1 1 0 1 1 3											
Roberto Alomar, S (1, 4) OBP: 0.382, SLG: 0.479	0-3 K		2-1 BB 1-2 1B		0-1 F8	1-1 2B		0-3 K		5 0 2 1 0 2 1											
Eric Davis, R (1, 9) OBP: 0.341, SLG: 0.497	1-3 K		2-3 K		2-0 G5-3	1-3 K		2-3 K		5 0 0 0 0 4 4											
Geronimo Berroa, R (1, 10) OBP: 0.368, SLG: 0.468		1-3 K	4-2 FC6-4 1-2 2-3 BB			0-0 2B	0-1 L7		0-0 1B FC4-6 2B	4 2 2 0 1 1 0											
Cal Ripken Jr., R (1, 5) OBP: 0.333, SLG: 0.405		4-2 1B BB	2-0 FC6-4			3-2 E6 2B SF9	4-2 HR BB		2-2 FC4-6 2-3 1B	3 2 1 0 2 0 4											
B.J. Surhoff, L (1, 7) OBP: 0.345, SLG: 0.460		0-1 1-2 1B		2-1 G4-3		2-2 SF9 2B	1-2 P5		0-0 FC4-6 2B	5 2 2 2 0 0 2											
Jerome Walton, R (1, 3) OBP: 0.349, SLG: 0.373		0-3 K		0-0 F8		3-1 SF9	0-0 HR		3-1 2B	2 0 0 0 0 1 2											
Rafael Palmeiro, L (6, PH) OBP: 0.334, SLG: 0.493						2-3 3-H	1-H HR		1-H 2B	2 1 2 4 0 0 0											
Lenny Webster, R (1, 2) OBP: 0.318, SLG: 0.376		2-3 SAFE K		0-2 G3		0-0 G3 WP 2B	4-2 BB		1-0 P4	4 1 1 1 1 1 3											
Mike Bordick, R (1, 6) OBP: 0.284, SLG: 0.321			2-0 BB 1B 1B		1-2 L4	1-1 G3	1-3 K		4-2 SAFE BB	4 0 1 0 1 1 2											
Inning Stats	R: 0 E: 0 K: 2 S: 8	H: 0 LOB: 0 BB: 0 P: 9	R: 0 E: 0 K: 3 S: 15	H: 1 LOB: 2 BB: 1 P: 22	R: 0 E: 0 K: 1 S: 13	H: 2 LOB: 3 BB: 1 P: 26	R: 0 E: 0 K: 0 S: 6	H: 0 LOB: 0 BB: 0 P: 8	R: 0 E: 0 K: 0 S: 8	H: 1 LOB: 1 BB: 0 P: 13	R: 5 E: 1 K: 1 S: 21	H: 4 LOB: 1 BB: 1 P: 36	R: 2 E: 0 K: 1 S: 15	H: 1 LOB: 1 BB: 2 P: 25	R: 0 E: 0 K: 3 S: 9	H: 0 LOB: 0 BB: 0 P: 11	R: 2 E: 0 K: 0 S: 16	H: 3 LOB: 2 BB: 1 P: 29	1B: 4 2B: 7 3B: 0 HR: 1	SF: 1 SAC: 0 DP: 0 HBP: 0	WP: 1 PA: 46
PITCHER	IP WLS BF H R ER SO BB IBB HBP BLK WP HR S P ERA WHIP																				
Omar Daal, L (1, 1) ERA: 7.06	5.0 L 24 6 3 3 6 2 0 0 0 0 0 0 59 92 5.40 1.600																				
Tim Crabtree, R (6, 1) ERA: 7.08	0.2 5 2 2 1 0 1 0 0 0 0 1 0 9 18 13.50 4.500																				
Bill Risley, R (6, 1) ERA: 8.31	1.1 7 1 2 2 2 2 0 0 0 0 0 1 18 29 13.50 2.250																				
Carlos Almanzar, R (8, 1) ERA: 2.7	1.0 3 0 0 0 3 0 0 0 0 0 0 0 9 11 0.00 0.000																				
Kelvim Escobar, R (9, 1) ERA: 3.0	0.2 6 3 2 2 0 1 0 0 0 0 0 0 11 21 27.00 6.000																				
PITCHER	IP WLS BF H R ER SO BB IBB HBP BLK WP HR S P ERA WHIP																				
Ken Robinson, R (9, 1) ERA: 2.7	0.1 1 0 0 0 0 0 0 0 0 0 0 0 5 8 0.00 0.000																				

Baltimore Orioles @ Toronto Blue Jays
 SkyDome, Toronto, ON
 Wed Sep 24 1997, 7:05 PM EDT
 Att: 27,443 - Dome - 70 F

livebaseballscorecards.com

AB	39
R	9
H	12
RBI	8
BB	6
SO	11
LOB	21



Batter	1	2	3	4	5	6	7	8	9	AB R H RBI BB SO LOB
Shannon Stewart, R OBP: 0.379, SLG: 0.467 (1, 8)	1-2 G3 S 1B		1-1 G1-3		1-0 P5			3-2 F8 2B		4 0 2 0 0 0 2
Shawn Green, L OBP: 0.338, SLG: 0.464 (1, 9)	2-2 G3 1-3			0-0 F8		3-2 G4-3		1-0 F8 2-3		4 0 0 0 0 0 2
Joe Carter, R OBP: 0.284, SLG: 0.397 (1, 10)	1-1 F8			1-0 P3		1-2 F7		3-3 K		4 0 0 0 0 1 2
Carlos Delgado, L OBP: 0.346, SLG: 0.528 (1, 3)	1-0 2 3-H	1-2 G4-3		3-1 HR 2B		4-2 BB		0-2 F9		3 1 1 0 1 0 1
José Cruz Jr., S OBP: 0.312, SLG: 0.501 (1, 7)		1-1 F7		0-0 HR 2-H		2-3 K		1-2 G6-4-3 1B		4 1 2 2 0 1 1
Alex Gonzalez, R OBP: 0.300, SLG: 0.393 (1, 6)		2-0 G5-3		0-0 P3		0-3 K		1-2 G6-4-3 1-2f		4 0 0 0 0 1 1
Benito Santiago, R OBP: 0.274, SLG: 0.381 (1, 2)			4-2 G4-3 BB		3-2 2B		1-1 G5-3		0-1 L5	3 0 1 0 1 0 0
Juan Samuel, R OBP: 0.352, SLG: 0.439 (1, 5)			1-0 P5		0-1 G1-3		1-1 HR			3 1 1 1 0 0 2
Tomas Perez, S OBP: 0.256, SLG: 0.245 (1, 4)			0-1 G4-3		2-1 G1-3		0-1 G1-3			3 0 0 0 0 0 2

Inning Stats	R: 0	H: 1	E: 0	K: 0	S: 11	R: 0	H: 0	E: 0	K: 0	S: 9	R: 0	H: 0	E: 0	K: 0	S: 7	R: 2	H: 2	E: 0	K: 0	S: 6	R: 0	H: 1	E: 0	K: 1	S: 8	R: 0	H: 0	E: 0	K: 1	S: 12	R: 1	H: 1	E: 0	K: 1	S: 9	R: 0	H: 1	E: 0	K: 1	S: 13	R: 0	H: 1	E: 0	K: 0	S: 8	R: 0	H: 1	E: 0	K: 0	S: 10	1B: 2	SF: 0	2B: 3	SAC: 0	3B: 0	DP: 1	HR: 2	HBP: 0	WP: 0	PA: 34
--------------	------	------	------	------	-------	------	------	------	------	------	------	------	------	------	------	------	------	------	------	------	------	------	------	------	------	------	------	------	------	-------	------	------	------	------	------	------	------	------	------	-------	------	------	------	------	------	------	------	------	------	-------	-------	-------	-------	--------	-------	-------	-------	--------	-------	--------


PITCHER	IP	WLS	BF	H	R	ER	SO	BB	IBB	HBP	BLK	WP	HR	S	P	ERA	WHIP
Scott Kamieniecki, R ERA: 4.01 (1, 1)	7.0	W	29	6	3	3	2	2	0	0	0	0	2	67	107	3.86	1.143
Jesse Orosco, L ERA: 2.4 (8, 1)	1.0		3	0	0	0	1	0	0	0	0	0	0	8	12	0.00	0.000
Randy Myers, L ERA: 1.53 (9, 1)	1.0		3	1	0	0	0	0	0	0	0	0	0	8	10	0.00	1.000

BOTTOM

Baltimore Orioles @ Toronto Blue Jays
SkyDome, Toronto, ON
Wed Sep 24 1997, 7:05 PM EDT
Att. 27,443 - Dome - 70 F

livebaseballscorecards.com

AB	32
R	3
H	7
RBI	3
BB	2
SO	3
LOB	13



Batter	1	2	3	4	5	6	7	8	9	AB R H RBI BB SO LOB	TOP		
Brady Anderson, L (1, 8) OBP: 0.392, SLG: 0.464	0-2 FC4-6 1B	1-1 F4			0-0 G3		0-0 G2-3		1-3 K	5 0 1 0 0 1 4			
Roberto Alomar, S (1, 4) OBP: 0.387, SLG: 0.490	0-0 FC4-6 1B		1-1 HR		3-2 1B		2-2 F8		2-1 E 1B	5 1 4 1 0 0 0			
Rafael Palmeiro, L (1, 3) OBP: 0.333, SLG: 0.491	2-1 FC4-6 G3-6-3 1-2f 2-3		0-0 G3		3-1 F7		0-1 1B		1-3 K	5 0 1 0 0 1 6			
Harold Baines, L (1, 10) OBP: 0.373, SLG: 0.450 Geronimo Berroa, R (9, PH) OBP: 0.369, SLG: 0.469 David Dellucci, L (9, PR) OBP: 0.344, SLG: 0.370	1-0 G3-6-3 1-2f		0-1 G4-3		1-0 G6-3		2-2 G1-3		2-2 E4 1B 1-3 2-H	4 0 0 0 0 0 5 1 0 1 0 0 0 0 0 0 0 0 0 0 0			
B.J. Surhoff, L (1, 7) OBP: 0.345, SLG: 0.462		0-1 G3-1 2B	0-0 F8			0-0 F8		3-1 G4-3 G6-3 1B	1-2 G3	5 1 2 0 0 0 2			
Cal Ripken Jr., R (1, 5) OBP: 0.332, SLG: 0.403 Aaron Ledesma, R (6, 5) OBP: 0.424, SLG: 0.459		1-1 G3-1		1-0 G4-3		1-2 G3-1		2-2 G6-3		3 0 0 0 0 0 1 1 0 0 0 0 0 1			
Jeffrey Hammonds, R (1, 9) OBP: 0.325, SLG: 0.483		4-2 2B BB		2-3 K		4-2 E 1B BB		1-2 G4-3		2 0 0 0 2 1 1			
Chris Hoiles, R (1, 2) OBP: 0.379, SLG: 0.428 Lenny Webster, R (8, 2) OBP: 0.318, SLG: 0.376		2-1 K 2B		1-1 G6-3		0-1 SAFE E7 1B		0-3 K		4 0 2 1 0 1 1 0 0 0 0 0 0 0			
Jeff Reboulet, R (1, 6) OBP: 0.308, SLG: 0.329		0-3 K			1-2 1B G3 1B		1-3 K		0-0 1B E 1B	4 1 2 0 0 2 4			
Inning Stats	R: 0 E: 0 K: 0 S: 7 H: 2 LOB: 1 P: 10	R: 1 E: 0 K: 1 S: 15 H: 2 LOB: 2 BB: 1 P: 23	R: 1 E: 0 K: 0 S: 6 H: 1 LOB: 0 BB: 0 P: 7	R: 0 E: 0 K: 1 S: 7 H: 0 LOB: 0 BB: 0 P: 11	R: 0 E: 0 K: 0 S: 10 H: 2 LOB: 2 BB: 0 P: 18	R: 0 E: 1 K: 1 S: 12 H: 1 LOB: 2 BB: 1 P: 18	R: 0 E: 0 K: 0 S: 10 H: 1 LOB: 1 BB: 0 P: 14	R: 0 E: 0 K: 1 S: 12 H: 1 LOB: 1 BB: 0 P: 18	R: 1 E: 1 K: 2 S: 15 H: 3 LOB: 2 BB: 0 P: 22	1B: 10 2B: 2 3B: 0 HR: 1 SF: 0 SAC: 0 DP: 1 HBP: 0	WP: 0 PB: 0 SB: 0 CS: 0 PA: 41		
PITCHER	IP WLS BF H R ER SO BB IBB HBP BLK WP HR S P ERA WHIP											PITCHER	IP WLS BF H R ER SO BB IBB HBP BLK WP HR S P ERA WHIP
Chris Carpenter, R (1, 1) ERA: 5.09	7.0 W 31 9 2 2 3 2 0 0 0 0 0 1 67 101 2.57 1.571												
Paul Quantrill, R (8, 1) ERA: 1.97	1.0 5 2 1 0 1 0 0 0 0 0 0 0 13 19 0.00 2.000												
Dan Plesac, L (9, 1) ERA: 3.7	0.2 3 1 0 0 2 0 0 0 0 0 0 0 8 12 0.00 1.500												
Kelvim Escobar, R (9, 1) ERA: 2.97	0.1 S 2 1 0 0 0 0 0 0 0 0 0 0 6 9 0.00 3.000												

Baltimore Orioles @ Toronto Blue Jays
SkyDome, Toronto, ON
 Thu Sep 25 1997, 7:05 PM EDT
 Att. 28,324 - Dome - 65 F

livebaseballscorecards.com

AB	39
R	3
H	13
RBI	2
BB	2
SO	6
LOB	25



Batter	1	2	3	4	5	6	7	8	9
Shannon Stewart, R OBP: 0.376, SLG: 0.468 (1, 8)	0-0 G3		1-2 G5-3		1-0 2-H 2B		0-2 G5-3		
Shawn Green, L OBP: 0.338, SLG: 0.462 (1, 9)	0-0 2B 1B		2-3 K		0-0 G4-3			3-3 K	
Joe Carter, R OBP: 0.285, SLG: 0.404 (1, 10)	0-1 1-H 2B		2-3 K			0-2 HR		0-1 F9	
Carlos Delgado, L OBP: 0.349, SLG: 0.531 (1, 3)	0-3 K			3-2 CS 1B		2-2 FC5 1B		1-1 2B	
José Cruz Jr., S OBP: 0.312, SLG: 0.499 (1, 7)	3-2 L8			0-3 K		2-1 SAFE FC5 1B		3-2 G1-3	
Alex Gonzalez, R OBP: 0.300, SLG: 0.391 (1, 6)		0-0 L8		1 SAFE 4-2 FB BB		0-0 FC5 G5-4-3			
Benito Santiago, R OBP: 0.275, SLG: 0.380 (1, 2)		2-2 P3		1 SAFE 1 SAFE 1 SAFE B	3-2 CS	0-1 1B		0-1 G5-4-3	
Juan Samuel, R OBP: 0.351, SLG: 0.471 (1, 5)		0-2 HR			2-3 K		0-3 K		
Tomas Perez, S OBP: 0.258, SLG: 0.248 (1, 4)		1-1 F9			1-2 E5 2B 1B		0-3 K		

Inning Stats	R: 1 E: 0 K: 1 S: 10	H: 2 LOB: 1 BB: 0 P: 13	R: 1 E: 0 K: 0 S: 10	H: 1 LOB: 0 BB: 0 P: 13	R: 0 E: 0 K: 2 S: 9	H: 0 LOB: 0 BB: 0 P: 14	R: 0 E: 0 K: 1 S: 15	H: 1 LOB: 0 BB: 1 P: 25	R: 1 E: 1 K: 1 S: 10	H: 3 LOB: 1 BB: 0 P: 14	R: 1 E: 0 K: 0 S: 12	H: 3 LOB: 1 BB: 0 P: 16	R: 0 E: 0 K: 2 S: 9	H: 0 LOB: 0 BB: 0 P: 9	R: 0 E: 0 K: 1 S: 10	H: 1 LOB: 1 BB: 0 P: 17
--------------	-------------------------------	----------------------------------	-------------------------------	----------------------------------	------------------------------	----------------------------------	-------------------------------	----------------------------------	-------------------------------	----------------------------------	-------------------------------	----------------------------------	------------------------------	---------------------------------	-------------------------------	----------------------------------


PITCHER	IP	WLS	BF	H	R	ER	SO	BB	IBB	HBP	BLK	WP	HR	S	P	ERA	WHIP
35 Mike Mussina, R ERA: 3.2	7.0	L	28	10	4	3	7	1	0	0	0	0	2	75	104	3.86	1.571
Jesse Orosco, L ERA: 2.36	1.0		4	1	0	0	1	0	0	0	0	0	0	10	17	0.00	1.000

BOTTOM

Baltimore Orioles @ Toronto Blue Jays
SkyDome, Toronto, ON
 Thu Sep 25 1997, 7:05 PM EDT
 Att. 28,324 - Dome - 65 F

AB	R	H	RBI	BB	SO	LOB
4	0	1	1	0	0	0
4	1	1	0	0	2	1
4	1	2	2	0	1	0
4	0	3	0	0	1	1
4	0	1	0	0	1	3
2	0	0	0	1	0	2
3	0	1	0	0	0	2
3	1	1	1	0	2	0
3	1	1	0	0	1	0

AB	31
R	4
H	11
RBI	4
BB	1
SO	8
LOB	9



1B:	6	SF:	0	WP:	0	PA:	33
2B:	3	SAC:	0	PB:	0		
3B:	0	DP:	1	SB:	0		
HR:	2	HBP:	0	CS:	2		

livebaseballscorecards.com

Batter	1	2	3	4	5	6	7	8	9	AB R H RBI BB SO LOB	TOP		
Brady Anderson, L (1, 8) OBP: 0.392, SLG: 0.465	1-1 FC3-6 1B		2-0 F8		1-0 2B		2-0 F7		1-2 G4-3	5 0 2 0 0 0 0			
Roberto Alomar, S (1, 4) OBP: 0.386, SLG: 0.488 Aaron Ledesma, R (5, 5) OBP: 0.430, SLG: 0.500	0-2 FC3-6 1B 1-2f		4-0 BB		1-1 G3-1		1-0 HR			2 0 0 0 1 0 1 1 1 1 1 0 0 0			
Rafael Palmeiro, L (1, 3) OBP: 0.332, SLG: 0.489 Jeffrey Hammonds, R (4, 9) OBP: 0.323, SLG: 0.481	0-0 L8		1-3 K		1-0 G5-3		3-3 K			2 0 0 0 0 1 2 2 0 0 0 0 1 0			
Harold Baines, L (1, 10) OBP: 0.375, SLG: 0.459 Geronimo Berroa, R (6, PH) OBP: 0.369, SLG: 0.468	3-2 1-2 1B		0-2 HR		4-0 F8 BB BB		1-0 G5-3			2 1 2 1 0 0 0 1 0 0 0 1 0 0			
B.J. Surhoff, L (1, 7) OBP: 0.346, SLG: 0.461 Tony Tarasco, L (5, 7) OBP: 0.314, SLG: 0.394	3-2 L3		4-2 BB BB		4-2 1-2 BB		1-2 2B			1 0 0 0 1 0 2 1 0 1 0 1 0 0			
Cal Ripken Jr., R (1, 5) OBP: 0.331, SLG: 0.402 Jeff Reboulet, R (4, 5) OBP: 0.305, SLG: 0.326 (5, 4)		3-2 L7	0-0 P4		1-0 F7		2-3 K			2 0 0 0 0 0 1 2 0 0 0 0 1 3			
Jerome Walton, R (1, 9) OBP: 0.328, SLG: 0.349 (4, 3)		2-1 L6	2-0 P4		2-0 F8		3-1 G5-3			4 0 0 0 0 0 4			
Chris Hoiles, R (1, 2) OBP: 0.378, SLG: 0.425 Lenny Webster, R (6, 2) OBP: 0.317, SLG: 0.375		0-2 G4-3	4-2 1-2 BB		0-1 F7			1-1 F7		2 0 0 0 1 0 2 1 0 0 0 0 0 0			
Mike Bordick, R (1, 6) OBP: 0.281, SLG: 0.319			1-3 K		1-2 P4		0-3 K		0-0 F9	4 0 0 0 0 2 2			
Inning Stats	R: 0 H: 2 E: 0 LOB: 2 K: 0 BB: 0 S: 20 P: 27	R: 0 H: 0 E: 0 LOB: 0 K: 0 BB: 0 S: 9 P: 14	R: 0 H: 0 E: 0 LOB: 1 K: 2 BB: 1 S: 7 P: 15	R: 1 H: 1 E: 0 LOB: 2 K: 0 BB: 2 S: 15 P: 26	R: 0 H: 1 E: 0 LOB: 0 K: 0 BB: 0 S: 4 P: 7	R: 0 H: 0 E: 0 LOB: 2 K: 2 BB: 2 S: 6 P: 17	R: 1 H: 1 E: 0 LOB: 0 K: 2 BB: 0 S: 9 P: 15	R: 0 H: 1 E: 0 LOB: 1 K: 1 BB: 0 S: 10 P: 17	R: 0 H: 0 E: 0 LOB: 0 K: 0 BB: 0 S: 6 P: 8	1B: 2 SF: 0 2B: 2 SAC: 0 3B: 0 DP: 0 HR: 2 HBP: 0	WP: 0 PA: 37 PB: 0 SB: 0 CS: 0		
PITCHER	IP WLS BF H R ER SO BB IBB HBP BLK WP HR S P ERA WHIP											PITCHER	IP WLS BF H R ER SO BB IBB HBP BLK WP HR S P ERA WHIP
Pete Harnisch, R (1, 1) ERA: 7.03	5.0 W 23 4 1 1 2 5 0 0 0 0 0 1 57 99 1.80 1.800												
Al Reyes, R (6, 1) ERA: 5.79	2.0 7 1 1 1 2 0 0 0 0 0 0 1 13 22 4.50 0.500												
Bob Wickman, R (8, 1) ERA: 2.78	1.0 4 1 0 0 1 0 0 0 0 0 0 0 10 17 0.00 1.000												
Doug Jones, R (9, 1) ERA: 1.7	1.0 S 3 0 0 0 0 0 0 0 0 0 0 0 6 8 0.00 0.000												

Baltimore Orioles @ Milwaukee Brewers
Milwaukee County Stadium, Milwaukee, WI

Fri Sep 26 1997, 8:05 PM EDT
Att. 16,834 - Unknown - 63 F

livebaseballscorecards.com

AB	32
R	2
H	6
RBI	2
BB	5
SO	5
LOB	17



Batter	1	2	3	4	5	6	7	8	9
Fernando Vina, L OBP: 0.318, SLG: 0.369 (1, 4)	2-1 1B 3B	0-1 G4-3			1-2 CS 2B		1-1 1-2 1B		
Mark Loretta, R OBP: 0.351, SLG: 0.384 (1, 3)	3-2 1B G3 1B	0-2 G3-1			1-2 L9		2-3 K		
Jeff Cirillo, R OBP: 0.367, SLG: 0.425 (1, 5)	0-1 G3 S 1-3 2B 1B		1-0 G4-6-3 1B		3-1 L7		4-2 F8 BB BB		
Julio Franco, R OBP: 0.362, SLG: 0.358 (1, 10)	1-3 K 1-2		1-0 G4-6-3 1-2f		2-3 K		4-2 S BB 1-2		
Jeremy Burnitz, L OBP: 0.382, SLG: 0.544 (1, 9)	1-0 G3 2-3 3-H		2-1 HR		1-2 G4-3		0-1 F8		
Darrin Jackson, R OBP: 0.276, SLG: 0.381 (1, 8) (7, 7)	0-1 2B		2-3 K		1-1 G5-3		1-3 K 1-2		
Dave Nilsson, L OBP: 0.352, SLG: 0.448 Gerald Williams, R OBP: 0.281, SLG: 0.369 (1, 7) (7, 8)	3-1 G6-3		1-2 G5-3		1-2 S S FC5-2 1B		1-2 L6		
Jose Valentin, S OBP: 0.312, SLG: 0.409 (1, 6)		1-1 F9	4-0 CS BB		3-3 K		1-2 K		
Kelly Stinnett, R OBP: 0.306, SLG: 0.382 (1, 2)		3-2 G4-3 2B	1-0 F7		1-2 FC5-2 1B				

Inning Stats	R: 3 E: 0 K: 1 S: 15	H: 4 LOB: 1 BB: 0 P: 25	R: 0 E: 0 K: 0 S: 11	H: 1 LOB: 1 BB: 0 P: 15	R: 1 E: 0 K: 1 S: 7	H: 2 LOB: 0 BB: 0 P: 13	R: 0 E: 0 K: 0 S: 4	H: 0 LOB: 0 BB: 1 P: 10	R: 0 E: 0 K: 1 S: 11	H: 1 LOB: 0 BB: 0 P: 16	R: 0 E: 0 K: 1 S: 10	H: 0 LOB: 0 BB: 0 P: 14	R: 0 E: 0 K: 2 S: 18	H: 2 LOB: 2 BB: 0 P: 26	R: 0 E: 0 K: 1 S: 18	H: 0 LOB: 2 BB: 2 P: 27
--------------	-------------------------------	----------------------------------	-------------------------------	----------------------------------	------------------------------	----------------------------------	------------------------------	----------------------------------	-------------------------------	----------------------------------	-------------------------------	----------------------------------	-------------------------------	----------------------------------	-------------------------------	----------------------------------

PITCHER	IP	WLS	BF	H	R	ER	SO	BB	IBB	HBP	BLK	WP	HR	S	P	ERA	WHIP
Rick Krivda, L ERA: 6.3 (1, 1)	5.0	L	21	8	4	4	2	1	0	0	0	0	1	48	79	7.20	1.800
Arthur Rhodes, L ERA: 3.03 (6, 1)	2.0		8	2	0	0	3	0	0	0	0	0	0	28	40	0.00	1.000
Terry Mathews, R ERA: 4.55 (8, 1)	1.0		5	0	0	0	1	2	0	0	0	0	0	18	27	0.00	2.000

AB R H RBI BB SO LOB

4	1	3	0	0	0	1
4	1	1	1	0	1	4
3	1	2	0	1	0	1
3	0	0	0	1	2	3
4	1	1	2	0	0	3
4	0	1	1	0	2	2
2	0	0	0	0	0	1
2	0	1	0	0	0	2
2	0	0	0	1	1	1
3	0	1	0	0	0	2

AB	R	H	RBI	BB	SO	LOB
31	4	10	4	3	6	20


WP	PA
0	34

Baltimore Orioles @ Milwaukee Brewers
Milwaukee County Stadium, Milwaukee, WI

Fri Sep 26 1997, 8:05 PM EDT
Att: 16,834 - Unknown - 63 F

livebaseballscorecards.com

WP: 0	PA: 34
PB: 0	SB: 4
CS: 2	



Batter	1	2	3	4	5	6	7	8	9	AB R H RBI BB SO LOB	TOP																
Brady Anderson, L (1, 8) OBP: 0.392, SLG: 0.466	1-3 K		2-1 G4-3	0-1 P4			2-0 SH1-3 1B		0-0 HR 2B	5 1 2 0 0 1 2																	
Roberto Alomar, S (1, 4) OBP: 0.390, SLG: 0.500	1-1 1B		0-0 G4-3		1-0 1B 2B		0-1 SH1-3		1-1 HR	4 1 3 3 0 0 0																	
Eric Davis, R (1, 9) OBP: 0.355, SLG: 0.526	2-2 1B		0-0 HR		0-1 1B		0-1 1B		1-3 K	5 1 4 1 0 1 0																	
Tony Tarasco, L (9, 9) OBP: 0.314, SLG: 0.394	1-3 1B		1-2 HR		2-3 1B		2-H 1B		2-H 3-H K	0 0 0 0 0 0 0																	
Rafael Palmeiro, L (1, 3) OBP: 0.329, SLG: 0.485	1-3 K		1-2 F4		3-2 P6		0-1 P5		3-2 G5-3	5 0 0 0 0 1 5																	
B.J. Surhoff, L (1, 7) OBP: 0.345, SLG: 0.458	2-1 P6			0-1 L9	1-2 P3			1-1 PB 1B	0-0 F9	5 0 1 0 0 0 4																	
Cal Ripken Jr., R (1, 5) OBP: 0.329, SLG: 0.399		2-0 F9		3-1 P3	1 SAFE G6-3			3-2 F7		4 0 0 0 0 0 3																	
Geronimo Berroa, R (1, 10) OBP: 0.372, SLG: 0.471		2-0 1B		2-2 1B 2B		2-1 F8		4-2 G4-6-3 BB		3 1 2 0 1 0 0																	
Chris Hoiles, R (1, 2) OBP: 0.378, SLG: 0.423		1-1 F8		4-0 1B BB		2-2 L5		2-0 G4-6-3		2 0 0 0 1 0 1																	
Charlie Greene, R (7, 2)										0 0 0 0 0 0 0																	
Harold Baines, L (8, PH) OBP: 0.375, SLG: 0.458										1 0 0 0 0 0 2																	
Mel Rosario, S (8, 2)										0 0 0 0 0 0 0																	
Mike Bordick, R (1, 6) OBP: 0.283, SLG: 0.320		1-2 L9		1-1 1B		2-3 K			1-2 2B HR 1B	4 1 2 1 0 1 1																	
Inning Stats	R: 0 E: 0 K: 2 S: 14	H: 2 LOB: 2 BB: 0 P: 21	R: 0 E: 0 K: 0 S: 7	H: 1 LOB: 1 BB: 0 P: 13	R: 1 E: 0 K: 0 S: 7	H: 1 LOB: 0 BB: 0 P: 10	R: 1 E: 0 K: 0 S: 12	H: 2 LOB: 2 BB: 1 P: 22	R: 0 E: 0 K: 0 S: 16	H: 2 LOB: 2 BB: 0 P: 24	R: 0 E: 0 K: 1 S: 8	H: 0 LOB: 0 BB: 0 P: 14	R: 0 E: 0 K: 0 S: 7	H: 2 LOB: 1 BB: 0 P: 9	R: 0 E: 0 K: 0 S: 8	H: 1 LOB: 1 BB: 1 P: 18	R: 3 E: 0 K: 1 S: 16	H: 3 LOB: 0 BB: 0 P: 22	1B: 9 2B: 3 3B: 0 HR: 2	SF: 0 SAC: 1 DP: 1 HBP: 0	WP: 0 PB: 1 SB: 0 CS: 0	PA: 41					
PITCHER	IP WLS BF H R ER SO BB IBB HBP BLK WP HR S P ERA WHIP																										
Jeff D'Amico, R (1, 1) ERA: 4.71	5.0		24	8	2	2	2	1	0	0	0	0	1	56	90	3.60	1.800										
Mike Fetters, R (6, 1) ERA: 3.45	1.0		3	0	0	0	1	0	0	0	0	0	0	8	14	0.00	0.000										
Mark Davis, L (7, 1) ERA: 5.74	1.0		5	3	0	0	0	0	0	0	0	0	0	9	12	0.00	3.000										
Bob Wickman, R (8, 1) ERA: 2.75	1.0		3	0	0	0	0	1	0	0	0	0	0	6	15	0.00	1.000										
Doug Jones, R (9, 1) ERA: 2.02	1.0	L	6	3	3	3	1	0	0	0	0	0	1	16	22	27.00	3.000										

Baltimore Orioles @ Milwaukee Brewers
Milwaukee County Stadium, Milwaukee, WI

Sat Sep 27 1997, 8:05 PM EDT
Att. 34,083 - Unknown - 66 F

livebaseballscorecards.com

AB	38
R	5
H	14
RBI	5
BB	2
SO	4
LOB	18



Batter	1	2	3	4	5	6	7	8	9	AB	R	H	RBI	BB	SO	LOB
Fernando Vina, L (1, 4) Kelly Stinnett, R (9, PH) OBP: 0.318, SLG: 0.368 OBP: 0.297, SLG: 0.371	0-0 E1 1B	2-3 K			2-1 F8		0-1 P2		3-2 G5-3	4	0	1	0	0	1	3
Mark Loretta, R (1, 3) OBP: 0.350, SLG: 0.380	2-1 E1 2B		2-1 L4		1-0 G5-3		4-2 BB BB		3-2 F9	4	1	0	0	0	1	2
Jeff Cirillo, R (1, 5) OBP: 0.370, SLG: 0.430	3-2 HR 2B		2-2 K		3-3 K		4-2 BB BB			3	1	2	2	1	1	1
Jeremy Burnitz, L (1, 9) OBP: 0.381, SLG: 0.548	3-0 HR		3-3 K		3-3 K2-3		0-1 P6			4	1	1	2	0	2	4
Julio Franco, R (1, 10) OBP: 0.363, SLG: 0.359	2-2 G4-3 1B		1-3 K		2-2 G6-3		1-0 SH5-4 1B			4	0	2	0	0	1	1
Dave Nilsson, L (1, 7) Gerald Williams, R (7, 8) OBP: 0.350, SLG: 0.446 OBP: 0.281, SLG: 0.369	3-1 G4-3		1-1 F7		1-2 L8		0-0 SH5-4			3	0	0	0	0	0	1
Darrin Jackson, R (1, 8) OBP: 0.276, SLG: 0.379	1-1 G6-3		3-2 F7		1-2 G4-3		1-2 BB SH3-4 BB 1B		0-3 K	4	1	1	0	0	1	2
Jose Valentin, S (1, 6) OBP: 0.310, SLG: 0.407		1-0 P3		1-2 G4-3		0-1 SH3-4		2-2 G4-3		3	0	0	0	0	0	1
Jesse Levis, L (1, 2) Jack Voigt, R (9, PH) OBP: 0.361, SLG: 0.335 OBP: 0.337, SLG: 0.500		1-1 G4-3			0-1 G5-3 1B		4-0 BB BB BB		3-3 K	2	0	1	0	1	0	0

BOTTOM

Baltimore Orioles @ Milwaukee Brewers
Milwaukee County Stadium, Milwaukee, WI
 Sat Sep 27 1997, 8:05 PM EDT
 Att: 34,083 - Unknown - 66 F

AB	33
R	4
H	8
RBI	4
BB	3
SO	7
LOB	15



Inning Stats	R: 3	H: 4	E: 1	K: 0	S: 14	H: 4	LOB: 1	BB: 0	P: 28	R: 0	H: 0	E: 0	K: 1	S: 6	R: 0	H: 1	E: 0	K: 2	S: 13	R: 0	H: 0	E: 0	K: 0	S: 10	R: 0	H: 1	E: 0	K: 1	S: 8	R: 0	H: 0	E: 0	K: 1	S: 13	R: 1	H: 1	E: 0	K: 0	S: 14	R: 0	H: 1	E: 0	K: 1	S: 8	R: 0	H: 1	E: 0	K: 1	S: 8	R: 0	H: 1	E: 0	K: 1	S: 11	1B: 5	2B: 2	3B: 0	HR: 1	SF: 0	SAC: 2	DP: 0	HBP: 0	WP: 0	PB: 0	SB: 1	CS: 0	PA: 38
--------------	------	------	------	------	-------	------	--------	-------	-------	------	------	------	------	------	------	------	------	------	-------	------	------	------	------	-------	------	------	------	------	------	------	------	------	------	-------	------	------	------	------	-------	------	------	------	------	------	------	------	------	------	------	------	------	------	------	-------	-------	-------	-------	-------	-------	--------	-------	--------	-------	-------	-------	-------	--------

PITCHER	IP	WLS	BF	H	R	ER	SO	BB	IBB	HBP	BLK	WP	HR	S	P	ERA	WHIP
Scott Erickson, R (1, 1) ERA: 3.69	6.0		24	6	3	2	5	0	0	0	0	0	0	64	107	3.00	1.000
Alan Mills, R (7, 1) ERA: 4.93	0.2		6	1	1	1	0	3	0	0	0	0	0	12	25	13.50	6.000
Armando Benitez, R (7, 1) ERA: 2.49	0.1		1	0	0	0	0	0	0	0	0	0	0	2	2	0.00	0.000
Terry Mathews, R (8, 1) ERA: 4.48	1.0	W	4	1	0	0	1	0	0	0	0	0	0	8	11	0.00	1.000
Randy Myers, L (9, 1) ERA: 1.51	1.0	S	3	0	0	0	1	0	0	0	0	0	0	11	20	0.00	0.000

Batter	1	2	3	4	5	6	7	8	9	AB R H RBI BB SO LOB	TOP	
Brady Anderson, L OBP: 0.393, SLG: 0.469 (1, 8)	1-1 G3		1-0 2B	2-2 2B		0-0 G3		2-1 FC6-4 HBP		4 1 2 1 0 0 0		
Jeff Reboulet, R OBP: 0.307, SLG: 0.329 (1, 4)	4-0 1B BB		1-1 2B	2-2 P2		1-2 G5-3		1-1 FC6-4		4 0 1 1 1 0 4		
Eric Davis, R OBP: 0.358, SLG: 0.525 Tony Tarasco, L OBP: 0.313, SLG: 0.392 (1, 9) (7, 9)	0-2 F9-4-3 1B		3-3 K		2-2 HR 1B		1-2 L7		1-3 K	4 1 2 0 0 1 1 1 0 0 0 0 1 0		
Geronimo Berroa, R OBP: 0.369, SLG: 0.467 (1, 10)	2-1 F9-4-3		1-1 G5-3		2-2 L8		0-3 K		0-2 L7	5 0 0 0 0 1 4		
Cal Ripken Jr., R OBP: 0.331, SLG: 0.402 Aaron Ledesma, R OBP: 0.437, SLG: 0.500 (1, 5) (4, 5)		1-0 HR 2B	4-2 BB		1-0 G1-3		0-2 F8 E HBP 1B		4-1 BB	1 1 1 0 1 0 0 2 1 1 0 1 0 1		
Jerome Walton, R OBP: 0.333, SLG: 0.441 (1, 3)		1-2 HR	1-2 F8		0-0 HR		2-2 E5 HBP F8		0-3 K	5 2 2 4 0 1 4		
Jeffrey Hammonds, R OBP: 0.323, SLG: 0.486 (1, 7)		3-1 G5-3		2-0 HR		0-2 F9		1-2 F8		4 1 1 1 0 0 2		
Chris Hoiles, R OBP: 0.375, SLG: 0.419 Mel Rosario, S (1, 2) (6, 2)		2-3 K		3-3 K		0-0 P4		1-3 K		3 0 0 0 0 2 0 1 0 0 0 0 1 2		
Mike Bordick, R OBP: 0.283, SLG: 0.318 (1, 6)		1-0 P3		1-2 G5-3		3-3 K		4-0 HBP BB		3 0 0 0 1 1 0		
Inning Stats	R: 0 E: 0 K: 0 S: 7 H: 1 LOB: 1 BB: 1 P: 14	R: 2 E: 0 K: 1 S: 10 H: 2 LOB: 0 BB: 0 P: 18	R: 1 E: 0 K: 1 S: 14 H: 2 LOB: 2 BB: 1 P: 25	R: 1 E: 0 K: 1 S: 14 H: 2 LOB: 1 BB: 0 P: 24	R: 2 E: 0 K: 0 S: 11 H: 2 LOB: 0 BB: 0 P: 16	R: 0 E: 0 K: 1 S: 6 H: 0 LOB: 0 BB: 0 P: 9	R: 0 E: 0 K: 1 S: 9 H: 0 LOB: 0 BB: 0 P: 11	R: 1 E: 1 K: 1 S: 15 H: 1 LOB: 3 BB: 1 P: 26	R: 0 E: 0 K: 2 S: 10 H: 0 LOB: 1 BB: 1 P: 15	1B: 3 2B: 5 3B: 0 HR: 3 SF: 0 SAC: 0 DP: 1 HBP: 1	WP: 0 PB: 0 SB: 1 CS: 0 PA: 42	
PITCHER	IP WLS BF H R ER SO BB IBB HBP BLK WP HR S P ERA WHIP	IP WLS BF H R ER SO BB IBB HBP BLK WP HR S P ERA WHIP	IP WLS BF H R ER SO BB IBB HBP BLK WP HR S P ERA WHIP	IP WLS BF H R ER SO BB IBB HBP BLK WP HR S P ERA WHIP	IP WLS BF H R ER SO BB IBB HBP BLK WP HR S P ERA WHIP	IP WLS BF H R ER SO BB IBB HBP BLK WP HR S P ERA WHIP	IP WLS BF H R ER SO BB IBB HBP BLK WP HR S P ERA WHIP	IP WLS BF H R ER SO BB IBB HBP BLK WP HR S P ERA WHIP	IP WLS BF H R ER SO BB IBB HBP BLK WP HR S P ERA WHIP			
Scott Karl, L ERA: 4.47 (1, 1)	4.0											
Paul Wagner, R ERA: 4.5 (5, 1)	1.0											
Ron Villone, L ERA: 3.42 (6, 1)	1.0											
Al Reyes, R ERA: 5.46 (7, 1)	1.2	L										
Mark Davis, L ERA: 5.51 (8, 1)	0.2											
Bob Wickman, R ERA: 2.73 (9, 1)	0.2											

Baltimore Orioles @ Milwaukee Brewers
Milwaukee County Stadium, Milwaukee, WI

Sun Sep 28 1997, 4:33 AM EDT
Att. 15,036 - Sunny - 66 F

livebaseballscorecards.com

AB 37
R 7
H 10
RBI 7
BB 4
SO 8
LOB 18



BOTTOM

Baltimore Orioles @ Milwaukee Brewers
Milwaukee County Stadium, Milwaukee, WI

livebaseballscores.com

AB	39
R	6
H	13
RBI	5
BB	6
SO	6
LOB	27



WP:	0	PA:	46
PB:	0		
SB:	1		
CS:	0		

Sun Sep 28 1997, 4:33 AM EDT
Att. 15,036 - Sunny - 66 F

AB R H RBI BB SO LOB

6	1	0	0	0	1	5
5	1	4	1	0	0	0
5	0	0	0	0	3	5
1	2	1	0	4	0	0
5	1	2	4	0	0	5
5	0	2	0	0	1	3
2	0	1	0	1	0	2
2	0	1	0	0	0	0
3	0	0	0	0	1	5
1	0	0	0	0	0	0
3	1	2	0	0	0	0
0	0	0	0	0	0	0
1	0	0	0	1	0	2

Batter	1	2	3	4	5	6	7	8	9
Fernando Vina, L OBP: 0.312, SLG: 0.361 (1, 4)	0-0 G4-3		1-0 F7		0-0 F8	3-1 FC4-6 2B	1-3 K		0-0 FC6
Mark Loretta, R OBP: 0.354, SLG: 0.388 (1, 6)	0-2 P3		3-2 1B		3-2 1B HR	0-0 2B		2-1 1B	
Jeff Cirillo, R OBP: 0.367, SLG: 0.426 (1, 5)	1-3 K		3-3 K		2-3 K	0-1 L4		1-0 F8	
Julio Franco, R OBP: 0.369, SLG: 0.360 (1, 10)		2-2 1B G6-3 1B		4-1 FC4-6 1B BB	4-1 HR BB	4-2 BB		4-0 BB	
Jeremy Burnitz, L OBP: 0.382, SLG: 0.553 (1, 9)		0-0 1B G6-3 1B		3-2 F8	0-0 HR	2-2 L7		1-2 P5	
Darrin Jackson, R OBP: 0.279, SLG: 0.384 (1, 8) (6, 7)		1-2 G6-3		1-1 FC4-6 1B	2-2 2B		0-1 P4	0-3 K	
Dave Nilsson, L OBP: 0.352, SLG: 0.446 Gerald Williams, R OBP: 0.282, SLG: 0.369 (5, PR) (6, 8)		0-0 1B		0-0 FC4-6 1B	4-2 BB		0-1 F8 CI 1B		0-1 G5-3
Jack Voigt, R OBP: 0.331, SLG: 0.490 Jeff Huson, L OBP: 0.238, SLG: 0.224 (7, PH) (8, 3)		1-3 K		2-0 F9	3-2 F8		2-1 CI		0-0 G4-3
Mike Matheny, R OBP: 0.294, SLG: 0.338 Jesse Levis, L OBP: 0.361, SLG: 0.335 Kelly Stinnett, R OBP: 0.308, SLG: 0.361 (7, PH) (8, 2)			0-0 G4-3		3-2 BB 1B HR 1B	1-1 FC4-6 1B	3-0 F8		4-1 FC6 BB

Inning Stats	R: 0	H: 0	E: 0	K: 1	S: 7	R: 1	H: 3	E: 0	K: 1	S: 13	R: 0	H: 1	E: 0	K: 1	S: 8	R: 0	H: 1	E: 0	K: 0	S: 9	R: 4	H: 2	E: 0	K: 1	S: 22	R: 1	H: 2	E: 1	K: 1	S: 10	R: 0	H: 1	E: 0	K: 1	S: 10	R: 0	H: 1	E: 0	K: 0	S: 5	R: 0	H: 0	E: 0	K: 0	S: 5	1B: 10	2B: 2	3B: 0	HR: 1	SF: 0	SAC: 0	DP: 1	HBP: 0	WP: 0	PB: 0	SB: 1	CS: 0	PA: 46
--------------	------	------	------	------	------	------	------	------	------	-------	------	------	------	------	------	------	------	------	------	------	------	------	------	------	-------	------	------	------	------	-------	------	------	------	------	-------	------	------	------	------	------	------	------	------	------	------	--------	-------	-------	-------	-------	--------	-------	--------	-------	-------	-------	-------	--------

PITCHER	IP	WLS	BF	H	R	ER	SO	BB	IBB	HBP	BLK	WP	HR	S	P	ERA	WHIP
Jimmy Key, L ERA: 3.43 (1, 1)	5.0		26	9	5	5	4	3	0	0	0	0	1	59	102	9.00	2.400
Nerio Rodriguez, R ERA: 4.91 (6, 1)	0.2		5	2	1	1	0	1	0	0	0	0	0	10	18	13.50	4.500
Arthur Rhodes, L ERA: 3.02 (6, 1)	0.1		1	0	0	0	0	0	0	0	0	0	0	3	5	0.00	0.000
Alan Mills, R ERA: 4.89 (7, 1)	0.1		3	1	0	0	0	0	0	0	0	0	0	6	8	0.00	3.000
Jesse Orosco, L ERA: 2.32 (7, 1)	0.2	W	2	0	0	0	1	0	0	0	0	0	0	4	8	0.00	0.000

PITCHER	IP	WLS	BF	H	R	ER	SO	BB	IBB	HBP	BLK	WP	HR	S	P	ERA	WHIP
Armando Benitez, R ERA: 2.45 (8, 1)	1.0		5	1	0	0	1	1	0	0	0	0	0	4	5	0.00	2.400
Terry Mathews, R ERA: 4.41 (9, 1)	1.0	S	4	0	0	0	0	1	0	0	0	0	0	5	9	0.00	1.000

Batter	1	2	3	4	5	6	7	8	9	AB R H RBI BB SO LOB	TOP											
Brady Anderson, L (1, 8) OBP: 0.400, SLG: 0.400	0-0 G4-3		1-0 S 1B		1-1 SH1-3 1B	3-2 G4-3		3-1 G3-1		5 1 2 1 0 0 1												
Jeff Reboulet, R (1, 4) Roberto Alomar, S (6, PH) (6, 4)	0-3 K		1-2 SAFE P5		0-2 SH1-3	4-0 2B IBB		1-1 P9		2 0 0 0 0 1 2 1 1 0 0 1 0 0												
Eric Davis, R (1, 9) B.J. Surhoff, L (6, PH) (6, 7)	3-3 K		3-3 K		1-2 CS 1B	3-2 2B			2-2 F8	3 0 1 2 0 2 2 2 0 1 2 0 0 0												
Geronimo Berroa, R (1, 10) OBP: 0.200, SLG: 0.800					3-1 SAFE P8	1-1 HR			2-2 F8	5 1 1 1 0 0 1												
Cal Ripken Jr., R (1, 5) OBP: 0.600, SLG: 0.600					1-1 BB 1B	0-1 P4			0-0 1B	5 0 3 0 0 0 0												
Chris Hoiles, R (1, 2) Lenny Webster, R (6, 2) OBP: 0.500, SLG: 0.500					4-2 G5-4-3 BB				1-0 P3	2 1 1 1 1 0 1 2 0 1 0 0 0 1												
Jerome Walton, R (1, 3) Rafael Palmeiro, L (5, 3) OBP: 0.500, SLG: 1.000					1-0 F8	1-2 G5-4-3 1-2f				2 0 0 0 0 0 2 2 1 1 0 0 0 1												
Jeffrey Hammonds, R (1, 7) (6, 9)					4-0 2B BB					2 2 0 0 2 1 2												
Mike Bordick, R (1, 6) OBP: 0.750, SLG: 1.000					0-2 SAFE 1B	4-1 SH1-3 1B			1-3 K	3 2 2 2 1 1 0												
Inning Stats	R: 0 E: 0 K: 2 S: 7	H: 0 LOB: 0 BB: 0 P: 10	R: 0 E: 0 K: 0 S: 12	H: 1 LOB: 0 BB: 0 P: 20	R: 1 E: 0 K: 1 S: 15	H: 2 LOB: 2 BB: 1 P: 25	R: 0 E: 0 K: 0 S: 9	H: 1 LOB: 1 BB: 1 P: 18	R: 4 E: 0 K: 0 S: 16	H: 3 LOB: 0 BB: 2 P: 27	R: 4 E: 0 K: 1 S: 21	H: 4 LOB: 1 BB: 1 P: 39	R: 0 E: 0 K: 0 S: 10	H: 1 LOB: 1 BB: 0 P: 17	R: 0 E: 0 K: 1 S: 7	H: 0 LOB: 0 BB: 0 P: 12	R: 0 E: 0 K: 0 S: 8	H: 1 LOB: 1 BB: 0 P: 13	1B: 8 2B: 3 3B: 0 HR: 2	SF: 0 SAC: 1 DP: 2 HBP: 0	WP: 0 PB: 0 SB: 2 CS: 1	PA: 42
PITCHER	IP WLS BF H R ER SO BB IBB HBP BLK WP HR S P ERA WHIP																					
Randy Johnson, L (1, 1) ERA: 9.0	5.0 L 23 7 5 5 3 4 0 0 0 0 0 1 59 100 9.00 2.200																					
Mike Timlin, R (6, 1) ERA: 54.0	0.2 6 3 4 4 1 0 1 0 0 0 0 1 13 26 54.00 4.500																					
Paul Spoljaric, L (6, 1) ERA:	0.1 2 1 0 0 0 0 0 0 0 0 0 0 8 13 0.00 3.000																					
Bob Wells, R (7, 1) ERA:	1.1 5 1 0 0 1 0 0 0 0 0 0 0 13 21 0.00 0.750																					
Norm Charlton, L (8, 1) ERA:	1.2 6 1 0 0 0 0 0 0 0 0 0 0 12 21 0.00 0.600																					

Baltimore Orioles @ Seattle Mariners
The Kingdome, Seattle, WA
Wed Oct 01 1997, 10:05 PM EDT
Att. 59,579 - Dome - 72 F

livebaseballscorecards.com

AB	36
R	9
H	13
RBI	9
BB	5
SO	5
LOB	13



Batter	1	2	3	4	5	6	7	8	9	AB	R	H	RBI	BB	SO	LOB
Joey Cora, S (1, 4) OBP: 0.250, SLG: 0.250	1-0 G6-3		3-2 F8			0-0 P5		1-0 G6-3 1B		4	0	1	0	0	0	0
Roberto Kelly, R (1, 7) OBP: 0.250, SLG: 0.500	1-1 2B			0-0 L8		1-3 K		2-1 G6-3 1-2f		4	0	1	0	0	1	1
Ken Griffey Jr., L (1, 8)	0-0 P3			1-1 G3-1		1-0 G1-3			0-3 K	4	0	0	0	0	1	1
Edgar Martinez, R (1, 10) OBP: 0.250, SLG: 1.000	3-2 G6-3			3-1 HR			1-1 P9		1-2 G6-3	4	1	1	1	0	0	1
Alex Rodriguez, R (1, 6)		1-3 K		0-2 1B			1-3 K		0-1 HR	4	1	2	1	0	2	0
Jay Buhner, R (1, 9) OBP: 0.500, SLG: 1.333		2-3 K		3-3 K			0-2 HR		4-2 BB	3	1	1	1	1	2	1
Paul Sorrento, L (1, 3) OBP: 0.250, SLG: 0.500		3-3 K			0-0 G4-3		2-2 2B		1-3 K	4	0	1	0	0	2	1
Dan Wilson, R (1, 2)			0-1 F9			0-1 G1-3		1-3 K		3	0	0	0	0	1	1
Mike Blowers, R (1, 5) Brent Gates, S (8, PH) (9, 5)			0-3 K			0-3 K		1-0 P4		2	0	0	0	0	2	0
										1	0	0	0	0	0	0

Inning Stats	R: 0	H: 1	E: 0	K: 0	S: 8	R: 0	H: 0	E: 0	K: 3	S: 12	R: 0	H: 0	E: 0	K: 1	S: 9	R: 1	H: 2	E: 0	K: 1	S: 11	R: 0	H: 0	E: 0	K: 1	S: 6	R: 0	H: 0	E: 0	K: 1	S: 5	R: 1	H: 2	E: 0	K: 2	S: 15	R: 0	H: 1	E: 0	K: 0	S: 4	R: 1	H: 1	E: 0	K: 2	S: 14	1B: 2	2B: 2	3B: 0	HR: 3	SF: 0	SAC: 0	DP: 1	HBP: 0	WP: 0	PB: 0	SB: 0	CS: 0	PA: 34
PITCHER	IP	WLS	BF	H	R	ER	SO	BB	IBB	HBP	BLK	WP	HR	S	P	ERA	WHIP																																									
35 Mike Mussina, R (1, 1) ERA: 2.57	7.0	W	26	5	2	2	9	0	0	0	0	0	0	66	94	2.57	0.714																																									
Jesse Orosco, L (8, 1) ERA:	1.0		3	1	0	0	0	0	0	0	0	0	0	4	8	0.00	1.000																																									
Armando Benitez, R (9, 1) ERA: 9.0	1.0		5	1	1	1	2	1	0	0	0	0	1	14	20	9.00	2.000																																									

BOTTOM

Baltimore Orioles @ Seattle Mariners
The Kingdome, Seattle, WA

Wed Oct 01 1997, 10:05 PM EDT
Att. 59,579 - Dome - 72 F

livebaseballscorecards.com

AB	33
R	3
H	7
RBI	3
BB	1
SO	11
LOB	6



Batter	1	2	3	4	5	6	7	8	9	AB R H RBI BB SO LOB	TOP											
Brady Anderson, L (1, 8) OBP: 0.500, SLG: 0.889	2-2 G6-3		0-2 P3		4-0 2B BB		2-2 1-H HR	0-0 1-H 2B		4 2 2 3 1 0 0												
Roberto Alomar, S (1, 4) OBP: 0.286, SLG: 0.333	2-1 G3-1		3-2 G1-3		3-2 1-H 2-H 2B		1-0 F8	1-3 K		5 0 1 2 0 1 2												
B.J. Surhoff, L (1, 7) OBP: 0.429, SLG: 0.571	0-2 1B			2-1 G3-1 G4-3 1B		2-3 K	1-3 K		2-1 G3-1	5 0 2 0 0 2 1												
Eric Davis, R (1, 9) OBP: 0.200, SLG: 0.200 Gerónimo Berroa, R (5, 9) OBP: 0.429, SLG: 0.657 Jeffrey Hammonds, R (8, 9)	1-3 K			1-2 G4-3		2-2 2B 1B		1-1 2B 1B	0-0 P4	2 0 0 0 0 1 2 2 0 2 0 0 0 0 1 1 0 0 0 0 0												
Rafael Palmeiro, L (1, 3) OBP: 0.286, SLG: 0.571		1-3 K		3-2 G3-1		2-2 F7		1-3 K	1-2 2B	5 0 1 0 0 2 3												
Cal Ripken Jr., R (1, 5) OBP: 0.600, SLG: 0.778		1-2 F8		3-2 P3		1-1 1-H 2B		1-2 BB 1B 2B	4-2 BB	4 1 2 0 1 0 1												
Harold Baines, L (1, 10) OBP: 0.600, SLG: 1.250		2-0 HR			0-0 G6-4-3 1B	0-0 G4-3		4-0 1B IBB	0-0 G6-3	4 2 2 1 1 0 3												
Lenny Webster, R (1, 2) OBP: 0.333, SLG: 0.200		0-0 F7			1-0 G6-4-3		1-2 G6-3	4-2 1B 2B BB		3 1 0 1 1 0 1												
Mike Bordick, R (1, 6) OBP: 0.750, SLG: 0.833			2-1 G4-3		0-1 BB 2B 1B		4-1 HR BB	1-1 1-3 2-H 3-H 2B 1B		3 2 2 2 1 0 0												
Inning Stats	R: 0 E: 0 K: 1 S: 11	H: 1 LOB: 1 BB: 0 P: 16	R: 1 E: 0 K: 1 S: 8	H: 1 LOB: 0 BB: 0 P: 12	R: 0 E: 0 K: 0 S: 8	H: 0 LOB: 0 BB: 0 P: 13	R: 0 E: 0 K: 0 S: 11	H: 1 LOB: 1 BB: 0 P: 19	R: 2 E: 0 K: 1 S: 11	H: 3 LOB: 1 BB: 1 P: 21	R: 0 E: 0 K: 0 S: 12	H: 2 LOB: 1 BB: 0 P: 17	R: 2 E: 0 K: 1 S: 13	H: 1 LOB: 0 BB: 1 P: 22	R: 4 E: 0 K: 2 S: 18	H: 4 LOB: 2 BB: 2 P: 31	R: 0 E: 0 K: 0 S: 10	H: 1 LOB: 2 BB: 1 P: 17	1B: 7 2B: 5 3B: 0 HR: 2	SF: 0 SAC: 0 DP: 1 HBP: 0	WP: 0 PB: 0 SB: 0 CS: 0	PA: 43
PITCHER	IP WLS BF H R ER SO BB IBB HBP BLK WP HR S P ERA WHIP																					
Jamie Moyer, L (1, 1) ERA: 5.79	4.2 L 19 5 3 3 2 1 0 0 0 0 1 42 69 5.79 1.286																					
Paul Spoljaric, L (5, 1) ERA:	1.1 6 3 0 0 1 0 0 0 0 0 0 19 29 0.00 2.250																					
Bobby Ayala, R (7, 1) ERA: 40.5	1.1 11 4 6 6 2 2 1 0 0 0 1 26 47 40.50 4.500																					
Norm Charlton, L (8, 1) ERA:	0.2 2 1 0 0 1 0 0 0 0 0 0 5 6 0.00 1.500																					
Heathcliff Slocumb, R (9, 1) ERA:	1.0 5 1 0 0 0 1 0 0 0 0 0 10 17 0.00 2.000																					

Baltimore Orioles @ Seattle Mariners
The Kingdome, Seattle, WA
Thu Oct 02 1997, 6:33 AM EDT
Att. 59,309 - Dome - 72 F

livebaseballscorecards.com

AB	38
R	9
H	14
RBI	9
BB	5
SO	6
LOB	13



Batter	1	2	3	4	5	6	7	8	9	AB R H RBI BB SO LOB
Joey Cora, S OBP: 0.333, SLG: 0.333 (1, 4)	1-1 2B G3-4-1 1B		2-1 F8		0-1 FC5-4 1-2f		0-1 1B		1-3 K	5 1 2 0 0 1 1
Roberto Kelly, R OBP: 0.250, SLG: 0.500 (1, 7)	0-1 G3-4-1 1-3 G6-3 2B		1-2 G4-3		0-1 G6-3		0-3 K			4 1 1 0 0 1 2
Ken Griffey Jr., L OBP: 0.250, SLG: 0.143 (1, 8)	1-0 G3-4-1		4-1 S BB			3-0 S 1B		3-2 P6		3 0 1 1 1 0 1
Edgar Martinez, R OBP: 0.125, SLG: 0.500 (1, 10)	0-0 G6-3		1-1 G5-3			0-0 P6		1-2 F8		4 0 0 1 0 0 2
Alex Rodriguez, R OBP: 0.375, SLG: 0.750 (1, 6)	1-1 G2			1-1 G4-3		1-1 K		2-1 1B 1B		4 0 1 0 0 1 1
Jay Buhner, R OBP: 0.375, SLG: 0.714 (1, 9)		0-1 G6-3		2-2 L5		1-3 K		1-1 1B		4 0 1 0 0 1 1
Paul Sorrento, L OBP: 0.429, SLG: 0.500 (1, 3)		0-0		3-2 G4-3			4-2 PB 1B BB	1-3 K		2 1 1 0 1 0 0
Rich Amaral, R (8, PH) (9, 3)										1 0 0 0 0 1 2
Dan Wilson, R (1, 2)		2-3 K			1-3 K		1-3 K		2-3 K	4 0 0 0 0 4 2
Andy Sheets, R OBP: 0.500, SLG: 0.500 (1, 5)							0-0 1B		1-3 K	2 0 1 0 0 1 1
Rob Ducey, L OBP: 1.000, SLG: 1.000 (7, PH)										1 0 1 1 0 0 0
Mike Blowers, R (8, 5)							2-H 1B			1 0 0 0 0 1 0

Inning Stats	R: 2	H: 2	E: 0	K: 0	S: 8	LOB: 0	BB: 11	P: 11	R: 0	H: 1	E: 0	K: 2	S: 9	LOB: 1	BB: 0	P: 11	R: 0	H: 0	E: 0	K: 0	S: 8	LOB: 0	BB: 1	P: 16	R: 0	H: 0	E: 0	K: 0	S: 8	LOB: 1	BB: 0	P: 10	R: 0	H: 1	E: 0	K: 1	S: 9	LOB: 1	BB: 0	P: 10	R: 0	H: 1	E: 0	K: 2	S: 9	LOB: 1	BB: 0	P: 15	R: 1	H: 2	E: 0	K: 2	S: 11	LOB: 1	BB: 1	P: 16	R: 0	H: 2	E: 0	K: 1	S: 13	LOB: 2	BB: 0	P: 21	R: 0	H: 0	E: 0	K: 3	S: 10	LOB: 0	BB: 0	P: 14	1B: 8	2B: 1	3B: 0	HR: 0	SF: 0	SAC: 0	DP: 0	HBP: 0	WP: 0	PB: 1	SB: 2	CS: 0	PA: 37
--------------	------	------	------	------	------	--------	--------	-------	------	------	------	------	------	--------	-------	-------	------	------	------	------	------	--------	-------	-------	------	------	------	------	------	--------	-------	-------	------	------	------	------	------	--------	-------	-------	------	------	------	------	------	--------	-------	-------	------	------	------	------	-------	--------	-------	-------	------	------	------	------	-------	--------	-------	-------	------	------	------	------	-------	--------	-------	-------	-------	-------	-------	-------	-------	--------	-------	--------	-------	-------	-------	-------	--------

PITCHER	IP	WLS	BF	H	R	ER	SO	BB	IBB	HBP	BLK	WP	HR	S	P	ERA	WHIP
Scott Erickson, R ERA: 4.05 (1, 1)	6.2	W	28	7	3	3	6	2	0	0	0	0	0	59	90	4.05	1.350
Armando Benitez, R ERA: 4.5 (7, 1)	1.0		5	2	0	0	1	0	0	0	0	0	0	13	20	0.00	2.000
Jesse Orosco, L ERA: (8, 1)	0.1		1	0	0	0	1	0	0	0	0	0	0	3	4	0.00	0.000
Randy Myers, L ERA: (9, 1)	1.0		3	0	0	0	3	0	0	0	0	0	0	10	14	0.00	0.000


BOTTOM

Baltimore Orioles @ Seattle Mariners
The Kingdome, Seattle, WA

Thu Oct 02 1997, 6:33 AM EDT
Att: 59,309 - Dome - 72 F

livebaseballscorecards.com

AB	35
R	3
H	9
RBI	3
BB	2
SO	11
LOB	13



Batter	1	2	3	4	5	6	7	8	9	AB R H RBI BB SO LOB	TOP											
Rich Amaral, R (1, 3) OBP: 0.500, SLG: 0.500 Andy Sheets, R (6, 5) OBP: 0.333, SLG: 0.333	3-2 F9		2-2 2B 1B		2-1 WP 1B 1B		1-3 K			3 2 2 0 0 0 0 1 0 0 0 0 1 0												
Roberto Kelly, R (1, 7) OBP: 0.333, SLG: 0.583	1-0 1B 1B		1 SAFE 1-2 1 SAFE 1 SAFE 1 SAFE		1 SAFE 2-1 1 SAFE 1 SAFE 1 SAFE		1-2 F9	1-2 P5		4 0 2 1 0 0 1												
Ken Griffey Jr., L (1, 8) OBP: 0.250, SLG: 0.182	1-1 F7		1-3 K		2-0 PO 1B		0-0 G4-3	0-0 G4-3		4 0 1 1 0 1 2												
Edgar Martinez, R (1, 10) OBP: 0.167, SLG: 0.417	1 SAFE 1-1 1 SAFE 1 SAFE 1 SAFE	3-1 1B 1-3 1B	2-1 G6-3		1 SAFE 0-1 1 SAFE 1 SAFE	0-0 G6-3		0-3 K		4 0 1 0 0 1 1												
Alex Rodriguez, R (1, 6) OBP: 0.417, SLG: 0.750	3-2 K			0-0 1B		2-0 2B		1-2 G6-3		4 0 2 0 0 1 2												
Jay Buhner, R (1, 9) OBP: 0.333, SLG: 0.818		2-3 K		3-2 G6-3		0-3 K		2-0 HR		4 1 1 1 0 2 1												
Mike Blowers, R (1, 5) OBP: 0.200, SLG: 0.200 Paul Sorrento, L (6, PH) OBP: 0.444, SLG: 0.875		0-0 F9		0-0 1B		2-3 K		1-1 HR		2 0 1 0 0 0 0 2 1 1 1 0 1 1												
Dan Wilson, R (1, 2)		1-3 K		0-1 G1-3			1-3 K		1-3 K	4 0 0 0 0 3 1												
Joey Cora, S (1, 4) OBP: 0.231, SLG: 0.231			1-1 G4-3		0-0 G5-3		1-2 F9		1-2 L8	4 0 0 0 0 0 0												
Inning Stats	R: 0 E: 0 K: 1 S: 11	H: 2 LOB: 2 BB: 0 P: 22	R: 0 E: 0 K: 2 S: 8	H: 0 LOB: 0 BB: 0 P: 11	R: 1 E: 0 K: 1 S: 14	H: 2 LOB: 1 BB: 0 P: 21	R: 0 E: 0 K: 0 S: 7	H: 2 LOB: 1 BB: 0 P: 10	R: 1 E: 0 K: 0 S: 7	H: 2 LOB: 0 BB: 0 P: 13	R: 0 E: 0 K: 2 S: 8	H: 1 LOB: 1 BB: 0 P: 12	R: 0 E: 0 K: 2 S: 10	H: 0 LOB: 0 BB: 0 P: 13	R: 0 E: 0 K: 1 S: 10	H: 0 LOB: 0 BB: 0 P: 11	R: 2 E: 0 K: 1 S: 15	H: 2 LOB: 0 BB: 0 P: 21	1B: 7 2B: 2 3B: 0 HR: 2	SF: 0 SAC: 0 DP: 0 HBP: 0	WP: 1 PB: 0 SB: 0 CS: 0	PA: 37
PITCHER	IP WLS BF H R ER SO BB IBB HBP BLK WP HR S P ERA WHIP																					
Jimmy Key, L (1, 1) ERA: 3.86	4.2 L 21 8 2 2 4 0 0 0 0 1 0 46 76 3.86 1.714																					
Alan Mills, R (5, 1) ERA:	1.0 3 1 0 0 1 0 0 0 0 0 0 6 8 0.00 1.000																					
Arthur Rhodes, L (6, 1) ERA:	2.1 7 0 0 0 4 0 0 0 0 0 0 23 29 0.00 0.000																					
Terry Mathews, R (9, 1) ERA: 18.0	1.0 5 2 2 2 1 0 0 0 0 0 2 15 21 18.00 2.000																					

Seattle Mariners @ Baltimore Orioles
 Oriole Park at Camden Yards, Baltimore, MD

Sat Oct 04 1997, 3:33 AM EDT
 Att. 49,137 - Sunny - 77 F

livebaseballscorecards.com

AB	36
R	4
H	11
RBI	4
BB	0
SO	10
LOB	9



Batter	1	2	3	4	5	6	7	8	9	AB R H RBI BB SO LOB	BOTTOM
Brady Anderson, L (1, 8) OBP: 0.500, SLG: 0.769	2-2 FC4-6 SH1-3 1B	1-2 CS 1-2	2-2 2B FC1-5-2 1B		1-1 P6			1-2 G6-3		4 0 2 0 0 0 0	Seattle Mariners @ Baltimore Orioles Oriole Park at Camden Yards, Baltimore, MD Sat Oct 04 1997, 3:33 AM EDT Att: 49,137 - Sunny - 77 F livebaseballscorecards.com
Roberto Alomar, S (1, 4) OBP: 0.300, SLG: 0.444	1-0 SH1-3 1-2		0-1 FC1-5-2 2B		0-0 G3			1-1 G3-1		3 0 1 0 0 0 0	
Geronimo Berroa, R (1, 10) OBP: 0.455, SLG: 0.667	4-1 FC4-6 BB		2-3 K					4-0 G3 1B 2B BB		2 1 0 0 2 1 2	
Rafael Palmeiro, L (1, 3) OBP: 0.273, SLG: 0.455	0-1 FC4-6 BB		0-1 FC1-5-2					1-1 2B 1B		4 1 1 0 0 0 4	
Cal Ripken Jr., R (1, 5) OBP: 0.500, SLG: 0.583	4-2 BB		2-3 K					3-2 P3		3 0 0 0 1 2 4	
B.J. Surhoff, L (1, 7) OBP: 0.273, SLG: 0.364	3-2 G1-3				2-0 F8			2-2 G3		4 0 0 0 0 0 5	
Jeffrey Hammonds, R (1, 9) OBP: 0.333, SLG: 0.286		1-1 L3			2-2 G6-3			1-0 2B		4 0 1 2 0 0 0	
Chris Hoiles, R (1, 2) OBP: 0.333, SLG: 0.800 Harold Baines, L (9, PH) OBP: 0.500, SLG: 1.000		0-0 P3			3-2 F8			0-1 P6		3 0 0 0 0 0 0 1 0 0 0 0 0 1	
Mike Bordick, R (1, 6) OBP: 0.636, SLG: 0.625		4-2 CS BB			1-1 F9			1-1 G3		2 0 0 0 1 0 0	
Inning Stats	R: 0 H: 1 E: 0 LOB: 3 K: 0 BB: 2 S: 16 P: 30	R: 0 H: 0 E: 0 LOB: 0 K: 0 BB: 1 S: 12 P: 18	R: 0 H: 2 E: 0 LOB: 2 K: 2 BB: 0 S: 16 P: 22	R: 0 H: 0 E: 0 LOB: 0 K: 0 BB: 0 S: 8 P: 15	R: 0 H: 0 E: 0 LOB: 0 K: 0 BB: 0 S: 5 P: 7	R: 0 H: 0 E: 0 LOB: 0 K: 1 BB: 0 S: 7 P: 13	R: 0 H: 0 E: 0 LOB: 0 K: 0 BB: 0 S: 10 P: 16	R: 0 H: 0 E: 0 LOB: 0 K: 0 BB: 0 S: 8 P: 11	R: 2 H: 2 E: 0 LOB: 1 K: 0 BB: 1 S: 12 P: 23	1B: 3 SF: 0 2B: 2 SAC: 1 3B: 0 DP: 0 HR: 0 HBP: 0	
PITCHER	IP WLS BF H R ER SO BB IBB HBP BLK WP HR S P ERA WHIP										
Jeff Fassero, L (1, 1) ERA: 1.13 Heathcliff Slocumb, R (9, 1) ERA: 4.5	8.0 W 30 3 1 1 3 4 0 0 0 0 0 0 82 136 1.12 0.875										
	1.0 5 2 1 1 0 0 0 0 0 0 0 0 12 19 9.00 2.000										

AB	30
R	2
H	5
RBI	2
BB	4
SO	3
LOB	16



Batter	1	2	3	4	5	6	7	8	9	AB R H RBI BB SO LOB	TOP		
Joey Cora, S (1, 4) OBP: 0.176, SLG: 0.176	2-3 K		1-3 K		1-1 G4-3			1-3 K		4 0 0 0 0 3 1	Seattle Mariners @ Baltimore Orioles Oriole Park at Camden Yards, Baltimore, MD Sun Oct.05 1997, 3:33 AM EDT Att. 48,766 - Sunny - 85 F		
Alex Rodriguez, R (1, 6) OBP: 0.313, SLG: 0.563	0-0 F7		0-2 K			0-0 F7		1-2 G3		4 0 0 0 0 1 1			
Ken Griffey Jr., L (1, 8) OBP: 0.188, SLG: 0.133	3-2 P5		1-3 K			2-0 G3		0-1 G5-3		4 0 0 0 0 1 1			
Edgar Martinez, R (1, 10) OBP: 0.188, SLG: 0.563		1-1 HR		1-0 G6-3		3-3 K		2-3 K		4 1 1 1 0 2 0			
Paul Sorrento, L (1, 3) OBP: 0.417, SLG: 0.700 Roberto Kelly, R (9, PH) OBP: 0.308, SLG: 0.538		4-2 1B BB		3-2 G4-3			0-0 G3-1		1-3 K	2 0 0 0 1 0 0 1 0 0 0 0 1 0			
Jay Buhner, R (1, 9) OBP: 0.375, SLG: 0.692		0-3 K		4-2 BB			4-2 FC6-4 BB		0-0 G6-3	2 0 0 0 2 1 1			
Rob Ducey, L (1, 7) OBP: 0.500, SLG: 0.500		3-1 SAFE 1B		2-1 F8			2-1 SAFE FC6-4			3 0 1 0 0 0 2			
Brent Gates, S (1, 5)		0-1 F7			0-1 L1		1-2 SAFE G1-3			3 0 0 0 0 0 3			
Dan Wilson, R (1, 2) Rick Wilkins, L (8, PH) (8, 2)		0-0 FC6-4			2-3 K			4-1 BB G3		2 0 0 0 0 1 2 0 0 0 0 1 0 0			
Inning Stats	R: 0 E: 0 K: 1 S: 7 H: 0 LOB: 0 BB: 0 P: 12	R: 1 E: 0 K: 1 S: 12 H: 2 LOB: 2 BB: 1 P: 20	R: 0 E: 0 K: 3 S: 11 H: 0 LOB: 0 BB: 0 P: 13	R: 0 E: 0 K: 0 S: 8 H: 0 LOB: 1 BB: 1 P: 18	R: 0 E: 0 K: 1 S: 8 H: 0 LOB: 0 BB: 0 P: 11	R: 0 E: 0 K: 1 S: 6 H: 0 LOB: 0 BB: 0 P: 11	R: 0 E: 0 K: 0 S: 9 H: 0 LOB: 1 BB: 1 P: 16	R: 0 E: 0 K: 1 S: 10 H: 0 LOB: 1 BB: 1 P: 16	R: 0 E: 0 K: 2 S: 8 H: 0 LOB: 0 BB: 0 P: 11	1B: 1 2B: 0 3B: 0 HR: 1 SF: 0 SAC: 0 DP: 0 HBP: 0		WP: 0 PB: 0 SB: 0 CS: 0 PA: 33	
PITCHER	IP WLS BF H R ER SO BB IBB HBP BLK WP HR S P ERA WHIP											PITCHER	IP WLS BF H R ER SO BB IBB HBP BLK WP HR S P ERA WHIP
35 Mike Mussina, R (1, 1) ERA: 1.93	7.0 W 26 2 1 1 7 3 0 0 0 0 1 61 101 1.29 0.714												
Armando Benitez, R (8, 1) ERA: 3.0	1.0 4 0 0 0 1 1 0 0 0 0 0 10 16 0.00 1.000												
Randy Myers, L (9, 1) ERA:	1.0 S 3 0 0 0 2 0 0 0 0 0 0 8 11 0.00 0.000												

livebaseballscorecards.com

AB	29
R	1
H	2
RBI	1
BB	4
SO	10
LOB	11



Batter	1	2	3	4	5	6	7	8	9	AB R H RBI BB SO LOB
Brady Anderson, L OBP: 0.389, SLG: 0.588 (1, 8)	2-3 K	0-3 K			2-3 K		3-3 K			4 0 0 0 0 4 1
Jeff Reboulet, R OBP: 0.200, SLG: 0.800 Roberto Alomar, S OBP: 0.364, SLG: 0.500 (1, 4) (8, 4)	3-2 HR	0-1 G1-3			3-3 K			0-1 1B 1B		3 1 1 1 0 1 1 1 0 1 0 0 0 0
Geronimo Berroa, R OBP: 0.467, SLG: 0.923 (1, 10)	2-0 1B 2B		1-2 G4-3		1-0 HR			3-3 SAFE K		4 2 2 1 0 1 1
Eric Davis, R OBP: 0.222, SLG: 0.222 (1, 9)	2-3 K		1-1 G5-3 1B		2-1 F8			1-3 K		4 0 1 0 0 2 2
Cal Ripken Jr., R OBP: 0.500, SLG: 0.563 (1, 5)	0-1 BB 1B		0-1 G5-3		0-1 G5-3			3-2 FC6-4 1B		4 0 2 1 0 0 1
Chris Hoiles, R OBP: 0.333, SLG: 0.571 Lenny Webster, R OBP: 0.286, SLG: 0.167 (1, 2) (8, 2)	4-1 BB 1-2 BB		1-1 P5		1-3 K			0-0 FC6-4 1-2f		2 0 0 0 1 1 1 1 0 0 0 0 0 2
Jerome Walton, R Rafael Palmeiro, L OBP: 0.250, SLG: 0.417 (1, 3) (5, 3)	1-3 K			1-3 K		1-1 F9		1-1 F9		2 0 0 0 0 2 2 1 0 0 0 0 0 0
Jeffrey Hammonds, R OBP: 0.250, SLG: 0.200 (1, 7)		2-3 K		1-1 L4		0-1 F9		0-1 F9		3 0 0 0 0 1 0
Mike Bordick, R OBP: 0.571, SLG: 0.500 (1, 6)		4-2 BB		2-3 K		0-0 G1-3				2 0 0 0 1 1 0

Inning Stats	R: 2	H: 3	E: 0	LOB: 2	K: 3	S: 21	P: 35	R: 0	H: 0	E: 0	LOB: 1	K: 2	BB: 1	S: 13	P: 19	R: 0	H: 1	E: 0	LOB: 1	K: 0	BB: 0	S: 10	P: 13	R: 0	H: 0	E: 0	LOB: 0	K: 2	BB: 0	S: 8	P: 12	R: 1	H: 1	E: 0	LOB: 0	K: 2	BB: 0	S: 10	P: 18	R: 0	H: 0	E: 0	LOB: 0	K: 1	BB: 0	S: 8	P: 10	R: 0	H: 0	E: 0	LOB: 0	K: 1	BB: 0	S: 6	P: 9	R: 0	H: 2	E: 0	LOB: 2	K: 2	BB: 0	S: 14	P: 21
--------------	------	------	------	--------	------	-------	-------	------	------	------	--------	------	-------	-------	-------	------	------	------	--------	------	-------	-------	-------	------	------	------	--------	------	-------	------	-------	------	------	------	--------	------	-------	-------	-------	------	------	------	--------	------	-------	------	-------	------	------	------	--------	------	-------	------	------	------	------	------	--------	------	-------	-------	-------


PITCHER	IP	WLS	BF	H	R	ER	SO	BB	IBB	HBP	BLK	WP	HR	S	P	ERA	WHIP
Randy Johnson, L ERA: 5.54 (1, 1)	8.0	L	33	7	3	3	13	2	0	0	0	0	2	90	137	3.38	1.125

BOTTOM

Seattle Mariners @ Baltimore Orioles
 Oriole Park at Camden Yards, Baltimore, MD

Sun Oct 05 1997, 3:33 AM EDT
 Att. 48,766 - Sunny - 85 F

AB	31
R	3
H	7
RBI	3
BB	2
SO	13
LOB	11



WP: 0	PA: 33
PB: 0	SB: 0
CS: 0	

Batter	1	2	3	4	5	6	7	8	9
Brady Anderson, L (1, 8) OBP: 0.409, SLG: 0.762	0-0 HR		2-2 HR 2B		0-3 K		1-0 F7		
Roberto Alomar, S (1, 4) OBP: 0.400, SLG: 0.692	1-2 G6-3		3-1 HR 2-H		4-2 BB		1-1 SAFE SAFE G1-3		
Geronimo Berroa, R (1, 9) OBP: 0.369, SLG: 0.750 Eric Davis, R (7, 9) OBP: 0.300, SLG: 0.222	0-1 G4-3		0-0 F8		2-3 SAFE K		4-1 IBB		
Rafael Palmeiro, L (1, 3) OBP: 0.188, SLG: 0.313	2-1 G3		1-1 L3		1-2 G5-3		1-3 K		
B.J. Surhoff, L (1, 7) OBP: 0.333, SLG: 0.357		1-1 P6		4-2 2B FC5-2 BB		0-2 G4-6-3 BB 1B		1-0 G3-1	
Cal Ripken Jr., R (1, 5) OBP: 0.500, SLG: 0.579		2-2 L4		2-1 FC5-2 1-3 2B		4-2 SAFE 1-2 G4-6-3 BB		1-1 G6-3	
Harold Baines, L (1, 10) OBP: 0.400, SLG: 0.667		1-0 FC5-4 1B		0-2 P8		0-0 G4-6-3 1-2f 2-3		2-2 G3	
Lenny Webster, R (1, 2) OBP: 0.200, SLG: 0.111		3-1 FC5-4 1-2f		2-2 FC5-2 2-3 3-H		1-1 F7			
Mike Bordick, R (1, 6) OBP: 0.471, SLG: 0.385			3-2 G4-3		1-3 K		2-2 E5 G1-3		

Inning Stats	R: 1	H: 1	E: 0	K: 0	S: 9	LOB: 0	BB: 0	P: 12	R: 0	H: 1	E: 0	K: 0	S: 8	LOB: 1	BB: 0	P: 15	R: 2	H: 2	E: 0	K: 0	S: 11	LOB: 0	BB: 0	P: 20	R: 0	H: 1	E: 0	K: 1	S: 13	LOB: 2	BB: 1	P: 22	R: 0	H: 0	E: 0	K: 2	S: 13	LOB: 1	BB: 1	P: 20	R: 0	H: 1	E: 0	K: 0	S: 9	LOB: 1	BB: 1	P: 14	R: 0	H: 0	E: 1	K: 1	S: 11	LOB: 2	BB: 1	P: 20	R: 0	H: 0	E: 0	K: 0	S: 6	LOB: 0	BB: 0	P: 10
PITCHER	IP	WLS	BF	H	R	ER	SO	BB	IBB	HBP	BLK	WP	HR	S	P	ERA	WHIP																																															
Chad Ogea, R (1, 1) ERA: 3.18	6.0	L	26	6	3	3	3	3	0	0	0	0	0	63	103	4.50	1.500																																															
Brian Anderson, L (7, 1) ERA:	2.0		8	0	0	0	1	0	1	0	0	0	0	17	30	0.00	0.000																																															

AB R H RBI BB SO LOB

4	2	2	1	0	1	1
3	1	1	2	1	0	1
3	0	0	0	0	1	1
0	0	0	0	1	0	0
4	0	0	0	0	1	3
3	0	1	0	1	0	0
3	0	1	0	1	0	0
4	0	1	0	0	0	4
3	0	0	0	0	0	4
3	0	0	0	0	1	2

AB	R	H	RBI	BB	SO	LOB
30	3	6	3	4	4	16



Cleveland Indians @ Baltimore Orioles
Oriole Park at Camden Yards, Baltimore, MD

Wed Oct 08 1997, 7:05 PM EDT
 Att: 49,029 - Unknown - 75 F

livebaseballscorecards.com

WP	HR	S	P	ERA	WHIP
0	0	0	34		

Batter	1	2	3	4	5	6	7	8	9	AB	R	H	RBI	BB	SO	LOB	TOP										
Bip Roberts, S (1, 7) OBP: 0.300, SLG: 0.250 Brian Giles, L (8, 7) OBP: 0.100, SLG: 0.100	0-3 K	0-0 G6-3		0-0 F8		0-0 G3		0-3 K		5	0	0	0	0	2	3											
Omar Vizquel, S (1, 6) OBP: 0.448, SLG: 0.360	1-0 HR HBP	0-0 F7		4-0 G5-4-3 BB			0-3 K		0-3 K	3	1	0	0	1	2	1											
Manny Ramirez, R (1, 9) OBP: 0.172, SLG: 0.286	0-0 HR	0-3 K		0-0 G5-4-3			0-0 F8		4-0 BB	4	1	1	2	1	1	3											
Matt Williams, R (1, 5) OBP: 0.345, SLG: 0.400	0-0 G4-3 S 1B		0-3 K		0-0 P3		0-0 G4-3		0-0 F2	5	0	1	0	0	1	1											
David Justice, L (1, 10) OBP: 0.370, SLG: 0.500 Jeff Branson, L (8, PH)	1-0 G4-3 HBP		0-0 G4-3 1B		0-0 G1-3			0-3 K	0-3 K2-3	2	0	1	0	0	0	0											
Sandy Alomar Jr., R (1, 2) OBP: 0.269, SLG: 0.520	0-0 G4-3		0-0 G4-3		0-0 F9			4-0 BB HR BB		3	1	0	0	1	0	3											
Tony Fernandez, S (1, 4) OBP: 0.250, SLG: 0.231	1-0 HBP		4-0 BB		0-0 F9		0-0 F9	0-3 K		2	0	0	0	1	1	1											
Kevin Seitzer, R (1, 3) Jim Thome, L (8, PH) OBP: 0.211, SLG: 0.167 (8, 3)	0-3 K		0-0 G6-3		4-0 FC6-4 BB		4-0 BB	4-0 HR BB		2	0	0	0	1	1	5											
Marquis Grissom, R (1, 8) OBP: 0.360, SLG: 0.542		0-0 G6-3 1B		0-0 F8 S 1B		0-0 FC6-4		0-0 HR		0	1	0	0	1	0	0											
Inning Stats	R: 2 E: 0 K: 2 S: 9	H: 2 LOB: 3 BB: 0 P: 12	R: 0 E: 0 K: 1 S: 6	H: 1 LOB: 1 BB: 0 P: 6	R: 0 E: 0 K: 1 S: 6	H: 1 LOB: 2 BB: 1 P: 10	R: 0 E: 0 K: 0 S: 3	H: 0 LOB: 0 BB: 0 P: 3	R: 0 E: 1 K: 0 S: 3	H: 0 LOB: 1 BB: 1 P: 7	R: 0 E: 0 K: 1 S: 5	H: 0 LOB: 0 BB: 0 P: 5	R: 3 E: 0 K: 3 S: 10	H: 1 LOB: 0 BB: 2 P: 18	R: 0 E: 0 K: 2 S: 7	H: 0 LOB: 1 BB: 1 P: 11	1B: 4 2B: 0 3B: 0 HR: 2	SF: 0 SAC: 0 DP: 1 HBP: 3	WP: 0 PB: 0 SB: 2 CS: 0	PA: 41							
PITCHER	IP	WLS	BF	H	R	ER	SO	BB	IBB	HBP	BLK	WP	HR	S	P	ERA	WHIP										
Jimmy Key, L (1, 1) ERA: 4.15	4.0		21	5	2	2	4	2	0	3	0	0	1	24	35	4.50	1.750										
Scott Kamieniecki, R (5, 1) ERA:	3.0		10	0	0	0	1	1	0	0	0	0	0	11	15	0.00	0.333										
Armando Benitez, R (8, 1) ERA: 9.0	1.0	L	6	1	3	3	3	2	0	0	0	0	1	10	18	27.00	3.000										
Alan Mills, R (9, 1) ERA:	1.0		4	0	0	0	2	1	0	0	0	0	0	7	11	0.00	1.000										

Cleveland Indians @ Baltimore Orioles
Oriole Park at Camden Yards, Baltimore, MD
 Thu Oct 09 1997, 7:05 PM EDT
 Att. 49,131 - Unknown - 75 F

livebaseballscorecards.com

AB	32
R	5
H	6
RBI	5
BB	6
SO	10
LOB	19



Batter	1	2	3	4	5	6	7	8	9	AB	R	H	RBI	BB	SO	LOB
Brady Anderson, L OBP: 0.370, SLG: 0.640 (1, 8) X	0-0 G3 ①		4-0 FC4-6 BB ②		0-0 E4 G4-3 ②	0-0 P6 ③			0-0 FC6-4 FC6-4 1-2f ①	4	0	0	0	1	0	3
Roberto Alomar, S OBP: 0.300, SLG: 0.500 (1, 4) X	0-0 F7 ②		0-0 FC4-6 E 1-2f ②		0-0 G4-3 1-2 ②		0-0 G3 ①		0-3 K ②	5	0	0	0	0	1	3
Eric Davis, R OBP: 0.267, SLG: 0.214 (1, 9) X	0-0 F8 ③		0-0 E7 1-3 1B ③		0-0 G5-3 ③		0-0 F3 ②		0-0 FC6-4 1-2f ③	5	0	1	0	0	0	2
Rafael Palmeiro, L OBP: 0.250, SLG: 0.400 (1, 3) X		0-0 F8 HR 2B ③	0-3 K ③			0-0 FC3-6 1B ③		0-3 K ③		4	1	2	0	0	2	2
B.J. Surhoff, L OBP: 0.368, SLG: 0.353 (1, 7) X		0-0 F8 2B ①		0-0 G5-3 1B 1B ①		0-0 FC3-6 G4-3 1B 1B 1-2f ①		4-0 BB BB BB ①		3	1	1	0	1	0	2
Cal Ripken Jr., R OBP: 0.500, SLG: 0.696 (1, 5) X		0-0 HR 3-H ①		0-0 F8 1B ①		0-0 G4-3 1B 1B 1-2 ①		0-3 K ①		4	2	2	2	0	1	2
Harold Baines, L OBP: 0.385, SLG: 0.583 Geronimo Berroa, R OBP: 0.368, SLG: 0.706 (1, 10) (8, PH) X		0-0 G1-3 ②		0-0 1B 1-2 1B ②		0-0 G4-3 1-2 2-3 ②		0-0 F9 ②		3	0	1	0	0	0	2
Chris Hoiles, R OBP: 0.308, SLG: 0.400 (1, 2) X		0-0 F9 ③		0-0 G5-3 2-3f ③		4-0 E 1B BB ③		0-3 K ③		3	0	0	0	1	1	3
Mike Bordick, R OBP: 0.450, SLG: 0.375 Jeffrey Hammonds, R OBP: 0.308, SLG: 0.200 (1, 6) (9, PH) X			0-0 F7 ①		0-0 F7 ①	0-0 E9 1B 1-3 2-H 3-H ①		4-0 FC6-4 BB ①		3	0	1	2	0	0	0
										0	0	0	0	1	0	0

Inning Stats	R: 0	H: 0	E: 0	K: 0	S: 3	R: 2	H: 2	E: 0	K: 0	S: 5	R: 0	H: 1	E: 1	K: 1	S: 6	R: 0	H: 2	E: 0	K: 0	S: 4	R: 0	H: 0	E: 1	K: 0	S: 4	R: 2	H: 3	E: 1	K: 0	S: 6	R: 0	H: 0	E: 0	K: 1	S: 5	R: 0	H: 0	E: 0	K: 2	S: 7	R: 0	H: 0	E: 0	K: 1	S: 5	R: 0	H: 0	E: 0	K: 1	S: 5	1B: 6	2B: 1	3B: 0	HR: 1	SF: 0	SAC: 0	DP: 1	HBP: 0	WP: 0	PB: 0	SB: 0	CS: 0	PA: 39
--------------	------	------	------	------	------	------	------	------	------	------	------	------	------	------	------	------	------	------	------	------	------	------	------	------	------	------	------	------	------	------	------	------	------	------	------	------	------	------	------	------	------	------	------	------	------	------	------	------	------	------	-------	-------	-------	-------	-------	--------	-------	--------	-------	-------	-------	-------	--------

PITCHER	IP	WLS	BF	H	R	ER	SO	BB	IBB	HBP	BLK	WP	HR	S	P	ERA	WHIP
Charles Nagy, R ERA: 7.71 (1, 1)	5.2		27	8	4	4	1	2	0	0	0	0	1	27	35	6.35	1.765
Alvin Morman, L ERA: (6, 1)	0.2		2	0	0	0	0	0	0	0	0	0	0	2	2	0.00	0.000
Jeff Juden, R ERA: (7, 1)	0.1		1	0	0	0	0	0	0	0	0	0	0	1	1	0.00	0.000
Paul Assenmacher, L ERA: 4.5 (7, 1)	0.2	W	3	0	0	0	2	1	0	0	0	0	0	6	10	0.00	1.500
Michael Jackson, R ERA: (8, 1)	0.2		2	0	0	0	1	0	0	0	0	0	0	4	4	0.00	0.000


BOTTOM

Cleveland Indians @ Baltimore Orioles
Oriole Park at Camden Yards, Baltimore, MD

Thu Oct 09 1997, 7:05 PM EDT
Att: 49,131 - Unknown - 75 F

livebaseballscorecards.com

AB	35
R	4
H	8
RBI	4
BB	4
SO	5
LOB	20



Batter	1	2	3	4	5	6	7	8	9	10	11	12	AB	R	H	RBI	BB	SO	LOB
Bip Roberts, S OBP: 0.273, SLG: 0.226 Tony Fernandez, S OBP: 0.263, SLG: 0.250	0-3 K		0-3 K			0-3 K		0-0 6-3		0-3 K		0-0 1B	3	0	0	0	0	3	0
Omar Vizquel, S OBP: 0.412, SLG: 0.310	0-3 K2-3			0-3 K		0-3 K		0-0 F9			4-0 WP 1B BB	0-0 S	5	0	0	0	1	3	1
Manny Ramirez, R OBP: 0.235, SLG: 0.313	0-3 K			0-0 1B			0-3 K		4-0 BB BB		0-0 1-2 1B		4	0	2	0	1	2	0
Jim Thome, L OBP: 0.304, SLG: 0.158 Kevin Seitzer, R (11, PH) (12, 3)		4-0 FC6-4 BB		0-3 K		4-0 1B BB		4-0 1B BB	4-0 BB BB BB	4-0 1-2 1B BB	0-0 5-3		1	1	0	0	3	1	1
David Justice, L OBP: 0.344, SLG: 0.448	0-3 K			0-0 L8			0-0 4-3 1B		0-3 K		0-0 L7		5	0	1	0	0	2	5
Matt Williams, R OBP: 0.382, SLG: 0.414	0-0 FC6-4 1-2f				0-3 K		0-0 4-3 1B		0-0 1-2 2-H		4-0 1-2 1B		4	0	2	1	1	1	1
Sandy Alomar Jr., R OBP: 0.226, SLG: 0.433	0-0 6-3				0-0 G3		0-0 4-3		0-0 4-3		0-0 5-3		5	0	0	0	0	1	8
Brian Giles, L OBP: 0.067, SLG: 0.067			0-3 K		0-3 K		0-0 4-3			0-0 4-3		0-3 K	5	0	0	0	0	3	2
Marquis Grissom, R OBP: 0.333, SLG: 0.464			0-3 K			0-3 K		0-3 K		0-3 K		4-0 1B S BB	4	1	0	0	1	4	0

Inning Stats	R: 0	H: 0	E: 0	K: 3	S: 9	H: 0	LOB: 0	BB: 0	P: 9	R: 0	H: 0	E: 1	K: 1	S: 5	H: 0	LOB: 1	BB: 1	P: 9	R: 0	H: 0	E: 0	K: 3	S: 9	H: 0	LOB: 0	BB: 0	P: 9	R: 0	H: 1	E: 0	K: 2	S: 8	H: 0	LOB: 1	BB: 0	P: 8	R: 0	H: 0	E: 0	K: 3	S: 9	H: 0	LOB: 0	BB: 0	P: 9	R: 1	H: 2	E: 0	K: 1	S: 7	H: 2	LOB: 2	BB: 1	P: 11	R: 0	H: 0	E: 0	K: 1	S: 5	H: 0	LOB: 0	BB: 0	P: 5	R: 0	H: 1	E: 0	K: 2	S: 7	H: 1	LOB: 2	BB: 2	P: 13	R: 0	H: 0	E: 0	K: 2	S: 7	H: 0	LOB: 0	BB: 0	P: 7	R: 0	H: 0	E: 0	K: 1	S: 6	H: 1	LOB: 3	BB: 2	P: 14	R: 1	H: 1	E: 0	K: 1	S: 4	H: 1	LOB: 1	BB: 1	P: 8	1B: 6	SF: 0	2B: 0	SAC: 0	3B: 0	DP: 0	HR: 0	HBP: 0	WP: 1	PA: 47
--------------	------	------	------	------	------	------	--------	-------	------	------	------	------	------	------	------	--------	-------	------	------	------	------	------	------	------	--------	-------	------	------	------	------	------	------	------	--------	-------	------	------	------	------	------	------	------	--------	-------	------	------	------	------	------	------	------	--------	-------	-------	------	------	------	------	------	------	--------	-------	------	------	------	------	------	------	------	--------	-------	-------	------	------	------	------	------	------	--------	-------	------	------	------	------	------	------	------	--------	-------	-------	------	------	------	------	------	------	--------	-------	------	-------	-------	-------	--------	-------	-------	-------	--------	-------	--------

PITCHER	IP	WLS	BF	H	R	ER	SO	BB	IBB	HBP	BLK	WP	HR	S	P	ERA	WHIP
35 Mike Mussina, R ERA: 1.71	7.0		26	3	1	1	15	2	0	0	0	0	0	54	62	1.29	0.714
Armando Benitez, R ERA: 7.2	1.0		4	0	0	1	1	0	0	0	0	0	0	5	9	0.00	1.000
Jesse Orosco, L ERA:	0.2		2	0	0	1	1	0	0	0	0	0	0	3	7	0.00	1.500
Alan Mills, R ERA:	0.1		2	1	0	0	0	0	0	0	0	0	0	2	2	0.00	3.000
Arthur Rhodes, L ERA:	1.0		5	1	0	2	1	0	0	0	0	0	0	8	12	0.00	2.000
PITCHER	IP	WLS	BF	H	R	ER	SO	BB	IBB	HBP	BLK	WP	HR	S	P	ERA	WHIP
Randy Myers, L ERA: 2.08	1.1	L	8	1	1	1	2	2	0	0	0	1	0	9	17	6.75	2.250

BOTTOM

Baltimore Orioles @ Cleveland Indians
Jacobs Field, Cleveland, OH
Sat Oct 11 1997, 3:33 AM EDT
Att: 45,057 - Cloudy - 60 F

livebaseballscorecards.com

AB	40
R	2
H	6
RBI	1
BB	7
SO	21
LOB	20



Batter	1	2	3	4	5	6	7	8	9	AB R H RBI BB SO LOB
Brady Anderson, L OBP: 0.432, SLG: 0.727 (1, 8) X	0-0 F9		0-0 HR	4-0 BB			0-0 1B	0-0 G4-3		4 2 2 1 1 0 1
Roberto Alomar, S OBP: 0.367, SLG: 0.417 (1, 4) X	0-0 G6-3		4-0 FC5-4 BB	0-0 F9			0-3 K		4-0 1B BB	3 1 0 0 2 1 2
Geronimo Berroa, R OBP: 0.370, SLG: 0.640 Jeffrey Hammonds, R OBP: 0.267, SLG: 0.167 (1, 9) S (9, PR) S (9, 9)	0-3 K		0-0 FC5-4 HR	0-0 L9			0-0 1B 1-H		0-0 FC5-4 1B 1-3	5 1 2 1 0 1 2 0 0 0 0 0 0 0
Harold Baines, L OBP: 0.444, SLG: 0.750 Eric Davis, R OBP: 0.190, SLG: 0.150 (1, 10) (7, PH)		0-0 L9	0-0 HR		0-0 L7		0-0 F7		0-3 K	3 1 1 2 0 0 0 2 0 0 0 0 1 3
Rafael Palmeiro, L OBP: 0.300, SLG: 0.500 (1, 3)		0-3 K	0-0 HR		0-3 K		0-0 FC4-6 1-3		0-0 FC5-4 1B 1-2	5 1 3 2 0 2 0
Cal Ripken Jr., R OBP: 0.417, SLG: 0.531 (1, 5)		0-0 2B 1B	4-0 2B BB		0-3 K		0-0 FC4-6 1-2f		0-0 FC5-4 1B 1-2f 2-3	4 1 1 0 1 1 4
B.J. Surhoff, L OBP: 0.310, SLG: 0.370 (1, 7)		0-0 1-H 2B	0-0 1-3 2B		0-0 G1-3			0-3 K	0-0 F5	5 0 2 1 0 1 2
Lenny Webster, R OBP: 0.267, SLG: 0.214 (1, 2)	0-0 G6-3		0-0 G5-3			0-3 K				4 0 1 0 0 1 3
Mike Bordick, R OBP: 0.346, SLG: 0.273 (1, 6)			0-3 K	0-0 L8		0-0 F8		0-3 K		4 0 0 0 0 2 1

Inning Stats	R: 0 E: 0 K: 1 S: 5	H: 0 LOB: 0 BB: 0 P: 5	R: 1 E: 0 K: 1 S: 7	H: 2 LOB: 1 BB: 0 P: 7	R: 4 E: 0 K: 1 S: 9	H: 4 LOB: 2 BB: 2 P: 17	R: 0 E: 0 K: 0 S: 3	H: 0 LOB: 1 BB: 1 P: 7	R: 0 E: 0 K: 2 S: 7	H: 0 LOB: 0 BB: 0 P: 7	R: 1 E: 0 K: 1 S: 8	H: 3 LOB: 2 BB: 0 P: 8	R: 0 E: 0 K: 2 S: 8	H: 1 LOB: 1 BB: 0 P: 8	R: 1 E: 0 K: 1 S: 7	H: 2 LOB: 2 BB: 1 P: 11	1B: 7 2B: 2 3B: 0 HR: 3	SF: 0 SAC: 0 DP: 0 HBP: 0	WP: 0 PB: 0 SB: 1 CS: 0	PA: 43
--------------	------------------------------	---------------------------------	------------------------------	---------------------------------	------------------------------	----------------------------------	------------------------------	---------------------------------	------------------------------	---------------------------------	------------------------------	---------------------------------	------------------------------	---------------------------------	------------------------------	----------------------------------	----------------------------------	------------------------------------	----------------------------------	--------

PITCHER	IP	WLS	BF	H	R	ER	SO	BB	IBB	HBP	BLK	WP	HR	S	P	ERA	WHIP
Jaret Wright, R ERA: 6.28 (1, 1)	3.0		17	6	5	5	3	2	0	0	0	0	3	21	29	15.00	2.667
Brian Anderson, L ERA: 1.69 (4, 1)	3.1		12	1	1	1	4	1	0	0	0	0	0	19	23	2.70	0.600
Jeff Juden, R ERA: (7, 1)	0.0		1	1	0	0	0	0	0	0	0	0	0	1	1	∞	∞
Paul Assenmacher, L ERA: 3.6 (7, 1)	0.1		2	1	0	0	0	0	0	0	0	0	0	2	2	0.00	3.000
Michael Jackson, R ERA: (7, 1)	1.0		4	1	0	0	2	0	0	0	0	0	0	8	8	0.00	1.000


PITCHER	IP	WLS	BF	H	R	ER	SO	BB	IBB	HBP	BLK	WP	HR	S	P	ERA	WHIP
Jose Mesa, R ERA: 3.52 (8, 1)	1.1	W	7	2	1	1	1	1	0	0	0	0	0	8	12	6.75	2.250

TOP

Baltimore Orioles @ Cleveland Indians
Jacobs Field, Cleveland, OH

Sun Oct 12 1997, 7:05 PM EDT
Att. 45,081 - Unknown - 70 F

AB	39
R	7
H	12
RBI	7
BB	4
SO	10
LOB	18



livebaseballscorecards.com

Batter	1	2	3	4	5	6	7	8	9	AB	R	H	RBI	BB	SO	LOB
Bip Roberts, S (1, 4) OBP: 0.250, SLG: 0.206 Tony Fernandez, S (6, 4) OBP: 0.286, SLG: 0.278	0-0 G1-3	0-0 F9		0-0 G4-3				0-0 F8		3	0	0	0	0	0	2
Omar Vizquel, S (1, 6) OBP: 0.368, SLG: 0.273	0-3 K		0-0 G6-3		0-0 L7	0-0 SH1-4		0-0 G4-3		4	0	0	0	0	1	0
Manny Ramirez, R (1, 9) OBP: 0.333, SLG: 0.486	0-0 FC1-4-6 1B		0-0 2B		0-0 HR	4-0 IBB			4-0 SH1-4 1B BB	3	2	3	1	2	0	0
Jim Thome, L (1, 3) OBP: 0.333, SLG: 0.182 Kevin Seitzer, R (9, PH)	0-0 FC1-4-6 1-2f		4-0 G5-4-3 BB		0-0 1B 1B	0-0 L9			0-0 SH1-4 1-2	3	1	1	0	1	0	3
David Justice, L (1, 10) OBP: 0.351, SLG: 0.441		0-0 HR 1B		0-0 G5-4-3 1-2f		0-0 1B WP 1B		0-0 G3		5	2	2	0	0	0	5
Matt Williams, R (1, 5) OBP: 0.359, SLG: 0.364		0-0 L8		0-0 P4		0-3 K		0-0 L9		4	0	0	0	1	1	3
Sandy Alomar Jr., R (1, 2) OBP: 0.278, SLG: 0.543		0-0 HR		0-3 K		0-0 BB E 1B		0-0 F9		5	2	3	4	0	1	0
Brian Giles, L (1, 7) OBP: 0.211, SLG: 0.278		0-0 2B		0-0 E 2B		4-0 WP 1-2 BB		0-0 G3		3	1	2	0	1	0	0
Marquis Grissom, R (1, 8) OBP: 0.324, SLG: 0.438		0-0 G1-3		0-0 E8 2-H 1B		0-0 G6-3 1-3 2-H 3-H		0-3 K		4	0	1	1	0	1	2

Inning Stats	R: 0	H: 1	E: 0	LOB: 1	K: 1	P: 6	R: 2	H: 3	E: 0	LOB: 1	K: 0	P: 6	R: 0	H: 1	E: 0	LOB: 1	K: 0	P: 7	R: 1	H: 2	E: 1	LOB: 1	K: 1	P: 7	R: 4	H: 4	E: 0	LOB: 1	K: 1	P: 13	R: 0	H: 0	E: 0	LOB: 0	K: 0	P: 3	R: 0	H: 0	E: 0	LOB: 0	K: 1	P: 5	R: 1	H: 1	E: 0	LOB: 2	K: 0	P: 11	1B: 8	SF: 0	2B: 3	SAC: 2	3B: 0	DP: 1	HR: 2	HBP: 0	WP: 3	PA: 43
--------------	------	------	------	--------	------	------	------	------	------	--------	------	------	------	------	------	--------	------	------	------	------	------	--------	------	------	------	------	------	--------	------	-------	------	------	------	--------	------	------	------	------	------	--------	------	------	------	------	------	--------	------	-------	-------	-------	-------	--------	-------	-------	-------	--------	-------	--------

PITCHER	IP	WLS	BF	H	R	ER	SO	BB	IBB	HBP	BLK	WP	HR	S	P	ERA	WHIP
Scott Erickson, R (1, 1) ERA: 4.19	4.2		25	11	7	6	3	1	0	0	0	0	2	30	34	11.57	2.571
Arthur Rhodes, L (5, 1) ERA:	1.1		7	1	0	0	0	1	1	0	0	1	0	5	13	0.00	1.500
Alan Mills, R (7, 1) ERA: 2.08	2.0	L	7	0	1	1	1	1	0	0	0	0	0	8	12	4.50	0.500
Jesse Orosco, L (9, 1) ERA:	0.2		2	0	0	0	0	0	0	0	0	0	0	2	2	0.00	0.000
Armando Benitez, R (9, 1) ERA: 7.2	0.0		2	1	0	0	0	1	0	0	0	0	0	1	5	∞	∞

BOTTOM

Baltimore Orioles @ Cleveland Indians
 Jacobs Field, Cleveland, OH
 Sun Oct 12 1997, 7:05 PM EDT
 Att: 45,081 - Unknown - 70 F

AB	36
R	8
H	13
RBI	6
BB	5
SO	4
LOB	15



PITCHER	IP	WLS	BF	H	R	ER	SO	BB	IBB	HBP	BLK	WP	HR	S	P	ERA	WHIP
---------	----	-----	----	---	---	----	----	----	-----	-----	-----	----	----	---	---	-----	------

Batter	1	2	3	4	5	6	7	8	9	AB R H RBI BB SO LOB	TOP	
Brady Anderson, L (1, 8) OBP: 0.415, SLG: 0.676	0-2 F9		1-1 1B BB		3-3 K			1-0 P4		4 1 1 0 0 1 1		
Roberto Alomar, S (1, 4) OBP: 0.382, SLG: 0.407	0-0 G6-4-3 1B		4-1 1B BB		0-0 P6			3-2 P9		3 0 1 0 1 0 1		
Geronimo Berroa, R (1, 9) OBP: 0.355, SLG: 0.586 Jeffrey Hammonds, R (8, 9) OBP: 0.267, SLG: 0.167	0-0 G6-4-3 1-2f		0-0 1B		1-0 E5 G6-3			0-1 F9		4 0 1 2 0 0 1 0 0 0 0 0 0 0		
Harold Baines, L (1, 10) OBP: 0.429, SLG: 0.684 Eric Davis, R (9, PH) OBP: 0.227, SLG: 0.333		2-2 F7		2-1 FC5-4 1B		0-0 F7		1-2 HR		3 0 1 0 0 0 1 1 1 1 1 0 0 0		
Rafael Palmeiro, L (1, 3) OBP: 0.294, SLG: 0.500		1-0 G3		0-1 FC5-4 1-2f		0-0 G6-3 1-2f		0-0 1B 2B		4 1 1 0 0 0 2		
Cal Ripken Jr., R (1, 5) OBP: 0.425, SLG: 0.528		3-3 K		1-2 P5			0-0 1B	0-0 1B 2-H		4 0 2 1 0 1 1		
B.J. Surhoff, L (1, 7) OBP: 0.303, SLG: 0.355			1-1 F9	0-0 F7		1-0 P6		0-2 G6-4-3 1B		4 0 1 0 0 0 2		
Chris Hoiles, R (1, 2) OBP: 0.350, SLG: 0.375			1-1 1B 1B		4-2 SH3 BB		1-3 K	0-3 K		3 1 1 0 1 2 3		
Mike Bordick, R (1, 6) OBP: 0.310, SLG: 0.240			1-3 K		1-1 SH3		0-1 B1-3	0-0 G6-4-3 1-2f		3 0 0 0 0 1 4		
Inning Stats	R: 0 E: 0 K: 0 S: 6 H: 1 LOB: 0 BB: 0 P: 6	R: 0 E: 0 K: 1 S: 8 H: 0 LOB: 0 BB: 0 P: 14	R: 2 E: 0 K: 1 S: 13 H: 3 LOB: 2 BB: 1 P: 21	R: 0 E: 0 K: 0 S: 8 H: 1 LOB: 1 BB: 0 P: 11	R: 0 E: 0 K: 1 S: 11 H: 0 LOB: 1 BB: 1 P: 18	R: 0 E: 1 K: 0 S: 3 H: 0 LOB: 0 BB: 0 P: 4	R: 0 E: 0 K: 1 S: 7 H: 1 LOB: 1 BB: 0 P: 9	R: 0 E: 0 K: 0 S: 7 H: 0 LOB: 0 BB: 0 P: 11	R: 2 E: 0 K: 1 S: 13 H: 4 LOB: 1 BB: 0 P: 14	1B: 8 2B: 1 3B: 0 HR: 1 SF: 0 SAC: 1 DP: 3 HBP: 0	WP: 0 PB: 0 SB: 0 CS: 0 PA: 36	
PITCHER	IP WLS BF H R ER SO BB IBB HBP BLK WP HR S P ERA WHIP											
Chad Ogea, R (1, 1) ERA: 2.79	8.0 L 30 6 2 2 4 2 0 0 0 0 0 0 63 94 2.25 1.000											
Paul Assenmacher, L (9, 1) ERA: 7.2	0.0 4 4 2 2 0 0 0 0 0 0 0 1 9 10 ∞ ∞											
Michael Jackson, R (9, 1) ERA:	1.0 2 0 0 0 0 1 0 0 0 0 0 0 4 4 0.00 0.000											

Baltimore Orioles @ Cleveland Indians
 Jacobs Field, Cleveland, OH
 Mon Oct 13 1997, 7:05 PM EDT
 Att. 45,068 - Unknown - 74 F

livebaseballscorecards.com

AB	33
R	4
H	10
RBI	4
BB	2
SO	5
LOB	16



Batter	1	2	3	4	5	6	7	8	9	AB R H RBI BB SO LOB	
Bip Roberts, S OBP: 0.268, SLG: 0.256 (1, 4) (8, 7)	1-2 		0-1 G5-3 1B 		1-3 K 		3-2 G4-3 		1 SAFE 1 SAFE 1 SAFE 1 SAFE 1 SAFE 1 SAFE 1 SAFE 1 SAFE 1 SAFE 0-3 K 1-2	5 0 2 0 0 2 2	
Omar Vizquel, S OBP: 0.349, SLG: 0.263 (1, 6)	2-3 K 		0-1 1 SAFE 1 SAFE G5-3 1B 1-2 		3-3 K 		1-2 G6-3 	1-1 G4-3 		5 0 1 0 0 2 3	
Manny Ramirez, R OBP: 0.326, SLG: 0.447 (1, 9)	3-1 HBP 		0-1 G5-3 1-2 2-3 		1-0 G5-3 		0-3 K 			3 0 0 0 0 1 2	
Jim Thome, L OBP: 0.300, SLG: 0.160 Kevin Seitzer, R (8, PH) (9, 3)	0-1 P6 		1-1 P6 		0-0 G4-3 		2-3 K 			3 0 0 0 0 0 4 1 0 0 0 0 1 0	
David Justice, L OBP: 0.366, SLG: 0.432 (1, 10)	1-2 G3 			4-1 2B BB 		2-3 K 		1-1 2B 1B 		3 1 1 0 1 1 2	
Matt Williams, R OBP: 0.372, SLG: 0.389 (1, 5)		2-3 K 		1-0 P4 		4-1 BB 		2-2 2B 2B 		3 1 1 1 1 1 1	
Sandy Alomar Jr., R OBP: 0.250, SLG: 0.487 (1, 2)		0-2 G6-3 		1-2 1 SAFE 1 SAFE F9 		3-0 F8 		2-2 F9 		4 0 0 0 0 0 3	
Brian Giles, L OBP: 0.238, SLG: 0.350 Tony Fernandez, S OBP: 0.304, SLG: 0.350 (7, PH) (8, 4)		3-2 G3 		3-1 2B 		1-1 F7 		2-2 1B 2B 		2 0 1 0 0 0 0 2 0 1 1 0 0 0	
Marquis Grissom, R OBP: 0.316, SLG: 0.417 (1, 8)			2-2 F9 		1-1 G1-3 		3-2 F8 		3-2 1B 		4 0 1 0 0 0 2

Inning Stats	R: 0	H: 1	E: 0	K: 1	S: 13	LOB: 2	BB: 0	P: 20	R: 0	H: 0	E: 0	K: 1	S: 10	LOB: 0	BB: 0	P: 15	R: 0	H: 2	E: 0	K: 0	S: 12	LOB: 2	BB: 0	P: 15	R: 0	H: 1	E: 0	K: 0	S: 11	LOB: 2	BB: 1	P: 21	R: 0	H: 0	E: 0	K: 2	S: 7	LOB: 0	BB: 0	P: 12	R: 0	H: 0	E: 0	K: 1	S: 6	LOB: 1	BB: 1	P: 15	R: 0	H: 0	E: 0	K: 0	S: 9	LOB: 0	BB: 0	P: 16	R: 0	H: 0	E: 0	K: 2	S: 9	LOB: 0	BB: 0	P: 12	R: 2	H: 4	E: 0	K: 1	S: 20	LOB: 2	BB: 0	P: 31	1B: 4	SF: 0	2B: 4	SAC: 0	3B: 0	DP: 0	HR: 0	HBP: 1	WP: 0	PA: 38
PITCHER	IP	WLS	BF	H	R	ER	SO	BB	IBB	HBP	BLK	WP	HR	S	P	ERA	WHIP																																																																	
Scott Kamieniecki, R ERA: 0.00	(1, 1)	5.0	W	21	4	0	4	1	0	0	0	0	0	53	83	0.00	1.000																																																																	
Jimmy Key, L ERA: 3.09	(6, 1)	3.0		10	0	0	3	1	0	0	0	0	0	24	43	0.00	0.333																																																																	
Randy Myers, L ERA: 5.06	(9, 1)	1.0		7	4	2	1	0	0	0	0	0	0	20	31	18.00	4.000																																																																	

BOTTOM

Baltimore Orioles @ Cleveland Indians
Jacobs Field, Cleveland, OH

Mon Oct 13 1997, 7:05 PM EDT
Att: 45,068 - Unknown - 74 F

AB	35
R	2
H	8
RBI	2
BB	2
SO	8
LOB	19

Batter	1	2	3	4	5	6	7	8	9	10	11	AB R H RBI BB SO LOB	BOTTOM																	
Brady Anderson, L (1, 8) OBP: 0.426, SLG: 0.643	4-2 G6-3 BB	0-1 G3			2-3 K		1-0 FC5-6 1B		2-3 K		2-0 1B	5 0 2 0 1 2 2	Cleveland Indians @ Baltimore Orioles Oriole Park at Camden Yards, Baltimore, MD Wed Oct 15 1997, 3:33 AM EDT Att. 49,075 - Overcast - 57 F																	
Roberto Alomar, S (1, 4) OBP: 0.375, SLG: 0.375	2-1 G6-3 1-2f		1-0 G4-3 G6-3 1B		2-2 F7		0-0 FC5-6 G5-4-3		4-2 BB		3-3 K	5 0 1 0 1 1 4																		
Geronimo Berroa, R (1, 9) OBP: 0.361, SLG: 0.588 Jerome Walton, R (10, 9)	3-2 2B		0-0 G6-3 1-2		2-2 1B 1B		0-0 G5-4-3 1-2f		2-3 K			5 0 2 0 0 1 4 0 0 0 0 0 0 0																		
Harold Baines, L (1, 10) OBP: 0.440, SLG: 0.636 Eric Davis, R (10, PH) OBP: 0.217, SLG: 0.318	4-2 BB		0-0 G4-3 2-3		1-1 1B 1-2 1B		1-3 K		3-3 K		3-3 K	3 0 1 0 1 1 1 1 0 0 0 0 1 0																		
Rafael Palmeiro, L (1, 3) OBP: 0.289, SLG: 0.459 Jeffrey Hammonds, R (8, PR) OBP: 0.250, SLG: 0.154 (9, 7)	2-3 K		0-1 P5		1-1 G1-3		1-1 FC6-4 HBP		3-3 K		3-3 K	3 0 0 0 0 1 5 1 0 0 0 0 1 0																		
Cal Ripken Jr., R (1, 5) OBP: 0.467, SLG: 0.564		0-2 2B 1B		1-0 2B		3-3 K		1 SAFE 1 SAFE 4-0 FC6-4 1-2 BB		4-0 BB		3 0 2 0 2 1 0																		
B.J. Surhoff, L (1, 7) OBP: 0.263, SLG: 0.306 (9, 3)		3-1 P4		1-0 P6		1-1 F7		0-0 FC6-4 FC5-4 1-2f 2-3		1-2 L8		5 0 0 0 0 0 5																		
Chris Hoiles, R (1, 2) OBP: 0.280, SLG: 0.286		1-2 P8		0-0 G5-3		3-2 F8		1-1 FC5-4 1-2f			3-3 K	5 0 0 0 0 1 4																		
Mike Bordick, R (1, 6) OBP: 0.333, SLG: 0.310 Lenny Webster, R (11, PH) OBP: 0.250, SLG: 0.200		0-0 1-3 2B		1-1 L8		2-1 FC5-6 1B 1B		1-3 K			0-1 G1-3	4 0 2 0 0 1 1 1 0 0 0 0 0 0																		
Inning Stats	R: 0 E: 0 K: 1 S: 14	H: 1 LOB: 2 BB: 2 P: 29	R: 0 E: 0 K: 0 S: 12	H: 2 LOB: 2 BB: 0 P: 16	R: 0 E: 0 K: 0 S: 5	H: 1 LOB: 1 BB: 0 P: 6	R: 0 E: 0 K: 1 S: 5	H: 1 LOB: 1 BB: 0 P: 8	R: 0 E: 0 K: 1 S: 13	H: 2 LOB: 2 BB: 0 P: 21	R: 0 E: 0 K: 1 S: 11	H: 0 LOB: 0 BB: 0 P: 18		R: 0 E: 0 K: 0 S: 5	H: 2 LOB: 1 BB: 0 P: 8	R: 0 E: 0 K: 1 S: 7	H: 0 LOB: 2 BB: 1 P: 14	R: 0 E: 0 K: 3 S: 15	H: 0 LOB: 1 BB: 1 P: 24	R: 0 E: 0 K: 2 S: 9	H: 0 LOB: 1 BB: 1 P: 20	R: 0 E: 0 K: 2 S: 10	H: 1 LOB: 1 BB: 0 P: 18	1B: 7 2B: 3 3B: 0 HR: 0	SF: 0 SAC: 0 DP: 2 HBP: 1	WP: 0 PB: 0 SB: 1 CS: 0	PA: 47			
PITCHER	IP WLS BF H R ER SO BB IBB HBP BLK WP HR S P ERA WHIP														PITCHER	IP WLS BF H R ER SO BB IBB HBP BLK WP HR S P ERA WHIP														
Charles Nagy, R (1, 1) ERA: 4.32	7.1	33	9	0	0	4	3	0	1	0	0	0	0	69	116	0.00	1.636													
Paul Assenmacher, L (8, 1) ERA: 6.75	0.1	1	0	0	0	0	0	0	0	0	0	0	0	1	1	0.00	0.000													
Michael Jackson, R (8, 1) ERA:	1.1	5	0	0	0	3	1	0	0	0	0	0	0	17	27	0.00	0.750													
Brian Anderson, L (10, 1) ERA: 1.42	1.0	W	4	0	0	2	1	0	0	0	0	0	0	9	20	0.00	1.000													
Jose Mesa, R (11, 1) ERA: 3.12	1.0	S	4	1	0	2	0	0	0	0	0	0	0	10	18	0.00	1.000													

AB	41
R	0
H	10
RBI	0
BB	5
SO	11
LOB	26



livebaseballscores.com