

# Baltimore Orioles - 1997

Batter	1	2	3	4	5	6	7	8	9	AB	R	H	RBI	BB	SO	LOB	TOP								
Jose Offerman, S (1.4) OBP: 0.400, SLG: 0.400	F8			G1-3 SH1-3 1B		E6 1B			K	5	1	2	0	0	1	1									
Tom Goodwin, L (1.8)	F7			SH1-3						2	1	0	0	0	0	2									
Bip Roberts, S (1.7)	G3			G1-3						4	0	1	1	0	1	1									
Jeff King, R (1.3)				G5-3						3	0	0	1	0	1	1									
Jay Bell, R (1.6) OBP: 0.500, SLG: 0.500										4	0	2	0	0	0	0									
Joe Vitello, R (1.10) OBP: 0.250, SLG: 0.500										4	0	1	0	0	3	3									
Jermaine Dye, R (1.9)										3	0	0	0	1	2	0									
Craig Paquette, R (1.5) OBP: 0.250, SLG: 0.250										4	0	1	0	0	0	2									
Tim Spehr, R (1.2)										2	0	0	0	0	1	0									
Scott Cooper, L (7, PH)										0	0	0	0	0	0	0									
29 Mike Sweeney, R (7, PH)										1	0	0	0	1	1	1									
<b>Inning Stats</b>	R: 0 E: 0 K: 0 S: 5	H: 0 LOB: 0 BB: 0 P: 7	R: 0 E: 0 K: 2 S: 8	H: 0 LOB: 0 BB: 0 P: 14	R: 0 E: 0 K: 1 S: 8	H: 0 LOB: 0 BB: 0 P: 11	R: 0 E: 0 K: 0 S: 10	H: 1 LOB: 1 BB: 0 P: 18	R: 0 E: 0 K: 0 S: 5	H: 1 LOB: 1 BB: 1 P: 10	R: 2 E: 1 K: 1 S: 11	H: 2 LOB: 2 BB: 0 P: 16	R: 0 E: 0 K: 1 S: 16	H: 1 LOB: 2 BB: 1 P: 28	R: 0 E: 0 K: 2 S: 12	H: 1 LOB: 1 BB: 0 P: 17	R: 0 E: 0 K: 3 S: 10	H: 1 LOB: 1 BB: 0 P: 14	1B: 6 2B: 1 3B: 0 HR: 0	SF: 1 SAC: 1 DP: 1 HBP: 1	WP: 0 PB: 0 SB: 0 CS: 0	PA: 37			
<b>PITCHER</b>	IP	WLS	BF	H	R	ER	SO	BB	IBB	HBP	BLK	WP	HR	S	P	ERA	WHIP								
Jimmy Key, L (1.1) ERA	6.0	W	24	4	2	0	4	1	0	1	0	0	0	47	76	0.00	0.833								
Alan Mills, R (7.1) ERA	0.2		2	0	0	0	1	0	0	0	0	0	0	8	13	0.00	0.000								
Jesse Orosco, L (7.1) ERA	0.1		3	1	0	0	0	1	0	0	0	0	0	8	15	0.00	6.000								
Armando Benitez, R (8.1) ERA	1.0	S	4	1	0	0	2	0	0	0	0	0	0	12	17	0.00	1.000								
Randy Myers, L (9.1) ERA	1.0	S	4	1	0	0	3	0	0	0	0	0	0	10	14	0.00	1.000								

**Kansas City Royals @ Baltimore Orioles**  
 Oriole Park at Camden Yards, Baltimore, MD  
 Wed Apr 02 1997, 3:33 AM EST  
 Att: 46,588 - Sunny - 61 F

AB	32
R	2
H	7
RBI	2
BB	2
SO	10
LOB	11



Batter	1	2	3	4	5	6	7	8	9	AB	R	H	RBI	BB	SO	LOB	BOTTOM								
Brady Anderson, L (1.10) OBP: 0.800, SLG: 0.750				P6		G3 SH3-4 2B				4	1	3	1	0	0	3									
Mike Bordick, R (1.6)				FC6-4 1B		SH3-4				4	0	0	0	0	1	7									
Rafael Palmeiro, L (1.3) OBP: 0.200, SLG: 0.200						G3				5	0	1	0	0	3	5									
Eric Davis, R (1.9) OBP: 0.200, SLG: 0.400				G5-3		G5-3				5	0	1	1	0	1	3									
Cal Ripken Jr., R (1.5) OBP: 0.800, SLG: 2.000										4	1	3	1	1	0	0									
B.J. Surhoff, L (1.7)										2	1	0	0	2	0	3									
Jeffrey Hammonds, R (1.8) OBP: 0.750, SLG: 0.500										2	0	1	0	2	1	1									
Chris Hoiles, R (1.2) OBP: 0.500, SLG: 0.667										3	1	1	0	1	1	4									
Lenny Webster, R (8.2)										0	0	0	0	0	0	0									
Jeff Reboulet, R (1.4)										2	0	0	1	2	0	3									
<b>Inning Stats</b>	R: 0 E: 0 K: 3 S: 13	H: 0 LOB: 1 BB: 0 P: 16	R: 0 E: 0 K: 1 S: 10	H: 1 LOB: 1 BB: 0 P: 12	R: 0 E: 0 K: 0 S: 10	H: 2 LOB: 3 BB: 0 P: 13	R: 2 E: 0 K: 1 S: 18	H: 2 LOB: 3 BB: 3 P: 39	R: 0 E: 0 K: 1 S: 12	H: 1 LOB: 3 BB: 2 P: 26	R: 1 E: 0 K: 0 S: 15	H: 2 LOB: 2 BB: 1 P: 28	R: 1 E: 0 K: 0 S: 10	H: 2 LOB: 1 BB: 2 P: 22	R: 0 E: 0 K: 1 S: 7	H: 0 LOB: 0 BB: 0 P: 9	1B: 5 2B: 5 3B: 0 HR: 1	SF: 0 SAC: 1 DP: 1 HBP: 1	WP: 0 PB: 0 SB: 0 CS: 1	PA: 41					
<b>PITCHER</b>	IP	WLS	BF	H	R	ER	SO	BB	IBB	HBP	BLK	WP	HR	S	P	ERA	WHIP								
Kevin Appier, R (1.1) ERA: 3.6	5.0		27	6	2	2	6	5	0	1	0	0	0	63	106	3.60	2.200								
Jamie Walker, L (6.1) ERA: 13.5	0.2	L	3	1	1	1	0	0	0	0	0	0	0	7	11	13.50	1.500								
Randy Veres, R (6.1) ERA	0.0		2	1	0	0	0	1	0	0	0	0	0	5	11	∞	∞								
Jason Jacome, L (6.1) ERA: 5.4	1.2		7	2	1	1	1	2	0	0	0	0	0	18	34	5.40	2.400								
Hipolito Pichardo, R (8.1) ERA	0.2		2	0	0	0	0	0	0	0	0	0	0	2	3	0.00	0.000								

**Kansas City Royals @ Baltimore Orioles**  
 Oriole Park at Camden Yards, Baltimore, MD  
 Wed Apr 02 1997, 3:33 AM EST  
 Att: 46,588 - Sunny - 61 F


AB	31
R	4
H	10
RBI	4
BB	8
SO	7
LOB	29










Batter	1	2	3	4	5	6	7	8	9	AB	R	H	RBI	BB	SO	LOB	TOP										
<b>Brady Anderson, L</b> (1, 10) OBP: 0.714, SLG: 0.667	2-2 1B		0-0 1B			1-0 1B	3-2 1B		1-3 K	5	1	4	2	0	1	0	<b>Baltimore Orioles @ Texas Rangers</b> The Ballpark at Arlington, Arlington, TX Fri Apr 04 1997, 8:05 PM EST Att: 26,058 - Unknown - 68 F  <b>AB 34</b> <b>R 5</b> <b>H 9</b> <b>RBI 4</b> <b>BB 1</b> <b>SO 10</b> <b>LOB 12</b>  										
<b>Mike Bordick, R</b> (1, 6) OBP: 0.308, SLG: 0.538	0-2 G1-3		1-1 G5-3			1-0 L9	0-0 G6-4-3			4	0	0	0	0	0	6											
<b>Rafael Palmeiro, L</b> (1, 3) OBP: 0.308, SLG: 0.538	0-0 L8			2-2 F7		1-1 1B	3-2 F7			4	0	1	1	0	0	1											
<b>Eric Davis, R</b> (1, 9) OBP: 0.308, SLG: 0.417	1-1 G6-3			3-3 K		3-2 SF9		2-3 K		3	0	0	1	0	2	1											
<b>Cal Ripken Jr., R</b> (1, 5) OBP: 0.462, SLG: 0.833		3-2 G6-3		1-3 K		0-0 1B	0-0 K	1-3 K		4	0	1	0	0	2	0											
<b>B.J. Surhoff, L</b> (1, 7) OBP: 0.417, SLG: 0.125		1-3 K		0-0 L3		1-1 G4-3		1-0 1B		4	0	1	0	0	1	2											
<b>Jeffrey Hammonds, R</b> (1, 8) OBP: 0.333, SLG: 0.200		0-0 F8		1-2 G4-3			0-0 SH 1B	1-3 K		4	1	1	0	0	1	1											
<b>Chris Hoiles, R</b> (1, 2) OBP: 0.250, SLG: 0.273			2-3 K		3-3 K		0-1 E6	1-3 K		4	1	0	0	0	3	1											
<b>Lenny Webster, R</b> (9, 2)							1-2 1B			0	0	0	0	0	0	0											
<b>Jeff Reboulet, R</b> (1, 4) OBP: 0.455, SLG: 0.250			0-0 G5-3 1B			4-1 1B	2 SAFE SH	1-1 G6-3		2	2	1	0	1	0	0											
<b>Inning Stats</b>	R: 0 E: 1 K: 0 S: 11	H: 1 LOB: 1 BB: 0 P: 14	R: 0 E: 0 K: 1 S: 7	H: 0 LOB: 0 BB: 0 P: 11	R: 0 E: 0 K: 1 S: 8	H: 2 LOB: 1 BB: 0 P: 11	R: 0 E: 0 K: 2 S: 10	H: 0 LOB: 0 BB: 0 P: 16	R: 0 E: 0 K: 1 S: 7	H: 0 LOB: 0 BB: 0 P: 11	R: 2 E: 0 K: 0 S: 14	H: 3 LOB: 2 BB: 1 P: 25	R: 3 E: 1 K: 3 S: 19	H: 2 LOB: 0 BB: 0 P: 25	R: 0 E: 0 K: 3 S: 10	H: 1 LOB: 1 BB: 0 P: 15	R: 0 E: 0 K: 2 S: 8	H: 0 LOB: 0 BB: 0 P: 11	1B: 9 2B: 0 3B: 0 HR: 0	SF: 1 SAC: 1 DP: 2 HBP: 0	WP: 0 PA: 37 PB: 0 SB: 0 CS: 0						
<b>PITCHER</b>	IP	WLS	BF	H	R	ER	SO	BB	IBB	HBP	BLK	WP	HR	S	P	ERA	WHIP										
<b>John Burkett, R</b> (1, 1) ERA: 3.18	5.2	23	6	2	2	5	1	0	0	0	0	0	0	55	85	3.18	1.235										
<b>Eric Gunderson, L</b> (6, 1) ERA:	0.1	1	0	0	0	0	0	0	0	0	0	0	0	2	3	0.00	0.000										
<b>Danny Patterson, R</b> (7, 1) ERA: 4.5	2.0	L	10	3	3	1	3	0	0	0	0	0	0	29	40	4.50	1.500										
<b>Xavier Hernandez, R</b> (9, 1) ERA:	1.0	3	0	0	0	0	2	0	0	0	0	0	0	8	11	0.00	0.000										

Batter	1	2	3	4	5	6	7	8	9	AB	R	H	RBI	BB	SO	LOB	BOTTOM										
<b>Mark McLemore, S</b> (1, 4)	4-0 1B	1-0 G4-6-3		2-0 G4-3			1-0 F8			3	1	0	0	1	0	3	<b>Baltimore Orioles @ Texas Rangers</b> The Ballpark at Arlington, Arlington, TX Fri Apr 04 1997, 8:05 PM EST Att: 26,058 - Unknown - 68 F  <b>AB 31</b> <b>R 4</b> <b>H 5</b> <b>RBI 4</b> <b>BB 5</b> <b>SO 9</b> <b>LOB 15</b>  										
<b>Ivan Rodriguez, R</b> (1, 2) OBP: 0.250, SLG: 0.250	0-0 BB	2-0 1B			3-3 K		2-2 G4-3			4	0	2	0	0	1	1											
<b>29 Rusty Greer, L</b> (1, 7) OBP: 0.375, SLG: 0.167	4-2 FC3-2	0-0 G4-3			3-1 G1-3			1-0 F8		3	1	0	0	1	0	1											
<b>Dean Palmer, R</b> (1, 5) OBP: 0.375, SLG: 0.167	4-2 FC3-2		0-0 G6-3		0-1 G3			2-3 K		3	1	0	1	1	1	0											
<b>Lee Stevens, L</b> (1, 3) OBP: 0.250, SLG: 0.625	0-3 K		0-1 F7			1-2 G4-3		0-2 K		4	0	0	0	0	2	3											
<b>Mickey Tettleton, S</b> (1, 10)	2-0 FC3-2		1-1 F7			1-3 K			3-3 K	4	1	0	0	0	2	3											
<b>Mike Devereaux, R</b> (1, 9) OBP: 0.250, SLG: 0.500	1-0 2B			3-2 G6-3		1-1 G6-3			3-2 K	4	0	1	3	0	1	0											
<b>Damon Buford, R</b> (1, 8) OBP: 0.714, SLG: 1.400		2-2 G1-3		2-2 L6-3			4-0 WP		4-2 BB	2	0	1	0	2	0	1											
<b>Benji Gil, R</b> (1, 6) OBP: 0.200, SLG: 0.200		1-0 1B		1-1 L6-3			1-3 K		1-3 K	2	0	1	0	0	0	1											
<b>Warren Newson, L</b> (7, PH) OBP: 0.500, SLG: 0.333										1	0	0	0	0	1	1											
<b>Billy Ripken, R</b> (8, 6)										0	0	0	0	0	0	0											
<b>Domingo Cedeno, S</b> (9, PH)										1	0	0	0	0	1	1											
<b>Inning Stats</b>	R: 4 E: 0 K: 1 S: 14	H: 2 LOB: 1 BB: 3 P: 31	R: 0 E: 0 K: 0 S: 4	H: 2 LOB: 1 BB: 0 P: 8	R: 0 E: 0 K: 0 S: 5	H: 0 LOB: 0 BB: 0 P: 6	R: 0 E: 0 K: 0 S: 9	H: 1 LOB: 1 BB: 0 P: 17	R: 0 E: 0 K: 1 S: 9	H: 0 LOB: 0 BB: 0 P: 15	R: 0 E: 0 K: 1 S: 9	H: 0 LOB: 0 BB: 0 P: 12	R: 0 E: 0 K: 1 S: 7	H: 0 LOB: 1 BB: 1 P: 15	R: 0 E: 0 K: 2 S: 7	H: 0 LOB: 0 BB: 0 P: 10	R: 0 E: 0 K: 3 S: 11	H: 0 LOB: 1 BB: 1 P: 22	1B: 4 2B: 1 3B: 0 HR: 0	SF: 0 SAC: 0 DP: 1 HBP: 0	WP: 1 PA: 36 PB: 0 SB: 0 CS: 0						
<b>PITCHER</b>	IP	WLS	BF	H	R	ER	SO	BB	IBB	HBP	BLK	WP	HR	S	P	ERA	WHIP										
<b>Scott Erickson, R</b> (1, 1) ERA: 6.0	6.0	W	26	5	4	4	3	4	0	0	0	0	0	50	93	6.00	1.500										
<b>Alan Mills, R</b> (7, 1) ERA:	1.0	3	0	0	0	1	0	0	0	0	0	1	0	7	11	0.00	0.000										
<b>Jesse Orosco, L</b> (8, 1) ERA:	0.1	1	0	0	0	0	0	0	0	0	0	0	0	1	2	0.00	0.000										
<b>Armando Benitez, R</b> (8, 1) ERA:	1.2	S	6	0	0	0	5	1	0	0	0	0	0	17	30	0.00	0.600										



Batter	1	2	3	4	5	6	7	8	9	AB	R	H	RBI	BB	SO	LOB	TOP			
<b>Brady Anderson, L</b> (1, 10) OBP: 0.632, SLG: 0.588	1-1 1B SF8 1B	2-2 F9		0-0 P6		0-0 FC2-5 1B		3-1 L9		5	1	2	0	0	0	0				
<b>Jerome Walton, R</b> (1, 7) OBP: 0.400, SLG: 0.250	0-0 1B SF7 1B	4-0 BB BB		2-0 G6-3		2-3 K		1-3 K		4	1	1	0	1	2	2				
<b>Rafael Palmeiro, L</b> (1, 3) OBP: 0.333, SLG: 0.563	1-2 SF8 1B	4-2 BB		2-0 G4-3		0-2 FC2-5 1B			3-2 1B 2B	3	1	1	1	1	0	2				
<b>Eric Davis, R</b> (1, 9) OBP: 0.389, SLG: 0.529 <b>Tony Tarasco, L</b> (9, 9)	3-1 SF7 2B 1B	0-3 K			0-0 1B FC4-6 2B	0-1 G6-3			2-0 HR 1B	5	3	3	1	0	1	4				
<b>Cal Ripken Jr., R</b> (1, 5) OBP: 0.444, SLG: 0.938	0-0 SF7 1B		0-0 F9		0-0 FC4-6 1B		3-2 G5-3		0-1 HR	4	1	2	3	0	0	0				
<b>Jeffrey Hammonds, R</b> (1, 8) OBP: 0.353, SLG: 0.214	4-1 2B BB		0-0 BB 1B		2-0 F9		2-1 G5-3		3-2 F8	4	1	1	0	1	0	2				
<b>Lenny Webster, R</b> (1, 2) OBP: 0.600, SLG: 0.667	1-0 1B 2B		4-1 BB 1B		1-2 FC4-6 1B		4-2 FC6 BB		0-3 K	3	1	1	3	2	1	1				
<b>Jeff Reboulet, R</b> (1, 4) OBP: 0.438, SLG: 0.308	2-2 1B		2-0 P9		1-2 L9		1-0 FC6		0-2 1B	5	0	2	1	0	0	4				
<b>Mike Bordick, R</b> (1, 6) OBP: 0.063, SLG: 0.063		0-1 L3	2-1 G6-3		1-2 FC2-5 1B		2-0 G5-3		0-0 G5-3	5	0	1	0	0	0	3				
<b>Inning Stats</b>	R: 5 E: 1 K: 0 S: 15	H: 5 LOB: 1 BB: 1 P: 27	R: 0 E: 0 K: 1 S: 10	H: 0 LOB: 2 BB: 2 P: 20	R: 0 E: 0 K: 0 S: 6	H: 1 LOB: 2 BB: 1 P: 14	R: 0 E: 0 K: 0 S: 3	H: 0 LOB: 0 BB: 0 P: 7	R: 1 E: 1 K: 0 S: 9	H: 2 LOB: 1 BB: 0 P: 14	R: 0 E: 0 K: 1 S: 13	H: 2 LOB: 2 BB: 0 P: 15	R: 0 E: 0 K: 1 S: 6	H: 0 LOB: 0 BB: 0 P: 12	R: 0 E: 0 K: 1 S: 17	H: 4 LOB: 1 BB: 0 P: 25	1B: 10 2B: 3 3B: 0 HR: 1	SF: 2 SAC: 0 DP: 0 HBP: 0	WP: 0 PA: 45 PB: 0 SB: 0 CS: 0	
<b>PITCHER</b>	IP WLS BF H R ER SO BB IBB HBP BLK WP HR S P ERA WHIP	IP WLS BF H R ER SO BB IBB HBP BLK WP HR S P ERA WHIP	IP WLS BF H R ER SO BB IBB HBP BLK WP HR S P ERA WHIP	IP WLS BF H R ER SO BB IBB HBP BLK WP HR S P ERA WHIP	IP WLS BF H R ER SO BB IBB HBP BLK WP HR S P ERA WHIP	IP WLS BF H R ER SO BB IBB HBP BLK WP HR S P ERA WHIP	IP WLS BF H R ER SO BB IBB HBP BLK WP HR S P ERA WHIP	IP WLS BF H R ER SO BB IBB HBP BLK WP HR S P ERA WHIP	IP WLS BF H R ER SO BB IBB HBP BLK WP HR S P ERA WHIP	IP WLS BF H R ER SO BB IBB HBP BLK WP HR S P ERA WHIP	IP WLS BF H R ER SO BB IBB HBP BLK WP HR S P ERA WHIP	IP WLS BF H R ER SO BB IBB HBP BLK WP HR S P ERA WHIP	IP WLS BF H R ER SO BB IBB HBP BLK WP HR S P ERA WHIP	IP WLS BF H R ER SO BB IBB HBP BLK WP HR S P ERA WHIP	IP WLS BF H R ER SO BB IBB HBP BLK WP HR S P ERA WHIP	IP WLS BF H R ER SO BB IBB HBP BLK WP HR S P ERA WHIP	IP WLS BF H R ER SO BB IBB HBP BLK WP HR S P ERA WHIP	IP WLS BF H R ER SO BB IBB HBP BLK WP HR S P ERA WHIP	IP WLS BF H R ER SO BB IBB HBP BLK WP HR S P ERA WHIP	
<b>Darren Oliver, L</b> (1, 1) ERA: 13.5	4.0 L	22 7	7 6	6 6	1 4	0 0	0 0	0 0	0 0	35 69	13.50	2.750								
<b>Bobby Witt, R</b> (5, 1) ERA: 3.86	1.1 7	3 0	0 0	0 0	0 0	0 0	0 0	0 0	0 0	16 23	0.00	2.250								
<b>Eric Gunderson, L</b> (6, 1) ERA: 3.86	0.1 1	0 0	0 0	0 0	0 0	0 0	0 0	0 0	0 0	3 3	0.00	0.000								
<b>Danny Patterson, R</b> (6, 1) ERA: 3.86	0.1 1	0 0	0 0	0 0	0 0	0 0	0 0	0 0	0 0	2 2	0.00	0.000								
<b>Xavier Hernandez, R</b> (7, 1) ERA: 6.75	3.0 14	4 3	3 3	2 2	1 0	0 0	0 0	0 0	0 0	32 56	9.00	1.667								

Baltimore Orioles @ Texas Rangers  
The Ballpark at Arlington, Arlington, TX  
Sat Apr 05 1997, 8:05 PM EST  
Att: 39,073 - Unknown - 70 F

AB 38  
R 9  
H 14  
RBI 9  
BB 5  
SO 4  
LOB 18



Batter	1	2	3	4	5	6	7	8	9	AB	R	H	RBI	BB	SO	LOB	BOTTOM				
<b>Mark McLemore, S</b> (1, 4)	0-1 P6		1-0 B5-3	3-2 F8			1-1 F8		4-2 1B BB	4	0	0	0	1	0	2					
<b>Ivan Rodriguez, R</b> (1, 2) OBP: 0.231, SLG: 0.231	2-1 L9		1-3 K	2-2 G3			1-3 K		2-2 2B 1B	5	0	1	2	0	2	2					
<b>29 Rusty Greer, L</b> (1, 7) OBP: 0.385, SLG: 0.111	3-2 F9		4-2 1B HR BB		3-2 P6		0-0 P4		4-2 BB	3	1	0	0	2	0	0					
<b>Dean Palmer, R</b> (1, 5) OBP: 0.308, SLG: 0.182		0-3 K	0-0 HR 1B	1-2 3H HR		2-2 F4		1-1 G6-3	1-1 L3	5	1	1	1	0	1	3					
<b>Lee Stevens, L</b> (1, 3) OBP: 0.333, SLG: 0.833 <b>Mike Simms, R</b> (9, PH)		3-1 1B	0-0 HR		1-3 K			1-1 G3	2-2 P3	4	1	2	3	0	1	0					
<b>Mickey Tettleton, S</b> (1, 10) OBP: 0.187, SLG: 0.364		2-3 K	3-2 HBP			1-1 HR		2-3 K		3	1	1	1	0	2	1					
<b>Mike Devereaux, R</b> (1, 9) OBP: 0.250, SLG: 0.286		0-2 E5	0-1 L5			2-2 P4			4-1 BB 1B BB	3	1	0	0	1	0	2					
<b>Damon Buford, R</b> (1, 8) OBP: 0.545, SLG: 0.875		2-3 K		4-2 S BB			2-3 K		1-3 K	3	0	0	0	1	3	3					
<b>Benji Gil, R</b> (1, 6) OBP: 0.250, SLG: 0.375 <b>Domingo Cedeño, S</b> (9, PH) OBP: 0.500, SLG: 0.500			3-2 B5-3 1B	1-3 K			2-3 K		1-1 BB 1B	3	1	1	0	0	2	1					
<b>Inning Stats</b>	R: 0 E: 0 K: 0 S: 7	H: 0 LOB: 0 BB: 0 P: 12	R: 0 E: 1 K: 3 S: 14	H: 1 LOB: 2 BB: 0 P: 21	R: 4 E: 0 K: 1 S: 17	H: 3 LOB: 1 BB: 1 P: 29	R: 0 E: 0 K: 1 S: 14	H: 0 LOB: 1 BB: 1 P: 23	R: 0 E: 0 K: 1 S: 10	H: 0 LOB: 0 BB: 0 P: 16	R: 1 E: 0 K: 2 S: 13	H: 1 LOB: 0 BB: 0 P: 20	R: 0 E: 0 K: 1 S: 6	H: 0 LOB: 0 BB: 0 P: 8	R: 0 E: 0 K: 1 S: 7	H: 0 LOB: 0 BB: 0 P: 11	R: 2 E: 0 K: 1 S: 23	H: 2 LOB: 3 BB: 3 P: 42	1B: 4 2B: 1 3B: 0 HR: 2	SF: 0 SAC: 0 DP: 0 HBP: 1	WP: 0 PA: 41 PB: 0 SB: 1 CS: 0
<b>PITCHER</b>	IP WLS BF H R ER SO BB IBB HBP BLK WP HR S P ERA WHIP	IP WLS BF H R ER SO BB IBB HBP BLK WP HR S P ERA WHIP	IP WLS BF H R ER SO BB IBB HBP BLK WP HR S P ERA WHIP	IP WLS BF H R ER SO BB IBB HBP BLK WP HR S P ERA WHIP	IP WLS BF H R ER SO BB IBB HBP BLK WP HR S P ERA WHIP	IP WLS BF H R ER SO BB IBB HBP BLK WP HR S P ERA WHIP	IP WLS BF H R ER SO BB IBB HBP BLK WP HR S P ERA WHIP	IP WLS BF H R ER SO BB IBB HBP BLK WP HR S P ERA WHIP	IP WLS BF H R ER SO BB IBB HBP BLK WP HR S P ERA WHIP	IP WLS BF H R ER SO BB IBB HBP BLK WP HR S P ERA WHIP	IP WLS BF H R ER SO BB IBB HBP BLK WP HR S P ERA WHIP	IP WLS BF H R ER SO BB IBB HBP BLK WP HR S P ERA WHIP	IP WLS BF H R ER SO BB IBB HBP BLK WP HR S P ERA WHIP	IP WLS BF H R ER SO BB IBB HBP BLK WP HR S P ERA WHIP	IP WLS BF H R ER SO BB IBB HBP BLK WP HR S P ERA WHIP	IP WLS BF H R ER SO BB IBB HBP BLK WP HR S P ERA WHIP	IP WLS BF H R ER SO BB IBB HBP BLK WP HR S P ERA WHIP	IP WLS BF H R ER SO BB IBB HBP BLK WP HR S P ERA WHIP	IP WLS BF H R ER SO BB IBB HBP BLK WP HR S P ERA WHIP		
<b>Shawn Boskie, R</b> (1, 1) ERA: 9.0	4.0 W	20 10	4 1	4 1	4 4	0 0	0 0	0 0	0 0	29 44	3.00	0.333									
<b>Arthur Rhodes, L</b> (5, 1) ERA: 1.8	3.0 6	10 1	1 2	1 2	2 2	1 0	0 0	0 0	0 0	13 23	13.50	1.500									
<b>Terry Mathews, R</b> (8, 1) ERA: 6.75	1.1 S	5 1	0 0	0 0	0 0	2 0	0 0	0 0	0 0	17 30	0.00	4.500									
<b>Randy Myers, L</b> (9, 1) ERA: 6.75	0.2 S	5 1	0 0	0 0	0 0	2 0	0 0	0 0	0 0	17 30	0.00	4.500									

Baltimore Orioles @ Texas Rangers  
The Ballpark at Arlington, Arlington, TX  
Sat Apr 05 1997, 8:05 PM EST  
Att: 39,073 - Unknown - 70 F

AB 35  
R 7  
H 7  
RBI 7  
BB 5  
SO 11  
LOB 17





Batter	1	2	3	4	5	6	7	8	9	AB	R	H	RBI	BB	SO	LOB	TOP				
<b>Brady Anderson, L</b> (1, 10) OBP: 0.667, SLG: 0.556	3-3 K		4-2 FC4-6 BB		4-1 BB		4-1 FC5-4 BB		1-0 G3-6-3 1B HBP	1	0	0	0	3	1	0					
<b>Tony Tarasco, L</b> (1, 9) <b>Jerome Walton, R</b> (7, PH) OBP: 0.429, SLG: 0.333 (7, 9)	2-3 K		0-0 FC4-6 BB 1B		3-1 F8		0-1 FC5-4 BB		0-0 G3-6-3 1B	3	1	0	0	0	1	2					
<b>Rafael Palmeiro, L</b> (1, 3) OBP: 0.348, SLG: 0.474	1-1 G4-3		4-2 SAFE 1B SAFE 1B SAFE 1B SAFE 1B		0-2 F7		4-2 FC6-4 BB		0-0 G3-6-3	3	0	0	0	2	0	3					
<b>Cal Ripken Jr., R</b> (1, 5) OBP: 0.478, SLG: 1.000		1-0 HR	0-2 1B 2H		2-2 1B		1-0 FC6-4		G6-3	5	1	3	2	0	0	3					
<b>B.J. Surhoff, L</b> (1, 7) OBP: 0.438, SLG: 0.250		3-1 G4-3	0-1 G4-3		2-2 1B		1-2 G5-3 1B			4	0	2	0	0	0	2					
<b>Jeffrey Hammonds, R</b> (1, 8) OBP: 0.266, SLG: 0.187		2-0 G6-3		2-1 F9		1-1 F8		0-0 F8	4	0	0	0	0	0	3						
<b>Chris Hoiles, R</b> (1, 2) OBP: 0.250, SLG: 0.214		4-1 FC6-4 BB		1-0 G6-3		3-2 P4		3-2 G5-3	3	0	0	0	1	0	3						
<b>Jeff Reboulet, R</b> (1, 4) OBP: 0.350, SLG: 0.235		1-1 FC6-4		0-0 G5-3		2-2 G6-3		3-2 G3	4	0	0	0	0	0	4						
<b>Mike Bordick, R</b> (1, 6) OBP: 0.100, SLG: 0.053			0-2 F9		1-2 G6-3		0-3 K		4-1 1B HBP G3-6-3 BB	3	1	0	0	1	1	0					
<b>Inning Stats</b>	R: 0 E: 0 K: 2 S: 8	H: 0 LOB: 0 BB: 0 P: 14	R: 1 E: 0 K: 0 S: 7	H: 1 LOB: 1 BB: 1 P: 18	R: 1 E: 0 K: 0 S: 18	H: 1 LOB: 2 BB: 2 P: 26	R: 0 E: 0 K: 0 S: 4	H: 0 LOB: 0 BB: 0 P: 7	R: 0 E: 0 K: 0 S: 9	H: 2 LOB: 2 BB: 0 P: 25	R: 0 E: 0 K: 1 S: 12	H: 0 LOB: 2 BB: 2 P: 21	R: 0 E: 0 K: 0 S: 13	H: 1 LOB: 1 BB: 0 P: 20	R: 1 E: 0 K: 0 S: 4	H: 1 LOB: 1 BB: 1 P: 11	1B: 5 2B: 0 3B: 0 HR: 1	SF: 0 SAC: 0 DP: 1 HBP: 1	WP: 0 PB: 0 SB: 0 CS: 0	PA: 40	
<b>PITCHER</b>	IP	WLS	BF	H	R	ER	SO	BB	IBB	HBP	BLK	WP	HR	S	P	ERA	WHIP				
<b>Roger Pavlik, R</b> (1, 1) ERA: 2.84	6.1	W	28	4	2	2	3	5	0	0	0	0	1	66	116	2.84	1.421				
<b>Ed Vosberg, L</b> (7, 1) ERA:	1.2		7	1	0	0	0	1	0	0	0	0	0	20	32	0.00	1.200				
<b>Julio Santana, R</b> (9, 1) ERA: 9.0	1.0		5	1	1	1	0	1	0	1	0	0	0	4	11	9.00	2.000				

Baltimore Orioles @ Texas Rangers  
The Ballpark at Arlington, Arlington, TX  
Sun Apr 06 1997, 4:33 AM EDT  
Att: 36,156 - Sunny - 61 F

AB 32  
R 3  
H 6  
RBI 2  
BB 7  
SO 3  
LOB 21




Batter	1	2	3	4	5	6	7	8	9	AB	R	H	RBI	BB	SO	LOB	BOTTOM				
<b>Mark McLemore, S</b> (1, 4) OBP: 0.222, SLG: 0.067	0-1 G5-3 29 2B 1B			1-0 G4-3		0-0 G3		2-2 F9		5	1	1	0	0	1	1					
<b>Ivan Rodriguez, R</b> (1, 2) OBP: 0.276, SLG: 0.333	0-0 G5-3		2-3 K	0-0 29 1B G4-3 1B		1-2 1B 2B		1-0 F7		5	2	2	0	0	1	1					
<b>29 Rusty Greer, L</b> (1, 7) OBP: 0.500, SLG: 0.500	1-2 2B 2B		1-2 1B 2B	3-2 G4-3 1B		2-1 F8		0-1 1B		5	2	4	2	0	0	1					
<b>Dean Palmer, R</b> (1, 5) OBP: 0.389, SLG: 0.267	4-2 2B 1B BB		1-1 1B	3-2 G4-3		1-2 1B		2-1 G5-3		4	1	2	3	1	0	2					
<b>Lee Stevens, L</b> (1, 3) OBP: 0.313, SLG: 0.750	2-1 1B 2B		1-2 F7	1-2 G6-3		3-3 K				4	1	1	1	0	1	4					
<b>Mickey Tettleton, S</b> (1, 10) OBP: 0.250, SLG: 0.571	4-0 1B FC1-5-2 IBB		0-0 G5-3		2-1 HR		3-2 F9			3	1	1	1	1	0	0					
<b>Mike Devereaux, R</b> (1, 9) OBP: 0.250, SLG: 0.273	0-0 FC1-5-2 1B		0-0 G6-3		3-2 G1-3		1-2 E4			4	0	1	2	0	0	0					
<b>Damon Buford, R</b> (1, 8) OBP: 0.400, SLG: 0.583	SAFE 1B SAFE 1B		2-1 P9		1-1 P6		0-1 L7			4	0	0	0	0	0	3					
<b>Benji Gil, R</b> (1, 6) OBP: 0.300, SLG: 0.400 <b>Domingo Cedeno, S</b> (4, PR) OBP: 0.250, SLG: 0.250 (5, 6)	1-3 K		1-3 1B G4-3 1B		0-3 K		1-2 G3-1			2	0	1	0	0	1	2					
<b>Inning Stats</b>	R: 4 E: 0 K: 1 S: 16	H: 4 LOB: 2 BB: 2 P: 30	R: 1 E: 0 K: 2 S: 14	H: 2 LOB: 1 BB: 0 P: 20	R: 0 E: 0 K: 0 S: 4	H: 0 LOB: 0 BB: 0 P: 4	R: 2 E: 0 K: 0 S: 11	H: 3 LOB: 2 BB: 0 P: 18	R: 1 E: 0 K: 1 S: 10	H: 1 LOB: 0 BB: 0 P: 16	R: 1 E: 0 K: 1 S: 12	H: 2 LOB: 1 BB: 0 P: 19	R: 0 E: 1 K: 0 S: 11	H: 0 LOB: 1 BB: 0 P: 16	R: 0 E: 0 K: 0 S: 8	H: 1 LOB: 1 BB: 0 P: 13	1B: 8 2B: 4 3B: 0 HR: 1	SF: 0 SAC: 0 DP: 0 HBP: 0	WP: 0 PB: 0 SB: 0 CS: 0	PA: 40	
<b>PITCHER</b>	IP	WLS	BF	H	R	ER	SO	BB	IBB	HBP	BLK	WP	HR	S	P	ERA	WHIP				
<b>35 Mike Mussina, R</b> (1, 1) ERA: 15.75	4.0	L	23	9	7	7	3	1	1	0	0	0	1	45	72	15.75	2.500				
<b>Mike Johnson, R</b> (5, 1) ERA: 4.5	4.0		17	4	2	2	2	0	0	0	0	0	1	41	64	4.50	1.000				

Baltimore Orioles @ Texas Rangers  
The Ballpark at Arlington, Arlington, TX  
Sun Apr 06 1997, 4:33 AM EDT  
Att: 36,156 - Sunny - 61 F

AB 38  
R 9  
H 13  
RBI 9  
BB 2  
SO 5  
LOB 15





Batter	1	2	3	4	5	6	7	8	9	AB	R	H	RBI	BB	SO	LOB	TOP								
<b>Brady Anderson, L</b> (1, 10) OBP: 0.690, SLG: 0.762	2-2 SH1-3 SF9 2B		4-1 1-2 BB			2-1 HR	2-3 K		4-0 1B IBB	3	2	2	1	2	1	0	<b>Baltimore Orioles @ Kansas City Royals</b> Kauffman Stadium, Kansas City, MO Mon Apr 07 1997, 3:33 AM CDT Att: 40,052 - Cloudy - 48 F								
<b>Roberto Alomar, S</b> (1, 4) OBP: 0.667, SLG: 0.667 <b>Jeff Reboulet, R</b> (8, FR) OBP: 0.381, SLG: 0.278	1-1 SH1-3 2-3		1-3 K			2-2 1B 1B		0-1 G4-6-3 1B	1-2 1B	3	1	2	0	0	1	2									
<b>Rafael Palmeiro, L</b> (1, 3) OBP: 0.286, SLG: 0.391	1-0 SF9		2-1 G3-1			2-3 K		0-0 G4-6-3 1-2	3-3 K	4	0	0	1	0	2	6									
<b>Eric Davis, R</b> (1, 9) OBP: 0.409, SLG: 0.500	3-3 K		1-0 F7			1-1 1B		4-1 1B BB		3	1	1	0	1	1	0									
<b>Cal Ripken Jr., R</b> (1, 5) OBP: 0.481, SLG: 0.920		1-3 K		0-1 G6-3		1-1 1B		1-1 1B		4	0	2	2	0	1	0									
<b>B.J. Surhoff, L</b> (1, 7) OBP: 0.350, SLG: 0.188		1-0 G3		2-2 P5		1-2 2-H 1B		1-0 G3		4	0	0	0	0	0	3									
<b>Jeffrey Hammonds, R</b> (1, 8) OBP: 0.240, SLG: 0.136		0-0 F9		0-2 F8		1-3 K			1-1 G5-3	4	0	0	0	0	1	2									
<b>Chris Hoiles, R</b> (1, 2) OBP: 0.250, SLG: 0.222			2-2 BB 1B		0-3 K		1-3 K		1-3 K	4	0	1	0	0	3	0									
<b>Mike Bordick, R</b> (1, 6) OBP: 0.125, SLG: 0.130		0-1 L9		0-0 L7		2-2 F7			1-0 E9 1B 2B	4	1	1	0	0	0	1									
<b>Inning Stats</b>	R: 1 E: 0 K: 1 S: 9	H: 1 LOB: 0 BB: 0 P: 16	R: 0 E: 0 K: 1 S: 5	H: 0 LOB: 0 BB: 0 P: 7	R: 0 E: 0 K: 1 S: 11	H: 1 LOB: 2 BB: 1 P: 20	R: 0 E: 0 K: 0 S: 8	H: 0 LOB: 0 BB: 0 P: 11	R: 0 E: 0 K: 1 S: 8	H: 0 LOB: 0 BB: 0 P: 8	R: 2 E: 0 K: 2 S: 18	H: 4 LOB: 2 BB: 0 P: 29	R: 0 E: 0 K: 2 S: 9	H: 0 LOB: 1 BB: 1 P: 14	R: 1 E: 0 K: 0 S: 8	H: 2 LOB: 1 BB: 1 P: 13	R: 1 E: 1 K: 2 S: 12	H: 2 LOB: 2 BB: 1 P: 23	1B: 7 2B: 2 3B: 0 HR: 1	SF: 1 SAC: 1 DP: 1 HBP: 0	WP: 0 PB: 0 SB: 1 CS: 0	PA: 39			
<b>PITCHER</b>	IP	WLS	BF	H	R	ER	SO	BB	IBB	HBP	BLK	WP	HR	S	P	ERA	WHIP	<b>PITCHER</b>							
<b>Kevin Appier, R</b> (1, 1) ERA: 4.26	7.2		32	8	4	4	8	2	0	0	0	0	1	75	116	4.70	1.304								
<b>Jason Jacome, L</b> (8, 1) ERA: 3.39	0.1		1	0	0	0	0	0	0	0	0	0	0	1	2	0.00	0.000								
<b>Brian Bevil, R</b> (9, 1) ERA: 4.65	0.2		5	2	1	0	1	0	1	0	0	0	0	9	17	0.00	3.000								
<b>Jamie Walker, L</b> (9, 1) ERA: 4.65	0.1	W	1	0	0	0	1	0	0	0	0	0	0	3	6	0.00	0.000								

Batter	1	2	3	4	5	6	7	8	9	AB	R	H	RBI	BB	SO	LOB	BOTTOM								
<b>Bip Roberts, S</b> (1, 7) OBP: 0.385, SLG: 0.520	1-2 F9	0-1 G4-6-3			2-2 G6-3		1-2 F8		4-2 1B SF7 BB	4	1	0	0	1	0	3	<b>Baltimore Orioles @ Kansas City Royals</b> Kauffman Stadium, Kansas City, MO Mon Apr 07 1997, 3:33 AM CDT Att: 40,052 - Cloudy - 48 F								
<b>Tom Goodwin, L</b> (1, 8) OBP: 0.259, SLG: 0.280	0-2 G1		0-0 G4-3		1-1 G6-3		0-3 K		1 SAFE 2-1 P2	5	0	0	0	0	1	1									
<b>Jay Bell, R</b> (1, 6) OBP: 0.462, SLG: 0.560	2-2 2B 1B		3-2 CS 1B		0-1 G5-3		0-3 K		1 SAFE 1-1 1B	5	1	3	0	0	1	0									
<b>Jeff King, R</b> (1, 3) OBP: 0.269, SLG: 0.500	1-0 1-H 2B		1 SAFE 3-2 F8			0-1 G6-3		1-2 HR	2-2 SF7	4	1	2	3	0	0	1									
<b>Joe Vitiello, R</b> (1, 10) OBP: 0.429, SLG: 0.389 <b>Johnny Damon, L</b> (8, FR)	2-3 K		1-2 F9		2-2 HR 1B		4-2 SH1 1B BB		3-3 HR	3	1	1	0	1	1	1									
<b>Craig Paquette, R</b> (1, 5) OBP: 0.217, SLG: 0.478		2-1 L8		2-2 1B 1B		0-0 1-H HR		0-1 SH1	1-2 SH1	3	1	2	2	0	0	0									
<b>Jermaine Dye, R</b> (1, 9) OBP: 0.250, SLG: 0.263		2-2 BB 2B		0-0 1-2 1B		3-2 1B		2-2 P3		4	0	3	0	0	0	2									
<b>David Howard, S</b> (1, 4) OBP: 0.375, SLG: 0.429		4-0 BB BB		2-1 L6		1-1 F8		2-2 2-H 1B		3	0	1	1	1	0	3									
<b>Tim Spehr, R</b> (1, 2) OBP: 0.286, SLG: 0.667 <b>Sal Fasano, R</b> (7, 2)		4-2 G4-6-3 BB		1-3 K		1-1 G4-3		3-3 K		1	0	0	0	1	1	2									
<b>Inning Stats</b>	R: 1 E: 0 K: 1 S: 15	H: 2 LOB: 1 BB: 0 P: 21	R: 0 E: 0 K: 0 S: 9	H: 1 LOB: 2 BB: 2 P: 21	R: 0 E: 0 K: 1 S: 14	H: 2 LOB: 0 BB: 0 P: 20	R: 0 E: 0 K: 0 S: 8	H: 0 LOB: 0 BB: 0 P: 11	R: 2 E: 0 K: 0 S: 14	H: 3 LOB: 1 BB: 0 P: 21	R: 0 E: 0 K: 2 S: 9	H: 0 LOB: 0 BB: 0 P: 10	R: 2 E: 0 K: 1 S: 16	H: 2 LOB: 1 BB: 1 P: 28	R: 1 E: 0 K: 0 S: 9	H: 1 LOB: 1 BB: 1 P: 18	1B: 8 2B: 2 3B: 0 HR: 2	SF: 1 SAC: 1 DP: 1 HBP: 0	WP: 0 PB: 0 SB: 0 CS: 1	PA: 40					
<b>PITCHER</b>	IP	WLS	BF	H	R	ER	SO	BB	IBB	HBP	BLK	WP	HR	S	P	ERA	WHIP	<b>PITCHER</b>							
<b>Jimmy Key, L</b> (1, 1) ERA: 2.25	6.0		27	9	3	3	2	2	0	0	0	0	1	69	109	4.50	1.833								
<b>Alan Mills, R</b> (7, 1) ERA: 5.4	1.2		8	2	2	2	2	1	0	0	0	0	1	22	32	10.80	1.800								
<b>Armando Benitez, R</b> (8, 1) ERA: 2.45	1.0	L	5	1	1	1	1	1	0	0	0	0	0	12	24	9.00	2.000								









Batter	1	2	3	4	5	6	7	8	9	AB	R	H	RBI	BB	SO	LOB	TOP								
Mark McLemore, S (1.4) OBP: 0.313, SLG: 0.222	G4-3			1B 29 G4-6-3		1B BB		F8		3	1	1	0	1	0	1	<b>Texas Rangers @ Baltimore Orioles</b> Oriole Park at Camden Yards, Baltimore, MD Fri Apr 11 1997, 7:05 PM EDT Att: 40,575 - Unknown - 55 F								
Ivan Rodriguez, R (1.2) OBP: 0.355, SLG: 0.387	G5-3			1B 29 G4-6-3		1B			BB BB BB	4	1	3	0	0	0	0									
29 Rusty Greer, L (1.7) OBP: 0.400, SLG: 0.400	F7			G4-6-3		P6			BB BB BB	4	0	0	0	0	1	4									
Dean Palmer, R (1.5) OBP: 0.333, SLG: 0.200		G6-3 BB		K			F9		BB BB BB	2	1	0	0	2	1	0									
Lee Stevens, L (1.3) OBP: 0.357, SLG: 0.542	G6-3				G3		F7		SF9 BB BB	3	0	0	0	1	0	1									
Mickey Tettleton, S (1.10) OBP: 0.214, SLG: 0.480	G4-1				F4		K		BB BB BB	3	0	0	1	1	1	0									
Mike Devereaux, R (1.9) OBP: 0.250, SLG: 0.238			G4-3		K			P6	SF9	3	0	0	1	0	1	0									
Damon Buford, R (1.8) OBP: 0.259, SLG: 0.304			F7			K			SF9 BB BB	3	0	0	0	1	1	2									
Dave Silvestri, R (1.6) OBP: 0.259, SLG: 0.304			G6-3			G6-3			K	3	0	0	0	0	1	1									
<b>Inning Stats</b>	R: 0 E: 0 K: 0 S: 8	H: 0 LOB: 0 BB: 0 P: 14	R: 0 E: 0 K: 0 S: 6	H: 0 LOB: 0 BB: 1 P: 12	R: 0 E: 0 K: 0 S: 4	H: 0 LOB: 0 BB: 0 P: 6	R: 1 E: 0 K: 1 S: 10	H: 2 LOB: 0 BB: 0 P: 16	R: 0 E: 0 K: 1 S: 9	H: 0 LOB: 0 BB: 0 P: 15	R: 0 E: 0 K: 1 S: 10	H: 1 LOB: 2 BB: 1 P: 21	R: 0 E: 0 K: 1 S: 7	H: 0 LOB: 0 BB: 0 P: 10	R: 0 E: 0 K: 1 S: 8	H: 0 LOB: 1 BB: 1 P: 17	R: 2 E: 0 K: 1 S: 14	H: 1 LOB: 2 BB: 3 P: 32	1B: 4 2B: 0 3B: 0 HR: 0	SF: 1 SAC: 0 DP: 2 HBP: 0	WP: 0 PB: 0 SB: 1 CS: 0	PA: 35			
<b>PITCHER</b>	IP	WLS	BF	H	R	ER	SO	BB	IBB	HBP	BLK	WP	HR	S	P	ERA	WHIP								
35 Mike Mussina, R (1.1) ERA: 6.55	7.0	W	24	3	1	1	4	2	0	0	0	0	0	54	94	1.29	0.714								
Armando Benitez, R (8.1) ERA: 5.4	1.1		9	1	2	2	2	4	0	0	0	0	0	17	40	13.50	3.750								
Terry Mathews, R (9.1) ERA: 3.38	0.2		2	0	0	0	0	0	0	0	0	0	0	5	9	0.00	0.000								

AB	28
R	3
H	4
RBI	2
BB	6
SO	6
LOB	9



Batter	1	2	3	4	5	6	7	8	9	AB	R	H	RBI	BB	SO	LOB	BOTTOM								
Brady Anderson, L (1.10) OBP: 0.667, SLG: 0.714	1B G4-3	1B BB		E 1B		K		1B HR		3	2	2	1	2	1	2	<b>Texas Rangers @ Baltimore Orioles</b> Oriole Park at Camden Yards, Baltimore, MD Fri Apr 11 1997, 7:05 PM EDT Att: 40,575 - Unknown - 55 F								
Roberto Alomar, S (1.4) OBP: 0.333, SLG: 0.333	1B G4-3	1B BB		E4		F9		HR 1B		4	0	2	1	0	0	3									
Jerome Walton, R (8.9) OBP: 0.500, SLG: 0.429	1B G4-3	1B BB		E4		F9		HR 1B		1	1	1	1	0	0	0									
Rafael Palmeiro, L (1.3) OBP: 0.316, SLG: 0.656	G4-3			K		G4-3		HR		5	2	2	4	0	1	3									
Cal Ripken Jr., R (1.5) OBP: 0.405, SLG: 0.714	F7			G5-3		G5-3		K		5	0	0	0	0	1	0									
B.J. Surhoff, L (1.7) OBP: 0.333, SLG: 0.240		K		2B		F8		G6-3		5	0	1	0	0	1	0									
Pete Incaviglia, R (1.9) OBP: 0.250, SLG: 0.250		K		K		G6-3		G3		4	0	1	0	0	2	1									
Jeff Reboulet, R (7. PR) OBP: 0.364, SLG: 0.263		K		K		G6-3		G3		1	0	0	0	0	0	0									
Jeffrey Hammonds, R (1.8) OBP: 0.294, SLG: 0.233		1B BB 1B		K		F9		1B		4	1	2	0	0	1	0									
Chris Hoiles, R (1.2) OBP: 0.345, SLG: 0.346		BB 1B 1B		E BB		1B		K		3	2	2	0	1	1	2									
Mike Bordick, R (1.6) OBP: 0.188, SLG: 0.194		BB 1B 1B		K		1B		BB 1B		4	1	3	0	0	1	1									
<b>Inning Stats</b>	R: 1 E: 0 K: 0 S: 13	H: 2 LOB: 0 BB: 0 P: 23	R: 2 E: 0 K: 2 S: 16	H: 4 LOB: 2 BB: 1 P: 26	R: 0 E: 0 K: 2 S: 14	H: 1 LOB: 1 BB: 0 P: 21	R: 1 E: 1 K: 2 S: 13	H: 1 LOB: 2 BB: 1 P: 23	R: 0 E: 0 K: 0 S: 6	H: 0 LOB: 0 BB: 0 P: 10	R: 0 E: 0 K: 1 S: 9	H: 2 LOB: 2 BB: 0 P: 14	R: 1 E: 0 K: 1 S: 12	H: 3 LOB: 2 BB: 0 P: 21	R: 4 E: 0 K: 1 S: 16	H: 3 LOB: 0 BB: 1 P: 21	1B: 13 2B: 1 3B: 0 HR: 2	SF: 0 SAC: 0 DP: 1 HBP: 0	WP: 0 PB: 0 SB: 0 CS: 0	PA: 42					
<b>PITCHER</b>	IP	WLS	BF	H	R	ER	SO	BB	IBB	HBP	BLK	WP	HR	S	P	ERA	WHIP								
John Burkett, R (1.1) ERA: 4.09	5.1	L	27	10	4	3	6	2	0	0	0	0	0	67	109	5.06	2.250								
Eric Gunderson, L (6.1) ERA: 3.66	1.1		5	1	1	1	1	0	0	0	0	0	1	10	18	6.75	0.750								
Danny Patterson, R (7.1) ERA: 2.7	0.1		3	2	0	0	1	0	0	0	0	0	0	6	11	0.00	6.000								
Ed Vosberg, L (8.1) ERA: 13.5	1.0		7	3	4	4	1	1	0	0	0	0	1	16	21	36.00	4.000								

AB	39
R	9
H	16
RBI	7
BB	3
SO	9
LOB	12





Batter	1	2	3	4	5	6	7	8	9	AB	R	H	RBI	BB	SO	LOB	TOP			
Mark McLemore, S OBP: 0.306, SLG: 0.226 (1, 4)	F8		G6-3			G6-3		FC6-4		4	0	1	0	0	0	0	<p>Texas Rangers @ Baltimore Orioles</p> <p>Oriole Park at Camden Yards, Baltimore, MD</p> <p>Sun Apr 13 1997, 3:33 AM EDT</p> <p>Att: 44,154 - Cloudy - 62 F</p>			
Ivan Rodriguez, R OBP: 0.324, SLG: 0.353 Dave Silvestri, R (7, 5)	F9			K		G3		FC6-4		3	0	0	0	0	1	0				
29 Rusty Greer, L OBP: 0.424, SLG: 0.497 Henry Mercedes, R OBP: 1.000, SLG: 1.000 (1, 7) (7, 2)						K			G5-4-3	2	0	1	0	1	1	0				
Dean Palmer, R OBP: 0.303, SLG: 0.179 Lee Stevens, L OBP: 0.345, SLG: 0.520 (1, 5) (7, 3)	1B								1B	1	0	1	0	0	0	0				
Mickey Tettleton, S OBP: 0.188, SLG: 0.414 (1, 10)		F7								4	0	0	0	0	1	2				
Mike Devereaux, R OBP: 0.255, SLG: 0.250 (1, 9) (7, 7)										3	0	1	0	0	1	0				
Mike Simms, R (1, 3) (7, 9)										3	0	0	0	0	1	1				
Billy Ripken, R OBP: 0.286, SLG: 0.286 (1, 6)										3	0	1	0	0	0	0				
Damon Buford, R OBP: 0.267, SLG: 0.308 (1, 8)										3	0	1	0	0	0	1				
<b>Inning Stats</b>	R: 0 E: 0 K: 0 S: 7	H: 1 LOB: 1 BB: 0 P: 11	R: 0 E: 0 K: 0 S: 5	H: 1 LOB: 0 BB: 0 P: 11	R: 0 E: 0 K: 2 S: 12	H: 0 LOB: 1 BB: 1 P: 22	R: 0 E: 0 K: 1 S: 8	H: 1 LOB: 1 BB: 0 P: 12	R: 0 E: 0 K: 1 S: 7	H: 0 LOB: 0 BB: 0 P: 11	R: 0 E: 0 K: 1 S: 9	H: 0 LOB: 0 BB: 0 P: 14	R: 0 E: 0 K: 1 S: 10	H: 2 LOB: 2 BB: 0 P: 16	R: 0 E: 0 K: 1 S: 8	H: 1 LOB: 0 BB: 0 P: 13	1B: 6 2B: 0 3B: 0 HR: 0	SF: 0 SAC: 0 DP: 2 HBP: 0	WP: 0 PB: 0 SB: 0 CS: 0	PA: 32
<b>PITCHER</b> Jimmy Key, L ERA: 1.29 (1, 1)	IP: 9.0 WLS: W BF: 32 H: 6 R: 0 ER: 0 SO: 7 BB: 1 IBB: 0 HBP: 0 BLK: 0 WP: 0 HR: 0 S: 73 P: 121 ERA: 0.00 WHIP: 0.778															<b>PITCHER</b>				

Batter	1	2	3	4	5	6	7	8	9	AB	R	H	RBI	BB	SO	LOB	BOTTOM			
Brady Anderson, L OBP: 0.636, SLG: 0.645 (1, 10)	CS	L6		1B		G4-3		F8		3	0	0	1	1	0	2	<p>Texas Rangers @ Baltimore Orioles</p> <p>Oriole Park at Camden Yards, Baltimore, MD</p> <p>Sun Apr 13 1997, 3:33 AM EDT</p> <p>Att: 44,154 - Cloudy - 62 F</p>			
Roberto Alomar, S OBP: 0.235, SLG: 0.250 (1, 4)	G4-3			SF7		G4-3		G4-3		4	0	0	1	0	1	1				
Rafael Palmeiro, L OBP: 0.372, SLG: 0.676 (1, 3)	1B			HR		1B		L3		5	2	4	1	0	0	0				
Eric Davis, R OBP: 0.313, SLG: 0.345 (1, 9)	1B			P8		K		F8		4	0	0	0	1	2	4				
Cal Ripken Jr., R OBP: 0.415, SLG: 0.769 (1, 5)	1B			G4-3				K		4	1	2	3	0	1	2				
B.J. Surhoff, L OBP: 0.294, SLG: 0.207 (1, 7)	G3			HR				G4-3		4	0	0	0	0	0	2				
Jeffrey Hammonds, R OBP: 0.342, SLG: 0.471 (1, 8)				HR		1B		HR		4	3	3	2	0	0	0				
Chris Hoiles, R OBP: 0.394, SLG: 0.500 (1, 2)				K		HBP		BB		4	2	3	1	0	1	0				
Mike Bordick, R OBP: 0.222, SLG: 0.182 (1, 6)	F9			HBP		1B		1B		2	1	0	0	2	0	0				
<b>Inning Stats</b>	R: 1 E: 0 K: 0 S: 12	H: 2 LOB: 2 BB: 2 P: 28	R: 1 E: 0 K: 1 S: 7	H: 1 LOB: 0 BB: 0 P: 8	R: 2 E: 0 K: 1 S: 9	H: 2 LOB: 0 BB: 0 P: 13	R: 3 E: 0 K: 1 S: 14	H: 3 LOB: 2 BB: 1 P: 24	R: 1 E: 0 K: 0 S: 6	H: 1 LOB: 0 BB: 0 P: 10	R: 0 E: 0 K: 1 S: 11	H: 1 LOB: 1 BB: 0 P: 17	R: 1 E: 0 K: 1 S: 10	H: 2 LOB: 2 BB: 1 P: 18	R: 0 E: 0 K: 0 S: 8	H: 0 LOB: 0 BB: 0 P: 14	1B: 8 2B: 0 3B: 0 HR: 4	SF: 1 SAC: 0 DP: 0 HBP: 1	WP: 0 PB: 0 SB: 1 CS: 1	PA: 40
<b>PITCHER</b> Roger Pavlik, R ERA: 7.71 Julio Santana, R ERA: 7.2 Xavier Hernandez, R ERA: 6.4 (1, 1) (4, 1) (8, 1)	IP: 3.0 WLS: L BF: 17 H: 7 R: 6 ER: 6 SO: 2 BB: 2 IBB: 0 HBP: 0 BLK: 0 WP: 0 HR: 2 S: 32 P: 55 ERA: 18.00 WHIP: 3.000															<b>PITCHER</b>				

AB 31  
R 0  
H 6  
RBI 0  
BB 1  
SO 7  
LOB 9



AB 34  
R 9  
H 12  
RBI 9  
BB 4  
SO 5  
LOB 11





Batter	1	2	3	4	5	6	7	8	9	AB	R	H	RBI	BB	SO	LOB	TOP			
<b>Rich Becker, L</b> OBP: 0.326, SLG: 0.194										4	0	0	0	0	2	3	<b>Minnesota Twins @ Baltimore Orioles</b> Oriole Park at Camden Yards, Baltimore, MD Mon Apr 14 1997, 7:05 PM EDT Att: 36,288 - Unknown - 61 F			
<b>Chuck Knoblauch, R</b> OBP: 0.455, SLG: 0.385										3	1	0	0	0	2					
<b>Matt Lawton, L</b> OBP: 0.490, SLG: 0.561										4	1	3	0	0	0					
<b>Terry Steinbach, R</b> OBP: 0.289, SLG: 0.242										3	0	1	2	0	1					
<b>Brent Brede, L</b> OBP: 0.263, SLG: 0.176										3	0	0	0	0	1	2				
<b>Ron Coomer, R</b> OBP: 0.333, SLG: 0.421										0	0	0	0	1	0	0				
<b>Chris Latham, S</b> OBP: 0.333, SLG: 0.421										0	0	0	0	0	0	0				
<b>Greg Colbrunn, R</b> OBP: 0.282, SLG: 0.500										4	0	0	0	0	4					
<b>Greg Myers, L</b> OBP: 0.421, SLG: 0.412										2	0	0	0	1	0	0				
<b>Denny Hocking, S</b> OBP: 0.478, SLG: 0.474										1	0	0	0	0	1	2				
<b>Pat Meares, R</b> OBP: 0.311, SLG: 0.524										3	0	0	0	0	1	1				
<b>Todd Walker, L</b> OBP: 0.407, SLG: 0.318										2	0	2	0	1	0	0				
<b>Inning Stats</b>	R: 1 H: 2 E: 0 K: 2 S: 13	H: 2 R: 29 ER: 2 SO: 4 BB: 0 P: 21	R: 0 H: 1 E: 0 K: 2 S: 13	H: 1 R: 15 ER: 1 SO: 15 BB: 0 P: 15	R: 1 H: 1 E: 0 K: 0 S: 9	H: 1 R: 13 ER: 0 SO: 13 BB: 0 P: 13	R: 0 H: 0 E: 0 K: 0 S: 8	H: 0 R: 14 ER: 0 SO: 14 BB: 1 P: 14	R: 0 H: 0 E: 0 K: 0 S: 7	H: 0 R: 11 ER: 0 SO: 11 BB: 0 P: 11	R: 0 H: 0 E: 0 K: 0 S: 4	H: 0 R: 8 ER: 0 SO: 8 BB: 0 P: 8	R: 0 H: 1 E: 0 K: 0 S: 6	H: 1 R: 9 ER: 0 SO: 9 BB: 0 P: 9	R: 0 H: 1 E: 0 K: 2 S: 14	H: 1 R: 24 ER: 1 SO: 24 BB: 1 P: 24	1B: 5 2B: 0 3B: 1 HR: 0	SF: 1 SAC: 0 DP: 3 HBP: 1	WP: 0 PA: 34 PB: 0 SB: 1 CS: 0	
<b>PITCHER</b>	IP	WLS	BF	H	R	ER	SO	BB	IBB	HBP	BLK	WP	HR	S	P	ERA	WHIP			
<b>Scott Erickson, R</b> ERA: 3.86	(1, 1)	8.0	W	29	5	2	2	4	2	0	1	0	0	64	95	2.25	0.875			
<b>Randy Myers, L</b> ERA:	(9, 1)	1.0	S	5	1	0	0	2	1	0	0	0	0	14	24	0.00	2.000			

Batter	1	2	3	4	5	6	7	8	9	AB	R	H	RBI	BB	SO	LOB	BOTTOM			
<b>Brady Anderson, L</b> OBP: 0.633, SLG: 0.629										4	1	2	0	1	0	3	<b>Minnesota Twins @ Baltimore Orioles</b> Oriole Park at Camden Yards, Baltimore, MD Mon Apr 14 1997, 7:05 PM EDT Att: 36,288 - Unknown - 61 F			
<b>Roberto Alomar, S</b> OBP: 0.238, SLG: 0.250										4	1	1	1	0	0	2				
<b>Jeff Reboulet, R</b> OBP: 0.364, SLG: 0.263										0	0	0	0	0	0	0				
<b>Rafael Palmeiro, L</b> OBP: 0.362, SLG: 0.625										3	0	0	0	1	1	1				
<b>Eric Davis, R</b> OBP: 0.333, SLG: 0.344										3	1	1	0	1	2	3				
<b>Cal Ripken Jr., R</b> OBP: 0.422, SLG: 0.744										4	0	2	1	0	0	3				
<b>B.J. Surhoff, L</b> OBP: 0.316, SLG: 0.219										3	0	1	1	1	0	1				
<b>Jeffrey Hammonds, R</b> OBP: 0.333, SLG: 0.447										4	0	1	1	0	1	3				
<b>Chris Hoiles, R</b> OBP: 0.378, SLG: 0.455										3	0	0	0	1	0	0				
<b>Lenny Webster, R</b> OBP: 0.600, SLG: 0.667										0	0	0	0	0	0	0				
<b>Mike Bordick, R</b> OBP: 0.225, SLG: 0.189										4	1	1	0	0	1	3				
<b>Inning Stats</b>	R: 0 H: 1 E: 0 K: 1 S: 10	H: 1 R: 17 ER: 0 SO: 17 BB: 1 P: 17	R: 0 H: 0 E: 0 K: 0 S: 9	H: 0 R: 13 ER: 0 SO: 13 BB: 0 P: 13	R: 3 H: 5 E: 0 K: 1 S: 21	H: 5 R: 35 ER: 2 SO: 35 BB: 1 P: 35	R: 0 H: 0 E: 0 K: 0 S: 8	H: 0 R: 17 ER: 0 SO: 17 BB: 1 P: 17	R: 0 H: 1 E: 0 K: 1 S: 8	H: 1 R: 11 ER: 0 SO: 11 BB: 0 P: 11	R: 0 H: 0 E: 0 K: 1 S: 11	H: 0 R: 18 ER: 0 SO: 18 BB: 0 P: 18	R: 0 H: 0 E: 0 K: 0 S: 7	H: 0 R: 9 ER: 0 SO: 9 BB: 0 P: 9	R: 1 H: 2 E: 0 K: 1 S: 14	H: 2 R: 28 ER: 3 SO: 28 BB: 2 P: 28	1B: 9 2B: 0 3B: 0 HR: 0	SF: 0 SAC: 0 DP: 1 HBP: 0	WP: 0 PA: 37 PB: 0 SB: 1 CS: 0	
<b>PITCHER</b>	IP	WLS	BF	H	R	ER	SO	BB	IBB	HBP	BLK	WP	HR	S	P	ERA	WHIP			
<b>Bob Tewksbury, R</b> ERA: 3.15	(1, 1)	7.0	L	30	7	3	3	4	3	0	0	0	0	74	120	3.86	1.429			
<b>Mike Trombley, R</b> ERA: 2.79	(8, 1)	0.2		6	2	1	1	1	1	1	0	0	0	9	22	13.50	4.500			
<b>Eddie Guardado, L</b> ERA: 7.71	(8, 1)	0.1		1	0	0	0	0	0	0	0	0	0	5	6	0.00	0.000			

AB	29
R	2
H	6
RBI	2
BB	3
SO	6
LOB	15









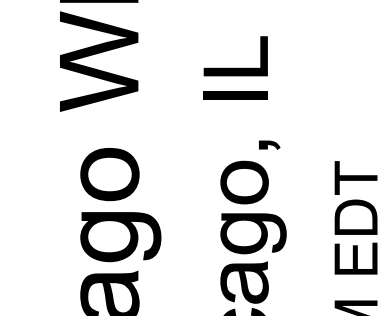
Batter	1	2	3	4	5	6	7	8	9	AB	R	H	RBI	BB	SO	LOB	TOP										
<b>Brady Anderson, L</b> (1, 10) OBP: 0.614, SLG: 0.659	4-0 SH1-3 BB		0-0 P5		0-0 P6			0-0 G3		3	0	0	0	1	0	1	<b>Baltimore Orioles @ Chicago White Sox</b> Comiskey Park, Chicago, IL Wed Apr 16, 1997, 8:05 PM EDT Att: 14,061 - Unknown - 39 F										
<b>Jeff Reboulet, R</b> (1, 4) OBP: 0.426, SLG: 0.458	0-0 SH1-3		4-0 BB			0-0 G6-4-3 1B		0-0 P4		2	0	1	0	1	0	1											
<b>Rafael Palmeiro, L</b> (1, 3) OBP: 0.309, SLG: 0.521	0-3 K		0-3 K			0-0 F8			0-3 K	4	0	0	0	0	3	3											
<b>Cal Ripken Jr., R</b> (1, 5) OBP: 0.404, SLG: 0.700	0-0 F5		0-0 P6			0-0 G6-4-3			0-0 2B 1B	4	1	1	0	0	0	3											
<b>B.J. Surhoff, L</b> (1, 7) OBP: 0.310, SLG: 0.250		0-0 F8		0-0 P4				0-0 G3		4	1	1	0	0	0	0											
<b>Pete Incaviglia, R</b> (1, 9) OBP: 0.375, SLG: 0.286		0-3 K		4-0 G5-4-3 BB		0-0 G6-3		0-0 1B		3	0	1	1	1	1	0											
<b>Jerome Walton, R</b> (1, 8) OBP: 0.313, SLG: 0.214		4-0 WP 1B BB		0-0 G5-4-3		0-0 F7		0-0 1B		3	1	0	0	1	1	3											
<b>Chris Hoiles, R</b> (1, 2) OBP: 0.415, SLG: 0.514		0-0 1B			0-0 G5-3			0-0 G3 2B		4	0	3	2	0	0	0											
<b>Mike Bordick, R</b> (1, 6) OBP: 0.213, SLG: 0.163		0-0 F9			0-0 L5			0-0 F7		4	0	0	0	0	0	4											
<b>Inning Stats</b>	R: 0 E: 0 K: 1 S: 5	H: 0 LOB: 1 BB: 1 P: 9	R: 1 E: 0 K: 1 S: 6	H: 1 LOB: 1 BB: 1 P: 10	R: 0 E: 0 K: 1 S: 5	H: 0 LOB: 1 BB: 1 P: 9	R: 0 E: 0 K: 0 S: 2	H: 0 LOB: 0 BB: 0 P: 6	R: 0 E: 0 K: 0 S: 3	H: 1 LOB: 0 BB: 0 P: 3	R: 0 E: 0 K: 0 S: 3	H: 0 LOB: 0 BB: 0 P: 3	R: 0 E: 0 K: 0 S: 4	H: 1 LOB: 1 BB: 0 P: 4	R: 2 E: 0 K: 2 S: 11	H: 4 LOB: 2 BB: 0 P: 11		1B: 5 2B: 2 3B: 0 HR: 0	SF: 0 SAC: 1 DP: 2 HBP: 0	WP: 1 PB: 0 CS: 0	PA: 36						
<b>PITCHER</b>	IP	WLS	BF	H	R	ER	SO	BB	IBB	HBP	BLK	WP	HR	S	P	ERA	WHIP										
<b>Doug Drabek, R</b> (1, 1) ERA: 8.22	8.0	W	29	3	1	1	3	4	0	0	0	1	0	31	47	1.12	0.875										
<b>Mike Bertotti, L</b> (9, 1) ERA: 13.5	1.0		7	4	2	2	2	0	0	0	0	0	0	11	11	18.00	4.000										

Batter	1	2	3	4	5	6	7	8	9	AB	R	H	RBI	BB	SO	LOB	BOTTOM										
<b>Tony Phillips, S</b> (1, 9) OBP: 0.516, SLG: 0.489	0-0 G4-3			0-0 F9		0-0 G4-3		0-0 1B		4	1	1	0	0	0	1	<b>Baltimore Orioles @ Chicago White Sox</b> Comiskey Park, Chicago, IL Wed Apr 16, 1997, 8:05 PM EDT Att: 14,061 - Unknown - 39 F										
<b>Darren Lewis, R</b> (8, 8) OBP: 0.222, SLG: 0.125		E 1B		2-3		0-0 F8		0-0 L6		4	1	0	0	1	0	2											
<b>Ray Durham, S</b> (1, 4) OBP: 0.389, SLG: 0.489	0-0 G6-3		0-0 F7		4-0 S HR BB					3	1	1	0	1	1	2											
<b>Frank Thomas, R</b> (1, 3) OBP: 0.414, SLG: 0.319	4-0 2B BB		0-0 E9		0-3 K		0-0 1B			4	2	2	3	0	0	2											
<b>Albert Belle, R</b> (1, 7) OBP: 0.228, SLG: 0.358	0-0 BB 3B 2B		0-0 F2		0-0 HR		0-0 G3			0	0	0	0	0	0	0											
<b>Lyle Mouton, R</b> (9, 7) OBP: 0.145, SLG: 0.143		1-3 3B 2B		2-3 3-H						3	2	1	1	1	0	0											
<b>Harold Baines, L</b> (1, 10) OBP: 0.408, SLG: 0.425	4-0 BB 3B IBB		0-0 HR		0-0 F7		0-0 G4-3			3	1	0	1	1	0	0											
<b>Chris Snopce, R</b> (1, 5) OBP: 0.327, SLG: 0.391	4-0 3B BB		0-0 G1		0-0 F9		0-3 K			3	1	0	1	1	1	0											
<b>Dave Martinez, L</b> (1, 8) OBP: 0.245, SLG: 0.314	0-0 1-H 2-H 3-H		0-0 P6		0-0 G4-3 1B		0-0 G1-3			4	0	2	3	0	0	0											
<b>Ron Karkovice, R</b> (1, 2) OBP: 0.258, SLG: 0.444	0-0 G6-3		0-3 K		0-0 G4-3			0-0 F8		4	0	0	0	0	1	2											
<b>Ozzie Guillen, L</b> (1, 6) OBP: 0.244, SLG: 0.310		0-0 F8		0-0 F9 HR 2B		0-0 G4-3		0-0 G5-3		4	1	1	0	0	0	1											
<b>Inning Stats</b>	R: 4 E: 0 K: 0 S: 5	H: 2 LOB: 1 BB: 3 P: 17	R: 1 E: 1 K: 0 S: 5	H: 1 LOB: 0 BB: 0 P: 5	R: 1 E: 0 K: 1 S: 6	H: 1 LOB: 0 BB: 0 P: 6	R: 3 E: 0 K: 1 S: 7	H: 2 LOB: 1 BB: 1 P: 11	R: 0 E: 0 K: 0 S: 4	H: 1 LOB: 1 BB: 0 P: 4	R: 0 E: 0 K: 1 S: 5	H: 0 LOB: 0 BB: 0 P: 5	R: 0 E: 0 K: 0 S: 4	H: 1 LOB: 1 BB: 0 P: 4	R: 0 E: 0 K: 0 S: 4	H: 1 LOB: 1 BB: 0 P: 4	1B: 4 2B: 2 3B: 1 HR: 2	SF: 0 SAC: 0 DP: 0 HBP: 0	WP: 0 PB: 0 SB: 1 CS: 0	PA: 38							
<b>PITCHER</b>	IP	WLS	BF	H	R	ER	SO	BB	IBB	HBP	BLK	WP	HR	S	P	ERA	WHIP										
<b>Shawn Boskie, R</b> (1, 1) ERA: 13.5	4.0	L	23	6	9	8	2	6	9	8	2	0	0	0	0	18.00	2.250										
<b>Rocky Coppinger, R</b> (5, 1) ERA:	4.0		15	3	0	0	1	0	0	0	0	0	0	17	17	0.00	0.750										

AB 31  
R 3  
H 7  
RBI 3  
BB 4  
SO 5  
LOB 15

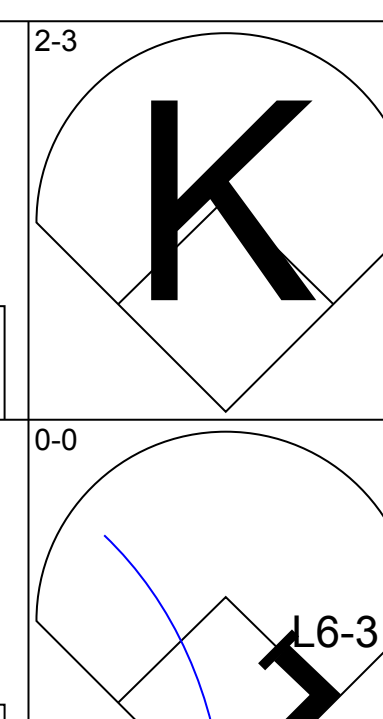
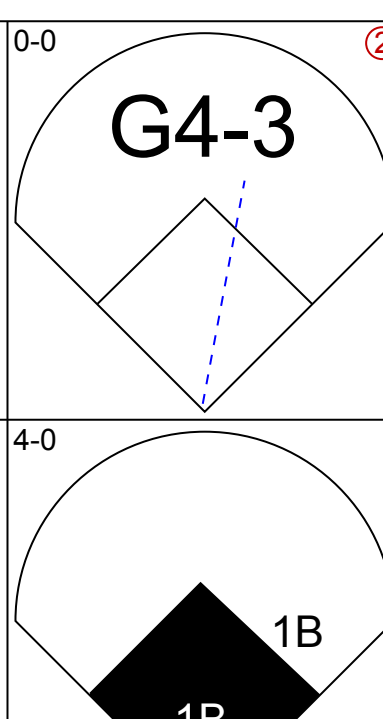
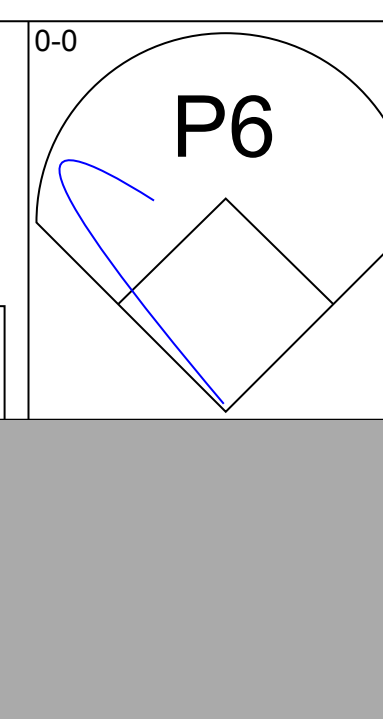
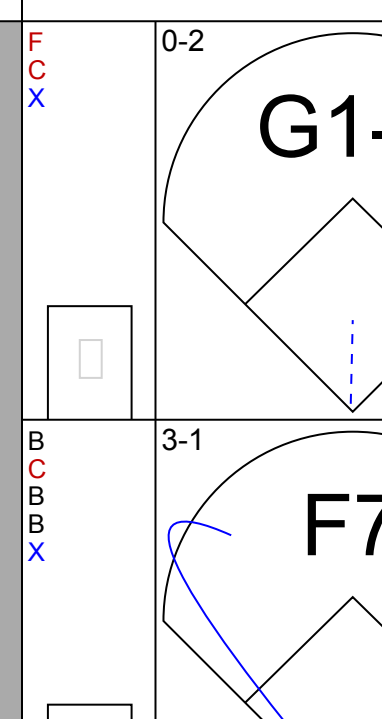
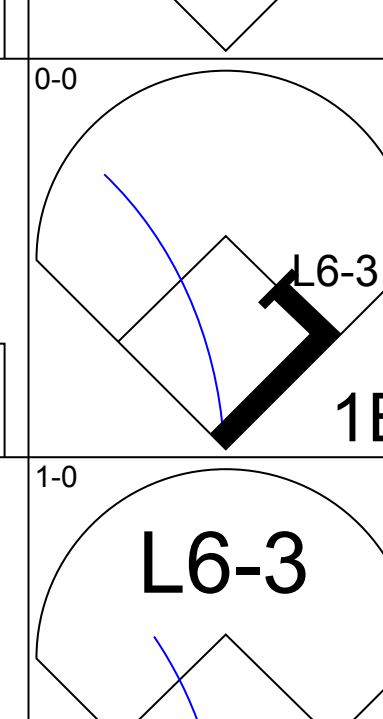
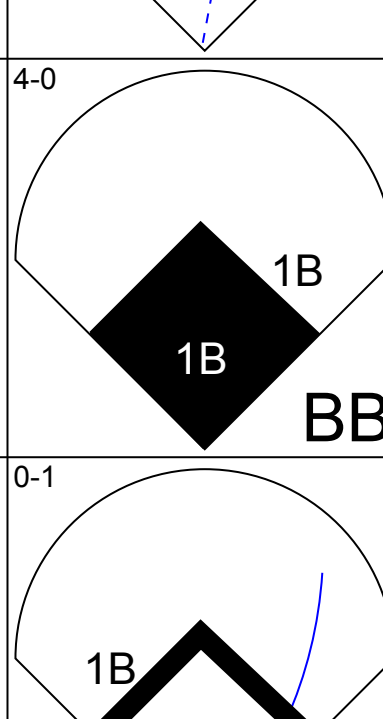

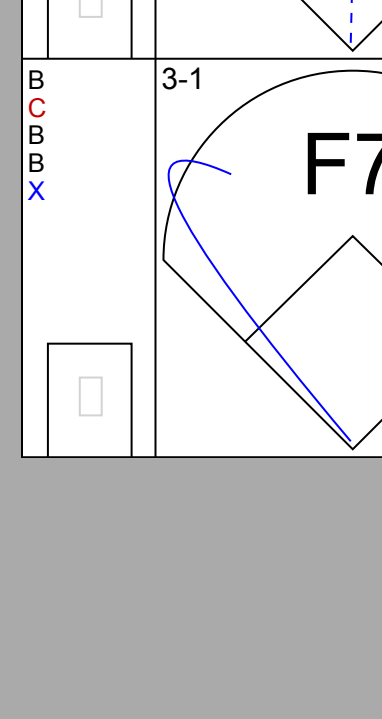
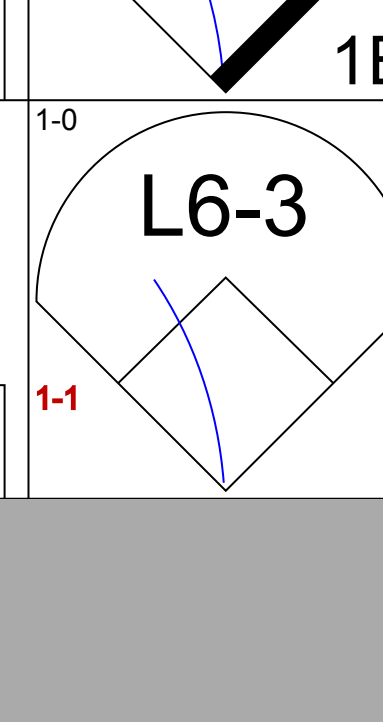
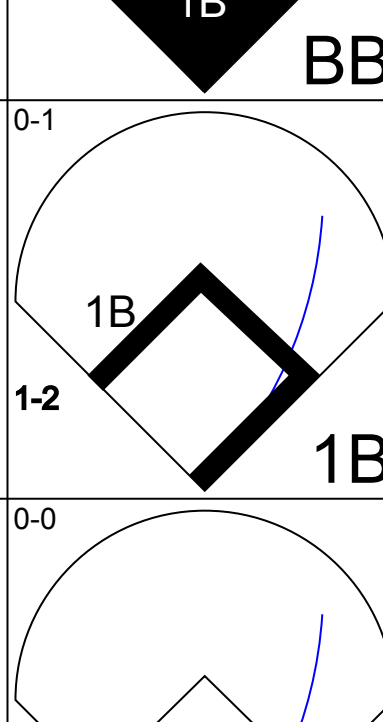

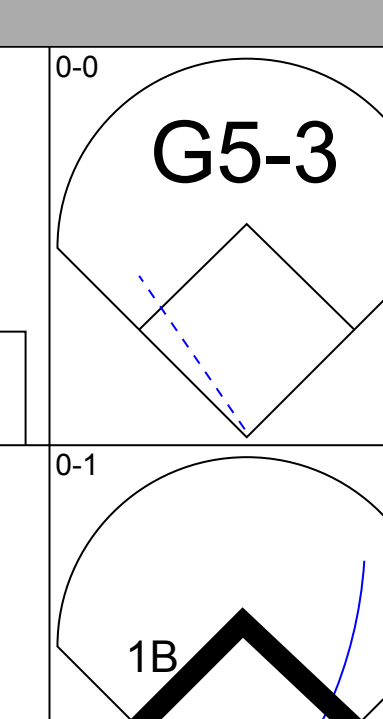
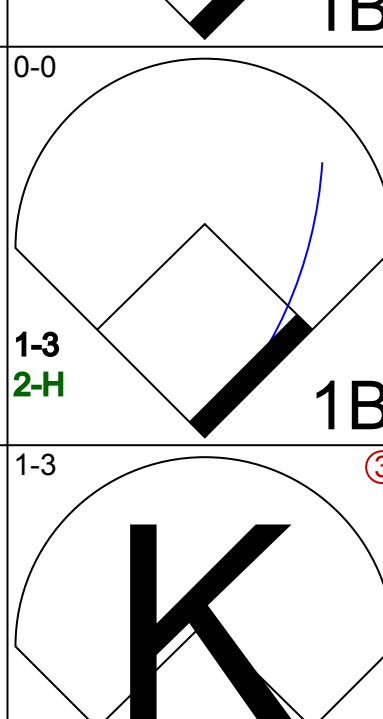
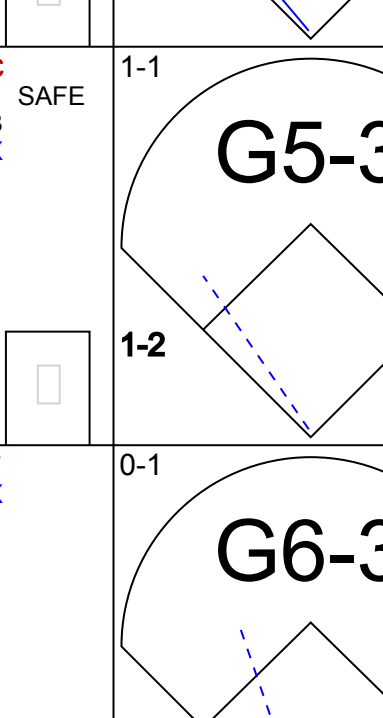

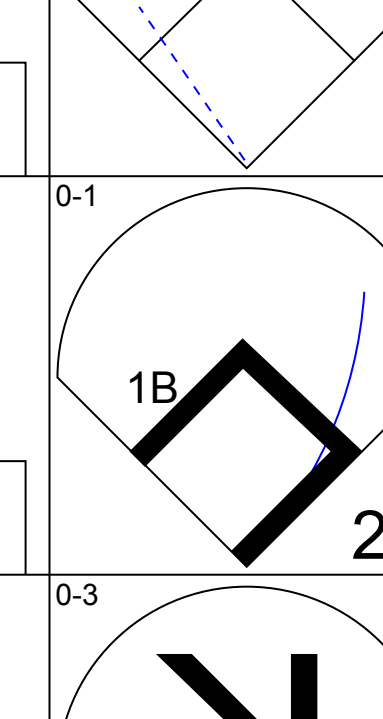
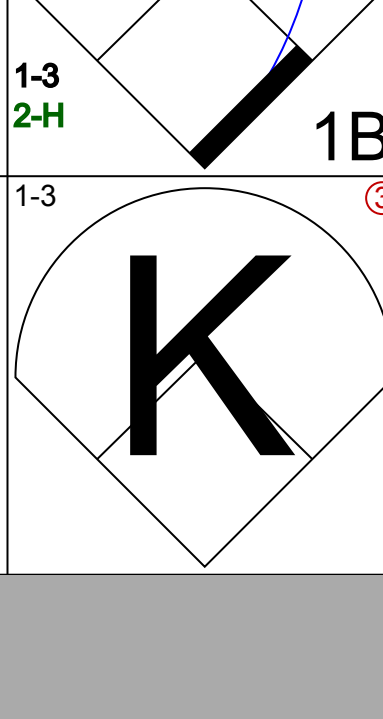


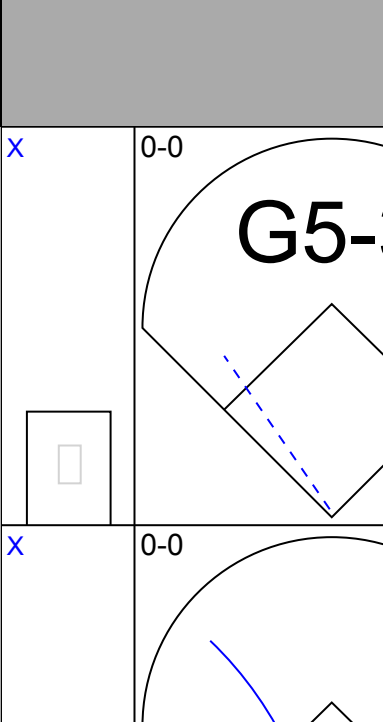
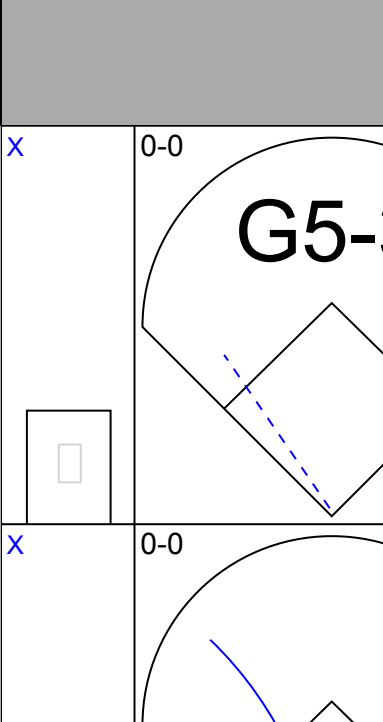
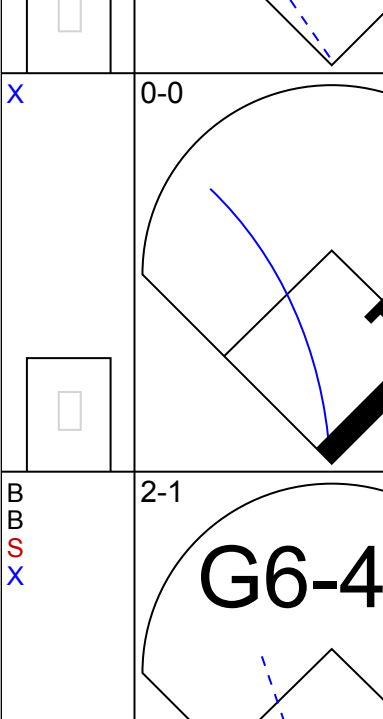
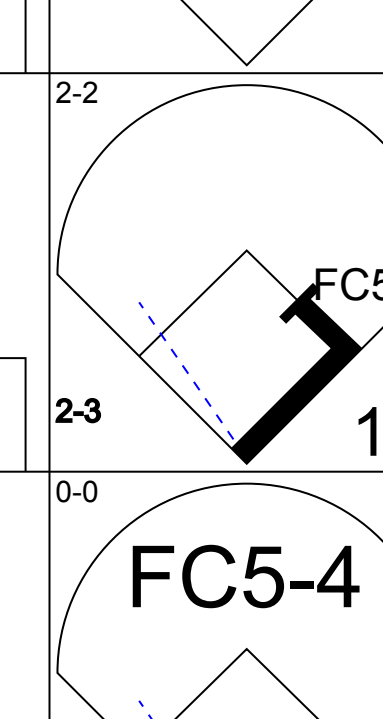

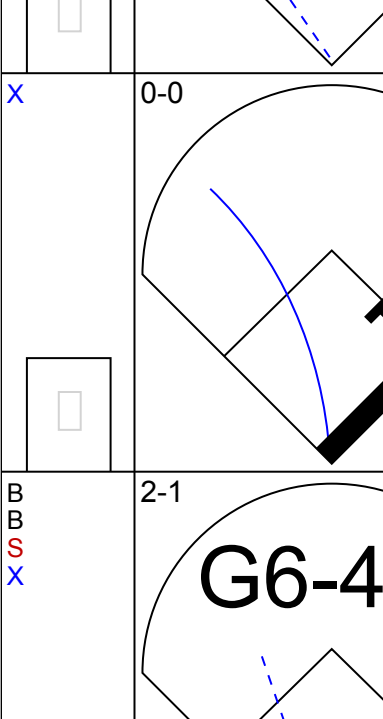
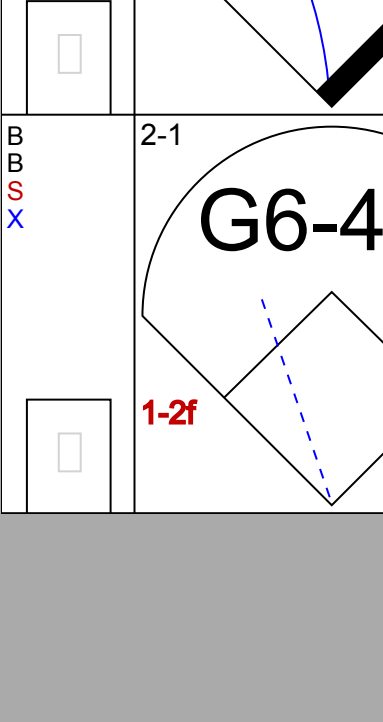


AB 34  
R 9  
H 9  
RBI 8  
BB 4  
SO 3  
LOB 10



WP: 0  
PB: 0  
SB: 1  
CS: 0

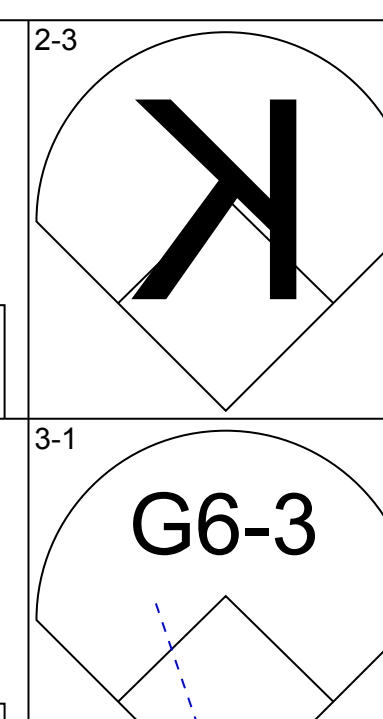
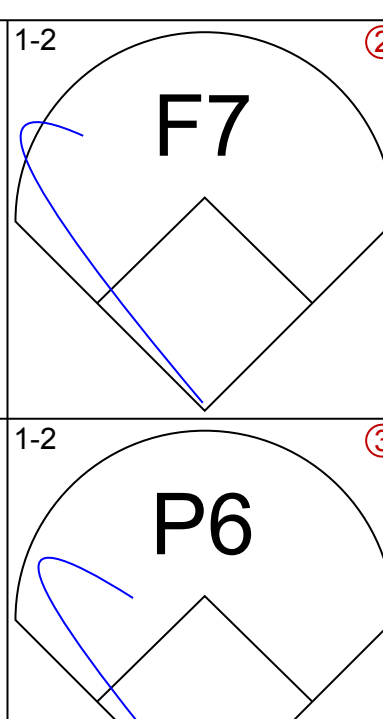
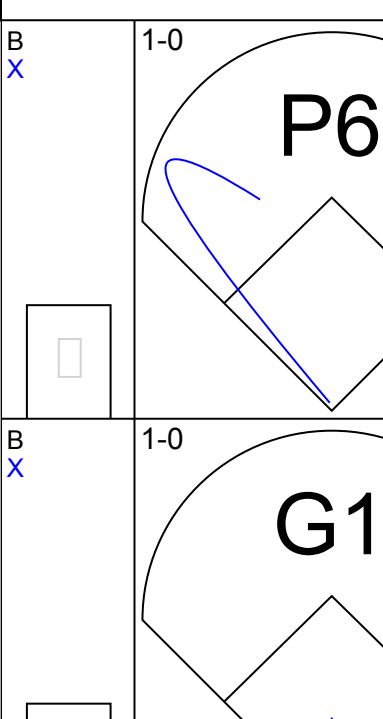
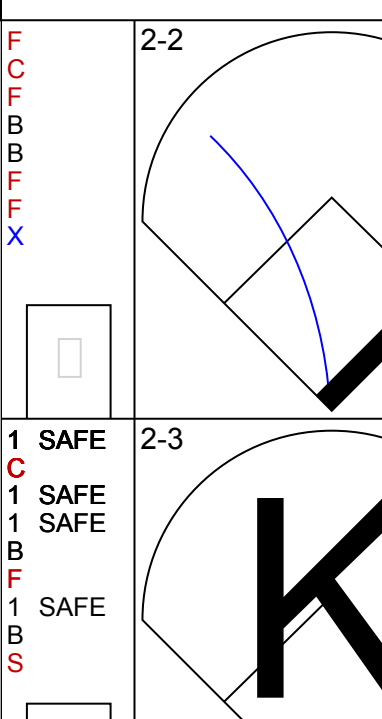
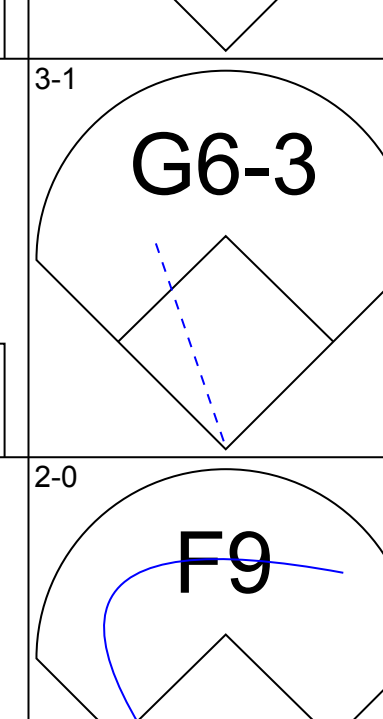
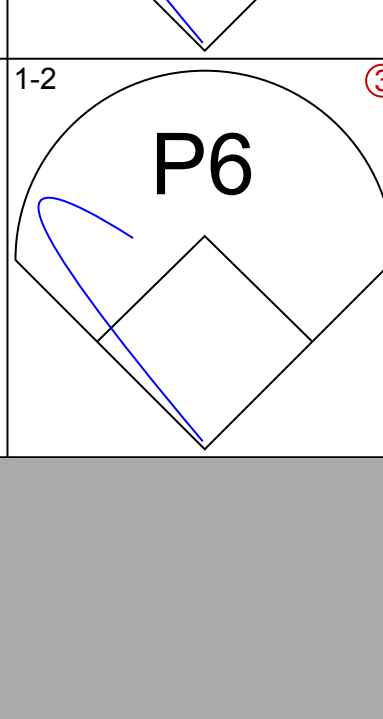
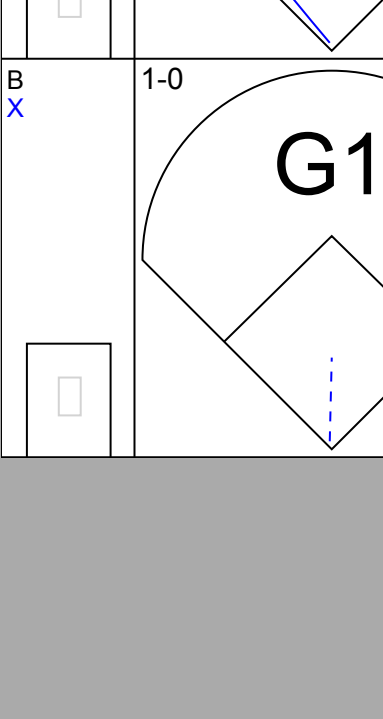
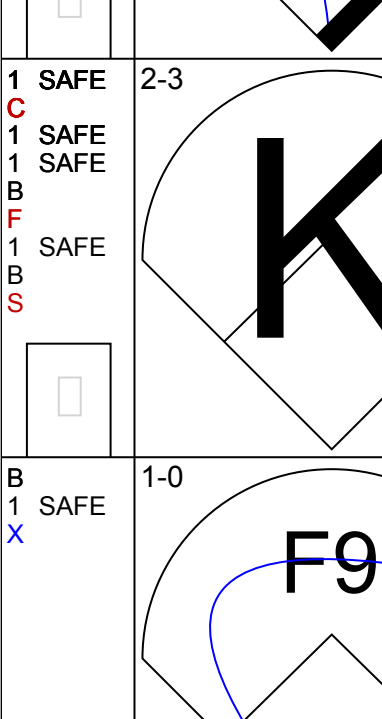
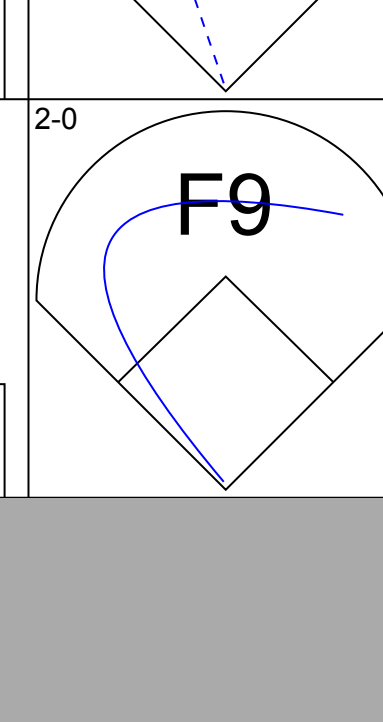
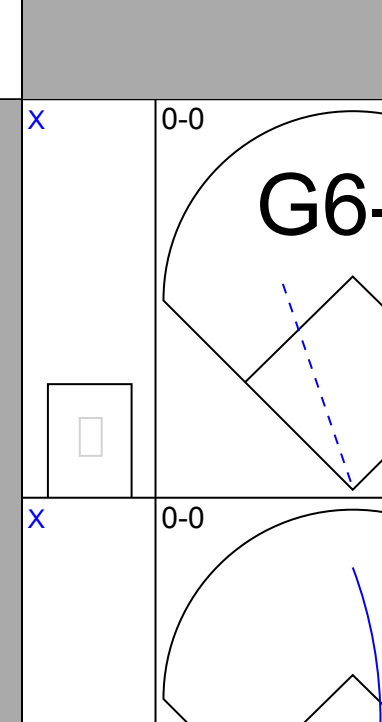
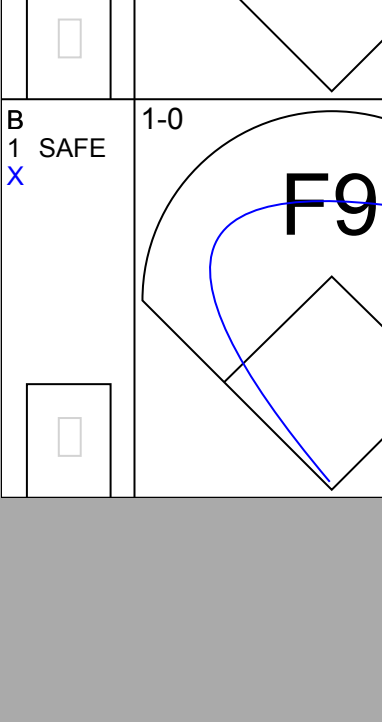
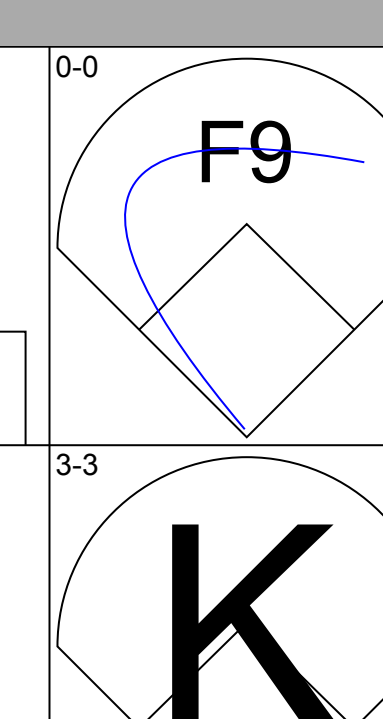
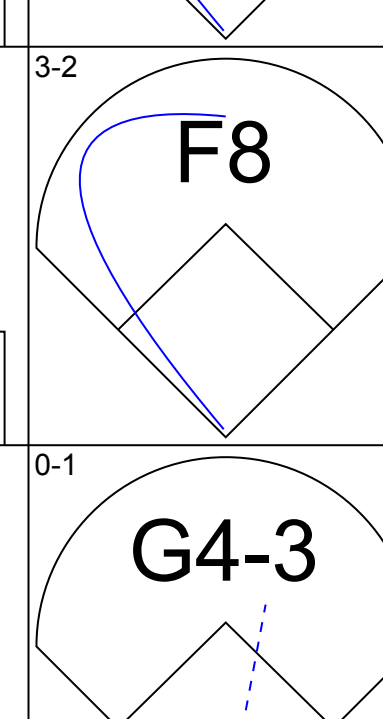
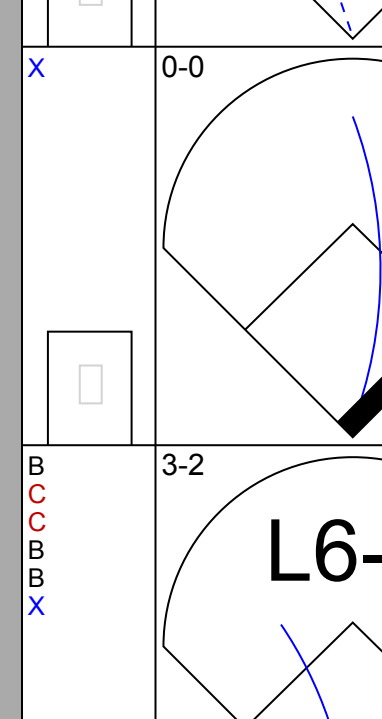
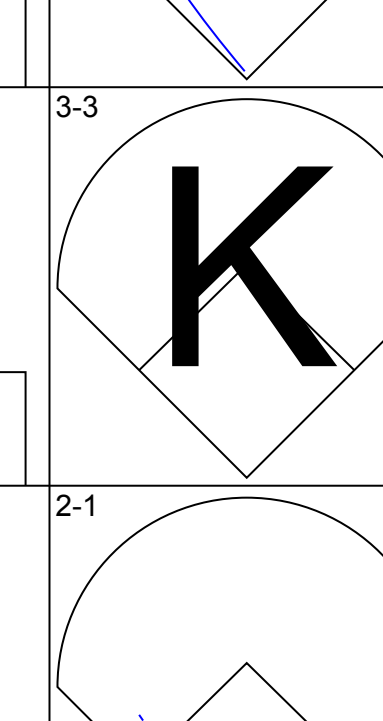
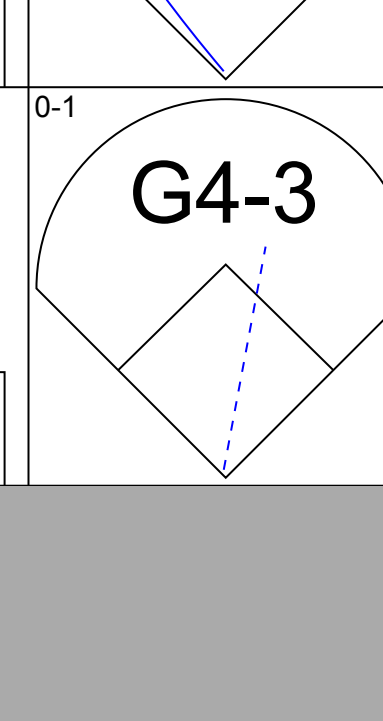
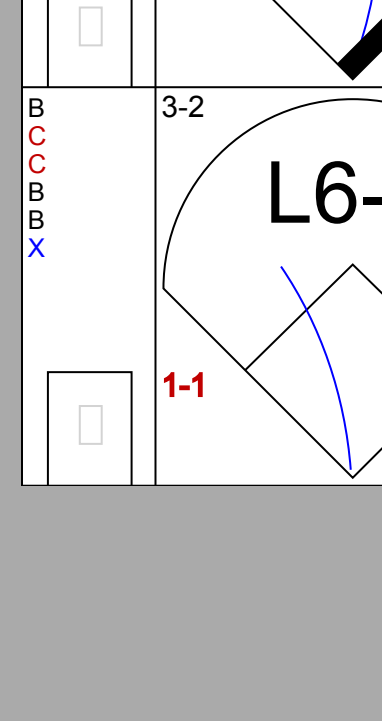
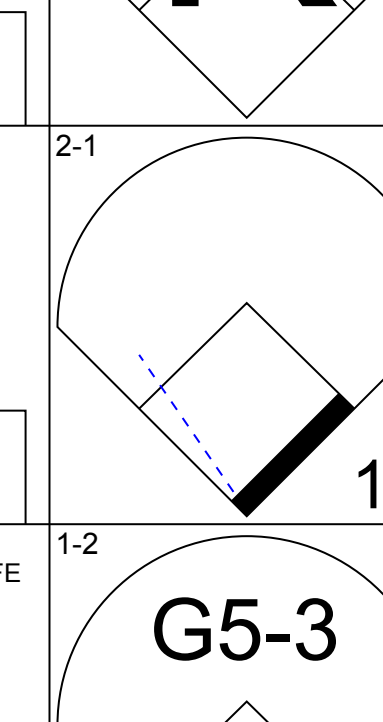
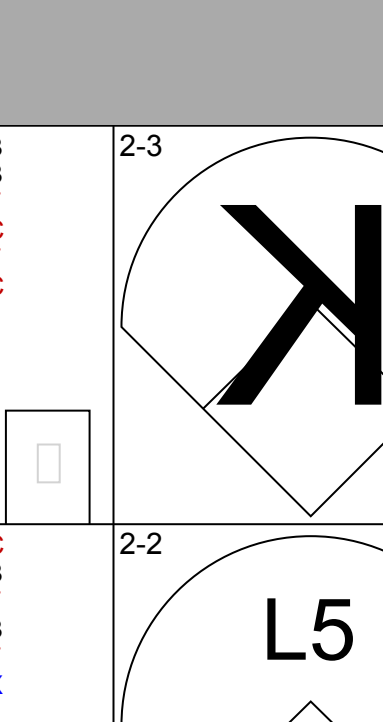
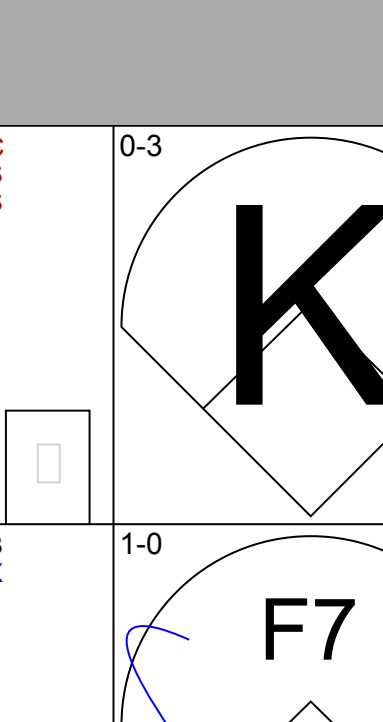
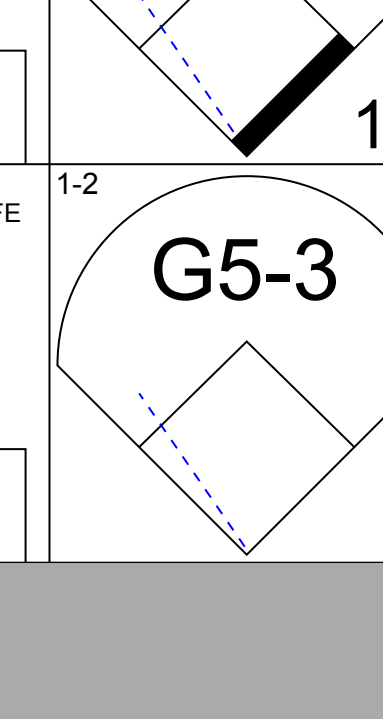
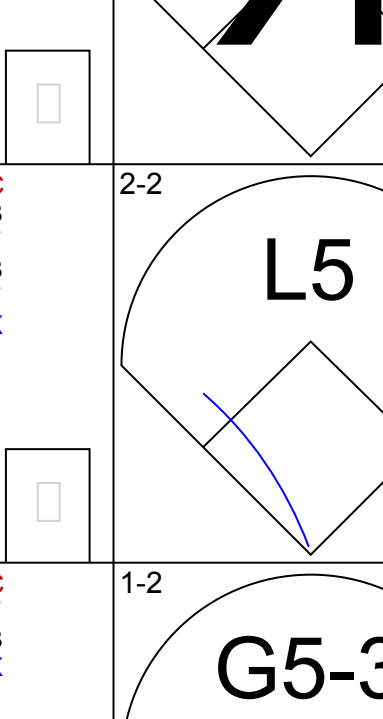
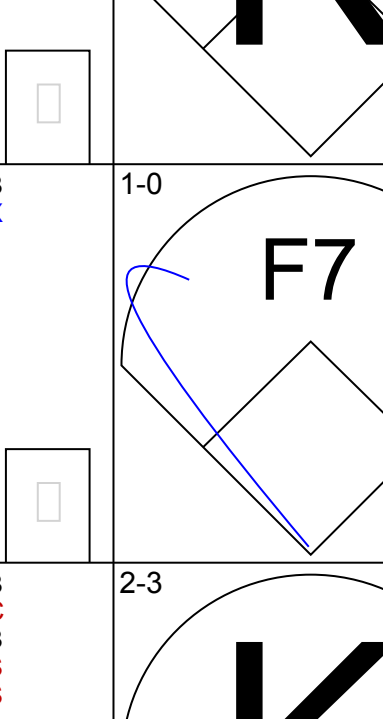
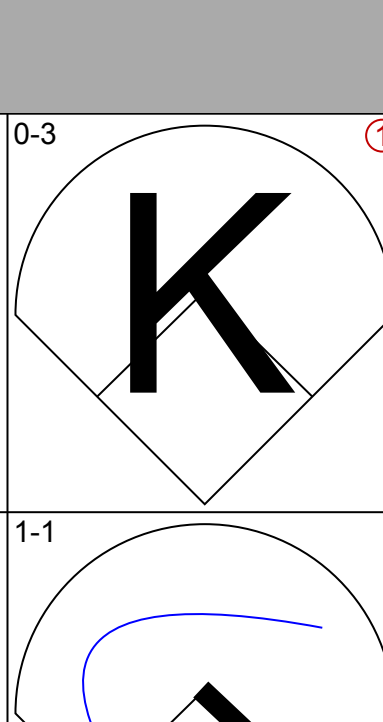
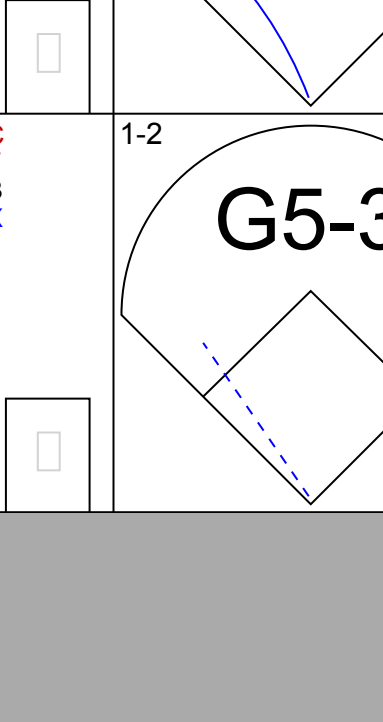
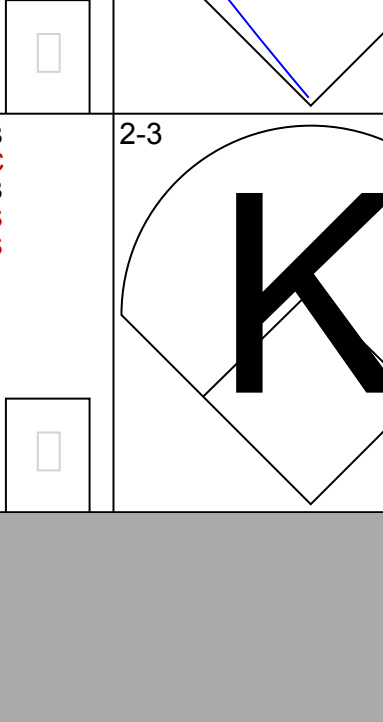
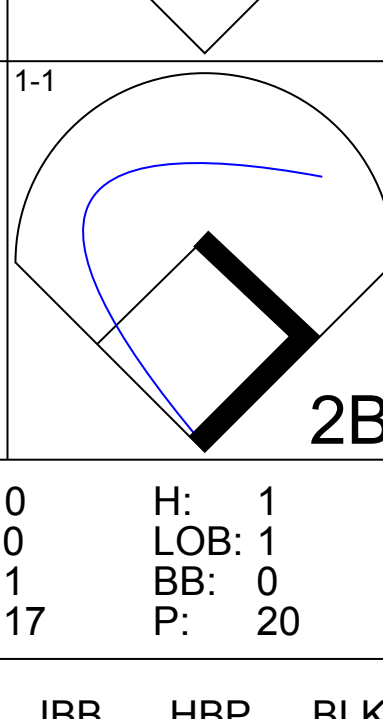
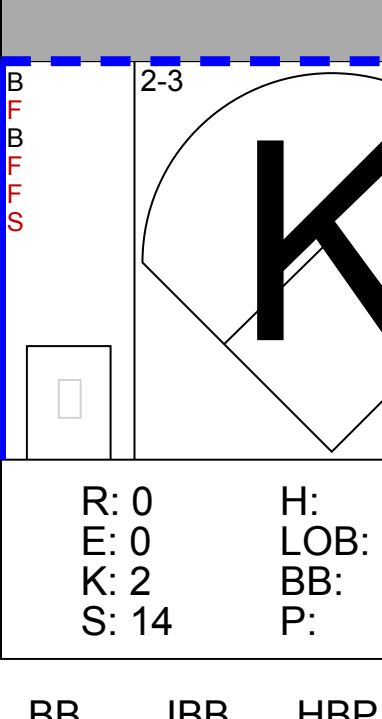


Batter	1	2	3	4	5	6	7	8	9	AB	R	H	RBI	BB	SO	LOB	TOP					
<b>Brady Anderson, L</b> (1, 10) OBP: 0.574, SLG: 0.600										4	0	0	0	0	1	2						
<b>Roberto Alomar, S</b> (1, 4) OBP: 0.320, SLG: 0.304										3	1	2	0	1	0	0						
<b>Rafael Palmeiro, L</b> (1, 3) OBP: 0.305, SLG: 0.500										4	0	1	0	0	1	2						
<b>Cal Ripken Jr., R</b> (1, 5) OBP: 0.393, SLG: 0.667										4	0	1	1	0	0	1						
<b>B.J. Surhoff, L</b> (1, 7) OBP: 0.304, SLG: 0.275										4	0	1	0	0	1	3						
<b>Pete Incaviglia, R</b> (1, 9) OBP: 0.250, SLG: 0.182										4	0	0	0	0	1	1						
<b>Jeffrey Hammonds, R</b> (9, 8) OBP: 0.311, SLG: 0.415										0	0	0	0	0	0	0						
<b>Jerome Walton, R</b> (1, 8) OBP: 0.450, SLG: 0.389										4	0	4	0	0	0	0						
<b>Chris Hoiles, R</b> (1, 2) OBP: 0.378, SLG: 0.463										4	0	0	0	0	0	5						
<b>Lenny Webster, R</b> (9, 2) OBP: 0.500, SLG: 0.400										0	0	0	0	0	0	0						
<b>Mike Bordick, R</b> (1, 6) OBP: 0.216, SLG: 0.152										3	0	0	0	1	0	1						
<b>Inning Stats</b>	R: 0 E: 0 K: 1 S: 5	H: 1 LOB: 0 BB: 0 P: 8	R: 0 E: 0 K: 1 S: 12	H: 2 LOB: 2 BB: 0 P: 14	R: 1 E: 0 K: 1 S: 10	H: 2 LOB: 2 BB: 1 P: 17	R: 0 E: 0 K: 0 S: 7	H: 1 LOB: 2 BB: 1 P: 13	R: 0 E: 0 K: 0 S: 8	H: 1 LOB: 1 BB: 0 P: 11	R: 0 E: 0 K: 0 S: 4	H: 0 LOB: 0 BB: 0 P: 6	R: 0 E: 0 K: 0 S: 7	H: 0 LOB: 0 BB: 0 P: 10	R: 0 E: 0 K: 1 S: 7	H: 0 LOB: 0 BB: 0 P: 10	R: 0 E: 0 K: 0 S: 10	H: 1 LOB: 1 BB: 0 P: 17	1B: 8 2B: 2 3B: 0 HR: 0	SF: 0 SAC: 0 DP: 2 HBP: 0	WP: 0 PB: 0 CS: 0	PA: 36
<b>PITCHER</b> <b>Danny Darwin, R</b> (1, 1) ERA: 1.08	IP: 9.0 WLS: L BF: 36	H: 9 R: 1 ER: 1 SO: 4	BB: 2 IBB: 0 HBP: 0 BLK: 0	WP: 0 HR: 0 S: 70 P: 106	ERA: 1.00 WHIP: 1.222																	

**Baltimore Orioles @ Chicago White Sox**  
Comiskey Park, Chicago, IL  
Thu Apr 17 1997, 8:05 PM EDT  
Att: 14,674 - Unknown - 42 F

AB 34  
R 1  
H 9  
RBI 1  
BB 2  
SO 4  
LOB 15



Batter	1	2	3	4	5	6	7	8	9	AB	R	H	RBI	BB	SO	LOB	BOTTOM					
<b>Tony Phillips, S</b> (1, 9) OBP: 0.500, SLG: 0.471										4	0	1	0	0	1	1						
<b>Ray Durham, S</b> (1, 4) OBP: 0.382, SLG: 0.451										4	0	0	0	0	1	2						
<b>Frank Thomas, R</b> (1, 3) OBP: 0.387, SLG: 0.294										4	0	0	0	0	0	1						
<b>Albert Belle, R</b> (1, 7) OBP: 0.233, SLG: 0.357										3	0	1	0	0	0	0						
<b>Harold Baines, L</b> (1, 10) OBP: 0.385, SLG: 0.395										3	0	0	0	0	1	1						
<b>Chris Snopce, R</b> (1, 5) OBP: 0.328, SLG: 0.388										3	0	1	0	0	2	0						
<b>Dave Martinez, L</b> (1, 8) OBP: 0.232, SLG: 0.296										3	0	0	0	0	0	1						
<b>Ron Karkovice, R</b> (1, 2) OBP: 0.242, SLG: 0.414										2	0	0	0	0	1	0						
<b>Chad Kreuter, S</b> (9, PH) OBP: 0.286, SLG: 0.167										1	0	0	0	0	1	0						
<b>Ozzie Guillen, L</b> (1, 6) OBP: 0.255, SLG: 0.341										2	0	1	0	0	0	0						
<b>Norberto Martin, R</b> (9, PH) OBP: 0.400, SLG: 0.643										1	0	0	0	0	1	0						
<b>Inning Stats</b>	R: 0 E: 0 K: 1 S: 8	H: 0 LOB: 0 BB: 0 P: 15	R: 0 E: 0 K: 1 S: 9	H: 1 LOB: 1 BB: 0 P: 15	R: 0 E: 0 K: 1 S: 17	H: 1 LOB: 1 BB: 0 P: 20	R: 0 E: 0 K: 0 S: 7	H: 0 LOB: 0 BB: 0 P: 10	R: 0 E: 0 K: 0 S: 11	H: 0 LOB: 0 BB: 0 P: 16	R: 0 E: 0 K: 0 S: 5	H: 0 LOB: 0 BB: 0 P: 9	R: 0 E: 0 K: 0 S: 5	H: 1 LOB: 0 BB: 0 P: 8	R: 0 E: 0 K: 2 S: 7	H: 0 LOB: 0 BB: 0 P: 10	R: 0 E: 0 K: 2 S: 14	H: 1 LOB: 1 BB: 0 P: 21	1B: 3 2B: 2 3B: 0 HR: 0	SF: 0 SAC: 0 DP: 1 HBP: 0	WP: 0 PB: 0 CS: 0	PA: 30
<b>PITCHER</b> <b>35 Mike Mussina, R</b> (1, 1) ERA: 3.79	IP: 8.0 WLS: W BF: 26	H: 3 R: 0 ER: 0 SO: 6	BB: 0 IBB: 0 HBP: 0 BLK: 0	WP: 0 HR: 0 S: 69 P: 103	ERA: 0.00 WHIP: 0.375																	
<b>Randy Myers, L</b> (9, 1) ERA:	IP: 1.0 WLS: S BF: 4	H: 1 R: 0 ER: 0 SO: 2	BB: 0 IBB: 0 HBP: 0 BLK: 0	WP: 0 HR: 0 S: 14 P: 21	ERA: 0.00 WHIP: 1.000																	

**Baltimore Orioles @ Chicago White Sox**  
Comiskey Park, Chicago, IL  
Thu Apr 17 1997, 8:05 PM EDT  
Att: 14,674 - Unknown - 42 F

AB 30  
R 0  
H 4  
RBI 0  
BB 0  
SO 8  
LOB 6





Batter	1	2	3	4	5	6	7	8	9	AB	R	H	RBI	BB	SO	LOB	TOP					
<b>Brady Anderson, L</b> OBP: 0.537, SLG: 0.540 (1, 10)	G3		K2-3	FC4-6 2B		G3	FC4-6 G6-4-3		BB E BB	5	1	0	1	1	1	4	<b>Baltimore Orioles @ Boston Red Sox</b> Fenway Park, Boston, MA Sun Apr 20 1997, 3:33 AM EDT Att: 32,290 - Cloudy - 58 F					
<b>Roberto Alomar, S</b> OBP: 0.300, SLG: 0.259 <b>Jeff Reboulet, R</b> OBP: 0.414, SLG: 0.440 (9, PH)	P6			K		G4-3	G6-4-3		E4 BB	4	0	0	0	1	1	4						
<b>Rafael Palmeiro, L</b> OBP: 0.323, SLG: 0.526 (1, 3)	F8		F7						F9	5	1	2	3	1	0	1						
<b>Cal Ripken Jr., R</b> OBP: 0.403, SLG: 0.638 (1, 5)				E3 2B					G4-3 BB	4	2	1	0	2	0	4						
<b>B.J. Surhoff, L</b> OBP: 0.333, SLG: 0.333 (1, 7)									G4-3	5	1	3	2	0	1	2						
<b>Jeffrey Hammonds, R</b> OBP: 0.300, SLG: 0.413 (1, 8)									L9	5	1	1	2	0	0	4						
<b>Jerome Walton, R</b> OBP: 0.542, SLG: 0.476 <b>Pete Incaviglia, R</b> OBP: 0.231, SLG: 0.167 (8, 9)									P5	3	2	3	1	1	0	0						
<b>Chris Hoiles, R</b> OBP: 0.400, SLG: 0.543 (1, 2)									K	1	0	0	0	0	1	0						
<b>Mike Bordick, R</b> OBP: 0.250, SLG: 0.180 (1, 6)									HR	5	2	3	1	0	0	4						
<b>Inning Stats</b>	R: 0 E: 0 K: 0 S: 6	H: 0 LOB: 0 BB: 0 P: 9	R: 0 E: 0 K: 1 S: 10	H: 0 LOB: 2 BB: 2 P: 22	R: 0 E: 0 K: 1 S: 8	H: 0 LOB: 1 BB: 1 P: 14	R: 6 E: 1 K: 1 S: 22	H: 5 LOB: 1 BB: 1 P: 32	R: 0 E: 0 K: 0 S: 11	H: 2 LOB: 2 BB: 0 P: 20	R: 2 E: 0 K: 0 S: 14	H: 2 LOB: 1 BB: 0 P: 24	R: 1 E: 1 K: 0 S: 13	H: 3 LOB: 1 BB: 0 P: 18	R: 0 E: 0 K: 0 S: 10	H: 1 LOB: 1 BB: 0 P: 18		R: 2 E: 1 K: 1 S: 22	H: 2 LOB: 2 BB: 2 P: 34	1B: 10 2B: 4 3B: 0 HR: 1	SF: 0 SAC: 0 DP: 2 HBP: 0	WP: 0 PB: 0 SB: 1 CS: 0
<b>PITCHER</b>	IP	WLS	BF	H	R	ER	SO	BB	IBB	HBP	BLK	WP	HR	S	P	ERA	WHIP					
<b>Tom Gordon, R</b> ERA: 3.42 <b>Chris Hammond, L</b> ERA: 5.59 <b>Butch Henry, L</b> ERA: 3.0 <b>Pat Mahomes, R</b> ERA: 5.4 <b>Heathcliff Stocumb, R</b> ERA: 3.16	(1, 1)	4.0	L	22	5	6	3	3	4	0	0	0	0	0	46	77	6.75	2.250				
<b>Ricky Tricek, R</b> ERA: 3.75 (9, 1)	0.2																0.00	0.000				
Batter	1	2	3	4	5	6	7	8	9	AB	R	H	RBI	BB	SO	LOB	BOTTOM					
<b>Nomar Garciaparra, R</b> OBP: 0.342, SLG: 0.467 (1, 6)	F9			G1-3		F8			F9	5	0	1	0	0	0	3	<b>Baltimore Orioles @ Boston Red Sox</b> Fenway Park, Boston, MA Sun Apr 20 1997, 3:33 AM EDT Att: 32,290 - Cloudy - 58 F					
<b>John Valentin, R</b> OBP: 0.285, SLG: 0.333 (1, 4)	F8		P3						P5	5	0	0	0	0	1	1						
<b>Mo Vaughn, L</b> OBP: 0.427, SLG: 0.458 (1, 3)	K								K	5	0	1	0	0	2	0						
<b>Mike Stanley, R</b> OBP: 0.353, SLG: 0.349 (1, 10)										3	0	1	0	1	0	0						
<b>Tim Lincecum, R</b> OBP: 0.382, SLG: 0.638 (1, 5)										3	0	1	0	1	0	1						
<b>Wil Cordero, R</b> OBP: 0.319, SLG: 0.426 (1, 7)										3	0	0	0	1	2	3						
<b>Rudy Pemberton, R</b> OBP: 0.300, SLG: 0.278 (1, 9)										4	1	2	0	0	0	2						
<b>Bill Haselman, R</b> OBP: 0.418, SLG: 0.511 (1, 2)										1	0	0	0	3	0	1						
<b>Shane Mack, R</b> OBP: 0.313, SLG: 0.267 (1, 8)										4	0	1	1	0	1	5						
<b>Inning Stats</b>	R: 0 E: 0 K: 1 S: 6	H: 0 LOB: 0 BB: 0 P: 11	R: 0 E: 0 K: 0 S: 13	H: 1 LOB: 3 BB: 2 P: 29	R: 0 E: 0 K: 1 S: 15	H: 2 LOB: 2 BB: 2 P: 32	R: 0 E: 0 K: 0 S: 7	H: 0 LOB: 1 BB: 1 P: 14	R: 0 E: 0 K: 0 S: 5	H: 0 LOB: 0 BB: 0 P: 8	R: 1 E: 0 K: 1 S: 15	H: 2 LOB: 2 BB: 1 P: 25	R: 0 E: 0 K: 1 S: 10	H: 1 LOB: 1 BB: 0 P: 14	R: 0 E: 0 K: 1 S: 8	H: 1 LOB: 0 BB: 0 P: 10		R: 0 E: 0 K: 1 S: 6	H: 0 LOB: 0 BB: 0 P: 9	1B: 7 2B: 0 3B: 0 HR: 0	SF: 0 SAC: 0 DP: 0 HBP: 0	WP: 0 PB: 0 SB: 0 CS: 1
<b>PITCHER</b>	IP	WLS	BF	H	R	ER	SO	BB	IBB	HBP	BLK	WP	HR	S	P	ERA	WHIP					
<b>Jimmy Key, L</b> ERA: 1.35 <b>Terry Mathews, R</b> ERA: 2.35 <b>Armando Benitez, R</b> ERA: 4.5	(1, 1)	5.2	W	27	5	1	1	3	6	0	0	0	0	0	60	117	1.59	1.941				
<b>Ricky Tricek, R</b> ERA: 3.75 (9, 1)	2.1														19	26	0.00	0.857				
<b>Armando Benitez, R</b> ERA: 4.5 (9, 1)	1.0														6	9	0.00	0.000				

AB 42  
R 11  
H 15  
RBI 10  
BB 7  
SO 4  
LOB 27



AB 33  
R 1  
H 7  
RBI 1  
SO 6  
LOB 16





Batter	1	2	3	4	5	6	7	8	9	AB	R	H	RBI	BB	SO	LOB	TOP										
<b>Brady Anderson, L</b> (1, 8) OBP: 0.566, SLG: 0.566	1-1 G1-4-3 1B		2-1 CS 2B			4-1 G4-6-3 BB	1-0 F7		4-0 DI BB	3	0	2	0	2	0	3											
<b>Roberto Alomar, S</b> (1, 4) OBP: 0.286, SLG: 0.250	0-2 G1-4-3 1-2f		2-3 K2-3			1-0 F8		0-0 2B SF9 1B	2-2 G3 1-2	5	1	1	0	0	1	4											
<b>Rafael Palmeiro, L</b> (1, 3) OBP: 0.333, SLG: 0.517	2-0 E S 1B			4-1 G6-3 G4-3 BB		1-2 G4-6-3 1-2f		3-3 K		3	0	1	0	1	1	2											
<b>Cal Ripken Jr., R</b> (1, 5) OBP: 0.394, SLG: 0.629	1-2 G3 1-3			0-0 G4-3		1-0 G4-3		1-0 SF9 2B		4	0	1	0	0	0	2											
<b>B.J. Surhoff, L</b> (1, 7) OBP: 0.345, SLG: 0.383		4-1 BB		3-2 G6-3		3-2 1B 3B		1-0 SF9		2	1	1	1	1	0	1											
<b>Jeffrey Hammonds, R</b> (1, 9) OBP: 0.315, SLG: 0.408	1-1 P6		1-2 F8		1-2 F8	1-2 BB BB		3-H 1B	4-2 BB	3	0	1	1	1	0	2											
<b>Pete Incaviglia, R</b> (1, 10) OBP: 0.176, SLG: 0.125	2-1 F8				1-1 F8			0-1 F8	2-3 K	4	0	0	0	0	1	4											
<b>Chris Hoiles, R</b> (1, 2) OBP: 0.389, SLG: 0.510	1-3 K				2-3 K			4-2 BB BB	2-3 K	3	0	0	0	1	3	1											
<b>Mike Bordick, R</b> (1, 6) OBP: 0.250, SLG: 0.170			2-2 G6-3		0-1 F7			4-2 BB	0-3 K	3	0	0	0	1	1	0											
<b>Inning Stats</b>	R: 0 E: 0 K: 0 S: 9	H: 2 LOB: 1 BB: 0 P: 13	R: 0 E: 0 K: 1 S: 8	H: 0 LOB: 1 BB: 1 P: 16	R: 0 E: 0 K: 1 S: 8	H: 1 LOB: 0 BB: 0 P: 14	R: 0 E: 0 K: 0 S: 9	H: 0 LOB: 1 BB: 1 P: 17	R: 0 E: 0 K: 1 S: 8	H: 0 LOB: 0 BB: 0 P: 11	R: 0 E: 0 K: 0 S: 5	H: 0 LOB: 0 BB: 1 P: 11	R: 1 E: 0 K: 0 S: 18	H: 2 LOB: 3 BB: 2 P: 32	R: 1 E: 0 K: 2 S: 13	H: 2 LOB: 2 BB: 1 P: 23	R: 0 E: 0 K: 2 S: 12	H: 0 LOB: 1 BB: 1 P: 20	1B: 4 2B: 2 3B: 1 HR: 0	SF: 1 SAC: 0 DP: 2 HBP: 0	WP: 0 PB: 0 SB: 1 CS: 1	PA: 38					
<b>PITCHER</b>	IP	WLS	BF	H	R	ER	SO	BB	IBB	HBP	BLK	WP	HR	S	P	ERA	WHIP										
<b>Aaron Sele, R</b> (1, 1) ERA: 2.95	6.2	W	27	5	1	1	3	5	0	0	0	0	0	64	112	1.35	1.500										
<b>Chris Hammond, L</b> (7, 1) ERA: 6.1	0.2		3	1	1	1	1	0	0	0	0	0	0	5	9	13.50	1.500										
<b>Jim Corsi, R</b> (8, 1) ERA: 9.44	0.2		4	1	0	0	1	1	0	0	0	0	0	9	16	0.00	3.000										
<b>Heathcliff Slocumb, R</b> (9, 1) ERA: 2.7	1.0	S	4	0	0	0	2	1	0	0	0	0	0	12	20	0.00	1.000										

**Baltimore Orioles @ Boston Red Sox**  
Fenway Park, Boston, MA  
Mon Apr 21 1997, 3:33 AM EDT  
Att: 33,608 - Sunny - 53 F

AB 30  
R 2  
H 7  
RBI 2  
BB 7  
SO 7  
LOB 19



Batter	1	2	3	4	5	6	7	8	9	AB	R	H	RBI	BB	SO	LOB	BOTTOM										
<b>Nomar Garciaparra, R</b> (1, 6) OBP: 0.349, SLG: 0.468	1-2 BB 1B		1-3 K		0-2 G6-3 E 18 FC4 1B		2-3 K			4	1	2	0	0	2	0											
<b>John Valentin, R</b> (1, 4) OBP: 0.250, SLG: 0.313	0-1 F7		0-0 G5-3		0-1 G6-3		2-1 G1-6-3			4	0	0	0	0	0	2											
<b>Mo Vaughn, L</b> (1, 3) OBP: 0.430, SLG: 0.443	4-0 18 G6-4-3 BB			1-1 G4-3	4-0 18 FC4 IBB		1-1 F9			2	0	0	0	2	0	0											
<b>18 Reggie Jefferson, S</b> (1, 10) OBP: 0.348, SLG: 0.652	1-0 G6-4-3			1-2 2B SF9 1B	0-1 FC4			0-1 F8		3	1	1	1	0	0	3											
<b>Mike Stanley, R</b> (8, PH) OBP: 0.346, SLG: 0.341	1-2f				1-2f					1	0	0	0	0	0	0											
<b>Tim Lincecum, R</b> (1, 5) OBP: 0.389, SLG: 0.639		1-0 G3		3-2 HR 2B	2-3 K			4-2 BB BB		3	1	1	0	1	1	1											
<b>Troy O'Leary, L</b> (1, 9) OBP: 0.395, SLG: 0.500	2-0 2B			1-2 SF9		0-0 F8		4-2 BB	1-2 BB	2	0	1	1	1	0	0											
<b>Wil Cordero, R</b> (1, 7) OBP: 0.329, SLG: 0.477		3-2 G5-3		3-H HR		0-2 F7-4 1B		1-0 P6		4	1	2	2	0	0	3											
<b>Scott Hatteberg, L</b> (1, 2) OBP: 0.375, SLG: 0.429	1-1 P4			0-1 FC6-4 1B		1-1 1B		0-3 K		4	0	2	0	0	1	3											
<b>Darren Bragg, L</b> (1, 8) OBP: 0.431, SLG: 0.636			0-0 G4-3	1-1 FC6-4		1-2 F7-4				3	0	0	0	0	0	3											
<b>Inning Stats</b>	R: 0 E: 0 K: 0 S: 6	H: 1 LOB: 1 BB: 1 P: 12	R: 0 E: 0 K: 0 S: 7	H: 1 LOB: 0 BB: 0 P: 14	R: 0 E: 0 K: 1 S: 5	H: 0 LOB: 0 BB: 0 P: 6	R: 3 E: 0 K: 0 S: 18	H: 4 LOB: 1 BB: 0 P: 27	R: 1 E: 1 K: 1 S: 10	H: 1 LOB: 1 BB: 1 P: 16	R: 0 E: 0 K: 0 S: 10	H: 2 LOB: 1 BB: 0 P: 12	R: 0 E: 0 K: 1 S: 8	H: 0 LOB: 0 BB: 0 P: 13	R: 0 E: 0 K: 1 S: 10	H: 0 LOB: 2 BB: 2 P: 19	R: 0 E: 0 K: 2 S: 12	H: 0 LOB: 1 BB: 1 P: 20	1B: 6 2B: 3 3B: 0 HR: 1	SF: 1 SAC: 0 DP: 2 HBP: 0	WP: 0 PB: 0 SB: 0 CS: 0	PA: 35					
<b>PITCHER</b>	IP	WLS	BF	H	R	ER	SO	BB	IBB	HBP	BLK	WP	HR	S	P	ERA	WHIP										
<b>Scott Erickson, R</b> (1, 1) ERA: 4.19	5.1	L	25	8	4	3	2	1	0	0	0	0	0	14	21	0.00	0.600										
<b>Arthur Rhodes, L</b> (6, 1) ERA: 0.9	1.2		5	1	0	0	1	0	0	0	0	0	0	14	21	0.00	0.600										
<b>Jesse Orosco, L</b> (8, 1) ERA:	1.0		5	0	0	0	1	2	0	0	0	0	0	10	19	0.00	2.000										

**Baltimore Orioles @ Boston Red Sox**  
Fenway Park, Boston, MA  
Mon Apr 21 1997, 3:33 AM EDT  
Att: 33,608 - Sunny - 53 F

AB 30  
R 4  
H 9  
RBI 4  
BB 4  
SO 4  
LOB 15





Batter	1	2	3	4	5	6	7	8	9	AB	R	H	RBI	BB	SO	LOB	TOP					
Tony Phillips, S OBP: 0.438, SLG: 0.394	F7		1B		K		K		P6	5	0	1	0	0	2	1	<b>Chicago White Sox @ Baltimore Orioles</b> Oriole Park at Camden Yards, Baltimore, MD Tue Apr 22 1997, 7:05 PM EDT Att: 38,392 - Unknown - 65 F <a href="http://livebaseballscorecards.com">livebaseballscorecards.com</a>					
Ray Durham, S OBP: 0.391, SLG: 0.423	G4-3		G4-3			G6-3	L9		P3	5	1	1	0	0	0	2						
Frank Thomas, R Darren Lewis, R OBP: 0.263, SLG: 0.125	K			K		G6-3		G4-3 BB		3	0	0	0	1	2	1						
Albert Belle, R OBP: 0.262, SLG: 0.338										3	0	1	1	1	1	1						
Harold Baines, L OBP: 0.400, SLG: 0.390	G1-3			FC6-4 BB		G6-3		G4-3		4	1	1	0	0	0	3						
Lyle Mouton, R OBP: 0.294, SLG: 0.250	K									3	0	2	0	1	1	1						
Dave Martinez, L Chris Snopce, R Chad Kreuter, S OBP: 0.308, SLG: 0.455	F7			FC6 1B					F8	3	0	1	1	0	0	3						
Ron Karkovice, R Norberto Martin, R OBP: 0.233, SLG: 0.385			K2-3		K				G3	3	0	0	0	0	2	2						
Ozzie Guillen, L OBP: 0.318, SLG: 0.393			L7							1	0	0	0	0	0	0						
<b>Inning Stats</b>	R: 0 E: 0 K: 1 S: 5	H: 0 LOB: 0 BB: 0 P: 8	R: 0 E: 0 K: 1 S: 8	H: 1 LOB: 1 BB: 0 P: 10	R: 0 E: 0 K: 1 S: 14	H: 1 LOB: 1 BB: 0 P: 21	R: 0 E: 0 K: 1 S: 10	H: 1 LOB: 2 BB: 1 P: 16	R: 0 E: 0 K: 2 S: 8	H: 0 LOB: 0 BB: 0 P: 13	R: 2 E: 0 K: 0 S: 15	H: 4 LOB: 2 BB: 0 P: 24	R: 0 E: 0 K: 1 S: 9	H: 0 LOB: 0 BB: 0 P: 17	R: 0 E: 0 K: 1 S: 7	H: 0 LOB: 2 BB: 2 P: 18		R: 0 E: 0 K: 0 S: 9	H: 1 LOB: 1 BB: 0 P: 14	1B: 7 2B: 1 3B: 0 HR: 0	SF: 0 SAC: 0 DP: 0 HBP: 0	WP: 0 PB: 0 SB: 1 CS: 0
<b>PITCHER</b>	IP	WLS	BF	H	R	ER	SO	BB	IBB	HBP	BLK	WP	HR	S	P	ERA	WHIP					
35 Mike Mussina, R ERA: 3.46	7.0	W	29	7	2	2	7	1	0	0	0	0	0	69	109	2.57	1.143					
Armando Benitez, R ERA: 4.05	0.2		4	0	0	0	1	2	0	0	0	0	0	6	17	0.00	3.000					
Jesse Orosco, L ERA:	0.1		1	0	0	0	0	0	0	0	0	0	0	1	1	0.00	0.000					
Randy Myers, L ERA:	1.0	S	4	1	0	0	0	0	0	0	0	0	0	9	14	0.00	1.000					

Batter	1	2	3	4	5	6	7	8	9	AB	R	H	RBI	BB	SO	LOB	BOTTOM				
Brady Anderson, L OBP: 0.553, SLG: 0.554	F7				G3					3	0	1	0	1	0	0	<b>Chicago White Sox @ Baltimore Orioles</b> Oriole Park at Camden Yards, Baltimore, MD Tue Apr 22 1997, 7:05 PM EDT Att: 38,392 - Unknown - 65 F <a href="http://livebaseballscorecards.com">livebaseballscorecards.com</a>				
Roberto Alomar, S										3	1	1	0	1	0	3					
Rafael Palmeiro, L										4	1	1	2	0	0	1					
Eric Davis, R										3	1	2	1	1	0	0					
Cal Ripken Jr., R										4	0	1	0	0	0	1					
B.J. Surhoff, L Jeffrey Hammonds, R										3	0	1	0	0	1	0					
Jerome Walton, R Pete Inaviglia, R										3	0	1	0	0	0	1					
Chris Hoiles, R Lenny Webster, R										3	0	1	0	0	0	0					
Mike Bordick, R										3	0	0	0	0	1	2					
<b>Inning Stats</b>	R: 3 E: 0 K: 0 S: 13	H: 3 LOB: 1 BB: 1 P: 21	R: 0 E: 0 K: 0 S: 8	H: 1 LOB: 0 BB: 0 P: 13	R: 0 E: 0 K: 1 S: 7	H: 0 LOB: 0 BB: 0 P: 10	R: 0 E: 0 K: 1 S: 7	H: 0 LOB: 0 BB: 0 P: 10	R: 0 E: 0 K: 0 S: 8	H: 2 LOB: 1 BB: 1 P: 14	R: 0 E: 0 K: 0 S: 10	H: 2 LOB: 3 BB: 1 P: 16	R: 0 E: 0 K: 0 S: 12	H: 1 LOB: 1 BB: 1 P: 21	1B: 7 2B: 1 3B: 0 HR: 2	SF: 0 SAC: 0 DP: 2 HBP: 0		WP: 0 PB: 0 SB: 1 CS: 0	PA: 33		
<b>PITCHER</b>	IP	WLS	BF	H	R	ER	SO	BB	IBB	HBP	BLK	WP	HR	S	P	ERA	WHIP				
Danny Darwin, R ERA: 1.93	6.2	L	27	8	3	3	2	1	0	0	0	0	0	6	86	4.05	1.350				
Mike Bertotti, L ERA: 9.0	0.2		3	0	0	0	0	1	0	0	0	0	0	6	13	0.00	1.500				
Al Levine, R ERA: 4.22	0.2		3	1	0	0	0	1	0	0	0	0	0	8	14	0.00	3.000				



Batter	1	2	3	4	5	6	7	8	9	10	AB	R	H	RBI	BB	SO	LOB	TOP				
Ray Durham, S (1.4) OBP: 0.378, SLG: 0.408	K		G3				K		FC5-4		5	0	1	0	1	2	5					
Tony Phillips, S (1.5) OBP: 0.443, SLG: 0.386	F8 1B BB	CS	2B	F7	CS	G6-3	F7			G4-3 SF7 1B	4	2	1	0	2	0	1					
Frank Thomas, R (1.3) OBP: 0.424, SLG: 0.351	FC4-6 1B		WP 2B	1B		1B SF9 1B				1B	5	3	4	1	1	1	0					
Albert Belle, R (1.7) OBP: 0.256, SLG: 0.317	F8		L1	L9		1B BB			L9	G4-3	5	0	0	0	1	0	6					
Harold Baines, L (1.10) OBP: 0.395, SLG: 0.375	FC4-6		K	K		1B			F9	1B	5	0	1	0	1	2	4					
Lyle Mouton, R (1.9) OBP: 0.391, SLG: 0.526		HR	WP 1B BB			1B				SF7	3	3	3	3	1	0	0					
Darren Lewis, R (10.8) OBP: 0.263, SLG: 0.125											0	0	0	0	0	0	0					
Dave Martinez, L (1.8) OBP: 0.289, SLG: 0.366		HR	WP 1B BB			1B				1B	4	3	3	2	2	0	2					
Ron Karkovics, R (1.2) OBP: 0.245, SLG: 0.364	K		1B BB						P1	K	5	0	1	2	1	2	4					
Ozzie Guillen, L (1.6) OBP: 0.324, SLG: 0.385	P3		1B						F7		4	0	1	2	1	1	2					
<b>Inning Stats</b>	R: 0 E: 0 K: 1 S: 6	H: 1 LOB: 2 BB: 1 P: 10	R: 2 E: 0 K: 1 S: 14	H: 2 LOB: 1 BB: 1 P: 27	R: 4 E: 0 K: 1 S: 16	H: 2 LOB: 2 BB: 4 P: 41	R: 0 E: 0 K: 1 S: 12	H: 1 LOB: 1 BB: 0 P: 21	R: 2 E: 1 K: 1 S: 15	H: 4 LOB: 0 BB: 0 P: 24	R: 1 E: 0 K: 0 S: 14	H: 2 LOB: 1 BB: 1 P: 22	R: 0 E: 0 K: 1 S: 7	H: 0 LOB: 0 BB: 0 P: 8	R: 0 E: 0 K: 0 S: 10	H: 1 LOB: 2 BB: 1 P: 16	R: 2 E: 0 K: 1 S: 16	H: 2 LOB: 2 BB: 2 P: 31	1B: 12 2B: 1 3B: 0 HR: 2	SF: 2 SAC: 0 DP: 0 HBP: 0	WP: 1 PB: 0 SB: 1 CS: 2	PA: 55
<b>PITCHER</b>	IP	WLS	BF	H	R	ER	SO	BB	IBB	HBP	BLK	WP	HR	S	P	ERA	WHIP					
Rocky Coppinger, R ERA: 8.1	(1.1)	2.2	17	4	6	6	3	6	0	0	0	1	0	31	69	20.25	3.750					
Shawn Boskie, R ERA: 11.91	(3.1)	3.1	17	8	3	3	2	1	0	0	0	0	0	46	76	8.10	2.700					
Mike Johnson, R ERA: 3.6	(7.1)	1.0	4	0	0	0	1	1	0	0	0	0	0	6	11	0.00	1.000					
Terry Mathews, R ERA: 2.0	(8.1)	1.1	6	1	0	0	1	1	0	0	0	0	0	13	20	0.00	1.500					
Randy Myers, L ERA:	(9.1)	0.2	2	0	0	0	0	0	0	0	0	0	0	4	4	0.00	0.000					
<b>PITCHER</b>	IP	WLS	BF	H	R	ER	SO	BB	IBB	HBP	BLK	WP	HR	S	P	ERA	WHIP					
Armando Benitez, R ERA: 5.87	(10.1)	1.0	7	2	2	2	1	1	0	0	0	0	0	16	31	18.00	3.000					

Chicago White Sox @ Baltimore Orioles  
 Oriole Park at Camden Yards, Baltimore, MD  
 Wed Apr 23 1997, 7:05 PM EDT  
 Att: 42,902 - Unknown - 49 F

AB 40  
 R 11  
 H 15  
 RBI 10  
 BB 11  
 SO 8  
 LOB 24



Batter	1	2	3	4	5	6	7	8	9	10	AB	R	H	RBI	BB	SO	LOB	BOTTOM						
Brady Anderson, L (1.8) OBP: 0.556, SLG: 0.650	1-3 1B BB		F8 WP 1B		G4-3		G2-3 HR 1B		F7		4	2	2	1	1	0	0							
Roberto Alomar, S (1.4) OBP: 0.295, SLG: 0.231	F7		L6			2B SF9 BB	G2-3		K		4	1	0	0	1	1	4							
Rafael Palmeiro, L (1.3) OBP: 0.333, SLG: 0.544	1-3		F8			SF9 SF9 2B	HR BB		K		4	2	1	0	1	1	2							
Eric Davis, R (1.9) OBP: 0.347, SLG: 0.488	2B 1B		G5-3			SF9	HR			G6-3	4	2	2	6	0	0	1							
Cal Ripken Jr., R (1.5) OBP: 0.373, SLG: 0.600	2B		L9			SF9	K			G4-3	4	0	1	2	0	1	0							
Jeffrey Hammonds, R (1.7) OBP: 0.300, SLG: 0.362	L9		F4			G6-3				G5-3	5	0	1	0	0	0	1							
Pete Incaviglia, R (1.10) OBP: 0.227, SLG: 0.238			G3-1		G4-3		E FC6 1B			K	5	1	2	0	0	1	1							
Lenny Webster, R (1.2) OBP: 0.333, SLG: 0.222			G5-3			G5-3	FC6 1B		F8		4	1	0	0	0	0	2							
Jeff Reboulet, R (1.6) OBP: 0.364, SLG: 0.379			G6-3		F8		K		L9		4	0	0	0	0	1	3							
<b>Inning Stats</b>	R: 2 E: 0 K: 0 S: 8	H: 2 LOB: 1 BB: 1 P: 12	R: 0 E: 0 K: 0 S: 8	H: 0 LOB: 0 BB: 0 P: 13	R: 0 E: 0 K: 0 S: 9	H: 1 LOB: 1 BB: 0 P: 15	R: 0 E: 0 K: 0 S: 4	H: 0 LOB: 0 BB: 0 P: 7	R: 0 E: 0 K: 0 S: 6	H: 0 LOB: 0 BB: 0 P: 11	R: 2 E: 1 K: 2 S: 19	H: 1 LOB: 0 BB: 1 P: 17	R: 5 E: 0 K: 2 S: 19	H: 3 LOB: 0 BB: 1 P: 32	R: 0 E: 0 K: 0 S: 10	H: 1 LOB: 1 BB: 0 P: 17	R: 0 E: 0 K: 2 S: 7	H: 0 LOB: 0 BB: 0 P: 10	R: 0 E: 0 K: 1 S: 11	H: 1 LOB: 1 BB: 0 P: 18	1B: 5 2B: 3 3B: 0 HR: 1	SF: 2 SAC: 0 DP: 0 HBP: 0	WP: 1 PB: 0 SB: 1 CS: 0	PA: 43
<b>PITCHER</b>	IP	WLS	BF	H	R	ER	SO	BB	IBB	HBP	BLK	WP	HR	S	P	ERA	WHIP							
Jaime Navarro, R ERA: 5.52	(1.1)	7.0	32	7	9	4	2	3	0	0	0	1	1	63	107	5.14	1.429							
41 Bill Simas, R ERA: 1.08	(8.1)	1.0	4	1	0	0	0	0	0	0	0	0	0	10	17	0.00	1.000							
Tony Castillo, L ERA: 4.08	(9.1)	1.0	W 3	0	0	0	2	0	0	0	0	0	0	7	10	0.00	0.000							
Roberto Hernandez, R ERA: 5.4	(10.1)	1.0	S 4	1	0	0	1	0	0	0	0	0	0	11	18	0.00	1.000							

Chicago White Sox @ Baltimore Orioles  
 Oriole Park at Camden Yards, Baltimore, MD  
 Wed Apr 23 1997, 7:05 PM EDT  
 Att: 42,902 - Unknown - 49 F

AB 38  
 R 9  
 H 9  
 RBI 9  
 BB 3  
 SO 5  
 LOB 14






Batter	1	2	3	4	5	6	7	8	9	10	11	12	AB	R	H	RBI	BB	SO	LOB			
Nomar Garciaparra, R OBP: 0.374, SLG: 0.543	1-1 P2		1-1 G3		1-1 F8		0-1 G6-3		3-3 K			1-0 HR	6	1	1	1	0	1	1			
John Valentin, R OBP: 0.239, SLG: 0.278	0-0 L8		0-1 G5-3		1-2 G4-3		0-1 G5-3			0-3 K		1-3 K	6	0	0	0	0	2	0			
Mo Vaughn, L OBP: 0.436, SLG: 0.472	3-2 1B		4-0 BB		0-3 K			1-3 K		3-1 F8			4	0	1	0	1	2	0			
1B Reggie Jefferson, S OBP: 0.302, SLG: 0.697 Mike Stanley, R OBP: 0.339, SLG: 0.319	0-0 BB		0-1 P4			0-0 G4-3		2-2 F9		0-1 G4-3			3	0	1	0	0	0	1			
Tim Lincecum, R OBP: 0.391, SLG: 0.608	4-2 BB			0-1 1B		1-0 1B		1-2 2B			0-1 F9		4	1	3	0	1	0	0			
Troy O'Leary, L OBP: 0.412, SLG: 0.583	3-1 F7		2-3 K			0-0 F7		0-0 G1-3			2-2 G4-3		5	0	0	0	0	1	6			
Wil Cordero, R OBP: 0.341, SLG: 0.456		2-0 G5-3		0-3 K		1-1 FC5-4		1-2 1B		1-2 K		1-0 F9	5	0	2	0	0	1	1			
Bill Haselman, R OBP: 0.362, SLG: 0.426		0-1 L8		0-2 1B		0-1 FC5-4			SAFE	1-3 K		0-1 L4	5	0	1	1	0	1	3			
Darren Bragg, L OBP: 0.541, SLG: 0.566 Jeff Frye, R OBP: 0.524, SLG: 0.474	1-0 G3-1		3-2 G4-3			3-2 K			SAFE	2-3 K		2-0 F9	3	0	0	0	0	1	1			
<b>Inning Stats</b>	R: 0 E: 0 K: 11	H: 2 LOB: 3 BB: 1 P: 22	R: 0 E: 0 K: 4	H: 0 LOB: 0 BB: 0 P: 7	R: 0 E: 0 K: 6	H: 0 LOB: 1 BB: 1 P: 11	R: 1 E: 0 K: 2	H: 2 LOB: 1 BB: 0 P: 20	R: 0 E: 0 K: 1	H: 0 LOB: 0 BB: 0 P: 10	R: 0 E: 0 K: 7	H: 1 LOB: 1 BB: 0 P: 15	R: 0 E: 0 K: 3	H: 0 LOB: 0 BB: 0 P: 11	R: 0 E: 0 K: 6	H: 0 LOB: 0 BB: 0 P: 9	R: 1 E: 0 K: 7	H: 1 LOB: 0 BB: 0 P: 11	1B: 6 2B: 2 3B: 0 HR: 1	SF: 0 SAC: 0 DP: 0 HBP: 0	WP: 0 PB: 0 SB: 1 CS: 0	PA: 47
<b>PITCHER</b>	IP WLS BF H R ER SO BB IBB HBP BLK WP HR S P ERA WHIP	<b>PITCHER</b>												IP WLS BF H R ER SO BB IBB HBP BLK WP HR S P ERA WHIP								
Scott Kamieniecki, R ERA: 3.19	(1, 1) 7.0 6 29													(1, 1) 7.0 6 29								
Arthur Rhodes, L ERA: 0.64	(8, 1) 4.0 2 14													(8, 1) 4.0 2 14								
Tony Matthews, R ERA: 2.7	(12, 1) 1.0 1 4													(12, 1) 1.0 1 4								

**TOP**

**Boston Red Sox @ Baltimore Orioles**  
Oriole Park at Camden Yards, Baltimore, MD

Thu Apr 24 1997, 7:05 PM EDT  
Att. 40,000 - Unknown - 61 F

AB 45  
R 2  
H 9  
RBI 2  
BB 2  
SO 10  
LOB 14




Batter	1	2	3	4	5	6	7	8	9	10	11	12	AB	R	H	RBI	BB	SO	LOB							
Brady Anderson, L ERA: 3.19 Jerome Walton, R OBP: 0.500, SLG: 0.440	0-1 G3-1		3-2 P4			1-2 F8		4-1 BB					3	0	0	1	0	0								
Jeffrey Hammonds, R OBP: 0.292, SLG: 0.367	0-2 G5-3			0-2 G1-3		1-0 1B		0-0 F8			2-1 P4		5	0	1	0	0	0	1							
Rafael Palmeiro, L OBP: 0.337, SLG: 0.528	2-3 K			2-3 K		0-2 G3			2-2 G6-4-3		4-0 BB		4	0	1	0	1	2	1							
Eric Davis, R OBP: 0.352, SLG: 0.489		2-1 2B		3-2 F9		1-1 G3-1			4-2 G6-4-3		1-2 BB		4	0	1	0	1	0	1							
Cal Ripken Jr., R OBP: 0.350, SLG: 0.560		2-0 G5-3			0-1 G3		2-2 G4-3		2-0 G6-4-3			1-0 G6-3	5	0	0	0	0	0	3							
Pete Incaviglia, R OBP: 0.259, SLG: 0.240		4-1 G6-4-3			0-0 P3		3-3 K2-3		2-2 G5-3			1-2 G6-4-3	4	0	1	0	0	1	1							
Chris Hoiles, R OBP: 0.387, SLG: 0.536		0-0 G6-4-3			4-1 BB			1-1 HR		2-1 F4		0-1 G6-4-3	4	1	1	1	1	0	3							
Jeff Reboulet, R OBP: 0.343, SLG: 0.355 Roberto Alomar, S OBP: 0.293, SLG: 0.220			3-1 G6-3		1-3 K			1-3 K		1-2 F7			2	0	0	0	0	1	1							
Mike Bordick, R OBP: 0.224, SLG: 0.150			2-3 K			0-0 G4-3		1-1 G5-3		1-1 F8			4	0	0	0	0	1	0							
<b>Inning Stats</b>	R: 0 E: 0 K: 9	H: 0 LOB: 0 BB: 0 P: 11	R: 0 E: 0 K: 5	H: 1 LOB: 1 BB: 0 P: 13	R: 0 E: 0 K: 1	H: 0 LOB: 0 BB: 0 P: 16	R: 0 E: 0 K: 1	H: 0 LOB: 0 BB: 0 P: 14	R: 0 E: 0 K: 7	H: 1 LOB: 1 BB: 0 P: 12	R: 0 E: 0 K: 9	H: 0 LOB: 0 BB: 0 P: 15	R: 1 E: 0 K: 10	H: 1 LOB: 1 BB: 1 P: 17	R: 0 E: 0 K: 9	H: 1 LOB: 1 BB: 1 P: 19	R: 0 E: 0 K: 7	H: 0 LOB: 0 BB: 0 P: 11	R: 0 E: 0 K: 9	H: 0 LOB: 1 BB: 1 P: 16	R: 0 E: 0 K: 7	H: 1 LOB: 0 BB: 0 P: 9	1B: 3 2B: 1 3B: 0 HR: 1	SF: 0 SAC: 0 DP: 3 HBP: 1	WP: 0 PB: 0 SB: 0 CS: 0	PA: 43
<b>PITCHER</b>	IP WLS BF H R ER SO BB IBB HBP BLK WP HR S P ERA WHIP	<b>PITCHER</b>												IP WLS BF H R ER SO BB IBB HBP BLK WP HR S P ERA WHIP												
Chris Hammond, L ERA: 3.86	(1, 1) 6.0 21													(1, 1) 6.0 21												
Jim Corsi, R ERA: 3.0	(7, 1) 1.2 6													(7, 1) 1.2 6												
Heathcliff Stocumb, R ERA: 2.0	(8, 1) 2.1 9													(8, 1) 2.1 9												
Ricky Tricek, R ERA: 4.4	(11, 1) 1.1 6													(11, 1) 1.1 6												
Butch Henry, L ERA: 2.84	(12, 1) 0.2 1													(12, 1) 0.2 1												

**BOTTOM**

**Boston Red Sox @ Baltimore Orioles**  
Oriole Park at Camden Yards, Baltimore, MD

Thu Apr 24 1997, 7:05 PM EDT  
Att. 40,000 - Unknown - 61 F

AB 38  
R 1  
H 5  
RBI 1  
BB 4  
SO 6  
LOB 11





Batter	1	2	3	4	5	6	7	8	9	AB	R	H	RBI	BB	SO	LOB	TOP																				
<b>Nomar Garciaparra, R</b> OBP: 0.359, SLG: 0.520	G6-3		F9		G6-3			G5-3		4	0	0	0	0	0	3	<b>Boston Red Sox @ Baltimore Orioles</b> Oriole Park at Camden Yards, Baltimore, MD Fri Apr 25 1997, 7:05 PM EDT Att: 45,227 - Unknown - 65 F																				
<b>Jeff Fyfe, R</b> OBP: 0.320, SLG: 0.455	G4-3					G4-6-3 1B		G4-3		3	0	1	0	1	0	1																					
<b>Mo Vaughn, L</b> OBP: 0.429, SLG: 0.453 <b>Shane Mack, R</b> OBP: 0.313, SLG: 0.267	G6-3					G4-6-3 1-2 2-3			4-2 1B BB	3	0	0	0	1	0	4																					
<b>18 Reggie Jefferson, S</b> OBP: 0.351, SLG: 0.639 <b>Tim Lincecum, R</b> OBP: 0.386, SLG: 0.600		G3-1			G1-3				0-3 1B BB	3	0	0	0	0	1	0																					
<b>Wil Cordero, R</b> OBP: 0.337, SLG: 0.446		G6-3			E6 G4-3			G4-3	0-0 1-2 1B	4	0	1	0	0	0	0																					
<b>Troy O'Leary, L</b> OBP: 0.394, SLG: 0.556 <b>Rudy Pemberton, R</b> OBP: 0.286, SLG: 0.263		F8			G4-3			F7	0-0 P3	3	0	0	0	0	0	1																					
<b>John Valentin, R</b> OBP: 0.239, SLG: 0.277					G5-3			P3	2-1 G1-3	4	0	1	0	0	0	3																					
<b>Bill Haselman, R</b> OBP: 0.347, SLG: 0.406					L8			G5-3	1-0 1-2 1B	3	0	0	0	0	1	1																					
<b>Darren Bragg, L</b> OBP: 0.408, SLG: 0.571					E5 BB				0-0 G1-3	3	0	1	0	0	0	1																					
<b>Inning Stats</b>	R: 0 E: 0 K: 0 S: 7	H: 0 LOB: 0 BB: 0 P: 10	R: 0 E: 0 K: 0 S: 5	H: 0 LOB: 0 BB: 0 P: 9	R: 0 E: 1 K: 1 S: 12	H: 1 LOB: 3 BB: 1 P: 20	R: 0 E: 1 K: 0 S: 6	H: 0 LOB: 1 BB: 0 P: 8	R: 0 E: 0 K: 0 S: 6	H: 0 LOB: 0 BB: 0 P: 7	R: 0 E: 0 K: 0 S: 10	H: 1 LOB: 0 BB: 0 P: 15	R: 0 E: 0 K: 0 S: 5	H: 0 LOB: 0 BB: 0 P: 7	R: 0 E: 0 K: 0 S: 6	H: 1 LOB: 2 BB: 1 P: 9		R: 0 E: 0 K: 1 S: 12	H: 1 LOB: 1 BB: 1 P: 18	1B: 3 2B: 1 3B: 0 HR: 0	SF: 0 SAC: 0 DP: 1 HBP: 0	WP: 0 PB: 0 SB: 1 CS: 0	PA: 34														
<b>PITCHER</b>	IP	WLS	BF	H	R	ER	SO	BB	IBB	HBP	BLK	WP	HR	S	P	ERA	WHIP	<b>PITCHER</b>		IP	WLS	BF	H	R	ER	SO	BB	IBB	HBP	BLK	WP	HR	S	P	ERA	WHIP	
<b>Scott Erickson, R</b> ERA: 2.96	(1, 1)	8.0	W	29	3	0	0	2	1	0	0	0	0	57	85	0.00	0.500																				
<b>Randy Myers, L</b> ERA:	(9, 1)	1.0	S	5	1	0	0	1	1	0	0	0	0	0	12	18	0.00	2.000																			

AB 32  
R 0  
H 4  
RBI 0  
BB 2  
SO 3  
LOB 17



Batter	1	2	3	4	5	6	7	8	9	AB	R	H	RBI	BB	SO	LOB	BOTTOM																				
<b>Roberto Alomar, S</b> OBP: 0.280, SLG: 0.205	L8					L7		G6-3		3	0	0	0	1	0	0	<b>Boston Red Sox @ Baltimore Orioles</b> Oriole Park at Camden Yards, Baltimore, MD Fri Apr 25 1997, 7:05 PM EDT Att: 45,227 - Unknown - 65 F																				
<b>Jeffrey Hammonds, R</b> OBP: 0.290, SLG: 0.399	K					S 1B		F8		4	1	1	0	0	1	1																					
<b>Eric Davis, R</b> OBP: 0.362, SLG: 0.510	P4					G5-3			0-0 1B	4	1	2	1	0	0	0																					
<b>Rafael Palmeiro, L</b> OBP: 0.345, SLG: 0.526						G3-1			0-2 1B	4	0	2	1	0	0	1																					
<b>Cal Ripken Jr., R</b> OBP: 0.337, SLG: 0.538						G4-3			0-0 1B	3	0	0	0	0	0	2																					
<b>Pete Incaviglia, R</b> OBP: 0.297, SLG: 0.250						P4			0-0 1B	3	0	1	0	0	1	1																					
<b>Tony Tarasco, L</b>						G6-3			1-2 G4-3	3	0	0	0	0	0	2																					
<b>Lenny Webster, R</b> OBP: 0.267, SLG: 0.167						L8			1-2 G5-3	3	0	0	0	0	0	1																					
<b>Mike Bordick, R</b> OBP: 0.214, SLG: 0.143						G3			0-2 G6-3	3	0	0	0	0	0	1																					
<b>Inning Stats</b>	R: 0 E: 0 K: 1 S: 10	H: 0 LOB: 0 BB: 0 P: 15	R: 0 E: 0 K: 1 S: 13	H: 1 LOB: 0 BB: 0 P: 22	R: 0 E: 0 K: 0 S: 10	H: 0 LOB: 1 BB: 1 P: 17	R: 0 E: 0 K: 0 S: 7	H: 0 LOB: 0 BB: 0 P: 8	R: 0 E: 0 K: 0 S: 7	H: 0 LOB: 0 BB: 0 P: 11	R: 2 E: 0 K: 0 S: 13	H: 3 LOB: 1 BB: 0 P: 20	R: 0 E: 0 K: 0 S: 12	H: 1 LOB: 1 BB: 0 P: 21	R: 0 E: 0 K: 0 S: 5	H: 1 LOB: 1 BB: 0 P: 6		1B: 5 2B: 1 3B: 0 HR: 0	SF: 0 SAC: 0 DP: 0 HBP: 0	WP: 0 PB: 0 SB: 1 CS: 0	PA: 31																
<b>PITCHER</b>	IP	WLS	BF	H	R	ER	SO	BB	IBB	HBP	BLK	WP	HR	S	P	ERA	WHIP	<b>PITCHER</b>		IP	WLS	BF	H	R	ER	SO	BB	IBB	HBP	BLK	WP	HR	S	P	ERA	WHIP	
<b>Tom Gordon, R</b> ERA: 3.23	(1, 1)	7.0	L	27	5	2	2	2	1	0	0	0	0	72	114	2.57	0.857																				
<b>Vaughn Eschelman, L</b> ERA: 16.2	(8, 1)	1.0		4	1	0	0	0	0	0	0	0	0	5	6	0.00	1.000																				

AB 30  
R 2  
H 6  
RBI 2  
BB 1  
SO 2  
LOB 9





Batter	1	2	3	4	5	6	7	8	9	AB	R	H	RBI	BB	SO	LOB	TOP					
Nomar Garciaparra, R OBP: 0.355, SLG: 0.510 Jeff Frye, R OBP: 0.500, SLG: 0.435	F9	F8		F8				G1-6-3		4	0	1	1	0	0	2						
Shane Mack, R OBP: 0.333, SLG: 0.263	HR	BLK		K					G5-3	4	1	1	0	1	1	3						
Mo Vaughn, L OBP: 0.422, SLG: 0.491 18 Reggie Jefferson, S OBP: 0.342, SLG: 0.622	HR	F9		F7					K	4	1	1	2	0	0	4						
Mike Stanley, R OBP: 0.344, SLG: 0.385	HR			G2-3					K	5	1	2	1	0	2	0						
Tim Lincecum, R OBP: 0.380, SLG: 0.577	FC6-4			G2-3					G5-3	3	0	0	0	1	0	1						
Wil Cordero, R OBP: 0.333, SLG: 0.437 Darren Bragg, L OBP: 0.406, SLG: 0.571	K			P4					F8	4	0	1	0	0	1	2						
John Valentin, R OBP: 0.240, SLG: 0.267	FC6-4								G4-3	3	0	0	0	1	0	2						
Rudy Pemberton, R OBP: 0.320, SLG: 0.304		K		F8					BB	4	1	2	0	0	1	2						
Scott Hatteberg, L OBP: 0.450, SLG: 0.529	F8	BLK							1B	3	1	2	0	1	1	1						
<b>Inning Stats</b>	R: 3 E: 0 K: 1 S: 15	H: 3 LOB: 1 BB: 1 P: 29	R: 1 E: 0 K: 1 S: 9	H: 1 LOB: 1 BB: 1 P: 15	R: 0 E: 0 K: 0 S: 12	H: 1 LOB: 2 BB: 1 P: 22	R: 0 E: 0 K: 1 S: 7	H: 1 LOB: 0 BB: 0 P: 13	R: 0 E: 0 K: 0 S: 8	H: 0 LOB: 0 BB: 0 P: 14	R: 1 E: 0 K: 0 S: 8	H: 2 LOB: 2 BB: 1 P: 15	R: 0 E: 0 K: 1 S: 10	H: 1 LOB: 1 BB: 0 P: 17	R: 0 E: 0 K: 1 S: 8	H: 1 LOB: 0 BB: 0 P: 13	R: 0 E: 0 K: 12 S: 12	H: 0 LOB: 0 BB: 0 P: 15	1B: 7 2B: 1 3B: 0 HR: 2	SF: 0 SAC: 0 DP: 1 HBP: 0	WP: 0 PB: 0 SB: 0 CS: 0	PA: 40
<b>PITCHER</b>	IP	WLS	BF	H	R	ER	SO	BB	IBB	HBP	BLK	WP	HR	S	P	ERA	WHIP					
Jimmy Key, L ERA: 2.48	6.0	W	30	8	5	5	4	4	0	0	1	0	2	59	108	7.50	2.000					
Mike Johnson, R ERA: 2.25	3.0	S	10	2	0	0	3	0	0	0	0	0	0	30	45	0.00	0.667					

**Boston Red Sox @ Baltimore Orioles**  
 Oriole Park at Camden Yards, Baltimore, MD  
 Sat Apr 26 1997, 3:33 AM EDT  
 Att: 47,727 - Sunny - 71 F

AB 36  
 R 5  
 H 10  
 RBI 4  
 BB 4  
 SO 7  
 LOB 18



Batter	1	2	3	4	5	6	7	8	9	AB	R	H	RBI	BB	SO	LOB	BOTTOM				
Brady Anderson, L OBP: 0.533, SLG: 0.529	F8	HR	K		E4		SF9			5	3	2	2	0	1	1					
Roberto Alomar, S OBP: 0.327, SLG: 0.458	1B	HR		HR	HR		SF9			4	4	4	6	0	0	0					
Eric Davis, R OBP: 0.381, SLG: 0.589	K	G4-3		HR	1B		2-3			5	2	3	2	0	1	1					
Rafael Palmeiro, L OBP: 0.359, SLG: 0.531	1B	HBP		F7	G1-6-3		F9			5	0	3	1	0	0	1					
Cal Ripken Jr., R OBP: 0.356, SLG: 0.538 Jeff Reboulet, R OBP: 0.333, SLG: 0.344	1B	HBP		1B	WP		P6			2	1	1	1	1	0	1					
Jeffrey Hammonds, R OBP: 0.297, SLG: 0.382	F8	P6		1B	PB		P5			5	1	2	0	0	0	4					
Tony Tarasco, L OBP: 0.091, SLG: 0.091		G3		G4-3	L6-4		G6-3			5	0	1	1	0	0	1					
Chris Hoiles, R OBP: 0.388, SLG: 0.508		2B		L6-4	1-2		K			3	1	0	0	0	1	2					
Mike Bordick, R OBP: 0.230, SLG: 0.179		1B		P8	F8		2B			4	2	2	0	0	0	1					
<b>Inning Stats</b>	R: 1 E: 0 K: 1 S: 13	H: 3 LOB: 2 BB: 0 P: 20	R: 4 E: 0 K: 0 S: 20	H: 4 LOB: 0 BB: 0 P: 39	R: 0 E: 0 K: 1 S: 9	H: 0 LOB: 1 BB: 0 P: 13	R: 4 E: 0 K: 0 S: 18	H: 4 LOB: 0 BB: 1 P: 34	R: 3 E: 1 K: 0 S: 21	H: 3 LOB: 0 BB: 0 P: 28	R: 0 E: 0 K: 1 S: 5	H: 0 LOB: 0 BB: 0 P: 8	R: 2 E: 0 K: 0 S: 10	H: 3 LOB: 1 BB: 0 P: 17	R: 0 E: 0 K: 0 S: 6	H: 1 LOB: 0 BB: 0 P: 7	1B: 11 2B: 4 3B: 0 HR: 4	SF: 1 SAC: 0 DP: 3 HBP: 3	WP: 1 PB: 1 SB: 0 CS: 0	PA: 44	
<b>PITCHER</b>	IP	WLS	BF	H	R	ER	SO	BB	IBB	HBP	BLK	WP	HR	S	P	ERA	WHIP				
Aaron Sele, R ERA: 4.1	1.2	L	14	7	5	5	1	0	0	1	0	0	2	19	34	16.20	1.800				
Pat Mahomes, R ERA: 8.1	1.2		9	5	4	2	0	0	0	0	0	1	1	31	46	10.80	3.000				
Ricky Tricek, R ERA: 5.06	1.0		4	1	1	1	1	0	0	0	0	0	0	6	10	9.00	1.000				
Jim Corsi, R ERA: 9.0	2.0		8	3	1	1	0	0	0	0	0	0	0	15	22	4.50	1.500				

**Boston Red Sox @ Baltimore Orioles**  
 Oriole Park at Camden Yards, Baltimore, MD  
 Sat Apr 26 1997, 3:33 AM EDT  
 Att: 47,727 - Sunny - 71 F

AB 39  
 R 14  
 H 18  
 RBI 13  
 BB 1  
 SO 3  
 LOB 13





Batter	1	2	3	4	5	6	7	8	9	AB	R	H	RBI	BB	SO	LOB	TOP					
Nomar Garciaparra, R OBP: 0.345, SLG: 0.491 (1, 6)	P3		K	K			1B SF9	F8	F7	6	1	1	1	0	2	3						
Will Cordero, R OBP: 0.347, SLG: 0.478 (1, 7)	G4-3		F8				WP			5	1	3	2	0	0	0						
Mo Vaughn, L OBP: 0.421, SLG: 0.524 (1, 3)	K		HR				K			5	1	2	1	0	2	3						
18 Reggie Jefferson, S OBP: 0.341, SLG: 0.625 (7, PH)			G4-3				SF9			3	1	1	0	0	0	1						
Mike Stanley, R OBP: 0.333, SLG: 0.377 (7, PH)								K		1	0	0	1	0	1	1						
Tim Lincecum, R OBP: 0.381, SLG: 0.602 (1, 5)							F8			5	1	2	1	0	1	1						
Troy O'Leary, L OBP: 0.405, SLG: 0.603 (1, 9)	FC5-4						L9			5	3	3	2	0	0	1						
John Valentini, R OBP: 0.257, SLG: 0.270 (1, 4)							G5-4-3			3	2	1	0	2	1	2						
Bill Haselman, R OBP: 0.377, SLG: 0.522 (1, 2)										5	2	4	4	0	0	2						
Darren Bragg, L OBP: 0.394, SLG: 0.552 (7, PH)										2	0	0	0	0	1	2						
Jeff Frye, R OBP: 0.517, SLG: 0.500 (7, 8)	K									3	1	2	1	0	0	0						
<b>Inning Stats</b>	R: 0 E: 0 K: 1 S: 11	H: 0 LOB: 0 BB: 0 P: 16	R: 2 E: 0 K: 2 S: 18	H: 3 LOB: 1 BB: 0 P: 23	R: 1 E: 0 K: 1 S: 10	H: 1 LOB: 0 BB: 0 P: 11	R: 2 E: 0 K: 1 S: 10	H: 2 LOB: 1 BB: 1 P: 17	R: 0 E: 0 K: 0 S: 6	H: 1 LOB: 0 BB: 0 P: 11	R: 0 E: 0 K: 0 S: 14	H: 1 LOB: 0 BB: 0 P: 20	R: 3 E: 0 K: 1 S: 19	H: 4 LOB: 1 BB: 0 P: 25	R: 4 E: 0 K: 1 S: 15	H: 4 LOB: 1 BB: 1 P: 25	R: 1 E: 0 K: 1 S: 14	H: 3 LOB: 2 BB: 0 P: 17	1B: 8 2B: 6 3B: 0 HR: 5	SF: 1 SAC: 0 DP: 2 HBP: 0	WP: 1 PB: 0 SB: 0 CS: 0	PA: 46
<b>PITCHER</b>	IP	WLS	BF	H	R	ER	SO	BB	IBB	HBP	BLK	WP	HR	S	P	ERA	WHIP					
35 Mike Mussina, R ERA: 4.22 (1, 1)	6.0		25	8	5	5	5	1	0	0	0	0	2	69	98	7.50	1.500					
Arthur Rhodes, L ERA: 2.51 (7, 1)	0.1	L	5	4	3	3	1	0	0	0	0	0	0	13	17	81.00	12.000					
Armando Benitez, R ERA: 8.64 (7, 1)	0.2		5	2	3	3	0	1	0	0	0	1	2	9	16	40.50	4.500					
Shawn Boskie, R ERA: 11.48 (8, 1)	2.0		11	5	2	2	2	0	0	0	0	0	1	26	34	9.00	2.500					

**Boston Red Sox @ Baltimore Orioles**  
 Oriole Park at Camden Yards, Baltimore, MD

Sun Apr 27 1997, 3:33 AM EDT  
 Att: 47,307 - Overcast - 71 F

AB 43  
 R 13  
 H 19  
 RBI 13  
 BB 2  
 SO 8  
 LOB 16



Batter	1	2	3	4	5	6	7	8	9	AB	R	H	RBI	BB	SO	LOB	BOTTOM					
Roberto Alomar, S OBP: 0.300, SLG: 0.415 (1, 4)	P6	P5			P3	G3			G4-3	5	0	0	0	0	0	2						
Jeffrey Hammonds, R OBP: 0.316, SLG: 0.378 (1, 8)	HR	P3			1B HR				1B	5	3	3	0	0	0	1						
Eric Davis, R OBP: 0.412, SLG: 0.705 (1, 9)	1B HR				L6				1B	5	2	4	3	0	0	1						
Rafael Palmeiro, L OBP: 0.351, SLG: 0.512 (1, 3)	G6-3				G4-3				F7	5	1	1	0	0	0	3						
Cal Ripken Jr., R OBP: 0.370, SLG: 0.576 (1, 5)	2B				G3				1B	5	1	3	4	0	0	1						
Pete Incaviglia, R OBP: 0.257, SLG: 0.273 (1, 10)	2B				F8				F8	5	0	1	0	0	1	2						
Tony Tarasco, L OBP: 0.133, SLG: 0.133 (1, 7)	G1-3				L7				G4-3	4	0	1	0	0	0	2						
Chris Hoiles, R OBP: 0.394, SLG: 0.500 (1, 2)					G6-3				F8	3	0	1	0	1	0	1						
Mike Bordick, R OBP: 0.218, SLG: 0.169 (1, 6)					L7				F8	4	0	0	0	0	0	3						
<b>Inning Stats</b>	R: 2 E: 0 K: 0 S: 11	H: 4 LOB: 2 BB: 0 P: 17	R: 0 E: 0 K: 0 S: 10	H: 1 LOB: 1 BB: 0 P: 15	R: 1 E: 0 K: 0 S: 7	H: 1 LOB: 0 BB: 0 P: 9	R: 0 E: 0 K: 0 S: 5	H: 0 LOB: 0 BB: 0 P: 11	R: 3 E: 0 K: 0 S: 10	H: 3 LOB: 0 BB: 0 P: 22	R: 0 E: 0 K: 0 S: 9	H: 1 LOB: 1 BB: 0 P: 13	R: 0 E: 0 K: 0 S: 6	H: 1 LOB: 1 BB: 0 P: 10	R: 0 E: 0 K: 1 S: 11	H: 0 LOB: 1 BB: 1 P: 22	R: 1 E: 0 K: 0 S: 14	H: 3 LOB: 2 BB: 0 P: 26	1B: 10 2B: 1 3B: 0 HR: 3	SF: 0 SAC: 0 DP: 0 HBP: 0	WP: 0 PB: 0 SB: 1 CS: 0	PA: 42
<b>PITCHER</b>	IP	WLS	BF	H	R	ER	SO	BB	IBB	HBP	BLK	WP	HR	S	P	ERA	WHIP					
Steve Avery, L ERA: 5.33 (1, 1)	5.0		24	9	6	6	0	0	0	0	0	0	3	43	74	10.80	1.800					
Butch Henry, L ERA: 2.45 (6, 1)	2.0	W	8	2	0	0	0	0	0	0	0	0	0	15	23	0.00	1.000					
Rich Garces, R ERA: (8, 1)	1.0		4	0	0	0	1	1	0	0	0	0	0	11	22	0.00	1.000					
Heathcliff Stocumb, R ERA: 2.7 (9, 1)	1.0		6	3	1	1	0	0	0	0	0	0	0	14	26	9.00	3.000					

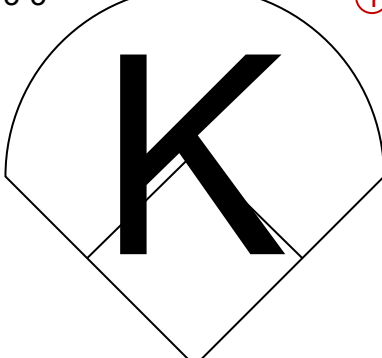
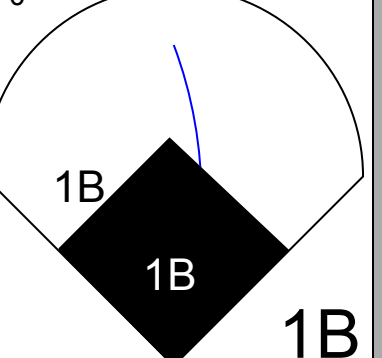
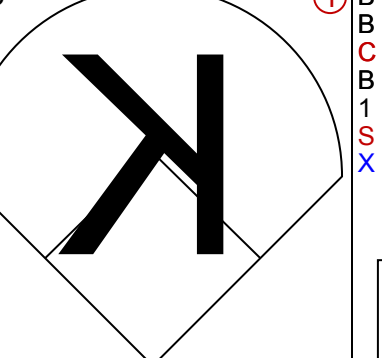
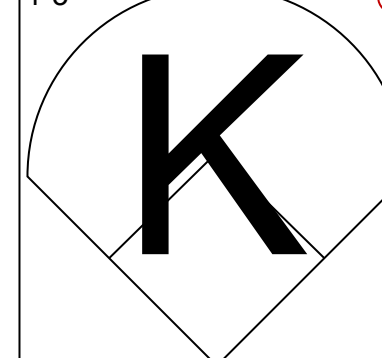

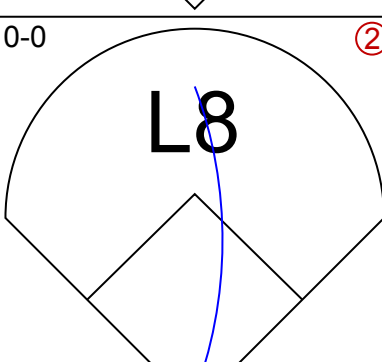
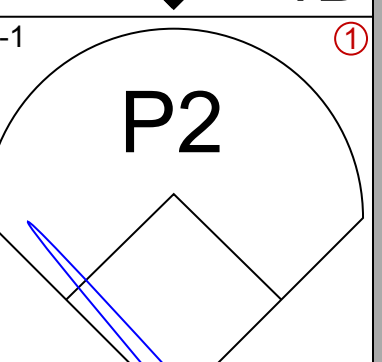
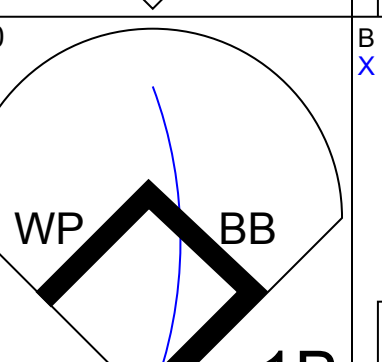
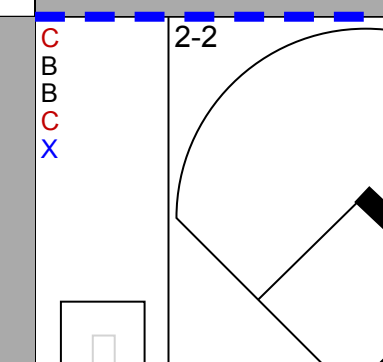
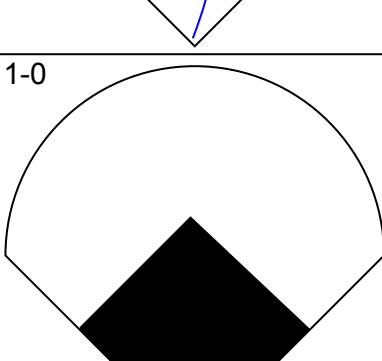
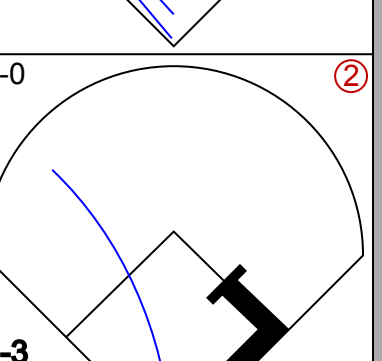
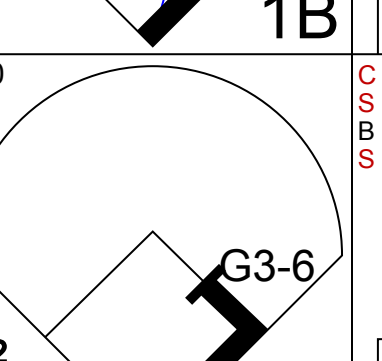

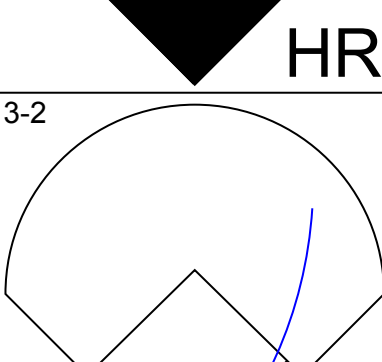
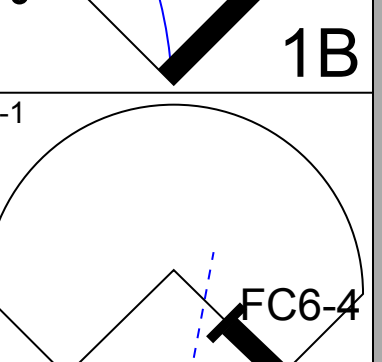
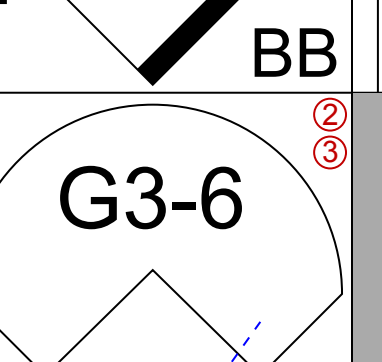

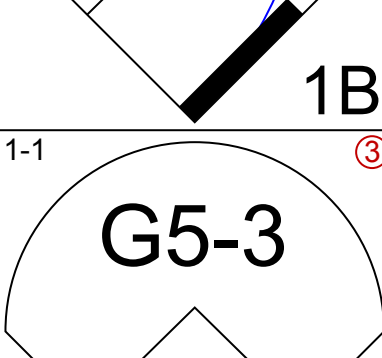
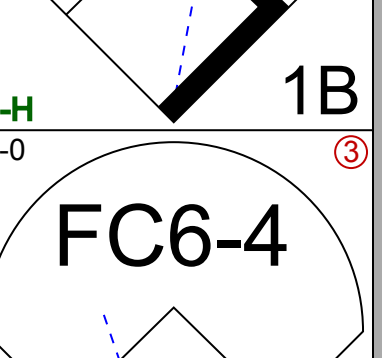
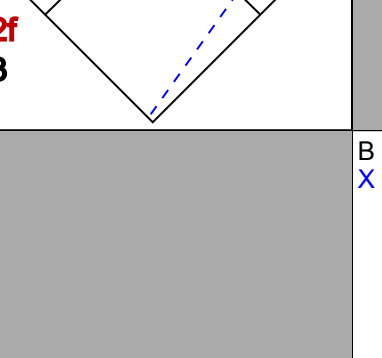

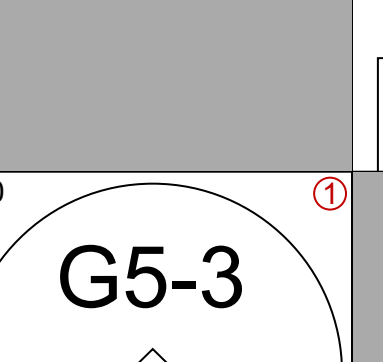
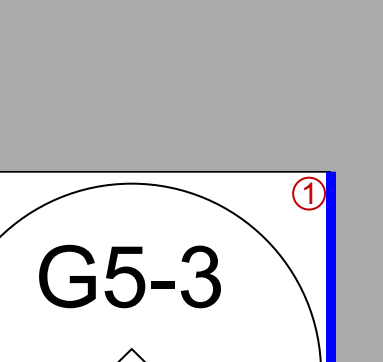

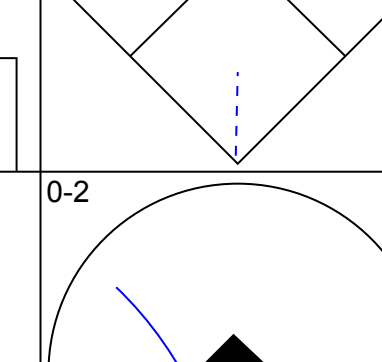

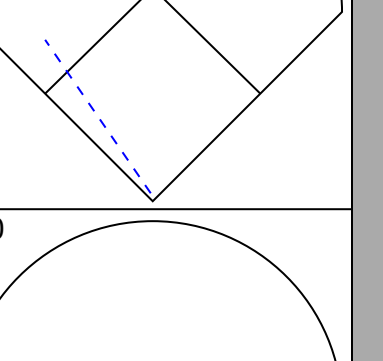
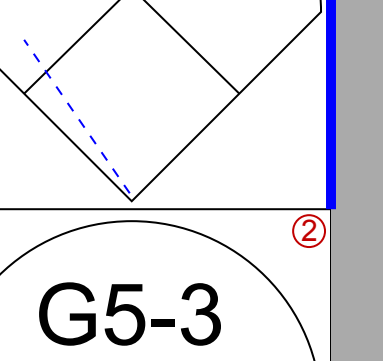
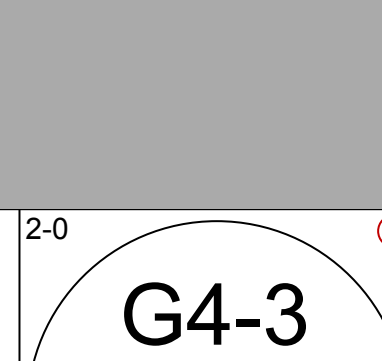
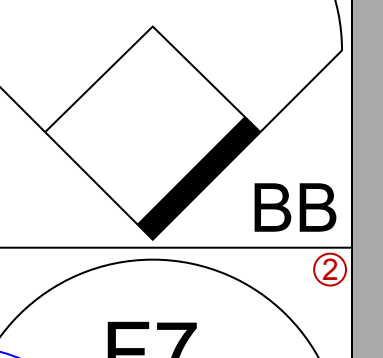
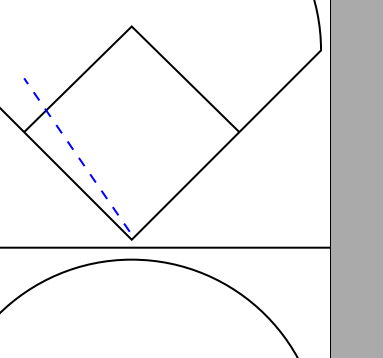
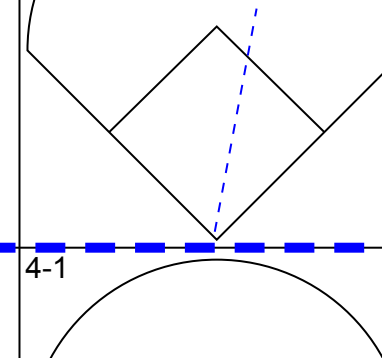
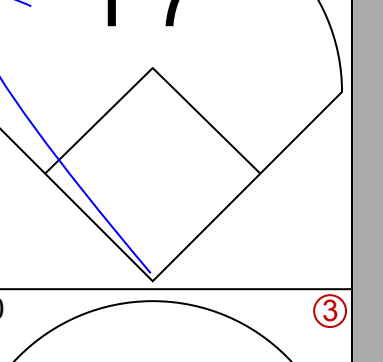

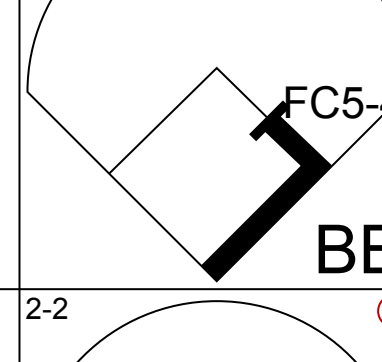
**Boston Red Sox @ Baltimore Orioles**  
 Oriole Park at Camden Yards, Baltimore, MD

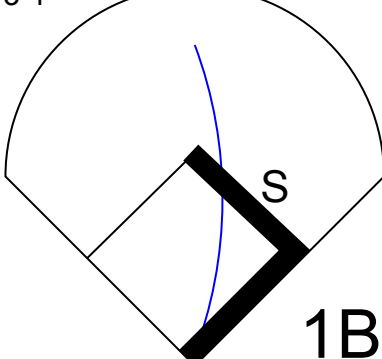
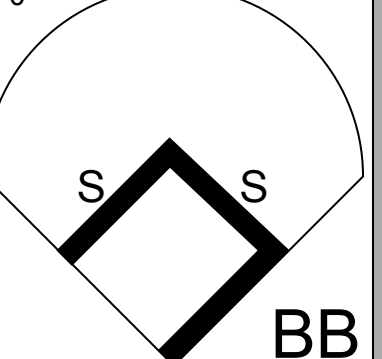
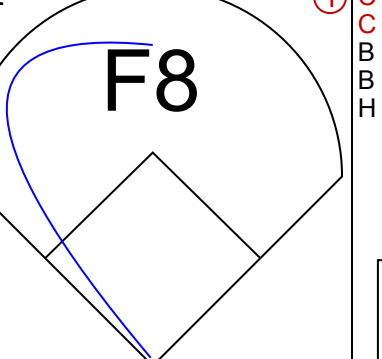
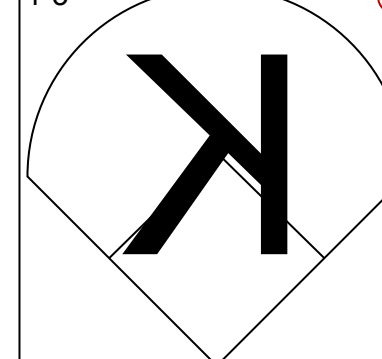

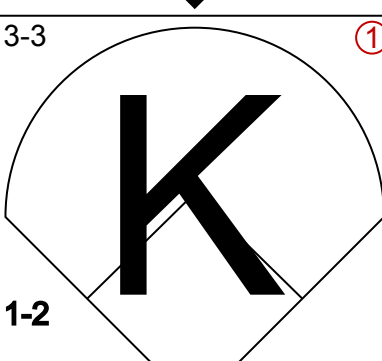
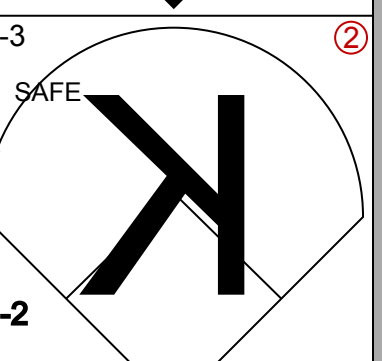
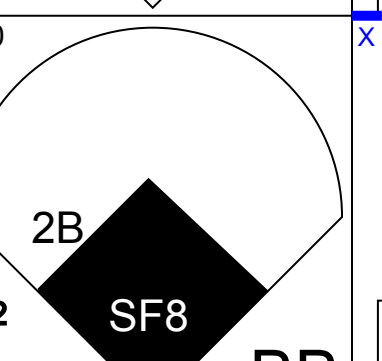
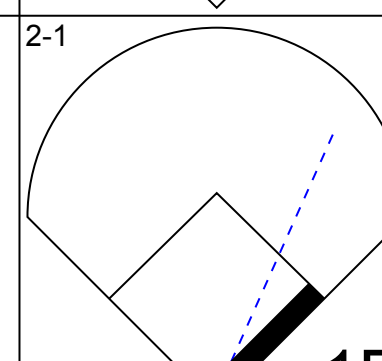
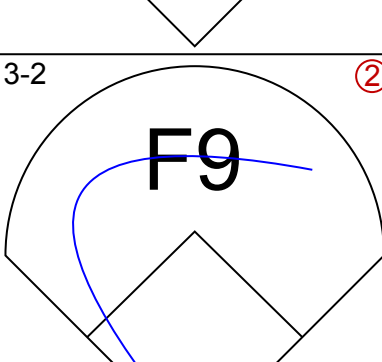
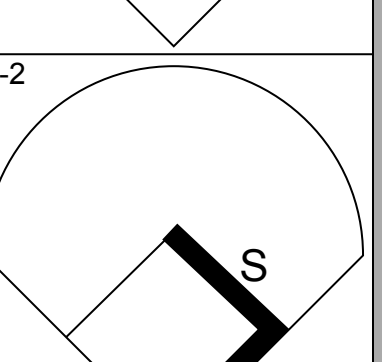
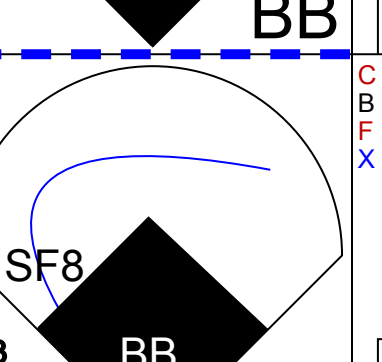
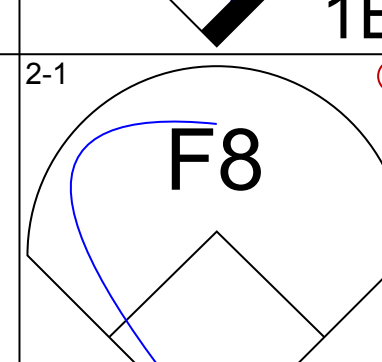
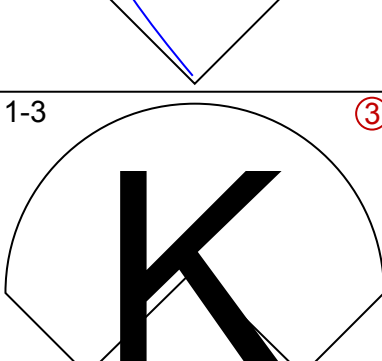
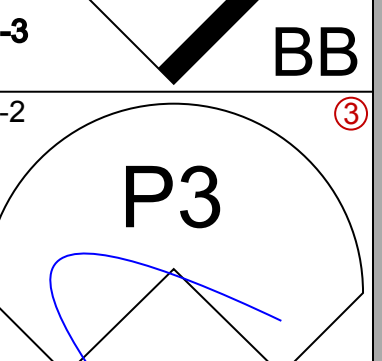
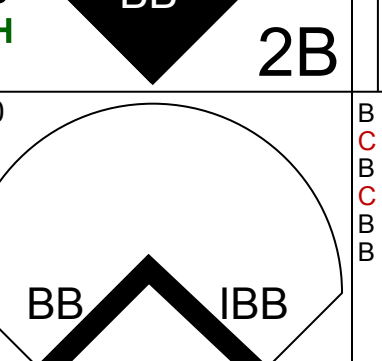
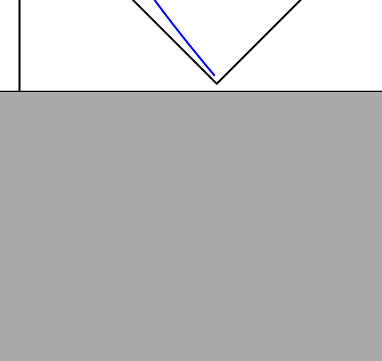
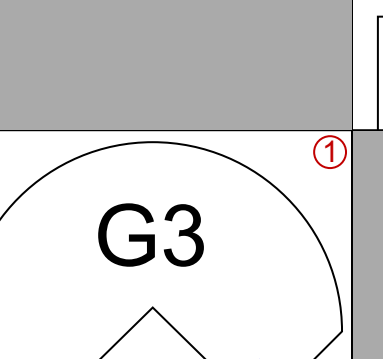
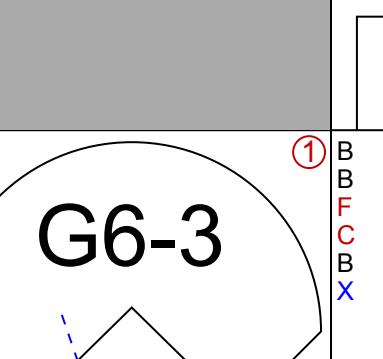

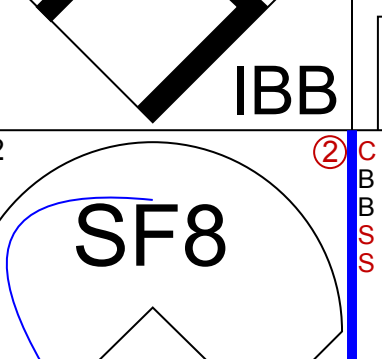


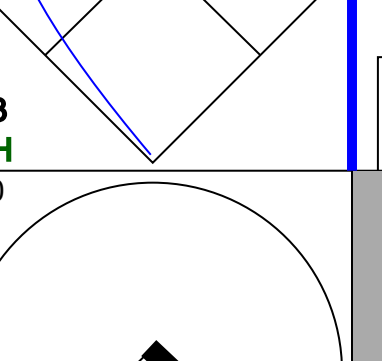

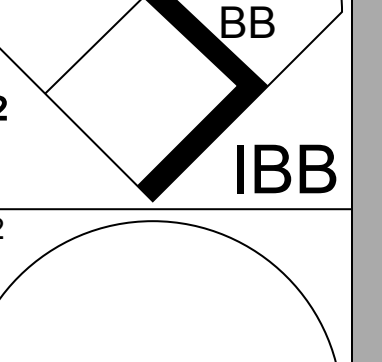

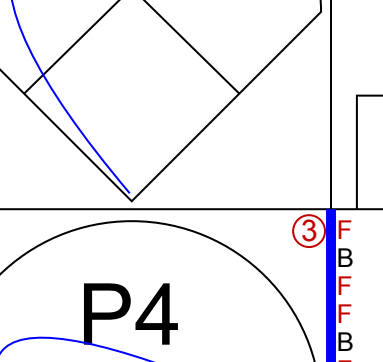

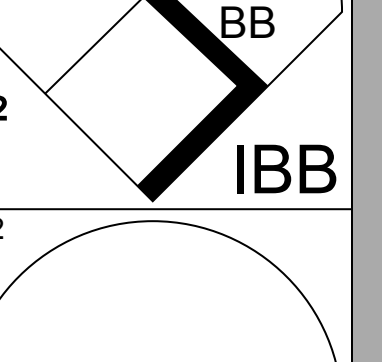


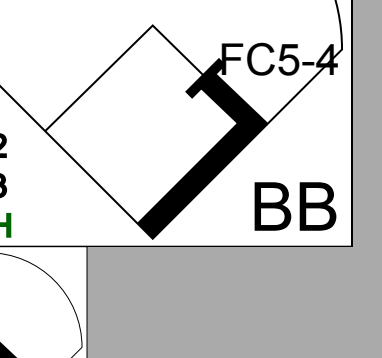

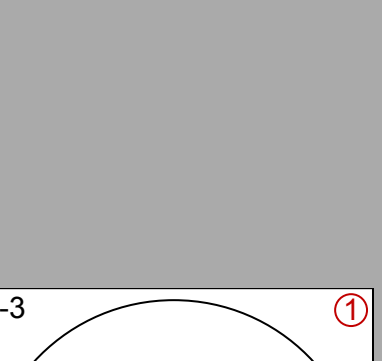
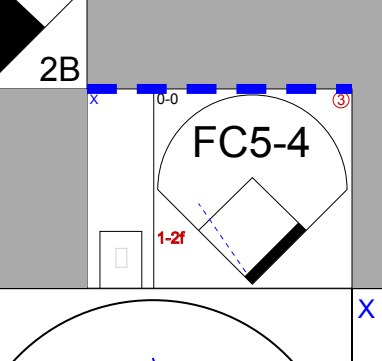
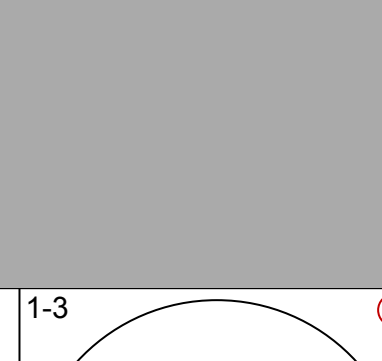
Sun Apr 27 1997, 3:33 AM EDT  
 Att: 47,307 - Overcast - 71 F

AB 41  
 R 7  
 H 14  
 RBI 7  
 BB 1  
 SO 1  
 LOB 16





Batter	1	2	3	4	5	6	7	8	9	AB	R	H	RBI	BB	SO	LOB	TOP								
Brady Anderson, L (1, 10) OBP: 0.526, SLG: 0.548										5	2	2	2	0	3	1	<p><b>Baltimore Orioles @ Minnesota Twins</b>            Hubert H. Humphrey Metrodome, Minneapolis, MN            Tue Apr 29 1997, 8:05 PM EDT            Att: 11,368 - Dome - 68 F</p> <p>livebaseballscores.com</p> <p>AB 37 R 6 H 12 RBI 6 BB 4 SO 6 LOB 16</p> 								
Roberto Alomar, S (1, 4) OBP: 0.323, SLG: 0.448										5	0	3	1	0	0	1									
Pete Incaviglia, R (1, 9) OBP: 0.300, SLG: 0.378										4	1	2	1	1	1	2									
Rafael Palmeiro, L (1, 3) OBP: 0.353, SLG: 0.505										5	0	2	1	0	1	3									
Cal Ripken Jr., R (1, 5) OBP: 0.361, SLG: 0.551										4	0	0	0	1	0	2									
Jeffrey Hammonds, R (1, 8) OBP: 0.309, SLG: 0.388										2	0	0	0	0	0	0									
Tony Tarasco, L (4, 8) OBP: 0.167, SLG: 0.167										3	1	1	0	0	1	2									
B.J. Surhoff, L (1, 7) OBP: 0.355, SLG: 0.377										3	1	1	1	1	0	0									
Chris Hoiles, R (1, 2) OBP: 0.400, SLG: 0.484										2	0	0	0	1	0	2									
Mike Bordick, R (1, 6) OBP: 0.220, SLG: 0.173										4	1	1	0	0	0	3									
<b>Inning Stats</b>	R: 1 E: 0 K: 1 S: 11	H: 2 LOB: 1 BB: 0 P: 19	R: 0 E: 0 K: 0 S: 4	H: 0 LOB: 1 BB: 1 P: 11	R: 1 E: 0 K: 0 S: 7	H: 3 LOB: 1 BB: 0 P: 12	R: 0 E: 0 K: 0 S: 7	H: 0 LOB: 1 BB: 0 P: 14	R: 0 E: 0 K: 1 S: 6	H: 1 LOB: 1 BB: 1 P: 12	R: 4 E: 0 K: 1 S: 15	H: 5 LOB: 1 BB: 0 P: 23	R: 0 E: 0 K: 0 S: 5	H: 0 LOB: 0 BB: 0 P: 8	R: 0 E: 0 K: 1 S: 8	H: 0 LOB: 2 BB: 1 P: 17	R: 0 E: 0 K: 2 S: 12	H: 1 LOB: 1 BB: 1 P: 21	1B: 9 2B: 1 3B: 1 HR: 1	SF: 0 SAC: 0 DP: 1 HBP: 1	WP: 1 PB: 0 SB: 1 CS: 0	PA: 42			
<b>PITCHER</b>	IP	WLS	BF	H	R	ER	SO	BB	IBB	HBP	BLK	WP	HR	S	P	ERA	WHIP								
Rich Robertson, L (1, 1) ERA: 7.2	5.1		25	8	4	4	2	2	0	1	0	1	1	41	76	6.75	1.875								
Greg Swindell, L (6, 1) ERA: 4.41	2.0	L	9	3	2	2	1	0	0	0	0	0	0	15	26	9.00	1.500								
Todd Ritchie, R (8, 1) ERA: 3.86	0.1		2	0	0	0	0	1	0	0	0	0	0	4	10	0.00	3.000								
Eddie Guardado, L (8, 1) ERA: 6.75	0.1		1	0	0	0	1	0	0	0	0	0	0	3	4	0.00	0.000								
Rick Aguilera, R (9, 1) ERA: 7.15	1.0		5	1	0	0	2	1	0	0	0	0	0	12	21	0.00	2.000								

Batter	1	2	3	4	5	6	7	8	9	AB	R	H	RBI	BB	SO	LOB	BOTTOM								
Chuck Knoblauch, R (1, 4) OBP: 0.427, SLG: 0.414										3	0	1	0	1	1	1	<p><b>Baltimore Orioles @ Minnesota Twins</b>            Hubert H. Humphrey Metrodome, Minneapolis, MN            Tue Apr 29 1997, 8:05 PM EDT            Att: 11,368 - Dome - 68 F</p> <p>livebaseballscores.com</p> <p>AB 32 R 4 H 7 RBI 4 BB 7 SO 11 LOB 18</p> 								
Rich Becker, L (1, 8) OBP: 0.340, SLG: 0.286										3	1	1	0	1	2	2									
Matt Lawton, L (1, 7) OBP: 0.436, SLG: 0.516										4	1	1	1	1	0	4									
Terry Steinbach, R (1, 2) OBP: 0.317, SLG: 0.347										3	0	0	0	2	1	3									
Greg Myers, L (1, 10) OBP: 0.325, SLG: 0.286										2	0	0	1	0	0	0									
Roberto Kelly, R (6, PH) OBP: 0.313, SLG: 0.395										2	0	0	0	0	2	3									
Greg Colbrunn, R (1, 3) OBP: 0.323, SLG: 0.465										4	0	1	0	1	0	0									
Todd Walker, L (1, 5) OBP: 0.328, SLG: 0.322										1	0	0	0	0	0	0									
Denny Hocking, S (5, PH) ERA: 3.07										1	0	0	1	1	0	0									
Ron Coomer, R (9, PH) OBP: 0.326, SLG: 0.500										1	0	0	0	0	1	1									
Pat Meares, R (1, 6) OBP: 0.314, SLG: 0.474										4	1	1	0	0	2	4									
Brent Brede, L (1, 9) OBP: 0.339, SLG: 0.333										4	1	2	1	0	2	0									
<b>Inning Stats</b>	R: 0 E: 0 K: 2 S: 12	H: 1 LOB: 1 BB: 0 P: 22	R: 0 E: 0 K: 1 S: 11	H: 0 LOB: 0 BB: 0 P: 21	R: 0 E: 0 K: 2 S: 20	H: 0 LOB: 2 BB: 2 P: 34	R: 0 E: 0 K: 0 S: 6	H: 0 LOB: 0 BB: 0 P: 12	R: 4 E: 0 K: 0 S: 21	H: 3 LOB: 3 BB: 4 P: 48	R: 0 E: 0 K: 1 S: 12	H: 1 LOB: 1 BB: 1 P: 22	R: 0 E: 0 K: 1 S: 11	H: 0 LOB: 0 BB: 0 P: 18	R: 0 E: 0 K: 2 S: 10	H: 1 LOB: 1 BB: 0 P: 16	R: 0 E: 0 K: 2 S: 12	H: 1 LOB: 1 BB: 0 P: 15	1B: 5 2B: 2 3B: 0 HR: 0	SF: 1 SAC: 1 DP: 0 HBP: 2	WP: 0 PB: 0 SB: 5 CS: 0	PA: 43			
<b>PITCHER</b>	IP	WLS	BF	H	R	ER	SO	BB	IBB	HBP	BLK	WP	HR	S	P	ERA	WHIP								
Rocky Coppinger, R (1, 1) ERA: 7.36	4.1		20	3	3	3	3	3	0	1	0	0	0	59	109	6.23	1.385								
Arthur Rhodes, L (5, 1) ERA: 3.07	0.1	W	5	1	1	1	0	1	2	0	0	0	0	10	27	27.00	6.000								
Shawn Boskie, R (5, 1) ERA: 11.2	0.1		3	1	0	0	0	0	0	1	0	0	0	4	7	0.00	3.000								
Jesse Orosco, L (6, 1) ERA: 3.07	1.0		4	0	0	0	1	1	0	0	0	0	0	9	16	0.00	1.000								
Tony Mathews, R (7, 1) ERA: 2.25	2.0		7	1	0	0	3	0	0	0	0	0	0	21	34	0.00	0.500								
<b>PITCHER</b>	IP	WLS	BF	H	R	ER	SO	BB	IBB	HBP	BLK	WP	HR	S	P	ERA	WHIP								
Randy Myers, L (9, 1) ERA: 3.07	1.0		4	1	0	0	2	0	0	0	0	0	0	12	15	0.00	1.000								



Batter	1	2	3	4	5	6	7	8	9	AB	R	H	RBI	BB	SO	LOB	TOP								
<b>Brady Anderson, L</b> (1, 10) OBP: 0.515, SLG: 0.557	E3 CS	G4-3		K				F8	FC3-6 1B	6	1	2	3	0	1	4									
<b>Roberto Alomar, S</b> (1, 4) OBP: 0.300, SLG: 0.419	G3	K		F7				SF8	FC3-6 1B	4	0	0	1	0	1	5									
<b>Jeff Reboulet, R</b> (9, PH) OBP: 0.351, SLG: 0.364	G3	K		F7				SF8	FC3-6 1B	1	0	1	1	0	0	0									
<b>Rafael Palmeiro, L</b> (1, 3) OBP: 0.343, SLG: 0.485	G3-1		3-1					G1-3	FC3-6 1B	6	1	1	1	0	0	1									
<b>Cal Ripken Jr., R</b> (1, 5) OBP: 0.350, SLG: 0.526		G4-3	5-3						G5-3 F8	6	0	1	0	0	1	1									
<b>B.J. Surhoff, L</b> (1, 7) OBP: 0.388, SLG: 0.466										5	2	4	1	0	0	2									
<b>Pete Incaviglia, R</b> (1, 9) OBP: 0.333, SLG: 0.488		HR	1B							4	2	3	2	0	0	1									
<b>Tony Tarasco, L</b> (1, 8) OBP: 0.217, SLG: 0.217		HR	1B							4	2	3	2	0	0	1									
<b>Chris Hoiles, R</b> (1, 2) OBP: 0.413, SLG: 0.485		HR	1B							5	2	2	1	0	0	4									
<b>Mike Bordick, R</b> (1, 6) OBP: 0.256, SLG: 0.218		HR	1B							4	1	2	0	1	1	2									
<b>Inning Stats</b>	R: 0 E: 1 K: 0 S: 3	H: 0 LOB: 0 BB: 0 P: 3	R: 3 E: 0 K: 1 S: 10	H: 5 LOB: 2 BB: 0 P: 10	R: 0 E: 0 K: 0 S: 5	H: 2 LOB: 2 BB: 0 P: 5	R: 0 E: 0 K: 1 S: 6	H: 1 LOB: 1 BB: 0 P: 6	R: 0 E: 0 K: 1 S: 6	H: 1 LOB: 1 BB: 0 P: 6	R: 1 E: 0 K: 0 S: 6	H: 1 LOB: 2 BB: 0 P: 6	R: 1 E: 1 K: 0 S: 6	H: 2 LOB: 2 BB: 0 P: 6	R: 1 E: 0 K: 0 S: 4	H: 1 LOB: 0 BB: 0 P: 4	R: 6 E: 0 K: 0 S: 9	H: 6 LOB: 1 BB: 1 P: 13	1B: 15 2B: 1 HR: 2	SF: 2 SAC: 1 HBP: 0	WP: 0 PB: 0 SB: 0 CS: 1	PA: 49			
<b>PITCHER</b>	IP	WLS	BF	H	R	ER	SO	BB	IBB	HBP	BLK	WP	HR	S	P	ERA	WHIP								
<b>Bob Tewksbury, R</b> (1, 1) ERA: 3.77	6.0	L	32	12	5	5	4	1	0	0	0	0	2	39	43	7.50	2.167								
<b>Dan Naulty, R</b> (7, 1) ERA: 4.75	1.2		6	1	1	1	0	0	0	0	0	0	0	6	6	5.40	0.600								
<b>Eddie Guardado, L</b> (8, 1) ERA: 6.43	0.1		1	0	0	0	0	0	0	0	0	0	0	1	1	0.00	0.000								
<b>Gregg Olson, R</b> (9, 1) ERA: 20.86	1.0		10	6	6	6	0	1	0	0	0	0	0	9	13	54.00	7.000								

Baltimore Orioles @ Minnesota Twins  
Hubert H. Humphrey Metrodome, Minneapolis, MN  
Wed Apr 30 1997, 8:05 PM EDT  
Att: 12,686 - Dome

AB 44  
R 12  
H 19  
RBI 12  
BB 2  
SO 4  
LOB 20




Batter	1	2	3	4	5	6	7	8	9	AB	R	H	RBI	BB	SO	LOB	BOTTOM								
<b>Chuck Knoblauch, R</b> (1, 4) OBP: 0.421, SLG: 0.400	K		G6-4-3		1B					3	0	0	0	1	2	3									
<b>Rich Becker, L</b> (1, 8) OBP: 0.337, SLG: 0.284	L6		G6-3		BB					4	0	1	1	0	1	2									
<b>Greg Colbrunn, R</b> (1, 3) OBP: 0.309, SLG: 0.444	G6-3				1B					4	0	0	0	0	1	2									
<b>Matt Lawton, L</b> (1, 7) OBP: 0.421, SLG: 0.495										4	0	0	0	0	2	0									
<b>Terry Steinbach, R</b> (1, 2) OBP: 0.314, SLG: 0.333										3	0	0	0	0	0	0									
<b>Brent Bredt, L</b> (1, 9) OBP: 0.333, SLG: 0.315										3	1	0	0	1	0	1									
<b>Roberto Kelly, R</b> (1, 10) OBP: 0.314, SLG: 0.457										3	1	1	2	0	0	0									
<b>Greg Myers, L</b> (9, PH) OBP: 0.341, SLG: 0.306										1	0	1	0	0	0	0									
<b>Todd Walker, L</b> (1, 5) OBP: 0.338, SLG: 0.323										3	1	1	0	1	2	1									
<b>Pat Meares, R</b> (1, 6) OBP: 0.322, SLG: 0.469										3	0	1	0	1	1	2									
<b>Inning Stats</b>	R: 0 E: 0 K: 1 S: 5	H: 0 LOB: 0 BB: 0 P: 5	R: 2 E: 0 K: 1 S: 6	H: 1 LOB: 0 BB: 1 P: 10	R: 0 E: 0 K: 2 S: 7	H: 0 LOB: 1 BB: 0 P: 8	R: 0 E: 0 K: 2 S: 3	H: 0 LOB: 2 BB: 1 P: 12	R: 0 E: 0 K: 1 S: 5	H: 0 LOB: 0 BB: 0 P: 5	R: 0 E: 0 K: 1 S: 6	H: 1 LOB: 1 BB: 0 P: 6	1B: 4 2B: 0 3B: 0 HR: 1	SF: 0 SAC: 0 DP: 1 HBP: 1	WP: 0 PB: 0 SB: 2 CS: 0	PA: 36									
<b>PITCHER</b>	IP	WLS	BF	H	R	ER	SO	BB	IBB	HBP	BLK	WP	HR	S	P	ERA	WHIP								
<b>Scott Kamieniecki, R</b> (1, 1) ERA: 3.41	6.1	W	27	4	3	3	5	4	0	1	0	0	1	32	49	4.26	1.263								
<b>Armando Benitez, R</b> (7, 1) ERA: 6.55	2.2	S	9	1	0	0	4	0	0	0	0	0	0	17	17	0.00	0.375								


Baltimore Orioles @ Minnesota Twins  
Hubert H. Humphrey Metrodome, Minneapolis, MN  
Wed Apr 30 1997, 8:05 PM EDT  
Att: 12,686 - Dome

AB 31  
R 3  
H 5  
RBI 3  
BB 4  
SO 9  
LOB 11





Batter	1	2	3	4	5	6	7	8	9	AB	R	H	RBI	BB	SO	LOB	TOP								
Brady Anderson, L (1, 8) OBP: 0.495, SLG: 0.530	K			K		F9		P6		4	0	0	0	0	2	0	<p><b>Baltimore Orioles @ Minnesota Twins</b>            Hubert H. Humphrey Metrodome, Minneapolis, MN            Thu May 01 1997, 8:05 PM EDT            Att: 11,678 - Dome</p> <p>livebaseballscores.com</p> <p>AB 30 R 3 H 5 RBI 3 BB 4 SO 5 LOB 11</p> 								
Roberto Alomar, S (1, 4) OBP: 0.284, SLG: 0.394	F8			G5-3		F9		P5		4	0	0	0	0	0										
Eric Davis, R (1, 9) OBP: 0.403, SLG: 0.672	K			F9				1B		3	1	0	0	1	2	0									
Rafael Palmeiro, L (1, 3)		G3-1			G4-3			1B		3	2	2	0	1	0	0									
Cal Ripken Jr., R (1, 5) OBP: 0.346, SLG: 0.510		G3-1			G4-3			1B		3	0	0	0	1	0	3									
Pete Incaviglia, R (1, 10) OBP: 0.347, SLG: 0.477		F9						1B		3	0	1	1	1	0	2									
B.J. Surhoff, L (1, 7) OBP: 0.394, SLG: 0.468				L6				1B		4	0	2	2	0	1	2									
Lenny Webster, R (1, 2) OBP: 0.222, SLG: 0.133				G6-3				G5-4-3		3	0	0	0	0	0	4									
Mike Bordick, R (1, 6) OBP: 0.247, SLG: 0.210				P3				G5-3		3	0	0	0	0	0	0									
<b>Inning Stats</b>	R: 0 E: 0 K: 2 S: 7	H: 0 LOB: 0 BB: 0 P: 11	R: 0 E: 0 K: 0 S: 6	H: 0 LOB: 0 BB: 0 P: 9	R: 0 E: 0 K: 0 S: 7	H: 0 LOB: 0 BB: 0 P: 12	R: 0 E: 0 K: 1 S: 6	H: 0 LOB: 0 BB: 0 P: 11	R: 1 E: 0 K: 0 S: 6	H: 3 LOB: 1 BB: 0 P: 11	R: 0 E: 0 K: 0 S: 6	H: 0 LOB: 0 BB: 0 P: 10	R: 2 E: 0 K: 0 S: 10	H: 2 LOB: 1 BB: 2 P: 24	R: 0 E: 0 K: 0 S: 4	H: 0 LOB: 0 BB: 0 P: 5	R: 0 E: 0 K: 2 S: 11	H: 0 LOB: 2 BB: 2 P: 22	1B: 4 2B: 1 3B: 0 HR: 0	SF: 0 SAC: 0 DP: 2 HBP: 0	WP: 0 PB: 0 SB: 1 CS: 0	PA: 34			
<b>PITCHER</b>	IP	WLS	BF	H	R	ER	SO	BB	IBB	HBP	BLK	WP	HR	S	P	ERA	WHIP								
Scott Aldred, L (1, 1) ERA: 5.61	6.1	L	25	5	3	3	3	1	1	0	0	0	0	45	84	4.26	0.947								
Mike Trombley, R (7, 1) ERA: 3.18	2.0		7	0	0	0	1	2	0	0	0	0	0	13	24	0.00	1.000								
Dan Naulty, R (9, 1) ERA: 4.63	0.1		1	0	0	0	0	0	0	0	0	0	0	2	3	0.00	0.000								
Eddie Guardado, L (9, 1) ERA: 6.14	0.1		1	0	0	0	1	0	0	0	0	0	0	3	4	0.00	0.000								

Batter	1	2	3	4	5	6	7	8	9	AB	R	H	RBI	BB	SO	LOB	BOTTOM								
Chuck Knoblauch, R (1, 4) OBP: 0.416, SLG: 0.394	K			WP		G1-3		G5-3		4	0	1	0	0	1	1	<p><b>Baltimore Orioles @ Minnesota Twins</b>            Hubert H. Humphrey Metrodome, Minneapolis, MN            Thu May 01 1997, 8:05 PM EDT            Att: 11,678 - Dome</p> <p>livebaseballscores.com</p> <p>AB 32 R 2 H 5 RBI 2 BB 1 SO 9 LOB 8</p> 								
Rich Becker, L (1, 8) OBP: 0.324, SLG: 0.272	F7			G4-3				G4-3		4	0	0	0	0	0	2									
Roberto Kelly, R (1, 9) OBP: 0.291, SLG: 0.420	G5-3			G6-3				F9		4	0	0	0	0	1	1									
Matt Lawton, L (1, 7) OBP: 0.415, SLG: 0.515		G6-3		G6-3				HR		4	1	1	1	0	1	1									
Terry Steinbach, R (1, 2) OBP: 0.322, SLG: 0.333		K				K				3	0	1	0	1	2	0									
Greg Myers, L (1, 10) OBP: 0.318, SLG: 0.282						P6				3	0	0	0	0	0	1									
Greg Colbrunn, R (9, FH) OBP: 0.306, SLG: 0.440		G4-3						G3		1	0	0	0	0	1	1									
Ron Coomer, R (1, 3) OBP: 0.326, SLG: 0.512				K		G5-3				3	1	1	0	0	1	0									
Todd Walker, L (1, 5) OBP: 0.338, SLG: 0.338				G6-3				G5-3		3	0	1	1	0	0	0									
Pat Meares, R (1, 6) OBP: 0.312, SLG: 0.452				K				G4-3		3	0	0	0	0	2	1									
<b>Inning Stats</b>	R: 0 E: 0 K: 1 S: 9	H: 0 LOB: 0 BB: 0 P: 12	R: 0 E: 0 K: 1 S: 6	H: 0 LOB: 0 BB: 0 P: 11	R: 0 E: 0 K: 2 S: 7	H: 0 LOB: 0 BB: 0 P: 9	R: 0 E: 0 K: 0 S: 7	H: 1 LOB: 1 BB: 0 P: 11	R: 0 E: 0 K: 1 S: 6	H: 0 LOB: 0 BB: 0 P: 10	R: 0 E: 0 K: 0 S: 6	H: 0 LOB: 0 BB: 0 P: 7	R: 1 E: 0 K: 0 S: 12	H: 2 LOB: 1 BB: 0 P: 17	R: 1 E: 0 K: 1 S: 9	H: 2 LOB: 1 BB: 0 P: 15	R: 0 E: 0 K: 3 S: 10	H: 0 LOB: 1 BB: 1 P: 19	1B: 2 2B: 2 3B: 0 HR: 1	SF: 0 SAC: 0 DP: 0 HBP: 0	WP: 2 PB: 0 SB: 0 CS: 0	PA: 33			
<b>PITCHER</b>	IP	WLS	BF	H	R	ER	SO	BB	IBB	HBP	BLK	WP	HR	S	P	ERA	WHIP								
Scott Erickson, R (1, 1) ERA: 2.78	8.1	W	30	5	2	2	7	0	0	0	0	0	0	65	96	2.16	0.600								
Randy Myers, L (9, 1) ERA:	0.2	S	3	0	0	0	2	1	0	0	0	0	0	7	15	0.00	1.500								



Batter	1	2	3	4	5	6	7	8	9	AB	R	H	RBI	BB	SO	LOB	TOP										
Damon Mashore, R OBP: 0.411, SLG: 0.422 (1, 7)										4	1	1	0	0	1	0	<p>Oakland Athletics @ Baltimore Orioles Oriole Park at Camden Yards, Baltimore, MD</p> <p>Fri May 02 1997, 7:05 PM EDT Att: 46,181 - Unknown - 71 F</p> <p>livebaseballscores.com</p>										
Rafael Bourquard, R OBP: 0.400, SLG: 0.357 Dave Magadan, L OBP: 0.424, SLG: 0.407 (1, 6) (9, PH)										3	0	2	0	0	0	0											
Jose Canseco, R OBP: 0.307, SLG: 0.412 (1, 9)										4	0	1	1	0	1	2											
Mark McGwire, R OBP: 0.450, SLG: 0.742 (1, 3)										3	0	0	0	1	2	1											
Geronimo Berroa, R OBP: 0.441, SLG: 0.614 (1, 10)										4	0	1	0	0	2	3											
Scott Brosius, R OBP: 0.285, SLG: 0.232 (1, 5)										3	0	0	0	0	3												
Scott Spiezio, S OBP: 0.339, SLG: 0.449 (1, 4)										3	0	0	0	0	1												
Ernie Young, R OBP: 0.265, SLG: 0.214 (1, 8)										3	0	0	0	0	0												
Izzy Molina, R OBP: 0.167, SLG: 0.170 (1, 2)										3	0	0	0	0	0												
<b>Inning Stats</b>	R: 1 E: 0 K: 1 S: 7	H: 2 LOB: 2 BB: 1 P: 11	R: 0 E: 0 K: 0 S: 3	H: 0 LOB: 0 BB: 0 P: 3	R: 0 E: 0 K: 2 S: 7	H: 0 LOB: 0 BB: 0 P: 7	R: 0 E: 0 K: 0 S: 3	H: 0 LOB: 0 BB: 0 P: 3	R: 0 E: 0 K: 0 S: 3	H: 1 LOB: 0 BB: 0 P: 3	R: 0 E: 0 K: 0 S: 4	H: 1 LOB: 1 BB: 0 P: 4	R: 0 E: 0 K: 0 S: 3	H: 0 LOB: 0 BB: 0 P: 3	R: 0 E: 0 K: 1 S: 6	H: 1 LOB: 1 BB: 0 P: 6	1B: 5 2B: 0 3B: 0 HR: 0	SF: 0 SAC: 0 DP: 1 HBP: 0	WP: 0 PB: 0 SB: 0 CS: 0	PA: 32							
<b>PITCHER</b>	IP	WLS	BF	H	R	ER	SO	BB	IBB	HBP	BLK	WP	HR	S	P	ERA	WHIP										
Jimmy Key, L ERA: 2.21 Armando Benitez, R ERA: 6.0	(1, 1)	8.0	W	28	4	1	1	5	1	0	0	0	0	37	41	1.12	0.625										

Batter	1	2	3	4	5	6	7	8	9	AB	R	H	RBI	BB	SO	LOB	BOTTOM										
Brady Anderson, L OBP: 0.482, SLG: 0.511 (1, 8)										5	0	1	0	0	0	2	<p>Oakland Athletics @ Baltimore Orioles Oriole Park at Camden Yards, Baltimore, MD</p> <p>Fri May 02 1997, 7:05 PM EDT Att: 46,181 - Unknown - 71 F</p> <p>livebaseballscores.com</p>										
Roberto Alomar, S OBP: 0.304, SLG: 0.443 Jeff Reboulet, R OBP: 0.351, SLG: 0.364 (1, 4) (8, FR) (9, 4)										4	1	2	1	1	0	0											
Eric Davis, R OBP: 0.403, SLG: 0.696 (1, 9)										5	1	2	1	0	1	2											
Rafael Palmeiro, L OBP: 0.359, SLG: 0.500 (1, 3)										4	1	1	0	1	1	4											
Cal Ripken Jr., R OBP: 0.351, SLG: 0.520 (1, 5)										4	2	2	0	0	1	3											
B.J. Surhoff, L OBP: 0.387, SLG: 0.455 (1, 7)										4	0	1	2	0	0	2											
Pete Incaviglia, R OBP: 0.340, SLG: 0.458 (1, 10)										4	0	1	0	0	0	1											
Chris Hoiles, R OBP: 0.417, SLG: 0.479 (1, 2)										3	2	1	0	0	0	2											
Mike Bordick, R OBP: 0.258, SLG: 0.247 (1, 6)										4	0	2	3	0	1	0											
<b>Inning Stats</b>	R: 0 E: 0 K: 1 S: 7	H: 2 LOB: 1 BB: 0 P: 7	R: 1 E: 0 K: 0 S: 5	H: 2 LOB: 1 BB: 0 P: 5	R: 0 E: 0 K: 0 S: 3	H: 0 LOB: 0 BB: 0 P: 3	R: 1 E: 0 K: 0 S: 4	H: 1 LOB: 0 BB: 0 P: 4	R: 2 E: 0 K: 1 S: 8	H: 3 LOB: 2 BB: 1 P: 12	R: 0 E: 0 K: 2 S: 8	H: 1 LOB: 2 BB: 1 P: 12	R: 0 E: 0 K: 2 S: 8	H: 1 LOB: 2 BB: 1 P: 12	R: 0 E: 0 K: 2 S: 8	H: 1 LOB: 2 BB: 1 P: 12	1B: 7 2B: 4 3B: 0 HR: 2	SF: 0 SAC: 0 DP: 0 HBP: 1	WP: 0 PB: 0 SB: 0 CS: 0	PA: 40							
<b>PITCHER</b>	IP	WLS	BF	H	R	ER	SO	BB	IBB	HBP	BLK	WP	HR	S	P	ERA	WHIP										
Steve Karsay, R ERA: 4.0 Mark Acre, R ERA: 3.95	(1, 1)	6.0	L	28	4	2	2	3	2	0	0	0	0	16	24	9.00	3.000										



Batter	1	2	3	4	5	6	7	8	9	AB	R	H	RBI	BB	SO	LOB	TOP											
Damon Mashore, R OBP: 0.410, SLG: 0.425 (1, 8)										4	1	1	0	1	2	1	<b>Oakland Athletics @ Baltimore Orioles</b> Oriole Park at Camden Yards, Baltimore, MD Sat May 03 1997, 3:33 AM EDT Att: 45,750 - Sunny - 73 F											
Jason Giambi, L OBP: 0.314, SLG: 0.429 Ernie Young, R OBP: 0.265, SLG: 0.214 (1, 7)										5	1	2	2	0	1	2												
Geronimo Berroa, R OBP: 0.430, SLG: 0.587 (1, 10)										4	0	0	0	1	0	1												
Mark McGwire, R OBP: 0.452, SLG: 0.726 (1, 3)										2	0	0	0	2	1	1												
Matt Stairs, L OBP: 0.400, SLG: 0.621 (1, 9)										3	0	0	0	1	1	4												
Scott Spiezio, S OBP: 0.336, SLG: 0.468 (1, 4)										4	1	1	1	0	1	3												
Scott Brosius, R OBP: 0.274, SLG: 0.243 (7, 6)										4	1	2	0	0	0	3												
Rafael Bourimigal, R OBP: 0.404, SLG: 0.341 Dave Magadan, L OBP: 0.400, SLG: 0.379 (7, PH)										2	0	0	0	0	0	1												
Brent Mayne, L OBP: 0.296, SLG: 0.440 Izzy Molina, R OBP: 0.164, SLG: 0.167 (9, PH)										2	0	0	0	0	0	1												
										3	0	1	1	0	1	1												
<b>Inning Stats</b>	R: 0 E: 0 K: 2 S: 7	H: 0 LOB: 0 BB: 0 P: 7	R: 0 E: 0 K: 1 S: 5	H: 0 LOB: 1 BB: 1 P: 9	R: 0 E: 0 K: 1 S: 5	H: 0 LOB: 1 BB: 1 P: 9	R: 1 E: 0 K: 0 S: 5	H: 2 LOB: 1 BB: 0 P: 5	R: 0 E: 0 K: 0 S: 4	H: 1 LOB: 1 BB: 0 P: 4	R: 1 E: 0 K: 1 S: 7	H: 2 LOB: 2 BB: 1 P: 11	R: 0 E: 0 K: 0 S: 3	H: 0 LOB: 2 BB: 2 P: 11	R: 2 E: 0 K: 0 S: 5	H: 2 LOB: 0 BB: 0 P: 5	1B: 3 2B: 2 3B: 0 HR: 2	SF: 0 SAC: 0 DP: 0 HBP: 0	WP: 0 PB: 0 SB: 0 CS: 0	PA: 39								
<b>PITCHER</b>	IP	WLS	BF	H	R	ER	SO	BB	IBB	HBP	BLK	WP	HR	S	P	ERA	WHIP											
35 Mike Mussina, R ERA: 3.99 Terry Mathews, R ERA: 2.19 Jesse Orosco, L ERA: 6.0 Armando Benitez, R ERA: 6.0 Arthur Rhodes, L ERA: 2.87	6.1		25	4	2	2	7	2	0	0	0	0	0	1	37	45	2.84	0.947										
Randy Myers, L ERA: 1.5	1.0	L	5	2	2	2	0	0	0	0	0	0	0	1	5	5	18.00	2.000										

AB 34  
R 4  
H 7  
RBI 4  
BB 5  
SO 7  
LOB 18



Batter	1	2	3	4	5	6	7	8	9	AB	R	H	RBI	BB	SO	LOB	BOTTOM											
Brady Anderson, L OBP: 0.478, SLG: 0.500 (1, 8)										4	0	1	0	1	0	1	<b>Oakland Athletics @ Baltimore Orioles</b> Oriole Park at Camden Yards, Baltimore, MD Sat May 03 1997, 3:33 AM EDT Att: 45,750 - Sunny - 73 F											
Roberto Alomar, S OBP: 0.313, SLG: 0.438 Jeff Reboulet, R OBP: 0.351, SLG: 0.364 (9, FR)										3	0	1	0	1	0	1												
Eric Davis, R OBP: 0.402, SLG: 0.671 (1, 9)										4	1	1	0	1	0	3												
Rafael Palmeiro, L OBP: 0.361, SLG: 0.491 (1, 3)										4	0	1	0	1	0	3												
Cal Ripken Jr., R OBP: 0.353, SLG: 0.538 (1, 5)										4	1	1	2	1	0	3												
Pete Incaviglia, R OBP: 0.345, SLG: 0.509 (1, 10)										5	1	2	1	0	0	4												
B.J. Surhoff, L OBP: 0.392, SLG: 0.457 (1, 7)										4	0	2	0	0	1	2												
Chris Hoiles, R OBP: 0.409, SLG: 0.459 Lenny Webster, R OBP: 0.222, SLG: 0.133 (9, 2)										3	0	0	0	1	1	2												
Mike Bordick, R OBP: 0.247, SLG: 0.236 (1, 6)										4	0	0	0	0	0	3												
<b>Inning Stats</b>	R: 0 E: 0 K: 0 S: 3	H: 0 LOB: 0 BB: 0 P: 3	R: 0 E: 0 K: 0 S: 4	H: 1 LOB: 1 BB: 0 P: 4	R: 0 E: 0 K: 1 S: 6	H: 1 LOB: 1 BB: 0 P: 6	R: 0 E: 0 K: 1 S: 5	H: 0 LOB: 1 BB: 1 P: 9	R: 3 E: 0 K: 0 S: 6	H: 3 LOB: 1 BB: 1 P: 10	R: 0 E: 0 K: 0 S: 4	H: 1 LOB: 2 BB: 1 P: 8	R: 0 E: 0 K: 0 S: 4	H: 1 LOB: 1 BB: 0 P: 4	R: 0 E: 0 K: 0 S: 4	H: 1 LOB: 3 BB: 2 P: 12		1B: 7 2B: 0 3B: 0 HR: 2	SF: 0 SAC: 1 DP: 0 HBP: 0	WP: 0 PB: 0 SB: 0 CS: 0	PA: 42							
<b>PITCHER</b>	IP	WLS	BF	H	R	ER	SO	BB	IBB	HBP	BLK	WP	HR	S	P	ERA	WHIP											
Mike Mohler, L ERA: 4.71 Aaron Small, R ERA: 3.05 Buddy Groom, L ERA: 9.45 Billy Taylor, R ERA: 7.11	6.1		29	7	3	3	2	3	0	0	0	0	0	2	30	42	4.26	1.579										
	1.2	W	7	1	0	0	0	0	1	0	0	0	0	6	10	0.00	0.600											
	0.1		2	0	0	0	0	1	0	0	0	0	0	1	5	0.00	3.000											
	0.2	S	4	1	0	0	0	1	0	0	0	0	0	3	7	0.00	3.000											

AB 35  
R 3  
H 9  
RBI 3  
BB 6  
SO 2  
LOB 22





Batter	1	2	3	4	5	6	7	8	9	AB	R	H	RBI	BB	SO	LOB	TOP					
Damon Mashore, R (1,8) OBP: 0.413, SLG: 0.422										3	0	1	0	1	2	1	<p>Oakland Athletics @ Baltimore Orioles Oriole Park at Camden Yards, Baltimore, MD</p> <p>Sun May 04 1997, 3:33 AM EDT Att: 47,001 - Sunny - 65 F</p> <p>livebaseballscores.com</p> <p>AB 28 R 0 H 4 RBI 0 BB 4 SO 10 LOB 16</p>					
Jason Giambi, L (1,7) OBP: 0.303, SLG: 0.413										4	0	0	0	0	1	3						
Geronimo Berroa, R (1,9) OBP: 0.418, SLG: 0.588 Ernie Young, R (9, PH) OBP: 0.280, SLG: 0.209										3	0	0	0	0	2	2						
Mark McGwire, R (1,3) OBP: 0.449, SLG: 0.714 Dave Magadan, L (7, PR) OBP: 0.389, SLG: 0.367										3	0	1	0	0	2	1						
Matt Stairs, L (1,10) OBP: 0.410, SLG: 0.581										2	0	0	0	2	1	0						
Scott Spiezio, S (1,4) OBP: 0.344, SLG: 0.469										2	0	1	0	1	0	2						
Scott Brosius, R (1,5) OBP: 0.267, SLG: 0.236										3	0	0	0	0	1	4						
Rafael Bourimigal, R (1,6) OBP: 0.382, SLG: 0.319 Tony Batista, R (8,6) OBP: 0.234, SLG: 0.254										3	0	0	0	0	0	3						
Izzy Molina, R (1,2) OBP: 0.172, SLG: 0.175										3	0	1	0	0	1	0						
<b>Inning Stats</b>	R: 0 E: 0 K: 1 S: 5	H: 0 LOB: 1 BB: 1 P: 9	R: 0 E: 0 K: 1 S: 4	H: 0 LOB: 1 BB: 2 P: 12	R: 0 E: 0 K: 1 S: 5	H: 0 LOB: 0 BB: 0 P: 5	R: 0 E: 0 K: 3 S: 9	H: 0 LOB: 0 BB: 0 P: 9	R: 0 E: 0 K: 0 S: 3	H: 1 LOB: 0 BB: 0 P: 3	R: 0 E: 0 K: 3 S: 10	H: 1 LOB: 0 BB: 0 P: 10	R: 0 E: 0 K: 0 S: 4	H: 1 LOB: 2 BB: 1 P: 8	R: 0 E: 0 K: 1 S: 5	H: 1 LOB: 0 BB: 0 P: 5		R: 0 E: 0 K: 0 S: 3	H: 0 LOB: 0 BB: 0 P: 3	1B: 4 2B: 1 3B: 0 HR: 0	SF: 0 SAC: 0 DP: 2 HBP: 0	WP: 0 PB: 0 SB: 2 CS: 2
<b>PITCHER</b>	IP WLS BF H R ER SO BB IBB HBP BLK WP HR S P ERA WHIP																					
Rocky Coppinger, R (1,1) ERA: 4.76	6.0 W 23 3 0 0 9 4 0 0 0 0 0 0 0 37 53 0.00 1.167																					
Mike Johnson, R (7,1) ERA: 1.64	3.0 S 9 1 0 0 1 0 0 0 0 0 0 0 0 11 11 0.00 0.333																					

Batter	1	2	3	4	5	6	7	8	9	AB	R	H	RBI	BB	SO	LOB	BOTTOM			
Brady Anderson, L (1,8) OBP: 0.492, SLG: 0.500										2	2	1	0	2	0	0	<p>Oakland Athletics @ Baltimore Orioles Oriole Park at Camden Yards, Baltimore, MD</p> <p>Sun May 04 1997, 3:33 AM EDT Att: 47,001 - Sunny - 65 F</p> <p>livebaseballscores.com</p> <p>AB 37 R 11 H 15 RBI 11 BB 4 SO 5 LOB 22</p>			
Roberto Alomar, S (1,4) OBP: 0.318, SLG: 0.474										5	1	2	5	0	1	4				
Eric Davis, R (1,9) OBP: 0.419, SLG: 0.684 Tony Tarasco, L (7,9) OBP: 0.208, SLG: 0.208										3	2	2	1	1	0	3				
Rafael Palmeiro, L (1,3) OBP: 0.354, SLG: 0.473										4	0	0	0	1	2	4				
Cal Ripken Jr., R (1,5) OBP: 0.367, SLG: 0.560 Jeff Reboulet, R (7, PH) OBP: 0.342, SLG: 0.353										3	2	3	2	0	0	0				
B.J. Surhoff, L (1,7) OBP: 0.393, SLG: 0.480										5	0	2	2	0	1	2				
Pete Incaviglia, R (1,10) OBP: 0.365, SLG: 0.561										4	1	2	1	0	0	2				
Lenny Webster, R (1,2) OBP: 0.217, SLG: 0.150										5	1	1	0	0	0	3				
Mike Bordick, R (1,6) OBP: 0.257, SLG: 0.247										4	2	2	0	0	0	0				
<b>Inning Stats</b>	R: 2 E: 0 K: 0 S: 4	H: 1 LOB: 2 BB: 2 P: 12	R: 0 E: 0 K: 1 S: 7	H: 2 LOB: 3 BB: 0 P: 8	R: 0 E: 0 K: 2 S: 8	H: 1 LOB: 1 BB: 0 P: 8	R: 0 E: 0 K: 0 S: 3	H: 0 LOB: 0 BB: 0 P: 3	R: 2 E: 0 K: 0 S: 5	H: 2 LOB: 1 BB: 1 P: 9	R: 5 E: 1 K: 0 S: 8	H: 5 LOB: 2 BB: 1 P: 13	R: 1 E: 0 K: 2 S: 10	H: 3 LOB: 0 BB: 0 P: 10	R: 1 E: 0 K: 0 S: 4	H: 1 LOB: 0 BB: 0 P: 4		1B: 10 2B: 2 3B: 1 HR: 2	SF: 1 SAC: 1 DP: 1 HBP: 2	WP: 1 PB: 0 SB: 2 CS: 0
<b>PITCHER</b>	IP WLS BF H R ER SO BB IBB HBP BLK WP HR S P ERA WHIP																			
Ariel Prieto, R (1,1) ERA: 4.5	5.0 L 28 7 7 7 3 4 0 0 1 0 0 0 2 29 46 12.60 2.200																			
Don Wengert, R (6,1) ERA: 5.14	3.0 17 8 4 3 2 0 0 1 0 0 0 2 20 21 9.00 2.667																			



Batter	1	2	3	4	5	6	7	8	9	AB	R	H	RBI	BB	SO	LOB	TOP				
Orlando Palmeiro, L OBP: 0.296, SLG: 0.250	G6-3	G3		G4-3			F7			4	0	0	0	1	0	1	<b>Anaheim Angels @ Baltimore Orioles</b> Oriole Park at Camden Yards, Baltimore, MD Mon May 05 1997, 7:05 PM EDT Att: 41,296 - Cloudy - 73 F				
Jim Edmonds, L OBP: 0.347, SLG: 0.458	G6-3	G4-3			K		F8			4	0	0	0	1	1						
Dave Hollins, S OBP: 0.386, SLG: 0.382	BB 1B	G5-3			F7			E FC1 HR 1B	G6-4-3	4	2	1	0	1	0	2					
Jim Leyritz, R OBP: 0.389, SLG: 0.525	16 BB 1B BB			G4-3	F9			FC1 HR		3	2	0	0	1	0	1					
Tim Salmon, R OBP: 0.342, SLG: 0.425	16 BB 1B 1B			K			16 CS 1B	HR		4	2	3	4	0	1	0					
16 Garret Anderson, L OBP: 0.398, SLG: 0.374	1B BB						G3	F7		3	1	1	0	1	0	1					
Eddie Murray, S OBP: 0.295, SLG: 0.358	1B			G4-3			G3	G1-3		4	0	1	2	0	0	1					
Luis Alicaia, S OBP: 0.353, SLG: 0.378	1B				F8		G1-3	G4-3		4	0	1	1	0	0	0					
Gary Disarcina, R OBP: 0.242, SLG: 0.326	G5-3			F8			E1 1B	F7		4	0	1	0	0	0	2					
<b>Inning Stats</b>	R: 4 E: 0 K: 0 S: 6	H: 3 LOB: 2 BB: 3 P: 18	R: 0 E: 0 K: 0 S: 3	H: 0 LOB: 0 BB: 0 P: 3	R: 0 E: 0 K: 1 S: 6	H: 1 LOB: 1 BB: 0 P: 6	R: 0 E: 0 K: 0 S: 3	H: 0 LOB: 0 BB: 0 P: 3	R: 0 E: 0 K: 1 S: 5	H: 1 LOB: 0 BB: 0 P: 3	R: 0 E: 1 K: 0 S: 4	H: 1 LOB: 0 BB: 0 P: 4	R: 3 E: 1 K: 0 S: 6	H: 2 LOB: 1 BB: 2 P: 6	R: 0 E: 0 K: 0 S: 2	H: 0 LOB: 1 BB: 2 P: 10	1B: 7 2B: 0 3B: 0 HR: 1	SF: 0 SAC: 0 DP: 1 HBP: 0	WP: 0 PB: 0 SB: 0 CS: 1	PA: 39	
<b>PITCHER</b>	IP WLS BF H R ER SO BB IBB HBP BLK WP HR S P ERA WHIP	7.0 L 29 6 4 4 2 3 0 0 0 0 0 30 42 5.14 1.286	1.0 6 2 3 2 0 0 0 0 0 0 1 6 6 18.00 2.000	1.0 4 0 0 0 0 2 0 0 0 0 0 2 10 0.00 2.000																	

AB	34
R	7
H	8
RBI	7
BB	5
SO	2
LOB	9



Batter	1	2	3	4	5	6	7	8	9	AB	R	H	RBI	BB	SO	LOB	BOTTOM				
Brady Anderson, L OBP: 0.504, SLG: 0.515					K					3	0	2	0	2	1	0	<b>Anaheim Angels @ Baltimore Orioles</b> Oriole Park at Camden Yards, Baltimore, MD Mon May 05 1997, 7:05 PM EDT Att: 41,296 - Cloudy - 73 F				
Roberto Alomar, S OBP: 0.333, SLG: 0.476	F7				G3					4	0	2	0	1	0	1					
Eric Davis, R OBP: 0.407, SLG: 0.654	F7				P4					5	0	1	0	0	2	7					
Rafael Palmeiro, L OBP: 0.344, SLG: 0.457	F9				G6-3					4	0	0	0	0	1	2					
Cal Ripken Jr., R OBP: 0.355, SLG: 0.540					F9					4	0	0	0	0	0	1					
B.J. Surhoff, L OBP: 0.396, SLG: 0.481	F7				F9					4	0	2	0	0	0	0					
Pete Incaviglia, R OBP: 0.343, SLG: 0.525	G6-3				F8					4	0	0	0	0	1	3					
Chris Hoiles, R OBP: 0.413, SLG: 0.455					F8					3	1	1	0	1	0	0					
Mike Bordick, R OBP: 0.257, SLG: 0.278					K					4	1	1	2	0	1	1					
<b>Inning Stats</b>	R: 0 E: 0 K: 0 S: 4	H: 1 LOB: 1 BB: 0 P: 4	R: 0 E: 0 K: 0 S: 3	H: 0 LOB: 0 BB: 0 P: 3	R: 0 E: 0 K: 1 S: 6	H: 1 LOB: 2 BB: 1 P: 10	R: 0 E: 0 K: 0 S: 3	H: 0 LOB: 0 BB: 0 P: 3	R: 2 E: 0 K: 1 S: 7	H: 2 LOB: 0 BB: 0 P: 7	R: 0 E: 0 K: 1 S: 5	H: 2 LOB: 2 BB: 2 P: 13	R: 0 E: 0 K: 1 S: 6	H: 1 LOB: 1 BB: 0 P: 6	R: 0 E: 0 K: 1 S: 6	H: 1 LOB: 2 BB: 1 P: 10	1B: 7 2B: 1 3B: 0 HR: 1	SF: 0 SAC: 0 DP: 0 HBP: 0	WP: 0 PB: 0 SB: 0 CS: 0	PA: 39	
<b>PITCHER</b>	IP WLS BF H R ER SO BB IBB HBP BLK WP HR S P ERA WHIP	6.1 W 28 6 2 2 3 3 0 0 0 0 1 31 43 2.84 1.421	0.1 1 0 0 0 0 0 0 0 0 0 0 1 1 0.00 3.000	2.1 S 10 2 0 0 3 1 0 0 0 0 0 15 19 0.00 1.286																	

AB	35
R	2
H	9
RBI	2
BB	4
SO	6
LOB	15









Batter	1	2	3	4	5	6	7	8	9	AB	R	H	RBI	BB	SO	LOB	TOP					
Darin Erstad, L (1,3) X OBP: 0.337, SLG: 0.387	P1		G6-4-3 1B		F8		F7			4	0	1	0	0	0	0	<b>Anaheim Angels @ Baltimore Orioles</b> Oriole Park at Camden Yards, Baltimore, MD Wed May 07 1997, 7:05 PM EDT Att: 43,858 - Unknown - 19 F					
Luis Alcaez, S (1,4) X OBP: 0.360, SLG: 0.394	F7		P4		WP 1B			S 1B	4	0	2	0	0	0	2							
Dave Hollins, S (1,5) X OBP: 0.377, SLG: 0.373		FC6-4 1B	G6-4-3 1-2		F7			F9	4	0	1	0	0	0	4							
Jim Leyritz, R (1,2) X OBP: 0.379, SLG: 0.506	FC6-4 1-2				F8		CS 1B	K	4	0	1	0	0	1	2							
Tim Salmon, R (1,9) X OBP: 0.336, SLG: 0.402				G2-3 BB		K	1-2	F8	3	0	0	0	1	1	2							
Eddie Murray, S (1,10) X OBP: 0.292, SLG: 0.348		L4		G2-3 1-2				K	4	0	1	0	0	1	1							
Jim Edmonds, L (1,8) X OBP: 0.354, SLG: 0.451		S BB				G1-3		K	2	0	0	0	2	1	1							
Gary Disarcina, R (1,6) X OBP: 0.234, SLG: 0.311		G6-3 1-2		G6-3			F8		4	0	1	0	0	0	3							
Craig Grebeck, R (1,7) X OBP: 0.306, SLG: 0.143				1B	G4-3		F7	F9	4	0	1	0	0	0	1	<b>AB 33</b> <b>R 0</b> <b>H 8</b> <b>RBI 0</b> <b>BB 3</b> <b>SO 4</b> <b>LOB 16</b>						
<b>Inning Stats</b>	R: 0 E: 0 K: 0 S: 4	H: 1 LOB: 1 BB: 0 P: 4	R: 0 E: 0 K: 0 S: 3	H: 0 LOB: 1 BB: 1 P: 7	R: 0 E: 0 K: 0 S: 4	H: 2 LOB: 1 BB: 0 P: 4	R: 0 E: 0 K: 0 S: 3	H: 0 LOB: 2 BB: 2 P: 11	R: 0 E: 0 K: 1 S: 6	H: 1 LOB: 1 BB: 0 P: 6	R: 0 E: 0 K: 0 S: 3	H: 0 LOB: 0 BB: 0 P: 3	R: 0 E: 0 K: 1 S: 6	H: 1 LOB: 1 BB: 0 P: 6	R: 0 E: 0 K: 2 S: 8		H: 1 LOB: 1 BB: 0 P: 8	1B: 8 2B: 1 3B: 0 HR: 0	SF: 0 SAC: 0 DP: 2 HBP: 0	WP: 1 PB: 0 SB: 2 CS: 1	PA: 36	
<b>PITCHER</b>	IP	WLS	BF	H	R	ER	SO	BB	IBB	HBP	BLK	WP	HR	S	P		ERA	WHIP				
Jimmy Key, L (1,1) ERA: 1.93	6.0	W	25	6	0	0	1	3	0	0	0	1	0	24	36		0.00	1.500				
Jesse Orosco, L (7,1) ERA	1.0		4	1	0	0	0	0	0	0	0	0	0	4	4		0.00	1.000				
Armando Benitez, R (8,1) ERA: 5.54	1.0	S	3	0	0	0	1	0	0	0	0	0	0	5	5		0.00	0.000				
Randy Myers, L (9,1) ERA: 1.29	1.0		4	1	0	0	2	0	0	0	0	0	0	8	8		0.00	1.000				

Batter	1	2	3	4	5	6	7	8	9	AB	R	H	RBI	BB	SO	LOB	BOTTOM					
Brady Anderson, L (1,8) X OBP: 0.493, SLG: 0.490	S 2B BB						F7			3	1	1	0	1	1	0	<b>Anaheim Angels @ Baltimore Orioles</b> Oriole Park at Camden Yards, Baltimore, MD Wed May 07 1997, 7:05 PM EDT Att: 43,858 - Unknown - 19 F					
Roberto Alomar, S (1,4) X OBP: 0.327, SLG: 0.456	F7	F9						G5-3	4	0	1	0	0	0	2							
Eric Davis, R (1,9) X OBP: 0.438, SLG: 0.733									1	0	1	1	0	0	0							
Tony Tarasco, L (1,PR) (2,9) X OBP: 0.185, SLG: 0.185	1B 2B		G1-3				K	F7	3	1	0	0	0	1	1							
Rafael Palmeiro, L (1,3) X OBP: 0.324, SLG: 0.427	F8		F9		G3			K	4	0	0	0	0	1	2							
Cal Ripken Jr., R (1,5) X OBP: 0.351, SLG: 0.550		1B 2H	G6-3				F8		3	0	1	1	0	0	0							
Pete Incaviglia, R (1,10) X OBP: 0.343, SLG: 0.516				G1-3			F8		3	0	1	0	0	0	0							
B.J. Surhoff, L (1,7) X OBP: 0.389, SLG: 0.459	F8				K			F9	3	0	0	0	0	1	2							
Chris Hoiles, R (1,2) X OBP: 0.404, SLG: 0.476			F8						3	1	2	1	0	0	0							
Mike Bordick, R (1,6) X OBP: 0.250, SLG: 0.269		G6-3			G5-3			L1-3 1B	3	0	0	0	0	0	1	<b>AB 30</b> <b>R 3</b> <b>H 7</b> <b>RBI 3</b> <b>BB 1</b> <b>SO 4</b> <b>LOB 8</b>						
<b>Inning Stats</b>	R: 2 E: 0 K: 0 S: 6	H: 3 LOB: 2 BB: 1 P: 10	R: 0 E: 0 K: 0 S: 4	H: 1 LOB: 1 BB: 0 P: 4	R: 0 E: 0 K: 0 S: 3	H: 0 LOB: 0 BB: 0 P: 3	R: 1 E: 0 K: 1 S: 6	H: 1 LOB: 0 BB: 0 P: 6	R: 0 E: 0 K: 2 S: 8	H: 1 LOB: 1 BB: 0 P: 8	R: 0 E: 0 K: 0 S: 3	H: 0 LOB: 0 BB: 0 P: 3	R: 0 E: 0 K: 1 S: 5	H: 0 LOB: 0 BB: 0 P: 5	1B: 5 2B: 2 3B: 0 HR: 1		SF: 0 SAC: 0 DP: 1 HBP: 0	WP: 0 PB: 0 SB: 1 CS: 0	PA: 31			
<b>PITCHER</b>	IP	WLS	BF	H	R	ER	SO	BB	IBB	HBP	BLK	WP	HR	S	P		ERA	WHIP				
Allen Watson, L (1,1) ERA: 5.45	7.0	L	28	7	3	3	3	1	0	0	0	0	0	33	37		3.86	1.143				
Mike Holtz, L (8,1) ERA: 0.79	1.0		3	0	0	0	1	0	0	0	0	0	0	5	5		0.00	0.000				



Batter	1	2	3	4	5	6	7	8	9	AB	R	H	RBI	BB	SO	LOB	TOP								
Joey Cora, S OBP: 0.372, SLG: 0.385 (1, 4)			G3				F7	E7		4	0	1	0	0	1	0	<b>Seattle Mariners @ Baltimore Orioles</b> Oriole Park at Camden Yards, Baltimore, MD Thu May 08 1997, 7:05 PM EDT Att: 45,026 - Unknown - 63 F								
Alex Rodriguez, R OBP: 0.342, SLG: 0.476 (1, 6)				E5			K	G6-3		4	1	0	0	0	2	1									
Ken Griffey Jr., L OBP: 0.423, SLG: 0.750 (1, 8)				K			F7	G4-3		4	0	0	0	0	2	1									
Edgar Martinez, R OBP: 0.414, SLG: 0.496 (1, 10)				G5-3			G6-3		L7	4	0	1	0	0	0	1									
Jay Buhner, R OBP: 0.393, SLG: 0.364 (1, 9)							G6-3		E5	3	0	0	0	1	1	1									
Paul Sorrento, L OBP: 0.343, SLG: 0.442 (1, 3)							F9			3	0	1	1	1	1	1									
Dan Wilson, R OBP: 0.385, SLG: 0.457 (1, 2)							G6-3			4	0	0	0	0	2	5									
Russ Davis, R OBP: 0.381, SLG: 0.574 (1, 5)			P4				G5-3			3	1	1	1	1	0	0									
Rob Ducey, L OBP: 0.273, SLG: 0.400 (1, 7)							G3-1			4	1	1	0	0	0	3									
<b>Inning Stats</b>	R: 0 E: 0 K: 3 S: 9	H: 0 LOB: 0 BB: 0 P: 13	R: 0 E: 0 K: 3 S: 10	H: 1 LOB: 1 BB: 0 P: 15	R: 0 E: 0 K: 0 S: 12	H: 0 LOB: 0 BB: 0 P: 19	R: 1 E: 1 K: 1 S: 10	H: 1 LOB: 2 BB: 1 P: 17	R: 0 E: 0 K: 0 S: 9	H: 0 LOB: 0 BB: 0 P: 15	R: 0 E: 0 K: 0 S: 4	H: 0 LOB: 0 BB: 0 P: 8	R: 0 E: 0 K: 0 S: 6	H: 0 LOB: 0 BB: 0 P: 8	R: 2 E: 1 K: 0 S: 6	H: 3 LOB: 0 BB: 0 P: 8	R: 0 E: 1 K: 1 S: 10	H: 0 LOB: 3 BB: 2 P: 25	1B: 4 2B: 0 3B: 0 HR: 1	SF: 0 SAC: 0 DP: 1 HBP: 0	WP: 0 PB: 0 SB: 0 CS: 0	PA: 36			
<b>PITCHER</b>	IP	WLS	BF	H	R	ER	SO	BB	IBB	HBP	BLK	WP	HR	S	P	ERA	WHIP								
35 Mike Mussina, R ERA: 3.57 (1, 1)	7.0	W	28	5	3	1	8	1	0	0	0	0	1	64	99	1.29	0.857								
Terry Mathews, R ERA: 2.93 (8, 1)	2.0		8	0	0	0	1	2	0	0	0	0	0	12	29	0.00	1.000								

AB	33
R	3
H	5
RBI	2
BB	3
SO	9
LOB	13



Batter	1	2	3	4	5	6	7	8	9	AB	R	H	RBI	BB	SO	LOB	BOTTOM								
Brady Anderson, L OBP: 0.496, SLG: 0.519 (1, 8)						CS	F8			4	2	2	2	1	1	0	<b>Seattle Mariners @ Baltimore Orioles</b> Oriole Park at Camden Yards, Baltimore, MD Thu May 08 1997, 7:05 PM EDT Att: 45,026 - Unknown - 63 F								
Jeff Reboulet, R OBP: 0.326, SLG: 0.333 (1, 4)						F7				5	2	1	1	0	2	1									
Cal Ripken Jr., R OBP: 0.353, SLG: 0.544 (1, 5)								G3		5	1	2	1	0	1	2									
Pete Incaviglia, R OBP: 0.338, SLG: 0.500 (1, 10)							F8			4	1	1	0	0	2	3									
Chris Hoiles, R OBP: 0.417, SLG: 0.568 (1, 3)										4	2	3	6	0	1	0									
Jeffrey Hammonds, R OBP: 0.306, SLG: 0.354 (1, 7)										3	1	0	0	0	2	1									
Lenny Webster, R OBP: 0.258, SLG: 0.222 (1, 2)										4	1	1	0	0	2	1									
Tony Tarasco, L OBP: 0.268, SLG: 0.267 (1, 9)										3	2	2	0	1	0	0									
Mike Bordick, R OBP: 0.259, SLG: 0.271 (1, 6)										3	1	1	2	1	0	2									
<b>Inning Stats</b>	R: 2 E: 0 K: 2 S: 20	H: 2 LOB: 1 BB: 1 P: 34	R: 0 E: 0 K: 1 S: 9	H: 0 LOB: 0 BB: 0 P: 17	R: 0 E: 0 K: 3 S: 11	H: 0 LOB: 0 BB: 0 P: 18	R: 0 E: 0 K: 2 S: 9	H: 0 LOB: 0 BB: 0 P: 12	R: 0 E: 0 K: 1 S: 10	H: 1 LOB: 0 BB: 1 P: 21	R: 3 E: 0 K: 1 S: 12	H: 3 LOB: 0 BB: 0 P: 18	R: 3 E: 1 K: 0 S: 22	H: 3 LOB: 1 BB: 1 P: 37	R: 5 E: 0 K: 1 S: 17	H: 4 LOB: 0 BB: 0 P: 30	1B: 8 2B: 2 3B: 0 HR: 3	SF: 0 SAC: 0 DP: 0 HBP: 1	WP: 1 PB: 0 SB: 0 CS: 2	PA: 40					
<b>PITCHER</b>	IP	WLS	BF	H	R	ER	SO	BB	IBB	HBP	BLK	WP	HR	S	P	ERA	WHIP								
Randy Johnson, L ERA: 3.08 (1, 1)	6.0	L	24	6	5	5	10	2	0	0	0	0	1	71	120	7.50	1.333								
Josias Manzanillo, R ERA: 3.68 (7, 1)	1.0		7	3	3	2	0	1	0	0	0	1	0	22	37	18.00	4.000								
Bob Wells, R ERA: 11.91 (8, 1)	1.0		8	4	5	5	1	0	0	1	0	0	2	17	30	45.00	4.000								





Batter	1	2	3	4	5	6	7	8	9	AB	R	H	RBI	BB	SO	LOB	TOP
<b>Joey Cora, S</b> <small>OBP: 0.398, SLG: 0.455</small> 										5	3	5	1	0	0	0	<b>Seattle Mariners @ Baltimore Orioles</b> Oriole Park at Camden Yards, Baltimore, MD Fri May 09 1997, 7:05 PM EDT Att: 47,257 - Unknown - 67 F
<b>Alex Rodriguez, R</b> <small>OBP: 0.350, SLG: 0.479</small> 										3	2	1	0	1	0	2	
<b>Ken Griffey Jr., L</b> <small>OBP: 0.429, SLG: 0.772</small> 										3	1	2	4	1	1	2	
<b>Edgar Martinez, R</b> <small>OBP: 0.413, SLG: 0.500</small> 										5	1	2	1	0	0	4	
<b>Jay Buhner, R</b> <small>OBP: 0.386, SLG: 0.351</small> 										4	0	0	0	1	4	1	
<b>Paul Sorrento, L</b> <small>OBP: 0.337, SLG: 0.424</small> 										4	0	0	0	1	1	3	
<b>Russ Davis, R</b> <small>OBP: 0.381, SLG: 0.566</small> 										5	1	2	0	0	0	2	
<b>Rob Ducey, L</b> <small>OBP: 0.250, SLG: 0.333</small> 										5	0	1	1	0	2	3	
<b>John Marzano, R</b> <small>OBP: 0.313, SLG: 0.267</small> 										5	0	1	1	0	2	4	
<b>Inning Stats</b> <small>R: 2 H: 3 E: 0 LOB: 1 K: 1 S: 15</small>	<small>R: 1 H: 3 E: 0 LOB: 3 K: 1 S: 16</small>	<small>R: 0 H: 1 E: 0 LOB: 2 K: 2 S: 10</small>	<small>R: 3 H: 2 E: 0 LOB: 0 K: 1 S: 13</small>	<small>R: 0 H: 0 E: 0 LOB: 0 K: 1 S: 7</small>	<small>R: 1 H: 2 E: 0 LOB: 0 K: 0 S: 11</small>	<small>R: 0 H: 0 E: 0 LOB: 0 K: 1 S: 9</small>	<small>R: 0 H: 1 E: 0 LOB: 2 K: 2 S: 18</small>	<small>R: 1 H: 2 E: 0 LOB: 2 K: 2 S: 18</small>	<small>1B: 9 SF: 1 2B: 3 SAC: 0 3B: 0 DP: 1 HR: 2 HBP: 1</small>	<small>WP: 0 PA: 45</small>							
<b>PITCHER</b> <b>Rocky Coppinger, R</b> <small>ERA: 6.3</small>	<small>IP: 3.0 WLS: L BF: 20 H: 8 R: 5 ER: 5 SO: 4 BB: 2 IBB: 1 HBP: 0 BLK: 0 WP: 0 HR: 0 S: 44 P: 78 ERA: 15.00 WHIP: 3.333</small>	<b>Arthur Rhodes, L</b> <small>ERA: 3.5</small>	<small>IP: 4.1 WLS: 10 BF: 32 H: 3 R: 2 ER: 2 SO: 0 BB: 0 IBB: 0 HBP: 0 BLK: 0 WP: 2 HR: 26 S: 35 ERA: 7.71 WHIP: 1.286</small>	<b>Mike Johnson, R</b> <small>ERA: 1.88</small>	<small>IP: 6.1 WLS: 14 BF: 31 H: 3 R: 1 ER: 1 SO: 2 BB: 1 IBB: 0 HBP: 0 BLK: 0 WP: 0 HR: 33 S: 56 ERA: 2.70 WHIP: 1.200</small>	<b>Shawn Boskie, R</b> <small>ERA: 10.93</small>	<small>IP: 0.1 WLS: 1 BF: 0 H: 0 R: 0 ER: 0 SO: 1 BB: 0 IBB: 0 HBP: 0 BLK: 0 WP: 0 HR: 5 S: 8 ERA: 0.00 WHIP: 0.000</small>	<b>PITCHER</b> <small>IP: 3.0 WLS: L BF: 20 H: 8 R: 5 ER: 5 SO: 4 BB: 2 IBB: 1 HBP: 0 BLK: 0 WP: 0 HR: 0 S: 44 P: 78 ERA: 15.00 WHIP: 3.333</small>	<small>IP: 4.1 WLS: 10 BF: 32 H: 3 R: 2 ER: 2 SO: 0 BB: 0 IBB: 0 HBP: 0 BLK: 0 WP: 2 HR: 26 S: 35 ERA: 7.71 WHIP: 1.286</small>	<small>IP: 6.1 WLS: 14 BF: 31 H: 3 R: 1 ER: 1 SO: 2 BB: 1 IBB: 0 HBP: 0 BLK: 0 WP: 0 HR: 33 S: 56 ERA: 2.70 WHIP: 1.200</small>	<small>IP: 0.1 WLS: 1 BF: 0 H: 0 R: 0 ER: 0 SO: 1 BB: 0 IBB: 0 HBP: 0 BLK: 0 WP: 0 HR: 5 S: 8 ERA: 0.00 WHIP: 0.000</small>						
Batter	1	2	3	4	5	6	7	8	9	AB	R	H	RBI	BB	SO	LOB	BOTTOM
<b>Brady Anderson, L</b> <small>OBP: 0.497, SLG: 0.514</small> 										3	0	1	0	1	0	0	<b>Seattle Mariners @ Baltimore Orioles</b> Oriole Park at Camden Yards, Baltimore, MD Fri May 09 1997, 7:05 PM EDT Att: 47,257 - Unknown - 67 F
<b>Jeff Reboulet, R</b> <small>OBP: 0.298, SLG: 0.302</small> 									4	0	0	0	0	2	2		
<b>Rafael Palmeiro, L</b> <small>OBP: 0.322, SLG: 0.422</small> 									4	0	1	0	0	2	0		
<b>Pete Incaviglia, R</b> <small>OBP: 0.321, SLG: 0.472</small> 										4	0	0	0	0	4	1	
<b>Cal Ripken Jr., R</b> <small>OBP: 0.357, SLG: 0.543</small> 										4	1	2	0	0	1	0	
<b>B.J. Surhoff, L</b> <small>OBP: 0.394, SLG: 0.494</small> 										4	1	2	1	0	0	1	
<b>Chris Hoiles, R</b> <small>OBP: 0.415, SLG: 0.556</small> 										2	0	0	0	0	1	0	
<b>Jeffrey Hammonds, R</b> <small>OBP: 0.307, SLG: 0.366</small> 										3	0	1	1	0	0	2	
<b>Mike Bordick, R</b> <small>OBP: 0.252, SLG: 0.264</small> 										3	0	0	0	0	0	3	
<b>Inning Stats</b> <small>R: 0 H: 0 E: 0 LOB: 0 K: 2 S: 9</small>	<small>R: 0 H: 0 E: 0 LOB: 0 K: 1 S: 10</small>	<small>R: 0 H: 0 E: 0 LOB: 0 K: 1 S: 7</small>	<small>R: 0 H: 0 E: 0 LOB: 0 K: 1 S: 9</small>	<small>R: 1 H: 2 E: 0 LOB: 0 K: 1 S: 10</small>	<small>R: 0 H: 1 E: 0 LOB: 1 K: 1 S: 10</small>	<small>R: 0 H: 1 E: 0 LOB: 0 K: 1 S: 12</small>	<small>R: 0 H: 0 E: 0 LOB: 0 K: 1 S: 12</small>	<small>R: 0 H: 1 E: 0 LOB: 0 K: 1 S: 10</small>	<small>1B: 5 SF: 0 2B: 2 SAC: 0 3B: 0 DP: 3 HR: 1 HBP: 1</small>	<small>WP: 0 PA: 33</small>							
<b>PITCHER</b> <b>Jamie Moyer, L</b> <small>ERA: 1.89</small>	<small>IP: 6.1 WLS: W BF: 24 H: 6 R: 2 ER: 2 SO: 8 BB: 0 IBB: 0 HBP: 0 BLK: 0 WP: 0 HR: 1 S: 61 P: 88 ERA: 2.84 WHIP: 0.947</small>	<b>Scott Sanders, R</b> <small>ERA: 8.04</small>	<small>IP: 7.1 WLS: 3 BF: 0 H: 0 R: 0 ER: 0 SO: 0 BB: 0 IBB: 1 HBP: 0 BLK: 0 WP: 0 HR: 6 S: 12 ERA: 0.00 WHIP: 0.000</small>	<b>40 Greg McCarthy, L</b> <small>ERA: 3.46</small>	<small>IP: 8.1 WLS: 3 BF: 0 H: 0 R: 0 ER: 0 SO: 1 BB: 1 IBB: 0 HBP: 0 BLK: 0 WP: 0 HR: 12 S: 17 ERA: 0.00 WHIP: 1.000</small>	<b>Bobby Ayala, R</b> <small>ERA: 4.74</small>	<small>IP: 9.1 WLS: 3 BF: 1 H: 0 R: 0 ER: 0 SO: 1 BB: 0 IBB: 0 HBP: 0 BLK: 0 WP: 0 HR: 10 S: 12 ERA: 0.00 WHIP: 1.000</small>	<b>PITCHER</b> <small>IP: 3.0 WLS: L BF: 20 H: 8 R: 5 ER: 5 SO: 4 BB: 2 IBB: 1 HBP: 0 BLK: 0 WP: 0 HR: 0 S: 44 P: 78 ERA: 15.00 WHIP: 3.333</small>	<small>IP: 4.1 WLS: 10 BF: 32 H: 3 R: 2 ER: 2 SO: 0 BB: 0 IBB: 0 HBP: 0 BLK: 0 WP: 2 HR: 26 S: 35 ERA: 7.71 WHIP: 1.286</small>	<small>IP: 6.1 WLS: 14 BF: 31 H: 3 R: 1 ER: 1 SO: 2 BB: 1 IBB: 0 HBP: 0 BLK: 0 WP: 0 HR: 33 S: 56 ERA: 2.70 WHIP: 1.200</small>	<small>IP: 0.1 WLS: 1 BF: 0 H: 0 R: 0 ER: 0 SO: 1 BB: 0 IBB: 0 HBP: 0 BLK: 0 WP: 0 HR: 5 S: 8 ERA: 0.00 WHIP: 0.000</small>						

**AB 39**  
**R 8**  
**H 14**  
**RBI 8**  
**BB 4**  
**SO 10**  
**LOB 21**

**AB 31**  
**R 2**  
**H 7**  
**RBI 2**  
**BB 1**  
**SO 10**  
**LOB 9**



Batter	1	2	3	4	5	6	7	8	9	10	11	AB	R	H	RBI	BB	SO	LOB	TOP								
<b>Joey Cora, S</b> (1, 4) OBP: 0.402, SLG: 0.495 <b>Jay Buhner, R</b> (10, PH) OBP: 0.384, SLG: 0.348 <b>Alvaro Espinoza, R</b> (10, 4) OBP: 0.261, SLG: 0.304	3-1 HR		1-2 2B		1-2 G1-3			1-2 K		2-2 P4		4	1	2	1	0	1	1									
<b>Alex Rodriguez, R</b> (1, 6) OBP: 0.353, SLG: 0.487	1-1 G6-3		3-2 P4			2-0 FC4-6 1B		3-2 S 2B SF8		4-2 BB		4	1	2	0	1	0	1									
<b>Ken Griffey Jr., L</b> (1, 8) OBP: 0.414, SLG: 0.748	1-3 K		2-3 K			0-1 FC4-6 1B		2-2 SF8		1-3 K		4	0	0	1	0	3	3									
<b>Edgar Martinez, R</b> (1, 10) OBP: 0.413, SLG: 0.492	2-2 F9				2-3 K		0-0 G3-6-1 1B		3-1 P2		4-2 FC5-6 BB	4	0	1	0	1	1	0									
<b>Paul Sorrento, L</b> (1, 3) OBP: 0.330, SLG: 0.413		2-1 PB 1B			0-1 F8		1-0 G3-6-1 1B		1-2 P2		0-0 FC5-6 1B	5	1	1	0	0	0	3									
<b>Dan Wilson, R</b> (1, 2) OBP: 0.353, SLG: 0.464		3-2 K		2-2 G5-3			0-1 G1-3 1B		3-2 S 1B		3-2 SAFE SAFE SAFE 1B 1-2 1B	5	0	3	0	0	1	1									
<b>Russ Davis, R</b> (1, 5) OBP: 0.366, SLG: 0.541		2-1 L7			2-0 F8		0-1 F7		1-0 F8		0-0 F8	5	0	0	0	0	0	5									
<b>Rob Ducey, L</b> (1, 9) OBP: 0.250, SLG: 0.368 <b>Mike Blowers, R</b> (11, PH) OBP: 0.285, SLG: 0.355 (11, 9)		2-3 K			2-1 K		0-0 G1-3		2-0 F7		2-0 K	4	0	1	0	0	1	3									
<b>Rich Amaral, R</b> (1, 7) OBP: 0.451, SLG: 0.432			3-3 K		0-3 K		0-0 G6-3			1-1 F9		4	0	0	0	0	2	2									
<b>Inning Stats</b>	R: 1 E: 0 K: 1 S: 10	H: 1 LOB: 0 BB: 0 P: 17	R: 0 E: 0 K: 2 S: 11	H: 1 LOB: 1 BB: 0 P: 20	R: 0 E: 0 K: 2 S: 14	H: 1 LOB: 0 BB: 0 P: 23	R: 0 E: 0 K: 1 S: 8	H: 0 LOB: 0 BB: 0 P: 12	R: 0 E: 0 K: 1 S: 9	H: 1 LOB: 1 BB: 0 P: 14	R: 0 E: 0 K: 0 S: 5	H: 2 LOB: 1 BB: 0 P: 8	R: 0 E: 0 K: 0 S: 6	H: 1 LOB: 1 BB: 0 P: 6	R: 1 E: 0 K: 1 S: 12	H: 1 LOB: 0 BB: 0 P: 21	R: 0 E: 0 K: 0 S: 8	H: 1 LOB: 1 BB: 0 P: 15	R: 0 E: 0 K: 1 S: 10	H: 0 LOB: 1 BB: 1 P: 18	R: 1 E: 0 K: 0 S: 10	H: 2 LOB: 2 BB: 1 P: 19	1B: 7 2B: 3 3B: 0 HR: 1	SF: 1 SAC: 0 DP: 1 HBP: 0	WP: 0 PB: 1 SB: 3 CS: 0	PA: 44	
<b>PITCHER</b>	IP 7.0	WLS 0.2	BF 27	H 1	R 1	ER 1	SO 7	BB 0	IBB 0	HBP 0	BLK 0	WP 0	HR 0	S 63	P 100	ERA 1.29	WHIP 1.000										
<b>Scott Kamieniecki, R</b> (1, 1) ERA: 3.35 <b>Jesse Orosco, L</b> (8, 1) ERA: 1.5 <b>Armando Benitez, R</b> (8, 1) ERA: 5.02 <b>Randy Myers, L</b> (10, 1) ERA: 1.69																											

Seattle Mariners @ Baltimore Orioles  
 Oriole Park at Camden Yards, Baltimore, MD  
 Sat May 10 1997, 3:33 AM EDT  
 Att: 47,340 - Cloudy - 57 F

livebaseballscorecards.com

AB 41  
 R 3  
 H 11  
 RBI 3  
 BB 2  
 SO 9  
 LOB 19



Batter	1	2	3	4	5	6	7	8	9	10	11	AB	R	H	RBI	BB	SO	LOB	BOTTOM								
<b>Brady Anderson, L</b> (1, 8) OBP: 0.500, SLG: 0.513	0-0 F9		4-2 1B BB		1-2 G3		1-1 S 1B			0-2 G6-3 SH1-4 1B		4	0	2	1	1	0	0									
<b>Roberto Alomar, S</b> (1, 4) OBP: 0.324, SLG: 0.447	3-1 P6		1 SAFE 0-3 K		1-1 G6-4-3 1B		0-3 K		1-2 K		0-0 SH1-4	4	0	1	0	0	2	2									
<b>Cal Ripken Jr., R</b> (1, 5) OBP: 0.352, SLG: 0.530	0-0 F9		1 SAFE 0-0 K		2-0 G6-4-3		2-0 F9			1-1 G6-3		5	0	1	0	0	0	2									
<b>Rafael Palmeiro, L</b> (1, 3) OBP: 0.318, SLG: 0.409		3-3 K		2-2 G3		4-1 G5-4-3 BB		1-0 F7		0-0 L3		4	0	0	0	1	1	3									
<b>Pete Incaviglia, R</b> (1, 9) OBP: 0.317, SLG: 0.453 <b>Tony Tarasco, L</b> (8, PR) OBP: 0.250, SLG: 0.258 (9, 9)		1-1 G1-3		0-0 E5 SH3-4 BB SF7		1-2 G5-4-3		4-2 BB		0-2 F7		3	1	0	0	1	0	1									
<b>Chris Hoiles, R</b> (1, 10) OBP: 0.423, SLG: 0.548 <b>Jeff Reboulet, R</b> (11, PR) OBP: 0.298, SLG: 0.302		4-2 FC5 WP BB		4-0 SH3-4 BB		1-3 K		2-1 P2		1-0 FC5-4 1B		3	0	1	0	2	1	1									
<b>B.J. Surhoff, L</b> (1, 7) OBP: 0.388, SLG: 0.478		3-3 K		1-1 SH3-4		4-1 G4-3 SH1-4 BB				0-1 L9		3	1	0	0	1	1	2									
<b>Lenny Webster, R</b> (1, 2) OBP: 0.229, SLG: 0.200		2-1 FC5		0-0 SF7		1-0 SH1-4				1-1 G6-3		3	0	0	1	0	0	3									
<b>Mike Bordick, R</b> (1, 6) OBP: 0.244, SLG: 0.254			0-2 G4-3		0-0 G4-3		1-2 G4-3			0-0 F7		4	0	0	0	0	0	2									
<b>Inning Stats</b>	R: 0 E: 0 K: 0 S: 4	H: 0 LOB: 0 BB: 7 P: 7	R: 0 E: 0 K: 2 S: 16	H: 0 LOB: 2 BB: 1 P: 29	R: 0 E: 0 K: 1 S: 14	H: 1 LOB: 1 BB: 0 P: 20	R: 1 E: 1 K: 0 S: 5	H: 0 LOB: 1 BB: 1 P: 10	R: 0 E: 0 K: 0 S: 6	H: 0 LOB: 0 BB: 1 P: 14	R: 1 E: 0 K: 1 S: 11	H: 1 LOB: 1 BB: 0 P: 18	R: 0 E: 0 K: 0 S: 6	H: 0 LOB: 0 BB: 0 P: 6	R: 0 E: 0 K: 0 S: 8	H: 1 LOB: 1 BB: 0 P: 9	R: 0 E: 0 K: 0 S: 7	H: 1 LOB: 1 BB: 0 P: 8	1B: 5 2B: 0 3B: 0 HR: 0	SF: 1 SAC: 3 DP: 2 HBP: 0	WP: 0 PB: 0 SB: 1 CS: 0	PA: 44					
<b>PITCHER</b>	IP 8.0	WLS 3.0	BF 33	H 3	R 2	ER 1	SO 5	BB 6	IBB 0	HBP 0	BLK 0	WP 1	HR 0	S 70	P 123	ERA 1.12	WHIP 1.125										
<b>Jeff Fassero, L</b> (1, 1) ERA: 3.73 <b>Norm Charlton, L</b> (8, 1) ERA: 5.79																											

Seattle Mariners @ Baltimore Orioles  
 Oriole Park at Camden Yards, Baltimore, MD  
 Sat May 10 1997, 3:33 AM EDT  
 Att: 47,340 - Cloudy - 57 F

livebaseballscorecards.com

AB 34  
 R 2  
 H 5  
 RBI 2  
 BB 6  
 SO 5  
 LOB 16





Batter	1	2	3	4	5	6	7	8	9	AB	R	H	RBI	BB	SO	LOB	TOP
<b>Joey Cora, S</b> <small>OBP: 0.394, SLG: 0.482</small> 										5	1	1	0	0	0	2	
<b>Alex Rodriguez, R</b> <small>OBP: 0.365, SLG: 0.487</small> 										4	0	2	0	1	0	1	
<b>Ken Griffey Jr., L</b> <small>OBP: 0.408, SLG: 0.728</small> 										5	0	1	1	0	1	2	
<b>Edgar Martinez, R</b> <small>OBP: 0.413, SLG: 0.508</small> 										4	1	1	1	1	0	3	
<b>Jay Buhner, R</b> <small>OBP: 0.394, SLG: 0.339</small> 										3	0	0	0	1	0	1	
<b>Paul Sorrento, L</b> <small>OBP: 0.336, SLG: 0.444</small> 										4	1	2	1	0	0	4	
<b>Dan Wilson, R</b> <small>OBP: 0.397, SLG: 0.518</small> 										4	2	2	2	0	1	1	
<b>Russ Davis, R</b> <small>OBP: 0.362, SLG: 0.526</small> 										3	0	0	0	1	2	1	
<b>Rob Ducey, L</b> <small>OBP: 0.250, SLG: 0.318</small> 										3	0	0	0	1	0	2	
<b>Inning Stats</b> <small>R: 0, H: 1, E: 0, K: 1, S: 16</small>	<small>R: 1, H: 1, E: 0, K: 0, S: 20</small>	<small>R: 0, H: 0, E: 0, K: 0, S: 5</small>	<small>R: 0, H: 0, E: 0, K: 2, S: 9</small>	<small>R: 1, H: 2, E: 0, K: 0, S: 7</small>	<small>R: 0, H: 1, E: 0, K: 0, S: 7</small>	<small>R: 0, H: 1, E: 0, K: 1, S: 10</small>	<small>R: 2, H: 2, E: 0, K: 1, S: 17</small>	<small>R: 1, H: 1, E: 0, K: 0, S: 11</small>	<small>1B: 5, 2B: 0, 3B: 0, HR: 4</small>	<small>SF: 0, SAC: 0, DP: 1, HBP: 1</small>	<small>WP: 1, PB: 0, SB: 1, CS: 0</small>	<small>PA: 41</small>					
<b>PITCHER</b> <small>IP WLS BF H R ER SO BB IBB HBP BLK WP HR S P ERA WHIP</small>	<small>6.0 W 27 5 2 2 3 4 0 1 0 1 1 64 111 3.00 1.500</small>	<small>1.1 7 3 2 2 0 0 0 0 0 0 2 20 28 13.50 2.250</small>	<small>1.2 7 1 1 1 1 1 0 0 0 0 1 18 31 5.40 1.200</small>														
Batter	1	2	3	4	5	6	7	8	9	AB	R	H	RBI	BB	SO	LOB	BOTTOM
<b>Brady Anderson, L</b> <small>OBP: 0.490, SLG: 0.496</small> 										4	0	0	0	1	1	1	
<b>Roberto Alomar, S</b> <small>OBP: 0.336, SLG: 0.455</small> 										5	3	3	0	0	1	3	
<b>Rafael Palmeiro, L</b> <small>OBP: 0.320, SLG: 0.404</small> 										4	2	1	0	1	2	2	
<b>Cal Ripken Jr., R</b> <small>OBP: 0.353, SLG: 0.518</small> 										3	1	0	0	2	0	3	
<b>B.J. Surhoff, L</b> <small>OBP: 0.398, SLG: 0.536</small> 										5	2	3	6	0	2	1	
<b>Chris Hoiles, R</b> <small>OBP: 0.435, SLG: 0.547</small> 										2	1	1	0	2	0	2	
<b>Tony Tarasco, L</b> <small>OBP: 0.278, SLG: 0.286</small> 										4	0	2	2	0	0	1	
<b>Lenny Webster, R</b> <small>OBP: 0.231, SLG: 0.182</small> 										3	0	0	0	1	2	2	
<b>Jeff Reboulet, R</b> <small>OBP: 0.294, SLG: 0.304</small> 										3	0	1	1	0	0	0	
<b>Inning Stats</b> <small>R: 1, H: 2, E: 0, K: 1, S: 17</small>	<small>R: 0, H: 1, E: 0, K: 1, S: 10</small>	<small>R: 2, H: 3, E: 0, K: 0, S: 11</small>	<small>R: 0, H: 0, E: 0, K: 1, S: 6</small>	<small>R: 5, H: 3, E: 1, K: 0, S: 20</small>	<small>R: 1, H: 2, E: 0, K: 2, S: 15</small>	<small>R: 0, H: 0, E: 0, K: 2, S: 9</small>	<small>R: 0, H: 0, E: 0, K: 2, S: 8</small>	<small>1B: 9, 2B: 0, 3B: 1, HR: 1</small>	<small>SF: 1, SAC: 0, DP: 2, HBP: 0</small>	<small>WP: 0, PB: 0, SB: 2, CS: 0</small>	<small>PA: 41</small>						
<b>PITCHER</b> <small>IP WLS BF H R ER SO BB IBB HBP BLK WP HR S P ERA WHIP</small>	<small>4.0 L 24 8 8 7 3 4 0 0 0 0 0 0 23 50 5.40 3.600</small>	<small>1.2 7 0 0 0 4 0 0 0 0 0 0 0 22 36 0.00 0.000</small>															

Seattle Mariners @ Baltimore Orioles  
 Oriole Park at Camden Yards, Baltimore, MD  
 Sun May 11, 1997, 3:33 AM EDT  
 Att: 47,451 - Sunny - 71 F

AB	35
R	5
H	9
RBI	5
BB	5
SO	4
LOB	17



Seattle Mariners @ Baltimore Orioles  
 Oriole Park at Camden Yards, Baltimore, MD  
 Sun May 11, 1997, 3:33 AM EDT  
 Att: 47,451 - Sunny - 71 F

AB	33
R	9
H	11
RBI	9
BB	7
SO	8
LOB	15





Batter	1	2	3	4	5	6	7	8	9	AB	R	H	RBI	BB	SO	LOB	TOP				
<b>Brady Anderson, L</b> (1, 8) OBP: 0.487, SLG: 0.500	1-1 F7		1-0 1B		1-2 FC1-5 2B	3-3 K			2-0 G4-3	5	0	2	0	0	1	1					
<b>Roberto Alomar, S</b> (1, 4) OBP: 0.325, SLG: 0.437	2-1 P6		2-0 F8		3-2 FC1-5 2B SF7			2-1 G4-3	4	1	0	0	0	0	2						
<b>Eric Davis, R</b> (1, 10) OBP: 0.440, SLG: 0.730	3-1 E5			2-3 K	2-1 SAFE SAFE	1-3 2B		4-1 G1-6-3 BB	3	0	1	0	1	1	0						
<b>Rafael Palmeiro, L</b> (1, 3) OBP: 0.325, SLG: 0.410	3-3 K			1-0 2B	4-0 2B			1-0 G1-6-3	3	1	1	0	1	1	2						
<b>Cal Ripken Jr., R</b> (1, 5) OBP: 0.344, SLG: 0.507		1-3 K		1-2 G5-3	2-2 SF7			0-1 L4	3	0	0	1	0	1	1						
<b>B.J. Surhoff, L</b> (1, 7) OBP: 0.393, SLG: 0.535	3-1 F8		2-0 HR	2-0 HR	3-0 F9			2-2 F9	4	1	1	1	0	0	2						
<b>Chris Hoiles, R</b> (1, 2) OBP: 0.437, SLG: 0.536	2-0 P6			2-0 HR		1-0 HBP		3-2 G6-3	2	1	0	0	0	0	0						
<b>Tony Tarasco, L</b> (1, 9) OBP: 0.275, SLG: 0.359			0-2 F7	0-0 HR	2-2 F7			0-0 G4-1	4	1	1	3	0	0	1						
<b>Mike Bordick, R</b> (1, 6) OBP: 0.236, SLG: 0.246			1-1 G2-3	1-1 G5-3	1-2 F8			3-2 P3	4	0	0	0	0	0	1						
<b>Inning Stats</b>	R: 0 E: 1 K: 1 S: 9	H: 0 LOB: 1 BB: 0 P: 18	R: 0 E: 0 K: 1 S: 6	H: 0 LOB: 0 BB: 0 P: 12	R: 0 E: 0 K: 0 S: 7	H: 1 LOB: 1 BB: 0 P: 11	R: 4 E: 0 K: 1 S: 13	H: 3 LOB: 1 BB: 0 P: 22	R: 1 E: 0 K: 0 S: 14	H: 2 LOB: 2 BB: 1 P: 26	R: 0 E: 0 K: 0 S: 4	H: 0 LOB: 0 BB: 1 P: 11	R: 0 E: 0 K: 0 S: 9	H: 0 LOB: 0 BB: 0 P: 14	R: 0 E: 0 K: 0 S: 7	H: 0 LOB: 0 BB: 0 P: 12	1B: 1 2B: 4 3B: 0 HR: 1	SF: 1 SAC: 0 DP: 1 HBP: 2	WP: 0 PB: 0 SB: 0 CS: 0	PA: 37	
<b>PITCHER</b>	IP	WLS	BF	H	R	ER	SO	BB	IBB	HBP	BLK	WP	HR	S	P	ERA	WHIP				
<b>Steve Karsay, R</b> (1, 1) ERA: 3.94	6.0	L	28	6	5	5	4	0	1	2	0	0	1	59	106	7.50	1.000				
<b>Carlos Reyes, R</b> (7, 1) ERA:	3.0		9	0	0	0	0	1	0	0	0	0	0	20	37	0.00	0.333				

**Baltimore Orioles @ Oakland Athletics**  
Oakland-Alameda County Coliseum, Oakland, CA  
Mon May 12 1997, 7:05 PM PDT  
Att: 11,352 - Cloudy - 67 F

AB 32  
R 5  
H 6  
RBI 5  
BB 2  
SO 4  
LOB 10



Batter	1	2	3	4	5	6	7	8	9	AB	R	H	RBI	BB	SO	LOB	BOTTOM					
<b>Damon Mashore, R</b> (1, 8) OBP: 0.394, SLG: 0.385	1-0 F8			2-2 G5-3		0-0 L4		2-2 1B	4	0	1	0	0	0	0							
<b>Rafael Bourquard, R</b> (1, 6) OBP: 0.351, SLG: 0.321	2-1 G5-3			3-2 2B		1-1 F9		0-0 G3	3	1	1	0	0	0	0							
<b>Dave Magadan, L</b> (8, PH) OBP: 0.440, SLG: 0.463									1	0	0	0	0	0	2							
<b>Jose Canseco, R</b> (1, 10) OBP: 0.305, SLG: 0.395	2-1 P3			3-2 2B		2-2 G3-1			3-2 L7	4	0	1	1	0	0							
<b>Mark McGwire, R</b> (1, 3) OBP: 0.406, SLG: 0.608		0-0 G6-3		3-2 L7		3-1 G6-4-3 1B			1-3 K	4	0	1	0	0	1							
<b>Geronimo Berroa, R</b> (1, 9) OBP: 0.390, SLG: 0.500		2-1 G1-3		2-2 L9		0-0 G6-4-3			1-3 K	4	0	0	0	0	1							
<b>Scott Spiezio, S</b> (1, 4) OBP: 0.344, SLG: 0.476		3-2 G5-3				1-2 G6-3				3	0	0	0	0	0							
<b>Scott Brosius, R</b> (1, 5) OBP: 0.258, SLG: 0.233			2-0 F9		3-2 G4-3			0-0 FC4-6 1B	3	0	1	0	0	0	0							
<b>Jason Giambi, L</b> (1, 7) OBP: 0.307, SLG: 0.397			2-2 L6		3-1 2B			1-0 F9	3	0	1	0	0	0	1							
<b>George Williams, S</b> (1, 2) OBP: 0.400, SLG: 0.282			1-2 P4		2-1 G3-1			1-1 FC4-6 1B	3	0	0	0	0	0	2							
<b>Inning Stats</b>	R: 0 E: 0 K: 0 S: 5	H: 0 LOB: 0 BB: 0 P: 10	R: 0 E: 0 K: 0 S: 7	H: 0 LOB: 0 BB: 0 P: 12	R: 0 E: 0 K: 0 S: 8	H: 0 LOB: 0 BB: 0 P: 13	R: 1 E: 0 K: 0 S: 16	H: 2 LOB: 1 BB: 0 P: 29	R: 0 E: 0 K: 0 S: 8	H: 1 LOB: 1 BB: 0 P: 16	R: 0 E: 0 K: 0 S: 6	H: 0 LOB: 0 BB: 0 P: 9	R: 0 E: 0 K: 0 S: 4	H: 1 LOB: 0 BB: 0 P: 8	R: 0 E: 0 K: 0 S: 8	H: 2 LOB: 2 BB: 0 P: 12	R: 0 E: 0 K: 2 S: 10	H: 0 LOB: 0 BB: 0 P: 15	1B: 3 2B: 3 3B: 0 HR: 0	SF: 0 SAC: 0 DP: 1 HBP: 0	WP: 0 PB: 0 SB: 0 CS: 0	PA: 32
<b>PITCHER</b>	IP	WLS	BF	H	R	ER	SO	BB	IBB	HBP	BLK	WP	HR	S	P	ERA	WHIP					
<b>Jimmy Key, L</b> (1, 1) ERA: 1.82	7.2	W	28	6	1	1	0	0	0	0	0	0	0	61	108	1.17	0.783					
<b>Armando Benitez, R</b> (8, 1) ERA: 4.6	1.1	S	4	0	0	0	2	0	0	0	0	0	0	11	16	0.00	0.000					

**Baltimore Orioles @ Oakland Athletics**  
Oakland-Alameda County Coliseum, Oakland, CA  
Mon May 12 1997, 7:05 PM PDT  
Att: 11,352 - Cloudy - 67 F

AB 32  
R 1  
H 6  
RBI 1  
BB 0  
SO 2  
LOB 8





Batter	1	2	3	4	5	6	7	8	9	AB	R	H	RBI	BB	SO	LOB	TOP										
<b>Brady Anderson, L</b> (1, 8) OBP: 0.479, SLG: 0.496	G6-3	P5			G3			F8		5	0	1	0	0	0	2	<b>Baltimore Orioles @ Oakland Athletics</b> Oakland-Alameda County Coliseum, Oakland, CA Tue May 13 1997, 3:33 AM PDT Att: 14,854 - Cloudy - 73 F										
<b>Roberto Alomar, S</b> (1, 4) OBP: 0.336, SLG: 0.434	G5-3		BB					FC6-4		3	1	1	0	2	0	1											
<b>Eric Davis, R</b> (1, 10) OBP: 0.438, SLG: 0.710			BB					FC6-4		4	1	1	0	1	0	5											
<b>Rafael Palmeiro, L</b> (1, 3) OBP: 0.321, SLG: 0.410	F9		BB							5	1	1	1	0	0	4											
<b>Cal Ripken Jr., R</b> (1, 5) OBP: 0.346, SLG: 0.503		BB								5	1	2	0	0	1	5											
<b>Pete Incaviglia, R</b> (1, 9) OBP: 0.337, SLG: 0.455		BB								2	2	1	0	2	1	1											
<b>Tony Tarasco, L</b> (7, 9) OBP: 0.268, SLG: 0.350		BB								1	0	0	0	0	0	0											
<b>B.J. Surhoff, L</b> (1, 7) OBP: 0.405, SLG: 0.581										4	1	3	4	0	0	1											
<b>Chris Hoiles, R</b> (1, 2) OBP: 0.431, SLG: 0.525										4	0	1	1	0	0	2											
<b>Mike Bordick, R</b> (1, 6) OBP: 0.244, SLG: 0.254										4	0	2	0	0	0	2											
<b>Inning Stats</b>	R: 0 E: 0 K: 0 S: 13	H: 1 LOB: 1 BB: 0 P: 20	R: 2 E: 0 K: 0 S: 8	H: 3 LOB: 1 BB: 1 P: 20	R: 3 E: 0 K: 0 S: 14	H: 2 LOB: 3 BB: 1 P: 32	R: 0 E: 0 K: 1 S: 11	H: 2 LOB: 0 BB: 1 P: 19	R: 2 E: 0 K: 0 S: 13	H: 2 LOB: 0 BB: 0 P: 24	R: 0 E: 0 K: 0 S: 9	H: 1 LOB: 0 BB: 0 P: 14	R: 0 E: 0 K: 1 S: 9	H: 1 LOB: 1 BB: 0 P: 12	R: 0 E: 0 K: 0 S: 6	H: 1 LOB: 0 BB: 0 P: 12	R: 0 E: 0 K: 0 S: 8	H: 0 LOB: 0 BB: 0 P: 14	1B: 9 2B: 3 3B: 0 HR: 1	SF: 0 SAC: 0 DP: 2 HBP: 0	WP: 0 PB: 0 SB: 0 CS: 0	PA: 42					
<b>PITCHER</b>	IP	WLS	BF	H	R	ER	SO	BB	IBB	HBP	BLK	WP	HR	S	P	ERA	WHIP										
<b>Mike Mohler, L</b> (1, 1) ERA: 6.6	2.2	L	16	6	5	5	0	3	1	0	0	0	0	33	69	16.88	3.375										
<b>Steve Montgomery, R</b> (3, 1) ERA: 12.27	2.1		12	4	2	2	1	1	0	0	0	0	1	26	46	7.71	2.143										
<b>Buddy Groom, L</b> (6, 1) ERA: 6.1	2.0		7	2	0	0	1	0	0	0	0	0	0	18	26	0.00	1.000										
<b>Don Wengert, R</b> (8, 1) ERA: 4.71	1.0		4	1	0	0	0	0	0	0	0	0	0	6	12	0.00	1.000										
<b>Aaron Small, R</b> (9, 1) ERA: 2.7	1.0		3	0	0	0	0	0	0	0	0	0	0	8	14	0.00	0.000										

AB	37
R	7
H	13
RBI	6
BB	5
SO	2
LOB	23



Batter	1	2	3	4	5	6	7	8	9	AB	R	H	RBI	BB	SO	LOB	BOTTOM										
<b>Damon Mashore, R</b> (1, 8) OBP: 0.388, SLG: 0.386			G6-3		G4-3			G5-3		5	0	1	0	0	0	1	<b>Baltimore Orioles @ Oakland Athletics</b> Oakland-Alameda County Coliseum, Oakland, CA Tue May 13 1997, 3:33 AM PDT Att: 14,854 - Cloudy - 73 F										
<b>Dave Magadan, L</b> (1, 3) OBP: 0.407, SLG: 0.422										4	0	0	0	0	1	2											
<b>Jason Giambi, L</b> (1, 10) OBP: 0.308, SLG: 0.396										3	1	1	0	0	1	1											
<b>George Williams, S</b> (6, PH) OBP: 0.412, SLG: 0.282										0	0	0	0	1	0	0											
<b>Jose Canseco, R</b> (1, 7) OBP: 0.298, SLG: 0.384										4	0	0	0	0	0	3											
<b>Geromimo Berroa, R</b> (1, 9) OBP: 0.387, SLG: 0.492										4	0	1	0	0	1	1											
<b>Scott Spiezio, S</b> (1, 4) OBP: 0.354, SLG: 0.483										2	0	1	1	2	0	0											
<b>Scott Brosius, R</b> (1, 5) OBP: 0.258, SLG: 0.234										4	1	1	0	0	0	5											
<b>Brent Mayne, L</b> (1, 2) OBP: 0.351, SLG: 0.515										4	1	2	2	0	1	0											
<b>Tony Batista, R</b> (1, 6) OBP: 0.253, SLG: 0.291										3	0	0	0	0	1	1											
<b>Matt Stairs, L</b> (9, PH) OBP: 0.419, SLG: 0.571										1	0	0	0	0	0	0											
<b>Inning Stats</b>	R: 0 E: 0 K: 1 S: 9	H: 1 LOB: 0 BB: 0 P: 12	R: 2 E: 0 K: 1 S: 10	H: 2 LOB: 0 BB: 0 P: 16	R: 0 E: 0 K: 0 S: 10	H: 0 LOB: 1 BB: 1 P: 19	R: 0 E: 0 K: 0 S: 12	H: 2 LOB: 1 BB: 0 P: 21	R: 0 E: 0 K: 0 S: 6	H: 0 LOB: 0 BB: 0 P: 11	R: 0 E: 0 K: 0 S: 13	H: 1 LOB: 2 BB: 2 P: 25	R: 0 E: 0 K: 1 S: 7	H: 0 LOB: 0 BB: 0 P: 13	1B: 4 2B: 2 3B: 0 HR: 1	SF: 0 SAC: 0 DP: 0 HBP: 0	WP: 0 PB: 0 SB: 0 CS: 0	PA: 37									
<b>PITCHER</b>	IP	WLS	BF	H	R	ER	SO	BB	IBB	HBP	BLK	WP	HR	S	P	ERA	WHIP										
<b>35 Mike Mussina, R</b> (1, 1) ERA: 3.68	6.0	W	25	6	3	3	4	1	0	0	0	0	0	59	99	4.50	1.167										
<b>Jesse Orosco, L</b> (7, 1) ERA: 1.33	1.1		5	0	0	0	0	1	0	0	0	0	0	13	24	0.00	0.750										
<b>Terry Mathews, R</b> (8, 1) ERA: 2.65	1.2		7	1	0	0	1	1	0	0	0	0	0	13	25	0.00	1.200										





Batter	1	2	3	4	5	6	7	8	9	AB	R	H	RBI	BB	SO	LOB	TOP									
<b>Brady Anderson, L</b> OBP: 0.482, SLG: 0.522 (1, 8)										5	1	3	1	0	1	2	<b>Baltimore Orioles @ Anaheim Angels</b> Anaheim Stadium, Anaheim, CA Wed May 14 1997, 10:05 PM EDT Att: 15,780 - Unknown - 71 F									
<b>Roberto Alomar, S</b> OBP: 0.323, SLG: 0.414 (1, 4)										5	0	0	0	0	1	3										
<b>Eric Davis, R</b> OBP: 0.422, SLG: 0.680 (1, 10)										4	0	0	0	0	3	0										
<b>Rafael Palmeiro, L</b> OBP: 0.325, SLG: 0.412 (1, 3)										4	2	2	0	0	1	0										
<b>Cal Ripken Jr., R</b> OBP: 0.350, SLG: 0.523 (1, 5)										4	1	2	2	0	0	0										
<b>B.J. Surhoff, L</b> OBP: 0.408, SLG: 0.587 (1, 7)										4	1	2	1	0	0	0										
<b>Chris Hoiles, R</b> OBP: 0.425, SLG: 0.514 (1, 2)										4	0	1	1	0	0	1										
<b>Tony Tarasco, L</b> OBP: 0.267, SLG: 0.386 (1, 9)										4	0	1	0	0	0	1										
<b>Mike Bordick, R</b> OBP: 0.254, SLG: 0.252 (1, 6)										1	0	0	0	2	1	0										
<b>Pete Incaviglia, R</b> OBP: 0.333, SLG: 0.449 (9, PH)										1	0	0	0	0	1	0										
<b>Inning Stats</b>	R: 3 E: 0 K: 1 S: 12	H: 3 LOB: 0 BB: 0 P: 20	R: 0 E: 0 K: 0 S: 6	H: 1 LOB: 2 BB: 1 P: 11	R: 2 E: 1 K: 0 S: 11	H: 4 LOB: 1 BB: 0 P: 21	R: 0 E: 0 K: 1 S: 6	H: 0 LOB: 0 BB: 0 P: 9	R: 0 E: 0 K: 1 S: 11	H: 0 LOB: 0 BB: 0 P: 17	R: 0 E: 0 K: 1 S: 13	H: 2 LOB: 2 BB: 1 P: 22	R: 0 E: 0 K: 2 S: 8	H: 0 LOB: 0 BB: 0 P: 9	R: 0 E: 0 K: 0 S: 4	H: 0 LOB: 0 BB: 0 P: 7	R: 0 E: 0 K: 2 S: 13	H: 1 LOB: 1 BB: 0 P: 21	1B: 7 2B: 1 3B: 1 HR: 2	SF: 0 SAC: 0 DP: 1 HBP: 0	WP: 0 PB: 0 SB: 0 CS: 0	PA: 38				
<b>PITCHER</b>	IP WLS BF H R ER SO BB IBB HBP BLK WP HR S P ERA WHIP																									
<b>Shigetoshi Hasegawa, R</b> ERA: 6.9 (1, 1)	3.0	17	8	5	4	1	1	0	0	0	0	2	29	52	12.00	3.000										
<b>Dennis Springer, R</b> ERA: 6.14 (4, 1)	5.2	19	2	0	0	6	1	0	0	0	0	0	50	76	0.00	0.529										
<b>Mike Holtz, L</b> ERA: 0.69 (9, 1)	0.1	2	1	0	0	1	0	0	0	0	0	0	5	9	0.00	3.000										

Batter	1	2	3	4	5	6	7	8	9	AB	R	H	RBI	BB	SO	LOB	BOTTOM									
<b>Darin Erstad, L</b> OBP: 0.344, SLG: 0.447 (1, 3)										4	2	2	2	0	0	0	<b>Baltimore Orioles @ Anaheim Angels</b> Anaheim Stadium, Anaheim, CA Wed May 14 1997, 10:05 PM EDT Att: 15,780 - Unknown - 71 F									
<b>Jim Edmonds, L</b> OBP: 0.371, SLG: 0.493 (1, 8)										4	1	2	2	0	0	0										
<b>Dave Hollins, S</b> OBP: 0.367, SLG: 0.356 (1, 5)										4	0	0	0	0	1	1										
<b>Tim Salmon, R</b> OBP: 0.357, SLG: 0.419 (1, 9)										3	1	1	0	1	1	0										
<b>16 Garret Anderson, L</b> OBP: 0.368, SLG: 0.404 (1, 7)										4	1	2	2	0	0	1										
<b>Eddie Murray, S</b> OBP: 0.291, SLG: 0.321 (1, 10)										4	0	0	0	0	0	2										
<b>Luis Alica, S</b> OBP: 0.371, SLG: 0.388 (1, 4)										2	0	0	0	2	0	0										
<b>Jorge Fabregas, L</b> OBP: 0.146, SLG: 0.105 (1, 2)										3	1	0	0	1	1	4										
<b>Gary Disarcina, R</b> OBP: 0.246, SLG: 0.341 (1, 6)										3	0	0	0	0	0	3										
<b>Inning Stats</b>	R: 0 E: 0 K: 0 S: 7	H: 0 LOB: 0 BB: 0 P: 12	R: 0 E: 0 K: 1 S: 7	H: 0 LOB: 0 BB: 0 P: 9	R: 2 E: 0 K: 0 S: 13	H: 2 LOB: 1 BB: 1 P: 24	R: 2 E: 0 K: 0 S: 11	H: 2 LOB: 0 BB: 0 P: 21	R: 2 E: 0 K: 1 S: 12	H: 1 LOB: 2 BB: 1 P: 21	R: 0 E: 0 K: 1 S: 7	H: 0 LOB: 0 BB: 0 P: 10	R: 0 E: 0 K: 0 S: 7	H: 0 LOB: 2 BB: 2 P: 15	1B: 3 2B: 1 3B: 0 HR: 3	SF: 0 SAC: 0 DP: 0 HBP: 0		WP: 1 PB: 0 SB: 1 CS: 0	PA: 35							
<b>PITCHER</b>	IP WLS BF H R ER SO BB IBB HBP BLK WP HR S P ERA WHIP																									
<b>Mike Johnson, R</b> ERA: 3.44 (1, 1)	4.0	17	4	4	4	1	1	0	0	0	1	1	17	26	13.50	3.000										
<b>Shawn Boskie, R</b> ERA: 10.59 (5, 1)	1.1	8	3	2	2	0	1	0	0	0	0	0	17	29	0.00	0.500										
<b>Arthur Rhodes, L</b> ERA: 3.8 (6, 1)	2.0	7	0	0	0	2	1	0	0	0	0	0	17	29	0.00	0.500										
<b>Brian Williams, R</b> ERA: (8, 1)	0.2	3	0	0	0	0	1	0	0	0	0	0	3	7	0.00	1.500										



Batter	1	2	3	4	5	6	7	8	9	AB	R	H	RBI	BB	SO	LOB	TOP											
<b>Brady Anderson, L</b> OBP: 0.477, SLG: 0.511 (1, 8)	G6-3							F7									3 0 0 0 1 0 0											
<b>Roberto Alomar, S</b> OBP: 0.320, SLG: 0.404 (1, 4)	G6-3		G2-3					G6-3									3 1 0 0 1 0 1											
<b>Eric Davis, R</b> OBP: 0.425, SLG: 0.670 (1, 10)	HBP							K									3 0 1 0 0 1 0											
<b>Rafael Palmeiro, L</b> OBP: 0.329, SLG: 0.430 (1, 3)	F9							G4-3									3 1 1 1 1 0 1											
<b>Cal Ripken Jr., R</b> OBP: 0.341, SLG: 0.513 (1, 5)								F9									3 0 0 1 0 0 0											
<b>B.J. Surhoff, L</b> OBP: 0.403, SLG: 0.584 (1, 7)								K									4 0 1 0 0 1 2											
<b>Chris Hoiles, R</b> OBP: 0.415, SLG: 0.500 (1, 2)								K									3 0 0 0 0 1 1											
<b>Tony Tarasco, L</b> OBP: 0.250, SLG: 0.362 (1, 9)								G6-3									3 0 0 0 0 0 0											
<b>Mike Bordick, R</b> OBP: 0.248, SLG: 0.246 (1, 6)								F9									3 0 0 0 0 0 0											
<b>Inning Stats</b>	R: 0 E: 0 K: 0 S: 3	H: 0 LOB: 1 BB: 0 P: 4	R: 0 E: 0 K: 0 S: 3	H: 0 LOB: 0 BB: 0 P: 3	R: 0 E: 0 K: 0 S: 3	H: 0 LOB: 1 BB: 1 P: 7	R: 1 E: 0 K: 0 S: 5	H: 2 LOB: 1 BB: 0 P: 5	R: 0 E: 0 K: 0 S: 3	H: 0 LOB: 0 BB: 0 P: 3	R: 1 E: 0 K: 0 S: 3	H: 1 LOB: 1 BB: 2 P: 11	R: 0 E: 0 K: 1 S: 5	H: 0 LOB: 0 BB: 0 P: 5	R: 0 E: 0 K: 1 S: 5	H: 0 LOB: 0 BB: 0 P: 5	R: 0 E: 0 K: 1 S: 5	H: 0 LOB: 0 BB: 0 P: 5	1B: 1 2B: 1 3B: 0 HR: 1	SF: 1 SAC: 0 DP: 1 HBP: 1	WP: 0 PB: 0 SB: 0 CS: 0	PA: 33						
<b>PITCHER</b>	IP	WLS	BF	H	R	ER	SO	BB	IBB	HBP	BLK	WP	HR	S	P	ERA	WHIP											
<b>Jason Dickson, R</b> ERA: 3.19	(1, 1)	7.0	W	27	3	2	2	1	3	0	1	0	0	1	25	38	2.57	0.857										
<b>Chuck McElroy, L</b> ERA: 3.45	(8, 1)	0.2		2	0	0	0	0	0	0	0	0	0	0	2	2	0.00	0.000										
<b>Rich DeLucia, R</b> ERA: 2.4	(8, 1)	0.1		1	0	0	0	1	0	0	0	0	0	0	3	3	0.00	0.000										
<b>Mike Holtz, L</b> ERA: 0.68	(9, 1)	0.1		1	0	0	0	0	0	0	0	0	0	0	1	1	0.00	0.000										
<b>Mike James, R</b> ERA: 2.45	(9, 1)	0.2	S	2	0	0	0	1	0	0	0	0	0	4	4	0.00	0.000											

Baltimore Orioles @ Anaheim Angels  
Anaheim Stadium, Anaheim, CA  
Thu May 15 1997, 10:05 PM EDT  
Att: 15,966 - Unknown - 79 F

AB 28  
R 2  
H 3  
RBI 2  
BB 3  
SO 3  
LOB 5



Batter	1	2	3	4	5	6	7	8	9	AB	R	H	RBI	BB	SO	LOB	BOTTOM										
<b>Darin Erstad, L</b> OBP: 0.333, SLG: 0.437 (1, 3)	G4-3																3 0 0 1 0 0 2										
<b>Jim Edmonds, L</b> OBP: 0.368, SLG: 0.486 (1, 8)																	4 1 1 0 0 1 3										
<b>Jack Howell, L</b> OBP: 0.389, SLG: 0.636 (7, PR)																	3 1 2 1 1 0 0										
<b>Craig Grebeck, R</b> OBP: 0.333, SLG: 0.226 (8, 5)																	0 0 0 0 0 0 0										
<b>Jim Leyritz, R</b> OBP: 0.383, SLG: 0.509 (1, 2)																	4 0 0 0 0 1 3										
<b>Tim Salmon, R</b> OBP: 0.366, SLG: 0.420 (1, 9)																	2 0 1 1 2 1 1										
<b>16 Garret Anderson, L</b> OBP: 0.372, SLG: 0.407 (1, 7)																	4 0 2 0 0 0 3										
<b>Eddie Murray, S</b> OBP: 0.281, SLG: 0.309 (1, 10)																	4 0 0 0 0 0 4										
<b>Luis Alicaia, S</b> OBP: 0.375, SLG: 0.395 (1, 4)																	3 1 1 0 1 1 0										
<b>Gary Disarcina, R</b> OBP: 0.254, SLG: 0.354 (1, 6)																	4 0 2 0 0 0 0										
<b>Inning Stats</b>	R: 2 E: 0 K: 0 S: 7	H: 4 LOB: 2 BB: 0 P: 7	R: 1 E: 0 K: 0 S: 4	H: 2 LOB: 0 BB: 0 P: 4	R: 0 E: 0 K: 1 S: 5	H: 0 LOB: 1 BB: 1 P: 9	R: 0 E: 0 K: 1 S: 6	H: 1 LOB: 2 BB: 1 P: 10	R: 0 E: 0 K: 1 S: 5	H: 0 LOB: 0 BB: 0 P: 5	R: 0 E: 0 K: 1 S: 6	H: 1 LOB: 2 BB: 1 P: 10	R: 0 E: 0 K: 0 S: 3	H: 0 LOB: 0 BB: 0 P: 3	R: 0 E: 0 K: 0 S: 3	H: 0 LOB: 0 BB: 0 P: 3	1B: 5 2B: 4 3B: 0 HR: 0	SF: 1 SAC: 0 DP: 0 HBP: 0	WP: 0 PB: 0 SB: 1 CS: 0	PA: 36							
<b>PITCHER</b>	IP	WLS	BF	H	R	ER	SO	BB	IBB	HBP	BLK	WP	HR	S	P	ERA	WHIP										
<b>Scott Kamieniecki, R</b> ERA: 3.48	(1, 1)	6.0	L	28	8	3	3	3	3	0	0	0	0	31	43	4.50	1.833										
<b>Jesse Orosco, L</b> ERA: 0.96	(7, 1)	2.0		8	1	0	0	1	1	0	0	0	0	9	13	0.00	1.000										

Baltimore Orioles @ Anaheim Angels  
Anaheim Stadium, Anaheim, CA  
Thu May 15 1997, 10:05 PM EDT  
Att: 15,966 - Unknown - 79 F

AB 31  
R 3  
H 9  
RBI 3  
BB 4  
SO 4  
LOB 16






Batter	1	2	3	4	5	6	7	8	9	AB	R	H	RBI	BB	SO	LOB	TOP										
<b>Brady Anderson, L</b> (1, 8) OBP: 0.475, SLG: 0.504										4	1	1	0	1	1	1	<b>Baltimore Orioles @ Seattle Mariners</b> The Kingdome, Seattle, WA Fri May 16 1997, 10:05 PM EDT Att: 39,455 - Dome - 68 F										
<b>Roberto Alomar, S</b> (1, 4) OBP: 0.323, SLG: 0.403										5	1	2	2	0	0	2											
<b>Eric Davis, R</b> (1, 10) OBP: 0.410, SLG: 0.644										4	0	0	0	0	1	3											
<b>Rafael Palmeiro, L</b> (1, 3) OBP: 0.328, SLG: 0.426										4	0	1	1	0	0	1											
<b>Cal Ripken Jr., R</b> (1, 5) OBP: 0.345, SLG: 0.516										3	0	1	1	1	0	0											
<b>B.J. Surhoff, L</b> (1, 7) OBP: 0.391, SLG: 0.564										4	0	0	0	0	0	4											
<b>Jeffrey Hammonds, R</b> (1, 9) OBP: 0.304, SLG: 0.360										4	1	1	0	0	2	0											
<b>Lenny Webster, R</b> (1, 2) OBP: 0.279, SLG: 0.324										4	2	3	1	0	0	0											
<b>Mike Bordick, R</b> (1, 6) OBP: 0.255, SLG: 0.256										3	1	2	1	0	0	0											
<b>Inning Stats</b>	R: 0 E: 0 K: 2 S: 9	H: 0 LOB: 0 BB: 0 P: 16	R: 0 E: 0 K: 0 S: 5	H: 0 LOB: 0 BB: 0 P: 8	R: 3 E: 0 K: 1 S: 16	H: 5 LOB: 3 BB: 1 P: 29	R: 1 E: 0 K: 0 S: 9	H: 2 LOB: 0 BB: 0 P: 14	R: 0 E: 0 K: 0 S: 4	H: 0 LOB: 0 BB: 0 P: 5	R: 0 E: 0 K: 0 S: 9	H: 0 LOB: 0 BB: 0 P: 17	R: 0 E: 0 K: 0 S: 5	H: 0 LOB: 0 BB: 0 P: 6	R: 1 E: 0 K: 0 S: 13	H: 2 LOB: 1 BB: 0 P: 22		R: 1 E: 0 K: 0 S: 11	H: 2 LOB: 1 BB: 1 P: 22	1B: 9 2B: 1 3B: 0 HR: 1	SF: 1 SAC: 0 DP: 1 HBP: 0	WP: 0 PB: 0 SB: 0 CS: 1	PA: 39				
<b>PITCHER</b>	IP	WLS	BF	H	R	ER	SO	BB	IBB	HBP	BLK	WP	HR	S	P	ERA	WHIP										
<b>Dennis Martinez, R</b> (1, 1) ERA: 6.65	7.1	L	30	8	5	5	4	1	0	0	0	0	0	63	104	6.14	1.227										
<b>Mark Holzemer, L</b> (8, 1) ERA: 4.5	0.2		3	1	0	0	0	0	0	0	0	0	0	7	13	0.00	1.500										
<b>Josias Manzanillo, R</b> (9, 1) ERA: 4.5	1.0		5	2	1	1	0	1	0	0	0	0	1	11	22	9.00	3.000										

Batter	1	2	3	4	5	6	7	8	9	AB	R	H	RBI	BB	SO	LOB	BOTTOM										
<b>Joey Cora, S</b> (1, 4) OBP: 0.396, SLG: 0.489										4	1	2	0	0	1	1	<b>Baltimore Orioles @ Seattle Mariners</b> The Kingdome, Seattle, WA Fri May 16 1997, 10:05 PM EDT Att: 39,455 - Dome - 68 F										
<b>Alex Rodriguez, R</b> (1, 6) OBP: 0.385, SLG: 0.480										4	1	1	1	0	0	2											
<b>Ken Griffey Jr., L</b> (1, 8) OBP: 0.402, SLG: 0.748										4	0	0	0	0	0	3											
<b>Edgar Martinez, R</b> (1, 10) OBP: 0.418, SLG: 0.497										4	0	1	0	0	1	2											
<b>Jay Buhner, R</b> (1, 9) OBP: 0.378, SLG: 0.358										4	0	1	2	0	1	1											
<b>Paul Sorrento, L</b> (1, 3) OBP: 0.301, SLG: 0.386										3	0	0	0	0	0	2											
<b>Rich Amaral, R</b> (9, FH) OBP: 0.442, SLG: 0.422										1	0	0	0	0	1	1											
<b>Dan Wilson, R</b> (1, 2) OBP: 0.373, SLG: 0.492										3	0	0	0	0	0	1											
<b>Russ Davis, R</b> (1, 5) OBP: 0.351, SLG: 0.504										3	0	1	0	0	1	0											
<b>Rob Ducey, L</b> (1, 7) OBP: 0.286, SLG: 0.395										3	1	0	0	0	0	1											
<b>Inning Stats</b>	R: 0 E: 0 K: 0 S: 7	H: 1 LOB: 0 BB: 0 P: 11	R: 0 E: 0 K: 0 S: 13	H: 1 LOB: 1 BB: 0 P: 20	R: 1 E: 0 K: 0 S: 12	H: 2 LOB: 1 BB: 0 P: 17	R: 0 E: 0 K: 2 S: 8	H: 0 LOB: 0 BB: 0 P: 13	R: 0 E: 0 K: 1 S: 5	H: 0 LOB: 0 BB: 0 P: 9	R: 0 E: 0 K: 1 S: 6	H: 0 LOB: 0 BB: 0 P: 7	R: 0 E: 0 K: 0 S: 5	H: 0 LOB: 0 BB: 0 P: 7	R: 0 E: 0 K: 0 S: 5	H: 0 LOB: 0 BB: 0 P: 9	R: 2 E: 1 K: 1 S: 17	H: 2 LOB: 1 BB: 0 P: 23	1B: 4 2B: 2 3B: 0 HR: 0	SF: 0 SAC: 0 DP: 2 HBP: 0	WP: 0 PB: 0 SB: 1 CS: 0	PA: 33					
<b>PITCHER</b>	IP	WLS	BF	H	R	ER	SO	BB	IBB	HBP	BLK	WP	HR	S	P	ERA	WHIP										
<b>Scott Erickson, R</b> (1, 1) ERA: 2.65	8.0	W	29	5	3	1	4	0	0	0	0	0	0	66	100	1.12	0.625										
<b>Randy Myers, L</b> (9, 1) ERA: 1.59	1.0		4	1	0	0	1	0	0	0	0	0	0	12	16	0.00	1.000										






Batter	1	2	3	4	5	6	7	8	9	AB	R	H	RBI	BB	SO	LOB	TOP										
<b>Brady Anderson, L</b> (1, 8) OBP: 0.478, SLG: 0.514	4-2 1B BB	3-3 K		1-0 1-H 2-H 3B		3-0 L3		4-0 BB		3	0	1	2	2	1	3											
<b>Roberto Alomar, S</b> (1, 4) OBP: 0.326, SLG: 0.398	1-0 1-2 1B	0-1 FC5-2		2-2 L4			4-0 BB BB	1-0 P6		4	1	1	0	1	0	5											
<b>Eric Davis, R</b> (1, 10) OBP: 0.393, SLG: 0.615	0-1 F8		1-3 K		2-3 K		0-2 F8	3-2 G5-3		5	0	0	0	0	2	5											
<b>Rafael Palmeiro, L</b> (1, 3) OBP: 0.324, SLG: 0.425	2-2 P5		0-3 K		0-1 2B		2-0 L6	0-0 G3-1		5	0	1	0	0	1	3											
<b>Cal Ripken Jr., R</b> (1, 5) OBP: 0.341, SLG: 0.503	2-1 G6-3		2-1 F9		0-1 G5-3		4-2 1B BB	2-0 G5-3		4	0	0	0	1	0	3											
<b>B.J. Surhoff, L</b> (1, 7) OBP: 0.406, SLG: 0.595		2-1 HR		0-1 1B 3B	4-0 IBB		0-1 1-3 2-H 1B	2-3 K		4	2	3	2	1	1	0											
<b>Chris Hoiles, R</b> (1, 2) OBP: 0.418, SLG: 0.495		4-2 SH3-4 FC5-2 BB		2-1 1-2 3B 1B	2-3 K		0-1 G5-3			3	1	1	0	1	1	4	AB 33 R 4 H 8 RBI 4 BB 8 SO 7 LOB 28										
<b>Tony Tarasco, L</b> (1, 9) OBP: 0.269, SLG: 0.347		4-1 SH3-4 BB		0-2 F7		4-1 L3 BB		0-0 G4-3		2	0	0	0	2	0	2											
<b>Mike Bordick, R</b> (1, 6) OBP: 0.257, SLG: 0.258		0-1 SH3-4		2-2 F9		1-3 K		0-1 BB 1B		3	0	1	0	0	1	3											
<b>Inning Stats</b>	R: 0 E: 0 K: 0 S: 11	H: 1 LOB: 2 BB: 1 P: 20	R: 1 E: 0 K: 1 S: 15	H: 1 LOB: 2 BB: 2 P: 28	R: 0 E: 0 K: 2 S: 8	H: 0 LOB: 0 BB: 0 P: 11	R: 2 E: 0 K: 0 S: 14	H: 3 LOB: 1 BB: 0 P: 21	R: 0 E: 0 K: 1 S: 10	H: 1 LOB: 2 BB: 1 P: 18	R: 0 E: 0 K: 1 S: 5	H: 0 LOB: 0 BB: 1 P: 13	R: 1 E: 0 K: 0 S: 11	H: 1 LOB: 2 BB: 2 P: 21	R: 0 E: 0 K: 0 S: 7	H: 1 LOB: 2 BB: 1 P: 15	R: 0 E: 0 K: 1 S: 5	H: 0 LOB: 0 BB: 0 P: 9	1B: 5 2B: 2 3B: 1 HR: 1	SF: 0 SAC: 1 DP: 1 HBP: 0	WP: 0 PB: 0 SB: 0 CS: 0	PA: 42					
<b>PITCHER</b>	IP	WLS	BF	H	R	ER	SO	BB	IBB	HBP	BLK	WP	HR	S	P	ERA	WHIP										
<b>Scott Sanders, R</b> (1, 1) ERA: 6.99	5.1	L	27	6	3	3	6	4	1	0	0	0	1	62	107	5.06	1.875										
<b>40 Greg McCarthy, L</b> (6, 1) ERA: 3.89	1.1		6	1	1	1	0	2	0	0	0	0	0	10	23	6.75	2.250										
<b>Bobby Ayala, R</b> (7, 1) ERA: 5.64	1.1		6	1	0	0	0	1	0	0	0	0	0	9	17	0.00	1.500										
<b>Mark Holzemer, L</b> (9, 1) ERA:	1.0		3	0	0	0	1	0	0	0	0	0	0	5	9	0.00	0.000										

Baltimore Orioles @ Seattle Mariners  
The Kingdome, Seattle, WA  
Sat May 17 1997, 10:05 PM EDT  
Att. 57,304 - Dome - 68 F

livebaseballscores.com

AB 33  
R 4  
H 8  
RBI 4  
BB 8  
SO 7  
LOB 28



Batter	1	2	3	4	5	6	7	8	9	AB	R	H	RBI	BB	SO	LOB	BOTTOM										
<b>Rich Amaral, R</b> (1, 7) OBP: 0.439, SLG: 0.420	3-2 S 1B 1B		1-1 S 1B		1-3 K		1-1 L7		2-1 F8	5	0	2	0	0	1	2											
<b>Alex Rodriguez, R</b> (1, 6) OBP: 0.386, SLG: 0.494	2-2 L9		0-3 K		3-2 HR		1-2 G1-3		1-1 1-3 2-H 1B	5	1	2	2	0	1	2											
<b>Ken Griffey Jr., L</b> (1, 8) OBP: 0.402, SLG: 0.738	0-2 S 1B		2-1 G3-1		2-2 G4-3			1-0 P5	1-2 1-2 3-H 1B	5	0	2	1	0	0	1											
<b>Edgar Martinez, R</b> (1, 10) OBP: 0.422, SLG: 0.493	4-1 G5-4-3 BB			3-1 BB 1B			0-0 F8		4-2 BB	3	0	1	0	2	0	2											
<b>Jay Buhner, R</b> (1, 9) OBP: 0.375, SLG: 0.350	3-2 G5-4-3			4-1 BB			1-1 P4		0-3 K	3	0	0	0	1	1	4											
<b>Mike Blowers, R</b> (1, 3) OBP: 0.283, SLG: 0.343		2-3 K		2-2 F9			0-0 BB 1B		2-3 K	4	0	1	0	0	2	3											
<b>Dan Wilson, R</b> (1, 2) OBP: 0.370, SLG: 0.481		2-1 F9		2 SAFE 1-1 P3			4-1 BB		1-2 BB	3	1	0	0	1	0	2	AB 36 R 3 H 9 RBI 3 BB 4 SO 6 LOB 21										
<b>Russ Davis, R</b> (1, 5) OBP: 0.341, SLG: 0.488		2-0 L7		2-0 F8			2-3 K		2-2 F9	4	0	0	0	0	1	5											
<b>Alvaro Espinoza, R</b> (1, 4) OBP: 0.240, SLG: 0.280			1-1 G1-4-3				0-0 F7		0-2 1B 1B	2	0	0	0	0	0	0											
<b>Joey Cora, S</b> (7, PH) OBP: 0.397, SLG: 0.489									1-2 1B 1B	2	1	1	0	0	0	0											
<b>Inning Stats</b>	R: 0 E: 0 K: 0 S: 16	H: 2 LOB: 2 BB: 1 P: 28	R: 0 E: 0 K: 1 S: 6	H: 0 LOB: 0 BB: 0 P: 12	R: 0 E: 0 K: 1 S: 9	H: 1 LOB: 1 BB: 0 P: 13	R: 0 E: 0 K: 0 S: 9	H: 1 LOB: 2 BB: 1 P: 21	R: 1 E: 0 K: 1 S: 12	H: 1 LOB: 0 BB: 0 P: 18	R: 0 E: 0 K: 1 S: 8	H: 1 LOB: 2 BB: 1 P: 15	R: 0 E: 0 K: 0 S: 8	H: 0 LOB: 0 BB: 0 P: 12	R: 0 E: 0 K: 2 S: 12	H: 0 LOB: 1 BB: 1 P: 19	R: 2 E: 1 K: 0 S: 19	H: 3 LOB: 2 BB: 0 P: 28	1B: 8 2B: 0 3B: 0 HR: 1	SF: 0 SAC: 0 DP: 1 HBP: 0	WP: 0 PB: 0 SB: 3 CS: 0	PA: 40					
<b>PITCHER</b>	IP	WLS	BF	H	R	ER	SO	BB	IBB	HBP	BLK	WP	HR	S	P	ERA	WHIP										
<b>Jimmy Key, L</b> (1, 1) ERA: 1.8	5.2	W	25	6	1	1	3	3	0	0	0	0	0	57	102	1.59	1.588										
<b>Terry Mathews, R</b> (6, 1) ERA: 2.33	2.1		8	0	0	0	3	1	0	0	0	0	0	23	36	0.00	0.429										
<b>Randy Myers, L</b> (9, 1) ERA: 1.53	0.2		6	3	2	0	0	0	0	0	0	0	0	18	25	0.00	4.500										
<b>Armando Benitez, R</b> (9, 1) ERA: 4.5	0.1	S	1	0	0	0	0	0	0	0	0	0	0	1	3	0.00	0.000										

Baltimore Orioles @ Seattle Mariners  
The Kingdome, Seattle, WA  
Sat May 17 1997, 10:05 PM EDT  
Att. 57,304 - Dome - 68 F

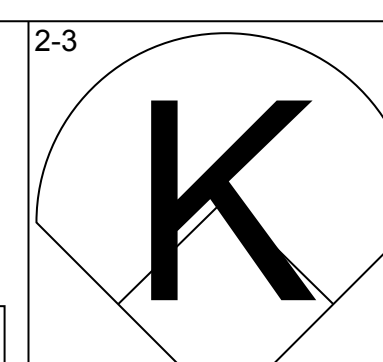
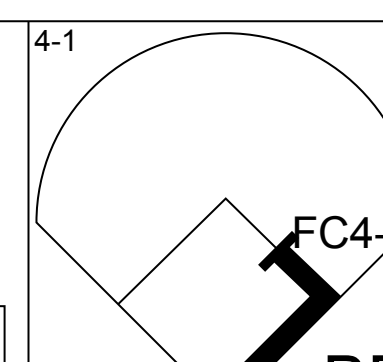
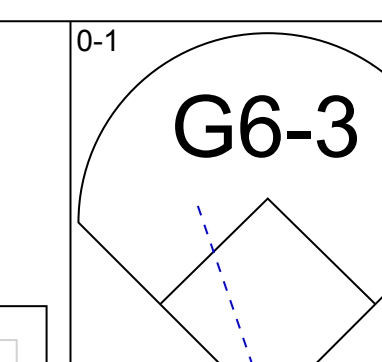
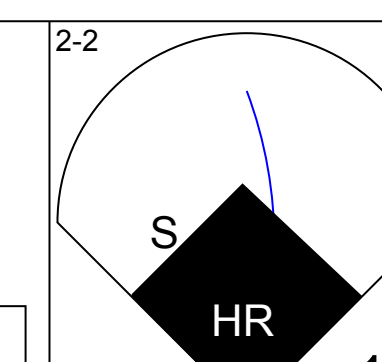
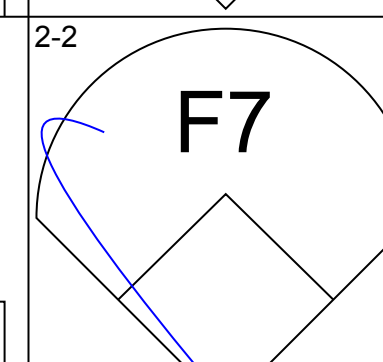
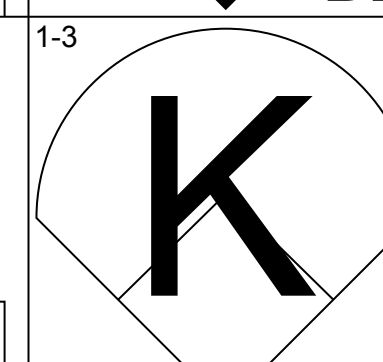
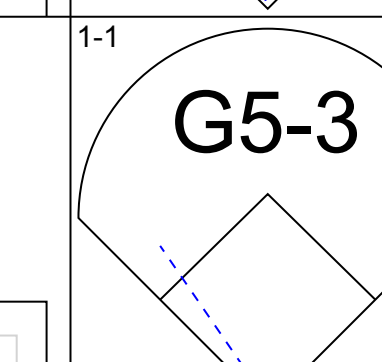
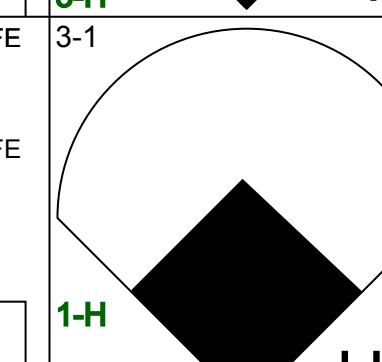
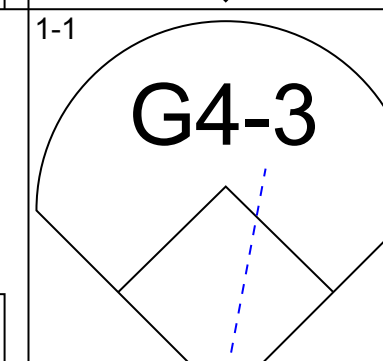
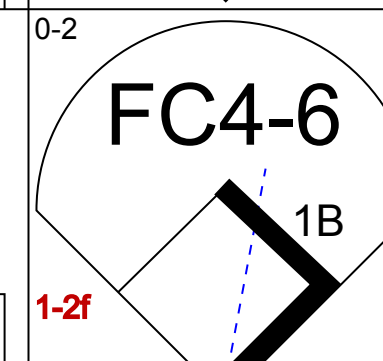
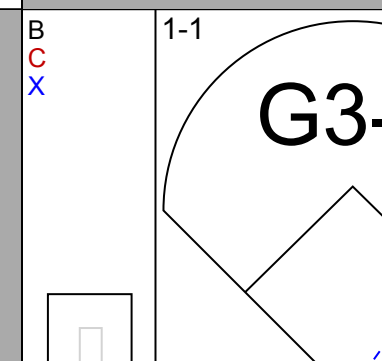
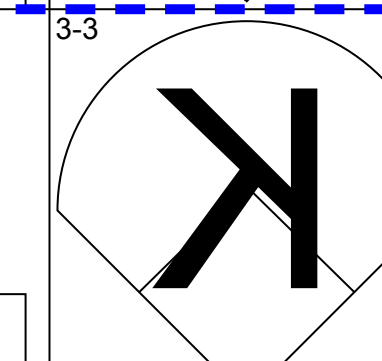
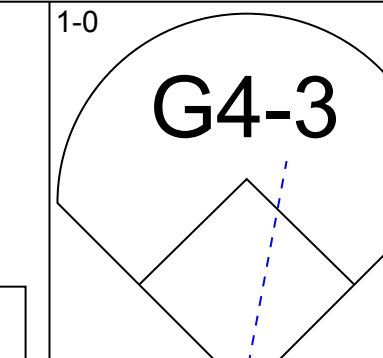
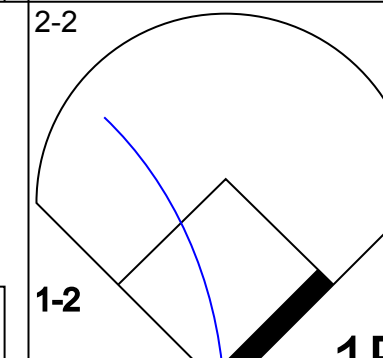
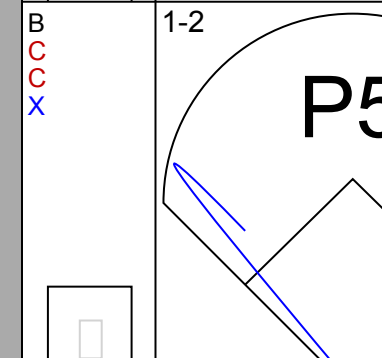
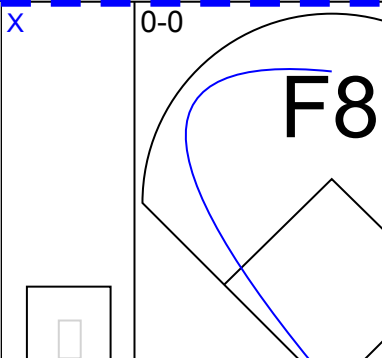
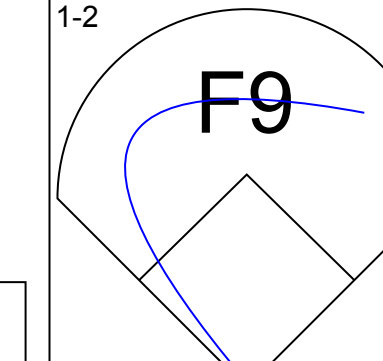
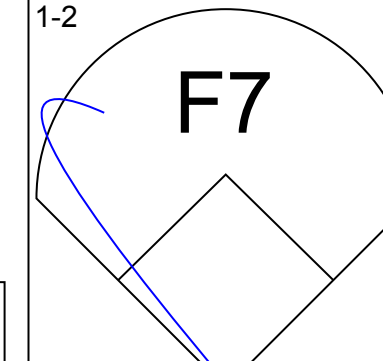
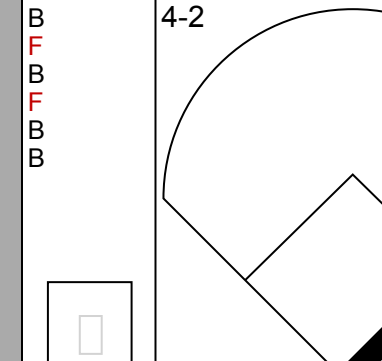
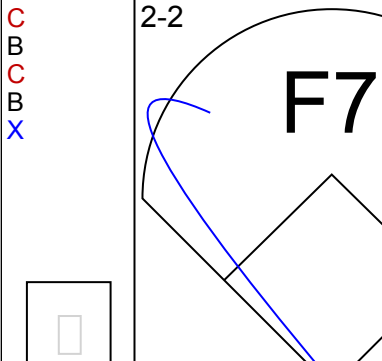
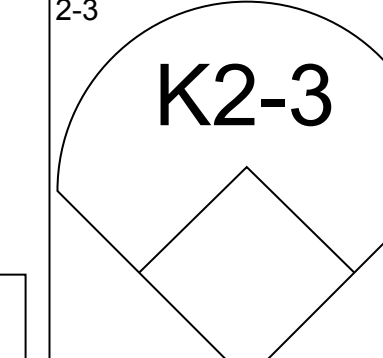
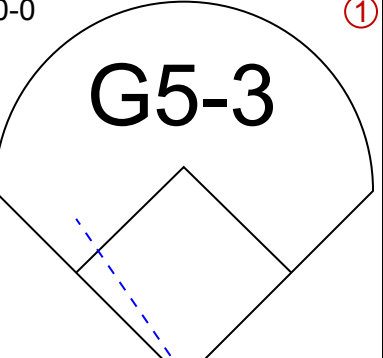
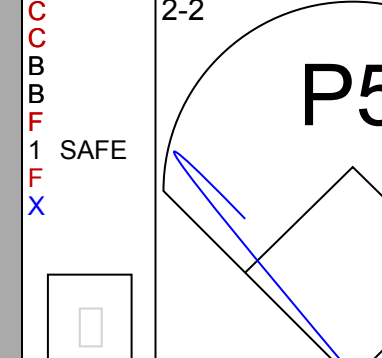
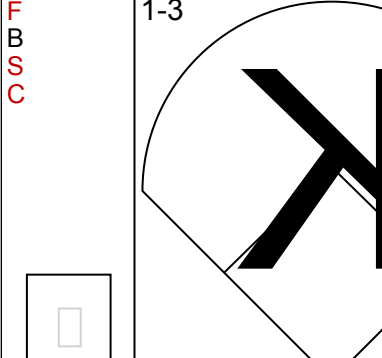
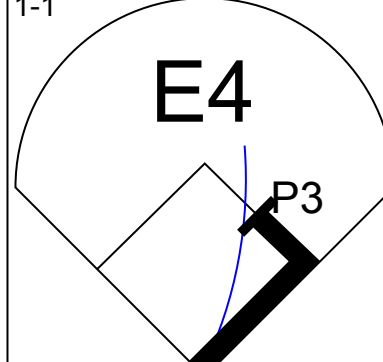
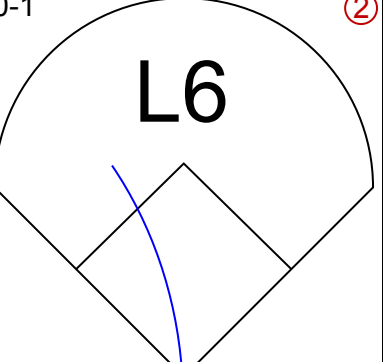
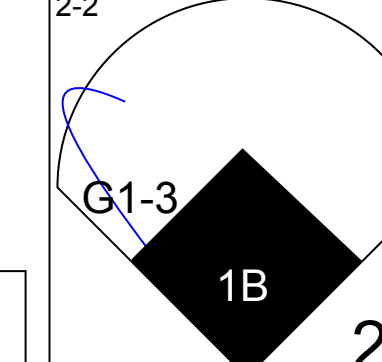
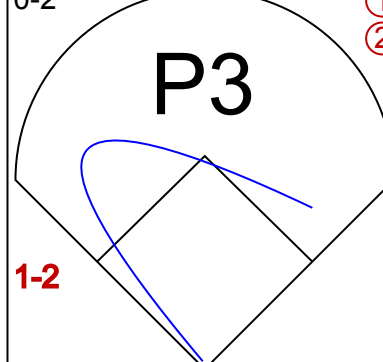
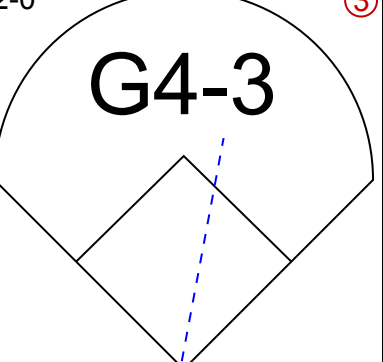
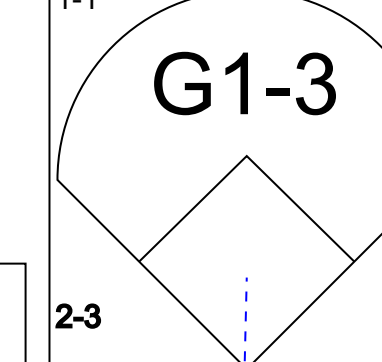
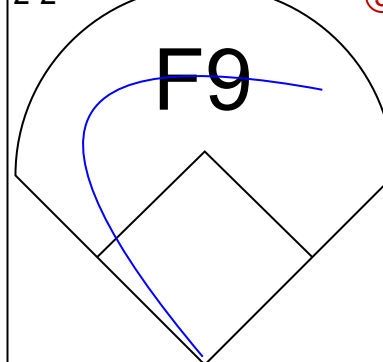
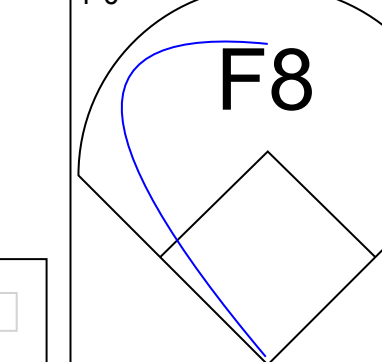
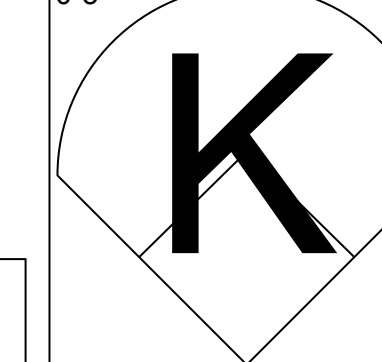
AB 36  
R 3  
H 9  
RBI 3  
BB 4  
SO 6  
LOB 21









Batter	1	2	3	4	5	6	7	8	9	AB	R	H	RBI	BB	SO	LOB	TOP					
Brian Hunter, R (1, 8) OBP: 0.299, SLG: 0.317										3	1	1	1	1	1	0						
Damion Easley, R (1, 4) OBP: 0.369, SLG: 0.440										4	1	1	2	0	1	1						
Bobby Higginson, L (1, 7) Phil Nevin, R (6, PH) A.J. Sager, R (8, 1)										3	0	0	0	0	0	1						
Tony Clark, S (1, 3) OBP: 0.381, SLG: 0.638										4	0	1	0	0	0	0						
Travis Fryman, R (1, 5) OBP: 0.363, SLG: 0.460										3	0	0	0	1	0	2						
Melvin Nieves, S (1, 9) OBP: 0.373, SLG: 0.483										4	0	0	0	0	2	1						
Curtis Pride, L (1, 10) OBP: 0.329, SLG: 0.333										3	1	1	0	0	0	0						
Raul Casanova, S (1, 2) OBP: 0.304, SLG: 0.256										3	0	0	0	0	0	2						
Deivi Cruz, R (1, 6) OBP: 0.224, SLG: 0.301										2	0	0	0	0	0	0						
Bob Hamelin, L (8, PH) Jody Reed, R (8, 4) OBP: 0.352, SLG: 0.239										1	0	0	0	0	1	1						
										0	0	0	0	0	0	0						
<b>Inning Stats</b>	R: 0 E: 0 K: 1 S: 8	H: 0 LOB: 0 BB: 0 P: 13	R: 0 E: 0 K: 1 S: 8	H: 0 LOB: 0 BB: 0 P: 12	R: 0 E: 1 K: 0 S: 8	H: 0 LOB: 0 BB: 0 P: 11	R: 0 E: 0 K: 1 S: 13	H: 1 LOB: 2 BB: 1 P: 21	R: 0 E: 0 K: 0 S: 4	H: 0 LOB: 0 BB: 0 P: 6	R: 0 E: 0 K: 0 S: 5	H: 0 LOB: 0 BB: 0 P: 7	R: 0 E: 0 K: 0 S: 12	H: 0 LOB: 1 BB: 1 P: 20	R: 3 E: 0 K: 2 S: 18	H: 3 LOB: 0 BB: 0 P: 29	R: 0 E: 0 K: 1 S: 7	H: 0 LOB: 0 BB: 0 P: 10	1B: 2 2B: 1 3B: 0 HR: 1	SF: 0 SAC: 0 DP: 0 HBP: 0	WP: 0 PB: 0 SB: 2 CS: 0	PA: 33
<b>PITCHER</b>	IP WLS BF H R ER SO BB IBB HBP BLK WP HR S P ERA WHIP																					
Scott Kamieniecki, R (1, 1) ERA: 3.49	7.2 W 29 4 3 3 4 2 0 0 0 0 0 1 73 113 3.52 0.783																					
Jesse Orosco, L (8, 1) ERA: 0.84	0.1 1 0 0 0 1 0 0 0 0 0 0 0 3 6 0.00 0.000																					
Randy Myers, L (8, 1) ERA: 1.4	1.0 S 3 0 0 0 1 0 0 0 0 0 0 0 7 10 0.00 0.000																					

Detroit Tigers @ Baltimore Orioles  
Oriole Park at Camden Yards, Baltimore, MD


AB 31  
R 3  
H 4  
RBI 3  
BB 2  
SO 6  
LOB 8



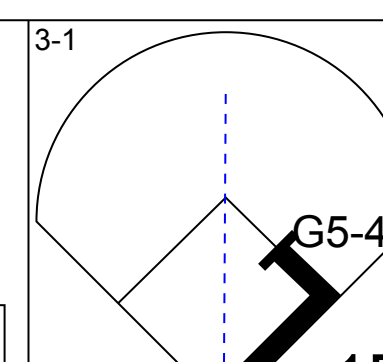

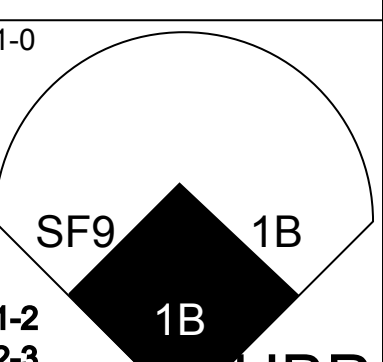
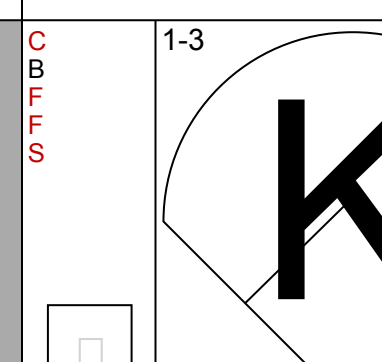
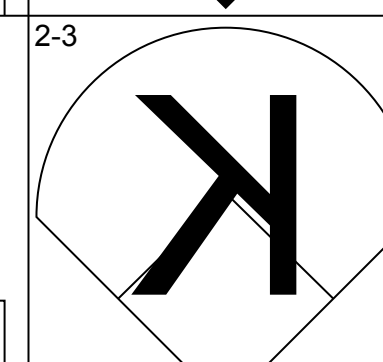

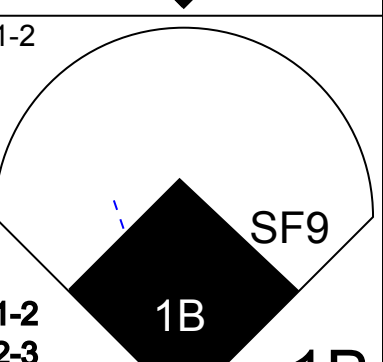
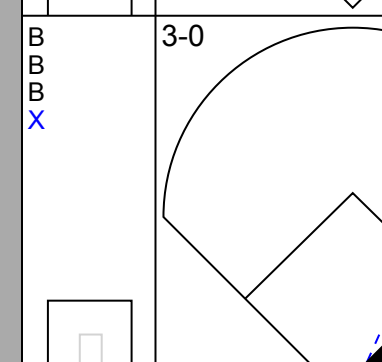
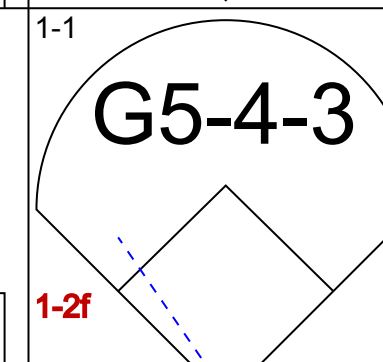

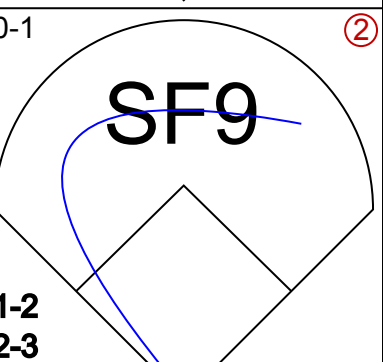
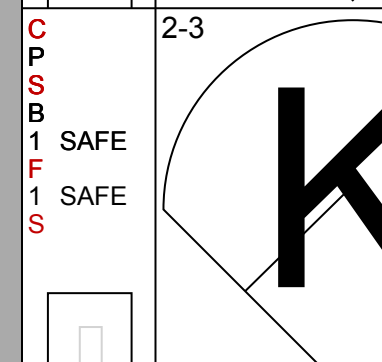
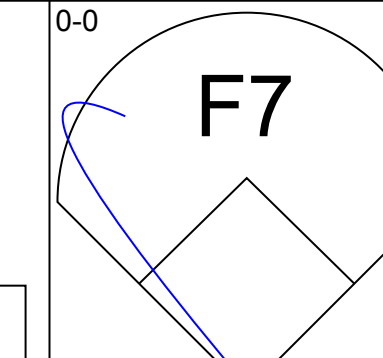
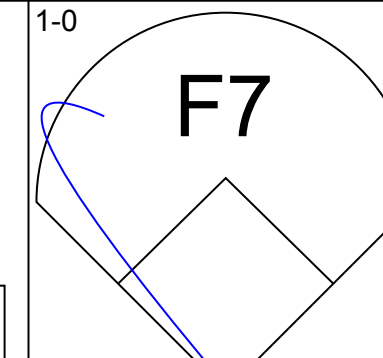
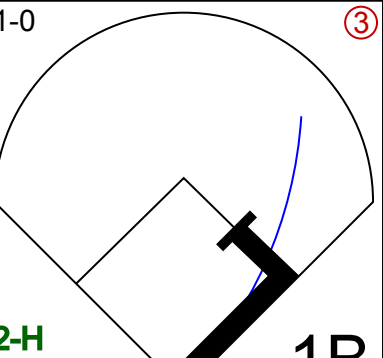
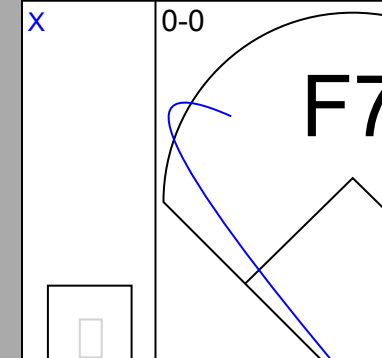
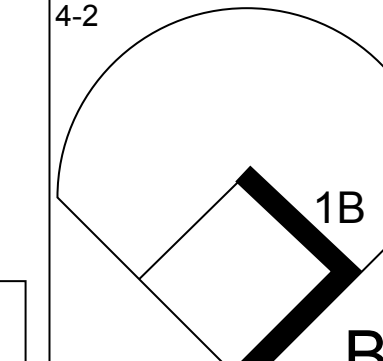
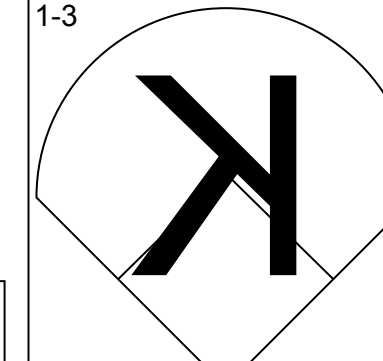
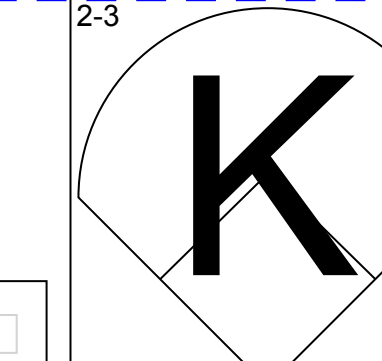
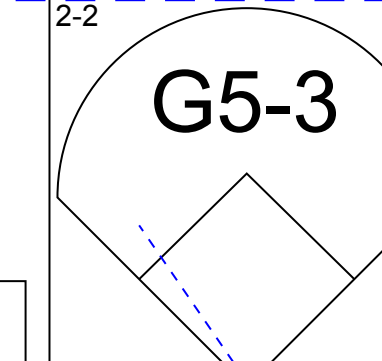
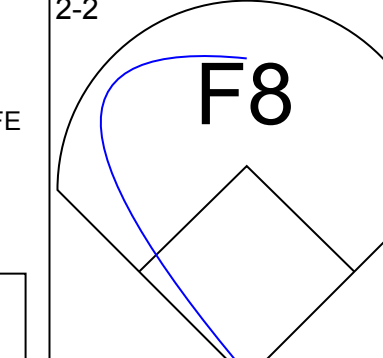
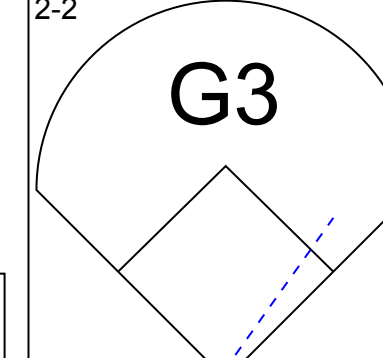
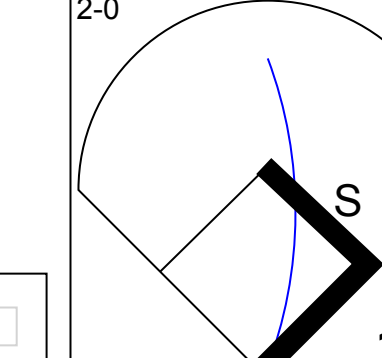
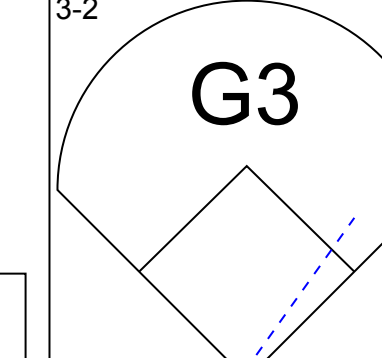
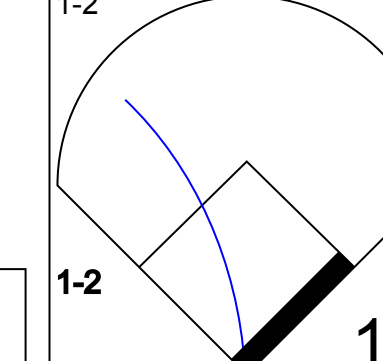
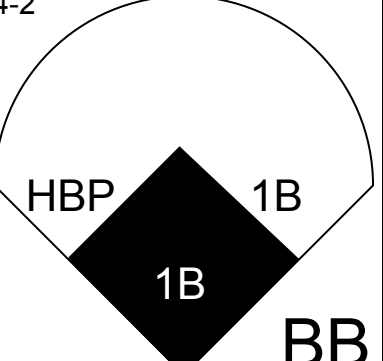
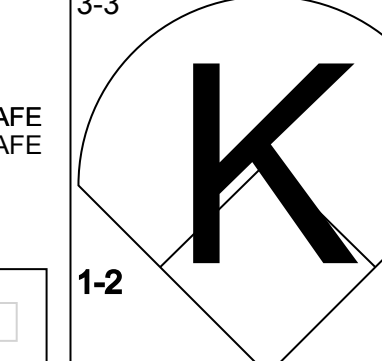
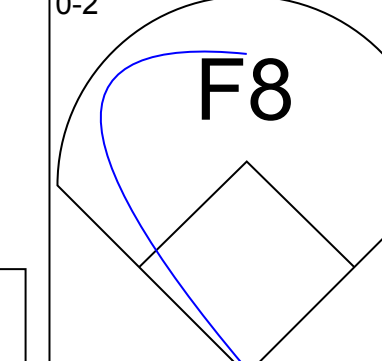
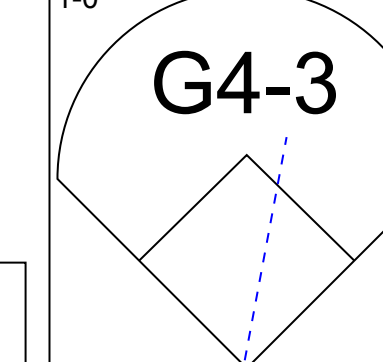
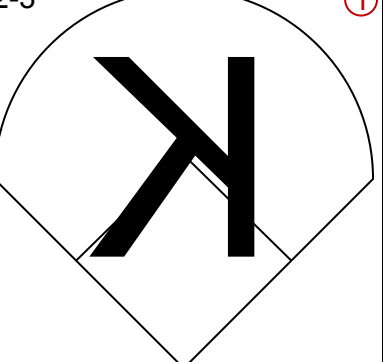
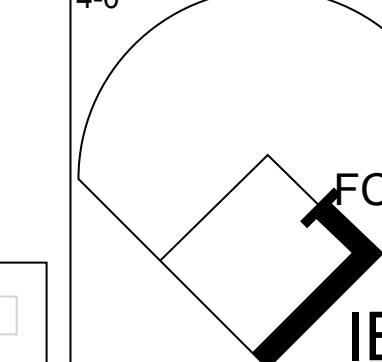


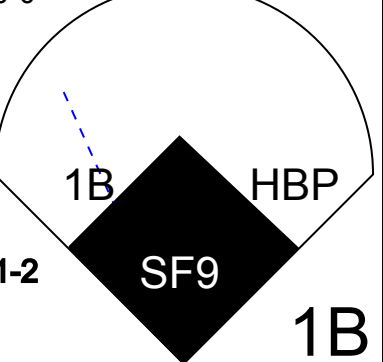
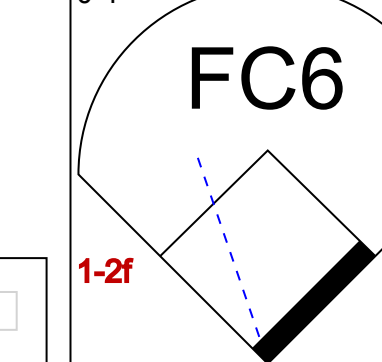
WP: 0 PA: 33  
PB: 0  
SB: 2  
CS: 0

Detroit Tigers @ Baltimore Orioles  
Oriole Park at Camden Yards, Baltimore, MD

AB 28  
R 4  
H 7  
RBI 4  
BB 4  
SO 8  
LOB 13



WP: 1 PA: 34  
PB: 0  
SB: 1  
CS: 0

Batter	1	2	3	4	5	6	7	8	9	AB	R	H	RBI	BB	SO	LOB	BOTTOM		
Brady Anderson, L (1, 8) OBP: 0.482, SLG: 0.507										2	1	1	0	1	1	0			
Roberto Alomar, S (1, 4) OBP: 0.326, SLG: 0.395										4	1	2	1	0	1	2			
Eric Davis, R (1, 10) OBP: 0.389, SLG: 0.603										3	0	0	1	0	1	3			
Rafael Palmeiro, L (1, 3) OBP: 0.324, SLG: 0.422										4	0	1	2	0	0	1			
Cal Ripken Jr., R (1, 5) OBP: 0.341, SLG: 0.488										3	0	0	0	1	2	0			
B.J. Surhoff, L (1, 7) OBP: 0.410, SLG: 0.584										4	0	1	0	0	0	1			
Chris Hoiles, R (1, 2) Lenny Webster, R (9, 2) OBP: 0.283, SLG: 0.308										3	1	1	0	1	1	1			
Tony Tarasco, L (1, 9) OBP: 0.273, SLG: 0.333										0	0	0	0	0	0	0			
Mike Bordick, R (1, 6) OBP: 0.257, SLG: 0.252										2	0	0	0	1	1	3			
										3	1	1	0	0	1	2			
<b>Inning Stats</b>	R: 0 E: 0 K: 1 S: 7	H: 1 LOB: 0 BB: 0 P: 13	R: 0 E: 0 K: 0 S: 10	H: 1 LOB: 2 BB: 1 P: 18	R: 0 E: 0 K: 1 S: 13	H: 0 LOB: 1 BB: 1 P: 21	R: 0 E: 0 K: 1 S: 7	H: 0 LOB: 0 BB: 0 P: 11	R: 4 E: 0 K: 1 S: 12	H: 3 LOB: 1 BB: 1 P: 21	R: 0 E: 0 K: 2 S: 10	H: 1 LOB: 1 BB: 1 P: 21	R: 0 E: 0 K: 2 S: 11	H: 1 LOB: 0 BB: 0 P: 16	R: 0 E: 0 K: 0 S: 10	H: 0 LOB: 0 BB: 0 P: 15	1B: 7 2B: 0 3B: 0 HR: 0	SF: 1 SAC: 0 DP: 1 HBP: 1	WP: 1 PA: 34 PB: 0 SB: 1 CS: 0
<b>PITCHER</b>	IP WLS BF H R ER SO BB IBB HBP BLK WP HR S P ERA WHIP																		
Omar Olivares, R (1, 1) ERA: 3.54	5.0 L 22 5 4 4 4 3 0 0 0 0 0 0 49 84 7.20 1.600																		
A.J. Sager, R (6, 1) ERA: 3.96	3.0 12 2 0 0 4 0 1 0 0 0 0 0 31 52 0.00 0.667																		
A.J. Sager, R (8, 1) ERA: 3.96	3.0 12 2 0 0 4 0 1 0 0 0 0 0 31 52 0.00 0.667																		

WP: 1 PA: 34  
PB: 0  
SB: 1  
CS: 0



Batter	1	2	3	4	5	6	7	8	9	AB	R	H	RBI	BB	SO	LOB	TOP										
<b>Brian Hunter, R</b> OBP: 0.303, SLG: 0.317 (1, 8)										3	0	1	0	1	0	1	<b>Detroit Tigers @ Baltimore Orioles</b> Oriole Park at Camden Yards, Baltimore, MD Wed May 21 1997, 3:33 AM EDT Att: 47,877 - Cloudy - 65 F										
<b>Damion Easley, R</b> OBP: 0.386, SLG: 0.431 (1, 4) (8, 6)										3	0	0	0	1	2	2											
<b>Bobby Higginson, L</b> OBP: 0.346, SLG: 0.419 <b>Melvin Nieves, S</b> OBP: 0.378, SLG: 0.487 (8, PH) (8, 9)										2	0	0	0	1	0	0											
<b>Tony Clark, S</b> OBP: 0.378, SLG: 0.629 (1, 3)										4	0	1	0	0	1	3											
<b>Travis Fryman, R</b> OBP: 0.361, SLG: 0.455 (1, 5)										4	0	1	0	0	0	1											
<b>Curtis Pride, L</b> OBP: 0.329, SLG: 0.324 <b>Brian Johnson, R</b> OBP: 0.218, SLG: 0.271 (8, PH) (9, PH)										2	0	0	0	1	0	2											
<b>Phil Nevin, R</b> OBP: 0.375, SLG: 0.407 (1, 7)										2	0	0	0	1	1	1											
<b>Raul Casanova, S</b> OBP: 0.286, SLG: 0.239 (1, 2)										3	0	0	0	0	0	3											
<b>Deivi Cruz, R</b> OBP: 0.220, SLG: 0.296 <b>Bob Hamelin, L</b> OBP: 0.351, SLG: 0.455 (8, PH) <b>Jody Reed, R</b> OBP: 0.352, SLG: 0.239 (8, PR) (8, 4)										2	0	0	0	0	0	1											
<b>Inning Stats</b>	R: 0 E: 0 K: 1 S: 7	H: 0 LOB: 1 BB: 2 P: 15	R: 0 E: 0 K: 0 S: 6	H: 0 LOB: 1 BB: 2 P: 15	R: 0 E: 0 K: 1 S: 6	H: 0 LOB: 0 BB: 0 P: 10	R: 0 E: 0 K: 0 S: 6	H: 0 LOB: 0 BB: 0 P: 11	R: 0 E: 1 K: 0 S: 6	H: 1 LOB: 1 BB: 0 P: 9	R: 0 E: 0 K: 1 S: 10	H: 2 LOB: 1 BB: 0 P: 13	R: 0 E: 0 K: 0 S: 11	H: 1 LOB: 2 BB: 1 P: 16	R: 0 E: 0 K: 1 S: 10	H: 1 LOB: 1 BB: 0 P: 15		1B: 5 2B: 0 3B: 0 HR: 0	SF: 0 SAC: 0 DP: 4 HBP: 0	WP: 1 PB: 0 SB: 3 CS: 0	PA: 34						
<b>PITCHER</b>	IP	WLS	BF	H	R	ER	SO	BB	IBB	HBP	BLK	WP	HR	S	P	ERA	WHIP										
<b>Scott Erickson, R</b> ERA: 2.34 (1, 1)	7.2	W	29	4	0	0	3	5	0	0	0	1	0	57	97	0.00	1.174										
<b>Jesse Orosco, L</b> ERA: 0.92 (8, 1)	0.1		0	0	0	0	0	0	0	0	0	0	0	1	1	0.00	0.000										
<b>Randy Myers, L</b> ERA: 1.33 (9, 1)	1.0	S	4	1	0	0	1	0	0	0	0	0	0	10	15	0.00	1.000										

Batter	1	2	3	4	5	6	7	8	9	AB	R	H	RBI	BB	SO	LOB	BOTTOM										
<b>Brady Anderson, L</b> OBP: 0.472, SLG: 0.494 (1, 8)										4	0	0	0	0	1	1	<b>Detroit Tigers @ Baltimore Orioles</b> Oriole Park at Camden Yards, Baltimore, MD Wed May 21 1997, 3:33 AM EDT Att: 47,877 - Cloudy - 65 F										
<b>Roberto Alomar, S</b> OBP: 0.324, SLG: 0.386 (1, 4)										3	0	0	0	1	0	0											
<b>Eric Davis, R</b> OBP: 0.385, SLG: 0.588 (1, 10)										3	1	0	0	1	3	1											
<b>Rafael Palmeiro, L</b> OBP: 0.333, SLG: 0.453 (1, 3)										4	1	3	2	0	1	0											
<b>Cal Ripken Jr., R</b> OBP: 0.335, SLG: 0.479 (1, 5)										3	0	0	0	0	1	2											
<b>B.J. Surhoff, L</b> OBP: 0.401, SLG: 0.570 (1, 7)										3	0	0	0	0	1	2											
<b>Jeffrey Hammonds, R</b> OBP: 0.300, SLG: 0.363 (1, 9)										3	0	1	0	0	1	0											
<b>Lenny Webster, R</b> OBP: 0.286, SLG: 0.310 (1, 2)										3	0	1	0	0	1	2											
<b>Mike Bordick, R</b> OBP: 0.252, SLG: 0.246 (1, 6)										3	0	0	0	0	0	1											
<b>Inning Stats</b>	R: 2 E: 0 K: 0 S: 9	H: 1 LOB: 0 BB: 1 P: 18	R: 0 E: 0 K: 2 S: 7	H: 0 LOB: 0 BB: 0 P: 11	R: 0 E: 0 K: 1 S: 9	H: 0 LOB: 1 BB: 1 P: 16	R: 0 E: 0 K: 2 S: 9	H: 2 LOB: 0 BB: 0 P: 16	R: 0 E: 0 K: 1 S: 9	H: 0 LOB: 0 BB: 0 P: 16	R: 0 E: 0 K: 1 S: 8	H: 1 LOB: 1 BB: 0 P: 13	R: 0 E: 0 K: 0 S: 13	H: 1 LOB: 1 BB: 0 P: 19	R: 0 E: 0 K: 2 S: 12	H: 0 LOB: 0 BB: 0 P: 16		1B: 3 2B: 1 3B: 0 HR: 1	SF: 0 SAC: 0 DP: 0 HBP: 0	WP: 0 PB: 0 SB: 0 CS: 0	PA: 31						
<b>PITCHER</b>	IP	WLS	BF	H	R	ER	SO	BB	IBB	HBP	BLK	WP	HR	S	P	ERA	WHIP										
<b>Justin Thompson, L</b> ERA: 3.47 (1, 1)	8.0	L	31	5	2	2	9	2	0	0	0	0	1	76	125	2.25	0.875										





Batter	1	2	3	4	5	6	7	8	9	AB	R	H	RBI	BB	SO	LOB	TOP			
<b>Brady Anderson, L</b> (1, 8) OBP: 0.472, SLG: 0.497										3	0	1	0	0	0	2	<b>Baltimore Orioles @ Cleveland Indians</b> Jacobs Field, Cleveland, OH Fri May 23 1997, 7:05 PM EDT Att: 41,154 - Unknown - 62 F			
<b>Roberto Alomar, S</b> (1, 4) OBP: 0.316, SLG: 0.375										4	0	0	0	0	1	2				
<b>Eric Davis, R</b> (1, 10) OBP: 0.374, SLG: 0.569										4	0	0	0	0	3	2				
<b>Rafael Palmeiro, L</b> (1, 3) OBP: 0.332, SLG: 0.445										3	0	0	0	1	0	1				
<b>Cal Ripken Jr., R</b> (1, 5) OBP: 0.328, SLG: 0.468										4	0	0	0	0	2	1				
<b>B.J. Surhoff, L</b> (1, 7) OBP: 0.397, SLG: 0.561										4	1	1	0	0	1	0				
<b>Chris Hoiles, R</b> (1, 2) OBP: 0.425, SLG: 0.517										3	0	0	0	0	2	1				
<b>Tony Tarasco, L</b> (1, 9) OBP: 0.276, SLG: 0.321										2	0	0	0	1	0	0				
<b>Mike Bordick, R</b> (1, 6) OBP: 0.247, SLG: 0.241										3	0	0	0	0	0	1				
<b>Inning Stats</b>	R: 0 E: 0 K: 1 S: 6	H: 1 LOB: 1 BB: 0 P: 6	R: 1 E: 1 K: 2 S: 9	H: 1 LOB: 2 BB: 1 P: 13	R: 0 E: 0 K: 1 S: 5	H: 0 LOB: 0 BB: 1 P: 9	R: 0 E: 0 K: 1 S: 5	H: 0 LOB: 1 BB: 0 P: 6	R: 0 E: 0 K: 1 S: 5	H: 0 LOB: 0 BB: 0 P: 3	R: 0 E: 0 K: 1 S: 5	H: 0 LOB: 0 BB: 0 P: 5	R: 0 E: 0 K: 1 S: 5	H: 0 LOB: 0 BB: 0 P: 5	R: 0 E: 0 K: 1 S: 5	H: 0 LOB: 0 BB: 0 P: 5		1B: 1 2B: 1 3B: 0 HR: 0	SF: 0 SAC: 0 DP: 0 HBP: 1	WP: 0 PB: 0 SB: 0 CS: 0
<b>PITCHER</b> <b>Chad Ogea, R</b> (1, 1) ERA: 5.1	IP: 9.0 WLS: W BF: 33	H: 2 R: 1 ER: 0 SO: 9	BB: 2 IBB: 0 HBP: 1 BLK: 1	WP: 0 HR: 0 S: 48 P: 57	ERA: 0.00 WHIP: 0.444											ERA: 0.00 WHIP: 0.444				

AB	30
R	1
H	2
RBI	0
BB	2
SO	9
LOB	10



Batter	1	2	3	4	5	6	7	8	9	AB	R	H	RBI	BB	SO	LOB	BOTTOM			
<b>Marquis Grissom, R</b> (1, 8) OBP: 0.295, SLG: 0.289										5	1	2	0	0	0	1	<b>Baltimore Orioles @ Cleveland Indians</b> Jacobs Field, Cleveland, OH Fri May 23 1997, 7:05 PM EDT Att: 41,154 - Unknown - 62 F			
<b>Kevin Seitzer, R</b> (1, 5) OBP: 0.298, SLG: 0.360										4	1	2	0	0	0	1				
<b>Jim Thome, L</b> (1, 3) OBP: 0.459, SLG: 0.550										2	0	0	1	1	0	1				
<b>Julio Franco, R</b> (1, 10) OBP: 0.430, SLG: 0.420										4	2	1	0	0	0	2				
<b>David Justice, L</b> (1, 7) OBP: 0.478, SLG: 0.740										3	2	3	1	0	0	0				
<b>Manny Ramirez, R</b> (1, 9) OBP: 0.377, SLG: 0.519										4	0	3	2	0	0	1				
<b>Tony Fernandez, S</b> (1, 4) OBP: 0.316, SLG: 0.433										3	0	1	1	1	0	1				
<b>Sandy Alomar Jr., R</b> (1, 2) OBP: 0.364, SLG: 0.621										3	0	0	1	0	0	3				
<b>Omar Vizquel, S</b> (1, 6) OBP: 0.339, SLG: 0.335										3	0	0	0	1	0	2				
<b>Inning Stats</b>	R: 0 E: 0 K: 0 S: 3	H: 0 LOB: 0 BB: 0 P: 3	R: 2 E: 1 K: 0 S: 6	H: 2 LOB: 1 BB: 0 P: 6	R: 3 E: 0 K: 0 S: 8	H: 5 LOB: 2 BB: 0 P: 8	R: 0 E: 0 K: 0 S: 4	H: 1 LOB: 2 BB: 1 P: 8	R: 1 E: 0 K: 0 S: 4	H: 2 LOB: 1 BB: 1 P: 8	R: 0 E: 0 K: 0 S: 3	H: 1 LOB: 0 BB: 0 P: 3	R: 0 E: 0 K: 0 S: 3	H: 1 LOB: 0 BB: 0 P: 3	R: 0 E: 0 K: 0 S: 3	H: 0 LOB: 1 BB: 1 P: 7		1B: 11 2B: 1 3B: 0 HR: 0	SF: 3 SAC: 0 DP: 2 HBP: 0	WP: 0 PB: 0 SB: 0 CS: 0
<b>PITCHER</b> <b>Jimmy Key, L</b> (1, 1) ERA: 2.38 <b>Shawn Boskie, R</b> (5, 1) ERA: 8.71	IP: 4.1 WLS: L BF: 25	H: 10 R: 6 ER: 5 SO: 10	BB: 2 IBB: 0 HBP: 0 BLK: 0	WP: 0 HR: 0 S: 23 P: 31	ERA: 10.38 WHIP: 2.769											ERA: 0.00 WHIP: 0.818				

AB	31
R	6
H	12
RBI	6
BB	3
SO	0
LOB	12





Batter	1	2	3	4	5	6	7	8	9	AB	R	H	RBI	BB	SO	LOB	TOP					
<b>Brady Anderson, L</b> (1, 8) OBP: 0.478, SLG: 0.500										5	1	3	0	1	0	2	<b>Baltimore Orioles @ Cleveland Indians</b> Jacobs Field, Cleveland, OH Sat May 24 1997, 3:33 AM EDT Att: 41,040 - Sunny - 73 F					
<b>Roberto Alomar, S</b> (1, 4) OBP: 0.310, SLG: 0.366										6	0	1	0	0	1	4						
<b>Eric Davis, R</b> (1, 10) <b>Pete Incaviglia, R</b> (4, PH) OBP: 0.330, SLG: 0.435										1	1	0	0	1	0	1						
<b>Rafael Palmeiro, L</b> (1, 3) OBP: 0.342, SLG: 0.466										5	2	3	3	1	1	4						
<b>Cal Ripken Jr., R</b> (1, 5) OBP: 0.335, SLG: 0.475										4	1	2	1	1	0	4						
<b>Chris Hoiles, R</b> (1, 2) OBP: 0.430, SLG: 0.512										3	1	1	1	2	2	0						
<b>B.J. Surhoff, L</b> (1, 7) OBP: 0.384, SLG: 0.540										5	0	0	0	0	2	7						
<b>Jeffrey Hammonds, R</b> (1, 9) OBP: 0.305, SLG: 0.388										4	1	1	0	1	1	5						
<b>Mike Bordick, R</b> (1, 6) OBP: 0.252, SLG: 0.253										5	0	2	3	0	1	1						
<b>Inning Stats</b>	R: 3 E: 1 K: 1 S: 8	H: 2 LOB: 2 BB: 2 P: 16	R: 0 E: 0 K: 1 S: 6	H: 1 LOB: 3 BB: 2 P: 14	R: 1 E: 0 K: 2 S: 9	H: 2 LOB: 2 BB: 1 P: 13	R: 1 E: 0 K: 0 S: 5	H: 3 LOB: 1 BB: 0 P: 5	R: 0 E: 0 K: 2 S: 8	H: 1 LOB: 1 BB: 0 P: 8	R: 3 E: 0 K: 0 S: 7	H: 4 LOB: 2 BB: 1 P: 11	R: 0 E: 0 K: 0 S: 3	H: 0 LOB: 1 BB: 1 P: 7	R: 0 E: 0 K: 2 S: 8	H: 1 LOB: 1 BB: 0 P: 8	R: 0 E: 0 K: 0 S: 4	H: 1 LOB: 1 BB: 0 P: 4	1B: 11 2B: 3 3B: 0 HR: 1	SF: 0 SAC: 0 DP: 1 HBP: 0	WP: 1 PB: 0 SB: 2 CS: 0	PA: 49
<b>PITCHER</b>	IP WLS BF H R ER SO BB IBB HBP BLK WP HR S P ERA WHIP																					
<b>Steve Kline, L</b> (1, 1) ERA: 5.01	1.2 L 13 3 3 2 2 4 0 0 0 0 1 1 13 29 10.80 4.200																					
<b>Jose Mesa, R</b> (2, 1) ERA: 4.96	3.1 17 7 3 3 3 4 1 0 0 0 0 0 0 24 28 8.10 2.400																					
<b>Paul Assenmacher, L</b> (6, 1) ERA: 9.31	0.1 4 2 0 0 0 0 0 1 0 0 0 0 0 3 7 0.00 6.000																					
<b>Eric Plunk, R</b> (6, 1) ERA: 5.33	2.2 11 2 2 2 2 1 0 0 0 0 0 0 0 14 18 6.75 1.125																					
<b>Paul Shuey, R</b> (9, 1) ERA: 7.3	1.0 4 1 0 0 0 0 0 0 0 0 0 0 0 4 4 0.00 1.000																					

Batter	1	2	3	4	5	6	7	8	9	AB	R	H	RBI	BB	SO	LOB	BOTTOM			
<b>Marquis Grissom, R</b> (1, 8) OBP: 0.300, SLG: 0.311										4	1	2	1	0	1	0	<b>Baltimore Orioles @ Cleveland Indians</b> Jacobs Field, Cleveland, OH Sat May 24 1997, 3:33 AM EDT Att: 41,040 - Sunny - 73 F			
<b>Julio Franco, R</b> (1, 4) OBP: 0.426, SLG: 0.415										4	0	1	0	0	2	2				
<b>Jim Thome, L</b> (1, 3) <b>Kevin Seltzer, R</b> (6, PH) OBP: 0.310, SLG: 0.360										3	0	0	1	0	1	1				
<b>Matt Williams, R</b> (1, 5) OBP: 0.328, SLG: 0.567										4	0	1	0	0	1	1				
<b>David Justice, L</b> (1, 7) OBP: 0.478, SLG: 0.740										4	1	2	0	0	0	1				
<b>Manny Ramirez, R</b> (1, 9) OBP: 0.387, SLG: 0.522										3	0	2	1	1	0	1				
<b>Brian Giles, L</b> (1, 10) OBP: 0.394, SLG: 0.449										3	0	0	0	1	1	4				
<b>Pat Borders, R</b> (1, 2) <b>Tony Fernandez, S</b> (9, PH) OBP: 0.315, SLG: 0.430										3	0	0	0	0	2	3				
<b>Omar Vizquel, S</b> (1, 6) OBP: 0.337, SLG: 0.339										4	1	1	0	0	1	0				
<b>Inning Stats</b>	R: 0 E: 0 K: 2 S: 7	H: 0 LOB: 0 BB: 0 P: 7	R: 0 E: 0 K: 2 S: 8	H: 1 LOB: 2 BB: 1 P: 12	R: 2 E: 0 K: 0 S: 5	H: 2 LOB: 0 BB: 0 P: 5	R: 0 E: 0 K: 1 S: 6	H: 1 LOB: 1 BB: 0 P: 6	R: 0 E: 0 K: 0 S: 4	H: 3 LOB: 1 BB: 0 P: 4	R: 0 E: 0 K: 2 S: 8	H: 1 LOB: 1 BB: 0 P: 8	R: 0 E: 0 K: 0 S: 3	H: 0 LOB: 1 BB: 1 P: 7	R: 0 E: 0 K: 0 S: 2	H: 0 LOB: 0 BB: 1 P: 6	1B: 5 2B: 5 3B: 0 HR: 0	SF: 0 SAC: 0 DP: 2 HBP: 0	WP: 0 PB: 0 SB: 0 CS: 0	PA: 36
<b>PITCHER</b>	IP WLS BF H R ER SO BB IBB HBP BLK WP HR S P ERA WHIP																			
<b>35 Mike Mussina, R</b> (1, 1) ERA: 4.26	7.0 W 29 9 3 3 3 9 1 0 0 0 0 0 0 46 50 3.86 1.429																			
<b>Jesse Orosco, L</b> (8, 1) ERA: 0.75	1.0 4 0 0 0 0 0 1 0 0 0 0 0 0 3 7 0.00 1.000																			
<b>Armando Benitez, R</b> (9, 1) ERA: 4.15	1.0 3 0 0 0 0 0 1 0 0 0 0 0 0 2 6 0.00 1.000																			





Batter	1	2	3	4	5	6	7	8	9	AB	R	H	RBI	BB	SO	LOB	TOP										
<b>Brady Anderson, L</b> (1, 8) OBP: 0.481, SLG: 0.506	G4-3		E9		F9		G4-6-3			4	0	2	3	1	0	2	<b>Baltimore Orioles @ Cleveland Indians</b> Jacobs Field, Cleveland, OH Sun May 25 1997, 3:33 AM EDT Att: 42,944 - Overcast - 53 F										
<b>Roberto Alomar, S</b> (1, 4) OBP: 0.313, SLG: 0.361	G3		SF8-6-3				G4-6-3			2	0	0	1	2	0	1											
<b>Eric Davis, R</b> (1, 10) OBP: 0.363, SLG: 0.543	G4-3			P4	FC5			G6-3	K	5	0	0	0	0	1	6											
<b>Rafael Palmeiro, L</b> (1, 3) OBP: 0.338, SLG: 0.475		G4-3		G4-3				L7	K	5	1	1	1	0	1	3											
<b>Cal Ripken Jr., R</b> (1, 5) OBP: 0.328, SLG: 0.464		K		G4-3				K		4	0	0	0	0	2	0											
<b>B.J. Surhoff, L</b> (1, 7) OBP: 0.387, SLG: 0.560		L9								4	2	2	1	0	1	0											
<b>Lenny Webster, R</b> (1, 2) OBP: 0.283, SLG: 0.289										3	0	0	0	1	1	2											
<b>Tony Tarasco, L</b> (1, 9) OBP: 0.290, SLG: 0.321										3	2	1	0	1	0	2											
<b>Mike Bordick, R</b> (1, 6) OBP: 0.259, SLG: 0.261										3	1	2	0	0	1	0											
<b>Pete Incaviglia, R</b> (9, PH) OBP: 0.337, SLG: 0.442										1	0	1	0	0	0	0											
<b>Jeff Reboulet, R</b> (9, PR) OBP: 0.315, SLG: 0.298										0	0	0	0	0	0	0											
<b>Inning Stats</b>	R: 0 E: 0 K: 0 S: 3	H: 0 LOB: 0 BB: 0 P: 3	R: 0 E: 0 K: 1 S: 5	H: 0 LOB: 0 BB: 0 P: 5	R: 2 E: 1 K: 0 S: 5	H: 3 LOB: 0 BB: 0 P: 5	R: 0 E: 0 K: 0 S: 3	H: 0 LOB: 0 BB: 0 P: 3	R: 1 E: 0 K: 1 S: 7	H: 2 LOB: 3 BB: 2 P: 13	R: 0 E: 0 K: 1 S: 4	H: 0 LOB: 0 BB: 1 P: 8	R: 0 E: 0 K: 1 S: 5	H: 0 LOB: 0 BB: 0 P: 5	R: 2 E: 0 K: 3 S: 12	H: 3 LOB: 3 BB: 2 P: 20	1B: 6 2B: 2 3B: 0 HR: 2	SF: 1 SAC: 0 DP: 2 HBP: 0	WP: 1 PB: 0 SB: 0 CS: 0	PA: 40							
<b>PITCHER</b>	IP	WLS	BF	H	R	ER	SO	BB	IBB	HBP	BLK	WP	HR	S	P	ERA	WHIP										
<b>Charles Nagy, R</b> (1, 1) ERA: 3.82	7.0	W	29	6	4	3	3	3	0	0	0	1	2	32	44	3.86	1.286										
<b>Paul Shuey, R</b> (8, 1) ERA: 8.75	1.0		3	0	0	0	1	0	0	0	0	0	0	5	5	0.00	0.000										
<b>Michael Jackson, R</b> (9, 1) ERA: 3.08	0.2	S	7	3	2	2	2	1	1	0	0	0	0	9	17	27.00	6.000										
<b>Alvin Morman, L</b> (9, 1) ERA:	0.1	S	1	0	0	0	1	0	0	0	0	0	0	3	3	0.00	0.000										

Batter	1	2	3	4	5	6	7	8	9	AB	R	H	RBI	BB	SO	LOB	BOTTOM										
<b>Marquis Grissom, R</b> (1, 8) OBP: 0.297, SLG: 0.307		G5-3		K		L9	K			5	0	1	0	0	2	1	<b>Baltimore Orioles @ Cleveland Indians</b> Jacobs Field, Cleveland, OH Sun May 25 1997, 3:33 AM EDT Att: 42,944 - Overcast - 53 F										
<b>Julio Franco, R</b> (1, 10) OBP: 0.425, SLG: 0.417			G6-3			G5-3	K			4	1	1	0	1	1	0											
<b>Jim Thome, L</b> (1, 3) OBP: 0.456, SLG: 0.537				F7	P4					4	1	2	0	1	0	2											
<b>Matt Williams, R</b> (1, 5) OBP: 0.325, SLG: 0.557										5	1	1	0	0	3	5											
<b>David Justice, L</b> (1, 7) OBP: 0.492, SLG: 0.763										2	3	2	2	3	0	0											
<b>Manny Ramirez, R</b> (1, 9) OBP: 0.400, SLG: 0.532										3	0	2	1	2	1	1											
<b>Tony Fernandez, S</b> (1, 4) OBP: 0.324, SLG: 0.432										4	0	2	1	1	0	4											
<b>Sandy Alomar Jr., R</b> (1, 2) OBP: 0.365, SLG: 0.633										4	1	1	2	1	0	5											
<b>Omar Vizquel, S</b> (1, 6) OBP: 0.330, SLG: 0.331										4	0	0	0	0	0	5											
<b>Inning Stats</b>	R: 1 E: 0 K: 1 S: 7	H: 3 LOB: 3 BB: 2 P: 15	R: 1 E: 0 K: 0 S: 4	H: 1 LOB: 0 BB: 0 P: 4	R: 1 E: 0 K: 0 S: 5	H: 2 LOB: 2 BB: 1 P: 9	R: 0 E: 1 K: 2 S: 9	H: 1 LOB: 2 BB: 0 P: 9	R: 1 E: 0 K: 0 S: 5	H: 3 LOB: 1 BB: 0 P: 5	R: 3 E: 0 K: 0 S: 5	H: 2 LOB: 3 BB: 4 P: 21	R: 0 E: 0 K: 3 S: 9	H: 0 LOB: 1 BB: 1 P: 13	R: 0 E: 0 K: 1 S: 5	H: 0 LOB: 1 BB: 1 P: 9		1B: 8 2B: 2 3B: 0 HR: 2	SF: 0 SAC: 0 DP: 1 HBP: 0	WP: 1 PB: 0 SB: 0 CS: 1	PA: 44						
<b>PITCHER</b>	IP	WLS	BF	H	R	ER	SO	BB	IBB	HBP	BLK	WP	HR	S	P	ERA	WHIP										
<b>Mike Johnson, R</b> (1, 1) ERA: 4.22	3.0		17	5	3	3	1	3	0	0	0	0	1	16	28	9.00	3.000										
<b>Arthur Rhodes, L</b> (4, 1) ERA: 4.29	2.2	L	13	5	2	2	2	0	0	0	0	0	1	17	17	6.75	1.875										
<b>Terry Mathews, R</b> (6, 1) ERA: 3.26	0.0		5	1	2	2	0	4	0	0	0	1	0	1	17	∞	∞										
<b>Brian Williams, R</b> (6, 1) ERA:	2.1		9	0	0	0	4	2	0	0	0	0	0	15	23	0.00	0.857										





Batter	1	2	3	4	5	6	7	8	9	AB	R	H	RBI	BB	SO	LOB	TOP										
<b>Brady Anderson, L</b> (1, 8) OBP: 0.478, SLG: 0.526	0-0 HR		0-2 G4-3		2-1 P4		1-0 SH1-4 1B 2B	0-1 G3-1		5	2	2	3	0	0	1	<b>Baltimore Orioles @ New York Yankees</b> Yankee Stadium, Bronx, NY Mon May 26 1997, 3:33 AM EDT Att: 40,296 - Sunny - 62 F										
<b>Jeff Reboulet, R</b> (1, 4) OBP: 0.295, SLG: 0.275	1-3 K		1-2 G5-3		0-0 G4-6-3		0-1 SH1-4		1-0 F7	4	0	0	0	0	1	1											
<b>Cal Ripken Jr., R</b> (1, 5) OBP: 0.330, SLG: 0.459	1-2 F4			4-0 S 1B BB		1-2 G6-3	2-1 G2-3 1B		1-1 G6-3	4	2	1	0	1	0	0											
<b>Rafael Palmeiro, L</b> (1, 10) OBP: 0.344, SLG: 0.479	1-0 1B			2-0 1B S 1B		0-1 L8	1-0 G2-3		1-0 1B	5	0	3	0	0	0	2											
<b>Chris Hoiles, R</b> (1, 3) OBP: 0.423, SLG: 0.496	2-3 K			3-3 K		1-2 G5-3	4-0 1B		2-0 F7	4	0	0	0	1	2	4											
<b>Randy Myers, L</b> (9, 1)				1-2 2-3						0	0	0	0	0	0	0											
<b>B.J. Surhoff, L</b> (1, 7) OBP: 0.396, SLG: 0.566		2-1 L6		1-2 BB 1B						4	1	3	3	0	0	0											
<b>Jeffrey Hammonds, R</b> (1, 9) OBP: 0.312, SLG: 0.380		0-0 F8		2-3 3-H 1B						2	1	0	0	2	1	2											
<b>Lenny Webster, R</b> (1, 2) OBP: 0.281, SLG: 0.286		2-1 G4-3		0-2 G4-6-3						4	1	1	1	0	0	3											
<b>Mike Bordick, R</b> (1, 6) OBP: 0.265, SLG: 0.263			1-2 G1-3		0-0 G4-6-3 1B					2	1	1	0	1	0	0											
<b>Roberto Alomar, S</b> (8, PH) OBP: 0.313, SLG: 0.361										1	0	0	0	0	1	0											
<b>Inning Stats</b>	R: 1 E: 0 K: 2 S: 11	H: 2 LOB: 1 BB: 0 P: 16	R: 0 E: 0 K: 0 S: 5	H: 0 LOB: 0 BB: 0 P: 9	R: 0 E: 0 K: 0 S: 10	H: 0 LOB: 0 BB: 0 P: 12	R: 1 E: 0 K: 1 S: 12	H: 2 LOB: 2 BB: 2 P: 26	R: 0 E: 0 K: 0 S: 4	H: 0 LOB: 0 BB: 0 P: 6	R: 0 E: 0 K: 0 S: 8	H: 0 LOB: 0 BB: 0 P: 10	R: 6 E: 0 K: 1 S: 19	H: 5 LOB: 2 BB: 3 P: 40	R: 0 E: 0 K: 1 S: 9	H: 0 LOB: 0 BB: 0 P: 15	R: 0 E: 0 K: 0 S: 5	H: 1 LOB: 1 BB: 0 P: 10	1B: 9 2B: 1 3B: 0 HR: 1	SF: 0 SAC: 1 DP: 2 HBP: 0	WP: 1 PB: 0 SB: 2 CS: 0	PA: 41					
<b>PITCHER</b>	IP	WLS	BF	H	R	ER	SO	BB	IBB	HBP	BLK	WP	HR	S	P	ERA	WHIP										
<b>Andy Pettitte, L</b> (1, 1) ERA: 3.12	6.0	L	28	8	7	7	3	4	0	0	0	1	1	59	98	10.50	2.000										
<b>Jeff Nelson, R</b> (7, 1) ERA: 3.65	0.1		2	1	0	0	0	0	0	0	0	0	0	4	6	0.00	3.000										
<b>Graeme Lloyd, L</b> (7, 1) ERA: 2.25	0.1		3	1	1	0	0	0	1	0	0	0	0	3	9	27.00	3.000										
<b>Jim Mecir, R</b> (7, 1) ERA: 8.16	2.1		8	1	0	0	2	0	0	0	0	0	0	17	31	0.00	0.429										

Batter	1	2	3	4	5	6	7	8	9	AB	R	H	RBI	BB	SO	LOB	BOTTOM										
<b>Tim Raines, S</b> (1, 7) OBP: 0.390, SLG: 0.420	2-2 G5-3		2-1 2 G6-3 3B	4-1 2 BB		0-1 F9			0-2 K	4	1	1	2	1	1	2	<b>Baltimore Orioles @ New York Yankees</b> Yankee Stadium, Bronx, NY Mon May 26 1997, 3:33 AM EDT Att: 40,296 - Sunny - 62 F										
<b>Derek Jeter, R</b> (1, 6) OBP: 0.357, SLG: 0.405	4-1 S BB		3-2 G6-3	2-1 1-2 2-H 3-H 1B		3-3 K	2-1 1-2 2-3		2-3 K	4	0	1	3	1	2	2											
<b>Bernie Williams, S</b> (1, 8) OBP: 0.430, SLG: 0.545	3-3 K		0-0 HR	2-1 G3-1		3-3 K			2-1 L7	5	1	1	1	0	2	5											
<b>Tino Martinez, L</b> (1, 3) OBP: 0.376, SLG: 0.619	2-1 P3		1-1 G3		0-0 P5		1-2 G5-3			4	0	0	0	0	0	1											
<b>Cecil Fielder, R</b> (1, 10) OBP: 0.341, SLG: 0.370		1-2 FC5-4 1B	2-3 K		2-0 WP 1B		2-2 F8			4	0	2	0	0	1	0											
<b>Paul O'Neill, L</b> (1, 9) OBP: 0.392, SLG: 0.562		1-2 L7		0-0 G3-1	1-1 F7		0-0 F7			4	0	0	0	0	0	2											
<b>Charlie Hayes, R</b> (1, 5) OBP: 0.393, SLG: 0.498		1-1 FC5-4 CS		0-1 BB 2 1B 1B	3-3 K		1-3 K			4	1	1	0	0	2	2											
<b>Mariano Duncan, R</b> (1, 4) OBP: 0.308, SLG: 0.359		1-0 CS	1-1 1B 3B 1B	2-2 F7		2-2 S BB 1B	1-3 K			4	1	2	0	0	1	1											
<b>Joe Girardi, R</b> (1, 2) OBP: 0.268, SLG: 0.336			0-0 1B 3B 1B	1-1 2 BB 1B		1-2 2 S BB	2-3 K			3	2	2	0	1	1	0											
<b>Inning Stats</b>	R: 0 E: 0 K: 1 S: 11	H: 0 LOB: 1 BB: 1 P: 22	R: 0 E: 0 K: 0 S: 9	H: 1 LOB: 0 BB: 0 P: 13	R: 4 E: 0 K: 1 S: 17	H: 4 LOB: 0 BB: 0 P: 25	R: 2 E: 0 K: 0 S: 14	H: 3 LOB: 2 BB: 1 P: 25	R: 0 E: 0 K: 2 S: 16	H: 1 LOB: 1 BB: 1 P: 28	R: 0 E: 0 K: 0 S: 9	H: 0 LOB: 0 BB: 0 P: 12	R: 0 E: 0 K: 3 S: 9	H: 0 LOB: 0 BB: 0 P: 13	R: 0 E: 0 K: 2 S: 8	H: 0 LOB: 0 BB: 0 P: 12		1B: 8 2B: 0 3B: 1 HR: 1	SF: 0 SAC: 0 DP: 0 HBP: 0	WP: 1 PB: 0 SB: 3 CS: 1	PA: 40						
<b>PITCHER</b>	IP	WLS	BF	H	R	ER	SO	BB	IBB	HBP	BLK	WP	HR	S	P	ERA	WHIP										
<b>Scott Erickson, R</b> (1, 1) ERA: 2.94	5.0		25	9	6	6	3	2	0	0	0	1	1	58	98	10.80	2.200										
<b>Shawn Boskie, R</b> (6, 1) ERA: 8.31	1.0	W	5	1	0	0	2	1	0	0	0	0	0	16	28	0.00	2.000										
<b>Jesse Orosco, L</b> (7, 1) ERA: 0.69	1.0		3	0	0	0	0	0	0	0	0	0	0	9	12	0.00	0.000										
<b>Armando Benitez, R</b> (8, 1) ERA: 3.93	1.0		3	0	0	0	3	0	0	0	0	0	0	9	13	0.00	0.000										
<b>Randy Myers, L</b> (9, 1) ERA: 1.27	1.0	S	3	0	0	0	2	0	0	0	0	0	0	8	12	0.00	0.000										

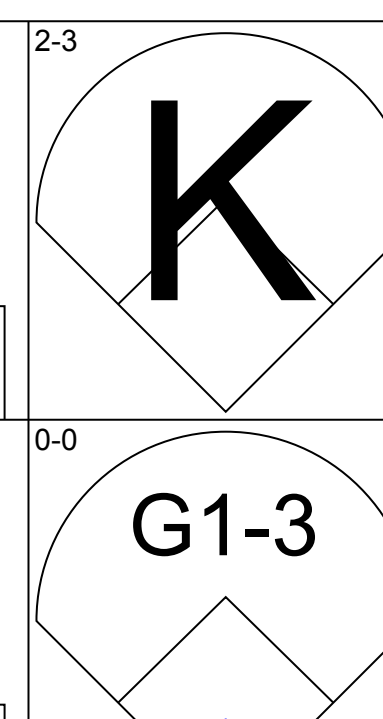
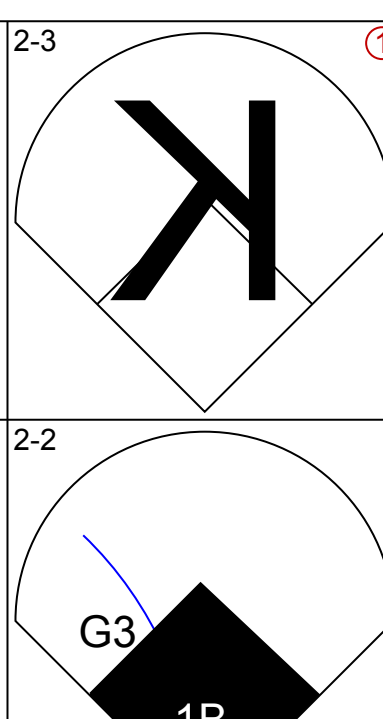
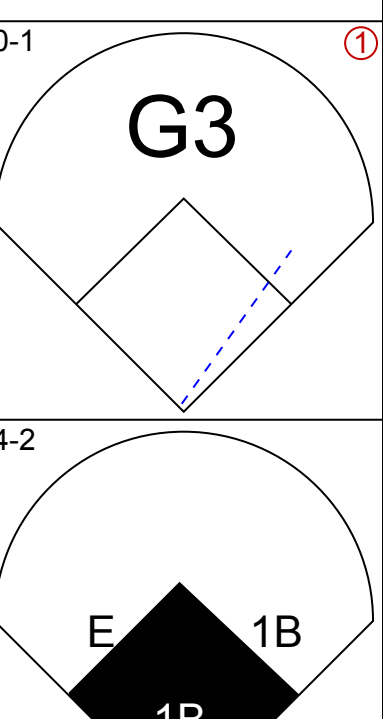
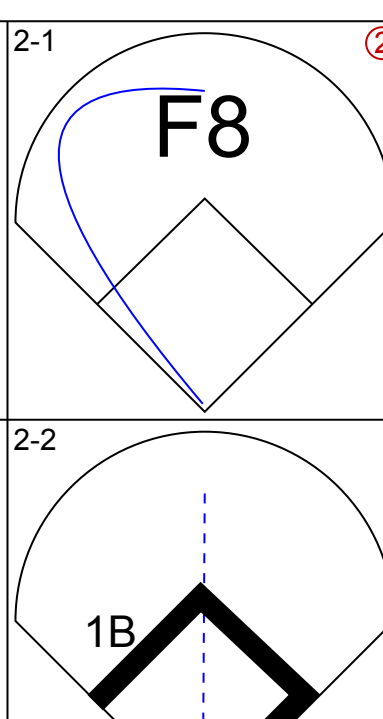
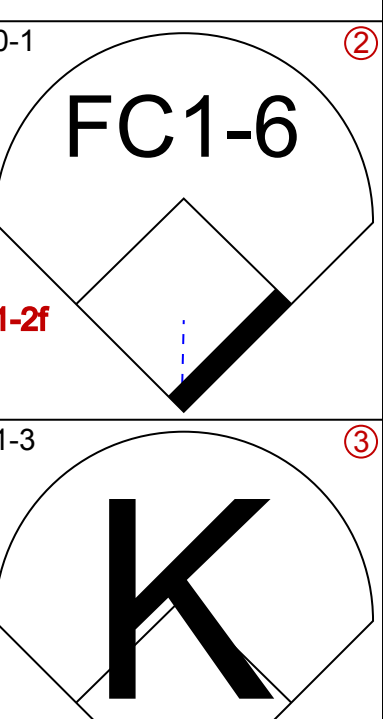
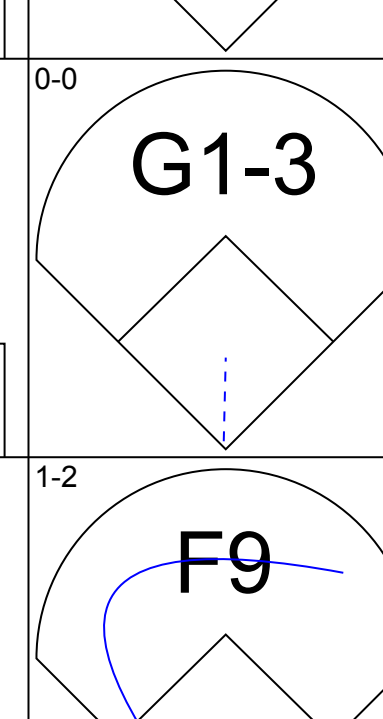
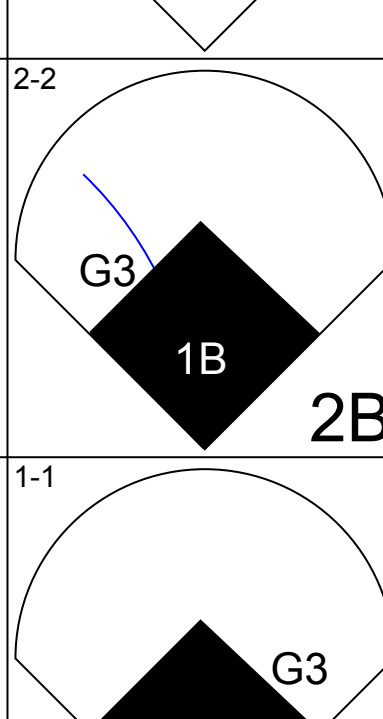
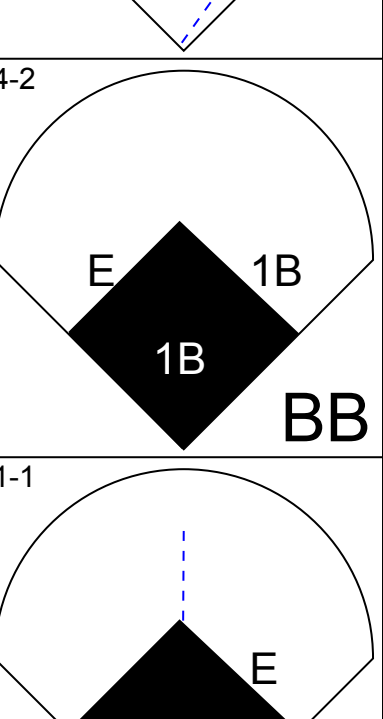
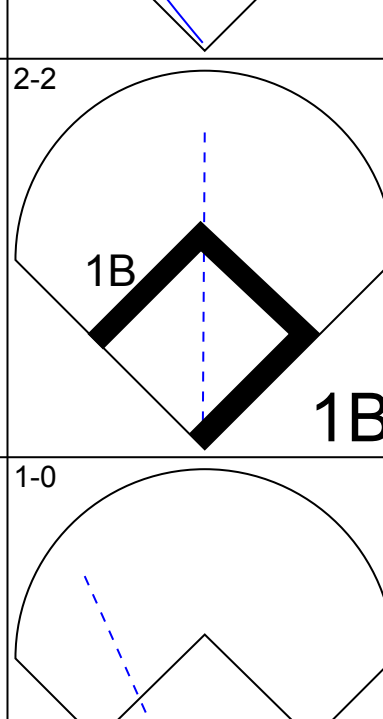
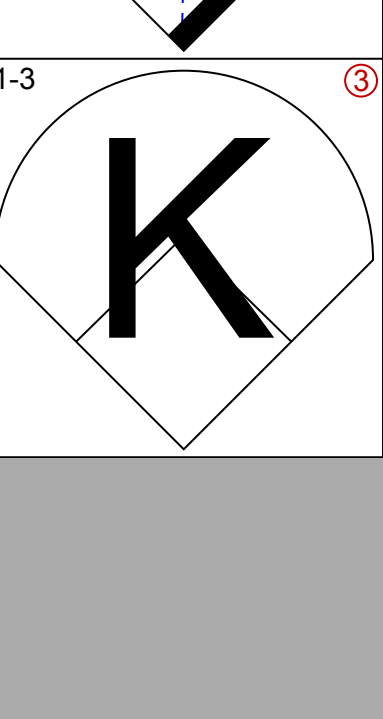
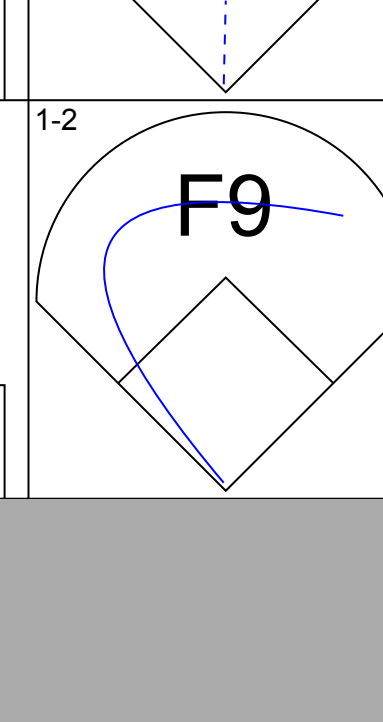
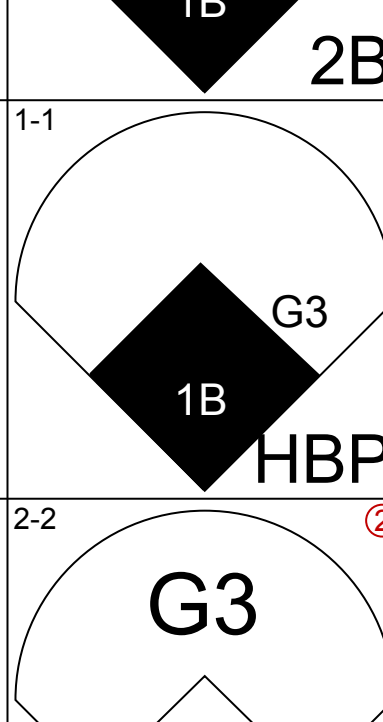
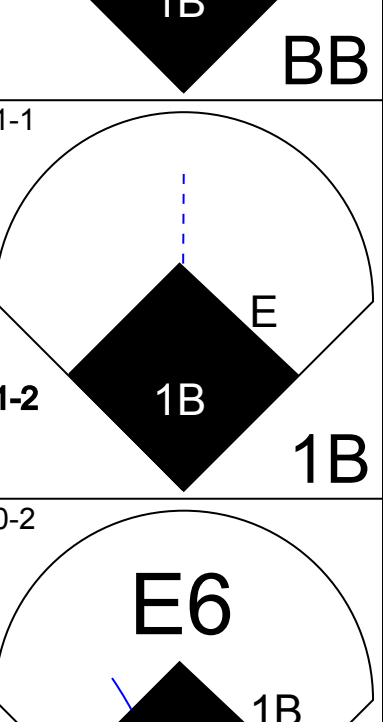
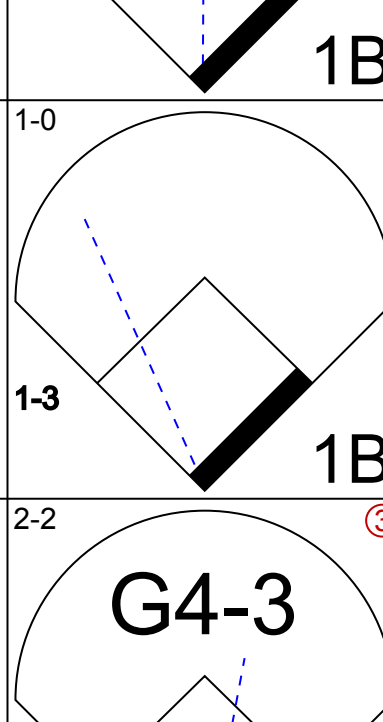
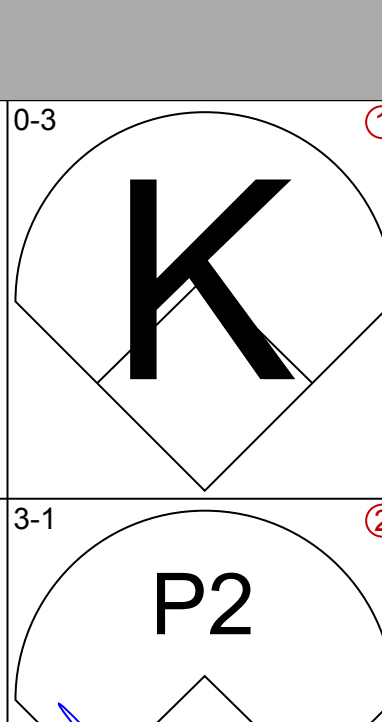
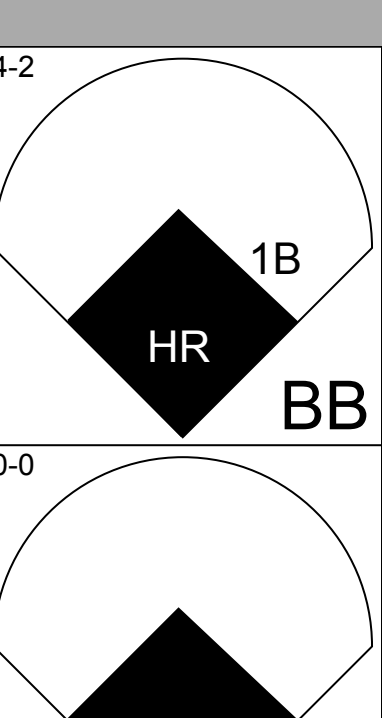
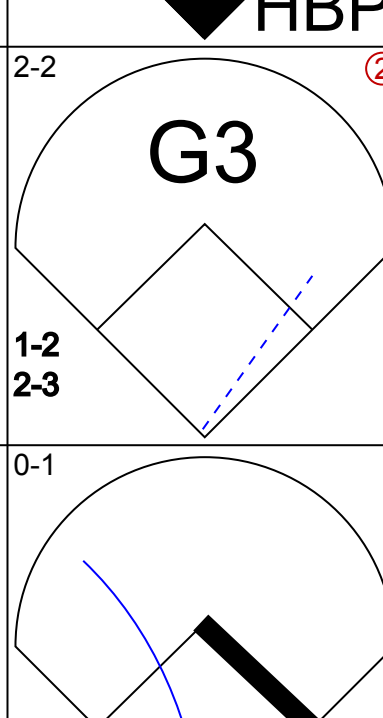
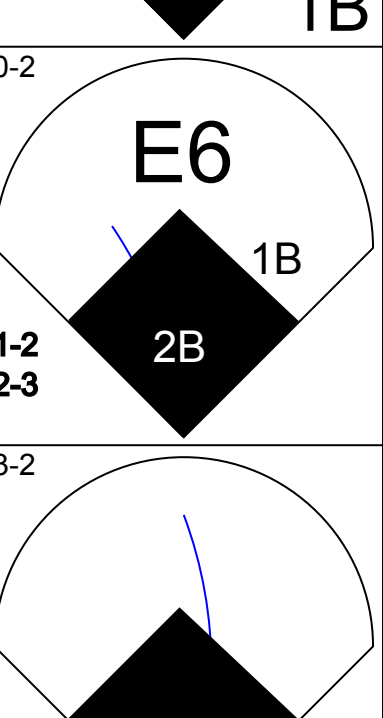
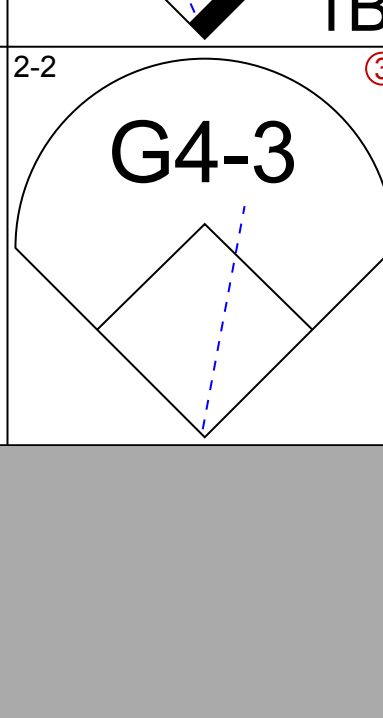
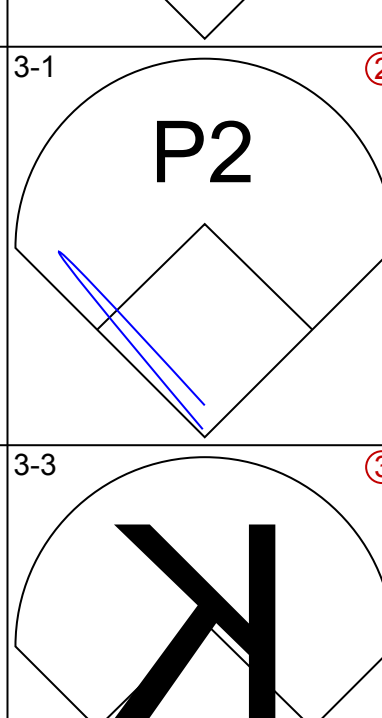

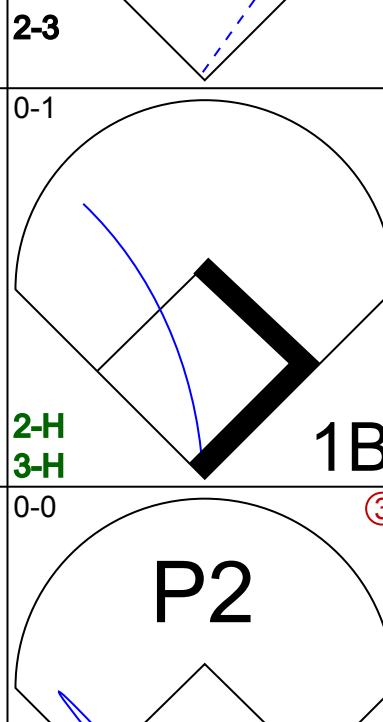
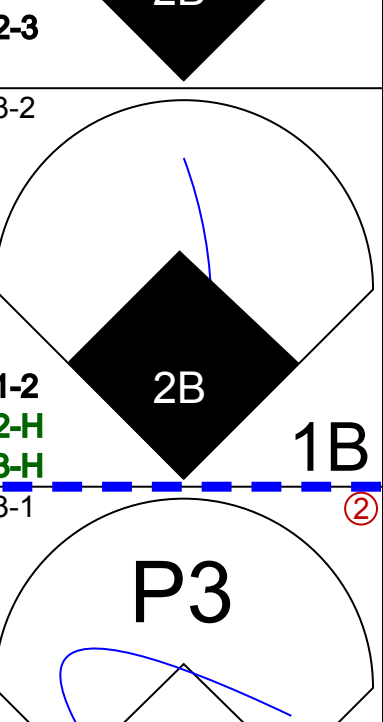
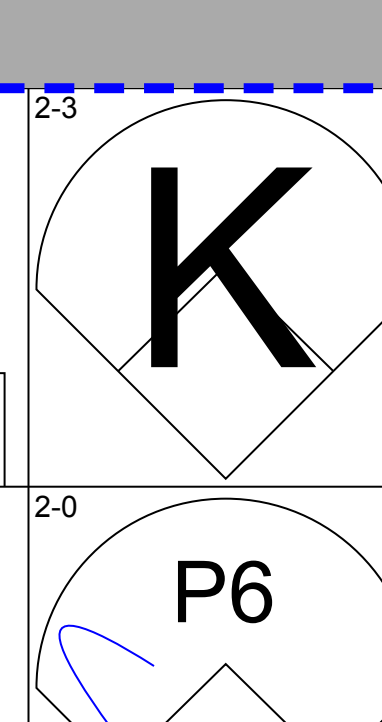


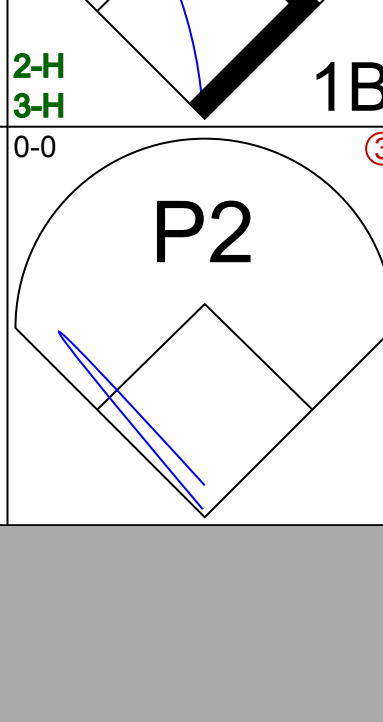
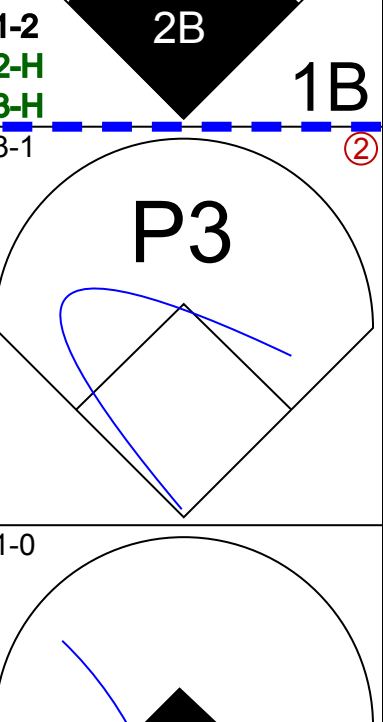
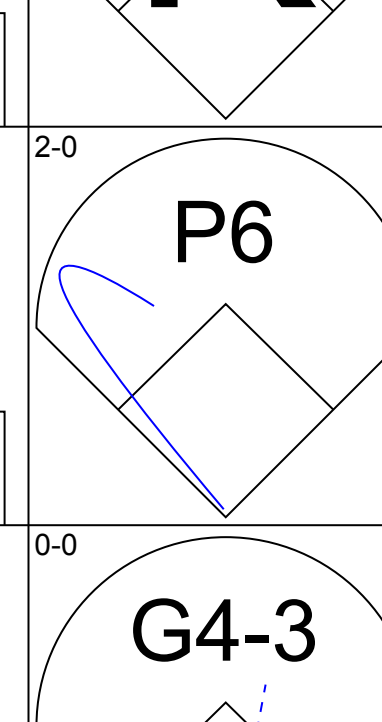

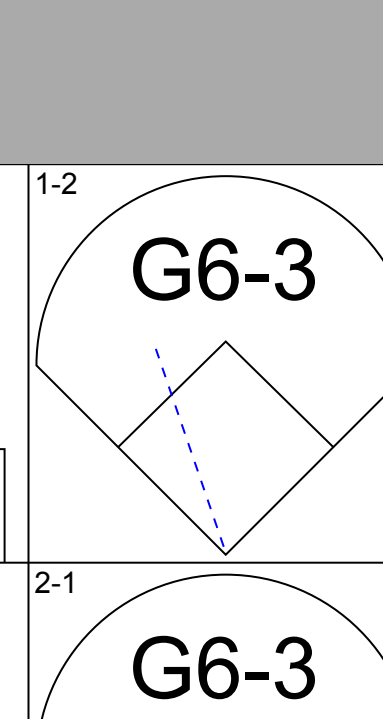
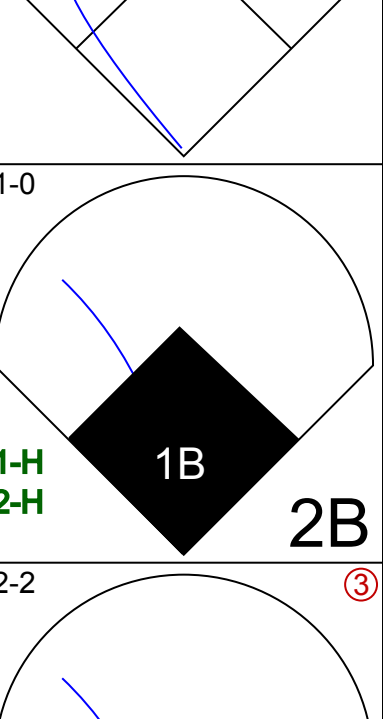
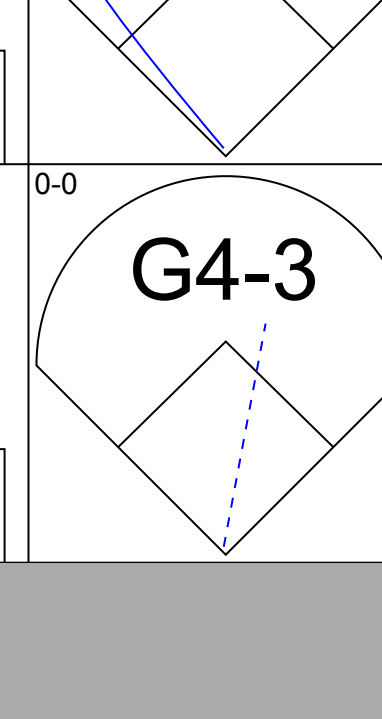

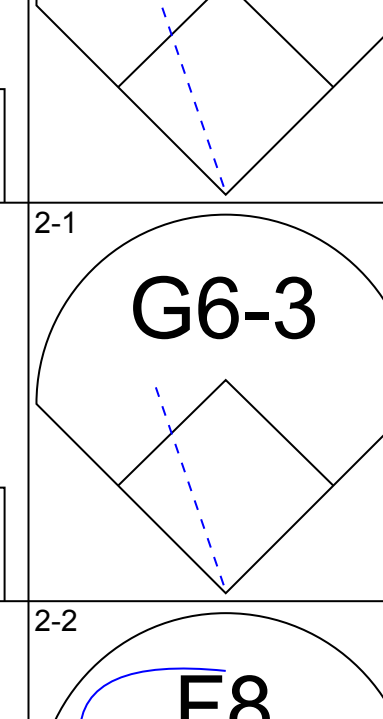
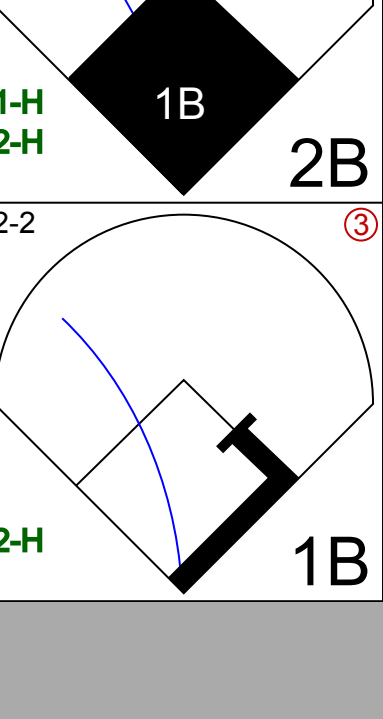
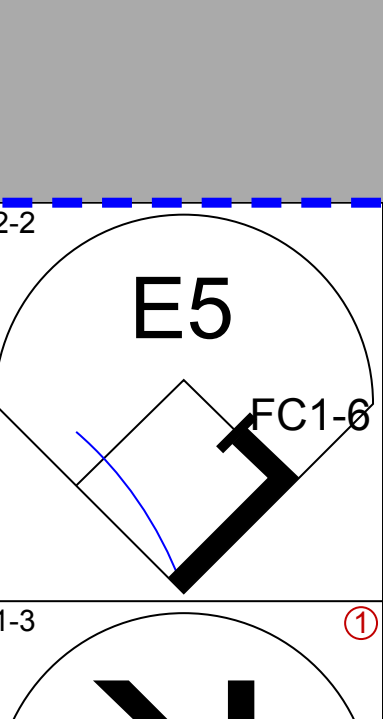

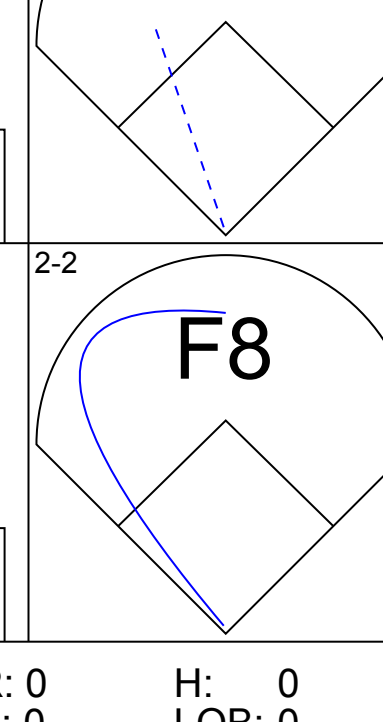
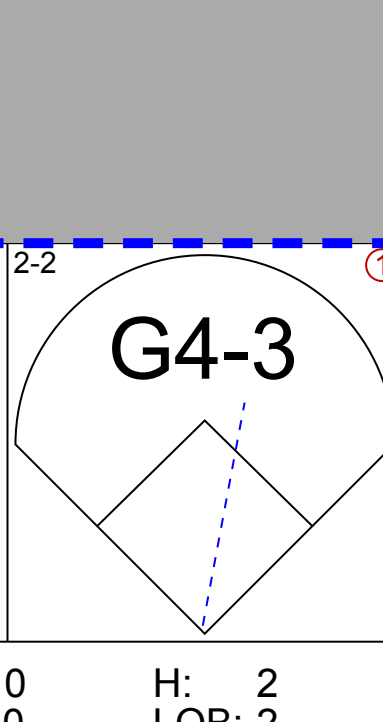
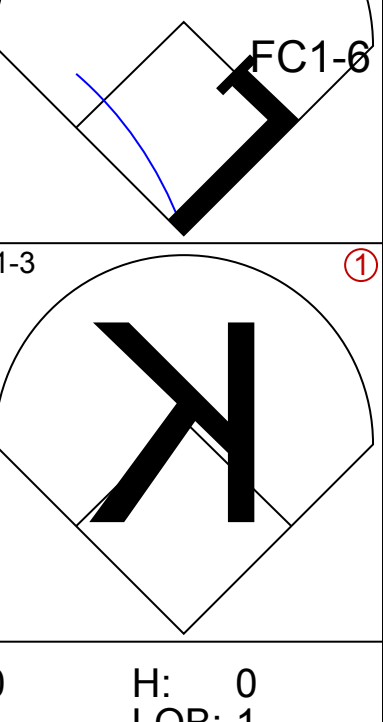
AB	35
R	8
H	11
RBI	7
BB	5
SO	5
LOB	13

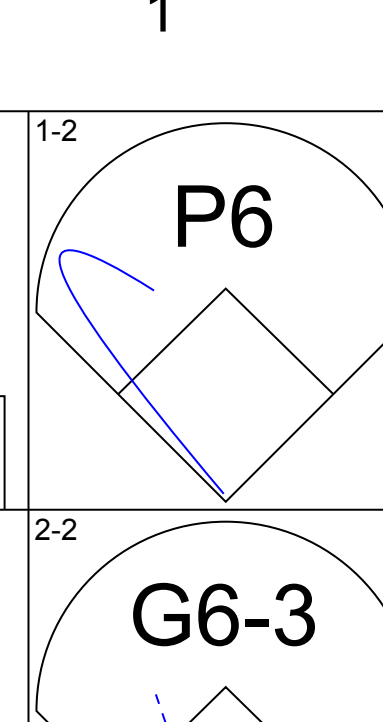
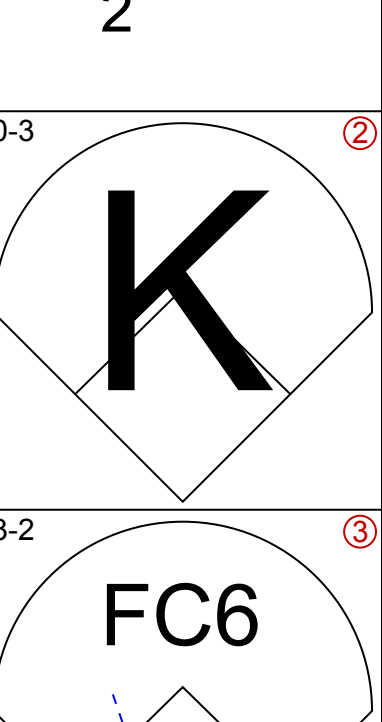
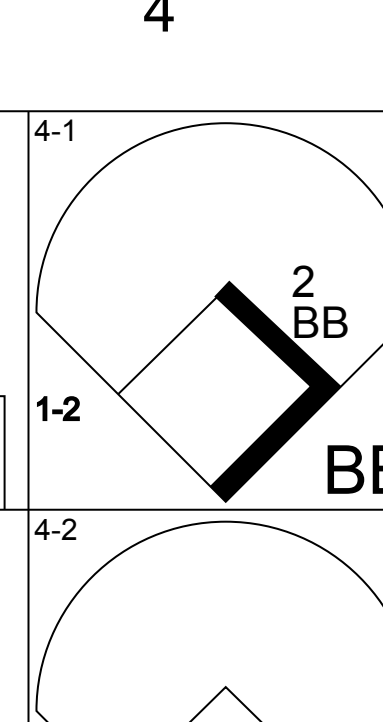
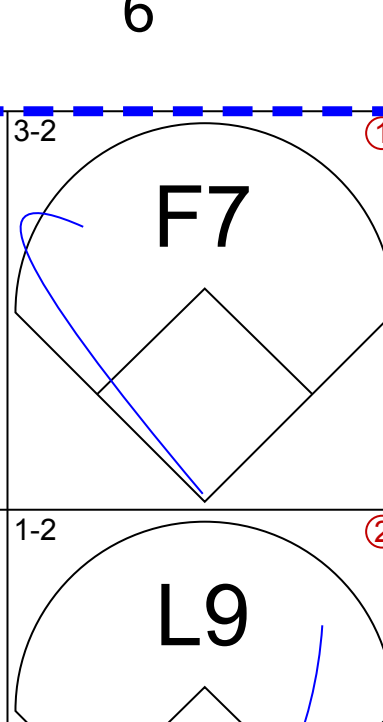
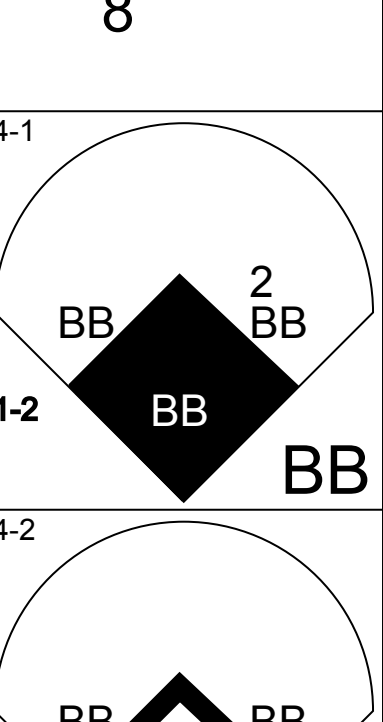
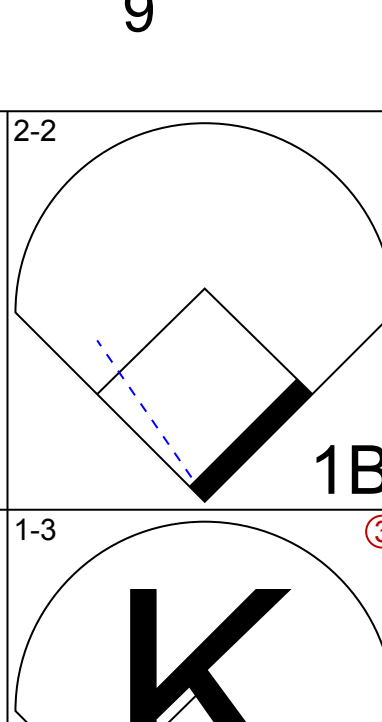
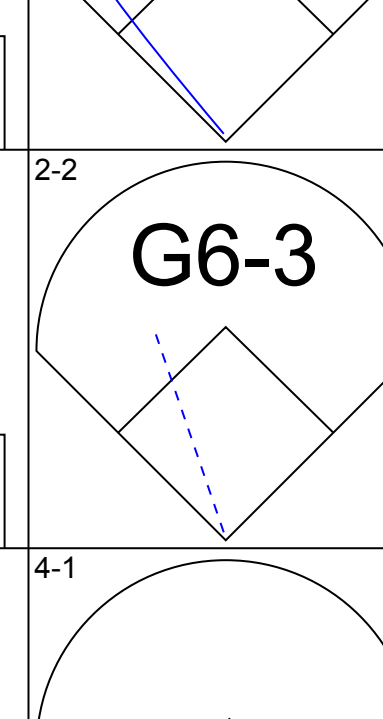
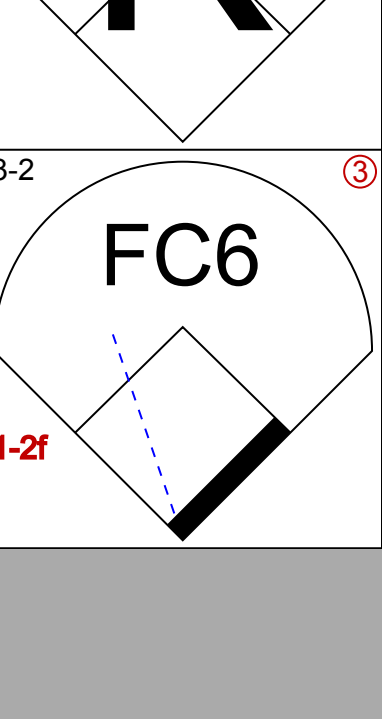
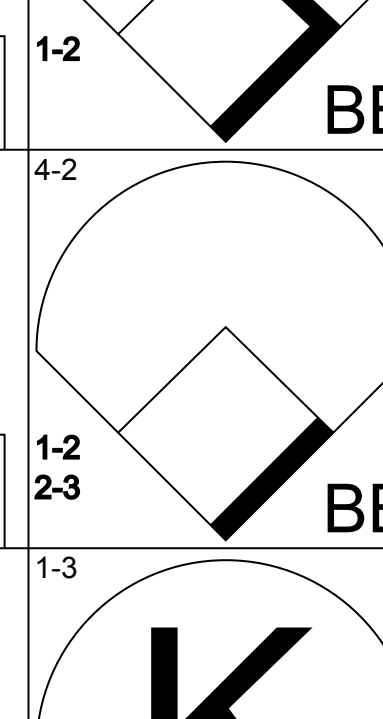
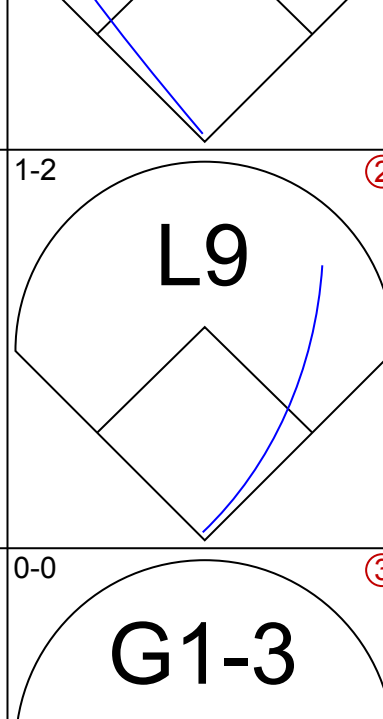
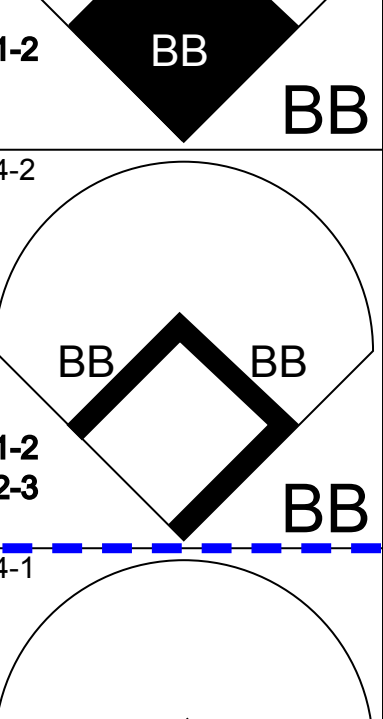
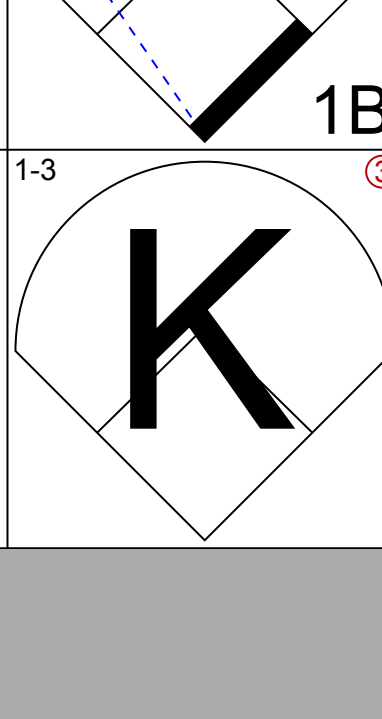
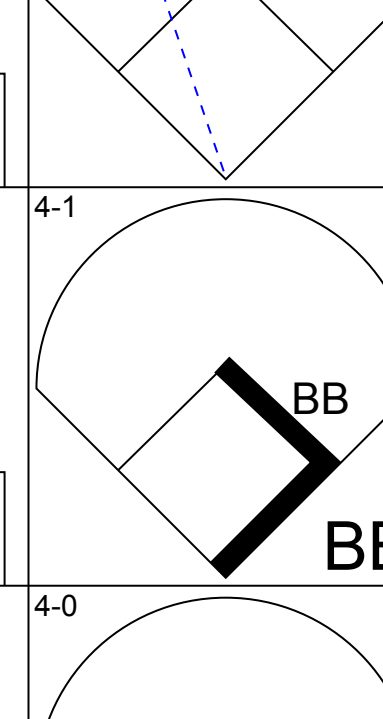
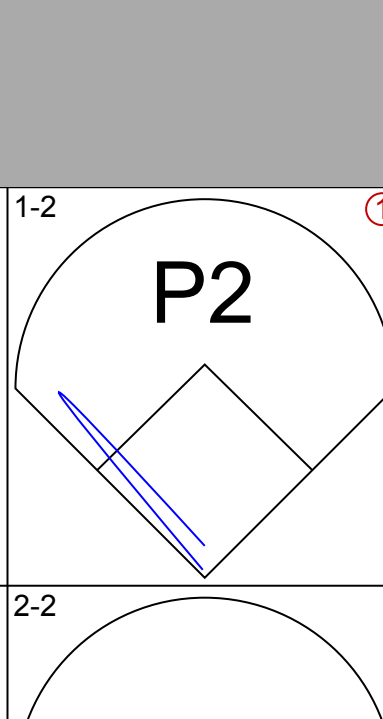
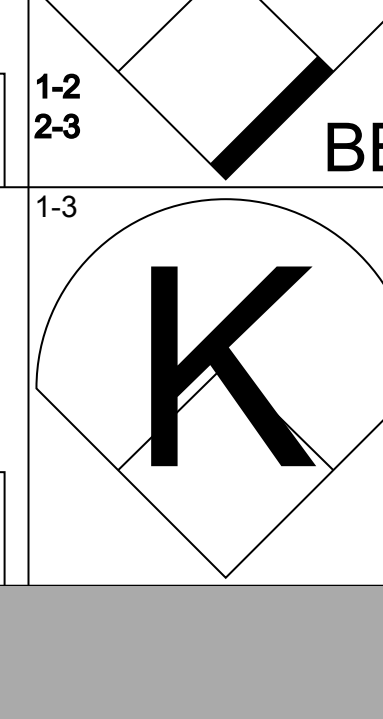
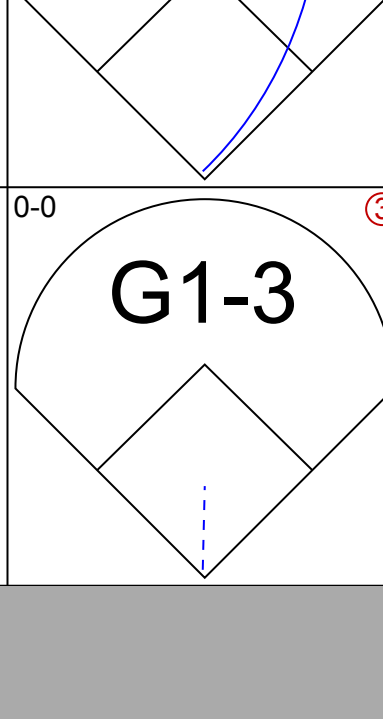
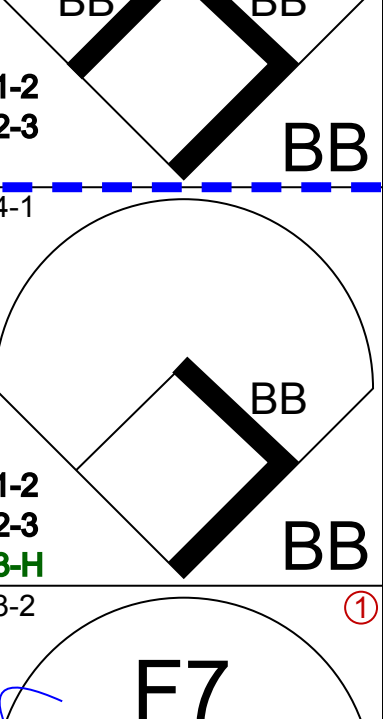
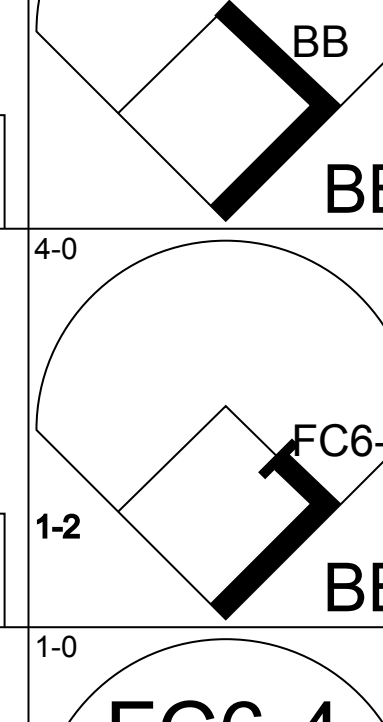
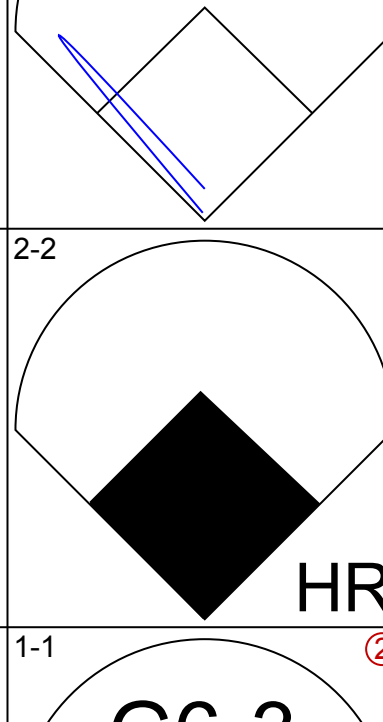
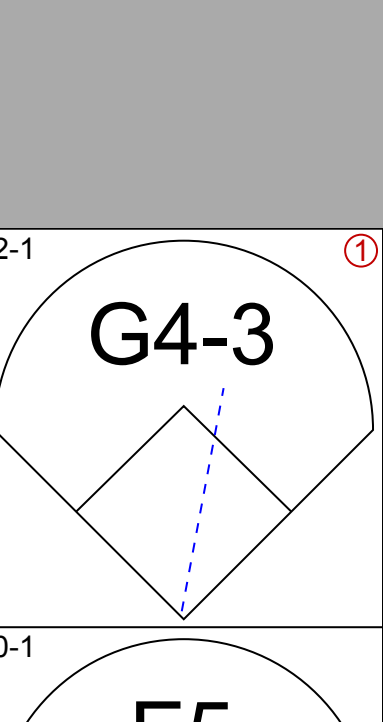
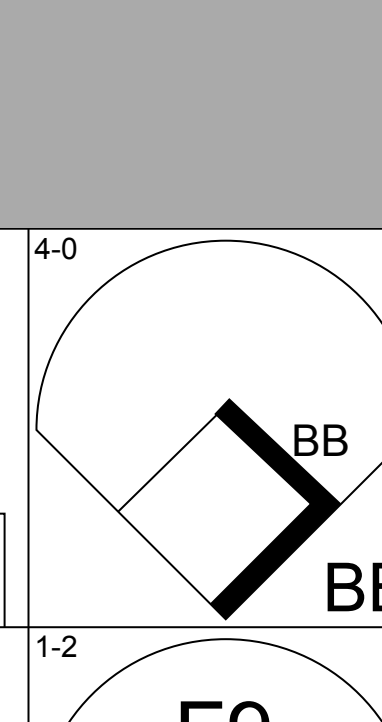
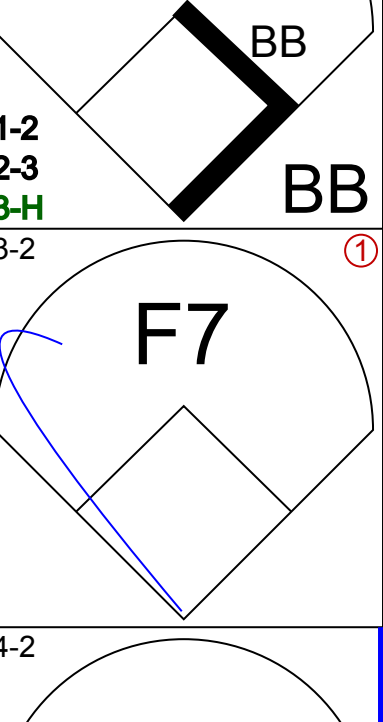
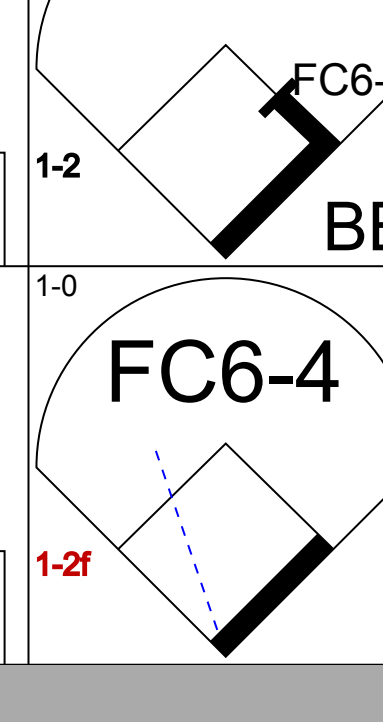
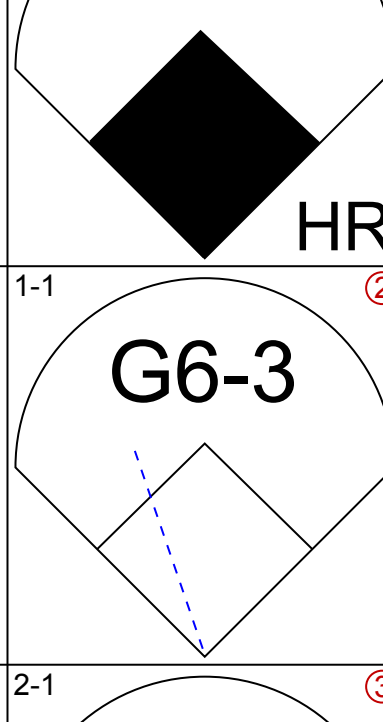
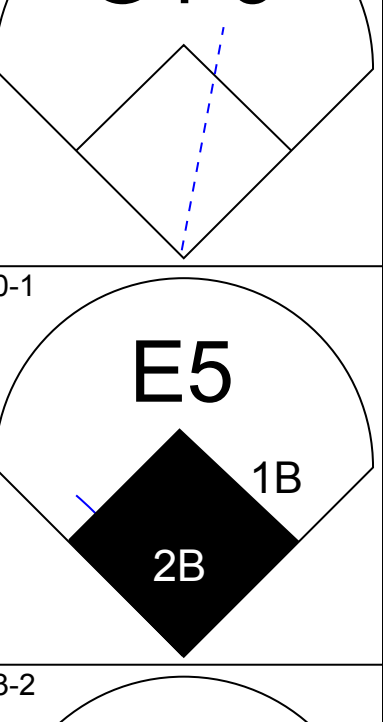
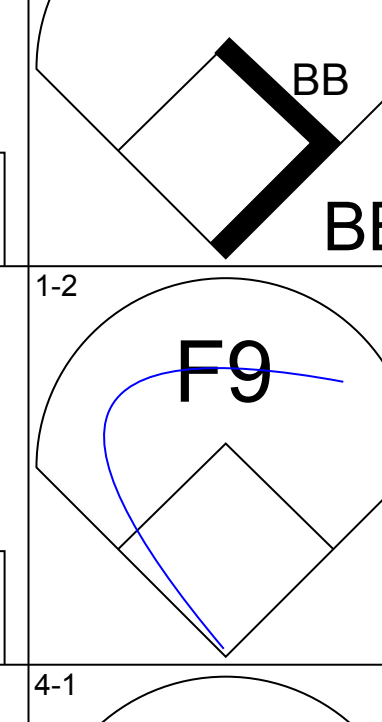
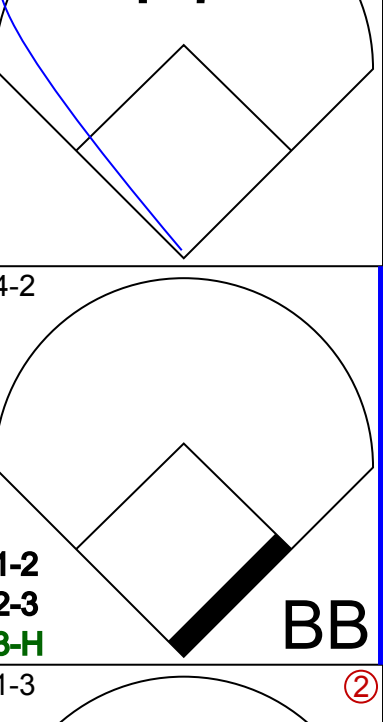
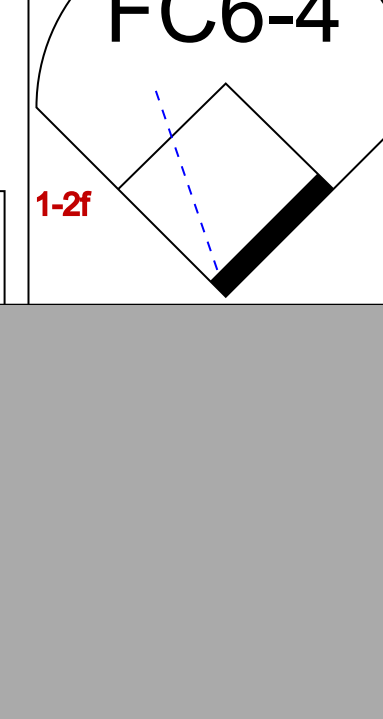
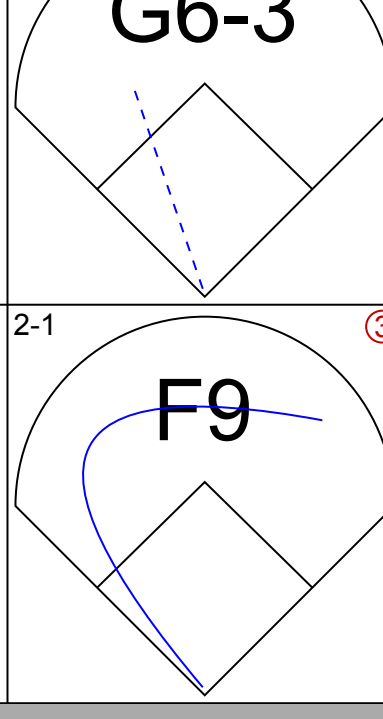
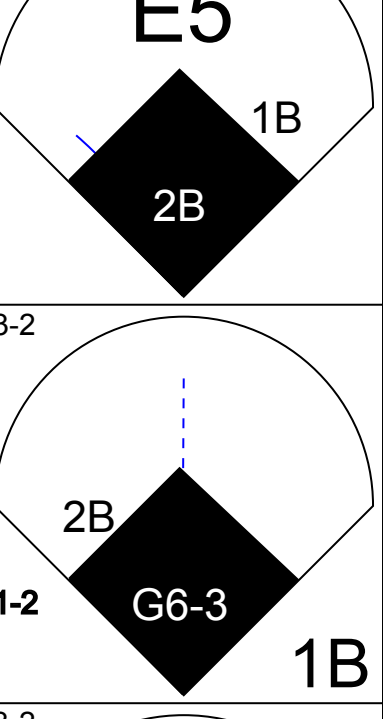
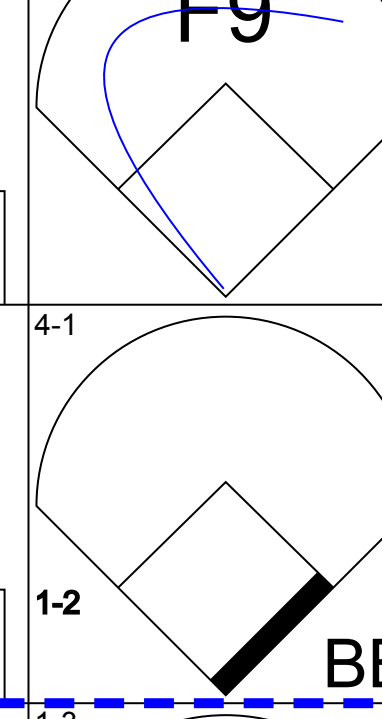
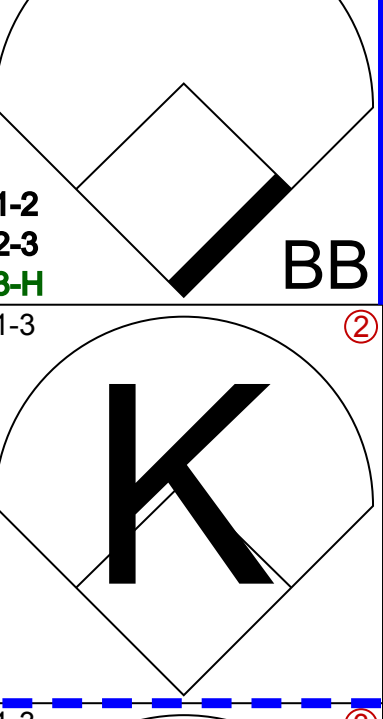
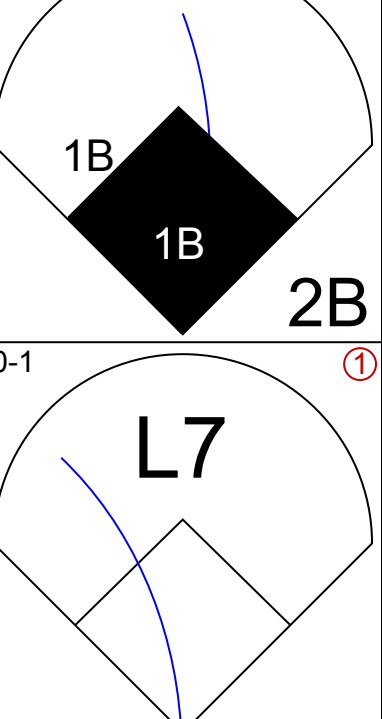
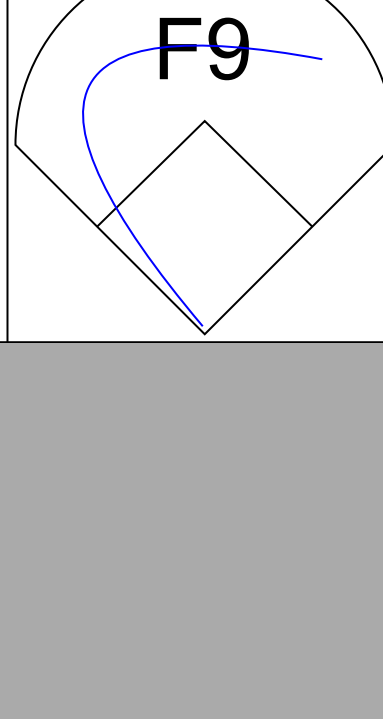
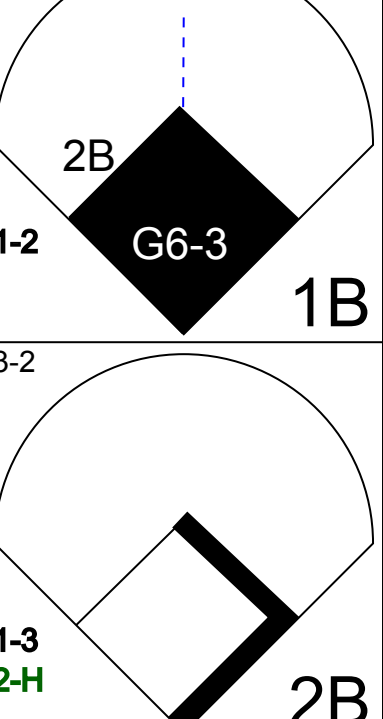
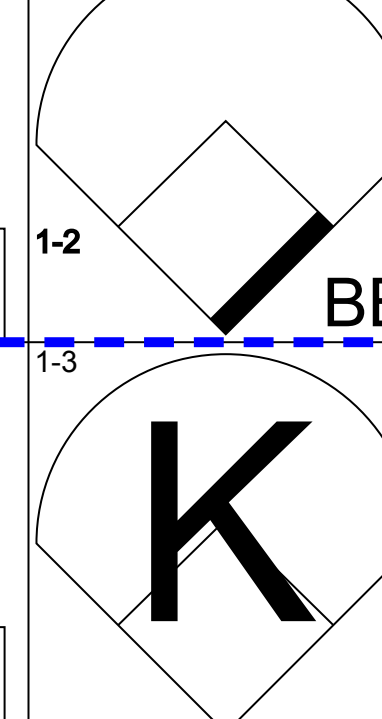
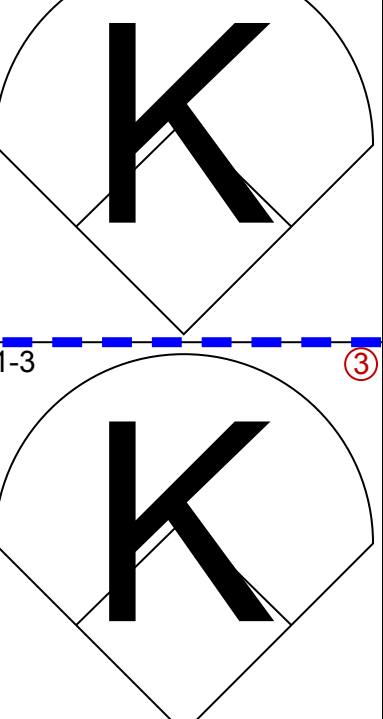
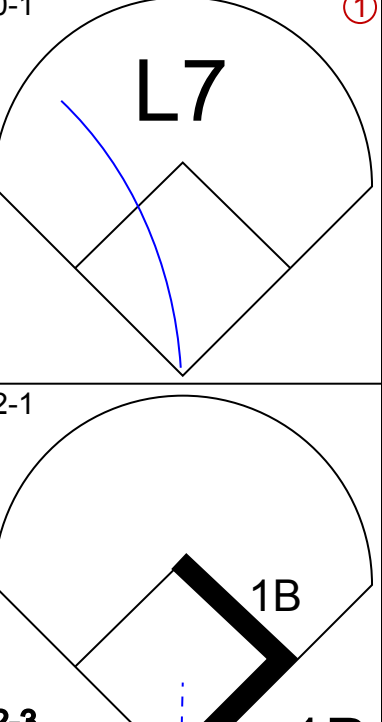
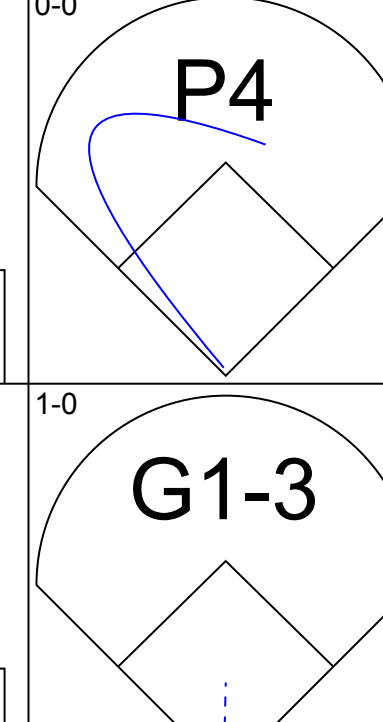


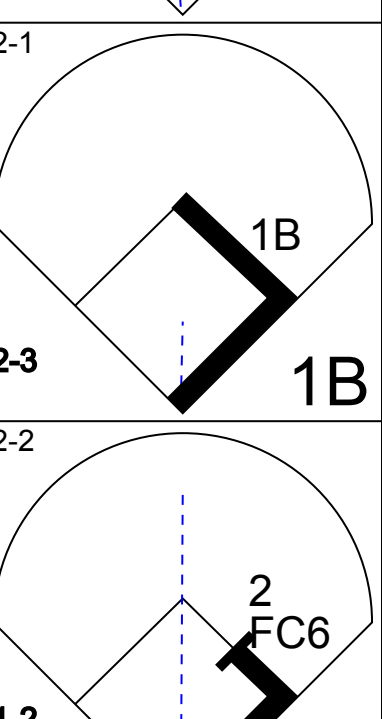
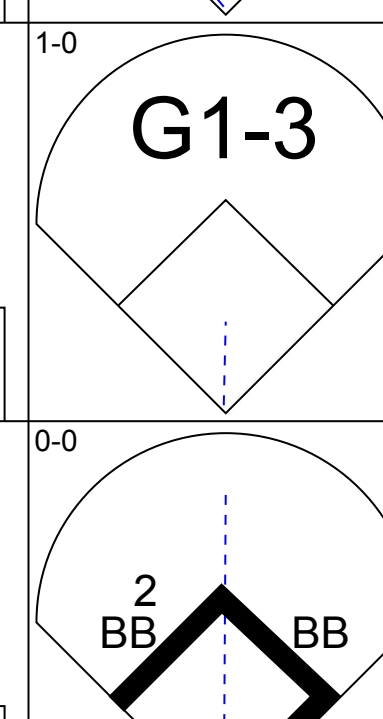

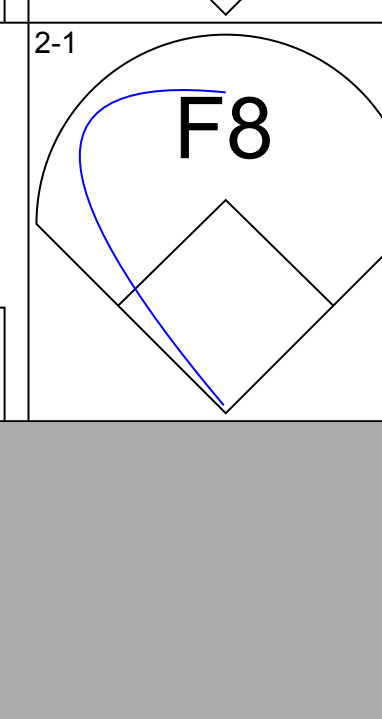
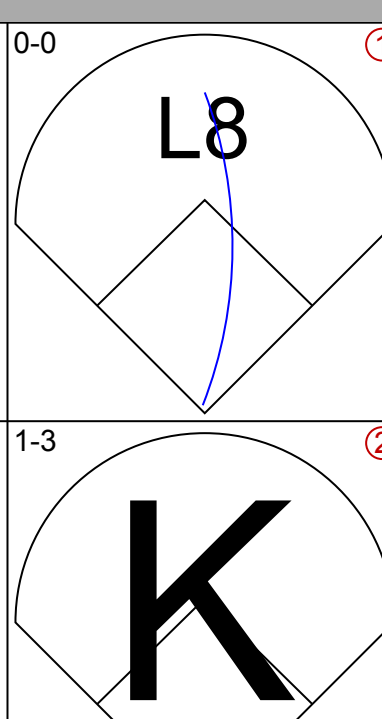
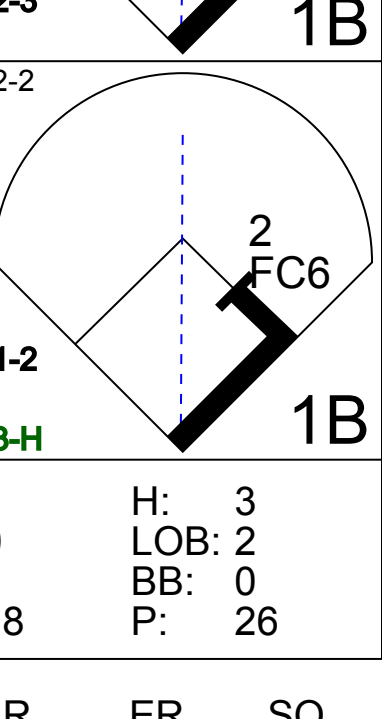
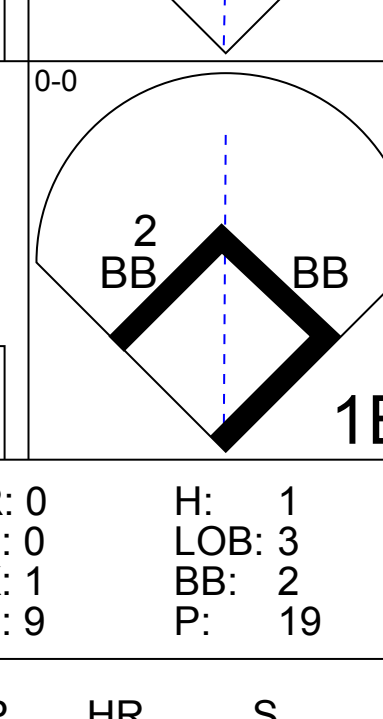
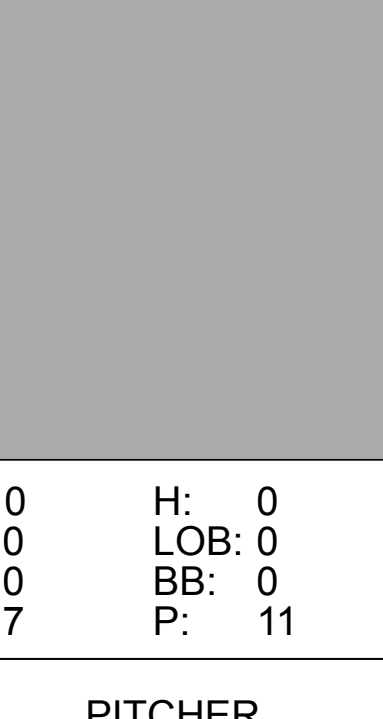
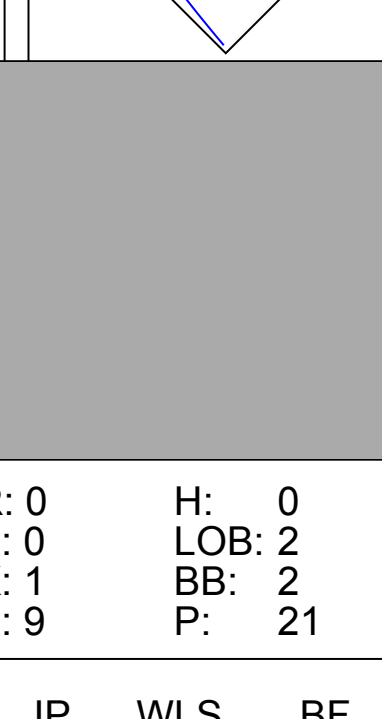
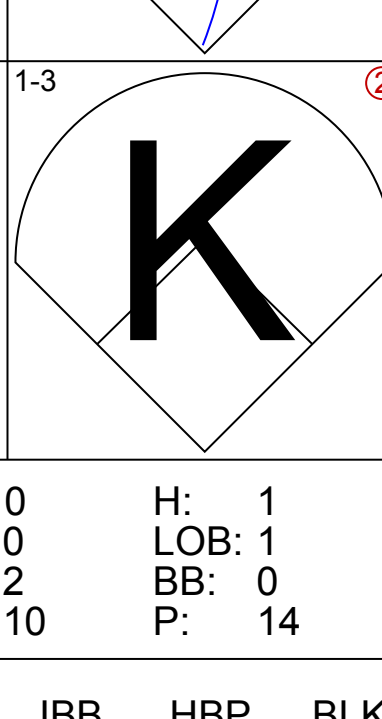
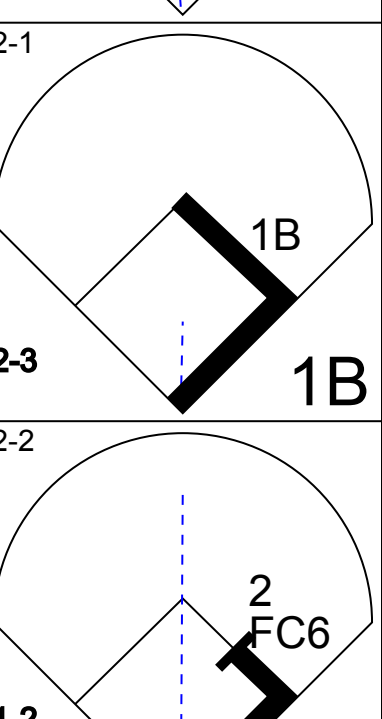
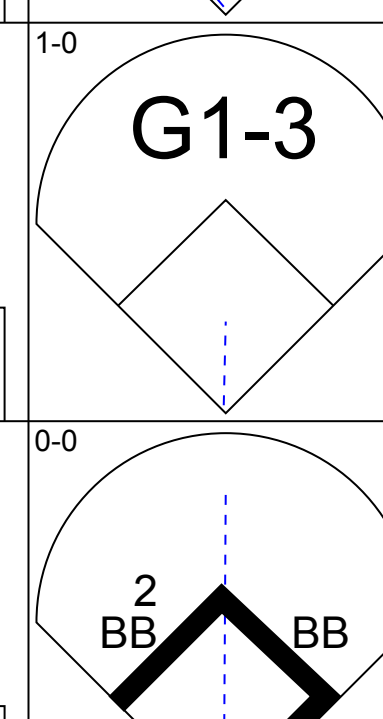
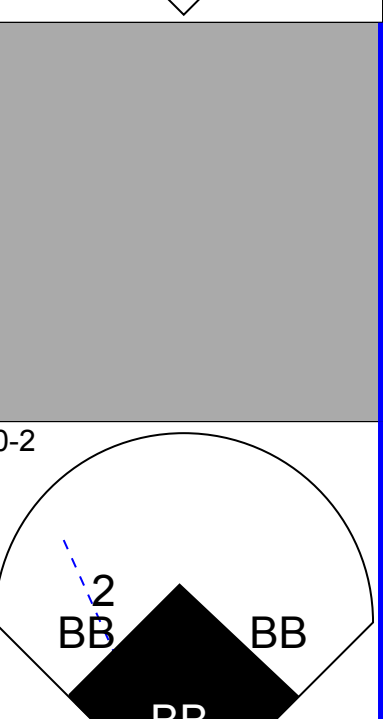
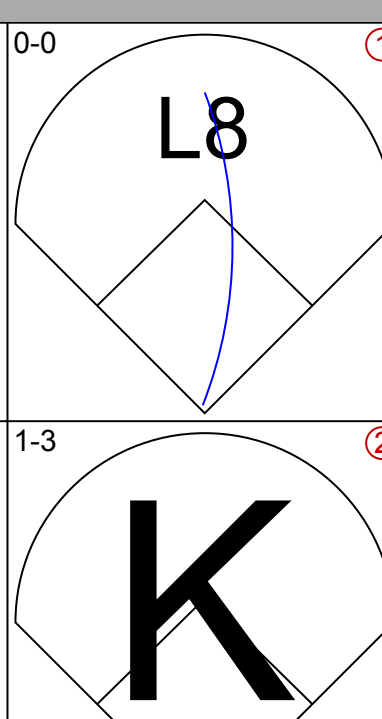
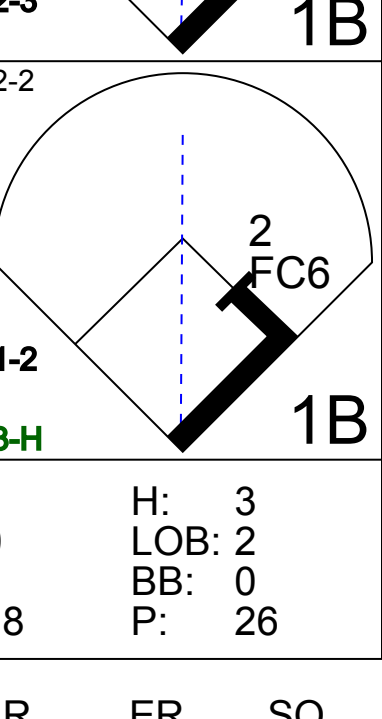
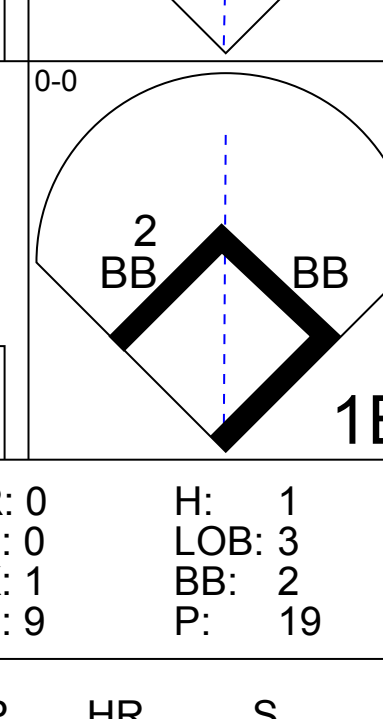
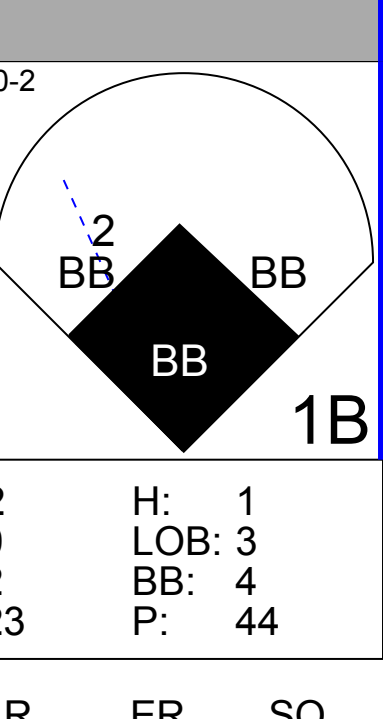
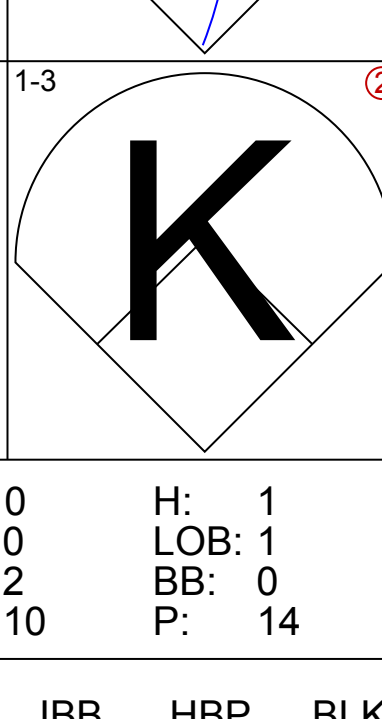


AB	36
R	6
H	10
RBI	6
BB	3
SO	10
LOB	15





Batter	1	2	3	4	5	6	7	8	9	AB	R	H	RBI	BB	SO	LOB	TOP					
<b>Brady Anderson, L</b> (1, 8) OBP: 0.468, SLG: 0.511										5	0	0	0	0	2	1	<b>Baltimore Orioles @ New York Yankees</b> Yankee Stadium, Bronx, NY Tue May 27 1997, 7:05 PM EDT Att: 29,392 - Unknown - 59 F					
<b>Roberto Alomar, S</b> (1, 4) OBP: 0.321, SLG: 0.372										4	2	2	0	1	1							
<b>Cal Ripken Jr., R</b> (1, 5) OBP: 0.336, SLG: 0.460										4	2	2	0	0	1	0						
<b>Rafael Palmeiro, L</b> (1, 3) OBP: 0.341, SLG: 0.469										4	2	0	0	1	0	6						
<b>Pete Incaviglia, R</b> (1, 10) OBP: 0.399, SLG: 0.451										5	2	3	4	0	2	0						
<b>Jeffrey Hammonds, R</b> (1, 9) OBP: 0.310, SLG: 0.404										4	1	1	3	0	0	3						
<b>B.J. Surhoff, L</b> (1, 7) OBP: 0.399, SLG: 0.568										3	1	1	2	0	0	0						
<b>Chris Hoiles, R</b> (1, 2) OBP: 0.419, SLG: 0.489										4	0	1	1	0	0	1						
<b>Mike Bordick, R</b> (1, 6) OBP: 0.259, SLG: 0.256										4	0	0	0	0	1	2						
<b>Inning Stats</b>	R: 0 E: 0 K: 1 S: 7	H: 0 LOB: 0 BB: 0 P: 10	R: 3 E: 0 K: 0 S: 8	H: 2 LOB: 0 BB: 1 P: 17	R: 2 E: 0 K: 1 S: 17	H: 2 LOB: 1 BB: 0 P: 24	R: 0 E: 0 K: 0 S: 8	H: 0 LOB: 0 BB: 0 P: 13	R: 5 E: 1 K: 0 S: 20	H: 4 LOB: 1 BB: 1 P: 34	R: 0 E: 0 K: 0 S: 12	H: 2 LOB: 0 BB: 0 P: 21	R: 0 E: 0 K: 1 S: 5	H: 0 LOB: 0 BB: 0 P: 9	R: 0 E: 1 K: 2 S: 13	H: 0 LOB: 1 BB: 0 P: 17		R: 0 E: 0 K: 2 S: 9	H: 0 LOB: 0 BB: 0 P: 15	1B: 7 2B: 2 3B: 0 HR: 1	SF: 0 SAC: 0 DP: 1 HBP: 2	WP: 0 PB: 0 SB: 0 CS: 0
<b>PITCHER</b>	IP	WLS	BF	H	R	ER	SO	BB	IBB	HBP	BLK	WP	HR	S	P	ERA	WHIP					
<b>Kenny Rogers, L</b> (1, 1) ERA: 5.52	4.1	L	23	6	9	7	2	2	0	2	0	0	1	53	85	14.54	1.846					
<b>Jim Mecir, R</b> (5, 1) ERA: 3.4	0.2		3	2	1	0	0	0	0	0	0	0	0	7	13	0.00	3.000					
<b>Ramiro Mendoza, R</b> (6, 1) ERA: 4.61	1.0		5	2	0	0	0	0	0	0	0	0	0	12	21	0.00	2.000					
<b>Jeff Nelson, R</b> (7, 1) ERA: 3.51	1.0		3	0	0	0	1	0	0	0	0	0	0	5	9	0.00	0.000					
<b>Mike Stanton, L</b> (8, 1) ERA: 2.45	2.0		7	0	0	0	4	0	0	0	0	0	0	22	32	0.00	0.000					

Batter	1	2	3	4	5	6	7	8	9	AB	R	H	RBI	BB	SO	LOB	BOTTOM				
<b>Tim Raines, S</b> (1, 7) OBP: 0.394, SLG: 0.415										4	1	1	0	2	1	2	<b>Baltimore Orioles @ New York Yankees</b> Yankee Stadium, Bronx, NY Tue May 27 1997, 7:05 PM EDT Att: 29,392 - Unknown - 59 F				
<b>Derek Jeter, R</b> (1, 6) OBP: 0.357, SLG: 0.397										4	0	0	0	2	1	3					
<b>Bernie Williams, S</b> (1, 8) OBP: 0.429, SLG: 0.537										3	0	0	1	2	1	3					
<b>Tino Martinez, L</b> (1, 3) OBP: 0.381, SLG: 0.630										3	1	1	1	2	0	3					
<b>Cecil Fielder, R</b> (1, 10) OBP: 0.338, SLG: 0.362										4	1	0	1	1	0	3					
<b>Scott Pose, L</b> (8, PR) OBP: 0.333, SLG: 0.333										0	0	0	0	0	0	0					
<b>Paul O'Neill, L</b> (1, 9) OBP: 0.396, SLG: 0.566										4	2	2	0	1	1	3					
<b>Charlie Hayes, R</b> (1, 5) OBP: 0.353, SLG: 0.498										5	0	1	1	0	2	6					
<b>Joe Girardi, R</b> (1, 2) OBP: 0.267, SLG: 0.333										4	0	1	1	0	0	3					
<b>Wade Boggs, L</b> (9, PH) OBP: 0.357, SLG: 0.368										1	0	0	0	0	0	0					
<b>Luis Sojo, R</b> (1, 4) OBP: 0.262, SLG: 0.211										4	1	3	1	0	0	1					
<b>Mark Whiten, S</b> (9, PH) OBP: 0.391, SLG: 0.485										1	0	0	0	0	1	0					
<b>Inning Stats</b>	R: 0 E: 0 K: 0 S: 8	H: 0 LOB: 2 BB: 2 P: 20	R: 1 E: 0 K: 1 S: 18	H: 3 LOB: 0 BB: 0 P: 26	R: 1 E: 0 K: 0 S: 10	H: 1 LOB: 3 BB: 2 P: 19	R: 0 E: 0 K: 1 S: 9	H: 1 LOB: 2 BB: 0 P: 11	R: 0 E: 0 K: 1 S: 9	H: 0 LOB: 2 BB: 2 P: 21	R: 0 E: 0 K: 2 S: 23	H: 1 LOB: 3 BB: 4 P: 44	R: 0 E: 0 K: 2 S: 10	H: 1 LOB: 1 BB: 0 P: 14	1B: 6 2B: 2 3B: 0 HR: 1	SF: 0 SAC: 0 DP: 0 HBP: 0	WP: 0 PB: 0 SB: 0 CS: 0	PA: 47			
<b>PITCHER</b>	IP	WLS	BF	H	R	ER	SO	BB	IBB	HBP	BLK	WP	HR	S	P	ERA	WHIP				
<b>Scott Kamenietzki, R</b> (1, 1) ERA: 3.5	5.0	W	27	7	4	2	2	4	0	0	0	0	0	59	105	3.60	2.200				
<b>Brian Williams, R</b> (6, 1) ERA:	1.1		6	0	0	0	0	2	0	0	0	0	0	11	24	0.00	1.500				
<b>Terry Mathews, R</b> (7, 1) ERA: 4.05	0.2		5	1	2	2	1	2	0	0	0	0	0	13	24	27.00	4.500				
<b>Jesse Orosco, L</b> (8, 1) ERA: 0.66	0.2		4	0	0	0	1	2	0	0	0	0	0	12	24	0.00	3.000				
<b>Armando Benitez, R</b> (8, 1) ERA: 3.55	1.1	S	5	1	0	0	3	0	0	0	0	0	0	13	18	0.00	0.750				



Batter	1	2	3	4	5	6	7	8	9	AB	R	H	RBI	BB	SO	LOB	TOP					
<b>Brady Anderson, L</b> OBP: 0.471, SLG: 0.525 (1, 8)	4-2 HR BB	1-2 HR		3-2 F9	4-0 BB			3-2 F8		3	2	1	2	2	0	1	<b>Baltimore Orioles @ Detroit Tigers</b> Tiger Stadium, Detroit, MI Wed May 28 1997, 7:05 PM EDT Att: 10,692 - Unknown - 67 F					
<b>Roberto Alomar, S</b> OBP: 0.324, SLG: 0.392 (1, 4)	0-0 HR	3-1 HR		0-0 G5-3	1-1 F9			1-2 L3		5	2	2	2	0	0	4						
<b>Rafael Palmeiro, L</b> OBP: 0.342, SLG: 0.482 (1, 3)	1-0 P3	0-0 HR		0-0 1B					2-3 K	5	1	2	3	0	1	0						
<b>Cal Ripken Jr., R</b> OBP: 0.333, SLG: 0.459 <b>Jeff Reboulet, R</b> OBP: 0.293, SLG: 0.275 (9, 5)	1-1 G4-3	2-1 2B		0-0 L8					2-0 G6-3	5	0	1	0	0	0	1						
<b>B.J. Surhoff, L</b> OBP: 0.395, SLG: 0.566 <b>Jeffrey Hammonds, R</b> OBP: 0.307, SLG: 0.400 (9, 7)	0-2 2B	2-2 F8			1-1 E3 SH5-3 FC1-2 BB				3-3 K	4	0	1	0	0	0	1						
<b>Pete Incaviglia, R</b> OBP: 0.346, SLG: 0.436 (1, 10)	2-2 F8			3-2 F8	4-1 SH5-3 1B BB					3	1	0	0	1	1	1						
<b>Tony Tarasco, L</b> OBP: 0.292, SLG: 0.322 (1, 9)		3-2 HR WP 1B		1-2 L8	0-1 SH5-3				1-3 K	3	1	1	0	0	1	0						
<b>Lenny Webster, R</b> OBP: 0.262, SLG: 0.264 (1, 2)		0-1 L8		3-2 G1-3	1-0 FC1-2 1B				1-3 K	4	0	0	0	0	1	3						
<b>Mike Bordick, R</b> OBP: 0.264, SLG: 0.262 (1, 6)		2-3 K		1-2 1B	1-1 E7				2-3 K	4	1	2	1	0	2	1						
<b>Inning Stats</b>	R: 2 E: 0 K: 0 S: 14	H: 2 LOB: 1 BB: 1 P: 22	R: 4 E: 0 K: 1 S: 22	H: 5 LOB: 1 BB: 0 P: 35	R: 0 E: 0 K: 0 S: 9	H: 0 LOB: 0 BB: 0 P: 16	R: 1 E: 0 K: 0 S: 10	H: 2 LOB: 1 BB: 0 P: 14	R: 1 E: 0 K: 0 S: 10	H: 1 LOB: 3 BB: 2 P: 22	R: 0 E: 0 K: 3 S: 9	H: 0 LOB: 0 BB: 0 P: 13	R: 0 E: 0 K: 1 S: 12	H: 0 LOB: 0 BB: 0 P: 18	R: 0 E: 0 K: 2 S: 8	H: 0 LOB: 0 BB: 0 P: 15		1B: 5 2B: 2 3B: 0 HR: 3	SF: 0 SAC: 1 DP: 0 HBP: 0	WP: 1 PB: 0 CS: 0	PA: 41	
<b>PITCHER</b>	IP WLS BF H R ER SO BB IBB HBP BLK WP HR S P ERA WHIP	IP WLS BF H R ER SO BB IBB HBP BLK WP HR S P ERA WHIP	IP WLS BF H R ER SO BB IBB HBP BLK WP HR S P ERA WHIP	IP WLS BF H R ER SO BB IBB HBP BLK WP HR S P ERA WHIP	IP WLS BF H R ER SO BB IBB HBP BLK WP HR S P ERA WHIP	IP WLS BF H R ER SO BB IBB HBP BLK WP HR S P ERA WHIP	IP WLS BF H R ER SO BB IBB HBP BLK WP HR S P ERA WHIP	IP WLS BF H R ER SO BB IBB HBP BLK WP HR S P ERA WHIP	IP WLS BF H R ER SO BB IBB HBP BLK WP HR S P ERA WHIP	IP WLS BF H R ER SO BB IBB HBP BLK WP HR S P ERA WHIP	IP WLS BF H R ER SO BB IBB HBP BLK WP HR S P ERA WHIP	IP WLS BF H R ER SO BB IBB HBP BLK WP HR S P ERA WHIP	IP WLS BF H R ER SO BB IBB HBP BLK WP HR S P ERA WHIP	IP WLS BF H R ER SO BB IBB HBP BLK WP HR S P ERA WHIP	IP WLS BF H R ER SO BB IBB HBP BLK WP HR S P ERA WHIP	IP WLS BF H R ER SO BB IBB HBP BLK WP HR S P ERA WHIP	IP WLS BF H R ER SO BB IBB HBP BLK WP HR S P ERA WHIP					
<b>Brian Moehler, R</b> ERA: 4.09	(1, 1)	1.2 L	13	7	6	6	1	1	0	0	0	0	0	0	0	0	1	3	32	51	32.40	4.800
<b>John Cummings, L</b> ERA: 3.91	(2, 1)	3.1	16	3	2	1	0	2	0	0	0	0	0	0	0	0	0	0	33	58	2.70	1.500
<b>Dan Miceli, R</b> ERA: 6.12	(6, 1)	2.0	6	0	0	0	3	0	0	0	0	0	0	0	0	0	0	0	13	21	0.00	0.000
<b>Doug Brocail, R</b> ERA: 6.83	(8, 1)	1.0	3	0	0	0	1	0	0	0	0	0	0	0	0	0	0	0	12	18	0.00	0.000
<b>Mike Myers, L</b> ERA: 4.2	(9, 1)	1.0	3	0	0	0	2	0	0	0	0	0	0	0	0	0	0	0	8	15	0.00	0.000

Batter	1	2	3	4	5	6	7	8	9	AB	R	H	RBI	BB	SO	LOB	BOTTOM					
<b>Brian Hunter, R</b> OBP: 0.313, SLG: 0.332 <b>Curtis Pride, L</b> OBP: 0.321, SLG: 0.316 (8, 7)	2-1 G4-3		1-1 G6-3		1-1 G4-3		1-3 K		0-0 G6-3	3	0	0	0	0	0	0	<b>Baltimore Orioles @ Detroit Tigers</b> Tiger Stadium, Detroit, MI Wed May 28 1997, 7:05 PM EDT Att: 10,692 - Unknown - 67 F					
<b>Jody Reed, R</b> OBP: 0.400, SLG: 0.305 (1, 4)	3-2 G1-3		0-1 G1-3 WP 1B		1-1 FC5-4 1B		2-0 2B			4	1	3	0	0	0	0						
<b>Travis Fryman, R</b> OBP: 0.361, SLG: 0.463 (1, 5)	1-2 2B		4-1 WP G1-3 BB		3-1 F9		0-2 F8			3	0	1	0	1	0	2						
<b>Phil Nevin, R</b> OBP: 0.356, SLG: 0.378 <b>Bob Hamelin, L</b> OBP: 0.356, SLG: 0.512 (7, 3)	2-2 F9		3-2 G1-3		1-1 FC5-4		0-0 F8			3	0	0	0	0	0	4						
<b>Damon Easley, R</b> OBP: 0.354, SLG: 0.409 (1, 10)		2-1 F7	3-2 G5-3		0-0 L8			0-3 K2-3		4	0	0	0	0	1	1						
<b>Melvin Nieves, S</b> OBP: 0.375, SLG: 0.493 (1, 9)		0-2 FC4-6 1B		0-2 G5-3		1-3 K		1-3 K		4	0	1	0	0	2	0						
<b>Brian Johnson, R</b> OBP: 0.208, SLG: 0.273 (1, 2)		0-1 FC4-6 1B		3-2 G5-3		0-2 3B		0-1 G4-3		4	0	1	0	0	0	1						
<b>Bobby Higginson, L</b> OBP: 0.360, SLG: 0.438 (8, 8)	1-1 1B		3-1 HBP		4-2 FC4-6 BB			2-0 P6		2	0	1	0	1	0	0						
<b>Deivi Cruz, R</b> OBP: 0.215, SLG: 0.284 (1, 6)	2-2 G6-3		1-3 K		2-1 FC4-6			2-3 K		4	0	0	0	0	2	5						
<b>Inning Stats</b>	R: 0 E: 0 K: 0 S: 13	H: 1 LOB: 2 BB: 0 P: 21	R: 0 E: 0 K: 0 S: 12	H: 2 LOB: 0 BB: 0 P: 17	R: 1 E: 0 K: 0 S: 14	H: 1 LOB: 1 BB: 1 P: 25	R: 0 E: 0 K: 1 S: 13	H: 0 LOB: 1 BB: 0 P: 20	R: 0 E: 0 K: 1 S: 15	H: 1 LOB: 2 BB: 1 P: 22	R: 0 E: 0 K: 1 S: 8	H: 1 LOB: 1 BB: 0 P: 11	R: 0 E: 0 K: 2 S: 8	H: 0 LOB: 0 BB: 0 P: 9	R: 0 E: 0 K: 1 S: 6	H: 0 LOB: 0 BB: 0 P: 10		1B: 4 2B: 2 3B: 1 HR: 0	SF: 0 SAC: 0 DP: 0 HBP: 1	WP: 1 PB: 0 CS: 0	PA: 37	
<b>PITCHER</b>	IP WLS BF H R ER SO BB IBB HBP BLK WP HR S P ERA WHIP	IP WLS BF H R ER SO BB IBB HBP BLK WP HR S P ERA WHIP	IP WLS BF H R ER SO BB IBB HBP BLK WP HR S P ERA WHIP	IP WLS BF H R ER SO BB IBB HBP BLK WP HR S P ERA WHIP	IP WLS BF H R ER SO BB IBB HBP BLK WP HR S P ERA WHIP	IP WLS BF H R ER SO BB IBB HBP BLK WP HR S P ERA WHIP	IP WLS BF H R ER SO BB IBB HBP BLK WP HR S P ERA WHIP	IP WLS BF H R ER SO BB IBB HBP BLK WP HR S P ERA WHIP	IP WLS BF H R ER SO BB IBB HBP BLK WP HR S P ERA WHIP	IP WLS BF H R ER SO BB IBB HBP BLK WP HR S P ERA WHIP	IP WLS BF H R ER SO BB IBB HBP BLK WP HR S P ERA WHIP	IP WLS BF H R ER SO BB IBB HBP BLK WP HR S P ERA WHIP	IP WLS BF H R ER SO BB IBB HBP BLK WP HR S P ERA WHIP	IP WLS BF H R ER SO BB IBB HBP BLK WP HR S P ERA WHIP	IP WLS BF H R ER SO BB IBB HBP BLK WP HR S P ERA WHIP	IP WLS BF H R ER SO BB IBB HBP BLK WP HR S P ERA WHIP						
<b>Jimmy Key, L</b> ERA: 2.3	(1, 1)	6.0 W	27	6	1	1	2	2	0	1	0	0	0	0	0	0	1	0	75	119	1.50	1.333
<b>Shawn Boskie, R</b> ERA: 7.3	(7, 1)	3.0 S	10	1	0	0	4	0	0	0	0	0	0	0	0	0	0	0	22	30	0.00	0.333

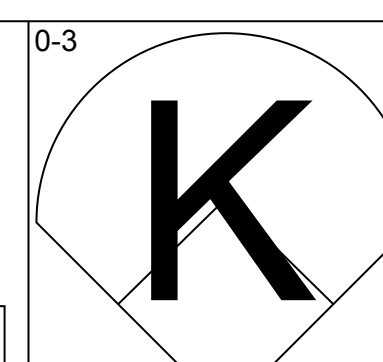
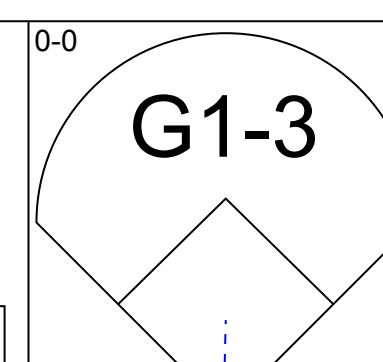
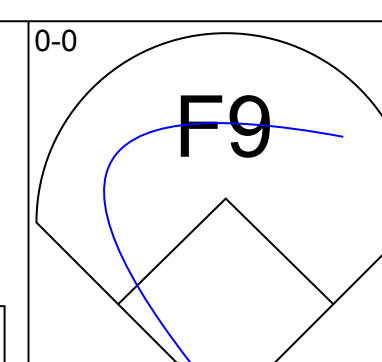
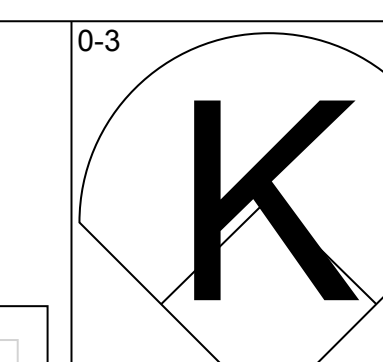
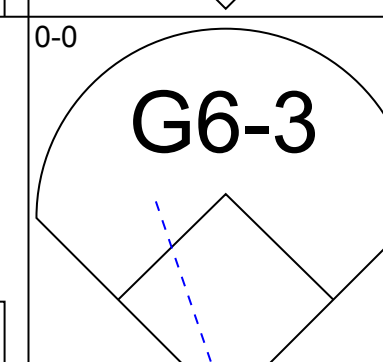
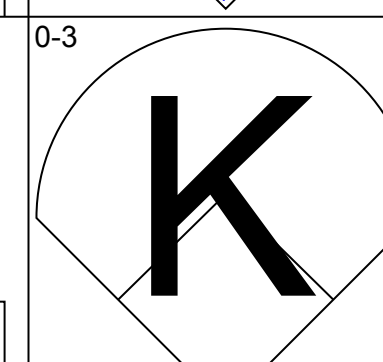
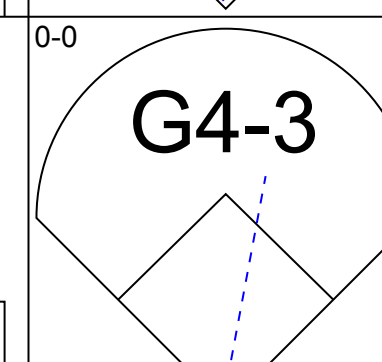
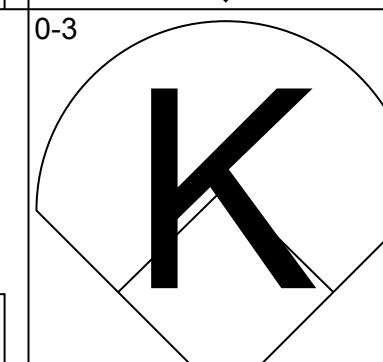
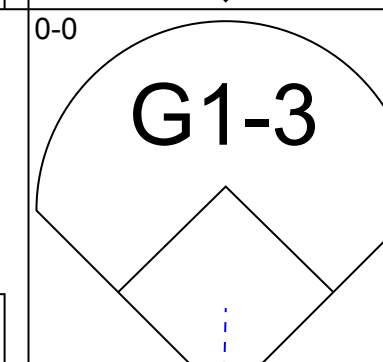
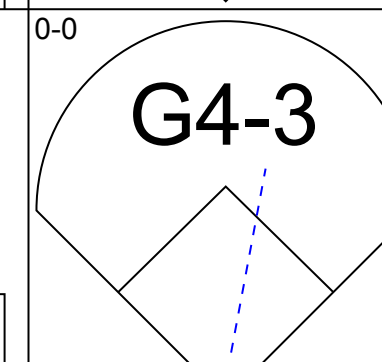
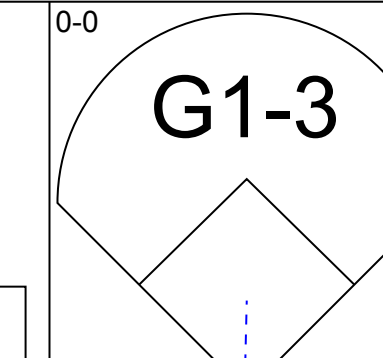
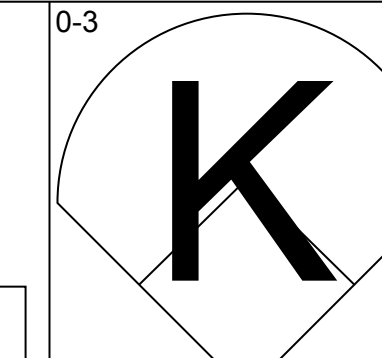
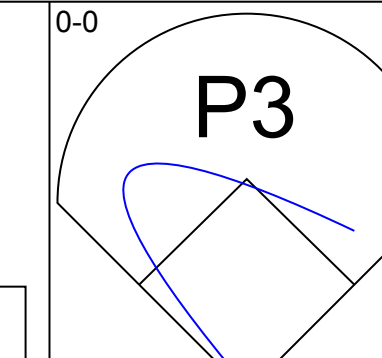
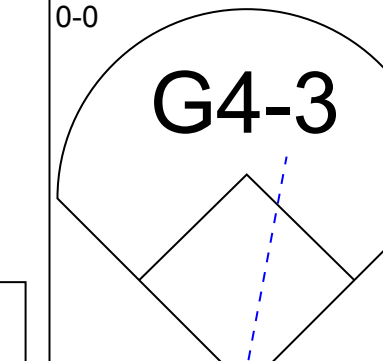
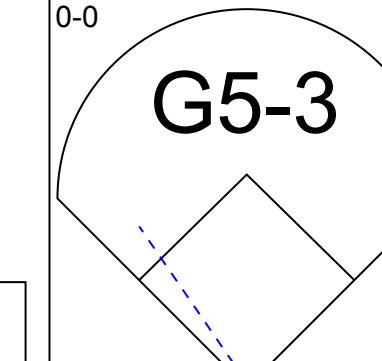
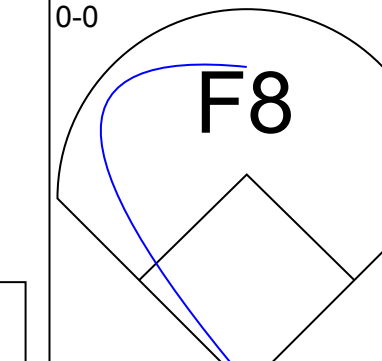
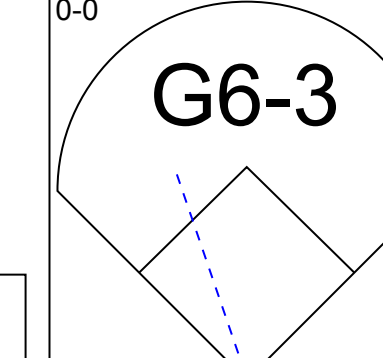
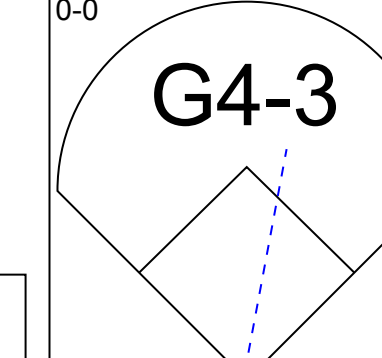
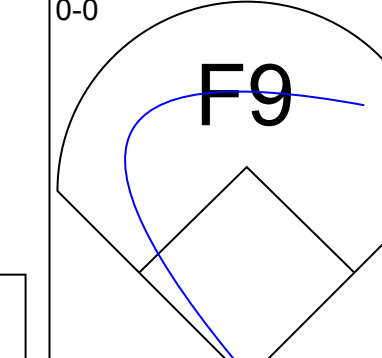
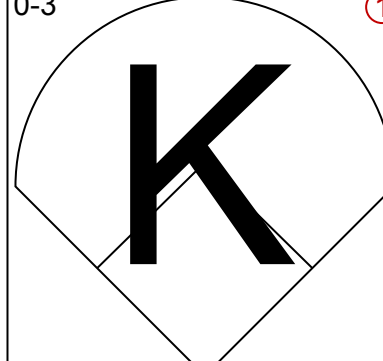
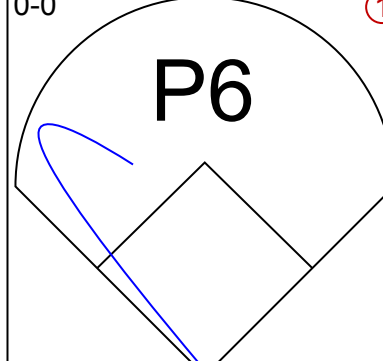
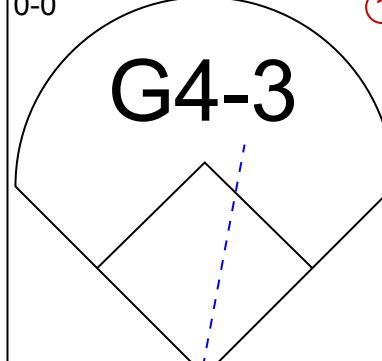
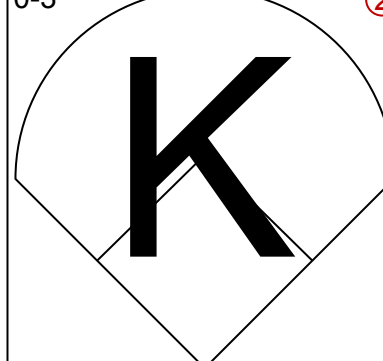
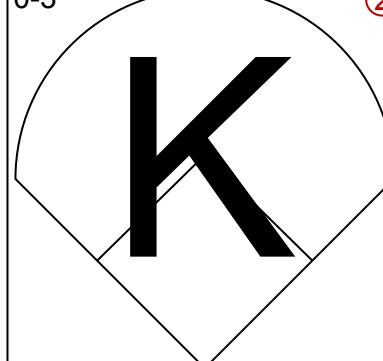
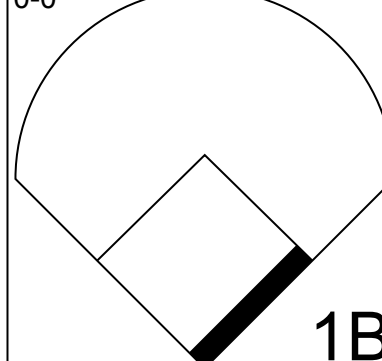
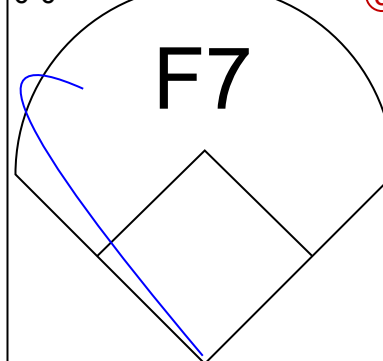


AB	37
R	8
H	10
RBI	8
BB	3
SO	7
LOB	12

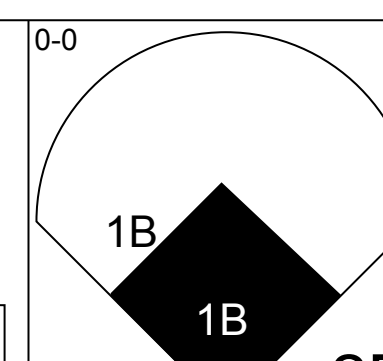
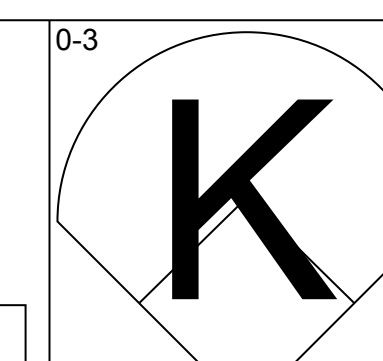
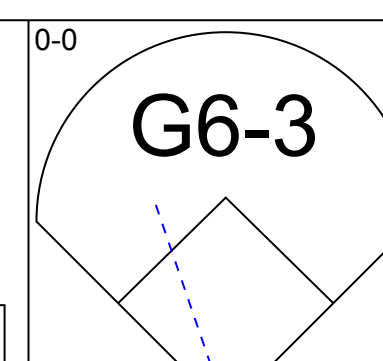
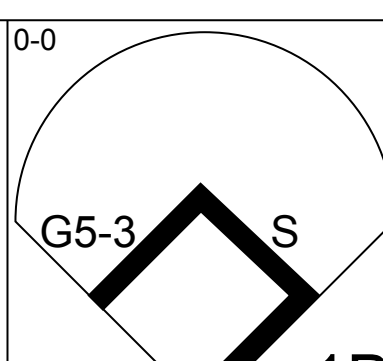
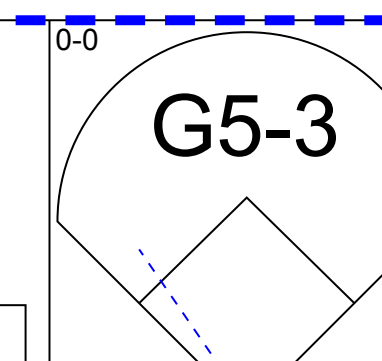
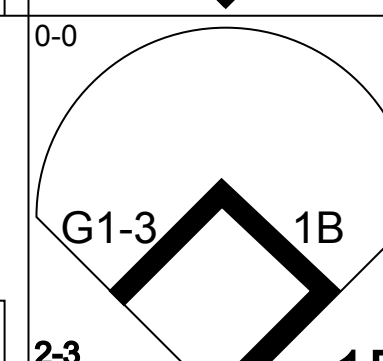
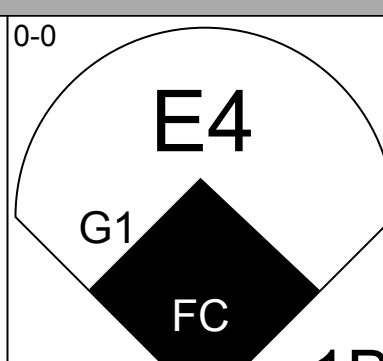
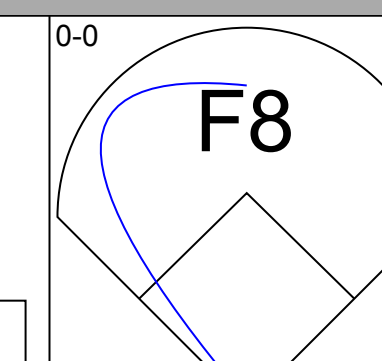
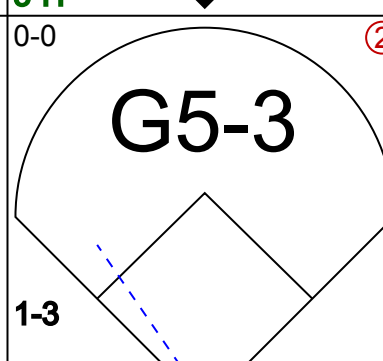
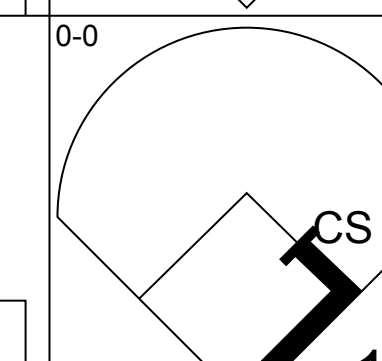
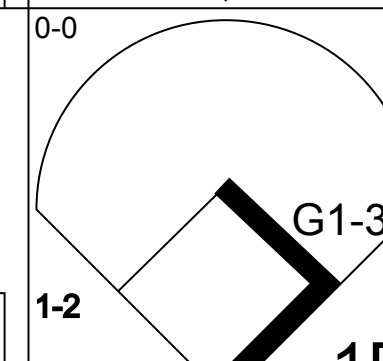
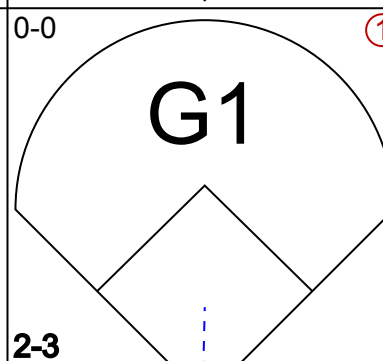
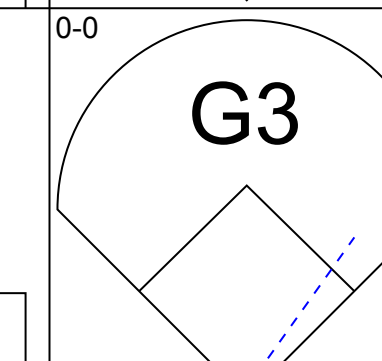
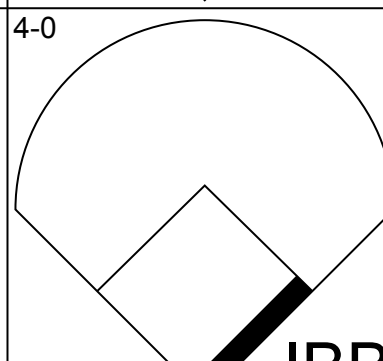
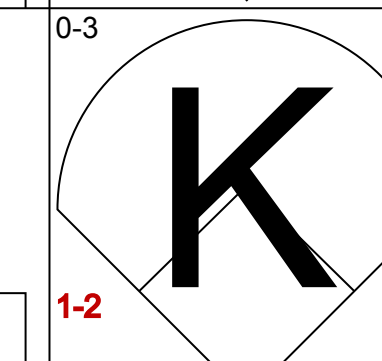
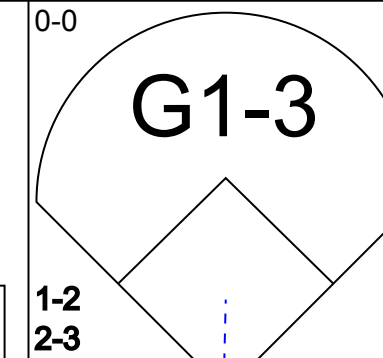
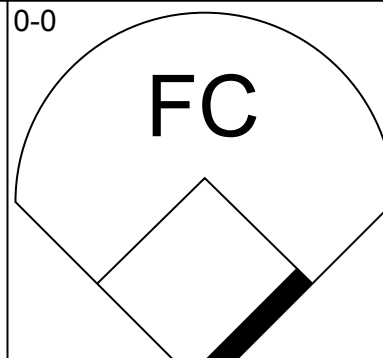
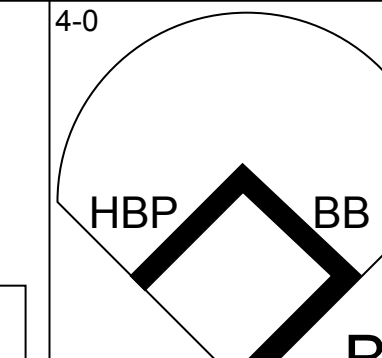
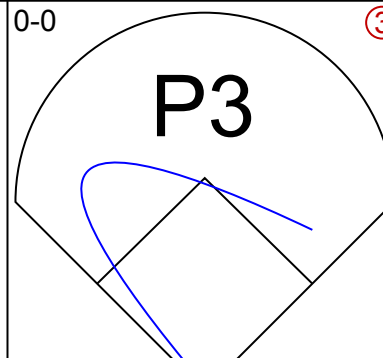
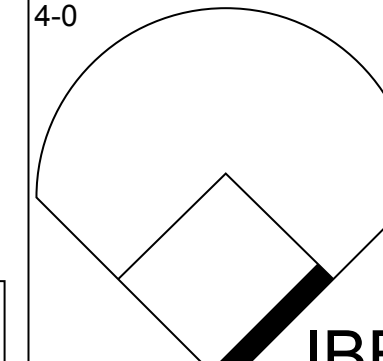
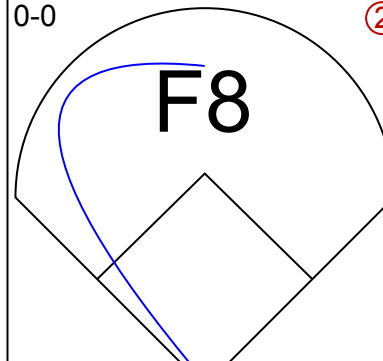
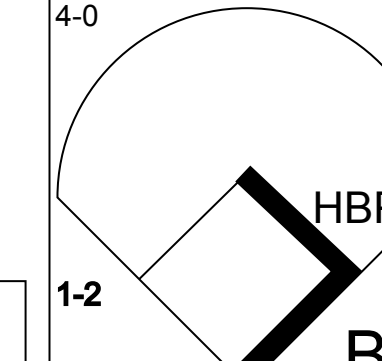

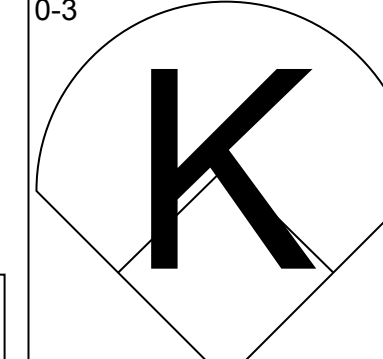
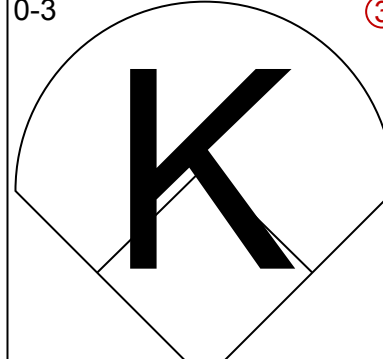
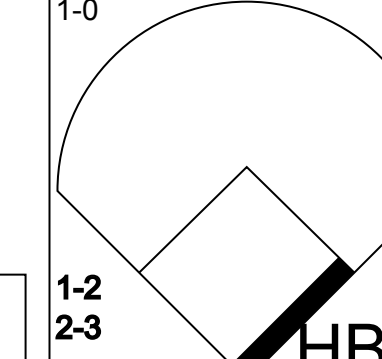


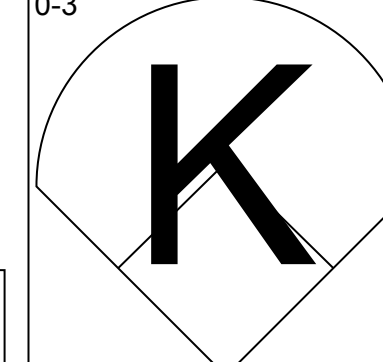
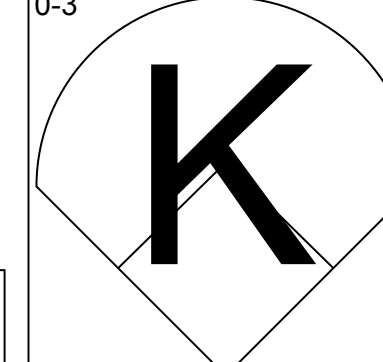
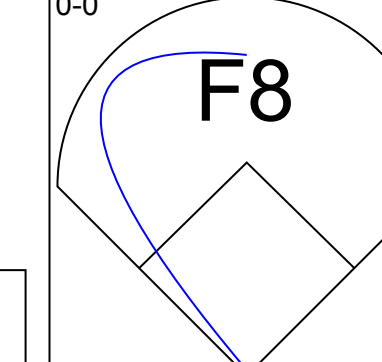

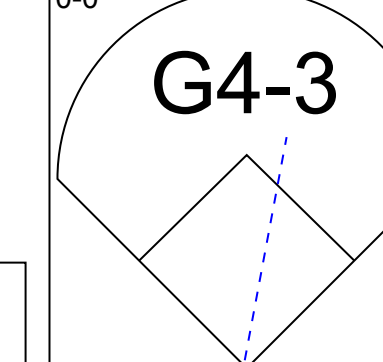
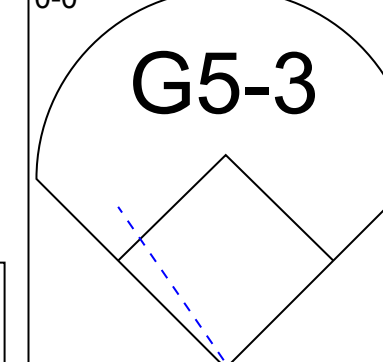
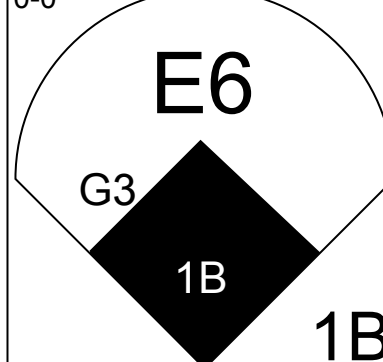

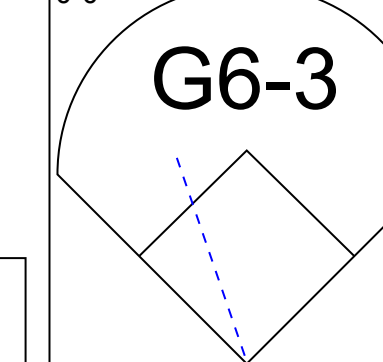
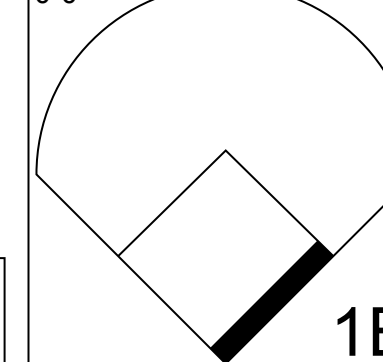
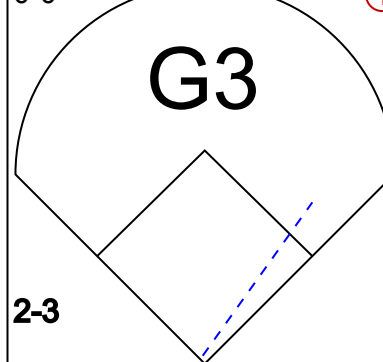



AB	34
R	1
H	7
RBI	0
BB	2
SO	6
LOB	14





Batter	1	2	3	4	5	6	7	8	9	AB	R	H	RBI	BB	SO	LOB	TOP	
Marquis Grissom, R OBP: 0.291, SLG: 0.301 (1, 8)										4	0	0	0	0	2	1	<b>Cleveland Indians @ Baltimore Orioles</b> Oriole Park at Camden Yards, Baltimore, MD Fri May 30 1997, 7:05 PM EDT Att: 47,759 - Cloudy - 75 F	
Julio Franco, R OBP: 0.422, SLG: 0.431 (1, 10)										3	0	0	0	0	1	0		
Jim Thome, L OBP: 0.452, SLG: 0.531 (1, 3)										3	0	0	0	0	1	0		
Matt Williams, R OBP: 0.314, SLG: 0.529 (1, 5)										3	0	0	0	0	1	0		
David Justice, L OBP: 0.483, SLG: 0.744 (1, 7)										3	0	0	0	0	0	0		
Manny Ramirez, R OBP: 0.407, SLG: 0.529 (1, 9)										3	0	0	0	0	0	0		
Tony Fernandez, S OBP: 0.318, SLG: 0.411 (1, 4)										3	0	0	0	0	1	0		AB 28
Sandy Alomar Jr., R OBP: 0.382, SLG: 0.617 (1, 2)										3	0	1	0	0	2	0	R 0	
Omar Vizquel, S OBP: 0.332, SLG: 0.328 (1, 6)										2	0	0	0	0	1	0	H 1	
Brian Giles, L OBP: 0.385, SLG: 0.446 (9, PH)										1	0	0	0	0	1	1	RBI 0	
<b>Inning Stats</b>	R: 0 E: 0 K: 2 S: 7	H: 0 LOB: 0 BB: 7 P: 7	R: 0 E: 0 K: 0 S: 3	H: 0 LOB: 0 BB: 0 P: 3	R: 0 E: 0 K: 1 S: 7	H: 0 LOB: 0 BB: 0 P: 7	R: 0 E: 0 K: 1 S: 5	H: 0 LOB: 0 BB: 0 P: 5	R: 0 E: 0 K: 2 S: 7	H: 0 LOB: 0 BB: 7 P: 7	R: 0 E: 0 K: 0 S: 3	H: 0 LOB: 0 BB: 0 P: 3	R: 0 E: 0 K: 0 S: 3	H: 1 LOB: 1 BB: 8 P: 8	1B: 1 2B: 0 3B: 0 HR: 0	SF: 0 SAC: 0 DP: 0 HBP: 0	WP: 0 PB: 0 SB: 0 CS: 0	PA: 28
<b>PITCHER</b> 35 Mike Mussina, R ERA: 3.73 (1, 1)	IP: 9.0 WLS: W BF: 28 H: 1 R: 0 ER: 0 SO: 10 BB: 0 IBB: 0 HBP: 0 BLK: 0 WP: 0 HR: 0 S: 48 P: 48 ERA: 0.00 WHIP: 0.111															<b>PITCHER</b>		


Batter	1	2	3	4	5	6	7	8	9	AB	R	H	RBI	BB	SO	LOB	BOTTOM	
Brady Anderson, L OBP: 0.470, SLG: 0.527 (1, 8)										5	1	2	1	0	1	1	<b>Cleveland Indians @ Baltimore Orioles</b> Oriole Park at Camden Yards, Baltimore, MD Fri May 30 1997, 7:05 PM EDT Att: 47,759 - Cloudy - 75 F	
Roberto Alomar, S OBP: 0.331, SLG: 0.359 (1, 4)										5	1	3	0	0	0	1		
Rafael Palmeiro, L OBP: 0.344, SLG: 0.478 (1, 3)										4	0	1	1	1	1	2		
Cal Ripken Jr., R OBP: 0.332, SLG: 0.452 (1, 5)										3	0	0	1	1	0	4		
B.J. Surhoff, L OBP: 0.404, SLG: 0.565 (1, 7)										2	0	1	0	2	0	1		
Pete Incaviglia, R OBP: 0.348, SLG: 0.427 (1, 10)										2	0	0	0	0	2	4		
Jeffrey Hammonds, R OBP: 0.304, SLG: 0.396 (5, PR)										1	0	0	0	0	0	1		
Tony Tarasco, L OBP: 0.275, SLG: 0.302 (1, 9)										4	0	0	0	0	2	7	AB 34	
Chris Hoiles, R OBP: 0.415, SLG: 0.481 (1, 2)										4	1	1	0	0	0	2	R 3	
Mike Bordick, R OBP: 0.264, SLG: 0.262 (1, 6)										4	0	1	0	0	0	3	H 9	
<b>Inning Stats</b>	R: 1 E: 0 K: 2 S: 10	H: 3 LOB: 3 BB: 1 P: 14	R: 0 E: 0 K: 1 S: 5	H: 0 LOB: 0 BB: 0 P: 5	R: 1 E: 1 K: 1 S: 7	H: 1 LOB: 1 BB: 0 P: 7	R: 0 E: 0 K: 1 S: 6	H: 1 LOB: 1 BB: 0 P: 6	R: 0 E: 0 K: 0 S: 3	H: 0 LOB: 2 BB: 2 P: 12	R: 1 E: 1 K: 0 S: 5	H: 2 LOB: 2 BB: 1 P: 9	R: 0 E: 0 K: 0 S: 5	H: 1 LOB: 1 BB: 0 P: 5	1B: 8 2B: 2 3B: 0 HR: 0	SF: 0 SAC: 0 DP: 1 HBP: 1	WP: 0 PB: 0 SB: 1 CS: 1	PA: 39
<b>PITCHER</b> Charles Nagy, R ERA: 3.67 (1, 1)	IP: 7.0 WLS: L BF: 36 H: 8 R: 3 ER: 3 SO: 5 BB: 2 IBB: 2 HBP: 1 BLK: 0 WP: 0 HR: 0 S: 41 P: 58 ERA: 1.29 WHIP: 1.429															<b>PITCHER</b>		
Paul Assenmacher, L ERA: 8.18 (8, 1)	IP: 1.0 WLS: 3 BF: 1 H: 0 R: 0 ER: 0 SO: 1 BB: 0 IBB: 0 HBP: 0 BLK: 0 WP: 0 HR: 5 S: 5 P: 5 ERA: 0.00 WHIP: 1.000															<b>PITCHER</b>		






Batter	1	2	3	4	5	6	7	8	9	AB	R	H	RBI	BB	SO	LOB	TOP										
Marquis Grissom, R OBP: 0.285, SLG: 0.294	F8	F7		L9			SH1-3-5		E5	4	0	0	0	0	0	2	<b>Cleveland Indians @ Baltimore Orioles</b> Oriole Park at Camden Yards, Baltimore, MD Sat May 31 1997, 3:33 AM EDT Att: 47,739 - Sunny - 81 F										
Julio Franco, R OBP: 0.416, SLG: 0.424	F		K	G5-3			G6-3		K	5	1	1	0	0	2	3											
Jim Thome, L OBP: 0.449, SLG: 0.521 Sandy Alomar Jr., R OBP: 0.396, SLG: 0.620	L3		G3-1		F5			FC5-4		3	0	0	0	1	0	1											
Matt Williams, R OBP: 0.321, SLG: 0.533	HR				G3			FC5-4		4	1	2	0	1	1	3											
David Justice, L OBP: 0.483, SLG: 0.754	HR				F7			FC5-4		3	1	1	3	1	0	2											
Manny Ramirez, R OBP: 0.409, SLG: 0.548	HR				FC5-4					4	1	2	1	0	1	4											
Tony Fernandez, S OBP: 0.310, SLG: 0.400	F9				F7					4	0	0	0	0	0	2											
Pat Borders, R OBP: 0.326, SLG: 0.523 Kevin Seitzer, R OBP: 0.300, SLG: 0.346		F7					G6-3		G6-3	3	1	1	1	0	0	0											
Omar Vizquel, S OBP: 0.335, SLG: 0.337		G4-3							E5	4	0	2	0	0	0	0											
<b>Inning Stats</b>	R: 4 E: 1 K: 0 S: 6	H: 3 LOB: 0 BB: 1 P: 10	R: 0 E: 0 K: 0 S: 3	H: 0 LOB: 0 BB: 0 P: 3	R: 0 E: 0 K: 1 S: 6	H: 1 LOB: 2 BB: 1 P: 10	R: 1 E: 0 K: 0 S: 5	H: 2 LOB: 1 BB: 0 P: 5	R: 0 E: 0 K: 0 S: 3	H: 1 LOB: 0 BB: 0 P: 3	R: 0 E: 0 K: 1 S: 6	H: 1 LOB: 2 BB: 1 P: 10	R: 0 E: 2 K: 1 S: 10	H: 1 LOB: 3 BB: 0 P: 10	R: 0 E: 2 K: 0 S: 10	H: 1 LOB: 3 BB: 0 P: 10		1B: 5 2B: 3 3B: 0 HR: 3	SF: 0 SAC: 1 DP: 1 HBP: 0	WP: 0 PB: 0 SB: 2 CS: 0	PA: 40						
<b>PITCHER</b>	IP	WLS	BF	H	R	ER	SO	BB	IBB	HBP	BLK	WP	HR	S	P	ERA	WHIP										
Mike Johnson, R ERA: 5.47	3.1		17	5	5	5	1	2	0	0	0	0	3	17	25	13.50	2.100										
Shawn Boskie, R ERA: 6.35	3.2	W	12	3	0	0	0	0	0	0	0	0	0	12	12	0.00	0.818										
Jesse Orosco, L ERA: 0.64	0.1		3	1	0	0	0	1	0	0	0	0	0	2	6	0.00	6.000										
Armando Benitez, R ERA: 3.54	0.2		2	0	0	0	1	0	0	0	0	0	0	4	4	0.00	0.000										
Randy Myers, L ERA: 1.21	1.0	S	6	1	0	0	2	0	0	0	0	0	0	10	10	0.00	1.000										
Batter	1	2	3	4	5	6	7	8	9	AB	R	H	RBI	BB	SO	LOB	BOTTOM										
Brady Anderson, L OBP: 0.460, SLG: 0.513	G4-3	F8		F8		G3-1		F5		5	0	0	0	0	0	2	<b>Cleveland Indians @ Baltimore Orioles</b> Oriole Park at Camden Yards, Baltimore, MD Sat May 31 1997, 3:33 AM EDT Att: 47,739 - Sunny - 81 F										
Roberto Alomar, S OBP: 0.346, SLG: 0.416 Jeff Reboulet, R OBP: 0.305, SLG: 0.275										3	1	3	1	1	0	0											
Rafael Palmeiro, L OBP: 0.345, SLG: 0.473	BB									4	1	1	0	1	1	3											
Cal Ripken Jr., R OBP: 0.338, SLG: 0.467	BB									2	1	1	2	2	0	1											
B.J. Surhoff, L OBP: 0.403, SLG: 0.560	G6-4-3									5	1	2	0	0	1	6											
Jeffrey Hammonds, R OBP: 0.311, SLG: 0.427										4	1	2	2	0	1	1											
Tony Tarasco, L OBP: 0.288, SLG: 0.358										4	1	2	2	0	1	1											
Lenny Webster, R OBP: 0.277, SLG: 0.255										2	1	0	0	2	1	2											
Mike Bordick, R OBP: 0.270, SLG: 0.287										3	1	2	1	0	0	1											
<b>Inning Stats</b>	R: 0 E: 0 K: 0 S: 3	H: 1 LOB: 2 BB: 2 P: 11	R: 1 E: 0 K: 1 S: 7	H: 2 LOB: 1 BB: 0 P: 7	R: 2 E: 0 K: 1 S: 8	H: 3 LOB: 2 BB: 1 P: 12	R: 1 E: 0 K: 0 S: 5	H: 2 LOB: 1 BB: 0 P: 5	R: 0 E: 0 K: 0 S: 3	H: 1 LOB: 0 BB: 0 P: 3	R: 1 E: 0 K: 1 S: 6	H: 1 LOB: 1 BB: 1 P: 10	R: 3 E: 0 K: 1 S: 7	H: 3 LOB: 0 BB: 1 P: 11	R: 0 E: 0 K: 1 S: 5	H: 0 LOB: 2 BB: 2 P: 13		1B: 8 2B: 1 3B: 0 HR: 4	SF: 1 SAC: 1 DP: 3 HBP: 0	WP: 0 PB: 0 SB: 1 CS: 0	PA: 41						
<b>PITCHER</b>	IP	WLS	BF	H	R	ER	SO	BB	IBB	HBP	BLK	WP	HR	S	P	ERA	WHIP										
Orel Hershiser, R ERA: 5.04	5.0		25	9	4	4	2	3	0	0	0	0	2	26	38	7.20	2.400										
Jose Mesa, R ERA: 5.27	1.1	L	10	4	4	4	2	2	0	0	0	0	2	12	20	27.00	4.500										
Paul Shuey, R ERA: 6.43	0.2		1	0	0	0	0	0	0	0	0	0	0	1	1	0.00	0.000										
Alvin Morman, L ERA:	1.0		5	0	0	0	1	2	0	0	0	0	0	5	13	0.00	2.000										



Batter	1	2	3	4	5	6	7	8	9	10	AB	R	H	RBI	BB	SO	LOB	TOP						
<b>2 Derek Jeter, R</b> OBP: 0.350, SLG: 0.379	0-1 1B		G5-3		1 SAFE 0-0 1B		2-3 K		2-3 K		5	2	2	0	0	2	0	<b>New York Yankees @ Baltimore Orioles</b> Oriole Park at Camden Yards, Baltimore, MD Tue Jun 03 1997, 7:05 PM EDT Att: 47,577 - Unknown - 59 F  <b>AB 38</b> <b>R 5</b> <b>H 10</b> <b>RBI 5</b> <b>BB 2</b> <b>SO 9</b> <b>LOB 10</b>  						
<b>Luis Sojo, R</b> OBP: 0.344, SLG: 0.310	0-1 SAFE 1B		P5		3-1 SAFE 1B		1-0 G6-3		3-2 G4-6-3 1B		5	1	3	1	0	0	0							
<b>Bernie Williams, S</b> OBP: 0.430, SLG: 0.531	1-2 G5-4-3 1B				1-0 1-H 2-H HR		1-3 K		0-1 SAFE G4-6-3 1B		5	1	2	4	0	1	1							
<b>Tino Martinez, L</b> OBP: 0.376, SLG: 0.610	2-0 P3				2-1 BB 1B		0-1 G1-3		2-0 L9		5	0	1	0	0	0	2							
<b>Cecil Fielder, R</b> OBP: 0.352, SLG: 0.360	1-0 G5-4-3				4-2 BB		1-2 S 1B				2	0	1	0	2	0	2							
<b>Pat Kelly, R</b> OBP: 0.357, SLG: 0.261	1-2				1-2 BB		2-2 SAFE F7				0	0	0	0	0	0	0							
<b>Paul O'Neill, L</b> OBP: 0.393, SLG: 0.569					3-0 F7		1-1 L7				3	0	0	0	0	1	3							
<b>Mariano Duncan, R</b> OBP: 0.292, SLG: 0.338											0	0	0	0	0	0	0							
<b>Wade Boggs, L</b> OBP: 0.353, SLG: 0.319											1	0	0	0	0	0	1							
<b>Scott Pose, L</b> OBP: 0.333, SLG: 0.357											0	0	0	0	0	0	0							
<b>Charlie Hayes, R</b> OBP: 0.367, SLG: 0.378											4	0	0	0	0	3	1							
<b>Mark Whiten, S</b> OBP: 0.395, SLG: 0.500											4	0	0	0	0	1	0							
<b>Joe Girardi, R</b> OBP: 0.278, SLG: 0.333											4	1	1	0	0	1	0							
<b>Inning Stats</b>	R: 1 E: 0 K: 0 S: 9	H: 3 LOB: 1 BB: 0 P: 13	R: 0 E: 0 K: 3 S: 12	H: 0 LOB: 0 BB: 0 P: 18	R: 0 E: 0 K: 0 S: 14	H: 0 LOB: 0 BB: 0 P: 19	R: 0 E: 0 K: 0 S: 5	H: 0 LOB: 1 BB: 1 P: 14	R: 4 E: 0 K: 0 S: 15	H: 5 LOB: 2 BB: 1 P: 27	R: 0 E: 0 K: 1 S: 7	H: 0 LOB: 0 BB: 0 P: 11	R: 0 E: 0 K: 2 S: 7	H: 1 LOB: 2 BB: 0 P: 17	R: 0 E: 0 K: 2 S: 8	H: 0 LOB: 0 BB: 0 P: 11	R: 0 E: 0 K: 0 S: 7	H: 1 LOB: 0 BB: 0 P: 12	1B: 9 2B: 0 3B: 0 HR: 1	SF: 0 SAC: 0 DP: 2 HBP: 0	WP: 0 PB: 0 SB: 1 CS: 0	PA: 40		
<b>PITCHER</b>	IP 7.0	WLS 30	BF 8	H 5	R 5	ER 5	SO 6	BB 2	IBB 0	HBP 0	BLK 0	WP 0	HR 1	S 69	P 113	ERA 6.43	WHIP 1.429							
<b>Jimmy Key, L</b> ERA: 2.68	(1, 1)																							
<b>Jesse Orosco, L</b> ERA: 0.63	(8, 1)	0.1	2	1	0	0	0	0	0	0	0	0	0	6	7	0.00	3.000							
<b>Armando Benitez, R</b> ERA: 3.27	(8, 1)	1.2	5	0	0	0	3	0	0	0	0	0	0	14	21	0.00	0.000							
<b>Randy Myers, L</b> ERA: 1.16	(10, 1)	1.0	W	3	1	0	0	0	0	0	0	0	0	7	12	0.00	1.000							

Batter	1	2	3	4	5	6	7	8	9	10	AB	R	H	RBI	BB	SO	LOB	BOTTOM						
<b>Brady Anderson, L</b> OBP: 0.452, SLG: 0.500	1-2 P4		L9		1-2 F7		4-2 BB		0-2 G4-3		5	0	0	0	1	1	4	<b>New York Yankees @ Baltimore Orioles</b> Oriole Park at Camden Yards, Baltimore, MD Tue Jun 03 1997, 7:05 PM EDT Att: 47,577 - Unknown - 59 F  <b>AB 41</b> <b>R 7</b> <b>H 14</b> <b>RBI 7</b> <b>BB 7</b> <b>SO 10</b> <b>LOB 22</b>  						
<b>Roberto Alomar, S</b> OBP: 0.349, SLG: 0.415	1-1 P5		2-0 S 2B		4-2 BB		1 SAFE 0-0 F7		3-1 P5		3	1	1	0	1	0	1							
<b>Jeff Reboulet, R</b> OBP: 0.311, SLG: 0.283	(9, 4)		1-2 2B 1B		1-2 2-3 BB		SAFE 1-2 F7		1-3 P5		2	1	1	0	0	0	0							
<b>Rafael Palmeiro, L</b> OBP: 0.340, SLG: 0.479	3-3 K		1 SAFE 2-1 F8		1-2 P6		SAFE 1-2 F7		1-3 K		6	1	1	2	0	2	5							
<b>Cal Ripken Jr., R</b> OBP: 0.339, SLG: 0.471			3-2 L8		2-0 1-H 2B		0-1 G6-3		0-1 F9		5	0	2	1	0	0	0							
<b>B.J. Surhoff, L</b> OBP: 0.474, SLG: 0.566			4-0 HR		4-0 BB		1-1 2B		0-0 1B		3	1	2	0	2	1	1							
<b>Tony Tarasco, L</b> OBP: 0.303, SLG: 0.406			0-0 1-H HR		0-0 G2-3		4-2 BB		2-1 E 2B 1B		2	1	1	2	1	0	2							
<b>Jeffrey Hammonds, R</b> OBP: 0.314, SLG: 0.429	(8, 9)								1-3 2B 1B		2	1	1	0	0	1	0							
<b>Chris Hoiles, R</b> OBP: 0.426, SLG: 0.489			4-2 FC6-4 BB		2-0 BB 1B		0-3 K		1-2 SAFE E6 2B 1B		4	1	3	0	1	2								
<b>David Delucci, L</b> OBP: 0.274, SLG: 0.295			1-2 P3		2-3 K		2-3 K		4-0 2B IBB		4	0	0	0	1	3	5							
<b>Mike Bordick, R</b> OBP: 0.274, SLG: 0.295			0-1 FC6-4		0-1 BB 1B		1-3 K		0-1 1-3 2-H 3-H 2B		5	0	2	2	0	1	2							
<b>Inning Stats</b>	R: 0 E: 0 K: 1 S: 8	H: 0 LOB: 0 BB: 0 P: 13	R: 2 E: 0 K: 0 S: 12	H: 1 LOB: 1 BB: 2 P: 24	R: 1 E: 0 K: 0 S: 6	H: 2 LOB: 2 BB: 1 P: 16	R: 0 E: 0 K: 1 S: 15	H: 2 LOB: 3 BB: 1 P: 25	R: 0 E: 0 K: 2 S: 12	H: 1 LOB: 2 BB: 1 P: 19	R: 0 E: 0 K: 1 S: 7	H: 0 LOB: 1 BB: 0 P: 18	R: 2 E: 1 K: 0 S: 13	H: 4 LOB: 2 BB: 1 P: 20	R: 0 E: 0 K: 2 S: 9	H: 1 LOB: 1 BB: 0 P: 16	R: 0 E: 1 K: 2 S: 15	H: 1 LOB: 1 BB: 0 P: 24	R: 2 E: 0 K: 1 S: 8	H: 2 LOB: 0 BB: 0 P: 13	1B: 9 2B: 3 3B: 0 HR: 2	SF: 0 SAC: 0 DP: 0 HBP: 0	WP: 0 PB: 0 SB: 2 CS: 0	PA: 48
<b>PITCHER</b>	IP 6.1	WLS 31	BF 6	H 3	R 3	ER 3	SO 5	BB 6	IBB 0	HBP 0	BLK 0	WP 0	HR 1	S 67	P 117	ERA 4.26	WHIP 1.895							
<b>David Cone, R</b> ERA: 2.4	(1, 1)																							
<b>Graeme Lloyd, L</b> ERA: 2.77	(7, 1)	0.0	1	1	0	0	0	0	0	0	0	0	0	1	1	∞	∞							
<b>Ramiro Mendoza, R</b> ERA: 5.84	(7, 1)	0.1	4	3	2	2	0	0	1	0	0	0	0	7	14	54.00	9.000							
<b>Mike Stanton, L</b> ERA: 1.83	(7, 1)	1.1	5	1	0	0	2	0	0	0	0	0	0	12	19	0.00	0.750							
<b>Jim Mecir, R</b> ERA: 6.75	(9, 1)	1.1	L	7	3	2	3	0	0	0	0	0	1	23	37	13.50	2.250							



Batter	1	2	3	4	5	6	7	8	9	AB	R	H	RBI	BB	SO	LOB	TOP										
<b>Scott Pose, L</b> (1, 7) OBP: 0.278, SLG: 0.294 <b>Charlie Hayes, R</b> (7, PH) OBP: 0.373, SLG: 0.418 <b>20 Jorge Posada, S</b> (7, 2) OBP: 0.326, SLG: 0.342	G4-3		F8			P6	HR	1B		3	0	0	0	0	0	0	<b>New York Yankees @ Baltimore Orioles</b> Oriole Park at Camden Yards, Baltimore, MD Wed Jun 04 1997, 7:05 PM EDT Att: 47,748 - Unknown - 73 F										
<b>Wade Boggs, L</b> (1, 5) OBP: 0.388, SLG: 0.331 <b>Pat Kelly, R</b> (8, FR) OBP: 0.357, SLG: 0.261	BB		F8			G3-1	G3-1	1B		4	0	2	0	1	0	0											
<b>Bernie Williams, S</b> (1, 8) OBP: 0.430, SLG: 0.526	BB					G3-1	BB	K		4	0	1	0	1	2	4											
<b>Tino Martinez, L</b> (1, 3) OBP: 0.376, SLG: 0.603	G3		F7			G5-3	FC6	BB		3	0	0	0	2	0	3											
<b>Paul O'Neill, L</b> (1, 9) OBP: 0.389, SLG: 0.560	G6-4-3		F8			G3-1	FC6	K		5	0	1	0	0	1	4											
<b>Cecil Fielder, R</b> (1, 10) OBP: 0.353, SLG: 0.375	G6-4-3		F9			1B	2B	HR		5	2	2	1	0	0	2											
<b>2 Derek Jeter, R</b> (1, 6) OBP: 0.351, SLG: 0.379	G5-3		K			BB	HR	1B		5	1	2	0	0	1	0											
<b>Luis Sojo, R</b> (1, 4) OBP: 0.362, SLG: 0.333			P4			HR	BB	E6		5	2	3	0	0	0	2											
<b>Joe Girardi, R</b> (1, 2) OBP: 0.275, SLG: 0.329 <b>Mark Whiten, S</b> (7, PH) OBP: 0.397, SLG: 0.496	G3		G3			HR	BB	G4-3		2	0	0	0	0	0	1											
<b>Inning Stats</b>	R: 0 E: 0 K: 1 S: 13	H: 0 LOB: 1 BB: 1 P: 21	R: 0 E: 0 K: 0 S: 9	H: 1 LOB: 0 BB: 0 P: 14	R: 0 E: 0 K: 0 S: 8	H: 0 LOB: 0 BB: 0 P: 9	R: 0 E: 0 K: 0 S: 9	H: 0 LOB: 1 BB: 1 P: 18	R: 0 E: 0 K: 1 S: 11	H: 1 LOB: 1 BB: 0 P: 16	R: 0 E: 0 K: 0 S: 12	H: 1 LOB: 1 BB: 0 P: 18	R: 5 E: 0 K: 0 S: 22	H: 5 LOB: 2 BB: 2 P: 36	R: 2 E: 1 K: 1 S: 15	H: 4 LOB: 2 BB: 0 P: 24		R: 0 E: 0 K: 1 S: 17	H: 1 LOB: 2 BB: 1 P: 28	1B: 10 2B: 1 3B: 0 HR: 2	SF: 0 SAC: 0 DP: 1 HBP: 0	WP: 0 PB: 0 SB: 0 CS: 0	PA: 44				
<b>PITCHER</b>	IP	WLS	BF	H	R	ER	SO	BB	IBB	HBP	BLK	WP	HR	S	P	ERA	WHIP										
<b>35 Mike Mussina, R</b> (1, 1) ERA: 3.66 <b>Terry Matthews, R</b> (7, 1) ERA: 4.95 <b>Jesse Orosco, L</b> (7, 1) ERA: 1.2 <b>Armando Benitez, R</b> (8, 1) ERA: 3.91 <b>Randy Myers, L</b> (9, 1) ERA: 1.11	6.1		25	5	2	2	2	2	0	0	0	0	0	65	101	2.84	1.105										

AB	39
R	7
H	13
RBI	7
BB	5
SO	4
LOB	17



Batter	1	2	3	4	5	6	7	8	9	AB	R	H	RBI	BB	SO	LOB	BOTTOM										
<b>Brady Anderson, L</b> (1, 8) OBP: 0.451, SLG: 0.503	F9		BB			F8	E	K		5	1	2	1	0	1	0	<b>New York Yankees @ Baltimore Orioles</b> Oriole Park at Camden Yards, Baltimore, MD Wed Jun 04 1997, 7:05 PM EDT Att: 47,748 - Unknown - 73 F										
<b>Jeff Reboulet, R</b> (1, 4) OBP: 0.318, SLG: 0.281	F7		G6-4-3			B2-3	E	G6-3		4	1	1	0	1	0	0											
<b>Cal Ripken Jr., R</b> (1, 5) OBP: 0.340, SLG: 0.481	BB		G6-4-3			HR	FC5	L9		4	2	1	1	1	0	5											
<b>Rafael Palmeiro, L</b> (1, 3) OBP: 0.339, SLG: 0.479	P4		F9			P6	SF8	FC6-4		4	1	1	2	0	0	1											
<b>Jeffrey Hammonds, R</b> (1, 9) OBP: 0.320, SLG: 0.439			S			SH2-4	SH2-4	SF8		2	2	1	1	1	0	0											
<b>B.J. Surhoff, L</b> (1, 7) OBP: 0.418, SLG: 0.564	1B		1B			G3	SH2-4	FC6-4		1	1	0	0	2	0	0											
<b>Pete Incaviglia, R</b> (1, 10) OBP: 0.336, SLG: 0.414 <b>Roberto Alomar, S</b> (7, PH) OBP: 0.349, SLG: 0.415 <b>Lenny Webster, R</b> (7, PH) OBP: 0.273, SLG: 0.250	K		1B			G6-3	K	FC6-4		3	0	0	0	0	2	3											
<b>Chris Hoiles, R</b> (1, 2) OBP: 0.434, SLG: 0.497	1B		1B			K	1B	1B		4	1	3	2	0	1	0											
<b>Mike Bordick, R</b> (1, 6) OBP: 0.273, SLG: 0.294	BB		1B			G4-3	F9	G5-3		4	0	1	1	0	0	3											
<b>Inning Stats</b>	R: 0 E: 0 K: 0 S: 8	H: 0 LOB: 1 BB: 1 P: 15	R: 3 E: 0 K: 1 S: 12	H: 3 LOB: 3 BB: 3 P: 34	R: 0 E: 0 K: 0 S: 5	H: 0 LOB: 0 BB: 0 P: 7	R: 0 E: 0 K: 1 S: 7	H: 0 LOB: 0 BB: 0 P: 9	R: 1 E: 0 K: 0 S: 7	H: 1 LOB: 0 BB: 0 P: 11	R: 1 E: 0 K: 1 S: 10	H: 2 LOB: 1 BB: 0 P: 19	R: 4 E: 1 K: 0 S: 15	H: 4 LOB: 2 BB: 1 P: 29	R: 0 E: 0 K: 1 S: 9	H: 0 LOB: 0 BB: 0 P: 15		1B: 6 2B: 3 3B: 0 HR: 1	SF: 1 SAC: 1 DP: 1 HBP: 0	WP: 0 PB: 0 SB: 1 CS: 0	PA: 39						
<b>PITCHER</b>	IP	WLS	BF	H	R	ER	SO	BB	IBB	HBP	BLK	WP	HR	S	P	ERA	WHIP										
<b>Andy Pettitte, L</b> (1, 1) ERA: 3.35 <b>Jeff Nelson, R</b> (7, 1) ERA: 3.73 <b>Graeme Lloyd, L</b> (7, 1) ERA: 2.57 <b>Jim Mecir, R</b> (8, 1) ERA: 6.55	6.0		27	6	5	5	3	4	0	0	0	0	0	11	23	54.00	9.000										

AB	32
R	9
H	10
RBI	9
BB	5
SO	4
LOB	13





Batter	1	2	3	4	5	6	7	8	9	AB	R	H	RBI	BB	SO	LOB	TOP										
<b>Brady Anderson, L</b> (1, 8) OBP: 0.454, SLG: 0.505										5	1	3	0	0	0	0	<b>Baltimore Orioles @ Chicago White Sox</b> Comiskey Park, Chicago, IL Fri Jun 06 1997, 8:05 PM EDT Att: 21,304 - Unknown - 70 F <a href="http://livebaseballscorecards.com">livebaseballscorecards.com</a>										
<b>Roberto Alomar, S</b> (1, 4) OBP: 0.390, SLG: 0.428 <b>Jeff Reboulet, R</b> (7, PH) OBP: 0.324, SLG: 0.288										2	0	2	0	1	0	0											
<b>Rafael Palmeiro, L</b> (1, 3) OBP: 0.344, SLG: 0.479										4	0	2	0	1	1	3											
<b>Cal Ripken Jr., R</b> (1, 5) OBP: 0.338, SLG: 0.474										5	0	1	0	0	0	8											
<b>B.J. Surhoff, L</b> (1, 10) OBP: 0.415, SLG: 0.554										3	0	0	0	1	0	2											
<b>Jeffrey Hammonds, R</b> (1, 7) OBP: 0.326, SLG: 0.449										4	1	2	0	0	0	4											
<b>Tony Tarasco, L</b> (1, 9) OBP: 0.295, SLG: 0.394 <b>Pete Incaviglia, R</b> (6, PH) OBP: 0.330, SLG: 0.406										2	0	0	0	0	0	1											
<b>Lenny Webster, R</b> (1, 2) OBP: 0.271, SLG: 0.250										4	0	1	1	0	0	1											
<b>Mike Bordick, R</b> (1, 6) OBP: 0.273, SLG: 0.290										3	1	0	0	1	0	1											
<b>Inning Stats</b>	R: 0 E: 0 K: 0 S: 14	H: 1 LOB: 3 BB: 2 P: 30	R: 0 E: 0 K: 0 S: 4	H: 0 LOB: 0 BB: 0 P: 5	R: 1 E: 0 K: 0 S: 11	H: 3 LOB: 1 BB: 0 P: 20	R: 1 E: 0 K: 0 S: 11	H: 2 LOB: 0 BB: 0 P: 14	R: 0 E: 0 K: 0 S: 8	H: 1 LOB: 1 BB: 0 P: 15	R: 0 E: 0 K: 0 S: 11	H: 1 LOB: 1 BB: 0 P: 12	R: 0 E: 0 K: 0 S: 14	H: 1 LOB: 1 BB: 0 P: 20	R: 1 E: 0 K: 1 S: 13	H: 2 LOB: 2 BB: 1 P: 23		1B: 10 2B: 2 3B: 0 HR: 0	SF: 0 SAC: 0 DP: 2 HBP: 0	WP: 0 PB: 0 SB: 1 CS: 2	PA: 40						
<b>PITCHER</b>	IP	WLS	BF	H	R	ER	SO	BB	IBB	HBP	BLK	WP	HR	S	P	ERA	WHIP										
<b>Doug Drabek, R</b> (1, 1) ERA: 6.08	5.1	W	24	8	2	2	0	2	1	0	0	0	0	55	93	3.38	1.875										
<b>Chuck McDroy, L</b> (6, 1) ERA: 4.13	2.1		9	2	0	0	0	0	0	0	0	0	0	25	37	0.00	0.857										
<b>41 Bill Simas, R</b> (8, 1) ERA: 3.33	0.2		5	2	1	1	0	1	0	0	0	0	0	13	20	13.50	4.500										
<b>Tony Castillo, L</b> (9, 1) ERA: 8.24	0.1		1	0	0	0	1	0	0	0	0	0	0	3	5	0.00	0.000										
<b>Roberto Hernandez, R</b> (9, 1) ERA: 2.81	0.1	S	1	0	0	0	0	0	0	0	0	0	0	1	2	0.00	0.000										

Batter	1	2	3	4	5	6	7	8	9	AB	R	H	RBI	BB	SO	LOB	BOTTOM										
<b>Ray Durham, S</b> (1, 4) OBP: 0.348, SLG: 0.362										4	1	1	0	0	1	1	<b>Baltimore Orioles @ Chicago White Sox</b> Comiskey Park, Chicago, IL Fri Jun 06 1997, 8:05 PM EDT Att: 21,304 - Unknown - 70 F <a href="http://livebaseballscorecards.com">livebaseballscorecards.com</a>										
<b>Dave Martinez, L</b> (1, 8) OBP: 0.342, SLG: 0.452										3	0	0	1	0	2	0											
<b>Frank Thomas, R</b> (1, 3) OBP: 0.515, SLG: 0.693 <b>Darren Lewis, R</b> (8, 8) OBP: 0.315, SLG: 0.217										3	2	2	1	1	1	0											
<b>Albert Belle, R</b> (1, 7) OBP: 0.354, SLG: 0.539										4	1	4	1	0	0	0											
<b>Harold Baines, L</b> (1, 10) OBP: 0.371, SLG: 0.447										4	0	0	0	0	0	5											
<b>Lyle Mouton, R</b> (1, 9) OBP: 0.380, SLG: 0.451										4	2	2	2	0	2	1											
<b>Jorge Fabregas, L</b> (1, 2) OBP: 0.198, SLG: 0.253										4	0	1	1	0	0	1											
<b>Chris Snopek, R</b> (1, 5) OBP: 0.286, SLG: 0.315										4	0	0	0	0	0	2											
<b>Ozzie Guillen, L</b> (1, 6) OBP: 0.330, SLG: 0.335										4	1	1	1	0	1	0											
<b>Inning Stats</b>	R: 1 E: 0 K: 1 S: 13	H: 2 LOB: 1 BB: 0 P: 20	R: 1 E: 0 K: 0 S: 8	H: 2 LOB: 1 BB: 0 P: 12	R: 0 E: 0 K: 1 S: 5	H: 0 LOB: 0 BB: 0 P: 6	R: 0 E: 0 K: 2 S: 12	H: 0 LOB: 0 BB: 0 P: 13	R: 0 E: 0 K: 2 S: 14	H: 1 LOB: 1 BB: 0 P: 22	R: 0 E: 0 K: 0 S: 5	H: 0 LOB: 0 BB: 0 P: 8	R: 0 E: 0 K: 0 S: 5	H: 0 LOB: 0 BB: 0 P: 8	R: 1 E: 0 K: 0 S: 13	H: 1 LOB: 3 BB: 0 HR: 1		SF: 1 SAC: 0 DP: 0 HBP: 0	WP: 1 PB: 0 SB: 1 CS: 1	PA: 36							
<b>PITCHER</b>	IP	WLS	BF	H	R	ER	SO	BB	IBB	HBP	BLK	WP	HR	S	P	ERA	WHIP										
<b>Scott Erickson, R</b> (1, 1) ERA: 3.58	5.0	L	26	10	7	7	3	0	0	0	0	0	0	54	81	12.60	2.000										
<b>Arthur Rhodes, L</b> (6, 1) ERA: 3.95	2.0		7	1	0	0	4	0	0	0	0	0	0	26	35	0.00	0.500										
<b>Brian Williams, R</b> (8, 1) ERA:	1.0		3	0	0	0	0	0	0	0	0	0	0	5	8	0.00	0.000										



Batter	1	2	3	4	5	6	7	8	9	10	11	AB	R	H	RBI	BB	SO	LOB	TOP				
Brady Anderson, L OBP: 0.451, SLG: 0.498 (1, 8)												5	0	1	0	1	1	1					
Jeff Reboulet, R OBP: 0.301, SLG: 0.266 (1, 4)												5	0	0	0	0	1	3					
Cal Ripken Jr., R OBP: 0.339, SLG: 0.472 (1, 5)												5	0	2	0	0	0	1					
Rafael Palmeiro, L OBP: 0.349, SLG: 0.477 (1, 3)												3	0	1	0	1	0	1					
Jeffrey Hammonds, R OBP: 0.331, SLG: 0.451 (10, PH)												4	0	2	0	0	1	2					
Tony Tarasco, L OBP: 0.304, SLG: 0.394 (10, 9)												0	0	0	0	1	0	0					
Pete Incaviglia, R OBP: 0.322, SLG: 0.394 (1, 10)												3	0	0	0	0	1	5					
Roberto Alomar, S OBP: 0.356, SLG: 0.423 (9, PH)												2	0	0	0	0	1	3					
B.J. Surhoff, L OBP: 0.415, SLG: 0.550 (1, 7)												5	0	2	0	0	0	1					
Chris Hoiles, R OBP: 0.438, SLG: 0.493 (1, 2)												3	0	1	0	2	2	0					
Mike Bordick, R OBP: 0.268, SLG: 0.282 (1, 6)												5	0	0	0	0	0	5					
<b>Inning Stats</b>	R: 0 E: 0 K: 1 S: 5	H: 0 LOB: 0 BB: 0 P: 5	R: 0 E: 0 K: 1 S: 6	H: 1 LOB: 1 BB: 0 P: 6	R: 0 E: 0 K: 1 S: 5	H: 0 LOB: 0 BB: 0 P: 5	R: 0 E: 0 K: 1 S: 6	H: 1 LOB: 2 BB: 0 P: 7	R: 0 E: 0 K: 0 S: 5	H: 0 LOB: 0 BB: 0 P: 5	R: 0 E: 0 K: 0 S: 4	H: 1 LOB: 1 BB: 1 P: 4	R: 0 E: 0 K: 1 S: 6	H: 1 LOB: 2 BB: 1 P: 10	R: 0 E: 0 K: 1 S: 6	H: 1 LOB: 3 BB: 2 P: 14	R: 0 E: 0 K: 0 S: 4	H: 2 LOB: 2 BB: 1 P: 8	1B: 9 2B: 0 3B: 0 HR: 0	SF: 0 SAC: 1 DP: 1 HBP: 1	WP: 0 PB: 0 SB: 0 CS: 0	PA: 47	
<b>PITCHER</b>	IP WLS BF H R ER SO BB IBB HBP BLK WP HR S P ERA WHIP																						
Wilson Alvarez, L ERA: 3.39 (1, 1)	8.0 31 5 0 0 0 5																						
Matt Karchner, R ERA: 3.05 (9, 1)	0.1 1 0 0 0 0 1																						
Tony Castillo, L ERA: 7.84 (9, 1)	1.0 6 2 0 0 0 0																						
Roberto Hernandez, R ERA: 2.63 (10, 1)	1.2 W 9 2 0 0 1																						

**Baltimore Orioles @ Chicago White Sox**  
Comiskey Park, Chicago, IL  
Sat Jun 07 1997, 4:33 AM EDT  
Alt. 31,548 - Overcast - 57 F

livebaseballscorecards.com

AB 40  
R 0  
H 9  
RBI 0  
BB 5  
SO 7  
LOB 22

Batter	1	2	3	4	5	6	7	8	9	10	11	AB	R	H	RBI	BB	SO	LOB	BOTTOM					
Ray Durham, S OBP: 0.353, SLG: 0.371 (1, 4)												5	0	3	0	0	2							
Dave Martinez, L OBP: 0.343, SLG: 0.448 (1, 3)												4	1	1	0	1	0	2						
Lyle Mouton, R OBP: 0.379, SLG: 0.447 (1, 9)												3	0	1	0	0	0	1						
Darren Lewis, R OBP: 0.327, SLG: 0.234 (10, 8)												1	0	1	0	0	0	0						
Albert Belle, R OBP: 0.355, SLG: 0.532 (1, 7)												3	0	0	0	2	2	4						
Harold Baines, L OBP: 0.367, SLG: 0.440 (1, 10)												5	0	1	1	0	0	4						
Mike Cameron, R OBP: 0.341, SLG: 0.347 (10, 9)												3	0	0	0	1	1	1						
Jorge Fabregas, L OBP: 0.200, SLG: 0.253 (1, 2)												4	0	1	0	0	0	1						
Chris Snopek, R OBP: 0.279, SLG: 0.307 (1, 5)												4	0	0	0	0	0	1						
Ozzie Guillen, L OBP: 0.329, SLG: 0.330 (1, 6)												3	0	0	0	1	0	0						
<b>Inning Stats</b>	R: 0 E: 0 K: 1 S: 6	H: 1 LOB: 1 BB: 0 P: 6	R: 0 E: 0 K: 0 S: 2	H: 0 LOB: 0 BB: 1 P: 6	R: 0 E: 0 K: 0 S: 4	H: 1 LOB: 1 BB: 0 P: 4	R: 0 E: 0 K: 0 S: 3	H: 0 LOB: 0 BB: 0 P: 3	R: 0 E: 0 K: 0 S: 3	H: 1 LOB: 1 BB: 0 P: 4	R: 0 E: 0 K: 0 S: 2	H: 0 LOB: 0 BB: 1 P: 6	R: 0 E: 0 K: 0 S: 3	H: 0 LOB: 0 BB: 0 P: 3	R: 0 E: 0 K: 1 S: 7	H: 3 LOB: 2 BB: 0 P: 7	R: 0 E: 0 K: 1 S: 6	H: 1 LOB: 2 BB: 1 P: 10	R: 1 E: 0 K: 0 S: 2	H: 1 LOB: 2 BB: 2 P: 10	1B: 7 2B: 2 3B: 0 HR: 0	SF: 0 SAC: 1 DP: 2 HBP: 0	WP: 1 PB: 1 SB: 1 CS: 0	PA: 41
<b>PITCHER</b>	IP WLS BF H R ER SO BB IBB HBP BLK WP HR S P ERA WHIP																							
Scott Kamieniecki, R ERA: 3.15 (8, 1)	7.0 24 3 2 0 0 1																							
Jesse Orosco, L ERA: 1.13 (9, 1)	1.0 5 2 0 0 0 0																							
Armando Benitez, R ERA: 3.75 (10, 1)	1.0 3 1 0 0 0 1																							
Terry Mathews, R ERA: 4.79 (10, 1)	0.2 4 1 0 0 0 1																							
Randy Myers, L ERA: 1.44 (10, 1)	0.2 L 5 1 1 1 0																							

**Baltimore Orioles @ Chicago White Sox**  
Comiskey Park, Chicago, IL  
Sat Jun 07 1997, 4:33 AM EDT  
Alt. 31,548 - Overcast - 57 F

livebaseballscorecards.com

AB 35  
R 1  
H 8  
RBI 1  
BB 5  
SO 3  
LOB 16



Batter	1	2	3	4	5	6	7	8	9	AB	R	H	RBI	BB	SO	LOB	TOP					
Brady Anderson, L (1, 8) OBP: 0.443, SLG: 0.486	F9		P6		G4-3		G3-1		F7	5	0	0	0	0	0	0						
Roberto Alomar, S (1, 4) OBP: 0.389, SLG: 0.453 Jeff Reboulet, R (9, PH) OBP: 0.297, SLG: 0.262 (9, 4)	F		G4-3			HR	BB		G1-3	2	1	2	1	2	0	0						
B.J. Surhoff, L (1, 7) OBP: 0.406, SLG: 0.537	L3		G4-3		G4-3		F8			4	0	0	0	0	0	3						
Rafael Palmeiro, L (1, 3) OBP: 0.348, SLG: 0.473	G3-1		P5			1B			L4	4	1	1	0	0	0	2						
Cal Ripken Jr., R (1, 5) OBP: 0.341, SLG: 0.473		G1-3			F7		1B		1B	4	0	2	0	0	0	0						
Tony Tarasco, L (1, 9) OBP: 0.317, SLG: 0.405 Jeffrey Hammonds, R (8, PH) OBP: 0.336, SLG: 0.455 (8, 9)	1B				F8		1B		1B	3	0	2	1	0	0	0						
Chris Hoiles, R (1, 2) OBP: 0.434, SLG: 0.487	1B				F9		K		F8	4	0	1	0	0	1	4						
David Dellucci, L (1, 10) OBP: 0.308, SLG: 0.370	K				G6-3		G4-3		F8	3	0	0	0	1	1	6						
Mike Bordick, R (1, 6) OBP: 0.261, SLG: 0.276	F8				G6-3		G6-3		K	4	0	0	0	0	1	3						
<b>Inning Stats</b>	R: 0 E: 1 K: 0 S: 4	H: 1 LOB: 1 BB: 0 P: 4	R: 0 E: 0 K: 1 S: 7	H: 2 LOB: 2 BB: 0 P: 7	R: 0 E: 0 K: 0 S: 3	H: 0 LOB: 1 BB: 1 P: 7	R: 0 E: 0 K: 0 S: 3	H: 0 LOB: 0 BB: 0 P: 3	R: 0 E: 0 K: 1 S: 2	H: 0 LOB: 0 BB: 1 P: 6	R: 2 E: 0 K: 1 S: 9	H: 4 LOB: 2 BB: 0 P: 9	R: 0 E: 0 K: 0 S: 3	H: 0 LOB: 1 BB: 1 P: 7	R: 0 E: 0 K: 0 S: 5	H: 2 LOB: 2 BB: 0 P: 5	R: 0 E: 0 K: 1 S: 5	H: 0 LOB: 0 BB: 0 P: 5	1B: 7 2B: 1 3B: 0 HR: 1	SF: 0 SAC: 0 DP: 1 HBP: 0	WP: 0 PB: 0 CS: 0	PA: 38
<b>PITCHER</b>	IP	WLS	BF	H	R	ER	SO	BB	IBB	HBP	BLK	WP	HR	S	P	ERA	WHIP					
Danny Darwin, R (1, 1) ERA: 3.21	7.1	L	32	8	2	2	2	3	0	0	0	0	1	33	45	2.46	1.500					
Tony Castillo, L (8, 1) ERA: 7.54	0.0		1	1	0	0	0	0	0	0	0	0	0	1	1	∞	∞					
Carlos Castillo, R (8, 1) ERA: 3.81	1.0		3	0	0	0	1	0	0	0	0	0	0	5	5	0.00	0.000					
Chuck McElroy, L (9, 1) ERA: 4.01	0.2		2	0	0	0	0	0	0	0	0	0	0	2	2	0.00	0.000					

Baltimore Orioles @ Chicago White Sox  
Comiskey Park, Chicago, IL  
Sun Jun 08 1997, 4:33 AM EDT  
Att: 24,089 - Sunny - 64 F

AB 35  
R 2  
H 9  
RBI 2  
BB 3  
SO 3  
LOB 18



Batter	1	2	3	4	5	6	7	8	9	AB	R	H	RBI	BB	SO	LOB	BOTTOM					
Ray Durham, S (1, 4) OBP: 0.348, SLG: 0.365	K				G5-3		P6			4	0	0	0	0	1	4						
Mike Cameron, R (1, 8) OBP: 0.326, SLG: 0.329	E3		G4-3		K				F9	4	0	0	0	0	1	0						
Norberto Martin, R (1, 6) OBP: 0.308, SLG: 0.370 Ozzie Guillen, L (8, PH) OBP: 0.327, SLG: 0.328 (9, 6)	F9		K				F9		K	3	0	0	0	0	1	1						
Albert Belle, R (1, 7) OBP: 0.349, SLG: 0.523	G1-3		K				K		F8	4	0	0	0	0	2	1						
Lyle Mouton, R (1, 9) OBP: 0.374, SLG: 0.439			F9				K		K	4	0	1	0	0	2	0						
Harold Baines, L (1, 10) OBP: 0.369, SLG: 0.439 Darren Lewis, R (9, FR) OBP: 0.327, SLG: 0.234	1B		1B		K		K		E	3	1	1	0	1	2	1						
Ron Karkovics, R (1, 2) OBP: 0.274, SLG: 0.333	1B		K				G5-3		F3	4	0	1	0	0	1	2						
Dave Martinez, L (1, 3) OBP: 0.351, SLG: 0.451	1B				FC6-4		1B		E7	3	0	2	0	1	0	1						
Chris Snopce, R (1, 5) OBP: 0.284, SLG: 0.312	1B				F9		1B		F8	4	0	2	1	0	0	3						
<b>Inning Stats</b>	R: 0 E: 1 K: 1 S: 6	H: 0 LOB: 1 BB: 0 P: 6	R: 1 E: 0 K: 1 S: 8	H: 3 LOB: 2 BB: 0 P: 8	R: 0 E: 0 K: 2 S: 7	H: 0 LOB: 0 BB: 0 P: 7	R: 0 E: 0 K: 1 S: 6	H: 2 LOB: 1 BB: 0 P: 6	R: 0 E: 0 K: 1 S: 5	H: 0 LOB: 0 BB: 0 P: 5	R: 0 E: 0 K: 2 S: 7	H: 0 LOB: 0 BB: 0 P: 7	R: 0 E: 0 K: 1 S: 6	H: 1 LOB: 2 BB: 1 P: 10	R: 0 E: 0 K: 1 S: 5	H: 0 LOB: 0 BB: 0 P: 5	R: 0 E: 1 K: 1 S: 6	H: 1 LOB: 3 BB: 1 P: 10	1B: 7 2B: 1 3B: 0 HR: 0	SF: 0 SAC: 0 DP: 1 HBP: 0	WP: 0 PB: 0 CS: 1	PA: 36
<b>PITCHER</b>	IP	WLS	BF	H	R	ER	SO	BB	IBB	HBP	BLK	WP	HR	S	P	ERA	WHIP					
Jimmy Key, L (1, 1) ERA: 2.56	7.0	W	28	6	1	1	9	1	0	0	0	0	0	45	49	1.29	1.000					
Armando Benitez, R (8, 1) ERA: 3.55	1.1		4	0	0	0	2	0	0	0	0	0	0	8	8	0.00	0.000					
Randy Myers, L (9, 1) ERA: 1.4	0.2	S	4	1	0	0	0	1	0	0	0	0	0	3	7	0.00	3.000					

Baltimore Orioles @ Chicago White Sox  
Comiskey Park, Chicago, IL  
Sun Jun 08 1997, 4:33 AM EDT  
Att: 24,089 - Sunny - 64 F

AB 34  
R 1  
H 7  
RBI 1  
BB 2  
SO 11  
LOB 13





Batter	1	2	3	4	5	6	7	8	9	AB	R	H	RBI	BB	SO	LOB	TOP					
<b>Brady Anderson, L</b> (1, 8) OBP: 0.444, SLG: 0.486	G5-3		K		FC1-6 1B	PO 1B		E 1B	F8	6	1	3	1	0	1	3	<b>Baltimore Orioles @ Chicago White Sox</b> Comiskey Park, Chicago, IL Mon Jun 09 1997, 8:05 PM EDT Att: 23,464 - Unknown - 65 F					
<b>Roberto Alomar, S</b> (1, 4) OBP: 0.360, SLG: 0.440	F8		F8		FC1-6 PB 2B 1-2	PO 1-3	F7	K 1-H		5	1	0	0	0	1	2						
<b>Rafael Palmeiro, L</b> (1, 10) OBP: 0.353, SLG: 0.476	L9				2B BB		K CS			3	2	1	1	2	1	0						
<b>Cal Ripken Jr., R</b> (1, 5) OBP: 0.335, SLG: 0.463		K			P7	L8		P4		5	0	0	0	0	1	5						
<b>B.J. Surhoff, L</b> (1, 3) OBP: 0.416, SLG: 0.556	L7				BB 2B	HR 1B		BB 2B 1B	BB 1B 2B	5	3	4	1	0	0	0						
<b>Jeffrey Hammonds, R</b> (1, 7) OBP: 0.345, SLG: 0.488					BB BB	HR		L9	F7	4	1	2	2	1	0	2						
<b>Tony Tarasco, L</b> (1, 9) OBP: 0.322, SLG: 0.390	G4-3				BB	F9		BB 2B	P6	3	1	0	1	2	0	2						
<b>Chris Hoiles, R</b> (1, 2) OBP: 0.428, SLG: 0.474			K		K		G5-3	F8	BB 1B	4	0	0	0	1	2	5						
<b>Mike Bordick, R</b> (1, 6) OBP: 0.269, SLG: 0.289					F8		K	BB 1B 2B	BB 1B	5	1	3	3	0	1	3						
<b>Inning Stats</b>	R: 0 E: 0 K: 0 S: 5	H: 0 LOB: 0 BB: 0 P: 9	R: 0 E: 0 K: 1 S: 10	H: 1 LOB: 1 BB: 0 P: 18	R: 0 E: 0 K: 2 S: 8	H: 1 LOB: 1 BB: 0 P: 13	R: 1 E: 0 K: 1 S: 11	H: 1 LOB: 3 BB: 3 P: 26	R: 4 E: 0 K: 1 S: 13	H: 4 LOB: 0 BB: 0 P: 20	R: 0 E: 0 K: 1 S: 11	H: 1 LOB: 0 BB: 0 P: 16	R: 0 E: 0 K: 2 S: 8	H: 0 LOB: 0 BB: 0 P: 12	R: 4 E: 1 K: 1 S: 23	H: 3 LOB: 2 BB: 2 P: 41		R: 1 E: 0 K: 0 S: 9	H: 2 LOB: 2 BB: 1 P: 17	1B: 7 2B: 5 3B: 0 HR: 1	SF: 0 SAC: 0 DP: 0 HBP: 0	WP: 1 PB: 1 CS: 2
<b>PITCHER</b>	IP	WLS	BF	H	R	ER	SO	BB	IBB	HBP	BLK	WP	HR	S	P	ERA	WHIP					
<b>James Baldwin, R</b> (1, 1) ERA: 4.69	7.0	L	31	8	5	5	6	3	0	0	0	1	1	66	114	6.43	1.571					
<b>41 Bill Simas, R</b> (8, 1) ERA: 4.25	1.0		9	3	4	3	1	2	0	0	0	0	0	23	41	27.00	5.000					
<b>Carlos Castillo, R</b> (9, 1) ERA: 3.99	1.0		6	2	1	1	0	1	0	0	0	0	0	9	17	9.00	3.000					

AB	40
R	10
H	13
RBI	9
BB	6
SO	7
LOB	22



Batter	1	2	3	4	5	6	7	8	9	AB	R	H	RBI	BB	SO	LOB	BOTTOM					
<b>Ray Durham, S</b> (1, 4) OBP: 0.347, SLG: 0.361	L6		G4-3			CS BB		G5-3		3	0	0	0	1	0	0	<b>Baltimore Orioles @ Chicago White Sox</b> Comiskey Park, Chicago, IL Mon Jun 09 1997, 8:05 PM EDT Att: 23,464 - Unknown - 65 F					
<b>Norberto Martin, R</b> (1, 5) OBP: 0.306, SLG: 0.375	BB 2B		G4-3			K 1-2		G6-3		4	0	1	0	0	1	1						
<b>Dave Martinez, L</b> (1, 3) OBP: 0.344, SLG: 0.441	P6				F8		K	L7		4	0	0	0	0	1	1						
<b>Albert Belle, R</b> (1, 7) OBP: 0.357, SLG: 0.542					G6-4-3 1B		HR			3	1	3	1	0	0	0						
<b>Mike Cameron, R</b> (9, 9) OBP: 0.322, SLG: 0.325								K		1	0	0	0	0	1	0						
<b>Harold Baines, L</b> (1, 10) OBP: 0.364, SLG: 0.432	F8				G6-4-3 1-2		K			3	0	0	0	0	1	3						
<b>Lyle Mouton, R</b> (1, 9) OBP: 0.373, SLG: 0.465		G6-3					HR			3	1	1	1	0	1	0						
<b>Jorge Fabregas, L</b> (1, 2) OBP: 0.194, SLG: 0.244		F8					L8			3	0	0	0	0	0	0						
<b>Darren Lewis, R</b> (1, 8) OBP: 0.310, SLG: 0.220		G4-3					L9			3	0	0	0	0	1	0						
<b>Ozzie Guillen, L</b> (1, 6) OBP: 0.322, SLG: 0.323			G4-3				G4-3	G6-3		3	0	0	0	0	0	0						
<b>Inning Stats</b>	R: 0 E: 0 K: 0 S: 15	H: 2 LOB: 2 BB: 0 P: 20	R: 0 E: 0 K: 0 S: 6	H: 0 LOB: 0 BB: 0 P: 9	R: 0 E: 0 K: 0 S: 10	H: 0 LOB: 0 BB: 0 P: 13	R: 0 E: 0 K: 1 S: 7	H: 1 LOB: 0 BB: 0 P: 11	R: 0 E: 0 K: 1 S: 9	H: 0 LOB: 0 BB: 0 P: 14	R: 0 E: 0 K: 1 S: 8	H: 0 LOB: 0 BB: 1 P: 14	R: 2 E: 0 K: 2 S: 12	H: 2 LOB: 0 BB: 0 P: 18	R: 0 E: 0 K: 1 S: 6	H: 0 LOB: 0 BB: 0 P: 8	R: 0 E: 0 K: 1 S: 6	H: 0 LOB: 0 BB: 0 P: 8	1B: 2 2B: 1 3B: 0 HR: 2	SF: 0 SAC: 0 DP: 1 HBP: 0	WP: 0 PB: 0 CS: 1	PA: 31
<b>PITCHER</b>	IP	WLS	BF	H	R	ER	SO	BB	IBB	HBP	BLK	WP	HR	S	P	ERA	WHIP					
<b>35 Mike Mussina, R</b> (1, 1) ERA: 3.49	9.0	W	31	5	2	2	6	1	0	0	0	0	2	79	115	2.00	0.667					

AB	30
R	2
H	5
RBI	2
BB	1
SO	6
LOB	5





Batter	1	2	3	4	5	6	7	8	9	AB	R	H	RBI	BB	SO	LOB	TOP								
<b>Brady Anderson, L</b> (1, 8) OBP: 0.443, SLG: 0.489										5	1	2	0	0	2	0									
<b>Jeff Reboulet, R</b> (1, 4) OBP: 0.286, SLG: 0.250										3	0	0	0	0	0	1									
<b>Roberto Alomar, S</b> (8, PH) OBP: 0.361, SLG: 0.446										2	1	1	0	0	0	1									
<b>Jeffrey Hammonds, R</b> (1, 9) OBP: 0.347, SLG: 0.482										5	2	2	1	0	0	1									
<b>Rafael Palmeiro, L</b> (1, 3) OBP: 0.361, SLG: 0.494										4	2	3	3	1	1	0									
<b>Cal Ripken Jr., R</b> (1, 5) OBP: 0.332, SLG: 0.455										4	0	0	0	1	1	3									
<b>B.J. Surhoff, L</b> (1, 7) OBP: 0.417, SLG: 0.552										3	0	1	2	1	0	0									
<b>Pete Incaviglia, R</b> (1, 10) OBP: 0.319, SLG: 0.389										4	1	1	0	0	1	3									
<b>Lenny Webster, R</b> (1, 2) OBP: 0.284, SLG: 0.281										4	0	2	1	0	1	2									
<b>Mike Bordick, R</b> (1, 6) OBP: 0.264, SLG: 0.284										4	0	0	0	0	0	2									
<b>Inning Stats</b>	R: 0 E: 0 K: 0 S: 4	H: 1 LOB: 2 BB: 1 P: 8	R: 0 E: 0 K: 0 S: 4	H: 1 LOB: 1 BB: 0 P: 4	R: 0 E: 0 K: 1 S: 5	H: 0 LOB: 0 BB: 0 P: 5	R: 2 E: 1 K: 0 S: 6	H: 3 LOB: 1 BB: 0 P: 6	R: 0 E: 0 K: 0 S: 3	H: 0 LOB: 0 BB: 0 P: 3	R: 0 E: 0 K: 1 S: 5	H: 0 LOB: 1 BB: 1 P: 9	R: 0 E: 0 K: 2 S: 7	H: 0 LOB: 0 BB: 0 P: 7	R: 3 E: 0 K: 1 S: 8	H: 4 LOB: 1 BB: 1 P: 12	R: 2 E: 0 K: 1 S: 8	H: 3 LOB: 1 BB: 0 P: 8	1B: 7 2B: 4 3B: 0 HR: 1	SF: 0 SAC: 0 DP: 1 HBP: 0	WP: 0 PB: 0 SB: 0 CS: 0	PA: 41			
<b>PITCHER</b>	IP	WLS	BF	H	R	ER	SO	BB	IBB	HBP	BLK	WP	HR	S	P	ERA	WHIP								
<b>Vaughn Eshelman, L</b> (1, 1) ERA: 4.95	6.0	L	25	5	2	2	2	2	0	0	0	0	1	27	35	3.00	1.167								
<b>Mark Brandenburg, R</b> (7, 1) ERA: 14.4	1.0		5	2	2	2	2	0	0	0	0	0	0	9	9	18.00	2.000								
<b>Chris Hammond, L</b> (8, 1) ERA: 6.14	0.0		3	2	1	1	0	1	0	0	0	0	0	2	6										
<b>Heathcliff Slocumb, R</b> (8, 1) ERA: 7.81	2.0		8	3	2	2	2	0	0	0	0	0	0	12	12	9.00	1.500								

**Baltimore Orioles @ Boston Red Sox**  
Fenway Park, Boston, MA  
Tue Jun 10 1997, 7:05 PM EDT  
Unknown - 93 F

AB 38  
R 7  
H 12  
RBI 7  
BB 3  
SO 6  
LOB 13



Batter	1	2	3	4	5	6	7	8	9	AB	R	H	RBI	BB	SO	LOB	BOTTOM								
<b>Nomar Garciaparra, R</b> (1, 6) OBP: 0.317, SLG: 0.438										4	0	1	0	0	0	2									
<b>Darren Daulton, L</b> (1, 8) OBP: 0.373, SLG: 0.474										4	0	0	0	0	1	2									
<b>Mo Vaughn, L</b> (1, 3) OBP: 0.432, SLG: 0.600										3	1	3	2	1	0	0									
<b>Wil Cordero, R</b> (1, 7) OBP: 0.337, SLG: 0.470										4	0	0	0	0	0	3									
<b>18 Reggie Jefferson, S</b> (1, 10) OBP: 0.333, SLG: 0.522										3	0	0	0	0	1	1									
<b>Shane Mack, R</b> (9, PH) OBP: 0.361, SLG: 0.364										1	0	0	0	0	0	0									
<b>John Valentin, R</b> (1, 4) OBP: 0.317, SLG: 0.385										3	0	1	0	1	1	1									
<b>Troy O'Leary, L</b> (1, 9) OBP: 0.347, SLG: 0.444										3	0	1	0	0	1	1									
<b>Tim Lincecum, R</b> (9, PH) OBP: 0.370, SLG: 0.464										1	0	0	0	0	0	1									
<b>Jeff Frye, R</b> (1, 5) OBP: 0.337, SLG: 0.386										4	0	0	0	0	0	4									
<b>Scott Hatteberg, L</b> (1, 2) OBP: 0.356, SLG: 0.449										2	1	1	0	1	0	0									
<b>Inning Stats</b>	R: 0 E: 0 K: 1 S: 5	H: 1 LOB: 1 BB: 1 P: 9	R: 0 E: 0 K: 0 S: 4	H: 1 LOB: 0 BB: 0 P: 4	R: 0 E: 0 K: 0 S: 3	H: 0 LOB: 0 BB: 0 P: 3	R: 0 E: 0 K: 1 S: 6	H: 1 LOB: 1 BB: 0 P: 6	R: 0 E: 0 K: 1 S: 5	H: 0 LOB: 1 BB: 1 P: 9	R: 0 E: 0 K: 0 S: 3	H: 1 LOB: 0 BB: 0 P: 3	R: 0 E: 0 K: 1 S: 6	H: 1 LOB: 1 BB: 0 P: 6	R: 2 E: 0 K: 0 S: 5	H: 2 LOB: 0 BB: 0 P: 5	R: 0 E: 0 K: 0 S: 3	H: 0 LOB: 1 BB: 1 P: 7	1B: 6 2B: 0 3B: 0 HR: 1	SF: 0 SAC: 0 DP: 2 HBP: 0	WP: 0 PB: 0 SB: 0 CS: 1	PA: 35			
<b>PITCHER</b>	IP	WLS	BF	H	R	ER	SO	BB	IBB	HBP	BLK	WP	HR	S	P	ERA	WHIP								
<b>Scott Erickson, R</b> (1, 1) ERA: 3.47	7.2	W	30	7	2	2	4	2	0	0	0	0	1	36	44	2.35	1.174								
<b>Terry Mathews, R</b> (8, 1) ERA: 4.71	0.1		1	0	0	0	0	0	0	0	0	0	0	1	1	0.00	0.000								
<b>Jesse Orosco, L</b> (9, 1) ERA: 1.06	1.0		4	0	0	0	0	1	0	0	0	0	0	3	7	0.00	1.000								

**Baltimore Orioles @ Boston Red Sox**  
Fenway Park, Boston, MA  
Tue Jun 10 1997, 7:05 PM EDT  
Unknown - 93 F

AB 32  
R 2  
H 7  
RBI 2  
BB 3  
SO 4  
LOB 15





Batter	1	2	3	4	5	6	7	8	9	AB	R	H	RBI	BB	SO	LOB	TOP								
<b>Brady Anderson, L</b> (1, 8) OBP: 0.435, SLG: 0.478	F7	K			K		F9		F9	5	0	0	0	0	2	1	<b>Baltimore Orioles @ Boston Red Sox</b> Fenway Park, Boston, MA Tue Jun 10 1997, 7:05 PM EDT Att: 30,995 - Unknown - 88 F								
<b>Roberto Alomar, S</b> (1, 4) OBP: 0.359, SLG: 0.448	G5-3		K		F7					4	0	1	0	0	1	0									
<b>Jeffrey Hammonds, R</b> (1, 9) OBP: 0.351, SLG: 0.515	F8			HR			F8			4	1	2	1	0	0	1									
<b>Rafael Palmeiro, L</b> (1, 3) OBP: 0.360, SLG: 0.498		1B	F9		K				G1-3	4	1	1	0	0	1	1									
<b>Cal Ripken Jr., R</b> (1, 5) OBP: 0.342, SLG: 0.468		HR								4	1	4	1	0	0	0									
<b>B.J. Surhoff, L</b> (1, 7) OBP: 0.414, SLG: 0.561		HR								4	1	1	2	0	0	3									
<b>Pete Incaviglia, R</b> (1, 10) OBP: 0.317, SLG: 0.378					G6-3					3	0	0	0	1	1	2									
<b>Chris Hoiles, R</b> (1, 2) OBP: 0.419, SLG: 0.462		FC5-4			K				K	4	0	0	0	0	2	2									
<b>Mike Bordick, R</b> (1, 6) OBP: 0.259, SLG: 0.278		F8			F8				G4-3	4	0	0	0	0	0	1									
<b>Inning Stats</b>	R: 0 E: 0 K: 0 S: 3	H: 0 LOB: 0 BB: 0 P: 3	R: 3 E: 0 K: 1 S: 8	H: 3 LOB: 1 BB: 1 P: 12	R: 1 E: 0 K: 1 S: 7	H: 2 LOB: 1 BB: 0 P: 7	R: 0 E: 0 K: 1 S: 5	H: 0 LOB: 0 BB: 0 P: 5	R: 0 E: 0 K: 2 S: 8	H: 1 LOB: 1 BB: 0 P: 8	R: 0 E: 0 K: 1 S: 6	H: 1 LOB: 1 BB: 0 P: 6	R: 0 E: 0 K: 0 S: 4	H: 1 LOB: 1 BB: 0 P: 4	R: 0 E: 0 K: 0 S: 4	H: 1 LOB: 1 BB: 0 P: 4		R: 0 E: 0 K: 1 S: 5	H: 0 LOB: 0 BB: 0 P: 5	1B: 4 2B: 2 3B: 1 HR: 2	SF: 0 SAC: 0 DP: 0 HBP: 0	WP: 0 PB: 1 SB: 0 CS: 0	PA: 37		
<b>PITCHER</b>	IP	WLS	BF	H	R	ER	SO	BB	IBB	HBP	BLK	WP	HR	S	P	ERA	WHIP								
<b>49 Tim Wakefield, R</b> (1, 1) ERA: 4.62	5.0	L	23	7	4	4	5	1	0	0	0	0	2	32	36	7.20	1.600								
<b>John Wasdin, R</b> (6, 1) ERA: 5.23	3.0		11	2	0	0	1	0	0	0	0	0	0	13	13	0.00	0.667								
<b>Joe Hudson, R</b> (9, 1) ERA:	1.0		3	0	0	0	1	0	0	0	0	0	0	5	5	0.00	0.000								

Batter	1	2	3	4	5	6	7	8	9	AB	R	H	RBI	BB	SO	LOB	BOTTOM								
<b>Nomar Garciaparra, R</b> (1, 6) OBP: 0.322, SLG: 0.445	K		G3-1						K	5	1	3	0	0	2	1	<b>Baltimore Orioles @ Boston Red Sox</b> Fenway Park, Boston, MA Tue Jun 10 1997, 7:05 PM EDT Att: 30,995 - Unknown - 88 F								
<b>Darren Daulton, L</b> (1, 8) OBP: 0.366, SLG: 0.464	F8		G3-1		F8					4	0	0	0	0	1	3									
<b>Mo Vaughn, L</b> (1, 3) OBP: 0.437, SLG: 0.616										4	1	3	2	0	1	0									
<b>Wil Cordero, R</b> (1, 7) OBP: 0.336, SLG: 0.466			G5-3		K				P3	4	0	1	0	0	1	2									
<b>18 Reggie Jefferson, S</b> (1, 10) OBP: 0.329, SLG: 0.514										2	0	0	0	0	0	2									
<b>Mike Stanley, R</b> (6, PH) OBP: 0.369, SLG: 0.463	F9		G6-3		K				G6-4-3	2	0	1	0	0	1	2									
<b>Tim Lincecum, R</b> (1, 5) OBP: 0.377, SLG: 0.472									G6-4-3	3	0	2	0	1	0	1									
<b>Troy O'Leary, L</b> (1, 9) OBP: 0.345, SLG: 0.438										2	0	0	0	0	1	2									
<b>Shane Mack, R</b> (6, PH) OBP: 0.368, SLG: 0.371										2	0	1	0	0	0	1									
<b>John Valentin, R</b> (1, 4) OBP: 0.316, SLG: 0.383										4	0	1	0	0	1	3									
<b>Bill Haselman, R</b> (1, 2) OBP: 0.315, SLG: 0.409										3	0	0	0	0	2	3									
<b>Scott Hatteberg, L</b> (9, PH) OBP: 0.356, SLG: 0.449										0	0	0	0	0	0	0									
<b>Jeff Frye, R</b> (9, PH) OBP: 0.333, SLG: 0.382										1	0	0	0	0	0	1									
<b>Inning Stats</b>	R: 0 E: 0 K: 1 S: 7	H: 2 LOB: 2 BB: 0 P: 7	R: 0 E: 0 K: 2 S: 8	H: 1 LOB: 1 BB: 0 P: 8	R: 2 E: 0 K: 0 S: 5	H: 2 LOB: 0 BB: 0 P: 5	R: 0 E: 0 K: 1 S: 6	H: 1 LOB: 1 BB: 0 P: 6	R: 0 E: 0 K: 2 S: 9	H: 2 LOB: 2 BB: 0 P: 9	R: 0 E: 0 K: 1 S: 5	H: 1 LOB: 1 BB: 1 P: 9	R: 0 E: 0 K: 2 S: 7	H: 1 LOB: 0 BB: 0 P: 7	R: 0 E: 0 K: 0 S: 3	H: 1 LOB: 0 BB: 0 P: 3	R: 0 E: 0 K: 1 S: 6	H: 1 LOB: 1 BB: 0 P: 6	1B: 9 2B: 2 3B: 0 HR: 1	SF: 0 SAC: 0 DP: 2 HBP: 0	WP: 0 PB: 0 SB: 0 CS: 1	PA: 37			
<b>PITCHER</b>	IP	WLS	BF	H	R	ER	SO	BB	IBB	HBP	BLK	WP	HR	S	P	ERA	WHIP								
<b>Shawn Boskie, R</b> (1, 1) ERA: 6.12	4.0		19	7	2	2	4	0	0	0	0	0	1	27	27	4.50	1.750								
<b>Arthur Rhodes, L</b> (5, 1) ERA: 3.59	3.0	W	11	3	0	0	5	1	0	0	0	0	0	20	24	0.00	1.333								
<b>Armando Benitez, R</b> (8, 1) ERA: 3.38	1.1		5	2	0	0	0	0	0	0	0	0	0	5	5	0.00	1.500								
<b>Randy Myers, L</b> (9, 1) ERA: 1.37	0.2	S	2	0	0	0	1	0	0	0	0	0	0	4	4	0.00	0.000								



Batter	1	2	3	4	5	6	7	8	9	AB	R	H	RBI	BB	SO	LOB	TOP	
Brady Anderson, L (1, 8) OBP: 0.433, SLG: 0.474	F8			F8			DI 1B		K	4	0	1	0	0	1	0	<b>Baltimore Orioles @ Boston Red Sox</b> Fenway Park, Boston, MA Wed Jun 11 1997, 7:05 PM EDT Att: 26,479 - Unknown - 93 F	
Roberto Alomar, S (1, 4) OBP: 0.382, SLG: 0.454	G1			G6-4-3 1B			K		1B 2B	4	1	2	0	0	1	1		
Jeffrey Hammonds, R (1, 9) OBP: 0.349, SLG: 0.511 David Dellucci, L (4, PH) OBP: 0.250, SLG: 0.100	G4-3			G6-4-3 1-2			K		1B 2H	1	0	0	0	0	0	0		
Rafael Palmeiro, L (1, 3) OBP: 0.354, SLG: 0.490		G3			G3-1		F7		G3	4	0	0	0	0	2			
Cal Ripken Jr., R (1, 5) OBP: 0.340, SLG: 0.464 Jeff Reboulet, R (6, 5) OBP: 0.295, SLG: 0.250		P3			G5-3				G4-3 BB	2	0	0	0	0	0	0		
B.J. Surhoff, L (1, 7) OBP: 0.408, SLG: 0.553		F8			G6-3				G4-3 1-2	3	0	0	0	0	1			
Pete Incaviglia, R (1, 10) OBP: 0.310, SLG: 0.368				G4-3			K		K	3	0	0	0	2	1			
Chris Hoiles, R (1, 2) OBP: 0.412, SLG: 0.453				G5-3			F8		K	3	0	0	0	1	1			
Mike Bordick, R (1, 6) OBP: 0.256, SLG: 0.274				K			G3-1		P4	3	0	0	0	1	0			
<b>Inning Stats</b>	R: 0 E: 0 K: 0 S: 3	H: 0 LOB: 0 BB: 0 P: 3	R: 0 E: 0 K: 0 S: 3	H: 0 LOB: 0 BB: 0 P: 3	R: 0 E: 0 K: 1 S: 5	H: 1 LOB: 0 BB: 0 P: 3	R: 0 E: 0 K: 0 S: 3	H: 0 LOB: 0 BB: 0 P: 3	R: 0 E: 0 K: 2 S: 8	H: 1 LOB: 1 BB: 0 P: 8	R: 0 E: 0 K: 2 S: 7	H: 0 LOB: 1 BB: 0 P: 11	R: 1 E: 0 K: 1 S: 7	H: 2 LOB: 1 BB: 0 P: 7	1B: 3 2B: 1 3B: 0 HR: 0	SF: 0 SAC: 0 DP: 1 HBP: 0		WP: 0 PB: 0 SB: 0 CS: 0
<b>PITCHER</b> Tom Gordon, R (1, 1) ERA: 3.67	IP: 9.0 WLS: W BF: 31 H: 4 R: 1 ER: 1 SO: 7 BB: 1 IBB: 0 HBP: 0 BLK: 0 WP: 0 HR: 0 S: 44 P: 48 ERA: 1.00 WHIP: 0.556																	

Batter	1	2	3	4	5	6	7	8	9	AB	R	H	RBI	BB	SO	LOB	BOTTOM			
Nomar Garciaparra, R (1, 6) OBP: 0.327, SLG: 0.450 Mike Benjamin, R (8, 6) OBP: 0.150, SLG: 0.200	WP 18 1B 2B	K	K		18 1B		G4-3 2B BB	F8		4	2	2	0	1	2	3	<b>Baltimore Orioles @ Boston Red Sox</b> Fenway Park, Boston, MA Wed Jun 11 1997, 7:05 PM EDT Att: 26,479 - Unknown - 93 F			
Darren Bragg, L (1, 9) OBP: 0.382, SLG: 0.458	K 18 1B 2B	K			K		G4-3 1-2			5	1	1	1	0	3	3				
Mo Vaughn, L (1, 3) OBP: 0.316, SLG: 0.608 Mike Stanley, R (4, 3) OBP: 0.391, SLG: 0.473	K	K			F9		18 2B			3	0	0	0	0	3	4				
18 Reggie Jefferson, S (1, 10) OBP: 0.344, SLG: 0.531	2B SF8 1B									5	2	4	2	0	0	2				
Tim Lincecum, R (1, 5) OBP: 0.377, SLG: 0.472	E 1-3 3H 2B				F8		G6-3			4	1	1	1	1	0	3				
Troy O'Leary, L (1, 7) OBP: 0.350, SLG: 0.440	E 1B IBB				F7					4	1	2	0	1	0	0				
John Valentin, R (1, 4) OBP: 0.316, SLG: 0.381 Jeff Frye, R (5, 4) OBP: 0.327, SLG: 0.374	SF8				E5 1B WP		G4-6-3 1B		F9	1	1	0	1	1	0	1				
Scott Hatteberg, L (1, 2) OBP: 0.379, SLG: 0.457					WP 1B 1B		G4-3			3	1	2	1	2	0	0				
Shane Mack, R (1, 8) OBP: 0.372, SLG: 0.359	F9				1B WP BB		G6-3			4	0	1	0	1	0	5				
<b>Inning Stats</b>	R: 3 E: 1 K: 2 S: 11	H: 3 LOB: 3 BB: 2 P: 19	R: 0 E: 0 K: 3 S: 9	H: 0 LOB: 0 BB: 0 P: 9	R: 5 E: 2 K: 2 S: 12	H: 4 LOB: 2 BB: 2 P: 20	R: 0 E: 0 K: 0 S: 4	H: 1 LOB: 2 BB: 1 P: 8	R: 0 E: 0 K: 1 S: 7	H: 2 LOB: 2 BB: 0 P: 7	R: 0 E: 0 K: 0 S: 3	H: 1 LOB: 0 BB: 0 P: 3	R: 2 E: 0 K: 0 S: 5	H: 2 LOB: 1 BB: 1 P: 9	R: 0 E: 0 K: 0 S: 4	H: 1 LOB: 2 BB: 1 P: 8		1B: 10 2B: 4 3B: 0 HR: 0	SF: 1 SAC: 0 DP: 1 HBP: 0	WP: 2 PB: 0 SB: 0 CS: 0
<b>PITCHER</b> Mike Johnson, R (1, 1) ERA: 7.43 Brian Williams, R (3, 1) ERA: 1.69 Terry Mathews, R (7, 1) ERA: 4.43	IP: 2.0 WLS: L BF: 17 H: 6 R: 8 ER: 7 SO: 5 BB: 2 IBB: 1 HBP: 0 BLK: 0 WP: 1 HR: 0 S: 24 P: 36 ERA: 31.50 WHIP: 4.000																			



Batter	1	2	3	4	5	6	7	8	9	AB	R	H	RBI	BB	SO	LOB	TOP										
<b>Brady Anderson, L</b> OBP: 0.432, SLG: 0.471 (1, 8)										4	0	1	0	0	1	1											
<b>Roberto Alomar, S</b> OBP: 0.353, SLG: 0.442 (1, 4)										5	0	0	1	0	1	3											
<b>Rafael Palmeiro, L</b> OBP: 0.353, SLG: 0.486 (1, 3)										4	0	1	0	0	0	1											
<b>Cal Ripken Jr., R</b> OBP: 0.338, SLG: 0.461 (1, 5)										4	1	1	0	0	0	2											
<b>B.J. Surhoff, L</b> OBP: 0.410, SLG: 0.565 (1, 10)										3	2	1	2	1	1	0											
<b>Jeffrey Hammonds, R</b> OBP: 0.346, SLG: 0.500 (1, 7)										3	1	0	0	0	0	0											
<b>Tony Tarasco, L</b> OBP: 0.330, SLG: 0.407 (1, 9)										4	0	2	0	0	0	1											
<b>Chris Hoiles, R</b> OBP: 0.411, SLG: 0.451 (1, 2)										3	0	1	2	0	1	2											
<b>Lenny Webster, R</b> OBP: 0.280, SLG: 0.277 (6, 2)										1	0	0	0	0	0	0											
<b>Mike Bordick, R</b> OBP: 0.256, SLG: 0.278 (1, 6)										4	1	1	0	0	0	3											
<b>Inning Stats</b>	R: 0 E: 0 K: 1 S: 6	H: 1 LOB: 1 BB: 0 P: 6	R: 2 E: 0 K: 0 S: 5	H: 3 LOB: 2 BB: 1 P: 10	R: 0 E: 0 K: 0 S: 3	H: 0 LOB: 0 BB: 0 P: 3	R: 0 E: 0 K: 0 S: 4	H: 1 LOB: 1 BB: 0 P: 4	R: 0 E: 0 K: 2 S: 8	H: 0 LOB: 1 BB: 0 P: 8	R: 1 E: 0 K: 0 S: 4	H: 1 LOB: 0 BB: 0 P: 4	R: 2 E: 0 K: 0 S: 5	H: 2 LOB: 0 BB: 0 P: 5	R: 0 E: 0 K: 1 S: 5	H: 0 LOB: 0 BB: 0 P: 5	1B: 5 2B: 3 3B: 0 HR: 1	SF: 0 SAC: 0 DP: 1 HBP: 2	WP: 0 PB: 0 SB: 0 CS: 0	PA: 38							
<b>PITCHER</b>	IP	WLS	BF	H	R	ER	SO	BB	IBB	HBP	BLK	WP	HR	S	P	ERA	WHIP										
<b>Aaron Sele, R</b> ERA: 5.57 (1, 1)	7.0	W	30	6	3	3	3	1	0	2	0	0	0	33	39	3.86	1.000										
<b>Kerry Lacy, R</b> ERA: 4.32 (8, 1)	1.1		6	2	2	2	0	0	0	0	0	0	1	6	6	13.50	1.500										
<b>Chris Hammond, L</b> ERA: 6.07 (9, 1)	0.2		2	0	0	0	1	0	0	0	0	0	0	4	4	0.00	0.000										

**Baltimore Orioles @ Boston Red Sox**  
Fenway Park, Boston, MA  
Thu Jun 12 1997, 7:05 PM EDT  
Att: 24,970 - Unknown - 90 F

livebaseballscores.com

AB	35
R	5
H	8
RBI	5
BB	1
SO	4
LOB	13



Batter	1	2	3	4	5	6	7	8	9	AB	R	H	RBI	BB	SO	LOB	BOTTOM										
<b>Nomar Garciaparra, R</b> OBP: 0.329, SLG: 0.471 (1, 6)										5	2	2	4	0	0	0											
<b>John Valentin, R</b> OBP: 0.314, SLG: 0.377 (1, 4)										5	1	1	0	0	1	0											
<b>Mo Vaughn, L</b> OBP: 0.437, SLG: 0.622 (1, 3)										3	2	2	2	1	1	0											
<b>1B Reggie Jefferson, S</b> OBP: 0.361, SLG: 0.561 (1, 10)										3	2	3	0	0	0	0											
<b>Tim Lincecum, R</b> OBP: 0.379, SLG: 0.470 (1, 5)										3	0	1	3	1	0	1											
<b>Troy O'Leary, L</b> OBP: 0.348, SLG: 0.435 (1, 7)										4	0	1	0	0	0	4											
<b>Darren Bragg, L</b> OBP: 0.304, SLG: 0.456 (1, 9)										3	1	1	0	1	1	1											
<b>Shane Mack, R</b> OBP: 0.340, SLG: 0.326 (1, 8)										4	0	0	0	0	1	2											
<b>Scott Hatteberg, L</b> OBP: 0.374, SLG: 0.440 (1, 2)										3	1	0	0	1	0	1											
<b>Inning Stats</b>	R: 0 E: 0 K: 0 S: 4	H: 1 LOB: 3 BB: 2 P: 12	R: 0 E: 0 K: 0 S: 3	H: 1 LOB: 0 BB: 0 P: 3	R: 3 E: 0 K: 0 S: 6	H: 3 LOB: 0 BB: 0 P: 6	R: 5 E: 0 K: 2 S: 11	H: 4 LOB: 1 BB: 2 P: 19	R: 0 E: 0 K: 1 S: 5	H: 0 LOB: 0 BB: 0 P: 5	R: 0 E: 0 K: 1 S: 5	H: 0 LOB: 0 BB: 0 P: 5	R: 0 E: 0 K: 0 S: 3	H: 1 LOB: 1 BB: 0 P: 4	R: 1 E: 0 K: 0 S: 4	H: 1 LOB: 0 BB: 0 P: 4	R: 0 E: 0 K: 0 S: 5	H: 0 LOB: 0 BB: 0 P: 5	1B: 5 2B: 3 3B: 0 HR: 3	SF: 0 SAC: 0 DP: 2 HBP: 1	WP: 1 PB: 0 SB: 1 CS: 0	PA: 38					
<b>PITCHER</b>	IP	WLS	BF	H	R	ER	SO	BB	IBB	HBP	BLK	WP	HR	S	P	ERA	WHIP										
<b>Scott Kamieniecki, R</b> ERA: 3.98 (1, 1)	4.0	L	24	9	8	8	2	4	0	0	0	0	0	24	40	18.00	3.250										
<b>Arthur Rhodes, L</b> ERA: 3.24 (5, 1)	3.0		10	1	0	0	2	0	0	1	0	0	0	13	14	0.00	0.333										
<b>Shawn Boskie, R</b> ERA: 6.21 (8, 1)	1.0		4	1	1	1	0	0	0	0	0	0	1	4	4	9.00	1.000										

**Baltimore Orioles @ Boston Red Sox**  
Fenway Park, Boston, MA  
Thu Jun 12 1997, 7:05 PM EDT  
Att: 24,970 - Unknown - 90 F

livebaseballscores.com

AB	33
R	9
H	11
RBI	9
BB	4
SO	4
LOB	9





Batter	1	2	3	4	5	6	7	8	9	AB	R	H	RBI	BB	SO	LOB	TOP										
<b>Brady Anderson, L</b> (1, 8) OBP: 0.430, SLG: 0.467	F7			K		1B		F9		4	1	1	1	0	1	0	<b>Baltimore Orioles @ Atlanta Braves</b> Turner Field, Atlanta, GA Fri Jun 13 1997, 7:05 PM EDT Att: 48,334 - Unknown - 80 F										
<b>Roberto Alomar, S</b> (1, 4) <b>Jeff Reboulet, R</b> (8, PH) OBP: 0.291, SLG: 0.246	G6-3		G6-3			1B		P4		3	1	1	0	0	0	0											
<b>Rafael Palmeiro, L</b> (1, 3) OBP: 0.355, SLG: 0.486	L9		G4-3			1B		FC6-4		4	1	2	1	0	0	0											
<b>Cal Ripken Jr., R</b> (1, 5) OBP: 0.337, SLG: 0.457		G4-3			G5-3			FC6-4		4	0	1	1	0	0	1											
<b>B.J. Surhoff, L</b> (1, 7) <b>Lenny Webster, R</b> (9, 2) OBP: 0.280, SLG: 0.277		G6-4-3			L9	SF8		L7		3	0	1	1	0	0	0											
<b>Jeffrey Hammonds, R</b> (1, 9) OBP: 0.344, SLG: 0.493	G6-4-3				G3			G4-3		4	0	1	0	0	0	2											
<b>Chris Hoiles, R</b> (1, 2) <b>Randy Myers, L</b> (9, 1)			L8		K			K		3	0	0	0	0	2	1											
<b>Mike Bordick, R</b> (1, 6) OBP: 0.257, SLG: 0.279			G1-3			SH3-4		G4-6-3		3	1	1	0	0	0	1											
<b>Jimmy Key, R</b> (1, 1)						1B				2	0	0	0	0	2	0											
<b>Armando Benitez, R</b> (7, 1) <b>Jesse Orosco, R</b> (8, 1) <b>Tony Tarasco, L</b> (9, 9) OBP: 0.330, SLG: 0.407			K			SH3-4		K		0	0	0	0	0	0	0											
<b>Inning Stats</b>	R: 0 E: 0 K: 0 S: 3	H: 0 LOB: 0 BB: 0 P: 4	R: 0 E: 0 K: 0 S: 6	H: 1 LOB: 0 BB: 0 P: 7	R: 0 E: 0 K: 1 S: 9	H: 0 LOB: 0 BB: 0 P: 10	R: 0 E: 0 K: 1 S: 6	H: 0 LOB: 0 BB: 0 P: 8	R: 0 E: 0 K: 1 S: 11	H: 1 LOB: 1 BB: 0 P: 16	R: 4 E: 0 K: 0 S: 17	H: 5 LOB: 1 BB: 0 P: 24	R: 0 E: 0 K: 1 S: 7	H: 0 LOB: 0 BB: 0 P: 11	R: 0 E: 0 K: 1 S: 10	H: 1 LOB: 1 BB: 0 P: 15	R: 0 E: 0 K: 1 S: 7	H: 0 LOB: 0 BB: 0 P: 11	1B: 8 2B: 0 3B: 0 HR: 0	SF: 1 SAC: 1 DP: 2 HBP: 1	WP: 0 PB: 0 SB: 0 CS: 0	PA: 34					
<b>PITCHER</b>	IP	WLS	BF	H	R	ER	SO	BB	IBB	HBP	BLK	WP	HR	S	P	ERA	WHIP										
<b>Greg Maddux, R</b> (1, 1) ERA: 2.23	7.0	L	27	7	4	4	4	0	0	1	0	0	0	59	80	5.14	1.000										
<b>Alan Embree, L</b> (8, 1) ERA: 2.7	1.1		5	1	0	0	0	0	0	0	0	0	0	13	19	0.00	0.750										
<b>Brad Clontz, R</b> (9, 1) ERA: 3.6	0.2		2	0	0	0	1	0	0	0	0	0	0	4	7	0.00	0.000										

AB	31
R	4
H	8
RBI	4
BB	0
SO	5
LOB	5



Batter	1	2	3	4	5	6	7	8	9	AB	R	H	RBI	BB	SO	LOB	BOTTOM										
<b>Jeff Blausler, R</b> (1, 6) OBP: 0.433, SLG: 0.550	G5-3		L3		K				K	4	0	1	0	0	2	0	<b>Baltimore Orioles @ Atlanta Braves</b> Turner Field, Atlanta, GA Fri Jun 13 1997, 7:05 PM EDT Att: 48,334 - Unknown - 80 F										
<b>Michael Tucker, L</b> (1, 9) OBP: 0.375, SLG: 0.470	S		L3			F8		L1		4	0	1	0	0	0	4											
<b>10 Chipper Jones, S</b> (1, 5) OBP: 0.371, SLG: 0.459	K				G1-3			HR		4	1	1	1	0	1	1											
<b>Fred McGriff, L</b> (1, 3) OBP: 0.353, SLG: 0.413	FC6-4				BB			G4-3		2	0	0	0	2	0	0											
<b>Andrew Jones, R</b> (1, 8) OBP: 0.361, SLG: 0.449	FC6-4				BB			K		3	1	1	0	1	1	2											
<b>Eddie Pérez, R</b> (1, 2) OBP: 0.286, SLG: 0.393	P6				L9			G6-3		4	1	1	2	0	0	2											
<b>Ryan Klesko, L</b> (1, 7) OBP: 0.327, SLG: 0.495	P5				K			K		4	0	0	0	0	3	2											
<b>Mark Lemke, S</b> (1, 4) OBP: 0.284, SLG: 0.309	K				G5-3			F8		4	0	1	0	0	1	0											
<b>Greg Maddux, R</b> (1, 1) ERA: 2.23					G6-3			G4-3		2	0	0	0	0	1	0											
<b>Javy Lopez, R</b> (7, PH) <b>Rafael Belliard, R</b> (7, PH) <b>Alan Embree, L</b> (8, 1) <b>Brad Clontz, R</b> (9, 1) <b>Mike Mordcaai, R</b> (9, PH) OBP: 0.316, SLG: 0.333					K			HBP		1	0	0	0	0	0	0											
<b>Inning Stats</b>	R: 0 E: 0 K: 1 S: 11	H: 1 LOB: 2 BB: 1 P: 20	R: 0 E: 0 K: 1 S: 7	H: 0 LOB: 0 BB: 0 P: 11	R: 0 E: 0 K: 0 S: 8	H: 1 LOB: 0 BB: 0 P: 8	R: 0 E: 0 K: 1 S: 11	H: 0 LOB: 2 BB: 2 P: 26	R: 0 E: 0 K: 0 S: 6	H: 0 LOB: 0 BB: 0 P: 10	R: 1 E: 0 K: 1 S: 11	H: 3 LOB: 3 BB: 0 P: 17	R: 2 E: 0 K: 2 S: 13	H: 2 LOB: 0 BB: 0 P: 19	R: 0 E: 0 K: 1 S: 5	H: 0 LOB: 0 BB: 0 P: 6	1B: 4 2B: 1 3B: 1 HR: 2	SF: 0 SAC: 0 DP: 1 HBP: 1	WP: 0 PB: 0 SB: 2 CS: 0	PA: 37							
<b>PITCHER</b>	IP	WLS	BF	H	R	ER	SO	BB	IBB	HBP	BLK	WP	HR	S	P	ERA	WHIP										
<b>Jimmy Key, L</b> (1, 1) ERA: 2.47	6.2	W	27	5	1	1	6	3	0	0	0	0	0	59	98	1.35	1.200										
<b>Armando Benitez, R</b> (7, 1) ERA: 3.5	1.0		6	2	2	2	1	0	0	1	0	0	2	13	18	18.00	2.000										
<b>Jesse Orosco, L</b> (8, 1) ERA: 1.04	0.1		1	0	0	0	1	0	0	0	0	0	0	3	6	0.00	0.000										
<b>Randy Myers, L</b> (9, 1) ERA: 1.32	1.0	S	3	0	0	0	1	0	0	0	0	0	0	5	6	0.00	0.000										









Batter	1	2	3	4	5	6	7	8	9	10	AB	R	H	RBI	BB	SO	LOB	TOP						
Brady Anderson, L OBP: 0.429, SLG: 0.472	G3-1			F8		SH1-4 1B	HBP IBB		SH1-4		3	1	1	0	1	0	0	<b>Baltimore Orioles @ Atlanta Braves</b> Turner Field, Atlanta, GA Sun Jun 15 1997, 3:33 AM EDT Att. 48,088 - Sunny - 80 F						
Jeff Reboulet, R OBP: 0.305, SLG: 0.254	K			FC6-4 1B		SH1-4			G6-3		2	0	1	1	0	1	0							
Pete Incaviglia, R OBP: 0.307, SLG: 0.365											1	0	0	0	0	0	1							
Tony Tarasco, L OBP: 0.330, SLG: 0.388											0	0	0	0	0	0	0							
Jeffrey Hammonds, R OBP: 0.327, SLG: 0.467	G5-3			F8		K	E5		L7		5	0	0	0	0	1	4							
Rafael Palmeiro, L OBP: 0.355, SLG: 0.488		G4-3		FC6-4 1-2f			BB			G4-3	4	0	0	0	1	0	3							
Cal Ripken Jr., R OBP: 0.338, SLG: 0.451		G6-3			P6	G3				HR 1B	5	1	1	0	0	1	2							
B.J. Surhoff, L OBP: 0.403, SLG: 0.552		G6-3			G3-1 2B		F8	G6-3		F7	5	0	1	0	0	0	1							
Lenny Webster, R OBP: 0.300, SLG: 0.333			K		G3-1		SH3-4 HBP 1B	BB		HR	4	2	2	2	1	1	1							
Mike Bordick, R OBP: 0.254, SLG: 0.272			G6-3				E4 HBP SH3-4	G1-3		K	3	1	0	0	1	0	2							
Armando Benitez, R ERA: 2.85											0	0	0	0	0	0	0							
Terry Mathews, L ERA: 4.44											0	0	0	0	0	0	0							
David Dellucci, L OBP: 0.214, SLG: 0.083											1	0	0	0	0	1	0							
Randy Myers, L ERA: 1.23											0	0	0	0	0	0	0							
Scott Erickson, R ERA: 3.54											2	0	0	0	0	2	2							
Jesse Orosco, L ERA: 0.95											0	0	0	0	0	0	0							
Amando Benitez, R ERA: 3.72											0	0	0	0	0	0	0							
Terry Mathews, R ERA: 4.44											1	0	0	0	0	0	0							
Randy Myers, L ERA: 1.23											1	0	1	0	0	0	0							
Roberto Alomar, S OBP: 0.360, SLG: 0.457											1	0	1	0	0	0	0							
<b>Inning Stats</b>	R: 0 E: 0 K: 1 S: 8	H: 0 LOB: 0 BB: 0 P: 12	R: 0 E: 0 K: 0 S: 8	H: 0 LOB: 0 BB: 0 P: 13	R: 0 E: 0 K: 2 S: 8	H: 0 LOB: 0 BB: 0 P: 12	R: 0 E: 0 K: 1 S: 6	H: 1 LOB: 1 BB: 1 P: 10	R: 0 E: 0 K: 1 S: 9	H: 1 LOB: 2 BB: 1 P: 19	R: 0 E: 0 K: 1 S: 8	H: 1 LOB: 2 BB: 1 P: 16	R: 3 E: 2 K: 0 S: 12	H: 1 LOB: 2 BB: 1 P: 20	R: 0 E: 0 K: 1 S: 13	H: 0 LOB: 1 BB: 1 P: 20	R: 0 E: 0 K: 0 S: 10	H: 1 LOB: 1 BB: 0 P: 14	R: 2 E: 0 K: 1 S: 11	H: 2 LOB: 0 BB: 0 P: 15	1B: 5 2B: 1 3B: 0 HR: 1	SF: 0 SAC: 3 DP: 0 HBP: 1	WP: 0 PB: 0 SB: 0 CS: 0	PA: 44
<b>PITCHER</b>	IP 9.0	WLS 39	H 5	R 3	ER 0	SO 6	BB 2	IBB 2	HBP 1	BLK 0	WP 0	HR 0	S 82	P 136	ERA 0.00	WHIP 0.778								
Tom Glavine, L ERA: 2.85	1.0	L	5	2	2	2	1	0	0	0	0	0	1	11	15	18.00	2.000							
Mark Wohlers, R ERA: 2.17																								

Batter	1	2	3	4	5	6	7	8	9	10	AB	R	H	RBI	BB	SO	LOB	BOTTOM						
Kenny Lofton, L OBP: 0.401, SLG: 0.437	FC3-6 1B		K			F7	K		G4-3		5	0	1	0	0	2	3	<b>Baltimore Orioles @ Atlanta Braves</b> Turner Field, Atlanta, GA Sun Jun 15 1997, 3:33 AM EDT Att. 48,088 - Sunny - 80 F						
Michael Tucker, L OBP: 0.371, SLG: 0.458	FC3-6 10 C4-6-3		G4-3			10 2B	K			K	5	0	1	0	0	2	2							
10 Chipper Jones, S OBP: 0.374, SLG: 0.465	G4-6-3										5	0	2	1	0	0	1							
Fred McGriff, L OBP: 0.343, SLG: 0.397		G6-3		G4-3		G4-6-3 1B	IBB			P4	4	0	0	0	1	1	1							
Ryan Klesko, L OBP: 0.324, SLG: 0.485											3	0	1	0	0	0	3							
Andrew Jones, R OBP: 0.364, SLG: 0.434						G4-6-3					1	0	0	0	0	1	1							
Javy Lopez, R OBP: 0.384, SLG: 0.589											4	1	2	0	0	0	1							
Jeff Blausler, R OBP: 0.430, SLG: 0.552											3	1	1	2	1	1	2							
Mark Lemke, S OBP: 0.282, SLG: 0.317											3	0	1	0	0	0	2							
Tom Glavine, L OBP: 0.333, SLG: 0.200											2	1	0	0	1	1	1							
Keith Lockhart, L OBP: 0.300, SLG: 0.400											1	0	0	0	0	0	1							
Mark Wohlers, R ERA: 1.23											0	0	0	0	0	0	0							
<b>Inning Stats</b>	R: 0 E: 0 K: 0 S: 6	H: 1 LOB: 1 BB: 0 P: 7	R: 0 E: 0 K: 1 S: 8	H: 2 LOB: 2 BB: 0 P: 11	R: 0 E: 0 K: 1 S: 7	H: 0 LOB: 0 BB: 0 P: 8	R: 0 E: 0 K: 0 S: 4	H: 0 LOB: 0 BB: 0 P: 4	R: 0 E: 0 K: 0 S: 5	H: 0 LOB: 0 BB: 0 P: 6	R: 1 E: 0 K: 8 S: 0	H: 2 LOB: 2 BB: 2 P: 18	R: 2 E: 0 K: 3 S: 17	H: 3 LOB: 1 BB: 0 P: 25	R: 0 E: 0 K: 2 S: 11	H: 1 LOB: 1 BB: 0 P: 11	R: 0 E: 0 K: 0 S: 6	H: 0 LOB: 1 BB: 1 P: 13	R: 0 E: 0 K: 1 S: 10	H: 0 LOB: 0 BB: 0 P: 13	1B: 5 2B: 3 3B: 0 HR: 1	SF: 0 SAC: 1 DP: 2 HBP: 0	WP: 0 PB: 0 SB: 0 CS: 0	PA: 40
<b>PITCHER</b>	IP 6.0	WLS 8	H 3	R 3	ER 0	SO 2	BB 1	IBB 1	HBP 0	BLK 0	WP 0	HR 1	S 46	P 67	ERA 4.50	WHIP 1.500								
Scott Erickson, R ERA: 3.54	1.1	5	1	0	0	4	0	0	0	0	0	0	15	18	0.00	0.750								
Jesse Orosco, L ERA: 0.95	0.2	3	0	0	0	1	1	0	0	0	0	0	5	9	0.00	1.500								
Amando Benitez, R ERA: 3.72	1.0	W	3	0	0	0	0	0	0	0	0	0	6	9	0.00	0.000								
Terry Mathews, R ERA: 4.44	1.0	S	3	0	0	0	1	0	0	0	0	0	10	13	0.00	0.000								
Randy Myers, L ERA: 1.23																								

AB	36
R	5
H	7
RBI	3
BB	4
SO	7
LOB	16



AB	36
R	3
H	9
RBI	3
BB	3
SO	8
LOB	18





Batter	1	2	3	4	5	6	7	8	9	AB R H RBI BB SO LOB	TOP									
<b>F.P. Santangelo, S</b> (1, 9) OBP: 0.442, SLG: 0.468	1-0 CS 1B		2-2 P6	0-0 G3-1		2-2 F9			3-2 G6-3 FC3-2 2B	5 0 2 0 0 0 3	<b>Montreal Expos @ Baltimore Orioles</b> Oriole Park at Camden Yards, Baltimore, MD Mon Jun 16 1997, 7:05 PM EDT Att: 47,557 - Unknown - 81 F									
<b>Mike Lansing, R</b> (1, 4) OBP: 0.337, SLG: 0.470	3-1 2B G4-3 1B		2-1 G6-3	2-1 HR			2-2 L9		4-0 FC3-2 G6-3 BB	4 2 2 2 1 0 1										
<b>Mark Grudzielanek, R</b> (1, 6) OBP: 0.352, SLG: 0.437	0-1 G4-3 2B		0-0 1B	1-1 G4-3			1-1 S 1B		2-2 G6-3	5 1 3 1 0 0 2										
<b>Darrin Fletcher, L</b> (1, 2) OBP: 0.325, SLG: 0.538	0-1 G4-3		1-2 BB 2H 1B		3-1 G4-3		2-0 F7		2-0 FC3-2 CS	5 0 1 2 0 0 4										
<b>Henry Rodriguez, L</b> (1, 7) OBP: 0.346, SLG: 0.551	2-3 3-H K		4-2 BB		0-1 F8		1-3 K2-3		0-2 CS	3 0 0 0 1 2 2										
<b>Joe Orsulak, L</b> (7, 7) OBP: 0.350, SLG: 0.391			1-2 BB						1-2 CS	0 0 0 0 0 0 0										
<b>Rondell White, R</b> (1, 8) OBP: 0.335, SLG: 0.473		0-1 G1-3			3-2 G5-3				1-3 K	3 0 0 0 1 1 0										
<b>Jose Vidro, S</b> (1, 10) OBP: 0.125, SLG: 0.250		0-1 L8			2-3 G5-3				2-1 F7	4 0 0 0 0 1 3										
<b>Ryan McGuire, L</b> (1, 3) OBP: 0.475, SLG: 0.816		3-3 K		0-0 G3-1 SH1-4 HR 1B		1-2 G4-3			0-0 HR	4 2 2 1 0 1 0										
<b>Doug Strange, S</b> (1, 5) OBP: 0.352, SLG: 0.449			4-2 G6-3 PB 2B BB		0-0 SH1-4				2-1 1B	2 1 2 0 1 0 0										
<b>Inning Stats</b>	R: 1 E: 0 K: 1 S: 10	H: 3 LOB: 1 BB: 0 P: 16	R: 0 E: 0 K: 1 S: 10	H: 0 LOB: 0 BB: 0 P: 13	R: 2 E: 0 K: 0 S: 24	H: 2 LOB: 3 BB: 3 P: 44	R: 2 E: 0 K: 0 S: 7	H: 2 LOB: 0 BB: 0 P: 10	R: 0 E: 0 K: 1 S: 11	H: 1 LOB: 1 BB: 0 P: 16	R: 0 E: 0 K: 1 S: 11	H: 1 LOB: 0 BB: 0 P: 17	R: 1 E: 0 K: 1 S: 9	H: 2 LOB: 1 BB: 0 P: 14	R: 0 E: 0 K: 0 S: 10	H: 1 LOB: 1 BB: 1 P: 21	1B: 6 2B: 4 3B: 0 HR: 2	SF: 0 SAC: 1 DP: 0 HBP: 0	WP: 0 PB: 1 SB: 1 CS: 2	PA: 41
<b>PITCHER</b>	IP WLS BF H R ER SO BB IBB HBP BLK WP HR S P ERA WHIP																			
<b>Shawn Boskie, R</b> (1, 1) ERA: 6.57	5.0 L 24 7 5 5 2 3 0 0 0 0 0 1 58 96 9.00 2.000																			
<b>Mike Johnson, R</b> (6, 1) ERA: 5.95	3.0 12 4 1 1 3 0 0 0 0 0 1 31 47 3.00 1.333																			
<b>Alan Mills, R</b> (9, 1) ERA: 3.38	0.1 3 1 0 0 0 1 0 0 0 0 0 7 16 0.00 6.000																			
<b>Jesse Orosco, L</b> (9, 1) ERA: 0.92	0.2 1 0 0 0 0 0 0 0 0 0 0 3 5 0.00 0.000																			

Batter	1	2	3	4	5	6	7	8	9	AB R H RBI BB SO LOB	BOTTOM											
<b>Brady Anderson, L</b> (1, 8) OBP: 0.428, SLG: 0.469	4-0 FC4-6 BB BB		2-3 K		1-0 G4-3		3-1 1-3 2-H 1B		3-3 K	4 0 1 1 1 2 1	<b>Montreal Expos @ Baltimore Orioles</b> Oriole Park at Camden Yards, Baltimore, MD Mon Jun 16 1997, 7:05 PM EDT Att: 47,557 - Unknown - 81 F											
<b>Roberto Alomar, S</b> (1, 4) OBP: 0.368, SLG: 0.463	4-1 FC4-6 BB		0-2 1B			1-1 G6-4-3 1B		1-3 K	2 0 2 0 1 0 0													
<b>Pete Incaviglia, R</b> (7, PH) OBP: 0.305, SLG: 0.362			1-2 1B						1 0 0 0 0 1 2													
<b>Jeff Reboulet, R</b> (8, 4) OBP: 0.301, SLG: 0.250			1-2 1B						1 0 0 0 0 1 0													
<b>Rafael Palmeiro, L</b> (1, 3) OBP: 0.354, SLG: 0.485	0-0 FC4-6 G6-4-3 1-2 2-3 1B		1-2 F8			0-3 K		1-0 1B	4 1 1 0 0 1 5													
<b>Cal Ripken Jr., R</b> (1, 5) OBP: 0.333, SLG: 0.444	1-1 G6-4-3			1-1 G5-3		0-1 G6-4-3		1-1 L7	4 0 0 0 0 0 4													
<b>B.J. Surhoff, L</b> (1, 10) OBP: 0.400, SLG: 0.560		3-1 F8		0-3 K			0-0 HR	3-2 E6 WP 1B	4 1 1 1 0 1 1													
<b>Jeffrey Hammonds, R</b> (1, 7) OBP: 0.331, SLG: 0.468		1-1 F7		1-3 K			0-1 BB	0-0 WP 1B	4 1 2 1 0 1 0													
<b>Tony Tarasco, L</b> (1, 9) OBP: 0.317, SLG: 0.371		1-3 K			1-0 F7		1-2 F8	1-1 F9	4 0 0 0 0 1 3													
<b>Chris Hoiles, R</b> (1, 2) OBP: 0.403, SLG: 0.455			3-3 K		0-1 HR		4-0 1B	3-3 K	3 1 1 1 1 2 2													
<b>Mike Bordick, R</b> (1, 6) OBP: 0.254, SLG: 0.272			2-1 1B		3-3 K		3-2 L7	1-2 F9	4 0 1 0 0 1 2													
<b>Inning Stats</b>	R: 0 E: 0 K: 0 S: 4	H: 0 LOB: 2 BB: 2 P: 13	R: 0 E: 0 K: 1 S: 8	H: 0 LOB: 0 BB: 0 P: 13	R: 0 E: 0 K: 2 S: 17	H: 2 LOB: 2 BB: 0 P: 25	R: 0 E: 0 K: 2 S: 9	H: 0 LOB: 0 BB: 0 P: 11	R: 1 E: 0 K: 1 S: 7	H: 1 LOB: 0 BB: 0 P: 12	R: 0 E: 0 K: 1 S: 7	H: 1 LOB: 0 BB: 0 P: 8	R: 2 E: 0 K: 1 S: 16	H: 3 LOB: 2 BB: 1 P: 31	R: 1 E: 1 K: 1 S: 14	H: 2 LOB: 2 BB: 0 P: 23	R: 0 E: 0 K: 2 S: 12	H: 0 LOB: 0 BB: 0 P: 17	1B: 7 2B: 0 3B: 0 HR: 2	SF: 0 SAC: 0 DP: 2 HBP: 0	WP: 1 PB: 0 SB: 0 CS: 0	PA: 38
<b>PITCHER</b>	IP WLS BF H R ER SO BB IBB HBP BLK WP HR S P ERA WHIP																					
<b>Dustin Hermanson, R</b> (1, 1) ERA: 3.92	6.0 W 24 6 3 3 7 2 0 0 0 0 0 2 55 85 4.50 1.333																					
<b>Anthony Tetford, R</b> (7, 1) ERA: 2.29	0.2 3 0 0 0 0 1 0 0 0 0 0 7 17 0.00 1.500																					
<b>Omar Daal, L</b> (7, 1) ERA: 9.85	0.0 1 1 0 0 0 0 0 0 0 0 0 2 5 * * *																					
<b>Dave Veres, R</b> (7, 1) ERA: 3.38	0.2 4 1 1 0 1 0 0 0 0 0 0 12 19 0.00 1.500																					
<b>Ugueth Urbina, R</b> (8, 1) ERA: 4.11	1.2 S 6 1 0 0 3 0 0 0 0 0 1 0 18 27 0.00 0.600																					

AB	35
R	6
H	12
RBI	6
BB	4
SO	5
LOB	15

AB	35
R	4
H	9
RBI	4
BB	3
SO	11
LOB	20





Batter	1	2	3	4	5	6	7	8	9	AB	R	H	RBI	BB	SO	LOB	TOP					
<b>F.P. Santangelo, S</b> OBP: 0.451, SLG: 0.478 (1, 5)	G6-3		1B BB		2B		S BB		1B	3	1	2	0	2	0	0	<b>Montreal Expos @ Baltimore Orioles</b> Oriole Park at Camden Yards, Baltimore, MD Tue Jun 17 1997, 7:05 PM EDT Att: 47,793 - Unknown - 83 F					
<b>Mike Lansing, R</b> OBP: 0.336, SLG: 0.469 (1, 4)	G5-3		FC4-6 1B		1B		F8		F8	5	0	2	1	0	0	2						
<b>Mark Grudzielanek, R</b> OBP: 0.349, SLG: 0.432 (1, 6)	G4-3		FC4-6 1-2 1-2		L7		P2		BB 1B	5	0	1	0	0	0	5						
<b>Darrin Fletcher, L</b> OBP: 0.323, SLG: 0.535 <b>Chris Widger, R</b> OBP: 0.286, SLG: 0.477 (2, 2)		F8		K		K		K	BB	1	0	0	0	0	0	0						
<b>Henry Rodriguez, L</b> OBP: 0.347, SLG: 0.558 (1, 7)		P6		HR		K			BB	4	0	1	1	0	3	3						
<b>Jose Vidro, S</b> OBP: 0.187, SLG: 0.182 <b>Andy Stankiewicz, R</b> OBP: 0.319, SLG: 0.386 (9, PH)	G1-3		G6-3			K		BB	F8	3	0	0	0	1	1	0						
<b>Rondell White, R</b> OBP: 0.333, SLG: 0.469 (1, 8)			E6 G4-3 1B	S 2B 1B		G1-5-3		F7		4	2	1	0	0	0	1						
<b>Ryan McGuire, L</b> OBP: 0.477, SLG: 0.810 (1, 3)			K	1-H 2B				K		4	0	2	1	0	2	2						
<b>Joe Orsulak, L</b> OBP: 0.340, SLG: 0.378 <b>Sherman Obando, R</b> OBP: 0.158, SLG: 0.171 (9, PH)	G4-3		G4-3	G3		P5			P3	3	0	0	0	0	0	3						
<b>Inning Stats</b>	R: 0 E: 0 K: 0 S: 5	H: 0 LOB: 0 BB: 0 P: 9	R: 0 E: 0 K: 0 S: 4	H: 0 LOB: 0 BB: 0 P: 7	R: 1 E: 1 K: 1 S: 14	H: 1 LOB: 2 BB: 1 P: 26	R: 2 E: 0 K: 1 S: 19	H: 3 LOB: 1 BB: 0 P: 27	R: 0 E: 0 K: 2 S: 15	H: 2 LOB: 2 BB: 0 P: 22	R: 0 E: 0 K: 1 S: 10	H: 1 LOB: 1 BB: 0 P: 16	R: 0 E: 0 K: 1 S: 10	H: 0 LOB: 1 BB: 1 P: 17	R: 0 E: 0 K: 2 S: 13	H: 0 LOB: 1 BB: 1 P: 22		R: 1 E: 0 K: 0 S: 16	H: 3 LOB: 3 BB: 1 P: 26	1B: 7 2B: 2 3B: 0 HR: 1	SF: 0 SAC: 0 DP: 0 HBP: 0	WP: 0 PB: 0 SB: 2 CS: 0
<b>PITCHER</b>	IP	WLS	BF	H	R	ER	SO	BB	IBB	HBP	BLK	WP	HR	S	P	ERA	WHIP					
<b>Scott Kamieniecki, R</b> ERA: 3.94 (1, 1)	5.0	W	23	6	3	2	4	1	0	0	0	0	1	57	91	3.60	1.400					
<b>Arthur Rhodes, L</b> ERA: 2.92 (6, 1)	0.2		2	0	0	0	1	0	0	0	0	0	0	7	9	0.00	0.000					
<b>Terry Mathews, R</b> ERA: 4.21 (6, 1)	1.1		6	1	0	0	1	1	0	0	0	0	0	13	24	0.00	1.500					
<b>Jesse Orosco, L</b> ERA: 0.9 (8, 1)	0.1		2	0	0	0	1	1	0	0	0	0	0	4	9	0.00	3.000					
<b>Armando Benitez, R</b> ERA: 3.94 (8, 1)	0.2		2	0	0	0	1	0	0	0	0	0	0	9	13	0.00	0.000					
<b>PITCHER</b>	IP	WLS	BF	H	R	ER	SO	BB	IBB	HBP	BLK	WP	HR	S	P	ERA	WHIP					
<b>Randy Myers, L</b> ERA: 1.48 (9, 1)	1.0	S	7	3	1	1	0	1	0	0	0	0	0	16	26	9.00	4.000					

AB	38
R	4
H	10
RBI	4
BB	4
SO	8
LOB	21



Batter	1	2	3	4	5	6	7	8	9	AB	R	H	RBI	BB	SO	LOB	BOTTOM				
<b>Brady Anderson, L</b> OBP: 0.431, SLG: 0.471 (1, 8)	G6-3 BB	1B 2B		G3-1		F8 BB		K		3	1	1	1	2	1	2	<b>Montreal Expos @ Baltimore Orioles</b> Oriole Park at Camden Yards, Baltimore, MD Tue Jun 17 1997, 7:05 PM EDT Att: 47,793 - Unknown - 83 F				
<b>Roberto Alomar, S</b> OBP: 0.366, SLG: 0.461 (1, 4)	G6-3	S 1B		SF7		F8				3	0	1	2	0	0	3					
<b>Rafael Palmeiro, L</b> OBP: 0.352, SLG: 0.479 (1, 3)	F7	F8		FC6-4 BB		P4				3	0	0	0	1	0	4					
<b>Cal Ripken Jr., R</b> OBP: 0.336, SLG: 0.443 (1, 5)	BB			FC6-4 1B		G5-3				3	0	1	0	1	0	2					
<b>B.J. Surhoff, L</b> OBP: 0.397, SLG: 0.552 (1, 10)	K			F7		G3-1 BB		G3-1		3	0	0	0	1	1	3					
<b>Jeffrey Hammonds, R</b> OBP: 0.324, SLG: 0.456 (1, 7)		F7		L7		K		F9		4	0	0	0	0	1	2					
<b>Tony Tarasco, L</b> OBP: 0.324, SLG: 0.419 (1, 9)		BB 1B 2B		F7		G4-6-3				4	2	2	1	0	0	2					
<b>Lenny Webster, R</b> OBP: 0.321, SLG: 0.356 (1, 2)		1B 2B 1B		G3-1 1B SF7 1B		F8 SH1-4 1B		G5-3		4	2	3	1	0	0	0					
<b>Mike Bordick, R</b> OBP: 0.259, SLG: 0.277 (1, 6)		2B 1B		G3-1 1B		SH1-4		L9		3	0	2	0	0	0	0					
<b>Inning Stats</b>	R: 0 E: 0 K: 1 S: 11	H: 0 LOB: 2 BB: 2 P: 26	R: 3 E: 0 K: 0 S: 13	H: 5 LOB: 1 BB: 0 P: 25	R: 0 E: 0 K: 0 S: 6	H: 1 LOB: 1 BB: 0 P: 8	R: 1 E: 0 K: 0 S: 12	H: 2 LOB: 2 BB: 1 P: 20	R: 0 E: 0 K: 1 S: 6	H: 0 LOB: 0 BB: 1 P: 11	R: 0 E: 0 K: 0 S: 8	H: 1 LOB: 2 BB: 1 P: 15	R: 0 E: 0 K: 0 S: 6	H: 0 LOB: 0 BB: 0 P: 9	R: 1 E: 0 K: 1 S: 7	H: 1 LOB: 0 BB: 0 P: 13		1B: 7 2B: 2 3B: 0 HR: 1	SF: 1 SAC: 1 DP: 1 HBP: 0	WP: 0 PB: 0 SB: 1 CS: 0	PA: 37
<b>PITCHER</b>	IP	WLS	BF	H	R	ER	SO	BB	IBB	HBP	BLK	WP	HR	S	P	ERA	WHIP				
<b>Jim Bulinger, R</b> ERA: 6.07 (1, 1)	6.0	L	30	9	4	4	2	5	0	0	0	0	0	6	105	6.00	2.333				
<b>Dave Veres, R</b> ERA: 3.28 (7, 1)	1.0		3	0	0	0	0	0	0	0	0	0	0	6	9	0.00	0.000				
<b>Lee Smith, R</b> ERA: 5.79 (8, 1)	1.0		4	1	1	1	1	0	0	0	0	0	1	7	13	9.00	1.000				
<b>PITCHER</b>	IP	WLS	BF	H	R	ER	SO	BB	IBB	HBP	BLK	WP	HR	S	P	ERA	WHIP				

AB	30
R	5
H	10
RBI	5
BB	5
SO	3
LOB	18





Batter	1	2	3	4	5	6	7	8	9	AB	R	H	RBI	BB	SO	LOB	TOP	
F.P. Santangelo, S (1, 9) OBP: 0.452, SLG: 0.475										3	0	1	0	1	0	0	<b>Montreal Expos @ Baltimore Orioles</b> Oriole Park at Camden Yards, Baltimore, MD Wed Jun 18 1997, 3:33 AM EDT Att: 47,448 - Cloudy - 87 F	
Mike Lansing, R (1, 4) OBP: 0.333, SLG: 0.462										4	0	0	0	0	1	4		
Mark Grudzielanek, R (1, 6) OBP: 0.343, SLG: 0.426										4	0	0	0	0	2	4		
Rondell White, R (1, 8) OBP: 0.332, SLG: 0.466										4	0	1	0	0	0	0		
Henry Rodriguez, L (1, 7) OBP: 0.347, SLG: 0.553										2	0	0	0	1	1	0		
Joe Orsulak, L (7, 7) OBP: 0.340, SLG: 0.378										0	0	0	0	0	0	0		
Jose Vidro, S (1, 5) OBP: 0.125, SLG: 0.133										4	0	0	0	0	0	2		
Ryan McGuire, L (1, 3) OBP: 0.458, SLG: 0.756										3	0	0	0	1	0	1		
Sherman Obando, R (1, 10) OBP: 0.171, SLG: 0.263										3	1	1	1	0	1	0		
Andy Stankiewicz, R (9, PH) OBP: 0.313, SLG: 0.378										1	0	0	0	0	1	2		
Chris Widger, R (1, 2) OBP: 0.296, SLG: 0.495										2	0	1	0	1	0	0		
<b>Inning Stats</b>	R: 0 E: 0 K: 1 S: 5	H: 0 LOB: 0 BB: 0 P: 5	R: 0 E: 0 K: 0 S: 3	H: 0 LOB: 0 BB: 0 P: 3	R: 0 E: 0 K: 0 S: 3	H: 0 LOB: 0 BB: 0 P: 3	R: 0 E: 0 K: 1 S: 5	H: 0 LOB: 0 BB: 0 P: 5	R: 0 E: 0 K: 0 S: 5	H: 1 LOB: 1 BB: 1 P: 7	R: 0 E: 0 K: 2 S: 8	H: 1 LOB: 2 BB: 1 P: 12	R: 0 E: 0 K: 1 S: 6	H: 1 LOB: 2 BB: 1 P: 10	1B: 2 2B: 0 3B: 1 HR: 1	SF: 0 SAC: 1 DP: 0 HBP: 0	WP: 0 PB: 0 SB: 0 CS: 0	PA: 35
<b>PITCHER</b>	IP WLS BF H R ER SO BB IBB HBP BLK WP HR S P ERA WHIP																	
Jimmy Key, L (1, 1) ERA: 2.38	7.1 L 28 3 1 1 4 3 0 0 0 0 0 1 33 45 1.23 0.818																	
Scott Erickson, R (8, 1) ERA: 3.51	0.2 2 0 0 0 1 0 0 0 0 0 0 0 4 4 0.00 0.000																	
Armando Benitez, R (9, 1) ERA: 3.52	1.0 5 1 0 0 1 0 1 0 0 0 0 0 6 10 0.00 1.000																	

AB	30
R	1
H	4
RBI	1
BB	4
SO	6
LOB	13



Batter	1	2	3	4	5	6	7	8	9	AB	R	H	RBI	BB	SO	LOB	BOTTOM			
Roberto Alomar, S (1, 4) OBP: 0.369, SLG: 0.466										4	0	2	0	0	0	0	<b>Montreal Expos @ Baltimore Orioles</b> Oriole Park at Camden Yards, Baltimore, MD Wed Jun 18 1997, 3:33 AM EDT Att: 47,448 - Cloudy - 87 F			
Jeff Reboulet, R (1, 9) OBP: 0.287, SLG: 0.237										4	0	0	0	0	0	2				
Jeffrey Hammonds, R (1, 8) OBP: 0.316, SLG: 0.445										4	0	0	0	0	1	3				
Rafael Palmeiro, L (1, 3) OBP: 0.348, SLG: 0.472										4	0	0	0	0	0	2				
Cal Ripken Jr., R (1, 5) OBP: 0.341, SLG: 0.447										4	0	3	0	0	0	0				
Pete Incaviglia, R (1, 10) OBP: 0.303, SLG: 0.358										4	0	1	0	0	1	3				
B.J. Surhoff, L (1, 7) OBP: 0.393, SLG: 0.545										3	0	0	0	0	0	3				
Lenny Webster, R (1, 2) OBP: 0.333, SLG: 0.368										3	0	2	0	0	0	1				
Mike Bordick, R (1, 6) OBP: 0.256, SLG: 0.274										3	0	0	0	0	0	3				
<b>Inning Stats</b>	R: 0 E: 0 K: 1 S: 5	H: 1 LOB: 0 BB: 0 P: 5	R: 0 E: 0 K: 1 S: 6	H: 1 LOB: 1 BB: 0 P: 6	R: 0 E: 0 K: 0 S: 3	H: 1 LOB: 0 BB: 0 P: 3	R: 0 E: 0 K: 0 S: 3	H: 0 LOB: 0 BB: 0 P: 3	R: 0 E: 0 K: 0 S: 5	H: 2 LOB: 2 BB: 0 P: 5	R: 0 E: 1 K: 0 S: 4	H: 1 LOB: 1 BB: 0 P: 4	R: 0 E: 0 K: 0 S: 3	H: 0 LOB: 0 BB: 0 P: 3	R: 0 E: 0 K: 0 S: 4	H: 1 LOB: 1 BB: 0 P: 4		1B: 7 2B: 2 3B: 0 HR: 0	SF: 0 SAC: 0 DP: 2 HBP: 0	WP: 0 PB: 0 SB: 0 CS: 0
<b>PITCHER</b>	IP WLS BF H R ER SO BB IBB HBP BLK WP HR S P ERA WHIP																			
Carlos Perez, L (1, 1) ERA: 3.21	9.0 W 33 8 0 0 2 0 0 0 0 0 0 0 37 37 0.00 0.889																			

AB	33
R	0
H	8
RBI	0
BB	0
SO	2
LOB	17

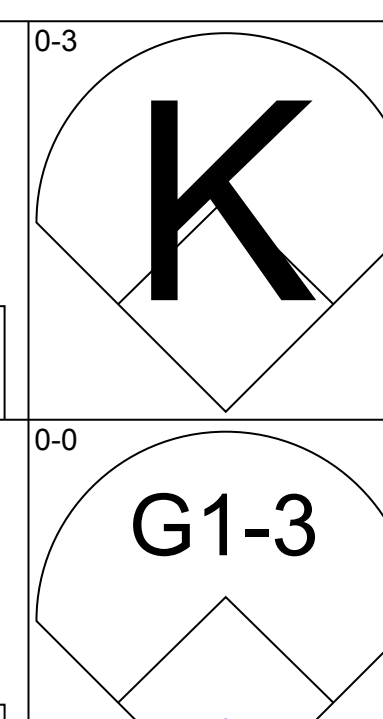
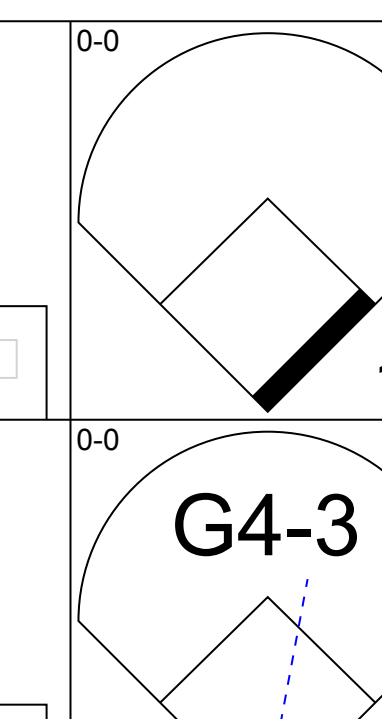
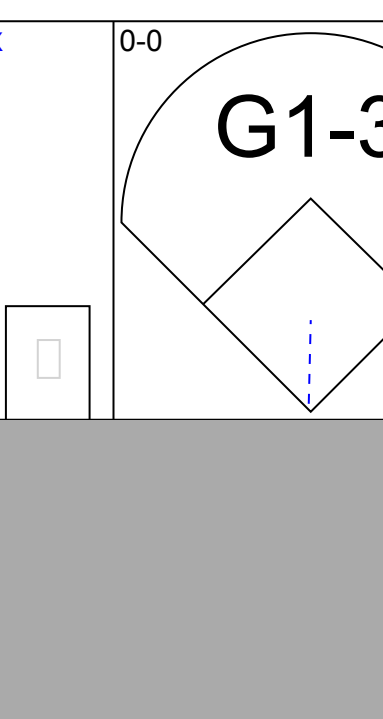
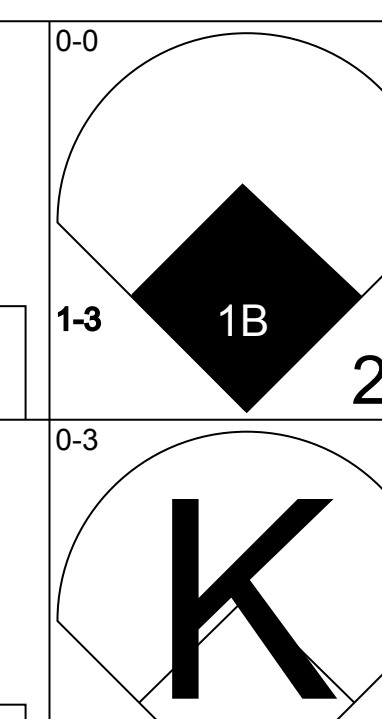
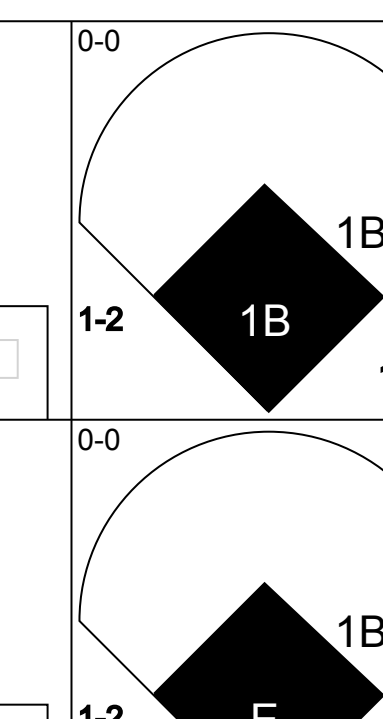
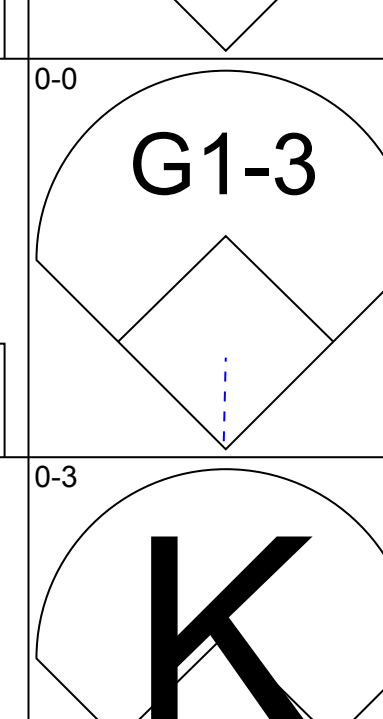
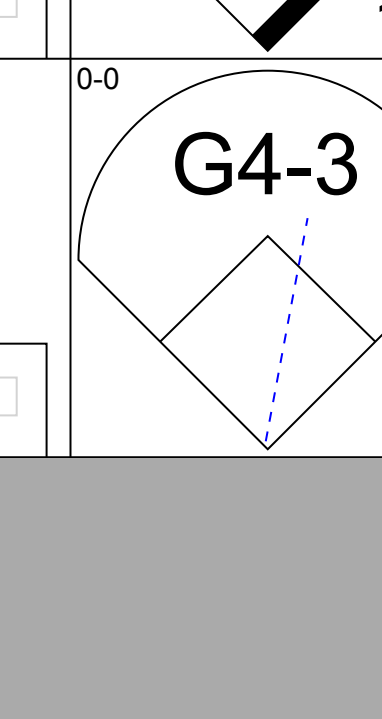
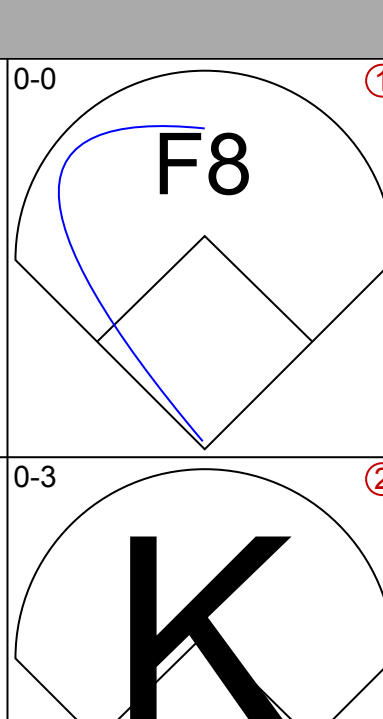
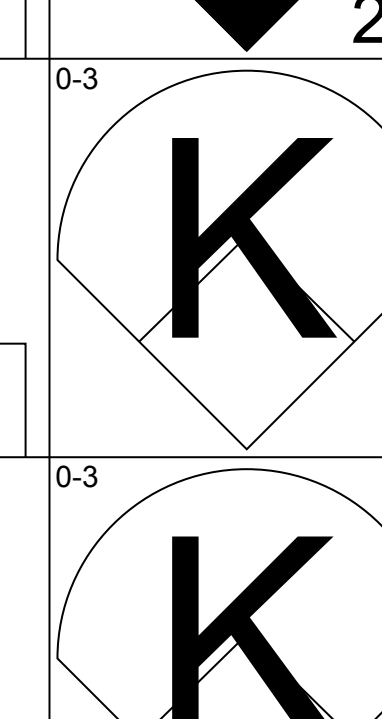
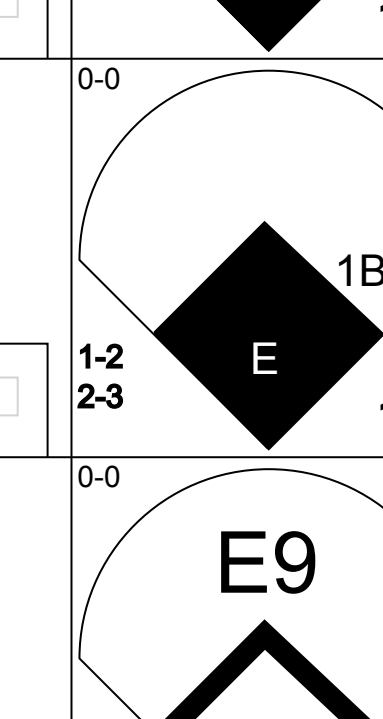
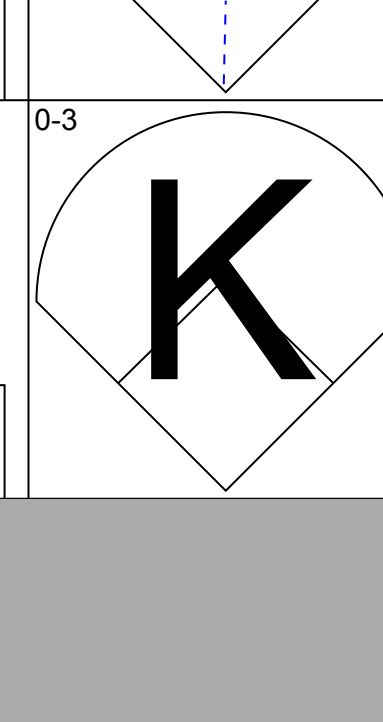
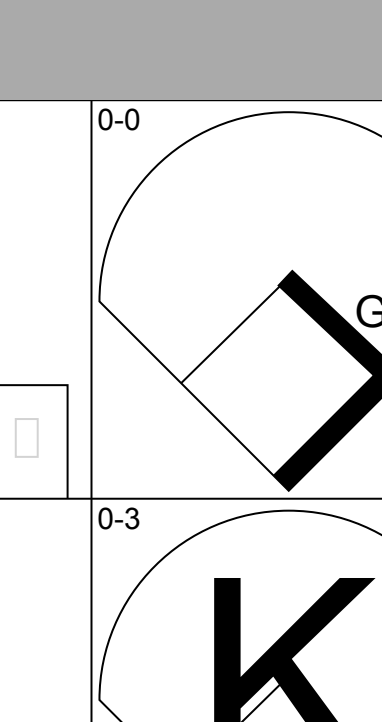
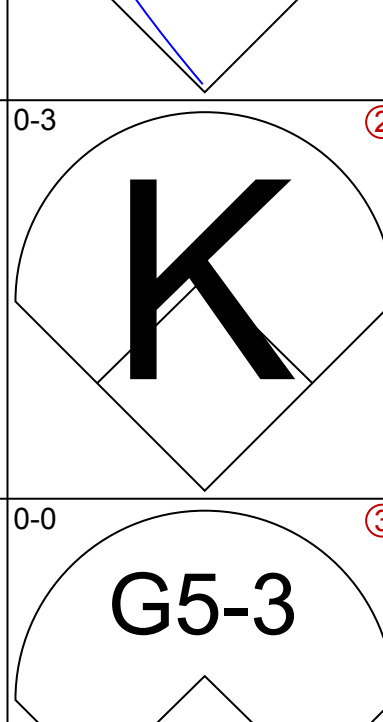
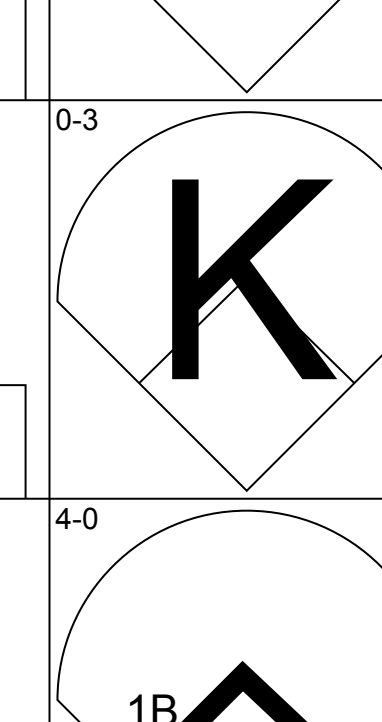
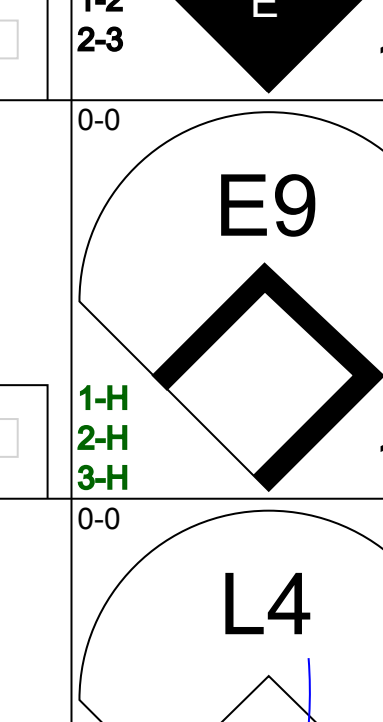
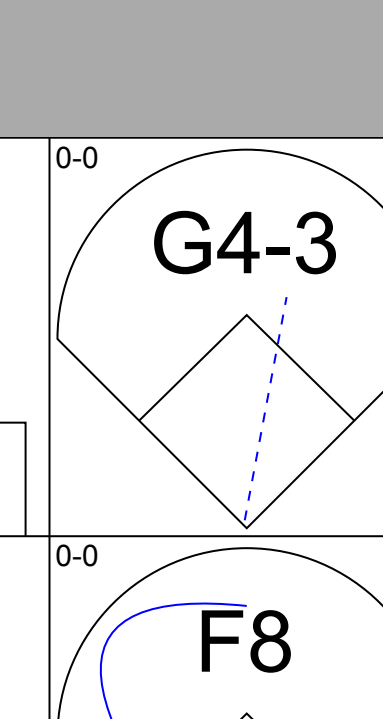
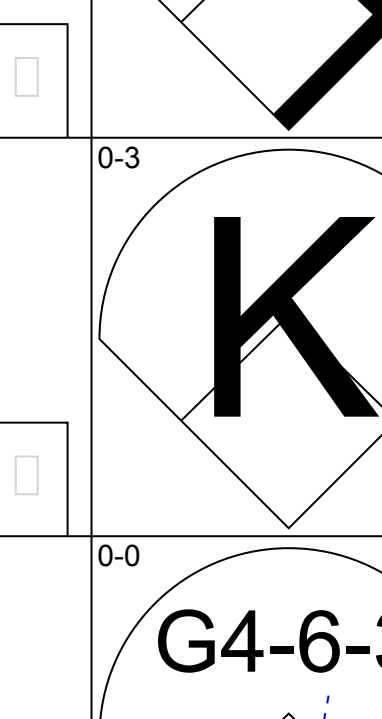
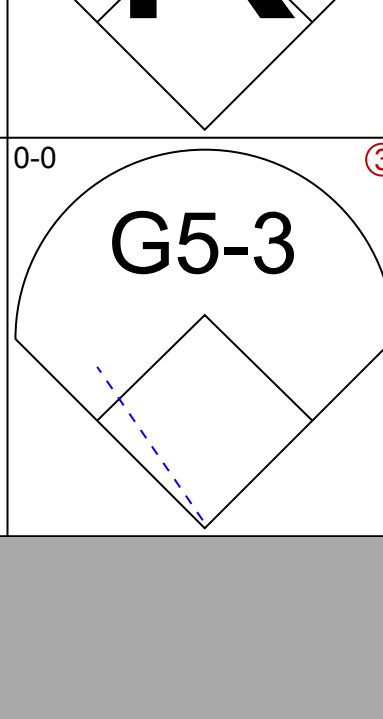
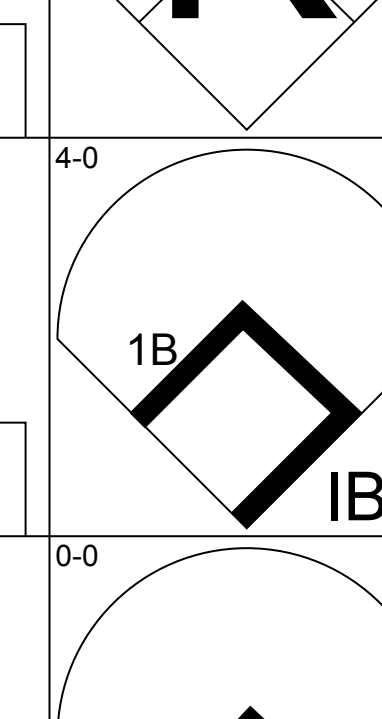
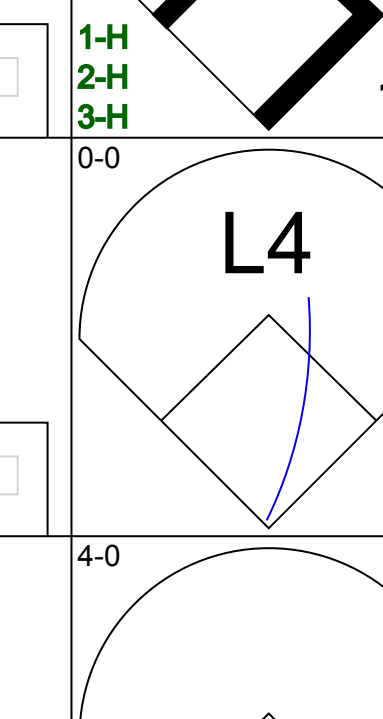
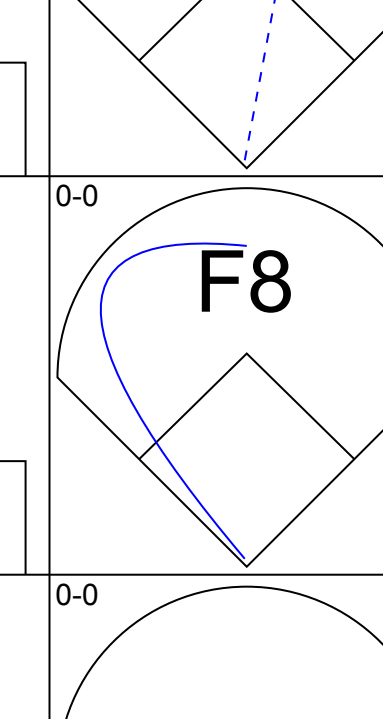
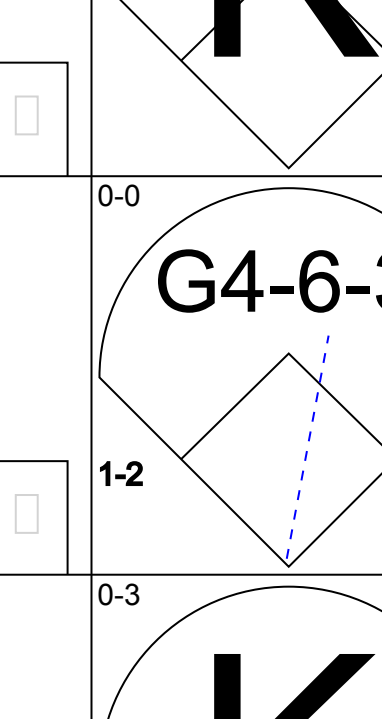
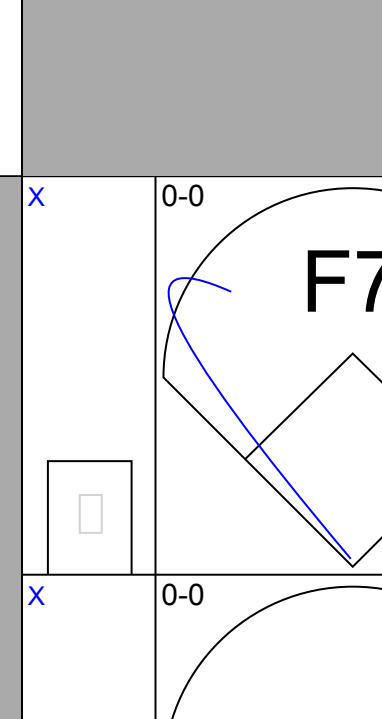
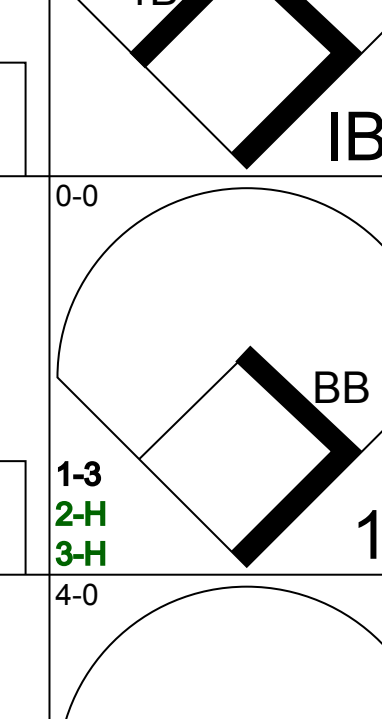
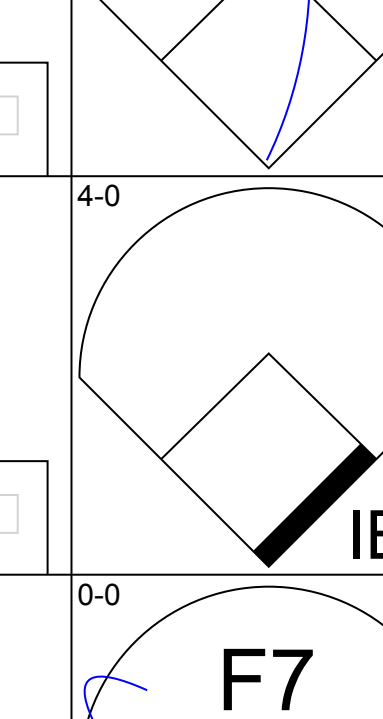
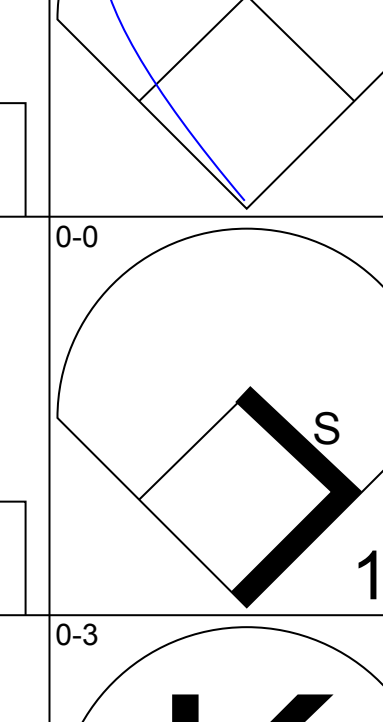
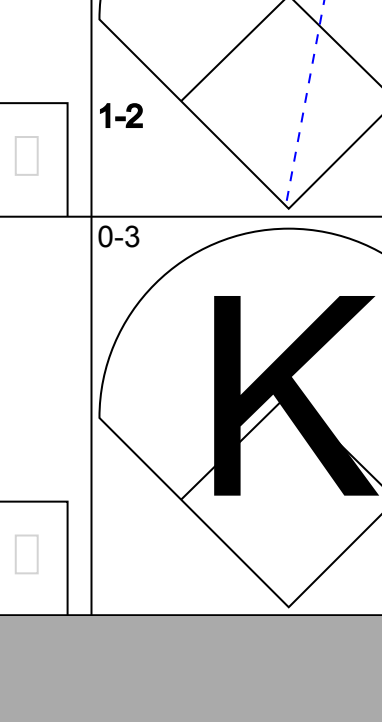
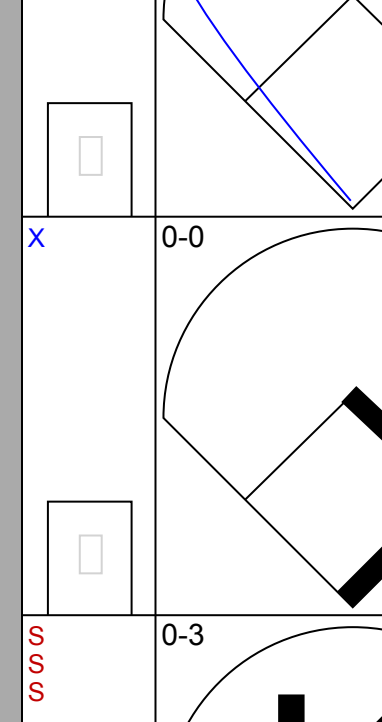
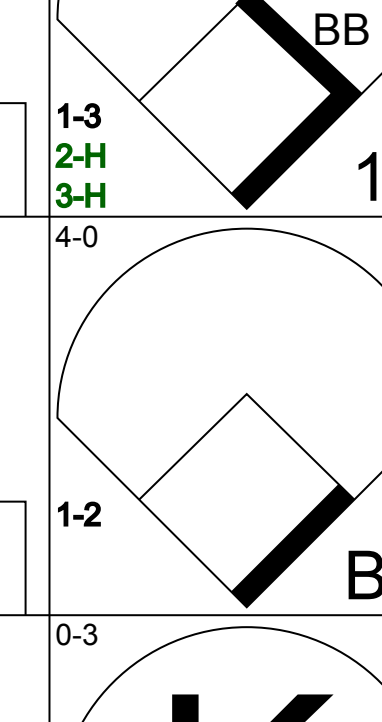
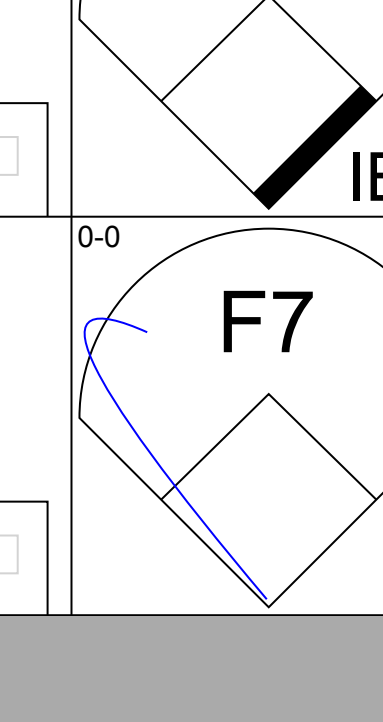
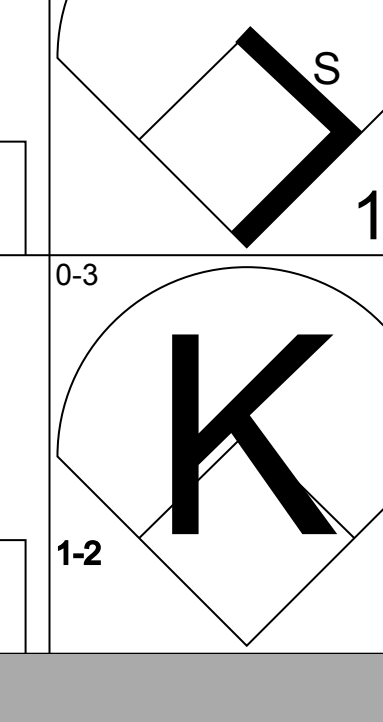
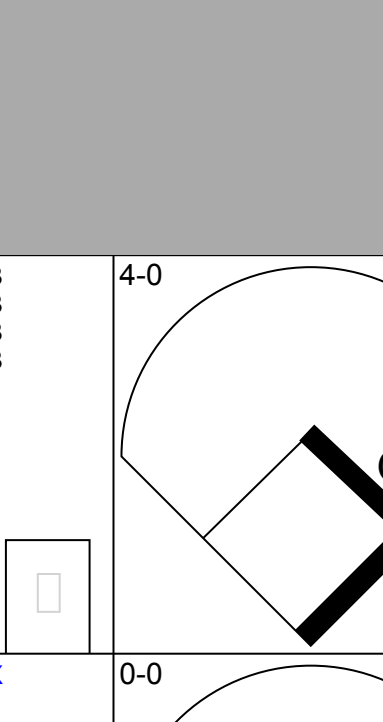
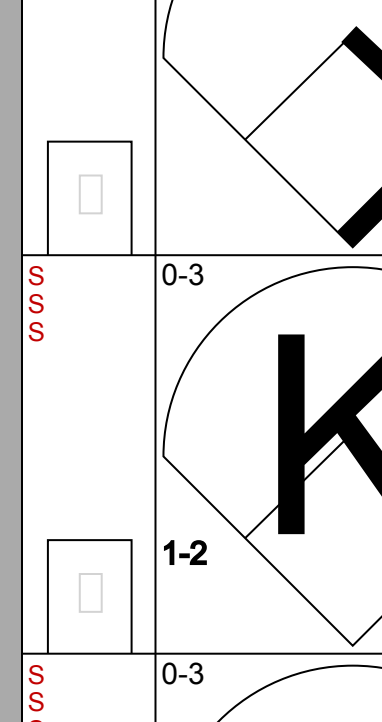
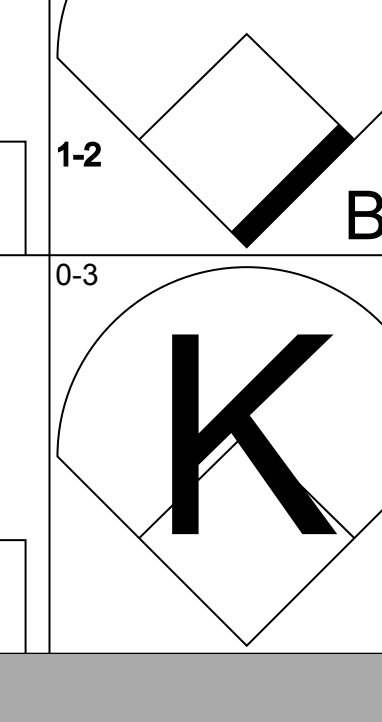
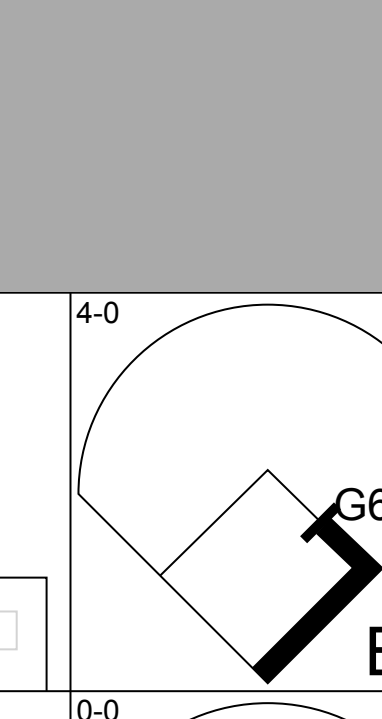
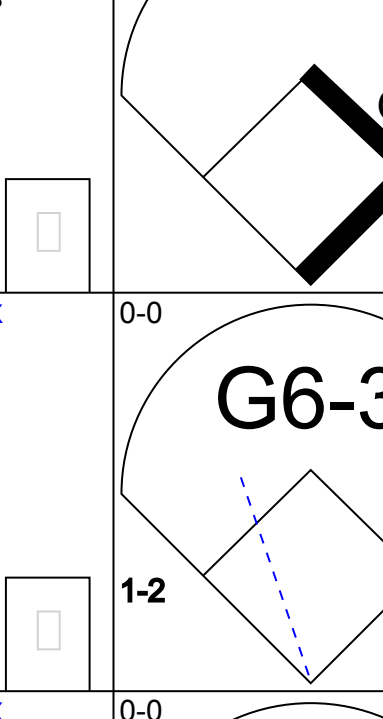
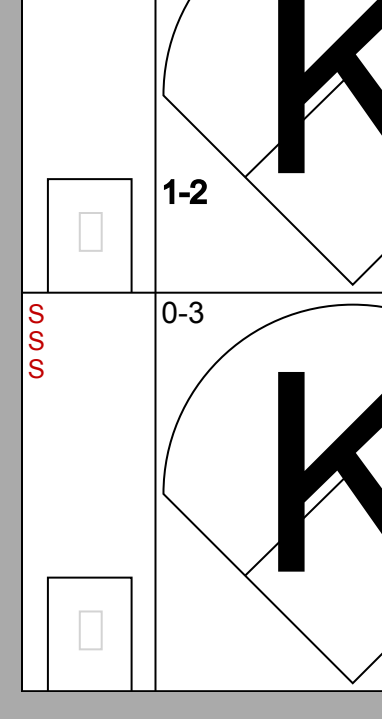
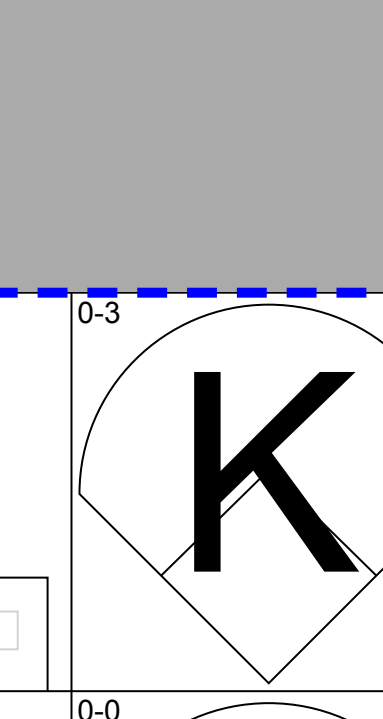
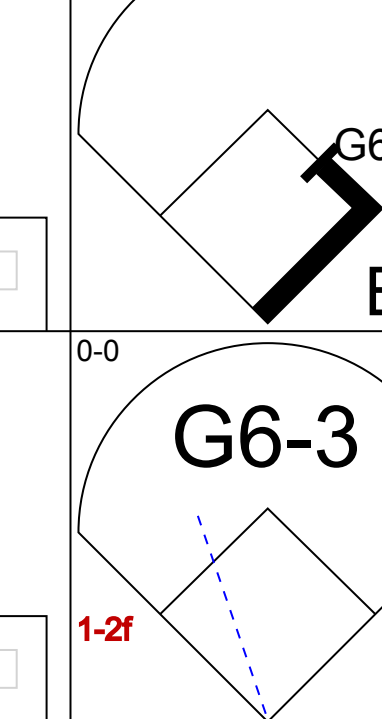
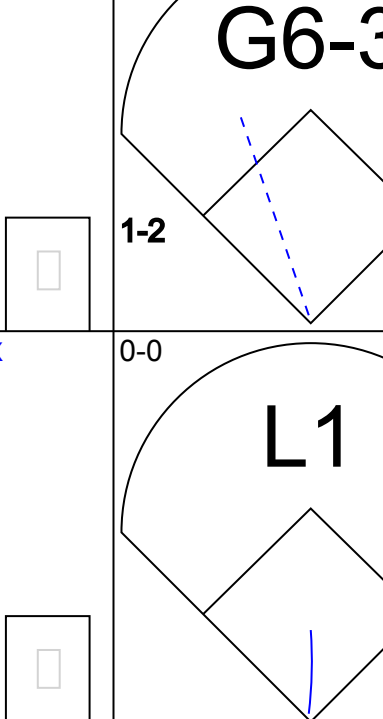
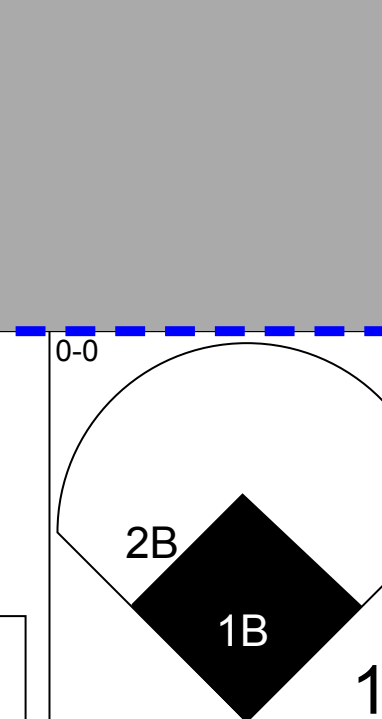
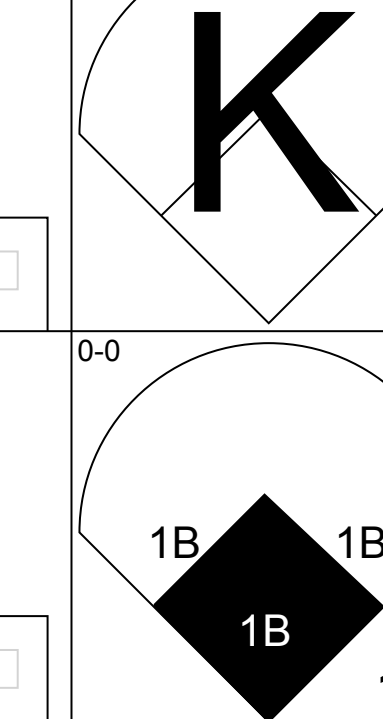


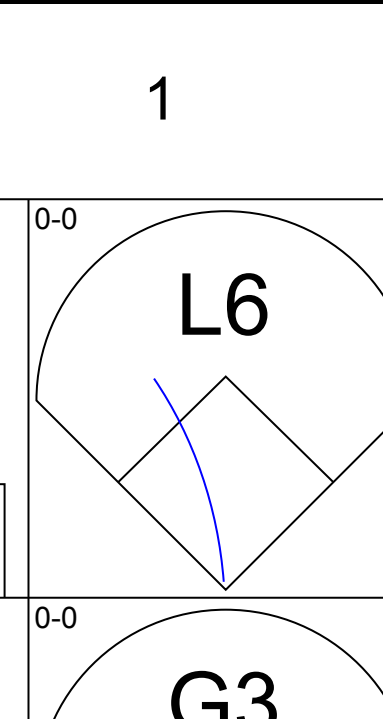
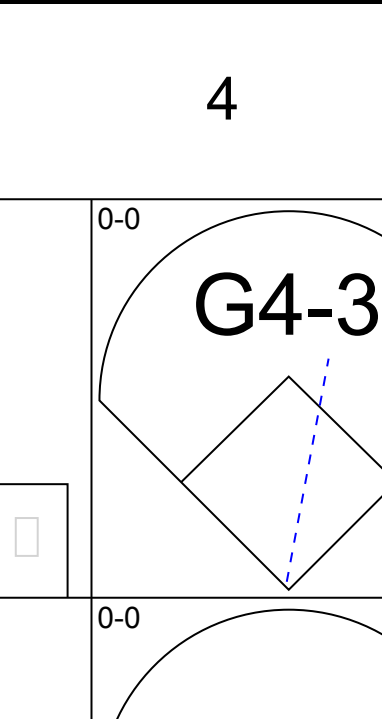
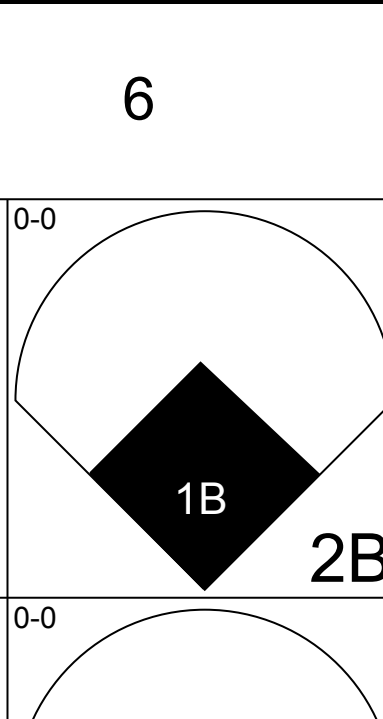
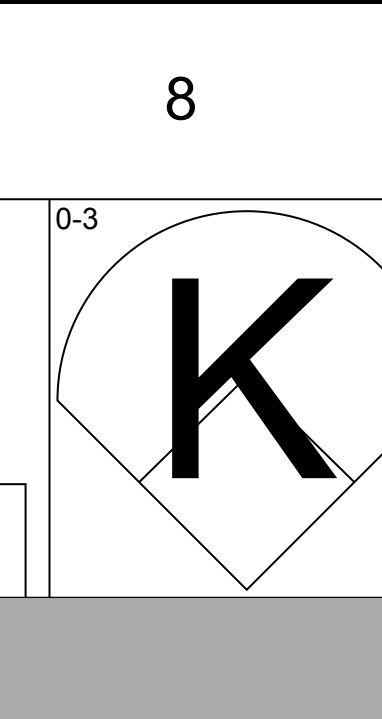
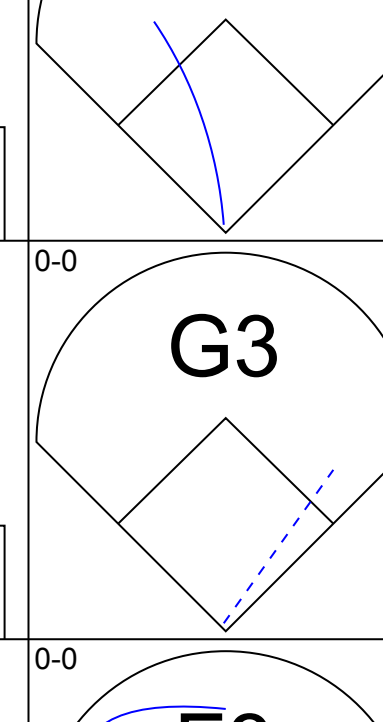
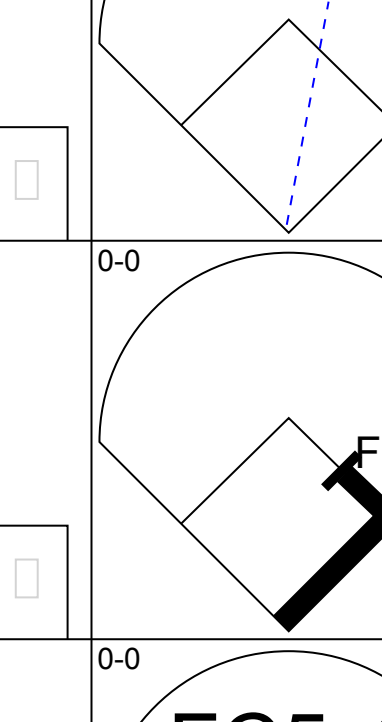
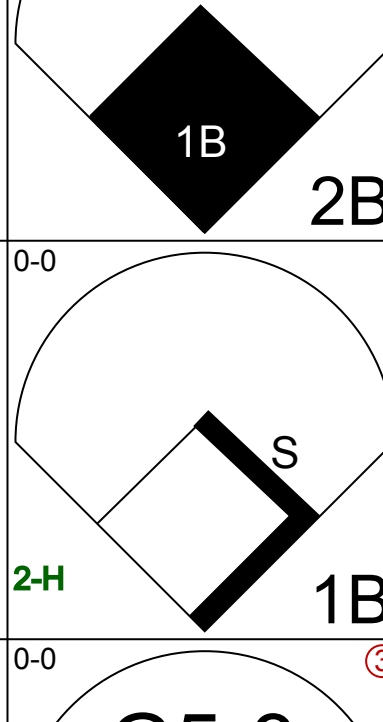
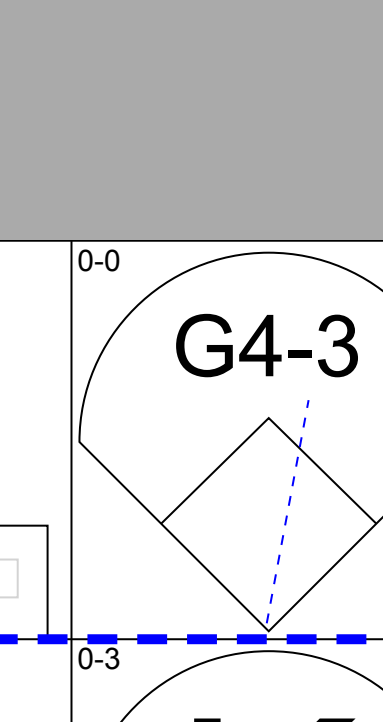
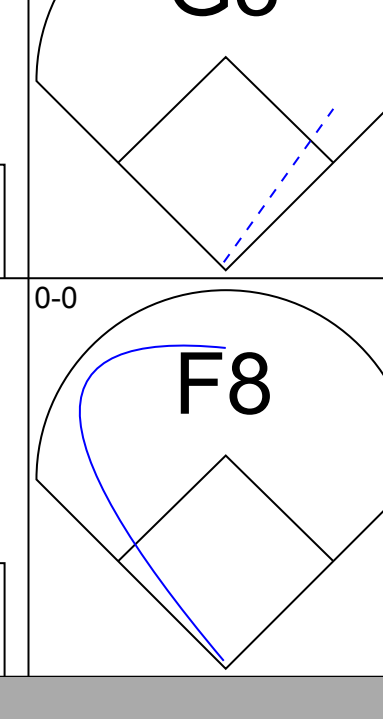
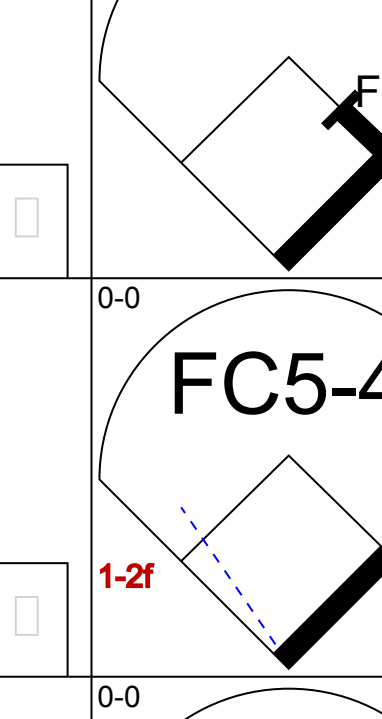
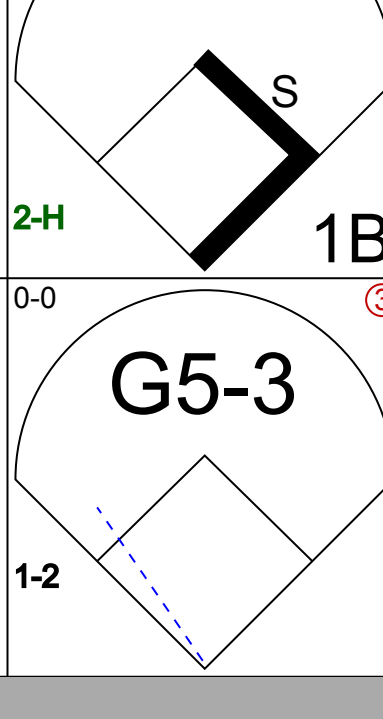
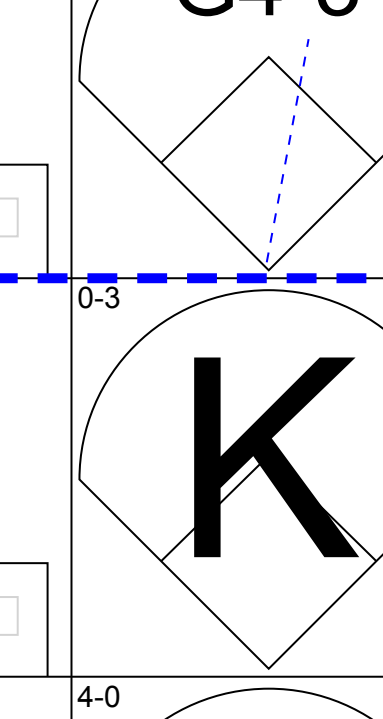
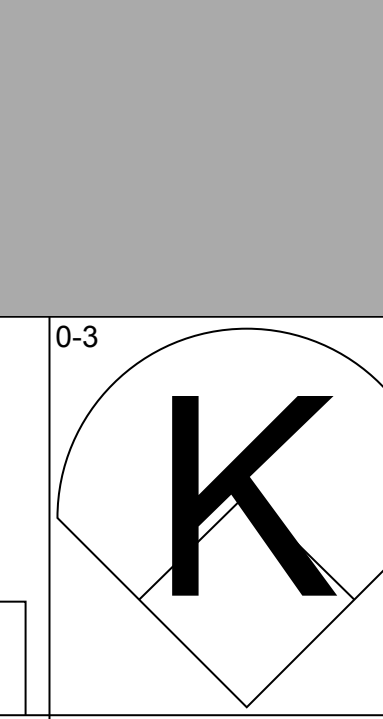
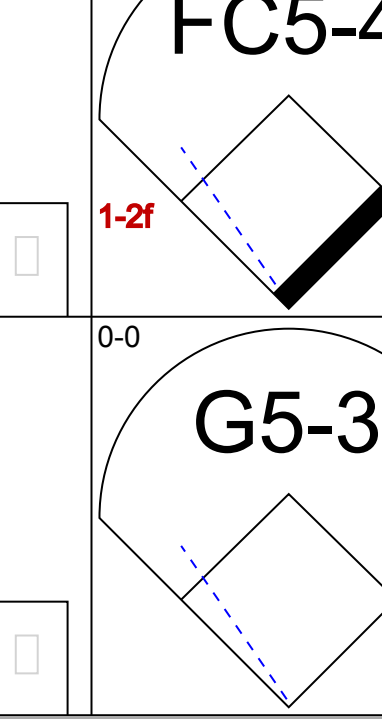
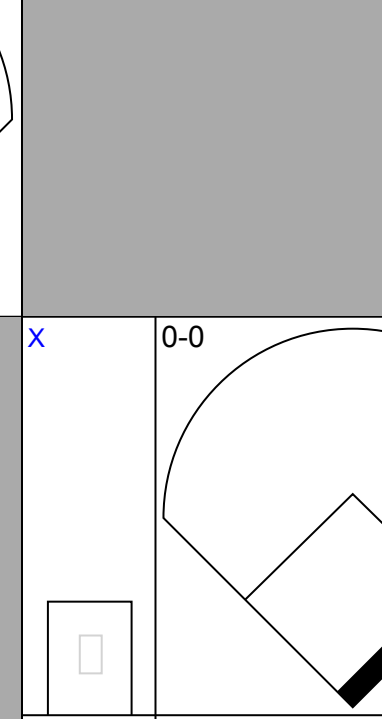
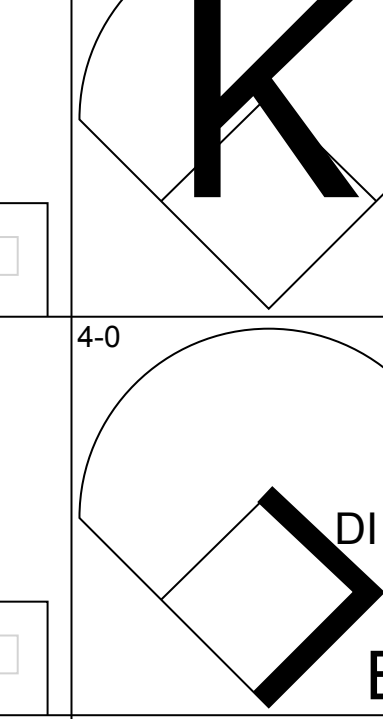
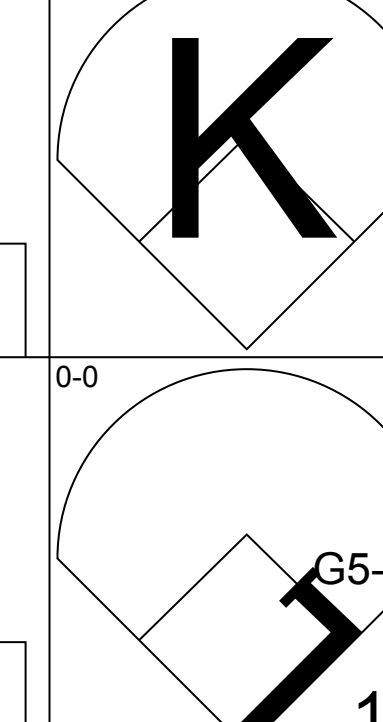
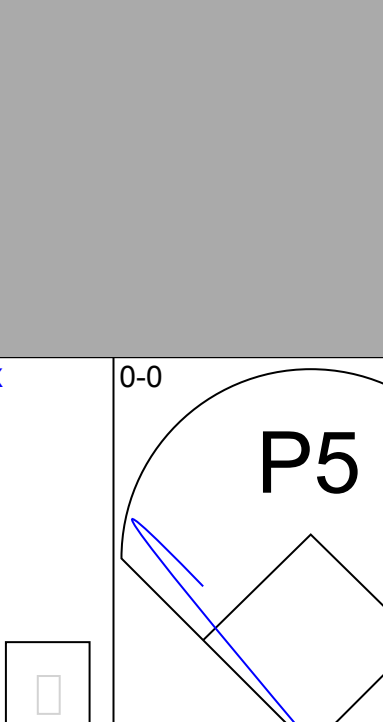
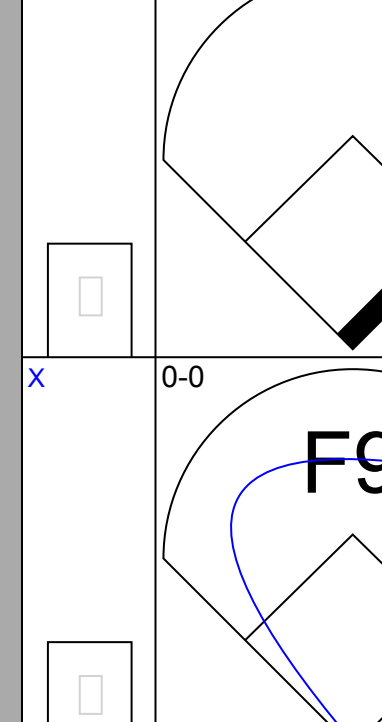
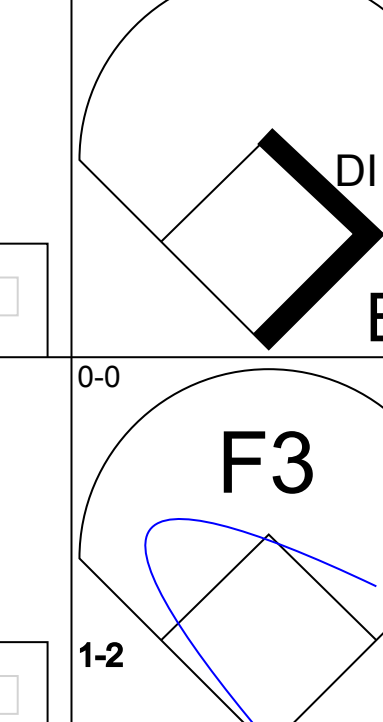
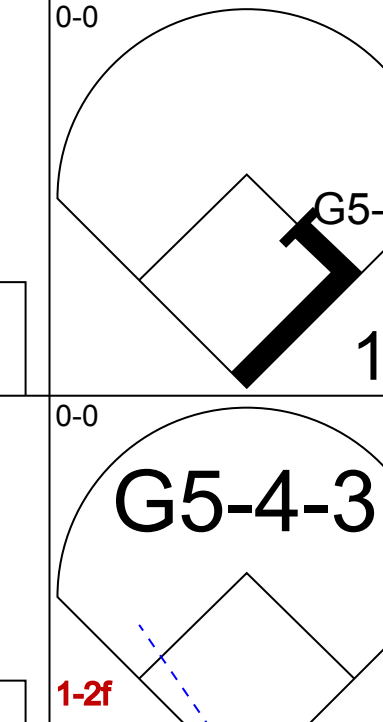
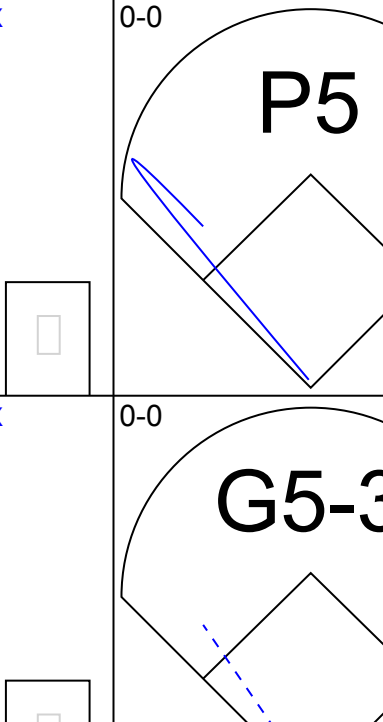
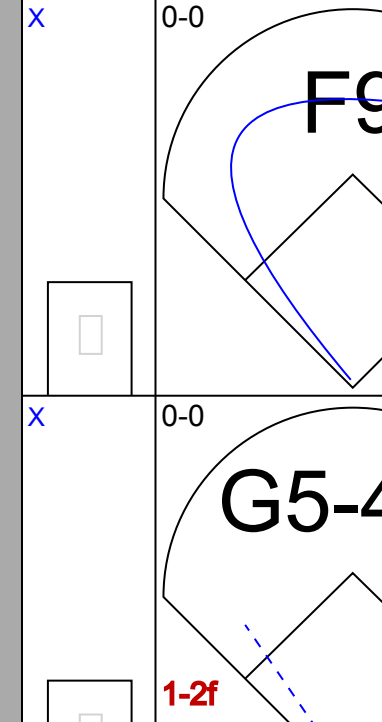
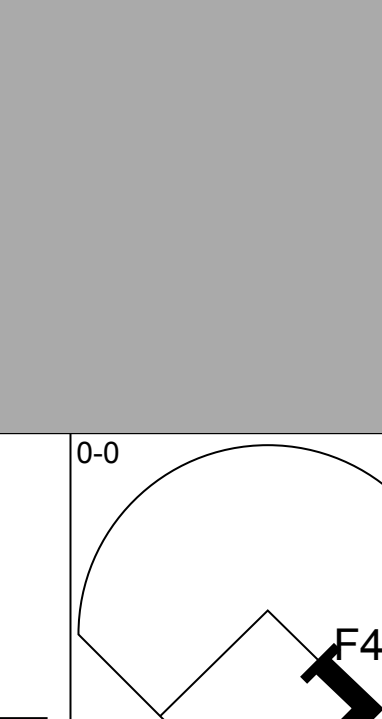
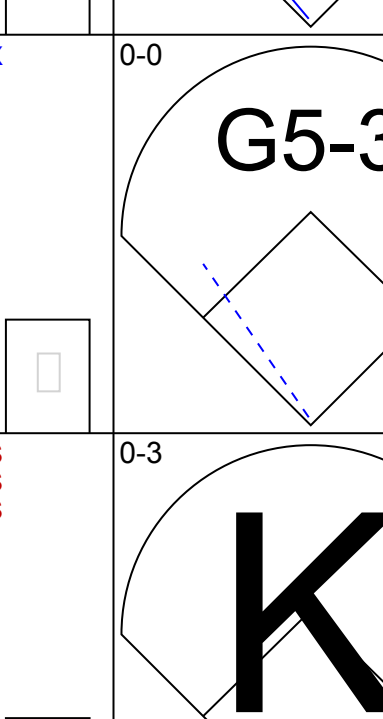
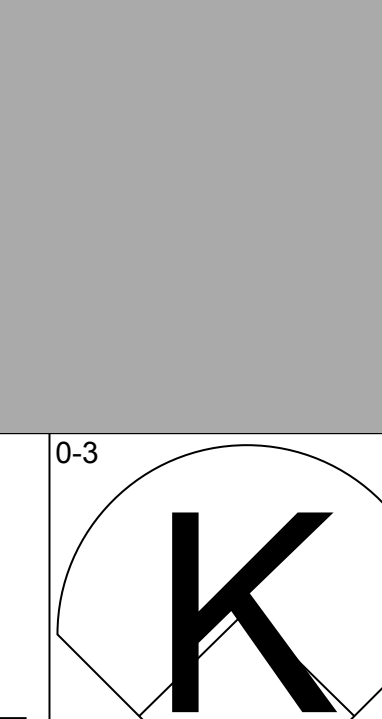
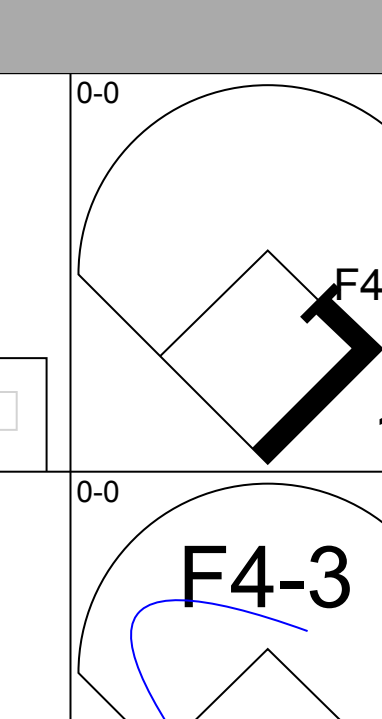
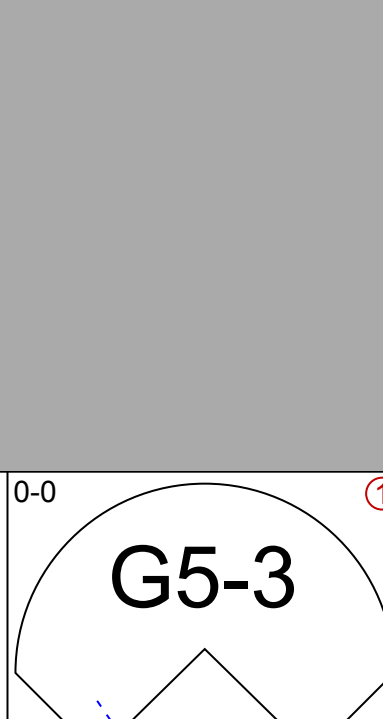
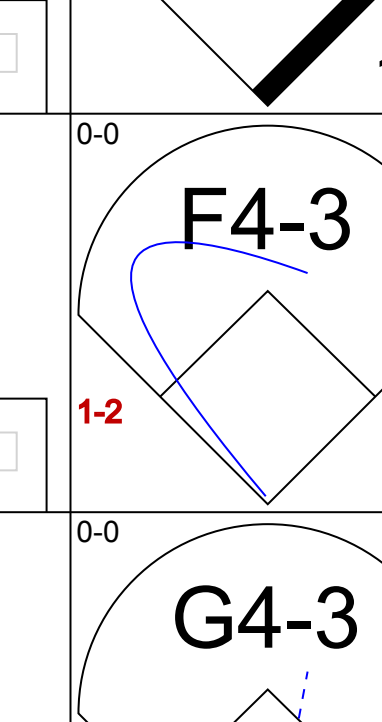
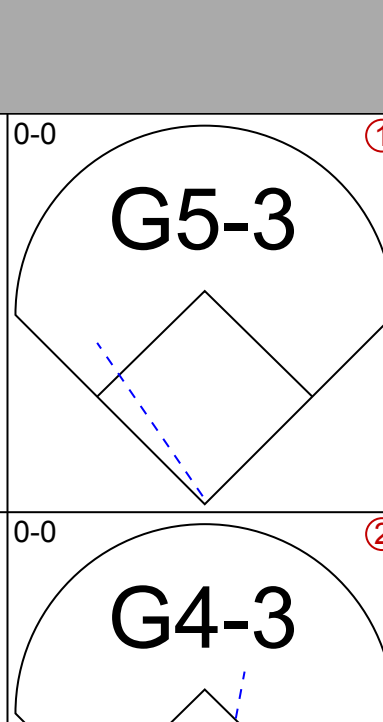
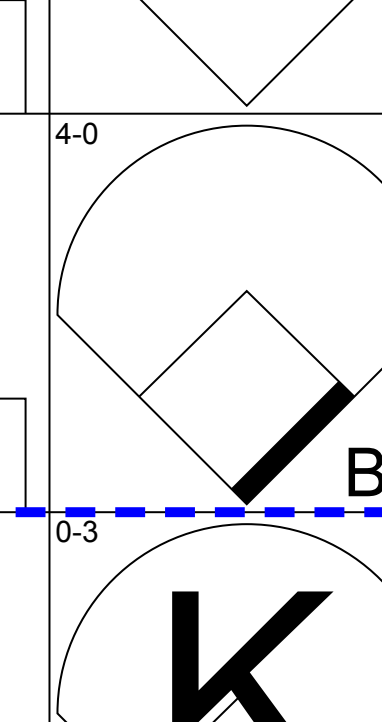


Batter	1	2	3	4	5	6	7	8	9	AB	R	H	RBI	BB	SO	LOB	TOP			
Brady Anderson, L (1, 8) OBP: 0.429, SLG: 0.467										4	0	1	0	0	1	2	<b>Baltimore Orioles @ Toronto Blue Jays</b> SkyDome, Toronto, ON Fri Jun 20 1997, 7:05 PM EDT Att: 30,266 - Unknown - 70 F			
Roberto Alomar, S (1, 4) OBP: 0.371, SLG: 0.464										3	0	1	0	0	0	2				
Rafael Palmeiro, L (1, 10) OBP: 0.343, SLG: 0.465										4	0	0	0	0	1	3				
Cal Ripken Jr., R (1, 5) OBP: 0.340, SLG: 0.444										4	0	1	0	0	0	1				
B.J. Surhoff, L (1, 3) OBP: 0.386, SLG: 0.535										4	0	0	0	0	0	1				
Jeffrey Hammonds, R (1, 7) OBP: 0.309, SLG: 0.435											4	0	0	0	0	1				
Tony Tarasco, L (1, 9) OBP: 0.324, SLG: 0.411										2	0	0	0	1	1	0				
Lenny Webster, R (1, 2) OBP: 0.344, SLG: 0.380										3	0	2	0	0	0	2				
Mike Bordick, R (1, 6) OBP: 0.257, SLG: 0.274										3	0	1	0	0	0	1				
<b>Inning Stats</b>	R: 0 E: 0 K: 0 S: 4	H: 1 LOB: 1 BB: 0 P: 4	R: 0 E: 0 K: 1 S: 5	H: 0 LOB: 0 BB: 0 P: 5	R: 0 E: 0 K: 0 S: 4	H: 2 LOB: 1 BB: 0 P: 4	R: 0 E: 0 K: 0 S: 3	H: 0 LOB: 0 BB: 0 P: 3	R: 0 E: 0 K: 1 S: 6	H: 1 LOB: 1 BB: 0 P: 6	R: 0 E: 0 K: 0 S: 4	H: 1 LOB: 2 BB: 1 P: 8	R: 0 E: 0 K: 1 S: 5	H: 1 LOB: 1 BB: 0 P: 6	R: 0 E: 0 K: 0 S: 3	H: 0 LOB: 0 BB: 0 P: 3		1B: 6 2B: 0 3B: 0 HR: 0	SF: 0 SAC: 0 DP: 1 HBP: 1	WP: 0 PB: 0 SB: 0 CS: 0
<b>PITCHER</b> Pat Hentgen, R (1, 1) ERA: 2.61	IP: 9.0 WLS: W BF: 33 H: 6 R: 0 ER: 0 SO: 4 BB: 1 IBB: 0 HBP: 1 BLK: 0 WP: 0 HR: 0 S: 39 P: 44 ERA: 0.00 WHIP: 0.778															<b>PITCHER</b>				

Batter	1	2	3	4	5	6	7	8	9	AB	R	H	RBI	BB	SO	LOB	BOTTOM			
Otis Nixon, S (1, 8) OBP: 0.359, SLG: 0.305										2	1	0	0	2	0	4	<b>Baltimore Orioles @ Toronto Blue Jays</b> SkyDome, Toronto, ON Fri Jun 20 1997, 7:05 PM EDT Att: 30,266 - Unknown - 70 F			
Orlando Merced, S (1, 9) OBP: 0.341, SLG: 0.419										5	1	3	1	0	0	2				
Joe Carter, R (1, 7) OBP: 0.287, SLG: 0.383										4	0	1	1	1	0	2				
Ed Sprague, R (1, 10) OBP: 0.331, SLG: 0.498										5	0	1	0	0	1	4				
Carlos Delgado, L (1, 3) OBP: 0.378, SLG: 0.611										2	1	0	0	2	2	2				
Charlie O'Brien, R (1, 2) OBP: 0.356, SLG: 0.471										3	0	1	0	0	1	3				
Alex Gonzalez, R (1, 6) OBP: 0.292, SLG: 0.397										4	0	2	0	0	0	5				
Tilson Brito, R (1, 5) OBP: 0.373, SLG: 0.333										3	0	1	0	1	0	2				
Carlos Garcia, R (1, 4) OBP: 0.238, SLG: 0.270										3	0	1	0	1	1	1				
<b>Inning Stats</b>	R: 1 E: 0 K: 1 S: 6	H: 1 LOB: 1 BB: 1 P: 10	R: 0 E: 0 K: 0 S: 3	H: 1 LOB: 2 BB: 2 P: 11	R: 1 E: 0 K: 2 S: 9	H: 2 LOB: 2 BB: 0 P: 10	R: 0 E: 0 K: 1 S: 5	H: 1 LOB: 0 BB: 0 P: 5	R: 0 E: 0 K: 1 S: 7	H: 2 LOB: 3 BB: 1 P: 11	R: 0 E: 0 K: 0 S: 3	H: 0 LOB: 1 BB: 1 P: 7	R: 1 E: 1 K: 0 S: 5	H: 2 LOB: 2 BB: 1 P: 9	R: 0 E: 0 K: 0 S: 4	H: 1 LOB: 2 BB: 1 P: 8		1B: 7 2B: 3 3B: 1 HR: 0	SF: 0 SAC: 1 DP: 2 HBP: 1	WP: 0 PB: 0 SB: 1 CS: 0
<b>PITCHER</b> 35 Mike Mussina, R (1, 1) ERA: 3.5 Terry Mathews, R (7, 1) ERA: 4.15 Alan Mills, R (8, 1) ERA: 2.84	IP: 6.2 WLS: L BF: 33 H: 8 R: 3 ER: 2 SO: 5 BB: 5 IBB: 1 HBP: 1 BLK: 0 WP: 0 HR: 0 S: 36 P: 61 ERA: 2.70 WHIP: 1.950															<b>PITCHER</b>				



Batter	1	2	3	4	5	6	7	8	9	AB	R	H	RBI	BB	SO	LOB	TOP					
<b>Brady Anderson, L</b> (1, 10) OBP: 0.431, SLG: 0.474										5	2	3	0	0	1	1	<b>Baltimore Orioles @ Toronto Blue Jays</b> SkyDome, Toronto, ON Sat Jun 21 1997, 3:33 AM EDT Att: 40,139 - Cloudy - 83 F					
<b>Roberto Alomar, S</b> (1, 4) OBP: 0.397, SLG: 0.458										5	1	1	0	0	1	3						
<b>Rafael Palmeiro, L</b> (1, 3) OBP: 0.344, SLG: 0.464										5	0	2	2	0	3	2						
<b>Cal Ripken Jr., R</b> (1, 5) OBP: 0.338, SLG: 0.438										4	0	0	0	1	1	2						
<b>B.J. Surhoff, L</b> (1, 7) OBP: 0.386, SLG: 0.529										4	0	1	2	1	0	1						
<b>Jeffrey Hammonds, R</b> (1, 8) OBP: 0.317, SLG: 0.436										4	0	2	0	1	1	3						
<b>Tony Tarasco, L</b> (1, 9) OBP: 0.321, SLG: 0.398										3	0	0	0	1	3	5						
<b>Lenny Webster, R</b> (1, 2) OBP: 0.340, SLG: 0.366										3	0	0	0	1	2	2						
<b>Mike Bordick, R</b> (1, 6) OBP: 0.261, SLG: 0.278										4	2	2	0	0	0	2						
<b>Inning Stats</b>	R: 0 E: 0 K: 2 S: 7	H: 0 LOB: 0 BB: 0 P: 7	R: 0 E: 0 K: 1 S: 6	H: 1 LOB: 1 BB: 0 P: 6	R: 0 E: 0 K: 0 S: 3	H: 1 LOB: 1 BB: 1 P: 7	R: 0 E: 0 K: 2 S: 8	H: 1 LOB: 1 BB: 0 P: 8	R: 0 E: 0 K: 0 S: 3	H: 0 LOB: 0 BB: 1 P: 7	R: 0 E: 0 K: 1 S: 5	H: 0 LOB: 0 BB: 0 P: 5	R: 0 E: 0 K: 2 S: 8	H: 1 LOB: 1 BB: 0 P: 8	R: 2 E: 0 K: 3 S: 12	H: 3 LOB: 3 BB: 2 P: 20		R: 3 E: 1 K: 1 S: 9	H: 4 LOB: 2 BB: 1 P: 13	1B: 10 2B: 1 3B: 0 HR: 0	SF: 0 SAC: 0 DP: 1 HBP: 0	WP: 0 PB: 0 SB: 2 CS: 0
<b>PITCHER</b>	IP	WLS	BF	H	R	ER	SO	BB	IBB	HBP	BLK	WP	HR	S	P	ERA	WHIP					
<b>Roger Clemens, R</b> (1, 1) ERA: 1.9	7.0		26	4	0	0	8	2	0	0	0	0	0	40	48	0.00	0.857					
<b>Dan Plesac, L</b> (8, 1) ERA: 5.23	1.0	L	8	3	2	2	3	1	1	0	0	0	0	12	20	18.00	4.000					
<b>Mike Timlin, R</b> (9, 1) ERA: 3.14	1.0		8	4	3	2	1	0	1	0	0	0	0	9	13	18.00	4.000					

Batter	1	2	3	4	5	6	7	8	9	AB	R	H	RBI	BB	SO	LOB	BOTTOM				
<b>Otis Nixon, S</b> (1, 8) OBP: 0.358, SLG: 0.308										4	1	1	0	0	1	1	<b>Baltimore Orioles @ Toronto Blue Jays</b> SkyDome, Toronto, ON Sat Jun 21 1997, 3:33 AM EDT Att: 40,139 - Cloudy - 83 F				
<b>Orlando Merced, S</b> (1, 9) OBP: 0.343, SLG: 0.421										4	0	2	1	0	0	0					
<b>Joe Carter, R</b> (1, 7) OBP: 0.283, SLG: 0.377										4	0	0	0	0	1	2					
<b>Ed Sprague, R</b> (1, 10) OBP: 0.333, SLG: 0.496										3	0	1	0	1	1	1					
<b>Carlos Delgado, L</b> (1, 3) OBP: 0.376, SLG: 0.603										4	0	1	0	0	0	2					
<b>Benito Santiago, R</b> (1, 2) OBP: 0.235, SLG: 0.295										3	0	0	0	0	0	2					
<b>Alex Gonzalez, R</b> (1, 6) OBP: 0.293, SLG: 0.397										3	0	1	0	0	2	0					
<b>Tilson Brito, R</b> (1, 5) OBP: 0.371, SLG: 0.323										2	0	0	0	1	0	1					
<b>Carlos Garcia, R</b> (1, 4) OBP: 0.236, SLG: 0.267										2	0	0	0	0	0	0					
<b>Shawn Green, L</b> (8, PH) OBP: 0.331, SLG: 0.463										0	0	0	0	0	0	0					
<b>Robert Perez, R</b> (8, PH) OBP: 0.208, SLG: 0.396										1	0	0	0	0	1	1					
<b>Tomas Perez, S</b> (9, 4)										0	0	0	0	0	0	0					
<b>Inning Stats</b>	R: 0 E: 0 K: 0 S: 3	H: 0 LOB: 0 BB: 0 P: 3	R: 0 E: 0 K: 1 S: 5	H: 1 LOB: 0 BB: 0 P: 5	R: 0 E: 0 K: 0 S: 3	H: 1 LOB: 0 BB: 0 P: 3	R: 0 E: 0 K: 0 S: 4	H: 1 LOB: 1 BB: 0 P: 4	R: 0 E: 0 K: 0 S: 5	H: 2 LOB: 1 BB: 0 P: 5	R: 0 E: 0 K: 0 S: 3	H: 1 LOB: 0 BB: 0 P: 3	R: 0 E: 0 K: 3 S: 9	H: 0 LOB: 1 BB: 1 P: 13	R: 0 E: 0 K: 1 S: 5	H: 0 LOB: 1 BB: 1 P: 9	1B: 5 2B: 2 3B: 0 HR: 0	SF: 0 SAC: 0 DP: 3 HBP: 0	WP: 0 PB: 0 SB: 1 CS: 0	PA: 32	
<b>PITCHER</b>	IP	WLS	BF	H	R	ER	SO	BB	IBB	HBP	BLK	WP	HR	S	P	ERA	WHIP				
<b>Scott Erickson, R</b> (1, 1) ERA: 3.34	7.1		26	6	1	1	3	1	0	0	0	0	0	31	35	1.23	0.955				
<b>Jesse Orsoco, L</b> (8, 1) ERA: 0.96	1.0		3	0	0	0	2	0	0	0	0	0	0	7	7	0.00	0.000				
<b>Armando Benitez, R</b> (9, 1) ERA: 3.45	0.2		3	0	0	0	1	1	0	0	0	0	0	4	8	0.00	1.500				



Batter	1	2	3	4	5	6	7	8	9	AB	R	H	RBI	BB	SO	LOB	TOP										
<b>Brady Anderson, L</b> (1, 10) OBP: 0.440, SLG: 0.480	0-1 G1-6-3 BB 2B 1B	1-0 1B			0-2 G5-3 2B 1B	4-2 BB		4-2 CS BB		3	2	3	0	2	0	0	<b>Baltimore Orioles @ Toronto Blue Jays</b> SkyDome, Toronto, ON Sun Jun 22 1997, 3:33 AM EDT Att: 35,106 - Sunny - 75 F										
<b>Roberto Alomar, S</b> (1, 4) OBP: 0.388, SLG: 0.455	4-0 G1-6-3 BB 1-2	1-1 1B			3-2 F7	0-1 G1-3		1-3 BB 1-2		4	0	1	0	1	1	4											
<b>Rafael Palmeiro, L</b> (1, 3) OBP: 0.339, SLG: 0.456	0-0 G1-6-3 1-2 2-3	1-3 K			0-0 G5-3 1-2			1-3 K		5	0	0	0	0	2	5											
<b>Cal Ripken Jr., R</b> (1, 5) OBP: 0.339, SLG: 0.444	0-1 1B 3-H 2B				0-0 K 2-H 2B			0-2 K		5	1	2	2	0	2	0											
<b>B.J. Surhoff, L</b> (1, 7) OBP: 0.395, SLG: 0.531	2-2 2B 2-H 1B				2-2 F7			1-2 HR 1B		3	1	2	1	2	0	0											
<b>Jeffrey Hammonds, R</b> (1, 8) OBP: 0.319, SLG: 0.458	1-3 2B				0-3 K			0-2 HR		5	1	2	2	0	1	3											
<b>Tony Tarasco, L</b> (1, 9) OBP: 0.319, SLG: 0.386	2-3 K				0-3 K			4-2 BB		3	0	0	0	1	2	2											
<b>Lenny Webster, R</b> (1, 2) OBP: 0.327, SLG: 0.349		1-2 P4			3-3 K			1-0 P3 1-3	2-2 F8	4	0	0	0	0	1	2											
<b>Mike Bordick, R</b> (1, 6) OBP: 0.257, SLG: 0.273	0-1 G4-3				1-1 F8			0-0 G6-3		4	0	0	0	0	0	1											
<b>Inning Stats</b>	R: 2 E: 0 K: 1 S: 15	H: 4 LOB: 2 BB: 1 P: 25	R: 0 E: 0 K: 1 S: 11	H: 2 LOB: 2 BB: 0 P: 15	R: 0 E: 0 K: 2 S: 12	H: 0 LOB: 0 BB: 0 P: 16	R: 0 E: 0 K: 2 S: 8	H: 0 LOB: 0 BB: 0 P: 12	R: 1 E: 2 K: 0 S: 10	H: 2 LOB: 2 BB: 1 P: 21	R: 2 E: 0 K: 2 S: 18	H: 2 LOB: 1 BB: 1 P: 26	R: 0 E: 0 K: 1 S: 6	H: 0 LOB: 0 BB: 1 P: 11	R: 0 E: 0 K: 0 S: 8	H: 0 LOB: 1 BB: 1 P: 13		1B: 6 2B: 3 3B: 0 HR: 1	SF: 0 SAC: 0 DP: 1 HBP: 0	WP: 0 PB: 0 SB: 0 CS: 1	PA: 42						
<b>PITCHER</b>	IP	WLS	BF	H	R	ER	SO	BB	IBB	HBP	BLK	WP	HR	S	P	ERA	WHIP										
<b>Robert Person, R</b> (1, 1) ERA: 4.94	5.2	L	28	8	3	3	6	2	1	0	0	0	0	65	104	4.76	1.765										
<b>Paul Spoljaric, L</b> (6, 1) ERA: 3.71	2.1		10	2	2	2	3	2	0	0	0	0	1	26	39	7.71	1.714										
<b>Paul Quantrill, R</b> (9, 1) ERA: 1.53	1.0	S	4	0	0	0	0	1	0	0	0	0	0	8	13	0.00	1.000										

AB	36
R	5
H	10
RBI	5
BB	6
SO	9
LOB	17





Batter	1	2	3	4	5	6	7	8	9	AB	R	H	RBI	BB	SO	LOB	BOTTOM										
<b>Otis Nixon, S</b> (1, 8) OBP: 0.355, SLG: 0.306	2-1 G4-3 SF4 1B		2-2 G4-3 1-2		3-2 G6-3		1-3 K		0-2 G5-3	5	1	1	0	0	1	1	<b>Baltimore Orioles @ Toronto Blue Jays</b> SkyDome, Toronto, ON Sun Jun 22 1997, 3:33 AM EDT Att: 35,106 - Sunny - 75 F										
<b>Orlando Merced, S</b> (1, 9) OBP: 0.345, SLG: 0.430	3-1 G4-3 1-3		0-0 1B 3B		0-0 1B S 1B		1-2 F7			4	1	2	0	0	0	1											
<b>Joe Carter, R</b> (1, 7) OBP: 0.289, SLG: 0.385	1-1 SF4 3-H P2		1-1 1B 3-H F9		4-2 1B 1-2 BB		3-2 S 2B		1-3 K 2-3	2	0	2	2	1	0	0											
<b>Ed Sprague, R</b> (1, 10) OBP: 0.332, SLG: 0.492	1-1 P2		1-0 F9		1-2 1B		1-3 K		1-0 F9	4	0	1	0	0	1	2											
<b>Carlos Delgado, L</b> (1, 3) OBP: 0.373, SLG: 0.594		1-1 G4-3			4-2 BB		1-1 G4-3		1-0 F9	3	0	0	0	1	0	4											
<b>Charlie O'Brien, R</b> (1, 2) OBP: 0.381, SLG: 0.466		2-1 G4-3 WP 1B			1-3 K		1-1 P2		4-2 BB	3	0	1	0	1	1	1											
<b>Alex Gonzalez, R</b> (1, 6) OBP: 0.288, SLG: 0.390		2-1 G4-3 1-3			2-3 K		2-2 G5-3		1-3 K	4	0	0	0	0	2	4											
<b>Tilson Brito, R</b> (1, 5) OBP: 0.356, SLG: 0.308		2-2 L7			1-3 K		3-3 K		3-2 P3	3	0	0	0	0	2	2											
<b>Juan Samuel, R</b> (9, PH) OBP: 0.294, SLG: 0.283									1-0 K	1	0	0	0	0	0	0											
<b>Carlos Garcia, R</b> (1, 4) OBP: 0.237, SLG: 0.268					1-0 G4-3 1B		1-2 G5-3		1-3 K	3	0	1	0	0	1	0											
<b>Benito Santiago, R</b> (9, PH) OBP: 0.233, SLG: 0.293									1-3 K	1	0	0	0	0	1	0											
<b>Inning Stats</b>	R: 1 E: 0 K: 0 S: 8	H: 1 LOB: 0 BB: 0 P: 15	R: 0 E: 0 K: 0 S: 9	H: 1 LOB: 0 BB: 0 P: 16	R: 1 E: 0 K: 0 S: 8	H: 3 LOB: 1 BB: 0 P: 13	R: 0 E: 0 K: 3 S: 14	H: 0 LOB: 1 BB: 1 P: 22	R: 0 E: 0 K: 1 S: 8	H: 2 LOB: 3 BB: 1 P: 26	R: 0 E: 0 K: 2 S: 13	H: 0 LOB: 0 BB: 0 P: 16	R: 0 E: 0 K: 2 S: 12	H: 1 LOB: 2 BB: 1 P: 22	R: 0 E: 0 K: 1 S: 11	H: 0 LOB: 0 BB: 0 P: 15	1B: 6 2B: 1 3B: 1 HR: 0	SF: 1 SAC: 0 DP: 1 HBP: 0	WP: 1 PB: 0 SB: 3 CS: 0	PA: 37							
<b>PITCHER</b>	IP	WLS	BF	H	R	ER	SO	BB	IBB	HBP	BLK	WP	HR	S	P	ERA	WHIP										
<b>Scott Kamieniecki, R</b> (1, 1) ERA: 3.87	6.0	W	26	7	2	2	4	2	0	0	0	0	0	63	106	3.00	1.500										
<b>Arthur Rhodes, L</b> (7, 1) ERA: 2.84	1.0		3	0	0	0	2	0	0	0	0	0	0	13	16	0.00	0.000										
<b>Armando Benitez, R</b> (8, 1) ERA: 0.34	1.0	S	5	1	0	0	2	1	0	0	0	0	0	12	22	0.00	2.000										
<b>Randy Myers, L</b> (9, 1) ERA: 1.44	1.0	S	3	0	0	0	1	0	0	0	0	0	0	11	15	0.00	0.000										

AB	33
R	2
H	8
RBI	2
BB	3
SO	9
LOB	15





Batter	1	2	3	4	5	6	7	8	9	AB	R	H	RBI	BB	SO	LOB	TOP					
<b>Brady Anderson, L</b> (1, 10) OBP: 0.435, SLG: 0.473	P5		K			G3		P5		4	0	0	0	0	1	0	<b>Baltimore Orioles @ Milwaukee Brewers</b> <b>Milwaukee County Stadium, Milwaukee, WI</b> Mon Jun 23 1997, 8:05 PM EDT Att: 16,304 - Unknown - 88 F <a href="http://livebaseballscorecards.com">livebaseballscorecards.com</a>					
<b>Roberto Alomar, S</b> (1, 4) OBP: 0.370, SLG: 0.455	P4			E	1B	F9			1B	4	0	2	0	0	0	0						
<b>Rafael Palmeiro, L</b> (1, 3) OBP: 0.338, SLG: 0.453					P6				L3	4	0	1	0	0	1	2						
<b>Cal Ripken Jr., R</b> (1, 5) OBP: 0.338, SLG: 0.442					F8				G1-4-3	4	0	1	0	0	0	2						
<b>B.J. Surhoff, L</b> (1, 7) OBP: 0.390, SLG: 0.524		L9			E4					3	0	0	0	0	0	2						
<b>Jeffrey Hammonds, R</b> (1, 8) OBP: 0.314, SLG: 0.450			K		G5-3					3	0	0	0	0	1	3						
<b>Tony Tarasco, L</b> (1, 9) OBP: 0.311, SLG: 0.375					F9					3	0	0	0	0	0	1						
<b>Lenny Webster, R</b> (1, 2) OBP: 0.317, SLG: 0.337					G6-3					3	0	0	0	0	1	0						
<b>Mike Bordick, R</b> (1, 6) OBP: 0.254, SLG: 0.270				P3						3	0	0	0	0	2	0						
<b>Inning Stats</b>	R: 0 E: 0 K: 0 S: 12	H: 1 LOB: 1 BB: 0 P: 15	R: 0 E: 0 K: 1 S: 9	H: 0 LOB: 0 BB: 0 P: 13	R: 0 E: 0 K: 1 S: 7	H: 0 LOB: 0 BB: 0 P: 9	R: 0 E: 1 K: 0 S: 9	H: 1 LOB: 2 BB: 0 P: 13	R: 0 E: 0 K: 2 S: 10	H: 0 LOB: 0 BB: 0 P: 13	R: 0 E: 0 K: 1 S: 11	H: 0 LOB: 0 BB: 0 P: 14	R: 0 E: 0 K: 0 S: 6	H: 1 LOB: 1 BB: 0 P: 8	R: 0 E: 0 K: 1 S: 11	H: 0 LOB: 0 BB: 0 P: 14	R: 0 E: 0 K: 0 S: 6	H: 1 LOB: 0 BB: 0 P: 7	1B: 4 2B: 1 3B: 0 HR: 0	SF: 0 SAC: 0 DP: 1 HBP: 0	WP: 0 PB: 0 SB: 0 CS: 0	PA: 31
<b>PITCHER</b> <b>Jeff D'Amico, R</b> (1, 1) ERA: 4.15	IP: 9.0 WLS: W BF: 31 H: 4 R: 0 ER: 0 SO: 6 BB: 0 IBB: 0 HBP: 0 BLK: 0 WP: 0 HR: 0 S: 81 P: 106 ERA: 0.00 WHIP: 0.444															<b>PITCHER</b>						

Batter	1	2	3	4	5	6	7	8	9	AB	R	H	RBI	BB	SO	LOB	BOTTOM					
<b>Mark Loretta, R</b> (1, 4) OBP: 0.395, SLG: 0.431	K			K						3	1	1	0	1	2	2	<b>Baltimore Orioles @ Milwaukee Brewers</b> <b>Milwaukee County Stadium, Milwaukee, WI</b> Mon Jun 23 1997, 8:05 PM EDT Att: 16,304 - Unknown - 88 F <a href="http://livebaseballscorecards.com">livebaseballscorecards.com</a>					
<b>Jeremy Burnitz, L</b> (1, 9) OBP: 0.424, SLG: 0.592						F7				4	1	2	1	0	0	1						
<b>Jeff Cirillo, R</b> (1, 5) OBP: 0.389, SLG: 0.465						L9				2	1	0	1	1	0	0						
<b>Dave Nilsson, L</b> (1, 3) OBP: 0.349, SLG: 0.409						K				4	0	0	0	0	2	2						
<b>Matt Mieske, R</b> (1, 10) OBP: 0.330, SLG: 0.404						L9				4	1	1	0	0	1	0						
<b>Gerald Williams, R</b> (1, 8) OBP: 0.324, SLG: 0.391						L8				4	1	2	1	0	1	0						
<b>Jack Voigt, R</b> (1, 7) OBP: 0.444, SLG: 0.889										4	0	3	2	0	0	1						
<b>Jose Valentin, S</b> (1, 6) OBP: 0.326, SLG: 0.423										4	0	2	0	0	2	3						
<b>Mike Matheny, R</b> (1, 2) OBP: 0.275, SLG: 0.333										4	0	0	0	0	2	4						
<b>Inning Stats</b>	R: 4 E: 0 K: 2 S: 17	H: 4 LOB: 1 BB: 1 P: 32	R: 0 E: 0 K: 0 S: 11	H: 1 LOB: 0 BB: 0 P: 16	R: 0 E: 0 K: 1 S: 6	H: 0 LOB: 0 BB: 0 P: 10	R: 0 E: 0 K: 3 S: 13	H: 2 LOB: 2 BB: 0 P: 20	R: 0 E: 0 K: 1 S: 12	H: 0 LOB: 0 BB: 0 P: 16	R: 0 E: 0 K: 0 S: 7	H: 2 LOB: 1 BB: 0 P: 12	R: 1 E: 0 K: 0 S: 6	H: 1 LOB: 1 BB: 1 P: 13	R: 0 E: 1 K: 3 S: 12	H: 1 LOB: 2 BB: 0 P: 16	R: 0 E: 0 K: 3 S: 12	H: 1 LOB: 0 BB: 0 P: 16	1B: 7 2B: 3 3B: 0 HR: 1	SF: 1 SAC: 0 DP: 0 HBP: 0	WP: 0 PB: 0 SB: 0 CS: 2	PA: 38
<b>PITCHER</b> <b>Jimmy Key, L</b> (1, 1) ERA: 2.59 <b>Alan Mills, R</b> (7, 1) ERA: 3.24	IP: 6.0 WLS: L BF: 26 H: 9 R: 4 ER: 4 SO: 7 BB: 1 IBB: 0 HBP: 0 BLK: 0 WP: 0 HR: 1 S: 66 P: 106 ERA: 6.00 WHIP: 1.667															<b>PITCHER</b>						



Batter	1	2	3	4	5	6	7	8	9	AB	R	H	RBI	BB	SO	LOB	TOP				
<b>Brady Anderson, L</b> (1, 8) OBP: 0.432, SLG: 0.467	2-1 P2	4-0 1B 2B BB		3-3 K			2-2 F7			3	1	0	0	1	1	1	<b>Baltimore Orioles @ Milwaukee Brewers</b> Milwaukee County Stadium, Milwaukee, WI Tue Jun 24 1997, 8:05 PM EDT Att: 14,007 - Unknown - 73 F				
<b>Roberto Alomar, S</b> (1, 4) OBP: 0.372, SLG: 0.454	0-1 G6-3	3-2 2B		0-1 L9			4-1 G5-4-3 BB			3	1	1	2	1	0	0					
<b>Cal Ripken Jr., R</b> (1, 5) OBP: 0.340, SLG: 0.446	1-2 1B	2-2 2B			3-1 F8		2-2 G5-4-3			4	0	2	2	0	0	2					
<b>Rafael Palmeiro, L</b> (1, 3) OBP: 0.336, SLG: 0.448	0-2 F8	0-0 F9			2-1 P5		4-2 G6-4-3 BB			3	0	0	0	1	0	2					
<b>Pete Incaviglia, R</b> (1, 10)		0-0 FC4-6 1B	0-0 HR		0-2 L4		0-3 K			4	2	1	0	1	1						
<b>Jeffrey Hammonds, R</b> (1, 9) OBP: 0.313, SLG: 0.446	1-0 FC4-6 1B	1-0 F8		1-3 K			0-0 G6-4-3			4	0	1	0	0	1	1					
<b>B.J. Surhoff, L</b> (1, 7) OBP: 0.384, SLG: 0.515	0-2 FC4-6 1B	0-2 L6		0-0 G4-3			3-3 K			4	1	0	0	0	1	2					
<b>Tim Laker, R</b> (1, 2)	2-2 SF7	1-3 K		2-3 K			0-0 F7			3	0	0	1	0	2	0					
<b>Mike Bordick, R</b> (1, 6) OBP: 0.257, SLG: 0.274	0-0 1B			1-1 G4-3			0-2 BB		3-2 G5-3	4	1	2	0	0	0	0					
<b>Inning Stats</b>	R: 0 E: 0 K: 0 S: 12	H: 1 LOB: 1 BB: 0 P: 15	R: 5 E: 0 K: 0 S: 19	H: 5 LOB: 1 BB: 1 P: 31	R: 1 E: 0 K: 1 S: 8	H: 1 LOB: 0 BB: 0 P: 10	R: 0 E: 0 K: 1 S: 9	H: 0 LOB: 0 BB: 0 P: 13	R: 0 E: 0 K: 2 S: 9	H: 0 LOB: 0 BB: 0 P: 12	R: 0 E: 0 K: 0 S: 10	H: 1 LOB: 1 BB: 1 P: 18	R: 0 E: 0 K: 1 S: 6	H: 0 LOB: 0 BB: 1 P: 10	R: 0 E: 0 K: 1 S: 10	H: 0 LOB: 0 BB: 0 P: 16		1B: 6 2B: 1 3B: 0 HR: 1	SF: 1 SAC: 0 DP: 2 HBP: 0	WP: 0 PB: 0 SB: 0 CS: 0	PA: 36
<b>PITCHER</b>	IP	WLS	BF	H	R	ER	SO	BB	IBB	HBP	BLK	WP	HR	S	P	ERA	WHIP				
<b>Scott Karl, L</b> (1, 1) ERA: 5.28	6.1	L	29	8	6	6	4	2	0	0	0	0	1	71	106	8.53	1.579				
<b>Bryce Florie, R</b> (7, 1) ERA: 3.51	1.2		4	0	0	0	1	1	0	0	0	0	0	9	15	0.00	0.600				
<b>Mike Fetters, R</b> (9, 1) ERA: 4.58	1.0		3	0	0	0	1	0	0	0	0	0	0	10	16	0.00	0.000				

Batter	1	2	3	4	5	6	7	8	9	AB	R	H	RBI	BB	SO	LOB	BOTTOM					
<b>Mark Loretta, R</b> (1, 4) OBP: 0.392, SLG: 0.432	3-2 2B	1-2 L7			1-2 G1-3			2-3 K		4	1	1	0	0	1	1	<b>Baltimore Orioles @ Milwaukee Brewers</b> Milwaukee County Stadium, Milwaukee, WI Tue Jun 24 1997, 8:05 PM EDT Att: 14,007 - Unknown - 73 F					
<b>Jeremy Burnitz, L</b> (1, 9) OBP: 0.422, SLG: 0.590	3-1 G1-3 2B		0-1 P5		1-3 K			2-3 K		4	1	1	1	0	2	0						
<b>Jeff Cirillo, R</b> (1, 5) OBP: 0.387, SLG: 0.466	0-1 G1-3		2-1 L8		1-2 2B			2-3 K		4	0	1	0	0	1	1						
<b>Dave Nilsson, L</b> (1, 10) OBP: 0.351, SLG: 0.408	4-0 G5-3 BB		0-2 1B		0-0 P2			3-2 G4-3		3	0	1	0	1	0	1						
<b>Jose Valentin, S</b> (1, 6) OBP: 0.321, SLG: 0.416	1-2 G5-3		2-1 L7		0-0 P3			1-0 P5		3	0	0	1	0	0	3						
<b>Matt Mieske, R</b> (9, PH) OBP: 0.328, SLG: 0.401	1-2 G5-3				1-0 F9			0-2 F7		1	0	0	0	0	0	0						
<b>Gerald Williams, R</b> (1, 8) OBP: 0.319, SLG: 0.385	1-0 L6			1-2 G6-3			1-0 F9		0-2 F7	4	0	0	0	0	0	2						
<b>Antone Williamson, L</b> (1, 3) OBP: 0.317, SLG: 0.306		1-1 F7		1-1 F7			1-3 K			2	0	0	0	0	0	0						
<b>Tim Unroe, R</b> (7, PH) OBP: 0.222, SLG: 0.889										1	0	0	0	0	1	0						
<b>Jack Voigt, R</b> (1, 7) OBP: 0.333, SLG: 0.667	1-1 G5-3			2-2 L7			0-0 F8			3	0	0	0	0	0	0						
<b>Jesse Levis, L</b> (1, 2) OBP: 0.318, SLG: 0.295		4-1 BB			3-2 P5		2-3 K			1	0	0	0	1	0	0						
<b>Kelly Stinnett, R</b> (7, PH) OBP: 0.250, SLG: 0.250										1	0	0	0	0	1	0						
<b>Inning Stats</b>	R: 2 E: 0 K: 0 S: 12	H: 2 LOB: 1 BB: 1 P: 24	R: 0 E: 0 K: 0 S: 9	H: 0 LOB: 1 BB: 1 P: 16	R: 0 E: 0 K: 0 S: 11	H: 1 LOB: 0 BB: 0 P: 15	R: 0 E: 0 K: 0 S: 12	H: 0 LOB: 0 BB: 0 P: 16	R: 0 E: 0 K: 1 S: 11	H: 0 LOB: 0 BB: 0 P: 16	R: 0 E: 0 K: 2 S: 6	H: 1 LOB: 1 BB: 0 P: 8	R: 0 E: 0 K: 3 S: 9	H: 0 LOB: 0 BB: 0 P: 15	R: 0 E: 0 K: 0 S: 8	H: 0 LOB: 0 BB: 0 P: 12	1B: 1 2B: 3 3B: 0 HR: 0	SF: 0 SAC: 0 DP: 0 HBP: 0	WP: 0 PB: 0 SB: 0 CS: 0	PA: 33		
<b>PITCHER</b>	IP	WLS	BF	H	R	ER	SO	BB	IBB	HBP	BLK	WP	HR	S	P	ERA	WHIP					
<b>Shawn Boskie, R</b> (1, 1) ERA: 6.23	5.0	W	21	4	2	2	1	2	0	0	0	0	0	0	0	91	3.60	1.200				
<b>Arthur Rhodes, L</b> (6, 1) ERA: 2.57	4.0	S	12	0	0	0	5	0	0	0	0	0	0	27	41	0.00	0.000					

AB	32
R	6
H	8
RBI	6
BB	3
SO	6
LOB	9



WP	0
PB	0
SB	0
CS	0

AB	31
R	2
H	4
RBI	2
BB	2
SO	6
LOB	8



WP	0
PB	0
SB	0
CS	0



Batter	1	2	3	4	5	6	7	8	9	AB	R	H	RBI	BB	SO	LOB	TOP								
<b>Brady Anderson, L</b> (1, 10) OBP: 0.435, SLG: 0.471										4	0	2	1	1	0	0	<b>Baltimore Orioles @ Milwaukee Brewers</b> Milwaukee County Stadium, Milwaukee, WI Wed Jun 25 1997, 4:33 AM EDT Att: 21,042 - Cloudy - 79 F								
<b>Roberto Alomar, S</b> (1, 4) OBP: 0.365, SLG: 0.444										5	1	0	0	0	0	5									
<b>Rafael Palmeiro, L</b> (1, 3) OBP: 0.334, SLG: 0.447										5	1	1	1	0	2	3									
<b>B.J. Surhoff, L</b> (1, 7) OBP: 0.381, SLG: 0.521										5	1	1	2	0	0	1									
<b>Tony Tarasco, L</b> (9, 7) OBP: 0.311, SLG: 0.375										3	2	2	0	1	1	0									
<b>Cal Ripken Jr., R</b> (1, 5) OBP: 0.345, SLG: 0.448										5	2	3	4	0	2	1									
<b>Jeff Reboulet, R</b> (9, PH) OBP: 0.284, SLG: 0.234																									
<b>Jeffrey Hammonds, R</b> (1, 8) OBP: 0.320, SLG: 0.481																									
<b>David Dellucci, L</b> (1, 9) OBP: 0.333, SLG: 0.400										3	2	2	1	0	0	1									
<b>Lenny Webster, R</b> (1, 2) OBP: 0.314, SLG: 0.333										4	0	1	0	0	0	3									
<b>Mike Bordick, R</b> (1, 6) OBP: 0.257, SLG: 0.271										3	0	0	0	1	0	1									
<b>Inning Stats</b>	R: 0 E: 0 K: 0 S: 10	H: 1 LOB: 1 BB: 0 P: 18	R: 3 E: 0 K: 1 S: 19	H: 3 LOB: 2 BB: 3 P: 40	R: 3 E: 0 K: 0 S: 14	H: 3 LOB: 0 BB: 0 P: 27	R: 0 E: 0 K: 1 S: 6	H: 0 LOB: 0 BB: 0 P: 10	R: 0 E: 0 K: 1 S: 11	H: 1 LOB: 2 BB: 0 P: 18	R: 3 E: 0 K: 1 S: 16	H: 3 LOB: 0 BB: 0 P: 21	R: 0 E: 0 K: 0 S: 8	H: 1 LOB: 1 BB: 0 P: 13	R: 0 E: 0 K: 0 S: 7	H: 0 LOB: 0 BB: 0 P: 9	R: 0 E: 0 K: 1 S: 9	H: 0 LOB: 0 BB: 0 P: 12	1B: 6 2B: 2 3B: 0 HR: 4	SF: 0 SAC: 0 DP: 0 HBP: 1	WP: 0 PB: 0 SB: 0 CS: 0	PA: 42			
<b>PITCHER</b>	IP	WLS	BF	H	R	ER	SO	BB	IBB	HBP	BLK	WP	HR	S	P	ERA	WHIP								
<b>21 Cal Eldred, R</b> (1, 1) ERA: 5.9	3.0	L	18	7	6	6	1	3	0	0	0	0	3	43	85	18.00	3.333								
<b>Joel Adamson, L</b> (4, 1) ERA: 4.58	4.0		18	5	3	3	3	0	0	1	0	0	1	41	62	6.75	1.250								
<b>Bob Wickman, R</b> (8, 1) ERA: 3.57	1.0		3	0	0	0	0	0	0	0	0	0	0	7	9	0.00	0.000								
<b>Doug Jones, R</b> (9, 1) ERA: 2.97	1.0		3	0	0	0	1	0	0	0	0	0	0	9	12	0.00	0.000								

AB	38
R	9
H	12
RBI	9
BB	3
SO	5
LOB	15



Batter	1	2	3	4	5	6	7	8	9	AB	R	H	RBI	BB	SO	LOB	BOTTOM								
<b>Mark Loretta, R</b> (1, 4) OBP: 0.386, SLG: 0.424										4	0	0	0	0	1	1	<b>Baltimore Orioles @ Milwaukee Brewers</b> Milwaukee County Stadium, Milwaukee, WI Wed Jun 25 1997, 4:33 AM EDT Att: 21,042 - Cloudy - 79 F								
<b>Jeremy Burnitz, L</b> (1, 9) OBP: 0.419, SLG: 0.584										4	1	1	0	0	2	0									
<b>Jeff Cirillo, R</b> (1, 5) OBP: 0.364, SLG: 0.460										3	0	0	0	0	2	0									
<b>Tim Lincecum, R</b> (8, 5) OBP: 0.300, SLG: 1.000										1	0	1	0	0	0	0									
<b>Dave Nilsson, L</b> (1, 10) OBP: 0.346, SLG: 0.404										3	0	0	1	0	2	0									
<b>Matt Mieske, R</b> (1, 7) OBP: 0.320, SLG: 0.392										4	0	0	0	0	2	2									
<b>Jose Valentin, S</b> (1, 6) OBP: 0.321, SLG: 0.414										3	0	1	0	0	1	0									
<b>Jack Voigt, R</b> (9, 9) OBP: 0.333, SLG: 0.667										0	0	0	0	0	0	0									
<b>Gerald Williams, R</b> (1, 8) OBP: 0.317, SLG: 0.382										2	0	0	0	0	0	0									
<b>Jeff Huson, L</b> (8, 9) OBP: 0.294, SLG: 0.258										1	0	0	0	0	0	1									
<b>Antone Williamson, L</b> (1, 3) OBP: 0.295, SLG: 0.282										3	0	0	0	0	1	1									
<b>Mike Matheny, R</b> (1, 2) OBP: 0.278, SLG: 0.331										1	0	0	0	1	0	0									
<b>Kelly Stinnett, R</b> (7, 2) OBP: 0.200, SLG: 0.200										1	0	0	0	0	1	1									
<b>Inning Stats</b>	R: 0 E: 0 K: 2 S: 7	H: 0 LOB: 0 BB: 0 P: 9	R: 0 E: 0 K: 1 S: 7	H: 0 LOB: 0 BB: 0 P: 8	R: 0 E: 0 K: 0 S: 6	H: 0 LOB: 1 BB: 1 P: 13	R: 0 E: 0 K: 2 S: 18	H: 0 LOB: 0 BB: 0 P: 27	R: 0 E: 0 K: 2 S: 8	H: 0 LOB: 0 BB: 0 P: 12	R: 0 E: 0 K: 1 S: 10	H: 0 LOB: 0 BB: 0 P: 16	R: 0 E: 0 K: 3 S: 9	H: 0 LOB: 0 BB: 0 P: 11	R: 0 E: 0 K: 1 S: 8	H: 1 LOB: 1 BB: 0 P: 12	R: 1 E: 0 K: 0 S: 13	H: 2 LOB: 1 BB: 0 P: 18	1B: 2 2B: 1 3B: 0 HR: 0	SF: 1 SAC: 0 DP: 0 HBP: 0	WP: 1 PB: 0 SB: 0 CS: 0	PA: 32			
<b>PITCHER</b>	IP	WLS	BF	H	R	ER	SO	BB	IBB	HBP	BLK	WP	HR	S	P	ERA	WHIP								
<b>35 Mike Mussina, R</b> (1, 1) ERA: 3.29	9.0	W	32	3	3	1	12	1	0	0	0	1	0	86	126	1.00	0.444								

AB	30
R	1
H	3
RBI	1
BB	1
SO	12
LOB	6





Batter	1	2	3	4	5	6	7	8	9	AB	R	H	RBI	BB	SO	LOB	TOP					
<b>Otis Nixon, S</b> <small>OBP: 0.367, SLG: 0.310</small> 										4	1	2	0	1	0	0	<b>Toronto Blue Jays @ Baltimore Orioles</b> Oriole Park at Camden Yards, Baltimore, MD Thu Jun 26 1997, 7:05 PM EDT Att: 47,617 - Unknown - 81 F  <b>AB 33</b> <b>R 3</b> <b>H 6</b> <b>RBI 3</b> <b>BB 4</b> <b>SO 8</b> <b>LOB 16</b>					
<b>Orlando Merced, S</b> <small>OBP: 0.355, SLG: 0.438</small> 										3	1	0	0	1	0	2						
<b>Joe Carter, R</b> <small>OBP: 0.300, SLG: 0.394</small> 										2	0	1	2	2	1	1						
<b>Carlos Delgado, L</b> <small>OBP: 0.363, SLG: 0.558</small> 										4	0	1	1	0	0	3						
<b>Ed Sprague, R</b> <small>OBP: 0.328, SLG: 0.476</small> 										4	0	0	0	0	2	4						
<b>Shawn Green, L</b> <small>OBP: 0.345, SLG: 0.480</small> 										4	0	1	0	0	0	2						
<b>Charlie O'Brien, R</b> <small>OBP: 0.359, SLG: 0.442</small> 										4	0	0	0	0	1	3						
<b>Alex Gonzalez, R</b> <small>OBP: 0.293, SLG: 0.387</small> 										4	0	0	0	0	2	1						
<b>Tilson Brito, R</b> <small>OBP: 0.354, SLG: 0.311</small> 										4	1	1	0	0	2	0						
<b>Inning Stats</b>	R: 0 E: 0 K: 0 S: 3	H: 0 LOB: 1 BB: 1 P: 7	R: 0 E: 0 K: 0 S: 4	H: 1 LOB: 1 BB: 0 P: 4	R: 0 E: 1 K: 1 S: 6	H: 1 LOB: 1 BB: 0 P: 6	R: 0 E: 0 K: 0 S: 3	H: 0 LOB: 0 BB: 0 P: 3	R: 0 E: 0 K: 1 S: 5	H: 0 LOB: 0 BB: 0 P: 5	R: 0 E: 1 K: 1 S: 6	H: 1 LOB: 2 BB: 1 P: 10	R: 0 E: 0 K: 1 S: 5	H: 0 LOB: 0 BB: 0 P: 5	R: 3 E: 0 K: 2 S: 10	H: 3 LOB: 2 BB: 2 P: 18	R: 0 E: 0 K: 2 S: 7	H: 0 LOB: 0 BB: 0 P: 7	1B: 5 2B: 1 3B: 0 HR: 0	SF: 0 SAC: 0 DP: 0 HBP: 0	WP: 1 PB: 0 SB: 0 CS: 2	PA: 37
<b>PITCHER</b>	IP WLS BF H R ER SO BB IBB HBP BLK WP HR S P ERA WHIP																					
<b>Scott Erickson, R</b> <small>ERA: 3.29</small>	7.0 L 28 4 2 2 4 3 0 0 0 1 0 33 45 2.57 1.000																					
<b>Jesse Orosco, L</b> <small>ERA: 1.29</small>	0.0 1 0 0 0 0 1 0 0 0 0 0 0 4 ∞ ∞																					
<b>Armando Benitez, R</b> <small>ERA: 3.24</small>	1.0 5 2 1 1 2 0 0 0 0 0 0 9 9 9.00 2.000																					
<b>Terry Mathews, R</b> <small>ERA: 4.0</small>	1.0 3 0 0 0 2 0 0 0 0 0 0 7 7 0.00 0.000																					

Batter	1	2	3	4	5	6	7	8	9	AB	R	H	RBI	BB	SO	LOB	BOTTOM			
<b>Brady Anderson, L</b> <small>OBP: 0.430, SLG: 0.465</small> 										4	0	0	0	0	2	2	<b>Toronto Blue Jays @ Baltimore Orioles</b> Oriole Park at Camden Yards, Baltimore, MD Thu Jun 26 1997, 7:05 PM EDT Att: 47,617 - Unknown - 81 F  <b>AB 32</b> <b>R 0</b> <b>H 6</b> <b>RBI 0</b> <b>BB 2</b> <b>SO 10</b> <b>LOB 14</b>			
<b>Roberto Alomar, S</b> <small>OBP: 0.367, SLG: 0.443</small> 										3	0	1	0	1	2	0				
<b>Rafael Palmeiro, L</b> <small>OBP: 0.333, SLG: 0.445</small> 										4	0	1	0	0	0	1				
<b>B.J. Surhoff, L</b> <small>OBP: 0.379, SLG: 0.519</small> <b>Pete Incaviglia, R</b> <small>OBP: 0.302, SLG: 0.378</small> 										1	0	0	0	0	0	2				
<b>Cal Ripken Jr., R</b> <small>OBP: 0.344, SLG: 0.446</small> 										4	0	1	0	0	0	2				
<b>Jeffrey Hammonds, R</b> <small>OBP: 0.319, SLG: 0.477</small> 										4	0	1	0	0	1	1				
<b>David Dellucci, L</b> <small>OBP: 0.318, SLG: 0.368</small> 										4	0	1	0	0	0	1				
<b>Lenny Webster, R</b> <small>OBP: 0.315, SLG: 0.333</small> 										3	0	1	0	0	0	2				
<b>Mike Bordick, R</b> <small>OBP: 0.258, SLG: 0.268</small> 										2	0	0	0	1	2	2				
<b>Inning Stats</b>	R: 0 E: 0 K: 1 S: 6	H: 1 LOB: 2 BB: 1 P: 10	R: 0 E: 0 K: 0 S: 4	H: 1 LOB: 1 BB: 1 P: 8	R: 0 E: 0 K: 2 S: 7	H: 0 LOB: 0 BB: 0 P: 7	R: 0 E: 0 K: 1 S: 5	H: 0 LOB: 0 BB: 0 P: 5	R: 0 E: 0 K: 2 S: 7	H: 0 LOB: 0 BB: 0 P: 7	R: 0 E: 0 K: 2 S: 7	H: 2 LOB: 2 BB: 0 P: 7	R: 0 E: 0 K: 1 S: 6	H: 1 LOB: 1 BB: 0 P: 6	R: 0 E: 0 K: 0 S: 3	H: 1 LOB: 0 BB: 0 P: 3	1B: 6 2B: 0 3B: 0 HR: 0	SF: 0 SAC: 0 DP: 1 HBP: 0	WP: 0 PB: 0 SB: 0 CS: 0	PA: 34
<b>PITCHER</b>	IP WLS BF H R ER SO BB IBB HBP BLK WP HR S P ERA WHIP																			
<b>Roger Clemens, R</b> <small>ERA: 1.79</small>	7.1 W 29 5 0 0 0 2 0 0 0 0 0 45 53 0.00 0.955																			
<b>Dan Plesac, L</b> <small>ERA: 5.14</small>	0.1 1 0 0 0 0 0 0 0 0 0 0 1 1 0.00 0.000																			
<b>Mike Timlin, R</b> <small>ERA: 2.78</small>	1.1 S 4 1 0 0 1 0 0 0 0 0 0 6 6 0.00 0.750																			







Batter	1	2	3	4	5	6	7	8	9	AB	R	H	RBI	BB	SO	LOB	TOP				
<b>Otis Nixon, S</b> <small>OBP: 0.366, SLG: 0.308</small> (1, 8)										5	0	2	0	0	1	0					
<b>Orlando Merced, S</b> <small>OBP: 0.359, SLG: 0.450</small> <b>Jacob Brumfield, R</b> <small>OBP: 0.255, SLG: 0.250</small> (1, 9)										2	1	1	2	1	0	0					
<b>Joe Carter, R</b> <small>OBP: 0.298, SLG: 0.393</small> (1, 7)										4	0	0	0	0	0	2					
<b>Carlos Delgado, L</b> <small>OBP: 0.352, SLG: 0.538</small> (1, 3)										4	0	0	0	0	1	0					
<b>Ed Sprague, R</b> <small>OBP: 0.329, SLG: 0.475</small> (1, 5)										2	0	0	0	2	2	0					
<b>Shawn Green, L</b> <small>OBP: 0.340, SLG: 0.474</small> (1, 10)										4	1	2	0	0	0	2					
<b>Benito Santiago, R</b> <small>OBP: 0.233, SLG: 0.281</small> (1, 2)										3	0	1	1	1	1	2					
<b>Alex Gonzalez, R</b> <small>OBP: 0.289, SLG: 0.392</small> (1, 6)										4	1	1	1	0	1	2					
<b>Carlos Garcia, R</b> <small>OBP: 0.242, SLG: 0.289</small> (1, 4)										4	2	2	1	0	0	0					
<b>Inning Stats</b>	R: 0 E: 0 K: 0 S: 3	H: 0 LOB: 0 BB: 0 P: 3	R: 0 E: 0 K: 1 S: 6	H: 1 LOB: 1 BB: 0 P: 6	R: 2 E: 0 K: 0 S: 5	H: 2 LOB: 0 BB: 0 P: 5	R: 0 E: 0 K: 1 S: 5	H: 0 LOB: 2 BB: 2 P: 13	R: 1 E: 0 K: 0 S: 4	H: 2 LOB: 0 BB: 0 P: 4	R: 0 E: 0 K: 1 S: 5	H: 0 LOB: 1 BB: 1 P: 9	R: 1 E: 0 K: 1 S: 6	H: 1 LOB: 1 BB: 1 P: 10	R: 1 E: 0 K: 1 S: 6	H: 2 LOB: 1 BB: 0 P: 6	R: 0 E: 0 K: 1 S: 5	H: 1 LOB: 0 BB: 0 P: 5	1B: 4 2B: 3 3B: 0 HR: 3	SF: 1 SAC: 0 DP: 1 HBP: 0	WP: 0 PA: 38 CS: 1
<b>PITCHER</b>	IP WLS BF H R ER SO BB IBB HBP BLK WP HR S P ERA WHIP	IP WLS BF H R ER SO BB IBB HBP BLK WP HR S P ERA WHIP																			
<b>Jimmy Key, L</b> <small>ERA: 2.66</small> (1, 1)	4.0	L	17	3	2	2	2	2	2	2	0	0	0	0	0	0	2	19	27	4.50	1.250
<b>Mike Johnson, R</b> <small>ERA: 7.03</small> (5, 1)	2.1		10	3	2	2	1	1	0	0	0	0	0	0	0	0	1	11	15	7.71	1.714
<b>Jesse Orosco, L</b> <small>ERA: 1.61</small> (7, 1)	1.1		6	1	1	1	2	1	0	0	0	0	0	0	0	0	0	9	13	6.75	1.500
<b>Terry Mathews, R</b> <small>ERA: 3.81</small> (8, 1)	1.1		4	2	0	0	1	0	0	0	0	0	0	0	0	0	0	6	6	0.00	1.500

Toronto Blue Jays @ Baltimore Orioles  
 Oriole Park at Camden Yards, Baltimore, MD

AB 32  
 R 5  
 H 9  
 RBI 5  
 BB 4  
 SO 6  
 LOB 8



WP: 0  
 PA: 38  
 CS: 1

Toronto Blue Jays @ Baltimore Orioles  
 Oriole Park at Camden Yards, Baltimore, MD

AB 35  
 R 2  
 H 8  
 RBI 2  
 BB 2  
 SO 5  
 LOB 12



Batter	1	2	3	4	5	6	7	8	9	AB	R	H	RBI	BB	SO	LOB	BOTTOM				
<b>Brady Anderson, L</b> <small>OBP: 0.425, SLG: 0.457</small> (1, 8)										5	0	2	0	0	1	0					
<b>Roberto Alomar, S</b> <small>OBP: 0.397, SLG: 0.444</small> (1, 4)										4	0	2	0	0	1	2					
<b>Rafael Palmeiro, L</b> <small>OBP: 0.328, SLG: 0.435</small> (1, 3)										3	0	0	0	1	0	3					
<b>Cal Ripken Jr., R</b> <small>OBP: 0.341, SLG: 0.440</small> (1, 5)										4	0	0	0	0	1	3					
<b>B.J. Surhoff, L</b> <small>OBP: 0.372, SLG: 0.518</small> (1, 7)										4	1	1	1	0	1	0					
<b>Jeffrey Hammonds, R</b> <small>OBP: 0.318, SLG: 0.475</small> (1, 10)										4	0	2	0	0	0	0					
<b>David Dellucci, L</b> <small>OBP: 0.321, SLG: 0.304</small> <b>Pete Incaviglia, R</b> <small>OBP: 0.300, SLG: 0.375</small> (1, 9)										2	0	0	0	1	0	1					
<b>Lenny Webster, R</b> <small>OBP: 0.301, SLG: 0.317</small> <b>Tony Tarasco, L</b> <small>OBP: 0.314, SLG: 0.387</small> (1, 2)										3	0	0	0	0	1	2					
<b>Mike Bordick, R</b> <small>OBP: 0.259, SLG: 0.280</small> (1, 6)										4	1	1	1	0	0	0					
<b>Inning Stats</b>	R: 0 E: 0 K: 0 S: 4	H: 1 LOB: 1 BB: 0 P: 4	R: 0 E: 0 K: 0 S: 3	H: 0 LOB: 1 BB: 1 P: 7	R: 0 E: 0 K: 0 S: 4	H: 1 LOB: 1 BB: 0 P: 4	R: 1 E: 0 K: 0 S: 4	H: 1 LOB: 0 BB: 0 P: 4	R: 1 E: 0 K: 0 S: 5	H: 2 LOB: 2 BB: 1 P: 9	R: 0 E: 0 K: 1 S: 6	H: 1 LOB: 1 BB: 0 P: 6	R: 0 E: 0 K: 2 S: 8	H: 1 LOB: 1 BB: 0 P: 8	R: 0 E: 0 K: 1 S: 5	H: 0 LOB: 0 BB: 0 P: 5	1B: 4 2B: 2 3B: 0 HR: 2	SF: 0 SAC: 0 DP: 0 HBP: 0	WP: 0 PA: 37 CS: 0		
<b>PITCHER</b>	IP WLS BF H R ER SO BB IBB HBP BLK WP HR S P ERA WHIP	IP WLS BF H R ER SO BB IBB HBP BLK WP HR S P ERA WHIP																			
<b>Woody Williams, R</b> <small>ERA: 4.6</small> (1, 1)	5.0	W	22	5	2	2	0	2	0	0	0	0	0	0	0	0	2	20	28	3.60	1.400
<b>Paul Quantrill, R</b> <small>ERA: 1.8</small> (6, 1)	1.1		5	1	0	0	1	0	0	0	0	0	0	0	0	0	0	7	7	0.00	0.750
<b>Paul Spoljaric, L</b> <small>ERA: 3.55</small> (7, 1)	1.1		6	2	0	0	3	0	0	0	0	0	0	0	0	0	0	12	12	0.00	1.500
<b>Mike Timlin, R</b> <small>ERA: 2.67</small> (8, 1)	1.1	S	4	0	0	0	1	0	0	0	0	0	0	0	0	0	0	6	6	0.00	0.000

Sat Jun 28 1997, 7:05 PM EDT  
 Att: 47,687 - Unknown - 89 F

livebaseballscores.com



Batter	1	2	3	4	5	6	7	8	9	AB	R	H	RBI	BB	SO	LOB	TOP								
<b>Otis Nixon, S</b> <small>OBP: 0.367, SLG: 0.308</small> 										3	0	1	1	1	0	1	<b>Toronto Blue Jays @ Baltimore Orioles</b> Oriole Park at Camden Yards, Baltimore, MD Sun Jun 29 1997, 3:33 AM EDT Att: 47,763 - Sunny - 91 F								
<b>Jacob Brumfield, R</b> <small>OBP: 0.254, SLG: 0.250</small> 										4	0	1	0	0	0	2									
<b>Joe Carter, R</b> <small>OBP: 0.295, SLG: 0.389</small> 										3	0	0	1	0	1	3									
<b>Carlos Delgado, L</b> <small>OBP: 0.354, SLG: 0.540</small> 										3	0	1	0	1	0	2									
<b>Ed Sprague, R</b> <small>OBP: 0.328, SLG: 0.470</small> 										3	0	0	0	1	1	1									
<b>Shawn Green, L</b> <small>OBP: 0.338, SLG: 0.482</small> 										4	1	1	0	0	1	4									
<b>Charlie O'Brien, R</b> <small>OBP: 0.347, SLG: 0.429</small> 										3	0	0	1	0	2	1									
<b>Alex Gonzalez, R</b> <small>OBP: 0.288, SLG: 0.390</small> 										4	1	1	0	0	1	0									
<b>Carlos Garcia, R</b> <small>OBP: 0.246, SLG: 0.297</small> 										4	1	2	0	0	1	1									
<b>Inning Stats</b>	R: 0 E: 1 K: 0 S: 6	H: 0 LOB: 0 BB: 0 P: 8	R: 0 E: 0 K: 2 S: 12	H: 1 LOB: 1 BB: 0 P: 17	R: 1 E: 0 K: 1 S: 8	H: 1 LOB: 0 BB: 0 P: 10	R: 0 E: 0 K: 1 S: 5	H: 0 LOB: 0 BB: 0 P: 6	R: 0 E: 0 K: 1 S: 14	H: 0 LOB: 0 BB: 0 P: 21	R: 0 E: 0 K: 0 S: 7	H: 2 LOB: 2 BB: 0 P: 11	R: 1 E: 0 K: 0 S: 8	H: 1 LOB: 3 BB: 3 P: 12	R: 1 E: 0 K: 0 S: 20	H: 1 LOB: 3 BB: 3 P: 36	R: 0 E: 0 K: 2 S: 9	H: 1 LOB: 1 BB: 0 P: 15	1B: 4 2B: 3 3B: 1 HR: 0	SF: 3 SAC: 0 DP: 1 HBP: 0	WP: 0 PB: 0 SB: 2 CS: 0	PA: 37			
<b>PITCHER</b>	IP	WLS	BF	H	R	ER	SO	BB	IBB	HBP	BLK	WP	HR	S	P	ERA	WHIP								
Shawn Boskie, R	(1, 1)	7.0		26	5	2	1	5	0	0	0	0	0	60	85	1.29	0.714								
Armando Benitez, R	(8, 1)	0.2	L	6	1	1	1	0	3	0	0	0	0	18	32	13.50	6.000								
Arthur Rhodes, L	(8, 1)	0.1		1	0	0	0	0	0	0	0	0	0	2	4	0.00	0.000								
Alan Mills, R	(9, 1)	1.0		4	1	0	0	2	0	0	0	0	0	9	15	0.00	1.000								

AB	31
R	3
H	7
RBI	3
BB	3
SO	7
LOB	15



Batter	1	2	3	4	5	6	7	8	9	AB	R	H	RBI	BB	SO	LOB	BOTTOM								
<b>Brady Anderson, L</b> <small>OBP: 0.424, SLG: 0.455</small> 										4	1	1	0	1	1	5	<b>Toronto Blue Jays @ Baltimore Orioles</b> Oriole Park at Camden Yards, Baltimore, MD Sun Jun 29 1997, 3:33 AM EDT Att: 47,763 - Sunny - 91 F								
<b>Roberto Alomar, S</b> <small>OBP: 0.371, SLG: 0.445</small> 									2	0	1	0	1	1	1										
<b>Geronimo Berroa, R</b> <small>OBP: 0.388, SLG: 0.530</small> 									5	0	0	0	0	3	6										
<b>Rafael Palmeiro, L</b> <small>OBP: 0.328, SLG: 0.430</small> 									3	0	0	0	1	0	2										
<b>Cal Ripken Jr., R</b> <small>OBP: 0.337, SLG: 0.435</small> 									4	0	0	0	0	0	2										
<b>B.J. Surhoff, L</b> <small>OBP: 0.374, SLG: 0.516</small> 									3	1	1	0	1	1	0										
<b>Tony Tarasco, L</b> <small>OBP: 0.323, SLG: 0.383</small> <b>Pete Incaviglia, R</b> <small>OBP: 0.298, SLG: 0.372</small> 									1	0	0	0	2	1	0										
<b>Tim Laker, R</b> <small>OBP: 0.266, SLG: 0.285</small> 									4	0	0	0	0	1	4										
<b>Mike Bordick, R</b> <small>OBP: 0.266, SLG: 0.285</small> 									3	0	2	1	1	1	0										
<b>Inning Stats</b>	R: 1 E: 0 K: 1 S: 12	H: 0 LOB: 2 BB: 2 P: 23	R: 0 E: 0 K: 1 S: 11	H: 0 LOB: 2 BB: 2 P: 22	R: 0 E: 0 K: 0 S: 6	H: 1 LOB: 1 BB: 0 P: 10	R: 1 E: 0 K: 2 S: 16	H: 1 LOB: 3 BB: 3 P: 34	R: 0 E: 0 K: 0 S: 5	H: 0 LOB: 0 BB: 0 P: 9	R: 0 E: 0 K: 2 S: 10	H: 0 LOB: 0 BB: 0 P: 14	R: 0 E: 0 K: 1 S: 11	H: 1 LOB: 1 BB: 0 P: 14	R: 0 E: 0 K: 1 S: 9	H: 1 LOB: 1 BB: 0 P: 15	R: 0 E: 0 K: 1 S: 8	H: 1 LOB: 1 BB: 0 P: 11	1B: 5 2B: 0 3B: 0 HR: 0	SF: 0 SAC: 2 DP: 0 HBP: 0	WP: 1 PB: 0 SB: 1 CS: 0	PA: 39			
<b>PITCHER</b>	IP	WLS	BF	H	R	ER	SO	BB	IBB	HBP	BLK	WP	HR	S	P	ERA	WHIP								
Juan Guzman, R	(1, 1)	3.0		14	1	1	0	2	4	0	0	0	0	29	55	0.00	1.667								
Kevin Escobar, R	(4, 1)	4.1	W	18	2	1	1	5	3	0	0	0	0	45	76	2.08	1.154								
Dan Plesac, L	(8, 1)	1.1		6	2	0	0	2	0	0	0	0	0	12	17	0.00	1.500								
Mike Timlin, R	(9, 1)	0.1	S	1	0	0	0	0	0	0	0	0	0	2	4	0.00	0.000								

AB	30
R	2
H	5
RBI	1
BB	7
SO	9
LOB	21





Batter	1	2	3	4	5	6	7	8	9	AB	R	H	RBI	BB	SO	LOB	TOP			
Ricky Otero, S OBP: 0.300, SLG: 0.296 (1, 8)	G3		SH2-4		G3-1			F7		3	0	0	0	0	0	0	<b>Philadelphia Phillies @ Baltimore Orioles</b> Oriole Park at Camden Yards, Baltimore, MD Mon Jun 30 1997, 7:05 PM EDT Att: 47,837 - Unknown - 87 F <a href="http://livebaseballscorecards.com">livebaseballscorecards.com</a>			
Mickey Morandini, L OBP: 0.388, SLG: 0.418 (1, 4)	F8		K			1B 2B		G5-3		4	0	1	0	0	1	2				
Darren Daulton, L OBP: 0.392, SLG: 0.505 (1, 10)	P5		K			FC6-4 1B		F7		4	0	1	0	0	1	2				
Scott Rolen, R OBP: 0.358, SLG: 0.438 (1, 5)		BB		SF8 3B		K			FC6-4 1B	3	1	2	0	1	1	2				
Rico Brogna, L OBP: 0.292, SLG: 0.434 (1, 3)		K		SF8		K			K	3	0	0	1	0	3	4				
Gregg Jefferies, S OBP: 0.330, SLG: 0.364 (1, 7)		K		3H P6		FC6-4			FC6-4	4	0	0	0	0	1	4				
Derrick May, L Ruben Amaro Jr. S OBP: 0.309, SLG: 0.324 (9, PH)	G1-5-3			F8			G1-3		F7	3	0	0	0	0	0	1				
Mike Lieberthal, R OBP: 0.261, SLG: 0.404 (1, 2)			SH2-4 1B		K		K			3	0	1	0	0	2	0				
Kevin Stocker, S OBP: 0.309, SLG: 0.315 (1, 6)			SH2-4 1B		G1-3		K			3	0	1	0	0	1	0				
<b>Inning Stats</b>	R: 0 E: 0 K: 0 S: 3	H: 0 LOB: 0 BB: 0 P: 3	R: 0 E: 0 K: 2 S: 7	H: 0 LOB: 1 BB: 1 P: 11	R: 0 E: 0 K: 2 S: 9	H: 2 LOB: 2 BB: 0 P: 9	R: 1 E: 0 K: 0 S: 4	H: 1 LOB: 0 BB: 0 P: 4	R: 0 E: 0 K: 2 S: 5	H: 2 LOB: 2 BB: 0 P: 9	R: 0 E: 0 K: 1 S: 7	H: 0 LOB: 0 BB: 0 P: 7	R: 0 E: 0 K: 0 S: 3	H: 0 LOB: 0 BB: 0 P: 3	R: 0 E: 0 K: 1 S: 6	H: 1 LOB: 1 BB: 0 P: 6		1B: 4 2B: 1 3B: 1 HR: 0	SF: 1 SAC: 1 DP: 0 HBP: 0	WP: 0 PB: 0 SB: 0 CS: 0
<b>PITCHER</b> 35 Mike Mussina, R ERA: 3.14 Jesse Orosco, L ERA: 1.54 (9, 1)	IP: 8.0 WLS: W BF: 31	H: 6 R: 1 ER: 1 SO: 9	BB: 1 IBB: 0 HBP: 0 BLK: 0	WP: 0 HR: 0 S: 48 P: 52	ERA: 1.12 WHIP: 0.875															

Batter	1	2	3	4	5	6	7	8	9	AB	R	H	RBI	BB	SO	LOB	BOTTOM	
Brady Anderson, L OBP: 0.421, SLG: 0.449 (1, 8)	G3-1		1B 1B HBP	F8		P6		F7		4	1	0	0	0	0	2	<b>Philadelphia Phillies @ Baltimore Orioles</b> Oriole Park at Camden Yards, Baltimore, MD Mon Jun 30 1997, 7:05 PM EDT Att: 47,837 - Unknown - 87 F <a href="http://livebaseballscorecards.com">livebaseballscorecards.com</a>	
Roberto Alomar, S OBP: 0.371, SLG: 0.444 (1, 4)	G6-3		1B HR	G5-3		S 1B		G1-3		5	2	2	0	0	0	1		
Geronimo Berroa, R OBP: 0.385, SLG: 0.524 (1, 10)	F7		HR BB	G6-3		F3		G5-3		5	1	1	1	0	0	2		
Rafael Palmeiro, L OBP: 0.327, SLG: 0.426 (1, 3)	F8		HR BB		F7		F7			3	1	0	0	1	0	1		
Cal Ripken Jr., R OBP: 0.339, SLG: 0.443 (1, 5)	K		HR	G3-1		1B BB				3	2	1	4	1	1	0		
B.J. Surhoff, L OBP: 0.375, SLG: 0.516 (1, 7)	WP BB		G5-3 1B BB	F3		1B BB				2	1	1	1	2	0	0		
Jeffrey Hammonds, R Tony Tarasco, L OBP: 0.323, SLG: 0.383 (7, PR) (8, 9)		G5-3				K				3	0	1	1	1	1	1		
Lenny Webster, R OBP: 0.299, SLG: 0.314 (1, 2)		BB				1B				0	0	0	0	0	0	0		
Mike Bordick, R OBP: 0.269, SLG: 0.289 (1, 6)			G1-3					G1-3 2B		3	0	1	0	1	0	1		
<b>Inning Stats</b>	R: 0 E: 0 K: 0 S: 3	H: 0 LOB: 0 BB: 0 P: 3	R: 0 E: 0 K: 1 S: 5	H: 0 LOB: 2 BB: 2 P: 13	R: 6 E: 0 K: 0 S: 7	H: 4 LOB: 1 BB: 2 P: 16	R: 0 E: 0 K: 0 S: 3	H: 0 LOB: 0 BB: 0 P: 3	R: 0 E: 0 K: 1 S: 5	H: 0 LOB: 1 BB: 1 P: 9	R: 2 E: 0 K: 1 S: 8	H: 3 LOB: 2 BB: 1 P: 12	R: 0 E: 0 K: 0 S: 4	H: 1 LOB: 1 BB: 0 P: 4	1B: 6 2B: 1 3B: 0 HR: 1	SF: 0 SAC: 0 DP: 0 HBP: 1		WP: 1 PB: 0 SB: 1 CS: 0
<b>PITCHER</b> Calvin Maduro, R ERA: 6.85 Reggie Harris, R ERA: 5.25 Wayne Gomes, R ERA: 4.91 (8, 1)	IP: 6.0 WLS: L BF: 28	H: 4 R: 6 ER: 6 SO: 2	BB: 5 IBB: 0 HBP: 1 BLK: 0	WP: 1 HR: 1 S: 26 P: 47	ERA: 9.00 WHIP: 1.500													



Batter	1	2	3	4	5	6	7	8	9	AB	R	H	RBI	BB	SO	LOB	TOP										
Ricky Otero, S OBP: 0.287, SLG: 0.282 Mike Lieberthal, R OBP: 0.260, SLG: 0.402	G4-3		CS	G1-3	FC6-4		G3		K	4	0	0	0	0	0	2	Philadelphia Phillies @ Baltimore Orioles Oriole Park at Camden Yards, Baltimore, MD Tue Jul 01 1997, 7:05 PM EDT Att: 47,610 - Unknown - 79 F										
Mickey Morandini, L OBP: 0.363, SLG: 0.412	G6-3			E3	G3			L4		4	1	0	0	0	0	1											
Darren Daulton, L OBP: 0.390, SLG: 0.498	G3			1B		E3		E3		3	0	0	0	1	0	0											
Scott Rolen, R OBP: 0.363, SLG: 0.443				1B		K				4	0	3	0	0	1	1											
Rico Brogna, L OBP: 0.295, SLG: 0.433	G4-6-3			1B				F8		3	0	1	1	1	0	3											
Gregg Jefferies, S OBP: 0.326, SLG: 0.359	G2-3			L6		L3		P5		4	0	0	0	0	0	7											
Derrick May, L OBP: 0.276, SLG: 0.321 Kevin Seifick, R OBP: 0.267, SLG: 0.256			G1	F8			G6-3		DI	3	0	1	0	0	0	3											
Mark Parent, R OBP: 0.202, SLG: 0.179 23 Kevin Jordan, R OBP: 0.213, SLG: 0.404			K		FC6-4		G6-3		K	3	0	1	0	0	1	1											
Kevin Stocker, S OBP: 0.309, SLG: 0.316 Ruben Amaro Jr, S OBP: 0.305, SLG: 0.319					F7		G3		K	3	0	1	0	0	0	2											
<b>Inning Stats</b>	R: 0 E: 0 K: 0 S: 3	H: 0 LOB: 0 BB: 0 P: 3	R: 0 E: 0 K: 0 S: 3	H: 1 LOB: 0 BB: 0 P: 3	R: 0 E: 0 K: 1 S: 5	H: 1 LOB: 0 BB: 0 P: 5	R: 1 E: 1 K: 0 S: 6	H: 2 LOB: 3 BB: 1 P: 10	R: 0 E: 0 K: 1 S: 4	H: 0 LOB: 1 BB: 1 P: 9	R: 0 E: 0 K: 0 S: 4	H: 1 LOB: 1 BB: 0 P: 4	R: 0 E: 1 K: 0 S: 5	H: 1 LOB: 2 BB: 0 P: 5	R: 0 E: 0 K: 3 S: 9	H: 0 LOB: 1 BB: 1 P: 13		1B: 7 2B: 1 3B: 0 HR: 0	SF: 0 SAC: 0 DP: 2 HBP: 0	WP: 0 PB: 0 SB: 2 CS: 1	PA: 38						
<b>PITCHER</b>	IP	WLS	BF	H	R	ER	SO	BB	IBB	HBP	BLK	WP	HR	S	P	ERA	WHIP										
Scott Erickson, R ERA: 3.07	7.1	W	31	7	1	0	2	2	0	0	0	0	0	33	41	0.00	1.227										
Jesse Orosco, L ERA: 1.5	0.2		2	0	0	0	0	0	0	0	0	0	0	2	2	0.00	0.000										
Randy Myers, L ERA: 1.39	1.0	S	4	0	0	0	3	1	0	0	0	0	0	9	13	0.00	1.000										

Batter	1	2	3	4	5	6	7	8	9	AB	R	H	RBI	BB	SO	LOB	BOTTOM										
Roberto Alomar, S OBP: 0.368, SLG: 0.439	G2	G4-3		1B		G3		F9		5	0	1	0	0	0	1	Philadelphia Phillies @ Baltimore Orioles Oriole Park at Camden Yards, Baltimore, MD Tue Jul 01 1997, 7:05 PM EDT Att: 47,610 - Unknown - 79 F										
Jeffrey Hammonds, R OBP: 0.318, SLG: 0.466	1B		G5-3	K		P3		K		5	0	1	0	0	2	2											
Rafael Palmeiro, L OBP: 0.328, SLG: 0.435	F8		F7	F9			HR		1B	5	1	2	1	0	0	3											
Geronimo Berroa, R OBP: 0.385, SLG: 0.522	1B		1B	1B		K		F9	P4	5	0	2	0	0	1	1											
Cal Ripken Jr, R OBP: 0.344, SLG: 0.450	L5		1B	1B	G4-3	2B		1B	1B	4	1	3	0	0	0	2											
B.J. Surhoff, L OBP: 0.377, SLG: 0.510		2B	K		G4-3		F7			3	1	0	0	0	1	4											
Pete Incaviglia, R OBP: 0.310, SLG: 0.382 Tony Tarasco, L OBP: 0.323, SLG: 0.383					F9			1B	BB	2	0	1	0	2	0	0											
Lenny Webster, R OBP: 0.306, SLG: 0.349			2B			BB		1B	BB	0	0	0	0	0	0	0											
Lenny Webster, R OBP: 0.306, SLG: 0.349			P4							4	1	2	2	0	0	4											
Mike Bordick, R OBP: 0.269, SLG: 0.289		SF7		1B				F8	P6	3	0	1	1	0	0	2											
<b>Inning Stats</b>	R: 0 E: 0 K: 0 S: 5	H: 2 LOB: 2 BB: 0 P: 5	R: 1 E: 0 K: 0 S: 4	H: 1 LOB: 1 BB: 0 P: 5	R: 0 E: 0 K: 1 S: 7	H: 2 LOB: 2 BB: 0 P: 7	R: 1 E: 0 K: 1 S: 8	H: 3 LOB: 2 BB: 0 P: 8	R: 0 E: 0 K: 1 S: 6	H: 1 LOB: 2 BB: 1 P: 10	R: 0 E: 0 K: 0 S: 3	H: 0 LOB: 0 BB: 1 P: 3	R: 2 E: 0 K: 0 S: 6	H: 3 LOB: 2 BB: 1 P: 10	R: 0 E: 0 K: 1 S: 6	H: 1 LOB: 1 BB: 0 P: 6	1B: 9 2B: 2 3B: 0 HR: 2	SF: 1 SAC: 0 DP: 0 HBP: 1	WP: 0 PB: 0 SB: 0 CS: 0	PA: 40							
<b>PITCHER</b>	IP	WLS	BF	H	R	ER	SO	BB	IBB	HBP	BLK	WP	HR	S	P	ERA	WHIP										
55 Matt Beech, L ERA: 5.72	6.0	L	30	10	3	3	3	1	0	1	0	0	0	34	39	4.50	1.833										
Ron Blazler, R ERA: 6.43	1.0		6	2	1	1	0	1	0	0	0	0	0	5	9	9.00	3.000										
Billy Brewer, L ERA: 6.75	0.2		3	1	0	0	1	0	0	0	0	0	0	5	5	0.00	1.500										
Wayne Gomes, R ERA: 4.76	0.1		1	0	0	0	0	0	0	0	0	0	0	1	1	0.00	0.000										

AB 34  
R 1  
H 7  
RBI 1  
BB 3  
SO 5  
LOB 23



AB 36  
R 4  
H 13  
RBI 4  
BB 2  
SO 4  
LOB 19









Batter	1	2	3	4	5	6	7	8	9	AB	R	H	RBI	BB	SO	LOB	TOP					
<b>Brady Anderson, L</b> (1, 8) OBP: 0.422, SLG: 0.451 <b>Jeff Reboulet, R</b> (8, FH) OBP: 0.290, SLG: 0.247										4	1	2	1	0	1	1	<b>Baltimore Orioles @ Detroit Tigers</b> Tiger Stadium, Detroit, MI Thu Jul 03 1997, 7:05 PM EDT Att: 13,209 - Unknown - 68 F					
<b>Roberto Alomar, S</b> (1, 4) OBP: 0.374, SLG: 0.450 <b>Pete Incaviglia, R</b> (8, FH) OBP: 0.315, SLG: 0.394										4	0	0	0	0	0	3						
<b>Geronimo Berroa, R</b> (1, 10) OBP: 0.383, SLG: 0.511										3	2	1	1	2	0	0						
<b>Rafael Palmeiro, L</b> (1, 3) OBP: 0.332, SLG: 0.443										4	2	2	0	0	1	1						
<b>Cal Ripken Jr., R</b> (1, 5) OBP: 0.346, SLG: 0.449										5	1	1	0	0	0	3						
<b>B.J. Surhoff, L</b> (1, 7) OBP: 0.383, SLG: 0.512 <b>Tony Tarasco, L</b> (7, 9) OBP: 0.333, SLG: 0.389										4	1	2	2	0	0	1						
<b>Jeffrey Hammonds, R</b> (1, 9) OBP: 0.322, SLG: 0.500										5	2	3	4	0	0	3						
<b>Lenny Webster, R</b> (1, 2) OBP: 0.299, SLG: 0.339										5	0	1	1	0	1	3						
<b>Mike Bordick, R</b> (1, 6) OBP: 0.268, SLG: 0.289										4	0	1	0	0	0	2						
<b>Inning Stats</b>	R: 2 E: 0 K: 0 S: 14	H: 2 LOB: 2 BB: 1 P: 29	R: 0 E: 0 K: 0 S: 12	H: 1 LOB: 1 BB: 0 P: 17	R: 5 E: 0 K: 0 S: 15	H: 5 LOB: 1 BB: 1 P: 25	R: 0 E: 0 K: 0 S: 9	H: 0 LOB: 0 BB: 0 P: 13	R: 1 E: 0 K: 1 S: 6	H: 2 LOB: 0 BB: 0 P: 11	R: 0 E: 0 K: 1 S: 6	H: 0 LOB: 0 BB: 0 P: 8	R: 1 E: 0 K: 0 S: 10	H: 2 LOB: 1 BB: 0 P: 17	R: 1 E: 0 K: 1 S: 10	H: 2 LOB: 1 BB: 0 P: 19		R: 0 E: 0 K: 1 S: 8	H: 1 LOB: 1 BB: 0 P: 12	1B: 9 2B: 4 3B: 1 HR: 1	SF: 0 SAC: 0 DP: 1 HBP: 1	WP: 0 PB: 0 SB: 1 CS: 0
<b>PITCHER</b>	IP	WLS	BF	H	R	ER	SO	BB	IBB	HBP	BLK	WP	HR	S	P	ERA	WHIP					
<b>Felipe Lira, R</b> (1, 1) ERA: 5.6	7.0	L	35	12	9	9	1	2	0	1	0	0	1	72	120	11.57	2.000					
<b>Mike Myers, L</b> (8, 1) ERA: 6.2	1.0		5	2	1	1	1	0	0	0	0	0	0	10	19	9.00	2.000					
<b>Jose Bautista, R</b> (9, 1) ERA: 6.09	1.0		4	1	0	0	1	0	0	0	0	0	0	8	12	0.00	1.000					

AB	41
R	10
H	15
RBI	9
BB	2
SO	3
LOB	17



Batter	1	2	3	4	5	6	7	8	9	AB	R	H	RBI	BB	SO	LOB	BOTTOM					
<b>Brian Hunter, R</b> (1, 8) OBP: 0.314, SLG: 0.335 <b>Bobby Higginson, L</b> (8, 8) OBP: 0.348, SLG: 0.471										3	0	1	0	0	1	1	<b>Baltimore Orioles @ Detroit Tigers</b> Tiger Stadium, Detroit, MI Thu Jul 03 1997, 7:05 PM EDT Att: 13,209 - Unknown - 68 F					
<b>Damion Easley, R</b> (1, 10) OBP: 0.380, SLG: 0.490										4	0	1	0	0	0	4						
<b>Travis Fryman, R</b> (1, 5) OBP: 0.355, SLG: 0.479 <b>Orlando Miller, R</b> (8, 5) OBP: 0.244, SLG: 0.390										3	0	0	0	0	1	1						
<b>Tony Clark, S</b> (1, 3) OBP: 0.403, SLG: 0.570 <b>Bob Hamelin, L</b> (9, 3) OBP: 0.409, SLG: 0.546										2	0	0	0	1	0	1						
<b>Phil Nevin, R</b> (1, 7) OBP: 0.365, SLG: 0.459										4	0	0	0	0	1	2						
<b>Melvin Nieves, S</b> (1, 9) OBP: 0.350, SLG: 0.478										4	0	0	0	0	1	1						
<b>Raul Casanova, S</b> (1, 2) OBP: 0.338, SLG: 0.413										3	1	1	1	0	0	0						
<b>Jody Reed, R</b> (1, 4) OBP: 0.292, SLG: 0.226										2	0	0	0	1	0	0						
<b>Deivi Cruz, R</b> (1, 6) OBP: 0.234, SLG: 0.300										3	0	2	0	0	0	0						
<b>Inning Stats</b>	R: 0 E: 0 K: 1 S: 7	H: 1 LOB: 0 BB: 0 P: 11	R: 0 E: 0 K: 1 S: 11	H: 0 LOB: 0 BB: 1 P: 19	R: 0 E: 0 K: 0 S: 6	H: 0 LOB: 0 BB: 0 P: 11	R: 0 E: 0 K: 0 S: 11	H: 1 LOB: 1 BB: 0 P: 19	R: 0 E: 0 K: 1 S: 9	H: 0 LOB: 0 BB: 0 P: 9	R: 0 E: 0 K: 1 S: 9	H: 1 LOB: 1 BB: 0 P: 15	R: 0 E: 0 K: 0 S: 6	H: 0 LOB: 0 BB: 0 P: 9	R: 1 E: 0 K: 0 S: 9	H: 2 LOB: 2 BB: 1 P: 17		R: 0 E: 0 K: 1 S: 12	H: 0 LOB: 1 BB: 1 P: 20	1B: 2 2B: 2 3B: 0 HR: 1	SF: 0 SAC: 0 DP: 1 HBP: 0	WP: 0 PB: 0 SB: 0 CS: 1
<b>PITCHER</b>	IP	WLS	BF	H	R	ER	SO	BB	IBB	HBP	BLK	WP	HR	S	P	ERA	WHIP					
<b>Jimmy Key, L</b> (1, 1) ERA: 2.55	8.0	W	29	5	1	1	3	2	0	0	0	0	0	65	110	1.12	0.875					
<b>Terry Mathews, R</b> (9, 1) ERA: 3.56	1.0		4	0	0	0	1	1	0	0	0	0	0	12	20	0.00	1.000					

AB	30
R	1
H	5
RBI	1
BB	3
SO	4
LOB	12





Batter	1	2	3	4	5	6	7	8	9	AB	R	H	RBI	BB	SO	LOB	TOP		
<b>Brady Anderson, L</b> OBP: 0.419, SLG: 0.446	L8		G4-3	HBP	G4-1			F9		4	0	0	0	0	0	4			
<b>Roberto Alomar, S</b> OBP: 0.371, SLG: 0.444	P2		F8	HBP		F7		G1-3		4	0	0	1	0	0	1			
<b>Geronimo Berroa, R</b> OBP: 0.383, SLG: 0.505	K		1B	K		F9		1B	BB	3	0	0	0	2	2	3			
<b>Rafael Palmeiro, L</b> OBP: 0.331, SLG: 0.439	F8		1B		G3	G4-3		F8		5	0	1	1	0	0	1			
<b>Cal Ripken Jr., R</b> OBP: 0.346, SLG: 0.446	L9		K		1B	BB		G5-3		4	1	1	0	1	1	2			
<b>B.J. Surhoff, L</b> OBP: 0.386, SLG: 0.510	BB			HBP	1B	1B		F7		3	1	1	0	2	0	2			
<b>Jeffrey Hammonds, R</b> OBP: 0.321, SLG: 0.485	F8		HBP	SH1-4	1B	F9		K		4	0	1	0	0	1	3			
<b>Lenny Webster, R</b> OBP: 0.308, SLG: 0.347			2B	1B	SH1-4	BB		G5-3		3	1	2	1	0	0	0			
<b>Mike Bordick, R</b> OBP: 0.272, SLG: 0.293	1B		G4-3	1B	P3	BB		G6-3		3	1	1	1	1	0	2			
<b>Inning Stats</b>	R: 0 E: 0 K: 1 S: 7	H: 0 LOB: 0 BB: 0 P: 11	R: 0 E: 0 K: 0 S: 5	H: 0 LOB: 1 BB: 1 P: 11	R: 2 E: 0 K: 1 S: 14	H: 3 LOB: 2 BB: 1 P: 26	R: 1 E: 0 K: 1 S: 11	H: 1 LOB: 3 BB: 1 P: 23	R: 1 E: 0 K: 0 S: 18	H: 2 LOB: 3 BB: 2 P: 31	R: 0 E: 0 K: 1 S: 7	H: 0 LOB: 0 BB: 0 P: 12	R: 0 E: 0 K: 1 S: 7	H: 0 LOB: 0 BB: 0 P: 12	R: 0 E: 0 K: 0 S: 7	H: 1 LOB: 2 BB: 1 P: 15	1B: 6 2B: 1 3B: 0 HR: 0	SF: 0 SAC: 1 DP: 0 HBP: 2	WP: 0 PA: 42 PB: 0 SB: 0 CS: 0
<b>PITCHER</b>	IP	WLS	BF	H	R	ER	SO	BB	IBB	HBP	BLK	WP	HR	S	P	ERA	WHIP		
<b>Greg Keagle, R</b> ERA: 7.71	4.2	L	26	6	4	4	3	4	0	2	0	0	0	51	94	7.71	2.143		
<b>A.J. Sager, R</b> ERA: 3.02	3.0		10	0	0	0	1	1	0	0	0	0	0	23	39	0.00	0.333		
<b>Mike Myers, L</b> ERA: 5.96	1.0		4	0	0	0	0	1	0	0	0	0	0	6	14	0.00	1.000		
<b>Dan Miceli, R</b> ERA: 5.31	0.1		2	1	0	0	0	0	0	0	0	0	0	5	6	0.00	3.000		

Baltimore Orioles @ Detroit Tigers  
Tiger Stadium, Detroit, MI  
Fri Jul 04 1997, 3:33 AM EDT  
Cloudy - 66 F

AB	33
R	4
H	7
RBI	4
BB	6
SO	4
LOB	18



Batter	1	2	3	4	5	6	7	8	9	AB	R	H	RBI	BB	SO	LOB	BOTTOM		
<b>Brian Hunter, R</b> OBP: 0.315, SLG: 0.337	F9	SF7		1B		K		G4-3-6		4	0	2	1	0	1	1			
<b>Bobby Higginson, L</b> OBP: 0.352, SLG: 0.476	G3	2B		F9		1B		FC4-6	BB	4	0	2	1	1	0	3			
<b>Travis Fryman, R</b> OBP: 0.350, SLG: 0.471	F9	K		L7		F9		K		5	0	0	0	0	2	6			
<b>Tony Clark, S</b> OBP: 0.403, SLG: 0.566	BB			G6-3		BB		G6-3		4	0	1	0	1	0	1			
<b>Curtis Pride, L</b> OBP: 0.333, SLG: 0.375	BB			BB		1B		FC4-6	1-2	0	0	0	0	0	0	0			
<b>Bob Hamelin, L</b> OBP: 0.414, SLG: 0.570	BB			K		K		K		2	1	1	1	1	1	1			
<b>Phil Nevin, R</b> OBP: 0.368, SLG: 0.460	BB			HR		1B		K		2	0	1	0	0	1	1			
<b>Melvin Nieves, S</b> OBP: 0.346, SLG: 0.472	F8			L9		BB		K		3	0	0	0	1	1	4			
<b>Raul Casanova, S</b> OBP: 0.329, SLG: 0.401		G1-3	G6-3			K		F8		4	0	0	0	0	1	3			
<b>Damon Easley, R</b> OBP: 0.362, SLG: 0.494		1B	SF7	2B		G5-3	L5		G4-3-6	1B	4	1	2	0	0	2			
<b>Orlando Miller, R</b> OBP: 0.265, SLG: 0.400		2B	1B			F8		K		4	1	2	0	0	1	1			
<b>Inning Stats</b>	R: 0 E: 0 K: 0 S: 11	H: 1 LOB: 3 BB: 2 P: 25	R: 2 E: 0 K: 1 S: 17	H: 3 LOB: 1 BB: 0 P: 27	R: 1 E: 0 K: 0 S: 10	H: 1 LOB: 0 BB: 0 P: 15	R: 0 E: 0 K: 2 S: 13	H: 2 LOB: 2 BB: 0 P: 20	R: 0 E: 0 K: 1 S: 11	H: 1 LOB: 1 BB: 0 P: 16	R: 0 E: 0 K: 1 S: 10	H: 1 LOB: 0 BB: 0 P: 11	R: 0 E: 0 K: 1 S: 10	H: 1 LOB: 0 BB: 0 P: 13	R: 0 E: 0 K: 2 S: 12	H: 0 LOB: 1 BB: 1 P: 19	1B: 8 2B: 2 3B: 0 HR: 1	SF: 1 SAC: 0 DP: 1 HBP: 0	WP: 0 PA: 41 PB: 0 SB: 0 CS: 0
<b>PITCHER</b>	IP	WLS	BF	H	R	ER	SO	BB	IBB	HBP	BLK	WP	HR	S	P	ERA	WHIP		
<b>Shawn Boskie, R</b> ERA: 5.63	4.0		22	8	3	3	3	2	0	0	0	0	0	53	92	6.75	2.500		
<b>Arthur Rhodes, L</b> ERA: 2.54	3.0	W	12	2	0	0	4	1	0	0	0	0	0	33	46	0.00	1.000		
<b>Armando Benitez, R</b> ERA: 3.34	1.0		3	1	0	0	1	0	0	0	0	0	0	10	13	0.00	1.000		
<b>Randy Myers, L</b> ERA: 1.35	1.0	S	4	0	0	0	2	1	0	0	0	0	0	12	19	0.00	1.000		

Baltimore Orioles @ Detroit Tigers  
Tiger Stadium, Detroit, MI  
Fri Jul 04 1997, 3:33 AM EDT  
Cloudy - 66 F

AB	36
R	3
H	11
RBI	3
BB	4
SO	8
LOB	23

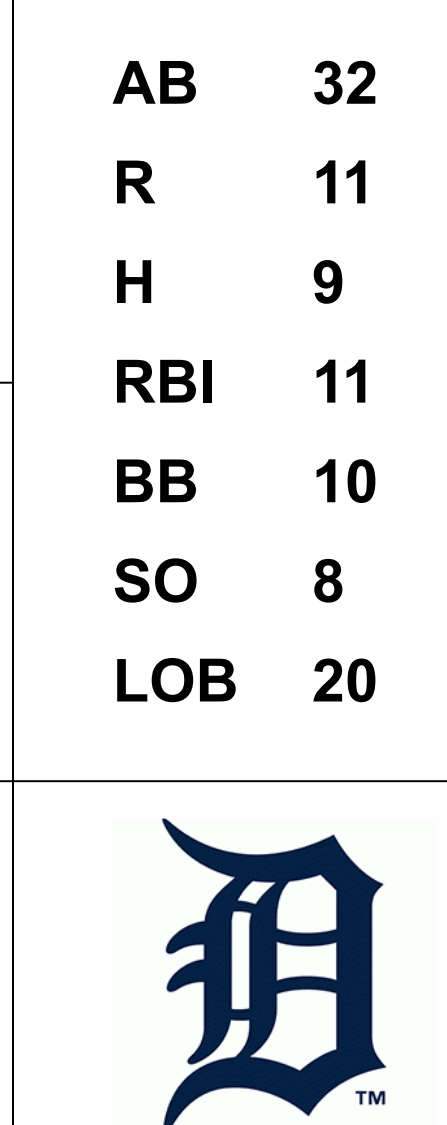




Batter	1	2	3	4	5	6	7	8	9	AB	R	H	RBI	BB	SO	LOB	TOP										
<b>Brady Anderson, L</b> (1, 8) OBP: 0.421, SLG: 0.444 <b>Pete Incaviglia, R</b> (3, FR) OBP: 0.311, SLG: 0.388 (3, 9)	2-1 3B HBP	0-0 E4 FC1-6	4-2 1B BB		1-3 K		1-2 G1-3			1	1	0	0	1	0	1	<b>Baltimore Orioles @ Detroit Tigers</b> Tiger Stadium, Detroit, MI Fri Jul 04, 1997, 7:05 PM EDT Att: 30,100 - Unknown - 68 F										
<b>Roberto Alomar, S</b> (1, 4) OBP: 0.371, SLG: 0.450	3-2 2B 3B	1-0 F8	2-0 1B		1-2 F8		0-1 G1-3			5	1	2	2	0	0	3											
<b>Geronimo Berroa, R</b> (1, 10) OBP: 0.380, SLG: 0.500	3-3 K	0-1 FC1-6	0-0 G4-3		3-2 G6-4-3 1B		0-2 G5-3			5	0	1	1	0	1	4											
<b>Rafael Palmeiro, L</b> (1, 3) OBP: 0.334, SLG: 0.438	4-2 2B BB	0-3 K		0-0 1B	4-2 G6-4-3 BB		1-2 G6-3			3	1	1	0	2	1	1											
<b>Cal Ripken Jr., R</b> (1, 5) OBP: 0.347, SLG: 0.452	0-1 G3 1B 2B		0-1 E 2B	1-1 P5	1-1 G6-4-3		1-3 K			5	2	2	2	0	1	3											
<b>B.J. Surhoff, L</b> (1, 7) OBP: 0.386, SLG: 0.506	1-2 G3		1-1 E2 SH3-4 G4-3 1B	0-1 P3	2-1 BB HBP		0-2 F7			4	1	1	1	0	0	2											
<b>Tony Tarasco, L</b> (1, 9) OBP: 0.351, SLG: 0.391 (3, 8)	2-2 1B		4-1 G4-3 SH3-4 1B BB	2-1 F8	4-2 BB		4-2 BB			2	1	1	1	3	0	1											
<b>Tim Laker, R</b> (1, 2)	1-3 K		1-0 SH3-4		4-2 FC6-4 BB		1-3 K			3	0	0	0	1	3	5											
<b>Jeff Reboulet, R</b> (1, 6) OBP: 0.286, SLG: 0.235		4-2 F8 FC1-6 BB	2-1 G4-3		0-1 FC6-4		2-3 K			4	1	0	1	1	2	3											
<b>Inning Stats</b>	R: 4 E: 0 K: 2 S: 22	H: 3 LOB: 1 BB: 1 P: 38	R: 1 E: 1 K: 1 S: 9	H: 0 LOB: 1 BB: 1 P: 14	R: 3 E: 1 K: 0 S: 12	H: 3 LOB: 2 BB: 2 P: 26	R: 0 E: 0 K: 0 S: 7	H: 1 LOB: 1 BB: 0 P: 10	R: 0 E: 0 K: 1 S: 10	H: 0 LOB: 3 BB: 2 P: 16	R: 0 E: 0 K: 1 S: 15	H: 0 LOB: 0 BB: 0 P: 11	R: 0 E: 0 K: 1 S: 9	H: 0 LOB: 1 BB: 1 P: 19	R: 0 E: 0 K: 2 S: 13	H: 0 LOB: 1 BB: 1 P: 19		1B: 5 2B: 2 3B: 1 HR: 0	SF: 0 SAC: 1 DP: 1 HBP: 2	WP: 0 PB: 0 SB: 0 CS: 0	PA: 45						
<b>PITCHER</b>	IP	WLS	BF	H	R	ER	SO	BB	IBB	HBP	BLK	WP	HR	S	P	ERA	WHIP										
<b>Omar Olivares, R</b> (1, 1) ERA: 4.56	2.2		20	6	8	7	3	4	0	1	0	0	0	42	77	23.62	3.750										
<b>Jose Bautista, R</b> (3, 1) ERA: 5.7	2.1	W	11	2	0	0	1	2	0	0	0	0	0	24	40	0.00	1.714										
<b>Doug Brocail, R</b> (6, 1) ERA: 5.27	3.0		10	0	0	0	3	1	0	1	0	0	0	26	39	0.00	0.333										
<b>Todd Jones, R</b> (9, 1) ERA: 3.6	1.0	S	4	0	0	0	2	1	0	0	0	0	0	13	19	0.00	1.000										

Batter	1	2	3	4	5	6	7	8	9	AB	R	H	RBI	BB	SO	LOB	BOTTOM										
<b>Brian Hunter, R</b> (1, 8) OBP: 0.316, SLG: 0.345	0-1 F7	3-2 HR		0-0 E6 1B	4-1 S BB		0-1 L7			4	2	1	4	1	0	1	<b>Baltimore Orioles @ Detroit Tigers</b> Tiger Stadium, Detroit, MI Fri Jul 04, 1997, 7:05 PM EDT Att: 30,100 - Unknown - 68 F										
<b>Bobby Higginson, L</b> (1, 9) OBP: 0.356, SLG: 0.474 (7, 7)	0-2 F9	1-3 K		1-1 1B BB	4-1 S BB		4-0 1B S BB			3	1	1	1	2	1	0											
<b>Travis Fryman, R</b> (1, 5) OBP: 0.353, SLG: 0.471	2-0 F9		1-0 F8	0-0 BB BB	4-2 BB BB		1-2 G3 1B			4	1	2	1	1	0	0											
<b>Tony Clark, S</b> (1, 3) OBP: 0.406, SLG: 0.563		4-2 BB BB 1B BB	1-2 HR 1B	4-1 BB BB	1-3 K		2-3 K			3	2	1	0	2	2	5											
<b>Bob Hamelin, L</b> (1, 10) OBP: 0.421, SLG: 0.589		4-1 1B HR BB	1-1 HR	4-0 BB BB	1-2 BB		0-0 G6-3			3	2	1	3	2	0	2											
<b>Damion Easley, R</b> (1, 4) OBP: 0.398, SLG: 0.492		4-2 HR BB	0-0 CS 1B	4-2 L3 BB	0-0 F7		0-1 L5			3	1	1	1	2	0	2											
<b>Curtis Pride, L</b> (1, 7) OBP: 0.327, SLG: 0.366		1-3 K	1-3 K	0-0 L3	3-3 K					3	0	0	0	0	2	7											
<b>Melvin Nieves, S</b> (6, PH) OBP: 0.347, SLG: 0.470 (7, 9)		1-1 K	1-2 K	1-1 L3	0-0 K					1	0	0	0	0	1	0											
<b>Brian Johnson, R</b> (1, 2) OBP: 0.250, SLG: 0.311		1-2 HR 1B		1-0 F7	0-1 F9		0-3 K			4	1	1	1	0	1	0											
<b>Deivi Cruz, R</b> (1, 6) OBP: 0.235, SLG: 0.300		0-3 K		0-0 E 1B	2-2 F8		0-1 G6-3			4	1	1	0	0	1	3											
<b>Inning Stats</b>	R: 0 E: 0 K: 0 S: 6	H: 0 LOB: 0 BB: 0 P: 8	R: 5 E: 0 K: 3 S: 22	H: 2 LOB: 3 BB: 3 P: 40	R: 2 E: 0 K: 1 S: 10	H: 3 LOB: 0 BB: 0 P: 14	R: 4 E: 1 K: 0 S: 10	H: 3 LOB: 3 BB: 3 P: 24	R: 0 E: 0 K: 1 S: 5	H: 0 LOB: 0 BB: 0 P: 8	R: 0 E: 0 K: 1 S: 7	H: 0 LOB: 2 BB: 0 P: 7	R: 0 E: 0 K: 1 S: 10	H: 1 LOB: 1 BB: 1 P: 17	R: 0 E: 0 K: 2 S: 13	H: 0 LOB: 1 BB: 1 P: 19	1B: 7 2B: 1 3B: 0 HR: 2	SF: 0 SAC: 0 DP: 1 HBP: 0	WP: 0 PB: 0 SB: 4 CS: 1	PA: 42							
<b>PITCHER</b>	IP	WLS	BF	H	R	ER	SO	BB	IBB	HBP	BLK	WP	HR	S	P	ERA	WHIP										
<b>Mike Johnson, R</b> (1, 1) ERA: 8.23	3.0		16	5	7	7	4	3	0	0	0	0	0	20	62	21.00	2.667										
<b>Alan Mills, R</b> (4, 1) ERA: 4.91	1.2	L	14	3	4	3	0	6	0	0	0	0	0	10	14	0.00	0.000										
<b>Jesse Orosco, L</b> (5, 1) ERA: 1.42	1.1		4	0	0	0	2	0	0	0	0	0	0	7	7	0.00	0.000										
<b>Terry Mathews, R</b> (7, 1) ERA: 3.45	1.0		3	0	0	0	1	0	0	0	0	0	0	7	7	0.00	0.000										
<b>Aramando Benitez, R</b> (8, 1) ERA: 3.25	1.0		5	1	0	0	1	1	0	0	0	0	0	10	17	0.00	2.000										

AB	34
R	8
H	8
RBI	8
BB	8
SO	9
LOB	24





Batter	1	2	3	4	5	6	7	8	9	AB	R	H	RBI	BB	SO	LOB	TOP								
Jeffrey Hammonds, R OBP: 0.328, SLG: 0.535 (1, 8)										4	3	3	3	0	0	1	<p><b>Baltimore Orioles @ Detroit Tigers</b> Tiger Stadium, Detroit, MI Sat Jul 05 1997, 7:05 PM EDT Att: 37,074 - Unknown - 73 F</p>								
Jeff Reboulet, R OBP: 0.284, SLG: 0.247 (1, 4)										4	0	1	1	0	1	0									
Rafael Palmeiro, L OBP: 0.331, SLG: 0.433 (1, 3)										4	0	0	0	0	0	1									
Geronomo Berroa, R OBP: 0.376, SLG: 0.493 (1, 10)										4	0	0	0	0	1	0									
Cal Ripken Jr., R OBP: 0.343, SLG: 0.446 (1, 5)										4	0	0	0	0	0	0									
Pete Incaviglia, R OBP: 0.318, SLG: 0.390 B.J. Surhoff, L OBP: 0.385, SLG: 0.504 (8, 7)										2	0	1	0	1	1	0									
Lenny Webster, R OBP: 0.306, SLG: 0.344 (1, 2)										1	0	0	0	0	0	0									
Tony Tarasco, L OBP: 0.348, SLG: 0.412 (1, 9)										4	1	1	1	0	1	2									
Mike Bordick, R OBP: 0.272, SLG: 0.293 (1, 6)										3	0	1	0	0	1	1									
<b>Inning Stats</b>	R: 1 E: 0 K: 0 S: 9	H: 1 LOB: 0 BB: 0 P: 10	R: 0 E: 0 K: 0 S: 8	H: 1 LOB: 1 BB: 0 P: 12	R: 0 E: 0 K: 0 S: 10	H: 2 LOB: 1 BB: 0 P: 18	R: 0 E: 0 K: 0 S: 7	H: 0 LOB: 1 BB: 1 P: 13	R: 2 E: 0 K: 1 S: 16	H: 2 LOB: 0 BB: 0 P: 22	R: 0 E: 0 K: 1 S: 6	H: 0 LOB: 0 BB: 0 P: 10	R: 2 E: 0 K: 2 S: 15	H: 2 LOB: 0 BB: 0 P: 24	R: 0 E: 0 K: 1 S: 8	H: 0 LOB: 0 BB: 0 P: 11		R: 0 E: 0 K: 0 S: 5	H: 0 LOB: 0 BB: 0 P: 9	1B: 3 2B: 1 3B: 1 HR: 3	SF: 0 SAC: 0 DP: 1 HBP: 0	WP: 0 PB: 0 SB: 0 CS: 0	PA: 35		
<b>PITCHER</b>	IP	WLS	BF	H	R	ER	SO	BB	IBB	HBP	BLK	WP	HR	S	P	ERA	WHIP								
Justin Thompson, L ERA: 2.95 (1, 1)	7.0		29	8	5	5	4	1	0	0	0	0	3	71	109	6.43	1.286								
Dan Miceli, R ERA: 5.19 (8, 1)	1.0	W	3	0	0	0	1	0	0	0	0	0	0	8	11	0.00	0.000								
Todd Jones, R ERA: 3.5 (9, 1)	1.0	S	3	0	0	0	0	0	0	0	0	0	0	5	9	0.00	0.000								

Batter	1	2	3	4	5	6	7	8	9	AB	R	H	RBI	BB	SO	LOB	BOTTOM								
Brian Hunter, R OBP: 0.318, SLG: 0.350 (1, 8)										4	2	2	0	0	1	0	<p><b>Baltimore Orioles @ Detroit Tigers</b> Tiger Stadium, Detroit, MI Sat Jul 05 1997, 7:05 PM EDT Att: 37,074 - Unknown - 73 F</p>								
Bobby Higginson, L OBP: 0.356, SLG: 0.472 Phil Nevin, R OBP: 0.373, SLG: 0.495 (8, PH)										3	0	1	0	0	2	1									
Travis Fryman, R OBP: 0.361, SLG: 0.480 (1, 5)										3	2	3	1	1	0	0									
Tony Clark, S OBP: 0.407, SLG: 0.571 (1, 3)										3	1	1	2	1	2	2									
Bob Hamelin, L OBP: 0.412, SLG: 0.575 Brian Johnson, R OBP: 0.248, SLG: 0.309 (8, PH)										3	0	0	0	0	2	2									
Raul Casanova, S OBP: 0.321, SLG: 0.390 (1, 2)										4	0	0	0	0	2	3									
Curtis Pride, L OBP: 0.331, SLG: 0.361 (9, 9)										2	0	0	0	2	2	0									
Jody Reed, R OBP: 0.291, SLG: 0.219 (1, 4)										3	0	0	0	1	2	3									
Deivi Cruz, R OBP: 0.232, SLG: 0.297 Melvin Nieves, S OBP: 0.349, SLG: 0.468 Orlando Miller, R OBP: 0.265, SLG: 0.400 (7, PH)										2	0	0	0	0	2	0									
<b>Inning Stats</b>	R: 2 E: 0 K: 1 S: 11	H: 2 LOB: 0 BB: 1 P: 20	R: 0 E: 0 K: 2 S: 11	H: 0 LOB: 0 BB: 0 P: 18	R: 0 E: 0 K: 2 S: 9	H: 0 LOB: 0 BB: 0 P: 11	R: 0 E: 0 K: 2 S: 14	H: 1 LOB: 1 BB: 0 P: 20	R: 0 E: 0 K: 1 S: 9	H: 0 LOB: 0 BB: 1 P: 15	R: 1 E: 0 K: 3 S: 12	H: 2 LOB: 1 BB: 0 P: 20	R: 0 E: 0 K: 3 S: 10	H: 0 LOB: 1 BB: 1 P: 18	R: 3 E: 0 K: 3 S: 20	H: 3 LOB: 2 BB: 2 P: 39		1B: 4 2B: 2 3B: 0 HR: 2	SF: 0 SAC: 0 DP: 0 HBP: 0	WP: 2 PB: 0 SB: 2 CS: 1	PA: 35				
<b>PITCHER</b>	IP	WLS	BF	H	R	ER	SO	BB	IBB	HBP	BLK	WP	HR	S	P	ERA	WHIP								
35 Mike Mussina, R ERA: 3.26 (1, 1)	7.0		28	6	4	4	14	3	0	0	0	0	1	79	127	5.14	1.286								
Jesse Orosco, L ERA: 2.13 (8, 1)	0.0	L	3	2	1	1	0	1	0	0	0	0	1	6	15	∞	∞								
Terry Mathews, R ERA: 3.34 (8, 1)	1.0		4	0	1	1	3	0	1	0	0	2	0	11	19	9.00	0.000								







Batter	1	2	3	4	5	6	7	8	9	AB	R	H	RBI	BB	SO	LOB	TOP											
Jose Valentin, S OBP: 0.329, SLG: 0.410 (1, 6)										4	1	2	0	0	0	2	<b>Milwaukee Brewers @ Baltimore Orioles</b> Oriole Park at Camden Yards, Baltimore, MD Fri Jul 11 1997, 7:05 PM EDT Att: 47,919 - Unknown - 89 F <a href="http://livebaseballscorecards.com">livebaseballscorecards.com</a>											
Jeremy Burnitz, L OBP: 0.405, SLG: 0.544 (1, 9)										2	1	1	0	2	0	2												
Jeff Cirillo, R OBP: 0.376, SLG: 0.452 (1, 5)										3	0	0	0	1	3	2												
Marc Newfield, R OBP: 0.301, SLG: 0.315 (1, 10)										4	0	1	0	0	0	2												
Dave Nilsson, L OBP: 0.355, SLG: 0.408 Tim Unroe, R OBP: 0.375, SLG: 0.786 (8, PR) (8, 3)										3	0	0	0	1	1	2												
Jack Voigt, R OBP: 0.295, SLG: 0.538 (1, 7)										4	1	1	1	0	1	1												
Gerald Williams, R OBP: 0.303, SLG: 0.381 (1, 8)										4	0	1	0	0	0	0												
Mark Loretta, R OBP: 0.364, SLG: 0.410 (1, 4)										3	0	1	0	1	1	0												
Mike Matheny, R OBP: 0.279, SLG: 0.353 (1, 2)										4	0	2	0	0	1	2												
<b>Inning Stats</b>	R: 1 E: 1 K: 1 S: 6	H: 2 LOB: 1 BB: 1 P: 10	R: 0 E: 0 K: 1 S: 6	H: 2 LOB: 1 BB: 0 P: 6	R: 1 E: 1 K: 1 S: 5	H: 1 LOB: 1 BB: 1 P: 10	R: 1 E: 0 K: 1 S: 6	H: 1 LOB: 0 BB: 0 P: 6	R: 0 E: 0 K: 0 S: 4	H: 0 LOB: 1 BB: 1 P: 8	R: 0 E: 0 K: 0 S: 3	H: 0 LOB: 0 BB: 0 P: 3	R: 0 E: 0 K: 0 S: 4	H: 1 LOB: 2 BB: 1 P: 8	R: 0 E: 0 K: 2 S: 7	H: 0 LOB: 1 BB: 1 P: 11		R: 0 E: 0 K: 0 S: 4	H: 2 LOB: 1 BB: 0 P: 4	1B: 7 2B: 2 3B: 0 HR: 1	SF: 0 SAC: 0 DP: 2 HBP: 1	WP: 0 PB: 0 SB: 0 CS: 3	PA: 39					
<b>PITCHER</b>	IP	WLS	BF	H	R	ER	SO	BB	IBB	HBP	BLK	WP	HR	S	P	ERA	WHIP											
Jimmy Key, L ERA: 2.57 (1, 1)	6.0	L	24	6	3	2	5	3	0	1	0	0	0	1	30	43	3.00	1.500										
Terry Mathews, R ERA: 3.24 (7, 1)	1.0		5	1	0	0	0	1	0	0	0	0	0	4	8	0.00	2.000											
Armando Benitez, R ERA: 3.16 (8, 1)	1.0		4	0	0	0	2	1	0	0	0	0	0	7	11	0.00	1.000											
Alan Mills, R ERA: 4.61 (9, 1)	0.2		3	1	0	0	0	0	0	0	0	0	0	3	3	0.00	1.500											
Jesse Orosco, L ERA: 2.1 (9, 1)	0.1		1	1	0	0	0	0	0	0	0	0	0	1	1	0.00	3.000											

Batter	1	2	3	4	5	6	7	8	9	AB	R	H	RBI	BB	SO	LOB	BOTTOM										
Brady Anderson, L OBP: 0.416, SLG: 0.438 (1, 10)										4	0	0	0	0	1	1	<b>Milwaukee Brewers @ Baltimore Orioles</b> Oriole Park at Camden Yards, Baltimore, MD Fri Jul 11 1997, 7:05 PM EDT Att: 47,919 - Unknown - 89 F <a href="http://livebaseballscorecards.com">livebaseballscorecards.com</a>										
Roberto Alomar, S OBP: 0.368, SLG: 0.442 (1, 4)										4	0	0	0	0	1	1											
Geronimo Berroa, R OBP: 0.379, SLG: 0.498 (1, 9)										3	0	0	0	1	1	0											
Rafael Palmeiro, L OBP: 0.333, SLG: 0.448 (1, 3)										4	0	1	0	0	3	0											
Cal Ripken Jr., R OBP: 0.340, SLG: 0.443 (1, 5)										4	0	0	0	0	1	2											
B.J. Surhoff, L OBP: 0.375, SLG: 0.493 (1, 7)										2	0	0	0	0	2												
Jeffrey Hammonds, R OBP: 0.327, SLG: 0.532 (1, 8)										3	1	1	0	0	0	1											
Lenny Webster, R OBP: 0.307, SLG: 0.344 (1, 2)										3	0	0	0	0	1												
Mike Bordick, R OBP: 0.267, SLG: 0.287 Tony Tarasco, L OBP: 0.350, SLG: 0.445 Jeff Reboulet, R OBP: 0.291, SLG: 0.289 (8, PH) (8, 6)										2	0	0	0	0	0	0											
										1	0	1	1	0	0	0											
										0	0	0	0	0	0	0											
<b>Inning Stats</b>	R: 0 E: 0 K: 1 S: 5	H: 0 LOB: 0 BB: 0 P: 5	R: 0 E: 0 K: 1 S: 5	H: 0 LOB: 1 BB: 0 P: 6	R: 0 E: 0 K: 0 S: 3	H: 0 LOB: 0 BB: 0 P: 3	R: 0 E: 0 K: 2 S: 7	H: 0 LOB: 0 BB: 0 P: 7	R: 0 E: 0 K: 0 S: 3	H: 0 LOB: 0 BB: 0 P: 3	R: 0 E: 0 K: 0 S: 4	H: 1 LOB: 2 BB: 1 P: 8	R: 1 E: 0 K: 1 S: 7	H: 2 LOB: 1 BB: 0 P: 7	R: 0 E: 0 K: 2 S: 7	H: 0 LOB: 0 BB: 0 P: 7	1B: 2 2B: 1 3B: 0 HR: 0	SF: 0 SAC: 0 DP: 0 HBP: 1	WP: 1 PB: 0 SB: 0 CS: 0	PA: 32							
<b>PITCHER</b>	IP	WLS	BF	H	R	ER	SO	BB	IBB	HBP	BLK	WP	HR	S	P	ERA	WHIP										
Ben McDonald, R ERA: 4.04 (1, 1)	6.0	W	19	0	0	0	4	0	0	0	0	0	0	26	27	0.00	0.000										
Mike Fetters, R ERA: 4.1 (7, 1)	1.1		8	3	1	1	0	1	0	0	0	1	0	7	11	6.75	3.000										
Ron Villone, L ERA: 5.7 (8, 1)	0.2		2	0	0	0	1	0	0	0	0	0	0	4	4	0.00	0.000										
Doug Jones, R ERA: 2.84 (9, 1)	1.0	S	3	0	0	0	2	0	0	0	0	0	0	7	7	0.00	0.000										



Batter	1	2	3	4	5	6	7	8	9	AB	R	H	RBI	BB	SO	LOB	TOP					
Jack Voigt, R OBP: 0.313, SLG: 0.535 (1, 7)										4	0	2	0	0	1	1	<b>Milwaukee Brewers @ Baltimore Orioles</b> Oriole Park at Camden Yards, Baltimore, MD Sat Jul 12 1997, 7:05 PM EDT Att: 47,606 - Unknown - 93 F					
Jeremy Burnitz, L OBP: 0.402, SLG: 0.542 (1, 9)										5	1	1	0	0	1	3						
Jeff Cirillo, R OBP: 0.376, SLG: 0.449 (1, 5)										4	0	1	1	1	0	3						
Dave Nilsson, L OBP: 0.357, SLG: 0.419 (1, 3)										4	1	2	1	0	0	1						
Tim Unroe, R OBP: 0.375, SLG: 0.786 (8, 3)										0	0	0	0	0	0	0						
Jose Valentin, S OBP: 0.332, SLG: 0.431 (1, 6)										4	1	2	1	0	1	2						
Marc Newfield, R OBP: 0.299, SLG: 0.313 (1, 10)										4	0	1	0	0	0	3						
Gerald Williams, R OBP: 0.303, SLG: 0.383 (1, 8)										4	0	1	0	0	0	1						
Mark Loretta, R OBP: 0.359, SLG: 0.403 (1, 4)										4	0	0	0	0	0	3						
Mike Matheny, R OBP: 0.284, SLG: 0.356 (1, 2)										4	0	2	0	0	0	0						
<b>Inning Stats</b>	R: 1 E: 0 K: 0 S: 13	H: 4 LOB: 2 BB: 0 P: 23	R: 0 E: 0 K: 0 S: 6	H: 0 LOB: 0 BB: 0 P: 8	R: 0 E: 0 K: 1 S: 14	H: 0 LOB: 1 BB: 0 P: 18	R: 0 E: 0 K: 0 S: 7	H: 1 LOB: 1 BB: 0 P: 10	R: 0 E: 0 K: 0 S: 8	H: 1 LOB: 1 BB: 0 P: 11	R: 2 E: 0 K: 0 S: 10	H: 2 LOB: 0 BB: 0 P: 16	R: 0 E: 0 K: 0 S: 8	H: 1 LOB: 1 BB: 0 P: 13	R: 0 E: 0 K: 1 S: 13	H: 2 LOB: 2 BB: 0 P: 16	R: 0 E: 0 K: 1 S: 9	H: 1 LOB: 1 BB: 0 P: 10	1B: 7 2B: 3 3B: 0 HR: 2	SF: 0 SAC: 1 DP: 0 HBP: 1	WP: 0 PB: 0 SB: 0 CS: 0	PA: 39
<b>PITCHER</b>	IP WLS BF H R ER SO BB IBB HBP BLK WP HR S P ERA WHIP																					
Scott Erickson, R ERA: 3.84 (1, 1)	6.1 L 28 9 3 3 1 0 0 0 1 0 0 2 60 89 4.26 1.421																					
Arthur Rhodes, L ERA: 2.33 (7, 1)	2.2 11 3 0 0 2 0 0 0 0 0 0 0 28 36 0.00 1.125																					

Batter	1	2	3	4	5	6	7	8	9	AB	R	H	RBI	BB	SO	LOB	BOTTOM					
Brady Anderson, L OBP: 0.415, SLG: 0.436 (1, 8)										4	0	1	0	0	2	0	<b>Milwaukee Brewers @ Baltimore Orioles</b> Oriole Park at Camden Yards, Baltimore, MD Sat Jul 12 1997, 7:05 PM EDT Att: 47,606 - Unknown - 93 F					
Roberto Alomar, S OBP: 0.364, SLG: 0.436 (1, 4)										4	0	0	0	0	0	0						
Geronimo Berroa, R OBP: 0.377, SLG: 0.495 (1, 10)										4	1	1	0	0	0	0						
Rafael Palmeiro, L OBP: 0.338, SLG: 0.451 (1, 3)										4	1	3	0	0	0	0						
Cal Ripken Jr., R OBP: 0.337, SLG: 0.438 (1, 5)										4	0	0	1	0	0	2						
B.J. Surhoff, L OBP: 0.376, SLG: 0.491 (1, 7)										3	0	1	1	0	0	1						
Jeffrey Hammonds, R OBP: 0.323, SLG: 0.525 (1, 9)										3	0	0	0	0	1	3						
Lenny Webster, R OBP: 0.301, SLG: 0.336 (1, 2)										3	0	0	0	0	0	2						
Mike Bordick, R OBP: 0.265, SLG: 0.285 (1, 6)										2	0	0	0	0	0	0						
Tony Tarasco, L OBP: 0.350, SLG: 0.445 (8, PH)										0	0	0	0	0	0	0						
Pete Incaviglia, R OBP: 0.314, SLG: 0.384 (8, PH)										1	0	0	0	0	1	0						
Jeff Reboulet, R OBP: 0.291, SLG: 0.289 (8, 6)										0	0	0	0	0	0	0						
<b>Inning Stats</b>	R: 0 E: 0 K: 0 S: 5	H: 0 LOB: 0 BB: 0 P: 7	R: 0 E: 0 K: 0 S: 8	H: 1 LOB: 1 BB: 0 P: 11	R: 0 E: 0 K: 1 S: 9	H: 0 LOB: 0 BB: 0 P: 16	R: 0 E: 0 K: 0 S: 8	H: 1 LOB: 1 BB: 0 P: 13	R: 0 E: 0 K: 1 S: 6	H: 0 LOB: 0 BB: 0 P: 6	R: 0 E: 0 K: 0 S: 10	H: 1 LOB: 0 BB: 0 P: 17	R: 2 E: 1 K: 0 S: 14	H: 3 LOB: 2 BB: 0 P: 20	R: 0 E: 0 K: 2 S: 9	H: 0 LOB: 0 BB: 0 P: 14	R: 0 E: 0 K: 0 S: 5	H: 0 LOB: 0 BB: 0 P: 6	1B: 6 2B: 0 3B: 0 HR: 0	SF: 0 SAC: 0 DP: 0 HBP: 0	WP: 0 PB: 0 SB: 0 CS: 0	PA: 33
<b>PITCHER</b>	IP WLS BF H R ER SO BB IBB HBP BLK WP HR S P ERA WHIP																					
21 Cal Eldred, R ERA: 5.27 (1, 1)	6.1 W 22 5 2 1 2 0 0 0 0 0 0 0 7 11 0.00 1.500																					
Bob Wickman, R ERA: 3.04 (7, 1)	0.2 4 1 0 0 0 0 0 0 0 0 0 0 7 11 0.00 1.500																					
Ron Villone, L ERA: 5.47 (8, 1)	1.0 3 0 0 0 2 0 0 0 0 0 0 0 9 14 0.00 0.000																					
Doug Jones, R ERA: 2.58 (9, 1)	1.0 S 3 0 0 0 0 0 0 0 0 0 0 0 5 6 0.00 0.000																					







Batter	1	2	3	4	5	6	7	8	9	AB	R	H	RBI	BB	SO	LOB	TOP															
<b>Otis Nixon, S</b> <small>OBP: 0.353, SLG: 0.291</small> 										4	0	1	0	1	1	1	<b>Toronto Blue Jays @ Baltimore Orioles</b> Oriole Park at Camden Yards, Baltimore, MD Mon Jul 14 1997, 7:05 PM EDT Att: 47,042 - Unknown - 99 F <a href="http://livebaseballscorecards.com">livebaseballscorecards.com</a>															
<b>Orlando Merced, S</b> <small>OBP: 0.354, SLG: 0.436</small> 										4	0	0	1	1	1	4																
<b>Joe Carter, R</b> <small>OBP: 0.286, SLG: 0.383</small> 										5	0	0	1	0	0	2																
<b>Carlos Delgado, L</b> <small>OBP: 0.362, SLG: 0.560</small> 										4	1	2	1	1	0	1																
<b>Ed Sprague, R</b> <small>OBP: 0.303, SLG: 0.416</small> 										4	0	2	0	0	1	3																
<b>Shawn Green, L</b> <small>OBP: 0.348, SLG: 0.517</small> 										4	0	2	0	0	1	0																
<b>Benito Santiago, R</b> <small>OBP: 0.230, SLG: 0.273</small> 										4	1	1	0	0	1	4																
<b>Carlos Garcia, R</b> <small>OBP: 0.257, SLG: 0.316</small> 										4	2	1	2	0	0	2																
<b>Alex Gonzalez, R</b> <small>OBP: 0.294, SLG: 0.374</small> 										3	1	1	0	1	0	0																
<b>Inning Stats</b>	R: 0 E: 0 K: 1 S: 12	H: 0 LOB: 2 BB: 2 P: 24	R: 0 E: 0 K: 2 S: 9	H: 0 LOB: 0 BB: 0 P: 13	R: 0 E: 0 K: 1 S: 7	H: 0 LOB: 0 BB: 0 P: 12	R: 0 E: 0 K: 0 S: 6	H: 1 LOB: 0 BB: 0 P: 9	R: 2 E: 0 K: 0 S: 6	H: 3 LOB: 1 BB: 0 P: 7	R: 1 E: 0 K: 0 S: 18	H: 3 LOB: 2 BB: 0 P: 28	R: 0 E: 0 K: 1 S: 7	H: 1 LOB: 0 BB: 0 P: 7	R: 0 E: 0 K: 0 S: 12	H: 2 LOB: 2 BB: 0 P: 16	R: 2 E: 1 K: 0 S: 7	H: 0 LOB: 1 BB: 2 P: 16	1B: 6 2B: 2 3B: 0 HR: 2	SF: 0 SAC: 0 DP: 1 HBP: 0	WP: 0 PB: 0 SB: 0 CS: 0	PA: 40										
<b>PITCHER</b>	IP WLS BF H R ER SO BB IBB HBP BLK WP HR S P ERA WHIP																															
<b>Scott Kamieniecki, R</b> <small>ERA: 3.98</small>	5.1	24	7	3	3	4	2	0	0	0	0	2	50	82	5.06	1.688																
<b>Terry Mathews, R</b> <small>ERA: 3.03</small>	2.1	9	3	0	0	1	0	0	0	0	0	0	25	32	0.00	1.286																
<b>Armando Benitez, R</b> <small>ERA: 3.25</small>	0.1	4	0	2	0	0	2	0	0	0	0	0	5	13	0.00	6.000																
<b>Randy Myers, L</b> <small>ERA: 1.31</small>	1.0	3	0	0	0	0	0	0	0	0	0	0	4	5	0.00	0.000																

Batter	1	2	3	4	5	6	7	8	9	AB	R	H	RBI	BB	SO	LOB	BOTTOM															
<b>Brady Anderson, L</b> <small>OBP: 0.413, SLG: 0.447</small> 										4	3	3	2	0	0	1	<b>Toronto Blue Jays @ Baltimore Orioles</b> Oriole Park at Camden Yards, Baltimore, MD Mon Jul 14 1997, 7:05 PM EDT Att: 47,042 - Unknown - 99 F <a href="http://livebaseballscorecards.com">livebaseballscorecards.com</a>															
<b>Roberto Alomar, S</b> <small>OBP: 0.363, SLG: 0.443</small> 										3	0	0	1	0	1	2																
<b>Geronimo Berroa, R</b> <small>OBP: 0.376, SLG: 0.500</small> 										3	1	1	2	0	0	0																
<b>Rafael Palmeiro, L</b> <small>OBP: 0.336, SLG: 0.447</small> 										4	0	0	0	0	2	0																
<b>Cal Ripken Jr., R</b> <small>OBP: 0.338, SLG: 0.440</small> 										4	1	3	0	0	1	0																
<b>B.J. Surhoff, L</b> <small>OBP: 0.375, SLG: 0.495</small> 										4	2	2	1	0	1	2																
<b>Jeffrey Hammonds, R</b> <small>OBP: 0.323, SLG: 0.519</small> 										4	1	1	0	0	1	2																
<b>Lenny Webster, R</b> <small>OBP: 0.302, SLG: 0.331</small>										2	0	0	0	0	1	1																
<b>Tony Tarasco, L</b> <small>OBP: 0.350, SLG: 0.443</small>										1	1	1	2	0	0	0																
<b>Tim Laker, R</b> <small>ERA: 4.07</small>										1	0	0	0	0	1	1																
<b>Mike Bordick, R</b> <small>OBP: 0.270, SLG: 0.288</small> 										1	0	0	1	1	1	0																
<b>Inning Stats</b>	R: 1 E: 0 K: 0 S: 6	H: 1 LOB: 0 BB: 0 P: 10	R: 0 E: 0 K: 3 S: 12	H: 1 LOB: 0 BB: 0 P: 17	R: 0 E: 0 K: 1 S: 7	H: 0 LOB: 1 BB: 1 P: 16	R: 0 E: 0 K: 2 S: 7	H: 0 LOB: 0 BB: 0 P: 9	R: 1 E: 0 K: 1 S: 9	H: 1 LOB: 0 BB: 0 P: 14	R: 1 E: 0 K: 0 S: 8	H: 1 LOB: 0 BB: 0 P: 13	R: 6 E: 1 K: 1 S: 22	H: 6 LOB: 0 BB: 0 P: 29	R: 0 E: 0 K: 1 S: 10	H: 1 LOB: 1 BB: 0 P: 15	1B: 6 2B: 3 3B: 0 HR: 3	SF: 3 SAC: 0 DP: 1 HBP: 0	WP: 1 PB: 0 SB: 0 CS: 1	PA: 35												
<b>PITCHER</b>	IP WLS BF H R ER SO BB IBB HBP BLK WP HR S P ERA WHIP																															
<b>Robert Person, R</b> <small>ERA: 5.25</small>	6.1	27	8	7	7	7	1	0	0	0	1	1	9	13	27.00	3.000																
<b>Dan Plesac, L</b> <small>ERA: 4.07</small>	0.2	4	2	2	2	1	0	0	0	0	0	0	10	15	0.00	1.000																
<b>Luis Andujar, R</b> <small>ERA: 6.65</small>	1.0	4	1	0	0	1	0	0	0	0	0	0	10	15	0.00	1.000																









Batter	1	2	3	4	5	6	7	8	9	AB	R	H	RBI	BB	SO	LOB	TOP					
Nomar Garciaparra, R OBP: 0.341, SLG: 0.497	1-1 HR 2B	4-0 BB	3-1 1-H 3B	2-1 1-H 3B			2-2 G1-3		2-1 F9	4	1	2	1	1	0	2						
John Valentin, R OBP: 0.337, SLG: 0.460	0-0 F7	2-1 G6-4-3	2-2 F9	2-2 F9			0-1 G4-3		0-1 FC6-4	5	0	0	0	0	0	6						
Mo Vaughn, L OBP: 0.446, SLG: 0.611	4-2 HR BB		1-1 1B		1-3 K		4-2 BB		2-2 G4-3	3	1	1	0	2	1	1						
Mike Stanley, R OBP: 0.397, SLG: 0.536	2-1 2-H HR		2-2 F9		3-3 K		0-1 L8			4	1	1	3	0	1	3						
Wil Cordero, R OBP: 0.334, SLG: 0.475	1-0 G4-3 2B		1-1 P4		0-0 G5-3			1-1 G6-3		4	0	1	0	0	0	1						
Scott Hatteberg, L OBP: 0.371, SLG: 0.441	0-1 G4-3		2-2 G3			3-0 G4-3		3-1 1B L7-2		4	0	1	0	0	0	2						
Jeff Frye, R OBP: 0.302, SLG: 0.342	2-3 K			2-1 L8		0-0 F9		2-2 1B		4	0	1	0	0	1	1						
Darren Bragg, L OBP: 0.340, SLG: 0.412		0-0 WP 1B		0-2 G1		1-3 K		0-0 L7-2		4	0	1	0	0	1	2						
Shane Mack, R OBP: 0.368, SLG: 0.449		0-0 F9		3-2 1B					1-2 FC6-4	4	1	3	0	0	0	1						
Jesus Tavarez, S OBP: 0.235, SLG: 0.214										0	0	0	0	0	0	0						
<b>Inning Stats</b>	R: 3 E: 0 K: 1 S: 13	H: 3 LOB: 1 BB: 1 P: 23	R: 0 E: 0 K: 0 S: 4	H: 1 LOB: 1 BB: 1 P: 10	R: 0 E: 0 K: 0 S: 11	H: 1 LOB: 1 BB: 0 P: 17	R: 1 E: 0 K: 0 S: 14	H: 2 LOB: 1 BB: 0 P: 23	R: 0 E: 0 K: 1 S: 5	H: 0 LOB: 0 BB: 0 P: 9	R: 0 E: 0 K: 0 S: 10	H: 1 LOB: 2 BB: 1 P: 16	R: 0 E: 0 K: 0 S: 11	H: 2 LOB: 1 BB: 0 P: 17	R: 0 E: 0 K: 0 S: 11	H: 1 LOB: 1 BB: 0 P: 16	1B: 7 2B: 3 3B: 1 HR: 1	SF: 0 SAC: 0 DP: 2 HBP: 0	WP: 1 PB: 0 SB: 0 CS: 0	PA: 39		
<b>PITCHER</b>	IP WLS BF H R ER SO BB IBB HBP BLK WP HR S P ERA WHIP	IP WLS BF H R ER SO BB IBB HBP BLK WP HR S P ERA WHIP	IP WLS BF H R ER SO BB IBB HBP BLK WP HR S P ERA WHIP	IP WLS BF H R ER SO BB IBB HBP BLK WP HR S P ERA WHIP	IP WLS BF H R ER SO BB IBB HBP BLK WP HR S P ERA WHIP	IP WLS BF H R ER SO BB IBB HBP BLK WP HR S P ERA WHIP	IP WLS BF H R ER SO BB IBB HBP BLK WP HR S P ERA WHIP	IP WLS BF H R ER SO BB IBB HBP BLK WP HR S P ERA WHIP	IP WLS BF H R ER SO BB IBB HBP BLK WP HR S P ERA WHIP	IP WLS BF H R ER SO BB IBB HBP BLK WP HR S P ERA WHIP	IP WLS BF H R ER SO BB IBB HBP BLK WP HR S P ERA WHIP	IP WLS BF H R ER SO BB IBB HBP BLK WP HR S P ERA WHIP	IP WLS BF H R ER SO BB IBB HBP BLK WP HR S P ERA WHIP	IP WLS BF H R ER SO BB IBB HBP BLK WP HR S P ERA WHIP	IP WLS BF H R ER SO BB IBB HBP BLK WP HR S P ERA WHIP	IP WLS BF H R ER SO BB IBB HBP BLK WP HR S P ERA WHIP	IP WLS BF H R ER SO BB IBB HBP BLK WP HR S P ERA WHIP	IP WLS BF H R ER SO BB IBB HBP BLK WP HR S P ERA WHIP	IP WLS BF H R ER SO BB IBB HBP BLK WP HR S P ERA WHIP	IP WLS BF H R ER SO BB IBB HBP BLK WP HR S P ERA WHIP	IP WLS BF H R ER SO BB IBB HBP BLK WP HR S P ERA WHIP	IP WLS BF H R ER SO BB IBB HBP BLK WP HR S P ERA WHIP

**Boston Red Sox @ Baltimore Orioles**  
 Oriole Park at Camden Yards, Baltimore, MD  
 Wed Jul 16 1997, 7:05 PM EDT  
 Att: 47,712 - Unknown - 99 F

AB 36  
 R 4  
 H 11  
 RBI 4  
 BB 3  
 SO 4  
 LOB 19



Batter	1	2	3	4	5	6	7	8	9	AB	R	H	RBI	BB	SO	LOB	BOTTOM						
Brady Anderson, L OBP: 0.415, SLG: 0.457	4-1 G4-6-3 BB		1-0 1-3 1B		0-1 2B			4-2 2B BB	2-2 G3	3	1	2	0	2	0	2							
Roberto Alomar, S OBP: 0.360, SLG: 0.439	0-2 G4-6-3 1-2f		0-0 F9		4-2 BB			2-2 2B		3	0	1	0	1	0	3							
Geronimo Berroa, R OBP: 0.373, SLG: 0.495	2-1 1B		0-0 G4-6-3 1-2f		2-2 F9			2-2 SF7		3	0	1	1	0	0	4							
Rafael Palmeiro, L OBP: 0.339, SLG: 0.451	3-2 1-2 1B			0-1 F7		0-0 F8		2-3 K		4	0	1	0	0	1	1							
Cal Ripken Jr., R OBP: 0.333, SLG: 0.433	3-1 L6			1-0 WP 1B		3-3 K		0-0 L1		4	0	1	0	0	1	3							
B.J. Surhoff, L OBP: 0.375, SLG: 0.502		0-2 F7		3-2 F9		1-0 L4			2-1 1B 1B	4	0	1	0	0	0	1							
Jeffrey Hammonds, R OBP: 0.329, SLG: 0.534		2-2 P3		2-1 G5-3			0-0 F7		3-2 1B	4	0	1	0	0	0	1							
Lenny Webster, R OBP: 0.312, SLG: 0.361		1-2 G4-3			0-0 G6-3 1B		1-0 L5		0-1 P4	4	0	1	0	0	0	2							
Mike Bordick, R OBP: 0.267, SLG: 0.285					0-1 G6-3 1B				2-1 P6	3	0	1	0	0	0	1							
Tony Tarasco, L OBP: 0.347, SLG: 0.439					1-2f				1-2	1	0	0	0	0	0	2							
<b>Inning Stats</b>	R: 0 E: 0 K: 0 S: 14	H: 2 LOB: 2 BB: 1 P: 26	R: 0 E: 0 K: 0 S: 9	H: 0 LOB: 0 BB: 0 P: 12	R: 0 E: 0 K: 0 S: 4	H: 2 LOB: 1 BB: 0 P: 5	R: 0 E: 0 K: 0 S: 8	H: 1 LOB: 1 BB: 0 P: 14	R: 0 E: 0 K: 0 S: 10	H: 2 LOB: 2 BB: 1 P: 16	R: 0 E: 0 K: 1 S: 6	H: 0 LOB: 0 BB: 0 P: 10	R: 0 E: 0 K: 0 S: 8	H: 0 LOB: 0 BB: 0 P: 11	R: 1 E: 0 K: 1 S: 12	H: 1 LOB: 1 BB: 1 P: 22	R: 0 E: 0 K: 0 S: 15	H: 2 LOB: 2 BB: 0 P: 24	1B: 8 2B: 2 3B: 0 HR: 0	SF: 1 SAC: 0 DP: 3 HBP: 0	WP: 1 PB: 0 SB: 1 CS: 0	PA: 37	
<b>PITCHER</b>	IP WLS BF H R ER SO BB IBB HBP BLK WP HR S P ERA WHIP	IP WLS BF H R ER SO BB IBB HBP BLK WP HR S P ERA WHIP	IP WLS BF H R ER SO BB IBB HBP BLK WP HR S P ERA WHIP	IP WLS BF H R ER SO BB IBB HBP BLK WP HR S P ERA WHIP	IP WLS BF H R ER SO BB IBB HBP BLK WP HR S P ERA WHIP	IP WLS BF H R ER SO BB IBB HBP BLK WP HR S P ERA WHIP	IP WLS BF H R ER SO BB IBB HBP BLK WP HR S P ERA WHIP	IP WLS BF H R ER SO BB IBB HBP BLK WP HR S P ERA WHIP	IP WLS BF H R ER SO BB IBB HBP BLK WP HR S P ERA WHIP	IP WLS BF H R ER SO BB IBB HBP BLK WP HR S P ERA WHIP	IP WLS BF H R ER SO BB IBB HBP BLK WP HR S P ERA WHIP	IP WLS BF H R ER SO BB IBB HBP BLK WP HR S P ERA WHIP	IP WLS BF H R ER SO BB IBB HBP BLK WP HR S P ERA WHIP	IP WLS BF H R ER SO BB IBB HBP BLK WP HR S P ERA WHIP	IP WLS BF H R ER SO BB IBB HBP BLK WP HR S P ERA WHIP	IP WLS BF H R ER SO BB IBB HBP BLK WP HR S P ERA WHIP	IP WLS BF H R ER SO BB IBB HBP BLK WP HR S P ERA WHIP	IP WLS BF H R ER SO BB IBB HBP BLK WP HR S P ERA WHIP	IP WLS BF H R ER SO BB IBB HBP BLK WP HR S P ERA WHIP	IP WLS BF H R ER SO BB IBB HBP BLK WP HR S P ERA WHIP	IP WLS BF H R ER SO BB IBB HBP BLK WP HR S P ERA WHIP	IP WLS BF H R ER SO BB IBB HBP BLK WP HR S P ERA WHIP	IP WLS BF H R ER SO BB IBB HBP BLK WP HR S P ERA WHIP

**Boston Red Sox @ Baltimore Orioles**  
 Oriole Park at Camden Yards, Baltimore, MD  
 Wed Jul 16 1997, 7:05 PM EDT  
 Att: 47,712 - Unknown - 99 F

AB 33  
 R 1  
 H 10  
 RBI 1  
 BB 3  
 SO 2  
 LOB 20











Batter	1	2	3	4	5	6	7	8	9	AB	R	H	RBI	BB	SO	LOB	TOP					
Norberto Martin, R OBP: 0.308, SLG: 0.360	1-3 K		0-1 G6-3			2-2 G5-3	3-1 G1-3		1-1 1B	5	0	1	1	0	1	2	Chicago White Sox @ Baltimore Orioles Oriole Park at Camden Yards, Baltimore, MD Fri Jul 18, 1997, 7:05 PM EDT Att: 47,759 - Unknown - 99 F					
Dave Martinez, L OBP: 0.360, SLG: 0.430	4-1 BB		2-0 F7			3-2 1B		1-0 F7	2-2 F7-2	4	0	1	0	1	0	2						
Frank Thomas, R OBP: 0.471, SLG: 0.657	1-3 K			2-3 K		1-0 FC5-4		3-1 F9		4	0	1	0	0	2	1						
Albert Belle, R OBP: 0.351, SLG: 0.532	3-3 K			2-3 K		2-0 FC5-4		1-0 HR		4	1	1	1	0	2	3						
Harold Baines, L OBP: 0.372, SLG: 0.456 Mike Cameron, R OBP: 0.349, SLG: 0.451		2-1 G3		2-3 K			0-0 1B WP	0-1 1B		4	1	2	0	0	1	0						
Lyle Mouton, R OBP: 0.317, SLG: 0.395 Darren Lewis, R OBP: 0.303, SLG: 0.211		2-0 1B WP			2-1 L5		2-1 1B WP	1-0 F8		4	0	2	0	0	0	1						
Jorge Fabregas, L OBP: 0.264, SLG: 0.326	1-1 G1-3				1-3 K		0-0 G3-4		1-3 K	4	0	0	0	0	2	3						
Chris Snopce, R OBP: 0.273, SLG: 0.335					1-3 K		0-0 G5-3		1-2 1B	4	1	1	0	0	1	3						
Ozzie Guillen, L OBP: 0.313, SLG: 0.350			2-0 G6-3			1-1 G6-3	4-2 1B WP		0-1 1B	3	0	1	0	1	0	0						
<b>Inning Stats</b>	R: 0 H: 0 E: 0 K: 3 S: 11	H: 0 LOB: 1 BB: 1 P: 20	R: 0 H: 1 E: 0 K: 0 S: 6	H: 1 LOB: 1 BB: 0 P: 11	R: 0 H: 0 E: 0 K: 0 S: 4	H: 0 LOB: 0 BB: 0 P: 8	R: 0 H: 0 E: 0 K: 3 S: 9	H: 0 LOB: 0 BB: 0 P: 15	R: 0 H: 0 E: 0 K: 2 S: 8	H: 0 LOB: 0 BB: 0 P: 12	R: 0 H: 2 E: 0 K: 0 S: 12	H: 2 LOB: 2 BB: 1 P: 21	R: 1 H: 2 E: 0 K: 0 S: 10	H: 2 LOB: 2 BB: 1 P: 19	R: 1 H: 2 E: 0 K: 0 S: 7	H: 2 LOB: 1 BB: 0 P: 13		R: 1 H: 3 E: 0 K: 1 S: 17	H: 3 LOB: 1 BB: 0 P: 22	1B: 8 2B: 2 3B: 0 HR: 1	SF: 0 SAC: 0 DP: 1 HBP: 0	WP: 2 PB: 0 SB: 1 CS: 0
<b>PITCHER</b>	IP WLS BF	H R ER SO	BB IBB HBP BLK	WP HR S P	ERA WHIP	<b>PITCHER</b>										IP WLS BF	H R ER SO	BB IBB HBP BLK	WP HR S P	ERA WHIP		
35 Mike Mussina, R ERA: 3.38 Randy Myers, L ERA: 1.53	8.0 L 33	7 2 2 8	2 0 0 0	2 1 1 1	2.25 1.125											1.0 5 3 1	1 1 1 1	0 0 0 0	0 0 17 22	9.00 3.000		

Batter	1	2	3	4	5	6	7	8	9	AB	R	H	RBI	BB	SO	LOB	BOTTOM					
Brady Anderson, L OBP: 0.415, SLG: 0.461	1-0 F8			0-0 P6		4-1 1B WP		0-1 G6-3		3	0	0	0	1	0	1	Chicago White Sox @ Baltimore Orioles Oriole Park at Camden Yards, Baltimore, MD Fri Jul 18, 1997, 7:05 PM EDT Att: 47,759 - Unknown - 99 F					
Roberto Alomar, S OBP: 0.355, SLG: 0.431	3-2 F7			2-2 G4-3		3-2 G6-3		1-3 K		4	0	0	0	0	1	1						
Geronimo Berroa, R OBP: 0.370, SLG: 0.497	1-2 G1-3			0-0 E5		1-1 F8			2-0 1B	4	0	1	0	0	0	1						
Rafael Palmeiro, L OBP: 0.337, SLG: 0.452		0-3 K		2-3 K		3-2 L3		2-1 F8		4	0	0	0	0	2	2						
Cal Ripken Jr., R OBP: 0.331, SLG: 0.426		0-0 L8			3-2 1B	4-0 BB		1-0 F9		3	0	1	0	1	0	1						
B.J. Surhoff, L OBP: 0.365, SLG: 0.495		2-2 G3-1			1-2 G1-3	0-1 F8		1-2 F8		4	0	0	0	0	3							
Jeffrey Hammonds, R OBP: 0.327, SLG: 0.525			0-3 K		2-3 K	4-1 BB				2	0	0	0	1	2	1						
Chris Hoiles, R OBP: 0.397, SLG: 0.447			0-1 G5-3		3-1 F9	2-2 L9				3	0	0	0	0	3							
Mike Bordick, R OBP: 0.273, SLG: 0.291			2-2 G4-3			0-3 K		0-1 G6-3		3	0	1	0	0	1	0						
<b>Inning Stats</b>	R: 0 H: 0 E: 0 K: 0 S: 7	H: 0 LOB: 0 BB: 0 P: 12	R: 0 H: 0 E: 0 K: 1 S: 9	H: 0 LOB: 0 BB: 0 P: 11	R: 0 H: 0 E: 0 K: 1 S: 10	H: 0 LOB: 0 BB: 0 P: 12	R: 0 H: 0 E: 1 K: 1 S: 8	H: 0 LOB: 1 BB: 0 P: 12	R: 0 H: 0 E: 0 K: 1 S: 17	H: 1 LOB: 1 BB: 1 P: 26	R: 0 H: 0 E: 0 K: 1 S: 9	H: 0 LOB: 1 BB: 1 P: 17	R: 0 H: 0 E: 0 K: 0 S: 10	H: 0 LOB: 2 BB: 2 P: 23	R: 0 H: 1 E: 0 K: 1 S: 7	H: 1 LOB: 0 BB: 0 P: 8		R: 0 H: 1 E: 0 K: 0 S: 7	H: 1 LOB: 1 BB: 0 P: 13	1B: 3 2B: 0 3B: 0 HR: 0	SF: 0 SAC: 0 DP: 1 HBP: 0	WP: 2 PB: 0 SB: 0 CS: 0
<b>PITCHER</b>	IP WLS BF	H R ER SO	BB IBB HBP BLK	WP HR S P	ERA WHIP	<b>PITCHER</b>										IP WLS BF	H R ER SO	BB IBB HBP BLK	WP HR S P	ERA WHIP		
James Baldwin, R ERA: 4.71 Tony Castillo, L ERA: 5.55 Roberto Hernandez, R ERA: 2.68	7.0 W 27	2 0 0 5	0 0 0 1	0 0 0 0	0.00 0.000											1.0 S 4	1 0 0 0	0 0 0 0	0 0 7 13	0.00 1.000		

AB	36
R	3
H	10
RBI	2
BB	2
SO	9
LOB	15



AB	30
R	0
H	3
RBI	0
BB	3
SO	6
LOB	13




WP	2
PB	0
SB	0
CS	0




Batter	1	2	3	4	5	6	7	8	9	AB	R	H	RBI	BB	SO	LOB	TOP																					
Ray Durham, S OBP: 0.323, SLG: 0.361	F7		G6-3			K			FC5-4 BB	3	0	0	0	2	1	1	Chicago White Sox @ Baltimore Orioles Oriole Park at Camden Yards, Baltimore, MD Sat Jul 19 1997, 3:33 AM EDT Att: 47,857 - Sunny - 93 F																					
Dave Martinez, L OBP: 0.363, SLG: 0.433	F8 1B								K	5	1	3	0	0	2	4																						
Frank Thomas, R OBP: 0.468, SLG: 0.648	1B BB		G5-3	G4-3			F8		K	4	0	0	0	1	1	6																						
Albert Belle, R OBP: 0.349, SLG: 0.526	F8		G4-3						FC5-4	4	0	0	0	1	0	4																						
Harold Baines, L OBP: 0.374, SLG: 0.457	FC5-4 1B								K	4	1	2	1	0	2	2																						
Lyle Mouton, R OBP: 0.316, SLG: 0.389	FC5-4									3	0	0	0	1	2	3																						
Jorge Fabregas, L OBP: 0.269, SLG: 0.330		L6								4	1	2	0	0	1	1																						
Norberto Martin, R OBP: 0.306, SLG: 0.357										4	0	1	1	0	1	2																						
Ozzie Guillen, L OBP: 0.312, SLG: 0.349		L7								4	0	1	1	0	2	2																						
<b>Inning Stats</b>	R: 1 E: 0 K: 0 S: 15	H: 2 LOB: 2 BB: 1 P: 26	R: 0 E: 0 K: 1 S: 5	H: 0 LOB: 0 BB: 0 P: 8	R: 0 E: 0 K: 0 S: 12	H: 1 LOB: 1 BB: 0 P: 22	R: 2 E: 0 K: 2 S: 16	H: 4 LOB: 3 BB: 1 P: 27	R: 0 E: 0 K: 2 S: 8	H: 1 LOB: 1 BB: 0 P: 15	R: 0 E: 0 K: 1 S: 11	H: 1 LOB: 2 BB: 1 P: 21	R: 0 E: 0 K: 2 S: 10	H: 0 LOB: 1 BB: 1 P: 18	R: 0 E: 0 K: 2 S: 9	H: 0 LOB: 1 BB: 1 P: 16	1B: 9 2B: 1 3B: 0 HR: 0	SF: 0 SAC: 0 DP: 1 HBP: 0	WP: 0 PB: 0 SB: 4 CS: 1	PA: 40																		
<b>PITCHER</b>	IP	WLS	BF	H	R	ER	SO	BB	IBB	HBP	BLK	WP	HR	S	P	ERA	WHIP	<b>PITCHER</b>				IP	WLS	BF	H	R	ER	SO	BB	IBB	HBP	BLK	WP	HR	S	P	ERA	WHIP
Scott Kamieniecki, R ERA: 4.04	(1, 1)	5.1		26	8	3	3	5	2	0	0	0	0	0	63	107	5.06	1.875																				
Arthur Rhodes, L ERA: 2.78	(6, 1)	0.2	W	3	1	0	0	2	0	0	0	0	0	0	9	11	0.00	1.500																				
Alan Mills, R ERA: 4.02	(7, 1)	0.1		2	0	0	0	0	1	0	0	0	0	0	5	12	0.00	3.000																				
Jesse Orosco, L ERA: 2.43	(7, 1)	1.0		3	0	0	0	2	1	0	0	0	0	0	8	17	0.00	1.000																				
Armando Benitez, R ERA: 3.07	(8, 1)	1.2	S	6	0	0	0	3	1	0	0	0	0	0	14	23	0.00	0.600																				

Batter	1	2	3	4	5	6	7	8	9	AB	R	H	RBI	BB	SO	LOB	BOTTOM																						
Brady Anderson, L OBP: 0.418, SLG: 0.463	G6-4-3 BB		G3-1				F7			3	0	1	1	2	0	0	Chicago White Sox @ Baltimore Orioles Oriole Park at Camden Yards, Baltimore, MD Sat Jul 19 1997, 3:33 AM EDT Att: 47,857 - Sunny - 93 F																						
Roberto Alomar, S OBP: 0.355, SLG: 0.427	G6-4-3					P5	G3			3	1	0	0	2	0	2																							
Geronimo Berroa, R OBP: 0.373, SLG: 0.495										3	1	1	1	2	1	4																							
Rafael Palmeiro, L OBP: 0.336, SLG: 0.458	F8									4	1	1	2	0	0	3																							
Cal Ripken Jr., R OBP: 0.328, SLG: 0.422		P4	G5-3				E5			4	1	0	0	0	0	0																							
Jeffrey Hammonds, R OBP: 0.330, SLG: 0.541		WP					K			4	1	2	1	0	1	1																							
Tony Tarasco, L OBP: 0.351, SLG: 0.444										3	1	1	0	1	1	1																							
Lenny Webster, R OBP: 0.315, SLG: 0.362										1	0	0	0	0	1	2																							
Chris Hoiles, R OBP: 0.401, SLG: 0.467										3	2	2	3	0	1	0																							
Mike Bordick, R OBP: 0.273, SLG: 0.291										4	0	1	0	0	1	2																							
<b>Inning Stats</b>	R: 0 E: 0 K: 0 S: 13	H: 0 LOB: 2 BB: 2 P: 25	R: 0 E: 0 K: 1 S: 10	H: 1 LOB: 1 BB: 1 P: 18	R: 3 E: 0 K: 0 S: 13	H: 2 LOB: 0 BB: 1 P: 26	R: 0 E: 0 K: 2 S: 7	H: 0 LOB: 0 BB: 0 P: 12	R: 0 E: 0 K: 1 S: 15	H: 0 LOB: 1 BB: 1 P: 26	R: 2 E: 1 K: 2 S: 12	H: 1 LOB: 0 BB: 0 P: 19	R: 0 E: 0 K: 0 S: 6	H: 0 LOB: 1 BB: 1 P: 14	R: 3 E: 0 K: 0 S: 18	H: 5 LOB: 2 BB: 1 P: 33	1B: 3 2B: 3 3B: 0 HR: 3	SF: 0 SAC: 0 DP: 2 HBP: 0	WP: 2 PB: 0 SB: 1 CS: 0	PA: 39																			
<b>PITCHER</b>	IP	WLS	BF	H	R	ER	SO	BB	IBB	HBP	BLK	WP	HR	S	P	ERA	WHIP	<b>PITCHER</b>				IP	WLS	BF	H	R	ER	SO	BB	IBB	HBP	BLK	WP	HR	S	P	ERA	WHIP	
Doug Drabek, R ERA: 6.73	(1, 1)	5.0		22	3	3	3	4	5	0	0	0	0	0	1	12	19	0.00	1.000																				
41 Bill Simas, R ERA: 3.99	(6, 1)	1.0	L	5	1	2	0	2	0	0	0	0	0	0	1	12	19	0.00	1.000																				
Tony Castillo, L ERA: 5.4	(7, 1)	1.0		4	0	0	0	0	1	0	0	0	0	0	6	14	0.00	1.000																					
Matt Karchner, R ERA: 2.79	(8, 1)	0.1		7	5	3	3	0	0	1	0	0	1	1	17	32	81.00	15.000																					
Carlos Castillo, R ERA: 3.71	(8, 1)	0.2		1	0	0	0	0	0	0	0	0	0	0	1	1	0.00	0.000																					

AB	35
R	3
H	9
RBI	3
BB	5
SO	12
LOB	25



AB	32
R	8
H	9
RBI	8
BB	7
SO	6
LOB	15





Batter	1	2	3	4	5	6	7	8	9	AB	R	H	RBI	BB	SO	LOB	TOP						
Ray Durham, S OBP: 0.326, SLG: 0.361 (1, 4)										5	2	2	1	1	1	1							
Dave Martinez, L OBP: 0.365, SLG: 0.432 Darren Lewis, R OBP: 0.294, SLG: 0.203 (1, 9) (7, 8)										3	1	1	0	1	1	1							
Frank Thomas, R OBP: 0.472, SLG: 0.663 (1, 3)										5	1	4	4	0	0	1							
Albert Belle, R OBP: 0.347, SLG: 0.524 Lyle Mouton, R OBP: 0.316, SLG: 0.389 (1, 7) (9, 7)										4	0	1	1	0	1	2							
Harold Baines, L OBP: 0.374, SLG: 0.466 (1, 10)										5	2	2	1	0	0	4							
Jorge Fabregas, L OBP: 0.272, SLG: 0.337 (1, 2)										5	1	2	0	0	1	0							
Mike Cameron, R OBP: 0.351, SLG: 0.456 (1, 8) (7, 9)										5	1	2	1	0	0	1							
Norberto Martin, R OBP: 0.317, SLG: 0.373 (1, 5) (9, 6)										5	0	3	2	0	1	2							
Ozzie Guillen, L OBP: 0.311, SLG: 0.347 Chris Snopce, R OBP: 0.276, SLG: 0.337 (1, 6) (9, PH) (9, 5)										4	2	1	0	0	0	3							
<b>Inning Stats</b>	R: 1 E: 0 K: 0 S: 4	H: 1 LOB: 1 BB: 1 P: 8	R: 5 E: 0 K: 1 S: 10	H: 5 LOB: 1 BB: 1 P: 14	R: 0 E: 0 K: 0 S: 4	H: 1 LOB: 1 BB: 0 P: 4	R: 0 E: 0 K: 1 S: 6	H: 1 LOB: 1 BB: 0 P: 6	R: 1 E: 0 K: 0 S: 5	H: 2 LOB: 1 BB: 0 P: 5	R: 0 E: 1 K: 0 S: 5	H: 2 LOB: 2 BB: 0 P: 5	R: 0 E: 0 K: 1 S: 5	H: 1 LOB: 0 BB: 0 P: 5	R: 2 E: 0 K: 1 S: 7	H: 2 LOB: 0 BB: 0 P: 7	R: 1 E: 0 K: 1 S: 9	H: 4 LOB: 3 BB: 0 P: 9	1B: 13 2B: 5 3B: 0 HR: 2	SF: 1 SAC: 0 DP: 1 HBP: 0	WP: 0 PB: 0 SB: 1 CS: 0	PA: 47	
<b>PITCHER</b>	IP WLS BF H R ER SO BB IBB HBP BLK WP HR S P ERA WHIP	5.0 L 27 10 7 7 2 2 0 0 0 0 1 29 37 12.60 2.400	4.0 W 20 9 3 3 3 0 0 0 0 0 1 26 26 6.75 2.250																				

Chicago White Sox @ Baltimore Orioles  
Oriole Park at Camden Yards, Baltimore, MD

AB 44  
R 10  
H 19  
RBI 10  
BB 2  
SO 5  
LOB 19



WP: 0 PA: 47  
PB: 0  
SB: 1  
CS: 0

Sun Jul 20 1997, 3:33 AM EDT  
Att: 47,800 - Sunny - 85 F

BOTTOM

Batter	1	2	3	4	5	6	7	8	9	AB	R	H	RBI	BB	SO	LOB	BOTTOM					
Brady Anderson, L OBP: 0.414, SLG: 0.457 (1, 8)										4	0	0	0	0	0	1						
Roberto Alomar, S OBP: 0.360, SLG: 0.437 (1, 4)										4	0	3	0	0	0	0						
Geronimo Berroa, R OBP: 0.371, SLG: 0.493 (1, 10)										4	0	1	0	0	1	2						
Rafael Palmeiro, L OBP: 0.333, SLG: 0.453 (1, 3)										4	0	0	0	0	0	2						
Cal Ripken Jr., R OBP: 0.327, SLG: 0.421 Aaron Ledesma, R OBP: 0.500, SLG: 0.500 (1, 5) (3, 5)										1	0	0	0	0	1	0						
Jeffrey Hammonds, R OBP: 0.329, SLG: 0.536 (1, 7)										4	0	1	0	0	0	2						
Tony Tarasco, L OBP: 0.355, SLG: 0.465 (1, 9)										3	1	1	2	1	0	1						
Chris Hoiles, R OBP: 0.397, SLG: 0.462 Lenny Webster, R OBP: 0.311, SLG: 0.358 (1, 2) (6, 2)										2	0	0	0	0	1	1						
Jeff Reboulet, R OBP: 0.290, SLG: 0.298 (1, 6)										4	0	1	0	0	2	0						
<b>Inning Stats</b>	R: 0 E: 0 K: 0 S: 3	H: 1 LOB: 0 BB: 0 P: 3	R: 0 E: 0 K: 1 S: 5	H: 0 LOB: 0 BB: 0 P: 5	R: 0 E: 0 K: 0 S: 4	H: 1 LOB: 1 BB: 0 P: 4	R: 0 E: 0 K: 1 S: 5	H: 0 LOB: 0 BB: 0 P: 5	R: 0 E: 0 K: 1 S: 6	H: 1 LOB: 1 BB: 0 P: 6	R: 0 E: 0 K: 0 S: 4	H: 1 LOB: 2 BB: 1 P: 8	R: 0 E: 0 K: 1 S: 7	H: 2 LOB: 2 BB: 0 P: 7	R: 2 E: 0 K: 1 S: 7	H: 2 LOB: 0 BB: 0 P: 7	1B: 5 2B: 3 3B: 0 HR: 1	SF: 0 SAC: 0 DP: 0 HBP: 0	WP: 0 PB: 0 SB: 0 CS: 1	PA: 37		
<b>PITCHER</b>	IP WLS BF H R ER SO BB IBB HBP BLK WP HR S P ERA WHIP	9.0 W 36 9 2 2 5 1 0 0 0 0 1 45 49 2.00 1.111																				

Chicago White Sox @ Baltimore Orioles  
Oriole Park at Camden Yards, Baltimore, MD

AB 35  
R 2  
H 9  
RBI 2  
BB 1  
SO 5  
LOB 11



WP: 0 PA: 37  
PB: 0  
SB: 0  
CS: 1

Sun Jul 20 1997, 3:33 AM EDT  
Att: 47,800 - Sunny - 85 F



Batter	1	2	3	4	5	6	7	8	9	AB	R	H	RBI	BB	SO	LOB	TOP																					
<b>Brady Anderson, L</b> OBP: 0.414, SLG: 0.455 (1, 8)	F9		FC1-5 HBP 1B 2-3		F8		3B BB	1B 3-H		4	1	1	1	1	0	1																						
<b>Jeffrey Hammonds, R</b> OBP: 0.330, SLG: 0.541 (1, 7)	G6-3		HBP 1B 1-2		G5-3		FC5-4 3B 1-H		P4	5	1	2	1	0	0	0																						
<b>Geronimo Berroa, R</b> OBP: 0.375, SLG: 0.493 <b>Tony Tarasco, L</b> OBP: 0.353, SLG: 0.462 (7, PR) (7, 9)	HBP		K				HR 1B FC5-4 IBB		K	2	1	1	0	1	1	2																						
<b>Rafael Palmeiro, L</b> OBP: 0.336, SLG: 0.460 (1, 3)	G4-3		HBP				HR 1B FC5-4 BB		P3	3	1	1	2	1	0	2																						
<b>Cal Ripken Jr., R</b> OBP: 0.323, SLG: 0.415 (1, 5)	G6-3		L4				HR 1B FC5-4 BB		F8	5	0	0	1	0	0	6																						
<b>Chris Hoiles, R</b> OBP: 0.395, SLG: 0.455 (1, 10)	FC6-4 BB				P3		K FC5-4 BB		F8	3	0	0	0	1	1	2																						
<b>Lenny Webster, R</b> OBP: 0.310, SLG: 0.361 (1, 2)	P4				G3		2B FC5-4 BB		G1-3	4	0	1	0	0	0	1																						
<b>Jeff Reboulet, R</b> OBP: 0.288, SLG: 0.306 (1, 4)	FC6-4 1-2				G6-3		K FC5-4 BB		G6-3 1B 2B	4	1	1	0	0	1	2																						
<b>Mike Bordick, R</b> OBP: 0.273, SLG: 0.293 (1, 6)					P3 FC1-5 2B		P3 FC5-4 BB		G6-3	4	0	1	0	0	0	1																						
<b>Inning Stats</b>	R: 0 E: 0 K: 0 S: 10	H: 0 LOB: 1 BB: 0 P: 18	R: 0 E: 0 K: 0 S: 8	H: 0 LOB: 1 BB: 1 P: 16	R: 0 E: 0 K: 1 S: 11	H: 2 LOB: 3 BB: 0 P: 16	R: 0 E: 0 K: 0 S: 7	H: 0 LOB: 0 BB: 0 P: 9	R: 0 E: 0 K: 0 S: 5	H: 0 LOB: 0 BB: 0 P: 7	R: 2 E: 0 K: 2 S: 11	H: 3 LOB: 1 BB: 0 P: 17	R: 2 E: 0 K: 0 S: 13	H: 1 LOB: 2 BB: 3 P: 30	R: 1 E: 0 K: 0 S: 9	H: 2 LOB: 1 BB: 0 P: 14	R: 0 E: 0 K: 1 S: 7	H: 0 LOB: 1 BB: 0 P: 12	1B: 3 2B: 3 3B: 1 HR: 1	SF: 0 SAC: 0 DP: 0 HBP: 2	WP: 1 PB: 0 SB: 0 CS: 0	PA: 41																
<b>PITCHER</b>	IP	WLS	BF	H	R	ER	SO	BB	IBB	HBP	BLK	WP	HR	S	P	ERA	WHIP	<b>PITCHER</b>				IP	WLS	BF	H	R	ER	SO	BB	IBB	HBP	BLK	WP	HR	S	P	ERA	WHIP
<b>Darren Oliver, L</b> ERA: 4.19 (1, 1)	6.1	L	31	6	4	4	3	3	1	2	0	0	1	60	106	5.68	1.421																					
<b>Xavier Hernandez, R</b> ERA: 4.47 (7, 1)	1.1		5	1	1	1	0	0	0	0	0	0	0	13	20	6.75	0.750																					
<b>Ed Vosberg, L</b> ERA: 4.71 (8, 1)	1.1		5	1	0	0	1	0	0	0	0	1	0	8	13	0.00	0.750																					

Baltimore Orioles @ Texas Rangers  
The Ballpark at Arlington, Arlington, TX  
Mon Jul 21 1997, 8:05 PM EDT  
Att: 35,842 - Unknown - 94 F

AB 35  
R 5  
H 8  
RBI 5  
BB 4  
SO 4  
LOB 17



Batter	1	2	3	4	5	6	7	8	9	AB	R	H	RBI	BB	SO	LOB	BOTTOM																					
<b>Mark McLemore, S</b> OBP: 0.354, SLG: 0.321 (1, 4)	F9		1B		P7		G4-3			4	0	1	0	0	0	1																						
<b>Ivan Rodriguez, R</b> OBP: 0.372, SLG: 0.514 (1, 2)	F9 29 BB 1B		F9		1B		G5-3			4	1	2	0	0	0	2																						
<b>29 Rusty Greer, L</b> OBP: 0.417, SLG: 0.520 (1, 7)	1B BB		P4		F9		L9			3	0	0	0	1	0	2																						
<b>Juan Gonzalez, R</b> OBP: 0.322, SLG: 0.561 (1, 9)	F9		P4		G4-3		2B			4	0	1	0	0	0	3																						
<b>Willi Clark, L</b> OBP: 0.425, SLG: 0.533 (1, 3)	1B		FC5-4 1B		G3		K			4	0	2	1	0	1	1																						
<b>Dean Palmer, R</b> OBP: 0.295, SLG: 0.408 (1, 5)	K		K		1B		K			4	0	1	0	0	3	4																						
<b>Mike Simms, R</b> OBP: 0.287, SLG: 0.432 <b>Domingo Cedenio, S</b> OBP: 0.335, SLG: 0.418 (9, PH)			K		FC5-4 1-2		K		P6	3	0	0	0	0	2	2																						
<b>Billy Ripken, R</b> OBP: 0.327, SLG: 0.417 (1, 6)			K		G6-3		G4-3 1B		K	4	0	1	0	0	2	1																						
<b>Damon Buford, R</b> OBP: 0.280, SLG: 0.332 <b>Warren Newson, L</b> OBP: 0.359, SLG: 0.485 (9, PH)			K		K		F9		K	3	0	0	0	0	2	1																						
<b>Inning Stats</b>	R: 1 E: 0 K: 1 S: 12	H: 2 LOB: 2 BB: 1 P: 21	R: 0 E: 0 K: 3 S: 9	H: 0 LOB: 0 BB: 0 P: 15	R: 0 E: 0 K: 1 S: 11	H: 1 LOB: 1 BB: 0 P: 17	R: 0 E: 0 K: 1 S: 13	H: 1 LOB: 1 BB: 0 P: 19	R: 0 E: 0 K: 1 S: 15	H: 1 LOB: 1 BB: 0 P: 23	R: 0 E: 0 K: 1 S: 12	H: 1 LOB: 1 BB: 0 P: 17	R: 0 E: 0 K: 2 S: 12	H: 1 LOB: 1 BB: 0 P: 17	R: 0 E: 0 K: 2 S: 12	H: 1 LOB: 1 BB: 0 P: 17	R: 0 E: 0 K: 2 S: 9	H: 0 LOB: 0 BB: 0 P: 16	1B: 7 2B: 1 3B: 0 HR: 0	SF: 0 SAC: 0 DP: 0 HBP: 0	WP: 0 PB: 0 SB: 0 CS: 0	PA: 36																
<b>PITCHER</b>	IP	WLS	BF	H	R	ER	SO	BB	IBB	HBP	BLK	WP	HR	S	P	ERA	WHIP	<b>PITCHER</b>				IP	WLS	BF	H	R	ER	SO	BB	IBB	HBP	BLK	WP	HR	S	P	ERA	WHIP
<b>Jimmy Key, L</b> ERA: 2.67 (1, 1)	6.0	W	25	6	1	1	7	1	0	0	0	0	0	72	112	1.50	1.167																					
<b>Terry Mathews, R</b> ERA: 3.52 (7, 1)	1.0		4	1	0	0	0	0	0	0	0	0	0	10	15	0.00	1.000																					
<b>Jesse Orosco, L</b> ERA: 2.37 (8, 1)	0.2		3	1	0	0	1	0	0	0	0	0	0	7	10	0.00	1.500																					
<b>Armando Benitez, R</b> ERA: 2.98 (8, 1)	1.1		4	0	0	0	3	0	0	0	0	0	0	14	23	0.00	0.000																					

Baltimore Orioles @ Texas Rangers  
The Ballpark at Arlington, Arlington, TX  
Mon Jul 21 1997, 8:05 PM EDT  
Att: 35,842 - Unknown - 94 F

AB 35  
R 1  
H 8  
RBI 1  
BB 1  
SO 11  
LOB 17





Batter	1	2	3	4	5	6	7	8	9	AB	R	H	RBI	BB	SO	LOB	TOP							
<b>Roberto Alomar, S</b> OBP: 0.360, SLG: 0.435	F7	1B SF7	F9			BB 1B 2B	F8			4	2	1	1	1	0	2								
<b>Jeffrey Hammonds, R</b> OBP: 0.336, SLG: 0.553	WP HR	1B 1B				BB 2B		F8		5	3	4	1	0	0	0								
<b>Rafael Palmeiro, L</b> OBP: 0.337, SLG: 0.488										2	2	1	3	1	0	1								
<b>Aaron Ledesma, R</b> OBP: 0.600, SLG: 0.600	HR	SF7				2B		FC6-4 1B		1	0	1	0	0	0	0								
<b>Brady Anderson, L</b> OBP: 0.416, SLG: 0.460										5	0	3	3	0	1	2								
<b>Cal Ripken Jr., R</b> OBP: 0.322, SLG: 0.412	F8									5	0	1	1	0	0	4								
<b>Jeff Reboulet, R</b> OBP: 0.288, SLG: 0.306								FC6-4		0	0	0	0	0	0	0								
<b>B.J. Surhoff, L</b> OBP: 0.365, SLG: 0.489	F7	F8								4	0	0	0	0	0	4								
<b>Tony Tarasco, L</b> OBP: 0.351, SLG: 0.458										1	0	0	0	0	1	0								
<b>Geronimo Berroa, R</b> OBP: 0.378, SLG: 0.494										5	1	3	0	0	1	0								
<b>Lenny Webster, R</b> OBP: 0.306, SLG: 0.356										5	1	1	0	0	0	2								
<b>Mike Bordick, R</b> OBP: 0.273, SLG: 0.294										3	0	1	0	0	0	1								
<b>Inning Stats</b>	R: 2 E: 0 K: 0 S: 13	H: 3 LOB: 1 BB: 0 P: 19	R: 4 E: 0 K: 0 S: 17	H: 6 LOB: 2 BB: 0 P: 24	R: 0 E: 0 K: 0 S: 8	H: 1 LOB: 1 BB: 0 P: 14	R: 0 E: 0 K: 1 S: 10	H: 1 LOB: 0 BB: 0 P: 16	R: 0 E: 0 K: 1 S: 9	H: 0 LOB: 0 BB: 0 P: 13	R: 3 E: 0 K: 0 S: 9	H: 2 LOB: 1 BB: 2 P: 20	R: 0 E: 0 K: 0 S: 8	H: 2 LOB: 1 BB: 0 P: 16	R: 0 E: 0 K: 0 S: 9	H: 1 LOB: 1 BB: 0 P: 13	R: 0 E: 0 K: 1 S: 7	H: 0 LOB: 0 BB: 0 P: 9	1B: 12 2B: 4 3B: 0 HR: 1	SF: 1 SAC: 1 DP: 1 HBP: 0	WP: 1 PB: 0 SB: 0 CS: 0	PA: 44		
<b>PITCHER</b>	IP	WLS	BF	H	R	ER	SO	BB	IBB	HBP	BLK	WP	HR	S	P	ERA	WHIP							
<b>John Burkett, R</b> ERA: 4.88	1.2	L	14	9	6	6	0	0	0	0	0	1	1	27	37	32.40	5.400							
<b>Eric Gunderson, L</b> ERA: 1.53	2.1		9	2	0	0	1	0	0	0	0	0	0	21	36	0.00	0.857							
<b>Tanyon Sturtze, R</b> ERA: 5.4	2.2		13	4	3	3	1	2	0	0	0	0	0	24	45	10.12	2.250							
<b>Ed Vosberg, L</b> ERA: 4.35	2.1		8	1	0	0	1	0	0	0	0	0	0	18	26	0.00	0.429							

Baltimore Orioles @ Texas Rangers  
The Ballpark at Arlington, Arlington, TX  
Tue Jul 22 1997, 8:05 PM EDT  
Att: 43,421 - Unknown - 92 F

AB 40  
R 9  
H 16  
RBI 9  
BB 2  
SO 3  
LOB 16



Batter	1	2	3	4	5	6	7	8	9	AB	R	H	RBI	BB	SO	LOB	BOTTOM							
<b>Mark McLemore, S</b> OBP: 0.353, SLG: 0.323	L7									4	0	1	1	0	1	2								
<b>Benji Gil, R</b> OBP: 0.278, SLG: 0.326										1	0	0	0	0	1	0								
<b>Warren Newson, L</b> OBP: 0.354, SLG: 0.470	F7									4	0	0	0	1	3	1								
<b>29 Rusty Greer, L</b> OBP: 0.419, SLG: 0.524										5	1	3	0	0	0	4								
<b>Juan Gonzalez, R</b> OBP: 0.324, SLG: 0.559										3	0	1	0	1	0	0								
<b>Mike Simms, R</b> OBP: 0.275, SLG: 0.438										1	1	1	0	0	0	0								
<b>Will Clark, L</b> OBP: 0.424, SLG: 0.529	F9									4	0	1	0	1	0	4								
<b>Ivan Rodriguez, R</b> OBP: 0.373, SLG: 0.514										4	1	2	0	0	0	1								
<b>Henry Mercedes, R</b> OBP: 0.265, SLG: 0.258										1	0	1	2	0	0	0								
<b>Lee Stevens, L</b> OBP: 0.335, SLG: 0.498										5	0	1	0	0	1	4								
<b>Domingo Cedenio, S</b> OBP: 0.333, SLG: 0.414										4	0	1	0	0	0	3								
<b>Billy Ripken, R</b> OBP: 0.325, SLG: 0.408										3	0	0	0	1	2	1								
<b>Inning Stats</b>	R: 0 E: 0 K: 0 S: 10	H: 1 LOB: 2 BB: 1 P: 22	R: 0 E: 0 K: 2 S: 10	H: 1 LOB: 1 BB: 0 P: 14	R: 0 E: 0 K: 2 S: 16	H: 2 LOB: 2 BB: 0 P: 24	R: 1 E: 0 K: 0 S: 19	H: 2 LOB: 3 BB: 2 P: 32	R: 0 E: 0 K: 2 S: 11	H: 1 LOB: 1 BB: 0 P: 18	R: 0 E: 0 K: 0 S: 9	H: 0 LOB: 0 BB: 0 P: 17	R: 0 E: 0 K: 0 S: 7	H: 0 LOB: 0 BB: 0 P: 12	R: 2 E: 0 K: 2 S: 18	H: 3 LOB: 2 BB: 1 P: 29	1B: 10 2B: 2 3B: 0 HR: 0	SF: 0 SAC: 0 DP: 0 HBP: 0	WP: 1 PB: 0 SB: 0 CS: 0	PA: 43				
<b>PITCHER</b>	IP	WLS	BF	H	R	ER	SO	BB	IBB	HBP	BLK	WP	HR	S	P	ERA	WHIP							
<b>Scott Erickson, R</b> ERA: 3.95	5.1	W	28	9	1	1	5	3	0	0	0	1	0	38	63	5.40	1.200							
<b>Arthur Rhodes, L</b> ERA: 2.92	3.1		14	3	2	2	3	1	0	0	0	0	0	2	4	0.00	0.000							
<b>Alan Mills, R</b> ERA: 3.94	0.1		1	0	0	0	0	0	0	0	0	0	0	2	4	0.00	0.000							

Baltimore Orioles @ Texas Rangers  
The Ballpark at Arlington, Arlington, TX  
Tue Jul 22 1997, 8:05 PM EDT  
Att: 43,421 - Unknown - 92 F

AB 39  
R 3  
H 12  
RBI 3  
BB 4  
SO 8  
LOB 20









Batter	1	2	3	4	5	6	7	8	9	AB	R	H	RBI	BB	SO	LOB	TOP			
<b>Roberto Alomar, S</b> OBP: 0.361, SLG: 0.434	L3	FC4-6			P2		F9			4	0	0	0	0	0	3	<b>Baltimore Orioles @ Minnesota Twins</b> Hubert H. Humphrey Metrodome, Minneapolis, MN Fri Jul 25 1997, 8:05 PM EDT Att: 21,524 - Dome - 70 F			
<b>Jeffrey Hammonds, R</b> OBP: 0.330, SLG: 0.537	P4		G6-3		K		K			4	0	0	0	0	2	0				
<b>Rafael Palmeiro, L</b> OBP: 0.337, SLG: 0.478	F7		HR		G4-3			G3-1		4	1	1	1	0	0	0				
<b>Brady Anderson, L</b> OBP: 0.412, SLG: 0.462		HR	K			K		F9		4	1	1	1	0	2	0				
<b>Cal Ripken Jr., R</b> OBP: 0.319, SLG: 0.408		FC5-4 1B	F9			FC6-4 1B		F7		4	0	2	0	0	0	0				
<b>B.J. Surhoff, L</b> OBP: 0.367, SLG: 0.487		FC5-4 1B				FC6-4 1B		F9		4	0	3	0	0	0	0				
<b>Geronimo Berroa, R</b> OBP: 0.372, SLG: 0.483		FC5-4 BB	F8			FC6-4		F7		4	0	0	0	0	0	5				
<b>Chris Hoiles, R</b> OBP: 0.384, SLG: 0.436		FC4-6 BB	F8			K		L6		3	0	0	0	1	1	3				
<b>Mike Bordick, R</b> OBP: 0.274, SLG: 0.294		P3						G4-3		3	0	0	0	0	1	4				
<b>Inning Stats</b>	R: 0 E: 0 K: 0 S: 5	H: 0 LOB: 0 BB: 0 P: 8	R: 1 E: 0 K: 0 S: 18	H: 3 LOB: 3 BB: 1 P: 26	R: 1 E: 0 K: 1 S: 8	H: 1 LOB: 0 BB: 0 P: 12	R: 0 E: 0 K: 1 S: 8	H: 1 LOB: 1 BB: 0 P: 14	R: 0 E: 0 K: 2 S: 13	H: 2 LOB: 2 BB: 0 P: 18	R: 0 E: 0 K: 1 S: 8	H: 0 LOB: 0 BB: 0 P: 11	R: 0 E: 0 K: 0 S: 6	H: 0 LOB: 0 BB: 0 P: 6	R: 0 E: 0 K: 0 S: 7	H: 0 LOB: 0 BB: 0 P: 8	1B: 5 2B: 0 3B: 0 HR: 2	SF: 0 SAC: 0 DP: 0 HBP: 0	WP: 0 PB: 0 SB: 0 CS: 0	PA: 35
<b>PITCHER</b> <b>Brad Radke, R</b> ERA: 3.58	IP: 9.0 WLS: W BF: 35 H: 7 R: 2 ER: 2 SO: 6 BB: 1 IBB: 0 HBP: 0 BLK: 0 WP: 0 HR: 2 S: 81 P: 113 ERA: 2.00 WHIP: 0.889																			

Batter	1	2	3	4	5	6	7	8	9	AB	R	H	RBI	BB	SO	LOB	BOTTOM			
<b>Chuck Knoblauch, R</b> OBP: 0.410, SLG: 0.422	G3 1B		F9	G6-3			F7			4	0	1	0	0	0	2	<b>Baltimore Orioles @ Minnesota Twins</b> Hubert H. Humphrey Metrodome, Minneapolis, MN Fri Jul 25 1997, 8:05 PM EDT Att: 21,524 - Dome - 70 F			
<b>Matt Lawton, L</b> OBP: 0.339, SLG: 0.389	G3		1B	2B		G4-3		K		4	1	1	0	0	1	1				
<b>Paul Moltitor, R</b> OBP: 0.362, SLG: 0.454	HR		HR	1B		HR		K		4	3	3	3	0	1	0				
<b>Terry Steinbach, R</b> OBP: 0.331, SLG: 0.447	K		HR	HR		K		G4-3		4	1	1	2	0	2	0				
<b>Ron Coomer, R</b> OBP: 0.339, SLG: 0.448		G5-3	G6-3			K		G6-3		4	0	0	0	0	1	0				
<b>Scott Stahowiak, L</b> OBP: 0.319, SLG: 0.473		FC5-4 1B				G3 BB 1B		K		3	0	2	0	0	1	0				
<b>Marty Cordova, R</b> OBP: 0.320, SLG: 0.423		FC5-4 E				P4				2	0	0	0	1	0	1				
<b>Rich Becker, L</b> OBP: 0.358, SLG: 0.392		G4-3				G3		K		3	0	0	0	0	1	3				
<b>Pat Meares, R</b> OBP: 0.327, SLG: 0.436			K			K		G5-3		3	0	0	0	0	2	2				
<b>Inning Stats</b>	R: 1 E: 0 K: 1 S: 9	H: 2 LOB: 0 BB: 0 P: 13	R: 0 E: 1 K: 0 S: 7	H: 1 LOB: 1 BB: 0 P: 13	R: 3 E: 0 K: 1 S: 10	H: 3 LOB: 0 BB: 0 P: 18	R: 0 E: 0 K: 1 S: 10	H: 1 LOB: 2 BB: 1 P: 20	R: 1 E: 0 K: 2 S: 13	H: 1 LOB: 0 BB: 0 P: 20	R: 0 E: 0 K: 2 S: 8	H: 0 LOB: 0 BB: 0 P: 13	R: 0 E: 0 K: 1 S: 12	H: 0 LOB: 0 BB: 0 P: 16	R: 0 E: 0 K: 1 S: 5	H: 0 LOB: 0 BB: 0 P: 8	1B: 4 2B: 1 3B: 0 HR: 3	SF: 0 SAC: 0 DP: 0 HBP: 0	WP: 0 PB: 0 SB: 0 CS: 0	PA: 32
<b>PITCHER</b> <b>Scott Kamieniecki, R</b> ERA: 4.28	IP: 5.0 WLS: L BF: 23 H: 5 R: 5 ER: 5 SO: 5 BB: 1 IBB: 0 HBP: 0 BLK: 0 WP: 0 HR: 3 S: 49 P: 84 ERA: 9.00 WHIP: 1.800																			
<b>Shawn Boskie, R</b> ERA: 5.69	IP: 3.0 WLS: 9 BF: 9 H: 0 R: 0 ER: 0 SO: 4 BB: 0 IBB: 0 HBP: 0 BLK: 0 WP: 0 HR: 0 S: 25 P: 37 ERA: 0.00 WHIP: 0.000																			

AB	34
R	2
H	7
RBI	2
BB	1
SO	6
LOB	15





Batter	1	2	3	4	5	6	7	8	9	10	11	12	AB	R	H	RBI	BB	SO	LOB	TOP		
Roberto Alomar, S OBP: 0.356, SLG: 0.426 (1.4)	G1-3		F9			G4-3		F2			K	K	6	0	0	0	0	2	3			
Jeffrey Hammonds, R OBP: 0.325, SLG: 0.528 (1.9)	K		F7			G3		F9			F9		5	0	0	0	0	1	0			
Rafael Palmeiro, L OBP: 0.338, SLG: 0.476 (1.3)	1B		G4-3			BB 1B BB		K			G4-3		4	0	1	0	1	1	0			
Brady Anderson, L OBP: 0.412, SLG: 0.480 (1.8)	P5					BB 1B		F8				1B SF9 BB	4	1	1	0	1	1	1			
Cal Ripken Jr., R OBP: 0.320, SLG: 0.406 (1.5)		G1-4-3				E6 FC3-6		F9				BB BB 1B	4	0	1	0	1	0	0			
B.J. Surhoff, L OBP: 0.362, SLG: 0.481 (1.7)	L8		FC3-6 CS			1-2 2-3 BB		F9			G6-3		4	0	0	1	0	0	4			
Geronimo Berroa, R OBP: 0.370, SLG: 0.477 (1.10)	1B 2B BB		CS			F8		G5-3			G4-3		4	1	0	0	1	0	1			
Chris Hoiles, R OBP: 0.381, SLG: 0.432 Lenny Webster, R OBP: 0.310, SLG: 0.356 (10.2)	1B 2B 1B					K		F8			K		4	0	1	0	0	2	0			
Mike Bordick, R OBP: 0.275, SLG: 0.298 Tony Tarasco, L OBP: 0.346, SLG: 0.451 Jeff Rebutiet, R OBP: 0.301, SLG: 0.313 (10.6)	1B 2B					P4		G5-3			K		3	0	1	1	0	0	0			
<b>Inning Stats</b>	R: 0 E: 0 K: 1 S: 6	H: 1 LOB: 1 BB: 0 P: 6	R: 1 E: 0 K: 0 S: 4	H: 2 LOB: 2 BB: 1 P: 8	R: 0 E: 0 K: 0 S: 3	H: 0 LOB: 0 BB: 0 P: 3	R: 0 E: 1 K: 1 S: 5	H: 0 LOB: 0 BB: 0 P: 6	R: 0 E: 0 K: 1 S: 5	H: 0 LOB: 0 BB: 0 P: 3	R: 0 E: 0 K: 1 S: 5	H: 0 LOB: 0 BB: 0 P: 5	R: 0 E: 0 K: 2 S: 7	H: 0 LOB: 0 BB: 0 P: 7	R: 0 E: 0 K: 1 S: 5	H: 0 LOB: 0 BB: 0 P: 5	R: 1 E: 0 K: 1 S: 6	H: 1 LOB: 3 BB: 3 P: 18	1B: 4 2B: 1 3B: 0 HR: 0	SF: 1 SAC: 0 DP: 0 HBP: 0	WP: 0 PB: 0 SB: 0 CS: 1	PA: 47
<b>PITCHER</b>	IP WLS BF H R ER SO BB IBB HBP BLK WP HR S P ERA WHIP	<b>PITCHER</b>												IP WLS BF H R ER SO BB IBB HBP BLK WP HR S P ERA WHIP								
Shane Bowers, R ERA: 1.59 Mike Trombley, R ERA: 4.79 Greg Swindell, L ERA: 3.54 Rick Aguilera, R ERA: 3.8 Eddie Guardado, L ERA: 3.59	5.2 23 4 1 1 3 0 0 0 0 0 0 0 26 38 1.59 1.235													4 4 8 15 3 3 0.00 0.000								

Baltimore Orioles @ Minnesota Twins  
Hubert H. Humphrey Metrodome, Minneapolis, MN

AB 39  
R 2  
H 5  
RBI 2  
BB 6  
SO 8  
LOB 9



Sat Jul 26 1997, 8:05 PM EDT  
Att: 24,806 - Dome

Batter	1	2	3	4	5	6	7	8	9	10	11	12	AB	R	H	RBI	BB	SO	LOB	BOTTOM
Chuck Knoblauch, R OBP: 0.406, SLG: 0.418 (1.4)	G6-3		G6-3			CS 1B		G4-3			F3		P5	6	0	1	0	0	2	
Roberto Kelly, R OBP: 0.349, SLG: 0.450 Matt Lawton, L OBP: 0.339, SLG: 0.389 (9.9)	E G4-3 1B					HR		P4			F8		G3-1	3	1	2	1	0	0	1
Paul Molitor, R OBP: 0.361, SLG: 0.452 (1.10)	G4-3		FC6-4 1B			1B		K			F9		G4-3	6	0	2	0	0	1	3
Terry Steinbach, R OBP: 0.326, SLG: 0.440 (1.2)	G5-3		FC6-4 1B			1B		F8			K			5	0	0	0	0	2	4
Ron Coomer, R OBP: 0.343, SLG: 0.454 (1.5)		E9 G4-3 1B				L8		P4			P4			5	0	3	0	0	2	
Marty Cordova, R OBP: 0.317, SLG: 0.417 (1.7)	K		K			K		K			G4-6-3 1B		F9	5	0	1	0	0	3	4
Greg Colbrunn, R OBP: 0.312, SLG: 0.419 Scott Stohovick, L OBP: 0.321, SLG: 0.470 (10.3)	G4-3		F9			K		K			G4-6-3 1B			3	0	0	0	0	1	2
Darrin Jackson, R OBP: 0.248, SLG: 0.340 Rich Becker, L OBP: 0.360, SLG: 0.397 (10.8)	G1-3		G5-3			K		K			G4-6-3 1B		BB	1	0	1	0	0	0	0
Denny Hocking, S OBP: 0.313, SLG: 0.355 (12.9)						1B		K			2B		P3	3	0	1	0	0	0	2
Pat Meares, R OBP: 0.326, SLG: 0.432 (1.6)			F8			F8		K			G5-3		G3-1 WP 1B	5	0	1	0	0	1	2
<b>Inning Stats</b>	R: 0 E: 1 K: 0 S: 4	H: 1 LOB: 1 BB: 0 P: 6	R: 0 E: 1 K: 1 S: 6	H: 1 LOB: 1 BB: 0 P: 6	R: 0 E: 0 K: 0 S: 3	H: 1 LOB: 1 BB: 0 P: 3	R: 0 E: 0 K: 1 S: 6	H: 1 LOB: 0 BB: 0 P: 6	R: 0 E: 0 K: 2 S: 8	H: 1 LOB: 1 BB: 0 P: 8	R: 0 E: 0 K: 0 S: 4	H: 2 LOB: 1 BB: 0 P: 4	R: 0 E: 0 K: 0 S: 6	H: 1 LOB: 2 BB: 1 P: 10	R: 0 E: 0 K: 0 S: 4	H: 1 LOB: 1 BB: 0 P: 4	1B: 10 2B: 2 3B: 0 HR: 1	SF: 0 SAC: 0 DP: 1 HBP: 0	WP: 1 PB: 0 SB: 1 CS: 1	PA: 48
<b>PITCHER</b>	IP WLS BF H R ER SO BB IBB HBP BLK WP HR S P ERA WHIP	<b>PITCHER</b>												IP WLS BF H R ER SO BB IBB HBP BLK WP HR S P ERA WHIP						
Jimmy Key, L ERA: 2.6 Armando Benitez, R ERA: 2.84 Terry Mathews, R ERA: 3.27 Jesse Orosco, L ERA: 2.3 Randy Myers, L ERA: 1.41	7.0 28 8 1 0 1 5 0 0 0 0 0 1 38 38 1.29 1.143													12 8 1 4 4 0.00 1.125						

Baltimore Orioles @ Minnesota Twins  
Hubert H. Humphrey Metrodome, Minneapolis, MN

AB 47  
R 1  
H 13  
RBI 1  
BB 1  
SO 8  
LOB 26



Sat Jul 26 1997, 8:05 PM EDT  
Att: 24,806 - Dome



Batter	1	2	3	4	5	6	7	8	9	AB	R	H	RBI	BB	SO	LOB	TOP								
<b>Brady Anderson, L</b> (1, 8) OBP: 0.412, SLG: 0.464										5	2	2	0	0	1	3									
<b>Jeffrey Hammonds, R</b> (1, 9) OBP: 0.323, SLG: 0.522										5	1	1	0	0	0	5									
<b>Rafael Palmeiro, L</b> (1, 3) OBP: 0.339, SLG: 0.476										4	1	2	1	0	1	1									
<b>Aaron Ledesma, R</b> (9, PH) OBP: 0.500, SLG: 0.500										1	0	0	0	0	0	0									
<b>Cal Ripken Jr., R</b> (1, 5) OBP: 0.324, SLG: 0.410										4	2	2	1	1	0	2									
<b>Gerónimo Berroa, R</b> (1, 10) OBP: 0.373, SLG: 0.490										5	2	3	3	0	1	3									
<b>B.J. Surhoff, L</b> (1, 7) OBP: 0.363, SLG: 0.491										4	1	2	3	0	0	2									
<b>Tony Tarasco, L</b> (8, 9) OBP: 0.350, SLG: 0.455										1	0	1	1	0	0	0									
<b>Lenny Webster, R</b> (1, 2) OBP: 0.302, SLG: 0.345										5	0	0	0	0	0	4									
<b>Jeff Reboulet, R</b> (1, 4) OBP: 0.299, SLG: 0.311										4	0	1	0	0	0	0									
<b>Mike Bordick, R</b> (1, 6) OBP: 0.277, SLG: 0.300										4	0	2	0	0	0	0									
<b>Inning Stats</b>	R: 1 E: 0 K: 1 S: 12	H: 2 LOB: 1 BB: 0 P: 21	R: 0 E: 0 K: 0 S: 9	H: 1 LOB: 0 BB: 0 P: 17	R: 4 E: 0 K: 0 S: 16	H: 4 LOB: 0 BB: 0 P: 25	R: 0 E: 0 K: 0 S: 9	H: 2 LOB: 2 BB: 0 P: 15	R: 0 E: 0 K: 0 S: 4	H: 1 LOB: 2 BB: 1 P: 11	R: 0 E: 0 K: 0 S: 9	H: 0 LOB: 0 BB: 0 P: 14	R: 3 E: 0 K: 1 S: 11	H: 3 LOB: 0 BB: 0 P: 19	R: 0 E: 0 K: 1 S: 11	H: 1 LOB: 1 BB: 0 P: 16	R: 1 E: 0 K: 0 S: 13	H: 2 LOB: 1 BB: 0 P: 17	1B: 11 2B: 2 3B: 1 HR: 2	SF: 0 SAC: 0 DP: 1 HBP: 0	WP: 1 PB: 0 SB: 0 CS: 1	PA: 43			
<b>PITCHER</b>	IP	WLS	BF	H	R	ER	SO	BB	IBB	HBP	BLK	WP	HR	S	P	ERA	WHIP								
<b>Rich Robertson, L</b> (1, 1) ERA: 5.29	5.0	L	25	10	5	5	1	1	0	0	0	0	1	50	89	9.00	2.200								
<b>Todd Ritchie, R</b> (6, 1) ERA: 5.18	4.0		18	6	4	4	2	0	0	0	0	1	1	44	66	9.00	1.500								

Baltimore Orioles @ Minnesota Twins  
Hubert H. Humphrey Metrodome, Minneapolis, MN

AB 42  
R 9  
H 16  
RBI 9  
BB 1  
SO 3  
LOB 20



WP: 1 PA: 43  
PB: 0  
SB: 0  
CS: 1

Batter	1	2	3	4	5	6	7	8	9	AB	R	H	RBI	BB	SO	LOB	BOTTOM								
<b>Matt Lawton, L</b> (1, 9) OBP: 0.338, SLG: 0.387										4	0	1	0	0	1	1									
<b>Denny Hocking, S</b> (1, 4) OBP: 0.311, SLG: 0.352										4	0	1	0	0	2	1									
<b>Paul Molitor, R</b> (1, 10) OBP: 0.360, SLG: 0.450										4	0	1	0	0	1	1									
<b>Scott Stahoviak, L</b> (1, 3) OBP: 0.320, SLG: 0.471										4	0	1	0	0	0	2									
<b>Ron Coomer, R</b> (1, 5) OBP: 0.340, SLG: 0.450										3	0	0	0	0	2	1									
<b>Greg Myers, L</b> (1, 2) OBP: 0.316, SLG: 0.396										3	0	0	0	0	0	1									
<b>Marty Cordova, R</b> (1, 7) OBP: 0.317, SLG: 0.416										3	0	1	0	0	0	0									
<b>Rich Becker, L</b> (1, 8) OBP: 0.357, SLG: 0.393										3	0	0	0	0	0	1									
<b>Pat Meares, R</b> (1, 6) OBP: 0.322, SLG: 0.428										3	0	0	0	0	3	1									
<b>Inning Stats</b>	R: 0 E: 0 K: 0 S: 6	H: 1 LOB: 1 BB: 0 P: 10	R: 0 E: 0 K: 1 S: 7	H: 0 LOB: 0 BB: 0 P: 10	R: 0 E: 0 K: 2 S: 9	H: 1 LOB: 1 BB: 0 P: 14	R: 0 E: 0 K: 2 S: 7	H: 0 LOB: 0 BB: 0 P: 12	R: 0 E: 0 K: 0 S: 4	H: 0 LOB: 0 BB: 0 P: 6	R: 0 E: 0 K: 2 S: 8	H: 0 LOB: 0 BB: 0 P: 12	R: 0 E: 0 K: 0 S: 6	H: 1 LOB: 1 BB: 0 P: 10	R: 0 E: 0 K: 2 S: 12	H: 1 LOB: 1 BB: 0 P: 18	R: 0 E: 0 K: 0 S: 6	H: 1 LOB: 0 BB: 0 P: 10	1B: 4 2B: 1 3B: 0 HR: 0	SF: 0 SAC: 0 DP: 1 HBP: 0	WP: 0 PB: 0 SB: 0 CS: 0	PA: 31			
<b>PITCHER</b>	IP	WLS	BF	H	R	ER	SO	BB	IBB	HBP	BLK	WP	HR	S	P	ERA	WHIP								
<b>Scott Erickson, R</b> (1, 1) ERA: 3.7	9.0	W	31	5	0	0	9	0	0	0	0	0	0	65	102	0.00	0.556								

Baltimore Orioles @ Minnesota Twins  
Hubert H. Humphrey Metrodome, Minneapolis, MN

AB 31  
R 0  
H 5  
RBI 0  
BB 0  
SO 9  
LOB 9



WP: 0 PA: 31  
PB: 0  
SB: 0  
CS: 0

Sun Jul 27 1997, 4:33 AM EDT  
Att: 19,702 - Dome - 71 F

livebaseballscores.com

livebaseballscores.com











Batter	1	2	3	4	5	6	7	8	9	AB	R	H	RBI	BB	SO	LOB	TOP					
Tom Goodwin, L (1, 8) OBP: 0.311, SLG: 0.343	G4-3						G4-3										3 0 0 1 1 0 0					
Mark McLemore, S (1, 4) OBP: 0.348, SLG: 0.340	G6-3																4 0 0 0 0 2 3					
29 Rusty Greer, L (1, 10) OBP: 0.416, SLG: 0.528																	2 0 1 0 2 1 0					
Juan Gonzalez, R (1, 9) OBP: 0.322, SLG: 0.538																	4 0 0 0 0 1 3					
Will Clark, L (1, 3) OBP: 0.418, SLG: 0.523																	4 1 1 0 0 2 0					
Ivan Rodriguez, R (1, 2) OBP: 0.371, SLG: 0.504																	0 0 0 0 0 0 0					
Henry Mercedes, R (2, PR) OBP: 0.256, SLG: 0.256																	2 0 0 0 1 2 0					
Warren Newson, L (1, 7) OBP: 0.358, SLG: 0.493																	3 0 1 0 0 0 1					
Mike Simms, R (9, PH) OBP: 0.288, SLG: 0.456																	1 0 0 0 0 0 0					
Fernando Tatis, R (1, 5) OBP: 0.158, SLG: 0.316																	3 0 0 0 0 0 4					
Benji Gil, R (1, 6) OBP: 0.271, SLG: 0.318																	3 0 0 0 0 2 4					
<b>Inning Stats</b>	R: 0 E: 0 K: 0 S: 7	H: 1 LOB: 1 BB: 0 P: 12	R: 1 E: 0 K: 2 S: 18	H: 2 LOB: 3 BB: 1 P: 27	R: 0 E: 0 K: 1 S: 7	H: 0 LOB: 0 BB: 1 P: 14	R: 0 E: 0 K: 1 S: 9	H: 0 LOB: 1 BB: 1 P: 16	R: 0 E: 0 K: 1 S: 11	H: 0 LOB: 0 BB: 1 P: 19	R: 0 E: 0 K: 1 S: 7	H: 0 LOB: 0 BB: 0 P: 12	R: 0 E: 0 K: 2 S: 5	H: 0 LOB: 0 BB: 0 P: 9	R: 0 E: 0 K: 2 S: 10	H: 0 LOB: 0 BB: 0 P: 17	R: 0 E: 0 K: 2 S: 8	H: 0 LOB: 0 BB: 0 P: 11	1B: 2 2B: 1 3B: 0 HR: 0	SF: 0 SAC: 0 DP: 1 HBP: 1	WP: 0 PB: 0 SB: 1 CS: 0	PA: 34
<b>PITCHER</b>	IP	WLS	BF	H	R	ER	SO	BB	IBB	HBP	BLK	WP	HR	S	P	ERA	WHIP					
Scott Kamieniecki, R (1, 1) ERA: 4.1	6.2	W	27	3	1	1	6	4	0	1	0	0	0	63	107	1.35	1.050					
Jesse Orosco, L (7, 1) ERA: 2.14	1.0		3	0	0	0	1	0	0	0	0	0	0	8	15	0.00	0.000					
Armando Benitez, R (8, 1) ERA: 2.74	0.1		1	0	0	0	1	0	0	0	0	0	0	3	4	0.00	0.000					
Randy Myers, L (9, 1) ERA: 1.56	1.0	S	3	0	0	0	2	0	0	0	0	0	0	8	11	0.00	0.000					

Texas Rangers @ Baltimore Orioles  
 Oriole Park at Camden Yards, Baltimore, MD  
 Wed Jul 30 1997, 3:33 AM EDT  
 Att: 47,854 - Sunny - 85 F

AB 29  
 R 1  
 H 3  
 RBI 1  
 BB 4  
 SO 10  
 LOB 15



Batter	1	2	3	4	5	6	7	8	9	AB	R	H	RBI	BB	SO	LOB	BOTTOM				
Brady Anderson, L (1, 8) OBP: 0.412, SLG: 0.463																	4 0 2 0 0 0 1				
Jeff Reboulet, R (1, 4) OBP: 0.311, SLG: 0.343																	4 1 3 1 0 0 1				
Rafael Palmeiro, L (1, 3) OBP: 0.339, SLG: 0.481																	3 0 0 0 1 3 3				
Harold Baines, L (1, 10) OBP: 0.381, SLG: 0.470																	3 1 0 0 1 1 3				
Cal Ripken Jr., R (1, 5) OBP: 0.324, SLG: 0.413																	3 0 0 0 0 0 0				
Gerónimo Berroa, R (1, 9) OBP: 0.370, SLG: 0.488																	3 0 1 2 0 0 0				
Tony Tarasco, L (7, 9) OBP: 0.342, SLG: 0.442																	1 0 0 0 0 1 0				
B.J. Surhoff, L (1, 7) OBP: 0.358, SLG: 0.483																	3 0 0 0 0 0 2				
Lenny Webster, R (1, 2) OBP: 0.297, SLG: 0.339																	3 0 0 0 0 1 0				
Mike Bordick, R (1, 6) OBP: 0.278, SLG: 0.298																	2 1 0 0 1 0 0				
<b>Inning Stats</b>	R: 0 E: 0 K: 1 S: 9	H: 1 LOB: 0 BB: 0 P: 14	R: 0 E: 0 K: 0 S: 7	H: 0 LOB: 0 BB: 0 P: 12	R: 0 E: 0 K: 0 S: 8	H: 0 LOB: 0 BB: 0 P: 10	R: 2 E: 0 K: 1 S: 25	H: 2 LOB: 2 BB: 1 P: 38	R: 0 E: 0 K: 0 S: 11	H: 2 LOB: 3 BB: 1 P: 25	R: 0 E: 0 K: 0 S: 9	H: 0 LOB: 0 BB: 0 P: 14	R: 1 E: 0 K: 1 S: 11	H: 1 LOB: 1 BB: 1 P: 26	R: 0 E: 0 K: 2 S: 9	H: 0 LOB: 0 BB: 0 P: 12	1B: 4 2B: 3 3B: 0 HR: 0	SF: 0 SAC: 0 DP: 1 HBP: 1	WP: 0 PB: 0 SB: 0 CS: 1	PA: 33	
<b>PITCHER</b>	IP	WLS	BF	H	R	ER	SO	BB	IBB	HBP	BLK	WP	HR	S	P	ERA	WHIP				
John Burkett, R (1, 1) ERA: 4.85	6.0	L	25	5	2	2	3	1	0	0	0	0	0	20	38	4.50	1.000				
Ed Vosberg, L (7, 1) ERA: 4.15	2.0		8	1	1	1	3	1	0	0	0	0	0	20	38	4.50	1.000				

Texas Rangers @ Baltimore Orioles  
 Oriole Park at Camden Yards, Baltimore, MD  
 Wed Jul 30 1997, 3:33 AM EDT  
 Att: 47,854 - Sunny - 85 F

AB 29  
 R 3  
 H 6  
 RBI 3  
 BB 3  
 SO 6  
 LOB 10









Batter	1	2	3	4	5	6	7	8	9	AB	R	H	RBI	BB	SO	LOB	TOP				
<b>Brady Anderson, L</b> (1, 8) OBP: 0.414, SLG: 0.461	F8		G4-3					SH1-4 1B HBP		3	0	1	0	0	0	0	<b>Baltimore Orioles @ Oakland Athletics</b> Oakland-Alameda County Coliseum, Oakland, CA Fri Aug 01 1997, 7:05 PM PDT Att: 14,187 - Unknown - 63 F				
<b>Jeff Reboulet, R</b> (1, 4) OBP: 0.323, SLG: 0.342	K		K			1B		SH1-4		3	0	1	0	0	2	3					
<b>Rafael Palmeiro, L</b> (1, 3) OBP: 0.338, SLG: 0.473	K		G3-1			P2		1B BB		3	0	0	0	1	1	3					
<b>Geronimo Berroa, R</b> (1, 9) OBP: 0.371, SLG: 0.495		G5-3		L7		HR		1B		4	1	2	1	0	0	0					
<b>B.J. Surhoff, L</b> (1, 7) OBP: 0.358, SLG: 0.481	P9		G3-1			G6-3		P5		4	0	0	0	0	0	2					
<b>Cal Ripken Jr., R</b> (1, 5) OBP: 0.322, SLG: 0.408	G5-3						G5-3		F7	3	0	0	0	1	0	0					
<b>Harold Baines, L</b> (1, 10) OBP: 0.379, SLG: 0.463			F8					G6-3	S	3	0	1	0	1	0	1					
<b>Jeffrey Hammonds, R</b> (9, PR) OBP: 0.324, SLG: 0.512			G4-3				FC4-6 BB	1B		0	0	0	0	0	0	0					
<b>Lenny Webster, R</b> (1, 2) OBP: 0.301, SLG: 0.339			1B E BB			G5-4-3 1B	FC4-6 FC6-4	G6-3		3	0	1	0	1	0	2					
<b>Mike Bordick, R</b> (1, 6) OBP: 0.273, SLG: 0.293			E6 1B			G5-4-3	FC6-4			3	0	0	0	0	0	3					
<b>Tony Tarasco, L</b> (9, PH) OBP: 0.337, SLG: 0.436						G5-4-3				1	0	0	0	0	1	2					
<b>Aaron Ledesma, R</b> (9, 6) OBP: 0.571, SLG: 0.500						1-2				0	0	0	0	0	0	0					
<b>Inning Stats</b>	R: 0 H: 0 E: 0 K: 2 S: 7	H: 0 LOB: 0 BB: 0 P: 12	R: 0 H: 0 E: 0 K: 0 S: 5	H: 0 LOB: 0 BB: 0 P: 10	R: 0 H: 1 E: 1 K: 1 S: 13	LOB: 3 BB: 1 P: 26	R: 0 H: 0 E: 0 K: 0 S: 11	H: 0 LOB: 1 BB: 1 P: 22	R: 0 H: 1 E: 0 K: 0 S: 4	H: 2 LOB: 1 BB: 1 P: 14	R: 0 H: 0 E: 0 K: 0 S: 4	H: 0 LOB: 1 BB: 1 P: 9	R: 0 H: 1 E: 0 K: 0 S: 10	H: 1 LOB: 2 BB: 0 P: 23	R: 0 H: 1 E: 0 K: 1 S: 14	H: 1 LOB: 2 BB: 0 P: 19	1B: 5 2B: 0 3B: 0 HR: 1	SF: 0 SAC: 1 DP: 1 HBP: 1	WP: 0 PB: 0 SB: 1 CS: 0	PA: 36	
<b>PITCHER</b>	IP	WLS	BF	H	R	ER	SO	BB	IBB	HBP	BLK	WP	HR	S	P	ERA	WHIP				
<b>Brad Rigby, R</b> (1, 1) ERA: 4.09	7.0		27	4	1	1	3	3	0	0	0	0	1	54	99	1.29	1.000				
<b>Mike Mohler, L</b> (8, 1) ERA: 8.03	0.1		3	0	0	0	0	1	0	1	0	0	0	4	11	0.00	3.000				
<b>T.J. Mathews, R</b> (8, 1) ERA: 2.08	1.2	W	6	2	0	0	1	0	0	0	0	0	0	20	31	0.00	1.200				

Batter	1	2	3	4	5	6	7	8	9	AB	R	H	RBI	BB	SO	LOB	BOTTOM					
<b>Scott Brosius, R</b> (1, 9) OBP: 0.264, SLG: 0.321	FC4-6 1B		K					G5-3		4	0	1	0	0	2	2	<b>Baltimore Orioles @ Oakland Athletics</b> Oakland-Alameda County Coliseum, Oakland, CA Fri Aug 01 1997, 7:05 PM PDT Att: 14,187 - Unknown - 63 F					
<b>Rafael Bourquard, R</b> (1, 6) OBP: 0.348, SLG: 0.358	K					L9		G5-3		4	0	0	0	0	2	3						
<b>Jason Giambi, L</b> (1, 3) OBP: 0.358, SLG: 0.483	FC4-6					G4-3				2	0	0	0	2	0	1						
<b>Steve Karsay, R</b> (9, PR)								BB		0	1	0	0	0	0	0						
<b>Matt Stairs, L</b> (1, 10) OBP: 0.446, SLG: 0.706	G3					F8		G3		4	0	1	1	0	0	3						
<b>Brian Leshar, R</b> (1, 7)						G4-3				3	0	0	0	0	1	0						
<b>Dave Magadan, L</b> (1, 5) OBP: 0.395, SLG: 0.370						G4-6-3 1B		G6-3		3	0	1	0	0	1	0						
<b>Scott Spiezio, S</b> (1, 4) OBP: 0.293, SLG: 0.377						G4-6-3		L9		3	0	0	0	0	0	1						
<b>Brent Mayne, L</b> (1, 2) OBP: 0.307, SLG: 0.331						G6-3 BB		SH 2B		2	1	2	0	1	0	0						
<b>Ernie Young, R</b> (1, 8) OBP: 0.266, SLG: 0.250						G6-3		SH 1B		1	0	0	0	0	0	1						
<b>Inning Stats</b>	R: 0 H: 1 E: 0 K: 1 S: 8	H: 0 LOB: 0 BB: 0 P: 12	R: 0 H: 0 E: 0 K: 2 S: 10	H: 0 LOB: 0 BB: 0 P: 14	R: 0 H: 0 E: 0 K: 1 S: 5	LOB: 0 BB: 1 P: 10	R: 0 H: 0 E: 0 K: 1 S: 5	H: 0 LOB: 0 BB: 0 P: 8	R: 0 H: 1 E: 0 K: 0 S: 9	H: 1 LOB: 2 BB: 1 P: 15	R: 1 H: 1 E: 1 K: 1 S: 12	H: 1 LOB: 2 BB: 1 P: 20	R: 0 H: 0 E: 0 K: 0 S: 6	H: 0 LOB: 0 BB: 0 P: 11	R: 0 H: 1 E: 0 K: 0 S: 5	H: 1 LOB: 1 BB: 0 P: 7	R: 1 H: 1 E: 0 K: 0 S: 3	H: 1 LOB: 1 BB: 1 P: 9	1B: 4 2B: 1 3B: 0 HR: 0	SF: 0 SAC: 2 DP: 2 HBP: 0	WP: 1 PB: 0 SB: 0 CS: 0	PA: 31
<b>PITCHER</b>	IP	WLS	BF	H	R	ER	SO	BB	IBB	HBP	BLK	WP	HR	S	P	ERA	WHIP					
<b>Scott Erickson, R</b> (1, 1) ERA: 3.5	8.0		29	4	1	0	6	2	0	0	0	0	0	60	97	0.00	0.750					
<b>Jesse Orosco, L</b> (9, 1) ERA: 2.41	0.0	L	2	1	1	1	0	1	0	0	1	0	0	3	9	∞	∞					





Batter	1	2	3	4	5	6	7	8	9	AB	R	H	RBI	BB	SO	LOB	TOP										
<b>Brady Anderson, L</b> OBP: 0.413, SLG: 0.471	F8		F8		G6-3	K		HR		6	1	2	2	0	1	2	<b>Baltimore Orioles @ Oakland Athletics</b> Oakland-Alameda County Coliseum, Oakland, CA Sat Aug 02 1997, 3:33 AM PDT Att: 21,938 - Sunny - 66 F										
<b>Jeff Reboulet, R</b> OBP: 0.336, SLG: 0.356	F9		G4-6-3 BB		G5-3			G3-1 SF7		4	1	2	0	2	0	0											
<b>Rafael Palmeiro, L</b> OBP: 0.334, SLG: 0.466	G3		G4-6-3 1-2		K			G3-1		6	0	0	0	0	2	5											
<b>Geronomo Berroa, R</b> OBP: 0.372, SLG: 0.493		4-3				K				3	1	1	0	1	1	0											
<b>Tony Tarasco, L</b> OBP: 0.341, SLG: 0.447										1	1	1	0	0	0	0											
<b>B.J. Surhoff, L</b> OBP: 0.355, SLG: 0.478	G6-3				E7 SF7 E			P4		4	1	1	1	0	0	1											
<b>Cal Ripken Jr., R</b> OBP: 0.325, SLG: 0.409					SF7					1	1	1	1	2	0	0											
<b>Aaron Ledesma, R</b> OBP: 0.625, SLG: 0.500										0	1	0	0	0	0	0											
<b>Harold Baines, L</b> OBP: 0.381, SLG: 0.464	F8									4	2	2	0	1	1	3											
<b>Chris Hoiles, R</b> OBP: 0.390, SLG: 0.448										3	3	2	3	2	0	1											
<b>Mike Bordick, R</b> OBP: 0.275, SLG: 0.304										4	1	2	5	0	0	2											
<b>Inning Stats</b>	R: 0 E: 0 K: 0 S: 7	H: 0 LOB: 0 BB: 0 P: 12	R: 0 E: 0 K: 0 S: 10	H: 1 LOB: 1 BB: 0 P: 19	R: 2 E: 0 K: 0 S: 11	H: 1 LOB: 0 BB: 2 P: 23	R: 2 E: 2 K: 0 S: 11	H: 2 LOB: 1 BB: 1 P: 25	R: 0 E: 0 K: 1 S: 6	H: 0 LOB: 0 BB: 0 P: 11	R: 2 E: 0 K: 2 S: 15	H: 2 LOB: 2 BB: 2 P: 31	R: 1 E: 0 K: 1 S: 11	H: 1 LOB: 2 BB: 2 P: 23	R: 2 E: 0 K: 0 S: 17	H: 3 LOB: 0 BB: 0 P: 20	R: 4 E: 0 K: 1 S: 20	H: 4 LOB: 2 BB: 1 P: 30	1B: 7 2B: 3 3B: 1 HR: 3	SF: 3 SAC: 0 DP: 3 HBP: 1	WP: 0 PB: 0 SB: 0 CS: 0	PA: 48					
<b>PITCHER</b>	IP	WLS	BF	H	R	ER	SO	BB	IBB	HBP	BLK	WP	HR	S	P	ERA	WHIP										
<b>Carlos Reyes, R</b> ERA: 5.19	3.1	L	16	4	4	3	0	3	0	0	0	0	1	35	69	8.10	2.100										
<b>Dane Johnson, R</b> ERA: 4.05	1.2		5	0	0	0	1	0	0	0	0	0	0	10	21	0.00	0.000										
<b>Gary Haught, R</b> ERA: 7.15	1.2		12	3	3	3	2	4	0	0	0	0	0	23	50	16.20	4.200										
<b>Buddy Groom, L</b> ERA: 5.36	1.1		6	3	2	2	1	0	0	0	0	0	2	20	27	13.50	2.250										
<b>Aaron Small, R</b> ERA: 4.91	1.0		9	4	4	4	1	1	0	1	0	0	0	20	30	36.00	5.000										
<b>Scott Brosius, R</b> OBP: 0.264, SLG: 0.319		L7			F7					G1-3										5	1	1	0	0	0	4	<b>Baltimore Orioles @ Oakland Athletics</b> Oakland-Alameda County Coliseum, Oakland, CA Sat Aug 02 1997, 3:33 AM PDT Att: 21,938 - Sunny - 66 F
<b>Rafael Bourquiel, R</b> OBP: 0.352, SLG: 0.362																				4	1	2	0	0	0	0	
<b>Jason Giambi, L</b> OBP: 0.357, SLG: 0.481																				4	1	1	1	0	2	1	
<b>Matt Stairs, L</b> OBP: 0.442, SLG: 0.696																				4	0	1	1	0	0	1	
<b>Brian Leshar, R</b>																				3	0	0	0	1	2	1	
<b>Dave Magadan, L</b> OBP: 0.397, SLG: 0.373																				4	0	2	0	0	0	2	
<b>Scott Spiezio, S</b> OBP: 0.293, SLG: 0.374																				3	0	0	0	1	0	1	
<b>Brent Mayne, L</b> OBP: 0.300, SLG: 0.323																				3	0	0	0	0	1	1	
<b>Izzy Molina, R</b> OBP: 0.186, SLG: 0.176																				1	0	0	0	0	1	2	
<b>Ernie Young, R</b> OBP: 0.265, SLG: 0.250																				4	0	1	0	0	2	2	
<b>Inning Stats</b>	R: 3 E: 1 K: 1 S: 18	H: 3 LOB: 0 BB: 0 P: 26	R: 0 E: 0 K: 0 S: 12	H: 1 LOB: 1 BB: 0 P: 19	R: 0 E: 0 K: 0 S: 5	H: 1 LOB: 2 BB: 1 P: 12	R: 0 E: 1 K: 1 S: 11	H: 0 LOB: 1 BB: 0 P: 18	R: 0 E: 0 K: 0 S: 10	H: 1 LOB: 1 BB: 0 P: 14	R: 0 E: 0 K: 0 S: 6	H: 1 LOB: 0 BB: 0 P: 9	R: 0 E: 0 K: 1 S: 10	H: 0 LOB: 0 BB: 0 P: 12	R: 0 E: 0 K: 2 S: 10	H: 0 LOB: 0 BB: 0 P: 17	R: 0 E: 0 K: 2 S: 11	H: 1 LOB: 2 BB: 1 P: 21	1B: 8 2B: 1 3B: 0 HR: 0	SF: 0 SAC: 0 DP: 1 HBP: 0	WP: 1 PB: 0 SB: 0 CS: 0	PA: 37					
<b>PITCHER</b>	IP	WLS	BF	H	R	ER	SO	BB	IBB	HBP	BLK	WP	HR	S	P	ERA	WHIP										
<b>35 Mike Mussina, R</b> ERA: 3.19	7.0	W	29	7	3	1	4	1	0	0	0	0	0	72	110	1.29	1.143										
<b>Jesse Orosco, L</b> ERA: 2.34	1.0		3	0	0	0	2	0	0	0	0	0	0	10	17	0.00	0.000										
<b>Alan Mills, R</b> ERA: 3.63	1.0		5	1	0	0	2	1	0	0	0	1	0	11	21	0.00	2.000										
<b>AB</b>											35							<b>OAKLAND ATHLETICS</b>									
<b>R</b>											3																
<b>H</b>											8																
<b>RBI</b>											2																
<b>SO</b>											8																
<b>LOB</b>											15																



Batter	1	2	3	4	5	6	7	8	9	AB	R	H	RBI	BB	SO	LOB	TOP					
<b>Brady Anderson, L</b> OBP: 0.412, SLG: 0.473 (1, 8)	0-0 SH1 2B		2-2 F9		0-0 1B 1B	2-2 P3		2-3 K		5	1	2	0	0	1	2	<b>Baltimore Orioles @ Oakland Athletics</b> Oakland-Alameda County Coliseum, Oakland, CA Sun Aug 03 1997, 3:33 AM PDT Att: 17,066 - Sunny - 69 F					
<b>Jeff Reboulet, R</b> OBP: 0.343, SLG: 0.361 (1, 4)	0-0 SH1 2-3		1-1 G4-3		3-2 HBP 1B SF9	0-2 FC6-4		0-2 G3 1B		4	1	2	1	0	0	1						
<b>Rafael Palmeiro, L</b> OBP: 0.333, SLG: 0.463 (1, 3)	3-2 L3			3-2 G4-3	2-1 SF9 HBP 1B		1-2 G3-1	3-2 G3		5	0	1	1	0	0	3						
<b>Geronimo Berroa, R</b> OBP: 0.375, SLG: 0.493 <b>Tony Tarasco, L</b> OBP: 0.339, SLG: 0.444 (1, 9) (7, 9)	0-3 K			3-2 2B FC5-2 1B	1-0 BB HBP		4-2 2B BB	1-1 G4-3		2	1	1	0	1	1	1						
<b>B.J. Surhoff, L</b> OBP: 0.356, SLG: 0.484 (1, 7)		3-2 P5		2-0 2B	1-1 SF9		2-2 HR 2B	2-2 L5		4	1	2	2	0	0	0						
<b>Cal Ripken Jr., R</b> OBP: 0.326, SLG: 0.415 (1, 5)		1-0 HR		1-0 FC5-2	4-1 FC6-4 BB		2-3 K	2-2 F8		4	1	1	1	1	1	3						
<b>Harold Baines, L</b> OBP: 0.379, SLG: 0.469 (1, 10)		1-1 G4-3		3-H G4-3	0-0 FC6-4 BB		2-2 HR	1-1 P6		5	1	1	2	0	0	5						
<b>Chris Hoiles, R</b> OBP: 0.384, SLG: 0.440 (1, 2)		3-1 P3			2-1 F7	0-1 P5		F7		4	0	0	0	0	0	0						
<b>Mike Bordick, R</b> OBP: 0.280, SLG: 0.305 (1, 6)			2-3 K		1-0 1B 1B	4-1 FC6-4 BB		4-2 G3 1B BB		2	1	1	0	2	1	0						
<b>Inning Stats</b>	R: 0 E: 0 K: 1 S: 8	H: 1 LOB: 1 BB: 0 P: 11	R: 1 E: 0 K: 0 S: 8	H: 1 LOB: 0 BB: 0 P: 16	R: 0 E: 0 K: 1 S: 8	H: 0 LOB: 0 BB: 0 P: 13	R: 0 E: 0 K: 0 S: 12	H: 2 LOB: 2 BB: 0 P: 23	R: 3 E: 0 K: 0 S: 13	H: 4 LOB: 3 BB: 1 P: 27	R: 0 E: 0 K: 0 S: 10	H: 0 LOB: 1 BB: 1 P: 16	R: 3 E: 0 K: 1 S: 24	H: 2 LOB: 0 BB: 1 P: 37	R: 0 E: 0 K: 1 S: 15	H: 1 LOB: 2 BB: 1 P: 25		R: 0 E: 0 K: 0 S: 10	H: 0 LOB: 0 BB: 0 P: 15	1B: 6 2B: 3 3B: 0 HR: 2	SF: 1 SAC: 1 DP: 0 HBP: 1	WP: 0 PB: 0 SB: 0 CS: 0
<b>PITCHER</b>	IP	WLS	BF	H	R	ER	SO	BB	IBB	HBP	BLK	WP	HR	S	P	ERA	WHIP					
<b>Don Wengert, R</b> ERA: 5.76 (1, 1)	4.1		22	8	4	4	2	0	0	1	0	0	1	45	81	8.31	1.846					
<b>Mike Mohler, L</b> ERA: 5.87 (5, 1)	2.0	L	8	0	0	0	0	2	0	0	0	0	0	17	29	0.00	1.000					
<b>T.J. Mathews, R</b> ERA: 2.61 (7, 1)	0.2		5	2	3	3	1	1	0	0	0	0	1	21	33	40.50	4.500					
<b>Aaron Small, R</b> ERA: 4.88 (8, 1)	0.1		3	1	0	0	1	1	0	0	0	0	0	9	15	0.00	6.000					
<b>Buddy Groom, L</b> ERA: 5.23 (8, 1)	1.0		3	0	0	0	0	0	0	0	0	0	0	9	15	0.00	0.000					
<b>Billy Taylor, R</b> ERA: 4.4 (9, 1)	0.2		2	0	0	0	0	0	0	0	0	0	0	7	10	0.00	0.000					

Batter	1	2	3	4	5	6	7	8	9	AB	R	H	RBI	BB	SO	LOB	BOTTOM					
<b>Scott Brosius, R</b> OBP: 0.265, SLG: 0.326 (1, 5) (9, 9)	3-1 HR			1-1 F7			1-3 K		4-2 G6-4-3 BB	4	1	1	1	1	2	1	<b>Baltimore Orioles @ Oakland Athletics</b> Oakland-Alameda County Coliseum, Oakland, CA Sun Aug 03 1997, 3:33 AM PDT Att: 17,066 - Sunny - 69 F					
<b>Rafael Bourquard, R</b> OBP: 0.347, SLG: 0.357 (1, 6)	1-2 P3		1-1 S 1B		2-1 G6-3		1-1 L9	2-1 G6-4-3		5	0	1	0	0	0	1						
<b>Matt Stairs, L</b> OBP: 0.441, SLG: 0.685 (1, 10)	4-1 G6-3 2B BB		2-3 K		4-0 BB		2-0 G3	2-3 K		3	1	0	0	2	2	1						
<b>Brian Leshar, R</b> OBP: 0.182, SLG: 0.100 (1, 9) (9, 7)	0-0 G6-3		1-2 G1-3		2-3 K		2-2 HBP 1B 1B			4	1	1	0	0	1	3						
<b>Jason Giambi, L</b> OBP: 0.358, SLG: 0.478 (1, 3)	4-2 2B BB		2-3 K		3-2 F8		2-0 1B HBP			2	1	0	0	1	1	2						
<b>Pat Lannon, R</b> OBP: 0.374, SLG: 0.376 <b>Dave Magadan, L</b> OBP: 0.300, SLG: 0.377 (1, 7) (8, PH) (9, 5)	0-0 2B			0-0 SF9 3B		1-3 K	0-1 1B	1-3 2H 1B		3	1	2	2	0	1	0						
<b>Tony Batista, R</b> OBP: 0.249, SLG: 0.314 <b>Scott Spiezio, S</b> OBP: 0.291, SLG: 0.372 (1, 4) (6, PH) (7, 4)	2-3 K			3-2 G5-3		0-2 G4-3		0-0 P3		2	0	0	0	0	1	2						
<b>Ernie Young, R</b> OBP: 0.264, SLG: 0.267 (1, 8)		1-0 G5-3		0-0 SF9		1-2 2B		0-3 K		3	0	1	1	0	1	2						
<b>Izzy Molina, R</b> OBP: 0.189, SLG: 0.208 (1, 2)		1-1 L8		3-H 3B		1-0 P2		0-3 K		4	0	1	0	0	1	3						
<b>Inning Stats</b>	R: 3 E: 0 K: 1 S: 13	H: 2 LOB: 1 BB: 2 P: 27	R: 0 E: 0 K: 1 S: 6	H: 0 LOB: 0 BB: 0 P: 11	R: 0 E: 0 K: 2 S: 12	H: 1 LOB: 1 BB: 0 P: 18	R: 1 E: 0 K: 0 S: 8	H: 2 LOB: 1 BB: 0 P: 12	R: 0 E: 0 K: 1 S: 10	H: 0 LOB: 1 BB: 1 P: 21	R: 0 E: 0 K: 1 S: 11	H: 1 LOB: 0 BB: 0 P: 14	R: 0 E: 0 K: 1 S: 7	H: 0 LOB: 0 BB: 0 P: 11	R: 1 E: 0 K: 2 S: 14	H: 2 LOB: 2 BB: 0 P: 18		R: 0 E: 0 K: 1 S: 8	H: 0 LOB: 0 BB: 1 P: 16	1B: 3 2B: 2 3B: 2 HR: 1	SF: 1 SAC: 0 DP: 1 HBP: 1	WP: 0 PB: 0 SB: 1 CS: 0
<b>PITCHER</b>	IP	WLS	BF	H	R	ER	SO	BB	IBB	HBP	BLK	WP	HR	S	P	ERA	WHIP					
<b>Rick Krivda, L</b> ERA: 6.75 (1, 1)	4.0		19	5	4	4	4	2	0	0	0	0	0	21	68	9.00	1.750					
<b>Shawn Boskie, R</b> ERA: 5.53 (5, 1)	2.0	W	8	1	0	0	2	1	0	0	0	0	0	21	35	0.00	1.000					
<b>Arthur Rhodes, L</b> ERA: 2.86 (7, 1)	1.0		5	1	1	1	1	0	0	1	0	0	0	12	20	9.00	1.000					
<b>Armando Benitez, R</b> ERA: 2.63 (8, 1)	1.0		4	1	0	0	2	0	0	0	0	0	0	9	9	0.00	1.000					
<b>Randy Myers, L</b> ERA: 1.49 (9, 1)	1.0	S	3	0	0	0	1	1	0	0	0	0	0	8	16	0.00	1.000					



Batter	1	2	3	4	5	6	7	8	9	AB	R	H	RBI	BB	SO	LOB	TOP							
<b>Brady Anderson, L</b> OBP: 0.412, SLG: 0.473 (1, 8)	G4-3 SF7 2B		G6-3 BB		G1-3	P6-4 2-2			K	4	1	1	0	1	1	2								
<b>Jeff Reboulet, R</b> OBP: 0.338, SLG: 0.354 (1, 4)	G4-3		G6-3		1B				G1-3	5	0	1	1	0	1	2								
<b>Rafael Palmeiro, L</b> OBP: 0.329, SLG: 0.459 (1, 3)	SF7		K		F8				F8	4	0	0	1	0	1	2								
<b>Geronimo Berroa, R</b> OBP: 0.376, SLG: 0.496 (1, 9)	G6-3				G4-3 2B				E6	4	0	2	0	0	0	0								
<b>B.J. Surhoff, L</b> OBP: 0.355, SLG: 0.482 (1, 7)		G6-4-3 1B		G4-3	L9				K	4	0	1	0	0	1	4								
<b>Cal Ripken Jr., R</b> OBP: 0.328, SLG: 0.418 (1, 5)	G6-4-3			G1-3 1B		1B SF8 2B			F9	4	1	2	0	0	0	1								
<b>Harold Baines, L</b> OBP: 0.377, SLG: 0.466 (1, 10)	G4-3			G1-3		P6-4 BB 1B			F9	4	0	1	0	0	0	2								
<b>Chris Hoiles, R</b> OBP: 0.389, SLG: 0.447 <b>Lenny Webster, R</b> OBP: 0.301, SLG: 0.339 (8, 2)			G3 G6-3 2B		BB	SF8			BB	1	1	1	1	2	0	0								
<b>Mike Bordick, R</b> OBP: 0.280, SLG: 0.303 (1, 6)			G3		L9				F9	3	0	0	0	1	0	5								
<b>Inning Stats</b>	R: 1 E: 0 K: 0 S: 4	H: 1 LOB: 0 BB: 0 P: 5	R: 0 E: 0 K: 0 S: 3	H: 1 LOB: 0 BB: 0 P: 7	R: 1 E: 0 K: 1 S: 10	H: 1 LOB: 1 BB: 1 P: 22	R: 0 E: 0 K: 0 S: 11	H: 2 LOB: 3 BB: 1 P: 17	R: 0 E: 0 K: 0 S: 8	H: 2 LOB: 2 BB: 0 P: 14	R: 1 E: 0 K: 0 S: 9	H: 2 LOB: 1 BB: 1 P: 18	R: 0 E: 0 K: 2 S: 11	H: 0 LOB: 1 BB: 0 P: 18	R: 0 E: 0 K: 0 S: 8	H: 0 LOB: 1 BB: 1 P: 16	R: 0 E: 0 K: 1 S: 9	H: 0 LOB: 0 BB: 0 P: 14	1B: 5 2B: 5 3B: 0 HR: 0	SF: 2 SAC: 0 DP: 2 HBP: 0	WP: 0 PB: 0 SB: 0 CS: 0	PA: 39		
<b>PITCHER</b>	IP	WLS	BF	H	R	ER	SO	BB	IBB	HBP	BLK	WP	HR	S	P	ERA	WHIP							
<b>Omar Olivares, R</b> ERA: 4.64 (1, 1)	5.1		27	9	3	3	1	3	0	0	0	0	0	44	82	5.06	2.250							
<b>Paul Spoljaric, L</b> ERA: 2.99 (6, 1)	2.2		9	0	0	0	2	1	0	0	0	0	0	20	35	0.00	0.375							
<b>Norm Charlton, L</b> ERA: 7.53 (9, 1)	1.0	W	3	0	0	0	1	0	0	0	0	0	0	9	14	0.00	0.000							

Baltimore Orioles @ Seattle Mariners  
The Kingdome, Seattle, WA  
Tue Aug 05 1997, 10:05 PM EDT  
Att: 37,361 - Dome - 68 F

AB 33  
R 3  
H 9  
RBI 3  
BB 4  
SO 4  
LOB 18



Batter	1	2	3	4	5	6	7	8	9	AB	R	H	RBI	BB	SO	LOB	BOTTOM							
<b>Joey Cora, S</b> OBP: 0.390, SLG: 0.490 (1, 4)	P3			B2						4	0	2	0	0	0	1								
<b>Alex Rodriguez, R</b> OBP: 0.385, SLG: 0.512 (1, 6)	G5-3			K					FC6-4 WP	4	0	0	0	0	2	4								
<b>Ken Griffey Jr., L</b> OBP: 0.368, SLG: 0.600 (1, 8)	G3		G4-3		F7				K	4	0	0	0	0	1	1								
<b>Edgar Martinez, R</b> OBP: 0.449, SLG: 0.522 (1, 10)		BB HR BB	P4		FC4-6 BB				K	2	1	0	0	2	1	1								
<b>Jay Buhner, R</b> OBP: 0.377, SLG: 0.488 (1, 9)		K		BB 1B		K			F8	4	0	1	0	0	2	2								
<b>Mike Blowers, R</b> OBP: 0.380, SLG: 0.406 <b>Paul Sorrento, L</b> OBP: 0.335, SLG: 0.517 (8, FH) (9, 3)		HR BB		BB		FC4-6			G3-1	1	1	0	0	2	0	1								
<b>Dan Wilson, R</b> OBP: 0.332, SLG: 0.424 (1, 2)		HR		F9		G4-3			F9	4	1	1	3	0	0	2								
<b>Russ Davis, R</b> OBP: 0.332, SLG: 0.510 (1, 5)		P4		E6		K			HR	4	1	1	1	0	1	0								
<b>Rich Amaral, R</b> OBP: 0.312, SLG: 0.302 (1, 7)		BB		K		G4-3				2	0	0	0	1	1	1								
<b>Inning Stats</b>	R: 0 E: 0 K: 0 S: 8	H: 0 LOB: 0 BB: 0 P: 13	R: 3 E: 0 K: 2 S: 19	H: 2 LOB: 3 BB: 3 P: 39	R: 0 E: 0 K: 0 S: 14	H: 1 LOB: 2 BB: 1 P: 25	R: 0 E: 1 K: 1 S: 11	H: 0 LOB: 1 BB: 0 P: 18	R: 0 E: 0 K: 1 S: 8	H: 0 LOB: 1 BB: 1 P: 16	R: 0 E: 0 K: 1 S: 7	H: 0 LOB: 0 BB: 0 P: 10	R: 0 E: 0 K: 2 S: 12	H: 1 LOB: 1 BB: 0 P: 20	R: 0 E: 0 K: 0 S: 5	H: 0 LOB: 0 BB: 0 P: 8	R: 1 E: 0 K: 0 S: 1	H: 1 LOB: 0 BB: 0 P: 1	1B: 3 2B: 0 3B: 0 HR: 2	SF: 0 SAC: 0 DP: 0 HBP: 0	WP: 1 PB: 0 SB: 0 CS: 0	PA: 35		
<b>PITCHER</b>	IP	WLS	BF	H	R	ER	SO	BB	IBB	HBP	BLK	WP	HR	S	P	ERA	WHIP							
<b>Jimmy Key, L</b> ERA: 2.57 (1, 1)	5.0		24	3	3	3	5	5	0	0	0	0	0	12	17	0.00	0.750							
<b>Alan Mills, R</b> ERA: 3.38 (7, 1)	0.1		1	0	0	0	1	0	0	0	0	1	0	3	6	0.00	0.000							
<b>Jesse Orosco, L</b> ERA: 2.31 <b>Terry Mathews, R</b> ERA: 3.35 (7, 1)	1.1	L	5	1	1	1	1	0	0	0	0	0	1	10	16	6.75	0.750							

Baltimore Orioles @ Seattle Mariners  
The Kingdome, Seattle, WA  
Tue Aug 05 1997, 10:05 PM EDT  
Att: 37,361 - Dome - 68 F

AB 30  
R 4  
H 5  
RBI 4  
BB 5  
SO 8  
LOB 13





Batter	1	2	3	4	5	6	7	8	9	10	11	AB	R	H	RBI	BB	SO	LOB	TOP							
Brady Anderson, L OBP: 0.413, SLG: 0.478	1-3 K	4-2 FC4-6 BB			2-2 G3		4-2 BB		1-0 F7		3-2 HR	4	1	1	1	2	1	0								
Jeff Reboulet, R OBP: 0.331, SLG: 0.346	2-2 F9	2-2 FC4-6			2-1 G5-3		2-2 F9		3-2 1B		3-2 G6-3	6	0	1	0	0	0	3								
Rafael Palmeiro, L OBP: 0.327, SLG: 0.457	2-2 1B		2-3 K		0-0 G6-3		0-0 P2		1-1 F8		2-3 K	6	1	1	0	0	2	3								
Gerónimo Berroa, R OBP: 0.377, SLG: 0.494	0-2 1B 2H		3-3 K			4-1 1B BB		0-1 L9	2-2 L8			4	1	1	1	1	1	1								
B.J. Surhoff, L OBP: 0.360, SLG: 0.486	0-1 1B		1-1 L3			1-1 1B		3-1 1B 1B		1-2 1B		5	1	4	0	0	0	0								
Cal Ripken Jr., R OBP: 0.328, SLG: 0.418	1-0 1B			2-0 L8		1-0 FC5-2-5 G5-4-3		1-0 1B FC6-2		0-0 F9		5	0	2	1	0	0	3								
Jeffrey Hammonds, R OBP: 0.321, SLG: 0.507	2-0 F9		2-3 K		2-3 G5-4-3		0-0 1-2r	1-2 1B	1-2 1B	1-2 P3		3	0	0	0	0	1	4								
Harold Baines, L OBP: 0.379, SLG: 0.466												1	0	1	1	0	0	0								
Aaron Ledesma, R OBP: 0.556, SLG: 0.429												1	0	0	0	0	0	1								
Lenny Webster, R OBP: 0.304, SLG: 0.341		3-1 L9		3-2 1B				3-1 G4-3 1B	3-1 FC6-2	0-2 K		5	0	2	0	0	1	3								
Mike Bordick, R OBP: 0.279, SLG: 0.300		2-2 G3-1		0-0 F9				0-0 G4-3	0-0 G4-3		1-1 G4-3	3	0	0	0	0	0	2								
Tony Tarasco, L OBP: 0.335, SLG: 0.438												2	0	0	0	0	0	2								
<b>Inning Stats</b>	R: 2 E: 0 K: 1 S: 19	H: 4 LOB: 2 BB: 0 P: 27	R: 0 E: 0 K: 0 S: 14	H: 0 LOB: 1 BB: 1 P: 25	R: 0 E: 0 K: 2 S: 8	H: 0 LOB: 0 BB: 0 P: 14	R: 0 E: 0 K: 1 S: 8	H: 1 LOB: 1 BB: 0 P: 15	R: 0 E: 0 K: 0 S: 5	H: 1 LOB: 2 BB: 1 P: 11	R: 0 E: 0 K: 0 S: 9	H: 1 LOB: 1 BB: 0 P: 18	R: 1 E: 0 K: 0 S: 12	H: 3 LOB: 2 BB: 0 P: 20	R: 0 E: 0 K: 1 S: 9	H: 1 LOB: 1 BB: 0 P: 16	R: 0 E: 0 K: 1 S: 8	H: 1 LOB: 0 BB: 0 P: 9	R: 1 E: 0 K: 1 S: 12	H: 1 LOB: 0 BB: 21 P: 21	1B: 11 2B: 1 3B: 0 HR: 1	SF: 0 SAC: 0 DP: 1 HBP: 0	WP: 0 PB: 0 SB: 0 CS: 0	PA: 48		
<b>PITCHER</b>	IP ERA WLS BF H R ER SO BB IBB HBP BLK WP HR S P ERA WHIP	6.0 4.27 0.2 4 1 0 0 25 2 0 0 0 0 0 8 17 3.00 1.333	7.1 4.94 0.2 3 1 1 0 0 0 0 0 0 0 0 5 8 13.50 1.500	8.1 7.61 1.2 8 3 0 0 0 0 0 0 0 0 0 17 29 0.00 1.800	10.1 5.51 2.0 L 8 2 1 1 2 0 0 0 0 0 1 20 30 4.50 1.000											IP ERA WLS BF H R ER SO BB IBB HBP BLK WP HR S P ERA WHIP										

Baltimore Orioles @ Seattle Mariners  
The Kingdom, Seattle, WA  
Wed Aug 06 1997, 10:05 PM EDT  
Att. 38,871 - Dome - 68 F

AB 45  
R 4  
H 13  
RBI 4  
BB 3  
SO 6  
LOB 22



Batter	1	2	3	4	5	6	7	8	9	10	11	AB	R	H	RBI	BB	SO	LOB	BOTTOM							
Joey Cora, S OBP: 0.388, SLG: 0.487	3-1 G3-1		1-0 G1-3 1B		2-0 G1-3		2-2 F8		3-3 K			5	0	1	0	0	1	0								
Alex Rodriguez, R OBP: 0.361, SLG: 0.506	2-1 G4-3		0-1 G1-3 1-2		1-1 G6-3		0-1 L1-3			1-3 K		5	0	0	0	0	1	1								
Ken Griffey Jr., L OBP: 0.388, SLG: 0.600	2-0 1B		0-0 G1-3			1-0 L8		3-1 F9 2B		3-1 P5		5	0	2	0	0	0	1								
Edgar Martinez, R OBP: 0.451, SLG: 0.524	0-3 K			2-1 G6-3		2-2 HR 1B		4-2 BB		1-1 2B		4	1	2	0	1	1	1								
Jay Buhner, R OBP: 0.379, SLG: 0.487		2-0 F8		3-1 1B G1-2-3 1B		4-2 HR BB		2-3 K		4-1 BB		3	1	1	0	2	1	2								
Paul Serrano, L OBP: 0.337, SLG: 0.526		2-0 G6-3		0-1 1B		1-0 BB		2-1 F9		0-1 BB		4	1	2	3	0	0	2								
Mike Blowers, R OBP: 0.357, SLG: 0.402				1-2 1B		1-2 HR		2-3 F9			0-1 G4-3	1	0	0	0	0	0	2								
Dan Wilson, R OBP: 0.333, SLG: 0.424		0-1 FC6-4 1B		3-2 1B		1-0 G6-3		1-0 F8				5	0	2	0	0	0	2								
Russ Davis, R OBP: 0.328, SLG: 0.503		1-1 FC6-4		0-0 G1-2-3		1-1 L4			2-3 K		2-2 F9	5	0	0	0	0	1	4								
Lee Tinsley, S OBP: 0.272, SLG: 0.314			0-3 K		2-3 K				1-0 F8		0-1 G6-3	4	0	0	0	0	2	0								
Rich Amaral, R OBP: 0.309, SLG: 0.299							2-2 F7					1	0	0	0	0	0	0								
<b>Inning Stats</b>	R: 0 E: 0 K: 1 S: 8	H: 1 LOB: 1 BB: 0 P: 15	R: 0 E: 0 K: 0 S: 6	H: 1 LOB: 1 BB: 1 P: 11	R: 0 E: 0 K: 1 S: 7	H: 1 LOB: 1 BB: 0 P: 8	R: 0 E: 0 K: 0 S: 10	H: 3 LOB: 2 BB: 0 P: 18	R: 0 E: 0 K: 1 S: 6	H: 2 LOB: 0 BB: 1 P: 21	R: 3 E: 0 K: 0 S: 11	H: 0 LOB: 0 BB: 1 P: 21	R: 0 E: 0 K: 0 S: 8	H: 0 LOB: 0 BB: 0 P: 14	R: 0 E: 0 K: 1 S: 11	H: 1 LOB: 2 BB: 1 P: 20	R: 0 E: 0 K: 0 S: 7	H: 0 LOB: 1 BB: 0 P: 9	1B: 7 2B: 2 3B: 0 HR: 1	SF: 0 SAC: 0 DP: 1 HBP: 0	WP: 0 PB: 1 SB: 0 CS: 0	PA: 45				
<b>PITCHER</b>	IP ERA WLS BF H R ER SO BB IBB HBP BLK WP HR S P ERA WHIP	7.0 3.52 0.0 1 1 0 0 29 1 0 0 0 0 0 1 56 96 3.86 1.286	8.1 2.86 2.0 7 0 0 0 3 1 0 0 0 0 0 18 33 0.00 0.500	10.1 3.26 0.2 4 1 0 0 1 1 0 0 0 0 0 9 18 0.00 3.000	10.1 2.29 0.1 W 1 0 0 0 0 0 0 0 0 0 2 2 0.00 0.000											IP ERA WLS BF H R ER SO BB IBB HBP BLK WP HR S P ERA WHIP										

Baltimore Orioles @ Seattle Mariners  
The Kingdom, Seattle, WA  
Wed Aug 06 1997, 10:05 PM EDT  
Att. 38,871 - Dome - 68 F

AB 42  
R 3  
H 10  
RBI 3  
BB 3  
SO 7  
LOB 15





Batter	1	2	3	4	5	6	7	8	9	AB	R	H	RBI	BB	SO	LOB	TOP								
<b>Brady Anderson, L</b> (1, 8) OBP: 0.411, SLG: 0.477	G5-3		P5				P5	F9		5	1	1	0	0	0	3	<b>Baltimore Orioles @ Anaheim Angels</b> Anaheim Stadium, Anaheim, CA Fri Aug 08 1997, 10:05 PM EDT Att: 24,944 - Unknown - 75 F								
<b>Jeff Reboulet, R</b> (1, 4) OBP: 0.333, SLG: 0.355	F9		L4				F9			5	0	2	0	0	0	3									
<b>B.J. Surhoff, L</b> (1, 7) OBP: 0.361, SLG: 0.488	K						F6			5	1	2	1	0	1	2									
<b>Geronomo Berroa, R</b> (1, 9) OBP: 0.377, SLG: 0.490										3	0	0	0	2	1	2									
<b>Tony Tarasco, L</b> (9, 9) OBP: 0.335, SLG: 0.438										0	0	0	0	0	0	0									
<b>Rafael Palmeiro, L</b> (1, 3) OBP: 0.324, SLG: 0.452	G3						G3			5	1	0	0	0	0	6									
<b>Cal Ripken Jr., R</b> (1, 5) OBP: 0.332, SLG: 0.424										3	2	3	1	0	0	0									
<b>Harold Baines, L</b> (1, 10) OBP: 0.378, SLG: 0.465	L9						G3			4	0	1	1	0	0	3									
<b>Chris Hoiles, R</b> (1, 2) OBP: 0.391, SLG: 0.450							SF7			3	0	2	2	0	0	1									
<b>Mike Bordick, R</b> (1, 6) OBP: 0.280, SLG: 0.309							P2			3	1	1	1	1	0	2									
<b>Inning Stats</b>	R: 0 E: 0 K: 1 S: 9	H: 0 LOB: 0 BB: 0 P: 14	R: 0 E: 0 K: 1 S: 7	H: 1 LOB: 1 BB: 0 P: 9	R: 0 E: 0 K: 0 S: 8	H: 1 LOB: 1 BB: 1 P: 17	R: 2 E: 1 K: 0 S: 15	H: 1 LOB: 1 BB: 1 P: 26	R: 2 E: 0 K: 0 S: 11	H: 3 LOB: 1 BB: 0 P: 19	R: 1 E: 0 K: 0 S: 6	H: 1 LOB: 2 BB: 1 P: 10	R: 0 E: 0 K: 0 S: 9	H: 1 LOB: 2 BB: 1 P: 20	R: 1 E: 0 K: 0 S: 10	H: 3 LOB: 1 BB: 0 P: 20	R: 0 E: 0 K: 0 S: 8	H: 1 LOB: 1 BB: 0 P: 13	1B: 7 2B: 8 3B: 0 HR: 1	SF: 2 SAC: 0 DP: 2 HBP: 0	WP: 0 PB: 1 SB: 1 CS: 0	PA: 41			
<b>PITCHER</b>	IP	WLS	BF	H	R	ER	SO	BB	IBB	HBP	BLK	WP	HR	S	P	ERA	WHIP								
<b>Dennis Springer, R</b> (1, 1) ERA: 3.59	6.0	L	27	7	5	4	2	2	0	0	0	0	1	56	95	6.00	1.500								
<b>Darrell May, L</b> (7, 1) ERA: 3.76	1.0		5	1	0	0	0	0	1	0	0	0	0	9	20	0.00	1.000								
<b>Shigetoshi Hasegawa, R</b> (8, 1) ERA: 3.94	0.2		4	3	1	1	0	0	0	0	0	0	0	9	16	13.50	4.500								
<b>Greg Cadaret, L</b> (8, 1) ERA: 2.25	1.1		5	1	0	0	0	0	0	0	0	0	0	9	17	0.00	0.750								

Batter	1	2	3	4	5	6	7	8	9	AB	R	H	RBI	BB	SO	LOB	BOTTOM								
<b>Tony Phillips, S</b> (1, 7) OBP: 0.391, SLG: 0.398	G3		P4				G4-3			3	0	0	0	1	0	0	<b>Baltimore Orioles @ Anaheim Angels</b> Anaheim Stadium, Anaheim, CA Fri Aug 08 1997, 10:05 PM EDT Att: 24,944 - Unknown - 75 F								
<b>Darin Erstad, L</b> (1, 3) OBP: 0.356, SLG: 0.449										2	1	0	0	2	2	1									
<b>Dave Hollins, S</b> (1, 5) OBP: 0.376, SLG: 0.430										3	0	2	1	1	0	1									
<b>Tim Salmon, R</b> (1, 9) OBP: 0.407, SLG: 0.509										4	0	0	0	0	2	5									
<b>16 Garret Anderson, L</b> (1, 8) OBP: 0.342, SLG: 0.405										3	0	0	0	1	0	1									
<b>Todd Greene, R</b> (1, 2) OBP: 0.359, SLG: 0.547										4	0	1	0	0	1	0									
<b>Eddie Murray, S</b> (1, 10) OBP: 0.289, SLG: 0.321										4	0	1	0	0	2	0									
<b>Luis Alicea, S</b> (1, 4) OBP: 0.379, SLG: 0.408										4	1	1	0	0	1	3									
<b>Gary Disarcina, R</b> (1, 6) OBP: 0.285, SLG: 0.342										4	0	0	1	0	0	3									
<b>Inning Stats</b>	R: 0 E: 0 K: 0 S: 10	H: 0 LOB: 1 BB: 1 P: 18	R: 0 E: 0 K: 1 S: 9	H: 0 LOB: 0 BB: 0 P: 12	R: 0 E: 0 K: 2 S: 11	H: 1 LOB: 1 BB: 0 P: 16	R: 0 E: 0 K: 2 S: 9	H: 0 LOB: 0 BB: 0 P: 10	R: 1 E: 0 K: 0 S: 10	H: 1 LOB: 1 BB: 1 P: 17	R: 0 E: 0 K: 1 S: 5	H: 0 LOB: 0 BB: 0 P: 8	R: 1 E: 0 K: 2 S: 12	H: 1 LOB: 2 BB: 2 P: 20	R: 0 E: 0 K: 0 S: 8	H: 2 LOB: 2 BB: 1 P: 17		1B: 3 2B: 1 3B: 1 HR: 0	SF: 0 SAC: 0 DP: 1 HBP: 0	WP: 1 PB: 0 SB: 0 CS: 0	PA: 36				
<b>PITCHER</b>	IP	WLS	BF	H	R	ER	SO	BB	IBB	HBP	BLK	WP	HR	S	P	ERA	WHIP								
<b>35 Mike Mussina, R</b> (1, 1) ERA: 3.16	7.1	W	28	3	2	2	6	3	0	0	0	1	0	67	102	2.46	0.818								
<b>Jesse Orosco, L</b> (8, 1) ERA: 2.27	0.1		2	0	0	0	1	1	0	0	0	0	0	5	9	0.00	3.000								
<b>Armando Benitez, R</b> (8, 1) ERA: 2.5	0.1		3	1	0	0	1	1	0	0	0	0	0	7	12	0.00	6.000								
<b>Randy Myers, L</b> (9, 1) ERA: 1.42	1.0	S	3	1	0	0	0	0	0	0	0	0	0	4	8	0.00	1.000								

AB	36
R	6
H	12
RBI	6
BB	3
SO	2
LOB	22





Batter	1	2	3	4	5	6	7	8	9	AB	R	H	RBI	BB	SO	LOB	TOP				
<b>Brady Anderson, L</b> (1, 8) OBP: 0.413, SLG: 0.482	3-2 BB SF8 2B	1-0 F7		0-2 G4-3			2-0 E3 S HBP		1-1 2-H 3-H 2B	4	1	2	2	0	0	2					
<b>Jeff Reboulet, R</b> (1, 4) OBP: 0.323, SLG: 0.343	3-2 P4		0-3 K		0-0 L5		0-2 L7		0-3 K	5	0	0	0	0	2	3					
<b>Geronimo Berroa, R</b> (1, 9) OBP: 0.377, SLG: 0.490	4-2 SF8 BB		2-2 FC1-6 2B		0-3 K		2-2 E3		0-1 L1	4	0	1	0	1	1	2					
<b>Cal Ripken Jr., R</b> (1, 5) OBP: 0.331, SLG: 0.421	4-2 2-3 2-3 BB		1-2 FC1-6 BB		1-1 L5				3-2 G5-3	3	0	0	0	1	0	1					
<b>Chris Hoiles, R</b> (1, 10) OBP: 0.389, SLG: 0.446	0-1 SF8 2-3 3-H		4-2 BB		0-0 P2		2-1 F8		2-1 F8	2	0	0	1	1	0	0					
<b>Jeffrey Hammonds, R</b> (1, 7) OBP: 0.377, SLG: 0.500	3-2 G5-3		3-2 F7		3-3 K		0-1 G4-3			4	0	0	0	0	1	4					
<b>Aaron Ledesma, R</b> (1, 3) OBP: 0.500, SLG: 0.400		0-1 G6-3		1-2 F7		0-0 1B		4-0 2B 2B BB	3	0	1	0	0	0	0		<b>AB 33</b>				
<b>B.J. Surhoff, L</b> (9, PH) OBP: 0.363, SLG: 0.488										0	1	0	0	1	0	0	<b>R 3</b>				
<b>Lenny Webster, R</b> (1, 2) OBP: 0.304, SLG: 0.341		3-2 1B		1-0 F8		1 SAFE 2-3 K		1-2 2B 2B	3	0	1	0	0	1	1		<b>H 7</b>				
<b>Harold Baines, L</b> (9, PH) OBP: 0.379, SLG: 0.470								1-3 2B 2B	1	1	1	0	0	0	0		<b>RBI 3</b>				
<b>Mike Bordick, R</b> (1, 6) OBP: 0.280, SLG: 0.309		1-1 L8		0-0 1B				1-0 P3	3	0	1	0	0	0	1		<b>BB 4</b>				
<b>Rafael Palmeiro, L</b> (9, PH) OBP: 0.323, SLG: 0.451									1	0	0	0	0	0	2		<b>SO 5</b>				
<b>Inning Stats</b>	R: 1 E: 0 K: 0 S: 18	H: 1 LOB: 2 BB: 2 P: 35	R: 0 E: 0 K: 0 S: 8	H: 1 LOB: 1 BB: 0 P: 13	R: 0 E: 0 K: 1 S: 19	H: 1 LOB: 2 BB: 1 P: 29	R: 0 E: 0 K: 0 S: 8	H: 1 LOB: 0 BB: 0 P: 10	R: 0 E: 0 K: 2 S: 6	H: 1 LOB: 0 BB: 0 P: 7	R: 0 E: 1 K: 0 S: 9	H: 0 LOB: 2 BB: 0 P: 13	R: 0 E: 0 K: 0 S: 11	H: 0 LOB: 0 BB: 0 P: 16	R: 2 E: 0 K: 1 S: 12	H: 2 LOB: 1 BB: 1 P: 19	1B: 3 2B: 4 3B: 0 HR: 0	SF: 1 SAC: 0 DP: 0 HBP: 1	WP: 0 PB: 0 SB: 1 CS: 0	PA: 39	
<b>PITCHER</b>	IP	WLS	BF	H	R	ER	SO	BB	IBB	HBP	BLK	WP	HR	S	P	ERA	WHIP				
<b>Chuck Finley, L</b> (1, 1) ERA: 4.08	8.0	W	33	5	1	1	4	3	0	1	0	0	0	87	136	1.12	1.000				
<b>Troy Percival, R</b> (9, 1) ERA: 4.34	1.0	S	6	2	2	2	1	1	0	0	0	0	0	12	19	18.00	3.000				

Baltimore Orioles @ Anaheim Angels  
Anaheim Stadium, Anaheim, CA  
Sat Aug 09 1997, 10:05 PM EDT  
Att: 32,207 - Unknown - 73 F

**AB 33**  
**R 3**  
**H 7**  
**RBI 3**  
**BB 4**  
**SO 5**  
**LOB 16**



Batter	1	2	3	4	5	6	7	8	9	AB	R	H	RBI	BB	SO	LOB	BOTTOM				
<b>Tony Phillips, S</b> (1, 4) OBP: 0.390, SLG: 0.395	2-3 K		0-1 F7			3-2 G1-3		1 SAFE 4-1 1 SAFE 1 SAFE 1B IBB		3	1	0	0	1	1	1					
<b>Darin Erstad, L</b> (1, 3) OBP: 0.357, SLG: 0.454	1-3 K			1-0 SF9 3B		0-2 G6-3		1-1 2B 1B		4	2	2	1	0	1	0					
<b>Dave Hollins, S</b> (1, 5) OBP: 0.374, SLG: 0.430	2-3 K			2-2 P2		1-3 K		2-0 2B		4	0	1	2	0	2	1					
<b>Tim Salmon, R</b> (1, 9) OBP: 0.408, SLG: 0.507		2-3 K		1-0 SF9		3-1 16 G4-6-3 HBP		4-0 IBB		1	0	0	1	1	1	0					
<b>16 Garret Anderson, L</b> (1, 7) OBP: 0.341, SLG: 0.406		0-1 G1-3		0-0 2B		1-0 G4-6-3		3-2 F7		4	0	1	0	0	0	3					
<b>Todd Greene, R</b> (1, 2) OBP: 0.347, SLG: 0.528		3-3 K		0-2 G4-3		0-0 F7				3	0	0	0	0	1	1					
<b>Jack Howell, L</b> (1, 10) ERA: 3.94			2-3 K		0-1 F7			1-1 F8		2	0	0	0	0	1	0	<b>AB 28</b>				
<b>Luis Alicaia, S</b> (6, PH) OBP: 0.377, SLG: 0.407										1	0	0	0	0	0	0	<b>R 4</b>				
<b>Orlando Palmeiro, L</b> (1, 8) OBP: 0.321, SLG: 0.274			2-2 L8		3-2 L1-3		2-2 FC4-6 1B			3	0	1	0	0	0	0	<b>H 6</b>				
<b>Gary Disarcina, R</b> (1, 6) OBP: 0.285, SLG: 0.342			1-0 1B		1-2 G6-3		0-0 FC4-6 1B			3	1	1	0	0	0	1	<b>RBI 4</b>				
<b>Inning Stats</b>	R: 0 E: 0 K: 3 S: 9	H: 0 LOB: 0 BB: 0 P: 14	R: 0 E: 0 K: 2 S: 11	H: 0 LOB: 0 BB: 0 P: 16	R: 0 E: 0 K: 1 S: 11	H: 1 LOB: 1 BB: 0 P: 16	R: 1 E: 0 K: 0 S: 10	H: 2 LOB: 1 BB: 0 P: 14	R: 0 E: 0 K: 1 S: 10	H: 0 LOB: 0 BB: 0 P: 12	R: 0 E: 0 K: 1 S: 10	H: 0 LOB: 0 BB: 0 P: 14	R: 0 E: 0 K: 0 S: 3	H: 0 LOB: 0 BB: 0 P: 7	R: 3 E: 0 K: 0 S: 14	H: 3 LOB: 2 BB: 2 P: 31	1B: 3 2B: 2 3B: 1 HR: 0	SF: 1 SAC: 0 DP: 1 HBP: 1	WP: 0 PB: 0 SB: 1 CS: 0	PA: 32	
<b>PITCHER</b>	IP	WLS	BF	H	R	ER	SO	BB	IBB	HBP	BLK	WP	HR	S	P	ERA	WHIP				
<b>Scott Kamieniecki, R</b> (1, 1) ERA: 3.94	7.0	L	24	3	1	1	7	0	0	1	0	0	0	62	93	1.29	0.429				
<b>Arthur Rhodes, L</b> (8, 1) ERA: 3.22	1.0	L	8	3	3	3	0	0	2	0	0	0	0	14	31	27.00	3.000				

Baltimore Orioles @ Anaheim Angels  
Anaheim Stadium, Anaheim, CA  
Sat Aug 09 1997, 10:05 PM EDT  
Att: 32,207 - Unknown - 73 F

**AB 28**  
**R 4**  
**H 6**  
**RBI 4**  
**BB 2**  
**SO 7**  
**LOB 7**





Batter	1	2	3	4	5	6	7	8	9	AB	R	H	RBI	BB	SO	LOB	TOP										
<b>Brady Anderson, L</b> (1, 8) OBP: 0.417, SLG: 0.491	4-0 CS BB		1-0 HR		4-2 2-3 BB		0-3 K		1-0 FC3-6 1B	3	1	2	1	2	1	0	<b>Baltimore Orioles @ Anaheim Angels</b> Anaheim Stadium, Anaheim, CA Sun Aug 10 1997, 10:05 PM EDT Att: 34,060 - Cloudy - 75 F										
<b>Jeff Reboulet, R</b> (1, 4) OBP: 0.313, SLG: 0.333	2-3 SAFE K		0-2 G3		3-1 SAFE SF9		3-1 P3		2-2 SAFE FC3-6 WP	4	0	0	1	0	1	2											
<b>B.J. Surhoff, L</b> (1, 7) OBP: 0.361, SLG: 0.482	3-1 F7			2-1 L7	2-1 G4-3		1-2 G6-3		4-0 1-2 BB	4	0	0	0	1	0	1											
<b>Geronimo Berroa, R</b> (1, 9) <b>Tony Tarasco, L</b> (8, 9) OBP: 0.380, SLG: 0.490 OBP: 0.333, SLG: 0.434		0-2 G4-6-3 1B		4-1 BB		3-1 F8		4-1 HR BB	1-0 G3	2	1	1	0	2	0	0											
<b>Rafael Palmeiro, L</b> (1, 3) OBP: 0.325, SLG: 0.450		2-2 G4-6-3 1B		4-1 FC4-6 BB		0-0 L9		0-0 F9		3	0	1	0	1	0	1											
<b>Cal Ripken Jr., R</b> (1, 5) OBP: 0.333, SLG: 0.429		3-2 G4-6-3		2-2 F8		0-1 WP BB		3-1 1-H HR		4	1	2	2	0	0	4											
<b>Harold Baines, L</b> (1, 10) OBP: 0.378, SLG: 0.466		0-0 G3-1		0-0 FC4-6		4-1 WP BB		1-0 F8		3	0	0	0	1	0	3											
<b>Chris Hoiles, R</b> (1, 2) <b>Lenny Webster, R</b> (9, 2) OBP: 0.387, SLG: 0.440 OBP: 0.304, SLG: 0.341			0-1 F8		3-3 K		4-0 1-2 2-3 BB		2-2 G5-3	3	0	0	0	1	1	0											
<b>Mike Bordick, R</b> (1, 6) OBP: 0.280, SLG: 0.311			1-1 P4		3-2 PB SF9		0-1 F3		3-2 P3	4	1	1	0	0	0	3											
<b>Inning Stats</b>	R: 0 E: 0 K: 1 S: 6	H: 0 LOB: 0 BB: 1 P: 14	R: 0 E: 0 K: 0 S: 11	H: 2 LOB: 1 BB: 0 P: 16	R: 1 E: 0 K: 0 S: 8	H: 1 LOB: 0 BB: 0 P: 10	R: 0 E: 0 K: 0 S: 12	H: 0 LOB: 2 BB: 2 P: 24	R: 1 E: 0 K: 1 S: 14	H: 1 LOB: 3 BB: 2 P: 28	R: 0 E: 0 K: 0 S: 8	H: 1 LOB: 0 BB: 0 P: 12	R: 2 E: 0 K: 0 S: 8	H: 1 LOB: 0 BB: 1 P: 18	R: 0 E: 0 K: 0 S: 10	H: 1 LOB: 2 BB: 1 P: 21		1B: 4 2B: 1 3B: 0 HR: 2	SF: 1 SAC: 0 DP: 1 HBP: 0	WP: 2 PB: 1 SB: 0 CS: 1	PA: 40						
<b>PITCHER</b>	IP	WLS	BF	H	R	ER	SO	BB	IBB	HBP	BLK	WP	HR	S	P	ERA	WHIP										
<b>Ken Hill, R</b> (1, 1) ERA: 5.09	5.2		26	5	2	1	2	6	0	0	0	1	1	57	109	1.59	1.941										
<b>Darrell May, L</b> (6, 1) ERA: 3.95	1.2	L	6	0	1	1	1	1	0	0	0	0	0	12	20	5.40	0.600										
<b>Mike James, R</b> (8, 1) ERA: 5.19	0.2		3	1	1	1	0	0	0	0	0	0	1	6	12	13.50	1.500										
<b>Mike Holtz, L</b> (9, 1) ERA: 1.74	0.2		4	1	0	0	0	1	0	0	0	1	0	9	19	0.00	3.000										
<b>Pep Harris, R</b> (9, 1) ERA: 3.99	0.1		1	0	0	0	0	0	0	0	0	0	0	1	2	0.00	0.000										

Batter	1	2	3	4	5	6	7	8	9	AB	R	H	RBI	BB	SO	LOB	BOTTOM										
<b>Darin Erstad, L</b> (1, 3) OBP: 0.359, SLG: 0.453	1-3 K		4-0 BB		2-1 1B		0-1 SH1-3		1-2 F8	3	0	1	0	1	1	0	<b>Baltimore Orioles @ Anaheim Angels</b> Anaheim Stadium, Anaheim, CA Sun Aug 10 1997, 10:05 PM EDT Att: 34,060 - Cloudy - 75 F										
<b>Orlando Palmeiro, L</b> (1, 8) OBP: 0.310, SLG: 0.263 <b>Chad Kreuter, S</b> (9, PH) OBP: 0.324, SLG: 0.377 <b>Craig Grebeck, R</b> (9, PR) OBP: 0.366, SLG: 0.393	3-2 G1-3		0-2 SAFE F7		0-1 SAFE F8		2-2 G3		4-2 BB	4	0	0	0	0	0	3											
<b>Dave Hollins, S</b> (1, 5) OBP: 0.373, SLG: 0.426	0-0 G6-3		2-3 SAFE K		2-3 SAFE K		4-0 1B BB		2-2 F7	4	0	0	0	1	2	3											
<b>Tim Salmon, R</b> (1, 9) OBP: 0.410, SLG: 0.515		0-1 HR		4-2 16 CS BB		3-2 F7		2-2 1-3 3-H 1B	2-2 G4-3	4	1	2	2	1	0	1											
<b>Todd Greene, R</b> (1, 2) OBP: 0.354, SLG: 0.559		0-0 G4-3 1B		0-0 F6		1-2 HR		1-2 SAFE F8		4	1	2	1	0	0	3											
<b>16 Garret Anderson, L</b> (1, 7) OBP: 0.338, SLG: 0.402		1-0 F8		2-3 SAFE K		0-3 K		3-2 P6		4	0	0	0	0	2	2											
<b>Eddie Murray, S</b> (1, 10) OBP: 0.274, SLG: 0.321		1-2 G4-3		4-0 BB		2-0 1B		2-2 K		3	0	1	0	1	1	1											
<b>Luis Alicea, S</b> (1, 4) OBP: 0.376, SLG: 0.405		1-2 G5-3		3-2 G5-3		1-1 SAFE F7		1-0 1B		4	0	1	0	0	0	4											
<b>Gary Disarcina, R</b> (1, 6) OBP: 0.285, SLG: 0.341			0-0 F9		2-1 F7		1-1 G3 SH1-3 1B		0-2 L8	4	1	1	0	0	0	1											
<b>Inning Stats</b>	R: 0 E: 0 K: 1 S: 7	H: 0 LOB: 0 BB: 0 P: 11	R: 1 E: 0 K: 0 S: 10	H: 2 LOB: 1 BB: 0 P: 13	R: 0 E: 0 K: 1 S: 9	H: 0 LOB: 1 BB: 1 P: 13	R: 0 E: 0 K: 1 S: 10	H: 1 LOB: 1 BB: 0 P: 16	R: 1 E: 0 K: 0 S: 13	H: 2 LOB: 1 BB: 0 P: 20	R: 1 E: 0 K: 0 S: 16	H: 2 LOB: 2 BB: 1 P: 26	R: 0 E: 0 K: 1 S: 13	H: 1 LOB: 0 BB: 0 P: 19	R: 0 E: 0 K: 0 S: 14	H: 0 LOB: 1 BB: 1 P: 23		1B: 6 2B: 0 3B: 0 HR: 2	SF: 0 SAC: 1 DP: 0 HBP: 0	WP: 0 PB: 0 SB: 1 CS: 1	PA: 40						
<b>PITCHER</b>	IP	WLS	BF	H	R	ER	SO	BB	IBB	HBP	BLK	WP	HR	S	P	ERA	WHIP										
<b>Jimmy Key, L</b> (1, 1) ERA: 2.63	6.2		30	6	3	3	5	4	0	0	0	0	0	63	109	4.05	1.500										
<b>Armando Benitez, R</b> (7, 1) ERA: 2.44	1.1	W	6	2	0	0	1	0	0	0	0	0	0	22	31	0.00	1.500										
<b>Randy Myers, L</b> (9, 1) ERA: 1.39	1.0	S	4	0	0	0	0	1	0	0	0	0	0	14	23	0.00	1.000										


AB	31
R	4
H	7
RBI	4
BB	8
SO	3
LOB	16




AB	34
R	3
H	8
RBI	3
BB	5
SO	6
LOB	18





Batter	1	2	3	4	5	6	7	8	9	AB	R	H	RBI	BB	SO	LOB	TOP					
Mark Bellhorn, S OBP: 0.338, SLG: 0.387	L8		K			K			G3-1	4	0	0	0	0	2	0	<p>Oakland Athletics @ Baltimore Orioles Oriole Park at Camden Yards, Baltimore, MD</p> <p>Tue Aug 12 1997, 7:05 PM EDT Att: 46,925 - Unknown - 89 F</p> <p>livebaseballscorecards.com</p> <p>AB 28 R 0 H 3 RBI 0 BB 1 SO 8 LOB 6</p> 					
Tilson Brito, R OBP: 0.279, SLG: 0.269	G3		K			K			K2-3	4	0	0	0	0	3	0						
Dave Magadan, L OBP: 0.302, SLG: 0.372	E 1B BB				G4-3				G4-3	3	0	0	0	1	1	0						
Matt Stairs, L OBP: 0.424, SLG: 0.629	E9				G4-6-3 1B				HBP	2	0	2	0	0	0	0						
Jason Giambi, L OBP: 0.354, SLG: 0.457	FC5-6-4				G4-6-3				L5	3	0	0	0	0	0	4						
Scott Spiezio, S OBP: 0.288, SLG: 0.368		G3				L7			G4-3	3	0	0	0	0	0	1						
Brian Leshar, R OBP: 0.256, SLG: 0.389		K				G1-6-3 1B			G5-3	3	0	1	0	0	1	0						
Brent Mayne, L OBP: 0.305, SLG: 0.322		G4-3				G1-6-3			G4-1	3	0	0	0	0	0	1						
Izzy Molina, R OBP: 0.194, SLG: 0.203										0	0	0	0	0	0	0						
Ernie Young, R OBP: 0.264, SLG: 0.289			K						G4-3	3	0	0	0	0	1	0						
<b>Inning Stats</b>	R: 0 E: 1 K: 0 S: 7	H: 1 LOB: 2 BB: 1 P: 17	R: 0 E: 0 K: 1 S: 5	H: 0 LOB: 0 BB: 0 P: 9	R: 0 E: 0 K: 3 S: 11	H: 0 LOB: 0 BB: 0 P: 17	R: 0 E: 0 K: 0 S: 6	H: 1 LOB: 0 BB: 0 P: 9	R: 0 E: 0 K: 0 S: 7	H: 1 LOB: 0 BB: 0 P: 10	R: 0 E: 0 K: 2 S: 7	H: 0 LOB: 0 BB: 0 P: 10	R: 0 E: 0 K: 1 S: 5	H: 0 LOB: 1 BB: 0 P: 9	R: 0 E: 0 K: 0 S: 9	H: 0 LOB: 0 BB: 0 P: 15	R: 0 E: 0 K: 1 S: 6	H: 0 LOB: 0 BB: 0 P: 6	1B: 3 2B: 0 3B: 0 HR: 0	SF: 0 SAC: 0 DP: 2 HBP: 1	WP: 0 PB: 0 SB: 0 CS: 0	PA: 30
<b>PITCHER</b> Scott Erickson, R ERA: 3.33	IP: 9.0 WLS: W BF: 30 H: 3 R: 0 ER: 0 SO: 8 BB: 1 IBB: 0 HBP: 1 BLK: 0 WP: 0 HR: 0 S: 63 P: 102 ERA: 0.00 WHIP: 0.444															<b>PITCHER</b>						

Batter	1	2	3	4	5	6	7	8	9	AB	R	H	RBI	BB	SO	LOB	BOTTOM			
Brady Anderson, L OBP: 0.417, SLG: 0.493	1B FC6-4								G4-3	4	1	2	0	0	1	3	<p>Oakland Athletics @ Baltimore Orioles Oriole Park at Camden Yards, Baltimore, MD</p> <p>Tue Aug 12 1997, 7:05 PM EDT Att: 46,925 - Unknown - 89 F</p> <p>livebaseballscorecards.com</p> <p>AB 32 R 8 H 11 RBI 8 BB 5 SO 5 LOB 18</p> 			
Tony Tarasco, L OBP: 0.331, SLG: 0.432	1B	G3								1	0	0	0	0	0	0				
Jeff Reboulet, R OBP: 0.318, SLG: 0.333	1B									3	2	1	0	1	0	2				
Chris Hoiles, R OBP: 0.385, SLG: 0.438	FC6-4 HR	L9							K	1	0	0	0	0	1	0				
B.J. Surhoff, L OBP: 0.359, SLG: 0.477	FC6-4 HBP	G3							K	4	0	0	0	0	1	3				
Gerónimo Berroa, R OBP: 0.379, SLG: 0.487	FC6-4 HR									2	2	0	2	1	0	2				
Jeffrey Hammonds, R OBP: 0.317, SLG: 0.500	HR	G3							SF7	0	0	0	0	0	0	0				
Rafael Palmeiro, L OBP: 0.328, SLG: 0.459	HR									4	1	3	3	0	0	1				
Cal Ripken Jr., R OBP: 0.336, SLG: 0.432	K									3	1	2	0	1	1	0				
Aaron Ledesma, R OBP: 0.500, SLG: 0.400	K									0	0	0	0	0	0	0				
Harold Baines, L OBP: 0.377, SLG: 0.462	F9									3	0	0	0	1	0	2				
Lenny Webster, R OBP: 0.313, SLG: 0.346										3	1	2	1	1	0	2				
Mike Bordick, R OBP: 0.280, SLG: 0.316										4	0	1	2	0	1	3				
<b>Inning Stats</b>	R: 4 E: 0 K: 1 S: 15	H: 3 LOB: 0 BB: 0 P: 24	R: 1 E: 0 K: 0 S: 9	H: 2 LOB: 1 BB: 0 P: 10	R: 0 E: 0 K: 0 S: 9	H: 2 LOB: 2 BB: 0 P: 11	R: 0 E: 0 K: 1 S: 11	H: 1 LOB: 1 BB: 0 P: 16	R: 2 E: 0 K: 1 S: 13	H: 1 LOB: 2 BB: 3 P: 26	R: 1 E: 0 K: 0 S: 11	H: 2 LOB: 2 BB: 1 P: 20	R: 0 E: 0 K: 0 S: 7	H: 0 LOB: 0 BB: 1 P: 14	R: 0 E: 0 K: 2 S: 15	H: 0 LOB: 0 BB: 0 P: 21	1B: 7 2B: 2 3B: 1 HR: 1	SF: 1 SAC: 0 DP: 1 HBP: 1	WP: 0 PB: 0 SB: 1 CS: 0	PA: 39
<b>PITCHER</b> Carlos Reyes, R ERA: 5.94	IP: 4.1 WLS: L BF: 25 H: 8 R: 7 ER: 7 SO: 2 BB: 3 IBB: 0 HBP: 1 BLK: 0 WP: 0 HR: 1 S: 51 P: 80 ERA: 14.54 WHIP: 2.538															<b>PITCHER</b>				
John Johnstone, R ERA: 2.79	IP: 1.2 WLS: 8 BF: 3 H: 1 R: 1 ER: 1 SO: 1 BB: 0 IBB: 0 HBP: 0 BLK: 0 WP: 0 HR: 0 S: 17 P: 27 ERA: 5.40 WHIP: 2.400																			
Dane Johnson, R ERA: 3.58	IP: 2.0 WLS: 6 BF: 0 H: 0 R: 0 ER: 0 SO: 2 BB: 1 IBB: 0 HBP: 0 BLK: 0 WP: 0 HR: 0 S: 22 P: 35 ERA: 0.00 WHIP: 0.500																			



Batter	1	2	3	4	5	6	7	8	9	AB	R	H	RBI	BB	SO	LOB	TOP										
<b>Jason McDonald, S</b> OBP: 0.310, SLG: 0.369	0-1 F6		1-0 HR	2-3 K		3 SAFE P2			3-1 G4-3	5	1	1	1	0	1	2											
<b>Rafael Bourquiel, R</b> OBP: 0.348, SLG: 0.355	1-2 HR		1-2 P4		2-2 BB		2-3 K		1-2 BB	4	1	2	0	0	1	0											
<b>Mark Bellhorn, S</b> OBP: 0.348, SLG: 0.410	0-0 HR		1-2 G4-3		2-2 L8		4-2 BB		4-2 BB	3	1	1	2	2	0	1											
<b>Tilson Brito, R</b> OBP: 0.279, SLG: 0.269	1-H HR				1-1 SAFE		G1-6-3 BB		1-2 BB	0	0	0	0	0	0	0											
<b>Matt Stairs, L</b> OBP: 0.420, SLG: 0.617	1-2 G4-3		4-0 1B		2-0 L8		1-1 G1-6-3		3-3 K	4	0	0	0	1	1	5											
<b>Jason Giambi, L</b> OBP: 0.355, SLG: 0.456	3-3 K		2-2 1B		4-2 BB		2-3 K			3	0	1	0	1	2	0											
<b>Scott Spiezio, S</b> OBP: 0.286, SLG: 0.364		0-3 K	3-3 K		1-3 BB		1-3 K			4	0	0	0	0	4	4											
<b>Brent Mayne, L</b> OBP: 0.310, SLG: 0.346	1-2 1B			2-1 HR		3-2 L5		2-1 F8		4	1	2	1	0	0	0											
<b>Brian Leshar, R</b> OBP: 0.256, SLG: 0.400	0-3 K		0-3 K		0-0 2B			1-1 G1-3		4	0	1	0	0	2	1											
<b>Ernie Young, R</b> OBP: 0.263, SLG: 0.280	1-2 G6-3		3-3 K		1-2 K		2-3 K		4-2 G4-3	3	0	0	0	1	2	2											
<b>Inning Stats</b>	R: 2 E: 0 K: 1 S: 13	H: 2 LOB: 0 BB: 0 P: 18	R: 0 E: 0 K: 2 S: 14	H: 1 LOB: 1 BB: 0 P: 16	R: 1 E: 0 K: 1 S: 17	H: 2 LOB: 2 BB: 1 P: 29	R: 1 E: 0 K: 3 S: 16	H: 1 LOB: 0 BB: 0 P: 23	R: 0 E: 0 K: 1 S: 13	H: 1 LOB: 2 BB: 1 P: 24	R: 0 E: 1 K: 1 S: 8	H: 0 LOB: 0 BB: 0 P: 14	R: 0 E: 0 K: 2 S: 8	H: 0 LOB: 0 BB: 1 P: 15	R: 0 E: 0 K: 1 S: 8	H: 0 LOB: 3 BB: 2 P: 31	1B: 4 2B: 1 3B: 0 HR: 3	SF: 0 SAC: 0 DP: 1 HBP: 1	WP: 0 PB: 0 SB: 1 CS: 0	PA: 40							
<b>PITCHER</b>	IP	WLS	BF	H	R	ER	SO	BB	IBB	HBP	BLK	WP	HR	S	P	ERA	WHIP										
<b>35 Mike Mussina, R</b> ERA: 3.28	5.0	L	24	7	4	4	8	2	0	0	0	0	3	73	110	7.20	1.800										
<b>Arthur Rhodes, L</b> ERA: 3.09	3.0		10	1	0	0	4	1	0	0	0	0	0	24	42	0.00	0.667										
<b>Alan Mills, R</b> ERA: 3.15	0.2		0	0	0	0	0	2	0	1	0	0	0	10	23	0.00	3.000										
<b>Jesse Orosco, L</b> ERA: 2.25	0.1		1	0	0	0	1	0	0	0	0	0	0	5	8	0.00	0.000										

Oakland Athletics @ Baltimore Orioles  
 Oriole Park at Camden Yards, Baltimore, MD  
 Wed Aug 13 1997, 7:05 PM EDT  
 Att: 46,808 - Unknown - 91 F

AB 34  
 R 4  
 H 8  
 RBI 4  
 BB 5  
 SO 13  
 LOB 15



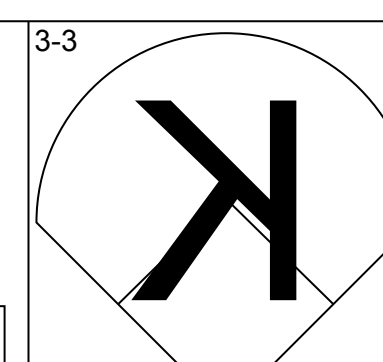
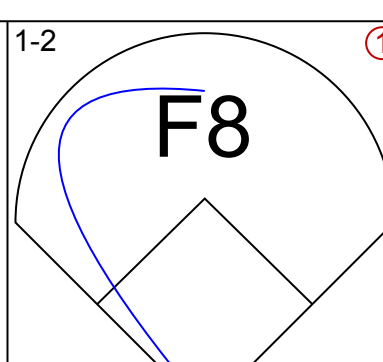
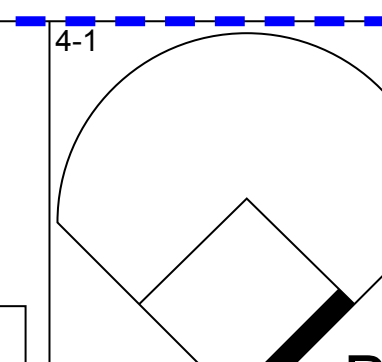
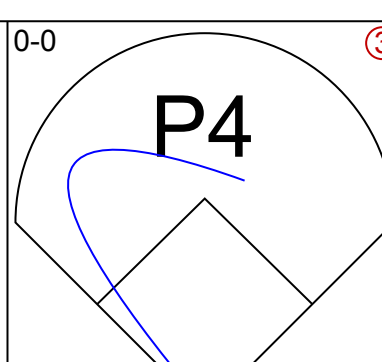
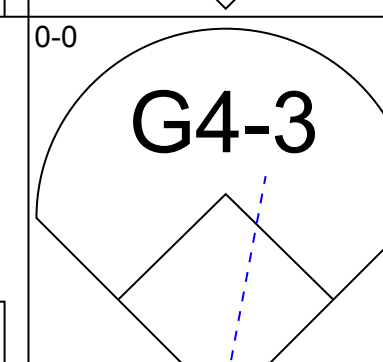
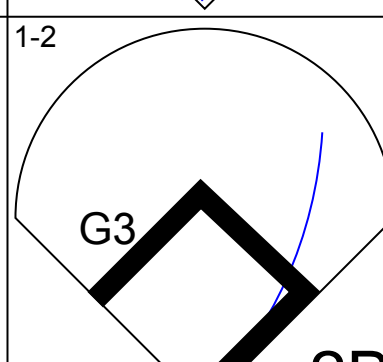
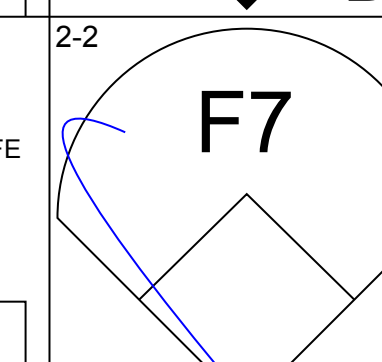
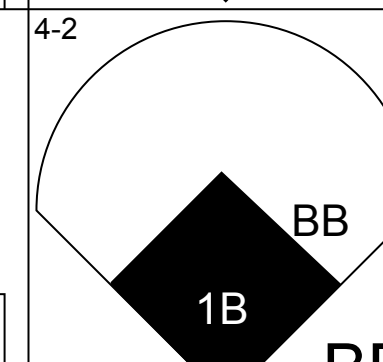
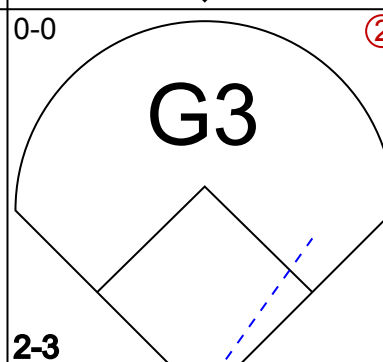
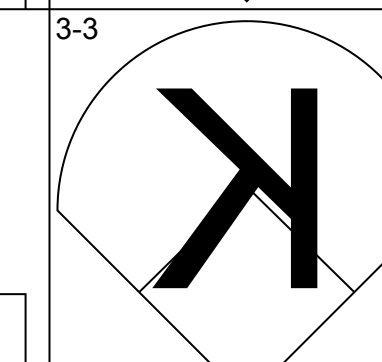
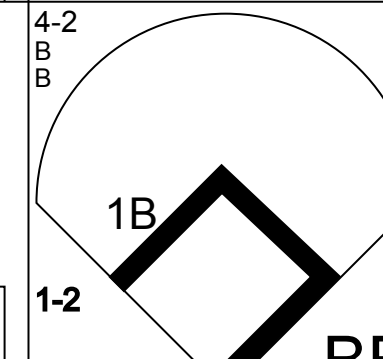
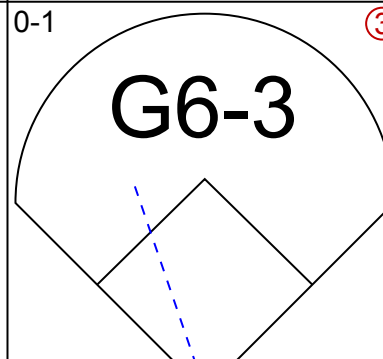
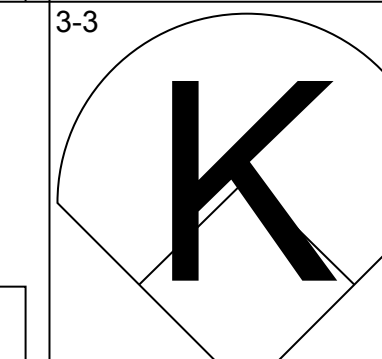
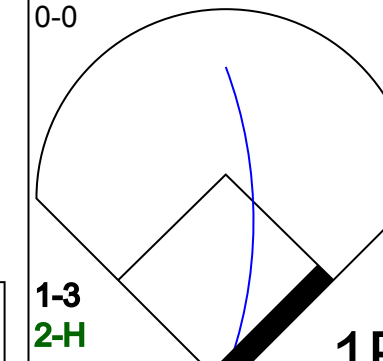
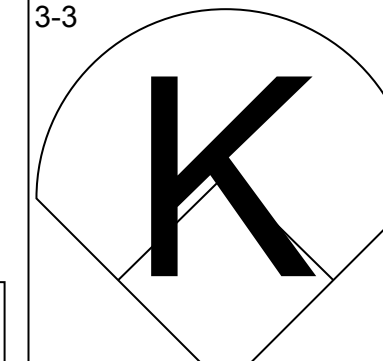
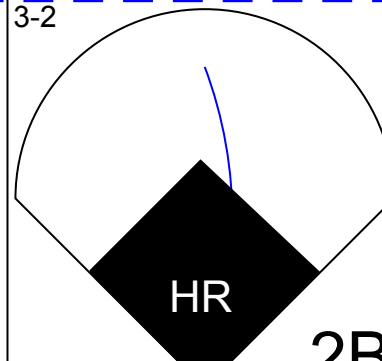
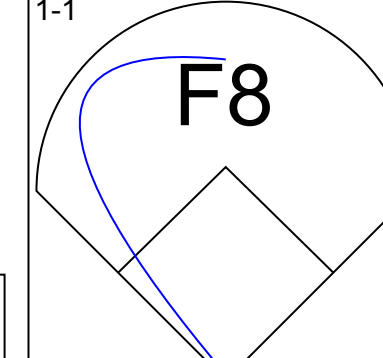
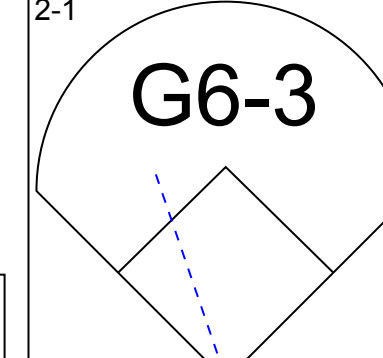
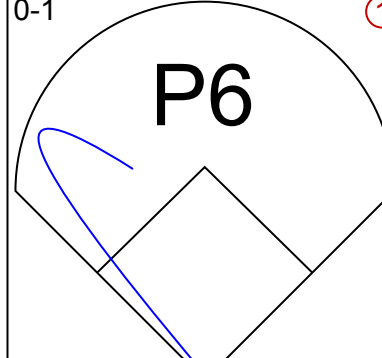
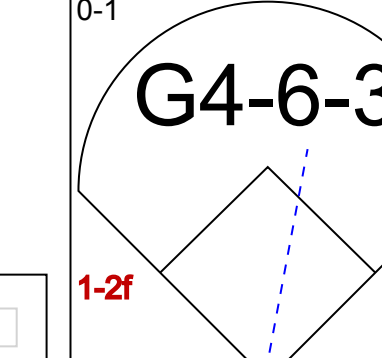
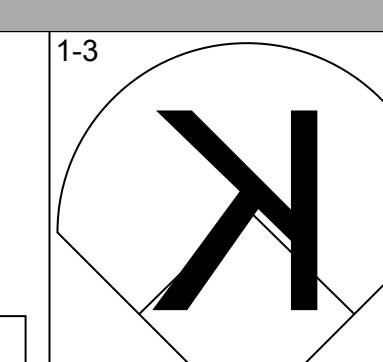
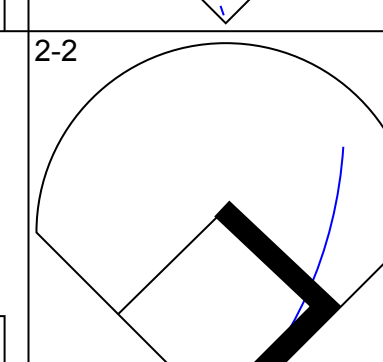
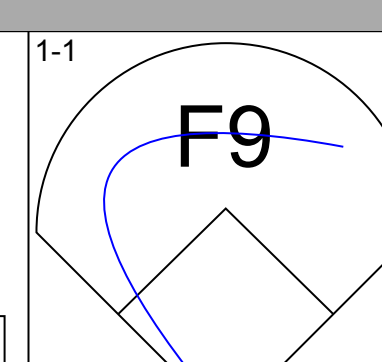
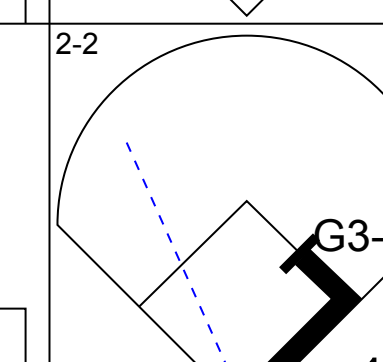
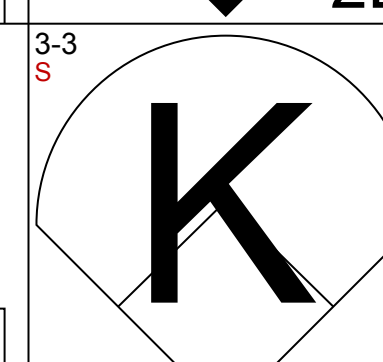
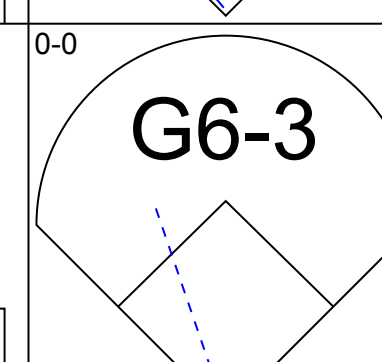
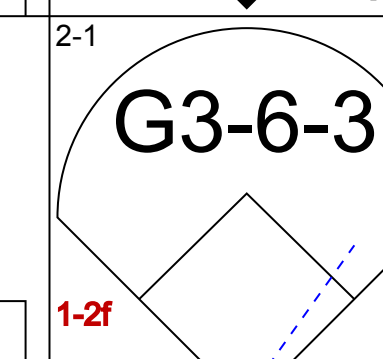
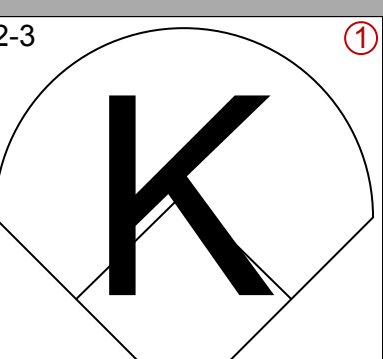
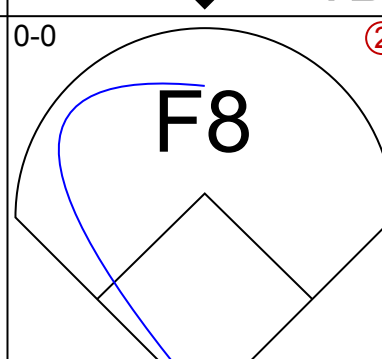
Batter	1	2	3	4	5	6	7	8	9	AB	R	H	RBI	BB	SO	LOB	BOTTOM										
<b>Brady Anderson, L</b> OBP: 0.415, SLG: 0.492	2-0 E	1-1 G3-1		0-1 G4-3			2-3 K		0-0 F8	5	1	1	0	0	1	3											
<b>Jeff Reboulet, R</b> OBP: 0.320, SLG: 0.331	1-2 E9		4-1 2B		3-1 G5-3		0-3 K		1-1 G1-3	4	1	1	1	1	1	3											
<b>B.J. Surhoff, L</b> OBP: 0.358, SLG: 0.475	2-H 1B		2-0 BB		0-0 1B		1-2 F8			4	0	1	0	0	1	2											
<b>Geronimo Berroa, R</b> OBP: 0.380, SLG: 0.490	2-3 K		2-1 P3		1-0 P3			2-3 K		4	0	2	1	0	1	1											
<b>Rafael Palmeiro, L</b> OBP: 0.327, SLG: 0.456	3-H 1B		1-3 2B		1-3 2B		1-2 F8			3	0	0	0	0	0	2											
<b>Cal Ripken Jr., R</b> OBP: 0.335, SLG: 0.431	1-1 P5		1-1 HBP		0-0 F7		0-1 F7			3	0	0	0	0	0	2											
<b>Cal Ripken Jr., R</b> OBP: 0.335, SLG: 0.431	2-0 P6		0-2 P3			0-2 1B		0-0 G6-3		4	0	1	0	0	0	4											
<b>Jeffrey Hammonds, R</b> OBP: 0.316, SLG: 0.497		1-0 G3	3-3 K		1-1 P5		1-1 P5		0-0 G5-3	4	0	1	0	0	1	4											
<b>Chris Hoiles, R</b> OBP: 0.384, SLG: 0.432	1-1 SAFE	3-0 F8		1-1 P3		3-2 K		2-2 K		3	0	0	0	0	1	2											
<b>Mike Bordick, R</b> OBP: 0.278, SLG: 0.313	1-1 SAFE	3-2 G3		1-3 K		0-0 F8		3-2 F8		3	0	0	0	0	1	2											
<b>Harold Baines, L</b> OBP: 0.378, SLG: 0.463									1-2 1B	1	0	1	0	0	0	0											
<b>Aaron Ledesma, R</b> OBP: 0.500, SLG: 0.400									1-2 1B	0	0	0	0	0	0	0											
<b>Inning Stats</b>	R: 2 E: 1 K: 1 S: 14	H: 3 LOB: 1 BB: 0 P: 25	R: 0 E: 0 K: 0 S: 7	H: 1 LOB: 1 BB: 0 P: 15	R: 0 E: 0 K: 1 S: 11	H: 1 LOB: 3 BB: 1 P: 23	R: 0 E: 0 K: 1 S: 7	H: 0 LOB: 0 BB: 0 P: 9	R: 0 E: 0 K: 0 S: 5	H: 1 LOB: 1 BB: 0 P: 9	R: 0 E: 0 K: 1 S: 11	H: 1 LOB: 0 BB: 0 P: 15	R: 0 E: 0 K: 2 S: 11	H: 0 LOB: 0 BB: 0 P: 14	R: 0 E: 0 K: 1 S: 6	H: 0 LOB: 0 BB: 0 P: 8	R: 0 E: 0 K: 1 S: 10	H: 1 LOB: 3 BB: 0 P: 16	1B: 6 2B: 2 3B: 0 HR: 0	SF: 0 SAC: 0 DP: 0 HBP: 2	WP: 0 PB: 1 SB: 1 CS: 0	PA: 38					
<b>PITCHER</b>	IP	WLS	BF	H	R	ER	SO	BB	IBB	HBP	BLK	WP	HR	S	P	ERA	WHIP										
<b>Andrew Lorraine, L</b> ERA: 1.8	5.0	W	23	6	2	1	3	1	0	1	0	0	0	11	15	0.00	1.000										
<b>T.J. Matthews, R</b> ERA: 2.52	1.0		4	1	0	0	1	0	0	0	0	0	0	11	15	0.00	1.000										
<b>Buddy Groom, L</b> ERA: 4.91	1.2		5	0	0	0	3	0	0	0	0	0	0	16	21	0.00	0.000										
<b>Aaron Small, R</b> ERA: 4.58	0.1		1	0	0	0	0	0	0	0	0	0	0	1	1	0.00	0.000										
<b>Billy Taylor, R</b> ERA: 4.76	0.1		3	1	0	0	0	0	0	1	0	0	0	7	12	0.00	3.000										

Oakland Athletics @ Baltimore Orioles  
 Oriole Park at Camden Yards, Baltimore, MD  
 Wed Aug 13 1997, 7:05 PM EDT  
 Att: 46,808 - Unknown - 91 F

AB 35  
 R 2  
 H 8  
 RBI 2  
 BB 1  
 SO 7  
 LOB 23

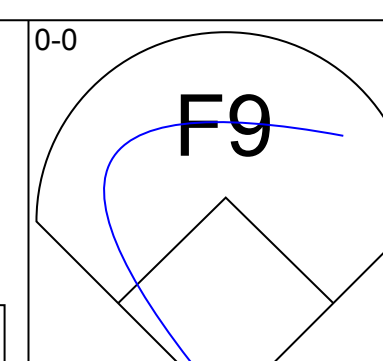
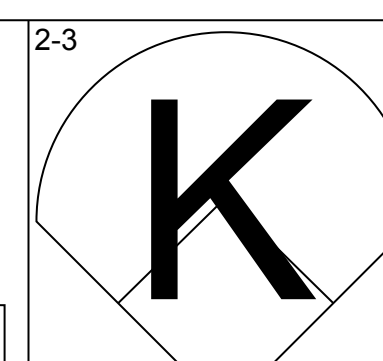
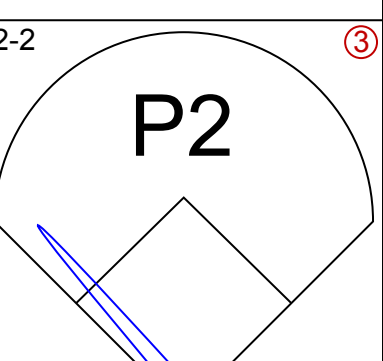
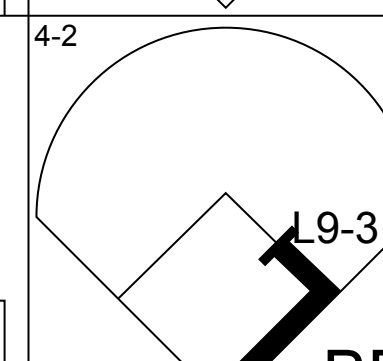
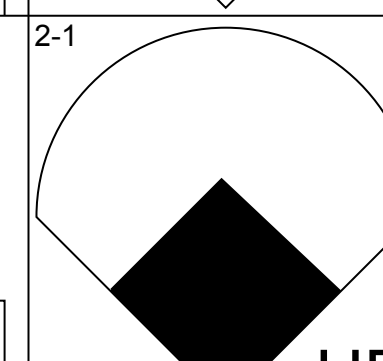
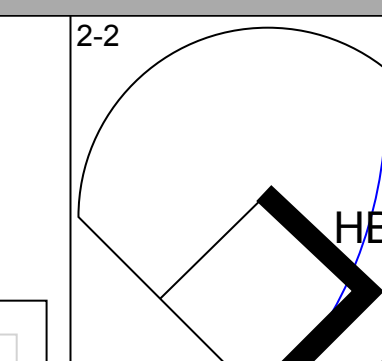
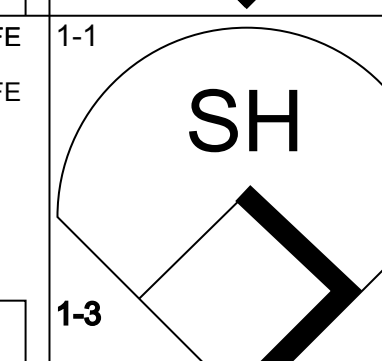
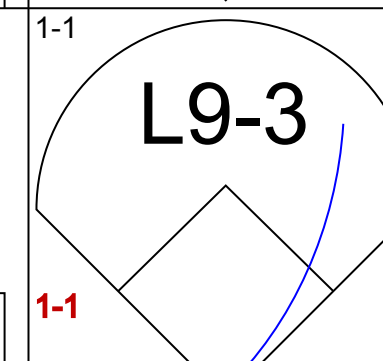
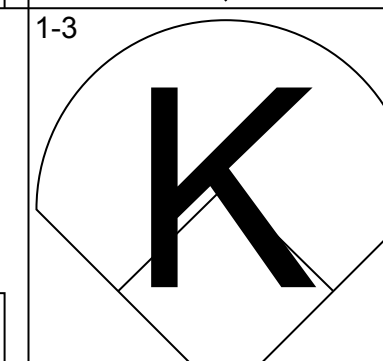
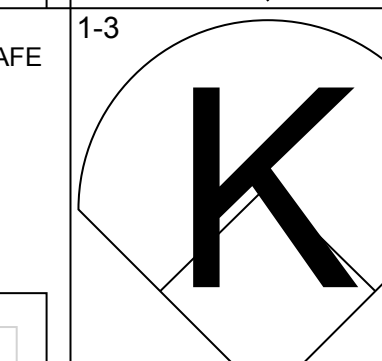
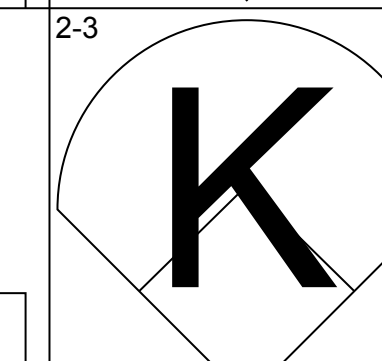
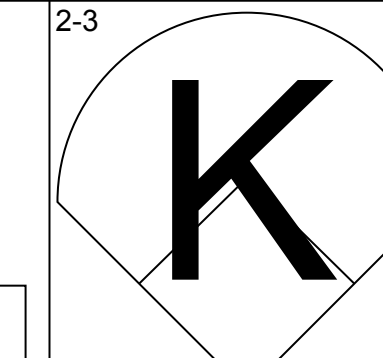
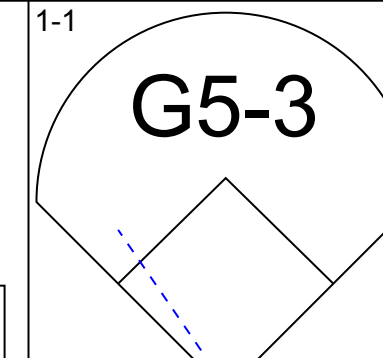
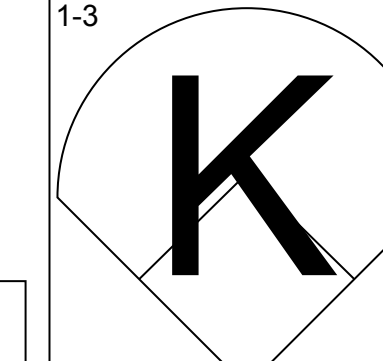
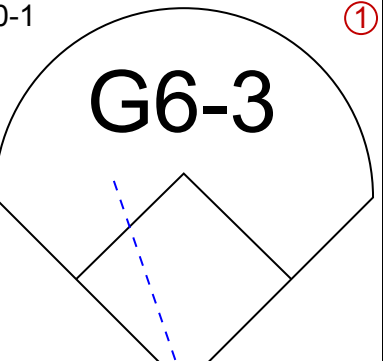
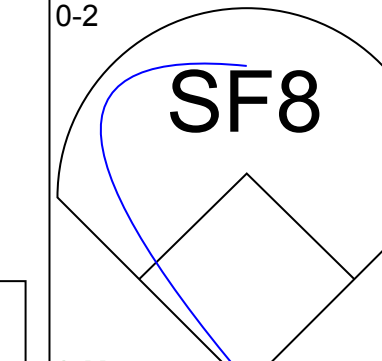
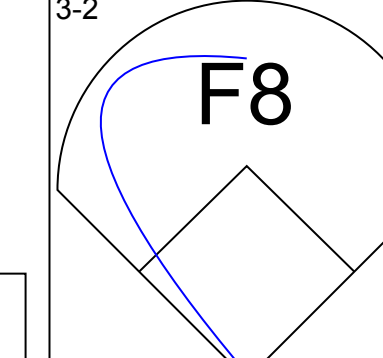
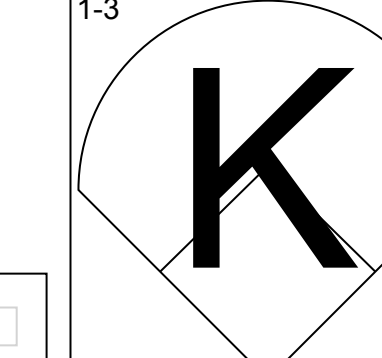
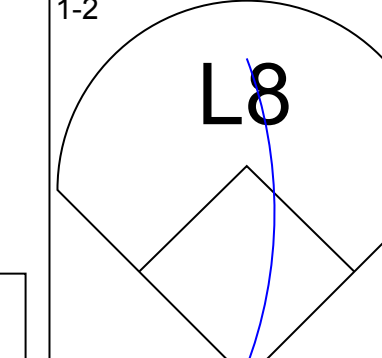
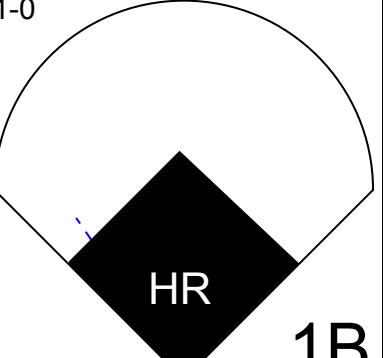
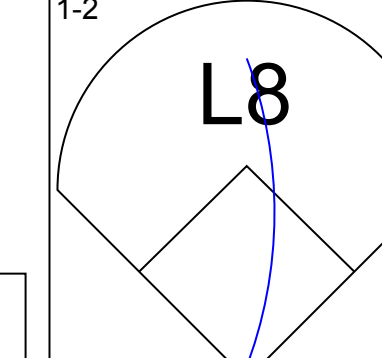
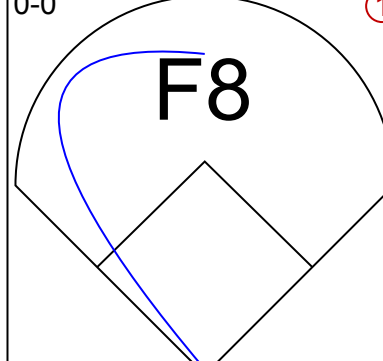
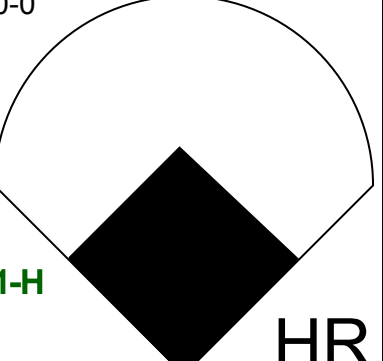
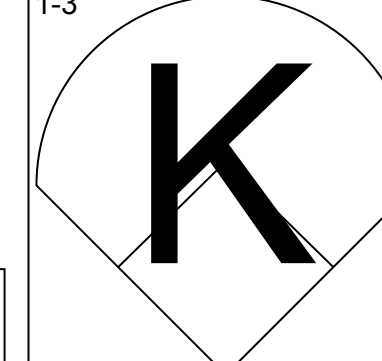
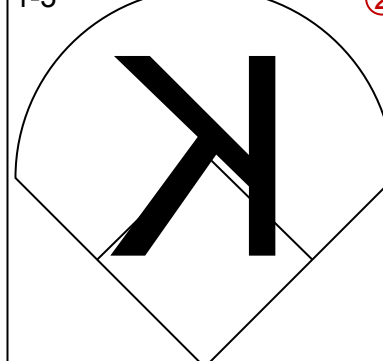
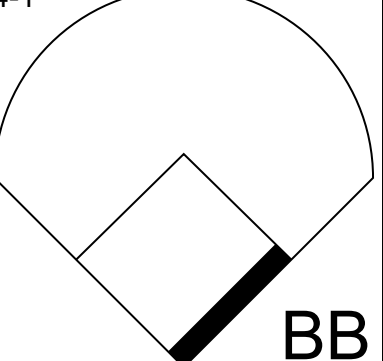
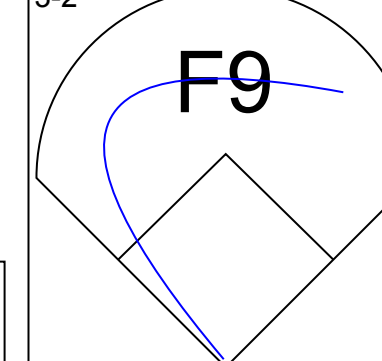
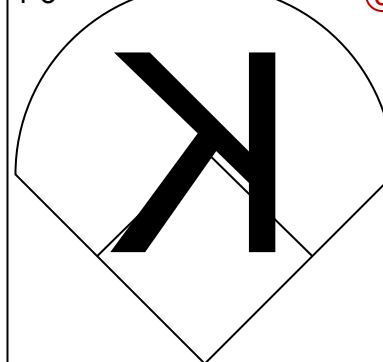
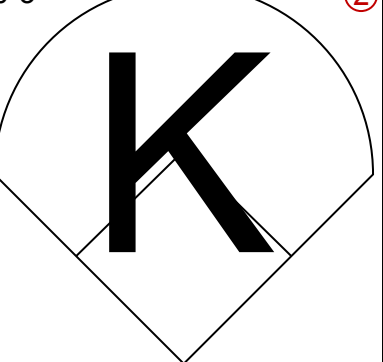
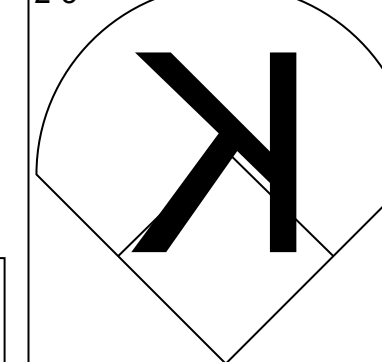




Batter	1	2	3	4	5	6	7	8	9	AB	R	H	RBI	BB	SO	LOB	TOP						
<b>Joey Cora, S</b> OBP: 0.380, SLG: 0.471 (1, 4)										4	0	0	0	1	1	1	<b>Seattle Mariners @ Baltimore Orioles</b> Oriole Park at Camden Yards, Baltimore, MD Fri Aug 15 1997, 3:33 AM EDT Cloudy - 89 F						
<b>Alex Rodriguez, R</b> OBP: 0.355, SLG: 0.495 (1, 6)										4	0	2	0	0	0	1							
<b>Ken Griffey Jr., L</b> OBP: 0.374, SLG: 0.617 (1, 8)										3	1	0	0	1	1	3							
<b>Edgar Martinez, R</b> OBP: 0.452, SLG: 0.518 (1, 10)										2	0	0	0	2	1	2							
<b>Jay Buhner, R</b> OBP: 0.379, SLG: 0.483 (1, 9)										4	1	2	1	0	2	1							
<b>Paul Sorrento, L</b> OBP: 0.329, SLG: 0.504 (9, PH)										3	0	0	0	0	0	3							
<b>Rich Amaral, R</b> OBP: 0.299, SLG: 0.288 (9, PH)										1	0	0	0	0	0	1							
<b>Dan Wilson, R</b> OBP: 0.335, SLG: 0.442 (1, 2)										4	1	2	2	0	1	0							
<b>Russ Davis, R</b> OBP: 0.325, SLG: 0.496 (1, 5)										4	0	2	0	0	1	1							
<b>Lee Tinsley, S</b> OBP: 0.292, SLG: 0.327 (9, PH)										3	0	0	0	0	2	1							
<b>Mike Blowers, R</b> OBP: 0.361, SLG: 0.429 (9, PH)										1	0	0	0	0	0	1							
<b>Inning Stats</b>	R: 1 E: 0 K: 1 S: 11	H: 1 LOB: 2 BB: 2 P: 23	R: 0 E: 0 K: 1 S: 8	H: 1 LOB: 0 BB: 0 P: 13	R: 0 E: 0 K: 0 S: 10	H: 1 LOB: 1 BB: 0 P: 12	R: 0 E: 0 K: 2 S: 15	H: 1 LOB: 1 BB: 0 P: 25	R: 0 E: 0 K: 1 S: 12	H: 0 LOB: 0 BB: 1 P: 15	R: 0 E: 0 K: 1 S: 9	H: 0 LOB: 0 BB: 1 P: 16	R: 0 E: 0 K: 1 S: 7	H: 0 LOB: 0 BB: 0 P: 11	R: 0 E: 0 K: 2 S: 11	H: 0 LOB: 1 BB: 1 P: 23	R: 2 E: 0 K: 0 S: 12	H: 3 LOB: 1 BB: 0 P: 17	1B: 4 2B: 3 3B: 0 HR: 1	SF: 0 SAC: 0 DP: 2 HBP: 0	WP: 0 PB: 0 SB: 0 CS: 0	PA: 37	
<b>PITCHER</b>	IP	WLS	BF	H	R	ER	SO	BB	IBB	HBP	BLK	WP	HR	S	P	ERA	WHIP						
<b>Scott Kamieniecki, R</b> ERA: 3.8	(1, 1)	7.0	W	27	5	1	1	7	3	0	0	0	0	0	72	115	1.29	1.143					
<b>Amanda Benitez, R</b> ERA: 2.39	(8, 1)	1.0		4	0	0	0	2	1	0	0	0	0	0	11	23	0.00	1.000					
<b>Randy Myers, L</b> ERA: 1.75	(9, 1)	1.0	S	6	3	2	2	0	0	0	0	0	0	1	12	17	18.00	3.000					

AB	33
R	3
H	8
RBI	3
BB	4
SO	9
LOB	15



Batter	1	2	3	4	5	6	7	8	9	AB	R	H	RBI	BB	SO	LOB	BOTTOM					
<b>Brady Anderson, L</b> OBP: 0.414, SLG: 0.489 (1, 8)										3	1	0	0	1	1	1	<b>Seattle Mariners @ Baltimore Orioles</b> Oriole Park at Camden Yards, Baltimore, MD Fri Aug 15 1997, 3:33 AM EDT Cloudy - 89 F					
<b>Jeff Reboulet, R</b> OBP: 0.331, SLG: 0.359 (1, 4)										2	1	2	1	1	0	0						
<b>Geronimo Berroa, R</b> OBP: 0.377, SLG: 0.485 (9, 7)										4	0	0	0	0	3	4						
<b>B.J. Surhoff, L</b> OBP: 0.358, SLG: 0.475 (9, 7)										0	0	0	0	0	0	0						
<b>Chris Hoiles, R</b> OBP: 0.382, SLG: 0.427 (8, PR)										3	0	0	0	1	2	1						
<b>Tony Tarasco, L</b> OBP: 0.331, SLG: 0.432 (9, PR)										0	0	0	0	0	0	0						
<b>Cal Ripken Jr., R</b> OBP: 0.335, SLG: 0.429 (1, 5)										2	0	0	1	0	1	0						
<b>Aaron Ledesma, R</b> OBP: 0.438, SLG: 0.357 (9, 3)										4	1	1	0	0	1	4						
<b>Rafael Palmeiro, L</b> OBP: 0.327, SLG: 0.456 (9, 3)										0	0	0	0	0	0	0						
<b>Jeffrey Hammonds, R</b> OBP: 0.316, SLG: 0.565 (9, 9)										3	1	1	2	0	1	0						
<b>Lenny Webster, R</b> OBP: 0.313, SLG: 0.342 (1, 2)										2	0	0	0	1	1	0						
<b>Mike Bordick, R</b> OBP: 0.276, SLG: 0.311 (1, 6)										3	0	0	0	0	3	1						
<b>Inning Stats</b>	R: 0 E: 0 K: 0 S: 5	H: 0 LOB: 0 BB: 1 P: 10	R: 0 E: 0 K: 2 S: 13	H: 0 LOB: 0 BB: 0 P: 19	R: 0 E: 0 K: 2 S: 7	H: 0 LOB: 0 BB: 0 P: 9	R: 1 E: 0 K: 2 S: 11	H: 1 LOB: 0 BB: 0 P: 17	R: 2 E: 0 K: 1 S: 12	H: 2 LOB: 1 BB: 1 P: 19	R: 0 E: 0 K: 3 S: 15	H: 1 LOB: 2 BB: 0 P: 22	R: 0 E: 0 K: 2 S: 10	H: 0 LOB: 0 BB: 0 P: 16	R: 1 E: 1 K: 1 S: 17	H: 0 LOB: 2 BB: 2 P: 28	1B: 2 2B: 1 3B: 0 HR: 2	SF: 1 SAC: 1 DP: 1 HBP: 1	WP: 0 PB: 0 SB: 0 CS: 0	PA: 33		
<b>PITCHER</b>	IP	WLS	BF	H	R	ER	SO	BB	IBB	HBP	BLK	WP	HR	S	P	ERA	WHIP					
<b>Randy Johnson, L</b> ERA: 2.4	(1, 1)	8.0	L	33	4	4	3	13	3	1	1	0	2	90	140	3.38	0.875					

AB	26
R	4
H	4
RBI	4
BB	4
SO	13
LOB	11





Batter	1	2	3	4	5	6	7	8	9	AB	R	H	RBI	BB	SO	LOB	TOP										
<b>Rich Amaral, R</b> OBP: 0.309, SLG: 0.294 (1, 7)	 1B		 BB	 F8		 G5-3		 1B		4	2	2	0	1	0	1											
<b>Alex Rodriguez, R</b> OBP: 0.360, SLG: 0.509 (1, 6)	 K		 1B		 2B	 G4-3		 HR		4	3	3	2	1	1	1											
<b>Ken Griffey Jr., L</b> OBP: 0.374, SLG: 0.622 (1, 8)	 HR		 1B		 K	 G4-3		 F8		5	1	2	2	0	1	2											
<b>Edgar Martinez, R</b> OBP: 0.451, SLG: 0.515 (1, 10)	 K		 1B		 BB	 L8		 K		4	1	1	1	1	2	1											
<b>Jay Buhner, R</b> OBP: 0.379, SLG: 0.489 (1, 9)	 1B		 K		 HR		 G5-3		 K		5	1	2	3	0	2											
<b>Mike Blowers, R</b> OBP: 0.358, SLG: 0.422 <b>Paul Sorrento, L</b> OBP: 0.328, SLG: 0.503 (9, PH)	 G5-3		 P3		 1B		 G6-3		 K		4	0	1	0	0	0	3										
<b>Russ Davis, R</b> OBP: 0.325, SLG: 0.492 (1, 5)		 F9		 BB		 K		 F9		3	0	0	0	1	1	1											
<b>Brent Gates, S</b> OBP: 0.290, SLG: 0.361 (1, 4)	 G4-3		 1-2		 1B		 F9		 F9		4	0	1	0	0	0	1										
<b>John Marzano, R</b> OBP: 0.368, SLG: 0.387 (1, 2)	 G5-3		 1B		 K		 F9		 F9		4	0	1	0	0	1	2										
<b>Inning Stats</b>	R: 2 E: 0 K: 2 S: 15	H: 3 LOB: 1 BB: 0 P: 22	R: 0 E: 0 K: 0 S: 6	H: 0 LOB: 0 BB: 0 P: 10	R: 1 E: 0 K: 1 S: 11	H: 2 LOB: 2 BB: 2 P: 23	R: 0 E: 0 K: 0 S: 9	H: 1 LOB: 1 BB: 1 P: 17	R: 3 E: 0 K: 3 S: 23	H: 4 LOB: 2 BB: 1 P: 35	R: 0 E: 0 K: 0 S: 6	H: 1 LOB: 1 BB: 0 P: 8	R: 0 E: 0 K: 0 S: 9	H: 0 LOB: 0 BB: 0 P: 14	R: 2 E: 0 K: 3 S: 14	H: 2 LOB: 2 BB: 0 P: 23	R: 0 E: 0 K: 3 S: 9	H: 0 LOB: 0 BB: 0 P: 16	1B: 8 2B: 2 3B: 0 HR: 3	SF: 0 SAC: 0 DP: 1 HBP: 0	WP: 0 PB: 0 SB: 1 CS: 1	PA: 42					
<b>PITCHER</b>	IP	WLS	BF	H	R	ER	SO	BB	IBB	HBP	BLK	WP	HR	S	P	ERA	WHIP										
<b>Jimmy Key, L</b> ERA: 2.89 (1, 1)	4.1	L	24	9	6	6	4	4	0	0	0	0	2	50	89	12.46	3.000										
<b>Shawn Boskie, R</b> ERA: 5.33 (5, 1)	2.2		10	2	0	0	2	0	0	0	0	0	0	29	40	0.00	0.750										
<b>Terry Mathews, R</b> ERA: 3.68 (8, 1)	1.0		5	2	2	2	0	0	0	0	0	0	1	14	23	18.00	2.000										
<b>Alan Mills, R</b> ERA: 3.0 (9, 1)	1.0		3	0	0	0	3	0	0	0	0	0	0	9	16	0.00	0.000										

Seattle Mariners @ Baltimore Orioles  
Oriole Park at Camden Yards, Baltimore, MD  
Fri Aug 15 1997, 7:05 PM EDT  
Att: 47,734 - Unknown - 91 F

AB 38  
R 8  
H 13  
RBI 8  
BB 4  
SO 9  
LOB 14



Batter	1	2	3	4	5	6	7	8	9	AB	R	H	RBI	BB	SO	LOB	BOTTOM										
<b>Brady Anderson, L</b> OBP: 0.411, SLG: 0.484 (1, 8)	 K		 F7			 G3		 K		4	0	0	0	0	2	1											
<b>Jeff Reboulet, R</b> OBP: 0.324, SLG: 0.350 (1, 4)	 K		 G6-3			 F8		 FC3-6		4	0	0	0	0	1	1											
<b>B.J. Surhoff, L</b> OBP: 0.357, SLG: 0.471 (1, 7)	 K		 G4-3			 WP BB		 F7		3	0	0	0	1	1	1											
<b>Geronimo Berroa, R</b> OBP: 0.376, SLG: 0.483 (1, 9)		 F7		 F7		 K		 1B		4	0	1	0	0	1	1											
<b>Rafael Palmeiro, L</b> OBP: 0.327, SLG: 0.457 (1, 3)		 2B		 K			 K		 L4		4	1	1	0	0	2	1										
<b>Cal Ripken Jr., R</b> OBP: 0.337, SLG: 0.429 <b>Aaron Ledesma, R</b> OBP: 0.412, SLG: 0.333 (9, 5)		 2B		 G1-3			 BLK PB WP		 1-2		2	2	1	0	1	0	0										
<b>Harold Baines, L</b> OBP: 0.375, SLG: 0.459 (1, 10)		 G3-1				 F8		 K		3	0	0	0	0	1	3											
<b>Chris Hoiles, R</b> OBP: 0.381, SLG: 0.430 (1, 2)		 2B				 K		 K		3	0	1	2	0	2	0											
<b>Mike Bordick, R</b> OBP: 0.276, SLG: 0.309 (1, 6)		 G4-3				 L4		 BB		2	0	0	0	1	0	1											
<b>Inning Stats</b>	R: 0 E: 0 K: 3 S: 10	H: 0 LOB: 0 BB: 0 P: 16	R: 2 E: 0 K: 0 S: 13	H: 2 LOB: 1 BB: 1 P: 23	R: 0 E: 0 K: 0 S: 6	H: 0 LOB: 0 BB: 0 P: 8	R: 0 E: 0 K: 1 S: 6	H: 0 LOB: 0 BB: 0 P: 9	R: 0 E: 0 K: 1 S: 12	H: 0 LOB: 1 BB: 1 P: 19	R: 1 E: 0 K: 3 S: 15	H: 1 LOB: 0 BB: 0 P: 22	R: 0 E: 0 K: 1 S: 9	H: 0 LOB: 1 BB: 1 P: 15	R: 0 E: 0 K: 0 S: 10	H: 1 LOB: 0 BB: 0 P: 15	1B: 2 2B: 2 3B: 0 HR: 0	SF: 0 SAC: 0 DP: 1 HBP: 0	WP: 2 PB: 1 SB: 0 CS: 0	PA: 33							
<b>PITCHER</b>	IP	WLS	BF	H	R	ER	SO	BB	IBB	HBP	BLK	WP	HR	S	P	ERA	WHIP										
<b>27 Ken Cloude, R</b> ERA: 3.75 (1, 1)	6.0	W	22	2	2	2	6	2	0	0	0	1	0	53	86	3.00	0.667										
<b>Paul Spoljaric, L</b> ERA: 2.87 (7, 1)	1.0		4	1	1	0	3	0	0	0	1	1	0	15	22	0.00	1.000										
<b>Mike Timlin, R</b> ERA: 3.05 (8, 1)	1.0		4	0	0	0	1	1	0	0	0	0	0	9	15	0.00	1.000										
<b>Heathcliff Stocumb, R</b> ERA: 5.23 (9, 1)	1.0		3	1	0	0	0	0	0	0	0	0	0	10	15	0.00	1.000										

Seattle Mariners @ Baltimore Orioles  
Oriole Park at Camden Yards, Baltimore, MD  
Fri Aug 15 1997, 7:05 PM EDT  
Att: 47,734 - Unknown - 91 F

AB 30  
R 3  
H 4  
RBI 2  
BB 3  
SO 10  
LOB 10





Batter	1	2	3	4	5	6	7	8	9	AB	R	H	RBI	BB	SO	LOB	TOP			
Rickey Henderson, R OBP: 0.428, SLG: 0.372										3	1	2	0	2	0	1				
Darin Erstad, L OBP: 0.359, SLG: 0.458										5	2	1	2	0	0	3				
Dave Hollins, S OBP: 0.376, SLG: 0.443										4	2	3	1	0	1	0				
Tim Salmon, R OBP: 0.407, SLG: 0.508										4	1	1	2	0	0	2				
16 Garret Anderson, L OBP: 0.342, SLG: 0.409										4	1	2	1	0	0	1				
Todd Greene, R OBP: 0.325, SLG: 0.553										4	1	1	1	0	0	1				
Jim Edmonds, L OBP: 0.366, SLG: 0.508										4	1	1	2	0	0	0				
Luis Alicaia, S OBP: 0.372, SLG: 0.396										4	0	1	0	0	1	0				
Gary Disarcina, R OBP: 0.281, SLG: 0.333										4	0	0	0	0	0	1				
<b>Inning Stats</b>	R: 0 E: 0 K: 1 S: 5	H: 1 LOB: 0 BB: 0 P: 5	R: 2 E: 0 K: 0 S: 5	H: 2 LOB: 0 BB: 0 P: 5	R: 4 E: 0 K: 0 S: 6	H: 3 LOB: 0 BB: 1 P: 10	R: 0 E: 0 K: 0 S: 4	H: 1 LOB: 1 BB: 0 P: 4	R: 1 E: 0 K: 0 S: 4	H: 2 LOB: 1 BB: 0 P: 4	R: 1 E: 0 K: 0 S: 4	H: 1 LOB: 1 BB: 1 P: 8	R: 0 E: 0 K: 1 S: 5	H: 0 LOB: 0 BB: 0 P: 5	R: 0 E: 0 K: 0 S: 3	H: 1 LOB: 0 BB: 0 P: 3	1B: 5 2B: 2 3B: 1 HR: 4	SF: 0 SAC: 0 DP: 1 HBP: 0	WP: 0 PB: 0 SB: 1 CS: 1	PA: 38
<b>PITCHER</b>	IP WLS BF H R ER SO	IP WLS BF H R ER SO	IP WLS BF H R ER SO	IP WLS BF H R ER SO	IP WLS BF H R ER SO	IP WLS BF H R ER SO	IP WLS BF H R ER SO	IP WLS BF H R ER SO	IP WLS BF H R ER SO	IP WLS BF H R ER SO	IP WLS BF H R ER SO	IP WLS BF H R ER SO	IP WLS BF H R ER SO	IP WLS BF H R ER SO	IP WLS BF H R ER SO	IP WLS BF H R ER SO	ERA WHIP	ERA WHIP		
Rick Krivda, L ERA: 9.49	3.0	3.0	3.0	3.0	3.0	3.0	3.0	3.0	3.0	3.0	3.0	3.0	3.0	3.0	3.0	3.0	18.00	2.333		
Arthur Rhodes, L ERA: 3.31	4.1	4.1	4.1	4.1	4.1	4.1	4.1	4.1	4.1	4.1	4.1	4.1	4.1	4.1	4.1	4.1	8.10	1.500		
Alan Mills, R ERA: 2.95	7.1	7.1	7.1	7.1	7.1	7.1	7.1	7.1	7.1	7.1	7.1	7.1	7.1	7.1	7.1	7.1	0.00	3.000		
Jesse Orosco, L ERA: 2.23	7.1	7.1	7.1	7.1	7.1	7.1	7.1	7.1	7.1	7.1	7.1	7.1	7.1	7.1	7.1	7.1	0.00	0.000		
Amanda Benitez, R ERA: 2.35	8.1	8.1	8.1	8.1	8.1	8.1	8.1	8.1	8.1	8.1	8.1	8.1	8.1	8.1	8.1	8.1	0.00	0.000		

Anaheim Angels @ Baltimore Orioles  
 Oriole Park at Camden Yards, Baltimore, MD  
 Sat Aug 16 1997, 7:05 PM EDT  
 Att: 47,815 - Sunny - 97 F

AB	36
R	9
H	12
RBI	9
BB	2
SO	2
LOB	9



Batter	1	2	3	4	5	6	7	8	9	AB	R	H	RBI	BB	SO	LOB	BOTTOM			
Jeffrey Hammonds, R OBP: 0.318, SLG: 0.502										4	2	1	0	1	0	0				
Aaron Ledesma, R OBP: 0.455, SLG: 0.389										3	2	1	1	2	0	0				
B.J. Surhoff, L OBP: 0.359, SLG: 0.478										5	1	3	6	0	0	0				
Gerónimo Berroa, R OBP: 0.380, SLG: 0.483									2	1	1	1	3	1	0					
Tony Tarasco, L OBP: 0.331, SLG: 0.432									0	0	0	0	0	0	0					
Rafael Palmeiro, L OBP: 0.328, SLG: 0.456									5	1	2	0	0	1	5					
Cal Ripken Jr., R OBP: 0.338, SLG: 0.430									4	1	2	1	0	1	4					
Harold Baines, L OBP: 0.374, SLG: 0.457									4	0	1	1	0	1	2					
Chris Hoiles, R OBP: 0.383, SLG: 0.431									4	1	2	0	0	1	2					
Lenny Webster, R OBP: 0.313, SLG: 0.342									0	0	0	0	0	0	0					
Mike Bordick, R OBP: 0.273, SLG: 0.306										4	1	0	0	0	1	3				
<b>Inning Stats</b>	R: 1 E: 0 K: 1 S: 7	H: 2 LOB: 2 BB: 1 P: 11	R: 0 E: 0 K: 0 S: 3	H: 0 LOB: 0 BB: 0 P: 3	R: 0 E: 0 K: 0 S: 3	H: 0 LOB: 0 BB: 0 P: 3	R: 0 E: 0 K: 1 S: 5	H: 1 LOB: 1 BB: 1 P: 9	R: 2 E: 0 K: 0 S: 4	H: 2 LOB: 2 BB: 3 P: 16	R: 7 E: 1 K: 1 S: 13	H: 8 LOB: 2 BB: 1 P: 17	R: 0 E: 0 K: 1 S: 5	H: 0 LOB: 0 BB: 0 P: 5	R: 0 E: 0 K: 2 S: 7	H: 0 LOB: 0 BB: 0 P: 7	1B: 10 2B: 3 3B: 0 HR: 0	SF: 0 SAC: 0 DP: 2 HBP: 0	WP: 0 PB: 0 SB: 0 CS: 0	PA: 41
<b>PITCHER</b>	IP WLS BF H R ER SO	IP WLS BF H R ER SO	IP WLS BF H R ER SO	IP WLS BF H R ER SO	IP WLS BF H R ER SO	IP WLS BF H R ER SO	IP WLS BF H R ER SO	IP WLS BF H R ER SO	IP WLS BF H R ER SO	IP WLS BF H R ER SO	IP WLS BF H R ER SO	IP WLS BF H R ER SO	IP WLS BF H R ER SO	IP WLS BF H R ER SO	IP WLS BF H R ER SO	IP WLS BF H R ER SO	ERA WHIP	ERA WHIP		
Ken Hill, R ERA: 5.35	1.1	1.1	1.1	1.1	1.1	1.1	1.1	1.1	1.1	1.1	1.1	1.1	1.1	1.1	1.1	1.1	11.12	2.471		
Darrell May, L ERA: 4.97	6.1	6.1	6.1	6.1	6.1	6.1	6.1	6.1	6.1	6.1	6.1	6.1	6.1	6.1	6.1	6.1	∞	∞		
Mike James, R ERA: 5.05	6.1	6.1	6.1	6.1	6.1	6.1	6.1	6.1	6.1	6.1	6.1	6.1	6.1	6.1	6.1	6.1	13.50	1.500		
Mike Holtz, L ERA: 1.69	8.1	8.1	8.1	8.1	8.1	8.1	8.1	8.1	8.1	8.1	8.1	8.1	8.1	8.1	8.1	8.1	0.00	0.000		

Anaheim Angels @ Baltimore Orioles  
 Oriole Park at Camden Yards, Baltimore, MD  
 Sat Aug 16 1997, 7:05 PM EDT  
 Att: 47,815 - Sunny - 97 F

AB	35
R	10
H	13
RBI	10
BB	6
SO	6
LOB	16









Batter	1	2	3	4	5	6	7	8	9	AB	R	H	RBI	BB	SO	LOB	TOP								
Rickey Henderson, R OBP: 0.424, SLG: 0.375 (1, 10)	G4-3		K			1B	G4-3			4	1	1	0	0	1	2	<b>Anaheim Angels @ Baltimore Orioles</b> Oriole Park at Camden Yards, Baltimore, MD Mon Aug 18 1997, 7:05 PM EDT Att: 47,804 - Unknown - 83 F								
Darin Erstad, L OBP: 0.383, SLG: 0.460 (1, 3)	G5-4-3 BB			1B		1B		2B		3	0	3	1	1	0	0									
Dave Hollins, S OBP: 0.371, SLG: 0.436 (1, 5)	G5-4-3 1-2			K		P4		L6		4	0	0	0	0	1	4									
Tim Salmon, R OBP: 0.408, SLG: 0.511 (1, 9)		G6-3		G5-4-3 1-2		1B		K		4	0	1	0	0	1	2									
16 Garret Anderson, L OBP: 0.339, SLG: 0.406 (1, 7)	L4				G3	G3		K		4	0	0	0	0	1	3									
Jim Edmonds, L OBP: 0.384, SLG: 0.504 (1, 8)				BB	K				F7	3	0	1	0	1	1	0									
Todd Greene, R OBP: 0.323, SLG: 0.542 (1, 2)				K		1B			K	4	0	1	0	0	3	2									
Luis Alicaia, S OBP: 0.370, SLG: 0.389 (1, 4)			P5		G3				G3	3	0	0	0	1	0	1									
Gary Disarcina, R OBP: 0.279, SLG: 0.330 (1, 6)			F7			G4-3	FC6-4			3	0	0	0	0	0	2									
<b>Inning Stats</b>	R: 0 E: 0 K: 0 S: 6	H: 0 LOB: 0 BB: 1 P: 10	R: 0 E: 0 K: 1 S: 9	H: 0 LOB: 1 BB: 1 P: 16	R: 0 E: 0 K: 1 S: 6	H: 0 LOB: 0 BB: 0 P: 11	R: 0 E: 0 K: 1 S: 7	H: 1 LOB: 0 BB: 0 P: 10	R: 0 E: 0 K: 1 S: 7	H: 1 LOB: 1 BB: 0 P: 11	R: 1 E: 0 K: 0 S: 18	H: 3 LOB: 2 BB: 0 P: 30	R: 0 E: 0 K: 1 S: 12	H: 1 LOB: 2 BB: 1 P: 18	R: 0 E: 0 K: 2 S: 15	H: 1 LOB: 1 BB: 0 P: 20		R: 0 E: 0 K: 1 S: 8	H: 0 LOB: 0 BB: 0 P: 15	1B: 4 2B: 3 3B: 0 HR: 0	SF: 0 SAC: 0 DP: 2 HBP: 0	WP: 0 PB: 0 SB: 0 CS: 0	PA: 35		
<b>PITCHER</b>	IP	WLS	BF	H	R	ER	SO	BB	IBB	HBP	BLK	WP	HR	S	P	ERA	WHIP								
35 Mike Mussina, R ERA: 3.19 (1, 1)	7.2		31	7	1	1	6	3	0	0	0	0	0	76	120	1.17	1.304								
Arthur Rhodes, L ERA: 3.28 (8, 1)	0.2	2	0	0	0	1	0	0	0	0	0	0	0	6	9	0.00	0.000								
Alan Mills, R ERA: 2.86 (9, 1)	0.2	W	2	0	0	0	1	0	0	0	0	0	0	6	12	0.00	0.000								



Batter	1	2	3	4	5	6	7	8	9	AB	R	H	RBI	BB	SO	LOB	BOTTOM								
Brady Anderson, L OBP: 0.408, SLG: 0.479 (1, 8)	P2	K			F7		F8			4	0	0	0	0	1	3	<b>Anaheim Angels @ Baltimore Orioles</b> Oriole Park at Camden Yards, Baltimore, MD Mon Aug 18 1997, 7:05 PM EDT Att: 47,804 - Unknown - 83 F								
Jeff Reboulet, R OBP: 0.317, SLG: 0.341 (1, 4)	2B		L9		F7		K			4	0	1	0	0	1	1									
B.J. Surhoff, L OBP: 0.366, SLG: 0.488 (1, 10)				SF7				P2		4	1	3	0	0	0	0									
Geronimo Berroa, R OBP: 0.378, SLG: 0.479 (1, 9)	K		SF7		F7			G4-3		3	0	0	1	0	1	3									
Rafael Palmeiro, L OBP: 0.326, SLG: 0.457 (1, 3)	L3		G3			G3		L3		4	0	0	0	0	0	2									
Cal Ripken Jr., R OBP: 0.338, SLG: 0.430 (1, 5)		P4			1B		P6		F7	4	0	1	0	0	0	0									
Jeffrey Hammonds, R OBP: 0.319, SLG: 0.500 (1, 7)		G6-3		S	BB		F8		E5	3	1	0	0	1	0	0									
Chris Hoiles, R OBP: 0.394, SLG: 0.443 (1, 2)					HBP					3	0	3	0	1	0	0									
Mike Bordick, R OBP: 0.274, SLG: 0.305 Harold Baines, L OBP: 0.373, SLG: 0.456 (9, PH)					G6-4-3					1	0	0	0	0	0	2									
					G6-4-3		SH1-3		E3	1	0	0	1	0	0	1									
<b>Inning Stats</b>	R: 0 E: 0 K: 1 S: 14	H: 2 LOB: 2 BB: 0 P: 21	R: 0 E: 0 K: 1 S: 16	H: 1 LOB: 2 BB: 0 P: 28	R: 1 E: 0 K: 0 S: 11	H: 1 LOB: 0 BB: 0 P: 17	R: 0 E: 0 K: 0 S: 12	H: 1 LOB: 1 BB: 2 P: 22	R: 0 E: 0 K: 0 S: 7	H: 1 LOB: 1 BB: 0 P: 8	R: 0 E: 0 K: 0 S: 3	H: 0 LOB: 0 BB: 0 P: 4	R: 0 E: 0 K: 1 S: 8	H: 1 LOB: 1 BB: 0 P: 15	R: 0 E: 0 K: 0 S: 9	H: 0 LOB: 0 BB: 0 P: 13	R: 1 E: 2 K: 0 S: 7	H: 1 LOB: 2 BB: 0 P: 9	1B: 6 2B: 1 3B: 1 HR: 0	SF: 1 SAC: 1 DP: 1 HBP: 1	WP: 0 PB: 0 SB: 1 CS: 0	PA: 36			
<b>PITCHER</b>	IP	WLS	BF	H	R	ER	SO	BB	IBB	HBP	BLK	WP	HR	S	P	ERA	WHIP								
Dennis Springer, R ERA: 5.03 (1, 1)	8.1	L	35	8	2	1	3	2	0	1	0	0	0	86	135	1.08	1.200								
Mike Holtz, L ERA: 1.67 (9, 1)	0.0	1	0	0	0	0	0	0	0	0	0	0	0	1	2	∞	∞								









Batter	1	2	3	4	5	6	7	8	9	AB	R	H	RBI	BB	SO	LOB	TOP					
Brady Anderson, L (1, 8) OBP: 0.407, SLG: 0.476										4	1	2	0	0	0	1	<p><b>Baltimore Orioles @ Kansas City Royals</b> Kauffman Stadium, Kansas City, MO</p> <p>Tue Aug 19 1997, 7:05 PM CDT Att: 17,402 - Unknown - 73 F</p> <p>livebaseballscores.com</p>					
Jeff Reboulet, R (1, 4) OBP: 0.327, SLG: 0.368										3	1	2	2	0	0	0						
B.J. Surhoff, L (1, 10) OBP: 0.361, SLG: 0.483										4	0	0	0	0	0	3						
Cal Ripken Jr., R (1, 5) Aaron Ledesma, R (7, 5) OBP: 0.335, SLG: 0.425 OBP: 0.455, SLG: 0.517										3	0	0	0	0	0	1						
Rafael Palmeiro, L (1, 3) OBP: 0.328, SLG: 0.462										4	0	0	0	0	0	1						
Chris Hoiles, R (1, 2) OBP: 0.389, SLG: 0.435										4	0	0	0	0	0	1						
Tony Tarasco, L (1, 9) OBP: 0.326, SLG: 0.423										3	0	0	0	0	0	0						
Jeffrey Hammonds, R (1, 7) OBP: 0.318, SLG: 0.498										3	0	1	0	0	0	0						
Mike Bordick, R (1, 6) OBP: 0.275, SLG: 0.305										3	0	1	0	0	1	1						
<b>Inning Stats</b>	R: 0 E: 0 K: 0 S: 6	H: 1 LOB: 1 BB: 0 P: 8	R: 0 E: 0 K: 0 S: 6	H: 0 LOB: 0 BB: 0 P: 9	R: 0 E: 0 K: 1 S: 6	H: 0 LOB: 0 BB: 0 P: 10	R: 0 E: 0 K: 0 S: 5	H: 0 LOB: 0 BB: 0 P: 5	R: 0 E: 0 K: 0 S: 6	H: 0 LOB: 0 BB: 0 P: 10	R: 0 E: 0 K: 0 S: 17	H: 2 LOB: 2 BB: 0 P: 22	R: 0 E: 0 K: 0 S: 5	H: 0 LOB: 0 BB: 0 P: 6	R: 0 E: 0 K: 0 S: 4	H: 1 LOB: 0 BB: 0 P: 5	R: 2 E: 0 K: 0 S: 7	H: 3 LOB: 1 BB: 0 P: 13	1B: 6 2B: 0 3B: 0 HR: 1	SF: 0 SAC: 1 DP: 1 HBP: 0	WP: 0 PB: 0 SB: 0 CS: 0	PA: 33
<b>PITCHER</b> Ricky Bones, R (1, 1) ERA: 6.85	IP: 9.0 WLS: W BF: 33	H: 7 R: 2 ER: 2 SO: 1	BB: 0 IBB: 0 HBP: 0 BLK: 0	WP: 0 HR: 1 S: 62 P: 88	ERA: 2.00 WHIP: 0.778	<b>PITCHER</b>										IP: 9.0 WLS: W BF: 33	H: 7 R: 2 ER: 2 SO: 1	BB: 0 IBB: 0 HBP: 0 BLK: 0	WP: 0 HR: 1 S: 62 P: 88	ERA: 2.00 WHIP: 0.778		

Batter	1	2	3	4	5	6	7	8	9	AB	R	H	RBI	BB	SO	LOB	BOTTOM			
Johnny Damon, L (1, 8) OBP: 0.340, SLG: 0.398										5	0	0	0	0	0	6	<p><b>Baltimore Orioles @ Kansas City Royals</b> Kauffman Stadium, Kansas City, MO</p> <p>Tue Aug 19 1997, 7:05 PM CDT Att: 17,402 - Unknown - 73 F</p> <p>livebaseballscores.com</p>			
Shane Halter, R (1, 5) OBP: 0.329, SLG: 0.361										5	0	0	0	0	1	3				
Jay Bell, R (1, 6) OBP: 0.362, SLG: 0.458										3	2	1	0	2	1	0				
Chili Davis, S (1, 10) OBP: 0.403, SLG: 0.535										5	2	3	3	0	0	1				
Jermaine Dye, R (1, 9) OBP: 0.267, SLG: 0.373										3	1	1	0	2	0	2				
Larry Sutton, L (1, 3) OBP: 0.311, SLG: 0.111										5	1	1	0	0	0	2				
Yamil Benitez, R (1, 7) OBP: 0.298, SLG: 0.478										4	2	2	1	0	1	1				
Mike Macfarlane, R (1, 2) OBP: 0.290, SLG: 0.355										2	1	2	1	1	0	0				
Jed Hansen, R (1, 4) OBP: 0.455, SLG: 0.600										3	0	3	4	0	0	0				
<b>Inning Stats</b>	R: 0 E: 0 K: 0 S: 14	H: 2 LOB: 2 BB: 0 P: 18	R: 1 E: 0 K: 0 S: 14	H: 2 LOB: 1 BB: 0 P: 20	R: 2 E: 0 K: 1 S: 9	H: 2 LOB: 0 BB: 1 P: 18	R: 1 E: 0 K: 0 S: 8	H: 2 LOB: 0 BB: 0 P: 11	R: 4 E: 0 K: 0 S: 17	H: 3 LOB: 2 BB: 2 P: 32	R: 0 E: 0 K: 1 S: 6	H: 0 LOB: 0 BB: 0 P: 7	R: 0 E: 0 K: 0 S: 9	H: 1 LOB: 2 BB: 1 P: 21	R: 1 E: 0 K: 1 S: 7	H: 1 LOB: 1 BB: 1 P: 16	1B: 8 2B: 3 3B: 1 HR: 2	SF: 1 SAC: 0 DP: 1 HBP: 1	WP: 0 PB: 1 SB: 1 CS: 0	PA: 42
<b>PITCHER</b> Esteban Yan, R (1, 1) ERA: 16.62 Arthur Rhodes, L (5, 1) ERA: 3.21 Alan Mills, R (7, 1) ERA: 3.0	IP: 4.1 WLS: L BF: 27	H: 8 R: 0 ER: 0 SO: 1	BB: 3 IBB: 0 HBP: 0 BLK: 0	WP: 0 HR: 0 S: 56 P: 91	ERA: 16.61 WHIP: 3.231	<b>PITCHER</b>										IP: 4.1 WLS: L BF: 27	H: 8 R: 0 ER: 0 SO: 1	BB: 3 IBB: 0 HBP: 0 BLK: 0	WP: 0 HR: 0 S: 56 P: 91	ERA: 16.61 WHIP: 3.231



Batter	1	2	3	4	5	6	7	8	9	AB	R	H	RBI	BB	SO	LOB	TOP						
Brady Anderson, L (1, 8) OBP: 0.406, SLG: 0.474	G3		G6-3		K					4	0	1	0	0	1	0	<b>Baltimore Orioles @ Kansas City Royals</b> Kauffman Stadium, Kansas City, MO Wed Aug 20 1997, 7:05 PM CDT Att: 16,225 - Unknown - 77 F						
Jeff Reboulet, R (1, 4) OBP: 0.320, SLG: 0.360	G4-3		K			L7	K			4	0	0	0	0	2	1							
B.J. Surhoff, L (1, 7) OBP: 0.360, SLG: 0.483	G6-3			G3-1		E9		F7		4	1	1	0	0	0	0							
Geronomo Berroa, R (1, 10) OBP: 0.375, SLG: 0.473		L8		F8			HR	G6-3		3	1	0	0	1	0	0							
Rafael Palmeiro, L (1, 3) OBP: 0.333, SLG: 0.478							HR			4	2	4	4	0	0	0							
Cal Ripken Jr., R (1, 5) OBP: 0.334, SLG: 0.423										4	0	1	0	0	1	2							
Jeffrey Hammonds, R (1, 9) OBP: 0.319, SLG: 0.456 Tony Tarasco, L (5, 9) OBP: 0.322, SLG: 0.417					G5-3				G4-3	2	0	1	0	0	0	1							
Chris Hoiles, R (1, 2) OBP: 0.384, SLG: 0.429		L5							G3-1	4	0	0	0	0	1	2							
Mike Bordick, R (1, 6) OBP: 0.272, SLG: 0.302			G4-3							4	0	0	0	0	1	0							
<b>Inning Stats</b>	R: 0 H: 0 E: 0 K: 0 S: 7	H: 0 LOB: 0 BB: 0 P: 8	R: 0 H: 2 E: 0 K: 1 S: 13	LOB: 2 BB: 0 P: 18	R: 0 H: 0 E: 0 K: 1 S: 7	LOB: 0 BB: 0 P: 9	R: 1 H: 2 E: 0 K: 0 S: 10	H: 2 LOB: 1 BB: 0 P: 13	R: 0 H: 0 E: 0 K: 1 S: 7	H: 0 LOB: 0 BB: 0 P: 10	R: 3 H: 2 E: 1 K: 1 S: 13	H: 2 LOB: 0 BB: 1 P: 22	R: 0 H: 1 E: 0 K: 0 S: 11	H: 1 LOB: 1 BB: 0 P: 17	R: 0 H: 1 E: 0 K: 0 S: 8	H: 1 LOB: 1 BB: 0 P: 12		R: 0 H: 0 E: 0 K: 1 S: 8	H: 0 LOB: 0 BB: 0 P: 10	1B: 5 2B: 1 3B: 0 HR: 2	SF: 0 SAC: 0 DP: 0 HBP: 0	WP: 0 PB: 0 SB: 0 CS: 0	PA: 36
<b>PITCHER</b>	IP	WLS	BF	H	R	ER	SO	BB	IBB	HBP	BLK	WP	HR	S	P	ERA	WHIP						
Glendon Rusch, L (1, 1) ERA: 5.72	7.0	L	29	7	4	4	6	1	0	0	0	0	2	68	97	5.14	1.143						
Gregg Olson, R (8, 1) ERA: 6.82	1.0		4	1	0	0	0	0	0	0	0	0	0	8	12	0.00	1.000						
Jeff Montgomery, R (9, 1) ERA: 4.57	1.0	S	3	0	0	0	1	0	0	0	0	0	0	8	10	0.00	0.000						

Batter	1	2	3	4	5	6	7	8	9	AB	R	H	RBI	BB	SO	LOB	BOTTOM						
Johnny Damon, L (1, 8) OBP: 0.337, SLG: 0.394	K		L8					K		4	0	0	0	0	2	0	<b>Baltimore Orioles @ Kansas City Royals</b> Kauffman Stadium, Kansas City, MO Wed Aug 20 1997, 7:05 PM CDT Att: 16,225 - Unknown - 77 F						
Jed Hansen, R (1, 4) OBP: 0.423, SLG: 0.522	G4-3			G6-3					G4-3	3	0	0	0	1	1	0							
Jay Bell, R (1, 6) OBP: 0.361, SLG: 0.456	K									4	0	1	0	0	3	0							
Chili Davis, S (1, 10) OBP: 0.404, SLG: 0.537										4	1	2	0	0	1	2							
Dean Palmer, R (1, 5) OBP: 0.316, SLG: 0.439										3	0	0	0	0	1	3							
Jeff King, R (1, 3) OBP: 0.339, SLG: 0.416										1	0	0	1	1	0	0							
Jermaine Dye, R (1, 9) OBP: 0.261, SLG: 0.366										3	0	0	0	0	1	1							
Yamil Benitez, R (1, 7) OBP: 0.309, SLG: 0.516										3	1	2	1	0	0	0							
29 Mike Sweeney, R (1, 2) OBP: 0.313, SLG: 0.370										3	0	0	0	0	1	1							
<b>Inning Stats</b>	R: 0 H: 0 E: 0 K: 2 S: 9	H: 1 LOB: 0 BB: 0 P: 13	R: 1 H: 1 E: 0 K: 0 S: 6	H: 1 LOB: 0 BB: 0 P: 10	R: 0 H: 0 E: 0 K: 0 S: 7	LOB: 0 BB: 0 P: 12	R: 0 H: 1 E: 0 K: 1 S: 9	H: 1 LOB: 1 BB: 1 P: 17	R: 0 H: 1 E: 0 K: 0 S: 10	H: 1 LOB: 1 BB: 1 P: 17	R: 0 H: 0 E: 0 K: 2 S: 10	H: 0 LOB: 0 BB: 0 P: 17	R: 0 H: 1 E: 0 K: 0 S: 8	H: 1 LOB: 0 BB: 0 P: 15	R: 1 H: 1 E: 0 K: 3 S: 12	H: 1 LOB: 0 BB: 0 P: 15		R: 0 H: 0 E: 0 K: 2 S: 8	H: 0 LOB: 0 BB: 0 P: 12	1B: 3 2B: 1 3B: 0 HR: 1	SF: 1 SAC: 0 DP: 3 HBP: 0	WP: 0 PB: 0 SB: 0 CS: 0	PA: 31
<b>PITCHER</b>	IP	WLS	BF	H	R	ER	SO	BB	IBB	HBP	BLK	WP	HR	S	P	ERA	WHIP						
Jimmy Key, L (1, 1) ERA: 2.83	7.0	W	24	4	1	1	3	0	0	0	0	0	1	12	15	9.00	1.000						
Armando Benitez, R (8, 1) ERA: 2.35	1.0		4	1	1	1	3	0	0	0	0	0	1	12	15	9.00	1.000						
Randy Myers, L (9, 1) ERA: 1.88	1.0	S	3	0	0	0	2	0	0	0	0	0	0	8	12	0.00	0.000						

AB	35
R	4
H	8
RBI	4
BB	1
SO	7
LOB	6



AB	28
R	2
H	5
RBI	2
BB	2
SO	10
LOB	7





Batter	1	2	3	4	5	6	7	8	9	AB	R	H	RBI	BB	SO	LOB	TOP				
<b>Brady Anderson, L</b> (1, 8) OBP: 0.409, SLG: 0.477										3	1	2	0	2	1	0	<b>Baltimore Orioles @ Kansas City Royals</b> Kauffman Stadium, Kansas City, MO Thu Aug 21 1997, 7:05 PM CDT Att: 18,279 - Unknown - 76 F  <b>AB 33</b> <b>R 4</b> <b>H 9</b> <b>RBI 4</b> <b>BB 4</b> <b>SO 7</b> <b>LOB 12</b>  				
<b>Aaron Ledesma, R</b> (1, 4) OBP: 0.459, SLG: 0.515										4	1	2	0	0	0	2					
<b>B.J. Surhoff, L</b> (1, 7) OBP: 0.361, SLG: 0.482										3	0	1	0	1	0	3					
<b>Geronimo Berroa, R</b> (1, 9) OBP: 0.374, SLG: 0.470										3	1	0	1	1	0	2					
<b>Tony Tarasco, L</b> (8, 9) OBP: 0.322, SLG: 0.417										0	0	0	0	0	0	0					
<b>Rafael Palmeiro, L</b> (1, 3) OBP: 0.334, SLG: 0.483										4	1	2	2	0	1	1					
<b>Cal Ripken Jr., R</b> (1, 5) OBP: 0.335, SLG: 0.424										4	0	2	1	0	1	1					
<b>Harold Baines, L</b> (1, 10) OBP: 0.370, SLG: 0.449										4	0	0	0	0	2	1					
<b>Chris Hoiles, R</b> (1, 2) OBP: 0.379, SLG: 0.422										4	0	0	0	0	1	1					
<b>Mike Bordick, R</b> (1, 6) OBP: 0.270, SLG: 0.299										4	0	0	0	0	1	1					
<b>Inning Stats</b>	R: 2 E: 0 K: 2 S: 16	H: 2 LOB: 1 BB: 1 P: 27	R: 0 E: 0 K: 1 S: 8	H: 0 LOB: 0 BB: 0 P: 12	R: 1 E: 0 K: 0 S: 8	H: 1 LOB: 1 BB: 1 P: 16	R: 0 E: 0 K: 1 S: 9	H: 1 LOB: 1 BB: 0 P: 14	R: 0 E: 0 K: 1 S: 5	H: 0 LOB: 0 BB: 0 P: 6	R: 0 E: 0 K: 1 S: 9	H: 2 LOB: 2 BB: 0 P: 13	R: 1 E: 0 K: 0 S: 12	H: 2 LOB: 0 BB: 0 P: 21	R: 0 E: 0 K: 0 S: 7	H: 0 LOB: 1 BB: 1 P: 12	1B: 6 2B: 3 3B: 0 HR: 0	SF: 0 SAC: 1 DP: 0 HBP: 0	WP: 0 PB: 0 SB: 0 CS: 0	PA: 38	
<b>PITCHER</b>	IP	WLS	BF	H	R	ER	SO	BB	IBB	HBP	BLK	WP	HR	S	P	ERA	WHIP				
<b>Kevin Appier, R</b> (1, 1) ERA: 3.16	7.2	L	33	9	4	4	6	3	0	0	0	0	0	72	117	4.70	1.565				
<b>Larry Casian, L</b> (8, 1) ERA: 5.24	0.1		1	0	0	0	1	0	0	0	0	0	0	4	6	0.00	0.000				
<b>Hector Carrasco, R</b> (9, 1) ERA: 3.73	1.0		4	0	0	0	0	1	0	0	0	0	0	7	12	0.00	1.000				

Batter	1	2	3	4	5	6	7	8	9	AB	R	H	RBI	BB	SO	LOB	BOTTOM					
<b>Bip Roberts, S</b> (1, 8) OBP: 0.350, SLG: 0.381											4	1	2	0	1	1	<b>Baltimore Orioles @ Kansas City Royals</b> Kauffman Stadium, Kansas City, MO Thu Aug 21 1997, 7:05 PM CDT Att: 18,279 - Unknown - 76 F  <b>AB 32</b> <b>R 3</b> <b>H 7</b> <b>RBI 3</b> <b>BB 6</b> <b>SO 9</b> <b>LOB 18</b>  					
<b>Jed Hansen, R</b> (1, 4) OBP: 0.452, SLG: 0.556										4	1	2	1	1	2							
<b>Jay Bell, R</b> (1, 6) OBP: 0.360, SLG: 0.452										4	0	0	0	1	5							
<b>Chili Davis, S</b> (1, 10) OBP: 0.404, SLG: 0.534										2	0	0	0	2	1							
<b>Johnny Damon, L</b> (8, PR) OBP: 0.337, SLG: 0.394										0	0	0	0	0	0							
<b>Dean Palmer, R</b> (1, 5) OBP: 0.313, SLG: 0.434										4	0	0	0	0	2	5						
<b>Jeff King, R</b> (1, 3) OBP: 0.339, SLG: 0.418										3	0	1	1	0	0							
<b>Jermaine Dye, R</b> (1, 9) OBP: 0.255, SLG: 0.356										4	0	0	0	0	3							
<b>Yamil Benitez, R</b> (1, 7) OBP: 0.307, SLG: 0.505										4	1	1	0	0	2	1						
<b>Mike Macfarlane, R</b> (1, 2) OBP: 0.294, SLG: 0.365										3	0	1	1	1	0							
<b>Shane Halter, R</b> (9, PR) OBP: 0.329, SLG: 0.361										0	0	0	0	0	0							
<b>Inning Stats</b>	R: 0 E: 0 K: 1 S: 6	H: 0 LOB: 0 BB: 0 P: 9	R: 0 E: 0 K: 1 S: 9	H: 0 LOB: 0 BB: 0 P: 14	R: 0 E: 0 K: 2 S: 7	H: 0 LOB: 0 BB: 0 P: 11	R: 0 E: 0 K: 1 S: 11	H: 2 LOB: 1 BB: 0 P: 18	R: 0 E: 0 K: 1 S: 10	H: 1 LOB: 1 BB: 0 P: 14	R: 1 E: 0 K: 1 S: 16	H: 1 LOB: 2 BB: 2 P: 33	R: 1 E: 0 K: 0 S: 13	H: 2 LOB: 1 BB: 0 P: 20	R: 1 E: 0 K: 0 S: 14	H: 0 LOB: 2 BB: 3 P: 31	R: 0 E: 0 K: 1 S: 13	H: 1 LOB: 2 BB: 1 P: 23	1B: 4 2B: 2 3B: 1 HR: 0	SF: 1 SAC: 0 DP: 1 HBP: 0	WP: 0 PB: 0 SB: 0 CS: 0	PA: 39
<b>PITCHER</b>	IP	WLS	BF	H	R	ER	SO	BB	IBB	HBP	BLK	WP	HR	S	P	ERA	WHIP					
<b>Rick Krivda, L</b> (1, 1) ERA: 7.13	1.1		7	2	1	1	1	1	0	0	0	0	0	18	30	6.75	2.250					
<b>Alan Mills, R</b> (6, 1) ERA: 3.2	0.1		1	0	0	0	1	0	0	0	0	0	0	3	6	0.00	0.000					
<b>Jesse Orosco, L</b> (7, 1) ERA: 2.13	0.0		3	0	1	1	0	3	0	0	0	0	0	3	15	∞	∞					
<b>Armando Benitez, R</b> (8, 1) ERA: 2.51	1.0		3	0	0	0	0	0	0	0	0	0	0	11	16	0.00	0.000					
<b>Terry Mathews, R</b> (8, 1) ERA: 3.67																						
<b>PITCHER</b>	IP	WLS	BF	H	R	ER	SO	BB	IBB	HBP	BLK	WP	HR	S	P	ERA	WHIP					
<b>Randy Myers, L</b> (9, 1) ERA: 1.84	1.0	S	5	1	0	0	1	1	0	0	0	0	0	13	23	0.00	2.000					



Batter	1	2	3	4	5	6	7	8	9	AB	R	H	RBI	BB	SO	LOB	TOP										
<b>Chuck Knoblauch</b> , R (1, 4) <small>OBP: 0.401, SLG: 0.444</small>	G1-3		1-2 1B		1-3 1B			G6-3		4	0	2	0	0	0	0	<b>Minnesota Twins @ Baltimore Orioles</b> Oriole Park at Camden Yards, Baltimore, MD Fri Aug 22, 1997, 7:05 PM EDT Att: 47,785 - Unknown - 79 F										
<b>Todd Walker</b> , L (1, 5) <small>OBP: 0.256, SLG: 0.259</small>	G4-3		F2		G6-3			G3		4	0	0	0	0	0	4											
<b>Paul Molitor</b> , R (1, 10) <small>OBP: 0.343, SLG: 0.417</small>	K			G6-3		G5-3		F8		4	0	0	0	0	1	0											
<b>Scott Stahoviak</b> , L (1, 3) <small>OBP: 0.305, SLG: 0.425</small>		F7		K		G3		1B BB		3	0	0	0	1	1	0											
<b>Terry Steinbach</b> , R (1, 2) <b>Torii Hunter</b> , R (9, PR)	K			K		P6		G4-6-3 1B		4	0	1	0	0	2	0											
<b>Matt Lawton</b> , L (1, 8) <small>OBP: 0.349, SLG: 0.393</small>	G3-1				HR			G4-6-3 1B		4	1	1	1	0	1	2											
<b>Ron Coomer</b> , R (1, 9) <small>OBP: 0.328, SLG: 0.418</small>			G5-3		1B WP 1B			G6-3		3	0	1	0	0	0	0											
<b>Marty Cordova</b> , R (1, 7) <small>OBP: 0.308, SLG: 0.428</small>			G5-3		K			K		3	0	0	0	0	2	1											
<b>Denny Hocking</b> , S (1, 6) <small>OBP: 0.317, SLG: 0.388</small>			1B BB		K			G3		2	0	0	0	1	1	1											
<b>Inning Stats</b>	R: 0 E: 0 K: 1 S: 5	H: 0 LOB: 0 BB: 0 P: 5	R: 0 E: 0 K: 1 S: 5	H: 0 LOB: 0 BB: 0 P: 5	R: 0 E: 0 K: 0 S: 4	H: 1 LOB: 2 BB: 1 P: 8	R: 0 E: 0 K: 2 S: 7	H: 0 LOB: 0 BB: 0 P: 7	R: 1 E: 0 K: 2 S: 10	H: 3 LOB: 2 BB: 0 P: 10	R: 0 E: 0 K: 0 S: 3	H: 0 LOB: 0 BB: 0 P: 3	R: 0 E: 0 K: 0 S: 7	H: 0 LOB: 0 BB: 0 P: 7	R: 0 E: 0 K: 0 S: 3	H: 0 LOB: 0 BB: 0 P: 3		R: 0 E: 0 K: 0 S: 3	H: 1 LOB: 2 BB: 1 P: 7	1B: 4 2B: 0 3B: 0 HR: 1	SF: 0 SAC: 0 DP: 1 HBP: 0	WP: 1 PB: 0 SB: 0 CS: 0	PA: 33				
<b>PITCHER</b> <b>Scott Erickson</b> , R (1, 1) <small>ERA: 3.28</small> <b>Randy Myers</b> , L (9, 1) <small>ERA: 1.62</small>	IP	WLS	BF	H	R	ER	SO	BB	IBB	HBP	BLK	WP	HR	S	P	ERA	WHIP										
	8.1	W	32	5	1	1	8	2	0	0	0	1	1	46	54	1.08	0.840										
	0.2	S	1	0	0	0	0	0	0	0	0	0	0	1	1	0.00	0.000										

Batter	1	2	3	4	5	6	7	8	9	AB	R	H	RBI	BB	SO	LOB	BOTTOM										
<b>Brady Anderson</b> , L (1, 8) <small>OBP: 0.408, SLG: 0.474</small>	1B 2B BB	G3		P4				G4-3		3	1	0	0	1	0	0	<b>Minnesota Twins @ Baltimore Orioles</b> Oriole Park at Camden Yards, Baltimore, MD Fri Aug 22, 1997, 7:05 PM EDT Att: 47,785 - Unknown - 79 F										
<b>Jeff Reboulet</b> , R (1, 4) <small>OBP: 0.314, SLG: 0.352</small>	K	G5-3					F8	G5-3		4	0	0	0	0	1	1											
<b>B.J. Surhoff</b> , L (1, 7) <small>OBP: 0.362, SLG: 0.482</small>	2B 1B				E8 G6-3			F7		4	1	2	0	0	0	0											
<b>Geronimo Berroa</b> , R (1, 9) <b>Tony Tarasco</b> , L (9, 9) <small>OBP: 0.373, SLG: 0.470</small> <small>OBP: 0.322, SLG: 0.417</small>	1B 2B	F8			G6-3			K		4	1	1	2	0	1	2											
<b>Rafael Palmeiro</b> , L (1, 3) <small>OBP: 0.333, SLG: 0.481</small>	1B 2H			G4-3		F8		F8		4	0	1	1	0	0	1											
<b>Cal Ripken Jr.</b> , R (1, 5) <small>OBP: 0.335, SLG: 0.423</small>	HBP 1B			G6-3		G6-3		G6-3		3	0	1	0	0	0	0											
<b>Harold Baines</b> , L (1, 10) <small>OBP: 0.367, SLG: 0.445</small>	F5			F7		F2				3	0	0	0	0	0	2											
<b>Lenny Webster</b> , R (1, 2) <small>OBP: 0.327, SLG: 0.369</small>					K			F9		2	0	0	0	0	1	0											
<b>Mike Bordick</b> , R (1, 6) <small>OBP: 0.268, SLG: 0.297</small>	F9				G5-3			G3		3	0	0	0	0	0	3											
<b>Inning Stats</b>	R: 3 E: 0 K: 1 S: 9	H: 4 LOB: 3 BB: 1 P: 14	R: 0 E: 0 K: 0 S: 4	H: 1 LOB: 1 BB: 0 P: 4	R: 0 E: 0 K: 0 S: 3	H: 0 LOB: 0 BB: 0 P: 3	R: 0 E: 0 K: 1 S: 5	H: 0 LOB: 0 BB: 0 P: 5	R: 0 E: 0 K: 0 S: 4	H: 0 LOB: 0 BB: 0 P: 4	R: 0 E: 0 K: 0 S: 3	H: 0 LOB: 0 BB: 0 P: 3	R: 0 E: 0 K: 1 S: 5	H: 0 LOB: 0 BB: 0 P: 5	R: 0 E: 0 K: 0 S: 3	H: 0 LOB: 0 BB: 0 P: 3		R: 0 E: 0 K: 0 S: 5	H: 0 LOB: 0 BB: 0 P: 5	1B: 4 2B: 1 3B: 0 HR: 0	SF: 0 SAC: 0 DP: 0 HBP: 1	WP: 0 PB: 0 SB: 0 CS: 0	PA: 32				
<b>PITCHER</b> <b>Bob Tewksbury</b> , R (1, 1) <small>ERA: 4.21</small> <b>Greg Swindell</b> , L (8, 1) <small>ERA: 3.57</small>	IP	WLS	BF	H	R	ER	SO	BB	IBB	HBP	BLK	WP	HR	S	P	ERA	WHIP										
	7.0	L	29	5	3	3	2	1	0	1	0	0	0	31	36	3.86	0.857										
	1.0		3	0	0	0	1	0	0	0	0	0	0	5	5	0.00	0.000										



Batter	1	2	3	4	5	6	7	8	9	AB	R	H	RBI	BB	SO	LOB	TOP										
Chuck Knoblauch, R (1, 4) OBP: 0.401, SLG: 0.444	0-3 K ①		0-0 1B		0-0 2B	0-0 G4-3			0-3 K ①	5	1	2	0	0	2	1	<b>Minnesota Twins @ Baltimore Orioles</b> Oriole Park at Camden Yards, Baltimore, MD Sat Aug 23 1997, 7:05 PM EDT Att: 48,263 - Unknown - 81 F <a href="http://livebaseballscorecards.com">livebaseballscorecards.com</a>										
Brent Brade, L (1, 9) OBP: 0.333, SLG: 0.350	4-0		0-3 K ①		0-3 K ①				0-0 F8 ②	2	1	0	0	1	2	2											
Darrin Jackson, R (7, PH) OBP: 0.275, SLG: 0.360					1-2				HR	0	0	0	0	0	0	0											
Matt Lawton, L (7, PH) OBP: 0.350, SLG: 0.392									BB	1	1	0	0	1	0	0											
Paul Molitor, R (1, 10) OBP: 0.343, SLG: 0.424	0-0 G1-3 ②		0-0		0-0 G4-3 ②				L4 ③	5	1	2	2	0	0	2											
Ron Coomer, R (1, 5) OBP: 0.329, SLG: 0.421	0-0		0-3 K ②		0-0				HR	4	0	2	2	0	2	2											
Scott Stahoviak, L (1, 3) OBP: 0.304, SLG: 0.419	0-3 K ③		0-3 K ③		0-0				G4-3 ②	3	0	0	0	0	2	3											
Terry Steinbach, R (1, 2) OBP: 0.316, SLG: 0.425					0-0				G4-3 ③	4	0	1	0	0	1	2											
Marty Cordova, R (1, 7) OBP: 0.304, SLG: 0.422			0-3 K ①		0-3 K ②				G4-3 ①	4	0	0	0	0	3	1											
Rich Becker, L (1, 8) OBP: 0.359, SLG: 0.407			0-3 K ②		0-0				K ②	4	0	1	0	0	3	1											
Denny Hocking, S (1, 6) OBP: 0.315, SLG: 0.382			0-3 K ③		0-0 P4 ③				G6-3 ③	3	0	0	0	1	1	2											
<b>Inning Stats</b>	R: 1 E: 0 K: 2 S: 8	H: 1 LOB: 1 BB: 1 P: 12	R: 0 E: 0 K: 3 S: 10	H: 1 LOB: 1 BB: 0 P: 10	R: 0 E: 0 K: 3 S: 11	H: 2 LOB: 2 BB: 0 P: 11	R: 0 E: 0 K: 2 S: 8	H: 1 LOB: 1 BB: 0 P: 8	R: 1 E: 0 K: 1 S: 7	H: 2 LOB: 2 BB: 1 P: 8	R: 0 E: 0 K: 2 S: 7	H: 0 LOB: 1 BB: 1 P: 11	R: 2 E: 0 K: 1 S: 6	H: 1 LOB: 0 BB: 1 P: 10	R: 0 E: 0 K: 1 S: 5	H: 0 LOB: 0 BB: 0 P: 5	R: 0 E: 0 K: 1 S: 5	H: 0 LOB: 0 BB: 0 P: 5	1B: 5 2B: 2 HR: 1	SF: 0 SAC: 0 DP: 0 HBP: 1	WP: 0 PB: 0 SB: 2 CS: 0	PA: 39					
<b>PITCHER</b>	IP	WLS	BF	H	R	ER	SO	BB	IBB	HBP	BLK	WP	HR	S	P	ERA	WHIP										
35 Mike Mussina, R (1, 1) ERA: 3.2	5.0		24	7	2	2	11	1	0	1	0	0	0	44	49	3.60	1.600										
Arthur Rhodes, L (6, 1) ERA: 3.17	1.0		4	0	0	0	2	1	0	0	0	0	0	7	11	0.00	1.000										
Terry Mathews, R (7, 1) ERA: 3.96	1.0		5	1	2	2	1	1	0	0	0	0	1	6	10	18.00	2.000										
Jesse Orosco, L (8, 1) ERA: 2.08	1.0	W	3	0	0	0	1	0	0	0	0	0	0	5	5	0.00	0.000										
Randy Myers, L (9, 1) ERA: 1.59	1.0	S	3	0	0	0	1	0	0	0	0	0	0	5	5	0.00	0.000										

Batter	1	2	3	4	5	6	7	8	9	AB	R	H	RBI	BB	SO	LOB	BOTTOM										
Brady Anderson, L (1, 8) OBP: 0.407, SLG: 0.471	0-3 K ①		0-0 F6 ①		0-0 G4-3 ①					3	0	0	0	1	1	0	<b>Minnesota Twins @ Baltimore Orioles</b> Oriole Park at Camden Yards, Baltimore, MD Sat Aug 23 1997, 7:05 PM EDT Att: 48,263 - Unknown - 81 F <a href="http://livebaseballscorecards.com">livebaseballscorecards.com</a>										
Jeff Reboulet, R (1, 4) OBP: 0.308, SLG: 0.344	0-3 K ②		0-3 K ②		0-0 F7 ②				BB	4	0	0	0	0	3	1											
B.J. Surhoff, L (1, 7) OBP: 0.363, SLG: 0.489	0-0		0-0 F7 ③		0-0 G3-1 ③				HR	4	2	2	1	0	0	0											
Geronimo Berroa, R (1, 9) OBP: 0.374, SLG: 0.479	0-0				0-0				1B	4	2	2	2	0	0	0											
Lenny Webster, R (9, 2) OBP: 0.327, SLG: 0.369	0-0				0-0				HR	0	0	0	0	0	0	0											
Rafael Palmeiro, L (1, 3) OBP: 0.333, SLG: 0.478			4-0		0-3 K ①				G4-3 ②	3	1	0	0	1	1	1											
Cal Ripken Jr., R (1, 5) OBP: 0.338, SLG: 0.425			0-0		0-0				BB	3	0	2	2	1	1	0											
Harold Baines, L (1, 10) OBP: 0.386, SLG: 0.441			0-3 K ①		4-0				F7 ③	3	0	0	0	1	1	2											
Chris Hoiles, R (1, 2) OBP: 0.378, SLG: 0.421			0-0		0-0				F9 ①	3	0	1	0	0	0	1											
Tony Tarasco, L (9, 9) OBP: 0.322, SLG: 0.417			P5		1-2				1B	0	0	0	0	0	0	0											
Mike Bordick, R (1, 6) OBP: 0.266, SLG: 0.295			0-0 F9 ③		0-3 K ③				K ②	3	0	0	0	0	2	3											
<b>Inning Stats</b>	R: 1 E: 0 K: 2 S: 8	H: 1 LOB: 0 BB: 0 P: 8	R: 1 E: 0 K: 1 S: 6	H: 1 LOB: 1 BB: 1 P: 10	R: 0 E: 0 K: 1 S: 5	H: 0 LOB: 0 BB: 0 P: 5	R: 1 E: 0 K: 2 S: 9	H: 3 LOB: 2 BB: 1 P: 13	R: 0 E: 0 K: 0 S: 3	H: 0 LOB: 0 BB: 0 P: 3	R: 0 E: 0 K: 0 S: 3	H: 0 LOB: 1 BB: 1 P: 7	R: 0 E: 0 K: 2 S: 7	H: 0 LOB: 1 BB: 1 P: 11	R: 2 E: 0 K: 1 S: 7	H: 2 LOB: 0 BB: 0 P: 7	R: 0 E: 0 K: 1 S: 7	H: 0 LOB: 0 BB: 0 P: 7	1B: 4 2B: 1 3B: 0 HR: 2	SF: 0 SAC: 0 DP: 0 HBP: 0	WP: 0 PB: 0 SB: 1 CS: 0	PA: 34					
<b>PITCHER</b>	IP	WLS	BF	H	R	ER	SO	BB	IBB	HBP	BLK	WP	HR	S	P	ERA	WHIP										
Frankie Rodriguez, R (1, 1) ERA: 4.89	7.0		29	5	3	3	8	4	0	0	0	0	1	41	57	3.86	1.286										
Greg Swindell, L (8, 1) ERA: 3.73	1.0	L	5	2	2	2	1	0	0	0	0	0	1	7	7	18.00	2.000										

AB	35
R	4
H	8
RBI	4
BB	3
SO	16
LOB	16






Batter	1	2	3	4	5	6	7	8	9	AB	R	H	RBI	BB	SO	LOB	TOP										
Chuck Knoblauch, R (1, 4) OBP: 0.400, SLG: 0.442	F8		K		G1-3			G4-6-3		4	0	1	0	0	1	1	<b>Minnesota Twins @ Baltimore Orioles</b> Oriole Park at Camden Yards, Baltimore, MD Sun Aug 24 1997, 3:33 AM EDT Att: 47,643 - Unknown - 83 F										
Brent Brice, L (1, 3) Terry Steinbach, R (8, PH) OBP: 0.315, SLG: 0.424	F7				G4-3			G4-6-3		2	1	0	0	1	0	1											
Paul Molitor, R (1, 10) OBP: 0.342, SLG: 0.422	F9							K		4	0	1	0	0	1	1											
Ron Coomer, R (1, 5) OBP: 0.326, SLG: 0.417		K			F8			K		4	0	0	0	0	3	2											
Matt Lawton, L (1, 7) OBP: 0.351, SLG: 0.394					P6			G3		4	0	2	0	0	0	2											
Darin Jackson, R (1, 8) OBP: 0.274, SLG: 0.357								F8		4	0	1	1	0	2	2											
Damian Miller, R (1, 2) Greg Myers, L (9, PH) OBP: 0.318, SLG: 0.405								G4-3		3	0	0	0	0	2	3											
Rich Becker, L (1, 9) OBP: 0.359, SLG: 0.407					F2			K		3	0	1	0	0	1	0											
Denny Hocking, S (1, 6) OBP: 0.316, SLG: 0.378					G6-3					2	0	0	0	1	1	1											
<b>Inning Stats</b>	R: 0 E: 0 K: 0 S: 3	H: 0 LOB: 0 BB: 0 P: 3	R: 0 E: 0 K: 3 S: 10	H: 1 LOB: 1 BB: 0 P: 10	R: 0 E: 0 K: 1 S: 5	H: 0 LOB: 0 BB: 0 P: 5	R: 1 E: 0 K: 1 S: 7	H: 2 LOB: 2 BB: 1 P: 11	R: 0 E: 0 K: 1 S: 6	H: 1 LOB: 1 BB: 0 P: 6	R: 0 E: 0 K: 1 S: 5	H: 0 LOB: 0 BB: 0 P: 5	R: 0 E: 0 K: 1 S: 5	H: 0 LOB: 0 BB: 0 P: 5	R: 0 E: 0 K: 1 S: 5	H: 1 LOB: 1 BB: 1 P: 9		R: 0 E: 0 K: 3 S: 10	H: 1 LOB: 1 BB: 0 P: 10	1B: 6 2B: 0 3B: 0 HR: 0	SF: 0 SAC: 0 DP: 1 HBP: 0	WP: 1 PB: 0 SB: 2 CS: 0	PA: 34				
<b>PITCHER</b>	IP	WLS	BF	H	R	ER	SO	BB	IBB	HBP	BLK	WP	HR	S	P	ERA	WHIP										
Scott Kamieniecki, R (1, 1) ERA: 4.05	7.0	W	26	4	1	1	8	1	0	0	0	1	0	41	45	1.29	0.714										
Jesse Orosco, L (8, 1) ERA: 2.08	0.0		2	1	0	0	0	1	0	0	0	0	0	1	5												
Amando Benitez, R (8, 1) ERA: 2.43	2.0	S	6	1	0	0	4	0	0	0	0	0	0	14	14	0.00	0.500										

Batter	1	2	3	4	5	6	7	8	9	AB	R	H	RBI	BB	SO	LOB	BOTTOM										
Brady Anderson, L (1, 8) OBP: 0.408, SLG: 0.480	G6-3					G6-3				4	1	2	1	0	0	1	<b>Minnesota Twins @ Baltimore Orioles</b> Oriole Park at Camden Yards, Baltimore, MD Sun Aug 24 1997, 3:33 AM EDT Att: 47,643 - Unknown - 83 F										
Aaron Ledesma, R (1, 4) OBP: 0.463, SLG: 0.541					HR			2B		4	1	2	0	0	0	2											
B.J. Surhoff, L (1, 7) OBP: 0.360, SLG: 0.484								G3		4	0	0	0	0	1	3											
Gerónimo Berroa, R (1, 9) Tony Tarasco, L (8, 9) OBP: 0.322, SLG: 0.417								L7		4	1	1	2	0	1	1											
Rafael Palmeiro, L (1, 3) OBP: 0.334, SLG: 0.483								K		3	1	1	1	1	1	0											
Cal Ripken Jr., R (1, 5) OBP: 0.339, SLG: 0.424								F8		3	1	1	0	1	0	0											
Harold Baines, L (1, 10) OBP: 0.367, SLG: 0.443								F5		3	0	1	0	1	0	2											
Lenny Webster, R (1, 2) OBP: 0.321, SLG: 0.362								G1-3		4	0	0	1	0	0	2											
Jeff Reboulet, R (1, 6) OBP: 0.307, SLG: 0.342								G4-3		4	0	1	0	0	0	3											
<b>Inning Stats</b>	R: 0 E: 0 K: 1 S: 6	H: 1 LOB: 1 BB: 0 P: 6	R: 0 E: 0 K: 1 S: 5	H: 0 LOB: 0 BB: 0 P: 5	R: 1 E: 0 K: 0 S: 5	H: 2 LOB: 1 BB: 0 P: 5	R: 2 E: 0 K: 0 S: 6	H: 3 LOB: 1 BB: 0 P: 6	R: 2 E: 0 K: 0 S: 5	H: 2 LOB: 2 BB: 2 P: 13	R: 0 E: 0 K: 1 S: 4	H: 1 LOB: 1 BB: 0 P: 4	R: 0 E: 0 K: 1 S: 5	H: 0 LOB: 0 BB: 0 P: 5	R: 0 E: 0 K: 0 S: 3	H: 0 LOB: 1 BB: 1 P: 7		R: 0 E: 0 K: 0 S: 3	H: 0 LOB: 1 BB: 1 P: 7	1B: 3 2B: 4 3B: 0 HR: 3	SF: 0 SAC: 0 DP: 1 HBP: 0	WP: 1 PB: 0 SB: 0 CS: 0	PA: 36				
<b>PITCHER</b>	IP	WLS	BF	H	R	ER	SO	BB	IBB	HBP	BLK	WP	HR	S	P	ERA	WHIP										
LaTroy Hawkins, R (1, 1) ERA: 6.22	4.2	L	22	8	5	5	2	0	0	0	0	0	3	26	26	9.64	1.714										
Mike Trombley, R (5, 1) ERA: 4.41	1.1		7	1	0	0	0	2	0	0	0	0	0	5	13	0.00	2.250										
Eddie Guardado, L (7, 1) ERA: 3.26	1.0		3	0	0	0	1	0	0	0	0	0	0	5	5	0.00	0.000										
Rick Aguilera, R (8, 1) ERA: 3.72	1.0		4	0	0	0	0	1	0	0	0	0	0	3	7	0.00	1.000										

AB	32
R	1
H	6
RBI	1
BB	2
SO	12
LOB	16



AB	33
R	5
H	9
RBI	5
BB	3
SO	3
LOB	14





Batter	1	2	3	4	5	6	7	8	9	AB	R	H	RBI	BB	SO	LOB	TOP										
<b>Bip Roberts, S</b> (1, 8) OBP: 0.352, SLG: 0.384 <b>Shane Halter, R</b> (9, 9) OBP: 0.329, SLG: 0.360	2-1 G4-3	2-2 L5			3-2 FC4-6 1B		3-3 K		3-1 F7	5	0	1	0	0	1	2	<b>Kansas City Royals @ Baltimore Orioles</b> Oriole Park at Camden Yards, Baltimore, MD Tue Aug 26 1997, 7:05 PM EDT Att: 46,016 - Unknown - 83 F <a href="http://livebaseballscorecards.com">livebaseballscorecards.com</a>										
<b>Jed Hansen, R</b> (1, 4) OBP: 0.449, SLG: 0.595	3-2 HR 2B		2-3 K		1-2 FC4-6 BB 1-2		1-2 1B		2-2 G6-3	5	1	2	1	0	1	2											
<b>Jay Bell, R</b> (1, 6) OBP: 0.360, SLG: 0.458	0-0 2-H HR		1-3 K		2-3 K		0-1 F9		1-3 K	5	1	1	2	0	3	3											
<b>Chili Davis, S</b> (1, 10) OBP: 0.405, SLG: 0.548	1-0 HR		0-1 G1-3		4-2 1-2 BB		0-0 F7			3	1	1	1	1	0	0											
<b>Dean Palmer, R</b> (1, 5) OBP: 0.307, SLG: 0.423	0-1 F8			1-1 G1-3		1-0 G4-3		2-2 G3-1		4	0	0	0	0	0	2											
<b>Yamil Benitez, R</b> (1, 7) OBP: 0.322, SLG: 0.500	1-3 K			0-1 E6 1B 29 SF8		0-0 G6-3		3-2 2B		4	1	1	0	0	1	0											
<b>Jeff King, R</b> (1, 3)		1-1 F7		1-1 1B		3-3 K		4-0 IBB		3	0	1	0	1	1	0											
<b>29 Mike Sweeney, R</b> (1, 2) OBP: 0.307, SLG: 0.364		1-1 G4-3		2-1 SF8		0-0 G3		1-3 K		3	0	0	1	0	1	2											
<b>Jermaine Dye, R</b> (1, 9) OBP: 0.250, SLG: 0.344 <b>Johnny Damon, L</b> (9, PR) OBP: 0.332, SLG: 0.390		2-2 1B		1-3 K			3-2 G6-3		3-2 G6-3 1B	4	0	2	0	0	1	1											
<b>Inning Stats</b>	R: 3 E: 0 K: 1 S: 14	H: 3 LOB: 0 BB: 0 P: 21	R: 0 E: 0 K: 0 S: 11	H: 1 LOB: 1 BB: 0 P: 17	R: 0 E: 0 K: 2 S: 8	H: 0 LOB: 0 BB: 0 P: 11	R: 1 E: 0 K: 1 S: 11	H: 1 LOB: 1 BB: 0 P: 16	R: 0 E: 0 K: 1 S: 15	H: 0 LOB: 2 BB: 1 P: 8	R: 0 E: 0 K: 1 S: 11	H: 1 LOB: 0 BB: 0 P: 18	R: 0 E: 0 K: 1 S: 12	H: 1 LOB: 2 BB: 1 P: 22	R: 1 E: 0 K: 1 S: 11	H: 1 LOB: 1 BB: 0 P: 20		1B: 5 2B: 2 3B: 0 HR: 2	SF: 1 SAC: 0 DP: 0 HBP: 0	WP: 0 PB: 0 SB: 2 CS: 0	PA: 39						
<b>PITCHER</b>	IP	WLS	BF	H	R	ER	SO	BB	IBB	HBP	BLK	WP	HR	S	P	ERA	WHIP										
<b>Jimmy Key, L</b> (1, 1) ERA: 2.87	6.2		29	7	4	3	7	1	0	0	0	0	2	73	115	4.05	1.200										
<b>Alan Mills, R</b> (7, 1) ERA: 3.04	1.1		6	1	0	0	1	0	1	0	0	0	0	14	24	0.00	0.750										
<b>Armando Benitez, R</b> (9, 1) ERA: 2.54	1.0	L	4	1	1	1	1	0	0	0	0	0	0	11	20	9.00	1.000										

Batter	1	2	3	4	5	6	7	8	9	AB	R	H	RBI	BB	SO	LOB	BOTTOM										
<b>Brady Anderson, L</b> (1, 8) OBP: 0.407, SLG: 0.484	2-2 G4-3		3-3 K	1-0 HR			1-3 K			4	1	1	4	0	2	0	<b>Kansas City Royals @ Baltimore Orioles</b> Oriole Park at Camden Yards, Baltimore, MD Tue Aug 26 1997, 7:05 PM EDT Att: 46,016 - Unknown - 83 F <a href="http://livebaseballscorecards.com">livebaseballscorecards.com</a>										
<b>Roberto Alomar, S</b> (1, 4) OBP: 0.361, SLG: 0.439 <b>Aaron Ledesma, R</b> (6, 4) OBP: 0.452, SLG: 0.526	0-0 G1-4-3 1B		1-0 F9	1-0 G4-3			0-0 G4-3			3	0	1	0	0	0	0											
<b>Gerónimo Berroa, R</b> (1, 10) OBP: 0.372, SLG: 0.481	2-2 G1-4-3 1-2		1-1 HBP		2-1 F9		1-3 K			3	0	0	0	0	1	1											
<b>Rafael Palmeiro, L</b> (1, 3) OBP: 0.332, SLG: 0.479		3-0 F7	3-2 G4-3		0-0 P6		1-0 F8			4	0	0	0	0	0	1											
<b>Cal Ripken Jr., R</b> (1, 5) OBP: 0.342, SLG: 0.429		0-0 HBP BB 1B		1-0 G3 HR 2B		1-1 G6-3		3-2 G1-6-3 1B		4	1	3	0	0	0	0											
<b>B.J. Surhoff, L</b> (1, 7) OBP: 0.355, SLG: 0.481		4-2 HBP BB		1-2 G3		1-2 L1		1-0 G1-6-3		3	0	0	0	1	0	2											
<b>Jeffrey Hammonds, R</b> (1, 9) OBP: 0.319, SLG: 0.496		3-1 L7		3-1 F9		2-1 FC4 1B		0-0 P4		4	0	1	0	0	0	3											
<b>Chris Hoiles, R</b> (1, 2) OBP: 0.380, SLG: 0.418		2-1 HBP		4-2 BB HR BB		3-1 F8		1-3 K		2	1	0	0	1	1	1											
<b>Mike Bordick, R</b> (1, 6) OBP: 0.267, SLG: 0.293 <b>Harold Baines, L</b> (9, PH) OBP: 0.367, SLG: 0.442		1-2 HBP		1-2 P4		4-2 BB HR BB		2-2 F8		2	1	0	0	1	0	4											
<b>Inning Stats</b>	R: 0 E: 0 K: 0 S: 7	H: 1 LOB: 0 BB: 0 P: 11	R: 0 E: 0 K: 0 S: 11	H: 1 LOB: 3 BB: 1 P: 24	R: 0 E: 0 K: 1 S: 8	H: 0 LOB: 0 BB: 0 P: 16	R: 4 E: 0 K: 0 S: 13	H: 2 LOB: 0 BB: 2 P: 28	R: 0 E: 0 K: 0 S: 5	H: 0 LOB: 0 BB: 0 P: 8	R: 0 E: 0 K: 2 S: 10	H: 1 LOB: 1 BB: 0 P: 17	R: 0 E: 0 K: 0 S: 7	H: 0 LOB: 0 BB: 0 P: 9	R: 0 E: 0 K: 0 S: 5	H: 1 LOB: 0 BB: 0 P: 10		R: 0 E: 0 K: 1 S: 8	H: 0 LOB: 0 BB: 0 P: 11	1B: 4 2B: 1 3B: 0 HR: 1	SF: 0 SAC: 0 DP: 2 HBP: 2	WP: 0 PB: 0 SB: 0 CS: 0	PA: 36				
<b>PITCHER</b>	IP	WLS	BF	H	R	ER	SO	BB	IBB	HBP	BLK	WP	HR	S	P	ERA	WHIP										
<b>Glendon Rusch, L</b> (1, 1) ERA: 5.73	6.0		27	5	4	4	1	3	0	2	0	0	1	54	104	6.00	1.333										
<b>Hipólito Pichardo, R</b> (7, 1) ERA: 5.4	1.1		5	1	0	0	2	0	0	0	0	0	0	11	17	0.00	0.750										
<b>Matt Whisenant, L</b> (8, 1) ERA: 6.65	0.2	W	1	0	0	0	0	0	0	0	0	0	0	1	2	0.00	0.000										
<b>Jeff Montgomery, R</b> (9, 1) ERA: 4.18	1.0	S	3	0	0	0	1	0	0	0	0	0	0	8	11	0.00	0.000										

AB	36
R	5
H	9
RBI	5
BB	2
SO	9
LOB	12



AB	31
R	4
H	6
RBI	4
BB	3
SO	4
LOB	12





Batter	1	2	3	4	5	6	7	8	9	AB	R	H	RBI	BB	SO	LOB	TOP			
<b>Johnny Damon, L</b> (1, 8) OBP: 0.331, SLG: 0.388	G1-3			G6-3		CS 1B		G1-3		4	0	1	0	0	0	0	<b>Kansas City Royals @ Baltimore Orioles</b> Oriole Park at Camden Yards, Baltimore, MD Wed Aug 27 1997, 7:05 PM EDT Att: 43,750 - Unknown - 85 F <a href="http://livebaseballscorecards.com">livebaseballscorecards.com</a>			
<b>Jed Hansen, R</b> (1, 4) OBP: 0.434, SLG: 0.565	G6-3			K		CS	1B HR	K		4	1	1	0	0	2	0				
<b>Jay Bell, R</b> (1, 6) OBP: 0.359, SLG: 0.456	K			G6-3			1B HR	F7		4	1	1	0	0	1	0				
<b>Chili Davis, S</b> (1, 10) OBP: 0.406, SLG: 0.554		G3-1			G4-3			HR	BB	3	1	1	3	1	0	0				
<b>Dean Palmer, R</b> (1, 5) OBP: 0.306, SLG: 0.421		K2-3			P4			P6		4	0	1	0	0	1	1				
<b>Larry Sutton, L</b> (1, 3) OBP: 0.283, SLG: 0.474 <b>Jeff King, R</b> (9, PH) OBP: 0.333, SLG: 0.407		K			E1	FC5-4		K		3	0	0	0	0	2	1				
<b>Yamil Benitez, R</b> (1, 7) OBP: 0.311, SLG: 0.482				G6-3		FC5-4		FC5-4		1	0	0	0	0	1	3				
<b>Jermaine Dye, R</b> (1, 9) OBP: 0.257, SLG: 0.346				G6-3			1B BB			2	0	1	0	1	0	0				
<b>Mike Macfarlane, R</b> (1, 2) OBP: 0.294, SLG: 0.367				K		G1-4-3		K		3	0	0	0	0	2	3				
<b>Inning Stats</b>	R: 0 H: 0 E: 0 K: 1 S: 10	H: 0 LOB: 0 BB: 0 P: 17	R: 0 H: 0 E: 0 K: 2 S: 9	H: 0 LOB: 0 BB: 0 P: 14	R: 0 H: 0 E: 0 K: 1 S: 8	H: 0 LOB: 0 BB: 0 P: 11	R: 0 H: 0 E: 0 K: 1 S: 7	H: 0 LOB: 0 BB: 0 P: 10	R: 0 H: 2 E: 0 K: 0 S: 7	H: 2 LOB: 1 BB: 0 P: 11	R: 3 H: 4 E: 0 K: 2 S: 16	H: 4 LOB: 2 BB: 1 P: 27	R: 0 H: 0 E: 0 K: 1 S: 8	H: 0 LOB: 1 BB: 1 P: 9	R: 0 H: 0 E: 0 K: 2 S: 10	H: 0 LOB: 1 BB: 1 P: 17		1B: 5 2B: 0 3B: 0 HR: 1	SF: 0 SAC: 0 DP: 1 HBP: 0	WP: 0 PB: 0 SB: 0 CS: 1
<b>PITCHER</b>	IP	WLS	BF	H	R	ER	SO	BB	IBB	HBP	BLK	WP	HR	S	P	ERA	WHIP			
<b>Scott Erickson, R</b> (1, 1) ERA: 3.3	7.0		27	6	3	3	7	1	0	0	0	0	1	66	106	3.86	1.000			
<b>Arthur Rhodes, L</b> (8, 1) ERA: 3.09	2.0	W	7	0	0	0	3	1	0	0	0	0	0	18	26	0.00	0.500			

Batter	1	2	3	4	5	6	7	8	9	AB	R	H	RBI	BB	SO	LOB	BOTTOM			
<b>Brady Anderson, L</b> (1, 8) OBP: 0.407, SLG: 0.483	P6		P5			CS BB		BB PB HR 1B		3	1	1	0	1	0	0	<b>Kansas City Royals @ Baltimore Orioles</b> Oriole Park at Camden Yards, Baltimore, MD Wed Aug 27 1997, 7:05 PM EDT Att: 43,750 - Unknown - 85 F <a href="http://livebaseballscorecards.com">livebaseballscorecards.com</a>			
<b>Aaron Ledesma, R</b> (1, 4) OBP: 0.435, SLG: 0.488	K				F8	1B BB		F9		3	1	0	0	1	1	1				
<b>B.J. Surhoff, L</b> (1, 7) OBP: 0.360, SLG: 0.480	K				F7	WP 1B		BB HR IBB		3	2	1	0	1	1	0				
<b>Geronimo Berroa, R</b> (1, 9) OBP: 0.373, SLG: 0.480 <b>Jeff Reboulet, R</b> (9, 6) OBP: 0.307, SLG: 0.342		P6			L7			HR BB		3	1	1	2	1	0	0				
<b>Rafael Palmeiro, L</b> (1, 3) OBP: 0.333, SLG: 0.491		P6			HR	G3		HR		4	2	2	5	0	0	1				
<b>Cal Ripken Jr., R</b> (1, 5) OBP: 0.344, SLG: 0.429		1B			K			1B		4	0	2	0	0	1	0				
<b>Harold Baines, L</b> (1, 10) OBP: 0.363, SLG: 0.438		F8			F9			P5		4	0	0	0	0	2					
<b>Lenny Webster, R</b> (1, 2) OBP: 0.317, SLG: 0.356				K		F9				3	0	0	0	0	2	0				
<b>Mike Bordick, R</b> (1, 6) OBP: 0.265, SLG: 0.292 <b>Tony Tarasco, L</b> (8, PH) OBP: 0.320, SLG: 0.414				G5-3		K		K		2	0	0	0	0	1	0				
<b>Inning Stats</b>	R: 0 H: 0 E: 0 K: 2 S: 10	H: 1 LOB: 1 BB: 0 P: 15	R: 0 H: 0 E: 0 K: 0 S: 8	H: 0 LOB: 0 BB: 0 P: 15	R: 0 H: 0 E: 0 K: 1 S: 8	H: 0 LOB: 0 BB: 0 P: 11	R: 0 H: 0 E: 0 K: 0 S: 6	H: 0 LOB: 0 BB: 0 P: 6	R: 1 H: 1 E: 0 K: 1 S: 16	H: 1 LOB: 0 BB: 0 P: 21	R: 2 H: 2 E: 0 K: 1 S: 11	H: 2 LOB: 1 BB: 2 P: 25	R: 0 H: 0 E: 0 K: 1 S: 9	H: 0 LOB: 0 BB: 0 P: 13	R: 4 H: 3 E: 0 K: 1 S: 19	H: 3 LOB: 1 BB: 2 P: 36		1B: 5 2B: 0 3B: 0 HR: 2	SF: 0 SAC: 0 DP: 0 HBP: 0	WP: 1 PB: 1 SB: 0 CS: 1
<b>PITCHER</b>	IP	WLS	BF	H	R	ER	SO	BB	IBB	HBP	BLK	WP	HR	S	P	ERA	WHIP			
<b>Kevin Appier, R</b> (1, 1) ERA: 3.18	7.0		26	4	3	3	6	2	0	0	0	0	1	68	106	3.86	0.857			
<b>Hector Carrasco, R</b> (8, 1) ERA: 4.01	0.2	L	7	3	4	4	1	1	1	0	0	0	1	15	30	54.00	6.000			
<b>Jamie Walker, L</b> (8, 1) ERA: 5.14	0.1		1	0	0	0	0	0	0	0	0	0	0	4	6	0.00	0.000			



Batter	1	2	3	4	5	6	7	8	9	AB	R	H	RBI	BB	SO	LOB	TOP								
<b>Bip Roberts, S</b> (1, 7) OBP: 0.348, SLG: 0.379	0-3 K			0-0 G4-3		1-3 K		1-1 G4-3	0-3 K	5	0	0	0	0	3	0	<b>Kansas City Royals @ Baltimore Orioles</b> Oriole Park at Camden Yards, Baltimore, MD Thu Aug 28 1997, 3:33 AM EDT Att: 44,070 - Overcast - 83 F								
<b>Johnny Damon, L</b> (1, 8) OBP: 0.330, SLG: 0.387	3-2 G1-3			1-1 G3-1		2-2 G3 1B 1B		1-1 G6-3		4	0	1	0	0	0	0									
<b>Jay Bell, R</b> (1, 6) OBP: 0.361, SLG: 0.456	2-1 F8			1-2 G4-3		1-2 G3 1B 1B		2-2 1B		4	0	2	0	0	0	0									
<b>Chili Davis, S</b> (1, 10) OBP: 0.403, SLG: 0.548		3-2 G1-3			2-3 K			0-0 F9		4	0	0	0	0	1	3									
<b>Dean Palmer, R</b> (1, 5) OBP: 0.306, SLG: 0.420		0-3 K			0-0 HR 1B			0-1 F8		4	1	1	0	0	1	2									
<b>Jeff King, R</b> (1, 3) OBP: 0.334, SLG: 0.413		0-2 P6			2-0 HR			4-1 FC5-4 BB		3	1	1	2	1	0	0									
<b>Jermaine Dye, R</b> (1, 9) OBP: 0.257, SLG: 0.339				1-3 K		0-1 F7		0-3 K	4-1 HR BB	3	1	0	0	1	2	1									
<b>29 Mike Sweeney, R</b> (1, 2) OBP: 0.306, SLG: 0.367				2-3 K		0-0 2B		0-0 FC5-4	0-0 E4	4	1	1	0	0	1	2									
<b>Jed Hansen, R</b> (1, 4) OBP: 0.411, SLG: 0.531				0-3 K		0-3 K		2-3 K	2-1 HR	3	0	0	0	0	3	2									
<b>Larry Sutton, L</b> (9, PH) OBP: 0.300, SLG: 0.650									1-2 HR	1	1	1	3	0	0	0									
<b>Shane Halter, R</b> (9, 4) OBP: 0.329, SLG: 0.360									1-2 HR	0	0	0	0	0	0	0									
<b>Inning Stats</b>	R: 0 E: 0 K: 1 S: 8	H: 0 LOB: 0 BB: 0 P: 13	R: 0 E: 0 K: 1 S: 9	H: 0 LOB: 0 BB: 0 P: 12	R: 0 E: 0 K: 3 S: 11	H: 0 LOB: 0 BB: 0 P: 14	R: 0 E: 0 K: 0 S: 7	H: 0 LOB: 0 BB: 0 P: 9	R: 2 E: 0 K: 2 S: 12	H: 3 LOB: 1 BB: 0 P: 16	R: 0 E: 0 K: 1 S: 17	H: 2 LOB: 2 BB: 1 P: 25	R: 0 E: 0 K: 2 S: 8	H: 0 LOB: 1 BB: 1 P: 14	R: 0 E: 0 K: 0 S: 8	H: 1 LOB: 1 BB: 1 P: 12	R: 3 E: 1 K: 1 S: 11	H: 1 LOB: 0 BB: 1 P: 19	1B: 4 2B: 1 3B: 0 HR: 2	SF: 0 SAC: 0 DP: 0 HBP: 0	WP: 0 PB: 0 SB: 0 CS: 0	PA: 37			
<b>PITCHER</b>	IP	WLS	BF	H	R	ER	SO	BB	IBB	HBP	BLK	WP	HR	S	P	ERA	WHIP								
<b>35 Mike Mussina, R</b> (1, 1) ERA: 3.18	7.0	L	27	5	2	2	10	1	0	0	0	0	1	72	103	2.57	0.857								
<b>Jesse Orosco, L</b> (8, 1) ERA: 2.03	1.0		4	1	0	0	0	0	0	0	0	0	0	8	12	0.00	1.000								
<b>Terry Mathews, R</b> (9, 1) ERA: 3.88	1.0		6	1	3	0	1	1	0	0	0	0	1	11	19	0.00	2.000								

AB 35  
R 5  
H 7  
RBI 5  
BB 2  
SO 11  
LOB 10



Batter	1	2	3	4	5	6	7	8	9	AB	R	H	RBI	BB	SO	LOB	BOTTOM								
<b>Brady Anderson, L</b> (1, 8) OBP: 0.406, SLG: 0.481	2-3 K	3-2 F9			0-0 L6			1-0 FC6-4 1B		4	0	1	0	0	1	2	<b>Kansas City Royals @ Baltimore Orioles</b> Oriole Park at Camden Yards, Baltimore, MD Thu Aug 28 1997, 3:33 AM EDT Att: 44,070 - Overcast - 83 F								
<b>Aaron Ledesma, R</b> (1, 4) OBP: 0.400, SLG: 0.444	0-3 K		1-0 F9		3-2 K			1-1 FC6-4 1B		4	0	0	0	0	2	2									
<b>Gerónimo Berroa, R</b> (1, 9) OBP: 0.374, SLG: 0.480	0-0 BB 1B		1-0 G6-3			3-1 F9		0-1 F9		4	0	2	0	0	0	0									
<b>Mike Bordick, R</b> (9, 6) OBP: 0.265, SLG: 0.292								1-2 1B		0	0	0	0	0	0	0									
<b>Rafael Palmeiro, L</b> (1, 3) OBP: 0.332, SLG: 0.488	4-2 FC6-4 BB		1-3 K			2-2 L8		0-3 K		3	0	0	0	1	2	2									
<b>Cal Ripken Jr., R</b> (1, 5) OBP: 0.341, SLG: 0.426	1-2 FC6-4			3-3 K		1-2 P4			2-3 K	4	0	0	0	0	2	2									
<b>Jeffrey Hammonds, R</b> (1, 7) OBP: 0.318, SLG: 0.501		1-0 HR		1-2 G6-3			2-2 G1-3		3-2 P3	4	1	1	1	0	0	0									
<b>Harold Baines, L</b> (1, 10) OBP: 0.362, SLG: 0.438		0-2 F9 2B		0-0 F8			1-2 K		2-1 F8	4	0	1	0	0	1	0									
<b>Chris Hoiles, R</b> (1, 2) OBP: 0.379, SLG: 0.417		1-0 F9			0-1 FC4-8 1B			2-3 K		3	0	1	0	0	1	1									
<b>Jeff Reboulet, R</b> (1, 6) OBP: 0.304, SLG: 0.339		2-3 G3			1-2 FC4-6			2-2 K		2	0	0	0	0	0	2									
<b>B.J. Surhoff, L</b> (8, PH) OBP: 0.360, SLG: 0.479										1	0	0	0	0	1	0									
<b>Inning Stats</b>	R: 0 E: 0 K: 2 S: 12	H: 1 LOB: 2 BB: 1 P: 19	R: 1 E: 0 K: 0 S: 12	H: 2 LOB: 1 BB: 0 P: 18	R: 0 E: 0 K: 1 S: 5	H: 0 LOB: 0 BB: 0 P: 8	R: 0 E: 0 K: 1 S: 10	H: 0 LOB: 0 BB: 0 P: 14	R: 0 E: 0 K: 1 S: 10	H: 1 LOB: 1 BB: 0 P: 15	R: 0 E: 0 K: 0 S: 9	H: 0 LOB: 0 BB: 0 P: 15	R: 0 E: 0 K: 2 S: 11	H: 0 LOB: 0 BB: 0 P: 16	R: 0 E: 0 K: 2 S: 12	H: 2 LOB: 2 BB: 0 P: 16	R: 0 E: 0 K: 1 S: 8	H: 0 LOB: 0 BB: 0 P: 15	1B: 4 2B: 1 3B: 0 HR: 1	SF: 0 SAC: 0 DP: 0 HBP: 0	WP: 0 PB: 0 SB: 0 CS: 0	PA: 34			
<b>PITCHER</b>	IP	WLS	BF	H	R	ER	SO	BB	IBB	HBP	BLK	WP	HR	S	P	ERA	WHIP								
<b>50 José Rosado, L</b> (1, 1) ERA: 4.28	7.0	W	26	4	1	1	7	1	0	0	0	0	0	69	105	1.29	0.714								
<b>Hipólito Pichardo, R</b> (8, 1) ERA: 5.3	0.2		4	2	0	0	1	0	0	0	0	0	0	9	13	0.00	3.000								
<b>Matt Whisenant, L</b> (8, 1) ERA: 6.59	0.1		1	0	0	0	1	0	0	0	0	0	0	3	3	0.00	0.000								
<b>Gregg Olson, R</b> (9, 1) ERA: 6.23	1.0		3	0	0	0	1	0	0	0	0	0	0	8	15	0.00	0.000								

AB 33  
R 1  
H 6  
RBI 1  
BB 1  
SO 10  
LOB 11









Batter	1	2	3	4	5	6	7	8	9	AB R H RBI BB SO LOB	TOP																
<b>Carl Everett, S</b> OBP: 0.307, SLG: 0.432 (1, 7)	G3		BLK 1B		G4-3	1B 2B	K		1B HR 1B	6 2 3 0 0 1 2	<b>New York Mets @ Baltimore Orioles</b> Oriole Park at Camden Yards, Baltimore, MD Sat Aug 30 1997, 3:33 AM EDT Att: 48,068 - Unknown - 85 F																
<b>Eduardo Alfonso, R</b> OBP: 0.410, SLG: 0.464 (1, 5)	G5-3		G6-3		BB 1B	G5-3 1B 2H	1B		HR 1B	6 2 4 2 0 0 1																	
<b>Bernard Gilkey, R</b> OBP: 0.325, SLG: 0.375 (1, 10)	G6-3			S 1B BB	1B 2B BB				HR	4 3 3 4 2 0 0																	
<b>Butch Huskey, R</b> OBP: 0.309, SLG: 0.477 (1, 3)		G5-3		F9	1B 2B	G5-3	K		L8	6 1 1 1 0 1 5																	
<b>Todd Pratt, R</b> OBP: 0.469, SLG: 0.545 (1, 2)				G5-3	1B 2B		F9	4-3	F9	6 0 2 2 0 0 1																	
<b>Alex Ochoa, R</b> OBP: 0.276, SLG: 0.325 (1, 9)	P6			1B	P6		E 2B	F7		5 2 2 1 0 0 2																	
<b>Brian McRae, S</b> OBP: 0.330, SLG: 0.378 (1, 8)	F8			1B	1B		S 2B BB			3 1 2 0 2 0 1																	
<b>Luis Lopez, S</b> OBP: 0.333, SLG: 0.372 (1, 4)			G6-3		F9		1B 2B	G3		5 1 2 3 0 0 3																	
<b>Rey Ordóñez, R</b> OBP: 0.266, SLG: 0.266 (1, 6)			F8	F8		L9	1B BB		5-3	4 1 0 0 1 0 2																	
<b>Inning Stats</b>	R: 0 E: 0 K: 0 S: 3	H: 0 LOB: 0 BB: 0 P: 3	R: 0 E: 0 K: 0 S: 4	H: 1 LOB: 1 BB: 0 P: 4	R: 0 E: 0 K: 0 S: 4	H: 1 LOB: 1 BB: 0 P: 4	R: 2 E: 0 K: 0 S: 6	H: 3 LOB: 2 BB: 2 P: 10	R: 3 E: 0 K: 0 S: 6	H: 3 LOB: 2 BB: 2 P: 14	R: 1 E: 0 K: 0 S: 5	H: 3 LOB: 1 BB: 0 P: 5	R: 4 E: 1 K: 2 S: 11	H: 4 LOB: 2 BB: 2 P: 19	R: 0 E: 0 K: 0 S: 4	H: 1 LOB: 1 BB: 0 P: 4	R: 3 E: 0 K: 0 S: 6	H: 3 LOB: 0 BB: 0 P: 6	1B: 13 2B: 5 3B: 0 HR: 1	SF: 0 SAC: 0 DP: 1 HBP: 0	WP: 0 PB: 0 SB: 2 CS: 0	PA: 50					
<b>PITCHER</b>	IP WLS BF H R ER SO BB IBB HBP BLK WP HR S P ERA WHIP											<b>PITCHER</b>	IP WLS BF H R ER SO BB IBB HBP BLK WP HR S P ERA WHIP														
<b>Rick Krivda, L</b> ERA: 7.77 (1, 1)	4.1	23	8	5	5	0	2	0	0	0	0	0	0	21	29	10.38	2.308										
<b>Tery Mathews, R</b> ERA: 4.05 (5, 1)	2.0	L	10	4	2	2	0	1	0	0	0	0	0	9	13	9.00	2.500										
<b>Alan Mills, R</b> ERA: 4.45 (7, 1)	2.2		17	7	6	6	2	2	0	0	0	0	0	1	19	20.25	3.375										

Batter	1	2	3	4	5	6	7	8	9	AB R H RBI BB SO LOB	BOTTOM																
<b>Brady Anderson, L</b> OBP: 0.402, SLG: 0.481 (1, 8)	P4			G3		K			HR	5 1 2 2 0 1 2	<b>New York Mets @ Baltimore Orioles</b> Oriole Park at Camden Yards, Baltimore, MD Sat Aug 30 1997, 3:33 AM EDT Att: 48,068 - Unknown - 85 F																
<b>Jeffrey Hammonds, R</b> OBP: 0.316, SLG: 0.497 (1, 9)	K						G5-3		4-3	4 0 1 1 0 2 2																	
<b>Tony Tarasco, L</b> OBP: 0.316, SLG: 0.409 (8, 9)	K			1B						1 0 0 0 0 0 0																	
<b>Geronimo Berroa, R</b> OBP: 0.374, SLG: 0.476 (1, 10)		G6-3		K			F8		F7	5 0 1 0 0 1 3																	
<b>Rafael Palmeiro, L</b> OBP: 0.332, SLG: 0.483 (1, 3)	F8			F9		G3	G4-3			4 0 0 0 0 0 1																	
<b>Cal Ripken Jr., R</b> OBP: 0.344, SLG: 0.431 (1, 5)				G4-3		G5-3				2 1 0 0 1 0 0																	
<b>B.J. Surhoff, L</b> OBP: 0.357, SLG: 0.472 (1, 7)				K		F7			K	4 0 0 0 0 2 2																	
<b>Chris Hoiles, R</b> OBP: 0.384, SLG: 0.433 (1, 2)				1B					K	4 2 3 1 0 1 1																	
<b>Jeff Reboulet, R</b> OBP: 0.308, SLG: 0.335 (1, 4)				1B		G3	G3		F8	3 2 1 0 1 0 2																	
<b>Mike Bordick, R</b> OBP: 0.265, SLG: 0.293 (1, 6)				1B		G4-3	L4		4-3	4 0 1 2 0 0 2																	
<b>Inning Stats</b>	R: 0 E: 0 K: 1 S: 6	H: 1 LOB: 1 BB: 0 P: 6	R: 3 E: 0 K: 2 S: 11	H: 4 LOB: 2 BB: 0 P: 12	R: 0 E: 0 K: 0 S: 3	H: 0 LOB: 0 BB: 0 P: 3	R: 2 E: 0 K: 1 S: 7	H: 2 LOB: 1 BB: 1 P: 11	R: 0 E: 0 K: 0 S: 3	H: 0 LOB: 0 BB: 0 P: 3	R: 0 E: 0 K: 2 S: 7	H: 0 LOB: 1 BB: 1 P: 11	R: 0 E: 0 K: 2 S: 7	H: 0 LOB: 1 BB: 1 P: 11	R: 1 E: 0 K: 0 S: 4	H: 1 LOB: 0 BB: 0 P: 4	1B: 7 2B: 0 3B: 0 HR: 2	SF: 0 SAC: 0 DP: 0 HBP: 1	WP: 0 PB: 0 SB: 0 CS: 0	PA: 39							
<b>PITCHER</b>	IP WLS BF H R ER SO BB IBB HBP BLK WP HR S P ERA WHIP											<b>PITCHER</b>	IP WLS BF H R ER SO BB IBB HBP BLK WP HR S P ERA WHIP														
<b>Brian Bohanon, L</b> ERA: 3.88 (1, 1)	5.0	W	24	7	5	5	4	1	0	1	0	0	0	30	35	9.00	1.600										
<b>Cory Lidle, R</b> ERA: 3.6 (6, 1)	4.0	S	15	2	1	1	3	1	0	0	0	0	0	1	20	2.25	0.750										



Batter	1	2	3	4	5	6	7	8	9	AB	R	H	RBI	BB	SO	LOB	TOP			
<b>Brian McRae, S</b> OBP: 0.327, SLG: 0.375 (1, 8)	1-3 K	1-1 F9		1-2 P6		1-0 G6-4-3		1-0 SH1-3	4 0 0 0 0 1 2											
<b>Eduardo Alfonso, R</b> OBP: 0.406, SLG: 0.459 (1, 5)	0-1 L4		2-2 F5	2-3 K			3-2 L6	0-0 F8	5 0 0 0 0 1 2											
<b>Bernard Gilkey, R</b> OBP: 0.325, SLG: 0.381 (1, 7)	0-0 HR		4-0 HR		1-2 F9		0-0 E6	3-3 K	4 2 1 1 1 1 1											
<b>Butch Huskey, R</b> OBP: 0.314, SLG: 0.489 (1, 9)	1-2 HBP		2-2 HR		4-2 BB		2-3 K		3 1 2 2 1 1 1											
<b>Todd Hundley, S</b> OBP: 0.392, SLG: 0.548 (1, 10)	4-0 HBP		3-3 K		3-1 BB		3-2 F9		2 0 0 0 1 1 0											
<b>John Olerud, L</b> OBP: 0.391, SLG: 0.459 (1, 3)	2-1 BB		0-1 G3-1		4-0 HBP		3-2 G3		2 0 0 0 1 0 0											
<b>Todd Pratt, R</b> OBP: 0.471, SLG: 0.559 (1, 2)	2-3 HBP				0-1 BB		1-2 G3		2 0 0 0 1 0 0											
<b>Carlos Baerga, S</b> OBP: 0.318, SLG: 0.405 <b>Luis Lopez, S</b> OBP: 0.353, SLG: 0.372 (9, 4)			1-0 F9		0-2 SH1-3		0-3 K		4 0 2 0 0 1 1											
<b>Rey Ordonez, R</b> OBP: 0.266, SLG: 0.266 (1, 6)		2-1 F7		0-0 SH1-3		0-2 FC1-6		1-0 SH1-3	3 0 1 1 0 0 1											
<b>Inning Stats</b>	R: 1 E: 0 K: 1 S: 12	H: 2 LOB: 3 BB: 1 P: 23	R: 0 E: 0 K: 0 S: 5	H: 0 LOB: 0 BB: 0 P: 9	R: 2 E: 0 K: 1 S: 14	H: 1 LOB: 0 BB: 1 P: 25	R: 1 E: 0 K: 1 S: 13	H: 2 LOB: 1 BB: 0 P: 19	R: 0 E: 0 K: 0 S: 8	H: 0 LOB: 2 BB: 2 P: 20	R: 0 E: 1 K: 1 S: 7	H: 0 LOB: 0 BB: 0 P: 12	R: 0 E: 0 K: 1 S: 12	H: 1 LOB: 1 BB: 0 P: 19	R: 0 E: 0 K: 1 S: 6	H: 1 LOB: 1 BB: 0 P: 11	1B: 4 2B: 2 3B: 0 HR: 2	SF: 0 SAC: 0 DP: 2 HBP: 2	WP: 0 PB: 0 SB: 1 CS: 1	PA: 39
<b>PITCHER</b>	IP	WLS	BF	H	R	ER	SO	BB	IBB	HBP	BLK	WP	HR	S	P	ERA	WHIP			
<b>Jimmy Key, L</b> ERA: 2.97	6.0	L	28	6	4	4	3	4	0	2	0	0	2	57	102	6.00	1.667			
<b>Arthur Rhodes, L</b> ERA: 2.94	2.0		7	1	0	0	2	0	0	0	0	0	0	19	31	0.00	0.500			
<b>Armando Benitez, R</b> ERA: 2.45	1.0	S	4	1	0	0	1	0	0	0	0	0	0	6	11	0.00	1.000			

**New York Mets @ Baltimore Orioles**  
 Oriole Park at Camden Yards, Baltimore, MD  
 Sun Aug 31 1997, 3:33 AM EDT  
 Att: 48,075 - Sunny - 83 F

AB	31
R	4
H	8
RBI	4
BB	4
SO	6
LOB	14



Batter	1	2	3	4	5	6	7	8	9	AB	R	H	RBI	BB	SO	LOB	BOTTOM					
<b>Brady Anderson, L</b> OBP: 0.399, SLG: 0.477 (1, 8)	0-1 F7			2-2 G4-3	1-1 G3			0-0 F7	4 0 0 0 0 0 2													
<b>Jeff Reboulet, R</b> OBP: 0.311, SLG: 0.338 (1, 4)	1-2 F8			2-1 1B		1-2 G6-3		0-2 FC6-4	4 0 2 0 0 0 0													
<b>B.J. Surhoff, L</b> OBP: 0.356, SLG: 0.477 (1, 7)	0-0 F7			3-2 F7		2-1 HR		3-1 FC6-4	4 1 1 1 0 0 2													
<b>Geronimo Berroa, R</b> OBP: 0.373, SLG: 0.474 (1, 9)		1-1 F4		1-2 1B		3-1 L5		2-0 G6-3	4 0 1 0 0 0 0													
<b>Rafael Palmeiro, L</b> OBP: 0.331, SLG: 0.481 (1, 3)		1-2 F8		1-3 K		3-1 F8		1-1 1B	4 0 1 0 0 1 2													
<b>Cal Ripken Jr., R</b> OBP: 0.341, SLG: 0.428 (1, 5)		0-0 G4-3			0-1 G5-3		0-0 P5	3-2 L9	4 0 0 0 0 0 1													
<b>Harold Baines, L</b> OBP: 0.362, SLG: 0.442 (1, 10)			0-2 G3-1		4-2 1B		3-2 F8	1-3 K	3 0 0 0 1 1 1													
<b>Chris Hoiles, R</b> OBP: 0.383, SLG: 0.432 (1, 2)			1-2 F7		2-2 1B		2-2 G1-3		3 0 1 0 0 0 0													
<b>Mike Bordick, R</b> OBP: 0.264, SLG: 0.292 <b>Tony Tarasco, L</b> OBP: 0.315, SLG: 0.406 <b>Aaron Ledesma, R</b> OBP: 0.404, SLG: 0.435 (8, PH)			2-2 G5-3		1-0 F9		0-1 F8		2 0 0 0 0 0 2													
<b>Inning Stats</b>	R: 0 E: 0 K: 0 S: 6	H: 0 LOB: 0 BB: 0 P: 7	R: 0 E: 0 K: 0 S: 6	H: 0 LOB: 0 BB: 0 P: 8	R: 0 E: 0 K: 0 S: 9	H: 0 LOB: 0 BB: 0 P: 12	R: 0 E: 0 K: 1 S: 14	H: 2 LOB: 0 BB: 0 P: 23	R: 0 E: 0 K: 0 S: 12	H: 1 LOB: 2 BB: 1 P: 20	R: 1 E: 0 K: 0 S: 9	H: 1 LOB: 0 BB: 0 P: 18	R: 0 E: 0 K: 0 S: 9	H: 0 LOB: 0 BB: 0 P: 14	R: 0 E: 0 K: 0 S: 8	H: 1 LOB: 1 BB: 0 P: 11	R: 0 E: 0 K: 1 S: 9	H: 1 LOB: 1 BB: 0 P: 16	1B: 5 2B: 0 3B: 0 HR: 1	SF: 0 SAC: 0 DP: 0 HBP: 0	WP: 0 PB: 0 SB: 0 CS: 0	PA: 34
<b>PITCHER</b>	IP	WLS	BF	H	R	ER	SO	BB	IBB	HBP	BLK	WP	HR	S	P	ERA	WHIP					
<b>Rick Reed, R</b> ERA: 3.01	7.0		26	4	1	1	1	1	0	0	0	0	1	65	102	1.29	0.714					
<b>Mel Rojas, R</b> ERA: 4.59	1.0		4	1	0	0	0	0	0	0	0	0	0	8	11	0.00	1.000					
<b>John Franco, L</b> ERA: 2.33	1.0	S	4	1	0	0	1	0	0	0	0	0	0	9	16	0.00	1.000					

**New York Mets @ Baltimore Orioles**  
 Oriole Park at Camden Yards, Baltimore, MD  
 Sun Aug 31 1997, 3:33 AM EDT  
 Att: 48,075 - Sunny - 83 F

AB	33
R	1
H	6
RBI	1
BB	1
SO	2
LOB	10





Batter	1	2	3	4	5	6	7	8	9	AB	R	H	RBI	BB	SO	LOB	TOP				
<b>Jerome Walton, R</b> OBP: 0.485, SLG: 0.414	4-0 G4-6-3 1B BB	1-3 K		1-0 F7		0-1 1-2 1B		3-2 P4		4	0	1	0	1	1	4	<b>Baltimore Orioles @ Florida Marlins</b> Pro Player Stadium, Miami, FL Mon Sep 01 1997, 3:33 AM EDT Att: 42,446 - Cloudy - 82 F				
<b>Jeffrey Hammonds, R</b> OBP: 0.316, SLG: 0.493	2-2 1-2 1B		1-1 F9	1-1 F8		1-3 K		1-1 G3-1		5	0	1	0	0	1	3					
<b>Rafael Palmeiro, L</b> OBP: 0.330, SLG: 0.477	0-1 G4-6-3 1-2 2-3		0-0 F7		4-2 G6-4-3 1B 3B BB	1-2 P6		3-3 K		4	1	0	0	1	1	4					
<b>Geronimo Berroa, R</b> OBP: 0.373, SLG: 0.472	3-3 K		4-0 1B HR BB		1-1 1-2 1B	0-0 P4		0-0 G5-3		4	1	1	0	1	1	1					
<b>Cal Ripken Jr., R</b> OBP: 0.342, SLG: 0.426		3-3 K	1-1 1-2 HR 1B		3-2 G6-4-3 1-2 2-3	4-2 1B BB		0-1 G5-3		4	1	1	0	1	1	2					
<b>Lenny Webster, R</b> OBP: 0.326, SLG: 0.385		4-0 FC6-4 BB	2-1 1-H 2-H HR		2-1 3-H 6-0 G5-3	1-1 1-2 1B				3	1	3	4	1	0	0					
<b>Aaron Ledesma, R</b> OBP: 0.392, SLG: 0.408 <b>Brady Anderson, L</b> OBP: 0.399, SLG: 0.476 <b>Terry Mathews, L</b> OBP: 0.399, SLG: 0.476	2-0 FC6-4 1B 1-2		1-0 F8		0-0 G5-3	2-3 K				3	0	0	0	0	0	2					
<b>Mike Bordick, R</b> OBP: 0.267, SLG: 0.295 <b>B.J. Surhoff, L</b> OBP: 0.356, SLG: 0.476	1-0 BB 1B		1-2 SH3 1B		2-1 F8	3-2 P6				3	0	2	0	0	0	0					
<b>Scott Erickson, R</b> OBP: 0.303, SLG: 0.443 <b>Harold Baines, L</b> OBP: 0.303, SLG: 0.443 <b>Arthur Rhodes, L</b> OBP: 0.303, SLG: 0.443 <b>Shawn Boskie, R</b> OBP: 0.303, SLG: 0.443 <b>Jesse Orosco, R</b> OBP: 0.303, SLG: 0.443 <b>Jeff Reeboulet, R</b> OBP: 0.303, SLG: 0.443	4-1 1-2 BB		0-0 SH3		3-0 1B	2-3 K				0	0	0	0	0	0	0					
<b>Inning Stats</b>	R: 0 E: 0 K: 1 S: 8	H: 1 LOB: 1 BB: 1 P: 17	R: 0 E: 0 K: 2 S: 9	H: 1 LOB: 3 BB: 2 P: 24	R: 3 E: 0 K: 0 S: 8	H: 2 LOB: 0 BB: 1 P: 17	R: 0 E: 0 K: 0 S: 8	H: 1 LOB: 1 BB: 0 P: 11	R: 1 E: 0 K: 0 S: 11	H: 2 LOB: 1 BB: 1 P: 21	R: 0 E: 0 K: 1 S: 13	H: 2 LOB: 2 BB: 0 P: 20	R: 0 E: 0 K: 1 S: 14	H: 1 LOB: 2 BB: 1 P: 24	R: 0 E: 0 K: 1 S: 9	H: 0 LOB: 0 BB: 0 P: 15		R: 0 E: 0 K: 1 S: 7	H: 0 LOB: 0 BB: 0 P: 10	1B: 8 2B: 0 3B: 1 HR: 1	SF: 0 SAC: 1 DP: 2 HBP: 0
<b>PITCHER</b>	IP WLS BF H R ER SO BB IBB HBP BLK WP HR S P ERA WHIP	IP WLS BF H R ER SO BB IBB HBP BLK WP HR S P ERA WHIP	IP WLS BF H R ER SO BB IBB HBP BLK WP HR S P ERA WHIP	IP WLS BF H R ER SO BB IBB HBP BLK WP HR S P ERA WHIP	IP WLS BF H R ER SO BB IBB HBP BLK WP HR S P ERA WHIP	IP WLS BF H R ER SO BB IBB HBP BLK WP HR S P ERA WHIP	IP WLS BF H R ER SO BB IBB HBP BLK WP HR S P ERA WHIP	IP WLS BF H R ER SO BB IBB HBP BLK WP HR S P ERA WHIP	IP WLS BF H R ER SO BB IBB HBP BLK WP HR S P ERA WHIP	IP WLS BF H R ER SO BB IBB HBP BLK WP HR S P ERA WHIP	IP WLS BF H R ER SO BB IBB HBP BLK WP HR S P ERA WHIP	IP WLS BF H R ER SO BB IBB HBP BLK WP HR S P ERA WHIP	IP WLS BF H R ER SO BB IBB HBP BLK WP HR S P ERA WHIP	IP WLS BF H R ER SO BB IBB HBP BLK WP HR S P ERA WHIP	IP WLS BF H R ER SO BB IBB HBP BLK WP HR S P ERA WHIP	IP WLS BF H R ER SO BB IBB HBP BLK WP HR S P ERA WHIP	IP WLS BF H R ER SO BB IBB HBP BLK WP HR S P ERA WHIP	IP WLS BF H R ER SO BB IBB HBP BLK WP HR S P ERA WHIP	IP WLS BF H R ER SO BB IBB HBP BLK WP HR S P ERA WHIP	IP WLS BF H R ER SO BB IBB HBP BLK WP HR S P ERA WHIP	IP WLS BF H R ER SO BB IBB HBP BLK WP HR S P ERA WHIP

AB	34
R	4
H	10
RBI	4
BB	6
SO	7
LOB	20



Batter	1	2	3	4	5	6	7	8	9	AB	R	H	RBI	BB	SO	LOB	BOTTOM				
<b>Devon White, S</b> OBP: 0.342, SLG: 0.347	2-2 G1-3	3-2 L7			3-2 G4-3	2-1 1-H 2-H 3-H HR		1-2 SF8		4	1	1	5	0	0	1	<b>Baltimore Orioles @ Florida Marlins</b> Pro Player Stadium, Miami, FL Mon Sep 01 1997, 3:33 AM EDT Att: 42,446 - Cloudy - 82 F				
<b>Edgar Renteria, R</b> OBP: 0.332, SLG: 0.345	3-2 G4-3		2-1 E S 2B 1B		1-0 G6-3	2-3 K		3-H 2-2 L9		5	1	1	0	0	1	1					
<b>Gary Sheffield, R</b> OBP: 0.426, SLG: 0.423	4-2 HR BB		2-2 G4-3 1-H		3-2 F9		2-1 1B			3	1	2	1	1	0	0					
<b>Bobby Bonilla, S</b> OBP: 0.376, SLG: 0.477 <b>John Wehner, R</b> OBP: 0.394, SLG: 0.381	2-2 1 SAFE 1 SAFE 1 SAFE 1 SAFE HR 1B		3-2 L3		2-1 1B BB 1B	1-0 F7				4	2	2	0	0	0	2					
<b>Cliff Floyd, L</b> OBP: 0.349, SLG: 0.393 <b>Jeff Conine, R</b> OBP: 0.340, SLG: 0.389	3-2 1-H 2-H HR		2-0 G4-3		0-3 K	1-1 L8				3	1	1	3	0	1	2					
<b>Moises Alou, R</b> OBP: 0.370, SLG: 0.486	2-2 F8		2-3 K		0-0 BB HR 1B	1-0 P6				4	1	1	0	0	1	2					
<b>Charles Johnson, R</b> OBP: 0.370, SLG: 0.499		3-2 G6-3		4-0 G6-3 BB		1 SAFE 1 SAFE 1 SAFE 1 SAFE 1-2 HR BB		4-2 2B SF8 BB		1	2	0	0	3	0	0					
<b>Craig Counsell, L</b> OBP: 0.427, SLG: 0.447		1-1 G6-3		0-0 G6-3 1-2		4-2 HR BB		3-2 F8		3	1	0	1	1	0	2					
<b>Tony Saunders, L</b> OBP: 0.386, SLG: 0.193 <b>Antonio Alfonseca, R</b> OBP: 0.386, SLG: 0.193 <b>Felix Heredia, L</b> OBP: 0.386, SLG: 0.193 <b>Alex Arias, R</b> OBP: 0.386, SLG: 0.193 <b>Kurt Miller, R</b> OBP: 0.386, SLG: 0.193 <b>Dennis Cook, L</b> OBP: 0.386, SLG: 0.193 <b>Jim Eisenreich, L</b> OBP: 0.386, SLG: 0.193 <b>Jay Powell, R</b> OBP: 0.386, SLG: 0.193	4-1 BB		0-1 G5-3		1 SAFE 1 SAFE 1 SAFE 1 SAFE 1-2 HR BB	4-2 P4		0-1 1-3 2B		1	0	0	0	1	0	0					
<b>Inning Stats</b>	R: 3 E: 0 K: 0 S: 21	H: 2 LOB: 0 BB: 1 P: 37	R: 0 E: 0 K: 0 S: 10	H: 0 LOB: 1 BB: 1 P: 21	R: 1 E: 0 K: 1 S: 14	H: 2 LOB: 1 BB: 0 P: 25	R: 0 E: 0 K: 0 S: 3	H: 0 LOB: 0 BB: 1 P: 7	R: 0 E: 0 K: 2 S: 10	H: 0 LOB: 0 BB: 0 P: 17	R: 5 E: 0 K: 2 S: 24	H: 3 LOB: 0 BB: 2 P: 41	R: 0 E: 0 K: 0 S: 6	H: 1 LOB: 1 BB: 0 P: 11	R: 1 E: 0 K: 0 S: 14	H: 1 LOB: 1 BB: 1 P: 24		R: 1 E: 0 K: 0 S: 14	H: 1 LOB: 1 BB: 1 P: 24	1B: 5 2B: 2 3B: 0 HR: 2	SF: 1 SAC: 0 DP: 1 HBP: 0
<b>PITCHER</b>	IP WLS BF H R ER SO BB IBB HBP BLK WP HR S P ERA WHIP	IP WLS BF H R ER SO BB IBB HBP BLK WP HR S P ERA WHIP	IP WLS BF H R ER SO BB IBB HBP BLK WP HR S P ERA WHIP	IP WLS BF H R ER SO BB IBB HBP BLK WP HR S P ERA WHIP	IP WLS BF H R ER SO BB IBB HBP BLK WP HR S P ERA WHIP	IP WLS BF H R ER SO BB IBB HBP BLK WP HR S P ERA WHIP	IP WLS BF H R ER SO BB IBB HBP BLK WP HR S P ERA WHIP	IP WLS BF H R ER SO BB IBB HBP BLK WP HR S P ERA WHIP	IP WLS BF H R ER SO BB IBB HBP BLK WP HR S P ERA WHIP	IP WLS BF H R ER SO BB IBB HBP BLK WP HR S P ERA WHIP	IP WLS BF H R ER SO BB IBB HBP BLK WP HR S P ERA WHIP	IP WLS BF H R ER SO BB IBB HBP BLK WP HR S P ERA WHIP	IP WLS BF H R ER SO BB IBB HBP BLK WP HR S P ERA WHIP	IP WLS BF H R ER SO BB IBB HBP BLK WP HR S P ERA WHIP	IP WLS BF H R ER SO BB IBB HBP BLK WP HR S P ERA WHIP	IP WLS BF H R ER SO BB IBB HBP BLK WP HR S P ERA WHIP	IP WLS BF H R ER SO BB IBB HBP BLK WP HR S P ERA WHIP	IP WLS BF H R ER SO BB IBB HBP BLK WP HR S P ERA WHIP	IP WLS BF H R ER SO BB IBB HBP BLK WP HR S P ERA WHIP	IP WLS BF H R ER SO BB IBB HBP BLK WP HR S P ERA WHIP	IP WLS BF H R ER SO BB IBB HBP BLK WP HR S P ERA WHIP





Batter	1	2	3	4	5	6	7	8	9	10	AB	R	H	RBI	BB	SO	LOB	TOP						
Brady Anderson, L OBP: 0.309, SLG: 0.473	G6-3		G3		K													3 0 0 0 2 1 0						
Jeff Reboulet, R OBP: 0.309, SLG: 0.335																		4 0 1 0 0 3 2						
Jerome Walton, R OBP: 0.471, SLG: 0.400	FC6-4		K							FC5-2								1 0 0 0 0 0 3						
Terry Mathews, L (10, 1)	1B																	0 0 0 0 0 0 0						
B.J. Surhoff, L OBP: 0.352, SLG: 0.471	FC6-4		L1															5 1 0 0 0 1 6						
Rafael Palmeiro, L OBP: 0.329, SLG: 0.481	HR																	4 1 1 2 0 0 0						
Cal Ripken Jr., R OBP: 0.343, SLG: 0.429	K																	4 0 2 0 0 2 0						
Tony Tarasco, L OBP: 0.315, SLG: 0.401																		2 0 0 0 0 0 1						
Armando Benitez, R (8, 1)																		0 0 0 0 0 0 0						
Geronimo Berroa, R OBP: 0.372, SLG: 0.471																		1 0 0 0 0 0 0						
Alan Mills, R (9, 1)																		0 0 0 0 0 0 0						
Aaron Ledesma, R OBP: 0.382, SLG: 0.408																		0 0 0 0 0 0 0						
Chris Hoiles, R OBP: 0.382, SLG: 0.433																		4 0 1 0 0 1 3						
Mike Bordick, R OBP: 0.271, SLG: 0.299																		4 0 3 0 0 0 0						
35 Mike Mussina, L OBP: 0.250, SLG: 0.250																		2 0 0 0 0 0 1						
Harold Baines, L OBP: 0.304, SLG: 0.445																		1 0 1 0 0 0 0						
Shawn Boskie, R (8, PR)																		0 0 0 0 0 0 0						
Jeffrey Hammonds, R OBP: 0.316, SLG: 0.493																		0 0 0 0 1 0 0						
<b>Inning Stats</b>	R: 2 E: 0 K: 1 S: 12	H: 2 LOB: 0 BB: 0 P: 17	R: 0 E: 0 K: 0 S: 7	H: 2 LOB: 1 BB: 0 P: 10	R: 0 E: 0 K: 1 S: 8	H: 0 LOB: 0 BB: 0 P: 11	R: 0 E: 0 K: 2 S: 9	H: 1 LOB: 1 BB: 0 P: 10	R: 0 E: 0 K: 1 S: 7	H: 0 LOB: 0 BB: 0 P: 10	R: 0 E: 0 K: 1 S: 9	H: 0 LOB: 0 BB: 0 P: 12	R: 0 E: 1 K: 1 S: 12	H: 2 LOB: 2 BB: 0 P: 18	R: 0 E: 0 K: 1 S: 7	H: 1 LOB: 2 BB: 1 P: 14	R: 0 E: 0 K: 1 S: 8	H: 0 LOB: 0 BB: 0 P: 13	R: 0 E: 0 K: 1 S: 12	H: 1 LOB: 3 BB: 2 P: 24	1B: 6 2B: 2 3B: 0 HR: 1	SF: 0 SAC: 0 DP: 1 HBP: 1	WP: 0 PB: 0 SB: 0 CS: 0	PA: 39
<b>PITCHER</b>	IP	WLS	BF	H	R	ER	SO	BB	IBB	HBP	BLK	WP	HR	S	P	ERA	WHIP							
Kevin Brown, R ERA: 2.74	8.0		30	8	2	2	6	1	0	1	0	0	0	67	102	2.25	1.125							
Felix Heredia, L ERA: 4.07	0.1		1	0	0	0	0	0	0	0	0	0	0	2	5	0.00	0.000							
Robb Nen, R ERA: 3.88	0.2		2	0	0	0	1	0	0	0	0	0	0	6	8	0.00	0.000							
Kurt Miller, R ERA:	0.1		2	1	0	0	0	0	0	0	0	0	0	3	5	0.00	3.000							
Ed Vosberg, L ERA: 3.91	0.2	W	4	0	0	0	1	2	0	0	0	0	0	9	19	0.00	3.000							

Baltimore Orioles @ Florida Marlins  
 Pro Player Stadium, Miami, FL  
 Tue Sep 02 1997, 7:05 PM EDT  
 Att: 35,708 - Unknown - 83 F

AB	35
R	2
H	9
RBI	2
BB	3
SO	8
LOB	16



Batter	1	2	3	4	5	6	7	8	9	10	AB	R	H	RBI	BB	SO	LOB	BOTTOM						
Devon White, S OBP: 0.339, SLG: 0.344	G4-6-3		K															5 0 1 0 0 3 2						
Edgar Renteria, R OBP: 0.331, SLG: 0.344	G4-6-3		G6-3															5 0 1 1 0 1 1						
Gary Sheffield, R OBP: 0.423, SLG: 0.416	F9																	4 0 0 0 0 1 0						
Bobby Bonilla, S OBP: 0.377, SLG: 0.476																		3 1 1 0 1 1 0						
John Wehner, R OBP: 0.304, SLG: 0.381																		0 0 0 0 0 0 0						
Cliff Floyd, L OBP: 0.336, SLG: 0.376																		4 0 0 0 0 1 2						
Moises Alou, R OBP: 0.372, SLG: 0.495																		4 1 3 2 0 0 1						
Ed Vosberg, L (10, 1)																		0 0 0 0 0 0 0						
Charles Johnson, R OBP: 0.371, SLG: 0.499																		4 0 2 0 0 2 1						
Gregg Zaun, S OBP: 0.421, SLG: 0.417																		0 1 0 0 0 0 0						
Craig Counsell, L OBP: 0.416, SLG: 0.433																		3 0 0 0 0 1 3						
Kevin Brown, R OBP: 0.209, SLG: 0.150																		2 0 0 0 0 0 2						
John Campbell, S OBP: 0.318, SLG: 0.321																		1 0 0 0 0 0 0						
Felix Heredia, L OBP: 0.304, SLG: 0.380																		0 0 0 0 0 0 0						
Robb Nen, R (9, 1)																		0 0 0 0 0 0 0						
Kurt Miller, R (10, 1)																		0 0 0 0 0 1 0						
Jeff Conine, R OBP: 0.303, SLG: 0.389																		0 0 0 0 0 0 0						
<b>Inning Stats</b>	R: 0 E: 0 K: 0 S: 8	H: 1 LOB: 0 BB: 0 P: 12	R: 0 E: 0 K: 0 S: 12	H: 2 LOB: 2 BB: 0 P: 15	R: 0 E: 0 K: 2 S: 8	H: 0 LOB: 0 BB: 0 P: 11	R: 0 E: 0 K: 2 S: 9	H: 0 LOB: 0 BB: 0 P: 14	R: 0 E: 0 K: 3 S: 13	H: 1 LOB: 1 BB: 0 P: 17	R: 0 E: 0 K: 1 S: 11	H: 0 LOB: 0 BB: 0 P: 17	R: 2 E: 0 K: 1 S: 12	H: 2 LOB: 0 BB: 0 P: 17	R: 0 E: 0 K: 2 S: 8	H: 0 LOB: 0 BB: 0 P: 13	R: 0 E: 0 K: 1 S: 8	H: 0 LOB: 1 BB: 1 P: 18	R: 1 E: 0 K: 0 S: 10	H: 2 LOB: 2 BB: 1 P: 18	1B: 7 2B: 0 3B: 0 HR: 1	SF: 0 SAC: 1 DP: 1 HBP: 0	WP: 0 PB: 0 SB: 1 CS: 0	PA: 38
<b>PITCHER</b>	IP	WLS	BF	H	R	ER	SO	BB	IBB	HBP	BLK	WP	HR	S	P	ERA	WHIP							
35 Mike Mussina, R ERA: 3.16	7.0		26	6	2	2	9	0	0	0	0	0	0	73	103	2.57	0.857							
Armando Benitez, R ERA: 2.42	1.0		3	0	0	0	2	0	0	0	0	0	0	8	13	0.00	0.000							
Alan Mills, R ERA: 4.31	1.0		4	0	0	0	1	1	0	0	0	0	0	8	18	0.00	1.000							
Terry Mathews, R ERA: 4.2	0.2	L	5	2	1	1	0	1	0	0	0	0	0	10	18	13.50	4.500							

Baltimore Orioles @ Florida Marlins  
 Pro Player Stadium, Miami, FL  
 Tue Sep 02 1997, 7:05 PM EDT  
 Att: 35,708 - Unknown - 83 F

AB	35
R	3
H	8
RBI	3
BB	2
SO	12
LOB	11







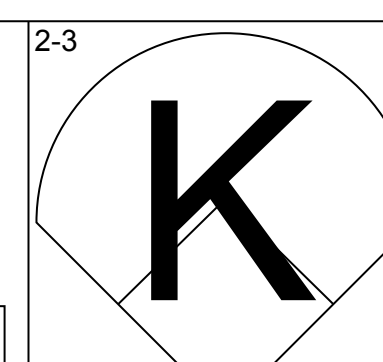
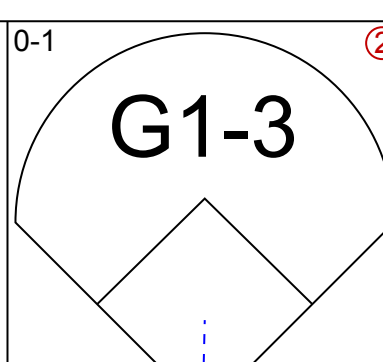
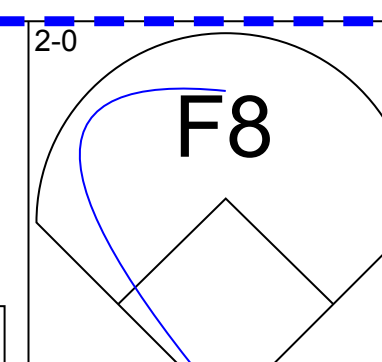
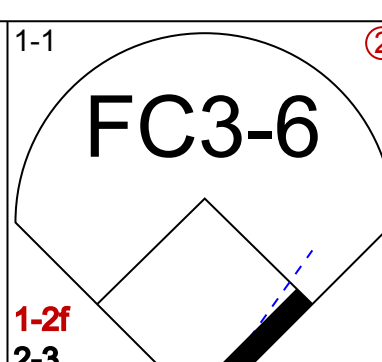
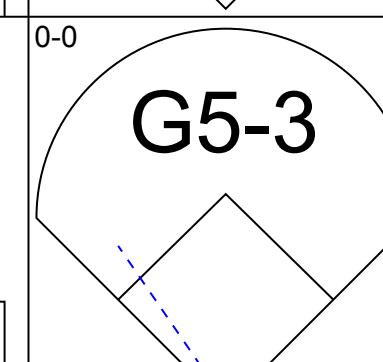
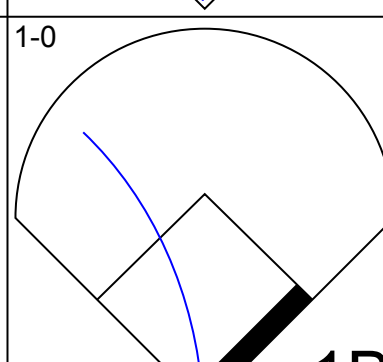
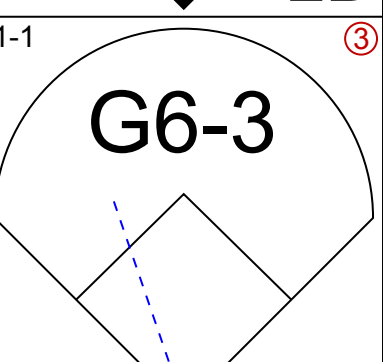
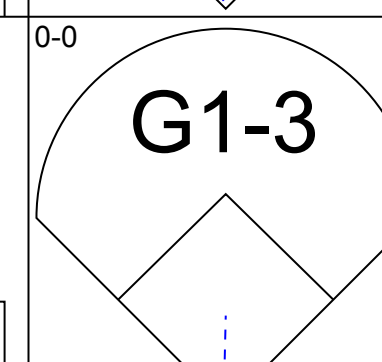
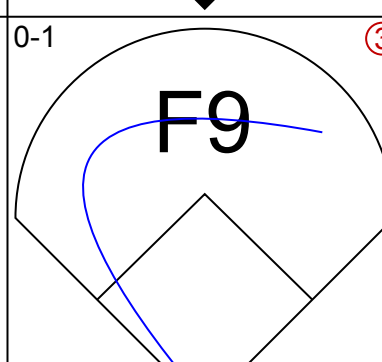
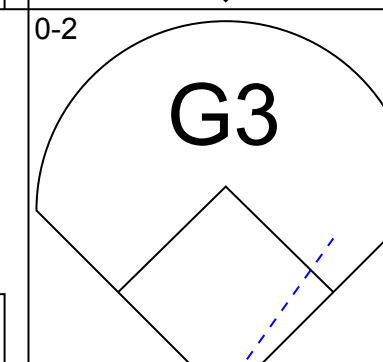
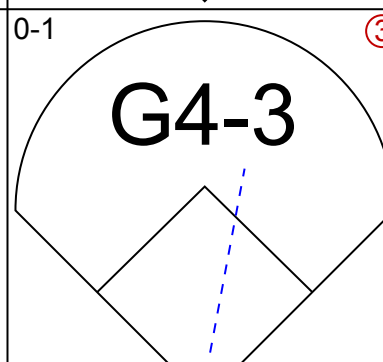
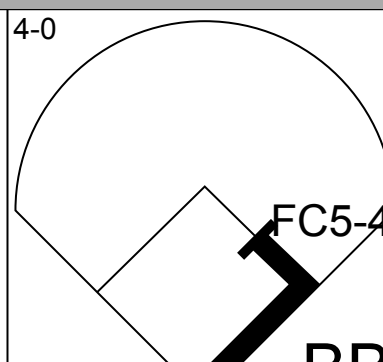
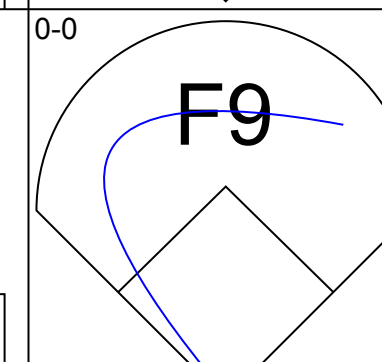
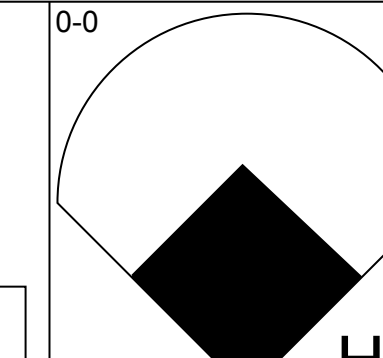
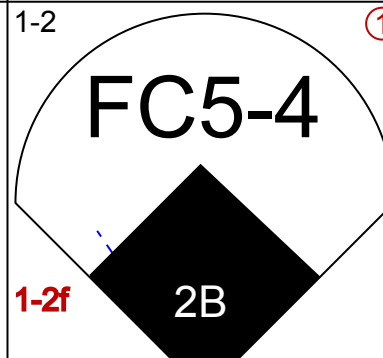
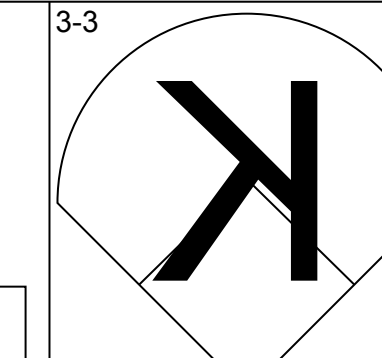
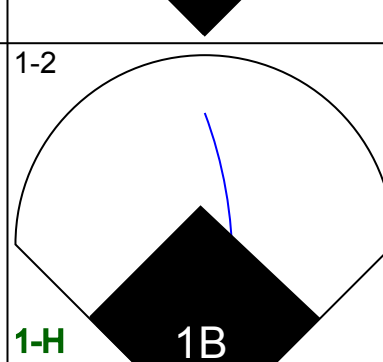
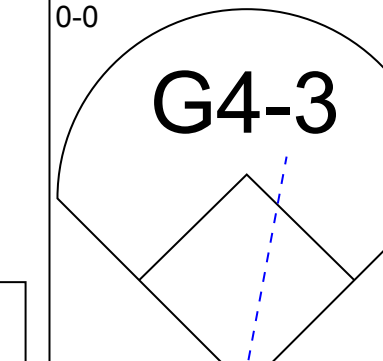
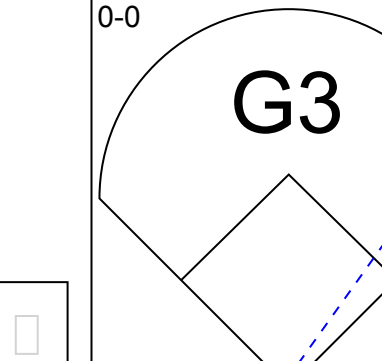
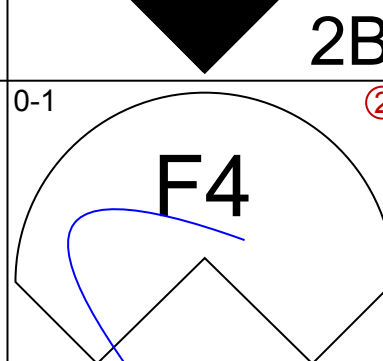
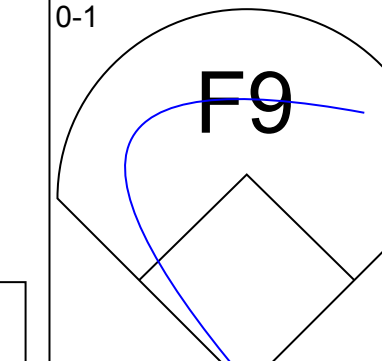
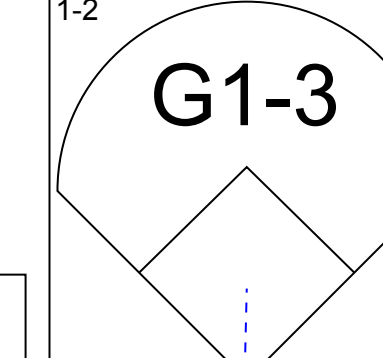
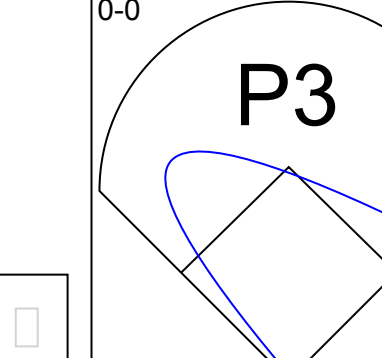
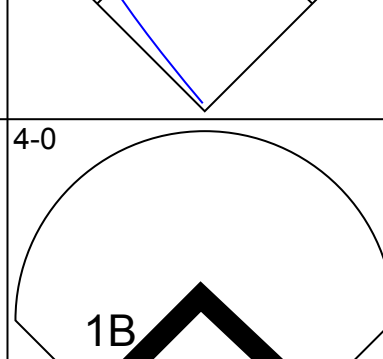
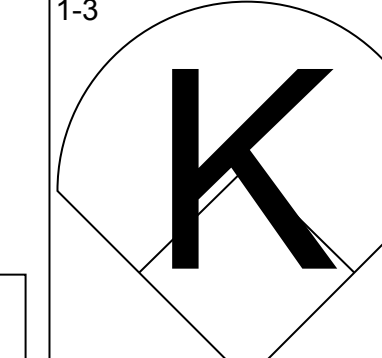
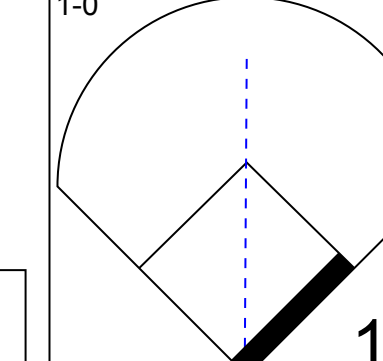
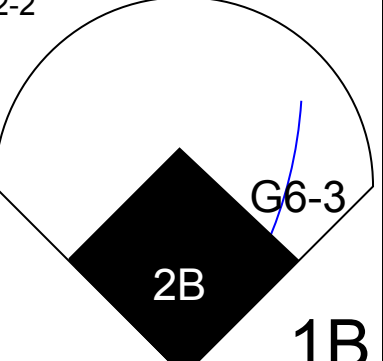
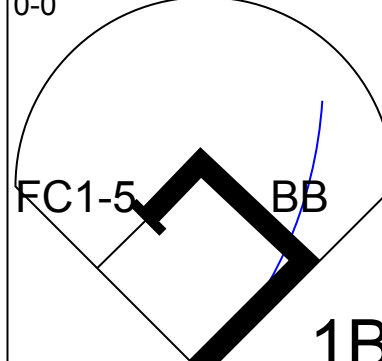
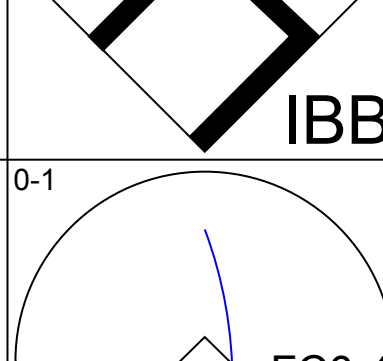
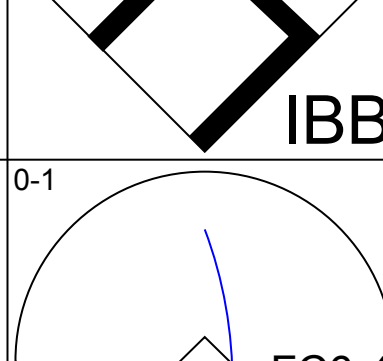
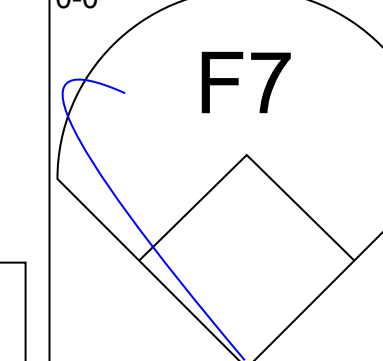
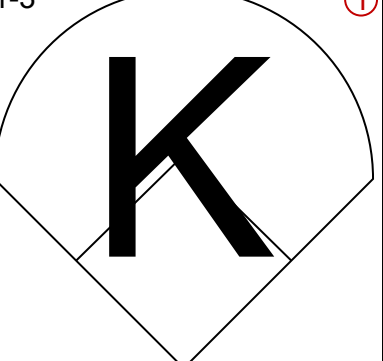
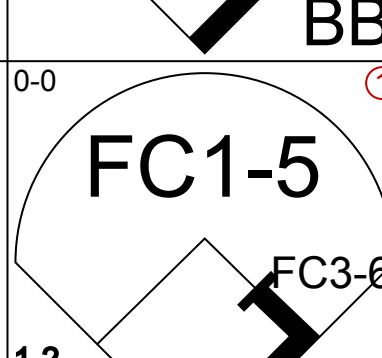
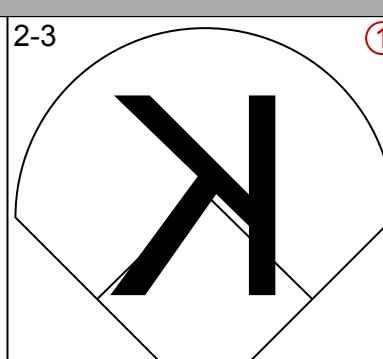
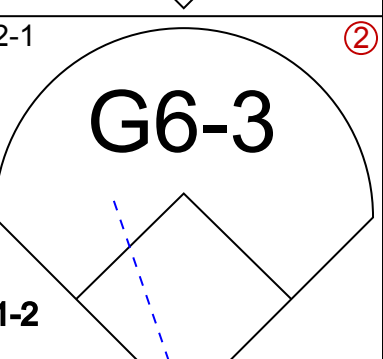
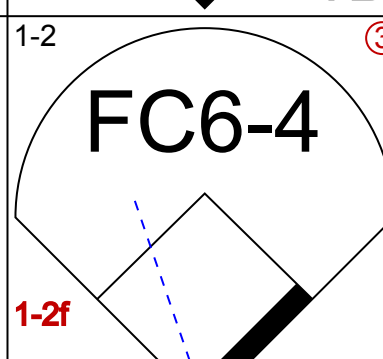


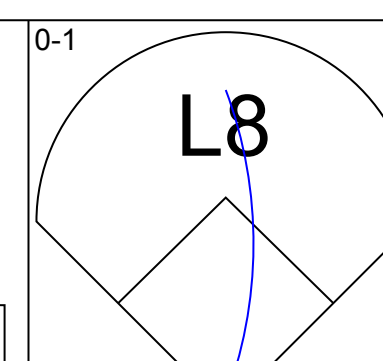
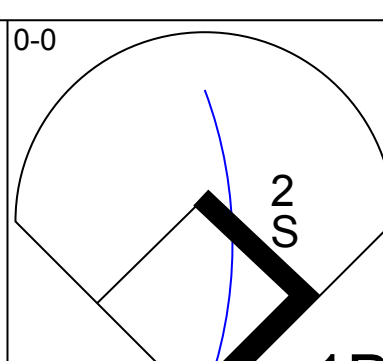
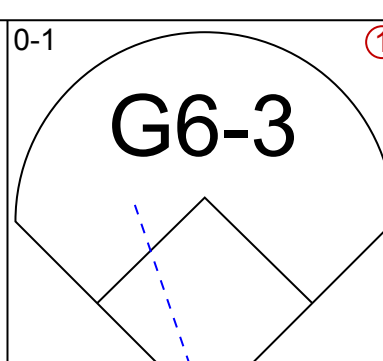
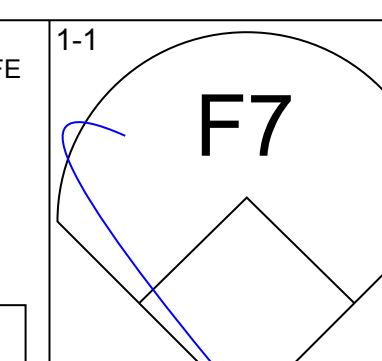
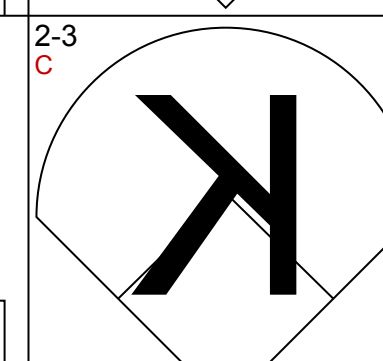
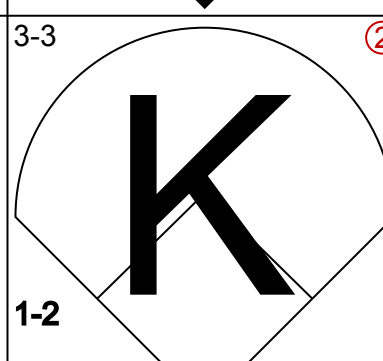
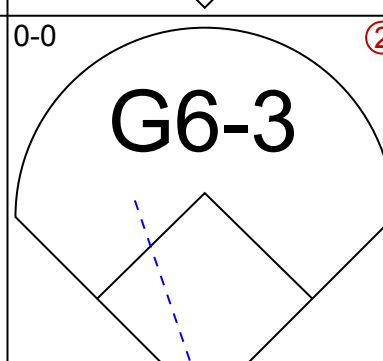
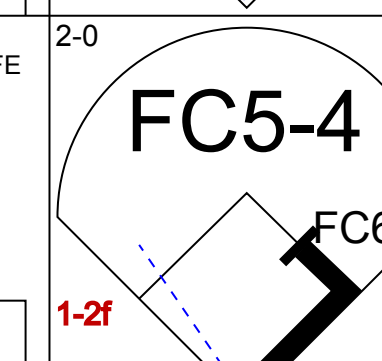
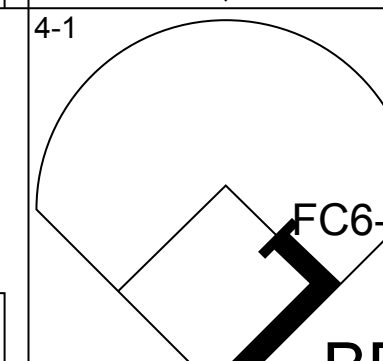
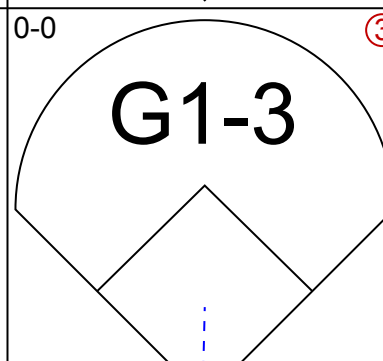
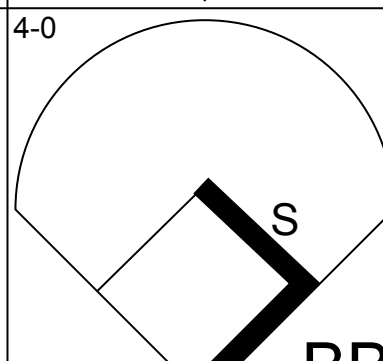
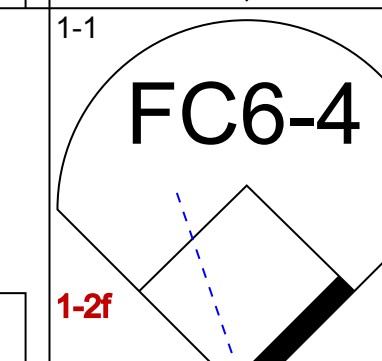
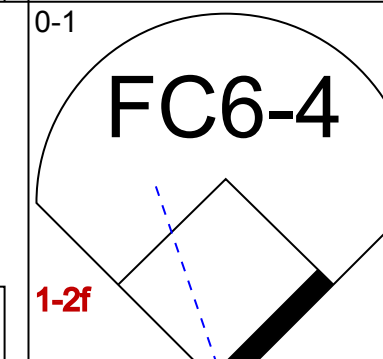
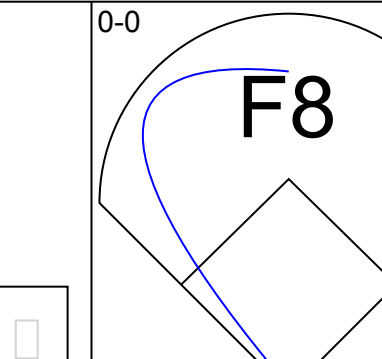
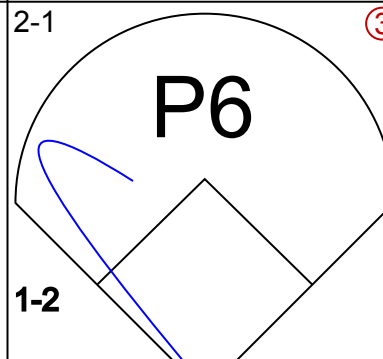
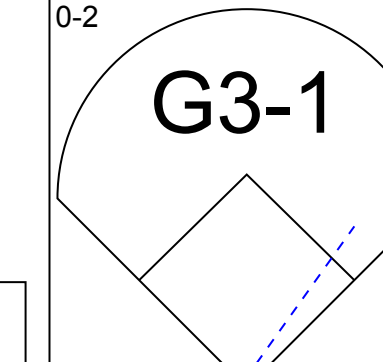
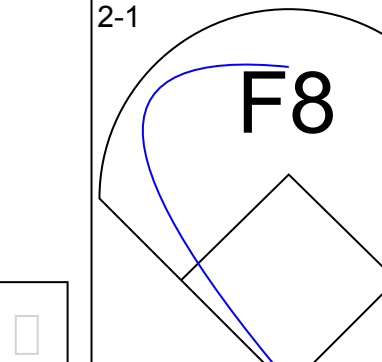
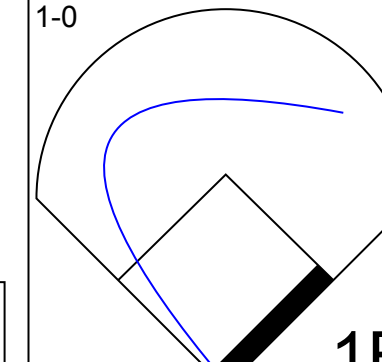
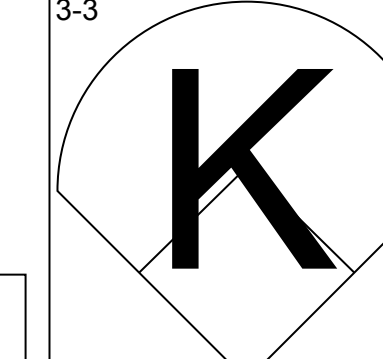
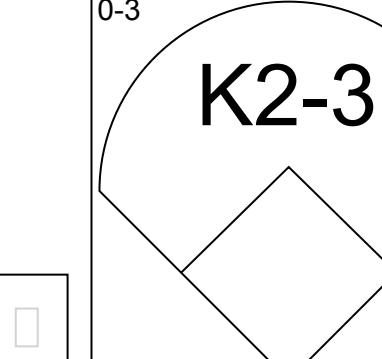
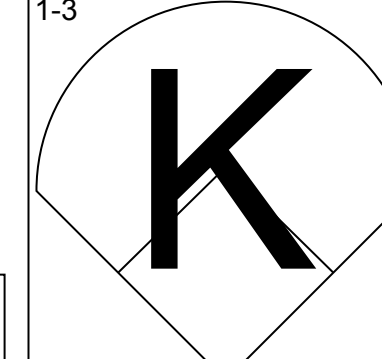
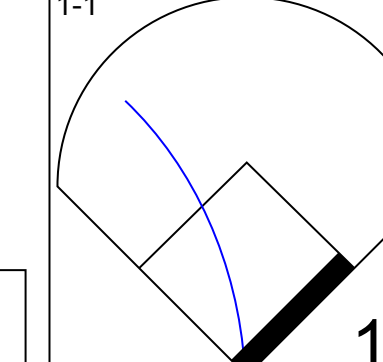
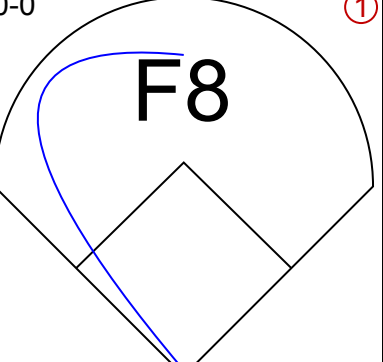
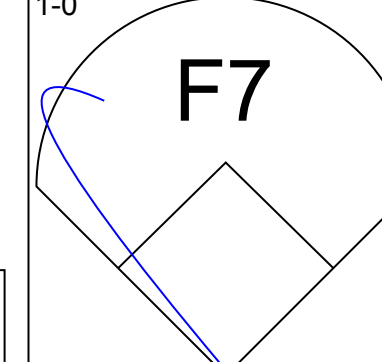
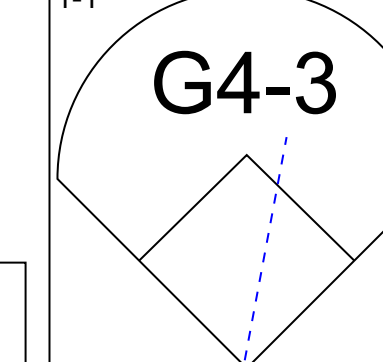
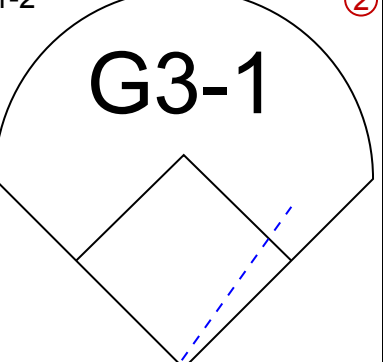
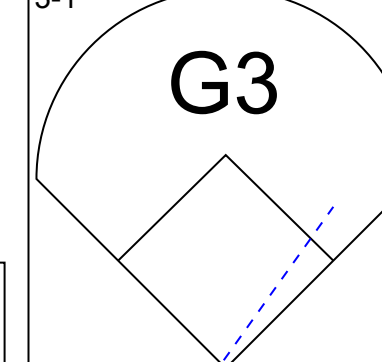
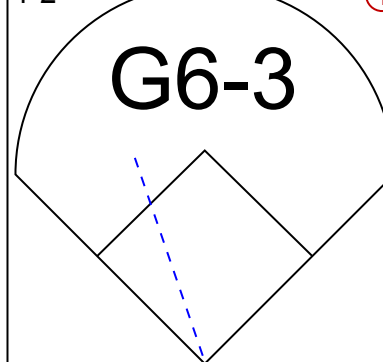
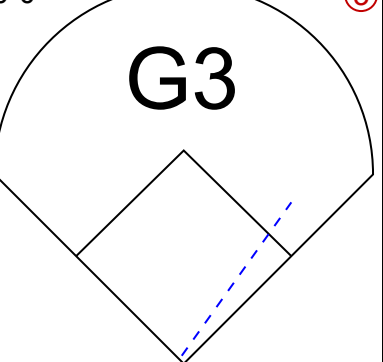
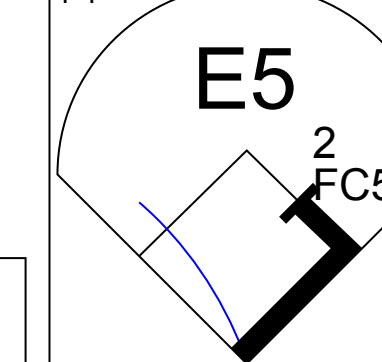








Batter	1	2	3	4	5	6	7	8	9	AB	R	H	RBI	BB	SO	LOB	TOP																			
<b>Brady Anderson, L</b> (1, 8) OBP: 0.400, SLG: 0.477										5	0	1	1	0	1	2	<b>Baltimore Orioles @ New York Yankees</b> Yankee Stadium, Bronx, NY Sat Sep 06 1997, 3:33 AM EDT Att: 52,535 - Overcast - 73 F																			
<b>Aaron Ledesma, R</b> (1, 4) OBP: 0.408, SLG: 0.448										5	0	1	0	0	0	3																				
<b>B.J. Surhoff, L</b> (1, 7) OBP: 0.347, SLG: 0.462										3	0	0	0	1	0	1																				
<b>Geronomo Berroa, R</b> (1, 9) OBP: 0.376, SLG: 0.477										4	2	1	1	0	1	1																				
<b>Jerome Walton, R</b> (8, 9) OBP: 0.457, SLG: 0.387										0	0	0	0	0	0	0																				
<b>Rafael Palmeiro, L</b> (1, 3) OBP: 0.327, SLG: 0.484										4	1	1	1	0	0	0																				
<b>Cal Ripken Jr., R</b> (1, 5) OBP: 0.342, SLG: 0.426										4	0	0	0	0	1	1																				
<b>Harold Baines, L</b> (1, 10) OBP: 0.372, SLG: 0.452										3	1	3	0	1	0	0																				
<b>Jeffrey Hammonds, R</b> (9, PR) OBP: 0.320, SLG: 0.493										0	0	0	0	0	0	0																				
<b>Lenny Webster, R</b> (1, 2) OBP: 0.331, SLG: 0.386										3	0	1	1	1	1	2																				
<b>Mike Bordick, R</b> (1, 6) OBP: 0.272, SLG: 0.299										4	0	0	0	0	1	5																				
<b>Inning Stats</b>	R: 0 E: 0 K: 1 S: 7	H: 0 LOB: 0 BB: 0 P: 9	R: 1 E: 0 K: 0 S: 7	H: 2 LOB: 1 BB: 0 P: 9	R: 0 E: 0 K: 1 S: 8	H: 1 LOB: 1 BB: 0 P: 11	R: 0 E: 0 K: 0 S: 4	H: 0 LOB: 0 BB: 0 P: 6	R: 1 E: 0 K: 1 S: 13	H: 2 LOB: 1 BB: 0 P: 21	R: 0 E: 0 K: 0 S: 3	H: 0 LOB: 0 BB: 0 P: 5	R: 0 E: 0 K: 2 S: 8	H: 0 LOB: 0 BB: 0 P: 12	R: 0 E: 0 K: 0 S: 11	H: 1 LOB: 2 BB: 1 P: 16	1B: 5 2B: 2 3B: 0 HR: 1	SF: 0 SAC: 0 DP: 0 HBP: 0	WP: 0 PA: 38 PB: 0 SB: 0 CS: 0																	
<b>PITCHER</b>	IP	WLS	BF	H	R	ER	SO	BB	IBB	HBP	BLK	WP	HR	S	P	ERA	WHIP	<b>PITCHER</b>		IP	WLS	BF	H	R	ER	SO	BB	IBB	HBP	BLK	WP	HR	S	P	ERA	WHIP
<b>Ramiro Mendoza, R</b> (1, 1) ERA: 4.71	6.0	L	27	7	4	4	3	1	1	0	0	0	1	52	80	6.00	1.333																			
<b>Brian Boehringer, R</b> (7, 1) ERA: 3.16	2.0		6	0	0	0	2	0	0	0	0	0	0	11	17	0.00	0.000																			
<b>42 Mariano Rivera, R</b> (9, 1) ERA: 1.84	1.0		5	1	0	0	0	1	0	0	0	0	0	11	16	0.00	2.000																			

Batter	1	2	3	4	5	6	7	8	9	AB	R	H	RBI	BB	SO	LOB	BOTTOM																			
<b>Tim Raines, S</b> (1, 7) OBP: 0.389, SLG: 0.394										4	0	1	0	0	0	1	<b>Baltimore Orioles @ New York Yankees</b> Yankee Stadium, Bronx, NY Sat Sep 06 1997, 3:33 AM EDT Att: 52,535 - Overcast - 73 F																			
<b>Derek Jeter, R</b> (1, 6) OBP: 0.368, SLG: 0.403										4	0	0	0	0	2	2																				
<b>Bernie Williams, S</b> (1, 8) OBP: 0.418, SLG: 0.535										2	0	0	0	2	0	2																				
<b>Tino Martinez, L</b> (1, 3) OBP: 0.372, SLG: 0.590										4	1	1	0	0	0	2																				
<b>Paul O'Neill, L</b> (1, 9) OBP: 0.392, SLG: 0.507										4	0	1	0	0	0	1																				
<b>Mike Stanley, R</b> (1, 10) OBP: 0.392, SLG: 0.512										3	0	0	1	0	3	1																				
<b>Wade Boggs, L</b> (1, 5) OBP: 0.359, SLG: 0.355										4	0	1	0	0	0	1																				
<b>20 Jorge Posada, S</b> (1, 2) OBP: 0.346, SLG: 0.356										3	0	0	0	0	0	2																				
<b>Rey Sanchez, R</b> (1, 4) OBP: 0.317, SLG: 0.366										3	0	0	0	0	0	0																				
<b>Inning Stats</b>	R: 0 E: 0 K: 1 S: 13	H: 0 LOB: 1 BB: 1 P: 19	R: 0 E: 0 K: 1 S: 10	H: 1 LOB: 0 BB: 0 P: 15	R: 0 E: 0 K: 1 S: 11	H: 1 LOB: 0 BB: 0 P: 15	R: 0 E: 0 K: 1 S: 6	H: 0 LOB: 0 BB: 0 P: 8	R: 0 E: 0 K: 0 S: 5	H: 0 LOB: 0 BB: 0 P: 6	R: 0 E: 0 K: 0 S: 5	H: 0 LOB: 1 BB: 1 P: 11	R: 0 E: 0 K: 1 S: 7	H: 1 LOB: 1 BB: 0 P: 13	R: 0 E: 1 K: 0 S: 7	H: 0 LOB: 1 BB: 0 P: 12		R: 1 E: 0 K: 0 S: 7	H: 1 LOB: 0 BB: 0 P: 12	1B: 3 2B: 1 3B: 0 HR: 0	SF: 1 SAC: 0 DP: 0 HBP: 0	WP: 0 PA: 34 PB: 0 SB: 2 CS: 0														
<b>PITCHER</b>	IP	WLS	BF	H	R	ER	SO	BB	IBB	HBP	BLK	WP	HR	S	P	ERA	WHIP	<b>PITCHER</b>		IP	WLS	BF	H	R	ER	SO	BB	IBB	HBP	BLK	WP	HR	S	P	ERA	WHIP
<b>Scott Erickson, R</b> (1, 1) ERA: 3.3	9.0	W	34	4	1	1	5	2	0	0	0	0	0	71	111	1.00	0.667																			









Batter	1	2	3	4	5	6	7	8	9	AB	R	H	RBI	BB	SO	LOB	TOP										
<b>Brady Anderson, L</b> (1, 8) OBP: 0.399, SLG: 0.474	G3		FC5-4 BB		G6-3		K			3	0	0	0	1	1	2	<b>Baltimore Orioles @ Cleveland Indians</b> Jacobs Field, Cleveland, OH Mon Sep 08 1997, 7:05 PM EDT Att: 43,009 - Unknown - 69 F										
<b>Roberto Alomar, S</b> (1, 4) OBP: 0.361, SLG: 0.436 <b>Jeff Reboulet, R</b> (6, 4) OBP: 0.303, SLG: 0.329 <b>Jerome Walton, R</b> (6, PH) OBP: 0.405, SLG: 0.405 <b>Aaron Ledesma, R</b> (6, 4) OBP: 0.403, SLG: 0.441	F7		K			G5-4-3 BB HBP	K			2	0	0	0	0	1	2											
<b>B.J. Surhoff, L</b> (1, 7) OBP: 0.348, SLG: 0.461	1B		K			G5-4-3 BB	B1-3			3	0	1	0	1	1	2											
<b>Gerónimo Berroa, R</b> (1, 9) OBP: 0.375, SLG: 0.474	K		FC5-4			G5-4-3				4	0	1	0	0	1	5											
<b>Rafael Palmeiro, L</b> (1, 3)		F9		K						4	0	0	0	0	1	2											
<b>Cal Ripken Jr., R</b> (1, 5) OBP: 0.339, SLG: 0.428	G6-3		K				G6-3			4	0	0	0	0	1	0											
<b>Harold Baines, L</b> (1, 10) OBP: 0.373, SLG: 0.460 <b>David Dellucci, L</b> (6, PR) OBP: 0.321, SLG: 0.304	HR		F8				P6			4	1	2	1	0	0	0											
<b>Chris Hoiles, R</b> (1, 2) OBP: 0.382, SLG: 0.428	G6-3					G5-4-3 BB	1B BB			2	0	0	0	2	0	1											
<b>Mike Bordick, R</b> (1, 6) OBP: 0.276, SLG: 0.306					G5-4-3		1B			3	0	2	0	0	0	1											
<b>Inning Stats</b>	R: 0 E: 0 K: 1 S: 9	H: 1 LOB: 1 BB: 0 P: 13	R: 1 E: 0 K: 0 S: 8	H: 1 LOB: 0 BB: 0 P: 13	R: 0 E: 0 K: 2 S: 9	H: 1 LOB: 2 BB: 1 P: 16	R: 0 E: 0 K: 2 S: 8	H: 0 LOB: 0 BB: 0 P: 15	R: 0 E: 0 K: 0 S: 5	H: 0 LOB: 0 BB: 1 P: 9	R: 0 E: 0 K: 0 S: 5	H: 0 LOB: 1 BB: 1 P: 14	R: 0 E: 0 K: 1 S: 10	H: 1 LOB: 2 BB: 1 P: 19	R: 0 E: 0 K: 1 S: 8	H: 1 LOB: 1 BB: 0 P: 9		R: 0 E: 0 K: 0 S: 5	H: 1 LOB: 1 BB: 0 P: 6	1B: 5 2B: 0 3B: 0 HR: 1	SF: 0 SAC: 0 DP: 3 HBP: 1	WP: 0 PB: 0 SB: 0 CS: 0	PA: 35				
<b>PITCHER</b>	IP	WLS	BF	H	R	ER	SO	BB	IBB	HBP	BLK	WP	HR	S	P	ERA	WHIP										
<b>Orel Hershiser, R</b> (1, 1) ERA: 4.42	6.2		27	4	1	1	5	4	0	1	0	0	1	51	96	1.35	1.200										
<b>Paul Assenmacher, L</b> (7, 1) ERA: 2.95	1.0	W	3	0	0	0	2	0	0	0	0	0	0	7	7	0.00	0.000										
<b>Michael Jackson, R</b> (8, 1) ERA: 3.28	0.0		1	1	0	0	0	0	0	0	0	0	0	2	2	∞	∞										
<b>Alvin Morman, L</b> (8, 1) ERA: 4.5	0.1		1	0	0	0	0	0	0	0	0	0	0	2	3	0.00	0.000										
<b>Jose Mesa, R</b> (9, 1) ERA: 2.53	1.0	S	3	1	0	0	0	0	0	0	0	0	0	5	6	0.00	1.000										

Batter	1	2	3	4	5	6	7	8	9	AB	R	H	RBI	BB	SO	LOB	BOTTOM										
<b>Omar Vizquel, S</b> (1, 6) OBP: 0.342, SLG: 0.368	F9		L6			G6-3	S 1B			4	0	1	1	0	0	1	<b>Baltimore Orioles @ Cleveland Indians</b> Jacobs Field, Cleveland, OH Mon Sep 08 1997, 7:05 PM EDT Att: 43,009 - Unknown - 69 F										
<b>Brian Giles, L</b> (1, 7) OBP: 0.369, SLG: 0.464	F7			K		G3-1	2-3 BB			3	0	0	0	1	1	0											
<b>Manny Ramirez, R</b> (1, 9) OBP: 0.422, SLG: 0.551	P6			K		2B	K			4	1	1	0	0	2	2											
<b>Jim Thome, L</b> (1, 3) OBP: 0.428, SLG: 0.598		G3-6 1B		K		2B		G5-3		4	0	2	1	0	1	0											
<b>David Justice, L</b> (1, 10) OBP: 0.432, SLG: 0.621	G3-6				BB		1B	P4		3	0	1	0	1	0	1											
<b>Matt Williams, R</b> (1, 5) OBP: 0.303, SLG: 0.492	G5-3				BB		P5	1B		4	0	1	0	0	0	3											
<b>Tony Fernandez, S</b> (1, 4) OBP: 0.320, SLG: 0.419			G4-6-3 1B		FC5-4 BB		L8	2B		3	0	2	0	1	0	0											
<b>Pat Borders, R</b> (1, 2) OBP: 0.363, SLG: 0.452		G4-6-3 1B			K		1B	F9		4	1	2	0	0	1	4											
<b>Marquis Grissom, R</b> (1, 8) OBP: 0.325, SLG: 0.401			G4-6-3		FC5-4		K			3	0	0	0	0	1	5											
<b>Inning Stats</b>	R: 0 E: 0 K: 0 S: 7	H: 0 LOB: 0 BB: 0 P: 10	R: 0 E: 0 K: 0 S: 6	H: 1 LOB: 0 BB: 0 P: 11	R: 0 E: 0 K: 3 S: 12	H: 0 LOB: 0 BB: 0 P: 18	R: 0 E: 0 K: 1 S: 9	H: 1 LOB: 2 BB: 1 P: 15	R: 1 E: 0 K: 0 S: 10	H: 2 LOB: 2 BB: 1 P: 22	R: 1 E: 0 K: 2 S: 16	H: 2 LOB: 2 BB: 1 P: 27	R: 0 E: 0 K: 0 S: 11	H: 2 LOB: 2 BB: 0 P: 18	1B: 6 2B: 4 3B: 0 HR: 0	SF: 0 SAC: 0 DP: 2 HBP: 0		WP: 0 PB: 0 SB: 1 CS: 0	PA: 35								
<b>PITCHER</b>	IP	WLS	BF	H	R	ER	SO	BB	IBB	HBP	BLK	WP	HR	S	P	ERA	WHIP										
<b>Scott Kamieniecki, R</b> (1, 1) ERA: 3.97	6.0		24	6	1	1	4	1	1	0	0	0	0	10	16	13.50	3.000										
<b>Alan Mills, R</b> (7, 1) ERA: 4.32	0.2	L	4	2	1	1	1	0	0	0	0	0	0	11	19	0.00	1.000										
<b>Jesse Orosco, L</b> (7, 1) ERA: 2.44	1.0		4	0	0	0	1	1	0	0	0	0	0	6	10	0.00	6.000										
<b>Terry Mathews, R</b> (8, 1) ERA: 4.18	0.1		3	2	0	0	0	0	0	0	0	0	0	6	10	0.00	6.000										

AB	30
R	1
H	6
RBI	1
BB	4
SO	7
LOB	15

AB	32
R	2
H	10
RBI	2
BB	3
SO	6
LOB	16









Batter	1	2	3	4	5	6	7	8	9	AB	R	H	RBI	BB	SO	LOB	TOP								
<b>2 Derek Jeter, R</b> OBP: 0.367, SLG: 0.406										6	1	1	3	0	2	3	<b>New York Yankees @ Baltimore Orioles</b> Oriole Park at Camden Yards, Baltimore, MD Thu Sep 11 1997, 7:05 PM EDT Att: 47,066 - Unknown - 70 F								
<b>Wade Boggs, L</b> OBP: 0.388, SLG: 0.387 <b>Andy Fox, L</b>										3	2	1	1	1	1	1									
<b>Paul O'Neill, L</b> OBP: 0.390, SLG: 0.513 <b>Scott Pose, L</b> OBP: 0.310, SLG: 0.266										4	1	1	3	0	1	2									
<b>Bernie Williams, S</b> OBP: 0.413, SLG: 0.534										2	1	0	1	2	0	0									
<b>Tino Martinez, L</b> OBP: 0.371, SLG: 0.581										5	1	1	1	0	1	2									
<b>Mike Stanley, R</b> OBP: 0.385, SLG: 0.505										4	2	1	0	1	1	1									
<b>Chad Curtis, R</b> OBP: 0.366, SLG: 0.490										5	3	3	1	0	0	1									
<b>20 Jorge Posada, S</b> OBP: 0.343, SLG: 0.378										3	0	0	1	0	0	3									
<b>Rey Sanchez, R</b> OBP: 0.320, SLG: 0.375										4	2	3	2	0	0	1									
<b>Inning Stats</b>	R: 0 E: 0 K: 2 S: 9	H: 0 LOB: 0 BB: 0 P: 13	R: 0 E: 0 K: 1 S: 6	H: 0 LOB: 0 BB: 0 P: 11	R: 2 E: 1 K: 0 S: 13	H: 2 LOB: 1 BB: 0 P: 24	R: 0 E: 0 K: 1 S: 9	H: 0 LOB: 0 BB: 0 P: 16	R: 1 E: 0 K: 1 S: 9	H: 1 LOB: 0 BB: 0 P: 13	R: 9 E: 0 K: 1 S: 32	H: 6 LOB: 1 BB: 4 P: 60	R: 1 E: 0 K: 0 S: 12	H: 2 LOB: 1 BB: 0 P: 18	R: 1 E: 0 K: 0 S: 10	H: 0 LOB: 1 BB: 2 P: 21	R: 0 E: 1 K: 0 S: 10	H: 0 LOB: 1 BB: 0 P: 15	1B: 6 2B: 4 3B: 0 HR: 1	SF: 3 SAC: 1 DP: 0 HBP: 0	WP: 1 PB: 0 SB: 1 CS: 0	PA: 46			
<b>PITCHER</b>	IP	WLS	BF	H	R	ER	SO	BB	IBB	HBP	BLK	WP	HR	S	P	ERA	WHIP								
<b>Jimmy Key, L</b> ERA: 3.28	5.1	L	25	6	8	6	6	1	1	0	0	0	0	57	99	10.12	1.312								
<b>Brian Williams, R</b> ERA: 5.14	0.1		4	2	1	1	0	1	0	0	0	0	0	10	21	27.00	9.000								
<b>Terry Mathews, R</b> ERA: 4.31	0.1		3	1	3	3	0	1	0	0	0	0	1	11	17	81.00	6.000								
<b>Nerio Rodriguez, R</b> ERA: 7.5	3.0		14	2	2	2	0	2	0	0	0	1	0	32	54	6.00	1.333								

Batter	1	2	3	4	5	6	7	8	9	AB	R	H	RBI	BB	SO	LOB	BOTTOM								
<b>Brady Anderson, L</b> OBP: 0.401, SLG: 0.478 <b>Tony Tarasco, L</b> OBP: 0.311, SLG: 0.396										3	0	1	0	0	0	0	<b>New York Yankees @ Baltimore Orioles</b> Oriole Park at Camden Yards, Baltimore, MD Thu Sep 11 1997, 7:05 PM EDT Att: 47,066 - Unknown - 70 F								
<b>Aaron Ledesma, R</b> OBP: 0.434, SLG: 0.472										2	2	1	0	2	0	0									
<b>B.J. Surhoff, L</b> OBP: 0.347, SLG: 0.458 <b>Jerome Walton, R</b> OBP: 0.442, SLG: 0.410										2	0	0	0	0	0	2									
<b>Geronimo Berroa, R</b> OBP: 0.376, SLG: 0.480										4	0	1	1	0	2	4									
<b>Rafael Palmeiro, L</b> OBP: 0.323, SLG: 0.474 <b>David Dellucci, L</b> OBP: 0.345, SLG: 0.375										3	0	0	0	0	0	4									
<b>Cal Ripken Jr., R</b> OBP: 0.338, SLG: 0.427 <b>Jeff Reboulet, R</b> OBP: 0.305, SLG: 0.330										2	0	0	0	0	0	0									
<b>Jeffrey Hammonds, R</b> OBP: 0.325, SLG: 0.496										4	0	0	0	0	1	3									
<b>Chris Hoiles, R</b> OBP: 0.382, SLG: 0.427 <b>Mel Rosario, S</b>										3	0	1	0	0	0	0									
<b>Mike Bordick, R</b> OBP: 0.272, SLG: 0.301										4	0	0	0	0	0	2									
<b>Inning Stats</b>	R: 0 E: 0 K: 1 S: 10	H: 1 LOB: 2 BB: 1 P: 17	R: 0 E: 0 K: 0 S: 4	H: 0 LOB: 0 BB: 0 P: 10	R: 0 E: 0 K: 0 S: 6	H: 0 LOB: 0 BB: 0 P: 8	R: 0 E: 0 K: 0 S: 9	H: 0 LOB: 0 BB: 0 P: 15	R: 0 E: 0 K: 0 S: 6	H: 0 LOB: 0 BB: 0 P: 9	R: 1 E: 1 K: 0 S: 15	H: 2 LOB: 2 BB: 0 P: 21	R: 0 E: 0 K: 0 S: 14	H: 2 LOB: 2 BB: 0 P: 18	R: 1 E: 0 K: 3 S: 15	H: 2 LOB: 1 BB: 1 P: 26	R: 0 E: 0 K: 0 S: 8	H: 0 LOB: 0 BB: 0 P: 9	1B: 6 2B: 1 3B: 0 HR: 0	SF: 0 SAC: 0 DP: 0 HBP: 0	WP: 0 PB: 0 SB: 0 CS: 0	PA: 37			
<b>PITCHER</b>	IP	WLS	BF	H	R	ER	SO	BB	IBB	HBP	BLK	WP	HR	S	P	ERA	WHIP								
<b>Andy Pettite, L</b> ERA: 2.89	7.0	W	28	5	1	0	1	1	0	0	0	0	0	64	98	0.00	0.857								
<b>Brian Boehringer, R</b> ERA: 3.23	2.0		9	2	1	1	3	1	0	0	0	0	0	23	35	4.50	1.500								



Batter	1	2	3	4	5	6	7	8	9	AB	R	H	RBI	BB	SO	LOB	TOP										
<b>Tim Raines, S</b> OBP: 0.385, SLG: 0.403 (1, 10)	F7	1B	2B	WP			BB	G1-3	L9	5	3	2	1	2	0	3	<b>New York Yankees @ Baltimore Orioles</b> Oriole Park at Camden Yards, Baltimore, MD Fri Sep 12 1997, 7:05 PM EDT Att: 47,511 - Unknown - 77 F										
<b>Wade Boggs, L</b> OBP: 0.374, SLG: 0.395 <b>Andy Fox, L</b> OBP: 0.500, SLG: 0.333 (7, PR) (7, 5)	1B	2B	1B	WP			BB	BB	1B	4	3	3	3	1	1	2											
<b>Paul O'Neill, L</b> OBP: 0.390, SLG: 0.510 (1, 9)	K	F8	SF7				G1-3	1B	1B	3	1	0	1	2	1	4											
<b>Bernie Williams, S</b> OBP: 0.417, SLG: 0.543 <b>Scott Pose, L</b> OBP: 0.306, SLG: 0.262 (7, PR) (7, 7)	1B	1B	2B	G6-3			SF7	3B	1B	5	2	4	2	0	0	0											
<b>Tino Martinez, L</b> OBP: 0.373, SLG: 0.581 <b>Mike Stanley, R</b> OBP: 0.388, SLG: 0.503 (1, 3) (7, 3)	1B	E	IBB	P5			SF7	FC6-4	1B	3	0	2	2	1	0	0											
<b>Chad Curtis, R</b> OBP: 0.368, SLG: 0.490 (1, 7) (7, 8)	K	E1	1B	G4-3			G6-3	FC6-4	2B	6	0	3	2	0	1	4											
<b>Derek Jeter, R</b> OBP: 0.369, SLG: 0.405 (1, 6)				G4-3			G4-3		1B	4	1	1	0	2	0	2											
<b>Jorge Posada, S</b> OBP: 0.346, SLG: 0.371 (1, 2)				G1-3					1B	3	2	0	0	3	0	6											
<b>Rey Sanchez, R</b> OBP: 0.317, SLG: 0.374 (1, 4)		B2	G5-3				P3	G4-3	E6	6	0	1	0	0	0	5											
<b>Inning Stats</b>	R: 1 E: 0 K: 2 S: 20	H: 2 LOB: 2 BB: 1 P: 32	R: 5 E: 1 K: 0 S: 20	H: 5 LOB: 3 BB: 3 P: 38	R: 2 E: 0 K: 0 S: 15	H: 2 LOB: 0 BB: 0 P: 24	R: 0 E: 0 K: 0 S: 5	H: 1 LOB: 2 BB: 1 P: 7	R: 0 E: 0 K: 1 S: 12	H: 1 LOB: 0 BB: 1 P: 20	R: 4 E: 0 K: 0 S: 28	H: 3 LOB: 3 BB: 4 P: 48	R: 0 E: 0 K: 1 S: 11	H: 1 LOB: 2 BB: 1 P: 18	R: 0 E: 1 K: 0 S: 17	H: 1 LOB: 3 BB: 1 P: 29		1B: 12 2B: 4 3B: 1 HR: 0	SF: 2 SAC: 0 DP: 0 HBP: 0	WP: 1 PB: 0 SB: 2 CS: 0	PA: 55						
<b>PITCHER</b>	IP	WLS	BF	H	R	ER	SO	BB	IBB	HBP	BLK	WP	HR	S	P	ERA	WHIP										
<b>Scott Erickson, R</b> ERA: 3.61 (1, 1)	2.1	L	20	9	8	8	2	3	1	0	0	0	0	51	87	30.86	5.143										
<b>Arthur Rhodes, L</b> ERA: 2.91 (3, 1)	2.2		10	2	0	0	1	1	0	0	0	1	0	21	34	0.00	1.125										
<b>Shawn Boskie, R</b> ERA: 6.51 (6, 1)	1.1		11	4	5	5	0	3	0	0	0	0	0	31	53	33.75	5.250										
<b>Brian Williams, R</b> ERA: 4.32 (7, 1)	2.2		14	2	0	0	1	3	0	0	0	0	0	38	62	0.00	1.875										

Batter	1	2	3	4	5	6	7	8	9	AB	R	H	RBI	BB	SO	LOB	BOTTOM										
<b>Brady Anderson, L</b> OBP: 0.400, SLG: 0.476 (1, 8) (8, 8)	L4	F8		G3-6-1			K	G4-6-3		4	0	1	0	0	1	2	<b>New York Yankees @ Baltimore Orioles</b> Oriole Park at Camden Yards, Baltimore, MD Fri Sep 12 1997, 7:05 PM EDT Att: 47,511 - Unknown - 77 F										
<b>Roberto Alomar, S</b> OBP: 0.367, SLG: 0.442 <b>Jeff Reboulet, R</b> OBP: 0.304, SLG: 0.329 (1, 4) (7, PR) (8, 4)	L8		BB	G3-6-1			1B	P5		4	1	2	0	0	0	2											
<b>B.J. Surhoff, L</b> OBP: 0.349, SLG: 0.460 <b>David Dellucci, L</b> OBP: 0.355, SLG: 0.385 (1, 7) (7, PH) (8, 7)	FC6-4		PB	1B			G3	G4-3		3	0	2	0	0	0	0											
<b>Geronimo Berroa, R</b> OBP: 0.374, SLG: 0.477 <b>Jerome Walton, R</b> OBP: 0.422, SLG: 0.390 (1, 9) (7, PH) (8, 9)	FC6-4		K				G2	G4-3		3	0	0	0	0	1	3											
<b>Rafael Palmeiro, L</b> OBP: 0.323, SLG: 0.472 <b>Chris Hoiles, R</b> OBP: 0.382, SLG: 0.426 (1, 3) (8, 3)		G4-3		PB			G3	1B	BB	2	0	0	0	1	0	0											
<b>Cal Ripken Jr., R</b> OBP: 0.337, SLG: 0.424 <b>Aaron Ledesma, R</b> OBP: 0.440, SLG: 0.479 (1, 5) (8, 5)		K	K				G5-3	1B	E	3	0	0	0	0	2	3											
<b>Harold Baines, L</b> OBP: 0.375, SLG: 0.462 (1, 10)		E3	G4-3				G6-3	BB	1B	3	2	1	1	1	0	2											
<b>Lenny Webster, R</b> OBP: 0.332, SLG: 0.380 <b>Charlie Greene, R</b> (1, 2) (8, 2)		1B		K			G6-3	E1	1B	3	0	1	0	0	1	1											
<b>Mike Bordick, R</b> OBP: 0.276, SLG: 0.305 (1, 6)		1B		K			G5-3	G4-6-3	1B	4	0	3	2	0	0	0											
<b>Inning Stats</b>	R: 0 E: 0 K: 0 S: 7	H: 1 LOB: 1 BB: 0 P: 7	R: 1 E: 1 K: 1 S: 14	H: 2 LOB: 2 BB: 0 P: 23	R: 1 E: 0 K: 2 S: 14	H: 2 LOB: 1 BB: 1 P: 22	R: 0 E: 0 K: 1 S: 8	H: 2 LOB: 1 BB: 0 P: 13	R: 0 E: 0 K: 0 S: 5	H: 0 LOB: 0 BB: 1 P: 10	R: 0 E: 0 K: 2 S: 11	H: 2 LOB: 2 BB: 0 P: 16	R: 3 E: 1 K: 0 S: 20	H: 3 LOB: 1 BB: 1 P: 33	R: 0 E: 0 K: 1 S: 6	H: 0 LOB: 0 BB: 0 P: 6		1B: 12 2B: 0 3B: 0 HR: 0	SF: 0 SAC: 0 DP: 3 HBP: 0	WP: 0 PB: 1 SB: 0 CS: 0	PA: 41						
<b>PITCHER</b>	IP	WLS	BF	H	R	ER	SO	BB	IBB	HBP	BLK	WP	HR	S	P	ERA	WHIP										
<b>Ramiro Mendoza, R</b> ERA: 4.44 (1, 1)	7.0		31	9	2	0	0	2	0	0	0	0	0	64	97	0.00	1.571										
<b>Graeme Lloyd, L</b> ERA: 3.52 (8, 1)	0.0		5	3	3	2	0	1	0	0	0	0	0	13	21												
<b>Mike Stanton, L</b> ERA: 2.62 (8, 1)	2.0		5	0	0	0	1	0	0	0	0	0	0	13	18	0.00	0.000										





Batter	1	2	3	4	5	6	7	8	9	AB	R	H	RBI	BB	SO	LOB	TOP		
<b>2 Derek Jeter, R</b> OBP: 0.366, SLG: 0.402	0-3 K		1-2 G1-3			3-2 G4-3			1-1 E4	4	0	0	0	0	1	1	<b>New York Yankees @ Baltimore Orioles</b> Oriole Park at Camden Yards, Baltimore, MD Sat Sep 13 1997, 3:33 AM EDT Att: 47,696 - Sunny - 81 F		
<b>Chad Curtis, R</b> OBP: 0.364, SLG: 0.483	0-3 K			2-2 P7			1-0 L8	2-0 F8	4	0	0	0	0	1	2				
<b>Paul O'Neill, L</b> OBP: 0.389, SLG: 0.508	2-3 K			1-3 K			0-0 G5-3	0-0 FC5-4	4	0	1	1	0	2	0				
<b>Bernie Williams, S</b> OBP: 0.414, SLG: 0.538		0-1 G4-3		1-2 P6			1-2 G4-3	2-1 FC5-4	4	0	0	0	0	0	2				
<b>Tino Martinez, L</b> OBP: 0.373, SLG: 0.580		0-1 BB			0-1 G3-1			3-2 F8	3	0	1	0	0	0	0				
<b>Mike Stanley, R</b> OBP: 0.386, SLG: 0.500		4-2 BB			3-3 K			2-1 L6	2	0	0	0	1	1	0				
<b>Charlie Hayes, R</b> OBP: 0.351, SLG: 0.403		1-2 BB			3-3 K			1-0 G5-3	3	0	0	0	0	1	2				
<b>20 Jorge Posada, S</b> OBP: 0.343, SLG: 0.364			0-3 K			0-0 G1-3			0-3 K	3	0	0	0	0	2	0			
<b>Rey Sanchez, R</b> OBP: 0.317, SLG: 0.373			1-3 K			1-1 G5-3			1-1 2B	3	1	1	0	0	1	0			
<b>Inning Stats</b>	R: 0 H: 0 E: 0 K: 3 S: 10	H: 0 LOB: 0 BB: 0 P: 12	R: 0 H: 1 E: 0 K: 0 S: 11	LOB: 1 BB: 1 P: 16	R: 0 H: 0 E: 0 K: 1 S: 9	LOB: 0 BB: 0 P: 11	R: 0 H: 0 E: 0 K: 2 S: 10	H: 0 LOB: 0 BB: 0 P: 14	R: 0 H: 0 E: 0 K: 0 S: 6	H: 0 LOB: 0 BB: 0 P: 10	R: 0 H: 0 E: 0 K: 0 S: 5	H: 0 LOB: 0 BB: 0 P: 7	R: 0 H: 0 E: 0 K: 0 S: 7	H: 0 LOB: 0 BB: 0 P: 13	R: 1 H: 2 E: 1 K: 1 S: 11	H: 2 LOB: 2 BB: 0 P: 17	1B: 3 2B: 0 3B: 0 HR: 0	SF: 0 SAC: 0 DP: 1 HBP: 0	WP: 0 PA: 31 SB: 0 CS: 0
<b>PITCHER</b> <b>35 Mike Mussina, R</b> ERA: 3.15	IP: 9.0 WLS: W BF: 31 H: 3 R: 1 ER: 0 SO: 9 BB: 1 IBB: 0 HBP: 0 BLK: 0 WP: 0 HR: 0 S: 79 P: 116 ERA: 0.00 WHIP: 0.444																		

AB	30
R	1
H	3
RBI	1
BB	1
SO	9
LOB	7



Batter	1	2	3	4	5	6	7	8	9	AB	R	H	RBI	BB	SO	LOB	BOTTOM		
<b>Jeffrey Hammonds, R</b> OBP: 0.324, SLG: 0.493	0-1 2B	2-2 P4			1-0 G5-3		3-2 F8			4	1	1	0	0	0	0	<b>New York Yankees @ Baltimore Orioles</b> Oriole Park at Camden Yards, Baltimore, MD Sat Sep 13 1997, 3:33 AM EDT Att: 47,696 - Sunny - 81 F		
<b>Roberto Alomar, S</b> OBP: 0.368, SLG: 0.444	1 SAFE HR	4-2 BB			1-1 G5-6-3			1-3 K	3	1	1	1	1	1	0				
<b>Jerome Walton, R</b> OBP: 0.429, SLG: 0.467	2-0 G1-3	0-1 P6			0-2 HR			0-0 L1-3	4	1	2	1	0	0	2				
<b>Geronimo Berroa, R</b> OBP: 0.372, SLG: 0.474	1-2 G5-3		1-1 F8		1-0 G6-3			1-1 L1-3	4	0	0	0	0	0	2				
<b>Rafael Palmeiro, L</b> OBP: 0.323, SLG: 0.476	1-0 2H		1-2 G3-1			0-0 G1-3		2-1 F9	4	1	1	2	0	0	1				
<b>Cal Ripken Jr., R</b> OBP: 0.337, SLG: 0.424	3-1 HR		1-2 F9			2-1 G6-3			3	1	1	0	0	0	0				
<b>B.J. Surhoff, L</b> OBP: 0.349, SLG: 0.465	2-1 1H				0-0 F9		1-2 F7		3	1	1	2	0	0	0				
<b>Chris Hoiles, R</b> OBP: 0.379, SLG: 0.421	1-0 P3				0-2 L8			2-3 K	3	0	0	0	0	1	0				
<b>Mike Bordick, R</b> OBP: 0.274, SLG: 0.303		0-2 F8			0-0 L5			0-0 G5-3	3	0	0	0	0	0	0				
<b>Inning Stats</b>	R: 5 H: 5 E: 0 K: 0 S: 13	H: 5 LOB: 0 BB: 0 P: 23	R: 0 H: 0 E: 0 K: 0 S: 10	H: 0 LOB: 1 BB: 1 P: 16	R: 0 H: 0 E: 0 K: 0 S: 8	H: 0 LOB: 0 BB: 0 P: 11	R: 0 H: 0 E: 0 K: 0 S: 5	H: 0 LOB: 0 BB: 0 P: 5	R: 1 H: 1 E: 0 K: 0 S: 7	H: 1 LOB: 0 BB: 0 P: 10	R: 0 H: 0 E: 0 K: 0 S: 6	H: 0 LOB: 0 BB: 0 P: 9	R: 0 H: 0 E: 0 K: 1 S: 7	H: 0 LOB: 0 BB: 0 P: 12	R: 0 H: 1 E: 0 K: 1 S: 8	H: 1 LOB: 1 BB: 0 P: 12	1B: 3 2B: 1 3B: 0 HR: 3	SF: 0 SAC: 0 DP: 0 HBP: 0	WP: 0 PA: 32 SB: 0 CS: 0
<b>PITCHER</b> <b>Kenny Rogers, L</b> ERA: 5.39	IP: 8.0 WLS: L BF: 32 H: 7 R: 6 ER: 6 SO: 2 BB: 1 IBB: 0 HBP: 0 BLK: 0 WP: 0 HR: 3 S: 64 P: 98 ERA: 6.75 WHIP: 1.000																		

AB	31
R	6
H	7
RBI	6
BB	1
SO	2
LOB	5





Batter	1	2	3	4	5	6	7	8	9	AB R H RBI BB SO LOB	TOP											
<b>2 Derek Jeter, R</b> OBP: 0.367, SLG: 0.402	3-2 CS 1B			1-0 G4-3	3-1 G5-3		2-2 BB 1B		1-1 G4-3	5 1 2 0 0 0 0	<b>New York Yankees @ Baltimore Orioles</b> Oriole Park at Camden Yards, Baltimore, MD Sun Sep 14 1997, 7:05 PM EDT Att: 47,264 - Unknown - 79 F <a href="http://livebaseballscorecards.com">livebaseballscorecards.com</a>											
<b>Wade Boggs, L</b> OBP: 0.376, SLG: 0.397 <b>Andy Fox, L</b> OBP: 0.400, SLG: 0.250	1-2 SAFE K			1-1 1B 2B	2-2 G6-3		4-2 BB 1B SF7 BB	0-1 G4-3	3 1 1 0 1 1 1 1 1 0 0 0 0 0													
<b>Paul O'Neill, L</b> OBP: 0.391, SLG: 0.510	3-2 G6-3			1-0 1B 2B 1B		1-2 2B 2B	2-3 K	4-1 BB	4 2 2 0 1 1 2													
<b>Bernie Williams, S</b> OBP: 0.416, SLG: 0.541				0-2 2B 1B		0-0 BB 2B	3-2 1-3 2H 1B	2-3 K	5 1 3 3 0 1 1													
<b>Tino Martinez, L</b> OBP: 0.372, SLG: 0.580				0-3 K		2-3 K	1-1 SF7		3 0 1 3 0 2 1													
<b>Mike Stanley, R</b> OBP: 0.385, SLG: 0.497				0-0 L5		4-2 HR BB	3-3 G3		2 1 0 0 2 0 1													
<b>Chad Curtis, R</b> OBP: 0.363, SLG: 0.490				1-2 G5-3	1-2 F9		0-0 HR	0-2 F8	4 1 1 2 0 0 2													
<b>20 Jorge Posada, S</b> OBP: 0.341, SLG: 0.357				3-1 L8	3-3 K		4-1 BB	1-2 G3-1	3 0 0 0 1 1 2													
<b>Rey Sanchez, R</b> OBP: 0.313, SLG: 0.368				0-0 G4-3		2-3 K	1-2 P3	0-3 K	4 0 0 0 0 2 1													
<b>Inning Stats</b>	R: 0 E: 0 K: 1 S: 11	H: 1 LOB: 0 BB: 0 P: 18	R: 0 E: 0 K: 1 S: 5	H: 0 LOB: 0 BB: 0 P: 6	R: 0 E: 0 K: 0 S: 6	H: 0 LOB: 0 BB: 0 P: 10	R: 3 E: 0 K: 1 S: 15	H: 4 LOB: 2 BB: 1 P: 29	R: 0 E: 0 K: 1 S: 8	H: 0 LOB: 0 BB: 0 P: 15	R: 3 E: 0 K: 1 S: 14	H: 3 LOB: 1 BB: 2 P: 26	R: 2 E: 0 K: 1 S: 16	H: 2 LOB: 1 BB: 1 P: 29	R: 0 E: 0 K: 1 S: 10	H: 0 LOB: 0 BB: 0 P: 11	R: 0 E: 0 K: 1 S: 8	H: 0 LOB: 1 BB: 1 P: 15	1B: 5 2B: 4 3B: 0 HR: 1	SF: 1 SAC: 0 DP: 0 HBP: 0	WP: 0 PB: 0 SB: 0 CS: 1	PA: 40
<b>PITCHER</b>	IP WLS BF H R ER SO BB IBB HBP BLK WP HR S P ERA WHIP											<b>PITCHER</b>	IP WLS BF H R ER SO BB IBB HBP BLK WP HR S P ERA WHIP									
<b>Scott Kamieniecki, R</b> ERA: 4.01	(1, 1) 5.0 L 20 5 3 3 4 1 0 0 0 0 0 0 45 78 5.40 1.200											<b>Brian Williams, R</b> ERA: 4.08	(9, 1) 1.0 4 0 0 0 1 1 0 0 0 0 0 0 15 0.00 1.000									
<b>Arthur Rhodes, L</b> ERA: 3.0	(6, 1) 0.2 4 2 2 2 1 0 0 0 0 0 0 1 16 27.00 4.500																					
<b>Alan Mills, R</b> ERA: 5.08	(6, 1) 0.1 5 2 3 3 0 2 0 0 0 0 0 1 12 23 81.00 12.000																					
<b>Jesse Orosco, L</b> ERA: 2.4	(7, 1) 0.2 3 1 0 0 1 0 0 0 0 0 0 8 14 0.00 1.500																					
<b>Terry Mathews, R</b> ERA: 4.21	(7, 1) 1.1 4 0 0 0 1 0 0 0 0 0 0 11 13 0.00 0.000																					

Batter	1	2	3	4	5	6	7	8	9	AB R H RBI BB SO LOB	BOTTOM											
<b>Brady Anderson, L</b> OBP: 0.400, SLG: 0.474	1-2 L6	2-0 F9				2-3 K	3-1 HBP		4-2 DI BB	3 0 0 0 1 1 1	<b>New York Yankees @ Baltimore Orioles</b> Oriole Park at Camden Yards, Baltimore, MD Sun Sep 14 1997, 7:05 PM EDT Att: 47,264 - Unknown - 79 F <a href="http://livebaseballscorecards.com">livebaseballscorecards.com</a>											
<b>Roberto Alomar, S</b> OBP: 0.372, SLG: 0.450 <b>Aaron Ledesma, R</b> OBP: 0.435, SLG: 0.473	0-0 BB 1B	3-2 1B			2-1 G4-3 2B	0-1 G5-3			2-2 L7	4 1 3 0 0 0 3 1 0 0 0 0 0 1												
<b>B.J. Surhoff, L</b> OBP: 0.348, SLG: 0.463	1-0 BB 1B	1-0 G4-3			2-2 G4-3		1-3 K		0-3 K	5 0 1 0 0 2 4												
<b>Geronimo Berroa, R</b> OBP: 0.370, SLG: 0.470	2-3 K			0-0 F7	1-2 G4-3		4-1 BB		2-1 F8	4 0 0 0 1 1 4												
<b>Rafael Palmeiro, L</b> OBP: 0.324, SLG: 0.474	4-2 BB BB			1-2 F9		4-2 BB 1B WP BB		0-0 F7		2 1 0 0 2 0 1												
<b>Cal Ripken Jr., R</b> OBP: 0.336, SLG: 0.422 <b>Jeff Reboulet, R</b> OBP: 0.304, SLG: 0.329	4-2 BB			3-3 K		3-2 F9		0-3 K		3 0 0 1 1 2 2 0 0 0 0 0 0 0												
<b>Harold Baines, L</b> OBP: 0.376, SLG: 0.462	1-2 K			3-2 G6-4-3 1B		0-1 WP BB 1B		3-2 G4-3		4 0 2 0 0 1 3												
<b>Lenny Webster, R</b> OBP: 0.331, SLG: 0.378 <b>Charlie Greene, R</b>		2-1 1B 1B			3-3 K	0-1 P2		0-0 G6-3		4 0 1 0 0 1 3 0 0 0 0 0 0 0												
<b>Mike Bordick, R</b> OBP: 0.274, SLG: 0.301		1-0 F7			2-0 G6-4-3	4-2 WP BB		1-0 L8		3 0 0 0 1 0 2												
<b>Inning Stats</b>	R: 1 E: 0 K: 2 S: 18	H: 2 LOB: 2 BB: 2 P: 33	R: 0 E: 0 K: 0 S: 8	H: 2 LOB: 2 BB: 0 P: 17	R: 0 E: 0 K: 1 S: 7	H: 0 LOB: 0 BB: 0 P: 11	R: 0 E: 0 K: 1 S: 7	H: 1 LOB: 0 BB: 0 P: 15	R: 0 E: 0 K: 0 S: 13	H: 1 LOB: 1 BB: 0 P: 20	R: 1 E: 0 K: 0 S: 15	H: 1 LOB: 3 BB: 2 P: 29	R: 0 E: 0 K: 2 S: 9	H: 0 LOB: 1 BB: 1 P: 14	R: 0 E: 0 K: 0 S: 7	H: 0 LOB: 0 BB: 0 P: 11	R: 0 E: 0 K: 1 S: 10	H: 0 LOB: 1 BB: 1 P: 18	1B: 6 2B: 1 3B: 0 HR: 0	SF: 0 SAC: 0 DP: 1 HBP: 1	WP: 1 PB: 0 SB: 0 CS: 0	PA: 40
<b>PITCHER</b>	IP WLS BF H R ER SO BB IBB HBP BLK WP HR S P ERA WHIP											<b>PITCHER</b>	IP WLS BF H R ER SO BB IBB HBP BLK WP HR S P ERA WHIP									
<b>Dwight Gooden, R</b> ERA: 5.04	(1, 1) 5.1 W 25 7 2 2 5 3 0 0 0 0 0 0 4 8 3.38 1.875																					
<b>Brian Boehringer, R</b> ERA: 3.2	(6, 1) 0.1 2 0 0 0 0 1 0 0 0 0 0 0 4 8 0.00 3.000																					
<b>Mike Stanton, L</b> ERA: 2.55	(6, 1) 2.1 9 0 0 0 2 1 0 1 0 1 0 19 31 0.00 0.429																					
<b>Jeff Nelson, R</b> ERA: 2.82	(9, 1) 1.0 4 0 0 0 1 1 0 0 0 0 0 10 18 0.00 1.000																					



Batter	1	2	3	4	5	6	7	8	9	AB	R	H	RBI	BB	SO	LOB	TOP										
<b>Omar Vizquel, S</b> OBP: 0.349, SLG: 0.377 (1, 6)	G5-3		HR		L9	F8		BB		4	1	1	1	1	0	1	<b>Cleveland Indians @ Baltimore Orioles</b> Oriole Park at Camden Yards, Baltimore, MD Mon Sep 15 1997, 3:33 AM EDT Att: 41,602 - Sunny - 77 F										
<b>Brian Giles, L</b> OBP: 0.367, SLG: 0.466 (1, 7)	K		1B		1B	L9		BB		4	1	1	0	1	2	2											
<b>Manny Ramirez, R</b> OBP: 0.419, SLG: 0.545 (1, 9)	K		1B		1B	BB				5	1	2	0	0	2	0											
<b>Jim Thome, L</b> OBP: 0.429, SLG: 0.606 (1, 3)		K	G4-3		1B	BB				3	2	0	0	2	1	2											
<b>David Justice, L</b> OBP: 0.426, SLG: 0.605 (1, 10)					1B	BB				4	0	3	2	1	1	0											
<b>Matt Williams, R</b> OBP: 0.308, SLG: 0.495 (1, 5)	F7				1B	1B				4	0	1	1	0	0	3											
<b>Tony Fernandez, S</b> OBP: 0.319, SLG: 0.414 (1, 4)	P3				L9	G4-3				4	0	0	0	0	0	5											
<b>Pat Borders, R</b> OBP: 0.361, SLG: 0.467 (8, PH)										2	0	0	0	1	0	1											
<b>Jeff Branson, L</b> OBP: 0.261, SLG: 0.302 (8, 2)										1	0	0	0	0	1	0											
<b>Sandy Alomar Jr., R</b> OBP: 0.358, SLG: 0.539 (8, 2)										0	0	0	0	0	0	0											
<b>Marquis Grissom, R</b> OBP: 0.319, SLG: 0.394 (1, 8)					G6-3	FC3-6		K		4	0	0	0	0	1	1											
<b>Inning Stats</b>	R: 0 E: 0 K: 2 S: 10	H: 0 LOB: 0 BB: 0 P: 15	R: 0 E: 0 K: 1 S: 11	H: 0 LOB: 1 BB: 1 P: 19	R: 1 E: 0 K: 0 S: 15	H: 3 LOB: 2 BB: 0 P: 29	R: 0 E: 0 K: 0 S: 9	H: 1 LOB: 1 BB: 0 P: 14	R: 3 E: 0 K: 0 S: 16	H: 3 LOB: 2 BB: 2 P: 28	R: 0 E: 0 K: 0 S: 11	H: 0 LOB: 1 BB: 1 P: 21	R: 1 E: 0 K: 0 S: 10	H: 1 LOB: 1 BB: 1 P: 18	R: 0 E: 0 K: 3 S: 11	H: 0 LOB: 1 BB: 1 P: 20	R: 0 E: 0 K: 2 S: 8	H: 0 LOB: 0 BB: 0 P: 11	1B: 7 2B: 0 3B: 0 HR: 1	SF: 0 SAC: 0 DP: 0 HBP: 0	WP: 1 PB: 0 SB: 3 CS: 0	PA: 41					
<b>PITCHER</b>	IP	WLS	BF	H	R	ER	SO	BB	IBB	HBP	BLK	WP	HR	S	P	ERA	WHIP										
<b>Esteban Yan, R</b> ERA: 12.0 (1, 1)	4.2		23	6	4	4	3	3	0	0	0	0	1	58	102	7.71	1.929										
<b>Shawn Boskie, R</b> ERA: 6.43 (5, 1)	1.0		5	1	0	0	0	1	0	0	0	0	0	9	17	0.00	2.000										
<b>Arthur Rhodes, L</b> ERA: 3.08 (6, 1)	0.2		4	1	1	0	0	1	0	0	0	0	0	10	20	13.50	3.000										
<b>Armando Benitez, R</b> ERA: 2.27 (7, 1)	1.2	W	6	0	0	0	3	1	0	0	0	0	0	16	25	0.00	0.600										
<b>Randy Myers, L</b> ERA: 1.64 (9, 1)	1.0	S	3	0	0	0	2	0	0	0	0	0	0	8	11	0.00	0.000										
<b>Jeffrey Hammonds, R</b> OBP: 0.328, SLG: 0.505 (1, 8) (9, 9)	F9	BB	1B	BB		F8				3	3	2	3	1	0	0	<b>Cleveland Indians @ Baltimore Orioles</b> Oriole Park at Camden Yards, Baltimore, MD Mon Sep 15 1997, 3:33 AM EDT Att: 41,602 - Sunny - 77 F										
<b>Aaron Ledesma, R</b> OBP: 0.427, SLG: 0.461 (1, 4)	1B	BB	1B	BB		G6-3				2	1	0	1	1	1	0											
<b>Mike Bordick, R</b> OBP: 0.274, SLG: 0.301 (8, 6)	1B	BB	1B	BB		G6-3				0	0	0	0	0	0	0											
<b>Eric Davis, R</b> OBP: 0.350, SLG: 0.530 (1, 9)	F9					G5-3				3	0	0	0	0	0	2											
<b>B.J. Surhoff, L</b> OBP: 0.349, SLG: 0.463 (6, 7)						G5-3				0	0	0	0	1	0	0											
<b>Geronimo Berroa, R</b> OBP: 0.369, SLG: 0.468 (1, 10)	1B	1B				G5-3				4	0	1	1	0	1	1											
<b>Rafael Palmeiro, L</b> OBP: 0.325, SLG: 0.474 (1, 3)	1B	1B				F8				3	0	1	1	1	0	0											
<b>Cal Ripken Jr., R</b> OBP: 0.334, SLG: 0.419 (1, 5)	F7					L5				4	0	0	0	0	1	4											
<b>Jerome Walton, R</b> OBP: 0.404, SLG: 0.438 (1, 7) (6, 9)	F8					G4-3				3	0	0	0	0	0	2											
<b>Tony Tarasco, L</b> OBP: 0.310, SLG: 0.394 (8, 9)										0	0	0	0	0	0	0											
<b>Danny Clayburn, R</b> (8, PH)										1	0	0	0	0	0	2											
<b>Lenny Webster, R</b> OBP: 0.331, SLG: 0.378 (9, 2)										0	0	0	0	0	0	0											
<b>Chris Hoiles, R</b> OBP: 0.381, SLG: 0.422 (1, 2)										2	0	1	0	1	0	0											
<b>Brady Anderson, L</b> OBP: 0.400, SLG: 0.474 (7, PH)										0	0	0	0	0	0	0											
<b>Jeff Reboulet, R</b> OBP: 0.301, SLG: 0.326 (1, 6)										2	1	0	0	0	0	2											
<b>Roberto Alomar, S</b> OBP: 0.374, SLG: 0.451 (7, PH) (8, 4)										1	1	1	0	0	0	0											
<b>Inning Stats</b>	R: 2 E: 0 K: 0 S: 9	H: 2 LOB: 2 BB: 2 P: 22	R: 2 E: 1 K: 0 S: 12	H: 1 LOB: 0 BB: 1 P: 21	R: 0 E: 0 K: 0 S: 5	H: 0 LOB: 0 BB: 0 P: 8	R: 0 E: 0 K: 0 S: 7	H: 1 LOB: 0 BB: 0 P: 9	R: 0 E: 0 K: 0 S: 6	H: 0 LOB: 0 BB: 0 P: 9	R: 0 E: 0 K: 0 S: 10	H: 0 LOB: 0 BB: 0 P: 17	R: 2 E: 0 K: 1 S: 11	H: 2 LOB: 2 BB: 0 P: 18	R: 0 E: 0 K: 2 S: 15	H: 0 LOB: 2 BB: 2 P: 26	1B: 4 2B: 2 3B: 0 HR: 1	SF: 1 SAC: 0 DP: 1 HBP: 0	WP: 0 PB: 0 SB: 0 CS: 0	PA: 34							
<b>PITCHER</b>	IP	WLS	BF	H	R	ER	SO	BB	IBB	HBP	BLK	WP	HR	S	P	ERA	WHIP										
<b>Brian Anderson, L</b> ERA: 4.23 (1, 1)	6.0		24	4	4	3	0	3	0	0	0	0	0	49	86	4.50	1.167										
<b>Eric Plunk, R</b> ERA: 5.07 (7, 1)	1.0	L	5	2	2	2	1	0	0	0	0	0	1	11	18	18.00	2.000										
<b>Paul Assenmacher, L</b> ERA: 2.84 (8, 1)	1.0		5	0	0	0	2	2	0	0	0	0	0	15	26	0.00	2.000										



Batter	1	2	3	4	5	6	7	8	9	AB	R	H	RBI	BB	SO	LOB	TOP											
<b>Bip Roberts, S</b> OBP: 0.342, SLG: 0.370 (1, 7)	G5-3		F9		K		1B		SF8	4	0	1	1	0	1	0	<b>Cleveland Indians @ Baltimore Orioles</b> Oriole Park at Camden Yards, Baltimore, MD Mon Sep 15 1997, 7:05 PM EDT Att: 47,110 - Unknown - 85 F <a href="http://livebaseballscorecards.com">livebaseballscorecards.com</a>											
<b>Omar Vizquel, S</b> OBP: 0.351, SLG: 0.379 (1, 6)	BB		K		S		1B		F7	5	1	3	1	0	1	0												
<b>Manny Ramirez, R</b> OBP: 0.422, SLG: 0.547 (1, 10)	G6-4-3		BB		1-H		2B		P6	2	0	1	1	2	0	2												
<b>Matt Williams, R</b> OBP: 0.306, SLG: 0.492 (1, 5)	G6-4-3		BB		1-H		2B		F9	4	0	0	0	0	0	4												
<b>David Justice, L</b> OBP: 0.423, SLG: 0.599 (1, 9)	G4-3		G3-1		L4		K		K	4	0	0	0	0	1	0												
<b>Sandy Alomar Jr., R</b> OBP: 0.357, SLG: 0.537 (1, 2)	FC6-4		F9		P2		E5		E5	4	0	1	0	0	0	0												
<b>Jim Thome, L</b> OBP: 0.426, SLG: 0.601 (1, 3)	FC6-4		G6-3		K		G3		G3	4	0	0	0	0	1	2												
<b>Tony Fernandez, S</b> OBP: 0.323, SLG: 0.420 (1, 4)	1B		G6-3		G6-3		FC6-4		SH3-4	4	1	3	0	0	0	0												
<b>Marquis Grissom, R</b> OBP: 0.319, SLG: 0.400 (1, 8)	F7		F7		HR		FC6-4		SH3-4	3	2	1	1	0	0	3												
<b>Inning Stats</b>	R: 0 E: 0 K: 0 S: 9	H: 1 LOB: 1 BB: 1 P: 17	R: 0 E: 0 K: 0 S: 15	H: 2 LOB: 2 BB: 0 P: 21	R: 0 E: 0 K: 1 S: 10	H: 0 LOB: 0 BB: 1 P: 18	R: 0 E: 0 K: 0 S: 8	H: 0 LOB: 0 BB: 0 P: 9	R: 2 E: 0 K: 1 S: 17	H: 3 LOB: 1 BB: 0 P: 23	R: 0 E: 0 K: 1 S: 10	H: 0 LOB: 0 BB: 0 P: 14	R: 1 E: 0 K: 0 S: 10	H: 3 LOB: 1 BB: 0 P: 15	R: 0 E: 1 K: 1 S: 14	H: 0 LOB: 1 BB: 0 P: 19	R: 1 E: 0 K: 0 S: 5	H: 1 LOB: 0 BB: 0 P: 5	1B: 7 2B: 2 3B: 0 HR: 1	SF: 1 SAC: 1 DP: 1 HBP: 0	WP: 0 PB: 0 SB: 1 CS: 1	PA: 39						
<b>PITCHER</b>	IP	WLS	BF	H	R	ER	SO	BB	IBB	HBP	BLK	WP	HR	S	P	ERA	WHIP											
<b>Rick Krivda, L</b> ERA: 5.75 (1, 1)	6.1	L	29	9	3	3	3	2	0	0	0	0	0	1	76	113	4.26	1.737										
<b>Alan Mills, R</b> ERA: 4.89 (7, 1)	1.1		4	0	0	0	1	0	0	0	0	0	0	0	12	16	0.00	0.000										
<b>Jesse Orosco, L</b> ERA: 2.38 (8, 1)	0.1		1	0	0	0	0	0	0	0	0	0	0	5	7	0.00	0.000											
<b>Terry Mathews, R</b> ERA: 4.3 (9, 1)	1.0		4	1	1	1	0	0	0	0	0	0	0	5	5	9.00	1.000											

Batter	1	2	3	4	5	6	7	8	9	AB	R	H	RBI	BB	SO	LOB	BOTTOM										
<b>Roberto Alomar, S</b> OBP: 0.375, SLG: 0.452 (1, 4)	G3		1B		G3-6-3				1B	4	0	2	0	0	0	1	<b>Cleveland Indians @ Baltimore Orioles</b> Oriole Park at Camden Yards, Baltimore, MD Mon Sep 15 1997, 7:05 PM EDT Att: 47,110 - Unknown - 85 F <a href="http://livebaseballscorecards.com">livebaseballscorecards.com</a>										
<b>B.J. Surhoff, L</b> OBP: 0.346, SLG: 0.459 (1, 7)	K		F8				K		L6	4	0	0	0	0	2	3											
<b>Rafael Palmeiro, L</b> OBP: 0.326, SLG: 0.476 (1, 3)	2B		K				G6-3		1B	4	0	2	0	0	1	2											
<b>Brady Anderson, L</b> OBP: 0.397, SLG: 0.470 (1, 8)	P2				F9		L8		K	4	0	0	0	0	1	3											
<b>Geronimo Berroa, R</b> OBP: 0.372, SLG: 0.478 (1, 9)			CS		G4-3		HR		F9	4	1	3	1	0	0	2											
<b>Cal Ripken Jr., R</b> OBP: 0.332, SLG: 0.416 (1, 5)	F9		F9		G4-3		K		K	4	0	0	0	0	2	2											
<b>Harold Baines, L</b> OBP: 0.375, SLG: 0.459 (1, 10)	G1-3				K		K		G4-6-3	3	0	0	0	1	2	1											
<b>Lenny Webster, R</b> OBP: 0.333, SLG: 0.384 (1, 2)			L4				G3-6-3		G4-6-3	4	0	2	0	0	0	1											
<b>Mike Bordick, R</b> OBP: 0.275, SLG: 0.302 (1, 6)			1B						2B	2	0	1	0	0	1	1											
<b>Tony Tarasco, L</b> OBP: 0.308, SLG: 0.391 (7, PH)					K					1	0	0	0	0	0	1											
<b>Jeff Reboulet, R</b> OBP: 0.301, SLG: 0.326 (8, 6)			1B						F8	0	0	0	0	0	0	0											
<b>Inning Stats</b>	R: 0 E: 0 K: 1 S: 11	H: 1 LOB: 0 BB: 0 P: 16	R: 0 E: 0 K: 0 S: 8	H: 1 LOB: 0 BB: 0 P: 13	R: 0 E: 0 K: 1 S: 9	H: 2 LOB: 2 BB: 0 P: 14	R: 0 E: 0 K: 1 S: 12	H: 1 LOB: 0 BB: 0 P: 16	R: 0 E: 0 K: 1 S: 7	H: 1 LOB: 0 BB: 0 P: 11	R: 0 E: 0 K: 2 S: 10	H: 0 LOB: 0 BB: 0 P: 15	R: 1 E: 0 K: 0 S: 10	H: 2 LOB: 1 BB: 0 P: 12	R: 0 E: 0 K: 1 S: 8	H: 2 LOB: 2 BB: 0 P: 11	R: 0 E: 0 K: 1 S: 6	H: 0 LOB: 0 BB: 1 P: 11	1B: 6 2B: 3 3B: 0 HR: 1	SF: 0 SAC: 0 DP: 2 HBP: 0	WP: 0 PB: 0 SB: 0 CS: 1	PA: 35					
<b>PITCHER</b>	IP	WLS	BF	H	R	ER	SO	BB	IBB	HBP	BLK	WP	HR	S	P	ERA	WHIP										
<b>Chad Ogea, R</b> ERA: 5.43 (1, 1)	6.0	W	22	6	0	0	5	0	0	0	0	0	0	56	85	0.00	1.000										
<b>Michael Jackson, R</b> ERA: 3.25 (7, 1)	1.0		5	2	1	1	2	0	0	0	0	0	1	10	12	9.00	2.000										
<b>Paul Assenmacher, L</b> ERA: 2.8 (8, 1)	0.2		4	2	0	0	1	0	0	0	0	0	0	7	10	0.00	3.000										
<b>Jose Mesa, R</b> ERA: 2.57 (8, 1)	1.1	S	4	0	0	0	1	1	0	0	0	0	0	7	12	0.00	0.750										





Batter	1	2	3	4	5	6	7	8	9	AB	R	H	RBI	BB	SO	LOB	TOP										
<b>Bip Roberts, S</b> (1, 4) OBP: 0.341, SLG: 0.369	1-1 HBP 1B	0-0 G4-3		0-3 K			2-2 L4		0-2 SH1-3	4	1	1	0	0	1	0	<b>Cleveland Indians @ Baltimore Orioles</b> Oriole Park at Camden Yards, Baltimore, MD Tue Sep 16 1997, 3:33 AM EDT Att: 38,022 - Sunny - 80 F										
<b>Omar Vizquel, S</b> (8, 6)									1-2	4	1	1	0	1	0	0											
<b>Tony Fernandez, S</b> (1, 6) OBP: 0.324, SLG: 0.419	2-1 1B HBP	0-1 F8			2-2 P2		0-2 F8		4-1 2B	4	1	1	0	1	0	0											
<b>Manny Ramirez, R</b> (1, 9) OBP: 0.423, SLG: 0.548	1-1 1B HBP				2-0 F9		4-0 BB		0-2 BB	3	1	1	1	1	0	0											
<b>Jim Thome, L</b> (1, 3) OBP: 0.423, SLG: 0.597	3-3 K		2-3 K		4-2 BB		1-2 G6-3		0-0 F7	3	0	0	0	1	2	4											
<b>Sandy Alomar Jr., R</b> (9, PH) OBP: 0.357, SLG: 0.535									3-H	1	0	0	0	0	0	2											
<b>Jeff Manto, R</b> (9, 3) OBP: 0.214, SLG: 0.357										0	0	0	0	0	0	0											
<b>David Justice, L</b> (1, 10) OBP: 0.423, SLG: 0.597	1-2 1B		2-1 1B		0-0 F7			2-1 G3-1	3-3 K	5	0	2	1	0	1	3											
<b>Matt Williams, R</b> (1, 5) OBP: 0.307, SLG: 0.492	0-0 FC6-4		1-1 1B		1-3 K			1-0 G6-3		4	0	2	2	0	1	0											
<b>Brian Giles, L</b> (1, 7) OBP: 0.369, SLG: 0.465	3-1 P6		0-1 F9		0-0 FC6-4			4-0 BB		3	0	1	0	1	0	4											
<b>Pat Borders, R</b> (1, 2) OBP: 0.351, SLG: 0.454	2-0 FC6-4			3-2 G6-3		1-3 K		3-2 P6		4	0	0	0	0	1	4											
<b>Marquis Grissom, R</b> (1, 8) OBP: 0.319, SLG: 0.398		2-2 F8		1-2 K		0-0 FC6-4		1-1 SH1-3		4	1	1	0	0	1	1											
<b>Inning Stats</b>	R: 3 E: 0 K: 1 S: 16	H: 4 LOB: 2 BB: 0 P: 29	R: 0 E: 0 K: 0 S: 7	H: 0 LOB: 0 BB: 0 P: 9	R: 0 E: 0 K: 1 S: 10	H: 2 LOB: 2 BB: 0 P: 16	R: 0 E: 0 K: 2 S: 10	H: 0 LOB: 0 BB: 0 P: 14	R: 0 E: 0 K: 0 S: 8	H: 1 LOB: 1 BB: 0 P: 10	R: 0 E: 0 K: 0 S: 9	H: 0 LOB: 1 BB: 1 P: 16	R: 0 E: 0 K: 0 S: 6	H: 0 LOB: 1 BB: 1 P: 16	R: 1 E: 0 K: 1 S: 15	H: 2 LOB: 2 BB: 1 P: 23	1B: 8 2B: 1 3B: 0 HR: 0	SF: 0 SAC: 1 DP: 0 HBP: 1	WP: 0 PB: 0 SB: 2 CS: 0	PA: 41							
<b>PITCHER</b>	IP	WLS	BF	H	R	ER	SO	BB	IBB	HBP	BLK	WP	HR	S	P	ERA	WHIP										
<b>Nerio Rodriguez, R</b> (1, 1) ERA: 5.68	6.2	L	30	7	3	3	6	2	0	1	0	0	0	65	106	4.05	1.350										
<b>Jesse Orosco, L</b> (7, 1) ERA: 2.35	0.2		2	0	0	0	0	0	0	0	0	0	0	5	8	0.00	0.000										
<b>Alan Mills, R</b> (8, 1) ERA: 4.79	0.2		3	0	0	0	0	1	0	0	0	0	0	4	12	0.00	1.500										
<b>Terry Mathews, R</b> (9, 1) ERA: 4.42	0.1		4	2	1	1	0	1	0	0	0	0	0	9	14	27.00	9.000										
<b>Randy Myers, L</b> (9, 1) ERA: 1.62	0.2		2	0	0	0	1	0	0	0	0	0	0	6	9	0.00	0.000										

Batter	1	2	3	4	5	6	7	8	9	AB	R	H	RBI	BB	SO	LOB	BOTTOM										
<b>Roberto Alomar, S</b> (1, 4) OBP: 0.373, SLG: 0.450	2-2 1B	1-1 SF8			3-2 G6-3		2-1 P5		2-1 L9	4	0	1	1	0	0	1	<b>Cleveland Indians @ Baltimore Orioles</b> Oriole Park at Camden Yards, Baltimore, MD Tue Sep 16 1997, 3:33 AM EDT Att: 38,022 - Sunny - 80 F										
<b>B.J. Surhoff, L</b> (1, 7) OBP: 0.348, SLG: 0.461	0-1 1B	3-H K			1-2 1B		3-1 1B			4	0	3	0	0	1	1											
<b>Rafael Palmeiro, L</b> (1, 3) OBP: 0.326, SLG: 0.474	0-0 F8		0-0 G4-3		1-1 HBP		0-0 P5			4	0	1	0	0	0	3											
<b>Brady Anderson, L</b> (1, 8) OBP: 0.396, SLG: 0.468	1-3 K		0-0 G1-4-3		1-1 FC6-4		1-2 HBP		0-2 F8	3	0	0	0	0	1	2											
<b>Gerónimo Berroa, R</b> (1, 9) OBP: 0.369, SLG: 0.474	0-1 L7		3-2 G5-3		1-2 FC6-4		1-2 FC6-4		1-1 G6-3	4	0	0	0	0	0	5											
<b>Cal Ripken Jr., R</b> (1, 5) OBP: 0.331, SLG: 0.413		4-2 FC5-4		3-1 F8		2-0 G5-3		0-3 K		3	1	0	0	1	1	0											
<b>Harold Baines, L</b> (1, 10) ERA: 4.08		4-2 FC5-4		2-3 K		0-1 F7			0-0 1B	3	0	1	0	1	1	0											
<b>David Dellucci, L</b> (9, PR) OBP: 0.355, SLG: 0.385		1-2 BB								0	0	0	0	0	0	0											
<b>Chris Hoiles, R</b> (1, 2) OBP: 0.377, SLG: 0.416		2-0 FC5-4		1-1 G6-3		2-2 G6-3			2-3 K	4	1	0	0	0	1	3											
<b>Mike Bordick, R</b> (1, 6) OBP: 0.275, SLG: 0.304		2-0 SF8			2-1 F7		1-1 F8		3-1 P5	3	0	1	1	0	0	0											
<b>Tony Tarasco, L</b> (9, PH) OBP: 0.306, SLG: 0.389		1-3 2B								1	0	0	0	0	0	1											
<b>Inning Stats</b>	R: 0 E: 0 K: 1 S: 11	H: 2 LOB: 2 BB: 0 P: 14	R: 2 E: 0 K: 0 S: 12	H: 1 LOB: 1 BB: 2 P: 25	R: 0 E: 0 K: 1 S: 7	H: 0 LOB: 0 BB: 0 P: 9	R: 0 E: 0 K: 1 S: 7	H: 0 LOB: 0 BB: 0 P: 13	R: 0 E: 0 K: 0 S: 15	H: 2 LOB: 3 BB: 0 P: 24	R: 0 E: 0 K: 0 S: 6	H: 0 LOB: 0 BB: 0 P: 10	R: 0 E: 0 K: 0 S: 7	H: 1 LOB: 1 BB: 0 P: 13	R: 0 E: 0 K: 1 S: 9	H: 0 LOB: 0 BB: 0 P: 10	R: 0 E: 0 K: 1 S: 9	H: 1 LOB: 1 BB: 0 P: 16	1B: 6 2B: 1 3B: 0 HR: 0	SF: 1 SAC: 0 DP: 0 HBP: 1	WP: 0 PB: 0 SB: 0 CS: 0	PA: 37					
<b>PITCHER</b>	IP	WLS	BF	H	R	ER	SO	BB	IBB	HBP	BLK	WP	HR	S	P	ERA	WHIP										
<b>Charles Nagy, R</b> (1, 1) ERA: 2.76	6.2	W	28	5	2	2	3	2	0	1	0	0	0	61	102	2.70	1.050										
<b>Paul Assenmacher, L</b> (7, 1) ERA: 2.76	0.2		3	1	0	0	0	0	0	0	0	0	0	7	10	0.00	1.500										
<b>Michael Jackson, R</b> (8, 1) ERA: 3.21	0.2		2	0	0	0	1	0	0	0	0	0	0	5	6	0.00	0.000										
<b>Jose Mesa, R</b> (9, 1) ERA: 2.54	1.0	S	4	1	0	0	1	0	0	0	0	0	0	9	16	0.00	1.000										

AB 35  
R 4  
H 9  
RBI 4  
BB 4  
SO 7  
LOB 18



AB 33  
R 2  
H 7  
RBI 2  
BB 2  
SO 5  
LOB 16





Batter	1	2	3	4	5	6	7	8	9	AB	R	H	RBI	BB	SO	LOB	TOP								
<b>Bip Roberts, S</b> (1, 7) OBP: 0.340, SLG: 0.366	G1-3		G1-3			F8		E 1B BB		3	1	0	0	1	0	0	<b>Cleveland Indians @ Baltimore Orioles</b> Oriole Park at Camden Yards, Baltimore, MD Tue Sep 16 1997, 7:05 PM EDT Att: 46,185 - Unknown - 87 F								
<b>Omar Vizquel, S</b> (1, 6) OBP: 0.346, SLG: 0.376	P4			G5-3		F9		E5 1B		4	0	0	0	0	0	1									
<b>Tony Fernandez, S</b> (1, 4) OBP: 0.323, SLG: 0.416	G5-3			P1			G4-3			2	0	0	0	0	0	0									
<b>Bruce Aven, R</b> (6, 8) OBP: 0.333, SLG: 0.250										1	0	0	0	0	0	0									
<b>Brian Giles, L</b> (8, FH) OBP: 0.370, SLG: 0.466										1	0	1	1	0	0	0									
<b>Manny Ramirez, R</b> (1, 10) OBP: 0.422, SLG: 0.546		L3					G5-3	F8		4	0	1	0	0	0	2									
<b>David Justice, L</b> (1, 9) OBP: 0.422, SLG: 0.596		G3			G4-3				L4		4	0	1	0	0	0									
<b>Sandy Alomar Jr, R</b> (1, 2) OBP: 0.356, SLG: 0.533						F8				2	0	0	0	1	0	1									
<b>Einar Diaz, R</b> (7, 2)							P6		F9	0	0	0	0	0	0	0									
<b>Sean Casey, L</b> (9, PH) OBP: 0.500, SLG: 0.500										1	0	0	0	0	0	0									
<b>Richie Sexson, R</b> (1, 3) OBP: 0.600, SLG: 0.600										4	1	2	0	0	0	1									
<b>Jeff Manto, R</b> (1, 5) OBP: 0.235, SLG: 0.313				K						2	0	0	0	1	1	1									
<b>Marquis Grissom, R</b> (1, 8) OBP: 0.318, SLG: 0.397										2	0	0	0	0	0	0									
<b>Jeff Branson, L</b> (6, 4) OBP: 0.259, SLG: 0.300				G1-3		F8		G4-6-3		1	0	0	0	0	0	2									
<b>Inning Stats</b>	R: 0 E: 0 K: 0 S: 10	H: 0 LOB: 0 BB: 0 P: 17	R: 0 E: 0 K: 0 S: 5	H: 0 LOB: 1 BB: 1 P: 11	R: 0 E: 0 K: 1 S: 9	H: 0 LOB: 0 BB: 0 P: 14	R: 0 E: 0 K: 0 S: 12	H: 1 LOB: 1 BB: 0 P: 17	R: 0 E: 0 K: 0 S: 5	H: 0 LOB: 0 BB: 0 P: 9	R: 0 E: 0 K: 0 S: 8	H: 0 LOB: 0 BB: 0 P: 12	R: 0 E: 0 K: 0 S: 13	H: 1 LOB: 1 BB: 0 P: 17	R: 2 E: 1 K: 0 S: 18	H: 2 LOB: 2 BB: 2 P: 31	R: 0 E: 0 K: 0 S: 7	H: 0 LOB: 0 BB: 0 P: 10	1B: 4 2B: 1 3B: 0 HR: 0	SF: 0 SAC: 0 DP: 2 HBP: 0	WP: 0 PB: 0 SB: 2 CS: 0	PA: 34			
<b>PITCHER</b>	IP	WLS	BF	H	R	ER	SO	BB	IBB	HBP	BLK	WP	HR	S	P	ERA	WHIP								
<b>Jimmy Key, L</b> (1, 1) ERA: 3.15	7.2	W	28	4	2	0	1	3	0	0	0	0	0	74	118	0.00	0.913								
<b>Armando Benitez, R</b> (8, 1) ERA: 2.23	1.1		6	1	0	0	0	0	0	0	0	0	0	13	20	0.00	0.750								

AB 31  
R 2  
H 5  
RBI 1  
BB 3  
SO 1  
LOB 9



Batter	1	2	3	4	5	6	7	8	9	AB	R	H	RBI	BB	SO	LOB	BOTTOM								
<b>Roberto Alomar, S</b> (1, 4) OBP: 0.376, SLG: 0.456	L4									4	0	3	3	0	0	0	<b>Cleveland Indians @ Baltimore Orioles</b> Oriole Park at Camden Yards, Baltimore, MD Tue Sep 16 1997, 7:05 PM EDT Att: 46,185 - Unknown - 87 F								
<b>Jeff Reboulet, R</b> (6, FR) OBP: 0.300, SLG: 0.324										1	0	0	0	0	1	1									
<b>Jeffrey Hammonds, R</b> (1, 8) OBP: 0.326, SLG: 0.501										3	1	0	0	1	2	1									
<b>Rafael Palmeiro, L</b> (1, 3) OBP: 0.327, SLG: 0.478										3	2	1	2	1	0	0									
<b>Brady Anderson, L</b> (1, 10) OBP: 0.397, SLG: 0.472										3	1	1	2	1	2	0									
<b>B.J. Surhoff, L</b> (1, 7) OBP: 0.350, SLG: 0.461										2	0	1	0	0	0	0									
<b>Eric Davis, R</b> (5, PH) OBP: 0.351, SLG: 0.522										2	0	0	0	0	0	1									
<b>Cal Ripken Jr, R</b> (1, 5) OBP: 0.334, SLG: 0.416										1	2	1	0	2	0	0									
<b>Aaron Ledesma, R</b> (7, PH) OBP: 0.422, SLG: 0.455										1	0	0	0	0	1	1									
<b>Jerome Walton, R</b> (1, 9) OBP: 0.389, SLG: 0.420										2	0	0	0	0	0	1									
<b>Lenny Webster, R</b> (1, 2) OBP: 0.328, SLG: 0.378										4	1	0	0	0	0	3									
<b>Mike Bordick, R</b> (1, 6) OBP: 0.279, SLG: 0.305										2	0	1	0	1	0	0									
<b>Inning Stats</b>	R: 2 E: 0 K: 1 S: 11	H: 1 LOB: 0 BB: 1 P: 25	R: 1 E: 0 K: 0 S: 8	H: 2 LOB: 2 BB: 1 P: 15	R: 0 E: 0 K: 1 S: 9	H: 0 LOB: 0 BB: 0 P: 14	R: 2 E: 0 K: 0 S: 13	H: 2 LOB: 2 BB: 1 P: 24	R: 2 E: 0 K: 1 S: 14	H: 1 LOB: 1 BB: 2 P: 26	R: 0 E: 0 K: 1 S: 9	H: 1 LOB: 1 BB: 0 P: 16	R: 0 E: 0 K: 1 S: 10	H: 0 LOB: 1 BB: 1 P: 18	R: 0 E: 0 K: 1 S: 7	H: 1 LOB: 1 BB: 0 P: 16	1B: 4 2B: 2 3B: 0 HR: 2	SF: 0 SAC: 2 DP: 0 HBP: 1	WP: 1 PB: 0 SB: 0 CS: 0	PA: 37					
<b>PITCHER</b>	IP	WLS	BF	H	R	ER	SO	BB	IBB	HBP	BLK	WP	HR	S	P	ERA	WHIP								
<b>David Weathers, R</b> (1, 1) ERA: 8.14	4.0	L	20	5	6	6	2	4	0	1	0	0	1	11	44	13.50	2.250								
<b>Jason Jacome, L</b> (5, 1) ERA: 6.07	1.0		5	1	1	1	1	1	0	0	0	0	0	1	19	9.00	2.000								
<b>Jeff Juden, R</b> (6, 1) ERA: 4.49	2.0		8	1	0	0	2	1	0	0	0	0	0	19	34	0.00	1.000								
<b>Paul Shuey, R</b> (8, 1) ERA: 5.57	1.0		4	1	0	0	1	0	0	0	0	1	0	7	16	0.00	1.000								





Batter	1	2	3	4	5	6	7	8	9	AB	R	H	RBI	BB	SO	LOB	TOP										
<b>Fernando Vina, L</b> OBP: 0.328, SLG: 0.367 <b>Jeff Huson, L</b> OBP: 0.243, SLG: 0.229	G4-3	FC6-4 1B				1B 1B		G6-3		3	1	2	1	0	0	0	<b>Milwaukee Brewers @ Baltimore Orioles</b> Oriole Park at Camden Yards, Baltimore, MD Wed Sep 17 1997, 7:05 PM EDT Att: 45,616 - Unknown - 78 F										
<b>Mark Loretta, R</b> OBP: 0.345, SLG: 0.389	1B	FC6-4			1B 2B		F8	P6		4	2	1	0	1	0	2											
<b>Dave Nilsson, L</b> OBP: 0.357, SLG: 0.462 <b>Jack Voigt, R</b> OBP: 0.333, SLG: 0.526	L1-3 1B				2B 1B		F8			3	1	2	1	0	0	0											
<b>Julio Franco, R</b> OBP: 0.362, SLG: 0.360	L1-3				1B			G3		5	0	1	0	0	2	5											
<b>Jeremy Burnitz, L</b> OBP: 0.380, SLG: 0.545	1B				1B 2B		1B 2B			5	1	3	3	0	1	0											
<b>Jose Valentin, S</b> OBP: 0.314, SLG: 0.418	1B				K		2B 1B			5	1	2	0	0	1	3											
<b>Darrin Jackson, R</b> OBP: 0.286, SLG: 0.385	P3				K		G3 1B			5	0	2	2	0	1	2											
<b>Jesse Levis, L</b> OBP: 0.357, SLG: 0.339	G4-3				G5-3		F8	G3		4	0	0	1	0	0	3											
<b>Gerald Williams, R</b> OBP: 0.282, SLG: 0.372	G4-3				1B		K	G6-3		4	1	1	0	0	1	1											
<b>Inning Stats</b>	R: 2 E: 0 K: 0 S: 11	H: 3 LOB: 2 BB: 1 P: 19	R: 0 E: 0 K: 0 S: 5	H: 1 LOB: 1 BB: 0 P: 7	R: 0 E: 0 K: 1 S: 7	H: 0 LOB: 0 BB: 0 P: 12	R: 0 E: 0 K: 1 S: 8	H: 0 LOB: 0 BB: 0 P: 12	R: 4 E: 0 K: 2 S: 25	H: 6 LOB: 2 BB: 0 P: 36	R: 0 E: 0 K: 1 S: 10	H: 0 LOB: 1 BB: 0 P: 17	R: 2 E: 0 K: 0 S: 12	H: 4 LOB: 1 BB: 0 P: 20	R: 0 E: 0 K: 1 S: 7	H: 0 LOB: 1 BB: 1 P: 15	R: 0 E: 0 K: 1 S: 7	H: 0 LOB: 0 BB: 0 P: 13	1B: 12 2B: 2 3B: 0 HR: 0	SF: 0 SAC: 0 DP: 0 HBP: 1	WP: 0 PB: 0 SB: 1 CS: 1	PA: 43					
<b>PITCHER</b>	IP	WLS	BF	H	R	ER	SO	BB	IBB	HBP	BLK	WP	HR	S	P	ERA	WHIP										
<b>Scott Erickson, R</b> ERA: 3.8	4.1	L	23	9	6	6	3	1	0	0	0	0	0	50	80	12.46	2.308										
<b>Arthur Rhodes, L</b> ERA: 3.21	2.0		10	4	2	2	2	0	0	1	0	0	0	23	35	9.00	2.000										
<b>Brian Williams, R</b> ERA: 3.54	2.2		10	1	0	0	1	1	0	0	0	0	0	19	36	0.00	0.750										

Batter	1	2	3	4	5	6	7	8	9	AB	R	H	RBI	BB	SO	LOB	BOTTOM										
<b>Roberto Alomar, S</b> OBP: 0.379, SLG: 0.467	P5		HR		2B		F9		BB	4	1	2	2	1	0	0	<b>Milwaukee Brewers @ Baltimore Orioles</b> Oriole Park at Camden Yards, Baltimore, MD Wed Sep 17 1997, 7:05 PM EDT Att: 45,616 - Unknown - 78 F										
<b>B.J. Surhoff, L</b> OBP: 0.348, SLG: 0.459	G4-3		G1-3		K			G6-3 1B	K	5	0	1	0	0	2	4											
<b>Rafael Palmeiro, L</b> OBP: 0.326, SLG: 0.476	BB		K				F8	F6		3	0	0	0	1	1	1											
<b>Brady Anderson, L</b> OBP: 0.396, SLG: 0.473 <b>Tony Tarasco, L</b> OBP: 0.306, SLG: 0.389	F9		L6		2B			G6-3		4	0	1	0	0	0	2											
<b>Geronimo Berroa, R</b> OBP: 0.369, SLG: 0.473			K		G5-4-3 1B		K	K		4	0	1	0	0	3	2											
<b>Cal Ripken Jr., R</b> OBP: 0.334, SLG: 0.414		BB			G5-4-3		L5		G6-3	3	0	0	0	1	0	2											
<b>Harold Baines, L</b> OBP: 0.375, SLG: 0.456		P4			G1-3			F7		4	0	1	0	0	0	1											
<b>Lenny Webster, R</b> OBP: 0.327, SLG: 0.388			K				L7		K	4	1	1	1	0	2	2											
<b>Mike Bordick, R</b> OBP: 0.279, SLG: 0.305 <b>Jeff Reboulet, R</b> OBP: 0.303, SLG: 0.327			HR		G6-3			G1-3		3	1	1	0	0	0	0											
<b>Inning Stats</b>	R: 0 E: 0 K: 0 S: 11	H: 0 LOB: 1 BB: 1 P: 20	R: 0 E: 0 K: 2 S: 17	H: 0 LOB: 1 BB: 1 P: 28	R: 2 E: 0 K: 1 S: 10	H: 2 LOB: 0 BB: 0 P: 14	R: 0 E: 0 K: 0 S: 9	H: 1 LOB: 0 BB: 0 P: 13	R: 0 E: 0 K: 1 S: 12	H: 1 LOB: 1 BB: 0 P: 21	R: 0 E: 0 K: 1 S: 11	H: 1 LOB: 1 BB: 0 P: 20	R: 1 E: 0 K: 0 S: 8	H: 1 LOB: 0 BB: 0 P: 10	R: 0 E: 0 K: 1 S: 10	H: 1 LOB: 3 BB: 1 P: 17	R: 0 E: 1 K: 2 S: 15	H: 2 LOB: 3 BB: 1 P: 22	1B: 5 2B: 2 3B: 0 HR: 2	SF: 0 SAC: 0 DP: 1 HBP: 0	WP: 0 PB: 0 SB: 0 CS: 0	PA: 38					
<b>PITCHER</b>	IP	WLS	BF	H	R	ER	SO	BB	IBB	HBP	BLK	WP	HR	S	P	ERA	WHIP										
<b>Jeff D'Amico, R</b> ERA: 4.66	5.0	W	20	4	2	2	4	2	0	0	0	0	1	59	96	3.60	1.200										
<b>Joel Adamson, L</b> ERA: 3.27	2.2		11	3	1	1	1	0	0	0	0	0	0	26	42	3.38	1.125										
<b>Bob Wickman, R</b> ERA: 2.99	1.1		7	2	0	0	3	1	0	0	0	0	0	18	27	0.00	2.250										

AB 40  
R 8  
H 14  
RBI 8  
BB 2  
SO 6  
LOB 17



AB 35  
R 3  
H 9  
RBI 3  
BB 3  
SO 8  
LOB 14





Batter	1	2	3	4	5	6	7	8	9	AB	R	H	RBI	BB	SO	LOB	TOP										
Mark Loretta, R (1, 4) OBP: 0.343, SLG: 0.386			G6-3		G5-3					5	0	1	1	0	2	1	<b>Milwaukee Brewers @ Baltimore Orioles</b> Oriole Park at Camden Yards, Baltimore, MD Thu Sep 18 1997, 7:05 PM EDT Att: 45,368 - Unknown - 79 F										
Jeff Cirillo, R (1, 5) OBP: 0.371, SLG: 0.427			F7		FC6-4					4	0	1	0	1	1	2											
Dave Nilsson, L (1, 3) Jack Voigt, R (7, PH) OBP: 0.328, SLG: 0.519				G6-3	P5					3	0	0	0	0	1	3											
Julio Franco, R (1, 10) OBP: 0.361, SLG: 0.359				G5-3	K					2	0	0	0	0	0	1											
Jeremy Burnitz, L (1, 9) OBP: 0.380, SLG: 0.546			G4-3							4	0	1	0	0	2	3											
Jose Valentin, S (1, 6) OBP: 0.316, SLG: 0.418										3	1	1	0	1	1	2											
Darrin Jackson, R (1, 7) OBP: 0.285, SLG: 0.400										3	0	1	0	1	2	3											
Gerald Williams, R (1, 8) OBP: 0.284, SLG: 0.373			G5-3							4	1	1	2	0	0	3											
Mike Matheny, R (1, 2) Jesse Levis, L (8, PH) OBP: 0.355, SLG: 0.337			G4-3							4	1	2	0	0	0	1											
Inning Stats	R: 0 E: 0 K: 3 S: 16	H: 1 LOB: 1 BB: 0 P: 23	R: 0 E: 0 K: 0 S: 7	H: 0 LOB: 1 BB: 1 P: 13	R: 0 E: 0 K: 0 S: 9	H: 0 LOB: 0 BB: 0 P: 11	R: 0 E: 0 K: 0 S: 11	H: 1 LOB: 2 BB: 1 P: 18	R: 1 E: 0 K: 1 S: 10	H: 2 LOB: 2 BB: 0 P: 15	R: 2 E: 0 K: 1 S: 15	H: 3 LOB: 1 BB: 0 P: 21	R: 0 E: 0 K: 2 S: 19	H: 1 LOB: 1 BB: 1 P: 31	R: 0 E: 0 K: 0 S: 6	H: 1 LOB: 0 BB: 0 P: 8		R: 0 E: 0 K: 2 S: 7	H: 0 LOB: 0 BB: 0 P: 10	1B: 7 2B: 2 3B: 0 HR: 1	SF: 0 SAC: 0 DP: 1 HBP: 1	WP: 0 PB: 0 SB: 3 CS: 0	PA: 39				
PITCHER	IP	WLS	BF	H	R	ER	SO	BB	IBB	HBP	BLK	WP	HR	S	P	ERA	WHIP										
35 Mike Mussina, R (1, 1) ERA: 3.18	6.0	W	29	7	3	3	5	3	0	1	0	0	1	71	108	4.50	1.667										
Jesse Orosco, L (7, 1) ERA: 2.31	0.2		3	1	0	0	1	0	0	0	0	0	0	13	19	0.00	1.500										
Armando Benitez, R (7, 1) ERA: 2.19	1.1	S	4	1	0	0	1	0	0	0	0	0	0	9	13	0.00	0.750										
Randy Myers, L (9, 1) ERA: 1.59	1.0		3	0	0	0	2	0	0	0	0	0	0	7	10	0.00	0.000										

Batter	1	2	3	4	5	6	7	8	9	AB	R	H	RBI	BB	SO	LOB	BOTTOM										
Jeffrey Hammonds, R (1, 8) OBP: 0.324, SLG: 0.496			G6-3		G6-3					4	0	0	0	0	0	1	<b>Milwaukee Brewers @ Baltimore Orioles</b> Oriole Park at Camden Yards, Baltimore, MD Thu Sep 18 1997, 7:05 PM EDT Att: 45,368 - Unknown - 79 F										
Aaron Ledesma, R (1, 3) OBP: 0.426, SLG: 0.463					L8					3	1	1	0	1	0	0											
Roberto Alomar, S (1, 4) OBP: 0.376, SLG: 0.462			G4-3		B2					4	0	0	0	0	1	3											
Geronimo Berroa, R (1, 10) OBP: 0.370, SLG: 0.473			L6							4	1	2	1	0	0	0											
Eric Davis, R (1, 9) OBP: 0.342, SLG: 0.507			G4-3		K					4	0	0	0	0	3	2											
Cal Ripken Jr., R (1, 5) OBP: 0.335, SLG: 0.414			G5-3							3	0	1	0	1	0	0											
Jerome Walton, R (1, 7) Tony Tarasco, L (6, PH) OBP: 0.305, SLG: 0.387			G5-3							2	0	1	1	0	0	0											
Chris Hoiles, R (1, 2) David DeLucci, L (7, PR) Lenny Webster, R (8, 2) OBP: 0.380, SLG: 0.420			G5-3							1	0	0	0	0	0	1											
Chris Hoiles, R (1, 2) David DeLucci, L (7, PR) Lenny Webster, R (8, 2) OBP: 0.380, SLG: 0.420			G1-4-3							2	1	1	0	1	1	2											
Mike Bordick, R (1, 6) OBP: 0.280, SLG: 0.312			G1-4-3							3	1	1	1	0	0	2											
Inning Stats	R: 0 E: 0 K: 0 S: 7	H: 0 LOB: 0 BB: 0 P: 12	R: 0 E: 0 K: 0 S: 5	H: 0 LOB: 0 BB: 0 P: 7	R: 1 E: 0 K: 0 S: 14	H: 1 LOB: 0 BB: 0 P: 23	R: 2 E: 0 K: 2 S: 15	H: 4 LOB: 2 BB: 0 P: 25	R: 1 E: 0 K: 0 S: 9	H: 1 LOB: 0 BB: 0 P: 15	R: 0 E: 0 K: 1 S: 9	H: 1 LOB: 1 BB: 1 P: 18	R: 0 E: 1 K: 1 S: 9	H: 0 LOB: 2 BB: 2 P: 22	R: 0 E: 0 K: 1 S: 7	H: 0 LOB: 0 BB: 0 P: 9	1B: 4 2B: 3 3B: 0 HR: 1	SF: 0 SAC: 0 DP: 1 HBP: 0	WP: 1 PB: 0 SB: 1 CS: 1	PA: 33							
PITCHER	IP	WLS	BF	H	R	ER	SO	BB	IBB	HBP	BLK	WP	HR	S	P	ERA	WHIP										
Scott Karl, L (1, 1) ERA: 4.37	5.0	L	22	7	4	4	2	0	0	0	0	0	1	53	87	7.20	1.400										
Mike Fetters, R (6, 1) ERA: 3.32	1.2		7	0	0	0	1	3	0	0	0	0	0	12	30	0.00	1.800										
Mark Davis, L (7, 1) ERA: 5.84	0.1		1	0	0	0	1	0	0	0	0	0	0	3	5	0.00	0.000										
Bob Wickman, R (8, 1) ERA: 2.95	1.0		3	0	0	0	1	0	0	0	0	0	0	7	9	0.00	0.000										







Batter	1	2	3	4	5	6	7	8	9	AB	R	H	RBI	BB	SO	LOB	TOP								
Brian Hunter, R (1, 8) OBP: 0.331, SLG: 0.354 Kimera Barteo, R (6, 7) OBP: 0.500, SLG: 0.333	K		G6-3				G1-3		HR	3	1	1	0	0	1	1	<b>Detroit Tigers @ Baltimore Orioles</b> Oriole Park at Camden Yards, Baltimore, MD Sat Sep 20 1997, 3:33 AM EDT Att: 47,489 - Overcast - 87 F								
Bobby Higginson, L (1, 9) OBP: 0.378, SLG: 0.527 Melvin Nieves, S (6, 9) OBP: 0.314, SLG: 0.456	K		1B				K		HR	3	1	2	2	0	1	0									
Travis Fryman, R (1, 5) OBP: 0.327, SLG: 0.438 Jimmy Hurst, R (6, 8) OBP: 0.200, SLG: 0.111	G3-1		6-3				F8		P5	3	0	1	1	0	0	1									
Tony Clark, S (1, 3) OBP: 0.383, SLG: 0.517		K							F7	5	1	2	0	0	1	1									
Damion Easley, R (1, 4) OBP: 0.358, SLG: 0.467 Frank Catalanotto, L (6, 4) OBP: 0.400, SLG: 0.444	K		FC5-4				G6-3		HR	3	0	0	0	0	1	2									
Bubba Trammell, R (1, 10) OBP: 0.336, SLG: 0.394	K						F9		SF7	3	0	0	1	0	2	1									
Phil Nevin, R (1, 7) OBP: 0.314, SLG: 0.428			1B				G1-3		K	4	1	1	0	0	1	2									
Matt Walbeck, S (1, 2) OBP: 0.340, SLG: 0.378			1B				K		1B	4	2	3	0	0	1	0									
Deivi Cruz, R (1, 6) OBP: 0.267, SLG: 0.319			1B				L6		F8	4	0	2	1	0	0	3									
<b>Inning Stats</b>	R: 0 E: 0 K: 2 S: 7	H: 0 LOB: 0 BB: 0 P: 7	R: 0 E: 0 K: 3 S: 9	H: 0 LOB: 0 BB: 0 P: 9	R: 2 E: 0 K: 0 S: 6	H: 4 LOB: 1 BB: 0 P: 6	R: 0 E: 0 K: 1 S: 7	H: 1 LOB: 1 BB: 0 P: 10	R: 3 E: 0 K: 0 S: 15	H: 4 LOB: 1 BB: 0 P: 26	R: 0 E: 0 K: 1 S: 9	H: 0 LOB: 0 BB: 0 P: 11	R: 0 E: 0 K: 1 S: 10	H: 1 LOB: 0 BB: 0 P: 14	R: 1 E: 0 K: 1 S: 13	H: 3 LOB: 2 BB: 0 P: 15		R: 2 E: 0 K: 1 S: 10	H: 2 LOB: 0 BB: 0 P: 17	1B: 9 2B: 5 3B: 0 HR: 1	SF: 1 SAC: 0 DP: 1 HBP: 0	WP: 0 PB: 0 SB: 2 CS: 0	PA: 41		
<b>PITCHER</b>	IP	WLS	BF	H	R	ER	SO	BB	IBB	HBP	BLK	WP	HR	S	P	ERA	WHIP								
Rick Krivda, L (1, 1) ERA: 6.2	4.1		21	9	5	5	6	0	0	0	0	0	0	40	53	10.38	2.077								
Nenro Rodriguez, R (5, 1) ERA: 5.09	3.1	W	14	4	1	1	3	0	0	0	0	0	0	34	43	2.70	1.200								
Terry Mathews, R (8, 1) ERA: 4.62	1.1		6	2	2	2	1	0	0	0	0	0	1	12	19	13.50	1.500								

Batter	1	2	3	4	5	6	7	8	9	AB	R	H	RBI	BB	SO	LOB	BOTTOM									
Brady Anderson, L (1, 8) OBP: 0.395, SLG: 0.469	P5		F7						P3	4	2	1	0	0	0	3	<b>Detroit Tigers @ Baltimore Orioles</b> Oriole Park at Camden Yards, Baltimore, MD Sat Sep 20 1997, 3:33 AM EDT Att: 47,489 - Overcast - 87 F									
Roberto Alomar, S (1, 4) OBP: 0.379, SLG: 0.477	G4-3		2B				G4-3		HR	5	2	3	2	0	0	0										
Eric Davis, R (1, 9) OBP: 0.332, SLG: 0.518 Jeffrey Hammonds, R (5, PR) OBP: 0.325, SLG: 0.493	G5-3		HR				F8		BB	3	1	2	3	1	0	0										
Rafael Palmeiro, L (1, 3) OBP: 0.331, SLG: 0.475		HR					F7		BB	2	2	1	0	2	0	1										
B.J. Surhoff, L (1, 7) OBP: 0.346, SLG: 0.463 David Dellucci, L (8, 7) OBP: 0.355, SLG: 0.385		HR					G3		F9	5	2	2	3	0	0	5										
Cal Ripken Jr., R (1, 5) OBP: 0.331, SLG: 0.408 Jeff Reboulet, R (8, 5) OBP: 0.302, SLG: 0.326		G6-3					P4		G4-3	4	0	0	1	0	0	2										
Harold Baines, L (1, 10) OBP: 0.375, SLG: 0.456 Jerome Walton, R (8, PH) OBP: 0.386, SLG: 0.415		SF9					F7		K	3	0	2	1	0	0	0										
Chris Hoiles, R (1, 2) OBP: 0.383, SLG: 0.431 Charlie Greene, R (9, 2) OBP: 0.383, SLG: 0.431		HR					5-3		F8	4	2	2	1	1	0	1										
Mike Bordick, R (1, 6) OBP: 0.280, SLG: 0.318		HR					P2		K	4	1	1	1	0	2	4										
<b>Inning Stats</b>	R: 0 E: 0 K: 0 S: 3	H: 7 LOB: 0 BB: 1 P: 15	R: 0 E: 0 K: 1 S: 6	H: 1 LOB: 1 BB: 0 P: 6	R: 1 E: 0 K: 0 S: 14	H: 1 LOB: 1 BB: 1 P: 24	R: 2 E: 0 K: 0 S: 16	H: 2 LOB: 3 BB: 2 P: 35	R: 0 E: 0 K: 1 S: 13	H: 2 LOB: 2 BB: 0 P: 21	R: 0 E: 0 K: 0 S: 8	H: 1 LOB: 1 BB: 0 P: 10	R: 0 E: 0 K: 1 S: 8	H: 0 LOB: 0 BB: 0 P: 10	R: 0 E: 0 K: 1 S: 8	H: 0 LOB: 0 BB: 0 P: 10		1B: 6 2B: 4 3B: 0 HR: 4	SF: 1 SAC: 0 DP: 0 HBP: 2	WP: 1 PB: 0 SB: 0 CS: 0	PA: 44					
<b>PITCHER</b>	IP	WLS	BF	H	R	ER	SO	BB	IBB	HBP	BLK	WP	HR	S	P	ERA	WHIP									
Scott Sanders, R (1, 1) ERA: 5.95	1.2	L	10	4	5	5	0	0	0	0	0	0	0	2	9	10	27.00	2.400								
Kevin Jarvis, R (2, 1) ERA: 7.91	2.2		16	5	6	6	1	3	0	0	0	0	2	26	44	20.25	3.000									
Roberto Duran, L (5, 1) ERA: 6.75	0.2		6	2	1	1	0	1	0	1	0	1	0	14	29	13.50	4.500									
Eddie Gallard, R (6, 1) ERA: 5.4	2.0		9	3	0	0	1	0	0	0	0	0	0	21	31	0.00	1.500									
Mike Myers, L (8, 1) ERA: 5.98	1.0		3	0	0	0	1	0	0	0	0	0	0	8	10	0.00	0.000									



Batter	1	2	3	4	5	6	7	8	9	AB	R	H	RBI	BB	SO	LOB	TOP										
<b>Brian Hunter, R</b> (1, 8) OBP: 0.333, SLG: 0.355 <b>Kimera Barteo, R</b> (9, PH) OBP: 0.376, SLG: 0.333 (9, 8)	2-2 1B 2B	0-0 F8		2-2 K		1-2 1B E	4-2 BB		4-0 BB	4	2	2	0	1	1	0											
<b>Bobby Higginson, L</b> (1, 9) OBP: 0.376, SLG: 0.525 (8, 7)	1-2 2B 1B		3-2 G4-3	1-3 K		3-2 1B E HBP	2-0 G4-3		1-0 F8	6	2	2	1	0	1	2											
<b>Travis Fryman, R</b> (1, 5) OBP: 0.328, SLG: 0.439	3-0 1B G4-3 2B		1-0 P6	0-1 P3		2-0 1B E HBP		1-2 G6-3		4	2	1	1	0	0	0											
<b>Tony Clark, S</b> (1, 3) OBP: 0.384, SLG: 0.517 <b>Jimmy Hurst, R</b> (8, PR) OBP: 0.200, SLG: 0.111 (8, 9)	1-0 G4-3 1B		4-2 1B WP HR BB		3-3 K	1-2 1B E4 HR		2-2 2B 1B		4	2	2	2	1	1	1											
<b>Damon Easley, R</b> (1, 4) OBP: 0.359, SLG: 0.479	3-2 G4-3		2-2 HR		3-3 K	1-1 HR		0-0 F8		5	2	2	6	0	1	2											
<b>Bubba Trammell, R</b> (1, 10) OBP: 0.347, SLG: 0.423	1-0 G6-3		1-2 BB BB 1B		2-1 2B	1-2 F8		0-0 2B		5	0	3	0	0	0	1											
<b>Phil Nevin, R</b> (1, 7) OBP: 0.312, SLG: 0.421 (8, 3)	1-1 G5-3		4-1 BB 1-2 BB		1-0 F9	3-2 G5-3		3-1 P2		4	0	0	0	1	0	5											
<b>Raul Casanova, S</b> (1, 2) OBP: 0.313, SLG: 0.337		1-2 G5-3	4-2 BB 1-2 2-3 BB		4-1 1B BB	0-0 F8		3-3 K		3	1	0	0	2	1	0											
<b>Deivi Cruz, R</b> (1, 6) OBP: 0.263, SLG: 0.315		1-2 L4	1-3 K		0-0 F7	2-3 K		0-1 G5-3		5	0	0	0	0	2	4											
<b>Inning Stats</b>	R: 3 E: 0 K: 0 S: 14	H: 4 LOB: 1 BB: 0 P: 26	R: 0 E: 0 K: 0 S: 8	H: 0 LOB: 0 BB: 0 P: 10	R: 2 E: 0 K: 1 S: 19	H: 2 LOB: 3 BB: 3 P: 39	R: 0 E: 0 K: 2 S: 11	H: 0 LOB: 0 BB: 0 P: 14	R: 0 E: 0 K: 2 S: 10	H: 1 LOB: 1 BB: 0 P: 19	R: 6 E: 1 K: 0 S: 22	H: 3 LOB: 0 BB: 1 P: 38	R: 0 E: 0 K: 1 S: 11	H: 0 LOB: 1 BB: 1 P: 19	R: 0 E: 0 K: 0 S: 10	H: 2 LOB: 3 BB: 0 P: 16	R: 0 E: 0 K: 1 S: 7	H: 0 LOB: 1 BB: 1 P: 15	1B: 7 2B: 3 3B: 0 HR: 2	SF: 0 SAC: 0 DP: 0 HBP: 1	WP: 1 PB: 0 SB: 0 CS: 0	PA: 47					
<b>PITCHER</b>	IP	WLS	BF	H	R	ER	SO	BB	IBB	HBP	BLK	WP	HR	S	P	ERA	WHIP										
<b>Jimmy Key, L</b> (1, 1) ERA: 3.3	4.2	L	24	7	5	5	5	3	0	0	0	1	1	61	106	9.64	2.143										
<b>Esteban Yan, R</b> (5, 1) ERA: 15.83	0.2		8	3	6	5	0	1	0	1	0	0	1	16	29	67.50	6.000										
<b>Brian Williams, R</b> (6, 1) ERA: 3.0	3.2		15	2	0	0	2	2	0	0	0	0	0	35	61	0.00	1.091										

Detroit Tigers @ Baltimore Orioles  
 Oriole Park at Camden Yards, Baltimore, MD  
 Sun Sep 21 1997, 3:33 AM EDT  
 Att: 47,446 - Sunny - 67 F

AB 40  
 R 11  
 H 12  
 RBI 10  
 BB 6  
 SO 7  
 LOB 15



Batter	1	2	3	4	5	6	7	8	9	AB	R	H	RBI	BB	SO	LOB	BOTTOM										
<b>Jeffrey Hammonds, R</b> (1, 8) OBP: 0.324, SLG: 0.490 <b>David Dellucci, L</b> (7, PR) OBP: 0.344, SLG: 0.370 (8, 9)	1-3 K		0-0 G6-3		2-3 K		4-2 BB		1-2 G2-3	3	0	0	0	1	2	0											
<b>Aaron Ledesma, R</b> (1, 4) OBP: 0.429, SLG: 0.464	1-2 DI WP 1B			0-1 F9 1B G5-6-3 1B		2-2 G3	0-3 K			4	1	2	0	0	1	1											
<b>Eric Davis, R</b> (1, 9) OBP: 0.352, SLG: 0.514 <b>Tony Tarasco, L</b> (8, 8) OBP: 0.309, SLG: 0.387	2-3 K			0-0 G5-6-3 1B		1-3 K		4-0 FC3-6 BB		3	0	1	0	0	2	1											
<b>Geronimo Berroa, R</b> (1, 10) OBP: 0.368, SLG: 0.469	2-2 L3			2-2 F9		4-1 HR BB		1-2 F8		3	1	0	0	1	0	4											
<b>Rafael Palmeiro, L</b> (1, 3) OBP: 0.331, SLG: 0.480 <b>Mel Rosario, S</b> (7, 2)		2-3 K		1-2 G5-6-3		0-1 HR		0-2 FC3-6 BB		3	1	1	3	0	1	1											
<b>Cal Ripken Jr., R</b> (1, 5) OBP: 0.332, SLG: 0.408 <b>Jeff Reboulet, R</b> (6, PR) OBP: 0.305, SLG: 0.326	3-2 G5-3			1-2 3-H 4-2 BB		1-1 1B		4-2 1B		2	0	1	0	1	0	0											
<b>Jerome Walton, R</b> (1, 7) OBP: 0.361, SLG: 0.386 (7, 3)	1-0 G6-3			1-0 F9		0-0 G5-3		0-0 P4		4	0	0	0	0	0	5											
<b>Chris Hoiles, R</b> (1, 2) OBP: 0.380, SLG: 0.428 <b>Danny Cilyburn, R</b> (7, 7)			1-3 K		2-2 G6-3		0-3 K		1-3 K	2	0	0	0	0	1	0											
<b>Mike Bordick, R</b> (1, 6) OBP: 0.279, SLG: 0.316 <b>Charlie Greene, R</b> (9, PH)			2-1 G3		2-3 K		2-3 K		2-3 K	3	0	0	0	0	2	0											
<b>Inning Stats</b>	R: 0 E: 0 K: 2 S: 12	H: 1 LOB: 1 BB: 0 P: 18	R: 0 E: 0 K: 1 S: 8	H: 0 LOB: 0 BB: 0 P: 14	R: 0 E: 0 K: 1 S: 7	H: 0 LOB: 0 BB: 0 P: 10	R: 1 E: 0 K: 0 S: 16	H: 2 LOB: 2 BB: 1 P: 24	R: 0 E: 0 K: 2 S: 10	H: 0 LOB: 0 BB: 0 P: 16	R: 2 E: 0 K: 1 S: 12	H: 2 LOB: 1 BB: 1 P: 20	R: 0 E: 0 K: 3 S: 11	H: 0 LOB: 1 BB: 1 P: 17	R: 0 E: 0 K: 0 S: 10	H: 0 LOB: 2 BB: 2 P: 19	R: 0 E: 0 K: 2 S: 9	H: 0 LOB: 0 BB: 0 P: 13	1B: 4 2B: 0 3B: 0 HR: 1	SF: 0 SAC: 0 DP: 0 HBP: 0	WP: 1 PB: 0 SB: 0 CS: 0	PA: 37					
<b>PITCHER</b>	IP	WLS	BF	H	R	ER	SO	BB	IBB	HBP	BLK	WP	HR	S	P	ERA	WHIP										
<b>Justin Thompson, L</b> (1, 1) ERA: 3.04	6.0	W	25	5	3	3	7	2	0	0	0	0	0	65	102	4.50	1.167										
<b>Dan Miceli, R</b> (7, 1) ERA: 4.96	2.0		9	0	0	0	3	3	0	0	0	0	0	21	36	0.00	1.500										
<b>Doug Brocail, R</b> (9, 1) ERA: 3.2	1.0		3	0	0	0	2	0	0	0	0	0	0	9	13	0.00	0.000										

Detroit Tigers @ Baltimore Orioles  
 Oriole Park at Camden Yards, Baltimore, MD  
 Sun Sep 21 1997, 3:33 AM EDT  
 Att: 47,446 - Sunny - 67 F

AB 32  
 R 3  
 H 5  
 RBI 3  
 BB 5  
 SO 12  
 LOB 13





Batter	1	2	3	4	5	6	7	8	9	AB	R	H	RBI	BB	SO	LOB	TOP										
<b>Brian Hunter, R</b> OBP: 0.335, SLG: 0.358 (1, 8) X	0-0 6-3		1-0 2B		2-3 K			0-2 2B 1B	3-2 1B	5	1	3	1	0	1	2	<b>Detroit Tigers @ Baltimore Orioles</b> Oriole Park at Camden Yards, Baltimore, MD Mon Sep 22 1997, 7:05 PM EDT Att: 46,616 - Unknown - 65 F <a href="http://livebaseballscorecards.com">livebaseballscorecards.com</a>										
<b>Damion Easley, R</b> OBP: 0.381, SLG: 0.477 (1, 4) X	0-0 6-3		4-0 BB		0-1 FC6-4			4-1 2B E BB	4-1 BB	2	1	0	0	3	0	2											
<b>Bobby Higginson, L</b> OBP: 0.380, SLG: 0.526 (1, 9) B (8, 7)	4-0 BB		0-0 G4-6-3			3-2 FC4-6 1B		2-2 E9 HR 2B	0-1 G4-3	4	1	2	1	1	0	4											
<b>Tony Clark, S</b> OBP: 0.384, SLG: 0.515 (1, 3) S	0-3 K		1-0 CS 1B		1-1 L9			1-3 K		4	0	1	0	0	2	3											
<b>Travis Fryman, R</b> OBP: 0.325, SLG: 0.436 (1, 5) X	0-0 4-3		1-2 F9		1-2 FC4-6			2-3 K		4	0	0	0	0	1	3											
<b>Bob Hamelin, L</b> OBP: 0.372, SLG: 0.503 (1, 10) S	0-3 K		3-3 K		2-3 K			3-1 HR		4	1	1	2	0	3	2											
<b>Bubba Trammell, R</b> <b>Jimmy Hurst, R</b> OBP: 0.200, SLG: 0.111 (1, 7) (8, 9) X	0-0 5-3		1-0 G5-3			2-2 F9		2-2 L5		4	0	0	0	0	0	0											
<b>Raul Casanova, S</b> OBP: 0.315, SLG: 0.337 (1, 2) X			0-0 PB 2B 1B		4-1 1B BB			2-0 G4-3	0-0 G6-3	3	1	1	0	1	0	0											
<b>Deivi Cruz, R</b> OBP: 0.263, SLG: 0.314 (1, 6) X			0-0 F8		0-0 FC6-4 1B			1-3 K	1-0 F9	4	0	1	0	0	1	1											
<b>Inning Stats</b>	R: 0 E: 0 K: 1 S: 5	H: 0 LOB: 1 BB: 1 P: 9	R: 0 E: 0 K: 1 S: 5	H: 0 LOB: 0 BB: 0 P: 5	R: 1 E: 0 K: 0 S: 4	H: 2 LOB: 1 BB: 1 P: 9	R: 0 E: 0 K: 1 S: 7	H: 1 LOB: 1 BB: 0 P: 12	R: 0 E: 0 K: 1 S: 8	H: 1 LOB: 2 BB: 1 P: 15	R: 0 E: 0 K: 1 S: 11	H: 1 LOB: 0 BB: 0 P: 18	R: 0 E: 0 K: 1 S: 9	H: 0 LOB: 0 BB: 0 P: 14	R: 4 E: 1 K: 2 S: 23	H: 3 LOB: 0 BB: 1 P: 37		R: 0 E: 0 K: 0 S: 9	H: 1 LOB: 2 BB: 1 P: 17	1B: 6 2B: 3 3B: 0 HR: 1	SF: 0 SAC: 0 DP: 2 HBP: 0	WP: 0 PB: 1 SB: 1 CS: 1	PA: 39				
<b>PITCHER</b>	IP	WLS	BF	H	R	ER	SO	BB	IBB	HBP	BLK	WP	HR	S	P	ERA	WHIP										
<b>Scott Erickson, R</b> ERA: 3.71 (1, 1)	7.0		28	6	2	1	6	3	0	0	0	0	0	52	85	1.29	1.286										
<b>Armando Benitez, R</b> ERA: 2.54 (8, 1)	1.0	L	6	2	3	3	2	1	0	0	0	0	1	20	34	27.00	3.000										
<b>Alan Mills, R</b> ERA: 4.78 (9, 1)	0.2		4	1	0	0	0	1	0	0	0	0	0	7	15	0.00	3.000										
<b>Jesse Orosco, L</b> ERA: 2.45 (9, 1)	0.1		1	0	0	0	0	0	0	0	0	0	0	2	2	0.00	0.000										

Batter	1	2	3	4	5	6	7	8	9	AB	R	H	RBI	BB	SO	LOB	BOTTOM										
<b>Brady Anderson, L</b> OBP: 0.395, SLG: 0.469 (1, 8) X	0-0 4-3	0-0 F9		1-2 FC6-4 S 1B		0-0 CS 1B		0-1 1B		5	1	2	0	0	0	1	<b>Detroit Tigers @ Baltimore Orioles</b> Oriole Park at Camden Yards, Baltimore, MD Mon Sep 22 1997, 7:05 PM EDT Att: 46,616 - Unknown - 65 F <a href="http://livebaseballscorecards.com">livebaseballscorecards.com</a>										
<b>Roberto Alomar, S</b> OBP: 0.382, SLG: 0.476 (1, 4) B	4-0 1B BB BB	0-0 6-3		3-0 BB 1B		4-0 1B BB		2-2 G5-3		3	1	1	1	2	0	1											
<b>Rafael Palmeiro, L</b> OBP: 0.333, SLG: 0.485 (1, 3) S	0-3 K		3-2 HR	4-2 BB		0-0 FC6-4 1B			2-3 K	4	1	2	1	1	2	1											
<b>Harold Baines, L</b> OBP: 0.375, SLG: 0.455 (1, 10) X	0-0 BB BB 1B		0-0 L8	0-1 G3-1		0-2 FC6-4			1-0 G5-3	3	1	1	0	0	0	2											
<b>Geronimo Berroa, R</b> OBP: 0.307, SLG: 0.467 (6, PH)	1-2 BB 1B					1-2 FC6-4				2	0	0	0	0	0	2											
<b>B.J. Surhoff, L</b> OBP: 0.345, SLG: 0.461 (1, 7) X	0-0 BB BB 1B		2-2 F9		0-0 F7		2-0 P6		2-2 G1-3	5	0	1	0	0	0	0											
<b>Cal Ripken Jr., R</b> OBP: 0.333, SLG: 0.408 (1, 5) B	4-0 FC5 BB BB		3-2 FC6-4 1B		2-2 F9		3-2 G6-3			3	0	1	1	1	0	0											
<b>Jeffrey Hammonds, R</b> OBP: 0.323, SLG: 0.486 (1, 9) B	4-0 1B BB		0-2 FC6-4		2-2 E3		1-3 K			3	0	0	1	1	1	1											
<b>Lenny Webster, R</b> OBP: 0.318, SLG: 0.375 (1, 2) X	0-0 FC5		2-2 G4-3		1-2 G5-3		0-0 P4			4	0	0	0	0	0	4											
<b>Mike Bordick, R</b> OBP: 0.279, SLG: 0.316 (1, 6) X		0-0 6-3		3-1 FC6-4 1B		3-3 K		2-3 K		3	0	1	0	0	1	0											
<b>Tony Tarasco, L</b> OBP: 0.307, SLG: 0.384 (8, PH)										1	0	0	0	0	1	0											
<b>Jeff Reboulet, R</b> OBP: 0.305, SLG: 0.326 (9, 6) X										0	0	0	0	0	0	0											
<b>Inning Stats</b>	R: 2 E: 0 K: 1 S: 7	H: 2 LOB: 3 BB: 3 P: 19	R: 0 E: 0 K: 0 S: 3	H: 0 LOB: 0 BB: 0 P: 3	R: 1 E: 0 K: 0 S: 14	H: 2 LOB: 1 BB: 0 P: 22	R: 1 E: 0 K: 0 S: 15	H: 2 LOB: 2 BB: 1 P: 28	R: 0 E: 1 K: 0 S: 8	H: 0 LOB: 1 BB: 0 P: 16	R: 0 E: 0 K: 1 S: 7	H: 2 LOB: 0 BB: 0 P: 13	R: 0 E: 0 K: 1 S: 10	H: 1 LOB: 0 BB: 0 P: 14	R: 0 E: 0 K: 1 S: 7	H: 0 LOB: 0 BB: 0 P: 12	1B: 8 2B: 0 3B: 0 HR: 1	SF: 0 SAC: 0 DP: 0 HBP: 0	WP: 0 PB: 0 SB: 2 CS: 1	PA: 41							
<b>PITCHER</b>	IP	WLS	BF	H	R	ER	SO	BB	IBB	HBP	BLK	WP	HR	S	P	ERA	WHIP										
<b>Brian Moehler, R</b> ERA: 4.75 (1, 1)	5.0		26	6	4	4	1	4	0	0	0	0	0	9	18	0.00	2.250										
<b>Roberto Duran, L</b> ERA: 5.79 (6, 1)	1.1		6	2	0	0	1	1	0	0	0	0	0	6	10	0.00	0.000										
<b>Eddie Gaillard, R</b> ERA: 5.19 (7, 1)	0.2	W	2	0	0	0	1	0	0	0	0	0	0	6	10	0.00	0.000										
<b>Doug Brocail, R</b> ERA: 3.16 (8, 1)	1.0		4	1	0	0	1	0	0	0	0	0	0	10	14	0.00	1.000										
<b>Todd Jones, R</b> ERA: 2.74 (9, 1)	1.0	S	3	0	0	0	1	0	0	0	0	0	0	7	12	0.00	0.000										

**Detroit Tigers @ Baltimore Orioles**  
 Oriole Park at Camden Yards, Baltimore, MD  
 Mon Sep 22 1997, 7:05 PM EDT  
 Att: 46,616 - Unknown - 65 F

AB 34  
 R 5  
 H 9  
 RBI 4  
 BB 5  
 SO 8  
 LOB 17



**Detroit Tigers @ Baltimore Orioles**  
 Oriole Park at Camden Yards, Baltimore, MD  
 Mon Sep 22 1997, 7:05 PM EDT  
 Att: 46,616 - Unknown - 65 F

AB 36  
 R 4  
 H 9  
 RBI 4  
 BB 5  
 SO 5  
 LOB 12





Batter	1	2	3	4	5	6	7	8	9	AB	R	H	RBI	BB	SO	LOB	TOP								
<b>Brady Anderson, L</b> OBP: 0.394, SLG: 0.466 (1, 8)										5	1	1	0	0	1	3	<b>Baltimore Orioles @ Toronto Blue Jays</b> SkyDome, Toronto, ON Tue Sep 23 1997, 7:05 PM EDT Att: 29,276 - Dome - 68 F								
<b>Roberto Alomar, S</b> OBP: 0.382, SLG: 0.477 (1, 4)										5	1	2	1	0	0	2									
<b>Rafael Palmeiro, L</b> OBP: 0.332, SLG: 0.485 (1, 3)										4	0	1	0	0	0	3									
<b>Harold Baines, L</b> OBP: 0.376, SLG: 0.454 (1, 10)										3	0	1	1	1	0	1									
<b>B.J. Surhoff, L</b> OBP: 0.344, SLG: 0.459 (1, 7)										4	0	1	1	0	2	2									
<b>Cal Ripken Jr., R</b> OBP: 0.331, SLG: 0.405 (1, 5)										4	0	0	0	0	3	4									
<b>Geronimo Berroa, R</b> OBP: 0.369, SLG: 0.464 (1, 9)										3	0	0	0	1	1	2									
<b>Jeffrey Hammonds, R</b> OBP: 0.323, SLG: 0.486 (8, 9)										0	0	0	0	0	0	0									
<b>Chris Hoiles, R</b> OBP: 0.377, SLG: 0.424 (1, 2)										3	0	0	0	0	3	3									
<b>Lenny Webster, R</b> OBP: 0.317, SLG: 0.374 (8, 2)										1	0	0	0	0	0	0									
<b>Mike Bordick, R</b> OBP: 0.282, SLG: 0.322 (1, 6)										4	1	3	0	0	1	0									
<b>Inning Stats</b>	R: 2 E: 1 K: 2 S: 12	H: 4 LOB: 3 BB: 1 P: 19	R: 1 E: 0 K: 1 S: 11	H: 2 LOB: 1 BB: 0 P: 20	R: 0 E: 0 K: 2 S: 10	H: 0 LOB: 0 BB: 0 P: 18	R: 0 E: 0 K: 0 S: 9	H: 0 LOB: 0 BB: 0 P: 15	R: 0 E: 0 K: 0 S: 9	H: 0 LOB: 0 BB: 0 P: 13	R: 0 E: 0 K: 0 S: 4	H: 0 LOB: 0 BB: 0 P: 7	R: 0 E: 0 K: 1 S: 11	H: 1 LOB: 1 BB: 0 P: 16	R: 0 E: 0 K: 3 S: 10	H: 1 LOB: 2 BB: 1 P: 21	R: 0 E: 0 K: 0 S: 9	H: 1 LOB: 1 BB: 0 P: 15	1B: 6 2B: 3 3B: 0 HR: 0	SF: 0 SAC: 0 DP: 0 HBP: 0	WP: 0 PB: 0 SB: 0 CS: 0	PA: 38			
<b>PITCHER</b>	IP	WLS	BF	H	R	ER	SO	BB	IBB	HBP	BLK	WP	HR	S	P	ERA	WHIP								
<b>Roger Clemens, R</b> ERA: 2.04 (1, 1)	8.0	L	34	8	3	3	11	2	0	0	0	0	0	76	129	3.38	1.250								
<b>Paul Quantrill, R</b> ERA: 2.0 (9, 1)	0.2		3	1	0	0	0	0	0	0	0	0	0	7	13	0.00	1.500								
<b>Dan Plesac, L</b> ERA: 3.75 (9, 1)	0.1		1	0	0	0	0	0	0	0	0	0	0	2	2	0.00	0.000								

AB 36  
R 3  
H 9  
RBI 3  
BB 2  
SO 11  
LOB 20



Batter	1	2	3	4	5	6	7	8	9	AB	R	H	RBI	BB	SO	LOB	BOTTOM								
<b>Shannon Stewart, R</b> OBP: 0.376, SLG: 0.459 (1, 8)										4	1	1	1	0	2	0	<b>Baltimore Orioles @ Toronto Blue Jays</b> SkyDome, Toronto, ON Tue Sep 23 1997, 7:05 PM EDT Att: 29,276 - Dome - 68 F								
<b>Alex Gonzalez, R</b> OBP: 0.303, SLG: 0.397 (1, 6)										3	0	0	1	0	0	0									
<b>José Cruz Jr., S</b> OBP: 0.311, SLG: 0.493 (1, 7)										3	0	0	0	1	1	0									
<b>Joe Carter, R</b> OBP: 0.286, SLG: 0.400 (1, 10)										4	0	0	0	0	0	1									
<b>Carlos Delgado, L</b> OBP: 0.345, SLG: 0.527 (1, 3)										4	0	1	0	0	0	1									
<b>Juan Samuel, R</b> OBP: 0.352, SLG: 0.405 (1, 5)											3	0	1	0	1	0									
<b>Shawn Green, L</b> OBP: 0.341, SLG: 0.468 (1, 9)										3	0	0	0	0	2	3									
<b>Charlie O'Brien, R</b> OBP: 0.310, SLG: 0.350 (1, 2)										3	0	0	0	0	1	3									
<b>Tomas Perez, S</b> OBP: 0.263, SLG: 0.252 (1, 4)										2	1	0	0	1	0	1									
<b>Inning Stats</b>	R: 0 E: 0 K: 0 S: 7	H: 0 LOB: 0 BB: 0 P: 10	R: 0 E: 0 K: 0 S: 7	H: 1 LOB: 2 BB: 1 P: 13	R: 0 E: 0 K: 1 S: 8	H: 0 LOB: 0 BB: 0 P: 12	R: 0 E: 0 K: 0 S: 7	H: 0 LOB: 0 BB: 0 P: 12	R: 0 E: 0 K: 1 S: 8	H: 0 LOB: 0 BB: 0 P: 13	R: 2 E: 0 K: 0 S: 11	H: 1 LOB: 1 BB: 2 P: 19	R: 0 E: 0 K: 2 S: 13	H: 1 LOB: 1 BB: 0 P: 19	R: 0 E: 0 K: 2 S: 10	H: 0 LOB: 0 BB: 0 P: 12		R: 0 E: 0 K: 1 S: 6	H: 0 LOB: 0 BB: 0 P: 7	1B: 1 2B: 1 3B: 1 HR: 0	SF: 1 SAC: 0 DP: 0 HBP: 0	WP: 0 PB: 0 SB: 1 CS: 0	PA: 33		
<b>PITCHER</b>	IP	WLS	BF	H	R	ER	SO	BB	IBB	HBP	BLK	WP	HR	S	P	ERA	WHIP								
<b>Nerio Rodriguez, R</b> ERA: 4.64 (1, 1)	5.1	W	20	2	2	2	2	2	0	0	0	0	0	42	69	3.38	0.750								
<b>Arthur Rhodes, L</b> ERA: 3.1 (6, 1)	1.2		7	1	0	0	2	1	0	0	0	0	0	19	29	0.00	1.200								
<b>Armando Benitez, R</b> ERA: 2.5 (8, 1)	1.0		3	0	0	0	2	0	0	0	0	0	0	10	12	0.00	0.000								
<b>Randy Myers, L</b> ERA: 1.56 (9, 1)	1.0	S	3	0	0	0	1	0	0	0	0	0	0	6	7	0.00	0.000								

AB 29  
R 2  
H 3  
RBI 2  
BB 3  
SO 7  
LOB 9





Batter	1	2	3	4	5	6	7	8	9	AB	R	H	RBI	BB	SO	LOB	TOP					
<b>Brady Anderson, L</b> (1, 8) OBP: 0.393, SLG: 0.466	G4-3		L9			2B		K	F9	5	1	1	0	1	1	3	<b>Baltimore Orioles @ Toronto Blue Jays</b> SkyDome, Toronto, ON Wed Sep 24 1997, 7:05 PM EDT Att: 27,443 - Dome - 70 F					
<b>Roberto Alomar, S</b> (1, 4) OBP: 0.382, SLG: 0.479	K		BB			2B		K		5	0	2	1	0	2	1						
<b>Eric Davis, R</b> (1, 9) OBP: 0.341, SLG: 0.497	K		BB			2B		K		5	0	0	0	0	4	4						
<b>Geromimo Berroa, R</b> (1, 10) OBP: 0.368, SLG: 0.468		K	FC6-4			2B		L7	1B	4	2	2	0	1	1	0						
<b>Cal Ripken Jr., R</b> (1, 5) OBP: 0.333, SLG: 0.405	1B	BB	FC6-4			2B		E6	FC4-6	3	2	1	0	2	0	4						
<b>B.J. Surhoff, L</b> (1, 7) OBP: 0.345, SLG: 0.460	1B				G4-3			P5	FC4-6	5	2	2	2	0	0	2						
<b>Jerome Walton, R</b> (1, 3) OBP: 0.349, SLG: 0.373	K				F8			SF9	2B	2	0	0	0	0	1	2						
<b>Rafael Palmeiro, L</b> (6, PH) OBP: 0.334, SLG: 0.493	K				F8			SF9	HR	2	1	2	4	0	0	0						
<b>Lenny Webster, R</b> (1, 2) OBP: 0.318, SLG: 0.376	K				G3			G3	P4	4	1	1	1	1	1	3						
<b>Mike Bordick, R</b> (1, 6) OBP: 0.284, SLG: 0.321			BB	1B		L4		G3	BB	4	0	1	0	1	1	2						
<b>Inning Stats</b>	R: 0 E: 0 K: 2 S: 8	H: 0 LOB: 0 BB: 0 P: 9	R: 0 E: 0 K: 3 S: 15	H: 1 LOB: 2 BB: 1 P: 22	R: 0 E: 0 K: 1 S: 13	H: 2 LOB: 3 BB: 1 P: 26	R: 0 E: 0 K: 0 S: 6	H: 0 LOB: 0 BB: 0 P: 8	R: 0 E: 0 K: 0 S: 8	H: 1 LOB: 1 BB: 0 P: 13	R: 5 E: 1 K: 1 S: 21	H: 4 LOB: 1 BB: 1 P: 36	R: 2 E: 0 K: 1 S: 15	H: 1 LOB: 1 BB: 2 P: 25	R: 0 E: 0 K: 3 S: 9	H: 0 LOB: 0 BB: 0 P: 11	R: 2 E: 0 K: 0 S: 16	H: 3 LOB: 2 BB: 1 P: 29	1B: 4 2B: 7 3B: 0 HR: 1	SF: 1 SAC: 0 DP: 0 HBP: 0	WP: 1 PB: 0 SB: 1 CS: 0	PA: 46
<b>PITCHER</b>	IP	WLS	BF	H	R	ER	SO	BB	IBB	HBP	BLK	WP	HR	S	P	ERA	WHIP					
<b>Omar Daal, L</b> (1, 1) ERA: 7.06	5.0	L	24	6	3	3	6	2	0	0	0	0	0	59	92	5.40	1.600					
<b>Tim Lincecum, R</b> (6, 1) ERA: 7.08	0.2		5	2	2	1	0	1	0	0	0	1	0	9	18	13.50	4.500					
<b>Bill Rife, R</b> (6, 1) ERA: 8.31	1.1		7	1	2	2	2	2	0	0	0	0	1	18	29	13.50	2.250					
<b>Carlos Almanzar, R</b> (8, 1) ERA: 2.7	1.0		3	0	0	0	3	0	0	0	0	0	0	9	11	0.00	0.000					
<b>Kelvin Escobar, R</b> (9, 1) ERA: 3.0	0.2		6	3	2	2	0	1	0	0	0	0	0	11	21	27.00	6.000					

AB 39  
R 9  
H 12  
RBI 8  
BB 6  
SO 11  
LOB 21



Batter	1	2	3	4	5	6	7	8	9	AB	R	H	RBI	BB	SO	LOB	BOTTOM				
<b>Shannon Stewart, R</b> (1, 8) OBP: 0.379, SLG: 0.467	G3		G1-3			P5		F8		4	0	2	0	0	0	2	<b>Baltimore Orioles @ Toronto Blue Jays</b> SkyDome, Toronto, ON Wed Sep 24 1997, 7:05 PM EDT Att: 27,443 - Dome - 70 F				
<b>Shawn Green, L</b> (1, 9) OBP: 0.338, SLG: 0.464	G3				F8			G4-3		4	0	0	0	0	0	2					
<b>Joe Carter, R</b> (1, 10) OBP: 0.284, SLG: 0.397	F8				P3			F7		4	0	0	0	0	1	2					
<b>Carlos Delgado, L</b> (1, 3) OBP: 0.346, SLG: 0.528	2		G4-3			HR		BB		3	1	1	0	1	0	1					
<b>José Cruz Jr., S</b> (1, 7) OBP: 0.312, SLG: 0.501			F7			HR		K		4	1	2	2	0	1	1					
<b>Alex Gonzalez, R</b> (1, 6) OBP: 0.300, SLG: 0.393			G5-3			P3				4	0	0	0	0	1	1					
<b>Benito Santiago, R</b> (1, 2) OBP: 0.274, SLG: 0.381			G4-3			BB		G5-3		3	0	1	0	1	0	0					
<b>Juan Samuel, R</b> (1, 5) OBP: 0.352, SLG: 0.439			P5			G1-3				3	1	1	1	0	0	2					
<b>Tomas Perez, S</b> (1, 4) OBP: 0.256, SLG: 0.245			G4-3			G1-3				3	0	0	0	0	0	2					
<b>Inning Stats</b>	R: 0 E: 0 K: 0 S: 11	H: 1 LOB: 1 BB: 0 P: 16	R: 0 E: 0 K: 0 S: 9	H: 0 LOB: 0 BB: 0 P: 13	R: 0 E: 0 K: 0 S: 7	H: 0 LOB: 1 BB: 1 P: 13	R: 2 E: 0 K: 0 S: 6	H: 2 LOB: 0 BB: 0 P: 10	R: 0 E: 0 K: 1 S: 12	H: 0 LOB: 1 BB: 1 P: 22	R: 1 E: 0 K: 1 S: 9	H: 1 LOB: 0 BB: 0 P: 11	R: 0 E: 0 K: 1 S: 13	H: 1 LOB: 1 BB: 0 P: 20	R: 0 E: 0 K: 0 S: 8	H: 1 LOB: 0 BB: 0 P: 10		1B: 2 2B: 3 3B: 0 HR: 2	SF: 0 SAC: 0 DP: 1 HBP: 0	WP: 0 PB: 0 SB: 1 CS: 0	PA: 34
<b>PITCHER</b>	IP	WLS	BF	H	R	ER	SO	BB	IBB	HBP	BLK	WP	HR	S	P	ERA	WHIP				
<b>Scott Kamieniecki, R</b> (1, 1) ERA: 4.01	7.0	W	29	6	3	3	2	2	0	0	0	0	0	67	107	3.86	1.143				
<b>Jesse Orosco, L</b> (8, 1) ERA: 2.4	1.0		3	0	0	0	1	0	0	0	0	0	0	8	12	0.00	0.000				
<b>Randy Myers, L</b> (9, 1) ERA: 1.53	1.0		3	1	0	0	0	0	0	0	0	0	0	8	10	0.00	1.000				

AB 32  
R 3  
H 7  
RBI 3  
BB 2  
SO 3  
LOB 13






Batter	1	2	3	4	5	6	7	8	9	AB	R	H	RBI	BB	SO	LOB	TOP										
<b>Brady Anderson, L</b> (1, 8) OBP: 0.392, SLG: 0.464	0-2 FC4-6 1B	1-1 F4			0-0 G3		0-0 G2-3		1-3 K	5	0	1	0	0	1	4											
<b>Roberto Alomar, S</b> (1, 4) OBP: 0.387, SLG: 0.490	0-0 FC4-6 1B		1-1 HR		3-2 1B		2-2 F8		2-1 1B	5	1	4	1	0	0	0											
<b>Rafael Palmeiro, L</b> (1, 3) OBP: 0.333, SLG: 0.491	2-1 FC4-6 1B		0-0 G3		3-1 F7		0-1 1B		1-3 K	5	0	1	0	0	1	6											
<b>Harold Baines, L</b> (1, 10) OBP: 0.373, SLG: 0.450	1-0 G3-6-3		0-1 G4-3		1-0 G6-3		2-2 G1-3		2-2 E4 1B	4	0	0	0	0	0	5											
<b>Gerónimo Berroa, R</b> (9, PH) OBP: 0.369, SLG: 0.469										1	0	1	0	0	0	0											
<b>David Dellucci, L</b> (9, PR) OBP: 0.344, SLG: 0.370									1-3 2H 1B	0	0	0	0	0	0	0											
<b>B.J. Surhoff, L</b> (1, 7) OBP: 0.345, SLG: 0.462		0-1 G3-1 2B		0-0 F8			0-0 F8		3-1 G4-3 G6-3 1B	5	1	2	0	0	0	2											
<b>Cal Ripken Jr., R</b> (1, 5) OBP: 0.332, SLG: 0.403		1-1 G3-1		1-0 G4-3			1-2 G3-1		2-2 G6-3	3	0	0	0	0	0	1											
<b>Aaron Ledesma, R</b> (6, 5) OBP: 0.424, SLG: 0.459									1-2 1B	1	0	0	0	0	0	1											
<b>Jeff Hammonds, R</b> (1, 9) OBP: 0.325, SLG: 0.483		4-2 2B BB		2-3 K			4-2 E 1B BB		1-2 G4-3	2	0	0	0	2	1	1											
<b>Chris Hoiles, R</b> (1, 2) OBP: 0.379, SLG: 0.428		2-1 1B		1-1 G6-3			0-1 E7		0-3 K	4	0	2	1	0	1	1											
<b>Lenny Webster, R</b> (8, 2) OBP: 0.316, SLG: 0.376		1-3 3-H 2B					1-3 1B			0	0	0	0	0	0	0											
<b>Jeff Reboulet, R</b> (1, 6) OBP: 0.308, SLG: 0.329		0-3 K					1-2 1B G3 1B		1-3 K	4	1	2	0	0	2	4											
<b>Jeff Reboulet, R</b> (1, 6) OBP: 0.308, SLG: 0.329									0-0 1B E 1B																		
<b>Inning Stats</b>	R: 0 E: 0 K: 0 S: 7	H: 2 LOB: 1 BB: 0 P: 10	R: 1 E: 0 K: 1 S: 15	H: 2 LOB: 2 BB: 1 P: 23	R: 1 E: 0 K: 0 S: 6	H: 1 LOB: 0 BB: 0 P: 7	R: 0 E: 0 K: 1 S: 7	H: 0 LOB: 0 BB: 0 P: 11	R: 0 E: 0 K: 0 S: 10	H: 2 LOB: 2 BB: 0 P: 18	R: 0 E: 1 K: 1 S: 12	H: 1 LOB: 2 BB: 1 P: 18	R: 0 E: 0 K: 0 S: 10	H: 1 LOB: 1 BB: 0 P: 14	R: 0 E: 0 K: 1 S: 12	H: 1 LOB: 1 BB: 0 P: 18	R: 1 E: 1 K: 2 S: 15	H: 3 LOB: 2 BB: 0 P: 22	1B: 10 2B: 2 3B: 0 HR: 1	SF: 0 SAC: 0 DP: 1 HBP: 0	WP: 0 PA: 41 PB: 0 SB: 0 CS: 0						
<b>PITCHER</b>	IP	WLS	BF	H	R	ER	SO	BB	IBB	HBP	BLK	WP	HR	S	P	ERA	WHIP										
<b>Chris Carpenter, R</b> (1, 1) ERA: 5.09	7.0	W	31	9	2	2	3	2	0	0	0	0	1	67	101	2.57	1.571										
<b>Paul Quantrill, R</b> (8, 1) ERA: 1.97	1.0		5	2	1	0	1	0	0	0	0	0	0	13	19	0.00	2.000										
<b>Dan Plesac, L</b> (9, 1) ERA: 3.7	0.2		3	1	0	0	2	0	0	0	0	0	0	8	12	0.00	1.500										
<b>Kelvim Escobar, R</b> (9, 1) ERA: 2.97	0.1	S	2	1	0	0	0	0	0	0	0	0	0	6	9	0.00	3.000										

**Baltimore Orioles @ Toronto Blue Jays**  
**SkyDome, Toronto, ON**  
Thu Sep 25 1997, 7:05 PM EDT  
Att: 28,324 - Dome - 65 F

**AB 39**  
**R 3**  
**H 13**  
**RBI 2**  
**BB 2**  
**SO 6**  
**LOB 25**



Batter	1	2	3	4	5	6	7	8	9	AB	R	H	RBI	BB	SO	LOB	BOTTOM										
<b>Shannon Stewart, R</b> (1, 8) OBP: 0.376, SLG: 0.468	0-0 G3		1-2 G5-3		1-0 2H 2B		0-2 G5-3			4	0	1	1	0	0	0											
<b>Shawn Green, L</b> (1, 9) OBP: 0.338, SLG: 0.462	0-0 2B 1B		2-3 K		0-0 G4-3				3-3 K	4	1	1	0	0	2	1											
<b>Joe Carter, R</b> (1, 10) OBP: 0.285, SLG: 0.404	0-1 1H 2B		2-3 K				0-2 HR		0-1 F9	4	1	2	2	0	1	0											
<b>Carlos Delgado, L</b> (1, 3) OBP: 0.349, SLG: 0.531	0-3 K				3-2 CS 1B		2-2 FC5 1B		1-1 1B 2B	4	0	3	0	0	1	1											
<b>José Cruz Jr., S</b> (1, 7) OBP: 0.312, SLG: 0.499	3-2 L8		0-3 K		0-3 K		2-1 FC5 1B		3-2 G1-3	4	0	1	0	0	1	3											
<b>Alex Gonzalez, R</b> (1, 6) OBP: 0.300, SLG: 0.391					1 SAFE 4-2 1-2 CS BB		0-0 FC5		1-2 G5-4-3	2	0	0	0	1	0	2											
<b>Benito Santiago, R</b> (1, 2) OBP: 0.275, SLG: 0.380		2-2 P3		3-2 CS		0-1 1B		0-1 G5-4-3		3	0	1	0	0	0	2											
<b>Juan Samuel, R</b> (1, 5) OBP: 0.351, SLG: 0.471		0-2 HR			2-3 K				0-3 K	3	1	1	1	0	2	0											
<b>Tomas Perez, S</b> (1, 4) OBP: 0.258, SLG: 0.248		1-1 F9			1-2 E5 2B 1B				0-3 K	3	1	1	0	0	1	0											
<b>Inning Stats</b>	R: 1 E: 0 K: 1 S: 10	H: 2 LOB: 1 BB: 0 P: 13	R: 1 E: 0 K: 0 S: 10	H: 1 LOB: 0 BB: 0 P: 13	R: 0 E: 0 K: 2 S: 9	H: 0 LOB: 0 BB: 0 P: 14	R: 0 E: 0 K: 1 S: 15	H: 1 LOB: 1 BB: 1 P: 25	R: 1 E: 1 K: 1 S: 10	H: 3 LOB: 1 BB: 0 P: 14	R: 1 E: 0 K: 0 S: 12	H: 3 LOB: 1 BB: 0 P: 16	R: 0 E: 0 K: 2 S: 9	H: 0 LOB: 0 BB: 0 P: 9	R: 0 E: 0 K: 1 S: 10	H: 1 LOB: 1 BB: 0 P: 17	1B: 6 2B: 3 3B: 0 HR: 2	SF: 0 SAC: 0 DP: 1 HBP: 0	WP: 0 PA: 33 PB: 0 SB: 0 CS: 2								
<b>PITCHER</b>	IP	WLS	BF	H	R	ER	SO	BB	IBB	HBP	BLK	WP	HR	S	P	ERA	WHIP										
<b>35 Mike Mussina, R</b> (1, 1) ERA: 3.2	7.0	L	28	10	4	3	7	1	0	0	0	0	0	75	104	3.86	1.571										
<b>Jesse Orosco, L</b> (8, 1) ERA: 2.36	1.0		4	1	0	0	1	0	0	0	0	0	0	10	17	0.00	1.000										

**Baltimore Orioles @ Toronto Blue Jays**  
**SkyDome, Toronto, ON**  
Thu Sep 25 1997, 7:05 PM EDT  
Att: 28,324 - Dome - 65 F

**AB 31**  
**R 4**  
**H 11**  
**RBI 4**  
**BB 1**  
**SO 8**  
**LOB 9**





Batter	1	2	3	4	5	6	7	8	9	AB	R	H	RBI	BB	SO	LOB	TOP				
<b>Brady Anderson, L</b> (1, 8) OBP: 0.392, SLG: 0.465	1-1 FC3-6 1B		2-0 F8		1-0 2B		2-0 F7		1-2 G4-3	5	0	2	0	0	0	0	<b>Baltimore Orioles @ Milwaukee Brewers</b> <b>Milwaukee County Stadium, Milwaukee, WI</b> Fri Sep 26 1997, 8:05 PM EDT Att: 16,834 - Unknown - 63 F				
<b>Roberto Alomar, S</b> (1, 4) OBP: 0.386, SLG: 0.488	0-2 FC3-6 1B		4-0 BB		1-1 G3-1		1-0 HR			2	0	0	0	1	0	1					
<b>Aaron Ledesma, R</b> (5, 5) OBP: 0.430, SLG: 0.500	1-2 FC3-6 1B									1	1	1	1	0	0	0					
<b>Rafael Palmeiro, L</b> (1, 3) OBP: 0.332, SLG: 0.489	0-0 L8		1-3 K		1-0 G5-3		3-3 K			2	0	0	0	0	1	2					
<b>Jeffrey Hammonds, R</b> (4, 9)										2	0	0	0	0	1	0					
<b>Harold Baines, L</b> (1, 10) OBP: 0.375, SLG: 0.459	3-2 1B									2	1	2	1	0	0	0					
<b>Gerónimo Berroa, R</b> (6, PH) OBP: 0.369, SLG: 0.466	1-2 1B									1	0	0	0	1	0	0					
<b>B.J. Surhoff, L</b> (1, 7) OBP: 0.346, SLG: 0.461	3-2 L3									1	0	0	0	1	0	2					
<b>Tony Tarasco, L</b> (5, 7) OBP: 0.314, SLG: 0.394										1	0	1	0	1	0	0					
<b>Cal Ripken Jr., R</b> (1, 5) OBP: 0.331, SLG: 0.402										2	0	0	0	0	0	1					
<b>Jeff Reboulet, R</b> (4, 5) OBP: 0.305, SLG: 0.326										2	0	0	0	0	1	3					
<b>Jerome Walton, R</b> (1, 9) OBP: 0.328, SLG: 0.349										4	0	0	0	0	0	4					
<b>Chris Hoiles, R</b> (1, 2) OBP: 0.378, SLG: 0.425										2	0	0	0	1	0	2					
<b>Lenny Webster, R</b> (6, 2) OBP: 0.317, SLG: 0.375										1	0	0	0	0	0	0					
<b>Mike Bordick, R</b> (1, 6) OBP: 0.281, SLG: 0.319										4	0	0	0	0	2	2					
<b>Inning Stats</b>	R: 0 E: 0 K: 0 S: 20	H: 2 LOB: 2 BB: 0 P: 27	R: 0 E: 0 K: 0 S: 9	H: 0 LOB: 0 BB: 0 P: 14	R: 0 E: 0 K: 2 S: 7	H: 0 LOB: 1 BB: 1 P: 15	R: 1 E: 0 K: 0 S: 15	H: 1 LOB: 2 BB: 2 P: 26	R: 0 E: 0 K: 0 S: 6	H: 0 LOB: 0 BB: 0 P: 17	R: 1 E: 0 K: 2 S: 9	H: 1 LOB: 0 BB: 0 P: 15	R: 0 E: 0 K: 1 S: 10	H: 1 LOB: 1 BB: 0 P: 17	R: 0 E: 0 K: 0 S: 6	H: 0 LOB: 0 BB: 0 P: 8	1B: 2 2B: 2 3B: 0 HR: 2	SF: 0 SAC: 0 DP: 0 HBP: 0	WP: 0 PB: 0 SB: 0 CS: 0	PA: 37	
<b>PITCHER</b>	IP	WLS	BF	H	R	ER	SO	BB	IBB	HBP	BLK	WP	HR	S	P	ERA	WHIP				
<b>Pete Harnisch, R</b> (1, 1) ERA: 7.03	5.0	W	23	4	1	1	2	5	0	0	0	0	1	57	99	1.80	1.800				
<b>Al Reyes, R</b> (6, 1) ERA: 5.79	2.0		7	1	1	1	2	0	0	0	0	0	1	13	22	4.50	0.500				
<b>Bob Wickman, R</b> (8, 1) ERA: 2.78	1.0		4	1	0	0	1	0	0	0	0	0	0	10	17	0.00	1.000				
<b>Doug Jones, R</b> (9, 1) ERA: 1.7	1.0	S	3	0	0	0	0	0	0	0	0	0	0	6	8	0.00	0.000				

Batter	1	2	3	4	5	6	7	8	9	AB	R	H	RBI	BB	SO	LOB	BOTTOM				
<b>Fernando Vina, L</b> (1, 4) OBP: 0.318, SLG: 0.369	2-1 1B									4	1	3	0	0	0	1	<b>Baltimore Orioles @ Milwaukee Brewers</b> <b>Milwaukee County Stadium, Milwaukee, WI</b> Fri Sep 26 1997, 8:05 PM EDT Att: 16,834 - Unknown - 63 F				
<b>Mark Loretta, R</b> (1, 3) OBP: 0.351, SLG: 0.384	3-2 1B									4	1	1	1	0	1	4					
<b>Jeff Cirillo, R</b> (1, 5) OBP: 0.367, SLG: 0.425	0-1 G3									3	1	2	0	1	0	1					
<b>Julio Franco, R</b> (1, 10) OBP: 0.362, SLG: 0.358	1-3 K									3	0	0	0	1	2	3					
<b>Jeromy Burnitz, L</b> (1, 9) OBP: 0.382, SLG: 0.544	1-0 G3									4	1	1	2	0	0	3					
<b>Darin Jackson, R</b> (1, 8) OBP: 0.276, SLG: 0.381	0-1 2B									4	0	1	1	0	2	2					
<b>Dave Nilsson, L</b> (1, 7) OBP: 0.352, SLG: 0.448	3-1 G6-3									2	0	0	0	0	0	1					
<b>Gerald Williams, R</b> (7, 8) OBP: 0.281, SLG: 0.369										2	0	1	0	0	0	2					
<b>Jose Valentin, S</b> (1, 6) OBP: 0.312, SLG: 0.409										2	0	0	0	1	1	1					
<b>Kelly Stinnett, R</b> (1, 2) OBP: 0.306, SLG: 0.382										3	0	1	0	0	0	2					
<b>Inning Stats</b>	R: 3 E: 0 K: 1 S: 15	H: 4 LOB: 1 BB: 0 P: 25	R: 0 E: 0 K: 0 S: 11	H: 1 LOB: 1 BB: 0 P: 15	R: 1 E: 0 K: 1 S: 7	H: 2 LOB: 0 BB: 0 P: 13	R: 0 E: 0 K: 0 S: 4	H: 0 LOB: 0 BB: 1 P: 10	R: 0 E: 0 K: 1 S: 11	H: 1 LOB: 0 BB: 0 P: 16	R: 0 E: 0 K: 1 S: 10	H: 0 LOB: 0 BB: 0 P: 14	R: 0 E: 0 K: 2 S: 18	H: 2 LOB: 2 BB: 0 P: 26	R: 0 E: 0 K: 1 S: 18	H: 0 LOB: 2 BB: 2 P: 27	1B: 5 2B: 3 3B: 1 HR: 1	SF: 0 SAC: 0 DP: 1 HBP: 0	WP: 0 PB: 0 SB: 4 CS: 2	PA: 34	
<b>PITCHER</b>	IP	WLS	BF	H	R	ER	SO	BB	IBB	HBP	BLK	WP	HR	S	P	ERA	WHIP				
<b>Rick Krivda, L</b> (1, 1) ERA: 6.3	5.0	L	21	8	4	4	2	1	0	0	0	0	1	48	79	7.20	1.800				
<b>Arthur Rhodes, L</b> (6, 1) ERA: 3.03	2.0		8	2	0	0	3	0	0	0	0	0	0	28	40	0.00	1.000				
<b>Terry Mathews, R</b> (8, 1) ERA: 4.55	1.0		5	0	0	0	1	2	0	0	0	0	0	18	27	0.00	2.000				



Batter	1	2	3	4	5	6	7	8	9	AB	R	H	RBI	BB	SO	LOB	TOP											
<b>Brady Anderson, L</b> (1, 8) OBP: 0.392, SLG: 0.466										5	1	2	0	0	1	2	<b>Baltimore Orioles @ Milwaukee Brewers</b> Milwaukee County Stadium, Milwaukee, WI Sat Sep 27 1997, 8:05 PM EDT Att: 34,083 - Unknown - 66 F											
<b>Roberto Alomar, S</b> (1, 4) OBP: 0.390, SLG: 0.500										4	1	3	3	0	0	0												
<b>Eric Davis, R</b> (1, 9) OBP: 0.355, SLG: 0.526										5	1	4	1	0	1	0												
<b>Tony Tarasco, L</b> (9, 9) OBP: 0.314, SLG: 0.394										0	0	0	0	0	0	0												
<b>Rafael Palmeiro, L</b> (1, 3) OBP: 0.329, SLG: 0.485										5	0	0	0	0	1	5												
<b>B.J. Surhoff, L</b> (1, 7) OBP: 0.345, SLG: 0.458										5	0	1	0	0	0	4												
<b>Cal Ripken Jr., R</b> (1, 5) OBP: 0.329, SLG: 0.399										4	0	0	0	0	0	3												
<b>Geronimo Berroa, R</b> (1, 10) OBP: 0.372, SLG: 0.471										3	1	2	0	1	0	0												
<b>Chris Hoiles, R</b> (1, 2) OBP: 0.378, SLG: 0.423										2	0	0	0	1	0	1												
<b>Charlie Greene, R</b> (7, 2) <b>Harold Baines, L</b> (8, PH) <b>Mel Rosario, S</b> (8, 2)										0	0	0	0	0	0	0												
<b>Mike Bordick, R</b> (1, 6) OBP: 0.283, SLG: 0.320										4	1	2	1	0	1	1												
<b>Inning Stats</b>	R: 0 E: 0 K: 2 S: 14	H: 2 LOB: 2 BB: 0 P: 21	R: 0 E: 0 K: 0 S: 7	H: 1 LOB: 1 BB: 0 P: 13	R: 1 E: 0 K: 0 S: 7	H: 1 LOB: 0 BB: 0 P: 10	R: 1 E: 0 K: 0 S: 12	H: 2 LOB: 2 BB: 1 P: 22	R: 0 E: 0 K: 1 S: 8	H: 0 LOB: 0 BB: 0 P: 14	R: 0 E: 0 K: 0 S: 7	H: 2 LOB: 1 BB: 0 P: 9	R: 0 E: 0 K: 0 S: 8	H: 1 LOB: 1 BB: 1 P: 18	R: 3 E: 0 K: 1 S: 16	H: 3 LOB: 0 BB: 0 P: 22	1B: 9 2B: 3 3B: 0 HR: 2	SF: 0 SAC: 1 DP: 1 HBP: 0	WP: 0 PB: 1 SB: 1 CS: 0	PA: 41								
<b>PITCHER</b>	IP	WLS	BF	H	R	ER	SO	BB	IBB	HBP	BLK	WP	HR	S	P	ERA	WHIP											
<b>Jeff D'Amico, R</b> (1, 1) ERA: 4.71	5.0		24	8	2	2	2	1	0	0	0	0	0	1	56	90	3.60	1.800										
<b>Mike Fetters, R</b> (6, 1) ERA: 3.45	1.0		3	0	0	0	1	0	0	0	0	0	0	0	8	14	0.00	0.000										
<b>Mark Davis, L</b> (7, 1) ERA: 5.74	1.0		5	3	0	0	0	0	0	0	0	0	0	0	9	12	0.00	3.000										
<b>Bob Wickman, R</b> (8, 1) ERA: 2.75	1.0		3	0	0	0	0	1	0	0	0	0	0	0	6	15	0.00	1.000										
<b>Doug Jones, R</b> (9, 1) ERA: 2.02	1.0		L 6	3	3	3	1	0	0	0	0	0	0	1	16	22	27.00	3.000										

Batter	1	2	3	4	5	6	7	8	9	AB	R	H	RBI	BB	SO	LOB	BOTTOM										
<b>Fernando Vina, L</b> (1, 4) OBP: 0.318, SLG: 0.368										4	0	1	0	0	1	3	<b>Baltimore Orioles @ Milwaukee Brewers</b> Milwaukee County Stadium, Milwaukee, WI Sat Sep 27 1997, 8:05 PM EDT Att: 34,083 - Unknown - 66 F										
<b>Kelly Stinnett, R</b> (9, PH) OBP: 0.297, SLG: 0.371										1	0	0	0	0	0	0											
<b>Mark Loretta, R</b> (1, 3) OBP: 0.350, SLG: 0.380										4	1	0	0	1	0	2											
<b>Jeff Cirillo, R</b> (1, 5) OBP: 0.370, SLG: 0.430										3	1	2	2	1	1	1											
<b>Jeremy Burnitz, L</b> (1, 9) OBP: 0.381, SLG: 0.548										4	1	1	2	0	2	4											
<b>Julio Franco, R</b> (1, 10) OBP: 0.363, SLG: 0.359										4	0	2	0	0	1	1											
<b>Dave Nilsson, L</b> (1, 7) OBP: 0.350, SLG: 0.446										3	0	0	0	0	0	1											
<b>Gerald Williams, R</b> (7, 8) OBP: 0.281, SLG: 0.369										0	0	0	0	0	0	0											
<b>Darrin Jackson, R</b> (1, 8) OBP: 0.276, SLG: 0.379										4	1	1	0	0	1	2											
<b>Jose Valentin, S</b> (1, 6) OBP: 0.310, SLG: 0.407										3	0	0	0	0	0	1											
<b>Jesse Levis, L</b> (1, 2) OBP: 0.361, SLG: 0.335										2	0	1	0	1	0	0											
<b>Jack Voigt, R</b> (9, PH) OBP: 0.337, SLG: 0.500										1	0	0	0	0	1	0											
<b>Inning Stats</b>	R: 3 E: 1 K: 0 S: 14	H: 4 LOB: 1 BB: 0 P: 28	R: 0 E: 0 K: 1 S: 6	H: 0 LOB: 0 BB: 0 P: 10	R: 0 E: 0 K: 2 S: 13	H: 1 LOB: 1 BB: 0 P: 21	R: 0 E: 0 K: 0 S: 10	H: 0 LOB: 0 BB: 0 P: 15	R: 0 E: 0 K: 1 S: 8	H: 1 LOB: 1 BB: 0 P: 14	R: 0 E: 0 K: 0 S: 13	H: 0 LOB: 0 BB: 0 P: 19	R: 1 E: 0 K: 0 S: 14	H: 1 LOB: 3 BB: 3 P: 27	R: 0 E: 0 K: 1 S: 8	H: 1 LOB: 1 BB: 0 P: 11	R: 0 E: 0 K: 1 S: 11	H: 0 LOB: 0 BB: 0 P: 20	1B: 5 2B: 2 3B: 0 HR: 1	SF: 0 SAC: 2 DP: 0 HBP: 0	WP: 0 PB: 0 SB: 1 CS: 0	PA: 38					
<b>PITCHER</b>	IP	WLS	BF	H	R	ER	SO	BB	IBB	HBP	BLK	WP	HR	S	P	ERA	WHIP										
<b>Scott Erickson, R</b> (1, 1) ERA: 3.69	6.0		24	6	3	2	5	0	0	0	0	0	0	12	25	13.50	6.000										
<b>Alan Mills, R</b> (7, 1) ERA: 4.93	0.2		6	1	1	1	0	3	0	0	0	0	0	2	2	0.00	0.000										
<b>Armando Benitez, R</b> (7, 1) ERA: 2.49	0.1		1	0	0	0	0	0	0	0	0	0	0	2	2	0.00	0.000										
<b>Terry Mathews, R</b> (8, 1) ERA: 4.48	1.0		W 4	1	0	0	1	0	0	0	0	0	0	8	11	0.00	1.000										
<b>Randy Myers, L</b> (9, 1) ERA: 1.51	1.0		S 3	0	0	0	1	0	0	0	0	0	0	11	20	0.00	0.000										



Batter	1	2	3	4	5	6	7	8	9	AB	R	H	RBI	BB	SO	LOB	TOP											
<b>Brady Anderson, L</b> (1, 8) OBP: 0.393, SLG: 0.469	1-1 G3		1-0 2B	2-2 2B		0-0 G3		2-1 FC6-4 HBP		4	1	2	1	0	0	0	<b>Baltimore Orioles @ Milwaukee Brewers</b> Milwaukee County Stadium, Milwaukee, WI Sun Sep 28 1997, 4:33 AM EDT Att: 15,036 - Sunny - 66 F											
<b>Jeff Reboulet, R</b> (1, 4) OBP: 0.307, SLG: 0.329	4-0 1B BB		1-1 2B	2-2 P2			1-2 G5-3	1-1 FC6-4		4	0	1	1	1	0	4												
<b>Eric Davis, R</b> (1, 9) OBP: 0.358, SLG: 0.525 <b>Tony Tarasco, L</b> (7, 9) OBP: 0.313, SLG: 0.392	0-2 F9-4-3 1B		3-3 K		2-2 HR 1B		1-2 L7		1-3 K	4	1	2	0	0	1	1												
<b>Geronomo Berroa, R</b> (1, 10) OBP: 0.369, SLG: 0.467	2-1 F9-4-3		1-1 G5-3		2-2 L8		0-3 K		0-2 L7	5	0	0	0	0	1	4												
<b>Cal Ripken Jr., R</b> (1, 5) <b>Aaron Ledesma, R</b> (4, 5) OBP: 0.437, SLG: 0.500		1-0 HR 2B	4-2 BB		1-0 G1-3			0-2 F8 E HBP 1B	4-1 BB	1	1	1	0	1	0	0												
<b>Jerome Walton, R</b> (1, 3) OBP: 0.333, SLG: 0.441	1-2 HR	1-2 F8	1-2 F8		0-0 HR		2-2 E5 HBP F8		0-3 K	5	2	2	4	0	1	4												
<b>Jeffrey Hammonds, R</b> (1, 7) OBP: 0.323, SLG: 0.486	3-1 G5-3			2-0 HR		0-2 F9		1-2 F8		4	1	1	1	0	0	2												
<b>Chris Hoiles, R</b> (1, 2) <b>Mel Rosario, S</b> (6, 2)	2-3 K		3-3 K		0-0 P4		1-3 K			3	0	0	0	0	2	0												
<b>Mike Bordick, R</b> (1, 6) OBP: 0.283, SLG: 0.318	1-0 P3		1-2 G5-3		3-3 K		4-0 HBP BB			3	0	0	0	1	1	0												
<b>Inning Stats</b>	R: 0 E: 0 K: 0 S: 7	H: 1 LOB: 1 BB: 1 P: 14	R: 2 E: 0 K: 1 S: 10	H: 2 LOB: 0 BB: 0 P: 18	R: 1 E: 0 K: 1 S: 14	H: 2 LOB: 1 BB: 0 P: 25	R: 1 E: 0 K: 1 S: 14	H: 2 LOB: 1 BB: 0 P: 24	R: 2 E: 0 K: 0 S: 11	H: 0 LOB: 0 BB: 0 P: 16	R: 0 E: 0 K: 1 S: 6	H: 0 LOB: 0 BB: 0 P: 9	R: 0 E: 0 K: 1 S: 9	H: 0 LOB: 0 BB: 0 P: 11	R: 1 E: 0 K: 1 S: 15	H: 1 LOB: 1 BB: 1 P: 26		R: 0 E: 0 K: 2 S: 10	H: 0 LOB: 1 BB: 1 P: 15	1B: 3 2B: 5 3B: 0 HR: 3	SF: 0 SAC: 0 DP: 1 HBP: 1	WP: 0 PB: 0 SB: 1 CS: 0	PA: 42					
<b>PITCHER</b>	IP	WLS	BF	H	R	ER	SO	BB	IBB	HBP	BLK	WP	HR	S	P	ERA	WHIP											
<b>Scott Karl, L</b> (1, 1) ERA: 4.47	4.0		20	7	4	4	3	2	0	0	0	0	0	2	45	81	9.00	2.250										
<b>Paul Wagner, R</b> (5, 1) ERA: 4.5	1.0		5	2	2	2	0	0	0	0	0	0	1	11	16	18.00	2.000											
<b>Ron Villone, L</b> (6, 1) ERA: 3.42	1.0		3	0	0	0	1	0	0	0	0	0	0	6	9	0.00	0.000											
<b>Al Reyes, R</b> (7, 1) ERA: 5.46	1.2	L	8	1	1	0	2	1	0	0	0	0	0	21	31	0.00	1.200											
<b>Mark Davis, L</b> (8, 1) ERA: 5.51	0.2		3	0	0	0	1	0	0	1	0	0	0	6	10	0.00	0.000											

Batter	1	2	3	4	5	6	7	8	9	AB	R	H	RBI	BB	SO	LOB	BOTTOM											
<b>Fernando Vina, L</b> (1, 4) OBP: 0.312, SLG: 0.361	0-0 G4-3		1-0 F7		0-0 F8	3-1 FC4-6 2B	1-3 K		0-0 FC6	6	1	0	0	0	1	5	<b>Baltimore Orioles @ Milwaukee Brewers</b> Milwaukee County Stadium, Milwaukee, WI Sun Sep 28 1997, 4:33 AM EDT Att: 15,036 - Sunny - 66 F											
<b>Mark Loretta, R</b> (1, 6) OBP: 0.354, SLG: 0.388	0-2 P3		3-2 1B		3-2 HR 1B	0-0 2B		2-1 BB 1B		5	1	4	1	0	0	0												
<b>Jeff Cirillo, R</b> (1, 5) OBP: 0.367, SLG: 0.426	1-3 K		3-3 K		2-3 K	0-1 L4		1-0 F8		5	0	0	0	0	3	5												
<b>Julio Franco, R</b> (1, 10) OBP: 0.369, SLG: 0.360		2-2 1B G6-3 1B		4-1 FC4-6 1B BB	4-1 HR BB	4-2 BB		4-0 BB		1	2	1	0	4	0	0												
<b>Jeremy Burnitz, L</b> (1, 9) OBP: 0.382, SLG: 0.553		0-0 G6-3 1B		3-2 F8	0-0 HR	2-2 L7		1-2 P5		5	1	2	4	0	0	5												
<b>Darin Jackson, R</b> (1, 8) OBP: 0.275, SLG: 0.384	1-2 G6-3		1-1 FC4-6 1B		1-1 FC4-6 1B	2-2 2B		0-1 P4	0-3 K	5	0	2	0	0	1	3												
<b>Dave Nilsson, L</b> (1, 7) OBP: 0.352, SLG: 0.446 <b>Gerald Williams, R</b> (5, PR) OBP: 0.282, SLG: 0.369		0-0 1B		3-2 FC4-6	4-2 BB		0-1 F8 CI 1B		0-1 G5-3	2	0	1	0	1	0	2												
<b>Jack Voigt, R</b> (1, 3) OBP: 0.331, SLG: 0.490 <b>Jeff Huson, L</b> (7, PH) OBP: 0.236, SLG: 0.224		1-3 K		2-0 F9	3-2 F8		1-2 CI		0-0 G4-3	3	0	0	0	0	1	5												
<b>Mike Matheny, R</b> (1, 2) OBP: 0.294, SLG: 0.338 <b>Jesse Lewis, L</b> (7, PH) OBP: 0.361, SLG: 0.335 <b>Kelly Stinnett, R</b> (7, PH) OBP: 0.308, SLG: 0.361			0-0 G4-3		3-2 BB 1B HR 1B	1-1 FC4-6 1B		2-1 F8	4-1 FC6 BB	3	1	2	0	0	0	0												
<b>Inning Stats</b>	R: 0 E: 0 K: 1 S: 7	H: 0 LOB: 0 BB: 0 P: 8	R: 1 E: 0 K: 1 S: 13	H: 3 LOB: 1 BB: 0 P: 17	R: 0 E: 0 K: 1 S: 8	H: 1 LOB: 1 BB: 0 P: 15	R: 0 E: 0 K: 0 S: 9	H: 1 LOB: 2 BB: 1 P: 19	R: 4 E: 0 K: 1 S: 22	H: 4 LOB: 2 BB: 2 P: 43	R: 1 E: 0 K: 0 S: 13	H: 2 LOB: 2 BB: 1 P: 23	R: 0 E: 1 K: 1 S: 10	H: 1 LOB: 2 BB: 0 P: 16	R: 0 E: 0 K: 1 S: 10	H: 1 LOB: 1 BB: 1 P: 18		R: 0 E: 0 K: 0 S: 5	H: 0 LOB: 1 BB: 1 P: 9	1B: 10 2B: 2 3B: 0 HR: 1	SF: 0 SAC: 0 DP: 1 HBP: 0	WP: 0 PB: 0 SB: 1 CS: 0	PA: 46					
<b>PITCHER</b>	IP	WLS	BF	H	R	ER	SO	BB	IBB	HBP	BLK	WP	HR	S	P	ERA	WHIP											
<b>Jimmy Key, L</b> (1, 1) ERA: 3.43	5.0		26	9	5	5	4	3	0	0	0	0	0	1	59	102	9.00	2.400										
<b>Neno Rodriguez, R</b> (6, 1)	0.2		5	2	1	1	0	1	0	0	0	0	0	10	18	13.50	4.500											
<b>Arthur Rhodes, L</b> (6, 1) ERA: 3.02	0.1		1	0	0	0	0	0	0	0	0	0	0	3	5	0.00	0.000											
<b>Alan Mills, R</b> (7, 1) ERA: 4.89	0.1		3	1	0	0	0	0	0	0	0	0	0	6	8	0.00	3.000											
<b>Jesse Orosco, L</b> (7, 1) ERA: 2.32	0.2	W	2	0	0	0	1	0	0	0	0	0	0	4	8	0.00	0.000											



Batter	1	2	3	4	5	6	7	8	9	AB	R	H	RBI	BB	SO	LOB	TOP					
Brady Anderson, L (1, 8) OBP: 0.400, SLG: 0.400	G4-3		1B		SH1-3 1B	G4-3		G3-1		5	1	2	1	0	0	1	<b>Baltimore Orioles @ Seattle Mariners</b> The Kingdome, Seattle, WA Wed Oct 01 1997, 10:05 PM EDT Att: 59,579 - Dome - 72 F					
Jeff Reboulet, R (1, 4) Roberto Alomar, S (6, PH) (6, 4)	K		P5		SH1-3	2B IBB		P9		2	0	0	0	0	1	2						
Eric Davis, R (1, 9) B.J. Surhoff, L (6, PH) (6, 7)	K		K		1B	2B		F8		3	0	1	2	0	2	2						
Geronimo Berroa, R (1, 10) OBP: 0.200, SLG: 0.800		P9			P8	HR		F8		5	1	1	1	0	0	1						
Cal Ripken Jr., R (1, 5) OBP: 0.600, SLG: 0.600		G6-3 1B			P4			G4-3		5	0	3	0	0	0	0						
Chris Hoiles, R (1, 2) Lenny Webster, R (6, 2) OBP: 0.500, SLG: 0.500	G6-3				G5-4-3 BB	HR		P3		2	1	1	1	1	0	1						
Jerome Walton, R (1, 3) Rafael Palmeiro, L (5, 3) OBP: 0.500, SLG: 1.000			F8		G5-4-3	2B		F8		2	0	0	0	0	0	2						
Jeffrey Hammonds, R (1, 7) (6, 9)			2B BB			1B BB		P3		2	2	0	0	2	1	2						
Mike Bordick, R (1, 6) OBP: 0.750, SLG: 1.000			1B 2B		SH1-3 1B BB	2B 1B		K		3	2	2	2	1	1	0						
<b>Inning Stats</b>	R: 0 E: 0 K: 2 S: 7	H: 0 LOB: 0 BB: 0 P: 10	R: 0 E: 0 K: 0 S: 12	H: 1 LOB: 0 BB: 0 P: 20	R: 1 E: 0 K: 1 S: 15	H: 2 LOB: 2 BB: 1 P: 25	R: 0 E: 0 K: 0 S: 9	H: 1 LOB: 1 BB: 1 P: 18	R: 4 E: 0 K: 0 S: 16	H: 3 LOB: 0 BB: 2 P: 27	R: 4 E: 0 K: 1 S: 21	H: 4 LOB: 1 BB: 1 P: 39	R: 0 E: 0 K: 1 S: 10	H: 1 LOB: 1 BB: 0 P: 17	R: 0 E: 0 K: 1 S: 7	H: 0 LOB: 0 BB: 0 P: 12		R: 0 E: 0 K: 0 S: 8	H: 1 LOB: 1 BB: 0 P: 13	1B: 8 2B: 3 3B: 0 HR: 2	SF: 0 SAC: 1 DP: 2 HBP: 0	WP: 0 PB: 0 SB: 2 CS: 1
<b>PITCHER</b>	IP	WLS	BF	H	R	ER	SO	BB	IBB	HBP	BLK	WP	HR	S	P	ERA	WHIP					
Randy Johnson, L (1, 1) ERA: 9.0	5.0	L	23	7	5	5	3	4	0	0	0	0	1	59	100	9.00	2.200					
Mike Timlin, R (6, 1) ERA: 54.0	0.2		6	3	4	4	1	0	1	0	0	0	1	13	26	54.00	4.500					
Paul Spoljaric, L (6, 1) ERA:	0.1		2	1	0	0	0	0	0	0	0	0	0	8	13	0.00	3.000					
Bob Wells, R (7, 1) ERA:	1.1		5	1	0	0	1	0	0	0	0	0	0	13	21	0.00	0.750					
Norm Charlton, L (8, 1) ERA:	1.2		6	1	0	0	0	0	0	0	0	0	0	12	21	0.00	0.600					

AB 36  
R 9  
H 13  
RBI 9  
BB 5  
SO 5  
LOB 13



Batter	1	2	3	4	5	6	7	8	9	AB	R	H	RBI	BB	SO	LOB	BOTTOM					
Joey Cora, S (1, 4) OBP: 0.250, SLG: 0.250	G6-3		F8			P5		G6-3 1B		4	0	1	0	0	0	0	<b>Baltimore Orioles @ Seattle Mariners</b> The Kingdome, Seattle, WA Wed Oct 01 1997, 10:05 PM EDT Att: 59,579 - Dome - 72 F					
Roberto Kelly, R (1, 7) OBP: 0.250, SLG: 0.500	K 2B				L8	K		G6-3		4	0	1	0	0	1	1						
Ken Griffey Jr., L (1, 8)	P3				G3-1	G1-3		K		4	0	0	0	0	1	1						
Edgar Martinez, R (1, 10) OBP: 0.250, SLG: 1.000	G6-3				HR			G6-3		4	1	1	1	0	0	1						
Alex Rodriguez, R (1, 6) OBP: 0.500, SLG: 1.250			K		1B	K		HR		4	1	2	1	0	2	0						
Jay Buhner, R (1, 9) OBP: 0.500, SLG: 1.333			K		K	HR		BB		3	1	1	1	1	2	1						
Paul Sorrento, L (1, 3) OBP: 0.250, SLG: 0.500			K		G4-3	2B		K		4	0	1	0	0	2	1						
Dan Wilson, R (1, 2)			F9		G1-3	K				3	0	0	0	0	1	1						
Mike Blowers, R (1, 5) Brent Gates, S (8, PH) (9, 5)			K		K			P4		2	0	0	0	0	2	0						
<b>Inning Stats</b>	R: 0 E: 0 K: 0 S: 8	H: 1 LOB: 1 BB: 0 P: 13	R: 0 E: 0 K: 3 S: 12	H: 0 LOB: 0 BB: 0 P: 18	R: 0 E: 0 K: 1 S: 9	H: 0 LOB: 0 BB: 0 P: 12	R: 1 E: 0 K: 1 S: 11	H: 2 LOB: 1 BB: 0 P: 18	R: 0 E: 0 K: 1 S: 5	H: 0 LOB: 0 BB: 0 P: 7	R: 1 E: 0 K: 2 S: 15	H: 2 LOB: 1 BB: 0 P: 20	R: 0 E: 0 K: 0 S: 4	H: 1 LOB: 0 BB: 0 P: 8	R: 1 E: 0 K: 2 S: 14	H: 1 LOB: 1 BB: 1 P: 20		1B: 2 2B: 2 3B: 0 HR: 3	SF: 0 SAC: 0 DP: 1 HBP: 0	WP: 0 PB: 0 SB: 0 CS: 0	PA: 34	
<b>PITCHER</b>	IP	WLS	BF	H	R	ER	SO	BB	IBB	HBP	BLK	WP	HR	S	P	ERA	WHIP					
35 Mike Mussina, R (1, 1) ERA: 2.57	7.0	W	26	5	2	2	9	0	0	0	0	0	0	2	66	2.57	0.714					
Jesse Orosco, L (8, 1) ERA:	1.0		3	1	0	0	0	0	0	0	0	0	0	4	8	0.00	1.000					
Armando Benitez, R (9, 1) ERA: 9.0	1.0		5	1	1	1	2	1	0	0	0	0	1	14	20	9.00	2.000					

AB 33  
R 3  
H 7  
RBI 3  
BB 1  
SO 11  
LOB 6





Batter	1	2	3	4	5	6	7	8	9	AB	R	H	RBI	BB	SO	LOB	TOP										
Brady Anderson, L (1, 8) OBP: 0.500, SLG: 0.889	G6-3		P3														4 2 2 3 1 0 0										
Roberto Alomar, S (1, 4) OBP: 0.286, SLG: 0.333	G3-1		G1-3														5 0 1 2 0 1 2										
B.J. Surhoff, L (1, 7) OBP: 0.429, SLG: 0.571																	5 0 2 0 0 2 1										
Eric Davis, R (1, 9) OBP: 0.200, SLG: 0.200 Geremino Berroa, R (5, 9) OBP: 0.429, SLG: 0.857 Jeffrey Hammonds, R (8, 9)	K																2 0 0 0 0 1 2 2 0 2 0 0 0 0 1 1 0 0 0 0 0										
Rafael Palmeiro, L (1, 3) OBP: 0.286, SLG: 0.571																	5 0 1 0 0 2 3										
Cal Ripken Jr., R (1, 5) OBP: 0.600, SLG: 0.778																	4 1 2 0 1 0 1										
Harold Baines, L (1, 10) OBP: 0.600, SLG: 1.250																	4 2 2 1 1 0 3										
Lenny Webster, R (1, 2) OBP: 0.333, SLG: 0.200																	3 1 0 1 1 0 1										
Mike Bordick, R (1, 6) OBP: 0.750, SLG: 0.833																	3 2 2 2 1 0 0										
<b>Inning Stats</b>	R: 0 E: 0 K: 1 S: 11	H: 1 LOB: 1 BB: 0 P: 16	R: 1 E: 0 K: 1 S: 8	H: 1 LOB: 0 BB: 0 P: 12	R: 0 E: 0 K: 0 S: 8	H: 0 LOB: 0 BB: 0 P: 13	R: 0 E: 0 K: 0 S: 11	H: 1 LOB: 1 BB: 0 P: 19	R: 2 E: 0 K: 1 S: 11	H: 3 LOB: 1 BB: 1 P: 21	R: 0 E: 0 K: 0 S: 12	H: 2 LOB: 1 BB: 0 P: 17	R: 2 E: 0 K: 1 S: 13	H: 1 LOB: 0 BB: 1 P: 22	R: 4 E: 0 K: 2 S: 18	H: 4 LOB: 2 BB: 2 P: 31	R: 0 E: 0 K: 0 S: 10	H: 1 LOB: 2 BB: 1 P: 17	1B: 7 2B: 5 3B: 0 HR: 2	SF: 0 SAC: 0 DP: 1 HBP: 0	WP: 0 PB: 0 SB: 0 CS: 0	PA: 43					
<b>PITCHER</b>	IP	WLS	BF	H	R	ER	SO	BB	IBB	HBP	BLK	WP	HR	S	P	ERA	WHIP										
Jamie Moyer, L (1, 1) ERA: 5.79	4.2	L	19	5	3	3	2	1	0	0	0	0	1	42	69	5.79	1.286										
Paul Spojaric, L (5, 1) ERA: 4.05	1.1		6	3	0	0	1	0	0	0	0	0	0	19	29	0.00	2.250										
Bobby Ayala, R (7, 1) ERA: 4.05	1.1		11	4	6	6	2	2	1	0	0	0	1	26	47	40.50	4.500										
Norm Charlton, L (8, 1) ERA:	0.2		2	1	0	0	1	0	0	0	0	0	0	5	6	0.00	1.500										
Heathcliff Slocumb, R (9, 1) ERA:	1.0		5	1	0	0	0	1	0	0	0	0	0	10	17	0.00	2.000										

Baltimore Orioles @ Seattle Mariners  
The Kingdome, Seattle, WA  
Thu Oct 02 1997, 6:33 AM EDT  
Att: 59,309 - Dome - 72 F

AB 38  
R 9  
H 14  
RBI 9  
BB 5  
SO 6  
LOB 13



Batter	1	2	3	4	5	6	7	8	9	AB	R	H	RBI	BB	SO	LOB	BOTTOM										
Joey Cora, S (1, 4) OBP: 0.333, SLG: 0.333			F8														5 1 2 0 0 1 1										
Roberto Kelly, R (1, 7) OBP: 0.250, SLG: 0.500			G4-3														4 1 1 0 0 1 2										
Ken Griffey Jr., L (1, 8) OBP: 0.250, SLG: 0.143			G3-4-1														3 0 1 1 1 0 1										
Edgar Martinez, R (1, 10) OBP: 0.125, SLG: 0.500			G6-3														4 0 0 1 0 0 2										
Alex Rodriguez, R (1, 6) OBP: 0.375, SLG: 0.750			G2														4 0 1 0 0 1 1										
Jay Buhner, R (1, 9) OBP: 0.375, SLG: 0.714			G6-3														4 0 1 0 0 1 1										
Paul Sorrento, L (1, 3) OBP: 0.429, SLG: 0.500 Rich Amaral, R (8, 9)																	2 1 1 0 1 0 0 1 0 0 0 0 1 2										
Dan Wilson, R (1, 2) OBP: 0.375, SLG: 0.714																	4 0 0 0 0 4 2										
Andy Sheets, R (1, 5) OBP: 0.500, SLG: 0.500 Rob Ducey, L (7, PH) OBP: 1.000, SLG: 1.000 Mike Blowers, R (8, 5)																	2 0 1 0 0 1 1 1 0 1 1 0 0 0 1 0 0 0 0 1 0										
<b>Inning Stats</b>	R: 2 E: 0 K: 0 S: 8	H: 2 LOB: 0 BB: 0 P: 11	R: 0 E: 0 K: 2 S: 9	H: 1 LOB: 0 BB: 0 P: 11	R: 0 E: 0 K: 0 S: 8	H: 0 LOB: 1 BB: 1 P: 16	R: 0 E: 0 K: 0 S: 8	H: 0 LOB: 0 BB: 0 P: 14	R: 0 E: 0 K: 1 S: 9	H: 1 LOB: 1 BB: 0 P: 10	R: 0 E: 0 K: 2 S: 9	H: 1 LOB: 1 BB: 0 P: 15	R: 1 E: 0 K: 2 S: 11	H: 2 LOB: 1 BB: 1 P: 16	R: 0 E: 0 K: 1 S: 13	H: 2 LOB: 2 BB: 0 P: 21	R: 0 E: 0 K: 3 S: 10	H: 0 LOB: 0 BB: 0 P: 14	1B: 8 2B: 1 3B: 0 HR: 0	SF: 0 SAC: 0 DP: 0 HBP: 0	WP: 0 PB: 1 SB: 2 CS: 0	PA: 37					
<b>PITCHER</b>	IP	WLS	BF	H	R	ER	SO	BB	IBB	HBP	BLK	WP	HR	S	P	ERA	WHIP										
Scott Erickson, R (1, 1) ERA: 4.05	6.2	W	28	7	3	3	6	2	0	0	0	0	0	13	20	0.00	2.000										
Armando Benitez, R (7, 1) ERA: 4.5	1.0		5	2	0	0	1	0	0	0	0	0	0	3	4	0.00	0.000										
Jesse Orosco, L (8, 1) ERA:	0.1		1	0	0	0	1	0	0	0	0	0	0	3	4	0.00	0.000										
Randy Myers, L (9, 1) ERA:	1.0		3	0	0	0	3	0	0	0	0	0	0	10	14	0.00	0.000										

Baltimore Orioles @ Seattle Mariners  
The Kingdome, Seattle, WA  
Thu Oct 02 1997, 6:33 AM EDT  
Att: 59,309 - Dome - 72 F

AB 35  
R 3  
H 9  
RBI 3  
BB 2  
SO 11  
LOB 13





Batter	1	2	3	4	5	6	7	8	9	AB	R	H	RBI	BB	SO	LOB	TOP										
<b>Rich Amaral, R</b> OBP: 0.500, SLG: 0.500 <b>Andy Sheets, R</b> OBP: 0.333, SLG: 0.333	F9		2B 1B		WP 1B 1B		K			3	2	2	0	0	0	0	3 2 2 0 0 0 0 1 0 0 0 0 1 0										
<b>Roberto Kelly, R</b> OBP: 0.333, SLG: 0.583	1B 1B		1-H 2B		F9			P5		4	0	2	1	0	0	1	4 0 2 1 0 0 1										
<b>Ken Griffey Jr., L</b> OBP: 0.250, SLG: 0.182	F7		K		PO			G4-3		4	0	1	1	0	1	2	4 0 1 1 0 1 2										
<b>Edgar Martinez, R</b> OBP: 0.167, SLG: 0.417	1B		G6-3		PO			K		4	0	1	0	0	1	1	4 0 1 0 0 1 1										
<b>Alex Rodriguez, R</b> OBP: 0.417, SLG: 0.750	K							G6-3		4	0	2	0	0	1	2	4 0 2 0 0 1 2										
<b>Jay Buhner, R</b> OBP: 0.333, SLG: 0.818			K		G6-3			K		4	1	1	1	0	2	1	4 1 1 1 0 2 1										
<b>Mike Blowers, R</b> OBP: 0.200, SLG: 0.200 <b>Paul Sorrento, L</b> OBP: 0.444, SLG: 0.875	F9							K		2	0	1	0	0	0	0	2 0 1 0 0 0 0 2 1 1 1 0 1 1										
<b>Dan Wilson, R</b>			K		G1-3			K		4	0	0	0	0	3	1	4 0 0 0 0 3 1										
<b>Joey Cora, S</b> OBP: 0.231, SLG: 0.231			G4-3					F9		4	0	0	0	0	0	0	4 0 0 0 0 0 0										
<b>Inning Stats</b>	R: 0 H: 2 E: 0 K: 1 S: 11	H: 2 LOB: 2 BB: 0 P: 22	R: 0 H: 0 E: 0 K: 2 S: 8	H: 0 LOB: 0 BB: 0 P: 11	R: 1 H: 2 E: 0 K: 1 S: 14	H: 2 LOB: 1 BB: 0 P: 21	R: 0 H: 2 E: 0 K: 0 S: 7	H: 2 LOB: 1 BB: 0 P: 10	R: 1 H: 2 E: 0 K: 0 S: 7	H: 2 LOB: 0 BB: 0 P: 13	R: 0 H: 1 E: 0 K: 2 S: 8	H: 1 LOB: 1 BB: 0 P: 12	R: 0 H: 0 E: 0 K: 2 S: 10	H: 0 LOB: 0 BB: 0 P: 13	R: 0 H: 0 E: 0 K: 1 S: 10	H: 0 LOB: 0 BB: 0 P: 11	R: 2 H: 2 E: 0 K: 1 S: 15	H: 2 LOB: 0 BB: 0 P: 21	1B: 7 2B: 2 3B: 0 HR: 2	SF: 0 SAC: 0 DP: 0 HBP: 0	WP: 1 PB: 0 SB: 0 CS: 0	PA: 37					
<b>PITCHER</b>	IP	WLS	BF	H	R	ER	SO	BB	IBB	HBP	BLK	WP	HR	S	P	ERA	WHIP										
<b>Jimmy Key, L</b> ERA: 3.86	4.2	L	21	8	2	2	4	0	0	0	0	1	0	46	76	3.86	1.714										
<b>Alan Mills, R</b>	1.0		3	1	0	0	1	0	0	0	0	0	0	6	8	0.00	1.000										
<b>Arthur Rhodes, L</b>	2.1		7	0	0	0	4	0	0	0	0	0	0	23	29	0.00	0.000										
<b>Terry Mathews, R</b> ERA: 18.0	1.0		5	2	2	2	1	0	0	0	0	0	2	15	21	18.00	2.000										

Seattle Mariners @ Baltimore Orioles  
Oriole Park at Camden Yards, Baltimore, MD  
Sat Oct 04 1997, 3:33 AM EDT  
Att: 49,137 - Sunny - 77 F

AB	36
R	4
H	11
RBI	4
BB	0
SO	10
LOB	9



Batter	1	2	3	4	5	6	7	8	9	AB	R	H	RBI	BB	SO	LOB	BOTTOM										
<b>Brady Anderson, L</b> OBP: 0.500, SLG: 0.769	FC4-6 SH1-3 1B	CS	2B 1B		P6			G6-3		4	0	2	0	0	0	0	4 0 2 0 0 0 0										
<b>Roberto Alomar, S</b> OBP: 0.300, SLG: 0.444	SH1-3		FC1-2 2B		G3			G3-1		3	0	1	0	0	0	0	3 0 1 0 0 0 0										
<b>Geronimo Berroa, R</b> OBP: 0.455, SLG: 0.667	FC4-6 BB		K		G6-3			G3 1B BB		2	1	0	0	2	1	2	2 1 0 0 2 1 2										
<b>Rafael Palmeiro, L</b> OBP: 0.273, SLG: 0.455	FC4-6 BB		FC1-5-2		F7			2B 1B		4	1	1	0	0	0	4	4 1 1 0 0 0 4										
<b>Cal Ripken Jr., R</b> OBP: 0.500, SLG: 0.583	BB		K		K			P3		3	0	0	0	1	2	4	3 0 0 0 1 2 4										
<b>B.J. Surhoff, L</b> OBP: 0.273, SLG: 0.364	G1-3				F8			G3		4	0	0	0	0	5		4 0 0 0 0 0 5										
<b>Jeffrey Hammonds, R</b> OBP: 0.333, SLG: 0.266		L3			G6-3			F7		4	0	1	2	0	0	0	4 0 1 2 0 0 0										
<b>Chris Hoiles, R</b> OBP: 0.333, SLG: 0.800 <b>Harold Baines, L</b> OBP: 0.500, SLG: 1.000	P3		F8		F8			F8		3	0	0	0	0	0	0	3 0 0 0 0 0 0 1 0 0 0 0 0 1										
<b>Mike Bordick, R</b> OBP: 0.636, SLG: 0.625		CS BB			F9			G3		2	0	0	0	1	0	0	2 0 0 0 1 0 0										
<b>Inning Stats</b>	R: 0 H: 1 E: 0 K: 0 S: 16	H: 1 LOB: 3 BB: 2 P: 30	R: 0 H: 0 E: 0 K: 0 S: 12	H: 0 LOB: 1 BB: 1 P: 18	R: 0 H: 2 E: 0 K: 2 S: 16	H: 2 LOB: 0 BB: 0 P: 22	R: 0 H: 0 E: 0 K: 0 S: 8	H: 0 LOB: 0 BB: 0 P: 15	R: 0 H: 0 E: 0 K: 0 S: 5	H: 0 LOB: 0 BB: 0 P: 7	R: 0 H: 0 E: 0 K: 1 S: 7	H: 0 LOB: 0 BB: 0 P: 13	R: 0 H: 0 E: 0 K: 0 S: 10	H: 0 LOB: 0 BB: 0 P: 16	R: 0 H: 0 E: 0 K: 0 S: 8	H: 0 LOB: 0 BB: 0 P: 11	R: 2 H: 2 E: 0 K: 0 S: 12	H: 2 LOB: 1 BB: 1 P: 23	1B: 3 2B: 2 3B: 0 HR: 0	SF: 0 SAC: 1 DP: 0 HBP: 0	WP: 0 PB: 0 SB: 0 CS: 1	PA: 36					
<b>PITCHER</b>	IP	WLS	BF	H	R	ER	SO	BB	IBB	HBP	BLK	WP	HR	S	P	ERA	WHIP										
<b>Jeff Fassero, L</b> ERA: 1.15	8.0	W	30	3	1	1	3	4	0	0	0	0	0	82	136	1.12	0.875										
<b>Heathcliff Stocumb, R</b> ERA: 4.5	1.0		5	2	1	1	0	0	0	0	0	0	0	12	19	9.00	2.000										

Seattle Mariners @ Baltimore Orioles  
Oriole Park at Camden Yards, Baltimore, MD  
Sat Oct 04 1997, 3:33 AM EDT  
Att: 49,137 - Sunny - 77 F

AB	30
R	2
H	5
RBI	2
BB	4
SO	3
LOB	16











Batter	1	2	3	4	5	6	7	8	9	AB	R	H	RBI	BB	SO	LOB	TOP								
<b>Bip Roberts, S</b> OBP: 0.360, SLG: 0.304 (1, 4)	G5-3		E S 1B			L5-3			K	4	0	1	0	0	1	1	<b>Cleveland Indians @ Baltimore Orioles</b> Oriole Park at Camden Yards, Baltimore, MD Wed Oct 08 1997, 7:05 PM EDT Att: 49,029 - Unknown - 75 F								
<b>Omar Vizquel, S</b> OBP: 0.436, SLG: 0.409 (1, 6)	K		G1-3			F7			K	4	0	0	0	0	2	1									
<b>Manny Ramirez, R</b> OBP: 0.125, SLG: 0.167 (1, 9)	F8			G5-3					L7	3	0	0	0	0	0	0									
<b>Jim Thome, L</b> OBP: 0.167, SLG: 0.167 (1, 3)		G6-3							F7	3	0	0	0	0	1	0									
<b>David Justice, L</b> OBP: 0.333, SLG: 0.500 (1, 10)				G4-3					G6-3	3	0	1	0	0	0	0									
<b>Matt Williams, R</b> OBP: 0.375, SLG: 0.450 (1, 5)		P3				G5-3			G1-6-3 1B	3	0	1	0	0	0	1									
<b>Sandy Alomar Jr., R</b> OBP: 0.273, SLG: 0.591 (1, 2)						G5-3			G1-6-3 1B	3	0	0	0	0	0	2									
<b>Brian Giles, L</b> OBP: 0.100, SLG: 0.100 (1, 7)				G6-3					P6	3	0	0	0	0	1	0									
<b>Marquis Grissom, R</b> OBP: 0.286, SLG: 0.350 (1, 8)				G5-3					F8	3	0	1	0	0	0	0									
<b>Inning Stats</b>	R: 0 E: 0 K: 1 S: 10	H: 0 LOB: 0 BB: 0 P: 14	R: 0 E: 0 K: 0 S: 6	H: 1 LOB: 1 BB: 0 P: 9	R: 0 E: 0 K: 0 S: 9	H: 1 LOB: 1 BB: 0 P: 13	R: 0 E: 0 K: 1 S: 10	H: 0 LOB: 0 BB: 0 P: 14	R: 0 E: 0 K: 1 S: 9	H: 0 LOB: 0 BB: 0 P: 14	R: 0 E: 0 K: 0 S: 6	H: 1 LOB: 0 BB: 0 P: 7	R: 0 E: 0 K: 0 S: 9	H: 0 LOB: 0 BB: 0 P: 16	R: 0 E: 0 K: 0 S: 3	H: 1 LOB: 0 BB: 0 P: 4	R: 0 E: 0 K: 2 S: 11	H: 0 LOB: 0 BB: 0 P: 15	1B: 4 2B: 1 3B: 0 HR: 0	SF: 0 SAC: 0 DP: 2 HBP: 0	WP: 0 PB: 0 SB: 1 CS: 0	PA: 29			
<b>PITCHER</b>	IP	WLS	BF	H	R	ER	SO	BB	IBB	HBP	BLK	WP	HR	S	P	ERA	WHIP								
<b>Scott Erickson, R</b> ERA: 1.84 (1, 1)	8.0	W	26	4	0	0	3	0	0	0	0	0	0	62	91	0.00	0.500								
<b>Randy Myers, L</b> ERA: (9, 1)	1.0	S	3	0	0	0	2	0	0	0	0	0	0	11	15	0.00	0.000								

Batter	1	2	3	4	5	6	7	8	9	AB	R	H	RBI	BB	SO	LOB	BOTTOM								
<b>Brady Anderson, L</b> OBP: 0.409, SLG: 0.762 (1, 8)	HR		HR 2B						F7	4	2	2	1	0	1	1	<b>Cleveland Indians @ Baltimore Orioles</b> Oriole Park at Camden Yards, Baltimore, MD Wed Oct 08 1997, 7:05 PM EDT Att: 49,029 - Unknown - 75 F								
<b>Roberto Alomar, S</b> OBP: 0.400, SLG: 0.692 (1, 4)	G6-3		HR						G1-3	3	1	1	2	1	0	1									
<b>Gerónimo Berroa, R</b> OBP: 0.369, SLG: 0.750 (1, 9)			HR						BB	3	0	0	0	0	1	1									
<b>Eric Davis, R</b> OBP: 0.300, SLG: 0.222 (7, 9)	G4-3		F8						K	0	0	0	0	0	1	0									
<b>Rafael Palmeiro, L</b> OBP: 0.188, SLG: 0.313 (1, 3)	G3		L3						IBB	4	0	0	0	0	1	3									
<b>B.J. Surhoff, L</b> OBP: 0.333, SLG: 0.357 (1, 7)		P6							G3-1	3	0	1	0	1	0	0									
<b>Cal Ripken Jr., R</b> OBP: 0.500, SLG: 0.579 (1, 5)		L4							G6-3	3	0	1	0	1	0	0									
<b>Harold Baines, L</b> OBP: 0.400, SLG: 0.667 (1, 10)		FC5-4 1B							G3	4	0	1	0	0	0	4									
<b>Lenny Webster, R</b> OBP: 0.200, SLG: 0.111 (1, 2)		FC5-4 1-2							G3	3	0	0	0	0	0	4									
<b>Mike Bordick, R</b> OBP: 0.471, SLG: 0.385 (1, 6)			G4-3						E5 G1-3	3	0	0	0	0	1	2									
<b>Inning Stats</b>	R: 1 E: 0 K: 0 S: 9	H: 1 LOB: 0 BB: 0 P: 12	R: 0 E: 0 K: 0 S: 8	H: 1 LOB: 1 BB: 0 P: 15	R: 2 E: 0 K: 0 S: 11	H: 2 LOB: 0 BB: 0 P: 20	R: 0 E: 0 K: 1 S: 13	H: 1 LOB: 2 BB: 1 P: 22	R: 0 E: 0 K: 2 S: 13	H: 0 LOB: 1 BB: 1 P: 20	R: 0 E: 0 K: 0 S: 9	H: 1 LOB: 1 BB: 1 P: 14	R: 0 E: 1 K: 1 S: 11	H: 0 LOB: 2 BB: 1 P: 20	R: 0 E: 0 K: 0 S: 6	H: 0 LOB: 0 BB: 0 P: 10	1B: 2 2B: 2 3B: 0 HR: 2	SF: 0 SAC: 0 DP: 1 HBP: 0	WP: 0 PB: 0 SB: 0 CS: 0	PA: 34					
<b>PITCHER</b>	IP	WLS	BF	H	R	ER	SO	BB	IBB	HBP	BLK	WP	HR	S	P	ERA	WHIP								
<b>Chad Ogea, R</b> ERA: 3.18 (1, 1)	6.0	L	26	6	3	3	3	3	0	0	0	0	0	63	103	4.50	1.500								
<b>Brian Anderson, L</b> ERA: (7, 1)	2.0		8	0	0	0	1	0	1	0	0	0	0	17	30	0.00	0.000								

**AB** 29  
**R** 0  
**H** 4  
**RBI** 0  
**BB** 0  
**SO** 5  
**LOB** 5



**AB** 30  
**R** 3  
**H** 6  
**RBI** 3  
**BB** 4  
**SO** 4  
**LOB** 16





Batter	1	2	3	4	5	6	7	8	9	AB	R	H	RBI	BB	SO	LOB	TOP										
<b>Bip Roberts, S</b> OBP: 0.300, SLG: 0.250 <b>Brian Giles, L</b> OBP: 0.100, SLG: 0.100										5	0	0	0	0	2	3											
<b>Omar Vizquel, S</b> OBP: 0.448, SLG: 0.360										3	1	0	0	1	2	1											
<b>Manny Ramirez, R</b> OBP: 0.172, SLG: 0.286										4	1	1	2	1	1	3											
<b>Matt Williams, R</b> OBP: 0.345, SLG: 0.400										5	0	1	0	0	1	1											
<b>David Justice, L</b> OBP: 0.370, SLG: 0.500 <b>Jeff Branson, L</b> (8, PH)										2	0	1	0	0	0	0											
<b>Sandy Alomar Jr., R</b> OBP: 0.269, SLG: 0.520										3	1	0	0	1	0	3											
<b>Tony Fernandez, S</b> OBP: 0.250, SLG: 0.231										2	0	0	0	1	1	1											
<b>Kevin Seitzer, R</b> <b>Jim Thome, L</b> OBP: 0.211, SLG: 0.167 (8, PH)										2	0	0	0	1	1	5											
<b>Marquis Grissom, R</b> OBP: 0.360, SLG: 0.542										4	1	3	3	0	0	1											
<b>Inning Stats</b>	R: 2 E: 0 K: 2 S: 9	H: 2 LOB: 3 BB: 0 P: 12	R: 0 E: 0 K: 1 S: 6	H: 1 LOB: 1 BB: 0 P: 6	R: 0 E: 0 K: 1 S: 6	H: 1 LOB: 2 BB: 1 P: 10	R: 0 E: 0 K: 0 S: 3	H: 0 LOB: 0 BB: 0 P: 3	R: 0 E: 1 K: 0 S: 3	H: 0 LOB: 1 BB: 1 P: 7	R: 0 E: 0 K: 1 S: 5	H: 0 LOB: 0 BB: 0 P: 5	R: 3 E: 0 K: 3 S: 10	H: 1 LOB: 0 BB: 2 P: 18	R: 0 E: 0 K: 2 S: 7	H: 0 LOB: 1 BB: 1 P: 11	1B: 4 2B: 0 3B: 0 HR: 2	SF: 0 SAC: 0 DP: 1 HBP: 3	WP: 0 PB: 0 SB: 2 CS: 0	PA: 41							
<b>PITCHER</b>	IP	WLS	BF	H	R	ER	SO	BB	IBB	HBP	BLK	WP	HR	S	P	ERA	WHIP										
<b>Jimmy Key, L</b> ERA: 4.15	(1, 1)	4.0	21	5	2	2	4	2	0	3	0	0	1	24	35	4.50	1.750										
<b>Scott Kamieniecki, R</b> ERA: 9.0	(5, 1)	3.0	10	0	0	0	1	1	0	0	0	0	0	11	15	0.00	0.333										
<b>Armando Benitez, R</b> ERA: 9.0	(8, 1)	1.0	L 6	1	3	3	3	2	0	0	0	0	1	10	18	27.00	3.000										
<b>Alan Mills, R</b> ERA: 9.0	(9, 1)	1.0	4	0	0	0	2	1	0	0	0	0	0	7	11	0.00	1.000										

Cleveland Indians @ Baltimore Orioles  
Oriole Park at Camden Yards, Baltimore, MD

AB 32  
R 5  
H 6  
RBI 5  
BB 6  
SO 10  
LOB 19



Thu Oct 09 1997, 7:05 PM EDT  
Att: 49,131 - Unknown - 75 F

Batter	1	2	3	4	5	6	7	8	9	AB	R	H	RBI	BB	SO	LOB	BOTTOM										
<b>Brady Anderson, L</b> OBP: 0.370, SLG: 0.640										4	0	0	0	1	0	3											
<b>Roberto Alomar, S</b> OBP: 0.300, SLG: 0.500										5	0	0	0	0	1	3											
<b>Eric Davis, R</b> OBP: 0.287, SLG: 0.214										5	0	1	0	0	0	2											
<b>Rafael Palmeiro, L</b> OBP: 0.250, SLG: 0.400										4	1	2	0	0	2	2											
<b>B.J. Surhoff, L</b> OBP: 0.368, SLG: 0.353										3	1	1	0	1	0	2											
<b>Cal Ripken Jr., R</b> OBP: 0.500, SLG: 0.696										4	2	2	2	0	1	2											
<b>Harold Baines, L</b> OBP: 0.385, SLG: 0.583 <b>Geronimo Berroa, R</b> OBP: 0.368, SLG: 0.706										3	0	1	0	0	0	2											
<b>Chris Hoiles, R</b> OBP: 0.308, SLG: 0.400										3	0	0	0	1	1	3											
<b>Mike Bordick, R</b> OBP: 0.450, SLG: 0.375 <b>Jeffrey Hammonds, R</b> OBP: 0.308, SLG: 0.200										3	0	1	2	0	0	0											
<b>Inning Stats</b>	R: 0 E: 0 K: 0 S: 3	H: 0 LOB: 0 BB: 0 P: 3	R: 2 E: 0 K: 0 S: 5	H: 2 LOB: 0 BB: 0 P: 5	R: 0 E: 1 K: 1 S: 6	H: 1 LOB: 1 BB: 1 P: 10	R: 0 E: 0 K: 0 S: 4	H: 2 LOB: 1 BB: 0 P: 4	R: 0 E: 1 K: 0 S: 4	H: 0 LOB: 1 BB: 0 P: 4	R: 2 E: 1 K: 0 S: 6	H: 3 LOB: 2 BB: 1 P: 10	R: 0 E: 0 K: 1 S: 5	H: 0 LOB: 0 BB: 0 P: 5	R: 0 E: 0 K: 2 S: 7	H: 0 LOB: 1 BB: 1 P: 11	R: 0 E: 0 K: 1 S: 5	H: 0 LOB: 1 BB: 1 P: 9	1B: 6 2B: 1 3B: 0 HR: 1	SF: 0 SAC: 0 DP: 1 HBP: 0	WP: 0 PB: 0 SB: 0 CS: 0	PA: 39					
<b>PITCHER</b>	IP	WLS	BF	H	R	ER	SO	BB	IBB	HBP	BLK	WP	HR	S	P	ERA	WHIP										
<b>Charles Nagy, R</b> ERA: 7.71	(1, 1)	5.2	27	8	4	4	1	2	0	0	0	0	0	27	35	6.35	1.765										
<b>Alvin Morman, L</b> ERA: 7.71	(6, 1)	0.2	2	0	0	0	0	0	0	0	0	0	0	2	2	0.00	0.000										
<b>Jeff Juden, R</b> ERA: 4.5	(7, 1)	0.1	1	0	0	0	0	0	0	0	0	0	0	1	1	0.00	0.000										
<b>Paul Assenmacher, L</b> ERA: 4.5	(7, 1)	0.2	W 3	0	0	0	2	1	0	0	0	0	0	6	10	0.00	1.500										
<b>Michael Jackson, R</b> ERA: 4.5	(8, 1)	0.2	2	0	0	0	1	0	0	0	0	0	0	4	4	0.00	0.000										

Cleveland Indians @ Baltimore Orioles  
Oriole Park at Camden Yards, Baltimore, MD

AB 35  
R 4  
H 8  
RBI 4  
BB 4  
SO 5  
LOB 20



Thu Oct 09 1997, 7:05 PM EDT  
Att: 49,131 - Unknown - 75 F



Batter	1	2	3	4	5	6	7	8	9	10	11	12	AB	R	H	RBI	BB	SO	LOB	TOP																																																																																													
Brady Anderson, L (1.8) OBP: 0.406, SLG: 0.655	G3			G4-6-3 1B			F9		2B		1B S BB		4 0 2 1 1 0 0																																																																																																				
Roberto Alomar, S (1.4) OBP: 0.360, SLG: 0.476	F8			G4-6-3 1-2			FC5-4 1B		IBB		1B IBB		3 0 1 0 2 0 1																																																																																																				
Eric Davis, R (1.9) OBP: 0.211, SLG: 0.167	K			F9			FC5-4		F2		1B IBB		4 0 0 0 0 1 3																																																																																																				
Lenny Webster, R (9.2) OBP: 0.273, SLG: 0.200	K			F9			1-2				1-2 2-3 1B		1 0 1 0 0 0 0																																																																																																				
Rafael Palmeiro, L (1.3) OBP: 0.240, SLG: 0.360		K			G6-4-3 1B		K		K		K		5 0 1 0 0 4 6																																																																																																				
B.J. Surhoff, L (1.7) OBP: 0.292, SLG: 0.273		K			G6-4-3				P6		4-3		5 0 0 0 0 1 1																																																																																																				
Cal Ripken Jr., R (1.5) OBP: 0.419, SLG: 0.571		K			F8				K		L6		5 0 0 0 0 2 0																																																																																																				
Harold Baines, L (1.10) OBP: 0.487, SLG: 0.615									F9		L5		1 0 1 0 1 0 0																																																																																																				
Gerónimo Berroa, R (8. PH) OBP: 0.384, SLG: 0.700													3 0 1 0 0 0 0																																																																																																				
Chris Hoiles, R (1.2) OBP: 0.313, SLG: 0.385													3 0 1 0 0 1 2																																																																																																				
Jeff Reboulet, R (9. PR) OBP: 0.143, SLG: 0.571													2 1 0 0 0 1 1																																																																																																				
Mike Bordick, R (1.6) OBP: 0.409, SLG: 0.333													2 0 0 0 0 1 1																																																																																																				
Jeffrey Hammonds, R (8. PH) OBP: 0.297, SLG: 0.167													2 0 0 0 0 1 1																																																																																																				
<b>Inning Stats</b>	R: 0 E: 0 K: 1 S: 5	H: 0 LOB: 0 BB: 5	R: 0 E: 0 K: 3 S: 9	H: 0 LOB: 0 BB: 0	R: 0 E: 0 K: 2 S: 6	H: 0 LOB: 1 BB: 10	R: 0 E: 0 K: 0 S: 3	H: 1 LOB: 0 BB: 3	R: 0 E: 0 K: 0 S: 3	H: 1 LOB: 0 BB: 0	R: 0 E: 0 K: 1 S: 7	H: 0 LOB: 2 BB: 11	R: 0 E: 0 K: 0 S: 3	H: 0 LOB: 0 BB: 0	R: 0 E: 0 K: 3 S: 10	H: 1 LOB: 3 BB: 2 P: 18	R: 0 E: 0 K: 0 S: 4	H: 1 LOB: 1 BB: 0 P: 4	1B: 6 2B: 3 3B: 0 HR: 0	SF: 0 SAC: 0 DP: 4 HBP: 0	WP: 0 PB: 0 SB: 1 CS: 1	PA: 44																																																																																											
<b>PITCHER</b>	IP WLS BF H R ER SO BB IBB HBP BLK WP HR S P ERA WHIP	<table border="0"> <tr> <td>Orel Hershiser, R (1.1) ERA: 2.45</td> <td>7.0</td> <td>22</td> <td>4</td> <td>0</td> <td>0</td> <td>7</td> <td>1</td> <td>0</td> <td>0</td> <td>0</td> <td>0</td> <td>0</td> <td>0</td> <td>0</td> <td>0</td> <td>0.00</td> <td>0.714</td> </tr> <tr> <td>Paul Assenmacher, L (8.1) ERA: 3.88</td> <td>0.2</td> <td>2</td> <td>0</td> <td>0</td> <td>0</td> <td>1</td> <td>0</td> <td>0</td> <td>0</td> <td>0</td> <td>0</td> <td>0</td> <td>0</td> <td>0</td> <td>0</td> <td>0.00</td> <td>0.000</td> </tr> <tr> <td>Michael Jackson, R (8.1) ERA:</td> <td>0.1</td> <td>1</td> <td>0</td> <td>0</td> <td>0</td> <td>0</td> <td>0</td> <td>0</td> <td>0</td> <td>0</td> <td>0</td> <td>0</td> <td>0</td> <td>0</td> <td>0</td> <td>0.00</td> <td>0.000</td> </tr> <tr> <td>Jose Mesa, R (8.1) ERA: 2.94</td> <td>2.0</td> <td>9</td> <td>2</td> <td>1</td> <td>1</td> <td>1</td> <td>0</td> <td>1</td> <td>0</td> <td>0</td> <td>0</td> <td>0</td> <td>0</td> <td>0</td> <td>10</td> <td>14</td> <td>4.50</td> <td>1.000</td> </tr> <tr> <td>Jeff Juden, R (11.1) ERA:</td> <td>0.2</td> <td>5</td> <td>1</td> <td>0</td> <td>0</td> <td>2</td> <td>1</td> <td>1</td> <td>0</td> <td>0</td> <td>0</td> <td>0</td> <td>0</td> <td>0</td> <td>7</td> <td>15</td> <td>0.00</td> <td>3.000</td> </tr> </table>																			Orel Hershiser, R (1.1) ERA: 2.45	7.0	22	4	0	0	7	1	0	0	0	0	0	0	0	0	0.00	0.714	Paul Assenmacher, L (8.1) ERA: 3.88	0.2	2	0	0	0	1	0	0	0	0	0	0	0	0	0	0.00	0.000	Michael Jackson, R (8.1) ERA:	0.1	1	0	0	0	0	0	0	0	0	0	0	0	0	0	0.00	0.000	Jose Mesa, R (8.1) ERA: 2.94	2.0	9	2	1	1	1	0	1	0	0	0	0	0	0	10	14	4.50	1.000	Jeff Juden, R (11.1) ERA:	0.2	5	1	0	0	2	1	1	0	0	0	0	0	0	7	15	0.00	3.000	IP WLS BF H R ER SO BB IBB HBP BLK WP HR S P ERA WHIP
Orel Hershiser, R (1.1) ERA: 2.45	7.0	22	4	0	0	7	1	0	0	0	0	0	0	0	0	0.00	0.714																																																																																																
Paul Assenmacher, L (8.1) ERA: 3.88	0.2	2	0	0	0	1	0	0	0	0	0	0	0	0	0	0.00	0.000																																																																																																
Michael Jackson, R (8.1) ERA:	0.1	1	0	0	0	0	0	0	0	0	0	0	0	0	0	0.00	0.000																																																																																																
Jose Mesa, R (8.1) ERA: 2.94	2.0	9	2	1	1	1	0	1	0	0	0	0	0	0	10	14	4.50	1.000																																																																																															
Jeff Juden, R (11.1) ERA:	0.2	5	1	0	0	2	1	1	0	0	0	0	0	0	7	15	0.00	3.000																																																																																															
Alvin Morman, L (11.1) ERA:	0.2	W	3	1	0	0	0	0	0	0	0	0	0	0	3	3	0.00	1.500																																																																																															
Eric Plunk, R (12.1) ERA: 18.0																																																																																																																	

Baltimore Orioles @ Cleveland Indians  
Jacobs Field, Cleveland, OH  
Sat Oct 11 1997, 3:33 AM EDT  
Alt. 45,057 - Cloudy - 60 F


AB 40  
R 1  
H 8  
RBI 1  
BB 4  
SO 12  
LOB 16



Batter	1	2	3	4	5	6	7	8	9	10	11	12	AB	R	H	RBI	BB	SO	LOB	BOTTOM																																																																																															
Bip Roberts, S (1.4) OBP: 0.273, SLG: 0.226	K												3 0 0 0 0 3 0																																																																																																						
Tony Fernandez, S (8.4) OBP: 0.263, SLG: 0.250	K												3 0 1 0 0 1 0																																																																																																						
Omar Vizquel, S (1.6) OBP: 0.412, SLG: 0.310	K2-3												5 0 0 0 1 3 1																																																																																																						
Manny Ramirez, R (1.9) OBP: 0.235, SLG: 0.313	K												4 0 2 0 1 2 0																																																																																																						
Jim Thome, L (1.3) OBP: 0.394, SLG: 0.158													1 1 0 0 3 1 1																																																																																																						
Kevin Seitzer, R (11. PH) (12.3)													1 0 0 0 0 0 2																																																																																																						
David Justice, L (1.10) OBP: 0.344, SLG: 0.448													5 0 1 0 0 2 5																																																																																																						
Matt Williams, R (1.5) OBP: 0.382, SLG: 0.414													4 0 2 1 1 1 1																																																																																																						
Sandy Alomar Jr., R (1.2) OBP: 0.226, SLG: 0.433													5 0 0 0 0 1 8																																																																																																						
Brian Giles, L (1.7) OBP: 0.067, SLG: 0.067													5 0 0 0 0 3 2																																																																																																						
Marquis Grissom, R (1.8) OBP: 0.333, SLG: 0.464													4 1 0 0 1 4 0																																																																																																						
<b>Inning Stats</b>	R: 0 E: 0 K: 3 S: 9	H: 0 LOB: 0 BB: 0	R: 0 E: 1 K: 1 S: 5	H: 0 LOB: 1 BB: 1	R: 0 E: 0 K: 3 S: 9	H: 0 LOB: 0 BB: 9	R: 0 E: 0 K: 2 S: 8	H: 1 LOB: 0 BB: 8	R: 0 E: 0 K: 2 S: 7	H: 0 LOB: 0 BB: 0	R: 0 E: 0 K: 1 S: 5	H: 0 LOB: 2 BB: 2 P: 11	R: 0 E: 0 K: 1 S: 5	H: 0 LOB: 0 BB: 0	R: 0 E: 0 K: 2 S: 7	H: 0 LOB: 0 BB: 0	R: 0 E: 0 K: 1 S: 6	H: 1 LOB: 3 BB: 2 P: 14	R: 0 E: 0 K: 1 S: 4	H: 1 LOB: 1 BB: 1 P: 8	1B: 6 2B: 0 3B: 0 HR: 0	SF: 0 SAC: 0 DP: 0 HBP: 0	WP: 1 PB: 0 SB: 0 CS: 0	PA: 47																																																																																											
<b>PITCHER</b>	IP WLS BF H R ER SO BB IBB HBP BLK WP HR S P ERA WHIP	<table border="0"> <tr> <td>35 Mike Mussina, R (1.1) ERA: 1.71</td> <td>7.0</td> <td>26</td> <td>3</td> <td>1</td> <td>1</td> <td>15</td> <td>2</td> <td>0</td> <td>0</td> <td>0</td> <td>0</td> <td>0</td> <td>0</td> <td>0</td> <td>0</td> <td>1.29</td> <td>0.714</td> </tr> <tr> <td>Armando Benitez, R (8.1) ERA: 7.2</td> <td>1.0</td> <td>4</td> <td>0</td> <td>0</td> <td>0</td> <td>1</td> <td>1</td> <td>0</td> <td>0</td> <td>0</td> <td>0</td> <td>0</td> <td>0</td> <td>0</td> <td>5</td> <td>9</td> <td>0.00</td> <td>1.000</td> </tr> <tr> <td>Jesse Orosco, L (8.1) ERA:</td> <td>0.2</td> <td>2</td> <td>0</td> <td>0</td> <td>0</td> <td>1</td> <td>1</td> <td>0</td> <td>0</td> <td>0</td> <td>0</td> <td>0</td> <td>0</td> <td>0</td> <td>3</td> <td>7</td> <td>0.00</td> <td>1.500</td> </tr> <tr> <td>Alan Mills, R (8.1) ERA:</td> <td>0.1</td> <td>2</td> <td>1</td> <td>0</td> <td>0</td> <td>0</td> <td>0</td> <td>0</td> <td>0</td> <td>0</td> <td>0</td> <td>0</td> <td>0</td> <td>0</td> <td>2</td> <td>2</td> <td>0.00</td> <td>3.000</td> </tr> <tr> <td>Arthur Rhodes, L (10.1) ERA:</td> <td>1.0</td> <td>5</td> <td>1</td> <td>0</td> <td>0</td> <td>2</td> <td>1</td> <td>0</td> <td>0</td> <td>0</td> <td>0</td> <td>0</td> <td>0</td> <td>0</td> <td>8</td> <td>12</td> <td>0.00</td> <td>2.000</td> </tr> </table>																			35 Mike Mussina, R (1.1) ERA: 1.71	7.0	26	3	1	1	15	2	0	0	0	0	0	0	0	0	1.29	0.714	Armando Benitez, R (8.1) ERA: 7.2	1.0	4	0	0	0	1	1	0	0	0	0	0	0	0	5	9	0.00	1.000	Jesse Orosco, L (8.1) ERA:	0.2	2	0	0	0	1	1	0	0	0	0	0	0	0	3	7	0.00	1.500	Alan Mills, R (8.1) ERA:	0.1	2	1	0	0	0	0	0	0	0	0	0	0	0	2	2	0.00	3.000	Arthur Rhodes, L (10.1) ERA:	1.0	5	1	0	0	2	1	0	0	0	0	0	0	0	8	12	0.00	2.000	IP WLS BF H R ER SO BB IBB HBP BLK WP HR S P ERA WHIP
35 Mike Mussina, R (1.1) ERA: 1.71	7.0	26	3	1	1	15	2	0	0	0	0	0	0	0	0	1.29	0.714																																																																																																		
Armando Benitez, R (8.1) ERA: 7.2	1.0	4	0	0	0	1	1	0	0	0	0	0	0	0	5	9	0.00	1.000																																																																																																	
Jesse Orosco, L (8.1) ERA:	0.2	2	0	0	0	1	1	0	0	0	0	0	0	0	3	7	0.00	1.500																																																																																																	
Alan Mills, R (8.1) ERA:	0.1	2	1	0	0	0	0	0	0	0	0	0	0	0	2	2	0.00	3.000																																																																																																	
Arthur Rhodes, L (10.1) ERA:	1.0	5	1	0	0	2	1	0	0	0	0	0	0	0	8	12	0.00	2.000																																																																																																	
Randy Myers, L (11.1) ERA: 2.08	1.1	L	8	1	1	1	2	2	0	0	0	0	1	0	9	17	6.75	2.250																																																																																																	

Baltimore Orioles @ Cleveland Indians  
Jacobs Field, Cleveland, OH  
Sat Oct 11 1997, 3:33 AM EDT  
Alt. 45,057 - Cloudy - 60 F

AB 40  
R 2  
H 6  
RBI 1  
BB 7  
SO 21  
LOB 20





Batter	1	2	3	4	5	6	7	8	9	AB	R	H	RBI	BB	SO	LOB	TOP				
<b>Brady Anderson, L</b> OBP: 0.432, SLG: 0.727 (1, 8)	F9		HR	BB			S	G4-3		4	2	2	1	1	0	1					
<b>Roberto Alomar, S</b> OBP: 0.397, SLG: 0.417 (1, 4)	G6-3		FC5-4 BB	F9			K		1B BB	3	1	0	0	2	1	2					
<b>Geronimo Berroa, R</b> OBP: 0.370, SLG: 0.660 <b>Jeffrey Hammonds, R</b> OBP: 0.267, SLG: 0.167 (9, PR) (9, 9)	K		FC5-4 HR	L9			1B 1-H		FC5-4 1B 1-3	5	1	2	1	0	1	2					
<b>Harold Baines, L</b> OBP: 0.444, SLG: 0.750 <b>Eric Davis, R</b> OBP: 0.190, SLG: 0.150 (7, PH)		L9	1-H HR		L7		F7		K	3	1	1	2	0	0	0					
<b>Rafael Palmeiro, L</b> OBP: 0.300, SLG: 0.500 (1, 3)	K		HR		K		FC4-6 1-3		FC5-4 1B	5	1	3	2	0	2	0					
<b>Cal Ripken Jr., R</b> OBP: 0.417, SLG: 0.531 (1, 5)	2B 1B		2B BB		K		FC4-6 1-3		FC5-4	4	1	1	0	1	1	4					
<b>B.J. Surhoff, L</b> OBP: 0.310, SLG: 0.370 (1, 7)	1-H 2B		1-3 2B		G1-3			K	F5	5	0	2	1	0	1	2					
<b>Lenny Webster, R</b> OBP: 0.267, SLG: 0.214 (1, 2)	G6-3		G5-3		K					4	0	1	0	0	1	3					
<b>Mike Bordick, R</b> OBP: 0.346, SLG: 0.273 (1, 6)			K		L8		F8		K	4	0	0	0	0	2	1					
<b>Inning Stats</b>	R: 0 E: 0 K: 1 S: 5	H: 0 LOB: 0 BB: 0 P: 5	R: 1 E: 0 K: 1 S: 7	H: 2 LOB: 1 BB: 0 P: 7	R: 4 E: 0 K: 1 S: 9	H: 4 LOB: 2 BB: 2 P: 17	R: 0 E: 0 K: 0 S: 3	H: 0 LOB: 1 BB: 1 P: 7	R: 0 E: 0 K: 2 S: 7	H: 0 LOB: 0 BB: 0 P: 5	R: 1 E: 0 K: 1 S: 8	H: 3 LOB: 2 BB: 0 P: 8	R: 0 E: 0 K: 2 S: 8	H: 1 LOB: 1 BB: 0 P: 8	R: 1 E: 0 K: 1 S: 7	H: 2 LOB: 2 BB: 1 P: 11	1B: 7 2B: 2 3B: 0 HR: 3	SF: 0 SAC: 0 DP: 0 HBP: 0	WP: 0 PB: 0 SB: 1 CS: 0	PA: 43	
<b>PITCHER</b>	IP	WLS	BF	H	R	ER	SO	BB	IBB	HBP	BLK	WP	HR	S	P	ERA	WHIP				
<b>Jaret Wright, R</b> ERA: 6.28 <b>Brian Anderson, L</b> ERA: 1.69 <b>Jeff Juden, R</b> ERA: <b>Paul Assenmacher, L</b> ERA: 3.6 <b>Michael Jackson, R</b> ERA:	3.0		17	6	5	5	3	2	0	0	0	0	3	21	29	15.00	2.667				
<b>Jose Mesa, R</b> ERA: 3.52 (8, 1)	1.1	W	7	2	1	1	1	1	0	0	0	0	0	8	12	6.75	2.250				

Baltimore Orioles @ Cleveland Indians  
Jacobs Field, Cleveland, OH  
Sun Oct 12 1997, 7:05 PM EDT  
Att: 45,081 - Unknown - 70 F

AB 39  
R 7  
H 12  
RBI 7  
BB 4  
SO 10  
LOB 18



Batter	1	2	3	4	5	6	7	8	9	AB	R	H	RBI	BB	SO	LOB	BOTTOM					
<b>Bip Roberts, S</b> OBP: 0.250, SLG: 0.206 <b>Tony Fernandez, S</b> OBP: 0.286, SLG: 0.278 (6, 4)	G1-3	F9		G4-3		L9 SH1-4 1B		F8		3	0	0	0	0	0	2						
<b>Omar Vizquel, S</b> OBP: 0.388, SLG: 0.273 (1, 6)	K		G6-3		L7	SH1-4		G4-3		4	0	0	0	0	1	0						
<b>Manny Ramirez, R</b> OBP: 0.333, SLG: 0.486 (1, 9)	FC4-6 1B		2B		HR	IBB			SH1-4 BB	3	2	3	1	2	0	0						
<b>Jim Thome, L</b> OBP: 0.333, SLG: 0.182 <b>Kevin Seitzer, R</b> OBP: 0.333, SLG: 0.182 (9, PH)	FC1-4-6		G5-4-3 BB		1B 1B	L9		SH1-4		3	1	1	0	1	0	3						
<b>David Justice, L</b> OBP: 0.351, SLG: 0.441 (1, 10)		HR 1B	G5-4-3		1B WP 1B	G3		F8		5	2	2	0	0	0	5						
<b>Matt Williams, R</b> OBP: 0.359, SLG: 0.364 (1, 5)		L8		P4		K		L9		4	0	0	0	1	1	3						
<b>Sandy Alomar Jr., R</b> OBP: 0.278, SLG: 0.543 (1, 2)		1-H HR		K		BB E 1B		F9		5	2	3	4	0	1	0						
<b>Brian Giles, L</b> OBP: 0.211, SLG: 0.278 (1, 7)				E		WP BB		G3		3	1	2	0	1	0	0						
<b>Marquis Grissom, R</b> OBP: 0.324, SLG: 0.438 (1, 8)	G1-3		E8		G6-3			K		4	0	1	1	0	1	2						
<b>Inning Stats</b>	R: 0 E: 0 K: 1 S: 6	H: 1 LOB: 1 BB: 0 P: 6	R: 2 E: 0 K: 0 S: 6	H: 3 LOB: 1 BB: 0 P: 6	R: 0 E: 0 K: 0 S: 3	H: 1 LOB: 1 BB: 1 P: 7	R: 1 E: 1 K: 1 S: 7	H: 2 LOB: 1 BB: 0 P: 7	R: 4 E: 0 K: 1 S: 9	H: 4 LOB: 2 BB: 1 P: 13	R: 0 E: 0 K: 0 S: 4	H: 1 LOB: 2 BB: 1 P: 8	R: 0 E: 0 K: 0 S: 3	H: 0 LOB: 0 BB: 0 P: 3	R: 0 E: 0 K: 1 S: 5	H: 0 LOB: 0 BB: 0 P: 5	R: 1 E: 0 K: 0 S: 3	H: 1 LOB: 2 BB: 2 P: 11	1B: 8 2B: 3 3B: 0 HR: 2	SF: 0 SAC: 2 DP: 1 HBP: 0	WP: 3 PB: 0 SB: 0 CS: 0	PA: 43
<b>PITCHER</b>	IP	WLS	BF	H	R	ER	SO	BB	IBB	HBP	BLK	WP	HR	S	P	ERA	WHIP					
<b>Scott Erickson, R</b> ERA: 4.19 <b>Arthur Rhodes, L</b> ERA: <b>Alan Mills, R</b> ERA: 2.08 <b>Jesse Orosco, L</b> ERA: <b>Armando Benitez, R</b> ERA: 7.2	4.2		25	11	7	6	3	1	1	0	0	1	0	5	13	0.00	1.500					
<b>Scott Erickson, R</b> ERA: 4.19 <b>Arthur Rhodes, L</b> ERA: <b>Alan Mills, R</b> ERA: 2.08 <b>Jesse Orosco, L</b> ERA: <b>Armando Benitez, R</b> ERA: 7.2 (9, 1)	1.1		7	1	0	0	0	1	1	0	0	1	0	5	13	0.00	1.500					
<b>Alan Mills, R</b> ERA: 2.08 <b>Jesse Orosco, L</b> ERA: <b>Armando Benitez, R</b> ERA: 7.2 (9, 1)	2.0	L	7	0	1	1	1	1	0	0	0	0	0	8	12	4.50	0.500					
<b>Jesse Orosco, L</b> ERA: <b>Armando Benitez, R</b> ERA: 7.2 (9, 1)	0.2		2	0	0	0	0	0	0	0	0	0	0	2	2	0.00	0.000					
<b>Armando Benitez, R</b> ERA: 7.2 (9, 1)	0.0		2	1	0	0	0	1	0	0	0	0	0	1	5	∞	∞					

Baltimore Orioles @ Cleveland Indians  
Jacobs Field, Cleveland, OH  
Sun Oct 12 1997, 7:05 PM EDT  
Att: 45,081 - Unknown - 70 F

AB 36  
R 8  
H 13  
RBI 6  
BB 5  
SO 4  
LOB 15









